New York Mets - 2019

Batter	1	2	3	4	5	6	7	8	9	AB	R	H	RBI	BB	SO	LOB
8 Charlie Culberson, R (1, 4)	S S S 0-3 ① K	X 0-0 ③ F7		X 0-0 ② FC4-6 1-2f		X 0-0 ③ P6			X 0-0 ① G6-3	3	0	0	0	0	1	3
76 Luis Martè, R (4, 4)										2	0	0	0	0	0	1
17 Johan Camargo, S (1, 6)	X 0-0 ② G4-3		H 1-0 70 HBP 23 BB HBP	X 0-0 ③ G3			X 0-0 E6 71 1B		X 0-0 1B	2	0	0	0	0	0	1
94 Ray-Patrick Didder, R (4, 6) OBP: 0.500, SLG: 0.500										2	0	1	0	0	0	0
23 Adam Duvall, R (1, 7)	X 0-0 ③ G4-3		B B B B 4-0 70 HBP 1-2 BB		X 0-0 ① F9		X 0-0 59 K 1-3 1B		C C C 0-3 ② K	1	0	0	0	1	0	0
71 Izzy Wilson, L (4, 7) OBP: 0.333, SLG: 0.333										3	0	1	0	0	1	1
74 Austin Riley, R (1, 5)		B B B B 4-0 69 FC4-6 BB	C C C 0-3 ① K		S S S 0-3 ② K		1 SAFE S S S 0-3 ① ② K 1-2		X 0-0 ③ G4-3	2	0	0	0	1	2	2
59 Riley Unroe, S (6, 5)										2	0	0	0	0	1	3
69 Rafael Ortega, L (1, 9) OBP: 0.333, SLG: 0.333		X 0-0 ① FC4-6 77 1B 70 1B 83 SF8 1-2f	X 0-0 ② P5		X 0-0 1B		X 0-0 ③ P6			3	1	1	0	0	0	3
84 Tyler Neslony, L (6, 9)										1	0	0	0	0	0	1
70 Alex Jackson, R (1, 2) OBP: 0.667, SLG: 0.500		X 0-0 77 1B 98 1B 1-2 1B	H 1-0 1-2 2-3 HBP		X 0-0 ③ P4			X 0-0 ① F9		2	1	1	0	0	0	1
85 William Contreras, R (6, 2)										1	0	0	0	0	0	0
77 Cristian Pache, R (1, 8) OBP: 0.500, SLG: 0.500		X 0-0 98 1B 1-2 2-3 1B	X 0-0 ③ F7			C C C 0-3 ① K		S S B X 1-2 HR		2	0	1	0	0	0	3
87 Connor Lien, R (6, PH) OBP: 0.500, SLG: 2.000										2	1	1	1	0	1	0
(6, 8)																
83 Greyson Jenista, L (1, 10) OBP: 0.500, SLG: 1.000		X 0-0 ② SF8 3-H		X 0-0 8 FC4-6 1B		S S S 0-3 ② K		X 0-0 ② L3-1		1	0	1	1	0	0	0
96 Griffin Benson, S (6, PH)										1	0	0	0	0	1	0
(6, 10)																
95 AJ Graffanino, L (8, PH)										1	0	0	0	0	0	0
(8, 10)																
98 Drew Lugbauer, L (1, 3) OBP: 0.500, SLG: 0.500		X 0-0 1-3 2-H 1B		C C C 0-3 ① K		H 1-0 HBP		X 0-0 ③ P2		2	0	1	1	0	1	1
98 Daniel Lockhart, L (6, PH)										1	0	0	0	0	0	0
(6, 3)																
Inning Stats	R: 0 E: 0 K: 1 S: 5 H: 0 LOB: 0 BB: 0 P: 5	R: 2 E: 0 K: 0 S: 6 H: 3 LOB: 2 BB: 1 P: 10	R: 0 E: 0 K: 1 S: 5 H: 0 LOB: 3 BB: 1 P: 11	R: 0 E: 0 K: 1 S: 6 H: 1 LOB: 1 BB: 0 P: 6	R: 0 E: 0 K: 1 S: 6 H: 1 LOB: 1 BB: 0 P: 6	R: 0 E: 0 K: 2 S: 7 H: 0 LOB: 1 BB: 0 P: 8	R: 0 E: 1 K: 1 S: 6 H: 1 LOB: 1 BB: 0 P: 6	R: 1 E: 0 K: 0 S: 6 H: 1 LOB: 0 BB: 0 P: 7	R: 0 E: 0 K: 1 S: 6 H: 1 LOB: 1 BB: 0 P: 6	1B: 7 2B: 0 3B: 0 HR: 1	SF: 1 SAC: 0 DP: 0 HBP: 3						

PITCHER		IP	WLS	BF	H	R	ER	SO	BB	IBB	HBP	BLK	WP	HR	S	P	ERA	WHIP
61 Walker Lockett, R ERA: 10.8	(1, 1)	1.2		9	3	2	2	1	1	0	0	0	0	0	10	14	10.80	2.400
81 Sean Burnett, L ERA:	(2, 1)	0.1		1	0	0	0	0	0	0	0	0	0	0	1	1	0.00	0.000
46 Héctor Santiago, L ERA:	(3, 1)	1.0	W	6	0	0	0	1	1	0	2	0	0	0	5	11	0.00	1.000
33 Kyle Dowdy, R ERA:	(4, 1)	1.0	H	4	1	0	0	1	0	0	0	0	0	0	6	6	0.00	1.000
64 Chris Flexen, R ERA:	(5, 1)	1.0	H	4	1	0	0	1	0	0	0	0	0	0	6	6	0.00	1.000

PITCHER		IP	WLS	BF	H	R	ER	SO	BB	IBB	HBP	BLK	WP	HR	S	P	ERA	WHIP
47 Drew Gagnon, R ERA:	(6, 1)	1.0	H	4	0	0	0	2	0	0	1	0	0	0	7	8	0.00	0.000
79 Anthony Kay, L ERA:	(7, 1)	1.0	H	4	1	0	0	1	0	0	0	0	0	0	6	6	0.00	1.000
83 Stephen Villines, R ERA: 9.0	(8, 1)	1.0	H	4	1	1	1	0	0	0	0	0	0	1	6	7	9.00	1.000
70 Eric Hanhold, R ERA:	(9, 1)	1.0	S	4	1	0	0	1	0	0	0	0	0	0	6	6	0.00	1.000

TOP

Atlanta Braves @ New York Mets

First Data Field, Port St. Lucie, FL

Sat Feb 23 2019, 1:11 PM - 3:42 PM EST
Att. 7,134 - Partly Cloudy - 88 F

livebaseballscorecards.com

AB	34
R	3
H	8
RBI	3
BB	2
SO	8
LOB	20

WP: 0	PB: 0	SB: 0	CS: 0	PA:	40

Atlanta Braves @ New York Mets

First Data Field, Port St. Lucie, FL

Sat Feb 23 2019, 1:11 PM - 3:42 PM EST

Att. 7,134 - Partly Cloudy - 88 F

BOTTOM

Batter	1	2	3	4	5	6	7	8	9	AB	R	H	RBI	BB	SO	LOB
6 Jeff McNeil, L (1, 7)	K		E3 12 G3-1 24 1B		G4-3		G1-4-3			2	1	0	0	0	1	0
15 Tim Tebow, L (5, 7)										2	0	0	0	0	0	0
12 Juan Lagares, R (1, 8)	G1-3		G3-1 2-3		K			F7		2	0	0	0	0	0	1
7 Grégor Blanco, L (5, 8)										2	0	0	0	0	1	0
24 Robinson Canó, L (1, 10) OBP: 0.333, SLG: 0.333	F7		30 1B 3-H 1B		K			G4-3		3	0	1	1	0	1	0
87 David Thompson, R (8, PH) (9, 10)										1	0	0	0	0	0	0
30 Michael Conforto, L (1, 9) OBP: 0.500, SLG: 0.500		K	28 FC6-4 1-2 1B			HR		K		2	0	1	0	0	1	0
68 Rymer Liriano, R (5, 9) OBP: 0.500, SLG: 2.000										2	1	1	1	0	1	0
28 J.D. Davis, R (1, 5) OBP: 0.500, SLG: 0.500		20 HR 1B	FC6-4 1-2f			P6				2	1	1	0	0	0	2
16 Dilson Herrera, R (5, 5)										1	0	0	0	0	0	0
20 Pete Alonso, R (1, 3) OBP: 1.000, SLG: 4.000		1-H HR		3 G5-3 3 WP BB		G3-1				1	1	1	2	1	0	0
22 Dominic Smith, L (5, 3)										1	0	0	0	0	0	0
1 Amed Rosario, R (1, 6)	G5-3		F8			L6				2	0	0	0	0	0	1
72 Andrés Giménez, L (5, 6)										1	0	0	0	0	0	0
29 Devin Mesoraco, R (1, 2)	G5-3		G5-3 1-3				G6-3			1	0	0	0	0	0	0
3 Tomás Nido, R (4, 2)										1	0	0	0	0	0	1
74 Ali Sánchez, R (7, 2)										1	0	0	0	0	0	0
83 Arismendy Alcántara, S (1, 4)			P4	G5-3			P6			2	0	0	0	0	0	1
2 Gavin Cecchini, R (5, 4)										1	0	0	0	0	0	0

Inning Stats	1	2	3	4	5	6	7	8	9
	R: 0 E: 0 K: 1 S: 5 H: 0 LOB: 0 BB: 0 P: 5	R: 2 E: 0 K: 1 S: 7 H: 2 LOB: 0 BB: 0 P: 7	R: 1 E: 1 K: 0 S: 6 H: 2 LOB: 2 BB: 0 P: 6	R: 0 E: 0 K: 0 S: 3 H: 0 LOB: 1 BB: 1 P: 7	R: 0 E: 0 K: 2 S: 7 H: 0 LOB: 0 BB: 0 P: 7	R: 1 E: 0 K: 0 S: 4 H: 1 LOB: 0 BB: 0 P: 5	R: 0 E: 0 K: 0 S: 3 H: 0 LOB: 0 BB: 0 P: 3	R: 0 E: 0 K: 1 S: 5 H: 0 LOB: 0 BB: 0 P: 5	

1B: 3 SF: 0
2B: 0 SAC: 0
3B: 0 DP: 0
HR: 2 HBP: 0

WP: 1 PA: 31
PB: 0
SB: 0
CS: 0

livebaseballscorecards.com

AB	30
R	4
H	5
RBI	4
BB	1
SO	5
LOB	6

PITCHER	IP	WLS	BF	H	R	ER	SO	BB	IBB	HBP	BLK	WP	HR	S	P	ERA	WHIP
62 Touki Toussaint, R (1, 1) ERA: 9.0	2.0		8	2	2	2	2	0	0	0	0	0	1	12	12	9.00	1.000
36 Kolby Allard, L (3, 1) ERA:	2.0	L	10	2	1	0	0	1	0	0	0	1	0	9	13	0.00	1.500
67 Wes Parsons, R (5, 1) ERA:	1.0		3	0	0	0	2	0	0	0	0	0	0	7	7	0.00	0.000
71 Jacob Webb, R (6, 1) ERA: 9.0	1.0		4	1	1	1	0	0	0	0	0	0	1	4	5	9.00	1.000
81 Thomas Burrows, L (7, 1) ERA:	1.0		3	0	0	0	0	0	0	0	0	0	0	3	3	0.00	0.000

PITCHER	IP	WLS	BF	H	R	ER	SO	BB	IBB	HBP	BLK	WP	HR	S	P	ERA	WHIP
61 Chad Sobotka, R (8, 1) ERA:	1.0		3	0	0	0	1	0	0	0	0	0	0	5	5	0.00	0.000

Houston Astros @ New York Mets

First Data Field, Port St. Lucie, FL

Sun Feb 24 2019, 1:11 PM - 4:04 PM EST

Att. 5,239 - Cloudy - 87 F

TOP

livebaseballscorecards.com

Batter	1	2	3	4	5	6	7	8	9	AB	R	H	RBI	BB	SO	LOB
18 Tony Kemp, L (1, 7) OBP: 1.000, SLG: 2.500	0-0 23 G3-1 13 1B 2B	0-0 3 1B 1-H 2-H 3B		4-0 3 S BB		0-0 73 1B 1-H 2B	0-0 G6-3		0-0 G4-3	2	2	2	2	1	0	0
99 Granden Goetzman, R (5, 7) OBP: 0.333, SLG: 0.667										3	1	1	1	0	0	0
3 Kyle Tucker, L (1, 9) OBP: 0.600, SLG: 0.600	0-0 P3	0-0 3-H 1B		1-3 K 1-2		0-0 81 E 76 1B 44 SF8 3-H 1B	0-0 1B			3	0	1	1	0	1	2
73 Ronnie Dawson, L (5, 9) OBP: 0.750, SLG: 0.750										2	1	2	1	0	0	0
23 Michael Brantley, L (1, 10) OBP: 0.333, SLG: 0.333	0-0 G3-1 2-3	0-0 F9			0-0 12 E 13 BB 80 FC2 1B	0-0 44 SF8 81 E 75 HR 1-2 1B	0-3 K			3	0	1	0	0	0	2
76 Lorenzo Quintana, R (5, PR) OBP: 0.500, SLG: 0.333										2	1	1	0	0	1	1
(5, 10)																
13 Tyler White, R (1, 5) OBP: 0.600, SLG: 0.750	0-0 3-H 1B		0-0 44 G4-3 2B		4-0 80 FC2 12 E 1-2 BB	0-0 E5 75 HR 1-2 2-3		0-0 1B		2	0	2	1	1	0	0
81 Nick Tanielu, R (5, PR) OBP: 0.400, SLG: 1.000										2	1	1	0	0	0	2
(5, 5)																
44 AJ Reed, L (1, 3)	0-3 K		0-0 G4-3 2-3		0-3 K	0-0 SF8 2-3 3-H		0-0 F7		4	0	0	1	0	2	5
12 Max Stassi, R (1, 2) OBP: 0.200, SLG: 0.200	0-0 80 G6-4-3 1B	0-0 G5-3			0-0 E5 80 FC2 1-2 2-3	0-0 HR 1-H 3-H		0-0 F8		3	0	1	0	0	0	3
75 Chuckie Robinson, R (6, PH) OBP: 0.333, SLG: 1.333										2	1	1	3	0	0	1
(6, 2)																
80 Jack Mayfield, R (1, 4)	0-0 G6-4-3 1-2f	0-0 G6-3			0-0 FC2 1-2 2-3 3-Hf	0-0 P4		0-0 F7		4	0	0	0	0	0	5
90 Enmanuel Valdez, L (6, 4)										1	0	0	0	0	0	1
78 Alex De Goti, R (1, 6)	4-0 26 1B 18 3B BB			0-0 F9	0-0 F9	0-0 F8			0-0 G6-3	3	1	0	0	1	0	3
95 Jeremy Peña, R (6, 6)										1	0	0	0	0	0	0
26 Myles Straw, R (1, 8) OBP: 0.500, SLG: 0.500	0-0 18 3B 1-2 1B			0-0 G1		0-0 99 2B 1B	0-0 G6-3		0-0 G6-3	3	2	2	0	0	0	0
96 Stephen Wrenn, R (6, 8)										2	0	0	0	0	0	0

	AB	R	H	RBI	BB	SO
	42	10	15	10	3	4

LOB 25

Inning Stats																								
	R: 1	H: 2	R: 3	H: 4	R: 0	H: 1	R: 0	H: 0	R: 0	H: 1	R: 6	H: 5	R: 0	H: 1	R: 0	H: 1	R: 0	H: 0	1B: 10	SF: 1	WP: 0	PA: 46
	E: 0	LOB: 1	E: 0	LOB: 1	E: 0	LOB: 1	E: 0	LOB: 1	E: 1	LOB: 3	E: 1	LOB: 0	E: 0	LOB: 1	E: 0	LOB: 1	E: 0	LOB: 0	2B: 3	SAC: 0	PB: 0	
	K: 1	BB: 0	K: 0	BB: 1	K: 0	BB: 1	K: 1	BB: 1	K: 1	BB: 1	K: 0	BB: 0	K: 1	BB: 0	K: 0	BB: 0	K: 0	BB: 0	3B: 1	DP: 1	SB: 1	
	S: 7	P: 7	S: 6	P: 10	S: 4	P: 4	S: 5	P: 10	S: 7	P: 11	S: 9	P: 9	S: 6	P: 6	S: 4	P: 4	S: 3	P: 3	HR: 1	HBP: 0	CS: 0	

PITCHER		IP	WLS	BF	H	R	ER	SO	BB	IBB	HBP	BLK	WP	HR	S	P	ERA	WHIP
48 Jacob deGrom, R ERA: 9.0	(1, 1)	1.0	L	5	2	1	1	1	0	0	0	0	0	0	7	7	9.00	2.000
77 David Peterson, L ERA: 27.0	(2, 1)	1.0		7	4	3	3	0	1	0	0	0	0	0	6	10	27.00	5.000
51 Paul Sewald, R ERA:	(3, 1)	1.0		4	1	0	0	0	0	0	0	0	0	0	4	4	0.00	1.000
63 Tim Peterson, R ERA:	(4, 1)	1.0		4	0	0	0	1	1	0	0	0	0	0	5	10	0.00	1.000
71 Ryan O'Rourke, L ERA:	(5, 1)	1.0		6	1	0	0	1	1	0	0	0	0	0	7	11	0.00	2.000

PITCHER		IP	WLS	BF	H	R	ER	SO	BB	IBB	HBP	BLK	WP	HR	S	P	ERA	WHIP
26 Arquimedes Caminero, R ERA: 45.0	(6, 1)	1.0		9	5	6	5	0	0	0	0	0	0	1	9	9	45.00	5.000
85 Casey Coleman, R ERA:	(7, 1)	1.0		4	1	0	0	1	0	0	0	0	0	0	6	6	0.00	1.000
82 Joshua Torres, R ERA:	(8, 1)	1.0		4	1	0	0	0	0	0	0	0	0	0	4	4	0.00	1.000
84 Ryder Ryan, R ERA:	(9, 1)	1.0		3	0	0	0	0	0	0	0	0	0	0	3	3	0.00	0.000

Houston Astros @ New York Mets

First Data Field, Port St. Lucie, FL

Sun Feb 24 2019, 1:11 PM - 4:04 PM EST

Att. 5,239 - Cloudy - 87 F

BOTTOM

Batter	1	2	3	4	5	6	7	8	9	AB	R	H	RBI	BB	SO	LOB
23 Keon Broxton, R (1, 8)	S S S 0-3 K	x 0-0 G5-3			x 0-0 G6-3		x 0-0 F8			3	0	0	0	0	1	1
11 Rajai Davis, R (6, 8)										1	0	0	0	0	0	0
22 Dominic Smith, L (1, 3) OBP: 0.333, SLG: 0.333	x 0-0 F8		x 0-0 40 1B 1B		x 0-0 G5-3			x 0-0 G5-3		2	0	1	0	0	0	0
28 J.D. Davis, R (5, 3) OBP: 0.250, SLG: 0.250										2	0	0	0	0	0	0
40 Wilson Ramos, R (1, 2) OBP: 1.000, SLG: 1.000	x 0-0 20 2B 1B		x 0-0 1-2 1B		x 0-0 G4-3			x 0-0 G6-3		2	0	2	0	0	0	0
76 Patrick Mazeika, L (4, 2)										1	0	0	0	0	0	0
75 Colton Plaia, R (7, 2)										1	0	0	0	0	0	0
20 Pete Alonso, R (1, 10) OBP: 0.500, SLG: 1.200	x 0-0 1-3 2B		x 0-0 F6			x 0-0 F9		x 0-0 F8		4	0	1	0	0	0	2
15 Tim Tebow, L (1, 7)	x 0-0 L8		x 0-0 L7			C C C 0-3 K			x 0-0 F8	2	0	0	0	0	0	4
83 Arismendy Alcántara, S (5, 7)										2	0	0	0	0	1	0
25 Adeiny Hechavarría, R (1, 6)		x 0-0 F7	x 0-0 L8			B B B B 4-0 BB			x 0-0 G6-3	2	0	0	0	0	0	2
88 Danny Espinosa, S (5, 6)										1	0	0	0	1	0	0
15 Luis Guillorme, L (1, 4) OBP: 0.500, SLG: 1.000		x 0-0 7 1B 2B		x 0-0 G3-1		x 0-0 F8			x 0-0 P4	2	1	1	0	0	0	0
16 Dilson Herrera, R (5, 4)										2	0	0	0	0	0	1
7 Grégor Blanco, L (1, 9) OBP: 0.250, SLG: 0.250		x 0-0 2 CS 2-H 1B		x 0-0 F8			C C C 0-3 K			2	0	1	1	0	0	0
68 Rymer Liriano, R (5, 9) OBP: 0.333, SLG: 1.333										1	0	0	0	0	1	0
2 Gavin Cecchini, R (1, 5)	S B B B B 4-1 1-2 BB			x 0-0 F7			x 0-0 F7			1	0	0	0	1	0	0
87 David Thompson, R (5, 5)										1	0	0	0	0	0	0
Inning Stats	R: 0 E: 0 K: 1 S: 7 H: 2 LOB: 2 BB: 0 P: 7	R: 1 E: 0 K: 0 S: 5 H: 2 LOB: 1 BB: 1 P: 9	R: 0 E: 0 K: 0 S: 5 H: 2 LOB: 2 BB: 0 P: 5	R: 0 E: 0 K: 0 S: 3 H: 0 LOB: 0 BB: 0 P: 3	R: 0 E: 0 K: 0 S: 3 H: 0 LOB: 0 BB: 0 P: 3	R: 0 E: 0 K: 1 S: 5 H: 0 LOB: 1 BB: 1 P: 9	R: 0 E: 0 K: 1 S: 5 H: 0 LOB: 0 BB: 0 P: 5	R: 0 E: 0 K: 0 S: 3 H: 0 LOB: 0 BB: 0 P: 3	R: 0 E: 0 K: 0 S: 3 H: 0 LOB: 0 BB: 0 P: 3	1B: 4 2B: 2 3B: 0 HR: 0 SF: 0 SAC: 0 DP: 0 HBP: 0							

livebaseballscorecards.com

AB	32
R	1
H	6
RBI	1
BB	2
SO	3
LOB	10

WP: 0 PB: 0 SB: 0 CS: 1 PA: 34

PITCHER	IP	WLS	BF	H	R	ER	SO	BB	IBB	HBP	BLK	WP	HR	S	P	ERA	WHIP
61 Rogelio Armenteros, R (1, 1) ERA: 4.5	2.0	W	10	4	1	1	1	1	0	0	0	0	0	12	16	4.50	2.500
71 Akeem Bostick, R (3, 1) ERA:	1.0	H	5	2	0	0	0	0	0	0	0	0	0	5	5	0.00	2.000
69 J.B. Bukauskas, R (4, 1) ERA:	2.0	H	6	0	0	0	0	0	0	0	0	0	0	6	6	0.00	0.000
87 Brandon Bielak, R (6, 1) ERA:	2.0		7	0	0	0	2	1	0	0	0	0	0	10	14	0.00	0.500
92 Kit Scheetz, L (8, 1) ERA:	2.0		6	0	0	0	0	0	0	0	0	0	0	6	6	0.00	0.000

PITCHER	IP	WLS	BF	H	R	ER	SO	BB	IBB	HBP	BLK	WP	HR	S	P	ERA	WHIP

New York Mets @ Houston Astros

CAMELBACK RANCH-GLENDALE - Camelback Ballpark of the Palm Beaches, West Palm Beach, FL

Mon Feb 25 2019, 1:10 PM - 4:09 PM EST

Att. 3,552 - Cloudy - 79 F

livebaseballscorecards.com

TOP

Batter	1	2	3	4	5	6	7	8	9	AB	R	H	RBI	BB	SO	LOB
6 Jeff McNeil, L (1, 7)	F8			F7		K 30 G6-3 12 BB	BB		G3 1-2 2-3	2	0	0	0	0	0	0
7 Grégor Blanco, L (5, 7) OBP: 0.286, SLG: 0.167										2	0	0	0	1	1	2
12 Juan Lagares, R (1, 8)	P5			G5-3		30 G6-3 1-2 BB	K		F9	2	0	0	0	1	0	0
93 Braxton Lee, L (6, PR)										2	0	0	0	0	1	5
(6, 8)																
30 Michael Conforto, L (1, 9) OBP: 0.200, SLG: 0.200	K			K		G6-3 1-2f 2-3		L1-6-3		3	0	0	0	0	2	2
88 Danny Espinosa, S (6, 6)										1	0	0	0	0	0	0
20 Pete Alonso, R (1, 3) OBP: 0.500, SLG: 1.000		P5			72 G1-3 23 1B 87 HR BB	23 BB		F8		1	1	0	0	1	0	0
89 Jeremy Vasquez, L (5, 3)										1	0	0	0	1	0	0
23 Keon Broxton, R (1, 10) OBP: 0.429, SLG: 0.200		F7			72 G1-3 1-2 87 HR 1B	1-2 BB		BB		2	1	1	0	2	0	0
72 Andrés Giménez, L (1, 6)		L7			G1-3 1-2 2-3	G4-3		F7		3	0	0	0	0	0	5
86 Kevin Kaczmarski, L (6, 9)										1	0	0	0	0	0	1
3 Tomás Nido, R (1, 2)			G6-3		K		G6-3		7 G3 88 G4-3 BB	2	0	0	0	0	1	2
74 Ali Sánchez, R (5, 2)										1	0	0	0	1	0	0
82 Luis Carpio, R (9, PR)										0	0	0	0	0	0	0
75 Colton Plaia, R (9, 2)										0	0	0	0	0	0	0
87 David Thompson, R (1, 5) OBP: 0.250, SLG: 1.000		K			2-H 3-H HR	15 G5-3 BB		G4-3 1-2		2	1	1	3	0	1	0
88 Sam Haggerty, S (6, 5)										1	0	0	0	1	0	1
16 Dilson Herrera, R (1, 4)		K			G2-3		G5-3 1-2		7 G3 BB	2	0	0	0	0	1	0
15 Luis Guillorme, L (6, 4) OBP: 0.500, SLG: 0.667										1	0	0	0	1	0	1

	AB	29
	R	3
	H	2
	RBI	3
	BB	9
	SO	7
	LOB	19

Inning Stats	1	2	3	4	5	6	7	8	9
	R: 0 E: 0 K: 1 S: 5	H: 0 LOB: 0 BB: 0 P: 6	R: 0 E: 0 K: 0 S: 3	H: 0 LOB: 0 BB: 0 P: 3	R: 0 E: 0 K: 2 S: 7	H: 0 LOB: 0 BB: 0 P: 7	R: 0 E: 0 K: 1 S: 5	H: 0 LOB: 0 BB: 0 P: 5	R: 3 E: 0 K: 1 S: 9	H: 2 LOB: 0 BB: 1 P: 15
	R: 0 E: 0 K: 1 S: 5	H: 0 LOB: 3 BB: 3 P: 17	R: 0 E: 0 K: 1 S: 5	H: 0 LOB: 2 BB: 2 P: 13	R: 0 E: 0 K: 0 S: 3	H: 0 LOB: 1 BB: 1 P: 7	R: 0 E: 0 K: 0 S: 3	H: 0 LOB: 3 BB: 2 P: 11		

1B: 1 2B: 0 3B: 0 HR: 1 | SF: 0 SAC: 0 DP: 1 HBP: 0 | WP: 1 PB: 0 SB: 0 CS: 0 | PA: 38

PITCHER		IP	WLS	BF	H	R	ER	SO	BB	IBB	HBP	BLK	WP	HR	S	P	ERA	WHIP
35 Justin Verlander, R	(1, 1)	2.0		6	0	0	0	1	0	0	0	0	0	0	8	9	0.00	0.000
ERA:																		
68 Forrest Whitley, R	(3, 1)	2.0		6	0	0	0	3	0	0	0	0	0	0	12	12	0.00	0.000
ERA:																		
65 Kent Emanuel, L	(5, 1)	1.0	B	6	2	3	3	1	1	0	0	0	0	1	9	15	27.00	3.000
ERA: 27.0																		
90 Enoli Paredes, R	(6, 1)	0.2		5	0	0	0	1	3	0	0	0	1	0	4	16	0.00	4.500
ERA:																		
63 Brendan McCurry, R	(6, 1)	1.1		6	0	0	0	1	2	0	0	0	0	0	6	14	0.00	1.500
ERA: 4.5																		

PITCHER		IP	WLS	BF	H	R	ER	SO	BB	IBB	HBP	BLK	WP	HR	S	P	ERA	WHIP
91 Peter Solomon, R	(8, 1)	2.0		9	0	0	0	0	3	0	0	0	0	0	6	18	0.00	1.500
ERA:																		

BOTTOM

New York Mets @ Houston Astros

TEAM Ballpark of the Palm Beaches, West Palm Beach, FL

Mon Feb 25 2019, 1:10 PM - 4:09 PM EST

Att. 3,552 - Cloudy - 79 F

livebaseballscorecards.com

Batter	1	2	3	4	5	6	7	8	9	AB	R	H	RBI	BB	SO	LOB
4 George Springer, R (1, 8) OBP: 0.500, SLG: 0.500	0-0 22 1B 22 S 1B		0-0 22 1B 1-2 1B	0-0 G5-3		0-0 E5 1-2 2-3			4-0 16 F7 BB	3	0	2	0	0	0	1
96 Stephen Wrenn, R (5, 8)										1	0	0	0	1	0	2
27 Jose Altuve, R (1, 10)	0-0 L7		0-0 F3		0-0 G5-3	0-0 F7			1 SAFE 0-0 F7 1-2	2	0	0	0	0	0	3
16 Aledmys Díaz, R (5, PH) OBP: 0.333, SLG: 0.200 (6, 10)										3	0	0	0	0	0	4
22 Josh Reddick, L (1, 7) OBP: 0.600, SLG: 0.800	0-1 10 CS 1-3 1B		0-0 1-2 2-H 1B		0-3 K 10 2B		4-0 78 CS BB		0-0 78 1B 1B	2	0	2	0	0	0	0
72 Yordan Alvarez, L (5, 7) OBP: 0.375, SLG: 0.286										2	0	1	0	1	1	0
10 Yuli Gurriel, R (1, 5) OBP: 0.600, SLG: 0.800	0-1 P3 1-2			0-0 28 1B 13 BB 73 FC3-2 1B	0-0 13 L6-4 1-3 2B		1-0 F8 1-2		0-0 1-2 1B	3	0	2	0	0	0	2
78 Alex De Goti, R (5, PR) OBP: 0.375, SLG: 0.167 (6, 5)										2	0	1	0	0	0	1
13 Tyler White, R (1, 3) OBP: 0.500, SLG: 0.500		0-0 G6-3		4-0 73 FC3-2 28 1B 81 3B 1-2 BB	0-0 L6-4 2-2		0-0 1B		0-3 K	2	1	0	0	1	0	2
92 Seth Beer, L (6, 3) OBP: 0.250, SLG: 0.250										2	0	1	0	0	1	2
28 Robinson Chirinos, R (1, 2) OBP: 0.750, SLG: 0.500		0-3 K		0-0 73 FC3-2 81 3B 1-2 2-3 1B		0-0 F8	0-0 G4-3			2	1	1	0	0	1	0
77 Garrett Stubbs, L (5, 2) OBP: 0.333, SLG: 0.500										2	0	0	0	0	0	1
73 Ronnie Dawson, L (1, 9) OBP: 0.375, SLG: 0.375		0-3 K		0-0 FC3-2 81 3B 1-2 2-3 3-Hf		0-0 F7		0-0 F9		4	1	0	0	0	1	3
80 Jack Mayfield, R (1, 6) OBP: 0.222, SLG: 0.125		0-0 G6-3		0-0 F8		0-0 96 E 81 S 1B		0-0 F9		3	0	1	0	0	0	3
94 Jonathan Araúz, S (6, PR) (7, 6)										1	0	0	0	0	0	0
81 Nick Tanielu, R (1, 4) OBP: 0.625, SLG: 1.333		4-0 4 1B 22 1B BB		0-0 1-H 2-H 3-H 3B		4-0 96 E 1-2 BB		0-0 L7		1	0	1	3	2	0	0
82 Josh Rojas, L (7, 4)										1	0	0	0	0	0	0
Inning Stats	R: 0 E: 0 K: 0 S: 6 H: 2 LOB: 1 BB: 0 P: 6	R: 0 E: 0 K: 2 S: 7 H: 0 LOB: 0 BB: 0 P: 7	R: 0 E: 0 K: 0 S: 4 H: 2 LOB: 2 BB: 1 P: 8	R: 3 E: 0 K: 0 S: 6 H: 3 LOB: 1 BB: 1 P: 10	R: 0 E: 0 K: 1 S: 6 H: 1 LOB: 2 BB: 0 P: 6	R: 0 E: 1 K: 0 S: 5 H: 1 LOB: 3 BB: 1 P: 9	R: 0 E: 0 K: 0 S: 3 H: 1 LOB: 1 BB: 1 P: 8	R: 0 E: 0 K: 0 S: 3 H: 0 LOB: 0 BB: 0 P: 3	R: 0 E: 0 K: 1 S: 6 H: 2 LOB: 2 BB: 1 P: 10	1B: 10 2B: 2 3B: 1 HR: 0 SF: 0 SAC: 0 DP: 1 HBP: 0							

AB	**36**																					
R	**3**																					
H	**12**																					
RBI	**3**																					
BB	**5**																					
SO	**4**																					
LOB	**24**																					

WP: 1 PB: 0 SB: 2 CS: 2 PA: 41

PITCHER		IP	WLS	BF	H	R	ER	SO	BB	IBB	HBP	BLK	WP	HR	S	P	ERA	WHIP
34 Noah Syndergaard, R	(1, 1)	2.0		7	2	0	0	2	0	0	0	0	0	0	13	13	0.00	1.000
ERA:																		
62 Drew Smith, R	(3, 1)	1.0		5	2	0	0	0	1	0	0	0	0	0	4	8	0.00	3.000
ERA:																		
35 Jacob Rhame, R	(4, 1)	1.0		7	3	3	3	0	1	0	0	0	0	0	6	10	27.00	4.000
ERA: 27.0																		
43 Luis Avilán, L	(5, 1)	1.0		4	1	0	0	1	0	0	0	0	1	0	6	6	0.00	1.000
ERA:																		
49 Tyler Bashlor, R	(6, 1)	1.0		6	1	0	0	0	1	0	0	0	0	0	5	9	0.00	2.000
ERA:																		

PITCHER		IP	WLS	BF	H	R	ER	SO	BB	IBB	HBP	BLK	WP	HR	S	P	ERA	WHIP
73 Daniel Zamora, L	(7, 1)	1.0		4	1	0	0	0	1	0	0	0	0	0	3	8	0.00	2.000
ERA:																		
80 P.J. Conlon, L	(8, 1)	1.0		3	0	0	0	0	0	0	0	0	0	0	3	3	0.00	0.000
ERA:																		
81 Corey Taylor, R	(9, 1)	1.0		5	2	0	0	1	1	0	0	0	0	0	6	10	0.00	3.000
ERA:																		

Detroit Tigers @ New York Mets

First Data Field, Port St. Lucie, FL

Tue Feb 26 2019, 1:11 PM - 4:12 PM EST

Att. 4,174 - Cloudy - 79 F

TOP

livebaseballscorecards.com

Batter	1	2	3	4	5	6	7	8	9	AB	R	H	RBI	BB	SO	LOB
75 Daz Cameron, R (1, 8) OBP: 0.400, SLG: 0.500	E3 (18 1B, 28 WP)	K (1-H, 3-H)		K		BB		E5 (33 HR) 1-2	F9	3	1	0	0	1	2	1
84 Derek Hill, R (6, 8)										2	1	0	0	0	0	2
18 Dawel Lugo, R (1, 4) OBP: 0.286, SLG: 0.286	28 G4-3, 28 WP, 55 SF9 1-3, 1B	K	G4-3	P3		HR (1-H, 2-H)				3	1	1	0	0	1	0
33 Pete Kozma, R (5, 4) OBP: 0.286, SLG: 0.857										2	1	1	3	0	0	1
28 Niko Goodrum, S (1, 5) OBP: 0.444, SLG: 0.875	G4-3 1-3, 3-H	55 1B, 22 FC4-6, 2B		22 BB, 29 E, 1B	P6	K		K		3	2	2	0	0	0	1
82 Kody Eaves, L (5, 5)										2	0	0	0	0	1	0
55 John Hicks, R (1, 3) OBP: 0.182, SLG: 0.300	SF9 3-H	22 FC4-6 2-3, 1B		F9	79 FC5-4	BB		K		2	0	1	1	0	0	1
93 Chad Sedio, L (6, 3)										1	0	0	0	1	1	0
22 Victor Reyes, S (1, 7) OBP: 0.300, SLG: 0.222	G3-1	FC4-6 1-2f, 3-H		29 E 1-2	BB	FC5-4 88 1B, 70 HR 1-2f		G3-1		2	1	0	1	1	0	1
79 Jacob Robson, L (6, 7)										2	1	0	0	0	0	1
29 Gordon Beckham, R (1, 10) OBP: 0.667, SLG: 0.714	49 1B, 70 G4-3, 75 E, 1B	K		E6 1-H, 2-H, 2B		70 HR 1-2, 1B			63 WP, 63 2B, 1B	3	1	2	2	0	1	1
88 Isrrael De La Cruz, S (7, PH) OBP: 1.000, SLG: 1.000										2	2	2	0	0	0	0
(7, 10)																
70 Harold Castro, L (1, 9) OBP: 0.500, SLG: 1.375	G4-3 1-2		84 CS, 1B	G4-3		HR (1-H, 2-H)			K	5	1	2	3	0	1	3
84 Jake Rogers, R (1, 2) OBP: 0.333, SLG: 0.400	G6-3		BB 1-2	F9	L4				40 G4-3, 2B 1-H	2	0	0	0	1	0	1
63 Héctor Sánchez, S (6, 2) OBP: 0.667, SLG: 1.000										2	0	1	1	0	0	0
49 Willi Castro, S (1, 6) OBP: 0.375, SLG: 0.286	75 S, 75 S 2-3, 1B		F9	G4-3		33 HR, 84 E, 1B			G4-3 2-3	3	1	1	0	0	0	1
40 Sergio Alcántara, S (6, 6) OBP: 0.167, SLG: 0.167										2	1	1	0	0	0	1
Inning Stats	R: 2 E: 1 K: 0 S: 5 / H: 1 LOB: 0 BB: 0 P: 6	R: 2 E: 0 K: 1 S: 7 / H: 2 LOB: 0 BB: 0 P: 8	R: 1 E: 0 K: 2 S: 9 / H: 2 LOB: 0 BB: 0 P: 9	R: 0 E: 0 K: 1 S: 6 / H: 1 LOB: 1 BB: 1 P: 10	R: 2 E: 1 K: 0 S: 5 / H: 2 LOB: 1 BB: 1 P: 9	R: 0 E: 0 K: 0 S: 3 / H: 0 LOB: 1 BB: 1 P: 7	R: 3 E: 0 K: 0 S: 6 / H: 2 LOB: 0 BB: 1 P: 10	R: 3 E: 1 K: 2 S: 12 / H: 2 LOB: 0 BB: 0 P: 14	R: 1 E: 0 K: 1 S: 7 / H: 2 LOB: 1 BB: 0 P: 8	1B: 9 2B: 3 3B: 0 HR: 2 / SF: 1 SAC: 0 DP: 0 HBP: 0							

	AB	41
	R	14
	H	14
	RBI	11
	BB	4
	SO	7
	LOB	15

WP: 2 PB: 0 SB: 2 CS: 1 PA: 46

PITCHER		IP	WLS	BF	H	R	ER	SO	BB	IBB	HBP	BLK	WP	HR	S	P	ERA	WHIP
45 Zack Wheeler, R ERA:	(1, 1)	1.0	L	5	1	2	0	0	0	0	0	0	1	0	5	6	0.00	1.000
27 Jeurys Familia, R ERA:	(2, 1)	1.0		5	2	2	0	1	0	0	0	0	0	0	7	8	0.00	2.000
38 Justin Wilson, L ERA: 9.0	(3, 1)	1.0		5	2	1	1	2	0	0	0	0	0	0	9	9	9.00	2.000
67 Seth Lugo, R ERA:	(4, 1)	1.0		4	1	0	0	1	1	0	0	0	0	0	6	10	0.00	2.000
65 Robert Gsellman, R ERA: 18.0	(5, 1)	1.0		6	2	2	2	0	1	0	0	0	0	0	5	9	18.00	3.000

PITCHER		IP	WLS	BF	H	R	ER	SO	BB	IBB	HBP	BLK	WP	HR	S	P	ERA	WHIP
33 Kyle Dowdy, R ERA: 6.75	(6, 1)	1.2		8	1	2	2	0	2	0	0	0	0	0	6	14	10.80	1.800
81 Sean Burnett, L ERA: 16.2	(7, 1)	1.1		8	3	4	3	2	0	0	0	0	0	2	15	17	20.25	2.250
70 Eric Hanhold, R ERA: 4.5	(9, 1)	1.0		5	2	1	1	1	0	0	0	0	1	0	7	8	9.00	2.000

Detroit Tigers @ New York Mets

First Data Field, Port St. Lucie, FL

Tue Feb 26 2019, 1:11 PM - 4:12 PM EST

Att. 4,174 - Cloudy - 79 F

BOTTOM

Batter	1	2	3	4	5	6	7	8	9	AB	R	H	RBI	BB	SO	LOB
9 Brandon Nimmo, L (1, 10) OBP: 0.200, SLG: 0.200	K	G6-3			28 FC6-4 1B		F8		F7	5	0	1	0	0	1	2
28 J.D. Davis, R (1, 3) OBP: 0.143, SLG: 0.143	F9		L1		FC6-4 1-2f		91 PB 1-3 1B		BB	3	0	0	0	0	0	1
22 Dominic Smith, L (7, 3) OBP: 0.600, SLG: 0.500										1	0	1	0	1	0	0
24 Robinson Canó, L (1, 4) OBP: 0.500, SLG: 0.500	1B		40 FC6-4 1B		F7		F8 1-2 3-H		K	3	0	2	0	0	0	1
91 Blake Tiberi, L (6, 4)										1	0	0	0	0	0	1
83 Ronny Mauricio, S (9, PH)										1	0	0	0	0	1	1
30 Michael Conforto, L (1, 9) OBP: 0.250, SLG: 0.250	K		K			1B	G4-3			3	0	1	0	0	2	2
84 Matt Winaker, L (6, PR)										1	0	0	0	0	0	2
(7, 9)																
40 Wilson Ramos, R (1, 2) OBP: 0.500, SLG: 0.500		F7	FC6-4 1-2f			F7		K		2	0	0	0	0	0	1
75 Colton Plaia, R (5, 2)										2	0	0	0	0	1	1
85 Dan Rizzie, R (9, 2)										0	0	0	0	0	0	0
1 Amed Rosario, R (1, 6) OBP: 0.400, SLG: 0.400		7 BB 11 2B 1B		7 FC1-6 1B		P5		G6-3		3	1	2	0	0	0	1
72 Andrés Giménez, L (7, 6)										1	0	0	0	0	0	0
7 Grégor Blanco, L (1, 8) OBP: 0.300, SLG: 0.125		11 2B 83 SF7 1-2 BB		FC1-6 11 FC6-4 1-2f		G5-3		1B		2	1	0	0	1	0	2
81 Anthony Dirocie, R (7, 8) OBP: 1.000, SLG: 1.000										1	0	1	0	0	0	0
11 Rajai Davis, R (1, 7) OBP: 0.500, SLG: 1.500		1-3 2-H 2B		FC6-4 83 CS 1-2f			HR			3	1	2	2	0	0	1
86 Quinn Brodey, L (8, 7)										1	0	0	0	0	1	1
83 Arismendy Alcántara, S (1, 5)										1	0	0	1	1	0	0
88 Sam Haggerty, S (7, PR)										1	1	0	0	0	1	0
(8, 5)																
Inning Stats	R: 0 E: 0 K: 2 S: 8 H: 1 LOB: 1 BB: 0 P: 8	R: 2 E: 0 K: 0 S: 5 H: 2 LOB: 1 BB: 1 P: 9	R: 0 E: 0 K: 1 S: 6 H: 1 LOB: 1 BB: 0 P: 6	R: 0 E: 0 K: 0 S: 4 H: 1 LOB: 0 BB: 0 P: 4	R: 0 E: 0 K: 0 S: 4 H: 1 LOB: 1 BB: 0 P: 4	R: 0 E: 0 K: 0 S: 4 H: 1 LOB: 1 BB: 0 P: 4	R: 2 E: 0 K: 0 S: 6 H: 2 LOB: 2 BB: 1 P: 11	R: 0 E: 0 K: 2 S: 8 H: 1 LOB: 1 BB: 0 P: 8	R: 0 E: 0 K: 2 S: 7 H: 0 LOB: 1 BB: 1 P: 11	1B: 8 2B: 1 3B: 0 HR: 1 SF: 1 SAC: 0 DP: 0 HBP: 0						

livebaseballscorecards.com

AB	35
R	4
H	10
RBI	3
BB	3
SO	7
LOB	17

WP: 0 PB: 1 SB: 0 CS: 1 PA: 40

PITCHER		IP	WLS	BF	H	R	ER	SO	BB	IBB	HBP	BLK	WP	HR	S	P	ERA	WHIP
48 Matthew Boyd, L ERA: 13.5	(1, 1)	1.1	W	8	3	2	2	2	1	0	0	0	0	0	11	15	13.50	3.000
94 Nolan Blackwood, R ERA:	(2, 1)	0.2	H	2	0	0	0	0	0	0	0	0	0	0	2	2	0.00	0.000
36 Blaine Hardy, L ERA:	(3, 1)	1.0	H	4	1	0	0	1	0	0	0	0	0	0	6	6	0.00	1.000
56 Spencer Turnbull, R ERA:	(4, 1)	2.0	H	7	2	0	0	0	0	0	0	0	0	0	8	8	0.00	1.000
50 Reed Garrett, R ERA:	(6, 1)	1.0		4	1	0	0	0	0	0	0	0	0	0	4	4	0.00	1.000

PITCHER		IP	WLS	BF	H	R	ER	SO	BB	IBB	HBP	BLK	WP	HR	S	P	ERA	WHIP
19 Louis Coleman, R ERA: 4.5	(7, 1)	1.0		6	2	2	1	0	1	0	0	0	0	1	6	11	9.00	3.000
62 Sandy Báez, R ERA:	(8, 1)	1.0		4	1	0	0	2	0	0	0	0	0	0	8	8	0.00	1.000
67 José Cisnero, R ERA:	(9, 1)	1.0		4	0	0	0	2	1	0	0	0	0	0	7	11	0.00	1.000

New York Mets @ Atlanta Braves

Stadium at the ESPN Wide World of Sports, Lake Buena Vista, FL

Tue Feb 26 2019, 1:07 PM - 3:31 PM EST

Att. 3,454 - Cloudy - 73 F

livebaseballscorecards.com

Batter	1	2	3	4	5	6	7	8	9	AB	R	H	RBI	BB	SO	LOB
12 Juan Lagares, R (1, 8)	G6-3		G4-3	G4-3			BB		BB 88 1B	3	0	0	0	0	0	1
86 Kevin Kaczmarski, L (6, 8)										0	0	0	0	2	0	0
15 Luis Guillorme, L (1, 4) OBP: 0.571, SLG: 0.667	G6-3		68 1B 20 1B 1B		68 G6-4-3 1B		P5		1-3 1B	3	1	2	0	0	0	0
88 Carlos Cortes, L (6, 4) OBP: 0.500, SLG: 0.500										2	0	1	0	0	0	2
20 Pete Alonso, R (1, 3) OBP: 0.455, SLG: 0.778	P4		1-2 68 1B 1B		F7		P5		F7	3	0	1	0	0	0	1
92 Dario Pizzano, L (6, 3)										2	0	0	0	0	0	4
68 Rymer Liriano, R (1, 9) OBP: 0.333, SLG: 0.833		K	1-2 2-H 1B		G6-4-3 1-2f			K		3	0	1	1	0	1	1
83 Hansel Moreno, S (6, 9)										1	0	0	0	0	1	0
29 Devin Mesoraco, R (1, 2)		G4-3	G3-1			K		K		2	0	0	0	0	0	2
76 Patrick Mazeika, L (5, 2)										1	0	0	0	0	1	0
74 Ali Sánchez, R (7, 2)										1	0	0	0	0	1	0
25 Adeiny Hechavarría, R (1, 6)		2 BB BB		L9		G4-3		G5-3		2	0	0	0	1	0	0
82 Luis Carpio, R (6, 6)										1	0	0	0	0	0	0
2 Gavin Cecchini, R (1, 5) OBP: 0.500, SLG: 0.500		1-2 BB		87 G6-3 93 1B 2B		K			IHR	2	1	1	0	1	1	0
92 Sebastian Espino, R (6, 5) OBP: 1.000, SLG: 4.000										1	1	1	1	0	0	0
87 David Thompson, R (1, 10) OBP: 0.125, SLG: 0.500		P4		G6-3 2-3			E6		G5-3	4	0	0	0	0	0	3
93 Braxton Lee, L (1, 7) OBP: 0.200, SLG: 0.200			K	3-H 1B			K		G6-3	3	0	1	1	0	2	1
93 Stanley Consuegra, R (7, 7)										1	0	0	0	0	0	0

TOP	
AB	35
R	3
H	8
RBI	3
BB	4
SO	7
LOB	15

Inning Stats	1	2	3	4	5	6	7	8	9
	R: 0 E: 0 K: 0 S: 3	H: 0 LOB: 0 BB: 0 P: 3	R: 0 E: 0 K: 1 S: 5	H: 0 LOB: 2 BB: 2 P: 13	R: 1 E: 0 K: 1 S: 8	H: 3 LOB: 2 BB: 0 P: 8	R: 1 E: 0 K: 0 S: 5	H: 2 LOB: 1 BB: 0 P: 5	R: 0 E: 0 K: 0 S: 3	H: 1 LOB: 0 BB: 0 P: 3
	R: 0 E: 0 K: 2 S: 7	H: 0 LOB: 0 BB: 0 P: 7	R: 0 E: 1 K: 1 S: 6	H: 0 LOB: 2 BB: 1 P: 10	R: 0 E: 0 K: 2 S: 7	H: 0 LOB: 0 BB: 0 P: 7	R: 1 E: 0 K: 0 S: 5	H: 2 LOB: 2 BB: 1 P: 9	1B: 6 2B: 1 3B: 0 HR: 1	SF: 0 SAC: 0 DP: 1 HBP: 0
	WP: 0 PB: 0 SB: 0 CS: 0	PA: 39								

PITCHER		IP	WLS	BF	H	R	ER	SO	BB	IBB	HBP	BLK	WP	HR	S	P	ERA	WHIP
15 Sean Newcomb, L	(1, 1)	2.0		8	0	0	0	1	2	0	0	0	0	0	8	16	0.00	1.000
ERA:																		
51 Shane Carle, R	(3, 1)	1.0		6	3	1	1	1	0	0	0	0	0	0	8	8	9.00	3.000
ERA: 9.0																		
72 Patrick Weigel, R	(4, 1)	0.2		4	2	1	1	0	0	0	0	0	0	0	4	4	13.50	3.000
ERA: 13.5																		
67 Wes Parsons, R	(4, 1)	1.1		4	1	0	0	0	0	0	0	0	0	0	4	4	0.00	0.750
ERA:																		
61 Chad Sobotka, R	(6, 1)	1.0	W	3	0	0	0	2	0	0	0	0	0	0	7	7	0.00	0.000
ERA:																		

PITCHER		IP	WLS	BF	H	R	ER	SO	BB	IBB	HBP	BLK	WP	HR	S	P	ERA	WHIP
71 Jacob Webb, R	(7, 1)	1.0	H	5	0	0	0	1	1	0	0	0	0	0	6	10	0.00	1.000
ERA: 4.5																		
81 Thomas Burrows, L	(8, 1)	1.0	H	3	0	0	0	2	0	0	0	0	0	0	7	7	0.00	0.000
ERA:																		
84 Michael Mader, L	(9, 1)	1.0	S	6	2	1	1	0	1	0	0	0	0	0	5	9	9.00	3.000
ERA: 9.0																		

BOTTOM

Batter	1	2	3	4	5	6	7	8	9	AB	R	H	RBI	BB	SO	LOB
11 Ender Inciarte, L (1, 8) OBP: 0.200, SLG: 0.200	SSS 0-3 K ①		SSS 0-3 K ③			X 0-0 57 G3 74 1B 1B	X 0-0 E5 1-3			3	0	1	0	0	2	0
71 Izzy Wilson, L (6, PR) (7, 8) OBP: 0.250, SLG: 0.250										1	1	0	0	0	0	1
23 Adam Duvall, R (1, 9)	X 0-0 P5 ②			SSS 0-3 K ①		X 0-0 G3 ① 1-2	X 0-0 G6-3 ③			2	0	0	0	0	1	0
57 Garrison Schwartz, L (5, 9)										2	0	0	0	0	0	3
5 Freddie Freeman, L (1, 3) OBP: 0.250, SLG: 1.000	X 0-0 L6 ③			SSS 0-3 K ②		X 0-0 P5 ②		X 0-0 G6-3 ①		2	0	0	0	0	1	0
78 Sean Kazmar Jr., R (5, 3)										2	0	0	0	0	0	2
74 Austin Riley, R (1, 5) OBP: 0.333, SLG: 0.250		X 0-0 G6-3 ①		X 0-0 1B		X 0-0 85 HR 2-H 1B		SSS 0-3 K ②		3	1	2	1	0	0	0
59 Riley Unroe, S (7, 5)										1	0	0	0	0	1	0
16 Brian McCann, L (1, 2)		CCC 0-3 K ②		X 0-0 G3-1 ③		X 0-0 1-H HR		X 0-0 G3 ③		2	0	0	0	0	1	1
85 William Contreras, R (5, 2) OBP: 0.333, SLG: 1.333										2	1	1	2	0	0	0
24 Andrés Blanco, S (1, 4)		X 0-0 F7 ③			SSS 0-3 K ①	X 0-0 F9 ③				2	0	0	0	0	1	0
92 Riley Delgado, R (6, 4)										1	0	0	0	0	0	1
83 Greyson Jenista, L (1, 7) OBP: 0.500, SLG: 0.800			SSS 0-3 K ①		X 0-0 2B		X 0-0 96 FC6-5 2B			2	0	1	0	0	1	0
91 Jefrey Ramos, R (6, 7) OBP: 1.000, SLG: 2.000										1	0	1	0	0	0	0
70 Alex Jackson, R (1, 10) OBP: 0.714, SLG: 1.400			BBBCCX 3-2 HR		BBBB 4-0 76 G6-4-3 BB		X 0-0 FC6-5 ① 71 E 2-3			1	1	1	1	1	0	0
96 Alejandro Salazar, R (7, PH) (8, 10)										1	0	0	0	0	0	1
76 Luis Marté, R (1, 6)			X 0-0 P2 ②		X 0-0 G6-4-3 ②③ 1-2f		CCC 0-3 K ②			2	0	0	0	0	0	2
94 Ray-Patrick Didder, R (7, 6) OBP: 0.400, SLG: 0.250										1	0	0	0	0	1	1
Inning Stats	R: 0 H: 0 E: 0 LOB: 0 K: 1 BB: 0 S: 5 P: 5	R: 0 H: 0 E: 0 LOB: 0 K: 1 BB: 0 S: 5 P: 5	R: 1 H: 1 E: 0 LOB: 0 K: 2 BB: 0 S: 10 P: 13	R: 0 H: 1 E: 0 LOB: 1 K: 2 BB: 0 S: 8 P: 8	R: 0 H: 1 E: 0 LOB: 1 K: 1 BB: 1 S: 5 P: 9	R: 3 H: 3 E: 0 LOB: 1 K: 0 BB: 0 S: 6 P: 6	R: 0 H: 1 E: 1 LOB: 2 K: 1 BB: 0 S: 7 P: 7	R: 0 H: 0 E: 0 LOB: 0 K: 1 BB: 0 S: 5 P: 5		1B: 3 SF: 0 2B: 2 SAC: 0 3B: 0 DP: 1 HR: 2 HBP: 0						

PITCHER		IP	WLS	BF	H	R	ER	SO	BB	IBB	HBP	BLK	WP	HR	S	P	ERA	WHIP
55 Corey Oswalt, R ERA:	(1, 1)	2.0		6	0	0	0	2	0	0	0	0	0	0	10	10	0.00	0.000
46 Héctor Santiago, L ERA: 3.0	(3, 1)	2.0	B	8	2	1	1	4	0	0	0	0	0	1	18	21	4.50	1.000
47 Drew Gagnon, R ERA: 9.0	(5, 1)	2.0	L	10	4	3	3	1	1	0	0	0	0	1	11	15	13.50	2.500
83 Stephen Villines, R ERA: 4.5	(7, 1)	1.0		5	1	0	0	1	0	0	0	0	0	0	7	7	0.00	1.000
64 Chris Flexen, R ERA:	(8, 1)	1.0		3	0	0	0	1	0	0	0	0	0	0	5	5	0.00	0.000

PITCHER		IP	WLS	BF	H	R	ER	SO	BB	IBB	HBP	BLK	WP	HR	S	P	ERA	WHIP

New York Mets @ Atlanta Braves

Stadium at the ESPN Wide World of Sports, Lake Buena Vista, FL

Tue Feb 26 2019, 1:07 PM - 3:31 PM EST

Att. 3,454 - Cloudy - 73 F

livebaseballscorecards.com

AB	31
R	4
H	7
RBI	4
BB	1
SO	9
LOB	12

WP: 0 PA: 32
PB: 0
SB: 0
CS: 0

Miami Marlins @ New York Mets

First Data Field, Port St. Lucie, FL

Wed Feb 27 2019, 1:11 PM - 4:10 PM EST

Att. 3,688 - Cloudy - 80 F

TOP

livebaseballscorecards.com

Batter	1	2	3	4	5	6	7	8	9	AB	R	H	RBI	BB	SO	LOB
10 JT Riddle, L (1, 6)	S S S 0-3 ① K	X 0-0 ③ G1-6-3		X 0-0 ③ G3-1		B B B 4-0 15 1B 1-2 2-3 BB		X 0-0 ③ FC5-4 1-2f		3	0	0	0	1	1	4
2 Yadiel Rivera, R (6, PR) (6, 6) OBP: 0.286, SLG: 0.167										1	0	0	0	0	0	1
15 Brian Anderson, R (1, 5) OBP: 0.333, SLG: 0.250	X 0-0 76 E 76 S 1B		X 0-0 ① F8		X 0-0 ① F8	X 0-0 76 G6-4-3 1-2 2-H 3-H 1B			S S S 0-3 ① K	4	0	2	2	0	0	0
55 Jon Berti, R (6, PR) (6, 5) OBP: 0.333, SLG: 0.833										1	0	0	0	0	1	0
76 Isan Díaz, L (1, 4) OBP: 0.100, SLG: 0.400	B X 1-0 ② G5-3 1-3		S S S 0-3 ② K		B B B S S X 3-2 HR	X 0-0 ② ③ G6-4-3 1-2f			X 0-0 ② G5-3	4	1	1	1	0	1	3
12 Dixon Machado, R (6, 4) OBP: 0.222, SLG: 0.333										1	0	0	0	0	0	0
45 Peter O'Brien, R (1, 9)	C C C 0-3 ③ K		X 0-0 ③ F8		C C C 0-3 ② K		C C C 0-3 ① K		S S S 0-3 ③ K	3	0	0	0	0	2	1
34 Magneuris Sierra, L (6, 9) OBP: 0.100, SLG: 0.100										2	0	0	0	0	2	0
9 Lewis Brinson, R (1, 10) OBP: 0.500, SLG: 1.556		B X 1-0 HR		B X 1-0 HR	S S S 0-3 ③ K		X 0-0 ② P3			3	2	2	2	0	1	0
79 Isaac Galloway, R (7, PH) (7, 10) OBP: 0.429, SLG: 0.333										1	0	0	0	0	0	0
63 Monte Harrison, R (1, 8) OBP: 0.375, SLG: 0.286		X 0-0 ① G3-1		S S S 0-3 ① K		B B B 4-0 24 1B 44 1B BB	X 0-0 ③ G4-3			2	1	0	0	1	1	0
92 Brian Miller, L (6, 8) OBP: 0.167, SLG: 0.333										1	0	0	0	0	0	0
24 Pedro Alvarez, L (1, 3) OBP: 0.333, SLG: 0.250		S S S 0-3 ② K2-3		S S S 0-3 ② K		X 0-0 10 BB 44 1B 15 1B 1-3 1B		X 0-0 ① G5-3		3	1	1	0	0	2	0
26 Garrett Cooper, R (6, 3) OBP: 0.500, SLG: 0.571										1	0	0	0	0	0	0
44 Austin Dean, R (1, 7) OBP: 0.500, SLG: 0.429		X 0-0 E5 28 1B		B B B B 4-0 28 E 28 S BB		X 0-0 10 BB 15 1B 1-2 3-H 1B		X 0-0 ② G4-3		2	1	1	1	1	0	0
65 Gabriel Guerrero, R (6, 7)										1	0	0	0	0	0	0
28 Bryan Holaday, R (1, 2) OBP: 0.400, SLG: 0.400		X 0-0 1-2 1B		B X 1-0 E5 1-3		X 0-0 ① F8		X 0-0 E5 2 FC5-4		3	0	1	0	0	0	3
91 Santiago Chávez, R (6, 2) OBP: 0.333, SLG: 0.333										1	0	0	0	0	0	0
Inning Stats	R: 0 E: 0 K: 2 S: 8 / H: 1 LOB: 1 BB: 0 P: 9	R: 1 E: 1 K: 1 S: 8 / H: 2 LOB: 2 BB: 0 P: 9	R: 0 E: 0 K: 1 S: 5 / H: 0 LOB: 0 BB: 0 P: 5	R: 1 E: 1 K: 2 S: 9 / H: 1 LOB: 2 BB: 1 P: 15	R: 1 E: 0 K: 2 S: 10 / H: 1 LOB: 0 BB: 0 P: 13	R: 3 E: 0 K: 0 S: 5 / H: 3 LOB: 2 BB: 2 P: 13	R: 0 E: 0 K: 1 S: 5 / H: 0 LOB: 0 BB: 0 P: 5	R: 0 E: 1 K: 0 S: 4 / H: 0 LOB: 1 BB: 0 P: 4	R: 0 E: 0 K: 2 S: 7 / H: 0 LOB: 0 BB: 0 P: 7	1B: 5 2B: 0 3B: 0 HR: 3 / SF: 0 SAC: 0 DP: 1 HBP: 0							

	AB	37
	R	6
	H	8
	RBI	6
	BB	3
	SO	11
	LOB	12

WP: 0 PB: 0 SB: 2 CS: 0 / PA: 40

MIAMI

PITCHER		IP	WLS	BF	H	R	ER	SO	BB	IBB	HBP	BLK	WP	HR	S	P	ERA	WHIP
32 Steven Matz, L	(1, 1)	2.0	W	10	3	1	1	3	0	0	0	0	0	1	16	18	4.50	1.500
ERA: 4.5																		
61 Walker Lockett, R	(3, 1)	2.0		9	1	1	1	3	1	0	0	0	0	1	14	20	4.50	1.000
ERA: 7.36																		
51 Paul Sewald, R	(5, 1)	1.0		4	1	1	1	2	0	0	0	0	0	1	10	13	9.00	1.000
ERA: 4.5																		
79 Anthony Kay, L	(6, 1)	1.0		7	3	3	3	0	2	0	0	0	0	0	5	13	27.00	5.000
ERA: 13.5																		
26 Arquimedes Caminero, R	(7, 1)	1.0	H	3	0	0	0	1	0	0	0	0	0	0	5	5	0.00	0.000
ERA: 22.5																		

PITCHER		IP	WLS	BF	H	R	ER	SO	BB	IBB	HBP	BLK	WP	HR	S	P	ERA	WHIP
71 Ryan O'Rourke, L	(8, 1)	1.0	H	4	0	0	0	0	0	0	0	0	0	0	4	4	0.00	0.000
ERA:																		
63 Tim Peterson, R	(9, 1)	1.0		3	0	0	0	2	0	0	0	0	0	0	7	7	0.00	0.000
ERA:																		

Miami Marlins @ New York Mets

First Data Field, Port St. Lucie, FL

Wed Feb 27 2019, 1:11 PM - 4:10 PM EST

Att. 3,688 - Cloudy - 80 F

BOTTOM

livebaseballscorecards.com

Batter	1	2	3	4	5	6	7	8	9	AB	R	H	RBI	BB	SO	LOB
1 Amed Rosario, R (1, 6) OBP: 0.444, SLG: 0.667										4	2	2	2	0	1	2
93 Braxton Lee, L (7, 8) OBP: 0.333, SLG: 0.200										0	1	0	0	1	0	0
24 Robinson Canó, L (1, 4) OBP: 0.444, SLG: 0.444										3	0	1	1	0	1	2
16 Dilson Herrera, R (4, PR) (5, 4)										1	1	0	1	1	0	0
28 J.D. Davis, R (1, 10) OBP: 0.333, SLG: 0.583										5	2	3	4	0	0	1
23 Keon Broxton, R (1, 8) OBP: 0.300, SLG: 0.125										3	0	0	1	0	2	1
88 Danny Espinosa, S (7, 6) OBP: 0.400, SLG: 1.000										2	1	1	3	0	0	0
68 Rymer Liriano, R (1, 9) OBP: 0.222, SLG: 0.556										3	0	0	0	0	2	1
86 Quinn Brodey, L (7, 9)										0	1	0	0	1	0	0
11 Rajai Davis, R (1, 7) OBP: 0.429, SLG: 1.143										3	1	1	0	0	0	0
86 Kevin Kaczmarski, L (6, 7) OBP: 0.600, SLG: 0.667										2	0	1	0	0	1	1
3 Tomás Nido, R (1, 2)										2	0	0	0	0	1	1
76 Patrick Mazeika, L (6, 2)										2	1	0	1	0	1	1
2 Gavin Cecchini, R (1, 5) OBP: 0.556, SLG: 0.500										2	2	1	0	1	1	0
88 Sam Haggerty, S (7, 5)										1	0	0	0	0	0	2
89 Jeremy Vasquez, L (1, 3)										1	1	0	0	2	0	1
92 Dario Pizzano, L (7, 3)										0	1	0	0	1	0	0
Inning Stats	R: 1 E: 0 K: 2 S: 9 H: 2 LOB: 1 BB: 0 P: 9	R: 5 E: 0 K: 1 S: 10 H: 4 LOB: 0 BB: 1 P: 15	R: 0 E: 0 K: 2 S: 7 H: 0 LOB: 0 BB: 0 P: 7	R: 1 E: 0 K: 1 S: 6 H: 1 LOB: 1 BB: 1 P: 11	R: 0 E: 0 K: 1 S: 5 H: 0 LOB: 0 BB: 0 P: 5	R: 0 E: 0 K: 2 S: 7 H: 0 LOB: 1 BB: 1 P: 11	R: 0 E: 0 K: 0 S: 3 H: 0 LOB: 0 BB: 0 P: 3	R: 7 E: 0 K: 1 S: 9 H: 3 LOB: 1 BB: 4 P: 28		1B: 4 2B: 5 3B: 0 HR: 2 SF: 0 SAC: 0 DP: 1 HBP: 1					

AB	34
R	14
H	10
RBI	13
BB	7
SO	10
LOB	13

WP: 1 PA: 42
PB: 0
SB: 1
CS: 0

PITCHER		IP	WLS	BF	H	R	ER	SO	BB	IBB	HBP	BLK	WP	HR	S	P	ERA	WHIP
20 Wei-Yin Chen, L ERA: 33.75	(1, 1)	1.1	L	10	5	5	5	2	1	0	0	0	1	0	13	17	33.75	4.500
61 Adam Conley, L ERA: 5.4	(2, 1)	0.2		3	1	1	1	1	0	0	0	0	0	1	6	7	13.50	1.500
49 Pablo López, R ERA: 4.5	(3, 1)	2.0		8	1	1	1	3	1	0	0	0	0	0	13	18	4.50	1.000
45 Tommy Eveld, R ERA:	(5, 1)	1.0		3	0	0	0	1	0	0	0	0	0	0	5	5	0.00	0.000
68 Jordan Yamamoto, R ERA:	(6, 1)	2.0		7	0	0	0	2	1	0	0	0	0	0	10	14	0.00	0.500

PITCHER		IP	WLS	BF	H	R	ER	SO	BB	IBB	HBP	BLK	WP	HR	S	P	ERA	WHIP
72 Kyle Keller, R ERA: 54.0	(8, 1)	0.2		6	1	4	4	0	3	0	0	0	0	0	3	15	54.00	6.000
51 Ben Meyer, R ERA: 11.57	(8, 1)	0.1		5	2	3	3	1	1	0	1	0	0	1	6	13	81.00	9.000

Batter	1	2	3	4	5	6	7	8	9	AB	R	H	RBI	BB	SO	LOB
11 Rajai Davis, R (1, 7) OBP: 0.500, SLG: 1.000	C B X 1-1 30 FC4-6 1B	X 0-0 ③ G6-3			H 1-0 30 G4-3 20 1B 1-2 HBP		B B B B 4-0 30 1B 28 FC5 BB	S S S 0-3 ② K		2	0	1	0	0	0	2
93 Braxton Lee, L (5, PR) OBP: 0.375, SLG: 0.167 (5, 7)										1	2	0	0	1	1	2
30 Michael Conforto, L (1, 9) OBP: 0.333, SLG: 0.333	X 0-0 ① FC4-6 20 1B 40 1B 1-2f	X 0-0 40 L6-3 1B			X 0-0 ① G4-3 1-2 2-3		X 0-0 28 FC5 74 S 1-3 1B	S S C 0-3 ③ K		4	0	2	0	0	0	3
68 Rymer Liriano, R (7, 9) OBP: 0.200, SLG: 0.500										1	0	0	0	0	1	2
40 Wilson Ramos, R (1, 2) OBP: 0.429, SLG: 0.429	X 0-0 20 1B 1-2 1B	X 0-0 ① ② L6-3 1-1			S S S 0-3 ② K		S S C 0-3 ① K 1-2		X 0-0 ① G6-3	3	0	1	0	0	1	4
74 Ali Sánchez, R (5, 2)										2	0	0	0	0	1	2
20 Pete Alonso, R (1, 3) OBP: 0.500, SLG: 0.750	X 0-0 28 G6-4-3 1-2 2-3 1B	X 0-0 ③ L8			X 0-0 28 2B 2-H 3-H 1B		B B B B 4-0 28 FC5 BB		X 0-0 7 1B 1B	3	0	2	2	0	0	0
22 Dominic Smith, L (6, 3) OBP: 0.714, SLG: 0.600										1	0	1	0	1	0	0
28 J.D. Davis, R (1, 5) OBP: 0.313, SLG: 0.563	X 0-0 ② ③ G6-4-3 1-2f			X 0-0 ① G5-3	X 0-0 1-3 2B		X 0-0 ② FC5 1-2 2-3f 3-H		X 0-0 ② P3	4	0	1	1	0	0	5
83 Arismendy Alcántara, S (7, PR) (7, 5)										1	0	0	0	0	0	1
12 Juan Lagares, R (1, 8) OBP: 0.167, SLG: 0.091		X 0-0 ① G6-3		X 0-0 1B	X 0-0 ③ G4-3		X 0-0 ③ G1-3		X 0-0 88 FC6-4 1-2 1B	4	0	1	0	0	0	5
7 Grégor Blanco, L (7, 8) OBP: 0.364, SLG: 0.222										1	0	1	0	0	0	0
88 Danny Espinosa, S (1, 10) OBP: 0.200, SLG: 0.444		X 0-0 ② G4-3		1 SAFE X 0-0 ② F9		S S S 0-3 ① K		S S S 0-3 ① K2-3	X 0-0 ③ FC6-4 1-2f	5	0	0	0	0	2	3
25 Adeiny Hechavarría, R (1, 6)		B B B B 4-0 16 1B BB		S F C 0-3 ③ K		S S S 0-3 ② K		H 1-0 72 BB HBP		2	0	0	0	1	2	1
15 Luis Guillorme, L (6, 4) OBP: 0.625, SLG: 0.667										0	0	0	0	0	0	0
16 Dilson Herrera, R (1, 4) OBP: 0.300, SLG: 0.125		X 0-0 1-3 1B			B B B B 4-0 30 G4-3 11 HBP 20 1B BB	S S S 0-3 ③ K		B B B B 4-0 1-2 BB		2	1	1	0	1	1	0
72 Andrés Giménez, L (6, 6)										0	0	0	0	1	0	0
Inning Stats	R: 0 E: 0 K: 0 S: 6 H: 3 LOB: 2 BB: 0 P: 7	R: 0 E: 0 K: 0 S: 4 H: 1 LOB: 2 BB: 1 P: 8	R: 0 E: 0 K: 0 S: 3 H: 1 LOB: 0 BB: 0 P: 3	R: 0 E: 0 K: 1 S: 6 H: 1 LOB: 1 BB: 0 P: 6	R: 2 E: 0 K: 1 S: 7 H: 2 LOB: 3 BB: 1 P: 12	R: 0 E: 0 K: 3 S: 9 H: 0 LOB: 0 BB: 0 P: 9	R: 1 E: 0 K: 1 S: 6 H: 1 LOB: 2 BB: 2 P: 14	R: 0 E: 0 K: 3 S: 9 H: 0 LOB: 2 BB: 1 P: 14	R: 0 E: 0 K: 0 S: 5 H: 2 LOB: 2 BB: 0 P: 5	1B: 10 2B: 2 3B: 0 HR: 0		SF: 0 SAC: 0 DP: 2 HBP: 2		WP: 0 PB: 0 SB: 1 CS: 0		PA: 43	

TOP

New York Mets @ St. Louis Cardinals

Roger Dean Chevrolet Stadium, Jupiter, FL

Thu Feb 28 2019, 1:12 PM - 4:10 PM EST

Att. 4,914 - Partly Cloudy - 78 F

livebaseballscorecards.com

AB	36
R	3
H	11
RBI	3
BB	5
SO	9
LOB	30

PITCHER	IP	WLS	BF	H	R	ER	SO	BB	IBB	HBP	BLK	WP	HR	S	P	ERA	WHIP
39 Miles Mikolas, R (1, 1) ERA:	3.0		13	5	0	0	0	1	0	0	0	0	0	13	18	0.00	2.000
22 Jack Flaherty, R (4, 1) ERA: 6.75	3.0	L	14	3	2	2	5	1	0	1	0	0	0	22	27	6.00	1.333
59 Mike Mayers, R (7, 1) ERA: 4.5	1.0		6	1	1	1	1	2	0	0	0	0	0	6	14	9.00	3.000
49 Jordan Hicks, R (8, 1) ERA:	1.0		5	0	0	0	3	1	0	1	0	0	0	9	14	0.00	1.000
61 Génesis Cabrera, L (9, 1) ERA: 21.6	1.0		5	2	0	0	0	0	0	0	0	0	0	5	5	0.00	2.000

PITCHER	IP	WLS	BF	H	R	ER	SO	BB	IBB	HBP	BLK	WP	HR	S	P	ERA	WHIP

Batter	1	2	3	4	5	6	7	8	9	AB	R	H	RBI	BB	SO	LOB
13 Matt Carpenter, L (1, 5) OBP: 0.429, SLG: 0.833	HR		1B		BB		K		P6	2	1	2	1	0	0	0
79 Max Schrock, L (5, PH) OBP: 0.400, SLG: 0.583 (6, 5)										2	0	0	0	1	1	1
25 Dexter Fowler, S (1, 9) 91 Dylan Carlson, S (6, 9) OBP: 0.357, SLG: 0.333	K		P5		F9			2B		3	0	0	0	0	1	3
										1	1	1	0	0	0	0
46 Paul Goldschmidt, R (1, 3) OBP: 0.286, SLG: 0.333	F9		BB		G4-3			L7		2	0	0	0	1	0	2
81 Rangel Ravelo, R (6, 3) OBP: 0.308, SLG: 0.273										1	0	0	0	0	0	1
38 José Martínez, R (1, 7) OBP: 0.444, SLG: 0.286	K		1B			G5-3		2B		3	0	1	0	0	1	0
63 Edmundo Sosa, R (7, 6) OBP: 0.250, SLG: 0.286										1	0	1	1	0	0	0
41 Tyler O'Neill, R (1, 10) OBP: 0.250, SLG: 0.400		BB		P3		K		P6		3	0	0	0	1	1	1
34 Yairo Muñoz, R (1, 6) OBP: 0.417, SLG: 0.545		P6		G6-3		1B		BB		3	0	1	0	0	0	1
44 Scott Hurst, L (7, 7)										0	0	0	0	1	0	0
33 Drew Robinson, L (1, 4) OBP: 0.385, SLG: 0.583		F8		1B		F8		G3		4	0	1	0	0	0	4
47 Francisco Peña, R (1, 2) OBP: 0.375, SLG: 0.500		K		FC6-4					G5-3	3	0	1	0	0	1	2
89 Brian O'Keefe, R (7, PR)										0	0	0	0	0	0	0
86 Jeremy Martinez, R (8, 2)										1	0	0	0	0	0	0
83 Randy Arozarena, R (1, 8) OBP: 0.545, SLG: 0.375			G4-3		BB		K		G3	2	0	0	0	1	1	1
82 Tommy Edman, S (9, PH) OBP: 0.538, SLG: 0.400										1	0	0	0	0	0	0
Inning Stats	R: 1 H: 1 E: 0 LOB: 0 K: 2 BB: 0 S: 9 P: 9	R: 0 H: 0 E: 1 LOB: 1 K: 1 BB: 1 S: 5 P: 9	R: 0 H: 2 E: 0 LOB: 2 K: 0 BB: 1 S: 4 P: 8	R: 0 H: 1 E: 0 LOB: 1 K: 0 BB: 0 S: 4 P: 4	R: 0 H: 0 E: 0 LOB: 1 K: 0 BB: 2 S: 2 P: 10	R: 0 H: 1 E: 0 LOB: 1 K: 1 BB: 0 S: 6 P: 6	R: 0 H: 1 E: 0 LOB: 1 K: 2 BB: 0 S: 7 P: 7	R: 1 H: 2 E: 0 LOB: 2 K: 0 BB: 1 S: 5 P: 9	R: 0 H: 0 E: 0 LOB: 0 K: 0 BB: 0 S: 3 P: 3	1B: 5 SF: 0 2B: 3 SAC: 0 3B: 0 DP: 2 HR: 1 HBP: 0						

PITCHER		IP	WLS	BF	H	R	ER	SO	BB	IBB	HBP	BLK	WP	HR	S	P	ERA	WHIP
44 Jason Vargas, L ERA: 4.5	(1, 1)	2.0		8	1	1	1	3	1	0	0	0	0	1	14	18	4.50	1.000
62 Drew Smith, R ERA:	(3, 1)	1.0		5	2	0	0	0	1	0	0	0	0	0	4	8	0.00	3.000
43 Luis Avilán, L ERA:	(4, 1)	1.0	W	4	1	0	0	0	0	0	0	0	0	0	4	4	0.00	1.000
49 Tyler Bashlor, R ERA:	(5, 1)	1.0	H	4	0	0	0	0	2	0	0	0	0	0	2	10	0.00	2.000
35 Jacob Rhame, R ERA: 13.5	(6, 1)	1.0	H	4	1	0	0	1	0	0	0	0	0	0	6	6	0.00	1.000

PITCHER		IP	WLS	BF	H	R	ER	SO	BB	IBB	HBP	BLK	WP	HR	S	P	ERA	WHIP
77 David Peterson, L ERA: 13.5	(7, 1)	1.0	H	3	1	0	0	2	0	0	0	0	0	0	7	7	0.00	1.000
84 Ryder Ryan, R ERA: 4.5	(8, 1)	1.0	H	6	2	1	1	0	1	0	0	0	0	0	5	9	9.00	3.000
82 Joshua Torres, R ERA:	(9, 1)	1.0	S	3	0	0	0	0	0	0	0	0	0	0	3	3	0.00	0.000

BOTTOM

New York Mets @ St. Louis Cardinals

Roger Dean Chevrolet Stadium, Jupiter, FL

Thu Feb 28 2019, 1:12 PM - 4:10 PM EST

Att. 4,914 - Partly Cloudy - 78 F

livebaseballscorecards.com

AB	32
R	2
H	8
RBI	2
BB	5
SO	6
LOB	16

New York Mets @ Detroit Tigers

Publix Field at Joker Marchant Stadium, Lakeland, FL

Fri Mar 01 2019, 1:06 PM - 3:43 PM EST

Att. 5,444 - Partly Cloudy - 82 F

TOP

livebaseballscorecards.com

Batter	1	2	3	4	5	6	7	8	9	AB	R	H	RBI	BB	SO	LOB
1 Amed Rosario, R (1, 6) OBP: 0.500, SLG: 0.909	HR	BB		F8		G3-1			86 BB 1B	2	1	1	1	1	0	2
15 Luis Guillorme, L (5, 6) OBP: 0.600, SLG: 0.625		72 G4-6-3								2	0	1	0	0	0	0
72 Andrés Giménez, L (1, 10) OBP: 0.182, SLG: 0.100	K	G4-6-3		22 1B 1B		P6			F7	5	0	1	1	0	1	2
22 Dominic Smith, L (1, 3) OBP: 0.727, SLG: 0.625	29 G2-3 68 1B 1B	P5		68 BB 1B			68 G6-4-3 BB		P5	3	0	2	1	1	0	0
87 David Thompson, R (7, 5) OBP: 0.111, SLG: 0.444										1	0	0	0	0	0	1
68 Rymer Liriano, R (1, 9) OBP: 0.286, SLG: 0.462	29 G2-3 1B		P5	29 G6-4-3 BB			G6-4-3		4-0 BBBB BB	3	0	1	0	1	0	1
86 Kevin Kaczmarski, L (7, 9) OBP: 0.667, SLG: 0.667										0	0	0	0	1	0	0
29 Devin Mesoraco, R (1, 2) OBP: 0.167, SLG: 0.667	G2-3		HR	G6-4-3			G6-3		K	3	1	1	1	0	0	5
3 Tomás Nido, R (6, 2)										2	0	0	0	0	1	2
15 Tim Tebow, L (1, 7)	HBP		K		K			F7		2	0	0	0	0	2	0
93 Braxton Lee, L (5, 7) OBP: 0.333, SLG: 0.143 (7, 8)										1	0	0	0	0	0	0
7 Grégor Blanco, L (1, 8) OBP: 0.286, SLG: 0.167	G4-3		K		K			HR		3	0	0	0	0	2	3
92 Dario Pizzano, L (7, 3) OBP: 0.500, SLG: 1.333										1	1	1	1	0	0	0
2 Gavin Cecchini, R (1, 4) OBP: 0.583, SLG: 0.429		83 WP 83 S 1 WP BB		1 F8 83 1B 72 1B BB	G6-3			G4-3		1	2	0	0	2	0	0
88 Sam Haggerty, S (7, 4)										1	0	0	0	0	0	0
83 Arismendy Alcántara, S (1, 5) OBP: 0.250, SLG: 0.111 (7, 7)		1 WP 72 G4-6-3 BB		72 1B 22 1B 1B		G6-3		G5-3		3	2	1	0	1	0	0

Inning Stats										
	R: 1 E: 0 K: 1 S: 8	H: 3 LOB: 3 BB: 0 P: 10	R: 2 E: 0 K: 0 S: 2	H: 0 LOB: 0 BB: 3 P: 14	R: 1 E: 0 K: 2 S: 8	H: 1 LOB: 0 BB: 0 P: 9	R: 2 E: 0 K: 0 S: 5	H: 3 LOB: 2 BB: 2 P: 13	R: 0 E: 0 K: 2 S: 7	H: 0 LOB: 0 BB: 0 P: 7
	R: 0 E: 0 K: 0 S: 3	H: 0 LOB: 0 BB: 0 P: 3	R: 0 E: 0 K: 0 S: 2	H: 0 LOB: 0 BB: 1 P: 6	R: 1 E: 0 K: 0 S: 4	H: 1 LOB: 0 BB: 0 P: 5	R: 0 E: 0 K: 1 S: 6	H: 1 LOB: 2 BB: 1 P: 10	1B: 6 2B: 0 3B: 0 HR: 3	SF: 0 SAC: 0 DP: 3 HBP: 1

	AB	33
	R	7
	H	9
	RBI	5
	BB	7
	SO	6
	LOB	16

WP: 3 PB: 0 SB: 1 CS: 0 PA: 41

PITCHER		IP	WLS	BF	H	R	ER	SO	BB	IBB	HBP	BLK	WP	HR	S	P	ERA	WHIP
38 Tyson Ross, R ERA: 14.73	(1, 1)	2.0	L	12	3	3	3	1	3	0	1	0	2	1	10	24	13.50	3.000
77 Joe Jiménez, R ERA: 4.5	(3, 1)	1.0		4	1	1	1	2	0	0	0	0	0	1	8	9	9.00	1.000
50 Reed Garrett, R ERA: 6.0	(4, 1)	1.0		7	3	2	2	0	2	0	0	0	0	0	5	13	18.00	5.000
31 Ryan Carpenter, L ERA:	(5, 1)	2.0		6	0	0	0	2	0	0	0	0	0	0	10	10	0.00	0.000
67 José Cisnero, R ERA:	(7, 1)	1.0		3	0	0	0	0	1	0	0	0	0	0	2	6	0.00	1.000

PITCHER		IP	WLS	BF	H	R	ER	SO	BB	IBB	HBP	BLK	WP	HR	S	P	ERA	WHIP
19 Louis Coleman, R ERA: 6.0	(8, 1)	1.0		4	1	1	1	0	0	0	0	0	0	1	4	5	9.00	1.000
62 Sandy Báez, R ERA:	(9, 1)	1.0		5	1	0	0	1	1	0	0	0	0	0	6	10	0.00	2.000

New York Mets @ Detroit Tigers

Publix Field at Joker Marchant Stadium, Lakeland, FL

Fri Mar 01 2019, 1:06 PM - 3:43 PM EST

Att. 5,444 - Partly Cloudy - 82 F

livebaseballscorecards.com

BOTTOM

Batter	1	2	3	4	5	6	7	8	9	AB	R	H	RBI	BB	SO	LOB
1 Josh Harrison, R (1, 4) OBP: 0.600, SLG: 0.333	F8		K			F9		L8		2	0	0	0	0	1	1
18 Dawel Lugo, R (6, 4) OBP: 0.273, SLG: 0.200										2	0	0	0	0	0	1
14 Christin Stewart, L (1, 7) OBP: 0.417, SLG: 1.000	K			F9		L7		G3-1		3	0	0	0	0	1	0
79 Jacob Robson, L (7, 7)										1	0	0	0	0	0	1
9 Nick Castellanos, R (1, 9) OBP: 0.200, SLG: 0.400	G5-3			K		G3			2B	2	0	0	0	0	1	0
22 Victor Reyes, S (6, 9) OBP: 0.308, SLG: 0.333										2	0	1	0	0	0	0
24 Miguel Cabrera, R (1, 10) OBP: 0.545, SLG: 0.556		G5-3		1B			K		G5-3	3	0	1	0	0	1	0
78 Brady Policelli, R (9, PH)										1	0	0	0	0	0	1
46 Jeimer Candelario, S (1, 5) OBP: 0.385, SLG: 0.636		F9		F7			HR		G5-3	2	0	0	0	0	0	1
60 Ronny Rodríguez, R (6, 5) OBP: 0.214, SLG: 0.615										2	1	1	1	0	0	1
28 Niko Goodrum, S (1, 3) OBP: 0.462, SLG: 0.750		F7			1-7 G1-3 1B		K		G5-3	2	0	1	0	0	0	0
29 Gordon Beckham, R (6, 3) OBP: 0.533, SLG: 0.500										2	0	0	0	0	1	1
8 Mikie Mahtook, R (1, 8) OBP: 0.538, SLG: 0.545			2B	F8			F8			2	0	1	0	0	0	1
80 Danny Woodrow, L (6, 8) OBP: 0.333, SLG: 0.333										1	0	0	0	0	0	0
17 Grayson Greiner, R (1, 2) OBP: 0.545, SLG: 1.000			K	G1-3 1-2				1B		2	0	0	0	0	1	2
84 Jake Rogers, R (7, 2) OBP: 0.429, SLG: 0.500										1	0	1	0	0	0	0
7 Jordy Mercer, R (1, 6) OBP: 0.273, SLG: 0.111			K	G6-3				F7		2	0	0	0	0	1	2
40 Sergio Alcántara, S (6, 6) OBP: 0.143, SLG: 0.143										1	0	0	0	0	0	1

Inning Stats	1	2	3	4	5	6	7	8	9
	R: 0 H: 0 E: 0 LOB: 0 K: 1 BB: 0 S: 5 P: 5	R: 0 H: 0 E: 0 LOB: 0 K: 0 BB: 0 S: 3 P: 3	R: 0 H: 1 E: 0 LOB: 1 K: 3 BB: 0 S: 10 P: 10	R: 0 H: 1 E: 0 LOB: 1 K: 1 BB: 0 S: 6 P: 6	R: 0 H: 1 E: 0 LOB: 1 K: 0 BB: 0 S: 4 P: 4	R: 0 H: 0 E: 0 LOB: 0 K: 0 BB: 0 S: 3 P: 3	R: 1 H: 1 E: 0 LOB: 0 K: 2 BB: 0 S: 8 P: 8	R: 0 H: 1 E: 0 LOB: 1 K: 0 BB: 0 S: 4 P: 4	R: 0 H: 1 E: 0 LOB: 1 K: 0 BB: 0 S: 4 P: 4

	AB	33
	R	1
	H	6
	RBI	1
	BB	0
	SO	7
	LOB	13

1B: 3 SF: 0 WP: 0 PA: 33
2B: 2 SAC: 0 PB: 0
3B: 0 DP: 0 SB: 0
HR: 1 HBP: 0 CS: 0

PITCHER	IP	WLS	BF	H	R	ER	SO	BB	IBB	HBP	BLK	WP	HR	S	P	ERA	WHIP
48 Jacob deGrom, R (1, 1) ERA: 2.25	3.0	W	10	1	0	0	4	0	0	0	0	0	0	18	18	0.00	0.333
65 Robert Gsellman, R (4, 1) ERA: 6.0	2.0		8	2	0	0	1	0	0	0	0	0	0	10	10	0.00	1.000
67 Seth Lugo, R (6, 1) ERA:	1.0		3	0	0	0	0	0	0	0	0	0	0	3	3	0.00	0.000
73 Daniel Zamora, L (7, 1) ERA: 4.5	1.0		4	1	1	1	2	0	0	0	0	0	1	8	8	9.00	1.000
70 Eric Hanhold, R (8, 1) ERA: 3.0	1.0		4	1	0	0	0	0	0	0	0	0	0	4	4	0.00	1.000

PITCHER	IP	WLS	BF	H	R	ER	SO	BB	IBB	HBP	BLK	WP	HR	S	P	ERA	WHIP
80 P.J. Conlon, L (9, 1) ERA:	1.0		4	1	0	0	0	0	0	0	0	0	0	4	4	0.00	1.000

Batter	1	2	3	4	5	6	7	8	9	AB	R	H	RBI	BB	SO	LOB
4 George Springer, R (1, 10) OBP: 0.500, SLG: 0.333 74 Jamie Ritchie, R (6, PH) OBP: 0.714, SLG: 0.750 (6, 10)	B B B B 4-0 27 F9 23 E BB		B B B B 4-0 2 S 27 S BB	X 0-0 ③ F9		B B B B 4-0 ① 1-2 BB	X 0-0 ③ G5-3			1 1	1 0	0 0	0 0	2 1	0 0	0 1
27 Jose Altuve, R (1, 4) 82 Josh Rojas, L (5, PR) OBP: 0.154, SLG: 0.231 (5, 4)	X 0-0 ① F9 1-2		B B B B 4-0 2 S 1-2 BB		B B B B 4-0 2 HBP 23 1B BB	X 0-0 ② F8		S S S 0-3 ① K		1 2	0 1	0 0	0 0	2 0	0 1	1 1
2 Alex Bregman, R (1, 5) 83 Abraham Toro, S (5, PR) OBP: 0.400, SLG: 0.571 (5, 5)	B B B B 4-0 23 FC3-6 BB		B B B B 4-0 1-2 2-3 BB		H 1-0 23 1B 28 1B 1-2 HBP	S S S 0-3 ③ K		X 0-0 ② F8		0 2	0 1	0 0	0 0	2 0	0 1	0 1
23 Michael Brantley, L (1, 7) OBP: 0.364, SLG: 0.222 72 Yordan Alvarez, L (5, PR) OBP: 0.667, SLG: 0.556 (5, 7)	X 0-0 ② FC3-6 1-2f 2-H		C C C 0-3 ② K		X 0-0 28 1B 1-2 2-H 1B		H 1-0 80 1B 3 E HBP	X 0-0 2B		3 1	0 1	1 1	1 0	0 0	1 0	4 0
28 Robinson Chirinos, R (1, 2) OBP: 0.545, SLG: 0.556 79 Taylor Jones, R (5, PR) OBP: 0.167, SLG: 0.167 (5, 3)	S S S 0-3 ③ K		X 0-0 ③ G4-3		X 0-0 1-2 2-H 1B		X 0-0 ① F9	X 0-0 ③ F9		3 2	0 0	1 0	1 0	0 0	1 0	4 2
44 AJ Reed, L (1, 3) OBP: 0.118, SLG: 0.286 77 Garrett Stubbs, L (5, 2) OBP: 0.273, SLG: 0.364		S S S 0-3 ① K		B X 1-0 ① HR	C C C 0-3 ① K		X 0-0 ② P4		X 0-0 3 CS 1B	3 2	1 0	1 1	1 0	0 0	2 0	2 1
16 Aledmys Díaz, R (1, 6) OBP: 0.143, SLG: 0.077 80 Jack Mayfield, R (5, 6) OBP: 0.313, SLG: 0.333	S S S 0-3 ② K		S S S 0-3 ① K	X 0-0 ② F9		X 0-0 3 1B 3 E 1-2 1B			S S S 0-3 ① K	3 2	0 1	0 1	0 0	0 0	2 1	2 1
21 Derek Fisher, L (1, 9) OBP: 0.444, SLG: 0.571 3 Kyle Tucker, L (6, 9) OBP: 0.385, SLG: 0.462	X 0-0 ③ G4-3		S B B X 2-1 HR	S S S 0-3 ③ K		X 0-0 E9 73 1B 1-H 2-H 1B			S S C 0-3 ② ③ 1-2	3 2	1 1	1 1	1 1	0 0	1 1	2 1
6 Jake Marisnick, R (1, 8) OBP: 0.333, SLG: 0.545 73 Ronnie Dawson, L (6, PR) OBP: 0.462, SLG: 0.462 (6, 8)		X 0-0 ① G4-3	X 0-0 ② G6-3		B B B B 4-0 74 CS BB	X 0-0 3-H 1B				2 1	0 0	0 1	0 1	1 0	0 0	0 0
Inning Stats	R: 1 E: 1 K: 1 S: 5 H: 0 LOB: 1 BB: 2 P: 13	R: 0 E: 0 K: 2 S: 7 H: 0 LOB: 0 BB: 0 P: 7	R: 0 E: 0 K: 1 S: 5 H: 0 LOB: 3 BB: 3 P: 17	R: 2 E: 0 K: 1 S: 8 H: 2 LOB: 0 BB: 0 P: 11	R: 2 E: 0 K: 2 S: 9 H: 2 LOB: 2 BB: 1 P: 14	R: 0 E: 0 K: 1 S: 4 H: 0 LOB: 1 BB: 2 P: 12	R: 3 E: 1 K: 0 S: 6 H: 3 LOB: 1 BB: 0 P: 7	R: 0 E: 0 K: 1 S: 6 H: 1 LOB: 1 BB: 0 P: 6	R: 0 E: 0 K: 2 S: 7 H: 1 LOB: 1 BB: 0 P: 7	1B: 6 2B: 2 3B: 0 HR: 2 SF: 0 SAC: 0 DP: 1 HBP: 2						

PITCHER		IP	WLS	BF	H	R	ER	SO	BB	IBB	HBP	BLK	WP	HR	S	P	ERA	WHIP
34 Noah Syndergaard, R ERA:	(1, 1)	2.2		13	0	1	0	4	5	0	0	0	0	0	16	36	0.00	1.875
64 Chris Flexen, R ERA:	(3, 1)	0.1		1	0	0	0	0	0	0	0	0	0	0	1	1	0.00	0.000
38 Justin Wilson, L ERA: 13.5	(4, 1)	1.0		5	2	2	2	1	0	0	0	0	0	2	8	11	18.00	2.000
27 Jeurys Familia, R ERA: 9.0	(5, 1)	1.0		7	2	2	2	2	1	0	1	0	0	0	9	14	18.00	3.000
39 Edwin Díaz, R ERA:	(6, 1)	1.0	H	4	0	0	0	1	2	0	0	0	0	0	4	12	0.00	2.000
47 Drew Gagnon, R ERA: 11.25	(7, 1)	1.0	L	7	3	3	2	0	0	0	1	0	0	0	6	7	18.00	3.000
46 Héctor Santiago, L ERA: 1.8	(8, 1)	2.0		7	2	0	0	3	0	0	0	0	0	0	13	13	0.00	1.000

TOP

Houston Astros @ New York Mets

First Data Field, Port St. Lucie, FL

Sat Mar 02 2019, 1:11 PM - 4:37 PM EST

Att. 6,317 - Partly Cloudy - 88 F

livebaseballscorecards.com

AB	34
R	8
H	9
RBI	6
BB	8
SO	11
LOB	23

WP: 0 PA: 44
PB: 0
SB: 3
CS: 2

Houston Astros @ New York Mets

First Data Field, Port St. Lucie, FL

Sat Mar 02 2019, 1:11 PM - 4:37 PM EST

Att. 6,317 - Partly Cloudy - 88 F

BOTTOM

Batter	1	2	3	4	5	6	7	8	9	AB	R	H	RBI	BB	SO	LOB
6 Jeff McNeil, L (1, 7)	K		F9		L7		K		G4-6-3 1-2f	3	0	0	0	0	1	2
7 Grégor Blanco, L (6, 7) OBP: 0.250, SLG: 0.143										2	0	0	0	0	1	2
30 Michael Conforto, L (1, 9) OBP: 0.400, SLG: 0.600	HR		F7		40 HR 24 E 1-2 2-H 1B		L7			3	2	2	2	0	0	0
68 Rymer Liriano, R (7, 9) OBP: 0.267, SLG: 0.429										1	0	0	0	0	0	0
24 Robinson Canó, L (1, 4) OBP: 0.333, SLG: 0.333	F8			G3-1	E4 40 HR 1-2 2-3			K		3	1	0	0	0	0	2
83 Arismendy Alcántara, S (7, 4) OBP: 0.231, SLG: 0.100										1	0	0	0	0	1	0
40 Wilson Ramos, R (1, 2) OBP: 0.600, SLG: 0.900	1B			1B	HR 1-H 2-H 3-H			K		3	1	3	4	0	0	0
74 Ali Sánchez, R (7, 2)										1	0	0	0	0	1	0
22 Dominic Smith, L (1, 10) OBP: 0.533, SLG: 0.417	K			K	F9			K		4	0	0	0	0	3	2
20 Pete Alonso, R (1, 3) OBP: 0.438, SLG: 0.643		K	K			F8			BB 72 BB 16 BB 11 FC5	2	0	0	0	0	2	1
92 Dario Pizzano, L (5, 3) OBP: 0.500, SLG: 1.000										1	1	0	0	1	0	0
28 J.D. Davis, R (1, 5) OBP: 0.316, SLG: 0.526		K			30 1B 88 BB 1B	K			1-2 11 FC5 72 BB BB	3	1	1	0	0	2	0
16 Dilson Herrera, R (7, 5) OBP: 0.364, SLG: 0.125										0	0	0	0	1	0	0
88 Danny Espinosa, S (1, 6) OBP: 0.231, SLG: 0.364		F7			40 HR 24 E 30 1B 1-2 BB	G3-1			2-3 11 FC5 BB	2	1	0	0	1	0	0
72 Andrés Giménez, L (7, 6) OBP: 0.250, SLG: 0.100										0	0	0	0	1	0	0
12 Juan Lagares, R (1, 8) OBP: 0.133, SLG: 0.071			G6-3		F9		G4-3		FC5 7 G4-6-3 1-2 2-3f 3-H	3	0	0	0	0	0	2
11 Rajai Davis, R (8, 8) OBP: 0.455, SLG: 0.900										1	0	0	1	0	0	2

Inning Stats	1	2	3	4	5	6	7	8	9
	R: 1 H: 2 E: 0 LOB: 1 K: 2 BB: 0 S: 10 P: 11	R: 0 H: 0 E: 0 LOB: 0 K: 2 BB: 0 S: 7 P: 7	R: 0 H: 0 E: 0 LOB: 0 K: 0 BB: 0 S: 3 P: 3	R: 0 H: 1 E: 0 LOB: 1 K: 2 BB: 0 S: 8 P: 8	R: 5 H: 3 E: 1 LOB: 0 K: 0 BB: 1 S: 7 P: 11	R: 0 H: 0 E: 0 LOB: 0 K: 1 BB: 0 S: 5 P: 5	R: 0 H: 0 E: 0 LOB: 0 K: 1 BB: 0 S: 5 P: 5	R: 0 H: 0 E: 0 LOB: 0 K: 3 BB: 0 S: 9 P: 9	R: 1 H: 0 E: 0 LOB: 1 K: 0 BB: 3 S: 2 P: 14

AB	33
R	7
H	6
RBI	7
BB	4
SO	11
LOB	13

PITCHER		IP	WLS	BF	H	R	ER	SO	BB	IBB	HBP	BLK	WP	HR	S	P	ERA	WHIP	PITCHER		IP	WLS	BF	H	R	ER	SO	BB	IBB	HBP	BLK	WP	HR	S	P	ERA	WHIP
35 Justin Verlander, R (1, 1) ERA: 1.8		3.0		11	2	1	1	4	0	0	0	0	0	1	20	21	3.00	0.667																		
64 Reymin Guduan, L (4, 1) ERA: 3.0		1.0	H	4	1	0	0	2	0	0	0	0	0	0	8	8	0.00	1.000																		
68 Forrest Whitley, R (5, 1) ERA: 1.8		3.0	W	14	3	5	1	2	1	0	0	0	0	1	17	21	3.00	1.333																		
87 Brandon Bielak, R (8, 1) ERA: 2.25		2.0	S	8	0	1	1	3	3	0	0	0	0	0	11	23	4.50	1.500																		

1B: 4	2B: 1	3B: 0	HR: 2	SF: 0	SAC: 0	DP: 1	HBP: 0	WP: 0	PB: 0	SB: 0	CS: 0	PA: 37
---	---	---	---	---	---	---	---	---	---	---	---	---

livebaseballscorecards.com

Batter	1	2	3	4	5	6	7	8	9	AB	R	H	RBI	BB	SO	LOB
12 Juan Lagares, R (1, 8) OBP: 0.250, SLG: 0.211 93 Braxton Lee, L (8, 8) OBP: 0.333, SLG: 0.143	B X 1-0 F8 ①		1 SAFE X 0-0 15 WP 15 HR 1-2 1B		X 0-0 15 1B 15 WP 18 1B 1B		B X 1-0 15 S 22 HR 1-3 1B	S S C 0-3 K ③		5 0	3 0	3 0	0 0	0 0	1 0	0 0
15 Luis Guillorme, L (1, 6) OBP: 0.571, SLG: 0.833 82 Luis Carpio, R (8, 6)	S S S 0-3 K ②	2 SAFE B S S B X 2-1 1-H 2-H HR		1 SAFE 1 SAFE B X 1-0 18 1B 22 1B 1-3 1B	1 SAFE B S S S 1-3 K ① 1-2 3-H		X 0-0 G5-3 ①		4 1	2 0	2 0	2 0	0 0	2 0	1 0
18 Travis d'Arnaud, R (1, 10) OBP: 0.333, SLG: 0.333 74 Ali Sánchez, R (5, PR) (5, 10)	X 0-0 G5-3 ③	X 0-0 G1-3 ②		X 0-0 22 1B 1-2 3-H 1B	B B B B 4-0 22 HR BB		X 0-0 G5-3 ②		3 1	0 1	1 1	1 0	0 1	0 0	0 0
22 Dominic Smith, L (1, 3) OBP: 0.579, SLG: 0.688 89 Jeremy Vasquez, L (8, 3)	X 0-0 29 1B 1B	X 0-0 F8 ③		X 0-0 1-3 2-H 1B	S X 0-1 1-H 2-H HR		S S S 0-3 K ③		4 1	1 0	3 0	4 0	0 1	0 0	0 0
29 Devin Mesoraco, R (1, 2) OBP: 0.222, SLG: 0.556 76 Patrick Mazeika, L (5, 2)	X 0-0 25 G4-6-3 1-2 1B	X 0-0 P3 ① S S C 0-3 K ③		X 0-0 F9 ②			3 1	0 0	1 0	0 0	0 0	1 0	2 1
68 Rymer Liriano, R (1, 9) OBP: 0.211, SLG: 0.333 92 Dario Pizzano, L (8, 9) OBP: 0.500, SLG: 1.000	X 0-0 F8 ①	X 0-0 F7 ②		X 0-0 P4 ① X 0-0 L6 ③			4 0	0 0	0 0	0 0	0 0	0 0	3 0
25 Adeiny Hechavarría, R (1, 5) OBP: 0.250, SLG: 0.400 87 David Thompson, R (8, 5) OBP: 0.111, SLG: 0.444	X 0-0 G4-6-3 ②③ 1-2f	X 0-0 G6-3 ③		X 0-0 P3 ② B B S B X 3-1 HR			4 0	1 0	1 0	1 0	0 0	0 0	2 0
16 Dilson Herrera, R (1, 4) OBP: 0.267, SLG: 0.083		S S S 0-3 K ①		S S C 0-3 K ① S S S 0-3 K ③ S S C 0-3 K ①			4 0	0 0	0 0	0 0	0 0	4 0	0 0
11 Rajai Davis, R (1, 7) OBP: 0.500, SLG: 0.818 86 Quinn Brodey, L (7, PR) (7, 7)		H 1-0 15 E 12 1B 15 WP HBP		S S S 0-3 K2-3 ②		H 1-0 12 1B 12 S 15 E HBP S S S 0-3 K ②			1 1	1 1	0 0	0 0	0 0	1 1	0 0
Inning Stats	R: 0 E: 0 K: 1 S: 5 H: 0 LOB: 0 BB: 0 P: 6	R: 0 E: 0 K: 0 S: 4 H: 2 LOB: 1 BB: 0 P: 4	R: 3 E: 1 K: 1 S: 8 H: 2 LOB: 0 BB: 0 P: 11	R: 0 E: 0 K: 0 S: 3 H: 0 LOB: 0 BB: 0 P: 3	R: 2 E: 0 K: 3 S: 13 H: 4 LOB: 2 BB: 0 P: 14	R: 0 E: 0 K: 1 S: 5 H: 0 LOB: 0 BB: 0 P: 5	R: 4 E: 0 K: 1 S: 8 H: 2 LOB: 1 BB: 1 P: 15	R: 1 E: 0 K: 3 S: 11 H: 1 LOB: 0 BB: 0 P: 14	R: 0 E: 0 K: 1 S: 5 H: 0 LOB: 0 BB: 0 P: 5	1B: 8 2B: 0 3B: 0 HR: 3 SF: 0 SAC: 0 DP: 1 HBP: 2						

PITCHER		IP	WLS	BF	H	R	ER	SO	BB	IBB	HBP	BLK	WP	HR	S	P	ERA	WHIP
62 Daniel Ponce de Leon, R ERA: 14.73	(1, 1)	3.0		13	4	3	3	2	0	0	1	0	1	1	17	21	9.00	1.333
43 Dakota Hudson, R ERA: 4.91	(4, 1)	1.2		9	4	2	2	2	0	0	0	0	1	0	13	14	10.80	2.400
60 John Brebbia, R ERA: 6.75	(5, 1)	1.2	L	7	1	3	3	3	0	0	1	0	0	0	12	15	16.20	0.600
65 Giovanny Gallegos, R ERA: 9.82	(7, 1)	1.2		8	2	2	2	3	1	0	0	0	0	2	15	22	10.80	1.800
30 Tyler Webb, L ERA:	(9, 1)	1.0		3	0	0	0	1	0	0	0	0	0	0	5	5	0.00	0.000

PITCHER	IP	WLS	BF	H	R	ER	SO	BB	IBB	HBP	BLK	WP	HR	S	P	ERA	WHIP

TOP

New York Mets @ St. Louis Cardinals

Roger Dean Chevrolet Stadium, Jupiter, FL

Sun Mar 03 2019, 1:09 PM - 4:35 PM EST

Att. 6,585 - Sunny - 84 F

livebaseballscorecards.com

AB	37
R	10
H	11
RBI	8
BB	1
SO	11
LOB	9

WP: 2 PA: 40
PB: 0
SB: 2
CS: 0

BOTTOM

Batter	1	2	3	4	5	6	7	8	9	AB	R	H	RBI	BB	SO	LOB
13 Matt Carpenter, L (1, 5) OBP: 0.417, SLG: 0.900	BBBB 4-0 41 S 3 1B BB	1 SAFE SBBFBX 3-2 1-H HR		X 0-0 ③ G3		X 0-0 ① F9		X 0-0 81 BB 32 E 1-3 1B	X 0-0 ③ G4-3	1	2	1	2	1	0	0
79 Max Schrock, L (4, PH) OBP: 0.364, SLG: 0.474 (5, 5)										4	0	1	0	0	0	1
25 Dexter Fowler, S (1, 10) OBP: 0.154, SLG: 0.154	SSS 0-3 ① K	X 0-0 41 WP 46 1B 1B			X 0-0 E4 41 HR	SSS 0-3 ② K		X 0-0 FC4 81 BB 1-2 3-H		3	0	1	0	0	1	1
36 Nick Dunn, L (5, PR)										0	1	0	0	0	0	0
(6, 10)																
32 Matt Wieters, S (6, PH)										2	0	0	1	0	1	1
(7, 10)																
46 Paul Goldschmidt, R (1, 3) OBP: 0.500, SLG: 0.444	X 0-0 ② F8	X 0-0 1-2 1B			X 0-0 ① F8	X 0-0 2B		BBBB 4-0 63 G6-4-3 1-2 2-3 BB		2	0	1	0	0	0	1
81 Rangel Ravelo, R (5, 3) OBP: 0.350, SLG: 0.353										2	0	1	0	1	0	1
41 Tyler O'Neill, R (1, 7) OBP: 0.389, SLG: 0.857	BBBB 4-0 3 1B 1-2 BB	SSS 0-3 ③ K 2-3			X 0-0 1-H HR	X 0-0 ③ G3		X 0-0 ① P5		2	1	1	2	1	1	2
91 Dylan Carlson, S (6, 7) OBP: 0.294, SLG: 0.267										2	0	0	0	0	0	4
3 Jedd Gyorko, R (1, 4) OBP: 0.600, SLG: 0.429	X 0-0 1-3 2-H 1B		X 0-0 28 CS 1B		X 0-0 48 WP 3B		X 0-0 44 G4-3 1B	X 0-0 ②③ G6-4-3 1-2f		2	0	2	1	0	0	0
63 Edmundo Sosa, R (3, PR) OBP: 0.333, SLG: 0.571 (4, 6)										3	1	2	0	0	0	3
48 Harrison Bader, R (1, 8) OBP: 0.231, SLG: 0.167	X 0-0 ③ G1-3	SFS 0-3 ① K		BBB 4-0 84 CS 3-H BB			X 0-0 ① G4-3 1-2		X 0-0 82 SF8 3B	2	0	0	0	1	1	3
44 Scott Hurst, L (6, 8) OBP: 0.750, SLG: 2.333										2	1	1	0	0	0	1
84 Andrew Knizner, R (1, 2) OBP: 0.308, SLG: 0.417	X 0-0 ① G4-3	X 0-0 ② L8		1 SAFE BX 1-0 ② 28 WP 1-2 2B			SSS 0-3 ② K	X 0-0 ① SF8 3-H		3	0	1	0	0	0	1
78 Joe Hudson, R (7, 2) OBP: 0.222, SLG: 0.125										1	0	0	0	0	1	1
82 Tommy Edman, S (9, PH) OBP: 0.500, SLG: 0.500										0	0	0	1	0	0	0
28 Adolis García, R (1, 9) OBP: 0.263, SLG: 0.067	X 0-0 13 S 13 HR 1B	B 1-0 ③ CS 1-2	X 0-0 ① F9	BBBB 4-0 64 S 2-3 BB			X 0-0 ③ P6		X 0-0 ② L7	4	1	1	0	1	0	1
64 Ramón Urías, R (1, 6) OBP: 0.412, SLG: 0.625 (4, 4)	X 0-0 ② F9		SSS 0-3 ② K	SX 0-1 ③ G4-3 1-2				X 0-0 79 1B 32 E 1B	X 0-0 2B	5	1	2	0	0	1	3
Inning Stats	R: 1 E: 0 K: 1 S: 6 H: 1 LOB: 2 BB: 2 P: 14	R: 2 E: 0 K: 1 S: 11 H: 4 LOB: 2 BB: 0 P: 14	R: 0 E: 0 K: 1 S: 5 H: 1 LOB: 1 BB: 0 P: 6	R: 0 E: 0 K: 1 S: 5 H: 0 LOB: 0 BB: 0 P: 5	R: 3 E: 1 K: 0 S: 7 H: 3 LOB: 3 BB: 2 P: 16	R: 0 E: 0 K: 1 S: 6 H: 1 LOB: 1 BB: 0 P: 6	R: 0 E: 0 K: 1 S: 6 H: 1 LOB: 1 BB: 0 P: 6	R: 1 E: 1 K: 0 S: 5 H: 2 LOB: 2 BB: 1 P: 9	R: 1 E: 0 K: 0 S: 5 H: 2 LOB: 1 BB: 0 P: 5	1B: 8 2B: 3 3B: 2 HR: 2 SF: 1 SAC: 0 DP: 1 HBP: 0						

PITCHER		IP	WLS	BF	H	R	ER	SO	BB	IBB	HBP	BLK	WP	HR	S	P	ERA	WHIP
45 Zack Wheeler, R ERA: 10.13	(1, 1)	1.2		11	4	3	3	1	2	0	0	0	0	1	13	24	16.20	3.600
62 Drew Smith, R ERA:	(2, 1)	1.1		5	2	0	0	2	0	0	0	1	0	0	9	10	0.00	1.500
43 Luis Avilán, L ERA:	(4, 1)	1.0		3	0	0	0	1	0	0	0	0	0	0	5	5	0.00	0.000
33 Kyle Dowdy, R ERA: 10.8	(5, 1)	0.2	B	7	3	3	2	0	2	0	0	0	2	1	5	14	27.00	7.500
35 Jacob Rhame, R ERA: 8.1	(5, 1)	1.1	W	5	1	0	0	1	0	0	0	0	0	0	8	8	0.00	0.750

PITCHER		IP	WLS	BF	H	R	ER	SO	BB	IBB	HBP	BLK	WP	HR	S	P	ERA	WHIP
49 Tyler Bashlor, R ERA: 2.25	(7, 1)	2.0	H	10	3	1	1	1	1	0	0	0	0	0	11	15	4.50	2.000
83 Stephen Villines, R ERA: 6.0	(9, 1)	1.0	S	5	2	1	1	0	0	0	0	0	0	0	5	5	9.00	2.000

New York Mets @ St. Louis Cardinals

Roger Dean Chevrolet Stadium, Jupiter, FL

Sun Mar 03 2019, 1:09 PM - 4:35 PM EST

Att. 6,585 - Sunny - 84 F

livebaseballscorecards.com

AB	40
R	8
H	15
RBI	7
BB	5
SO	6
LOB	24

WP: 3 PA: 47
PB: 0
SB: 3
CS: 2

Boston Red Sox @ New York Mets

First Data Field, Port St. Lucie, FL

Mon Mar 04 2019, 1:11 PM - 4:22 PM EST

Att. 6,574 - Partly Cloudy - 87 F

TOP

livebaseballscorecards.com

Batter	1	2	3	4	5	6	7	8	9	AB	R	H	RBI	BB	SO	LOB
48 Gorkys Hernández, R (1, 8) OBP: 0.333, SLG: 0.500	0-0 11 FC5-6 1B	2-1 1-H 3-H HR		0-0 F7		0-0 E5 68 G4-3 5 1B	0-0 F8			3	1	2	3	0	0	0
65 Michael Chavis, R (5, 5) OBP: 0.381, SLG: 0.947										2	1	0	0	0	0	2
11 Rafael Devers, L (1, 5) OBP: 0.571, SLG: 0.857	0-0 FC5-6 1-2f	0-0 28 FC6-4 1B			0-0 7 59 1B 1B	0-0 G4-3 1-2 3-H		0-0 F9		3	1	2	0	0	0	1
68 Juan Centeno, L (5, 2) OBP: 0.300, SLG: 0.222										2	0	0	1	0	0	1
28 J.D. Martinez, R (1, 10)	0-0 F8	0-0 FC6-4 1-2f			0-3 K	4-0 5 1B BB		0-3 K		3	0	0	0	0	1	3
85 Josh Ockimey, L (6, PH) OBP: 0.389, SLG: 0.214 (6, 10)										1	0	0	0	1	1	0
7 Christian Vázquez, R (1, 2) OBP: 0.077, SLG: 0.077	0-3 K		0-0 P4		0-0 38 1B 59 1B 43 G6-3 1-2 1B	0-0 1-2 2-H 1B		0-3 K		3	1	1	0	0	1	1
5 Jarren Duran, L (5, 7) OBP: 0.500, SLG: 0.500										2	0	1	1	0	1	0
59 Sam Travis, R (1, 3) OBP: 0.368, SLG: 0.200		4-0 43 74 1B BB	0-0 G6-3		0-0 43 G6-3 38 1B 1-2 2-H 1B	0-3 K			0-0 49 BLK 40 1B 2B	2	1	1	1	1	0	0
83 Bobby Dalbec, R (6, PH) OBP: 0.556, SLG: 0.417 (6, 3)										2	1	1	0	0	1	2
38 Tate Matheny, R (1, 7) OBP: 0.313, SLG: 0.500 (5, 8)	0-3 K		0-0 1B		0-0 43 G6-3 1-2 2-3 1B	0-0 L4			0-3 K 2-3	3	0	2	0	0	1	1
90 C.J. Chatham, R (6, PH) OBP: 0.308, SLG: 0.333 (6, 6)										1	0	0	0	0	0	2
49 Roldani Baldwin, R (9, PH)										1	0	0	0	0	1	1
11 Jeremy Rivera, S (9, 6) OBP: 0.250, SLG: 0.500										0	0	0	0	0	0	0
43 Tony Renda, R (1, 4) OBP: 0.238, SLG: 0.444	4-0 74 1B 48 HR 1-2 BB	0-0 L7		0-0 G6-3 1-2 2-3 3-H		0-0 F9		0-0 P6		2	1	0	1	1	0	3
7 Brett Netzer, L (6, 4)										2	0	0	0	0	0	1
41 Cole Sturgeon, L (1, 9) OBP: 0.200, SLG: 0.467	0-0 F7		0-0 P6	0-0 F8		0-0 39 WP 1B		0-0 3-H 1B		3	0	0	0	0	0	4
40 Danny Mars, S (6, 9) OBP: 0.600, SLG: 0.600										2	0	2	1	0	0	0
74 Chad De La Guerra, L (1, 6) OBP: 0.583, SLG: 0.818	0-0 48 HR 1-3 2-H 1B		0-3 K			0-0 68 G4-3 3B	1-3 K 1-2		0-0 G1-3	3	2	2	1	0	1	0
39 Joseph Monge, R (6, 8)										2	0	0	0	0	1	2
Inning Stats	R: 0 E: 0 K: 1 S: 6 H: 1 LOB: 1 BB: 0 P: 6	R: 4 E: 0 K: 1 S: 9 H: 3 LOB: 1 BB: 2 P: 19	R: 0 E: 0 K: 0 S: 4 H: 1 LOB: 1 BB: 0 P: 4	R: 0 E: 0 K: 1 S: 5 H: 0 LOB: 0 BB: 0 P: 5	R: 2 E: 0 K: 1 S: 9 H: 4 LOB: 2 BB: 0 P: 9	R: 2 E: 1 K: 1 S: 8 H: 2 LOB: 2 BB: 1 P: 12	R: 0 E: 0 K: 1 S: 6 H: 1 LOB: 1 BB: 0 P: 7	R: 0 E: 0 K: 2 S: 7 H: 0 LOB: 0 BB: 0 P: 7	R: 1 E: 0 K: 1 S: 7 H: 2 LOB: 1 BB: 0 P: 7	1B: 11 2B: 1 3B: 1 HR: 1	SF: 0 SAC: 0 DP: 0 HBP: 0						

AB	42
R	9
H	14
RBI	9
BB	3
SO	9
LOB	24

WP: 1 PB: 0 SB: 0 CS: 0 PA: 45

PITCHER		IP	WLS	BF	H	R	ER	SO	BB	IBB	HBP	BLK	WP	HR	S	P	ERA	WHIP
32 Steven Matz, L ERA: 9.64	(1, 1)	2.2	L	15	5	4	4	2	2	0	0	0	0	1	18	28	13.50	2.625
26 Arquimedes Caminero, R ERA: 19.29	(3, 1)	0.1		1	0	0	0	0	0	0	0	0	0	0	1	1	0.00	0.000
27 Jeurys Familia, R ERA: 6.0	(4, 1)	1.0		3	0	0	0	1	0	0	0	0	0	0	5	5	0.00	0.000
38 Justin Wilson, L ERA: 15.0	(5, 1)	1.0		7	4	2	2	1	0	0	0	0	0	0	9	9	18.00	4.000
70 Eric Hanhold, R ERA: 4.5	(6, 1)	1.0		7	2	2	1	1	1	0	0	0	0	0	8	12	9.00	3.000

PITCHER		IP	WLS	BF	H	R	ER	SO	BB	IBB	HBP	BLK	WP	HR	S	P	ERA	WHIP
67 Seth Lugo, R ERA:	(7, 1)	2.0		7	1	0	0	3	0	0	0	0	1	0	13	14	0.00	0.500
73 Daniel Zamora, L ERA: 6.0	(9, 1)	1.0		5	2	1	1	1	0	0	0	1	0	0	7	7	9.00	2.000

Boston Red Sox @ New York Mets

First Data Field, Port St. Lucie, FL

Mon Mar 04 2019, 1:11 PM - 4:22 PM EST

Att. 6,574 - Partly Cloudy - 87 F

BOTTOM

Batter	1	2	3	4	5	6	7	8	9	AB	R	H	RBI	BB	SO	LOB
9 Brandon Nimmo, L (1, 10) OBP: 0.125, SLG: 0.125	C C C 0-3 ① K		S S S 0-3 ① K	S S 0-3 ③ K		X 0-0 ② 1-3 2-H 2B		B B B B 4-0 72 2B BB		3	0	0	0	0	3	1
91 Juan Uriarte, R (6, PH) OBP: 1.000, SLG: 2.000 (7, 10)										1	0	1	0	1	0	0
1 Amed Rosario, R (1, 6) OBP: 0.533, SLG: 0.846	X 0-0 ② L8		X 0-0 30 HBP 40 1B 1B		H 1-0 40 F8 24 1B HBP	X 0-0 ③ G4-3		X 0-0 1-3 2B		2	1	1	0	0	0	0
72 Andrés Giménez, L (5, PR) OBP: 0.286, SLG: 0.250 (6, 6)										2	0	1	0	0	0	2
24 Robinson Canó, L (1, 4) OBP: 0.400, SLG: 0.400	X 0-0 1B		S S S 0-3 ② K		X 0-0 1-2 1B		X 0-0 ① G1-3	X 0-0 ② F8		3	0	2	0	0	1	1
15 Luis Guillorme, L (7, 4) OBP: 0.500, SLG: 0.714										2	0	0	0	0	0	2
30 Michael Conforto, L (1, 9) OBP: 0.368, SLG: 0.500	S S S 0-3 ③ K		H 1-0 40 1B 1-2 HBP		X 0-0 ① F8		X 0-0 ② G3-1	X 0-0 ③ L8		3	0	0	0	0	1	3
93 Stanley Consuegra, R (8, 9)										1	0	0	0	0	0	2
40 Wilson Ramos, R (1, 2) OBP: 0.538, SLG: 0.769		X 0-0 ① G4-3	X 0-0 28 FC5-4 1-2 2-H 1B		X 0-0 ② F8 2-3		X 0-0 28 2B 1B		X 0-0 ① G3-1	3	0	1	1	0	0	2
76 Patrick Mazeika, L (6, 2) OBP: 0.143, SLG: 0.143										2	1	1	0	0	0	0
28 J.D. Davis, R (1, 5) OBP: 0.304, SLG: 0.522		X 0-0 ② G1-3	X 0-0 ③ FC5-4 1-2f		S S S 0-3 ③ K		X 0-0 1-H 22 2B 2B		S S S 0-3 ② K2-3	4	1	1	1	0	1	4
83 Arismendy Alcántara, S (8, 5) OBP: 0.214, SLG: 0.091										1	0	0	0	0	1	0
22 Dominic Smith, L (1, 3) OBP: 0.565, SLG: 0.700		X 0-0 23 1B 1B		S S S 0-3 ① K		S S S 0-3 ① K	X 0-0 2-H 2B		B B B B 4-0 BB	4	0	2	1	0	2	0
89 Jeremy Vasquez, L (8, 3)										0	0	0	0	1	0	0
23 Keon Broxton, R (1, 8) OBP: 0.357, SLG: 0.182		X 0-0 1-2 1B		S S S 0-3 ② K		B B B 4-0 15 1B 91 2B BB	X 0-0 ③ F7		X 0-0 ③ F7	3	0	1	0	1	1	1
86 Quinn Brodey, L (8, 8)										1	0	0	0	0	0	1
15 Tim Tebow, L (1, 7) OBP: 0.300, SLG: 0.222		X 0-0 ③ G1-3		X 0-0 1B		X 0-0 91 2B 1-2 1B		X 0-0 ① L6		3	0	2	0	0	0	2
93 Braxton Lee, L (8, 7) OBP: 0.300, SLG: 0.125										1	0	0	0	0	0	0

Inning Stats	1	2	3	4	5	6	7	8	9
	R: 0 E: 0 K: 2 S: 8 H: 1 LOB: 1 BB: 0 P: 8	R: 0 E: 0 K: 0 S: 5 H: 2 LOB: 2 BB: 0 P: 5	R: 1 E: 0 K: 2 S: 9 H: 2 LOB: 2 BB: 0 P: 10	R: 0 E: 0 K: 3 S: 10 H: 1 LOB: 1 BB: 0 P: 10	R: 0 E: 0 K: 1 S: 6 H: 1 LOB: 2 BB: 0 P: 7	R: 0 E: 0 K: 1 S: 6 H: 2 LOB: 2 BB: 1 P: 10	R: 2 E: 0 K: 0 S: 6 H: 3 LOB: 1 BB: 0 P: 6	R: 0 E: 0 K: 0 S: 4 H: 1 LOB: 2 BB: 1 P: 8	R: 0 E: 0 K: 1 S: 5 H: 0 LOB: 1 BB: 1 P: 9

1B: 9	SF: 0
2B: 4	SAC: 0
3B: 0	DP: 0
HR: 0	HBP: 2

WP: 0	PA: 44
PB: 0	
SB: 0	
CS: 0	

AB	**39**
R	**3**
H	**13**
RBI	**3**
BB	**3**
SO	**10**
LOB	**21**

livebaseballscorecards.com

PITCHER		IP	WLS	BF	H	R	ER	SO	BB	IBB	HBP	BLK	WP	HR	S	P	ERA	WHIP
57 Eduardo Rodriguez, L ERA: 4.5	(1, 1)	2.0	W	9	3	0	0	2	0	0	0	0	0	0	13	13	0.00	1.500
44 Brandon Workman, R ERA: 3.0	(3, 1)	1.0		6	2	1	1	2	0	0	1	0	0	0	9	10	9.00	2.000
91 Mike Shawaryn, R ERA: 2.7	(4, 1)	2.1	H	11	2	0	0	5	1	0	1	0	0	0	19	24	0.00	1.286
86 Adam Lau, R ERA:	(6, 1)	0.2		3	2	0	0	0	0	0	0	0	0	0	3	3	0.00	3.000
79 Denyi Reyes, R ERA: 9.0	(7, 1)	1.0		6	3	2	2	0	0	0	0	0	0	0	6	6	18.00	3.000

PITCHER		IP	WLS	BF	H	R	ER	SO	BB	IBB	HBP	BLK	WP	HR	S	P	ERA	WHIP
71 Matthew Gorst, R ERA:	(8, 1)	1.0		5	1	0	0	0	1	0	0	0	0	0	4	8	0.00	2.000
49 Brian Ellington, R ERA: 2.25	(9, 1)	1.0		4	0	0	0	1	1	0	0	0	0	0	5	9	0.00	1.000

Batter	1	2	3	4	5	6	7	8	9	AB	R	H	RBI	BB	SO	LOB
9 Brandon Nimmo, L (1, 10) OBP: 0.083, SLG: 0.083	G4-3		K		P5		E4		F8	4	0	0	0	0	1	3
68 Rymer Liriano, R (9, PH) OBP: 0.190, SLG: 0.316										1	0	0	0	0	0	1
88 Danny Espinosa, S (1, 6) OBP: 0.278, SLG: 0.286	F8		23 CS BB			30 G4-3 23 SH1-3 28 1B BB	G3-1			1	1	0	0	2	0	0
15 Luis Guillorme, L (6, 6) OBP: 0.471, SLG: 0.667										1	0	0	0	0	0	2
23 Keon Broxton, R (1, 8) OBP: 0.412, SLG: 0.231	BB		CS 1-2	G6-3		SH1-3 1-2		1B		2	0	1	0	1	0	0
30 Michael Conforto, L (1, 9) OBP: 0.304, SLG: 0.409	G4-3			K		G4-3 2-3		F7		4	0	0	0	0	1	3
93 Braxton Lee, L (8, 9) OBP: 0.300, SLG: 0.125				BB		29 FC6-4 3-H 1B		L7		0	0	0	0	0	0	0
28 J.D. Davis, R (1, 3) OBP: 0.333, SLG: 0.500		G4-3								3	0	1	1	1	0	1
89 Jeremy Vasquez, L (8, 3) OBP: 0.000, SLG: 0.000		K		K		FC6-4 1-2f		K		0	0	0	0	0	0	0
29 Devin Mesoraco, R (1, 2) OBP: 0.167, SLG: 0.417										3	0	0	0	0	2	2
74 Ali Sánchez, R (6, 2) OBP: 0.000, SLG: 0.000										1	0	0	0	0	1	1
25 Adeiny Hechavarría, R (1, 5) OBP: 0.222, SLG: 0.313		G6-3			1B		P3		1B	3	0	1	0	0	0	0
87 Cody Bohanek, R (7, 5) OBP: 0.500, SLG: 0.500										1	0	1	0	0	0	0
7 Grégor Blanco, L (1, 7) OBP: 0.261, SLG: 0.150			16 1B BB		K		16 CS 1B		K	3	0	1	0	1	2	2
16 Dilson Herrera, R (1, 4) OBP: 0.333, SLG: 0.176			1B		P3		9 E BB		F8	3	0	1	0	1	0	2
Inning Stats	R: 0 E: 0 K: 0 S: 3 H: 0 LOB: 1 BB: 1 P: 8	R: 0 E: 0 K: 1 S: 5 H: 0 LOB: 0 BB: 0 P: 5	R: 0 E: 0 K: 1 S: 4 H: 1 LOB: 1 BB: 2 P: 13	R: 0 E: 0 K: 2 S: 7 H: 0 LOB: 1 BB: 1 P: 11	R: 0 E: 0 K: 1 S: 6 H: 1 LOB: 1 BB: 0 P: 6	R: 1 E: 0 K: 0 S: 4 H: 1 LOB: 1 BB: 1 P: 8	R: 0 E: 1 K: 0 S: 5 H: 1 LOB: 2 BB: 1 P: 9	R: 0 E: 0 K: 1 S: 6 H: 1 LOB: 1 BB: 0 P: 6	R: 0 E: 0 K: 1 S: 6 H: 1 LOB: 1 BB: 0 P: 6	1B: 6 2B: 0 3B: 0 HR: 0 SF: 0 SAC: 1 DP: 0 HBP: 0						

PITCHER	IP	WLS	BF	H	R	ER	SO	BB	IBB	HBP	BLK	WP	HR	S	P	ERA	WHIP
22 Sandy Alcantara, R (1, 1) ERA: 2.35	3.2		14	1	0	0	3	4	0	0	0	0	0	16	34	0.00	1.364
35 Riley Ferrell, R (4, 1) ERA:	1.1		5	1	0	0	2	0	0	0	0	0	0	9	9	0.00	0.750
68 Jordan Yamamoto, R (6, 1) ERA: 2.25	2.0		10	2	1	1	0	2	0	0	0	0	0	9	17	4.50	2.000
66 Jarlín García, L (8, 1) ERA:	1.0	W	4	1	0	0	1	0	0	0	0	0	0	6	6	0.00	1.000
74 José Quijada, L (9, 1) ERA: 13.5	1.0	S	4	1	0	0	1	0	0	0	0	0	0	6	6	0.00	1.000

PITCHER	IP	WLS	BF	H	R	ER	SO	BB	IBB	HBP	BLK	WP	HR	S	P	ERA	WHIP

TOP

New York Mets @ Miami Marlins

Roger Dean Chevrolet Stadium, Jupiter, FL

Tue Mar 05 2019, 1:09 PM - 4:31 PM EST
Att. 2,763 - Partly Cloudy - 75 F

livebaseballscorecards.com

AB	30
R	1
H	6
RBI	1
BB	6
SO	7
LOB	17

New York Mets @ Miami Marlins

Roger Dean Chevrolet Stadium, Jupiter, FL

Tue Mar 05 2019, 1:09 PM - 4:31 PM EST

Att. 2,763 - Partly Cloudy - 75 F

BOTTOM

Batter	1	2	3	4	5	6	7	8	9	AB	R	H	RBI	BB	SO	LOB
10 JT Riddle, L (1, 6) OBP: 0.143, SLG: 0.053	G4-3		P5		K		2B	P4		3	0	0	0	0	1	1
12 Dixon Machado, R (6, 6) OBP: 0.188, SLG: 0.313										2	0	1	1	0	0	3
15 Brian Anderson, R (1, 5) OBP: 0.476, SLG: 0.722	2B		1B		G4-3		G5-3			3	0	2	0	0	0	1
2 Yadiel Rivera, R (6, 5) OBP: 0.214, SLG: 0.167					2-3					1	0	0	0	0	0	2
18 Neil Walker, S (1, 3) OBP: 0.133, SLG: 0.071	BB		F8		K			K		2	0	0	0	1	1	2
7 Deven Marrero, R (6, 3) OBP: 0.125, SLG: 0.125										1	0	0	0	0	1	0
45 Peter O'Brien, R (1, 9) OBP: 0.200, SLG: 0.167	K		K			G6-3		91 1B 91 E 1B		3	0	0	0	0	2	3
81 Harold Ramírez, R (7, 9) OBP: 0.385, SLG: 0.333										1	1	1	0	0	0	0
13 Starlin Castro, R (1, 4) OBP: 0.133, SLG: 0.133	P3			K		F9		K		3	0	0	0	0	1	2
76 Isan Díaz, L (7, 4) OBP: 0.278, SLG: 0.333										1	0	0	0	0	1	1
38 Jorge Alfaro, R (1, 2) OBP: 0.400, SLG: 0.400		5 L8-6 9 1B 1B		9 E 9 S 1B		G5-3		E9 34 E 63 BB 1B		2	0	2	0	0	0	0
79 Isaac Galloway, R (4, PR) OBP: 0.438, SLG: 0.357										0	0	0	0	0	0	0
91 Santiago Chávez, R (5, 2) OBP: 0.500, SLG: 0.667										2	1	1	0	0	0	0
9 Lewis Brinson, R (1, 10) OBP: 0.450, SLG: 1.263		1-2 1B		1-3 K			E6 92 E 92 WP 12 2B	E6 63 BB 92 BB 2-3		3	0	1	0	0	1	1
34 Magneuris Sierra, L (7, PR) (8, 10) OBP: 0.250, SLG: 0.250										1	1	0	0	0	0	1
44 Austin Dean, R (1, 7) OBP: 0.412, SLG: 0.357	K						E5 63 CS 1-3	63 BB 1-2 BB		2	0	0	0	0	2	4
92 Brian Miller, L (6, 7) OBP: 0.250, SLG: 0.200										1	0	0	0	1	0	1
5 Rosell Herrera, S (1, 8) OBP: 0.294, SLG: 0.400	L8-6 2-2				15 S 2B		K 1-2	1-2 2-3 3-H BB		2	0	1	0	0	0	2
63 Monte Harrison, R (6, 8) OBP: 0.375, SLG: 0.250										1	0	0	1	1	1	2
Inning Stats	R: 0 E: 0 K: 1 S: 6 / H: 1 LOB: 2 BB: 1 P: 12	R: 0 E: 0 K: 1 S: 6 / H: 2 LOB: 1 BB: 0 P: 6	R: 0 E: 0 K: 1 S: 6 / H: 1 LOB: 1 BB: 0 P: 6	R: 0 E: 0 K: 3 S: 10 / H: 1 LOB: 2 BB: 0 P: 11	R: 0 E: 0 K: 2 S: 8 / H: 1 LOB: 1 BB: 0 P: 9	R: 0 E: 0 K: 0 S: 3 / H: 0 LOB: 0 BB: 0 P: 3	R: 1 E: 2 K: 1 S: 7 / H: 1 LOB: 2 BB: 0 P: 7	R: 2 E: 2 K: 2 S: 10 / H: 2 LOB: 3 BB: 2 P: 18		1B: 6 2B: 4 3B: 0 HR: 0	SF: 0 SAC: 0 DP: 1 HBP: 0						

livebaseballscorecards.com

AB	34
R	3
H	9
RBI	2
BB	3
SO	11
LOB	26

WP: 1 PB: 0 SB: 2 CS: 1 PA: 37

MIAMI

PITCHER		IP	WLS	BF	H	R	ER	SO	BB	IBB	HBP	BLK	WP	HR	S	P	ERA	WHIP
44 Jason Vargas, L ERA: 2.08	(1, 1)	2.1		11	4	0	0	2	1	0	0	0	0	0	14	20	0.00	2.143
43 Luis Avilán, L ERA:	(3, 1)	1.2		6	1	0	0	4	0	0	0	0	0	0	14	15	0.00	0.600
39 Edwin Díaz, R ERA:	(5, 1)	1.0		4	1	0	0	2	0	0	0	0	0	0	8	9	0.00	1.000
65 Robert Gsellman, R ERA: 3.6	(6, 1)	2.0	B	8	1	1	0	1	0	0	0	0	1	0	10	10	0.00	0.500
62 Drew Smith, R ERA:	(8, 1)	0.2	L	6	2	2	0	2	1	0	0	0	0	0	9	13	0.00	4.500

PITCHER		IP	WLS	BF	H	R	ER	SO	BB	IBB	HBP	BLK	WP	HR	S	P	ERA	WHIP
35 Jacob Rhame, R ERA: 7.36	(8, 1)	0.1		2	0	0	0	0	1	0	0	0	0	0	1	5	0.00	3.000

New York Mets @ Washington Nationals

TEAM Ballpark of the Palm Beaches, West Palm Beach, FL

Thu Mar 07 2019, 1:10 PM - 4:30 PM EST

Att. 5,008 - Partly Cloudy - 74 F

livebaseballscorecards.com

TOP

Batter	1	2	3	4	5	6	7	8	9	AB	R	H	RBI	BB	SO	LOB
9 Brandon Nimmo, L (1, 7) OBP: 0.133, SLG: 0.133	K 23 BB		1B		F8		K	G5-3 2-3f		3	0	1	0	0	1	1
68 Rymer Liriano, R (5, 7) OBP: 0.174, SLG: 0.286										2	0	0	0	0	1	3
23 Keon Broxton, R (1, 8) OBP: 0.476, SLG: 0.214	BB 1-2		F9			28 BB 40 BB 15 1B BB	30 1B 30 E BB		93 FC4-6 BB	1	2	0	0	3	0	1
81 Anthony Dirocie, R (7, 8) OBP: 0.500, SLG: 0.333										0	0	0	0	1	0	0
30 Michael Conforto, L (1, 9) OBP: 0.296, SLG: 0.385	K		K			P6	E7 3 1B 1-H 2-H 1B		FC4-6 20 2B 1-2f	4	0	1	1	0	2	4
93 Braxton Lee, L (7, PR) OBP: 0.273, SLG: 0.111										1	1	0	0	0	0	1
(7, 9)																
40 Wilson Ramos, R (1, 2) OBP: 0.500, SLG: 0.667	F9			G5-3		15 1B 28 BB 1-2 BB	20 1B 2-H 1B		K	2	0	0	0	1	0	2
3 Tomás Nido, R (6, PR) OBP: 0.182, SLG: 0.273										2	0	1	1	0	1	1
(6, 2)																
20 Pete Alonso, R (1, 3) OBP: 0.458, SLG: 0.818	K			E6 28 G5-4-3		K	1-2 1B		1-3 2B	5	0	2	0	0	2	4
83 Ronny Mauricio, S (9, PR)										0	0	0	0	0	0	0
28 J.D. Davis, R (1, 5) OBP: 0.344, SLG: 0.448		F9		G5-4-3 1-2f		15 1B 1-2 2-3 BB	K		BB	3	0	0	0	2	1	3
87 Cody Bohanek, R (9, PR) OBP: 0.500, SLG: 0.500										0	0	0	0	0	0	0
15 Tim Tebow, L (1, 10) OBP: 0.357, SLG: 0.250		G6-3			K	1-3 2-3 3-H 1B		68 G5-3 15 G5-3 HBP	G3-1	3	0	1	1	0	1	0
72 Andrés Giménez, L (8, PR) OBP: 0.267, SLG: 0.231										1	0	0	0	0	0	3
(8, 10)																
15 Luis Guillorme, L (1, 6) OBP: 0.429, SLG: 0.579		G6-3			1B		G4-3	G5-3 1-2		4	0	1	0	0	0	1
16 Dilson Herrera, R (1, 4) OBP: 0.360, SLG: 0.250			K		K		30 E 2B		BB	3	1	1	0	1	2	1

Inning Stats	R: 0 E: 0 K: 3 S: 10	H: 0 LOB: 2 BB: 1 P: 14	R: 0 E: 0 K: 0 S: 3	H: 0 LOB: 0 BB: 0 P: 3	R: 0 E: 0 K: 2 S: 8	H: 1 LOB: 1 BB: 0 P: 8	R: 0 E: 0 K: 3 S: 3	H: 0 LOB: 0 BB: 0 P: 3	R: 0 E: 0 K: 2 S: 8	H: 1 LOB: 1 BB: 0 P: 8	R: 1 E: 0 K: 1 S: 5	H: 1 LOB: 3 BB: 3 P: 17
	R: 3 E: 1 K: 2 S: 11	H: 4 LOB: 2 BB: 1 P: 15	R: 0 E: 0 K: 0 S: 2	H: 0 LOB: 1 BB: 1 P: 7	R: 0 E: 0 K: 1 S: 6	H: 1 LOB: 3 BB: 2 P: 14	1B: 6 2B: 2 3B: 0 HR: 0	SF: 0 SAC: 0 DP: 2 HBP: 1	WP: 1 PB: 0 SB: 0 CS: 0	PA: 43		

	AB	34
	R	4
	H	8
	RBI	3
	BB	8
	SO	11
	LOB	25

PITCHER		IP	WLS	BF	H	R	ER	SO	BB	IBB	HBP	BLK	WP	HR	S	P	ERA	WHIP
37 Stephen Strasburg, R ERA:	(1, 1)	4.0		15	1	0	0	5	1	0	0	0	1	0	24	28	0.00	0.500
40 J.J. Hoover, R ERA: 9.0	(5, 1)	1.0	H	4	1	0	0	2	0	0	0	0	0	0	8	8	0.00	1.000
44 Trevor Rosenthal, R ERA: 2.45	(6, 1)	0.2	H	5	0	1	1	1	3	0	0	0	0	0	4	16	13.50	4.500
33 Matt Grace, L ERA: 6.75	(6, 1)	1.0	B	8	5	3	3	1	1	0	0	0	0	0	9	13	27.00	6.000
51 Wander Suero, R ERA: 6.75	(7, 1)	0.1		1	0	0	0	1	0	0	0	0	0	0	3	3	0.00	0.000

PITCHER		IP	WLS	BF	H	R	ER	SO	BB	IBB	HBP	BLK	WP	HR	S	P	ERA	WHIP
20 Kyle Barraclough, R ERA:	(8, 1)	1.0	W	4	0	0	0	0	1	0	1	0	0	0	2	7	0.00	1.000
43 Henderson Alvarez III, R ERA: 5.4	(9, 1)	1.0	S	6	1	0	0	1	2	0	0	0	0	0	6	14	0.00	3.000

BOTTOM

Batter	1	2	3	4	5	6	7	8	9	AB	R	H	RBI	BB	SO	LOB
7 Trea Turner, R (1, 6) OBP: 0.381, SLG: 0.353	SSS 0-3 ① K		SSS 0-3 ① K		X 0-0 ① F9	CCC 0-3 ③ K		X 0-0 55 S 1B 1-3 2-H 3-H		3	0	0	0	0	2	0
17 Andrew Stevenson, L (6, PH) OBP: 0.286, SLG: 0.316 (7, 8)										2	0	1	2	0	1	2
2 Adam Eaton, L (1, 9) OBP: 0.600, SLG: 0.833	BBBB 4-0 22 WP 6 1B 11 SF8 BB		BBBSSSX 3-2 HR		BBBB 4-0 BB		SSS 0-3 ① K	BBBB 4-0 1-2 BB		1	2	1	1	2	0	0
55 José Marmolejos, L (6, 3)										1	0	0	0	1	1	0
6 Anthony Rendon, R (1, 5) OBP: 0.188, SLG: 0.333	X 0-0 22 WP 1-2 1B		X 0-0 ② F9		X 0-0 ② P6		X 0-0 ② G3	X 0-0 ③ P5		3	0	1	0	0	0	1
39 Brandon Snyder, R (6, 9) OBP: 0.348, SLG: 0.619										2	0	0	0	0	0	3
22 Juan Soto, L (1, 7) OBP: 0.458, SLG: 0.421	BBBB 4-0 1-2 2-3 BB		X 0-0 ③ G3-1		X 0-0 ③ F7		BBBB 4-0 71 PO BB			2	0	0	0	1	0	1
27 Spencer Kieboom, R (7, 2) OBP: 0.400, SLG: 0.750										0	0	0	0	1	0	0
11 Ryan Zimmerman, R (1, 3) OBP: 0.286, SLG: 0.400	X 0-0 ② SF8 3-H			BBBB 4-0 9 G5-4-3 15 BB 10 1B BB	X 0-0 ① G5-3		B 1 SAFE 1-0 ③ PO 1-2	X 0-0 ① G6-3		0	1	0	1	1	0	0
71 Jake Noll, R (5, 3) OBP: 0.571, SLG: 0.765 (6, 5)										2	0	0	0	0	0	0
15 Matt Adams, L (1, 10) OBP: 0.286, SLG: 0.444	SSS 0-3 ③ K			BBB 4-0 9 G5-4-3 1-2 BB	X 0-0 ② L4			X 0-0 63 1B 17 1B 2B		2	0	0	0	1	1	2
71 Taylor Gushue, S (8, PH) OBP: 0.375, SLG: 0.625 (9, 10)										1	1	1	0	0	0	0
9 Brian Dozier, R (1, 4) OBP: 0.350, SLG: 0.471		X 0-0 ① G5-3		X 0-0 ①② G5-4-3 1-2f 2-3		BBBB 4-0 10 1B 3 1B BB		X 0-0 85 BB 17 1B 2-3 1B		2	0	0	0	1	0	2
63 Luis García Jr., L (6, PR) OBP: 0.313, SLG: 0.214 (7, 4)										1	2	1	0	0	0	0
10 Yan Gomes, R (1, 2) OBP: 0.353, SLG: 0.588		X 0-0 ② P4		X 0-0 3-H 1B	X 0-0 3 1B 1-3 1B			X 0-0 ② F7		3	0	2	1	0	0	0
89 Telmito Agustin, L (7, 7)										1	0	0	0	0	0	2
3 Michael Taylor, R (1, 8) OBP: 0.556, SLG: 0.882		SSS 0-3 ③ K		X 0-0 ③ G4-3	X 0-0 1-2 3-H 1B			BBBB 4-0 17 1B 1-2 BB		3	0	1	1	0	1	1
85 José Sánchez, R (7, 6)										0	0	0	0	1	0	0
Inning Stats	R: 1 E: 0 K: 2 S: 8 H: 1 LOB: 2 BB: 2 P: 16	R: 0 E: 0 K: 1 S: 5 H: 0 LOB: 0 BB: 0 P: 5	R: 1 E: 0 K: 1 S: 8 H: 1 LOB: 0 BB: 0 P: 11	R: 1 E: 0 K: 0 S: 3 H: 1 LOB: 1 BB: 2 P: 11	R: 0 E: 0 K: 0 S: 3 H: 0 LOB: 1 BB: 1 P: 7	R: 1 E: 0 K: 1 S: 7 H: 2 LOB: 2 BB: 1 P: 11	R: 0 E: 0 K: 1 S: 4 H: 0 LOB: 0 BB: 1 P: 9	R: 2 E: 0 K: 0 S: 6 H: 3 LOB: 3 BB: 2 P: 14		1B: 6 2B: 1 3B: 0 HR: 1	SF: 1 SAC: 0 DP: 1 HBP: 0					

PITCHER		IP	WLS	BF	H	R	ER	SO	BB	IBB	HBP	BLK	WP	HR	S	P	ERA	WHIP
48 Jacob deGrom, R ERA: 3.86	(1, 1)	3.0		13	2	2	2	4	2	0	0	0	1	1	21	32	6.00	1.333
26 Arquimedes Caminero, R ERA: 16.2	(4, 1)	1.0		5	1	1	1	0	2	0	0	0	0	0	3	11	9.00	3.000
70 Eric Hanhold, R ERA: 3.6	(5, 1)	1.0		4	0	0	0	0	1	0	0	0	0	0	3	7	0.00	1.000
71 Ryan O'Rourke, L ERA: 2.25	(6, 1)	1.0		6	2	1	1	1	1	0	0	0	0	0	7	11	9.00	3.000
51 Paul Sewald, R ERA: 4.5	(7, 1)	1.0		3	0	0	0	1	1	0	0	0	0	0	4	9	0.00	1.000

PITCHER		IP	WLS	BF	H	R	ER	SO	BB	IBB	HBP	BLK	WP	HR	S	P	ERA	WHIP
73 Daniel Zamora, L ERA: 9.82	(8, 1)	0.2	L	7	3	2	2	0	2	0	0	0	0	0	5	13	27.00	7.500
63 Tim Peterson, R ERA:	(8, 1)	0.1		1	0	0	0	0	0	0	0	0	0	0	1	1	0.00	0.000

New York Mets @ Washington Nationals

TEAM Ballpark of the Palm Beaches, West Palm Beach, FL

Thu Mar 07 2019, 1:10 PM - 4:30 PM EST

Att. 5,008 - Partly Cloudy - 74 F

livebaseballscorecards.com

AB	29
R	6
H	8
RBI	6
BB	9
SO	6
LOB	14

1B: 6 SF: 1
2B: 1 SAC: 0
3B: 0 DP: 1
HR: 1 HBP: 0

WP: 1 PA: 40
PB: 0
SB: 1
CS: 0

TOP

Miami Marlins @ New York Mets

First Data Field, Port St. Lucie, FL

Fri Mar 08 2019, 1:12 PM - 4:08 PM EST

Att. 5,486 - Partly Cloudy - 77 F

livebaseballscorecards.com

Batter	1	2	3	4	5	6	7	8	9	AB	R	H	RBI	BB	SO	LOB
9 Lewis Brinson, R (1, 8) OBP: 0.462, SLG: 1.083 65 Gabriel Guerrero, R (5, 8) OBP: 0.444, SLG: 0.706	S S S 0-3 ① K		X 0-0 18 HR 1-2 1B	S S S 0-3 ③ K		X 0-0 2 2B 3-H 2B		X 0-0 ② G6-3		3 1 1 0 0 2 1 2 1 1 1 0 0 0						
15 Brian Anderson, R (1, 5) OBP: 0.407, SLG: 0.565 2 Yadiel Rivera, R (5, 5) OBP: 0.300, SLG: 0.294	X 0-0 ② G6-3		S S T 0-2 ① K		C S S 0-3 ① K	X 0-0 24 DI 2-H 2B		S S S 0-3 ③ K		3 0 0 0 0 2 2 2 0 1 1 0 1 0						
18 Neil Walker, S (1, 3) OBP: 0.300, SLG: 0.556 24 Pedro Alvarez, L (5, 3) OBP: 0.318, SLG: 0.278	X 0-0 1B		X 0-0 1-H 2-H HR		S B X 1-1 HR	B B B B 4-0 2-3 BB			X 0-0 63 1B 76 SF8 2B	3 2 3 4 0 0 0 1 1 1 0 1 0 0						
45 Peter O'Brien, R (1, 9) OBP: 0.192, SLG: 0.130 63 Monte Harrison, R (5, 9) OBP: 0.304, SLG: 0.211	S S S 0-3 ③ K		C C C 0-3 ② K		S S S 0-3 ② K	X 0-0 ③ G4-3			X 0-0 12 S 76 SF8 81 E 2-3 1B	3 0 0 0 0 3 1 2 1 1 0 0 0 2						
13 Starlin Castro, R (1, 4) OBP: 0.100, SLG: 0.100 76 Isan Díaz, L (5, 4) OBP: 0.217, SLG: 0.263		S S S 0-3 ① K	S S S 0-3 ③ K		X 0-0 ③ F8		X 0-0 ① F7		X 0-0 ① SF8 1-2 3-H	3 0 0 0 0 2 0 1 0 0 1 0 0 0						
10 JT Riddle, L (1, 6) OBP: 0.154, SLG: 0.208 12 Dixon Machado, R (6, 6) OBP: 0.227, SLG: 0.318		X 0-0 ② G6-3		B B X 2-0 HR		S S S 0-3 ① K	X 0-0 81 FC5-4 1B		C X 0-1 ② G5-3 2-3	3 1 1 1 0 1 0 2 0 1 0 0 0 1						
44 Austin Dean, R (1, 7) OBP: 0.409, SLG: 0.421 81 Harold Ramírez, R (6, 7) OBP: 0.294, SLG: 0.250		X 0-0 79 2B 1B		X 0-0 ① G5-3		X 0-0 E5 79 3B	X 0-0 ② FC5-4 5 FC4-6 1-2f		X 0-0 E5 5 FC6-4 3-H	3 1 1 0 0 0 0 2 0 0 0 0 0 1						
79 Isaac Galloway, R (1, 10) OBP: 0.391, SLG: 0.476 5 Rosell Herrera, S (7, PH) OBP: 0.292, SLG: 0.333 (7, 10)		X 0-0 ③ 1-H 2B		S S S 0-3 ② K		X 0-0 65 1-H 2B 3B	X 0-0 ③ FC4-6 1-2f		X 0-0 ③ FC6-4 1-2f	3 1 2 1 0 1 0 2 0 0 0 0 0 2						
91 Santiago Chávez, R (1, 2) OBP: 0.300, SLG: 0.400 80 Rodrigo Vigil, R (6, 2) OBP: 0.222, SLG: 0.222			X 0-0 E3 9 1B 18 HR	X 0-0 E6		C C C 0-3 ② K		X 0-0 ① L4		3 1 0 0 0 1 1 1 0 0 0 0 0 0						
Inning Stats	R: 0 E: 0 K: 2 S: 8 H: 1 LOB: 1 BB: 0 P: 8	R: 0 E: 0 K: 1 S: 6 H: 2 LOB: 2 BB: 0 P: 6	R: 3 E: 1 K: 3 S: 12 H: 2 LOB: 0 BB: 0 P: 12	R: 1 E: 1 K: 2 S: 9 H: 1 LOB: 1 BB: 0 P: 11	R: 1 E: 0 K: 2 S: 9 H: 1 LOB: 0 BB: 0 P: 10	R: 3 E: 1 K: 2 S: 11 H: 3 LOB: 2 BB: 1 P: 15	R: 0 E: 0 K: 0 S: 4 H: 1 LOB: 1 BB: 0 P: 4	R: 0 E: 0 K: 1 S: 5 H: 0 LOB: 0 BB: 0 P: 5	R: 2 E: 1 K: 0 S: 7 H: 2 LOB: 1 BB: 0 P: 7	1B: 5 2B: 4 3B: 1 HR: 3 SF: 1 SAC: 0 DP: 0 HBP: 0							

	AB	42
	R	10
	H	13
	RBI	9
	BB	1
	SO	13
	LOB	11

	WP: 0	PB: 0	SB: 1	CS: 0	PA: 44

PITCHER		IP	WLS	BF	H	R	ER	SO	BB	IBB	HBP	BLK	WP	HR	S	P	ERA	WHIP
34 Noah Syndergaard, R ERA: 3.12	(1, 1)	4.0	L	19	6	4	3	8	0	0	0	0	0	2	35	37	6.75	1.500
67 Seth Lugo, R ERA: 1.59	(5, 1)	1.2		9	3	4	1	4	0	0	0	0	0	1	18	19	5.40	1.800
85 Casey Coleman, R ERA:	(6, 1)	0.1		3	1	0	0	0	1	0	0	0	0	0	2	6	0.00	6.000
39 Edwin Díaz, R ERA:	(7, 1)	1.0		4	1	0	0	0	0	0	0	0	0	0	4	4	0.00	1.000
43 Luis Avilán, L ERA:	(8, 1)	1.0		3	0	0	0	1	0	0	0	0	0	0	5	5	0.00	0.000

PITCHER		IP	WLS	BF	H	R	ER	SO	BB	IBB	HBP	BLK	WP	HR	S	P	ERA	WHIP
65 Robert Gsellman, R ERA: 4.5	(9, 1)	1.0		6	2	2	1	0	0	0	0	0	0	0	7	7	9.00	2.000

Miami Marlins @ New York Mets

First Data Field, Port St. Lucie, FL

Fri Mar 08 2019, 1:12 PM - 4:08 PM EST

Att. 5,486 - Partly Cloudy - 77 F

BOTTOM

Batter	1	2	3	4	5	6	7	8	9	AB	R	H	RBI	BB	SO	LOB
6 Jeff McNeil, L (1, 7) OBP: 0.100, SLG: 0.400 15 Tim Tebow, L (6, 7) OBP: 0.333, SLG: 0.231	HR		G4-3 1-3		L4			G6-3		3 1	1 0	1 0	1 0	0 0	0 0	2 0
30 Michael Conforto, L (1, 9) OBP: 0.267, SLG: 0.345 74 Ali Sánchez, R (7, 2)	G4-3		K2-3			F7		G6-3		3 1	0 0	0 0	0 0	0 0	1 0	1 0
24 Robinson Canó, L (1, 4) OBP: 0.500, SLG: 0.647 15 Luis Guillorme, L (6, PR) OBP: 0.455, SLG: 0.579 (7, 4)	40 G6-4-3 1B			HR		40 1B BB		HBP		2 0	1 0	2 0	1 0	1 0	0 0	0 0
40 Wilson Ramos, R (1, 10) OBP: 0.474, SLG: 0.611 28 J.D. Davis, R (6, PR) OBP: 0.333, SLG: 0.433 (7, 10)	G6-4-3 1-2f			G6-3		22 L4-3 1-2 1B		G6-3		3 1	0 0	1 0	0 0	0 0	0 0	1 1
22 Dominic Smith, L (1, 3) OBP: 0.500, SLG: 0.609 11 Rajai Davis, R (8, 8) OBP: 0.389, SLG: 0.600		K		K		L4-3 1-1			K	3 1	0 0	0 0	0 0	0 0	2 1	2 0
29 Devin Mesoraco, R (1, 2) OBP: 0.143, SLG: 0.357 68 Rymer Liriano, R (7, 9) OBP: 0.160, SLG: 0.261		F7		G6-3			K		F7	2 2	0 0	0 0	0 0	0 0	0 1	0 0
12 Juan Lagares, R (1, 8) OBP: 0.231, SLG: 0.200 89 Jeremy Vasquez, L (8, 3)		L4			G6-3		F9		K	3 1	0 0	0 0	0 0	0 0	0 1	0 0
72 Andrés Giménez, L (1, 6) OBP: 0.333, SLG: 0.500			K2-3		1B		HR			3	1	2	1	0	1	0
16 Dilson Herrera, R (1, 5) OBP: 0.357, SLG: 0.227 83 Arismendy Alcántara, S (8, 5) OBP: 0.214, SLG: 0.091			6 G4-3 6 WP BB		L5		K			2 0	0 0	0 0	0 0	1 0	1 0	1 0
Inning Stats	R: 1 E: 0 K: 0 S: 5 H: 2 LOB: 0 BB: 0 P: 8	R: 0 E: 0 K: 1 S: 5 H: 0 LOB: 0 BB: 0 P: 5	R: 0 E: 0 K: 2 S: 7 H: 0 LOB: 1 BB: 1 P: 12	R: 1 E: 0 K: 1 S: 8 H: 1 LOB: 0 BB: 0 P: 10	R: 0 E: 0 K: 0 S: 4 H: 1 LOB: 1 BB: 0 P: 4	R: 0 E: 0 K: 0 S: 3 H: 1 LOB: 2 BB: 1 P: 7	R: 1 E: 0 K: 2 S: 9 H: 1 LOB: 0 BB: 0 P: 9	R: 0 E: 0 K: 0 S: 3 H: 0 LOB: 1 BB: 0 P: 4	R: 0 E: 0 K: 2 S: 7 H: 0 LOB: 0 BB: 0 P: 7	1B: 3 2B: 1 3B: 0 HR: 3	SF: 0 SAC: 0 DP: 2 HBP: 1					

livebaseballscorecards.com

	AB	31
	R	3
	H	6
	RBI	3
	BB	2
	SO	8
	LOB	8

WP: 1 PB: 0 SB: 0 CS: 0 PA: 34

PITCHER		IP	WLS	BF	H	R	ER	SO	BB	IBB	HBP	BLK	WP	HR	S	P	ERA	WHIP
58 Dan Straily, R ERA: 5.87	(1, 1)	3.1	W	13	3	2	2	3	1	0	0	0	1	2	21	31	5.40	1.200
66 Jarlín García, L ERA:	(4, 1)	1.2	H	6	1	0	0	1	0	0	0	0	0	0	8	8	0.00	0.600
56 Tayron Guerrero, R ERA:	(6, 1)	1.0		4	1	0	0	0	1	0	0	0	0	0	3	7	0.00	2.000
70 Nick Anderson, R ERA: 8.1	(7, 1)	1.0		4	1	1	1	2	0	0	0	0	0	1	9	9	9.00	1.000
33 Mike Kickham, L ERA:	(8, 1)	1.0		4	0	0	0	0	0	0	1	0	0	0	3	4	0.00	0.000

PITCHER		IP	WLS	BF	H	R	ER	SO	BB	IBB	HBP	BLK	WP	HR	S	P	ERA	WHIP
74 José Quijada, L ERA: 9.82	(9, 1)	1.0		3	0	0	0	2	0	0	0	0	0	0	7	7	0.00	0.000

Batter	1	2	3	4	5	6	7	8	9	AB	R	H	RBI	BB	SO	LOB
9 Brandon Nimmo, L (1, 8) OBP: 0.211, SLG: 0.316	G1-3		1B		23 WP 3B	P4		G3		4	1	2	2	0	0	1
15 Tim Tebow, L (6, 7) OBP: 0.313, SLG: 0.214			3-H		2-H					1	0	0	0	0	0	2
23 Keon Broxton, R (1, 7) OBP: 0.458, SLG: 0.235	K		K		88 G3-6-1		K	1B		3	0	1	0	0	2	1
(6, 8)					3-H 1B			2-H 3-H								
93 Braxton Lee, L (6, 9) OBP: 0.308, SLG: 0.182										2	0	1	2	0	1	0
88 Danny Espinosa, S (1, 4) OBP: 0.217, SLG: 0.211	K			G6-3	G3-6-1		P4	F9		5	0	0	0	0	1	2
74 Ali Sánchez, R (8, 2)					1-2f					0	0	0	0	0	0	0
20 Pete Alonso, R (1, 3) OBP: 0.464, SLG: 0.885		G4-3		G4-3		HR			G6-3	4	1	2	1	0	0	0
92 Dario Pizzano, L (7, PR) OBP: 0.429, SLG: 0.800										1	0	0	0	0	0	0
(7, 3)																
28 J.D. Davis, R (1, 5) OBP: 0.378, SLG: 0.471		3 G5-4-3				15 1B 68 1B 11 WP 1B	K		F8	4	1	3	0	0	1	1
83 Arismendy Alcántara, S (7, 5) OBP: 0.200, SLG: 0.083		1B		1B						1	0	0	0	0	0	0
3 Tomás Nido, R (1, 2) OBP: 0.200, SLG: 0.267		G5-4-3		F9		K		15 BB 11 2B 1B	F7	4	1	1	0	0	1	3
16 Dilson Herrera, R (8, 4) OBP: 0.345, SLG: 0.217		1-2f								1	0	0	0	0	0	0
68 Rymer Liriano, R (1, 10) OBP: 0.241, SLG: 0.346			11 G5-3 15 SH4-3 9 1B BB		15 2B 2B	11 WP 15 1B 11 SF9 1B		F9		3	3	2	0	1	0	1
						1-2										
15 Luis Guillorme, L (1, 6) OBP: 0.520, SLG: 0.667			SH4-3		9 3B 2B	11 SF9 11 WP 1B		11 2B 93 1B BB		2	2	2	1	1	0	0
			1-2		2-H	1-2 2-3		1-2								
11 Rajai Davis, R (1, 9) OBP: 0.364, SLG: 0.611			G5-3		K	SF9		93 1B 2B		3	1	1	2	0	1	2
(6, 8)			2-3			1-3 2-H 3-H		1-3 2-H								
Inning Stats	R: 0 E: 0 K: 2 S: 8 H: 0 LOB: 0 BB: 0 P: 8	R: 0 E: 0 K: 0 S: 3 H: 1 LOB: 0 BB: 0 P: 3	R: 1 E: 0 K: 1 S: 6 H: 1 LOB: 1 BB: 1 P: 10	R: 0 E: 0 K: 0 S: 4 H: 1 LOB: 1 BB: 0 P: 4	R: 3 E: 0 K: 1 S: 8 H: 4 LOB: 0 BB: 0 P: 9	R: 3 E: 0 K: 1 S: 9 H: 4 LOB: 1 BB: 0 P: 10	R: 0 E: 0 K: 2 S: 8 H: 1 LOB: 1 BB: 0 P: 8	R: 3 E: 0 K: 0 S: 6 H: 3 LOB: 1 BB: 1 P: 10	R: 0 E: 0 K: 0 S: 3 H: 0 LOB: 0 BB: 0 P: 3	1B: 10 2B: 3 3B: 1 HR: 1 SF: 1 SAC: 1 DP: 2 HBP: 0						

PITCHER		IP	WLS	BF	H	R	ER	SO	BB	IBB	HBP	BLK	WP	HR	S	P	ERA	WHIP
57 Eduardo Rodriguez, L ERA: 3.38	(1, 1)	4.0	L	15	3	1	1	3	1	0	0	0	0	0	21	25	2.25	1.000
32 Matt Barnes, R ERA: 27.0	(5, 1)	1.0		6	4	3	3	1	0	0	0	0	1	0	8	9	27.00	4.000
47 Tyler Thornburg, R ERA: 15.75	(6, 1)	1.0		7	4	3	3	1	0	0	0	0	1	1	9	10	27.00	4.000
81 Josh Taylor, L ERA: 5.14	(7, 1)	2.0		11	4	3	3	2	1	0	0	0	0	0	14	18	13.50	2.500
75 Domingo Tapia, R ERA: 1.59	(9, 1)	1.0		3	0	0	0	0	0	0	0	0	0	0	3	3	0.00	0.000

PITCHER	IP	WLS	BF	H	R	ER	SO	BB	IBB	HBP	BLK	WP	HR	S	P	ERA	WHIP

TOP

New York Mets @ Boston Red Sox

JetBlue Park, Ft. Myers, FL

Sat Mar 09 2019, 1:09 PM - 3:44 PM EST

Att. 9,625 - Partly Cloudy - 83 F

livebaseballscorecards.com

AB	38
R	10
H	15
RBI	8
BB	2
SO	7
LOB	13

1B: 10	SF: 1	WP: 2	PA: 42
2B: 3	SAC: 1	PB: 0	
3B: 1	DP: 2	SB: 0	
HR: 1	HBP: 0	CS: 0	

New York Mets @ Boston Red Sox

JetBlue Park, Ft. Myers, FL

Sat Mar 09 2019, 1:09 PM - 3:44 PM EST

Att. 9,625 - Partly Cloudy - 83 F

BOTTOM

Batter	1	2	3	4	5	6	7	8	9	AB	R	H	RBI	BB	SO	LOB
16 Andrew Benintendi, L (1, 7)	S S S 0-3 ① K		x 0-0 ③ G3		x 0-0 ③ 2-3 3-H 1B			x 0-0 1B		3	0	1	1	0	1	1
68 Juan Centeno, L (6, 2) OBP: 0.308, SLG: 0.250										1	0	1	0	0	0	0
50 Mookie Betts, R (1, 8)	x 0-0 ② G5-3			x 0-0 ① P5		x 0-0 ① G5-3		x 0-0 ② F9		3	0	0	0	0	0	0
83 Bobby Dalbec, R (7, 5) OBP: 0.407, SLG: 0.286										1	0	0	0	0	0	1
11 Rafael Devers, L (1, 5)	x 0-0 ③ G4-3			x 0-0 ② F9		x 0-0 3B		S S S 0-3 ③ K		3	0	1	0	0	0	0
38 Tate Matheny, R (7, 8) OBP: 0.250, SLG: 0.375										1	0	0	0	0	1	1
28 J.D. Martinez, R (1, 9)		x 0-0 ① G5-3		S C C 0-3 ③ K		S S S 0-3 ② K			x 0-0 ① F7	3	0	0	0	0	2	1
41 Cole Sturgeon, L (7, 9) OBP: 0.238, SLG: 0.368										1	0	0	0	0	0	0
2 Xander Bogaerts, R (1, 6)		x 0-0 ② G5-3			x 0-0 ① G6-3	x 0-0 ③ P6			S C C 0-3 ② K	2	0	0	0	0	0	0
54 Bryce Brentz, R (6, 7) OBP: 0.444, SLG: 0.875										2	0	0	0	0	1	1
15 Dustin Pedroia, R (1, 4) OBP: 0.500, SLG: 0.500		x 0-0 ③ G5-3			x 0-0 ② G3-1		x 0-0 ① F8		S S S 0-3 ③ K	1	0	0	0	0	0	0
74 Chad De La Guerra, L (3, 4) OBP: 0.381, SLG: 0.500										3	0	0	0	0	1	0
18 Mitch Moreland, L (1, 3)			x 0-0 ① F8		x 0-0 23 1B 2B		x 0-0 ② P6			2	0	1	0	0	0	0
59 Sam Travis, R (5, PR) OBP: 0.333, SLG: 0.176 (6, 3)										1	1	0	0	0	0	0
23 Blake Swihart, S (1, 2)			S S S 0-3 ② K		x 0-0 7 2B 16 1B 2-H 1B		x 0-0 ③ F9			2	1	1	1	0	1	0
90 C.J. Chatham, R (6, 6) OBP: 0.350, SLG: 0.474										1	0	0	0	0	0	0
7 Christian Vázquez, R (1, 10) OBP: 0.136, SLG: 0.182			x 0-0 1B		x 0-0 1-3 2B			S S S 0-3 ① K		3	0	2	0	0	1	0
Inning Stats	R: 0 E: 0 K: 1 S: 5 H: 0 LOB: 0 BB: 0 P: 5	R: 0 E: 0 K: 0 S: 3 H: 0 LOB: 0 BB: 0 P: 3	R: 0 E: 0 K: 1 S: 6 H: 1 LOB: 1 BB: 0 P: 6	R: 0 E: 0 K: 1 S: 5 H: 0 LOB: 0 BB: 0 P: 5	R: 2 E: 0 K: 0 S: 6 H: 4 LOB: 3 BB: 0 P: 6	R: 0 E: 0 K: 1 S: 6 H: 1 LOB: 1 BB: 0 P: 6	R: 0 E: 0 K: 0 S: 3 H: 0 LOB: 0 BB: 0 P: 3	R: 0 E: 0 K: 2 S: 8 H: 1 LOB: 1 BB: 0 P: 8	R: 0 E: 0 K: 2 S: 7 H: 0 LOB: 0 BB: 0 P: 7	1B: 4 2B: 2 3B: 1 HR: 0 SF: 0 SAC: 0 DP: 0 HBP: 0							

livebaseballscorecards.com

AB	33
R	2
H	7
RBI	2
BB	0
SO	8
LOB	5

WP: 0 PB: 0 SB: 0 CS: 0 PA: 33

PITCHER		IP	WLS	BF	H	R	ER	SO	BB	IBB	HBP	BLK	WP	HR	S	P	ERA	WHIP
45 Zack Wheeler, R	(1, 1)	4.0	W	13	1	0	0	3	0	0	0	0	0	0	19	19	0.00	0.250
ERA: 4.05																		
33 Kyle Dowdy, R	(5, 1)	1.0		6	4	2	2	0	0	0	0	0	0	0	6	6	18.00	4.000
ERA: 12.46																		
49 Tyler Bashlor, R	(6, 1)	2.0		7	1	0	0	1	0	0	0	0	0	0	9	9	0.00	0.500
ERA: 1.5																		
35 Jacob Rhame, R	(8, 1)	1.0		4	1	0	0	2	0	0	0	0	0	0	8	8	0.00	1.000
ERA: 5.79																		
63 Tim Peterson, R	(9, 1)	1.0		3	0	0	0	2	0	0	0	0	0	0	7	7	0.00	0.000
ERA:																		

PITCHER	IP	WLS	BF	H	R	ER	SO	BB	IBB	HBP	BLK	WP	HR	S	P	ERA	WHIP

St. Louis Cardinals @ New York Mets

First Data Field, Port St. Lucie, FL

Sun Mar 10 2019, 1:12 PM - 3:58 PM EDT

Att. 7,010 - Cloudy - 86 F

TOP

livebaseballscorecards.com

Batter	1	2	3	4	5	6	7	8	9	AB	R	H	RBI	BB	SO	LOB
13 Matt Carpenter, L (1, 5) OBP: 0.409, SLG: 0.778	0-0 1B		0-3 K			0-0 F7		0-0 G4-3		3	0	1	0	0	1	0
79 Max Schrock, L (6, 5) OBP: 0.333, SLG: 0.385										1	0	0	0	0	0	0
12 Paul DeJong, R (1, 6) OBP: 0.308, SLG: 0.409	0-0 F9		0-0 P6			0-3 K		0-0 G6-3		4	0	0	0	0	1	1
83 Randy Arozarena, R (8, 9) OBP: 0.429, SLG: 0.444										0	0	0	0	0	0	0
46 Paul Goldschmidt, R (1, 3) OBP: 0.500, SLG: 0.400	0-0 F8			0-0 P6		0-0 1B			0-3 K	3	0	1	0	0	0	1
81 Rangel Ravelo, R (6, PR) OBP: 0.382, SLG: 0.516										0	0	0	0	0	0	0
(6, 3)																
44 Scott Hurst, L (9, PH) OBP: 0.333, SLG: 0.818										1	0	0	0	0	1	0
41 Tyler O'Neill, R (1, 8) OBP: 0.394, SLG: 0.741	0-0 F9			0-0 1B		0-3 K			0-2 K	3	0	1	0	0	1	2
66 Lane Thomas, R (8, 8) OBP: 0.429, SLG: 0.429										1	0	0	0	0	1	0
32 Matt Wieters, S (1, 2) OBP: 0.333, SLG: 0.308		4-0 16 G4-6-3 34 1B BB		0-0 F9			0-3 K		0-0 F8	2	0	0	0	1	1	1
86 Jeremy Martinez, R (7, 2) OBP: 0.250, SLG: 0.500										0	0	0	0	0	0	0
89 Brian O'Keefe, R (8, 2)										1	0	0	0	0	0	0
34 Yairo Muñoz, R (1, 9) OBP: 0.391, SLG: 0.400		0-0 16 G4-6-3 1B 1-2		0-0 G4-3			0-0 L4			3	0	1	0	0	0	1
(8, 6)																
16 Kolten Wong, L (1, 4) OBP: 0.318, SLG: 0.476		0-0 G4-6-3 1-2f 2-3			0-3 K		0-0 G4-3			3	0	0	0	0	1	2
82 Tommy Edman, S (7, 4) OBP: 0.417, SLG: 0.550										0	0	0	0	0	0	0
84 Andrew Knizner, R (1, 10) OBP: 0.286, SLG: 0.350		0-0 G6-3			0-0 G6-3			0-3 K		2	0	0	0	0	0	1
88 José Godoy, L (8, PH)										1	0	0	0	0	1	0
(8, 10)																
91 Dylan Carlson, S (1, 7) OBP: 0.310, SLG: 0.423			0-3 K		0-0 F7			1-0 HR		3	1	1	1	0	1	0
AB 31																
R 1																
H 5																
RBI 1																
BB 1																
SO 9																
LOB 9																

Inning Stats									
	R: 0 E: 0 K: 0 S: 4	H: 1 LOB: 1 BB: 0 P: 4	R: 0 E: 0 K: 0 S: 3	H: 1 LOB: 1 BB: 1 P: 7	R: 0 E: 0 K: 2 S: 7	H: 0 LOB: 0 BB: 0 P: 7	R: 0 E: 0 K: 0 S: 4	H: 1 LOB: 1 BB: 0 P: 4	R: 0 E: 0 K: 1 S: 5	H: 0 LOB: 0 BB: 0 P: 5
	R: 0 E: 0 K: 2 S: 8	H: 1 LOB: 1 BB: 0 P: 8	R: 0 E: 0 K: 1 S: 5	H: 0 LOB: 0 BB: 0 P: 5	R: 1 E: 0 K: 1 S: 6	H: 1 LOB: 0 BB: 0 P: 7	R: 0 E: 0 K: 2 S: 7	H: 0 LOB: 0 BB: 0 P: 7	1B: 4 2B: 0 3B: 0 HR: 1	SF: 0 SAC: 0 DP: 1 HBP: 0
	WP: 0 PB: 0 SB: 0 CS: 0	PA: 32								

PITCHER		IP	WLS	BF	H	R	ER	SO	BB	IBB	HBP	BLK	WP	HR	S	P	ERA	WHIP
32 Steven Matz, L ERA: 5.19	(1, 1)	4.0	W	15	3	0	0	2	1	0	0	0	0	0	18	22	0.00	1.000
73 Daniel Zamora, L ERA: 9.0	(5, 1)	0.1		1	0	0	0	1	0	0	0	0	0	0	3	3	0.00	0.000
65 Robert Gsellman, R ERA: 4.05	(5, 1)	0.2		2	0	0	0	0	0	0	0	0	0	0	2	2	0.00	0.000
27 Jeurys Familia, R ERA: 4.5	(6, 1)	1.0		4	1	0	0	2	0	0	0	0	0	0	8	8	0.00	1.000
38 Justin Wilson, L ERA: 11.25	(7, 1)	1.0		3	0	0	0	1	0	0	0	0	0	0	5	5	0.00	0.000

PITCHER		IP	WLS	BF	H	R	ER	SO	BB	IBB	HBP	BLK	WP	HR	S	P	ERA	WHIP
39 Edwin Díaz, R ERA: 2.25	(8, 1)	1.0		4	1	1	1	1	0	0	0	0	0	1	6	7	9.00	1.000
55 Corey Oswalt, R ERA: 1.69	(9, 1)	1.0		3	0	0	0	2	0	0	0	0	0	0	7	7	0.00	0.000

BOTTOM

Batter	1	2	3	4	5	6	7	8	9	AB	R	H	RBI	BB	SO	LOB
9 Brandon Nimmo, L (1, 7) OBP: 0.227, SLG: 0.300	x 0-0 ① F7	BBBB 4-0 6 CS BB		x 0-0 ① SF8 3-H		BBBB 4-0 16 HBP 88 FC5-4-2 BB		x 0-0 68 1B 16 BB 1-2 1B		1	0	0	1	1	0	0
15 Tim Tebow, L (6, 7) OBP: 0.389, SLG: 0.267										1	0	1	0	1	0	0
6 Jeff McNeil, L (1, 5) OBP: 0.231, SLG: 0.692	SSS 0-3 ② K	1 SAFE 0-0 ③ CS 1-2	BSSX 1-2 HR	x 0-0 24 1B 24 S 1-2 1B		H 1-0 88 FC5-4-2 1-2 HBP		BBBB 4-0 68 1B 1-2 2-3 BB		3	1	2	1	0	1	0
16 Dilson Herrera, R (6, 5) OBP: 0.387, SLG: 0.217										0	0	0	0	1	0	0
24 Robinson Canó, L (1, 4) OBP: 0.524, SLG: 0.700	x 0-0 ③ F7		x 0-0 30 G4-3 2B	CX 0-1 1-3 2-H 1B		x 0-0 ② FC5-4-2 1-2 2-H		SSS 0-3 ① K		3	0	2	1	0	0	0
88 Danny Espinosa, S (6, 4) OBP: 0.200, SLG: 0.190										2	0	0	0	0	1	5
30 Michael Conforto, L (1, 9) OBP: 0.265, SLG: 0.364		x 0-0 20 1B 22 1B 2B	x 0-0 ① G4-3 2-3	CCC 0-3 ② K		SSS 0-3 ③ K		x 0-0 18 G6-4-3 1-2 2-3 3-H 1B		4	1	1	0	0	2	5
68 Rymer Liriano, R (7, 9) OBP: 0.267, SLG: 0.370										1	0	1	1	0	0	0
40 Wilson Ramos, R (1, 2) OBP: 0.455, SLG: 0.550		x 0-0 ① F8	BBBB 4-0 20 BB	x 0-0 ③ F9			BBCX 2-1 ② ③ HR	x 0-0 G6-4-3 1-2f		2	0	0	0	1	0	3
3 Tomás Nido, R (6, 2) OBP: 0.200, SLG: 0.267										0	0	0	0	0	0	0
18 Travis d'Arnaud, R (7, 2) OBP: 0.500, SLG: 1.000										2	1	1	1	0	0	3
20 Pete Alonso, R (1, 10) OBP: 0.469, SLG: 0.828		x 0-0 22 1B 1 HR 2-3 1B	BBBB 4-0 22 G4-6-3 1-2 BB		x 0-0 ① G6-3		SSS 0-3 ① K			3	1	1	0	1	1	0
22 Dominic Smith, L (1, 3) OBP: 0.483, SLG: 0.577		x 0-0 1 HR 1-3 3-H 1B	x 0-0 ② ③ G4-6-3 1-2f		x 0-0 ② G3		x 0-0 ② F7			3	1	1	1	0	0	3
28 J.D. Davis, R (7, 3) OBP: 0.368, SLG: 0.457										1	0	0	0	0	0	0
12 Juan Lagares, R (1, 8) OBP: 0.241, SLG: 0.286		x 0-0 ② P4		x 0-0 9 SF8 3B	x 0-0 ③ F8		x 0-0 ③ G3			3	1	1	0	0	0	2
7 Grégor Blanco, L (7, 8) OBP: 0.250, SLG: 0.143										1	0	0	0	0	0	0
1 Amed Rosario, R (1, 6) OBP: 0.588, SLG: 1.071		SBBBX 3-1 1-H 3-H HR		H 1-0 24 S 6 1B 24 1B HBP		x 0-0 ① G5-3		x 0-0 16 BB 15 1B 68 1B 1B		1	2	1	3	0	0	0
25 Adeiny Hechavarría, R (6, 6) OBP: 0.250, SLG: 0.333										2	1	1	0	0	0	0
Inning Stats	R: 0 E: 0 K: 1 S: 5 H: 0 LOB: 0 BB: 0 P: 5	R: 4 E: 0 K: 0 S: 7 H: 4 LOB: 0 BB: 1 P: 14	R: 1 E: 0 K: 0 S: 6 H: 2 LOB: 2 BB: 2 P: 15	R: 2 E: 0 K: 1 S: 9 H: 3 LOB: 2 BB: 0 P: 10	R: 0 E: 0 K: 0 S: 3 H: 0 LOB: 0 BB: 0 P: 3	R: 0 E: 0 K: 1 S: 5 H: 0 LOB: 2 BB: 1 P: 10	R: 1 E: 0 K: 1 S: 7 H: 1 LOB: 0 BB: 0 P: 9	R: 1 E: 0 K: 1 S: 7 H: 3 LOB: 2 BB: 1 P: 11		1B: 7 2B: 2 3B: 1 HR: 3 SF: 1 SAC: 0 DP: 2 HBP: 2						

PITCHER	IP	WLS	BF	H	R	ER	SO	BB	IBB	HBP	BLK	WP	HR	S	P	ERA	WHIP
36 Austin Gomber, L (1, 1) ERA: 10.29	2.1	L	14	6	5	5	1	2	0	0	0	0	2	17	29	19.29	3.429
68 Tommy Layne, L (3, 1) ERA: 6.75	1.1		8	3	2	2	1	1	0	1	0	0	0	9	14	13.50	3.000
70 Chris Beck, R (4, 1) ERA:	1.1		4	0	0	0	0	0	0	0	0	0	0	4	4	0.00	0.000
27 Brett Cecil, L (6, 1) ERA:	1.0		5	0	0	0	1	1	0	1	0	0	0	5	10	0.00	1.000
74 Ryan Meisinger, R (7, 1) ERA: 1.5	1.0		4	1	1	1	1	0	0	0	0	0	1	7	9	9.00	1.000

PITCHER	IP	WLS	BF	H	R	ER	SO	BB	IBB	HBP	BLK	WP	HR	S	P	ERA	WHIP
73 Hunter Cervenka, L (8, 1) ERA: 2.25	1.0		6	3	1	1	1	1	0	0	0	0	0	7	11	9.00	4.000

St. Louis Cardinals @ New York Mets

First Data Field, Port St. Lucie, FL

Sun Mar 10 2019, 1:12 PM - 3:58 PM EDT

Att. 7,010 - Cloudy - 86 F

livebaseballscorecards.com

AB	33
R	9
H	13
RBI	9
BB	5
SO	5
LOB	21

WP: 0 PB: 0 SB: 2 CS: 1 PA: 42

New York Mets @ Houston Astros

TEAM Ballpark of the Palm Beaches, West Palm Beach, FL

Mon Mar 11 2019, 1:09 PM - 3:55 PM EDT

Att. 5,027 - Partly Cloudy - 85 F

livebaseballscorecards.com

TOP

Batter	1	2	3	4	5	6	7	8	9	AB	R	H	RBI	BB	SO	LOB
9 Brandon Nimmo, L (1, 8) OBP: 0.308, SLG: 0.417	C C S 0-3 K ①	x 0-0 24 BB 1-2 3-H 1B		x 0-0 6 G4-3 2B		x 0-0 2-3 1B		B B B 4-0 1-2 BB		4	0	3	1	0	1	0
93 Braxton Lee, L (6, 8) OBP: 0.357, SLG: 0.182										0	0	0	0	1	0	0
6 Jeff McNeil, L (1, 5) OBP: 0.235, SLG: 0.588	x 0-0 1B	x 0-0 F8 ②		x 0-0 G4-3 ② 2-3		x 0-0 G3 ③		S S S 0-3 K ③		4	0	1	0	0	0	5
28 J.D. Davis, R (6, 5) OBP: 0.359, SLG: 0.444										1	0	0	0	0	1	2
24 Robinson Canó, L (1, 4) OBP: 0.480, SLG: 0.609	x 0-0 L7 ②	B B B 4-0 1-2 2-3 BB		x 0-0 L8 ③			x 0-0 F7 ①		B B B B 4-0 BB	3	0	0	0	1	0	2
15 Luis Guillorme, L (7, 4) OBP: 0.538, SLG: 0.667										0	0	0	0	1	0	0
30 Michael Conforto, L (1, 9) OBP: 0.263, SLG: 0.351	x 0-0 G6-3 ③	x 0-0 G3 ③			x 0-0 F7 ①		x 0-0 22 SH1-3 1B		x 0-0 F8 ①	4	0	1	0	0	0	4
68 Rymer Liriano, R (7, PR) OBP: 0.258, SLG: 0.357 (7, 9)										1	0	0	0	0	0	1
20 Pete Alonso, R (1, 3) OBP: 0.457, SLG: 0.813		x 0-0 88 L9 7 3B 2B	x 0-0 G1-3 ①		x 0-0 L6 ②		x 0-0 SH1-3 ② 1-2		S S S 0-3 K ②	3	1	1	0	0	0	0
22 Dominic Smith, L (6, 3) OBP: 0.467, SLG: 0.556										1	0	0	0	0	1	1
88 Danny Espinosa, S (1, 10) OBP: 0.214, SLG: 0.208		x 0-0 L9 ① 2-3	x 0-0 1B		x 0-0 F7 ③		x 0-0 G3-1 ③		S S S 0-3 K ③	3	0	1	0	0	0	1
74 Ali Sánchez, R (7, PH) (7, 10)										2	0	0	0	0	1	3
7 Grégor Blanco, L (1, 7) OBP: 0.250, SLG: 0.240	x 0-0 29 2B 3-H 3B	x 0-0 L7 ②				x 0-0 F7 ①		x 0-0 B2-3 ①		4	1	1	1	0	0	1
93 Jason Krizan, L (8, 7)										0	0	0	0	0	0	0
29 Devin Mesoraco, R (1, 2) OBP: 0.235, SLG: 0.529	x 0-0 1 E 9 1B 3-H 2B	x 0-0 F8 ③				x 0-0 9 1B 2B		x 0-0 G5-3 ②		3	1	2	1	0	0	1
3 Tomás Nido, R (7, 2) OBP: 0.188, SLG: 0.250										1	0	0	0	0	0	0
1 Amed Rosario, R (1, 6) OBP: 0.500, SLG: 0.882	x 0-0 E1 24 BB 9 1B 2-3			x 0-0 G6-3 ①		C C C 0-3 K ②		x 0-0 93 BB 1B		3	0	0	0	0	1	2
25 Adeiny Hechavarría, R (6, 6) OBP: 0.286, SLG: 0.368										1	0	1	0	0	0	0

	AB	38
	R	3
	H	11
	RBI	3
	BB	3
	SO	5
	LOB	23

Inning Stats																								
	R: 0	H: 1		R: 3	H: 4		R: 0	H: 1		R: 0	H: 1		R: 0	H: 0		R: 0	H: 2		R: 0	H: 1		R: 0	H: 1		R: 0	H: 0	
	E: 0	LOB: 1		E: 1	LOB: 3		E: 0	LOB: 1		E: 0	LOB: 1		E: 0	LOB: 0		E: 0	LOB: 2		E: 0	LOB: 2		E: 0	LOB: 1		E: 0	LOB: 1	
	K: 1	BB: 0		K: 0	BB: 1		K: 0	BB: 0		K: 0	BB: 0		S: 3	P: 3		K: 1	BB: 0		S: 4	P: 4		K: 1	BB: 1		K: 2	BB: 1	
	S: 6	P: 6		S: 8	P: 12		S: 4	P: 4		S: 4	P: 4					S: 7	P: 7					S: 6	P: 10		S: 7	P: 11	

	1B: 6	SF: 0
	2B: 4	SAC: 1
	3B: 1	DP: 0
	HR: 0	HBP: 0

	WP: 0	PA: 42
	PB: 0	
	SB: 0	
	CS: 0	

PITCHER	IP	WLS	BF	H	R	ER	SO	BB	IBB	HBP	BLK	WP	HR	S	P	ERA	WHIP
59 Framber Valdez, L (1, 1) ERA: 5.79	3.0		17	6	3	3	1	1	0	0	0	0	0	18	22	9.00	2.333
36 Will Harris, R (4, 1) ERA: 11.57	1.0		4	1	0	0	0	0	0	0	0	0	0	4	4	0.00	1.000
41 Brad Peacock, R (5, 1) ERA:	3.0		12	3	0	0	1	0	0	0	0	0	0	14	14	0.00	1.000
69 J.B. Bukauskas, R (8, 1) ERA: 1.29	2.0	W	9	1	0	0	3	2	0	0	0	0	0	13	21	0.00	1.500

PITCHER	IP	WLS	BF	H	R	ER	SO	BB	IBB	HBP	BLK	WP	HR	S	P	ERA	WHIP

BOTTOM

New York Mets @ Houston Astros

ITEAM Ballpark of the Palm Beaches, West Palm Beach, FL

Mon Mar 11 2019, 1:09 PM - 3:55 PM EDT

Att. 5,027 - Partly Cloudy - 85 F

livebaseballscorecards.com

Batter	1	2	3	4	5	6	7	8	9	AB	R	H	RBI	BB	SO	LOB
18 Tony Kemp, L (1, 10) OBP: 0.500, SLG: 0.450 21 Derek Fisher, L (6, PR) OBP: 0.355, SLG: 0.519 (7, 10)	G3		L4			6 1B; 10 1B; 1B	K			3 1	0 1	1 0	0 0	0 0	0 1	0 0
6 Jake Marisnick, R (1, 8) OBP: 0.357, SLG: 0.500 26 Myles Straw, R (6, PR) OBP: 0.333, SLG: 0.379 (7, 8)	F9		G5-3			10 1B; 72 1B; 1-3; 1B		83 1B; 3 2B; 2B		3 1	0 2	1 1	0 0	0 0	0 0	0 0
10 Yuli Gurriel, R (1, 5) OBP: 0.417, SLG: 0.522 83 Abraham Toro, S (6, PR) OBP: 0.379, SLG: 0.519 (7, 5)	P4			F8		72 1B; 1-3; 3-H; 1B		72 BB; 3 2B; 2-3; 1B		3 1	0 1	1 1	1 0	0 0	0 0	0 0
23 Michael Brantley, L (1, 7) OBP: 0.391, SLG: 0.333 72 Yordan Alvarez, L (6, 7) OBP: 0.455, SLG: 0.385		22 2B; 1B		13 G5-4-3; 1B		1-3; 3-H; 1B		BBBB; 3 2B; 81 FC6; 1-2; BB		2 1	0 1	2 1	0 1	0 1	0 0	0 0
13 Tyler White, R (1, 3) OBP: 0.345, SLG: 0.261 44 AJ Reed, L (6, 3) OBP: 0.226, SLG: 0.346	SSS; K			G5-4-3; 1-2f		P5		SSS; K		2 2	0 0	0 0	0 0	0 1	1 1	2 5
22 Josh Reddick, L (1, 9) OBP: 0.500, SLG: 0.688 3 Kyle Tucker, L (6, 9) OBP: 0.357, SLG: 0.400	1-3; 2B				B1-3	SSS; K		1-3; 2-H; 3-H; 2B		2 2	0 0	1 1	0 2	0 0	0 1	0 2
81 Nick Tanielu, R (1, 4) OBP: 0.387, SLG: 0.897 90 Osvaldo Duarte, R (8, PR) (9, 4)	F7				F8	BSSx; 1-2; HR		FC6; G1-6-3; 3-H		4 0	1 0	1 0	2 0	0 0	0 0	3 0
12 Max Stassi, R (1, 2) OBP: 0.296, SLG: 0.208 Garrett Stubbs, L (6, 2) OBP: 0.333, SLG: 0.706	CCC; K				F7	F9		G1-6-3; 1-2f		2 2	0 0	0 0	0 0	1 0	2 0	2 2
78 Alex De Goti, R (1, 6) OBP: 0.313, SLG: 0.250 95 Jeremy Peña, R (8, 6)			SSS; K			G3	CCC; K			3 0	0 0	0 0	0 0	0 0	2 0	0 0
Inning Stats	R: 0 E: 0 K: 0 S: 3 / H: 0 LOB: 0 BB: 0 P: 3	R: 0 E: 0 K: 2 S: 9 / H: 2 LOB: 2 BB: 0 P: 9	R: 0 E: 0 K: 1 S: 5 / H: 0 LOB: 0 BB: 0 P: 5	R: 0 E: 0 K: 0 S: 3 / H: 1 LOB: 0 BB: 0 P: 3	R: 0 E: 0 K: 0 S: 3 / H: 0 LOB: 0 BB: 0 P: 3	R: 2 E: 0 K: 1 S: 9 / H: 4 LOB: 2 BB: 0 P: 9	R: 1 E: 0 K: 2 S: 10 / H: 1 LOB: 0 BB: 0 P: 11	R: 3 E: 0 K: 1 S: 8 / H: 3 LOB: 2 BB: 1 P: 12		1B: 7 2B: 3 3B: 0 HR: 1	SF: 0 SAC: 0 DP: 2 HBP: 0			WP: 0 PB: 0 SB: 0 CS: 0	PA: 35		

	AB	34
	R	6
	H	11
	RBI	6
	BB	1
	SO	7
	LOB	16

PITCHER		IP	WLS	BF	H	R	ER	SO	BB	IBB	HBP	BLK	WP	HR	S	P	ERA	WHIP
44 Jason Vargas, L ERA: 1.08	(1, 1)	4.0		14	3	0	0	3	0	0	0	0	0	0	20	20	0.00	0.750
67 Seth Lugo, R ERA: 1.35	(5, 1)	1.0	H	3	0	0	0	0	0	0	0	0	0	0	3	3	0.00	0.000
43 Luis Avilán, L ERA: 2.7	(6, 1)	1.0	H	7	4	2	2	1	0	0	0	0	0	0	9	9	18.00	4.000
35 Jacob Rhame, R ERA: 10.5	(7, 1)	1.1	L	9	4	4	4	3	1	0	0	0	0	1	16	21	27.00	3.750
70 Eric Hanhold, R ERA: 3.18	(8, 1)	0.2		2	0	0	0	0	0	0	0	0	0	0	2	2	0.00	0.000

PITCHER		IP	WLS	BF	H	R	ER	SO	BB	IBB	HBP	BLK	WP	HR	S	P	ERA	WHIP

Batter	1	2	3	4	5	6	7	8	9	AB	R	H	RBI	BB	SO	LOB
6 Jeff McNeil, L (1, 10) OBP: 0.238, SLG: 0.524	G6-3		2 SAFE G3 2-3			K		1B		4	0	1	0	0	1	1
12 Juan Lagares, R (1, 8) OBP: 0.242, SLG: 0.281	K		K			22 S 22 2B 1B		L9		4	1	1	0	0	2	2
22 Dominic Smith, L (1, 3) OBP: 0.500, SLG: 0.600	K			40 G6-4-3 BB		1-H 2B			28 WP 1B	3	0	2	1	1	1	0
40 Wilson Ramos, R (1, 2) OBP: 0.417, SLG: 0.500 18 Travis d'Arnaud, R (5, 2) OBP: 0.400, SLG: 0.800		K		G6-4-3 1-2f		G5-3			K	2 2	0 0	0 0	0 0	0 0	1 1	1 2
28 J.D. Davis, R (1, 5) OBP: 0.326, SLG: 0.400		K		G5-3			G4-3		F8 1-2	4	0	0	0	0	1	1
11 Rajai Davis, R (1, 7) OBP: 0.346, SLG: 0.591		2B			G6-3		K		K	4	0	1	0	0	2	1
7 Grégor Blanco, L (1, 9) OBP: 0.226, SLG: 0.214		G5-3			F9		G6-3			3	0	0	0	0	0	1
25 Adeiny Hechavarría, R (1, 6) OBP: 0.292, SLG: 0.409			6 G3 2B		G4-3			L9		3	0	1	0	0	0	0
88 Danny Espinosa, S (1, 4) OBP: 0.194, SLG: 0.185			K			F9		P6		3	0	0	0	0	1	1
Inning Stats	R: 0 E: 0 K: 2 S: 7 H: 0 LOB: 0 BB: 0 P: 7	R: 0 E: 0 K: 2 S: 8 H: 1 LOB: 1 BB: 0 P: 8	R: 0 E: 0 K: 2 S: 8 H: 1 LOB: 1 BB: 0 P: 8	R: 0 E: 0 K: 0 S: 2 H: 0 LOB: 0 BB: 1 P: 6	R: 0 E: 0 K: 0 S: 3 H: 0 LOB: 0 BB: 0 P: 3	R: 1 E: 0 K: 1 S: 7 H: 2 LOB: 1 BB: 0 P: 8	R: 0 E: 0 K: 1 S: 5 H: 0 LOB: 0 BB: 0 P: 5	R: 0 E: 0 K: 0 S: 4 H: 1 LOB: 1 BB: 0 P: 4	R: 0 E: 0 K: 2 S: 8 H: 1 LOB: 1 BB: 0 P: 9	1B: 3 2B: 3 3B: 0 HR: 0 SF: 0 SAC: 0 DP: 1 HBP: 0						

PITCHER		IP	WLS	BF	H	R	ER	SO	BB	IBB	HBP	BLK	WP	HR	S	P	ERA	WHIP
36 Trevor Richards, R ERA: 2.7	(1, 1)	5.0	W	17	2	0	0	6	1	0	0	0	0	0	28	32	0.00	0.600
33 Mike Kickham, L ERA: 1.8	(6, 1)	1.0	H	5	2	1	1	1	0	0	0	0	0	0	7	8	9.00	2.000
48 Hector Noesí, R ERA: 4.7	(7, 1)	2.0	H	7	1	0	0	1	0	0	0	0	0	0	9	9	0.00	0.500
70 Nick Anderson, R ERA: 6.23	(9, 1)	1.0		4	1	0	0	2	0	0	0	0	1	0	8	9	0.00	1.000

PITCHER	IP	WLS	BF	H	R	ER	SO	BB	IBB	HBP	BLK	WP	HR	S	P	ERA	WHIP

TOP

New York Mets @ Miami Marlins

Roger Dean Chevrolet Stadium, Jupiter, FL

Tue Mar 12 2019, 1:09 PM - 4:18 PM EDT

Att. 3,427 - Sunny - 78 F

livebaseballscorecards.com

AB	32
R	1
H	6
RBI	1
BB	1
SO	10
LOB	10

BOTTOM

New York Mets @ Miami Marlins

Roger Dean Chevrolet Stadium, Jupiter, FL

Tue Mar 12 2019, 1:09 PM - 4:18 PM EDT

Att. 3,427 - Sunny - 78 F

livebaseballscorecards.com

Batter	1	2	3	4	5	6	7	8	9	AB	R	H	RBI	BB	SO	LOB
21 Curtis Granderson, L (1, 7) OBP: 0.143, SLG: 0.357	G4-3		15 HR 1B		K		26 S 2 1B 26 2B 1B	G4-3		3	1	1	0	0	1	0
5 Rosell Herrera, S (6, 8) OBP: 0.276, SLG: 0.308										2	1	1	0	0	0	1
15 Brian Anderson, R (1, 5) OBP: 0.455, SLG: 0.679	18 1B 1B		1-H HR		K		26 S 26 2B 1B			3	1	2	2	0	1	0
2 Yadiel Rivera, R (7, 5) OBP: 0.304, SLG: 0.300										1	1	1	1	0	0	0
18 Neil Walker, S (1, 3) OBP: 0.346, SLG: 0.522	13 1B 1B		P6			HBP	55 1B 2B			2	0	1	0	0	0	0
26 Garrett Cooper, R (6, PR) OBP: 0.400, SLG: 0.435 (7, 3)										1	1	1	2	0	0	0
13 Starlin Castro, R (1, 4) OBP: 0.192, SLG: 0.192	1B		K			K	1B			3	0	1	0	0	2	1
55 Jon Berti, R (7, 4) OBP: 0.381, SLG: 0.412										1	0	1	1	0	0	0
45 Peter O'Brien, R (1, 9) OBP: 0.219, SLG: 0.276	G5-3			P6		K		28 BB 81 1B 44 FC3-6 BB		3	0	0	0	0	1	3
79 Isaac Galloway, R (7, 9) OBP: 0.417, SLG: 0.476										0	1	0	0	1	0	0
9 Lewis Brinson, R (1, 8) OBP: 0.433, SLG: 0.964		K		G6-3		K		28 BB 44 E 1B		2	0	0	0	0	1	0
33 Mike Kickham, L (6, 1)										1	0	0	0	0	1	1
48 Hector Noesí, R (7, 1)										0	0	0	0	0	0	0
81 Harold Ramírez, R (8, PH) OBP: 0.350, SLG: 0.368										1	1	1	0	0	0	0
70 Nick Anderson, R (9, 1)										0	0	0	0	0	0	0
19 Miguel Rojas, R (1, 6) OBP: 0.478, SLG: 0.455		F8		1B			G3-1	K		2	0	1	0	0	0	0
12 Dixon Machado, R (7, 6) OBP: 0.192, SLG: 0.269										2	0	0	0	0	1	2
17 Chad Wallach, R (1, 2) OBP: 0.200, SLG: 0.111		K		1 SAFE 1 SAFE P4			F8	44 FC3-6 BB		2	0	0	0	0	1	1
28 Bryan Holaday, R (6, 2) OBP: 0.500, SLG: 0.471										1	0	0	0	1	0	0
36 Trevor Richards, R (1, 1)			K		G5-3		5 1B 2 1B 1B	FC3-6		1	0	0	0	0	1	0
14 Martín Prado, R (5, PH)										1	0	0	0	0	0	0
44 Austin Dean, R (6, 7) OBP: 0.370, SLG: 0.375										2	1	1	1	0	0	1

	AB	34
	R	8
	H	12
	RBI	7
	BB	2
	SO	10
	LOB	10

Inning Stats	1	2	3	4	5	6	7	8	9
	R: 0 E: 0 K: 0 S: 5	H: 3 LOB: 2 BB: 0 P: 5	R: 0 E: 0 K: 2 S: 7	H: 0 LOB: 0 BB: 0 P: 7	R: 2 E: 0 K: 2 S: 9	H: 2 LOB: 0 BB: 0 P: 10	R: 0 E: 0 K: 0 S: 4	H: 1 LOB: 1 BB: 0 P: 4	R: 0 E: 0 K: 2 S: 7	H: 0 LOB: 0 BB: 0 P: 7
	R: 0 E: 0 K: 3 S: 9	H: 0 LOB: 1 BB: 0 P: 10	R: 4 E: 0 K: 0 S: 8	H: 5 LOB: 1 BB: 0 P: 8	R: 2 E: 1 K: 1 S: 6	H: 1 LOB: 1 BB: 2 P: 14				

	1B: 10	SF: 0
	2B: 1	SAC: 0
	3B: 0	DP: 0
	HR: 1	HBP: 1

	WP: 0	PA: 37
	PB: 0	
	SB: 2	
	CS: 0	

PITCHER		IP	WLS	BF	H	R	ER	SO	BB	IBB	HBP	BLK	WP	HR	S	P	ERA	WHIP
48 Jacob deGrom, R ERA: 3.75	(1, 1)	5.0	L	20	6	2	2	6	0	0	0	0	0	1	32	33	3.60	1.200
46 Héctor Santiago, L ERA: 1.5	(6, 1)	1.0		4	0	0	0	3	0	0	1	0	0	0	9	10	0.00	0.000
49 Tyler Bashlor, R ERA: 6.43	(7, 1)	1.0		7	5	4	4	0	0	0	0	0	0	0	8	8	36.00	5.000
73 Daniel Zamora, L ERA: 10.38	(8, 1)	0.1		4	1	2	1	1	2	0	0	0	0	0	4	12	27.00	9.000
63 Tim Peterson, R ERA:	(8, 1)	0.2		2	0	0	0	0	0	0	0	0	0	0	2	2	0.00	0.000

PITCHER	IP	WLS	BF	H	R	ER	SO	BB	IBB	HBP	BLK	WP	HR	S	P	ERA	WHIP

Houston Astros @ New York Mets

First Data Field, Port St. Lucie, FL

Wed Mar 13 2019, 1:12 PM - 3:34 PM EDT

Att. 6,815 - Partly Cloudy - 78 F

TOP

livebaseballscorecards.com

Batter	1	2	3	4	5	6	7	8	9	AB	R	H	RBI	BB	SO	LOB
18 Tony Kemp, L (1, 7) OBP: 0.452, SLG: 0.391 72 Yordan Alvarez, L (7, 7) OBP: 0.459, SLG: 0.400	C C C 0-3 ① K	X 0-0 ② F9	X 0-0 ① G4-3	X 0-0 ① L5		3 0 0 0 0 1 0 1 0 0 0 0 0 0										
16 Aledmys Díaz, R (1, 5) OBP: 0.273, SLG: 0.172 81 Nick Tanielu, R (6, PR) OBP: 0.375, SLG: 0.867 (6, 5)	X 0-0 ② 23 FC5-4 2 BB 1B	B B B B 4-0 2 S BB	X 0-0 1B	C C C 0-3 ② K		2 0 2 0 1 0 0 1 0 0 0 0 1 0										
2 Alex Bregman, R (1, 6) OBP: 0.647, SLG: 0.800 95 Jeremy Peña, R (6, 6) OBP: 0.250, SLG: 0.429	B B B B 4-0 23 FC5-4 1-2 BB	B C C C 1-3 ③ K 1-2	S S S 0-3 ② K	C C C 0-3 ③ K		2 0 0 0 1 2 2 1 0 0 0 0 1 0										
23 Michael Brantley, L (1, 10) OBP: 0.346, SLG: 0.292 74 Jamie Ritchie, R (9, PH) OBP: 0.444, SLG: 0.308	X 0-0 ② FC5-4 1-2f 2-3	X 0-0 ① G3	X 0-0 ③ G3	S S S 0-3 ① K		3 0 0 0 0 0 3 1 0 0 0 0 1 0										
10 Yuli Gurriel, R (1, 4) OBP: 0.407, SLG: 0.538 90 Osvaldo Duarte, R (7, PR) (7, 4)	X 0-0 ③ F9	X 0-0 ② F9	X 0-0 21 1B 2B	X 0-0 ② G5-3		3 0 1 0 0 0 2 1 1 0 0 0 0 0										
21 Derek Fisher, L (1, 9) OBP: 0.342, SLG: 0.455	X 0-0 ① G1-3	X 0-0 ③ G4-3	X 0-0 12 S 2-H 1B	X 0-0 ③ G4-3		4 0 1 1 0 0 0										
12 Max Stassi, R (1, 2) OBP: 0.267, SLG: 0.185 93 Michael Papierski, S (7, 2)	X 0-0 ② F8	X 0-0 ① G5-3	B X 1-0 ① G5-3 1-2			3 0 0 0 0 0 2 0 0 0 0 0 0 0										
44 AJ Reed, L (1, 3) OBP: 0.206, SLG: 0.310 83 Abraham Toro, S (7, 3) OBP: 0.387, SLG: 0.500	S S S 0-3 ③ K	X 0-0 ② F7	C C C 0-3 ② K			3 0 0 0 0 2 1 0 0 0 0 0 0 0										
26 Myles Straw, R (1, 8) OBP: 0.303, SLG: 0.344	X 0-0 ① P4	S S S 0-3 ③ K	X 0-0 ③ G6-3			3 0 0 0 0 1 1										
Inning Stats	R: 0 H: 1 E: 0 LOB: 2 K: 1 BB: 1 S: 6 P: 10	R: 0 H: 0 E: 0 LOB: 0 K: 1 BB: 0 S: 5 P: 5	R: 0 H: 0 E: 0 LOB: 1 K: 1 BB: 1 S: 5 P: 10	R: 0 H: 0 E: 0 LOB: 0 K: 0 BB: 0 S: 3 P: 3	R: 0 H: 0 E: 0 LOB: 0 K: 1 BB: 0 S: 5 P: 5	R: 0 H: 1 E: 0 LOB: 1 K: 1 BB: 0 S: 6 P: 6	R: 1 H: 2 E: 0 LOB: 1 K: 1 BB: 0 S: 7 P: 8	R: 0 H: 0 E: 0 LOB: 0 K: 2 BB: 0 S: 7 P: 7	R: 0 H: 0 E: 0 LOB: 0 K: 1 BB: 0 S: 5 P: 5	1B: 3 SF: 0 2B: 1 SAC: 0 3B: 0 DP: 0 HR: 0 HBP: 0						

	AB	31
	R	1
	H	4
	RBI	1
	BB	2
	SO	9
	LOB	11

WP: 0 PA: 33
PB: 0
SB: 2
CS: 0

PITCHER		IP	WLS	BF	H	R	ER	SO	BB	IBB	HBP	BLK	WP	HR	S	P	ERA	WHIP
34 Noah Syndergaard, R ERA: 1.88	(1, 1)	5.2	W	21	2	0	0	5	2	0	0	0	0	0	29	38	0.00	0.706
71 Ryan O'Rourke, L ERA: 4.15	(6, 1)	0.1	H	3	2	1	1	0	0	0	0	0	0	0	3	3	27.00	6.000
67 Seth Lugo, R ERA: 1.04	(7, 1)	2.0	H	6	0	0	0	3	0	0	0	0	0	0	12	13	0.00	0.000
43 Luis Avilán, L ERA: 2.35	(9, 1)	1.0	S	3	0	0	0	1	0	0	0	0	0	0	5	5	0.00	0.000

PITCHER	IP	WLS	BF	H	R	ER	SO	BB	IBB	HBP	BLK	WP	HR	S	P	ERA	WHIP

Houston Astros @ New York Mets

First Data Field, Port St. Lucie, FL

Wed Mar 13 2019, 1:12 PM - 3:34 PM EDT

Att. 6,815 - Partly Cloudy - 78 F

BOTTOM

Batter	1	2	3	4	5	6	7	8	9	AB	R	H	RBI	BB	SO	LOB
9 Brandon Nimmo, L (1, 7) OBP: 0.267, SLG: 0.357	F7		P6		K 1-2			F9		4	0	0	0	0	1	2
6 Jeff McNeil, L (1, 5) OBP: 0.250, SLG: 0.500	F8			24 HR 1B	G5-3			1B		3	1	1	0	0	0	1
25 Adeiny Hechavarría, R (8, 5) OBP: 0.320, SLG: 0.435										1	0	1	0	0	0	0
24 Robinson Canó, L (1, 4) OBP: 0.464, SLG: 0.692	F9			1-H HR		F7		F9		3	1	1	2	0	0	0
88 Danny Espinosa, S (8, 4) OBP: 0.188, SLG: 0.179										1	0	0	0	0	0	1
40 Wilson Ramos, R (1, 2) OBP: 0.407, SLG: 0.480		G4-3		30 BLK 1B		G4-3		F7		3	0	1	0	0	0	0
29 Devin Mesoraco, R (7, 2) OBP: 0.222, SLG: 0.500										1	0	0	0	0	0	1
30 Michael Conforto, L (1, 9) OBP: 0.244, SLG: 0.325		K		F8 1-2		F8				3	0	0	0	0	1	1
7 Grégor Blanco, L (8, 9) OBP: 0.226, SLG: 0.214										0	0	0	0	0	0	0
20 Pete Alonso, R (1, 3) OBP: 0.421, SLG: 0.743		G4-3		F9			K			3	0	0	0	0	1	1
23 Keon Broxton, R (1, 8) OBP: 0.444, SLG: 0.211			BB 12 WP 1 S	G6-3			F9			2	0	0	0	1	0	1
1 Amed Rosario, R (1, 6) OBP: 0.478, SLG: 0.800			K 1-2		9 S 1B		E1			3	0	1	0	0	1	1
12 Juan Lagares, R (1, 10) OBP: 0.222, SLG: 0.257			K 2-3		B2		G5-3			3	0	0	0	0	1	3
Inning Stats	R: 0 E: 0 K: 0 S: 3 H: 0 LOB: 0 BB: 0 P: 3	R: 0 E: 0 K: 1 S: 5 H: 0 LOB: 0 BB: 0 P: 5	R: 0 E: 0 K: 2 S: 7 H: 0 LOB: 1 BB: 1 P: 12	R: 2 E: 0 K: 0 S: 7 H: 3 LOB: 1 BB: 0 P: 7	R: 0 E: 0 K: 1 S: 6 H: 1 LOB: 1 BB: 0 P: 7	R: 0 E: 0 K: 0 S: 3 H: 0 LOB: 0 BB: 0 P: 3	R: 0 E: 1 K: 1 S: 6 H: 0 LOB: 1 BB: 0 P: 6	R: 0 E: 0 K: 0 S: 4 H: 1 LOB: 1 BB: 0 P: 4		1B: 4 2B: 0 3B: 0 HR: 1	SF: 0 SAC: 0 DP: 0 HBP: 0						

livebaseballscorecards.com

AB	30
R	2
H	5
RBI	2
BB	1
SO	5
LOB	12

WP: 1 PB: 0 SB: 2 CS: 0 PA: 31

PITCHER		IP	WLS	BF	H	R	ER	SO	BB	IBB	HBP	BLK	WP	HR	S	P	ERA	WHIP
45 Gerrit Cole, R ERA: 1.69	(1, 1)	4.2	L	19	4	2	2	4	1	0	0	1	1	1	27	33	3.86	1.071
65 Kent Emanuel, L ERA: 9.53	(5, 1)	0.1		1	0	0	0	0	0	0	0	0	0	0	1	1	0.00	0.000
51 Cionel Pérez, L ERA:	(6, 1)	1.0		3	0	0	0	0	0	0	0	0	0	0	3	3	0.00	0.000
67 Corbin Martin, R ERA: 2.08	(7, 1)	2.0		8	1	0	0	1	0	0	0	0	0	0	10	10	0.00	0.500

PITCHER	IP	WLS	BF	H	R	ER	SO	BB	IBB	HBP	BLK	WP	HR	S	P	ERA	WHIP

Washington Nationals @ New York Mets

First Data Field, Port St. Lucie, FL

Fri Mar 15 2019, 1:12 PM - 3:50 PM EDT

Att. 6,599 - Cloudy - 81 F

livebaseballscorecards.com

TOP

Batter	1	2	3	4	5	6	7	8	9	AB	R	H	RBI	BB	SO	LOB
2 Adam Eaton, L (1, 9) OBP: 0.515, SLG: 0.818 71 Jake Noll, R (7, 5) OBP: 0.444, SLG: 0.677	C C B X 2-2 HR	X 0-0 ② G4-3	X 0-0 ③ G3-1			X 0-0 ① G3-1		S S S 0-3 ③ K		4	1	1	1	0	0	1
										1	0	0	0	0	1	0
7 Trea Turner, R (1, 6) OBP: 0.324, SLG: 0.433 5 Adrián Sanchez, R (7, 6) OBP: 0.289, SLG: 0.250	X 0-0 ① G6-3	X 0-0 6 HR 1B		X 0-0 ① L4		X 0-0 ② G5-3			X 0-0 ① F9	4	1	1	0	0	0	0
										1	0	0	0	0	0	0
6 Anthony Rendon, R (1, 5) OBP: 0.286, SLG: 0.630 17 Andrew Stevenson, L (7, 7) OBP: 0.256, SLG: 0.270	X 0-0 11 BB 15 2B 1B	B B S B X 3-1 1-H HR		B S X 1-1 HR		X 0-0 E7 1B			X 0-0 17 BB 1B	4	3	4	3	0	0	0
										1	0	1	0	0	0	0
11 Ryan Zimmerman, R (1, 3) OBP: 0.278, SLG: 0.467 17 Drew Ward, L (7, 3)	B B B B 4-0 15 2B 10 HR 1-2 BB	B X 1-0 HR		X 0-0 ② L4		X 0-0 ③ G6-3			B B B B 4-0 67 G3-6-1 1-2 BB	3	2	1	1	1	0	1
										0	0	0	0	1	0	0
15 Matt Adams, L (1, 7) OBP: 0.294, SLG: 0.645 67 Hunter Jones, R (7, PH) OBP: 0.355, SLG: 0.231 (7, 9)	X 0-0 ③ 10 HR 1-3 2-H 2B	X 0-0 ③ G3-1		X 0-0 HR			X 0-0 ① G3		X 0-0 ② ③ G3-6-1 1-2f	3	2	2	2	0	0	0
										2	0	0	0	0	0	2
9 Brian Dozier, R (1, 4) OBP: 0.281, SLG: 0.429 52 Jimmy Cordero, R (7, 1) 49 Scott Copeland, R (8, 1) 60 Justin Miller, R (9, 1)	S S S 0-3 ② K	X 0-0 ① L7	X 0-0 ③ F7				X 0-0 ② G6-3			4	0	0	0	0	1	2
										0	0	0	0	0	0	0
										0	0	0	0	0	0	0
										0	0	0	0	0	0	0
10 Yan Gomes, R (1, 2) OBP: 0.400, SLG: 0.792 71 Taylor Gushue, S (6, 2) OBP: 0.455, SLG: 1.000	B S X 1-1 2-H 3-H HR	S B B B X 3-1 HR			X 0-0 ① G4-3		S S S 0-3 ③ K			3	2	2	4	0	0	0
										1	0	0	0	0	1	0
16 Victor Robles, R (1, 8) OBP: 0.465, SLG: 0.559 7 Collin Cowgill, R (5, 8)	X 0-0 ③ G5-3	B B B B 4-0 58 G6-3 58 S BB			X 0-0 ② G4-3			C C C 0-3 ① K		2	0	0	0	1	0	0
										1	0	0	0	0	1	0
58 Jeremy Hellickson, R (1, 1) 33 Matt Grace, L (6, 1) 8 Carter Kieboom, R (7, 4) OBP: 0.400, SLG: 0.750		X 0-0 ① G4-3	B X 1-0 ② G6-3 1-3		X 0-0 ③ G3-1			S S T 0-2 ② K		3	0	0	0	0	0	1
										0	0	0	0	0	0	0
										1	0	0	0	0	1	0

Inning Stats	1	2	3	4	5	6	7	8	9
	R: 5 E: 0 K: 1 S: 12	H: 4 LOB: 0 BB: 1 P: 19	R: 3 E: 0 K: 0 S: 7	H: 3 LOB: 0 BB: 0 P: 11	R: 1 E: 0 K: 0 S: 5	H: 1 LOB: 1 BB: 1 P: 13	R: 2 E: 0 K: 0 S: 6	H: 2 LOB: 0 BB: 0 P: 7	R: 0 E: 0 K: 0 S: 3	H: 0 LOB: 0 BB: 0 P: 3	R: 0 E: 1 K: 0 S: 4	H: 1 LOB: 1 BB: 0 P: 4	R: 0 E: 0 K: 1 S: 5	H: 0 LOB: 0 BB: 0 P: 5	R: 0 E: 0 K: 3 S: 9	H: 0 LOB: 0 BB: 0 P: 9	R: 0 E: 0 K: 0 S: 3	H: 1 LOB: 1 BB: 1 P: 7

	1B: 4	SF: 0	WP: 0	PA: 41
	2B: 1	SAC: 0	PB: 0	
	3B: 0	DP: 1	SB: 1	
	HR: 7	HBP: 0	CS: 0	

AB	38
R	11
H	12
RBI	11
BB	3
SO	5
LOB	7

PITCHER	IP	WLS	BF	H	R	ER	SO	BB	IBB	HBP	BLK	WP	HR	S	P	ERA	WHIP
32 Steven Matz, L (1, 1) ERA: 10.97	2.0	L	14	7	8	8	1	1	0	0	0	0	4	19	30	36.00	4.000
70 Eric Hanhold, R (3, 1) ERA: 4.05	1.0		5	1	1	1	0	1	0	0	0	0	1	5	13	9.00	2.000
39 Edwin Díaz, R (4, 1) ERA: 5.4	1.0		5	2	2	2	0	0	0	0	0	0	2	6	7	18.00	2.000
65 Robert Gsellman, R (5, 1) ERA: 3.52	1.0		3	0	0	0	0	0	0	0	0	0	0	3	3	0.00	0.000
43 Luis Avilán, L (6, 1) ERA: 1.86	2.0		7	1	0	0	1	0	0	0	0	0	0	9	9	0.00	0.500

PITCHER	IP	WLS	BF	H	R	ER	SO	BB	IBB	HBP	BLK	WP	HR	S	P	ERA	WHIP
71 Ryan O'Rourke, L (8, 1) ERA: 2.84	2.0		7	1	0	0	3	1	0	0	0	0	0	12	16	0.00	1.000

BOTTOM

Washington Nationals @ New York Mets

First Data Field, Port St. Lucie, FL

Fri Mar 15 2019, 1:12 PM - 3:50 PM EDT

Att. 6,599 - Cloudy - 81 F

livebaseballscorecards.com

Batter	1	2	3	4	5	6	7	8	9	AB	R	H	RBI	BB	SO	LOB
9 Brandon Nimmo, L (1, 7) (4, 8) OBP: 0.294, SLG: 0.355	BBBB 4-0 24 1B BB		x 0-0 E8 6 1B 24 G4-6-3		x 0-0 ② F8 1-2		x 0-0 1-2 1B			3	1	1	0	1	0	1
6 Jeff McNeil, L (1, 5) OBP: 0.323, SLG: 0.548 28 J.D. Davis, R (7, 5) OBP: 0.333, SLG: 0.429	x 0-0 ① F8		x 0-0 24 G4-6-3 2-3 1B		SSS 0-3 ③ K		CCC 0-3 ③ K			3 1	0 0	1 0	0 0	0 0	1 1	2 2
24 Robinson Canó, L (1, 10) OBP: 0.441, SLG: 0.625 20 Pete Alonso, R (8, PH) (9, 10) OBP: 0.419, SLG: 0.700	x 0-0 40 G6-4-3 1-2 1B		x 0-0 ① ② G4-6-3 1-2f 3-H			SSS 0-3 ① K		x 0-0 ① G5-3		3 1	0 0	1 0	0 0	0 0	1 0	1 0
40 Wilson Ramos, R (1, 2) OBP: 0.367, SLG: 0.429 29 Devin Mesoraco, R (7, 2) OBP: 0.211, SLG: 0.474	x 0-0 ② ③ G6-4-3 1-2f		x 0-0 ③ G6-3			x 0-0 ② G6-3		SSS 0-3 ② K		3 1	0 0	0 0	0 0	0 0	0 1	2 0
22 Dominic Smith, L (1, 3) OBP: 0.462, SLG: 0.543		SSS 0-3 ① K		x 0-0 ① G3		x 0-0 ③ G4-3		x 0-0 1B		4	0	1	0	0	1	0
23 Keon Broxton, R (1, 8) (4, 7) OBP: 0.467, SLG: 0.318 7 Grégor Blanco, L (8, 7) OBP: 0.219, SLG: 0.207	x 0-0 15 2B 2B			SSS 0-3 ② K			x 0-0 1 1B 11 SF7 1B	x 0-0 ③ F7		3 1	2 0	2 0	0 0	0 0	1 0	0 1
1 Amed Rosario, R (1, 6) OBP: 0.462, SLG: 0.739 88 Danny Espinosa, S (8, 4) OBP: 0.182, SLG: 0.172	SSS 0-3 ② K			x 0-0 ③ G5-3			x 0-0 9 1B 1-3 1B		x 0-0 ① G4-3	3 1	0 0	1 0	0 0	0 0	1 0	1 0
15 Luis Guillorme, L (1, 4) (8, 6) OBP: 0.500, SLG: 0.607	x 0-0 2-H 2B				x 0-0 ① F8		SST 0-2 ① K		x 0-0 ② G4-3	4	0	1	1	0	1	2
11 Rajai Davis, R (1, 9) OBP: 0.333, SLG: 0.560	SST 0-2 ③ K				x 0-0 9 BLK 1B		x 0-0 ② SF7 3-H		SSS 0-3 ③ K	3	0	1	1	0	2	1
Inning Stats	R: 0 H: 1 E: 0 LOB: 1 K: 0 BB: 1 S: 3 P: 7	R: 1 H: 2 E: 0 LOB: 1 K: 3 BB: 0 S: 11 P: 11	R: 1 H: 1 E: 1 LOB: 0 K: 0 BB: 0 S: 4 P: 4	R: 0 H: 0 E: 0 LOB: 0 K: 1 BB: 0 S: 5 P: 5	R: 0 H: 1 E: 0 LOB: 1 K: 1 BB: 0 S: 6 P: 6	R: 0 H: 0 E: 0 LOB: 0 K: 1 BB: 0 S: 5 P: 5	R: 1 H: 3 E: 0 LOB: 2 K: 2 BB: 0 S: 10 P: 10	R: 0 H: 1 E: 0 LOB: 1 K: 1 BB: 0 S: 6 P: 6	R: 0 H: 0 E: 0 LOB: 0 K: 1 BB: 0 S: 5 P: 5	1B: 7 SF: 1 2B: 2 SAC: 0 3B: 0 DP: 2 HR: 0 HBP: 0						

	AB	34
	R	3
	H	9
	RBI	2
	BB	1
	SO	10
	LOB	13

WP: 0 PA: 36
PB: 0
SB: 0
CS: 0

PITCHER		IP	WLS	BF	H	R	ER	SO	BB	IBB	HBP	BLK	WP	HR	S	P	ERA	WHIP
58 Jeremy Hellickson, R ERA: 1.29	(1, 1)	5.0	W	20	5	2	1	5	1	0	0	1	0	0	29	33	1.80	1.200
33 Matt Grace, L ERA: 6.0	(6, 1)	1.0		3	0	0	0	1	0	0	0	0	0	0	5	5	0.00	0.000
52 Jimmy Cordero, R ERA: 9.0	(7, 1)	1.0		6	3	1	1	2	0	0	0	0	0	0	10	10	9.00	3.000
49 Scott Copeland, R ERA:	(8, 1)	1.0		4	1	0	0	1	0	0	0	0	0	0	6	6	0.00	1.000
60 Justin Miller, R ERA: 4.5	(9, 1)	1.0		3	0	0	0	1	0	0	0	0	0	0	5	5	0.00	0.000

PITCHER	IP	WLS	BF	H	R	ER	SO	BB	IBB	HBP	BLK	WP	HR	S	P	ERA	WHIP

New York Mets @ Miami Marlins

Roger Dean Chevrolet Stadium, Jupiter, FL

Sat Mar 16 2019, 1:11 PM - 3:59 PM EDT

Att. 4,699 - Overcast - 76 F

TOP

livebaseballscorecards.com

Batter	1	2	3	4	5	6	7	8	9	AB	R	H	RBI	BB	SO	LOB
6 Jeff McNeil, L (1, 7) OBP: 0.324, SLG: 0.559	L S S 0-3 ① K		S S S 0-3 ① K	X 0-0 20 1B 24 WP 1-3 2-H 2B		S S S 0-3 ② K			X 0-0 1B	3	1	1	1	0	2	0
11 Rajai Davis, R (6, PH) OBP: 0.344, SLG: 0.556 (6, 7)										2	0	1	0	0	1	0
20 Pete Alonso, R (1, 3) OBP: 0.396, SLG: 0.644	X 0-0 ② G6-3		S S S 0-3 ② K	X 0-0 24 1B 24 WP 2-3 3-H 1B		X 0-0 ③ F8			S S S 0-3 ② K	5	0	1	1	0	2	1
24 Robinson Canó, L (1, 4) OBP: 0.486, SLG: 0.686	X 0-0 30 HR 1B		X 0-0 30 1B 2B	B X 1-0 1-3 3-H 1B			S S S 0-3 ① K			3	2	3	0	0	0	0
15 Luis Guillorme, L (6, 4) OBP: 0.486, SLG: 0.586										1	0	0	0	0	1	0
30 Michael Conforto, L (1, 9) OBP: 0.292, SLG: 0.400	B X 1-0 1-H HR		X 0-0 28 1B 2-H 1B	S S S 0-3 ② K			X 0-0 ② G3			3	1	2	3	0	1	2
23 Keon Broxton, R (6, 8) OBP: 0.452, SLG: 0.304										1	0	0	0	0	0	0
28 J.D. Davis, R (1, 5) OBP: 0.333, SLG: 0.422	S S S 0-3 ③ K		X 0-0 1-2 1B	X 0-0 ③ G5-3			X 0-0 ③ P3			3	0	1	0	0	1	2
83 Arismendy Alcántara, S (6, 5) OBP: 0.176, SLG: 0.071										1	0	0	0	0	0	0
18 Travis d'Arnaud, R (1, 2) OBP: 0.250, SLG: 0.500		X 0-0 ① L8	S S S 0-3 ③ K		S C C 0-3 ① K			X 0-0 ① F9		3	0	0	0	0	2	2
67 Seth Lugo, R (6, 1)										0	0	0	0	0	0	0
73 Daniel Zamora, L (7, 1)										0	0	0	0	0	0	0
85 Dan Rizzie, R (8, PH)										1	0	0	0	0	0	0
63 Tim Peterson, R (8, 1)										0	0	0	0	0	0	0
1 Amed Rosario, R (1, 6) OBP: 0.483, SLG: 0.720		X 0-0 12 S 1B		B B B B 4-0 12 1B 44 FC3-2 BB	X 0-0 ② F8			S S S 0-3 ② K		2	0	1	0	1	0	0
88 Danny Espinosa, S (6, 6) OBP: 0.176, SLG: 0.167										1	0	0	0	0	1	0
12 Juan Lagares, R (1, 8) OBP: 0.214, SLG: 0.244		1 S S S S SAFE 0-3 ② K 1-2		X 0-0 44 FC3-2 6 2B 1-3 1B	X 0-0 ③ G6-3			X 0-0 ③ F9		3	1	1	0	0	1	1
3 Tomás Nido, R (7, 2) OBP: 0.167, SLG: 0.222										1	0	0	0	0	0	0
44 Jason Vargas, L (1, 1)		S S C 0-3 ③ K		X 0-0 ① FC3-2 6 2B 20 1B 1-2 3-H		S S S 0-3 ① K			X 0-0 ① F7	2	1	0	0	0	1	3
65 Robert Gsellman, R (5, 1)										0	0	0	0	0	0	0
7 Grégor Blanco, L (6, PH) OBP: 0.206, SLG: 0.194 (6, 9)										2	0	0	0	0	1	0

Inning Stats																																			
	R: 2	H: 2		R: 0	H: 1		R: 1	H: 3		R: 3	H: 4		R: 0	H: 0		R: 0	H: 0		R: 0	H: 0		R: 0	H: 1		1B: 8	SF: 0		WP: 1	PA: 38						
	E: 0	LOB: 0		E: 0	LOB: 1		E: 0	LOB: 2		E: 0	LOB: 2		E: 0	LOB: 0		E: 0	LOB: 0		E: 0	LOB: 0		E: 0	LOB: 1		2B: 2	SAC: 0		PB: 0							
	K: 2	BB: 0		K: 2	BB: 0		K: 3	BB: 0		K: 1	BB: 1		K: 1	BB: 0		K: 2	BB: 0		K: 1	BB: 0		K: 1	BB: 0		3B: 0	DP: 0		SB: 1							
	S: 9	P: 10		S: 8	P: 8		S: 12	P: 12		S: 9	P: 14		S: 5	P: 5		S: 7	P: 7		S: 5	P: 5		S: 5	P: 5		HR: 1	HBP: 0		CS: 0							

PITCHER		IP	WLS	BF	H	R	ER	SO	BB	IBB	HBP	BLK	WP	HR	S	P	ERA	WHIP
22 Sandy Alcantara, R ERA: 4.7	(1, 1)	3.1		20	9	6	6	7	1	0	0	0	0	1	33	38	16.20	3.000
61 Adam Conley, L ERA: 2.45	(4, 1)	1.2		6	1	0	0	2	0	0	0	0	1	0	10	11	0.00	0.600
70 Nick Anderson, R ERA: 4.26	(6, 1)	2.0	W	6	0	0	0	3	0	0	0	0	0	0	12	12	0.00	0.000
67 R.J. Alvarez, R ERA: 9.0	(8, 1)	1.0		3	0	0	0	1	0	0	0	0	0	0	5	5	0.00	0.000
35 Riley Ferrell, R ERA: 1.5	(9, 1)	0.2		3	1	0	0	1	0	0	0	0	0	0	5	5	0.00	1.500

PITCHER	IP	WLS	BF	H	R	ER	SO	BB	IBB	HBP	BLK	WP	HR	S	P	ERA	WHIP

AB	37
R	6
H	11
RBI	5
BB	1
SO	14
LOB	11

BOTTOM

New York Mets @ Miami Marlins

Roger Dean Chevrolet Stadium, Jupiter, FL

Sat Mar 16 2019, 1:11 PM - 3:59 PM EDT

Att. 4,699 - Overcast - 76 F

Batter	1	2	3	4	5	6	7	8	9	AB	R	H	RBI	BB	SO	LOB
21 Curtis Granderson, L (1, 7) OBP: 0.200, SLG: 0.368 26 Garrett Cooper, R (5, PR) OBP: 0.455, SLG: 0.517 (6, 7)	F8		F7		19 2B 2-H 3-H 2B	24 HR H HBP		F9 2-3		3 0 1 2 0 0 0 1 2 0 0 0 0 1						
19 Miguel Rojas, R (1, 3) OBP: 0.533, SLG: 0.586 24 Pedro Alvarez, L (5, PR) OBP: 0.394, SLG: 0.607 (6, 3)	1B		1B		18 G4-3 13 1B 2-H 2B	1-H 2-H HR		3-H HR		3 0 3 1 0 0 0 2 3 2 5 0 0 0						
18 Neil Walker, S (1, 5) OBP: 0.313, SLG: 0.429 2 Yadiel Rivera, R (6, 5) OBP: 0.323, SLG: 0.296	1 SAFE 1 SAFE 1 SAFE S S S K		P3		G4-3 2-3	S S S K		P3		3 0 0 0 0 1 4 2 0 0 0 0 1 1						
13 Starlin Castro, R (1, 4) OBP: 0.188, SLG: 0.188 12 Dixon Machado, R (5, PR) OBP: 0.226, SLG: 0.367 (6, 4)	1 SAFE G6-3			S S C K	9 G4-6-3 3-H 1B		S S S K			3 0 1 1 0 1 1 1 0 0 0 0 1 0						
9 Lewis Brinson, R (1, 8) OBP: 0.350, SLG: 0.737 70 Nick Anderson, R (6, 1) 55 Jon Berti, R (7, PH) OBP: 0.370, SLG: 0.455 67 R.J. Alvarez, R (8, 1) 35 Riley Ferrell, R (9, 1)		G5-3		F7	G4-6-3 1-2f		2B			3 0 0 0 0 0 2 0 0 0 0 0 0 0 1 0 1 0 0 0 0 0 0 0 0 0 0 0 0 0 0 0 0 0 0						
45 Peter O'Brien, R (1, 9) OBP: 0.333, SLG: 0.353 65 Gabriel Guerrero, R (7, 9) OBP: 0.360, SLG: 0.522		B B B B 10 G4-3 10 S BB		S S C K		F7	F8			2 0 0 0 1 1 0 1 0 0 0 0 0 1						
10 JT Riddle, L (1, 6) OBP: 0.256, SLG: 0.324 5 Rosell Herrera, S (6, PR) OBP: 0.314, SLG: 0.323 (7, 6)		G4-3 1-3			17 BB 7 2B 1B	80 1B 79 E 1B	S S C K			3 1 2 0 0 0 1 1 1 0 0 0 1 1						
17 Chad Wallach, R (1, 2) OBP: 0.375, SLG: 0.462 80 Rodrigo Vigil, R (5, PR) OBP: 0.214, SLG: 0.214 (6, 2)		S S C K			B B B B 7 2B 21 2B 1-2 BB	79 E 24 HR 1-3 1B		G6-3		1 0 0 0 1 1 1 2 2 1 0 0 0 0						
22 Sandy Alcantara, R (1, 1) 61 Adam Conley, L (4, 1) 7 Deven Marrero, R (5, PH) OBP: 0.200, SLG: 0.310 79 Isaac Galloway, R (6, 8) OBP: 0.414, SLG: 0.577			G6-3		21 2B 1-3 2-H 2B	B1 1-2 3-H		26 F9 24 HR 2B		1 0 0 0 0 0 0 0 0 0 0 0 0 0 1 1 1 1 0 0 0 2 1 1 0 0 0 1						
Inning Stats	R: 0 E: 0 K: 1 S: 6 / H: 1 LOB: 1 BB: 0 P: 6	R: 0 E: 0 K: 1 S: 5 / H: 0 LOB: 1 BB: 1 P: 10	R: 0 E: 0 K: 0 S: 4 / H: 1 LOB: 1 BB: 0 P: 4	R: 0 E: 0 K: 2 S: 7 / H: 0 LOB: 0 BB: 0 P: 7	R: 5 E: 0 K: 0 S: 7 / H: 5 LOB: 2 BB: 1 P: 11	R: 4 E: 1 K: 1 S: 8 / H: 3 LOB: 1 BB: 0 P: 9	R: 0 E: 0 K: 2 S: 8 / H: 1 LOB: 1 BB: 0 P: 8	R: 2 E: 0 K: 0 S: 5 / H: 2 LOB: 0 BB: 0 P: 6		1B: 6 2B: 5 3B: 0 HR: 2 / SF: 0 SAC: 0 DP: 1 HBP: 1				WP: 0 PB: 0 SB: 1 CS: 0 / PA: 39		

livebaseballscorecards.com

AB	36
R	11
H	13
RBI	10
BB	2
SO	7
LOB	14

MIAMI

PITCHER		IP	WLS	BF	H	R	ER	SO	BB	IBB	HBP	BLK	WP	HR	S	P	ERA	WHIP
44 Jason Vargas, L ERA: 3.65	(1, 1)	4.0		19	5	5	5	4	2	0	0	0	0	0	25	34	11.25	1.750
65 Robert Gsellman, R ERA: 4.15	(5, 1)	1.0	H	4	2	0	0	0	0	0	0	0	0	0	4	4	0.00	2.000
67 Seth Lugo, R ERA: 4.66	(6, 1)	1.0	L	7	3	4	4	1	0	0	1	0	0	1	8	9	36.00	3.000
73 Daniel Zamora, L ERA: 7.94	(7, 1)	1.0		4	1	0	0	2	0	0	0	0	0	0	8	8	0.00	1.000
63 Tim Peterson, R ERA: 2.7	(8, 1)	1.0		5	2	2	2	0	0	0	0	0	0	1	5	6	18.00	2.000

PITCHER	IP	WLS	BF	H	R	ER	SO	BB	IBB	HBP	BLK	WP	HR	S	P	ERA	WHIP

New York Mets @ Washington Nationals

ITEAM Ballpark of the Palm Beaches, West Palm Beach, FL

Sun Mar 17 2019, 1:08 PM - 4:20 PM EDT

Att. 6,345 - Partly Cloudy - 81 F

TOP

livebaseballscorecards.com

Batter	1	2	3	4	5	6	7	8	9	AB	R	H	RBI	BB	SO	LOB
9 Brandon Nimmo, L (1, 7) (6, 8) OBP: 0.282, SLG: 0.333	L7		G6-3		1-3 20 F8 1B 2-H		L3		G4-3	5	0	1	1	0	0	1
20 Pete Alonso, R (1, 3) (8, 2) OBP: 0.385, SLG: 0.673 3 Tomás Nido, R OBP: 0.158, SLG: 0.211	K			K	F8 1-2		2-H HR		K2-3	4	1	1	2	0	2	2
										1	0	0	0	0	1	0
24 Robinson Canó, L (1, 4) OBP: 0.525, SLG: 0.730 28 J.D. Davis, R (6, PR) OBP: 0.340, SLG: 0.447 (6, 5)	BB			30 HR 1B		6 SH5-3 2B	2B		G6-3	2	1	2	0	1	0	0
										2	0	1	0	0	0	0
30 Michael Conforto, L (1, 9) OBP: 0.314, SLG: 0.468 83 Arismendy Alcántara, S (6, PR) OBP: 0.167, SLG: 0.067 (6, 4)	K			1-H HR		6 SH5-3 BB	G3			2	1	1	2	1	1	1
										1	0	0	0	0	0	1
22 Dominic Smith, L (1, 10) OBP: 0.419, SLG: 0.487 (8, 3)		L7		K		K		G6-3		4	0	0	0	0	2	2
6 Jeff McNeil, L (1, 5) OBP: 0.324, SLG: 0.541 (6, 7)		G4-3		G3-1		SH5-3 1-2 2-3		1 BB 1B		3	0	1	0	0	0	0
1 Amed Rosario, R (1, 6) OBP: 0.455, SLG: 0.643		K			G5-3	F8		1-2 BB		3	0	0	0	1	1	3
29 Devin Mesoraco, R (1, 2) OBP: 0.217, SLG: 0.435 81 Ryley Gilliam, R (8, 1)			G5-3		23 1B 9 1B 1B		E5 20 HR		P6	4	2	1	0	0	0	2
										0	0	0	0	0	0	0
23 Keon Broxton, R (1, 8) (6, 9) OBP: 0.429, SLG: 0.296			K		9 1B 1-2 1B		L4	K		4	0	1	0	0	2	3
Inning Stats	R: 0 E: 0 K: 2 S: 8 H: 0 LOB: 1 BB: 1 P: 12	R: 0 E: 0 K: 1 S: 5 H: 0 LOB: 0 BB: 0 P: 5	R: 0 E: 0 K: 1 S: 5 H: 0 LOB: 0 BB: 0 P: 5	R: 2 E: 0 K: 2 S: 10 H: 2 LOB: 0 BB: 0 P: 11	R: 1 E: 0 K: 0 S: 5 H: 3 LOB: 2 BB: 0 P: 6	R: 0 E: 0 K: 1 S: 6 H: 1 LOB: 3 BB: 1 P: 10	R: 2 E: 1 K: 0 S: 8 H: 2 LOB: 1 BB: 0 P: 10	R: 0 E: 0 K: 1 S: 6 H: 1 LOB: 2 BB: 1 P: 10	R: 0 E: 0 K: 1 S: 5 H: 0 LOB: 0 BB: 0 P: 5	1B: 5 2B: 2 3B: 0 HR: 2 SF: 0 SAC: 1 DP: 0 HBP: 0						

	AB	35
	R	5
	H	9
	RBI	5
	BB	3
	SO	9
	LOB	15

WP: 0 PB: 0 SB: 0 CS: 0 PA: 39

PITCHER		IP	WLS	BF	H	R	ER	SO	BB	IBB	HBP	BLK	WP	HR	S	P	ERA	WHIP
37 Stephen Strasburg, R ERA: 2.87	(1, 1)	5.0	W	22	6	3	3	6	2	0	0	0	0	1	34	44	5.40	1.600
51 Wander Suero, R ERA: 3.18	(6, 1)	1.0	H	3	0	0	0	1	0	0	0	0	0	0	5	5	0.00	0.000
43 Henderson Alvarez III, R ERA: 3.86	(7, 1)	1.0		6	2	2	0	0	0	0	0	0	0	1	8	10	0.00	2.000
50 Austin Voth, R ERA: 4.15	(8, 1)	2.0	S	8	1	0	0	2	1	0	0	0	0	0	11	15	0.00	1.000
50 Austin Voth, R ERA: 4.15	(9, 1)	2.0	S	8	1	0	0	2	1	0	0	0	0	0	11	15	0.00	1.000

PITCHER	IP	WLS	BF	H	R	ER	SO	BB	IBB	HBP	BLK	WP	HR	S	P	ERA	WHIP

BOTTOM

New York Mets @ Washington Nationals

ITTEAM Ballpark of the Palm Beaches, West Palm Beach, FL

Sun Mar 17 2019, 1:08 PM - 4:20 PM EDT

Att. 6,345 - Partly Cloudy - 81 F

livebaseballscorecards.com

Batter	1	2	3	4	5	6	7	8	9	AB	R	H	RBI	BB	SO	LOB
16 Victor Robles, R (1, 8) OBP: 0.468, SLG: 0.541 7 Collin Cowgill, R (7, 8) OBP: 0.333, SLG: 0.333	G5-3 HBP (28 FC6-4)		G1-3			28 G6-4-3 1B		48 1B 67 G6-3 1B		3 1	0 1	1 1	0 0	0 0	0 0	1 0
28 Kurt Suzuki, R (1, 2) OBP: 0.391, SLG: 0.565 48 Jacob Wilson, R (7, 5) OBP: 0.368, SLG: 0.706	22 HR 1B FC6-4 1-2f			22 2B 1B		G6-4-3 1-2f		67 G6-3 2 HR 1-3 1B		4 1	1 1	2 1	0 0	0 0	0 0	3 0
22 Juan Soto, L (1, 7) OBP: 0.488, SLG: 0.800 67 Hunter Jones, R (6, PR) (7, 7) (8, 9)	1-H HR	G5-3		1-3 2B		15 2B		G6-3 1-2 3-H		4 1	1 1	3 0	2 1	0 0	0 0	0 1
15 Matt Adams, L (1, 3) OBP: 0.316, SLG: 0.657 55 José Marmolejos, L (6, PR) (7, 3)	17 1B 71 1B 1 2B 1B	K	K			2-H 2B		F8		4 1	1 0	2 0	1 0	0 0	2 0	2 1
71 Jake Noll, R (1, 4) OBP: 0.439, SLG: 0.639 43 Henderson Alvarez III, R (7, 1) 50 Austin Voth, R (8, 1) 2 Tyler Goeddel, R (8, PH) OBP: 1.000, SLG: 4.000 50 Austin Voth, R (9, 1)	17 1B 1-2 1 2B 1B	1B	L4			G6-3		2-H HR		4 0 0 1 0	1 0 0 1 0	2 0 0 1 0	0 0 0 2 0	0 0 0 0 0	0 0 0 0 0	3 0 0 0 0
17 Andrew Stevenson, L (1, 9) OBP: 0.267, SLG: 0.302 94 O'Koyea Dickson, R (8, 7)	1-2 2-3 1 2B 1B	G3-1	K				F8	G6-3		4 1	1 0	1 0	0 0	0 0	1 0	3 0
1 Wilmer Difo, S (1, 5) OBP: 0.263, SLG: 0.297 8 Carter Kieboom, R (7, 4) OBP: 0.368, SLG: 0.677	5 1B 1-H 2-H 3-H 2B	F7	P3				L8			3 1	1 0	1 0	3 0	0 0	0 0	0 0
5 Adrián Sanchez, R (1, 6) OBP: 0.295, SLG: 0.263 14 Matt Reynolds, R (8, 6) OBP: 0.368, SLG: 0.250	37 S 2-H 1B	K	G6-3				1B			4 0	0 0	2 0	1 0	0 0	1 0	0 0
37 Stephen Strasburg, R (1, 1) OBP: 0.250, SLG: 0.250 51 Wander Suero, R (6, 1) 27 Spencer Kieboom, R (7, 2) OBP: 0.391, SLG: 0.579	K 1-2		G3-1 1B				L6			3 0 1	0 0 0	1 0 0	0 0 0	0 0 0	1 0 0	1 0 1
Inning Stats	R: 6 E: 0 K: 1 S: 12 H: 7 LOB: 2 BB: 0 P: 14	R: 0 E: 0 K: 1 S: 6 H: 1 LOB: 1 BB: 0 P: 6	R: 0 E: 0 K: 1 S: 6 H: 1 LOB: 1 BB: 0 P: 6	R: 0 E: 0 K: 2 S: 9 H: 2 LOB: 2 BB: 0 P: 9	R: 0 E: 0 K: 0 S: 3 H: 0 LOB: 0 BB: 0 P: 3	R: 1 E: 0 K: 0 S: 5 H: 3 LOB: 1 BB: 0 P: 5	R: 0 E: 0 K: 0 S: 4 H: 1 LOB: 1 BB: 0 P: 4	R: 3 E: 0 K: 0 S: 8 H: 3 LOB: 0 BB: 0 P: 11		1B: 12 2B: 4 3B: 0 HR: 2 SF: 0 SAC: 0 DP: 1 HBP: 1						

AB	41
R	10
H	18
RBI	10
BB	0
SO	5
LOB	16

WP: 0 PA: 42
PB: 0
SB: 1
CS: 0

PITCHER		IP	WLS	BF	H	R	ER	SO	BB	IBB	HBP	BLK	WP	HR	S	P	ERA	WHIP
46 Héctor Santiago, L ERA: 9.45	(1, 1)	0.2	L	10	7	6	6	1	0	0	1	0	0	1	11	13	81.00	10.500
85 Casey Coleman, R ERA:	(1, 1)	2.1		9	2	0	0	2	0	0	0	0	0	0	13	13	0.00	0.857
71 Ryan O'Rourke, L ERA: 2.16	(4, 1)	2.0		8	2	0	0	2	0	0	0	0	0	0	12	12	0.00	1.000
49 Tyler Bashlor, R ERA: 5.59	(6, 1)	2.0		9	4	1	1	0	0	0	0	0	0	0	9	9	4.50	2.000
81 Ryley Gilliam, R ERA: 27.0	(8, 1)	1.0		6	3	3	3	0	0	0	0	0	0	1	8	11	27.00	3.000

PITCHER		IP	WLS	BF	H	R	ER	SO	BB	IBB	HBP	BLK	WP	HR	S	P	ERA	WHIP

Batter	1	2	3	4	5	6	7	8	9	AB	R	H	RBI	BB	SO	LOB
1 Wilmer Difo, S (1, 6) OBP: 0.293, SLG: 0.375	G1-3		8 CS 1B		1-H 3B			P6	F9	3	0	2	1	0	0	0
5 Adrián Sanchez, R (5, 6) OBP: 0.283, SLG: 0.250										2	0	0	0	0	0	0
8 Carter Kieboom, R (1, 4) OBP: 0.381, SLG: 0.657	K		22 G4-6-3 1B 1-2		K			11 2B 73 1B 1B	F9	4	0	2	0	0	2	1
21 David Masters, R (8, PR)										1	1	0	0	0	0	0
(8, 4)																
22 Juan Soto, L (1, 7) OBP: 0.455, SLG: 0.737	K		G4-6-3 1-2f			G4-3		73 1B 85 1B 2B 1-3	K	3	0	0	0	0	1	1
11 Anderson Franco, R (6, 3) OBP: 0.500, SLG: 1.000										2	1	1	0	0	1	0
15 Matt Adams, L (1, 3) OBP: 0.317, SLG: 0.632		71 G4-3 28 WP 1B		G4-3		K		73 1B 85 1B BB		3	0	1	0	0	1	0
94 O'Koyea Dickson, R (6, 7)										0	0	0	0	1	0	0
28 Kurt Suzuki, R (1, 2) OBP: 0.346, SLG: 0.500		K 1-2		K		G5-3		8 BB 85 1B 27 1B 1B 1-2 2-3 3-H		3	0	0	0	0	2	1
73 Tres Barrera, R (6, 2) OBP: 0.250, SLG: 0.250										1	1	1	1	0	0	0
71 Jake Noll, R (1, 5) OBP: 0.432, SLG: 0.615		G4-3 2-3		G5-3			7 G5-4-3 1B	8 BB 27 1B 1B 1-2 2-H 3-H		3	0	1	0	0	0	1
85 Armond Upshaw, S (7, PR) OBP: 1.000, SLG: 1.000										1	1	1	1	0	0	0
(7, 8)																
7 Collin Cowgill, R (1, 8) OBP: 0.333, SLG: 0.200		27 BB BB			K2-3		G5-4-3 1-2f	27 1B BB 1-2 2-3		2	0	0	0	1	1	1
8 Rhett Wiseman, L (7, 9)										0	0	0	0	1	0	0
27 Spencer Kieboom, R (1, 10) OBP: 0.444, SLG: 0.727		67 FC6-4 BB 1-2			G1-3		HR	1-3 2-H 3-H 1B		3	1	2	3	1	0	0
67 Hunter Jones, R (1, 9) OBP: 0.333, SLG: 0.226		FC6-4 1-2f			1 3B 1B		K	G4-3		3	1	1	0	0	1	4
61 Chris Dominguez, R (7, 5)										1	0	0	0	0	0	2
Inning Stats	R: 0 E: 0 K: 2 S: 7 H: 0 LOB: 0 BB: 0 P: 7	R: 0 E: 0 K: 1 S: 6 H: 1 LOB: 3 BB: 2 P: 15	R: 0 E: 0 K: 0 S: 3 H: 2 LOB: 0 BB: 0 P: 4	R: 0 E: 0 K: 1 S: 5 H: 0 LOB: 0 BB: 0 P: 5	R: 1 E: 0 K: 0 S: 9 H: 2 LOB: 1 BB: 0 P: 9	R: 0 E: 0 K: 1 S: 5 H: 0 LOB: 0 BB: 0 P: 5	R: 1 E: 0 K: 1 S: 6 H: 2 LOB: 1 BB: 0 P: 6	R: 4 E: 0 K: 0 S: 7 H: 5 LOB: 2 BB: 2 P: 15	R: 0 E: 0 K: 1 S: 5 H: 0 LOB: 0 BB: 0 P: 5	1B: 9 2B: 1 3B: 1 HR: 1	SF: 0 SAC: 0 DP: 2 HBP: 0						

TOP

Washington Nationals @ New York Mets

First Data Field, Port St. Lucie, FL

Mon Mar 18 2019, 1:11 PM - 4:12 PM EDT

Att. 6,140 - Overcast - 73 F

livebaseballscorecards.com

AB	35
R	6
H	12
RBI	6
BB	4
SO	9
LOB	11

WP: 1 PB: 0 SB: 0 CS: 1 PA: 39

PITCHER		IP	WLS	BF	H	R	ER	SO	BB	IBB	HBP	BLK	WP	HR	S	P	ERA	WHIP
27 Jeurys Familia, R ERA: 3.0	(1, 1)	1.0		3	0	0	0	2	0	0	0	0	0	0	7	7	0.00	0.000
33 Kyle Dowdy, R ERA: 7.36	(2, 1)	3.0	H	12	3	0	0	2	2	0	0	0	1	0	14	24	0.00	1.667
43 Luis Avilán, L ERA: 2.38	(5, 1)	1.2	H	7	2	1	1	3	0	0	0	0	0	0	13	13	5.40	1.200
63 Tim Peterson, R ERA: 5.4	(6, 1)	1.2	L	9	4	4	4	1	1	0	0	0	0	1	10	14	21.60	3.000
73 Daniel Zamora, L ERA: 9.95	(8, 1)	0.2	B	5	3	1	1	0	1	0	0	0	0	0	4	8	13.50	6.000

PITCHER		IP	WLS	BF	H	R	ER	SO	BB	IBB	HBP	BLK	WP	HR	S	P	ERA	WHIP
86 Zach Lee, R ERA:	(9, 1)	1.0		3	0	0	0	1	0	0	0	0	0	0	5	5	0.00	0.000

BOTTOM

Washington Nationals @ New York Mets

First Data Field, Port St. Lucie, FL

Mon Mar 18 2019, 1:11 PM - 4:12 PM EDT

Att. 6,140 - Overcast - 73 F

livebaseballscorecards.com

Batter	1	2	3	4	5	6	7	8	9	AB	R	H	RBI	BB	SO	LOB
9 Brandon Nimmo, L (1, 7) OBP: 0.295, SLG: 0.341	E1 30 HR 1B		F9		F9			20 1B 11 1B 22 E 1B	F8	5	2	2	0	0	0	1
12 Juan Lagares, R (1, 8) OBP: 0.200, SLG: 0.227 11 Rajai Davis, R (8, 8) OBP: 0.353, SLG: 0.552	G5-3		G6-3		G4-3			1-2 20 1B 22 E 1B	K	3 2	0 1	0 1	0 0	0 0	0 1	0 1
24 Robinson Canó, L (1, 10) OBP: 0.512, SLG: 0.700 20 Pete Alonso, R (8, PH) OBP: 0.396, SLG: 0.680 82 Luis Carpio, R (8, PR) OBP: 0.333, SLG: 0.667 (9, 10) 6 Jeff McNeil, L (9, PH) OBP: 0.324, SLG: 0.541	K		E8 1B			F9		15 BB 22 E 1-2 2-3 1B	CS 1-2	3 1 0 0	0 0 0 0	1 1 0 0	0 0 0 0	0 0 0 0	1 0 0 0	1 0 0 0
30 Michael Conforto, L (1, 9) OBP: 0.321, SLG: 0.531 85 Carlos Gómez, R (6, 9)	2-H HR		G4-3			G6-3		K		2 2	1 0	1 0	2 0	0 0	0 1	1 3
22 Dominic Smith, L (1, 3) OBP: 0.404, SLG: 0.465	1B			K		G3		E6 15 BB 1-2 2-H 3-H		4	0	1	1	0	1	1
3 Tomás Nido, R (1, 2) OBP: 0.190, SLG: 0.200 29 Devin Mesoraco, C (7, 2) OBP: 0.240, SLG: 0.480	G6-3			15 G3 BB			15 SH1-3 25 SF9 2B	K		1 2	0 1	0 1	0 1	1 0	0 1	1 2
15 Luis Guillorme, L (1, 4) OBP: 0.474, SLG: 0.548		K		G3 1-2			SH1-3 2-3	4-0 1-2 2-3 BB		2	0	0	0	1	1	1
25 Adeiny Hechavarría, R (1, 6) OBP: 0.273, SLG: 0.400		F8		G6-3			SF9 3-H	K		3	0	0	1	0	1	4
94 Will Toffey, L (1, 5) OBP: 0.250, SLG: 0.250		K	F7				F9		6 CS 1B	4	0	1	0	0	1	0
Inning Stats	R: 2 E: 1 K: 1 S: 10 H: 3 LOB: 1 BB: 0 P: 13	R: 0 E: 0 K: 2 S: 7 H: 0 LOB: 0 BB: 0 P: 7	R: 0 E: 1 K: 0 S: 4 H: 1 LOB: 1 BB: 0 P: 4	R: 0 E: 0 K: 1 S: 5 H: 0 LOB: 1 BB: 1 P: 9	R: 0 E: 0 K: 0 S: 3 H: 0 LOB: 0 BB: 0 P: 3	R: 0 E: 0 K: 0 S: 3 H: 0 LOB: 0 BB: 0 P: 3	R: 1 E: 0 K: 0 S: 4 H: 1 LOB: 0 BB: 0 P: 4	R: 2 E: 1 K: 3 S: 13 H: 3 LOB: 3 BB: 1 P: 17	R: 0 E: 0 K: 1 S: 5 H: 1 LOB: 0 BB: 0 P: 6	1B: 7 2B: 1 3B: 0 HR: 1	SF: 1 SAC: 1 DP: 0 HBP: 0						

	AB	34
	R	5
	H	9
	RBI	4
	BB	2
	SO	8
	LOB	17

WP: 0 PB: 0 SB: 0 CS: 1 PA: 39

PITCHER		IP	WLS	BF	H	R	ER	SO	BB	IBB	HBP	BLK	WP	HR	S	P	ERA	WHIP
41 Joe Ross, R ERA: 2.53	(1, 1)	3.0		13	4	2	2	3	0	0	0	0	0	1	21	24	6.00	1.333
49 Scott Copeland, R ERA:	(4, 1)	2.0		7	0	0	0	1	1	0	0	0	0	0	8	12	0.00	0.500
23 Erick Fedde, R ERA: 8.03	(6, 1)	2.0	W	10	4	3	2	0	0	0	0	0	0	0	10	10	9.00	2.000
Tanner Rainey, R ERA: 13.5	(8, 1)	1.0	H	5	0	0	0	3	1	0	0	0	0	0	10	14	0.00	1.000
53 Austen Williams, R ERA:	(9, 1)	1.0	S	3	1	0	0	1	0	0	0	0	0	0	5	6	0.00	1.000

PITCHER	IP	WLS	BF	H	R	ER	SO	BB	IBB	HBP	BLK	WP	HR	S	P	ERA	WHIP

Batter	1	2	3	4	5	6	7	8	9	AB	R	H	RBI	BB	SO	LOB
Inning Stats										1B: 0 2B: 0 3B: 0 HR: 0		SF: 0 SAC: 0 DP: 0 HBP: 0		WP: 0 PB: 0 SB: 0 CS: 0		PA: 0	

New York Mets @ Miami Marlins

Roger Dean Chevrolet Stadium, Jupiter, FL

Tue Mar 19 2019, 1:05 PM EDT

livebaseballscorecards.com

TOP

AB	0
R	0
H	0
RBI	0
BB	0
SO	0
LOB	0

PITCHER	IP	WLS	BF	H	R	ER	SO	BB	IBB	HBP	BLK	WP	HR	S	P	ERA	WHIP

PITCHER	IP	WLS	BF	H	R	ER	SO	BB	IBB	HBP	BLK	WP	HR	S	P	ERA	WHIP

Batter	1	2	3	4	5	6	7	8	9	AB	R	H	RBI	BB	SO	LOB
Inning Stats																

BOTTOM

New York Mets @ Miami Marlins

Roger Dean Chevrolet Stadium, Jupiter, FL

Tue Mar 19 2019, 1:05 PM EDT

livebaseballscorecards.com

AB	0
R	0
H	0
RBI	0
BB	0
SO	0
LOB	0

MIAMI

1B: 0
2B: 0
3B: 0
HR: 0

SF: 0
SAC: 0
DP: 0
HBP: 0

WP: 0
PB: 0
SB: 0
CS: 0

PA: 0

PITCHER	IP	WLS	BF	H	R	ER	SO	BB	IBB	HBP	BLK	WP	HR	S	P	ERA	WHIP

PITCHER	IP	WLS	BF	H	R	ER	SO	BB	IBB	HBP	BLK	WP	HR	S	P	ERA	WHIP

Batter	1	2	3	4	5	6	7	8	9	AB	R	H	RBI	BB	SO	LOB
19 Miguel Rojas, R (1, 4) OBP: 0.475, SLG: 0.513	G6-3		P3		14 CS 1B		G3		F8 2-3	4	0	1	0	0	0	0
71 Drew Steckenrider, R (7, 1)										0	0	0	0	0	0	0
70 Nick Anderson, R (8, 1)										0	0	0	0	0	0	0
2 Yadiel Rivera, R (9, PH) OBP: 0.314, SLG: 0.290										1	0	0	0	0	0	2
14 Martín Prado, R (1, 3) OBP: 0.323, SLG: 0.433	15 G6-3 2B		15 HBP 1B		F8 1-2			G5-3	1-2 BB	3	0	2	0	0	0	1
12 Dixon Machado, R (7, 4) OBP: 0.235, SLG: 0.344										1	0	0	0	1	0	0
15 Brian Anderson, R (1, 5) OBP: 0.510, SLG: 0.714	G6-3 2-3		HBP 1-2			81 FC5-4 9 E 1B		55 FC6-4 BB	F9	2	0	1	0	0	0	1
24 Pedro Alvarez, L (7, 3) OBP: 0.395, SLG: 0.656										1	0	0	0	1	0	3
9 Lewis Brinson, R (1, 8) OBP: 0.300, SLG: 0.604	G5-3		K			E5 81 FC5-4 1-2		FC6-4 65 WP 1-2f		3	0	0	0	0	1	4
55 Jon Berti, R (7, 8) OBP: 0.333, SLG: 0.400										1	0	0	0	0	0	1
45 Peter O'Brien, R (1, 9) OBP: 0.353, SLG: 0.390		F7 1B		G5-3 2B		K		79 FC6-4 1-2 BB		3	0	0	0	0	1	2
65 Gabriel Guerrero, R (7, 9) OBP: 0.370, SLG: 0.500										0	0	0	0	1	0	0
81 Harold Ramírez, R (1, 7) OBP: 0.387, SLG: 0.429						FC5-4 1-2f 2-3		FC6-4 1-2f		3	0	2	0	0	0	2
79 Isaac Galloway, R (7, 7) OBP: 0.387, SLG: 0.536										1	0	0	0	0	0	2
10 JT Riddle, L (1, 6) OBP: 0.222, SLG: 0.279		F8		G3-1 2-3		G4-3			K	3	0	0	0	0	0	4
7 Deven Marrero, R (7, 6) OBP: 0.176, SLG: 0.273										1	0	0	0	0	1	0
28 Bryan Holaday, R (1, 2) OBP: 0.364, SLG: 0.310		F7		G6-3			P3		2 F8 5 BB BB	3	0	0	0	0	0	2
43 Wilkin Castillo, S (7, 2)										0	0	0	0	1	0	0
20 Wei-Yin Chen, R (1, 1) OBP: 0.250, SLG: 0.250			K		K		F8		12 BB 1-2 BB	2	0	0	0	0	2	0
56 Tayron Guerrero, R (6, 1)										0	0	0	0	0	0	0
61 Adam Conley, L (6, 1)										0	0	0	0	0	0	0
5 Rosell Herrera, S (7, PH) OBP: 0.289, SLG: 0.275										1	0	0	0	1	0	0
(7, 5)																

TOP

Miami Marlins @ New York Mets

First Data Field, Port St. Lucie, FL

Thu Mar 21 2019, 1:11 PM - 4:00 PM EDT

Att. 6,373 - Partly Cloudy - 75 F

livebaseballscorecards.com

AB	33
R	0
H	6
RBI	0
BB	5
SO	5
LOB	24

Inning Stats	1	2	3	4	5	6	7	8	9
	R: 0 E: 0 K: 0 S: 4	H: 1 LOB: 1 BB: 0 P: 4	R: 0 E: 0 K: 0 S: 4	H: 1 LOB: 1 BB: 0 P: 4	R: 0 E: 0 K: 2 S: 8	H: 1 LOB: 2 BB: 0 P: 9	R: 0 E: 0 K: 0 S: 4	H: 1 LOB: 1 BB: 0 P: 4	R: 0 E: 0 K: 1 S: 5	H: 1 LOB: 0 BB: 0 P: 6
	R: 0 E: 1 K: 1 S: 7	H: 1 LOB: 2 BB: 0 P: 7	R: 0 E: 0 K: 0 S: 3	H: 0 LOB: 0 BB: 0 P: 3	R: 0 E: 0 K: 0 S: 3	H: 0 LOB: 2 BB: 2 P: 11	R: 0 E: 0 K: 1 S: 5	H: 0 LOB: 3 BB: 3 P: 17	1B: 4 2B: 2 3B: 0 HR: 0	SF: 0 SAC: 0 DP: 0 HBP: 1	WP: 1 PB: 0 SB: 0 CS: 1	PA: 39

PITCHER	IP	WLS	BF	H	R	ER	SO	BB	IBB	HBP	BLK	WP	HR	S	P	ERA	WHIP
32 Steven Matz, L (1, 1) ERA: 7.47	5.0	W	21	6	0	0	3	0	0	1	0	0	0	26	28	0.00	1.200
49 Tyler Bashlor, R (6, 1) ERA: 5.06	1.0		4	0	0	0	1	0	0	0	0	0	0	6	6	0.00	0.000
39 Edwin Díaz, R (7, 1) ERA: 4.5	1.0		3	0	0	0	0	0	0	0	0	0	0	3	3	0.00	0.000
71 Ryan O'Rourke, L (8, 1) ERA: 1.93	1.0		5	0	0	0	0	2	0	0	0	1	0	3	11	0.00	2.000
26 Arquimedes Caminero, R (9, 1) ERA: 13.5	0.2		5	0	0	0	1	3	0	0	0	0	0	4	16	0.00	4.500

PITCHER	IP	WLS	BF	H	R	ER	SO	BB	IBB	HBP	BLK	WP	HR	S	P	ERA	WHIP
85 Casey Coleman, R (9, 1) ERA:	0.1		1	0	0	0	0	0	0	0	0	0	0	1	1	0.00	0.000

Miami Marlins @ New York Mets

First Data Field, Port St. Lucie, FL

Thu Mar 21 2019, 1:11 PM - 4:00 PM EDT

Att. 6,373 - Partly Cloudy - 75 F

livebaseballscorecards.com

BOTTOM

Batter	1	2	3	4	5	6	7	8	9	AB	R	H	RBI	BB	SO	LOB
9 Brandon Nimmo, L (1, 8) OBP: 0.313, SLG: 0.489	S S S 0-3 ① K	S S B B X 2-2 1-H 2-H HR		X 0-0 ③ F7			B B C C B X 3-2 HR			4	2	2	4	0	1	0
20 Pete Alonso, R (1, 3) OBP: 0.386, SLG: 0.648	X 0-0 ② F9	X 0-0 1B			X 0-0 ① F8		S S T 0-2 ① K			4	0	1	0	0	1	0
24 Robinson Canó, L (1, 4) OBP: 0.489, SLG: 0.651 83 Arismendy Alcántara, S (7, PR) OBP: 0.167, SLG: 0.067 25 Adeiny Hechavarría, R (8, 4) OBP: 0.273, SLG: 0.400	X 0-0 ③ G3	X 0-0 ③ F8			X 0-0 ② F7		B B B B 4-0 18 S BB			3 0 0	0 0 0	0 0 0	0 0 0	1 0 0	0 0 0	1 0 0
40 Wilson Ramos, R (1, 2) OBP: 0.394, SLG: 0.484 18 Travis d'Arnaud, R (7, 2) OBP: 0.235, SLG: 0.471		X 0-0 30 HR 2B	X 0-0 30 FC3-6 1B		X 0-0 G4-3		B S S S 1-3 ② K2-3 1-2			3 1	1 0	2 0	0 0	0 0	0 1	0 1
30 Michael Conforto, L (1, 9) OBP: 0.327, SLG: 0.588 23 Keon Broxton, R (5, 9) OBP: 0.432, SLG: 0.310		B B X 2-0 2-H HR	X 0-0 ① FC3-6 28 WP 1-2f			X 0-0 28 1B 28 S 85 L6-5 1B	X 0-0 ③ F8			2 2	1 0	1 1	2 0	0 0	0 0	1 2
28 J.D. Davis, R (1, 5) OBP: 0.333, SLG: 0.431		S S S 0-3 ① K	B X 1-0 ② G5-3 1-2			B X 1-0 1 BB 1-3 1B		X 0-0 ① G6-3		4	0	1	0	0	1	1
6 Jeff McNeil, L (1, 7) OBP: 0.333, SLG: 0.538 85 Carlos Gómez, R (4, 7)		X 0-0 1 HBP 9 HR 1B	X 0-0 ③ F8			X 0-0 ① ② L6-5 3-3		S S S 0-3 ② K		2 2	1 0	1 0	0 0	0 0	0 1	1 2
1 Amed Rosario, R (1, 6) OBP: 0.459, SLG: 0.600		H 1-0 1-2 9 HR HBP		X 0-0 ① G1-3		B B B B 4-0 1-2 BB		X 0-0 ③ P3		2	1	0	0	1	0	0
32 Steven Matz, R (1, 1) 49 Tyler Bashlor, R (6, 1) 12 Juan Lagares, R (6, PH) OBP: 0.198, SLG: 0.222 39 Edwin Díaz, R (7, 1) 71 Ryan O'Rourke, R (8, 1) 26 Arquimedes Caminero, R (9, 1) 85 Casey Coleman, L (9, 1)		S S S 0-3 ② K		X 0-0 ② F9		X 0-0 ③ G4-3				2 0 1 0 0 0 0	0 0 0 0 0 0 0	0 0 0 0 0 0 0	0 0 0 0 0 0 0	0 0 0 0 0 0 0	1 0 0 0 0 0 0	2 0 2 0 0 0 0
Inning Stats	R: 0 E: 0 K: 1 S: 5 H: 0 LOB: 0 BB: 0 P: 5	R: 5 E: 0 K: 2 S: 14 H: 5 LOB: 1 BB: 0 P: 19	R: 0 E: 0 K: 0 S: 4 H: 1 LOB: 1 BB: 0 P: 5	R: 0 E: 0 K: 0 S: 3 H: 0 LOB: 0 BB: 0 P: 3	R: 0 E: 0 K: 0 S: 3 H: 0 LOB: 0 BB: 0 P: 3	R: 0 E: 0 K: 0 S: 4 H: 2 LOB: 2 BB: 1 P: 9	R: 1 E: 0 K: 2 S: 10 H: 1 LOB: 2 BB: 1 P: 18	R: 0 E: 0 K: 1 S: 5 H: 0 LOB: 0 BB: 0 P: 5		1B: 5 2B: 2 3B: 0 HR: 3	SF: 0 SAC: 0 DP: 1 HBP: 1					

	AB	32
	R	6
	H	9
	RBI	6
	BB	2
	SO	6
	LOB	13

WP: 1 PB: 0 SB: 2 CS: 0 PA: 35

PITCHER		IP	WLS	BF	H	R	ER	SO	BB	IBB	HBP	BLK	WP	HR	S	P	ERA	WHIP
20 Wei-Yin Chen, L ERA: 9.37	(1, 1)	5.0	L	23	7	5	5	3	0	0	1	0	1	2	30	36	9.00	1.400
56 Tayron Guerrero, R ERA: 2.45	(6, 1)	0.2		3	1	0	0	0	1	0	0	0	0	0	2	7	0.00	3.000
61 Adam Conley, L ERA: 2.08	(6, 1)	0.1		1	0	0	0	0	0	0	0	0	0	0	1	1	0.00	0.000
71 Drew Steckenrider, R ERA: 9.82	(7, 1)	1.0		5	1	1	1	2	1	0	0	0	0	1	10	18	9.00	2.000
70 Nick Anderson, R ERA: 3.68	(8, 1)	1.0		3	0	0	0	1	0	0	0	0	0	0	5	5	0.00	0.000

PITCHER		IP	WLS	BF	H	R	ER	SO	BB	IBB	HBP	BLK	WP	HR	S	P	ERA	WHIP

New York Mets @ Houston Astros

ASTROS TEAM Ballpark of the Palm Beaches, West Palm Beach, FL

Fri Mar 22 2019, 6:08 PM - 8:56 PM EDT

Att. 5,436 - Clear - 73 F

TOP

livebaseballscorecards.com

Batter	1	2	3	4	5	6	7	8	9	AB	R	H	RBI	BB	SO	LOB
9 Brandon Nimmo, L (1, 7) OBP: 0.321, SLG: 0.510	0-0 3B		0-0 F8		4-0 FC3-6 30 12 1B 1-2 BB		0-3 K		0-0 F4	4	0	1	0	1	1	4
12 Juan Lagares, R (1, 8) OBP: 0.196, SLG: 0.220	0-3 K		0-0 G5-3		0-0 30 FC3-6 1-2 2-3 1B		0-0 G5-3		0-3 K	5	0	1	0	0	2	5
30 Michael Conforto, L (1, 9) OBP: 0.305, SLG: 0.545	0-3 K		0-0 L8		0-0 FC3-6 22 CS 1-2f 2-3 3-H			0-0 P6		4	0	0	1	0	1	3
22 Dominic Smith, L (1, 3) OBP: 0.412, SLG: 0.468	0-0 G6-3			0-0 1B	1-0 CS 1-2	0-0 40 G6-4-3 1B		0-0 F7		4	0	2	0	0	0	1
40 Wilson Ramos, R (1, 2) OBP: 0.361, SLG: 0.441 29 Devin Mesoraco, R (6, 2) OBP: 0.231, SLG: 0.462		0-0 G4-3		0-0 F9		0-0 G6-4-3 1-2f		0-3 K		3 1	0 0	0 0	0 0	0 0	0 1	2 0
28 J.D. Davis, R (1, 5) OBP: 0.345, SLG: 0.426		0-0 15 2B 25 SF8 1B		0-3 K		0-0 E5			4-0 92 BB 15 1B BB	3	1	1	0	1	1	1
15 Luis Guillorme, L (1, 6) OBP: 0.476, SLG: 0.571		0-0 25 SF8 92 WP 1-3 2B		0-0 G3		0-3 K			0-0 92 BB 1-2 1B	4	1	2	0	0	1	2
25 Adeiny Hechavarría, R (1, 4) OBP: 0.270, SLG: 0.424		0-0 SF8 2-3 3-H			0-3 K		0-0 2B		0-0 L8	3	0	1	1	0	1	2
92 Dario Pizzano, L (1, 10) OBP: 0.455, SLG: 0.625		1-0 F9 3-H			0-0 12 1B 9 BB 30 FC3-6 1B		0-0 P6		1-2 2-3 BB	3	1	1	0	1	0	1

	AB	34
	R	3
	H	9
	RBI	2
	BB	3
	SO	8
	LOB	21

Inning Stats	1	2	3	4	5	6	7	8	9	1B: 6	SF: 1	WP: 1	PA: 39
R:	0	2	0	0	1	0	0	0	0	2B: 2	SAC: 0	PB: 0	
E:	0	0	0	0	0	1	0	0	0	3B: 1	DP: 1	SB: 0	
K:	2	0	0	1	1	1	1	1	1	HR: 0	HBP: 0	CS: 1	
S:	8	5	3	6	6	6	6	5	6				
H:	1	2	0	1	2	1	1	0	1				
LOB:	1	0	0	1	1	1	1	0	3				
BB:	0	0	0	0	1	0	0	0	2				
P:	8	6	3	6	11	6	6	5	14				

PITCHER		IP	WLS	BF	H	R	ER	SO	BB	IBB	HBP	BLK	WP	HR	S	P	ERA	WHIP
41 Brad Peacock, R ERA: 2.76	(1, 1)	4.1		20	6	3	3	4	1	0	0	0	1	0	27	32	6.23	1.615
64 Reymin Guduan, L ERA: 1.86	(5, 1)	0.2		1	0	0	0	0	0	0	0	0	0	0	1	2	0.00	0.000
59 Framber Valdez, L ERA: 3.52	(6, 1)	2.0	W	8	2	0	0	2	0	0	0	0	0	0	12	12	0.00	1.000
65 Kent Emanuel, L ERA: 6.48	(8, 1)	1.0		3	0	0	0	1	0	0	0	0	0	0	5	5	0.00	0.000
91 Ralph Garza Jr., R ERA:	(9, 1)	1.0		6	1	0	0	1	2	0	0	0	0	0	6	14	0.00	3.000

PITCHER		IP	WLS	BF	H	R	ER	SO	BB	IBB	HBP	BLK	WP	HR	S	P	ERA	WHIP

BOTTOM

New York Mets @ Houston Astros

TEAM Ballpark of the Palm Beaches, West Palm Beach, FL

Fri Mar 22 2019, 6:08 PM - 8:56 PM EDT

Att. 5,436 - Clear - 73 F

livebaseballscorecards.com

Batter	1	2	3	4	5	6	7	8	9	AB	R	H	RBI	BB	SO	LOB
4 George Springer, R (1, 10) OBP: 0.391, SLG: 0.368	G5-3		1 SAFE 1 SAFE SFC K		27 CS 1-H 2B	1-H 3-H 1B		CFC K		3	0	1	1	0	1	1
97 Corey Julks, R (6, PH) (7, 10)										2	0	1	2	0	1	1
27 Jose Altuve, R (1, 4) OBP: 0.360, SLG: 0.238	CCS K		1 SAFE X FC5-4 1-2f		CCC K 2-3	P6		P6		3	0	0	0	0	2	2
80 Jack Mayfield, R (6, PH) (7, 4) OBP: 0.268, SLG: 0.316										2	0	0	0	0	0	2
2 Alex Bregman, R (1, 5) OBP: 0.545, SLG: 0.840	G6-3			G6-3		HR	G1-3			3	1	1	1	0	0	0
81 Nick Tanielu, R (7, 5) OBP: 0.396, SLG: 0.744										1	0	0	0	0	0	0
23 Michael Brantley, L (1, 9) OBP: 0.368, SLG: 0.294		G4-3		BBBB 10 FC6-4 1 1B BB		G4-6-3	96 HBP 72 1B 74 G1-2-3 1B			2	0	0	0	1	0	0
44 AJ Reed, L (7, 3) OBP: 0.250, SLG: 0.333										1	0	1	0	0	0	0
1 Carlos Correa, R (1, 6) OBP: 0.381, SLG: 0.538		F9		10 FC6-4 1-2 1B		F8	96 HBP 1-2 1B			2	0	1	0	0	0	0
72 Yordan Alvarez, L (6, 7) OBP: 0.408, SLG: 0.381										2	0	1	0	0	0	0
10 Yuli Gurriel, R (1, 3) OBP: 0.436, SLG: 0.600	HR		FC6-4 1-2f 2-3			BBBB 28 S 28 2B BB	1-2 2-3 HBP			2	1	1	1	1	0	2
96 Stephen Wrenn, R (6, PR) (7, 9)										0	1	0	0	0	0	0
28 Robinson Chirinos, R (1, 2) OBP: 0.432, SLG: 0.656	F7		F8			16 1B 1-H 1B 2B	G1-2-3 3-Hf			3	1	1	1	0	0	2
74 Jamie Ritchie, R (7, PH) (8, 2) OBP: 0.409, SLG: 0.294										1	0	0	0	0	0	3
16 Aledmys Díaz, R (1, 7) OBP: 0.255, SLG: 0.238			G6-3		G4-3	1B 97 1B 2-3 1B		BBBB PB S BB		3	0	1	0	0	0	0
(6, 6)																
95 Jeremy Peña, R (6, PR) (7, 6) OBP: 0.300, SLG: 0.375										0	1	0	0	1	0	0
Myles Straw, R (1, 8) OBP: 0.422, SLG: 0.452			27 FC5-4 1B		4 2B 1B	97 S 97 1B 1-3 3-H 1B		CBFS 1-3 K		4	2	3	1	0	1	1

	AB	34
	R	7
	H	12
	RBI	7
	BB	3
	SO	5
	LOB	14

Inning Stats	1	2	3	4	5	6	7	8	9
	R: 0 H: 0 E: 0 LOB: 0 K: 1 BB: 0 S: 5 P: 5	R: 1 H: 1 E: 0 LOB: 0 K: 0 BB: 0 S: 5 P: 5	R: 0 H: 1 E: 0 LOB: 1 K: 1 BB: 0 S: 6 P: 6	R: 0 H: 1 E: 0 LOB: 2 K: 0 BB: 1 S: 4 P: 8	R: 1 H: 2 E: 0 LOB: 0 K: 1 BB: 0 S: 6 P: 6	R: 5 H: 5 E: 0 LOB: 1 K: 0 BB: 1 S: 10 P: 15	R: 0 H: 2 E: 0 LOB: 2 K: 0 BB: 0 S: 4 P: 5	R: 0 H: 0 E: 0 LOB: 1 K: 2 BB: 1 S: 7 P: 12	

	1B: 8	SF: 0	WP: 0	PA: 38
	2B: 2	SAC: 0	PB: 1	
	3B: 0	DP: 1	SB: 3	
	HR: 2	HBP: 1	CS: 1	

PITCHER	IP	WLS	BF	H	R	ER	SO	BB	IBB	HBP	BLK	WP	HR	S	P	ERA	WHIP
44 Jason Vargas, L (1, 1) ERA: 4.5	5.2	L	24	6	4	4	3	2	0	0	0	0	2	30	38	6.35	1.412
39 Edwin Díaz, R (6, 1) ERA: 8.53	0.1		5	4	3	3	0	0	0	0	0	0	0	6	7	81.00	12.000
27 Jeurys Familia, R (7, 1) ERA: 2.57	1.0		5	2	0	0	0	0	0	1	0	0	0	4	5	0.00	2.000
38 Justin Wilson, L (8, 1) ERA: 9.0	1.0		4	0	0	0	2	1	0	0	0	0	0	7	12	0.00	1.000

PITCHER	IP	WLS	BF	H	R	ER	SO	BB	IBB	HBP	BLK	WP	HR	S	P	ERA	WHIP

St. Louis Cardinals @ New York Mets

First Data Field, Port St. Lucie, FL

Fri Mar 22 2019, 1:12 PM - 4:33 PM EDT

Att. 6,935 - Sunny - 70 F

TOP

livebaseballscorecards.com

Batter	1	2	3	4	5	6	7	8	9	AB	R	H	RBI	BB	SO	LOB
48 Harrison Bader, R (1, 8) OBP: 0.304, SLG: 0.260	0-0 38 B5-6 2B	0-0 F7 ②		0-0 38 G4-6-3 1B	4-0 1-2 2-3 BB		0-0 F9 ②	0-0 F8 ③		5	0	2	0	1	0	3
11 John Nogowski, R (9, 3) OBP: 1.000, SLG: 2.000										0	0	0	0	0	0	0
38 José Martínez, R (1, 9) OBP: 0.260, SLG: 0.283	0-0 B5-6 ①② 2-2f	0-0 G6-3 ③		0-0 G4-6-3 ①② 1-2f	0-0 F9 ③		0-0 G4-3 ③		0-0 16 F9 84 2B 2B	5	0	0	0	0	0	7
41 Tyler O'Neill, R (7, 9) OBP: 0.286, SLG: 0.509										1	1	1	0	0	0	0
46 Paul Goldschmidt, R (1, 3) OBP: 0.389, SLG: 0.522	0-0 2B		B S X 1-1 HR	0-0 L7 ③		0-0 23 SF8 3B		0-0 G6-3 ①	0-0 F9 ① 2-3	4	2	3	1	0	0	0
16 Evan Mendoza, R (6, 3) OBP: 0.263, SLG: 0.368										2	0	0	0	0	0	1
(9, 5)																
23 Marcell Ozuna, R (1, 7) OBP: 0.356, SLG: 0.486	H 1-0 HBP		B B B B 4-0 12 2B 4 1B BB		0-0 F8 ①	0-0 SF8 ① 3-H		B B S X 2-1 HR	0-0 G5-3 ②	2	2	1	2	1	0	0
59 Mike Mayers, R (8, 1)										0	0	0	0	0	0	0
30 Johan Mieses, R (9, PH)										1	0	0	0	0	0	1
29 Alex Reyes, R (9, 1)										0	0	0	0	0	0	0
12 Paul DeJong, R (1, 6) OBP: 0.291, SLG: 0.429	0-0 F8 ③		0-0 4 1B 1-3 2B		0-0 4 2B 2B	0-0 E5 4 G6-4-3		0-0 16 1B 82 E 1B	B B B B 4-0 84 2B BB	4	2	2	0	0	0	2
55 Dominic Leone, R (6, 1)										0	0	0	0	0	0	0
91 Dylan Carlson, S (8, PH) OBP: 0.347, SLG: 0.372										1	2	1	0	1	0	0
(8, 7)																
4 Yadier Molina, R (1, 2) OBP: 0.281, SLG: 0.267		B B B B 4-0 16 2B 82 1B BB	0-0 82 G6-4-3 16 BB 2-H 3-H 1B		0-0 16 WP 16 SF9 2-H 2B	0-0 ②③ G6-4-3 1-2f		0-0 F9 ②	0-0 82 FC5 1-H 3-H 2B	4	2	2	3	1	0	2
84 Andrew Knizner, R (8, 2) OBP: 0.321, SLG: 0.519										1	0	1	2	0	0	0
16 Kolten Wong, L (1, 4) OBP: 0.333, SLG: 0.417		0-0 82 1B 1-3 2B	B B B 4-0 82 G6-4-3 1-2 BB		B X 1-0 SF9 ② 2-H		0-0 E3 82 1B 34 SF7	0-0 82 E 34 1B 1-3 1B	H 1-0 HBP	3	2	2	1	1	0	0
33 Drew Robinson, L (8, PR) OBP: 0.321, SLG: 0.392										0	1	0	0	0	0	0
(8, 4)																
82 Tommy Edman, S (1, 5) OBP: 0.413, SLG: 0.561	0-0 53 SH3-4 2-H 3-H 1B		0-0 G6-4-3 ①② 1-2f 2-3		0-0 48 BB 53 1B 1B		0-0 1-3 1B	0-0 E9 34 1B 1-3 3-H 1B	0-0 FC5 ③ 2-3f	6	1	4	3	0	0	4
(9, 6)																
53 John Gant, R (1, 1) OBP: 0.500, SLG: 0.500	0-0 SH3-4 ① 1-2	S S S 0-3 K ③			0-0 48 BB 1-2 1B		0-0 SF7 ① 3-H	0-0 2-H 3-H 1B		2	0	1	0	0	1	1
34 Yairo Muñoz, R (6, 6) OBP: 0.313, SLG: 0.349										1	0	1	3	0	0	0
(9, 8)																

	AB	R	H	RBI	BB	SO	LOB
	42	15	21	15	5	1	21

Inning Stats																												
	R: 0	H: 2	R: 2	H: 2	R: 3	H: 3	R: 0	H: 1	R: 2	H: 4	R: 1	H: 1	R: 1	H: 1	R: 4	H: 5	R: 2	H: 2	1B: 10	SF: 3	WP: 1	PA: 53
	E: 0	LOB: 2	E: 0	LOB: 1	E: 0	LOB: 1	E: 0	LOB: 0	E: 0	LOB: 3	E: 1	LOB: 0	E: 1	LOB: 1	E: 1	LOB: 1	E: 0	LOB: 2	2B: 9	SAC: 1	PB: 0	
	K: 0	BB: 0	K: 0	BB: 1	K: 1	BB: 2	K: 0	BB: 0	K: 0	BB: 1	K: 0	BB: 0	K: 0	BB: 0	K: 0	BB: 0	K: 0	BB: 1	3B: 1	DP: 4	SB: 0	
	S: 4	P: 5	S: 5	P: 9	S: 8	P: 17	S: 3	P: 3	S: 7	P: 12	S: 4	P: 4	S: 5	P: 5	S: 9	P: 11	S: 5	P: 10	HR: 2	HBP: 2	CS: 0	

PITCHER		IP	WLS	BF	H	R	ER	SO	BB	IBB	HBP	BLK	WP	HR	S	P	ERA	WHIP
46 Héctor Santiago, L ERA: 11.17	(1, 1)	3.0	L	18	7	5	5	1	3	0	1	0	0	1	17	31	15.00	3.333
71 Ryan O'Rourke, L ERA: 1.74	(4, 1)	1.0		3	1	0	0	0	0	0	0	0	0	0	3	3	0.00	1.000
80 P.J. Conlon, L ERA: 6.0	(5, 1)	1.0		8	4	2	2	0	1	0	0	0	1	0	7	12	18.00	5.000
92 Adonis Uceta, R ERA: 4.5	(6, 1)	2.0		9	2	2	1	0	0	0	0	0	0	0	9	9	4.50	1.000
94 Joe Cavallaro, R ERA: 27.0	(8, 1)	1.0		8	5	4	3	0	0	0	0	0	0	1	9	11	27.00	5.000

PITCHER		IP	WLS	BF	H	R	ER	SO	BB	IBB	HBP	BLK	WP	HR	S	P	ERA	WHIP
81 Sean Burnett, L ERA: 16.88	(9, 1)	1.0		7	2	2	2	0	1	0	1	0	0	0	5	10	18.00	3.000

St. Louis Cardinals @ New York Mets

First Data Field, Port St. Lucie, FL

Fri Mar 22 2019, 1:12 PM - 4:33 PM EDT

Att. 6,935 - Sunny - 70 F

livebaseballscorecards.com

BOTTOM

Batter	1	2	3	4	5	6	7	8	9	AB	R	H	RBI	BB	SO	LOB
6 Jeff McNeil, L (1, 5) OBP: 0.364, SLG: 0.614	HR	FC4-6 20 1B 1-2f 2-3		CS 1-2	F8		24 1B, 20 1B 3 G6-3 1B	1-2 1B		5	2	3	1	0	0	2
20 Pete Alonso, R (1, 3) OBP: 0.387, SLG: 0.627	L4	1-2 3-H 1B			F9		3 G6-3, 24 1B 1 1B 1-2 1B	F8		5	1	2	1	0	0	2
24 Robinson Canó, L (1, 4) OBP: 0.490, SLG: 0.638 87 J.J. Franco, R (9, 4)	18 1B 1B	P6			G3-1		3 G6-3 1-2 2-3 1B		F9	4 1	0 0	2 0	0 0	0 0	0 0	2 0
18 Travis d'Arnaud, R (1, 2) OBP: 0.263, SLG: 0.474 3 Tomás Nido, R (6, 2) OBP: 0.167, SLG: 0.174	1 G5-4-3 1-2 1B		K			K	G6-3 1-2f 2-3 3-H		L6	2 3	0 0	1 0	0 0	0 0	1 1	0 2
1 Amed Rosario, R (1, 6) OBP: 0.429, SLG: 0.543	G5-4-3 1-2f		F7			P4	3-H 1B		G6-3	5	0	1	1	0	0	2
23 Keon Broxton, R (1, 8) OBP: 0.439, SLG: 0.313		85 1B 83 SF8 1B	K			85 1B BB	G5-3			3	1	1	0	1	1	1
85 Carlos Gómez, R (1, 7) OBP: 0.250, SLG: 0.250		6 FC4-6 11 BB 20 1B 1-3 1B		F9		11 BB 1-3 1B		F7		4	1	2	0	0	0	0
11 Rajai Davis, R (1, 9) OBP: 0.395, SLG: 0.548		6 FC4-6 1-2 BB		K		1-2 BB		6 1B 1B		2	0	1	0	2	1	0
83 Ronny Mauricio, S (1, 10) OBP: 0.200, SLG: 0.250		SF8 3-H		6 CS 1B		G4-1		K		3	0	1	1	0	1	4
Inning Stats	R: 1 E: 0 K: 0 S: 5 H: 3 LOB: 1 BB: 0 P: 5	R: 2 E: 0 K: 0 S: 6 H: 3 LOB: 2 BB: 1 P: 10	R: 0 E: 0 K: 2 S: 7 H: 0 LOB: 0 BB: 0 P: 7	R: 0 E: 0 K: 1 S: 5 H: 1 LOB: 0 BB: 0 P: 6	R: 0 E: 0 K: 0 S: 3 H: 0 LOB: 0 BB: 0 P: 3	R: 0 E: 0 K: 1 S: 6 H: 1 LOB: 3 BB: 2 P: 14	R: 2 E: 0 K: 0 S: 6 H: 4 LOB: 1 BB: 0 P: 6	R: 0 E: 0 K: 1 S: 7 H: 2 LOB: 2 BB: 0 P: 7	R: 0 E: 0 K: 0 S: 3 H: 0 LOB: 0 BB: 0 P: 3	1B: 13 2B: 0 3B: 0 HR: 1	SF: 1 SAC: 0 DP: 2 HBP: 0					

	AB	37
	R	5
	H	14
	RBI	4
	BB	3
	SO	5
	LOB	15

WP: 0 PB: 0 SB: 0 CS: 1 PA: 42

PITCHER		IP	WLS	BF	H	R	ER	SO	BB	IBB	HBP	BLK	WP	HR	S	P	ERA	WHIP
53 John Gant, R ERA: 3.86	(1, 1)	5.2	W	25	8	3	3	4	2	0	0	0	0	1	31	40	4.76	1.765
55 Dominic Leone, R ERA: 2.16	(6, 1)	1.1		8	4	2	2	0	1	0	0	0	0	0	7	11	13.50	3.750
59 Mike Mayers, R ERA: 2.61	(8, 1)	1.0		5	2	0	0	1	0	0	0	0	0	0	7	7	0.00	2.000
29 Alex Reyes, R ERA: 4.5	(9, 1)	1.0		3	0	0	0	0	0	0	0	0	0	0	3	3	0.00	0.000

PITCHER	IP	WLS	BF	H	R	ER	SO	BB	IBB	HBP	BLK	WP	HR	S	P	ERA	WHIP

New York Mets @ Atlanta Braves

Stadium at the ESPN Wide World of Sports, Lake Buena Vista, FL

Sat Mar 23 2019, 1:06 PM - 3:46 PM EDT

Att. 10,446 - Sunny - 75 F

TOP

livebaseballscorecards.com

Batter	1	2	3	4	5	6	7	8	9	AB	R	H	RBI	BB	SO	LOB
6 Jeff McNeil, L (1, 7) OBP: 0.327, SLG: 0.551	F7	K			K L6		K			5	0	0	0	0	3	5
20 Pete Alonso, R (1, 3) OBP: 0.403, SLG: 0.641 92 Dario Pizzano, L (7, 3) OBP: 0.455, SLG: 0.625	24 E 23 2B 1B		F9		1 1B 2-H 2B	23 2B 1 1B 1B	L8			5 0	3 0	3 0	1 0	0 0	0 0	0 0
24 Robinson Canó, L (1, 4) OBP: 0.446, SLG: 0.577 87 J.J. Franco, R (7, 4)	FC4 23 2B 1-2		K		K	F8	G1-3			5 0	0 0	0 0	0 0	0 0	2 0	3 0
23 Keon Broxton, R (1, 8) OBP: 0.457, SLG: 0.389 88 Desmond Lindsay, R (8, 8)	1-H 2-H 2B		K		1 1B 3 1B HBP	1 1B 1-3 2B		F7		4 0	2 0	2 0	1 0	0 0	1 0	0 0
1 Amed Rosario, R (1, 6) OBP: 0.447, SLG: 0.550 82 Luis Carpio, R (8, 6) OBP: 0.333, SLG: 0.667	F8			3 E 93 G3 1B	3 1B 93 WP 1-2 2-H 1B	3 1B 93 2B 2-H 3-H 1B		F9		5 0	3 0	3 0	3 0	0 0	0 0	1 0
3 Tomás Nido, R (1, 2) OBP: 0.207, SLG: 0.214		F8		1 SAFE K 1-3	93 1B 93 WP 83 1B 1-3 2-H 1B	93 2B 94 SF7 1-3 1B		G4-3		5	2	2	1	0	1	1
93 Jason Krizan, L (1, 9) OBP: 0.400, SLG: 0.600		F8		G3 3-H	94 BB 83 1B 1-3 3-H 1B	1-3 3-H 2B			F7	5	1	2	2	0	0	0
94 Will Toffey, L (1, 5) OBP: 0.333, SLG: 0.429	2B			L6	83 1B 1-2 BB	SF7 3-H			L1	3	0	1	1	1	0	0
83 Ronny Mauricio, S (1, 10) OBP: 0.444, SLG: 0.429 74 Ali Sánchez, R (9, PH) (9, 10)	BB				6 S 20 2B 1B	K2-3			G1-3	3 1	1 0	2 0	2 0	1 0	1 0	1 0
Inning Stats	R: 1 E: 1 K: 0 S: 5 H: 2 LOB: 1 BB: 0 P: 5	R: 0 E: 0 K: 1 S: 6 H: 1 LOB: 2 BB: 1 P: 10	R: 0 E: 0 K: 2 S: 7 H: 0 LOB: 0 BB: 0 P: 7	R: 1 E: 1 K: 1 S: 6 H: 1 LOB: 0 BB: 0 P: 6	R: 6 E: 0 K: 2 S: 13 H: 6 LOB: 2 BB: 1 P: 19	R: 4 E: 0 K: 1 S: 10 H: 5 LOB: 1 BB: 0 P: 10	R: 0 E: 0 K: 1 S: 5 H: 0 LOB: 0 BB: 0 P: 5	R: 0 E: 0 K: 0 S: 3 H: 0 LOB: 0 BB: 0 P: 3	R: 0 E: 0 K: 0 S: 3 H: 0 LOB: 0 BB: 0 P: 3	1B: 10 2B: 5 3B: 0 HR: 0 SF: 1 SAC: 0 DP: 0 HBP: 1						

AB	41
R	12
H	15
RBI	11
BB	2
SO	8
LOB	11

WP: 1 PB: 0 SB: 1 CS: 0 PA: 45

PITCHER		IP	WLS	BF	H	R	ER	SO	BB	IBB	HBP	BLK	WP	HR	S	P	ERA	WHIP
52 Josh Tomlin, R ERA: 4.0	(1, 1)	3.0	L	13	3	1	0	3	1	0	0	0	0	0	18	22	0.00	1.333
62 Touki Toussaint, R ERA: 8.62	(4, 1)	1.2		13	6	7	6	3	1	0	1	0	1	0	17	23	32.40	4.200
72 Jose Rafael De Paula, R ERA: 4.15	(5, 1)	0.1		2	1	0	0	0	0	0	0	0	0	0	2	2	0.00	3.000
58 Dan Winkler, R ERA: 8.44	(6, 1)	0.1		6	5	4	4	0	0	0	0	0	0	0	6	6	108.00	15.000
71 Jason Creasy, R ERA: 10.8	(6, 1)	1.2		5	0	0	0	2	0	0	0	0	0	0	9	9	0.00	0.000

PITCHER		IP	WLS	BF	H	R	ER	SO	BB	IBB	HBP	BLK	WP	HR	S	P	ERA	WHIP
84 Michael Mader, L ERA: 1.93	(8, 1)	2.0		6	0	0	0	0	0	0	0	0	0	0	6	6	0.00	0.000

BOTTOM

New York Mets @ Atlanta Braves

at the ESPN Wide World of Sports, Lake Buena Vista, FL

Sat Mar 23 2019, 1:06 PM - 3:46 PM EDT

Att. 10,446 - Sunny - 75 F

livebaseballscorecards.com

Batter	1	2	3	4	5	6	7	8	9	AB	R	H	RBI	BB	SO	LOB
1 Ozzie Albies, S (1, 4) OBP: 0.308, SLG: 0.298 50 Pedro Florimón, S (6, 4) OBP: 0.295, SLG: 0.400	F7			P5		F9		K		2 0 0 0 0 0 0 2 0 0 0 0 1 3						
7 Dansby Swanson, R (1, 6) OBP: 0.433, SLG: 0.385 8 Charlie Culberson, R (6, 6) OBP: 0.234, SLG: 0.190	G6-3			5 G4-6-3 1B		K		FC6-4 1-2f		2 0 1 0 0 0 0 2 0 0 0 0 1 3						
5 Freddie Freeman, L (1, 3) OBP: 0.341, SLG: 0.605 96 Andy Wilkins, L (6, 3) OBP: 0.400, SLG: 0.867	G4-3			G4-6-3 1-2f		F9			HR	2 0 0 0 0 0 1 2 1 1 1 0 0 1						
13 Ronald Acuña Jr., R (1, 8) OBP: 0.431, SLG: 0.705 77 Cristian Pache, R (6, 8) OBP: 0.405, SLG: 0.686		K			HR		G6-3		K	2 1 1 1 0 1 0 2 0 0 0 0 1 0						
25 Tyler Flowers, R (1, 2) OBP: 0.281, SLG: 0.370 86 Carlos Martínez, R (6, 2)		K			L5		G4-3		G6-3	2 0 0 0 0 1 0 2 0 0 0 0 0 0						
17 Johan Camargo, S (1, 5) OBP: 0.271, SLG: 0.326 (6, 7) 84 Michael Mader, L (8, 1) 94 Ray-Patrick Didder, R (9, PH) OBP: 0.333, SLG: 0.500	G6-3				P5		P6		G6-3	3 0 0 0 0 0 0 0 0 0 0 0 0 0 1 0 0 0 0 0 0						
23 Adam Duvall, R (1, 9) OBP: 0.306, SLG: 0.317 58 Dan Winkler, R (6, 1) 71 Jason Creasy, R (6, 1) 89 Justin Dean, R (8, 7) OBP: 0.333, SLG: 0.400		K			BB			74 1B 2B		1 0 0 0 1 1 0 0 0 0 0 0 0 0 0 0 0 0 0 0 0 1 0 1 0 0 0 0						
69 Rafael Ortega, L (1, 7) OBP: 0.216, SLG: 0.171 (6, 9) 68 Ryan LaMarre, R (7, 9) OBP: 0.303, SLG: 0.250		K			G3			K		2 0 0 0 0 1 1 1 0 0 0 0 1 1						
52 Josh Tomlin, R (1, 1) 57 Garrison Schwartz, L (3, PH) OBP: 0.167, SLG: 0.364 62 Touki Toussaint, R (4, 1) 72 Jose Rafael De Paula, R (5, 1) 74 Austin Riley, R (6, 5) OBP: 0.364, SLG: 0.449		K				BB		8 FC6-4 2-3 1B		0 0 0 0 0 0 0 1 0 0 0 0 1 0 0 0 0 0 0 0 0 0 0 0 0 0 0 0 1 0 1 0 1 0 0						
Inning Stats	R: 0 E: 0 K: 0 S: 3 H: 0 LOB: 0 BB: 0 P: 3	R: 0 E: 0 K: 2 S: 7 H: 0 LOB: 0 BB: 0 P: 7	R: 0 E: 0 K: 3 S: 9 H: 0 LOB: 0 BB: 0 P: 9	R: 0 E: 0 K: 0 S: 3 H: 1 LOB: 0 BB: 0 P: 3	R: 1 E: 0 K: 0 S: 6 H: 1 LOB: 1 BB: 1 P: 11	R: 0 E: 0 K: 1 S: 5 H: 0 LOB: 1 BB: 1 P: 9	R: 0 E: 0 K: 0 S: 3 H: 0 LOB: 0 BB: 0 P: 3	R: 0 E: 0 K: 2 S: 9 H: 2 LOB: 2 BB: 0 P: 9	R: 1 E: 0 K: 1 S: 8 H: 1 LOB: 0 BB: 0 P: 11	1B: 2 2B: 1 3B: 0 HR: 2	SF: 0 SAC: 0 DP: 1 HBP: 0						

	AB	31
	R	2
	H	5
	RBI	2
	BB	2
	SO	9
	LOB	10

PITCHER		IP	WLS	BF	H	R	ER	SO	BB	IBB	HBP	BLK	WP	HR	S	P	ERA	WHIP
48 Jacob deGrom, R ERA: 3.0	(1, 1)	3.0	W	9	0	0	0	5	0	0	0	0	0	0	19	19	0.00	0.000
67 Seth Lugo, R ERA: 4.22	(4, 1)	1.0	H	3	1	0	0	0	0	0	0	0	0	0	3	3	0.00	1.000
65 Robert Gsellman, R ERA: 4.66	(5, 1)	1.0		5	1	1	1	0	1	0	0	0	0	1	6	11	9.00	2.000
33 Kyle Dowdy, R ERA: 5.56	(6, 1)	4.0	S	16	3	1	1	4	1	0	0	0	0	1	25	32	2.25	1.000

PITCHER	IP	WLS	BF	H	R	ER	SO	BB	IBB	HBP	BLK	WP	HR	S	P	ERA	WHIP

WP: 0 PB: 0 SB: 0 CS: 0 PA: 33

Washington Nationals @ New York Mets

First Data Field, Port St. Lucie, FL

Sun Mar 24 2019, 12:11 PM - 3:01 PM EDT

Att. 7,031 - Cloudy - 77 F

TOP

livebaseballscorecards.com

Batter	1	2	3	4	5	6	7	8	9	AB	R	H	RBI	BB	SO	LOB
17 Andrew Stevenson, L (1, 7) OBP: 0.281, SLG: 0.283	0-0 1B		4-0 1 SH1 15 HR 1-2 BB	0-0 G3-1			0-0 G5-3		0-3 K	1	1	1	0	1	0	0
3 Nick Banks, L (4, PH) (4, 7)										2	0	0	0	0	0	1
10 Osvaldo Abreu, R (9, PH)										1	0	0	0	0	1	0
1 Wilmer Difo, S (1, 8) OBP: 0.300, SLG: 0.354	0-3 K		0-0 SH1 1-2 2-3		0-0 F8		0-0 F7		0-0 2B	1	0	0	0	0	1	1
7 Collin Cowgill, R (4, 8) OBP: 0.333, SLG: 0.636										3	0	1	0	0	0	0
15 Matt Adams, L (1, 3) OBP: 0.306, SLG: 0.696	0-0 F9		2-1 2-H 3-H HR		0-3 K		0-0 2B		0-0 F8	2	1	1	3	0	0	1
55 José Marmolejos, L (4, 3) OBP: 0.200, SLG: 0.095										3	0	1	0	0	1	1
8 Carter Kieboom, R (1, 6) OBP: 0.353, SLG: 0.558	0-0 F8		0-3 K		0-3 K		0-0 G4-3			3	0	0	0	0	2	1
91 Luis Sardinas, S (6, 6) OBP: 0.143, SLG: 0.143										1	0	0	0	0	0	1
5 Adrián Sanchez, R (1, 4) OBP: 0.269, SLG: 0.239		0-0 94 FC6-4-5 BB 1B	0-0 G5-3			0-0 G5-4-3 1B		4-0 BB		2	0	1	0	0	0	0
11 Bengie González, S (4, 4) OBP: 0.667, SLG: 0.500										1	0	1	0	1	0	0
Spencer Kieboom, R (1, 2) OBP: 0.424, SLG: 0.654		4-0 94 FC6-4-5 1-2 BB		0-0 F7		0-0 G5-4-3 1-2f		0-0 F8		2	0	0	0	1	0	1
71 Taylor Gushue, S (6, 2) OBP: 0.385, SLG: 0.846										1	0	0	0	0	0	1
94 Alec Keller, L (1, 9) OBP: 0.444, SLG: 0.500		0-0 FC6-4-5 1-2 2-3		0-0 G4-3		0-0 94 1B		0-0 F8		3	0	1	0	0	0	2
90 Zach Collier, L (6, 9) OBP: 0.500, SLG: 0.333										1	0	0	0	0	0	1
94 O'Koyea Dickson, R (1, 10) OBP: 0.600, SLG: 0.500		0-0 F7		0-0 17 2B 1B		0-0 1-2 1B		0-3 K		3	1	2	0	0	0	1
85 Jack Sundberg, L (6, PR) (6, 10) (6, 10)										1	0	0	0	0	1	1
17 Drew Ward, L (1, 5) OBP: 0.667, SLG: 0.750			4-0 1 SH1 17 WP 15 HR BB	0-0 1-H 2B		0-0 F7			0-3 K	1	1	1	1	1	0	0
23 Austin Davidson, L (6, PH) (6, 5) (6, 5)										2	0	0	0	0	1	2

	AB	34
	R	4
	H	10
	RBI	4
	BB	4
	SO	7
	LOB	15

Inning Stats	1	2	3	4	5	6	7	8	9
	R: 0 E: 0 K: 1 S: 6	R: 0 E: 0 K: 0 S: 3	R: 3 E: 0 K: 1 S: 7	R: 1 E: 0 K: 0 S: 5	R: 0 E: 0 K: 2 S: 7	R: 0 E: 0 K: 0 S: 5	R: 0 E: 0 K: 0 S: 4	R: 0 E: 0 K: 1 S: 5	R: 0 E: 0 K: 2 S: 8
	H: 1 LOB: 1 BB: 0 P: 6	H: 1 LOB: 1 BB: 1 P: 7	H: 1 LOB: 2 BB: 2 P: 17	H: 2 LOB: 1 BB: 0 P: 5	H: 0 LOB: 0 BB: 0 P: 7	H: 3 LOB: 2 BB: 0 P: 5	H: 1 LOB: 1 BB: 0 P: 4	H: 0 LOB: 1 BB: 1 P: 9	H: 1 LOB: 1 BB: 0 P: 8

1B: 6	SF: 0
2B: 3	SAC: 1
3B: 0	DP: 2
HR: 1	HBP: 0

WP: 1	PA: 39
PB: 0	
SB: 0	
CS: 0	

PITCHER	IP	WLS	BF	H	R	ER	SO	BB	IBB	HBP	BLK	WP	HR	S	P	ERA	WHIP
63 Tim Peterson, R (1, 1) ERA: 4.35	2.0		8	2	0	0	1	1	0	0	0	0	0	9	13	0.00	1.500
93 Simeon Woods Richardson, R (3, PR) ERA: 27.0	1.0	B	6	1	3	3	1	2	0	0	0	1	1	7	17	27.00	3.000
86 Zach Lee, R (4, 1) ERA: 1.8	4.0	W	17	6	1	1	2	0	0	0	0	0	0	21	21	2.25	1.500
85 Casey Coleman, R (8, 1) ERA:	2.0		8	1	0	0	3	1	0	0	0	0	0	13	17	0.00	1.000

PITCHER	IP	WLS	BF	H	R	ER	SO	BB	IBB	HBP	BLK	WP	HR	S	P	ERA	WHIP

Batter	1	2	3	4	5	6	7	8	9	AB	R	H	RBI	BB	SO	LOB
9 Brandon Nimmo, L (1, 7) OBP: 0.351, SLG: 0.549 23 Keon Broxton, R (6, PR) OBP: 0.447, SLG: 0.378 (7, 7)	0-0 6 G4-3 3B	0-3 K			BBB 4-0 6 G3-6-3 BB	BBB 4-0 1-2 6 2B BB		SSS 0-3 K		2 1 1 0 2 1 0 1 1 0 0 0 1 0						
6 Jeff McNeil, L (1, 5) OBP: 0.340, SLG: 0.558 92 Sebastian Espino, R (6, PR) OBP: 1.000, SLG: 4.000 (7, 5)	0-0 ① G4-3 3-H		BBB 4-0 24 1B 20 G6-4-3 BB		0-0 ①② G3-6-3 1-2f	0-0 1-H 2-H 3-H 2B				3 1 1 4 1 0 1 0 0 0 0 0 0 0						
24 Robinson Canó, L (1, 4) OBP: 0.458, SLG: 0.582 87 J.J. Franco, R (5, PR) (6, 4)	SSS 0-3 ② K		0-0 20 G6-4-3 1-3 1B		0-0 1B	H 1-0 20 FC5-4 HBP				3 0 2 0 0 1 0 0 0 0 0 0 0 0						
20 Pete Alonso, R (1, 10) OBP: 0.394, SLG: 0.647	0-0 30 1B 3B		0-0 ① G6-4-3 ② 1-2f 3-H		0-0 ③ F9	0-0 ③ FC5-4 1-2f				4 1 1 0 0 0 4						
30 Michael Conforto, L (1, 9) OBP: 0.323, SLG: 0.552 93 Stanley Consuegra, R (6, PR) (7, 9)	0-0 40 1B 3-H 1B		SST 0-2 ③ K			0-0 1 SH1-4 74 E 12 E 1B	0-0 ① G6-3			3 0 2 1 0 1 0 1 1 0 0 0 0 0						
40 Wilson Ramos, R (1, 2) OBP: 0.378, SLG: 0.457 74 Ali Sánchez, R (3, 2)	0-0 1-2 1B			0-0 ① P4		0-0 E6 12 E 1 SH1-4 6 2B 1-2	0-0 ② G6-3			1 0 1 0 0 0 0 3 1 0 0 0 0 1						
1 Amed Rosario, R (1, 6) OBP: 0.429, SLG: 0.524 15 Luis Guillorme, L (7, 6) OBP: 0.465, SLG: 0.556	0-0 ③ G6-4			0-0 ② G4-3		0-0 ① SH1-4 1-2 2-3	CCC 0-3 ③ K			2 0 0 0 0 0 2 1 0 0 0 0 1 0						
22 Dominic Smith, L (1, 3) OBP: 0.382, SLG: 0.431		0-0 ① F9		0-0 ③ G3		SSS 0-3 ② K		SSS 0-3 ① K		4 0 0 0 0 2 3						
12 Juan Lagares, R (1, 8) OBP: 0.204, SLG: 0.283 86 Quinn Brodey, L (6, PR) (7, 8) (7, 8)		0-0 ② F9			BBX 2-0 HR	0-0 E4 9 BB 6 2B 2-3 3-H		SSS 0-3 ② K		3 1 1 1 0 0 2 1 1 0 0 0 1 0						
Inning Stats	R: 2 H: 4 E: 0 LOB: 2 K: 1 BB: 0 S: 9 P: 9	R: 0 H: 0 E: 0 LOB: 0 K: 1 BB: 0 S: 5 P: 5	R: 1 H: 1 E: 0 LOB: 0 K: 1 BB: 1 S: 5 P: 9	R: 0 H: 0 E: 0 LOB: 0 K: 0 BB: 0 S: 3 P: 3	R: 1 H: 2 E: 0 LOB: 1 K: 0 BB: 1 S: 4 P: 10	R: 4 H: 2 E: 2 LOB: 2 K: 1 BB: 1 S: 9 P: 14	R: 0 H: 0 E: 0 LOB: 0 K: 1 BB: 0 S: 5 P: 5	R: 0 H: 0 E: 0 LOB: 0 K: 3 BB: 0 S: 9 P: 9		1B: 5 SF: 0 2B: 1 SAC: 1 3B: 2 DP: 2 HR: 1 HBP: 1				WP: 0 PA: 37 PB: 0 SB: 0 CS: 0		

PITCHER		IP	WLS	BF	H	R	ER	SO	BB	IBB	HBP	BLK	WP	HR	S	P	ERA	WHIP
41 Joe Ross, R ERA: 4.02	(1, 1)	5.0		22	7	4	4	3	2	0	0	0	0	1	26	36	7.20	1.800
55 Taylor Guilbeau, L ERA:	(6, 1)	0.2	L	7	2	4	0	1	1	0	0	0	0	0	8	12	0.00	4.500
29 Dakota Bacus, R ERA:	(6, 1)	1.0		4	0	0	0	0	0	0	1	0	0	0	3	4	0.00	0.000
61 Joan Baez, R ERA:	(7, 1)	0.1		1	0	0	0	1	0	0	0	0	0	0	3	3	0.00	0.000
40 Derek Self, R ERA:	(8, 1)	1.0		3	0	0	0	3	0	0	0	0	0	0	9	9	0.00	0.000

PITCHER	IP	WLS	BF	H	R	ER	SO	BB	IBB	HBP	BLK	WP	HR	S	P	ERA	WHIP

BOTTOM

Washington Nationals @ New York Mets

First Data Field, Port St. Lucie, FL

Sun Mar 24 2019, 12:11 PM - 3:01 PM EDT

Att. 7,031 - Cloudy - 77 F

livebaseballscorecards.com

AB	32
R	8
H	9
RBI	6
BB	3
SO	8
LOB	13

Batter	1	2	3	4	5	6	7	8	9	AB	R	H	RBI	BB	SO	LOB
9 Brandon Nimmo, L (1, 7) OBP: 0.344, SLG: 0.527	B S C T 1-2 K	S S S 0-3 K		x 0-0 24 G5-3 1-2 1B		x 0-0 G6-3		S S S 0-3 K		4	0	1	0	0	2	2
88 Desmond Lindsay, R (6, 7)										1	0	0	0	0	1	0
20 Pete Alonso, R (1, 3) OBP: 0.387, SLG: 0.620	S S S 0-3 K		B B B B 4-0 24 2B 30 G3 BB	x 0-0 P2		x 0-0 F8		B S X 1-1 HR		3	1	0	0	1	1	2
87 David Thompson, R (6, 3) OBP: 0.231, SLG: 0.923										1	1	1	1	0	0	0
24 Robinson Canó, L (1, 4) OBP: 0.476, SLG: 0.610	x 0-0 1B		x 0-0 30 G3 40 SF9 1-3 2B	x 0-0 G5-3 1-2 2-3		x 0-0 1B		x 0-0 F7		4	1	3	0	0	0	2
87 Cody Bohanek, R (6, PR) OBP: 0.333, SLG: 0.333										1	0	0	0	0	0	0
(6, 4)																
30 Michael Conforto, L (1, 9) OBP: 0.303, SLG: 0.516	x 0-0 P2		x 0-0 G3 2-3 3-H	x 0-0 P3		x 0-0 F8			S S S 0-3 K	4	0	0	1	0	0	5
93 Stanley Consuegra, R (6, 9)										0	0	0	0	0	0	0
94 Will Toffey, L (9, PH) OBP: 0.300, SLG: 0.375										1	0	0	0	0	1	0
83 Hansel Moreno, S (9, 9)										0	0	0	0	0	0	0
40 Wilson Ramos, R (1, 2) OBP: 0.375, SLG: 0.486		x 0-0 6 1B 1 1B 2B	x 0-0 SF9 3-H		x 0-0 G5-3		x 0-0 P6		x 0-0 15 WP 28 HBP 22 HR 1B	2	1	1	1	0	0	0
3 Tomás Nido, R (6, 2) OBP: 0.226, SLG: 0.233										2	1	1	0	0	0	0
6 Jeff McNeil, L (1, 5) OBP: 0.375, SLG: 0.630		x 0-0 22 FC3-6 1 1B 2-3 1B	B B B B 4-0 1 2B BB		B F X 1-1 HR		x 0-0 HR		H 1-0 15 WP 22 HR 1-2 HBP	2	1	2	1	1	0	0
28 J.D. Davis, R (6, 5) OBP: 0.367, SLG: 0.491										1	2	1	1	0	0	0
1 Amed Rosario, R (1, 6) OBP: 0.442, SLG: 0.556		x 0-0 22 FC3-6 1-2 3-H 1B	x 0-0 1-3 2B		x 0-0 G5-3		S S S 0-3 K		B S S S 1-3 K 1-2 2-3	3	0	2	1	0	0	0
15 Luis Guillorme, L (6, 6) OBP: 0.444, SLG: 0.526										2	0	0	0	0	2	2
22 Dominic Smith, L (1, 10) OBP: 0.367, SLG: 0.464		x 0-0 FC3-6 1-2f 2-3	x 0-0 F8		x 0-0 E4 12 FC6-4		x 0-0 P3		S X 0-1 HR 2-H 3-H	5	1	1	3	0	0	4
12 Juan Lagares, R (1, 8) OBP: 0.211, SLG: 0.286		S S C 0-3 K		x 0-0 24 G5-3 9 1B 1B	x 0-0 FC6-4 1-2f			S S S 0-3 K	S S S 0-3 K	3	0	1	0	0	1	3
23 Keon Broxton, R (6, 8) OBP: 0.429, SLG: 0.359										2	0	0	0	0	2	0
Inning Stats	R: 0 H: 1 E: 0 LOB: 1 K: 2 BB: 0 S: 8 P: 9	R: 1 H: 3 E: 0 LOB: 2 K: 2 BB: 0 S: 10 P: 10	R: 2 H: 2 E: 0 LOB: 2 K: 0 BB: 2 S: 5 P: 13	R: 0 H: 2 E: 0 LOB: 2 K: 0 BB: 0 S: 5 P: 5	R: 1 H: 1 E: 1 LOB: 1 K: 0 BB: 0 S: 6 P: 7	R: 0 H: 1 E: 0 LOB: 1 K: 0 BB: 0 S: 4 P: 4	R: 1 H: 1 E: 0 LOB: 0 K: 1 BB: 0 S: 6 P: 6	R: 1 H: 1 E: 0 LOB: 0 K: 2 BB: 0 S: 9 P: 10	R: 3 H: 2 E: 0 LOB: 0 K: 3 BB: 0 S: 12 P: 14	1B: 7 SF: 1 2B: 3 SAC: 0 3B: 0 DP: 0 HR: 4 HBP: 1						

PITCHER		IP	WLS	BF	H	R	ER	SO	BB	IBB	HBP	BLK	WP	HR	S	P	ERA	WHIP
37 Dylan Bundy, R ERA: 7.89	(1, 1)	4.2		25	9	4	4	4	2	0	0	0	0	1	32	42	7.71	2.357
48 Richard Bleier, L ERA: 1.5	(5, 1)	0.2	H	3	0	0	0	0	0	0	0	0	0	0	3	3	0.00	0.000
67 John Means, L ERA: 5.4	(6, 1)	2.2	B	11	3	2	2	3	0	0	0	0	0	2	18	19	6.75	1.125
38 Pedro Araújo, R ERA: 7.71	(9, 1)	1.0	L	6	2	3	3	3	0	0	1	0	1	1	12	14	27.00	2.000

PITCHER	IP	WLS	BF	H	R	ER	SO	BB	IBB	HBP	BLK	WP	HR	S	P	ERA	WHIP

TOP

New York Mets @ Baltimore Orioles

Ed Smith Stadium, Sarasota, FL

Mon Mar 25 2019, 1:08 PM - 4:03 PM EDT

Att. 7,353 - Sunny - 79 F

livebaseballscorecards.com

AB	41
R	9
H	14
RBI	9
BB	2
SO	10
LOB	20

WP: 1	PA: 45				
PB: 0					
SB: 0					
CS: 0					

BOTTOM

New York Mets @ Baltimore Orioles

Ed Smith Stadium, Sarasota, FL

Mon Mar 25 2019, 1:08 PM - 4:03 PM EDT

Att. 7,353 - Sunny - 79 F

livebaseballscorecards.com

Batter	1	2	3	4	5	6	7	8	9	AB	R	H	RBI	BB	SO	LOB
3 Cedric Mullins, L (1, 8) OBP: 0.262, SLG: 0.377	S S S 0-3 ① K	X 0-0 ②③ G6-4-3 1-2f			1 SAFE X 0-0 ①② G4-3 1-2		S S S 0-3 ③ K		X 0-0 ③ F8	3	0	0	0	0	1	2
6 Drew Jackson, R (6, 8) OBP: 0.355, SLG: 0.386										2	0	0	0	0	1	2
35 Dwight Smith Jr., L (1, 9) OBP: 0.357, SLG: 0.725	X 0-0 HR	B B C S X 2-2 HR			X 0-0 1B			S S S 0-3 ① K		3	2	3	2	0	0	0
23 Joey Rickard, R (5, PR) (6, 9) (6, 9) OBP: 0.364, SLG: 0.510										1	0	0	0	0	1	0
2 Jonathan Villar, S (1, 4) OBP: 0.346, SLG: 0.326	X 0-0 ② G4-3	S S S 0-3 ① K			X 0-0 ③ F7			H 1-0 78 S 57 1B HBP		3	0	0	0	0	1	1
68 Christopher Bostick, R (6, 4) OBP: 0.282, SLG: 0.306										0	1	0	0	0	0	0
16 Trey Mancini, R (1, 7) OBP: 0.318, SLG: 0.385	X 0-0 14 2B 1B	X 0-0 ② G6-3				X 0-0 ① F8		B S S S 1-3 ② K 1-2		3	1	1	0	0	0	0
78 Ryan McKenna, R (7, 7) OBP: 0.333, SLG: 0.143										1	0	0	0	0	1	1
14 Rio Ruiz, L (1, 5) OBP: 0.371, SLG: 0.566	X 0-0 1-H 19 HR 2B	B B B B 4-0 19 PO BB				X 0-0 ② G6-3		X 0-0 2-H 1B		1	1	1	1	1	0	0
57 Hanser Alberto, R (6, 5) (9, 6) OBP: 0.273, SLG: 0.275										2	0	1	1	0	0	0
19 Chris Davis, L (1, 3) OBP: 0.318, SLG: 0.432	C B X 1-1 2-H HR	B 1 SAFE 1-0 ③ PO 1-2			S S S 0-3 ① K	S S S 0-3 ③ K		S S S 0-3 ③ K		2	1	1	2	0	1	0
84 Preston Palmeiro, L (5, 3) OBP: 0.250, SLG: 0.571										2	0	0	0	0	2	1
39 Renato Núñez, R (1, 10) OBP: 0.277, SLG: 0.558	X 0-0 ③ P3				S S S 0-3 ② K		X 0-0 28 G3 71 SF8 2B		B B B B 4-0 BB	3	0	1	0	0	1	0
83 Sean Miller, R (7, PR) (8, 10)										0	1	0	0	1	0	0
28 Pedro Severino, R (1, 2) OBP: 0.429, SLG: 0.520		X 0-0 ① P5			X 0-0 ③ P3		X 0-0 ① G3 2-3		X 0-0 ① P6	4	0	0	0	0	0	2
1 Richie Martin, R (1, 6) OBP: 0.296, SLG: 0.327		B B B B 4-0 3 G6-4-3 BB			X 0-0 3 G4-3 1B		X 0-0 ② SF8 3-H		X 0-0 ② F9	1	0	1	0	1	0	0
71 Zach Vincej, R (6, 6) (9, 5) OBP: 0.263, SLG: 0.250										1	0	0	1	0	0	1

	AB	32
	R	7
	H	9
	RBI	7
	BB	3
	SO	9
	LOB	10

Inning Stats	1	2	3	4	5	6	7	8	9
	R: 4 H: 4 E: 0 LOB: 0 K: 1 BB: 0 S: 10 P: 11	R: 0 H: 0 E: 0 LOB: 0 K: 0 BB: 1 S: 2 P: 6	R: 1 H: 1 E: 0 LOB: 0 K: 1 BB: 1 S: 7 P: 14	R: 0 H: 0 E: 0 LOB: 0 K: 2 BB: 0 S: 7 P: 7	R: 0 H: 2 E: 0 LOB: 1 K: 0 BB: 0 S: 4 P: 4	R: 0 H: 0 E: 0 LOB: 0 K: 1 BB: 0 S: 5 P: 5	R: 1 H: 1 E: 0 LOB: 1 K: 1 BB: 0 S: 6 P: 6	R: 1 H: 1 E: 0 LOB: 1 K: 3 BB: 0 S: 10 P: 12	R: 0 H: 0 E: 0 LOB: 1 K: 0 BB: 1 S: 3 P: 7

1B: 4 SF: 1
2B: 2 SAC: 0
3B: 0 DP: 1
HR: 3 HBP: 1

WP: 0 PA: 38
PB: 0
SB: 1
CS: 0

PITCHER		IP	WLS	BF	H	R	ER	SO	BB	IBB	HBP	BLK	WP	HR	S	P	ERA	WHIP
45 Zack Wheeler, R ERA: 4.8	(1, 1)	3.0		14	5	5	5	2	2	0	0	0	0	3	19	31	15.00	2.333
43 Luis Avilán, L ERA: 2.31	(4, 1)	0.1		1	0	0	0	1	0	0	0	0	0	0	3	3	0.00	0.000
27 Jeurys Familia, R ERA: 2.35	(4, 1)	0.2		2	0	0	0	1	0	0	0	0	0	0	4	4	0.00	0.000
65 Robert Gsellman, R ERA: 3.86	(5, 1)	2.0		7	2	0	0	1	0	0	0	0	0	0	9	9	0.00	1.000
67 Seth Lugo, R ERA: 4.63	(7, 1)	1.0		4	1	1	1	1	0	0	0	0	0	0	6	6	9.00	1.000

PITCHER		IP	WLS	BF	H	R	ER	SO	BB	IBB	HBP	BLK	WP	HR	S	P	ERA	WHIP
39 Edwin Díaz, R ERA: 8.59	(8, 1)	1.0	W	5	1	1	1	3	0	0	1	0	0	0	10	12	9.00	1.000
80 Matt Blackham, R ERA:	(9, 1)	1.0	S	4	0	0	0	0	1	0	0	0	0	0	3	7	0.00	1.000

Batter	1	2	3	4	5	6	7	8	9	AB	R	H	RBI	BB	SO	LOB
9 Brandon Nimmo, L (1, 7)	C FF 94 S FF 94 S FF 96 0-3 ① K		B FF 96 B CU 80 B FF 96 C FF 94 S CH 86 B FC 92 4-2 BB			F CH 84 S CH 84 T FF 94 0-2 ① K		S FF 93 S CU 76 B CH 82 S CH 84 1-3 ② K		3	0	0	0	1	3	1
20 Pete Alonso, R (1, 3) OBP: 0.250, SLG: 0.250 23 Keon Broxton, R (8, PR) (8, 9)	S SL 86 B FF 96 F FF 96 F FC 87 B FF 98 B CH 87 T FC 88 3-2 ② K		D SL 86 C FF 95 B FF 95 F FF 94 X CH 85 2-2 ③ G5-3			C FF 95 S SL 87 C FF 96 0-3 ② K		C FF 93 B FF 93 S SL 86 F SL 86 F FF 94 X FF 94 1-2 24 1B 1-2 1B		4	0	1	0	0	2	1
										0	0	0	0	0	0	0
24 Robinson Canó, L (1, 4) OBP: 0.500, SLG: 1.250	S FF 96 B CH 87 X CH 87 1-1 HR			F FF 94 F FF 94 X FC 91 0-2 ① G5-3		S FF 95 F CU 80 X FC 90 0-2 ③ F8		C SL 83 B SI 92 X SI 91 1-1 1-2 2-H 1B		4	1	2	2	0	0	0
30 Michael Conforto, L (1, 9) 27 Jeurys Familia, R (8, 1) 39 Edwin Díaz, R (9, 1)	C CU 79 B FF 95 F FF 95 C CH 88 1-3 ③ K			S CH 85 B FF 94 C CU 80 F FF 96 B FF 97 B CH 86 C FF 87 3-3 ② K			C CH 84 S CH 89 B CH 86 B FF 95 F CU 79 F FC 91 X FF 96 2-2 ① F7	X SL 85 0-0 ③ P3		4	0	0	0	0	2	2
										0	0	0	0	0	0	0
										0	0	0	0	0	0	0
40 Wilson Ramos, R (1, 2) OBP: 0.250, SLG: 0.250		B FF 94 C SL 85 F FF 94 X CH 86 1-2 ① G4-3		F FF 96 X SL 86 0-1 1B			S SL 85 X CH 84 0-1 ② G5-3		X FF 93 0-0 ① L8	4	0	1	0	0	0	0
6 Jeff McNeil, L (1, 5)		X CU 79 0-0 ② F7		F FF 95 X FF 94 0-1 ③ G6-3			F FF 94 B FF 95 B CH 85 C CH 85 B FF 96 B CU 78 4-2 BB		B FF 94 C FF 94 B CH 87 X FF 94 2-1 ② G4-3	3	0	0	0	1	0	1
1 Amed Rosario, R (1, 6) OBP: 0.250, SLG: 0.250		B SL 87 S FF 95 T SL 86 C FF 96 1-3 ③ K			F SL 86 F CH 84 B SL 86 B SL 86 S CH 86 2-3 ① K		1 SAFE C FF 94 1 SAFE X CH 83 0-1 ③ G5-3		B SL 83 B FF 94 S FF 94 C FF 94 F FF 94 F SL 82 B FF 94 F FF 93 X FF 94 3-2 12 CS 1B	4	0	1	0	0	2	1
12 Juan Lagares, R (1, 8)			C FF 93 B FF 95 S FF 96 S CH 85 1-3 ① K		X SL 86 0-0 ② G5-3			B FF 94 B SL 84 F SL 85 C SL 86 S FF 95 2-3 ① K	1 SAFE 1 SAFE C SL 82 B FF 92 1-1 ③ CS 1-2	3	0	0	0	0	2	0
48 Jacob deGrom, L (1, 1) 67 Seth Lugo, R (7, 1) 22 Dominic Smith, L (8, PH) (8, 3)			C CH 85 F FF 96 T FF 96 0-2 ② K		B FF 95 S CH 86 X FF 95 1-1 ③ L7			B CU 77 C FF 95 B FC 90 B CH 83 F FF 94 F FF 95 B CH 85 4-2 20 1B 24 1B BB		2	0	0	0	0	1	0
										0	0	0	0	0	0	0
										0	1	0	0	1	0	0
Inning Stats	R: 1 E: 0 K: 3 S: 12 H: 1 LOB: 0 BB: 0 P: 17	R: 0 E: 0 K: 1 S: 7 H: 0 LOB: 0 BB: 0 P: 9	R: 0 E: 0 K: 2 S: 11 H: 0 LOB: 1 BB: 1 P: 18	R: 0 E: 0 K: 1 S: 11 H: 1 LOB: 1 BB: 0 P: 14	R: 0 E: 0 K: 1 S: 6 H: 0 LOB: 0 BB: 0 P: 9	R: 0 E: 0 K: 2 S: 9 H: 0 LOB: 0 BB: 0 P: 9	R: 0 E: 0 K: 0 S: 11 H: 0 LOB: 1 BB: 1 P: 17	R: 1 E: 0 K: 2 S: 17 H: 2 LOB: 2 BB: 1 P: 26	R: 0 E: 0 K: 0 S: 10 H: 1 LOB: 0 BB: 0 P: 16	1B: 4 2B: 0 3B: 0 HR: 1 SF: 0 SAC: 0 DP: 0 HBP: 0						

PITCHER		IP	WLS	BF	H	R	ER	SO	BB	IBB	HBP	BLK	WP	HR	S	P	ERA	WHIP
31 Max Scherzer, R ERA: 2.35	(1, 1)	7.2	L	28	2	2	2	12	3	0	0	0	0	1	76	109	2.35	0.652
60 Justin Miller, R ERA:	(8, 1)	0.0		1	1	0	0	0	0	0	0	0	0	0	5	6	∞	∞
33 Matt Grace, L ERA:	(8, 1)	0.1		2	1	0	0	0	0	0	0	0	0	0	3	4	0.00	3.000
20 Kyle Barraclough, R ERA:	(9, 1)	1.0		3	1	0	0	0	0	0	0	0	0	0	10	16	0.00	1.000

PITCHER	IP	WLS	BF	H	R	ER	SO	BB	IBB	HBP	BLK	WP	HR	S	P	ERA	WHIP

New York Mets @ Washington Nationals

Nationals Park, Washington, DC

Thu Mar 28 2019, 1:07 PM - 3:51 PM EDT

Att. 42,263 - Partly Cloudy - 56 F

TOP

livebaseballscorecards.com

AB	31
R	2
H	5
RBI	2
BB	3
SO	12
LOB	6

1B: 4	SF: 0	WP: 0	PA: 35
2B: 0	SAC: 0	PB: 0	
3B: 0	DP: 0	SB: 0	
HR: 1	HBP: 0	CS: 1	

Batter	1	2	3	4	5	6	7	8	9	AB	R	H	RBI	BB	SO	LOB
2 Adam Eaton, L (1, 9) OBP: 0.500, SLG: 0.333	C FF 95 X FF 96 0-1 ① P6		X CH 89 0-0 6 FC5-4-2-5 2-3 1B		B CU 83 B FF 96 B FF 95 C SI 94 F SL 91 S FF 97 3-3 ③ K			C SL 87 C FS 92 F FF 95 B SL 87 H FF 96 2-2 7 FC6-4 HBP		3	0	1	0	0	1	0
7 Trea Turner, R (1, 6) OBP: 0.500, SLG: 0.500	C FF 95 B SL 90 C FF 96 B SL 92 B FF 96 F SL 91 X FF 97 3-2 22 S 1B		B SL 92 B SL 92 1 SAFE S FF 96 S FF 96 1 SAFE F FF 97 B FF 97 S FF 96 3-3 ① K			F FF 96 X FF 95 0-1 22 S 6 S 1B		B SI 95 X FS 93 1-0 ② FC6-4 1-2f		4	0	2	0	0	1	3
6 Anthony Rendon, R (1, 5)	F FF 96 1 SAFE 1 SAFE D SL 90 X FF 96 1-1 ② F8		B CH 90 F SL 93 F FF 97 X CH 89 1-2 ②③ FC5-4-2-5 1-2 3-H			1 SAFE B SL 88 B FF 94 S CH 87 F SL 91 B FF 97 F FF 96 X CH 87 3-2 ① G6-3 1-2		1 SAFE B SL 86 X SI 95 1-0 ③ F8		4	0	0	0	0	0	5
22 Juan Soto, L (1, 7)	C FF 96 B SL 92 D CH 90 B FF 97 B CH 90 4-1 ① 1-2 BB			S CH 89 B SL 92 S CH 88 B FF 96 B FF 96 S CH 89 3-3 ① K		B FF 96 C SL 90 B FF 96 C FF 96 B SL 92 S CH 88 3-3 ② K 2-3			F FF 98 B SL 91 S FF 98 X FF 98 1-2 ① L9	3	0	0	0	1	2	1
11 Ryan Zimmerman, R (1, 3)	B SL 91 X FF 97 1-0 ③ L5			C FF 96 B FF 96 C SL 92 S CH 90 1-3 ② K		X FF 96 0-0 ③ F9			B FF 98 S SL 89 B SL 90 S FF 96 X FF 98 2-2 ② L9	4	0	0	0	0	1	3
10 Yan Gomes, R (1, 2) OBP: 0.333, SLG: 0.333 15 Matt Adams, L (9, PH)		C SL 91 F FF 94 F FF 96 S SL 91 0-3 ① K		C SL 92 B SL 91 X FF 95 1-1 1B			B SL 87 C SI 95 B SI 94 C CU 80 F SI 96 S FF 96 2-3 ① K		F FF 96 B FF 98 F SL 90 B SL 92 S FF 98 2-3 ③ K	3 1	0 0	1 0	0 0	0 0	2 1	0 0
9 Brian Dozier, R (1, 4)		B FF 96 F FF 96 S SL 92 S FF 97 1-3 ② K		X FF 96 0-0 ③ L8			C CU 80 B SL 89 S SL 89 S FF 94 1-3 ② K			3	0	0	0	0	2	1
31 Max Scherzer, R (1, 1) 60 Justin Miller, R (8, 1) 33 Matt Grace, L (8, 1) 20 Kyle Barraclough, R (9, 1)		C FF 97 B SL 91 B SL 92 S FF 96 C FF 98 2-3 ③ K			F FF 96 S FF 95 S FF 96 0-3 ① K		S CU 79 S SI 94 B FF 95 F CU 81 C SI 96 1-3 ③ K			3 0 0 0	0 0 0 0	0 0 0 0	0 0 0 0	0 0 0 0	3 0 0 0	0 0 0 0
16 Victor Robles, R (1, 8) OBP: 0.333, SLG: 0.667			C FF 96 C SL 91 B FF 96 B SL 91 B CH 90 X SL 92 3-2 2 1B 6 FC5-4-2-5 2B		S FF 95 F FF 96 B FF 97 C SI 95 1-3 ② K			B SI 94 B SL 86 B FF 95 C SI 95 F SI 96 F SI 96 F SL 86 X SI 96 3-2 ① L6		3	0	1	0	0	1	0
Inning Stats	R: 0 E: 0 K: 0 S: 10 H: 1 LOB: 2 BB: 1 P: 19	R: 0 E: 0 K: 3 S: 10 H: 0 LOB: 0 BB: 0 P: 13	R: 0 E: 0 K: 1 S: 11 H: 2 LOB: 1 BB: 0 P: 18	R: 0 E: 0 K: 2 S: 9 H: 1 LOB: 1 BB: 0 P: 14	R: 0 E: 0 K: 3 S: 9 H: 0 LOB: 0 BB: 0 P: 13	R: 0 E: 0 K: 1 S: 10 H: 1 LOB: 1 BB: 0 P: 16	R: 0 E: 0 K: 3 S: 11 H: 0 LOB: 0 BB: 0 P: 15	R: 0 E: 0 K: 0 S: 10 H: 0 LOB: 1 BB: 0 P: 17	R: 0 E: 0 K: 1 S: 9 H: 0 LOB: 0 BB: 0 P: 14	1B: 4 2B: 2 3B: 0 HR: 0	SF: 0 SAC: 0 DP: 1 HBP: 1						

PITCHER		IP	WLS	BF	H	R	ER	SO	BB	IBB	HBP	BLK	WP	HR	S	P	ERA	WHIP
48 Jacob deGrom, R	(1, 1)	6.0	W	23	5	0	0	10	1	0	0	0	0	0	59	93	0.00	1.000
ERA:																		
67 Seth Lugo, R	(7, 1)	1.0	H	3	0	0	0	3	0	0	0	0	0	0	11	15	0.00	0.000
ERA:																		
27 Jeurys Familia, R	(8, 1)	1.0	H	4	0	0	0	0	0	0	1	0	0	0	10	17	0.00	0.000
ERA:																		
39 Edwin Díaz, R	(9, 1)	1.0	S	3	0	0	0	1	0	0	0	0	0	0	9	14	0.00	0.000
ERA:																		

PITCHER	IP	WLS	BF	H	R	ER	SO	BB	IBB	HBP	BLK	WP	HR	S	P	ERA	WHIP

BOTTOM

New York Mets @ Washington Nationals

Nationals Park, Washington, DC

Thu Mar 28 2019, 1:07 PM - 3:51 PM EDT

Att. 42,263 - Partly Cloudy - 56 F

livebaseballscorecards.com

AB	31
R	0
H	5
RBI	0
BB	1
SO	14
LOB	13

Batter	1	2	3	4	5	6	7	8	9	AB	R	H	RBI	BB	SO	LOB
9 Brandon Nimmo, L (1, 8) (9, 7)	C FF 94 S FF 94 B FF 94 S CH 88 1-3 K ①	X CU 79 0-0 SH5-3 ② 1-2		B FF 92 B FF 90 C CU 79 C FF 93 B FF 92 B CH 88 4-2 BB			S FF 90 B FF 89 B FF 90 B FF 90 F FF 90 S FF 90 3-3 K ①	B FF 93 B FF 93 S CH 87 X CH 87 2-1 G3 ② 2-3	S FC 92 S CH 87 B CH 88 B FC 92 C FC 93 2-3 K ③	4	0	0	0	1	3	2
20 Pete Alonso, R (1, 3) OBP: 0.556, SLG: 0.750 27 Jeurys Familia, R (8, 1) 67 Seth Lugo, R (8, 1) 39 Edwin Díaz, R (9, 1)	C CU 80 B CU 81 X SI 94 1-1 30 E 40 2B 1B	B SI 92 D CH 87 S CH 86 B FF 94 X CU 79 3-1 24 PB 2B 2-H		F SI 92 B SI 91 C SI 92 S CH 86 1-3 K ②			B FF 90 B FF 90 C FS 76 F FF 88 B FF 90 B FF 90 4-2 24 G3 BB	C FF 94 B FF 94 D SL 82 B SL 81 X FF 93 3-1 2B 3-H		4 0 0 0	1 0 0 0	3 0 0 0	2 0 0 0	1 0 0 0	1 0 0 0	1 0 0 0
24 Robinson Canó, L (1, 4) OBP: 0.222, SLG: 0.556	B FF 94 C SI 94 F CH 88 S CH 86 1-3 K ②	B SI 92 F CH 87 X CH 87 1-1 F8 ③ 2-3		B SI 93 B FF 92 X CH 86 2-0 L9 ③			B FF 90 S SL 83 X SL 83 1-1 G3 ② 1-2	C SL 82 F SI 91 D SL 83 B SL 83 F SI 92 S SI 91 2-3 K ③		5	0	0	0	0	2	5
30 Michael Conforto, L (1, 9) OBP: 0.222, SLG: 0.222	C CU 79 B FF 93 D CH 88 S CH 88 F FF 94 X CH 88 2-2 E8 40 2B 1B 1-3		C FF 92 F SL 88 S CU 79 0-3 K ①		C CU 80 S CH 85 B SI 92 X FF 93 1-2 G4-3 ①		B SL 83 B SL 83 F FF 89 F FF 90 X SL 83 2-2 G3 ③		F SI 88 S SI 89 X SI 90 0-2 40 BB 6 2B 1B	5	2	2	0	0	1	1
40 Wilson Ramos, R (1, 2) OBP: 0.444, SLG: 0.500	X SL 89 0-0 6 3B 2B 2-H 3-H		C FF 94 C SI 93 B CH 87 F SI 94 B SL 88 F CH 88 S SI 92 2-3 K ②		X SI 92 0-0 G4-3 ②			B FF 96 X FF 97 1-0 1 BB 28 1B 6 1B 1B	C FC 92 1 SAFE S FC 93 F FC 92 B CU 82 B FC 95 1 SAFE B CU 81 B CU 80 4-2 6 2B 22 1B BB 1-2	4	3	2	2	1	1	0
6 Jeff McNeil, L (1, 7) (9, 5) OBP: 0.556, SLG: 0.875	S CU 79 F FF 92 B CH 86 B CH 86 X SI 93 2-2 3B 2-H		C SI 93 X SI 93 0-1 1 1B		F CU 80 B CH 87 B SL 88 X CU 80 2-1 F7 ③			C FF 98 B FF 97 F FF 98 B FF 99 X FF 99 2-2 1 BB 28 1B 1B 1-2	B FC 92 C FC 93 F CU 80 B FC 93 X FC 93 2-2 22 1B 2B 1-3 2-H	5	2	4	2	0	0	0
1 Amed Rosario, R (1, 6) OBP: 0.333, SLG: 0.250	C FF 94 B SL 89 S SL 88 S CH 88 1-3 K ③		T SL 86 1 SAFE X SL 86 0-1 1B 1-2			X FF 92 0-0 G6-3 ①		B FF 99 C SI 98 F CH 88 B CH 86 B FF 100 B FF 100 4-2 28 1B 22 BLK BB 1-2 2-3	S CU 80 S CU 82 X CU 81 0-2 G1-3 ①	4	1	1	0	1	1	3
28 J.D. Davis, R (1, 5) OBP: 0.200, SLG: 0.200 12 Juan Lagares, R (9, 8)	B FF 92 C CU 79 X CU 79 1-1 G6-3 ①	X CU 78 0-0 G4-3 ③				B FF 92 B FF 94 C FF 93 B CH 87 F FF 94 S FF 94 3-3 K ②		B SL 88 S FF 97 C FF 98 F FF 100 X SL 87 1-2 9 G3 20 2B 22 BLK 1B 1-3 2-H 3-H	B CU 80 B FC 94 F FC 93 S FC 92 X FC 93 2-2 G6-3 ②	5 0	1 0	1 0	2 0	0 0	1 0	4 0
34 Noah Syndergaard, L (1, 1) 38 Justin Wilson, L (7, 1) 23 Keon Broxton, R (8, PH) 22 Dominic Smith, L (8, PH) OBP: 0.667, SLG: 0.500 (8, 3)	B FF 94 B SI 94 F FF 94 C CH 87 B CU 81 B SI 94 4-2 9 SH5-3 20 2B BB			X FF 93 0-0 G3 ①		B SI 92 S CH 86 C CH 84 B FF 94 F FF 93 S CU 80 2-3 K ③		B FF 92 F FF 93 B FF 93 S CH 86 X SL 82 2-2 L3 ① 1-2 3-H	C FC 91 C FC 93 F FC 94 B CU 83 F FC 94 X FC 94 1-2 1B 2-H 3-H	2 0 0 2	1 0 0 0	0 0 0 1	0 0 0 2	1 0 0 0	1 0 0 0	0 0 0 1
Inning Stats	R: 3 H: 4 E: 1 LOB: 1 K: 3 BB: 0 S: 19 P: 27	R: 1 H: 1 E: 0 LOB: 1 K: 0 BB: 1 S: 9 P: 18	R: 0 H: 2 E: 0 LOB: 2 K: 2 BB: 0 S: 13 P: 15	R: 0 H: 0 E: 0 LOB: 1 K: 1 BB: 1 S: 7 P: 14	R: 0 H: 0 E: 0 LOB: 0 K: 0 BB: 0 S: 6 P: 9	R: 0 H: 0 E: 0 LOB: 1 K: 2 BB: 1 S: 8 P: 13	R: 0 H: 0 E: 0 LOB: 1 K: 1 BB: 1 S: 10 P: 20	R: 4 H: 4 E: 0 LOB: 1 K: 1 BB: 1 S: 21 P: 38	R: 3 H: 3 E: 0 LOB: 1 K: 1 BB: 1 S: 23 P: 34	1B: 9 2B: 4 3B: 1 HR: 0		SF: 0 SAC: 1 DP: 0 HBP: 0		WP: 0 PB: 1 SB: 0 CS: 0		PA: 46

PITCHER		IP	WLS	BF	H	R	ER	SO	BB	IBB	HBP	BLK	WP	HR	S	P	ERA	WHIP
37 Stephen Strasburg, R ERA: 6.0	(1, 1)	6.0		27	7	4	4	8	2	0	0	0	0	0	62	96	6.00	1.500
36 Tony Sipp, L ERA:	(7, 1)	1.0		4	0	0	0	1	1	0	0	0	0	0	10	20	0.00	1.000
44 Trevor Rosenthal, R ERA:	(8, 1)	0.0	L	4	3	4	4	0	1	0	0	0	0	0	10	18	∞	∞
20 Kyle Barraclough, R ERA:	(8, 1)	0.2		3	1	0	0	0	0	0	0	1	0	0	7	14	0.00	1.500
33 Matt Grace, L ERA: 13.5	(8, 1)	0.1		2	1	1	1	1	0	0	0	0	0	0	7	9	27.00	3.000

PITCHER		IP	WLS	BF	H	R	ER	SO	BB	IBB	HBP	BLK	WP	HR	S	P	ERA	WHIP
51 Wander Suero, R ERA: 18.0	(9, 1)	1.0		6	2	2	2	1	1	0	0	0	0	0	20	31	18.00	3.000

TOP

New York Mets @ Washington Nationals

Nationals Park, Washington, DC

Sat Mar 30 2019, 1:06 PM - 4:55 PM EDT

Att. 33,765 - Partly Cloudy - 69 F

livebaseballscorecards.com

AB	40
R	11
H	14
RBI	10
BB	5
SO	11
LOB	17

Batter	1	2	3	4	5	6	7	8	9	AB	R	H	RBI	BB	SO	LOB
2 Adam Eaton, L (1, 9) OBP: 0.333, SLG: 0.143	C FF 97 B SI 98 C CH 90 F SL 91 B SI 98 B SI 99 S SL 90 3-3 ① **K**		C FF 96 F CU 81 H SI 97 1-2 7 G6-3 22 1B **HBP**		1 SAFE B CU 81 X CH 91 1-0 ①② F9 **1-2**		B FF 96 B FF 96 F FC 91 F FF 95 F FF 96 X FC 91 2-2 ③ F8		F CH 86 F SL 88 C SI 92 0-3 ① **K**	4	1	0	0	0	2	3
7 Trea Turner, R (1, 6) OBP: 0.444, SLG: 0.500	B FF 99 C SL 92 F SI 98 B FF 98 F FF 98 F SL 92 S SL 91 2-3 ② **K**		**1 SAFE** **1 SAFE** **B SL 89** **B SI 95** **1 SAFE** **B SI 94** C SI 94 1 SAFE 1 SAFE 3-2 ① C SI 85 X CH 90 G6-3 **1-2**		B FF 96 C SL 88 B SI 97 C FF 97 X CH 92 2-2 2B			C FF 95 C SI 87 B FF 97 B SI 96 S SL 87 2-3 ① **K**	C SL 88 B SI 93 B SI 94 C CU 80 F SL 89 B CH 87 F SL 88 B SI 94 4-2 6 HBP 11 2B **BB** **1-2** **2-3**	4	1	1	0	1	2	1
6 Anthony Rendon, R (1, 5) OBP: 0.333, SLG: 0.375	B SI 98 X SI 98 1-0 22 1B **2B**		B CH 91 B SL 90 S CH 91 F FF 98 S FF 99 2-3 ② **K**		C SL 89 F SL 88 D CH 92 F CH 91 B FF 97 B SL 89 F CH 91 C FF 98 3-3 ③ **K**			X SL 88 0-0 28 E 11 BB **1B**	C CU 80 B CH 86 F SI 92 H FF 93 2-2 11 2B **HBP** **1-2** **2-3** **3-H**	4	2	2	1	0	2	2
22 Juan Soto, L (1, 7) OBP: 0.444, SLG: 0.500	C CU 80 B FF 98 X CH 91 1-1 11 S **1B** **2-H**		B FF 99 C SL 91 X SI 97 1-1 **1B** **2-H**			C CU 80 L CH 89 B SL 88 F FF 97 X CH 91 1-2 11 G6-3 28 SF7 **2B**		B SI 95 S FS 92 C FS 92 **B SL 89** B FS 92 F FS 92 1 SAFE S FS 92 3-3 ② **K**	B FF 94 B CH 86 S CH 87 B FF 94 C SI 93 S SI 92 3-3 ② **K**	5	1	3	2	0	2	4
11 Ryan Zimmerman, R (1, 3) OBP: 0.222, SLG: 0.250	1 SAFE B SL 89 1 SAFE B SL 89 B FF 98 C SI 97 S CH 91 S CH 92 3-3 ③ **K** **1-2**		B SI 96 X SI 97 1-0 ③ G5-3			B SL 89 X SL 89 1-0 ① G6-3 **2-3**		B SI 96 B SL 88 B SI 95 C SI 95 C SL 87 B SI 97 4-2 28 E **BB** **1-2**	B CU 78 C SL 88 B SI 93 S SL 86 F CU 80 F FF 94 X SL 88 2-2 **2B** **1-H** **2-H** **3-H**	4	0	1	3	1	1	3
28 Kurt Suzuki, R (1, 2)		B FF 96 F SI 96 B SI 97 B SL 91 X SI 97 3-1 ① G5-3		S CU 81 X SL 90 0-1 ① G6-3		S CH 91 S CH 91 F CH 91 F FF 98 F CH 91 X FF 98 0-2 ② SF7 **3-H**		B SL 88 C SL 87 X SI 96 1-1 E5 **1-2** **2-3**	X SL 89 0-0 ③ F7	4	0	0	1	0	0	3
9 Brian Dozier, R (1, 4) 15 Matt Adams, L (8, PH) 1 Wilmer Difo, S (9, 4)		C SL 91 B SI 98 S FF 98 X SI 97 1-2 ② F7		C SL 91 B CU 82 B FF 95 X FF 97 2-1 ② G4-3		C SI 98 S CH 91 F CH 91 S FF 98 0-3 ③ **K**		X CU 80 0-0 ③ F9		3 1 0	0 0 0	0 0 0	0 0 0	0 0 0	1 0 0	0 3 0
37 Stephen Strasburg, R (1, 1) 36 Tony Sipp, L (7, 1) 18 Jake Noll, R (7, PH) 44 Trevor Rosenthal, R (8, 1) 20 Kyle Barraclough, R (8, 1) 33 Matt Grace, L (8, 1) 51 Wander Suero, R (9, 1) 17 Andrew Stevenson, L (9, PH)		B FF 97 S SI 97 F FF 96 S SI 96 1-3 ③ **K**		B FF 97 S SI 96 X FF 96 1-1 ③ G3			X FC 90 0-0 ① G5-3		F FF 94 F FF 94 B SI 96 B CH 88 B SI 94 F FF 94 F FF 93 B FF 95 4-2 7 BB 16 E 6 HBP **BB**	2 0 1 0 0 0 0 0	0 0 0 0 0 0 0 1	0 0 0 0 0 0 0 0	0 0 0 0 0 0 0 0	0 0 0 0 0 0 0 1	1 0 0 0 0 0 0 0	0 0 0 0 0 0 0 0
16 Victor Robles, R (1, 8) OBP: 0.429, SLG: 1.000			C FF 97 X SI 96 0-1 **HR**		L FF 95 C FF 95 X SL 91 0-2 2 F9 **1B**		C FF 93 F FC 92 F FF 96 F FF 95 B FC 92 F FF 96 X FF 96 1-2 ② F7		B SI 93 C SL 87 B SI 94 X SL 87 2-1 FC6 6 HBP 7 BB 11 2B **1-2**	4	2	2	1	0	0	1
Inning Stats	R: 1 E: 0 K: 3 S: 15 H: 2 LOB: 1 BB: 0 P: 25	R: 0 E: 0 K: 1 S: 8 H: 0 LOB: 0 BB: 0 P: 13	R: 2 E: 0 K: 1 S: 13 H: 2 LOB: 1 BB: 0 P: 21	R: 0 E: 0 K: 0 S: 6 H: 0 LOB: 0 BB: 0 P: 9	R: 0 E: 0 K: 1 S: 12 H: 2 LOB: 1 BB: 0 P: 18	R: 1 E: 0 K: 1 S: 15 H: 1 LOB: 0 BB: 0 P: 17	R: 0 E: 0 K: 0 S: 11 H: 0 LOB: 0 BB: 0 P: 14	R: 0 E: 1 K: 2 S: 13 H: 1 LOB: 3 BB: 1 P: 23	R: 4 E: 1 K: 2 S: 24 H: 1 LOB: 1 BB: 2 P: 41	1B: 4 2B: 4 3B: 0 HR: 1	SF: 1 SAC: 0 DP: 0 HBP: 2	WP: 0 PB: 0 SB: 1 CS: 0	PA: 42			

PITCHER		IP	WLS	BF	H	R	ER	SO	BB	IBB	HBP	BLK	WP	HR	S	P	ERA	WHIP
34 Noah Syndergaard, R ERA: 6.0	(1, 1)	6.0		25	7	4	4	7	0	0	1	0	0	1	69	103	6.00	1.167
38 Justin Wilson, L ERA:	(7, 1)	1.0	W	3	0	0	0	0	0	0	0	0	0	0	11	14	0.00	0.000
27 Jeurys Familia, R ERA:	(8, 1)	0.2		5	1	0	0	2	1	0	0	0	0	0	12	22	0.00	3.000
67 Seth Lugo, R ERA:	(8, 1)	1.0	H	8	1	4	0	2	2	0	1	0	0	0	24	41	0.00	3.000
39 Edwin Díaz, R ERA:	(9, 1)	0.1	S	1	0	0	0	0	0	0	0	0	0	0	1	1	0.00	0.000

PITCHER	IP	WLS	BF	H	R	ER	SO	BB	IBB	HBP	BLK	WP	HR	S	P	ERA	WHIP

BOTTOM

New York Mets @ Washington Nationals

Nationals Park, Washington, DC

Sat Mar 30 2019, 1:06 PM - 4:55 PM EDT

Att. 33,765 - Partly Cloudy - 69 F

livebaseballscorecards.com

AB	36
R	8
H	9
RBI	8
BB	3
SO	11
LOB	20

New York Mets @ Washington Nationals

Nationals Park, Washington, DC

Sun Mar 31 2019, 1:36 PM - 4:50 PM EDT

Att. 23,430 - Cloudy - 55 F

TOP

livebaseballscorecards.com

Batter	1	2	3	4	5	6	7	8	9	AB	R	H	RBI	BB	SO	LOB
9 Brandon Nimmo, L (1, 7) OBP: 0.231, SLG: 0.091	B FF 91 C FF 90 C SL 80 X FF 93 1-2 ① F7		B SL 78 X FF 91 1-0 20 2B 1B		B FF 90 B FF 90 F FF 89 X FF 91 2-1 ② L7		B SI 94 S FF 94 B SL 86 S FF 93 S FF 92 2-3 ② K	S FF 94 F FF 94 F FF 95 B FF 94 X FF 95 1-2 ③ P5		4	1	1	0	0	1	0
63 Tim Peterson, R (7, 1)										0	0	0	0	0	0	0
22 Dominic Smith, L (8, PH) OBP: 0.500, SLG: 0.333										1	0	0	0	0	0	2
38 Justin Wilson, L (8, 1)										0	0	0	0	0	0	0
20 Pete Alonso, R (1, 3) OBP: 0.571, SLG: 0.750	X FF 93 0-0 1B		C FF 92 X CH 82 0-1 24 G4-3 1-H 2B		B CU 66 S SL 80 B SI 91 F SL 81 B FF 92 B SI 91 4-2 BB		C FF 93 F SL 87 B FF 93 F FF 92 B CH 89 F FF 94 X SL 85 2-2 ③ L9		B FF 93 B FF 92 S FF 93 B FF 94 F FF 93 F FF 94 X FF 94 3-2 ① G4-3	4	0	2	1	1	0	0
24 Robinson Canó, L (1, 4) OBP: 0.286, SLG: 0.500	B FF 92 B SL 82 C FF 91 C FF 92 S SL 83 2-3 ② K		X SL 81 0-0 ② G4-3 2-3		F SI 91 B SL 83 B SL 82 X FF 91 2-1 ③ F7			X FF 87 0-0 30 1B 1 1B 1B	X SL 83 0-0 1B	5	1	2	0	0	1	3
28 J.D. Davis, R (1, 5) OBP: 0.200, SLG: 0.300	X CU 68 0-0 ③ F8		F SL 80 B SL 80 X FF 92 1-1 ③ G4-3			B FF 88 C SI 89 B FF 91 X SL 80 2-1 30 1B 1 G4-6-3 2B		F FS 75 X FF 88 0-1 ① P4	F FF 94 F FF 94 B FF 94 B FF 94 B FF 93 S FF 92 3-3 ② K	5	1	1	0	0	1	4
30 Michael Conforto, L (1, 9) OBP: 0.286, SLG: 0.286		B SI 89 S FF 90 X SI 90 1-1 ① F8		C SL 79 S SL 80 B SL 81 B SL 80 C SI 92 2-3 ① K		B FF 91 S SL 79 S SL 80 B SL 80 B SL 82 X SL 81 3-2 1 G4-6-3 2-3 1B		C FF 88 B FF 88 B FS 76 C SL 83 B SL 83 X FF 88 3-2 1 1B 40 1B 1-3 1B	B FF 94 B FF 93 F FF 93 C FF 93 X FF 94 2-2 ③ P5	5	1	2	0	0	1	1
1 Amed Rosario, R (1, 6) OBP: 0.308, SLG: 0.250		B SI 91 B FF 91 C SI 90 X SL 80 2-1 ② F8		C SI 92 X SL 82 0-1 ② L9		B FF 90 F FF 90 X FF 90 1-1 ①② G4-6-3 1-2f 3-H		X FF 96 0-0 40 1B 12 1B 1-2 3-H 1B		4	1	1	1	0	0	1
23 Keon Broxton, R (1, 8) OBP: 1.000, SLG: 1.000		B CU 68 F SI 90 S CH 82 B SI 92 B SL 81 B SL 82 4-2 3 S BB		F SI 92 B FF 92 B SI 93 S SL 82 X SI 92 2-2 3 S 1B		S SI 89 B SL 80 S CH 84 B CH 85 F SI 91 B CH 83 X SI 92 3-2 1B		C FF 93 B FF 93 C SL 82 S FF 94 1-3 ② K		2	0	2	0	1	0	0
65 Robert Gsellman, R (6, 1)										0	0	0	0	0	0	0
43 Luis Avilán, L (7, 1)										0	0	0	0	0	0	0
6 Jeff McNeil, L (7, 7) OBP: 0.500, SLG: 0.778										1	0	0	0	0	1	2
3 Tomás Nido, R (1, 2)		1 SAFE 1 SAFE B FF 92 X SI 91 1-0 ③ F9 1-2		B FF 92 F SL 81 1 SAFE 1 SAFE 1 SAFE B FF 91 S SL 81 S SL 82 2-3 ③ K2-3 1-2		S SL 79 X FF 90 0-1 ③ G6-3		X FF 93 0-0 12 1B 1-3 2-H 1B		3	0	0	0	0	1	3
40 Wilson Ramos, R (8, PH) OBP: 0.500, SLG: 0.556										1	0	1	1	0	0	0
(8, 2)																
45 Zack Wheeler, L (1, 1)			B FF 90 B FF 90 X FF 90 2-0 ① G5-3		C FF 90 B FF 91 C SL 78 S SL 82 1-3 ① K		B FF 93 B FF 94 S FF 92 B FF 93 C FF 93 S FF 93 3-3 ① K	X FF 94 0-0 1-2 3-H 1B		2	0	0	0	0	1	0
12 Juan Lagares, R (6, 8) OBP: 0.200, SLG: 0.200										2	0	1	1	0	1	0

Inning Stats	1	2	3	4	5	6	7	8	9
R:	0	0	1	0	0	1	0	3	0
E:	0	0	0	0	0	0	0	0	0
K:	1	0	0	2	1	0	2	1	1
S:	8	7	7	11	9	13	11	16	11
H:	1	0	2	1	0	3	0	5	1
LOB:	1	1	1	1	1	0	0	2	1
BB:	0	1	0	0	1	0	0	0	0
P:	11	15	11	17	18	22	11	21	19

1B:	11
2B:	2
3B:	0
HR:	0
SF:	0
SAC:	0
DP:	1
HBP:	0

WP:	0
PB:	0
SB:	2
CS:	0
PA:	41

AB	39
R	5
H	13
RBI	4
BB	2
SO	8
LOB	16

PITCHER		IP	WLS	BF	H	R	ER	SO	BB	IBB	HBP	BLK	WP	HR	S	P	ERA	WHIP
46 Patrick Corbin, L ERA: 3.0	(1, 1)	6.0		26	7	2	2	4	2	0	0	0	0	0	55	94	3.00	1.500
60 Justin Miller, R ERA:	(7, 1)	1.0	H	3	0	0	0	2	0	0	0	0	0	0	11	18	0.00	0.000
36 Tony Sipp, L ERA: 13.5	(8, 1)	0.1	H	3	2	2	2	0	0	0	0	0	0	0	6	9	54.00	6.000
44 Trevor Rosenthal, R ERA:	(8, 1)	0.0		1	1	0	0	0	0	0	0	0	0	0	1	1	∞	∞
63 Sean Doolittle, L ERA:	(8, 1)	1.2	W	8	3	1	1	2	0	0	0	0	0	0	20	30	5.40	1.800

PITCHER	IP	WLS	BF	H	R	ER	SO	BB	IBB	HBP	BLK	WP	HR	S	P	ERA	WHIP

BOTTOM

New York Mets @ Washington Nationals

Nationals Park, Washington, DC

Sun Mar 31 2019, 1:36 PM - 4:50 PM EDT

Att. 23,430 - Cloudy - 55 F

livebaseballscorecards.com

Batter	1	2	3	4	5	6	7	8	9	AB	R	H	RBI	BB	SO	LOB
2 Adam Eaton, L (1, 9) OBP: 0.429, SLG: 0.333	X SI 98 0-0 6 E 6 BB 1B		C SI 96 X SI 97 0-1 7 HR 1B 2-3		C FC 91 B CH 90 X FC 91 1-1 7 FC1-6-4 1B	C SL 92 C CU 81 B SL 91 S CH 90 1-3 ③ K			B FF 93 B FC 89 S FC 90 L FF 93 F SL 83 B FC 91 F FC 91 X FC 90 3-2 ① F9	5	1	3	0	0	1	2
7 Trea Turner, R (1, 6) OBP: 0.429, SLG: 0.923	C SI 97 S SI 97 B SI 98 1 SAFE C FF 98 1-3 ① K		X SI 98 0-0 1-H 3-H HR		B FF 96 C CU 80 B SI 96 F FF 97 X SI 95 2-2 ② FC1-6-4 6 S 6 1B 1-2f		B SL 88 X SI 93 1-0 ① P4		B FF 93 B FF 93 F FF 94 F FC 91 B FF 93 X FF 94 3-2 HR	5	3	2	4	0	1	2
6 Anthony Rendon, R (1, 5) OBP: 0.462, SLG: 0.455	B FF 97 B FF 96 B SI 97 C SI 98 F FF 97 1 SAFE F SI 96 B FF 98 4-2 E2 11 FC4 1-3 BB		F FC 91 F CU 80 B FS 90 F FC 91 B SI 97 B CU 82 F FC 92 X FS 90 3-2 ① G6-3		1 SAFE C CU 79 F CH 88 B SI 96 1 SAFE 1 SAFE B FC 90 B SI 97 X SI 97 3-2 1-H 1B		B SL 91 B CU 80 X SI 95 2-0 11 1B 1B			3	0	2	1	1	0	0
22 Juan Soto, L (1, 7) OBP: 0.308, SLG: 0.333	B FS 90 S FF 98 D CH 92 B CH 90 F SI 98 C SI 98 3-3 ② K		B FS 90 B CU 80 S FC 92 B CH 91 S FC 92 X FF 99 3-2 ② F7		C SI 95 S FS 89 B FF 96 S FC 90 1-3 ③ K		B CU 78 B CU 78 B CH 84 C CH 84 S CH 84 F CH 85 S CH 85 3-3 ② K			4	0	0	0	0	3	4
11 Ryan Zimmerman, R (1, 3) OBP: 0.231, SLG: 0.250	B SI 97 C SI 97 X SI 97 1-1 ③ FC4 1-2f		C FC 91 B FC 91 T FF 97 B FC 92 B CU 80 S FF 98 3-3 ③ K			S SI 96 X SL 92 0-1 ① F9	B CU 78 C CH 84 B SI 91 D CH 83 X CH 83 3-1 1-2 1B			4	0	1	0	0	1	2
10 Yan Gomes, R (1, 2) OBP: 0.286, SLG: 0.429		C FF 97 F FC 93 B FC 93 X SI 98 1-2 ① G5-3		C CU 78 F CU 79 F FF 96 B SI 96 B CH 91 C CU 80 2-3 ① K		X SL 92 0-0 16 2B 2B	C SL 81 S SL 80 B FF 91 X FF 92 1-2 ③ F9			4	1	1	0	0	1	2
9 Brian Dozier, R (1, 4)		B FC 92 F FF 97 B SI 96 S FF 98 B CU 82 X SI 98 3-2 ② G5-3		C FC 90 X SI 97 0-1 ② G4-3		B SL 92 X SI 97 1-0 ② F7		B FC 91 C FF 97 X FC 92 1-1 ① G6-3		4	0	0	0	0	0	1
46 Patrick Corbin, L (1, 1) 17 Andrew Stevenson, L (6, PH) 60 Justin Miller, R (7, 1) 36 Tony Sipp, L (8, 1) 44 Trevor Rosenthal, R (8, 1) 15 Matt Adams, L (8, 3) 63 Sean Doolittle, L (8, 1)		C SI 96 S SI 97 B FF 97 F FF 98 C CU 82 1-3 ③ K		C FF 94 C CU 78 S CU 79 0-3 ③ K		B CU 81 S CU 82 S SL 92 S SL 92 F SI 97 B SL 91 H SL 91 3-2 16 2B HBP		B FF 95 B SL 83 F FC 89 T FF 94 F FC 90 S SL 85 2-3 ② K2-3		2 0 0 0 0 0 0 1 0	0 0 0 0 0 0 0 0 0	0 0 0 0 0 0 0 0 0	0 0 0 0 0 0 0 0 0	2 0 0 0 0 0 0 1 0	0 0 0 0 0 0 0 0 0
16 Victor Robles, R (1, 8) OBP: 0.455, SLG: 1.000			X SI 96 0-0 2 1B 7 HR 2B		C CU 79 B FC 90 C CU 80 B FC 90 B CH 90 X FF 98 3-2 ① F9	B CU 81 B SI 96 B SI 96 C SI 96 X SI 95 3-1 1-3 2-H 2B		B FF 94 B FF 94 F FC 90 F FF 95 S FF 95 2-3 ③ K		4	1	2	1	0	1	0
Inning Stats	R: 0 E: 1 K: 2 S: 12 H: 1 LOB: 2 BB: 1 P: 21	R: 0 E: 0 K: 1 S: 10 H: 0 LOB: 0 BB: 0 P: 15	R: 3 E: 0 K: 1 S: 15 H: 3 LOB: 0 BB: 0 P: 24	R: 0 E: 0 K: 2 S: 9 H: 0 LOB: 0 BB: 0 P: 11	R: 1 E: 0 K: 1 S: 14 H: 2 LOB: 1 BB: 0 P: 24	R: 1 E: 0 K: 1 S: 13 H: 2 LOB: 2 BB: 0 P: 21	R: 0 E: 0 K: 1 S: 11 H: 2 LOB: 2 BB: 0 P: 21	R: 0 E: 0 K: 2 S: 9 H: 0 LOB: 0 BB: 0 P: 14	R: 1 E: 0 K: 0 S: 8 H: 1 LOB: 0 BB: 0 P: 14	1B: 6 2B: 3 3B: 0 HR: 2	SF: 0 SAC: 0 DP: 0 HBP: 1			WP: 0 PB: 0 SB: 1 CS: 0	PA: 38		

	AB	36
	R	6
	H	11
	RBI	6
	BB	1
	SO	11
	LOB	13

PITCHER		IP	WLS	BF	H	R	ER	SO	BB	IBB	HBP	BLK	WP	HR	S	P	ERA	WHIP
45 Zack Wheeler, R ERA: 7.2	(1, 1)	5.0		22	6	4	4	7	1	0	0	0	0	1	60	95	7.20	1.400
65 Robert Gsellman, R ERA: 6.75	(6, 1)	1.1		8	3	1	1	1	0	0	1	0	0	0	15	26	6.75	2.250
43 Luis Avilán, L ERA:	(7, 1)	0.1		2	1	0	0	1	0	0	0	0	0	0	6	12	0.00	3.000
63 Tim Peterson, R ERA:	(7, 1)	0.1		1	0	0	0	0	0	0	0	0	0	0	3	4	0.00	0.000
38 Justin Wilson, L ERA: 3.86	(8, 1)	1.1	L	5	1	1	1	2	0	0	0	0	0	1	17	28	6.75	0.750

PITCHER	IP	WLS	BF	H	R	ER	SO	BB	IBB	HBP	BLK	WP	HR	S	P	ERA	WHIP

Batter	1	2	3	4	5	6	7	8	9	AB	R	H	RBI	BB	SO	LOB
1 Amed Rosario, R (1, 6) OBP: 0.278, SLG: 0.235	B FF 92 C FF 93 F FF 94 B SL 85 S FF 94 2-3 K ①		B SL 82 F SL 85 C CH 84 S SL 82 1-3 K ①		B FF 91 B FF 93 S CH 84 X CH 84 2-1 F7 ②		S SL 90 S SL 89 B SL 89 S SL 88 1-3 K ②		C CU 83 D CU 85 D CU 84 X FF 96 2-1 20 HR 1B 1-3 2-H	5	1	1	1	0	3	0
20 Pete Alonso, R (1, 3) OBP: 0.474, SLG: 0.765 39 Edwin Díaz, R (9, 1)	S FF 94 B FF 94 B SL 85 S CH 84 S CH 84 2-3 K ②		B SL 83 B FF 93 F FF 93 F FF 94 X SL 84 2-2 F8 ②		B FF 90 B CH 84 T FF 92 C CH 85 S CH 84 2-3 K ③		B SL 88 X FF 94 1-0 P3 ③		X FF 95 0-0 HR 1-H 3-H	5	1	1	3	0	2	0
										0	0	0	0	0	0	0
24 Robinson Canó, L (1, 4) OBP: 0.211, SLG: 0.368	B FF 94 C FF 94 S SL 85 B FF 94 S FF 95 2-3 K ③		X SL 84 0-0 B2-3 ③			C FF 96 F FF 96 F FF 96 S CU 83 0-3 K2-3 ①		S FF 96 C FF 97 B FF 96 B CU 81 S FF 97 2-3 K ①	C FF 94 S CU 84 B CU 84 C FF 96 1-3 K ②	5	0	0	0	0	4	0
28 J.D. Davis, R (1, 5) OBP: 0.267, SLG: 0.357		C FF 92 B SL 84 S SL 84 B FF 94 B CH 85 X CH 83 3-2 F8 ①	X SL 82 0-0 40 G6-3 6 WP 2B			F FF 95 F FF 96 S CU 82 0-3 K2-3 ②		B FF 96 S FF 97 B FF 97 B FF 97 S FF 97 F FF 97 B FF 96 4-2 30 HBP BB	C FF 95 B CU 83 X FF 95 1-1 G3 ③	4	1	1	0	1	1	0
30 Michael Conforto, L (1, 9) OBP: 0.389, SLG: 0.353		C FF 94 B SL 84 S SL 84 B SL 84 F SL 84 X FF 94 2-2 40 6 2B 1B	B FF 92 D SL 82 B FF 92 F FF 92 S FF 92 S SL 82 3-3 K ①			S CU 82 B CU 83 C FF 95 B FF 97 X FF 96 2-2 40 1B 1B		C CU 82 B FF 95 B FF 96 C FF 96 H FF 97 3-2 40 G1-4-3 1-2 HBP		3	1	2	0	0	1	1
40 Wilson Ramos, R (1, 2) OBP: 0.500, SLG: 0.538		F FF 93 F CH 83 B FF 94 X SL 83 1-2 6 2B 1-2 1B	D CH 83 S CH 83 F CH 84 X FF 92 1-2 G6-3 ② 2-3			B FF 96 X FF 96 1-0 1-3 1B		B FF 96 X CH 86 1-0 G1-4-3 ②③ 1-2f		4	0	2	0	0	0	3
6 Jeff McNeil, L (1, 7) OBP: 0.538, SLG: 0.818 63 Tim Peterson, R (6, 1) 27 Jeurys Familia, R (8, 1) 22 Dominic Smith, L (9, PH) OBP: 0.600, SLG: 0.500 (9, 3)		C SL 83 S SL 84 B SL 83 F SL 84 B FF 93 X SL 83 2-2 1-3 2-H 2B	B SL 84 B FF 93 S FF 92 B FF 92 B FF 93 4-1 3-H BB			B FF 96 S FF 95 3 SAFE D CU 83 S CU 83 D CU 83 S CU 84 3-3 K ③			B FF 96 F FF 96 B CU 84 X FF 96 2-1 12 HBP 1 1B 1B	2	0	1	1	1	1	2
										0	0	0	0	0	0	0
										0	0	0	0	0	0	0
										1	1	1	0	0	0	0
12 Juan Lagares, R (1, 8) OBP: 0.333, SLG: 0.625		B SL 83 T FF 93 B FF 93 F CH 84 S FF 94 2-3 K ②	1 SAFE 1 SAFE B CH 82 X CH 82 1-0 P6 ③				B SL 88 B FF 94 X FF 94 2-0 HR		B CU 83 1 SAFE L CU 83 L CU 82 1 SAFE D CU 84 H FF 95 3-2 1 1B 20 HR 1-2 HBP	3	2	1	1	0	1	3
32 Steven Matz, R (1, 1) 9 Brandon Nimmo, L (6, 7) OBP: 0.200, SLG: 0.077 23 Keon Broxton, R (9, 7) OBP: 1.000, SLG: 1.000		B FF 92 T FF 93 D CH 84 C FF 94 S FF 94 2-3 K ③			C FF 91 B FF 92 X FF 92 1-1 F8 ①		F FF 94 S SL 88 F SL 87 F FF 95 S SL 88 0-3 K ①		B FF 95 B FF 94 F FF 95 F FF 96 S CU 83 2-3 K ①	2	0	0	0	0	1	2
										2	0	0	0	0	2	2
										0	0	0	0	0	0	0
Inning Stats	R: 0 E: 0 K: 3 S: 9 H: 0 LOB: 0 BB: 0 P: 15	R: 1 E: 0 K: 2 S: 20 H: 3 LOB: 2 BB: 0 P: 32	R: 0 E: 0 K: 1 S: 7 H: 0 LOB: 0 BB: 0 P: 10	R: 1 E: 0 K: 1 S: 9 H: 1 LOB: 1 BB: 1 P: 18	R: 0 E: 0 K: 1 S: 7 H: 0 LOB: 0 BB: 0 P: 12	R: 0 E: 0 K: 3 S: 14 H: 2 LOB: 2 BB: 0 P: 20	R: 1 E: 0 K: 2 S: 10 H: 1 LOB: 0 BB: 0 P: 14	R: 0 E: 0 K: 1 S: 9 H: 0 LOB: 1 BB: 1 P: 19	R: 4 E: 0 K: 2 S: 15 H: 3 LOB: 0 BB: 0 P: 26	1B: 6 2B: 2 3B: 0 HR: 2 SF: 0 SAC: 0 DP: 1 HBP: 2						

PITCHER		IP	WLS	BF	H	R	ER	SO	BB	IBB	HBP	BLK	WP	HR	S	P	ERA	WHIP
31 Caleb Smith, L ERA: 3.6	(1, 1)	5.0		20	4	2	2	8	1	0	0	0	1	0	52	87	3.60	1.000
70 Nick Anderson, R ERA:	(6, 1)	1.0		5	2	0	0	3	0	0	0	0	0	0	14	20	0.00	2.000
39 Tyler Kinley, R ERA: 3.38	(7, 1)	1.0	B	4	1	1	1	2	0	0	0	0	0	1	10	14	9.00	1.000
61 Adam Conley, L ERA: 3.38	(8, 1)	1.0		4	0	0	0	1	1	0	1	0	0	0	9	19	0.00	1.000
71 Drew Steckenrider, R ERA: 12.0	(9, 1)	1.0	L	7	3	4	4	2	0	0	1	0	0	1	15	26	36.00	3.000

PITCHER	IP	WLS	BF	H	R	ER	SO	BB	IBB	HBP	BLK	WP	HR	S	P	ERA	WHIP

TOP

New York Mets @ Miami Marlins

Marlins Park, Miami, FL

Mon Apr 01 2019, 7:11 PM - 10:20 PM EDT

Att. 6,489 - Sunny - 75 F

livebaseballscorecards.com

AB	36
R	7
H	10
RBI	6
BB	2
SO	16
LOB	13

WP: 1	PA: 40		
PB: 0			
SB: 0			
CS: 0			

Batter	1	2	3	4	5	6	7	8	9	AB	R	H	RBI	BB	SO	LOB
19 Miguel Rojas, R (1, 6) OBP: 0.357, SLG: 0.462	F SI 92 C CU 80 S SL 90 0-3 K 13 HR		C CH 84 B SI 93 S CH 84 F SI 92 B CU 80 F CU 80 X SI 92 2-2 ② G5-3			X SI 93 0-0 5 FC5-4 1B		C SI 96 B SL 88 F SI 96 X FS 92 1-2 ① G5-3		4	1	1	0	0	1	0
5 Rosell Herrera, S (1, 7) OBP: 0.222, SLG: 0.176	F SI 92 B SI 92 1 SAFE C SI 92 X CU 80 1-2 ① L6		S CH 86 C CH 84 B SI 92 X CU 80 1-2 ③ G4-3			M CH 82 B SI 90 X SI 92 1-1 ① FC5-4 15 E 13 1B 1-2f		B SI 96 B FS 90 B SI 96 C FF 96 X SI 96 3-1 ② F9		4	1	0	0	0	0	2
15 Brian Anderson, R (1, 5) OBP: 0.190, SLG: 0.105	1 SAFE 1 SAFE X SI 92 0-0 ② F8			C SI 92 S SI 94 B SI 92 F CU 80 B SI 93 X CH 84 2-2 ① L7		C SI 92 F CH 82 1 SAFE X SI 92 0-2 E8 13 1B 1-3 1B		S SL 88 S SL 87 B SI 97 B SL 89 B SL 88 F SL 87 F SI 96 S SL 89 3-3 ③ K		4	0	1	0	0	1	1
13 Starlin Castro, R (1, 4) OBP: 0.300, SLG: 0.421	S CH 85 B SI 92 B CH 85 F SI 93 1 SAFE X CU 81 2-2 1-H HR			X SI 92 0-0 ② L9		S CH 83 B SI 93 F CH 84 X SI 92 1-2 9 G6-4-3 2-3 3-H 1B			B FF 97 C FF 97 B SL 90 B SL 90 F FF 97 B FF 97 4-2 14 1B 9 1B BB	3	1	2	3	1	0	0
9 Lewis Brinson, R (1, 8) OBP: 0.167, SLG: 0.222	B CH 85 C SL 89 X SI 93 1-1 ③ F9			C CU 80 X CH 84 0-1 ③ P4		L CH 83 F FF 89 X CH 83 0-2 ② ③ G6-4-3 1-2f			C FF 97 S SL 89 F FF 98 X FF 97 0-2 14 1B 1-2 1B	4	0	1	0	0	0	2
14 Martín Prado, R (1, 3) OBP: 0.385, SLG: 0.385		C SI 94 B CU 80 C CH 86 B SI 94 X CU 80 2-2 ① G6-3			B SI 93 F SI 94 B SI 93 B CH 83 F SI 93 X SI 92 3-2 1B		B FF 91 X CH 82 1-0 ① L4		F FF 98 X FF 97 0-1 1-2 2-3 1B	4	0	2	0	0	0	0
38 Jorge Alfaro, R (1, 2) OBP: 0.357, SLG: 0.538		C SI 93 X SI 90 0-1 45 G5-4-3 1B			X CH 84 0-0 ① F8		C CH 83 X SL 83 0-1 45 FC5-4 1B		S SL 91 B SL 91 F SL 88 B FF 97 B SL 91 S SL 90 3-3 ① K	4	0	2	0	0	1	4
45 Peter O'Brien, R (1, 9)		B CH 85 S SI 93 B SI 92 X SI 92 2-1 ② ③ G5-4-3 1-2f			C CU 78 S CH 83 B CU 79 C SI 92 1-3 ② K		D CH 84 B CH 82 S CH 83 F FF 90 X CH 84 2-2 ② FC5-4 1-2f		B SL 91 B SL 91 S FF 98 S FF 96 S FF 98 2-3 ② K	4	0	0	0	0	2	6
31 Caleb Smith, R (1, 1) 18 Neil Walker, S (5, PH) OBP: 0.364, SLG: 0.556 70 Nick Anderson, R (6, 1) 39 Tyler Kinley, R (7, 1) 21 Curtis Granderson, L (7, PH) OBP: 0.444, SLG: 0.833 61 Adam Conley, L (8, 1) 71 Drew Steckenrider, R (9, 1) 10 JT Riddle, L (9, PH) OBP: 0.250, SLG: 1.000			C SI 93 F SI 92 S CU 78 0-3 ① K		B CH 83 X CH 83 1-0 ③ P3		C CH 83 B CH 82 X FF 90 1-1 ③ F7		B FF 98 B FF 98 B FF 97 C FF 97 F FF 97 S SL 91 3-3 ③ K	1 1 0 0 0 1 0 1 0	0 0 0 0 0 0 0 0 0	0 0 0 0 0 0 0 0 0	0 0 0 0 0 0 0 0 0	0 0 0 0 0 0 0 0 0	1 1 0 0 1 0 0 0 1	0 1 0 0 0 0 0 0 3
Inning Stats	R: 2 E: 0 K: 1 S: 12 H: 1 LOB: 0 BB: 0 P: 16	R: 0 E: 0 K: 0 S: 7 H: 1 LOB: 0 BB: 0 P: 11	R: 0 E: 0 K: 1 S: 11 H: 0 LOB: 0 BB: 0 P: 14	R: 0 E: 0 K: 0 S: 7 H: 0 LOB: 0 BB: 0 P: 9	R: 0 E: 0 K: 1 S: 8 H: 1 LOB: 1 BB: 0 P: 13	R: 1 E: 1 K: 0 S: 12 H: 3 LOB: 1 BB: 0 P: 14	R: 0 E: 0 K: 0 S: 8 H: 1 LOB: 1 BB: 0 P: 12	R: 0 E: 0 K: 1 S: 10 H: 0 LOB: 0 BB: 0 P: 17	R: 0 E: 0 K: 3 S: 17 H: 2 LOB: 3 BB: 1 P: 29	1B: 8 2B: 0 3B: 0 HR: 1	SF: 0 SAC: 0 DP: 2 HBP: 0					

PITCHER		IP	WLS	BF	H	R	ER	SO	BB	IBB	HBP	BLK	WP	HR	S	P	ERA	WHIP
32 Steven Matz, L ERA: 1.69	(1, 1)	5.1		22	6	3	1	3	0	0	0	0	0	1	54	74	1.69	1.125
63 Tim Peterson, R ERA:	(6, 1)	1.2		5	1	0	0	0	0	0	0	0	0	0	11	15	0.00	0.600
27 Jeurys Familia, R ERA:	(8, 1)	1.0	W	3	0	0	0	1	0	0	0	0	0	0	10	17	0.00	0.000
39 Edwin Díaz, R ERA:	(9, 1)	1.0		6	2	0	0	3	1	0	0	0	0	0	17	29	0.00	3.000

PITCHER	IP	WLS	BF	H	R	ER	SO	BB	IBB	HBP	BLK	WP	HR	S	P	ERA	WHIP

BOTTOM

New York Mets @ Miami Marlins

Marlins Park, Miami, FL

Mon Apr 01 2019, 7:11 PM - 10:20 PM EDT

Att. 6,489 - Sunny - 75 F

livebaseballscorecards.com

AB	35
R	3
H	9
RBI	3
BB	1
SO	7
LOB	20

1B: 8 2B: 0 3B: 0 HR: 1	SF: 0 SAC: 0 DP: 2 HBP: 0																	

WP: 0 PB: 1 SB: 0 CS: 0	PA: 36																	

Batter	1	2	3	4	5	6	7	8	9	AB	R	H	RBI	BB	SO	LOB
9 Brandon Nimmo, L (1, 7) OBP: 0.300, SLG: 0.125	2-0 24 6 G6-3 1B 40 1B 1B		S CU 84 X CH 91 0-1 ③ F7			B FF 92 C FF 90 B SL 84 B FF 91 D FF 91 4-1 BB	F CU 73 L FF 91 B FF 90 F CU 75 B FF 90 H FF 90 3-2 1-2 2-3 3-H HBP			3	1	1	1	1	0	3
23 Keon Broxton, R (7, 7) OBP: 1.000, SLG: 1.000	3-2 ③ G3									0	0	0	0	0	0	0
6 Jeff McNeil, L (1, 5) OBP: 0.471, SLG: 0.667	1 SAFE F SI 96 1 SAFE C SI 95 F CU 87 X SI 96 0-2 40 24 1B 22 G6-3 1-2 1B	B FF 95 B SI 95 S CH 90 X SI 95 2-1 ① G5-3		B CU 80 B SL 82 X FF 94 2-0 ① F7		B FF 90 F FF 91 X CU 74 1-1 ① F8	C FF 90 S FF 89 C FF 89 0-3 ③ K			4	1	1	0	0	0	1
65 Robert Gsellman, R (6, 1)										0	0	0	0	0	0	0
20 Pete Alonso, R (7, PH) OBP: 0.450, SLG: 0.722										1	0	0	0	0	1	3
67 Seth Lugo, R (7, 1)										0	0	0	0	0	0	0
38 Justin Wilson, L (8, 1)										0	0	0	0	0	0	0
24 Robinson Canó, L (1, 4) OBP: 0.208, SLG: 0.333	S SL 86 X CH 90 0-1 ① G6-3 1-2 2-3	B SL 87 X SI 95 1-0 40 30 G3-1 1B 1B		X SI 94 0-0 ② G3-1		C SL 82 X FF 90 0-1 ② L4		B FF 98 S FF 96 S FF 96 F FF 98 X SL 87 1-2 ① F7		5	0	1	0	0	0	3
30 Michael Conforto, L (1, 9) OBP: 0.391, SLG: 0.333	F CH 91 2 SAFE D CH 89 B CH 90 F SI 96 F SL 87 B SI 96 F SI 97 F SL 87 4-2 F SL 88 D CH 91 22 40 1B 1 1B 2B BB	X SI 95 0-0 40 G3-1 1-2 1B		C SI 96 C CU 86 S SI 96 0-3 ③ K		C SL 83 F FF 91 F SL 85 B FF 92 X FF 92 1-2 ③ P5		S SL 88 B SL 89 X SL 90 1-1 ② L9		4	1	1	0	1	1	1
40 Wilson Ramos, R (1, 2) OBP: 0.474, SLG: 0.500	F CU 88 X CU 86 0-1 ② 22 1B 1 1-2 2B 2-3 3-H 1B	S SL 85 X SI 95 0-1 ② G3-1 1-2 2-3			B SL 88 B FF 94 X FF 93 2-0 ① G6-3		B CU 72 C FF 89 X FF 89 1-1 12 22 FC4-6 1B 9 HBP 1B	B FF 100 B SL 99 F FF 99 X FF 97 2-1 ③ G6-3		5	2	2	1	0	0	2
22 Dominic Smith, L (1, 3) OBP: 0.500, SLG: 0.444	C SI 96 X SI 95 0-1 ③ 1 2B 12 1-2 FC4 2-3 3-H 1B	T SI 95 C SI 95 F SI 96 B SI 96 B CU 85 S CU 84 2-3 ③ K			B SL 86 X SL 86 1-0 ② P6		B FF 89 F FF 89 X FF 90 1-1 12 FC4-6 1-2 1B		X SI 94 0-0 ① G5-3	5	1	2	1	0	1	2
1 Amed Rosario, R (1, 6) OBP: 0.304, SLG: 0.286	B SI 96 X SI 96 1-0 12 FC4 1-3 2-H 3-H 2B		B SI 94 B SI 94 X SI 94 2-0 ① G6-3		C SL 88 B SL 89 B SL 88 S SL 88 B SL 90 D SL 89 4-2 12 S BB		B CU 72 S SI 88 L CU 74 D CU 75 S FF 90 2-3 ① K		C CU 82 B CU 82 B CU 82 F FF 94 S CU 81 2-3 ② K	4	0	1	2	1	2	2
12 Juan Lagares, R (1, 8) OBP: 0.286, SLG: 0.417	B SL 87 B SL 87 B SI 96 S SL 86 F SL 87 X SL 86 3-2 FC4 2-3 3-H	B SI 94 B SI 96 C SI 96 F SL 86 B CU 84 S SL 85 3-3 K			C FF 94 D SL 89 B SL 88 F FF 94 1 SAFE B SL 87 D SL 88 4-2 1-2 BB		C CU 72 T FF 88 B FF 90 B FF 90 F FF 90 F FF 90 D SL 82 X FF 90 3-2 ② FC4-6 9 28 HBP BB 1-2f 2-3		C CU 82 X SI 95 0-1 ③ G4-3	4	0	0	1	1	1	3
44 Jason Vargas, L (1, 1)	B SI 95 X SI 94 1-0 ② F7	B SI 94 B SI 94 C FF 92 L SI 94 C SI 94 2-3 ② K			C FF 93 X FF 94 0-1 ③ G1-4-3		B FF 90 F FF 89 B FF 90 B FF 90 S FF 90 F FF 90 B FF 90 4-2 9 HBP 1-2 BB			3	0	0	0	0	1	5
28 J.D. Davis, R (6, 5) OBP: 0.313, SLG: 0.357										0	0	0	0	1	0	0

Inning Stats	1	2	3	4	5	6	7	8	9
	R: 5 E: 0 K: 0 S: 26	H: 5 LOB: 2 BB: 1 P: 40	R: 0 E: 0 K: 1 S: 10	H: 2 LOB: 2 BB: 0 P: 15	R: 0 E: 1 K: 2 S: 9	H: 0 LOB: 1 BB: 0 P: 16	R: 0 E: 0 K: 1 S: 5	H: 0 LOB: 0 BB: 0 P: 7	R: 0 E: 0 K: 0 S: 8	H: 0 LOB: 2 BB: 2 P: 19	R: 0 E: 0 K: 0 S: 9	H: 0 LOB: 1 BB: 1 P: 15	R: 1 E: 0 K: 2 S: 21	H: 2 LOB: 3 BB: 1 P: 35	R: 0 E: 0 K: 0 S: 8	H: 0 LOB: 0 BB: 0 P: 12	R: 0 E: 0 K: 1 S: 6	H: 0 LOB: 0 BB: 0 P: 8

	1B: 8	SF: 0	WP: 0	PA: 44
	2B: 1	SAC: 0	PB: 0	
	3B: 0	DP: 0	SB: 1	
	HR: 0	HBP: 1	CS: 0	

PITCHER	IP	WLS	BF	H	R	ER	SO	BB	IBB	HBP	BLK	WP	HR	S	P	ERA	WHIP
62 José Ureña, R (1, 1) ERA: 10.38	4.0	L	22	7	5	5	4	1	0	0	0	0	0	50	78	11.25	2.000
39 Tyler Kinley, R (5, 1) ERA: 2.45	1.0		5	0	0	0	0	2	0	0	0	0	0	8	19	0.00	2.000
20 Wei-Yin Chen, L (6, 1) ERA: 4.5	2.0		11	2	1	1	2	2	0	1	0	0	0	30	50	4.50	2.000
56 Tayron Guerrero, R (8, 1) ERA:	1.0		3	0	0	0	0	0	0	0	0	0	0	8	12	0.00	0.000
37 Austin Brice, R (9, 1) ERA:	1.0		3	0	0	0	1	0	0	0	0	0	0	6	8	0.00	0.000

PITCHER	IP	WLS	BF	H	R	ER	SO	BB	IBB	HBP	BLK	WP	HR	S	P	ERA	WHIP

TOP

New York Mets @ Miami Marlins

Marlins Park, Miami, FL

Tue Apr 02 2019, 7:10 PM - 10:33 PM EDT

Att. 5,934 - Partly Cloudy - 82 F

livebaseballscorecards.com

AB	38
R	6
H	9
RBI	6
BB	5
SO	7
LOB	25

BOTTOM

Batter	1	2	3	4	5	6	7	8	9	AB	R	H	RBI	BB	SO	LOB
19 Miguel Rojas, R (1, 6) (8, 3) OBP: 0.300, SLG: 0.368	B CH 82 C FF 82 X SI 84 1-1 ① F8	C KC 72 B SI 85 X SI 85 1-1 E4 2-3		C KC 71 S SI 84 X SI 85 0-2 ③ FC5 2-3		C SL 92 D CU 83 X SI 95 1-1 1B 1-2		B SI 92 X SI 92 1-0 ① F7	B FF 95 X FC 93 1-0 ②③ L6-4 2-2	6	0	1	0	0	0	4
21 Curtis Granderson, L (1, 7) OBP: 0.429, SLG: 0.700	C FF 84 B KC 71 C FF 84 B CH 80 X CH 79 2-2 15 2B 2B	C FF 85 B SI 86 X SI 86 1-1 ③ L1-3			B FF 83 B SI 83 X FF 83 2-0 ① P5	B SI 96 B CH 89 F SI 98 B SI 95 S CH 88 C CH 88 3-3 ③ K		C SI 92 F CH 86 F FF 95 B FF 96 B FF 96 B CH 89 F SI 93 B CH 87 4-2 13 1B 15 1B 10 G3-1 BB		4	2	1	0	1	1	4
15 Brian Anderson, R (1, 5) OBP: 0.231, SLG: 0.208	B CH 79 X SI 84 1-0 13 L9 2-H 2B		F CH 78 X KC 71 0-1 ① F9		B SI 84 X CH 78 1-0 ② F8		B CU 78 X SI 93 1-0 ① G4-1	B SL 87 S SL 87 F SI 92 X SL 90 1-2 10 G3-1 13 1B 1-2 1B		5	0	2	1	0	0	0
13 Starlin Castro, R (1, 4) OBP: 0.360, SLG: 0.583	B SI 83 X SI 83 1-0 ② L9 2-3		B SI 83 F SI 83 B SI 83 C SI 84 F CH 80 X SI 85 2-2 14 1B 1B		X FF 83 0-0 HR		C FF 94 X SL 90 0-1 ② G1-3	C SI 94 B FF 95 B SI 93 F FF 94 X SI 96 2-2 10 G3-1 1-2 2-3 1B		5	1	3	1	0	0	1
14 Martín Prado, R (1, 3) OBP: 0.500, SLG: 0.533 20 Wei-Yin Chen, R (6, 1) 10 JT Riddle, L (7, PH) (8, 6) OBP: 0.300, SLG: 0.900	B CH 80 B CH 79 B FF 84 B SI 84 4-0 BB		B CH 79 C CH 80 X SI 85 1-1 38 G6-4-3 1-2 1B		B KC 72 C SI 84 B SI 84 X KC 73 2-1 2B		B SI 94 B SI 94 X SI 94 2-0 38 HBP 9 1B 1B	X FF 96 0-0 ② G3-1 1-2 2-3 3-H		2 0 2	0 0 1	2 0 1	0 0 1	1 0 1	0 0 0	0 0 2
38 Jorge Alfaro, R (1, 2) OBP: 0.316, SLG: 0.412	B SI 85 X CH 80 1-0 ③ F7		F CH 78 X CH 80 0-1 ②③ G6-4-3 1-2f		B SI 84 B SI 84 X CH 79 2-0 ③ G4-3		B CU 80 F SI 92 H SI 93 2-1 9 1B 45 1B HBP 1-2	S FC 90 S FF 93 S FC 91 0-3 ③ K		4	1	0	0	0	1	7
9 Lewis Brinson, R (1, 8) OBP: 0.304, SLG: 0.364		C CH 82 F CH 79 B SI 84 B CH 78 X CH 80 2-2 19 E 62 SH1-4 1B		C KC 71 X FF 83 0-1 19 FC5 2B		C SI 96 X SL 92 0-1 ① L4	B SL 87 F SL 88 B CU 79 S FF 93 X CU 80 2-2 45 1B 1-2 2-H 1B		H FC 90 1-0 19 L6-4 17 1B HBP	4	0	3	1	0	0	0
45 Peter O'Brien, R (1, 9) OBP: 0.083, SLG: 0.083		B SI 84 T SI 84 F CH 78 1 SAFE F SI 86 F KC 73 1 SAFE B CH 80 S CH 80 2-3 ① K		F CH 78 C SI 85 C SI 85 0-3 ① K		B SI 97 F SI 97 B SI 97 F SL 91 F SI 96 B SL 92 C SI 96 3-3 ② K	X SL 89 0-0 1-2 2-H 1B		B FF 95 D FC 92 F FF 95 X FC 92 2-1 ① L6	5	0	1	1	0	3	3
62 José Ureña, R (1, 1) 5 Rosell Herrera, S (4, PH) OBP: 0.211, SLG: 0.167 39 Tyler Kinley, R (5, 1) 18 Neil Walker, S (6, 3) OBP: 0.385, SLG: 0.545 56 Tayron Guerrero, R (8, 1) 37 Austin Brice, R (9, 1) 17 Chad Wallach, R (9, PH) OBP: 0.800, SLG: 1.000 31 Caleb Smith, R (9, PR)		X FF 83 0-0 ② SH1-4 1-2		B KC 72 B CH 79 X CH 78 2-0 ② P6		C SL 91 C CH 90 X FF 96 0-2 19 1B 1B	C FF 94 X CH 87 0-1 ③ F7		D FF 96 1 SAFE X FC 91 1-0 1-2 1B	0 1 0 2 0 0 1	0 0 0 0 0 0 0	0 0 0 1 0 0 1	0 0 0 0 0 0 0	0 0 0 0 0 0 0	0 0 0 2 0 0 0	0 1 0 2 0 0 0
Inning Stats	R: 1 E: 0 K: 0 S: 8 H: 2 LOB: 2 BB: 1 P: 18	R: 0 E: 1 K: 1 S: 13 H: 1 LOB: 2 BB: 0 P: 19	R: 0 E: 0 K: 0 S: 10 H: 2 LOB: 1 BB: 0 P: 13	R: 0 E: 0 K: 1 S: 9 H: 1 LOB: 1 BB: 0 P: 11	R: 1 E: 0 K: 0 S: 6 H: 2 LOB: 1 BB: 0 P: 13	R: 0 E: 0 K: 2 S: 14 H: 2 LOB: 2 BB: 0 P: 21	R: 2 E: 0 K: 0 S: 11 H: 3 LOB: 2 BB: 0 P: 18	R: 1 E: 0 K: 1 S: 15 H: 2 LOB: 2 BB: 1 P: 23	R: 0 E: 0 K: 0 S: 4 H: 1 LOB: 1 BB: 0 P: 9	1B: 11 2B: 5 3B: 0 HR: 1 SF: 0 SAC: 1 DP: 2 HBP: 2						

PITCHER		IP	WLS	BF	H	R	ER	SO	BB	IBB	HBP	BLK	WP	HR	S	P	ERA	WHIP
44 Jason Vargas, L ERA: 3.6	(1, 1)	5.0	W	24	8	2	2	2	1	0	0	0	0	1	46	74	3.60	1.800
65 Robert Gsellman, R ERA: 3.86	(6, 1)	1.0	H	5	2	0	0	2	0	0	0	0	0	0	14	21	0.00	2.000
67 Seth Lugo, R ERA: 8.1	(7, 1)	1.1		11	5	3	3	0	1	0	1	0	0	0	22	37	20.25	4.500
38 Justin Wilson, L ERA: 2.25	(8, 1)	1.2	S	6	1	0	0	1	0	0	1	0	0	0	8	13	0.00	0.600

PITCHER	IP	WLS	BF	H	R	ER	SO	BB	IBB	HBP	BLK	WP	HR	S	P	ERA	WHIP

New York Mets @ Miami Marlins

Marlins Park, Miami, FL

Tue Apr 02 2019, 7:10 PM - 10:33 PM EDT

Att. 5,934 - Partly Cloudy - 82 F

livebaseballscorecards.com

AB	41
R	5
H	16
RBI	5
BB	2
SO	5
LOB	24

WP: 0	PA: 46		
PB: 0			
SB: 0			
CS: 0			

Batter	1	2	3	4	5	6	7	8	9	AB	R	H	RBI	BB	SO	LOB
9 Brandon Nimmo, L (1, 7) OBP: 0.280, SLG: 0.100	C FF 91 B FC 87 S CH 83 F FF 90 B CH 83 C CH 83 2-3 ① K		B CU 80 B FF 90 S CH 82 S FF 91 B CH 82 B CH 82 4-2 20 2B BB		C FF 90 B FC 83 B CH 81 S FF 90 B FF 90 S FF 92 3-3 ① K		S CU 82 S FF 95 F FF 96 B CU 82 F FF 95 B FF 95 B CU 82 F FF 96 F FF 95 3-3 C FF 95 ② K	C SI 93 B SI 93 F SI 93 B CU 80 B FF 92 S SI 92 3-3 ③ K		4	1	0	0	1	4	1
43 Luis Avilán, L (8, 1)										0	0	0	0	0	0	0
65 Robert Gsellman, R (9, 1)										0	0	0	0	0	0	0
39 Edwin Díaz, R (9, 1)										0	0	0	0	0	0	0
20 Pete Alonso, R (1, 3) OBP: 0.458, SLG: 0.727	B CU 81 C CH 82 X FF 91 1-1 ② F8		X FC 86 0-0 1-H 2B		C FF 91 B CU 81 F CH 84 F CH 82 F FF 91 F CH 82 S FF 91 1-3 ② K		B CU 80 C CU 82 F FF 93 X FF 95 1-2 24 2B 1B		C SI 92 X CU 80 0-1 ① F9	4	1	2	1	0	1	0
12 Juan Lagares, R (8, 8) OBP: 0.267, SLG: 0.385										1	0	0	0	0	0	0
24 Robinson Canó, L (1, 4) OBP: 0.207, SLG: 0.345	B FF 91 X CH 82 1-0 ③ P4		2 SAFE X CU 80 0-0 ① F7		B FF 91 X CH 82 1-0 ③ L5		B CU 83 C FF 95 X FF 96 1-1 1-H 2B		C CH 88 F FF 92 B FF 93 X CU 81 1-2 ② G4-3	5	0	1	1	0	0	1
15 Luis Guillorme, L (9, 4)										0	0	0	0	0	0	0
30 Michael Conforto, L (1, 9) OBP: 0.429, SLG: 0.400		C FF 91 B FC 84 X CH 82 1-1 ① G3-1	B CH 81 B CH 82 B FF 91 3-0 IBB			B FC 82 C FF 90 B FF 89 B CH 82 X FF 91 3-1 2B	S CU 83 C FF 96 C FF 95 0-3 ③ K		B CU 81 X SI 93 1-0 28 WP 1B	4	0	2	0	1	1	1
28 J.D. Davis, R (1, 5) OBP: 0.238, SLG: 0.263		B CU 80 C CH 82 S FF 91 T FF 91 1-2 ② K	C FC 85 F CH 82 B FF 89 B FF 90 B CH 81 F FF 91 T FF 90 3-2 ② K			2 SAFE D CU 80 C CH 82 B FF 92 X CH 82 2-1 ① G6-3		B CU 80 C FF 94 C SI 94 F CU 80 B CU 81 X SI 93 2-2 E6 23 G1-3 22 1B	F CU 81 B SI 93 X CU 80 1-1 ③ P2 1-2	5	1	0	0	0	2	4
23 Keon Broxton, R (1, 8) OBP: 0.571, SLG: 0.500		C FC 84 B FF 91 X CU 80 1-1 1 3B 1B	S CH 83 B CH 81 B FF 90 S FF 90 X CH 83 2-2 ③ G1-3			B CU 78 B FF 91 C FF 91 S CH 82 S CH 82 2-3 ② K		C CU 79 X CU 80 0-1 ① G1-3 1-2		4	1	1	0	0	1	4
(8, 7)																
1 Amed Rosario, R (1, 6) OBP: 0.333, SLG: 0.375		1 SAFE X FF 91 0-0 1-H 3B		B CU 78 C FF 89 B CH 82 F CH 81 F FF 91 B FC 84 F CH 83 X FF 91 3-2 ① F9		B FC 84 1-0 IBB		S FF 93 D CU 81 F CU 80 B FF 94 X CU 81 2-2 ② P4		3	0	1	1	1	0	1
3 Tomás Nido, R (1, 2)		F CH 83 F FF 91 F FF 91 X CH 82 0-2 ③ P3		B CU 78 B CH 81 F FF 90 F FF 90 S CH 84 2-3 ② K		D FF 91 S CH 81 X CH 81 1-1 ③ F9		C CU 81 X SI 94 0-1 40 1B 2-H 1B		3	0	0	0	0	1	3
22 Dominic Smith, L (8, PH) OBP: 0.545, SLG: 0.500										1	1	1	1	0	0	0
(8, 3)																
48 Jacob deGrom, L (1, 1) OBP: 0.200, SLG: 0.800			X FF 90 0-0 HR	X CU 78 0-0 ③ G3			S FF 95 B FF 95 S FF 96 F FF 95 F CU 82 B CU 81 X FF 96 2-2 ① L4	C CU 80 S CU 81 X CU 80 0-2 2-H 1B		3	1	1	1	0	0	0
40 Wilson Ramos, R (8, PH) OBP: 0.500, SLG: 0.526										1	0	1	1	0	0	0
(8, 2)																

Inning Stats																																		
	R: 0	H: 0		R: 1	H: 2		R: 2	H: 2		R: 0	H: 0		R: 0	H: 0		R: 0	H: 1		R: 1	H: 2		R: 2	H: 2		R: 0	H: 1		1B: 5	SF: 0		WP: 1	PA: 41	
	E: 0	LOB: 0		E: 0	LOB: 1		E: 0	LOB: 2		E: 0	LOB: 0		E: 0	LOB: 2		E: 0	LOB: 1		E: 0	LOB: 1		E: 1	LOB: 1		E: 0	LOB: 1		2B: 3	SAC: 0		PB: 0		
	K: 1	BB: 0		K: 1	BB: 0		K: 1	BB: 2		K: 1	BB: 0		K: 2	BB: 0		K: 1	BB: 1		K: 2	BB: 0		K: 1	BB: 0		K: 0	BB: 0		3B: 1	DP: 0		SB: 0		
	S: 7	P: 11		S: 12	P: 15		S: 12	P: 24		S: 9	P: 14		S: 10	P: 15		S: 9	P: 18		S: 20	P: 27		S: 17	P: 24		S: 8	P: 11		HR: 1	HBP: 0		CS: 0		

PITCHER		IP	WLS	BF	H	R	ER	SO	BB	IBB	HBP	BLK	WP	HR	S	P	ERA	WHIP
36 Trevor Richards, R	(1, 1)	6.0	L	26	5	3	3	7	1	2	0	0	0	1	59	97	4.50	1.000
ERA: 3.0																		
70 Nick Anderson, R	(7, 1)	1.0		5	2	1	1	2	0	0	0	0	0	0	20	27	9.00	2.000
ERA: 2.7																		
37 Austin Brice, R	(8, 1)	2.0		10	3	2	0	1	0	0	0	0	1	0	25	35	0.00	1.500
ERA:																		

PITCHER	IP	WLS	BF	H	R	ER	SO	BB	IBB	HBP	BLK	WP	HR	S	P	ERA	WHIP

TOP

New York Mets @ Miami Marlins

Marlins Park, Miami, FL

Wed Apr 03 2019, 6:11 PM - 9:17 PM EDT

Att. 7,486 - Roof Closed - 73 F

livebaseballscorecards.com

AB	38
R	6
H	10
RBI	6
BB	3
SO	10
LOB	15

New York Mets @ Miami Marlins

Marlins Park, Miami, FL

Wed Apr 03 2019, 6:11 PM - 9:17 PM EDT

Att. 7,486 - Roof Closed - 73 F

BOTTOM

Batter	1	2	3	4	5	6	7	8	9	AB	R	H	RBI	BB	SO	LOB
21 Curtis Granderson, L (1, 7) OBP: 0.421, SLG: 0.538	C FF 96 B FF 97 S CH 91 B FF 98 S FF 97 2-3 K ①	C CU 86 F CU 86 F SL 93 B FF 98 B CU 87 S FF 97 2-3 K ③	C CU 84 F CH 89 B SL 93 B FF 96 B SL 92 B SL 93 4-2 BB	B SL 89 B FF 97 S SL 89 S FF 98 X FF 98 2-2 F7 ③	3	0	0	0	2	2	1
15 Brian Anderson, R (1, 5) OBP: 0.233, SLG: 0.214	X FF 98 0-0 F9 ②	B SL 94 C FF 98 F FF 97 B FF 98 F CH 90 B FF 97 X FF 97 3-2 1B	F FF 96 B FF 98 F CH 88 S SL 93 1-3 K ①	X CU 76 0-0 P4 ③		4	0	1	0	0	1	2
18 Neil Walker, S (1, 3) OBP: 0.353, SLG: 0.429	B FF 97 B FF 97 F FF 98 F FF 98 F SL 94 F FF 98 S CU 86 2-3 K ③	X FF 97 0-0 F8 ①	C CH 88 S CH 89 X SL 94 0-2 L6 ②	B SI 90 B SI 89 B SI 90 B SI 90 4-0 13 1B 14 2B BB	3	1	0	0	1	1	2
13 Starlin Castro, R (1, 4) OBP: 0.345, SLG: 0.536	C FF 96 C FF 97 X FF 98 0-2 L9 ①	B FF 97 S SL 94 X FF 97 1-1 F8 ②	C CU 86 S SL 93 D CH 89 F SL 93 F SL 93 S FF 97 1-3 K ③	B CH 82 B CH 83 C CH 83 X CH 83 2-1 14 2B 9 G5-3 1-2 1B	4	1	1	0	0	1	2
10 JT Riddle, L (1, 6) OBP: 0.231, SLG: 0.692 37 Austin Brice, R (8, 1) 14 Martín Prado, R (9, PH) OBP: 0.529, SLG: 0.625	C CU 85 S SL 95 B FF 99 S FF 97 1-3 K ②	B FF 98 C SL 95 C CH 89 S FF 98 1-3 K ③	S CH 87 S CU 84 B SL 93 B FF 96 F CU 85 F FF 96 F SL 93 S CH 89 2-3 K ①	B CH 83 C SI 91 X CH 83 1-1 9 G5-3 5 2B 1-3 2-H 2B	3 0 1	0 0 1	0 0 1	0 0 1	0 0 0	3 0 0	1 0 0
9 Lewis Brinson, R (1, 8) OBP: 0.296, SLG: 0.346	B SL 95 B SL 93 F FF 97 F FF 98 F FF 98 X FF 98 2-2 1B	B FF 97 B SL 93 S FF 97 X SL 92 2-1 G6-3 ①	B FF 96 S SL 93 S CH 90 B SL 94 S CH 88 2-3 K ②	T SL 90 F SI 95 F SI 92 B SI 95 X SI 96 1-2 G5-3 ① 2-3 3-H	4	0	1	1	0	1	1
17 Chad Wallach, R (1, 2) OBP: 0.500, SLG: 0.571 38 Jorge Alfaro, R (9, PH) OBP: 0.300, SLG: 0.389	F FF 97 F FF 97 F FF 97 B SL 94 B FF 97 X FF 98 2-2 P6 ③	F FF 96 B FF 97 F FF 97 B FF 98 F FF 97 S SL 94 2-3 K ②	B SL 94 B FF 96 S CH 89 S CH 87 B FF 98 S CH 88 3-3 K ③	F SI 96 F SL 94 B FF 96 B CU 82 F SI 92 F SI 96 S SL 93 2-3 K ②	3 1	0 0	0 0	0 0	0 0	2 1	1 1
5 Rosell Herrera, S (1, 9) OBP: 0.261, SLG: 0.318	C FF 97 B FF 98 T SL 95 F FF 98 S SL 93 1-3 K ①	B FF 97 X SL 94 1-0 2B	B CU 77 B CH 82 C SI 92 S CH 83 B CH 84 X CH 82 3-2 F9 ①	S SL 93 X SI 96 0-1 19 1B 3-H 2B	4	1	2	1	0	1	0
36 Trevor Richards, R (1, 1) 70 Nick Anderson, R (7, 1) 19 Miguel Rojas, R (8, 6) OBP: 0.318, SLG: 0.381	C FF 97 C FF 97 S SL 94 0-3 K ②	C FF 97 F FF 98 C FF 98 0-3 K ③	B SI 92 S CH 83 F SI 92 X SI 91 1-2 G6-3 ②	C SL 92 X SL 93 0-1 2-H 1B	2 0 2	0 0 0	0 0 1	0 0 1	0 0 0	2 0 0	1 0 0
Inning Stats	R: 0 E: 0 K: 2 S: 9 H: 0 LOB: 0 BB: 0 P: 13	R: 0 E: 0 K: 1 S: 14 H: 1 LOB: 1 BB: 0 P: 19	R: 0 E: 0 K: 3 S: 11 H: 0 LOB: 0 BB: 0 P: 14	R: 0 E: 0 K: 1 S: 10 H: 1 LOB: 1 BB: 0 P: 15	R: 0 E: 0 K: 2 S: 10 H: 1 LOB: 1 BB: 0 P: 15	R: 0 E: 0 K: 2 S: 13 H: 0 LOB: 1 BB: 1 P: 19	R: 0 E: 0 K: 3 S: 12 H: 0 LOB: 0 BB: 0 P: 19	R: 0 E: 0 K: 0 S: 10 H: 0 LOB: 1 BB: 1 P: 18	R: 4 E: 0 K: 1 S: 20 H: 4 LOB: 1 BB: 1 P: 32	1B: 4 2B: 3 3B: 0 HR: 0 SF: 0 SAC: 0 DP: 0 HBP: 0						

livebaseballscorecards.com

AB	34
R	4
H	7
RBI	4
BB	3
SO	15
LOB	12

WP: 0 PB: 0 SB: 0 CS: 0 PA: 37

MIAMI

PITCHER		IP	WLS	BF	H	R	ER	SO	BB	IBB	HBP	BLK	WP	HR	S	P	ERA	WHIP
48 Jacob deGrom, R ERA:	(1, 1)	7.0	W	25	3	0	0	14	1	0	0	0	0	0	79	114	0.00	0.571
43 Luis Avilán, L ERA: 20.25	(8, 1)	1.0		7	2	3	3	0	2	0	0	0	0	0	14	29	27.00	4.000
65 Robert Gsellman, R ERA: 6.0	(9, 1)	0.2		4	2	1	1	1	0	0	0	0	0	0	13	16	13.50	3.000
39 Edwin Díaz, R ERA:	(9, 1)	0.1	S	1	0	0	0	0	0	0	0	0	0	0	3	5	0.00	0.000

PITCHER	IP	WLS	BF	H	R	ER	SO	BB	IBB	HBP	BLK	WP	HR	S	P	ERA	WHIP

Washington Nationals @ New York Mets

Citi Field, Flushing, NY

Thu Apr 04 2019, 1:13 PM - 4:30 PM EDT

Att. 44,424 - Sunny - 52 F

livebaseballscorecards.com

TOP

Batter	1	2	3	4	5	6	7	8	9	AB	R	H	RBI	BB	SO	LOB
2 Adam Eaton, L (1, 9) OBP: 0.357, SLG: 0.250	B FF 98 B SI 98 C FF 98 B FF 98 C SI 98 S FF 98 3-3 ① **K**		B CH 92 C FF 99 S CU 81 B F CU 82 B CH 91 F FF 98 F FF 98 S FF 99 3-3 ② **K**			C CH 91 B FF 98 B FF 97 X CH 92 2-1 ① **F8**		C SI 96 B SI 96 B FS 92 B FS 92 B SI 95 4-1 9 S **BB**	C FF 90 B FF 90 X CH 83 1-1 ③ **P2**	4	0	0	0	1	2	3
9 Brian Dozier, R (1, 4) OBP: 0.130, SLG: 0.091	B FF 98 S SL 90 S FF 98 X FF 99 1-2 ② **G6-3**		X SL 90 0-0 ③ **G3**			B CU 82 S SL 90 C FF 98 X SL 88 1-2 ② **G6-3**		1 SAFE 1 SAFE B SL 87 S SL 87 B SI 96 C SI 96 C SI 96 2-3 ③ **K** 1-2		4	0	0	0	0	1	1
6 Anthony Rendon, R (1, 5) OBP: 0.500, SLG: 0.826	B FF 100 F FF 99 F SL 90 F CH 91 C FF 99 1-3 ③ **K**			B CU 82 B FF 98 F FF 97 C SL 88 F FF 99 X FF 99 2-2 ① **P4**		B SL 88 X SL 89 1-0 ③ **P4**			B CU 77 C FF 92 B FF 92 B FF 92 C FF 90 X FF 91 3-2 22 1B 11 SF7 **2B**	4	1	1	0	0	1	0
22 Juan Soto, L (1, 7) OBP: 0.385, SLG: 0.522		B SI 98 B CH 93 B SI 98 C FF 98 B CH 93 4-1 10 WP 11 BB 1 SH1-3 **BB**		B CH 93 S FF 98 F SI 98 B CU 83 X FF 99 2-2 ② **F7**			X FC 91 0-0 ① **B1-3**		C FF 92 X CH 86 0-1 10 1B 10 WP 1 1B **1B** 2-3	3	2	1	0	1	0	0
11 Ryan Zimmerman, R (1, 3) OBP: 0.320, SLG: 0.400		1 SAFE 1 SAFE B FF 98 B SL 89 B FF 98 B FF 98 4-0 1 SH1-3 10 WP **BB** 1-2		B FF 99 B FF 99 B SL 89 C FF 97 T FF 99 X CH 93 3-2 ③ **L7**			B FF 93 B FC 91 C FC 90 F SL 82 S FF 95 2-3 ② **K**		F CU 79 B SI 94 1 SAFE F FF 94 X FF 93 1-2 ① **SF7** 3-H	2	0	0	1	1	1	0
10 Yan Gomes, R (1, 2) OBP: 0.353, SLG: 0.438		C FF 99 S FF 99 B SL 85 S CU 83 1-3 ① **K** 1-2 2-3			B FF 97 S SL 89 F FF 97 F SL 89 B FF 98 B FF 98 F FF 98 F SI 98 F SL 88 3-3 ① **K**		C FF 93 B FF 94 B FF 94 B FF 94 F FC 91 H FC 91 4-2 **HBP**		1 SAFE B FF 89 B FF 90 S FF 90 S CH 82 X CH 83 2-2 15 FC3-6 1 1B 1-3 **1B**	3	0	1	0	0	2	2
1 Wilmer Difo, S (1, 6) OBP: 0.300, SLG: 0.300		C CU 80 X FF 99 0-1 ② **SH1-3** 2-3 3-H			B CH 92 S CH 91 F SI 96 B FF 98 X CH 91 2-2 ② **G1-3**		C FF 94 C FF 94 B FF 95 F SL 83 F FF 95 S FF 94 1-3 ③ **K**		B CH 80 B FF 90 X CH 83 2-0 15 FC3-6 1-2 3-H **1B**	3	0	1	2	0	1	1
37 Stephen Strasburg, R (1, 1) 33 Matt Grace, L (7, 1) 17 Andrew Stevenson, L (8, PH) OBP: 0.600, SLG: 0.333 60 Justin Miller, R (8, 1) 36 Tony Sipp, L (8, 1) 15 Matt Adams, L (9, PH) 63 Sean Doolittle, L (9, 1)		F FF 99 C SL 90 B FF 99 S SL 91 1-3 ③ **K**			C FF 98 C CU 81 X FF 98 0-2 ③ **G6-3**			C SL 86 S FS 91 S FS 91 0-3 ① **K**	X CH 82 0-0 ② **FC3-6** 16 BB 1-2f 2-3	2 0 1 0 0 0 1 0	0 0 0 0 0 0 0 0	0 0 0 0 0 0 0 0	0 0 0 0 0 0 0 0	1 0 1 0 0 0 0 0	1 0 0 0 0 0 2 0	1 0 0 0 0 0 0 0
16 Victor Robles, R (1, 8) OBP: 0.364, SLG: 0.750			B FF 97 C FF 97 F FF 97 B CH 92 B SL 90 F FF 97 X FF 98 3-2 ① **P3**			X CU 80 0-0 **HR**		C SI 96 C SI 96 B FS 91 F FS 92 B SI 97 B SL 89 S SI 96 3-3 ② **K**	D FF 91 T FF 90 F FF 92 F CH 82 D SL 83 D SL 84 B CH 82 4-2 1-2 **BB**	3	1	1	1	1	1	0
Inning Stats	R: 0 E: 0 K: 2 S: 10 H: 0 LOB: 0 BB: 0 P: 15	R: 1 E: 0 K: 2 S: 9 H: 0 LOB: 1 BB: 2 P: 19	R: 0 E: 0 K: 1 S: 11 H: 0 LOB: 0 BB: 0 P: 17	R: 0 E: 0 K: 0 S: 10 H: 0 LOB: 0 BB: 0 P: 17	R: 0 E: 0 K: 1 S: 14 H: 0 LOB: 0 BB: 0 P: 19	R: 1 E: 0 K: 0 S: 7 H: 1 LOB: 0 BB: 0 P: 11	R: 0 E: 0 K: 2 S: 11 H: 0 LOB: 1 BB: 0 P: 18	R: 0 E: 0 K: 3 S: 11 H: 0 LOB: 1 BB: 1 P: 20	R: 2 E: 0 K: 0 S: 18 H: 4 LOB: 3 BB: 1 P: 31	1B: 3 2B: 1 3B: 0 HR: 1 SF: 1 SAC: 1 DP: 0 HBP: 1						

PITCHER		IP	WLS	BF	H	R	ER	SO	BB	IBB	HBP	BLK	WP	HR	S	P	ERA	WHIP
34 Noah Syndergaard, R ERA: 4.5	(1, 1)	6.0	L	21	1	2	2	6	2	0	0	0	1	1	61	98	3.00	0.500
38 Justin Wilson, L ERA: 1.8	(7, 1)	1.0		4	0	0	0	2	0	0	1	0	0	0	11	18	0.00	0.000
27 Jeurys Familia, R ERA:	(8, 1)	1.0		4	0	0	0	3	1	0	0	0	0	0	11	20	0.00	1.000
67 Seth Lugo, R ERA: 12.27	(9, 1)	0.1		3	2	2	2	0	0	0	0	0	0	0	8	12	54.00	6.000
63 Tim Peterson, R ERA:	(9, 1)	0.2		5	2	0	0	0	1	0	0	0	1	0	10	19	0.00	4.500

PITCHER	IP	WLS	BF	H	R	ER	SO	BB	IBB	HBP	BLK	WP	HR	S	P	ERA	WHIP

AB	30
R	4
H	5
RBI	4
BB	4
SO	11
LOB	10

WP: 2	PA: 37		
PB: 0			
SB: 1			
CS: 0			

Batter	1	2	3	4	5	6	7	8	9	AB	R	H	RBI	BB	SO	LOB
9 Brandon Nimmo, L (1, 7) (8, 8) OBP: 0.276, SLG: 0.087	B FF 93 F FF 93 B CU 82 F SI 92 S CH 88 2-3 ① K			B CH 86 X FF 92 1-0 ① F8		B FF 91 B CH 85 B FF 93 C FF 93 F SI 93 F FF 93 X FF 92 3-2 ① L7		F SI 93 B FF 92 C SI 92 B FF 93 B FF 92 4-2 BB		3	0	0	0	1	1	0
20 Pete Alonso, R (1, 3) OBP: 0.393, SLG: 0.615	S SI 93 X SI 92 0-1 E1 24 G4-6-3			B SI 92 C CH 86 X SI 93 1-1 ② G1-3		C CU 80 B SI 94 F CH 87 B SI 94 F CH 87 S CU 81 2-3 ② K		B SI 92 B FF 94 C SI 93 F SL 86 S FF 94 2-3 ② K		4	0	0	0	0	2	1
24 Robinson Canó, L (1, 4) OBP: 0.212, SLG: 0.313	B SI 92 C CH 86 X FF 92 1-1 ② ③ G4-6-3 1-2f			B SI 94 B SI 92 C SI 94 S CU 82 F CH 88 B CU 82 F SI 94 B SI 93 4-2 BB		B CU 79 B SI 94 X FF 93 2-0 ③ F7		C SL 84 C FF 88 C SL 84 0-3 ③ K		3	0	0	0	1	1	2
30 Michael Conforto, L (1, 9) OBP: 0.375, SLG: 0.345		S FF 93 B FF 93 S FF 93 F SI 94 B CU 83 F CH 88 B CH 88 F CH 88 F FF 94 3-3 ① K		F CH 86 B FF 92 C CU 79 F SI 92 S CH 86 1-3 ③ K			F CU 80 B CU 81 X CH 86 1-1 ① G3		C FF 92 B FF 91 T FF 92 F FF 93 S FF 94 1-3 ① K	4	0	0	0	0	3	1
40 Wilson Ramos, R (1, 2) OBP: 0.500, SLG: 0.522		B CU 81 B SI 93 S CU 81 B CH 88 X SI 94 3-1 ② G3-1			F SI 92 X SI 93 0-1 6 FC6-4 1B		B FF 93 B CH 87 C FF 93 F FF 93 B CU 81 C FF 95 3-3 ② K		C FF 94 X FF 93 0-1 1B	4	0	2	0	0	1	0
6 Jeff McNeil, L (1, 5) OBP: 0.429, SLG: 0.579 (8, 7)		S CU 81 S FF 93 F SI 95 B CU 81 S FF 94 1-3 ③ K			F FF 93 X CU 80 0-1 ① FC6-4 1 E 1-2f		B CH 86 F FF 93 B FF 93 X CH 87 2-1 1 1B 1B		S FF 94 S FF 94 X FF 94 0-2 ② F7	4	0	1	0	0	1	2
1 Amed Rosario, R (1, 6) OBP: 0.323, SLG: 0.357			C FF 93 S CH 86 T FF 93 0-2 ① K		D CU 81 1 SAFE X SI 91 1-0 E5 1-2		D SI 92 X CU 79 1-0 1-2 1B		B FF 94 F FF 93 B FS 83 T FF 93 X FF 93 2-2 ③ F9	4	0	1	0	0	1	2
12 Juan Lagares, R (1, 8) 22 Dominic Smith, L (7, PH) OBP: 0.545, SLG: 0.500 28 J.D. Davis, R (7, PH) OBP: 0.227, SLG: 0.250 (8, 5)			B CU 80 B CU 82 B FF 94 C FF 93 X SI 93 3-1 ② G3		C CU 80 B CH 85 S SI 91 F CU 80 S CH 86 1-3 ② K		B SI 90 S SL 81 C SI 90 C CH 87 1-3 ③ K			2	0	0	0	0	1	2
										0	0	0	0	0	0	0
										1	0	0	0	0	1	2
34 Noah Syndergaard, L (1, 1) 38 Justin Wilson, L (7, 1) 27 Jeurys Familia, R (8, 1) 15 Luis Guillorme, L (8, PH) 67 Seth Lugo, R (9, 1) 63 Tim Peterson, R (9, 1)			B FF 93 B SI 92 F SI 93 B FF 93 X FF 94 3-1 ③ F8		B CU 80 B FF 92 F SI 91 C CH 86 S CU 82 2-3 ③ K			C SI 91 C SI 93 B SI 94 B SL 86 S SI 93 2-3 ① K		2	0	0	0	1	2
										0	0	0	0	0	0	0
										0	0	0	0	0	0	0
										1	0	0	0	0	1	0
										0	0	0	0	0	0	0
										0	0	0	0	0	0	0
Inning Stats	R: 0 E: 1 K: 1 S: 7 H: 0 LOB: 0 BB: 0 P: 10	R: 0 E: 0 K: 2 S: 13 H: 0 LOB: 0 BB: 0 P: 20	R: 0 E: 0 K: 1 S: 7 H: 0 LOB: 0 BB: 0 P: 13	R: 0 E: 0 K: 1 S: 11 H: 0 LOB: 1 BB: 1 P: 18	R: 0 E: 1 K: 2 S: 12 H: 1 LOB: 2 BB: 0 P: 16	R: 0 E: 0 K: 1 S: 9 H: 0 LOB: 0 BB: 0 P: 16	R: 0 E: 0 K: 2 S: 11 H: 2 LOB: 2 BB: 0 P: 19	R: 0 E: 0 K: 3 S: 11 H: 0 LOB: 1 BB: 1 P: 19	R: 0 E: 0 K: 1 S: 12 H: 1 LOB: 1 BB: 0 P: 15	1B: 4 2B: 0 3B: 0 HR: 0	SF: 0 SAC: 0 DP: 1 HBP: 0	WP: 0 PB: 0 SB: 0 CS: 0	PA: 34			

PITCHER		IP	WLS	BF	H	R	ER	SO	BB	IBB	HBP	BLK	WP	HR	S	P	ERA	WHIP
37 Stephen Strasburg, R ERA: 2.84	(1, 1)	6.2	W	25	3	0	0	9	1	0	0	0	0	0	67	108	0.00	0.600
33 Matt Grace, L ERA: 10.13	(7, 1)	0.1	H	1	0	0	0	1	0	0	0	0	0	0	3	4	0.00	0.000
60 Justin Miller, R ERA:	(8, 1)	0.2	H	3	0	0	0	2	1	0	0	0	0	0	8	16	0.00	1.500
36 Tony Sipp, L ERA: 13.5	(8, 1)	0.1	H	1	0	0	0	1	0	0	0	0	0	0	3	3	0.00	0.000
63 Sean Doolittle, L ERA:	(9, 1)	1.0		4	1	0	0	1	0	0	0	0	0	0	12	15	0.00	1.000

PITCHER	IP	WLS	BF	H	R	ER	SO	BB	IBB	HBP	BLK	WP	HR	S	P	ERA	WHIP

BOTTOM

Washington Nationals @ New York Mets

Citi Field, Flushing, NY

Thu Apr 04 2019, 1:13 PM - 4:30 PM EDT

Att. 44,424 - Sunny - 52 F

livebaseballscorecards.com

AB	32
R	0
H	4
RBI	0
BB	2
SO	14
LOB	14

Batter	1	2	3	4	5	6	7	8	9	AB	R	H	RBI	BB	SO	LOB
2 Adam Eaton, L (1, 9) OBP: 0.394, SLG: 0.286	B SI 94 B SI 93 B SI 94 B SI 94 4-0 6 CS BB		F SL 89 F SI 93 S SI 94 0-3 ① K		B CH 85 B SI 94 F CH 85 C SI 94 B CH 85 X SI 94 3-2 1B		X SL 84 0-0 15 PB 1-2 1B		F SL 88 B FF 96 F FF 96 F FF 98 S FF 96 1-3 ① K	4	0	2	0	1	2	0
9 Brian Dozier, R (1, 4) OBP: 0.115, SLG: 0.080 15 Matt Adams, L (7, PH) 20 Kyle Barraclough, R (7, 1) 60 Justin Miller, R (8, 1) 36 Tony Sipp, L (8, 1) 51 Wander Suero, R (8, 1) 17 Andrew Stevenson, L (9, PH) OBP: 0.500, SLG: 0.250	C SI 94 T SI 94 B CU 80 B SI 94 F SI 94 1 SAFE B CH 85 F SI 94 F SI 94 3-2 ① T CH 85 K		X CH 85 0-0 ② G1-3		1 SAFE C SI 93 F SI 94 B SI 94 1 SAFE B SI 94 X CH 85 2-2 ③ G5-3		C SI 95 S FS 90 F SI 90 S SL 88 0-3 ③ K2-3 1-3 2-H		B FF 97 S SL 89 X FF 96 1-1 ② F8	3 1 0 0 0 0 1	0 0 0 0 0 0 0	0 0 0 0 0 0 0	0 0 0 0 0 0 0	0 1 0 0 0 0 0	1 1 0 0 0 0 0	2 1 0 0 0 0 0
6 Anthony Rendon, R (1, 5) OBP: 0.516, SLG: 0.926	B CH 86 C SI 94 C CH 85 B SI 94 F CU 81 F CH 85 B SI 94 B CH 85 4-2 ② 1-2 BB		B SI 94 S SI 93 C SL 90 2-3 ③ K			B SI 94 B SI 94 B SL 89 X SI 94 3-0 22 G4-3 11 G6-3 2B		C SI 94 B SL 87 X SI 96 1-1 HR	B FF 98 X SL 91 1-0 ③ G4-3	4	2	2	1	1	1	0
22 Juan Soto, L (1, 7) OBP: 0.367, SLG: 0.481	C SL 90 S SI 94 B SI 94 F SL 88 B SI 94 S SL 89 2-3 ③ K			F SL 90 C SI 95 B CH 85 C SI 94 1-3 ① K		B SI 94 F CH 87 F SI 95 F SI 94 B SI 95 X CH 86 2-2 ① G4-3 2-3		B SI 96 X FS 91 1-0 10 G4-3 1 HR 1B		4	1	1	0	0	2	2
11 Ryan Zimmerman, R (1, 3) OBP: 0.345, SLG: 0.391		C SI 93 F SL 90 B CH 86 B SI 94 X CU 80 2-2 46 SH1-4 10 WP 1B		B SI 94 B SL 90 B SI 93 4-2 BB		B SI 94 C CH 87 B SI 94 S SI 94 X SL 91 2-2 ② G6-3 3-H		**B SI 96** **1 SAFE** **1 SAFE** **C SI 96** **B SL 89** 1 SAFE **C SI 96** 1 SAFE X SI 96 2-2 ① F8	3	0	1	1	1	0	1
10 Yan Gomes, R (1, 2) OBP: 0.333, SLG: 0.368		1 SAFE F SI 93 F SI 93 B CH 84 B SI 92 B CH 84 B CU 79 4-2 46 SH1-4 1-2 BB		S SL 89 B SI 93 F SI 93 F SI 92 S SI 93 1-3 ② K		C SL 92 B SL 91 F SI 96 F SL 92 X SI 95 1-2 ③ L6		C SI 96 1 SAFE X SI 96 0-1 ② G4-3 1-2	3	0	0	0	1	1	2
1 Wilmer Difo, S (1, 6) OBP: 0.286, SLG: 0.500		B CH 83 C SI 93 F CH 84 B SI 94 F SI 93 S SI 93 2-3 ① K		S CU 79 F CH 83 F CU 81 F SI 93 F SI 92 1 SAFE X SI 94 0-2 ③ F7			B FF 94 F FC 90 B FF 95 S FF 95 X FF 97 2-2 ① G6-3	B FS 93 B FS 93 S SL 88 F SI 95 X SL 89 2-2 2-H HR		4	1	1	2	0	1	3
46 Patrick Corbin, L (1, 1) 47 Howie Kendrick, R (7, PH) (7, 4)		C SI 93 2 SAFE X SL 88 0-1 ② SH1-4 1-2 2-3			C SI 94 B SI 94 C SI 92 F CU 79 F SL 86 B SI 94 X SI 94 2-2 ① G2-3		C FC 91 B FC 91 F FF 95 B FF 95 X SL 84 2-2 ② F9	C SI 96 B SI 95 B SI 95 B SL 86 B SI 95 4-1 BB		1 1	0 0	0 0	0 0	0 1	0 0	0 0
16 Victor Robles, R (1, 8) OBP: 0.346, SLG: 0.652		B SI 94 B SI 93 S CH 84 C SI 93 S SI 94 2-3 ③ K			S SI 94 L SI 94 X SI 94 0-2 ② L7		B FF 94 S FF 94 B FF 95 B FF 95 C FC 90 B FF 96 4-2 2 1B 15 PB BB	F FS 93 C SI 95 S FS 91 0-3 ③ K		3	1	0	0	1	2	3
Inning Stats	R: 0 E: 0 K: 2 S: 14 H: 0 LOB: 1 BB: 2 P: 27	R: 0 E: 0 K: 2 S: 14 H: 1 LOB: 2 BB: 1 P: 24	R: 0 E: 0 K: 2 S: 7 H: 0 LOB: 0 BB: 0 P: 9	R: 0 E: 0 K: 2 S: 16 H: 0 LOB: 1 BB: 1 P: 22	R: 0 E: 0 K: 0 S: 14 H: 1 LOB: 1 BB: 0 P: 21	R: 1 E: 0 K: 0 S: 12 H: 1 LOB: 0 BB: 0 P: 20	R: 1 E: 0 K: 1 S: 13 H: 1 LOB: 1 BB: 1 P: 21	R: 3 E: 0 K: 1 S: 15 H: 3 LOB: 1 BB: 1 P: 25	R: 0 E: 0 K: 1 S: 7 H: 0 LOB: 0 BB: 0 P: 10	1B: 4 2B: 1 3B: 0 HR: 2 SF: 0 SAC: 1 DP: 0 HBP: 0						

PITCHER		IP	WLS	BF	H	R	ER	SO	BB	IBB	HBP	BLK	WP	HR	S	P	ERA	WHIP
32 Steven Matz, L ERA: 0.87	(1, 1)	5.0		20	2	0	0	8	4	0	0	0	1	0	65	103	0.00	1.200
65 Robert Gsellman, R ERA: 6.75	(6, 1)	1.0	B	4	1	1	1	0	0	0	0	0	0	0	12	20	9.00	1.000
38 Justin Wilson, L ERA: 1.59	(7, 1)	0.2	H	4	1	1	0	0	1	0	0	0	0	0	9	17	0.00	3.000
27 Jeurys Familia, R ERA: 5.4	(7, 1)	1.1	W	8	3	3	3	2	1	0	0	0	0	2	19	29	20.25	3.000
39 Edwin Díaz, R ERA:	(9, 1)	1.0	S	3	0	0	0	1	0	0	0	0	0	0	7	10	0.00	0.000

PITCHER	IP	WLS	BF	H	R	ER	SO	BB	IBB	HBP	BLK	WP	HR	S	P	ERA	WHIP

TOP

Washington Nationals @ New York Mets

Citi Field, Flushing, NY

Sat Apr 06 2019, 1:11 PM - 4:23 PM EDT

Att. 35,156 - Sunny - 59 F

livebaseballscorecards.com

AB	32
R	5
H	7
RBI	4
BB	6
SO	11
LOB	14

BOTTOM

Washington Nationals @ New York Mets

Citi Field, Flushing, NY

Sat Apr 06 2019, 1:11 PM - 4:23 PM EDT

Att. 35,156 - Sunny - 59 F

livebaseballscorecards.com

Batter	1	2	3	4	5	6	7	8	9	AB	R	H	RBI	BB	SO	LOB
9 Brandon Nimmo, L (1, 7) OBP: 0.250, SLG: 0.077	C FF 90 F SI 90 S FF 91 0-3 ① K		B SI 91 C SL 78 B SL 82 C FF 93 S SL 83 2-3 ② K		B SL 81 C SL 80 1 SAFE C FF 92 S SL 82 1-3 ② K 1-2		F FF 94 B FF 93 B CH 87 B FF 93 X FF 94 3-1 ③ F7			3	0	0	0	0	3	1
65 Robert Gsellman, R (6, 1)										0	0	0	0	0	0	0
38 Justin Wilson, L (7, 1)										0	0	0	0	0	0	0
15 Luis Guillorme, L (7, 6)										1	0	0	0	0	0	0
20 Pete Alonso, R (1, 3) OBP: 0.406, SLG: 0.733	C CU 71 F FF 92 B SI 92 B SL 81 B SL 81 F SI 92 S SL 81 3-3 ② K		C FF 94 B SL 83 S SL 83 B SL 83 X SL 82 2-2 2B		D SL 81 C FF 92 B SL 83 S FF 92 F FF 92 S SL 83 2-3 ③ K			B SL 87 B SI 92 C FF 92 X SL 86 2-1 HR		4	1	2	1	0	2	1
22 Dominic Smith, L (9, 3) OBP: 0.545, SLG: 0.500										0	0	0	0	0	0	0
24 Robinson Canó, L (1, 4) OBP: 0.243, SLG: 0.417	X FF 92 0-0 ③ 28 BB 1B		X SL 81 0-0 ③ L8			C FF 90 X FF 89 0-1 ① F7		B FF 92 F FF 93 B FF 92 C SI 92 B SI 92 X SI 91 3-2 HR		4	1	2	1	0	0	1
28 J.D. Davis, R (1, 5) OBP: 0.346, SLG: 0.609	B FF 91 B CU 70 F FF 93 B SL 80 F SI 92 B SI 93 4-2 1-2 BB			X SI 91 0-0 HR		B FF 91 B CU 70 C SL 79 X SI 91 2-1 HR		B SL 86 S SL 86 C SI 93 B SL 86 X SI 93 2-2 40 G6-4-3 1B		3	2	3	2	1	0	0
39 Edwin Díaz, R (9, 1)										0	0	0	0	0	0	0
40 Wilson Ramos, R (1, 2) OBP: 0.429, SLG: 0.444	X FF 92 0-0 ③ G6-3			X CU 68 0-0 ① G1-3		B SI 90 F SL 80 X FF 90 1-1 ② F9		X SI 91 0-0 ①② G6-4-3 1-2f		4	0	0	0	0	0	3
30 Michael Conforto, L (1, 9) OBP: 0.389, SLG: 0.485		C FF 90 F SL 81 S FF 92 0-3 ① K		C SI 91 F SI 91 X SL 81 0-2 ② L8		C SL 80 B SL 82 S SL 81 X SL 82 1-2 HR		F FF 90 X SL 84 0-1 23 1B 2B		4	2	2	1	0	1	0
1 Amed Rosario, R (1, 6) OBP: 0.294, SLG: 0.323		F CU 71 S SL 81 B SL 80 S SL 82 1-3 ② K		B SI 91 X CU 72 1-0 ③ G5-3		B CU 68 B CH 81 C FF 91 X FF 91 2-1 ③ G6-3		B FF 89 F FF 90 F FF 89 H SL 83 2-2 23 1B 12 CS HBP		3	0	0	0	0	1	0
27 Jeurys Familia, R (7, 1)										0	0	0	0	0	0	0
6 Jeff McNeil, L (8, PH) OBP: 0.455, SLG: 0.579										0	0	0	0	0	0	0
(9, 5)																
23 Keon Broxton, R (1, 8) OBP: 0.545, SLG: 0.444		F CU 70 C CH 86 B SI 94 B SI 94 B SL 84 S SI 93 3-3 ③ K			X CU 71 0-0 ① F8		B SL 83 C FF 94 C FF 93 B SL 83 B FF 94 B FF 94 4-2 12 CS BB	D FS 76 F FS 75 F FF 88 B FS 77 X FS 76 2-2 1-3 2-H 1B		3	0	1	1	1	0
(6, 7)																
32 Steven Matz, R (1, 1)			B SI 91 C SI 91 C FF 91 C FF 93 1-3 ① K		C SI 90 B SL 81 B CU 70 B FF 91 X SI 90 3-1 9 S 1B		1 SAFE 1 SAFE 1 SAFE B FF 92 F FF 92 1 SAFE 1 SAFE B FF 92 1 SAFE 2-2 S FF 93 T FF 94 1-2 ①② K	S FC 88 0-1 ③ CS 3-H		1	0	0	0	0	1	0
12 Juan Lagares, R (5, PH)										2	0	1	0	0	1	1
OBP: 0.263, SLG: 0.353 (6, 8)																

Inning Stats	1	2	3	4	5	6	7	8	9
	R: 0 H: 1 E: 0 LOB: 2 K: 2 BB: 1 S: 11 P: 18	R: 0 H: 0 E: 0 LOB: 0 K: 3 BB: 0 S: 9 P: 13	R: 0 H: 1 E: 0 LOB: 1 K: 2 BB: 0 S: 10 P: 15	R: 1 H: 1 E: 0 LOB: 0 K: 0 BB: 0 S: 6 P: 7	R: 0 H: 1 E: 0 LOB: 1 K: 2 BB: 0 S: 10 P: 16	R: 2 H: 2 E: 0 LOB: 0 K: 0 BB: 0 S: 11 P: 17	R: 0 H: 0 E: 0 LOB: 0 K: 1 BB: 1 S: 7 P: 16	R: 3 H: 5 E: 0 LOB: 1 K: 0 BB: 0 S: 17 P: 28	

1B: 4 SF: 0
2B: 2 SAC: 0
3B: 0 DP: 1
HR: 5 HBP: 1

WP: 0 PA: 36
PB: 0
SB: 1
CS: 2

	AB	32
	R	6
	H	11
	RBI	6
	BB	2
	SO	10
	LOB	7

PITCHER		IP	WLS	BF	H	R	ER	SO	BB	IBB	HBP	BLK	WP	HR	S	P	ERA	WHIP
46 Patrick Corbin, L ERA: 3.75	(1, 1)	6.0		25	6	3	3	9	1	0	0	0	0	3	57	86	4.50	1.167
20 Kyle Barraclough, R ERA: 2.08	(7, 1)	1.0		3	0	0	0	1	1	0	0	0	0	0	7	16	0.00	1.000
60 Justin Miller, R ERA: 4.15	(8, 1)	0.2	B	4	3	2	2	0	0	0	0	0	0	2	9	16	27.00	4.500
36 Tony Sipp, L ERA: 18.0	(8, 1)	0.0	L	3	2	1	1	0	0	0	1	0	0	0	7	11	∞	∞
51 Wander Suero, R ERA: 21.6	(8, 1)	0.1		0	0	0	0	0	0	0	0	0	0	0	1	1	0.00	0.000

PITCHER	IP	WLS	BF	H	R	ER	SO	BB	IBB	HBP	BLK	WP	HR	S	P	ERA	WHIP

Washington Nationals @ New York Mets

Citi Field, Flushing, NY

Sun Apr 07 2019, 1:10 PM - 4:52 PM EDT

Att. 40,681 - Sunny - 63 F

TOP

livebaseballscorecards.com

Batter	1	2	3	4	5	6	7	8	9	AB	R	H	RBI	BB	SO	LOB
2 Adam Eaton, L (1, 9) OBP: 0.385, SLG: 0.303	B FF 97 B SI 97 B FF 97 B FF 98 4-0 47 G6-4-3 BB	D CH 90 B FF 96 B FF 97 C FF 96 F FF 96 F FC 94 X FF 97 3-2 1-3 2-H 3-H 2B			C CH 88 B FC 90 F FF 95 X SI 97 1-2 ① G1-3	B CH 82 C FF 90 F FF 90 F CH 84 B FF 91 X SL 82 2-2 ① P4 1-3	B CU 76 S SI 90 1 SAFE X SI 90 1-1 ② F7		B CU 79 B CU 79 C SI 94 B FF 94 F SI 93 S SL 88 3-3 ③ K	5	0	1	2	1	1	2
47 Howie Kendrick, R (1, 4) OBP: 0.429, SLG: 0.250	C FF 96 D FC 93 1 SAFE B SI 97 F SI 98 X FF 98 2-2 ①② G6-4-3 1-2f	X SI 97 0-0 ② SF8 3-H			B FF 96 S FC 92 B FF 96 F FC 91 B SI 96 B FC 91 4-2 22 F8 6 BB 28 BB BB	F SL 82 S CH 83 D SL 82 C FF 91 1-3 ② K	B CH 82 B CH 80 X SI 90 2-0 6 HR 1-3 1B			3	2	1	1	1	1	2
6 Anthony Rendon, R (1, 5) OBP: 0.528, SLG: 0.967	C FF 98 B CU 82 X FC 92 1-1 ③ G3	C FF 97 T FC 91 B CH 91 B SI 97 X CH 92 2-2 ③ G6-3			B FF 96 D CU 80 C FC 90 D CH 90 F FF 97 B FF 97 4-2 28 BB 11 BB 1 WP 1-2 BB	B CH 84 D CH 84 D SL 83 C CH 84 C FF 90 D CH 83 4-2 11 BB 22 BB 28 1B BB	C CU 76 C SI 91 B SI 91 D CH 83 B SI 91 X CU 77 3-2 1-H 3-H HR			3	3	1	3	2	0	1
22 Juan Soto, L (1, 7) OBP: 0.371, SLG: 0.433		B CU 82 F FF 97 B FF 99 B CH 91 B CH 92 4-1 1 BB 28 1B 31 1B BB	F SI 95 B FF 97 S FC 93 1-3 ① K		C FF 96 B FF 96 F CH 89 X FC 92 1-2 ② F8 2-3	F FF 90 B FF 90 B SL 82 D CH 84 B FF 90 4-1 28 1B 11 BB 1-2 BB	C CU 78 B CH 83 C CH 84 B CU 80 B CH 82 X CH 82 3-2 ③ G3-1			3	1	0	0	2	1	2
11 Ryan Zimmerman, R (1, 3) OBP: 0.382, SLG: 0.385		X FF 98 0-0 ① F9 C FC 89 B SI 97 F SI 97 B SI 97 X CH 90 2-2 ② G5-3			C SI 96 B SI 96 B SI 95 S FF 96 F FC 91 B FF 97 B FC 91 4-2 1 WP 28 BB 1-2 BB	B FF 91 C CH 84 B FF 90 B FF 90 F FF 90 B FF 89 4-2 28 1B 1-2 2-3 3-H BB		B SI 94 X SL 89 1-0 28 G1-4-3 1B		3	0	1	1	2	0	1
28 Kurt Suzuki, R (1, 2) OBP: 0.231, SLG: 0.182		1 SAFE B FC 92 X FC 92 1-0 31 1B 1 BB 16 1B 1-2 1B	F SI 97 B FF 96 B CU 82 X SI 97 2-1 ③ G6-3		B FC 86 F FC 91 B FF 96 B FF 96 B FF 96 4-1 1 WP 1-2 2-3 3-H BB	F FF 90 X FF 90 0-1 1-2 2-3 3-H 1B		X SI 95 0-0 ①② G1-4-3 1-2f		4	1	2	2	1	0	1
1 Wilmer Difo, S (1, 6) OBP: 0.316, SLG: 0.412		B SI 97 C SI 97 B CH 90 B FF 98 B FF 97 4-1 16 1B 31 1B 2 2B 1-2 2-3 BB		S CU 80 B SI 97 F FF 97 F SI 97 X FS 91 1-2 ① G3	D CH 84 B FF 90 2-0 1-2 2-3 3-H IBB	D CH 84 C FF 90 X FF 90 1-1 ③ P5		B CU 80 F SI 95 C SI 94 S CU 82 1-3 ③ K		3	1	0	0	2	1	3
31 Max Scherzer, R (1, 1) OBP: 0.125, SLG: 0.125 33 Matt Grace, L (7, 1) 44 Trevor Rosenthal, R (8, 1) 51 Wander Suero, R (8, 1) 15 Matt Adams, L (9, PH) 41 Joe Ross, R (9, 1) 63 Sean Doolittle, L (9, 1)		B FF 98 C FF 97 B FF 98 X FF 98 2-1 16 1B 2 2B 1-2 2-3 3-H 1B		F FF 96 B CU 81 B FC 92 X FC 92 2-1 ② L9	F FF 91 C FF 91 F SL 82 F SL 81 S FF 91 0-3 ③ K		C SI 90 S CH 82 B CH 83 B CH 82 C CH 82 2-3 ① K		C FF 93 T CU 80 B FF 94 F FF 96 F CU 81 S SI 95 1-3 ① K	4 0 0 0 1 0	1 0 0 0 0 0	1 0 0 0 0 0	1 0 0 0 0 0	0 0 0 0 1 0	2 0 0 0 0 0	3 0 0 0 0 0
16 Victor Robles, R (1, 8) OBP: 0.387, SLG: 0.615		B FC 93 B FF 98 X FF 97 2-0 2 2B 47 SF8 1-2 2-3 3-H 1B		F FC 91 F FF 97 C SI 96 S FC 92 1-3 ③ K		B FF 89 B FF 90 B FF 90 C FF 89 B FF 90 4-1 2 E 2 S 11 BB BB	C CU 74 S CH 80 B CH 82 B CH 82 H SI 90 3-2 47 1B 6 HR HBP		B SL 88 F SI 94 F FF 96 S CU 81 1-3 ② K	3	3	1	1	1	2	0

Inning Stats																								
	R: 0	H: 0	R: 5	H: 4	R: 0	H: 0	R: 0	H: 0	R: 2	H: 0	R: 2	H: 1	R: 3	H: 2	R: 0	H: 1	R: 0	H: 0	1B: 6	SF: 1	WP: 1	PA: 46
	E: 0	LOB: 0	E: 0	LOB: 1	E: 0	LOB: 0	E: 0	LOB: 0	E: 0	LOB: 3	E: 0	LOB: 0	E: 0	LOB: 0	E: 0	LOB: 0	E: 0	LOB: 0	2B: 1	SAC: 0	PB: 0	
	K: 0	BB: 1	K: 0	BB: 2	K: 1	BB: 0	K: 1	BB: 0	K: 1	BB: 5	K: 1	BB: 4	K: 1	BB: 0	K: 1	BB: 0	K: 3	BB: 0	3B: 0	DP: 2	SB: 1	
	S: 5	P: 12	S: 15	P: 33	S: 8	P: 13	S: 9	P: 13	S: 19	P: 39	S: 17	P: 37	S: 14	P: 28	S: 5	P: 7	S: 11	P: 16	HR: 1	HBP: 1	CS: 0	

PITCHER		IP	WLS	BF	H	R	ER	SO	BB	IBB	HBP	BLK	WP	HR	S	P	ERA	WHIP
45 Zack Wheeler, R ERA: 10.24	(1, 1)	4.2	L	24	4	7	7	2	7	0	0	0	0	0	51	103	13.50	2.357
63 Tim Peterson, R ERA: 4.5	(5, 1)	1.1		10	1	2	2	2	4	1	0	0	1	0	22	44	13.50	3.750
43 Luis Avilán, L ERA: 23.14	(7, 1)	1.0		6	2	3	3	1	0	0	1	0	0	1	14	28	27.00	2.000
65 Robert Gsellman, R ERA: 5.4	(8, 1)	1.0		3	1	0	0	1	0	0	0	0	0	0	5	7	0.00	1.000
67 Seth Lugo, R ERA: 9.64	(9, 1)	1.0		3	0	0	0	3	0	0	0	0	0	0	11	16	0.00	0.000

PITCHER	IP	WLS	BF	H	R	ER	SO	BB	IBB	HBP	BLK	WP	HR	S	P	ERA	WHIP

AB	32
R	12
H	8
RBI	11
BB	12
SO	9
LOB	15

Batter	1	2	3	4	5	6	7	8	9	AB	R	H	RBI	BB	SO	LOB
6 Jeff McNeil, L (1, 7) (5, 5) OBP: 0.519, SLG: 0.591	F FF 94 F FF 94 F FF 95 H FC 91 1-2 20 G6-3 HBP		B FF 94 F CU 80 S CH 84 F FC 89 B CH 86 X FF 96 2-2 1B			X FF 92 0-0 ① G4-3	C SI 92 D SL 83 B SL 83 B SI 92 F SI 92 F SI 92 F SI 91 X SI 92 3-2 20 HR 2-3 3-H 1B		C FF 96 F FF 95 B SL 88 B FF 94 B SL 88 H FF 94 4-2 18 F8 20 BB 30 HR HBP	3	2	2	1	0	0	0
20 Pete Alonso, R (1, 3) OBP: 0.432, SLG: 0.824	C FF 93 B FF 94 1 SAFE C FF 94 B CH 84 X CH 85 2-2 ① ② G6-3 1-2f		C SL 84 B FF 94 S FF 95 S FF 95 1-3 ② K			C FF 93 X CH 84 0-1 24 F8 2B	S SI 93 B FC 89 B FC 89 B SI 92 X SI 92 3-1 1-H 3-H HR		B SI 96 B SI 93 B FF 95 C FF 94 B FF 95 4-1 18 F8 30 HR 1-2 BB	4	2	2	3	1	1	2
24 Robinson Canó, L (1, 4) OBP: 0.225, SLG: 0.385 43 Luis Avilán, L (7, 1) 18 Travis d'Arnaud, R (7, PH) (8, 2)	X FF 96 0-0 ③ G6-3		C SL 88 F FF 94 S FF 95 0-3 ③ K			C FF 93 X FC 88 0-1 ② F8 2-3	F SI 91 X FC 90 0-1 ② G5-3		B FF 95 D SL 87 S FF 94 S FF 94 B SL 87 F FF 94 F SL 88 X FF 95 3-2 ① F8 1-2 2-3	3 0 2	0 0 0	0 0 0	0 0 0	0 0 0	1 0 0	2 0 2
30 Michael Conforto, L (1, 9) OBP: 0.415, SLG: 0.595		C FF 95 B FF 94 B CH 85 F FC 89 B FF 96 X FF 91 3-2 E9 40 1B 2B	C CU 77 C CU 79 F FC 89 B CH 85 B FF 95 F FF 95 S CH 86 2-3 ① K			H FF 93 1-0 HBP	C SL 84 C SI 91 C SL 84 0-3 ③ K		S FF 95 B FF 93 X CH 89 1-1 2-H 3-H HR	4	2	2	3	0	2	0
40 Wilson Ramos, R (1, 2) OBP: 0.419, SLG: 0.433 65 Robert Gsellman, R (8, 1) 22 Dominic Smith, L (8, PH) OBP: 0.583, SLG: 0.500 67 Seth Lugo, R (9, 1) 12 Juan Lagares, R (9, PH) OBP: 0.250, SLG: 0.333		S FF 94 T FF 95 F FF 96 D CH 85 X CH 85 1-2 23 K2-5-6 28 1B 3-H 1B	C FF 96 C FF 96 X FC 90 0-2 ② L4			F FF 93 D SL 85 S SL 84 X FF 95 1-2 ③ L9		C FF 96 B FF 96 H FF 96 2-1 15 WP HBP	C FF 92 B FF 93 F FF 92 B FF 93 F FF 92 S FF 93 2-3 ② K	3 0 0 0 1	0 0 0 0 0	1 0 0 0 0	1 0 0 0 0	0 0 0 0 1	0 0 0 0 1	2 0 0 0 0
28 J.D. Davis, R (1, 5) OBP: 0.357, SLG: 0.600 63 Tim Peterson, R (5, 1) 15 Luis Guillorme, L (7, 4) OBP: 0.400, SLG: 0.250	B FF 95 S FF 96 S SL 86 F FF 95 D SL 86 X SL 85 2-2 23 K2-5-6 1-2 1B		B SL 84 F SL 87 S FF 94 X FF 97 1-2 ③ F9				C FF 92 S FF 93 X SL 88 0-2 1 9 1B 2B 1B	B FF 97 B SL 86 B FF 98 B FF 99 4-0 1-3 BB	B FF 93 C FF 92 F FF 93 X SL 81 1-2 ③ F7	2 0 2	0 0 1	1 0 1	0 0 1	0 0 0	0 0 1	0 0 0
1 Amed Rosario, R (1, 6) OBP: 0.289, SLG: 0.314	B FF 95 F SL 84 S SL 85 S SL 84 1-3 ① K		C FF 92 B SL 83 S CH 81 B CH 83 S SL 84 2-3 ① K				B FF 93 X FF 93 1-0 9 2B 6 1B 1-2 1B	B FC 90 B FC 91 B FC 92 C FC 91 S FC 91 S FC 93 3-3 ① K		4	1	1	0	0	3	4
23 Keon Broxton, R (1, 8) OBP: 0.400, SLG: 0.308	C FF 94 C FF 95 D SL 86 S FF 96 1-3 ② ③ K2-5-6 1-2 2-3		C FF 94 X SL 85 0-1 ② G1-3				D SL 85 B FF 93 C FF 95 S FF 95 B FF 94 F SL 84 C FF 95 3-3 ① K	S FC 93 B FC 93 B CU 81 S FC 93 B FC 93 S FC 94 3-3 ② K		4	0	0	0	0	3	6
45 Zack Wheeler, L (1, 1) 9 Brandon Nimmo, L (5, 7) OBP: 0.257, SLG: 0.138			B FF 92 X FF 94 1-0 ① F7		B FF 93 S FF 94 B FF 95 X SL 88 2-1 ③ F8		B FF 94 B FF 93 X FF 93 2-0 6 1B 20 HR 1-3 2-H 2B	C CU 79 C FC 92 F FC 93 X FC 92 0-2 ③ L9		1 3	0 1	0 1	0 1	0 0	0 0	0 2
Inning Stats	R: 0 E: 0 K: 0 S: 7 H: 0 LOB: 0 BB: 0 P: 10	R: 1 E: 1 K: 2 S: 17 H: 3 LOB: 2 BB: 0 P: 25	R: 0 E: 0 K: 2 S: 11 H: 1 LOB: 1 BB: 0 P: 15	R: 0 E: 0 K: 1 S: 11 H: 0 LOB: 0 BB: 0 P: 14	R: 0 E: 0 K: 1 S: 7 H: 0 LOB: 0 BB: 0 P: 11	R: 0 E: 0 K: 0 S: 8 H: 1 LOB: 2 BB: 0 P: 10	R: 5 E: 0 K: 2 S: 21 H: 5 LOB: 0 BB: 0 P: 33	R: 0 E: 0 K: 2 S: 11 H: 0 LOB: 2 BB: 1 P: 23	R: 3 E: 0 K: 1 S: 17 H: 1 LOB: 0 BB: 1 P: 32	1B: 6 2B: 3 3B: 0 HR: 2 SF: 0 SAC: 0 DP: 1 HBP: 4						WP: 2 PB: 0 SB: 0 CS: 0 PA: 42

PITCHER		IP	WLS	BF	H	R	ER	SO	BB	IBB	HBP	BLK	WP	HR	S	P	ERA	WHIP
31 Max Scherzer, R ERA: 3.32	(1, 1)	6.1	W	27	8	4	4	7	0	0	2	0	0	0	70	100	5.68	1.263
33 Matt Grace, L ERA: 13.5	(7, 1)	0.2		4	2	2	2	1	0	0	0	0	0	1	12	18	27.00	3.000
44 Trevor Rosenthal, R ERA:	(8, 1)	0.0		2	0	0	0	0	1	0	1	0	1	0	1	7	∞	∞
51 Wander Suero, R ERA: 13.5	(8, 1)	1.0		3	0	0	0	2	0	0	0	0	0	0	10	16	0.00	0.000
41 Joe Ross, R ERA: 81.0	(9, 1)	0.1		4	1	3	3	0	1	0	1	0	0	1	10	22	81.00	6.000

PITCHER		IP	WLS	BF	H	R	ER	SO	BB	IBB	HBP	BLK	WP	HR	S	P	ERA	WHIP
63 Sean Doolittle, L ERA:	(9, 1)	0.2		2	0	0	0	1	0	0	0	0	0	0	7	10	0.00	0.000

BOTTOM

Washington Nationals @ New York Mets

Citi Field, Flushing, NY

Sun Apr 07 2019, 1:10 PM - 4:52 PM EDT

Att. 40,681 - Sunny - 63 F

livebaseballscorecards.com

AB	36
R	9
H	11
RBI	9
BB	2
SO	11
LOB	20

Minnesota Twins @ New York Mets

Citi Field, Flushing, NY

Tue Apr 09 2019, 7:37 PM - 11:43 PM EDT

Att. 22,126 - Cloudy - 46 F

TOP

livebaseballscorecards.com

Batter	1	2	3	4	5	6	7	8	9	AB	R	H	RBI	BB	SO	LOB
26 Max Kepler, L (1, 9) OBP: 0.302, SLG: 0.475	C FF 96 F FF 96 B FF 97 B FF 97 B FF 97 F SL 93 S FF 97 3-3 ① **K**		X CU 81 0-0 ① **F8**	F FF 95 B FF 95 F CH 90 B FF 96 B FF 96 F FF 96 X SL 93 3-2 64 CS 1B 3-H		C SI 92 X FF 93 0-1 ③ **F8**		X SI 95 0-0 ② **P2**	B KC 74 F SI 84 B CH 81 F CH 81 X FF 86 2-2 ③ **F9**	6	0	1	1	0	1	2
11 Jorge Polanco, S (1, 6) OBP: 0.450, SLG: 0.811	C FF 97 X FF 96 0-1 **1B**		C FF 94 B CU 84 F FF 96 B FF 96 F CH 89 B CH 89 X FF 96 3-2 64 WP 3B	C FF 95 B FF 96 B SL 92 X FF 96 2-1 ② **F8**			B CU 72 X CH 79 1-0 ① **F8**	1 SAFE X SI 94 0-0 1-H HR		5	2	3	2	0	0	1
64 Willians Astudillo, R (1, 3) OBP: 0.455, SLG: 0.737	X FF 96 0-0 ② **L9**		F FF 96 B CH 90 C CH 87 X FF 95 1-2 20 HR 3-H 1B	F SL 93 F CH 88 F FF 97 F SL 92 B FF 96 1-2 ③ **CS** 1-2	F SL 85 B FF 93 X CU 78 1-1 ① **G6-3**		F SI 89 F CU 75 S CH 81 0-3 ② **K**	B SL 91 B SL 89 B SI 95 C SI 95 X SL 90 3-1 ③ **G6-3**		5	1	1	0	0	1	1
20 Eddie Rosario, L (1, 7) OBP: 0.316, SLG: 0.471	B FF 96 S FF 97 F FF 97 F FF 98 X FF 97 1-2 ③ **F8**		F CH 88 B CH 89 F FF 96 F CH 89 B FF 96 X CH 88 2-2 1-H HR		C CU 79 S CU 80 X FF 95 0-2 ② **G6-3**		B CU 76 F CU 74 B CH 81 B CH 81 C CH 82 B CH 83 4-2 18 1B BB		X KC 73 0-0 18 1B 15 1B 2B	4	2	2	2	1	0	1
18 Mitch Garver, R (1, 2) OBP: 0.467, SLG: 0.933		C FF 95 X SL 92 0-1 HR	B FF 96 C FF 96 S FF 96 B FF 95 X FF 95 2-2 HR		C SL 88 B SI 94 C CU 80 B SL 88 X CU 81 2-2 ③ **G5-3**		B SI 89 C SI 89 1 SAFE X CH 82 1-1 1-3 1B		B SI 84 C SI 84 D CH 81 C KC 74 B SI 85 X KC 74 3-2 15 1B 16 HR 2-3 1B	5	3	4	2	0	0	0
9 Marwin Gonzalez, S (1, 5) OBP: 0.250, SLG: 0.200 38 Blake Parker, R (7, 1) 19 Ryne Harper, R (8, 1) 15 Jason Castro, L (9, PH) OBP: 0.250, SLG: 0.182 61 Chase De Jong, L (9, 1)		B FF 97 C FF 96 B CH 91 F CH 89 B FF 97 F SL 92 F SL 93 B FF 97 4-2 25 FC6-4 BB	C CU 85 C CU 85 X CU 85 0-2 ② **G4-3**			B CU 76 C CU 77 B CU 80 S FF 92 S CU 80 2-3 ① **K**	B SI 88 B CH 82 C SI 90 X SI 89 2-1 ③ **G4-3**		X FF 85 0-0 16 HR 1-2 3-H 1B	3 0 0 1 0	0 0 0 1 0	0 0 0 1 0	0 0 0 1 0	1 0 0 1 0	1 0 0 0 0	2 0 0 0 0
16 Jonathan Schoop, R (1, 4) OBP: 0.344, SLG: 0.500		B FF 96 D CH 90 S FF 96 1 SAFE S FF 96 F FF 96 B FF 96 F FF 96 F FF 97 3-2 X FF 86 ① **P4**	B FF 95 S CH 89 S FF 94 S FF 95 1-3 ③ **K**			X CU 79 0-0 **HR**		C SI 95 F SI 93 B SL 91 B SI 96 S SI 95 2-3 ① **K**	C SI 85 F CH 82 X SI 85 0-2 1-H 2-H HR	5	2	2	4	0	2	1
25 Byron Buxton, R (1, 8) OBP: 0.346, SLG: 0.500		B FF 96 B CH 89 C CH 89 F FF 97 B CH 89 X CH 88 3-2 ② **FC6-4** 44 S 1-2f		X CU 83 0-0 44 SH1-4 26 1B 2B		S FF 92 B FF 94 B CU 80 F FF 94 X CU 80 2-2 ② **F7**		C SI 95 S SL 90 B SI 94 X SI 96 1-2 13 E 2B	F SI 85 B CH 82 S CH 81 B CH 82 F SI 85 B CH 81 S CH 81 3-3 ① **K**	5	2	2	0	0	1	1
44 Kyle Gibson, R (1, 1) 39 Trevor Hildenberger, R (5, 1) 24 C.J. Cron, R (6, PH) OBP: 0.308, SLG: 0.360 65 Trevor May, R (6, 1) 49 Adalberto Mejía, R (7, 1) 13 Ehire Adrianza, S (7, 5) OBP: 0.222, SLG: 0.133		B FF 94 B FF 96 C FF 96 B FF 95 C FF 96 T FF 95 3-2 ③ **K** 1-2		B CU 79 M CU 80 C CU 81 X CU 81 1-2 ① **SH1-4** 2-3		X SL 85 0-0 **1B**		B SI 94 C SI 96 B SI 95 B CH 88 X SI 94 3-1 **E3** 11 HR 2-H	X CH 80 0-0 ② **G4-3**	1 0 1 0 0 2	0 0 0 0 0 1	0 0 1 0 0 0	0 0 0 0 0 0	1 0 0 0 0 0	1 0 0 0 0 0	1 0 0 0 0 0
Inning Stats	R: 0 E: 0 K: 1 S: 11 H: 1 LOB: 1 BB: 0 P: 15	R: 1 E: 0 K: 1 S: 18 H: 1 LOB: 1 BB: 1 P: 31	R: 4 E: 0 K: 1 S: 21 H: 4 LOB: 0 BB: 0 P: 30	R: 1 E: 0 K: 0 S: 14 H: 2 LOB: 0 BB: 0 P: 21	R: 0 E: 0 K: 0 S: 8 H: 0 LOB: 0 BB: 0 P: 11	R: 1 E: 0 K: 1 S: 11 H: 2 LOB: 1 BB: 0 P: 15	R: 0 E: 0 K: 1 S: 10 H: 1 LOB: 2 BB: 1 P: 18	R: 3 E: 1 K: 1 S: 12 H: 2 LOB: 0 BB: 0 P: 21	R: 4 E: 0 K: 1 S: 16 H: 4 LOB: 0 BB: 0 P: 24	1B: 7 2B: 3 3B: 1 HR: 6 SF: 0 SAC: 1 DP: 0 HBP: 0	WP: 1 PB: 0 SB: 1 CS: 1 PA: 47					

	AB	43
	R	14
	H	17
	RBI	12
	BB	2
	SO	7
	LOB	10

PITCHER		IP	WLS	BF	H	R	ER	SO	BB	IBB	HBP	BLK	WP	HR	S	P	ERA	WHIP
48 Jacob deGrom, R ERA: 3.18	(1, 1)	4.0	L	20	8	6	6	3	1	0	0	0	1	3	64	97	13.50	2.250
67 Seth Lugo, R ERA: 8.1	(5, 1)	2.0		8	2	1	1	1	0	0	0	0	0	1	19	26	4.50	1.000
43 Luis Avilán, L ERA: 16.2	(7, 1)	1.0		5	1	0	0	1	1	0	0	0	0	0	10	18	0.00	2.000
65 Robert Gsellman, R ERA: 4.5	(8, 1)	1.0		6	2	3	0	1	0	0	0	0	0	1	12	21	0.00	2.000
44 Jason Vargas, L ERA: 9.0	(9, 1)	1.0		7	4	4	4	1	0	0	0	0	0	1	16	24	36.00	4.000

PITCHER	IP	WLS	BF	H	R	ER	SO	BB	IBB	HBP	BLK	WP	HR	S	P	ERA	WHIP

BOTTOM

Batter	1	2	3	4	5	6	7	8	9	AB	R	H	RBI	BB	SO	LOB
9 Brandon Nimmo, L (1, 8) OBP: 0.300, SLG: 0.303	B FF 92 T FF 94 F FF 94 C SI 93 1-3 K ①		C FF 91 B SL 84 X FF 91 1-1 HR		B CU 79 C CU 80 X SI 91 1-1 28 BB 2B		C SL 85 B SL 84 B SI 90 B FF 92 C FF 92 C FF 92 3-3 K ①		F FF 91 S FF 92 B CU 79 B SL 81 F CU 78 B FF 92 B FF 92 4-2 20 HR BB	4	2	2	1	1	2	0
20 Pete Alonso, R (1, 3) OBP: 0.429, SLG: 0.923	C SI 94 C SI 94 B SL 86 S CH 86 1-3 K ②		C SI 94 B CH 87 S SI 93 S SL 85 1-3 K ①		C SL 84 S SL 84 B FF 89 D CH 84 X SI 93 2-2 G5-3 ①		F CH 83 B CH 82 B CH 83 X SI 93 2-1 HR		D CU 76 C FF 92 F FF 92 F FF 92 F CH 85 B SL 82 X FF 93 2-2 1-H HR	5	2	2	3	0	2	1
24 Robinson Canó, L (1, 4) OBP: 0.244, SLG: 0.372	F SI 94 X CH 86 0-1 G3 ③		B CU 82 B SI 94 S SI 90 S SL 86 B SL 85 X SI 92 3-2 G3-4-1 ②		X FF 93 0-0 P2 ②		C SL 87 F CH 83 F FF 92 B SL 86 F FF 93 B CH 81 B SL 87 4-2 30 PB BB		B FF 92 F FF 93 B CU 79 F CH 86 X FF 93 2-2 28 1B 30 BB 6 BB 1B	4	1	1	0	1	0	1
30 Michael Conforto, L (1, 9) OBP: 0.457, SLG: 0.700		F CH 86 B FF 93 B FF 93 F CH 87 B SI 94 F FF 94 X CH 86 3-2 1 2B 2B	S FF 94 B SL 85 B FF 92 B CH 86 X CH 87 3-1 HR		D CH 85 B FF 92 B FF 92 B FF 93 4-0 28 BB BB		B SI 91 D SI 92 C FF 93 B FF 94 X SL 87 3-1 F9 ② 1-2		B FF 91 B FF 91 F FF 90 B CU 79 C FF 90 F FF 92 B FF 91 4-2 6 BB 28 1B 18 FC4-6 1-2 BB	3	3	2	1	2	0	1
28 J.D. Davis, R (1, 5) OBP: 0.394, SLG: 0.571		B SL 84 D SL 86 S SL 85 D SI 92 D SI 94 4-1 1 2B BB	B SI 94 C SI 95 F FF 93 B CH 87 F SL 86 B SL 88 S SL 85 3-3 K ③		D SL 84 B SL 84 B SI 93 C SI 92 B SI 92 4-1 1-2 2-3 BB		C FS 81 S FF 91 F SI 92 B FF 92 B FS 81 X FC 89 2-2 G6-3 ③		B FF 91 X CU 76 1-0 18 FC4-6 6 BB 1-2 2-3 1B	3	0	1	0	2	1	1
6 Jeff McNeil, L (1, 7) OBP: 0.469, SLG: 0.500		C SI 93 F SI 90 B FF 91 D CU 82 F FF 94 S SL 86 2-3 K ①	X CH 84 0-0 G4-3 ①		C SL 75 S CH 77 D CH 76 F FF 91 F FF 90 X CH 78 1-2 L7 ③			B FF 92 F FF 91 S FC 87 B FS 82 B FF 92 X FF 92 3-2 F7 ①	B FF 91 C CH 85 B CU 77 B FF 91 F FF 90 B FF 91 4-2 18 FC4-6 1-2 2-3 3-H BB	4	0	0	1	1	1	5
1 Amed Rosario, R (1, 6) OBP: 0.326, SLG: 0.375		F SL 85 D CU 79 B SI 93 S SI 92 B SI 93 X SI 93 3-2 1-3 2-H 2B	C SL 83 X SL 85 0-1 1B		C CU 79 S FF 95 F FF 94 F FF 96 B CH 86 F CU 78 F FF 95 X CH 86 1-2 G5-3 ①			X CU 74 0-0 15 WP 1B	X SL 81 0-0 P3 ①	5	0	3	1	0	0	3
18 Travis d'Arnaud, R (1, 2)		D SL 86 S SI 94 S FF 94 D CU 82 B SI 93 C SL 85 3-3 K ②	B SI 91 1 SAFE 1 SAFE X SI 92 1-0 P4 ②		S FF 96 S FF 95 X FF 96 0-2 P3 ②			B CU 74 D CU 74 S FF 89 F FF 88 F FF 90 X CU 74 2-2 F8 ②	B SL 83 C FF 90 F FF 91 B FF 90 X SL 81 2-2 1-2f 2-3 3-H FC4-6 ②	5	0	0	1	0	1	6
48 Jacob deGrom, L OBP: 0.167, SLG: 0.500 22 Dominic Smith, L OBP: 0.500, SLG: 0.429 67 Seth Lugo, R 12 Juan Lagares, R OBP: 0.000, SLG: 0.000 43 Luis Avilán, L 66 Robert Gsellman, R 15 Luis Guillorme, L OBP: 1.000, SLG: 0.250 44 Jason Vargas, L 40 Wilson Ramos, R OBP: 0.400, SLG: 0.400		S CU 82 B FF 93 B CH 86 B FF 94 X SI 93 3-1 G3 ③	S SL 83 B FF 93 D SL 83 X SI 92 2-1 G3 ③		B CU 80 B FF 94 D SL 74 C FF 95 S FF 94 2-3 K ③			B CU 73 F FF 88 C CU 74 F CS 67 B FF 90 B CU 76 F FF 90 F CU 75 F FF 90 3-2 F FF 90 F CU 75 X FF 90 G4-3 ③ 1-2	B SL 80 S FF 89 F FF 90 B SL 82 B FF 91 X FF 90 3-2 P3 ③	1 0 0 0 0 0 2 1 0 0 0 0 0 1 0 0 0 0 0 0 0 1 0 0 0 0 1 0 0 0 0 0 0 0 0 0 0 0 0 0 0 0 1 0 0 0 0 0 1 0 0 0 0 0 0 0 1 0 0 0 0 0 2							
Inning Stats	R: 0 E: 0 K: 2 S: 8 H: 0 LOB: 0 BB: 0 P: 10	R: 1 E: 0 K: 2 S: 17 H: 2 LOB: 2 BB: 1 P: 35	R: 2 E: 0 K: 2 S: 14 H: 2 LOB: 0 BB: 0 P: 25	R: 0 E: 0 K: 0 S: 6 H: 1 LOB: 1 BB: 0 P: 9	R: 0 E: 0 K: 0 S: 12 H: 1 LOB: 3 BB: 2 P: 24	R: 0 E: 0 K: 1 S: 13 H: 0 LOB: 0 BB: 0 P: 16	R: 1 E: 0 K: 1 S: 15 H: 1 LOB: 1 BB: 1 P: 29	R: 0 E: 0 K: 0 S: 17 H: 1 LOB: 1 BB: 0 P: 25	R: 4 E: 0 K: 0 S: 24 H: 3 LOB: 2 BB: 3 P: 46	1B: 4 2B: 3 3B: 0 HR: 4 SF: 0 SAC: 0 DP: 0 HBP: 0						

PITCHER	IP	WLS	BF	H	R	ER	SO	BB	IBB	HBP	BLK	WP	HR	S	P	ERA	WHIP
44 Kyle Gibson, R (1, 1) ERA: 7.71	4.2		23	6	3	3	6	3	0	0	0	0	2	52	97	5.79	1.929
39 Trevor Hildenberger, R (5, 1) ERA:	0.1	W	1	0	0	0	0	0	0	0	0	0	0	5	6	0.00	0.000
65 Trevor May, R (6, 1) ERA:	1.0		3	0	0	0	1	0	0	0	0	0	0	13	16	0.00	0.000
49 Adalberto Mejía, L (7, 1) ERA: 6.35	0.2		4	1	1	1	1	1	0	0	0	0	1	11	23	13.50	3.000
38 Blake Parker, R (7, 1) ERA: 2.25	0.2	H	2	0	0	0	0	0	0	0	0	0	0	7	12	0.00	0.000

PITCHER	IP	WLS	BF	H	R	ER	SO	BB	IBB	HBP	BLK	WP	HR	S	P	ERA	WHIP
19 Ryne Harper, R (8, 1) ERA:	0.2		3	1	0	0	0	0	0	0	0	1	0	14	19	0.00	1.500
61 Chase De Jong, R (9, 1) ERA: 36.0	1.0		9	3	4	4	0	3	0	0	0	0	1	24	46	36.00	6.000

Minnesota Twins @ New York Mets

Citi Field, Flushing, NY

Tue Apr 09 2019, 7:37 PM - 11:43 PM EDT

Att. 22,126 - Cloudy - 46 F

livebaseballscorecards.com

AB	38
R	8
H	11
RBI	8
BB	7
SO	8
LOB	24

WP: 1	PA: 45		
PB: 1			
SB: 0			
CS: 0			

Minnesota Twins @ New York Mets

Citi Field, Flushing, NY

Wed Apr 10 2019, 7:12 PM - 10:26 PM EDT

Att. 20,946 - Clear - 54 F

TOP

livebaseballscorecards.com

Batter	1	2	3	4	5	6	7	8	9	AB	R	H	RBI	BB	SO	LOB
26 Max Kepler, L (1, 9) OBP: 0.319, SLG: 0.500	F SI 97 B SI 98 F CH 90 B FF 99 B CH 91 S CH 90 3-3 ① **K**		X FF 98 0-0 2-H 1B			X CH 90 0-0 ② L3		X SI 94 0-0 64 G5-4-3 1-3 2B		4	0	2	1	0	1	0
11 Jorge Polanco, S (1, 6) OBP: 0.432, SLG: 0.750	S SI 98 B SI 98 C SL 90 B FF 99 X CH 91 2-2 ② F9		1 SAFE X SI 97 0-0 ③ L8			C SI 97 C SL 92 B FF 98 F FF 98 F FF 97 F FF 98 S CH 91 1-3 ③ **K**		C SL 87 B FF 95 B SL 88 B SL 87 F FF 96 F SL 88 B SI 96 4-2 64 G5-4-3 BB		3	0	0	0	1	1	1
64 Willians Astudillo, R (1, 5) OBP: 0.385, SLG: 0.609	F SI 99 F SI 98 B CH 93 F CH 92 X FF 100 1-2 ③ G5-3			B SL 89 X SL 89 1-0 ① G6-3			S SL 90 F SI 97 B FF 99 X SL 90 1-2 ① G6-3	C SL 87 F SI 96 X SL 88 0-2 ①② G5-4-3 1-2f 2-3 3-H		4	0	0	0	0	0	2
20 Eddie Rosario, L (1, 7) OBP: 0.286, SLG: 0.421		C SI 97 X SI 97 0-1 ① G6-3		X SI 97 0-0 ② F8			C SI 98 B SI 98 F FF 98 S CH 91 1-3 ② **K**	B SI 95 S FS 90 S FS 92 X FS 91 1-2 ③ G4-3		4	0	0	0	0	1	1
24 C.J. Cron, R (1, 3) OBP: 0.267, SLG: 0.310		B SI 98 B FF 98 F FF 98 X SI 98 2-1 ② G6-3		C SL 90 B SI 98 B SI 97 F SI 98 X FF 97 2-2 ③ G5-3			S SI 98 S FF 98 S SL 91 0-3 ③ **K**		C FF 96 F SL 86 F FF 96 S FF 97 0-3 ① **K**	4	0	0	0	0	2	0
18 Mitch Garver, R (1, 2) OBP: 0.474, SLG: 1.000		B SI 99 C FF 99 S FF 98 B FF 98 F FF 98 S CH 92 2-3 ③ **K**			B CU 82 B FF 97 C FF 97 F CH 91 X SI 97 2-2 ① G3-1			F SI 95 F FF 96 B SL 88 X SL 86 1-2 16 PB 16 2B 1B	C FF 96 B FF 98 X FF 96 1-1 HR	4	2	2	1	0	1	0
16 Jonathan Schoop, R (1, 4) OBP: 0.389, SLG: 0.563			C FF 97 B SL 90 X SI 98 1-1 12 SH2-3 26 1B 1B		B FF 98 C SI 97 F FF 98 B SI 98 S SL 89 2-3 ② **K**			B SI 96 F SI 96 X FF 97 1-1 25 3B 1-H 2B	C FF 97 S SL 87 X SL 87 0-2 25 WP 1B	4	2	3	1	0	1	0
25 Byron Buxton, R (1, 8) OBP: 0.333, SLG: 0.536			C SI 97 1 SAFE X SI 97 0-1 ① P3		B SI 98 C SL 90 C SI 98 F CH 90 F SI 98 F CH 91 F SL 90 S FF 99 1-3 ③ **K**			C SL 88 S FF 97 D CH 90 X FF 97 1-2 60 1B 2-H 3B	S SL 86 B SL 88 B SL 88 B FF 97 S FF 97 S FF 98 3-3 ② **K** 1-2	4	1	1	1	0	2	2
12 Jake Odorizzi, R (1, 1) 62 Andrew Vasquez, L (5, 1) 39 Trevor Hildenberger, R (5, 1) 9 Marwin Gonzalez, S (6, PH) OBP: 0.241, SLG: 0.192 33 Martín Pérez, L (6, 1) 60 Jake Cave, L (8, PH) OBP: 0.357, SLG: 0.250 65 Trevor May, R (8, 1) 13 Ehire Adrianza, S (9, PH) OBP: 0.211, SLG: 0.125			L SI 97 B SI 98 X SI 97 1-1 ② SH2-3 1-2			B SI 96 S SI 96 F SI 96 X CH 90 1-2 ① G4-1		X FS 89 0-0 26 2B 64 G5-4-3 3-H 1B	B FF 97 F SL 87 S FF 97 S FF 98 1-3 ③ **K**	0 0 0 1 0 1 1 0 1	0 0 0 0 0 1 1 0 0	0 0 0 0 0 1 1 0 1	0 0 0 0 0 0 1 0 1	0 0 0 0 0 0 0 0 1	0 0 0 0 0 0 0 0 1	0 0 0 0 0 0 0 0 1
Inning Stats	R: 0 E: 0 K: 1 S: 10 H: 0 LOB: 0 BB: 0 P: 16	R: 0 E: 0 K: 1 S: 8 H: 0 LOB: 0 BB: 0 P: 12	R: 1 E: 0 K: 0 S: 8 H: 2 LOB: 1 BB: 0 P: 10	R: 0 E: 0 K: 0 S: 5 H: 0 LOB: 0 BB: 0 P: 8	R: 0 E: 0 K: 2 S: 13 H: 0 LOB: 0 BB: 0 P: 18	R: 0 E: 0 K: 1 S: 10 H: 0 LOB: 0 BB: 0 P: 12	R: 0 E: 0 K: 2 S: 9 H: 0 LOB: 0 BB: 0 P: 11	R: 4 E: 0 K: 0 S: 19 H: 5 LOB: 1 BB: 1 P: 27	R: 1 E: 0 K: 3 S: 15 H: 2 LOB: 1 BB: 0 P: 20	1B: 5 2B: 2 3B: 1 HR: 1 SF: 0 SAC: 1 DP: 1 HBP: 0						

	AB	34
	R	6
	H	9
	RBI	5
	BB	1
	SO	10
	LOB	7

WP: 1 PB: 1 SB: 0 CS: 0 PA: 36

PITCHER		IP	WLS	BF	H	R	ER	SO	BB	IBB	HBP	BLK	WP	HR	S	P	ERA	WHIP
34 Noah Syndergaard, R ERA: 4.74	(1, 1)	7.0	W	26	5	4	4	7	0	0	0	0	0	0	71	98	5.14	0.714
27 Jeurys Familia, R ERA: 6.0	(8, 1)	1.0		5	2	1	1	0	1	0	0	0	0	0	11	16	9.00	3.000
39 Edwin Díaz, R ERA: 1.93	(9, 1)	1.0		5	2	1	1	3	0	0	0	0	1	1	15	20	9.00	2.000

PITCHER	IP	WLS	BF	H	R	ER	SO	BB	IBB	HBP	BLK	WP	HR	S	P	ERA	WHIP

Batter	1	2	3	4	5	6	7	8	9	AB	R	H	RBI	BB	SO	LOB
9 Brandon Nimmo, L (1, 8) OBP: 0.318, SLG: 0.306 22 Dominic Smith, L (8, 3) OBP: 0.500, SLG: 0.417	C FF 91 S FF 91 B FF 92 F FF 92 C FF 93 1-3 K ①	F FF 94 S FF 94 B FF 94 S FF 93 1-3 K ③	D SL 78 B CH 84 H CH 84 3-0 24 BB, 20 BB, 30 BB, HBP 1-2 2-3 3-H	F SI 92 C SI 93 X SI 96 0-2 24 BB, 20 BB, 30 1B, 1B	B SL 86 B FF 94 B FF 95 C FF 94 C FF 95 F SI 96 S FF 95 3-3 K ① 1-2		3 2 1 1 0 2 1 1 0 0 0 0 1 1								
20 Pete Alonso, R (1, 3) OBP: 0.435, SLG: 0.878 23 Keon Broxton, R (7, PR) OBP: 0.375, SLG: 0.286 (8, 8) (9, 7)	F FF 93 B CU 76 S FC 82 F FS 86 X CU 77 1-2 P3 ②	B CU 75 S FS 84 X CU 75 1-1 G5-3 ①	D SL 77 F CH 86 C SL 78 D SL 78 B SL 79 D SL 78 4-2 30 BB, 24 BB, 40 1B, BB 1-2 2-3 3-H	D CH 85 B FC 90 B FF 94 C SI 94 B FF 95 4-1 30 BB, 24 BB, 30 1B, BB 1-2	D SL 88 C SL 87 S FF 95 D CU 78 T FF 94 2-2 K ②		2 1 0 1 2 0 0 1 1 0 0 0 1 1								
24 Robinson Canó, L (1, 4) OBP: 0.265, SLG: 0.356 15 Luis Guillorme, L (7, PR) OBP: 0.286, SLG: 0.167 (8, 4)	B CU 76 B FS 86 F FF 92 B FF 93 F FF 93 C FF 93 3-3 K ③	X FF 92 0-0 P5 ②	B CH 87 B SL 78 B SI 86 B CH 85 4-0 30 BB, 40 1B, BB 1-2 2-3 3-H	B FC 88 F SI 94 F FC 89 B FF 95 F SI 95 D CH 86 B FC 89 4-2 30 1B, 6 1B, BB 1-2 2-3	C CU 76 D CU 77 B FF 96 F CH 86 B FF 96 X CU 76 3-2 G4-3 ③		2 1 0 1 2 1 0 1 1 0 0 0 0 1								
30 Michael Conforto, L (1, 9) OBP: 0.460, SLG: 0.674		B FF 92 B FF 92 C FF 92 F FF 93 X FF 92 2-2 F8 ①	C FF 92 S FF 93 B FS 85 F FF 92 F FS 85 F FF 90 B FF 93 X FF 93 3-2 L6 ③	B CH 78 B CH 78 B SI 87 B SI 88 4-0 40 1B, BB 1-2 2-3 3-H	F SI 95 C SI 95 F FF 96 F SI 95 X SI 95 0-2 28 FC5, 6 1B, 1B 1-2 2-H 3-H					3 0 1 3 1 0 0							
40 Wilson Ramos, R (1, 2) OBP: 0.389, SLG: 0.400		X CU 76 0-0 G5-3 ②	C CU 74 B FS 84 B FC 83 X FS 86 2-1 G5-3 ①		B SI 88 S CH 79 X SI 86 2-0 1-3 2-H 3-H 1B		C FF 96 S CH 84 B SI 95 B CH 85 S SI 95 2-3 K ①			4 0 1 2 0 1 2							
6 Jeff McNeil, L (1, 7) OBP: 0.472, SLG: 0.500 (9, 5)		X FF 92 0-0 P6 ③	X FF 92 X FF 92 0-1 28 BB, 1 BB, 34 BB, 1B		C SL 75 F SL 79 S CH 77 0-3 K ③		S FC 89 X SI 94 0-1 1-2 2-H 1B			4 0 2 1 0 1 2							
1 Amed Rosario, R (1, 6) OBP: 0.340, SLG: 0.357			B FF 92 B FF 92 B FF 92 B FF 91 4-0 34 SH5-4, BB	S FC 85 1 SAFE B FF 92 1 SAFE 1 SAFE F FC 85 B FF 91 B FS 84 B FF 91 4-2 34 BB, 28 BB, 9 HBP, BB 1-2	B FC 89 T FC 90 B FC 89 S FF 95 S FF 95 2-3 K ①	S FC 88 S CH 85 S CH 85 0-3 K ②				2 1 0 0 2 2 2							
28 J.D. Davis, R (1, 5) OBP: 0.378, SLG: 0.516 39 Edwin Díaz, R (9, 1)			1 SAFE 1 SAFE X FC 84 0-0 L9 ①	S FF 91 B FF 90 S FS 84 B FS 84 B FS 83 D FS 85 4-2 9 HBP, 34 BB, 20 BB, BB 1-2 2-3	X FC 89 0-0 G6-3 ②	C CU 79 X FC 89 0-1 FC5 ③ 2-3f				3 1 0 0 1 0 3 0 0 0 0 0 0 0							
34 Noah Syndergaard, L (1, 1) 27 Jeurys Familia, R (8, 1) 12 Juan Lagares, R (8, PH) OBP: 0.273, SLG: 0.316 (9, 8)			S FF 93 X FF 93 0-1 SH5-4 ② 1-2	B FF 93 B FF 90 S FF 90 C FF 90 B FF 92 B FF 90 4-2 20 BB, 9 HBP, 24 BB, BB 1-2 2-3 3-H	C FF 94 F FC 89 B FF 96 B FF 96 B FC 89 S SI 95 3-3 K ③		B FF 94 S FF 93 B FF 94 F FF 95 B CU 79 B FF 95 4-2 22 S, BB		1 1 0 0 1 1 0 0 0 0 0 0 0 0 0 0 0 0 1 0 0							
Inning Stats	R: 0 E: 0 K: 2 S: 11 H: 0 LOB: 0 BB: 0 P: 16	R: 0 E: 0 K: 0 S: 5 H: 0 LOB: 0 BB: 0 P: 7	R: 0 E: 0 K: 1 S: 6 H: 0 LOB: 1 BB: 1 P: 11	R: 0 E: 0 K: 0 S: 9 H: 0 LOB: 0 BB: 0 P: 13	R: 6 E: 0 K: 1 S: 16 H: 2 LOB: 2 BB: 6 P: 47	R: 0 E: 0 K: 2 S: 7 H: 0 LOB: 0 BB: 0 P: 12	R: 3 E: 0 K: 2 S: 22 H: 3 LOB: 2 BB: 2 P: 32	R: 0 E: 0 K: 2 S: 12 H: 0 LOB: 1 BB: 1 P: 24		1B: 5 2B: 0 3B: 0 HR: 0 SF: 0 SAC: 1 DP: 0 HBP: 1					WP: 0 PB: 0 SB: 1 CS: 0 PA: 39	

PITCHER		IP	WLS	BF	H	R	ER	SO	BB	IBB	HBP	BLK	WP	HR	S	P	ERA	WHIP
12 Jake Odorizzi, R ERA: 6.35	(1, 1)	4.2	L	18	1	3	3	3	4	0	0	0	0	0	41	71	5.79	1.071
62 Andrew Vasquez, L ERA:	(5, 1)	0.0		3	0	0	0	0	2	0	1	0	0	0	2	13	∞	∞
39 Trevor Hildenberger, R ERA:	(5, 1)	0.1		3	1	3	3	1	1	0	0	0	0	0	4	10	81.00	6.000
33 Martín Pérez, L ERA: 7.56	(6, 1)	2.0		11	3	3	3	4	2	0	0	0	0	0	29	44	13.50	2.500
65 Trevor May, R ERA:	(8, 1)	1.0		4	0	0	0	2	1	0	0	0	0	0	12	24	0.00	1.000

PITCHER	IP	WLS	BF	H	R	ER	SO	BB	IBB	HBP	BLK	WP	HR	S	P	ERA	WHIP

BOTTOM

Minnesota Twins @ New York Mets

Citi Field, Flushing, NY

Wed Apr 10 2019, 7:12 PM - 10:26 PM EDT

Att. 20,946 - Clear - 54 F

livebaseballscorecards.com

AB	27
R	9
H	5
RBI	9
BB	10
SO	10
LOB	13

New York Mets @ Atlanta Braves

SunTrust Park, Atlanta, GA

Thu Apr 11 2019, 7:23 PM - 10:37 PM EDT

Att. 24,015 - Partly Cloudy - 78 F

livebaseballscorecards.com

Batter	1	2	3	4	5	6	7	8	9	AB	R	H	RBI	BB	SO	LOB
9 Brandon Nimmo, L (1, 7) OBP: 0.306, SLG: 0.275 39 Edwin Díaz, R (9, 1)	B FF 90 S CH 81 S FS 82 S FS 84 1-3 ① K		X CH 80 0-0 ① G4-3		D FS 81 F FF 94 X FF 94 1-1 ② G4-3 2-3		B SI 95 B SI 94 B SI 95 B SI 94 4-0 20 HR BB		B CU 82 B FF 96 F FF 95 S SL 89 S SL 89 2-3 ① K	4	1	0	0	1	2	1
20 Pete Alonso, R (1, 3) OBP: 0.451, SLG: 0.911 23 Keon Broxton, R (9, PR) OBP: 0.375, SLG: 0.286 (9, 7)	F FF 93 B FS 82 F FS 82 B FS 83 B FF 95 F FF 95 S FF 95 3-3 ② K		B CH 80 B FF 91 F FF 94 C FF 95 F FF 96 F FS 84 B FS 86 F FS 85 B FF 96 4-2 BB		C FF 95 S FF 96 T FF 97 0-2 ③ K		1 SAFE C SI 95 1 SAFE X SI 95 0-1 1-H HR		C SL 89 B FF 95 X SL 89 1-1 24 G6-3 24 S 1B	4	1	2	2	1	2	1
24 Robinson Canó, L (1, 4) OBP: 0.241, SLG: 0.320	C FF 90 B CH 83 S FS 80 X FF 94 1-2 ③ G1-3		S FS 83 B FF 94 F FF 94 B FS 82 F FS 82 S FF 94 2-3 ② K			B FS 80 S FS 81 X FF 94 1-1 ① G4-3	B SI 95 F SI 95 B SI 94 C SI 94 S SL 87 2-3 ① K		B FF 96 X SL 88 1-0 ② G6-3 1-3	5	0	0	0	0	2	2
30 Michael Conforto, L (1, 9) OBP: 0.455, SLG: 0.630		B FF 91 B FS 82 B CH 82 B FF 92 4-0 6 FC6-4 40 BB 1 HR BB	X FF 93 0-0 ③ F9			C FF 92 B FF 95 B FF 94 C FS 82 F FS 85 S FS 85 2-3 ② K	C SL 86 C SI 90 S SI 94 0-3 ② K		C SL 88 B FF 96 S SL 88 D SL 89 F SL 90 F SL 89 B FF 97 B SL 88 4-2 BB	3	1	0	0	2	2	1
40 Wilson Ramos, R (1, 2) OBP: 0.415, SLG: 0.395		B FF 92 B CH 82 F FF 93 B FF 93 F FS 81 B FF 93 4-2 6 FC6-4 1-2 BB		B FS 80 X FF 91 1-0 ① L4	F FF 92 F FS 80 B FS 85 B FS 83 F FF 95 X FS 83 2-2 ② F8	S FS 82 F FF 94 F FF 96 F FS 86 F FS 85 B FS 84 B SL 87 B FS 84 F FF 97 3-2 X FF 96 6 1B 1 1B 1B	B SL 85 B SI 94 B SI 94 C SI 93 S SI 93 B SI 94 4-2 BB		C SL 87 T SL 87 X FF 96 0-2 ③ G6-3	3	1	1	0	2	0	2
6 Jeff McNeil, L (1, 5) OBP: 0.450, SLG: 0.471		D CH 82 C FF 92 X FF 93 1-1 ① FC6-4 1 HR 1-2f 2-3		F FF 92 F FS 80 B FS 85 B FS 83 F FF 95 X FS 83 2-2 ② F8		F FS 81 D FS 84 B FF 94 F FS 82 F FF 95 B FF 95 X FF 94 3-2 12 BB 1 1B 1-3 1B	C CH 84 F FC 87 D CH 85 F CU 76 B FC 86 D CH 84 X FF 90 3-2 ③ G5-3			4	1	1	0	0	0	3
1 Amed Rosario, R (1, 6) OBP: 0.353, SLG: 0.435		S FF 93 1 SAFE X FF 92 0-1 1-H 3-H HR		B FS 80 B FS 82 C FF 95 X FF 95 2-1 ③ L8		C SL 85 X SL 85 0-1 12 BB 1-2 3-H 1B		B FF 89 X FC 84 1-0 ① F9		4	1	2	4	0	0	0
12 Juan Lagares, R (1, 8) OBP: 0.308, SLG: 0.318		C FF 93 X FF 93 0-1 ② G5-3			F CH 79 X FS 81 0-1 9 G4-3 32 SH3-4 1B	B SI 93 C FF 94 B FF 94 D CH 88 C FF 94 B FF 94 4-2 1-2 2-3 BB		B CU 76 X FF 88 1-0 ② F9		3	0	1	0	1	0	0
32 Steven Matz, R (1, 1) 65 Robert Gsellman, R (7, 1) 15 Luis Guillorme, L (8, PH) OBP: 0.250, SLG: 0.143 43 Luis Avilán, L (8, 1) 27 Jeurys Familia, R (8, 1) 22 Dominic Smith, L (9, 3) OBP: 0.500, SLG: 0.417		C FF 93 C FF 92 B FF 94 B SL 84 F FF 94 X FF 93 2-2 ③ G4-3			1 SAFE X FF 88 0-0 ① SH3-4 1-2	X FF 92 0-0 ③ F8		C CU 76 F FC 86 S CH 84 0-3 ③ K		2 0 1 0 0 0	0 0 0 0 0 0	0 0 0 0 0 0	0 0 0 0 0 0	0 0 1 0 0 0	0 0 0 0 0 0	3 0 0 0 0 0

Inning Stats										
	R: 0 E: 0 K: 2 S: 10	H: 0 LOB: 0 BB: 0 P: 15	R: 3 E: 0 K: 0 S: 12	H: 1 LOB: 0 BB: 2 P: 23	R: 0 E: 0 K: 1 S: 11	H: 0 LOB: 1 BB: 1 P: 17	R: 0 E: 0 K: 0 S: 7	H: 0 LOB: 0 BB: 0 P: 12	R: 0 E: 0 K: 1 S: 8	H: 1 LOB: 1 BB: 0 P: 9
	R: 1 E: 0 K: 1 S: 22	H: 3 LOB: 3 BB: 1 P: 35	R: 2 E: 0 K: 2 S: 14	H: 1 LOB: 1 BB: 2 P: 27	R: 0 E: 0 K: 1 S: 5	H: 0 LOB: 0 BB: 0 P: 7	R: 0 E: 0 K: 1 S: 13	H: 1 LOB: 2 BB: 1 P: 21	1B: 5 2B: 0 3B: 0 HR: 2	SF: 0 SAC: 1 DP: 0 HBP: 0

TOP	
AB	33
R	6
H	7
RBI	6
BB	7
SO	9
LOB	13

WP: 0 PA: 41
PB: 0
SB: 1
CS: 0

PITCHER		IP	WLS	BF	H	R	ER	SO	BB	IBB	HBP	BLK	WP	HR	S	P	ERA	WHIP
45 Kevin Gausman, R ERA: 2.84	(1, 1)	5.2	L	24	4	4	4	5	3	0	0	0	0	1	65	102	6.35	1.235
52 Wes Parsons, R ERA: 3.18	(6, 1)	0.1		3	1	0	0	0	1	0	0	0	0	0	5	9	0.00	6.000
48 Jonny Venters, L ERA: 18.0	(7, 1)	0.2		5	1	2	2	2	2	0	0	0	0	1	10	20	27.00	4.500
32 Josh Tomlin, R ERA: 5.4	(7, 1)	1.1		4	0	0	0	1	0	0	0	0	0	0	9	14	0.00	0.000
77 Luke Jackson, R ERA: 4.7	(9, 1)	1.0		5	1	0	0	1	1	0	0	0	0	0	13	21	0.00	2.000

PITCHER	IP	WLS	BF	H	R	ER	SO	BB	IBB	HBP	BLK	WP	HR	S	P	ERA	WHIP

New York Mets @ Atlanta Braves

SunTrust Park, Atlanta, GA

Thu Apr 11 2019, 7:23 PM - 10:37 PM EDT

Att. 24,015 - Partly Cloudy - 78 F

BOTTOM

Batter	1	2	3	4	5	6	7	8	9	AB	R	H	RBI	BB	SO	LOB
1 Ozzie Albies, S (1, 4) OBP: 0.389, SLG: 0.449	B SI 93 S SI 93 X CH 84 1-1 G5-3 ①	B SI 92 C SI 93 B SI 92 F SI 93 F CU 79 F CH 84 X SI 93 2-2 G4-3 ③			B CH 83 F CH 83 F SI 93 F SI 93 X CH 84 1-2 F8 ③		F CH 88 B SI 97 S SI 96 F SL 93 S SI 96 1-3 K ②		S FF 97 B SL 89 X FF 96 1-1 F7 ②	5	0	0	0	0	1	5
20 Josh Donaldson, R (1, 5) OBP: 0.314, SLG: 0.256	X SI 94 0-0 G6-3 ②		C CH 83 C SI 92 F CU 79 B SI 92 F CU 79 B CH 85 S CH 84 2-3 K ①			B CU 79 F SI 93 B SI 93 C SI 93 B CH 84 F CU 79 C CH 84 3-3 K ①	X SL 93 0-0 FC5 ③ 2-3f		X SL 89 0-0 2B 1-3	5	0	1	0	0	2	3
5 Freddie Freeman, L (1, 3) OBP: 0.491, SLG: 0.556	B SI 93 C SL 88 X SI 94 1-1 13 3B 2B		X SI 92 0-0 F7 ②			B SL 88 B SI 93 X SI 92 2-0 F8 ②		B CU 76 X CH 83 1-0 F9 ①	B S SL 90 B FF 98 C FF 99 B FF 99 S FF 99 3-3 K ③	5	1	1	0	0	1	2
13 Ronald Acuña Jr., R (1, 8) OBP: 0.392, SLG: 0.667	C CH 84 B SL 88 X CH 84 1-1 2-H 3B		B CU 80 B SI 93 C SI 93 C SI 93 C SI 93 2-3 K ③			B SI 93 F CU 79 F CH 85 F SI 93 B SI 93 B SI 93 F SI 92 F CH 83 F CU 79 3-2 X SI 93 1B		B SI 91 F CH 82 B SI 92 F CH 83 B SI 92 X SI 91 3-2 HR		4	1	3	2	0	1	0
22 Nick Markakis, L (1, 9) 32 Josh Tomlin, R (7, 1) 8 Charlie Culberson, R (8, PH) OBP: 0.400, SLG: 1.200 77 Luke Jackson, R (9, 1)	X SI 92 0-0 G4-3 ③			C SL 87 C SI 93 F SI 93 B SL 87 X SI 92 1-2 G4-3 ①		1 SAFE C SI 91 X SL 87 0-1 G4-3 ③		F SI 95 S SL 88 C SL 85 0-3 K ②		3 0 1 0	0 0 0 0	0 0 0 0	0 0 0 0	0 0 0 0	0 0 1 0	2 0 0 0
7 Dansby Swanson, R (1, 6) OBP: 0.426, SLG: 0.730		C SI 94 B SI 94 X SI 94 1-1 F9 ①		F CH 84 B SI 92 S SI 92 C SI 93 1-3 K ②			B SI 97 C SI 96 X SL 94 1-1 14 BB 25 1B 1B	F SI 96 B SI 96 S SL 87 B FF 96 B SL 88 F SL 87 B SI 96 4-2 17 S BB		3	0	1	0	1	1	0
17 Johan Camargo, S (1, 7) OBP: 0.238, SLG: 0.333		B CU 79 S SI 94 B SI 94 B CH 84 F SI 93 X SI 93 3-2 HR		F CH 84 B SI 92 F SI 92 B SI 92 S CH 84 2-3 K ③			F SI 97 F CH 88 S SL 92 0-3 K ①	B FS 93 1 SAFE B SI 96 S FS 92 F SI 96 B SL 89 F FS 93 C SL 88 3-3 K ③ 1-2		4	1	1	1	0	3	2
25 Tyler Flowers, R (1, 2) OBP: 0.545, SLG: 0.611		B SI 93 C SI 93 B SI 93 B CH 84 F SI 92 B SI 93 4-2 BB			B CH 84 B SI 92 C CH 84 C SI 92 S SI 92 2-3 K ①		B SI 97 D SL 93 C SI 97 1 SAFE X SI 96 2-1 20 FC5 14 BB 1-2 1B		S SL 88 X FF 97 0-1 20 2B 1B	3	0	2	0	1	1	0
45 Kevin Gausman, L (1, 1) OBP: 0.200, SLG: 0.200 52 Wes Parsons, R (6, 1) 48 Jonny Venters, L (7, 1) 14 Matt Joyce, L (7, 9) OBP: 0.333, SLG: 0.750		B SI 91 B SI 92 C SI 92 B SI 92 L SI 92 S SI 91 3-3 K ②			B SI 92 C SI 91 C SL 92 C CU 78 1-3 K ②		B SI 97 B CH 88 B SI 97 C SI 96 B CH 87 4-1 1-2 2-3 BB		S SL 88 C SL 88 B FF 97 S FF 98 1-3 K ①	2 0 0 1	0 0 0 0	0 0 0 0	0 0 0 1	0 0 0 1	2 0 0 1	1 0 0 1
Inning Stats	R: 1 H: 2 E: 0 LOB: 1 K: 0 BB: 0 S: 8 P: 11	R: 1 H: 1 E: 0 LOB: 1 K: 1 BB: 1 S: 15 P: 28	R: 0 H: 0 E: 0 LOB: 0 K: 2 BB: 0 S: 9 P: 13	R: 0 H: 0 E: 0 LOB: 0 K: 2 BB: 0 S: 10 P: 14	R: 0 H: 0 E: 0 LOB: 0 K: 2 BB: 0 S: 10 P: 14	R: 0 H: 1 E: 0 LOB: 1 K: 1 BB: 0 S: 14 P: 22	R: 0 H: 2 E: 0 LOB: 3 K: 2 BB: 1 S: 13 P: 21	R: 1 H: 1 E: 0 LOB: 1 K: 2 BB: 1 S: 14 P: 25	R: 0 H: 2 E: 0 LOB: 2 K: 2 BB: 0 S: 11 P: 16	1B: 4 SF: 0 2B: 2 SAC: 0 3B: 1 DP: 0 HR: 2 HBP: 0						WP: 0 PA: 39 PB: 0 SB: 1 CS: 0	

PITCHER		IP	WLS	BF	H	R	ER	SO	BB	IBB	HBP	BLK	WP	HR	S	P	ERA	WHIP
32 Steven Matz, L ERA: 1.65	(1, 1)	6.0	W	23	4	2	2	8	1	0	0	0	0	1	66	102	3.00	0.833
65 Robert Gsellman, R ERA: 3.86	(7, 1)	1.0		6	2	0	0	2	1	0	0	0	0	0	13	21	0.00	3.000
43 Luis Avilán, L ERA: 17.18	(8, 1)	0.1		2	1	1	1	0	0	0	0	0	0	1	4	8	27.00	3.000
27 Jeurys Familia, R ERA: 5.4	(8, 1)	0.2	H	3	0	0	0	2	1	0	0	0	0	0	10	17	0.00	1.500
39 Edwin Díaz, R ERA: 1.59	(9, 1)	1.0	S	5	2	0	0	2	0	0	0	0	0	0	11	16	0.00	2.000

PITCHER	IP	WLS	BF	H	R	ER	SO	BB	IBB	HBP	BLK	WP	HR	S	P	ERA	WHIP

AB	36
R	3
H	9
RBI	3
BB	3
SO	14
LOB	16

livebaseballscorecards.com

Batter	1	2	3	4	5	6	7	8	9	AB	R	H	RBI	BB	SO	LOB
6 Jeff McNeil, L (1, 5) OBP: 0.444, SLG: 0.487	F SI 96 X CH 86 0-1 24 FC3-6 1B	B SI 94 X SI 94 1-0 ③ FC4-6 1-2f		1 SAFE F SI 94 X FF 95 0-1 24 2B 1-H 3-H 2B	F FF 90 B CU 78 X CH 84 1-1 ③ L4			C CU 77 X SL 87 0-1 ② G4-3 2-3		5	1	2	2	0	0	2
1 Amed Rosario, R (1, 6) OBP: 0.321, SLG: 0.392	C FF 97 B FF 98 X FF 95 1-1 ① F8		C SL 86 X SI 93 0-1 ① L7	S SL 87 S SL 86 D SL 87 F FF 95 B KC 80 S CH 87 2-3 ② K		B CU 75 B FC 86 C FF 88 B CH 83 C SI 89 X FF 89 3-2 ① G6-3		C FF 94 F SL 89 S SL 89 0-3 ③ K		5	0	0	0	0	2	3
24 Robinson Canó, L (1, 4) OBP: 0.237, SLG: 0.327	B FF 97 C FF 96 X SI 95 1-1 ② FC3-6 1-2f		F CH 86 B FF 94 F SI 94 X SL 87 1-2 ② L3	B SI 94 C FF 95 B FF 93 X FF 93 2-1 30 2B 3-H 2B		X FF 89 0-0 ② L8			S FC 92 B FC 91 C FF 96 C FF 97 1-3 ① K	5	1	1	1	0	1	1
30 Michael Conforto, L (1, 9) OBP: 0.450, SLG: 0.620	D FF 96 X SI 95 1-0 ③ G6-3		C KC 82 F CH 87 B FF 95 B SL 87 B SL 87 B SL 85 4-2 40 S BB	B KC 80 B SI 93 X CH 87 2-0 22 BB 2-H 2B		C FF 89 B FF 89 X FF 90 1-1 ③ G4-3			B FC 91 X FC 92 1-0 ② L8	4	0	1	1	1	0	1
40 Wilson Ramos, R (1, 2) OBP: 0.435, SLG: 0.375		C FF 96 C SL 88 S SL 88 0-3 ① K	C KC 81 F FF 94 F CH 86 B SL 88 B SL 87 B FF 96 B SL 86 4-2 1-2 BB	0-0 22 BB IBB			T FF 92 B CH 86 T SL 86 B FF 91 S SI 93 2-3 ① K		F FC 93 B FC 91 B CH 86 C CH 85 B FF 97 F FC 91 B CH 84 4-2 22 2B BB	2	0	0	0	3	2	0
22 Dominic Smith, L (1, 3) OBP: 0.526, SLG: 0.500		C FF 94 B SI 94 X FF 96 1-1 ③ 9 HR 1B	C CH 86 B SL 88 X CH 86 1-1 ③ L8	B SI 92 C SI 91 B SI 92 B SI 92 B SI 91 4-1 1-2 2-3 BB			X SL 88 0-0 ② G4-3		B FC 91 F FF 95 C FF 96 F FC 92 X FF 96 1-2 1-3 2B	4	1	2	0	1	0	2
23 Keon Broxton, R (1, 8) OBP: 0.333, SLG: 0.222 (8, 7)		B SI 94 C SL 86 C SL 87 B SI 96 T SL 87 2-2 ② K		9 1B 6 2B 9 S BB 2-3 ③ K			C SI 93 B SL 88 F FF 93 B FF 93 X SL 86 2-2 ③ G3-1		T FC 91 S FC 91 S FC 90 0-3 ③ K	4	1	0	0	1	3	6
9 Brandon Nimmo, L (1, 7) OBP: 0.340, SLG: 0.409 12 Juan Lagares, R (8, 8) OBP: 0.308, SLG: 0.318		D KC 83 B FF 97 B FF 96 C FF 96 X FF 96 3-1 1-H HR		1 SAFE 1 SAFE C FF 94 X KC 80 0-1 6 2B 1-3 1B	B SI 87 B CH 82 F FF 89 B CU 75 X SI 88 3-1 ① G4-3			B SL 88 B SL 88 C FF 94 B FF 94 X SL 88 3-1 6 G4-3 2B		4 2 3 2 0 0 0 0 0 0 0 0 0 0						
45 Zack Wheeler, L (1, 1) OBP: 0.167, SLG: 0.167 38 Justin Wilson, L (7, 1) 20 Pete Alonso, R (8, PH) OBP: 0.442, SLG: 0.891 67 Seth Lugo, R (8, 1)		B FF 94 X FF 95 1-0 6 FC4-6 1B		L SI 93 1 SAFE X FF 93 0-1 ① P6	C SI 88 C CU 76 B CH 85 B FC 86 F FF 89 C FF 89 2-3 ② K			C SL 89 D SL 90 F SL 89 X SL 88 1-2 ① P6		3 0 1 0 0 1 2 0 0 0 0 0 0 0 1 0 0 0 0 0 1 0 0 0 0 0 0 0						

Inning Stats									
	R: 0 E: 0 K: 0 S: 7	H: 1 LOB: 1 BB: 0 P: 10	R: 2 E: 0 K: 2 S: 12	H: 3 LOB: 1 BB: 0 P: 20	R: 0 E: 0 K: 0 S: 12	H: 0 LOB: 2 BB: 2 P: 22	R: 4 E: 0 K: 2 S: 18	H: 4 LOB: 3 BB: 3 P: 34	R: 0 E: 0 K: 1 S: 8	H: 0 LOB: 0 BB: 0 P: 14
	R: 0 E: 0 K: 0 S: 6	H: 0 LOB: 0 BB: 0 P: 10	R: 0 E: 0 K: 1 S: 7	H: 0 LOB: 0 BB: 0 P: 11	R: 0 E: 0 K: 1 S: 10	H: 1 LOB: 1 BB: 0 P: 14	R: 0 E: 0 K: 2 S: 14	H: 1 LOB: 2 BB: 1 P: 21	1B: 4 2B: 5 3B: 0 HR: 1	SF: 0 SAC: 0 DP: 0 HBP: 0	WP: 0 PB: 0 SB: 2 CS: 0	PA: 43

PITCHER		IP	WLS	BF	H	R	ER	SO	BB	IBB	HBP	BLK	WP	HR	S	P	ERA	WHIP
30 Kyle Wright, R ERA: 7.07	(1, 1)	3.2	L	23	8	6	6	3	3	1	0	0	0	1	45	76	14.73	3.000
48 Jonny Venters, L ERA: 15.43	(4, 1)	0.1		2	0	0	0	1	1	0	0	0	0	0	4	10	0.00	3.000
32 Josh Tomlin, R ERA: 2.45	(5, 1)	2.0		6	0	0	0	1	0	0	0	0	0	0	14	24	0.00	0.000
52 Wes Parsons, R ERA: 2.7	(7, 1)	1.0		3	0	0	0	1	0	0	0	0	0	0	7	11	0.00	0.000
19 Jesse Biddle, L ERA: 2.35	(8, 1)	1.0		4	1	0	0	1	0	0	0	0	0	0	10	14	0.00	1.000

PITCHER		IP	WLS	BF	H	R	ER	SO	BB	IBB	HBP	BLK	WP	HR	S	P	ERA	WHIP
33 A.J. Minter, L ERA: 6.0	(9, 1)	1.0		5	1	0	0	2	1	0	0	0	0	0	14	21	0.00	2.000

TOP

New York Mets @ Atlanta Braves

SunTrust Park, Atlanta, GA

Fri Apr 12 2019, 7:21 PM - 10:28 PM EDT

Att. 33,334 - Cloudy - 75 F

livebaseballscorecards.com

AB	37
R	6
H	10
RBI	6
BB	6
SO	9
LOB	18

New York Mets @ Atlanta Braves

SunTrust Park, Atlanta, GA

Fri Apr 12 2019, 7:21 PM - 10:28 PM EDT

Att. 33,334 - Cloudy - 75 F

BOTTOM

Batter	1	2	3	4	5	6	7	8	9	AB	R	H	RBI	BB	SO	LOB
11 Ender Inciarte, L (1, 8) OBP: 0.260, SLG: 0.295	B FF 98 C FF 98 S FF 98 C SI 99 1-3 ① K		B CU 80 C SI 97 X CH 91 1-1 ① G4-3		C SI 96 B CH 90 B CH 89 X SI 98 2-1 ① G3		B FF 96 F FF 96 T FF 95 X FF 97 1-2 ① F7		B SL 89 B CH 90 X FF 92 2-0 ③ G4-3	5	0	0	0	0	1	0
20 Josh Donaldson, R (1, 5) OBP: 0.327, SLG: 0.298	B FC 95 F FC 95 F SI 100 X FF 101 1-2 13 BB, 5 BB, 22 SF7 1B		B FC 92 S FC 94 C SI 99 X FS 90 1-2 5 F8 2B		B FF 97 S FF 98 B CU 81 F FC 94 B FF 99 X FC 93 3-2 ② L9		X FC 91 0-0 ② G3-1			4	1	2	0	0	0	0
5 Freddie Freeman, L (1, 3) OBP: 0.492, SLG: 0.532	B FF 100 D CH 92 B FF 99 B FF 99 4-0 13 BB 1-2 BB		X SI 98 0-0 ② F8 2-3		B CU 82 B CU 80 B CH 91 C FF 98 B SI 98 4-1 13 2B BB		C FC 91 B X FC 91 1-1 ③ G5-3			2	1	0	0	2	0	1
13 Ronald Acuña Jr., R (1, 7) OBP: 0.418, SLG: 0.689	B FC 95 B FC 95 F FF 100 B FF 98 S FF 98 B FF 98 4-2 1-2 2-3 BB		B FC 93 F FF 99 C FC 92 F SI 99 F FF 99 D FC 93 S SI 99 2-3 ③ K2-3		B FF 98 C FC 93 X FC 93 1-1 1-H 2B			C SL 89 B SI 93 F CU 80 F FF 95 B FF 95 X CU 82 2-2 7 FC5-4 1B		3	0	2	1	1	1	1
22 Nick Markakis, L (1, 9) OBP: 0.365, SLG: 0.383	X FF 99 0-0 ② SF7 3-H			C SI 96 B FF 96 X CU 81 1-1 25 1B	B FF 98 C FC 94 C SI 98 X FF 98 1-2 ③ F8			B FF 94 S FF 94 1 SAFE B SI 96 F FF 94 F SI 97 C FF 95 2-3 ① K		3	0	1	1	0	1	2
7 Dansby Swanson, R (1, 6) OBP: 0.392, SLG: 0.659	F SI 98 B CU 84 S FC 94 S FF 99 1-3 ③ K			B SI 97 S FC 91 B FF 97 F SI 98 B FC 91 S FC 92 3-3 ① K		C SI 96 B FC 93 F FC 92 B FC 94 B FC 93 F SI 98 F FF 99 X FF 98 3-2 ① F9		1 SAFE C SL 89 C SI 94 X SI 94 0-2 ② FC5-4 1-2f		4	0	0	0	0	2	4
1 Ozzie Albies, S (1, 4) OBP: 0.362, SLG: 0.415		B FF 98 F FF 98 F CH 91 B FF 99 F SI 99 F CH 91 X SI 100 2-2 ① G6-3		X CH 90 0-0 ② L9	C FC 94 B FC 93 B SI 96 S FC 94 B SI 98 S FC 93 3-3 ② K			1 SAFE C CU 80 X FF 94 0-1 ③ G1-3		4	0	0	0	0	1	2
25 Tyler Flowers, R (1, 2) OBP: 0.538, SLG: 0.591		B FF 99 C FC 94 B FF 100 S FF 99 F FC 94 S SI 99 2-3 ② K		X FC 92 0-0 1-3 1B	B SI 97 F SI 98 F FC 92 X SI 98 1-2 1B				S FF 92 C SI 94 F FF 95 F FF 95 F FF 97 B CU 82 B CU 82 F SI 94 C FF 96 2-3 ① K	4	0	2	0	0	2	0
30 Kyle Wright, R (1, 1) 48 Jonny Venters, L (4, 1) 14 Matt Joyce, L (4, PH) OBP: 0.345, SLG: 0.667 32 Josh Tomlin, R (5, 1) 8 Charlie Culberson, R (6, PH) OBP: 0.333, SLG: .500 52 Wes Parsons, R (7, 1) 19 Jesse Biddle, L (8, 1) 33 A.J. Minter, L (9, 1) 17 Johan Camargo, S (9, PH) OBP: 0.227, SLG: 0.318		C FF 99 C SI 99 C FC 94 0-3 ③ K	X CH 89 0-0 ③ G5-3		B FC 92 F FC 93 F FF 98 S SI 97 1-3 ③ K			C CU 80 S CH 90 F CU 82 B FF 96 X FF 94 1-2 ② G4-3	1 0 0 0 0 1 0 0 0 0 0 0 0 0 1 0 0 0 0 0 2 0 0 0 0 0 0 0 1 0 0 0 0 1 1 0 0 0 0 0 0 0 0 0 0 0 0 0 0 0 0 0 0 0 0 0 1 0 0 0 0 0 0							
Inning Stats	R: 1 E: 0 K: 2 S: 13 H: 1 LOB: 2 BB: 2 P: 24	R: 0 E: 0 K: 2 S: 12 H: 0 LOB: 0 BB: 0 P: 16	R: 0 E: 0 K: 1 S: 11 H: 1 LOB: 1 BB: 0 P: 15	R: 0 E: 0 K: 1 S: 8 H: 2 LOB: 2 BB: 0 P: 12	R: 1 E: 0 K: 0 S: 11 H: 1 LOB: 1 BB: 1 P: 22	R: 0 E: 0 K: 2 S: 14 H: 1 LOB: 1 BB: 0 P: 22	R: 0 E: 0 K: 0 S: 6 H: 0 LOB: 0 BB: 0 P: 8	R: 0 E: 0 K: 1 S: 13 H: 1 LOB: 1 BB: 0 P: 17	R: 0 E: 0 K: 1 S: 12 H: 0 LOB: 0 BB: 0 P: 17	1B: 5 2B: 2 3B: 0 HR: 0 SF: 1 SAC: 0 DP: 0 HBP: 0						WP: 0 PB: 0 SB: 0 CS: 0 PA: 37	

livebaseballscorecards.com

	AB	33
	R	2
	H	7
	RBI	2
	BB	3
	SO	10
	LOB	13

PITCHER		IP	WLS	BF	H	R	ER	SO	BB	IBB	HBP	BLK	WP	HR	S	P	ERA	WHIP
45 Zack Wheeler, R ERA: 7.47	(1, 1)	6.0	W	27	6	2	2	8	3	0	0	0	0	0	69	111	3.00	1.500
38 Justin Wilson, L ERA: 1.35	(7, 1)	1.0		3	0	0	0	0	0	0	0	0	0	0	6	8	0.00	0.000
67 Seth Lugo, R ERA: 6.23	(8, 1)	2.0		7	1	0	0	2	0	0	0	0	0	0	25	34	0.00	0.500

PITCHER	IP	WLS	BF	H	R	ER	SO	BB	IBB	HBP	BLK	WP	HR	S	P	ERA	WHIP

New York Mets @ Atlanta Braves

SunTrust Park, Atlanta, GA

Sat Apr 13 2019, 7:21 PM - 10:55 PM EDT

Att. 40,117 - Partly Cloudy - 79 F

TOP

livebaseballscorecards.com

Batter	1	2	3	4	5	6	7	8	9	AB	R	H	RBI	BB	SO	LOB
6 Jeff McNeil, L (1, 4) (5, 5) OBP: 0.440, SLG: 0.477	X FF 93 0-0 ① G3	X CU 77 0-0 20 F8 1B 3-H		B SI 94 2 SAFE S FS 85 S FS 85 F FF 96 S CU 77 1-3 ②③ K 2-3			F FS 85 B FS 86 B FS 85 B FF 93 S FF 92 X SI 94 3-2 1B		C FF 96 X FF 95 0-1 ① G6-3	5	0	2	1	0	1	1
20 Pete Alonso, R (1, 3) OBP: 0.439, SLG: 0.860	C FF 94 X CH 88 0-1 18 2-5 2B	D CU 75 1 SAFE B SI 92 F SI 92 S CU 75 X CU 75 2-2 ② F8 1-2			X SI 93 0-0 ① F7		C CU 75 S FS 86 S FS 87 0-3 ② K		C FF 97 B SL 86 B SL 85 B FF 95 F FF 96 F FF 96 B SL 85 4-2 22 2B 9 1B BB	4	1	1	0	1	1	2
30 Michael Conforto, L (1, 9) OBP: 0.453, SLG: 0.623 65 Robert Gsellman, R (7, 1) 22 Dominic Smith, L (9, PH) OBP: 0.550, SLG: 0.588	C FF 94 X FF 94 0-1 ② F7	B FS 82 B SI 91 F SI 92 B FF 94 B FF 94 4-1 BB			C FS 85 X SI 93 0-1 2B		C SI 93 F FS 87 B FF 92 D CU 76 X CU 77 2-2 ③ F8		C FF 98 F FF 98 F FF 98 B FF 96 F FF 97 X SL 85 1-2 9 1B 18 FC5-4 1-3 2B	3 0 1	0 0 1	1 0 1	0 0 1	1 0 0	0 0 0	2 0 0
28 J.D. Davis, R (1, 5) OBP: 0.375, SLG: 0.485 43 Luis Avilán, L (5, 1) 9 Brandon Nimmo, L (7, 7) OBP: 0.345, SLG: 0.413	B FF 94 B SL 80 B FF 94 B FF 93 4-0 BB	X CU 76 0-0 ③ F7			B FF 93 C FF 93 F SI 93 F CU 77 C FF 94 1-3 ② K			B SI 89 C FS 84 B FS 84 X SI 92 2-1 ① P5	C FF 98 C SL 84 X FF 98 0-2 18 FC5-4 2-3 3-H 1B	2 0 2	0 0 0	0 0 1	0 0 1	1 0 0	1 0 0	3 0 0
18 Travis d'Arnaud, R (1, 2) OBP: 0.167, SLG: 0.091	C SL 79 0-1 ③ 2-5 2-3	B FF 91 B CH 85 B FF 90 C FF 91 X FF 92 3-1 1 1B 23 BB 12 2B 1B	X FF 90 0-0 ① F7		F FF 94 B FF 94 F FF 93 B FF 96 D CU 78 X FF 94 3-2 ③ G6-3			C CU 72 B FF 90 B FS 85 B FF 91 F FF 92 F FF 94 B FF 92 4-2 1 FC3 23 1B 1 E BB	B FF 95 X FF 96 1-0 ② FC5-4 23 DI 1-2f 3-H	4	2	1	1	1	0	2
23 Keon Broxton, R (1, 7) (7, 9) OBP: 0.346, SLG: 0.227		C SL 79 C FF 94 B FF 92 B CU 78 D CU 80 F FF 93 1 SAFE B FF 93 4-2 1 1B 12 2B BB 1-2	C FF 92 B SI 90 B CU 74 F FF 92 S CU 76 2-3 ② K			B FS 83 F FF 92 F SI 90 B FF 93 C FF 94 2-3 ① K		X SI 90 0-0 1 E 1-2 1B	S FF 95 F FF 97 B FF 98 B FF 97 S FF 96 2-3 ③ K 1-2	4	1	1	0	1	3	1
1 Amed Rosario, R (1, 6) OBP: 0.317, SLG: 0.382		C CH 87 B CU 76 F CH 88 B FF 93 X FF 93 2-2 12 2B 55 SF8 1B 1-2 2-3	B FS 84 C FF 93 X SI 91 1-1 ③ G5-3			B FF 94 S FS 86 B FS 88 B CU 75 X SI 92 3-1 ② F8		B FF 95 X FF 96 1-0 FC3 1-3 2-H		4	1	1	0	0	0	1
12 Juan Lagares, R (1, 8) OBP: 0.333, SLG: 0.385		C CU 80 X FF 94 0-1 55 SF8 6 1B 2B 1-3 2-H 3-H	X FF 92 0-0 6 K 55 SH3-4 1B			B FF 93 F FF 93 S FS 86 S FS 88 1-3 ③ K		C FF 95 D SL 84 X FF 95 1-1 ② L6		4	1	2	2	0	1	2
44 Jason Vargas, L (1, 1) 55 Corey Oswalt, R (1, 1) 15 Luis Guillorme, L (5, 4) OBP: 0.200, SLG: 0.111		B FF 93 F FF 93 F FF 93 F FF 94 X FF 94 1-2 ① SF8 2-3 3-H	X FF 89 0-0 ① SH3-4 1-2				C SI 92 B SI 92 F FS 85 C FS 87 1-3 ① K	F FF 96 S FF 96 B FF 97 F SL 86 S FF 96 1-3 ③ K		0 0 2	0 0 0	0 0 0	0 1 0	0 0 2	0 0 2	0 0 2
Inning Stats	R: 0 H: 1 E: 0 LOB: 2 K: 0 BB: 1 S: 6 P: 10	R: 4 H: 4 E: 0 LOB: 2 K: 0 BB: 2 S: 20 P: 36	R: 0 H: 0 E: 0 LOB: 0 K: 1 BB: 0 S: 6 P: 9	R: 0 H: 1 E: 0 LOB: 0 K: 1 BB: 0 S: 6 P: 7	R: 0 H: 1 E: 0 LOB: 1 K: 1 BB: 0 S: 10 P: 14	R: 0 H: 0 E: 0 LOB: 0 K: 2 BB: 0 S: 8 P: 14	R: 0 H: 1 E: 0 LOB: 1 K: 2 BB: 0 S: 12 P: 18	R: 1 H: 1 E: 1 LOB: 2 K: 1 BB: 1 S: 13 P: 22	R: 2 H: 2 E: 0 LOB: 1 K: 1 BB: 1 S: 17 P: 25	1B: 7 SF: 1 2B: 4 SAC: 1 3B: 0 DP: 0 HR: 0 HBP: 0						

PITCHER		IP	WLS	BF	H	R	ER	SO	BB	IBB	HBP	BLK	WP	HR	S	P	ERA	WHIP
15 Sean Newcomb, L ERA: 4.38	(1, 1)	1.1		11	5	4	4	0	2	0	0	0	0	0	21	35	27.00	5.250
62 Touki Toussaint, R ERA:	(2, 1)	6.0	W	23	4	1	0	7	2	0	0	0	0	0	53	85	0.00	1.000
61 Chad Sobotka, R ERA: 7.36	(8, 1)	1.2		9	2	2	2	2	1	0	0	0	0	0	24	35	10.80	1.800

PITCHER	IP	WLS	BF	H	R	ER	SO	BB	IBB	HBP	BLK	WP	HR	S	P	ERA	WHIP

AB	35
R	7
H	11
RBI	6
BB	5
SO	9
LOB	16

WP: 0 PA: 42
PB: 0
SB: 0
CS: 0

New York Mets @ Atlanta Braves

SunTrust Park, Atlanta, GA

Sat Apr 13 2019, 7:21 PM - 10:55 PM EDT

Att. 40,117 - Partly Cloudy - 79 F

livebaseballscorecards.com

BOTTOM

Batter	1	2	3	4	5	6	7	8	9	AB	R	H	RBI	BB	SO	LOB
1 Ozzie Albies, S (1, 4) OBP: 0.397, SLG: 0.429	C SI 85 F SI 85 B SI 85 X CH 81 1-2 5 F8 13 1B 20 BB 1B	B FF 91 B CH 85 F FF 92 F CH 83 B FF 92 B FF 91 4-2 20 2B 5 1B BB	B CU 79 B CH 84 B FF 90 B FF 90 4-0 20 BB BB		X CH 82 0-0 20 G6-4-3 1B		B SI 97 B SI 97 S SI 98 F SI 97 B CU 84 F SI 96 S SI 98 3-3 ② K			3	2	2	0	2	1	0
20 Josh Donaldson, R (1, 5) OBP: 0.367, SLG: 0.400	C SI 84 1 SAFE B SI 86 1 SAFE D CH 80 1 SAFE B CH 81 S CH 80 B CH 81 4-2 1-2 22 BB 7 BB 13 1B BB	F FF 92 1 SAFE C FF 93 X FF 94 0-2 1-3 5 1B 13 1B 2B	B FF 91 1 SAFE S CU 80 F FF 92 B SI 89 F CU 80 F FF 92 4-2 F FF 92 1 SAFE B CU 82 1-2 BB		X SI 90 0-0 ② ③ G6-4-3 1-2f		B SL 92 C SI 98 S SL 94 B SL 94 X SI 97 2-2 HR			3	3	2	1	2	0	1
5 Freddie Freeman, L (1, 3) OBP: 0.484, SLG: 0.519	B SI 88 F SI 86 B CH 81 B CH 80 X SI 86 3-1 ① F8 2-3	F SI 92 F SI 93 B SI 92 D SL 85 B FF 92 X FF 93 3-2 13 1B 22 2B 2-3 3-H 1B	X FF 91 0-0 ② F7			B CU 78 X CU 77 1-0 22 E 22 WP 7 1B 1B	S SL 93 B CH 90 B SL 93 C SI 97 X SI 96 2-2 ③ L8			5	2	2	1	0	0	4
13 Ronald Acuña Jr., R (1, 8) (8, 7) OBP: 0.417, SLG: 0.660	F CH 81 C SI 87 B FF 86 F SI 87 D CH 81 B CH 82 X CH 82 3-2 7 BB 22 BB 17 1B 1-2 3-H 1B	B SI 90 B SL 86 F SI 90 F SI 90 B SI 90 F FF 88 1 SAFE F SI 91 3-2 X CU 80 22 2B 7 G6-3 1-2 3-H 1B	X SI 91 0-0 ③ F7			B SI 91 F CH 83 C CH 84 B CH 84 X CH 84 2-2 ① F8		S SL 91 B SL 92 S SL 90 B SI 96 S SL 92 2-3 ① K		5	2	2	2	0	1	3
22 Nick Markakis, L (1, 9) OBP: 0.386, SLG: 0.471	B SI 87 B KC 75 F SI 87 C SI 87 B SI 87 F SI 87 F CH 82 B SI 87 4-2 7 BB 17 1B 1-2 2-3 BB	B FF 88 B FF 92 C FF 91 X FF 88 2-1 12 FC5 1-3 2-H 2B		X FF 90 0-0 HR		1 SAFE C SI 91 F CH 84 F CH 85 D CH 84 F CH 85 F SI 91 B CH 85 F CH 85 3-2 ② B CU 79 X CH 85 F7 1-3	B SI 97 F SI 96 B SL 92 T SL 93 F SI 97 X SI 97 2-2 ② G5-3			4	2	2	2	1	0	1
7 Dansby Swanson, R (1, 6) OBP: 0.393, SLG: 0.622	B SI 85 D SI 85 B SI 85 C SI 86 S CH 81 B SI 87 4-2 17 1B 1-2 2-3 3-H BB	B SI 90 C SI 90 B SI 91 S CU 81 F SI 91 B SI 90 X CU 80 3-2 ② G6-3 3-H		B FF 92 B FF 91 C FF 92 B CU 80 F FF 91 X FF 91 3-2 ① L9		B SI 92 C SI 92 B CH 84 C SI 91 X CH 84 2-2 17 1B 3-H 1B		C SL 92 F SL 91 B SI 95 T SL 91 1-2 ③ K		4	0	1	3	1	1	1
17 Johan Camargo, S (1, 7) OBP: 0.308, SLG: 0.364 11 Ender Inciarte, L (8, 8) OBP: 0.260, SLG: 0.295	B CH 83 B FF 91 C FF 91 B CH 84 X CH 83 3-1 12 G6-4-3 1-3 2-H 3-H 1B	B FF 92 B FF 91 D CH 85 B SI 91 4-0 BB		B CH 84 B CH 83 S FF 90 X FF 91 2-1 ② L9		C SI 91 F SI 91 B SI 90 B SI 91 X SI 90 2-2 1-2 1B				3 0	0 0	2 0	2 0	1 0	0 0	0 0
12 Alex Jackson, R (1, 2)	B FF 92 C SI 89 B SL 85 1 SAFE X SI 90 2-1 ② ③ G6-4-3 1-2f	X SI 90 0-0 ③ FC5 2-3f		B CU 80 C FF 91 B SI 89 S SI 90 F FF 91 C CU 80 2-3 ③ K		X SI 90 0-0 ③ F9				4	0	0	0	0	1	6
15 Sean Newcomb, L (1, 1) 62 Touki Toussaint, R (2, 1) 61 Chad Sobotka, R (8, 1)		C CH 85 F FF 92 C FF 93 0-3 ① K	B FF 90 C FF 90 B CU 79 F FF 91 X FF 92 2-2 ① F9		C SI 91 F SI 90 S CH 84 0-3 ① K		C SI 96 C SI 96 C SI 97 0-3 ① K			0 4 0	0 0 0	0 0 0	0 0 0	0 3 0	0 0 0	0 0 0
Inning Stats	R: 4 E: 0 K: 0 S: 21 H: 3 LOB: 1 BB: 3 P: 45	R: 4 E: 0 K: 1 S: 24 H: 4 LOB: 2 BB: 2 P: 43	R: 0 E: 0 K: 0 S: 11 H: 0 LOB: 2 BB: 2 P: 21	R: 1 E: 0 K: 1 S: 10 H: 1 LOB: 0 BB: 0 P: 17	R: 0 E: 0 K: 1 S: 5 H: 1 LOB: 0 BB: 0 P: 5	R: 1 E: 0 K: 0 S: 18 H: 3 LOB: 2 BB: 0 P: 28	R: 1 E: 0 K: 2 S: 13 H: 1 LOB: 0 BB: 0 P: 20	R: 0 E: 0 K: 2 S: 10 H: 0 LOB: 0 BB: 0 P: 15								

1B: 9	SF: 0	WP: 1	PA: 42
2B: 2	SAC: 0	PB: 0	
3B: 0	DP: 2	SB: 0	
HR: 2	HBP: 0	CS: 0	

	AB	35
	R	11
	H	13
	RBI	11
	BB	7
	SO	7
	LOB	16

PITCHER		IP	WLS	BF	H	R	ER	SO	BB	IBB	HBP	BLK	WP	HR	S	P	ERA	WHIP
44 Jason Vargas, L ERA: 14.21	(1, 1)	0.1		6	2	4	4	0	3	0	0	0	0	0	17	36	108.00	15.000
55 Corey Oswalt, R ERA: 12.27	(1, 1)	3.2	L	20	6	5	5	2	4	0	0	0	0	1	49	90	12.27	2.727
43 Luis Avilán, L ERA: 12.71	(5, 1)	2.0		9	4	1	1	1	0	0	0	0	1	0	23	33	4.50	2.000
65 Robert Gsellman, R ERA: 4.0	(7, 1)	2.0		7	1	1	1	4	0	0	0	0	0	1	23	35	4.50	0.500

PITCHER	IP	WLS	BF	H	R	ER	SO	BB	IBB	HBP	BLK	WP	HR	S	P	ERA	WHIP

New York Mets @ Atlanta Braves

SunTrust Park, Atlanta, GA

Sun Apr 14 2019, 7:38 PM - 11:13 PM EDT

Att. 23,385 - Partly Cloudy - 67 F

TOP

livebaseballscorecards.com

Batter	1	2	3	4	5	6	7	8	9	AB	R	H	RBI	BB	SO	LOB
9 Brandon Nimmo, L (1, 8) (6, 7) OBP: 0.350, SLG: 0.412	C FF 90 B FF 90 T FF 91 B CH 85 C SL 84 2-3 K		B CH 83 B FF 90 C SI 89 B SI 91 C FF 91 X FF 91 3-2 G3		B CU 74 B FF 90 C FF 91 X SI 90 2-1 1B		C SL 88 F FF 94 B SL 87 B SL 89 B SL 86 X SL 88 3-2 20 WP 1B	T FF 94 B SL 88 D SL 88 S CU 84 S SL 88 2-3 K		5	0	2	0	0	2	2
20 Pete Alonso, R (1, 3) OBP: 0.419, SLG: 0.800	B FF 90 F SI 90 F FF 92 X SL 84 1-2 30 2B 1B		X CH 85 0-0 G6-3		1 SAFE 1 SAFE X SI 90 0-0 F7		B SL 87 C CU 76 F FF 94 D SL 88 F CU 76 F FF 94 S CU 77 2-3 K 1-2		B FC 93 B FC 92 C FF 95 C FC 92 B FC 90 F FF 96 F FC 91 F FC 91 C FF 96 3-3 K	5	0	1	0	0	2	2
24 Robinson Canó, L (1, 4) OBP: 0.234, SLG: 0.317	C FF 91 F SI 91 F FF 91 B CH 85 S SL 84 1-3 K		X CH 84 0-0		B SI 89 1 SAFE B FF 90 F CH 82 1 SAFE B FF 90 X SL 84 3-1 F8		C FF 94 T SL 88 D CU 78 B SL 87 F FF 94 F CU 77 X SL 88 2-2 G6-3		F FF 93 F FC 92 X FC 90 0-2 L7	5	0	1	0	0	1	3
30 Michael Conforto, L (1, 9) OBP: 0.435, SLG: 0.603	B FF 92 B CH 84 S CH 85 X SL 83 2-1 1-3 2B		S CH 85 B FF 90 B FF 90 B FF 92 F FF 92 X FF 91 3-2 F9		C SI 89 X FF 91 0-1 F7			B SI 92 B SI 93 S SI 92 F SI 92 S SL 87 2-3 K2-3	B FF 94 C FC 90 C FC 90 X FC 89 1-2 G4-3	5	0	1	0	0	1	2
40 Wilson Ramos, R (1, 2) OBP: 0.420, SLG: 0.364	X SL 83 0-0 G6-3			B FF 90 X SI 88 1-0 G6-3		X SI 88 0-0 G4-3		B SL 82 X CH 87 1-0 6 2B 1 1B 1B		4	1	1	0	0	0	2
6 Jeff McNeil, L (1, 7) (6, 5) OBP: 0.463, SLG: 0.511		B SI 90 S CH 83 B CH 84 X CH 84 2-1 G3		B CH 82 F FF 90 B SL 82 F CH 83 X SL 82 2-2 1 FC6-4 1B		C FF 88 B SI 88 B FF 89 B FF 90 C SI 88 B CH 79 4-2 BB		X SI 93 0-0 1-3 23 1B 2B		3	1	2	0	1	0	0
1 Amed Rosario, R (1, 6) OBP: 0.313, SLG: 0.373		B FF 91 B SL 82 C FF 91 F SI 90 C FF 91 2-3 K		1 SAFE 1 SAFE X FF 91 0-0 FC6-4 28 BB 1-2f		C FF 90 B SL 80 1 SAFE S SL 82 S SL 82 1-3 K		D SL 88 X SL 87 1-0 23 1B 3-H 1B		4	0	1	1	0	2	2
28 J.D. Davis, R (1, 5) OBP: 0.395, SLG: 0.571 51 Paul Sewald, R (6, 1) 22 Dominic Smith, L (8, PH) OBP: 0.524, SLG: 0.556 27 Jeurys Familia, R (8, 1)		X SL 81 0-0 HR		1 SAFE B FF 90 B FF 91 D SL 83 B FF 85 4-0 1-2 BB		B FF 89 S SL 81 F FF 90 X SL 82 1-2 L7		C CU 82 B SL 88 X FF 96 1-1 F9		2 0 1 0	1 0 0 0	1 0 0 0	1 0 0 0	0 0 0 0	1 0 2 0	0 0 2 0
48 Jacob deGrom, L (1, 1) OBP: 0.125, SLG: 0.500 38 Justin Wilson, L (6, 1) 23 Keon Broxton, R (6, 8) OBP: 0.357, SLG: 0.250		F FF 90 S CU 75 F FF 90 B SL 83 B SL 83 C FF 92 2-3 K		C CU 76 F FF 91 B FF 92 S SL 83 1-3 K			C CU 76 C FF 94 X SL 87 0-2 F9	C FF 95 X FF 95 0-1 1-3 2-H 1B		2 0 2	0 0 0	0 0 1	0 0 1	0 0 0	2 0 0	2 0 0

Inning Stats	1	2	3	4	5	6	7	8	9
	R: 0 E: 0 K: 2 S: 13 H: 2 LOB: 2 BB: 0 P: 19	R: 1 E: 0 K: 2 S: 10 H: 1 LOB: 0 BB: 0 P: 16	R: 0 E: 0 K: 0 S: 8 H: 1 LOB: 1 BB: 0 P: 14	R: 0 E: 0 K: 1 S: 8 H: 1 LOB: 2 BB: 1 P: 16	R: 0 E: 0 K: 0 S: 7 H: 1 LOB: 1 BB: 0 P: 12	R: 0 E: 0 K: 1 S: 9 H: 0 LOB: 1 BB: 1 P: 15	R: 0 E: 0 K: 1 S: 16 H: 1 LOB: 1 BB: 0 P: 23	R: 2 E: 0 K: 2 S: 13 H: 4 LOB: 2 BB: 0 P: 20	R: 0 E: 0 K: 1 S: 12 H: 0 LOB: 0 BB: 0 P: 16

1B: 8	SF: 0
2B: 2	SAC: 0
3B: 0	DP: 0
HR: 1	HBP: 0

WP: 1	PA: 40
PB: 0	
SB: 0	
CS: 0	

	AB	38
	R	3
	H	11
	RBI	3
	BB	2
	SO	10
	LOB	18

PITCHER		IP	WLS	BF	H	R	ER	SO	BB	IBB	HBP	BLK	WP	HR	S	P	ERA	WHIP
49 Julio Teheran, R ERA: 4.71	(1, 1)	6.0	W	26	6	1	1	6	2	0	0	0	0	1	55	92	1.50	1.333
19 Jesse Biddle, L ERA: 2.08	(7, 1)	1.0		4	1	0	0	1	0	0	0	0	1	0	16	23	0.00	1.000
48 Jonny Venters, L ERA: 20.25	(8, 1)	0.1		3	2	2	2	1	0	0	0	0	0	0	5	8	54.00	6.000
77 Luke Jackson, R ERA: 4.32	(8, 1)	0.2		4	2	0	0	1	0	0	0	0	0	0	8	12	0.00	3.000
33 A.J. Minter, L ERA: 4.5	(9, 1)	1.0		3	0	0	0	1	0	0	0	0	0	0	12	16	0.00	0.000

PITCHER		IP	WLS	BF	H	R	ER	SO	BB	IBB	HBP	BLK	WP	HR	S	P	ERA	WHIP

BOTTOM

New York Mets @ Atlanta Braves

SunTrust Park, Atlanta, GA

Sun Apr 14 2019, 7:38 PM - 11:13 PM EDT

Att. 23,385 - Partly Cloudy - 67 F

livebaseballscorecards.com

Batter	1	2	3	4	5	6	7	8	9	AB	R	H	RBI	BB	SO	LOB
1 Ozzie Albies, S (1, 4) OBP: 0.397, SLG: 0.459	S FF 97 X FF 98 0-1 ① F7		X CH 90 0-0 5 E, 5 S, 13 1B 1B	B FF 97 B FF 97 F FF 96 C SL 94 F FF 98 B FF 96 X CH 90 3-2 ③ F8		F FC 92 F FF 96 F SL 84 B FF 96 C FF 96 1-3 ② K		X SI 95 0-0 20 1B 3B		5	2	2	0	0	1	0
20 Josh Donaldson, R (1, 5) OBP: 0.400, SLG: 0.472	C FF 97 B SL 95 S SL 95 F FF 98 B CH 92 B FF 98 B FF 97 4-2 5 FC3-5 BB		S FF 97 F FF 97 1 SAFE C SL 93 0-3 ① K		B SL 92 S SL 92 F FF 97 F FF 97 B SL 94 F SL 93 F SL 94 X FF 97 2-2 HR	C FF 96 B FF 96 S FC 92 F FF 97 B FF 97 B FF 97 D FC 92 4-2 5 BB BB		X SI 96 0-0 13 BB 3-H 1B		3	1	2	2	2	1	1
5 Freddie Freeman, L (1, 3) OBP: 0.478, SLG: 0.491	C SL 94 B FF 98 D CH 90 T FF 97 C CH 91 F FF 98 X SL 94 2-2 ② FC3-5 1-2f		B FF 97 B FF 97 B CH 91 T FF 97 S CH 92 B FF 98 4-2 17 WP, 13 1B 1-3 BB		B FF 98 C SL 94 F FF 96 B SL 93 F SL 93 B SL 93 C CH 90 3-3 ① K	B FC 90 B FF 95 S FF 95 F FF 95 F FC 90 F FC 91 F FF 95 B FF 95 B FF 96 4-2 1-2 BB		X SL 87 0-0 ① F9		3	0	0	0	2	1	2
13 Ronald Acuña Jr., R (1, 7) OBP: 0.431, SLG: 0.642	C SL 94 T FF 96 B SL 94 F SL 94 X FF 97 1-2 ③ P2		X SL 94 0-0 17 WP 1-2 3-H 1B		C FF 96 B CU 86 B FF 96 F SL 93 B CH 92 B FF 97 4-2 22 S BB	C SL 77 C FF 88 B SL 80 C FF 90 1-3 ③ K		B SI 96 1 SAFE S SL 88 S SI 96 D SL 88 B SL 88 4-2 22 G4-6-3 1-2 BB		3	0	1	1	2	1	3
22 Nick Markakis, L (1, 9) OBP: 0.387, SLG: 0.509		B FF 97 X SL 92 1-0 HR	C FF 97 B SL 93 B FF 97 B FF 97 C CH 90 S FF 97 3-3 ② K		1 SAFE 1 SAFE B FF 96 B FF 96 C FF 95 S FF 96 1 SAFE S FF 96 2-3 ② K 1-2		C FF 87 B CH 81 B FF 88 C FF 89 F FF 88 F FF 88 B SL 78 F FF 89 F FF 90 4-2 F FF 89 B FF 89 17 2B BB	B FF 97 C SL 88 B FF 96 S FS 91 X FF 96 2-2 ②③ G4-6-3 1-2f		4	2	1	1	1	2	5
17 Johan Camargo, S (1, 6) OBP: 0.333, SLG: 0.400		F FF 97 F FF 98 B FF 98 B CH 92 C CH 91 2-3 ① K	F FF 98 B F FF 98 B SL 94 B CH 90 F FF 98 B SL 95 4-2 1-2 2-3 BB		F FF 97 C CH 90 F FF 98 F FF 97 X SL 94 0-2 ③ G1-3		B FF 89 F FF 90 D SL 81 X FF 90 2-1 1-H 2B			3	0	1	1	1	1	1
11 Ender Inciarte, L (1, 8) OBP: 0.259, SLG: 0.292		X CU 86 0-0 25 S 1B	S FF 98 B FF 98 S SL 94 B FF 99 C FF 99 2-3 ③ K			B FF 96 F FF 96 F FF 96 B FC 92 S FF 96 2-3 ① K	S FF 89 F FF 89 B SI 88 X FF 88 1-2 ① F7			4	0	1	0	0	2	4
25 Tyler Flowers, R (1, 2) OBP: 0.500, SLG: 0.538		B FF 96 C FF 97 1 SAFE 1 SAFE F FF 96 F SL 94 1 SAFE B FF 97 B SL 92 3-3 ② K 1-2		B SL 92 X SL 93 1-0 ① G3		B FC 91 X FC 89 1-0 8 HR 1B	B SL 80 B FF 90 F FF 90 B FF 88 X FF 90 3-1 ② F8			4	1	1	0	0	1	2
49 Julio Teheran, R (1, 1) 8 Charlie Culberson, R (6, PH) OBP: 0.429, SLG: 1.429 19 Jesse Biddle, L (7, 1) 7 Dansby Swanson, R (7, PH) OBP: 0.386, SLG: 0.609 48 Jonny Venters, L (8, 1) 77 Luke Jackson, R (8, 1) 33 A.J. Minter, L (9, 1)		B FF 97 F SL 93 B FF 96 F FF 97 F SL 94 T FF 96 2-2 ③ K		C FF 96 F FF 97 S SL 94 0-3 ② K		C FF 94 B FF 94 F FF 96 F FF 96 X FF 96 1-2 1-H HR	C FF 90 D SL 81 S FF 89 B SL 81 X FF 89 2-2 ③ F8			2 1 0 1 0 0 0 0 0	0 1 0 0 0 0 0 0 0	0 1 0 0 0 0 0 0 0	0 2 0 0 0 0 0 0 0	0 0 0 0 0 0 0 0 0	2 0 0 1 0 0 0 0 0	1 0 0 1 0 0 0 0 0
Inning Stats	R: 0 E: 0 K: 0 S: 13 H: 0 LOB: 1 BB: 1 P: 20	R: 1 E: 0 K: 3 S: 14 H: 2 LOB: 1 BB: 0 P: 22	R: 1 E: 0 K: 3 S: 16 H: 2 LOB: 3 BB: 2 P: 29	R: 0 E: 0 K: 1 S: 8 H: 0 LOB: 0 BB: 0 P: 12	R: 1 E: 0 K: 2 S: 20 H: 1 LOB: 1 BB: 1 P: 31	R: 2 E: 0 K: 3 S: 23 H: 2 LOB: 2 BB: 2 P: 37	R: 1 E: 0 K: 0 S: 17 H: 1 LOB: 1 BB: 1 P: 29	R: 1 E: 0 K: 0 S: 8 H: 2 LOB: 1 BB: 1 P: 14								

AB	33
R	7
H	10
RBI	7
BB	8
SO	12
LOB	20

PITCHER		IP	WLS	BF	H	R	ER	SO	BB	IBB	HBP	BLK	WP	HR	S	P	ERA	WHIP	PITCHER	IP	WLS	BF	H	R	ER	SO	BB	IBB	HBP	BLK	WP	HR	S	P	ERA	WHIP
48 Jacob deGrom, R ERA: 3.68	(1, 1)	5.0	L	24	5	3	3	9	4	0	0	0	1	2	71	114	5.40	1.800																	
38 Justin Wilson, L ERA: 3.68	(6, 1)	0.2		6	2	2	2	2	2	0	0	0	0	1	20	33	27.00	6.000																	
51 Paul Sewald, R ERA: 6.75	(6, 1)	1.1		6	1	1	1	1	1	0	0	0	0	0	20	33	6.75	1.500																	
27 Jeurys Familia, R ERA: 5.87	(8, 1)	1.0		5	2	1	1	0	1	0	0	0	0	0	8	14	9.00	3.000																	

PITCHER		IP	WLS	BF	H	R	ER	SO	BB	IBB	HBP	BLK	WP	HR	S	P	ERA	WHIP	PITCHER	IP	WLS	BF	H	R	ER	SO	BB	IBB	HBP	BLK	WP	HR	S	P	ERA	WHIP
48 Jacob deGrom, R ERA: 3.68	(1, 1)	5.0	L	24	5	3	3	9	4	0	0	0	1	2	71	114	5.40	1.800																	
38 Justin Wilson, L ERA: 3.68	(6, 1)	0.2		6	2	2	2	2	2	0	0	0	0	1	20	33	27.00	6.000																	
51 Paul Sewald, R ERA: 6.75	(6, 1)	1.1		6	1	1	1	1	1	0	0	0	0	0	20	33	6.75	1.500																	
27 Jeurys Familia, R ERA: 5.87	(8, 1)	1.0		5	2	1	1	0	1	0	0	0	0	0	8	14	9.00	3.000																	

Batter	1	2	3	4	5	6	7	8	9	10	11	AB	R	H	RBI	BB	SO	LOB
9 Brandon Nimmo, L (1, 8) (8, 7) OBP: 0.379, SLG: 0.463	C FF 92 B FF 92 S FF 93 B CH 87 C FF 95 2-3 K ①		M KC 78 L FF 91 B SI 90 B CH 84 X CH 84 2-2 G3 ①	C SI 90 C SI 91 B FF 92 B CH 83 B FF 92 1 SAFE 1 SAFE 1 SAFE B FF 92 4-2 24 2B 1-2 BB		B FC 88 X CU 80 1-0 HR		B FF 92 B FF 93 2-0 IBB		C SI 88 B SI 90 B SI 82 1 SAFE B SI 89 F SI 89 B SI 88 4-2 30 E 1-2 BB	3	2	1	1	3	1	0
20 Pete Alonso, R (1, 3) OBP: 0.418, SLG: 0.793 27 Jeurys Familia, R (8, 1) 65 Robert Gsellman, R (8, 1) 43 Luis Avilán, L (10, 1) 18 Travis d'Arnaud, R (11, PH) OBP: 0.154, SLG: 0.083 39 Edwin Díaz, R (11, 1)	F FF 94 B CH 85 B FF 92 B CH 86 C SI 92 X SI 94 3-2 24 BB 1B		B CH 84 B KC 79 B SI 91 B SI 91 4-0 40 PB 30 1B 40 1B BB	B SI 93 C SI 91 F FF 89 B CH 83 F SI 92 S KC 79 2-3 K ②		X SL 84 0-0 L7 ②		F FF 93 S FC 89 S CU 76 0-3 K ③		L SL 82 L SI 88 X SL 82 0-2 F3 ①	4 0 0 0 1	1 0 0 0 0	1 0 0 0 0	0 0 0 0 0	1 0 0 0 0	2 0 0 0 0	4 0 0 0 2
24 Robinson Cano, L (1, 4) OBP: 0.243, SLG: 0.323	B KC 77 B SI 92 B FF 93 C SI 90 1 SAFE T FF 93 F FF 94 1 SAFE B CH 85 4-2 1-2 BB		X FF 92 0-0 L8 ②	X SI 91 0-0 1-H 2-H 2B		C FC 88 C FC 88 B SL 82 F SI 88 B FC 88 F FF 88 X SI 88 2-2 G4-3 ③			C SL 81 F SL 81 S SL 78 0-3 K ①		F SL 81 F SI 90 S SL 82 0-3 K ②	5	0	1	2	1	2	3
30 Michael Conforto, L (1, 9) OBP: 0.413, SLG: 0.563	B KC 75 C FF 92 C CH 84 X FF 92 1-2 F7 ②		B CH 85 C KC 78 X SI 92 1-1 40 PB 40 1B 1-2 1B	C KC 78 B KC 76 F KC 78 B SI 91 S CH 84 2-3 K ③			X SI 91 0-0 L8 ①		B SL 80 X SL 81 1-0 P5 ②		C SI 88 B SL 82 B SL 82 X SL 82 2-1 E3 1-3 2-H	6	1	1	0	0	1	4
40 Wilson Ramos, R (1, 2) OBP: 0.393, SLG: 0.340	B FF 92 S SI 92 B KC 77 F SI 91 S CH 85 2-3 K ③		B FF 93 X KC 79 1-0 6 1B 1-H 2-H 1B		S SI 89 B FC 86 B FF 88 X SI 88 2-1 G5-3 ①		X FF 92 0-0 G6-3 ②		C SI 94 B FF 94 X SI 94 1-1 L9 ③		F SI 88 S SL 80 X SL 81 0-2 L9 ③	6	1	1	2	0	1	4
6 Jeff McNeil, L (1, 7) OBP: 0.475, SLG: 0.519 (8, 5)		X FF 91 0-0 P2 ①	B KC 77 C FF 92 X FF 91 1-1 2-H 1B		B CU 80 B CU 81 F CU 79 X FF 90 2-1 1 CS 1B		X SI 92 0-0 G6-3 ③			X SL 81 0-0 1 G4-6-3 1B		5	0	3	1	0	0	0
1 Amed Rosario, R (1, 6) OBP: 0.319, SLG: 0.391		C KC 77 X SI 91 0-1 28 G6-3 28 S 1B	B KC 78 X KC 78 1-0 G5-3 ③		1 SAFE 1 SAFE 1 SAFE S SI 89 F SI 89 X CH 80 0-2 1-2 2B			B FF 89 C FF 89 S CU 74 S FF 92 1-3 K ①		1 SAFE B SI 92 1 SAFE F CH 81 X SI 93 1-1 G4-6-3 1-2f		5	0	2	0	0	1	2
28 J.D. Davis, R (1, 5) OBP: 0.404, SLG: 0.553 22 Dominic Smith, L (8, 3) OBP: 0.500, SLG: 0.526	1 SAFE 1 SAFE 1 SAFE B FF 90 F KC 78 1 SAFE C FF 93 B CH 82 X CH 83 2-2 G6-3 ② 1-3			C FF 91 X KC 79 0-1 9 BB 24 2B 1B	X SI 87 0-0 F8 ③			C FC 91 B CU 75 B FC 89 S FF 93 B CU 74 B FF 94 4-2 12 E BB		C SL 81 B SL 80 S FF 92 B SL 81 C SL 83 2-3 K ③	3 1	1 0	1 0	0 0	1 0	0 1	2 0
34 Noah Syndergaard, L (1, 1) 23 Keon Broxton, R (6, PH) OBP: 0.345, SLG: 0.240 67 Seth Lugo, R (6, 1) 12 Juan Lagares, R (8, PH) OBP: 0.344, SLG: 0.393 (8, 8)	S SI 91 B CH 83 F SI 93 S KC 79 1-3 K ③			B FF 89 F FF 92 C KC 78 S KC 79 1-3 K ①	B CH 79 B SI 89 F SI 87 X SI 88 2-1 G6-3 ①			B FF 89 X FC 86 1-0 E4 ② 1-3		C SL 81 C SL 82 F SL 83 B SI 90 B SL 83 X SL 83 2-2 9 BB 30 E 1B	2 1 0 2	0 0 0 1	0 0 0 1	0 0 0 0	0 0 0 0	2 0 0 0	2 0 0 1
Inning Stats	R: 0 E: 0 K: 2 S: 15 H: 1 LOB: 2 BB: 1 P: 27	R: 0 E: 0 K: 1 S: 9 H: 1 LOB: 1 BB: 0 P: 12	R: 3 E: 0 K: 0 S: 10 H: 3 LOB: 1 BB: 1 P: 20	R: 2 E: 0 K: 3 S: 15 H: 2 LOB: 1 BB: 1 P: 24	R: 0 E: 0 K: 0 S: 8 H: 2 LOB: 1 BB: 0 P: 12	R: 1 E: 0 K: 0 S: 9 H: 1 LOB: 0 BB: 0 P: 14	R: 0 E: 0 K: 0 S: 3 H: 0 LOB: 0 BB: 0 P: 3	R: 0 E: 1 K: 2 S: 9 H: 0 LOB: 2 BB: 2 P: 17	R: 0 E: 0 K: 1 S: 6 H: 0 LOB: 0 BB: 0 P: 8	R: 0 E: 0 K: 1 S: 6 H: 1 LOB: 0 BB: 0 P: 9	R: 1 E: 1 K: 1 S: 17 H: 1 LOB: 2 BB: 1 P: 25	1B: 9 2B: 2 3B: 0 HR: 1 SF: 0 SAC: 0 DP: 1 HBP: 0						

PITCHER		IP	WLS	BF	H	R	ER	SO	BB	IBB	HBP	BLK	WP	HR	S	P	ERA	WHIP
27 Aaron Nola, R ERA: 7.45	(1, 1)	4.0		22	7	5	5	6	3	0	0	0	0	0	49	83	11.25	2.500
52 Jose Alvarez, L ERA: 8.59	(5, 1)	2.0		8	3	1	1	0	0	0	0	0	0	1	17	26	4.50	1.500
63 Drew Anderson, R ERA:	(7, 1)	2.0		8	0	0	0	2	1	1	0	0	0	0	12	20	0.00	0.500
46 Adam Morgan, L ERA:	(9, 1)	2.0		6	1	0	0	2	0	0	0	0	0	0	12	17	0.00	0.500
93 Pat Neshek, R ERA: 1.17	(11, 1)	1.0	L	6	1	1	0	1	1	0	0	0	0	0	17	25	0.00	2.000

PITCHER	IP	WLS	BF	H	R	ER	SO	BB	IBB	HBP	BLK	WP	HR	S	P	ERA	WHIP

TOP

New York Mets @ Philadelphia Phillies

Citizens Bank Park, Philadelphia, PA

Mon Apr 15 2019, 7:09 PM - 11:36 PM EDT

Att. 32,423 - Cloudy - 50 F

livebaseballscorecards.com

AB	44
R	7
H	12
RBI	6
BB	6
SO	11
LOB	24

Batter	1	2	3	4	5	6	7	8	9	10	11	AB	R	H	RBI	BB	SO	LOB
22 Andrew McCutchen, R (1, 7) OBP: 0.437, SLG: 0.545	C FF 98 C SI 98 F SI 98 S SL 88 0-3 K ①		C SI 98 B SI 98 S SI 98 B SI 98 B SL 88 X SI 98 3-2 3 1B 10 1B 1-3 2B	1 SAFE C SL 88 C SI 96 S SL 87 0-3 K ①		B CU 78 B FF 94 B SL 88 B SI 92 4-0 BB		B SL 88 B SL 87 C SI 96 B SI 95 B SI 95 3 SAFE 4-1 2 BB 1-2 BB		1 SAFE B CH 82 1 SAFE S SI 90 B CH 83 B CH 82 F SI 91 X SI 92 3-2 2 DI 1-3 1B		4	1	2	0	2	2	1
2 Jean Segura, R (1, 6) OBP: 0.380, SLG: 0.462	C FF 98 C SL 88 X FF 98 0-2 17 S 1B		F FF 99 B CH 91 S FF 98 F CH 91 B FF 99 C SL 87 3-3 K ①	B SI 96 F SL 85 X SL 86 1-1 3 G4-6-3 1-2 1B		C FF 92 X SL 88 0-1 F9 ③		B SI 95 B SL 91 B SI 95 B SI 96 4-0 1-2 2-3 3-H BB		B CH 84 B CH 83 C CH 83 C SI 90 S CH 83 2-3 K ③ 1-2		5	0	2	1	1	2	5
3 Bryce Harper, L (1, 9) OBP: 0.414, SLG: 0.554	1 SAFE F SI 95 1 SAFE F FF 97 B CH 89 S CH 88 1-3 K ②		B SI 99 S FF 100 X FF 99 1-1 10 1B 2-3 3-H 1B	D SI 97 F CH 90 F SI 97 D SL 86 X CH 90 2-2 G4-6-3 1-2f			B FF 92 S CH 86 F CU 80 T FF 96 1-2 K ① X CH 88 0-0 P6 ③			S FF 96 B FF 98 C FF 97 S FF 98 1-3 K ①	6	1	1	1	0	3	6
17 Rhys Hoskins, R (1, 3) OBP: 0.414, SLG: 0.607	1 SAFE 1 SAFE 1 SAFE C SI 96 B SI 97 C SL 87 B SL 86 B FF 99 B SL 84 4-2 10 CS 1-2 BB		C SL 86 C SI 98 B SI 98 B FF 98 B SI 98 S SL 86 3-3 K ②		C SI 96 C SL 87 F FF 97 T SI 97 0-2 K ①		C CU 79 B FF 95 B SL 88 C FF 94 B FF 95 F CU 79 F SI 93 F FF 92 C FF 95 3-3 K ②		S SI 95 S SI 92 F SL 92 X SL 92 0-2 G6-3 ①		C SL 88 S FF 99 S FF 98 0-3 K ②	5	0	0	0	1	4	2
10 J.T. Realmuto, R (1, 2) OBP: 0.317, SLG: 0.308	B SL 87 1-0 CS ③ 1-2	F SI 97 C SI 97 C SL 89 0-3 K ①	B SI 98 F SL 87 X SI 99 1-1 2-H 3-H 1B		B FF 98 B SI 97 C SL 87 B SL 89 C SI 97 F SI 97 D CH 91 4-2 BB		S SI 92 F SI 95 X FF 91 0-2 F9 ③		B SI 95 S SI 94 B SL 91 F SL 90 X SI 96 2-2 G5-3 ②		C FF 97 B FF 98 F SL 90 T FF 99 1-2 K ③	5	0	1	2	1	2	0
37 Odúbel Herrera, L (1, 8) OBP: 0.318, SLG: 0.383		B CU 80 B CH 91 T SI 98 X SI 99 2-1 P6 ② 1 SAFE X CH 90 0-0 G2-3 ③			C SI 96 F SI 96 1 SAFE F CH 90 S CH 90 0-3 K ②			B FS 92 X FS 92 1-0 7 G5-4-3 16 BB 2 BB 1B	B SI 96 S CH 88 F CH 88 S SI 96 1-3 K ③			5	1	1	0	0	2	2
16 César Hernández, S (1, 4) OBP: 0.295, SLG: 0.333	L SI 99 F CH 90 F FF 99 X SI 98 0-2 1B			B SI 96 C CH 90 L CH 90 B FF 97 B CU 82 X FF 98 3-2 7 HR 1B	C CH 90 1 SAFE X FF 97 0-1 P6 ③			1 SAFE B SI 96 C SI 96 B FS 92 1 SAFE B SI 97 C SI 95 B SI 97 4-2 7 G5-4-3 1-2 BB		B SI 90 S CH 82 B SI 90 C SI 88 F CH 82 X CH 82 2-2 L8 ①		4	1	2	0	1	0	1
7 Maikel Franco, R (1, 5) OBP: 0.400, SLG: 0.612		1 SAFE C SL 87 C SI 98 1 SAFE C SI 98 0-3 K ③		1 SAFE F SI 96 F SI 96 X SL 87 0-2 1-H HR		B SL 88 C SI 92 B SL 88 X SI 91 2-1 F9 ①		B SI 96 B SL 88 C SI 96 B SL 87 X SI 96 3-1 G5-4-3 ①② 1-2f 2-3		B CH 81 B CH 82 B SI 91 S CH 82 X CH 82 3-1 4 FC6-4 1B		5	1	2	2	0	1	3
27 Aaron Nola, R (1, 1) 5 Nick Williams, L (4, PH) 52 José Alvarez, L (6, 1) 23 Aaron Altherr, R (6, PH) MAY 2 RELIEF 1 1/3 63 Drew Anderson, R (7, 1) 15 Andrew Knapp, S (8, PH) 46 Adam Morgan, L (9, 1) 4 Scott Kingery, R (10, PH) MAY 1 2B, 0.0 1 INN 93 Pat Neshek, S (11, 1)			B FF 97 C SI 97 C SI 97 B SL 88 B SI 98 B SI 98 4-2 22 2B 3 1B BB	X SI 97 0-0 2 1B 1B		B SL 93 X SL 87 1-0 L9 ②		B FS 93 F FS 93 B SL 89 B SI 97 B FS 92 4-1 2 BB 22 BB BB		C SI 90 D CH 82 F CH 82 D CH 83 X CH 82 2-2 FC6-4 22 1B 1-2f ②		0 1 0 0 1 0 0 1 0 1 0 0 0 0 0 0 0 0 0 0 0 1 0 0 0 0 0 0 0 0 0 0 0 0 0 0 0 0 0 1 0 0 0 0 0 0 0 0 0 1 0 0 0 0 0 1 0 0 0 0 0 0 0						
Inning Stats	R: 0 E: 0 K: 2 S: 12 H: 1 LOB: 1 BB: 1 P: 18	R: 0 E: 0 K: 2 S: 12 H: 1 LOB: 1 BB: 0 P: 14	R: 3 E: 0 K: 2 S: 17 H: 3 LOB: 1 BB: 1 P: 32	R: 2 E: 0 K: 1 S: 15 H: 4 LOB: 1 BB: 0 P: 21	R: 0 E: 0 K: 2 S: 13 H: 0 LOB: 1 BB: 1 P: 17	R: 0 E: 0 K: 0 S: 5 H: 0 LOB: 1 BB: 1 P: 12	R: 0 E: 0 K: 2 S: 12 H: 0 LOB: 0 BB: 0 P: 16	R: 1 E: 0 K: 0 S: 8 H: 1 LOB: 3 BB: 4 P: 28	R: 0 E: 0 K: 1 S: 10 H: 0 LOB: 0 BB: 0 P: 13	R: 0 E: 0 K: 1 S: 15 H: 2 LOB: 2 BB: 0 P: 27	R: 0 E: 0 K: 3 S: 9 H: 0 LOB: 0 BB: 0 P: 11	1B: 10 2B: 1 3B: 0 HR: 1 SF: 0 SAC: 0 DP: 2 HBP: 0	WP: 0 PB: 0 SB: 1 CS: 1 PA: 51					

PITCHER		IP	WLS	BF	H	R	ER	SO	BB	IBB	HBP	BLK	WP	HR	S	P	ERA	WHIP
34 Noah Syndergaard, R ERA: 5.63	(1, 1)	5.0		25	9	5	5	9	3	0	0	0	0	1	69	102	9.00	2.400
67 Seth Lugo, R ERA: 5.06	(6, 1)	2.0	H	7	0	0	0	2	1	0	0	0	0	0	17	28	0.00	0.500
27 Jeurys Familia, R ERA: 6.48	(8, 1)	0.2	H	5	1	1	1	0	3	0	0	0	0	0	7	23	13.50	6.000
65 Robert Gsellman, R ERA: 3.48	(8, 1)	1.1	B	5	0	0	0	1	1	0	0	0	0	0	11	18	0.00	0.750
43 Luis Avilán, L ERA: 10.8	(10, 1)	1.0	W	5	2	0	0	1	0	0	0	0	0	0	15	27	0.00	2.000

PITCHER		IP	WLS	BF	H	R	ER	SO	BB	IBB	HBP	BLK	WP	HR	S	P	ERA	WHIP
39 Edwin Díaz, R ERA: 1.35	(11, 1)	1.0	S	3	0	0	0	3	0	0	0	0	0	0	9	11	0.00	0.000

BOTTOM

New York Mets @ Philadelphia Phillies

Citizens Bank Park, Philadelphia, PA

Mon Apr 15 2019, 7:09 PM - 11:36 PM EDT

Att. 32,423 - Cloudy - 50 F

livebaseballscorecards.com

AB	42
R	6
H	12
RBI	6
BB	8
SO	16
LOB	21

TOP

New York Mets @ Philadelphia Phillies

Citizens Bank Park, Philadelphia, PA

Tue Apr 16 2019, 7:09 PM - 10:14 PM EDT

Att. 43,933 - Cloudy - 63 F

livebaseballscorecards.com

Batter	1	2	3	4	5	6	7	8	9	AB	R	H	RBI	BB	SO	LOB
9 Brandon Nimmo, L (1, 8) OBP: 0.388, SLG: 0.463	B FF 94 B FF 95 S FF 95 S FF 95 B FF 95 F FF 96 F FF 96 B FF 95 4-2 24 F8 20 HBP BB	C KC 82 F FF 96 D KC 81 X KC 82 X FF 97 1-2 ③ G3			S SL 87 L SL 87 B FF 94 B FF 94 F SL 88 X SL 86 2-2 ① G6-3	C SL 83 1 SAFE B FF 91 S CU 75 S CU 76 1-3 ③ K			C FF 89 B SL 85 F SL 86 B FF 90 C FF 92 2-3 ① K	0 4	0 0	0 0	0 0	1 0	0 2	0 3
20 Pete Alonso, R (1, 3) OBP: 0.423, SLG: 0.738 23 Keon Broxton, R (7, 7) OBP: 0.333, SLG: 0.231	1 SAFE F KC 81 H SI 95 1-1 30 G6-3 1-2 HBP		C SL 85 B SL 89 X SI 94 1-1 ① G6-3		B FF 93 B KC 81 B FF 94 D FF 93 4-0 24 2B 40 SF8 BB		B CU 75 C SL 84 C CU 75 B FF 90 B CU 75 S SL 86 3-3 ① K		C SL 86 S CU 75 S CU 75 0-3 ② K	2 1	1 0	0 0	0 0	1 1	1 0	0 0
24 Robinson Canó, L (1, 4) OBP: 0.253, SLG: 0.343	S FF 95 B FF 96 S KC 80 X FF 95 1-2 ① F8 2-3		B KC 82 C FF 95 B CH 89 F FF 95 S KC 80 2-3 ② K		B SI 93 F FF 93 B CH 87 X SI 93 2-1 1-3 2B		F SL 83 B FF 90 B CU 75 S FF 90 F CU 75 X CU 76 2-2 1B		B FF 91 T SL 86 B FF 91 C CU 75 S CU 76 2-3 ③ K	5	0	2	0	0	2	2
30 Michael Conforto, L (1, 9) OBP: 0.418, SLG: 0.597	B KC 83 C KC 83 F FF 95 B FF 96 X KC 82 2-2 ② ③ G6-3 1-2f		C FF 95 B FF 95 B CH 87 X KC 81 2-1 HR		B FF 94 S FF 94 F FF 95 D KC 81 D KC 81 B FF 94 D KC 81 4-2 BB		S SL 85 F CU 74 X CU 74 0-2 ② P5			3	1	1	1	1	0	3
40 Wilson Ramos, R (1, 2) OBP: 0.383, SLG: 0.396		B FF 94 X FF 93 1-0 HR	S FF 95 B SL 89 B SL 89 B KC 80 F FF 96 F SL 84 X FF 96 3-2 ③ L8		S SL 84 B FF 93 C SL 86 X SL 83 1-2 ② SF8 3-H		B SL 84 X SL 85 1-0 ③ G1-3			3	1	1	2	0	0	1
6 Jeff McNeil, L (1, 7) OBP: 0.484, SLG: 0.545 22 Dominic Smith, L (7, 3) OBP: 0.522, SLG: 0.550		B FF 93 B KC 79 X FF 94 2-0 1 FC6-4 1B		B FF 91 X KC 78 1-0 28 1B 2B	F FF 94 F KC 81 B FF 93 X FF 95 1-2 ③ G4-3			S SL 84 B FF 90 X CU 74 1-1 1 FC6-4 1B		3 1	0 0	2 1	0 0	0 0	0 0	2 0
1 Amed Rosario, R (1, 6) OBP: 0.315, SLG: 0.382		B FF 95 C KC 80 B KC 81 F FF 94 F KC 80 F SL 85 X KC 82 2-2 ① FC6-4 47 SH2-4 28 1B 1-2f		C KC 81 F FF 94 B FF 94 F SI 94 F SL 88 B SL 87 F FF 94 C KC 80 2-3 ① K		B SL 83 S SL 84 F FF 90 X CU 75 1-2 1B		C FF 90 X SL 86 0-1 ① FC6-4 28 G5-3 1-2f	4 2	0 0	1 0	0 0	0 0	1 0	3 0
28 J.D. Davis, R (1, 5) OBP: 0.412, SLG: 0.548		C FF 96 B SI 94 X KC 82 1-1 47 SH2-4 1-2 1B		X KC 81 0-0 47 G4-6-3 2-3 1B		B FF 90 C SL 85 B FF 90 T SL 85 B CU 75 C FF 91 3-3 ① K		B SL 85 C SL 86 B CU 74 X FF 91 2-1 ② G5-3 1-2	4	0	2	0	0	1	2
32 Steven Matz, R (1, 1) 47 Drew Gagnon, R (1, 1) 51 Paul Sewald, R (6, 1)		B FF 94 X FF 94 1-0 ② SH2-4 1-2 2-3		X FF 94 0-0 ② ③ G4-6-3 1-2f		B FF 90 B FF 90 F FF 90 X FF 90 2-1 ② L8		B SL 84 X FF 90 1-0 ③ G4-3	0 2 1	0 0 0	0 0 0	0 0 0	0 0 0	0 0 0	0 3 1
Inning Stats	R: 0 E: 0 K: 0 S: 11 H: 0 LOB: 1 BB: 1 P: 19	R: 1 E: 0 K: 0 S: 14 H: 3 LOB: 2 BB: 0 P: 22	R: 1 E: 0 K: 1 S: 11 H: 1 LOB: 0 BB: 0 P: 19	R: 0 E: 0 K: 1 S: 9 H: 2 LOB: 1 BB: 0 P: 12	R: 1 E: 0 K: 0 S: 14 H: 1 LOB: 2 BB: 2 P: 28	R: 0 E: 0 K: 2 S: 11 H: 1 LOB: 1 BB: 0 P: 18	R: 0 E: 0 K: 1 S: 11 H: 1 LOB: 1 BB: 0 P: 17	R: 0 E: 0 K: 0 S: 7 H: 1 LOB: 1 BB: 0 P: 11	R: 0 E: 0 K: 3 S: 9 H: 0 LOB: 0 BB: 0 P: 13	1B: 6 2B: 2 3B: 0 HR: 2 SF: 1 SAC: 1 DP: 2 HBP: 1						

AB	33
R	3
H	10
RBI	3
BB	3
SO	8
LOB	20

WP: 0 PA: 39
PB: 0
SB: 0
CS: 0

PITCHER		IP	WLS	BF	H	R	ER	SO	BB	IBB	HBP	BLK	WP	HR	S	P	ERA	WHIP
43 Nick Pivetta, R ERA: 8.35	(1, 1)	5.0	W	24	7	3	3	2	3	0	1	0	0	2	59	100	5.40	2.000
48 Jerad Eickhoff, R ERA:	(6, 1)	4.0	S	15	3	0	0	6	0	0	0	0	0	0	38	59	0.00	0.750

PITCHER	IP	WLS	BF	H	R	ER	SO	BB	IBB	HBP	BLK	WP	HR	S	P	ERA	WHIP

New York Mets @ Philadelphia Phillies

Citizens Bank Park, Philadelphia, PA

Tue Apr 16 2019, 7:09 PM - 10:14 PM EDT

Att. 43,933 - Cloudy - 63 F

livebaseballscorecards.com

BOTTOM

Batter	1	2	3	4	5	6	7	8	9	AB	R	H	RBI	BB	SO	LOB
22 Andrew McCutchen, R (1, 7) OBP: 0.434, SLG: 0.550	E6 2 2B 10 2B X FF 91 0-0 2 G5-3 10 E 2B		B CU 81 C CU 80 S FF 92 B CU 80 B FF 91 X FF 92 3-2 ② L9		B FF 91 C CU 80 F FF 90 B CU 81 S CH 81 2-3 ③ K		C FF 89 C FF 88 B SL 80 X SL 78 1-2 15 2B 1B			5	2	2	0	0	1	0
2 Jean Segura, R (1, 6) OBP: 0.384, SLG: 0.478 15 Andrew Knapp, S (2, 3) OBP: 0.235, SLG: 0.200	B SI 92 C SI 92 B SL 84 X SI 92 2-1 10 2B 1-3 2B B FF 92 C FF 92 S CU 82 X FF 92 1-2 G5-3 2-3		B FF 92 F FF 91 B FF 92 F FF 90 B FF 92 X FF 90 3-2 ③ F8			B FF 90 S FF 90 B FF 91 S FF 90 X FF 91 2-2 ① F7	B SI 88 B FF 89 F FF 89 S FF 88 F FF 89 X FF 90 2-2 1-3 2B			2 3	1 0	1 1	0 0	0 0	0 0	1 0
3 Bryce Harper, L (1, 9) OBP: 0.432, SLG: 0.552 37 Odúbel Herrera, L (7, PH) OBP: 0.313, SLG: 0.377 (8, 8)	B CU 80 B SI 92 C CH 83 B SI 93 3-1 10 2B 4 HR HBP D CH 82 B FF 92 B CH 82 C FF 92 B CU 80 1-1 10 E BB			F CU 80 B FF 91 C FF 91 X FF 91 1-2 ① P5 X FF 92 0-0 HR		F FF 91 S CH 82 B CH 81 F FF 91 B CH 82 F CH 82 X FF 91 2-2 10 E 4 2B 1B B CU 81 S FF 90 D CH 81 F FF 91 X FF 91 2-2 E5 4 1-2 2B	X CH 81 0-0 ② F7 F FF 88 X SL 80 0-1 ③ F7			2 1	3 0	1 0	0 0	1 0	0 0	0 2
10 J.T. Realmuto, R (1, 2) OBP: 0.338, SLG: 0.421	F SI 91 F CH 83 F SI 92 X CU 79 0-2 4 HR 1-3 2-H 3-H 2B F FF 93 F FF 92 B FF 92 X CU 81 1-2 E7 1-H 3-H 2B			X FF 92 0-0 16 WP 1B		B CU 80 X FF 91 1-0 16 2B 1-H 2-H 2B		B FF 88 F FF 88 H FF 88 2-1 16 BB HBP		5	3	3	5	0	0	3
4 Scott Kingery, R (1, 5) OBP: 0.583, SLG: 0.857 (2, 6)	X CH 83 0-0 2-H 3-H HR C FF 92 X CU 79 0-1 ③ G6-3									4	2	3	5	0	0	1
16 César Hernández, S (1, 4) OBP: 0.318, SLG: 0.351	B SI 92 B SI 92 C SI 93 B SI 93 C SI 92 B CH 84 4-2 23 E 7 HR BB X FF 91 0-0 ① L8			B FF 91 B CU 80 C FF 90 B CH 80 F FF 91 X FF 91 3-2 ② P5 1-2		B FF 91 B FF 91 B FF 90 C FF 90 X FF 90 3-1 2-H 2B		B SI 88 B FF 89 B FF 89 B FF 88 4-0 7 G6-4-3 1-2 BB		3	1	1	1	2	0	1
23 Aaron Altherr, R (1, 8) OBP: 0.059, SLG: 0.118 (8, 9)	B SI 92 B SI 92 C CH 84 F SI 93 X SI 91 2-2 FC 7 HR 1-2 C CU 82 B CU 81 X FF 92 1-1 ② G5-3			C SL 82 X FF 90 0-1 ③ L4		B SL 77 B FF 87 F FF 88 X FF 87 2-1 ② F8		B SL 80 F FF 88 F FF 89 B FF 88 F SL 80 B FF 89 F FF 89 F FF 89 F FF 89 3-2 F FF 89 F SL 79 X FF 89 ① F7		5	1	0	0	0	0	5
7 Maikel Franco, R (1, 3) OBP: 0.385, SLG: 0.630 (2, 5)	B SI 92 B SI 92 X CH 84 2-0 1-H 2-H HR C FF 93 F FF 92 F FF 93 F FF 93 S FF 94 0-3 ③ K				X FF 90 0-0 ① F9	B FF 90 X FF 90 1-0 ③ P3		C FF 90 B FF 91 F FF 90 X FF 92 1-2 ②③ G6-4-3 1-2f		5	1	1	3	0	1	3
43 Nick Pivetta, R (1, 1) 5 Nick Williams, L (5, PH) OBP: 0.267, SLG: 0.286 48 Jerad Eickhoff, R (6, 1)	C FF 91 B FF 92 B CU 80 B FF 91 C FF 91 S FF 92 3-3 ① K		C FF 91 C CU 80 F FF 92 S FF 92 0-3 ① K		C CH 81 F FF 90 B FF 91 S CH 81 1-3 ② K2-3		X FF 88 0-0 ① F7			2 1 1	0 0 0	0 0 0	0 0 0	0 0 0	2 1 0	0 0 0
Inning Stats	R: 10 E: 3 K: 1 S: 31 H: 6 LOB: 1 BB: 2 P: 54	R: 0 E: 0 K: 1 S: 8 H: 0 LOB: 0 BB: 0 P: 9	R: 0 E: 0 K: 1 S: 10 H: 0 LOB: 0 BB: 0 P: 16	R: 1 E: 0 K: 0 S: 11 H: 2 LOB: 1 BB: 0 P: 15	R: 0 E: 0 K: 2 S: 7 H: 0 LOB: 0 BB: 0 P: 10	R: 3 E: 1 K: 0 S: 17 H: 3 LOB: 1 BB: 0 P: 30	R: 0 E: 0 K: 0 S: 11 H: 2 LOB: 2 BB: 0 P: 14	R: 0 E: 0 K: 0 S: 13 H: 0 LOB: 1 BB: 1 P: 23		1B: 3 2B: 7 3B: 0 HR: 3	SF: 0 SAC: 0 DP: 1 HBP: 2		WP: 1 PB: 0 SB: 0 CS: 0	PA: 44		

AB	39
R	14
H	13
RBI	14
BB	3
SO	5
LOB	16

PITCHER		IP	WLS	BF	H	R	ER	SO	BB	IBB	HBP	BLK	WP	HR	S	P	ERA	WHIP
32 Steven Matz, L ERA: 4.96	(1, 1)	0.0	L	8	4	8	6	0	1	0	1	0	0	2	17	31	∞	∞
47 Drew Gagnon, R ERA: 8.44	(1, 1)	5.1		25	7	6	5	5	1	0	0	0	1	1	64	97	8.44	1.500
51 Paul Sewald, R ERA: 2.25	(6, 1)	2.2		11	2	0	0	0	1	0	1	0	0	0	27	43	0.00	1.125

PITCHER	IP	WLS	BF	H	R	ER	SO	BB	IBB	HBP	BLK	WP	HR	S	P	ERA	WHIP

New York Mets @ Philadelphia Phillies

Citizens Bank Park, Philadelphia, PA

Wed Apr 17 2019, 1:06 PM - 3:58 PM EDT

Att. 39,861 - Partly Cloudy - 62 F

TOP

livebaseballscorecards.com

Batter	1	2	3	4	5	6	7	8	9	AB	R	H	RBI	BB	SO	LOB
6 Jeff McNeil, L (1, 7) OBP: 0.485, SLG: 0.542	X SI 92 0-0 ① G3		C CU 80 C SI 92 B SI 92 X CH 88 1-2 20 G6-4-3 1B			F SL 88 X SI 92 0-1 1B		C SL 90 X CH 86 0-1 ②③ G4-6-3 1-2f		4	0	2	0	0	0	1
20 Pete Alonso, R (1, 3) OBP: 0.413, SLG: 0.708	B SI 94 B SI 94 S SI 94 X SI 94 2-1 ② G1-3		1 SAFE 1 SAFE B SI 92 B SI 93 F SI 93 1 SAFE F SI 92 F CH 88 X CU 82 2-2 ②③ G6-4-3 1-2f			1 SAFE C SI 92 1 SAFE B SL 90 C SI 93 S CH 87 1-3 ② K			C SI 92 S SL 89 B SI 93 X CH 88 1-2 30 F9 1 1B 24 HBP 1B	4	1	1	0	0	1	2
24 Robinson Canó, L (1, 4) OBP: 0.253, SLG: 0.329	B SI 94 F SI 94 B CH 89 X SI 94 2-1 ③ F8			C SI 92 X SI 92 0-1 ① L7		D CH 88 D CH 88 X SI 92 2-0 ③ L9			C SL 80 H SI 93 1-1 40 HBP 1 1B 1-2 HBP	3	0	0	0	0	0	1
30 Michael Conforto, L (1, 9) OBP: 0.422, SLG: 0.634		C SI 92 B SL 90 B CH 88 S SI 93 X CH 88 2-2 23 FC5 28 S 1B		X SI 92 0-0 ② G3			B CU 81 C SL 88 B CH 87 F CH 86 X SI 93 2-2 HR		C SL 80 T SL 80 F SL 82 X SL 84 0-2 ① F9 2-3	4	1	2	1	0	0	2
28 J.D. Davis, R (1, 5) OBP: 0.400, SLG: 0.522		C SI 93 B SL 90 C SI 93 B CH 88 X SI 93 2-2 ① G1-3 1-2		C SI 92 B SL 90 X CU 81 1-1 ③ G6-3			B SL 90 B SI 92 C SI 93 X SI 93 2-1 18 G6-4-3 1B		C FS 87 B FS 87 F FS 87 B FS 87 S FS 87 2-3 ② K	4	0	1	0	0	1	3
1 Amed Rosario, R (1, 6) OBP: 0.312, SLG: 0.375		B SL 89 F SI 93 T SI 93 S CH 88 1-3 ② K		B SI 91 X SI 91 1-0 ① L8			X SL 90 0-0 ① F8		S FS 86 X FS 88 0-1 40 HBP 1-2 3-H 1B	4	0	1	1	0	1	2
18 Travis d'Arnaud, R (1, 2) OBP: 0.188, SLG: 0.071 40 Wilson Ramos, R (9, PH) OBP: 0.393, SLG: 0.396		B SI 93 B SL 88 S SI 92 F SI 93 B SI 93 F SI 93 B CH 89 4-2 BB		S SI 92 B CU 81 C SI 91 X CH 88 1-2 ② G6-3			X SI 92 0-0 ②③ G6-4-3 1-2f		H SI 95 1-0 1-2 2-3 HBP	2 0	0 0	0 0	0 0	1 0	0 0	1 0
23 Keon Broxton, R (1, 8) OBP: 0.294, SLG: 0.200		S SL 90 B SL 90 X CU 81 1-1 ③ FC5 2-3f		B SI 92 X SL 89 1-0 ③ F8				L SI 92 X SL 88 0-1 ① G6-3	C FS 88 B FS 88 B FS 87 S FF 95 B FS 88 S FF 94 3-3 ③ K	4	0	0	0	0	1	5
45 Zack Wheeler, L (1, 1) OBP: 0.125, SLG: 0.125 22 Dominic Smith, L (8, PH) OBP: 0.542, SLG: 0.550 38 Justin Wilson, L (8, 1)			B SI 92 S SI 92 X CU 80 1-1 ① G6-3			F SI 92 C CH 86 F SI 92 F CH 86 B SI 92 B SL 90 F SI 93 F SL 90 B CH 87 3-3 S SI 91 ① K		C CU 78 F SL 88 B CH 87 F CH 87 B SL 90 B SI 92 B SI 93 4-2 6 G4-6-3 BB		2 0 0	0 0 0	0 0 0	0 0 0	1 1 0	0 0 0	0 0 0
Inning Stats	R: 0 E: 0 K: 0 S: 5 H: 0 LOB: 0 BB: 0 P: 9	R: 0 E: 0 K: 1 S: 14 H: 1 LOB: 2 BB: 1 P: 24	R: 0 E: 0 K: 0 S: 9 H: 1 LOB: 0 BB: 0 P: 13	R: 0 E: 0 K: 0 S: 5 H: 0 LOB: 0 BB: 0 P: 6	R: 0 E: 0 K: 0 S: 5 H: 0 LOB: 0 BB: 0 P: 8	R: 0 E: 0 K: 2 S: 13 H: 1 LOB: 1 BB: 0 P: 19	R: 1 E: 0 K: 0 S: 7 H: 2 LOB: 0 BB: 0 P: 11	R: 0 E: 0 K: 0 S: 7 H: 0 LOB: 0 BB: 1 P: 11	R: 1 E: 0 K: 2 S: 16 H: 2 LOB: 3 BB: 0 P: 24	1B: 6 2B: 0 3B: 0 HR: 1	SF: 0 SAC: 0 DP: 3 HBP: 2						

	AB	31
	R	2
	H	7
	RBI	2
	BB	2
	SO	5
	LOB	17

WP: 0 PB: 0 SB: 1 CS: 0 PA: 35

PITCHER		IP	WLS	BF	H	R	ER	SO	BB	IBB	HBP	BLK	WP	HR	S	P	ERA	WHIP
49 Jake Arrieta, R ERA: 2.25	(1, 1)	8.0	W	29	6	2	2	3	2	0	0	0	0	1	68	105	2.25	1.000
46 Adam Morgan, L ERA:	(9, 1)	0.1	H	2	0	0	0	0	0	0	1	0	0	0	5	6	0.00	0.000
50 Héctor Neris, R ERA: 2.57	(9, 1)	0.2	S	4	1	0	0	2	0	0	1	0	0	0	8	14	0.00	1.500

PITCHER	IP	WLS	BF	H	R	ER	SO	BB	IBB	HBP	BLK	WP	HR	S	P	ERA	WHIP

BOTTOM

New York Mets @ Philadelphia Phillies

Citizens Bank Park, Philadelphia, PA

Wed Apr 17 2019, 1:06 PM - 3:58 PM EDT

Att. 39,861 - Partly Cloudy - 62 F

livebaseballscorecards.com

Batter	1	2	3	4	5	6	7	8	9	AB	R	H	RBI	BB	SO	LOB
22 Andrew McCutchen, R (1, 7) OBP: 0.413, SLG: 0.516	C FF 96 F SI 97 X SI 96 0-2 G5-3 ①		C FC 92 B FF 96 X SI 95 1-1 F8 ①		B SI 95 C SI 96 B FC 93 B SI 97 C FF 98 X FF 97 3-2 L9 ①		C CU 79 C CU 81 B CU 81 X SI 96 1-2 P3 ②			4	0	0	0	0	0	0
4 Scott Kingery, R (1, 6) OBP: 0.536, SLG: 0.880	C CU 81 F SI 96 X SI 97 0-2 G5-3 ②		C SI 95 B CH 88 S SI 95 B FF 97 F FC 92 X SI 97 2-2 G6-3 ②		B CU 82 S SI 96 F SI 96 F FF 97 B CU 83 X SI 98 2-2 HR		F FF 97 B SI 96 F CU 82 B SI 97 B FS 90 F CU 81 F FF 97 S SI 98 3-3 K ③			4	1	1	1	0	1	0
3 Bryce Harper, L (1, 9) OBP: 0.423, SLG: 0.525	F FC 92 B CU 82 F FF 98 B SI 98 X CH 90 2-2 G3-1 ③		B SI 97 B FC 93 F FF 97 B FC 92 B FC 92 4-1 10 1B 17 BB BB		X CU 81 0-0 G4-3 ②			C FC 91 B SL 84 B FC 90 S FF 95 B SL 83 S FF 96 3-3 K ①		3	0	0	0	1	1	0
17 Rhys Hoskins, R (1, 3) OBP: 0.405, SLG: 0.576		B FC 91 C SI 95 B SI 96 F FF 96 X SI 97 2-2 G6-3 ①	B FF 95 C CU 82 B FF 97 1 SAFE B FF 96 C FF 97 B SI 97 4-2 10 1B 1-2 BB		F SI 96 F SI 95 S FS 88 0-3 K ③			C SL 83 X FF 94 0-1 L8 ②		3	0	0	0	1	1	0
10 J.T. Realmuto, R (1, 2) OBP: 0.348, SLG: 0.426		X FC 93 0-0 37 1B 7 SF8 1B	X SI 96 0-0 1-2 2-3 1B			B CU 79 X SI 94 1-0 L8 ①		C FF 95 B SL 83 F SL 83 F FF 96 F FC 89 F FF 95 B SL 85 X FC 93 2-2 G4-3 ③		4	1	2	0	0	0	0
37 Odúbel Herrera, L (1, 8) OBP: 0.319, SLG: 0.381 23 Aaron Altherr, R (5, 8) OBP: 0.056, SLG: 0.111		B FF 95 B FF 94 X FC 93 2-0 16 BB 1-3 1B	F SI 95 F SI 95 S FF 96 0-3 K ③			X SI 95 0-0 G5-3 ②				2 1	0 0	1 0	0 0	0 0	1 0	3 0
16 César Hernández, S (1, 4) OBP: 0.333, SLG: 0.407		C CU 81 C FF 97 F FF 97 B CU 81 1 SAFE B CH 90 1 SAFE B FF 97 F FF 97 4-2 F FC 93 F FF 96 F SI 97 B SI 97 1-2 BB		F SI 94 C CU 79 B FF 95 X CH 89 1-2 L8 ①		X FC 91 0-0 HR				2	1	1	1	1	0	0
7 Maikel Franco, R (1, 5) OBP: 0.368, SLG: 0.607		B CU 82 S CU 81 S SI 97 X FF 96 1-2 SF8 ② 3-H		B CU 80 B CU 80 C FF 96 B FF 97 X SI 97 3-1 G5-3 ②		X CU 82 0-0 G5-3 ③				2	0	0	1	0	0	0
49 Jake Arrieta, R (1, 1) 46 Adam Morgan, L (9, 1) 50 Héctor Neris, R (9, 1)		C CU 80 C SI 97 C SI 96 0-3 K ③		C SI 94 C CU 81 S 0-3 K ③			B FF 94 X SI 95 1-0 L9 ①			3 0 0	0 0 0	0 0 0	0 0 0	0 0 0	2 0 0	2 0 0
Inning Stats	R: 0 E: 0 K: 0 S: 9 H: 0 LOB: 0 BB: 0 P: 11	R: 1 E: 0 K: 1 S: 18 H: 2 LOB: 2 BB: 1 P: 27	R: 0 E: 0 K: 1 S: 13 H: 1 LOB: 3 BB: 2 P: 24	R: 0 E: 0 K: 1 S: 8 H: 0 LOB: 0 BB: 0 P: 12	R: 1 E: 0 K: 1 S: 11 H: 1 LOB: 0 BB: 0 P: 16	R: 1 E: 0 K: 0 S: 4 H: 1 LOB: 0 BB: 0 P: 5	R: 0 E: 0 K: 1 S: 9 H: 0 LOB: 0 BB: 0 P: 14	R: 0 E: 0 K: 1 S: 11 H: 0 LOB: 0 BB: 0 P: 16		1B: 3 2B: 0 3B: 0 HR: 2 SF: 1 SAC: 0 DP: 0 HBP: 0				WP: 0 PB: 0 SB: 0 CS: 0	PA: 32	

	AB	28
	R	3
	H	5
	RBI	3
	BB	3
	SO	6
	LOB	5

PITCHER		IP	WLS	BF	H	R	ER	SO	BB	IBB	HBP	BLK	WP	HR	S	P	ERA	WHIP
45 Zack Wheeler, R ERA: 6.35	(1, 1)	7.0	L	29	5	3	3	5	3	0	0	0	0	2	72	109	3.86	1.143
38 Justin Wilson, L ERA: 3.24	(8, 1)	1.0		3	0	0	0	1	0	0	0	0	0	0	11	16	0.00	0.000

PITCHER	IP	WLS	BF	H	R	ER	SO	BB	IBB	HBP	BLK	WP	HR	S	P	ERA	WHIP

Batter	1	2	3	4	5	6	7	8	9	AB	R	H	RBI	BB	SO	LOB
6 Jeff McNeil, L (1, 7) (9, 5) OBP: 0.451, SLG: 0.500	B CU 71 X SI 89 1-0 ① G4-3	C CU 75 S CU 76 B CU 76 B FC 84 B CU 76 S FC 85 3-3 ② K	B FC 81 D CU 72 C CU 75 F FC 85 F SI 90 F FC 86 D CU 76 X SI 89 3-2 ③ G4-3		B SL 88 X FF 96 1-0 ③ P5			X CU 74 0-0 ① G3-1		5	0	0	0	0	1	3
20 Pete Alonso, R (1, 3) OBP: 0.425, SLG: 0.739	C CU 72 B CU 75 B FC 84 F SI 90 B CU 76 X CU 76 3-2 ② G5-3	B FF 89 F SI 90 B SI 89 B CU 75 F CU 75 X CU 77 3-2 E6 (24 E, 24 1B) 2-3		B FC 82 C CU 73 B SI 86 C SI 89 B SI 86 B CU 75 4-2 (24 2B, 40 G5-3) BB		B FF 97 B FF 96 C SL 86 F FF 96 B SL 89 F SL 88 X FF 97 3-2 HR		B FF 89 X CH 79 1-0 (30 BB) 1B	4	2	2	1	1	0	1
24 Robinson Canó, L (1, 4) OBP: 0.274, SLG: 0.372	B CU 75 B SI 89 F FC 84 X SI 89 2-1 (40 1B) 2B	C FC 85 X CU 76 0-1 E9 (30 BB) 1B 1-3 3-H	B FC 86 C CU 69 B SI 86 X CU 75 2-1 1-3 2B			F CU 79 F FF 99 X SL 90 0-2 ① F9		S FF 89 F SI 88 B FF 89 S CU 78 1-3 ② K		5	1	3	1	0	1	1
30 Michael Conforto, L (1, 9) OBP: 0.432, SLG: 0.616	B FC 84 B FC 85 B CU 73 B FC 86 4-0 (40 1B, 28 2B) BB	B CU 74 B SI 89 B FC 85 B FF 87 4-0 1-2 BB		B SL 84 S FF 92 F SL 84 B FF 94 C FF 94 2-3 ① K		B FF 97 F SL 89 F FF 97 B CU 82 X FF 99 2-2 ② L7		B FF 89 C FF 90 B SI 89 B FF 88 B FF 89 4-1 1-2 BB		2	1	0	0	3	1	2
40 Wilson Ramos, R (1, 2) OBP: 0.379, SLG: 0.379	C SI 90 B SI 91 X CU 77 1-1 (28 2B) 1-3 2-H 1B	C SI 90 C SI 90 C FC 85 0-3 ③ K		C FF 94 X FF 93 0-1 ② G5-3 3-H		X SL 88 0-0 ③ G6-3		S FF 92 F SL 82 X FF 92 0-2 ③ G3		5	0	1	2	0	1	6
28 J.D. Davis, R (1, 5) OBP: 0.417, SLG: 0.540 39 Edwin Díaz, R (9, 1)	C SI 91 B SI 92 X CU 77 1-1 1-3 3-H 2B		C SI 88 B SI 87 X CU 69 1-1 ① G6-3	B FF 94 B FF 94 B SL 84 C SL 84 B FF 93 4-1 BB			F SI 92 X SI 93 0-1 (12 SH1-3) 1B		B FF 95 X SI 95 1-0 ① G4-3	4 0	0 0	2 0	1 0	1 0	0 0	0 0
1 Amed Rosario, R (1, 6) OBP: 0.305, SLG: 0.364	C FC 86 F CU 76 F SI 90 B FC 85 F CU 77 X SI 91 1-2 ③ F9		B FC 84 F FC 83 X SI 88 1-1 (12 1B) 1B	C SL 85 F FF 94 D SL 84 S SL 85 1-3 ③ K			F FC 88 X FF 91 0-1 ① F8		C SI 96 C SI 97 X SI 95 0-2 ② G6-3	5	0	1	0	0	1	5
12 Juan Lagares, R (1, 8) OBP: 0.325, SLG: 0.361		C SI 88 B SI 89 X CU 73 1-1 (20 E, 44 SH1-4, 24 1B) 1B	1 SAFE B FC 82 X SI 88 1-0 1-2 1B		B FF 95 X SL 85 1-0 ① G5-3		X FC 88 0-0 ② SH1-3 1-2		C SI 96 B CH 83 C FC 90 S SI 97 1-3 ③ K	4	1	2	0	0	1	0
44 Jason Vargas, L (1, 1) 67 Seth Lugo, R (5, 1) 22 Dominic Smith, L (7, PH) OBP: 0.520, SLG: 0.524 27 Jeurys Familia, R (7, 1) 38 Justin Wilson, L (8, 1) 65 Robert Gsellman, R (8, 1) 23 Keon Broxton, R (9, 7) OBP: 0.294, SLG: 0.200		1 SAFE L SI 87 C CU 72 1 SAFE X CU 74 0-2 ① SH1-4 1-2	2 SAFE M CH 85 B CU 71 M FC 80 D CU 73 C FC 82 2-3 ② K		F FF 95 C FF 98 S FF 99 0-3 ② K		B FF 88 S SI 87 F SI 88 F CU 75 B CH 77 X CU 76 2-2 ③ F9			2 0 1 0 0 0 0 0	0 0 0 0 0 0 0 0	0 0 0 0 0 0 0 0	0 0 0 0 0 0 0 0	2 0 0 0 0 0 0 0	0 0 1 0 0 0 0 0	2 0 0 0 0 0 0 0
Inning Stats	R: 2 E: 0 K: 0 S: 15 H: 3 LOB: 2 BB: 1 P: 28	R: 1 E: 2 K: 2 S: 16 H: 2 LOB: 3 BB: 1 P: 27	R: 0 E: 0 K: 1 S: 13 H: 2 LOB: 2 BB: 0 P: 21	R: 1 E: 0 K: 2 S: 13 H: 1 LOB: 2 BB: 2 P: 26	R: 0 E: 0 K: 1 S: 5 H: 0 LOB: 0 BB: 0 P: 7	R: 1 E: 0 K: 0 S: 11 H: 1 LOB: 0 BB: 0 P: 16	R: 0 E: 0 K: 0 S: 9 H: 1 LOB: 1 BB: 0 P: 11	R: 0 E: 0 K: 1 S: 9 H: 1 LOB: 2 BB: 1 P: 15	R: 0 E: 0 K: 1 S: 7 H: 0 LOB: 0 BB: 0 P: 9	1B: 7 2B: 3 3B: 0 HR: 1	SF: 0 SAC: 2 DP: 0 HBP: 0					

TOP

New York Mets @ St. Louis Cardinals

Busch Stadium, St. Louis, MO

Fri Apr 19 2019, 7:17 PM - 10:48 PM CDT

Att. 40,413 - Cloudy - 57 F

livebaseballscorecards.com

AB	37
R	5
H	11
RBI	5
BB	5
SO	8
LOB	21

WP: 0 PB: 0 SB: 0 CS: 0 PA: 44

PITCHER		IP	WLS	BF	H	R	ER	SO	BB	IBB	HBP	BLK	WP	HR	S	P	ERA	WHIP
50 Adam Wainwright, R ERA: 4.74	(1, 1)	3.0	L	21	8	4	3	3	3	0	0	0	0	0	48	86	9.00	3.667
65 Giovanny Gallegos, R ERA: 5.79	(4, 1)	1.0		4	0	0	0	2	1	0	0	0	0	0	9	16	0.00	1.000
56 Ryan Helsley, R ERA: 4.15	(5, 1)	2.0		7	1	1	1	1	0	0	0	0	0	1	16	23	4.50	0.500
55 Dominic Leone, R ERA: 1.8	(7, 1)	0.2		3	1	0	0	0	0	0	0	0	0	0	5	5	0.00	1.500
30 Tyler Webb, L ERA: 5.4	(7, 1)	1.0		5	1	0	0	1	1	0	0	0	0	0	10	18	0.00	2.000
60 John Brebbia, R ERA: 0.77	(8, 1)	0.1		1	0	0	0	0	0	0	0	0	0	0	3	3	0.00	0.000
53 John Gant, R ERA: 0.66	(9, 1)	1.0		3	0	0	0	1	0	0	0	0	0	0	7	9	0.00	0.000

New York Mets @ St. Louis Cardinals

Busch Stadium, St. Louis, MO

Fri Apr 19 2019, 7:17 PM - 10:48 PM CDT

Att. 40,413 - Cloudy - 57 F

livebaseballscorecards.com

BOTTOM

Batter	1	2	3	4	5	6	7	8	9	AB	R	H	RBI	BB	SO	LOB
13 Matt Carpenter, L (1, 5) OBP: 0.306, SLG: 0.432	B FF 84 F FF 85 B FF 86 B CH 81 X FF 85 3-1 1B		B FF 84 C FF 85 B SI 84 F FF 85 X KC 74 2-2 ① F8		B SI 92 S FF 93 B CU 78 X FF 94 2-1 46 1B 2B	B CU 77 B CH 86 B SI 93 C FF 91 F SI 92 X CU 78 3-2 ③ L8		B SI 95 B CH 87 X CH 86 2-0 ③ G3		5	0	2	0	0	0	2
46 Paul Goldschmidt, R (1, 3) OBP: 0.341, SLG: 0.539	C SI 86 F FF 86 B CH 82 C CH 81 1-3 ① K		S CH 80 X FF 85 0-1 ② F8		C SL 86 X SI 92 0-1 12 G1-3 2-3 1B		X SI 95 0-0 ① G1-3		C FF 96 B SL 88 F SL 86 S FF 96 1-3 ① K	5	0	1	0	0	2	1
12 Paul DeJong, R (1, 6) OBP: 0.395, SLG: 0.597	B CH 81 B FF 86 F CH 80 B SI 86 S CH 81 S CH 81 3-3 ② K		B SI 85 B FF 85 B CH 81 C FF 84 B SI 85 4-1 23 S BB		C FF 94 B CU 69 F SL 90 B FF 96 X SI 94 2-2 ① G1-3 1-2		C SI 95 X SI 94 0-1 ② G6-3		B FF 98 X SL 88 1-0 ② L5	4	0	0	0	1	1	3
23 Marcell Ozuna, R (1, 7) OBP: 0.333, SLG: 0.682	F FF 87 S CH 81 X FF 87 0-2 ③ F8		S CH 81 S CH 80 D CH 82 1 SAFE X CH 81 1-2 ③ F8 1-2		C SL 88 C SI 95 F CU 81 F FF 95 F CU 78 S SL 87 0-3 ② K		C SL 86 F SI 96 B SL 88 X SL 86 1-2 ③ P4		B FF 99 C FF 98 B FF 98 B SL 91 B SL 90 4-1 38 1B BB	4	0	0	0	1	1	4
38 José Martínez, R (1, 9) OBP: 0.302, SLG: 0.419		B FF 84 B SI 84 C FF 85 B SI 84 C CH 81 X CH 81 3-2 4 G1-4-3 1B		B FF 83 B CH 82 C FF 85 X CH 79 2-1 HR	B SI 94 C CU 78 F SL 87 T FF 96 1-2 ③ K			B SL 86 C SL 87 F FF 96 X SL 86 1-2 ① F9	B FF 97 B FF 97 F FF 97 F FF 98 F FF 98 F FF 98 X FF 98 2-2 1-3 1B	5	1	3	1	0	1	2
4 Yadier Molina, R (1, 2) OBP: 0.257, SLG: 0.352		B FF 86 F CH 81 B FF 86 F FF 87 X SI 86 2-2 ①② G1-4-3 1-2f		B FF 84 B FF 84 X FF 85 2-0 ① G6-3		B SI 90 B SL 86 F FF 92 B SI 92 X SI 91 3-1 ① G5-3		T FF 96 C SL 87 B FF 97 F FF 96 B FS 92 X FF 96 2-2 25 E 2B	B SL 87 F SL 88 B FF 96 X FF 97 2-1 ③ L8	5	1	1	0	0	0	3
25 Dexter Fowler, S (1, 8) OBP: 0.400, SLG: 0.364		C FF 86 B CH 80 B CH 81 B FF 86 S CH 81 F FF 87 F KC 75 B FF 86 4-2 16 E BB		C CH 79 B CH 79 B FF 85 C SI 92 B CH 81 B FF 86 4-2 34 FC6-4 BB		B CU 79 T SI 92 B CH 87 C SI 92 B FF 93 X CH 87 3-2 35 HR 2B		C FC 91 F FF 94 D FC 92 F FF 96 X FF 96 1-2 E5 16 WP 2-H 1B		2	1	2	0	2	0	0
16 Kolten Wong, L (1, 4) OBP: 0.427, SLG: 0.583		X FF 87 0-0 E6 1-2		1 SAFE X FF 86 0-0 ② F7		C SI 91 C CU 78 B FF 92 S CU 79 1-3 ② K		B FC 91 B SL 83 D FC 90 B FF 95 4-0 2-3 BB		3	0	0	0	1	1	3
50 Adam Wainwright, R (1, 1) OBP: 0.364, SLG: 0.727 65 Giovanny Gallegos, R (4, 1) 34 Yairo Muñoz, R (4, PH) OBP: 0.375, SLG: 0.500 56 Ryan Helsley, R (5, 1) OBP: 0.000, SLG: 0.000 35 Lane Thomas, R (5, PH) OBP: 0.000, SLG: 0.000 55 Dominic Leone, R (7, 1) 30 Tyler Webb, L (7, 1) 60 John Brebbia, L (8, 1) 3 Jedd Gyorko, R (8, PH) OBP: 0.273, SLG: 0.273 53 John Gant, R (9, 1)		S SI 86 B SI 88 F KC 74 B SI 87 S CH 81 2-3 ③ K		D CH 80 X FF 86 1-0 ③ FC6-4 1-2f		C SL 87 X SL 87 0-1 2-H HR		S CH 89 B SI 95 F SL 90 X SL 89 1-2 ② P4		1 0 0 0 0 1 2 0 0 0 0 0 0 0 1 0 0 0 0 0 1 0 0 0 0 0 0 0 1 1 1 2 0 0 0 0 0 0 0 0 0 0 0 0 0 0 0 0 0 0 0 0 0 0 0 0 1 0 0 0 0 0 2 0 0 0 0 0 0 0						
Inning Stats	R: 0 E: 0 K: 2 S: 11 H: 1 LOB: 1 BB: 0 P: 18	R: 0 E: 1 K: 1 S: 14 H: 1 LOB: 2 BB: 1 P: 25	R: 0 E: 0 K: 0 S: 9 H: 0 LOB: 1 BB: 1 P: 16	R: 1 E: 0 K: 0 S: 7 H: 1 LOB: 1 BB: 1 P: 16	R: 0 E: 0 K: 2 S: 16 H: 2 LOB: 2 BB: 0 P: 21	R: 2 E: 0 K: 1 S: 13 H: 2 LOB: 0 BB: 0 P: 23	R: 0 E: 0 K: 0 S: 6 H: 0 LOB: 0 BB: 0 P: 7	R: 1 E: 1 K: 0 S: 15 H: 2 LOB: 2 BB: 1 P: 26	R: 0 E: 0 K: 1 S: 12 H: 1 LOB: 2 BB: 1 P: 22	1B: 5 2B: 3 3B: 0 HR: 2 SF: 0 SAC: 0 DP: 1 HBP: 0						

	AB	37
	R	4
	H	10
	RBI	3
	BB	5
	SO	7
	LOB	23

WP: 1 PA: 42
PB: 0
SB: 1
CS: 0

PITCHER		IP	WLS	BF	H	R	ER	SO	BB	IBB	HBP	BLK	WP	HR	S	P	ERA	WHIP
44 Jason Vargas, L ERA: 9.58	(1, 1)	4.0		18	3	1	1	3	3	0	0	0	0	1	41	75	2.25	1.500
67 Seth Lugo, R ERA: 5.68	(5, 1)	2.0	W	10	4	2	2	3	0	0	0	0	0	1	29	44	9.00	2.000
27 Jeurys Familia, R ERA: 5.59	(7, 1)	1.1	H	5	1	1	0	0	0	0	0	0	0	0	13	17	0.00	0.750
38 Justin Wilson, L ERA: 3.24	(8, 1)	0.0		2	1	0	0	0	1	0	0	0	1	0	4	9	∞	∞
65 Robert Gsellman, R ERA: 3.27	(8, 1)	0.2	H	2	0	0	0	0	0	0	0	0	0	0	4	7	0.00	0.000

PITCHER		IP	WLS	BF	H	R	ER	SO	BB	IBB	HBP	BLK	WP	HR	S	P	ERA	WHIP
39 Edwin Díaz, R ERA: 1.17	(9, 1)	1.0	S	5	1	0	0	1	1	0	0	0	0	0	12	22	0.00	2.000

Batter	1	2	3	4	5	6	7	8	9	AB	R	H	RBI	BB	SO	LOB
9 Brandon Nimmo, L (1, 8) OBP: 0.380, SLG: 0.439	C SI 94 S SI 94 F SI 94 C CU 80 0-3 ① K		B SL 88 B SI 93 C FF 93 F SL 87 B CU 78 B FF 95 4-2 BB		B SL 85 B FF 92 X SI 91 2-0 ③ F8			B CU 78 F FF 92 X SI 93 1-1 ① F7		3	0	0	0	1	1	1
20 Pete Alonso, R (1, 3) OBP: 0.405, SLG: 0.699 51 Paul Sewald, R (8, 1)	B SI 93 C CU 76 X SI 93 1-1 ② P1		1 SAFE F SI 91 D CU 78 B CU 78 S SL 86 F SI 94 X SI 94 2-2 ③ G6-3			C SL 87 X CU 76 0-1 ① G5-3		C SI 92 B SL 86 F SI 93 B FF 93 X SL 86 2-2 ② F9		4 0	0 0	0 0	0 0	0 0	0 0	1 0
24 Robinson Canó, L (1, 4) OBP: 0.276, SLG: 0.370 35 Jacob Rhame, R (6, 1) 22 Dominic Smith, L (8, PH) OBP: 0.500, SLG: 0.500 (8, 3)	C SI 95 B FF 92 S SL 87 F FF 94 X CU 78 1-2 ③ G4-3			C SI 91 X FF 92 0-1 40 G4-3 1B		F SI 91 X CH 86 0-1 ② G3		C CU 77 S SI 93 B FF 93 B CU 77 S SL 85 2-3 ③ K		3 0 1	0 0 0	1 0 0	0 0 0	0 0 1	0 0 0	0 0 0
30 Michael Conforto, L (1, 9) OBP: 0.413, SLG: 0.584		B FF 93 B SI 94 C SL 86 S SI 92 C SI 95 2-3 ① K		B SL 87 B SI 91 C SL 87 X FF 92 2-1 ① P6		C SL 87 B CH 86 X CH 86 1-1 ③ F7			B FF 94 S SL 85 F FF 94 X FF 95 1-2 ① P5	4	0	0	0	0	1	1
40 Wilson Ramos, R (1, 2) OBP: 0.362, SLG: 0.361 18 Travis d'Arnaud, R (7, 2) OBP: 0.176, SLG: 0.067		C FF 93 S CU 78 C SL 86 0-3 ② K		F SL 86 F SL 84 X SI 94 0-2 ② G4-3 1-2			C SI 92 X CU 76 0-1 ① G3		C SL 87 C SL 86 F FF 95 C FF 95 0-3 ② K	3 1	0 0	0 0	0 0	0 0	1 1	1 0
6 Jeff McNeil, L (1, 7) OBP: 0.453, SLG: 0.493 (6, 4)		B SL 87 B SI 93 B SI 93 C FF 92 C SI 93 F FF 94 D SL 87 4-2 BB		S CU 76 B SI 93 X FF 93 1-1 ③ F9			C SI 91 F SL 86 X CU 76 0-2 1 3B 1B		X CH 87 0-0 ③ G4-3	3	1	1	0	1	0	1
1 Amed Rosario, R (1, 6) OBP: 0.306, SLG: 0.388		1 SAFE 1 SAFE F SL 86 C FF 93 X CU 77 0-2 ③ G6-3			C FF 93 F CU 77 X SL 85 0-2 ① G1-3		X SI 92 0-0 28 G6-3 3B 1-H			3	1	1	1	0	0	1
28 J.D. Davis, R (1, 5) OBP: 0.397, SLG: 0.509			X SI 93 0-0 ① G1-3		C SI 94 F SI 94 X FF 94 0-2 ② F9		C SL 87 S SI 93 X SI 94 0-2 ② G6-3 3-H			3	0	0	1	0	0	0
64 Chris Flexen, R (1, 1) OBP: 0.500, SLG: 0.500 43 Luis Avilán, L (5, 1) 23 Keon Broxton, R (6, 7) OBP: 0.286, SLG: 0.194			C FF 92 B FF 94 B FF 94 X FF 94 2-1 ② G5-3		X FF 93 0-0 1B		C SL 86 X CU 76 0-1 ③ G5-3			2 0 1	0 0 0	1 0 0	0 0 0	0 0 0	0 0 0	0 0 0
Inning Stats	R: 0 E: 0 K: 1 S: 10 H: 0 LOB: 0 BB: 0 P: 12	R: 0 E: 0 K: 2 S: 12 H: 0 LOB: 1 BB: 1 P: 18	R: 0 E: 0 K: 0 S: 9 H: 0 LOB: 1 BB: 1 P: 17	R: 0 E: 0 K: 0 S: 9 H: 1 LOB: 1 BB: 0 P: 12	R: 0 E: 0 K: 0 S: 8 H: 1 LOB: 1 BB: 0 P: 10	R: 0 E: 0 K: 0 S: 6 H: 0 LOB: 0 BB: 0 P: 7	R: 2 E: 0 K: 0 S: 11 H: 2 LOB: 0 BB: 0 P: 11	R: 0 E: 0 K: 1 S: 8 H: 0 LOB: 0 BB: 0 P: 13	R: 0 E: 0 K: 1 S: 8 H: 0 LOB: 0 BB: 0 P: 9	1B: 3 2B: 0 3B: 1 HR: 0	SF: 0 SAC: 0 DP: 0 HBP: 0			WP: 0 PB: 0 SB: 0 CS: 0	PA: 33		

PITCHER		IP	WLS	BF	H	R	ER	SO	BB	IBB	HBP	BLK	WP	HR	S	P	ERA	WHIP
39 Miles Mikolas, R ERA: 4.97	(1, 1)	8.0	W	30	4	2	2	4	2	0	0	0	0	0	73	100	2.25	0.750
65 Giovanny Gallegos, R ERA: 4.76	(9, 1)	1.0		3	0	0	0	1	0	0	0	0	0	0	8	9	0.00	0.000

PITCHER		IP	WLS	BF	H	R	ER	SO	BB	IBB	HBP	BLK	WP	HR	S	P	ERA	WHIP

TOP

New York Mets @ St. Louis Cardinals

Busch Stadium, St. Louis, MO

Sat Apr 20 2019, 1:17 PM - 4:01 PM CDT

Att. 47,059 - Sunny - 62 F

livebaseballscorecards.com

AB	31
R	2
H	4
RBI	2
BB	2
SO	5
LOB	6

Batter	1	2	3	4	5	6	7	8	9	AB	R	H	RBI	BB	SO	LOB
13 Matt Carpenter, L (1, 5) OBP: 0.326, SLG: 0.434 3 Jedd Gyorko, R (7, 5) OBP: 0.250, SLG: 0.100	B FF 94 F FF 93 X CH 84 1-1 ① F7 B FF 92 B FF 93 C FF 93 B CH 84 F FF 93 F FF 94 D FC 88 4-2 1-2 BB	B FF 91 B FF 92 C FF 92 C CH 82 X CH 83 2-2 46 FC5-4 1B	C CU 75 B CH 83 B CU 77 B CH 83 C SI 91 F CH 84 B CH 84 4-2 12 2B BB	B SL 88 B FF 94 F FF 94 C FS 84 F FF 96 F FF 95 X FS 85 2-2 ③ F8			2 1 1 0 2 0 0 1 0 0 0 0 0 1
46 Paul Goldschmidt, R (1, 3) OBP: 0.333, SLG: 0.556	B FF 95 S FC 88 X FF 96 1-1 ② F8 B FF 94 B FF 93 X FF 94 2-0 ③ L9	F FC 85 B FF 93 1 SAFE X FF 91 1-1 ② FC5-4 12 FC6-4 1-2f	C CH 83 B CH 83 C SI 90 B CH 82 S SI 90 2-3 ② K	B SL 75 B FF 87 B FF 88 C FF 88 X FF 88 3-1 HR			5 1 1 1 0 1 4
12 Paul DeJong, R (1, 6) OBP: 0.396, SLG: 0.610	B FF 95 B FF 96 B FF 96 X FF 94 3-0 ③ P5	C FC 86 B FC 87 B FF 93 F FF 94 X CU 80 2-2 38 1B 2B	F FF 92 B FF 93 S FC 85 1 SAFE D FC 84 F FF 93 F FC 87 X FC 87 2-2 ③ FC6-4 1-2f	F SI 90 B CH 82 S CH 82 X SI 90 1-2 38 2B 1-H 2B		C FF 88 X FF 87 0-1 ① F8		5 2 2 1 0 0 1
23 Marcell Ozuna, R (1, 7) OBP: 0.355, SLG: 0.672 35 Lane Thomas, R (8, 8) OBP: 0.500, SLG: 2.000	B FF 93 B FC 85 C FC 87 X FF 94 2-1 ① F8 C FF 92 D FC 85 B FC 86 F FF 94 F FF 94 B FC 88 D FC 88 2 SAFE 4-2 38 1B 4 SF8 BB	B FC 86 F FC 86 B FF 93 S CH 83 B FF 95 B CH 82 4-2 38 G1-3 38 S 4 1B BB	S SL 88 C FF 96 F SL 88 F SL 86 B FF 98 D SL 87 F FF 96 B FF 96 F FF 95 4-2 D FS 85 38 2B BB	C FF 90 B SL 80 C SL 79 F FF 89 X FF 88 1-2 ② P3			1 3 0 0 3 0 0 1 0 0 0 0 0 0
38 José Martínez, R (1, 9) OBP: 0.333, SLG: 0.458 (8, 7)	C FF 93 X CU 79 0-1 ① 25 G4-3 4 1B 39 PB 1B B FF 92 C FC 87 X FF 92 1-1 1-3 2-H 1B	C FF 91 C FC 84 1 SAFE B FC 83 X FC 87 1-2 ① G1-3 1-3	X FF 95 0-0 1-H 2-H 2B	B SL 79 C FF 89 S SL 79 X FF 88 1-2 ③ L9			5 1 3 3 0 0 1
4 Yadier Molina, R (1, 2) OBP: 0.269, SLG: 0.365 32 Matt Wieters, S (8, 2) OBP: 0.364, SLG: 0.333	C FF 93 1 SAFE S FC 87 X FF 94 0-2 39 PB 25 G4-3 39 1B 1-2 1B B FF 91 1 SAFE 1 SAFE B FF 91 F FF 93 1 SAFE 1 SAFE D FC 87 X FF 93 3-1 ① SF8 3-H	X FC 87 0-0 25 FC5-4 3-H 1B	C FF 96 F SL 86 X SL 87 0-2 ③ G1-3				3 1 2 2 0 0 1 0 0 0 0 0 0 0
25 Dexter Fowler, S (1, 8) OBP: 0.377, SLG: 0.339 (8, 9)	B CH 82 C FF 93 F FF 93 X FC 88 1-2 ② G4-3 1-2 2-3	S CH 82 X FF 92 0-1 ② F7	F CH 80 B SI 90 B SI 90 F CH 82 B CH 82 X CH 80 3-2 ② FC5-4 1-2f	X FF 94 0-0 ① L9			4 0 0 0 0 0 4
16 Kolten Wong, L (1, 4) OBP: 0.430, SLG: 0.565	0-0 39 PB 39 1B IBB	C FF 92 X CH 81 0-1 ③ L8	C SI 91 D CU 77 1 SAFE X CH 83 1-1 ③ G4-3	C FF 94 C FS 85 B FF 96 B FF 95 F FS 85 B FF 96 B FF 94 4-2 39 SH1-4 BB			2 1 0 0 2 0 2
39 Miles Mikolas, R (1, 1) OBP: 0.200, SLG: 0.200 65 Giovanny Gallegos, R (9, 1)	B FC 87 F FF 94 F FC 88 X FC 89 1-2 13 BB 1-H 2-H 3-H 1B	C FF 92 X FF 91 0-1 ① L8	F SI 90 S CH 80 B CH 82 B CH 82 S CH 83 2-3 ① K	C FF 93 X FF 93 0-1 ② SH1-4 1-2			3 0 1 2 0 1 0 0 0 0 0 0 0 0
Inning Stats	R: 0 E: 0 K: 0 S: 5 H: 0 LOB: 0 BB: 0 P: 10	R: 3 E: 0 K: 0 S: 17 H: 3 LOB: 2 BB: 2 P: 27	R: 2 E: 0 K: 0 S: 14 H: 2 LOB: 1 BB: 1 P: 24	R: 0 E: 0 K: 0 S: 12 H: 1 LOB: 1 BB: 0 P: 17	R: 1 E: 0 K: 0 S: 11 H: 1 LOB: 1 BB: 1 P: 20	R: 3 E: 0 K: 2 S: 22 H: 2 LOB: 1 BB: 2 P: 35	R: 0 E: 0 K: 0 S: 11 H: 0 LOB: 1 BB: 1 P: 17	R: 1 E: 0 K: 0 S: 11 H: 1 LOB: 0 BB: 0 P: 16		1B: 6 2B: 3 3B: 0 HR: 1 SF: 1 SAC: 1 DP: 0 HBP: 0	WP: 0 PB: 1 SB: 1 CS: 0 PA: 41	

BOTTOM

New York Mets @ St. Louis Cardinals

Busch Stadium, St. Louis, MO

Sat Apr 20 2019, 1:17 PM - 4:01 PM CDT

Att. 47,059 - Sunny - 62 F

livebaseballscorecards.com

AB	32
R	10
H	10
RBI	9
BB	7
SO	2
LOB	14

PITCHER		IP	WLS	BF	H	R	ER	SO	BB	IBB	HBP	BLK	WP	HR	S	P	ERA	WHIP
64 Chris Flexen, R ERA: 10.38	(1, 1)	4.1	L	24	7	6	5	0	3	1	0	0	0	0	54	89	10.38	2.308
43 Luis Avilán, L ERA: 11.25	(5, 1)	1.1		6	1	2	2	2	1	0	0	0	0	0	17	30	13.50	1.500
35 Jacob Rhame, R ERA: 6.75	(6, 1)	1.1		7	1	1	1	0	2	0	0	0	0	0	21	31	6.75	2.250
51 Paul Sewald, R ERA: 3.6	(8, 1)	1.0		4	1	1	1	0	0	0	0	0	0	1	11	16	9.00	1.000

PITCHER	IP	WLS	BF	H	R	ER	SO	BB	IBB	HBP	BLK	WP	HR	S	P	ERA	WHIP

Batter	1	2	3	4	5	6	7	8	9	AB	R	H	RBI	BB	SO	LOB
9 Brandon Nimmo, L (1, 7) OBP: 0.365, SLG: 0.417	C SI 93 S SL 88 B SI 94 S SL 90 1-3 ① K		B SI 94 B SI 93 B SI 93 C SI 94 X SI 94 3-1 ① G4-3	C SL 88 T CH 89 B SL 86 F FF 94 S CU 82 1-3 ③ K		B FF 94 C FF 92 B FF 92 D SL 84 C FF 93 X FF 93 3-2 ③ P4		T SI 101 B SI 101 X SI 101 1-1 ② G4-3	3	0	0	0	0	2	0
28 J.D. Davis, R (6, PH) OBP: 0.385, SLG: 0.491 (6, 5)										2	0	0	0	0	0	2
20 Pete Alonso, R (1, 3) OBP: 0.416, SLG: 0.727	B SI 95 X SL 88 1-0 HR		B SL 86 B SI 94 T SI 95 B SI 95 B SI 94 4-1 24 1B 1 FC1-2 BB		C CU 81 B SL 85 B SI 93 X SI 92 2-1 ① G6-3		C SL 83 B FF 93 F SL 84 B SL 83 S FF 94 2-3 ① K		B SI 104 B SI 103 B SI 102 C SI 103 C SI 102 X SI 102 3-2 1B	4	1	2	1	1	1	0
24 Robinson Canó, L (1, 4) OBP: 0.286, SLG: 0.412	F SI 94 B CH 89 X SI 95 1-1 E1 1 1B		C SL 89 B FF 94 B SI 93 B SL 89 X SI 93 3-1 1 FC1-2 30 BB 1-3 1B		F SI 93 S SL 87 B CU 82 B SI 93 X SL 88 2-2 HR		C FF 93 S FF 94 S SL 85 0-3 ② K		B SL 91 F SI 102 S SL 89 F SL 88 C SI 104 1-3 ③ K	3	1	2	1	0	0	0
12 Juan Lagares, R (7, PH) OBP: 0.317, SLG: 0.351 (7, 8)										2	0	0	0	0	2	1
30 Michael Conforto, L (1, 9) OBP: 0.417, SLG: 0.613	X SI 94 0-0 ② F7		B FF 94 B CH 89 C SI 94 F SL 90 D CU 83 B CU 82 4-2 1 FC1-2 1-2 BB		C SI 93 S FF 93 X SI 93 0-2 ② L8		B SL 82 X FF 92 1-0 HR			3	1	1	1	1	0	1
1 Amed Rosario, R (1, 6) OBP: 0.303, SLG: 0.381	C SI 94 D SL 88 X SL 87 1-1 1-2 1B		X SI 94 0-0 ② FC1-2 1-2 2-3 3-Hf		F SI 93 X SI 94 0-1 ③ G6-3		F SI 95 S CH 81 B FF 96 B FF 95 F FC 90 X CH 83 2-2 ③ L8			4	0	1	0	0	0	3
6 Jeff McNeil, L (1, 5) OBP: 0.443, SLG: 0.471 (6, 7) (7, 4)	C CU 82 F SL 87 B SI 95 S FF 94 1-3 ③ K		B SL 89 F FF 94 X SI 94 1-1 ③ F9			B SL 84 C SL 82 F FF 93 H FF 94 2-2 22 BB HBP		S CU 75 S CH 82 F FF 95 F SI 96 B FC 88 F CH 82 F SI 97 F FC 90 X CU 77 1-2 ① F7		3	0	0	0	0	1	5
23 Keon Broxton, R (1, 8) OBP: 0.256, SLG: 0.171 (7, 7)		C SI 92 B SI 93 S SI 94 F SI 95 F SL 87 B SI 94 X SL 86 2-2 ① F9		S SL 86 S FF 93 B FF 94 B SI 94 X FF 94 2-2 ① L8		C SL 81 S FF 93 B FF 94 B SL 82 S SL 79 2-3 ① K		C SI 95 B FC 90 F CH 83 B SI 96 S SI 96 2-3 ② K		4	0	0	0	0	2	1
18 Travis d'Arnaud, R (1, 2) OBP: 0.143, SLG: 0.053		C SI 94 B CU 83 F SL 87 B SI 95 S SI 95 2-3 ② K		B SI 93 F SL 86 X SL 86 1-1 ② G6-3		S SL 82 S FF 93 1 SAFE S FF 93 0-3 ② K		F SI 95 C CU 77 X FC 88 0-2 ③ L9		4	0	0	0	0	2	1
34 Noah Syndergaard, L (1, 1) OBP: 0.273, SLG: 0.444		F SI 94 B CH 89 S SL 88 S SL 86 1-3 ③ K		B CU 82 F SI 94 B SI 94 X SI 93 2-1 HR		B FF 93 B SL 83 B SL 84 B FF 92 4-0 1-2 BB			C SI 101 F SL 89 C SI 102 0-3 ① K	2	1	1	1	0	1	0
22 Dominic Smith, L (6, PH) OBP: 0.519, SLG: 0.500										0	0	0	0	1	0	0
65 Robert Gsellman, R (6, 1)										0	0	0	0	0	0	0
40 Wilson Ramos, R (9, PH) OBP: 0.357, SLG: 0.355										1	0	0	0	0	1	0
Inning Stats	R: 1 E: 1 K: 2 S: 12 H: 2 LOB: 2 BB: 0 P: 17	R: 0 E: 0 K: 2 S: 11 H: 0 LOB: 0 BB: 0 P: 16	R: 0 E: 0 K: 0 S: 10 H: 1 LOB: 3 BB: 2 P: 25	R: 1 E: 0 K: 1 S: 11 H: 1 LOB: 0 BB: 0 P: 17	R: 1 E: 0 K: 0 S: 10 H: 1 LOB: 0 BB: 0 P: 14	R: 0 E: 0 K: 2 S: 11 H: 0 LOB: 2 BB: 1 P: 22	R: 1 E: 0 K: 2 S: 11 H: 1 LOB: 0 BB: 0 P: 16	R: 0 E: 0 K: 1 S: 14 H: 0 LOB: 0 BB: 0 P: 17	R: 0 E: 0 K: 2 S: 12 H: 1 LOB: 1 BB: 0 P: 17	1B: 3 2B: 0 3B: 0 HR: 4 SF: 0 SAC: 0 DP: 0 HBP: 1						

PITCHER		IP	WLS	BF	H	R	ER	SO	BB	IBB	HBP	BLK	WP	HR	S	P	ERA	WHIP
43 Dakota Hudson, R ERA: 5.89	(1, 1)	5.0	W	23	5	3	3	5	2	0	0	0	0	3	54	89	5.40	1.400
60 John Brebbia, R ERA: 0.73	(6, 1)	0.2	H	3	0	0	0	2	0	0	1	0	0	0	8	12	0.00	0.000
21 Andrew Miller, L ERA: 7.04	(6, 1)	1.0	H	5	1	1	1	2	1	0	0	0	0	1	10	20	9.00	2.000
53 John Gant, R ERA: 0.6	(7, 1)	1.1	H	4	0	0	0	1	0	0	0	0	0	0	18	23	0.00	0.000
49 Jordan Hicks, R ERA: 2.0	(9, 1)	1.0	S	4	1	0	0	2	0	0	0	0	0	0	12	17	0.00	1.000

PITCHER	IP	WLS	BF	H	R	ER	SO	BB	IBB	HBP	BLK	WP	HR	S	P	ERA	WHIP

TOP

New York Mets @ St. Louis Cardinals

Busch Stadium, St. Louis, MO

Sun Apr 21 2019, 1:17 PM - 4:23 PM CDT

Att. 42,765 - Sunny - 76 F

livebaseballscorecards.com

AB	35
R	4
H	7
RBI	4
BB	3
SO	12
LOB	14

WP: 0	PA: 39
PB: 0	
SB: 0	
CS: 0	

Batter	1	2	3	4	5	6	7	8	9	AB	R	H	RBI	BB	SO	LOB
13 Matt Carpenter, L (1, 5) OBP: 0.312, SLG: 0.413	B SI 97 B SI 97 C FF 98 C FF 98 B FF 98 S FF 98 3-3 K ①	F SI 97 C FF 98 X SL 88 0-2 F8 ②		B CU 81 S CH 90 B CH 90 B FF 97 F CH 90 F FF 98 F SI 98 C SL 91 3-3 K ①		B FF 96 C SI 96 X CH 88 1-1 F9 ②				4	0	0	0	0	2	3
46 Paul Goldschmidt, R (1, 3) OBP: 0.340, SLG: 0.553	B SL 91 B FF 98 C FF 98 F FF 98 C SI 98 2-3 K ②	X SL 89 0-0 1-2 2-H 3-H 1B		B CU 83 F CH 91 C FF 98 F SI 98 B CU 83 B FF 98 X CH 91 3-2 23 2B 1B		B SI 97 B SL 93 F SI 97 X SI 96 2-1 F8 ③				4	1	2	2	0	1	0
12 Paul DeJong, R (1, 6) OBP: 0.389, SLG: 0.593	C FF 99 B FF 99 F CH 91 B FF 99 F SI 99 B FF 98 X FF 99 3-2 1B	X FF 98 0-0 L4 ③		X FF 96 0-0 F9 ②			C SI 95 S SL 92 B SI 96 B SL 94 X SI 96 2-2 P4 ①			4	0	1	0	0	0	3
23 Marcell Ozuna, R (1, 7) OBP: 0.363, SLG: 0.671	1 SAFE C FF 97 C FF 95 1 SAFE F FF 97 S SL 90 0-3 K ③		S CU 82 B CU 81 S FF 97 B FF 96 B FF 97 B SL 88 4-2 38 1B 4 G5-3 BB	F SL 87 1 SAFE X FF 97 0-1 1-H 2B			C CU 82 B CU 84 S SL 91 X SL 91 1-2 G6-3 ②			3	1	1	1	1	1	1
38 José Martínez, R (1, 9) OBP: 0.346, SLG: 0.451 49 Jordan Hicks, R (9, 1)		S CU 82 B CU 83 B FF 98 B FF 98 B SI 97 4-1 4 1B 16 1B BB	C SL 87 1 SAFE 1 SAFE B FF 96 X FF 96 1-1 4 G5-3 25 2B 1-3 1B	S CU 82 B CU 82 S SL 88 B CU 82 X SL 88 2-2 L8 ③			X CU 81 0-0 E6			3 0	2 0	1 0	0 0	1 0	0 0	1 0
4 Yadier Molina, R (1, 2) OBP: 0.268, SLG: 0.359	F FF 98 S CU 82 1 SAFE X SL 88 0-2 16 1B 46 1B 1-2 1B	X SL 88 0-0 G5-3 ① 1-2 3-H		X SL 88 0-0 F8 ①			F SI 95 F SL 90 B CU 83 1 SAFE B SI 96 B SI 96 X SL 92 3-2 G1-5-3 ③			4	1	1	1	0	0	2
25 Dexter Fowler, S (1, 8) OBP: 0.375, SLG: 0.355 21 Andrew Miller, L (6, 1) 53 John Gant, R (7, 1) 34 Yairo Muñoz, R (8, PH) OBP: 0.333, SLG: 0.375 (9, 9)	F FF 98 B FF 98 C FF 98 B SL 90 S CH 91 2-3 K ①	S CH 91 X FF 98 0-1 16 G4-3 2-H 2B		B CU 82 F CH 90 C CH 91 B FF 96 X CH 91 2-2 L9 ②				C CU 79 B SL 89 F SL 89 X SI 96 1-2 G3-1 ①		3 0 0 1	0 0 0 0	1 0 0 0	1 0 0 0	0 0 0 0	1 0 0 0	2 0 0 0
16 Kolten Wong, L (1, 4) OBP: 0.422, SLG: 0.545	F SI 98 C FF 98 B FF 99 X FF 99 1-2 46 1B 1-3 2-H 1B	F FF 97 C FF 98 X CH 91 0-2 G4-3 ② 2-3		C SL 91 X CH 91 0-1 G4-3 ③				F SI 95 S SL 91 B SI 95 B CU 82 S CH 87 2-3 K ②		4	1	1	1	0	1	1
43 Dakota Hudson, R (1, 1) 60 John Brebbia, L (6, 1) 35 Lane Thomas, R (6, 8) OBP: 0.250, SLG: 1.000	X FF 99 0-0 E6 46 1B	C FF 98 X FF 97 0-1 G1-3 ③				B SI 96 S SI 96 B CU 82 B SI 94 X SI 96 3-1 G3 ①		B SI 96 C CU 82 X SI 94 1-1 G5-3 ③		2 0 2	0 0 0	0 0 0	0 0 0	0 0 0	0 0 0	3 0 0
Inning Stats	R: 0 E: 0 K: 3 S: 14 H: 1 LOB: 1 BB: 0 P: 22	R: 3 E: 1 K: 1 S: 16 H: 3 LOB: 2 BB: 1 P: 23	R: 2 E: 0 K: 0 S: 12 H: 2 LOB: 1 BB: 1 P: 17	R: 1 E: 0 K: 1 S: 15 H: 2 LOB: 1 BB: 0 P: 23	R: 0 E: 0 K: 0 S: 6 H: 0 LOB: 0 BB: 0 P: 8	R: 0 E: 0 K: 0 S: 6 H: 0 LOB: 0 BB: 0 P: 12	R: 0 E: 1 K: 0 S: 10 H: 0 LOB: 1 BB: 0 P: 16	R: 0 E: 0 K: 1 S: 8 H: 0 LOB: 0 BB: 0 P: 12		1B: 6 2B: 2 3B: 0 HR: 0	SF: 0 SAC: 0 DP: 0 HBP: 0			WP: 0 PB: 0 SB: 0 CS: 0	PA: 36	

PITCHER		IP	WLS	BF	H	R	ER	SO	BB	IBB	HBP	BLK	WP	HR	S	P	ERA	WHIP
34 Noah Syndergaard, R ERA: 5.9	(1, 1)	5.0	L	26	8	6	4	5	2	0	0	0	0	0	63	93	7.20	2.000
65 Robert Gsellman, R ERA: 2.57	(6, 1)	3.0		10	0	0	0	1	0	0	0	0	0	0	24	40	0.00	0.000

PITCHER	IP	WLS	BF	H	R	ER	SO	BB	IBB	HBP	BLK	WP	HR	S	P	ERA	WHIP

BOTTOM

New York Mets @ St. Louis Cardinals

Busch Stadium, St. Louis, MO

Sun Apr 21 2019, 1:17 PM - 4:23 PM CDT

Att. 42,765 - Sunny - 76 F

livebaseballscorecards.com

AB	34
R	6
H	8
RBI	6
BB	2
SO	6
LOB	16

Philadelphia Phillies @ New York Mets

Citi Field, Flushing, NY

Mon Apr 22 2019, 8:47 PM - 11:31 PM EDT

Att. 25,293 - Cloudy - 57 F

TOP

livebaseballscorecards.com

Batter	1	2	3	4	5	6	7	8	9	AB	R	H	RBI	BB	SO	LOB
22 Andrew McCutchen, R (1, 7) OBP: 0.392, SLG: 0.488	B SI 94 C SI 95 C SI 94 F CU 81 F SI 95 F CH 84 S SI 94 1-3 ① K		C CH 84 B SI 93 S SI 93 B SI 92 S SI 92 2-3 ② K		X CH 83 0-0 ② L4			B FF 95 F SI 95 X SL 87 1-1 ② G6-3		4	0	0	0	0	2	2
10 J.T. Realmuto, R (1, 2) OBP: 0.326, SLG: 0.418	S SI 94 B SL 89 B CH 86 S SI 94 X SI 93 2-2 ② L9		C SI 92 D CU 79 C SI 93 X SI 93 1-2 ③ G6-3		B SI 92 X SI 91 1-0 ③ F9			B SI 95 B SI 94 B FF 96 C SI 94 S SI 95 F SI 96 F SL 86 C SL 87 3-3 ③ K		4	0	0	0	0	1	2
3 Bryce Harper, L (1, 9) OBP: 0.410, SLG: 0.531 24 Roman Quinn, S (4, 8) OBP: 0.200, SLG: 0.111	C SI 94 C SI 93 B CU 81 F SI 94 S SI 93 1-3 ③ K			F CU 79 B SI 93 B SI 93 C SI 93 C SI 93 2-3 ① K		C SI 92 C SI 90 C SL 91 0-3 ① K			S FF 93 S SL 88 B FF 96 B FF 96 S FF 97 2-3 ① K	2 2	0 0	0 0	0 0	0 0	2 2	0 0
17 Rhys Hoskins, R (1, 3) OBP: 0.398, SLG: 0.543		C SI 92 F CH 83 B SI 93 B SI 93 X SI 93 2-2 ① P3		B SI 93 F SI 93 B SI 93 X CH 84 2-1 HR		B SI 92 B CU 79 C SL 92 B SI 91 X SI 93 3-1 ② F9			C FF 96 S FF 95 C SL 90 0-3 ② K	4	1	1	1	0	1	0
7 Maikel Franco, R (1, 5) OBP: 0.367, SLG: 0.553		B SI 93 X SI 93 1-0 ② L7		B SI 93 B SI 93 B SI 93 B SI 93 4-0 16 1B BB		B CU 78 F SI 92 F SI 92 X SI 92 2-2 ③ F8			S SL 90 B SL 90 S SL 90 B SL 90 F SL 88 B FF 97 X SL 90 3-2 ③ G3-1	3	0	0	0	1	0	0
9 Phil Gosselin, R (1, 6) OBP: 0.200, SLG: 0.267		C SI 92 S CH 85 B SI 93 F CU 80 F SI 93 S SI 92 1-3 ③ K		B SI 91 D CH 82 F SI 91 S SL 88 F SI 92 F CU 81 F SI 92 X SI 91 2-2 ② L8			B SI 92 S SL 87 B FF 93 C FF 93 C FF 93 2-3 ① K			3	0	0	0	0	2	1
16 César Hernández, S (1, 4) OBP: 0.337, SLG: 0.415			C SI 92 F CU 79 B SI 92 X CH 86 1-2 49 SH1-4 2B	1 SAFE B SI 91 F SI 92 C SI 92 F CU 80 X CU 78 1-2 23 FC5-4 1B 1-2			C FF 95 C SI 93 X SL 89 0-2 ② G3-1		3	0	2	0	0	0	0
23 Aaron Altherr, R (1, 8) (4, 9) OBP: 0.083, SLG: 0.087			B SI 92 B SI 93 F SI 92 B SL 87 B CH 84 4-1 49 SH1-4 BB	S SI 92 S CH 84 B SI 93 X CH 82 1-2 ③ FC5-4 1-2f			X SI 92 0-0 ③ G5-3		2	0	0	0	1	0	2
49 Jake Arrieta, R (1, 1) 52 Jose Alvarez, L (7, 1) 12 Juan Nicasio, R (7, 1) 5 Nick Williams, L (8, PH) OBP: 0.250, SLG: 0.222 61 Edubray Ramos, R (8, 1)			X SI 91 0-0 ① SH1-4 1-2 2-3		C SI 92 C CU 79 B SI 93 X CU 78 1-2 ① G4-3			B SI 94 B FF 94 C SI 95 S SI 96 B SI 96 X SI 95 3-2 ① L9		1 0 0 1 0	0 0 0 0 0	0 0 0 0 0	0 0 0 0 0	0 0 0 0 0	0 0 0 0 0	0 0 0 0 0

	AB	29
	R	1
	H	3
	RBI	1
	BB	2
	SO	10
	LOB	7

Inning Stats																		
	R: 0 E: 0 K: 2 S: 13	H: 0 LOB: 0 BB: 0 P: 17	R: 0 E: 0 K: 1 S: 9	H: 0 LOB: 0 BB: 0 P: 13	R: 0 E: 0 K: 1 S: 11	H: 1 LOB: 2 BB: 1 P: 19	R: 1 E: 0 K: 1 S: 18	H: 2 LOB: 2 BB: 1 P: 30	R: 0 E: 0 K: 0 S: 5	H: 0 LOB: 0 BB: 0 P: 7	R: 0 E: 0 K: 1 S: 8	H: 0 LOB: 0 BB: 0 P: 13	R: 0 E: 0 K: 1 S: 7	H: 0 LOB: 0 BB: 0 P: 9	R: 0 E: 0 K: 1 S: 11	H: 0 LOB: 0 BB: 0 P: 18	R: 0 E: 0 K: 2 S: 10	H: 0 LOB: 0 BB: 0 P: 15

	1B: 1	SF: 0	WP: 0	PA: 32
	2B: 1	SAC: 1	PB: 0	
	3B: 0	DP: 0	SB: 0	
	HR: 1	HBP: 0	CS: 0	

PITCHER		IP	WLS	BF	H	R	ER	SO	BB	IBB	HBP	BLK	WP	HR	S	P	ERA	WHIP
32 Steven Matz, L ERA: 4.03	(1, 1)	6.0	W	23	3	1	1	6	2	0	0	0	0	1	64	99	1.50	0.833
67 Seth Lugo, R ERA: 5.27	(7, 1)	1.0	H	3	0	0	0	1	0	0	0	0	0	0	7	9	0.00	0.000
27 Jeurys Familia, R ERA: 5.06	(8, 1)	1.0		3	0	0	0	1	0	0	0	0	0	0	11	18	0.00	0.000
39 Edwin Díaz, R ERA: 1.04	(9, 1)	1.0		3	0	0	0	2	0	0	0	0	0	0	10	15	0.00	0.000

PITCHER		IP	WLS	BF	H	R	ER	SO	BB	IBB	HBP	BLK	WP	HR	S	P	ERA	WHIP

BOTTOM

Philadelphia Phillies @ New York Mets

Citi Field, Flushing, NY

Mon Apr 22 2019, 8:47 PM - 11:31 PM EDT

Att. 25,293 - Cloudy - 57 F

livebaseballscorecards.com

Batter	1	2	3	4	5	6	7	8	9	AB	R	H	RBI	BB	SO	LOB
9 Brandon Nimmo, L (1, 7) OBP: 0.354, SLG: 0.400	C SI 92 X SL 88 0-1 F7 ①		C CU 78 B CH 86 B SI 91 X CH 86 2-1 20 E 20 S 20 2B 1B		B SI 90 F SL 88 C SL 90 C SI 92 1-3 K ①		B SI 90 B FC 86 B FC 87 C FF 91 X FF 91 3-1 F9 ①	X CH 89 0-0 G4-3 ③		5	1	1	0	0	1	3
6 Jeff McNeil, L (1, 4) OBP: 0.458, SLG: 0.521	B SI 93 B SI 92 X SI 93 2-0 30 BB 1B		1 SAFE 1 SAFE F SI 91 B SL 88 X SI 91 1-1 F7 ①		F SL 90 B SI 91 X SL 90 1-1 HR		B FC 87 1 SAFE B FC 87 F FC 87 H SI 90 3-1 30 SF8 20 HBP 1-2 HBP			3	1	2	1	0	0	1
20 Pete Alonso, R (1, 3) OBP: 0.419, SLG: 0.725 27 Jeurys Familia, R (8, 1) 39 Edwin Díaz, R (9, 1)	1 SAFE C SI 92 F SI 92 D CU 83 1 SAFE B SI 92 1 SAFE F SI 92 C SI 93 2-3 K ②		F SI 91 B SI 92 D SI 92 S CH 86 F CH 86 X SI 92 2-2 40 1B 1-H 2B		B CU 80 F SI 91 C CU 81 X SL 90 1-2 G4-3 ②		H SI 92 1-0 30 SF8 1-2 2-3 3-H HBP			3 0 0	1 0 0	1 0 0	2 0 0	0 0 0	1 0 0	1 0 0
30 Michael Conforto, L (1, 9) OBP: 0.410, SLG: 0.598	F SI 92 B SL 90 D CH 87 B SL 89 C SI 93 B CH 87 4-2 1-2 BB		B CH 86 X SL 88 1-0 P6 ②		B CH 86 C SI 92 F CU 80 F SI 93 B SI 92 F CH 87 F SI 93 C SL 89 2-3 K ③		X FF 93 0-0 SF8 ② 1-2 2-3 3-H			2	0	0	1	1	1	1
40 Wilson Ramos, R (1, 2) OBP: 0.365, SLG: 0.354	X SI 91 0-0 G5-3 ③		B SI 90 B CH 86 B SI 91 F SI 90 X SI 91 3-1 2-H 1B			X SI 91 0-0 G6-3 ①	0-0 21 FC6-4 IBB			3	0	1	1	1	0	2
21 Todd Frazier, R (1, 5) OBP: 0.250, SLG: 0.250		B SI 91 C SI 92 X SI 92 1-1 13 S 1B	C CU 79 B SL 90 F SL 88 B SI 91 S CH 86 2-3 K ③			C SI 91 C CU 80 S SL 88 0-3 K ②	C SL 88 D SL 88 X SL 87 1-1 FC6-4 ③ 1-2f			4	0	1	0	0	2	4
13 Luis Guillorme, L (1, 6) OBP: 0.143, SLG: 0.077		C SI 92 B SL 90 S SI 93 F CH 88 C SI 92 1-3 K ① 1-2		B CU 78 X SI 91 1-0 G4-3 ①		B CU 79 B CH 87 B SI 92 C SI 91 X SI 92 3-1 P5 ③		C FF 93 C SL 79 B SL 78 S SL 81 1-3 K ①		4	0	0	0	0	2	1
12 Juan Lagares, R (1, 8) OBP: 0.333, SLG: 0.366		S SL 89 B SI 93 C SL 89 F SI 92 F CH 88 X SL 89 1-2 L9 ②		L SL 87 X SI 90 0-1 L8 ②			C SI 90 C SI 92 B CH 88 B SL 89 X SI 92 2-2 28 E 28 FC4 20 HBP 1B	B SL 79 C SL 77 F FF 92 B SL 81 F SL 81 X SL 81 2-2 22 CS 1B		4	1	2	0	0	0	1
32 Steven Matz, R (1, 1) 67 Seth Lugo, R (7, 1) 24 Robinson Canó, L (7, PH) OBP: 0.286, SLG: 0.412 28 J.D. Davis, R (7, PH) OBP: 0.379, SLG: 0.482 22 Dominic Smith, L (8, 3) OBP: 0.536, SLG: 0.522		S SI 92 B CU 80 F SL 89 C SI 92 1-3 K ③		X SI 90 0-0 G5-3 ③			1 SAFE T SI 90 B CH 81 F SI 91 1 SAFE X CH 82 1-2 FC4 20 HBP 6 HBP 30 SF8 1-3	B CH 88 C CH 88 B FF 93 C SL 81 F CH 90 F FF 93 X SL 83 2-2 E9 ② 1-2 1B		2 0 0 1 1	0 0 0 1 0	0 0 0 1 0	0 0 0 1 0	1 0 0 1 0	1 0 0 1 0	1 0 0 1 0
Inning Stats	R: 0 E: 0 K: 1 S: 10 H: 1 LOB: 2 BB: 1 P: 18	R: 0 E: 0 K: 2 S: 14 H: 1 LOB: 1 BB: 0 P: 18	R: 2 E: 0 K: 1 S: 14 H: 3 LOB: 1 BB: 0 P: 25	R: 0 E: 0 K: 0 S: 4 H: 0 LOB: 0 BB: 0 P: 5	R: 1 E: 0 K: 2 S: 14 H: 1 LOB: 0 BB: 0 P: 19	R: 0 E: 0 K: 1 S: 6 H: 0 LOB: 0 BB: 0 P: 9	R: 2 E: 1 K: 0 S: 12 H: 1 LOB: 3 BB: 1 P: 23	R: 0 E: 1 K: 1 S: 13 H: 2 LOB: 1 BB: 0 P: 18		1B: 7 2B: 1 3B: 0 HR: 1 SF: 1 SAC: 0 DP: 0 HBP: 2					WP: 0 PB: 0 SB: 2 CS: 1 PA: 37	

	AB	32
	R	5
	H	9
	RBI	5
	BB	2
	SO	8
	LOB	16

PITCHER		IP	WLS	BF	H	R	ER	SO	BB	IBB	HBP	BLK	WP	HR	S	P	ERA	WHIP
49 Jake Arrieta, R ERA: 2.65	(1, 1)	6.0	L	26	7	4	3	7	1	0	0	0	0	1	65	99	4.50	1.333
52 Jose Alvarez, L ERA: 8.0	(7, 1)	0.1		3	0	0	0	0	0	0	1	0	0	0	6	13	0.00	0.000
12 Juan Nicasio, R ERA: 6.35	(7, 1)	0.2		4	0	1	0	0	0	1	1	0	0	0	3	5	0.00	0.000
61 Edubray Ramos, R ERA: 7.2	(8, 1)	1.0		4	2	0	0	1	0	0	0	0	0	0	13	18	0.00	2.000

PITCHER	IP	WLS	BF	H	R	ER	SO	BB	IBB	HBP	BLK	WP	HR	S	P	ERA	WHIP

Batter	1	2	3	4	5	6	7	8	9	AB	R	H	RBI	BB	SO	LOB
22 Andrew McCutchen, R (1, 7) OBP: 0.381, SLG: 0.471 5 Nick Williams, L (7, 7) OBP: 0.238, SLG: 0.211	B FF 98 C FF 98 B FF 98 B FF 98 F FF 99 X FF 99 3-2 ① G4-3		B CU 82 B FF 99 S FF 98 B SI 99 C FF 99 S CU 83 3-3 ② K			C SI 96 F FC 92 F FS 90 F SI 98 B FS 90 B SI 99 B FC 93 X SI 99 3-2 ① G5-3		C CH 81 B SI 90 F CH 82 B CH 83 X CH 83 2-2 ③ G3		3	0	0	0	0	1	0
										1	0	0	0	0	0	0
10 J.T. Realmuto, R (1, 2) OBP: 0.337, SLG: 0.427 15 Andrew Knapp, S (8, 2) OBP: 0.435, SLG: 0.353	C FF 99 C CU 83 B FC 94 F SI 98 B FF 100 X FC 95 2-2 1B		B FC 92 F SI 99 B FF 98 C CU 83 S FS 91 2-3 ③ K			C SI 98 F SI 98 X FS 90 0-2 1B			S FF 94 B FF 96 B FS 85 B FF 95 B FF 95 4-1 23 G4-3 BB	3	0	2	0	0	1	0
										0	0	0	0	1	0	0
3 Bryce Harper, L (1, 9) OBP: 0.398, SLG: 0.512 23 Aaron Altherr, R (7, 9) OBP: 0.080, SLG: 0.083	B SI 99 S SI 99 B SI 99 S FF 99 F SI 99 S CH 92 2-3 ② K			C CU 82 B FF 98 F CH 90 B FF 98 S SI 99 2-3 ① K		S SI 98 B FF 98 X CH 90 1-1 ② P2			C FF 95 B FS 84 F FF 96 F FF 95 X FS 84 1-2 ① ② G4-3 1-2f	3	0	0	0	0	2	2
										1	0	0	0	0	0	1
17 Rhys Hoskins, R (1, 3) OBP: 0.392, SLG: 0.524	B FF 99 F FC 93 S FF 99 S CU 84 1-3 ③ K			C SI 99 F FF 98 C SI 99 0-3 ② K		F SI 96 B FF 97 X FF 97 1-1 ③ F7			B FF 97 F FF 97 B FF 97 S FF 97 B FF 97 B FF 98 4-2 BB	3	0	0	0	1	2	2
7 Maikel Franco, R (1, 5) OBP: 0.372, SLG: 0.563		F FF 98 C FF 98 F FC 93 B SI 98 X CU 83 1-2 1B		X FC 92 0-0 16 1B 2B			S SI 96 F SI 96 X FF 97 0-2 ① G3-1		F FF 97 B FF 97 X FF 96 1-1 ③ L7	4	0	2	0	0	0	1
16 César Hernández, S (1, 4) OBP: 0.337, SLG: 0.412		X SI 98 0-0 ① L8		B SI 97 X FF 98 1-0 ③ 2-H 1B			B SI 95 X CH 88 1-0 ② G3			3	0	1	0	0	0	1
9 Phil Gosselin, R (1, 6) OBP: 0.167, SLG: 0.222		C FF 98 C CU 82 F FF 99 F FF 99 S FS 91 0-3 ② K			B SI 98 C FC 93 B FF 98 X SI 98 2-1 ① G6-3		C FF 95 X CU 81 0-1 ③ G5-3			3	0	0	0	0	1	1
56 Zach Eflin, R (1, 1) OBP: 0.125, SLG: 0.125 29 Mitch Walding, L (5, PH) 63 Drew Anderson, R (5, 1)		B FF 98 F FF 97 F CU 82 B FF 98 F FC 91 F FF 98 F CU 81 C FF 98 2-3 ③ K			B CU 83 S SI 97 B FC 94 F CH 91 S SI 98 2-3 ② K			B SI 90 C SI 88 S CH 80 S CH 82 1-3 ① K2-3		1	0	0	0	0	1	1
										1	0	0	0	0	1	0
										1	0	0	0	0	1	0
24 Roman Quinn, S (1, 8) OBP: 0.174, SLG: 0.095			C SI 97 C CU 81 B FF 98 C SI 97 1-3 ① K		C CH 90 F SI 98 F CU 83 B FF 98 S FF 99 1-3 ③ K			S SI 90 C SI 80 S CH 83 0-3 ② K		3	0	0	0	0	3	0

Inning Stats	1	2	3	4	5	6	7	8	9
	R: 0 E: 0 K: 2 S: 14	H: 1 LOB: 1 BB: 0 P: 22	R: 0 E: 0 K: 2 S: 16	H: 1 LOB: 1 BB: 0 P: 19	R: 0 E: 0 K: 3 S: 9	H: 0 LOB: 0 BB: 0 P: 15	R: 0 E: 0 K: 2 S: 8	H: 2 LOB: 2 BB: 0 P: 11	R: 0 E: 0 K: 2 S: 9	H: 0 LOB: 0 BB: 0 P: 14
	R: 0 E: 0 K: 0 S: 12	H: 1 LOB: 1 BB: 0 P: 17	R: 0 E: 0 K: 0 S: 6	H: 0 LOB: 0 BB: 0 P: 7	R: 0 E: 0 K: 2 S: 9	H: 0 LOB: 0 BB: 0 P: 12	R: 0 E: 0 K: 0 S: 9	H: 0 LOB: 1 BB: 2 P: 19	1B: 4 2B: 1 3B: 0 HR: 0	SF: 0 SAC: 0 DP: 1 HBP: 0

PITCHER		IP	WLS	BF	H	R	ER	SO	BB	IBB	HBP	BLK	WP	HR	S	P	ERA	WHIP
45 Zack Wheeler, R ERA: 4.85	(1, 1)	7.0	W	25	5	0	0	11	0	0	0	0	0	0	74	105	0.00	0.714
43 Luis Avilán, L ERA: 10.0	(8, 1)	1.0		3	0	0	0	2	0	0	0	0	0	0	9	12	0.00	0.000
35 Jacob Rhame, R ERA: 3.86	(9, 1)	1.0		4	0	0	0	0	2	0	0	0	0	0	9	19	0.00	2.000

PITCHER	IP	WLS	BF	H	R	ER	SO	BB	IBB	HBP	BLK	WP	HR	S	P	ERA	WHIP

TOP

Philadelphia Phillies @ New York Mets

Citi Field, Flushing, NY

Tue Apr 23 2019, 7:11 PM - 9:53 PM EDT

Att. 26,049 - Partly Cloudy - 65 F

livebaseballscorecards.com

AB	30
R	0
H	5
RBI	0
BB	2
SO	13
LOB	9

WP: 0	PA: 32				
PB: 0					
SB: 0					
CS: 0					

BOTTOM

Batter	1	2	3	4	5	6	7	8	9	AB	R	H	RBI	BB	SO	LOB
9 Brandon Nimmo, L (1, 8) OBP: 0.346, SLG: 0.388	B FF 95 C FF 94 F FF 94 S FF 95 1-3 ① **K**	B FF 94 C FF 94 F SL 88 B FF 95 X FF 95 2-2 **E4** **2-H**		F SL 87 X FF 94 0-1 ③ **F9**		F FF 92 C FF 90 B FF 93 B CU 76 B CU 77 B FF 91 4-2 24 1B / 40 1B **BB**	D CU 75 C FF 91 S FC 84 F FC 85 F FF 92 X CU 75 1-2 ③ **FC4-6** **1-2f**			2	0	0	0	0	1	0
12 Juan Lagares, R (4, 8) OBP: 0.333, SLG: 0.349										2	1	0	0	1	0	1
20 Pete Alonso, R (1, 3) OBP: 0.408, SLG: 0.690	C FF 95 S SL 90 B FF 94 B FF 95 B CH 88 F FF 94 F SL 86 X SI 95 3-2 **E6**	**1 SAFE** **S SL 88** 1 SAFE **F SI 94** 1 SAFE F SL 90 1 SAFE S FF 94 0-3 ③ **K**			B CU 75 X SI 94 1-0 ① **F8**	X SI 93 0-0 ② **P6**		B CU 74 B SI 92 B FC 86 B FF 91 4-0 **BB**		4	0	0	0	1	1	2
24 Robinson Canó, L (1, 4) OBP: 0.295, SLG: 0.416	B SL 86 B FF 96 S SL 89 B FF 94 F FF 93 X SL 89 3-2 ② **L7**		X FF 94 0-0 ① **G4-3**		C CU 75 B FC 91 F FC 93 X FF 95 1-2 40 G1-3 / 30 1B / 21 HR **1B**	X CU 76 0-0 40 1B / 30 BB **1-3** **1B**		C FF 92 S CU 75 B FF 92 D CU 76 B FF 93 S FF 91 3-3 ① **K**		4	1	2	0	0	0	1
23 Keon Broxton, R (8, 7) OBP: 0.250, SLG: 0.167										1	0	0	0	0	1	1
30 Michael Conforto, L (1, 9) OBP: 0.419, SLG: 0.593	X FF 95 0-0 ③ **L9**		B FF 94 F CH 87 B FF 94 F FF 94 B FF 94 X CH 88 3-2 40 G6-3 **1B**		B FF 92 F SI 94 X CU 78 1-1 40 G1-3 / 21 HR **1-2** **1B**	B FC 89 B FC 88 B FF 92 B SI 92 4-0 40 1B **1-2** **BB**		B FC 88 B CH 85 C SI 90 S FC 87 B FF 91 X FC 89 3-2 ② **L9**		4	1	2	0	1	0	2
40 Wilson Ramos, R (1, 2) OBP: 0.372, SLG: 0.353		B SL 86 B SL 88 C FF 95 B SL 87 B FF 95 4-1 13 1B / 45 2B **BB**	C SI 92 1 SAFE B SI 94 1 SAFE 1 SAFE X SL 88 1-1 ② **G6-3** **1-2**		C FC 92 B FC 91 F SI 92 F FF 93 F CU 77 X FF 94 1-2 ② **G1-3** **1-2** **2-3**	X SI 93 0-0 **1-2** **2-3** **3-H** **1B**		B CU 74 S FC 91 S FF 92 X FF 92 1-2 ③ **L9**		3	1	1	1	1	0	3
6 Jeff McNeil, L (1, 7) OBP: 0.448, SLG: 0.500	B FF 95 B FF 95 C CH 90 B SL 88 C FF 95 X SL 89 3-2 ① **F9**	X CH 87 0-0 ③ **F7**			0-0 21 HR **IBB**	S CU 78 F FC 90 B FF 92 S FC 89 1-3 ③ **K**				3	1	0	0	1	1	5
(8, 4)																
21 Todd Frazier, R (1, 5) OBP: 0.250, SLG: 0.625	B FF 96 B SI 94 C SL 89 S SL 88 D SL 86 S FF 94 3-3 ② **K**		B CU 77 X SL 86 1-0 ① **F7**		B FF 93 B FC 93 B FF 95 C FF 94 X FF 95 3-1 **1-H** **2-H** **3-H** **HR**		C FF 89 B CU 75 B SI 90 F CU 74 S FF 93 2-3 ① **K**			4	1	1	4	0	2	1
13 Luis Guillorme, L (1, 6) OBP: 0.167, SLG: 0.118	C FF 94 B FF 94 B SL 86 C SL 88 F FF 95 B CH 89 X FF 95 3-2 45 2B **1-2** **1B**		F SI 92 C SL 86 X FF 92 0-2 ② **F7**		B CU 76 B SI 94 F FF 93 X CH 87 2-1 ③ **G4-3**		B SI 91 S CH 85 F FC 87 F CU 76 B CU 76 X CH 83 2-2 ② **G6-3**			4	1	1	0	0	0	0
45 Zack Wheeler, L (1, 1) OBP: 0.273, SLG: 0.636	X SL 86 0-0 9 E **1-H** **2-H** **2B**		X SI 92 0-0 **HR**			C FC 89 S CU 75 S CU 74 0-3 ① **K**	C FF 90 B CU 74 X CU 76 1-1 12 FC4-6 **1B**			3	2	2	3	0	1	0
28 J.D. Davis, R (7, PH) OBP: 0.388, SLG: 0.491										1	0	1	0	0	0	0
43 Luis Avilán, L (8, 1)										0	0	0	0	0	0	0
35 Jacob Rhame, R (9, 1)										0	0	0	0	0	0	0
Inning Stats	R: 0 E: 1 K: 1 S: 12 H: 0 LOB: 1 BB: 0 P: 19	R: 3 E: 1 K: 2 S: 19 H: 2 LOB: 1 BB: 1 P: 34	R: 0 E: 0 K: 0 S: 7 H: 1 LOB: 1 BB: 0 P: 11	R: 1 E: 0 K: 0 S: 7 H: 1 LOB: 0 BB: 0 P: 8	R: 4 E: 0 K: 0 S: 15 H: 3 LOB: 0 BB: 1 P: 24	R: 1 E: 0 K: 2 S: 11 H: 2 LOB: 3 BB: 2 P: 20	R: 0 E: 0 K: 1 S: 14 H: 1 LOB: 1 BB: 0 P: 20	R: 0 E: 0 K: 1 S: 9 H: 0 LOB: 1 BB: 1 P: 20		1B: 7 2B: 1 3B: 0 HR: 2 SF: 0 SAC: 0 DP: 0 HBP: 0						

PITCHER	IP	WLS	BF	H	R	ER	SO	BB	IBB	HBP	BLK	WP	HR	S	P	ERA	WHIP
56 Zach Eflin, R (1, 1) ERA: 4.15	4.0	L	19	4	4	3	3	1	0	0	0	0	1	45	72	6.75	1.250
63 Drew Anderson, R (5, 1) ERA: 7.5	4.0		22	6	5	5	4	3	1	0	0	0	1	49	84	11.25	2.250

PITCHER	IP	WLS	BF	H	R	ER	SO	BB	IBB	HBP	BLK	WP	HR	S	P	ERA	WHIP

Philadelphia Phillies @ New York Mets

Citi Field, Flushing, NY

Tue Apr 23 2019, 7:11 PM - 9:53 PM EDT

Att. 26,049 - Partly Cloudy - 65 F

livebaseballscorecards.com

AB	36
R	9
H	10
RBI	8
BB	5
SO	7
LOB	17

Philadelphia Phillies @ New York Mets

Citi Field, Flushing, NY

Wed Apr 24 2019, 7:13 PM - 10:32 PM EDT

Att. 27,685 - Clear - 66 F

livebaseballscorecards.com

Batter	1	2	3	4	5	6	7	8	9	AB	R	H	RBI	BB	SO	LOB
22 Andrew McCutchen, R (1, 7) OBP: 0.373, SLG: 0.457	B FF 84 B SI 84 C FF 85 B CH 81 C FF 85 S FF 87 3-3 **K** ①	C SI 86 X CH 80 0-1 G6-3 ③			B CH 80 C CH 80 B KC 72 X FF 85 2-1 10 HBP 1B		B FF 93 S SL 88 C CU 78 F FF 95 X SI 96 1-2 G6-3 ②	B SL 92 X SL 92 1-0 F8 ②		5	0	1	0	0	1	3
10 J.T. Realmuto, R (1, 2) OBP: 0.351, SLG: 0.435	C FF 85 B FF 86 F SI 86 F FF 87 F CH 80 F FF 86 B CH 81 X SI 86 2-2 3 2B 2B		B CH 78 B FF 85 B CH 79 B FF 85 4-0 BB		**S CH 81** **1 SAFE** **B FF 85** **B SI 85** **1 SAFE** **F FF 87** D KC 72 1 SAFE F FF 86 4-2 H FF 86 **1-2** HBP		B CU 80 B SI 93 S SL 87 C FF 93 X CU 81 2-2 E6	S SI 95 B SL 91 F SI 95 F SL 90 B CU 83 F SL 92 D SL 92 S SL 91 3-3 **K** ③ **1-2** **2-3**		3	1	1	0	1	1	2
3 Bryce Harper, L (1, 9) OBP: 0.398, SLG: 0.511	B SI 86 B FF 87 X CH 82 2-0 **2-H** 2B		B FF 86 C FF 86 S FF 86 S FF 87 1-3 **K** ①		C FF 86 B FF 86 F FF 86 D CH 81 C FF 86 2-3 **K** ②		S SL 79 F FF 90 B FF 89 B SL 80 S FF 88 2-3 **K** ③		C FF 96 B FF 95 B FF 95 F FF 95 B SL 88 B FF 96 4-2 17 HR BB	4	1	1	1	1	3	4
17 Rhys Hoskins, R (1, 3) OBP: 0.402, SLG: 0.580	B FF 86 B FF 85 B SI 87 C CH 81 F FF 87 F FF 87 B SI 82 4-2 16 FC6-4 BB		**C CH 80** **1 SAFE** **C FF 86** **1 SAFE** **1 SAFE** B CH 80 **F FF 88** 1 SAFE S FF 87 1-3 **K** ②		B SL 87 F SI 92 C CU 79 B FF 94 X CU 79 2-2 F8 ③			F SI 95 F SL 91 X SL 92 0-2 7 1B 3B	C FF 95 D SL 88 X FF 95 1-1 **1-H** HR	4	2	2	2	1	1	3
7 Maikel Franco, R (1, 5) OBP: 0.364, SLG: 0.541	X FF 87 0-0 F9 ②		F SI 86 B SI 86 1 SAFE F FF 86 B FF 87 X CH 80 2-2 F8 ③			C SI 92 F FF 93 X FF 93 0-2 F9 ①		X SI 94 0-0 13 SH1-3 16 1B 9 1B 1B **3-H**	B FF 96 X FF 95 1-0 P5 ①	5	1	1	1	0	0	3
16 César Hernández, S (1, 4) OBP: 0.330, SLG: 0.400	X SI 86 0-0 FC6-4 ③ **1-2f**			L SI 83 S CH 78 B FF 85 X SI 85 1-2 G6-3 ①		F CU 78 X CU 80 0-1 E4		C CH 86 B SI 95 X CH 86 1-1 9 1B 13 SH1-3 24 1B **1-2** 1B	C FS 84 S FF 95 S FF 95 0-3 K ②	5	1	1	0	0	1	2
13 Sean Rodríguez, R (1, 6) OBP: 0.250, SLG: 0.500		C FF 83 B CH 78 X CH 78 1-1 E6 21 SH1-4		B KC 72 C SI 85 B SI 85 S CH 81 X KC 72 2-2 G5-3 ②	1 SAFE **S SL 87** B SI 93 1 SAFE S CU 79 S CU 79 1-3 **K** ②			S SI 95 B SL 92 X SI 94 1-1 SH1-3 ① **1-2** **2-3**	X FF 95 0-0 2B	4	0	1	0	0	1	1
21 Vince Velasquez, R (1, 1) OBP: 0.286, SLG: 0.167 5 Nick Williams, L (6, PH) OBP: 0.227, SLG: 0.200 93 Pat Neshek, S (6, 1) 58 Seranthony Domínguez, R (7, 1) 9 Phil Gosselin, R (8, PH) OBP: 0.211, SLG: 0.263 46 Adam Morgan, L (8, 1) 15 Andrew Knapp, S (9, PH) OBP: 0.417, SLG: 0.333 12 Juan Nicasio, R (9, 1)		L FF 84 B CH 79 B FF 83 X FF 84 2-1 SH1-4 ① **1-2**	C FF 86 C FF 85 X KC 72 0-2 G6-3 ③		B CU 79 F FF 93 1 SAFE X CH 87 1-1 P6 ③		F SL 91 D SL 91 X SI 94 1-1 10 WP 24 1B 1B **2-3** **3-H**	C FS 84 B FF 94 S FF 94 S FF 95 1-3 **K** ③	1 0 0 0 0 0 0 1 0 0 0 0 0 1 0 0 0 0 0 0 0 0 0 0 0 0 0 0 1 0 1 1 0 0 0 0 0 0 0 0 0 0 1 0 0 0 0 1 1 0 0 0 0 0 0 0						
24 Roman Quinn, S (1, 8) OBP: 0.185, SLG: 0.120 23 Aaron Altherr, R (8, PR) OBP: 0.080, SLG: 0.083 (8, 8)		X CH 79 0-0 B2 ②			B CH 78 S CH 80 F FF 85 B CH 80 F SI 86 B SI 84 X SI 86 3-2 F9 ①		B CU 77 B CH 85 C FF 92 C SI 94 C FF 94 2-3 **K** ①	B SI 95 X SI 95 1-0 1-2 3-H 1B		4 0	0 0	1 0	1 0	0 0	1 0	1 0

AB	**38**											
R	**6**											
H	**10**											
RBI	**6**											
BB	**3**											
SO	**10**											
LOB	**21**											

Inning Stats	1	2	3	4	5	6	7	8	9	1B: 5	SF: 0	WP: 1	PA: 44
	R: 1 H: 2 E: 0 LOB: 2 K: 1 BB: 1 S: 15 P: 26	R: 0 H: 0 E: 1 LOB: 1 K: 0 BB: 0 S: 7 P: 10	R: 0 H: 0 E: 0 LOB: 1 K: 2 BB: 1 S: 10 P: 18	R: 0 H: 0 E: 0 LOB: 0 K: 0 BB: 0 S: 9 P: 12	R: 0 H: 1 E: 0 LOB: 2 K: 1 BB: 0 S: 15 P: 28	R: 0 H: 0 E: 1 LOB: 1 K: 1 BB: 0 S: 10 P: 12	R: 0 H: 0 E: 1 LOB: 0 K: 2 BB: 0 S: 13 P: 20	R: 3 H: 5 E: 0 LOB: 2 K: 1 BB: 0 S: 17 P: 25	R: 2 H: 2 E: 0 LOB: 1 K: 2 BB: 1 S: 12 P: 19	2B: 3 3B: 1 HR: 1	SAC: 2 DP: 0 HBP: 1	PB: 0 SB: 0 CS: 0	

PITCHER		IP	WLS	BF	H	R	ER	SO	BB	IBB	HBP	BLK	WP	HR	S	P	ERA	WHIP
44 Jason Vargas, L ERA: 7.2	(1, 1)	4.2	L	21	3	1	1	4	2	0	1	0	0	0	53	89	1.93	1.071
67 Seth Lugo, R ERA: 4.6	(5, 1)	2.0		8	0	0	0	2	0	0	0	0	0	0	23	32	0.00	0.000
73 Daniel Zamora, L ERA:	(7, 1)	0.1		1	0	0	0	1	0	0	0	0	0	0	3	5	0.00	0.000
65 Robert Gsellman, R ERA: 4.2	(8, 1)	1.0		8	5	3	3	1	0	0	0	0	1	0	17	25	27.00	5.000
35 Jacob Rhame, R ERA: 8.1	(9, 1)	1.0		6	2	2	2	2	1	0	0	0	0	1	12	19	18.00	3.000

PITCHER	IP	WLS	BF	H	R	ER	SO	BB	IBB	HBP	BLK	WP	HR	S	P	ERA	WHIP

BOTTOM

Philadelphia Phillies @ New York Mets

Citi Field, Flushing, NY

Wed Apr 24 2019, 7:13 PM - 10:32 PM EDT

Att. 27,685 - Clear - 66 F

livebaseballscorecards.com

Batter	1	2	3	4	5	6	7	8	9	AB	R	H	RBI	BB	SO	LOB
6 Jeff McNeil, L (1, 7) OBP: 0.440, SLG: 0.488	B FF 92 F FF 93 B FF 94 B FF 94 X SI 90 3-1 24 1B 1B		B SL 85 F FF 92 X SI 90 1-1 ① G6-3		X FF 92 0-0 ① F9		X FF 99 0-0 ①② G4-6-3 1-2f			4	0	1	0	0	0	1
30 Michael Conforto, L (1, 9) OBP: 0.413, SLG: 0.573	1 SAFE F FF 92 B FF 91 1 SAFE B FF 94 C FF 94 S FF 95 2-3 ① K		B FF 94 B FF 94 B SI 90 B FF 92 4-0 40 WP 24 1B BB		B FF 92 B KC 82 C FF 94 B KC 84 C FF 92 X FF 95 3-2 ② G6-3		B FF 98 C FF 98 F FF 98 X FF 97 1-2 ③ F8			3	0	0	0	1	1	1
24 Robinson Canó, L (1, 4) OBP: 0.323, SLG: 0.435	**B SL 86** **1 SAFE** **B KC 82** 1 SAFE B FF 93 C FF 92 S FF 92 1 SAFE F FF 94 3-2 X SI 91 22 BB **1-3** 1B		F FF 95 D SL 87 B SI 90 X SL 85 2-1 40 WP **1-2** 1B		F KC 84 B FF 92 B SI 92 F FF 94 B FF 94 B FF 95 4-2 BB			C FF 94 S SL 81 B SL 80 X SL 83 1-2 21 FC6-4 1B		3	0	3	0	1	0	0
40 Wilson Ramos, R (1, 2) OBP: 0.354, SLG: 0.333	B SL 87 F SI 92 S FF 94 S FF 95 1-3 ② K		F SI 93 B SL 83 C FF 96 B SL 88 S FF 96 2-3 ② K **1-2** **2-3**		B SL 85 S SL 85 B FF 95 S SL 85 1 SAFE X FF 96 2-2 ③ G4-3			C CU 77 F SI 95 S CH 85 0-3 ① K		4	0	0	0	0	3	6
22 Dominic Smith, L (1, 3) OBP: 0.516, SLG: 0.480 20 Pete Alonso, R (8, PH) OBP: 0.404, SLG: 0.682 (9, 3)	B KC 85 B FF 95 B FF 93 B FF 94 4-0 **1-2** BB		F FF 96 D KC 85 B FF 95 S FF 96 F FF 96 F FF 96 S KC 84 2-3 ③ K			C SL 82 B SI 90 X SI 89 1-1 ① F9		C CU 79 B SI 93 B FF 95 B CU 78 S FF 95 S SL 82 3-3 ② K		2 1	0 0	0 0	0 0	1 0	1 1	2 1
21 Todd Frazier, R (1, 5) OBP: 0.250, SLG: 0.455	C SL 86 X FF 94 0-1 ③ F8			F FF 94 H SI 92 1-1 1 G4-3 HBP		C SI 89 B SL 82 B SL 83 X SL 81 2-1 ② G5-3		X SI 95 0-0 ③ FC6-4 1-2f		3	0	0	0	0	0	4
1 Amed Rosario, R (1, 6) OBP: 0.301, SLG: 0.375		C FF 94 B FF 94 C SL 85 B FF 94 B FF 94 X SL 85 3-2 ① G1-3	B FF 95 1 SAFE X SL 88 1-0 ① G4-3 **1-2**		B SL 82 S SL 82 C SI 89 X SL 83 1-2 1B			C SL 90 B SL 84 F SL 85 F FF 93 B SL 86 X SL 86 2-2 ① G6-3		4	0	1	0	0	0	1
12 Juan Lagares, R (1, 8) OBP: 0.320, SLG: 0.333 9 Brandon Nimmo, L (6, PH) OBP: 0.337, SLG: 0.377 (7, 8)		B FF 96 C FF 95 B FF 95 F FF 94 X FF 94 2-2 ② F9	B FF 95 F SL 84 B FF 96 F FF 96 F FF 96 S FF 94 2-3 ② K		B SI 89 X SI 88 1-0 ③ F9			C FF 91 S FF 92 X FF 92 0-2 ② G6-3		2 2	0 0	0 0	0 0	0 0	1 0	1 1
44 Jason Vargas, L (1, 1) 67 Seth Lugo, R (5, 1) 73 Daniel Zamora, L (7, 1) 13 Luis Guillorme, L (7, PH) OBP: 0.211, SLG: 0.167 65 Robert Gsellman, R (8, 1) 35 Jacob Rhame, R (9, 1) 28 J.D. Davis, R (9, PH) OBP: 0.382, SLG: 0.483		F FF 94 B KC 85 F FF 96 F FF 96 S KC 84 1-3 ③ K	C FF 95 B KC 85 X FF 94 1-1 ③ G4-3			C FF 98 B CH 91 B FF 97 X FF 97 2-1 6 G4-6-3 1B		C SL 87 B SL 86 B SL 87 C FF 92 B SL 87 S FF 92 3-3 ③ K		2 0 0 1 0 0 1	0 0 0 0 0 0 0	0 0 0 1 0 0 0	0 0 0 0 0 0 0	1 0 0 0 0 0 0	1 0 0 0 0 0 1	1 0 0 0 0 0 0
Inning Stats	R: 0 E: 0 K: 2 S: 14 H: 2 LOB: 3 BB: 1 P: 27	R: 0 E: 0 K: 1 S: 10 H: 0 LOB: 0 BB: 0 P: 16	R: 0 E: 0 K: 2 S: 12 H: 1 LOB: 2 BB: 1 P: 23	R: 0 E: 0 K: 1 S: 8 H: 0 LOB: 1 BB: 0 P: 13	R: 0 E: 0 K: 0 S: 9 H: 0 LOB: 1 BB: 1 P: 18	R: 0 E: 0 K: 0 S: 8 H: 1 LOB: 1 BB: 0 P: 13	R: 0 E: 0 K: 0 S: 6 H: 1 LOB: 0 BB: 0 P: 9	R: 0 E: 0 K: 2 S: 10 H: 1 LOB: 1 BB: 0 P: 14	R: 0 E: 0 K: 1 S: 10 H: 0 LOB: 0 BB: 0 P: 15	1B: 6 2B: 0 3B: 0 HR: 0	SF: 0 SAC: 0 DP: 1 HBP: 1		WP: 1 PB: 0 SB: 0 CS: 0	PA: 36			

PITCHER	IP	WLS	BF	H	R	ER	SO	BB	IBB	HBP	BLK	WP	HR	S	P	ERA	WHIP
21 Vince Velasquez, R (1, 1) ERA: 1.99	5.0	W	22	3	0	0	6	3	0	1	0	1	0	53	97	0.00	1.200
93 Pat Neshek, R (6, 1) ERA: 2.7	1.0	H	4	1	0	0	0	0	0	0	0	0	0	8	13	0.00	1.000
58 Seranthony Domínguez, R (7, 1) ERA: 4.32	1.0	H	3	1	0	0	0	0	0	0	0	0	0	6	9	0.00	1.000
46 Adam Morgan, L (8, 1) ERA:	1.0		4	1	0	0	2	0	0	0	0	0	0	10	14	0.00	1.000
12 Juan Nicasio, R (9, 1) ERA: 5.84	1.0		3	0	0	0	1	0	0	0	0	0	0	10	15	0.00	0.000

PITCHER	IP	WLS	BF	H	R	ER	SO	BB	IBB	HBP	BLK	WP	HR	S	P	ERA	WHIP

AB	32
R	0
H	6
RBI	0
BB	3
SO	9
LOB	19

Batter	1	2	3	4	5	6	7	8	9	AB	R	H	RBI	BB	SO	LOB
6 Lorenzo Cain, R (1, 8) OBP: 0.336, SLG: 0.423	F FF 96 C FF 97 X SL 94 0-2 G5-3	S SL 94 F FF 95 B FF 96 D CH 89 B FF 97 S SL 94 3-3 K	1 SAFE 1 SAFE C FF 95 1 SAFE B SL 92 S FF 95 1 SAFE F FF 96 F SL 91 1-3 F FF 94 S CH 85 K		C CH 86 B FF 94 B CH 85 F FF 93 B CH 86 X FF 94 3-2 22 1B 2B 1-H 2-H 3-H			C SI 88 B CH 79 X SI 90 1-1 11 2B 1B		5	2	2	3	0	2	4
16 Ben Gamel, L (8, 8) OBP: 0.327, SLG: 0.289										0	0	0	0	0	0	0
22 Christian Yelich, L (1, 9) OBP: 0.444, SLG: 0.781	B FF 97 B CH 91 B CH 90 B FF 97 4-0 11 S BB		F CU 83 X SL 93 0-1 10 S 11 1B 1B	B FF 93 B FF 95 C FF 95 C FF 94 X FF 94 2-2 G4-3	B CH 86 B SI 93 X CH 86 2-0 2-H 1B			C CH 82 B CH 82 F SI 90 D CH 82 S CH 81 2-3 K		4	1	2	1	1	1	1
10 Yasmani Grandal, S (1, 2) OBP: 0.370, SLG: 0.543	1 SAFE B FF 96 C FF 96 S FF 97 S FF 97 1 SAFE 1-3 K		1 SAFE 1 SAFE B FF 96 B CH 89 F FF 96 S FF 97 X FF 97 2-2 P6 1-2	S FF 95 F FF 95 F FF 96 B FF 96 X CH 90 1-2 G3-1	C SI 92 S SI 92 S SI 93 0-3 K			F SI 90 X CH 82 0-1 L8		5	0	0	0	0	2	4
36 Jake Petricka, R (8, 1)										0	0	0	0	0	0	0
11 Mike Moustakas, L (1, 4) OBP: 0.352, SLG: 0.553	B FF 97 C CH 89 B FF 97 F SL 93 F FF 98 F CH 90 X FF 98 2-2 P5 1-2		X CH 89 0-0 21 BB 8 HBP 7 2B 2-H 1B	B FF 95 F FF 95 F FF 96 B FF 95 F SL 92 F FF 96 F CU 85 T FF 96 2-2 K		C SI 91 B SI 92 F SI 91 B CH 85 S CH 86 2-3 K		B CU 75 B SI 89 S CH 80 D CH 82 C CH 82 F CH 83 F CH 83 F CH 83 F CH 82 3-2 X CH 82 1-H 2B		5	1	2	2	0	2	1
8 Ryan Braun, R (1, 7) OBP: 0.258, SLG: 0.414		X SL 92 0-0 3 BB 7 HBP 1B	B FF 96 H FF 95 2-0 21 BB 7 2B 1-2 HBP		X FF 93 0-0 B5	X CU 79 0-0 G5-3		B SI 90 C CH 80 S CH 83 B SI 90 F CH 81 D CH 81 F SI 90 B SI 90 4-2 BB		3	1	1	0	1	0	0
21 Travis Shaw, L (1, 5) OBP: 0.290, SLG: 0.371		1 SAFE B FF 96 C FF 96 F SL 93 S FF 97 1-3 K	F FF 96 B FF 96 B SL 92 B FF 96 B FF 96 4-1 7 2B 3 1B 1-2 2-3 BB		X SI 93 0-0 3 PB 6 2B 2B	B SI 92 B SI 92 C FF 92 F SI 91 B CH 86 X CH 85 3-2 G4-3		C CU 75 B CH 82 X CH 83 1-1 F9		4	2	1	0	1	1	3
7 Eric Thames, L (1, 3) OBP: 0.352, SLG: 0.617		1 SAFE B FF 96 B FF 96 C CH 88 H SL 94 3-1 3 BB 1-2 HBP	X FF 96 0-0 3 1B 1-3 2-H 3-H 2B		B SI 94 C SI 93 B CH 86 F SI 94 B FF 94 B CH 85 4-2 3 PB 6 2B BB		C SI 91 B CH 85 X CH 86 1-1 G4-3		B SL 76 F SL 77 C FF 88 S SL 78 1-3 K	3	2	1	2	1	1	0
3 Orlando Arcia, R (1, 6) OBP: 0.286, SLG: 0.417		B SL 92 B SL 92 B FF 96 B FF 96 4-0 1-2 2-3 BB	C CH 89 S FF 96 B SL 92 X SL 92 1-2 2-H 3-H 1B		B FF 94 F FF 92 B SI 93 B SI 94 3-1 6 2B 1-2 2-3 IBB		B CU 80 C FF 92 C SI 92 B CU 81 X FF 93 2-2 G6-3		B SL 76 C FF 87 C SL 77 S SL 78 1-3 K	3	1	1	2	2	1	0
57 Chase Anderson, R (1, 1) 43 Matt Albers, L (5, 1) 24 Jesús Aguilar, R (7, PH) OBP: 0.228, SLG: 0.159 50 Jacob Barnes, R (7, 1) 9 Manny Piña, R (8, 2) OBP: 0.333, SLG: 0.227		C FF 97 B SL 92 C FF 96 S FF 96 1-3 K	L SL 90 C FF 95 L SL 92 0-3 K		F FF 94 B FF 94 S CH 86 S CH 86 1-3 K	X FF 93 0-0 F9		B SL 77 C SL 77 C SL 76 S FF 86 1-3 K		3 0 1 0 1	0 0 0 0 0	0 0 0 0 0	0 0 0 0 0	3 0 0 0 0	3 0 0 0 1	7 0 0 0 0
Inning Stats	R: 0 E: 0 K: 1 S: 11 H: 0 LOB: 1 BB: 1 P: 18	R: 0 E: 0 K: 3 S: 11 H: 1 LOB: 3 BB: 1 P: 23	R: 5 E: 0 K: 2 S: 20 H: 4 LOB: 1 BB: 1 P: 30	R: 0 E: 0 K: 1 S: 13 H: 0 LOB: 0 BB: 0 P: 18	R: 4 E: 0 K: 2 S: 15 H: 3 LOB: 1 BB: 2 P: 28	R: 0 E: 0 K: 1 S: 7 H: 0 LOB: 0 BB: 0 P: 12	R: 0 E: 0 K: 0 S: 6 H: 0 LOB: 0 BB: 0 P: 9	R: 1 E: 0 K: 1 S: 20 H: 2 LOB: 2 BB: 1 P: 31	R: 0 E: 0 K: 3 S: 9 H: 0 LOB: 0 BB: 0 P: 12	1B: 6 2B: 4 3B: 0 HR: 0 SF: 0 SAC: 0 DP: 0 HBP: 2						

PITCHER	IP	WLS	BF	H	R	ER	SO	BB	IBB	HBP	BLK	WP	HR	S	P	ERA	WHIP
48 Jacob deGrom, R (1, 1) ERA: 4.85	4.0	L	22	5	5	5	7	3	0	2	0	0	0	55	89	11.25	2.000
55 Corey Oswalt, R (5, 1) ERA: 12.15	3.0		14	3	4	4	3	1	1	0	0	0	0	28	49	12.00	1.333
43 Luis Avilán, L (8, 1) ERA: 9.9	1.0		6	2	1	1	1	1	0	0	0	0	0	20	31	9.00	3.000
73 Daniel Zamora, L (9, 1) ERA:	1.0		3	0	0	0	3	0	0	0	0	0	0	9	12	0.00	0.000

PITCHER	IP	WLS	BF	H	R	ER	SO	BB	IBB	HBP	BLK	WP	HR	S	P	ERA	WHIP

TOP

Milwaukee Brewers @ New York Mets

Citi Field, Flushing, NY

Fri Apr 26 2019, 9:52 PM - 1:12 AM EDT

Att. 28,131 - Drizzle - 59 F

livebaseballscorecards.com

AB	37
R	10
H	10
RBI	10
BB	6
SO	14
LOB	20

WP: 0 PB: 1 SB: 2 CS: 0 PA: 45

Batter	1	2	3	4	5	6	7	8	9	AB	R	H	RBI	BB	SO	LOB
6 Jeff McNeil, L (1, 7) (8, 4) OBP: 0.438, SLG: 0.506	B SI 92 X CH 82 1-0 ① P5		1 SAFE B FC 92 B FC 91 B CH 81 C FF 93 S FF 94 X FF 94 3-2 ② F9		F FC 90 S CH 82 B FF 92 B FF 92 X CH 83 2-2 24 1B 2B		X FC 87 0-0 2B		C SI 92 B CH 87 X SI 93 1-1 ② G4-3	5	1	2	0	0	0	1
20 Pete Alonso, R (1, 3) OBP: 0.394, SLG: 0.652	F FF 93 C FF 94 F FF 94 B CH 84 F CH 85 F FF 95 C FF 95 1-3 ② K		D CH 84 S CH 84 S FF 94 B FF 94 B FF 95 B CH 84 4-2 1-2 BB		C CU 78 S FF 93 B FF 94 F CH 84 X FC 90 1-2 ② G5-3		C FF 94 D FF 95 F FC 90 S FC 91 1-3 ② K		C SI 93 B SI 91 S SL 84 B SL 85 X FF 93 2-2 ③ G6-3	4	0	0	0	1	2	2
24 Robinson Canó, L (1, 4) OBP: 0.340, SLG: 0.453 12 Juan Lagares, R (8, 8) OBP: 0.320, SLG: 0.333	B SI 94 F FC 92 X FC 92 1-1 2B		B CU 78 C CU 78 X CH 83 1-1 ③ L7		X FC 91 0-0 30 BB 2-H 1B		F FC 88 B FF 95 D FC 86 B FF 95 B FC 88 4-1 BB			3 0	0 0	2 0	1 0	1 0	0 0	2 0
30 Michael Conforto, L (1, 9) OBP: 0.407, SLG: 0.554 43 Luis Avilán, L (8, 1) 18 Travis d'Arnaud, R (9, 2) OBP: 0.136, SLG: 0.050	D CH 82 F FC 92 B CU 79 X CH 84 2-1 ③ L4			B CU 77 B CU 78 X SI 93 2-0 ① G4-3	F FC 91 B CH 83 B CH 84 B FC 90 B SI 94 4-1 1-2 BB		B FF 93 D FC 89 C FC 86 X FC 87 2-1 ③ F9			3 0 0	0 0 0	0 0 0	0 0 0	1 0 0	0 0 0	3 0 0
40 Wilson Ramos, R (1, 2) OBP: 0.337, SLG: 0.316 73 Daniel Zamora, L (9, 1)		B FF 93 F FF 94 C FF 94 F CH 84 X CH 83 1-2 ① L4		C CU 77 F FF 93 F FF 94 F FF 94 B CH 84 X FF 94 1-2 ② G6-3	C SL 84 X FF 91 0-1 ③ G5-3			S SI 92 S SL 83 B SL 85 X SL 86 1-2 ① F9		4 0	0 0	0 0	0 0	0 0	0 0	2 0
9 Brandon Nimmo, L (1, 8) OBP: 0.345, SLG: 0.397 (8, 7)		C SI 94 B FC 92 B CU 78 S CH 84 T FF 94 2-2 ② K		C FC 91 X FF 93 0-1 21 1B 2B		F FF 90 X CH 82 0-1 ① P5		B SI 93 X SI 93 1-0 1B		4	1	2	0	0	1	0
21 Todd Frazier, R (1, 5) OBP: 0.250, SLG: 0.400		F FF 94 B CH 82 X FC 91 1-1 ③ F8		F CU 78 B FF 94 F FF 94 F FF 94 B CH 85 B CH 84 F FF 95 X FF 94 3-2 2-H 1B		C SL 82 C SI 92 B SI 92 B SI 92 B SI 92 S SL 84 3-3 ② K		C SI 93 B SI 95 F SI 92 F CH 89 S SL 83 1-3 ② K		4	0	1	1	0	2	1
1 Amed Rosario, R (1, 6) OBP: 0.299, SLG: 0.363			B FF 90 B FC 88 C FF 92 F FF 92 B FF 92 B FF 94 4-2 20 BB BB	S FF 94 F FF 94 F FF 94 X SI 94 0-2 ③ L8	S SL 83 S SL 81 B SI 92 B SL 81 C SI 92 2-3 ③ K			X SL 82 0-0 ③ F9		3	0	0	0	1	1	2
48 Jacob deGrom, L (1, 1) OBP: 0.111, SLG: 0.444 55 Corey Oswalt, R (5, 1) 23 Keon Broxton, R (7, PH) OBP: 0.238, SLG: 0.158 (8, 9)			S CH 82 S FF 94 B CH 81 C FF 95 1-3 ① K		F FF 90 C FF 92 S CH 81 0-3 ① K		C FF 94 B FC 89 X FC 88 1-1 ① L8		B SI 93 X SL 82 1-0 ① G6-3	1 1 2	0 0 0	0 0 0	0 0 0	1 1 0	1 0 0	1 0 0
Inning Stats	R: 0 H: 1 E: 0 LOB: 1 K: 1 BB: 0 S: 11 P: 16	R: 0 H: 0 E: 0 LOB: 0 K: 1 BB: 0 S: 9 P: 13	R: 0 H: 0 E: 0 LOB: 2 K: 1 BB: 2 S: 12 P: 25	R: 1 H: 2 E: 0 LOB: 1 K: 0 BB: 0 S: 17 P: 23	R: 1 H: 2 E: 0 LOB: 2 K: 1 BB: 1 S: 14 P: 21	R: 0 H: 0 E: 0 LOB: 0 K: 2 BB: 0 S: 8 P: 13	R: 0 H: 1 E: 0 LOB: 2 K: 1 BB: 1 S: 9 P: 17	R: 0 H: 1 E: 0 LOB: 1 K: 1 BB: 0 S: 9 P: 12	R: 0 H: 0 E: 0 LOB: 0 K: 0 BB: 0 S: 6 P: 10	1B: 3 2B: 4 3B: 0 HR: 0	SF: 0 SAC: 0 DP: 0 HBP: 0					

PITCHER	IP	WLS	BF	H	R	ER	SO	BB	IBB	HBP	BLK	WP	HR	S	P	ERA	WHIP
57 Chase Anderson, R (1, 1) ERA: 3.2	4.2		22	5	2	2	4	3	0	0	0	0	0	61	96	3.86	1.714
43 Matt Albers, R (5, 1) ERA: 4.76	1.1	W	4	0	0	0	2	0	0	0	0	0	0	10	15	0.00	0.000
50 Jacob Barnes, R (7, 1) ERA: 5.73	1.0		5	1	0	0	1	1	0	0	0	0	0	9	17	0.00	2.000
36 Jake Petricka, R (8, 1) ERA: 3.38	2.0		7	1	0	0	1	0	0	0	0	0	0	15	22	0.00	0.500

PITCHER	IP	WLS	BF	H	R	ER	SO	BB	IBB	HBP	BLK	WP	HR	S	P	ERA	WHIP

BOTTOM

Milwaukee Brewers @ New York Mets

Citi Field, Flushing, NY

Fri Apr 26 2019, 9:52 PM - 1:12 AM EDT

Att. 28,131 - Drizzle - 59 F

livebaseballscorecards.com

AB	34
R	2
H	7
RBI	2
BB	4
SO	8
LOB	14

Batter	1	2	3	4	5	6	7	8	9	AB	R	H	RBI	BB	SO	LOB
6 Lorenzo Cain, R (1, 8) OBP: 0.347, SLG: 0.431	C FF 97 F SI 98 B FF 98 B SL 90 B SI 99 X FF 98 3-2 11 G5-3 11 E 1B	F SL 88 B FF 98 X SI 97 1-1 ② ③ G5-4-3 1-2f		X SI 98 0-0 22 CS 1B		F SI 95 C SI 95 B FF 94 D CU 82 B SI 95 X SI 94 3-2 ② L9		F SI 96 1 SAFE B SI 94 1 SAFE X SI 95 1-1 11 WP 22 1B 10 G1-3 1-3 1B		5	2	3	0	0	0	4
22 Christian Yelich, L (1, 9) OBP: 0.459, SLG: 0.810	1 SAFE F SI 95 1 SAFE F FF 96 B SI 97 1 SAFE B FF 97 X CU 77 2-2 ① P5		X CH 89 0-0 11 1B 7 1B 1B	1 SAFE 1 SAFE F FF 96 B FF 98 S FF 98 B FF 98 F SI 98 B FF 98 X CH 91 3-2 ② 1-2 HR		0-0 11 1B IBB		C FS 92 1 SAFE X SI 95 0-1 21 S 10 G1-3 1-2 3-H 1B		4	2	3	2	1	0	1
11 Mike Moustakas, L (1, 4) (8, 5) OBP: 0.355, SLG: 0.543	1 SAFE D CU 77 X CH 89 1-0 ② G5-3 1-H		1 SAFE X SI 95 0-0 21 S 7 1B 1-3 1B	C FF 97 X SL 86 0-1 ③ P6		X SI 95 0-0 1-2 2-H 1B		B SI 95 F FS 91 C SI 95 B FS 91 B SL 89 S FF 96 3-3 ① K 2-3		5	1	2	1	0	1	2
10 Yasmani Grandal, S (1, 2) OBP: 0.371, SLG: 0.529	S SI 96 B CH 90 X CH 90 1-1 21 PB 1B		S SI 96 F FF 96 F FF 97 1 SAFE S CH 91 0-3 ① K		B CU 79 B CH 90 B CH 89 C SI 96 S SI 98 B FF 97 4-2 3 S BB	B SI 94 X CH 86 1-0 ③ F7		X FS 92 0-0 ② G1-3 1-2 3-H		4	0	1	1	1	1	5
21 Travis Shaw, L (1, 5) OBP: 0.286, SLG: 0.355	S FF 97 B FF 98 X SL 88 1-1 ③ G3-1 1-2		B FF 98 S FF 97 1 SAFE C FF 98 F CH 90 B FF 97 1 SAFE B FF 98 B FF 98 4-2 7 1B 1-2 BB		C FF 97 C FF 98 C SI 97 0-3 ① K		F CU 80 C SI 94 0-3 ① K	S FS 91 B FF 96 X SL 88 1-1 ③ F8 2-3		4	0	0	0	1	2	3
7 Eric Thames, L (1, 3) OBP: 0.373, SLG: 0.608		F SI 96 F CH 90 F FF 98 X CH 91 0-2 16 WP 3 1B 1B	X SI 97 0-0 ② 1-3 2-H 3-H 1B		C SI 97 D CH 91 B CH 89 S FF 97 S FF 98 2-3 ② K		F SL 89 B SL 90 F SL 90 F SI 95 B FF 94 B SI 95 B CH 87 4-2 8 WP 3 G1-3 BB		B FF 95 F FF 95 C FF 94 S SL 88 1-3 ① K	4	0	2	2	1	2	1
3 Orlando Arcia, R (1, 6) OBP: 0.281, SLG: 0.404		B SI 98 1 SAFE C SL 87 F SL 88 1 SAFE F FF 97 1 SAFE X CU 78 1-2 16 WP 1B	1 SAFE 1 SAFE C SL 86 X SL 88 0-1 ③ G6-3		S CU 78 F FF 97 1 SAFE F SI 97 F CU 78 B FF 97 1 SAFE B CU 79 X SI 97 2-2 ③ G6-3 1-2		B SI 95 F SI 95 B SI 94 B SL 89 X SI 95 2-2 ② G1-3 1-2		F FF 96 B FF 96 F SL 87 S FF 97 1-3 ② K	5	0	1	0	0	1	3
53 Brandon Woodruff, L (1, 1) 24 Jesús Aguilar, R (6, PH) 41 Junior Guerra, R (6, 1) 8 Ryan Braun, R (7, PH) 12 Alex Wilson, R (7, 1) 58 Alex Claudio, L (7, 1) 32 Jeremy Jeffress, R (8, 1) 14 Hernán Pérez, R (8, 4) 71 Josh Hader, L (8, 1)		B SI 96 S FF 97 C CU 78 S CU 77 1-3 ① K		C SI 96 B SL 88 F SI 97 C SI 97 1-3 ① K		B SI 95 C SI 95 C SL 90 F SI 95 S SL 90 1-3 ① K		B SI 96 B CU 80 C SI 96 X SI 95 2-1 ③ G5-3 2-3		F FF 96 F SI 95 B SL 88 B SL 88 S FF 96 2-3 ③ K	2 0 0 0 0 2 2 1 0 0 0 0 1 0 0 0 0 0 0 0 0 1 0 0 0 0 0 1 0 0 0 0 0 0 0 0 0 0 0 0 0 0 0 0 0 0 0 0 0 1 0 0 0 0 1 0 0 0 0 0 0 0 0						
16 Ben Gamel, L (1, 7) OBP: 0.375, SLG: 0.404		B SI 98 C CH 90 B CH 91 F FF 98 F SI 98 D SL 88 B FF 98 4-2 6 G5-4-3 1-2 2-3 BB		B SI 97 S CH 91 F FF 98 B SL 88 B FF 98 F FF 98 X SI 97 3-2 HR		C SI 95 B CU 81 B SI 95 X CH 87 2-1 11 1B 2B		C SL 87 B SI 94 C SL 88 B FF 96 B FS 92 B SL 88 4-2 6 1B 22 1B BB		2	3	2	1	2	0	0

Inning Stats																														
	R: 1	H: 2		R: 0	H: 2		R: 2	H: 3		R: 2	H: 3		R: 0	H: 0		R: 1	H: 2		R: 0	H: 0		R: 2	H: 2		R: 0	H: 0		1B: 11	SF: 0		WP: 3	PA: 44
	E: 1	LOB: 1		E: 0	LOB: 2		E: 0	LOB: 1		E: 0	LOB: 0		E: 0	LOB: 1		E: 0	LOB: 2		E: 0	LOB: 1		E: 0	LOB: 1		E: 0	LOB: 0		2B: 1	SAC: 0		PB: 1	
	K: 0	BB: 0		K: 1	BB: 1		K: 1	BB: 1		K: 1	BB: 0		K: 2	BB: 1		K: 1	BB: 1		K: 1	BB: 1		K: 1	BB: 1		K: 3	BB: 0		3B: 0	DP: 1		SB: 3	
	S: 11	P: 19		S: 16	P: 23		S: 12	P: 16		S: 14	P: 21		S: 13	P: 21		S: 11	P: 18		S: 11	P: 19		S: 12	P: 21		S: 9	P: 13		HR: 2	HBP: 0		CS: 1	

PITCHER		IP	WLS	BF	H	R	ER	SO	BB	IBB	HBP	BLK	WP	HR	S	P	ERA	WHIP
34 Noah Syndergaard, R ERA: 6.35	(1, 1)	5.0	L	25	10	5	5	5	3	0	0	0	1	2	66	100	9.00	2.600
65 Robert Gsellman, R ERA: 4.24	(6, 1)	2.0		10	2	1	1	2	1	1	0	0	1	0	22	37	4.50	1.500
27 Jeurys Familia, R ERA: 6.17	(8, 1)	1.0		6	2	2	2	1	1	0	0	0	1	0	12	21	18.00	3.000
39 Edwin Díaz, R ERA: 0.93	(9, 1)	1.0		3	0	0	0	3	0	0	0	0	0	0	9	13	0.00	0.000

PITCHER	IP	WLS	BF	H	R	ER	SO	BB	IBB	HBP	BLK	WP	HR	S	P	ERA	WHIP

TOP

Milwaukee Brewers @ New York Mets

Citi Field, Flushing, NY

Sat Apr 27 2019, 7:13 PM - 11:09 PM EDT

Att. 40,610 - Clear - 57 F

livebaseballscorecards.com

AB	38
R	8
H	14
RBI	7
BB	6
SO	11
LOB	22

BOTTOM

Milwaukee Brewers @ New York Mets
Citi Field, Flushing, NY
Sat Apr 27 2019, 7:13 PM - 11:09 PM EDT
Att. 40,610 - Clear - 57 F

Batter	1	2	3	4	5	6	7	8	9	AB	R	H	RBI	BB	SO	LOB
6 Jeff McNeil, L (1, 7) OBP: 0.446, SLG: 0.506	C SI 95 B FF 97 X SI 96 1-1 24 CS 1B		C CH 88 S SL 91 H SL 91 1-2 24 FC3-6 30 WP 20 1B HBP		B CU 82 X SL 87 1-0 ① F8		X SI 86 0-0 E4 20 HR 1B 1-3	F SI 94 F SI 95 S SI 95 0-3 ③ K		4	2	2	0	0	1	2
20 Pete Alonso, R (1, 3) OBP: 0.404, SLG: 0.681	C SI 96 X CH 88 0-1 ① F8		C SI 97 F SI 96 F FF 98 B SL 89 X FF 97 1-2 24 FC3-6 1B 1-2		S SL 89 B CH 88 X SL 88 1-1 24 G5-6-3 1B		B CH 73 C CH 73 1 SAFE B CH 71 D CH 60 F CH 73 F CH 73 X CH 72 3-2 1-H 3-H HR		S SI 94 S SI 95 S SI 95 0-3 ① K	5	1	3	3	0	1	1
24 Robinson Canó, L (1, 4) OBP: 0.324, SLG: 0.430	1 SAFE S SI 96 1 SAFE B CH 87 B SI 95 B CH 87 F FF 95 T FF 95 3-2 ② ③ K 1-2		B CH 87 X SL 90 1-0 ② FC3-6 30 WP 1-2f 2-3		F SI 94 B SI 96 B CH 87 X FF 96 2-1 ② ③ G5-6-3 1-2f		B SL 76 C SI 86 B SI 86 F CH 74 F CH 73 X SL 75 2-2 ② F8		S SI 93 S SI 94 S SI 96 0-3 ② K	5	0	0	0	0	2	4
30 Michael Conforto, L (1, 9) OBP: 0.398, SLG: 0.531		C SI 96 S SL 89 C FF 96 0-3 ① K	B CH 87 B CH 89 B CH 88 C FF 96 S FF 97 F FF 97 B FF 97 4-2 1-2 3-H BB			B CU 82 B FF 94 F FF 93 S FF 94 F CU 81 S FS 85 2-3 ① K	B SI 86 C CH 72 B SI 85 S SI 85 S CH 73 2-3 ③ K		F SI 95 B SI 94 X SI 94 1-1 ③ G3-1	4	0	0	0	1	3	0
28 J.D. Davis, R (1, 5) OBP: 0.389, SLG: 0.475		F FF 97 X CH 88 0-1 1 FC5-4 9 1B 1B	C FF 97 B FF 97 C SI 95 F FF 97 S CH 89 1-3 ③ K			F FF 94 C CU 80 B FS 87 B FS 87 X SI 94 2-2 G6-3		B FS 90 B FF 89 F FS 91 B FS 91 F FS 91 B SI 92 4-2 9 1B 1 1B BB		3	1	1	0	1	1	2
9 Brandon Nimmo, L (1, 8) OBP: 0.363, SLG: 0.416		L SI 97 F CH 87 B FF 96 B SL 87 F SL 89 B FF 97 X FF 97 3-2 1 FC5-4 1B 1-2		B FF 94 C CU 82 S FF 96 X FF 96 1-2 1 PB 1B		C CU 81 B FS 86 B FF 94 X CU 80 2-1 ③ G4-3		C SI 92 X SI 92 0-1 1 1B 1B 1-2		4	0	3	0	0	0	0
1 Amed Rosario, R (1, 6) OBP: 0.307, SLG: 0.400		S SL 89 F SL 88 B FF 96 F FF 98 X SL 88 1-2 ② FC5-4 1-2f 2-3	C SL 88 S FF 95 B FF 96 B SL 89 X SL 87 2-2 ① L9 1-2				X SL 86 0-0 HR	B KC 79 B SI 92 C FF 92 B SI 92 F SI 93 X SI 92 3-2 1-2 2-H 1B		4	1	2	2	0	0	3
18 Travis d'Arnaud, R (1, 2) OBP: 0.160, SLG: 0.087 21 Todd Frazier, R (8, PH) OBP: 0.235, SLG: 0.375 39 Edwin Díaz, R (9, 1)		B SL 89 B SL 89 X SL 88 2-0 ③ L9	C FF 96 F SI 96 F FF 96 B SL 89 B FF 96 S FF 97 2-3 ② K				X SL 86 0-0 ① 1B	B SI 96 F SI 95 S SI 96 S SI 97 1-3 ① K		3 1 0	0 0 0	1 0 0	0 0 0	0 0 0	1 1 0	3 2 0
34 Noah Syndergaard, L (1, 1) OBP: 0.231, SLG: 0.364 65 Robert Gsellman, R (6, 1) 22 Dominic Smith, L (7, PH) OBP: 0.531, SLG: 0.480 27 Jeurys Familia, R (8, 1) 40 Wilson Ramos, R (8, PH) OBP: 0.333, SLG: 0.312 (9, 2)			F FF 95 B FF 96 F FF 96 F SL 89 B FF 97 C FF 97 2-3 ① K	F FF 96 S FF 97 F FF 98 C SL 88 0-3 ③ K			C SI 91 B SL 85 F SL 84 B SL 85 F SI 92 B CH 89 B SI 92 4-2 6 E 6 1B 20 HR BB	B SI 95 S SI 96 S SI 96 S SI 95 1-3 ② K		2 0 0 0 1	0 0 1 0 0	0 0 0 0 0	0 0 0 0 0	2 0 1 0 1	1 0 0 0 2	0 0 0 0 2

Inning Stats	1	2	3	4	5	6	7	8	9
	R: 0 E: 0 K: 1 S: 7 H: 1 LOB: 1 BB: 0 P: 11	R: 0 E: 0 K: 1 S: 14 H: 2 LOB: 2 BB: 0 P: 20	R: 1 E: 0 K: 2 S: 18 H: 1 LOB: 2 BB: 1 P: 28	R: 0 E: 0 K: 2 S: 14 H: 1 LOB: 1 BB: 0 P: 19	R: 0 E: 0 K: 0 S: 5 H: 1 LOB: 0 BB: 0 P: 9	R: 0 E: 0 K: 1 S: 9 H: 0 LOB: 0 BB: 0 P: 15	R: 4 E: 1 K: 1 S: 17 H: 4 LOB: 0 BB: 1 P: 28	R: 1 E: 0 K: 3 S: 16 H: 2 LOB: 2 BB: 1 P: 25	R: 0 E: 0 K: 2 S: 8 H: 0 LOB: 0 BB: 0 P: 9

1B: 10	SF: 0
2B: 1	SAC: 0
3B: 0	DP: 2
HR: 2	HBP: 1

WP: 1	PA: 40
PB: 1	
SB: 0	
CS: 1	

AB	**36**
R	**6**
H	**12**
RBI	**5**
BB	**3**
SO	**13**
LOB	**20**

livebaseballscorecards.com

PITCHER		IP	WLS	BF	H	R	ER	SO	BB	IBB	HBP	BLK	WP	HR	S	P	ERA	WHIP
53 Brandon Woodruff, R ERA: 5.17	(1, 1)	5.0	W	21	6	1	1	6	1	0	1	0	1	0	58	87	1.80	1.400
41 Junior Guerra, R ERA: 1.29	(6, 1)	1.0		3	0	0	0	1	0	0	0	0	0	0	9	15	0.00	0.000
12 Alex Wilson, R ERA: 9.53	(7, 1)	0.1		3	2	2	2	0	1	0	0	0	0	1	5	9	54.00	9.000
58 Alex Claudio, L ERA: 4.73	(7, 1)	0.2		4	2	2	2	1	0	0	0	0	0	1	12	19	27.00	3.000
32 Jeremy Jeffress, R ERA: 2.45	(8, 1)	0.0		3	2	1	1	0	1	0	0	0	0	0	7	14	∞	∞

PITCHER		IP	WLS	BF	H	R	ER	SO	BB	IBB	HBP	BLK	WP	HR	S	P	ERA	WHIP
71 Josh Hader, L ERA: 3.21	(8, 1)	2.0	S	6	0	0	0	5	0	0	0	0	0	0	17	20	0.00	0.000

Milwaukee Brewers @ New York Mets

Citi Field, Flushing, NY

Sun Apr 28 2019, 1:11 PM - 4:03 PM EDT

Att. 25,756 - Cloudy - 50 F

livebaseballscorecards.com

Batter	1	2	3	4	5	6	7	8	9	AB	R	H	RBI	BB	SO	LOB
6 Lorenzo Cain, R (1, 8) OBP: 0.336, SLG: 0.416	X SI 93 0-0 ① P3		1 SAFE B SI 92 F CH 83 B SI 92 B SI 93 C SI 92 X CH 83 3-2 ②③ G4-3 1-2f			X CH 84 0-0 ③ P4			C FF 95 B FF 95 F SL 87 X FF 96 1-2 ① G4-3	4	0	0	0	0	0	1
22 Christian Yelich, L (1, 9) OBP: 0.460, SLG: 0.804 16 Ben Gamel, L (5, 9) OBP: 0.379, SLG: 0.408	C SI 94 B SL 87 B SI 93 S SL 88 F SI 94 B SI 93 X SI 93 3-2 ② G1-3			C CU 79 S SL 88 B SI 93 B SL 88 B SI 92 X CU 79 3-2 24 G5-4-3 1B			C CU 78 B CH 84 X SI 93 1-1 24 S 11 HR 1B		C FF 96 B FF 95 C SL 87 C FF 96 1-3 ② K	2 2	0 1	1 1	0 0	0 1	0 0	0 0
8 Ryan Braun, R (1, 7) OBP: 0.245, SLG: 0.391	S SI 93 B SL 88 C SI 93 F CU 78 F SI 94 F SI 93 B SI 94 X CH 86 2-2 ③ G5-3			B SI 92 B SI 93 C CH 83 1 SAFE F SI 93 1 SAFE F SI 92 T CU 80 2-2 ① K			B SI 93 B CH 82 B SI 92 C SI 93 X SI 91 3-1 ① F9		X FF 97 0-0 ③ L4	4	0	0	0	0	1	2
24 Jesús Aguilar, R (1, 3) OBP: 0.217, SLG: 0.151		C SI 92 B SI 93 B CH 84 X CH 82 2-1 ① F8		C SI 93 X CH 83 0-1 ②③ G5-4-3 1-2f			B SI 92 C SI 92 C CH 83 1 SAFE B SI 93 B SI 92 S CH 82 3-3 ② K 1-2			3	0	0	0	0	1	2
11 Mike Moustakas, L (1, 5) OBP: 0.365, SLG: 0.583 (7, 4)		B SI 93 B CU 79 F SI 93 X SI 93 2-1 14 FC5-4 1B			B SI 92 B SL 88 C SI 92 X CH 83 2-1 ① P3		B SI 92 B SI 92 C SI 93 X SL 88 2-1 2-H HR			3	1	2	2	0	0	0
14 Hernán Pérez, R (1, 4) OBP: 0.288, SLG: 0.438 58 Alex Claudio, L (7, 1) 56 Aaron Wilkerson, R (7, 1) OBP: 1.000, SLG: 4.000		S SI 92 B SI 93 S SI 92 X CU 80 1-2 ② FC5-4 1-2f			S SI 93 B SI 94 F CH 85 B SI 93 B SI 93 F SI 93 X CH 84 3-2 ② G5-3		B SI 93 X CH 85 1-0 ③ F8			3 0 0	0 0 0	0 0 0	0 0 0	0 0 0	0 0 0	1 0 0
9 Manny Piña, R (1, 2) OBP: 0.300, SLG: 0.200		F SI 92 F CH 84 F SI 92 C CU 78 0-3 ③ K			C CU 80 F CH 84 B SI 93 B CU 78 X SI 92 2-2 ③ G5-3			B FF 90 C SL 84 B CU 76 C SI 94 S CU 78 2-3 ① K		3	0	0	0	0	2	1
3 Orlando Arcia, R (1, 6) OBP: 0.283, SLG: 0.402			B SI 92 C CH 84 X CH 84 1-1 6 G4-3 1B			B CU 79 C SI 94 C SI 93 X CU 78 1-2 ① G3-1		B FF 93 C SL 86 B FF 95 S CU 78 F FF 95 B CH 88 C SI 92 3-3 ② K		3	0	1	0	0	1	0
47 Gio González, R (1, 1) 7 Eric Thames, L (6, PH) OBP: 0.367, SLG: 0.596 43 Matt Albers, L (6, 1) 50 Jacob Barnes, R (7, 1) 21 Travis Shaw, L (7, 5) OBP: 0.283, SLG: 0.351			L SI 91 B SI 91 C CU 78 L CU 79 1-3 ① K			X SL 88 0-0 ② L1-3		B FF 93 C FF 92 B CH 88 F CU 79 B SI 94 C FF 94 3-3 ③ K		1 1 0 0 1	0 0 0 0 0	0 0 0 0 0	0 0 0 0 0	1 0 0 0 1	1 0 0 0 0	1 0 0 0 0
Inning Stats	R: 0 E: 0 K: 0 S: 11 H: 0 LOB: 0 BB: 0 P: 16	R: 0 E: 0 K: 1 S: 11 H: 1 LOB: 1 BB: 0 P: 16	R: 0 E: 0 K: 1 S: 8 H: 1 LOB: 0 BB: 0 P: 13	R: 0 E: 0 K: 1 S: 9 H: 1 LOB: 0 BB: 0 P: 14	R: 0 E: 0 K: 0 S: 9 H: 0 LOB: 0 BB: 0 P: 16	R: 0 E: 0 K: 0 S: 5 H: 0 LOB: 0 BB: 0 P: 6	R: 2 E: 0 K: 1 S: 10 H: 2 LOB: 0 BB: 0 P: 20	R: 0 E: 0 K: 3 S: 10 H: 0 LOB: 0 BB: 0 P: 18	R: 0 E: 0 K: 1 S: 7 H: 0 LOB: 0 BB: 0 P: 9	1B: 4 2B: 0 3B: 0 HR: 1 SF: 0 SAC: 0 DP: 2 HBP: 0						

TOP

AB	30
R	2
H	5
RBI	2
BB	0
SO	8
LOB	8

WP: 0 PA: 30
PB: 0
SB: 1
CS: 0

PITCHER		IP	WLS	BF	H	R	ER	SO	BB	IBB	HBP	BLK	WP	HR	S	P	ERA	WHIP
32 Steven Matz, L ERA: 3.68	(1, 1)	7.0	W	24	5	2	2	4	0	0	0	0	0	1	63	101	2.57	0.714
67 Seth Lugo, R ERA: 4.32	(8, 1)	1.0	H	3	0	0	0	3	0	0	0	0	0	0	10	18	0.00	0.000
39 Edwin Díaz, R ERA: 0.84	(9, 1)	1.0	S	3	0	0	0	1	0	0	0	0	0	0	7	9	0.00	0.000

PITCHER	IP	WLS	BF	H	R	ER	SO	BB	IBB	HBP	BLK	WP	HR	S	P	ERA	WHIP

Batter	1	2	3	4	5	6	7	8	9	AB	R	H	RBI	BB	SO	LOB
6 Jeff McNeil, L (1, 7) (2, 4) OBP: 0.434, SLG: 0.484	L FF 89 X CU 75 0-1 ① G4-3	B FF 90 S FF 90 B FF 89 3 SAFE X FF 90 2-1 ③ F9			C FF 89 X CH 82 0-1 ①② L9-3 1-1		B SI 84 B CU 70 B SI 82 B SI 83 4-0 1-2 2-3 BB	S CH 82 S CH 82 B FF 89 F CH 82 F FF 89 B FF 89 B SL 82 F CH 82 F FF 89 3-3 ③ K S CU 75		4	0	0	0	1	1	4
20 Pete Alonso, R (1, 3) OBP: 0.398, SLG: 0.684	B SI 89 B FF 90 B SI 90 C SI 90 S SI 91 X FF 91 3-2 21 1B 3B	B CH 81 B SI 88 F CH 81 X CH 80 2-1 ① G4-3			B SI 88 X SI 83 1-0 ③ G6-3		D CU 72 D SL 82 D SL 82 C FF 90 S FF 90 F FF 90 T FF 89 3-2 ② K			4	1	1	0	0	1	3
24 Robinson Canó, L (1, 4) OBP: 0.324, SLG: 0.430 12 Juan Lagares, R (1, PH) OBP: 0.315, SLG: 0.313 (2, 8)	S SI 88 B CH 81 S CH 82 D CU 76 B FF 91 F CH 83 B FF 90 4-2 21 1B BB	S CU 73 C CH 81 B CU 75 F CU 75 X CU 75 1-2 ② G5-3				C SL 81 S SI 89 B SL 79 B SI 90 C SI 92 2-3 ① K	X SL 82 0-0 ③ G1-3			0 3	0 0	0 0	0 0	0 1	0 1	0 3
21 Todd Frazier, R (1, 5) OBP: 0.286, SLG: 0.400	S CU 77 C CU 76 B CH 83 F FF 90 B CH 83 F CU 76 F CU 76 1 SAFE F CH 83 2-2 X SI 90 40 G4-6-3 1-3 3-H 1B	B SI 88 C CH 84 B CH 82 F CH 82 X CU 75 2-2 1B				B SI 92 B SI 92 S SL 82 B SI 92 C SI 92 F SI 93 F SI 93 C SL 85 3-3 ② K		B SL 84 S FF 89 B CU 74 B FF 88 C FF 88 F FF 90 X FF 88 3-2 ① F7		4	0	2	1	0	1	0
40 Wilson Ramos, R (1, 2) OBP: 0.330, SLG: 0.309	X SI 90 0-0 ②③ G4-6-3 1-2f	X SI 88 0-0 ③ F9				B SI 92 C SI 92 B SL 82 B SL 83 F SI 92 X SI 94 3-2 ③ G4-3		B FF 89 X FF 89 1-0 30 BB 9 BB 3 2B 1B		4	1	1	0	0	0	3
9 Brandon Nimmo, L (1, 8) OBP: 0.368, SLG: 0.413 (2, 7)		C FF 89 B CH 81 B FF 90 S FF 90 X SI 89 2-2 1 2B 1B		C CU 70 C FF 87 B CU 74 X CU 74 1-2 ① G3			B FF 93 F FC 87 S FC 86 S FC 88 1-3 ① K	C FF 89 B FF 88 D SL 81 B FF 87 B CH 82 4-1 30 BB 3 2B 1-2 BB		3	2	1	0	1	1	0
1 Amed Rosario, R (1, 6) OBP: 0.305, SLG: 0.404		C SI 90 C CH 83 F CH 82 X CU 76 0-2 32 G6-3 1-H 2B		B SI 88 X CH 81 1-0 ② F9			F FF 94 F FF 94 X FF 93 0-2 E9 28 1B	S SL 82 X SL 82 0-1 ② F9		4	1	1	1	0	0	2
23 Keon Broxton, R (1, 9) OBP: 0.227, SLG: 0.150 30 Michael Conforto, L (7, PH) OBP: 0.408, SLG: 0.531 (8, 9)		L SI 89 B FF 90 F CH 82 F CU 76 B FF 90 S CU 76 2-3 ① K		C CU 75 B FF 88 C CH 83 B CH 82 B CU 76 S CU 75 3-3 ③ K			0-0 6 BB 28 1B IBB	C CH 82 F FF 88 B FF 89 B CH 82 B FF 90 B FF 89 4-2 3 2B 1-2 2-3 BB		2 0	0 0	0 0	0 0	0 2	2 0	1 0
32 Steven Matz, R (1, 1) OBP: 0.111, SLG: 0.111 22 Dominic Smith, L (7, PH) OBP: 0.531, SLG: 0.480 28 J.D. Davis, R (7, PH) OBP: 0.397, SLG: 0.484 67 Seth Lugo, R (8, 1) 3 Tomás Nido, R (8, PH) OBP: 0.143, SLG: 0.286 39 Edwin Díaz, R (9, 1)		F SI 89 C SI 89 X CU 76 0-2 ② G6-3 2-3			C SI 86 F SI 87 B CU 74 X CU 75 1-2 6 L9-3 1B		D CH 72 X SI 85 1-0 6 BB 1-2 2-H 1B	S FF 89 D SL 83 X FF 89 1-1 1-3 2-H 3-H 2B		2 0 1 0 0 1	0 0 0 0 0 0	1 0 1 0 0 0	0 0 1 1 0 0	0 0 0 0 0 0	0 0 0 0 0 0	1 0 0 0 0 0
Inning Stats	R: 1 E: 0 K: 0 S: 16 H: 2 LOB: 1 BB: 1 P: 25	R: 1 E: 0 K: 1 S: 16 H: 2 LOB: 1 BB: 0 P: 22	R: 0 E: 0 K: 0 S: 10 H: 1 LOB: 1 BB: 0 P: 15	R: 0 E: 0 K: 1 S: 7 H: 0 LOB: 0 BB: 0 P: 12	R: 0 E: 0 K: 0 S: 6 H: 1 LOB: 0 BB: 0 P: 8	R: 0 E: 0 K: 2 S: 11 H: 0 LOB: 0 BB: 0 P: 19	R: 1 E: 1 K: 2 S: 12 H: 1 LOB: 3 BB: 2 P: 21	R: 2 E: 0 K: 1 S: 19 H: 2 LOB: 2 BB: 2 P: 35		1B: 6 2B: 3 3B: 1 HR: 0 SF: 0 SAC: 0 DP: 2 HBP: 0				WP: 0 PB: 0 SB: 0 CS: 0 PA: 37	

PITCHER	IP	WLS	BF	H	R	ER	SO	BB	IBB	HBP	BLK	WP	HR	S	P	ERA	WHIP
47 Gio González, L (1, 1) ERA: 3.6	5.0		20	6	2	2	2	1	0	0	0	0	0	55	82	3.60	1.400
43 Matt Albers, R (6, 1) ERA: 4.38	1.0		3	0	0	0	2	0	0	0	0	0	0	11	19	0.00	0.000
50 Jacob Barnes, R (7, 1) ERA: 5.56	0.1	L	3	0	1	0	1	0	1	0	0	0	0	6	7	0.00	0.000
58 Alex Claudio, L (7, 1) ERA: 4.73	0.0		2	1	0	0	0	1	0	0	0	0	0	1	6	∞	∞
56 Aaron Wilkerson, R (7, 1) ERA: 7.36	1.2		9	2	2	2	2	2	0	0	0	0	0	24	43	10.80	2.400

PITCHER	IP	WLS	BF	H	R	ER	SO	BB	IBB	HBP	BLK	WP	HR	S	P	ERA	WHIP

BOTTOM

Milwaukee Brewers @ New York Mets

Citi Field, Flushing, NY

Sun Apr 28 2019, 1:11 PM - 4:03 PM EDT

Att. 25,756 - Cloudy - 50 F

livebaseballscorecards.com

AB	32
R	5
H	9
RBI	5
BB	5
SO	7
LOB	17

Batter	1	2	3	4	5	6	7	8	9	AB	R	H	RBI	BB	SO	LOB
9 José Peraza, R (1, 4) OBP: 0.218, SLG: 0.306	X SI 97 0-0 ① F9	C FF 96 X CU 80 0-1 7 SF8 1-3 3-H 2B		C FF 95 C CH 87 X FC 89 0-2 ② F9			C FF 92 F SI 93 F FF 95 B CU 81 F FF 95 X SI 95 1-2 7 S 1B	X SI 95 0-0 ②③ G5-3 2-3f		5	0	2	1	0	0	4
19 Joey Votto, L (1, 3) OBP: 0.343, SLG: 0.400	C FF 95 B FF 96 B CH 89 S FF 95 B FC 93 F FF 97 F SI 96 X CU 81 3-2 1B	D FF 95 B FF 95 D CH 90 3-0 IBB		B SI 95 F SI 94 C SI 95 C FC 91 1-3 ③ K			F SI 93 1 SAFE C CH 87 B CU 78 B FF 94 F SI 93 F CH 87 B CU 80 1 SAFE 3-2 ① X SI 93 F8		X FF 95 0-0 ① F8	4	0	1	0	1	1	2
7 Eugenio Suárez, R (1, 5) OBP: 0.327, SLG: 0.474	C FF 96 X FC 91 0-1 ② P4	X SI 96 0-0 ② SF8 2-3 3-H			C CH 92 S CH 86 F FC 88 B FF 94 B FF 95 F CH 89 F FF 96 F CU 80 X SI 95 2-2 ① P5		B SL 87 F SI 93 S FF 95 1 SAFE C CU 79 1-3 ② 1-2 K		B FF 96 B SL 89 S FF 95 F SL 89 F FF 96 B FF 97 X SL 89 3-2 ② F7	4	0	0	1	0	1	2
33 Jesse Winker, L (1, 7) OBP: 0.316, SLG: 0.534	B FF 95 F SI 95 F FF 95 X SI 96 1-2 ③ L7	X SI 96 0-0 ③ G1-3			C CH 88 B FC 88 B SI 95 C FC 90 X SI 96 2-2 ② L7		0-0 IBB		X FF 96 0-0 HR	4	1	1	1	1	0	3
66 Yasiel Puig, R (1, 9) OBP: 0.228, SLG: 0.368		B FC 90 F FF 96 B FC 91 S SI 96 B FF 97 B FF 97 4-2 43 BB 4 2B BB	C FF 94 S CU 80 C SI 96 0-3 ① K		F FC 90 S CU 80 X SI 96 0-2 2B		C CU 79 F FF 93 T FF 96 0-2 ③ K		S SL 88 X FF 96 0-1 ③ G1-3	4	1	1	0	1	2	2
43 Scott Schebler, L (1, 8) OBP: 0.273, SLG: 0.243		F SI 96 B FF 96 D CH 88 B SI 95 B SI 96 4-1 4 2B 16 1B 1-2 BB	F CU 80 B FF 95 T SI 95 B FS 90 B FF 97 S FF 97 3-3 ② K		F CH 88 X FC 90 0-1 ③ L4			B SI 94 B SI 94 C FF 96 F FF 96 B FF 96 B SI 95 4-2 16 SH5-4 4 HBP BB		2	1	0	0	2	1	1
4 Jose Iglesias, R (1, 6) OBP: 0.342, SLG: 0.392		F FF 98 C CU 81 F FC 89 F SI 95 F FC 91 2 SAFE 2 SAFE X SI 95 0-2 16 1B 9 2B 1-3 2-H 2B	F FF 96 X CH 89 0-1 ③ G5-3			C CU 78 C FF 94 F FC 89 X SI 94 0-2 21 G 1B		H SI 94 1-0 9 G5-3 16 SH5-4 1-2 HBP		3	1	2	1	0	0	0
16 Tucker Barnhart, L (1, 2) OBP: 0.320, SLG: 0.338		B FF 97 X CH 89 1-0 9 2B 7 SF8 2-3 3-H 1B		X SI 93 0-0 ① L7		F SI 96 X FC 91 0-1 ① P5		L SI 95 B SI 95 X SI 95 1-1 ① SH5-4 1-2 2-3		3	1	1	1	0	0	1
35 Tanner Roark, R (1, 1) OBP: 0.100, SLG: 0.100 53 Wandy Peralta, L (4, 1) 21 Michael Lorenzen, R (5, 1) OBP: 0.250, SLG: 0.286 50 Amir Garrett, R (6, 1) 37 David Hernandez, R (7, 1) 22 Derek Dietrich, L (8, PH) OBP: 0.317, SLG: 0.547 26 Raisel Iglesias, R (8, 1)		C CU 80 C FF 95 B FF 96 B CU 80 S FF 95 2-3 ① K		B FF 93 T FF 94 X CU 80 1-1 1B		1 SAFE X FC 88 0-0 ②③ G 1-2f		0-0 IBB		2 0 1 0 0 1 2 0 0 0 0 0 0 0 1 0 0 0 0 0 1 0 0 0 0 0 0 0 0 0 0 0 0 0 0 0 0 0 0 1 0 0 0 0 0 0 0 0 0						
Inning Stats	R: 0 E: 0 K: 0 S: 11 H: 1 LOB: 1 BB: 0 P: 15	R: 4 E: 0 K: 1 S: 17 H: 3 LOB: 2 BB: 3 P: 31	R: 0 E: 0 K: 2 S: 8 H: 0 LOB: 0 BB: 0 P: 11	R: 0 E: 0 K: 1 S: 9 H: 1 LOB: 1 BB: 0 P: 11	R: 0 E: 0 K: 0 S: 15 H: 1 LOB: 1 BB: 0 P: 19	R: 0 E: 0 K: 0 S: 7 H: 1 LOB: 2 BB: 1 P: 21	R: 0 E: 0 K: 2 S: 16 H: 1 LOB: 0 BB: 0 P: 7	R: 0 E: 0 K: 0 S: 5 H: 0 LOB: 2 BB: 2 P: 11	R: 1 E: 0 K: 0 S: 8 H: 1 LOB: 0 BB: 0 P: 11	1B: 5 2B: 3 3B: 0 HR: 1 SF: 1 SAC: 1 DP: 2 HBP: 1						

PITCHER	IP	WLS	BF	H	R	ER	SO	BB	IBB	HBP	BLK	WP	HR	S	P	ERA	WHIP
45 Zack Wheeler, R (1, 1) ERA: 5.05	6.0		27	7	4	4	4	2	1	0	0	0	0	67	94	6.00	1.500
67 Seth Lugo, R (7, 1) ERA: 4.08	1.0		5	1	0	0	2	0	1	0	0	0	0	16	21	0.00	1.000
27 Jeurys Familia, R (8, 1) ERA: 5.68	1.0		5	0	0	0	0	1	1	1	0	0	0	5	11	0.00	1.000
39 Edwin Díaz, R (9, 1) ERA: 1.54	1.0	L	4	1	1	1	0	0	0	0	0	0	1	8	11	9.00	1.000

PITCHER	IP	WLS	BF	H	R	ER	SO	BB	IBB	HBP	BLK	WP	HR	S	P	ERA	WHIP

TOP

Cincinnati Reds @ New York Mets

Citi Field, Flushing, NY

Mon Apr 29 2019, 7:11 PM - 10:25 PM EDT

Att. 20,766 - Cloudy - 51 F

livebaseballscorecards.com

AB	32
R	5
H	9
RBI	5
BB	6
SO	6
LOB	18

WP: 0	PA: 41
PB: 0	
SB: 1	
CS: 0	

Batter	1	2	3	4	5	6	7	8	9	AB	R	H	RBI	BB	SO	LOB
6 Jeff McNeil, L (1, 4) OBP: 0.441, SLG: 0.474	B SI 90 X SI 90 1-0 ① F7		C CU 76 B CH 84 B FF 91 C SL 87 B CU 78 X FF 92 3-2 ① F8	B FF 92 B CH 83 B SI 92 C SI 92 B SI 91 4-1 9 BB 20 BB 1-2 2-3 BB		B FC 94 B CH 88 B SI 97 B SI 97 4-0 20 1B BB		0-0 IBB		2	0	0	0	3	0	0
20 Pete Alonso, R (1, 3) OBP: 0.398, SLG: 0.667	B SI 91 B SL 86 C FF 93 X SI 92 2-1 ② G6-3		C SL 87 B FF 92 F FF 92 F FF 94 B CU 77 S CH 84 2-3 ② K	D SL 86 B SL 86 B SI 94 B SI 92 4-0 9 BB 1-2 2-3 3-H BB		C SI 96 D SI 96 X FC 94 1-1 1-2 1B		B SL 82 C FF 91 S CH 86 S CH 88 1-3 ③ K		4	0	1	1	1	2	2
9 Brandon Nimmo, L (1, 7) OBP: 0.370, SLG: 0.398	B SI 92 X SI 92 1-0 ③ F9		C FF 91 F FF 93 B CU 79 F SI 93 H CU 78 2-2 30 BB HBP	B SL 87 D SL 88 D SI 94 D FF 94 4-0 1-2 2-3 3-H BB		B SL 86 C SI 96 X SL 84 1-1 ③ G3-1			F FF 93 B CH 89 S CH 88 S CH 89 1-3 ① K	3	0	0	1	1	1	2
30 Michael Conforto, L (1, 9) OBP: 0.408, SLG: 0.530		C SI 91 C FF 89 F FF 90 B CH 85 F CH 83 F SI 92 X SL 87 1-2 40 2B 2B	C SI 92 B FF 91 B CH 84 C SL 87 B FF 93 S SL 87 4-2 1-2 BB	C CH 87 S SL 89 D SL 88 B CH 87 X SL 88 2-2 ③ G4-3			B SL 85 C SI 95 C SI 95 C SL 87 1-3 ① K		T FF 94 B CH 88 C CH 88 S CH 90 1-3 ② K	4	1	1	0	1	2	3
21 Todd Frazier, R (1, 5) OBP: 0.231, SLG: 0.320		X SL 85 0-0 ① G6-3	C SL 86 B SI 93 B SL 87 X SL 86 2-1 ③ P3		C FC 92 B FC 93 X SI 97 1-1 ① L9		C SI 83 S FC 84 C FF 93 0-3 ② K		S FF 96 C SI 96 B SI 97 B CH 90 S SL 84 2-3 ③ K	5	0	0	0	0	2	3
40 Wilson Ramos, R (1, 2) OBP: 0.326, SLG: 0.318		B FF 92 F SI 91 B SI 91 X SI 92 2-1 1 1B 2-H 2B		F SL 87 S SL 87 F FF 91 X FF 91 0-2 ① P5	B FC 92 X FC 94 1-0 ② L9		B FC 86 F SI 93 X SI 92 1-1 ③ G6-3			4	1	1	1	0	0	0
1 Amed Rosario, R (1, 6) OBP: 0.303, SLG: 0.398		S SL 85 S SL 85 D SL 85 B SI 93 X SI 92 2-2 2-H 1B		F FF 92 X SI 92 0-1 ② F8	C FC 92 B CU 84 S FC 93 B CH 89 T FC 95 2-2 ③ K			B SL 79 B FF 92 X FF 91 2-0 ① F7		4	0	1	1	0	1	0
12 Juan Lagares, R (1, 8) OBP: 0.328, SLG: 0.333		C SL 86 1 SAFE F SL 85 D FF 92 F CU 77 S CH 84 1-3 ② K		C FF 94 C FF 93 B FF 94 B CU 77 B CU 77 F FF 93 B FF 92 4-2 6 BB 45 1B 20 BB BB		C FC 94 B FC 94 X SI 97 1-1 ① G4-3		C SL 79 B FF 93 X CH 85 1-1 2B		3	1	1	0	1	1	1
45 Zack Wheeler, L (1, 1) OBP: 0.308, SLG: 0.615 23 Keon Broxton, R (6, PH) OBP: 0.222, SLG: 0.146 67 Seth Lugo, R (7, 1) 27 Jeurys Familia, R (8, 1) 22 Dominic Smith, L (8, PH) OBP: 0.515, SLG: 0.462 39 Edwin Diaz, R (9, 1)		1 SAFE F CU 77 D CU 76 B SI 92 C SI 92 C FF 93 2-3 ③ K		F SI 92 F SI 92 B FF 91 X CH 84 1-2 20 BB 6 BB 9 BB 1-2 1B		F FC 94 B FC 94 X FC 94 1-1 ② F9		B FF 91 B FF 89 C FF 91 B CH 86 X FF 92 3-1 ② P3		2 1 0 0 1 0	1 0 0 0 0 0	1 0 0 0 0 0	0 0 0 0 0 0	0 0 0 0 0 0	1 0 0 0 0 0	1 0 0 0 1 0
Inning Stats	R: 0 E: 0 K: 0 S: 4 H: 0 LOB: 0 BB: 0 P: 8	R: 2 E: 0 K: 2 S: 19 H: 3 LOB: 1 BB: 0 P: 27	R: 0 E: 0 K: 1 S: 14 H: 0 LOB: 2 BB: 1 P: 27	R: 2 E: 0 K: 0 S: 16 H: 1 LOB: 3 BB: 4 P: 35	R: 0 E: 0 K: 1 S: 6 H: 0 LOB: 0 BB: 0 P: 10	R: 0 E: 0 K: 0 S: 8 H: 1 LOB: 2 BB: 1 P: 16	R: 0 E: 0 K: 2 S: 8 H: 0 LOB: 0 BB: 0 P: 10	R: 0 E: 0 K: 1 S: 8 H: 1 LOB: 2 BB: 1 P: 15	R: 0 E: 0 K: 3 S: 9 H: 0 LOB: 0 BB: 0 P: 13	1B: 3 2B: 3 3B: 0 HR: 0	SF: 0 SAC: 0 DP: 0 HBP: 1			WP: 0 PB: 0 SB: 0 CS: 0	PA: 41	

PITCHER	IP	WLS	BF	H	R	ER	SO	BB	IBB	HBP	BLK	WP	HR	S	P	ERA	WHIP
35 Tanner Roark, R (1, 1) ERA: 4.08	3.2		20	4	4	4	3	4	0	1	0	0	0	50	88	9.82	2.182
53 Wandy Peralta, L (4, 1) ERA: 0.96	0.1		2	0	0	0	0	1	0	0	0	0	0	3	9	0.00	3.000
21 Michael Lorenzen, R (5, 1) ERA: 1.15	1.2		7	1	0	0	1	1	0	0	0	0	0	12	23	0.00	1.200
50 Amir Garrett, L (6, 1) ERA: 1.46	0.2		2	0	0	0	1	0	0	0	0	0	0	5	7	0.00	0.000
37 David Hernandez, R (7, 1) ERA: 4.38	0.2		2	0	0	0	1	0	0	0	0	0	0	5	6	0.00	0.000

PITCHER	IP	WLS	BF	H	R	ER	SO	BB	IBB	HBP	BLK	WP	HR	S	P	ERA	WHIP
26 Raisel Iglesias, R (8, 1) ERA: 3.14	2.0	W	8	1	0	0	4	0	1	0	0	0	0	17	28	0.00	0.500

Cincinnati Reds @ New York Mets

Citi Field, Flushing, NY

Mon Apr 29 2019, 7:11 PM - 10:25 PM EDT

Att. 20,766 - Cloudy - 51 F

BOTTOM

livebaseballscorecards.com

AB	33
R	4
H	6
RBI	4
BB	7
SO	10
LOB	13

Cincinnati Reds @ New York Mets

Citi Field, Flushing, NY

Tue Apr 30 2019, 7:12 PM - 10:35 PM EDT

Att. 20,836 - Partly Cloudy - 56 F

livebaseballscorecards.com

TOP

Batter	1	2	3	4	5	6	7	8	9	10	AB	R	H	RBI	BB	SO	LOB
9 José Peraza, R (1, 4) OBP: 0.228, SLG: 0.303	C FF 84 B CH 80 F CH 79 S SI 86 / 1-3 K ①		B CH 79 T SI 85 F KC 73 F FF 86 B KC 71 B CH 80 F CH 80 B SI 86 / 4-2 19 E 19 S BB		X CH 78 / 0-0 P3 ③		C SI 95 1 SAFE S SL 91 X SL 91 / 0-2 F8 ③		D SI 94 X SI 95 / 1-0 19 BB 1B 1-3 3-H		4	0	1	1	1	1	1
19 Joey Votto, L (1, 3) OBP: 0.355, SLG: 0.415	X SI 85 / 0-0 2B		1 SAFE C CH 80 C FF 85 B CH 81 B CH 81 C KC 73 / 2-3 K ③ 1-3			B CH 78 C CH 79 X FF 85 / 1-1 F8 ①		X SI 95 / 0-0 7 F8-3 1B 1B	B SL 78 B SL 78 B FF 89 F FF 87 B SL 79 / 4-1 BB 1-2		4	0	2	0	1	1	1
7 Eugenio Suárez, R (1, 5) OBP: 0.322, SLG: 0.490	F SI 86 F CH 79 B SI 87 C FF 86 / 1-3 K ②			B SI 82 C FF 84 X SI 84 / 1-1 G6-3 ①		X SI 84 / 0-0 HR		B SI 95 B SI 95 X SI 96 / 2-0 F8-3 ①② 1-1	B CU 77 F FF 91 F FF 92 S CH 81 / 1-3 K ③		5	1	1	1	0	2	5
66 Yasiel Puig, R (1, 9) OBP: 0.226, SLG: 0.354	B CH 81 X CH 80 / 1-0 L6 ③			B CH 78 C SI 84 F FF 85 B CH 80 B CH 79 B KC 73 / 4-2 33 E 6 S BB		B SI 94 C SI 95 F SL 89 F SI 95 S CU 82 / 1-3 K ②		S SI 95 S SI 96 S SI 97 / 0-3 K ③		C FF 91 X CU 76 / 0-1 P5 ①	4	0	0	0	1	2	1
12 Curt Casali, R (1, 2) OBP: 0.341, SLG: 0.421 16 Tucker Barnhart, L (9, PH) OBP: 0.312, SLG: 0.328 (9, 2)		B FF 82 B SI 83 C FF 84 F SI 84 B CH 80 F FF 86 X CH 79 / 3-2 G6-3 ①		F SI 85 B SI 85 1 SAFE 1 SAFE F FF 85 X CH 81 / 1-2 F8 ②		B SL 91 F SI 95 F SI 96 F FF 96 B CU 82 B CU 83 B SI 95 / 4-2 BB			F SI 94 C FS 91 F FF 96 S SL 88 / 0-3 K ①	F FF 92 C FF 91 F FF 91 B CU 77 B FF 91 S CH 81 / 2-3 K ②	2 2	0 0	0 0	0 0	1 0	0 2	1 0
6 Phillip Ervin, R (1, 8) OBP: 0.385, SLG: 0.400 22 Derek Dietrich, L (9, PH) OBP: 0.323, SLG: 0.537 (9, 7)		T FF 85 B CH 80 B CH 79 B CH 79 X SI 85 / 3-1 33 CS 1B		1 SAFE B SI 83 C CH 80 B CH 79 F CH 80 F SI 86 D CH 81 D CH 81 / 4-2 33 E 1-2 BB		F SI 95 F SI 95 D SL 91 S SL 90 / 1-3 K ③			C SI 95 S SL 87 B FF 97 S SL 89 / 1-3 K ②	S CH 82 B FF 91 S CH 82 H FF 92 / 2-2 33 E HBP	2 1	0 0	1 0	0 0	1 0	1 1	1 0
33 Jesse Winker, L (1, 7) OBP: 0.311, SLG: 0.511 (9, 8)		C FF 85 1 SAFE B FF 85 B FF 87 S CH 81 1 SAFE F SI 88 B FF 87 F CH 81 / 3-3 C CH 81 ②③ 1-2 K		B FF 85 2 SAFE C CH 81 B FF 86 F CH 80 X KC 75 / 2-2 G4-3 ③ 1-2 2-3			C CU 79 B CH 85 S CH 86 X SL 92 / 1-2 F9 ①		B FS 93 B SI 95 B SI 95 B FF 95 / 4-0 4 1B 52 1B BB	1 SAFE C CU 77 X CH 83 / 0-1 E4 1-3	4	1	0	0	1	1	4
4 Jose Iglesias, R (1, 6) OBP: 0.345, SLG: 0.392			C CH 79 C KC 73 B CH 80 B CH 80 X SI 86 / 2-2 F8 ①		C CH 82 X KC 70 / 0-1 F9 ①		B SI 96 X SL 90 / 1-0 1B		C SI 95 C SI 95 D SI 96 D SL 88 X SI 96 / 2-2 52 1B 9 1B 1-2 1B	C CH 81 C CU 78 X CH 82 / 0-2 P3 ③	5	1	2	0	0	0	2
58 Luis Castillo, R (1, 1) OBP: 0.071, SLG: 0.071 55 Robert Stephenson, R (7, 1) 50 Amir Garrett, R (8, 1) 48 Jared Hughes, R (8, 1) 52 Kyle Farmer, R (9, PH) OBP: 0.278, SLG: 0.560 21 Michael Lorenzen, R (9, PR) OBP: 0.292, SLG: 0.286 37 David Hernandez, R (9, 1) 26 Raisel Iglesias, R (10, 1)			B FF 84 X FF 83 / 1-0 P2 ②		S FF 83 C CH 78 C FF 85 / 0-3 K ②		B SL 90 C SI 94 L SI 94 B CU 79 L SI 93 / 2-3 K ②		C SI 96 S FF 96 X SL 87 / 0-2 9 1B 1-3 2-H 1B		3 0 0 0 1 0 0 0	0 0 0 0 0 0 0 0	0 0 0 0 1 0 0 0	0 0 0 0 0 0 0 0	2 0 0 0 0 0 0 0	1 0 0 0 0 0 0 0
Inning Stats	R: 0 E: 0 K: 2 S: 8 / H: 1 LOB: 1 BB: 0 P: 11	R: 0 E: 0 K: 1 S: 11 / H: 1 LOB: 1 BB: 0 P: 20	R: 0 E: 0 K: 1 S: 11 / H: 0 LOB: 1 BB: 1 P: 20	R: 0 E: 1 K: 0 S: 13 / H: 0 LOB: 2 BB: 2 P: 25	R: 0 E: 0 K: 1 S: 6 / H: 0 LOB: 0 BB: 0 P: 6	R: 1 E: 0 K: 2 S: 13 / H: 1 LOB: 1 BB: 1 P: 20	R: 0 E: 0 K: 1 S: 10 / H: 1 LOB: 1 BB: 0 P: 14	R: 0 E: 0 K: 1 S: 5 / H: 1 LOB: 0 BB: 0 P: 7	R: 2 E: 0 K: 3 S: 18 / H: 3 LOB: 3 BB: 2 P: 31	R: 0 E: 1 K: 1 S: 13 / H: 0 LOB: 2 BB: 0 P: 17	1B: 6 2B: 3 3B: 0 HR: 1 / SF: 0 SAC: 0 DP: 2 HBP: 1						

	AB	37
	R	3
	H	8
	RBI	3
	BB	6
	SO	13
	LOB	17

WP: 0 PB: 0 SB: 2 CS: 1 PA: 44

PITCHER		IP	WLS	BF	H	R	ER	SO	BB	IBB	HBP	BLK	WP	HR	S	P	ERA	WHIP
44 Jason Vargas, L ERA: 5.75	(1, 1)	5.1		21	3	1	1	5	3	0	0	0	0	1	52	86	1.69	1.125
65 Robert Gsellman, R ERA: 3.86	(6, 1)	1.2		7	1	0	0	3	1	0	0	0	0	0	20	30	0.00	1.200
27 Jeurys Familia, R ERA: 6.28	(8, 1)	1.2	B	9	4	2	2	3	1	0	0	0	0	0	19	29	10.80	3.000
73 Daniel Zamora, L ERA:	(9, 1)	0.0		1	0	0	0	0	1	0	0	0	0	0	1	5	∞	∞
47 Drew Gagnon, R ERA: 6.75	(9, 1)	1.1	W	6	0	0	0	2	0	0	1	0	0	0	16	21	0.00	0.000

PITCHER	IP	WLS	BF	H	R	ER	SO	BB	IBB	HBP	BLK	WP	HR	S	P	ERA	WHIP

Cincinnati Reds @ New York Mets

Citi Field, Flushing, NY

Tue Apr 30 2019, 7:12 PM - 10:35 PM EDT

Att. 20,836 - Partly Cloudy - 56 F

BOTTOM

livebaseballscorecards.com

Batter	1	2	3	4	5	6	7	8	9	10	AB	R	H	RBI	BB	SO	LOB
6 Jeff McNeil, L (1, 4) OBP: 0.457, SLG: 0.500	C FF 97 X SI 97 0-1 20 G5-4-3 1B		B CH 88 L CH 87 X FF 96 1-1 2-H 1B			B FF 95 X SL 85 1-0 ① G1-3 1-2		B FF 94 F SL 85 B FS 88 X SL 85 2-1 30 1B 2B		B FF 93 S CH 87 X CH 88 1-1 2-3 1B	5	1	4	1	0	0	1
20 Pete Alonso, R (1, 3) OBP: 0.382, SLG: 0.642	C SI 98 B SI 96 X CH 87 1-1 ① G5-4-3 ② 1-2f		1 SAFE C SL 86 F CH 88 B FF 96 1 SAFE F SL 87 F CH 88 F CH 88 X SI 98 1-2 ③ G4-3			B SI 97 S FF 98 B SL 84 S FF 97 S FF 96 2-3 ② K		S SL 84 S SL 84 S SL 84 0-3 ① K		C FF 95 F SL 83 B CH 89 X FF 95 1-2 ① SF9 3-H	4	0	0	1	0	2	4
9 Brandon Nimmo, L (1, 7) OBP: 0.365, SLG: 0.384 23 Keon Broxton, R (9, 7) OBP: 0.222, SLG: 0.146	C FF 98 B FF 97 B SL 88 C SI 98 S CH 89 2-3 ③ K			C FF 96 B SL 86 T FF 96 X CH 87 1-2 ① G5-3		B FF 96 C FF 97 B CH 87 C FF 97 B CH 87 B CH 87 4-2 BB		2 SAFE C SL 85 B FF 95 C FF 96 B SL 86 S SL 86 2-3 ② K			3	0	0	0	1	2	1
											0	0	0	0	0	0	0
30 Michael Conforto, L (1, 9) OBP: 0.403, SLG: 0.519		F FF 96 F FF 95 S CH 88 0-3 ① K		S CH 87 C CH 88 B CH 87 C FF 97 1-3 ② K		B FF 96 C FF 97 B FF 97 C FF 97 S CH 88 2-3 ③ K		X SI 96 0-0 21 FC5-4 2-H 1B			4	0	1	1	0	3	2
21 Todd Frazier, R (1, 5) OBP: 0.233, SLG: 0.414		B SL 85 B SI 98 S FF 97 B FF 97 S CH 88 X CH 88 3-2 ② F7		B FF 98 B SI 96 B SL 87 C FF 96 X FF 97 3-1 ③ P4			X FF 96 0-0 HR	B SI 89 B SI 90 C SI 90 C SI 90 X SI 91 2-2 ③ FC5-4 1-2f			4	1	1	1	0	0	1
40 Wilson Ramos, R (1, 2) OBP: 0.313, SLG: 0.303		B SL 88 C FF 97 S SI 97 S CH 88 1-3 ③ K			S SI 97 S CH 88 S CH 88 0-3 ① K		B SL 86 X SL 85 1-0 ① G5-3		X FC 86 0-0 ① F9		4	0	0	0	0	2	0
1 Amed Rosario, R (1, 6) OBP: 0.319, SLG: 0.406			B FF 96 B SL 87 X FF 97 2-0 12 FC5-4 1B		X SI 96 0-0 12 G5-4-3 1B		B SL 87 B FF 98 B CH 87 B FF 95 4-0 12 F7 12 S BB		B FC 87 C SI 93 S FC 86 B FF 94 B FC 85 S FC 87 3-3 ② K		3	0	2	0	1	1	0
12 Juan Lagares, R (1, 8) OBP: 0.306, SLG: 0.309			X SI 97 0-0 ① FC5-4 6 WP 44 SH2-3 6 1B 1-2f		1 SAFE C CH 88 X CH 87 0-1 ② ③ G5-4-3 1-2f		L SI 97 F SI 97 F CH 88 F CH 86 1 SAFE B FF 96 B CH 87 F FF 97 F CH 86 2-2 ② F SI 87 X SL 85 F7 1-3		C SI 94 F FC 87 B FC 86 C FF 94 1-3 ③ K		4	1	0	0	0	1	3
44 Jason Vargas, L (1, 1) 65 Robert Gsellman, R (6, 1) 22 Dominic Smith, L (7, PH) OBP: 0.500, SLG: 0.444 27 Jeurys Familia, R (8, 1) 73 Daniel Zamora, L (9, 1) 28 J.D. Davis, R (9, 5) OBP: 0.405, SLG: 0.508 47 Drew Gagnon, R (9, 1)			B SI 93 X SI 92 1-0 ② SH2-3 1-2			B FF 94 B FF 94 C FF 94 B FF 94 C SI 93 B CH 84 4-2 6 G1-3 BB	S SL 85 S SL 86 S SL 86 0-3 ③ K		S SL 82 C SL 82 B FF 95 B SI 95 F SL 81 F SI 96 F CH 88 B CH 88 F SL 83 3-2 X SL 83 6 1B 20 SF9 2B	0 0 1 0 0 0 1 0	0 0 0 0 0 0 1 0	0 0 0 0 0 0 1 0	0 0 1 0 0 0 1 0	0 0 0 0 0 0 0 0	0 0 1 0 0 0 0 0	0 0 1 0 0 0 0 0
Inning Stats	R: 0 E: 0 K: 1 S: 7 H: 1 LOB: 0 BB: 0 P: 10	R: 0 E: 0 K: 2 S: 9 H: 0 LOB: 0 BB: 0 P: 13	R: 1 E: 0 K: 0 S: 11 H: 2 LOB: 1 BB: 0 P: 16	R: 0 E: 0 K: 1 S: 8 H: 0 LOB: 0 BB: 0 P: 13	R: 0 E: 0 K: 1 S: 6 H: 1 LOB: 0 BB: 0 P: 6	R: 0 E: 0 K: 2 S: 11 H: 0 LOB: 2 BB: 2 P: 24	R: 1 E: 0 K: 1 S: 13 H: 1 LOB: 1 BB: 1 P: 20	R: 1 E: 0 K: 2 S: 12 H: 2 LOB: 1 BB: 0 P: 18	R: 0 E: 0 K: 2 S: 7 H: 0 LOB: 0 BB: 0 P: 11	R: 1 E: 0 K: 0 S: 12 H: 2 LOB: 1 BB: 0 P: 17	1B: 6 2B: 2 3B: 0 HR: 1 SF: 1 SAC: 1 DP: 2 HBP: 0						

AB	33
R	4
H	9
RBI	4
BB	3
SO	12
LOB	13

WP: 1 PA: 38
PB: 0
SB: 1
CS: 0

PITCHER		IP	WLS	BF	H	R	ER	SO	BB	IBB	HBP	BLK	WP	HR	S	P	ERA	WHIP
58 Luis Castillo, R ERA: 1.45	(1, 1)	6.2		26	5	2	2	7	3	0	0	0	1	1	62	99	2.70	1.200
55 Robert Stephenson, R ERA: 2.45	(7, 1)	0.2		3	1	1	1	2	0	0	0	0	0	0	8	10	13.50	1.500
50 Amir Garrett, L ERA: 1.42	(8, 1)	0.1		2	1	0	0	1	0	0	0	0	0	0	4	6	0.00	3.000
48 Jared Hughes, R ERA: 5.56	(8, 1)	0.1		1	0	0	0	0	0	0	0	0	0	0	3	5	0.00	0.000
37 David Hernandez, R ERA: 4.05	(9, 1)	1.0		3	0	0	0	2	0	0	0	0	0	0	7	11	0.00	0.000

PITCHER		IP	WLS	BF	H	R	ER	SO	BB	IBB	HBP	BLK	WP	HR	S	P	ERA	WHIP
26 Raisel Iglesias, R ERA: 3.68	(10, 1)	0.1	L	3	2	1	1	0	0	0	0	0	0	0	12	17	27.00	6.000

Batter	1	2	3	4	5	6	7	8	9	AB	R	H	RBI	BB	SO	LOB
19 Joey Votto, L (1, 3) OBP: 0.342, SLG: 0.398	F FF 97 S FF 96 X FF 97 0-2 ① L5			S CU 82 C CH 89 B SL 93 X FF 97 1-2 E8 22 HBP	X FF 96 0-0 ③ FC6 1-2f			B SL 80 C SL 81 F SL 79 C SL 82 1-3 ① K		4	0	0	0	0	1	1
7 Eugenio Suárez, R (1, 5) OBP: 0.311, SLG: 0.471	F FF 97 F FF 97 F FF 98 X FF 98 0-2 ② L8			F FF 96 F FF 97 D CH 90 B FF 97 T CH 89 2-2 ① K	X CH 88 0-0 ① F7			C SI 91 X SL 82 0-1 ② P3		4	0	0	0	0	1	1
33 Jesse Winker, L (1, 8) (6, 7) OBP: 0.327, SLG: 0.511	S FF 97 C FF 97 F SI 98 F FF 98 F FF 98 B CH 91 B SL 94 F FF 97 2-2 ③ X FF 89 G4-3			B FF 97 D CH 90 B FF 97 C FF 97 C CH 89 F FF 97 B SL 92 4-2 22 HBP BB		F CH 89 B CH 88 S CH 89 X CH 89 1-2 66 FC5-4 1B		B SL 80 B SL 81 B SL 81 B FF 92 4-0 BB		2	0	1	0	2	0	0
66 Yasiel Puig, R (1, 9) OBP: 0.218, SLG: 0.340		S FF 96 B FF 96 F FF 97 F FF 98 S SL 93 1-3 ① K		T FF 97 S SL 92 F FF 98 B SL 92 F SL 92 D CH 91 B FF 96 T SL 92 3-2 ② K		B FF 95 X SL 90 1-0 ② FC5-4 1-2f		B SI 92 B CU 79 F SL 88 X FF 94 2-1 ③ L7		4	0	0	0	0	2	4
22 Derek Dietrich, L (1, 7) OBP: 0.324, SLG: 0.518 53 Wandy Peralta, L (6, 1) 48 Jared Hughes, R (7, 1) 32 Zach Duke, L (8, 1) 52 Kyle Farmer, R (9, PH) OBP: 0.267, SLG: 0.538 21 Michael Lorenzen, R (9, 1) OBP: 0.250, SLG: 0.286		S FF 98 S FF 97 F FF 98 X FF 97 0-2 ② P6		B CH 90 C FF 97 H FF 96 2-1 1-2 2-3 HBP		S FF 96 F FF 96 F FF 97 X SL 93 0-2 ③ G5-3			B FF 95 C FF 96 B FF 96 B SL 90 F FF 96 S SL 89 3-3 ① K	2 0 0 0 1 0	0 0 0 0 0 0	0 0 0 0 0 0	0 0 0 0 0 0	0 0 0 0 1 0	0 0 0 0 0 0	1 0 0 0 0 0
16 Tucker Barnhart, L (1, 2) OBP: 0.309, SLG: 0.314		X FF 96 0-0 ③ G4-3		S FF 96 B CH 92 F SL 92 B FF 98 D SL 92 F FF 96 F FF 97 S CH 88 3-3 ③ K			C CU 81 B CU 82 C SL 92 B FF 95 B SL 91 B CU 83 4-2 43 4 G6-4-3 1B BB		C FF 97 T FF 98 B SL 90 B FF 97 F FF 98 B FF 97 X FF 97 3-2 ② F7	3	0	0	0	1	1	3
4 Jose Iglesias, R (1, 6) OBP: 0.352, SLG: 0.434			S FF 96 F FF 95 S FF 97 0-3 ① K		X SL 90 0-0 ① G6-3		X SI 94 0-0 43 G6-4-3 1-2 1B		C FF 98 B FF 96 X SL 88 1-1 HR	4	1	2	1	0	1	0
28 Anthony DeSclafani, R (1, 1) OBP: 0.111, SLG: 0.111 43 Scott Schebler, L (6, 8) OBP: 0.267, SLG: 0.237			S FF 96 S FF 96 B FF 97 F FF 96 T FF 97 1-2 ② K		C FF 94 X FF 95 0-1 9 FC3-6 1B		C CH 88 X CH 88 0-1 ①② G6-4-3 1-2f 2-3		B FF 96 F FF 96 S SL 89 X FF 97 1-2 ③ L7	2 2	0 0	1 0	0 0	0 0	1 0	0 2
9 José Peraza, R (1, 4) OBP: 0.221, SLG: 0.293			C FF 96 X SL 92 0-1 ③ F9		F FF 95 B CH 89 X SL 92 1-1 ② FC3-6 19 FC6 1-2f		B SL 92 X SL 91 1-0 ③ F9			3	0	0	0	0	0	2

livebaseballscorecards.com

Cincinnati Reds @ New York Mets

Citi Field, Flushing, NY

Wed May 01 2019, 7:11 PM - 9:56 PM EDT

Att. 22,119 - Drizzle - 50 F

TOP

AB	31
R	1
H	4
RBI	1
BB	3
SO	8
LOB	14

Inning Stats	1	2	3	4	5	6	7	8	9
	R: 0 E: 0 K: 0 S: 15	R: 0 E: 0 K: 1 S: 9	R: 0 E: 0 K: 2 S: 9	R: 0 E: 1 K: 3 S: 20	R: 0 E: 0 K: 0 S: 6	R: 0 E: 0 K: 0 S: 9	R: 0 E: 0 K: 0 S: 6	R: 0 E: 0 K: 1 S: 7	R: 1 E: 0 K: 1 S: 12
	H: 0 LOB: 0 BB: 0 P: 17	H: 0 LOB: 0 BB: 0 P: 10	H: 0 LOB: 0 BB: 0 P: 10	H: 0 LOB: 3 BB: 1 P: 35	H: 1 LOB: 1 BB: 0 P: 7	H: 1 LOB: 1 BB: 0 P: 11	H: 1 LOB: 1 BB: 1 P: 11	H: 0 LOB: 1 BB: 1 P: 14	H: 1 LOB: 0 BB: 0 P: 20

1B: 3	SF: 0
2B: 0	SAC: 0
3B: 0	DP: 1
HR: 1	HBP: 1

WP: 0	PA: 35
PB: 0	
SB: 0	
CS: 0	

PITCHER		IP	WLS	BF	H	R	ER	SO	BB	IBB	HBP	BLK	WP	HR	S	P	ERA	WHIP
48 Jacob deGrom, R ERA: 3.82	(1, 1)	7.0		27	3	0	0	6	2	0	1	0	0	0	74	101	0.00	0.714
71 Ryan O'Rourke, L ERA:	(8, 1)	0.2		3	0	0	0	1	1	0	0	0	0	0	5	10	0.00	1.500
67 Seth Lugo, R ERA: 4.0	(8, 1)	0.1		1	0	0	0	0	0	0	0	0	0	0	2	4	0.00	0.000
39 Edwin Díaz, R ERA: 2.13	(9, 1)	1.0	L	4	1	1	1	1	0	0	0	0	0	1	12	20	9.00	1.000

PITCHER		IP	WLS	BF	H	R	ER	SO	BB	IBB	HBP	BLK	WP	HR	S	P	ERA	WHIP

Cincinnati Reds @ New York Mets

Citi Field, Flushing, NY

Wed May 01 2019, 7:11 PM - 9:56 PM EDT

Att. 22,119 - Drizzle - 50 F

BOTTOM

Batter	1	2	3	4	5	6	7	8	9	AB	R	H	RBI	BB	SO	LOB
6 Jeff McNeil, L (1, 7) OBP: 0.450, SLG: 0.500	F FF 94 X FF 94 0-1 ① F8		S KC 83 X FF 95 0-1 2B			B KC 79 F FF 92 X FF 94 1-1 ① P4		B FF 91 S SI 90 S CH 85 B FF 92 X SI 90 2-2 ① G1-3		4	0	1	0	0	0	0
20 Pete Alonso, R (1, 3) OBP: 0.378, SLG: 0.627	T SI 94 X SL 89 0-1 24 FC3-6 1B		B SL 91 X SI 96 1-0 ③ F7			B SL 88 F FF 92 B FF 93 F SL 87 S SI 92 2-3 ② K		F SI 91 F SI 92 X SI 92 0-2 ② G1-3		4	0	1	0	0	1	1
24 Robinson Canó, L (1, 4) OBP: 0.321, SLG: 0.433	C FF 95 B KC 82 B KC 83 C FF 94 F SI 95 F KC 84 F FF 96 X SL 90 2-2 ② FC3-6 1-2f			C FF 92 F KC 82 B FF 94 F SI 95 T SL 88 1-2 ① K		F SL 88 X FF 94 0-1 2B		F SL 80 B SI 89 S SL 80 B FF 90 B SI 89 X SI 91 3-2 ③ G5-3		4	0	1	0	0	1	1
30 Michael Conforto, L (1, 9) OBP: 0.398, SLG: 0.505	B FF 96 B FF 96 C FF 95 D SL 91 T FF 96 F SL 90 S FF 96 3-3 ③ K			B KC 82 B FF 93 F FF 94 B FF 94 B SL 88 4-1 BB		F SL 86 B SL 88 X SL 88 1-1 ③ G3-1			F FC 94 C CH 88 B CU 87 S CH 89 1-3 ① K	3	0	0	0	1	2	2
28 J.D. Davis, R (1, 5) OBP: 0.397, SLG: 0.493		B FF 93 S SL 89 C SL 91 B FF 95 C SI 95 2-3 ① K		F SL 89 B FF 94 C SL 89 1 SAFE S SI 94 1-3 ② K			X SI 94 0-0 1 1B 1B		S FC 95 B FF 98 B FC 94 B CH 88 X FC 93 3-1 ② P4	4	0	1	0	0	2	1
9 Brandon Nimmo, L (1, 8) OBP: 0.352, SLG: 0.367		F FF 95 B KC 84 C KC 83 B FF 94 C SI 94 2-3 ② K		C SL 88 B FF 94 X SI 95 1-1 ③ F8			1 SAFE X SL 87 0-0 ① F7		C FC 93 X FC 94 0-1 ③ F7	4	0	0	0	0	1	2
1 Amed Rosario, R (1, 6) OBP: 0.319, SLG: 0.404		F FF 94 B KC 84 T SI 95 B KC 83 B FF 95 X SL 90 3-2 ③ G6-3			B SL 87 C FF 92 B SL 87 S SL 86 B SL 89 X SL 87 3-2 ① L6		B SI 96 X CH 87 1-0 1-2 1B			3	0	1	0	0	0	0
3 Tomás Nido, R (1, 2) OBP: 0.111, SLG: 0.222 40 Wilson Ramos, R (7, PH) OBP: 0.310, SLG: 0.300 (8, 2)			C FF 94 C SL 88 X FF 94 0-2 ① G4-3		T SL 86 X SL 87 0-1 ② F9		C SI 90 F SI 90 F SI 91 D SL 85 B SI 91 S SI 91 2-3 ② K			2 1	0 0	0 0	0 0	0 0	0 1	0 2
48 Jacob deGrom, L (1, 1) OBP: 0.091, SLG: 0.364 22 Dominic Smith, L (7, PH) OBP: 0.486, SLG: 0.429 71 Ryan O'Rourke, R (8, 1) 67 Seth Lugo, R (8, 1) 39 Edwin Díaz, R (9, 1)			B FF 94 F FF 94 C KC 82 S FF 94 1-3 ② K		C FF 93 S SL 87 F FF 93 C FF 95 0-3 ③ K		C SI 90 X SI 91 0-1 ③ G1-3			2 1 0 0 0	0 0 0 0 0	0 0 0 0 0	0 0 0 0 0	0 0 0 0 0	2 0 0 0 0	0 2 0 0 0
Inning Stats	R: 0 E: 0 K: 1 S: 14 H: 1 LOB: 1 BB: 0 P: 19	R: 0 E: 0 K: 2 S: 9 H: 0 LOB: 0 BB: 0 P: 16	R: 0 E: 0 K: 1 S: 9 H: 1 LOB: 1 BB: 0 P: 11	R: 0 E: 0 K: 2 S: 10 H: 0 LOB: 1 BB: 1 P: 17	R: 0 E: 0 K: 1 S: 9 H: 0 LOB: 0 BB: 0 P: 12	R: 0 E: 0 K: 1 S: 9 H: 1 LOB: 1 BB: 0 P: 13	R: 0 E: 0 K: 1 S: 9 H: 2 LOB: 2 BB: 0 P: 12	R: 0 E: 0 K: 0 S: 9 H: 0 LOB: 0 BB: 0 P: 14	R: 0 E: 0 K: 1 S: 7 H: 0 LOB: 0 BB: 0 P: 11	1B: 3 2B: 2 3B: 0 HR: 0		SF: 0 SAC: 0 DP: 0 HBP: 0		WP: 0 PB: 0 SB: 0 CS: 0	PA: 33	

livebaseballscorecards.com

AB	32
R	0
H	5
RBI	0
BB	1
SO	10
LOB	11

PITCHER		IP	WLS	BF	H	R	ER	SO	BB	IBB	HBP	BLK	WP	HR	S	P	ERA	WHIP
28 Anthony DeSclafani, R ERA: 3.48	(1, 1)	5.2		21	3	0	0	8	1	0	0	0	0	0	58	85	0.00	0.706
53 Wandy Peralta, L ERA: 0.9	(6, 1)	0.2		4	2	0	0	0	0	0	0	0	0	0	5	7	0.00	3.000
48 Jared Hughes, R ERA: 4.97	(7, 1)	1.1		4	0	0	0	1	0	0	0	0	0	0	12	16	0.00	0.000
32 Zach Duke, L ERA: 10.8	(8, 1)	0.1	W	1	0	0	0	0	0	0	0	0	0	0	3	6	0.00	0.000
21 Michael Lorenzen, R ERA: 1.08	(9, 1)	1.0	S	3	0	0	0	1	0	0	0	0	0	0	7	11	0.00	0.000

PITCHER		IP	WLS	BF	H	R	ER	SO	BB	IBB	HBP	BLK	WP	HR	S	P	ERA	WHIP

Cincinnati Reds @ New York Mets

Citi Field, Flushing, NY

Thu May 02 2019, 12:12 PM - 2:21 PM EDT

Att. 21,445 - Partly Cloudy - 66 F

livebaseballscorecards.com

Batter	1	2	3	4	5	6	7	8	9	AB	R	H	RBI	BB	SO	LOB
33 Jesse Winker, L (1, 7) OBP: 0.315, SLG: 0.490 52 Kyle Farmer, R (9, PH) OBP: 0.267, SLG: 0.538	C SI 96 F SI 98 F FF 99 B CH 91 S CH 90 1-3 ① K		C CU 79 F CH 91 X FF 98 0-2 ② G4-3			B CU 78 F CH 89 F CH 90 F CH 90 C SI 99 1-3 ① K			F CU 78 C SI 97 C SI 98 0-3 ① K	3 1	0 0	0 0	0 0	0 0	2 1	0 0
7 Eugenio Suárez, R (1, 5) OBP: 0.317, SLG: 0.467	C CU 80 S FF 98 S CU 80 0-3 ② K		B SI 99 B SI 98 B SI 98 B FF 98 4-0 BB			C SI 98 B CU 79 B SI 99 X SI 98 2-1 22 G4-6-3 1B			X SI 97 0-0 ② F9	3	0	1	0	1	1	0
22 Derek Dietrich, L (1, 3) OBP: 0.333, SLG: 0.517 21 Michael Lorenzen, R (9, PR) OBP: 0.250, SLG: 0.286	F SI 98 B CU 79 B CH 90 X SI 98 2-1 1B		X FF 96 0-0 ③ L8			B SI 98 C CU 78 X SI 98 1-1 ②③ G4-6-3 1-2f			B SI 98 C CU 78 X SI 98 1-1 66 S 1B	4 0	0 0	2 0	0 0	0 0	0 0	2 0
66 Yasiel Puig, R (1, 9) OBP: 0.211, SLG: 0.327	X FF 98 0-0 ③ P6			X FF 97 0-0 ① L9			X CU 78 0-0 ① F9		C SI 98 S CU 77 C SI 100 0-3 ③ K 1-2	4	0	0	0	0	1	2
9 José Peraza, R (1, 4) OBP: 0.224, SLG: 0.295		C SL 87 F FF 97 B FF 98 X SL 87 1-2 4 G6-4-3 1B		C FF 98 C SL 89 F SI 99 B FF 98 B SL 87 X SI 99 2-2 ② L8			C SI 97 B CU 78 C SI 98 B SI 98 S FF 98 2-3 ② K			3	0	1	0	0	1	0
4 Jose Iglesias, R (1, 6) OBP: 0.341, SLG: 0.419		B SI 97 X SI 97 1-0 ①② G6-4-3 1-2f		C SI 98 B FF 98 C CU 78 F SI 99 F FF 99 X CH 90 1-2 ③ G5-3			F SI 99 B SL 88 B SI 98 F CH 90 S CU 80 2-3 ③ K			3	0	0	0	0	1	1
43 Scott Schebler, L (1, 8) OBP: 0.258, SLG: 0.228		F FF 98 B FF 98 B CH 91 X FF 98 2-1 E1			F CH 89 F FF 98 F CH 90 X CH 90 0-2 ① G6-3			F CH 90 B SI 97 X CH 90 1-1 ① G6-3		3	0	0	0	0	0	0
12 Curt Casali, R (1, 2) OBP: 0.326, SLG: 0.400 16 Tucker Barnhart, L (8, PH) OBP: 0.305, SLG: 0.310 (8, 2)		1 SAFE X SI 97 0-0 ③ F9			C SL 88 B SL 88 X SI 99 1-1 ② P3			B CU 78 S CH 90 X SI 98 1-1 ② L7		2 1	0 0	0 0	0 0	0 0	0 0	1 0
30 Tyler Mahle, R (1, 1) OBP: 0.111, SLG: 0.222 32 Zach Duke, L (6, 1) 55 Robert Stephenson, R (7, 1) 19 Joey Votto, L (8, PH) OBP: 0.339, SLG: 0.394 37 David Hernandez, R (8, 1)			C FF 97 B FF 98 C FF 98 B CU 80 S FF 99 2-3 ① K		C FF 98 S FF 98 B FF 99 S FF 99 1-3 ③ K			B CU 78 T SI 98 F CH 91 C SI 99 1-3 ③ K		2 0 0 1 0	0 0 0 0 0	0 0 0 0 0	0 0 0 0 0	2 0 0 1 0	0 0 0 0 0

TOP

AB	30
R	0
H	4
RBI	0
BB	1
SO	10
LOB	6

Inning Stats	1	2	3	4	5	6	7	8	9
	R: 0 E: 0 K: 2 S: 10	R: 0 E: 1 K: 0 S: 7	R: 0 E: 0 K: 1 S: 7	R: 0 E: 0 K: 0 S: 10	R: 0 E: 0 K: 1 S: 9	R: 0 E: 0 K: 1 S: 8	R: 0 E: 0 K: 2 S: 7	R: 0 E: 0 K: 1 S: 7	R: 0 E: 0 K: 2 S: 9
	H: 1 LOB: 1 BB: 0 P: 13	H: 1 LOB: 1 BB: 0 P: 11	H: 0 LOB: 1 BB: 1 P: 13	H: 0 LOB: 0 BB: 0 P: 13	H: 0 LOB: 0 BB: 0 P: 11	H: 1 LOB: 0 BB: 0 P: 12	H: 0 LOB: 0 BB: 0 P: 11	H: 0 LOB: 0 BB: 0 P: 10	H: 1 LOB: 2 BB: 0 P: 10

| | | |

Batter	1	2	3	4	5	6	7	8	9	AB	R	H	RBI	BB	SO	LOB
6 Jeff McNeil, L (1, 7) OBP: 0.435, SLG: 0.481	B FF 91 F FF 92 B FF 92 2-2 G4-3 ①		X CU 81 0-0 F8 ①		S FF 96 B FF 95 X FF 96 1-1 P6 ③			F SI 93 F FC 86 X FF 93 0-2 F7 ③		4	0	0	0	0	0	1
23 Keon Broxton, R (9, 7) OBP: 0.222, SLG: 0.146										0	0	0	0	0	0	0
22 Dominic Smith, L (1, 3) OBP: 0.459, SLG: 0.400	B FF 91 F FS 85 F FF 92 B FF 93 F CU 80 S CU 80 2-3 K2-3 ②		B FF 93 C FF 93 B FF 94 C FF 94 F FF 95 F FS 88 F FS 88 B FF 95 X CU 82 3-2 F8 ②			C SI 89 F SL 79 F FF 87 F CU 75 B CU 73 B SL 79 B SI 88 B SI 90 4-2 30 G1-6-3 BB			2	0	0	0	0	1	0
20 Pete Alonso, R (6, PH) OBP: 0.383, SLG: 0.627										0	0	0	0	1	0	0
(7, 3)																
24 Robinson Canó, L (1, 4) OBP: 0.322, SLG: 0.430	B FF 93 B FS 86 F FF 94 F FS 87 X FS 87 2-2 30 1B 1B		F CU 79 S FF 94 C FF 96 0-3 K ③			F SI 91 F SI 90 S SL 80 0-3 K ①				3	0	1	0	0	2	1
30 Michael Conforto, L (1, 9) OBP: 0.397, SLG: 0.500	B FF 92 B FF 93 T FF 94 F FF 94 F FC 90 F FF 94 D CU 82 X FF 95 3-2 21 FC5-4 1B 1-2			B CU 79 C CU 79 T FF 93 F FF 93 F FF 94 B CU 82 F FS 88 B FF 94 X FF 95 3-2 L8 ①		B SI 90 S SL 79 B SI 89 X SI 89 2-1 G1-6-3 ②③ 1-2f				3	0	1	0	0	0	1
21 Todd Frazier, R (1, 5) OBP: 0.212, SLG: 0.375	B FF 94 C FF 95 B CU 83 X FS 88 2-1 FC5-4 ③ 1-2f			C CU 80 C CU 82 X CU 82 0-2 G5-3 ②			M SL 85 S SL 86 C SL 86 0-3 K ①			3	0	0	0	0	1	2
9 Brandon Nimmo, L (1, 8) OBP: 0.342, SLG: 0.355		C FF 90 C CU 79 B CU 81 C FF 94 1-3 K ①		S CU 81 F FF 94 C FF 95 0-3 K ③			F SL 84 B FF 94 C FS 87 X FS 88 1-2 L3 ②			3	0	0	0	0	2	0
12 Juan Lagares, R (8, 8) OBP: 0.306, SLG: 0.309										0	0	0	0	0	0	0
40 Wilson Ramos, R (1, 2) OBP: 0.311, SLG: 0.312		C CU 81 C FF 92 B FF 95 T FS 87 1-2 K ②			C FF 91 X FS 87 0-1 1 G4-3 2B		B FF 94 X SL 86 1-0 G5-3 ③			3	0	1	0	0	1	0
1 Amed Rosario, R (1, 6) OBP: 0.311, SLG: 0.393		C CU 81 F FF 94 B FF 95 F FF 95 B CU 83 F CU 83 C FF 96 2-3 K ③			F CU 81 C FF 93 X FF 93 0-2 G4-3 ① 2-3			S FC 85 F FF 92 X SI 92 0-2 G6-3 ①		3	0	0	0	0	1	1
34 Noah Syndergaard, L (1, 1) OBP: 0.250, SLG: 0.571			X FF 92 0-0 HR		C CU 82 S CU 81 S CU 81 0-3 K ②			C CU 80 B FF 93 B CU 80 X SI 93 2-1 F8 ②		3	1	1	1	0	1	1
Inning Stats	R: 0 E: 0 K: 1 S: 18 H: 2 LOB: 2 BB: 0 P: 29	R: 0 E: 0 K: 3 S: 11 H: 0 LOB: 0 BB: 0 P: 15	R: 0 E: 0 K: 1 S: 11 H: 1 LOB: 0 BB: 0 P: 14	R: 0 E: 0 K: 1 S: 12 H: 0 LOB: 0 BB: 0 P: 15	R: 0 E: 0 K: 1 S: 10 H: 1 LOB: 1 BB: 0 P: 11	R: 0 E: 0 K: 1 S: 9 H: 0 LOB: 0 BB: 1 P: 15	R: 0 E: 0 K: 1 S: 7 H: 0 LOB: 0 BB: 0 P: 9	R: 0 E: 0 K: 0 S: 8 H: 0 LOB: 0 BB: 0 P: 10		1B: 2 2B: 1 3B: 0 HR: 1	SF: 0 SAC: 0 DP: 1 HBP: 0			WP: 0 PB: 0 SB: 0 CS: 0	PA: 28	

PITCHER		IP	WLS	BF	H	R	ER	SO	BB	IBB	HBP	BLK	WP	HR	S	P	ERA	WHIP
30 Tyler Mahle, R ERA: 4.09	(1, 1)	5.0	L	19	4	1	1	7	0	0	0	0	0	1	62	84	1.80	0.800
32 Zach Duke, L ERA: 9.64	(6, 1)	1.0		3	0	0	0	1	1	0	0	0	0	0	9	15	0.00	1.000
55 Robert Stephenson, R ERA: 2.3	(7, 1)	1.0		3	0	0	0	1	0	0	0	0	0	0	7	9	0.00	0.000
37 David Hernandez, R ERA: 3.77	(8, 1)	1.0		3	0	0	0	0	0	0	0	0	0	0	8	10	0.00	0.000

PITCHER	IP	WLS	BF	H	R	ER	SO	BB	IBB	HBP	BLK	WP	HR	S	P	ERA	WHIP

BOTTOM

Cincinnati Reds @ New York Mets

Citi Field, Flushing, NY

Thu May 02 2019, 12:12 PM - 2:21 PM EDT

Att. 21,445 - Partly Cloudy - 66 F

livebaseballscorecards.com

AB	27
R	1
H	4
RBI	1
BB	1
SO	9
LOB	7

Batter	1	2	3	4	5	6	7	8	9	AB	R	H	RBI	BB	SO	LOB
6 Jeff McNeil, L (1, 7) OBP: 0.430, SLG: 0.473	B SI 95 B SI 95 F FF 96 F CH 87 X FF 97 2-2 20 CS 1B	S SI 96 1 SAFE S CH 86 F FF 94 S SL 89 0-3 ③ K 1-2			S CH 86 F CH 87 X FF 94 0-2 ② F7			B SI 94 S SI 94 F SI 95 F SI 95 X SI 95 1-2 ① G3-1		4	0	1	0	0	1	2
20 Pete Alonso, R (1, 3) OBP: 0.379, SLG: 0.614	B SI 96 B SL 90 D SL 90 C FF 94 F SI 95 S FF 96 3-3 ① ② K 1-2		B SL 86 F SI 94 F SL 88 X CH 87 1-2 ① G1-3		X SI 95 0-0 1-3 1B			S SI 95 C SI 96 T SI 97 0-2 ② K		4	0	1	0	0	2	1
24 Robinson Canó, L (1, 4) OBP: 0.319, SLG: 0.418	F SI 95 B SI 98 F SI 97 B FF 98 B CH 88 F FF 97 F SL 89 F FF 98 F FF 98 4-2 F FF 98 F SL 97 B SL 90 30 1B 40 1B BB		S SI 94 B CH 87 S SL 90 S SL 90 1-3 ② K		B SI 94 C SL 88 B CH 88 B SI 94 X FF 95 3-1 ③ F8			C SI 95 S SI 96 S SI 97 0-3 ③ K		3	1	0	0	1	2	2
30 Michael Conforto, L (1, 9) OBP: 0.400, SLG: 0.509	S CH 87 B SL 85 F CH 88 F FF 96 F CH 88 X FF 97 1-2 40 1B 1-2 1B		B CU 82 B CU 82 C SL 88 B CH 87 X FF 96 3-1 ③ F7			C SL 74 B CH 73 F SI 85 F SI 86 F CH 71 B SI 86 X SL 75 2-2 E3 40 G1-4-3			F SI 92 B SI 92 B SI 92 F SI 94 B SI 94 X SI 94 3-2 2B	4	0	2	0	0	0	0
40 Wilson Ramos, R (1, 2) OBP: 0.318, SLG: 0.313 23 Keon Broxton, R (9, PR) OBP: 0.222, SLG: 0.146	B FF 96 X FF 96 1-0 1-3 2-H 1B			F FF 95 B SL 88 S FF 95 S CH 88 1-3 ① K		C SI 86 X SI 86 0-1 ① ② G1-4-3 1-2f			B SI 95 C SI 95 D SL 83 B SI 95 B SI 92 4-1 BB	3 0	0 0	1 0	1 0	1 0	1 0	1 0
9 Brandon Nimmo, L (1, 8) OBP: 0.342, SLG: 0.347 65 Robert Gsellman, R (6, 1) 43 Luis Avilán, L (8, 1) 47 Drew Gagnon, R (8, 1) 28 J.D. Davis, R (9, PH) OBP: 0.392, SLG: 0.485	B SI 97 B CH 88 X CH 89 2-0 ③ G1-3			B CU 81 B SL 87 F FF 95 B SL 88 B CH 85 4-1 21 G5-4-3 BB		C SI 85 X SI 86 0-1 ③ G1-3			C SI 93 S SI 95 S SI 95 0-3 ① K	2 0 0 0 1	0 0 0 0 0	0 0 0 0 0	0 0 0 0 0	1 0 0 0 0	0 0 0 0 1	2 0 0 0 2
21 Todd Frazier, R (1, 5) OBP: 0.189, SLG: 0.333		B CU 82 B SL 87 C SL 87 F FF 95 S FF 96 2-3 ① K		C FF 94 X SI 95 0-1 ② ③ G5-4-3 1-2f			S CU 81 B CU 83 C CU 80 B FS 87 X SI 94 2-2 ① G6-3		B SI 94 F SI 93 S SI 95 T SI 96 1-2 ② K	4	0	0	0	0	2	3
1 Amed Rosario, R (1, 6) OBP: 0.309, SLG: 0.388		F SI 96 C SL 90 B FF 95 X FF 96 1-2 6 S 1B			C SL 87 B SL 88 C SL 87 B FF 95 F FF 95 F FF 96 T SI 96 2-2 ① K		C CU 81 B FS 87 X CU 81 1-1 ② P3		F SI 96 S SI 96 F SI 97 F SI 96 B SI 97 B SL 82 S SI 96 2-3 ③ K	4	0	1	0	0	2	2
32 Steven Matz, R (1, 1) OBP: 0.182, SLG: 0.182 12 Juan Lagares, R (6, 8) OBP: 0.302, SLG: 0.304		L FF 94 B FF 95 L FF 94 B FF 96 C FF 96 2-3 ② K			C FF 95 X FF 96 0-1 20 1B 1B		B SI 94 B FF 94 B FF 95 C FF 93 X SI 94 3-1 ③ G6-3			2 1	0 0	1 0	0 0	0 0	1 0	1 0
Inning Stats	R: 1 E: 0 K: 1 S: 21 H: 3 LOB: 2 BB: 1 P: 34	R: 0 E: 0 K: 3 S: 13 H: 1 LOB: 1 BB: 0 P: 18	R: 0 E: 0 K: 1 S: 8 H: 0 LOB: 0 BB: 0 P: 13	R: 0 E: 0 K: 1 S: 6 H: 0 LOB: 0 BB: 1 P: 11	R: 0 E: 0 K: 1 S: 13 H: 2 LOB: 2 BB: 0 P: 18	R: 0 E: 1 K: 0 S: 9 H: 0 LOB: 0 BB: 0 P: 11	R: 0 E: 0 K: 0 S: 7 H: 0 LOB: 0 BB: 0 P: 13	R: 0 E: 0 K: 2 S: 10 H: 0 LOB: 0 BB: 0 P: 11	R: 0 E: 0 K: 3 S: 15 H: 1 LOB: 2 BB: 1 P: 25	1B: 6 2B: 2 3B: 0 HR: 0 SF: 0 SAC: 0 DP: 3 HBP: 0						

TOP

New York Mets @ Milwaukee Brewers

Miller Park, Milwaukee, WI

Fri May 03 2019, 7:13 PM - 10:13 PM CDT

Att. 32,550 - Roof Closed - 62 F

livebaseballscorecards.com

AB	32
R	1
H	7
RBI	1
BB	3
SO	12
LOB	16

WP: 0 PA: 35
PB: 0
SB: 1
CS: 1

PITCHER		IP	WLS	BF	H	R	ER	SO	BB	IBB	HBP	BLK	WP	HR	S	P	ERA	WHIP
53 Brandon Woodruff, R ERA: 4.71	(1, 1)	5.0	W	21	6	1	1	7	2	0	0	0	0	0	61	94	1.80	1.600
58 Alex Claudio, L ERA: 3.86	(6, 1)	1.0	H	3	0	0	0	0	0	0	0	0	0	0	9	11	0.00	0.000
41 Junior Guerra, R ERA: 2.08	(7, 1)	1.0	H	3	0	0	0	0	0	0	0	0	0	0	7	13	0.00	0.000
71 Josh Hader, L ERA: 3.24	(8, 1)	2.0	S	8	1	0	0	5	1	0	0	0	0	0	25	36	0.00	1.000

PITCHER		IP	WLS	BF	H	R	ER	SO	BB	IBB	HBP	BLK	WP	HR	S	P	ERA	WHIP

BOTTOM

New York Mets @ Milwaukee Brewers

Miller Park, Milwaukee, WI

Fri May 03 2019, 7:13 PM - 10:13 PM CDT
Att. 32,550 - Roof Closed - 62 F

livebaseballscorecards.com

Batter	1	2	3	4	5	6	7	8	9	AB	R	H	RBI	BB	SO	LOB
6 Lorenzo Cain, R (1, 8) OBP: 0.327, SLG: 0.425	B SI 94 C SI 94 X SI 93 1-1 HR		B CU 74 S CH 85 F SI 94 F CU 78 B SI 94 X CH 85 2-2 ① G5-3	B SI 94 C CU 78 B SI 93 X CH 83 2-1 ③ F9		B CU 80 F SI 94 X SI 95 1-1 ③ G4-3				4	1	1	1	0	0	3
10 Yasmani Grandal, S (1, 2) OBP: 0.368, SLG: 0.485	B SI 94 C CH 85 B SI 93 F SI 94 X CH 84 2-2 ① F9		B SI 94 B SI 94 F SI 93 S SI 94 X SI 94 2-2 ② F9		S CH 85 B SI 92 B SI 94 B CH 86 C CH 84 B SI 93 4-2 8 HR BB		B SI 95 B SI 94 C CH 85 B SI 94 B SI 94 4-1 24 G6-4-3 BB			2	1	0	0	2	0	0
8 Ryan Braun, R (1, 7) OBP: 0.274, SLG: 0.453	C CU 77 B CH 84 X CH 84 1-1 24 S 1B		B CH 85 X CH 85 1-0 1B		B SI 93 B SI 93 C CH 84 C SI 92 F CH 83 X SI 93 2-2 1-H HR		B SI 94 X SI 95 1-0 ① L9			4	1	3	2	0	0	1
24 Jesús Aguilar, R (1, 3) OBP: 0.273, SLG: 0.294 71 Josh Hader, L (8, 1)	B SI 93 S SI 93 C SI 93 B SI 94 F CU 78 F SI 94 1 SAFE 1 SAFE C SI 94 2-3 ② 1-2		1 SAFE C SI 92 B SI 91 X SI 92 1-1 ③ F9		C SI 94 B SI 94 F CH 85 S CU 79 1-3 ① K2-3		C SI 94 1 SAFE C SL 88 F SL 88 1 SAFE X SI 95 0-2 ②③ G6-4-3 1-2f			4 0	0 0	0 0	0 0	0 0	2 0	3 0
11 Mike Moustakas, L (1, 5) OBP: 0.353, SLG: 0.577	B CU 78 C SI 92 X SI 94 1-1 ③ G4-3			C CU 75 X SI 94 0-1 53 1B 14 1B 1B	B SI 94 S CH 84 X CU 80 1-1 2B			C CU 77 S CH 84 B CH 83 X CH 84 1-2 ① L3		4	0	2	0	0	0	1
14 Hernán Pérez, R (1, 4) OBP: 0.295, SLG: 0.439		F SI 93 F SI 93 X CH 85 0-2 16 FC4-6 1B		B CH 84 F CH 82 B SI 92 B SI 92 F SI 93 X CH 83 3-2 53 1B 1-2 1B	T SI 92 F SI 92 F CU 79 S CH 83 0-3 ② K			B SI 91 X CH 82 1-0 16 S 2B		4	0	3	0	0	1	1
16 Ben Gamel, L (1, 9) OBP: 0.372, SLG: 0.397		C SI 92 1 SAFE 1 SAFE X SI 92 0-1 ① FC4-6 1-2f		C CU 78 B SI 92 X SI 93 1-1 ① F7	X SI 93 0-0 ③ G6-3			C CH 83 B SI 91 F SI 92 F SI 91 S CH 85 1-3 ② K 2-3		4	0	0	0	0	1	5
3 Orlando Arcia, R (1, 6) OBP: 0.282, SLG: 0.370		X CH 82 0-0 ② F9		B SI 93 F SL 88 B SI 93 X CH 82 2-1 ② F8		C CH 82 C SI 92 F SI 92 X SI 92 0-2 ① G6-3		C FF 90 B CH 82 F CH 81 F FF 91 X CU 79 1-2 ③ G5-3		4	0	0	0	0	0	4
53 Brandon Woodruff, L (1, 1) OBP: 0.467, SLG: 0.571 58 Alex Claudio, L (6, 1) 7 Eric Thames, L (6, PH) OBP: 0.351, SLG: 0.516 41 Junior Guerra, R (7, 1) 21 Travis Shaw, L (8, 3) OBP: 0.277, SLG: 0.340		C SI 93 B SI 93 B SI 94 X SI 93 2-1 ③ G3		D CU 79 B SI 94 B SI 92 C SI 93 C SI 93 X SI 93 3-2 1-2 2-3 1B		C CU 79 B SI 94 F CH 84 X SI 94 1-2 ② F7				2 0 0 1 0 0	0 0 0 0 0 0	1 0 0 0 0 0	0 0 0 0 0 0	0 0 0 0 0 0	0 0 0 0 0 0	1 0 0 0 0 0
Inning Stats	R: 1 E: 0 K: 1 S: 14 H: 2 LOB: 1 BB: 0 P: 21	R: 0 E: 0 K: 0 S: 8 H: 1 LOB: 1 BB: 0 P: 10	R: 0 E: 0 K: 0 S: 10 H: 1 LOB: 1 BB: 0 P: 16	R: 0 E: 0 K: 0 S: 14 H: 3 LOB: 3 BB: 0 P: 25	R: 2 E: 0 K: 2 S: 16 H: 2 LOB: 1 BB: 1 P: 24	R: 0 E: 0 K: 0 S: 9 H: 0 LOB: 0 BB: 0 P: 11	R: 0 E: 0 K: 0 S: 6 H: 0 LOB: 0 BB: 1 P: 11	R: 0 E: 0 K: 1 S: 12 H: 1 LOB: 1 BB: 0 P: 16		1B: 6 2B: 2 3B: 0 HR: 2	SF: 0 SAC: 0 DP: 1 HBP: 0		WP: 0 PB: 0 SB: 2 CS: 0	PA: 35	

	AB	33
	R	3
	H	10
	RBI	3
	BB	2
	SO	4
	LOB	19

PITCHER		IP	WLS	BF	H	R	ER	SO	BB	IBB	HBP	BLK	WP	HR	S	P	ERA	WHIP
32 Steven Matz, L ERA: 3.86	(1, 1)	5.2	L	27	9	3	3	3	1	0	0	0	0	2	69	104	4.76	1.765
65 Robert Gsellman, R ERA: 3.6	(6, 1)	1.1		4	0	0	0	0	1	0	0	0	0	0	8	14	0.00	0.750
43 Luis Avilán, L ERA: 9.28	(8, 1)	0.2		3	1	0	0	1	0	0	0	0	0	0	8	11	0.00	1.500
47 Drew Gagnon, R ERA: 6.43	(8, 1)	0.1		1	0	0	0	0	0	0	0	0	0	0	4	5	0.00	0.000

PITCHER	IP	WLS	BF	H	R	ER	SO	BB	IBB	HBP	BLK	WP	HR	S	P	ERA	WHIP

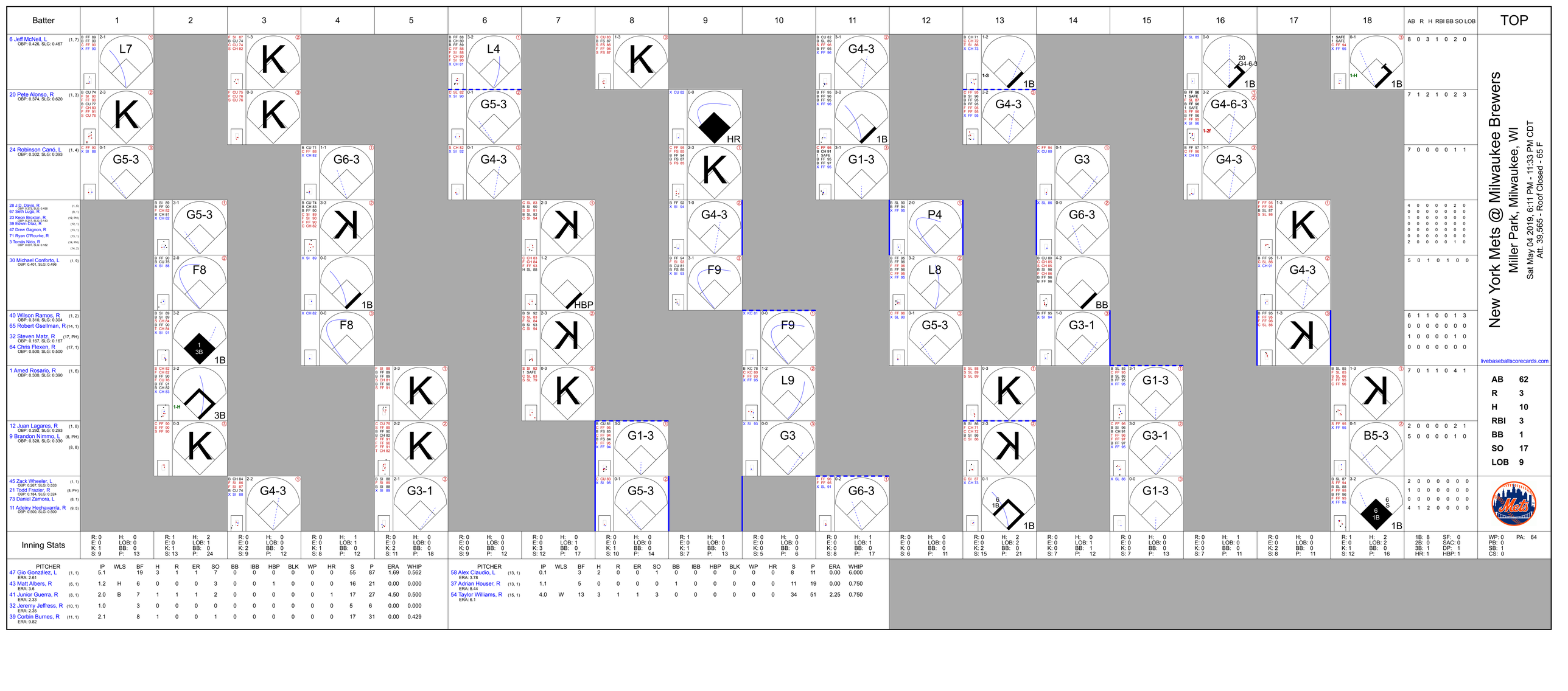
Batter
1
2
3
4
5
6
7
8
9
10
11
12
13
14
15
16
17
18
AB R H RBI BB SO LOB
TOP
6 Jeff McNeil, L (1, 7) OBP: 0.426, SLG: 0.467
20 Pete Alonso, R (1, 3) OBP: 0.374, SLG: 0.620
24 Robinson Canó, L (1, 4) OBP: 0.302, SLG: 0.393
28 J.D. Davis, R (1, 5) OBP: 0.299, SLG: 0.458
87 Seth Lugo, R (9, 1)
23 Keon Broxton, R (12, PH) OBP: 0.227, SLG: 0.143
39 Edwin Díaz, R (12, 1)
47 Drew Gagnon, R (13, 1)
71 Ryan O'Rourke, R (13, 1)
3 Tomás Nido, R (14, PH) OBP: 0.091, SLG: 0.182 (14, 2)
30 Michael Conforto, L (1, 9)
40 Wilson Ramos, R (1, 2) OBP: 0.310, SLG: 0.304
65 Robert Gsellman, R (14, 1)
32 Steven Matz, R (17, PH) OBP: 0.167, SLG: 0.167
64 Chris Flexen, R (17, 1) OBP: 0.500, SLG: 0.500
1 Amed Rosario, R (1, 6) OBP: 0.300, SLG: 0.390
12 Juan Lagares, R (1, 8) OBP: 0.292, SLG: 0.293
9 Brandon Nimmo, L (8, PH) OBP: 0.328, SLG: 0.330 (8, 8)
45 Zack Wheeler, L (1, 1) OBP: 0.267, SLG: 0.533
21 Todd Frazier, R (8, PH) OBP: 0.184, SLG: 0.324
73 Daniel Zamora, L (8, 1)
11 Adeiny Hechavarría, R (9, 5) OBP: 0.500, SLG: 0.500
Inning Stats
PITCHER IP WLS BF H R ER SO BB IBB HBP BLK WP HR S P ERA WHIP
47 Gio González, L (1, 1) ERA: 2.61 5.1 19 3 1 1 7 0 0 0 0 0 0 55 87 1.69 0.562
43 Matt Albers, R (6, 1) ERA: 3.6 1.2 H 6 0 0 0 3 0 0 1 0 0 0 16 21 0.00 0.000
41 Junior Guerra, R (8, 1) ERA: 2.33 2.0 B 7 1 1 1 2 0 0 0 0 0 1 17 27 4.50 0.500
32 Jeremy Jeffress, R (10, 1) ERA: 2.35 1.0 3 0 0 0 0 0 0 0 0 0 0 5 6 0.00 0.000
39 Corbin Burnes, R (11, 1) ERA: 9.82 2.1 8 1 0 0 1 0 0 0 0 0 0 17 31 0.00 0.429
PITCHER IP WLS BF H R ER SO BB IBB HBP BLK WP HR S P ERA WHIP
58 Alex Claudio, L (13, 1) ERA: 3.78 0.1 3 2 0 0 0 1 0 0 0 0 0 0 8 11 0.00 6.000
37 Adrian Houser, R (13, 1) ERA: 8.44 1.1 5 0 0 0 0 1 0 0 0 0 0 0 11 19 0.00 0.750
54 Taylor Williams, R (15, 1) ERA: 6.1 4.0 W 13 3 1 1 3 0 0 0 0 0 0 34 51 2.25 0.750
New York Mets @ Milwaukee Brewers
Miller Park, Milwaukee, WI
Sat May 04 2019, 6:11 PM - 11:33 PM CDT
Att. 39,565 - Roof Closed - 65 F
livebaseballscorecards.com
AB 62
R 3
H 10
RBI 3
BB 1
SO 17
LOB 9
1B: 8 SF: 0
2B: 0 SAC: 0
3B: 1 DP: 1
HR: 1 HBP: 1
WP: 0 PA: 64
PB: 0
SB: 1
CS: 0

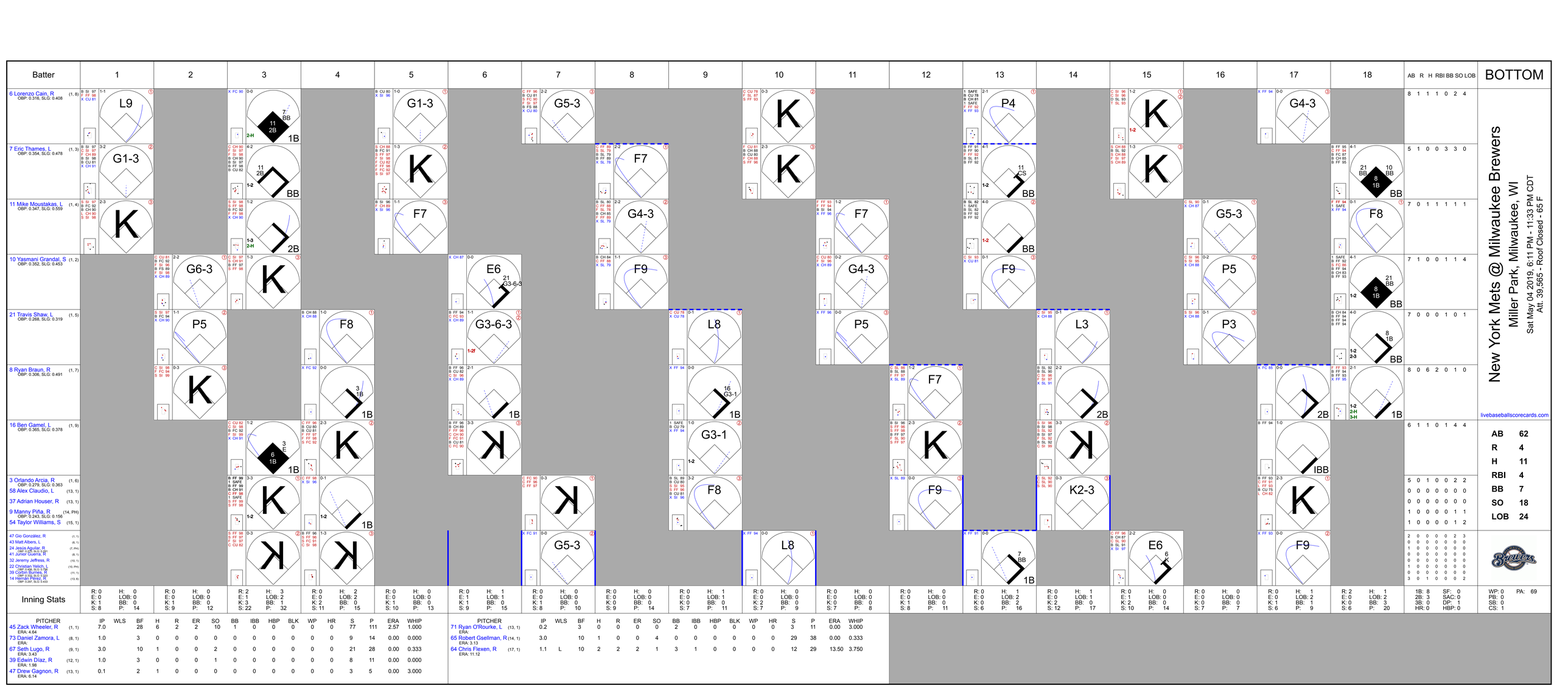
Batter
1
2
3
4
5
6
7
8
9
10
11
12
13
14
15
16
17
18
AB R H RBI BB SO LOB
BOTTOM
6 Lorenzo Cain, R (1, 8) OBP: 0.316, SLG: 0.408
8 1 1 1 0 2 4
7 Eric Thames, L (1, 3) OBP: 0.354, SLG: 0.478
5 1 0 0 3 3 0
11 Mike Moustakas, L (1, 4) OBP: 0.347, SLG: 0.559
7 0 1 1 1 1 1
10 Yasmani Grandal, S (1, 2) OBP: 0.352, SLG: 0.453
7 1 0 0 1 1 4
21 Travis Shaw, L (1, 5) OBP: 0.268, SLG: 0.319
7 0 0 0 1 0 1
8 Ryan Braun, R (1, 7) OBP: 0.306, SLG: 0.491
8 0 6 2 0 1 0
16 Ben Gamel, L (1, 9) OBP: 0.365, SLG: 0.378
6 1 1 0 1 4 4
3 Orlando Arcia, R (1, 6) OBP: 0.279, SLG: 0.383
58 Alex Claudio, L (13, 1)
37 Adrian Houser, R (13, 1)
9 Manny Piña, R (14, PH) OBP: 0.243, SLG: 0.156
54 Taylor Williams, S (15, 1)
5 0 1 0 0 2 2
0 0 0 0 0 0 0
0 0 0 0 0 0 0
1 0 0 0 0 1 1
1 0 0 0 0 1 2
47 Gio González, R (1, 1)
43 Matt Albers, L (8, 1)
24 Jesús Aguilar, R (7, PH) OBP: 0.225, SLG: 0.321
41 Junior Guerra, R (8, 1)
32 Jeremy Jeffress, R (10, 1)
22 Christian Yelich, L (10, PH) OBP: 0.448, SLG: 0.756
39 Corbin Burnes, R (11, 1) OBP: 0.319, SLG: 0.387
14 Hernán Pérez, R (13, 8) OBP: 0.297, SLG: 0.433
2 0 0 0 0 2 3
0 0 0 0 0 0 0
1 0 0 0 0 0 0
0 0 0 0 0 0 0
0 0 0 0 0 0 0
1 0 0 0 0 0 0
0 0 0 0 0 0 0
3 0 1 0 0 0 2
New York Mets @ Miller Park, Milwaukee, WI
Sat May 04 2019, 6:11 PM - 11:33 PM CDT
Att. 39,565 - Roof Closed - 65 F
livebaseballscorecards.com
AB 62
R 4
H 11
RBI 4
BB 7
SO 18
LOB 24
Inning Stats
1: R: 0 E: 0 K: 1 S: 8 | H: 0 LOB: 0 BB: 0 P: 14
2: R: 0 E: 0 K: 1 S: 9 | H: 0 LOB: 0 BB: 0 P: 12
3: R: 2 E: 1 K: 3 S: 22 | H: 3 LOB: 2 BB: 1 P: 32
4: R: 0 E: 0 K: 2 S: 11 | H: 2 LOB: 2 BB: 0 P: 15
5: R: 0 E: 0 K: 1 S: 10 | H: 0 LOB: 0 BB: 0 P: 13
6: R: 0 E: 1 K: 1 S: 9 | H: 1 LOB: 1 BB: 0 P: 15
7: R: 0 E: 0 K: 1 S: 8 | H: 0 LOB: 0 BB: 0 P: 10
8: R: 0 E: 0 K: 0 S: 9 | H: 0 LOB: 0 BB: 0 P: 14
9: R: 0 E: 0 K: 0 S: 7 | H: 1 LOB: 1 BB: 0 P: 11
10: R: 0 E: 0 K: 2 S: 7 | H: 0 LOB: 0 BB: 0 P: 9
11: R: 0 E: 0 K: 0 S: 7 | H: 0 LOB: 0 BB: 0 P: 8
12: R: 0 E: 0 K: 1 S: 8 | H: 0 LOB: 0 BB: 0 P: 11
13: R: 0 E: 0 K: 0 S: 6 | H: 1 LOB: 2 BB: 2 P: 16
14: R: 0 E: 0 K: 2 S: 12 | H: 1 LOB: 1 BB: 0 P: 17
15: R: 0 E: 1 K: 2 S: 10 | H: 0 LOB: 0 BB: 0 P: 14
16: R: 0 E: 0 K: 0 S: 7 | H: 0 LOB: 0 BB: 0 P: 7
17: R: 0 E: 0 K: 1 S: 6 | H: 1 LOB: 2 BB: 1 P: 9
18: R: 2 E: 0 K: 0 S: 6 | H: 1 LOB: 2 BB: 3 P: 20
1B: 8 2B: 3 3B: 0 HR: 0
SF: 0 SAC: 0 DP: 1 HBP: 0
WP: 0 PB: 0 SB: 0 CS: 1
PA: 69
PITCHER IP WLS BF H R ER SO BB IBB HBP BLK WP HR S P ERA WHIP
45 Zack Wheeler, R (1, 1) ERA: 4.64 7.0 28 6 2 2 10 1 0 0 0 0 0 9 77 2.57 1.000
73 Daniel Zamora, L (8, 1) ERA: 1.0 3 0 0 0 0 0 0 0 0 0 0 0 9 14 0.00 0.000
67 Seth Lugo, R (9, 1) ERA: 3.43 3.0 10 1 0 0 2 0 0 0 0 0 0 0 21 28 0.00 0.333
39 Edwin Díaz, R (12, 1) ERA: 1.98 1.0 3 0 0 0 1 0 0 0 0 0 0 0 8 11 0.00 0.000
47 Drew Gagnon, R (13, 1) ERA: 6.14 0.1 2 1 0 0 0 0 0 0 0 0 0 0 3 5 0.00 3.000
71 Ryan O'Rourke, L (13, 1) ERA: 0.2 3 0 0 0 0 2 0 0 0 0 0 0 0 4 7 0.00 0.000
65 Robert Gsellman, R (14, 1) ERA: 3.13 3.0 10 1 0 0 4 0 0 0 0 0 0 0 29 38 0.00 0.333
64 Chris Flexen, R (17, 1) ERA: 11.12 1.1 L 10 2 2 2 1 3 1 0 0 0 0 0 12 29 13.50 3.750

Batter	1	2	3	4	5	6	7	8	9	AB	R	H	RBI	BB	SO	LOB
11 Adeiny Hechavarría, R (1, 4) OBP: 0.286, SLG: 0.286 24 Robinson Canó, L (8, PH) OBP: 0.299, SLG: 0.390 (8, 4)	C SI 85 B SI 87 X SI 87 1-1 G6-3			C SI 86 B SI 86 F SI 87 F SI 86 X CU 75 1-2 G6-3	X CH 80 0-0 G5-6-3			C SI 88 B SI 88 B SI 88 F CH 80 F SI 89 S CH 79 2-3 K		3 1	0 0	0 0	0 0	0 0	0 1	2 0
1 Amed Rosario, R (1, 6) OBP: 0.313, SLG: 0.409	B SI 86 X SI 87 1-0 9 G4-6-3 1B			C SI 87 B CH 79 X CH 80 1-1 2B	C SI 86 B SL 80 F SL 79 X SL 80 1-2 21 CS 1B			B SL 84 C SL 83 F SI 91 B SL 80 S SL 82 2-3 K2-3		4	0	3	0	0	1	0
9 Brandon Nimmo, L (1, 7) OBP: 0.320, SLG: 0.320 (7, 9) 28 J.D. Davis, R (9, PH) OBP: 0.369, SLG: 0.452	B SI 86 1 SAFE L SI 86 F CH 80 X CH 79 1-2 G4-6-3 1-2f			B FC 87 F FC 87 S SI 87 B CH 80 B SI 88 C CH 80 3-3	F SI 88 B SI 88 X CH 79 1-1 F7			F SI 95 S SI 96 B SI 96 B SI 96 C SI 97 2-3	3 1	0 0	0 0	0 0	0 0	1 1	3 0
20 Pete Alonso, R (1, 3) OBP: 0.364, SLG: 0.600		B SI 86 B SI 87 F SI 87 C SI 88 X CH 80 2-2 F7		C SI 90 X CU 77 0-1 P3	C SI 88 1 SAFE 1 SAFE F CH 79 B SI 89 D CH 80 1 SAFE F CH 80 X SI 89 2-2 L8			C SL 82 C SI 96 F SI 96 S SI 97 0-3	4	0	0	0	0	1	2
21 Todd Frazier, R (1, 5) OBP: 0.167, SLG: 0.293		C SI 87 F CU 76 B SI 88 B SI 89 B SI 89 F SI 89 X SI 89 3-2 P3		B SI 86 B CU 76 X SI 87 2-0 F9	F SI 87 B SI 89 1-1 CS 1-2	B SI 88 B CH 80 F CH 79 X CH 78 2-1 L4		F SI 95 B SI 96 F SI 96 S SI 97 1-3	4	0	0	0	0	1	0
23 Keon Broxton, R (1, 9) OBP: 0.224, SLG: 0.178 49 Tyler Bashlor, R (7, 1)		C SI 88 C SI 88 B SI 89 B CU 77 F CH 80 S SI 88 2-3 K		B SI 88 F CU 75 B SI 88 X SI 88 2-1 3 1B 2B		C SI 88 C SI 90 B SI 89 F SI 88 S SI 90 1-3 K			3 0	1 0	1 0	0 0	0 0	2 0	0 0
12 Juan Lagares, R (1, 8) OBP: 0.294, SLG: 0.344			C SI 85 B SI 86 B SI 87 S SI 88 F SI 89 X SI 89 2-2 F9	X SI 88 0-0 B5		F SI 89 F SL 81 B SI 90 X SI 90 1-2 HR			3	1	1	1	0	0	1
3 Tomás Nido, R (1, 2) OBP: 0.143, SLG: 0.214		B CU 76 X SI 89 1-0 L3		B CU 76 X SI 87 1-0 30 BB 2-H 1B		S SI 88 B SI 89 S CH 80 F CH 80 F SI 90 S CH 80 1-3 K			3	0	1	1	0	1	0
44 Jason Vargas, L (1, 1) 30 Michael Conforto, L (5, PH) OBP: 0.405, SLG: 0.496 63 Tim Peterson, R (5, 1) 73 Daniel Zamora, L (7, 1) 6 Jeff McNeil, L (7, 7) OBP: 0.423, SLG: 0.463		C SI 87 B CH 80 C SI 88 B CH 81 X SI 88 2-2 G4-3		B SI 87 B CH 80 C CH 79 F CH 80 B SI 87 F CH 80 B SI 90 4-2 1-2 BB				F SI 87 F CH 78 B CH 79 X CH 79 1-2 G4-3	1 0 0 0 1	0 0 0 0 0	0 0 0 0 0	0 0 0 0 0	0 1 0 0 0	0 0 0 0 0	0 0 0 0 0
Inning Stats	R: 0 E: 0 K: 0 S: 6 H: 1 LOB: 0 BB: 0 P: 9	R: 0 E: 0 K: 1 S: 11 H: 0 LOB: 0 BB: 0 P: 18	R: 0 E: 0 K: 0 S: 8 H: 0 LOB: 0 BB: 0 P: 13	R: 0 E: 0 K: 1 S: 11 H: 1 LOB: 1 BB: 0 P: 16	R: 1 E: 0 K: 0 S: 9 H: 2 LOB: 2 BB: 1 P: 18	R: 0 E: 0 K: 0 S: 10 H: 1 LOB: 0 BB: 0 P: 15	R: 1 E: 0 K: 2 S: 14 H: 1 LOB: 0 BB: 0 P: 19	R: 0 E: 0 K: 2 S: 10 H: 0 LOB: 0 BB: 0 P: 15	R: 0 E: 0 K: 3 S: 10 H: 0 LOB: 0 BB: 0 P: 13	1B: 3 2B: 2 3B: 0 HR: 1	SF: 0 SAC: 0 DP: 1 HBP: 0					WP: 0 PB: 0 SB: 0 CS: 1	PA: 33

PITCHER		IP	WLS	BF	H	R	ER	SO	BB	IBB	HBP	BLK	WP	HR	S	P	ERA	WHIP
27 Zach Davies, R ERA: 1.56	(1, 1)	7.2	W	28	6	2	2	5	1	0	0	0	0	1	76	118	2.35	0.913
43 Matt Albers, R ERA: 3.52	(8, 1)	0.1	H	1	0	0	0	1	0	0	0	0	0	0	3	5	0.00	0.000
71 Josh Hader, L ERA: 3.06	(9, 1)	1.0	S	3	0	0	0	3	0	0	0	0	0	0	10	13	0.00	0.000

PITCHER	IP	WLS	BF	H	R	ER	SO	BB	IBB	HBP	BLK	WP	HR	S	P	ERA	WHIP

TOP

New York Mets @ Milwaukee Brewers

Miller Park, Milwaukee, WI

Sun May 05 2019, 1:10 PM - 3:50 PM CDT

Att. 36,016 - Partly Cloudy - 70 F

livebaseballscorecards.com

AB	31
R	2
H	6
RBI	2
BB	1
SO	9
LOB	8

Batter	1	2	3	4	5	6	7	8	9	AB	R	H	RBI	BB	SO	LOB
6 Lorenzo Cain, R (1, 8) OBP: 0.316, SLG: 0.406 16 Ben Gamel, L (6, PR) OBP: 0.372, SLG: 0.387 (7, 8)	C FF 83 B FF 84 S CH 80 F CH 79 B FF 86 S CH 78 2-3 K ①		C SI 86 B SI 86 B CH 81 B SI 86 T CH 80 X SI 87 3-2 SF7 ② 3-H			B FF 90 H FF 89 2-0 22 G4-6-3 HBP		1 SAFE B FF 93 X FF 94 1-0 1-2 1B		1 1	0 0	0 1	1 0	0 0	1 0	0 0
22 Christian Yelich, L (1, 9) OBP: 0.450, SLG: 0.804	X FF 84 0-0 F8 ②		F CH 80 C SI 87 F CH 81 B SI 88 X CH 81 1-2 2-H HR			B FF 89 T FF 90 X FF 89 1-1 G4-6-3 ①② 1-2f		C FF 95 B FF 94 F CH 88 B FF 96 F CH 87 B CH 87 S FF 96 3-3 K ②		4	1	1	2	0	1	3
8 Ryan Braun, R (1, 7) OBP: 0.296, SLG: 0.475	C FF 85 B FF 85 S CH 79 X FF 86 1-2 G6-3 ③		B KC 72 X SI 85 1-0 G5-3 ③			B FF 91 B CH 83 S CH 84 X CH 83 2-1 G5-3 ③		F FF 94 B CH 87 T FF 94 T FF 95 1-2 K ③		4	0	0	0	0	1	3
24 Jesús Aguilar, R (1, 3) OBP: 0.272, SLG: 0.303		B FF 84 C FF 83 B FF 84 F CH 79 S CH 80 2-3 K ①		X SI 83 0-0 G6-3 ①			B FF 90 C FF 90 X CH 82 1-1 2B		3	0	1	0	0	1	0
14 Hernán Pérez, R (1, 4) OBP: 0.284, SLG: 0.413		C KC 71 F FF 85 S CH 79 0-3 K ②		B SI 84 F SI 85 B FF 85 X CH 79 2-1 G5-3 ②			B FF 90 C SL 82 S FF 91 S FF 92 1-3 K ①		3	0	0	0	0	2	1
21 Travis Shaw, L (1, 5) OBP: 0.262, SLG: 0.310		X KC 74 0-0 F9 ③		C FF 85 F FF 85 S FF 86 0-3 K ③			F SL 78 F SL 78 X SL 79 0-2 F7 ②		3	0	0	0	0	1	1
9 Manny Piña, R (1, 2) OBP: 0.250, SLG: 0.200			X FF 83 0-0 3 2B 6 SF7 2B	C FF 89 B SL 82 C FF 89 B FF 90 X FF 90 2-2 F9 ①			C SL 82 X FF 96 0-1 F9 ③		3	1	1	0	0	0	1
3 Orlando Arcia, R (1, 6) OBP: 0.280, SLG: 0.371			B SI 86 C CH 79 C SI 86 X SI 85 1-2 22 HR 2-3 2B	B FF 90 S FF 90 B CH 83 B CH 82 F FF 90 F FF 90 X FF 90 3-2 P4 ②				B SL 80 S FF 94 X FF 94 1-1 F9 ①		3	1	1	0	0	0	0
27 Zach Davies, R (1, 1) OBP: 0.133, SLG: 0.071 43 Matt Albers, L (8, 1) 7 Eric Thames, L (8, PH) OBP: 0.361, SLG: 0.478 71 Josh Hader, L (9, 1)			B FF 86 S CH 79 T FF 86 S CH 80 1-3 K ①	B FF 90 B FF 89 C FF 89 F FF 89 X SI 90 2-2 L8 ③				B FF 94 B CH 87 C FF 95 B CH 86 B FF 94 4-1 16 1B BB		2 0 0 0	0 0 0 0	0 0 0 0	0 0 1 0	0 0 0 0	1 0 0 0	2 0 0 0
Inning Stats	R: 0 E: 0 K: 1 S: 8 H: 0 LOB: 0 BB: 0 P: 11	R: 0 E: 0 K: 2 S: 7 H: 0 LOB: 0 BB: 0 P: 9	R: 3 E: 0 K: 1 S: 15 H: 3 LOB: 0 BB: 0 P: 22	R: 0 E: 0 K: 1 S: 6 H: 0 LOB: 0 BB: 0 P: 8	R: 0 E: 0 K: 0 S: 10 H: 0 LOB: 0 BB: 0 P: 17	R: 0 E: 0 K: 0 S: 4 H: 0 LOB: 1 BB: 0 P: 9	R: 0 E: 0 K: 1 S: 10 H: 1 LOB: 1 BB: 0 P: 12	R: 0 E: 0 K: 2 S: 11 H: 1 LOB: 2 BB: 1 P: 21		1B: 1 2B: 3 3B: 0 HR: 1 SF: 1 SAC: 0 DP: 1 HBP: 1						

PITCHER		IP	WLS	BF	H	R	ER	SO	BB	IBB	HBP	BLK	WP	HR	S	P	ERA	WHIP
44 Jason Vargas, L ERA: 5.92	(1, 1)	4.0	L	15	3	3	3	5	0	0	0	0	0	1	36	50	6.75	0.750
63 Tim Peterson, R ERA: 2.84	(5, 1)	2.1		8	1	0	0	1	0	0	1	0	0	0	19	33	0.00	0.429
73 Daniel Zamora, L ERA:	(7, 1)	0.1		1	0	0	0	0	0	0	0	0	0	0	3	3	0.00	0.000
49 Tyler Bashlor, R ERA:	(7, 1)	1.1		6	1	0	0	2	1	0	0	0	0	0	13	23	0.00	1.500

PITCHER	IP	WLS	BF	H	R	ER	SO	BB	IBB	HBP	BLK	WP	HR	S	P	ERA	WHIP

BOTTOM

New York Mets @ Milwaukee Brewers

Miller Park, Milwaukee, WI

Sun May 05 2019, 1:10 PM - 3:50 PM CDT

Att. 36,016 - Partly Cloudy - 70 F

livebaseballscorecards.com

AB	27
R	3
H	5
RBI	3
BB	1
SO	8
LOB	11

Batter	1	2	3	4	5	6	7	8	9	AB	R	H	RBI	BB	SO	LOB
6 Jeff McNeil, L (1, 7) OBP: 0.426, SLG: 0.464	B FF 94 S FF 92 F CH 84 B CH 85 F CH 84 S FF 96 2-3 ① K		F CH 84 B FF 95 B CU 76 X CH 85 2-1 1B			X CH 84 0-0 ① G5-3 1-2		B FF 93 B CH 83 X CH 83 2-0 1B		4	0	2	0	0	1	1
20 Pete Alonso, R (1, 3) OBP: 0.354, SLG: 0.581	C FF 96 B FF 97 C FF 96 S FF 98 1-3 ② K		1 SAFE C CU 76 1 SAFE F FF 96 F FF 98 S FF 97 0-3 ③ K			B CH 85 S CH 84 B FF 95 X CH 85 2-1 ② G5-3		C SI 91 D KC 82 F SI 92 D SI 93 S SI 92 2-3 ③ K		4	0	0	0	0	3	3
24 Robinson Canó, L (1, 4) OBP: 0.298, SLG: 0.380	F FF 95 S CU 76 B FF 97 X CH 85 1-2 ③ G1-3			B CH 83 X CH 84 1-0 ① L8		C FF 94 B FF 96 C FF 94 B FF 97 B CH 85 B FF 96 4-2 BB			B SI 92 X SI 91 1-0 ① L8	3	0	0	0	1	0	0
30 Michael Conforto, L (1, 9) OBP: 0.395, SLG: 0.480		F FF 94 S CH 84 S FF 96 0-3 ① K		C FF 93 S FF 93 C FF 95 0-3 ② K		S CH 85 2 SAFE X FF 95 0-1 ③ F7			B SI 92 F SI 92 F SI 92 X SI 92 1-2 ② G3-1	4	0	0	0	0	2	2
40 Wilson Ramos, R (1, 2) OBP: 0.299, SLG: 0.292		C FF 93 F FF 96 F FF 97 C FF 95 0-3 ② K		X FF 94 0-0 ③ G1-3			C CH 84 S CH 83 B CH 84 B FF 95 F FF 95 B FF 95 S CH 85 3-3 ① K		C SI 92 X SI 92 0-1 ③ G1-3	4	0	0	0	0	2	0
21 Todd Frazier, R (1, 5) OBP: 0.178, SLG: 0.295		X FF 96 0-0 1B			C FF 92 X CH 83 0-1 ① L7		B CH 86 S FF 94 B FF 95 X FF 94 2-1 ② G5-3			3	0	1	0	0	0	0
11 Adeiny Hechavarría, R (1, 6) OBP: 0.200, SLG: 0.200		C FF 94 D CU 78 S CH 84 T FF 96 1-2 ③ K			S FF 93 F FF 94 X FF 95 0-2 ② F9		X CU 74 0-0 ③ F8			3	0	0	0	0	1	1
12 Juan Lagares, R (1, 8) OBP: 0.282, SLG: 0.328			F FF 94 B FF 95 X CU 76 1-1 ① G6-3		S CH 84 C FF 94 B CH 85 S CH 84 1-3 ③ K			C FF 92 C FF 93 B CH 84 S CH 85 1-3 ① K		3	0	0	0	0	2	0
48 Jacob deGrom, L (1, 1) OBP: 0.154, SLG: 0.385 9 Brandon Nimmo, L (8, PH) OBP: 0.317, SLG: 0.317 38 Justin Wilson, L (8, 1)			S FF 94 C FF 94 B FF 94 S CH 85 1-3 ② K			X FF 92 0-0 6 G5-3 1B		F FF 93 X CH 84 0-1 ② G3-1		2 1 0	0 0 0	1 0 0	0 0 0	0 0 0	1 0 0	0 0 0
Inning Stats	R: 0 E: 0 K: 2 S: 10 H: 0 LOB: 0 BB: 0 P: 14	R: 0 E: 0 K: 3 S: 11 H: 1 LOB: 1 BB: 0 P: 12	R: 0 E: 0 K: 2 S: 11 H: 1 LOB: 1 BB: 0 P: 15	R: 0 E: 0 K: 1 S: 5 H: 0 LOB: 0 BB: 0 P: 6	R: 0 E: 0 K: 1 S: 8 H: 0 LOB: 0 BB: 0 P: 9	R: 0 E: 0 K: 0 S: 8 H: 1 LOB: 2 BB: 1 P: 14	R: 0 E: 0 K: 1 S: 7 H: 0 LOB: 0 BB: 0 P: 12	R: 0 E: 0 K: 2 S: 9 H: 1 LOB: 1 BB: 0 P: 14	R: 0 E: 0 K: 0 S: 6 H: 0 LOB: 0 BB: 0 P: 8	1B: 4 2B: 0 3B: 0 HR: 0 SF: 0 SAC: 0 DP: 0 HBP: 0						

PITCHER	IP	WLS	BF	H	R	ER	SO	BB	IBB	HBP	BLK	WP	HR	S	P	ERA	WHIP
59 Chris Paddack, R (1, 1) ERA: 1.55	7.2	W	28	4	0	0	11	1	0	0	0	0	0	66	91	0.00	0.652
34 Craig Stammen, R (8, 1) ERA: 2.75	1.1	S	4	0	0	0	1	0	0	0	0	0	0	9	13	0.00	0.000

PITCHER	IP	WLS	BF	H	R	ER	SO	BB	IBB	HBP	BLK	WP	HR	S	P	ERA	WHIP

TOP

New York Mets @ San Diego Padres

Petco Park, San Diego, CA

Mon May 06 2019, 7:13 PM - 9:26 PM PDT

Att. 20,176 - Partly Cloudy - 64 F

livebaseballscorecards.com

AB	31
R	0
H	4
RBI	0
BB	1
SO	12
LOB	7

WP: 0 PA: 32
PB: 0
SB: 0
CS: 0

Batter	1	2	3	4	5	6	7	8	9	AB	R	H	RBI	BB	SO	LOB
5 Greg Garcia, L (1, 4) OBP: 0.370, SLG: 0.389	C FF 97 B FF 97 X FF 97 1-1 ① G4-3			C CU 85 B SL 93 F FF 96 B FF 96 B CH 91 X FF 97 3-2 1B		B CH 88 C FF 96 F SL 92 B CU 84 C SL 93 2-3 ② K		L FF 94 F FF 95 S FC 91 0-3 ② K2-3		4	0	1	0	0	2	0
32 Franmil Reyes, R (1, 9) OBP: 0.284, SLG: 0.538 7 Manuel Margot, R (7, 8) OBP: 0.284, SLG: 0.394	B FF 97 S SL 91 F FF 98 X SL 92 1-2 ② L9			S SL 93 F SL 92 F FF 97 S FF 96 0-3 ① K		S SL 93 B FF 96 S FF 97 B FF 97 B CH 91 X SL 93 3-2 ③ G2-3		B FC 91 X FC 91 1-0 13 1B 30 2B 1B		3 1	0 1	0 1	0 0	0 0	1 0	1 0
13 Manny Machado, R (1, 6) OBP: 0.315, SLG: 0.443	C FF 98 C FF 98 B FF 98 F FF 98 S SL 94 1-3 ③ K			F SL 92 1 SAFE F FF 96 B FF 96 F FF 98 1 SAFE S SL 92 1-3 ② K			B FF 96 S FF 95 X FF 95 1-1 ① P3	1 SAFE C FC 91 X FC 89 0-1 1-2 30 2B 1B		4	1	1	0	0	2	1
30 Eric Hosmer, L (1, 3) OBP: 0.329, SLG: 0.452		B CU 84 X FF 97 1-0 ① G1-3		S CH 89 X SL 92 0-1 ③ G3-1			X CH 89 0-0 10 2B 11 SF7 1B	B FC 90 B FF 94 D FC 89 S FF 94 S FC 90 X FC 90 3-2 1-H 2-H 2B		4	1	2	2	0	0	1
10 Hunter Renfroe, R (1, 7) OBP: 0.290, SLG: 0.587 (7, 9)		B FF 97 B FF 97 B FF 97 C FF 96 X SL 92 3-1 ② G5-3			C SL 91 X SL 92 0-1 HR		F FF 95 B FF 96 S FF 94 1 SAFE F FF 95 X CH 89 1-2 1-3 2B	B FC 90 D FC 90 C FC 89 F FF 95 X FC 90 2-2 ③ G5-3		4	1	2	1	0	0	1
11 Ty France, R (1, 5) OBP: 0.267, SLG: 0.308		X SL 94 0-0 ③ L5			B FF 96 F FF 95 F FF 96 S SL 92 1-3 ① K		B SL 92 X SL 92 1-0 ② SF7 3-H			2	0	0	1	0	1	0
4 Wil Myers, R (1, 8) OBP: 0.297, SLG: 0.432 (7, 7) 34 Craig Stammen, R (8, 1)		C FF 97 C FF 96 F FF 97 B CH 90 X SL 93 1-2 ① G6-3		S FF 96 X SL 92 0-1 ② G6-3			B FF 96 S FF 95 S FF 95 F FF 94 F FF 96 F FF 96 B SL 91 F FF 96 D SL 91 4-2 F SL 91 F FF 96 B FF 95 BB			2 0	0 0	0 0	0 0	1 0	0 0	0 0
18 Austin Hedges, R (1, 2) OBP: 0.250, SLG: 0.342		X SL 92 0-0 ② F7		C SI 95 S FF 95 S CH 90 0-3 ③ K			B FF 95 B SL 90 C FF 94 S SL 90 F FF 95 X SL 91 2-2 ③ L7			3	0	0	0	0	1	2
59 Chris Paddack, R (1, 1) 24 Alex Dickerson, L (8, 7) OBP: 0.143, SLG: 0.143		B FF 97 C FF 98 S SL 93 B FF 97 C SL 92 2-3 ③ K				B FF 96 S FF 94 B SL 92 X FF 96 2-1 ① G3		C FF 95 B FC 89 X FC 91 1-1 ① G1-3		2 1	0 0	0 0	0 0	0 0	1 0	0 0
Inning Stats	R: 0 E: 0 K: 1 S: 9 H: 0 LOB: 0 BB: 0 P: 12	R: 0 E: 0 K: 0 S: 4 H: 0 LOB: 0 BB: 0 P: 8	R: 0 E: 0 K: 1 S: 8 H: 0 LOB: 0 BB: 0 P: 11	R: 0 E: 0 K: 2 S: 13 H: 1 LOB: 1 BB: 0 P: 17	R: 1 E: 0 K: 2 S: 10 H: 1 LOB: 0 BB: 0 P: 11	R: 0 E: 0 K: 1 S: 8 H: 0 LOB: 0 BB: 0 P: 15	R: 1 E: 0 K: 0 S: 20 H: 2 LOB: 2 BB: 1 P: 29	R: 2 E: 0 K: 1 S: 14 H: 3 LOB: 1 BB: 0 P: 21		1B: 4 2B: 2 3B: 0 HR: 1 SF: 1 SAC: 0 DP: 0 HBP: 0					WP: 0 PB: 0 SB: 0 CS: 0 PA: 32	

PITCHER		IP	WLS	BF	H	R	ER	SO	BB	IBB	HBP	BLK	WP	HR	S	P	ERA	WHIP
48 Jacob deGrom, R ERA: 3.6	(1, 1)	7.0	L	26	4	2	2	7	1	0	0	0	0	1	72	103	2.57	0.714
38 Justin Wilson, L ERA: 4.82	(8, 1)	1.0		6	3	2	2	1	0	0	0	0	0	0	14	21	18.00	3.000

PITCHER	IP	WLS	BF	H	R	ER	SO	BB	IBB	HBP	BLK	WP	HR	S	P	ERA	WHIP

BOTTOM

New York Mets @ San Diego Padres

Petco Park, San Diego, CA

Mon May 06 2019, 7:13 PM - 9:26 PM PDT

Att. 20,176 - Partly Cloudy - 64 F

livebaseballscorecards.com

AB	30
R	4
H	7
RBI	4
BB	1
SO	8
LOB	6

Batter	1	2	3	4	5	6	7	8	9	AB	R	H	RBI	BB	SO	LOB
6 Jeff McNeil, L (1, 7) OBP: 0.432, SLG: 0.469 12 Juan Lagares, R (9, 8) OBP: 0.282, SLG: 0.328	B SI 94 F FF 93 X CH 84 1-1 1 1B 2B	F CH 84 B CH 84 C SI 94 H FF 93 2-2 1-2 HBP		C SL 85 B CU 80 F FF 95 B SI 94 X CH 85 2-2 ② G3-1			B FF 90 F FF 91 F FF 91 B FC 84 B FF 92 B FF 93 4-2 1 2B 20 1B BB	C SL 84 B CH 86 X CH 83 1-1 ② G4-3		3 0	2 0	1 0	0 0	1 0	0 0	0 0
1 Amed Rosario, R (1, 6) OBP: 0.317, SLG: 0.417	B FF 95 B FF 95 F FF 94 X FF 94 2-1 24 2B 20 1B 2-H 1B	B SL 85 F FF 94 F SI 94 S CH 84 1-3 ② K		F FF 94 F FF 94 B SL 88 S SL 89 1-3 ③ K			1 SAFE C FF 91 C FF 91 1 SAFE 1 SAFE D CU 81 X FF 92 1-2 20 1B 30 SF7 1-3 2B	C FF 93 B SL 86 X SL 87 1-1 ③ G4-3		5	2	2	1	0	2	2
24 Robinson Canó, L (1, 4) OBP: 0.316, SLG: 0.413	F SI 94 F FF 95 B SI 94 B CH 85 1 SAFE X FF 95 2-2 20 1B 1-3 2B	B SI 94 2 SAFE 1-0 ③ PO 2-3	F CU 76 F FF 94 X SL 85 0-2 9 BB 2B		B FF 93 C CH 83 X FF 94 1-1 20 FC6-4 1B		B FF 89 F CH 80 B FF 89 F FF 90 D SL 87 S CH 82 3-3 ① K		B SL 85 B CH 84 S SL 85 X CH 84 2-1 20 HR 1B	5	1	4	0	0	1	2
20 Pete Alonso, R (1, 3) OBP: 0.362, SLG: 0.604	X SL 86 0-0 40 G1-3 2-3 3-H 1B		X FF 95 0-0 ① F8		1 SAFE 1 SAFE B SI 94 1 SAFE F FF 94 B FF 94 X SL 88 2-1 ① FC6-4 1-2f		C KC 80 F SI 92 B SI 92 X SI 93 1-2 40 BB 9 2B 2-3 3-H 1B		B SL 87 C FF 91 B SL 87 F CH 85 X FF 92 2-2 1-H HR	5	2	3	4	0	0	2
30 Michael Conforto, L (1, 9) OBP: 0.389, SLG: 0.468	S CH 85 B FF 87 D CH 86 F SI 94 C CH 84 2-3 ① K		B CH 84 B FF 94 B CH 85 C SI 95 S CH 83 B CH 85 4-2 9 BB BB		S FF 93 B FF 94 X FF 94 1-1 ② L8		F SI 92 X SI 92 0-1 ② SF7 3-H		C SL 85 B FF 91 S CH 85 B CU 80 B CH 84 F SL 85 X CH 84 3-2 ① G3-1	3	0	0	1	1	1	3
40 Wilson Ramos, R (1, 2) OBP: 0.295, SLG: 0.282	B SI 94 D SL 88 B SI 95 X SI 94 3-0 ② G1-3 1-2		S SL 88 D SL 87 T SL 87 F SI 95 B CH 84 S FF 95 2-3 ② K		B FF 94 F FF 94 T FF 93 B FF 94 B FF 95 B FF 94 C FF 94 3-3 ③ K		F SI 91 B SI 92 B SI 92 S SI 91 B SI 91 D FC 87 4-2 9 2B 1-2 BB		S CU 79 S SL 85 B FF 91 C FF 91 1-3 ② K	4	0	0	0	1	3	5
9 Brandon Nimmo, L (1, 8) OBP: 0.328, SLG: 0.327 23 Keon Broxton, R (9, 7) OBP: 0.224, SLG: 0.178	F CH 84 X CH 84 0-1 ③ G3		C CU 78 C CH 84 B SI 96 B SI 94 B CH 84 B CH 84 4-2 1-2 2-3 BB			F FF 93 B FF 93 B FF 93 S FF 94 B FF 94 S FF 94 3-3 ① K	X SI 92 0-0 1-3 2-H 2B		C FF 91 B CH 85 C SL 86 B FF 91 B SL 85 B SL 86 4-2 BB	3 0	0 0	1 0	1 0	2 0	1 0	2 0
21 Todd Frazier, R (1, 5) OBP: 0.163, SLG: 0.271 67 Seth Lugo, R (7, 1) 28 J.D. Davis, R (9, PH) OBP: 0.365, SLG: 0.446 39 Edwin Díaz, R (9, 1)		X SI 93 0-0 ① G4-3	B SL 88 B SI 95 S FF 95 X FF 95 2-1 ③ G6-3			B SL 85 F FF 94 B SL 86 F FF 95 S FF 94 2-3 ② K	D KC 80 C SI 92 S KC 82 C SI 92 1-3 ③ K		X SL 86 0-0 ③ F8	4 0 1	0 0 0	0 0 0	0 0 0	0 0 0	2 0 0	5 0 1
34 Noah Syndergaard, L (1, 1) OBP: 0.263, SLG: 0.529 11 Adeiny Hechavarría, R (7, 5) OBP: 0.182, SLG: 0.182		B SI 94 S SI 93 C FF 94 X SI 94 1-2 24 PO 6 HBP 1B		B FF 93 B FF 94 F FF 93 F FF 94 F CH 83 S CH 84 2-3 ① K		C FF 94 F FF 94 B FF 95 C FF 94 1-3 ③ K		B SL 85 C FF 91 X SL 85 1-1 ① G5-3		3 1	0 0	1 0	0 0	0 0	2 0	0 0

Inning Stats	1	2	3	4	5	6	7	8	9
	R: 2 E: 0 K: 1 S: 14 H: 4 LOB: 2 BB: 0 P: 24	R: 0 E: 0 K: 1 S: 9 H: 1 LOB: 1 BB: 0 P: 14	R: 0 E: 0 K: 1 S: 14 H: 1 LOB: 3 BB: 2 P: 26	R: 0 E: 0 K: 2 S: 10 H: 0 LOB: 0 BB: 0 P: 15	R: 0 E: 1 K: 1 S: 10 H: 1 LOB: 1 BB: 0 P: 17	R: 0 E: 0 K: 3 S: 9 H: 0 LOB: 0 BB: 0 P: 15	R: 3 E: 0 K: 2 S: 19 H: 3 LOB: 2 BB: 2 P: 33	R: 0 E: 0 K: 0 S: 6 H: 0 LOB: 0 BB: 0 P: 9	R: 2 E: 0 K: 1 S: 15 H: 2 LOB: 1 BB: 1 P: 27

1B: 6 SF: 1 PA: 45
2B: 5 SAC: 0 WP: 0
3B: 0 DP: 0 PB: 0
HR: 1 HBP: 1 SB: 0
CS: 0

PITCHER		IP	WLS	BF	H	R	ER	SO	BB	IBB	HBP	BLK	WP	HR	S	P	ERA	WHIP
40 Cal Quantrill, R ERA: 3.6	(1, 1)	4.1		22	7	2	2	5	2	0	1	0	0	0	51	86	4.15	2.077
57 Brad Wieck, L ERA: 5.23	(5, 1)	1.2		5	0	0	0	4	0	0	0	0	0	0	15	25	0.00	0.000
88 Phil Maton, R ERA: 6.48	(7, 1)	0.0		2	1	2	2	0	1	0	0	0	0	0	5	10	∞	∞
41 Robbie Erlin, L ERA: 4.2	(7, 1)	0.1	H	1	0	0	0	1	0	0	0	0	0	0	3	6	0.00	0.000
34 Craig Stammen, R ERA: 3.1	(7, 1)	0.2	B	5	2	1	1	1	1	0	0	0	0	0	11	17	13.50	4.500

PITCHER		IP	WLS	BF	H	R	ER	SO	BB	IBB	HBP	BLK	WP	HR	S	P	ERA	WHIP
17 Adam Warren, R ERA: 4.32	(8, 1)	2.0	L	9	2	2	2	1	1	0	0	0	0	1	21	36	9.00	1.500

TOP

New York Mets @ San Diego Padres

Petco Park, San Diego, CA

Tue May 07 2019, 7:12 PM - 10:49 PM PDT

Att. 23,129 - Partly Cloudy - 64 F

livebaseballscorecards.com

AB	37
R	7
H	12
RBI	7
BB	5
SO	12
LOB	22

BOTTOM

New York Mets @ San Diego Padres

Petco Park, San Diego, CA

Tue May 07 2019, 7:12 PM - 10:49 PM PDT

Att. 23,129 - Partly Cloudy - 64 F

livebaseballscorecards.com

Batter	1	2	3	4	5	6	7	8	9	AB	R	H	RBI	BB	SO	LOB
3 Ian Kinsler, R (1, 4) OBP: 0.246, SLG: 0.339	C SI 97 X SI 98 0-1 ① G4-3		B FF 98 B SL 87 C FF 98 B SL 87 X SI 97 3-1 ② G6-3		C CU 78 X CH 87 0-1 ① F7		B SL 85 S FF 93 X CU 79 1-1 32 G5-3 1B		C FF 96 F SL 87 B FF 96 B FF 96 B FF 97 X FF 98 3-2 32 1B 1-2 1B	5	0	2	0	0	0	0
32 Franmil Reyes, R (1, 9) OBP: 0.298, SLG: 0.568 7 Manuel Margot, R (9, PR) OBP: 0.284, SLG: 0.394	C SI 98 B SL 89 B SI 98 C SI 98 B SL 88 X SL 86 3-2 30 E 13 1B 1B		B SI 98 C SI 98 X SI 98 1-1 HR		S SL 86 B SI 94 B CH 88 S CH 88 S SI 96 2-3 ② K		B FF 94 S SL 88 1 SAFE B SI 95 F SI 96 1 SAFE D CU 81 X FF 95 3-2 ①② G5-3 1-2		X SL 90 0-0 13 S 1-3 2-H 1B	5 0	2 0	3 0	2 0	0 0	1 0	1 0
13 Manny Machado, R (1, 6) OBP: 0.318, SLG: 0.437	C SI 98 B SI 97 X SI 98 1-1 30 FC3-6 1-2 1B		C CU 77 B FF 98 C SL 88 B FF 98 X CH 90 2-2 ③ G6-3		B CH 89 X SI 96 1-0 ③ F9		B CU 80 X SI 95 1-0 ③ F8		C FF 97 B FF 96 1-1 10 FC6-4 1-2 IBB	4	0	1	0	1	0	0
30 Eric Hosmer, L (1, 3) OBP: 0.325, SLG: 0.450	F FF 99 F FF 99 F SI 99 X CH 91 0-2 ② FC3-6 1-2f 2-H			C CU 77 S CH 87 B FF 97 S CH 89 1-3 ① K	X SI 94 0-0 10 1B 2B			X CU 76 0-0 ① G1-3	B SL 90 S FF 97 B SL 90 F FF 97 B FF 97 F FF 97 C FF 97 3-3 ② K	5	1	1	0	0	2	4
10 Hunter Renfroe, R (1, 7) OBP: 0.295, SLG: 0.588	C SL 89 C SI 99 F FF 100 F SL 87 C SI 100 0-3 ③ K			C SI 98 B SI 97 S SL 88 X SL 86 1-2 11 HR 2B	C SI 97 B CH 89 X SI 96 1-1 11 F8 11 S 2-H 1B			C FF 93 F SI 93 C FF 96 0-3 ② K	F FF 95 X FF 96 0-1 ③ FC6-4 1-2f	5	1	2	1	0	2	4
11 Ty France, R (1, 5) OBP: 0.324, SLG: 0.448		C SI 98 B SI 98 B CU 81 F SI 98 X SI 99 2-2 ① 1B		S SL 86 C SI 97 X SL 84 0-2 2-H HR	B FF 96 1 SAFE F CH 89 B SI 96 C SI 97 X CH 89 2-2 ① F8 1-3			B SL 88 B CU 79 B SI 94 C FF 92 S SL 88 B FF 95 4-2 BB		3	1	2	2	1	0	1
4 Wil Myers, R (1, 8) OBP: 0.295, SLG: 0.421		B CU 80 X SL 87 1-0 ② G5-3		F SI 97 B CU 78 F SI 97 B CH 90 S CH 88 2-3 ② K	B CH 90 C FF 97 F CH 90 B FF 97 B CH 90 F CH 89 F SI 98 B FF 97 4-2 27 S BB			B CU 80 C FF 94 B SL 89 C FF 92 1 SAFE S FF 94 2-3 ③ K		3	0	0	0	1	2	1
27 Francisco Mejía, S (1, 2) OBP: 0.211, SLG: 0.264		F FF 99 F SI 98 B FF 99 X CU 78 1-2 ③ G3-1		B CH 90 F CH 89 X SI 96 1-1 1B	S CH 89 1 SAFE 1 SAFE F CH 88 1 SAFE S SI 96 0-3 ② K 1-2				B FF 95 C FF 96 B SL 89 S FF 96 S FF 97 2-3 ① K	4	0	1	0	0	2	2
40 Cal Quantrill, L (1, 1) 57 Brad Wieck, L (5, 1) 24 Alex Dickerson, L (6, PH) OBP: 0.125, SLG: 0.125 88 Phil Maton, R (7, 1) 41 Robbie Erlin, R (7, 1) 34 Craig Stammen, R (7, 1) 17 Adam Warren, R (8, 1) 5 Greg Garcia, L (9, PH) OBP: 0.383, SLG: 0.389			C FF 96 C FF 96 F FF 96 B FF 97 X CU 78 1-2 ① G3-1	X SI 96 0-0 ③ G5-3	S CH 90 X CH 89 0-1 ③ F8				C FF 97 B SL 89 B FF 97 F FF 96 B SL 90 F FF 96 B FF 96 4-2 3 1B 32 1B BB	2 0 1 0 0 0 0 0 0	0 0 0 0 0 0 0 0 1	0 0 0 0 0 0 0 0 0	0 0 0 0 0 0 0 0 1	0 0 0 0 0 0 0 0 0	0 0 2 0 0 0 0 0 0	1 0 0 0 0 0 0 0 0
Inning Stats	R: 1 E: 1 K: 1 S: 16 H: 2 LOB: 1 BB: 0 P: 20	R: 0 E: 0 K: 0 S: 7 H: 1 LOB: 0 BB: 0 P: 11	R: 1 E: 0 K: 0 S: 11 H: 1 LOB: 0 BB: 0 P: 18	R: 2 E: 0 K: 2 S: 15 H: 3 LOB: 1 BB: 0 P: 20	R: 0 E: 0 K: 1 S: 6 H: 0 LOB: 0 BB: 0 P: 9	R: 1 E: 0 K: 1 S: 16 H: 2 LOB: 2 BB: 1 P: 23	R: 0 E: 0 K: 0 S: 6 H: 1 LOB: 0 BB: 0 P: 11	R: 0 E: 0 K: 2 S: 9 H: 0 LOB: 1 BB: 1 P: 15	R: 1 E: 0 K: 2 S: 17 H: 2 LOB: 3 BB: 2 P: 30	1B: 8 2B: 2 3B: 0 HR: 2 SF: 0 SAC: 0 DP: 0 HBP: 0						

	AB	37
	R	6
	H	12
	RBI	5
	BB	4
	SO	9
	LOB	16

WP: 0 PB: 0 SB: 3 CS: 0 PA: 41

PITCHER		IP	WLS	BF	H	R	ER	SO	BB	IBB	HBP	BLK	WP	HR	S	P	ERA	WHIP
34 Noah Syndergaard, R ERA: 5.14	(1, 1)	6.0		27	9	5	4	5	1	0	0	0	0	2	71	101	6.00	1.667
67 Seth Lugo, R ERA: 3.13	(7, 1)	2.0	W	7	1	0	0	2	1	0	0	0	0	0	15	26	0.00	1.000
39 Edwin Díaz, R ERA: 2.45	(9, 1)	1.0	S	7	2	1	1	2	1	1	0	0	0	0	17	30	9.00	3.000

PITCHER	IP	WLS	BF	H	R	ER	SO	BB	IBB	HBP	BLK	WP	HR	S	P	ERA	WHIP

Batter	1	2	3	4	5	6	7	8	9	AB	R	H	RBI	BB	SO	LOB
6 Jeff McNeil, L (1, 7) OBP: 0.433, SLG: 0.477	B FF 91 B FF 91 C FF 90 B FF 90 C FF 90 X FC 87 3-2 1 1B 2B		C FF 89 B FF 90 F CH 83 F FF 91 X FC 87 1-2 24 FC6-4 1B		F FF 88 B CU 80 C CH 83 F FF 91 F FC 87 F CH 84 B FF 91 C FF 92 2-3 ③ K			F FF 98 B SI 98 F SL 82 B SI 99 F FF 98 B SI 98 X FF 98 3-2 ① G3-1		4	1	2	0	0	1	0
1 Amed Rosario, R (1, 6) OBP: 0.315, SLG: 0.412 47 Drew Gagnon, R (8, 1)	L FC 84 X FF 89 0-1 2-H 1B		1 SAFE C FC 84 X CH 82 0-1 ① F9			C CH 82 S FC 82 S FC 84 0-3 ① K		C SL 84 C SL 84 T FF 99 0-2 ② K		4 0	0 0	1 0	1 0	0 0	2 0	1 0
24 Robinson Canó, L (1, 4) OBP: 0.307, SLG: 0.400	S FF 90 F FC 86 S FC 87 0-3 ① K		B FF 89 X CH 81 1-0 ② FC6-4 1-2f			X FF 90 0-0 ② F7		B FF 98 X FF 98 1-0 ③ G6-3		4	0	0	0	0	1	2
20 Pete Alonso, R (1, 3) OBP: 0.353, SLG: 0.587	B CU 77 1 SAFE F FC 84 X CU 81 1-1 ② F8		C FF 90 D FC 86 F CU 77 F CU 80 S FF 91 1-3 ③ K			F FC 83 X CU 80 0-1 ③ F8			B FF 92 C FS 86 B FF 93 S FF 93 F FS 86 F FS 86 B FF 93 F FF 92 S FS 86 3-3 ① K	4	0	0	0	0	2	2
30 Michael Conforto, L (1, 9) OBP: 0.385, SLG: 0.457	B FF 91 C CU 78 X FF 90 1-1 ③ F8			C FF 90 B CU 78 S CU 79 B CU 80 F CU 78 C CH 83 2-3 ① K			B FF 89 B CU 77 B CH 82 C FF 88 B CH 81 4-1 9 2B 9 S BB		B FF 93 C FF 92 B FS 86 C FS 85 C FF 93 2-3 ② K	3	0	0	0	1	2	1
28 J.D. Davis, R (1, 5) OBP: 0.360, SLG: 0.436 12 Juan Lagares, R (9, PR) OBP: 0.282, SLG: 0.328		B FF 90 S FF 90 F CU 78 B FF 91 X FC 86 2-2 ① G6-3		F CU 76 S FF 92 B FF 91 X FC 86 1-2 ② G5-3			F FC 82 X FF 88 0-1 ① F8		X FF 93 0-0 9 WP 1B	4 0	0 0	1 0	0 0	0 0	0 0	1 0
9 Brandon Nimmo, L (1, 8) OBP: 0.333, SLG: 0.336		C FF 91 S CH 85 B FC 88 S CH 86 1-3 ② K		C FF 90 B CH 85 X CH 84 1-1 ③ G3-1			B CH 80 C CH 81 F FC 83 1 SAFE B FF 89 F CU 80 F FF 90 B FF 89 F CH 83 3-2 F FF 89 F CU 79 F CH 83 X FC 86 1-3 2B		C FF 93 B FS 86 B FS 86 D FS 86 B FS 85 4-1 1-2 BB	3	0	1	0	1	1	0
3 Tomás Nido, R (1, 2) OBP: 0.222, SLG: 0.444		F FF 91 B FF 91 B FC 85 X CH 84 2-1 HR			B CU 76 X FF 89 1-0 23 G5-4-3 1B		S FF 97 S FF 98 S FF 99 0-3 ② K		S FF 93 F FF 93 S FF 94 0-3 ③ K	4	1	2	1	0	2	4
68 Wilmer Font, R (1, 1) 23 Keon Broxton, R (5, PH) OBP: 0.220, SLG: 0.174 65 Robert Gsellman, R (5, 1) 21 Todd Frazier, R (7, PH) OBP: 0.160, SLG: 0.265 49 Tyler Bashlor, R (7, 1) 11 Adeiny Hechavarría, R (8, 6) OBP: 0.182, SLG: 0.182		C FF 90 F FF 91 S FF 92 0-3 ③ K			1 SAFE X FC 83 0-0 ①② G5-4-3 1-2f		S SL 85 S FF 99 S FF 99 0-3 ③ K			1 1 0 1 0 0	0 0 0 0 0 0	0 0 0 0 0 0	0 0 0 0 0 0	1 0 0 0 0 0	0 1 0 2 0 0	0 0 0 0 0 0

Inning Stats										
	R: 1 E: 0 K: 1 S: 12	H: 2 LOB: 1 BB: 0 P: 17	R: 1 E: 0 K: 2 S: 11	H: 1 LOB: 0 BB: 0 P: 16	R: 0 E: 0 K: 1 S: 11	H: 1 LOB: 1 BB: 0 P: 14	R: 0 E: 0 K: 1 S: 9	H: 0 LOB: 0 BB: 0 P: 13	R: 0 E: 0 K: 1 S: 8	H: 1 LOB: 0 BB: 0 P: 11
	R: 0 E: 0 K: 1 S: 6	H: 0 LOB: 0 BB: 0 P: 6	R: 0 E: 0 K: 2 S: 18	H: 1 LOB: 2 BB: 1 P: 25	R: 0 E: 0 K: 1 S: 8	H: 0 LOB: 0 BB: 0 P: 12	R: 0 E: 0 K: 3 S: 14	H: 1 LOB: 2 BB: 1 P: 23	1B: 4 2B: 2 3B: 0 HR: 1	SF: 0 SAC: 0 DP: 1 HBP: 0	WP: 1 PB: 0 SB: 1 CS: 0	PA: 35

PITCHER		IP	WLS	BF	H	R	ER	SO	BB	IBB	HBP	BLK	WP	HR	S	P	ERA	WHIP
55 Matt Strahm, L ERA: 3.0	(1, 1)	6.1		25	6	2	2	7	1	0	0	0	0	1	69	96	2.84	1.105
64 Gerardo Reyes, R ERA: 13.5	(7, 1)	1.2	W	5	0	0	0	3	0	0	0	0	0	0	14	18	0.00	0.000
39 Kirby Yates, R ERA: 1.42	(9, 1)	1.0	S	5	1	0	0	3	1	0	0	0	1	0	14	23	0.00	2.000

PITCHER	IP	WLS	BF	H	R	ER	SO	BB	IBB	HBP	BLK	WP	HR	S	P	ERA	WHIP

TOP

New York Mets @ San Diego Padres

Petco Park, San Diego, CA

Wed May 08 2019, 12:43 PM - 3:25 PM PDT

Att. 21,952 - Overcast - 63 F

livebaseballscorecards.com

AB	33
R	2
H	7
RBI	2
BB	2
SO	13
LOB	14

Batter	1	2	3	4	5	6	7	8	9	AB	R	H	RBI	BB	SO	LOB
3 Ian Kinsler, R (1, 4) OBP: 0.238, SLG: 0.327	B FF 92 B FF 94 X FF 92 2-0 ① L8		C FF 92 D FS 84 X FF 95 1-1 ② G5-3			C CU 79 S SL 88 S SL 90 0-3 ① K		S FF 92 C SL 85 F CH 82 B SL 85 B FF 93 X CH 81 2-2 ① G6-3		4	0	0	0	0	1	1
32 Franmil Reyes, R (1, 9) OBP: 0.296, SLG: 0.557 4 Wil Myers, R (9, 7) OBP: 0.295, SLG: 0.421	C FF 94 B SI 94 B FF 94 F FF 94 S SL 85 2-3 ② K		S FF 94 B FF 94 B FF 95 X CU 76 2-1 2-H 1B			S SL 88 F SL 89 B SL 91 S CH 87 1-3 ② K		X FF 94 0-0 ② G6-3		4 0	0 0	1 0	1 0	0 0	2 0	0 0
13 Manny Machado, R (1, 6) OBP: 0.316, SLG: 0.432	B FF 94 F FF 95 X SI 94 1-1 ③ F8		S SL 84 F FF 94 X FF 95 0-2 ③ F9			C SI 94 F SL 90 X SL 92 0-2 1B		B SL 86 F FF 93 B CH 83 S CH 82 S CH 83 2-3 ③ K		4	0	1	0	0	1	1
30 Eric Hosmer, L (1, 3) OBP: 0.325, SLG: 0.469		S SI 92 X SI 94 0-1 HR	B FF 93 B FS 82 X FF 94 2-0 ① G6-3			B SI 95 1 SAFE B CH 86 X SI 95 2-0 ③ G1-3				3	1	1	1	0	0	1
10 Hunter Renfroe, R (1, 7) OBP: 0.296, SLG: 0.610 (9, 9)		C FF 94 B SL 85 B SL 84 F SI 93 X SL 86 2-2 ① F7	F SL 83 F FF 94 X FF 93 0-2 ② G5-3				B SL 82 X FF 95 1-0 HR			3	1	1	1	0	0	0
11 Ty France, R (1, 5) OBP: 0.297, SLG: 0.406		C CU 75 S FF 95 B FF 95 B SL 86 B FF 96 F FF 94 F CU 76 F FF 94 X FF 92 3-2 ② F7	B FF 94 B SL 84 C FF 92 C CU 76 B FF 94 F FF 91 X CU 76 3-2 ③ G6-3				C FF 96 X FF 95 0-1 ① G6-3			3	0	0	0	0	0	0
7 Manuel Margot, R (1, 8) OBP: 0.286, SLG: 0.385		C SL 84 B FF 95 S FS 83 X SL 84 1-2 ③ F8		B SI 94 B SI 95 B SI 95 C SI 94 C SI 95 F SI 95 X SI 95 3-2 E4 55 K2-3-2			C SL 82 B SL 83 S FF 95 F FF 96 B CH 87 B SL 82 F FF 95 B FF 95 4-2 18 S BB			2	0	0	0	1	0	0
18 Austin Hedges, R (1, 2) OBP: 0.241, SLG: 0.329			B FF 93 B SI 91 F FF 93 S FF 93 X SL 83 2-2 ① G2-3	B SI 93 B SI 93 D FF 93 C SI 94 F SI 95 X SI 94 3-2 ① F8			1 SAFE P FF 94 1 SAFE B FF 92 F FF 93 S FF 95 F FF 95 B FF 94 F SL 82 3-3 S SL 82 ② K 1-2			3	0	0	0	0	1	2
55 Matt Strahm, R (1, 1) OBP: 0.250, SLG: 0.417 64 Gerardo Reyes, R (7, 1) 39 Kirby Yates, L (9, 1)			X FF 95 0-0 32 1B 2B	L SI 93 L SI 93 M SI 94 1 SAFE 0-3 ② ③ K2-3-2 1-1			C FF 94 S FF 94 S FF 96 0-3 ③ K			2 1 0	1 0 0	1 0 0	0 0 0	0 0 0	1 1 0	1 1 0
Inning Stats	R: 0 E: 0 K: 1 S: 6 H: 0 LOB: 0 BB: 0 P: 11	R: 1 E: 0 K: 0 S: 14 H: 1 LOB: 0 BB: 0 P: 20	R: 1 E: 0 K: 0 S: 11 H: 2 LOB: 1 BB: 0 P: 16	R: 0 E: 0 K: 0 S: 8 H: 0 LOB: 0 BB: 0 P: 13	R: 0 E: 1 K: 1 S: 10 H: 0 LOB: 1 BB: 0 P: 16	R: 0 E: 0 K: 2 S: 10 H: 1 LOB: 1 BB: 0 P: 13	R: 1 E: 0 K: 2 S: 16 H: 1 LOB: 1 BB: 1 P: 23	R: 0 E: 0 K: 1 S: 8 H: 0 LOB: 0 BB: 0 P: 12		1B: 2 2B: 2 3B: 0 HR: 2 SF: 0 SAC: 0 DP: 1 HBP: 0				WP: 0 PB: 0 SB: 1 CS: 0 PA: 30		

PITCHER		IP	WLS	BF	H	R	ER	SO	BB	IBB	HBP	BLK	WP	HR	S	P	ERA	WHIP
68 Wilmer Font, R ERA: 5.5	(1, 1)	4.0		15	3	2	2	1	0	0	0	0	0	1	39	60	4.50	0.750
65 Robert Gsellman, R ERA: 2.88	(5, 1)	2.0		7	1	0	0	3	0	0	0	0	0	0	20	29	0.00	0.500
49 Tyler Bashlor, R ERA: 3.86	(7, 1)	1.0	L	5	1	1	1	2	1	0	0	0	0	1	16	23	9.00	2.000
47 Drew Gagnon, R ERA: 5.4	(8, 1)	1.0		3	0	0	0	1	0	0	0	0	0	0	8	12	0.00	0.000

PITCHER	IP	WLS	BF	H	R	ER	SO	BB	IBB	HBP	BLK	WP	HR	S	P	ERA	WHIP

BOTTOM

New York Mets @ San Diego Padres

Petco Park, San Diego, CA

Wed May 08 2019, 12:43 PM - 3:25 PM PDT

Att. 21,952 - Overcast - 63 F

livebaseballscorecards.com

AB	29
R	3
H	5
RBI	3
BB	1
SO	7
LOB	7

Batter	1	2	3	4	5	6	7	8	9	AB	R	H	RBI	BB	SO	LOB
21 Curtis Granderson, L (1, 7) OBP: 0.270, SLG: 0.349	F FF 96 C SI 97 B CU 84 S SI 98 1-3 K ①		C CU 82 S CH 90 F FC 92 F SI 98 X CH 91 0-2 13 1B 14 1B 18 1B 1B	C CH 89 B FC 90 F FF 96 S FC 90 1-3 K ②		C CU 80 X SI 95 0-1 1-3 1B			X FF 90 0-0 G4-3 ①	5	1	2	0	0	2	2
14 Martín Prado, R (1, 5) OBP: 0.298, SLG: 0.357 74 José Quijada, L (6, 1) 17 Chad Wallach, R (9, PH) OBP: 0.341, SLG: 0.342	B FF 98 C SI 97 B FC 92 S FF 98 C CU 83 2-3 K ②		F SI 98 X SI 98 0-1 18 1B 13 1B 15 SF9 1-2 1B	B CH 88 B SI 96 B SI 96 C SI 96 X SI 96 3-1 G5-3 ③		F FC 89 X SI 95 0-1 G6-3 ③			C FF 91 B SL 80 B SL 79 F FF 89 F SL 79 B FF 89 X SL 79 3-2 G5-3 ②	4 0 1	1 0 0	1 0 0	0 0 0	0 0 0	1 0 0	4 0 0
13 Starlin Castro, R (1, 4) OBP: 0.283, SLG: 0.299	C FC 93 X SI 98 0-1 G3-1 ③		F FC 92 T SI 97 F SI 98 X SI 97 0-2 18 1B 1-2 2-3 1B		B SI 95 X FF 95 1-0 G5-3 ①		B FC 89 B FF 96 C FF 96 F SI 96 F CU 82 S CU 81 2-3 K ①		B FF 89 B CH 84 B SL 78 C FF 87 B FF 88 4-1 18 1B BB	4	0	1	0	1	1	0
18 Neil Walker, S (1, 3) OBP: 0.384, SLG: 0.443		C SI 95 C SI 97 F FF 97 S CU 83 0-3 K ①	F FC 92 X FS 90 0-1 1-2 2-3 3-H 1B		C SI 95 F CH 89 B FF 96 X FF 97 1-2 G4-3 ②		B CH 88 X FC 90 1-0 P5 ②		X FF 88 0-0 1-2 1B	5	0	2	1	0	1	0
15 Brian Anderson, R (1, 9) OBP: 0.321, SLG: 0.314		F FF 97 B FC 93 X SI 98 1-1 G4-3 ②	B FC 93 B FC 91 X SI 97 2-0 SF9 ② 3-H		S FC 90 X SI 95 0-1 1B		C FS 86 X SI 95 1-1 L8 ③		B CH 84 B FC 88 C FF 90 S SL 78 X FF 88 2-2 G6-3 ③	4	0	1	1	0	0	2
38 Jorge Alfaro, R (1, 2) OBP: 0.310, SLG: 0.394		B FF 97 S FF 98 S FC 94 X SI 98 1-2 E3 19 BB	S FC 92 F SI 96 T FC 91 0-2 K ③		F FF 95 F CU 81 S FF 96 0-3 K ③			B FF 96 F FF 96 T FF 96 F CH 88 S FF 96 1-3 K ①		4	0	0	0	0	3	3
19 Miguel Rojas, R (1, 6) OBP: 0.311, SLG: 0.301		F FF 96 B CU 81 F FF 97 B CH 90 B SI 98 B FF 97 4-2 1-2 BB		B FF 96 C FF 97 C CU 81 B FC 92 C CU 81 2-3 K ①		F SI 94 X CU 78 0-1 21 1B 1B		C FF 96 B FF 97 F CH 89 B FF 97 X FF 96 2-2 L9 ②		3	0	1	0	1	1	0
5 Rosell Herrera, S (1, 8) OBP: 0.280, SLG: 0.243		B CU 81 B FF 97 S FF 96 F SI 97 S FF 97 2-3 K ③		F CH 90 S SI 97 X CU 81 0-2 79 1B 1B		F SI 93 X FC 89 0-1 F8 ①		B CH 89 S CH 89 B FF 96 F FF 95 B FF 96 B FF 95 4-2 BB		3	0	1	0	1	1	3
49 Pablo López, L (1, 1) OBP: 0.200, SLG: 0.200 79 Isaac Galloway, R (4, PH) OBP: 0.167, SLG: 0.185 37 Austin Brice, R (4, 1) 55 Jon Berti, R (6, PH) OBP: 0.320, SLG: 0.286 (6, 5)			C SI 95 S CU 81 S SI 97 0-3 K ①	B SI 96 X CU 81 1-0 1-2 1B		C FF 94 C SI 94 C FF 97 0-3 K ②		X FF 94 0-0 F9 ③		1 1 0 2	0 0 0 0	0 1 0 0	0 0 0 0	0 0 0 0	1 0 0 1	0 0 0 2
Inning Stats	R: 0 E: 0 K: 2 S: 8 H: 0 LOB: 0 BB: 0 P: 11	R: 0 E: 1 K: 2 S: 14 H: 0 LOB: 2 BB: 1 P: 22	R: 2 E: 0 K: 2 S: 20 H: 4 LOB: 2 BB: 0 P: 22	R: 0 E: 0 K: 2 S: 12 H: 2 LOB: 2 BB: 0 P: 19	R: 0 E: 0 K: 1 S: 9 H: 1 LOB: 1 BB: 0 P: 11	R: 0 E: 0 K: 1 S: 11 H: 2 LOB: 2 BB: 0 P: 11	R: 0 E: 0 K: 1 S: 7 H: 0 LOB: 0 BB: 0 P: 11	R: 0 E: 0 K: 1 S: 10 H: 0 LOB: 1 BB: 1 P: 17	R: 0 E: 0 K: 0 S: 10 H: 1 LOB: 2 BB: 1 P: 19	1B: 10 2B: 0 3B: 0 HR: 0 SF: 1 SAC: 0 DP: 0 HBP: 0						

PITCHER		IP	WLS	BF	H	R	ER	SO	BB	IBB	HBP	BLK	WP	HR	S	P	ERA	WHIP
45 Zack Wheeler, R ERA: 4.35	(1, 1)	7.0	W	32	9	2	2	11	1	0	0	0	0	0	81	107	2.57	1.429
49 Tyler Bashlor, R ERA: 2.7	(8, 1)	1.0		4	0	0	0	1	1	0	0	0	0	0	10	17	0.00	1.000
73 Daniel Zamora, L ERA:	(9, 1)	1.0		5	1	0	0	0	1	0	0	0	0	0	10	19	0.00	2.000

PITCHER	IP	WLS	BF	H	R	ER	SO	BB	IBB	HBP	BLK	WP	HR	S	P	ERA	WHIP

TOP

Miami Marlins @ New York Mets

Citi Field, Flushing, NY

Fri May 10 2019, 7:11 PM - 10:13 PM EDT
Att. 25,194 - Partly Cloudy - 71 F

livebaseballscorecards.com

AB	37
R	2
H	10
RBI	2
BB	3
SO	12
LOB	16

MIAMI

Batter	1	2	3	4	5	6	7	8	9	AB	R	H	RBI	BB	SO	LOB
6 Jeff McNeil, L (1, 7) OBP: 0.445, SLG: 0.504			C CU 79 X CH 84 0-1 HR		B FF 92 X SI 92 1-0 ① F8	S FF 93 B FF 92 F CU 80 B FF 92 F CU 80 B FF 92 F FF 92 B FF 91 4-2 1-2 BB		X FF 90 0-0 ③ P4		3	2	2	1	1	0	0
12 Juan Lagares, R (7, 8) OBP: 0.278, SLG: 0.323	28 1B 1B H CU 81 1-0 28 1B 24 1B HBP									1	0	0	0	0	0	1
28 J.D. Davis, R (1, 5) OBP: 0.372, SLG: 0.446	X FF 93 0-0 ① 24 1B 20 WP 1-3 1B F SI 94 F SI 93 X CH 86 0-2 24 1B 1-2 1B		X SI 94 0-0 ② G4-3		C CU 81 X SI 93 0-1 30 BB 24 BB 1B	B CH 85 C CH 84 X CH 86 1-1 ③ G5-3				5	1	3	0	0	0	2
24 Robinson Canó, L (1, 4) OBP: 0.317, SLG: 0.403 11 Adeiny Hechavarría, R (8, 4) OBP: 0.182, SLG: 0.182	1 SAFE 3 SAFE O SI 94 X SI 92 1-0 30 1B 20 WP 1-3 40 1B 1B C CH 85 X CH 85 0-1 20 FC1-4 1-3 2-H 1B		B CU 78 F FF 91 B CU 78 X FF 92 2-1 ③ G4-3		F CH 89 F CU 81 B FF 93 B FF 93 B FF 93 B CU 81 4-2 30 BB 1-2 BB		F CU 79 B FF 91 X CU 79 1-1 ① F7			4	1	2	1	1	0	0
20 Pete Alonso, R (1, 3) OBP: 0.354, SLG: 0.574 23 Keon Broxton, R (8, 9) OBP: 0.220, SLG: 0.174	B CU 81 B CU 81 B FF 94 B FF 94 4-1 40 1B 30 1B 9 BB 1-2 3-H BB F SI 95 F SI 95 B CU 84 X CH 86 X SI 86 2-2 ③ FC1-4 1-2f			F FF 93 B CU 79 S CU 81 S FF 92 1-3 ① K	C CU 81 F FF 92 F CU 81 F FF 92 C CU 80 0-3 ② K		B CU 78 B CH 86 B CH 86 B FF 91 4-0 30 HBP BB			3	1	0	0	2	2	4
30 Michael Conforto, L (1, 9) OBP: 0.404, SLG: 0.492 49 Tyler Bashlor, R (8, 1) 73 Daniel Zamora, L (9, 1)	C CU 82 B FF 95 X CU 79 1-1 9 BB 40 1B 1 HR 1-2 2-3 1B	B CU 79 S FF 93 B CH 85 B FF 92 F SI 92 X FF 92 3-2 HR		F SI 93 C CU 81 F FF 93 F CU 81 X CH 86 0-2 40 1B 9 1B 1B	C CU 81 B FF 92 B CH 87 B SI 93 B CU 79 4-1 1-2 2-3 BB		C FF 92 S CU 80 F CU 80 B FF 91 H FF 92 2-2 40 G6-4-3 1-2 HBP			3	3	3	1	1	0	0
										0	0	0	0	0	0	0
										0	0	0	0	0	0	0
40 Wilson Ramos, R (1, 2) OBP: 0.299, SLG: 0.287	C SI 95 B FF 94 X CH 86 1-1 9 BB 1 HR 1-2 2-3 3-H 1B	B CU 81 X SI 94 1-0 ① G4-3		S SI 94 F FF 93 X CU 82 0-2 9 1B 1-2 1B	S FF 92 F FF 92 F FF 92 B CU 81 B FF 93 B CU 80 X FF 91 3-2 ③ F9		C CH 86 B CH 88 B FF 92 F CH 86 F CH 85 B CH 86 F CH 84 X CH 86 3-2 ② ③ G6-4-3 1-2f			5	1	2	1	0	0	5
9 Brandon Nimmo, L (1, 8) OBP: 0.343, SLG: 0.336 (7, 7)	B FF 94 B CU 81 B FF 94 F FF 93 B FF 93 4-1 1 HR 1-2 2-3 3-H BB	C FF 93 B FF 92 C CU 79 X FF 93 1-2 ② L3		S FF 92 C CH 86 F FF 93 X CU 82 0-2 1-2 2-H 1B		B FF 92 B FF 90 B FF 92 B FF 91 4-0 1 G4-6-3 BB		B FF 90 B FF 90 C FF 90 C FF 91 B CU 79 C FF 91 3-3 ① K		3	1	1	2	2	1	0
1 Amed Rosario, R (1, 6) OBP: 0.318, SLG: 0.429	X CU 81 0-0 1-H 2-H 3-H HR	C SI 94 S CU 79 S CU 79 0-3 ③ K		F CU 81 S FF 94 S CU 82 0-3 ② K		B CH 82 C FF 91 X CH 84 1-1 ① ② G4-6-3 1-2f		B CH 86 B FF 91 B FF 91 B FF 90 4-0 BB		4	1	1	4	1	2	3
45 Zack Wheeler, L (1, 1) OBP: 0.263, SLG: 0.474 22 Dominic Smith, L (8, 3) OBP: 0.447, SLG: 0.387	S FF 93 B FF 93 M CH 85 S CH 86 1-3 ② K		B FF 92 C FF 91 C CH 83 C FF 91 1-3 ① K	S FF 92 C CU 80 S FF 92 0-3 ③ K		C FF 92 C CU 78 X CU 79 0-2 6 BB 1B		C CU 81 X CU 79 0-1 ② P6		4	0	1	0	0	3	2
										1	0	0	0	0	0	1
Inning Stats	R: 8 E: 0 K: 1 S: 21 H: 8 LOB: 2 BB: 2 P: 36	R: 1 E: 0 K: 1 S: 10 H: 1 LOB: 0 BB: 0 P: 15	R: 1 E: 0 K: 1 S: 8 H: 1 LOB: 0 BB: 0 P: 11	R: 1 E: 0 K: 3 S: 21 H: 3 LOB: 2 BB: 0 P: 22	R: 0 E: 0 K: 1 S: 15 H: 1 LOB: 3 BB: 2 P: 27	R: 0 E: 0 K: 0 S: 11 H: 1 LOB: 2 BB: 2 P: 21	R: 0 E: 0 K: 0 S: 10 H: 0 LOB: 1 BB: 1 P: 20	R: 0 E: 0 K: 1 S: 6 H: 0 LOB: 1 BB: 1 P: 13		1B: 12 2B: 0 3B: 0 HR: 3 SF: 0 SAC: 0 DP: 2 HBP: 2						

PITCHER		IP	WLS	BF	H	R	ER	SO	BB	IBB	HBP	BLK	WP	HR	S	P	ERA	WHIP
49 Pablo López, R ERA: 5.93	(1, 1)	3.0	L	21	10	10	10	3	2	0	1	0	1	3	39	62	30.00	4.000
37 Austin Brice, R ERA: 2.2	(4, 1)	2.0		12	4	1	1	4	2	0	0	0	0	0	36	49	4.50	3.000
74 José Quijada, L ERA: 2.25	(6, 1)	3.0		13	1	0	0	1	4	0	1	0	0	0	27	54	0.00	1.667

PITCHER	IP	WLS	BF	H	R	ER	SO	BB	IBB	HBP	BLK	WP	HR	S	P	ERA	WHIP

BOTTOM

Miami Marlins @ New York Mets

Citi Field, Flushing, NY

Fri May 10 2019, 7:11 PM - 10:13 PM EDT

Att. 25,194 - Partly Cloudy - 71 F

livebaseballscorecards.com

AB	36
R	11
H	15
RBI	10
BB	8
SO	8
LOB	18

WP: 1 PA: 46
PB: 0
SB: 0
CS: 0

Batter	1	2	3	4	5	6	7	8	9	AB	R	H	RBI	BB	SO	LOB
19 Miguel Rojas, R (1, 6) OBP: 0.302, SLG: 0.291	C FF 96 C FF 96 S SL 92 0-3 ① K		X SL 91 0-0 ② F9 2-3		C SL 92 S SL 92 B SL 91 X SL 91 1-2 ③ G6-3			C CU 77 B CU 79 F FF 94 X SI 96 1-2 ① G4-3		4	0	0	0	0	1	1
15 Brian Anderson, R (1, 5) OBP: 0.313, SLG: 0.306	B FF 96 F FF 96 B FF 96 B FF 96 S FF 96 F FF 96 X FF 97 3-2 ② P3		C FF 96 S FF 96 X FF 96 0-2 ③ F9			C CU 83 S CU 84 S SL 92 0-3 ① K		B FF 94 B SL 88 F SI 94 S CU 78 S SI 93 2-3 ② K		4	0	0	0	0	2	1
13 Starlin Castro, R (1, 4) OBP: 0.282, SLG: 0.298	C FF 96 B FF 96 S SL 93 B SL 93 X SL 92 2-2 ③ L8			F FF 95 X CU 86 0-1 26 BB 1B		C CU 83 F SL 92 X CH 88 0-2 ② G5-3		B CU 78 C SL 87 B CH 88 X CU 79 2-1 ③ G1-3		4	0	1	0	0	0	0
18 Neil Walker, S (1, 3) OBP: 0.379, SLG: 0.436		B FF 95 F FF 96 F FF 97 B SL 93 X FF 97 2-2 ① L9		S CH 88 S CH 89 B FF 95 F CH 88 F SL 93 S CH 89 1-3 ① K		X CH 89 0-0 1B			C FF 96 B FF 95 F FF 96 F FF 98 B FF 96 S SL 89 2-3 ① K	4	0	1	0	0	2	1
26 Garrett Cooper, R (1, 9)		B FF 96 S FF 96 S FF 97 F FF 97 C FF 97 1-3 ② K		B FF 96 B SL 94 B FF 96 C FF 96 F FF 96 B FF 96 4-2 1-2 BB		F FF 96 S FF 97 S FF 97 0-3 ③ K			C FF 96 B SL 90 F SL 89 X FF 96 1-2 ② G6-3	3	0	0	0	1	2	1
38 Jorge Alfaro, R (1, 2) OBP: 0.308, SLG: 0.383		F FF 97 F FF 97 F FF 97 C FF 98 0-3 ③ K		C FF 96 B SL 92 F FF 97 T FF 96 1-2 ② K			S FF 95 B FF 95 X SL 90 1-1 ① G3-1		B FF 97 B FF 96 F FF 96 B SL 89 B FF 97 4-1 47 1B BB	3	0	0	0	1	2	2
47 Harold Ramírez, R (1, 7) OBP: 0.250, SLG: 0.250			C FF 96 S FF 96 X FF 97 0-2 ① L9	F FF 96 F FF 96 B SL 92 X SL 91 1-2 ③ G4-3			F FF 95 F SL 91 F FF 97 B CH 90 X SL 90 1-2 ② G5-3		B FF 97 X FF 95 1-0 1-2 1B	4	0	1	0	0	0	2
55 Jon Berti, R (1, 8) OBP: 0.333, SLG: 0.348			S FF 96 S FF 96 B FF 97 B SL 93 X SL 92 2-2 22 2B 2B		B CU 83 C CU 83 F FF 94 B SL 96 X SL 91 2-2 ① G4-3		C SL 91 X CH 89 0-1 2B		C FF 96 F FF 96 X FF 97 0-2 ③ L9	4	1	2	0	0	0	2
22 Sandy Alcantara, R (1, 1) OBP: 0.182, SLG: 0.273 61 Adam Conley, L (6, 1) 21 Curtis Granderson, L (7, PH) OBP: 0.268, SLG: 0.346 20 Wei-Yin Chen, R (7, 1) 39 Tyler Kinley, R (8, 1)			F FF 96 B FF 97 X FF 97 1-1 19 F9 2-H 2B		B FF 95 S FF 95 B SL 92 S SL 90 B SL 91 C SL 91 3-3 ② K		C CU 83 D CH 90 B SL 92 F FF 96 X CH 90 2-2 ③ G3-1			2 0 1 0 0	0 0 0 0 0	1 0 0 0 0	1 0 0 0 0	0 0 0 0 0	1 0 0 0 0	0 0 1 0 0
Inning Stats	R: 0 E: 0 K: 1 S: 10 H: 0 LOB: 0 BB: 0 P: 15	R: 0 E: 0 K: 2 S: 11 H: 0 LOB: 0 BB: 0 P: 14	R: 1 E: 0 K: 0 S: 12 H: 2 LOB: 0 BB: 0 P: 15	R: 0 E: 0 K: 2 S: 15 H: 1 LOB: 2 BB: 1 P: 22	R: 0 E: 0 K: 1 S: 9 H: 0 LOB: 0 BB: 0 P: 15	R: 0 E: 0 K: 2 S: 10 H: 1 LOB: 1 BB: 0 P: 10	R: 0 E: 0 K: 0 S: 11 H: 1 LOB: 1 BB: 0 P: 15	R: 0 E: 0 K: 1 S: 8 H: 0 LOB: 0 BB: 0 P: 13	R: 0 E: 0 K: 1 S: 12 H: 1 LOB: 2 BB: 1 P: 20	1B: 3 2B: 3 3B: 0 HR: 0	SF: 0 SAC: 0 DP: 0 HBP: 0			WP: 0 PB: 0 SB: 0 CS: 0	PA: 35		

TOP

Miami Marlins @ New York Mets

Citi Field, Flushing, NY

Sat May 11 2019, 7:11 PM - 9:52 PM EDT

Att. 32,501 - Cloudy - 66 F

livebaseballscorecards.com

AB	33
R	1
H	6
RBI	1
BB	2
SO	10
LOB	11

MIAMI

PITCHER		IP	WLS	BF	H	R	ER	SO	BB	IBB	HBP	BLK	WP	HR	S	P	ERA	WHIP
48 Jacob deGrom, R ERA: 3.26	(1, 1)	7.0	W	27	5	1	1	8	1	0	0	0	0	0	78	106	1.29	0.857
67 Seth Lugo, R ERA: 3.0	(8, 1)	1.0	H	3	0	0	0	1	0	0	0	0	0	0	8	13	0.00	0.000
39 Edwin Díaz, R ERA: 2.3	(9, 1)	1.0	S	5	1	0	0	1	1	0	0	0	0	0	12	20	0.00	2.000

PITCHER	IP	WLS	BF	H	R	ER	SO	BB	IBB	HBP	BLK	WP	HR	S	P	ERA	WHIP

BOTTOM

Miami Marlins @ New York Mets

Citi Field, Flushing, NY

Sat May 11 2019, 7:11 PM - 9:52 PM EDT

Att. 32,501 - Cloudy - 66 F

Batter	1	2	3	4	5	6	7	8	9	AB	R	H	RBI	BB	SO	LOB
6 Jeff McNeil, L (1, 7) OBP: 0.440, SLG: 0.496 22 Dominic Smith, L (8, 3) OBP: 0.447, SLG: 0.387	F SI 92 F FF 93 B FF 94 F SL 86 X CU 84 1-2 28 G4-6-3 1B		C CU 84 B FF 94 C FF 95 X FF 97 1-2 ② L8		B FF 95 S CH 88 X FF 96 1-1 ② P5	F FF 95 B FF 96 B SL 86 F FF 96 X SL 88 2-2 ③ F8				4 0	0 0	1 0	0 0	0 0	0 0	3 0
28 J.D. Davis, R (1, 5) OBP: 0.357, SLG: 0.425 21 Todd Frazier, R (8, 5) OBP: 0.160, SLG: 0.265	B SI 93 X SI 94 1-0 ①② G4-6-3 1-2f		X SI 95 0-0 ③ G6-3		C SL 86 B SL 86 F SI 95 B SI 96 B CH 91 X SI 96 3-2 ③ L5		S FF 90 F SL 86 B FF 89 C FF 91 1-3 ① K			4 0	0 0	0 0	0 0	0 0	1 0	2 0
24 Robinson Canó, L (1, 4) OBP: 0.315, SLG: 0.399	S SI 94 X SI 94 0-1 ③ F8			F SL 84 X FF 95 0-1 20 G4-3 30 1B 1B		B CH 88 F SI 95 F SI 94 F FF 98 B SL 85 X CH 91 2-2 ① G5-3	F SL 86 X SL 85 0-1 ② G6-3			4	1	1	0	0	0	0
20 Pete Alonso, R (1, 3) OBP: 0.358, SLG: 0.590 67 Seth Lugo, R (8, 1) 39 Edwin Díaz, R (9, 1)		C CU 82 B SI 95 H SI 95 2-1 HBP		X SI 94 0-0 ① G4-3 1-2		B SL 86 F SI 94 B SI 95 X SL 85 2-1 HR	B SL 84 F SL 84 B CH 82 X CH 82 2-1 ③ G6-3			3 0 0	1 0 0	1 0 0	1 0 0	0 0 0	0 0 0	1 0 0
30 Michael Conforto, L (1, 9) OBP: 0.412, SLG: 0.519		F SI 94 X FF 95 0-1 ① F7		X SL 85 0-0 1 G5-3 2-H 1B		C SL 84 B SI 94 F CH 89 X FF 95 1-2 HR		B SL 89 B FF 95 B FF 95 B FF 94 4-0 1 1B BB		3	1	2	2	1	0	1
1 Amed Rosario, R (1, 6) OBP: 0.316, SLG: 0.424		S SL 85 X SL 87 0-1 ② F9		B SI 94 B SI 95 S SI 95 B SI 95 F SI 95 X SI 96 3-2 ② G5-3 1-2		C SL 84 C SI 95 F CU 85 B SL 84 X SI 95 1-2 ② G5-3		M SL 90 F SL 88 1 SAFE B SL 88 F SL 89 X FF 95 1-2 3 G4-6-3 1-2 1B		4	0	1	0	0	0	2
9 Brandon Nimmo, L (1, 8) OBP: 0.348, SLG: 0.330 (8, 7) 23 Keon Broxton, R (9, 7) OBP: 0.220, SLG: 0.174		C FF 95 C SL 86 B FF 96 B FF 96 B CH 90 X FF 96 3-2 ③ G6-3		B FF 96 C FF 96 B CH 90 S FF 96 F FF 97 B CU 85 B SL 85 4-2 BB		B SL 84 B SL 84 B CU 85 B SI 95 4-0 3 1B 48 1B BB		S FF 95 C SL 88 S SL 90 0-3 ① K		2 0	1 0	0 0	0 0	2 0	1 0	3 0
3 Tomás Nido, R (1, 2) OBP: 0.227, SLG: 0.409			F FF 94 B SL 86 X SL 86 1-1 ① L3	C FF 97 D SL 86 B FF 98 F FF 96 F FF 98 B FF 96 F FF 97 F FF 96 S SL 85 3-3 ③ K		F SL 85 F FF 96 X FF 97 0-2 48 1B 1-2 1B		S SL 89 S SL 89 X SL 90 0-2 ②③ G4-6-3 1-2f		4	0	1	0	0	1	4
48 Jacob deGrom, L (1, 1) OBP: 0.250, SLG: 0.500 12 Juan Lagares, R (8, 8) OBP: 0.278, SLG: 0.323			F SI 95 X SL 85 0-1 2B		S SI 93 S CH 90 X FF 94 0-2 ① F7	B SI 92 X SI 95 1-0 1-2 2-H 1B				3 0	0 0	2 0	1 0	0 0	0 0	0 0
Inning Stats	R: 0 E: 0 K: 0 S: 7 H: 1 LOB: 0 BB: 0 P: 9	R: 0 E: 0 K: 0 S: 8 H: 0 LOB: 1 BB: 0 P: 13	R: 0 E: 0 K: 0 S: 8 H: 1 LOB: 1 BB: 0 P: 10	R: 1 E: 0 K: 1 S: 16 H: 2 LOB: 2 BB: 1 P: 26	R: 0 E: 0 K: 0 S: 8 H: 0 LOB: 0 BB: 0 P: 12	R: 3 E: 0 K: 0 S: 20 H: 4 LOB: 2 BB: 1 P: 33	R: 0 E: 0 K: 1 S: 7 H: 0 LOB: 0 BB: 0 P: 10	R: 0 E: 0 K: 1 S: 10 H: 1 LOB: 1 BB: 1 P: 15		1B: 6 2B: 1 3B: 0 HR: 2 SF: 0 SAC: 0 DP: 2 HBP: 1						

PITCHER	IP	WLS	BF	H	R	ER	SO	BB	IBB	HBP	BLK	WP	HR	S	P	ERA	WHIP
22 Sandy Alcantara, R (1, 1) ERA: 5.11	5.2	L	27	8	4	4	1	2	0	1	0	0	2	64	98	6.35	1.765
61 Adam Conley, L (6, 1) ERA: 7.9	0.1		1	0	0	0	0	0	0	0	0	0	0	3	5	0.00	0.000
20 Wei-Yin Chen, L (7, 1) ERA: 9.0	1.0		3	0	0	0	1	0	0	0	0	0	0	7	10	0.00	0.000
39 Tyler Kinley, R (8, 1) ERA: 5.4	1.0		4	1	0	0	1	1	0	0	0	0	0	10	15	0.00	2.000

PITCHER	IP	WLS	BF	H	R	ER	SO	BB	IBB	HBP	BLK	WP	HR	S	P	ERA	WHIP

AB	31
R	4
H	9
RBI	4
BB	3
SO	3
LOB	16

PA: 35

WP: 0
PB: 0
SB: 0
CS: 0

livebaseballscorecards.com

New York Mets @ Washington Nationals

Nationals Park, Washington, DC

Tue May 14 2019, 7:08 PM - 9:45 PM EDT

Att. 23,315 - Partly Cloudy - 59 F

TOP

livebaseballscorecards.com

Batter	1	2	3	4	5	6	7	8	9	AB	R	H	RBI	BB	SO	LOB
6 Jeff McNeil, L (1, 7) OBP: 0.439, SLG: 0.486	S SI 88 B SI 88 F SI 88 X SI 89 1-2 L8 ①	B CH 78 B CH 78 C SI 88 B SI 87 F SI 86 D KC 71 4-2 1 BB BB		X SI 88 0-0 F9 ③		B SI 91 C SL 84 X SL 84 1-1 L9 ③			F FF 93 B CH 86 B CH 87 B SI 93 B SI 92 4-1 1 FC6-4 BB	3	0	0	0	2	0	3
23 Keon Broxton, R (9, PR) OBP: 0.220, SLG: 0.174										0	0	0	0	0	0	0
(9, 7)																
1 Amed Rosario, R (1, 6) OBP: 0.325, SLG: 0.426	C SI 88 F CH 78 B CH 75 B FC 83 X SI 88 2-2 24 FC4-6 1B	B SI 88 B SI 88 1 SAFE B SI 88 B SI 85 4-0 1-2 BB			C KC 73 X KC 75 0-1 24 G4-6-3 1B		B SI 90 B SI 92 C SI 92 S SI 91 X SI 93 2-2 L9 ①		1 SAFE 1 SAFE S SI 92 X SL 87 0-1 FC6-4 1-2f ②	4	0	2	0	1	0	1
24 Robinson Canó, L (1, 4) OBP: 0.305, SLG: 0.385	1 SAFE C CH 78 F SI 88 1 SAFE B FC 83 B SI 88 1 SAFE X KC 76 2-2 FC4-6 30 BB 20 1B 40 HR 1-2f ②	C SI 88 X KC 76 0-1 G1-3 ③			1 SAFE X CH 80 0-0 G4-6-3 1-2f ①②		B SI 92 X SI 92 1-0 G3-1 ②		1 SAFE C FF 92 X CH 86 0-1 F7 ③	5	1	0	0	0	0	5
20 Pete Alonso, R (1, 3) OBP: 0.355, SLG: 0.581	B SI 88 X CH 79 1-0 30 BB 40 HR 1-2 1B	B CH 82 X SI 88 1-0 P3 ①			X CH 80 0-0 F7 ③		C CU 79 X SI 92 0-1 P1 ③			4	1	1	0	0	0	0
67 Seth Lugo, R (9, 1)										0	0	0	0	0	0	0
30 Michael Conforto, L (1, 9) OBP: 0.414, SLG: 0.514	F SI 89 D CH 79 F KC 71 B CH 77 D CH 78 F KC 75 F KC 75 B SI 90 4-2 40 HR 1-2 2-3 BB	B KC 72 F FC 85 B SI 88 C KC 72 X CH 77 2-2 F7 ②				X KC 72 0-0 40 BB 9 2B 1B		B SI 90 C SI 90 B FC 86 C SI 92 F SI 93 X SI 93 2-2 G1-3 ①		3	2	1	0	1	0	0
40 Wilson Ramos, R (1, 2) OBP: 0.305, SLG: 0.314	B SI 90 X CH 80 1-0 1-H 2-H 3-H HR	C CH 82 C SI 88 B SI 88 B FC 85 X SI 88 2-2 G3 ③				B SI 89 B SI 89 B SI 89 B SI 89 4-0 9 2B 1-2 BB		F SI 92 B CU 81 C SI 93 B SI 93 F SI 92 B CU 79 X FC 86 3-2 G6-3 ②		3	1	1	4	1	0	0
9 Brandon Nimmo, L (1, 8) OBP: 0.345, SLG: 0.336	B KC 70 X FC 84 1-0 F9 ③			C FC 85 F SI 88 C SI 88 0-3 K ①		C SI 90 C SL 82 B SI 92 X SI 90 1-2 1-3 2-H 2B		S SI 93 C SI 93 F SI 93 B CH 84 C CU 78 1-3 K ③		4	0	1	1	0	2	0
12 Juan Lagares, R (8, 8) OBP: 0.278, SLG: 0.323										0	0	0	0	0	0	0
21 Todd Frazier, R (1, 5) OBP: 0.167, SLG: 0.264		F SI 88 C SI 88 B CH 77 C CH 79 1-3 K ①		X KC 75 0-0 1B		C SI 91 D SL 83 X CH 86 1-1 G6-3 ①			B FF 92 B FF 91 C SL 86 F FF 92 F SI 93 B SL 88 X SI 94 3-2 G5-3 ①	4	0	1	0	0	1	2
34 Noah Syndergaard, L (1, 1) OBP: 0.227, SLG: 0.450		C SI 89 F SI 89 B KC 74 S KC 76 1-3 K ②		X SI 89 0-0 P6 ②		S SL 83 S SL 83 D SL 83 S SL 83 1-3 K ②			B SI 93 B SI 92 B FF 92 X FF 94 3-0 HR	3	0	0	0	0	2	3
22 Dominic Smith, L (9, PH) OBP: 0.462, SLG: 0.500										1	1	1	1	0	0	0
(9, 3)																
Inning Stats	R: 4 H: 3 E: 0 LOB: 0 K: 0 BB: 1 S: 16 P: 28	R: 0 H: 0 E: 0 LOB: 2 K: 2 BB: 2 S: 10 P: 20	R: 0 H: 0 E: 0 LOB: 0 K: 0 BB: 0 S: 7 P: 12	R: 0 H: 1 E: 0 LOB: 1 K: 1 BB: 0 S: 6 P: 6	R: 0 H: 1 E: 0 LOB: 0 K: 0 BB: 0 S: 4 P: 4	R: 1 H: 2 E: 0 LOB: 2 K: 1 BB: 1 S: 11 P: 19	R: 0 H: 0 E: 0 LOB: 0 K: 0 BB: 0 S: 6 P: 9	R: 0 H: 0 E: 0 LOB: 0 K: 1 BB: 0 S: 12 P: 18	R: 1 H: 1 E: 0 LOB: 1 K: 0 BB: 1 S: 10 P: 20	1B: 5 SF: 0 2B: 1 SAC: 0 3B: 0 DP: 1 HR: 2 HBP: 0						

	AB	34
	R	6
	H	8
	RBI	6
	BB	5
	SO	5
	LOB	14

WP: 0 PA: 39
PB: 0
SB: 0
CS: 0

PITCHER		IP	WLS	BF	H	R	ER	SO	BB	IBB	HBP	BLK	WP	HR	S	P	ERA	WHIP
58 Jeremy Hellickson, R ERA: 6.0	(1, 1)	5.0	L	24	6	5	5	3	4	0	0	0	0	1	44	75	9.00	2.000
33 Matt Grace, L ERA: 7.11	(6, 1)	1.0		4	1	0	0	1	0	0	0	0	0	0	10	14	0.00	1.000
23 Erick Fedde, R ERA:	(7, 1)	2.0		6	0	0	0	1	0	0	0	0	0	0	18	27	0.00	0.000
41 Joe Ross, R ERA: 9.58	(9, 1)	1.0		5	1	1	1	0	1	0	0	0	0	1	10	20	9.00	2.000

PITCHER	IP	WLS	BF	H	R	ER	SO	BB	IBB	HBP	BLK	WP	HR	S	P	ERA	WHIP

Batter	1	2	3	4	5	6	7	8	9	AB	R	H	RBI	BB	SO	LOB
2 Adam Eaton, L (1, 9) OBP: 0.337, SLG: 0.384	B FF 97 C SI 96 H FF 97 2-1 16 G6-3 HBP		B CU 78 X CH 91 1-0 ③ G4-3			C SI 98 C CH 91 X SI 98 0-2 ①② G1-6-3 1-2f 2-3		B CU 77 F FF 98 X CU 79 1-1 ③ P5		3	0	0	0	0	0	2
16 Victor Robles, R (1, 8) OBP: 0.300, SLG: 0.453	C FF 97 B FF 96 X SI 96 1-1 ①② G6-3 1-2f			X FF 96 0-0 ① L8		D CU 80 B SI 98 C SI 97 B CH 91 X SI 98 3-1 3-H HR			B SL 85 C SL 87 F CU 78 C FF 94 1-3 ① K	4	1	1	2	0	1	1
22 Juan Soto, L (1, 7) OBP: 0.353, SLG: 0.435	B SI 97 C CH 90 B FF 98 S CH 90 B CH 91 C FF 98 3-3 ③ K			B CU 79 C FF 96 B FF 97 X CH 90 2-1 ② G6-3		C CH 91 B CU 79 F FF 98 C CH 91 1-3 ③ K			B CU 80 C FF 93 B CU 81 S CH 89 S FF 95 2-3 ② K	4	0	0	0	0	3	0
6 Anthony Rendon, R (1, 5) OBP: 0.404, SLG: 0.633		C FF 96 F CU 79 B FF 97 B CH 89 F CH 88 B SI 98 B SI 99 4-2 BB		X CH 90 0-0 ③ F8			B SI 95 B CU 77 C SI 97 X SI 98 2-1 1B		B SL 87 C SI 94 B FF 94 B SL 89 X SI 93 3-1 88 WP 2B	3	0	2	0	1	0	0
88 Gerardo Parra, L (1, 3) OBP: 0.268, SLG: 0.290		C SI 97 F CH 90 C FF 98 0-3 ① K			F CH 90 X SI 95 0-1 ① F8		X SI 96 0-0 ① F8		C CU 79 B CU 79 F CH 88 F FF 95 D CU 82 C SI 95 2-3 ③ K 2-3	4	0	0	0	0	2	3
9 Brian Dozier, R (1, 4) OBP: 0.295, SLG: 0.323		C FF 98 B FF 98 C CH 89 D SL 87 X FF 98 2-2 ② F9			C SI 98 B FF 98 X CU 79 1-1 ② G6-3		S SI 97 S FF 98 F CH 90 C SI 98 0-3 ② K			3	0	0	0	0	1	2
10 Yan Gomes, R (1, 2) OBP: 0.303, SLG: 0.326		D SI 98 B FF 98 F SI 97 F SI 98 B FF 98 S CH 90 3-3 ③ K			B CU 80 B SI 98 B SI 98 C FF 97 C CH 91 X SI 98 3-2 ③ G3-1		B SI 98 F FF 98 S FF 99 B FF 98 X SI 98 2-2 ③ L8			3	0	0	0	0	1	2
1 Wilmer Difo, S (1, 6) OBP: 0.302, SLG: 0.310			F SI 95 B CU 77 X SI 96 1-1 ① G1-3			X CH 89 0-0 2 G1-6-3 5 1B 16 HR 1B		X SI 96 0-0 ① G5-3		3	1	1	0	0	0	0
58 Jeremy Hellickson, R (1, 1) OBP: 0.300, SLG: 0.125 33 Matt Grace, L (6, 1) 5 Adrián Sanchez, R (6, PH) OBP: 0.250, SLG: 0.250 23 Erick Fedde, R (7, 1) 47 Howie Kendrick, R (8, PH) OBP: 0.360, SLG: 0.547 41 Joe Ross, R (9, 1)			C FF 97 C CU 78 B FF 98 C FF 98 1-3 ② K			B SI 96 F SI 96 B SI 97 S SI 97 B CH 90 X CH 90 3-2 2 G1-6-3 1-2 1B		C FF 97 S CU 80 F SI 98 B FF 97 B CU 79 X SI 97 2-2 ② G5-3		1 0 0 0 0 1 0 0 0 0 0 0 0 0 1 0 1 0 0 0 0 0 0 0 0 0 0 0 1 0 0 0 0 0 0 0 0 0 0 0 0 0						
Inning Stats	R: 0 E: 0 K: 1 S: 6 H: 0 LOB: 0 BB: 0 P: 12	R: 0 E: 0 K: 2 S: 12 H: 0 LOB: 1 BB: 1 P: 21	R: 0 E: 0 K: 1 S: 6 H: 0 LOB: 0 BB: 0 P: 9	R: 0 E: 0 K: 0 S: 4 H: 0 LOB: 0 BB: 0 P: 6	R: 0 E: 0 K: 0 S: 7 H: 0 LOB: 0 BB: 0 P: 11	R: 2 E: 0 K: 1 S: 12 H: 3 LOB: 0 BB: 0 P: 19	R: 0 E: 0 K: 1 S: 10 H: 1 LOB: 1 BB: 0 P: 14	R: 0 E: 0 K: 0 S: 7 H: 0 LOB: 0 BB: 0 P: 10	R: 0 E: 0 K: 3 S: 12 H: 1 LOB: 1 BB: 0 P: 20	1B: 3 2B: 1 3B: 0 HR: 1 SF: 0 SAC: 0 DP: 2 HBP: 1						

PITCHER		IP	WLS	BF	H	R	ER	SO	BB	IBB	HBP	BLK	WP	HR	S	P	ERA	WHIP
34 Noah Syndergaard, R ERA: 4.74	(1, 1)	8.0	W	28	4	2	2	6	1	0	1	0	0	1	64	102	2.25	0.625
67 Seth Lugo, R ERA: 2.88	(9, 1)	1.0		4	1	0	0	3	0	0	0	0	1	0	12	20	0.00	1.000

PITCHER	IP	WLS	BF	H	R	ER	SO	BB	IBB	HBP	BLK	WP	HR	S	P	ERA	WHIP

BOTTOM

New York Mets @ Washington Nationals

Nationals Park, Washington, DC

Tue May 14 2019, 7:08 PM - 9:45 PM EDT

Att. 23,315 - Partly Cloudy - 59 F

livebaseballscorecards.com

AB	30
R	2
H	5
RBI	2
BB	1
SO	9
LOB	10

1B: 3	SF: 0	WP: 1	PA: 32
2B: 1	SAC: 0	PB: 0	
3B: 0	DP: 2	SB: 0	
HR: 1	HBP: 1	CS: 0	

Batter	1	2	3	4	5	6	7	8	9	AB	R	H	RBI	BB	SO	LOB
6 Jeff McNeil, L (1, 7) OBP: 0.440, SLG: 0.483	S FF 91 F SL 82 B SL 83 B SL 82 F FF 92 F FF 93 B FF 92 S SL 83 3-3 ① K		D SL 81 B SL 81 B SI 93 B FF 92 4-0 ② 28 2B BB		B SL 81 C FF 92 C FF 93 S SL 84 1-3 ③ K			B FF 90 X SL 80 1-0 ① 1B		3	0	1	0	1	2	1
27 Jeurys Familia, R (8, 1)										0	0	0	0	0	0	0
28 J.D. Davis, R (1, 5) OBP: 0.353, SLG: 0.429	S FF 92 S SL 83 B SL 84 S SL 83 1-3 ② K		B FF 93 B FF 93 B FF 93 C FF 94 X SL 80 3-1 ③ 1-3 2-H 2B			F FF 90 B FF 91 C CU 72 B SL 82 S SL 82 2-3 ① K		D SL 82 B FF 92 S FF 91 F SL 82 B FF 92 X SI 92 3-2 ③ G1-3		4	0	1	1	0	2	1
(8, 7)																
24 Robinson Canó, L (1, 4) OBP: 0.297, SLG: 0.374	F FF 91 C FF 93 B FF 93 B SL 84 S SL 83 2-3 ③ K		C FF 93 D SL 84 F FF 93 B FF 94 X SL 83 2-2 ③ G3-1			F FF 90 F SL 82 F SL 82 S SL 83 0-3 ② K			F FF 93 S FF 94 B SL 79 F FF 95 C FF 96 1-3 ① K	4	0	0	0	0	3	2
20 Pete Alonso, R (1, 3) OBP: 0.347, SLG: 0.566		B SI 88 X FF 89 1-0 ① L6		C FF 89 S SL 82 B SL 82 F SL 82 F SL 82 B SI 91 B SI 92 C SI 92 3-3 ① K		B SL 80 X FF 92 1-0 ③ G4-3			F FF 95 B FF 94 F FF 95 F FF 95 F FF 95 F FF 95 F FS 84 S FS 82 1-3 ② K	4	0	0	0	0	2	0
30 Michael Conforto, L (1, 9) OBP: 0.404, SLG: 0.500		C SI 89 F SI 89 S FF 91 0-3 ② K		F SL 79 F SL 82 B SL 82 B SI 93 T SL 82 2-2 ② K			X SI 90 0-0 ① B5-3		X FF 94 0-0 ③ F7	4	0	0	0	0	2	0
1 Amed Rosario, R (1, 6) OBP: 0.319, SLG: 0.417		B SI 90 F CH 82 X CU 69 1-1 ③ G5-3		B CH 82 X SL 79 1-0 ③ G3-1			C SI 89 F FF 91 X SL 83 0-2 ② L8			3	0	0	0	0	0	0
40 Wilson Ramos, R (1, 2) OBP: 0.299, SLG: 0.306			F SI 90 B SL 81 X SI 91 1-1 ① G4-3		C SL 78 S CH 84 X FF 91 0-2 ① F8		F CU 68 X SL 81 0-1 ③ F8			3	0	0	0	0	0	0
12 Juan Lagares, R (1, 8) OBP: 0.280, SLG: 0.324			X CU 68 0-0 68 SH3-4 28 2B 1B		B FF 92 B FF 91 F SI 92 C SL 80 X SL 82 2-2 ② G6-3			B SI 91 F FF 90 S SL 81 S SL 82 1-3 ① K		3	1	1	0	0	1	0
68 Wilmer Font, R (1, 1)			L SI 90 X SI 91 0-1 ② SH3-4 1-2		F SI 90 F SI 92 X SI 92 0-2 1B			F FF 91 B FF 91 S CU 66 S SL 83 1-3 ② K		0	0	0	0	0	0	0
47 Drew Gagnon, R (3, 1) OBP: 0.333, SLG: 0.333										1	0	1	0	0	0	0
49 Tyler Bashlor, R (6, 1)										0	0	0	0	0	0	0
21 Todd Frazier, R (8, PH) OBP: 0.164, SLG: 0.259										1	0	0	0	0	1	0
(8, 5)																
Inning Stats	R: 0 E: 0 K: 3 S: 11 H: 0 LOB: 0 BB: 0 P: 17	R: 0 E: 0 K: 1 S: 6 H: 0 LOB: 0 BB: 0 P: 8	R: 1 E: 0 K: 0 S: 10 H: 2 LOB: 2 BB: 1 P: 20	R: 0 E: 0 K: 2 S: 9 H: 0 LOB: 0 BB: 0 P: 15	R: 0 E: 0 K: 1 S: 12 H: 1 LOB: 1 BB: 0 P: 15	R: 0 E: 0 K: 2 S: 8 H: 0 LOB: 0 BB: 0 P: 11	R: 0 E: 0 K: 0 S: 6 H: 0 LOB: 0 BB: 0 P: 6	R: 0 E: 0 K: 2 S: 10 H: 1 LOB: 1 BB: 0 P: 16	R: 0 E: 0 K: 2 S: 12 H: 0 LOB: 0 BB: 0 P: 14	1B: 3 2B: 1 3B: 0 HR: 0 SF: 0 SAC: 1 DP: 0 HBP: 0						

PITCHER		IP	WLS	BF	H	R	ER	SO	BB	IBB	HBP	BLK	WP	HR	S	P	ERA	WHIP
46 Patrick Corbin, L ERA: 2.91	(1, 1)	8.0	W	29	4	1	1	11	1	0	0	0	0	0	72	108	1.12	0.625
63 Sean Doolittle, L ERA: 0.95	(9, 1)	1.0		3	0	0	0	2	0	0	0	0	0	0	12	14	0.00	0.000

PITCHER	IP	WLS	BF	H	R	ER	SO	BB	IBB	HBP	BLK	WP	HR	S	P	ERA	WHIP

TOP

New York Mets @ Washington Nationals

Nationals Park, Washington, DC

Wed May 15 2019, 7:07 PM - 9:33 PM EDT

Att. 29,673 - Sunny - 72 F

livebaseballscorecards.com

AB	30
R	1
H	4
RBI	1
BB	1
SO	13
LOB	4

WP: 0 PA: 32
PB: 0
SB: 0
CS: 0

New York Mets @ Washington Nationals

Nationals Park, Washington, DC

Wed May 15 2019, 7:07 PM - 9:33 PM EDT

Att. 29,673 - Sunny - 72 F

livebaseballscorecards.com

BOTTOM

Batter	1	2	3	4	5	6	7	8	9	AB	R	H	RBI	BB	SO	LOB
2 Adam Eaton, L (1, 9) OBP: 0.341, SLG: 0.383	F FF 93 B FF 94 C FF 94 B FF 95 B FS 85 B FF 93 4-2 16 1B / 6 2B BB	B FF 93 C FF 92 F CU 77 F FS 83 B FF 93 X SL 83 2-2 ③ F8		C CH 82 B CH 81 B FF 91 B FF 90 X CH 81 3-1 1B			C SL 80 F FF 95 X CH 88 0-2 ① G4-3			3	1	1	0	1	0	1
16 Victor Robles, R (1, 8) OBP: 0.305, SLG: 0.474	B FF 93 X FF 92 1-0 6 2B / 22 G6-3 1-2 1B		F SL 78 X FF 92 0-1 HR	1 SAFE B CH 81 S CH 81 F FF 93 1 SAFE S CH 81 1-3 ③ K			C SL 82 B CH 88 B FF 95 X CH 88 2-1 ② G6-3			4	2	2	1	0	1	1
6 Anthony Rendon, R (1, 5) OBP: 0.415, SLG: 0.657	F FF 93 B SL 84 B FF 93 B FF 92 F FF 90 F FF 93 X FF 92 3-2 47 1B / 1-3 2-H 2B		B SL 83 B SL 81 X FF 91 2-0 22 F9 / 47 2B 2B		C SL 83 X CH 81 0-1 22 1B 1B		X FF 94 0-0 ③ F9			4	2	3	1	0	0	0
22 Juan Soto, L (1, 7) OBP: 0.350, SLG: 0.429	X CU 75 0-0 ① G6-3 3-H		B FF 91 C FS 82 F FF 93 D FS 84 F FS 82 X FF 92 2-2 ① F9 2-3		X FF 92 0-0 9 G6-4-3 1-2 1B			B FF 94 B FS 94 S FF 94 F SI 95 F FF 96 B FF 96 X FS 90 3-2 ① G6-3		4	0	1	1	0	0	2
47 Howie Kendrick, R (1, 3) OBP: 0.365, SLG: 0.556	D SL 82 X FF 92 1-0 10 CS 2-H 1B		F FS 81 X FF 91 0-1 3-H 2B		F SL 84 F SL 83 X FF 91 0-2 ① P2			C SI 95 X SL 88 0-1 ② G6-3		4	0	2	2	0	0	2
9 Brian Dozier, R (1, 4) OBP: 0.288, SLG: 0.313	C SI 91 C SL 82 B FS 84 F FF 95 1 SAFE F SL 82 F FF 96 F FF 96 S FF 96 1-3 ② K		B FF 92 S CH 80 X FF 91 1-1 ② F8		X SL 83 0-0 ② ③ G6-4-3 1-2f			F FF 96 C SI 95 T FF 96 0-2 ③ K		4	0	0	0	0	2	4
10 Yan Gomes, R (1, 2) OBP: 0.294, SLG: 0.315	C SL 83 F FF 95 1 SAFE F FF 95 B FF 96 1-2 ③ CS 1-2	B FF 92 F FF 91 X FF 93 1-1 ① P3	C FF 92 F FF 92 X CH 82 0-2 ③ P3			C SL 82 B FF 96 X FF 95 1-1 ① F9				3	0	0	0	0	0	1
1 Wilmer Difo, S (1, 6) OBP: 0.295, SLG: 0.303		B FF 94 C FF 92 B FF 93 S SL 83 B FF 94 S SL 82 3-3 ② K		C FF 92 X CH 82 0-1 ① F9			B FF 95 F FF 94 X SL 82 1-1 ② G2-3			3	0	0	0	0	1	0
46 Patrick Corbin, L (1, 1) OBP: 0.263, SLG: 0.176 63 Sean Doolittle, L (9, 1)		B SI 93 B FF 94 C FF 90 B FF 92 B FF 90 4-1 BB		B FF 91 X FF 91 1-0 ② L8			B FF 94 C SL 81 C SL 81 S FF 95 1-3 ③ K			2 0	0 0	0 0	0 0	1 0	1 0	0 0
Inning Stats	R: 3 H: 3 E: 0 LOB: 0 K: 1 BB: 1 S: 19 P: 30	R: 0 H: 0 E: 0 LOB: 1 K: 1 BB: 1 S: 10 P: 20	R: 2 H: 3 E: 0 LOB: 1 K: 0 BB: 0 S: 14 P: 19	R: 0 H: 1 E: 0 LOB: 1 K: 1 BB: 0 S: 8 P: 13	R: 0 H: 2 E: 0 LOB: 1 K: 0 BB: 0 S: 7 P: 7	R: 0 H: 0 E: 0 LOB: 0 K: 1 BB: 0 S: 7 P: 10	R: 0 H: 0 E: 0 LOB: 0 K: 0 BB: 0 S: 6 P: 8	R: 0 H: 0 E: 0 LOB: 0 K: 1 BB: 0 S: 9 P: 12		1B: 5 SF: 0 2B: 3 SAC: 0 3B: 0 DP: 1 HR: 1 HBP: 0					WP: 0 PA: 34 PB: 0 SB: 0 CS: 1	

	AB
R	5
H	9
RBI	5
BB	2
SO	5
LOB	11

PITCHER		IP	WLS	BF	H	R	ER	SO	BB	IBB	HBP	BLK	WP	HR	S	P	ERA	WHIP
68 Wilmer Font, R ERA: 7.08	(1, 1)	2.1	L	14	6	5	5	2	2	0	0	0	0	1	38	63	19.29	3.429
47 Drew Gagnon, R ERA: 4.09	(3, 1)	2.2		10	3	0	0	1	0	0	0	0	0	0	20	26	0.00	1.125
49 Tyler Bashlor, R ERA: 1.69	(6, 1)	2.0		6	0	0	0	1	0	0	0	0	0	0	13	18	0.00	0.000
27 Jeurys Familia, R ERA: 5.87	(8, 1)	1.0		3	0	0	0	1	0	0	0	0	0	0	9	12	0.00	0.000

PITCHER	IP	WLS	BF	H	R	ER	SO	BB	IBB	HBP	BLK	WP	HR	S	P	ERA	WHIP

Batter	1	2	3	4	5	6	7	8	9	AB	R	H	RBI	BB	SO	LOB
6 Jeff McNeil, L (1, 7) OBP: 0.441, SLG: 0.483 12 Juan Lagares, R (3, 8) OBP: 0.282, SLG: 0.324	B FF 90 F FF 90 C FS 84 X FC 88 1-2 P5 ①		B SI 92 B SI 92 F SI 93 X CH 82 2-1 22 FC3-6 1-2 1B		B SL 82 B SL 82 F SI 92 C SL 83 F SI 92 B SL 82 C SL 83 3-3 K ①		C SL 83 B FF 94 F FF 94 F FF 94 S SL 83 1-3 K ③		F FF 93 X FF 93 0-1 24 1B 1-2 3-H 1B	2 3	0 0	1 1	0 1	0 0	0 2	0 1
22 Dominic Smith, L (1, 3) OBP: 0.409, SLG: 0.432	B FF 91 S FS 84 F FF 88 B CU 79 S FS 83 2-3 K ②		B SI 90 C SI 92 X CH 83 1-1 FC3-6 24 2B 30 HR 1-2f 2-3 ①		C SL 82 B SI 91 F SI 91 F SL 84 F SL 83 C SI 92 1-3 K ②			B FC 93 C FC 94 F CU 80 F FC 94 X FC 94 1-2 P5 ①	C FF 93 S FF 94 X FF 95 0-2 F5 ②	5	1	0	0	0	2	4
24 Robinson Canó, L (1, 4) OBP: 0.307, SLG: 0.388	B CU 77 B FF 90 B CU 77 C FF 90 X FS 84 3-1 G4-3 ③		B SI 92 B SI 93 F CH 84 B SI 92 X SI 93 3-1 30 HR 1-3 3-H 2B		B SI 92 X SI 93 1-0 G1-3 ③			B CU 79 X FC 93 1-0 1B	S FF 95 F FF 94 F FF 95 X FF 95 0-2 1-2 2-3 1B	5	1	3	1	0	0	0
30 Michael Conforto, L (1, 9) OBP: 0.406, SLG: 0.521 23 Keon Broxton, R (5, 9) OBP: 0.208, SLG: 0.163		C FF 88 S FF 89 F FF 89 B CU 78 C FC 87 1-3 K ①	X SI 93 0-0 2-H 3-H HR			S FF 92 B FF 92 X SI 92 1-1 F7 ①		B FC 94 D FC 94 F FC 92 S FC 94 B FC 94 F FC 94 X FC 94 3-2 L8 ②	B FF 94 S FF 93 F FF 93 B FF 94 S FF 94 2-3 K ③	2 3	1 0	1 0	3 0	0 0	1 1	0 4
28 J.D. Davis, R (1, 5) OBP: 0.349, SLG: 0.421		B FF 91 F FF 91 S SI 90 X FF 90 1-2 1 FC6 9 BB 1B	C CU 79 X SI 93 0-1 L9 ②			F SI 92 S FF 92 C SI 93 0-3 K ②		S FC 93 F FC 94 B FC 93 B FC 94 X FC 93 2-2 G4-3 ③		4	0	1	0	0	1	1
9 Brandon Nimmo, L (1, 8) OBP: 0.349, SLG: 0.331 (3, 7)	F FF 89 1 SAFE B FF 88 1 SAFE F FF 90 F FF 91 1 SAFE B FS 84 B FF 89 4-2 F FS 85 B FC 88 1 FC6 1-2 BB	C CU 78 C CU 78 B CU 79 B SI 92 B SI 93 F CU 78 F SI 93 F SI 93 X CU 79 3-2 P1 ③			X FF 92 0-0 F9 ③			C FF 92 B FF 93 S FF 93 B SL 79 F FF 93 F FF 93 B FF 94 F FF 93 F FF 93 4-2 B FF 84 21 2B 40 1B BB	2	1	0	0	2	0	0
1 Amed Rosario, R (1, 6) OBP: 0.317, SLG: 0.413	B SI 90 F SI 90 X SI 91 1-1 FC6 1-2f 2-3 ②			C CU 76 F CU 78 B CH 84 X SI 93 1-2 G4-3 ①			B SL 83 B FF 93 S FF 94 S FF 94 X FF 95 2-2 20 F8 3 G5-3 1B	B FF 93 B FF 92 C FF 92 F FF 90 S FF 93 2-3 K ①	4	0	1	0	0	1	3
3 Tomás Nido, R (1, 2) OBP: 0.200, SLG: 0.360 21 Todd Frazier, R (9, PH) OBP: 0.179, SLG: 0.291	C SI 92 B SI 90 1 SAFE B SI 90 S CU 79 S CU 79 2-3 K ③			X CU 78 0-0 F8 ②			S FF 94 S SL 84 X SL 83 0-2 G5-3 ① 1-2		X FF 93 0-0 40 1B 12 1B 1-3 2B	3 1	0 1	0 1	0 0	0 0	1 0	3 0
45 Zack Wheeler, L (1, 1) OBP: 0.286, SLG: 0.476 20 Pete Alonso, R (7, PH) OBP: 0.345, SLG: 0.562 73 Daniel Zamora, L (7, 1) 65 Robert Gsellman, R (7, 1) 49 Tyler Bashlor, R (8, 1) 40 Wilson Ramos, R (9, PH) OBP: 0.304, SLG: 0.311			B SI 92 X SI 90 1-0 22 FC3-6 6 1B 24 2B 1B	B CU 77 C CU 75 F SI 92 B CU 78 S CU 76 2-3 K ③			X FF 94 0-0 F8 ② 2-3		X FF 94 0-0 24 1B 12 1B 2-3 3-H 1B	2 1 0 0 0 1	1 0 0 0 0 0	1 0 0 0 0 1	0 0 0 0 0 0	0 0 0 0 0 0	1 0 0 0 0 0	0 1 0 0 0 0
Inning Stats	R: 0 E: 0 K: 1 S: 8 H: 0 LOB: 0 BB: 0 P: 14	R: 0 E: 0 K: 2 S: 16 H: 1 LOB: 2 BB: 1 P: 25	R: 4 E: 0 K: 0 S: 16 H: 4 LOB: 0 BB: 0 P: 26	R: 0 E: 0 K: 1 S: 7 H: 0 LOB: 0 BB: 0 P: 10	R: 0 E: 0 K: 2 S: 10 H: 0 LOB: 0 BB: 0 P: 15	R: 0 E: 0 K: 1 S: 6 H: 0 LOB: 0 BB: 0 P: 7	R: 0 E: 0 K: 1 S: 11 H: 1 LOB: 1 BB: 0 P: 14	R: 0 E: 0 K: 0 S: 12 H: 1 LOB: 1 BB: 0 P: 19	R: 2 E: 0 K: 2 S: 23 H: 4 LOB: 3 BB: 1 P: 31	1B: 8 2B: 2 3B: 0 HR: 1 SF: 0 SAC: 0 DP: 0 HBP: 0						

PITCHER	IP	WLS	BF	H	R	ER	SO	BB	IBB	HBP	BLK	WP	HR	S	P	ERA	WHIP
19 Aníbal Sánchez, R (1, 1) ERA: 5.1	1.1		6	1	0	0	2	1	0	0	0	0	0	19	31	0.00	1.500
23 Erick Fedde, R (2, 1) ERA: 3.38	2.2		12	4	4	4	2	0	0	0	0	0	1	28	44	13.50	1.500
26 Dan Jennings, L (5, 1) ERA: 11.25	1.0	W	3	0	0	0	2	0	0	0	0	0	0	10	15	0.00	0.000
60 Justin Miller, R (6, 1) ERA: 3.0	1.0	H	3	0	0	0	1	0	0	0	0	0	0	6	7	0.00	0.000
20 Kyle Barraclough, R (7, 1) ERA: 3.31	1.0	H	4	1	0	0	1	0	0	0	0	0	0	11	14	0.00	1.000

PITCHER	IP	WLS	BF	H	R	ER	SO	BB	IBB	HBP	BLK	WP	HR	S	P	ERA	WHIP
51 Wander Suero, R (8, 1) ERA: 5.82	1.0	S	8	4	2	2	2	1	0	0	0	0	0	23	31	18.00	5.000
63 Sean Doolittle, L (9, 1) ERA: 1.8	1.0	H	4	1	0	0	0	0	0	0	0	0	0	12	19	0.00	1.000

New York Mets @ Washington Nationals

Nationals Park, Washington, DC

Thu May 16 2019, 1:06 PM - 4:21 PM EDT

Att. 28,807 - Partly Cloudy - 74 F

TOP

livebaseballscorecards.com

AB	38
R	6
H	11
RBI	6
BB	2
SO	10
LOB	17

WP: 0 PA: 40
PB: 0
SB: 0
CS: 0

New York Mets @ Washington Nationals

Nationals Park, Washington, DC

Thu May 16 2019, 1:06 PM - 4:21 PM EDT

Att. 28,807 - Partly Cloudy - 74 F

livebaseballscorecards.com

BOTTOM

Batter	1	2	3	4	5	6	7	8	9	AB	R	H	RBI	BB	SO	LOB
2 Adam Eaton, L (1, 9) OBP: 0.337, SLG: 0.378	F SI 96 S FF 97 X FS 89 0-2 16 1B 6 1B 1B	C FF 94 X FC 92 0-1 ① G6-3		S FF 95 L FF 95 S SI 96 0-3 ① K		C CH 85 F SI 95 X CH 86 0-2 ① L8	B CH 87 C SI 94 X SI 93 1-1 ③ F7			5	1	1	0	0	1	5
51 Wander Suero, R (8, 1)										0	0	0	0	0	0	0
63 Sean Doolittle, L (9, 1)										0	0	0	0	0	0	0
16 Victor Robles, R (1, 8) OBP: 0.302, SLG: 0.465	C FF 97 B FF 97 F FF 97 F SI 97 X FC 93 1-2 6 1B 47 G6-4-3 1-2 1B	X FC 91 0-0 ② F9		1 SAFE B SI 96 B FF 96 X CH 88 2-0 ② G1-3 1-2		1 SAFE F CH 86 L SI 96 C SI 92 0-3 ② K		B SL 80 B FF 93 F FF 95 X CH 87 2-2 ① G5-3		5	1	1	0	0	1	2
6 Anthony Rendon, R (1, 5) OBP: 0.407, SLG: 0.636	F FF 99 F SI 97 X SI 97 0-2 47 G6-4-3 22 BB 88 2B 1-3 2-H 1B	C CU 81 X CU 81 0-1 ③ F8		X CH 88 0-0 ③ G5-3		C FF 96 B FF 96 X FS 88 1-1 ③ L7		C SL 81 B CH 87 B FF 95 B SL 80 F FF 94 F FF 95 X FF 95 3-2 ② F7		5	1	1	1	0	0	2
22 Juan Soto, L (1, 7) OBP: 0.345, SLG: 0.415	B CH 88 B FF 96 B CH 89 F FF 96 B FF 98 4-1 47 G6-4-3 1-2 BB		C FF 94 B FC 92 X SI 94 1-1 ① F7		F FC 92 B FC 91 B FS 88 F SI 96 S FC 92 2-3 ① K		S SL 79 B SL 80 X SL 78 1-1 ① B3	B CH 88 B FF 94 F FF 95 B FF 95 F FF 93 C FF 95 3-3 ③ K		4	0	0	0	1	2	0
47 Howie Kendrick, R (1, 4) (8, 3) OBP: 0.361, SLG: 0.553	B FF 97 C CU 81 F FF 96 D CH 91 F FC 93 X SI 96 2-2 ① ② G6-4-3 1-2f 2-3 3-H		C CU 80 B FC 91 B CU 81 S FC 92 F FF 98 S FC 93 2-3 ② K		C CU 79 B FC 89 F FF 96 X FC 91 1-2 88 HR 2B		C SL 78 B SL 78 B FF 90 S SL 79 S SL 78 2-3 ② K			4	1	1	0	0	2	2
88 Gerardo Parra, L (1, 3) (8, 9) OBP: 0.293, SLG: 0.350	B SI 95 B SI 95 C FF 97 X CH 90 2-1 28 2B 3-H 2B		X FF 96 0-0 28 1B 1B		B FF 93 F SI 95 F FS 88 D FS 88 X SI 96 2-2 2-H HR		B SL 78 B SL 78 B SL 77 B FF 89 4-0 28 S 28 1B BB			3	3	3	3	1	0	0
28 Kurt Suzuki, R (1, 2) OBP: 0.321, SLG: 0.520	B CU 83 B FF 96 X FF 96 2-0 2-H 2B		C FF 96 B FF 95 B CU 81 X FC 91 2-1 1-3 1B		C CU 80 B FC 91 C FF 96 B FC 91 S FF 97 2-3 ② K		1 SAFE C SI 92 D SI 94 D SL 91 X SL 92 2-1 9 BB 1 BB 1-H 1B			4	0	3	2	0	1	0
1 Wilmer Difo, S (1, 6) OBP: 0.301, SLG: 0.298	0-0 IBB		S FF 97 S SI 97 B FF 96 F FC 93 B FF 98 S FF 98 2-3 ③ K		C CU 80 X CH 89 0-1 ③ G3		D CH 86 F SI 96 B SI 96 S CH 88 B SI 94 B SI 95 4-2 9 BB 1-2 BB			2	0	0	0	2	1	2
19 Aníbal Sánchez, R ERA: 2.08, SLG: 0.000 23 Erick Fedde, R (2, 1) 5 Adrián Sánchez, R (4, PH) ERA: 2.84, SLG: 0.429 26 Dan Jennings, L (6, 1) 60 Justin Miller, R (6, 1) 3 Michael Taylor, R (6, PH) OBP: 0.267, SLG: 0.429 20 Kyle Barraclough, R (7, 1) 9 Brian Dozier, R (7, PH) OBP: 0.292, SLG: 0.313 (8, 4)	C FF 96 X FC 91 0-1 ③ G1-3			B FC 91 C SI 96 B FF 96 X CU 81 2-1 16 G1-3 1B		X FF 94 0-0 1B	C SL 92 D SL 91 B SL 91 B SI 95 C SI 94 B SI 94 4-2 1-2 2-3 BB		1 0 1 0 0 0 1 0	0 0 0 0 0 0 0 0	0 0 1 0 0 0 0 0	0 0 0 0 0 0 0 1	0 0 0 0 0 0 0 0	0 0 0 0 0 0 0 0	2 0 0 0 0 0 0 0
Inning Stats	R: 4 H: 5 E: 0 LOB: 2 K: 0 BB: 2 S: 20 P: 31	R: 0 H: 0 E: 0 LOB: 0 K: 0 BB: 0 S: 5 P: 5	R: 0 H: 2 E: 0 LOB: 2 K: 2 BB: 0 S: 13 P: 20	R: 0 H: 1 E: 0 LOB: 1 K: 1 BB: 0 S: 7 P: 11	R: 2 H: 2 E: 0 LOB: 0 K: 2 BB: 0 S: 14 P: 21	R: 0 H: 1 E: 0 LOB: 1 K: 1 BB: 0 S: 9 P: 10	R: 1 H: 1 E: 0 LOB: 3 K: 1 BB: 3 S: 13 P: 31	R: 0 H: 0 E: 0 LOB: 0 K: 1 BB: 0 S: 10 P: 18		1B: 8 SF: 0 2B: 3 SAC: 0 3B: 0 DP: 1 HR: 1 HBP: 0				WP: 0 PA: 40 PB: 0 SB: 1 CS: 0		

	AB	35
	R	7
	H	12
	RBI	6
	BB	5
	SO	8
	LOB	15

PITCHER		IP	WLS	BF	H	R	ER	SO	BB	IBB	HBP	BLK	WP	HR	S	P	ERA	WHIP
45 Zack Wheeler, R ERA: 4.85	(1, 1)	6.0	L	30	11	6	6	6	1	1	0	0	0	1	68	98	9.00	2.000
73 Daniel Zamora, L ERA: 2.08	(7, 1)	0.2		3	0	1	1	1	1	0	0	0	0	0	5	12	13.50	1.500
65 Robert Gsellman, R ERA: 2.84	(7, 1)	0.1		4	1	0	0	0	2	0	0	0	0	0	8	19	0.00	9.000
49 Tyler Bashlor, R ERA: 1.42	(8, 1)	1.0		3	0	0	0	1	0	0	0	0	0	0	10	18	0.00	0.000

PITCHER	IP	WLS	BF	H	R	ER	SO	BB	IBB	HBP	BLK	WP	HR	S	P	ERA	WHIP

New York Mets @ Miami Marlins

Marlins Park, Miami, FL

Fri May 17 2019, 7:11 PM - 10:11 PM EDT

Att. 9,870 - Partly Cloudy - 77 F

livebaseballscorecards.com

TOP

Batter	1	2	3	4	5	6	7	8	9	AB	R	H	RBI	BB	SO	LOB
9 Brandon Nimmo, L (1, 7) (6, 9) OBP: 0.351, SLG: 0.336	B FF 91 X FF 90 1-0 ① F7		C FC 84 C FF 91 B FF 92 B CH 82 B CH 83 X FF 91 3-2 ① L9		B FF 90 C FF 91 X FF 90 1-1 1B		X FF 95 0-0 1 BB 1B	X SI 86 0-0 ② SF8 3-H		4	0	2	1	0	0	0
1 Amed Rosario, R (1, 6) OBP: 0.315, SLG: 0.405 6 Jeff McNeil, L (8, PH) OBP: 0.439, SLG: 0.480 27 Jeurys Familia, R (8, 1)	C FC 87 B FC 86 F FF 92 S CH 83 1-3 ② K		C CU 80 B CH 84 C CH 82 X CH 83 1-2 ② G5-3		S CH 83 F CH 82 S CH 83 0-3 ② K		B FF 95 C CH 86 B FF 96 C FF 95 B FF 97 B FF 97 4-2 24 G1-6-3 1-2 BB	S CH 81 B SL 76 S SL 76 S CH 81 1-3 ③ K		3 1 0	0 0 0	0 0 0	1 0 0	2 1 0	1 2 0
24 Robinson Canó, L (1, 4) OBP: 0.304, SLG: 0.389	C FF 91 X CH 82 0-1 ③ P6		C FF 92 S CH 84 X FC 85 0-2 2B		B FF 92 X CH 82 1-0 ③ F9		C FF 96 B FF 96 X SL 88 1-1 ②③ G1-6-3 1-2f		B SI 86 C SI 86 S SI 87 B SL 76 F CH 81 F SL 76 X CH 81 2-2 ① G5-3	5	0	1	0	0	0	3
20 Pete Alonso, R (1, 3) OBP: 0.346, SLG: 0.595		B FC 84 X FC 86 1-0 HR	X FF 91 0-0 ③ F9			B FF 90 C FF 89 X FF 91 1-1 ① F8		X FF 96 0-0 HR	B SL 76 C SL 76 B SL 74 C SL 76 X FF 86 2-2 ② F7	5	2	2	2	0	0	1
40 Wilson Ramos, R (1, 2) OBP: 0.314, SLG: 0.325		B FF 93 F CH 83 B CH 84 B FF 92 B FF 92 4-1 91 G6-4-3 BB		B FF 91 C FF 91 F CH 83 S CH 84 1-3 ① K		B FF 90 X FF 91 1-0 ② G6-3		X FF 96 0-0 21 1B 22 BB 12 1B 1B	X FF 86 0-0 2B	4	1	2	0	1	1	0
91 Carlos Gómez, R (1, 9) 51 Paul Sewald, R (6, 1) 22 Dominic Smith, L (8, PH) OBP: 0.422, SLG: 0.432 11 Adeiny Hechavarría, R (8, 6) OBP: 0.167, SLG: 0.167	D FC 89 X FF 92 1-0 ①② G6-4-3 1-2f			B CU 80 F CH 82 F CH 83 B FF 91 F CH 82 F CH 84 S FF 92 3-3 ② K		F FF 90 C FC 84 B CH 85 X FF 90 1-2 ③ G6-3		C CU 81 D CU 82 D CU 84 S FF 97 B FF 97 B FF 96 4-2 12 1B 21 1B 9 SF8 1-2 BB	F SL 76 F SL 76 F SL 76 B SL 77 S SL 75 1-3 ③ K	3 0 0 1 1	0 0 1 0	0 0 0 0	0 0 0 0	1 0 1 0	1 0 0 1
21 Todd Frazier, R (1, 5) OBP: 0.217, SLG: 0.345		B FF 92 S CH 84 B CH 84 X FC 85 2-1 3B		B CU 80 F CH 83 F CH 83 B FF 92 B CH 83 B CH 80 4-2 BB			B FF 91 X FF 91 1-0 ① L6	B CU 82 C CU 81 F FF 95 X FF 95 1-2 12 1B 1-2 2-3 1B		3	0	2	0	1	0	0
12 Juan Lagares, R (1, 8) OBP: 0.305, SLG: 0.338	D CU 79 B CH 82 B CH 82 3-0 IBB			1 SAFE X CH 81 0-0 ③ B2-3			B FC 82 F FC 84 S CH 82 F CH 82 X FF 91 1-2 28 HR 1B	B SL 77 F SL 77 X SL 74 1-1 1-2 2-3 3-H 1B		3	1	2	1	1	0	1
48 Jacob deGrom, L (1, 1) OBP: 0.222, SLG: 0.444 28 J.D. Davis, R (6, 7) OBP: 0.352, SLG: 0.454	C FF 92 F CH 83 F CH 83 X CH 83 0-2 ③ G3				C FF 90 B FF 91 X CH 82 1-1 ① G3		X FF 90 0-0 1-H HR	T SL 78 X SL 77 0-1 ① F6		2 2	0 1	0 1	0 2	0 0	0 0	2 3
Inning Stats	R: 0 E: 0 K: 1 S: 6 H: 0 LOB: 0 BB: 0 P: 8	R: 1 E: 0 K: 0 S: 9 H: 2 LOB: 2 BB: 2 P: 20	R: 0 E: 0 K: 0 S: 10 H: 1 LOB: 1 BB: 0 P: 14	R: 0 E: 0 K: 2 S: 10 H: 0 LOB: 1 BB: 1 P: 18	R: 0 E: 0 K: 1 S: 8 H: 1 LOB: 1 BB: 0 P: 11	R: 0 E: 0 K: 0 S: 6 H: 0 LOB: 0 BB: 0 P: 9	R: 2 E: 0 K: 0 S: 11 H: 3 LOB: 1 BB: 1 P: 18	R: 3 E: 0 K: 1 S: 15 H: 4 LOB: 2 BB: 1 P: 22	R: 0 E: 0 K: 1 S: 13 H: 1 LOB: 1 BB: 0 P: 18	1B: 6 2B: 2 3B: 1 HR: 3 SF: 1 SAC: 0 DP: 2 HBP: 0						

	AB	36
	R	6
	H	12
	RBI	6
	BB	5
	SO	6
	LOB	15

WP: 0 PB: 0 SB: 0 CS: 0 PA: 42

PITCHER		IP	WLS	BF	H	R	ER	SO	BB	IBB	HBP	BLK	WP	HR	S	P	ERA	WHIP
36 Trevor Richards, R ERA: 4.44	(1, 1)	6.1	W	27	6	3	3	4	2	1	0	0	0	2	55	88	4.26	1.263
61 Adam Conley, L ERA: 6.75	(7, 1)	0.2		3	1	0	0	0	1	0	0	0	0	0	5	10	0.00	3.000
70 Nick Anderson, R ERA: 5.5	(8, 1)	0.0		4	3	3	3	0	1	0	0	0	0	1	7	12	∞	∞
54 Sergio Romo, R ERA: 5.4	(8, 1)	2.0	S	8	2	0	0	2	0	0	0	0	0	0	21	28	0.00	1.000

PITCHER	IP	WLS	BF	H	R	ER	SO	BB	IBB	HBP	BLK	WP	HR	S	P	ERA	WHIP

New York Mets @ Miami Marlins

Marlins Park, Miami, FL

Fri May 17 2019, 7:11 PM - 10:11 PM EDT

Att. 9,870 - Partly Cloudy - 77 F

livebaseballscorecards.com

BOTTOM

Batter	1	2	3	4	5	6	7	8	9	AB	R	H	RBI	BB	SO	LOB
55 Jon Berti, R (1, 8) OBP: 0.313, SLG: 0.321	C FF 95 X SI 96 0-1 ① F9		2 SAFE B FF 95 B FF 96 C CH 89 X SL 92 2-1 26 S 26 1B 2-3 1B	B FF 96 B FF 96 B FF 95 C FF 94 F SI 94 F FF 96 X FF 96 3-2 ③ P6		C SL 79 F FF 89 B CH 84 F FF 90 C FF 90 1-3 ② K			4	1	1	0	0	1	1
26 Garrett Cooper, R (1, 9) OBP: 0.292, SLG: 0.190 5 Rosell Herrera, S (9, 9) OBP: 0.267, SLG: 0.231	F FF 96 F SL 92 B FF 97 F CH 92 F FF 97 F FF 97 B SL 94 S SL 93 2-3 ② K		B FF 96 B SL 93 C FF 97 1 SAFE S FF 96 F FF 97 F SL 93 F FF 96 F CH 91 3-2 1 SAFE B FF 97 X CH 91 15 FC6-4 1-H 3-H 1B		B SL 91 S SL 91 F SL 92 B SL 92 B SL 92 X SL 92 3-2 15 2B 1B	X FF 91 0-0 ③ L9			4 0	1 0	2 0	2 0	0 0	1 0	0 0
15 Brian Anderson, R (1, 5) OBP: 0.313, SLG: 0.314	F CU 86 B FF 98 S SL 93 X FF 97 1-2 ③ F8		X SI 96 0-0 ② FC6-4 1-2f		S SL 91 S FF 95 F FF 95 D CH 91 X FF 96 1-2 18 G3-1 38 HR 1-H 2B		B SL 78 B SL 80 C FF 89 T FF 90 F FF 89 X SL 80 2-2 18 G4-3 13 SF9 2B			4	2	2	1	0	0	1
18 Neil Walker, S (1, 3) OBP: 0.367, SLG: 0.416		F CU 83 B FF 97 X SL 93 1-1 ① P5	X CH 90 0-0 ③ F8		B FF 94 S FF 95 B SL 93 F CH 90 X SL 92 2-2 ① G3-1 2-3		B CH 79 X CH 80 1-0 ① G4-3 2-3			4	0	0	0	0	0	3
13 Starlin Castro, R (1, 4) OBP: 0.274, SLG: 0.296		C FF 97 S SL 93 B SL 93 X SL 93 1-2 E1 47 FC5-4		B FF 94 X SL 86 1-0 38 1B 2B	B SL 92 C SI 95 X SL 92 1-1 ② F9		C FF 88 B FF 89 X FF 89 1-1 ② SF9 3-H			3	1	1	1	0	0	1
38 Jorge Alfaro, R (1, 2) OBP: 0.313, SLG: 0.424		B SL 92 S FF 96 F FF 96 D SL 93 F FF 98 1 SAFE F FF 97 S FF 97 2-3 ② K		F FF 94 X FF 96 0-1 47 G6-3 19 1B 2-H 1B	B SL 92 X FF 94 1-0 3-H HR		B SL 81 B FF 89 C FF 91 F FF 91 S SL 81 2-3 ③ K			4	2	2	3	0	2	1
47 Harold Ramírez, R (1, 7) OBP: 0.333, SLG: 0.273		S FF 97 C SL 93 F FF 97 X SL 93 0-2 ③ FC5-4 1-2f		L FF 96 B SL 93 F FF 95 X FF 96 1-2 ① G6-3 2-3	X SL 93 0-0 1B			C SI 96 B SI 96 F SI 96 X SI 97 1-2 ① G5-3		4	0	1	0	0	0	2
19 Miguel Rojas, R (1, 6) OBP: 0.297, SLG: 0.287			C FF 95 X CH 89 0-1 E5 55 1B 36 SH2-4 26 1B	B CH 91 F FF 95 F CH 91 D SL 93 X FF 97 2-2 36 S 3-H 1B	D CU 85 B FF 94 F FF 95 F FF 95 X FF 95 2-2 ③ P4			S SI 97 B SI 97 F SI 97 C SI 98 1-3 ② K		4	1	1	1	0	1	1
36 Trevor Richards, R (1, 1) OBP: 0.133, SLG: 0.071 61 Adam Conley, L (7, 1) 70 Nick Anderson, R (8, 1) 14 Martín Prado, R (8, 3) OBP: 0.292, SLG: 0.350 54 Sergio Romo, R (8, 1)			B FF 95 L SL 91 X CU 84 1-1 ① SH2-4 1-2	B FF 94 S SL 93 F SL 93 S FF 96 1-3 ② K 1-2		B FF 88 C FF 89 B SL 78 B FF 89 F FF 90 F FF 89 S FF 90 3-3 ① K		C SI 97 X SI 97 0-1 ③ G5-3		2 0 0 0 1 0	0 0 0 0 0 0	0 0 0 0 0 0	0 0 0 0 0 0	0 0 0 0 0 0	2 0 0 0 0 0	1 0 0 0 0 0
Inning Stats	R: 0 E: 0 K: 1 S: 11 H: 0 LOB: 0 BB: 0 P: 14	R: 0 E: 1 K: 1 S: 14 H: 0 LOB: 1 BB: 0 P: 18	R: 2 E: 1 K: 0 S: 15 H: 2 LOB: 1 BB: 0 P: 21	R: 2 E: 0 K: 1 S: 16 H: 3 LOB: 1 BB: 0 P: 24	R: 3 E: 0 K: 0 S: 17 H: 4 LOB: 1 BB: 0 P: 27	R: 0 E: 0 K: 2 S: 9 H: 0 LOB: 0 BB: 0 P: 13	R: 1 E: 0 K: 1 S: 10 H: 1 LOB: 0 BB: 0 P: 16	R: 0 E: 0 K: 1 S: 8 H: 0 LOB: 0 BB: 0 P: 10		1B: 6 2B: 3 3B: 0 HR: 1 SF: 1 SAC: 1 DP: 0 HBP: 0				WP: 0 PB: 0 SB: 2 CS: 0 PA: 36		

	AB	34
	R	8
	H	10
	RBI	8
	BB	0
	SO	7
	LOB	11

PITCHER		IP	WLS	BF	H	R	ER	SO	BB	IBB	HBP	BLK	WP	HR	S	P	ERA	WHIP
48 Jacob deGrom, R ERA: 3.98	(1, 1)	5.0	L	26	9	7	6	3	0	0	0	0	0	1	73	104	10.80	1.800
51 Paul Sewald, R ERA: 3.86	(6, 1)	2.0		7	1	1	1	3	0	0	0	0	0	0	19	29	4.50	0.500
27 Jeurys Familia, R ERA: 5.51	(8, 1)	1.0		3	0	0	0	1	0	0	0	0	0	0	8	10	0.00	0.000

PITCHER	IP	WLS	BF	H	R	ER	SO	BB	IBB	HBP	BLK	WP	HR	S	P	ERA	WHIP

Batter	1	2	3	4	5	6	7	8	9	AB	R	H	RBI	BB	SO	LOB
6 Jeff McNeil, L (1, 7) OBP: 0.440, SLG: 0.483	X SI 94 0-0 2B		C CH 86 X CH 86 0-1 ③ F7			C CU 79 B CH 86 B CH 86 F FF 94 F CH 86 F FF 94 F CH 86 F CH 86 F FF 94 4-2 F CU 79 B CH 86 B FF 94 1 G6-4-3 BB			B FF 96 F FF 95 B CU 86 F SL 86 F CH 85 B FF 97 F FF 97 F CH 86 X CU 85 3-2 ② F8	3	0	1	0	1	0	0
1 Amed Rosario, R (1, 6) OBP: 0.308, SLG: 0.395	2 SAFE B FF 96 C SI 96 F CU 81 F CU 80 F CU 80 B SI 96 S CH 88 2-3 ① K			B SI 94 S SI 94 F SI 94 B CH 88 X CH 87 2-2 ① G4-3		1 SAFE F SI 93 X SI 92 0-1 ②③ G6-4-3 1-2f			B FF 96 C CH 86 C SL 86 B SL 89 F CH 85 X CH 87 2-2 ③ G6-3	4	0	0	0	0	1	2
24 Robinson Canó, L (1, 4) OBP: 0.298, SLG: 0.381	F SI 96 F SI 96 T FF 96 0-2 ② K			X SI 94 0-0 ② G6-3			C SI 93 S CH 87 X FF 93 0-2 ① L7			3	0	0	0	0	1	1
20 Pete Alonso, R (1, 3) OBP: 0.341, SLG: 0.584	C SI 96 F SI 96 B CH 90 B SI 97 B CH 89 X CH 88 3-2 ③ G5-3			B SI 94 X SI 95 1-0 ③ G5-3			B CH 87 X SI 94 1-0 ② L3			3	0	0	0	0	0	1
40 Wilson Ramos, R (1, 2) OBP: 0.308, SLG: 0.318		F SI 94 S FF 94 B FF 96 F CH 87 C SI 95 1-3 ① K			B SI 93 S SI 93 F CH 87 F CH 87 T SI 94 1-2 ① K		X SI 96 0-0 ③ G6-3			3	0	0	0	0	2	0
9 Brandon Nimmo, L (1, 9) OBP: 0.350, SLG: 0.331		B SI 95 C FF 94 F CH 87 B FF 96 B CH 87 F CH 87 X FF 93 3-2 ② G5-3			B SI 93 B CH 87 X SI 94 2-0 ② F7			B FF 99 F FF 100 B FF 98 B FF 98 B FF 98 4-1 12 G6-3 BB		2	0	0	0	1	0	0
21 Todd Frazier, R (1, 5) OBP: 0.222, SLG: 0.333		C SI 94 F SI 94 B SI 95 F CH 88 B FF 95 S CH 86 2-3 ③ K			B CU 80 B CH 86 F SI 95 B CH 87 B SI 93 4-1 BB			F FF 99 F FF 98 C SL 88 0-3 ① K		2	0	0	0	1	2	1
12 Juan Lagares, R (1, 8) OBP: 0.294, SLG: 0.325			X SI 94 0-0 ① G1-3		C SI 93 F SI 94 B FF 93 1 SAFE S CH 87 1-3 ③ K			X FF 100 0-0 ②③ G6-3 1-2f		3	0	0	0	0	1	2
32 Steven Matz, R (1, 1) OBP: 0.154, SLG: 0.154 49 Tyler Bashlor, R (4, 1) 91 Carlos Gómez, R (6, PH) 65 Robert Gsellman, R (6, 1) 39 Edwin Díaz, R (8, 1) 28 J.D. Davis, R (9, PH) OBP: 0.349, SLG: 0.449			B FF 94 B FF 95 C FF 94 X FF 94 2-1 ② G5-3			F SI 94 B CH 86 B CH 86 S SI 92 S CH 86 2-3 ① K			S FF 101 B SI 102 B FF 99 F SI 95 F FF 100 C FF 100 2-3 ① K	1 0 1 0 0 0	0 0 0 0 0 0	0 0 0 0 0 0	0 0 0 0 0 0	0 0 1 0 0 1	0 0 0 0 0 0	0 0 0 0 0 0
Inning Stats	R: 0 H: 1 E: 0 LOB: 1 K: 2 BB: 0 S: 12 P: 17	R: 0 H: 0 E: 0 LOB: 0 K: 2 BB: 0 S: 12 P: 18	R: 0 H: 0 E: 0 LOB: 0 K: 0 BB: 0 S: 5 P: 7	R: 0 H: 0 E: 0 LOB: 0 K: 0 BB: 0 S: 5 P: 8	R: 0 H: 0 E: 0 LOB: 1 K: 2 BB: 1 S: 9 P: 17	R: 0 H: 0 E: 0 LOB: 0 K: 1 BB: 1 S: 13 P: 19	R: 0 H: 0 E: 0 LOB: 0 K: 0 BB: 0 S: 5 P: 6	R: 0 H: 0 E: 0 LOB: 0 K: 1 BB: 1 S: 5 P: 9	R: 0 H: 0 E: 0 LOB: 0 K: 1 BB: 0 S: 14 P: 21	1B: 0 SF: 0 2B: 1 SAC: 0 3B: 0 DP: 2 HR: 0 HBP: 0						

TOP

New York Mets @ Miami Marlins

Marlins Park, Miami, FL

Sat May 18 2019, 4:10 PM - 6:47 PM EDT

Att. 13,474 - Dome - 76 F

livebaseballscorecards.com

AB	26
R	0
H	1
RBI	0
BB	3
SO	9
LOB	7

PITCHER		IP	WLS	BF	H	R	ER	SO	BB	IBB	HBP	BLK	WP	HR	S	P	ERA	WHIP
49 Pablo López, R ERA: 5.06	(1, 1)	7.0	W	23	1	0	0	7	2	0	0	0	0	0	61	92	0.00	0.429
56 Tayron Guerrero, R ERA: 2.89	(8, 1)	1.1	H	4	0	0	0	2	1	0	0	0	0	0	9	15	0.00	0.750
61 Adam Conley, L ERA: 6.48	(9, 1)	0.2	S	2	0	0	0	0	0	0	0	0	0	0	10	15	0.00	0.000

PITCHER	IP	WLS	BF	H	R	ER	SO	BB	IBB	HBP	BLK	WP	HR	S	P	ERA	WHIP

Batter	1	2	3	4	5	6	7	8	9	AB	R	H	RBI	BB	SO	LOB
55 Jon Berti, R (1, 8) OBP: 0.324, SLG: 0.373	F SI 93 B SI 93 B SI 93 B SI 94 X SI 92 3-1 HR		B CH 84 C CH 84 B SI 93 B CH 85 C SI 93 F CH 83 F SI 94 B SI 93 4-2 26 G1-3 15 1B BB	C FF 96 C SL 82 S SL 84 0-3 ③ K			F SL 90 B SI 94 B CU 80 X SI 93 2-1 ② G6-3			3	2	1	1	1	1	3
26 Garrett Cooper, R (1, 9) OBP: 0.286, SLG: 0.167 5 Rosell Herrera, S (9, 9) OBP: 0.267, SLG: 0.231	B SI 93 F CH 85 F SI 93 F CU 80 F CH 84 X SI 93 1-2 ① G5-3		C CH 83 X SI 92 0-1 ② G1-3 1-2		C FF 94 F FF 94 S SL 84 0-3 ① K		F SI 94 B SL 90 F SL 88 B SL 92 B SI 95 B CU 81 4-2 BB			3 0	0 0	0 0	0 0	1 0	1 0	1 0
15 Brian Anderson, R (1, 5) OBP: 0.317, SLG: 0.314	C SI 93 B CH 85 F CH 85 F SI 93 S CU 80 1-3 ② K		X CH 85 0-0 2-H 1B		B SL 84 B FF 95 B FF 95 D FF 96 4-0 BB		B SI 93 X SI 94 1-0 ③ F9			3	0	1	1	1	1	1
13 Starlin Castro, R (1, 4) OBP: 0.274, SLG: 0.295	B SI 93 B CU 80 F SI 93 S CH 85 X SI 94 2-2 1B		1 SAFE B SI 93 B SI 92 C SI 92 X SI 92 2-1 ③ P4		1 SAFE B FF 94 1 SAFE B FF 94 C FF 94 B FF 94 C FF 94 X FF 94 3-2 ② F7			C SL 88 F SL 88 S FF 96 0-3 ① K		4	0	1	0	0	1	2
38 Jorge Alfaro, R (1, 2) OBP: 0.315, SLG: 0.425 17 Chad Wallach, R (4, PR) OBP: 0.326, SLG: 0.325 (5, 2)	B SI 92 S CH 82 F CH 83 B SI 93 C CU 79 2-3 ③ K			S CH 84 C SI 94 X CU 78 0-2 49 1B 19 S 1B	C SL 82 B FF 95 F SL 82 1 SAFE 1 SAFE F FF 95 X SL 82 1-2 ③ F8			F FF 97 C FF 98 B FF 97 X SL 89 1-2 ② G6-3		2 2	0 0	1 0	0 0	0 0	1 0	1 1
14 Martín Prado, R (1, 3) OBP: 0.282, SLG: 0.337		C SI 93 B SI 93 B CU 80 B SI 92 X SI 94 3-1 ① L9		B SI 92 C CH 84 B SI 92 F CH 82 S CU 78 2-3 ① K		B SI 96 C SL 90 B SI 95 X SI 96 2-1 ① L9		B FF 96 B SL 88 X FF 96 2-0 ③ G6-3		4	0	0	0	0	1	1
47 Harold Ramírez, R (1, 7) OBP: 0.267, SLG: 0.214		S SI 93 F SI 94 S CU 79 0-3 ② K		C SI 92 F SI 92 F SI 92 F CU 79 F SI 93 B SI 93 S CU 80 1-3 ② K		F SI 96 B SI 94 B SI 95 F SI 95 F CU 82 X SI 96 2-2 ② G4-3				3	0	0	0	0	2	1
19 Miguel Rojas, R (1, 6) OBP: 0.298, SLG: 0.283		B SI 92 B CH 84 F CH 84 B SI 92 C CH 83 F SI 93 X CH 83 3-2 ③ L7		B CU 80 S CH 84 F SI 93 1 SAFE 1-2 49 1B IBB		C CU 80 S SL 91 F SL 91 B CU 83 F SI 95 C CU 82 1-3 ③ K				2	0	0	0	1	1	0
49 Pablo López, L (1, 1) OBP: 0.250, SLG: 0.250 21 Curtis Granderson, L (7, PH) OBP: 0.269, SLG: 0.345 56 Tayron Guerrero, R (8, 1) 61 Adam Conley, L (9, 1)			B SI 93 B SI 94 C SI 92 F SI 93 S SI 92 2-3 ① K	S SI 91 X SI 92 0-1 1-2 2-3 1B			C CU 79 B CH 86 X CH 86 1-1 ① G3-1			2 1 0 0	0 0 0 0	1 0 0 0	0 0 0 0	0 0 0 0	1 0 0 0	0 0 0 0
Inning Stats	R: 1 E: 0 K: 2 S: 17 H: 2 LOB: 1 BB: 0 P: 26	R: 0 E: 0 K: 1 S: 9 H: 0 LOB: 0 BB: 0 P: 15	R: 1 E: 0 K: 1 S: 12 H: 1 LOB: 1 BB: 1 P: 20	R: 0 E: 0 K: 3 S: 19 H: 2 LOB: 3 BB: 1 P: 23	R: 0 E: 0 K: 1 S: 10 H: 0 LOB: 1 BB: 1 P: 18	R: 0 E: 0 K: 1 S: 11 H: 0 LOB: 0 BB: 0 P: 16	R: 0 E: 0 K: 0 S: 7 H: 0 LOB: 1 BB: 1 P: 15	R: 0 E: 0 K: 1 S: 7 H: 0 LOB: 0 BB: 0 P: 10		1B: 4 2B: 0 3B: 0 HR: 1 SF: 0 SAC: 0 DP: 0 HBP: 0						

PITCHER	IP	WLS	BF	H	R	ER	SO	BB	IBB	HBP	BLK	WP	HR	S	P	ERA	WHIP
32 Steven Matz, L (1, 1) ERA: 3.96	3.2	L	18	5	2	2	6	1	1	0	0	0	1	54	81	4.91	1.636
49 Tyler Bashlor, R (4, 1) ERA: 1.17	1.1		5	0	0	0	2	1	0	0	0	0	0	13	21	0.00	0.750
65 Robert Gsellman, R (6, 1) ERA: 2.63	2.0		7	0	0	0	1	1	0	0	0	0	0	18	31	0.00	0.500
39 Edwin Díaz, R (8, 1) ERA: 2.16	1.0		3	0	0	0	1	0	0	0	0	0	0	7	10	0.00	0.000

PITCHER	IP	WLS	BF	H	R	ER	SO	BB	IBB	HBP	BLK	WP	HR	S	P	ERA	WHIP

BOTTOM

New York Mets @ Miami Marlins

Marlins Park, Miami, FL

Sat May 18 2019, 4:10 PM - 6:47 PM EDT

Att. 13,474 - Dome - 76 F

livebaseballscorecards.com

AB	29
R	2
H	5
RBI	2
BB	4
SO	10
LOB	11

MIAMI

New York Mets @ Miami Marlins

Marlins Park, Miami, FL

Sun May 19 2019, 1:11 PM - 3:09 PM EDT

Att. 15,983 - Roof Closed - 76 F

TOP

livebaseballscorecards.com

Batter	1	2	3	4	5	6	7	8	9	AB	R	H	RBI	BB	SO	LOB
6 Jeff McNeil, L (1, 7) OBP: 0.430, SLG: 0.471	B FF 96 F FF 95 X CH 90 1-1 G4-3			B CU 80 X CH 87 1-0 L9			X FF 95 0-0 P6		X FF 97 0-0 L7	4	0	0	0	0	0	0
28 J.D. Davis, R (1, 5) OBP: 0.357, SLG: 0.455	B SI 96 C SI 96 B SL 87 S CH 90 X SI 97 2-2 G1-3			X SL 86 0-0 24 G2-6-3 1B			C SI 96 B SL 88 S SI 96 B SI 92 B SI 98 X SI 97 3-2 24 G4-6-3 1B			3	0	2	0	0	0	0
24 Robinson Canó, L (1, 4) OBP: 0.293, SLG: 0.374	B SI 98 X CH 90 1-0 L7			X SI 96 0-0 G2-6-3 1-2f			C CH 91 B SI 97 X SI 98 1-1 G4-6-3 1-2f			3	0	0	0	0	0	2
20 Pete Alonso, R (1, 3) OBP: 0.341, SLG: 0.577		B SI 97 X SI 95 1-0 L5			C SL 88 B SI 96 B CH 90 S SI 96 S CH 91 2-3 K			B SI 97 B SI 96 B SI 94 B SI 95 4-0 11 E BB		2	0	0	0	1	1	0
9 Brandon Nimmo, L (1, 9) OBP: 0.344, SLG: 0.323		B CU 81 X SI 95 1-0 G6-3			B FF 96 X CH 90 1-0 G4-3			B SI 97 C SI 96 B SI 97 F SI 96 C CH 90 2-3 K		3	0	0	0	0	1	1
11 Adeiny Hechavarría, R (1, 6) OBP: 0.133, SLG: 0.133		C SI 95 S CU 86 S SL 87 0-3 K2-3			S SL 88 X SI 96 0-1 P3			C SI 97 B SI 97 X SI 97 1-1 FC1 22 G6-3 1-2		3	0	0	0	0	1	1
12 Juan Lagares, R (1, 8) OBP: 0.287, SLG: 0.316 22 Dominic Smith, L (8, PH) OBP: 0.413, SLG: 0.421 91 Carlos Gómez, R (8, 8)			S SI 95 B CU 87 S CH 89 X FF 97 1-2 G1-3			C CU 81 S SI 96 S SI 97 0-3 K		B SI 96 B SI 96 B SI 96 F SI 96 X SI 95 3-1 G6-3 1-2f		2 1 0	0 0 0	0 0 0	0 0 0	0 0 0	1 0 0	0 2 0
3 Tomás Nido, R (1, 2) OBP: 0.185, SLG: 0.333 1 Amed Rosario, R (9, PH) OBP: 0.306, SLG: 0.393			B SI 95 F SI 94 S CU 87 S CH 91 1-3 K			B CU 82 X CU 81 1-0 P4			C SL 84 B SI 96 F SI 95 C SL 88 1-3 K	2 1	0 0	0 0	0 0	0 0	1 1	0 0
34 Noah Syndergaard, L (1, 1) OBP: 0.208, SLG: 0.409 67 Seth Lugo, R (8, 1) 40 Wilson Ramos, R (9, PH) OBP: 0.306, SLG: 0.315			S SI 96 S CH 90 S CH 90 0-3 K			S SI 96 F SI 97 B FF 97 B CH 90 B CH 90 S SI 96 3-3 K			B SI 96 B SI 95 S SI 96 B SI 96 X SI 95 3-1 P3	2 0 1	0 0 0	0 0 0	0 0 0	0 0 0	2 0 0	0 0 0
Inning Stats	R: 0 E: 0 K: 0 S: 6 H: 0 LOB: 0 BB: 0 P: 10	R: 0 E: 0 K: 1 S: 5 H: 0 LOB: 0 BB: 0 P: 7	R: 0 E: 0 K: 2 S: 9 H: 0 LOB: 0 BB: 0 P: 11	R: 0 E: 0 K: 0 S: 3 H: 1 LOB: 0 BB: 0 P: 4	R: 0 E: 0 K: 1 S: 6 H: 0 LOB: 0 BB: 0 P: 9	R: 0 E: 0 K: 2 S: 7 H: 0 LOB: 0 BB: 0 P: 11	R: 0 E: 0 K: 0 S: 6 H: 1 LOB: 0 BB: 0 P: 10	R: 0 E: 1 K: 1 S: 7 H: 0 LOB: 1 BB: 1 P: 17	R: 0 E: 0 K: 1 S: 6 H: 0 LOB: 0 BB: 0 P: 10	1B: 2 2B: 0 3B: 0 HR: 0		SF: 0 SAC: 0 DP: 3 HBP: 0				

	AB	27
	R	0
	H	2
	RBI	0
	BB	1
	SO	8
	LOB	6

WP: 0 PA: 28
PB: 0
SB: 0
CS: 0

PITCHER	IP	WLS	BF	H	R	ER	SO	BB	IBB	HBP	BLK	WP	HR	S	P	ERA	WHIP
22 Sandy Alcantara, R (1, 1) ERA: 4.25	9.0	W	28	2	0	0	8	1	0	0	0	0	0	55	89	0.00	0.333

PITCHER	IP	WLS	BF	H	R	ER	SO	BB	IBB	HBP	BLK	WP	HR	S	P	ERA	WHIP

Batter	1	2	3	4	5	6	7	8	9	AB	R	H	RBI	BB	SO	LOB
21 Curtis Granderson, L (1, 7) OBP: 0.269, SLG: 0.368	B SI 97 T SI 97 X FF 98 1-1 ① P5			C SI 97 F CH 92 B CH 92 C SL 90 1-3 ① K		B SI 96 F CH 91 F FF 97 X CH 92 1-2 ①② G4-6-3 1-2f 3-H		C FF 92 F SI 93 F CH 88 B CU 79 X SI 93 1-2 HR		4	1	1	1	0	1	1
26 Garrett Cooper, R (1, 9) OBP: 0.281, SLG: 0.148	S FF 99 F FF 99 B FF 99 X FF 99 1-2 ② G4-3			B FF 99 C SL 89 F SL 89 X FF 99 1-2 ② G4-3		F FF 98 B CH 92 H FF 98 2-1 HBP		F SL 88 B FF 94 F SL 87 F FF 95 B CU 81 F CU 80 S FF 96 2-3 ② K		3	0	0	0	0	1	0
15 Brian Anderson, R (1, 5) OBP: 0.310, SLG: 0.307	C FF 100 F FF 99 X FF 100 0-2 ③ F9			C FF 99 B CU 82 B SI 98 X FF 99 2-1 ③ F9		S SL 86 X FF 98 0-1 ③ F9		B CU 79 C FF 93 C SL 87 X FF 93 1-2 ③ L8		4	0	0	0	0	0	1
18 Neil Walker, S (1, 3) OBP: 0.374, SLG: 0.431		C FF 97 B CH 91 X SI 98 1-1 ① G5-3			C CH 90 B SL 89 S CH 90 X FF 99 1-2 13 G1-4-3 1B		B CU 79 X FF 96 1-0 13 G6-3 19 SF8 2B			3	1	2	0	0	0	0
13 Starlin Castro, R (1, 4) OBP: 0.269, SLG: 0.290		B CU 81 F SI 98 X SI 99 1-1 ② G4-3			C SI 98 B SI 97 B SI 98 1 SAFE 1 SAFE F SI 98 X FF 98 2-2 ①② G1-4-3 1-2f		B SI 97 B FF 97 B CH 91 C FF 98 X FF 98 3-1 ① G6-3 2-3			3	0	0	0	0	0	2
19 Miguel Rojas, R (1, 6) OBP: 0.299, SLG: 0.281		X FF 99 0-0 ③ F9			B FF 99 S CH 92 B SI 98 B SL 89 B FF 98 4-1 17 FC6-4 BB		B FF 97 X FF 96 1-0 ② SF8 3-H			1	0	0	1	1	0	0
17 Chad Wallach, R (1, 2) OBP: 0.327, SLG: 0.326			C FF 98 X FF 98 0-1 ① F9		X SI 98 0-0 ③ FC6-4 1-2f		X SI 99 0-0 1B			3	0	1	0	0	0	1
5 Rosell Herrera, S (1, 8) OBP: 0.270, SLG: 0.247			C FF 99 B FF 99 S CH 92 C CH 91 1-3 ② K			B CH 90 B FF 98 B FF 98 C FF 96 X FF 97 3-1 22 1B 21 G4-6-3 2B	B CH 92 F SI 97 X SI 98 1-1 ③ F8			3	1	1	0	0	1	1
22 Sandy Alcantara, R (1, 1) OBP: 0.214, SLG: 0.286			C SI 99 S CU 82 B FF 99 S FF 99 1-3 ③ K			X FF 96 0-0 21 G4-6-3 1B 2-3		B FF 92 C SI 91 C FF 93 B FF 94 S SL 87 2-3 ① K		3	0	1	0	0	2	0
Inning Stats	R: 0 E: 0 K: 0 S: 8 H: 0 LOB: 0 BB: 0 P: 10	R: 0 E: 0 K: 0 S: 5 H: 0 LOB: 0 BB: 0 P: 7	R: 0 E: 0 K: 2 S: 8 H: 0 LOB: 0 BB: 0 P: 10	R: 0 E: 0 K: 1 S: 8 H: 0 LOB: 0 BB: 0 P: 12	R: 0 E: 0 K: 0 S: 8 H: 1 LOB: 1 BB: 1 P: 15	R: 1 E: 0 K: 0 S: 9 H: 2 LOB: 1 BB: 0 P: 15	R: 1 E: 0 K: 0 S: 7 H: 2 LOB: 1 BB: 0 P: 13	R: 1 E: 0 K: 2 S: 16 H: 1 LOB: 0 BB: 0 P: 22		1B: 3 2B: 2 3B: 0 HR: 1 SF: 1 SAC: 0 DP: 2 HBP: 1						

PITCHER		IP	WLS	BF	H	R	ER	SO	BB	IBB	HBP	BLK	WP	HR	S	P	ERA	WHIP
34 Noah Syndergaard, R ERA: 4.5	(1, 1)	7.0	L	26	5	2	2	3	1	0	1	0	0	0	53	82	2.57	0.857
67 Seth Lugo, R ERA: 3.12	(8, 1)	1.0		4	1	1	1	2	0	0	0	0	0	1	16	22	9.00	1.000

PITCHER	IP	WLS	BF	H	R	ER	SO	BB	IBB	HBP	BLK	WP	HR	S	P	ERA	WHIP

BOTTOM

New York Mets @ Miami Marlins

Marlins Park, Miami, FL

Sun May 19 2019, 1:11 PM - 3:09 PM EDT

Att. 15,983 - Roof Closed - 76 F

livebaseballscorecards.com

AB	27
R	3
H	6
RBI	2
BB	1
SO	5
LOB	6

MIAMI

WP: 0 PA: 30
PB: 0
SB: 0
CS: 0

Batter	1	2	3	4	5	6	7	8	9	AB	R	H	RBI	BB	SO	LOB
7 Trea Turner, R (1, 6) OBP: 0.343, SLG: 0.531	C FF 91 C CU 75 B SI 90 F FF 95 B FS 87 X FF 95 2-2 22 F9 2B		C SL 79 X FF 92 0-1 ① F9		F FF 92 S CH 83 F FF 93 X CH 83 0-2 ① P3		B SI 96 C SI 96 X SI 96 1-1 ②③ G6-4-3 1-2f		C SL 88 D SL 88 F SL 89 X FF 97 1-2 ② FC3-6 1-2f 2-3	5	0	1	0	0	0	4
2 Adam Eaton, L (1, 9) OBP: 0.338, SLG: 0.369	C FS 85 B FF 94 T SI 93 F FF 95 T FS 86 1-2 ① K		C FS 84 F CU 75 B FF 94 X CU 76 1-2 ②③ G4-6-3 1-2f		B CU 77 F CH 83 B FF 94 S CH 82 F FF 93 X FF 93 2-2 ② G3-1			B FF 96 C SL 88 F FF 97 B FS 94 T FF 98 2-2 ① K	B SL 90 X FF 97 1-0 ③ F7	5	0	0	0	0	2	4
6 Anthony Rendon, R (1, 5) OBP: 0.433, SLG: 0.708	D SL 81 B FF 94 C SL 82 B FF 92 C SI 92 D FS 86 4-2 BB			C SL 79 X SI 92 0-1 HR	C CH 82 B CU 77 F CH 84 B CU 78 B FF 94 F FF 92 F FF 92 B CH 84 4-2 BB			C SI 98 F SL 89 X SI 98 0-2 22 1B 2B		2	2	2	1	2	0	0
22 Juan Soto, L (1, 7) OBP: 0.358, SLG: 0.435	C SI 91 B CU 76 B FF 93 S CU 74 F SL 82 X FF 94 2-2 ② F9 2-3			B CU 75 C CU 73 X FF 93 1-1 ① L4	C CH 82 X FF 92 0-1 ③ F9			B SL 79 B SL 79 C FF 89 F FF 89 B SL 79 F SL 78 X SL 78 3-2 2-H 1B		4	0	1	1	0	0	3
47 Howie Kendrick, R (1, 4) OBP: 0.350, SLG: 0.550	B CU 76 S SL 83 B FF 93 S SL 82 T SL 81 2-2 ③ K			C FF 94 S SL 81 X FS 86 0-2 ② G6-3		C FF 92 B CH 82 F SL 83 S CH 84 1-3 ① K		C CU 79 F SI 95 X CU 82 0-2 ② L7		4	0	0	0	0	2	3
88 Gerardo Parra, L (1, 3)		B CU 73 B FS 90 B FF 89 C FF 90 C CU 73 X FS 82 3-2 ① G4-3		B FF 92 B CU 74 B SL 82 B FF 89 4-0 16 WP 10 1B BB		X FF 94 0-0 ② G4-3		F SI 95 1 SAFE X CU 81 0-1 ③ G3		3	1	0	0	1	0	1
16 Victor Robles, R (1, 8) OBP: 0.302, SLG: 0.445		C SL 81 X SL 80 0-1 ② F8		B SL 80 C FF 94 B CU 74 B FF 92 B SL 79 4-1 10 1B 1-2 BB		C FF 92 F CH 83 B CH 84 F CH 82 B FF 93 F FF 92 S FF 93 2-3 ③ K			H FF 96 1-0 7 FC3-6 10 1B HBP	2	0	0	0	1	1	0
10 Yan Gomes, R (1, 2) OBP: 0.297, SLG: 0.317 3 Michael Taylor, R (9, PR) OBP: 0.281, SLG: 0.255		B FF 93 C SL 80 F FF 93 F FS 86 C SL 83 1-3 ③ K		S SL 80 X SL 82 0-1 1-2 2-H 1B			C SI 95 S SL 88 B FF 97 X SL 89 1-2 7 G6-4-3 1B		B FF 96 X FF 95 1-0 7 FC3-6 1-2 1B	4	0	3	1	0	1	0
										0	0	0	0	0	0	0
46 Patrick Corbin, L (1, 1) OBP: 0.286, SLG: 0.167 21 Tanner Rainey, R (6, 1) 9 Brian Dozier, R (7, PH) OBP: 0.305, SLG: 0.349 41 Joe Ross, R (7, 1) 36 Tony Sipp, L (8, 1) 28 Kurt Suzuki, R (9, PH) OBP: 0.319, SLG: 0.488			B FS 90 B FF 92 B FF 90 C FF 89 B FF 89 4-1 2 G4-6-3 BB	B FF 92 C CU 72 T FF 90 X CU 74 1-2 ③ G3-1			S SI 97 X SI 97 0-1 ① P6		C SL 89 B SL 90 S SL 89 B FF 98 X FF 97 2-2 ① F7	1	0	0	0	1	0	2
										0	0	0	0	0	0	0
										1	0	0	0	0	0	1
										0	0	0	0	0	0	0
										0	0	0	0	0	0	0
										1	0	0	0	0	0	2
Inning Stats	R: 0 E: 0 K: 2 S: 17 H: 1 LOB: 2 BB: 1 P: 28	R: 0 E: 0 K: 1 S: 9 H: 0 LOB: 0 BB: 0 P: 13	R: 0 E: 0 K: 0 S: 6 H: 0 LOB: 0 BB: 1 P: 11	R: 2 E: 0 K: 0 S: 13 H: 2 LOB: 2 BB: 2 P: 23	R: 0 E: 0 K: 0 S: 14 H: 0 LOB: 1 BB: 1 P: 20	R: 0 E: 0 K: 2 S: 9 H: 0 LOB: 0 BB: 0 P: 12	R: 0 E: 0 K: 0 S: 7 H: 1 LOB: 0 BB: 0 P: 9	R: 1 E: 0 K: 1 S: 15 H: 2 LOB: 1 BB: 0 P: 20	R: 0 E: 0 K: 0 S: 8 H: 1 LOB: 2 BB: 0 P: 14	1B: 4 2B: 2 3B: 0 HR: 1 SF: 0 SAC: 0 DP: 2 HBP: 1						

PITCHER		IP	WLS	BF	H	R	ER	SO	BB	IBB	HBP	BLK	WP	HR	S	P	ERA	WHIP
68 Wilmer Font, R ERA: 6.66	(1, 1)	4.0		18	3	2	2	3	4	0	0	0	1	1	45	75	4.50	1.750
47 Drew Gagnon, R ERA: 3.46	(5, 1)	2.0	W	7	0	0	0	2	1	0	0	0	0	0	23	32	0.00	0.500
27 Jeurys Familia, R ERA: 5.6	(7, 1)	1.1	H	5	2	1	1	1	0	0	0	0	0	0	13	17	6.75	1.500
73 Daniel Zamora, L ERA: 2.08	(8, 1)	0.0		1	1	0	0	0	0	0	0	0	0	0	4	7	∞	∞
65 Robert Gsellman, R ERA: 2.57	(8, 1)	0.2	H	2	0	0	0	0	0	0	0	0	0	0	5	5	0.00	0.000

PITCHER		IP	WLS	BF	H	R	ER	SO	BB	IBB	HBP	BLK	WP	HR	S	P	ERA	WHIP
39 Edwin Díaz, R ERA: 2.04	(9, 1)	1.0	S	5	1	0	0	0	0	0	1	0	0	0	8	14	0.00	1.000

TOP

Washington Nationals @ New York Mets

Citi Field, Flushing, NY

Mon May 20 2019, 7:12 PM - 10:22 PM EDT

Att. 22,335 - Partly Cloudy - 83 F

livebaseballscorecards.com

AB	32
R	3
H	7
RBI	3
BB	5
SO	6
LOB	20

PA: 38

WP: 1
PB: 0
SB: 0
CS: 0

BOTTOM

Batter	1	2	3	4	5	6	7	8	9	AB	R	H	RBI	BB	SO	LOB
6 Jeff McNeil, L (1, 4) OBP: 0.418, SLG: 0.456	X FF 87 0-0 ① G4-3	B SL 82 C FF 92 S SL 83 D SL 83 B SL 83 F FF 92 X SL 83 3-2 ③ F9		F SL 77 X SI 87 0-1 ① F7		C FF 99 X FF 97 0-1 ③ G5-3		B FF 92 F SL 83 F FF 91 X SL 82 1-2 ③ G4-3		5	0	0	0	0	0	4
1 Amed Rosario, R (1, 6) OBP: 0.311, SLG: 0.410	C FF 87 F CH 83 X FF 90 0-2 HR		B CU 64 C SL 78 S SI 90 F SL 82 B SI 92 F SL 84 B CH 81 F SL 81 B SI 92 4-2 40 BB 21 1B BB	T CH 77 B SI 89 B CH 79 F SL 79 B FF 92 F FF 92 F SI 90 S SL 81 3-3 ② K			F SI 94 F SI 93 B FF 94 B SL 90 S SL 90 2-3 ① K		3	2	1	1	1	2	0
28 J.D. Davis, R (1, 7) OBP: 0.345, SLG: 0.438 9 Brandon Nimmo, L (8, 7) OBP: 0.344, SLG: 0.323	S SL 80 S SL 82 B SL 82 S SL 82 1-3 ② K2-3		B FF 92 B FF 92 F FF 92 1 SAFE X SL 81 2-1 ① P4	B SL 81 F SI 92 B CU 65 B FF 91 C SI 91 F SI 93 S SL 82 3-3 ③ K			B SL 90 B SI 95 X SI 93 2-0 ② G4-3		4 0	0 0	0 0	0 0	0 0	2 0	1 0
20 Pete Alonso, R (1, 3) OBP: 0.344, SLG: 0.590 39 Edwin Díaz, R (9, 1)	B FF 91 F FF 91 S SL 82 X SI 92 1-2 HR		S SL 81 1 SAFE S SL 82 F SL 83 S SI 92 0-3 ② K		C SL 78 X SI 89 0-1 ① F8		S FF 95 B SI 94 F SL 90 H FF 95 2-2 HBP			3 0	1 0	1 0	1 0	0 0	1 0	1 0
40 Wilson Ramos, R (1, 2) OBP: 0.304, SLG: 0.308	B SI 91 F SL 79 B SI 92 X SI 92 2-1 ③ G6-3		B SI 91 B CU 69 B SI 91 B SI 91 4-0 21 1B 91 2B 1-2 BB		B CU 65 B SL 78 X SI 89 2-0 ② G6-3		C SI 93 F SI 93 S SI 94 0-3 ③ K			3	1	0	0	1	1	1
21 Todd Frazier, R (1, 5) OBP: 0.239, SLG: 0.344		S SL 80 F FF 90 B SL 82 B SI 92 F SL 82 B SL 82 X SL 82 3-2 68 1B 1B	C SI 92 D SL 81 B SL 80 X SI 92 2-1 91 2B 1-2 2-H 1B		C CU 70 S SI 90 B SI 91 B SL 82 S SL 82 2-3 ③ K			C SL 88 B SI 92 C FF 93 B CH 88 B SL 89 C SI 94 3-3 ① K		4	0	2	1	0	2	0
91 Carlos Gómez, R (1, 9) OBP: 0.250, SLG: 0.286		X SL 81 0-0 ① F7	B SI 92 X FF 92 1-0 1-3 2-H 2B			B FF 98 S FF 98 S SL 89 S FF 98 1-3 ① K		F FF 94 B SL 88 B SL 89 F SI 94 F SI 95 F CH 89 B FF 94 F SL 90 F SI 94 4-2 B SL 80 12 G4-3 12 E 22 1B BB		3	1	1	1	1	1	1
12 Juan Lagares, R (1, 8) OBP: 0.286, SLG: 0.305		C FF 91 F FF 92 D SL 82 B SI 92 1 SAFE 1 SAFE D SL 82 F SL 82 S SL 82 3-3 ② K	0-0 IBB			B SL 87 T FF 98 F FF 98 X FF 99 1-2 ② F9		1 SAFE 1 SAFE F SI 91 B SI 92 1 SAFE C FF 94 F SL 88 X SI 94 1-2 ② G4-3 1-3		3	0	0	0	1	1	2
68 Wilmer Font, R (1, 1) OBP: 0.333, SLG: 0.333 47 Drew Gagnon, R (5, 1) OBP: 0.333, SLG: 0.333 24 Robinson Canó, L (6, PH) OBP: 0.297, SLG: 0.394 27 Jeurys Familia, R (7, 1) 73 Daniel Zamora, L (8, 1) 65 Robert Gsellman, R (8, 1) 22 Dominic Smith, L (8, PH) OBP: 0.426, SLG: 0.436 (9, 3)		D SI 91 X SI 92 1-0 1-2 1B	L SL 78 F SL 80 D SL 80 S SL 81 1-3 ③ K			F SL 88 C FF 98 X SL 88 0-2 2B		X SL 83 0-0 3-H 1B		2 0 1 0 0 0 1	0 0 0 0 0 0 0	1 0 1 0 0 0 1	0 0 0 0 0 0 1	1 0 0 0 0 0 1	3 0 0 0 0 0 0	0 0 0 0 0 0 0
Inning Stats	R: 2 E: 0 K: 1 S: 12 H: 2 LOB: 0 BB: 0 P: 16	R: 0 E: 0 K: 1 S: 14 H: 2 LOB: 2 BB: 0 P: 24	R: 2 E: 0 K: 2 S: 17 H: 2 LOB: 3 BB: 3 P: 31	R: 0 E: 0 K: 2 S: 11 H: 0 LOB: 0 BB: 0 P: 17	R: 0 E: 0 K: 1 S: 6 H: 0 LOB: 0 BB: 0 P: 10	R: 0 E: 0 K: 1 S: 11 H: 1 LOB: 1 BB: 0 P: 13	R: 0 E: 0 K: 2 S: 9 H: 0 LOB: 1 BB: 0 P: 15	R: 1 E: 1 K: 1 S: 17 H: 1 LOB: 1 BB: 1 P: 26		1B: 4 2B: 2 3B: 0 HR: 2 SF: 0 SAC: 0 DP: 0 HBP: 1			WP: 0 PB: 0 SB: 0 CS: 0 PA: 37	

PITCHER		IP	WLS	BF	H	R	ER	SO	BB	IBB	HBP	BLK	WP	HR	S	P	ERA	WHIP
46 Patrick Corbin, L ERA: 3.25	(1, 1)	5.0	L	24	6	4	4	7	2	1	0	0	0	2	60	98	7.20	1.600
21 Tanner Rainey, R ERA:	(6, 1)	1.0		4	1	0	0	1	0	0	0	0	0	0	11	13	0.00	1.000
41 Joe Ross, R ERA: 8.03	(7, 1)	1.2		7	0	1	0	3	1	0	1	0	0	0	22	36	0.00	0.600
36 Tony Sipp, L ERA: 5.79	(8, 1)	0.1		2	1	0	0	0	0	0	0	0	0	0	4	5	0.00	3.000

PITCHER	IP	WLS	BF	H	R	ER	SO	BB	IBB	HBP	BLK	WP	HR	S	P	ERA	WHIP

Washington Nationals @ New York Mets

Citi Field, Flushing, NY

Mon May 20 2019, 7:12 PM - 10:22 PM EDT

Att. 22,335 - Partly Cloudy - 83 F

livebaseballscorecards.com

AB	32
R	5
H	8
RBI	5
BB	4
SO	11
LOB	13

Washington Nationals @ New York Mets

Citi Field, Flushing, NY

Tue May 21 2019, 7:11 PM - 10:16 PM EDT

Att. 24,631 - Clear - 70 F

TOP

livebaseballscorecards.com

Batter	1	2	3	4	5	6	7	8	9	AB	R	H	RBI	BB	SO	LOB
7 Trea Turner, R (1, 6) OBP: 0.350, SLG: 0.541	B FF 97 F SI 97 B FC 95 F FF 98 F CU 84 X FF 99 2-2 ① F9		F CU 81 C FF 96 S FC 90 0-3 ② K			C FF 94 B FC 91 F FC 91 F FS 88 B FF 96 X CH 89 2-2 2 S 1B		F SI 96 X SI 96 0-1 2 SH5-3 22 2B 1-H 2B	C FF 96 B SL 89 F SL 87 F FF 98 C FF 97 1-3 ③ K	5	1	2	1	0	2	2
2 Adam Eaton, L (1, 9) OBP: 0.333, SLG: 0.363	C FF 98 C CU 82 F SI 97 S FC 93 0-3 ② K		X CH 88 0-0 ③ P6			C FF 95 B CU 80 D CH 88 F FF 97 X FC 90 2-2 ② F8 1-2		X SL 88 0-0 ① SH5-3 2-3		3	0	0	0	0	1	2
6 Anthony Rendon, R (1, 5) OBP: 0.428, SLG: 0.691	B SI 98 C FC 93 B FS 91 S FC 92 F FF 99 X CU 84 2-2 ③ G6-3			F FF 96 B CH 87 F FC 92 X SI 96 1-2 ① F8		B CH 88 C FC 91 D CH 88 B FF 97 F FC 91 X FC 91 3-2 ③ L9		0-0 22 2B IBB		3	0	0	0	1	0	1
22 Juan Soto, L (1, 7) OBP: 0.361, SLG: 0.465		C SI 97 F CU 82 B FF 98 F FC 93 X FF 97 1-2 HR		F FF 96 B FC 92 B CH 88 B SI 97 S CH 89 S FC 92 3-3 ② K			B CH 87 F CH 88 C FF 94 S FF 95 1-3 ① K	X FF 88 0-0 1-3 3-H 2B		4	1	2	2	0	2	0
88 Gerardo Parra, L (1, 3) OBP: 0.302, SLG: 0.348 33 Matt Grace, L (8, 1) 21 Tanner Rainey, R (8, 1) 20 Kyle Barraclough, R (9, 1)		C FF 96 X CH 90 0-1 ① L7		F CH 88 S SI 96 B FF 97 B FC 92 F CU 83 X SI 97 2-2 ③ L7			C SI 93 C FC 90 B SI 94 B SI 95 X SI 94 2-2 9 HR 1B	F SL 77 B SL 78 F SL 78 B SL 79 B SL 78 F SL 77 C SL 76 3-3 ② K		4 0 0 0	1 0 0 0	1 0 0 0	0 0 0 0	1 0 0 0	2 0 0 0
16 Victor Robles, R (1, 8) OBP: 0.301, SLG: 0.437		B FC 92 C FC 91 B FF 97 F FF 98 F CU 83 B CU 84 F FC 92 B FS 91 4-2 9 CS BB	B FF 95 X SI 95 1-0 ① L4				C FF 95 X FC 89 0-1 ② P4	F SL 82 B SL 82 D FF 95 C SL 80 D CH 87 F CH 86 X SL 81 3-2 ③ G5-3		3	0	0	0	1	0	3
9 Brian Dozier, R (1, 4) OBP: 0.304, SLG: 0.367		B SI 96 B FF 97 C FC 92 X FF 96 2-1 ② ③ L7 1-2			C FC 90 C FF 95 B CH 88 F SI 96 B FC 92 X FC 92 2-2 ② F8		1 SAFE 1 SAFE B FC 89 C FF 95 X FC 90 1-1 1-H HR		B FF 96 C FF 96 X SL 87 1-1 ① G6-3	4	1	1	2	0	0	1
10 Yan Gomes, R (1, 2) OBP: 0.304, SLG: 0.317			B SI 96 C SI 96 B FF 96 F FC 94 F FF 97 B FC 93 B FC 92 4-2 23 SH1-3 BB		C FF 96 F SI 94 F FF 96 B FC 92 B CH 90 T FF 96 2-2 ③ K		S FF 94 S CH 88 F FF 94 B CU 82 S CH 88 1-3 ③ K		B SL 90 X SL 87 1-0 1B	3	0	1	0	1	2	0
23 Erick Fedde, R (1, 1) 3 Michael Taylor, R (6, PH) OBP: 0.276, SLG: 0.250 51 Wander Suero, R (6, 1) 36 Tony Sipp, L (7, 1) 47 Howie Kendrick, R (8, PH) OBP: 0.352, SLG: 0.550 (8, 3)			B CU 80 B FF 96 C SI 96 C FF 96 X SI 96 2-2 ① SH1-3 1-2			X FC 90 0-0 ① B2-3		F SI 95 B SI 96 X SI 96 1-1 7 2B 1B	C FF 96 C FF 97 B FF 96 S SL 88 1-3 ② K	0 1 0 0 2	0 0 0 0 1	0 0 0 0 1	0 0 0 0 1	0 0 0 0 0	0 0 0 0 1	0 0 0 0 1
Inning Stats	R: 0 E: 0 K: 1 S: 12 H: 0 LOB: 0 BB: 0 P: 16	R: 1 E: 0 K: 0 S: 12 H: 1 LOB: 0 BB: 1 P: 19	R: 0 E: 0 K: 1 S: 10 H: 0 LOB: 1 BB: 1 P: 16	R: 0 E: 0 K: 1 S: 10 H: 0 LOB: 0 BB: 0 P: 16	R: 0 E: 0 K: 1 S: 9 H: 0 LOB: 0 BB: 0 P: 14	R: 0 E: 0 K: 0 S: 11 H: 1 LOB: 1 BB: 0 P: 18	R: 2 E: 0 K: 2 S: 14 H: 2 LOB: 0 BB: 0 P: 19	R: 2 E: 0 K: 1 S: 14 H: 3 LOB: 2 BB: 1 P: 21	R: 0 E: 0 K: 2 S: 10 H: 1 LOB: 1 BB: 0 P: 14	1B: 4 2B: 2 3B: 0 HR: 2	SF: 0 SAC: 2 DP: 0 HBP: 0		WP: 0 PB: 0 SB: 1 CS: 1	PA: 37			

	AB	32
	R	5
	H	8
	RBI	5
	BB	3
	SO	9
	LOB	12

PITCHER		IP	WLS	BF	H	R	ER	SO	BB	IBB	HBP	BLK	WP	HR	S	P	ERA	WHIP
45 Zack Wheeler, R ERA: 4.74	(1, 1)	7.0		26	4	3	3	6	2	0	0	0	0	2	78	118	3.86	0.857
27 Jeurys Familia, R ERA: 6.5	(8, 1)	0.1	B	4	2	2	2	0	0	1	0	0	0	0	5	6	54.00	6.000
73 Daniel Zamora, L ERA: 1.93	(8, 1)	0.1		2	1	0	0	1	0	0	0	0	0	0	5	8	0.00	3.000
49 Tyler Bashlor, R ERA: 1.13	(8, 1)	0.1		1	0	0	0	0	0	0	0	0	0	0	4	7	0.00	0.000
39 Edwin Díaz, R ERA: 1.93	(9, 1)	1.0	W	4	1	0	0	2	0	0	0	0	0	0	10	14	0.00	1.000

PITCHER		IP	WLS	BF	H	R	ER	SO	BB	IBB	HBP	BLK	WP	HR	S	P	ERA	WHIP

BOTTOM

Washington Nationals @ New York Mets

Citi Field, Flushing, NY

Tue May 21 2019, 7:11 PM - 10:16 PM EDT

Att. 24,631 - Clear - 70 F

livebaseballscorecards.com

Batter	1	2	3	4	5	6	7	8	9	AB	R	H	RBI	BB	SO	LOB
6 Jeff McNeil, L (1, 7) (8, 9) OBP: 0.418, SLG: 0.461	B SI 91 S SI 91 F CH 84 T SI 92 1-2 K		S FC 87 X CH 86 0-1 2B		X SI 92 0-0 1-2 2-H 1B		B FF 90 X FF 90 1-0 F9		X FF 93 0-0 FC4-6 1 DI 1-2f 2-3	5	0	2	1	0	1	2
1 Amed Rosario, R (1, 6) OBP: 0.308, SLG: 0.404	B SI 93 B CU 78 B SI 91 C SI 90 X SI 90 3-1 G5-3		B SI 92 C SI 93 B CU 80 B SI 94 F CH 84 X SI 93 3-2 L9		X CU 78 0-0 F7		B SL 82 B FS 78 B FF 89 C FF 89 X SL 82 3-1 P3		B FF 94 B FF 94 S FF 94 B FF 94 X FF 95 3-1 1-2 3-H 1B	5	0	1	1	0	0	3
24 Robinson Canó, L (1, 4) OBP: 0.291, SLG: 0.375	C SI 93 B CH 86 B SI 94 X SI 93 2-1 G4-3			X FC 86 0-0 G3-1		C FC 91 F CH 88 S FC 91 0-3 K		B SI 90 B SL 82 C SI 90 C SI 91 X SI 92 2-2 G4-3		4	0	0	0	0	1	0
20 Pete Alonso, R (1, 3) OBP: 0.347, SLG: 0.604		B CU 78 B SI 90 B SI 91 C SI 92 X SI 91 3-1 L8		B SI 92 H SI 91 2-0 21 G6-4-3 HBP		B FC 92 B CH 85 S FC 92 B FC 92 X FC 92 3-1 F9		F FF 99 T FF 99 B FF 99 X FF 99 1-2 HR		3	1	1	1	0	0	0
21 Todd Frazier, R (1, 5) OBP: 0.239, SLG: 0.338		C SI 94 B SI 92 C SI 93 X SI 93 1-2 40 1B 1B		D CU 80 X SI 92 1-0 G6-4-3 1-2f		C FC 91 T FC 93 C CU 80 0-3 K		B SL 87 F FF 98 B SL 86 C SL 85 S FF 97 2-3 K		4	0	1	0	0	2	1
40 Wilson Ramos, R (1, 2) OBP: 0.316, SLG: 0.316		B SI 92 X SI 92 1-0 91 G5-4-3 1-3 1B	F SI 92 B CU 79 B SI 92 B SI 91 C SI 91 B SI 92 4-2 45 FC1-5 12 HBP BB			B FC 90 X FC 91 1-0 91 PB 28 HR 1B	S SL 85 C SL 85 S SL 86 0-3 K		3	1	2	0	1	1	0
91 Carlos Gómez, R (1, 9) (8, 8) OBP: 0.167, SLG: 0.182	B SI 93 F SI 92 F SI 92 D CU 81 X SI 93 2-2 G5-4-3 1-2f		S CU 79 X SI 92 0-1 F8		S FC 91 B FC 92 F FC 92 C CU 80 1-3 1-2 K		B FF 97 S SL 85 B SL 86 C FF 97 B SL 86 T FF 96 3-2 K		4	0	0	0	0	2	4
12 Juan Lagares, R (1, 8) OBP: 0.200, SLG: 0.301 22 Dominic Smith, L (7, PH) OBP: 0.438, SLG: 0.436 27 Jeurys Familia, R (8, 1) 73 Daniel Zamora, L (8, 1) 49 Tyler Bashlor, R (8, 1) 39 Edwin Díaz, R (9, 1) 11 Adeiny Hechavarría, R (9, PH) OBP: 0.188, SLG: 0.133			B SI 91 F SI 92 F SI 92 X SI 91 1-2 P3		H SI 90 1-0 45 FC1-5 6 1B 1-2 HBP		B CH 86 B CH 86 B FC 90 B FC 92 4-0 28 HR BB		B SL 86 S FF 96 B FF 97 S FF 98 B SL 88 F FF 98 F FF 97 B FF 98 4-2 6 FC4-6 28 BB 1 1B BB	1 0 0 0 0 0 0 0	1 1 0 0 0 0 0 1	0 0 0 0 0 0 0 0	0 0 0 0 0 0 0 0	0 1 0 0 0 0 0 1	0 0 0 0 0 0 0 0	0 0 0 0 0 0 0 0
45 Zack Wheeler, L (1, 1) OBP: 0.261, SLG: 0.435 28 J.D. Davis, R (7, PH) (8, 7) OBP: 0.356, SLG: 0.472			C SI 92 X CH 84 0-1 G4-3		X SI 89 0-0 FC1-5 6 1B 1-2 2-3f		S FC 90 B CU 80 C FC 90 X CU 81 1-2 1-H 2-H HR		B FF 97 B FF 96 S FF 97 S FF 97 1 SAFE F FF 97 B FF 96 1 SAFE B FF 96 4-2 6 FC4-6 1-2 BB	2 1	0 1	0 1	0 3	0 1	0 0	2 0
Inning Stats	R: 0 E: 0 K: 1 S: 7 H: 0 LOB: 0 BB: 0 P: 13	R: 0 E: 0 K: 0 S: 9 H: 2 LOB: 1 BB: 0 P: 16	R: 0 E: 0 K: 0 S: 11 H: 1 LOB: 1 BB: 0 P: 15	R: 0 E: 0 K: 0 S: 2 H: 0 LOB: 0 BB: 0 P: 5	R: 1 E: 0 K: 0 S: 7 H: 1 LOB: 2 BB: 1 P: 12	R: 0 E: 0 K: 2 S: 8 H: 0 LOB: 0 BB: 0 P: 11	R: 3 E: 0 K: 1 S: 10 H: 2 LOB: 0 BB: 1 P: 21	R: 1 E: 0 K: 2 S: 12 H: 1 LOB: 0 BB: 0 P: 17	R: 1 E: 0 K: 1 S: 13 H: 1 LOB: 2 BB: 2 P: 27	1B: 5 2B: 1 3B: 0 HR: 2 SF: 0 SAC: 0 DP: 2 HBP: 2						WP: 0 PB: 1 SB: 0 CS: 0 PA: 38

PITCHER		IP	WLS	BF	H	R	ER	SO	BB	IBB	HBP	BLK	WP	HR	S	P	ERA	WHIP
23 Erick Fedde, R ERA: 2.87	(1, 1)	5.0		20	4	1	1	1	1	0	2	0	0	0	36	61	1.80	1.000
51 Wander Suero, R ERA: 6.2	(6, 1)	1.1		7	2	3	3	3	1	0	0	0	0	1	15	25	20.25	2.250
36 Tony Sipp, L ERA: 5.4	(7, 1)	0.2		2	0	0	0	0	0	0	0	0	0	0	3	7	0.00	0.000
33 Matt Grace, L ERA: 8.27	(8, 1)	0.1	H	1	0	0	0	0	0	0	0	0	0	0	3	5	0.00	0.000
21 Tanner Rainey, R ERA: 9.0	(8, 1)	1.0	L	6	1	2	2	3	2	0	0	0	0	1	19	33	18.00	3.000

PITCHER		IP	WLS	BF	H	R	ER	SO	BB	IBB	HBP	BLK	WP	HR	S	P	ERA	WHIP
20 Kyle Barraclough, R ERA: 4.58	(9, 1)	0.1		2	1	0	0	0	0	0	0	0	0	0	3	6	0.00	3.000

Batter	1	2	3	4	5	6	7	8	9	AB	R	H	RBI	BB	SO	LOB
7 Trea Turner, R (1, 6) OBP: 0.318, SLG: 0.488	F FF 96 S FF 96 X FF 98 0-2 ① G3-1		C CU 85 X SL 93 0-1 ③ G1-3			B SL 91 F SL 92 F SL 92 F CH 90 C FF 98 1-3 ① K		C FF 92 C FF 92 X FF 92 0-2 ② P3		4	0	0	0	0	1	0
2 Adam Eaton, L (1, 9) OBP: 0.336, SLG: 0.378	X FF 96 0-0 HR			C FF 96 C FF 97 B SL 93 B SL 93 B CH 92 X SL 94 3-2 ① G6-3		S CU 85 B SL 93 B CH 91 B FF 96 B FF 96 4-1 6 BB		C CU 78 S CH 83 X CH 83 0-2 ③ F8		3	1	1	1	1	0	0
6 Anthony Rendon, R (1, 5) OBP: 0.423, SLG: 0.675	B FF 96 C FF 97 S SL 93 B FF 97 X FF 97 2-2 ② F9			C SL 93 B CH 91 B FF 98 F SL 93 F FF 98 B FF 98 X CU 87 3-2 ② F9		B FF 96 S SL 92 B CH 90 F FF 96 B SI 97 F SL 92 B SL 93 4-2 1-2 BB			C FF 93 F SL 82 B CH 86 X FF 96 1-2 ① L6	3	0	0	0	1	0	0
22 Juan Soto, L (1, 7) OBP: 0.359, SLG: 0.459	B SI 98 B CH 92 X FF 98 2-0 ③ F7			B FF 98 C FF 97 B FF 98 S CH 90 F FF 99 X SL 93 2-2 ③ F9		B FF 96 S CH 88 F CH 90 F SL 92 S CU 86 1-3 ② K			B CH 89 C CH 87 C FF 94 X CH 88 1-2 ① 28 FC6-4 1B	4	0	1	0	0	1	2
15 Matt Adams, L (1, 3) OBP: 0.268, SLG: 0.456		F FF 95 X FF 97 0-1 ① F7			X CH 89 0-0 16 BB 1B	B SL 92 C FF 97 T FF 97 B CH 90 F FF 98 F CH 90 C SL 94 2-3 ③ K			C SL 82 S FF 97 D SL 84 B FF 96 S CH 87 2-3 ② K	4	0	1	0	0	2	3
28 Kurt Suzuki, R (1, 2) OBP: 0.305, SLG: 0.466		C FF 96 B FF 96 F FF 97 B FF 98 B SL 93 S SL 93 3-3 ② K			C CH 89 F FF 96 B FF 98 S FF 97 1-3 ① K		X CU 79 0-0 ① G6-3		C SL 83 B CH 88 X FF 95 1-1 ③ FC6-4 1-2f	4	0	0	0	0	2	2
9 Brian Dozier, R (1, 4) OBP: 0.299, SLG: 0.359		S FF 98 B FF 97 X CU 86 1-1 ③ G5-3			C FF 97 B CH 90 C CH 89 B FF 98 C FF 96 2-3 ② K		B CU 78 B SI 94 S SI 93 F SI 94 S SL 90 2-3 ② K			3	0	0	0	0	2	1
16 Victor Robles, R (1, 8) OBP: 0.301, SLG: 0.432			B FF 96 X SL 92 1-0 ① L9		C CH 90 B CH 88 B FF 97 B CH 89 F SL 93 B SL 93 4-2 1-2 BB		X SL 88 0-0 ③ G1-3			2	0	0	0	1	0	0
31 Max Scherzer, R (1, 1) OBP: 0.111, SLG: 0.111 41 Joe Ross, R (7, 1) 33 Matt Grace, L (7, 1) 47 Howie Kendrick, R (8, PH) OBP: 0.349, SLG: 0.545 20 Kyle Barraclough, R (8, 1) 63 Sean Doolittle, L (8, 1) 48 Javy Guerra, R (8, 1)			B FF 96 F FF 97 C FF 98 S FF 98 1-3 ② K		B FF 98 B FF 97 C SL 92 S SL 93 D SL 93 F SL 93 F SL 93 S CU 83 3-3 ③ K			X CU 77 0-0 ① G6-3		2 0 0 1 0 0 0 0	0 0 0 0 0 0 0 0	0 0 0 0 0 0 0 0	0 0 0 0 0 0 0 0	0 0 0 0 0 0 0 0	2 0 0 0 0 0 0 0	2 0 0 0 0 0 0 0
Inning Stats	R: 1 H: 1 E: 0 LOB: 0 K: 0 BB: 0 S: 8 P: 12	R: 0 H: 0 E: 0 LOB: 0 K: 1 BB: 0 S: 7 P: 11	R: 0 H: 0 E: 0 LOB: 0 K: 1 BB: 0 S: 6 P: 8	R: 0 H: 0 E: 0 LOB: 0 K: 0 BB: 0 S: 11 P: 19	R: 0 H: 1 E: 0 LOB: 2 K: 3 BB: 1 S: 14 P: 24	R: 0 H: 0 E: 0 LOB: 2 K: 3 BB: 2 S: 17 P: 29	R: 0 H: 0 E: 0 LOB: 0 K: 1 BB: 0 S: 5 P: 7	R: 0 H: 0 E: 0 LOB: 0 K: 0 BB: 0 S: 7 P: 7	R: 0 H: 1 E: 0 LOB: 1 K: 1 BB: 0 S: 11 P: 16	1B: 2 2B: 0 3B: 0 HR: 1	SF: 0 SAC: 0 DP: 0 HBP: 0			WP: 0 PB: 0 SB: 0 CS: 0	PA: 33	

TOP

Washington Nationals @ New York Mets

Citi Field, Flushing, NY

Wed May 22 2019, 7:11 PM - 10:09 PM EDT

Att. 27,188 - Partly Cloudy - 73 F

livebaseballscorecards.com

AB	30
R	1
H	3
RBI	1
BB	3
SO	10
LOB	10

PITCHER		IP	WLS	BF	H	R	ER	SO	BB	IBB	HBP	BLK	WP	HR	S	P	ERA	WHIP
48 Jacob deGrom, R ERA: 3.72	(1, 1)	6.0		23	2	1	1	8	3	0	0	0	0	1	63	103	1.50	0.833
65 Robert Gsellman, R ERA: 2.48	(7, 1)	1.0		3	0	0	0	1	0	0	0	0	0	0	5	7	0.00	0.000
47 Drew Gagnon, R ERA: 3.21	(8, 1)	1.0	W	3	0	0	0	0	0	0	0	0	0	0	7	7	0.00	0.000
49 Tyler Bashlor, R ERA: 1.0	(9, 1)	1.0		4	1	0	0	1	0	0	0	0	0	0	11	16	0.00	1.000

PITCHER	IP	WLS	BF	H	R	ER	SO	BB	IBB	HBP	BLK	WP	HR	S	P	ERA	WHIP

BOTTOM

Batter	1	2	3	4	5	6	7	8	9	AB	R	H	RBI	BB	SO	LOB
1 Amed Rosario, R (1, 6) OBP: 0.305, SLG: 0.398	C FF 94 B FF 95 B FF 96 F FF 95 X FF 96 2-2 24 E 24 FC3 1B		C SL 87 B FF 94 X SL 88 1-1 ② F9		B SL 85 S SL 87 S FF 94 S CH 83 1-3 ① K		S SI 89 B SI 91 F SL 84 B SI 91 F SI 92 B SL 84 X SI 92 3-2 ③ G6-3	B FF 92 C SL 85 S SL 83 S FF 94 1-3 ③ K		5	0	1	0	0	2	1
28 J.D. Davis, R (1, 7) OBP: 0.352, SLG: 0.473 49 Tyler Bashlor, R (9, 1)	C SL 85 1 SAFE B FF 94 S FF 94 1 SAFE D SL 86 F FF 94 F CH 85 S SL 86 2-3 ① K		F SL 86 B FF 95 S FF 96 B CH 84 B CH 87 F FF 97 X FF 97 3-2 2B		C FF 94 S FF 95 D CH 84 F CH 84 B FF 94 B FF 96 F SL 87 S SL 88 3-3 ② K			C FF 94 B FF 93 F FF 94 S FF 94 1-3 ① K		4 0	0 0	1 0	0 0	0 0	3 0	2 0
24 Robinson Canó, L (1, 4) OBP: 0.287, SLG: 0.371 11 Adeiny Hechavarría, R (4, 4) OBP: 0.278, SLG: 0.250	S FF 94 1 SAFE T FC 90 B FF 94 D CH 84 X FF 95 2-2 FC3 1-3		F FC 92 F FC 91 B CH 85 F FF 96 X CH 85 1-2 ③ G6-3		C SL 87 F FF 95 F FF 96 B FF 95 B SL 85 B FF 96 B FF 94 4-2 1-2 BB			S FF 93 F FF 94 X SL 84 0-2 91 HBP 12 2B 2B		2 1	0 1	0 1	0 0	0 1	0 0	2 0
20 Pete Alonso, R (1, 3) OBP: 0.340, SLG: 0.590	C FF 96 F FF 96 D SL 87 B SL 87 S FF 97 2-3 ② K			B FF 95 B FF 95 B SL 88 C FF 95 F FF 95 C CU 80 3-3 ① K	S SL 87 C FF 95 D SL 86 D CU 80 S FF 95 2-3 ③ K			F FF 94 F FF 93 X FF 93 0-2 ② G5-3		4	0	0	0	0	3	5
21 Todd Frazier, R (1, 5) OBP: 0.253, SLG: 0.352	C FF 96 C FF 97 X FC 89 0-2 ③ G5-3			S SL 87 X FF 96 0-1 2B		B SL 85 C SL 87 T FF 93 B CH 84 X SL 88 2-2 ① F9		B FF 94 B FF 94 B FF 94 B FF 93 4-0 91 HBP 12 2B BB		3	1	1	0	1	0	2
91 Carlos Gómez, R (1, 9) OBP: 0.250, SLG: 0.154		C FF 94 X SL 86 0-1 ① B3		F FF 96 B SL 88 S FC 89 F FF 96 B SL 86 D SL 86 F FF 96 F SL 87 B FF 96 4-2 BB		B FF 93 X SL 87 1-0 ② G6-3		H FF 93 1-0 12 2B 1-2 2-3 HBP		2	1	0	0	1	0	0
12 Juan Lagares, R (1, 8) OBP: 0.289, SLG: 0.310		B FF 94 X FF 94 1-0 ② L9		S SL 86 S SL 86 B SL 86 C FF 96 1-3 ② K		S SL 87 C SL 87 B FF 96 X FF 95 1-2 ③ F9		S FF 94 X FF 93 0-1 18 HR 1-H 2-H 3-H 2B		4	1	1	3	0	1	2
3 Tomás Nido, R (1, 2) OBP: 0.172, SLG: 0.310 40 Wilson Ramos, R (7, PH) OBP: 0.318, SLG: 0.314 (8, 2)		S SL 86 C FF 96 S SL 87 0-3 ③ K		S SL 87 S SL 88 S SL 85 0-3 ③ K			C SI 93 S SI 92 X SL 88 0-2 ① G4-3		0-0 18 HR IBB	2 1	0 1	0 1	0 0	0 1	2 0	2 0
48 Jacob deGrom, L (1, 1) OBP: 0.250, SLG: 0.450 65 Robert Gsellman, R (7, 1) 22 Dominic Smith, L (7, PH) OBP: 0.429, SLG: 0.425 47 Drew Gagnon, R (8, 1) OBP: 0.333, SLG: 0.333 18 Rajai Davis, R (8, PH) OBP: 1.000, SLG: 4.000 (9, 7)			S FF 95 X CH 85 0-1 ① G3-1		X CH 84 0-0 11 BB 1B		F SI 90 B SI 91 X SI 92 1-1 ② G3-1	S FF 93 F FF 92 B FF 94 F FF 94 B FF 93 F FF 93 F FF 93 F FF 93 X FF 94 2-2 1-H 2-H HR		2 0 1 0 1	0 0 0 0 1	1 0 0 0 1	0 0 0 0 3	0 0 0 0 0	0 0 0 0 0	0 0 0 0 0

Inning Stats	1	2	3	4	5	6	7	8	9
	R: 0 E: 1 K: 2 S: 17	H: 1 LOB: 2 BB: 0 P: 25	R: 0 E: 0 K: 1 S: 6	H: 0 LOB: 0 BB: 0 P: 7	R: 0 E: 0 K: 0 S: 12	H: 1 LOB: 1 BB: 0 P: 17	R: 0 E: 0 K: 3 S: 16	H: 1 LOB: 2 BB: 1 P: 24	R: 0 E: 0 K: 3 S: 15	H: 1 LOB: 2 BB: 1 P: 25	R: 0 E: 0 K: 0 S: 7	H: 0 LOB: 0 BB: 0 P: 11	R: 0 E: 0 K: 0 S: 9	H: 0 LOB: 0 BB: 0 P: 13	R: 6 E: 0 K: 2 S: 21	H: 3 LOB: 0 BB: 2 P: 30

1B: 2	SF: 0	WP: 0
2B: 4	SAC: 0	PA: 37
3B: 0	DP: 0	PB: 0
HR: 1	HBP: 1	SB: 0
		CS: 0

PITCHER		IP	WLS	BF	H	R	ER	SO	BB	IBB	HBP	BLK	WP	HR	S	P	ERA	WHIP
31 Max Scherzer, R ERA: 3.41	(1, 1)	6.0		25	4	0	0	9	2	0	0	0	0	0	73	109	0.00	1.000
41 Joe Ross, R ERA: 7.82	(7, 1)	0.1	H	1	0	0	0	0	0	0	0	0	0	0	3	3	0.00	0.000
33 Matt Grace, L ERA: 8.02	(7, 1)	0.2	H	2	0	0	0	0	0	0	0	0	0	0	6	10	0.00	0.000
20 Kyle Barraclough, R ERA: 5.4	(8, 1)	0.2	L	4	1	2	2	1	1	0	0	0	0	0	9	14	27.00	3.000
63 Sean Doolittle, L ERA: 3.43	(8, 1)	0.0	B	4	2	4	4	0	0	1	1	0	0	1	9	12	∞	∞

PITCHER		IP	WLS	BF	H	R	ER	SO	BB	IBB	HBP	BLK	WP	HR	S	P	ERA	WHIP
48 Javy Guerra, R ERA: 3.77	(8, 1)	0.1		1	0	0	0	1	0	0	0	0	0	0	3	4	0.00	0.000

Washington Nationals @ New York Mets

Citi Field, Flushing, NY

Wed May 22 2019, 7:11 PM - 10:09 PM EDT

Att. 27,188 - Partly Cloudy - 73 F

livebaseballscorecards.com

AB	32
R	6
H	7
RBI	6
BB	4
SO	11
LOB	16

Batter	1	2	3	4	5	6	7	8	9	AB	R	H	RBI	BB	SO	LOB
7 Trea Turner, R (1, 6) OBP: 0.306, SLG: 0.478	C SI 93 C CU 80 X SI 93 0-2 ① F9		S CH 82 X SI 92 0-1 2B		B SI 91 F CH 82 C CH 83 X CU 78 1-2 ① G3		C SL 85 F FF 96 F SL 87 B SI 96 X SL 88 1-2 ① G5-3	1 SAFE S SL 89 S FF 95 S SL 90 0-3 ③ K 1-2		5	0	1	0	0	1	1
2 Adam Eaton, L (1, 9) OBP: 0.338, SLG: 0.379	B SI 92 B SI 92 X SI 93 2-0 6 1B 1B		C CU 81 X SI 93 0-1 ② G5-3		F CH 84 F SI 91 F CU 80 F SI 92 B CH 84 X CU 79 1-2 E8 1B		B SI 95 C FS 91 C FF 96 F SL 88 F FS 90 B FF 96 X SL 87 2-2 ② G4-3		C FF 96 B SL 87 F FF 97 S FF 97 1-3 ① K	5	0	2	0	0	1	1
6 Anthony Rendon, R (1, 5) OBP: 0.416, SLG: 0.656	B SI 92 B SL 91 C CH 83 C CU 79 X CH 82 2-2 47 G1-4-3 1-3 1B		B CU 79 B SI 92 F CU 80 F SI 92 C SI 91 2-3 ③ K		C CU 79 F CH 82 X SI 91 0-2 ② G6-3		S SL 87 B FF 96 S SL 88 X SI 95 1-2 ③ P6		C FF 97 B SL 88 X SL 88 1-1 ② G2	5	0	1	0	0	1	2
47 Howie Kendrick, R (1, 3) OBP: 0.338, SLG: 0.526 15 Matt Adams, L (8, 3) OBP: 0.264, SLG: 0.449	C CU 79 X SL 89 0-1 ② ③ G1-4-3 1-2f			C SI 91 S SI 93 X CU 79 0-2 ① G6-3	B CH 83 X SI 91 1-0 ③ L7			C SI 93 B CU 79 F SL 89 B SI 94 F SL 92 S CU 82 2-3 ① K	C FF 97 B FF 96 T FF 97 F SL 89 F FF 96 F FF 98 F SL 90 B FF 98 3-3 ③ S SL 81 K	4 1	0 0	0 0	0 0	0 0	1 1	3 0
22 Juan Soto, L (1, 7) OBP: 0.374, SLG: 0.490		B SI 92 S SI 92 X SI 92 2-0 3B	S CH 84 B CU 79 C CU 80 X CH 85 1-2 9 2B 1B			X SI 92 0-0 9 E 2B		F SI 94 S CU 80 B SL 90 B CU 82 B CU 82 B SI 95 4-2 16 1B 10 2B BB		3	2	3	0	1	0	0
9 Brian Dozier, R (1, 4) OBP: 0.303, SLG: 0.369		C CH 83 B SI 92 C CU 79 C CU 79 1-3 ① K	F SI 91 X SI 91 0-1 1-3 2B			X SI 92 0-0 ① E4 2-H 1B		B SI 94 C SI 94 X CU 80 1-1 ② P2		4	0	2	0	0	1	2
16 Victor Robles, R (1, 8) OBP: 0.311, SLG: 0.436		B CH 83 C CH 84 B SI 92 B SI 92 F CH 84 B CU 80 4-2 10 G5-4-3 BB	B SI 92 B CH 84 C CH 82 B SI 92 C CU 79 F CH 82 C CU 79 3-3 ② K			C CU 80 X SI 93 0-1 10 S 1B		F SL 89 C SI 95 F CU 82 X CU 82 0-2 10 2B 88 1B 1-3 1B		3	1	2	0	1	1	2
10 Yan Gomes, R (1, 2) OBP: 0.311, SLG: 0.327		X SI 92 0-0 ② ③ G5-4-3 1-2f		B SI 92 B CH 84 C CH 82 C CU 79 F CH 82 C CU 79 0-0 IBB		C SI 92 B SI 92 1 SAFE 1 SAFE F SI 91 1 SAFE C CU 79 1-3 ② K 1-2		X SL 90 0-0 88 1B 1-3 3-H 2B		3	1	1	1	1	1	3
37 Stephen Strasburg, R (1, 1) OBP: 0.167, SLG: 0.136 88 Gerardo Parra, L (8, PH) OBP: 0.308, SLG: 0.353 51 Wander Suero, R (8, 1)			F SI 91 C CU 81 C CU 80 0-3 ① K	C CU 79 T SI 91 B CU 79 C CU 79 1-3 ③ K		F SI 92 C CU 80 B CU 80 B SI 92 S CU 78 2-3 ③ K		C CU 80 F CH 85 D CU 82 B CH 87 F SI 95 X SI 95 2-2 7 S 2-H 3-H 1B		3 1 0	0 0 0	0 1 0	0 2 0	0 0 0	3 0 0	4 0 0
Inning Stats	R: 0 E: 0 K: 0 S: 9 H: 2 LOB: 1 BB: 0 P: 13	R: 0 E: 0 K: 1 S: 7 H: 1 LOB: 1 BB: 1 P: 14	R: 0 E: 0 K: 2 S: 10 H: 1 LOB: 1 BB: 0 P: 12	R: 0 E: 0 K: 2 S: 15 H: 2 LOB: 3 BB: 1 P: 20	R: 0 E: 1 K: 0 S: 13 H: 1 LOB: 1 BB: 0 P: 16	R: 1 E: 1 K: 2 S: 10 H: 3 LOB: 1 BB: 0 P: 13	R: 0 E: 0 K: 0 S: 12 H: 0 LOB: 0 BB: 0 P: 16	R: 3 E: 0 K: 2 S: 20 H: 3 LOB: 1 BB: 1 P: 29	R: 0 E: 0 K: 2 S: 12 H: 0 LOB: 0 BB: 0 P: 17	1B: 8 2B: 4 3B: 1 HR: 0 SF: 0 SAC: 0 DP: 2 HBP: 0						

PITCHER		IP	WLS	BF	H	R	ER	SO	BB	IBB	HBP	BLK	WP	HR	S	P	ERA	WHIP
32 Steven Matz, L ERA: 3.63	(1, 1)	6.0		27	10	1	1	7	1	1	0	0	0	0	64	88	1.50	1.833
27 Jeurys Familia, R ERA: 6.16	(7, 1)	1.0	H	3	0	0	0	0	0	0	0	0	0	0	12	16	0.00	0.000
65 Robert Gsellman, R ERA: 3.3	(8, 1)	1.0	W	7	3	3	3	2	1	0	0	0	0	0	20	29	27.00	4.000
39 Edwin Díaz, R ERA: 1.83	(9, 1)	1.0	S	3	0	0	0	2	0	0	0	0	0	0	12	17	0.00	0.000

PITCHER	IP	WLS	BF	H	R	ER	SO	BB	IBB	HBP	BLK	WP	HR	S	P	ERA	WHIP

TOP

Washington Nationals @ New York Mets

Citi Field, Flushing, NY

Thu May 23 2019, 12:11 PM - 3:04 PM EDT

Att. 29,962 - Cloudy - 65 F

livebaseballscorecards.com

AB	37
R	4
H	13
RBI	3
BB	3
SO	11
LOB	18

Batter	1	2	3	4	5	6	7	8	9	AB	R	H	RBI	BB	SO	LOB
1 Amed Rosario, R (1, 6) OBP: 0.298, SLG: 0.389	B SI 91 B FF 92 X FF 93 2-0 ① P2		C FF 92 B CH 86 X SI 92 1-1 ② G4-3			B SI 92 B CU 80 F FF 92 F FF 93 B CU 80 F CH 87 F FF 94 X FF 93 3-2 ① L8	C CU 80 F FF 93 B CH 86 B SI 94 B CU 82 F FF 94 X FF 94 3-2 ③ G6-3			4	0	0	0	0	0	0
28 J.D. Davis, R (1, 7) OBP: 0.352, SLG: 0.469 65 Robert Gsellman, R (8, 1) 22 Dominic Smith, L (8, PH) OBP: 0.440, SLG: 0.463 (9, 3)	X FF 93 0-0 ② G6-3		C FF 92 S CH 86 B FF 94 F FF 92 B CH 85 F CH 87 F FF 93 F CH 87 S CU 81 2-3 ③ K			X SI 92 0-0 20 WP 21 HBP 20 SF8 1B		X FC 92 0-0 91 HR 2B		3 0 1	1 0 1	1 0 1	0 0 0	0 0 0	1 0 0	0 0 0
21 Todd Frazier, R (1, 5) OBP: 0.278, SLG: 0.356	B CU 82 B CU 81 X FF 94 2-0 1B			B CU 80 B FF 91 B FF 92 B FF 92 4-0 40 CS BB		H SI 90 1-0 20 SF8 20 WP 40 1B 1-2 HBP		B FC 92 C FC 92 F CH 86 F FC 93 F FC 92 D CU 81 S FC 93 2-3 ① K		2	1	1	0	1	1	1
20 Pete Alonso, R (1, 3) OBP: 0.333, SLG: 0.580 39 Edwin Díaz, R (9, 1)	C CU 80 B SI 92 B CH 86 F SI 92 F FF 93 S SI 93 2-3 ③ K			B SI 92 F SI 90 F FF 92 S CH 85 1-3 ① K		B CU 80 F CH 87 B SI 92 F SI 93 X FF 94 2-2 ② SF8 1-3 2-H		C FC 92 B FC 92 S FC 93 F FC 93 S FC 92 1-3 ② K		3 0	0 0	0 0	1 0	0 0	3 0	3 0
40 Wilson Ramos, R (1, 2) OBP: 0.329, SLG: 0.321		F FF 92 B CU 80 X SI 93 1-1 1B		1 SAFE C FF 91 F FF 92 B CU 80 S SI 92 1-3 ② ③ K 1-2		F SI 91 X CU 80 0-1 91 BB 1B 3-H			0-0 91 HR IBB	3	1	2	1	1	1	1
91 Carlos Gómez, R (1, 9) OBP: 0.350, SLG: 0.438		F SI 92 X CH 86 0-1 ① F8			B FF 91 C FF 91 X SI 91 1-1 11 E 11 S 12 SF9 1B	D CH 86 D CU 80 B FF 93 B FF 93 4-0 1-2 BB		S FC 93 B FC 95 S FC 93 X FC 95 1-2 1-H 2-H HR		3	2	2	3	1	0	1
11 Adeiny Hechavarría, R (1, 4) OBP: 0.227, SLG: 0.200		C CU 80 S FF 93 X FF 92 0-2 ② F9			1 SAFE F CU 80 B FF 92 X CU 79 1-1 ① P6 1-3	C FF 92 B CU 81 X FF 93 1-1 ③ F9		B FC 92 B FC 91 F FC 92 S FC 93 F CH 88 B CU 78 C FC 93 3-3 ③ K		4	0	0	0	0	1	4
12 Juan Lagares, R (1, 8) OBP: 0.280, SLG: 0.303		B FF 92 C SI 91 B CU 78 S CH 87 B FF 92 S CH 86 3-3 ③ K			F CH 86 X FF 93 0-1 ② SF9 3-H		S CH 84 L CU 79 X FF 92 0-2 ① L9			2	0	0	1	0	1	1
32 Steven Matz, R (1, 1) OBP: 0.133, SLG: 0.133 27 Jeurys Familia, R (7, 1) 18 Rajai Davis, R (7, PH) OBP: 0.500, SLG: 2.000 (8, 7)			X FF 91 0-0 ① B1-3			B CU 80 X FF 93 1-0 ③ P6	C FF 92 B FF 92 S CH 87 F FF 92 X CU 80 1-2 ② G5-3			2 0 1	0 0 0	0 0 0	0 0 0	0 0 0	0 0 0	0 0 0
Inning Stats	R: 0 E: 0 K: 1 S: 7 H: 1 LOB: 1 BB: 0 P: 13	R: 0 E: 0 K: 1 S: 10 H: 1 LOB: 1 BB: 0 P: 14	R: 0 E: 0 K: 1 S: 10 H: 0 LOB: 0 BB: 0 P: 13	R: 0 E: 0 K: 2 S: 6 H: 0 LOB: 0 BB: 1 P: 12	R: 1 E: 0 K: 0 S: 7 H: 1 LOB: 0 BB: 0 P: 10	R: 2 E: 0 K: 0 S: 13 H: 2 LOB: 2 BB: 1 P: 24	R: 0 E: 0 K: 0 S: 11 H: 0 LOB: 0 BB: 0 P: 15	R: 3 E: 0 K: 3 S: 17 H: 2 LOB: 0 BB: 1 P: 24		1B: 5 2B: 1 3B: 0 HR: 1	SF: 2 SAC: 0 DP: 0 HBP: 1		WP: 1 PB: 0 SB: 1 CS: 1	PA: 34	

PITCHER		IP	WLS	BF	H	R	ER	SO	BB	IBB	HBP	BLK	WP	HR	S	P	ERA	WHIP
37 Stephen Strasburg, R ERA: 3.25	(1, 1)	7.0		28	5	3	2	5	2	0	1	0	1	0	64	101	2.57	1.000
51 Wander Suero, R ERA: 7.17	(8, 1)	1.0	L	6	2	3	3	3	0	1	0	0	0	1	17	24	27.00	2.000

PITCHER	IP	WLS	BF	H	R	ER	SO	BB	IBB	HBP	BLK	WP	HR	S	P	ERA	WHIP

BOTTOM

Washington Nationals @ New York Mets

Citi Field, Flushing, NY

Thu May 23 2019, 12:11 PM - 3:04 PM EDT

Att. 29,962 - Cloudy - 65 F

livebaseballscorecards.com

AB	28
R	6
H	7
RBI	6
BB	3
SO	8
LOB	11

Batter	1	2	3	4	5	6	7	8	9	AB	R	H	RBI	BB	SO	LOB
28 Niko Goodrum, S (1, 5) OBP: 0.313, SLG: 0.351	F SI 98 B CU 82 F FF 99 B CH 91 B FF 99 B SI 99 4-2 14 1B 14 S 9 1B BB	S CH 91 F FF 97 F SI 98 B CH 90 X CH 91 1-2 ① L7		F SI 96 F CH 91 F CU 79 B FF 96 B SI 96 S CH 90 2-3 ① K		1 SAFE B CH 90 B FF 98 B CH 91 X SI 96 3-0 14 SF9 1-3 2B	B FF 92 C CH 81 T CH 81 1 SAFE S CH 80 1-3 ③ K			4	1	1	0	1	2	3
14 Christin Stewart, L (1, 7) OBP: 0.288, SLG: 0.392	B SI 98 B SI 98 X SI 98 2-0 9 1B 24 SF9 1-3 1B	B SI 97 X CH 90 1-0 ② F9		C CU 77 F FF 97 F CH 90 X CH 91 0-2 ② FC4-5 1-2f		S CH 87 S CH 86 B FF 96 F FF 97 X CH 87 1-2 ② SF9 2-3 3-H		X SI 94 0-0 ① F8		4	1	1	1	0	0	2
9 Nick Castellanos, R (1, 9) OBP: 0.317, SLG: 0.444	1 SAFE X SI 97 0-0 1-3 3-H 1B	B SL 88 B SL 88 F CH 90 S SI 96 B CH 92 X CH 90 3-2 E5 24 1B 1-2		1 SAFE 1 SAFE C FF 98 C FF 95 D CU 80 1 SAFE S CU 80 1-3 ③ K		S SL 82 F FF 97 X CH 87 0-2 ③ P3		X FF 95 0-0 55 FC5 2B		5	0	2	1	0	1	3
24 Miguel Cabrera, R (1, 3) OBP: 0.379, SLG: 0.385	B SL 87 X FF 98 1-0 ① SF9 3-H	X FF 98 0-0 1-2 2-3 1B			C CH 92 B CH 90 B CH 90 B FF 96 F FF 96 X CU 85 3-2 HR		B FF 92 C CH 81 B FF 92 B FF 92 B CH 82 4-1 60 FC5-4 BB		0-0 IBB	2	1	2	2	2	0	0
60 Ronny Rodríguez, R (1, 6) OBP: 0.279, SLG: 0.540	T FF 98 1 SAFE D SL 87 T SI 97 S CH 91 1-3 ② K	D SL 86 C SI 96 S CH 90 B CH 90 F FF 97 B CU 81 S CH 90 3-3 ③ K			C CU 80 B CH 90 F SI 97 S CU 80 1-3 ① K		L CU 76 D FF 92 S CH 81 F FF 92 X CU 78 1-2 ① FC5-4 55 2B 21 2B 1-2f	C SL 87 D SI 95 B SI 94 S SL 88 F SL 88 B SI 94 S SL 88 3-3 ② K		5	1	0	0	0	4	7
55 John Hicks, R (1, 2) OBP: 0.287, SLG: 0.391	S SI 98 B FF 98 S SL 87 1 SAFE S SL 85 1-3 ③ K		C FF 96 C CU 78 S SL 85 0-3 ① K		S CU 80 B CU 79 F FF 97 C CU 78 1-3 ② K		1 SAFE X FF 92 0-0 21 2B 1-3 2B	S SL 87 X SL 88 0-1 ③ FC5 2-3f		5	1	1	0	0	3	3
1 Josh Harrison, R (1, 4) OBP: 0.204, SLG: 0.250		C FF 96 C SL 86 B SL 86 F SI 97 F FF 98 X CH 92 1-2 21 HR 1B	B CU 79 X SI 97 1-0 ② G4-3		C CU 79 X SI 97 0-1 ③ P5		B CH 83 F CH 82 X FF 92 1-1 ② G5-3		C FF 90 F CH 84 B F FF 92 F FF 93 X FF 92 1-2 ① F8	5	1	1	0	0	0	2
21 JaCoby Jones, R (1, 8) OBP: 0.258, SLG: 0.348		1 SAFE 1 SAFE C SI 96 1 SAFE X SI 96 0-1 1-H HR	C SI 97 B CU 80 C CU 78 B CH 92 S FF 97 2-3 ③ K			B CU 79 C CU 78 X CH 91 1-1 ① G6-3	C CU 78 X CH 82 0-1 12 1B 2-H 3-H 2B		F CH 84 C CH 84 B CH 84 B CH 84 F FF 92 X FF 92 2-2 ② F7	5	2	2	4	0	1	0
65 Gregory Soto, L (1, 1) 26 Zac Reininger, S (4, 1) 18 Dawel Lugo, R (6, PH) 45 Buck Farmer, L (8, 1) 12 Brandon Dixon, R (7, PH) 58 Víctor Alcántara, R (7, 1) 77 Joe Jiménez, R (8, 1) 29 Gordon Beckham, R (9, PH) 61 Shane Greene, R (9, 1)		C SI 97 X SI 97 0-1 24 1B 9 E 1B		C CH 94 B CU 77 X SI 95 1-1 14 FC4-5 1B		B CU 79 B FF 97 X CU 80 2-0 28 2B 14 SF9 1B	X CU 78 0-0 2-H 1B		S CH 85 B SL 85 S FF 93 B CH 84 X FF 93 2-2 ③ F7	2 0 2 0 0 0 0 0 0 0 0 0 0 0 1 1 1 0 0 0 0 0 0 0 0 0 0 0 1 0 1 1 0 0 0 0 0 0 0 0 0 0 0 0 0 0 0 0 0 1 0 0 0 0 0 0 0 0 0 0 0 0 0						
Inning Stats	R: 2 E: 0 K: 2 S: 11 H: 2 LOB: 1 BB: 1 P: 20	R: 2 E: 1 K: 1 S: 22 H: 4 LOB: 3 BB: 0 P: 31	R: 0 E: 0 K: 2 S: 7 H: 0 LOB: 0 BB: 0 P: 10	R: 0 E: 0 K: 2 S: 13 H: 1 LOB: 1 BB: 0 P: 17	R: 1 E: 0 K: 2 S: 11 H: 1 LOB: 0 BB: 0 P: 16	R: 1 E: 0 K: 0 S: 11 H: 2 LOB: 1 BB: 0 P: 18	R: 3 E: 0 K: 1 S: 14 H: 3 LOB: 1 BB: 1 P: 21	R: 0 E: 0 K: 1 S: 8 H: 1 LOB: 2 BB: 1 P: 11	R: 0 E: 0 K: 0 S: 12 H: 0 LOB: 0 BB: 0 P: 17	1B: 8 2B: 4 3B: 0 HR: 2 SF: 2 SAC: 0 DP: 0 HBP: 0	WP: 0 PB: 0 SB: 1 CS: 0 PA: 45					

TOP

Detroit Tigers @ New York Mets

Citi Field, Flushing, NY

Fri May 24 2019, 7:12 PM - 10:23 PM EDT

Att. 27,082 - Partly Cloudy - 71 F

livebaseballscorecards.com

AB	40
R	9
H	14
RBI	9
BB	3
SO	11
LOB	20

PITCHER		IP	WLS	BF	H	R	ER	SO	BB	IBB	HBP	BLK	WP	HR	S	P	ERA	WHIP
34 Noah Syndergaard, R ERA: 4.93	(1, 1)	5.1		28	10	6	6	9	1	0	0	0	0	2	68	104	10.12	2.062
49 Tyler Bashlor, R ERA: 0.93	(6, 1)	0.2	B	2	0	0	0	0	0	0	0	0	0	0	7	8	0.00	0.000
47 Drew Gagnon, R ERA: 4.8	(7, 1)	1.0	L	7	3	3	3	1	1	0	0	0	0	0	14	21	27.00	4.000
27 Jeurys Familia, R ERA: 5.85	(8, 1)	1.0		5	1	0	0	1	0	1	0	0	0	0	8	11	0.00	1.000
33 Héctor Santiago, L ERA:	(9, 1)	1.0		3	0	0	0	0	0	0	0	0	0	0	12	17	0.00	0.000

PITCHER	IP	WLS	BF	H	R	ER	SO	BB	IBB	HBP	BLK	WP	HR	S	P	ERA	WHIP

Detroit Tigers @ New York Mets

Citi Field, Flushing, NY

Fri May 24 2019, 7:12 PM - 10:23 PM EDT

Att. 27,082 - Partly Cloudy - 71 F

livebaseballscorecards.com

BOTTOM

Batter	1	2	3	4	5	6	7	8	9	AB	R	H	RBI	BB	SO	LOB
1 Amed Rosario, R (1, 6) OBP: 0.301, SLG: 0.411	C SI 93 B SI 94 S SI 94 C SI 94 1-3 ① K		C SI 93 B SL 85 S SI 92 F SI 95 X SL 85 1-2 HR	B FF 94 B CU 80 F FF 95 X SI 92 2-1 2B		C SL 82 F FF 93 X SL 82 0-2 ③ G6-3			B FC 87 X SI 91 1-0 ① L8	5	1	2	1	0	1	0
28 J.D. Davis, R (1, 7) OBP: 0.354, SLG: 0.462	C SI 94 B SI 94 X SI 94 1-1 ② L9		S SI 94 S SI 94 F SI 96 B SI 94 X SI 94 1-2 1B	F FF 94 B FF 95 D FF 94 S CU 81 X FF 95 2-2 ③ G1-4-3			C SI 92 F SI 93 B SI 93 B CH 89 F SI 94 F SI 93 B SI 93 B SI 93 4-2 21 G6-4-3 BB		X SI 92 0-0 ② G4-3	4	0	1	0	1	0	1
21 Todd Frazier, R (1, 5) OBP: 0.262, SLG: 0.333	B SI 95 B SI 94 X SI 93 2-0 ③ G5-3		B SI 92 B SI 94 X SI 93 2-0 ③ P4		C SL 84 B SL 84 F FF 93 X CU 80 1-2 ① G6-3		C SI 93 D CH 90 B SI 93 C SI 94 F SI 94 X SI 94 2-2 ①② G6-4-3 1-2f		C FC 87 B SI 93 S ST 79 X SI 94 1-2 ③ G6-3	5	0	0	0	0	0	2
20 Pete Alonso, R (1, 3) OBP: 0.337, SLG: 0.600		B SI 92 F SI 92 C SI 94 S SL 83 1-3 ① K		C SI 93 B SI 94 X SI 92 1-1 40 1B 2B	C FF 93 B FF 93 S CU 81 B CU 81 X FF 93 2-2 HR		B SI 94 C SI 94 X SL 90 1-1 ③ G1-3			4	2	2	1	0	1	0
40 Wilson Ramos, R (1, 2) OBP: 0.333, SLG: 0.347		B SI 93 F SI 92 T SI 93 F SI 95 X SI 95 1-2 ② L8		S SI 94 F SI 93 F SI 96 F SI 95 F SI 95 B SI 94 B SI 92 F CH 87 F SI 96 2-2 X CH 87 18 1B 11 HR 1B 2-H	X FF 95 0-0 ② G4-3			X FF 95 0-0 HR		4	2	2	2	0	0	0
91 Carlos Gómez, R (1, 8) OBP: 0.333, SLG: 0.368		B SI 94 F SI 93 B CH 88 F SI 93 B CH 87 B SI 94 4-2 BB		F SL 82 F SI 94 F SL 83 D SL 81 S SL 81 1-3 ① K	X SL 83 0-0 ③ L7			B SL 87 B FF 96 C FF 97 B FF 97 X FF 95 3-1 ① P3		3	0	0	0	1	1	1
18 Rajai Davis, R (1, 9) OBP: 0.333, SLG: 0.833		B SI 93 F SI 92 B SL 83 X SI 92 2-1 ③ F9		X SI 92 0-0 11 HR 1-2 1B		S SL 82 B SL 81 X FF 94 1-1 ① G5-3		S SL 86 S SL 89 S SL 87 0-3 ② K		4	1	1	0	0	1	1
11 Adeiny Hechavarría, R (1, 4) OBP: 0.269, SLG: 0.417			X SI 92 0-0 ① G6-3	B SL 82 S SL 82 X SL 81 1-1 1-H 2-H HR		B FF 94 B FF 94 S FF 94 S FF 94 S FF 95 2-3 ② K		B FF 96 C FF 96 S FF 97 B FF 96 F FF 96 F SL 89 X FF 96 2-2 2B		4	1	2	3	0	1	0
34 Noah Syndergaard, L (1, 1) OBP: 0.152, SLG: 0.375 49 Tyler Bashlor, R (6, 1) 23 Aaron Altherr, R (6, PH) OBP: 0.094, SLG: 0.194 47 Drew Gagnon, R (7, 1) OBP: 0.333, SLG: 0.333 27 Jeurys Familia, R (8, 1) 22 Dominic Smith, L (8, PH) OBP: 0.431, SLG: 0.452 33 Héctor Santiago, R (9, 1)			X SI 96 0-0 ② G4-3	B SI 95 C SI 92 B CH 90 S SI 91 F SI 93 S SL 80 2-3 ② K		B FF 95 X FF 94 1-0 HR		B CH 88 C FF 96 S CH 89 S FF 96 1-3 ③ K		2 0 1 0 0 0 1 0	0 0 1 0 0 0 0 0	0 0 1 0 0 0 0 0	0 0 1 0 0 0 0 0	1 0 0 0 0 0 1 0	0 0 0 0 0 0 1 0	0 0 0 0 0 0 1 0
Inning Stats	R: 0 E: 0 K: 1 S: 6 H: 0 LOB: 0 BB: 0 P: 10	R: 0 E: 0 K: 1 S: 11 H: 0 LOB: 1 BB: 1 P: 19	R: 1 E: 0 K: 0 S: 11 H: 2 LOB: 1 BB: 0 P: 15	R: 4 E: 0 K: 2 S: 26 H: 5 LOB: 1 BB: 0 P: 37	R: 1 E: 0 K: 0 S: 8 H: 1 LOB: 0 BB: 0 P: 11	R: 1 E: 0 K: 1 S: 9 H: 1 LOB: 0 BB: 0 P: 13	R: 0 E: 0 K: 0 S: 10 H: 0 LOB: 0 BB: 1 P: 17	R: 1 E: 0 K: 2 S: 14 H: 2 LOB: 1 BB: 0 P: 20	R: 0 E: 0 K: 0 S: 5 H: 0 LOB: 0 BB: 0 P: 7	1B: 3 2B: 3 3B: 0 HR: 5 SF: 0 SAC: 0 DP: 1 HBP: 0						

AB	37
R	8
H	11
RBI	8
BB	2
SO	7
LOB	6

WP: 0 PB: 0 SB: 0 CS: 0 PA: 39

PITCHER		IP	WLS	BF	H	R	ER	SO	BB	IBB	HBP	BLK	WP	HR	S	P	ERA	WHIP
65 Gregory Soto, L ERA: 11.2	(1, 1)	3.2		18	6	5	5	4	1	0	0	0	0	2	49	72	12.27	1.909
26 Zac Reininger, R ERA: 9.2	(4, 1)	1.1		6	2	1	1	0	0	0	0	0	0	1	13	20	6.75	1.500
45 Buck Farmer, R ERA: 4.29	(6, 1)	1.0	W	4	1	1	1	1	0	0	0	0	0	1	9	13	9.00	1.000
58 Victor Alcántara, R ERA: 5.24	(7, 1)	1.0	H	3	0	0	0	0	1	0	0	0	0	0	10	17	0.00	1.000
77 Joe Jiménez, R ERA: 4.22	(8, 1)	1.0	H	5	2	1	1	2	0	0	0	0	0	1	14	20	9.00	2.000

PITCHER		IP	WLS	BF	H	R	ER	SO	BB	IBB	HBP	BLK	WP	HR	S	P	ERA	WHIP
61 Shane Greene, R ERA: 1.23	(9, 1)	1.0	S	3	0	0	0	0	0	0	0	0	0	0	5	7	0.00	0.000

Batter	1	2	3	4	5	6	7	8	9	10	11	12	13	AB	R	H	RBI	BB	SO	LOB
28 Niko Goodrum, S (1, 6) OBP: 0.306, SLG: 0.342	B FF 84 B SI 85 B CH 79 C FF 85 C CH 81 X CH 80 3-2 18 1B 9 SF9 1B		B SI 84 C FF 84 F FF 84 B SI 87 T KC 72 2-2 K ①		B FF 82 F KC 70 F FF 84 B KC 70 B CH 79 F FF 85 X CH 79 3-2 F7 ①	B CH 88 B CH 87 C FF 95 F FF 93 S SL 83 2-3 K ③			B FF 92 B CU 74 F FF 91 F CU 74 F FS 86 X FS 84 2-2 F8 ①		C SL 78 1 SAFE B FF 87 1 SAFE B SL 79 X SL 78 2-1 F8 ① ② 1-2		B CH 83 B FF 90 C FF 90 B FF 90 S FF 91 X FF 91 3-2 G5-3 ①	7	1	1	0	0	2	1
18 Dawel Lugo, R (1, 5) OBP: 0.323, SLG: 0.429	1 SAFE B SI 85 F CH 81 C FF 87 X CH 80 1-2 24 G5-4-3 1-3 1B		B KC 72 X CH 79 1-0 F8 ②		X CH 78 0-0 9 FC5-4 1B		B SI 95 X SI 95 1-0 G6-3 ①		C CU 74 X SL 82 0-1 9 G1-4-3 1B		B FF 88 C SL 78 C SL 78 X SL 80 1-2 1B		B FF 91 F FF 91 B SL 85 F FF 92 F FF 93 B FF 92 F FF 91 C CH 84 3-3 K ②	7	0	4	0	0	1	0
9 Nick Castellanos, R (1, 9) OBP: 0.311, SLG: 0.435	F SI 87 1 SAFE X KC 75 0-1 SF9 ① 3-H		X CH 80 0-0 E5		D SI 85 B KC 73 X CH 80 2-0 FC5-4 24 BB ② 1-2f		C SI 96 S CU 82 B SL 91 B CU 81 X SI 96 2-2 24 G6-4-3 1B		1 SAFE B CU 75 S FS 89 B CU 75 F FS 90 X FS 85 2-2 G1-4-3 ② ③ 1-2f		1 SAFE C SL 79 S SL 79 F SL 77 F SL 79 X SL 78 0-2 F9 ③		C SL 85 B FF 92 C FF 92 C CH 86 F FF 93 S FF 94 2-3 K ③	6	0	1	1	0	1	3
24 Miguel Cabrera, R (1, 3) OBP: 0.377, SLG: 0.380 44 Daniel Norris, L (12, PR) 77 Joe Jiménez, R (12, 1) 45 Buck Farmer, L (13, 1)	S CH 82 B SI 86 B CH 81 X KC 73 2-1 G5-4-3 ② ③ 1-2f		B SI 86 C FF 87 S CH 80 X CH 82 1-2 G5-3 ③		B SI 86 B SI 86 F CH 80 D KC 75 B FF 87 4-1 1-2 BB		B SI 95 B SI 94 C SL 90 F SI 95 X SL 89 2-2 G6-4-3 ② ③ 1-2f			S FF 84 B SL 84 B FF 93 X CU 76 2-1 G6-3 ①		B CU 75 C FF 91 C CH 84 X CH 83 1-2 17 BB 14 BB 1B	5	0	1	0	1	0	3
14 Christin Stewart, L (1, 7) OBP: 0.306, SLG: 0.390		C FF 84 B KC 71 B CH 80 B FF 86 B FF 85 4-1 21 1B BB		C FF 84 B CH 79 B CH 80 X FF 85 2-1 17 G6-3 1 WP 1B	C FF 86 X KC 72 0-1 L8 ③			B SI 93 C CU 79 B SI 94 F SI 94 F CU 80 F SI 94 F CU 81 X SL 90 2-2 F9 ①		B CU 78 S CU 77 B FF 95 S CU 77 B CU 79 B CU 75 4-2 1 1B BB		B CH 88 B CU 74 B FF 91 B FF 91 4-0 17 BB 1-2 BB	3	0	1	0	3	0	2
1 Josh Harrison, R (1, 4) OBP: 0.210, SLG: 0.261		X CH 81 0-0 P3 ①		B FF 86 S CH 80 B CH 80 F SI 87 S KC 72 2-3 K2-3 ① 1-2		X CH 87 0-0 F9 ①		F SI 96 S CU 81 B SL 90 B SL 90 X SI 95 2-2 17 G4-3 21 1B 2B		S FF 92 B SI 93 1 SAFE F FS 90 B CU 76 X CU 75 2-2 1-2 1B		C CH 84 X FF 92 0-1 B5 ①	6	1	2	0	0	1	4
17 Grayson Greiner, R (1, 2) OBP: 0.231, SLG: 0.269	B CH 80 X SI 86 1-0 F7 ②		C FF 86 F CH 81 B KC 72 F CH 81 B FF 86 B CH 80 X CH 80 3-2 G6-3 ② 2-3			B FF 96 C FF 95 B FF 95 B SL 83 B FF 95 4-1 12 HR BB		C CU 80 X CU 81 0-1 G4-3 ② 2-3		B FF 94 B FF 93 F FS 90 C FF 92 B FS 87 S CU 75 3-3 K ②		B CH 83 B CH 85 B FF 92 B FF 92 4-0 1-2 2-3 BB	4	1	0	0	2	1	5
21 JaCoby Jones, R (1, 8) OBP: 0.269, SLG: 0.350	1 SAFE 1 SAFE C SI 86 1 SAFE X CH 81 0-1 1-2 1B			S SL 82 C FF 96 F SL 83 C SL 83 0-3 ②			B SL 88 B SL 87 F SL 87 F FF 96 X FF 96 2-2 60 S 3-H 1B			C CU 76 B FF 93 F CU 76 B FF 94 B CU 76 C CU 73 3-3 ③		C CH 84 S FF 93 S FF 94 0-3 K ②	5	0	2	1	1	3	6
31 Ryan Carpenter, L (-, -) 12 Brandon Dixon, R (0 PH) 0-0, 0 R, 0 RBI (0, PH) 63 Nick Ramirez, L (0, -) 60 Ronny Rodriguez, R (0, PH) 0-0, 0 R, 0 RBI 36 Blaine Hardy, L (0, -) 58 Victor Alcántara, R (-, -) 29 Gordon Beckham, R (-, -) 68 Daniel Stumpf, L (-, -) 55 John Hicks, R (-, -)	B FF 87 C FF 87 C FF 87 F KC 74 S FF 87 1-3 K ③		B SI 86 C FF 87 C KC 74 X KC 73 1-2 G4-3 ③ 1-2			B FF 96 F FF 95 1 SAFE X SL 82 1-1 1-H HR		C SL 87 F FF 96 1 SAFE F SL 85 1 SAFE F FF 96 B SL 88 1 SAFE B FF 95 3-3 D SL 87 S SC 89 K ③ 1-2			B FF 88 B SL 78 C SL 78 X SL 79 2-2 28 F8 1B		F CU 76 B FF 93 C FF 92 B FF 93 B FF 93 X FF 92 3-2 F8 ③	2	0	0	0	1	4
														1	1	1	2	0	0	0
														0	0	0	0	0	0	0
														1	0	0	0	0	1	1
														0	0	0	0	0	0	0
														0	0	0	0	0	0	0
														1	0	1	0	0	0	0
														0	0	0	0	0	0	0
														1	0	0	0	0	0	3
Inning Stats	R: 1 E: 0 K: 0 S: 10 H: 2 LOB: 0 BB: 0 P: 16	R: 0 E: 0 K: 1 S: 9 H: 1 LOB: 2 BB: 1 P: 15	R: 0 E: 1 K: 1 S: 8 H: 0 LOB: 1 BB: 0 P: 12	R: 0 E: 0 K: 1 S: 12 H: 1 LOB: 2 BB: 1 P: 20	R: 0 E: 0 K: 0 S: 9 H: 1 LOB: 2 BB: 1 P: 18	R: 2 E: 0 K: 2 S: 11 H: 1 LOB: 0 BB: 1 P: 18	R: 0 E: 0 K: 0 S: 7 H: 1 LOB: 0 BB: 0 P: 12	R: 1 E: 0 K: 1 S: 19 H: 2 LOB: 1 BB: 0 P: 28	R: 0 E: 0 K: 0 S: 9 H: 1 LOB: 0 BB: 0 P: 13	R: 0 E: 0 K: 2 S: 13 H: 1 LOB: 2 BB: 1 P: 27	R: 0 E: 0 K: 0 S: 14 H: 2 LOB: 1 BB: 0 P: 19	R: 0 E: 0 K: 1 S: 12 H: 1 LOB: 3 BB: 2 P: 24	R: 0 E: 0 K: 2 S: 12 H: 0 LOB: 0 BB: 0 P: 20	1B: 12 2B: 1 3B: 0 HR: 1	SF: 1 SAC: 0 DP: 3 HBP: 0		WP: 1 PB: 0 SB: 2 CS: 0	PA: 57			

PITCHER		IP	WLS	BF	H	R	ER	SO	BB	IBB	HBP	BLK	WP	HR	S	P	ERA	WHIP
44 Jason Vargas, L ERA: 5.22	(1, 1)	5.0		23	5	1	1	3	2	1	0	0	1	0	48	81	1.80	1.400
49 Tyler Bashlor, R ERA: 2.53	(6, 1)	1.0	B	5	1	2	2	2	1	0	0	0	0	1	11	18	18.00	2.000
65 Robert Gsellman, R ERA: 3.41	(7, 1)	1.2	H	6	2	1	1	0	0	0	0	0	0	0	18	27	5.40	1.200
39 Edwin Díaz, R ERA: 1.8	(8, 1)	0.1	B	2	1	0	0	1	0	0	0	0	0	0	8	13	0.00	3.000
68 Wilmer Font, R ERA: 6.15	(9, 1)	2.0		8	2	0	0	2	1	0	0	0	0	0	22	40	0.00	1.500

PITCHER		IP	WLS	BF	H	R	ER	SO	BB	IBB	HBP	BLK	WP	HR	S	P	ERA	WHIP
73 Daniel Zamora, L ERA: 1.59	(11, 1)	1.0		4	2	0	0	0	0	0	0	0	0	0	14	19	0.00	2.000
33 Héctor Santiago, L ERA:	(12, 1)	2.0	W	9	1	0	0	3	2	0	0	0	0	0	24	44	0.00	1.500

TOP

Detroit Tigers @ New York Mets
Citi Field, Flushing, NY
Sat May 25 2019, 4:12 PM - 8:21 PM EDT
Att. 40,691 - Sunny - 67 F

livebaseballscorecards.com

AB	49
R	4
H	14
RBI	4
BB	7
SO	11
LOB	32

Batter	1	2	3	4	5	6	7	8	9	10	11	12	13	AB	R	H	RBI	BB	SO	LOB
1 Amed Rosario, R (1, 6) OBP: 0.297, SLG: 0.400	C SI 90 X CH 83 0-1 G5-3 ①		B CH 85 B FF 91 X CH 84 2-0 G2-3 ③			C CH 78 B FF 89 B SI 88 B CH 77 B FF 87 4-1 40 HR BB		X CU 77 0-0 G6-3 ①		B SI 91 C SI 93 B CH 88 X SI 92 2-1 F7 ②		B SL 86 F FF 96 B SL 86 X FF 96 2-1 F9 ②		5	1	0	0	1	0	0
28 J.D. Davis, R (1, 7) OBP: 0.346, SLG: 0.443	B FF 90 B FF 90 X SI 91 2-0 G6-3 ②			B SI 90 X CH 83 1-0 E5 20 BLK 40 1B		B CH 77 C FF 88 X FF 88 1-1 L5 ①		B FC 86 B CH 80 B CH 80 B FC 88 4-0 20 E BB		B SI 92 B SL 89 X SI 92 2-0 G5-3 ③		S SL 88 B SL 88 S FF 94 F SL 89 F FF 95 B SL 86 X SL 87 2-2 F8 ③		5	1	0	0	1	0	1
20 Pete Alonso, R (1, 3) OBP: 0.330, SLG: 0.587 68 Wilmer Font, R (9, 1) OBP: 0.333, SLG: 0.333 73 Daniel Zamora, L (11, 1) 3 Tomás Nido, R (11, PH) OBP: 0.194, SLG: 0.419 (12, 2)	B SL 82 X SI 92 1-0 L9 ③			C CU 76 C SL 81 B CU 76 T SL 82 1-2 K ① 1-3		C KC 78 C FC 86 B CH 78 S CH 78 1-3 K ②		C CH 80 S CH 79 D CH 80 1 SAFE X CH 80 1-2 FC6 40 G5-4-3 1-2			X FF 92 0-0 F8 ① B SL 83 F FF 93 B CH 86 B FF 93 B FF 93 4-1 21 1B 22 1B BB		B SL 81 B FF 92 X FF 94 2-0 HR	4	0	0	0	2	3
40 Wilson Ramos, R (1, 2) OBP: 0.347, SLG: 0.399 32 Steven Matz, R (11, PR) OBP: 0.133, SLG: 0.133 33 Héctor Santiago, R (12, 1)		X SI 91 0-0 HR		F CH 85 X CH 84 0-1 1B 3-H		X CH 79 0-0 HR 1-H		B CH 80 X CH 80 1-0 G5-4-3 ②③ 1-2f						0	0	0	0	0	0	0
91 Carlos Gómez, R (1, 8) OBP: 0.333, SLG: 0.333 65 Robert Gsellman, R (7, 1) 39 Edwin Díaz, R (8, 1) 22 Dominic Smith, L (9, 3) OBP: 0.434, SLG: 0.455		C CH 84 F CU 76 B CH 85 S SL 82 1-3 K ①		S SL 82 L SL 81 X CH 84 0-2 F9 ②		B KC 77 S CH 78 F CH 79 B CH 78 H FF 89 3-2 21 FC5-4 HBP			C CU 76 B FC 85 F CU 75 X FC 87 1-2 G6-3 ①		X SL 81 0-0 21 1B 1-2 1B			2	0	0	0	1	1
21 Todd Frazier, R (1, 5) OBP: 0.270, SLG: 0.337		B CU 75 X FF 91 1-0 F7 ②		F SI 90 S CH 83 F SL 82 C CU 76 0-3 K ③		C FC 86 1 SAFE 1 SAFE 1 SAFE X CH 78 0-1 FC5-4 1-2f ③			C CH 80 B CU 77 S CH 80 F CH 79 X FC 87 1-2 1B			B SL 82 B FF 92 C FF 92 S CH 85 X CH 86 2-2 1-2 2-3 1B		5	0	2	0	0	1	2
23 Aaron Altherr, R (1, 9) OBP: 0.081, SLG: 0.167		B CH 85 X FF 91 1-0 L6 ③			C CU 75 F FF 90 B CH 84 X CH 84 1-2 F9 ①		C FC 86 B CH 78 S CH 78 S CH 78 1-3 K ①			B CH 79 B CH 79 S FF 88 B CH 79 X FC 86 3-1 F8 ②		B CH 86 C FF 92 B CH 86 B FF 92 F FF 92 S FF 92 3-3 K ②		5	0	0	0	0	2	4
11 Adeiny Hechavarría, R (1, 4) OBP: 0.226, SLG: 0.345			C CH 84 B CH 85 S FF 91 F CH 85 F FF 90 X FF 91 1-2 L7 ①		S SL 81 C SL 81 B SI 89 X SL 81 1-2 G5-3 ②		C FC 85 X FF 87 0-1 G6-3 ②			B CH 80 F FC 86 X CH 79 1-1 F8 ③		B CH 85 F FF 93 B SL 83 F FF 92 B CH 86 X FF 93 3-2 G1-3 ③			5	0	0	0	0	0	4
44 Jason Vargas, L (1, 1) 18 Rajai Davis, R (5, PH) OBP: 0.286, SLG: 0.714 49 Tyler Bashlor, R (6, 1) 12 Juan Lagares, R (7, 8) OBP: 0.272, SLG: 0.293			C SI 90 F FF 90 S SI 90 S SL 82 1-3 K ②		B FF 91 F SL 82 F CH 85 S CU 75 1-3 K ③		X CH 78 0-0 P6 ③			B SI 92 F SI 92 B SI 93 S SI 91 X SI 94 2-2 G6-3 ①			L SL 84 B SL 86 X FF 95 1-1 P3 ①	1	0	0	0	1	0
														1	0	0	0	0	1	0
														0	0	0	0	0	0	0
														3	0	0	0	0	0	0
Inning Stats	R: 0 E: 0 K: 0 S: 4 H: 0 LOB: 0 BB: 0 P: 7	R: 1 E: 0 K: 1 S: 6 H: 1 LOB: 0 BB: 0 P: 9	R: 0 E: 0 K: 1 S: 9 H: 0 LOB: 0 BB: 0 P: 13	R: 1 E: 1 K: 2 S: 13 H: 1 LOB: 1 BB: 0 P: 15	R: 0 E: 0 K: 1 S: 9 H: 0 LOB: 0 BB: 0 P: 12	R: 2 E: 0 K: 1 S: 11 H: 1 LOB: 1 BB: 1 P: 20	R: 0 E: 0 K: 1 S: 6 H: 0 LOB: 0 BB: 0 P: 7	R: 0 E: 1 K: 0 S: 5 H: 0 LOB: 1 BB: 1 P: 11	R: 0 E: 0 K: 0 S: 11 H: 1 LOB: 1 BB: 0 P: 17	R: 0 E: 0 K: 0 S: 6 H: 0 LOB: 0 BB: 0 P: 12	R: 0 E: 0 K: 1 S: 12 H: 2 LOB: 3 BB: 1 P: 24	R: 0 E: 0 K: 0 S: 9 H: 0 LOB: 0 BB: 0 P: 14	R: 1 E: 0 K: 1 S: 1 H: 1 LOB: 0 BB: 0 P: 3	1B: 4 2B: 0 3B: 0 HR: 3	SF: 0 SAC: 0 DP: 1 HBP: 1	WP: 0 PB: 0 SB: 0 CS: 0	PA: 48						

PITCHER		IP	WLS	BF	H	R	ER	SO	BB	IBB	HBP	BLK	WP	HR	S	P	ERA	WHIP
31 Ryan Carpenter, L ERA: 9.0	(1, 1)	5.0		18	2	2	1	5	0	0	0	1	0	1	41	56	1.80	0.400
63 Nick Ramirez, L ERA: 3.46	(6, 1)	2.0	B	9	1	2	2	2	1	0	1	0	0	1	17	27	9.00	1.000
36 Blaine Hardy, L ERA: 5.4	(8, 1)	2.0		8	1	0	0	0	1	0	0	0	0	0	16	28	0.00	1.000
58 Victor Alcántara, R ERA: 5.01	(10, 1)	1.0		3	0	0	0	0	0	0	0	0	0	0	6	12	0.00	0.000
68 Daniel Stumpf, L ERA: 2.92	(11, 1)	1.0		6	2	0	0	1	1	0	0	0	0	0	12	24	0.00	3.000

PITCHER		IP	WLS	BF	H	R	ER	SO	BB	IBB	HBP	BLK	WP	HR	S	P	ERA	WHIP
77 Joe Jiménez, R ERA: 4.03	(12, 1)	1.0		3	0	0	0	0	0	0	0	0	0	0	9	14	0.00	0.000
45 Buck Farmer, R ERA: 4.71	(13, 1)	0.0	L	1	1	1	1	0	0	0	0	0	0	1	1	3	∞	∞

BOTTOM

Detroit Tigers @ New York Mets
Citi Field, Flushing, NY
Sat May 25 2019, 4:12 PM - 8:21 PM EDT
Att. 40,691 - Sunny - 67 F

livebaseballscorecards.com

AB	44
R	5
H	7
RBI	5
BB	3
SO	8
LOB	17

Detroit Tigers @ New York Mets

Citi Field, Flushing, NY

Sun May 26 2019, 1:12 PM - 3:43 PM EDT

Att. 31,414 - Sunny - 86 F

TOP

livebaseballscorecards.com

Batter	1	2	3	4	5	6	7	8	9	AB	R	H	RBI	BB	SO	LOB
28 Niko Goodrum, S (1, 4) OBP: 0.311, SLG: 0.341	C FF 95 F SI 96 B CU 83 F CU 83 F SI 98 B SI 98 X FF 98 2-2 ① L7		B FF 97 X FF 98 1-0 18 G6-3 9 1B 1-2 1B		F SI 96 B FF 98 F CH 90 X FS 90 1-2 ③ F7			1 SAFE B SI 98 B FF 97 F CH 88 B SI 98 S CH 89 B FF 98 4-2 1-2 BB		3	1	1	0	1	0	0
18 Dawel Lugo, R (1, 5) OBP: 0.286, SLG: 0.375	F FF 97 F SI 98 X SI 98 0-2 ② G5-3		X FF 97 0-0 ② G6-3 1-2 2-3			C SI 94 F FC 92 F SI 97 X FF 98 0-2 ① L7		B SI 96 F SI 97 S SI 97 B SI 97 S SI 96 2-3 ② K		4	0	0	0	0	1	4
9 Nick Castellanos, R (1, 9) OBP: 0.315, SLG: 0.452	B FC 91 F FF 97 S CU 83 B SI 98 B FC 93 X FF 97 3-2 HR		C FC 93 X FC 92 0-1 2-H 3-H 1B			S FF 97 B FS 89 F FF 98 B SI 99 C CU 84 2-3 ② K		B SL 89 F SI 96 F SI 96 S SI 96 1-3 ③ K		4	1	2	3	0	2	2
14 Christin Stewart, L (1, 7) OBP: 0.305, SLG: 0.380 1 Josh Harrison, R (9, PR) OBP: 0.210, SLG: 0.261	S SI 96 C CU 83 S FF 97 0-3 ③ K		S SI 97 F CH 89 B SI 98 F CU 84 X FS 90 1-2 ③ F9			C CU 81 C FF 96 F FC 92 F FF 97 B FS 90 S CU 83 1-3 ③ K			B FF 96 B FF 96 B FF 95 B FF 96 4-0 12 1B 12 S BB	3 0	0 0	0 0	0 0	1 0	2 0	1 0
60 Ronny Rodríguez, R (1, 6) OBP: 0.268, SLG: 0.517		F SI 94 X FC 92 0-1 ① G3-1		C CU 83 B SI 96 X SI 97 1-1 ① G6-3			C CU 79 B SI 95 B CH 88 C FF 97 1-3 ① K		C SL 88 F SL 89 1 SAFE B FF 97 S SL 89 1-3 ① K	4	0	0	0	0	2	1
12 Brandon Dixon, R (1, 3) OBP: 0.333, SLG: 0.574		B FF 97 F FF 96 C FF 97 S FC 93 1-3 ② K		B FF 97 T FF 96 B FF 98 X SI 97 2-1 ② G4-3			X SI 94 0-0 ② P4		C FF 98 B SL 90 F SL 88 B SL 89 X FF 96 2-2 21 S 1-3 1B	4	0	1	0	0	1	0
55 John Hicks, R (1, 2) OBP: 0.273, SLG: 0.370		B FC 93 C FC 92 F CU 82 B SI 96 T FC 92 2-2 ③ K		C FF 98 C SI 97 B SI 98 X FF 98 1-2 ③ G4-3			S FC 91 B SI 95 F FC 92 X SI 97 1-2 ③ G4-3		F SL 88 S SL 89 B FF 97 B SL 89 F FF 97 F SL 88 F FF 97 F FF 97 S FF 98 2-3 ② K	4	0	0	0	0	2	2
21 JaCoby Jones, R (1, 8) OBP: 0.275, SLG: 0.355			S FC 92 X FF 95 0-1 56 FC3-6 1B		C CH 86 X SI 95 0-1 ① P1-3			C FC 90 X SI 95 0-1 28 S 1B	C FF 98 D SL 89 S SL 88 B FF 98 F FF 96 F FF 96 B SL 89 F SL 89 F FF 96 3-3 ③ C FF 97 1-2 K	4	0	2	0	0	1	2
56 Spencer Turnbull, R (1, 1) 24 Miguel Cabrera, R (8, PH) OBP: 0.376, SLG: 0.378 68 Daniel Stumpf, L (8, 1) 26 Zac Reininger, S (8, 1)			C FC 93 B FC 92 X SI 96 1-1 ① FC3-6 18 G6-3 28 1B 9 1B 1-2f		B FF 96 B FF 97 C FF 96 C SI 97 S FF 97 2-3 ② K			1 SAFE 1 SAFE C SI 97 S SI 97 S SI 97 0-3 ① K		2 1 0 0	1 0 0 0	0 0 0 0	0 0 0 0	1 1 0 0	1 1 0 0	1 1 0 0
Inning Stats	R: 1 H: 1 E: 0 LOB: 0 K: 1 BB: 0 S: 14 P: 19	R: 0 H: 0 E: 0 LOB: 0 K: 2 BB: 0 S: 8 P: 11	R: 2 H: 3 E: 0 LOB: 1 K: 0 BB: 0 S: 12 P: 15	R: 0 H: 0 E: 0 LOB: 0 K: 0 BB: 0 S: 7 P: 11	R: 0 H: 0 E: 0 LOB: 0 K: 1 BB: 0 S: 8 P: 11	R: 0 H: 0 E: 0 LOB: 0 K: 2 BB: 0 S: 12 P: 15	R: 0 H: 0 E: 0 LOB: 0 K: 1 BB: 0 S: 7 P: 9	R: 0 H: 1 E: 0 LOB: 2 K: 3 BB: 1 S: 13 P: 20	R: 0 H: 1 E: 0 LOB: 3 K: 3 BB: 1 S: 20 P: 32	1B: 5 SF: 0 2B: 0 SAC: 0 3B: 0 DP: 0 HR: 1 HBP: 0						

	AB	33
	R	3
	H	6
	RBI	3
	BB	2
	SO	13
	LOB	14

PITCHER		IP	WLS	BF	H	R	ER	SO	BB	IBB	HBP	BLK	WP	HR	S	P	ERA	WHIP
45 Zack Wheeler, R ERA: 4.63	(1, 1)	7.1	W	28	5	3	3	8	1	0	0	0	0	1	75	102	3.68	0.818
27 Jeurys Familia, R ERA: 5.66	(8, 1)	0.2	H	2	0	0	0	2	0	0	0	0	0	0	6	9	0.00	0.000
39 Edwin Díaz, R ERA: 1.71	(9, 1)	1.0	S	5	1	0	0	3	1	0	0	0	0	0	20	32	0.00	2.000

PITCHER		IP	WLS	BF	H	R	ER	SO	BB	IBB	HBP	BLK	WP	HR	S	P	ERA	WHIP

WP: 0	PA: 35																	
PB: 0																		
SB: 3																		
CS: 0																		

Detroit Tigers @ New York Mets

Citi Field, Flushing, NY

Sun May 26 2019, 1:12 PM - 3:43 PM EDT

Att. 31,414 - Sunny - 86 F

livebaseballscorecards.com

BOTTOM

Batter	1	2	3	4	5	6	7	8	9	AB	R	H	RBI	BB	SO	LOB
1 Amed Rosario, R (1, 6) OBP: 0.291, SLG: 0.392	B FF 93 C FF 93 F FF 93 B SL 88 S SL 87 2-3 ① K		D SL 88 X SL 86 1-0 ② ③ G4-3 1-2f		D SL 86 D SL 87 F SI 94 B SI 94 F FF 94 S SL 87 3-3 ① K		B SI 94 X SL 86 1-0 ③ G6-3			4	0	0	0	0	2	2
22 Dominic Smith, L (1, 3) OBP: 0.456, SLG: 0.489	B SI 93 B SI 95 C FF 94 B FF 95 B SI 95 4-1 30 G4-3 BB			X SI 92 0-0 40 1B 21 1B 2B	C CU 79 F SL 84 X FF 93 0-2 ② ③ G4-5-3 1-2f			X SL 82 0-0 1B		3	1	2	0	1	0	1
30 Michael Conforto, L (1, 9) OBP: 0.402, SLG: 0.510	X FF 94 0-0 ② G4-3 1-2			C SI 94 B CH 87 F CH 88 F FF 95 X FF 96 1-2 ① G5-3		F SI 91 B CH 82 C CU 79 H SL 86 2-2 91 1B 40 G5-3 HBP		X FF 91 0-0 ① F8		3	0	0	0	0	0	3
40 Wilson Ramos, R (1, 2) OBP: 0.345, SLG: 0.395	F SL 86 B SL 87 F SL 88 F FF 96 S SI 96 1-3 ③ K			B CU 80 X CU 79 1-0 21 1B 11 HR 2-3 1B		B SL 87 B SL 86 F SI 94 X SI 94 2-1 ① G5-3 1-2		F FF 92 B SL 83 B FF 92 X CH 85 2-1 ② F9		4	1	1	0	0	1	3
21 Todd Frazier, R (1, 5) OBP: 0.269, SLG: 0.333		C FF 92 X SL 85 0-1 ① L7		X FF 94 0-0 11 HR 1-3 3-H 1B		X CU 76 0-0 ② P5		F CU 79 1 SAFE X CU 79 0-1 ③ F9		4	1	1	1	0	0	2
91 Carlos Gómez, R (1, 7) OBP: 0.333, SLG: 0.333		C FF 93 B FF 93 F SL 86 B FF 92 F CU 81 S FF 94 2-3 ② K		S SL 87 F SL 86 B FF 94 S SL 86 1-3 ② K		B SL 86 F CU 78 X SI 94 1-1 11 S 2-3 1B				3	0	1	0	0	2	2
11 Adeiny Hechavarría, R (1, 4) OBP: 0.235, SLG: 0.438		F FF 94 S CU 79 B CU 79 F SI 95 S FF 93 1-3 ③ K		C SL 87 X FF 94 0-1 1-H 3-H HR		C CU 78 B SI 93 1 SAFE S SL 85 S SL 86 1-3 ③ K 1-2				3	1	1	3	0	2	2
12 Juan Lagares, R (1, 8) OBP: 0.264, SLG: 0.284			F FF 92 B SI 92 F FF 93 F SL 87 B FF 94 F CU 81 S SI 95 2-3 ① K	S SL 87 X SL 86 0-1 ③ G5-3			B SL 84 B SL 83 F SI 92 B FF 92 F SI 93 X SI 94 3-2 ① G1-3			3	0	0	0	0	1	0
45 Zack Wheeler, L (1, 1) OBP: 0.308, SLG: 0.462 27 Jeurys Familia, R (8, 1) 39 Edwin Díaz, R (9, 1)			B SI 94 F FF 93 F SI 93 X CU 80 1-2 1 G4-3 1B		F FF 94 S SL 87 X SL 85 0-2 22 G4-5-3 1B		S FF 93 B SI 94 F FF 92 X SL 90 1-2 ② G5-3			3 0 0	0 0 0	2 0 0	0 0 0	0 0 0	0 0 0	0 0 0
Inning Stats	R: 0 E: 0 K: 2 S: 9 H: 0 LOB: 1 BB: 1 P: 16	R: 0 E: 0 K: 2 S: 10 H: 0 LOB: 0 BB: 0 P: 13	R: 0 E: 0 K: 1 S: 9 H: 1 LOB: 0 BB: 0 P: 13	R: 4 E: 0 K: 1 S: 14 H: 4 LOB: 0 BB: 0 P: 17	R: 0 E: 0 K: 1 S: 9 H: 1 LOB: 0 BB: 0 P: 12	R: 0 E: 0 K: 1 S: 10 H: 1 LOB: 2 BB: 0 P: 16	R: 0 E: 0 K: 0 S: 7 H: 0 LOB: 0 BB: 0 P: 12	R: 0 E: 0 K: 0 S: 6 H: 1 LOB: 1 BB: 0 P: 8		1B: 6 2B: 1 3B: 0 HR: 1 SF: 0 SAC: 0 DP: 2 HBP: 1				WP: 0 PB: 0 SB: 1 CS: 0 PA: 32	

	AB	30
	R	4
	H	8
	RBI	4
	BB	1
	SO	8
	LOB	15

PITCHER		IP	WLS	BF	H	R	ER	SO	BB	IBB	HBP	BLK	WP	HR	S	P	ERA	WHIP
56 Spencer Turnbull, R ERA: 2.97	(1, 1)	7.0	L	28	7	4	4	8	1	0	1	0	0	1	68	99	5.14	1.143
68 Daniel Stumpf, L ERA: 2.77	(8, 1)	0.2		3	1	0	0	0	0	0	0	0	0	0	4	6	0.00	1.500
26 Zac Reininger, R ERA: 9.0	(8, 1)	0.1		1	0	0	0	0	0	0	0	0	0	0	2	2	0.00	0.000

PITCHER		IP	WLS	BF	H	R	ER	SO	BB	IBB	HBP	BLK	WP	HR	S	P	ERA	WHIP

Batter	1	2	3	4	5	6	7	8	9	AB	R	H	RBI	BB	SO	LOB
1 Amed Rosario, R (1, 6) OBP: 0.299, SLG: 0.407	X 0-0 20 1B 2B	B B C F S 2-3 ③ K			X 0-0 ② 1-H 28 HR 2B		C S B F S 1-3 ① K	B F D B F X 3-2 1-2 2-3 1B		5	2	3	0	0	2	2
28 J.D. Davis, R (1, 7) OBP: 0.340, SLG: 0.457 47 Drew Gagnon, R (8, 1) OBP: 0.333, SLG: 0.333	F B S B F B T 3-2 ① K		X 0-0 ① F9		X 0-0 2-H HR		S B B X 2-1 ② F8	F X 0-1 ② 2-3 F9-5		5 0	1 0	1 0	2 0	0 0	1 0	5 0
30 Michael Conforto, L (1, 9) OBP: 0.407, SLG: 0.513	C S B B B F B 4-2 20 1B 21 1B BB		C T X 0-2 ② F9		F X 0-1 2B		D B B B 4-0 1-2 BB		C T B F S 1-3 ① K	3	0	1	0	2	1	0
20 Pete Alonso, R (1, 3) OBP: 0.332, SLG: 0.593	B X 1-0 21 1B 1-2 2-H 1B		F B B X 2-1 ③ L5		C D C X 1-2 ③ G6-3		X 0-0 ③ F8		C F F X 0-2 3B	5	0	2	1	0	0	3
21 Todd Frazier, R (1, 5) OBP: 0.276, SLG: 0.337	B X 1-0 ② 1-2 2-H 1B			B X 1-0 ① P6		B F F B B X 3-2 ① P2		B X 1-0 11 HR 1B	C B D S S 2-3 ② K	5	1	2	0	0	1	1
11 Adeiny Hechavarría, R (1, 4) OBP: 0.282, SLG: 0.541	C D F S 1-3 ③ K			C F B B B F F X 3-2 12 G5-4-3 1B		B B X 2-0 12 G6-3 1B		S S B F B X 2-2 1-H HR	C F S 0-3 ③ K	5	1	3	2	0	2	3
12 Juan Lagares, R (1, 8) OBP: 0.257, SLG: 0.276 73 Daniel Zamora, L (6, 1) 68 Wilmer Font, R (6, 1) OBP: 0.333, SLG: 0.333 22 Dominic Smith, L (8, PH) OBP: 0.466, SLG: 0.500 (8, 7)		B F X 1-1 ① G6-3		B B 1 SAFE X 2-0 ② ③ G5-4-3 1-2f		B B 1 SAFE C F X 1-2 ② G6-3 1-2		B B F X 2-1 3 FC5-4 1B		3 0 0 1	0 0 0 0	0 0 0 1	0 0 0 0	0 0 0 0	0 0 0 0	2 0 0 0
3 Tomás Nido, R (1, 2) OBP: 0.200, SLG: 0.400		C B B S F B S 3-3 ② K			X 0-0 1 2B 1B		F B F D B X 3-2 ③ G5-3	F B B B F X 3-2 ① FC5-4 1 1B 91 FC3 1-2f		4	0	1	0	0	1	2
48 Jacob deGrom, L (1, 1) OBP: 0.273, SLG: 0.455 49 Tyler Bashlor, R (6, 1) 91 Carlos Gómez, R (6, 8) OBP: 0.313, SLG: 0.308		F B S X 1-2 1B			C C 1 SAFE B L 1-3 ① K		B S B B C X 3-2 E2 30 BB	X 0-0 FC3 28 F9-5 1 1B 1-2		2 0 2	0 0 0	1 0 0	0 0 0	0 0 0	1 0 0	1 0 1
Inning Stats	R: 1 H: 3 E: 0 LOB: 2 K: 2 BB: 1 S: 13 P: 23	R: 0 H: 1 E: 0 LOB: 1 K: 2 BB: 0 S: 12 P: 19	R: 0 H: 0 E: 0 LOB: 0 K: 0 BB: 0 S: 6 P: 8	R: 0 H: 1 E: 0 LOB: 0 K: 0 BB: 0 S: 7 P: 13	R: 2 H: 4 E: 0 LOB: 1 K: 1 BB: 0 S: 11 P: 13	R: 0 H: 1 E: 0 LOB: 1 K: 0 BB: 0 S: 10 P: 19	R: 0 H: 0 E: 1 LOB: 2 K: 1 BB: 1 S: 10 P: 20	R: 2 H: 4 E: 0 LOB: 2 K: 0 BB: 0 S: 17 P: 28	R: 0 H: 1 E: 0 LOB: 1 K: 3 BB: 0 S: 14 P: 17	1B: 9 SF: 0 2B: 4 SAC: 0 3B: 1 DP: 2 HR: 2 HBP: 0						

TOP

New York Mets @ Los Angeles Dodgers

Dodger Stadium, Los Angeles, CA

Mon May 27 2019, 5:10 PM - 8:53 PM PDT

Att. 47,816 - Clear - 68 F

livebaseballscorecards.com

AB	40
R	5
H	15
RBI	5
BB	2
SO	9
LOB	20

WP: 0 PA: 42
PB: 0
SB: 0
CS: 0

PITCHER		IP	WLS	BF	H	R	ER	SO	BB	IBB	HBP	BLK	WP	HR	S	P	ERA	WHIP
22 Clayton Kershaw, L ERA: 3.46	(1, 1)	6.0	W	26	10	3	3	5	1	0	0	0	0	1	59	95	4.50	1.833
52 Pedro Báez, R ERA: 3.09	(7, 1)	1.0		5	0	0	0	1	1	0	0	0	0	0	10	20	0.00	1.000
17 Joe Kelly, R ERA: 8.83	(8, 1)	0.0		3	3	2	2	0	0	0	0	0	0	1	8	13	∞	∞
51 Dylan Floro, R ERA: 2.18	(8, 1)	0.1	H	3	1	0	0	0	0	0	0	0	0	0	7	13	0.00	3.000
74 Kenley Jansen, R ERA: 3.52	(8, 1)	1.2	S	5	1	0	0	3	0	0	0	0	0	0	16	19	0.00	0.600

PITCHER	IP	WLS	BF	H	R	ER	SO	BB	IBB	HBP	BLK	WP	HR	S	P	ERA	WHIP

BOTTOM

New York Mets @ Los Angeles Dodgers

Dodger Stadium, Los Angeles, CA

Mon May 27 2019, 5:10 PM - 8:53 PM PDT

Att. 47,816 - Clear - 68 F

livebaseballscorecards.com

Batter	1	2	3	4	5	6	7	8	9	AB	R	H	RBI	BB	SO	LOB
31 Joc Pederson, L (1, 7) OBP: 0.376, SLG: 0.637 14 Enrique Hernández, R (6, PH) OBP: 0.304, SLG: 0.405 (7, 4)	2-2 10 1B 13 1B 5 FC3-6 1B	2-1 1-2 1B			3-2 10 F9 13 BB 1B	0-2 1-H 2-H HR	0-1 F9 ②			3	1	3	0	0	0	0
										2	1	1	3	0	0	0
13 Max Muncy, L (1, 3) OBP: 0.360, SLG: 0.491	1-2 5 FC3-6 10 1B 1-2 1B	3-3 ③ K			4-2 1-2 BB	0-1 10 2B 5 HBP 1B	3-2 ③ G6-3			4	1	2	0	1	1	2
10 Justin Turner, R (1, 5) OBP: 0.396, SLG: 0.449	0-2 5 FC3-6 1-2 2-3 1B		1-2 ① G4-3		0-1 ① F9 2-3	2-2 5 HBP 27 SF7 1-3 2B		1-1 ① F7		5	1	2	0	0	0	2
35 Cody Bellinger, L (1, 9) OBP: 0.469, SLG: 0.761	0-0 ① P2		2-1 HR		1-2 ② P4	0-0 3 1B 5 HBP IBB		3-0 ② L3		4	1	1	1	1	0	5
5 Corey Seager, L (1, 6) OBP: 0.332, SLG: 0.384	2-2 ② FC3-6 1-2f 2-3 3-H		1-0 ② G4-3		0-0 ③ L9	2-1 3 1B 1-2 2-3 3-H HBP		0-0 27 1B 3 1B 1B		4	1	1	2	0	0	4
27 Alex Verdugo, L (1, 8) OBP: 0.357, SLG: 0.504	1-2 ③ G4-3		1-0 ③ G4-3			G3 ③ / SF7 3-H		0-0 3 1B 1-2 1B		4	0	1	1	0	0	2
3 Chris Taylor, R (1, 4) OBP: 0.308, SLG: 0.405 (7, 7)		2-3 ① K		3-2 ① G5-3		0-0 HR / 1-2 2-3 1B		0-0 1-2 2-H 1B		5	1	3	2	0	1	0
55 Russell Martin, R (1, 2) OBP: 0.384, SLG: 0.397		2-1 ② L9		1-0 ② G6-3		0-2 25 1B 14 HR 1B / G5-3 ③		0-3 ③ K2-3		5	1	1	0	0	1	5
22 Clayton Kershaw, L (1, 1) OBP: 0.063, SLG: 0.063 25 David Freese, R (6, PH) OBP: 0.400, SLG: 0.486 52 Pedro Báez, R (7, 1) 45 Matt Beaty, L (7, PH) OBP: 0.231, SLG: 0.231 17 Joe Kelly, R (8, 1) 51 Dylan Floro, L (8, 1) 74 Kenley Jansen, S (8, 1)		2-2 31 1B 1B		1-2 ③ G6-3		F C B 1 B X SAFE 2-2 1-2 14 HR 1B	1-1 ① G3-1			2 1 0 1 0 0 0 0	0 1 0 0 0 0 0 0	1 1 0 0 0 0 0 0	0 0 0 0 0 0 0 0	0 0 0 0 0 0 0 0	0 0 0 0 0 0 0 0	0 0 0 0 0 0 0 0
Inning Stats	R: 1 E: 0 K: 0 S: 19 / H: 3 LOB: 2 BB: 0 P: 25	R: 0 E: 0 K: 2 S: 17 / H: 2 LOB: 2 BB: 0 P: 28	R: 1 E: 0 K: 0 S: 8 / H: 1 LOB: 0 BB: 0 P: 13	R: 0 E: 0 K: 0 S: 13 / H: 0 LOB: 0 BB: 0 P: 18	R: 0 E: 0 K: 0 S: 13 / H: 1 LOB: 2 BB: 1 P: 21	R: 6 E: 0 K: 0 S: 24 / H: 7 LOB: 3 BB: 1 P: 38	R: 0 E: 0 K: 0 S: 7 / H: 0 LOB: 0 BB: 0 P: 11	R: 1 E: 0 K: 1 S: 9 / H: 3 LOB: 2 BB: 0 P: 13		1B: 13 2B: 1 3B: 0 HR: 3	SF: 1 SAC: 0 DP: 0 HBP: 1			WP: 0 PB: 0 SB: 0 CS: 0	PA: 44	

	AB	40
	R	9
	H	17
	RBI	9
	BB	2
	SO	3
	LOB	20

PITCHER		IP	WLS	BF	H	R	ER	SO	BB	IBB	HBP	BLK	WP	HR	S	P	ERA	WHIP
48 Jacob deGrom, R ERA: 3.71	(1, 1)	5.0		23	7	2	2	2	1	0	0	0	0	1	70	105	3.60	1.600
49 Tyler Bashlor, R ERA: 4.91	(6, 1)	0.1	L	4	3	3	3	0	0	0	0	0	0	1	10	14	81.00	9.000
73 Daniel Zamora, L ERA: 6.0	(6, 1)	0.1		6	3	3	3	0	0	1	1	0	0	1	10	17	81.00	9.000
68 Wilmer Font, R ERA: 5.86	(6, 1)	1.1		5	1	0	0	0	0	0	0	0	0	0	11	18	0.00	0.750
47 Drew Gagnon, R ERA: 5.06	(8, 1)	1.0		6	3	1	1	1	0	0	0	0	0	0	9	13	9.00	3.000

PITCHER	IP	WLS	BF	H	R	ER	SO	BB	IBB	HBP	BLK	WP	HR	S	P	ERA	WHIP

New York Mets @ Los Angeles Dodgers

Dodger Stadium, Los Angeles, CA

Tue May 28 2019, 7:11 PM - 10:32 PM PDT

Att. 45,713 - Clear - 67 F

livebaseballscorecards.com

TOP

Batter	1	2	3	4	5	6	7	8	9	AB	R	H	RBI	BB	SO	LOB
1 Amed Rosario, R (1, 6) OBP: 0.307, SLG: 0.421	B FF 91 B FF 92 B FF 91 B FF 92 4-0 28 S BB		C FF 90 C CU 74 X CU 76 0-2 30 FC5 1-2 1B	C FF 90 X ST 73 0-1 F7			B SL 88 X SI 93 1-0 SH 30 HR 1-2 2-3	T SL 88 B SL 89 D KC 82 F SL 87 X FF 93 2-2 3-H 3B		3	1	2	1	1	0	1
28 J.D. Davis, R (1, 7) OBP: 0.331, SLG: 0.443 22 Dominic Smith, L (7, 3) OBP: 0.458, SLG: 0.490	C FF 91 1 SAFE B CU 74 1 SAFE F FF 91 F CU 74 F CU 74 F FF 92 F FF 92 2-2 1 SAFE 1 SAFE X CU 75 G6-3 1-2		F CU 74 B FF 91 F CU 74 X FF 91 1-2 F9 2-3		F CU 74 S CU 74 X CU 75 0-2 G6-3		F SI 94 B FF 94 S FF 94 S FF 95 1-3 K	B KC 80 S CH 84 S KC 81 F KC 81 X CH 86 1-2 G4-3		4 1	0 0	0 0	0 0	1 0	6 1
30 Michael Conforto, L (1, 9) OBP: 0.407, SLG: 0.526	C CU 74 S ST 72 C SI 88 0-3 K		1 SAFE C CU 72 X ST 73 0-1 FC5 1-2 3-H		B FF 89 C CU 74 B FF 90 B CU 75 F FF 90 C ST 72 3-3 K		C SI 92 X SI 93 0-1 1-H 2-H 3-H HR		B FF 96 B CH 88 F CH 87 B CH 88 B FF 95 4-1 40 WP BB	4	1	1	5	1	2	2
20 Pete Alonso, R (1, 3) OBP: 0.330, SLG: 0.591 65 Robert Gsellman, R (7, 1) 27 Jeurys Familia, R (8, 1) 12 Juan Lagares, R (9, PH) OBP: 0.255, SLG: 0.273 (9, 8)	C CU 76 B FF 90 B CU 75 C CU 74 C FF 92 2-3 K		F FF 90 B CU 73 F CU 75 B CS 67 S FF 89 2-3 K		C CU 75 T CS 67 F FF 89 B CH 84 F CU 75 B SI 89 S CU 74 2-3 K		C KC 79 B CH 84 X CH 84 1-1 2B		B FF 95 C FF 97 C KC 85 B CH 88 C FF 97 2-3 K	4 0 0 1	0 0 0 0	1 0 0 0	0 0 0 0	0 0 0 1	3 0 0 1	3 0 0 1
40 Wilson Ramos, R (1, 2) OBP: 0.341, SLG: 0.385		C FF 91 X CU 74 0-1 L7	X FF 90 0-0 G4-3			C CU 74 B FF 91 F FF 90 X CU 72 1-2 P6	C FF 92 C FF 92 F KC 81 B FF 93 D SL 89 B FF 94 D SL 89 4-2 21 G6-4-3 BB		F KC 86 T KC 86 B CH 89 F CH 87 X KC 86 1-2 G5-3 1-2	4	0	0	0	1	0	3
21 Todd Frazier, R (1, 5) OBP: 0.291, SLG: 0.385		B FF 91 C FF 90 B CU 75 F CU 74 X FF 91 2-2 2B		F FF 90 C FF 91 B FF 89 F CU 75 X FF 91 1-2 HR		X CU 75 0-0 P3	X KC 81 0-0 G6-4-3 1-2f		B KC 86 C KC 86 B KC 86 B FF 99 B FF 98 4-1 BB	4	1	2	1	1	0	2
91 Carlos Gómez, R (1, 8) OBP: 0.351, SLG: 0.387 (9, 7)		D CU 75 C FF 91 C CU 75 X CU 74 1-2 G6-3	C FF 90 B CU 75 X CU 74 1-1 11 G4-3 1B		S FF 91 F CU 76 B FF 90 F FF 90 F CU 74 X CS 63 1-2 11 CS 1B			F SL 86 X KC 80 0-1 23 WP 1 3B 2B	F FF 98 X FF 99 0-1 F9	5	1	3	0	0	0	3
11 Adeiny Hechavarría, R (1, 4) OBP: 0.279, SLG: 0.500		B FF 90 S FF 90 F FF 92 B FF 91 F CU 75 F FF 91 F CU 74 B CS 62 X FF 90 3-2 L9	B CU 74 S FF 89 T FF 89 X FF 90 1-2 G4-3 1-2		B FF 90 1-0 CS 1-2	B CU 81 B CU 82 F CU 81 F FF 94 B CU 82 F CU 83 F FF 94 B FF 94 4-2 1 SH 23 BB 30 HR BB	C FF 92 B SL 87 B SL 88 C FF 92 X SL 89 2-2 G5-3		3	1	0	0	1	0	3
32 Steven Matz, R (1, 1) OBP: 0.176, SLG: 0.176 23 Aaron Altherr, R (7, PH) OBP: 0.103, SLG: 0.162 (7, 7) 39 Edwin Díaz, R (9, 1)			C FF 89 C FF 89 X CU 74 0-2 28 F9 1 1B 30 FC5 1B	C FF 90 C FF 90 S FF 91 0-3 K			B SI 93 B SI 93 S SI 93 1 SAFE B SL 88 F SI 94 F SI 94 1 SAFE B SI 94 4-2 1 SH 30 HR 1-2 BB	C FF 92 B SL 88 D KC 82 C KC 82 B FF 92 S KC 83 3-3 K 2-3		2 1 0	1 1 0	0 0 0	0 1 0	1 1 0	1 1 0

Inning Stats										
	R: 0 E: 0 K: 2 S: 13	H: 0 LOB: 1 BB: 1 P: 21	R: 0 E: 0 K: 0 S: 14	H: 1 LOB: 1 BB: 0 P: 20	R: 1 E: 0 K: 1 S: 15	H: 2 LOB: 2 BB: 0 P: 18	R: 1 E: 0 K: 1 S: 14	H: 2 LOB: 1 BB: 0 P: 17	R: 0 E: 0 K: 2 S: 11	H: 0 LOB: 0 BB: 0 P: 16
	R: 0 E: 0 K: 0 S: 9	H: 1 LOB: 0 BB: 0 P: 12	R: 4 E: 1 K: 1 S: 19	H: 2 LOB: 1 BB: 3 P: 34	R: 1 E: 0 K: 1 S: 15	H: 2 LOB: 1 BB: 0 P: 23	R: 0 E: 0 K: 1 S: 11	H: 0 LOB: 2 BB: 2 P: 22	1B: 4 2B: 3 3B: 1 HR: 2	SF: 0 SAC: 1 DP: 1 HBP: 0	WP: 2 PB: 0 SB: 1 CS: 1	PA: 44

PITCHER		IP	WLS	BF	H	R	ER	SO	BB	IBB	HBP	BLK	WP	HR	S	P	ERA	WHIP
44 Rich Hill, L ERA: 2.73	(1, 1)	6.0		25	6	2	2	6	1	0	0	0	0	1	76	104	3.00	1.167
63 Yimi García, R ERA: 4.98	(7, 1)	0.0	L	1	0	1	1	0	1	0	0	0	0	0	4	8	∞	∞
51 Dylan Floro, R ERA: 2.57	(7, 1)	0.1		3	0	0	0	1	1	0	0	0	0	0	7	13	0.00	3.000
75 Scott Alexander, L ERA: 3.52	(7, 1)	0.0		1	1	3	2	0	0	0	0	0	0	1	2	2	∞	∞
68 Ross Stripling, R ERA: 3.43	(7, 1)	1.2		8	3	1	1	1	1	0	0	0	1	0	21	34	5.40	2.400

PITCHER		IP	WLS	BF	H	R	ER	SO	BB	IBB	HBP	BLK	WP	HR	S	P	ERA	WHIP
17 Joe Kelly, R ERA: 8.35	(9, 1)	1.0		5	0	0	0	1	2	0	0	0	1	0	11	22	0.00	2.000

AB	36
R	7
H	10
RBI	7
BB	6
SO	9
LOB	27

New York Mets @ Los Angeles Dodgers

Dodger Stadium, Los Angeles, CA

Tue May 28 2019, 7:11 PM - 10:32 PM PDT

Att. 45,713 - Clear - 67 F

livebaseballscorecards.com

BOTTOM

Batter	1	2	3	4	5	6	7	8	9	AB	R	H	RBI	BB	SO	LOB
14 Enrique Hernández, R (1, 8) (7, 7) OBP: 0.299, SLG: 0.398 31 Joc Pederson, L (7, PH) (8, 7) OBP: 0.371, SLG: 0.628	C SI 93 C SL 90 S CU 79 0-3 K ①		C CH 82 X CH 83 0-1 P4 ①		F SI 92 B CU 78 X CU 78 1-1 L8 ①		S SI 96 B SI 96 S CH 87 F CU 82 S CH 85 1-3 K ①		T FF 96 F FF 98 B FF 98 C FF 98 1-3 K ①	3 2	0 0	0 0	0 0	0 0	1 2	0 3
10 Justin Turner, R (1, 5) OBP: 0.387, SLG: 0.436	B CH 85 C SI 93 F SL 91 B SI 93 X CU 81 2-2 G6-3 ②		F CU 80 X CH 86 0-1 G6-3 ②		B CH 83 X SI 91 1-0 P4 ②		F SI 96 F SI 96 F SL 93 S FF 96 1 SAFE 0-3 K ②		S SL 88 B SL 89 F FF 98 F FF 97 X FF 97 1-2 L8 ②	5	0	0	0	0	1	3
25 David Freese, R (1, 3) OBP: 0.409, SLG: 0.486 45 Matt Beaty, L (7, PH) OBP: 0.250, SLG: 0.250 (8, 3)	C CU 79 B SI 94 S CH 85 B SI 94 B SI 93 X CU 80 3-2 1B		B SI 93 F SL 88 B SI 92 B CU 80 D CH 83 4-1 35 HR BB		C CU 79 S CH 83 S CH 82 0-3 K ③		D CU 82 S CH 87 X SI 96 1-1 1-2 3-H 1B		S FF 98 S FF 98 F FF 99 X SL 90 0-2 L9 ③	2 2	1 0	1 1	0 1	1 0	1 0	0 1
35 Cody Bellinger, L (1, 9) OBP: 0.469, SLG: 0.770	B SI 93 B SI 92 C CH 82 F SI 92 X CH 83 2-2 P4 ③		C CU 79 F SI 92 X CU 78 0-2 1-H HR			B SI 92 B SI 92 B SI 93 C SL 88 B CH 84 4-1 5 FC4-6 BB	B CH 88 S CH 87 T SI 96 X CH 89 1-2 F7 ③			3	1	1	2	1	0	3
3 Chris Taylor, R (1, 7) OBP: 0.309, SLG: 0.403		B SL 89 C CH 84 B SI 93 X SI 93 2-1 G4-3 ①	S CH 84 F SI 93 X SI 92 0-2 1B			D SL 87 F CH 80 B CU 77 C CH 80 F SI 91 C CU 78 2-3 K ①		C SI 95 C SL 86 X SI 97 0-2 P6 ①		3	0	1	0	0	1	1
13 Max Muncy, L (1, 4) OBP: 0.362, SLG: 0.486		B SI 93 B SI 94 B CH 84 C SI 94 F SL 89 B SI 94 4-2 16 1B BB	B SI 89 C SI 92 1 SAFE X CH 82 1-1 G5-3 ③			1 SAFE B SL 88 C SL 88 B SI 91 C CU 78 F SI 92 1 SAFE F CU 77 S CU 78 2-3 K ②		B FS 93 B SI 96 B SI 96 B SI 95 4-0 5 1B BB		2	0	0	0	2	1	2
5 Corey Seager, L (1, 6) OBP: 0.330, SLG: 0.381		C SI 91 C CU 80 B SI 92 S CH 83 1-3 K ②		X SI 92 0-0 P4 ①		B SI 92 F CU 77 X SI 92 1-1 FC4-6 1-2f		X SL 89 0-0 16 G5-4-3 1-2 1B		4	0	1	0	0	1	2
16 Will Smith, R (1, 2) OBP: 0.500, SLG: 0.750 17 Joe Kelly, R (9, 1)		C CU 79 S CH 84 D CU 80 X SI 92 1-2 1-2 1B		X SI 92 0-0 L8 ②			C FF 96 B CU 82 B CU 81 C SI 96 B SL 92 X SI 96 3-2 27 PB 45 1B 2B	C SI 97 B SL 90 B SI 97 B SI 96 X SI 96 3-1 G5-4-3 ②③ 1-2f		4 0	1 0	2 0	0 0	0 0	0 0	2 0
44 Rich Hill, L (1, 1) OBP: 0.222, SLG: 0.125 63 Yimi García, R (7, 1) 51 Dylan Floro, L (7, 1) 75 Scott Alexander, L (7, 1) 27 Alex Verdugo, L (7, 8) OBP: 0.365, SLG: 0.514 68 Ross Stripling, R (7, 1) OBP: 0.182, SLG: 0.100 55 Russell Martin, R (8, PH) OBP: 0.378, SLG: 0.390 (9, 2)		B SL 86 C SI 92 L CU 79 S SI 92 1-3 K ③	F SI 91 B SI 92 X SI 92 1-1 G1-3 ③				B CH 88 T CH 88 B SI 96 F CU 81 B CU 82 D CH 87 4-2 45 1B 2-3 BB		B FF 96 S FF 95 X SL 90 1-1 2B	2 0 0 0 1 0	0 0 0 0 0 0	0 0 0 0 1 1	0 0 0 0 0 0	0 0 0 0 1 0	1 0 0 0 0 0	2 0 0 0 0 0
Inning Stats	R: 0 E: 0 K: 1 S: 12 H: 1 LOB: 1 BB: 0 P: 19	R: 0 E: 0 K: 2 S: 13 H: 1 LOB: 2 BB: 1 P: 22	R: 2 E: 0 K: 0 S: 13 H: 2 LOB: 1 BB: 1 P: 18	R: 0 E: 0 K: 0 S: 4 H: 0 LOB: 0 BB: 0 P: 5	R: 0 E: 0 K: 1 S: 6 H: 0 LOB: 0 BB: 0 P: 8	R: 0 E: 0 K: 2 S: 12 H: 0 LOB: 1 BB: 1 P: 21	R: 1 E: 0 K: 2 S: 18 H: 2 LOB: 2 BB: 1 P: 28	R: 0 E: 0 K: 0 S: 6 H: 1 LOB: 1 BB: 1 P: 13	R: 0 E: 0 K: 1 S: 13 H: 1 LOB: 1 BB: 0 P: 16	1B: 5 2B: 2 3B: 0 HR: 1	SF: 0 SAC: 0 DP: 1 HBP: 0						

	AB	34
	R	3
	H	8
	RBI	3
	BB	5
	SO	9
	LOB	19

PITCHER		IP	WLS	BF	H	R	ER	SO	BB	IBB	HBP	BLK	WP	HR	S	P	ERA	WHIP
32 Steven Matz, L ERA: 3.55	(1, 1)	6.0	W	25	4	2	2	6	3	0	0	0	0	1	60	93	3.00	1.167
65 Robert Gsellman, R ERA: 3.58	(7, 1)	1.0		6	2	1	1	2	1	0	0	0	0	0	18	28	9.00	3.000
27 Jeurys Familia, R ERA: 5.4	(8, 1)	1.0		4	1	0	0	0	1	0	0	0	0	0	6	13	0.00	2.000
39 Edwin Díaz, R ERA: 1.64	(9, 1)	1.0		4	1	0	0	1	0	0	0	0	0	0	13	16	0.00	1.000

PITCHER	IP	WLS	BF	H	R	ER	SO	BB	IBB	HBP	BLK	WP	HR	S	P	ERA	WHIP

Batter	1	2	3	4	5	6	7	8	9	AB	R	H	RBI	BB	SO	LOB
1 Amed Rosario, R (1, 6) OBP: 0.309, SLG: 0.432	B FF 96 B FF 96 F FF 96 F FC 93 X SL 89 2-2 G1-3	B KC 82 D KC 80 X FC 94 2-0 F9			B FC 90 C FF 95 X FC 94 1-1 F9		X FF 94 0-0 HR	B CU 81 S CU 83 B CU 82 S SL 84 B CU 83 B SL 84 4-2 BB		4	1	1	1	1	0	1
22 Dominic Smith, L (1, 7) OBP: 0.469, SLG: 0.556 (7, 3)	C FC 93 B SI 99 X FC 95 1-1 20 HR 1B		B KC 79 L FC 93 S KC 81 S SI 95 1-3 K		B FF 96 C FC 92 S KC 81 X CH 92 1-2 20 HR 1B		B CU 76 L SL 82 X FF 93 1-1 HR	X CU 82 0-0 G3		5	3	3	1	0	1	1
20 Pete Alonso, R (1, 3) OBP: 0.338, SLG: 0.624 65 Robert Gsellman, R (7, 1) 27 Jeurys Familia, R (8, 1) 28 J.D. Davis, R (9, PH) OBP: 0.329, SLG: 0.439 39 Edwin Díaz, R (9, 1)	X FF 98 0-0 1-H HR		B FF 98 B KC 80 B FC 95 F SI 97 X SI 98 3-1 G4-3		C KC 81 X FC 92 0-1 1-H HR		B SL 86 S CH 81 F FF 96 X CH 83 1-2 30 2B 1B		X SI 92 0-0 L5	4 0 0 1 0	2 0 0 0 0	3 0 0 0 0	4 0 0 0 0	0 0 0 0 0	0 0 0 0 0	0 0 0 0 0
30 Michael Conforto, L (1, 9) OBP: 0.407, SLG: 0.525	S FF 97 B FC 95 T KC 82 B KC 82 F FF 97 S FC 94 2-3 K		B SI 97 C KC 81 B CH 93 F FF 98 F KC 82 F FF 98 B KC 82 F FC 94 F FF 98 4-2 B FF 96 BB		F FC 96 X KC 81 0-1 G4-3		B SL 84 B FF 95 F FF 96 S CH 82 X FF 95 2-2 1-3 2B		B SI 93 S SI 92 S SI 91 B SL 83 X SI 91 2-2 G3-1	4	0	1	0	1	1	0
40 Wilson Ramos, R (1, 2) OBP: 0.337, SLG: 0.375	C FF 97 F FC 92 X SL 86 0-2 G5-3		F FC 94 S SL 86 1 SAFE 1 SAFE F KC 85 B FF 97 F SL 86 1 SAFE B FF 98 2-3 F FF 89 S SL 90 K		X KC 80 0-0 F8		S CH 82 F FF 95 F FF 96 F CH 82 F CH 82 F CH 81 B SL 85 B FF 96 S CH 82 2-3 K		B CH 86 F SI 92 B SI 92 B SI 92 B SI 92 4-1 BB	4	0	0	0	1	2	3
21 Todd Frazier, R (1, 5) OBP: 0.296, SLG: 0.396		F FC 93 B KC 82 C FC 92 B KC 81 F FF 99 X SL 90 2-2 11 2B 1B		F FC 93 B SL 87 S KC 80 B FF 96 X KC 81 2-2 F7		C SL 85 B CH 87 S CH 87 B FF 95 F FF 96 B CH 87 F CH 87 X FF 96 3-2 91 SH5-3 11 1B 2B	S CH 83 B SI 95 X FF 95 1-1 P5		D SI 92 B SI 92 C SI 92 B SI 92 C SI 91 X SI 92 3-2 L8	5	2	2	0	0	0	3
91 Carlos Gómez, R (1, 8) OBP: 0.325, SLG: 0.353 (7, 7)		B SI 99 S FF 98 B SL 90 B FF 98 T FF 99 1 SAFE S FF 98 3-3 K		B FF 95 F FF 97 B SL 84 F SL 90 C FF 97 2-3 K		M SL 87 X SL 86 0-1 SH5-3 2-3	S FF 96 X CH 83 0-1 F9			3	0	0	0	0	2	3
11 Adeiny Hechavarría, R (1, 4) OBP: 0.298, SLG: 0.523		F FF 98 X FC 94 0-1 1-H 2B		B FF 97 B KC 80 C FF 96 B FF 96 X FF 97 3-1 E3		B SL 88 X SL 86 1-0 34 CS 3-H 1B		F CU 84 X FF 94 0-1 P3		4	0	2	2	0	0	0
34 Noah Syndergaard, L (1, 1) OBP: 0.207, SLG: 0.407 12 Juan Lagares, R (7, 8) OBP: 0.252, SLG: 0.270		X FF 96 0-0 2B		F SI 98 F FF 95 D KC 82 F FC 94 S KC 83 1-3 K		C CH 86 1 SAFE S CH 86 F FF 95 S CH 87 0-3 K 1-2		C CU 81 C CU 79 B FF 93 X FF 92 1-2 F8		3 1	0 0	1 0	0 0	0 0	2 0	2 0
Inning Stats	R: 2 E: 0 K: 1 S: 13 H: 2 LOB: 0 BB: 0 P: 18	R: 1 E: 0 K: 1 S: 11 H: 3 LOB: 1 BB: 0 P: 18	R: 0 E: 0 K: 2 S: 17 H: 0 LOB: 1 BB: 1 P: 27	R: 0 E: 1 K: 2 S: 12 H: 0 LOB: 1 BB: 0 P: 20	R: 2 E: 0 K: 0 S: 10 H: 2 LOB: 0 BB: 0 P: 12	R: 1 E: 0 K: 1 S: 12 H: 2 LOB: 1 BB: 0 P: 16	R: 2 E: 0 K: 1 S: 20 H: 4 LOB: 2 BB: 0 P: 27	R: 0 E: 0 K: 0 S: 8 H: 0 LOB: 1 BB: 1 P: 13	R: 0 E: 0 K: 0 S: 8 H: 0 LOB: 1 BB: 1 P: 17	1B: 5 2B: 5 3B: 0 HR: 4 SF: 0 SAC: 1 DP: 1 HBP: 0						

PITCHER		IP	WLS	BF	H	R	ER	SO	BB	IBB	HBP	BLK	WP	HR	S	P	ERA	WHIP
21 Walker Buehler, R ERA: 4.03	(1, 1)	5.0		23	7	5	5	6	1	0	0	0	0	2	63	95	9.00	1.600
52 Pedro Báez, R ERA: 3.33	(6, 1)	1.0		4	2	1	1	1	0	0	0	0	0	0	12	16	9.00	2.000
7 Julio Urías, L ERA: 3.45	(7, 1)	1.0		7	4	2	2	1	0	0	0	0	0	2	20	27	18.00	4.000
63 Yimi García, R ERA: 4.76	(8, 1)	1.0		4	0	0	0	0	1	0	0	0	0	0	8	13	0.00	1.000
75 Scott Alexander, L ERA: 3.31	(9, 1)	1.0	W	4	0	0	0	0	1	0	0	0	0	0	8	17	0.00	1.000

PITCHER	IP	WLS	BF	H	R	ER	SO	BB	IBB	HBP	BLK	WP	HR	S	P	ERA	WHIP

TOP

New York Mets @ Los Angeles Dodgers

Dodger Stadium, Los Angeles, CA

Wed May 29 2019, 7:12 PM - 10:41 PM PDT

Att. 40,559 - Clear - 69 F

livebaseballscorecards.com

AB	38
R	8
H	13
RBI	8
BB	3
SO	8
LOB	13

Batter	1	2	3	4	5	6	7	8	9	AB	R	H	RBI	BB	SO	LOB
31 Joc Pederson, L (1, 7) OBP: 0.372, SLG: 0.647	F FF 98 T FF 99 S CH 93 0-3 ① K	B CH 91 F FF 100 S CH 92 F FF 99 X CH 92 1-2 ③ P5		C CU 81 S SI 98 X SI 98 0-2 ② FC6-5 1-2f			B SI 96 C CH 89 B SI 96 X CH 87 2-1 13 G4-3 10 1B 2B		F FF 97 F FF 97 F FF 97 B FF 98 F FF 98 F FF 97 B FF 97 B SL 90 X SL 90 3-2 HR	5	2	2	1	0	1	3
13 Max Muncy, L (1, 4) OBP: 0.363, SLG: 0.505	C CU 81 S CH 92 S FF 100 0-3 ② K		B FF 98 B CU 82 B FF 98 C SI 98 F CH 92 X FF 99 3-2 10 1B 2B	B SI 98 1 SAFE B SI 97 F SI 97 S CH 91 D CU 80 X CH 91 3-2 ③ G3			C CU 81 X CH 88 0-1 ② G4-3 2-3		T FF 97 B FF 98 X FF 97 1-1 HR	5	2	2	1	0	1	2
10 Justin Turner, R (1, 5) OBP: 0.392, SLG: 0.446	B SI 100 F SL 89 B FF 100 X SI 99 2-1 ③ L9		C SL 88 F SI 98 X FF 98 0-2 45 1B 2-H 1B		B CU 80 T SL 89 C CH 91 B CH 92 C SI 98 2-3 ① K		B CU 82 D CU 81 X SI 96 2-0 3-H 1B		C SL 89 X SL 88 0-1 35 2B 2B	5	1	3	2	0	1	0
35 Cody Bellinger, L (1, 9) OBP: 0.464, SLG: 0.760		S SI 98 S SI 99 F FF 100 F FF 100 F CH 92 F CH 92 B FF 100 X SI 100 1-2 ① F9	S CH 92 X CH 91 0-1 ① F8		B SI 98 B CH 92 F CH 92 B SI 99 S FF 98 X CH 92 3-2 ② L6		X CH 88 0-0 ③ F7		L FF 97 S FF 97 B FF 98 X FF 97 1-2 45 1B 27 SF7 2-H 2B	5	1	1	1	0	0	2
5 Corey Seager, L (1, 6) OBP: 0.341, SLG: 0.415		F CH 93 F CU 81 X CH 92 0-2 45 2B 2B	F FF 99 1 SAFE X FF 98 1-1 ② F8		S CH 93 S SI 98 B CU 84 X SI 98 1-2 ③ 2B			C FS 92 B FF 97 X FS 93 1-1 HR	0-0 45 1B IBB	4	2	3	1	1	0	1
45 Matt Beaty, L (1, 3) OBP: 0.303, SLG: 0.333		X FF 100 0-0 27 2B 2-H 2B	B CH 93 D CH 92 C SI 97 X FF 98 2-1 27 S 1-3 1B			B CU 80 B SI 97 B SI 96 C SI 97 X SI 97 3-1 ① G1-4-3		B SI 96 X SI 96 1-0 ① P6	S FF 97 S SL 89 F FF 97 F SL 89 F FF 97 X SI 96 0-2 1-2 2-3 1B	5	1	3	1	0	0	0
27 Alex Verdugo, L (1, 8) OBP: 0.366, SLG: 0.517		C CU 82 S CH 92 F FF 100 F CH 92 B FF 100 X CH 92 1-2 2-H 2B	S CU 82 B FF 98 F CU 80 F FF 99 F FF 99 B CH 91 X FF 99 2-2 ③ P5 1-2			F SI 98 X CH 92 0-1 ② L9		B FS 93 B FS 92 B FS 93 B FF 96 4-0 BB	S SL 89 F FF 97 F FF 97 D SL 90 B FF 97 X SL 89 2-2 ① SF7 3-H	3	0	1	2	1	0	2
16 Will Smith, R (1, 2) OBP: 0.286, SLG: 0.429 7 Julio Urías, L (7, 1) OBP: 0.500, SLG: 0.333 63 Yimi García, R (8, 1) 3 Chris Taylor, R (8, PH) OBP: 0.307, SLG: 0.400 75 Scott Alexander, L (9, 1)		S SL 92 C SL 89 S SL 90 0-3 ② K		S CU 81 B SL 88 C SL 88 F CU 80 B CH 92 X SL 88 2-2 ① G6-3		B CU 82 B SL 98 C SI 98 B CU 81 C SI 97 C SI 98 3-3 ③ K		C SL 89 B SI 95 B SI 96 C SL 88 F SI 97 F SL 88 X SI 96 2-2 ② L8		3 0 0 1 0	0 0 0 0 0	0 0 0 0 0	0 0 0 0 0	2 0 0 0 0	0 0 0 1 0	1 0 0 1 0
21 Walker Buehler, R (1, 1) OBP: 0.130, SLG: 0.190 52 Pedro Báez, R (6, 1) 55 Russell Martin, R (7, 2) OBP: 0.368, SLG: 0.377		C FF 100 B SL 89 B SL 91 B SI 100 S FF 99 B FF 99 4-2 BB	C SI 98 B SI 99 C SI 99 B CU 82 B SI 98 B SI 97 4-2 31 FC6-5 BB				C SI 96 B CU 82 X SI 96 1-1 ① G4-3	X SL 89 0-0 ③ P3		0 0 2	0 0 0	0 0 0	0 0 0	2 0 0	0 0 0	0 0 1
Inning Stats	R: 0 E: 0 K: 2 S: 8 H: 0 LOB: 0 BB: 0 P: 10	R: 2 E: 0 K: 1 S: 25 H: 3 LOB: 2 BB: 1 P: 32	R: 1 E: 0 K: 0 S: 17 H: 3 LOB: 2 BB: 0 P: 25	R: 0 E: 0 K: 0 S: 12 H: 0 LOB: 1 BB: 1 P: 21	R: 0 E: 0 K: 1 S: 9 H: 1 LOB: 1 BB: 0 P: 15	R: 0 E: 0 K: 1 S: 7 H: 0 LOB: 0 BB: 0 P: 13	R: 1 E: 0 K: 0 S: 8 H: 2 LOB: 1 BB: 0 P: 13	R: 1 E: 0 K: 0 S: 9 H: 1 LOB: 1 BB: 1 P: 17	R: 4 E: 0 K: 0 S: 23 H: 5 LOB: 2 BB: 1 P: 30	1B: 4 2B: 8 3B: 0 HR: 3 SF: 1 SAC: 0 DP: 0 HBP: 0	WP: 0 PB: 0 SB: 1 CS: 0 PA: 43					

PITCHER		IP	WLS	BF	H	R	ER	SO	BB	IBB	HBP	BLK	WP	HR	S	P	ERA	WHIP
34 Noah Syndergaard, R ERA: 4.9	(1, 1)	6.0		26	7	3	3	5	2	0	0	0	0	0	78	116	4.50	1.500
65 Robert Gsellman, R ERA: 3.74	(7, 1)	1.0		5	2	1	1	0	0	0	0	0	0	0	8	13	9.00	2.000
27 Jeurys Familia, R ERA: 5.56	(8, 1)	1.0		5	1	1	1	0	1	0	0	0	0	1	9	17	9.00	2.000
39 Edwin Díaz, R ERA: 3.22	(9, 1)	0.1	L	7	5	4	4	0	0	1	0	0	0	2	23	30	108.00	15.000

PITCHER	IP	WLS	BF	H	R	ER	SO	BB	IBB	HBP	BLK	WP	HR	S	P	ERA	WHIP

BOTTOM

New York Mets @ Los Angeles Dodgers

Dodger Stadium, Los Angeles, CA

Wed May 29 2019, 7:12 PM - 10:41 PM PDT

Att. 40,559 - Clear - 69 F

livebaseballscorecards.com

AB	38
R	9
H	15
RBI	9
BB	4
SO	5
LOB	13

Batter	1	2	3	4	5	6	7	8	9	AB	R	H	RBI	BB	SO	LOB
1 Amed Rosario, R (1, 6) OBP: 0.304, SLG: 0.424	C CU 72 S CH 79 F FC 87 F FF 92 F FF 92 B CH 80 B CH 80 X FC 87 2-2 ① F8		B FC 88 C CH 80 B FF 91 B FF 91 C CH 79 S FC 90 3-3 ② K			S CH 79 B FF 90 X FC 88 1-1 ① L7		D CU 75 X SI 91 1-0 ② FC6-4 1-2f		4	0	0	0	0	1	1
28 J.D. Davis, R (1, 7) OBP: 0.322, SLG: 0.430 22 Dominic Smith, L (8, PH) OBP: 0.462, SLG: 0.545 (8, 7)	X CH 80 0-0 ② F9		C CU 73 F FC 86 B FF 92 S CH 82 1-3 ③ K			B FF 92 F FF 92 S CH 80 X FF 92 1-2 ② G5-3		1 SAFE C FC 90 1 SAFE S FC 90 1 SAFE S FC 91 0-3 ③ K		3 1	0 0	0 0	0 0	0 0	1 1	0 1
30 Michael Conforto, L (1, 9) OBP: 0.399, SLG: 0.512	C CU 74 B CH 82 B FC 87 S CH 82 T FC 89 2-2 ③ K			C CH 78 X SI 90 0-1 ① G6-3		C SI 92 B SI 92 S SI 92 B CU 78 S CH 81 2-3 ③ K			S FC 90 B FC 91 F FC 91 B SL 82 F FC 91 B FC 91 X FC 90 3-2 ① G3	4	0	0	0	0	2	0
20 Pete Alonso, R (1, 3) OBP: 0.341, SLG: 0.625		C CU 73 B CU 71 S FC 86 S FC 84 1-3 ① K		C FF 90 B CH 80 X CU 75 1-1 ② L9			B FF 90 X FC 85 1-0 2B		B SI 92 C SL 82 H SI 93 2-1 HBP	3	0	1	0	0	1	0
21 Todd Frazier, R (1, 5) OBP: 0.295, SLG: 0.385		B CH 80 F CU 72 B FC 88 B CH 81 C FC 87 F FF 93 B FF 93 4-2 91 1B BB		C SI 91 B FF 91 B FC 88 C CH 82 B FC 86 S FF 92 3-3 ③ K			C CH 79 C CH 79 B FF 91 X FF 90 1-2 ① G1-3		B FC 91 1 SAFE F FC 90 F FC 90 S SL 82 1-3 ② K	3	0	0	0	1	2	2
91 Carlos Gómez, R (1, 8) OBP: 0.318, SLG: 0.342		X FF 91 0-0 1-2 1B			X CH 78 0-0 ① G6-3		X CH 81 0-0 ② L8		F FC 91 S SL 82 X SL 83 0-2 ③ L8	4	0	1	0	0	0	2
11 Adeiny Hechavarría, R (1, 4) OBP: 0.280, SLG: 0.489		S SI 90 F SI 91 F FF 92 B CH 81 X CH 80 1-2 ② F4			C FF 89 B FF 90 C FF 91 B FF 92 F FF 92 X CH 80 2-2 ② G5-3		S FF 91 F CH 80 B FF 92 F FF 93 B CH 78 B CH 79 X SI 92 3-2 ③ G4-3			3	0	0	0	0	0	3
3 Tomás Nido, R (1, 2) OBP: 0.211, SLG: 0.395		F CU 73 F CH 79 F FF 91 S CH 79 0-3 ③ K			B CU 71 S CH 79 X CU 73 1-1 1B			X SI 90 0-0 ① G4-3		3	0	1	0	0	1	2
44 Jason Vargas, L (1, 1) 40 Wilson Ramos, R (8, PH) OBP: 0.341, SLG: 0.379 23 Aaron Altherr, R (8, PR) OBP: 0.103, SLG: 0.162 33 Héctor Santiago, R (8, 1) 47 Drew Gagnon, R (8, 1) OBP: 0.333, SLG: 0.333			B FF 88 C FF 89 F CU 71 B FF 90 X CH 78 2-2 ① L8		C FF 90 B FF 90 X CU 71 1-1 ③ L1			B CH 80 B SI 91 X CH 80 2-0 1 FC6-4 1B		2 1 0 0 0	0 0 0 0 0	0 1 0 0 0	0 0 0 0 0	0 0 0 0 0	0 0 0 0 0	1 0 0 0 0

Inning Stats	1	2	3	4	5	6	7	8	9
	R: 0 E: 0 K: 1 S: 10	H: 0 LOB: 0 BB: 0 P: 14	R: 0 E: 0 K: 2 S: 15	H: 1 LOB: 2 BB: 1 P: 21	R: 0 E: 0 K: 2 S: 9	H: 0 LOB: 0 BB: 0 P: 15	R: 0 E: 0 K: 1 S: 7	H: 0 LOB: 0 BB: 0 P: 11	R: 0 E: 0 K: 0 S: 9	H: 1 LOB: 1 BB: 0 P: 13	R: 0 E: 0 K: 1 S: 8	H: 0 LOB: 0 BB: 0 P: 12	R: 0 E: 0 K: 0 S: 9	H: 1 LOB: 1 BB: 0 P: 14	R: 0 E: 0 K: 1 S: 6	H: 1 LOB: 1 BB: 0 P: 9	R: 0 E: 0 K: 1 S: 11	H: 0 LOB: 1 BB: 0 P: 17

	AB	R	H	RBI	BB	SO	LOB
	31	0	4	0	1	9	12

	1B	SF	WP	PA
	3	0	0	33
	2B	SAC	PB	
	1	0	0	
	3B	DP	SB	
	0	0	0	
	HR	HBP	CS	
	0	1	0	

PITCHER	IP	WLS	BF	H	R	ER	SO	BB	IBB	HBP	BLK	WP	HR	S	P	ERA	WHIP
99 Hyun Jin Ryu, L (1, 1) ERA: 1.48	7.2	W	28	4	0	0	7	1	0	0	0	0	0	70	106	0.00	0.652
74 Kenley Jansen, R (8, 1) ERA: 3.33	1.1	S	5	0	0	0	2	0	0	1	0	0	0	14	20	0.00	0.000

PITCHER	IP	WLS	BF	H	R	ER	SO	BB	IBB	HBP	BLK	WP	HR	S	P	ERA	WHIP

TOP

New York Mets @ Los Angeles Dodgers

Dodger Stadium, Los Angeles, CA

Thu May 30 2019, 7:13 PM - 9:56 PM PDT

Att. 47,848 - Clear - 67 F

livebaseballscorecards.com

Batter	1	2	3	4	5	6	7	8	9	AB	R	H	RBI	BB	SO	LOB
3 Chris Taylor, R (1, 6) (9, 7) OBP: 0.305, SLG: 0.410	C FF 83 X SI 83 0-1 13 2B 3B	B CH 79 C FF 86 B FF 86 F KC 73 B CH 80 F FF 86 S FF 87 3-3 ② K			C CH 78 S CH 78 F CH 78 S FF 85 0-3 ① K		B FF 84 C CH 78 B KC 72 B FF 85 X CH 78 3-1 ③ L6			4	1	1	0	0	2	1
13 Max Muncy, L (1, 5) OBP: 0.361, SLG: 0.505	B SI 86 X SI 86 1-0 14 F8 3-H 2B	C FF 86 F FF 86 C FF 86 0-3 ③ K			C CH 79 F FF 84 B CH 80 S KC 74 1-3 ② K			B CU 76 C FF 90 F FF 90 F FF 91 X FF 92 1-2 ① G4-3		4	0	1	1	0	2	1
25 David Freese, R (1, 3) OBP: 0.412, SLG: 0.500	B CH 81 F KC 73 F FF 86 B CH 79 D KC 74 S CH 80 3-3 ① K	C KC 70 B FF 83 X KC 70 1-1 35 1B 1B			X CH 80 0-0 ③ G5-3			B FF 91 F FF 90 X CU 77 1-1 14 1B 2B		4	1	2	0	0	1	1
35 Cody Bellinger, L (1, 9) OBP: 0.464, SLG: 0.754	B SI 85 B KC 73 B CH 80 B FF 86 4-0 27 BB BB	B SI 85 D CH 80 X FF 86 2-0 27 G4-6-3 1-2 1B			B FF 84 B SI 83 X SI 85 2-0 ① P2			C FF 91 B FF 92 F CH 83 F FF 92 F FF 93 F FF 93 X CH 84 1-2 ② L9		3	0	1	0	1	0	1
14 Enrique Hernández, R (1, 4) OBP: 0.298, SLG: 0.394	F CH 80 B FF 87 B SI 86 X CH 81 2-1 ② F8 2-3	X FF 86 0-0 ① F4			C CH 78 B FF 83 B FF 85 X KC 73 2-1 ② P4			C CH 84 X FF 92 0-1 27 1B 2-H 1B		4	0	1	1	0	0	4
27 Alex Verdugo, L (1, 8) OBP: 0.376, SLG: 0.521	B SI 87 B KC 74 B SI 87 B FF 86 4-0 55 FC5-4 1-2 BB	B FF 86 C SI 86 B CH 79 X SI 86 2-1 ②③ G4-6-3 1-2f			B KC 72 C FF 85 X KC 71 1-1 1B			1 SAFE C FF 91 1 SAFE C FF 92 1 SAFE 1 SAFE F FF 92 B FF 92 X CU 76 1-2 55 S 1-3 1B		3	0	2	0	1	0	2
55 Russell Martin, R (1, 2) OBP: 0.363, SLG: 0.369	D CH 81 C FF 87 C FF 87 X CH 81 1-2 ③ FC5-4 1-2f		C KC 70 B KC 70 X FF 85 1-1 45 G3-6-3 1B		X SI 84 0-0 ③ G5-3			1 SAFE S CH 81 B SL 85 B FF 93 B FF 92 C CH 82 S CH 82 3-3 ③ K 1-2		4	0	1	0	0	1	6
45 Matt Beaty, L (1, 7) OBP: 0.278, SLG: 0.306 5 Corey Seager, L (9, 6) OBP: 0.341, SLG: 0.415		C KC 70 B KC 72 B FF 84 X CH 78 2-1 ① G3-1			X FF 83 0-0 ①② G3-6-3 1-2f		B KC 71 B FF 83 C KC 72 F KC 71 B FF 85 X SI 84 3-2 ① F8			3 0	0 0	0 0	0 0	0 0	0 0	1 0
99 Hyun Jin Ryu, R (1, 1) OBP: 0.208, SLG: 0.143 74 Kenley Jansen, S (8, 1)		C FF 84 B CH 78 B FF 85 B KC 73 C FF 85 B FF 86 4-2 BB			B FF 84 B FF 84 C FF 84 C FF 85 C FF 85 2-3 ③ K		X KC 71 0-0 ② G5-3			2 0	0 0	0 0	0 0	1 0	1 0	0 0
Inning Stats	R: 1 E: 0 K: 1 S: 11 H: 2 LOB: 3 BB: 2 P: 26	R: 0 E: 0 K: 2 S: 11 H: 0 LOB: 1 BB: 1 P: 20	R: 0 E: 0 K: 0 S: 6 H: 2 LOB: 1 BB: 0 P: 11	R: 0 E: 0 K: 1 S: 6 H: 1 LOB: 0 BB: 0 P: 9	R: 0 E: 0 K: 2 S: 8 H: 0 LOB: 0 BB: 0 P: 9	R: 0 E: 0 K: 0 S: 6 H: 1 LOB: 1 BB: 0 P: 11	R: 0 E: 0 K: 0 S: 6 H: 0 LOB: 0 BB: 0 P: 12	R: 1 E: 0 K: 1 S: 21 H: 3 LOB: 2 BB: 0 P: 28		1B: 6 2B: 2 3B: 1 HR: 0	SF: 0 SAC: 0 DP: 2 HBP: 0		WP: 0 PB: 0 SB: 1 CS: 0	PA: 34	

PITCHER		IP	WLS	BF	H	R	ER	SO	BB	IBB	HBP	BLK	WP	HR	S	P	ERA	WHIP
44 Jason Vargas, L ERA: 4.46	(1, 1)	7.0	L	28	6	1	1	6	3	0	0	0	0	0	54	98	1.29	1.286
33 Héctor Santiago, L ERA: 2.45	(8, 1)	0.2		5	3	1	1	0	0	0	0	0	0	0	18	22	13.50	4.500
47 Drew Gagnon, R ERA: 4.96	(8, 1)	0.1		1	0	0	0	1	0	0	0	0	0	0	3	6	0.00	0.000

PITCHER	IP	WLS	BF	H	R	ER	SO	BB	IBB	HBP	BLK	WP	HR	S	P	ERA	WHIP

BOTTOM

New York Mets @ Los Angeles Dodgers

Dodger Stadium, Los Angeles, CA

Thu May 30 2019, 7:13 PM - 9:56 PM PDT

Att. 47,848 - Clear - 67 F

livebaseballscorecards.com

AB	31
R	2
H	9
RBI	2
BB	3
SO	7
LOB	17

Batter	1	2	3	4	5	6	7	8	9	AB	R	H	RBI	BB	SO	LOB
1 Amed Rosario, R (1, 6) OBP: 0.297, SLG: 0.414	C B SI 94 F SI 94 B SL 86 B SL 86 C SI 93 3-3 ① K	F SL 83 B SI 93 C SI 92 F CH 85 F SI 93 S FF 94 1-3 ③ K			X SI 91 0-0 ① F8		B FF 94 B FF 96 X FF 95 2-0 ② L8	X CH 86 0-0 ③ F7		5	0	0	0	0	2	5
22 Dominic Smith, L (1, 7) OBP: 0.471, SLG: 0.534 (9, 3)	B SI 93 B SI 94 B FF 94 B FF 94 4-0 20 G4-3 BB	B FF 93 X SI 92 1-0 30 G3-6-1 20 1B 1B			L CH 84 T FF 92 X SI 92 0-2 ② F7		F FF 96 D CH 87 S CH 89 F FF 96 D KC 83 2 SAFE F FF 95 D CH 90 D KC 85 4-2 20 FC5-4 BB		B FF 92 C FF 91 S CU 78 S SL 86 1-3 ① K	3	0	1	0	2	1	1
20 Pete Alonso, R (1, 3) OBP: 0.338, SLG: 0.615 65 Robert Gsellman, R (9, 1)	C FF 94 B SI 93 X SI 93 1-1 ② ③ G4-3 1-2f	F SI 92 S SL 84 F SL 83 B SI 93 X SI 92 1-2 30 G3-6-1 1-2 1B			X SL 84 0-0 ③ G6-3		C FF 95 F SI 95 X FF 96 0-2 ③ FC5-4 1-2f		C SL 85 S SL 84 B SL 84 S SL 84 1-3 ② K	5	0	1	0	0	1	4
										0	0	0	0	0	0	0
30 Michael Conforto, L (1, 9) OBP: 0.399, SLG: 0.512		C FF 92 F CH 86 B FF 94 B KC 81 B SI 94 F CH 85 B FF 95 4-2 40 1B 21 1B BB	C FF 93 X CH 86 0-1 ① ② G3-6-1 1-2f 2-3			B SI 92 B SI 93 S CH 88 X SI 94 2-1 ① G3-1		C FF 92 C FF 93 B FF 94 B CH 87 B CH 86 S CH 86 3-3 ① K	C CU 77 B CU 74 X FF 92 1-1 2B	4	1	1	0	1	1	2
40 Wilson Ramos, R (1, 2) OBP: 0.342, SLG: 0.380		B FF 93 C SI 94 X SL 84 1-1 21 1B 11 2B 1-3 1B	F SI 93 X SL 83 0-1 ③ G6-3			B CU 80 B CU 80 X SI 95 2-0 1B		B CH 87 X CH 86 1-0 ② G6-3	B FF 91 D SL 85 S SL 85 X SL 84 2-1 ③ G4-3	5	1	2	0	0	0	2
21 Todd Frazier, R (1, 5) OBP: 0.302, SLG: 0.389		S SL 85 F SL 85 B KC 81 D KC 81 B SI 94 F SL 83 X SI 94 3-2 11 2B 1-2 3-H 1B	B FF 92 B FF 92 S FF 90 X SL 83 2-1 ① P3			B SI 94 C CU 78 B CU 78 S CU 79 B CU 80 C SI 95 3-3 ② K		B FF 94 C CH 86 C CU 83 X CH 86 1-2 11 1B 28 1B 1B		4	2	2	1	0	1	1
11 Adeiny Hechavarría, R (1, 4) OBP: 0.296, SLG: 0.510		C SL 82 X SL 84 0-1 45 G4-3 1-H 2-H 2B	C FF 92 F KC 77 S SL 84 0-3 ② K			B CU 82 X SI 94 1-0 ③ G5-3		X CU 81 0-0 28 1B 91 2B 1-3 1B		4	1	2	2	0	1	1
12 Juan Lagares, R (1, 8) OBP: 0.254, SLG: 0.272 28 J.D. Davis, R (8, PH) OBP: 0.327, SLG: 0.434 67 Seth Lugo, R (8, 1) 23 Aaron Altherr, R (9, 7) OBP: 0.103, SLG: 0.162		S FF 94 C SI 92 F KC 80 B SI 93 F FF 94 X SI 93 1-2 ① G6-3	B SL 82 B FF 92 F KC 77 F SI 92 S KC 80 2-3 ③ K				X FF 94 0-0 45 SH3-4 1B	D CH 86 S FF 93 B FF 94 X CH 87 2-1 91 2B 1-2 3-H 1B		3	0	1	0	0	1	1
										1	0	1	1	0	0	0
										0	0	0	0	0	0	0
										0	0	0	0	0	0	0
45 Zack Wheeler, L (1, 1) OBP: 0.321, SLG: 0.500 91 Carlos Gómez, R (8, PH) OBP: 0.333, SLG: 0.385 (8, 8)		X KC 78 0-0 ② G4-3 2-3			C SI 90 B CH 83 B SI 91 X SI 92 2-1 2B		F FF 94 1 SAFE X FF 95 0-1 ① SH3-4 1-2	C FF 93 F FF 93 B CH 87 B CH 87 X CH 87 2-2 1-3 2-H 2B		2	0	1	0	0	0	1
										1	0	1	1	0	0	0

TOP

New York Mets @ Arizona Diamondbacks
Chase Field, Phoenix, AZ
Fri May 31 2019, 6:42 PM - 9:55 PM MST
Att. 24,664 - Clear - 97 F

livebaseballscorecards.com

AB	37
R	5
H	13
RBI	5
BB	3
SO	8
LOB	18

Inning Stats	1	2	3	4	5	6	7	8	9
	R: 0 E: 0 K: 1 S: 5	R: 3 E: 0 K: 1 S: 22	R: 0 E: 0 K: 0 S: 9	R: 0 E: 0 K: 2 S: 8	R: 0 E: 0 K: 0 S: 7	R: 0 E: 0 K: 1 S: 7	R: 0 E: 0 K: 0 S: 11	R: 2 E: 0 K: 1 S: 14	R: 0 E: 0 K: 2 S: 10
	H: 0 LOB: 0 BB: 1 P: 13	H: 3 LOB: 1 BB: 1 P: 32	H: 2 LOB: 1 BB: 0 P: 11	H: 0 LOB: 0 BB: 0 P: 12	H: 1 LOB: 1 BB: 0 P: 9	H: 1 LOB: 1 BB: 0 P: 15	H: 1 LOB: 2 BB: 1 P: 17	H: 4 LOB: 2 BB: 0 P: 23	H: 1 LOB: 1 BB: 0 P: 15

1B: 9	SF: 0	WP: 0
2B: 4	SAC: 1	PB: 0
3B: 0	DP: 2	SB: 0
HR: 0	HBP: 0	CS: 0
		PA: 41

PITCHER		IP	WLS	BF	H	R	ER	SO	BB	IBB	HBP	BLK	WP	HR	S	P	ERA	WHIP
57 Jon Duplantier, R ERA: 3.18	(1, 1)	5.0		21	6	3	3	4	2	0	0	0	0	0	51	77	5.40	1.600
58 Stefan Crichton, R ERA:	(6, 1)	1.0		4	1	0	0	1	0	0	0	0	0	0	7	15	0.00	1.000
25 Archie Bradley, R ERA: 4.44	(7, 1)	1.0	H	5	1	0	0	0	1	0	0	0	0	0	11	17	0.00	2.000
35 Matt Andriese, R ERA: 4.7	(8, 1)	1.0	L	7	4	2	2	1	0	0	0	0	0	0	14	23	18.00	4.000
56 Greg Holland, R ERA: 1.45	(9, 1)	1.0		4	1	0	0	2	0	0	0	0	0	0	10	15	0.00	1.000

PITCHER	IP	WLS	BF	H	R	ER	SO	BB	IBB	HBP	BLK	WP	HR	S	P	ERA	WHIP

New York Mets @ Arizona Diamondbacks

Chase Field, Phoenix, AZ

Fri May 31 2019, 6:42 PM - 9:55 PM MST

Att. 24,664 - Clear - 97 F

livebaseballscorecards.com

BOTTOM

Batter	1	2	3	4	5	6	7	8	9	AB	R	H	RBI	BB	SO	LOB
1 Jarrod Dyson, L (1, 8) OBP: 0.356, SLG: 0.381	C FF 97 B SI 96 X CU 81 1-1 ① G3		B CH 86 C CH 88 F FF 96 B SI 97 S FF 97 2-3 ① K		F CH 89 X CU 80 0-1 ③ P5		F SI 96 F FS 88 S FF 97 0-3 ③ K		C CU 80 B CH 87 1 SAFE D CU 82 F SI 95 X CU 82 2-2 ③ P4	5	0	0	0	0	2	1
4 Ketel Marte, S (1, 4) OBP: 0.332, SLG: 0.531	C FF 97 S CH 89 S FF 98 0-3 ② K		F CH 88 B CH 88 F FF 95 F FF 98 B FF 98 B CH 90 F FF 98 F SI 98 X CH 89 3-2 ② F8			X CH 85 0-0 HR		L CU 78 B CH 88 F SI 94 X FF 97 1-2 ① F7		4	1	1	1	0	1	0
5 Eduardo Escobar, S (1, 5) OBP: 0.349, SLG: 0.566	X FF 96 0-0 1B		F FF 98 X FS 89 0-1 ③ F9			F FF 96 B CU 80 S FF 97 S CH 89 1-3 ① K		C CU 80 F CU 78 F FF 95 X CH 89 0-2 3B		4	0	2	0	0	1	0
10 Adam Jones, R (1, 9) OBP: 0.328, SLG: 0.500	D FC 92 B SI 98 X FF 98 2-0 ③ P5			C FF 97 X FC 92 0-1 ① G4-3		F FF 96 X SI 96 0-1 53 HR 1B		F FF 93 X SI 94 0-1 ② P4		4	1	1	0	0	0	2
53 Christian Walker, R (1, 3) OBP: 0.333, SLG: 0.497		B FF 97 C FF 97 F CU 83 B FC 93 F FF 98 F SI 98 F SI 100 X CU 83 2-2 13 G5-3 16 1B 31 G4-3 1B		C SI 97 X SI 96 0-1 16 FC6 1B		F FF 96 X SI 95 0-1 1-H HR		B FF 94 B FF 95 2-0 IBB		3	2	3	2	1	0	0
16 Tim Locastro, R (1, 7) OBP: 0.442, SLG: 0.400		C SI 98 C FC 91 X FC 92 0-2 31 G4-3 13 G5-3 1-2 1B		B FC 92 1 SAFE C FF 96 1 SAFE X CH 89 1-1 ② FC6 13 S 1-2f		C FF 98 C CU 80 F FF 98 B FF 98 B FC 91 X FF 97 2-2 ② P3		B SL 90 B FF 93 C CU 79 X SI 96 2-1 ③ P6		4	0	1	0	0	0	3
13 Nick Ahmed, R (1, 6) OBP: 0.330, SLG: 0.424		C SI 98 X SI 96 0-1 ① G5-3 1-2 2-3		C FF 96 B SI 94 B FC 91 S SI 97 B FC 91 S SI 97 3-3 ③ K 1-2		X CU 79 0-0 ③ L7			F SI 95 C SL 91 F SL 92 B SI 97 X SL 92 1-2 ① F7	4	0	0	0	0	1	3
31 Alex Avila, L (1, 2) OBP: 0.439, SLG: 0.415 15 Ildemaro Vargas, S (9, PR) OBP: 0.282, SLG: 0.366		C SI 98 B CU 82 B CH 90 B CU 81 X FF 97 3-1 ② G4-3 2-3 3-H			B CU 81 C CH 88 F SI 97 C SI 97 1-3 ① K		C CU 78 B FF 94 F FF 96 B SI 97 F SI 96 X FS 87 2-2 ① G3		C CU 80 B SI 95 B CU 82 B SI 95 B SI 96 4-1 BB	3 0	0 0	0 0	1 0	1 0	1 0	1 0
57 Jon Duplantier, L (1, 1) 19 Blake Swihart, S (5, PH) OBP: 0.227, SLG: 0.311 58 Stefan Crichton, R (6, 1) 25 Archie Bradley, R (7, 1) 35 Matt Andriese, R (8, 1) 56 Greg Holland, R (9, 1) 18 Carson Kelly, R (9, PH) OBP: 0.354, SLG: 0.505		S SI 96 B FF 97 B FF 98 B FF 96 S SI 98 S FF 97 3-3 ③ K			B CU 79 S FF 95 C SI 97 S CH 88 1-3 ② K		B FF 97 F FF 96 C CU 80 S FF 99 1-3 ② K		S SL 91 X SL 92 0-1 ② P4	1 1 0 1 0 0 1	0 0 0 0 0 0 0	0 0 0 0 0 0 0	0 0 0 0 0 0 0	1 1 0 0 0 0 0	1 0 0 1 0 0 0	1 0 0 0 0 0 1
Inning Stats	R: 0 E: 0 K: 1 S: 7 H: 1 LOB: 1 BB: 0 P: 10	R: 1 E: 0 K: 1 S: 16 H: 2 LOB: 1 BB: 0 P: 24	R: 0 E: 0 K: 1 S: 11 H: 0 LOB: 0 BB: 0 P: 16	R: 0 E: 0 K: 1 S: 9 H: 1 LOB: 1 BB: 0 P: 13	R: 0 E: 0 K: 2 S: 8 H: 0 LOB: 0 BB: 0 P: 10	R: 3 E: 0 K: 1 S: 13 H: 3 LOB: 0 BB: 0 P: 16	R: 0 E: 0 K: 2 S: 10 H: 0 LOB: 0 BB: 0 P: 13	R: 0 E: 0 K: 0 S: 11 H: 1 LOB: 2 BB: 1 P: 16	R: 0 E: 0 K: 0 S: 10 H: 0 LOB: 1 BB: 1 P: 17	1B: 5 2B: 0 3B: 1 HR: 2	SF: 0 SAC: 0 DP: 0 HBP: 0	WP: 0 PB: 0 SB: 1 CS: 0	PA: 37			

	AB	35
	R	4
	H	8
	RBI	4
	BB	2
	SO	9
	LOB	12

PITCHER	IP	WLS	BF	H	R	ER	SO	BB	IBB	HBP	BLK	WP	HR	S	P	ERA	WHIP
45 Zack Wheeler, R (1, 1) ERA: 4.68	7.0	W	28	7	4	4	9	0	0	0	0	0	2	74	102	5.14	1.000
67 Seth Lugo, R (8, 1) ERA: 3.0	1.0	H	5	1	0	0	0	0	1	0	0	0	0	11	16	0.00	1.000
65 Robert Gsellman, R (9, 1) ERA: 3.63	1.0	S	4	0	0	0	0	1	0	0	0	0	0	10	17	0.00	1.000

PITCHER	IP	WLS	BF	H	R	ER	SO	BB	IBB	HBP	BLK	WP	HR	S	P	ERA	WHIP

Batter	1	2	3	4	5	6	7	8	9	10	11	AB	R	H	RBI	BB	SO	LOB
1 Amed Rosario, R (1, 6) OBP: 0.291, SLG: 0.405	X FF 89 0-0 ① G6-3		B FF 89 B CU 73 F SI 91 X SL 86 2-1 ① P4	F SI 90 D SL 85 S CU 70 X FF 89 1-2 ②③ G3-6-1 1-2f			B KC 82 C SI 90 C SI 90 S KC 83 1-3 ③ K			C FF 96 S SL 84 S SL 86 0-3 ② K		5	0	0	0	0	2	2
22 Dominic Smith, L (1, 7) (8, 3) OBP: 0.467, SLG: 0.571	C FF 87 X FF 88 0-1 20 2B 1B		X FF 90 0-0 ② G3-1		T SI 91 S KC 83 F KC 82 T SI 90 0-2 ① K			B CH 81 F CH 81 X KC 79 1-1 HR		B FF 97 C FF 96 B CH 91 B SL 84 C FF 95 X FF 95 3-2 ③ G4-3		5	2	2	1	0	1	0
20 Pete Alonso, R (1, 3) OBP: 0.340, SLG: 0.617 12 Juan Lagares, R (8, PR) OBP: 0.252, SLG: 0.269 (8, 8)	C SI 89 X CH 86 0-1 1-H 2B		C FF 91 B SL 85 B SI 91 C CU 72 F SI 91 F CU 69 X SL 84 2-2 ③ F9		C KC 82 X SI 90 0-1 ② L8			C SI 90 B SI 89 X SI 90 1-1 21 G4-6-3 1B			F FF 91 B FS 84 X FS 84 1-1 ① G6-3	4 1	0 0	2 0	1 0	0 0	0 0	0 0
30 Michael Conforto, L (1, 9) OBP: 0.394, SLG: 0.503	B CH 86 B CH 86 S FF 90 B FF 91 C FF 90 X FF 90 3-2 ② L6			X FF 88 0-0 21 HR 1B	C SI 91 X CH 84 0-1 ③ G3-1			B SI 89 F SI 89 F CH 82 B KC 80 B SI 88 X KC 80 3-2 ① L7			F FS 84 C FF 91 S FS 84 0-3 ② K	5	1	1	0	0	1	2
21 Todd Frazier, R (1, 5) OBP: 0.314, SLG: 0.414	C FF 90 F CU 68 D CH 87 D SL 85 B SI 90 B SL 84 4-2 BB			C SL 85 B SL 82 B FF 90 F SI 91 X SI 91 2-2 1-H HR		T SI 89 F KC 82 B KC 82 B KC 82 F KC 82 B KC 83 X KC 81 3-2 ① G5-3		C KC 79 F SI 89 X FC 88 0-2 ②③ G4-6-3 1-2f			C FF 91 B FS 85 B FS 85 B FF 91 B FF 92 4-1 91 FC6-4 BB	3	1	1	2	2	0	1
91 Carlos Gómez, R (1, 8) OBP: 0.320, SLG: 0.364 (8, 7)	B FF 90 S FF 90 B FF 90 S SL 85 F FF 91 D SL 86 S SL 86 3-3 ③ K			S FF 91 L FF 90 B FF 94 B SL 83 B SL 87 F FF 90 X FF 91 3-2 11 1B 3 1B 1B		C KC 81 F SI 91 C SI 90 0-3 ② K			F FF 91 T SL 84 0-2 ① K		B FF 90 C FF 91 X FS 83 1-1 ③ FC6-4 1-2f	5	1	1	0	0	3	3
11 Adeiny Hechavarría, R (1, 4) OBP: 0.293, SLG: 0.491		F FF 89 S SL 85 B SL 83 B FF 91 B SL 82 F SI 91 S CU 71 3-3 ① K	X SL 84 0-0 48 FC1-5 3 1B 1-3 1B		B SI 90 C SI 91 B SI 90 X KC 80 2-1 ③ G6-3			C SL 83 F FF 90 B SL 85 B SL 84 X SL 84 2-2 ② F7			4	0	1	0	0	1	0
3 Tomás Nido, R (1, 2) OBP: 0.214, SLG: 0.381 47 Drew Gagnon, R (9, 1) OBP: 0.333, SLG: 0.333 39 Edwin Díaz, R (9, 1) 49 Tyler Bashlor, R (11, 1)		C FF 91 S CU 75 B SL 82 B CU 67 F SI 92 F FF 92 X SL 82 2-2 ② F9	X FF 90 0-0 48 FC1-5 1-2 3-H 1B				S KC 80 B KC 81 X SI 89 1-1 ① G6-3		C SL 84 S SL 84 B FF 92 B CU 76 S SL 84 2-3 ③ K		4 0 0 0	0 0 0 0	1 0 0 0	1 0 0 0	0 0 0 0	1 0 0 0	0 0 0 0
48 Jacob deGrom, L (1, 1) OBP: 0.240, SLG: 0.400 27 Jeurys Familia, R (7, 1) 65 Robert Gsellman, R (8, 1) 40 Wilson Ramos, R (9, 2) OBP: 0.340, SLG: 0.377		B FF 90 B CH 87 C FF 90 F CH 88 B CH 88 X CH 87 3-2 ③ G4-3		B EP 63 B FS 81 C FS 82 B FS 79 X CH 84 3-1 ① FC1-5 1 G3-6-1 1-2 2-3f			S SI 89 X KC 82 0-1 ② G4-3			X FF 95 0-0 ① G5-3		3 0 0 1	0 0 0 0	0 0 0 0	0 0 0 0	0 0 0 0	0 0 0 0	2 0 0 0
Inning Stats	R: 1 E: 0 K: 1 S: 14 H: 2 LOB: 2 BB: 1 P: 24	R: 0 E: 0 K: 1 S: 12 H: 0 LOB: 0 BB: 0 P: 20	R: 0 E: 0 K: 0 S: 8 H: 0 LOB: 0 BB: 0 P: 12	R: 3 E: 0 K: 0 S: 15 H: 5 LOB: 1 BB: 0 P: 24	R: 0 E: 0 K: 1 S: 8 H: 0 LOB: 0 BB: 0 P: 8	R: 0 E: 0 K: 1 S: 9 H: 0 LOB: 0 BB: 0 P: 14	R: 0 E: 0 K: 1 S: 7 H: 0 LOB: 0 BB: 0 P: 9	R: 1 E: 0 K: 0 S: 10 H: 2 LOB: 1 BB: 0 P: 15	R: 0 E: 0 K: 2 S: 9 H: 0 LOB: 0 BB: 0 P: 13	R: 0 E: 0 K: 1 S: 7 H: 0 LOB: 0 BB: 0 P: 10	R: 0 E: 0 K: 1 S: 8 H: 0 LOB: 1 BB: 1 P: 14	1B: 6 2B: 1 3B: 0 HR: 2	SF: 0 SAC: 0 DP: 2 HBP: 0	WP: 0 PB: 0 SB: 0 CS: 0	PA: 42				

PITCHER		IP	WLS	BF	H	R	ER	SO	BB	IBB	HBP	BLK	WP	HR	S	P	ERA	WHIP
21 Zack Greinke, R ERA: 3.09	(1, 1)	4.0		19	7	4	4	2	1	0	0	0	0	1	49	80	9.00	2.000
52 Zack Godley, R ERA: 6.8	(5, 1)	4.0		13	2	1	1	3	0	0	0	0	0	1	34	46	2.25	0.500
56 Greg Holland, R ERA: 1.37	(9, 1)	1.0		3	0	0	0	2	0	0	0	0	0	0	9	13	0.00	0.000
50 Yoan López, R ERA: 1.52	(10, 1)	1.0		3	0	0	0	1	0	0	0	0	0	0	7	10	0.00	0.000
66 Yoshihisa Hirano, R ERA: 5.48	(11, 1)	1.0	W	4	0	0	0	1	1	0	0	0	0	0	8	14	0.00	1.000

PITCHER	IP	WLS	BF	H	R	ER	SO	BB	IBB	HBP	BLK	WP	HR	S	P	ERA	WHIP

TOP

New York Mets @ Arizona Diamondbacks

Chase Field, Phoenix, AZ

Sat Jun 01 2019, 7:09 PM - 10:51 PM MST

Att. 34,888 - Clear - 97 F

livebaseballscorecards.com

AB	40
R	5
H	9
RBI	5
BB	2
SO	9
LOB	10

New York Mets @ Arizona Diamondbacks

Chase Field, Phoenix, AZ

Sat Jun 01 2019, 7:09 PM - 10:51 PM MST

Att. 34,888 - Clear - 97 F

livebaseballscorecards.com

Batter	1	2	3	4	5	6	7	8	9	10	11	AB	R	H	RBI	BB	SO	LOB
1 Jarrod Dyson, L (1, 7) (9, 8) OBP: 0.364, SLG: 0.385	B FF 96 C FF 96 X FF 97 1-1 4 G4-3 1B			B FF 97 S FF 97 B SL 94 C FF 98 X FF 98 2-2 ① G3-1		C FF 97 B CH 90 B FF 97 F SL 94 F SL 92 B FF 98 F CH 89 B FF 98 4-2 BB		C SI 96 B SI 96 1 SAFE X SI 96 1-1 E2 4 1B 5 SF7 1B 1-3	1 SAFE B FF 92 F CH 82 B CH 81 X FF 92 2-1 ② F7 1-2		4	1	2	0	1	0	1
4 Ketel Marte, S (1, 8) (9, 4) OBP: 0.329, SLG: 0.524	1 SAFE C FF 97 B FF 97 X FF 96 1-1 ①② G4-3 1-2f			F FF 98 X FF 98 0-1 ② G4-3		F FF 98 X SL 94 0-1 ③ G4-3		X SI 96 0-0 10 HR 1B 1-3 3-H	B FF 97 X FF 98 1-0 ③ F8 2-3			5	1	1	1	0	0	4
5 Eduardo Escobar, S (1, 5) OBP: 0.342, SLG: 0.556	S SL 85 B CU 85 B FF 97 X FF 97 2-1 ③ F8			F FF 97 F FF 98 S SL 94 0-3 ③ K			F CH 91 B CH 89 T SL 94 C SL 94 1-3 ① K	F SL 89 B SI 97 B SL 89 B FS 92 S SL 88 X SL 89 3-2 ① SF7 3-H		S FF 96 F FF 98 S SL 91 0-3 ① K		4	0	0	1	0	3	0
10 Adam Jones, R (1, 9) OBP: 0.329, SLG: 0.516		F FF 97 F FF 97 B FF 98 S CH 91 1-3 ① K			X FF 97 0-0 ① F9		B SL 92 C CU 84 B CH 90 B FF 98 F FF 96 X SL 93 3-2 15 E 2B	S SL 90 X SL 91 0-1 1-H HR		F FF 98 S FF 98 B SL 91 S SL 90 1-3 ② K		5	2	2	2	0	2	0
53 Christian Walker, R (1, 3) OBP: 0.326, SLG: 0.485		X FF 98 0-0 ② P4			C FF 98 S FF 98 B FF 99 B FF 98 F FF 98 X CH 89 2-2 ② P1		F SL 93 B SL 94 F FF 97 B FF 97 S SL 93 2-3 ② K	S SL 92 B SI 95 F SL 91 B SL 92 S CH 86 2-3 ② K		S SL 91 F FF 99 B FF 98 B SL 91 B SL 90 S SL 90 3-3 ③ K		5	0	0	0	0	3	1
15 Ildemaro Vargas, S (1, 4) OBP: 0.292, SLG: 0.372 56 Greg Holland, R (9, 1) 50 Yoan López, R (10, 1) 66 Yoshihisa Hirano, R (11, 1) 32 Kevin Cron, R (11, PH) OBP: 0.267, SLG: 0.571		C FF 98 X CH 92 0-1 ③ G5-3			B FF 98 F FF 98 X FF 98 1-1 ③ F7		B CH 90 B FF 97 C SL 94 F SL 94 X SL 94 2-2 E4 13 2B 2-H 1B	C SI 95 X CH 86 0-1 1B		B FF 96 B FF 94 S FF 96 X FF 96 2-1 13 SH5-3 16 1B 2B		4 0 0 0 1	0 0 0 0 1	2 0 0 0 1	0 0 0 0 1	0 0 0 0 0	0 0 0 0 0	0 0 0 0 0
13 Nick Ahmed, R (1, 6) OBP: 0.329, SLG: 0.425			B SL 92 B SL 94 X FF 98 2-0 ① L6			C CU 83 B SL 92 S FF 97 S SL 92 1-3 ① K	F FF 97 F SL 93 X FF 98 0-2 1-3 2B	1 SAFE B SI 95 1 SAFE C SI 95 1 SAFE X SI 94 1-1 ③ L6		B SL 82 X CH 88 1-0 ① SH5-3 2-3		4	0	1	0	0	1	1
31 Alex Avila, L (1, 2) OBP: 0.435, SLG: 0.400			B FF 97 F FF 97 C CH 90 S FF 98 1-3 ② K			C CU 86 X FF 97 0-1 52 SH2-4 1B	B SI 94 C SI 96 F SI 96 B FF 97 S SI 96 2-3 ③ K		C CU 77 B CH 81 B CH 81 B FF 91 S FF 92 S FF 91 3-3 ① K		0-0 16 1B 16 DI IBB	4	0	1	0	1	3	2
21 Zack Greinke, R (1, 1) OBP: 0.333, SLG: 0.643 52 Zack Godley, R (5, 1) OBP: 0.286, SLG: 0.231 16 Tim Locastro, R (8, PH) OBP: 0.473, SLG: 0.415 (9, 7)			C FF 98 L SL 94 S CH 91 0-3 ③ K			C CU 84 M SL 92 X SL 92 0-2 SH2-4 1-2		C SL 87 B SI 96 H SI 95 2-1 1 E 1 1B 4 1B HBP	B SL 86 B FF 91 B CH 81 B FF 92 4-0 4 PB 1 S BB	B FF 96 C FF 96 B FF 96 C SL 82 X SL 82 2-2 1-3 3-H 1B		1 0 1	0 0 1	0 0 1	0 0 1	0 0 1	1 0 1	0 0 0
Inning Stats	R: 0 H: 1 E: 0 LOB: 0 K: 0 BB: 0 S: 6 P: 10	R: 0 H: 0 E: 0 LOB: 0 K: 1 BB: 0 S: 6 P: 7	R: 0 H: 0 E: 0 LOB: 0 K: 2 BB: 0 S: 7 P: 10	R: 0 H: 0 E: 0 LOB: 0 K: 1 BB: 0 S: 8 P: 10	R: 0 H: 0 E: 0 LOB: 0 K: 0 BB: 0 S: 7 P: 10	R: 0 H: 1 E: 1 LOB: 2 K: 1 BB: 1 S: 14 P: 19	R: 1 H: 3 E: 1 LOB: 2 K: 3 BB: 0 S: 18 P: 28	R: 4 H: 4 E: 1 LOB: 1 K: 1 BB: 0 S: 16 P: 25	R: 0 H: 0 E: 0 LOB: 1 K: 1 BB: 1 S: 6 P: 16	R: 0 H: 0 E: 0 LOB: 0 K: 3 BB: 0 S: 9 P: 13	R: 1 H: 2 E: 0 LOB: 2 K: 0 BB: 1 S: 6 P: 11	1B: 7 SF: 1 2B: 3 SAC: 2 3B: 0 DP: 1 HR: 1 HBP: 1						

BOTTOM

AB	38
R	6
H	11
RBI	5
BB	3
SO	13
LOB	9

WP: 0 PA: 45
PB: 1
SB: 1
CS: 0

PITCHER		IP	WLS	BF	H	R	ER	SO	BB	IBB	HBP	BLK	WP	HR	S	P	ERA	WHIP
48 Jacob deGrom, R ERA: 3.49	(1, 1)	6.2		25	5	1	1	7	1	0	0	0	0	0	63	89	1.35	0.900
27 Jeurys Familia, R ERA: 6.56	(7, 1)	0.2	H	5	2	3	3	1	0	0	1	0	0	0	10	18	40.50	3.000
65 Robert Gsellman, R ERA: 3.82	(8, 1)	0.2	B	4	2	1	1	1	0	0	0	0	0	1	9	12	13.50	3.000
47 Drew Gagnon, R ERA: 4.76	(9, 1)	0.2		3	0	0	0	1	1	0	0	0	0	0	5	14	0.00	1.500
39 Edwin Díaz, R ERA: 3.04	(9, 1)	1.1		4	0	0	0	3	0	0	0	0	0	0	10	15	0.00	0.000

PITCHER		IP	WLS	BF	H	R	ER	SO	BB	IBB	HBP	BLK	WP	HR	S	P	ERA	WHIP
49 Tyler Bashlor, R ERA: 5.56	(11, 1)	0.1	L	4	2	1	1	0	0	1	0	0	0	0	6	11	27.00	6.000

New York Mets @ Arizona Diamondbacks

Chase Field, Phoenix, AZ

Sun Jun 02 2019, 1:11 PM - 3:47 PM MST

Att. 26,945 - Roof Closed - 74 F

TOP

livebaseballscorecards.com

Batter	1	2	3	4	5	6	7	8	9	AB	R	H	RBI	BB	SO	LOB
1 Amed Rosario, R (1, 6) OBP: 0.298, SLG: 0.411	B FF 92 F FF 92 X FC 91 1-1 20 FC6-4 1B		B CU 79 X SI 91 1-0 28 PB 1B		C CU 79 B SI 91 X FF 89 1-1 ③ G4-3			X CU 79 0-0 1B		4	0	3	0	0	0	1
28 J.D. Davis, R (1, 5) OBP: 0.318, SLG: 0.421	X FF 92 0-0 ① F8		C FC 89 1 SAFE F SI 91 B FC 89 B CU 79 F FC 88 F CU 80 S FF 91 2-3 ② K 1-2			B FC 89 B FF 91 B FC 90 C FF 91 X FC 91 3-1 G4-3		X FF 94 0-0 ③ G6-3		4	0	0	0	0	1	3
20 Pete Alonso, R (1, 3) OBP: 0.335, SLG: 0.606	B SI 92 C FF 92 B FF 93 B FF 92 X SI 92 3-1 ② FC6-4 1-2f		B FF 91 B FF 92 X FF 91 2-0 ③ F9			C FF 91 B SI 91 B CU 81 B SI 92 X FF 93 3-1 ② G6-3			B SI 93 F SI 93 X SI 94 1-1 ① L8	4	0	0	0	0	0	2
30 Michael Conforto, L (1, 9) OBP: 0.387, SLG: 0.491	B FF 91 C FF 91 X FC 89 1-1 ③ F7			F CH 83 X FC 89 0-1 ① G4-3		B SI 91 B CH 85 C CH 87 B FC 91 F FC 90 S CU 82 3-3 K			B SI 94 B CH 87 T SI 94 B SI 92 F SI 93 C CU 80 3-3 ② K	4	0	0	0	0	2	1
40 Wilson Ramos, R (1, 2) OBP: 0.344, SLG: 0.398		C FF 91 F SI 92 B FC 90 F FC 91 B FF 92 X FF 93 2-2 HR		B CU 78 B FC 89 X FF 91 2-0 91 B3 1B			S SI 89 B CU 80 F FF 92 B FF 93 X CU 82 2-2 ① G6-3		B SI 94 F SI 94 X SI 94 1-1 ③ G5-3	4	1	2	1	0	0	0
91 Carlos Gómez, R (1, 8) OBP: 0.302, SLG: 0.340		B FF 93 S FF 93 F CU 81 S CU 82 1-3 ① K2-3		X FF 90 0-0 ②③ B3 1-1f			S FF 92 F FC 92 S CU 80 0-3 ② K			3	0	0	0	0	2	1
11 Adeiny Hechavarría, R (1, 4) OBP: 0.279, SLG: 0.466		F FC 91 B SI 93 X CU 81 1-1 ② G6-3			F FC 88 C CU 79 F CU 80 S FC 92 0-3 ① K		C FC 90 X CU 80 0-1 ③ G4-3			3	0	0	0	0	1	0
23 Aaron Altherr, R (1, 7) OBP: 0.095, SLG: 0.150		B FF 93 B CU 82 S FC 90 C FF 92 B FC 92 F FC 91 S CU 82 3-3 ③ K			F CU 80 B FC 91 S CH 86 B FC 93 S CU 81 2-3 ② K			B CU 78 B FC 89 F FF 92 F CU 80 S FC 90 2-3 ① K		3	0	0	0	0	3	0
32 Steven Matz, R (1, 1) OBP: 0.211, SLG: 0.211			C FC 88 C CU 78 S FC 89 0-3 ① K		X FF 93 0-0 1B			B FC 89 C FF 92 F FC 89 B CU 81 B CH 86 S FC 90 3-3 ② K		2	0	1	0	0	1	0
68 Wilmer Font, R (7, 1) OBP: 0.333, SLG: 0.333										0	0	0	0	0	0	0
21 Todd Frazier, R (8, PH) OBP: 0.311, SLG: 0.411										1	0	0	0	0	1	0
33 Héctor Santiago, R (8, 1)										0	0	0	0	0	0	0
49 Tyler Bashlor, R (8, 1)										0	0	0	0	0	0	0
Inning Stats	R: 0 E: 0 K: 0 S: 7 H: 1 LOB: 1 BB: 0 P: 12	R: 1 E: 0 K: 2 S: 13 H: 1 LOB: 0 BB: 0 P: 20	R: 0 E: 0 K: 2 S: 10 H: 1 LOB: 1 BB: 0 P: 15	R: 0 E: 0 K: 0 S: 4 H: 1 LOB: 0 BB: 0 P: 6	R: 0 E: 0 K: 2 S: 10 H: 1 LOB: 1 BB: 0 P: 13	R: 0 E: 0 K: 1 S: 7 H: 0 LOB: 0 BB: 0 P: 16	R: 0 E: 0 K: 1 S: 8 H: 0 LOB: 0 BB: 0 P: 10	R: 0 E: 0 K: 2 S: 9 H: 1 LOB: 1 BB: 0 P: 14	R: 0 E: 0 K: 1 S: 7 H: 0 LOB: 0 BB: 0 P: 12	1B: 5 2B: 1 3B: 0 HR: 1	SF: 0 SAC: 0 DP: 1 HBP: 0	WP: 0 PB: 1 SB: 0 CS: 0	PA: 32			

	AB	32
	R	1
	H	6
	RBI	1
	BB	0
	SO	11
	LOB	8

PITCHER		IP	WLS	BF	H	R	ER	SO	BB	IBB	HBP	BLK	WP	HR	S	P	ERA	WHIP
29 Merrill Kelly, R ERA: 4.41	(1, 1)	7.2	W	28	6	1	1	10	0	0	0	0	0	1	67	105	1.17	0.783
25 Archie Bradley, R ERA: 4.38	(8, 1)	0.1		1	0	0	0	0	0	0	0	0	0	0	1	1	0.00	0.000
58 Stefan Crichton, R ERA:	(9, 1)	1.0		3	0	0	0	1	0	0	0	0	0	0	7	12	0.00	0.000

PITCHER		IP	WLS	BF	H	R	ER	SO	BB	IBB	HBP	BLK	WP	HR	S	P	ERA	WHIP

BOTTOM

New York Mets @ Arizona Diamondbacks

Chase Field, Phoenix, AZ

Sun Jun 02 2019, 1:11 PM - 3:47 PM MST

Att. 26,945 - Roof Closed - 74 F

livebaseballscorecards.com

Batter	1	2	3	4	5	6	7	8	9	AB	R	H	RBI	BB	SO	LOB
4 Ketel Marte, S (1, 8) OBP: 0.331, SLG: 0.534	B SI 92 B SI 92 X SI 93 2-0 HR		B CH 84 B SL 89 X SL 90 2-0 ① G4-3		B CU 79 S CH 85 B SL 89 F CH 84 X SI 93 2-2 ① G6-3	B CU 77 C SL 86 F SI 92 B CH 84 X SI 92 2-2 ③ F9		B SL 80 F FF 94 S CH 86 X FF 96 1-2 16 FC5-4 1-3 2-H 3-H 1B		5	1	2	3	0	0	0
16 Tim Locastro, R (1, 7) OBP: 0.467, SLG: 0.400	B SI 93 B CH 84 C SI 92 C SI 92 X SI 91 2-2 5 HR 1B		B CH 85 B SL 89 B SI 92 C SI 93 F CH 83 B SI 93 4-2 10 FC5-4 BB		C SI 93 X CH 84 0-1 ② P4		C FF 93 B CU 77 C CU 76 X FS 88 1-2 ① L7	B FF 94 C SL 80 F FF 94 X SL 82 1-2 ③ FC5-4 1-2f		4	1	1	0	1	0	2
5 Eduardo Escobar, S (1, 5) OBP: 0.345, SLG: 0.568	C CH 82 S SI 91 X CU 79 0-2 1-H HR		1 SAFE 1 SAFE B CH 83 S SI 92 F SI 92 S SI 92 1-3 ② K		B SI 93 X SL 90 1-0 10 1B 53 1B 1B		X CU 76 0-0 ② F8			4	2	2	2	0	1	1
10 Adam Jones, R (1, 9) OBP: 0.328, SLG: 0.511	X CH 84 0-0 E5 15 G5-4-3		B CU 80 X CH 83 1-0 ③ FC5-4 1-2f		B SI 93 D CH 84 F SL 90 F CH 82 X SI 92 2-2 53 1B 15 1B 1-2 1B		B FF 93 B FF 94 X SL 84 2-0 ③ P6			4	1	1	0	0	0	1
53 Christian Walker, R (1, 3) OBP: 0.329, SLG: 0.490	C SI 93 S SI 92 X SL 89 0-2 ① L4			C CH 84 B SI 93 B SI 93 F SL 89 F CU 79 X CH 85 2-2 ① G5-3	F SI 93 F CH 85 F CH 84 B SI 92 X CH 84 1-2 15 1B 1-3 2-H 1B			B FF 91 B FF 91 S FF 90 B FF 91 S FF 91 X FF 92 3-2 32 BB 4 1B 2B		4	1	2	1	0	0	1
15 Ildemaro Vargas, S (1, 4) OBP: 0.312, SLG: 0.393	C SI 92 X SL 89 0-1 ②③ G5-4-3 1-2f			C SI 93 B CH 85 X SL 90 1-1 2B	C CH 83 B CU 79 X CH 83 1-1 1-2 3-H 1B			B FF 91 B FF 90 B FF 91 B FF 90 4-0 32 BB 4 1B BB		3	1	2	1	1	0	1
13 Nick Ahmed, R (1, 6) OBP: 0.324, SLG: 0.417		C SI 92 F CH 83 C SI 93 0-3 ① K		S CH 83 B SL 90 F SI 92 B SI 92 X CU 80 2-2 ② G5-3	B SI 92 X SI 92 1-0 ③ F8			X FF 91 0-0 ① P3		4	0	0	0	0	1	5
18 Carson Kelly, R (1, 2) OBP: 0.350, SLG: 0.490		B SI 92 B SL 89 C CH 84 F SI 92 F SL 90 B SI 93 X SI 92 3-2 ② G4-3		0-0 IBB	X SI 92 0-0 ① F9			B FF 92 S CH 83 B CH 83 X FF 91 2-1 ② F8		3	0	0	0	1	0	2
29 Merrill Kelly, R (1, 1) 25 Archie Bradley, R (8, 1) 32 Kevin Cron, R (8, PH) OBP: 0.313, SLG: 0.571 58 Stefan Crichton, R (9, 1)		C SI 92 C SI 94 B CU 80 F CU 79 S SI 93 1-3 ③ K		F SI 92 B SL 90 S CU 79 S CU 79 1-3 ③ K	C SI 91 C SI 92 B SI 93 S SI 92 1-3 ② K			C SL 80 B FF 95 S SL 80 B FF 96 F FF 95 B FF 96 B SL 80 4-2 4 1B 1-2 2-3 BB		3 0 0 0	0 0 0 0	0 0 0 0	0 0 1 0	3 0 0 0	2 0 0 0
Inning Stats	R: 3 E: 1 K: 0 S: 13 H: 3 LOB: 0 BB: 0 P: 17	R: 0 E: 0 K: 2 S: 11 H: 0 LOB: 0 BB: 0 P: 15	R: 0 E: 0 K: 1 S: 7 H: 0 LOB: 1 BB: 1 P: 15	R: 0 E: 0 K: 1 S: 12 H: 1 LOB: 2 BB: 1 P: 18	R: 2 E: 0 K: 0 S: 16 H: 4 LOB: 2 BB: 0 P: 24	R: 0 E: 0 K: 1 S: 7 H: 0 LOB: 0 BB: 0 P: 10	R: 0 E: 0 K: 0 S: 5 H: 0 LOB: 0 BB: 0 P: 8	R: 2 E: 0 K: 0 S: 15 H: 2 LOB: 2 BB: 2 P: 30		1B: 6 2B: 2 3B: 0 HR: 2 SF: 0 SAC: 0 DP: 1 HBP: 0						

	AB	34
	R	7
	H	10
	RBI	7
	BB	4
	SO	5
	LOB	15

WP: 0 PB: 0 SB: 0 CS: 0 PA: 38

PITCHER		IP	WLS	BF	H	R	ER	SO	BB	IBB	HBP	BLK	WP	HR	S	P	ERA	WHIP
32 Steven Matz, L ERA: 3.97	(1, 1)	6.0	L	28	8	5	5	5	1	1	0	0	0	2	66	99	7.50	1.500
68 Wilmer Font, R ERA: 5.65	(7, 1)	1.0		3	0	0	0	0	0	0	0	0	0	0	5	8	0.00	0.000
33 Héctor Santiago, L ERA: 6.23	(8, 1)	0.2		4	1	2	2	0	1	0	0	0	0	0	6	15	27.00	3.000
49 Tyler Bashlor, R ERA: 5.4	(8, 1)	0.1		3	1	0	0	0	1	0	0	0	0	0	9	15	0.00	6.000

PITCHER	IP	WLS	BF	H	R	ER	SO	BB	IBB	HBP	BLK	WP	HR	S	P	ERA	WHIP

Batter	1	2	3	4	5	6	7	8	9	10	AB	R	H	RBI	BB	SO	LOB
12 Joe Panik, L (1, 4) OBP: 0.323, SLG: 0.340	C FF 96 X SI 97 0-1 10 G4-3 5 S 1B		C CH 91 B CU 77 B CH 90 M FF 97 B SI 97 X CH 91 3-2 ② F8	X FF 97 0-0 ③ F9			S FF 96 S CH 90 F FF 98 S CH 91 0-3 ① K		C FF 97 B FF 98 B FF 97 B SL 88 C SL 89 F FF 97 X SL 90 3-2 1B	C FF 91 C SL 82 F SL 82 X FF 92 0-2 ② P5	6	0	2	0	0	1	6
5 Mike Yastrzemski, L (1, 7) OBP: 0.341, SLG: 0.429	C SI 96 S CU 79 S CU 80 0-3 ① K 1-2		B FF 98 C CH 91 X SI 97 1-1 ③ G4-3		C SI 96 F CU 79 B SI 96 B FF 97 X CH 91 2-2 ① G4-3		B FF 97 C SI 97 X CH 91 1-1 ② FC3-6 10 1B 9 2B 1-2f		C FF 96 B FF 98 B FF 95 C FF 96 S FF 99 2-3 ③ K	B SL 82 C SL 82 X FF 92 1-1 E9 2-H 1B	6	1	1	1	0	2	4
10 Evan Longoria, R (1, 5) OBP: 0.305, SLG: 0.411 49 Sam Dyson, R (7, 1) 56 Tony Watson, L (8, 1) 41 Mark Melancon, R (9, 1) 19 Tyler Austin, R (10, PH) OBP: 0.342, SLG: 0.537 45 Derek Holland, S (10, 1) OBP: 0.091, SLG: 0.091	X SI 97 0-0 ② G4-3 2-3			C SI 96 B SL 87 B SL 87 B SI 97 C SI 96 F SI 97 F CH 91 B SI 98 4-2 9 1B 1 1B BB	X SI 97 0-0 E3		B SL 87 C FF 92 1 SAFE B FF 93 C CU 78 F FF 95 B FF 95 F CU 79 X SI 92 3-2 9 2B 1-3 1B			21 WP 9 BB 21 2B 1B 1-3 K	3 0 0 0 2	1 0 0 0 1	1 0 0 0 1	0 0 0 0 1	1 0 0 0 1	0 0 0 0 0	1 0 0 0 1
9 Brandon Belt, L (1, 3) OBP: 0.363, SLG: 0.475	S CH 91 C CH 89 X FF 98 0-2 ③ L6			X SI 97 0-0 35 BB 1 1B 6 1B 1-2 1B	B CH 91 1 SAFE X CH 91 1-0 ② F8		C CU 78 B FF 92 B FF 94 F CH 86 X CU 80 2-2 ③ 1-H 3-H 2B			1 SAFE B SI 93 B SI 94 C CH 86 B SI 94 B CH 86 4-1 21 WP 21 2B 1-2 BB	4	2	2	1	1	0	2
21 Stephen Vogt, L (1, 2) OBP: 0.339, SLG: 0.446		B CU 80 F SI 96 S CH 90 B FF 98 X CU 79 2-2 ① F7		B FF 97 B CH 90 X CH 91 2-0 ① F9	S FF 97 F CH 91 B FF 97 1 SAFE X SI 98 1-2 ③ G6-3			B SI 92 B FF 92 C CH 86 F CH 88 F CU 79 X CU 79 2-2 35 CS 1B		B SI 94 B CH 86 X CH 86 2-0 1 G4-3 6 2B 1-H 2-H 2B	5	1	2	2	0	0	3
1 Kevin Pillar, R (1, 9) OBP: 0.249, SLG: 0.353		B FF 98 C SI 97 B SL 88 X SI 98 2-1 ② G6-3		B FF 97 F CH 91 X SI 98 1-1 6 1B 35 BB 1-2 2-H 1B		C CU 79 X SI 97 0-1 ① G5-3		B FF 92 F SL 86 X FF 94 1-1 ① F7		B SL 90 S SL 90 X SL 90 1-1 ① G4-3 2-3	5	0	1	1	0	0	2
35 Brandon Crawford, L (1, 6) OBP: 0.288, SLG: 0.328		X SI 97 0-0 ③ L5		D CH 92 B CH 90 F CH 91 F FF 98 B CH 92 F CU 80 B SI 98 4-2 6 1B 1-2 2-3 BB		C CH 91 F FF 97 B FF 98 S CH 92 1-3 ② K		B CH 86 F CU 78 B SI 94 B SI 94 C FF 93 F SI 93 S FF 95 3-3 ②③ K 1-2		0-0 6 2B 48 2B IBB	3	1	0	0	2	2	1
6 Steven Duggar, L (1, 8) OBP: 0.288, SLG: 0.356			C SI 96 S CH 89 B CH 89 X FF 98 1-2 ① P6	C CU 78 B FF 98 C CH 92 X CU 78 1-2 1-2 2-3 3-H 1B		F FF 97 B FF 97 F CH 91 F FF 97 F FF 98 B CU 80 X FF 97 2-2 ③ G6-3			B FF 96 S FF 95 B FF 97 S FF 97 S FF 97 2-3 ① K	X SI 95 0-0 48 2B 1-3 3-H 2B	5	1	2	2	0	1	0
40 Madison Bumgarner, R (1, 1) OBP: 0.241, SLG: 0.269 48 Pablo Sandoval, S (7, PH) OBP: 0.317, SLG: 0.571 (7, 5)			B FF 98 B SL 87 B SI 97 S SI 96 B SI 97 4-1 BB	S CU 80 B SI 97 C SI 97 B CU 80 C SI 98 2-3 ② K			C FF 96 X CU 78 0-1 5 FC3-6 1B		F FF 97 F SL 90 F FF 97 B FF 98 B SL 90 B SL 89 S FF 97 3-3 ② K	B FF 91 F FF 91 F CH 84 B FF 93 X FF 93 2-2 5 E 2B 2-H 3-H	1 3	0 1	0 2	0 2	1 0	1 1	3 0
Inning Stats	R: 0 H: 1 E: 0 LOB: 1 K: 1 BB: 0 S: 9 P: 9	R: 0 H: 0 E: 0 LOB: 0 K: 0 BB: 0 S: 6 P: 10	R: 0 H: 0 E: 0 LOB: 1 K: 0 BB: 1 S: 9 P: 18	R: 2 H: 3 E: 0 LOB: 3 K: 1 BB: 2 S: 18 P: 32	R: 0 H: 0 E: 1 LOB: 1 K: 0 BB: 0 S: 8 P: 12	R: 0 H: 0 E: 0 LOB: 0 K: 1 BB: 0 S: 10 P: 13	R: 1 H: 3 E: 0 LOB: 2 K: 1 BB: 0 S: 16 P: 22	R: 0 H: 1 E: 0 LOB: 1 K: 1 BB: 0 S: 10 P: 16	R: 0 H: 1 E: 0 LOB: 1 K: 3 BB: 0 S: 14 P: 24	R: 6 H: 5 E: 1 LOB: 1 K: 1 BB: 2 S: 19 P: 30	1B: 10 2B: 5 3B: 0 HR: 0	SF: 0 SAC: 0 DP: 1 HBP: 0					

PITCHER		IP	WLS	BF	H	R	ER	SO	BB	IBB	HBP	BLK	WP	HR	S	P	ERA	WHIP
34 Noah Syndergaard, R ERA: 4.83	(1, 1)	6.2		29	5	3	3	4	3	0	0	0	0	0	68	103	4.05	1.200
67 Seth Lugo, R ERA: 2.86	(7, 1)	1.1	B	5	3	0	0	1	0	0	0	0	0	0	18	29	0.00	2.250
39 Edwin Díaz, R ERA: 2.92	(9, 1)	1.0		4	1	0	0	3	0	0	0	0	0	0	14	24	0.00	1.000
65 Robert Gsellman, R ERA: 5.05	(10, 1)	0.1	L	6	3	5	5	0	1	1	0	0	1	0	7	14	135.00	12.000
33 Héctor Santiago, L ERA: 7.2	(10, 1)	0.2		4	2	1	1	1	0	0	0	0	0	0	12	16	13.50	3.000

PITCHER	IP	WLS	BF	H	R	ER	SO	BB	IBB	HBP	BLK	WP	HR	S	P	ERA	WHIP

TOP

San Francisco Giants @ New York Mets

Citi Field, Flushing, NY

Tue Jun 04 2019, 7:12 PM - 10:46 PM EDT

Att. 24,878 - Partly Cloudy - 70 F

livebaseballscorecards.com

AB	43
R	9
H	14
RBI	9
BB	5
SO	9
LOB	23

1B: 10	SF: 0	WP: 1	PA: 48
2B: 5	SAC: 0	PB: 0	
3B: 0	DP: 1	SB: 1	
HR: 0	HBP: 0	CS: 1	

Batter	1	2	3	4	5	6	7	8	9	10	AB	R	H	RBI	BB	SO	LOB
6 Jeff McNeil, L (1, 4) OBP: 0.412, SLG: 0.453	C FF 92 B FC 89 X FC 89 1-1 20 HBP 1B		S FC 88 S FF 92 F FF 92 B FC 89 F FC 89 B FC 89 F FF 93 S FF 92 2-3 ① K		B FF 92 S FF 92 F FF 92 S CU 80 1-3 ③ K		F CH 88 X SI 94 0-1 ③ F9			F SI 93 B SI 91 B SI 92 C SI 93 X SI 94 2-2 ① G5-3	5	0	1	0	0	2	0
20 Pete Alonso, R (1, 3) OBP: 0.340, SLG: 0.618	H FC 90 1-0 28 G5-4-3 1-2 HBP		C CU 78 B FC 89 B FF 94 F FC 89 F FF 92 X FC 88 2-2 1B			C CU 77 X FF 92 0-1 HR		C CH 86 S CH 86 B CH 86 X CH 87 1-2 ① L7		B SI 93 B KC 78 S SI 91 B SL 83 S SI 93 C SI 92 3-3 ② K	4	1	2	1	0	1	0
30 Michael Conforto, L (1, 9) OBP: 0.383, SLG: 0.483	X FC 88 0-0 ① F3		C FC 88 F FF 93 B FF 92 B FC 88 F FC 89 F FF 92 S FC 89 2-3 ② K			X FC 88 0-0 ① F7		B SL 85 B SL 85 X SI 93 2-0 ② G1-3		B SI 93 T SI 94 C SI 94 X SI 94 1-2 28 1B 1B	5	0	1	0	0	1	3
28 J.D. Davis, R (1, 7) OBP: 0.327, SLG: 0.424	B FF 93 X FC 88 1-0 ② G5-4-3 ③ 1-2f		X CU 78 0-0 ③ G6-3			B FC 88 C CU 77 B FC 88 C FC 87 F CU 76 F FC 88 B FF 93 F FF 92 B FC 88 4-2 40 HR BB		C CH 86 B CH 86 B CH 87 S SI 93 X SI 94 2-2 40 1B 1B		C SI 93 C SI 94 B SI 95 X SL 82 1-2 1-3 1B	4	1	2	0	1	0	3
40 Wilson Ramos, R (1, 2) OBP: 0.350, SLG: 0.420		C FF 92 X FF 92 0-1 21 BB 1B		C FF 93 B CU 77 B FC 88 X FF 93 2-1 ① G5-3		B FF 92 B FC 88 X FC 88 2-0 1-H HR		1 SAFE X CH 85 0-0 1-2 1B		B SI 94 B SL 79 S SI 94 S SL 82 D SL 82 X SI 94 3-2 ③ L9	5	1	3	2	0	0	2
21 Todd Frazier, R (1, 5) OBP: 0.317, SLG: 0.409		C CH 84 B FC 88 F FF 92 B FF 92 B FC 88 B FC 88 4-2 1-2 BB		B FF 92 B FC 89 B FF 93 C FF 91 F FF 93 X FC 89 3-2 1 G5-4-3 1B		C CU 77 C CU 77 B FC 86 B CU 78 X CU 77 2-2 ② L4		S SI 93 B SI 93 F CH 87 S CH 88 1-3 ③ K			3	0	1	0	1	1	2
1 Amed Rosario, R (1, 6) OBP: 0.295, SLG: 0.405 67 Seth Lugo, R (7, 1) 39 Edwin Díaz, R (9, 1) 22 Dominic Smith, L (9, PH) OBP: 0.461, SLG: 0.563 65 Robert Gsellman, R (10, 1) 33 Héctor Santiago, R (10, 1)		C FC 88 X FC 88 0-1 ① L8		B CU 76 X FC 88 1-0 ② ③ G5-4-3 1-2f		C CH 83 F CH 83 B FF 90 B FF 91 F FC 86 X FF 91 2-2 ③ F8			B KC 83 X FS 84 1-0 ① L9		3 0 0 1 0 0	0 0 0 0 0 0	0 0 0 0 0 0	0 0 0 0 0 0	0 0 0 0 0 0	0 0 0 0 0 0	3 0 0 0 0 0
91 Carlos Gómez, R (1, 8) OBP: 0.281, SLG: 0.314		F FF 93 F FC 89 X FF 92 0-2 ② P3			S FF 92 F FF 92 X FF 92 0-2 ① P2		S SI 94 F SI 94 S CH 88 0-3 ① K		B FF 93 F FF 93 F KC 84 B FC 93 B FC 92 F KC 83 C KC 82 3-3 ② K		4	0	0	0	0	2	2
34 Noah Syndergaard, L (1, 1) OBP: 0.194, SLG: 0.379 11 Adeiny Hechavarría, R (7, 6) OBP: 0.270, SLG: 0.450		S FC 89 F FF 93 S FC 88 0-3 ③ K			S FC 89 F FC 88 B CU 77 S FF 92 1-3 ② K		B CH 87 X CH 87 1-0 ② G5-3		C FC 91 F KC 82 B FC 91 B KC 83 X FC 92 2-2 ③ G5-3		2 2	0 0	0 0	0 0	0 0	2 0	2 0
Inning Stats	R: 0 E: 0 K: 0 S: 4 H: 1 LOB: 1 BB: 0 P: 7	R: 0 E: 0 K: 1 S: 12 H: 1 LOB: 2 BB: 1 P: 16	R: 0 E: 0 K: 2 S: 17 H: 1 LOB: 1 BB: 0 P: 23	R: 0 E: 0 K: 0 S: 6 H: 1 LOB: 0 BB: 0 P: 12	R: 0 E: 0 K: 2 S: 9 H: 0 LOB: 0 BB: 0 P: 11	R: 3 E: 0 K: 0 S: 16 H: 2 LOB: 0 BB: 1 P: 26	R: 0 E: 0 K: 1 S: 6 H: 0 LOB: 0 BB: 0 P: 7	R: 0 E: 0 K: 1 S: 11 H: 2 LOB: 2 BB: 0 P: 17	R: 0 E: 0 K: 1 S: 8 H: 0 LOB: 0 BB: 0 P: 14	R: 0 E: 0 K: 1 S: 15 H: 2 LOB: 2 BB: 0 P: 25	1B: 8 2B: 0 3B: 0 HR: 2 SF: 0 SAC: 0 DP: 2 HBP: 1						

PITCHER		IP	WLS	BF	H	R	ER	SO	BB	IBB	HBP	BLK	WP	HR	S	P	ERA	WHIP
40 Madison Bumgarner, L ERA: 4.05	(1, 1)	6.0		25	6	3	3	5	2	0	1	0	0	2	64	95	4.50	1.333
49 Sam Dyson, R ERA: 2.79	(7, 1)	1.0		3	0	0	0	1	0	0	0	0	0	0	6	7	0.00	0.000
56 Tony Watson, L ERA: 2.45	(8, 1)	1.0		5	2	0	0	1	0	0	0	0	0	0	11	17	0.00	2.000
41 Mark Melancon, R ERA: 2.31	(9, 1)	1.0	W	3	0	0	0	1	0	0	0	0	0	0	8	14	0.00	0.000
45 Derek Holland, L ERA: 6.61	(10, 1)	1.0		5	2	0	0	1	0	0	0	0	0	0	15	25	0.00	2.000

PITCHER	IP	WLS	BF	H	R	ER	SO	BB	IBB	HBP	BLK	WP	HR	S	P	ERA	WHIP

BOTTOM

San Francisco Giants @ New York Mets

Citi Field, Flushing, NY

Tue Jun 04 2019, 7:12 PM - 10:46 PM EDT

Att. 24,878 - Partly Cloudy - 70 F

livebaseballscorecards.com

AB	38
R	3
H	10
RBI	3
BB	2
SO	9
LOB	17

WP: 0 PA: 41
PB: 0
SB: 0
CS: 0

Batter	1	2	3	4	5	6	7	8	9	AB	R	H	RBI	BB	SO	LOB
12 Joe Panik, L (1, 4) OBP: 0.321, SLG: 0.343	C FF 83 S SI 84 B CH 80 X SI 85 1-2 2B		C KC 71 B CH 79 X FF 84 1-1 ② G4-3			B CH 76 B FF 82 B FF 82 C FF 82 F SI 84 C FF 84 3-3 ① K			C FF 82 B FF 82 F SI 83 F FF 84 S KC 69 1-3 ① K	4	0	1	0	0	2	0
7 Donovan Solano, R (1, 6) OBP: 0.226, SLG: 0.214	F SI 85 S KC 70 F CH 80 B FF 86 X CH 80 1-2 ① L8		C CH 79 F CH 79 B KC 69 X CH 79 1-2 ③ P4			X CH 82 0-0 ② F9			B CH 78 C CH 77 F FF 83 F CH 79 X SI 84 1-2 1B	4	0	1	0	0	0	1
19 Tyler Austin, R (1, 7) OBP: 0.338, SLG: 0.521	F CH 78 F SI 86 T CH 80 0-2 ② K			C SI 82 B FF 83 C SI 82 B CH 79 B CH 79 F CH 78 X FF 86 3-2 9 FC4-6 1B		B SI 82 B SI 83 B FF 84 C FF 82 X CH 78 3-1 ③ L7			C SI 84 C CH 78 S CH 78 0-3 ② K	4	0	1	0	0	2	2
10 Evan Longoria, R (1, 5) OBP: 0.304, SLG: 0.408	C CH 79 C FF 87 B CH 79 D KC 72 S CH 81 2-3 ③ K			B SI 84 S CH 79 C SI 84 F CH 79 X SI 86 1-2 ① P6			S CH 82 B CH 78 F CH 77 B KC 69 B FF 84 X CH 78 3-2 9 G4-6-3 1B		F SI 83 X CH 78 0-1 ③ G6-3	4	0	1	0	0	1	3
9 Brandon Belt, L (1, 3) OBP: 0.362, SLG: 0.470		C FF 83 B CH 78 B FF 84 F SI 84 B CH 79 F FF 86 B FF 86 4-2 1 G6-4-3 BB		B FF 84 X SI 85 1-0 ② FC4-6 1-2f			F FF 83 X SI 84 0-1 ①② G4-6-3 1-2f			2	0	0	0	1	0	2
1 Kevin Pillar, R (1, 8) OBP: 0.246, SLG: 0.349 45 Derek Holland, S (7, 1) OBP: 0.091, SLG: 0.091		X SI 85 0-0 ①② G6-4-3 1-2f		C CH 78 F CH 78 C SI 85 0-3 ③ K			X SI 84 0-0 ③ G5-3			3 0	0 0	0 0	0 0	0 0	1 0	2 0
16 Aramis Garcia, R (1, 2) OBP: 0.300, SLG: 0.556		B SI 84 B FF 85 X SI 85 2-0 1B			B CH 82 S CH 77 X FF 83 1-1 ① P6			C CH 80 S CH 76 B KC 67 S CH 77 1-3 ① K2-3		3	0	1	0	0	1	0
5 Mike Yastrzemski, L (1, 9) OBP: 0.318, SLG: 0.395		C FF 85 T KC 70 D CH 79 1 SAFE X FF 86 1-2 ③ L8			C FF 83 B CH 78 X SI 84 1-1 ② G4-3			B FF 83 F SI 82 X KC 69 1-1 ② G4-3		3	0	0	0	0	0	1
38 Tyler Beede, R (1, 1) OBP: 0.333, SLG: 0.200 58 Trevor Gott, R (6, 1) 6 Steven Duggar, L (7, 8) OBP: 0.286, SLG: 0.355			C FF 84 B FF 83 C FF 84 B FF 84 F FF 85 C KC 71 2-3 ① K		B FF 84 X FF 84 1-0 ③ G1-6-3			C FF 82 B CH 78 B KC 70 X FF 84 2-1 ③ G4-3		2 0 1	0 0 0	0 0 0	0 0 0	0 0 0	1 0 0	0 0 0
Inning Stats	R: 0 E: 0 K: 2 S: 13 H: 1 LOB: 1 BB: 0 P: 17	R: 0 E: 0 K: 0 S: 8 H: 1 LOB: 1 BB: 1 P: 15	R: 0 E: 0 K: 1 S: 9 H: 0 LOB: 0 BB: 0 P: 13	R: 0 E: 0 K: 1 S: 12 H: 1 LOB: 1 BB: 0 P: 17	R: 0 E: 0 K: 0 S: 5 H: 0 LOB: 0 BB: 0 P: 8	R: 0 E: 0 K: 1 S: 6 H: 0 LOB: 0 BB: 0 P: 12	R: 0 E: 0 K: 0 S: 6 H: 1 LOB: 0 BB: 0 P: 9	R: 0 E: 0 K: 1 S: 7 H: 0 LOB: 0 BB: 0 P: 11	R: 0 E: 0 K: 2 S: 13 H: 1 LOB: 1 BB: 0 P: 15	1B: 4 2B: 1 3B: 0 HR: 0 SF: 0 SAC: 0 DP: 2 HBP: 0						

PITCHER		IP	WLS	BF	H	R	ER	SO	BB	IBB	HBP	BLK	WP	HR	S	P	ERA	WHIP
44 Jason Vargas, L ERA: 3.57	(1, 1)	9.0	W	31	5	0	0	8	1	0	0	0	0	0	79	117	0.00	0.667

PITCHER	IP	WLS	BF	H	R	ER	SO	BB	IBB	HBP	BLK	WP	HR	S	P	ERA	WHIP

TOP

San Francisco Giants @ New York Mets

Citi Field, Flushing, NY

Wed Jun 05 2019, 7:11 PM - 9:51 PM EDT

Att. 23,357 - Cloudy - 76 F

livebaseballscorecards.com

AB	30
R	0
H	5
RBI	0
BB	1
SO	8
LOB	11

PA: 31

WP: 0
PB: 0
SB: 0
CS: 0

BOTTOM

San Francisco Giants @ New York Mets

Citi Field, Flushing, NY

Wed Jun 05 2019, 7:11 PM - 9:51 PM EDT

Att. 23,357 - Cloudy - 76 F

livebaseballscorecards.com

Batter	1	2	3	4	5	6	7	8	9	AB	R	H	RBI	BB	SO	LOB
6 Jeff McNeil, L (1, 7) OBP: 0.417, SLG: 0.463 12 Juan Lagares, R (9, 8) OBP: 0.252, SLG: 0.269	F FF 93 B FF 94 B CH 84 X FF 94 2-1 20 F8 24 G3 2B		C CU 81 B CH 85 X CH 85 1-1 20 BB 1-2 1B	X CU 81 0-0 ③ L7		B CU 81 X FF 96 1-0 1B		S SL 81 S SL 81 B CH 82 F SI 91 B SI 92 F SL 80 X SI 93 2-2 ③ G6-3		5 0	1 0	3 0	0 0	0 0	0 0	0 0
20 Pete Alonso, R (1, 3) OBP: 0.343, SLG: 0.612	B FF 95 F CH 84 D FF 97 X FF 96 2-1 ① F8 2-3		D FF 96 B CH 85 B CH 84 B CU 81 4-0 24 G3-6-1 1-2 2-3 BB		F FF 95 B CH 85 H CH 82 2-1 11 E 30 SF8 HBP	B CU 80 B CU 80 S FF 95 F FF 95 X FF 96 2-2 ③ F9				2	1	0	0	1	0	2
24 Robinson Canó, L (1, 4) OBP: 0.284, SLG: 0.366 11 Adeiny Hechavarría, R (5, 4) OBP: 0.277, SLG: 0.500	B FF 96 X CH 84 1-0 ② G3 3-H		S CH 85 B CH 85 X CU 81 1-1 ②③ G3-6-1 1-2f		S FF 94 F FF 94 D CH 84 F CH 84 F FF 94 B CH 84 X CH 83 2-2 FC1 40 WP 1-3		B SI 91 X KC 77 1-0 HR			2 2	0 1	0 1	1 1	0 0	0 0	3 1
30 Michael Conforto, L (1, 9) OBP: 0.381, SLG: 0.497	S FF 95 B FF 94 S CH 84 T FF 95 1-2 ③ K			X FF 94 0-0 HR	S CH 83 X FF 94 0-1 ① SF8 3-H		C SI 92 F SI 92 B SL 81 F SI 92 S SI 92 1-3 ① K			3	1	1	2	0	2	0
40 Wilson Ramos, R (1, 2) OBP: 0.358, SLG: 0.421		X FF 95 0-0 ① G6-3		C FF 95 B CU 80 B CH 83 B FF 96 B CH 84 4-1 21 BB 1 HR BB	B CU 79 S CH 83 B FF 95 B FF 94 C FF 94 D CH 83 4-2 1-2 BB		X SI 93 0-0 1B			2	1	1	0	2	0	0
21 Todd Frazier, R (1, 5) OBP: 0.315, SLG: 0.398		B FF 95 C FF 95 S CH 84 C CH 84 1-3 ② K		B CU 81 B FF 94 B FF 95 C FF 95 B FF 96 4-1 1 HR 1-2 BB	C CU 80 B CU 78 S CH 84 F CH 83 C FF 93 1-3 ② K		B KC 78 B CH 85 X SI 92 2-0 ② P5			3	1	0	0	1	2	3
1 Amed Rosario, R (1, 6) OBP: 0.294, SLG: 0.416		F FF 96 B FF 94 S CH 83 B FF 95 F CH 84 X CH 84 2-2 ③ G6-3		B FF 95 B FF 95 D CU 81 C FF 94 X FF 94 3-1 1-H 2-H HR	S CH 83 D CU 80 B CH 83 F FF 95 X FF 94 2-2 ③ F8		B CH 85 F SI 92 C SI 90 F SI 92 F SI 93 F SI 91 B SL 82 F SI 91 F SL 81 2-2 F SI 92 X SI 82 F8			4	1	1	3	0	0	3
91 Carlos Gómez, R (1, 8) OBP: 0.262, SLG: 0.291 (9, 7)			C FF 95 B CH 85 F CH 84 B FF 96 X FF 95 2-2 ① F9	S CH 85 S CH 83 B CH 84 F FF 95 F CH 83 S CU 81 1-3 ① K		F FF 96 S FF 96 T FF 96 0-2 ① K		F CH 83 F SL 80 F SL 80 X SI 91 0-2 ① L1-6-3		4	0	0	0	0	2	0
44 Jason Vargas, L (1, 1) OBP: 0.067, SLG: 0.067			S FF 96 B CH 85 X FF 95 1-1 20 BB 6 1B 1B	S FF 95 B FF 94 F FF 94 B CH 83 F FF 94 B CH 83 S FF 94 3-3 ② K		C FF 95 B FF 96 F FF 95 F FF 95 C CU 81 1-3 ② K		C SI 92 B SI 92 C SI 92 B SI 92 C SI 91 2-3 ② K		4	0	1	0	0	3	0
Inning Stats	R: 1 E: 0 K: 1 S: 8 H: 1 LOB: 0 BB: 0 P: 14	R: 0 E: 0 K: 1 S: 8 H: 0 LOB: 0 BB: 0 P: 11	R: 0 E: 0 K: 0 S: 9 H: 2 LOB: 2 BB: 1 P: 18	R: 4 E: 0 K: 2 S: 15 H: 2 LOB: 0 BB: 2 P: 30	R: 1 E: 1 K: 1 S: 17 H: 0 LOB: 2 BB: 1 P: 28	R: 0 E: 0 K: 2 S: 11 H: 1 LOB: 1 BB: 0 P: 15	R: 1 E: 0 K: 1 S: 16 H: 2 LOB: 1 BB: 0 P: 22	R: 0 E: 0 K: 1 S: 12 H: 0 LOB: 0 BB: 0 P: 16		1B: 4 2B: 1 3B: 0 HR: 3 SF: 1 SAC: 0 DP: 1 HBP: 1		WP: 1 PB: 0 SB: 0 CS: 0 PA: 37		

PITCHER		IP	WLS	BF	H	R	ER	SO	BB	IBB	HBP	BLK	WP	HR	S	P	ERA	WHIP
38 Tyler Beede, R ERA: 8.15	(1, 1)	5.0	L	25	5	6	5	5	4	0	1	0	1	2	57	101	9.00	1.800
58 Trevor Gott, R ERA: 2.88	(6, 1)	1.0		4	1	0	0	2	0	0	0	0	0	0	11	15	0.00	1.000
45 Derek Holland, L ERA: 6.52	(7, 1)	2.0		8	2	1	1	2	0	0	0	0	0	1	28	38	4.50	1.000

PITCHER	IP	WLS	BF	H	R	ER	SO	BB	IBB	HBP	BLK	WP	HR	S	P	ERA	WHIP

Batter	1	2	3	4	5	6	7	8	9	AB	R	H	RBI	BB	SO	LOB
12 Joe Panik, L (1, 4) OBP: 0.316, SLG: 0.337	B FF 96 F FF 96 C SI 98 X FS 91 1-2 ① G6-3		C SI 97 B FS 90 B SI 97 F FF 98 B FS 90 X FF 98 3-2 ③ P6		B CU 82 C CU 81 X FC 91 1-1 ③ F9			C CU 78 X CU 80 0-1 ② F9		4	0	0	0	0	0	1
5 Mike Yastrzemski, L (1, 7) OBP: 0.313, SLG: 0.381	B SI 97 F SI 97 F CU 82 T SI 99 1-2 ② K			C CU 79 B SI 96 F CU 80 X SI 97 1-2 48 FC4-6 1B		F SI 96 S FF 96 X SI 97 0-2 ① F7		B FF 95 F CH 88 B FF 95 C CU 79 S FF 96 2-3 ③ K		4	0	1	0	0	2	0
48 Pablo Sandoval, S (1, 5) OBP: 0.315, SLG: 0.585	B SI 97 C CH 90 S CH 91 F SI 98 B FC 91 S SI 99 2-3 ③ K			F FF 97 B SI 96 S SI 96 F SI 97 X CH 90 1-2 ① FC4-6 9 HR 1-2f		B FS 87 S SI 95 F FC 91 B FF 96 B CH 89 F FF 98 F SI 97 X CH 90 3-2 HR			B FF 95 C SI 96 X SL 89 1-1 ① G3-1	4	2	1	1	0	1	1
9 Brandon Belt, L (1, 3) OBP: 0.360, SLG: 0.481		C SI 95 S FF 95 B SI 97 S FC 92 1-3 ① K		F CH 88 T SI 96 B FF 97 F FC 91 B SI 97 F CH 88 X SI 97 2-2 1-H HR		F SI 98 B CU 81 X SI 97 1-1 ② F7			C SL 88 F FF 97 C SL 90 0-3 ② K	4	1	1	2	0	2	0
21 Stephen Vogt, L (1, 2) OBP: 0.318, SLG: 0.417		C FF 96 X CH 90 0-1 ② F8		S CU 81 F FF 97 F FC 91 T FF 97 0-2 ② K		B SI 96 C FF 95 F FC 92 F CU 82 X SI 96 1-2 ③ P5			B SL 89 F FF 97 B SL 89 S FF 97 S SL 90 2-3 ③ K	4	0	0	0	0	2	0
35 Brandon Crawford, L (1, 6) OBP: 0.288, SLG: 0.325		X FS 88 0-0 ③ G1-3		F FF 97 F FC 91 B FC 92 B FC 91 F SI 97 B FS 90 B CU 81 4-2 BB			B CU 79 F SI 95 F FF 95 X FC 90 1-2 ① P5			2	0	0	0	1	0	0
1 Kevin Pillar, R (1, 9) OBP: 0.243, SLG: 0.344			L SI 96 S SI 97 B FC 94 F SI 98 X FF 99 1-2 ① F9	F SI 97 X FF 97 0-1 ③ F9			F SI 95 S FC 90 C SI 97 0-3 ② K			3	0	0	0	0	1	1
6 Steven Duggar, L (1, 8) OBP: 0.283, SLG: 0.350			B SI 98 S CH 89 F FS 92 B SI 97 F FC 93 X FC 94 2-2 ② L8		F CH 86 B CH 88 X FF 96 1-1 ① F8		B CU 81 F FC 90 X SI 96 1-1 ③ F7			3	0	0	0	0	0	0
64 Shaun Anderson, R (1, 1) OBP: 0.500, SLG: 0.600			C FF 99 H SI 98 1-1 HBP		S FF 96 F SI 97 C FF 97 0-3 ② K			C FF 92 B SI 93 B FF 92 S SL 90 B SI 95 X FF 94 3-2 ① F8		1	0	0	0	0	1	0
54 Reyes Moronta, R (7, 1)										0	0	0	0	0	0	0
56 Tony Watson, L (7, 1)										0	0	0	0	0	0	0
10 Evan Longoria, R (8, PH) OBP: 0.303, SLG: 0.405										1	0	0	0	0	0	0
41 Mark Melancon, R (8, 1)										0	0	0	0	0	0	0
Inning Stats	R: 0 E: 0 K: 2 S: 10 H: 0 LOB: 0 BB: 0 P: 14	R: 0 E: 0 K: 1 S: 6 H: 0 LOB: 0 BB: 0 P: 7	R: 0 E: 0 K: 0 S: 12 H: 0 LOB: 0 BB: 1 P: 19	R: 2 E: 0 K: 1 S: 21 H: 2 LOB: 1 BB: 1 P: 29	R: 0 E: 0 K: 1 S: 7 H: 0 LOB: 0 BB: 0 P: 9	R: 1 E: 0 K: 0 S: 14 H: 1 LOB: 0 BB: 0 P: 19	R: 0 E: 0 K: 1 S: 8 H: 0 LOB: 0 BB: 0 P: 10	R: 0 E: 0 K: 1 S: 8 H: 0 LOB: 0 BB: 0 P: 13	R: 0 E: 0 K: 2 S: 8 H: 0 LOB: 0 BB: 0 P: 11	1B: 1 2B: 0 3B: 0 HR: 2	SF: 0 SAC: 0 DP: 0 HBP: 1		WP: 0 PB: 0 SB: 0 CS: 0	PA: 32		

PITCHER		IP	WLS	BF	H	R	ER	SO	BB	IBB	HBP	BLK	WP	HR	S	P	ERA	WHIP
45 Zack Wheeler, R ERA: 4.61	(1, 1)	7.0		26	3	3	3	6	1	0	1	0	0	2	78	107	3.86	0.571
67 Seth Lugo, R ERA: 2.76	(8, 1)	1.0	W	3	0	0	0	1	0	0	0	0	0	0	8	13	0.00	0.000
27 Jeurys Familia, R ERA: 6.29	(9, 1)	1.0		3	0	0	0	2	0	0	0	0	0	0	8	11	0.00	0.000

PITCHER	IP	WLS	BF	H	R	ER	SO	BB	IBB	HBP	BLK	WP	HR	S	P	ERA	WHIP

TOP

San Francisco Giants @ New York Mets

Citi Field, Flushing, NY

Thu Jun 06 2019, 12:11 PM - 2:53 PM EDT

Att. 28,857 - Partly Cloudy - 82 F

livebaseballscorecards.com

AB	30
R	3
H	3
RBI	3
BB	1
SO	9
LOB	3

Batter	1	2	3	4	5	6	7	8	9	AB	R	H	RBI	BB	SO	LOB
1 Amed Rosario, R (1, 6) OBP: 0.294, SLG: 0.427 6 Jeff McNeil, L (7, PH) OBP: 0.423, SLG: 0.469 (8, 4)	C SI 91 B FF 92 B SL 87 X FF 91 2-1 HR		B SL 85 B SL 85 X SI 91 2-0 ① F8		B SL 85 B CH 84 C SI 90 F SI 91 B CU 77 S SL 84 3-3 ② K		B FF 96 S FF 97 S FF 97 F FF 97 F FF 98 X CH 89 1-2 28 G6-4-3 1B 2-3 3-H	S FC 91 S FC 91 B FC 91 B FC 91 F FC 93 X FC 91 2-2 28 HBP 1B 1-2 3-H		3 1 1 1 0 1 0 2 0 2 2 0 0 0					
22 Dominic Smith, L (1, 7) OBP: 0.468, SLG: 0.612 28 J.D. Davis, R (7, PH) OBP: 0.329, SLG: 0.421 (8, 7)	B FF 93 C FF 93 C FF 94 X SL 86 1-2 HR		B CU 75 F SI 92 X FF 92 1-1 1B		X CH 86 0-0 ③ G3		C CH 85 X CH 85 0-1 G6-4-3 1-2f	C FC 91 F KC 81 H FC 90 ② ③ 1-2 1-2 2-3 HBP		3 1 2 1 0 0 0 1 0 0 0 0 0 2					
20 Pete Alonso, R (1, 3) OBP: 0.344, SLG: 0.605	B SL 88 B SL 86 B SI 91 F SI 92 B SI 92 4-1 30 1B BB		B SI 91 C CH 83 B SI 93 C CH 84 S CH 86 2-3 ② K			B SL 84 X SL 84 1-0 ① F7		X FC 91 X FC 92 X FC 92 2-0 30 FC3-6 1B X FC 91 0-0 ③ P5		4 0 1 0 1 1 4					
30 Michael Conforto, L (1, 9) OBP: 0.383, SLG: 0.495	B FF 92 B SI 93 B FF 92 C SI 92 1 SAFE X CH 85 3-1 11 G4-6-3 1-2 1B		X FF 92 0-0 ③ L7			B SL 84 B CH 85 B FF 91 B SI 89 4-0 21 G6-3 BB		X FC 91 0-0 ① FC3-6 21 S 21 HR 1-2f		3 1 1 0 1 0 2					
21 Todd Frazier, R (1, 5) OBP: 0.313, SLG: 0.418	F SI 92 B SL 86 B SL 87 X SI 91 2-1 ① L6			S SL 84 S SL 85 X FF 92 0-2 ① G6-3		F SI 91 B FF 92 1 SAFE X SI 90 1-1 ② G6-3 1-2		1 SAFE B FC 91 C KC 82 B FC 93 X KC 82 2-1 1-H HR		4 1 1 2 0 0 3					
11 Adeiny Hechavarría, R (1, 4) OBP: 0.290, SLG: 0.500 (8, 6)	B FF 93 F SI 92 X SI 92 1-1 ② ③ G4-6-3 1-2f			C SL 83 X SL 84 0-1 12 1B 1B		F SI 92 X SL 87 0-1 ③ G6-3		C FC 92 X KC 83 0-1 12 2B 1B		4 1 2 0 0 0 3					
12 Juan Lagares, R (1, 8) OBP: 0.269, SLG: 0.290		X SI 92 0-0 ① G4-3		X SI 92 0-0 3 G4-6-3 1-2 1B			B CU 75 B FF 90 F SI 90 B SI 89 B CH 88 4-1 91 SH5-4 3 1B 6 1B BB	X FC 91 0-0 3 G6-3 6 1B 1-H 2B		3 2 2 1 1 0 0					
3 Tomás Nido, R (1, 2) OBP: 0.217, SLG: 0.370		B SI 93 B FF 91 X SI 90 2-0 ② G4-3		B SL 86 X SL 84 1-0 ② ③ G4-6-3 1-2f			L FF 95 L SL 80 X SL 81 0-2 6 1B 91 SH5-4 1-2 1B	B FC 90 C FC 91 B KC 82 X FC 90 2-1 ② G6-3 2-3		4 0 1 0 0 0 3					
45 Zack Wheeler, L (1, 1) OBP: 0.300, SLG: 0.467 91 Carlos Gómez, R (7, PH) OBP: 0.262, SLG: 0.291 67 Seth Lugo, R (8, 1) 40 Wilson Ramos, R (8, PH) OBP: 0.361, SLG: 0.421 27 Jeurys Familia, R (9, 1)		B FF 91 C FF 90 F FF 92 T FF 93 1-2 ③ K			B FF 91 F FF 90 F FF 91 F CU 77 B FF 94 X FF 91 2-2 ① G6-3		L SL 81 X FF 96 0-1 ① SH5-4 1-2 2-3	B FC 90 B FC 91 B FC 90 B FC 91 4-0 28 HBP 6 1B BB		2 0 0 0 0 1 0 0 0 0 0 0 0 0 0 0 0 0 0 0 0 0 0 0 0 1 0 0 0 0 0 0 0 0 0					
Inning Stats	R: 2 E: 0 K: 0 S: 12 H: 3 LOB: 1 BB: 1 P: 25	R: 0 E: 0 K: 1 S: 5 H: 0 LOB: 0 BB: 0 P: 8	R: 0 E: 0 K: 1 S: 7 H: 1 LOB: 1 BB: 0 P: 12	R: 0 E: 0 K: 0 S: 7 H: 2 LOB: 1 BB: 0 P: 8	R: 0 E: 0 K: 1 S: 8 H: 0 LOB: 0 BB: 0 P: 13	R: 0 E: 0 K: 0 S: 5 H: 0 LOB: 1 BB: 1 P: 11	R: 1 E: 0 K: 0 S: 13 H: 2 LOB: 1 BB: 1 P: 18	R: 4 E: 0 K: 0 S: 16 H: 5 LOB: 3 BB: 1 P: 29		1B: 9 2B: 1 3B: 0 HR: 3 SF: 0 SAC: 1 DP: 3 HBP: 1	WP: 0 PB: 0 SB: 1 CS: 0 PA: 39				

PITCHER		IP	WLS	BF	H	R	ER	SO	BB	IBB	HBP	BLK	WP	HR	S	P	ERA	WHIP
64 Shaun Anderson, R ERA: 4.18	(1, 1)	6.0		25	6	3	3	3	3	0	0	0	0	2	45	82	4.50	1.500
54 Reyes Moronta, R ERA: 3.25	(7, 1)	0.1	B	3	2	0	0	0	0	0	0	0	0	0	10	11	0.00	6.000
56 Tony Watson, L ERA: 2.38	(7, 1)	0.2		1	0	0	0	0	0	0	0	0	0	0	2	2	0.00	0.000
41 Mark Melancon, R ERA: 3.7	(8, 1)	1.0	L	10	5	4	4	0	1	0	1	0	0	1	16	29	36.00	6.000

PITCHER	IP	WLS	BF	H	R	ER	SO	BB	IBB	HBP	BLK	WP	HR	S	P	ERA	WHIP

BOTTOM

San Francisco Giants @ New York Mets

Citi Field, Flushing, NY

Thu Jun 06 2019, 12:11 PM - 2:53 PM EDT

Att. 28,857 - Partly Cloudy - 82 F

livebaseballscorecards.com

AB	33
R	7
H	13
RBI	7
BB	4
SO	3
LOB	17

Colorado Rockies @ New York Mets

Citi Field, Flushing, NY

Fri Jun 07 2019, 7:11 PM - 10:13 PM EDT

Att. 27,520 - Partly Cloudy - 73 F

livebaseballscorecards.com

Batter	1	2	3	4	5	6	7	8	9	AB	R	H	RBI	BB	SO	LOB
15 Raimel Tapia, L (1, 7) OBP: 0.307, SLG: 0.461	C FF 98 B SL 94 S FF 98 S FF 99 1-3 ① K		B FF 97 F CH 91 S FF 97 B FF 98 X SL 94 2-2 1-H 2B		F FF 97 B FF 96 T FF 96 B FF 97 X FF 95 2-2 ② G3-1			B CH 82 X FF 93 1-0 27 S 26 HR 1B	C FF 90 T FF 92 C FF 92 0-3 ② K	5	1	2	1	0	2	0
27 Trevor Story, R (1, 6) OBP: 0.362, SLG: 0.556	C FF 99 B FF 99 B SL 94 X FF 98 2-1 ② P3		S FF 97 B SL 93 F FF 98 S SL 94 1-3 ③ K		X FF 96 0-0 2B			1 SAFE 1 SAFE B SL 85 1 SAFE F FF 93 S FF 94 S CH 83 1-3 ① K 1-2	C CH 85 B FF 92 X CH 84 1-1 2B	5	0	2	0	0	2	2
26 David Dahl, L (1, 9) OBP: 0.388, SLG: 0.549	F CH 92 S FF 98 B CH 93 B SL 93 B FF 98 F SL 94 F FF 98 F CH 92 B FF 98 4-2 28 CS BB			F SL 92 F FF 96 B CH 93 X CH 90 1-2 9 1B 20 1B 1B	F SL 92 S SL 92 B FF 97 B SL 91 F SL 92 B SL 93 F FF 98 X FF 97 3-2 ③ F8			B FF 94 F FF 94 X FF 93 1-1 2-H HR	F SL 82 S FF 92 B SL 83 B FF 93 X FF 94 2-2 ③ G4-3	4	2	2	2	1	0	2
28 Nolan Arenado, R (1, 5) OBP: 0.381, SLG: 0.607	C FF 98 F FF 98 F CH 91 P CH 93 1-2 ③ CS 1-2	X SL 92 0-0 ① F9		B SL 93 S FF 97 F FF 98 S FF 97 1-3 ① K		F FF 95 F FF 96 F FF 97 X FF 96 0-2 ① P6		B SL 86 B CH 82 S CH 83 X FF 93 2-1 ② F8		4	0	0	0	0	1	1
9 Daniel Murphy, L (1, 3) OBP: 0.324, SLG: 0.465		F FF 97 F FF 97 F SL 94 F FF 98 T FF 99 0-2 ② K		B FF 97 X CU 86 1-0 20 1B 1-2 1B		C SL 93 F SL 93 S FF 98 0-3 ② K		B CH 83 C FF 92 F CH 83 B FF 92 X CH 84 2-2 HR		4	1	2	1	0	2	0
20 Ian Desmond, R (1, 8) OBP: 0.315, SLG: 0.451		C FF 97 F FF 98 B FF 96 S SL 93 1-3 ③ K		X SL 92 0-0 1-3 2-H 1B		C FF 98 F FF 97 F FF 97 F FF 97 S FF 97 0-3 ③ K		B FF 94 C CH 82 H FF 92 2-1 7 E HBP		3	0	1	1	0	2	0
7 Brendan Rodgers, R (1, 4) OBP: 0.302, SLG: 0.286			B FF 96 C FF 96 B SL 92 F FF 96 F FF 98 B SL 94 X SL 93 3-2 ① G6-3	F FF 97 B FF 96 S FF 97 F FF 96 S CH 90 1-3 ② K			S SI 93 S SI 95 B SL 91 S SI 95 1-3 ① K	1 SAFE B CH 81 X FF 92 1-0 1-3 E8		4	0	0	0	0	2	3
14 Tony Wolters, L (1, 2) OBP: 0.340, SLG: 0.407			C CU 84 B FF 97 F FF 97 X FF 98 1-2 15 2B 1B	T CH 91 B SL 93 B FF 97 B CH 91 F CH 90 F CU 86 F FF 98 F FF 97 S SL 93 3-3 ③ K			B CU 79 C CH 85 C CH 86 C SI 96 1-3 ② K	D CU 75 X FF 94 1-0 ③ F9		4	1	1	0	0	2	4
49 Antonio Senzatela, R (1, 1) 12 Mark Reynolds, R (7, PH) OBP: 0.298, SLG: 0.356 29 Bryan Shaw, S (7, 1) 45 Scott Oberg, R (8, 1) 24 Ryan McMahon, L (9, PH) OBP: 0.333, SLG: 0.414 71 Wade Davis, R (9, 1)			L FF 96 B SL 92 B FF 97 L FF 96 X FF 97 2-2 ② B3		B FF 94 C FF 95 S FF 96 B SL 92 S FF 96 2-3 ① K		S SL 91 B SI 97 F SL 89 S SL 92 1-3 ③ K		B FF 91 B SL 84 X FF 91 2-0 ① P5	2 1 0 0 1 0	0 0 0 0 0 0	0 0 0 0 0 0	0 0 0 0 0 0	0 0 0 0 0 0	1 1 0 0 0 0	1 0 0 0 0 0
Inning Stats	R: 0 E: 0 K: 1 S: 14 H: 0 LOB: 0 BB: 1 P: 21	R: 0 E: 0 K: 2 S: 9 H: 0 LOB: 0 BB: 0 P: 10	R: 1 E: 0 K: 1 S: 16 H: 2 LOB: 1 BB: 0 P: 25	R: 1 E: 0 K: 3 S: 18 H: 3 LOB: 2 BB: 0 P: 25	R: 0 E: 0 K: 1 S: 12 H: 1 LOB: 1 BB: 0 P: 19	R: 0 E: 0 K: 2 S: 12 H: 0 LOB: 0 BB: 0 P: 12	R: 0 E: 0 K: 3 S: 9 H: 0 LOB: 0 BB: 0 P: 12	R: 3 E: 1 K: 1 S: 14 H: 3 LOB: 2 BB: 0 P: 25	R: 0 E: 0 K: 1 S: 9 H: 1 LOB: 1 BB: 0 P: 14	1B: 5 2B: 3 3B: 0 HR: 2 SF: 0 SAC: 0 DP: 0 HBP: 1						

TOP

AB	37
R	5
H	10
RBI	5
BB	1
SO	15
LOB	13

WP: 0 PA: 40
PB: 0
SB: 1
CS: 1

PITCHER		IP	WLS	BF	H	R	ER	SO	BB	IBB	HBP	BLK	WP	HR	S	P	ERA	WHIP
48 Jacob deGrom, R ERA: 3.45	(1, 1)	6.0	L	24	6	2	2	10	1	0	0	0	0	0	81	112	3.00	1.167
65 Robert Gsellman, R ERA: 4.91	(7, 1)	1.0		3	0	0	0	3	0	0	0	0	0	0	9	12	0.00	0.000
47 Drew Gagnon, R ERA: 6.11	(8, 1)	0.2		7	3	3	3	1	0	0	1	0	0	2	13	23	40.50	4.500
68 Wilmer Font, R ERA: 5.59	(8, 1)	0.1		1	0	0	0	0	0	0	0	0	0	0	1	2	0.00	0.000
33 Héctor Santiago, L ERA: 6.0	(9, 1)	1.0		4	1	0	0	1	0	0	0	0	0	0	9	14	0.00	1.000

PITCHER		IP	WLS	BF	H	R	ER	SO	BB	IBB	HBP	BLK	WP	HR	S	P	ERA	WHIP

Colorado Rockies @ New York Mets

Citi Field, Flushing, NY

Fri Jun 07 2019, 7:11 PM - 10:13 PM EDT

Att. 27,520 - Partly Cloudy - 73 F

livebaseballscorecards.com

BOTTOM

Batter	1	2	3	4	5	6	7	8	9	AB	R	H	RBI	BB	SO	LOB
6 Jeff McNeil, L (1, 4) OBP: 0.415, SLG: 0.459	X FF 93 0-0 ① L4		B FF 92 F FF 93 X CU 79 1-1 ① F9		F FF 95 B FF 94 F SL 84 B CU 79 X CH 85 2-2 ③ L9			T FF 93 B CH 88 X SL 85 1-1 ② L7		4	0	0	0	0	0	1
20 Pete Alonso, R (1, 3) OBP: 0.339, SLG: 0.595	C FF 94 S CH 90 B FF 92 B SL 87 X FF 95 2-2 ② G6-3		B FF 91 B SL 84 B CH 85 X FF 95 3-0 ② ③ G6-4-3 1-2f			C CU 76 F CH 90 X FF 91 0-2 ① G6-3		C SL 86 C SL 85 B FF 95 X SL 85 1-2 ③ G3		4	0	0	0	0	0	1
30 Michael Conforto, L (1, 9) OBP: 0.385, SLG: 0.511	C FF 94 B CH 88 B CH 87 X FF 94 2-1 1B			X SL 83 0-0 ① B5-3		B SL 86 S FF 93 F CH 86 X FF 93 1-2 HR			C CH 89 B FF 92 B FF 92 F FF 93 C FF 93 2-3 ① K	4	1	2	1	0	1	0
22 Dominic Smith, L (1, 7) OBP: 0.482, SLG: 0.629	B FF 93 F FF 92 B FF 92 B FF 92 X FF 94 3-1 ③ G6-3			C SL 83 C FF 94 B FF 93 F SL 83 B FF 93 B FF 92 B CH 85 4-2 40 E BB		C FF 93 X CU 77 0-1 40 G5-4-3 1B			B KC 81 B KC 81 F FF 93 X FC 88 2-1 21 1B 2B	3	0	2	0	1	0	1
40 Wilson Ramos, R (1, 2) OBP: 0.354, SLG: 0.412		C FF 93 F FF 93 B FF 94 B SL 84 X FF 92 2-2 ① L6		B SL 83 B FF 93 C FF 92 B CH 90 F FF 94 X FF 95 3-2 FC6 1-3		B SL 86 B FF 94 X CH 84 2-0 ② ③ G5-4-3 1-2f			X FC 88 0-0 ② F9	4	0	0	0	0	0	3
21 Todd Frazier, R (1, 5) OBP: 0.312, SLG: 0.413		F FF 93 F FF 91 B FF 95 X FF 95 1-2 ② G4-3		D SL 86 B SL 83 F FF 95 X FF 96 2-1 ② P3			C FC 91 S FC 92 B FC 94 X FC 94 1-2 ① F8		B FF 93 C KC 83 F FF 94 B FF 94 X KC 84 2-2 1 DI 1B 2-3	4	0	1	0	0	0	2
1 Amed Rosario, R (1, 6) OBP: 0.294, SLG: 0.429		F FF 95 X FF 96 0-1 2B		C SL 86 X SL 85 0-1 ③ L6			C CU 80 B CU 81 S SL 83 B FC 93 B CU 81 X FC 92 3-2 ② G4-3		B FF 92 F FF 93 B FF 93 X FF 94 2-1 ③ G4-3 1-2	4	0	1	0	0	0	4
12 Juan Lagares, R (1, 8) OBP: 0.262, SLG: 0.282		B SL 85 C SL 82 S FF 91 F CU 79 X SL 85 1-2 ③ F8			C SL 85 X SL 84 0-1 ① G5-3		B FC 92 F FC 92 F FC 92 F CH 84 S SL 82 1-3 ③ K			3	0	0	0	0	1	1
48 Jacob deGrom, L (1, 1) OBP: 0.259, SLG: 0.385 65 Robert Gsellman, R (7, 1) 47 Drew Gagnon, R (8, 1) OBP: 0.333, SLG: 0.333 68 Wilmer Font, R (8, 1) OBP: 0.333, SLG: 0.333 11 Adeiny Hechavarría, R (8, PH) OBP: 0.286, SLG: 0.493 33 Héctor Santiago, R (9, 1)			B FF 92 F FF 93 B FF 94 S FF 94 F FF 95 B CU 80 B FF 94 4-2 20 G6-4-3 BB		F FF 94 B FF 93 X FF 94 1-1 ② G4-3			C FF 92 F FF 93 B SL 83 F SL 85 F SL 86 C FF 94 1-3 ① K		1 0 0 0 1 0	0 0 0 0 0 0	0 0 0 0 0 0	0 0 0 0 0 0	1 0 0 0 1 0	0 0 0 0 0 0
Inning Stats	R: 0 E: 0 K: 0 S: 8 H: 1 LOB: 1 BB: 0 P: 15	R: 0 E: 0 K: 0 S: 12 H: 1 LOB: 1 BB: 0 P: 16	R: 0 E: 0 K: 0 S: 6 H: 0 LOB: 0 BB: 1 P: 14	R: 0 E: 1 K: 0 S: 11 H: 0 LOB: 2 BB: 1 P: 20	R: 0 E: 0 K: 0 S: 7 H: 0 LOB: 0 BB: 0 P: 10	R: 1 E: 0 K: 0 S: 9 H: 2 LOB: 0 BB: 0 P: 12	R: 0 E: 0 K: 1 S: 10 H: 0 LOB: 0 BB: 0 P: 15	R: 0 E: 0 K: 1 S: 10 H: 0 LOB: 0 BB: 0 P: 13	R: 0 E: 0 K: 1 S: 11 H: 2 LOB: 2 BB: 0 P: 19	1B: 3 2B: 2 3B: 0 HR: 1 SF: 0 SAC: 0 DP: 2 HBP: 0						

	AB	32
	R	1
	H	6
	RBI	1
	BB	2
	SO	3
	LOB	13

PITCHER		IP	WLS	BF	H	R	ER	SO	BB	IBB	HBP	BLK	WP	HR	S	P	ERA	WHIP
49 Antonio Senzatela, R ERA: 4.95	(1, 1)	6.0	W	23	4	1	1	0	2	0	0	0	0	1	53	87	1.50	1.000
29 Bryan Shaw, R ERA: 3.65	(7, 1)	1.0	H	3	0	0	0	1	0	0	0	0	0	0	10	15	0.00	0.000
45 Scott Oberg, R ERA: 1.59	(8, 1)	1.0		3	0	0	0	1	0	0	0	0	0	0	10	13	0.00	0.000
71 Wade Davis, R ERA: 2.3	(9, 1)	1.0		5	2	0	0	1	0	0	0	0	0	0	11	19	0.00	2.000

PITCHER		IP	WLS	BF	H	R	ER	SO	BB	IBB	HBP	BLK	WP	HR	S	P	ERA	WHIP

Colorado Rockies @ New York Mets

Citi Field, Flushing, NY

Sat Jun 08 2019, 7:17 PM - 10:15 PM EDT

Att. 29,077 - Partly Cloudy - 76 F

livebaseballscorecards.com

TOP

Batter	1	2	3	4	5	6	7	8	9	AB	R	H	RBI	BB	SO	LOB
19 Charlie Blackmon, L (1, 9) OBP: 0.357, SLG: 0.559	C SI 94 S CU 80 X CU 80 0-2 ① G5-3		C SL 89 B SI 94 X SL 90 1-1 26 FC3-6 27 1B 28 1B 2-H 1B	B CU 79 B CH 85 F CH 84 H SI 93 3-1 HBP		S CU 79 B SI 93 B CH 83 F CU 79 F CH 82 S CU 78 2-3 ③ K			X FF 98 0-0 ② P5	4	1	1	1	0	1	3
27 Trevor Story, R (1, 6) OBP: 0.359, SLG: 0.549	F SI 95 B SI 94 B CH 86 C CH 84 F SI 95 S CU 80 2-3 ② K		F SI 94 C CH 85 B SI 93 D CH 85 1 SAFE X CU 80 2-2 26 FC3-6 1-2 1B	C SI 93 C CH 86 F CH 85 B SI 93 F CH 85 X SI 93 1-2 ③ P3			B SL 87 B FF 93 C CU 77 C FF 95 F SL 89 S CU 81 2-3 ① K		C SL 88 B SL 89 F FF 98 F SL 90 S SL 90 1-3 ③ K 1-2	5	0	1	0	0	3	3
26 David Dahl, L (1, 7) OBP: 0.381, SLG: 0.538	C SI 95 B SI 95 B CU 80 C SI 94 C SI 95 2-3 ③ K		B SI 94 C CU 79 2 SAFE B SI 94 X CH 84 2-1 ② FC3-6 28 1B 1-2f 2-3		S CU 79 X SI 94 0-1 ① G5-3		C FF 94 B SI 94 F FF 96 C CU 80 1-3 ② K			4	0	0	0	0	2	2
28 Nolan Arenado, R (1, 5) OBP: 0.383, SLG: 0.604		C CU 78 B CH 86 B SI 94 S CH 85 B SI 94 B SI 94 4-2 7 S BB	X SL 91 0-0 1-2 3-H 1B		F SL 88 F CH 85 B SI 93 B CH 85 B SI 93 S CU 78 3-3 ② K		X CU 79 0-0 ③ G5-3			3	0	1	1	1	1	0
9 Daniel Murphy, L (1, 3) OBP: 0.315, SLG: 0.451		B SI 93 C SI 93 B SI 93 B SI 94 F SI 94 C SI 94 3-3 ① K	B SI 94 F SL 89 F SI 94 X SL 90 1-2 ③ G5-3		C SI 94 B CH 86 B SI 94 F SI 94 F SI 94 S CU 79 2-3 ③ K			B FF 91 C CH 87 C FF 95 B FF 97 B FF 96 X SI 96 3-2 ① L9		4	0	0	0	0	2	3
20 Ian Desmond, R (1, 8) OBP: 0.314, SLG: 0.446		C SI 94 F SL 90 B CU 78 B SI 94 B CH 84 S CU 79 3-3 ② K		B CH 84 B SL 87 F SI 94 X CH 83 2-1 ① G5-3		F CH 84 X SL 88 0-1 55 FC2-5 14 S 1B			C CU 80 F CU 80 S FF 96 0-3 ② K	4	0	1	0	0	2	1
7 Brendan Rodgers, R (1, 4) OBP: 0.298, SLG: 0.283		S SI 93 C SI 94 F SL 90 B SI 94 F SI 93 S CU 80 1-3 ③ K 1-2		B SI 94 X SI 94 1-0 14 1B 14 E 1B		1 SAFE S CH 83 F SI 92 S CU 78 0-3 ① K		X SL 90 0-0 ③ F8		4	1	1	0	0	2	2
14 Tony Wolters, L (1, 2) OBP: 0.357, SLG: 0.416			B SI 94 C SL 90 B SI 95 L CU 80 B CU 80 F SI 94 B SL 90 4-2 55 SH3-4 19 1B BB	B SL 87 X SI 93 1-0 E5 1-H 1B		C CU 78 B SI 92 B SL 87 C CU 79 F CU 79 H CU 77 3-2 55 FC2-5 1-2 HBP			B FF 97 X FF 97 1-0 27 DI 1B	2	1	2	0	1	0	0
55 Jon Gray, R (1, 1) OBP: 0.107, SLG: 0.074 51 Jake McGee, L (6, 1) 54 Carlos Estévez, R (7, 1) 15 Raimel Tapia, L (9, PH) OBP: 0.305, SLG: 0.458			C SI 93 L CH 85 X CU 81 0-2 ① SH3-4 1-2	S SI 93 S SI 94 C CU 79 0-3 ② K		L SI 92 L SI 92 X SI 93 0-2 ② FC2-5 1-2 2-3f			S FF 97 B FF 98 S FF 97 B FF 98 F FF 97 F SL 89 S FF 98 2-3 ① K	2 0 0 1	0 0 0 0	0 0 0 0	0 0 0 0	1 0 0 1	3 0 0 1	3 0 0 1

	AB	33
	R	3
	H	7
	RBI	2
	BB	2
	SO	15
	LOB	18

Inning Stats										
	R: 0	H: 0	R: 0	H: 0	R: 2	H: 3	R: 1	H: 2	R: 0	H: 0
	E: 0	LOB: 0	E: 0	LOB: 1	E: 0	LOB: 2	E: 1	LOB: 2	E: 0	LOB: 0
	K: 2	BB: 0	K: 3	BB: 1	K: 0	BB: 1	K: 1	BB: 0	K: 2	BB: 0
	S: 10	P: 14	S: 13	P: 24	S: 17	P: 27	S: 13	P: 21	S: 9	P: 14

R: 0	H: 1	R: 0	H: 0	R: 0	H: 1	R: 0	H: 1	1B: 7	SF: 0	WP: 0	PA: 38
E: 0	LOB: 2	E: 0	LOB: 0	E: 0	LOB: 0	E: 0	LOB: 1	2B: 0	SAC: 1	PB: 0	
K: 2	BB: 0	K: 2	BB: 0	K: 1	BB: 0	K: 2	BB: 0	3B: 0	DP: 0	SB: 2	
S: 15	P: 20	S: 8	P: 11	S: 7	P: 10	S: 11	P: 15	HR: 0	HBP: 2	CS: 0	

PITCHER		IP	WLS	BF	H	R	ER	SO	BB	IBB	HBP	BLK	WP	HR	S	P	ERA	WHIP
32 Steven Matz, L	(1, 1)	6.0	W	28	6	3	2	10	2	0	2	0	0	0	77	120	3.00	1.333
ERA: 3.88																		
67 Seth Lugo, R	(7, 1)	2.0	H	6	0	0	0	3	0	0	0	0	0	0	15	21	0.00	0.000
ERA: 2.59																		
39 Edwin Díaz, R	(9, 1)	1.0	S	4	1	0	0	2	0	0	0	0	0	0	11	15	0.00	1.000
ERA: 2.81																		

PITCHER	IP	WLS	BF	H	R	ER	SO	BB	IBB	HBP	BLK	WP	HR	S	P	ERA	WHIP

Batter	1	2	3	4	5	6	7	8	9	AB	R	H	RBI	BB	SO	LOB
6 Jeff McNeil, L (1, 4) OBP: 0.411, SLG: 0.454	X FF 96 0-0 20 G5-3 1B	X FF 96 0-0 ③ F8		S SL 88 S SL 88 S SL 87 0-3 ③ K		S FF 93 X FF 92 0-1 ③ F9				4	0	1	0	0	1	2
20 Pete Alonso, R (1, 3) OBP: 0.341, SLG: 0.604 39 Edwin Díaz, R (9, 1)	S SL 87 S SL 87 D SL 90 1 SAFE 1 SAFE B CU 76 1 SAFE F FF 97 B SL 87 3-2 ① X FF 97 G5-3 1-2		C FF 95 C CH 86 B FF 95 B FF 97 B CU 79 F FF 97 B SL 86 4-2 22 G4-6-3 BB		B CH 87 C FF 96 S SL 89 S SL 88 1-3 ① K		B SL 82 X FF 94 1-0 HR			3 0	1 0	1 0	1 0	1 0	1 0	1 0
22 Dominic Smith, L (1, 7) OBP: 0.460, SLG: 0.595 (9, 3)	C SL 87 F FF 97 S SL 88 0-3 ② K		X FF 97 0-0 ①② G4-6-3 1-2f		C SL 89 C FF 97 S SL 90 0-3 ② K		F FF 93 F SL 81 C FF 94 0-3 ① K			4	0	0	0	0	3	2
30 Michael Conforto, L (1, 9) OBP: 0.387, SLG: 0.505	B FF 97 S FF 97 B FF 98 B SL 88 B SL 88 4-1 BB		B FF 96 B CH 88 B FF 96 B FF 96 4-0 40 1B 21 1B BB		B SL 89 F CH 89 C CH 88 B FF 96 B SL 89 F FF 97 F FF 97 S CH 89 3-3 ③ K		X FF 94 0-0 ② G4-3			2	1	0	0	2	1	0
40 Wilson Ramos, R (1, 2) OBP: 0.357, SLG: 0.419	F FF 96 S SL 88 X SL 88 0-2 ③ G4-3		F SL 88 C FF 98 X FF 98 0-2 21 1B 1-3 1B			S SL 88 F SL 88 X SL 86 0-2 21 1B 1 G6-3 2B	C SL 87 B SL 88 B FF 96 X FF 99 2-1 ③ G4-3			4	1	2	0	0	0	2
21 Todd Frazier, R (1, 5) OBP: 0.331, SLG: 0.422		H CU 76 1-0 91 WP 91 HR HBP	C FF 97 D CU 81 X SL 89 1-1 1-2 3-H 1B			X FF 97 0-0 1 G6-3 2-3 1B		B FF 95 B SL 87 S FF 98 F FF 98 F FF 97 B FF 99 B FF 97 4-2 BB		2	1	2	1	1	0	0
1 Amed Rosario, R (1, 6) OBP: 0.289, SLG: 0.421		C FF 96 S SL 87 B FF 97 S SL 88 1-3 ① K	C FF 96 S FF 97 C FF 97 0-3 ③			S SL 88 X FF 96 0-1 ①② G6-3 1-2f 3-H		B FF 98 1 SAFE C SL 87 B SL 87 1 SAFE X SL 86 2-1 ① F9		4	0	0	0	0	2	5
91 Carlos Gómez, R (1, 8) OBP: 0.277, SLG: 0.356 (9, 7)		B FF 97 B SL 89 C SL 88 X FF 97 2-1 1-H HR		F FF 95 B CU 79 X SL 88 1-1 ① B1-3		X SL 89 0-0 28 2B 1B		S FF 100 C FF 98 B FF 100 F FF 98 B SL 90 F FF 99 F CH 91 S SL 90 2-3 ② K		4	1	2	2	0	1	1
32 Steven Matz, R (1, 1) OBP: 0.190, SLG: 0.190 28 J.D. Davis, R (6, PH) OBP: 0.333, SLG: 0.432 67 Seth Lugo, R (7, 1) 12 Juan Lagares, R (8, PH) OBP: 0.260, SLG: 0.279 (9, 8)		X FF 96 0-0 ② L4		C SL 87 F FF 96 B CU 76 F FF 97 F SL 87 S SL 86 1-3 ② K		1 SAFE B FF 96 S SL 88 S SL 88 X SL 87 1-2 1-3 2B		C FF 99 C SL 89 B FF 98 B FF 99 X SL 89 2-2 ③ F9		2 1 0 1	0 0 0 0	0 1 0 0	0 0 0 0	1 0 0 0	0 0 0 1	0 0 0 1
Inning Stats	R: 0 E: 0 K: 1 S: 12 H: 1 LOB: 2 BB: 1 P: 19	R: 2 E: 0 K: 1 S: 7 H: 1 LOB: 0 BB: 0 P: 11	R: 1 E: 0 K: 1 S: 12 H: 2 LOB: 2 BB: 2 P: 21	R: 0 E: 0 K: 2 S: 10 H: 0 LOB: 0 BB: 0 P: 12	R: 0 E: 0 K: 3 S: 11 H: 0 LOB: 0 BB: 0 P: 15	R: 1 E: 0 K: 0 S: 12 H: 4 LOB: 2 BB: 0 P: 13	R: 1 E: 0 K: 1 S: 7 H: 1 LOB: 0 BB: 0 P: 10	R: 0 E: 0 K: 1 S: 14 H: 0 LOB: 1 BB: 1 P: 24		1B: 5 2B: 2 3B: 0 HR: 2	SF: 0 SAC: 0 DP: 2 HBP: 1		WP: 1 PB: 0 SB: 0 CS: 0	PA: 36		

PITCHER		IP	WLS	BF	H	R	ER	SO	BB	IBB	HBP	BLK	WP	HR	S	P	ERA	WHIP
55 Jon Gray, R ERA: 4.27	(1, 1)	5.2	L	27	8	4	4	8	3	0	1	0	1	1	62	89	6.35	1.941
51 Jake McGee, L ERA: 1.17	(6, 1)	1.0		4	1	1	1	1	0	0	0	0	0	1	7	8	9.00	1.000
54 Carlos Estévez, R ERA: 4.25	(7, 1)	1.1		5	0	0	0	1	1	0	0	0	0	0	16	28	0.00	0.750

PITCHER	IP	WLS	BF	H	R	ER	SO	BB	IBB	HBP	BLK	WP	HR	S	P	ERA	WHIP

BOTTOM

Colorado Rockies @ New York Mets

Citi Field, Flushing, NY

Sat Jun 08 2019, 7:17 PM - 10:15 PM EDT

Att. 29,077 - Partly Cloudy - 76 F

livebaseballscorecards.com

AB	31
R	5
H	9
RBI	4
BB	4
SO	10
LOB	14

Colorado Rockies @ New York Mets

Citi Field, Flushing, NY

Sun Jun 09 2019, 1:13 PM - 3:43 PM EDT

Att. 29,531 - Sunny - 76 F

TOP

livebaseballscorecards.com

Batter	1	2	3	4	5	6	7	8	9	AB	R	H	RBI	BB	SO	LOB
19 Charlie Blackmon, L (1, 9) OBP: 0.355, SLG: 0.551	C SI 97 F FF 98 B FF 98 F CH 92 S CH 92 1-3 ① K		C SL 90 F FF 98 B FF 98 F CH 91 F FF 98 F FF 97 B SL 88 X CH 92 2-2 ③ F9			F CU 80 B SI 97 B CH 91 T FF 97 X SI 97 2-2 ② G3-1			F CU 77 C CH 83 B FF 92 F CU 75 B SL 87 B FF 91 B FF 92 4-2 26 DI 26 2B BB	3	1	0	0	1	1	0
27 Trevor Story, R (1, 6) OBP: 0.358, SLG: 0.543	B SI 98 S FF 98 B FF 99 C FF 98 B CH 92 B FF 98 4-2 26 K BB			S CU 79 S CU 79 X CU 79 0-2 ① F7		C SL 87 B FF 97 F CU 80 X SI 98 1-2 ③ G3-1			F FF 91 F FF 93 X FF 93 0-2 ② F9	3	0	0	0	1	0	1
26 David Dahl, L (1, 8) OBP: 0.378, SLG: 0.537	1 SAFE B FF 98 S FF 95 T FF 97 1 SAFE B SL 93 S FF 98 2-3 ②③ K 1-2			S CH 92 B CH 92 S FF 98 B FF 98 F FF 98 F CH 91 F CH 92 X SI 99 2-2 ② F7			F FF 95 X SI 97 0-1 ① F7		C FF 93 B FF 93 X FF 92 1-1 1-H 2B	4	0	1	1	0	1	1
28 Nolan Arenado, R (1, 5) OBP: 0.381, SLG: 0.598		B FF 96 S SI 97 F CH 90 F FF 98 B CU 80 X SI 99 2-2 1B		C CU 81 X FF 98 0-1 ③ L6			C SI 97 X CU 80 0-1 ② G5-3		C CH 84 B CH 84 B SI 92 S FF 92 F FF 93 S FF 93 2-3 ③ K	4	0	1	0	0	1	1
9 Daniel Murphy, L (1, 3) OBP: 0.309, SLG: 0.441		C FF 98 F FF 98 S FF 98 0-3 ① K			B CH 91 F FF 97 B FF 97 X FF 96 2-1 ① P5		S CU 80 B SI 97 B CH 92 B CH 92 X SI 97 3-1 ③ G3			3	0	0	0	0	1	1
15 Raimel Tapia, L (1, 7) OBP: 0.301, SLG: 0.451		F FF 97 S FF 97 B FF 98 X FF 98 1-2 ② F7			X FF 97 0-0 ② G3-1			F FF 95 B FF 96 X FS 92 1-1 ① L8		3	0	0	0	0	0	1
24 Ryan McMahon, L (1, 4) OBP: 0.335, SLG: 0.411 35 Chad Bettis, R (5, 1) 12 Mark Reynolds, R (8, PH) OBP: 0.295, SLG: 0.353 54 Carlos Estévez, R (8, 1)		S FF 98 C FF 97 S FF 98 0-3 ③ K			B FF 97 S FF 98 F FF 97 B FF 97 B SI 98 B FF 98 4-2 BB			C SL 88 F SL 87 S FF 96 0-3 ② K		1 0 1 0	0 0 0 0	0 0 0 0	0 0 0 0	1 0 0 0	1 0 1 0	1 0 0 0
22 Chris Iannetta, R (1, 2) OBP: 0.321, SLG: 0.541			X CU 79 0-0 ① G6-3		C FF 98 B FF 98 1 SAFE F FF 96 F FF 98 D CU 80 C SI 98 2-3 ③ K			S SL 88 S SL 88 X SL 89 0-2 ③ G5-3		3	0	0	0	0	1	1
34 Jeff Hoffman, R (1, 1) OBP: 0.125, SLG: 0.125 7 Brendan Rodgers, R (5, 4) OBP: 0.288, SLG: 0.273			F FF 98 F FF 98 F FF 98 C CU 81 0-3 ② K			B FF 95 B FF 96 F SI 95 C CU 79 C SI 97 2-3 ① K			F FF 90 S CH 83 F FF 91 B FF 92 X CH 82 1-2 ① P3	1 2	0 0	0 0	0 0	0 0	1 1	0 0
Inning Stats	R: 0 E: 0 K: 2 S: 9 H: 0 LOB: 0 BB: 1 P: 16	R: 0 E: 0 K: 2 S: 13 H: 1 LOB: 1 BB: 0 P: 16	R: 0 E: 0 K: 1 S: 11 H: 0 LOB: 0 BB: 0 P: 13	R: 0 E: 0 K: 0 S: 11 H: 0 LOB: 0 BB: 0 P: 13	R: 0 E: 0 K: 1 S: 9 H: 0 LOB: 1 BB: 1 P: 17	R: 0 E: 0 K: 1 S: 9 H: 0 LOB: 0 BB: 0 P: 14	R: 0 E: 0 K: 0 S: 6 H: 0 LOB: 0 BB: 0 P: 9	R: 0 E: 0 K: 1 S: 8 H: 0 LOB: 0 BB: 0 P: 9	R: 1 E: 0 K: 1 S: 16 H: 1 LOB: 1 BB: 1 P: 24	1B: 1 2B: 1 3B: 0 HR: 0 SF: 0 SAC: 0 DP: 0 HBP: 0						

	AB	28
	R	1
	H	2
	RBI	1
	BB	3
	SO	9
	LOB	7

WP: 0 PB: 0 SB: 0 CS: 0 PA: 31

PITCHER		IP	WLS	BF	H	R	ER	SO	BB	IBB	HBP	BLK	WP	HR	S	P	ERA	WHIP
34 Noah Syndergaard, R ERA: 4.45	(1, 1)	7.0	W	23	1	0	0	7	2	0	0	0	0	0	68	98	0.00	0.429
27 Jeurys Familia, R ERA: 6.04	(8, 1)	1.0		3	0	0	0	1	0	0	0	0	0	0	8	9	0.00	0.000
33 Héctor Santiago, L ERA: 6.43	(9, 1)	1.0		5	1	1	1	1	1	0	0	0	0	0	16	24	9.00	2.000

PITCHER	IP	WLS	BF	H	R	ER	SO	BB	IBB	HBP	BLK	WP	HR	S	P	ERA	WHIP

Batter	1	2	3	4	5	6	7	8	9	AB	R	H	RBI	BB	SO	LOB
1 Amed Rosario, R (1, 6) OBP: 0.292, SLG: 0.420	F FF 92 X FS 83 0-1 30 2B 21 HR 1B		C CU 75 X CU 76 0-1 ① G6-3		B CU 75 B FS 84 B CU 75 B FF 93 4-0 30 L9 30 S 21 2B BB		X FF 93 0-0 ① G4-3			3	2	1	0	1	0	0
30 Michael Conforto, L (1, 9) OBP: 0.388, SLG: 0.510	1 SAFE X FF 92 0-0 1-3 21 HR 2B		F FF 93 B FS 84 X FS 84 1-1 ② G3-1		F FF 92 1 SAFE B FF 93 B FS 84 B CU 76 X FF 93 3-1 ① L9 1-3		C CU 79 X CH 89 0-1 22 L5-3 1B			4	1	2	0	0	0	1
20 Pete Alonso, R (1, 3) OBP: 0.337, SLG: 0.597 22 Dominic Smith, L (7, 3) OBP: 0.455, SLG: 0.587	B FS 84 F FF 94 C CU 77 S CU 78 1-3 ① K2-3		C CU 76 X FF 94 0-1 ③ G5-3		S CU 75 F FF 95 D CU 79 S CU 78 1-3 ② K		F CU 79 B FC 90 X CH 88 1-1 ②③ L5-3 1-1			3 1	0 0	0 0	0 0	0 0	2 0	3 1
21 Todd Frazier, R (1, 5) OBP: 0.336, SLG: 0.455	D CU 78 B FF 94 X FF 94 2-0 2-H 3-H HR			B CU 75 B FF 93 X CU 76 2-0 ① F8	X CU 75 0-0 28 3B 3-H 2B			C SL 85 C FF 96 S FF 97 0-3 ① K		4	2	2	4	0	1	0
28 J.D. Davis, R (1, 7) OBP: 0.331, SLG: 0.440 12 Juan Lagares, R (9, 8) OBP: 0.260, SLG: 0.279	T FF 95 X SL 85 0-1 ② G4-3			B FF 94 C CU 77 F CU 77 F FF 95 S CU 80 1-3 ② K	B FF 94 F CU 76 X CU 76 1-1 2-H 3B			X SL 86 0-0 ② F9		4 0	0 0	1 0	1 0	0 0	1 0	0 0
11 Adeiny Hechavarría, R (1, 4) OBP: 0.284, SLG: 0.479	B CU 76 C SL 83 F FF 94 S CU 78 1-3 ③ K			C FF 94 X FS 84 0-1 91 S 91 1B 1B	X CH 87 0-0 ③ G6-3			C FF 97 S SL 87 F FF 98 S FF 97 0-3 ③ K		4	1	1	0	0	2	1
91 Carlos Gómez, R (1, 8) (9, 7) OBP: 0.279, SLG: 0.355		S FF 94 F SL 81 B CU 77 F FF 95 S CU 78 1-3 ① K		1 SAFE F CU 76 F FF 95 1 SAFE 1 SAFE D CU 77 1 SAFE B CU 79 X FF 94 2-2 3 S 1-H 1B		C CH 87 B FF 93 X CH 87 1-1 ① L7				3	0	1	1	0	1	0
3 Tomás Nido, R (1, 2) OBP: 0.224, SLG: 0.354		B FF 94 S FF 95 B FF 95 F FF 94 S CU 78 2-3 ② K2-3		1 SAFE B FF 92 C CU 75 D CU 76 B FF 93 3-1 1-2 IBB		C FF 93 B FF 93 B CH 90 F FF 94 C FF 96 2-3 ② K				2	0	0	0	1	2	0
34 Noah Syndergaard, L (1, 1) OBP: 0.176, SLG: 0.344 27 Jeurys Familia, R (8, 1) 33 Héctor Santiago, R (9, 1)		C FF 94 C CU 76 T CU 78 0-2 ③ K		C CU 76 X CU 76 0-1 ③ P6		F FF 94 S CH 90 B FF 95 S CH 88 1-3 ③ K				3 0 0	0 0 0	0 0 0	0 0 0	0 0 0	2 0 0	2 0 0
Inning Stats	R: 3 E: 0 K: 2 S: 12 H: 3 LOB: 0 BB: 0 P: 16	R: 0 E: 0 K: 3 S: 10 H: 0 LOB: 0 BB: 0 P: 13	R: 0 E: 0 K: 0 S: 6 H: 0 LOB: 0 BB: 0 P: 7	R: 1 E: 0 K: 1 S: 13 H: 2 LOB: 2 BB: 1 P: 21	R: 2 E: 0 K: 1 S: 9 H: 2 LOB: 1 BB: 1 P: 18	R: 0 E: 0 K: 0 S: 8 H: 0 LOB: 0 BB: 0 P: 12	R: 0 E: 0 K: 0 S: 5 H: 1 LOB: 0 BB: 0 P: 6	R: 0 E: 0 K: 2 S: 8 H: 0 LOB: 0 BB: 0 P: 8		1B: 4 2B: 3 3B: 1 HR: 1 SF: 0 SAC: 0 DP: 1 HBP: 0					WP: 0 PB: 0 SB: 3 CS: 0 PA: 33	

PITCHER		IP	WLS	BF	H	R	ER	SO	BB	IBB	HBP	BLK	WP	HR	S	P	ERA	WHIP
34 Jeff Hoffman, R ERA: 8.06	(1, 1)	4.2	L	23	7	6	6	7	1	1	0	0	0	1	49	74	11.57	1.714
35 Chad Bettis, R ERA: 4.14	(5, 1)	2.1		7	1	0	0	2	0	0	0	0	0	0	14	19	0.00	0.429
54 Carlos Estévez, R ERA: 4.11	(8, 1)	1.0		3	0	0	0	2	0	0	0	0	0	0	8	8	0.00	0.000

PITCHER	IP	WLS	BF	H	R	ER	SO	BB	IBB	HBP	BLK	WP	HR	S	P	ERA	WHIP

BOTTOM

Colorado Rockies @ New York Mets

Citi Field, Flushing, NY

Sun Jun 09 2019, 1:13 PM - 3:43 PM EDT

Att. 29,531 - Sunny - 76 F

livebaseballscorecards.com

AB	31
R	6
H	8
RBI	6
BB	2
SO	11
LOB	8

Batter	1	2	3	4	5	6	7	8	9	AB	R	H	RBI	BB	SO	LOB
6 Jeff McNeil, L (1, 4) OBP: 0.411, SLG: 0.468	C SL 81 B FF 91 B FS 86 S FS 86 X FF 91 2-2 ① L7		X FS 88 0-0 HR 1-H 2-H		C FF 90 X SL 83 0-1 ① F9		F SL 81 B SL 84 F FF 92 B SL 83 X SI 92 2-2 ② G3		B FF 95 S CH 83 F SI 96 F FF 94 B CH 83 X FF 95 2-2 1B	5	1	2	3	0	0	0
30 Michael Conforto, L (1, 9) OBP: 0.385, SLG: 0.502	B CU 76 C SL 82 S FS 86 B FF 90 F FF 91 S FS 87 2-3 ② K		S FF 90 C FF 92 X FS 87 0-2 ① G4-3		C SL 82 B FF 90 X FS 88 1-1 ② P3		B CU 74 C FS 86 B FF 92 X FS 86 2-1 1B		C CH 83 S CH 82 D CH 84 X FF 95 1-2 ③ F7	5	0	1	0	0	1	1
20 Pete Alonso, R (1, 10) OBP: 0.332, SLG: 0.586	C CU 75 B SL 80 F FS 86 S SL 83 1-3 ③ K		F CU 77 B FF 90 X SL 82 1-1 ② G5-3		C FS 85 X FF 91 0-1 ③ L7		C CH 90 F CH 91 S FF 96 0-3 ③ K			4	0	0	0	0	2	1
22 Dominic Smith, L (1, 3) OBP: 0.446, SLG: 0.582		C FF 89 C FF 89 F FF 90 B FS 86 S SL 82 1-3 ① K	S SL 81 B FF 92 B SL 82 X FS 87 2-1 ③ G3			X FF 90 0-0 1 1B 2B		B CH 81 X CH 81 1-0 ① P5		4	1	1	0	0	1	0
21 Todd Frazier, R (1, 5) OBP: 0.327, SLG: 0.441		C FF 91 X FF 90 0-1 ② L5		C SL 82 B FS 86 X FF 90 1-1 E3 3 1B		S SL 82 B SL 82 B FF 92 2 SAFE B FS 86 F FF 92 F SL 85 X SL 84 3-2 ① G6-3		B CU 82 C FF 94 X SI 94 1-1 ② G5-3		4	0	0	0	0	0	1
28 J.D. Davis, R (1, 7) OBP: 0.329, SLG: 0.435		C SL 80 S FS 86 B SL 84 B FF 90 X FS 86 2-2 ③ G5-3		B SL 82 B FF 90 X FS 87 2-0 ① L9		C FF 92 S FF 92 T SL 83 0-2 ② K		B FF 94 S FF 94 F SI 94 B FF 95 X CH 83 2-2 1B		4	0	1	0	0	1	2
1 Amed Rosario, R (1, 6) OBP: 0.292, SLG: 0.418			C SL 79 B SL 80 S SI 89 F FS 86 F FF 91 F SL 83 X FS 86 1-2 E6 3 1B 12 1B	F FF 90 F FF 92 S FF 92 0-3 ② K		C FS 86 X FF 92 0-1 3 FC4-6 2-H 1B		C SI 94 C FF 95 B FF 96 F CU 83 F FF 94 F SI 95 F CU 81 D CU 80 X SI 94 2-2 ③ F8		4	1	1	1	0	1	2
3 Tomás Nido, R (1, 2) OBP: 0.245, SLG: 0.365			S SL 80 B FF 90 1 SAFE X SL 82 1-1 12 1B 6 HR 1-3 1B	F SL 82 X FF 90 0-1 2-3 1B		F FS 87 D SL 82 1 SAFE 1 SAFE X FS 86 1-1 ③ FC4-6 1-2f			C FF 94 X SI 92 0-1 ① G6-3	4	1	2	0	0	0	1
12 Juan Lagares, R (1, 8) OBP: 0.260, SLG: 0.278			C CU 75 X FF 91 0-1 6 HR 1-2 3-H 1B	F SL 84 B SL 84 F FS 88 S SL 86 1-3 ③ K			C CU 71 S FS 85 B SL 83 C SL 82 1-3 ① K		C FF 94 F SI 93 B CU 82 F FF 94 T SI 94 1-2 ② K	4	1	1	1	0	3	2
Inning Stats	R: 0 E: 0 K: 2 S: 10 H: 0 LOB: 0 BB: 0 P: 15	R: 0 E: 0 K: 1 S: 9 H: 0 LOB: 0 BB: 0 P: 12	R: 4 E: 1 K: 0 S: 18 H: 3 LOB: 0 BB: 0 P: 23	R: 0 E: 1 K: 2 S: 11 H: 1 LOB: 2 BB: 0 P: 15	R: 0 E: 0 K: 0 S: 6 H: 0 LOB: 0 BB: 0 P: 7	R: 1 E: 0 K: 1 S: 12 H: 2 LOB: 1 BB: 0 P: 16	R: 0 E: 0 K: 2 S: 11 H: 1 LOB: 1 BB: 0 P: 16	R: 0 E: 0 K: 0 S: 13 H: 1 LOB: 1 BB: 0 P: 19	R: 0 E: 0 K: 1 S: 13 H: 1 LOB: 1 BB: 0 P: 17	1B: 7 2B: 1 3B: 0 HR: 1 SF: 0 SAC: 0 DP: 0 HBP: 0						

PITCHER		IP	WLS	BF	H	R	ER	SO	BB	IBB	HBP	BLK	WP	HR	S	P	ERA	WHIP
19 Masahiro Tanaka, R ERA: 3.58	(1, 1)	6.2	W	29	7	5	4	7	0	0	0	0	0	1	74	101	5.40	1.050
48 Tommy Kahnle, R ERA: 2.81	(7, 1)	0.1		1	0	0	0	1	0	0	0	0	0	0	3	3	0.00	0.000
75 David Hale, R ERA: 2.57	(8, 1)	2.0		8	2	0	0	1	0	0	0	0	0	0	26	36	0.00	1.000

PITCHER	IP	WLS	BF	H	R	ER	SO	BB	IBB	HBP	BLK	WP	HR	S	P	ERA	WHIP

TOP

New York Mets @ New York Yankees

Yankee Stadium, Bronx, NY

Tue Jun 11 2019, 1:10 PM - 4:18 PM EDT

Att. 41,538 - Partly Cloudy - 72 F

livebaseballscorecards.com

AB	38
R	5
H	9
RBI	5
BB	0
SO	9
LOB	10

Batter	1	2	3	4	5	6	7	8	9	AB	R	H	RBI	BB	SO	LOB
26 DJ LeMahieu, R (1, 4) OBP: 0.360, SLG: 0.459	C SI 97 S SI 97 F SI 98 S FC 92 0-3 K ①		X SI 98 0-0 FC1 31 FC3-6 1-2	C FC 92 B FC 92 B CH 90 X CU 81 2-1 E5 31 WP 45 HR	B CU 76 C FF 93 B FS 84 X CU 76 2-1 G5-3 ③		B SI 92 C SI 93 F FF 95 F FF 95 F SL 84 F FF 97 F SL 85 F FS 88 F FF 96 2-2 B SL 86 F FF 96 X CU 76 F7-5 ②③ 2-3		5	1	0	0	0	1	4
31 Aaron Hicks, S (1, 8) OBP: 0.326, SLG: 0.418	X FF 99 0-0 P4 ②		C FC 90 B FC 91 C SI 97 X FC 93 1-2 FC3-6 24 1B 1-2f 2-3 ①	B SI 96 B CU 80 B FF 98 B FF 95 4-0 45 HR 2-3 BB		B SI 93 B FS 88 C FF 95 B CU 76 X FF 94 3-1 18 S 2B		B FF 92 C CH 82 S CH 84 B FF 91 B CH 83 X FF 91 3-2 P3 ①		4	1	1	0	1	0	2
45 Luke Voit, R (1, 10) OBP: 0.379, SLG: 0.508	S FF 98 B FF 99 B FC 94 F SI 98 F FF 99 B FF 100 S FC 93 3-3 K ③		F FC 92 F SI 97 D FC 92 T FF 99 1-2 K ②	B FF 97 1 SAFE X FC 91 1-0 1-H 3-H HR		B FF 94 B FF 95 C FS 89 B FS 87 C CU 76 F CU 77 S FF 96 3-3 K ①		C FF 93 B CH 84 B CH 84 B FF 91 D CH 84 4-1 24 WP 24 HR BB		4	2	1	3	1	3	3
24 Gary Sánchez, R (1, 2) OBP: 0.335, SLG: 0.635		X FC 94 0-0 G5-3 ①	D FC 92 X SI 98 1-0 1-3 3-H 1B	S SI 99 B SI 99 X SI 97 1-1 G6-3 ③		S FF 96 X FS 87 0-1 L5 ②		F FF 91 F FF 90 B SL 83 B CH 83 F CH 83 D CH 85 X FF 91 3-2 1-H HR		5	1	2	3	0	0	1
18 Didi Gregorius, L (1, 6) OBP: 0.357, SLG: 0.643		C FF 98 X FS 89 0-1 36 1B 2B	S FF 98 B FC 93 B FC 93 F FF 97 S FF 98 2-3 K ③		B FF 94 X SI 95 1-0 F8 ①	B FF 94 S FS 89 X FF 95 1-1 G4-3 ③ 2-3		F FF 92 X SL 82 0-1 1B		5	1	2	0	0	1	3
77 Clint Frazier, R (1, 9) OBP: 0.335, SLG: 0.535 38 Cameron Maybin, R (8, 9) OBP: 0.375, SLG: 0.385		S FF 98 S FF 97 S FF 98 0-3 K ②	B SI 96 F FF 96 C SI 96 B FC 93 C FF 98 2-3 K ①		X FF 95 0-0 G5-3 ②		C CU 76 B SL 82 X FS 87 1-1 36 G3-1 29 2B 2B	S FF 90 B FF 90 B SL 81 X FF 90 2-1 L7 ②		4 1	1 0	1 0	0 0	0 0	2 0	1 1
36 Kendrys Morales, S (1, 3) OBP: 0.313, SLG: 0.253		S FF 98 F FF 98 X FF 99 0-2 2-H 1B	B CH 89 B FC 92 S FF 97 X FF 98 2-1 29 HR 1B	B SI 97 C CU 82 C FC 91 B FC 92 B FF 98 X SI 97 3-2 29 1B 2B			X FS 86 0-0 G3-1 ① 2-3	B CH 82 C CH 83 X SL 83 1-1 G3 ③		5	2	3	1	0	0	2
29 Gio Urshela, R (1, 5) OBP: 0.374, SLG: 0.479		B FC 93 X FC 91 1-0 F8 ③	C FF 97 X SI 96 0-1 1-H HR	D FC 92 C CU 80 B FF 96 X CU 79 2-1 11 3B 2-H 1B			C SL 84 S FF 96 F FF 97 X CU 77 0-2 26 F7-5 3-H 2B			4	2	3	4	0	0	1
11 Brett Gardner, L (1, 7) OBP: 0.299, SLG: 0.428			C CU 80 B CH 90 B FF 97 B CU 82 C FF 98 F FF 99 X FF 99 3-2 31 FC3-6 26 E 24 1B 1B	C CU 81 B FC 90 B SI 96 F SI 97 F FF 98 X SI 98 2-2 G6-3 ②	C SI 95 D FC 90 F SI 97 D CH 88 X SI 96 2-2 1-H 3B		B FF 96 D FS 88 B FF 95 C FF 95 B FS 88 4-1 BB			3	1	2	1	1	0	0

Inning Stats																				
	R: 0 E: 0 K: 2 S: 9	H: 0 LOB: 0 BB: 0 P: 12	R: 1 E: 0 K: 1 S: 10	H: 2 LOB: 1 BB: 0 P: 11	R: 1 E: 1 K: 2 S: 15	H: 2 LOB: 2 BB: 0 P: 23	R: 5 E: 1 K: 1 S: 16	H: 3 LOB: 0 BB: 1 P: 30	R: 2 E: 0 K: 0 S: 12	H: 3 LOB: 1 BB: 0 P: 22	R: 0 E: 0 K: 1 S: 10	H: 1 LOB: 1 BB: 0 P: 17	R: 1 E: 0 K: 0 S: 18	H: 2 LOB: 1 BB: 1 P: 25	R: 2 E: 0 K: 0 S: 14	H: 2 LOB: 1 BB: 1 P: 27	1B: 6 2B: 6 3B: 1 HR: 3	SF: 0 SAC: 0 DP: 1 HBP: 0	WP: 2 PB: 0 SB: 1 CS: 0	PA: 43

PITCHER		IP	WLS	BF	H	R	ER	SO	BB	IBB	HBP	BLK	WP	HR	S	P	ERA	WHIP
45 Zack Wheeler, R ERA: 4.87	(1, 1)	4.2	L	27	10	9	5	6	1	0	0	0	1	2	60	94	9.64	2.357
68 Wilmer Font, R ERA: 5.46	(5, 1)	2.1		10	3	1	1	1	1	0	0	0	0	0	30	46	3.86	1.714
63 Tim Peterson, R ERA: 4.91	(8, 1)	1.0		6	2	2	2	0	1	0	0	0	1	1	14	27	18.00	3.000

PITCHER	IP	WLS	BF	H	R	ER	SO	BB	IBB	HBP	BLK	WP	HR	S	P	ERA	WHIP

BOTTOM

New York Mets @ New York Yankees

Yankee Stadium, Bronx, NY

Tue Jun 11 2019, 1:10 PM - 4:18 PM EDT

Att. 41,538 - Partly Cloudy - 72 F

livebaseballscorecards.com

AB	40
R	12
H	15
RBI	12
BB	3
SO	7
LOB	18

New York Mets @ New York Yankees

Yankee Stadium, Bronx, NY

Tue Jun 11 2019, 7:09 PM - 10:29 PM EDT

Att. 44,698 - Clear - 76 F

TOP

livebaseballscorecards.com

Batter	1	2	3	4	5	6	7	8	9	AB	R	H	RBI	BB	SO	LOB
6 Jeff McNeil, L (1, 4) OBP: 0.411, SLG: 0.472	X FF 94 0-0 28 1B 20 HR 2B	D FC 86 X FF 93 1-0 ③ F8		X FF 91 0-0 E5 28 HR	F CU 80 B CH 87 X SI 94 1-1 1B			B FF 94 F FF 94 S CH 88 X FF 95 1-2 ① G6-3		5	2	2	0	0	0	1
28 J.D. Davis, R (1, 7) OBP: 0.331, SLG: 0.453 12 Juan Lagares, R (8, 8) OBP: 0.260, SLG: 0.278	B FF 93 X FF 94 1-0 20 HR 2-3 1B		B FF 92 B FF 94 F FF 92 X KC 80 2-1 ① G6-3	B FF 93 1 SAFE X FF 92 1-0 1-H HR	B SL 83 B FF 94 F FF 92 F SL 85 F SL 84 F FF 93 X CU 81 2-2 ③ L8			B FF 95 B SL 85 F FF 94 F SL 85 F FF 94 B SL 87 F SL 84 X FF 95 3-2 ② G5-3		5 0	2 0	2 0	2 0	0 0	0 0	1 0
20 Pete Alonso, R (1, 3) OBP: 0.337, SLG: 0.596	F KC 80 B FF 93 F KC 80 F KC 80 F FF 94 D FC 87 F KC 80 X FF 95 2-2 1-H 3-H HR		C FC 84 B FF 94 C FC 87 B KC 80 B KC 78 B KC 80 4-2 21 BB 30 1B BB	C SL 84 F SL 83 B FF 93 B SL 84 C SL 82 2-3 ① K		C FF 92 B FF 92 F CU 80 B SL 84 B FF 92 F CU 79 B SL 82 4-2 30 FC4-6 BB		S SL 87 B FF 95 B SL 85 C SL 84 F FF 94 X SL 85 2-2 ③ G5-3		3	2	1	3	2	1	0
21 Todd Frazier, R (1, 10) OBP: 0.335, SLG: 0.435 13 Luis Guillorme, L (9, PR) OBP: 0.211, SLG: 0.167 (9, 10)	X FF 95 0-0 ① F9		B FF 93 C FC 85 B FF 94 B FC 84 S FF 92 B FF 93 4-2 30 1B 40 1B 1-2 BB	B SL 83 B FF 95 C FF 94 B SL 85 C SL 82 B FF 93 4-2 30 BB BB		D CU 81 F FF 93 B FF 92 S CU 80 X CU 80 2-2 ① F7			B SI 91 H SL 80 2-0 40 G5-3 1 2B HBP	2 0	1 1	0 0	0 0	2 0	0 0	1 0
30 Michael Conforto, L (1, 9) OBP: 0.385, SLG: 0.498	B KC 80 X FF 94 1-0 ② G6-3		B FF 96 C FF 96 B FC 88 C FF 96 X FC 88 2-2 40 1B 11 1B 1-3 2-H 1B	F FF 93 F CH 88 F CH 87 F FF 93 B CU 82 1 SAFE F FF 93 B SL 84 B CH 87 4-2 40 G5-4-3 1-2 BB		B FF 92 B CU 80 F FF 92 F CH 87 B CH 84 X FF 92 3-2 ② FC4-6 40 FC6-4 1-2f			B FF 92 F SI 91 B SI 92 S SL 81 D SL 82 T SI 93 3-2 ① K	4	1	1	1	1	1	2
40 Wilson Ramos, R (1, 2) OBP: 0.353, SLG: 0.414	B FF 94 S FF 94 S KC 81 B KC 80 B FF 96 C FF 95 3-3 ③ K		B FF 97 F FF 96 F KC 80 X FF 96 1-2 11 1B 1-2 3-H 1B	F SL 85 B FF 93 F FF 94 X SL 84 1-2 ②③ G5-4-3 1-2f		X SI 93 0-0 ③ FC6-4 1-2f			X SI 93 0-0 ② G5-3 1-2	5	0	1	1	0	1	4
1 Amed Rosario, R (1, 6) OBP: 0.290, SLG: 0.417		X FF 92 0-0 ① G1-3	C FF 95 F FF 94 B FF 95 X KC 80 1-2 ② F9		B FF 92 X FF 91 1-0 ① L9		C CU 76 T FF 89 B CU 79 B CH 86 S SL 80 2-3 ① K		C SI 94 X SI 94 0-1 2-H 2B	5	0	1	1	0	1	2
11 Adeiny Hechavarría, R (1, 5) OBP: 0.278, SLG: 0.461		X FF 92 0-0 ② F9	C FF 95 F KC 79 D KC 80 B FF 95 F FF 95 F KC 79 X FF 95 2-2 1-2 2-H 1B		F CU 79 B FF 91 F SL 82 B SL 82 X SL 84 2-2 ② F8		B FF 92 B SL 82 B FF 90 C FF 89 F CU 79 F CU 77 X FF 90 3-2 ② G4-3		F SL 83 B SL 82 F SL 81 D SL 82 F SI 93 F SL 82 F SL 83 F FF 94 B FF 94 3-3 S SL 82 ③ K	5	0	1	1	0	1	2
91 Carlos Gómez, R (1, 8) OBP: 0.292, SLG: 0.409 (8, 7)		C FF 93 X KC 80 0-1 1B	X SL 83 0-0 ③ F7		F FF 93 F FF 92 F SL 83 B SL 83 B FF 92 X FF 92 2-2 HR		B CU 81 B FF 92 B FF 92 C FF 92 S FF 91 F SI 92 S FF 91 3-3 ③ K			4	1	2	1	0	1	2
Inning Stats	R: 3 E: 0 K: 1 S: 13 H: 3 LOB: 0 BB: 0 P: 20	R: 0 E: 0 K: 0 S: 5 H: 1 LOB: 1 BB: 0 P: 6	R: 3 E: 0 K: 0 S: 22 H: 3 LOB: 2 BB: 2 P: 38	R: 2 E: 1 K: 1 S: 14 H: 1 LOB: 1 BB: 2 P: 26	R: 1 E: 0 K: 0 S: 15 H: 2 LOB: 1 BB: 0 P: 23	R: 0 E: 0 K: 0 S: 10 H: 0 LOB: 1 BB: 1 P: 19	R: 0 E: 0 K: 2 S: 11 H: 0 LOB: 0 BB: 0 P: 19	R: 0 E: 0 K: 0 S: 12 H: 0 LOB: 0 BB: 0 P: 18	R: 1 E: 0 K: 2 S: 13 H: 1 LOB: 2 BB: 0 P: 21	1B: 6 2B: 2 3B: 0 HR: 3 SF: 0 SAC: 0 DP: 1 HBP: 1	WP: 0 PB: 0 SB: 0 CS: 0 PA: 44					

	AB	38
	R	10
	H	11
	RBI	10
	BB	5
	SO	6
	LOB	15

PITCHER		IP	WLS	BF	H	R	ER	SO	BB	IBB	HBP	BLK	WP	HR	S	P	ERA	WHIP
65 James Paxton, L ERA: 4.04	(1, 1)	2.2	L	17	7	6	6	1	2	0	0	0	0	1	39	63	20.25	3.375
35 Chance Adams, R ERA: 3.97	(3, 1)	4.1		19	3	3	2	3	3	0	0	0	0	2	51	88	4.15	1.385
85 Luis Cessa, R ERA: 5.1	(8, 1)	1.0		3	0	0	0	0	0	0	0	0	0	0	12	18	0.00	0.000
71 Stephen Tarpley, L ERA: 8.53	(9, 1)	1.0		5	1	1	1	2	0	0	1	0	0	0	13	21	9.00	1.000

PITCHER	IP	WLS	BF	H	R	ER	SO	BB	IBB	HBP	BLK	WP	HR	S	P	ERA	WHIP

New York Mets @ New York Yankees

Yankee Stadium, Bronx, NY

Tue Jun 11 2019, 7:09 PM - 10:29 PM EDT

Att. 44,698 - Clear - 76 F

livebaseballscorecards.com

BOTTOM

Batter	1	2	3	4	5	6	7	8	9	AB	R	H	RBI	BB	SO	LOB
26 DJ LeMahieu, R (1, 4) OBP: 0.361, SLG: 0.457	B FF 83 B SI 83 X CH 80 2-0 L4		C CH 78 X FF 84 0-1 24 1B 45 BB 25 1B 1B	C CH 79 S CH 79 X CH 80 0-2 24 FC5-4 1-2 1B			C SI 96 B SL 88 S SL 87 C FF 98 1-3 K		B FF 93 B CH 82 B FF 93 C FF 92 C FF 93 X CH 82 3-2 G5-3	5	1	2	0	0	1	0
45 Luke Voit, R (1, 3) OBP: 0.380, SLG: 0.504	B SI 85 X CH 80 1-0 25 1B 1B		B FF 85 B CH 78 1 SAFE B CH 79 B FF 86 4-0 25 1B 24 1B 77 FC3-6 1-2 BB	S CH 80 B SI 86 X CH 79 1-1 L8			S FF 97 B SI 97 B SL 88 B SI 96 C SL 88 S SL 88 3-3 K		B CH 83 B SL 84 S FF 94 S FF 94 B CH 83 X CH 82 3-2 G6-3	4	1	1	0	1	1	2
24 Gary Sánchez, R (1, 10) OBP: 0.337, SLG: 0.628	C SI 86 B SI 86 B FF 86 C CH 81 D CH 81 F CH 80 F CH 80 F SI 86 F CH 81 3-2 X CH 81 F8		B CH 78 C FF 85 B SI 86 F CH 80 B FF 87 F SI 87 X KC 72 3-2 77 FC3-6 25 1B 29 FC4-6 1-2 2-3 1B	B SI 85 X CH 80 1-0 FC5-4 1-2f			B SL 89 C SI 96 X SI 95 1-1 25 BB 1B		C FF 94 F FF 94 B FF 95 X FF 94 1-2 P3	5	1	2	0	0	0	3
25 Gleyber Torres, R (1, 6) OBP: 0.329, SLG: 0.515	X SI 87 0-0 1-2 1B		B CH 81 F CH 80 X KC 73 1-1 77 FC3-6 1-2 2-3 3-H 1B		C CH 77 F SI 83 B CH 80 S CH 77 1-3 K		B SL 88 D SL 87 B SI 96 B SI 96 4-0 77 FC4 1-2 BB			3	0	2	1	1	1	0
77 Clint Frazier, R (1, 9) OBP: 0.328, SLG: 0.523	S CH 80 F CH 82 F KC 72 B CH 81 C FF 87 1-3 K		C SI 86 X SI 86 0-1 FC3-6 29 FC4-6 1-2f 2-3 3-H		X FF 85 0-0 F9		X SI 96 0-0 FC4 1-2f			4	0	0	1	0	1	6
29 Gio Urshela, R (1, 5) OBP: 0.366, SLG: 0.468		F FF 84 X KC 71 0-1 F8	F SI 86 1 SAFE S SI 86 X CH 81 0-2 FC4-6 1-2f 3-H		C CH 78 X CH 79 0-1 G5-3			B SL 86 B SL 89 F FF 94 B CU 79 S FF 96 C FF 96 3-3 K		4	0	0	1	0	1	1
38 Cameron Maybin, R (1, 7) OBP: 0.361, SLG: 0.368		X CH 79 0-0 G1-3	B SI 86 1 SAFE 1 SAFE B SI 86 S CH 80 X CH 81 2-1 F9			X CH 77 0-0 F9		C CU 80 C CU 80 S FF 97 0-3 K		4	0	0	0	0	1	1
28 Austin Romine, R (1, 2) OBP: 0.215, SLG: 0.253		B FF 84 B SI 84 B SI 83 C FF 86 B CH 80 4-1 BB		F FF 84 B FF 85 S CH 79 F FF 85 F CH 78 S CH 79 1-3 K		C FF 84 B KC 70 B CH 79 F CH 78 X FF 85 2-2 F8		C FF 95 S FF 97 F FF 98 S FF 97 0-3 K		3	0	0	0	1	2	0
11 Brett Gardner, L (1, 8) OBP: 0.302, SLG: 0.443		C FF 86 D KC 73 B CH 80 F FF 87 D CH 82 X CH 81 3-2 G3		X FF 85 0-0 26 1B 1B		B KC 71 B FF 85 S CH 80 B FF 86 X FF 85 3-1 L8			B FF 93 B FF 93 C FF 93 X FF 93 2-1 HR	4	1	2	1	0	0	1
Inning Stats	R: 0 E: 0 K: 1 S: 14 H: 2 LOB: 2 BB: 0 P: 21	R: 0 E: 0 K: 0 S: 7 H: 0 LOB: 1 BB: 1 P: 14	R: 3 E: 0 K: 0 S: 15 H: 3 LOB: 1 BB: 1 P: 25	R: 0 E: 0 K: 1 S: 12 H: 2 LOB: 2 BB: 0 P: 15	R: 0 E: 0 K: 1 S: 6 H: 0 LOB: 0 BB: 0 P: 7	R: 0 E: 0 K: 0 S: 6 H: 0 LOB: 0 BB: 0 P: 11	R: 0 E: 0 K: 2 S: 9 H: 1 LOB: 2 BB: 1 P: 18	R: 0 E: 0 K: 3 S: 10 H: 0 LOB: 0 BB: 0 P: 13	R: 1 E: 0 K: 0 S: 11 H: 1 LOB: 0 BB: 0 P: 20	1B: 8 2B: 0 3B: 0 HR: 1 SF: 0 SAC: 0 DP: 0 HBP: 0						

	AB	36
	R	4
	H	9
	RBI	4
	BB	3
	SO	8
	LOB	14

PITCHER		IP	WLS	BF	H	R	ER	SO	BB	IBB	HBP	BLK	WP	HR	S	P	ERA	WHIP
44 Jason Vargas, L ERA: 3.68	(1, 1)	6.0	W	27	7	3	3	3	2	0	0	0	0	0	60	93	4.50	1.500
27 Jeurys Familia, R ERA: 5.81	(7, 1)	1.0		5	1	0	0	2	1	0	0	0	0	0	9	18	0.00	2.000
67 Seth Lugo, R ERA: 2.51	(8, 1)	1.0		3	0	0	0	3	0	0	0	0	0	0	10	13	0.00	0.000
47 Drew Gagnon, R ERA: 6.27	(9, 1)	1.0		4	1	1	1	0	0	0	0	0	0	1	11	20	9.00	1.000

PITCHER	IP	WLS	BF	H	R	ER	SO	BB	IBB	HBP	BLK	WP	HR	S	P	ERA	WHIP

Batter	1	2	3	4	5	6	7	8	9	10	AB	R	H	RBI	BB	SO	LOB
13 Matt Carpenter, L (1, 5) OBP: 0.331, SLG: 0.379	B FF 96 X FF 97 1-0 F8 ①		C SL 94 B CH 92 F CH 91 B FF 98 B SL 93 X FF 98 3-2 12 FC5-4 3-H 1B			C FF 97 S CH 91 B CH 92 S CH 92 1-3 K ①		F CH 87 B CU 81 H FF 95 2-1 HBP		L FF 96 B FF 97 L SL 88 B FF 97 X SL 87 2-2 G3 ① 1-3	4	0	1	1	0	1	1
49 Jordan Hicks, R (10, 1)											0	0	0	0	0	0	0
12 Paul DeJong, R (1, 6) OBP: 0.363, SLG: 0.486	C FF 97 B FF 97 F FF 98 F FF 99 F CH 92 B FF 98 B SL 94 X SL 93 3-2 P3 ②		X SL 93 0-0 FC5-4 ③ 1-2f			B FF 98 C CH 90 B SL 93 F FF 97 F CH 91 F CH 91 X FF 98 2-2 HR		C SI 94 X CU 80 0-1 L8 ②		S SL 89 B SL 89 D SL 89 T SL 89 B SL 90 F SL 89 X FF 98 3-2 46 G6-4-3 3-H 1B	5	1	2	2	0	0	2
46 Paul Goldschmidt, R (1, 3) OBP: 0.352, SLG: 0.430	C FF 98 T FF 98 X FF 99 0-2 G6-3 ③			F SL 92 F FF 96 B SL 92 F SL 91 B FF 96 X CH 91 2-2 G5-3 ①		F SL 94 S SL 92 X SL 93 0-2 F9 ②		F FF 93 F SL 90 B FF 96 F FF 95 B CU 79 F SI 94 F FF 95 F FF 96 S CU 82 2-3 K ③		X SL 87 0-0 G6-4-3 ②③ 1-2f	5	0	0	0	0	1	2
23 Marcell Ozuna, R (1, 7) OBP: 0.336, SLG: 0.537		F SL 93 B SL 93 B FF 98 S FF 97 S SL 93 2-3 K ①		F CU 84 B FF 97 S SL 93 B CH 91 F CH 90 B FF 97 F SL 92 X CH 90 3-2 38 G3-6-3 1B		B FF 98 B SL 94 C CH 91 S FF 98 B SL 94 S CH 91 3-3 K ③			B SL 88 B FF 95 S FF 95 B SL 88 B FF 95 4-1 38 G5-3 16 1B BB		3	1	1	0	1	2	0
38 José Martínez, R (1, 9) OBP: 0.340, SLG: 0.379		F FF 98 C FF 97 S FF 98 0-3 K ②		X CH 89 0-0 G3-6-3 ②③ 1-2f			B FF 96 B SL 91 S CH 90 B FF 97 X CH 90 3-1 G6-3 ①			B FF 96 C FF 96 F SL 89 B FF 97 X FF 97 2-2 G5-3 ① 1-2	4	0	0	0	0	1	2
4 Yadier Molina, R (1, 2) OBP: 0.296, SLG: 0.395		C SL 93 C FF 97 F FF 98 B CH 92 S FF 99 1-3 K ③			C FF 96 C CU 84 S FF 97 0-3 K ①		S FF 96 F CH 91 F FF 98 X SL 94 0-2 16 FC3-6 1B			S SL 89 F FF 96 S FF 97 0-3 K ②	4	0	1	0	0	3	1
16 Kolten Wong, L (1, 4) OBP: 0.331, SLG: 0.373			C CU 84 X FF 97 0-1 G4-3 ①		B CH 90 C CH 90 X FF 97 1-1 L8 ②		B FF 97 F FF 97 S CH 90 F FF 98 B FF 98 X CH 90 2-2 FC3-6 ② 1-2f			B FF 98 B FF 98 F FF 96 X FF 97 2-1 48 2B 2-H 1B	4	1	1	1	0	0	1
48 Harrison Bader, R (1, 8) OBP: 0.363, SLG: 0.455			C FF 97 X SL 92 0-1 22 S 13 1B 2B		B CU 86 B CU 84 B FF 97 C FF 96 C CH 89 X FF 97 3-2 22 S 1B		B CH 90 C SL 92 F FF 98 F FF 98 S CH 92 1-3 K ③			B SL 88 C SL 87 X FF 97 1-1 1-H 2B	4	1	3	1	0	1	1
22 Jack Flaherty, R (1, 1) OBP: 0.143, SLG: 0.100 65 Giovanny Gallegos, R (6, 1) 25 Dexter Fowler, S (8, PH) OBP: 0.360, SLG: 0.376 21 Andrew Miller, L (8, 1) 18 Carlos Martinez, R (9, 1) 34 Yairo Muñoz, R (10, PH) OBP: 0.300, SLG: 0.339 (10, 5)			B FF 97 B FF 98 C FF 97 B FF 97 S FF 97 3 SAFE F FF 98 T CU 84 3-2 K ② 2-3		B FF 96 T FF 97 B SL 92 X FF 96 2-1 L7 ③ 1-2			B CU 78 C SI 93 B FF 96 B CH 87 F FF 93 X CU 80 3-2 G3-1 ①		B SL 86 C FF 96 X SL 88 1-1 13 G3 13 S 12 1B 1B	2 0 1 0 0 1	0 0 0 0 0 1	0 0 0 0 0 1	0 0 0 0 0 1	1 0 0 0 0 0	2 0 0 0 0 0	2 0 0 0 0 0
Inning Stats	R: 0 E: 0 K: 0 S: 9 H: 0 LOB: 0 BB: 0 P: 13	R: 0 E: 0 K: 3 S: 10 H: 0 LOB: 0 BB: 0 P: 13	R: 1 E: 0 K: 1 S: 12 H: 2 LOB: 1 BB: 0 P: 18	R: 0 E: 0 K: 0 S: 10 H: 1 LOB: 0 BB: 0 P: 15	R: 0 E: 0 K: 1 S: 10 H: 1 LOB: 1 BB: 0 P: 16	R: 1 E: 0 K: 2 S: 15 H: 1 LOB: 0 BB: 0 P: 21	R: 0 E: 0 K: 1 S: 14 H: 1 LOB: 1 BB: 0 P: 20	R: 0 E: 0 K: 1 S: 13 H: 0 LOB: 1 BB: 0 P: 20	R: 2 E: 0 K: 1 S: 11 H: 2 LOB: 1 BB: 1 P: 20	R: 1 E: 0 K: 0 S: 10 H: 2 LOB: 0 BB: 0 P: 16	1B: 7 2B: 2 3B: 0 HR: 1 SF: 0 SAC: 0 DP: 2 HBP: 1						

PITCHER		IP	WLS	BF	H	R	ER	SO	BB	IBB	HBP	BLK	WP	HR	S	P	ERA	WHIP
48 Jacob deGrom, R ERA: 3.38	(1, 1)	7.0		26	6	2	2	8	0	0	0	0	0	1	80	116	2.57	0.857
67 Seth Lugo, R ERA: 2.43	(8, 1)	1.0	H	4	0	0	0	1	0	0	1	0	0	0	13	20	0.00	0.000
39 Edwin Díaz, R ERA: 3.58	(9, 1)	2.0	L	9	4	3	3	1	1	0	0	0	0	0	21	36	13.50	2.500

PITCHER	IP	WLS	BF	H	R	ER	SO	BB	IBB	HBP	BLK	WP	HR	S	P	ERA	WHIP

TOP

St. Louis Cardinals @ New York Mets

Citi Field, Flushing, NY

Thu Jun 13 2019, 7:11 PM - 6:28 PM EDT

Att. 31,862 - Cloudy - 65 F

livebaseballscorecards.com

AB	37
R	5
H	10
RBI	5
BB	1
SO	10
LOB	12

1B: 7	SF: 0	WP: 0	PA: 39
2B: 2	SAC: 0	PB: 0	
3B: 0	DP: 2	SB: 3	
HR: 1	HBP: 1	CS: 0	

Batter	1	2	3	4	5	6	7	8	9	10	AB	R	H	RBI	BB	SO	LOB
6 Jeff McNeil, L (1, 4) OBP: 0.406, SLG: 0.465	X SI 91 0-0 ① F7		B FF 94 F KC 78 F FF 95 F FF 96 X FF 96 1-2 30 HR 1B		B KC 78 S KC 78 C FF 97 F FF 97 S SL 86 1-3 ③ K		S SL 84 F SL 84 B FF 94 F SL 84 F FF 94 F SL 83 S SL 83 1-3 ③ K			B SI 101 B SI 101 X SI 101 2-0 ③ G4-3	5	1	1	0	0	2	0
30 Michael Conforto, L (1, 9) OBP: 0.383, SLG: 0.507	B FF 92 C FF 94 C KC 78 B FF 95 F FF 96 S SL 84 2-3 ② K		1 SAFE B KC 78 X FF 93 1-0 1-H HR			B FF 94 B CH 85 B SL 83 C FF 92 S SL 83 F SL 84 F SL 85 S FF 95 3-3 ① K		B SL 80 B SL 80 S FF 90 S FF 91 S SL 81 2-3 ① K			4	1	1	2	0	3	0
20 Pete Alonso, R (1, 3) OBP: 0.339, SLG: 0.598	C SI 92 F SI 93 B SL 86 C SI 93 1-3 ③ K		B SL 86 S SL 85 B SL 84 X SI 93 2-1 1B			C KC 74 X SL 84 0-1 22 1B 2B		B SL 80 C SL 80 S SL 82 S SL 82 1-3 ② K			4	1	2	0	0	2	0
22 Dominic Smith, L (1, 7) OBP: 0.442, SLG: 0.573 12 Juan Lagares, R (8, 8) OBP: 0.258, SLG: 0.276		B KC 77 B SL 85 F FF 93 B FF 93 X FF 93 3-1 ① F8	S SL 86 B KC 79 B FF 93 X SL 84 2-1 ③ F8			B KC 76 S KC 77 B SI 92 X FF 93 2-1 21 1B 1 SF8-5-4 2-H 1B		C SL 79 S SL 80 B FF 91 C FF 93 1-3 ③ K			3 1	1 0	1 0	1 0	0 0	0 1	1 0
21 Todd Frazier, R (1, 5) OBP: 0.340, SLG: 0.433		F FF 94 B SL 83 B SL 84 B SL 83 B SI 91 4-1 BB	X FF 93 0-0 ① F8			B SI 90 F SI 90 B SL 85 C SL 83 1 SAFE F FF 93 B SI 90 X SL 82 3-2 1 SF8-5-4 40 BB 1-3 1B			B SL 86 B FF 95 B FF 95 C FF 94 C SL 85 X FF 97 3-2 ① G6-3		3	0	1	0	1	0	0
40 Wilson Ramos, R (1, 2) OBP: 0.352, SLG: 0.407		F SI 91 B SL 85 F FF 93 1 SAFE B FF 94 X FF 93 2-2 ② P3	B SL 83 S SL 84 B SI 92 S SI 92 C SI 94 2-3 ② K			B SL 83 B SL 84 C SL 83 B SI 89 B FF 94 4-1 1-2 BB			B SI 94 F SL 86 F SI 94 F FF 98 S SI 94 1-3 ② K		3	0	0	0	1	2	1
1 Amed Rosario, R (1, 6) OBP: 0.286, SLG: 0.412		1 SAFE S SL 84 C FF 94 S SL 85 0-3 ③ K	B FF 94 X SL 83 1-0 ③ F8			B SL 85 X SL 84 1-0 ② ③ SF8-5-4 2-3 3-H			X SI 94 0-0 ③ G4-3		3	0	0	1	0	1	1
91 Carlos Gómez, R (1, 8) OBP: 0.276, SLG: 0.386 (8, 7)			S FF 95 C FF 96 B SL 85 S SL 87 1-3 ① K		S FF 94 F FF 95 S FF 96 0-3 ① K		C FF 92 F FF 93 F FF 93 S SL 85 0-3 ① K			B SI 100 X SI 101 1-0 ① G5-3	4	0	0	0	0	3	0
48 Jacob deGrom, L (1, 1) OBP: 0.241, SLG: 0.357 28 J.D. Davis, R (7, PH) OBP: 0.330, SLG: 0.450 67 Seth Lugo, R (8, 1) 39 Edwin Díaz, R (9, 1) 11 Adeiny Hechavarría, R (10, PH) OBP: 0.275, SLG: 0.455			B FF 95 C SL 83 B KC 77 S FF 95 B SL 85 X SL 83 3-2 ② G3-1		B FF 94 C FF 94 C FF 95 B KC 81 X FF 95 2-2 ② L7		C FF 93 B FF 93 F FF 93 C FF 94 1-3 ② K			X SI 100 0-0 ② G6-3	2 1 0 0 1	0 0 0 0 0	0 0 0 0 0	0 0 0 0 0	0 1 0 0 0	0 0 0 0 0	0 0 0 0 0
Inning Stats	R: 0 H: 0 E: 0 LOB: 0 K: 2 BB: 0 S: 8 P: 11	R: 0 H: 0 E: 0 LOB: 1 K: 1 BB: 1 S: 9 P: 18	R: 2 H: 3 E: 0 LOB: 1 K: 1 BB: 0 S: 15 P: 25	R: 0 H: 0 E: 0 LOB: 0 K: 1 BB: 0 S: 5 P: 8	R: 0 H: 0 E: 0 LOB: 0 K: 2 BB: 0 S: 10 P: 13	R: 2 H: 3 E: 0 LOB: 1 K: 1 BB: 1 S: 15 P: 28	R: 0 H: 0 E: 0 LOB: 0 K: 3 BB: 0 S: 13 P: 15	R: 0 H: 0 E: 0 LOB: 0 K: 3 BB: 0 S: 9 P: 13	R: 0 H: 0 E: 0 LOB: 0 K: 1 BB: 0 S: 8 P: 12	R: 0 H: 0 E: 0 LOB: 0 K: 0 BB: 0 S: 3 P: 6	1B: 4 2B: 2 3B: 0 HR: 1	SF: 1 SAC: 0 DP: 1 HBP: 0					

PITCHER		IP	WLS	BF	H	R	ER	SO	BB	IBB	HBP	BLK	WP	HR	S	P	ERA	WHIP
22 Jack Flaherty, R ERA: 4.28	(1, 1)	5.1		24	6	4	4	8	2	0	0	0	0	1	61	101	6.75	1.500
65 Giovanny Gallegos, R ERA: 2.97	(6, 1)	1.2		4	0	0	0	3	0	0	0	0	0	0	14	17	0.00	0.000
21 Andrew Miller, L ERA: 3.63	(8, 1)	1.0		3	0	0	0	3	0	0	0	0	0	0	9	13	0.00	0.000
18 Carlos Martinez, R ERA: 3.72	(9, 1)	1.0	W	3	0	0	0	1	0	0	0	0	0	0	8	12	0.00	0.000
49 Jordan Hicks, R ERA: 3.47	(10, 1)	1.0	S	3	0	0	0	0	0	0	0	0	0	0	3	6	0.00	0.000

PITCHER	IP	WLS	BF	H	R	ER	SO	BB	IBB	HBP	BLK	WP	HR	S	P	ERA	WHIP

BOTTOM

St. Louis Cardinals @ New York Mets

Citi Field, Flushing, NY

Thu Jun 13 2019, 7:11 PM - 6:28 PM EDT

Att. 31,862 - Cloudy - 65 F

livebaseballscorecards.com

AB	34
R	4
H	6
RBI	4
BB	2
SO	15
LOB	3

WP: 0 PA: 37
PB: 0
SB: 0
CS: 0

Batter	1	2	3	4	5	6	7	8	9	AB	R	H	RBI	BB	SO	LOB
13 Matt Carpenter, L (1, 5) OBP: 0.336, SLG: 0.385	C SI 94 B SL 90 C SI 95 X CU 80 1-2 2B		X CU 79 0-0 ② SF7 3-H		B SI 94 C CH 86 B SI 94 S CH 87 F SI 94 B SI 94 B CH 86 4-2 12 S BB		F CH 87 F SI 95 B SI 96 X SL 90 1-2 ③ L6		F FF 92 C FF 93 B SL 87 B SL 84 B FF 93 B FF 93 4-2 46 L9-3 BB	2	0	1	1	2	0	1
12 Paul DeJong, R (1, 6) OBP: 0.360, SLG: 0.492	C SL 90 B CH 86 S SI 94 C SI 94 1-3 ① K		C CH 86 S SI 95 F CH 87 B CU 81 S CU 80 1-3 ③ K		B SI 93 B SI 94 D CU 80 B CH 85 F SI 93 B SI 93 F CH 85 X CH 84 3-3 ② K 1-2			B SI 96 X SL 87 1-0 HR	S FF 91 S CH 86 B CH 85 1 SAFE B FF 92 F CH 85 X CH 84 2-2 ① F8	5	1	1	1	0	3	3
46 Paul Goldschmidt, R (1, 3) OBP: 0.346, SLG: 0.421	C SI 94 T CH 85 B SI 94 D CH 86 F CH 85 F SI 94 X CU 79 2-2 ② F8			B SI 94 C CH 86 X CH 86 1-1 ① G6-3	F SI 93 F SI 93 D CU 80 B CH 85 F SI 93 B SI 93 F CH 85 X CH 84 3-2 ③ G1-3			C SI 96 C SI 98 B SI 97 X SI 97 1-2 ① L8	B CH 86 C CH 85 F CH 93 F CH 81 D CH 86 X FF 92 2-2 ②③ L9-3 1-1	5	0	0	0	0	0	3
23 Marcell Ozuna, R (1, 7) OBP: 0.331, SLG: 0.528	B CH 86 B SI 94 X CH 86 2-0 ③ F7			B SI 94 C SI 94 X CU 80 1-1 ② P4		S SI 93 F CH 84 B SI 94 T SI 93 1-2 ① K		B SL 88 X SI 95 1-0 ② G5-3		4	0	0	0	0	1	1
4 Yadier Molina, R (1, 2) OBP: 0.295, SLG: 0.397		B SI 95 C SI 93 F CH 85 F CU 78 B SI 95 X CU 80 2-2 ① G5-3		B SI 94 F CU 80 B SI 94 B CH 86 F SI 95 X CU 79 3-2 ③ L8		B SI 93 B SI 94 F SI 93 C CH 84 F SI 93 X CU 80 2-2 ② P3		B FF 96 C SL 88 B FF 96 X SI 96 2-1 25 HR 2B		4	1	1	0	0	0	0
48 Harrison Bader, R (1, 8) OBP: 0.360, SLG: 0.445		B CH 84 C CH 84 B SI 94 C SI 94 X CU 80 2-2 ② P4			C CU 78 F SI 95 S SI 94 0-3 ① K	B CH 85 C CH 84 B SI 93 F CU 78 F SI 94 S CH 85 2-3 ③ K		C SI 96 B SI 96 B SL 87 C SI 96 F SL 88 B SI 97 B SI 96 4-2 25 HR BB		3	1	0	0	1	2	0
25 Dexter Fowler, S (1, 9) OBP: 0.363, SLG: 0.392		X CH 86 0-0 ③ G5-3			B SI 94 B SI 95 B CH 86 C SI 95 C CH 86 B SI 94 4-2 19 E 38 HR BB		B SI 95 S CH 87 B SI 95 F SI 95 B SL 89 F CH 87 X SI 95 3-2 ① F8	X SL 88 0-0 1-H 2-H HR		3	2	1	3	1	0	0
19 Tommy Edman, S (1, 4) OBP: 0.167, SLG: 0.333 21 Andrew Miller, L (7, 1) 53 John Gant, R (7, 1)			B SI 95 X SI 94 1-0 62 SH1-4 13 SF7 2B		B CU 80 B CH 83 C SI 94 F SI 93 1 SAFE X CU 79 2-2 FC5 38 HR 1-2		B SI 95 C CU 79 B SI 95 X CH 86 2-1 ② F8	C SI 94 C SI 95 S SI 94 0-3 ③ K		3 0 1	2 0 0	1 0 0	0 0 0	0 0 1	0 0 0	1 0 0
62 Daniel Ponce de Leon, R (1, 1) 38 José Martínez, R (5, PH) OBP: 0.344, SLG: 0.400 30 Tyler Webb, L (5, 1) 60 John Brebbia, L (5, 1) OBP: 1.000, SLG: 1.000 16 Kolten Wong, L (7, PH) OBP: 0.336, SLG: 0.393 (7, 4)			L SI 92 L SI 94 X CU 76 0-2 ① SH1-4 2-3		B SI 94 C CH 85 B SL 88 B CH 84 S CH 84 F CH 83 X CU 78 3-2 1-H 2-H HR		B CH 87 B SI 94 B SI 95 C SI 96 X SI 96 3-1 E8 1B		B SL 82 C FF 90 X CU 75 1-1 HR	0 1 0 0 2	0 1 0 0 1	0 1 0 0 2	0 3 0 0 1	0 0 0 0 0	0 0 0 0 0	0 0 0 0 0
Inning Stats	R: 0 E: 0 K: 1 S: 12 H: 1 LOB: 1 BB: 0 P: 18	R: 0 E: 0 K: 0 S: 8 H: 0 LOB: 0 BB: 0 P: 12	R: 1 E: 0 K: 1 S: 9 H: 1 LOB: 0 BB: 0 P: 11	R: 0 E: 0 K: 0 S: 7 H: 0 LOB: 0 BB: 0 P: 12	R: 3 E: 1 K: 2 S: 24 H: 1 LOB: 1 BB: 2 P: 43	R: 0 E: 0 K: 2 S: 12 H: 0 LOB: 0 BB: 0 P: 17	R: 0 E: 1 K: 0 S: 11 H: 1 LOB: 1 BB: 0 P: 20	R: 4 E: 0 K: 1 S: 14 H: 3 LOB: 0 BB: 1 P: 23	R: 1 E: 0 K: 0 S: 12 H: 1 LOB: 0 BB: 1 P: 21	1B: 1 2B: 4 3B: 0 HR: 4 SF: 1 SAC: 1 DP: 1 HBP: 0						

PITCHER		IP	WLS	BF	H	R	ER	SO	BB	IBB	HBP	BLK	WP	HR	S	P	ERA	WHIP
32 Steven Matz, L ERA: 3.93	(1, 1)	6.0		24	3	4	3	6	2	0	0	0	0	1	72	113	4.50	0.833
65 Robert Gsellman, R ERA: 4.78	(7, 1)	1.0		4	1	0	0	0	0	0	0	0	0	0	11	20	0.00	1.000
27 Jeurys Familia, R ERA: 6.91	(8, 1)	1.0	L	7	3	4	4	1	1	0	0	0	0	2	14	23	36.00	4.000
33 Héctor Santiago, L ERA: 6.75	(9, 1)	1.0		4	1	1	1	0	1	0	0	0	0	1	12	21	9.00	2.000

PITCHER	IP	WLS	BF	H	R	ER	SO	BB	IBB	HBP	BLK	WP	HR	S	P	ERA	WHIP

St. Louis Cardinals @ New York Mets

Citi Field, Flushing, NY

Fri Jun 14 2019, 7:11 PM - 10:15 PM EDT

Att. 28,560 - Partly Cloudy - 75 F

TOP

livebaseballscorecards.com

AB	33
R	9
H	8
RBI	9
BB	4
SO	7
LOB	9

WP: 0 PA: 39
PB: 0
SB: 1
CS: 0

BOTTOM

St. Louis Cardinals @ New York Mets

Citi Field, Flushing, NY

Fri Jun 14 2019, 7:11 PM - 10:15 PM EDT

Att. 28,560 - Partly Cloudy - 75 F

livebaseballscorecards.com

Batter	1	2	3	4	5	6	7	8	9	AB	R	H	RBI	BB	SO	LOB
6 Jeff McNeil, L (1, 4) (8, 7) OBP: 0.406, SLG: 0.463	B FF 93 B FF 92 B FF 93 C FF 92 S FF 92 T FF 94 3-2 K ①	X FF 92 0-0 G3 ③			C FF 89 X FF 90 0-1 1B		S SL 79 F SL 80 X SL 82 0-2 20 E 30 1B 21 FC5-2 1-2 1B	X CU 78 0-0 G4-3 ③		5	0	2	0	0	1	1
30 Michael Conforto, L (1, 9) OBP: 0.379, SLG: 0.500	C FF 94 B CU 76 B FF 94 B FF 93 S FF 94 F FF 96 S FF 95 3-3 K ②		B FF 92 B CH 82 C FF 91 X FF 93 2-1 P4 ①		C SI 88 1 SAFE C CU 78 S SI 88 0-3 K ①		X FF 91 0-0 21 FC5-2 20 E 40 1B 1-2 2-3 1B		C SI 95 X CH 83 0-1 F8 ①	5	1	1	0	0	2	1
20 Pete Alonso, R (1, 3) OBP: 0.344, SLG: 0.599	C FF 94 B FF 94 B FF 94 B FF 95 C FF 94 F FF 96 F FF 95 B FF 96 4-2 22 BB 21 1B BB		B FF 93 B FF 92 F FF 93 B FF 93 B FF 92 4-1 BB		B FF 94 F FF 92 1 SAFE B FF 91 B SL 84 X SL 83 3-1 F8 ②		X SI 96 0-0 FC4 21 FC5-2 40 1B 1-2 2-3 3-H		C CU 78 B CH 84 B FC 90 C CU 77 B FF 96 X SI 97 3-2 2B	3	2	1	1	2	0	3
22 Dominic Smith, L (1, 7) OBP: 0.434, SLG: 0.553 27 Jeurys Familia, R (8, 1) 33 Héctor Santiago, R (9, 1) 28 J.D. Davis, R (9, PH) OBP: 0.328, SLG: 0.447	B FF 94 B FF 93 B FF 94 C FF 93 B FF 94 4-1 21 1B 1-2 BB		S FF 93 F CH 84 S FF 94 0-3 K ②		B SL 80 X SL 83 1-0 F9 ③		C CU 78 F SI 97 S FF 98 0-3 K ①		F SI 96 X SI 97 0-1 G5-3 ②	3 0 0 1	0 0 0 0	0 0 0 0	0 0 0 0	1 0 0 0	2 0 0 0	5 0 0 1
21 Todd Frazier, R (1, 5) OBP: 0.335, SLG: 0.425	C FF 94 D CH 83 B FF 94 F FF 93 B FF 96 X FF 93 3-2 1-3 2-H 1B		C FF 92 X FF 94 0-1 F9 ③			B SL 85 B SL 83 C SL 84 C FF 94 X SL 84 2-2 L7 ①	B FC 91 B SI 97 C FC 91 X SI 97 2-1 FC5-2 40 1B ② 1-2 2-3 3-Hf		S FC 91 B FC 90 D CH 84 C SI 97 B FF 96 X FC 91 3-2 G6-3 ③	5	0	1	1	0	0	5
40 Wilson Ramos, R (1, 2) OBP: 0.350, SLG: 0.404	F FF 94 F FF 94 B FF 92 X FF 94 1-2 G4-3 ③			F FF 93 B CU 72 X FC 88 1-1 G4-3 ①		X FF 95 0-0 G6-3 ②	X SI 98 0-0 1 FC6-4 1-3 2-H 3-H 1B			4	0	1	2	0	0	2
1 Amed Rosario, R (1, 6) OBP: 0.289, SLG: 0.412		B FF 92 F FF 92 B CU 75 F FF 93 F FF 94 F FF 91 B FC 90 F FC 91 B FF 95 4-2 12 G4-3 BB		X FF 92 0-0 F9 ②		B FF 95 B FF 94 X FF 95 2-0 1B	C CU 77 X FC 90 0-1 FC6-4 ③ 1-2f			3	0	1	0	1	0	2
12 Juan Lagares, R (1, 8) OBP: 0.252, SLG: 0.269 65 Robert Gsellman, R (7, 1) 11 Adeiny Hechavarría, R (8, 4) OBP: 0.272, SLG: 0.449		1 SAFE X FF 92 0-0 G4-3 ① ② 1-2f		B FF 94 F FF 92 X FC 89 1-1 G4-3 ③		1 SAFE C SL 84 C FF 93 S FF 92 0-3 K ③		C CU 77 X CH 84 0-1 G5-3 ①	3 0 1	0 0 0	0 0 0	0 0 0	0 0 0	1 0 0	2 0 0
32 Steven Matz, R (1, 1) OBP: 0.261, SLG: 0.391 91 Carlos Gómez, R (7, 8) OBP: 0.282, SLG: 0.380		B FF 92 C FF 90 X FF 91 1-1 1B			C SI 88 X CH 79 0-1 HR		C SL 80 B SL 81 H SL 82 2-1 30 1B 6 1B 20 E HBP	F CU 78 B FF 97 B SI 97 F SI 96 F SI 97 X SI 97 2-2 G6-3 ②		2 1	1 1	2 0	1 0	0 0	0 0	0 0
Inning Stats	R: 1 E: 0 K: 2 S: 18 H: 1 LOB: 2 BB: 2 P: 36	R: 0 E: 0 K: 0 S: 9 H: 1 LOB: 1 BB: 1 P: 14	R: 0 E: 0 K: 1 S: 8 H: 0 LOB: 1 BB: 1 P: 14	R: 0 E: 0 K: 0 S: 5 H: 0 LOB: 0 BB: 0 P: 7	R: 1 E: 0 K: 1 S: 10 H: 2 LOB: 1 BB: 0 P: 14	R: 0 E: 0 K: 1 S: 8 H: 1 LOB: 1 BB: 0 P: 12	R: 3 E: 1 K: 1 S: 14 H: 3 LOB: 2 BB: 0 P: 18	R: 0 E: 0 K: 0 S: 7 H: 0 LOB: 0 BB: 0 P: 9	R: 0 E: 0 K: 0 S: 10 H: 1 LOB: 1 BB: 0 P: 16	1B: 7 2B: 1 3B: 0 HR: 1	SF: 0 SAC: 0 DP: 1 HBP: 1			WP: 0 PB: 0 SB: 0 CS: 0	PA: 41		

PITCHER	IP	WLS	BF	H	R	ER	SO	BB	IBB	HBP	BLK	WP	HR	S	P	ERA	WHIP
62 Daniel Ponce de Leon, R (1, 1) ERA: 2.0	4.0		17	2	1	1	3	4	0	0	0	0	0	40	71	2.25	1.500
30 Tyler Webb, L (5, 1) ERA: 4.24	0.1		3	2	1	1	1	0	0	0	0	0	1	7	7	27.00	6.000
60 John Brebbia, R (5, 1) ERA: 3.09	1.2	H	6	1	0	0	1	0	0	0	0	0	0	11	19	0.00	0.600
21 Andrew Miller, L (7, 1) ERA: 4.03	0.0		3	2	3	1	0	0	0	1	0	0	0	5	7	∞	∞
53 John Gant, R (7, 1) ERA: 1.66	3.0	W	12	2	0	0	1	0	0	0	0	0	0	26	36	0.00	0.667

PITCHER	IP	WLS	BF	H	R	ER	SO	BB	IBB	HBP	BLK	WP	HR	S	P	ERA	WHIP

AB	36
R	5
H	9
RBI	5
BB	4
SO	6
LOB	22

Batter	1	2	3	4	5	6	7	8	9	AB	R	H	RBI	BB	SO	LOB
13 Matt Carpenter, L (1, 3) (8, 5) OBP: 0.333, SLG: 0.385	C FF 98 B FF 98 C CH 92 X FF 98 1-2 G3		B SI 98 C CH 92 F CH 92 F SI 99 F CH 92 X CH 92 1-2 L6		1 SAFE C CH 92 F FF 97 1 SAFE P CH 94 F CH 91 B SI 98 B CH 92 S CH 92 3-3 K 1-3		B CH 86 X CH 86 1-0 25 1B 12 SF8 1-3 2-H 2B	C CU 80 C CH 88 B FF 97 S FF 97 1-3 K		5	1	1	1	0	2	5
25 Dexter Fowler, S (1, 9) (6, 8) OBP: 0.364, SLG: 0.411	B SI 99 X SI 98 1-0 HR		S CH 92 B FF 98 X CH 90 1-1 F7		B FF 98 D CH 92 B CH 91 C SI 98 X CH 92 3-1 SF9 3-H		S SI 95 B SI 96 B CH 87 X SI 96 2-1 23 L5-3 2-3 3-H 1B		B FF 97 X FF 97 1-0 G6-3	4	1	2	3	0	0	1
12 Paul DeJong, R (1, 6) OBP: 0.364, SLG: 0.496	C FF 99 B CU 81 B CU 82 F SI 97 F CH 92 X SL 90 2-2 4 S 1B		B CU 80 S FF 98 B FF 98 X SI 98 2-1 23 1B 1-2 1B		B SI 98 B SI 99 X SI 98 2-0 G5-3		B SI 95 X SI 95 1-0 SF8 3-H		C FF 98 X FF 99 0-1 4 DI 4 1B 1B	4	1	3	1	0	0	0
23 Marcell Ozuna, R (1, 7) OBP: 0.332, SLG: 0.524	S FF 98 F SI 98 1 SAFE C CH 91 0-3 K		S CU 81 B SI 99 C CH 93 B CU 82 X SI 99 2-2 1-2 2-H 1B			B CU 80 B SI 96 B CU 81 C SI 97 B FF 97 4-1 16 16 S FC6-5-6-S BB	1 SAFE B SL 90 X SI 96 1-0 L5-3 1-1		B SL 90 B SL 90 1 SAFE F FF 98 F FF 98 B FF 99 S FF 100 3-3 K	4	0	1	1	1	2	3
4 Yadier Molina, R (1, 2) OBP: 0.293, SLG: 0.392 22 Jack Flaherty, R (9, PR) OBP: 0.143, SLG: 0.100	1 SAFE 1 SAFE S FF 97 B SI 98 B FF 98 F CH 93 X CU 82 2-2 G5-3 1-2		F SI 99 X SI 99 0-1 P3			C SI 97 S CU 80 F SI 98 F SI 98 X CU 80 0-2 P5		B SL 88 C FF 94 B FF 95 S FF 93 F FF 96 B FF 96 S FF 94 3-3 K	B FF 100 X SL 90 1-0 16 2B 1-H 1B	5 0	0 0	1 0	1 0	0 0	1 0	4 0
16 Kolten Wong, L (1, 4) OBP: 0.337, SLG: 0.397		C CU 80 X FF 98 0-1 F9		X FF 98 0-0 P4		C CH 91 S FF 98 X FF 98 0-2 FC6-5-6-5 48 S 1-3		C FF 95 S FF 96 X FF 98 0-2 38 BB 46 S 1B	B FF 100 C FF 99 X FF 99 1-1 1-H 2B	5	0	2	0	0	0	1
48 Harrison Bader, R (1, 8) OBP: 0.354, SLG: 0.436 65 Giovanny Gallegos, R (6, 1) 46 Paul Goldschmidt, R (8, PH) OBP: 0.348, SLG: 0.421 (8, 3)		C FF 98 S SL 91 B SL 89 S CU 80 1-3 K		C SI 97 C CU 81 B CU 79 B CH 91 X SI 98 2-2 G2-3		B CH 94 C SI 98 B CU 80 C CU 79 S CU 80 2-3 K 1-2		1 SAFE C CU 80 B FF 96 B FF 94 B CU 79 B SL 90 4-1 38 BB 1-2 BB		3 0 0	0 0 0	0 0 0	0 0 0	0 0 1	2 0 0	1 0 0
34 Yairo Muñoz, R (1, 5) OBP: 0.297, SLG: 0.333 30 Tyler Webb, L (8, 1) 60 John Brebbia, L (8, 1) OBP: 1.000, SLG: 1.000	C FF 98 S SI 98 F CU 79 B CU 80 F FF 99 C SI 99 1-3 K		X CU 80 0-0 F7				C SI 96 X SI 97 0-1 38 S 13 2B 1B	F SI 95 C FF 94 B FF 94 T CU 81 1-2 K		4 0 0	1 0 0	1 0 0	0 0 0	0 0 0	2 0 0	2 0 0
52 Michael Wacha, R (1, 1) OBP: 0.167, SLG: 0.222 19 Tommy Edman, S (5, PH) OBP: 0.286, SLG: 0.333 61 Génesis Cabrera, L (5, 1) 38 José Martínez, R (6, 9) OBP: 0.351, SLG: 0.400			B FF 96 C FF 97 C FF 97 B CU 81 X FF 98 2-2 12 1B 23 1B 1B		H CU 79 1-0 13 E 13 S 25 SF9 HBP		B CU 79 B SI 95 B SI 94 C SI 94 B SI 95 4-1 13 2B 25 1B 1-2 BB	B FF 95 B CU 80 B SI 94 B FF 95 4-0 1-2 2-3 BB	1 0 0 0	1 1 0 1	1 0 0 0	0 0 0 2	0 0 0 0	0 0 0 0	0 0 0 0

St. Louis Cardinals @ New York Mets

Citi Field, Flushing, NY

Sat Jun 15 2019, 7:12 PM - 10:43 PM EDT

Att. 32,589 - Partly Cloudy - 78 F

TOP

livebaseballscorecards.com

AB	35
R	7
H	12
RBI	7
BB	4
SO	9
LOB	17

Inning Stats	1	2	3	4	5	6	7	8	9
	R: 1 E: 0 K: 1 S: 14	R: 0 E: 0 K: 2 S: 10	R: 1 E: 0 K: 0 S: 17	R: 0 E: 0 K: 0 S: 5	R: 1 E: 0 K: 1 S: 8	R: 0 E: 0 K: 1 S: 12	R: 3 E: 0 K: 0 S: 8	R: 0 E: 0 K: 3 S: 14	R: 1 E: 0 K: 1 S: 9
	H: 2 LOB: 1 BB: 0 P: 20	H: 0 LOB: 0 BB: 0 P: 12	H: 3 LOB: 2 BB: 0 P: 25	H: 0 LOB: 0 BB: 0 P: 7	H: 0 LOB: 0 BB: 0 P: 16	H: 0 LOB: 1 BB: 1 P: 18	H: 3 LOB: 0 BB: 1 P: 17	H: 1 LOB: 3 BB: 2 P: 27	H: 3 LOB: 3 BB: 0 P: 15

1B:	9
2B:	3
3B:	0
HR:	1
SF:	2
SAC:	0
DP:	1
HBP:	1

WP:	0
PB:	0
SB:	6
CS:	0
PA:	42

PITCHER		IP	WLS	BF	H	R	ER	SO	BB	IBB	HBP	BLK	WP	HR	S	P	ERA	WHIP
34 Noah Syndergaard, R ERA: 4.55	(1, 1)	6.0	W	26	6	4	3	5	1	0	1	0	0	1	68	100	4.50	1.167
65 Robert Gsellman, R ERA: 4.89	(7, 1)	1.0		5	2	2	2	0	1	0	0	0	0	0	6	15	18.00	3.000
67 Seth Lugo, R ERA: 2.36	(8, 1)	1.0	H	6	1	0	0	3	2	0	0	0	0	0	14	27	0.00	3.000
39 Edwin Díaz, R ERA: 3.77	(9, 1)	1.0	S	5	3	1	1	1	0	0	0	0	0	0	9	15	9.00	3.000

PITCHER		IP	WLS	BF	H	R	ER	SO	BB	IBB	HBP	BLK	WP	HR	S	P	ERA	WHIP

BOTTOM

Batter	1	2	3	4	5	6	7	8	9	AB	R	H	RBI	BB	SO	LOB
6 Jeff McNeil, L (1, 4) OBP: 0.406, SLG: 0.459	S CU 74 H FC 89 1-1 28 1B 20 HR HBP	F CH 85 B CH 85 F FF 92 X CH 86 1-2 ① G4-3		B SI 92 F FF 91 X FF 93 1-1 ② L7		B FF 96 X FF 96 1-0 ② F7		F CU 77 B SI 89 X SI 89 1-1 20 F8 28 G4-3 1B		4	1	1	0	0	0	1
28 J.D. Davis, R (1, 7) OBP: 0.341, SLG: 0.482 12 Juan Lagares, R (9, 8) OBP: 0.252, SLG: 0.269	1 SAFE C FF 92 F FF 95 X FF 94 0-2 20 HR 1-2 1B	C CU 75 B FC 87 B FF 91 X FF 93 2-1 HR		X FF 92 0-0 2B		1 SAFE X FF 96 0-0 20 HBP 30 1B 21 BB 1-2 1B		X FF 90 0-0 ① G4-3 1-2		5 0	3 0	4 0	1 0	0 0	0 0	1 0
30 Michael Conforto, L (1, 9) OBP: 0.383, SLG: 0.498	C FF 94 B CH 85 F FF 93 S CH 85 1-3 ① K	B FC 89 X FC 90 1-0 ② P4		D CU 75 S CH 86 D CH 88 B CU 74 B CH 86 4-1 BB		C CU 80 B CU 80 F FF 96 X FF 95 1-2 21 BB 20 HBP 1-2 2-H 1B		B SI 89 H SI 89 2-0 21 S HBP		3	0	1	1	1	1	2
20 Pete Alonso, R (1, 3) OBP: 0.348, SLG: 0.610	B FC 90 D CH 85 S CH 86 B FF 94 X CH 85 3-1 1-H 2-H HR	B CU 77 S FF 93 X FF 94 1-1 1B		X FF 95 0-0 ③ G3		C CH 89 B CH 89 H FF 96 2-1 21 BB 1-2 2-3 HBP		F SL 84 B FF 92 2 SAFE X FF 92 1-1 ② F8 2-3		4	1	2	3	0	0	4
21 Todd Frazier, R (1, 5) OBP: 0.337, SLG: 0.420	C FF 92 F CU 76 B FF 94 X FF 94 1-2 40 2B 1B	C FC 89 C FC 89 T CH 88 0-2 ③ K			B CU 80 F FF 95 B FF 97 C CH 90 F FF 97 S CH 92 2-3 ① K	B CH 88 B FF 95 B FF 95 B FF 94 4-0 1-2 2-3 3-H BB		C SL 84 C FF 94 D SL 85 F SL 84 S SL 86 1-3 ③ K 1-2		4	1	1	1	1	3	3
40 Wilson Ramos, R (1, 2) OBP: 0.348, SLG: 0.406	B FC 92 F FF 92 X CU 76 1-1 1 E 91 SF9 1-H 2B		X FF 91 0-0 ① P6		B CU 80 F FF 97 B FF 97 F FF 96 F CH 92 S FF 97 2-3 ② K	X SL 84 0-0 ③ F9				4	1	1	1	0	1	3
1 Amed Rosario, R (1, 6) OBP: 0.285, SLG: 0.405	B FC 90 X FC 91 1-0 E4 2-3		C FF 92 B FC 88 F FF 91 B CH 85 X FC 90 2-2 ② G6-3		B CU 81 X CH 90 1-0 ③ L8		F FF 93 B FF 94 B SL 84 S SL 84 X FF 92 2-2 ① G6-3			4	0	0	0	0	0	1
91 Carlos Gómez, R (1, 8) OBP: 0.280, SLG: 0.370 (9, 7)	F CH 86 1 SAFE B FF 94 1 SAFE F FF 93 B CH 88 1 SAFE B FC 91 X FC 92 3-2 ② SF9 3-H		B CU 74 F FF 93 X FF 93 1-1 ③ P4			T FF 96 B FF 97 S FF 97 B FF 97 F FF 98 B CH 91 B FF 97 4-2 28 1B 30 1B BB	T FF 94 B SL 84 B FF 94 F FF 94 B FF 94 X FF 93 3-2 ② P3			2	1	0	1	1	0	0
34 Noah Syndergaard, L (1, 1) OBP: 0.162, SLG: 0.314 65 Robert Gsellman, R (7, 1) 22 Dominic Smith, L (7, PH) OBP: 0.430, SLG: 0.547 67 Seth Lugo, R (8, 1) 39 Edwin Díaz, R (9, 1)	F FF 93 S CH 87 S CH 87 0-3 ③ K			B CU 73 F FC 89 F CH 84 B CH 87 S CH 86 2-3 ① K		1 SAFE C FF 97 L FF 96 L FF 96 0-3 ① K		C FF 94 C SL 84 F FF 95 X FF 94 0-2 ③ F8		3 0 1 0 0	0 0 0 0 0	0 0 0 0 0	0 0 0 0 0	3 0 0 0 0	0 0 0 0 0	2 0 0 0 0
Inning Stats	R: 5 E: 1 K: 2 S: 21 H: 4 LOB: 1 BB: 0 P: 32	R: 1 E: 0 K: 1 S: 11 H: 2 LOB: 1 BB: 0 P: 16	R: 0 E: 0 K: 0 S: 6 H: 0 LOB: 0 BB: 0 P: 9	R: 0 E: 0 K: 1 S: 8 H: 1 LOB: 2 BB: 1 P: 15	R: 0 E: 0 K: 2 S: 9 H: 0 LOB: 0 BB: 0 P: 14	R: 2 E: 0 K: 1 S: 13 H: 2 LOB: 3 BB: 2 P: 25	R: 0 E: 0 K: 0 S: 10 H: 0 LOB: 0 BB: 0 P: 15	R: 0 E: 0 K: 1 S: 9 H: 1 LOB: 2 BB: 0 P: 14		1B: 6 2B: 2 3B: 0 HR: 2 SF: 1 SAC: 0 DP: 0 HBP: 3						

PITCHER		IP	WLS	BF	H	R	ER	SO	BB	IBB	HBP	BLK	WP	HR	S	P	ERA	WHIP
52 Michael Wacha, R ERA: 6.0	(1, 1)	4.0	L	22	7	6	5	4	1	0	1	0	0	2	46	72	11.25	2.000
61 Génesis Cabrera, L ERA: 7.2	(5, 1)	1.2		10	2	2	2	3	2	0	1	0	0	0	21	38	10.80	2.400
65 Giovanny Gallegos, R ERA: 2.84	(6, 1)	1.1		4	0	0	0	0	0	0	0	0	0	0	11	16	0.00	0.000
30 Tyler Webb, L ERA: 4.18	(8, 1)	0.1		3	1	0	0	0	0	0	1	0	0	0	3	6	0.00	3.000
60 John Brebbia, R ERA: 3.03	(8, 1)	0.2		2	0	0	0	1	0	0	0	0	0	0	6	8	0.00	0.000

PITCHER	IP	WLS	BF	H	R	ER	SO	BB	IBB	HBP	BLK	WP	HR	S	P	ERA	WHIP

St. Louis Cardinals @ New York Mets

Citi Field, Flushing, NY

Sat Jun 15 2019, 7:12 PM - 10:43 PM EDT

Att. 32,589 - Partly Cloudy - 78 F

St.

livebaseballscorecards.com

AB	34
R	8
H	10
RBI	8
BB	3
SO	8
LOB	17

WP: 0 PA: 41
PB: 0
SB: 1
CS: 0

Batter	1	2	3	4	5	6	7	8	9	AB	R	H	RBI	BB	SO	LOB
13 Matt Carpenter, L (1, 5) OBP: 0.329, SLG: 0.379	B FF 84 X FF 83 1-0 ① F7		C FF 85 S CH 80 B CH 80 F FF 86 S KC 70 1-3 ② K		C CU 75 B FS 89 F FF 95 X FF 95 1-2 ③ F7			B FC 89 B FF 95 C FF 95 C CH 86 F FF 96 X FC 91 2-2 ① L6		4	0	0	0	0	1	0
12 Paul DeJong, R (1, 6) OBP: 0.366, SLG: 0.506	C FF 85 B CH 81 B FF 85 B SI 85 F FF 87 B KC 72 4-2 46 HR BB		C CH 80 B CH 80 B FF 85 B FF 84 F CH 80 F FF 86 C FF 87 3-3 ③ K			B FF 94 F CU 76 B FF 94 F FF 94 F SL 83 F FF 96 F CU 79 F FF 96 B FS 86 3-3 ① K		B FF 97 B FF 96 B FF 97 C FF 95 X FC 90 3-1 HR		3	2	1	1	1	2	0
46 Paul Goldschmidt, R (1, 3) OBP: 0.353, SLG: 0.433	C FF 86 1 SAFE B FF 86 C KC 72 1 SAFE B KC 71 1 SAFE X SI 87 2-2 1-H HR			B FF 84 B CH 77 C FF 85 B CH 80 B FF 83 4-1 25 FC1 4 38 BB G5-4-3 BB		C FF 95 B SL 85 B CU 79 B FF 95 B CU 76 4-1 BB		B CU 80 T FF 95 B FF 97 F FF 96 S CH 86 2-3 ② K		2	2	1	2	2	1	0
38 José Martínez, R (1, 7) OBP: 0.348, SLG: 0.393 18 Carlos Martinez, R (8, 1)	B FF 86 C KC 72 B FF 86 X CH 80 2-1 ② G5-3			B FF 86 B SI 85 F CH 80 1 SAFE B CH 79 C KC 74 1 SAFE B CH 80 4-2 4 G5-4-3 25 E 1-2 BB		C SI 94 C FF 97 B FF 96 S SI 96 1-3 ② K		C FF 97 S FC 90 B FF 96 F CH 84 S FF 98 1-3 ③ K		3 0	0 0	0 0	0 0	1 0	2 0	1 0
25 Dexter Fowler, S (1, 9) OBP: 0.357, SLG: 0.402	C SI 86 B SI 86 B CH 82 S CH 82 B CH 82 X CH 80 3-2 ③ P6			S CH 80 B SI 86 L CH 79 X CH 80 1-2 FC1 4 G5-4-3 1-2 2-3		S SI 96 X SI 96 0-1 ③ F7		C SL 89 B SL 89 B FF 93 F SL 87 B SL 88 X SL 87 3-2 ① G1-3		4	0	0	0	0	0	3
4 Yadier Molina, R (1, 2) OBP: 0.292, SLG: 0.390		C FF 84 B FF 83 F CH 79 B KC 69 F FF 86 X CH 81 2-2 ① G4-3		B SI 85 C KC 72 B SI 86 X SI 86 2-1 ①② G5-4-3 1-2f 2-3 3-H			C CU 78 F FS 87 X SL 86 0-2 ① G5-3		C SL 87 B FF 92 X SL 88 1-1 1B	4	0	1	0	0	0	2
48 Harrison Bader, R (1, 8) OBP: 0.346, SLG: 0.425		B KC 70 X FF 85 1-0 ② L8		C KC 73 S CH 78 B CH 79 T CH 82 1-2 ③ K			C SL 85 B FS 89 B SI 95 C CU 78 F FF 97 F SI 96 B CU 79 F FF 96 X CU 76 3-2 E6 23 FC6-4		C FF 94 B SL 86 F FF 93 X SL 86 1-2 ② F9	4	0	0	0	0	1	2
16 Kolten Wong, L (1, 4) OBP: 0.332, SLG: 0.390		X FF 85 0-0 ③ B1-3			C SI 92 F FF 95 B SI 95 F FS 88 X FF 96 1-2 ① F8		X SI 92 0-0 ② P6		X FF 93 0-0 ③ G3	4	0	0	0	0	0	2
43 Dakota Hudson, R (1, 1) OBP: 0.087, SLG: 0.045 23 Marcell Ozuna, R (7, PH) OBP: 0.331, SLG: 0.522 21 Andrew Miller, L (7, 1) 34 Yairo Muñoz, R (8, 7) OBP: 0.297, SLG: 0.333			C FF 84 S FF 84 B KC 70 B FF 85 S FF 85 2-3 ① K		C SL 94 C SL 85 F FF 97 B SL 84 B FF 97 B CU 76 F FF 93 C FF 93 3-3 ② K		C SL 86 B FF 97 S SI 93 1 SAFE X FF 97 1-2 ③ FC6-4 1-2f			2 1 0 0	0 0 0 0	0 0 0 0	0 0 0 0	2 0 0 0	0 1 0 0	0 0 0 0
Inning Stats	R: 2 E: 0 K: 0 S: 11 H: 1 LOB: 0 BB: 1 P: 23	R: 0 E: 0 K: 0 S: 6 H: 0 LOB: 0 BB: 0 P: 9	R: 0 E: 0 K: 3 S: 11 H: 0 LOB: 0 BB: 0 P: 17	R: 1 E: 1 K: 1 S: 11 H: 0 LOB: 1 BB: 2 P: 23	R: 0 E: 0 K: 1 S: 12 H: 0 LOB: 0 BB: 0 P: 17	R: 0 E: 0 K: 2 S: 13 H: 0 LOB: 1 BB: 1 P: 21	R: 0 E: 1 K: 0 S: 13 H: 0 LOB: 1 BB: 0 P: 17	R: 1 E: 0 K: 2 S: 13 H: 1 LOB: 0 BB: 0 P: 21	R: 0 E: 0 K: 0 S: 9 H: 1 LOB: 1 BB: 0 P: 14	1B: 1 2B: 0 3B: 0 HR: 2	SF: 0 SAC: 0 DP: 1 HBP: 0					

PITCHER	IP	WLS	BF	H	R	ER	SO	BB	IBB	HBP	BLK	WP	HR	S	P	ERA	WHIP
44 Jason Vargas, L (1, 1) ERA: 3.74	4.0		16	1	3	2	4	3	0	0	0	0	1	39	72	4.50	1.000
68 Wilmer Font, R (5, 1) ERA: 4.98	3.0		11	0	0	0	3	1	0	0	0	0	0	38	55	0.00	0.333
64 Chris Flexen, R (8, 1) ERA: 10.8	1.0	L	4	1	1	1	2	0	0	0	0	0	1	13	21	9.00	1.000
46 Brooks Pounders, R (9, 1) ERA:	1.0		4	1	0	0	0	0	0	0	0	0	0	9	14	0.00	1.000

PITCHER	IP	WLS	BF	H	R	ER	SO	BB	IBB	HBP	BLK	WP	HR	S	P	ERA	WHIP

TOP

St. Louis Cardinals @ New York Mets

Citi Field, Flushing, NY

Sun Jun 16 2019, 1:11 PM - 4:19 PM EDT

Att. 37,054 - Cloudy - 79 F

livebaseballscorecards.com

AB	31
R	4
H	3
RBI	3
BB	4
SO	9
LOB	11

1B: 1	SF: 0	WP: 0	PA: 35
2B: 0	SAC: 0	PB: 0	
3B: 0	DP: 1	SB: 0	
HR: 2	HBP: 0	CS: 0	

St. Louis Cardinals @ New York Mets

Citi Field, Flushing, NY

Sun Jun 16 2019, 1:11 PM - 4:19 PM EDT

Att. 37,054 - Cloudy - 79 F

BOTTOM

livebaseballscorecards.com

Batter	1	2	3	4	5	6	7	8	9	AB	R	H	RBI	BB	SO	LOB
22 Dominic Smith, L (1, 7) OBP: 0.442, SLG: 0.562	B SI 90 B SI 91 B SI 91 C FF 93 X SI 92 3-1 28 1B 2B	B CU 81 B FF 95 B SL 87 C FF 94 B SL 88 4-1 BB		B SI 92 B CH 89 F FF 94 X FF 93 2-1 ②③ G4-6-3 1-2f			B FF 91 F FF 91 B SL 83 X SL 82 2-1 1B			3	1	2	0	1	0	1
28 J.D. Davis, R (1, 5) OBP: 0.339, SLG: 0.476	B CU 80 B SI 93 X SI 93 2-0 30 FC3-6 2-H 1B	F SI 94 B SI 92 X SL 87 1-1 ③ L9			B SI 92 F SI 91 B CU 81 S SL 86 X SI 94 2-2 ① G4-3		C SL 82 F SL 83 B FF 94 F SL 83 X SL 84 1-2 ② F8			4	0	1	1	0	0	3
30 Michael Conforto, L (1, 9) OBP: 0.381, SLG: 0.493	C CU 80 X FF 94 0-1 ① FC3-6 11 WP 24 BB 1-2f	B CU 78 F CH 86 B CH 86 C CU 80 F FF 94 B SL 87 X SI 94 3-2 ① G5-3			B SI 92 B CH 80 X SI 92 2-0 20 1B 1B		F SL 83 B SL 83 B SL 82 S FF 94 1 SAFE B SL 84 F SL 84 S SL 82 3-3 ③ K			4	0	1	0	0	1	2
20 Pete Alonso, R (1, 3) OBP: 0.347, SLG: 0.604	B FF 94 B FF 93 X FF 94 2-0 ② L6	C SI 93 S SL 86 C SI 93 0-3 ② K			X SI 93 0-0 24 G4-6-3 1-3 1B			B SL 85 B SI 94 X SI 93 2-0 ① F9		4	0	1	0	0	1	1
24 Robinson Canó, L (1, 4) OBP: 0.289, SLG: 0.371	1 SAFE B FF 93 B SI 93 B CU 81 C CU 81 B SI 93 4-1 1-2 BB	B SI 92 B SI 93 B CH 88 C SI 93 F FF 94 F FF 93 X SL 87 3-2 11 1B 2B			C FF 93 B SI 93 B SI 93 X FF 94 2-1 ②③ G4-6-3 1-2f			F SI 93 B CH 88 B SL 85 F FF 96 B FF 96 S CH 87 3-3 ② K		3	1	1	0	1	1	2
11 Adeiny Hechavarría, R (1, 6) OBP: 0.271, SLG: 0.439	B SL 87 X SL 86 1-0 ③ F9 2-3	F SI 93 X SI 93 0-1 ① 12 1B 2-H 1B			F SL 85 X SL 85 0-1 ① P6			C SL 85 B SI 94 T FF 96 B CH 88 X FF 97 2-2 ③ F9		4	1	1	1	0	0	2
12 Juan Lagares, R (1, 8) OBP: 0.261, SLG: 0.279 6 Jeff McNeil, L (9, PH) OBP: 0.404, SLG: 0.457		B SI 92 B SL 86 F SI 93 B SI 94 F SI 94 X SI 94 3-2 3 G6-3 3 S 1B	C SL 88 X CU 83 0-1 ③ 2-H 1B			F SL 86 L SL 87 X SI 94 0-2 ② G6-3			C CH 87 F FF 96 F SL 86 B CH 88 F FF 97 S CH 90 1-3 ① K	3 1	0 0	2 0	1 0	0 0	0 1	0 0
3 Tomás Nido, R (1, 2) OBP: 0.232, SLG: 0.345 21 Todd Frazier, R (9, PH) OBP: 0.341, SLG: 0.424		1 SAFE F CU 80 B SI 93 1 SAFE 1 SAFE B FF 92 S FF 94 X SL 87 2-2 ① G6-3 1-3		F SI 90 F SI 91 S SL 84 0-3 ① K		B SI 94 S SI 94 S SL 86 X SL 88 1-2 ③ G5-3			C SL 87 B FF 96 F FF 98 F FF 98 B CH 89 B SL 87 X SL 87 3-2 40 G6-4-3 1B	3 1	0 0	0 1	0 0	0 0	1 0	1 0
44 Jason Vargas, L (1, 1) OBP: 0.063, SLG: 0.063 48 Jacob deGrom, L (4, PH) OBP: 0.267, SLG: 0.357 68 Wilmer Font, R (5, 1) OBP: 0.333, SLG: 0.333 1 Amed Rosario, R (7, PH) OBP: 0.284, SLG: 0.404 64 Chris Flexen, R (8, 1) OBP: 0.500, SLG: 0.500 46 Brooks Pounders, R (9, 1) 40 Wilson Ramos, R (9, PH) OBP: 0.346, SLG: 0.404		C FF 94 F FF 94 B FF 94 B SI 94 S SL 87 2-3 ② K		B SI 91 F CH 86 B CU 79 B FF 93 B SI 92 4-1 22 G4-6-3 BB			X FF 90 0-0 ① L7		T SI 94 C SL 86 X SI 95 0-2 ②③ G6-4-3 1-2f	1 0 0 1 0 0 0 1	0 0 0 0 0 0 0 0	0 0 0 0 0 0 0 0	0 0 0 0 0 0 0 0	0 1 0 0 0 0 0 0	1 0 0 0 0 0 0 0	1 0 0 0 0 0 0 1
Inning Stats	R: 1 E: 0 K: 0 S: 8 H: 2 LOB: 2 BB: 1 P: 20	R: 0 E: 0 K: 1 S: 12 H: 1 LOB: 2 BB: 1 P: 24	R: 2 E: 0 K: 1 S: 15 H: 3 LOB: 2 BB: 0 P: 21	R: 0 E: 0 K: 1 S: 6 H: 0 LOB: 0 BB: 1 P: 12	R: 0 E: 0 K: 0 S: 7 H: 2 LOB: 1 BB: 0 P: 13	R: 0 E: 0 K: 0 S: 8 H: 0 LOB: 0 BB: 0 P: 9	R: 0 E: 0 K: 1 S: 11 H: 1 LOB: 1 BB: 0 P: 17	R: 0 E: 0 K: 1 S: 7 H: 0 LOB: 0 BB: 0 P: 14	R: 0 E: 0 K: 1 S: 12 H: 1 LOB: 0 BB: 0 P: 16	1B: 8 2B: 2 3B: 0 HR: 0 SF: 0 SAC: 0 DP: 3 HBP: 0						

	AB	33
	R	3
	H	10
	RBI	3
	BB	3
	SO	6
	LOB	14

WP: 1 PA: 36
PB: 0
SB: 1
CS: 0

PITCHER		IP	WLS	BF	H	R	ER	SO	BB	IBB	HBP	BLK	WP	HR	S	P	ERA	WHIP
43 Dakota Hudson, R ERA: 3.55	(1, 1)	6.0		26	8	3	3	3	3	0	0	0	1	0	56	99	4.50	1.833
21 Andrew Miller, L ERA: 3.86	(7, 1)	1.0	W	4	1	0	0	1	0	0	0	0	0	0	11	17	0.00	1.000
18 Carlos Martinez, R ERA: 3.09	(8, 1)	2.0	S	6	1	0	0	2	0	0	0	0	0	0	19	30	0.00	0.500

PITCHER	IP	WLS	BF	H	R	ER	SO	BB	IBB	HBP	BLK	WP	HR	S	P	ERA	WHIP

Batter	1	2	3	4	5	6	7	8	9	AB	R	H	RBI	BB	SO	LOB
6 Jeff McNeil, L (1, 7) OBP: 0.397, SLG: 0.449	F SI 93 X SI 92 0-1 ① G1-3		X SI 94 0-0 ② G3 1-2 2-3		X SI 93 0-0 ②③ G4-6-3 1-2f		F FC 92 X FF 96 0-1 ③ G3			4	0	0	0	0	0	5
20 Pete Alonso, R (1, 3) OBP: 0.346, SLG: 0.598	C SI 94 S SI 94 B SI 94 B FF 96 B SI 94 S SI 94 3-3 ② K		F SI 94 X SI 95 0-1 2-3 3-H 1B			X SI 92 0-0 ① L9		B FF 89 C CU 72 B CU 73 X FF 89 2-1 ① L8		4	0	1	1	0	1	0
24 Robinson Canó, L (1, 4) OBP: 0.288, SLG: 0.385	X SI 94 0-0 ③ G3-1		C SI 94 F CH 84 X FF 95 0-2 ③ G5-3			X SI 91 0-0 HR		F FF 89 B CU 74 X CH 83 1-1 ② G3-1		4	1	1	1	0	0	2
30 Michael Conforto, L (1, 9) OBP: 0.380, SLG: 0.489		C SI 90 B FF 91 F SI 93 X FF 94 1-2 40 G5-4-3 1B		C SL 80 S CH 80 X CH 80 0-2 ① P5		X SI 92 0-0 ② G6-3		C FF 89 F CH 83 X CH 83 0-2 ③ G6-3		4	0	1	0	0	0	0
40 Wilson Ramos, R (1, 2) OBP: 0.345, SLG: 0.401 11 Adeiny Hechavarría, R (9, PR) OBP: 0.271, SLG: 0.439		B SI 93 X SI 93 1-0 ①② G5-4-3 1-2f		X SI 92 0-0 ② G6-3		B SI 92 B SI 92 B SI 93 X SI 92 3-0 ③ G6-3			B SL 91 F SL 91 X SL 91 1-1 21 BB 1B	4 0	0 0	1 0	0 0	0 0	0 0	1 0
21 Todd Frazier, R (1, 5) OBP: 0.339, SLG: 0.416		C SI 93 B SI 93 S SI 93 F CH 80 B FF 96 X SI 94 2-2 ③ G4-3		C SI 92 B SL 82 B SI 94 B SI 93 C SI 92 X SI 94 3-2 ③ F9			C SL 79 F FF 94 X FF 94 0-2 ① F7		B SL 91 B SL 91 B SL 91 C SL 90 F SL 90 B SL 91 4-2 1-2 BB	3	0	0	0	1	0	0
1 Amed Rosario, R (1, 6) OBP: 0.287, SLG: 0.409			L SI 92 X SL 82 0-1 6 G3 12 S 20 1B 1B		C FF 92 F SL 84 X SL 82 0-2 12 G4-3 45 1B 2B		F FF 94 X FF 94 0-1 ② F9		B SL 90 F SL 91 F CU 77 S SL 92 1-3 ① K	4	2	2	0	0	1	2
12 Juan Lagares, R (1, 8) OBP: 0.261, SLG: 0.272			1 SAFE B SI 92 F SI 91 B SI 94 F SI 93 S CH 82 2-3 ① K 1-2		C SI 92 F SI 93 X SL 83 0-2 ① G4-3 2-3		B SL 80 B SL 79 B FF 95 B FF 94 4-0 22 BB BB		B CU 75 F SL 91 B SL 90 C CU 76 F SL 91 S SL 90 2-3 ② K	3	0	0	0	1	2	4
45 Zack Wheeler, L (1, 1) OBP: 0.344, SLG: 0.484 22 Dominic Smith, L (7, PH) OBP: 0.448, SLG: 0.562 27 Jeurys Familia, R (7, 1) 47 Drew Gagnon, R (7, 1) OBP: 0.333, SLG: 0.333 46 Brooks Pounders, R (8, 1) 28 J.D. Davis, R (9, PH) OBP: 0.337, SLG: 0.474			B SI 92 S SI 91 S SL 85 F SL 84 B FF 94 B SI 94 F FF 95 F SI 94 B SI 94 4-2 20 1B 6 G3 BB		X CH 82 0-0 6 G4-6-3 3-H 1B		B FF 95 B FC 90 B FC 90 B FF 96 4-0 1-2 BB		S SL 91 B SL 91 C SL 91 S SL 91 1-3 ③ K	1 0 0 0 0 1	0 0 0 0 0 0	1 0 0 0 0 0	1 0 0 0 0 0	1 0 0 0 0 1	0 0 0 0 0 2	0 0 0 0 0 0
Inning Stats	R: 0 E: 0 K: 1 S: 6 H: 0 LOB: 0 BB: 0 P: 9	R: 0 E: 0 K: 0 S: 8 H: 1 LOB: 0 BB: 0 P: 12	R: 1 E: 0 K: 1 S: 16 H: 2 LOB: 2 BB: 1 P: 22	R: 0 E: 0 K: 0 S: 7 H: 0 LOB: 0 BB: 0 P: 10	R: 1 E: 0 K: 0 S: 8 H: 2 LOB: 0 BB: 0 P: 8	R: 1 E: 0 K: 0 S: 4 H: 1 LOB: 0 BB: 0 P: 7	R: 0 E: 0 K: 0 S: 7 H: 0 LOB: 2 BB: 2 P: 15	R: 0 E: 0 K: 0 S: 7 H: 0 LOB: 0 BB: 0 P: 10	R: 0 E: 0 K: 3 S: 14 H: 1 LOB: 2 BB: 1 P: 23	1B: 5 2B: 1 3B: 0 HR: 1 SF: 0 SAC: 0 DP: 2 HBP: 0						

PITCHER		IP	WLS	BF	H	R	ER	SO	BB	IBB	HBP	BLK	WP	HR	S	P	ERA	WHIP
40 Michael Soroka, R ERA: 2.12	(1, 1)	6.0	W	23	6	3	3	2	1	0	0	0	0	1	49	68	4.50	1.167
71 Jacob Webb, R ERA: 1.46	(7, 1)	0.2	H	3	0	0	0	0	1	0	0	0	0	0	5	9	0.00	1.500
33 A.J. Minter, L ERA: 8.16	(7, 1)	0.1	H	2	0	0	0	0	1	0	0	0	0	0	2	6	0.00	3.000
50 Jerry Blevins, L ERA: 4.97	(8, 1)	1.0		3	0	0	0	0	0	0	0	0	0	0	7	10	0.00	0.000
75 Grant Dayton, L ERA:	(9, 1)	1.0		5	1	0	0	3	1	0	0	0	0	0	14	23	0.00	2.000

PITCHER	IP	WLS	BF	H	R	ER	SO	BB	IBB	HBP	BLK	WP	HR	S	P	ERA	WHIP

TOP

New York Mets @ Atlanta Braves

SunTrust Park, Atlanta, GA

Mon Jun 17 2019, 7:21 PM - 10:41 PM EDT

Att. 24,660 - Partly Cloudy - 86 F

livebaseballscorecards.com

AB	32
R	3
H	7
RBI	3
BB	4
SO	5
LOB	16

BOTTOM

Batter	1	2	3	4	5	6	7	8	9	AB	R	H	RBI	BB	SO	LOB
13 Ronald Acuña Jr., R (1, 8) OBP: 0.380, SLG: 0.519	B FF 97 F SI 98 B FC 94 F SI 98 X FC 93 2-2 HR	X SI 100 0-0 ③ P3		C CU 82 X SI 96 0-1 ③ FC5-4 1-2f		C CU 81 B SI 96 S CU 81 F FF 96 B FC 90 F SI 97 X FF 98 2-2 7 K 1B	B CH 84 F FF 93 S CH 83 B FF 93 F CH 83 X FF 93 2-2 5 BB 1B 1-2 2-3 3-H	B CH 83 B FF 93 B FF 92 C FF 91 F FF 91 F CH 81 B FF 92 4-2 BB		5	1	3	2	1	0	2
7 Dansby Swanson, R (1, 6) OBP: 0.328, SLG: 0.467	X FF 98 0-0 ① L9		C CU 80 B SI 98 X SI 98 1-1 ① P3		F SI 96 B CU 81 B SI 98 B FF 98 B SI 98 4-1 20 WP 5 1B 22 1B BB	S FC 91 B FF 96 1 SAFE 1 SAFE F SI 97 F CU 80 B SI 97 1 SAFE B CU 81 3-3 ①② F SI 98 F FF 97 S CH 88 K 1-2	B CH 82 X CH 81 1-0 ② P4	B FF 93 S SL 87 C FF 92 B SL 86 F SL 87 S SL 87 2-3 ③ K		5	1	0	0	1	2	5
5 Freddie Freeman, L (1, 3) OBP: 0.404, SLG: 0.592	F FF 98 C SI 99 F CH 90 X SI 99 0-2 20 1B 22 E 1B		B FF 98 B FC 93 F CH 90 F SI 98 F SI 99 S FS 89 2-3 K 20 1B		D FF 96 B SI 97 X SI 96 2-0 20 WP 22 1B 1-2 1B	C FF 96 C CH 88 F FF 97 B FC 92 F CH 89 F CU 81 F SI 97 F SI 98 S FS 88 1-3 ③ K	B FF 94 B CH 82 D CH 82 C FF 91 B CH 81 4-1 20 FC6-4 1-2 2-3 3-H BB			4	2	2	1	1	2	0
20 Josh Donaldson, R (1, 5) OBP: 0.361, SLG: 0.470	X FC 93 0-0 22 E 1-2 1B		B SI 97 1 SAFE X SI 97 1-0 1-2 1B		C SI 98 B CH 89 X CU 80 1-1 ① F8 1-2 2-3		B SI 96 X FF 96 F8 FC6-4			5	0	2	0	0	0	5
22 Nick Markakis, L (1, 9) OBP: 0.365, SLG: 0.420	B FF 99 F FF 98 B CH 89 C FF 98 F FF 98 X FF 99 2-2 E3 27 G4-6-3 1-3 2-H		F SI 97 B FF 98 X CH 88 1-1 ② L8		F FC 91 B FF 97 X FF 97 1-1 16 BB 1 1B 2-H 3-H 1B		B SI 96 X FF 96 1-0 16 BB 27 BB 1 1B 1B	B FF 93 C FF 92 X CH 82 1-1 ① G3-1		5	2	2	2	0	0	3
27 Austin Riley, R (1, 7) OBP: 0.338, SLG: 0.613 75 Grant Dayton, L (9, 1)	X SI 98 0-0 ②③ G4-6-3 1-2f		C SI 98 S CU 82 F SI 97 D CU 82 B FF 98 D CU 82 X FC 91 3-2 ③ L6		S CU 82 X CU 80 0-1 ② L7		B SI 95 B FF 96 1 SAFE B SI 96 B SI 96 4-0 16 BB 1 1B 1-2 BB	C FF 93 B CU 81 B CU 78 B FF 93 B FF 92 4-1 16 HR BB		3 0	2 0	0 0	0 0	2 0	0 0	5 0
16 Brian McCann, L (1, 2) OBP: 0.368, SLG: 0.516		F SI 97 B SI 97 B FF 97 X SI 98 2-1 40 FC3-6 1B		B CU 79 F CH 88 F CU 80 X SI 97 1-2 40 FC1-6 1B	B CH 87 B CH 88 B SI 95 B FF 96 4-0 40 FC5 1 1B 1-2 BB		B SI 95 C SI 96 B FS 93 B SI 96 B SI 96 4-1 14 1B 1 1B 13 1B 1-2 2-3 BB	C FF 93 S CH 83 B CH 82 X FF 93 1-2 1-H HR		3	2	3	2	2	0	0
1 Ozzie Albies, S (1, 4) OBP: 0.349, SLG: 0.472		B SI 98 S CU 82 X CH 88 1-1 ① L8		F CH 89 F SI 96 S CU 81 0-3 ① K	D CU 81 B CH 88 X SI 97 2-0 1-2 2-H 1B		B CH 83 B CH 82 X FF 92 2-0 13 1B 14 1B 5 BB 1-2 2-H 3-H 1B	B FF 93 X CH 82 1-0 HR		5	2	3	4	0	1	2
40 Michael Soroka, R (1, 1) OBP: 0.107, SLG: 0.074 71 Jacob Webb, R (7, 1) 33 A.J. Minter, L (7, 1) 14 Matt Joyce, L (7, PH) OBP: 0.350, SLG: 0.493 50 Jerry Blevins, L (8, 1) 8 Charlie Culberson, R (8, PH) OBP: 0.386, SLG: 0.635 (9, 7)		F FF 98 X SI 99 0-1 ② FC3-6 1-2f		X SI 98 0-0 ② FC1-6 13 FC5-4 1-2f	X SI 97 0-0 ③ FC5 2-3f		S FF 94 X FF 95 0-1 5 BB 13 1B 1-2 2-3 1B	B FF 94 B CU 79 B FF 92 C FF 91 C FF 91 X FF 92 3-2 ② G5-3		3 0 0 0 1 0 0 1	0 0 0 0 0 0 0 0	0 0 0 0 1 0 0 0	0 0 0 0 0 0 0 0	0 0 0 0 0 0 0 0	0 0 0 0 0 0 0 0	4 0 0 0 0 0 0 0
Inning Stats	R: 2 E: 1 K: 0 S: 14 H: 3 LOB: 1 BB: 0 P: 18	R: 0 E: 0 K: 0 S: 7 H: 1 LOB: 1 BB: 0 P: 10	R: 0 E: 0 K: 1 S: 13 H: 1 LOB: 2 BB: 0 P: 21	R: 0 E: 0 K: 1 S: 9 H: 1 LOB: 1 BB: 0 P: 10	R: 3 E: 0 K: 0 S: 10 H: 3 LOB: 2 BB: 2 P: 24	R: 0 E: 0 K: 2 S: 19 H: 1 LOB: 0 BB: 0 P: 25	R: 4 E: 0 K: 0 S: 17 H: 4 LOB: 3 BB: 3 P: 36	R: 3 E: 0 K: 1 S: 17 H: 2 LOB: 1 BB: 2 P: 33		1B: 13 2B: 0 3B: 0 HR: 3	SF: 0 SAC: 0 DP: 1 HBP: 0			WP: 2 PB: 0 SB: 0 CS: 0	PA: 47	

PITCHER		IP	WLS	BF	H	R	ER	SO	BB	IBB	HBP	BLK	WP	HR	S	P	ERA	WHIP
45 Zack Wheeler, R ERA: 4.94	(1, 1)	6.0	L	30	10	5	4	4	2	0	0	0	2	1	72	108	6.00	2.000
27 Jeurys Familia, R ERA: 7.81	(7, 1)	0.1		4	1	3	3	0	2	0	0	0	0	0	4	13	81.00	9.000
47 Drew Gagnon, R ERA: 7.65	(7, 1)	1.1		12	5	4	4	0	3	0	0	0	0	2	26	50	27.00	6.000
46 Brooks Pounders, R ERA:	(8, 1)	0.1		1	0	0	0	1	0	0	0	0	0	0	4	6	0.00	0.000

PITCHER	IP	WLS	BF	H	R	ER	SO	BB	IBB	HBP	BLK	WP	HR	S	P	ERA	WHIP

New York Mets @ Atlanta Braves

SunTrust Park, Atlanta, GA

Mon Jun 17 2019, 7:21 PM - 10:41 PM EDT

Att. 24,660 - Partly Cloudy - 86 F

livebaseballscorecards.com

AB	40
R	12
H	16
RBI	11
BB	7
SO	5
LOB	26

New York Mets @ Atlanta Braves

SunTrust Park, Atlanta, GA

Tue Jun 18 2019, 7:31 PM - 10:34 PM EDT

Att. 24,971 - Overcast - 76 F

TOP

livebaseballscorecards.com

Batter	1	2	3	4	5	6	7	8	9	AB	R	H	RBI	BB	SO	LOB
6 Jeff McNeil, L (1, 7) OBP: 0.404, SLG: 0.470	C FF 88 X SI 88 0-1 ① F7		X CH 82 0-0 20 2B 2B	B SI 88 S FF 89 F SI 89 X CH 83 1-2 20 S 20 HR 1B		C CU 78 S CU 78 B CU 78 X FS 88 1-2 ① G1-3	B FF 90 B FF 90 B FF 89 B FF 89 4-0 20 1B 1-2 BB		X CU 77 0-0 HR	5	3	3	1	1	0	1
20 Pete Alonso, R (1, 3) OBP: 0.359, SLG: 0.624 22 Dominic Smith, L (9, 3) OBP: 0.448, SLG: 0.562	C FF 88 B SI 89 X SI 89 1-1 2B		C FF 90 F FF 90 X SL 83 0-2 30 2B 2-H 2B	B SI 89 B CH 84 S SI 89 C FF 90 X FF 90 2-2 1-H HR		D FS 88 C CU 78 F FS 88 F FF 96 B FS 88 D CU 78 D CU 80 4-2 24 2B 21 BB BB	B CU 74 C CU 76 S CU 74 F FF 90 D CU 78 X FF 90 2-2 1-2 2-3 1B		B FC 87 B CH 86 B FF 91 B FF 90 4-0 24 G6-4-3 BB	4 0	3 0	4 0	3 0	2 0	0 0	0 0
24 Robinson Canó, L (1, 4) OBP: 0.289, SLG: 0.386	C FF 90 B CH 86 F FF 89 S FF 90 1-3 ② K		B FF 89 B FF 90 B FF 90 B FF 90 4-0 30 2B 21 G6-3 BB	F CU 73 X CH 84 0-1 ① F9		B FS 87 X SI 93 1-0 21 BB 1-3 2-H 2B	F FF 90 B FF 90 B FF 90 X CU 74 2-1 ③ G6-3		B CH 86 C FF 90 F FC 87 F CH 85 X FF 90 1-2 ②③ G6-4-3 1-2f	5	1	1	1	1	1	5
30 Michael Conforto, L (1, 9) OBP: 0.384, SLG: 0.507 12 Juan Lagares, R (8, 8) OBP: 0.261, SLG: 0.272	X FF 90 0-0 ③ F7		B SL 84 F CH 84 B FF 90 B SL 82 X FF 90 3-1 1 1B 1-3 2-H 2B	B CU 73 B SL 81 X CH 83 2-0 ② F9		0-0 21 BB IBB		B FF 89 X FC 85 1-0 HR	4 0	2 0	2 0	2 0	1 0	0 0	1 0
21 Todd Frazier, R (1, 5) OBP: 0.346, SLG: 0.414		B FF 87 B SI 87 C FF 90 C SL 80 F FF 90 B SI 89 F FF 90 B SL 82 4-2 91 BB BB	D SL 84 F SL 83 F FF 91 B SL 82 X SL 82 2-2 ① G6-3 3-H	B SI 89 X CH 82 1-0 ③ G4-3		B FS 89 S CU 79 B CU 79 B SI 96 S SI 94 B SI 95 4-2 1 G5-4-3 1-2 2-3 3-H BB		C CU 77 X FC 87 0-1 91 WP 1B	3 0	0 0	1 0	2 0	2 0	0 0	1 0
1 Amed Rosario, R (1, 6) OBP: 0.285, SLG: 0.405		F SL 81 B SL 81 X SI 89 1-1 ① F9	C SL 82 F FF 90 F FF 90 X SI 90 0-2 48 S 91 1B 2-H 1B		C CU 76 F FS 86 B CU 79 F FF 95 S FS 86 1-3 ① K	S FS 90 D FS 90 X CU 78 1-1 ②③ G5-4-3 1-2f		C FC 87 B FF 90 F FC 87 T CU 78 1-2 ① K	5 0	0 0	1 0	1 0	0 0	2 0	5 0
91 Carlos Gómez, R (1, 8) OBP: 0.287, SLG: 0.364 (8, 9)		B SI 88 B SI 89 B FF 90 B FF 89 4-0 1-2 BB	1 SAFE X SI 90 0-0 48 S 1-2 1B		S FS 87 S FS 86 B FF 94 S CU 78 1-3 ② K		S FF 90 S FF 91 F FF 91 B CU 77 T FF 92 1-2 ① K	S FC 87 C FF 90 S CU 76 0-3 ② K 1-2	4 0	0 0	1 0	0 0	1 0	3 0	1 0
3 Tomás Nido, R (1, 2) OBP: 0.230, SLG: 0.333		F CU 80 B FF 90 S SL 82 S SL 82 1-3 ② K	X SL 82 0-0 ② P6		B SI 94 C CU 76 B SI 94 X FS 86 2-1 ③ P3		X CU 73 0-0 20 1B 6 BB 1B	X FC 87 0-0 ③ L9	5 0	0 0	1 0	0 0	0 0	1 0	5 0
48 Jacob deGrom, L (1, 1) OBP: 0.257, SLG: 0.364 65 Robert Gsellman, R (9, 1)		B FF 90 F CH 83 C FF 90 F FF 90 B SL 83 X FF 91 2-2 ③ G3	S CH 84 C FF 90 F SL 83 B FF 90 F SI 89 B FF 90 F CH 82 S FF 90 2-3 ③ K 1-2 2-3		X FF 94 0-0 24 2B 2B	B FF 90 S FF 90 F FF 90 F FF 91 B CU 76 S FF 91 2-3 ② K		C CU 75 S CH 87 S CU 78 0-3 ① K	5 0	1 0	1 0	0 0	0 0	3 0	5 0
Inning Stats	R: 0 E: 0 K: 1 S: 8 H: 1 LOB: 1 BB: 0 P: 10	R: 0 E: 0 K: 1 S: 13 H: 0 LOB: 2 BB: 2 P: 25	R: 4 E: 0 K: 1 S: 21 H: 5 LOB: 2 BB: 1 P: 32	R: 2 E: 0 K: 0 S: 10 H: 2 LOB: 0 BB: 0 P: 16	R: 0 E: 0 K: 2 S: 9 H: 0 LOB: 0 BB: 0 P: 13	R: 2 E: 0 K: 0 S: 12 H: 2 LOB: 2 BB: 3 P: 23	R: 0 E: 0 K: 2 S: 15 H: 2 LOB: 3 BB: 1 P: 26	R: 1 E: 0 K: 2 S: 10 H: 2 LOB: 1 BB: 0 P: 12	R: 1 E: 0 K: 1 S: 8 H: 1 LOB: 0 BB: 1 P: 13	1B: 6 2B: 6 3B: 0 HR: 3 SF: 0 SAC: 0 DP: 2 HBP: 0						

	AB	40
	R	10
	H	15
	RBI	10
	BB	8
	SO	10
	LOB	24

WP: 1 PA: 48
PB: 0
SB: 3
CS: 0

PITCHER		IP	WLS	BF	H	R	ER	SO	BB	IBB	HBP	BLK	WP	HR	S	P	ERA	WHIP
49 Julio Teheran, R ERA: 3.4	(1, 1)	4.0	L	23	8	6	6	3	3	0	0	0	0	1	52	83	13.50	2.750
62 Touki Toussaint, R ERA: 4.83	(5, 1)	2.0		10	2	2	2	2	2	1	0	0	0	0	21	36	9.00	2.000
75 Grant Dayton, L ERA:	(7, 1)	1.0		6	2	0	0	2	1	0	0	0	0	0	15	26	0.00	3.000
32 Josh Tomlin, R ERA: 4.15	(8, 1)	2.0		9	3	2	2	3	1	0	0	0	1	2	18	25	9.00	2.000

PITCHER	IP	WLS	BF	H	R	ER	SO	BB	IBB	HBP	BLK	WP	HR	S	P	ERA	WHIP

BOTTOM

Batter	1	2	3	4	5	6	7	8	9	AB	R	H	RBI	BB	SO	LOB
13 Ronald Acuña Jr., R (1, 8) OBP: 0.376, SLG: 0.512	B FF 99 C FF 98 F FF 99 X FF 100 1-2 ① F8		S FF 100 C CH 93 F FF 99 B SL 94 S SL 94 1-3 ③ K			B CH 93 B CH 93 B CH 89 C FF 96 X FF 97 3-1 ② P5		B FF 97 X FF 98 1-0 ③ F9		4	0	0	0	0	1	2
7 Dansby Swanson, R (1, 6) OBP: 0.328, SLG: 0.470 75 Grant Dayton, L (7, 1) 14 Matt Joyce, L (8, 9) OBP: 0.385, SLG: 0.485	X FF 99 0-0 2B			C CU 85 B CH 92 C FF 97 F SL 94 C CH 92 1-3 ① K		B CU 85 B CU 84 F FF 97 S FF 97 B SL 92 S SL 94 3-3 ③ K			S SL 92 B CH 91 F SL 92 X SL 92 1-2 ① G6-3	3 0 1	0 0 0	1 0 0	0 0 0	0 0 0	2 0 0	0 0 0
5 Freddie Freeman, L (1, 3) OBP: 0.402, SLG: 0.597	B FF 99 F SL 94 F FF 99 B CH 90 F FF 99 C CH 92 2-3 ② K			C CH 93 X CH 92 0-1 ② G4-3			B CU 84 B SL 93 B FF 98 S FF 97 X FF 98 3-1 ① G4-3		X FF 97 0-0 HR	4	1	1	1	0	1	1
20 Josh Donaldson, R (1, 5) OBP: 0.363, SLG: 0.482	X CH 92 0-0 ③ G6-3			X SL 95 0-0 1B			C FF 97 B CH 92 S SL 94 F FF 99 S SL 93 1-3 ② K		C FF 97 F FF 97 B SL 94 B SL 94 B CH 90 F SL 94 X SL 95 3-2 HR	4	1	2	1	0	1	1
22 Nick Markakis, L (1, 9) OBP: 0.361, SLG: 0.415 32 Josh Tomlin, R (8, 1) 8 Charlie Culberson, R (9, PH) OBP: 0.379, SLG: 0.623		B FF 98 F FF 98 C FF 99 S SL 95 1-3 ① K		D FF 98 X CH 91 1-0 ③ L8			T SL 94 X FF 98 0-1 ③ G3-1		F SI 97 S SI 96 B SL 92 B SI 96 B SI 96 T SI 97 3-2 ② K	3 0 1	0 0 0	0 0 0	0 0 0	0 0 0	1 0 1	1 0 0
27 Austin Riley, R (1, 7) OBP: 0.336, SLG: 0.598		X CU 86 0-0 ② L4			B CH 91 B CH 92 F FF 98 F FF 98 B FF 100 T FF 98 3-2 ① K			F CU 85 H CH 89 1-1 17 1B HBP	S SL 91 B CU 82 F SI 96 T SL 91 1-2 ③ K	3	0	0	0	0	2	0
16 Brian McCann, L (1, 2) OBP: 0.361, SLG: 0.504		C FF 99 B FF 99 F FF 99 X FF 100 1-2 ③ G1-3			B CU 86 B FF 95 C FF 99 F FF 98 F CH 92 X FF 98 2-2 ② P6			X FF 97 0-0 ① L8		3	0	0	0	0	0	1
1 Ozzie Albies, S (1, 4) OBP: 0.346, SLG: 0.468			B FF 98 B FF 98 C FF 97 B FF 98 X FF 98 3-1 ① P3		C CH 91 F CH 91 B FF 100 F SL 95 S CH 93 1-3 ③ K			F FF 98 X SL 94 0-1 ② L7		3	0	0	0	0	1	1
49 Julio Teheran, R (1, 1) OBP: 0.138, SLG: 0.172 62 Touki Toussaint, R (5, 1) 17 Johan Camargo, S (6, PH) OBP: 0.282, SLG: 0.363 (7, 6)			C FF 97 F FF 99 S CH 92 0-3 ② K			C FF 98 S CH 92 F SL 94 B CH 94 S CH 93 1-3 ① K		B FF 98 S SL 94 F FF 98 B FF 98 X FF 98 2-2 1-2 1B		1 0 2	0 0 0	0 0 1	0 0 0	0 0 1	1 0 0	0 0 0
Inning Stats	R: 0 E: 0 K: 1 S: 9 H: 1 LOB: 1 BB: 0 P: 12	R: 0 E: 0 K: 1 S: 7 H: 0 LOB: 0 BB: 0 P: 9	R: 0 E: 0 K: 2 S: 9 H: 0 LOB: 0 BB: 0 P: 13	R: 0 E: 0 K: 1 S: 8 H: 1 LOB: 1 BB: 0 P: 10	R: 0 E: 0 K: 2 S: 11 H: 0 LOB: 0 BB: 0 P: 17	R: 0 E: 0 K: 2 S: 9 H: 0 LOB: 0 BB: 0 P: 16	R: 0 E: 0 K: 1 S: 8 H: 0 LOB: 0 BB: 0 P: 12	R: 0 E: 0 K: 0 S: 8 H: 1 LOB: 2 BB: 0 P: 12	R: 2 E: 0 K: 2 S: 14 H: 2 LOB: 0 BB: 0 P: 22	1B: 2 2B: 1 3B: 0 HR: 2	SF: 0 SAC: 0 DP: 0 HBP: 1			WP: 0 PB: 0 SB: 0 CS: 0	PA: 33		

PITCHER	IP	WLS	BF	H	R	ER	SO	BB	IBB	HBP	BLK	WP	HR	S	P	ERA	WHIP
48 Jacob deGrom, R (1, 1) ERA: 3.26	8.1	W	31	5	2	2	10	0	0	1	0	0	2	77	113	2.16	0.600
65 Robert Gsellman, R (9, 1) ERA: 4.81	0.2		2	0	0	0	2	0	0	0	0	0	0	6	10	0.00	0.000

PITCHER	IP	WLS	BF	H	R	ER	SO	BB	IBB	HBP	BLK	WP	HR	S	P	ERA	WHIP

New York Mets @ Atlanta Braves

SunTrust Park, Atlanta, GA

Tue Jun 18 2019, 7:31 PM - 10:34 PM EDT

Att. 24,971 - Overcast - 76 F

livebaseballscorecards.com

AB	32
R	2
H	5
RBI	2
BB	0
SO	12
LOB	7

New York Mets @ Atlanta Braves

SunTrust Park, Atlanta, GA

Wed Jun 19 2019, 7:22 PM - 10:23 PM EDT

Att. 37,104 - Partly Cloudy - 85 F

livebaseballscorecards.com

Batter	1	2	3	4	5	6	7	8	9	AB	R	H	RBI	BB	SO	LOB
6 Jeff McNeil, L (1, 4) OBP: 0.406, SLG: 0.480	B FF 92 F FF 93 F FF 94 X CU 75 1-2 30 S 30 G6-3 2B		S FF 94 B SL 85 F FF 93 B FF 97 F FF 95 X SL 90 2-2 ② L1		X FF 94 0-0 2B		F FC 90 X FC 91 0-1 ② F8			4	1	2	0	0	0	1
20 Pete Alonso, R (1, 3) OBP: 0.357, SLG: 0.617	B CU 74 C FF 94 B FF 95 B SL 86 F SL 88 S SL 88 3-3 ① K		C CU 75 B CU 75 F SL 89 B SL 90 B FF 95 F FF 97 B SL 88 4-2 BB		C CU 74 F CU 74 B FF 95 B FF 94 D CU 77 T FF 98 3-2 ③ K		B SL 88 C SI 92 F SL 87 X FF 94 1-2 ③ P6			3	0	0	0	1	2	3
30 Michael Conforto, L (1, 9) OBP: 0.382, SLG: 0.502	B CU 76 D FF 96 X FF 95 2-0 ② G6-3 2-H		F FF 93 C FF 96 D SL 87 S SL 86 1-3 ③ K			C CU 72 C CU 74 B CU 76 B FF 95 B CH 86 S FF 95 3-3 ① K		B FF 94 F SL 88 S SL 86 F SL 88 X SL 88 1-2 28 G1-3 1B		4	0	1	1	0	2	1
28 J.D. Davis, R (1, 7) OBP: 0.335, SLG: 0.469	X FF 94 0-0 ③ G5-3			B FF 93 B FF 92 X FF 93 2-0 ① G1-3		C SL 81 B CU 76 X CU 73 1-1 21 1B 40 1B 1B		X SL 87 0-0 ① G1-3 1-2		4	0	1	0	0	0	1
21 Todd Frazier, R (1, 5) OBP: 0.344, SLG: 0.410		B CU 73 B FF 94 X FF 92 2-0 ① G5-3		X CU 74 0-0 ② L7		F FF 93 B SL 85 B FF 93 S FF 93 F CU 75 F CU 74 B FF 95 X FF 94 3-2 40 1B 1-2 1B		B FF 92 D SL 86 C SL 85 X SL 86 2-1 ② G5-3		4	0	1	0	0	0	1
40 Wilson Ramos, R (1, 2) OBP: 0.347, SLG: 0.408		C FF 94 X CU 75 0-1 ② G6-3		B FF 94 C FF 93 F CU 75 B SL 87 X SL 87 2-2 1 2B 2B		S CU 76 S CU 75 X FF 94 0-2 ② 1-3 2-H 1B		X SL 87 0-0 ③ G6-3		4	1	2	0	0	0	1
1 Amed Rosario, R (1, 6) OBP: 0.289, SLG: 0.412 72 Stephen Nogosek, R (8, 1) 73 Daniel Zamora, L (8, 1) 24 Robinson Canó, L (9, PH) OBP: 0.288, SLG: 0.384		C FF 93 B FF 94 X CU 74 1-1 12 S 1B		B CU 74 X SI 93 1-0 ③ 2-H 2B		D CU 75 S SL 86 F SL 84 B FF 95 T CU 76 2-2 ③ K			C FF 96 B FF 96 S SL 89 B FF 97 C FF 97 2-3 ① K	3 0 0 1	0 0 0 0	2 0 0 0	1 0 0 0	0 0 0 0	1 0 0 1	2 0 0 0
12 Juan Lagares, R (1, 8) OBP: 0.255, SLG: 0.266 22 Dominic Smith, L (9, PH) OBP: 0.443, SLG: 0.556		C FF 95 B FF 96 D FF 94 1 SAFE B FF 95 S FF 94 X FF 96 3-2 ③ L3 1-2			C SL 82 B SL 82 C CU 73 F FF 96 F FF 94 F CU 75 S FF 95 1-3 ① K		B CH 84 F FC 92 B CH 84 B FF 97 C FF 96 X FF 96 3-2 ① G6-3		C FF 96 B CU 85 X SL 88 1-1 ② L8	3 1	0 0	0 0	0 0	0 0	1 0	1 0
32 Steven Matz, R (1, 1) OBP: 0.240, SLG: 0.360 11 Adeiny Hechavarría, R (6, 6) OBP: 0.276, SLG: 0.434 64 Chris Flexen, R (6, 1) OBP: 0.500, SLG: 0.500			C FF 92 C FF 93 X FF 94 0-2 ① G3		C SL 84 B FF 93 X FF 93 1-1 ② G5-3		B CH 86 C CH 86 B FC 94 F FF 97 F FC 93 B FF 96 B FC 90 4-2 BB		S SL 88 S SL 88 B SL 88 B SL 88 S FF 96 2-3 ③ K	2 1 0	0 0 0	0 0 0	0 0 0	0 1 0	0 1 0	0 0 0
Inning Stats	R: 1 E: 0 K: 1 S: 8 H: 1 LOB: 0 BB: 0 P: 14	R: 0 E: 0 K: 0 S: 8 H: 1 LOB: 1 BB: 0 P: 14	R: 0 E: 0 K: 1 S: 13 H: 0 LOB: 1 BB: 1 P: 20	R: 1 E: 0 K: 0 S: 6 H: 2 LOB: 1 BB: 0 P: 11	R: 0 E: 0 K: 2 S: 12 H: 1 LOB: 1 BB: 0 P: 17	R: 0 E: 0 K: 2 S: 16 H: 3 LOB: 2 BB: 0 P: 25	R: 0 E: 0 K: 0 S: 11 H: 0 LOB: 1 BB: 1 P: 19	R: 0 E: 0 K: 0 S: 8 H: 1 LOB: 1 BB: 0 P: 11	R: 0 E: 0 K: 2 S: 8 H: 0 LOB: 0 BB: 0 P: 13	1B: 5 2B: 4 3B: 0 HR: 0 SF: 0 SAC: 0 DP: 0 HBP: 0						

PITCHER		IP	WLS	BF	H	R	ER	SO	BB	IBB	HBP	BLK	WP	HR	S	P	ERA	WHIP
54 Max Fried, L ERA: 4.03	(1, 1)	6.0	W	25	8	2	2	6	1	0	0	0	0	0	63	101	3.00	1.500
33 A.J. Minter, L ERA: 7.8	(7, 1)	0.2	H	3	0	0	0	0	1	0	0	0	0	0	8	15	0.00	1.500
38 Anthony Swarzak, R ERA: 2.96	(7, 1)	1.1	H	5	1	0	0	0	0	0	0	0	0	0	11	15	0.00	0.750
77 Luke Jackson, R ERA: 3.0	(9, 1)	1.0		3	0	0	0	2	0	0	0	0	0	0	8	13	0.00	0.000

PITCHER	IP	WLS	BF	H	R	ER	SO	BB	IBB	HBP	BLK	WP	HR	S	P	ERA	WHIP

AB	34
R	2
H	9
RBI	2
BB	2
SO	8
LOB	11

WP: 0 PA: 36
PB: 0
SB: 2
CS: 0

New York Mets @ Atlanta Braves

SunTrust Park, Atlanta, GA

Wed Jun 19 2019, 7:22 PM - 10:23 PM EDT

Att. 37,104 - Partly Cloudy - 85 F

livebaseballscorecards.com

BOTTOM

Batter	1	2	3	4	5	6	7	8	9	AB	R	H	RBI	BB	SO	LOB
13 Ronald Acuña Jr., R (1, 8) OBP: 0.373, SLG: 0.505	B SI 94 B SI 95 C CH 85 B SI 94 C CH 85 X SI 94 3-2 G4-3 ①		B SL 87 B CH 84 B SL 89 S SI 93 X SI 94 3-1 G6-3 ①		B SL 90 F CH 85 B SI 94 B CH 85 F SL 91 B SL 89 4-2 BB	C FC 88 1 SAFE F FF 95 B FF 96 X FC 86 1-2 G4-3 ③		C SL 78 X SL 79 0-1 F7 ③		4	0	0	0	1	0	3
7 Dansby Swanson, R (1, 6) OBP: 0.327, SLG: 0.466	C CU 78 B SI 95 S CH 85 F SI 94 X CU 79 1-2 5 HR 1B		C SI 93 F SL 89 B SI 93 B SL 90 X CH 85 2-2 L7 ②		1 SAFE B SI 93 S SL 90 B SI 93 C CH 83 X SL 91 2-2 G6-3 ③		B FF 95 F FF 95 C FF 96 S FC 92 1-3 K ①			4	1	1	0	0	1	1
5 Freddie Freeman, L (1, 3) OBP: 0.403, SLG: 0.606	F SI 93 X SI 94 0-1 1-H HR		B SL 90 B SI 94 X CH 87 2-0 F8 ③			B CU 79 S SL 89 B SI 95 F CH 84 X SI 94 2-2 20 HR 1B	B FF 95 F CH 84 B FC 91 B FF 96 S CH 87 S FF 97 3-3 K ②			4	2	2	2	0	1	0
20 Josh Donaldson, R (1, 5) OBP: 0.365, SLG: 0.492	B SI 95 B SL 90 F CH 85 F SI 94 B CU 81 C SI 95 3-3 K ②			B CU 78 S SL 89 B SL 90 B SL 88 B SI 95 4-1 27 BB BB	B SL 89 F SL 88 F SI 94 X CU 80 1-2 1-H HR	C FC 90 B FF 97 B FC 92 B CH 87 T FC 93 X FF 97 3-2 G6-3 ③				3	1	1	2	1	1	0
27 Austin Riley, R (1, 7) OBP: 0.348, SLG: 0.608 77 Luke Jackson, R (9, 1)	B SI 94 X SL 90 1-0 G4-3 ③			B SI 94 B SL 89 B CH 84 F SI 94 F SL 90 B CH 83 4-2 25 G6-4-3 1-2 BB	S CH 83 X SL 91 0-1 1 2B 2B			B SL 85 S FF 96 X FF 96 1-1 8 G5-3 25 1B 22 2B 1B		3 0	2 0	2 0	0 0	1 0	0 0	0 0
1 Ozzie Albies, S (1, 4) OBP: 0.345, SLG: 0.468		X CH 84 0-0 L8 ①		X SL 89 0-0 F9 ①	C SL 89 B CH 84 X SL 90 1-1 8 G6-3 2-H 2B			B FF 95 S FF 96 X CH 87 1-1 P5 ①		4	0	1	1	0	0	3
25 Tyler Flowers, R (1, 2) OBP: 0.344, SLG: 0.459		B SI 92 F SL 90 S SI 94 F SI 93 X SL 90 1-2 G6-3 ②		C SI 94 S SL 90 B SI 93 X SL 91 1-2 G6-4-3 ②③ 1-2f	B FC 88 B FF 93 C FC 90 F FF 96 T FF 95 2-2 K ①			F FF 97 X SL 82 0-1 8 G5-3 22 2B 1-2 1B		4	1	1	0	0	1	3
8 Charlie Culberson, R (1, 9) OBP: 0.371, SLG: 0.589 (9, 7)		B CU 81 F CH 85 B SL 90 B SI 94 B SI 96 4-1 BB			C CH 84 F SI 94 B CU 79 F CU 79 S CH 84 1-3 K ①	D FC 90 B FF 96 B FF 95 S FF 96 F FF 96 F FF 97 F FF 96 X FF 96 3-2 G6-3 ② 2-3		B SL 83 X SL 83 1-0 G5-3 ② 1-2 2-3		3	0	0	0	1	1	3
54 Max Fried, L (1, 1) OBP: 0.250, SLG: 0.269 14 Matt Joyce, L (6, PH) OBP: 0.352, SLG: 0.485 33 A.J. Minter, L (7, 1) 38 Anthony Swarzak, R (7, 1) 22 Nick Markakis, L (8, PH) OBP: 0.363, SLG: 0.421 (9, 9)		C SI 93 B SL 89 B SI 94 X SI 93 2-1 L7 ③			B SI 94 S SI 93 C CU 79 X SL 89 1-2 G1-3 ②	B CU 77 B FF 95 B FF 95 C FF 95 F FF 96 F FF 96 B FC 91 4-2 BB		B SL 78 X SL 77 1-0 2-H 3-H 2B		2 0 0 0 1	0 0 0 0 0	0 0 0 0 1	0 0 0 0 2	0 1 0 0 0	0 0 0 0 0	1 0 0 0 0
Inning Stats	R: 2 E: 0 K: 1 S: 13 H: 2 LOB: 0 BB: 0 P: 21	R: 0 E: 0 K: 0 S: 8 H: 0 LOB: 1 BB: 1 P: 15	R: 0 E: 0 K: 0 S: 6 H: 0 LOB: 0 BB: 0 P: 13	R: 0 E: 0 K: 0 S: 7 H: 0 LOB: 1 BB: 2 P: 16	R: 0 E: 0 K: 1 S: 12 H: 0 LOB: 1 BB: 1 P: 20	R: 3 E: 0 K: 1 S: 24 H: 4 LOB: 2 BB: 1 P: 38	R: 0 E: 0 K: 2 S: 9 H: 0 LOB: 0 BB: 0 P: 16	R: 2 E: 0 K: 0 S: 10 H: 3 LOB: 1 BB: 0 P: 14		1B: 4 2B: 3 3B: 0 HR: 2 SF: 0 SAC: 0 DP: 1 HBP: 0						

	AB	32
	R	7
	H	9
	RBI	7
	BB	5
	SO	5
	LOB	14

PITCHER		IP	WLS	BF	H	R	ER	SO	BB	IBB	HBP	BLK	WP	HR	S	P	ERA	WHIP
32 Steven Matz, L ERA: 4.28	(1, 1)	5.0	L	24	6	5	5	2	4	0	0	0	0	2	56	99	9.00	2.000
64 Chris Flexen, R ERA: 8.31	(6, 1)	2.0		7	0	0	0	3	1	0	0	0	0	0	23	40	0.00	0.500
72 Stephen Nogosek, R ERA: 27.0	(8, 1)	0.2		4	2	2	2	0	0	0	0	0	0	0	7	10	27.00	3.000
73 Daniel Zamora, L ERA: 5.68	(8, 1)	0.1		2	1	0	0	0	0	0	0	0	0	0	3	4	0.00	3.000

PITCHER	IP	WLS	BF	H	R	ER	SO	BB	IBB	HBP	BLK	WP	HR	S	P	ERA	WHIP

Batter	1	2	3	4	5	6	7	8	9	AB	R	H	RBI	BB	SO	LOB
6 Jeff McNeil, L (1, 7) OBP: 0.407, SLG: 0.480	B SI 93 B SI 94 C SI 94 F SI 95 F SI 95 F FF 95 X SI 95 2-2 24 G4-6-3 20 1B 1B		B SI 93 B SI 94 X SI 94 2-0 20 HR 1B		B FF 93 B FF 94 X FF 94 2-0 ① P5		B FF 94 S CH 85 X CH 84 1-1 ③ G4-3			4	1	2	0	0	0	0
20 Pete Alonso, R (1, 3) OBP: 0.362, SLG: 0.628	B SI 95 B SI 95 F SI 95 X SI 95 2-1 24 G4-6-3 1-2 1B		B SI 95 1 SAFE C FF 95 X FF 95 1-1 1-H HR		B SL 81 C SL 80 B FF 95 B FF 94 B FF 95 4-1 BB			C FF 93 B CH 86 B FF 95 C CH 83 S CH 86 2-3 ① K		3	1	2	2	1	1	0
24 Robinson Canó, L (1, 4) OBP: 0.282, SLG: 0.376	B SI 97 C FF 97 X FF 98 1-1 ① ② G4-6-3 1-2f 2-3		B FF 96 F CH 87 F FF 95 F CH 88 B CH 89 X CH 88 2-2 ① G4-3		X FF 94 0-0 ② L5			B FF 94 F CH 83 C FF 95 F FF 95 X CH 85 1-2 ② G4-3		4	0	0	0	0	0	3
30 Michael Conforto, L (1, 9) OBP: 0.376, SLG: 0.494	C FF 98 B FF 97 D CH 89 X CH 88 2-1 ③ G2-3		S CH 88 B CH 88 F FF 94 B CH 88 X CH 88 2-2 ② G3		C SL 78 C CH 85 B CH 87 F FF 96 S CH 86 1-3 ③ K			C FF 95 B FF 95 F SL 81 X FF 94 1-2 ③ F7		4	0	0	0	0	1	2
21 Todd Frazier, R (1, 5) OBP: 0.348, SLG: 0.427		C FF 94 H SI 94 1-1 40 E 91 G5-4-3 HBP	B FF 96 X FF 96 1-0 ③ L3			C FF 94 B FF 96 C CH 85 C CH 87 1-3 ① K			B FF 93 S SL 79 B FF 95 F FF 94 X FF 96 2-2 HR	3	2	1	1	0	1	0
40 Wilson Ramos, R (1, 2) OBP: 0.346, SLG: 0.402		C SI 95 F SI 95 F SI 95 B SI 96 D FC 90 X SI 96 2-2 E1 91 G5-4-3 1-3		C SI 93 B SI 94 X SI 94 1-1 ① G6-3		C SL 80 F FF 96 B FF 95 S FF 95 1-3 ② K			B FF 93 B CH 83 B SL 78 B FF 94 4-0 91 FC6-4 BB	3	0	0	0	1	1	1
1 Amed Rosario, R (1, 6) OBP: 0.292, SLG: 0.411		D FC 92 F FC 91 B FC 90 D FC 91 S FF 97 B FC 90 4-2 91 G5-4-3 BB		C SI 94 F SI 95 X SI 96 0-2 91 1B 1B		C SL 81 C SL 80 F SL 80 S FF 96 0-3 ③ K			B SL 80 B SL 80 C SL 80 S SL 80 B SL 80 S SI 90 3-3 ① K	3	0	1	0	1	2	1
91 Carlos Gómez, R (1, 8) OBP: 0.286, SLG: 0.358		B FF 97 X SI 96 1-0 ① ② G5-4-3 1-2f 2-3 3-H		F FF 96 X FF 96 0-1 28 G6-4-3 1-2 1B			X SL 80 0-0 ① F7		F SI 91 X SI 92 0-1 ② FC6-4 1-2f	4	0	1	0	0	0	3
61 Walker Lockett, R (1, 1) 46 Brooks Pounders, R (3, 1) 28 J.D. Davis, R (4, PH) OBP: 0.333, SLG: 0.466 68 Wilmer Font, R (4, 1) OBP: 0.333, SLG: 0.333 11 Adeiny Hechavarría, R (7, PH) OBP: 0.273, SLG: 0.429 65 Robert Gsellman, R (7, 1) 72 Stephen Nogosek, R (8, 1) 22 Dominic Smith, L (9, PH) OBP: 0.439, SLG: 0.549		B SI 96 S SI 95 C SI 96 F SI 96 C CU 80 1-3 ③ K		D SI 97 C SI 96 D SI 96 S FF 97 F FF 98 B FF 98 X SI 97 3-2 ② ③ G6-4-3 1-2f			C FF 95 X FF 95 0-1 ② G3		C SL 82 B FF 91 S FF 92 S FF 91 1-3 ③ K	1 0 1 0 1 0 0 0 1	0 0 0 0 0 0 0 0 0	0 0 0 0 0 0 0 0 1	0 0 0 0 0 0 0 0 0	0 0 0 0 0 0 0 0 0	1 0 2 0 0 0 0 0 1	1 0 0 0 0 0 0 0 1
Inning Stats	R: 0 H: 2 E: 0 LOB: 1 K: 0 BB: 0 S: 11 P: 18	R: 1 H: 0 E: 1 LOB: 1 K: 1 BB: 1 S: 12 P: 21	R: 2 H: 2 E: 0 LOB: 0 K: 0 BB: 0 S: 11 P: 19	R: 0 H: 2 E: 0 LOB: 1 K: 0 BB: 0 S: 11 P: 15	R: 0 H: 0 E: 0 LOB: 1 K: 1 BB: 1 S: 7 P: 14	R: 0 H: 0 E: 0 LOB: 0 K: 3 BB: 0 S: 10 P: 12	R: 0 H: 0 E: 0 LOB: 0 K: 0 BB: 0 S: 5 P: 6	R: 0 H: 0 E: 0 LOB: 0 K: 1 BB: 0 S: 10 P: 14	R: 1 H: 1 E: 0 LOB: 1 K: 2 BB: 1 S: 11 P: 21	1B: 5 SF: 0 2B: 0 SAC: 0 3B: 0 DP: 3 HR: 2 HBP: 1						

PITCHER		IP	WLS	BF	H	R	ER	SO	BB	IBB	HBP	BLK	WP	HR	S	P	ERA	WHIP
32 Tyler Chatwood, R ERA: 3.69	(1, 1)	4.0		18	6	3	2	1	1	0	1	0	0	1	45	73	4.50	1.750
73 Adbert Alzolay, R ERA: 2.25	(5, 1)	4.0	W	15	1	1	1	5	2	0	0	0	0	1	35	55	2.25	0.750
41 Steve Cishek, R ERA: 3.16	(9, 1)	1.0	S	3	0	0	0	2	0	0	0	0	0	0	8	12	0.00	0.000

PITCHER		IP	WLS	BF	H	R	ER	SO	BB	IBB	HBP	BLK	WP	HR	S	P	ERA	WHIP

TOP

New York Mets @ Chicago Cubs

Wrigley Field, Chicago, IL

Thu Jun 20 2019, 7:09 PM - 10:05 PM CDT

Att. 38,956 - Partly Cloudy - 61 F

livebaseballscorecards.com

AB	32
R	4
H	7
RBI	3
BB	3
SO	8
LOB	14

WP: 0 PA: 36
PB: 0
SB: 0
CS: 0

New York Mets @ Chicago Cubs

Wrigley Field, Chicago, IL

Thu Jun 20 2019, 7:09 PM - 10:05 PM CDT

Att. 38,956 - Partly Cloudy - 61 F

livebaseballscorecards.com

BOTTOM

Batter	1	2	3	4	5	6	7	8	9	AB	R	H	RBI	BB	SO	LOB
12 Kyle Schwarber, L (1, 7) OBP: 0.326, SLG: 0.480	S FF 93 X FF 94 0-1 ① G6-3		F CH 86 B FF 92 B CH 85 F FF 92 B SI 92 B CH 86 4-2 17 1B / 44 2B / 1-2 BB	B FS 86 B FF 94 F SI 92 C CU 77 S FF 94 2-3 ② K		S FS 85 F SI 93 B CU 77 C CU 76 1-3 ② K				3	1	0	0	1	2	1
17 Kris Bryant, R (1, 5) OBP: 0.397, SLG: 0.538	B FF 92 X FF 93 1-0 ② G5-3		B FF 92 S CH 84 F FF 91 B CH 86 X FF 91 2-2 44 2B / 1-3 2-H 1B	C SL 83 D FF 95 S FF 96 S CU 77 1-3 ③ K		B FF 94 S FF 94 B SI 94 X SL 84 2-1 ③ G5-3				4	1	1	1	0	1	1
44 Anthony Rizzo, L (1, 3) OBP: 0.388, SLG: 0.550	C FF 94 S CH 86 B CH 87 F FF 93 X CH 87 1-2 ③ G5-3		X CH 85 0-0 9 PB / 9 3B / 1-H 3-H 2B		C FF 94 B SI 94 S FF 94 B SI 95 B CU 78 F CU 77 F FF 94 F FF 94 B FF 94 4-2 40 2B / BB		C SI 94 B SI 95 F SI 96 X SI 96 1-2 ① P5			3	1	1	2	1	0	0
9 Javier Báez, R (1, 6) OBP: 0.324, SLG: 0.551		C FF 91 S CU 79 S CU 80 0-3 ① K	S CU 81 B FF 92 S CU 80 F CU 80 B FF 92 X CU 79 2-2 22 WP / 2-H 3B		X SI 92 0-0 ① F9		C SL 90 S CU 82 B SI 96 B SI 97 B SL 90 X CU 82 3-2 HR			4	2	2	2	0	1	1
40 Willson Contreras, R (1, 2) OBP: 0.390, SLG: 0.560		B FF 92 X FF 92 1-0 ② G6-3	B SL 86 F FF 90 F SL 85 S SL 87 1-3 ② K		C FF 93 B SL 84 B SL 83 S FF 94 X CU 78 2-2 1-3 2B		B SL 90 C SI 96 F SI 95 F SI 95 B SL 91 B SI 97 C SI 97 3-3 ② K			4	0	1	0	0	2	1
22 Jason Heyward, L (1, 8) OBP: 0.348, SLG: 0.408 (9, 9)		B FF 92 S CH 86 B FF 93 S CH 86 F CH 88 S CH 87 2-3 ③ K	C FF 91 D SL 87 B SL 87 B FF 89 B FF 92 4-1 3-H BB		C FF 94 X FS 85 0-1 ② G3		F CH 88 B SI 95 B SI 96 F SI 96 B CU 82 X SI 96 3-2 ③ G6-3			3	0	0	0	1	1	2
2 Carlos González, L (1, 9) OBP: 0.291, SLG: 0.295 5 Albert Almora Jr., R (9, 8) OBP: 0.296, SLG: 0.412			B FF 92 2-2 32 SH3-4 / 3 1B / 1B 1 SAFE B FF 91 B FF 92 S CH 86 B CH 86 X CH 85 C SL 87 F SL 86 F SL 87 1 SAFE S SL 87 2-3 ③ K		0-0 IBB		B FF 96 X CH 87 1-0 ① L6			3 0	1 0	1 0	0 0	1 0	1 0	1 0
32 Tyler Chatwood, R (1, 1) OBP: 0.375, SLG: 0.571 73 Adbert Alzolay, R (5, 1) 41 Steve Cishek, R (9, 1)			X CH 89 0-0 ① SH3-4 1-2	C FF 94 S CU 77 B CU 77 F FF 95 B CU 79 B FF 93 D CU 75 4-2 3 BLK / BB	X FF 93 0-0 ③ G4-3				S FF 95 X FF 96 0-1 ② G3-1	0 2 0	0 0 0	0 0 0	0 0 0	1 0 0	0 0 0	0 3 0
3 Daniel Descalso, L (1, 4) OBP: 0.287, SLG: 0.280			C FF 91 D CH 85 F FF 90 F CU 81 B CH 85 F FF 92 D CU 80 F FF 91 F FF 92 3-2 F FF 92 X FF 93 12 BB / 17 1B / 2-H 1B	C SI 92 S FS 84 F FF 94 S CU 78 0-3 ① K 1-2		C SI 91 B FS 84 C SI 92 B SI 95 S FF 96 2-3 ① K		C FF 96 S FF 96 B FF 96 C FF 95 1-3 ③ K	4	1	1	1	0	3	1
Inning Stats	R: 0 E: 0 K: 0 S: 7 H: 0 LOB: 0 BB: 0 P: 9	R: 0 E: 0 K: 2 S: 8 H: 0 LOB: 0 BB: 0 P: 11	R: 6 E: 0 K: 2 S: 30 H: 5 LOB: 1 BB: 2 P: 50	R: 0 E: 0 K: 3 S: 13 H: 0 LOB: 1 BB: 1 P: 20	R: 0 E: 0 K: 0 S: 12 H: 1 LOB: 3 BB: 2 P: 18	R: 0 E: 0 K: 2 S: 8 H: 0 LOB: 0 BB: 0 P: 13	R: 1 E: 0 K: 1 S: 13 H: 1 LOB: 0 BB: 0 P: 23	R: 0 E: 0 K: 1 S: 6 H: 0 LOB: 0 BB: 0 P: 8		1B: 3 2B: 2 3B: 1 HR: 1 SF: 0 SAC: 1 DP: 0 HBP: 0						

	AB	30
	R	7
	H	7
	RBI	6
	BB	5
	SO	11
	LOB	11

WP: 1 PB: 1 SB: 0 CS: 0 PA: 36

PITCHER		IP	WLS	BF	H	R	ER	SO	BB	IBB	HBP	BLK	WP	HR	S	P	ERA	WHIP
61 Walker Lockett, R ERA: 23.14	(1, 1)	2.1	L	13	5	6	6	2	1	0	0	0	0	0	37	55	23.14	2.571
46 Brooks Pounders, R ERA:	(3, 1)	0.2		3	0	0	0	2	1	0	0	0	1	0	8	15	0.00	1.500
68 Wilmer Font, R ERA: 4.58	(4, 1)	3.0		13	1	0	0	5	2	1	0	1	0	0	33	51	0.00	1.000
65 Robert Gsellman, R ERA: 4.91	(7, 1)	1.0		4	1	1	1	1	0	0	0	0	0	1	13	23	9.00	1.000
72 Stephen Nogosek, R ERA: 10.8	(8, 1)	1.0		3	0	0	0	1	0	0	0	0	0	0	6	8	0.00	0.000

PITCHER	IP	WLS	BF	H	R	ER	SO	BB	IBB	HBP	BLK	WP	HR	S	P	ERA	WHIP

New York Mets @ Chicago Cubs

Wrigley Field, Chicago, IL

Fri Jun 21 2019, 1:26 PM - 4:34 PM CDT

Att. 41,078 - Partly Cloudy - 67 F

livebaseballscorecards.com

TOP

Batter	1	2	3	4	5	6	7	8	9	AB	R	H	RBI	BB	SO	LOB
6 Jeff McNeil, L (1, 9) OBP: 0.407, SLG: 0.491	C FF 91 B SL 84 B FF 92 S SL 85 B SL 87 F SL 86 X SI 95 3-2 ① G4-3		D SL 86 F SI 94 B ST 80 X SI 95 2-1 1-H HR		L CU 76 F FS 87 X FF 95 0-2 ③ F9		S SI 93 D CU 78 B SI 94 F SI 95 B CH 86 X SI 94 3-2 ③ 2-H 1B		1 SAFE C FF 95 S FF 95 F FF 95 B FF 95 D KC 78 S KC 77 2-3 ③ K	5	1	2	3	0	1	1
39 Edwin Díaz, R (8, 7) (9, 1)										0	0	0	0	0	0	0
20 Pete Alonso, R (1, 3) OBP: 0.358, SLG: 0.619	C SI 94 F FF 96 S FS 91 0-3 ② K		B ST 81 C SL 85 S ST 83 B FF 94 S FS 90 2-3 ② K			C SL 83 S FF 94 C FS 89 0-3 ① K		B CU 78 C CU 78 X CH 85 1-1 ① G6-3		4	0	0	0	0	3	0
24 Robinson Canó, L (1, 4) OBP: 0.282, SLG: 0.378	F SL 85 X FF 94 0-1 ③ G6-3		X FS 88 0-0 ③ G3-1			B SL 85 C FS 86 F FS 86 B FS 89 S FS 88 2-3 ② K		B CU 78 B SI 94 F SI 94 X CH 84 2-1 2B		4	0	1	0	0	1	0
30 Michael Conforto, L (1, 8) OBP: 0.378, SLG: 0.504 (8, 9)		B SL 83 B SL 83 B SL 84 B FF 92 4-0 28 1B 22 G4-6-3 BB		B FS 87 C FS 87 S SL 85 B FS 88 X FS 88 2-2 ① F7		C SL 84 B FF 94 X FS 87 1-1 HR		C SI 94 F CU 78 D CU 79 S CH 84 1-3 ② K		3	2	1	1	1	1	1
28 J.D. Davis, R (1, 5) OBP: 0.342, SLG: 0.466 21 Todd Frazier, R (8, 5) OBP: 0.348, SLG: 0.427		C FF 92 X SI 94 0-1 1-3 22 G4-6-3 1B		B ST 81 B SL 84 C SL 84 F SL 84 B FS 90 B SL 85 4-2 BB		C ST 81 B FF 95 S SI 93 B FF 95 X FS 90 2-2 E5			0-0 IBB	2 0	0 0	1 0	0 0	2 0	0 0	0 0
22 Dominic Smith, L (1, 7) OBP: 0.423, SLG: 0.526 12 Juan Lagares, R (8, 8) OBP: 0.255, SLG: 0.266		B SL 87 C FF 94 X FS 91 1-1 ① ② G4-6-3 1-2f 3-H		C FF 94 X CU 77 0-1 ② F9		X SL 85 0-0 ③ F7		X SI 94 0-0 ③ G3		4 0	0 0	0 0	0 0	0 0	0 0	5 0
11 Adeiny Hechavarría, R (1, 6) OBP: 0.272, SLG: 0.420		C FF 93 X FF 95 0-1 ③ P4		S FF 95 C FF 94 X FS 92 0-2 ③ L9			F FF 93 X FF 93 0-1 3 WP 6 1B 1B		S FF 94 F KC 76 C SL 84 0-3 ① K	4	1	1	0	0	1	1
3 Tomás Nido, R (1, 2) OBP: 0.231, SLG: 0.328			X FF 92 0-0 6 HR 1B		B SL 82 S SL 84 B FF 93 X SL 84 2-1 ① G6-3		L SL 84 F CH 86 B FF 93 1 SAFE B SL 88 D SL 87 S FF 95 3-3 ① K 1-2		B KC 78 F FF 96 F FF 96 B FF 96 C FF 96 2-3 ② K	4	1	1	0	0	2	1
44 Jason Vargas, L (1, 1) OBP: 0.056, SLG: 0.056 46 Brooks Pounders, R (5, 1) 1 Amed Rosario, R (7, PH) OBP: 0.291, SLG: 0.409 67 Seth Lugo, R (7, 1) 91 Carlos Gómez, R (9, PH) OBP: 0.293, SLG: 0.358 (9, 7)			B FF 93 C FF 92 L SL 85 D FS 89 C SL 84 2-3 ① K		B FF 92 B SL 84 B FF 92 C FF 91 C FF 90 F SL 84 F SL 84 F SL 85 C FF 94 3-3 ② K		S SL 87 D SL 87 S CH 88 X SL 86 1-2 ② L9		B SL 87 F SL 82 B SL 85 B FF 94 B FF 96 4-1 BB	2 0 1 0 0	0 0 0 0 0	0 0 0 0 0	0 0 0 0 1	0 0 0 0 0	2 0 0 0 0	1 0 1 0 0
Inning Stats	R: 0 E: 0 K: 1 S: 9 H: 0 LOB: 0 BB: 0 P: 12	R: 1 E: 0 K: 0 S: 6 H: 1 LOB: 0 BB: 1 P: 11	R: 2 E: 0 K: 2 S: 10 H: 2 LOB: 0 BB: 0 P: 16	R: 0 E: 0 K: 0 S: 10 H: 0 LOB: 1 BB: 1 P: 16	R: 0 E: 0 K: 1 S: 11 H: 0 LOB: 0 BB: 0 P: 16	R: 1 E: 1 K: 2 S: 12 H: 1 LOB: 1 BB: 0 P: 17	R: 1 E: 0 K: 1 S: 11 H: 2 LOB: 2 BB: 0 P: 18	R: 0 E: 0 K: 1 S: 8 H: 1 LOB: 2 BB: 1 P: 12	R: 0 E: 0 K: 3 S: 11 H: 0 LOB: 1 BB: 1 P: 19	1B: 4 2B: 1 3B: 0 HR: 2 SF: 0 SAC: 0 DP: 1 HBP: 0						

	AB	33
	R	5
	H	7
	RBI	4
	BB	4
	SO	11
	LOB	11

WP: 1 PA: 37
PB: 0
SB: 0
CS: 0

PITCHER		IP	WLS	BF	H	R	ER	SO	BB	IBB	HBP	BLK	WP	HR	S	P	ERA	WHIP
11 Yu Darvish, R ERA: 4.75	(1, 1)	6.0		24	4	4	4	6	2	0	0	0	0	2	58	88	6.00	1.000
29 Brad Brach, R ERA: 6.35	(7, 1)	0.2	L	3	1	1	1	1	0	0	0	0	1	0	8	12	13.50	1.500
38 Mike Montgomery, L ERA: 4.26	(7, 1)	1.1		6	2	0	0	1	0	1	0	0	0	0	11	18	0.00	1.500
50 Rowan Wick, R ERA: 4.5	(9, 1)	1.0		4	0	0	0	3	1	0	0	0	0	0	11	19	0.00	1.000

PITCHER	IP	WLS	BF	H	R	ER	SO	BB	IBB	HBP	BLK	WP	HR	S	P	ERA	WHIP

New York Mets @ Chicago Cubs

Wrigley Field, Chicago, IL

Fri Jun 21 2019, 1:26 PM - 4:34 PM CDT

Att. 41,078 - Partly Cloudy - 67 F

BOTTOM

livebaseballscorecards.com

Batter	1	2	3	4	5	6	7	8	9	AB	R	H	RBI	BB	SO	LOB
12 Kyle Schwarber, L (1, 7) OBP: 0.322, SLG: 0.472	C FF 85 B FF 86 C KC 73 F FF 87 B CH 81 F SI 87 B FF 87 F SI 86 X FF 87 3-2 ① P2		F CH 79 B CH 80 X KC 72 1-1 ① F8		B FF 85 X CH 78 1-0 ① G3		C CU 79 B CU 79 B CU 80 X CH 88 2-1 ③ F7			4	0	0	0	0	0	0
17 Kris Bryant, R (1, 9) OBP: 0.395, SLG: 0.538	F FF 86 F FF 86 B CH 81 B CH 81 X CH 80 2-2 ② L7		C KC 71 B SI 86 F CH 80 X KC 71 1-2 ② L9		B FF 85 B CH 79 S KC 71 F FF 85 X FF 86 2-2 2B			X FF 93 0-0 ① F9		4	0	1	0	0	0	0
44 Anthony Rizzo, L (1, 3) OBP: 0.387, SLG: 0.545	B FF 86 F SI 86 B SI 87 F FF 87 X KC 74 2-2 ③ G6-3		S KC 72 C CH 81 B CH 81 B KC 72 F SI 86 F KC 73 C FF 86 2-3 ③ K		B FF 85 F KC 72 C CH 80 B CH 81 F SI 86 S SI 85 2-3 ② K			C CU 79 X CU 80 0-1 40 1B 1B		4	0	1	0	0	2	1
9 Javier Báez, R (1, 6) OBP: 0.323, SLG: 0.545		B FF 85 B CH 80 C FF 86 B SI 87 C KC 74 F KC 73 F CH 80 F FF 87 F KC 74 4-2 B CH 80 13 E 13 S 5 G6-3 BB	S CH 78 C FF 85 B CH 79 F KC 71 T CH 80 1-2 ① K		B SL 88 B FF 92 F SL 87 D SL 88 S SL 88 X SL 88 3-2 ③ G6-3			X SL 88 0-0 ② L8		3	1	0	0	1	1	2
40 Willson Contreras, R (1, 2) OBP: 0.388, SLG: 0.554		X SI 86 0-0 ① F9	C SI 85 X SI 85 0-1 ② L4			C SL 87 X SL 87 0-1 ① G1-3		B CU 79 X FF 93 1-0 ③ 1-3 1B		4	0	1	0	0	0	1
13 David Bote, R (1, 5) OBP: 0.346, SLG: 0.484		B FF 86 C SI 86 1 SAFE 1 SAFE B FF 86 C KC 73 D CH 81 F KC 72 F FF 86 3-2 X SI 87 E5 5 5 G6-3 5 S 11 1B 1-3	F CH 79 B FF 84 F FF 86 B FF 86 B KC 73 B FF 86 4-2 BB		S SL 87 B FF 92 X SL 86 1-1 ② G4-3				X SL 88 0-0 ① F7	3	1	0	0	1	0	1
5 Albert Almora Jr., R (1, 8) OBP: 0.292, SLG: 0.406 29 Brad Brach, R (7, 1) 38 Mike Montgomery, L (7, 1) OBP: 0.333, SLG: 0.333 50 Rowan Wick, L (9, 1) 7 Victor Caratini, S (9, PH) OBP: 0.389, SLG: 0.452		C KC 74 S KC 72 F KC 73 B FF 86 X KC 72 1-2 ② G6-3 1-3 3-H	F FF 86 B CH 78 1 SAFE B KC 72 S CH 80 1 SAFE F CH 78 B FF 87 X KC 73 3-2 ③ F8		S SL 88 X SL 86 0-1 E6 3 PO 1				S FF 96 B FF 97 S FF 98 B FF 97 B FF 97 S FF 96 3-3 ② K	3 0 0 0 1	0 0 0 0 0	0 0 0 0 0	1 0 0 0 0	0 0 0 0 1	0 0 0 0 0	2 0 0 0 0
11 Yu Darvish, R (1, 1) OBP: 0.103, SLG: 0.107 3 Daniel Descalso, L (6, PH) OBP: 0.287, SLG: 0.280 22 Jason Heyward, L (7, 8) OBP: 0.345, SLG: 0.405		C FF 86 X FF 86 0-1 3-H 1B	C KC 69 X KC 71 0-1 27 HR 1B		C FF 93 B FF 92 F SL 87 B FF 92 1 SAFE 2-2 ③ PO 1-2	B FF 93 C FF 93 F CU 80 B FF 96 S SI 96 2-3 ① K		B FF 98 C FF 99 S FF 98 B FF 98 S FF 98 2-3 ③ K		2 0 2	1 0 0	2 0 0	1 0 0	0 0 2	0 0 0	0 0 0
27 Addison Russell, R (1, 4) OBP: 0.301, SLG: 0.413		C CH 80 D KC 76 X SI 86 1-1 ③ L9	B FF 84 C KC 71 B FF 84 B CH 79 F CH 79 F CH 80 X KC 72 3-2 1-H HR			C SL 88 X CU 79 0-1 ② G5-3			3	1	1	2	0	0	1

	AB	33
	R	4
	H	6
	RBI	4
	BB	2
	SO	6
	LOB	8

Inning Stats	1	2	3	4	5	6	7	8	9
	R: 0 E: 0 K: 0 S: 12	H: 0 LOB: 0 BB: 0 P: 19	R: 2 E: 1 K: 0 S: 20	H: 1 LOB: 1 BB: 1 P: 29	R: 0 E: 0 K: 1 S: 10	H: 0 LOB: 0 BB: 0 P: 14	R: 0 E: 0 K: 1 S: 12	H: 0 LOB: 1 BB: 1 P: 20	R: 2 E: 0 K: 1 S: 17	H: 3 LOB: 1 BB: 0 P: 28	R: 0 E: 1 K: 0 S: 8	H: 0 LOB: 0 BB: 0 P: 11	R: 0 E: 0 K: 1 S: 7	H: 0 LOB: 0 BB: 0 P: 11	R: 0 E: 0 K: 0 S: 5	H: 2 LOB: 2 BB: 0 P: 6	R: 0 E: 0 K: 2 S: 7	H: 0 LOB: 0 BB: 0 P: 12

1B: 4	SF: 0
2B: 1	SAC: 0
3B: 0	DP: 0
HR: 1	HBP: 0

WP: 0	PA: 36
PB: 0	
SB: 2	
CS: 0	

PITCHER		IP	WLS	BF	H	R	ER	SO	BB	IBB	HBP	BLK	WP	HR	S	P	ERA	WHIP
44 Jason Vargas, L ERA: 3.75	(1, 1)	4.2		21	4	4	2	3	2	0	0	0	0	1	68	104	3.86	1.286
46 Brooks Pounders, R ERA:	(5, 1)	1.1	W	4	0	0	0	0	0	0	0	0	0	0	11	17	0.00	0.000
67 Seth Lugo, R ERA: 2.23	(7, 1)	2.0	H	7	2	0	0	1	0	0	0	0	0	0	12	17	0.00	1.000
39 Edwin Díaz, R ERA: 3.64	(9, 1)	1.0	S	3	0	0	0	2	0	0	0	0	0	0	7	12	0.00	0.000

PITCHER	IP	WLS	BF	H	R	ER	SO	BB	IBB	HBP	BLK	WP	HR	S	P	ERA	WHIP

New York Mets @ Chicago Cubs

Wrigley Field, Chicago, IL

Sat Jun 22 2019, 1:24 PM - 4:24 PM CDT

Att. 41,106 - Partly Cloudy - 72 F

livebaseballscorecards.com

Batter	1	2	3	4	5	6	7	8	9	AB	R	H	RBI	BB	SO	LOB
6 Jeff McNeil, L (1, 4) OBP: 0.407, SLG: 0.494	F SI 91 S SI 92 F FF 91 X SV 77 0-2 ① P2	F FF 91 X SI 91 0-1 ③ 2-H 3-H 1B		S SI 90 B FF 91 X FF 91 1-1 2-H 2B		B FF 96 B FF 95 F FF 96 X FF 95 2-1 ② F8		F FF 89 F FC 87 F CU 81 B FF 89 X SI 90 1-2 ② G4-3		5	0	2	3	0	0	0
20 Pete Alonso, R (1, 3) OBP: 0.362, SLG: 0.632 64 Chris Flexen, R (8, 1) OBP: 0.500, SLG: 0.500	C CU 76 F CU 76 B CU 75 F FF 92 B SV 77 B CU 76 X CU 76 3-2 HR		C CU 76 B FF 91 C SI 91 X SV 76 1-2 ① G1-3	C FF 90 D SV 77 B SV 76 C FF 90 B FF 91 X CU 76 3-2 ③ G6-3		X FF 96 0-0 22 PB 21 1B 2B		C FC 88 B FC 88 B CU 81 B SI 88 C FC 88 B FC 88 4-2 BB		4 0	2 0	2 0	1 0	1 0	0 0	1 0
28 J.D. Davis, R (1, 7) OBP: 0.342, SLG: 0.464 22 Dominic Smith, L (6, PH) OBP: 0.425, SLG: 0.521 (6, 7) (8, 3)	F FF 91 S FF 91 B FF 92 B SI 91 X FF 92 2-2 ② G4-3		X CH 86 0-0 21 HR 1B		C CU 76 X SV 75 0-1 E3 30 1B	C FF 96 S FF 95 B KC 76 F KC 75 D KC 78 B FF 95 F FF 96 B FF 95 4-2 21 1B 2-3 BB		B FF 90 X SI 91 1-0 ③ G6-3		3 1	2 0	1 0	0 1	0 0	0 1	0 1
21 Todd Frazier, R (1, 5) OBP: 0.354, SLG: 0.446	C FF 92 B FF 92 B SI 89 B CH 86 F SI 92 B SI 91 4-2 30 PB BB		B FF 91 B SI 91 B FF 91 C FF 91 1 SAFE X SI 91 3-1 1-H HR		B CH 89 X CU 76 1-0 ① P4	C KC 77 B FF 94 B FF 94 C KC 75 X FF 94 2-2 1-2 3-H 1B			B SL 66 C SL 65 B SL 67 X SL 68 2-1 ① L7	4	1	2	3	1	0	1
30 Michael Conforto, L (1, 9) OBP: 0.375, SLG: 0.498	S SI 92 X SI 91 0-1 ③ G4-3 1-2		B CU 77 F SI 91 F CH 86 X SI 91 1-2 ② G6-3		C SV 76 X SI 90 0-1 40 HR 2-H 1B	S FF 93 B FF 93 B SL 83 F FF 94 C FF 94 2-3 ③ K			X SL 66 0-0 ② G3-1	5	1	1	1	0	1	3
40 Wilson Ramos, R (1, 2) OBP: 0.347, SLG: 0.413		C CU 76 S FF 91 B SI 92 B CH 88 F FF 92 B SI 91 B FF 92 4-2 1 2B 6 1B BB	X SI 91 0-0 ③ L8		F FF 91 B SI 90 1 SAFE X FF 91 1-1 1-H HR		C FF 94 B FF 94 B FC 93 F FF 95 F FF 96 F FF 96 S CH 88 2-3 ① K		B SL 70 B SL 65 B SL 68 C SL 69 X SL 68 3-1 ③ G1-3	4	2	1	2	1	1	0
1 Amed Rosario, R (1, 6) OBP: 0.297, SLG: 0.418		C CH 86 X CU 76 0-1 6 1B 1-3 2B		S CU 75 X SI 90 0-1 45 SH1-4 6 2B 1B	B SL 86 C SL 84 X KC 76 1-1 ② G6-3		X SL 87 0-0 12 G4-6-3 1B			4	2	3	0	0	0	0
12 Juan Lagares, R (1, 8) OBP: 0.248, SLG: 0.258		C FF 91 B FF 92 F FF 92 S FF 90 1-3 ① K		X CU 75 0-0 ① F8	C KC 77 B SL 84 F FF 95 X FF 96 1-2 ③ G4-3		C FF 94 F FF 95 B CH 89 X FF 95 1-2 ② ③ G4-6-3 1-2f			4	0	0	0	0	1	4
45 Zack Wheeler, L (1, 1) OBP: 0.324, SLG: 0.455 91 Carlos Gómez, R (8, PH) OBP: 0.290, SLG: 0.354 (8, 7)		S SV 78 F SI 91 S SV 77 0-3 ② K		X SI 90 0-0 ② SH1-4 1-2		C FF 94 S FF 95 S KC 77 0-3 ① K		X SI 90 0-0 ① G5-3		2 1	0 0	0 0	0 0	0 0	2 0	2 0
Inning Stats	R: 1 E: 0 K: 0 S: 15 H: 1 LOB: 1 BB: 1 P: 24	R: 2 E: 0 K: 2 S: 13 H: 2 LOB: 2 BB: 1 P: 18	R: 2 E: 0 K: 0 S: 10 H: 2 LOB: 0 BB: 0 P: 15	R: 1 E: 0 K: 0 S: 9 H: 2 LOB: 1 BB: 0 P: 13	R: 3 E: 1 K: 0 S: 12 H: 2 LOB: 0 BB: 0 P: 16	R: 1 E: 0 K: 2 S: 16 H: 2 LOB: 2 BB: 1 P: 26	R: 0 E: 0 K: 1 S: 9 H: 1 LOB: 0 BB: 0 P: 12	R: 0 E: 0 K: 0 S: 8 H: 0 LOB: 1 BB: 1 P: 14	R: 0 E: 0 K: 0 S: 5 H: 0 LOB: 0 BB: 0 P: 10	1B: 6 2B: 3 3B: 0 HR: 3 SF: 0 SAC: 1 DP: 1 HBP: 0						

	AB	37
	R	10
	H	12
	RBI	10
	BB	4
	SO	5
	LOB	12

WP: 0 PB: 2 SB: 0 CS: 0 PA: 42

PITCHER		IP	WLS	BF	H	R	ER	SO	BB	IBB	HBP	BLK	WP	HR	S	P	ERA	WHIP
62 Jose Quintana, L ERA: 4.5	(1, 1)	4.1	L	24	9	9	8	2	2	0	0	0	0	3	54	79	16.61	2.538
50 Rowan Wick, R ERA: 2.45	(5, 1)	1.2		8	2	1	0	2	1	0	0	0	0	0	21	33	0.00	1.800
29 Brad Brach, R ERA: 6.14	(7, 1)	1.0		3	1	0	0	1	0	0	0	0	0	0	9	12	0.00	1.000
56 Kyle Ryan, L ERA: 3.67	(8, 1)	1.0		4	0	0	0	0	1	0	0	0	0	0	8	14	0.00	1.000
7 Victor Caratini, R ERA: 9.0	(9, 1)	1.0		3	0	0	0	0	0	0	0	0	0	0	5	10	0.00	0.000

PITCHER		IP	WLS	BF	H	R	ER	SO	BB	IBB	HBP	BLK	WP	HR	S	P	ERA	WHIP

New York Mets @ Chicago Cubs

Wrigley Field, Chicago, IL

Sat Jun 22 2019, 1:24 PM - 4:24 PM CDT

Att. 41,106 - Partly Cloudy - 72 F

livebaseballscorecards.com

BOTTOM

Batter	1	2	3	4	5	6	7	8	9	AB	R	H	RBI	BB	SO	LOB
12 Kyle Schwarber, L (1, 7) OBP: 0.324, SLG: 0.470	B SI 95 X FC 93 1-0 9 G6-4-3 17 1B 1B		B SI 95 S FF 96 F SI 96 L FS 87 1-3 ① K			F SI 94 X CH 87 0-1 ① G5-3		B FF 95 F FF 96 B FF 96 B CH 84 B FF 96 4-1 3 BB BB		3	0	1	0	1	1	0
17 Kris Bryant, R (1, 5) (5, 9) OBP: 0.394, SLG: 0.536 29 Brad Brach, R (7, 1) 56 Kyle Ryan, L (8, 1) 44 Anthony Rizzo, L (8, PH) (9, 3) OBP: 0.385, SLG: 0.543	X FF 96 0-0 9 G6-4-3 1-2 1B		B FC 93 T FC 93 F FF 97 S CU 82 1-3 ② K			B FF 95 B FC 91 X FF 97 2-0 ② L7		B FF 95 F FF 95 S CH 83 B FF 94 X CH 83 2-2 ② F7		3 0 0 1	0 0 0 0	1 0 0 0	0 0 0 0	0 0 0 0	1 0 0 1	0 0 0 1
9 Javier Báez, R (1, 6) OBP: 0.321, SLG: 0.542 3 Daniel Descalso, L (6, 4) OBP: 0.289, SLG: 0.278	B FC 92 B SI 97 X FC 93 2-0 ① ② G6-4-3 1-2f 2-3		C FF 97 B FS 88 C SI 97 B SI 97 B CU 82 X FC 91 3-2 ③ G4-3			F CH 88 F SI 95 X CU 79 0-2 ③ F7		C SI 94 C CH 83 B FF 94 B SI 95 B FF 95 B SI 95 4-2 1-2 BB		2 1	0 0	0 0	0 0	0 1	0 0	2 0
40 Willson Contreras, R (1, 2) OBP: 0.386, SLG: 0.548	B FF 97 B FF 98 F FC 92 S FF 98 S FF 98 2-3 ③ K			X SI 96 0-0 ① G6-3			F SI 95 B CU 81 X SI 97 1-1 22 1B 7 G6-3 1B	C FF 95 F FC 88 F FF 95 F FF 95 X FF 94 0-2 ③ F9		4	1	1	0	0	1	3
22 Jason Heyward, L (1, 9) (5, 8) OBP: 0.351, SLG: 0.415		X SI 96 0-0 62 SH3-4 5 E 1B		B FF 95 B CH 88 C SI 94 F CH 88 F FF 97 X FF 97 2-2 ② G4-3			F CH 88 B SI 95 X FF 96 1-1 7 G6-3 2 BB 1-3 1B		B FF 94 X FF 94 1-0 13 PB 13 WP 2B	4	1	3	0	0	0	0
5 Albert Almora Jr., R (1, 8) OBP: 0.290, SLG: 0.402 50 Rowan Wick, L (5, 1) 2 Carlos González, L (7, 9) OBP: 0.294, SLG: 0.293		D FC 93 F FC 92 F FF 97 F FF 97 1 SAFE D FC 92 X FF 97 2-2 FC4 62 SH3-4 1-2		F FC 92 F FF 96 X FF 96 0-2 ③ F9			F CU 80 B SI 96 B FC 92 B FF 97 F CH 89 B FF 96 4-2 7 G6-3 1-2 BB		C FF 94 B CH 83 S FF 94 S FF 94 1-3 ① K	2 0 1	0 0 0	0 0 0	0 0 0	0 0 1	0 0 1	1 0 1
7 Victor Caratini, S (1, 3) (9, 1) OBP: 0.368, SLG: 0.424	B FF 96 B CH 87 F FF 96 B CH 88 S SI 95 F FC 91 F SI 95 T SI 97 3-2 ① K			F FF 95 B SI 95 F SI 95 B FF 95 F SI 96 X FS 90 2-2 ① F8			C SI 96 X SI 96 0-1 ① ② G6-3 1-2f 2-3 3-H		X FF 95 0-0 ② P5	4	0	0	0	0	1	5
62 Jose Quintana, R (1, 1) OBP: 0.037, SLG: 0.037 13 David Bote, R (5, 5) OBP: 0.346, SLG: 0.479		X FF 96 0-0 ② SH3-4 1-2 2-3		C CU 80 B FC 92 X FF 96 1-1 ② G3-1			X FC 91 0-0 ③ L4		C FF 94 F FC 87 B FF 96 D FC 90 F FF 95 B FF 95 B FF 96 4-2 27 DI 2-H BB	0 2	0 0	0 0	0 0	0 1	0 0	0 1
27 Addison Russell, R (1, 4) OBP: 0.290, SLG: 0.396 (6, 6)		B FC 92 X FC 92 1-0 ③ F8		B FF 96 C SI 96 F CH 87 F CU 81 B SI 97 F SI 96 F CU 81 B FC 91 S FF 97 3-3 ③ K				B FF 94 X FF 95 1-0 ① G6-3	C FF 95 F FC 87 S CU 79 0-3 ③ K 1-2	4	0	0	0	0	2	3

Inning Stats	1	2	3	4	5	6	7	8	9	1B	SF	WP	PA
R	0	0	0	0	0	0	1	0	1	5	0	1	36
E	0	1	0	0	0	0	0	0	0	2B	1	1	
K	1	1	2	0	1	0	0	0	2	3B	0	0	
S	6	12	9	8	12	6	9	12	11	HR	0	HBP	0
H	2	1	0	0	0	0	2	0	1	SAC	1	SB	0
LOB	1	2	0	0	0	0	1	1	1	DP	2	CS	0
BB	0	0	0	0	0	0	1	2	1				
P	11	18	14	10	18	8	15	23	17				

PITCHER		IP	WLS	BF	H	R	ER	SO	BB	IBB	HBP	BLK	WP	HR	S	P	ERA	WHIP
45 Zack Wheeler, R ERA: 4.69	(1, 1)	7.0	W	26	5	1	1	5	1	0	0	0	0	0	62	94	1.29	0.857
64 Chris Flexen, R ERA: 6.75	(8, 1)	2.0		10	1	1	0	2	3	0	0	0	1	0	23	40	0.00	2.000

PITCHER		IP	WLS	BF	H	R	ER	SO	BB	IBB	HBP	BLK	WP	HR	S	P	ERA	WHIP

AB	31
R	2
H	6
RBI	0
BB	4
SO	7
LOB	17

Batter	1	2	3	4	5	6	7	8	9	AB	R	H	RBI	BB	SO	LOB
1 Amed Rosario, R (1, 6) OBP: 0.297, SLG: 0.417	B FF 92 X FF 92 1-0 20 G6-4-3 1B		C CH 85 C FC 88 S FF 92 0-3 ③ K		S CU 79 X SI 91 0-1 ① SH3 1-2			C SL 79 F SI 90 B SL 80 F SL 78 X FF 90 1-2 ① G6-3		3	0	1	0	0	1	1
20 Pete Alonso, R (1, 3) OBP: 0.366, SLG: 0.642	B FC 87 S CH 82 X CH 83 1-1 ① ② G6-4-3 1-2f			C CU 77 S CU 78 X CH 84 0-2 HR	B FF 91 B FF 92 C FC 88 D CU 79 B FF 92 4-1 21 PO BB			B SI 90 B SL 79 C SL 78 S SL 78 B SI 89 B SL 76 4-2 BB		2	1	1	1	2	0	1
28 J.D. Davis, R (1, 7) OBP: 0.337, SLG: 0.457 30 Michael Conforto, L (8, PH) OBP: 0.374, SLG: 0.496 (8, 9)	S FF 91 S FF 92 B FF 92 F CH 85 X CH 84 1-2 ③ G6-3			S FF 93 S CH 84 B CU 80 B FF 92 F CH 84 C SI 92 2-3 ① K	F CH 83 S FF 92 C FF 91 0-3 ② K			F SL 79 B FF 90 X SL 79 1-1 ② F7		3 1	0 0	0 0	0 0	0 0	2 0	2 1
21 Todd Frazier, R (1, 5) OBP: 0.357, SLG: 0.453 65 Robert Gsellman, R (8, 1)		X FF 92 0-0 24 G6-3 1B		C SI 92 C FF 91 X CU 80 0-2 24 G1-3 2B	C SI 91 B CH 84 B FF 93 1 SAFE 2-1 ③ PO 1-2	C CU 76 B FF 91 B FC 88 X FF 91 2-1 ① F8		B SI 91 C SI 90 S FF 90 X FF 90 1-2 ③ F8		4 0	0 0	2 0	0 0	0 0	0 0	1 0
24 Robinson Canó, L (1, 4) OBP: 0.276, SLG: 0.371		F FF 93 B FC 88 D CH 84 X CH 84 2-1 ① ② G6-3 1-2f		D CU 79 X SI 91 1-0 ② G1-3 2-3		X FC 88 0-0 ② L7			C SL 83 C FF 94 S SL 83 0-3 ① K	4	0	0	0	0	1	2
91 Carlos Gómez, R (1, 9) OBP: 0.278, SLG: 0.337 (8, 7)		B CU 78 X FF 92 1-0 ③ F9		X CH 84 0-0 ③ G6-3		B FF 90 F FF 91 X CH 84 1-1 ③ P3			S FC 88 S SL 83 F SL 83 F FF 94 B SL 84 S SL 81 1-3 ② K	4	0	0	0	0	1	1
3 Tomás Nido, R (1, 2) OBP: 0.250, SLG: 0.379 22 Dominic Smith, L (9, PH) OBP: 0.421, SLG: 0.515			B FF 92 F FC 89 B FF 92 B CH 84 B FF 93 4-1 48 SH5-4 BB		B FF 91 X FC 89 1-0 HR		X FF 89 0-0 ① F8		S SL 82 B FS 88 F FC 88 F SL 81 B SL 83 B FC 88 F SL 82 F SI 92 F FF 93 3-2 ③ X FF 92 L9	2 1	1 0	1 0	1 0	1 0	0 0	0 0
12 Juan Lagares, R (1, 8) OBP: 0.250, SLG: 0.267			B FC 88 F FF 92 B CH 84 S CH 84 S FF 92 2-3 ① K		C FF 92 X FF 93 0-1 48 1B 2B		B FC 88 C CH 83 X CH 82 1-1 ② P3			3	1	1	0	0	1	1
48 Jacob deGrom, L (1, 1) OBP: 0.278, SLG: 0.382 11 Adeiny Hechavarría, R (7, PH) OBP: 0.269, SLG: 0.416 67 Seth Lugo, R (7, 1) 6 Jeff McNeil, L (8, 5) OBP: 0.407, SLG: 0.494			X FF 92 0-0 ② SH5-4 1-2		C FF 91 F FF 92 B CU 80 B FC 89 X FF 94 2-2 1 SH3 2-H 1B		C FF 90 B CH 83 T CH 82 T FF 92 1-2 ③ K			1 1 0 0	0 0 0 0	1 0 0 0	1 0 0 0	0 0 0 0	0 1 0 0	0 0 0 0
Inning Stats	R: 0 E: 0 K: 0 S: 7 H: 1 LOB: 0 BB: 0 P: 10	R: 0 E: 0 K: 0 S: 4 H: 1 LOB: 0 BB: 0 P: 7	R: 0 E: 0 K: 2 S: 8 H: 0 LOB: 1 BB: 1 P: 14	R: 1 E: 0 K: 1 S: 12 H: 2 LOB: 1 BB: 0 P: 15	R: 2 E: 0 K: 1 S: 13 H: 3 LOB: 1 BB: 1 P: 22	R: 0 E: 0 K: 0 S: 5 H: 0 LOB: 0 BB: 0 P: 8	R: 0 E: 0 K: 1 S: 6 H: 0 LOB: 0 BB: 0 P: 8	R: 0 E: 0 K: 0 S: 11 H: 0 LOB: 1 BB: 1 P: 18	R: 0 E: 0 K: 2 S: 15 H: 0 LOB: 0 BB: 0 P: 19	1B: 3 2B: 2 3B: 0 HR: 2 SF: 0 SAC: 2 DP: 2 HBP: 0						

PITCHER		IP	WLS	BF	H	R	ER	SO	BB	IBB	HBP	BLK	WP	HR	S	P	ERA	WHIP
35 Cole Hamels, L ERA: 2.92	(1, 1)	7.0		27	7	3	3	5	2	0	0	0	0	2	55	84	3.86	1.286
41 Steve Cishek, R ERA: 3.06	(8, 1)	1.0	W	4	0	0	0	0	1	0	0	0	0	0	11	18	0.00	1.000
46 Pedro Strop, R ERA: 5.17	(9, 1)	1.0	S	3	0	0	0	2	0	0	0	0	0	0	15	19	0.00	0.000

PITCHER	IP	WLS	BF	H	R	ER	SO	BB	IBB	HBP	BLK	WP	HR	S	P	ERA	WHIP

TOP

New York Mets @ Chicago Cubs

Wrigley Field, Chicago, IL

Sun Jun 23 2019, 1:23 PM - 4:12 PM CDT

Att. 39,077 - Overcast - 78 F

livebaseballscorecards.com

AB	29
R	3
H	7
RBI	3
BB	3
SO	7
LOB	10

WP: 0 PA: 35
PB: 0
SB: 0
CS: 0

Batter	1	2	3	4	5	6	7	8	9	AB	R	H	RBI	BB	SO	LOB
12 Kyle Schwarber, L (1, 7) OBP: 0.323, SLG: 0.467	B FF 97 F FF 97 X FF 97 1-1 P4		C CU 84 F SL 92 S CH 91 0-3 K		B FF 97 B CH 91 S SL 94 S SL 94 S SL 93 2-3 K			B CU 78 F SI 94 B CU 80 F CH 88 F CU 82 X FF 96 2-2 44 BB 9 HR 1B		4	1	1	0	0	2	0
17 Kris Bryant, R (1, 5) OBP: 0.393, SLG: 0.535	X FF 97 0-0 F9		S SL 93 B SL 93 S SL 94 S SL 94 1-3 K		B FF 97 X FF 98 1-0 44 1B 2B			S SL 89 F SL 89 D CH 90 F CU 81 B SL 89 F FF 94 F CU 81 1 SAFE 1 SAFE 2-2 X SL 88 F8		4	1	1	0	0	1	1
44 Anthony Rizzo, L (1, 3) OBP: 0.387, SLG: 0.541	C FF 97 B SI 98 S FF 98 F FF 99 X SL 93 1-2 G3		X CH 92 0-0 G1-3		D CH 92 B FF 98 C CH 89 X CH 91 2-1 2-H 1B			B CU 79 B CH 88 B FF 93 S FF 93 B SI 95 4-1 1-2 9 HR BB		3	1	1	1	1	0	0
9 Javier Báez, R (1, 6) OBP: 0.323, SLG: 0.551		S FF 97 B FF 97 F FF 97 F FF 99 S SL 93 1-3 K	S SL 92 B SL 92 S SL 92 S SL 93 1-3 K			B CH 90 B FF 97 C SL 93 C SL 94 F SL 94 B SL 92 F SL 94 F FF 98 X FF 98 3-2 22 CS 1B		S CU 80 S FF 94 X SL 87 0-2 1-H 2-H HR		4	1	2	3	0	2	0
22 Jason Heyward, L (1, 9) OBP: 0.356, SLG: 0.424		B FF 97 X FF 97 1-0 13 1B 35 1B 1B	B CH 91 C CH 90 F CH 91 X CH 92 1-2 13 FC6-4 1B			B FF 96 C SL 93 B SL 91 S FF 97 B SL 93 S SL 93 3-3 1-2 K		B SI 95 C CH 87 F CU 81 X SL 91 1-2 7 S 2B		4	1	3	0	0	1	1
13 David Bote, R (1, 4) OBP: 0.349, SLG: 0.476 46 Pedro Strop, R (9, 1)		F FF 98 D SL 93 1 SAFE 1 SAFE F FF 97 B FF 98 D SL 93 X SL 93 3-2 35 1B 35 S 1-3 1B	F FF 97 S CH 91 F SL 93 X SL 92 0-2 FC6-4 7 1B 1-2f			S SL 92 B CH 92 B CH 89 F FF 97 B SL 93 X FF 98 3-2 G6-3		B CU 81 B SL 89 F SI 96 S CU 81 B SL 89 B SI 96 4-2 7 S BB		3 0	0 0	1 0	0 0	1 0	0 0	1 0
7 Victor Caratini, S (1, 2) OBP: 0.375, SLG: 0.429		F FF 98 B FF 97 F CH 90 F FF 98 1 SAFE S SL 93 1-3 K	X FF 98 0-0 1-2				B SI 92 B FF 93 B SI 94 C FF 92 C SI 94 F SI 95 F FF 94 F FF 95 F SL 91 3-2 X FF 86 5 G5-4-3 1B	C SI 96 D CH 88 F SI 96 B SL 91 B CH 88 F SI 96 C SL 90 3-3 1-2 2-3 K	4	0	2	0	0	2	4
35 Cole Hamels, L (1, 1) OBP: 0.133, SLG: 0.107 3 Daniel Descalso, L (7, PH) OBP: 0.287, SLG: 0.276 41 Steve Cishek, R (8, 1) 27 Addison Russell, R (8, PH) OBP: 0.287, SLG: 0.392 (9, 4)		F FF 97 B SL 93 C FF 98 X FF 98 1-2 1-3 3-H 1B	C SL 93 C SL 92 B CH 90 S SL 90 1-3 K				B CU 78 B FF 94 B CH 88 C FF 93 F SI 94 S FF 95 3-3 K	C SI 97 B SI 96 F SL 90 B SL 91 X SI 97 2-2 G6-3	2 1 0 1	0 0 0 0	1 0 0 0	1 0 0 0	0 1 0 0	1 1 0 2	2 1 0 2
5 Albert Almora Jr., R (1, 8) OBP: 0.286, SLG: 0.396		S SL 94 B SL 94 S SL 94 S SL 94 1-3 K			F CH 91 B SL 91 B SL 92 F FF 97 X SL 93 2-2 G5-3		C SL 88 B FF 93 B CU 78 X SI 95 2-1 G5-4-3 1-2f			3	0	0	0	0	1	3
Inning Stats	R: 0 E: 0 K: 0 S: 7 H: 0 LOB: 0 BB: 0 P: 9	R: 1 E: 0 K: 3 S: 18 H: 3 LOB: 2 BB: 0 P: 26	R: 0 E: 0 K: 2 S: 7 H: 0 LOB: 0 BB: 0 P: 8	R: 0 K: 2 S: 14 H: 2 LOB: 2 BB: 0 P: 17	R: 1 E: 0 K: 1 S: 9 H: 2 LOB: 2 BB: 0 P: 16	R: 0 E: 0 K: 1 S: 12 H: 1 LOB: 0 BB: 0 P: 21	R: 0 E: 0 K: 1 S: 12 H: 1 LOB: 0 BB: 0 P: 20	R: 3 E: 0 K: 1 S: 26 H: 3 LOB: 2 BB: 2 P: 44		1B: 9 2B: 2 3B: 0 HR: 1 SF: 0 SAC: 0 DP: 1 HBP: 0				WP: 0 PB: 0 SB: 3 CS: 1 PA: 35		

PITCHER		IP	WLS	BF	H	R	ER	SO	BB	IBB	HBP	BLK	WP	HR	S	P	ERA	WHIP
48 Jacob deGrom, R ERA: 3.25	(1, 1)	6.0		24	8	2	2	9	0	0	0	0	0	0	67	97	3.00	1.333
67 Seth Lugo, R ERA: 2.87	(7, 1)	1.1	L	7	3	3	3	1	1	0	0	0	0	1	26	42	20.25	3.000
65 Robert Gsellman, R ERA: 4.83	(8, 1)	0.2		4	1	0	0	1	1	0	0	0	0	0	12	22	0.00	3.000

PITCHER	IP	WLS	BF	H	R	ER	SO	BB	IBB	HBP	BLK	WP	HR	S	P	ERA	WHIP

BOTTOM

New York Mets @ Chicago Cubs

Wrigley Field, Chicago, IL

Sun Jun 23 2019, 1:23 PM - 4:12 PM CDT

Att. 39,077 - Overcast - 78 F

livebaseballscorecards.com

AB	33
R	5
H	12
RBI	5
BB	2
SO	11
LOB	15

New York Mets @ Philadelphia Phillies

Citizens Bank Park, Philadelphia, PA

Mon Jun 24 2019, 7:07 PM - 10:25 PM EDT

Att. 29,117 - Partly Cloudy - 86 F

TOP

livebaseballscorecards.com

Batter	1	2	3	4	5	6	7	8	9	AB	R	H	RBI	BB	SO	LOB
6 Jeff McNeil, L (1, 9) OBP: 0.403, SLG: 0.488	S FF 94 F FF 93 S SI 94 0-3 ① K	F SL 87 B FF 94 S FF 93 X FF 95 1-2 ② FC3-6 20 HBP 1-2f 2-3		X CH 87 0-0 ① 20 G5-3 1B 1-3		F FF 93 F SL 87 B SL 87 F SL 88 F FF 95 F SL 88 B SL 88 F FF 94 X FF 96 2-2 ① L4		B SL 84 F FF 94 F SL 85 F SL 85 X FF 95 1-2 ② L7		5	0	1	0	0	1	2
20 Pete Alonso, R (1, 3) OBP: 0.373, SLG: 0.642	S SL 88 X SI 94 0-1 30 2B 1B	1 SAFE H SI 94 1-0 1-2 HBP		1 SAFE F SL 87 B FC 90 1 SAFE X SI 92 1-1 ② G5-3 1-2		B SL 88 X SL 88 1-0 30 BB 1B		C SL 87 B FF 95 F FF 94 B SL 86 F SL 87 B SL 87 B FF 95 4-2 BB		3	1	2	0	1	0	1
24 Robinson Canó, L (1, 4) OBP: 0.270, SLG: 0.361	B SI 93 X SI 93 1-0 ② F7	B FF 93 B SL 86 F SL 87 F SI 94 B FF 95 X SL 87 3-2 ③ L8		S FF 94 X SL 86 0-1 ③ L3		F SL 87 C SI 94 T SI 93 0-2 ② K		C FF 94 B FF 95 X FF 93 1-1 ③ G6-3		5	0	0	0	0	1	7
30 Michael Conforto, L (1, 8) OBP: 0.381, SLG: 0.516	X FF 94 0-0 21 1B 1-H 2B	C SL 86 X CH 83 0-1 ① L8	T FF 93 X FF 93 0-1 HR	C SL 87 D SL 87 B SI 94 D SL 90 B SI 94 4-1 1-2 BB		S CH 84 C FF 91 B CH 84 B CH 87 B CH 86 F FF 91 X FF 91 3-2 21 G4-3 1B				4	2	3	2	1	0	0
21 Todd Frazier, R (1, 5) OBP: 0.358, SLG: 0.469	C SL 89 B SI 93 B SL 87 C SI 92 X SL 86 2-2 2-H 1B	C SL 87 B SI 93 C SI 92 X FF 94 1-2 HR	C SI 93 S SL 86 B SL 85 C SI 94 1-3 ① K	B SL 89 B SL 90 F SL 88 B FF 95 F SL 88 X SL 88 3-2 ③ F9				C FF 90 B CH 85 X FF 90 1-1 ① ② G4-3 1-2f		5	1	2	2	0	1	3
22 Dominic Smith, L (1, 7) OBP: 0.420, SLG: 0.549	B SI 94 1 SAFE B SL 88 S FF 95 B FF 94 F SL 88 S FF 95 3-3 ③ K	F CU 78 B CH 85 S FF 94 B FF 94 F FF 94 S SL 89 2-3 ② K	S SL 86 X FF 94 0-1 40 1B 1 SF8 2B				C FF 94 X SL 84 0-1 ① G5-3	B FF 91 B CH 85 X FF 90 2-0 HR		5	2	2	1	0	2	1
40 Wilson Ramos, R (1, 2) OBP: 0.356, SLG: 0.432		B SI 93 B SI 93 C FF 93 B SL 87 F SL 87 B SI 93 4-2 6 FC3-6 1 1B BB	C SI 93 S SI 92 X SL 86 0-2 HR	C SI 89 B SI 93 X SI 93 1-1 2-3 1B			F FF 96 B SL 86 X SL 86 1-1 ② G4-3	C KC 81 C FF 89 X FF 92 0-2 1B		4	1	3	1	1	0	0
1 Amed Rosario, R (1, 6) OBP: 0.297, SLG: 0.416 72 Stephen Nogosek, R (7, 1) 28 J.D. Davis, R (9, PH) OBP: 0.335, SLG: 0.454		C SL 87 X FF 95 0-1 6 FC3-6 1-2 1B	B SL 87 C SL 87 B SL 90 B FF 94 F SL 86 X SL 86 3-2 ③ P6	X SL 89 0-0 ② SF8 3-H			S SL 86 F SL 86 B SL 84 X FF 96 1-2 ③ G4-3	B KC 80 B FF 90 F FF 90 B CH 84 T FF 90 F FF 91 S FF 90 3-3 ③ K		3 0 1	0 0 0	1 0 0	1 0 0	0 0 1	0 0 1	0 0 1
32 Steven Matz, R (1, 1) OBP: 0.250, SLG: 0.357 46 Brooks Pounders, R (5, 1) 11 Adeiny Hechavarría, R (7, 6) OBP: 0.266, SLG: 0.411		M FF 91 X FF 93 0-1 ① B1	C SI 93 X SL 87 0-1 6 1B 1B	X FF 94 0-0 ③ F9			S SL 86 X SL 86 0-1 ① F9			3 0 1	0 0 0	1 0 0	0 0 0	0 0 0	0 0 0	3 0 0
Inning Stats	R: 2 E: 0 K: 2 S: 13 H: 3 LOB: 1 BB: 0 P: 19	R: 0 E: 0 K: 0 S: 12 H: 1 LOB: 3 BB: 1 P: 21	R: 2 E: 0 K: 1 S: 15 H: 2 LOB: 0 BB: 0 P: 21	R: 0 E: 0 K: 0 S: 7 H: 2 LOB: 1 BB: 0 P: 8	R: 2 E: 0 K: 1 S: 11 H: 3 LOB: 1 BB: 0 P: 13	R: 0 E: 0 K: 1 S: 15 H: 1 LOB: 2 BB: 1 P: 25	R: 0 E: 0 K: 0 S: 7 H: 0 LOB: 0 BB: 0 P: 9	R: 0 E: 0 K: 0 S: 11 H: 0 LOB: 1 BB: 1 P: 17	R: 1 E: 0 K: 1 S: 14 H: 3 LOB: 1 BB: 0 P: 23	1B: 9 2B: 2 3B: 0 HR: 4 SF: 1 SAC: 0 DP: 1 HBP: 1						

	AB	39
	R	7
	H	15
	RBI	7
	BB	3
	SO	6
	LOB	18

	WP: 0	PA: 44
	PB: 0	
	SB: 0	
	CS: 0	

PITCHER		IP	WLS	BF	H	R	ER	SO	BB	IBB	HBP	BLK	WP	HR	S	P	ERA	WHIP
56 Zach Eflin, R ERA: 3.26	(1, 1)	5.0	W	27	11	6	6	4	1	0	1	0	0	3	58	82	10.80	2.400
12 Juan Nicasio, R ERA: 3.94	(6, 1)	1.0	H	5	1	0	0	1	1	0	0	0	0	0	15	25	0.00	2.000
65 JD Hammer, R ERA: 3.38	(7, 1)	2.0		7	0	0	0	0	1	0	0	0	0	0	18	26	0.00	0.500
31 Fernando Salas, R ERA: 9.0	(9, 1)	1.0		5	3	1	1	1	0	0	0	0	0	1	14	23	9.00	3.000

PITCHER		IP	WLS	BF	H	R	ER	SO	BB	IBB	HBP	BLK	WP	HR	S	P	ERA	WHIP

BOTTOM

New York Mets @ Philadelphia Phillies

Citizens Bank Park, Philadelphia, PA

Mon Jun 24 2019, 7:07 PM - 10:25 PM EDT

Att. 29,117 - Partly Cloudy - 86 F

livebaseballscorecards.com

Batter	1	2	3	4	5	6	7	8	9	AB	R	H	RBI	BB	SO	LOB
4 Scott Kingery, R (1, 7) OBP: 0.375, SLG: 0.620	S SI 94 B SL 90 B SI 92 X SI 94 2-1 L8 ①	B SL 89 F SI 91 X SI 93 1-1 F7 ①		B SI 93 X SI 94 1-0 3 2B 1B	C FF 90 S SL 85 B SL 85 B SL 85 X FF 91 2-2 2 S 2 2B 1B	B FF 93 X SL 84 1-0 P5 ③		D SL 83 S FF 95 F FF 94 X SL 84 1-2 1-2 2-H 1B		6	2	3	1	0	0	0
2 Jean Segura, R (1, 6) OBP: 0.324, SLG: 0.450	C SI 94 B SL 89 C SL 89 B SI 92 X CU 80 2-2 HR	B SI 93 F CH 83 F SI 92 X SL 89 1-2 3 2B 1B		C SI 93 D SI 92 1 SAFE X SL 88 1-1 L6 ①	B FF 90 B SL 86 C SL 86 B FF 91 X SL 86 3-1 1-H 2B		B FF 96 B FF 96 F FF 95 F FF 96 F FF 95 X SL 84 2-2 3 G3 1B	D SL 85 X FF 94 1-0 P4 ③		6	2	4	2	0	0	3
3 Bryce Harper, L (1, 9) OBP: 0.365, SLG: 0.467	X SI 93 0-0 F7 ②	C SI 92 F SL 89 B SI 92 X SI 92 1-2 17 F8 1-H 2B		C SI 93 S CH 84 X SI 92 0-2 1-H 2B	F FF 93 D CH 85 X SL 88 1-1 G3 ③		B FF 96 X CH 87 1-0 G3 ① 1-2			5	0	2	2	0	0	2
17 Rhys Hoskins, R (1, 3) OBP: 0.398, SLG: 0.527	B SI 93 B SL 90 S CH 84 C SI 93 X CH 83 2-2 HR	C CU 79 C SL 89 X SI 92 0-2 F8 ② 2-3		B SI 92 X SL 90 1-0 F7 ②		B FF 90 S SL 86 S FF 92 F SL 87 X SL 85 1-2 L7 ①	C FF 97 B FF 96 B SL 84 X FF 96 2-1 F9 ②			5	1	1	1	0	0	3
10 J.T. Realmuto, R (1, 2) OBP: 0.318, SLG: 0.431	B SI 93 B SL 90 B SL 90 B SI 93 4-0 16 1B 24 E BB	B SI 92 X CH 82 1-0 G6-3 ③		F CH 84 X SL 89 0-1 F9 ③		C SL 85 S SL 87 B SL 86 X FF 92 1-2 16 1B 3B	B FF 96 F FF 96 B FF 95 X SL 83 2-1 L8 ③			4	2	1	0	1	0	3
16 César Hernández, S (1, 4) OBP: 0.334, SLG: 0.433	1 SAFE F SI 91 B SI 92 F SL 87 1 SAFE X SI 92 1-2 24 E 24 1B 1-2 1B		C SI 93 F SI 93 X CU 78 0-2 G5-3 ①		B SI 93 C CU 77 X CH 83 1-1 P3 ①	B CH 85 B CH 83 F SL 86 B SL 88 X SL 86 3-1 24 S 7 1B 3-H 1B		C SI 94 B SL 84 B FF 95 X FF 96 2-1 24 FC5-4 1B		5	1	3	1	0	0	0
24 Roman Quinn, S (1, 8) OBP: 0.222, SLG: 0.150	S SI 92 B SL 89 B CH 83 X SL 90 2-1 E3 56 FC5 1-3 2-H 1B		X SL 90 0-0 B3 ②		B CU 80 B SL 89 B CH 83 C SI 92 C CH 84 F SI 93 F SI 93 B CU 78 4-2 7 HR BB	1 SAFE C SL 84 B CH 83 C SL 85 B SL 84 X SL 86 2-2 L5 ② 1-2		C FF 95 X SL 85 0-1 FC5-4 33 BB 4 1B ① 1-2f		4	2	1	1	1	0	2
7 Maikel Franco, R (1, 5) OBP: 0.285, SLG: 0.389	0-0 IBB		B SI 94 X SI 94 1-0 1B		B SI 92 B SL 89 B SI 92 X SI 92 3-0 1-H HR	C SL 85 X SL 86 0-1 23 HR 2-H 1B		F FF 96 F FF 96 B SL 82 C SL 85 1-3 K ②		4	2	3	3	1	1	1
56 Zach Eflin, R (1, 1) OBP: 0.120, SLG: 0.120 13 Sean Rodriguez, R (5, PH) OBP: 0.310, SLG: 0.340 12 Juan Nicasio, R (6, 1) 23 Jay Bruce, L (6, PH) OBP: 0.291, SLG: 0.571 65 JD Hammer, R (7, 1) 33 Brad Miller, L (8, PH) OBP: 0.360, SLG: 0.455 31 Fernando Salas, R (9, 1)	S SI 92 X SL 89 0-1 FC5 ③ 2-3f		F SI 93 S CU 78 S CU 77 0-3 K ③		X SL 85 0-0 G5-3 ②	B FF 92 B SL 86 F SL 87 F FF 91 X SL 86 2-2 1-H HR		B FF 96 B FF 96 S FF 95 B FF 95 C FF 95 F FF 95 B FF 95 4-2 4 1B 1-2 BB		2 1 0 1 0 0 0	0 0 0 1 0 0 0	0 0 0 1 0 0 0	0 0 0 2 0 0 1	1 0 0 0 0 1 0	0 0 0 0 0 0 0	4 0 0 0 0 0 0
Inning Stats	R: 3 E: 1 K: 0 S: 16 H: 4 LOB: 3 BB: 2 P: 29	R: 1 E: 0 K: 0 S: 12 H: 2 LOB: 1 BB: 0 P: 16	R: 0 E: 0 K: 1 S: 8 H: 1 LOB: 1 BB: 0 P: 9	R: 1 E: 0 K: 0 S: 9 H: 2 LOB: 1 BB: 0 P: 12	R: 3 E: 0 K: 0 S: 15 H: 3 LOB: 1 BB: 1 P: 29	R: 4 E: 0 K: 0 S: 18 H: 4 LOB: 0 BB: 0 P: 28	R: 0 E: 0 K: 0 S: 9 H: 1 LOB: 1 BB: 0 P: 16	R: 1 E: 0 K: 1 S: 14 H: 2 LOB: 2 BB: 1 P: 23		1B: 11 2B: 3 3B: 1 HR: 4 SF: 0 SAC: 0 DP: 0 HBP: 0				WP: 0 PB: 0 SB: 2 CS: 0 PA: 47		

	AB	43
	R	13
	H	19
	RBI	13
	BB	4
	SO	2
	LOB	18

PITCHER	IP	WLS	BF	H	R	ER	SO	BB	IBB	HBP	BLK	WP	HR	S	P	ERA	WHIP
32 Steven Matz, L (1, 1) ERA: 4.85	4.1	L	26	10	7	7	1	2	1	0	0	0	3	52	81	14.54	2.769
46 Brooks Pounders, R (5, 1) ERA: 9.0	1.2		11	6	5	5	0	0	0	0	0	0	1	26	42	27.00	3.600
72 Stephen Nogosek, R (7, 1) ERA: 7.36	2.0		10	3	1	1	1	1	0	0	0	0	0	23	39	4.50	2.000

PITCHER	IP	WLS	BF	H	R	ER	SO	BB	IBB	HBP	BLK	WP	HR	S	P	ERA	WHIP

Batter	1	2	3	4	5	6	7	8	9	AB	R	H	RBI	BB	SO	LOB
6 Jeff McNeil, L (1, 9) OBP: 0.410, SLG: 0.498	X SI 92 0-0 20 1B 24 1B 1B	B SI 94 B SI 94 X SI 93 2-0 1-2 1B		B CU 78 X SL 90 1-0 ① FC3-6 20 E 20 FC5-2 1-2f		F SI 92 B SI 92 X SL 89 1-1 1-H 1B		B FF 94 B SI 92 X SI 93 2-0 1-3 2B		5	1	4	1	0	0	1
20 Pete Alonso, R (1, 3) OBP: 0.370, SLG: 0.634	F SI 93 1 SAFE C SI 93 X SI 93 0-2 24 1B 30 SF8 1-2 1B	X SL 90 0-0 ① F7		1 SAFE S SI 92 F SI 93 X CH 88 0-2 ② FC5-2 1-H		X SI 92 0-0 ③ L8		B SI 95 X FS 87 1-0 ③ P3		5	1	1	0	0	0	6
24 Robinson Canó, L (1, 4) OBP: 0.277, SLG: 0.369	B SI 94 B SL 92 F SL 91 B CH 88 X SI 95 3-1 22 BB 1-3 2-H 1B	C SI 93 S CH 88 D CH 88 B SI 93 T CH 88 2-2 ② K		B SI 93 B SI 93 X SI 93 2-0 ③ G4-3			B SL 80 C SL 80 B SI 92 B SL 81 C FF 92 D SL 81 4-2 21 G3 BB		B FF 95 B FF 95 F FF 96 B FF 95 C FF 95 F FF 95 X FF 95 3-2 2B	4	0	2	1	1	1	3
30 Michael Conforto, L (1, 8) OBP: 0.375, SLG: 0.508	B CU 80 C SI 94 F SL 92 X CH 89 1-2 ① SF8 3-H	X CH 88 0-0 ③ G3			C SL 88 B CH 86 B SI 92 B CH 85 S SI 93 F SL 91 S SL 90 3-3 ① K		S SL 81 C SL 80 X SL 80 0-2 ① P5		S FS 88 S FS 88 S FS 87 0-3 ① K	4	0	0	1	0	2	4
21 Todd Frazier, R (1, 5) OBP: 0.354, SLG: 0.459 12 Juan Lagares, R (9, PR) OBP: 0.250, SLG: 0.267	C SI 93 X SI 94 0-1 ② L7		B SL 90 X SI 93 1-0 ① G5-3		S SI 92 B CU 80 B SI 93 B SI 92 X SI 92 3-1 ② L8		C CU 78 D FF 92 B CH 84 B SI 92 T CH 85 X CH 84 3-2 ② G3 1-2		B FS 88 F SI 95 B FS 87 S FS 87 B FS 88 B FS 87 4-2 BB	4 0	0 0	0 0	0 0	1 0	0 0	2 0
22 Dominic Smith, L (1, 7) OBP: 0.419, SLG: 0.566	D CU 81 C SI 94 B SI 93 B SL 90 B SI 94 4-1 40 FC4 1-2 BB		B CH 88 B SI 93 C SL 91 X SL 90 2-1 HR		B SI 92 X SI 92 1-0 ③ G6-3		B SL 81 B FF 93 B SL 81 C FF 93 F SL 81 F SL 81 S SL 82 3-3 ③ K		C FS 87 S FS 88 B FF 94 S FS 87 1-3 ② K	4	1	1	1	1	2	3
40 Wilson Ramos, R (1, 2) OBP: 0.353, SLG: 0.427	X SI 94 0-0 ③ FC4 1-2f		X SI 92 0-0 ② G5-3			C SI 90 B SI 92 X SI 92 1-1 ① G1-3		S SI 91 T SI 91 B SI 93 B SL 87 X FF 94 2-2 6 2B 1B	B SI 94 F SI 95 X SI 95 1-1 ③ G4-3	5	0	1	0	0	0	4
1 Amed Rosario, R (1, 6) OBP: 0.299, SLG: 0.427		C SI 92 B CU 80 B SL 91 X SI 93 2-1 HR	X SI 93 0-0 ③ G6-3			B SL 89 C SL 89 X SI 91 1-1 6 E 6 S 6 1B 1B		B SL 89 B SL 88 X SI 92 2-0 ① F7		4	2	2	1	0	0	1
61 Walker Lockett, R (1, 1) OBP: 0.500, SLG: 0.333 68 Wilmer Font, R (6, 1) OBP: 0.333, SLG: 0.333 65 Robert Gsellman, R (6, 1) 28 J.D. Davis, R (8, PH) OBP: 0.333, SLG: 0.452 64 Chris Flexen, R (8, 1) OBP: 0.500, SLG: 0.500		C SI 92 B SI 94 B SI 92 B SI 92 F SI 93 B SI 93 4-2 6 1B BB		C SI 92 B SI 92 X SI 91 1-1 6 FC3-6 1B		X SI 90 0-0 ② F8		F SI 93 B SL 88 B SL 86 F SI 92 S SL 88 2-3 ② K		2 0 0 1 0	0 0 0 0 0	1 0 0 0 0	0 0 0 0 0	1 0 0 1 0	0 0 0 1 0	1 0 0 1 0
Inning Stats	R: 2 E: 0 K: 0 S: 13 H: 3 LOB: 2 BB: 1 P: 21	R: 1 E: 0 K: 1 S: 10 H: 2 LOB: 2 BB: 1 P: 20	R: 1 E: 0 K: 0 S: 5 H: 1 LOB: 0 BB: 0 P: 8	R: 0 E: 1 K: 0 S: 7 H: 1 LOB: 1 BB: 0 P: 11	R: 0 E: 0 K: 1 S: 7 H: 0 LOB: 0 BB: 0 P: 14	R: 1 E: 0 K: 0 S: 8 H: 2 LOB: 1 BB: 0 P: 11	R: 0 E: 0 K: 1 S: 12 H: 0 LOB: 1 BB: 1 P: 22	R: 0 E: 0 K: 1 S: 9 H: 2 LOB: 2 BB: 0 P: 18	R: 0 E: 0 K: 2 S: 14 H: 1 LOB: 2 BB: 1 P: 23	1B: 8 2B: 2 3B: 0 HR: 2	SF: 1 SAC: 0 DP: 0 HBP: 0					

PITCHER		IP	WLS	BF	H	R	ER	SO	BB	IBB	HBP	BLK	WP	HR	S	P	ERA	WHIP
49 Jake Arrieta, R ERA: 4.33	(1, 1)	6.0	W	29	9	5	5	2	2	0	0	0	0	2	50	85	7.50	1.833
46 Adam Morgan, L ERA: 3.15	(7, 1)	1.0	H	4	0	0	0	1	1	0	0	0	0	0	12	22	0.00	1.000
12 Juan Nicasio, R ERA: 3.86	(8, 1)	0.2	H	4	2	0	0	1	0	0	0	0	0	0	8	16	0.00	3.000
50 Héctor Neris, R ERA: 2.48	(8, 1)	1.1	S	6	1	0	0	2	1	0	0	0	0	0	15	25	0.00	1.500

PITCHER	IP	WLS	BF	H	R	ER	SO	BB	IBB	HBP	BLK	WP	HR	S	P	ERA	WHIP

TOP

New York Mets @ Philadelphia Phillies

Citizens Bank Park, Philadelphia, PA

Tue Jun 25 2019, 7:07 PM - 10:14 PM EDT

Att. 28,125 - Partly Cloudy - 87 F

livebaseballscorecards.com

AB	38
R	5
H	12
RBI	5
BB	4
SO	6
LOB	26

WP: 0 PA: 43
PB: 0
SB: 1
CS: 0

Batter	1	2	3	4	5	6	7	8	9	AB	R	H	RBI	BB	SO	LOB
4 Scott Kingery, R (1, 8) (8, 7) OBP: 0.376, SLG: 0.630	C SI 92 B SI 94 B SI 92 X FF 93 2-1 HR		C FF 92 X CH 86 0-1 ② F8		B FF 91 F FF 91 C CU 79 F CH 84 B FF 91 S CH 83 2-3 ② K	C CU 78 B SL 85 H FF 94 2-1 HBP		C FC 84 X FF 94 0-1 ③ L8		4	1	1	1	0	1	2
2 Jean Segura, R (1, 6) OBP: 0.320, SLG: 0.443	C SI 92 B CU 80 C SI 93 B CH 87 X FF 93 2-2 ① G1-3		B CU 79 X FF 92 1-0 ③ F9		B FF 91 B CH 83 B FF 92 C FF 91 C CU 80 F CH 84 X SI 93 3-2 ③ G6-3	1 SAFE C SI 95 1 SAFE S SL 90 S SL 90 0-3 ③ K				4	0	0	0	0	1	2
3 Bryce Harper, L (1, 9) OBP: 0.363, SLG: 0.462	F FF 93 S CH 87 X FF 92 0-2 ② G3-1			X CH 85 0-0 ① L9		C SI 92 B FF 93 B CH 87 F CH 86 B CH 88 B CH 86 4-2 10 2B 23 G6-3 BB	S SI 96 X SI 97 0-1 ① G6-3			3	1	0	0	1	0	0
17 Rhys Hoskins, R (1, 3) OBP: 0.399, SLG: 0.536	B CU 78 F FF 93 B FF 94 F FF 93 X CH 88 2-2 ③ G6-3			C FF 92 X SI 94 0-1 HR		B CU 79 F SI 91 X SI 91 1-1 ① P2	B SL 91 B SL 92 C SI 97 B SL 90 D SI 97 4-1 BB			3	1	1	1	1	0	1
10 J.T. Realmuto, R (1, 2) OBP: 0.317, SLG: 0.432		B FF 92 C CU 79 X FF 93 1-1 ① G6-3		B CU 78 B CU 80 C CH 85 C CU 80 S CH 86 2-3 ② K		X SI 92 0-0 23 G6-3 16 1B 1-3 2B	B SI 96 F SI 96 S SL 90 T SL 92 1-2 ② K			4	1	1	0	0	2	1
23 Jay Bruce, L (1, 7) OBP: 0.291, SLG: 0.566 50 Héctor Neris, R (8, 1)		B CH 86 B FF 92 B FF 91 C FF 91 F CH 86 F FF 93 S CH 86 3-3 ② K		X FF 93 0-0 1B		F FF 94 B FS 84 S FS 87 X FF 95 1-2 ② G6-3 2-3 3-H	C SI 97 F SI 97 X CH 87 0-2 ③ G4-3			4 0	0 0	1 0	1 0	0 0	1 0	2 0
16 César Hernández, S (1, 4) OBP: 0.336, SLG: 0.433		C CU 79 X CH 86 0-1 7 FC5-4 1B		C FF 92 X CH 85 0-1 ③ P6		F CU 77 X FS 85 0-1 7 HR 3-H 1B		C CH 83 C FF 95 B CU 77 B CU 80 F CH 83 X FF 95 2-2 E4		4	1	2	1	0	0	1
7 Maikel Franco, R (1, 5) OBP: 0.284, SLG: 0.399		X FF 91 0-0 ③ FC5-4 1-2f			B FF 91 B CU 79 C CH 84 X CH 84 2-1 ① G1-3	1 SAFE B FF 94 B SL 84 S FF 94 1 SAFE X FF 96 2-1 1-H HR		C FF 95 1 SAFE B FC 90 X FF 93 1-1 ① F7		4	1	1	2	0	0	2
49 Jake Arrieta, R (1, 1) OBP: 0.161, SLG: 0.133 33 Brad Miller, L (6, PH) OBP: 0.373, SLG: 0.533 46 Adam Morgan, L (7, 1) 12 Juan Nicasio, R (8, 1) 24 Roman Quinn, S (8, 8) OBP: 0.217, SLG: 0.146			C FF 91 B CU 79 C CU 78 S CU 79 1-3 ① K	C FF 91 B CU 80 B CU 78 B FF 91 C FF 90 B FF 92 4-2 BB		B SI 92 C FS 84 B SI 93 B CU 76 C FF 95 X CU 77 3-2 HR		1 SAFE B FF 95 F FF 94 1 SAFE C FF 94 B CU 77 C FC 89 2-3 ② K		1 1 0 0 1	0 1 0 0 0	0 1 0 0 1	0 1 0 0 1	1 0 0 0 1	1 0 0 0 1	0 0 0 0 1
Inning Stats	R: 1 E: 0 K: 0 S: 11 H: 1 LOB: 0 BB: 0 P: 17	R: 0 E: 0 K: 1 S: 9 H: 1 LOB: 1 BB: 0 P: 13	R: 0 E: 0 K: 1 S: 6 H: 0 LOB: 0 BB: 0 P: 8	R: 1 E: 0 K: 1 S: 9 H: 2 LOB: 1 BB: 0 P: 11	R: 0 E: 0 K: 1 S: 12 H: 0 LOB: 1 BB: 1 P: 23	R: 5 E: 0 K: 1 S: 19 H: 4 LOB: 1 BB: 1 P: 32	R: 0 E: 0 K: 1 S: 9 H: 0 LOB: 1 BB: 1 P: 14	R: 0 E: 1 K: 1 S: 11 H: 0 LOB: 1 BB: 0 P: 16		1B: 3 2B: 1 3B: 0 HR: 4	SF: 0 SAC: 0 DP: 0 HBP: 1			WP: 0 PB: 0 SB: 0 CS: 0	PA: 37		

PITCHER	IP	WLS	BF	H	R	ER	SO	BB	IBB	HBP	BLK	WP	HR	S	P	ERA	WHIP
61 Walker Lockett, R (1, 1) ERA: 11.74	5.1		23	5	4	4	4	2	0	0	0	0	2	52	82	6.75	1.312
68 Wilmer Font, R (6, 1) ERA: 5.26	0.1	L	5	3	3	3	0	0	0	1	0	0	2	11	19	81.00	9.000
65 Robert Gsellman, R (6, 1) ERA: 4.68	1.1		5	0	0	0	2	1	0	0	0	0	0	12	17	0.00	0.750
64 Chris Flexen, R (8, 1) ERA: 6.17	1.0		4	0	0	0	1	0	0	0	0	0	0	11	16	0.00	0.000

PITCHER	IP	WLS	BF	H	R	ER	SO	BB	IBB	HBP	BLK	WP	HR	S	P	ERA	WHIP

BOTTOM

New York Mets @ Philadelphia Phillies

Citizens Bank Park, Philadelphia, PA

Tue Jun 25 2019, 7:07 PM - 10:14 PM EDT

Att. 28,125 - Partly Cloudy - 87 F

livebaseballscorecards.com

AB	33
R	7
H	8
RBI	7
BB	3
SO	7
LOB	12

Batter	1	2	3	4	5	6	7	8	9	10	AB	R	H	RBI	BB	SO	LOB
6 Jeff McNeil, L (1, 9) (7, 7) OBP: 0.414, SLG: 0.514	F FF 93 T FF 93 F FF 93 X KC 80 0-2 ① G4-3		B FF 94 D SL 87 F FF 94 F FF 93 F KC 82 D KC 80 B FF 94 4-2 24 G5-3 1-2 BB		X KC 81 0-0 HR	X FF 93 0-0 1-3 3-H 2B		1 SAFE F SL 79 X SL 81 0-1 ③ P5			4	1	2	2	1	0	1
20 Pete Alonso, R (1, 3) OBP: 0.371, SLG: 0.634	B KC 80 B KC 79 C FF 92 X FF 93 2-1 2B		X KC 81 0-0 ① F9		B FF 94 X FF 94 1-0 21 S 1B	C SL 86 F SI 94 S KC 81 0-3 ② K			C FS 86 B SI 94 B FS 87 B FS 87 C FF 95 T FF 95 3-2 ① K		5	0	2	0	0	2	4
24 Robinson Canó, L (1, 4) OBP: 0.271, SLG: 0.360	X FF 92 0-0 ② F7		B FF 94 X KC 79 1-0 ② G5-3 1-2 2-3		C SL 84 D CH 87 S SL 83 X FF 95 1-2 ① L8	B CU 82 B SI 91 F SI 91 X CU 80 2-1 ③ F7			F FS 86 X FF 94 0-1 ② G6-3		5	0	0	0	0	0	6
30 Michael Conforto, L (1, 8) (7, 9) OBP: 0.369, SLG: 0.498	B SL 83 X SL 85 1-0 ③ P5		F KC 81 B SL 85 X KC 80 1-1 ③ F7		B SL 87 F FF 95 F FF 96 D KC 82 X SL 86 2-2 ② L4		B CU 79 X SI 90 1-0 ① G3		B FS 86 F FS 87 S FS 88 B FS 86 X FS 85 2-2 ③ P6		5	0	0	0	0	0	4
21 Todd Frazier, R (1, 5) OBP: 0.346, SLG: 0.446		B FF 93 B FF 93 B SL 86 F FF 92 X FF 90 3-1 ① G5-3		X KC 79 0-0 ① F9	D KC 82 C SI 95 B SL 90 F SI 94 X SL 84 2-2 ③ P6 1-2		X FF 91 0-0 ② P2			B SL 88 C SL 88 X SI 95 1-1 ① G5-3	5	0	0	0	0	0	1
22 Dominic Smith, L (1, 7) OBP: 0.438, SLG: 0.606 67 Seth Lugo, R (7, 1) 65 Robert Gsellman, R (8, 1) 39 Edwin Díaz, R (9, 1) 28 J.D. Davis, R (10, PH) OBP: 0.332, SLG: 0.449 72 Stephen Nogosek, R (10, 1)		B FF 94 X FF 94 1-0 1B	B KC 80 C FF 94 X KC 80 1-1 HR		F FF 95 B CH 88 B CH 87 B SL 87 B FF 95 4-1 1 E 1 S 3 1B BB	C SI 90 B CU 82 B SL 82 F SI 91 X CU 81 2-2 1 CS 1B			S SL 89 B SL 89 S SL 89 F SL 89 B FF 95 F SI 95 B SL 89 S SL 89 3-3 ② K		3 0 0 0 1 0	2 0 0 0 0 0	3 0 0 0 0 0	1 0 0 0 0 0	1 0 0 0 0 0	0 0 0 0 1 0	0 0 0 0 0 0
1 Amed Rosario, R (1, 6) OBP: 0.298, SLG: 0.421	X FF 93 0-0 ② L8		X SL 87 0-0 ② F8		C SL 85 B FF 95 S SL 88 B KC 82 F SL 88 F FF 95 F FF 95 B KC 82 D SL 87 4-2 3 1B 6 2B 1-3 BB	C CH 81 F SI 91 1 SAFE 0-2 ③ CS 1-2	B SL 84 C FF 95 F FF 94 S SL 84 1-3 ① K		B FF 96 B SL 89 S SL 90 F SL 88 B SL 88 X SL 88 3-2 ③ F8	4	1	0	0	1	1	1
3 Tomás Nido, R (1, 2) OBP: 0.264, SLG: 0.386	S SL 85 S SL 86 F KC 82 F FF 93 X SL 84 0-2 ③ F9			B FF 95 X SL 87 1-0 1B	1 SAFE 1 SAFE X SI 90 0-0 6 2B 1-3 3-H 1B			F SL 85 B SL 84 S FF 94 X SL 84 1-2 ② G6-3			4	0	2	1	0	0	1
44 Jason Vargas, L (1, 1) OBP: 0.095, SLG: 0.095 12 Juan Lagares, R (7, 8) OBP: 0.255, SLG: 0.267			C FF 93 B KC 81 C FF 94 X KC 79 1-2 24 G5-3 6 BB 1B	C FF 95 F FF 94 B FF 94 S SL 84 1-3 ③ K	B FF 92 C FF 91 S FF 91 B FF 93 L SL 83 2-3 ① K			B SL 86 B FF 94 B FF 95 B FF 94 4-0 BB			3 0	0 0	1 0	0 0	0 1	2 0	3 0
Inning Stats	R: 0 E: 0 K: 0 S: 8 H: 1 LOB: 1 BB: 0 P: 11	R: 0 E: 0 K: 0 S: 9 H: 1 LOB: 1 BB: 0 P: 13	R: 0 E: 0 K: 0 S: 10 H: 1 LOB: 2 BB: 1 P: 17	R: 1 E: 0 K: 1 S: 8 H: 2 LOB: 1 BB: 0 P: 11	R: 1 E: 0 K: 0 S: 11 H: 2 LOB: 1 BB: 0 P: 17	R: 2 E: 0 K: 2 S: 16 H: 2 LOB: 2 BB: 2 P: 28	R: 0 E: 0 K: 0 S: 7 H: 1 LOB: 0 BB: 0 P: 10	R: 0 E: 0 K: 1 S: 8 H: 0 LOB: 1 BB: 1 P: 14	R: 0 E: 0 K: 1 S: 8 H: 0 LOB: 0 BB: 0 P: 13	R: 0 E: 0 K: 1 S: 10 H: 0 LOB: 0 BB: 0 P: 17	1B: 6 2B: 2 3B: 0 HR: 2	SF: 0 SAC: 0 DP: 0 HBP: 0					WP: 0 PB: 0 SB: 2 CS: 1	PA: 44

PITCHER	IP	WLS	BF	H	R	ER	SO	BB	IBB	HBP	BLK	WP	HR	S	P	ERA	WHIP
43 Nick Pivetta, R (1, 1) ERA: 5.63	5.2		29	9	4	4	3	3	0	0	0	0	2	60	93	6.35	2.118
52 Jose Alvarez, L (6, 1) ERA: 3.64	1.1		4	1	0	0	0	0	0	0	0	0	0	9	14	0.00	0.750
65 JD Hammer, R (8, 1) ERA: 3.18	0.2		3	0	0	0	1	1	0	0	0	0	0	6	12	0.00	1.500
46 Adam Morgan, L (8, 1) ERA: 3.1	0.1		1	0	0	0	0	0	0	0	0	0	0	2	2	0.00	0.000
50 Héctor Neris, R (9, 1) ERA: 2.41	1.0		3	0	0	0	1	0	0	0	0	0	0	8	13	0.00	0.000

PITCHER	IP	WLS	BF	H	R	ER	SO	BB	IBB	HBP	BLK	WP	HR	S	P	ERA	WHIP
41 Edgar García, R (10, 1) ERA: 6.87	1.0	W	3	0	0	0	1	0	0	0	0	0	0	10	17	0.00	0.000

TOP

New York Mets @ Philadelphia Phillies

Citizens Bank Park, Philadelphia, PA

Wed Jun 26 2019, 7:07 PM - 10:27 PM EDT

Att. 29,822 - Clear - 90 F

livebaseballscorecards.com

AB	39
R	4
H	10
RBI	4
BB	4
SO	6
LOB	21

Batter	1	2	3	4	5	6	7	8	9	10	AB	R	H	RBI	BB	SO	LOB
4 Scott Kingery, R (1, 8) OBP: 0.365, SLG: 0.610	B FF 84 B FF 84 F FF 85 X FF 85 2-1 F9 ①		C KC 69 S CH 77 S CH 78 0-3 K ①			C FF 82 F SI 84 B CH 78 S CH 78 1-3 K ①	B FF 94 C CU 79 F SI 93 S CU 81 1-3 2 1B K 1-2 2-3		B FF 97 C SL 90 C FF 98 S FF 98 1-3 K ①		5	0	0	0	0	4	2
2 Jean Segura, R (1, 6) OBP: 0.321, SLG: 0.453	C SI 84 B KC 69 F FF 85 B CH 79 X SI 84 2-2 G6-3 ②		X CH 78 0-0 P4 ②			F FF 85 X SI 85 0-1 HR	C X CU 80 0-1 1-3 2-H 3-H 1B		X FF 99 0-0 F9 ②		5	1	2	3	0	0	0
3 Bryce Harper, L (1, 9) OBP: 0.364, SLG: 0.457	B FF 84 B FF 86 B FF 85 B FF 85 4-0 BB		B FF 84 F SI 84 S KC 69 B CH 79 S CH 79 2-3 K ③			S CH 79 S CH 78 S CH 78 0-3 K ②	0-0 IBB		C FF 99 S FF 99 F FF 99 B FF 99 B FF 98 B FF 98 T FF 100 3-2 K ③		3	0	0	0	2	3	0
17 Rhys Hoskins, R (1, 3) OBP: 0.396, SLG: 0.528 24 Roman Quinn, S (10, PR) OBP: 0.217, SLG: 0.146	B SI 85 B SI 83 C CH 79 C SI 85 X CH 78 2-2 G4-3 ③			B FF 82 C KC 68 X SI 83 1-1 G4-3 ①		C KC 70 B CH 78 F CH 77 B CH 78 S CH 78 2-3 K ③	S FF 94 B FF 94 B FF 94 F FF 95 F FF 96 T FF 97 2-2 K ③			B SL 88 B SL 85 B FF 95 C FF 95 C FF 96 F FF 96 F SL 85 F FF 95 B FF 96 4-2 10 1B 23 2B BB	4 0	0 1	0 0	0 0	1 0	2 0	4 0
10 J.T. Realmuto, R (1, 2) OBP: 0.319, SLG: 0.435		C SI 83 F KC 69 S CH 79 0-3 K ①		X SI 83 0-0 L7 ②			B CH 77 C SI 83 X KC 68 1-1 23 F8 16 2B 2B	F SI 95 B SL 91 X SI 95 1-1 G6-3 ①		F FF 96 B FF 94 C SL 87 B FF 95 F CH 87 X SL 87 2-2 23 2B 1-2 1B	5	1	2	0	0	1	0
23 Jay Bruce, L (1, 7) OBP: 0.293, SLG: 0.571		B CH 79 X FF 85 1-0 2B		C SI 83 F KC 69 S CH 76 0-3 K ③			X SI 84 0-0 F8 ① 2-3	B SI 96 F CH 87 B CH 88 S SL 90 S CU 82 2-3 K ②		B FF 95 X FF 96 1-0 1-3 2-H 2B	5	0	2	1	0	2	1
16 César Hernández, S (1, 4) OBP: 0.338, SLG: 0.438		F SI 85 X CH 79 0-1 P3 ②			B FF 82 S CH 77 S CH 76 S CH 77 1-3 K ①		X CU 77 0-0 4 WP 2 1B 3-H 2B	F SI 96 B CU 81 B SL 90 F SI 95 X CH 87 2-2 7 1B 1B			4	1	2	1	0	1	1
7 Maikel Franco, R (1, 5) OBP: 0.287, SLG: 0.398		0-0 IBB			B CH 76 C FF 84 C FF 83 X CH 78 1-2 L7 ②		F CU 78 X FF 92 0-1 F8 ②	S SL 90 X SI 95 0-1 1-2 1B			3	0	1	0	1	0	1
43 Nick Pivetta, R (1, 1) OBP: 0.091, SLG: 0.091 52 Jose Alvarez, L (6, 1) 33 Brad Miller, L (7, PH) OBP: 0.385, SLG: 0.533 65 JD Hammer, R (8, 1) 46 Adam Morgan, L (8, 1) 13 Sean Rodriguez, R (8, PH) OBP: 0.306, SLG: 0.333 50 Hector Neris, R (9, 1) 41 Edgar García, R (10, 1)		S CH 78 D KC 72 C CH 75 C KC 69 1-3 K ③			B SI 83 C KC 69 B CH 78 B SI 84 C SI 83 S CH 77 3-3 K ③		B CU 80 B FF 95 B CH 87 C SI 94 C CU 80 B FF 97 4-2 4 WP 2 1B BB	B SL 89 S SI 94 B SI 95 X SL 90 2-1 F9 ③			2 0 0 0 0 1 0	0 0 1 0 0 0 0	0 0 0 0 0 0 0	0 0 0 0 0 0 0	0 0 1 0 0 0 1	2 0 0 0 0 0 0	2 0 0 0 0 2 0
Inning Stats	R: 0 E: 0 K: 0 S: 8 H: 0 LOB: 1 BB: 1 P: 18	R: 0 E: 0 K: 2 S: 9 H: 1 LOB: 2 BB: 1 P: 11	R: 0 E: 0 K: 2 S: 7 H: 0 LOB: 0 BB: 0 P: 9	R: 0 E: 0 K: 1 S: 6 H: 0 LOB: 0 BB: 0 P: 7	R: 0 E: 0 K: 2 S: 9 H: 0 LOB: 0 BB: 0 P: 14	R: 1 E: 0 K: 3 S: 11 H: 1 LOB: 0 BB: 0 P: 14	R: 3 E: 0 K: 2 S: 17 H: 3 LOB: 3 BB: 2 P: 25	R: 0 E: 0 K: 1 S: 12 H: 2 LOB: 2 BB: 0 P: 19	R: 0 E: 0 K: 2 S: 8 H: 0 LOB: 0 BB: 0 P: 12	R: 1 E: 0 K: 0 S: 10 H: 2 LOB: 2 BB: 1 P: 17	1B: 4 2B: 4 3B: 0 HR: 1	SF: 0 SAC: 0 DP: 0 HBP: 0	WP: 1 PB: 0 SB: 0 CS: 0	PA: 42			

PITCHER		IP	WLS	BF	H	R	ER	SO	BB	IBB	HBP	BLK	WP	HR	S	P	ERA	WHIP
44 Jason Vargas, L ERA: 3.66	(1, 1)	6.1		24	3	2	2	10	1	1	0	0	0	1	53	77	2.84	0.632
67 Seth Lugo, R ERA: 3.29	(7, 1)	0.2	B	7	2	2	2	2	1	1	0	0	1	0	14	21	27.00	4.500
65 Robert Gsellman, R ERA: 4.57	(8, 1)	1.0		5	2	0	0	1	0	0	0	0	0	0	12	19	0.00	2.000
39 Edwin Díaz, R ERA: 3.52	(9, 1)	1.0		3	0	0	0	2	0	0	0	0	0	0	8	12	0.00	0.000
72 Stephen Nogosek, R ERA: 9.82	(10, 1)	0.0	L	3	2	1	1	0	1	0	0	0	0	0	10	17	∞	∞

PITCHER	IP	WLS	BF	H	R	ER	SO	BB	IBB	HBP	BLK	WP	HR	S	P	ERA	WHIP

BOTTOM

New York Mets @ Philadelphia Phillies

Citizens Bank Park, Philadelphia, PA

Wed Jun 26 2019, 7:07 PM - 10:27 PM EDT

Att. 29,822 - Clear - 90 F

livebaseballscorecards.com

AB	37
R	5
H	9
RBI	5
BB	5
SO	15
LOB	13

Batter	1	2	3	4	5	6	7	8	9	AB	R	H	RBI	BB	SO	LOB
6 Jeff McNeil, L (1, 4) (8, 9) (9, 7) OBP: 0.411, SLG: 0.508	T CH 87 F FF 92 S FF 95 0-3 ① K		F KC 79 B FF 92 F CH 86 H KC 80 2-2 HBP			S FF 92 F SI 90 B FF 93 C SI 91 1-3 ① K		B SL 88 F FF 94 X SL 86 1-1 ③ L6		3	0	0	0	0	2	1
20 Pete Alonso, R (1, 3) (9, 1) OBP: 0.367, SLG: 0.625 39 Edwin Díaz, R	C KC 78 B FF 91 C FF 94 C KC 80 1-3 ② K		B KC 79 S CH 85 F KC 80 D KC 80 X KC 78 2-2 ③ F9			C FF 94 B CH 84 B FF 94 D KC 80 X CH 86 3-1 ② FC4-6 30 BB 1-2f			B FS 88 B FS 87 S FF 94 B FS 88 C FS 88 X FS 88 3-2 ① G5-3	4 0	0 0	0 0	0 0	0 0	1 0	3 0
30 Michael Conforto, L (1, 9) (8, 8) (9, 9) OBP: 0.370, SLG: 0.496	C KC 80 B CH 88 B CH 87 F FF 94 S KC 81 2-3 ③ K			C CH 84 B CH 85 X FF 92 1-1 ① G4-3		1 SAFE C KC 79 B FF 93 B CH 87 B CH 87 B FF 94 4-1 1-2 BB			C FS 87 X FS 88 0-1 21 HR 1B	3	1	1	0	1	1	0
21 Todd Frazier, R (1, 5) OBP: 0.344, SLG: 0.458		C FF 93 B SI 91 C KC 80 X KC 80 1-2 ① F8		B KC 78 B FF 90 B CH 84 C FF 91 X KC 77 3-1 ② G5-3		F KC 78 F FF 94 X FF 94 0-2 ③ G6-3			1 SAFE F FS 86 B FS 86 1 SAFE B SI 94 B SI 94 S FF 94 X FF 94 3-2 1-H HR	4	1	1	2	0	0	2
22 Dominic Smith, L (1, 7) (9, 3) OBP: 0.432, SLG: 0.593		B FF 94 B CH 86 B SI 92 C FF 94 X CH 87 3-1 ② G4-3		B SI 91 B CH 86 C SI 92 F SI 92 T KC 79 2-2 ③ K			B CH 85 F SI 92 B CH 86 F SI 90 F KC 79 S KC 80 2-3 ① K		B FS 87 F FS 88 L FS 87 B FS 86 X FS 86 2-2 40 1B 1 G1-3 1B	4	1	1	0	0	2	0
40 Wilson Ramos, R (1, 2) OBP: 0.351, SLG: 0.424		F FF 94 B FF 92 B FF 91 C KC 80 B KC 81 S CH 86 3-3 ③ K			X FF 91 0-0 ① G3		C KC 78 B KC 79 B CH 86 X FF 91 2-1 ② G6-3		D FS 88 X SI 94 1-0 1-3 1 G1-3 1B	4	0	1	0	0	1	0
1 Amed Rosario, R (1, 6) OBP: 0.294, SLG: 0.416			B KC 76 B FF 92 B FF 90 C FF 92 F CH 84 F FF 94 X CH 85 3-2 E5		B FF 92 C KC 77 X KC 78 1-1 ② F8		S CH 86 S KC 80 S KC 80 0-3 ③ K		X SL 82 0-0 ② G1-3 1-2 3-H	4	0	0	1	0	1	1
12 Juan Lagares, R (1, 8) OBP: 0.252, SLG: 0.263 24 Robinson Canó, L (8, PH) OBP: 0.270, SLG: 0.358 11 Adeiny Hechavarría, R (8, 4) OBP: 0.263, SLG: 0.407			L KC 78 D FF 93 F KC 78 S KC 78 1-3 ① K		C FF 92 X KC 78 0-1 ③ G5-3			C FF 92 B SL 85 B FF 93 S SL 84 S SL 87 2-3 ① K	C SL 83 C SL 84 F SL 84 X SL 83 0-2 ③ F8	2 1 1	0 0 0	0 0 0	0 0 0	0 0 0	1 1 0	1 0 1
45 Zack Wheeler, L (1, 1) OBP: 0.333, SLG: 0.457 46 Brooks Pounders, R (7, 1) 28 J.D. Davis, R (8, PH) OBP: 0.330, SLG: 0.447 64 Chris Flexen, R (8, 1) OBP: 0.500, SLG: 0.500 91 Carlos Gómez, R (9, 8) OBP: 0.278, SLG: 0.337			C KC 78 L KC 78 F KC 76 S FF 93 0-3 ② K			C FF 91 X KC 77 0-1 20 FC4-6 1B		C SL 86 B SL 84 S FF 94 X SL 88 1-2 ② L8		2 0 1 0 0 0	0 0 0 0 0 0	1 0 0 0 0 0	0 0 0 0 0 0	0 0 0 0 0 0	1 0 0 0 0 0	1 0 0 0 0 0
Inning Stats	R: 0 E: 0 K: 3 S: 9 H: 0 LOB: 0 BB: 0 P: 12	R: 0 E: 0 K: 1 S: 8 H: 0 LOB: 0 BB: 0 P: 15	R: 0 E: 1 K: 2 S: 16 H: 0 LOB: 2 BB: 0 P: 24	R: 0 E: 0 K: 1 S: 7 H: 0 LOB: 0 BB: 0 P: 13	R: 0 E: 0 K: 0 S: 5 H: 0 LOB: 0 BB: 0 P: 6	R: 0 E: 0 K: 1 S: 11 H: 1 LOB: 2 BB: 1 P: 19	R: 0 E: 0 K: 2 S: 9 H: 0 LOB: 0 BB: 0 P: 13	R: 0 E: 0 K: 1 S: 8 H: 0 LOB: 0 BB: 0 P: 12	R: 3 E: 0 K: 0 S: 17 H: 4 LOB: 1 BB: 0 P: 26	1B: 4 2B: 0 3B: 0 HR: 1 SF: 0 SAC: 0 DP: 0 HBP: 1						

PITCHER		IP	WLS	BF	H	R	ER	SO	BB	IBB	HBP	BLK	WP	HR	S	P	ERA	WHIP
27 Aaron Nola, R ERA: 4.22	(1, 1)	7.0		25	1	0	0	10	1	0	1	0	0	0	65	102	0.00	0.286
12 Juan Nicasio, R ERA: 3.74	(8, 1)	1.0	H	3	0	0	0	1	0	0	0	0	0	0	8	12	0.00	0.000
50 Héctor Neris, R ERA: 3.18	(9, 1)	0.1	B	5	4	3	3	0	0	0	0	0	0	1	12	21	81.00	12.000
65 JD Hammer, R ERA: 3.0	(9, 1)	0.2	W	2	0	0	0	0	0	0	0	0	0	0	5	5	0.00	0.000

PITCHER	IP	WLS	BF	H	R	ER	SO	BB	IBB	HBP	BLK	WP	HR	S	P	ERA	WHIP

TOP

New York Mets @ Philadelphia Phillies

Citizens Bank Park, Philadelphia, PA

Thu Jun 27 2019, 1:08 PM - 4:31 PM EDT

Att. 39,161 - Partly Cloudy - 89 F

livebaseballscorecards.com

AB	33
R	3
H	5
RBI	3
BB	1
SO	11
LOB	10

WP: 0	PA: 35		
PB: 0			
SB: 0			
CS: 0			

New York Mets @ Philadelphia Phillies

Citizens Bank Park, Philadelphia, PA

Thu Jun 27 2019, 1:08 PM - 4:31 PM EDT

Att. 39,161 - Partly Cloudy - 89 F

livebaseballscorecards.com

BOTTOM

Batter	1	2	3	4	5	6	7	8	9	AB	R	H	RBI	BB	SO	LOB
4 Scott Kingery, R (1, 8) (9, 7) OBP: 0.366, SLG: 0.604	X SI 97 0-0 2 FC4-6 1B		T SI 96 B SI 97 T SI 96 B SI 96 F FC 92 S SI 96 2-3 ① K		F SI 96 B FF 96 B FC 91 F SI 97 B CU 80 F FF 97 F SI 97 F SI 98 X FC 92 3-2 ③ G6-3		C SL 87 S SL 86 B SL 87 S SL 85 1-3 ③ K		C FF 96 1 SAFE C SL 88 X SL 89 0-2 1-2 2 HR 1B	5	1	2	0	0	2	4
2 Jean Segura, R (1, 6) OBP: 0.319, SLG: 0.459	B SI 96 C SI 96 X SI 96 1-1 ① FC4-6 3 FC3-6 1-2f		B SI 96 T FF 97 C FC 97 F FF 97 X FF 97 1-2 ② F5			B FC 91 F SI 96 C FF 97 X SI 97 1-2 ① G4-3		C FF 94 F FF 92 B FF 96 B FC 91 X FC 92 2-2 ① P4	C FF 96 S FF 97 B FF 97 F FF 97 X FF 96 1-2 1-H 2-H HR	5	1	1	3	0	0	3
3 Bryce Harper, L (1, 9) OBP: 0.363, SLG: 0.465	F SI 96 X FC 92 0-1 ② FC3-6 1-2f		B FC 92 B FF 96 F CH 90 C FC 91 B SI 97 F SI 97 F CH 88 T FS 89 3-2 ③ K			B CH 88 B FC 91 B FF 96 T FF 96 X SI 97 3-1 HR		S CH 84 B FF 95 B FF 96 C CH 84 X CH 84 2-2 ② P6		4	1	1	1	0	1	3
17 Rhys Hoskins, R (1, 3) OBP: 0.397, SLG: 0.525	B FC 91 S SI 95 C FC 91 S FF 97 1-3 ③ K			B CU 78 F FC 91 F SI 95 B FF 96 B CU 80 F SI 96 F FF 97 F FC 91 F FS 89 4-2 16 FC4-6 BB		B FC 92 F SI 97 B FF 97 C FF 98 C FF 98 2-3 ② K		B FF 94 B FC 92 B FC 91 C FF 96 B FF 95 4-1 BB		2	0	0	0	2	2	1
23 Jay Bruce, L (1, 7) OBP: 0.288, SLG: 0.561 24 Roman Quinn, S (9, 8) OBP: 0.217, SLG: 0.146		F CH 87 B FC 92 F FF 96 B CH 90 B FC 92 F CH 90 X FF 98 3-2 ① G3		1 SAFE X FF 96 0-0 ① P5		B CH 88 S FC 93 F FF 98 S FF 97 1-3 ③ K		C CH 84 1 SAFE F CH 84 B FF 93 1 SAFE S FF 94 1-3 ③ K		4 0 0 0 0 2 2 0 0 0 0 0 0 0						
16 César Hernández, S (1, 4) OBP: 0.340, SLG: 0.435		C FF 97 X FC 92 0-1 ② L6		X FC 92 0-0 ② FC4-6 1-2f			B FF 93 B CH 86 F FF 92 H FF 92 3-1 15 SH5-4 7 1B HBP		B FF 96 B FF 95 C FF 95 F FF 97 F FF 97 B FF 95 D SL 91 4-2 7 HR BB	2	1	0	0	1	0	1
7 Maikel Franco, R (1, 5) OBP: 0.291, SLG: 0.413		C FC 93 F SI 97 B FF 99 F FF 98 B FC 92 B FF 99 X SI 99 3-2 ③ P5		X FC 91 0-0 ③ P5			1 SAFE X FF 91 0-0 15 SH5-4 1B 1-2		S SL 89 F FF 98 X FF 96 0-2 1-H HR	4	1	2	2	0	0	1
15 Andrew Knapp, S (1, 2) OBP: 0.307, SLG: 0.242 10 J.T. Realmuto, R (9, PH) OBP: 0.318, SLG: 0.434			F FF 95 B FC 92 F SI 96 B FF 97 B CU 82 F SI 97 F SI 96 F CH 90 F SI 97 4-2 B FF 88 27 SH BB		S FF 94 C FC 92 B FS 88 F FC 92 S SI 97 1-3 ① K		B FF 92 X FF 90 1-0 ① SH5-4 1-2 2-3		C SL 89 F SL 88 B SL 89 F SL 88 B SL 89 F FF 96 S SL 88 2-3 ① K	1 0 0 0 1 1 0 1 0 0 0 0 1 0						
27 Aaron Nola, R (1, 1) OBP: 0.179, SLG: 0.034 33 Brad Miller, L (7, PH) OBP: 0.377, SLG: 0.522 12 Juan Nicasio, R (8, 1) 50 Héctor Neris, R (9, 1) 65 JD Hammer, R (9, 1) 13 Sean Rodríguez, R (9, PH) OBP: 0.317, SLG: 0.333			B CU 78 C FF 97 B CU 77 X SI 96 2-1 SH 1-2		C FF 96 C FC 92 C FC 91 0-3 ② K		B FF 93 C SL 86 F SL 86 B FF 90 B SL 85 X SL 86 3-2 ② G4-3		C SL 88 B SL 88 S SL 89 B SL 88 F SL 89 F SL 87 F FF 96 B FF 97 B SL 90 4-2 4 1B 2 HR BB	1 0 0 0 0 1 0 1 0 0 0 0 0 2 0 0 0 0 0 0 0 0 0 0 0 0 0 0 0 0 0 0 0 0 0 0 1 0 0 1 0 0						
Inning Stats	R: 0 E: 0 K: 1 S: 8 H: 1 LOB: 1 BB: 0 P: 10	R: 0 E: 0 K: 0 S: 10 H: 0 LOB: 0 BB: 0 P: 16	R: 0 E: 1 K: 2 S: 21 H: 0 LOB: 2 BB: 1 P: 33	R: 0 E: 0 K: 0 S: 9 H: 0 LOB: 1 BB: 1 P: 13	R: 0 E: 0 K: 2 S: 13 H: 0 LOB: 0 BB: 0 P: 17	R: 1 E: 0 K: 2 S: 11 H: 1 LOB: 0 BB: 0 P: 18	R: 0 E: 0 K: 1 S: 9 H: 1 LOB: 2 BB: 0 P: 17	R: 0 E: 0 K: 1 S: 10 H: 0 LOB: 1 BB: 1 P: 19	R: 5 E: 0 K: 1 S: 23 H: 3 LOB: 0 BB: 2 P: 34	1B: 3 2B: 0 3B: 0 HR: 3 SF: 0 SAC: 2 DP: 0 HBP: 1					WP: 0 PB: 0 SB: 0 CS: 0 PA: 38		

PITCHER		IP	WLS	BF	H	R	ER	SO	BB	IBB	HBP	BLK	WP	HR	S	P	ERA	WHIP
45 Zack Wheeler, R ERA: 4.51	(1, 1)	6.0		23	2	1	1	7	2	0	0	0	0	1	72	107	1.50	0.667
46 Brooks Pounders, R ERA: 7.5	(7, 1)	1.0		5	1	0	0	1	0	0	1	0	0	0	9	17	0.00	1.000
64 Chris Flexen, R ERA: 5.68	(8, 1)	1.0		4	0	0	0	1	1	0	0	0	0	0	10	19	0.00	1.000
39 Edwin Díaz, R ERA: 4.94	(9, 1)	0.1	L	6	3	5	5	1	2	0	0	0	0	2	23	34	135.00	15.000

PITCHER	IP	WLS	BF	H	R	ER	SO	BB	IBB	HBP	BLK	WP	HR	S	P	ERA	WHIP

Atlanta Braves @ New York Mets

Citi Field, Flushing, NY

Fri Jun 28 2019, 7:14 PM - 10:09 PM EDT

Att. 36,421 - Partly Cloudy - 84 F

TOP

livebaseballscorecards.com

Batter	1	2	3	4	5	6	7	8	9	AB	R	H	RBI	BB	SO	LOB
13 Ronald Acuña Jr., R (1, 8) OBP: 0.370, SLG: 0.498	X SL 93 0-0 ① P4		C CH 90 B SL 93 F FF 98 B CH 91 B CH 91 F SL 93 X CU 84 3-2 ① 1 G4-3 1 S 20 SF7 1B		B SI 96 F CH 90 B FF 97 X FF 96 2-1 ① F8		B FS 84 X FF 93 1-0 ② L6		X SI 94 0-0 ① G2-3	5	1	1	0	0	0	1
1 Ozzie Albies, S (1, 4) OBP: 0.340, SLG: 0.465	B FF 98 F FF 98 B FF 98 S CH 92 F SL 94 B FF 99 F SL 93 S SL 94 3-3 ② K		1 SAFE C SL 93 1 SAFE B SI 98 F CH 91 F FF 98 F CH 90 X SL 94 1-2 ① G4-3 1-3		B SI 96 X SL 92 1-0 ② F7		B CU 79 S FF 94 S SI 94 S SI 95 1-3 ③ K		B SI 94 B FF 95 F SL 84 X SL 84 2-1 ② G4-3	5	0	0	0	0	2	2
5 Freddie Freeman, L (1, 3) OBP: 0.402, SLG: 0.599	C FF 99 B FF 99 B FF 99 C CH 93 X CH 94 2-2 1B		B SL 94 B SL 93 D CH 93 3-0 22 E 22 S IBB		B CH 90 C SL 93 B SL 93 S CH 90 B FF 99 F SL 91 F SL 92 B SL 92 4-2 1-2 BB			B SI 95 S SL 90 X CU 80 1-1 27 HBP 17 2B 22 1B 1B	C CH 88 B SL 84 B SI 94 B FF 96 F FF 95 F SL 85 S SL 83 3-3 ③ K	3	1	2	0	2	1	0
20 Josh Donaldson, R (1, 5) OBP: 0.356, SLG: 0.479	C FF 98 S FF 98 S FF 99 0-3 ③ K		B CH 91 B CH 90 C FF 98 X FF 98 2-1 ② SF7 3-H		B FF 96 B SL 91 B CH 90 X FF 96 3-0 ③ F8			X SI 96 0-0 ① L9		3	0	0	1	0	1	4
22 Nick Markakis, L (1, 9) OBP: 0.357, SLG: 0.421		X FF 98 0-0 16 G3 27 HR 2B	C FF 97 B FF 98 F FF 98 F FF 98 B FF 97 C SL 93 2-3 ③ K 1-3			F FF 96 X FF 96 0-1 ① G4-3		C SI 95 1 SAFE X SI 95 0-1 27 HBP 17 2B 1-2 1B		4	2	2	0	0	1	1
16 Brian McCann, L (1, 2) OBP: 0.337, SLG: 0.469		B FF 98 C CH 92 B SL 94 C CU 84 X CH 92 2-2 ① G3 2-3		F SI 96 F SL 92 S FF 97 0-3 ① K		B CH 89 C SL 92 F FF 97 B SL 92 B SL 93 S SL 94 3-3 ② K		F SI 96 C SL 89 F SL 90 F SI 96 B SI 96 S SL 91 1-3 ② K		4	0	0	0	0	3	3
27 Austin Riley, R (1, 7) OBP: 0.329, SLG: 0.580 8 Charlie Culberson, R (8, 7) OBP: 0.375, SLG: 0.603		S FF 97 F FF 98 B SL 93 X FF 98 1-2 3-H HR	C FF 98 F FF 98 B SL 94 S SL 92 1-3 ② K		S SL 93 B SL 92 S SL 92 F SL 92 X SL 93 1-2 1B			H SI 96 1-0 1-2 2-3 17 2B HBP		3	2	2	2	0	1	0
										0	0	0	0	0	0	0
17 Johan Camargo, S (1, 6) OBP: 0.278, SLG: 0.387 7 Dansby Swanson, R (8, 6) OBP: 0.325, SLG: 0.470		X FF 98 0-0 ② G1-3	F FF 98 X FF 98 0-1 ③ G5-3			C FF 97 T SI 98 F FF 98 B SL 92 B SL 92 X SL 94 2-2 ③ G4-3		X SI 94 0-0 1-H 2-H 3-H 2B		4	0	1	3	0	0	1
										0	0	0	0	0	0	0
40 Michael Soroka, R (1, 1) OBP: 0.156, SLG: 0.100 38 Anthony Swarzak, R (7, 1) 14 Matt Joyce, L (8, PH) OBP: 0.400, SLG: 0.479 33 A.J. Minter, L (8, 1) 77 Luke Jackson, R (9, 1)		C FF 98 C SL 94 S SL 93 0-3 ③ K			C FF 96 S FF 96 F FF 97 X SL 92 0-2 5 BB 1B		B FF 93 C FF 92 B SI 92 X FF 92 2-1 ① P5	D SL 90 B SI 96 F SI 96 B SL 91 C SI 96 C SL 91 3-3 ③ K		3	0	1	0	0	1	0
										0	0	0	0	0	0	0
										1	0	0	0	0	1	1
										0	0	0	0	0	0	0
										0	0	0	0	0	0	0

Inning Stats	1	2	3	4	5	6	7	8	9
R	0	2	1	0	0	0	0	3	0
E	0	0	0	0	0	0	0	0	0
K	2	1	1	2	0	1	1	2	1
S	12	11	15	8	12	13	6	14	7
H	1	2	1	0	1	1	0	3	0
LOB	1	0	1	0	2	1	0	0	0
BB	0	0	1	0	1	0	0	0	0
P	17	14	26	9	22	19	10	20	12

1B	6
2B	2
3B	0
HR	1
SF	1
SAC	0
DP	0
HBP	1

WP	0
PB	0
SB	2
CS	0
PA	39

AB	35
R	6
H	9
RBI	6
BB	2
SO	11
LOB	13

PITCHER	IP	WLS	BF	H	R	ER	SO	BB	IBB	HBP	BLK	WP	HR	S	P	ERA	WHIP
48 Jacob deGrom, R (1, 1) ERA: 3.32	6.0	L	26	6	3	3	7	1	1	0	0	0	1	71	107	4.50	1.167
68 Wilmer Font, R (7, 1) ERA: 5.12	1.0		3	0	0	0	1	0	0	0	0	0	0	6	10	0.00	0.000
65 Robert Gsellman, R (8, 1) ERA: 5.08	1.0		7	3	3	3	2	0	0	1	0	0	0	14	20	27.00	3.000
72 Stephen Nogosek, R (9, 1) ERA: 7.71	1.0		3	0	0	0	1	0	0	0	0	0	0	7	12	0.00	0.000

PITCHER	IP	WLS	BF	H	R	ER	SO	BB	IBB	HBP	BLK	WP	HR	S	P	ERA	WHIP

BOTTOM

Batter	1	2	3	4	5	6	7	8	9	AB	R	H	RBI	BB	SO	LOB
6 Jeff McNeil, L (1, 9) OBP: 0.406, SLG: 0.500	B SI 91 X SI 92 1-0 ① G4-3			F SI 93 B SI 93 B CH 83 F SI 93 F SL 84 F SL 86 F SI 94 F SI 94 B FF 96 3-3 ① K		B FF 91 F SI 90 B SI 91 F SI 91 X CH 81 2-2 ① L7	F FF 94 F SL 85 F SL 87 F FF 94 B FF 94 S SL 88 1-3 ② K			4	0	0	0	0	2	3
20 Pete Alonso, R (1, 3) OBP: 0.368, SLG: 0.633	B SI 93 F SI 92 S CH 82 B SI 94 B SI 94 X SI 95 3-2 ② G4-3			B SI 94 B CH 81 C SL 84 X CH 82 2-1 HR		B SI 92 C SI 94 F SI 92 X SI 93 1-2 1B	F SL 87 B SL 87 D SL 86 X SL 85 2-1 ③ L7			4	1	2	1	0	0	3
24 Robinson Canó, L (1, 4) OBP: 0.274, SLG: 0.361	C SI 93 B FF 95 F CH 83 X CH 80 1-2 ③ F8			C SI 94 X SI 93 0-1 1B		F SI 92 B CH 80 X CH 81 1-1 ② F8		B FC 90 B FF 96 X FC 90 2-0 21 G5-3 1B		4	0	2	0	0	0	1
30 Michael Conforto, L (1, 8) OBP: 0.366, SLG: 0.489		F SI 90 X SI 92 0-1 ① L7		B SL 83 C CH 80 B FF 94 F SI 92 X SL 83 2-2 ② F7		F FF 92 X SI 90 0-1 ③ F7		C FC 90 S FF 96 B FC 90 S FC 92 1-3 ① K		4	0	0	0	0	1	3
21 Todd Frazier, R (1, 5) OBP: 0.342, SLG: 0.454		C SL 84 B SI 93 F SI 93 X FF 95 1-2 ② G4-3		C SL 85 X SI 93 0-1 ③ P3			B SI 91 B SI 91 X FF 92 2-0 22 1B 3 1B 1B	C CH 87 B FC 92 B FC 91 S FC 91 X CH 87 2-2 ② G5-3 1-2		4	1	1	0	0	0	2
22 Dominic Smith, L (1, 7) OBP: 0.426, SLG: 0.581		C SI 93 B CH 81 F SI 93 S SL 84 1-3 ③ K			X SL 82 0-0 ① G3-1		X SI 90 0-0 28 1B 3 1B 1-3 1B	C FF 95 F FC 92 B FC 92 F CH 87 B FC 91 F FC 90 F FF 96 S FC 89 2-3 ③ K		4	0	1	0	0	2	1
1 Amed Rosario, R (1, 6) OBP: 0.291, SLG: 0.410			C SI 92 F CH 79 X SL 85 0-2 ① G1-3	C SI 91 B SI 90 F SI 91 B FF 92 F SI 92 S SL 83 2-3 ② K		F SI 92 F SI 91 B FF 92 1 SAFE S SL 84 1-3 ① K			B FF 97 B FF 96 F FF 95 X SL 86 2-1 ① L9	4	0	0	0	0	2	2
3 Tomás Nido, R (1, 2) OBP: 0.276, SLG: 0.392			X SI 94 0-0 ② G6-3	B SI 92 B SL 80 X SI 92 2-0 1B		X SI 91 0-0 28 1B 1-2 3-H 1B			S SL 87 X SL 86 0-1 ② G5-3	4	0	2	1	0	0	0
48 Jacob deGrom, L (1, 1) OBP: 0.263, SLG: 0.361 68 Wilmer Font, R (7, 1) OBP: 0.333, SLG: 0.333 28 J.D. Davis, R (7, PH) OBP: 0.333, SLG: 0.450 91 Carlos Gómez, R (7, PR) OBP: 0.278, SLG: 0.337 65 Robert Gsellman, R (8, 1) 72 Stephen Nogosek, R (9, 1) 40 Wilson Ramos, R (9, PH) OBP: 0.350, SLG: 0.422	B SI 91 X SI 93 1-0 ③ G4-3			S SL 83 F SL 82 F SL 81 F FF 94 D CH 80 F SL 84 X SI 93 1-2 ③ L7		B SL 86 D SL 86 X SL 85 2-0 1-2 2-3 1B			S SL 86 F FF 96 F SL 86 B SL 87 F FF 96 S SL 89 1-3 ③ K	2 0 1 0 0 0 1	0 0 0 0 0 0 0	0 0 1 0 0 0 0	0 0 0 0 0 0 0	0 0 0 0 0 0 0	0 0 0 0 0 0 1	1 0 0 0 0 0 0
Inning Stats	R: 0 E: 0 K: 0 S: 7 H: 0 LOB: 0 BB: 0 P: 12	R: 0 E: 0 K: 1 S: 8 H: 0 LOB: 0 BB: 0 P: 10	R: 0 E: 0 K: 0 S: 5 H: 0 LOB: 0 BB: 0 P: 6	R: 1 E: 0 K: 1 S: 18 H: 2 LOB: 1 BB: 0 P: 25	R: 0 E: 0 K: 1 S: 12 H: 1 LOB: 1 BB: 0 P: 17	R: 0 E: 0 K: 0 S: 10 H: 1 LOB: 1 BB: 0 P: 14	R: 1 E: 0 K: 2 S: 14 H: 4 LOB: 3 BB: 0 P: 22	R: 0 E: 0 K: 2 S: 13 H: 1 LOB: 1 BB: 0 P: 20	R: 0 E: 0 K: 1 S: 9 H: 0 LOB: 0 BB: 0 P: 12	1B: 8 2B: 0 3B: 0 HR: 1 SF: 0 SAC: 0 DP: 0 HBP: 0						

PITCHER		IP	WLS	BF	H	R	ER	SO	BB	IBB	HBP	BLK	WP	HR	S	P	ERA	WHIP
40 Michael Soroka, R ERA: 2.13	(1, 1)	6.1	W	26	7	2	2	4	0	0	0	0	0	1	66	93	2.84	1.105
38 Anthony Swarzak, R ERA: 2.61	(7, 1)	0.2	H	3	1	0	0	1	0	0	0	0	0	0	8	13	0.00	1.500
33 A.J. Minter, L ERA: 6.52	(8, 1)	1.0		4	1	0	0	2	0	0	0	0	0	0	13	20	0.00	1.000
77 Luke Jackson, R ERA: 2.93	(9, 1)	1.0		3	0	0	0	1	0	0	0	0	0	0	9	12	0.00	0.000

PITCHER	IP	WLS	BF	H	R	ER	SO	BB	IBB	HBP	BLK	WP	HR	S	P	ERA	WHIP

Atlanta Braves @ New York Mets

Citi Field, Flushing, NY

Fri Jun 28 2019, 7:14 PM - 10:09 PM EDT

Att. 36,421 - Partly Cloudy - 84 F

livebaseballscorecards.com

AB	36
R	2
H	9
RBI	2
BB	0
SO	8
LOB	16

WP: 0 PA: 36
PB: 0
SB: 0
CS: 0

Atlanta Braves @ New York Mets

Citi Field, Flushing, NY

Sat Jun 29 2019, 4:32 PM - 9:21 PM EDT

Att. 40,809 - Cloudy - 92 F

livebaseballscorecards.com

Batter	1	2	3	4	5	6	7	8	9	AB	R	H	RBI	BB	SO	LOB
13 Ronald Acuña Jr., R (1, 8) OBP: 0.373, SLG: 0.503	F SL 91 X CH 85 0-1 7 1B 1 1B 1B		F SI 91 X SL 80 0-1 7 2B 1B		C SI 92 B SI 92 B CH 85 X SI 92 2-1 2B		B SL 88 F SI 94 S CH 90 S FF 96 1-3 ② K	B FF 92 B FF 91 S SL 85 B SL 85 X CH 85 3-1 ③ L8		5	2	3	0	0	1	2
7 Dansby Swanson, R (1, 6) OBP: 0.329, SLG: 0.478	B SI 93 1 SAFE X SL 91 1-0 20 HBP 1 1B 1-3 1B		X SI 92 0-0 1-H 2B		X SL 81 0-0 ② L7		F SL 89 C SI 96 B SI 94 B CU 82 X CU 82 2-2 2B		B FF 91 F SL 84 C SL 84 F SL 86 S FF 91 1-3 ① K	5	1	3	1	0	1	1
5 Freddie Freeman, L (1, 3) OBP: 0.396, SLG: 0.590	B SI 95 S SL 89 S SI 94 S CH 87 1-3 ① K		C CH 84 B FC 88 F FC 89 C SI 92 1-3 ① K		B FC 89 B CH 84 B FC 88 S FC 89 S FC 89 X FC 90 3-2 ③ G3-1		B FF 95 B FF 95 B CH 89 C FF 96 F SI 96 S SL 91 3-3 ③ K		B CH 85 F SL 85 X FF 92 1-1 ② F8	5	0	0	0	0	3	5
20 Josh Donaldson, R (1, 5) OBP: 0.356, SLG: 0.476	H SL 90 1-0 1 1B 1-2 HBP		B SL 81 B SL 81 X SI 91 2-0 ② G6-3			C SL 80 B SI 90 C SI 92 B FC 90 B SI 92 X SI 92 3-2 ① G6-3		F SL 87 C CU 80 F SI 94 S CU 82 0-3 ① K	X FF 93 0-0 1B	4	0	1	0	0	1	1
1 Ozzie Albies, S (1, 4) OBP: 0.342, SLG: 0.465 22 Nick Markakis, L (6, 9) OBP: 0.358, SLG: 0.432	F SI 94 X SL 91 0-1 ② 1-3 2-H 3-H 1B		S SI 93 X FC 88 0-1 ③ F9			F CH 86 H FC 88 1-1 17 1B HBP		B FF 95 B FF 95 B CH 89 X FF 93 3-0 HR	C SL 86 B SL 84 X SL 85 1-1 ③ P5	2 2	0 1	1 1	2 1	0 0	0 0	1 1
27 Austin Riley, R (1, 7) OBP: 0.333, SLG: 0.596	X SL 91 0-0 ③ G5-3			B SI 92 F SI 89 B SL 82 B SI 90 X SI 92 3-1 25 G5-4-3 1B		F SI 91 1 SAFE F FC 88 B SI 92 X SI 90 1-2 ② L9		X SL 89 0-0 HR		4	1	2	1	0	0	2
17 Johan Camargo, S (1, 9) (6, 4) OBP: 0.277, SLG: 0.383		C CU 79 B SL 89 F SI 94 B CH 84 X SI 94 2-2 ① G5-3		F FC 89 F FC 88 B FC 90 X FC 89 1-2 ① L9		F FC 88 F FC 89 X SI 93 0-2 1-2 1B		B CU 80 S CH 88 B FF 94 X CH 89 2-1 ② G4-3		4	0	1	0	0	0	1
25 Tyler Flowers, R (1, 2) OBP: 0.339, SLG: 0.455 15 Sean Newcomb, L (6, 1) 8 Charlie Culberson, R (8, PH) OBP: 0.385, SLG: 0.610 71 Jacob Webb, R (8, 1) 77 Luke Jackson, R (9, 1)		B SI 93 F SL 89 F CH 85 C SI 94 1-3 ② K		C SI 92 X SI 92 0-1 ② ③ G5-4-3 1-2f		S FF 91 B FC 88 F FF 91 B FC 89 B SL 83 S FC 88 3-3 ③ K		X SL 88 0-0 16 BB 1B		3 0 1 0 0	0 0 0 0 0	0 0 1 0 0	0 0 0 0 0	2 0 0 0 0	0 0 0 0 0	3 0 0 0 0
49 Julio Teheran, R (1, 1) OBP: 0.125, SLG: 0.156 50 Jerry Blevins, L (4, 1) 14 Matt Joyce, L (5, PH) OBP: 0.395, SLG: 0.473 62 Touki Toussaint, R (5, 1) 16 Brian McCann, L (6, 2) OBP: 0.339, SLG: 0.466		C SI 93 S CU 81 B CU 80 B CU 79 F SI 95 C SL 90 2-3 ③ K			F SI 91 C FC 88 B SI 92 B SL 80 F FC 90 F SI 92 X SI 93 2-2 ① L3		X FF 93 0-0 ① G3-1	1 SAFE B FF 92 F SL 86 B FF 93 F SL 86 1 SAFE B FF 93 F SL 86 D SL 86 4-2 1-2 BB		1 0 0 1 0	0 0 0 0 0	0 0 0 0 0	0 0 0 0 0	1 0 0 0 1	0 0 0 0 0	0 0 0 0 0
Inning Stats	R: 2 E: 0 K: 1 S: 9 H: 3 LOB: 1 BB: 0 P: 12	R: 0 E: 0 K: 2 S: 10 H: 0 LOB: 0 BB: 0 P: 15	R: 1 E: 0 K: 1 S: 9 H: 2 LOB: 1 BB: 0 P: 12	R: 0 E: 0 K: 0 S: 7 H: 1 LOB: 0 BB: 0 P: 11	R: 0 E: 0 K: 0 S: 11 H: 1 LOB: 1 BB: 0 P: 18	R: 0 E: 0 K: 1 S: 13 H: 1 LOB: 2 BB: 0 P: 21	R: 0 E: 0 K: 2 S: 10 H: 1 LOB: 1 BB: 0 P: 16	R: 2 E: 0 K: 1 S: 14 H: 3 LOB: 2 BB: 1 P: 26	R: 0 E: 0 K: 1 S: 9 H: 1 LOB: 1 BB: 0 P: 12	1B: 8 2B: 3 3B: 0 HR: 2	SF: 0 SAC: 0 DP: 1 HBP: 2	WP: 0 PB: 0 SB: 0 CS: 0	PA: 41				

	AB	38
	R	5
	H	13
	RBI	5
	BB	1
	SO	9
	LOB	17

PITCHER		IP	WLS	BF	H	R	ER	SO	BB	IBB	HBP	BLK	WP	HR	S	P	ERA	WHIP
32 Steven Matz, L ERA: 4.95	(1, 1)	2.0		9	3	2	2	3	0	0	1	0	0	0	19	27	9.00	1.500
74 Chris Mazza, R ERA: 2.25	(3, 1)	4.0		17	5	1	1	2	0	0	1	0	0	0	40	62	2.25	1.250
67 Seth Lugo, R ERA: 3.6	(7, 1)	1.2	L	9	4	2	2	3	0	0	0	0	0	2	19	30	10.80	2.400
46 Brooks Pounders, R ERA: 6.14	(8, 1)	1.1		6	1	0	0	1	1	0	0	0	0	0	14	24	0.00	1.500

PITCHER	IP	WLS	BF	H	R	ER	SO	BB	IBB	HBP	BLK	WP	HR	S	P	ERA	WHIP

BOTTOM

Batter	1	2	3	4	5	6	7	8	9	AB	R	H	RBI	BB	SO	LOB
6 Jeff McNeil, L (1, 9) OBP: 0.409, SLG: 0.508	S FF 87 B FF 88 F FF 88 S FF 89 1-3 ① K	F CU 76 F SI 87 H CU 79 1-2 20 HBP 1-2 HBP		B CU 77 B SI 86 B SL 84 C FF 91 F CU 78 F SL 86 F SI 91 F FF 92 F FF 91 3-2 X CU 79 20 WP 2-H 2B		B FF 94 X FF 93 1-0 24 1B 1-H 2B		F CH 85 F FF 94 F FF 94 B FF 95 S CH 86 1-3 ③ K		4	1	2	2	0	2	0
20 Pete Alonso, R (1, 3) OBP: 0.371, SLG: 0.629 12 Juan Lagares, R (9, PR) OBP: 0.252, SLG: 0.263	B FF 90 C FF 90 F FF 88 B SL 84 B SI 91 B SL 84 4-2 24 1B BB	B SL 84 B CU 78 F SI 87 H SI 88 3-1 1-2 2-3 HBP		C CU 79 D SL 85 B SI 90 B FF 90 4-0 2-3 BB		C CU 76 B FS 85 B FS 85 C CU 76 F FF 96 B CU 78 S FS 87 3-3 ② K			X CU 83 0-0 21 G5-3 28 BB	2 0	0 0	0 0	0 0	2 0	1 0	1 0
24 Robinson Canó, L (1, 4) OBP: 0.278, SLG: 0.364 67 Seth Lugo, R (7, 1) 46 Brooks Pounders, R (8, 1) 28 J.D. Davis, R (9, PH) OBP: 0.337, SLG: 0.450 91 Carlos Gómez, R (9, PR) OBP: 0.278, SLG: 0.337	S FF 90 C FF 90 F FF 91 X FF 90 0-2 30 BB 1-3 1B	F SI 86 F CU 78 B FF 90 B FF 91 C FF 86 2-3 ③ K		F FF 88 B CU 73 X CU 72 1-1 ② F7		F FF 95 F FF 95 B FF 95 F SL 82 X FF 95 1-2 2-H 1B			S FF 97 B FF 96 1 SAFE F FF 96 D SL 87 F FF 96 D SL 88 B FF 96 4-2 21 G5-3 1-2 BB	4 0 0 0 0 0	0 0 0 0 0 0	2 0 0 0 0 0	1 0 0 0 0 0	0 0 0 1 0 0	1 0 0 0 0 0	5 0 0 0 0 0
30 Michael Conforto, L (1, 8) OBP: 0.363, SLG: 0.481	B FF 90 S SI 87 D SI 87 B SI 87 B FF 91 4-1 1-2 BB		F SI 87 X CH 84 0-1 ① G6-3	C CU 72 B FF 89 C CU 73 D CU 73 B FF 90 X CU 72 3-2 ③ G1-3		B CU 80 X FF 97 1-0 ③ L5			B FF 97 C CU 83 S SL 88 B FF 96 F CU 86 F SL 88 F SL 88 C FF 97 2-3 ① K	4	0	0	0	1	1	5
21 Todd Frazier, R (1, 5) OBP: 0.335, SLG: 0.442	B SL 83 C SL 82 X SL 84 1-1 ② L7		B FF 88 S FF 88 X CH 84 1-1 ② F7		C FF 94 F SI 93 B FS 85 X CU 77 1-2 ① P4		B FF 95 X FF 94 1-0 ① G4-3		X SL 88 0-0 ② G5-3 1-2 2-3	5	0	0	0	0	0	5
22 Dominic Smith, L (1, 7) OBP: 0.418, SLG: 0.590	B CU 77 B SI 91 C FF 92 F FF 92 F SL 86 S SL 85 2-3 ③ K		B FF 89 S CU 74 B FF 90 F FF 89 B SL 85 F FF 91 X FF 90 3-2 HR	C FF 94 S FS 88 B FS 86 X CU 77 1-2 ② G6-3			F CU 78 F FF 96 C SL 81 0-3 ② K		F SL 88 F SL 88 S FF 96 0-3 ③ K	5	1	1	1	0	3	6
40 Wilson Ramos, R (1, 2) OBP: 0.345, SLG: 0.415		C FF 89 S CU 75 S SI 90 0-3 ① K	F SI 90 X SI 90 0-1 ③ G6-3		B SI 94 X SI 94 1-0 ③ G6-3		B FF 96 X FF 95 1-0 ③ G5-3			4	0	0	0	0	1	0
1 Amed Rosario, R (1, 6) OBP: 0.293, SLG: 0.415		C CU 77 B SL 83 B SL 83 X FF 90 2-1 ② F8		C SL 82 B SI 89 X FF 90 1-1 6 2B 2B		B CU 77 B FS 85 C FF 93 C FF 94 X FS 86 2-2 6 WP 6 2B 1B		B FF 94 F FF 94 B FF 95 X FF 95 2-1 ① F9		4	2	2	0	0	0	0
32 Steven Matz, R (1, 1) OBP: 0.276, SLG: 0.379 74 Chris Mazza, R (3, 1) 11 Adeiny Hechavarría, R (6, PH) OBP: 0.258, SLG: 0.398 (7, 4)		F FF 90 F CU 77 X SL 78 0-2 20 HBP 6 HBP 1B		C FF 89 L FF 89 X FF 88 0-2 ① B1		C CU 76 F FF 92 1 SAFE B CU 76 X FF 93 1-2 ① F8		C SL 80 X FF 94 0-1 ② G5-3		1 1 2	0 0 0	1 0 0	0 0 0	0 0 0	0 0 0	0 1 1
Inning Stats	R: 0 E: 0 K: 2 S: 16 H: 1 LOB: 3 BB: 2 P: 28	R: 0 E: 0 K: 2 S: 14 H: 1 LOB: 3 BB: 0 P: 22	R: 1 E: 0 K: 0 S: 10 H: 1 LOB: 0 BB: 0 P: 14	R: 1 E: 0 K: 0 S: 17 H: 2 LOB: 2 BB: 1 P: 29	R: 0 E: 0 K: 0 S: 7 H: 0 LOB: 0 BB: 0 P: 10	R: 2 E: 0 K: 1 S: 16 H: 3 LOB: 1 BB: 0 P: 25	R: 0 E: 0 K: 1 S: 5 H: 0 LOB: 0 BB: 0 P: 7	R: 0 E: 0 K: 1 S: 8 H: 0 LOB: 0 BB: 0 P: 11	R: 0 E: 1 K: 2 S: 14 H: 0 LOB: 3 BB: 1 P: 20	1B: 4 2B: 3 3B: 0 HR: 1		SF: 0 SAC: 0 DP: 0 HBP: 2		WP: 2 PB: 0 SB: 0 CS: 0		PA: 42

PITCHER		IP	WLS	BF	H	R	ER	SO	BB	IBB	HBP	BLK	WP	HR	S	P	ERA	WHIP
49 Julio Teheran, R ERA: 3.99	(1, 1)	3.1		20	5	2	2	4	3	0	2	0	1	1	52	84	5.40	2.400
50 Jerry Blevins, L ERA: 4.4	(4, 1)	0.2		2	0	0	0	0	0	0	0	0	0	0	5	9	0.00	0.000
62 Touki Toussaint, R ERA: 4.86	(5, 1)	1.2	B	7	2	2	2	1	0	0	0	0	1	0	18	28	10.80	1.200
15 Sean Newcomb, L ERA: 1.93	(6, 1)	1.1	W	5	1	0	0	1	0	0	0	0	0	0	10	14	0.00	0.750
71 Jacob Webb, R ERA: 1.23	(8, 1)	1.0	H	3	0	0	0	1	0	0	0	0	0	0	8	11	0.00	0.000

PITCHER		IP	WLS	BF	H	R	ER	SO	BB	IBB	HBP	BLK	WP	HR	S	P	ERA	WHIP
77 Luke Jackson, R ERA: 2.85	(9, 1)	1.0	S	5	0	0	0	2	1	0	0	0	0	0	14	20	0.00	1.000

Atlanta Braves @ New York Mets

Citi Field, Flushing, NY

Sat Jun 29 2019, 4:32 PM - 9:21 PM EDT

Att. 40,809 - Cloudy - 92 F

livebaseballscorecards.com

AB	36
R	4
H	8
RBI	4
BB	4
SO	9
LOB	24

Atlanta Braves @ New York Mets

Citi Field, Flushing, NY

Sun Jun 30 2019, 7:09 PM - 10:35 PM EDT

Att. 31,743 - Partly Cloudy - 79 F

TOP

livebaseballscorecards.com

Batter	1	2	3	4	5	6	7	8	9	AB	R	H	RBI	BB	SO	LOB
13 Ronald Acuña Jr., R (1, 8) OBP: 0.376, SLG: 0.513	B SI 98 C FF 98 X SI 98 1-1 7 L9 7 S 20 2B 1B		F CU 79 B CU 81 F SI 98 X SL 89 1-2 HR		C SI 99 S CU 80 B SI 98 X SI 98 1-2 ② G6-3		X FC 91 0-0 7 2B 5 2B 1B		C SL 89 B SL 89 F FF 97 B FF 99 B FF 98 F SL 90 X SL 91 3-2 ① F9	5	3	3	1	0	0	0
7 Dansby Swanson, R (1, 6) OBP: 0.332, SLG: 0.483	C SI 97 B SI 98 F FF 98 D CH 91 X SL 88 2-2 ① L9 1-3		S SI 98 S SI 98 X SI 98 0-2 22 S 5 1B 1B		B CU 82 B SI 98 S SI 98 S SI 98 X SI 98 2-2 5 CS 1B		C FF 94 X FF 95 0-1 5 2B 1-3 2B		S SL 90 S SL 90 C FF 98 0-3 ② K	5	1	3	0	0	1	1
5 Freddie Freeman, L (1, 3) OBP: 0.399, SLG: 0.592	X FF 99 0-0 ② P5		1 SAFE X SI 95 0-0 22 S 1-2 1B		S SI 96 1 SAFE F FF 97 F SI 99 P CH 93 1-2 ③ 1-2 CS	F CU 80 B CH 91 B CH 91 C SI 97 F SI 98 B SI 98 B SI 98 4-2 22 FC3-6 20 BB 17 1B BB	S FC 91 X FF 94 0-1 2-H 3-H 2B		S SL 91 B FF 99 F SL 90 B FF 98 S FF 99 2-3 ③ K	4	1	2	2	1	1	1
20 Josh Donaldson, R (1, 5) OBP: 0.358, SLG: 0.478	B FF 99 X SI 98 1-0 3-H 2B		C SI 98 B SL 88 X FF 98 1-1 ② F4			B SI 97 F SI 97 F SI 97 1 SAFE B CU 80 B CU 80 1 SAFE D SI 99 4-2 22 FC3-6 1-2 BB	B SI 93 S FF 94 D SL 85 F FF 95 X SI 96 2-2 ① G5-3			3	0	1	1	1	0	3
22 Nick Markakis, L (1, 9) OBP: 0.354, SLG: 0.426	B CU 81 C CH 91 C SL 90 X CH 92 1-2 ③ G4-3		B CH 92 F FF 98 C SI 99 B SL 90 D CH 91 F FF 98 T CH 91 3-2 ③ K 1-2 2-3			B SI 97 D CH 93 S FF 98 B FF 98 X SI 97 3-1 ① FC3-6 25 BB 17 1B 1-2f 2-3	C SL 84 B FS 84 B FF 94 C SI 94 F FF 95 T SL 83 2-2 ② K			4	0	0	0	0	2	6
27 Austin Riley, R (1, 7) OBP: 0.326, SLG: 0.582 15 Sean Newcomb, L (8, 1) 33 A.J. Minter, L (8, 1) 50 Jerry Blevins, L (8, 1)		C SL 89 B SI 97 T CH 91 B CH 91 X FF 98 2-2 ① P5		F FF 96 C CU 81 S SI 96 0-3 ① K		F SI 98 S SI 98 F SI 98 1 SAFE S CH 92 0-3 ② K	B SI 94 F FS 84 B SL 85 X SI 94 2-2 ③ P3			4 0 0 0	0 0 0 0	0 0 0 0	0 0 0 0	0 0 0 0	2 0 0 0	3 0 0 0
17 Johan Camargo, S (1, 4) OBP: 0.276, SLG: 0.379		S FF 98 X SL 90 0-1 ② F8		B CU 78 F FF 98 X FF 98 1-1 ② P6		C CU 79 B FF 98 X FF 98 1-1 25 BB 1-2 1B 3-H		B CU 76 S FS 83 X FS 83 1-1 ① G5-3		4	0	1	1	0	0	0
25 Tyler Flowers, R (1, 2) OBP: 0.337, SLG: 0.446		C FF 98 S SI 99 F FF 98 S SL 89 0-3 ③ K		F FF 98 S SI 98 B SI 98 B SI 98 X CU 80 2-2 ③ F7		S FF 98 B FF 98 D CH 92 F SI 98 B SI 98 F SI 99 B SI 99 4-2 1-2 2-3 BB		S FF 95 S FF 95 S FF 95 0-3 ② K		3	0	0	0	1	2	0
54 Max Fried, L (1, 1) OBP: 0.250, SLG: 0.241 14 Matt Joyce, L (6, PH) OBP: 0.391, SLG: 0.467 61 Chad Sobotka, R (6, 1) 8 Charlie Culberson, R (8, PH) OBP: 0.379, SLG: 0.600 (8, 7)			C SI 97 X FF 98 0-1 ① G6-3		C SI 96 C CU 79 F CU 79 C SI 98 0-3 ① K	B FF 95 F FF 95 B FF 95 C FC 90 B CH 84 X FF 96 3-2 ③ G4-3		B SI 95 S SI 93 B FS 85 S FF 93 S FF 95 2-3 ③ K		2 1 0 1	0 0 0 0	0 0 0 0	0 0 0 0	1 0 0 0	0 0 0 1	0 3 0 0

Inning Stats	1	2	3	4	5	6	7	8	9
	R: 1 E: 0 K: 0 S: 10	R: 0 E: 0 K: 1 S: 9	R: 1 E: 0 K: 1 S: 15	R: 0 E: 0 K: 1 S: 8	R: 0 E: 0 K: 1 S: 14	R: 1 E: 0 K: 1 S: 19	R: 2 E: 0 K: 1 S: 15	R: 0 E: 0 K: 2 S: 8	R: 0 E: 0 K: 2 S: 10
	H: 2 LOB: 1 BB: 0 P: 15	H: 0 LOB: 0 BB: 0 P: 11	H: 3 LOB: 2 BB: 0 P: 20	H: 0 LOB: 0 BB: 0 P: 11	H: 1 LOB: 0 BB: 0 P: 17	H: 1 LOB: 3 BB: 3 P: 38	H: 3 LOB: 1 BB: 0 P: 21	H: 0 LOB: 0 BB: 0 P: 11	H: 0 LOB: 0 BB: 0 P: 15

AB	36
R	5
H	10
RBI	5
BB	3
SO	10
LOB	17

| | | |

BOTTOM

Atlanta Braves @ New York Mets

Citi Field, Flushing, NY

Sun Jun 30 2019, 7:09 PM - 10:35 PM EDT

Att. 31,743 - Partly Cloudy - 79 F

livebaseballscorecards.com

Batter	1	2	3	4	5	6	7	8	9	AB	R	H	RBI	BB	SO	LOB
6 Jeff McNeil, L (1, 9) OBP: 0.412, SLG: 0.509	C FF 94 F FF 93 B FF 93 F CU 76 X FF 94 1-2 20 E/ 28 1B 1B		X SL 83 0-0 ① L8 C CU 74 S CH 84 B SL 86 S SL 84 1-3 ③ K				B SL 82 C FF 96 X SL 84 1-1 28 S 1B	X FF 97 0-0 20 2B 1B 1-3 2-H 3-H		5	2	3	2	0	1	0
20 Pete Alonso, R (1, 3) OBP: 0.372, SLG: 0.627	1 SAFE C SI 93 F CU 76 X SL 88 0-2 ① G5-3 1-2		B FF 93 B FF 92 B CU 72 F FF 94 F FF 95 B FF 95 4-2 28 1B 21 1B BB		B SL 83 C CU 73 B CU 73 F FF 93 S SL 84 2-3 ① K		C FF 95 1 SAFE S SL 84 D SL 85 X SL 86 1-2 ② P4	C FF 96 S CH 87 1 SAFE B FF 96 1 SAFE X FC 94 1-2 1-H 3-H 2B		4	1	1	2	1	1	2
28 J.D. Davis, R (1, 7) OBP: 0.343, SLG: 0.454 39 Edwin Diaz, R (9, 1)	C FF 94 S FF 94 B FF 95 B SL 86 D CU 77 X FF 96 3-2 24 1B 2-H 1B		X FF 93 0-0 24 1B 1 SF9 21 1B 1-2 1B		X FF 93 0-0 21 E 21 1B 1B		F SL 82 B FF 96 F FF 96 B SL 84 F FF 98 S SL 86 2-3 ③ K 1-2	X FF 89 0-0 ③ F8		5 0	1 0	3 0	1 0	0 0	1 0	3 0
21 Todd Frazier, R (1, 5) OBP: 0.342, SLG: 0.463	B CU 73 B FF 95 C CH 86 C FF 95 F SL 86 S CU 75 2-3 ② K		B CH 84 C CU 74 B SL 85 B CH 84 X FF 95 3-1 1 SF9 24 1B 1-2 2-H 1B		F SL 83 X SL 83 0-1 E4 24 G6-4-3 1-3 1B			C FF 94 C FF 94 X FF 94 0-2 HR		4	1	3	2	0	1	1
24 Robinson Canó, L (1, 4) OBP: 0.286, SLG: 0.368	X FF 92 0-0 1 FC4 1-2 1B		C FF 94 F FF 96 D CU 77 B SL 85 X FF 95 2-2 3 FC4 1-2 2-3 1B		F SL 84 B CU 75 F CU 74 X SL 80 1-2 ② ③ G6-4-3 1-2f			H FF 96 1-0 3 FC5-6 1 1B HBP		3	0	2	0	0	0	2
1 Amed Rosario, R (1, 6) OBP: 0.293, SLG: 0.414	X SL 82 0-0 ③ FC4 1-2f		C FF 94 T FF 95 X FF 96 0-2 ② SF9 2-3 3-H			C SL 83 S SL 84 S SL 87 0-3 ① K2-3		B CU 78 X FF 96 1-0 40 L9 3 FC5-6 6 1B 1-2 1B		3	1	1	1	0	1	2
3 Tomás Nido, R (1, 2) OBP: 0.263, SLG: 0.372 11 Adeiny Hechavarría, R (8, PR) OBP: 0.258, SLG: 0.398 22 Dominic Smith, L (9, 7) OBP: 0.418, SLG: 0.590		B CU 72 F FF 92 B SL 81 B FF 94 X FF 93 3-1 ① G4-3	X CU 73 0-0 ③ FC4 1-2f			S FF 97 S FF 98 B FF 98 B FF 97 X SL 84 2-2 ② G5-3		C CU 80 X FF 95 0-1 ① FC5-6 30 S 6 1B 1-2 2-3f		4 0 0	0 1 0	0 0 0	0 0 0	0 0 0	0 0 0	4 0 0
12 Juan Lagares, R (1, 8) OBP: 0.247, SLG: 0.257		X FF 92 0-0 ② G4-3		C FF 92 B SL 84 B CH 84 F FF 95 F SL 85 S SL 84 2-3 ① K		C SL 84 C SL 86 S SL 86 0-3 ③ K		C CU 79 S CU 80 X FF 97 0-2 ② L9 2-3		3	0	0	0	0	2	0
34 Noah Syndergaard, L (1, 1) OBP: 0.154, SLG: 0.297 64 Chris Flexen, R (6, 1) OBP: 0.500, SLG: 0.500 30 Michael Conforto, L (7, 8) OBP: 0.364, SLG: 0.480 68 Wilmer Font, R (7, 1) OBP: 0.333, SLG: 0.333 40 Wilson Ramos, R (8, PH) OBP: 0.343, SLG: 0.414 (9, 2)		C FF 93 C FF 95 B CU 76 B CU 76 B FF 96 S FF 95 3-3 ③ K		C CU 72 S FF 95 C CU 75 0-3 ② K			B SL 82 C FF 94 B FF 96 X SL 82 2-1 ① F8	S FF 97 1 SAFE 1 SAFE B FF 97 1 SAFE S FF 98 B FF 98 D CH 86 B FC 94 4-2 6 1B 20 2B BB 1-2		2 0 1 0 1	0 0 1 0 0	0 0 0 0 0	0 0 0 0 0	2 0 1 0 0	0 0 0 0 0	0 0 0 0 2
Inning Stats	R: 1 H: 3 E: 1 LOB: 2 K: 1 BB: 0 S: 16 P: 22	R: 0 H: 0 E: 0 LOB: 0 K: 1 BB: 0 S: 6 P: 12	R: 2 H: 3 E: 0 LOB: 2 K: 0 BB: 1 S: 13 P: 22	R: 0 H: 0 E: 0 LOB: 0 K: 3 BB: 0 S: 10 P: 13	R: 0 H: 2 E: 1 LOB: 1 K: 1 BB: 0 S: 9 P: 12	R: 0 H: 0 E: 0 LOB: 0 K: 2 BB: 0 S: 9 P: 11	R: 0 H: 1 E: 0 LOB: 1 K: 1 BB: 0 S: 11 P: 17	R: 5 H: 4 E: 0 LOB: 2 K: 0 BB: 1 S: 16 P: 23		1B: 11 2B: 1 3B: 0 HR: 1	SF: 1 SAC: 0 DP: 1 HBP: 1			WP: 0 PB: 0 SB: 2 CS: 0	PA: 39	

	AB	35
	R	8
	H	13
	RBI	8
	BB	2
	SO	9
	LOB	16

PITCHER		IP	WLS	BF	H	R	ER	SO	BB	IBB	HBP	BLK	WP	HR	S	P	ERA	WHIP
54 Max Fried, L ERA: 4.04	(1, 1)	5.0		23	8	3	3	6	1	0	0	0	0	0	54	81	5.40	1.800
61 Chad Sobotka, R ERA: 6.19	(6, 1)	2.0		7	1	0	0	3	0	0	0	0	0	0	20	28	0.00	0.500
15 Sean Newcomb, L ERA: 2.61	(8, 1)	0.2	L	5	2	3	3	0	0	0	1	0	0	1	9	11	40.50	3.000
33 A.J. Minter, L ERA: 7.45	(8, 1)	0.0	B	3	2	2	2	0	1	0	0	0	0	0	6	11	∞	∞
50 Jerry Blevins, L ERA: 4.3	(8, 1)	0.1		1	0	0	0	0	0	0	0	0	0	0	1	1	0.00	0.000

PITCHER	IP	WLS	BF	H	R	ER	SO	BB	IBB	HBP	BLK	WP	HR	S	P	ERA	WHIP

New York Yankees @ New York Mets

Citi Field, Flushing, NY

Tue Jul 02 2019, 7:12 PM - 10:22 PM EDT

Att. 42,150 - Partly Cloudy - 84 F

livebaseballscorecards.com

Batter	1	2	3	4	5	6	7	8	9	AB	R	H	RBI	BB	SO	LOB
26 DJ LeMahieu, R (1, 5) OBP: 0.387, SLG: 0.527	B SI 98 F SI 96 C FC 94 F FF 98 S FC 91 1-3 K ①	F FC 92 B SI 96 F SI 97 B SI 98 B FC 92 T SI 97 3-2 K ③			S FC 90 B FF 97 X SI 97 1-1 G1-3 2-3 ②			C CU 77 B FF 93 B SL 88 X SI 93 2-1 G6-3 ①		4	0	0	0	0	2	2
99 Aaron Judge, R (1, 9) OBP: 0.415, SLG: 0.520	C FC 92 F SI 96 B SI 99 B SI 99 B FC 93 B FC 92 4-2 24 FC6-4 BB		C FF 95 B FS 89 B FF 97 B SI 97 X SI 98 3-1 G6-3 ①		S SI 96 C FC 92 F FF 97 F CU 80 F CU 79 D CH 89 F SI 96 S CU 80 1-3 K ③			F SI 92 B FF 94 B SL 88 B SI 95 X SI 94 3-1 L8 ②		3	0	0	0	1	1	1
31 Aaron Hicks, S (1, 8) OBP: 0.316, SLG: 0.402	C FF 97 B CH 88 S CH 89 F FF 97 B FC 92 S CH 89 2-3 K ②		F CU 80 F SI 97 B FS 89 T CH 89 1-2 K ②			B FC 91 B FC 92 B SI 96 C SI 97 X SI 96 3-1 18 F8 2B		C CH 87 B SI 93 B CU 80 B CH 88 B CH 88 4-1 24 FC5-4 BB		3	0	1	0	1	2	1
24 Gary Sánchez, R (1, 2) OBP: 0.325, SLG: 0.579	B FC 92 C FC 91 B FF 97 F FF 96 F CH 89 F FC 92 X SI 97 2-2 FC6-4 1-2f ③		C SI 96 F SI 96 B FF 98 S CU 82 1-3 K ③			F SI 96 S FF 97 X CU 79 0-2 G5-3 ①		1 SAFE C FF 94 X CU 81 0-1 FC5-4 1-2f ③		4	0	0	0	0	1	3
18 Didi Gregorius, L (1, 6) OBP: 0.329, SLG: 0.452		C SI 96 B CH 88 F FC 92 B SI 97 F SI 97 X CH 89 2-2 30 1B 25 1B 1B		C SI 94 X CH 88 0-1 P6 ①		S SI 96 X FC 89 0-1 F8 2-3 ②			C FF 98 B FF 97 T SL 89 B FF 98 F FF 98 F SL 91 X SL 90 2-2 11 S 1B	4	1	2	0	0	0	1
30 Edwin Encarnación, R (1, 3) OBP: 0.341, SLG: 0.507		C FF 97 D FC 91 F SI 96 B FC 91 F FF 98 B CH 90 F FC 92 X FF 98 3-2 25 1B 65 SH2-3 1-2 1B		S SI 95 B SI 97 C SI 96 B FC 93 B CH 89 S FS 90 3-3 K ②		B FC 90 C FC 89 3 SAFE X SI 96 1-1 G3-1 ③			F SL 88 C FF 98 B FF 98 B FF 98 S SL 90 2-3 K ①	4	1	1	0	0	2	2
25 Gleyber Torres, R (1, 4) OBP: 0.363, SLG: 0.544		X FC 91 0-0 11 FC5-4 1-3 2-H 1B		F FC 90 F SI 96 B FF 97 X CU 79 1-2 G6-3 ③			C FC 89 B FF 96 B SI 96 B FF 97 C SI 96 F SI 97 S FC 92 3-3 K ①		B FF 98 C FF 98 S SL 90 X SL 90 1-2 F8 ②	4	0	1	1	0	1	1
11 Brett Gardner, L (1, 7) OBP: 0.318, SLG: 0.438		B FC 91 B CH 90 X SI 97 2-0 FC5-4 65 SH2-3 1-2f ①			C SI 95 C FF 97 B FS 90 B CU 80 X SI 98 2-2 26 G1-3 65 SH1-4 1B		B FF 95 C FF 95 C FF 96 B FF 97 B FC 92 F FF 97 X FC 92 3-2 G3 ②		B FF 97 B SL 87 C FF 98 B SL 89 C SL 90 F SL 91 F FF 98 F FF 98 T FF 99 3-2 K 1-2 ③	4	0	1	0	0	1	3
65 James Paxton, L (1, 1) 29 Gio Urshela, R (7, PH) OBP: 0.351, SLG: 0.455 48 Tommy Kahnle, R (7, 1) 0 Adam Ottavino, S (8, 1) 53 Zack Britton, L (8, 1)		L SI 96 B FF 96 X SI 95 1-1 SH2-3 1-2 3-H ②			B SI 96 C SI 96 L SI 96 X FF 97 1-2 SH1-4 1-2 ①		C FC 92 X FF 96 0-1 L4 ③			0 1 0 0 0	0 0 0 0 0	0 0 0 0 0	0 0 0 0 0	1 0 0 0 0	0 0 0 0 0	0 0 0 0 0
Inning Stats	R: 0 E: 0 K: 2 S: 15 H: 0 LOB: 1 BB: 1 P: 24	R: 2 E: 0 K: 1 S: 16 H: 3 LOB: 1 BB: 0 P: 27	R: 0 E: 0 K: 2 S: 8 H: 0 LOB: 0 BB: 0 P: 13	R: 0 E: 0 K: 1 S: 8 H: 0 LOB: 0 BB: 0 P: 12	R: 0 E: 0 K: 1 S: 15 H: 1 LOB: 1 BB: 0 P: 20	R: 0 E: 0 K: 0 S: 9 H: 1 LOB: 1 BB: 0 P: 13	R: 0 E: 0 K: 1 S: 10 H: 0 LOB: 0 BB: 0 P: 16	R: 0 E: 0 K: 0 S: 7 H: 0 LOB: 1 BB: 1 P: 16	R: 0 E: 0 K: 2 S: 17 H: 1 LOB: 1 BB: 0 P: 25	1B: 5 2B: 1 3B: 0 HR: 0 SF: 0 SAC: 2 DP: 0 HBP: 0						

	AB	31
	R	2
	H	6
	RBI	2
	BB	2
	SO	10
	LOB	14

PITCHER		IP	WLS	BF	H	R	ER	SO	BB	IBB	HBP	BLK	WP	HR	S	P	ERA	WHIP
45 Zack Wheeler, R ERA: 4.42	(1, 1)	6.1		25	5	2	2	8	1	0	0	0	0	0	75	116	2.84	0.947
38 Justin Wilson, L ERA: 4.5	(7, 1)	0.2		2	0	0	0	0	0	0	0	0	0	0	6	9	0.00	0.000
67 Seth Lugo, R ERA: 3.51	(8, 1)	1.0	W	4	0	0	0	0	1	0	0	0	0	0	7	16	0.00	1.000
39 Edwin Díaz, R ERA: 4.64	(9, 1)	1.0	S	4	1	0	0	2	0	0	0	0	0	0	17	25	0.00	1.000

PITCHER		IP	WLS	BF	H	R	ER	SO	BB	IBB	HBP	BLK	WP	HR	S	P	ERA	WHIP

WP: 0	PB: 0	SB: 1
CS: 0	PA: 35	

BOTTOM

New York Yankees @ New York Mets

Citi Field, Flushing, NY

Tue Jul 02 2019, 7:12 PM - 10:22 PM EDT

Att. 42,150 - Partly Cloudy - 84 F

livebaseballscorecards.com

Batter	1	2	3	4	5	6	7	8	9	AB	R	H	RBI	BB	SO	LOB
6 Jeff McNeil, L (1, 9) (9, 7) OBP: 0.413, SLG: 0.509	B FF 94 B FF 95 S FF 95 F FF 95 F FC 88 F KC 82 B FF 96 X FF 96 3-2 28 CS 1B		1 SAFE F FF 95 X FF 95 0-1 ② FC4-6 20 BB 1-2f		X FF 96 0-0 1-2 1B		B FF 95 F CH 92 B FF 96 F FF 97 X CH 90 2-2 ③ G3-1			4	0	2	0	0	0	1
20 Pete Alonso, R (1, 3) OBP: 0.370, SLG: 0.621	B KC 81 1 SAFE S FF 95 B FF 96 X KC 82 2-1 ① F9		S FF 96 B KC 81 S FC 89 D FC 89 B FF 97 B FC 90 4-2 1-2 BB		B KC 80 C KC 82 F FF 96 S KC 82 1-3 ③ K			B FC 88 B FC 88 X SI 94 2-0 E5 28 2B		3	1	0	0	1	1	3
28 J.D. Davis, R (1, 7) OBP: 0.346, SLG: 0.475 12 Juan Lagares, R (8, PR) OBP: 0.247, SLG: 0.257 (9, 8)	S FF 95 B FF 95 F KC 82 X FF 95 1-2 ②③ F9 1-2		C FF 96 B FF 96 F FC 90 B FF 98 S FF 97 2-3 ③ K			B FF 94 B FF 96 C FF 96 B FF 95 X FF 96 3-1 HR		C FF 94 S ST 82 B ST 82 B FF 94 B ST 82 X ST 82 3-2 40 1B 30 2B 1-H 2B		4 0	1 1	2 0	2 0	0 0	1 0	3 0
21 Todd Frazier, R (1, 5) OBP: 0.341, SLG: 0.459		C FF 94 B FC 88 X FF 96 1-1 24 1B 1B		B FC 88 S FF 96 F FF 96 B FF 96 B FC 89 X FF 96 3-2 ① G5-3		C FF 97 B FC 89 B FF 96 F FF 96 X KC 82 2-2 ① L7		B ST 81 S ST 82 C SI 94 S ST 82 1-3 ① K		4	0	1	0	0	1	1
24 Robinson Canó, L (1, 4) OBP: 0.293, SLG: 0.372		B FF 95 F FF 96 B FC 90 X FF 97 2-1 30 G4-6-3 1-2 1B		B FC 91 X FC 89 1-0 ② F9		F FF 96 X FF 96 0-1 40 BB 1B			0-0 40 1B 30 2B IBB	3	1	2	0	1	0	0
40 Wilson Ramos, R (1, 2) OBP: 0.346, SLG: 0.413		X FF 95 0-0 ① F4		B FF 95 F FF 96 B FF 97 B FF 97 F FF 96 X FF 97 3-2 ③ L9		F FF 96 B FF 96 B KC 81 B FF 96 B FC 91 4-1 30 G4-6-3 1-2 BB		B SI 94 C ST 82 X ST 82 1-1 30 2B 1-2 2-3 1B		3	0	1	0	1	0	2
30 Michael Conforto, L (1, 8) OBP: 0.363, SLG: 0.480 (9, 9)		B KC 80 F FF 96 B FF 96 B FF 95 C FC 88 X KC 82 3-2 ②③ G4-6-3 1-2f		C FF 94 B KC 81 C FF 95 B FF 97 B FF 96 S FF 96 3-3 ① K		B FF 96 C FF 96 S FF 95 D KC 82 X FF 96 2-2 ②③ G4-6-3 1-2f		X SI 93 0-0 1-3 2-H 3-H 2B		4	0	1	2	0	1	4
1 Amed Rosario, R (1, 6) OBP: 0.295, SLG: 0.415			C FF 95 F FF 95 B KC 84 X KC 82 1-2 6 FC4-6 1B		S FC 89 F FF 96 F FF 96 F FF 96 B FC 88 X FF 97 1-2 6 1B 1B		B SL 82 C SL 83 F FF 94 S CH 92 1-3 ① K	X SI 94 0-0 ② G6-3		4	0	2	0	0	1	2
45 Zack Wheeler, L (1, 1) OBP: 0.316, SLG: 0.432 38 Justin Wilson, L (7, 1) 22 Dominic Smith, L (7, PH) OBP: 0.415, SLG: 0.585 67 Seth Lugo, R (8, 1) 11 Adeiny Hechavarría, R (8, PH) OBP: 0.255, SLG: 0.394 39 Edwin Díaz, R (9, 1)			X FF 96 0-0 ① B2		S FF 94 X FF 95 0-1 ② B2		B FF 98 B CH 92 B CH 91 C FF 97 F FF 97 X FF 96 3-2 ② L9	B SI 93 S SI 93 X SI 93 1-1 ③ G5-3		2 0 1 0 1 0	0 0 0 0 0 0	0 0 0 0 0 0	0 0 0 0 0 0	0 0 0 0 0 0	0 0 0 0 2 0	2 0 0 0 0 0
Inning Stats	R: 0 E: 0 K: 0 S: 10 H: 1 LOB: 0 BB: 0 P: 16	R: 0 E: 0 K: 0 S: 8 H: 2 LOB: 1 BB: 1 P: 14	R: 0 E: 0 K: 1 S: 11 H: 1 LOB: 2 BB: 1 P: 18	R: 0 E: 0 K: 0 S: 7 H: 0 LOB: 0 BB: 0 P: 14	R: 0 E: 0 K: 2 S: 14 H: 2 LOB: 2 BB: 0 P: 19	R: 1 E: 0 K: 0 S: 11 H: 2 LOB: 1 BB: 1 P: 22	R: 0 E: 0 K: 1 S: 9 H: 0 LOB: 0 BB: 0 P: 15	R: 3 E: 1 K: 1 S: 13 H: 3 LOB: 2 BB: 1 P: 21		1B: 8 2B: 2 3B: 0 HR: 1 SF: 0 SAC: 0 DP: 2 HBP: 0			WP: 0 PB: 0 SB: 0 CS: 1 PA: 36		

	AB	R	H	RBI	BB	SO	LOB
	33	4	11	4	3	5	20

PITCHER		IP	WLS	BF	H	R	ER	SO	BB	IBB	HBP	BLK	WP	HR	S	P	ERA	WHIP
65 James Paxton, L ERA: 4.09	(1, 1)	6.0		25	8	1	1	3	2	0	0	0	0	1	61	103	1.50	1.667
48 Tommy Kahnle, R ERA: 3.27	(7, 1)	1.0	H	3	0	0	0	1	0	0	0	0	0	0	9	15	0.00	0.000
0 Adam Ottavino, R ERA: 1.91	(8, 1)	0.1	L	5	2	3	2	1	0	1	0	0	0	0	9	16	54.00	6.000
53 Zack Britton, L ERA: 2.5	(8, 1)	0.2		3	1	0	0	0	0	0	0	0	0	0	4	5	0.00	1.500

PITCHER	IP	WLS	BF	H	R	ER	SO	BB	IBB	HBP	BLK	WP	HR	S	P	ERA	WHIP

Batter	1	2	3	4	5	6	7	8	9	AB	R	H	RBI	BB	SO	LOB
26 DJ LeMahieu, R (1, 3) OBP: 0.387, SLG: 0.531	C FF 82 B FF 84 B CH 78 F FF 84 B FF 86 X CH 79 3-2 99 2B 2B		C KC 68 X CH 76 0-1 ① G5-3		B CH 81 B SI 82 F FF 83 S CH 76 X CH 76 2-2 E3 31 FC4		B FF 94 B CU 77 X FF 93 2-0 25 1B 2B	B SI 94 C CU 81 B SI 95 F SL 91 X SI 96 2-2 ③ G3		5	2	2	0	0	0	1
99 Aaron Judge, R (1, 9) OBP: 0.406, SLG: 0.514	S CH 78 B CH 77 C FF 86 B CH 79 B FF 86 X SI 86 3-2 25 1B 2-H 2B		B FF 84 B CH 77 B CH 77 C FF 83 S CH 77 S CH 76 3-3 ② K		**S CH 76** **C FF 85** **1 SAFE** **1 SAFE** 1 SAFE F CH 76 B CH 77 S CH 76 1-3 ① K		B SI 92 B SI 95 F SI 93 B SL 85 F FF 94 X SI 93 3-2 ① G5-3		B SI 97 B SI 97 B SI 97 C FF 97 F SI 96 S SI 98 3-3 ① K	5	1	1	1	0	3	2
24 Gary Sánchez, R (1, 2) OBP: 0.322, SLG: 0.569	B SI 85 X CH 79 1-0 ① P5		B KC 68 C FF 84 B KC 68 B CH 77 C CH 77 B CH 77 4-2 31 1B BB		1 SAFE B CH 76 1 SAFE B CH 77 B SI 84 C CH 77 F FF 85 F CH 77 S CH 76 3-3 ② K		B FF 96 C SL 83 C FF 96 X CU 78 1-2 ② F7		C SI 97 C SL 90 S SL 91 0-3 ② K	4	0	0	0	1	2	3
31 Aaron Hicks, S (1, 8) OBP: 0.319, SLG: 0.397	B CH 77 S CH 79 B FF 86 S KC 72 S CH 79 2-3 ② K		X CH 76 0-0 **1-2** 1B		**1 SAFE** **1 SAFE** **B SI 84** 1 SAFE **F CH 76** X FF 85 1-1 ③ FC4 **1-2f**		D FS 84 B FS 85 B SI 94 C SI 93 D FS 85 4-1 25 1B BB		C SI 96 C FF 97 B SL 90 B FF 97 X SL 91 2-2 ③ G3-1	4	0	1	0	1	1	2
25 Gleyber Torres, R (1, 4) OBP: 0.365, SLG: 0.543	B SI 85 D KC 72 X CH 80 2-0 **2-H** 1B		B FF 84 S FF 86 C KC 71 X CH 79 1-2 ③ P4			C KC 67 B FF 82 B CH 76 B CH 75 F CH 75 T CH 77 3-2 ① K	S FF 95 B FF 96 F FF 95 B SI 96 B FF 97 F FF 94 F FF 94 X SI 94 3-2 **1-3** **2-H** 1B			4	0	2	2	0	1	2
18 Didi Gregorius, L (1, 6) OBP: 0.338, SLG: 0.494	B FF 85 X FF 85 1-0 ③ G3			C FF 82 B SI 83 B FF 83 S CH 77 X SI 84 2-2 55 29 B2-5-4 G2-3 1B		B FF 83 F CH 77 B FF 84 F FF 85 X CH 74 2-2 HR	B SL 90 B SI 95 S SI 94 X SI 94 2-1 ③ G4-3			4	1	2	1	0	0	3
29 Gio Urshela, R (1, 5) OBP: 0.357, SLG: 0.472		T FF 82 F FF 83 B CH 79 B CH 79 X KC 71 2-2 11 G3-6-3-4 1B		F FF 84 1 SAFE D CH 77 X CH 76 1-1 ① G2-3 **1-2**		B SL 82 B SL 82 B FF 94 C FF 93 F FF 94 X SL 83 3-2 HR		C SI 96 B SI 96 S SI 97 B SL 90 F SI 97 B SL 91 B SI 96 4-2 BB		3	1	2	1	1	0	1
11 Brett Gardner, L (1, 7) OBP: 0.317, SLG: 0.433		C FF 84 C FF 84 X KC 71 0-2 ①② G3-6-3-4 **1-2f**		D KC 70 B FF 84 B FF 83 B FF 84 4-0 BB		C CU 76 B SI 94 X FS 85 1-1 ② G4-3		F SI 95 B SI 96 F SI 95 F CU 82 S SI 97 1-3 ① K		3	0	0	0	1	1	2
55 Domingo Germán, R (1, 1) 57 Chad Green, L (7, 1) 67 Nestor Cortes, R (9, 1)		C FF 84 S KC 70 S KC 71 0-3 ③ K		B KC 67 C KC 66 X KC 66 1-1 ②③ B2-5-4 **2-3f**		B FF 94 B FF 92 C FF 91 C FF 91 C FF 94 2-3 ③ K		B SI 94 B SI 93 B SI 95 C SI 95 C SI 94 C SI 93 3-3 ② K		3 1 0	0 0 0	0 0 0	0 0 0	0 0 0	2 1 0	2 1 0
Inning Stats	R: 2 E: 0 K: 1 S: 12 H: 3 LOB: 1 BB: 0 P: 24	R: 0 E: 0 K: 1 S: 9 H: 1 LOB: 0 BB: 0 P: 11	R: 0 E: 0 K: 1 S: 11 H: 1 LOB: 2 BB: 1 P: 19	R: 0 E: 0 K: 0 S: 7 H: 1 LOB: 1 BB: 1 P: 15	R: 0 E: 1 K: 2 S: 13 H: 0 LOB: 1 BB: 0 P: 20	R: 2 E: 0 K: 2 S: 14 H: 2 LOB: 0 BB: 0 P: 25	R: 1 E: 0 K: 0 S: 15 H: 2 LOB: 2 BB: 1 P: 30	R: 0 E: 0 K: 2 S: 13 H: 0 LOB: 1 BB: 1 P: 23	R: 0 E: 0 K: 2 S: 9 H: 0 LOB: 0 BB: 0 P: 14	1B: 5 2B: 3 3B: 0 HR: 2 SF: 0 SAC: 0 DP: 2 HBP: 0	WP: 0 PB: 0 SB: 0 CS: 0 PA: 40					

PITCHER		IP	WLS	BF	H	R	ER	SO	BB	IBB	HBP	BLK	WP	HR	S	P	ERA	WHIP
44 Jason Vargas, L ERA: 3.77	(1, 1)	5.1	L	24	7	3	3	6	2	0	0	0	0	1	58	100	5.06	1.688
68 Wilmer Font, R ERA: 5.14	(6, 1)	1.1		8	3	2	2	1	1	0	0	0	0	1	21	40	13.50	3.000
32 Steven Matz, L ERA: 4.93	(7, 1)	0.1		1	0	0	0	0	0	0	0	0	0	0	2	4	0.00	0.000
65 Robert Gsellman, R ERA: 4.96	(8, 1)	1.0		4	0	0	0	2	1	0	0	0	0	0	13	23	0.00	1.000
27 Jeurys Familia, R ERA: 7.53	(9, 1)	1.0		3	0	0	0	2	0	0	0	0	0	0	9	14	0.00	0.000

PITCHER	IP	WLS	BF	H	R	ER	SO	BB	IBB	HBP	BLK	WP	HR	S	P	ERA	WHIP

TOP

New York Yankees @ New York Mets

Citi Field, Flushing, NY

Wed Jul 03 2019, 7:13 PM - 10:29 PM EDT

Att. 43,323 - Partly Cloudy - 85 F

livebaseballscorecards.com

AB	36
R	5
H	10
RBI	5
BB	4
SO	11
LOB	19

BOTTOM

New York Yankees @ New York Mets

Citi Field, Flushing, NY

Wed Jul 03 2019, 7:13 PM - 10:29 PM EDT

Att. 43,323 - Partly Cloudy - 85 F

livebaseballscorecards.com

Batter	1	2	3	4	5	6	7	8	9	AB	R	H	RBI	BB	SO	LOB
6 Jeff McNeil, L (1, 9) OBP: 0.411, SLG: 0.516	X FF 93 0-0 HR		S FF 95 F CH 88 B FF 95 X CU 83 1-2 ② F9		X CH 86 0-0 ③ G4-3			F FF 97 S FF 97 F FF 96 X FF 97 0-2 ① G5-3		4	1	1	1	0	0	1
20 Pete Alonso, R (1, 3) OBP: 0.372, SLG: 0.623	B CU 83 C CU 82 B SI 95 B CU 81 X CH 88 3-1 ① F7		B CU 83 X SI 95 1-0 2B			F FF 92 C CU 81 S CU 82 0-3 ① K		B SL 90 S SL 89 B FF 98 X SL 88 2-1 1B		4	0	2	0	0	1	0
24 Robinson Canó, L (1, 4) OBP: 0.289, SLG: 0.365	F FF 96 X FF 96 0-1 ② G5-3		S CU 83 X FF 95 0-1 ③ P3			X CH 86 0-0 ② F8		S SL 88 F FF 97 F FF 98 S FF 96 0-3 ② K		4	0	0	0	0	1	2
30 Michael Conforto, L (1, 8) OBP: 0.361, SLG: 0.477	C CU 83 S FF 96 B CU 84 S CU 84 1-3 ③ K			X CH 86 0-0 ① G5-3		C CH 87 B CH 88 F CU 82 F FF 95 B CU 84 X CH 88 2-2 1B		C SL 88 S FF 96 B FF 97 C FF 97 1-3 ③		4	0	1	0	0	2	1
21 Todd Frazier, R (1, 5) OBP: 0.335, SLG: 0.450		S CU 84 S SI 96 B FF 96 B CU 85 B SI 97 X CU 84 3-2 ① G5-3		C FF 94 B CU 83 B CH 89 C CU 83 C FF 96 2-3 ② K		C CU 82 C CU 82 D CU 81 F SI 95 B SI 94 F CU 82 F SI 95 B CU 82 C CU 83 3-3 ③ K			B SL 81 B SL 82 S FF 90 C SL 82 B SI 90 F FF 89 F FF 89 X FF 89 3-2 ① F8	4	0	0	0	0	2	1
22 Dominic Smith, L (1, 7) OBP: 0.404, SLG: 0.567		B CU 84 B CH 88 C CH 87 C FF 95 S CU 83 2-3 ② K		B FF 94 S CH 87 X CH 87 1-1 ③ L3			S FF 96 C FF 97 F FF 97 S FF 96 0-3 ① K		C SL 83 B FF 90 B FF 91 S SL 78 F FF 90 F SI 87 F FF 90 F CU 72 X SL 75 2-2 ② G3	4	0	0	0	0	2	0
40 Wilson Ramos, R (1, 2) OBP: 0.348, SLG: 0.414		F SI 96 B SI 95 X SI 95 1-1 1B			B CU 81 F CU 82 S CH 88 B CU 84 X SI 94 2-2 ① G5-3		B FF 97 B FF 98 F FF 98 F FF 97 B FS 90 X FF 98 3-2 1B		X SL 81 0-0 ③ F9	4	0	2	0	0	0	0
1 Amed Rosario, R (1, 6) OBP: 0.295, SLG: 0.414		S CU 83 X CU 81 0-1 ③ G5-3			C SI 94 X SI 94 0-1 44 SH1-4 1B		F FF 97 B SL 87 B SL 89 F FF 97 F SL 89 X FF 98 2-2 ② L9			3	0	1	0	0	0	2
44 Jason Vargas, L (1, 1) OBP: 0.091, SLG: 0.091 68 Wilmer Font, R (6, 1) OBP: 0.333, SLG: 0.333 32 Steven Matz, R (7, 1) OBP: 0.276, SLG: 0.379 13 Luis Guillorme, L (7, PH) OBP: 0.200, SLG: 0.158 65 Robert Gsellman, R (8, 1) 27 Jeurys Familia, R (9, 1)			S FF 93 B FF 94 C CU 82 S CU 82 1-3 ① K		C FF 93 L FF 93 1 SAFE 1 SAFE B CU 80 X FF 92 1-2 ② SH1-4 1-2		B FF 97 C FF 97 B FF 98 B FF 97 F FF 98 F FF 98 S FF 97 3-3 ③ K			1 0 0 0 0 1 0 0 0 0 0 0 0 0 0 0 0 0 0 0 0 1 0 0 0 0 1 1 0 0 0 0 0 0 0 0 0 0 0 0 0 0						
Inning Stats	R: 1 H: 1 E: 0 LOB: 0 K: 1 BB: 0 S: 8 P: 12	R: 0 H: 1 E: 0 LOB: 1 K: 1 BB: 0 S: 10 P: 16	R: 0 H: 1 E: 0 LOB: 1 K: 1 BB: 0 S: 9 P: 12	R: 0 H: 0 E: 0 LOB: 0 K: 1 BB: 0 S: 6 P: 9	R: 0 H: 1 E: 0 LOB: 1 K: 0 BB: 0 S: 9 P: 12	R: 0 H: 1 E: 0 LOB: 1 K: 2 BB: 0 S: 14 P: 19	R: 0 H: 1 E: 0 LOB: 1 K: 2 BB: 0 S: 15 P: 23	R: 0 H: 1 E: 0 LOB: 0 K: 2 BB: 0 S: 13 P: 16	R: 0 H: 0 E: 0 LOB: 0 K: 0 BB: 0 S: 13 P: 18	1B: 5 SF: 0 2B: 1 SAC: 1 3B: 0 DP: 0 HR: 1 HBP: 0						

	AB	R	H	RBI	BB	SO	LOB
	33	1	7	1	0	10	8

WP: 0 PB: 0 SB: 0 CS: 0 PA: 34

PITCHER	IP	WLS	BF	H	R	ER	SO	BB	IBB	HBP	BLK	WP	HR	S	P	ERA	WHIP
55 Domingo Germán, R (1, 1) ERA: 3.67	6.0	W	23	5	1	1	6	0	0	0	0	0	1	56	80	1.50	0.833
57 Chad Green, R (7, 1) ERA: 5.64	2.0		8	2	0	0	4	0	0	0	0	0	0	28	39	0.00	1.000
67 Nestor Cortes, L (9, 1) ERA: 5.04	1.0		3	0	0	0	0	0	0	0	0	0	0	13	18	0.00	0.000

PITCHER	IP	WLS	BF	H	R	ER	SO	BB	IBB	HBP	BLK	WP	HR	S	P	ERA	WHIP

Philadelphia Phillies @ New York Mets

Citi Field, Flushing, NY

Fri Jul 05 2019, 7:11 PM - 10:25 PM EDT

Att. 32,546 - Partly Cloudy - 81 F

livebaseballscorecards.com

Batter	1	2	3	4	5	6	7	8	9	AB	R	H	RBI	BB	SO	LOB
4 Scott Kingery, R (1, 8) (9, 7) OBP: 0.356, SLG: 0.568	X FF 98 0-0 HR		C FF 98 B SL 93 F FF 98 S CH 91 1-3 ② K			B SL 92 F FF 96 C FF 97 B SL 93 B SL 93 B CH 89 4-2 BB		X SI 92 0-0 P5 ①	L SI 96 1 SAFE M SI 96 F SI 98 S SI 97 0-3 ② K 1-2	4	1	1	1	1	2	3
2 Jean Segura, R (1, 6) OBP: 0.320, SLG: 0.450	C FF 98 X FF 98 0-1 ① P3		X SL 93 0-0 ③ G4-3			B FF 97 F FF 97 B SL 92 X FF 96 2-1 ② P5		B CU 77 F SL 88 X SI 92 1-1 3 F7 1B	D SL 89 C SI 97 D SI 97 B SI 97 C SI 96 X FF 96 3-2 3 2B 2B 2-H 3-H	5	1	2	2	0	0	2
3 Bryce Harper, L (1, 9) OBP: 0.369, SLG: 0.474	F FF 99 S SL 94 B FF 100 B SL 94 B FF 99 C SL 95 3-3 ② K			S SL 92 B FF 98 F FF 97 B CH 92 B CH 92 S SL 94 3-3 ① K		C SL 94 F FF 97 B SL 94 F FF 98 S CH 90 1-3 ③ K		1 SAFE B FF 94 C FF 94 F CH 87 B CU 80 1 SAFE X FF 96 2-2 ② F7 1-2	D SL 90 C SI 96 X FF 96 1-1 2B 2-H	5	0	1	1	0	3	2
17 Rhys Hoskins, R (1, 3) OBP: 0.395, SLG: 0.516	C FF 99 X FF 98 0-1 ③ P4			B SL 94 S SL 93 B SL 93 C SL 93 X SL 94 2-2 ② L8			B FF 96 B SL 93 B SL 93 B FF 97 4-0 10 2B 16 1B BB	C SL 88 F CU 80 C FF 97 0-3 ③ K	B SL 88 C SI 96 B SL 88 F SI 96 F SI 95 B SL 88 F SI 96 F SL 88 B SI 96 4-2 BB	3	1	0	0	2	1	1
10 J.T. Realmuto, R (1, 2) OBP: 0.326, SLG: 0.438		F FF 96 F FF 97 B SL 93 S SL 92 1-3 ① K		F FF 97 S FF 97 S CH 92 0-3 ③ K			C SL 92 X FF 97 0-1 16 1B 1-3 2B		23 1B 2B 1-2 G6-3	5	1	2	0	0	2	2
23 Jay Bruce, L (1, 7) OBP: 0.287, SLG: 0.544 24 Roman Quinn, S (9, PR) OBP: 0.200, SLG: 0.133 (9, 8)		F FF 99 F SL 93 F FF 100 B SL 94 B SL 93 F SL 94 S CH 92 2-3 ② K			S SL 93 F SL 93 X FF 97 0-2 ① F7		C SL 94 X SL 93 0-1 ① G3		B FF 98 X FF 97 1-0 16 E 16 S 13 1B 2-H 1B	4	0	1	1	0	1	2
										0	1	0	0	0	0	0
16 César Hernández, S (1, 4) OBP: 0.335, SLG: 0.418		F SL 93 S CH 91 B FF 98 S SL 92 1-3 ③ K			B SL 94 B CH 91 F SL 93 B SL 94 S SL 92 F SL 93 F SL 93 X CH 90 3-2 ② F8		B SL 93 X SL 93 1-0 7 G2-3 2-3 3-H 1B		1 SAFE 1 SAFE 1 SAFE B FF 97 B FF 98 F SL 88 B SL 90 B FF 97 4-1 13 1B 7 S 2 2B 1-3 BB	3	1	1	1	1	1	0
7 Maikel Franco, R (1, 5) OBP: 0.291, SLG: 0.401		B FF 97 F FF 96 F FF 97 B SL 93 S SL 92 2-3 ① K			X SL 93 0-0 ③ G4-3		F FF 97 F FF 97 X SL 93 0-2 ② G2-3 1-2		C FF 96 1 SAFE 1 SAFE S FF 97 S SL 88 0-3 ① K 1-2	4	0	0	0	0	2	4
21 Vince Velasquez, R (1, 1) OBP: 0.357, SLG: 0.500 33 Brad Miller, L (6, PH) OBP: 0.369, SLG: 0.526 52 José Alvarez, L (6, 1) 15 Andrew Knapp, S (7, PH) OBP: 0.291, SLG: 0.227 96 Tommy Hunter, R (7, 1) 46 Adam Morgan, L (8, 1) 13 Sean Rodríguez, R (9, PH) OBP: 0.328, SLG: 0.386 50 Héctor Neris, R (9, 1)			C FF 98 B CU 86 S FF 97 B SL 93 F CH 91 B FF 98 B FF 98 4-2 BB			X SL 92 0-0 ① P2	S SL 94 B SL 93 S SL 93 S SL 92 1-3 ③ K		X SL 88 0-0 4 S 2 2B 2-3 3-H 1B	0	0	0	0	1	0	0
										1	0	0	0	0	0	0
										0	0	0	0	0	0	0
										1	0	0	0	0	1	2
										0	0	0	0	0	0	0
										0	0	0	0	0	0	0
										1	1	1	1	0	0	0
										0	0	0	0	0	0	0
Inning Stats	R: 1 E: 0 K: 1 S: 8 H: 1 LOB: 0 BB: 0 P: 11	R: 0 E: 0 K: 3 S: 11 H: 0 LOB: 0 BB: 0 P: 15	R: 0 E: 0 K: 2 S: 10 H: 0 LOB: 1 BB: 1 P: 17	R: 0 E: 0 K: 2 S: 9 H: 0 LOB: 0 BB: 0 P: 14	R: 0 E: 0 K: 0 S: 9 H: 0 LOB: 0 BB: 0 P: 12	R: 0 E: 0 K: 1 S: 9 H: 0 LOB: 1 BB: 1 P: 16	R: 1 E: 0 K: 1 S: 11 H: 2 LOB: 2 BB: 1 P: 17	R: 0 E: 0 K: 1 S: 9 H: 1 LOB: 1 BB: 0 P: 12	R: 5 E: 0 K: 2 S: 26 H: 5 LOB: 2 BB: 2 P: 42	1B: 4 2B: 4 3B: 0 HR: 1	SF: 0 SAC: 0 DP: 0 HBP: 0						

TOP	
AB	36
R	7
H	9
RBI	7
BB	5
SO	13
LOB	18

WP: 0 PB: 0 SB: 3 CS: 0 PA: 41

PITCHER		IP	WLS	BF	H	R	ER	SO	BB	IBB	HBP	BLK	WP	HR	S	P	ERA	WHIP
48 Jacob deGrom, R ERA: 3.27	(1, 1)	7.0		27	3	2	2	10	3	0	0	0	0	1	67	102	2.57	0.857
67 Seth Lugo, R ERA: 3.43	(8, 1)	1.0		4	1	0	0	1	0	0	0	0	0	0	9	12	0.00	1.000
39 Edwin Díaz, R ERA: 5.67	(9, 1)	0.1	L	5	3	4	4	1	1	0	0	0	0	0	9	16	108.00	12.000
27 Jeurys Familia, R ERA: 7.76	(9, 1)	0.1		4	2	1	1	1	1	0	0	0	0	0	14	22	27.00	9.000
43 Luis Avilán, L ERA: 9.0	(9, 1)	0.1		1	0	0	0	0	0	0	0	0	0	0	3	4	0.00	0.000

PITCHER	IP	WLS	BF	H	R	ER	SO	BB	IBB	HBP	BLK	WP	HR	S	P	ERA	WHIP

Batter	1	2	3	4	5	6	7	8	9	AB	R	H	RBI	BB	SO	LOB
6 Jeff McNeil, L (1, 9) OBP: 0.409, SLG: 0.513	B FF 91 B FF 94 X FF 92 2-0 ① P6		B FF 94 X SL 87 1-0 ③ F8		F FF 94 X FF 94 0-1 20 2B 1B		B FC 92 B SI 93 C FC 91 F FC 91 X CU 82 2-2 ③ L4			4	1	1	0	0	0	1
20 Pete Alonso, R (1, 3) OBP: 0.373, SLG: 0.634	B SI 93 B SL 87 C FF 93 X SL 87 2-1 ② L4			S FF 92 B FF 92 S FF 93 X FF 94 1-2 HR	1 SAFE C FF 95 1 SAFE S FF 93 F SL 86 F FF 95 B FF 94 F SI 93 X SL 85 1-2 1-H 2B			C SI 93 B SI 94 X FC 91 1-1 ① F9		4	1	2	2	0	0	0
24 Robinson Canó, L (1, 4) OBP: 0.292, SLG: 0.368	F FF 94 S FF 93 F FF 93 B SL 87 F FF 93 F FF 94 X FF 95 1-2 1B			X FF 92 0-0 21 HBP 1B	F KC 84 F FF 94 B FF 94 X FF 95 1-2 ③ F7			X SI 91 0-0 ② G1-3		4	0	2	0	0	0	1
30 Michael Conforto, L (1, 8) OBP: 0.357, SLG: 0.470	C KC 85 F SL 87 B FF 93 S FF 95 1-3 ③ K			C FF 95 S FF 94 D SL 87 F FF 95 B FF 94 D SL 87 X FF 93 3-2 ① L8		C SI 91 F CH 82 C FF 93 0-3 ① K		X SL 81 0-0 ③ P6		4	0	0	0	0	2	2
21 Todd Frazier, R (1, 5) OBP: 0.338, SLG: 0.449		B FF 93 X KC 83 1-0 1 CS 1B		1 SAFE C SL 86 H SI 93 1-1 1-2 HBP		C FF 92 B FF 92 B CH 82 C SI 92 T FF 92 2-2 ② K			B FF 94 C FF 95 B SI 95 X FS 86 2-1 ① L5	3	0	1	0	0	1	0
22 Dominic Smith, L (1, 7) OBP: 0.393, SLG: 0.550		B FF 94 F FF 94 F FF 95 B FF 95 1 SAFE X FF 95 2-2 ① P6		F SL 85 X FF 94 0-1 ② F8	S FF 94 B CU 83 F SI 92 S CH 83 1-3 ③ K				B FF 95 C FF 96 S FS 87 B FF 94 X FS 87 2-2 ② G3-1	4	0	0	0	0	1	3
40 Wilson Ramos, R (1, 2) OBP: 0.350, SLG: 0.413		C FF 95 S FF 95 S FF 95 0-3 ② K		X SL 87 0-0 ③ G5-3			X SI 94 0-0 1B		B SI 94 C SI 96 B SI 96 B SI 95 B FF 94 4-1 1 FC6-4 BB	3	0	1	0	1	1	3
1 Amed Rosario, R (1, 6) OBP: 0.292, SLG: 0.409		C SL 88 F FF 93 B FF 94 1-2 ③ CS 1-2	X FF 92 0-0 ① P6		X SL 86 0-0 ① F9		C FC 91 B FC 92 S SI 95 D CU 84 S FC 91 2-3 ① K		C SI 95 X FS 86 0-1 ③ FC6-4 1-2f	4	0	0	0	0	1	2
48 Jacob deGrom, L (1, 1) OBP: 0.250, SLG: 0.342 28 J.D. Davis, R (7, PH) OBP: 0.344, SLG: 0.472 67 Seth Lugo, R (8, 1) 39 Edwin Díaz, R (9, 1) 27 Jeurys Familia, R (9, 1) 43 Luis Avilán, L (9, 1)			C FF 93 F FF 94 B FF 94 B FF 92 F FF 93 S FF 94 2-3 ② K		B FF 92 B FF 93 S FF 93 S FF 94 B SL 86 F FF 93 F FF 94 X FF 93 3-2 ② G3		C SI 95 B FC 92 C SI 95 X CU 86 1-2 ② F9			2 1 0 0 0 0	0 0 0 0 0 0	0 0 0 0 0 0	0 0 0 0 0 0	1 0 0 0 0 0	0 1 0 0 0 0	0 0 0 0 0 0
Inning Stats	R: 0 E: 0 K: 1 S: 12 H: 1 LOB: 1 BB: 0 P: 18	R: 0 E: 0 K: 1 S: 9 H: 1 LOB: 0 BB: 0 P: 13	R: 0 E: 0 K: 1 S: 6 H: 0 LOB: 0 BB: 0 P: 9	R: 1 E: 0 K: 0 S: 12 H: 2 LOB: 2 BB: 0 P: 17	R: 1 E: 0 K: 0 S: 17 H: 2 LOB: 1 BB: 0 P: 22	R: 0 E: 0 K: 3 S: 9 H: 0 LOB: 0 BB: 0 P: 12	R: 0 E: 0 K: 1 S: 10 H: 1 LOB: 1 BB: 0 P: 15	R: 0 E: 0 K: 0 S: 4 H: 0 LOB: 0 BB: 0 P: 5	R: 0 E: 0 K: 0 S: 8 H: 0 LOB: 1 BB: 1 P: 16	1B: 5 2B: 1 3B: 0 HR: 1 SF: 0 SAC: 0 DP: 0 HBP: 1						

PITCHER	IP	WLS	BF	H	R	ER	SO	BB	IBB	HBP	BLK	WP	HR	S	P	ERA	WHIP
21 Vince Velasquez, R (1, 1) ERA: 4.63	5.0		21	6	2	2	3	0	0	1	0	0	0	56	79	3.60	1.200
52 Jose Alvarez, L (6, 1) ERA: 3.86	1.0		3	0	0	0	3	0	0	0	0	0	0	9	12	0.00	0.000
96 Tommy Hunter, R (7, 1) ERA:	1.1		5	1	0	0	1	0	0	0	0	0	0	12	18	0.00	0.750
46 Adam Morgan, L (8, 1) ERA: 4.22	0.2	W	2	0	0	0	0	0	0	0	0	0	0	2	2	0.00	0.000
50 Héctor Neris, R (9, 1) ERA: 3.0	1.0		4	0	0	0	0	1	0	0	0	0	0	8	16	0.00	1.000

PITCHER	IP	WLS	BF	H	R	ER	SO	BB	IBB	HBP	BLK	WP	HR	S	P	ERA	WHIP

BOTTOM

Philadelphia Phillies @ New York Mets

Citi Field, Flushing, NY

Fri Jul 05 2019, 7:11 PM - 10:25 PM EDT

Att. 32,546 - Partly Cloudy - 81 F

livebaseballscorecards.com

AB	33
R	2
H	7
RBI	2
BB	1
SO	7
LOB	13

WP: 0 PA: 36
PB: 0
SB: 0
CS: 1

Philadelphia Phillies @ New York Mets

Citi Field, Flushing, NY

Sat Jul 06 2019, 8:02 PM - 11:23 PM EDT

Att. 31,350 - Cloudy - 77 F

TOP

livebaseballscorecards.com

Batter	1	2	3	4	5	6	7	8	9	AB	R	H	RBI	BB	SO	LOB
4 Scott Kingery, R (1, 8) OBP: 0.347, SLG: 0.553	F SI 98 C SI 97 S SI 98 0-3 K	B SI 98 F CH 92 C CH 92 X SI 98 1-2 FC5-4 1-2f		B SI 98 F CH 93 B SI 99 F CH 92 S CH 93 2-3 K			B CU 80 B SL 89 B SI 96 C SI 96 F SI 96 X SI 96 3-2 G6-3	B CU 80 B FF 95 C CU 80 F SI 95 S FF 96 2-3 K		5	0	0	0	0	3	4
2 Jean Segura, R (1, 6) OBP: 0.321, SLG: 0.448	C SI 97 B SI 98 X SI 98 1-1 G1-3		B SI 96 C SI 96 X CH 91 1-1 3 S 3 E 17 2B 1B		C CU 81 X CU 82 0-1 G4-3		B SI 96 C SI 95 H SI 96 2-1 3 1B 10 1B HBP	C FF 94 C SL 88 F CU 81 B FF 96 B FF 97 F CU 82 B FF 96 F FF 95 S SI 96 3-3 K		4	2	1	0	0	1	2
3 Bryce Harper, L (1, 9) OBP: 0.369, SLG: 0.471	B SI 98 B SI 98 C FF 99 X CH 92 2-1 G5-3		1 SAFE B SL 92 C FF 98 F SL 91 X CH 91 1-2 L6 1-3		B CH 92 B SL 90 F SI 98 B FF 98 C CH 91 B CH 91 4-2 10 F8 17 E BB		1 SAFE X SI 94 0-0 10 1B 1-2 1B		B FF 99 B FF 99 C FF 97 S FF 98 F FF 99 F FF 99 X FF 97 2-2 L1	4	0	1	0	1	0	1
17 Rhys Hoskins, R (1, 3) OBP: 0.398, SLG: 0.518		B SI 97 B CU 79 B SI 97 C SI 98 B SI 98 4-1 10 FC5-4 BB	C FF 98 B SI 98 B CH 91 X CH 91 2-1 3-H 2B		C SI 97 1 SAFE S FF 98 B SI 98 B CU 83 B FF 99 B SI 99 4-2 1-2 BB		C SI 94 B SI 94 S CH 86 X CH 86 1-2 L5		T FF 100 X FF 100 0-1 L5	3	0	1	1	2	0	2
10 J.T. Realmuto, R (1, 2) OBP: 0.327, SLG: 0.438		C SI 98 B SI 98 X SI 97 1-1 FC5-4 23 HR 1-2f	S SI 98 C CH 92 S SI 99 0-3 K		F SI 97 B CH 92 X SI 99 1-1 F8 2-3		X CH 86 0-0 1-2 2-H 1B		T FF 100 X FF 100 0-1 23 S 1B	5	1	2	1	0	1	4
23 Jay Bruce, L (1, 7) OBP: 0.286, SLG: 0.549		B FF 98 1 SAFE 1 SAFE S FF 98 S FF 98 X FF 98 1-2 1-H HR	B CH 93 C SI 99 B SL 94 X CH 92 2-1 L4		X SI 99 0-0 F7		F CU 81 X SI 95 0-1 G4-3		S FF 100 F FF 96 B FF 99 T FF 99 1-2 K 1-2	5	1	1	2	0	1	6
16 César Hernández, S (1, 4) OBP: 0.337, SLG: 0.419		X SI 98 0-0 F7		C FF 97 B SL 89 B CH 92 X FF 98 2-1 49 B5-6-4 7 1B 1B		C FF 94 F SL 83 F FF 95 X SL 84 0-2 G5-3		F CH 85 S CU 81 F CH 85 X CH 85 0-2 7 1B 1B		4	0	2	0	0	0	0
7 Maikel Franco, R (1, 5) OBP: 0.297, SLG: 0.417		B SI 98 X SL 91 1-0 HR		1 SAFE C SI 97 T SI 97 1 SAFE P SI 95 B SI 96 F CH 92 X SI 97 2-2 49 B5-6-4 1-2 1B		B FF 94 X SL 84 1-0 G4-3		C SI 92 X FF 94 0-1 1-2 1B		4	1	3	1	0	0	0
49 Jake Arrieta, R (1, 1) OBP: 0.194, SLG: 0.171 41 Edgar García, R (5, 1) 13 Sean Rodríguez, R (6, PH) OBP: 0.324, SLG: 0.379 55 Ranger Suárez, L (6, 1) OBP: 1.000, SLG: 1.000 33 Brad Miller, L (8, PH) OBP: 0.364, SLG: 0.517 65 JD Hammer, R (8, 1)		B SI 98 C SI 98 C CU 80 B CU 81 X SI 98 2-2 4 FC5-4 1B		L SI 95 X SI 97 0-1 B5-6-4 1-2f 2-3		B SL 90 C SI 94 B SL 89 F SI 96 B SL 91 C SI 96 3-3 K		B FF 95 C FF 95 X CH 88 1-1 F9		2 0 1 0 0 0 2 0 0 0 0 0 0 0 1 0 0 0 0 1 0 0 0 0 0 0 0 0 1 0 0 0 0 0 2 0 0 0 0 0 0 0						
Inning Stats	R: 0 E: 0 K: 1 S: 7 H: 0 LOB: 0 BB: 0 P: 10	R: 3 E: 0 K: 0 S: 14 H: 3 LOB: 1 BB: 1 P: 24	R: 1 E: 1 K: 1 S: 12 H: 2 LOB: 1 BB: 0 P: 18	R: 0 E: 0 K: 1 S: 12 H: 2 LOB: 1 BB: 0 P: 17	R: 0 E: 1 K: 0 S: 9 H: 0 LOB: 2 BB: 2 P: 18	R: 0 E: 0 K: 1 S: 8 H: 0 LOB: 0 BB: 0 P: 12	R: 1 E: 0 K: 0 S: 11 H: 2 LOB: 2 BB: 0 P: 17	R: 0 E: 0 K: 2 S: 17 H: 2 LOB: 2 BB: 0 P: 23	R: 0 E: 0 K: 1 S: 12 H: 1 LOB: 1 BB: 0 P: 15	1B: 9 2B: 1 3B: 0 HR: 2 SF: 0 SAC: 0 DP: 1 HBP: 1						

AB	38
R	5
H	12
RBI	5
BB	3
SO	7
LOB	23

WP: 0 PB: 0 SB: 2 CS: 0 PA: 42

PITCHER		IP	WLS	BF	H	R	ER	SO	BB	IBB	HBP	BLK	WP	HR	S	P	ERA	WHIP
34 Noah Syndergaard, R ERA: 4.68	(1, 1)	5.0	W	24	7	4	4	3	3	0	0	0	0	2	54	87	7.20	2.000
38 Justin Wilson, L ERA: 4.22	(6, 1)	0.2	H	2	0	0	0	0	0	0	0	0	0	0	5	6	0.00	0.000
65 Robert Gsellman, R ERA: 5.09	(6, 1)	0.2	H	3	0	1	1	1	0	0	1	0	0	0	7	15	13.50	0.000
32 Steven Matz, L ERA: 4.89	(7, 1)	0.2	H	5	3	0	0	0	0	0	0	0	0	0	11	12	0.00	4.500
67 Seth Lugo, R ERA: 3.35	(8, 1)	1.0	H	4	1	0	0	2	0	0	0	0	0	0	13	19	0.00	1.000

PITCHER		IP	WLS	BF	H	R	ER	SO	BB	IBB	HBP	BLK	WP	HR	S	P	ERA	WHIP
39 Edwin Díaz, R ERA: 5.5	(9, 1)	1.0	S	4	1	0	0	1	0	0	0	0	0	0	12	15	0.00	1.000

BOTTOM

Philadelphia Phillies @ New York Mets

Citi Field, Flushing, NY

Sat Jul 06 2019, 8:02 PM - 11:23 PM EDT

Att. 31,350 - Cloudy - 77 F

livebaseballscorecards.com

Batter	1	2	3	4	5	6	7	8	9	AB	R	H	RBI	BB	SO	LOB
6 Jeff McNeil, L (1, 9) OBP: 0.415, SLG: 0.518	X FF 91 0-0 24 FC3-6 20 HBP 30 2B 1B	F CH 88 F CH 88 X CH 86 0-2 20 1B 1-2 2-H 1B		B CH 87 B SI 93 X SI 93 2-0 1B	B FF 93 B SL 85 B FF 93 C FF 93 F SL 86 F SL 87 S SL 87 3-3 ③ K			B FF 95 C FF 95 B FF 95 X FF 94 2-1 1B		5	1	4	1	0	1	2
20 Pete Alonso, R (1, 3) OBP: 0.374, SLG: 0.629	H SI 91 1-0 24 FC3-6 1-2 HBP	D CU 80 F SI 92 F CH 87 D CH 88 D SI 92 X SI 93 3-2 1-2 2-3 1B		B CU 79 X CH 87 1-0 ② P3		B SL 85 B CH 86 B FF 92 C FF 92 F CH 85 F SI 93 F SL 86 X FF 93 3-2 ① G5-3		C FF 94 D SL 86 X SL 85 1-1 ③ G5-3		4	0	1	0	0	0	2
24 Robinson Canó, L (1, 4) OBP: 0.287, SLG: 0.361	D CU 81 B SI 93 C SI 93 X CH 88 2-1 ① FC3-6 30 2B 21 FC5-2-6 1-2f 2-3	F SI 93 S CH 88 C SI 93 0-3 ② K		T CH 87 B CU 81 D SI 93 X CH 87 2-1 ③ G3		B SL 85 C FF 93 X SI 91 1-1 ② G4-3				4	0	0	0	0	1	6
30 Michael Conforto, L (1, 8) OBP: 0.356, SLG: 0.470	D CH 88 X SI 93 1-0 1-3 3-H 2B	B CH 89 B CH 87 X SI 94 2-0 ③ F7			B CH 86 B SI 90 F CH 86 T SI 90 C CU 80 2-3 ① K	X SI 91 0-0 ③ G4-3				4	0	1	1	0	1	3
21 Todd Frazier, R (1, 5) OBP: 0.342, SLG: 0.449 11 Adeiny Hechavarría, R (5, PR) OBP: 0.253, SLG: 0.389 (6, 5)	F CU 79 D SI 92 X SI 93 1-1 ② FC5-2-6 3-H	X SI 93 0-0 22 2B 22 E 1B			C CU 80 H CH 85 1-1 22 2B 3 2B HBP	X CH 83 0-0 ① F8				2 1	1 1	1 0	0 0	0 0	0 0	2 0
22 Dominic Smith, L (1, 7) OBP: 0.396, SLG: 0.563	B SI 93 C CH 88 X CH 88 1-1 ③ F7		C CH 87 X SI 91 0-1 ① E8 1-H 2B		X CU 79 0-0 3 2B 1-3 2B	C FF 93 B SI 90 F CH 81 X FF 91 1-2 ② G6-3				4	1	2	0	0	0	2
1 Amed Rosario, R (1, 6) OBP: 0.297, SLG: 0.410		B SI 92 B SI 92 C SI 90 B SI 92 X SI 92 3-1 3 1B 6 1B 1B	B CU 80 C CU 79 F CH 88 X CU 80 1-2 ② L7		D CH 86 S CH 87 C SI 92 H CH 86 2-2 3 2B HBP		B CH 84 B SI 92 B CH 84 C SI 91 B SI 92 4-1 3 CS BB			2	2	1	0	1	0	0
3 Tomás Nido, R (1, 2) OBP: 0.274, SLG: 0.390		X SI 93 0-0 20 1B 6 1B 1-2 1B	C CU 81 S CH 86 F SI 92 X CH 87 0-2 ③ G5-3		D SI 92 X SI 92 1-0 28 WP 1-H 2-H 3-H 2B	1 SAFE 1 SAFE F SI 94 1 SAFE 1 SAFE B FF 92 S CH 83 B CH 85 2-2 ③ CS 1-2	F SL 85 B FF 95 S FF 94 X SL 85 1-2 ① G6-3			4	0	2	3	0	0	0
34 Noah Syndergaard, L (1, 1) OBP: 0.146, SLG: 0.282 28 J.D. Davis, R (5, PH) OBP: 0.342, SLG: 0.470 38 Justin Wilson, L (6, 1) 65 Robert Gsellman, R (6, 1) 32 Steven Matz, R (7, 1) OBP: 0.276, SLG: 0.379 67 Seth Lugo, R (8, 1) 13 Luis Guillorme, L (8, PH) OBP: 0.190, SLG: 0.150 39 Edwin Díaz, R (9, 1)		L SI 93 L SI 93 T SI 94 0-2 ① K		F SI 92 S CU 80 S CU 80 0-3 ① K	B FF 94 F SL 87 D SL 87 B FF 94 F SL 85 X SL 87 3-2 ② G1-3 2-3			C SL 85 B FF 94 B FF 94 X SL 84 2-1 ② F8		2 1 0 0 0 0 1 0	0 0 0 0 0 0 0 0	0 0 0 0 0 0 0 0	0 0 0 0 0 0 0 0	2 0 0 0 0 0 0 0	2 0 0 0 0 0 0 0
Inning Stats	R: 1 H: 2 E: 0 LOB: 2 K: 0 BB: 0 S: 8 P: 14	R: 1 H: 4 E: 0 LOB: 3 K: 2 BB: 0 S: 16 P: 24	R: 1 H: 2 E: 1 LOB: 0 K: 0 BB: 0 S: 10 P: 11	R: 0 H: 1 E: 0 LOB: 1 K: 1 BB: 0 S: 7 P: 12	R: 3 H: 2 E: 0 LOB: 2 K: 2 BB: 0 S: 15 P: 27	R: 0 H: 0 E: 0 LOB: 0 K: 0 BB: 0 S: 8 P: 12	R: 0 H: 0 E: 0 LOB: 0 K: 0 BB: 1 S: 7 P: 14	R: 0 H: 1 E: 0 LOB: 1 K: 0 BB: 0 S: 9 P: 15		1B: 8 SF: 0 2B: 4 SAC: 0 3B: 0 DP: 0 HR: 0 HBP: 3					WP: 1 PA: 39 PB: 0 SB: 0 CS: 1	

PITCHER		IP	WLS	BF	H	R	ER	SO	BB	IBB	HBP	BLK	WP	HR	S	P	ERA	WHIP
49 Jake Arrieta, R ERA: 4.67	(1, 1)	4.1	L	26	11	6	5	4	0	0	3	0	0	0	49	75	10.38	2.538
41 Edgar García, R ERA: 6.08	(5, 1)	0.2		2	0	0	0	1	0	0	0	0	1	0	7	13	0.00	0.000
55 Ranger Suárez, L ERA: 3.48	(6, 1)	2.0		6	0	0	0	0	1	0	0	0	0	0	15	26	0.00	0.500
65 JD Hammer, R ERA: 3.38	(8, 1)	1.0		4	1	0	0	0	0	0	0	0	0	0	9	15	0.00	1.000

PITCHER	IP	WLS	BF	H	R	ER	SO	BB	IBB	HBP	BLK	WP	HR	S	P	ERA	WHIP

Philadelphia Phillies @ New York Mets

Citi Field, Flushing, NY

Sun Jul 07 2019, 1:11 PM - 4:30 PM EDT

Att. 34,247 - Partly Cloudy - 82 F

livebaseballscorecards.com

Batter	1	2	3	4	5	6	7	8	9	AB	R	H	RBI	BB	SO	LOB
4 Scott Kingery, R (1, 8) OBP: 0.344, SLG: 0.545	C SI 95 X FF 96 0-1 3 1B 17 2B 1B	F FC 90 B FF 94 X SI 94 1-1 ① F7		C SI 96 C CU 77 B FF 96 B FC 92 C SI 96 2-3 ③ K			C SL 84 B FF 95 X FF 95 1-1 ① F9	C FF 95 F SL 86 S FF 98 0-3 ③ K		5	1	1	0	0	2	1
2 Jean Segura, R (1, 6) OBP: 0.322, SLG: 0.447	C FF 96 C FF 97 X SI 96 0-2 ① L7	B SI 96 C FF 97 S FF 96 F FF 97 F FF 97 X FS 88 1-2 3 1B 1B			C FF 93 X CU 77 0-1 ① G4-3		B FF 96 C FF 95 B FF 96 X FF 95 2-1 3 S 1B		F CU 75 X FF 95 0-1 ① L8	5	0	2	0	0	0	1
3 Bryce Harper, L (1, 9) OBP: 0.370, SLG: 0.470	F FC 91 B FF 96 X CH 88 1-1 17 2B 10 2B 1-3 1B	B SI 94 1 SAFE S FF 94 X FC 91 1-1 ② 1-3 1B			B FC 90 B FF 94 F SI 95 B CH 87 X SI 94 3-1 ② F8		1 SAFE F SI 94 B FF 95 B SI 94 X FF 96 2-1 ② P5 1-2		F SI 96 B FF 96 X FF 96 1-1 ② F8	5	1	2	0	0	0	1
17 Rhys Hoskins, R (1, 3) OBP: 0.401, SLG: 0.530	B FC 90 S SI 96 C FC 91 F FF 97 X SI 96 1-2 10 2B 1-3 3-H 2B	F FF 96 B FF 94 F SI 96 B FF 96 F FF 97 D CU 81 X FF 99 3-2 ③ G4-3			C SI 95 F FF 95 F FF 96 B FF 95 F FF 96 B CU 77 B FF 95 F FF 96 S FC 90 3-3 ③ K		H SI 96 1-0 10 FC6-4 HBP		F FF 97 B FF 96 C SL 85 F FF 97 B SL 86 B CU 80 X FF 97 3-2 HR	4	2	2	2	0	1	1
10 J.T. Realmuto, R (1, 2) OBP: 0.328, SLG: 0.438	B FC 91 X SI 96 1-0 23 E 2-H 3-H 2B		F FF 95 B FF 95 F CU 79 F SI 94 S FS 87 1-3 ① K			C CU 76 B FC 88 F FF 95 B CH 87 B SI 96 F FS 88 B CH 87 4-2 23 HR BB	F FF 96 F FF 97 X CU 79 0-2 ③ FC6-4 1-2f		F FF 96 C CU 78 F FF 97 B SL 84 B FF 98 B SL 87 X CU 77 3-2 ③ L6	4	2	1	2	1	1	2
23 Jay Bruce, L (1, 7) OBP: 0.292, SLG: 0.575	B FC 91 F SI 95 X CH 87 1-1 E9 2-H 1B		B SI 94 S FF 95 B FC 90 S FF 97 X FF 97 3-2 ② G4-3			B SI 94 F SI 95 B FF 95 X SI 94 2-1 1-H HR		B FS 86 X SI 93 1-0 HR		4	2	3	4	0	0	0
16 César Hernández, S (1, 4) OBP: 0.339, SLG: 0.420	C FF 96 F SI 96 B FC 90 D CU 80 T FF 97 2-2 ② K		X CH 87 0-0 ③ F9			B SI 94 B SI 95 B FF 95 C FF 95 X SI 95 3-1 7 G5-4-3 1B		C FF 94 X FS 85 0-1 1B		4	0	2	0	0	1	1
7 Maikel Franco, R (1, 5) OBP: 0.296, SLG: 0.413	0-0 IBB			B FF 93 C FF 93 B FF 94 C FC 89 S FS 89 2-3 ① K		F SI 96 X SI 96 0-1 ①② G5-4-3 1-2f		B SL 86 B SL 86 X FF 95 2-0 ① F8		3	0	0	0	1	1	2
27 Aaron Nola, R (1, 1) OBP: 0.150, SLG: 0.029 46 Adam Morgan, L (7, 1) 33 Brad Miller, L (8, PH) OBP: 0.358, SLG: 0.508 96 Tommy Hunter, R (8, 1) 50 Héctor Neris, R (9, 1)	C FC 91 B SI 95 B SI 96 C FF 96 C CU 78 2-3 ③ K			B FF 95 C FF 96 B SI 95 C FF 96 B FF 96 F FF 97 C FF 96 3-3 ② K		B SI 95 C FF 95 B SI 95 C FF 95 C FF 94 3-3 ③ K		C SI 96 B FF 95 F FF 96 B FF 97 S FF 97 2-3 ② K		3 0 1 0 0	0 0 0 0 0	0 0 0 0 0	0 0 0 0 0	3 0 1 0 0	0 0 1 0 0	2 0 1 0 0

Inning Stats																								
	R: 4	H: 5	R: 0	H: 2	R: 0	H: 0	R: 0	H: 0	R: 0	H: 0	R: 2	H: 2	R: 0	H: 1	R: 1	H: 2	R: 1	H: 1	1B: 8	SF: 0	WP: 0	PA: 41
	E: 1	LOB: 2	E: 0	LOB: 1	E: 0	LOB: 0	E: 0	LOB: 0	E: 0	LOB: 0	E: 0	LOB: 0	E: 0	LOB: 2	E: 0	LOB: 1	E: 0	LOB: 0	2B: 2	SAC: 0	PB: 0	
	K: 2	BB: 1	K: 0	BB: 0	K: 1	BB: 0	K: 3	BB: 0	K: 1	BB: 0	K: 1	BB: 1	K: 0	BB: 0	K: 2	BB: 0	K: 0	BB: 0	3B: 0	DP: 1	SB: 1	
	S: 20	P: 28	S: 13	P: 19	S: 8	P: 12	S: 11	P: 18	S: 10	P: 16	S: 12	P: 24	S: 9	P: 15	S: 10	P: 15	S: 12	P: 19	HR: 3	HBP: 1	CS: 0	

PITCHER		IP	WLS	BF	H	R	ER	SO	BB	IBB	HBP	BLK	WP	HR	S	P	ERA	WHIP
45 Zack Wheeler, R ERA: 4.69	(1, 1)	5.0	L	24	8	6	6	7	1	1	0	0	0	1	67	104	10.80	1.800
27 Jeurys Familia, R ERA: 7.5	(6, 1)	1.0		3	1	0	0	1	0	0	0	0	0	0	7	13	0.00	1.000
68 Wilmer Font, R ERA: 5.2	(7, 1)	3.0		14	4	2	2	2	0	0	1	0	0	2	31	49	6.00	1.333

PITCHER	IP	WLS	BF	H	R	ER	SO	BB	IBB	HBP	BLK	WP	HR	S	P	ERA	WHIP

AB	38
R	8
H	13
RBI	8
BB	2
SO	10
LOB	12

BOTTOM

Batter	1	2	3	4	5	6	7	8	9	AB	R	H	RBI	BB	SO	LOB
6 Jeff McNeil, L (1, 9) (7, 7) OBP: 0.409, SLG: 0.509	F CH 85 F FF 94 S KC 79 0-3 K ①	F CH 87 S KC 80 F FF 94 X SI 90 0-2 G4-3 ②			F CH 86 S KC 78 B KC 79 X CH 86 1-2 E3 20 HR	B SL 81 F SL 80 X SI 92 1-1 F9 ③		C FS 88 D FS 88 X FS 88 1-1 F9 ③	5	1	0	0	0	1	4
20 Pete Alonso, R (1, 3) OBP: 0.372, SLG: 0.634	F FF 93 B KC 79 B FF 94 F CH 86 X KC 80 2-2 G1-3 ②	F CH 85 B FF 90 B KC 78 F KC 79 B FF 94 F KC 79 F FF 93 F CH 85 S CH 85 3-3 K ③			1 SAFE C KC 77 C FF 93 X KC 77 0-2 1-H HR		B SI 93 S FF 92 X FF 92 1-1 L1 ①		4	1	1	2	0	1	0
24 Robinson Canó, L (1, 4) OBP: 0.287, SLG: 0.360	B SI 90 F KC 79 S CH 86 X CH 86 1-2 G6-3 ③			X SI 89 0-0 F9 ①		C FF 93 X SI 91 0-1 21 G5-3 1B		C SI 92 C FC 90 X SI 93 0-2 F7 ②		4	0	1	0	0	0	0
21 Todd Frazier, R (1, 5) OBP: 0.340, SLG: 0.443		B KC 75 B FF 92 C KC 76 B CH 85 B FF 93 4-1 40 BB BB		C SI 90 B CH 85 F KC 77 X CH 84 1-2 F9 ②		B CH 85 B CH 86 X KC 78 2-0 G5-3 ② 1-2		B SI 94 C SI 94 B SI 94 C SI 95 B FC 89 X SI 95 3-2 L4 ③		3	0	0	0	1	0	1
22 Dominic Smith, L (1, 7) OBP: 0.389, SLG: 0.551 68 Wilmer Font, R (7, 1) OBP: 0.333, SLG: 0.333 11 Adeiny Hechavarría, R (9, PH) OBP: 0.260, SLG: 0.427		C SI 90 B SI 90 S CH 85 S KC 79 1-3 K ①		C SH 86 F KC 79 F CH 86 B SI 91 B SI 91 S KC 79 2-3 K ③		C SI 90 X CH 86 0-1 G4-3 ③			B FF 94 C FF 95 X FS 86 1-1 HR	3 0 1	0 0 1	0 0 1	0 0 1	0 0 0	2 0 0	2 0 0
40 Wilson Ramos, R (1, 2) OBP: 0.349, SLG: 0.408		D KC 78 B FF 93 C SI 90 B FF 89 F CH 84 B CH 84 4-2 1-2 BB			C FF 89 S CH 83 F KC 78 B FF 94 S CH 84 1-3 K ①		C SI 90 X KC 78 0-1 G6-3 ①		C FF 95 F SI 94 X FS 87 0-2 F8 ①	3	0	0	0	1	1	0
1 Amed Rosario, R (1, 6) OBP: 0.299, SLG: 0.414		C KC 77 X KC 78 0-1 F7 ②			C CH 83 C KC 78 X KC 78 0-2 G6-3 ②		C FF 92 C FF 94 X FF 93 0-2 30 BB 1B		C SI 94 X SI 95 0-1 30 WP 2B	4	0	2	0	0	0	2
12 Juan Lagares, R (1, 8) OBP: 0.242, SLG: 0.252 28 J.D. Davis, R (9, PH) OBP: 0.341, SLG: 0.468		B FF 91 C CH 84 S KC 78 B CH 84 S KC 79 2-3 K ③			X FF 93 0-0 G4-3 ③		B KC 77 1 SAFE 1 SAFE F KC 78 1 SAFE X FF 93 1-1 F9 ②		B SI 94 C SI 94 X FS 87 1-1 L6 ②	3 1	0 0	0 0	0 0	0 0	1 0	3 1
45 Zack Wheeler, L (1, 1) OBP: 0.308, SLG: 0.421 27 Jeurys Familia, R (6, 1) 13 Luis Guillorme, L (6, PH) OBP: 0.182, SLG: 0.143 30 Michael Conforto, L (7, 9) OBP: 0.359, SLG: 0.470			C FF 91 F FF 91 X KC 77 0-2 G6-3 ①			B KC 77 B FF 92 X CH 86 2-0 G4-3 ①	B KC 78 1 SAFE B KC 78 B CH 85 B FF 93 4-0 1-2 BB		B FF 94 B FF 96 T FF 94 S FS 87 B FF 94 D FS 88 4-2 2-3 BB	1 0 1 0	0 0 0 0	0 0 0 0	0 0 0 0	0 0 0 2	0 0 0 0	0 0 0 0
Inning Stats	R: 0 E: 0 K: 1 S: 9 H: 0 LOB: 0 BB: 0 P: 12	R: 0 E: 0 K: 2 S: 11 H: 0 LOB: 2 BB: 2 P: 22	R: 0 E: 0 K: 1 S: 13 H: 0 LOB: 0 BB: 0 P: 16	R: 0 E: 0 K: 1 S: 8 H: 0 LOB: 0 BB: 0 P: 11	R: 0 E: 0 K: 1 S: 8 H: 0 LOB: 0 BB: 0 P: 9	R: 2 E: 1 K: 0 S: 12 H: 2 LOB: 1 BB: 0 P: 17	R: 0 E: 0 K: 0 S: 9 H: 1 LOB: 2 BB: 1 P: 15	R: 0 E: 0 K: 0 S: 8 H: 0 LOB: 0 BB: 0 P: 12	R: 1 E: 0 K: 0 S: 13 H: 2 LOB: 2 BB: 1 P: 20	1B: 2 2B: 1 3B: 0 HR: 2 SF: 0 SAC: 0 DP: 0 HBP: 0						

PITCHER	IP	WLS	BF	H	R	ER	SO	BB	IBB	HBP	BLK	WP	HR	S	P	ERA	WHIP
27 Aaron Nola, R (1, 1) ERA: 3.74	6.2	W	27	3	2	1	6	3	0	0	0	0	1	68	99	1.35	0.900
46 Adam Morgan, L (7, 1) ERA: 4.15	0.1	H	1	0	0	0	0	0	0	0	0	0	0	2	3	0.00	0.000
96 Tommy Hunter, R (8, 1) ERA:	1.0		3	0	0	0	0	0	0	0	0	0	0	8	12	0.00	0.000
50 Héctor Neris, R (9, 1) ERA: 3.16	1.0		6	2	1	1	0	1	0	0	0	1	1	13	20	9.00	3.000

PITCHER	IP	WLS	BF	H	R	ER	SO	BB	IBB	HBP	BLK	WP	HR	S	P	ERA	WHIP

Philadelphia Phillies @ New York Mets

Citi Field, Flushing, NY

Sun Jul 07 2019, 1:11 PM - 4:30 PM EDT

Att. 34,247 - Partly Cloudy - 82 F

livebaseballscorecards.com

AB	33
R	3
H	5
RBI	3
BB	4
SO	6
LOB	13

WP: 1 PA: 37
PB: 0
SB: 0
CS: 0

New York Mets @ Miami Marlins

Marlins Park, Miami, FL

Fri Jul 12 2019, 7:11 PM - 10:08 PM EDT

Att. 11,856 - Roof Closed - 75 F

TOP

livebaseballscorecards.com

Batter	1	2	3	4	5	6	7	8	9	AB	R	H	RBI	BB	SO	LOB
6 Jeff McNeil, L (1, 9) OBP: 0.407, SLG: 0.505	X FF 92 0-0 ① B1-3		B SL 81 F SL 82 F FF 92 F FF 93 X CH 82 1-2 20 BB 28 S 40 1B 1B		B FF 90 C SL 79 S SL 80 F FF 91 B FF 91 T SL 80 2-2 ① K		B FF 94 F SL 85 B FF 94 F SL 86 T FF 93 2-2 ③ K			4	1	1	0	0	2	0
28 J.D. Davis, R (1, 7) OBP: 0.344, SLG: 0.463	B FF 92 F FF 92 C FF 92 B FF 93 B SL 81 F FF 93 F CH 83 F FF 93 B FF 92 4-2 BB		B SL 81 S FF 92 B FF 91 1 SAFE B SL 82 B CH 81 4-1 20 BB 40 1B 1-2 BB		F FF 91 X SL 81 0-1 ② F9			C SL 77 B SL 79 B FF 90 F FF 90 C FF 90 2-3 ① K		2	1	0	0	2	1	0
20 Pete Alonso, R (1, 3) OBP: 0.371, SLG: 0.628	C FF 91 F FF 92 B FF 93 S SL 81 1-3 ② K		C FF 92 B SL 81 F SL 83 B FF 92 B FF 92 B FF 93 4-2 40 1B 1-2 2-3 BB		C SL 78 S CH 81 B CH 81 B FF 91 B FF 91 C FF 93 3-3 ③ K			C SL 79 S FF 90 S FF 92 0-3 ② K		3	0	0	0	1	3	1
40 Wilson Ramos, R (1, 2) OBP: 0.351, SLG: 0.407	1 SAFE B FF 92 B FF 92 S FF 92 X SL 82 2-1 ③ P4		F FF 92 B FF 93 B SL 79 X FF 93 2-1 1-2 2-H 3-H 1B			B SL 77 B FF 90 B CH 81 B FF 92 4-0 BB		B FF 90 X FF 90 1-0 ③ G5-3		3	0	1	2	1	0	1
24 Robinson Canó, L (1, 4) OBP: 0.286, SLG: 0.358		S SL 78 B FF 92 X FF 91 1-1 ① G4-1	X FF 92 0-0 ③ F7			B FF 91 B FF 91 C FF 90 X FF 91 2-1 ① F7			B FF 95 F FF 96 F CU 84 F CU 84 B CH 86 X FF 95 2-2 21 HR 1B	4	1	1	0	0	0	3
21 Todd Frazier, R (1, 5) OBP: 0.339, SLG: 0.453		C SL 77 C FF 92 B FF 92 B FF 93 F SL 83 X FF 93 2-2 ② L3		C FF 90 S FF 91 B FF 92 S FF 92 1-3 ① K		F FF 91 B CH 82 C FF 91 X FF 92 1-2 ② F7			B FF 96 F FF 96 B SL 86 B FF 96 X FF 96 3-1 1-H HR	4	1	1	2	0	1	1
30 Michael Conforto, L (1, 8) OBP: 0.358, SLG: 0.466		B SL 79 B SL 80 C FF 92 S SL 83 S FF 93 2-3 ③ K		B SL 80 F SL 78 F FF 91 B FF 93 B SL 83 B SL 79 4-2 BB		C FF 91 X SL 80 0-1 ③ P4			B FF 96 C FF 95 B FF 95 F FF 95 F SL 85 C FF 96 2-3 ① K	3	0	0	0	1	2	1
1 Amed Rosario, R (1, 6) OBP: 0.299, SLG: 0.412			C SL 77 F SL 81 B FF 92 X FF 92 1-2 44 B2-6-4 1B	C SL 78 S FF 91 S SL 80 0-3 ② K			B CH 88 B CH 87 C FF 94 X FF 93 2-1 ① L8		S CH 86 T FF 95 B SL 88 F CU 85 S CH 87 1-3 ② K	4	0	1	0	0	2	1
44 Jason Vargas, L (1, 1) OBP: 0.083, SLG: 0.083 65 Robert Gsellman, R (6, 1) 11 Adeiny Hechavarría, R (7, PH) OBP: 0.257, SLG: 0.423 74 Chris Mazza, R (7, 1) 43 Luis Avilán, L (8, 1) 3 Tomás Nido, R (9, PH) OBP: 0.271, SLG: 0.386			1 SAFE C SL 78 M FF 90 1 SAFE 1 SAFE X SL 81 0-2 ① ② B2-6-4 1-2f	B FF 90 S FF 90 1 SAFE C FF 91 X SL 78 1-2 ③ F8			C SL 86 X SL 86 0-1 ② L6		B SL 85 S FF 95 B SL 85 S FF 96 B FF 96 X FF 96 3-2 ③ F8	2 0 1 0 0 1	0 0 0 0 0 0	0 0 0 0 0 0	0 0 0 0 0 0	0 0 0 0 0 0	0 0 0 0 0 0	2 0 0 0 0 0
Inning Stats	R: 0 E: 0 K: 1 S: 11 H: 0 LOB: 1 BB: 1 P: 18	R: 0 E: 0 K: 1 S: 9 H: 0 LOB: 0 BB: 0 P: 14	R: 2 E: 0 K: 0 S: 16 H: 3 LOB: 2 BB: 2 P: 28	R: 0 E: 0 K: 2 S: 11 H: 0 LOB: 1 BB: 1 P: 17	R: 0 E: 0 K: 2 S: 9 H: 0 LOB: 0 BB: 0 P: 14	R: 0 E: 0 K: 0 S: 7 H: 0 LOB: 1 BB: 1 P: 14	R: 0 E: 0 K: 1 S: 7 H: 0 LOB: 0 BB: 0 P: 11	R: 0 E: 0 K: 2 S: 7 H: 0 LOB: 0 BB: 0 P: 10	R: 2 E: 0 K: 2 S: 17 H: 2 LOB: 0 BB: 0 P: 28	1B: 4 2B: 0 3B: 0 HR: 1	SF: 0 SAC: 0 DP: 1 HBP: 0						

	AB	31
	R	4
	H	5
	RBI	4
	BB	5
	SO	11
	LOB	10

WP: 0 PB: 0 SB: 1 CS: 0 PA: 36

PITCHER		IP	WLS	BF	H	R	ER	SO	BB	IBB	HBP	BLK	WP	HR	S	P	ERA	WHIP
31 Caleb Smith, L ERA: 3.46	(1, 1)	6.0	W	25	3	2	2	6	5	0	0	0	0	0	63	105	3.00	1.333
66 Jarlín García, L ERA: 3.08	(7, 1)	1.0		3	0	0	0	1	0	0	0	0	0	0	7	11	0.00	0.000
57 Elieser Hernández, R ERA: 4.11	(8, 1)	1.0		3	0	0	0	2	0	0	0	0	0	0	7	10	0.00	0.000
61 Adam Conley, L ERA: 7.43	(9, 1)	1.0		5	2	2	2	2	0	0	0	0	0	1	17	28	18.00	2.000

PITCHER	IP	WLS	BF	H	R	ER	SO	BB	IBB	HBP	BLK	WP	HR	S	P	ERA	WHIP

New York Mets @ Miami Marlins

Marlins Park, Miami, FL

Fri Jul 12 2019, 7:11 PM - 10:08 PM EDT

Att. 11,856 - Roof Closed - 75 F

livebaseballscorecards.com

BOTTOM

Batter	1	2	3	4	5	6	7	8	9	AB	R	H	RBI	BB	SO	LOB
19 Miguel Rojas, R (1, 6) OBP: 0.348, SLG: 0.370	C CH 80 C CH 76 B FF 83 F CH 77 X FF 84 1-2 ① F7		B CH 77 F CH 77 F FF 83 X FF 85 1-2 ② SF8 3-H		B CH 77 B CH 77 X FF 82 2-0 ③ G6-3		C SI 93 B SL 84 X SI 92 1-1 ① G2-3			3	0	0	1	0	0	0
21 Curtis Granderson, L (1, 7) OBP: 0.276, SLG: 0.372	C FF 82 X FF 83 0-1 ② G3		C FF 84 D CH 80 1 SAFE S CH 79 1 SAFE 1 SAFE F KC 71 1 SAFE 1 SAFE 3-2 1 SAFE D CH 80 B FF 85 X CH 79 1-H HR			C CH 81 B KC 68 B FF 82 F FF 82 B KC 69 B FF 84 4-2 26 2B BB	B SI 93 C SI 93 F SI 93 T SL 82 1-2 ② K			3	2	1	2	1	1	0
26 Garrett Cooper, R (1, 3) OBP: 0.377, SLG: 0.495	C CH 77 B CH 77 X CH 77 1-1 ③ F9		C CH 79 B FF 84 X FF 85 1-1 HR			C CH 76 D CH 76 B CH 77 X KC 71 2-1 1-H 15 HR 2B	B SI 92 C SI 92 F SL 80 B SL 82 B SL 82 C SI 93 3-3 ③ K			4	2	2	2	0	1	0
15 Brian Anderson, R (1, 5) OBP: 0.338, SLG: 0.430		C FF 82 B KC 68 F CH 77 B FF 82 X FF 84 2-2 ① P3	B SI 83 X CH 78 1-0 ③ G6-3			F SI 95 X SI 94 0-1 2-H HR		B SL 82 B SL 81 B SI 91 C SI 92 B FF 91 4-1 13 3B BB		3	2	1	2	1	0	0
13 Starlin Castro, R (1, 4) OBP: 0.272, SLG: 0.341		F CH 78 F CH 76 F CH 79 B FF 84 B KC 70 X CH 78 2-2 ② G6-3		B CH 78 B SI 83 B CH 78 C FF 84 X CH 79 3-1 ① G6-3		C SI 95 X SL 89 0-1 ① G1-3		B FF 90 C FF 92 F D SL 81 D SL 82 X SI 90 3-2 1-H 10 1-2 3B		4	0	1	1	0	0	0
47 Harold Ramírez, R (1, 9) OBP: 0.327, SLG: 0.383 61 Adam Conley, L (9, 1)		C KC 68 S CH 78 X FF 84 0-2 ③ P3		B SI 84 S CH 78 X KC 72 1-1 ② G6-3		H SI 96 1-0 38 FC5-4 HBP		S SI 92 F SI 91 D SL 82 B SI 92 B SI 92 H SI 91 4-2 38 G6-4-3 HBP		2 0	0 0	0 0	0 0	0 0	0 0	0 0
38 Jorge Alfaro, R (1, 2) OBP: 0.316, SLG: 0.433			B FF 82 F FF 82 B FF 83 S CH 77 X CH 78 2-2 31 1B 19 SF8 31 S 1B	C CH 79 B FF 84 S CH 79 B FF 84 S KC 71 2-3 ③ K		X SL 89 0-0 ② FC5-4 10 1B 1-2f		F SL 81 F SI 91 X SL 81 0-2 ① ② G6-4-3 1-2f		4	1	1	0	0	1	3
10 JT Riddle, L (1, 8) OBP: 0.239, SLG: 0.386			B FF 83 B FF 83 X FF 83 2-0 ① F8		C CH 80 B CH 76 X FF 81 1-1 ① G4-3	C SI 94 F SI 95 X CU 80 0-2 1-3 1B		S CH 82 D CH 81 1-1 ③ 1-2 3-H		3	0	1	0	0	0	1
31 Caleb Smith, R (1, 1) OBP: 0.130, SLG: 0.130 18 Neil Walker, S (6, PH) OBP: 0.343, SLG: 0.400 66 Jarlín García, L (7, 1) 57 Elieser Hernández, R (8, 1) 46 César Puello, R (9, 9) OBP: 0.389, SLG: 0.438			B FF 83 1 SAFE L FF 82 D KC 69 X SI 84 2-1 1-3 21 HR 1B		B FF 82 X CH 78 1-0 ② L7	C SI 95 B SI 96 X CH 86 1-1 ③ F8				2 1 0 0 0	1 0 0 0 0	1 0 0 0 0	0 0 0 0 0	0 0 0 0 0	0 2 0 0 0	0 0 0 0 0
Inning Stats	R: 0 E: 0 K: 0 S: 8 H: 0 LOB: 0 BB: 0 P: 10	R: 0 E: 0 K: 0 S: 10 H: 0 LOB: 0 BB: 0 P: 14	R: 4 E: 0 K: 0 S: 16 H: 4 LOB: 0 BB: 0 P: 28	R: 0 E: 0 K: 1 S: 7 H: 0 LOB: 0 BB: 0 P: 13	R: 0 E: 0 K: 0 S: 4 H: 0 LOB: 0 BB: 0 P: 8	R: 3 E: 0 K: 0 S: 14 H: 3 LOB: 2 BB: 1 P: 22	R: 0 E: 0 K: 2 S: 8 H: 0 LOB: 0 BB: 0 P: 13	R: 1 E: 0 K: 0 S: 10 H: 1 LOB: 1 BB: 1 P: 22		1B: 3 2B: 1 3B: 1 HR: 3 SF: 1 SAC: 0 DP: 1 HBP: 2				WP: 0 PB: 0 SB: 1 CS: 0 PA: 34		

	AB	29
	R	8
	H	8
	RBI	8
	BB	2
	SO	3
	LOB	6

MIAMI

PITCHER		IP	WLS	BF	H	R	ER	SO	BB	IBB	HBP	BLK	WP	HR	S	P	ERA	WHIP
44 Jason Vargas, L ERA: 4.23	(1, 1)	5.0	L	21	5	6	6	1	1	0	0	0	0	2	49	83	10.80	1.200
65 Robert Gsellman, R ERA: 5.17	(6, 1)	1.0		6	2	1	1	0	0	0	1	0	0	1	10	12	9.00	2.000
74 Chris Mazza, R ERA: 3.18	(7, 1)	1.2		7	1	1	1	2	1	0	1	0	0	0	17	33	5.40	1.200
43 Luis Avilán, L ERA: 8.74	(8, 1)	0.1		1	0	0	0	0	0	0	0	0	0	0	1	2	0.00	0.000

PITCHER	IP	WLS	BF	H	R	ER	SO	BB	IBB	HBP	BLK	WP	HR	S	P	ERA	WHIP

New York Mets @ Miami Marlins

Marlins Park, Miami, FL

Sat Jul 13 2019, 6:11 PM - 9:15 PM EDT

Att. 12,963 - Roof Closed - 78 F

TOP

livebaseballscorecards.com

Batter	1	2	3	4	5	6	7	8	9	AB	R	H	RBI	BB	SO	LOB
6 Jeff McNeil, L (1, 9) (8, 7) OBP: 0.410, SLG: 0.508	C FF 92 F FF 92 B FF 91 X FC 82 1-2 ① F7		F KC 77 B FF 90 F FC 85 F FF 91 F FF 92 F CH 83 X KC 77 1-2 30 HR 2B	X FF 92 0-0 ③ F8			T SL 85 B SL 84 B SL 85 T SL 85 X SL 84 2-2 30 F9-6 1B		B CU 83 B FF 94 T FF 94 F FF 94 B FF 96 F FF 94 B FF 95 4-2 BB	4	1	2	0	1	0	1
30 Michael Conforto, L (1, 8) (8, 9) OBP: 0.359, SLG: 0.473	B FF 92 C FF 92 X FC 86 1-1 ② L9		B FF 93 X KC 77 1-0 2-H HR		B FF 91 S CH 83 B CH 82 B FF 92 B CH 84 4-1 BB		1 SAFE D SL 86 F FF 92 B SL 86 X SL 85 2-1 ②③ F9-6 1-2		C FF 95 F FF 96 B FF 96 B FF 95 D CU 82 S FF 94 3-3 ② K	4	1	1	2	1	1	2
20 Pete Alonso, R (1, 3) OBP: 0.371, SLG: 0.623	B FC 87 F FC 86 B FF 91 F CH 85 B FC 86 B FF 92 4-2 BB		S FC 87 X FF 91 0-1 24 FC4-6 22 BB 1B		B SI 91 1 SAFE C CH 83 C FF 93 C SI 93 1-3 ① K			C CU 84 X FF 96 0-1 ① F8	B FF 95 S FF 94 S FF 95 S FF 95 1-3 ③ K	4	0	1	0	1	2	2
22 Dominic Smith, L (1, 7) OBP: 0.391, SLG: 0.546 12 Juan Lagares, R (8, 8) OBP: 0.242, SLG: 0.252	B KC 78 1 SAFE C KC 77 B FF 92 S CH 83 S FF 94 2-3 ③ K		C FF 93 D SI 94 B CH 84 1 SAFE F SI 94 1 SAFE B SI 92 B FF 93 4-2 24 FC4-6 1-2 BB		1 SAFE B FF 93 1 SAFE X FC 88 1-0 ② L9			B FF 95 C FF 96 F CU 84 X FF 95 1-2 24 HR 1B		3	1	1	0	1	1	2
										0	0	0	0	0	0	0
24 Robinson Canó, L (1, 4) OBP: 0.286, SLG: 0.368		B FF 91 S CH 84 C FF 90 S FC 85 1-3 ① K2-3	X FC 89 0-0 ② FC4-6 1-2f 2-3		B FF 94 C SI 92 X CH 84 1-1 ③ G4-3			C CU 84 1 SAFE B FF 96 X CU 85 1-1 1-H HR		4	1	1	2	0	1	3
21 Todd Frazier, R (1, 5) OBP: 0.337, SLG: 0.447		B FF 92 B FF 91 B SI 92 F FF 92 B CH 86 4-1 BB	C FC 85 B FF 92 1 SAFE B FF 93 C FC 88 F CH 83 F CH 81 S FF 92 2-3 ③ K			S CU 82 C FF 92 B FF 93 S FF 93 1-3 ① K		C FF 95 B FF 95 C CU 83 B FF 95 S FF 96 2-3 ② K	3	0	0	0	1	3	2
1 Amed Rosario, R (1, 6) OBP: 0.301, SLG: 0.413 67 Seth Lugo, R (8, 1) 39 Edwin Díaz, R (9, 1)		1 SAFE C KC 77 1 SAFE S KC 77 1 SAFE X FC 88 0-2 ② L9	C FF 90 F FF 89 B FF 90 X FC 83 1-2 3 CS 1B			C CU 82 F FF 93 F FF 94 X CU 81 0-2 ② F9		S CU 82 B CU 84 X FF 95 1-1 1B		4	0	2	0	0	0	1
										0	0	0	0	0	0	0
										0	0	0	0	0	0	0
3 Tomás Nido, R (1, 2) OBP: 0.270, SLG: 0.372		S KC 79 X FC 85 0-1 ③ G1-3	B FF 93 S FC 86 B FC 85 B FF 92 F FF 92 B FF 91 4-2 ① 1-2 BB			B CU 82 S CU 80 C CU 80 S FF 92 1-3 ③ K		S CU 83 S FF 94 B CU 83 X FF 95 1-2 ③ F9		3	0	0	0	1	1	2
34 Noah Syndergaard, L (1, 1) OBP: 0.136, SLG: 0.262 11 Adeiny Hechavarría, R (8, 6) OBP: 0.255, SLG: 0.418			B FF 92 C KC 76 S KC 75 X KC 75 1-2 ① G4-3	B KC 74 1 SAFE 1 SAFE B FF 88 L FF 91 B FF 91 L FF 91 S FF 92 3-3 ② K			S FF 92 C FF 93 S SL 85 0-3 ① K		F FF 92 S FF 94 F FF 95 F FF 94 B CH 85 F FF 95 S FF 96 1-3 ① K	3	0	0	0	0	2	1
										1	0	0	0	0	1	0

Inning Stats									
	R: 0 E: 0 K: 1 S: 10	H: 0 LOB: 1 BB: 1 P: 18	R: 0 E: 0 K: 1 S: 9	H: 0 LOB: 1 BB: 1 P: 14	R: 2 E: 0 K: 1 S: 20	H: 3 LOB: 2 BB: 1 P: 29	R: 0 E: 0 K: 1 S: 9	H: 1 LOB: 1 BB: 1 P: 17	R: 0 E: 0 K: 1 S: 7	H: 0 LOB: 1 BB: 1 P: 14
	R: 0 E: 0 K: 2 S: 10	H: 0 LOB: 0 BB: 0 P: 12	R: 0 E: 0 K: 1 S: 8	H: 1 LOB: 0 BB: 0 P: 12	R: 2 E: 0 K: 1 S: 15	H: 3 LOB: 1 BB: 0 P: 21	R: 0 E: 0 K: 3 S: 15	H: 0 LOB: 1 BB: 1 P: 24	1B: 5 2B: 2 3B: 0 HR: 2	SF: 0 SAC: 0 DP: 1 HBP: 0

	AB	33
	R	4
	H	8
	RBI	4
	BB	6
	SO	12
	LOB	16

PITCHER	IP	WLS	BF	H	R	ER	SO	BB	IBB	HBP	BLK	WP	HR	S	P	ERA	WHIP
52 Zac Gallen, R (1, 1) ERA: 4.24	5.0		23	4	2	2	5	5	0	0	0	0	1	55	92	3.60	1.800
37 Austin Brice, R (6, 1) ERA: 1.88	1.0		3	0	0	0	2	0	0	0	0	0	0	10	12	0.00	0.000
66 Jarlín García, L (7, 1) ERA: 2.96	1.0		3	1	0	0	1	0	0	0	0	0	0	8	12	0.00	1.000
70 Nick Anderson, R (8, 1) ERA: 4.46	1.0	L	6	3	2	2	1	0	0	0	0	0	1	15	21	18.00	3.000
74 José Quijada, L (9, 1) ERA: 3.86	1.0		4	0	0	0	3	1	0	0	0	0	0	15	24	0.00	1.000

PITCHER	IP	WLS	BF	H	R	ER	SO	BB	IBB	HBP	BLK	WP	HR	S	P	ERA	WHIP

WP: 0	PA: 39
PB: 0	
SB: 0	
CS: 1	

Batter	1	2	3	4	5	6	7	8	9	AB	R	H	RBI	BB	SO	LOB
19 Miguel Rojas, R (1, 6) OBP: 0.344, SLG: 0.365	B SI 96 S SI 98 B SI 98 S SI 98 X SI 98 2-2 ① G5-3		B SI 96 B CH 90 C SI 97 F CH 90 B CU 82 C SI 98 3-3 ① K		S SL 90 F SL 89 F FF 97 X CU 79 0-2 ① L4			C SI 93 B SI 94 B FF 96 X SL 89 2-1 ① F8		4	0	0	0	0	1	0
26 Garrett Cooper, R (1, 3) OBP: 0.375, SLG: 0.487	C SI 98 F SI 98 H FF 98 1-2 ② 13 1B 18 1B HBP		B SI 99 C SL 91 B SL 93 B SI 98 F SI 99 C FF 100 3-3 ② K		X SI 98 0-0 ② G5-3			C FF 93 C FF 97 S CU 80 0-3 ② K		3	0	0	0	0	2	0
15 Brian Anderson, R (1, 9) OBP: 0.334, SLG: 0.425	S SI 97 B SI 96 C CU 81 S CH 91 1-3 ② K		S CU 83 B CU 82 B SI 99 X SI 98 2-1 ③ G6-3		B CU 82 C SI 99 B SI 98 B SL 91 X SI 98 3-1 ③ G5-3			C CU 80 S CU 81 S FF 97 0-3 ③ K		4	0	0	0	0	2	1
18 Neil Walker, S (1, 5) OBP: 0.346, SLG: 0.402	B SI 96 X FF 98 1-0 13 1B 1-2 1B			B SL 90 B CH 91 F SI 97 X FF 98 2-1 13 E 47 2B 1B		B CH 89 S CH 91 B CH 91 C SI 98 S SL 91 2-3 ① K			B FF 97 B FF 97 F FF 96 S FF 97 X FF 97 2-2 ① G5-3	4	1	2	0	0	1	0
13 Starlin Castro, R (1, 4) OBP: 0.274, SLG: 0.343	B SI 98 S SL 91 X CU 81 1-1 47 FC6-4 1-2 2-3 1B			C SL 90 B CH 90 1 SAFE D SI 98 1 SAFE S SI 99 X FF 100 2-2 ① L4 1-2		B CU 81 C SL 91 S SI 98 X SI 99 1-2 ② G5-3			B SL 90 C FF 97 X SL 89 1-1 1B	4	0	2	0	0	0	1
47 Harold Ramírez, R (1, 7) OBP: 0.325, SLG: 0.385	C SI 99 B SI 99 B CH 92 X SI 99 2-1 ③ FC6-4 1-2f			F SI 98 F CU 82 X CH 92 0-2 38 3B 2B 2-H	F SI 99 X SI 98 0-1 ③ G5-3				C FF 98 S FF 98 X FF 97 0-2 ② L5	4	1	1	1	0	0	4
38 Jorge Alfaro, R (1, 2) OBP: 0.315, SLG: 0.438		B SL 90 S SL 89 F SI 98 S CU 81 1-3 ① K		B SI 99 C SI 99 X SI 100 1-1 2-H 3B			S CU 82 B SI 97 S SL 90 F SI 99 S SL 91 1-3 ① K		B FF 99 F FF 99 B FF 98 S FF 97 B FF 98 C FF 98 3-3 ③ K	4	0	1	1	0	3	1
10 JT Riddle, L (1, 8) OBP: 0.234, SLG: 0.377		C CH 91 F FF 98 B SL 92 S CH 91 1-3 ② K		S SL 92 F SL 90 S FF 100 0-3 ② K			C SI 98 B CH 92 F FF 99 F SL 90 B CH 93 X SI 99 2-2 ② G3-1			3	0	0	0	0	2	1
52 Zac Gallen, R (1, 1) OBP: 0.143, SLG: 0.143 37 Austin Brice, R (6, 1) 66 Jarlín García, L (7, 1) 21 Curtis Granderson, L (7, PH) OBP: 0.275, SLG: 0.370 70 Nick Anderson, R (8, 1) 74 José Quijada, L (9, 1)		C SI 98 S SI 98 B CU 80 C SI 99 1-3 ③ K		X SL 91 0-0 ③ G2			B SI 99 C SI 98 B SI 99 B CH 92 X SI 99 3-1 ③ G4-3			2 0 0 1 0 0	0 0 0 0 0 0	0 0 0 0 0 0	0 0 0 0 0 0	0 0 0 0 0 0	1 0 0 0 0 0	1 0 0 0 0 0
Inning Stats	R: 0 E: 0 K: 1 S: 13 H: 2 LOB: 3 BB: 0 P: 21	R: 0 E: 0 K: 3 S: 9 H: 0 LOB: 0 BB: 0 P: 12	R: 0 E: 0 K: 2 S: 8 H: 0 LOB: 0 BB: 0 P: 16	R: 2 E: 1 K: 1 S: 14 H: 3 LOB: 1 BB: 0 P: 19	R: 0 E: 0 K: 0 S: 7 H: 0 LOB: 0 BB: 0 P: 10	R: 0 E: 0 K: 1 S: 8 H: 0 LOB: 0 BB: 0 P: 11	R: 0 E: 0 K: 1 S: 10 H: 0 LOB: 0 BB: 0 P: 16	R: 0 E: 0 K: 2 S: 8 H: 0 LOB: 0 BB: 0 P: 10	R: 0 E: 0 K: 1 S: 11 H: 1 LOB: 1 BB: 0 P: 17	1B: 4 2B: 1 3B: 1 HR: 0	SF: 0 SAC: 0 DP: 0 HBP: 1	WP: 0 PB: 0 SB: 0 CS: 0	PA: 34			

PITCHER		IP	WLS	BF	H	R	ER	SO	BB	IBB	HBP	BLK	WP	HR	S	P	ERA	WHIP
34 Noah Syndergaard, R ERA: 4.55	(1, 1)	7.0	W	27	5	2	2	9	0	0	1	0	0	0	69	105	2.57	0.714
67 Seth Lugo, R ERA: 3.27	(8, 1)	1.0	H	3	0	0	0	2	0	0	0	0	0	0	8	10	0.00	0.000
39 Edwin Díaz, R ERA: 5.35	(9, 1)	1.0	S	4	1	0	0	1	0	0	0	0	0	0	11	17	0.00	1.000

PITCHER	IP	WLS	BF	H	R	ER	SO	BB	IBB	HBP	BLK	WP	HR	S	P	ERA	WHIP

BOTTOM

New York Mets @ Miami Marlins

Marlins Park, Miami, FL

Sat Jul 13 2019, 6:11 PM - 9:15 PM EDT

Att. 12,963 - Roof Closed - 78 F

livebaseballscorecards.com

AB	33
R	2
H	6
RBI	2
BB	0
SO	12
LOB	9

MIAMI

New York Mets @ Miami Marlins

Marlins Park, Miami, FL

Sun Jul 14 2019, 1:11 PM - 4:27 PM EDT

Att. 14,780 - Roof Closed - 75 F

TOP

livebaseballscorecards.com

Batter	1	2	3	4	5	6	7	8	9	AB	R	H	RBI	BB	SO	LOB
6 Jeff McNeil, L (1, 9) (8, 7) OBP: 0.410, SLG: 0.515	X FF 94 0-0 HR		B FF 95 X CH 88 1-0 ① F7	F SL 86 S SL 87 B FF 95 F SL 88 X FF 95 1-2 ② FC5-2 30 1B 1-2 2-3 3-Hf		F FF 94 X FF 95 0-1 FC3 1-2 3-H		S CU 74 S SL 86 F FF 93 D CU 77 F SL 85 F CU 75 H FF 91 2-2 HBP		4	1	1	2	0	0	4
30 Michael Conforto, L (1, 8) (8, 9) OBP: 0.357, SLG: 0.468	F FF 95 B FF 95 F CU 81 B CH 90 S CH 90 2-3 ① K		S FF 95 F FF 95 X FF 97 0-2 ② F8	F SL 86 B FF 95 B SL 87 C SL 87 F FF 96 X CH 89 2-2 1-2 2-3 3-H 1B		B SL 83 F SL 85 F FF 95 X FF 96 1-2 ① F7		C CU 74 D SI 91 B CU 74 S SI 91 F CU 74 B FF 92 X SL 86 3-2 ① F9 2-3		5	0	1	1	0	1	4
20 Pete Alonso, R (1, 3) OBP: 0.369, SLG: 0.618 65 Robert Gsellman, R (8, 1)	S FF 96 S SL 84 X FF 97 0-2 ② F7		H SI 96 1-0 ① HBP	C CU 83 S CH 90 S CH 90 0-3 ③ K		C SL 84 S SI 94 S CH 91 0-3 ② K		F FF 91 X CU 73 0-1 ② SF8 3-H		3 0	0 0	0 0	1 0	0 0	2 0	5 0
22 Dominic Smith, L (1, 7) OBP: 0.380, SLG: 0.527 (8, 3)	B SI 95 F FF 96 S CU 81 X SL 86 1-2 ③ G5-3		B CU 80 B CH 88 F CH 87 X SL 88 2-1 ③ F8		B FF 94 X CH 88 1-0 ① L8	B SL 84 C SL 85 S FF 96 F FF 97 F SL 87 X CH 90 1-2 ③ G1		S SL 85 X SL 87 0-1 ③ P6		5	0	0	0	0	0	4
24 Robinson Canó, L (1, 4) OBP: 0.295, SLG: 0.392		X SL 85 0-0 11 1B 2B		S FF 94 B FF 96 X CH 90 1-1 21 1B 40 BB 11 G6-3 1B	C SI 94 X SI 97 0-1 ② G6-3		B FF 91 B FF 91 S FF 90 X CH 80 2-1 HR		S SI 86 C SI 86 B SI 86 F SI 87 F CH 80 X SI 86 1-2 40 G6-4-3 1B	5	2	4	1	0	0	0
40 Wilson Ramos, R (1, 2) OBP: 0.352, SLG: 0.405		F SL 86 S SL 85 S SL 86 0-3 ① K		B FF 95 B SL 86 B FF 95 B SI 94 4-0 11 G6-3 21 1B 1-2 6 FC5-2 BB	S SI 95 B SI 96 X SI 94 1-1 1B		X FF 90 0-0 ① F9		S SL 79 B SL 79 S SL 78 B SL 77 X SL 77 2-2 ①② G6-4-3 1-2f	4	0	1	0	1	1	2
21 Todd Frazier, R (1, 5) OBP: 0.335, SLG: 0.442		B FF 95 B SL 86 C SL 86 B CH 90 C SL 87 F SL 87 X FF 96 3-2 ② F7		X SI 94 0-0 6 FC5-2 11 G6-3 30 1B 1-2 2-3 1B	S SL 86 S FF 95 T FF 97 0-2 ③ K		X FF 91 0-0 ② F8		S SL 78 B SL 77 X SL 77 1-1 ③ P3	5	1	1	0	0	1	2
11 Adeiny Hechavarría, R (1, 6) OBP: 0.264, SLG: 0.422 67 Seth Lugo, R (7, 1) 12 Juan Lagares, R (8, 8) OBP: 0.242, SLG: 0.252		C CU 81 X SL 87 0-1 2-3 1B		X SL 87 0-0 ① G6-3 1-2 2-3 3-H		B FF 94 C FF 95 X SL 87 1-1 13 1B 6 E 1B	F FF 91 B SL 80 F SL 79 B FF 91 S FF 91 2-3 ③ K			4 0 0	1 0 0	2 0 0	1 0 0	0 0 0	1 0 0	2 0 0
48 Jacob deGrom, L (1, 1) OBP: 0.262, SLG: 0.333 13 Luis Guillorme, L (6, PH) OBP: 0.217, SLG: 0.182 38 Justin Wilson, L (6, 1) 27 Jeurys Familia, R (7, 1) 1 Amed Rosario, R (7, 6) OBP: 0.303, SLG: 0.418		F SL 86 F FF 95 S SL 87 0-3 ③ K		B SL 87 S SI 95 B SI 95 D FF 94 B FF 94 4-1 30 1B 6 FC5-2 BB		1 SAFE C SL 84 X CH 89 0-1 6 E 1-3 1B		C FF 91 B CU 76 B CU 76 B CH 85 X FF 92 3-1 30 F9 20 SF8 2B		1 1 0 0 1	0 0 0 0 1	0 1 0 0 1	0 0 0 0 1	1 0 0 0 0	1 0 0 0 0	2 0 0 0 0
Inning Stats	R: 1 E: 0 K: 1 S: 10 H: 1 LOB: 0 BB: 0 P: 13	R: 0 E: 0 K: 2 S: 13 H: 2 LOB: 2 BB: 0 P: 16	R: 0 E: 0 K: 0 S: 6 H: 0 LOB: 0 BB: 0 P: 10	R: 2 E: 0 K: 1 S: 16 H: 3 LOB: 3 BB: 2 P: 28	R: 0 E: 0 K: 1 S: 8 H: 1 LOB: 1 BB: 0 P: 10	R: 1 E: 1 K: 1 S: 17 H: 2 LOB: 2 BB: 0 P: 20	R: 1 E: 0 K: 1 S: 7 H: 1 LOB: 0 BB: 0 P: 11	R: 1 E: 0 K: 0 S: 15 H: 1 LOB: 1 BB: 0 P: 23	R: 0 E: 0 K: 0 S: 10 H: 1 LOB: 0 BB: 0 P: 14	1B: 8 2B: 2 3B: 0 HR: 2		SF: 1 SAC: 0 DP: 1 HBP: 2		WP: 0 PB: 0 SB: 0 CS: 0		PA: 43

	AB	38
	R	6
	H	12
	RBI	6
	BB	2
	SO	7
	LOB	25

PITCHER		IP	WLS	BF	H	R	ER	SO	BB	IBB	HBP	BLK	WP	HR	S	P	ERA	WHIP
22 Sandy Alcantara, R ERA: 3.94	(1, 1)	6.0	L	31	9	4	4	6	2	0	1	0	0	1	70	97	6.00	1.833
57 Elieser Hernández, R ERA: 4.26	(7, 1)	1.0		4	1	1	1	1	0	0	0	0	0	1	7	11	9.00	1.000
20 Wei-Yin Chen, L ERA: 8.21	(8, 1)	1.0		5	1	1	1	0	0	0	1	0	0	0	15	23	9.00	1.000
54 Sergio Romo, R ERA: 4.01	(9, 1)	1.0		3	1	0	0	0	0	0	0	0	0	0	10	14	0.00	1.000

PITCHER	IP	WLS	BF	H	R	ER	SO	BB	IBB	HBP	BLK	WP	HR	S	P	ERA	WHIP

Batter	1	2	3	4	5	6	7	8	9	AB	R	H	RBI	BB	SO	LOB
19 Miguel Rojas, R (1, 6) OBP: 0.348, SLG: 0.369	C FF 97 S FF 98 B SL 92 C FF 97 1-3 ① K	C SL 92 B SL 92 F FF 97 X FF 97 1-2 ③ 1-2 2-H 3-H 1B			F FF 96 B CH 88 B CH 88 B FF 96 S SL 91 F FF 96 X SL 92 3-2 18 1B 1B		C SI 98 B SL 89 X SI 97 1-1 26 BB 18 BB 1B		C SL 88 B SI 93 C SL 87 F SI 95 B SL 90 B SI 94 F SI 94 X SI 95 3-2 ① F8	5	0	3	1	0	1	0
18 Neil Walker, S (1, 5) OBP: 0.352, SLG: 0.401	C SL 93 C FF 98 X FF 98 0-2 ② G6-3	B CH 89 S CH 89 F CH 89 F SL 93 F CH 90 B FF 97 B SL 92 D SL 93 4-2 26 G1-3 BB			C FF 96 S CH 89 F CH 89 X CH 87 0-2 15 G4-6-3 1-2 1B		B SI 97 C SI 98 F SI 98 D SL 91 B SI 99 B SI 99 4-2 26 BB 1-2 BB		X CH 87 0-0 ② P6	3	0	1	0	2	0	0
26 Garrett Cooper, R (1, 3) OBP: 0.380, SLG: 0.503	F FF 98 F SL 93 B FF 98 X FF 97 1-2 1B	X FF 96 0-0 ① G1-3 1-2			C FF 97 B SL 92 2 SAFE B FF 96 F SL 91 T CH 88 2-2 ① K		B SI 97 B SI 98 D SI 98 B SI 98 4-0 13 FC6-4 1-2 2-3 BB		C SL 89 X CU 80 0-1 HR	4	1	2	1	1	1	3
15 Brian Anderson, R (1, 9) OBP: 0.332, SLG: 0.424	S SL 92 B SL 92 S SL 93 B SL 92 S SL 93 2-3 ③ K	B FF 96 X FF 96 1-0 ② F7			X FF 97 0-0 ② ③ G4-6-3 1-2f		C SI 93 B FF 95 F SI 94 C SI 97 1-3 ② K		B SI 94 C SL 86 F SI 94 B SL 90 X SI 95 2-2 2B	5	0	1	0	0	2	7
13 Starlin Castro, R (1, 4) OBP: 0.276, SLG: 0.343		B SL 92 S FF 97 T FF 96 X SL 92 1-2 28 BB 21 BB 19 1B 1B	B FF 96 C SL 92 F FF 95 F FF 97 X CU 84 1-2 ③ P3			B FF 95 C FC 91 B FC 90 B SL 84 C FC 90 X FF 96 3-2 1B	X CU 80 0-0 ③ FC6-4 1-2f		B SL 89 X SL 87 1-0 ③ G5-3	5	1	2	0	0	0	5
21 Curtis Granderson, L (1, 7) OBP: 0.276, SLG: 0.369 47 Harold Ramírez, R (6, PH) OBP: 0.322, SLG: 0.381 (7, 7)		C FF 98 S SL 92 B SL 92 B FF 98 B SL 93 B SL 94 4-2 28 BB 19 1B 1-2 BB		C CH 89 C SL 90 B FF 96 B CH 89 S CH 88 2-3 ① K	X FC 91 0-0 ① L4			C SI 93 X SL 88 0-1 ① G5-3		1 2	0 0	0 0	0 0	1 0	1 0	0 1
46 César Puello, R (1, 8) OBP: 0.384, SLG: 0.429		B FF 98 B SL 93 S FF 98 C FF 97 S SL 94 2-3 ① K		B SL 91 C SL 92 B FF 95 B CH 90 X SL 92 3-1 ② F7	D FC 92 S FC 91 S FF 96 S FC 92 1-3 ② K			B SI 95 B SI 95 S SI 95 X SI 95 2-1 1B		4	0	1	0	0	2	3
28 Bryan Holaday, R (1, 2) OBP: 0.411, SLG: 0.479		S FF 97 B FF 97 F FF 97 B FF 98 B SL 92 B SL 94 4-2 19 1B 1-2 2-3 BB		B FF 95 C FF 95 C FF 94 F FF 96 X CU 83 1-2 1B	B FC 92 B FC 91 F FC 91 B FF 95 C FC 90 X FC 90 3-2 ③ G6-3			C SI 94 C CU 81 X SL 88 0-2 ② L8		3	0	1	0	1	0	2
22 Sandy Alcantara, R (1, 1) OBP: 0.219, SLG: 0.200 57 Elieser Hernández, R (7, 1) 10 JT Riddle, L (7, PH) OBP: 0.232, SLG: 0.374 20 Wei-Yin Chen, R (8, 1) 38 Jorge Alfaro, R (8, PH) OBP: 0.314, SLG: 0.436 54 Sergio Romo, R (9, 1)		C FF 98 S SL 93 S SL 91 0-3 ② K		B FF 96 X SL 93 1-0 ③ G4-3		F SI 95 B SI 97 X SI 97 1-1 ① G6-3	B CU 80 F FF 94 F SI 94 B SL 89 C CU 82 2-3 ③ K			2 0 1 0 1	0 0 0 0 0	0 0 0 0 0	0 0 0 0 0	1 0 0 0 1	4 0 0 0 1	4 0 0 0 1
Inning Stats	R: 0 H: 1 E: 0 LOB: 1 K: 2 BB: 0 S: 12 P: 16	R: 1 H: 2 E: 0 LOB: 2 K: 2 BB: 2 S: 16 P: 28	R: 0 H: 0 E: 0 LOB: 1 K: 0 BB: 1 S: 10 P: 16	R: 0 H: 1 E: 0 LOB: 1 K: 1 BB: 0 S: 10 P: 17	R: 0 H: 2 E: 0 LOB: 1 K: 1 BB: 0 S: 12 P: 17	R: 0 H: 1 E: 0 LOB: 1 K: 1 BB: 0 S: 10 P: 17	R: 0 H: 1 E: 0 LOB: 3 K: 1 BB: 2 S: 10 P: 21	R: 0 H: 1 E: 0 LOB: 1 K: 1 BB: 0 S: 10 P: 14	R: 1 H: 2 E: 0 LOB: 1 K: 0 BB: 0 S: 12 P: 18	1B: 9 2B: 1 3B: 0 HR: 1	SF: 0 SAC: 0 DP: 1 HBP: 0			WP: 0 PB: 0 SB: 0 CS: 0	PA: 41		

PITCHER		IP	WLS	BF	H	R	ER	SO	BB	IBB	HBP	BLK	WP	HR	S	P	ERA	WHIP
48 Jacob deGrom, R ERA: 3.21	(1, 1)	5.0	W	22	6	1	1	6	3	0	0	0	0	0	60	94	1.80	1.800
38 Justin Wilson, L ERA: 3.86	(6, 1)	1.0	H	4	1	0	0	1	0	0	0	0	0	0	10	17	0.00	1.000
27 Jeurys Familia, R ERA: 7.42	(7, 1)	0.1		4	1	0	0	0	2	0	0	0	0	0	6	16	0.00	9.000
67 Seth Lugo, R ERA: 3.22	(7, 1)	0.2	H	2	0	0	0	1	0	0	0	0	0	0	4	5	0.00	0.000
65 Robert Gsellman, R ERA: 5.14	(8, 1)	2.0		9	3	1	1	1	0	0	0	0	0	1	22	32	4.50	1.500

PITCHER	IP	WLS	BF	H	R	ER	SO	BB	IBB	HBP	BLK	WP	HR	S	P	ERA	WHIP

BOTTOM

New York Mets @ Miami Marlins

Marlins Park, Miami, FL

Sun Jul 14 2019, 1:11 PM - 4:27 PM EDT

Att. 14,780 - Roof Closed - 75 F

livebaseballscorecards.com

AB	36
R	2
H	11
RBI	2
BB	5
SO	9
LOB	26

MIAMI

Batter	1	2	3	4	5	6	7	8	9	AB	R	H	RBI	BB	SO	LOB
6 Jeff McNeil, L (1, 9) (9, 7) OBP: 0.408, SLG: 0.511	X FF 93 0-0 24 PB 30 1B 24 SF8 1B	1 SAFE F FF 93 1 SAFE 1 SAFE X CH 88 0-1 ③ G1-3			F FF 94 B CH 88 S FF 94 B FF 94 S FF 94 2-3 ② K 2-3			B CU 74 C FS 77 F CU 76 X FS 79 1-2 ① L7		4	1	1	0	0	1	2
30 Michael Conforto, L (1, 8) (9, 9) OBP: 0.364, SLG: 0.475	C FF 93 D CH 87 1 SAFE B CH 87 X FF 93 2-1 40 WP 24 PB 40 E 1-2 1B	F FF 92 X CH 87 0-1 20 G4-3 1B			X CH 88 0-0 3-H 1B			X FF 91 0-0 24 PB 20 BB 24 FC1-5-2-5 1B		4	1	4	1	0	0	0
20 Pete Alonso, R (1, 3) OBP: 0.368, SLG: 0.612	F FF 94 B SL 84 C SL 84 F FF 94 F SL 85 S SL 86 1-3 ① K		B FF 95 X SL 84 1-0 ① ② G4-3 1-2f		B SL 85 B FF 93 S SL 85 S SL 85 X SL 85 2-2 ③ G5-3			B FC 88 F FC 86 1 SAFE B FS 80 B FS 79 B FS 79 4-1 24 FC1-5-2-5 24 PB 1-2 BB		3	0	0	0	1	1	4
24 Robinson Canó, L (1, 4) OBP: 0.291, SLG: 0.388	B FF 94 F SL 85 F FF 95 F FF 94 F SL 86 X SL 85 1-2 ② SF8 1-2 2-H		B FF 93 C CH 88 X FF 93 1-1 ③ G4-3			F FF 92 X FF 93 0-1 ① L9		D CU 75 F FS 78 B FF 92 S FS 80 X FS 79 2-2 ② ③ FC1-5-2-5 1-3 2-H		3	0	0	1	0	0	2
40 Wilson Ramos, R (1, 2) OBP: 0.347, SLG: 0.398	B SL 87 B FF 94 X FF 94 2-0 E4 2-H			B SL 84 S SL 84 B FF 93 X FF 92 2-1 ① G4-3		X FF 92 0-0 ② F9			F FC 87 B FF 90 B FC 87 B FS 79 F FF 90 X FF 91 3-2 ① G5-3	4	0	0	0	0	0	0
22 Dominic Smith, L (1, 7) OBP: 0.371, SLG: 0.513 12 Juan Lagares, R (9, 8) OBP: 0.242, SLG: 0.252	B FF 94 B FF 94 X FF 94 2-0 ③ F7			C FF 93 F CH 88 X FF 93 0-2 ② G4-3		B FF 93 B CH 86 X FF 92 2-0 ③ P5			S CU 74 B FS 80 B FS 81 X FF 89 2-1 ② G4-3	4 0	0 0	0 0	0 0	0 0	0 0	1 0
21 Todd Frazier, R (1, 5) OBP: 0.333, SLG: 0.436		B FF 93 X FF 93 1-0 ① L7		B FF 93 B SL 84 S FF 93 B FF 93 F FF 93 S SL 84 3-3 ③ K			B FF 94 C FF 94 B SL 88 C SL 88 C SL 85 2-3 ① K		B FF 90 B FC 89 B FC 89 F FC 89 C FC 89 B FC 89 4-2 BB	3	0	0	0	1	2	0
28 J.D. Davis, R (1, 10) OBP: 0.342, SLG: 0.459		B FF 91 X CH 88 1-0 1 FC3-6 1B			B FF 93 B FF 91 C FF 92 X SL 82 2-1 ① P4		C SL 89 F FF 96 B FF 96 X FF 95 1-2 ② G4-3		B FF 97 C SL 91 S FF 96 B FF 96 S SL 91 2-3 ③ K	4	0	1	0	0	1	1
1 Amed Rosario, R (1, 6) OBP: 0.303, SLG: 0.420		C SL 84 S SL 84 X FF 94 0-2 ② FC3-6 1-2f			F SL 83 B FF 92 X SL 82 1-1 6 WP 30 1B 2B		F FF 94 X SL 90 0-1 ③ G4-3			3	1	1	0	0	0	1
Inning Stats	R: 2 E: 1 K: 1 S: 15 H: 2 LOB: 1 BB: 0 P: 23	R: 0 E: 0 K: 0 S: 7 H: 1 LOB: 1 BB: 0 P: 9	R: 0 E: 0 K: 0 S: 5 H: 1 LOB: 0 BB: 0 P: 7	R: 0 E: 0 K: 1 S: 8 H: 0 LOB: 0 BB: 0 P: 13	R: 1 E: 0 K: 1 S: 11 H: 2 LOB: 1 BB: 0 P: 18	R: 0 E: 0 K: 0 S: 4 H: 0 LOB: 0 BB: 0 P: 6	R: 0 E: 0 K: 1 S: 8 H: 0 LOB: 0 BB: 0 P: 11	R: 0 E: 0 K: 0 S: 8 H: 1 LOB: 1 BB: 1 P: 15	R: 0 E: 0 K: 1 S: 10 H: 0 LOB: 1 BB: 1 P: 21	1B: 6 2B: 2 3B: 0 HR: 0 SF: 1 SAC: 0 DP: 2 HBP: 0						

TOP

New York Mets @ Minnesota Twins

Target Field, Minneapolis, MN

Tue Jul 16 2019, 7:11 PM - 10:24 PM CDT

Att. 28,712 - Partly Cloudy - 80 F

livebaseballscorecards.com

AB	32
R	3
H	7
RBI	2
BB	2
SO	5
LOB	11

WP: 2 PA: 35
PB: 2
SB: 0
CS: 0

PITCHER		IP	WLS	BF	H	R	ER	SO	BB	IBB	HBP	BLK	WP	HR	S	P	ERA	WHIP
35 Michael Pineda, R ERA: 4.38	(1, 1)	6.0	L	24	6	3	1	3	0	0	0	0	2	0	50	76	1.50	1.000
52 Zack Littell, R ERA: 4.41	(7, 1)	1.0		3	0	0	0	1	0	0	0	0	0	0	8	11	0.00	0.000
38 Blake Parker, R ERA: 3.44	(8, 1)	1.2		7	1	0	0	0	2	0	0	0	0	0	15	31	0.00	1.800
68 Matt Magill, R ERA: 4.61	(9, 1)	0.1		1	0	0	0	1	0	0	0	0	0	0	3	5	0.00	0.000

PITCHER	IP	WLS	BF	H	R	ER	SO	BB	IBB	HBP	BLK	WP	HR	S	P	ERA	WHIP

BOTTOM

New York Mets @ Minnesota Twins

Target Field, Minneapolis, MN

Tue Jul 16 2019, 7:11 PM - 10:24 PM CDT

Att. 28,712 - Partly Cloudy - 80 F

livebaseballscorecards.com

Batter	1	2	3	4	5	6	7	8	9	AB	R	H	RBI	BB	SO	LOB
11 Jorge Polanco, S (1, 6) OBP: 0.365, SLG: 0.503	C SI 96 B SL 90 B SL 92 F CH 86 X SI 96 2-2 ① L4		C SI 95 F SL 91 B CU 82 X CU 81 1-2 ② G4-3		B SI 96 H CU 81 2-0 9 L3 1-2 HBP		B FF 95 B FF 95 F FC 91 S FF 95 X FC 88 2-2 ② L9		C SL 90 X FF 99 0-1 ② F8	4	0	0	0	0	0	2
9 Marwin Gonzalez, S (1, 9) OBP: 0.327, SLG: 0.422	F SI 96 X SI 96 0-1 ② F9		B SI 94 S CH 86 X SI 95 1-1 1B		S CH 89 B SI 96 X CH 88 1-1 ①② L3 1-1		C SL 84 B SL 83 X FF 96 1-1 ③ G4-3		F SL 92 S SL 91 F FF 97 F FF 100 X FF 99 0-2 1-2 2-3 1B	5	0	2	0	0	0	2
23 Nelson Cruz, R (1, 10) OBP: 0.364, SLG: 0.540	B CH 86 B SL 92 X CH 87 2-0 ③ G6-3		C SL 92 S CH 85 1 SAFE B SI 94 D CU 82 B SL 90 X CH 84 3-2 ③ F8		B SL 89 S SL 90 B SL 90 B SI 97 B SL 91 4-1 BB			F SI 94 B FF 96 C CU 80 S FF 97 1-3 ① K	S FF 99 B FF 99 B FF 100 F FF 99 B FF 98 F FF 99 X FF 99 3-2 ③ P5	4	0	0	0	1	1	4
20 Eddie Rosario, L (1, 7) OBP: 0.314, SLG: 0.529		B SI 95 B SI 95 X SI 95 2-0 ① L5		B SI 94 B SL 89 X SL 91 2-0 24 2B 26 G4-3 1B	B CH 84 S SI 92 B CH 83 X CH 84 2-1 ③ G4-3			X SI 96 0-0 1B		4	1	2	0	0	0	2
24 C.J. Cron, R (1, 3) OBP: 0.328, SLG: 0.502		B SL 91 B SI 95 X CH 87 2-0 2B		B SL 91 F SI 93 B CU 79 C SI 94 F CU 81 B SI 95 F CU 79 X SI 94 3-2 26 G4-3 1-3 2B		B CH 80 B SI 91 X CH 81 2-0 ① P6		C FF 95 B CU 80 S FF 96 X CU 81 1-2 ② F8		4	0	2	0	0	0	1
26 Max Kepler, L (1, 8) OBP: 0.331, SLG: 0.523		C SL 89 B SI 95 S SL 90 X CH 86 1-2 ② L3		B CU 80 D SI 94 X SL 90 2-0 ① G4-3 2-3 3-H		F CH 82 B SI 91 X SI 91 1-1 ② G3-1		F FF 94 B CH 90 1 SAFE S FF 96 S CU 83 1-3 ③ K		4	0	0	1	0	1	3
22 Miguel Sanó, R (1, 5) OBP: 0.317, SLG: 0.553		B SL 89 B CH 85 X SI 95 2-0 ③ G6-3		F SL 91 B SI 93 C SL 91 F CU 79 D CU 80 B SI 94 S CH 85 3-3 ② K		B SI 91 S CH 82 B SI 90 B CH 82 B CH 81 4-1 16 FC6-4 BB			B SL 90 F FF 98 C FF 99 B SL 92 F FF 98 C FF 99 2-3 ① K	3	0	0	0	1	2	2
16 Jonathan Schoop, R (1, 4) OBP: 0.308, SLG: 0.468 2 Luis Arraez, L (9, PH) OBP: 0.450, SLG: 0.510			B SL 91 B SI 94 F SI 95 X CH 87 2-1 HR	0-0 15 CS IBB		B SI 96 D SI 97 C SL 87 C SI 96 X SI 97 2-2 ③ FC6-4 1-2f			F FF 98 S FF 98 F FF 100 F FF 98 F FF 99 B FF 100 B FF 99 F FF 99 B FF 100 4-2 9 1B 18 1B BB	2 0	1 0	1 0	1 0	1 1	0 0	1 0
15 Jason Castro, L (1, 2) OBP: 0.327, SLG: 0.514 18 Mitch Garver, R (7, PH) OBP: 0.371, SLG: 0.606 (8, 2)			C CU 80 S CU 80 S CU 80 0-3 ① K	F CU 80 B SI 94 F CU 79 B SI 94 2-2 ③ CS 1-2	B SI 96 B SI 96 B SI 96 C SI 96 F CH 87 F SI 98 B CH 88 4-2 11 HBP BB		B FC 91 B FF 95 C FC 90 X SL 85 2-1 ① G5-3		B FF 98 X FF 98 1-0 9 1B 1-2 1B	1 2	0 0	0 1	0 0	1 0	1 0	0 0
Inning Stats	R: 0 E: 0 K: 0 S: 6 H: 0 LOB: 0 BB: 0 P: 10	R: 0 E: 0 K: 0 S: 6 H: 1 LOB: 1 BB: 0 P: 13	R: 1 E: 0 K: 1 S: 13 H: 2 LOB: 1 BB: 0 P: 20	R: 1 E: 0 K: 1 S: 13 H: 2 LOB: 1 BB: 1 P: 25	R: 0 E: 0 K: 0 S: 8 H: 0 LOB: 2 BB: 2 P: 21	R: 0 E: 0 K: 0 S: 7 H: 0 LOB: 1 BB: 1 P: 16	R: 0 E: 0 K: 0 S: 7 H: 0 LOB: 0 BB: 0 P: 12	R: 0 E: 0 K: 2 S: 10 H: 1 LOB: 1 BB: 0 P: 13	R: 0 E: 0 K: 1 S: 23 H: 2 LOB: 3 BB: 1 P: 33	1B: 5 2B: 3 3B: 0 HR: 1	SF: 0 SAC: 0 DP: 1 HBP: 1		WP: 0 PB: 0 SB: 0 CS: 1	PA: 40			

	AB	33
	R	2
	H	8
	RBI	2
	BB	5
	SO	5
	LOB	17

PITCHER		IP	WLS	BF	H	R	ER	SO	BB	IBB	HBP	BLK	WP	HR	S	P	ERA	WHIP
32 Steven Matz, L ERA: 4.87	(1, 1)	4.0		17	5	2	2	2	0	1	0	0	0	1	38	68	4.50	1.250
65 Robert Gsellman, R ERA: 5.07	(5, 1)	0.2		4	0	0	0	0	2	0	1	0	0	0	6	17	0.00	3.000
43 Luis Avilán, L ERA: 8.03	(5, 1)	1.0	W	4	0	0	0	0	1	0	0	0	0	0	6	15	0.00	1.000
27 Jeurys Familia, R ERA: 7.34	(6, 1)	0.1	H	1	0	0	0	0	0	0	0	0	0	0	3	5	0.00	0.000
38 Justin Wilson, L ERA: 3.55	(7, 1)	1.0	H	3	0	0	0	0	0	0	0	0	0	0	7	12	0.00	0.000
67 Seth Lugo, R ERA: 3.15	(8, 1)	1.0	H	4	1	0	0	2	0	0	0	0	0	0	10	13	0.00	1.000
39 Edwin Díaz, R ERA: 5.2	(9, 1)	1.0	S	6	2	0	0	1	1	0	0	0	0	0	23	33	0.00	3.000

Batter	1	2	3	4	5	6	7	8	9	AB	R	H	RBI	BB	SO	LOB
6 Jeff McNeil, L (1, 9) OBP: 0.405, SLG: 0.510	F SI 94 X SI 93 0-1 ① G3-1		F SI 94 F SI 95 X SI 96 0-2 ② FC6-4 1-2f		B SI 94 F SI 95 S SI 94 F SI 95 1 SAFE B SI 95 F SI 94 F SI 96 X SI 95 2-2 ② FC4-6 28 1B 1-2f		X FF 96 0-0 ① P6	F FF 95 B FF 94 X SL 88 1-1 22 1B 2-H 2B	C FA 84 X FA 82 0-1 2-3 2B	5	1	1	1	0	0	4
12 Juan Lagares, R (8, 8) OBP: 0.247, SLG: 0.264										1	0	1	0	0	0	0
28 J.D. Davis, R (1, 7) OBP: 0.342, SLG: 0.457	F FF 93 B SI 94 B FF 94 X FC 88 2-1 ② G6-3		1 SAFE C SI 92 B FF 95 F CH 86 1 SAFE F CH 86 C CH 87 1-3 ③ K		F FC 87 F FC 87 F CH 86 X FC 88 0-2 1-2 1B		F FF 98 S CU 81 X CU 81 0-2 2-H 3-H HR	B FF 95 F CU 85 F FF 94 F FF 94 X CU 83 1-2 20 HR 2-H 1B	C FA 66 F CU 63 B CU 66 S FA 62 1-3 ② K	3	0	1	0	0	1	1
(7, PH) 22 Dominic Smith, L OBP: 0.376, SLG: 0.536										3	2	2	4	0	1	2
(7, 7)																
20 Pete Alonso, R (1, 3) OBP: 0.365, SLG: 0.613	S FC 88 S CH 85 S CH 86 0-3 ③ K			X CH 85 0-0 E5 40 2B 21 G4-3	C FC 88 B FF 95 X CH 85 1-1 ③ G6-3		S FF 98 F FF 99 F SL 85 B FF 97 B FF 97 F SL 84 S CH 89 2-3 ② K	D SL 90 D SL 89 C SL 87 X SL 87 2-1 1-H HR	B CU 60 X CU 59 1-0 ③ G5-3	6	2	1	2	0	2	4
40 Wilson Ramos, R (1, 2) OBP: 0.344, SLG: 0.398		X SI 91 0-0 ① G1-3		C SI 93 B SI 92 B CH 84 X SI 93 2-1 21 G4-3 1-3 2B		X CH 84 0-0 ① G6-3	B CH 89 B FF 97 F CH 88 C SL 84 B FF 97 X CH 89 3-2 ③ G5-3	F FF 92 C FF 93 X CU 84 0-2 ③ G6-3		5	0	1	0	0	0	0
24 Robinson Canó, L (1, 10) OBP: 0.293, SLG: 0.383		C FF 92 C FF 92 S FC 88 0-3 ② K		S SI 94 F SI 93 F SI 95 B FC 89 H SI 95 2-2 21 G4-3 HBP		C FF 93 B FC 86 C FF 94 B FC 87 F SI 94 B FC 88 X FC 88 3-2 ② G4-3		B FF 96 F CU 87 B CU 88 S FF 96 B SL 91 F SL 91 F FF 96 B FF 96 4-2 1 1B 11 E BB	B FA 64 C FA 63 B FA 63 B FA 76 X FA 62 3-1 ① L9	3	1	0	0	1	1	0
21 Todd Frazier, R (1, 5) OBP: 0.335, SLG: 0.439		X SI 91 0-0 ③ G6-3		B CH 85 X SI 94 1-0 ① ② G4-3 1-2f 2-3 3-H		C CH 85 S CH 83 X FF 95 0-2 2B		F SL 90 S CU 88 D SL 91 F FF 95 D CU 88 S CU 86 2-3 ① K	B FA 82 S FA 65 X FA 78 1-1 30 1B 1 3B 1B	5	1	2	0	0	1	3
30 Michael Conforto, L (1, 8) OBP: 0.361, SLG: 0.471			X CU 79 0-0 ① P5 F FC 88 B FC 87 B FF 95 S SI 94 S CH 88 2-3 ③ K		B FC 87 F SI 94 X FC 87 1-1 ③ P2		D CU 87 C FF 95 F FF 96 C SL 88 1-3 ② K	C FA 73 X FA 78 0-1 1-3 1 3B 1B	5	1	1	0	0	2	3
(8, 9)																
1 Amed Rosario, R (1, 6) OBP: 0.313, SLG: 0.441			C FF 94 X FC 87 0-1 HR		B CU 78 B CH 84 B SI 92 C SI 91 C SI 93 B SI 95 4-2 11 FC3-6 BB		C SL 85 F FF 96 F FF 97 B SL 86 F SL 84 X FF 98 1-2 11 2B 22 HR 1B	F FF 95 S SL 90 X FF 95 0-2 1-2 11 E 1B	B FA 63 X FA 59 1-0 1-H 3-H 11 2B 3B	4	4	4	3	1	0	0
11 Adeiny Hechavarría, R (1, 4) OBP: 0.279, SLG: 0.449			F FC 88 B SI 92 B SI 94 F SI 92 X CH 85 2-2 6 FC6-4 1B		X FC 86 0-0 ① FC3-6 6 FC4-6 1-2f		1 SAFE X SL 86 0-0 1-3 22 HR 2B	D SL 90 X SL 89 1-0 1-H 2-H 6 2B	X FA 70 0-0 3-H 12 2B 2B	5	2	3	1	0	0	1
Inning Stats	R: 0 E: 0 K: 1 S: 7 H: 0 LOB: 0 BB: 0 P: 9	R: 0 E: 0 K: 1 S: 5 H: 0 LOB: 0 BB: 0 P: 5	R: 1 E: 0 K: 1 S: 13 H: 2 LOB: 1 BB: 0 P: 16	R: 1 E: 1 K: 1 S: 10 H: 1 LOB: 1 BB: 0 P: 17	R: 0 E: 0 K: 0 S: 15 H: 1 LOB: 2 BB: 1 P: 22	R: 0 E: 0 K: 0 S: 10 H: 1 LOB: 1 BB: 0 P: 14	R: 3 E: 0 K: 1 S: 18 H: 3 LOB: 0 BB: 0 P: 24	R: 6 E: 1 K: 2 S: 26 H: 4 LOB: 0 BB: 1 P: 38	R: 3 E: 0 K: 1 S: 14 H: 5 LOB: 2 BB: 0 P: 21	1B: 7 2B: 6 3B: 1 HR: 3 SF: 0 SAC: 0 DP: 1 HBP: 1						

TOP

New York Mets @ Minnesota Twins

Target Field, Minneapolis, MN

Wed Jul 17 2019, 12:47 PM - 4:03 PM CDT

Att. 35,124 - Overcast - 76 F

livebaseballscorecards.com

AB	45
R	14
H	17
RBI	11
BB	2
SO	8
LOB	18

PITCHER		IP	WLS	BF	H	R	ER	SO	BB	IBB	HBP	BLK	WP	HR	S	P	ERA	WHIP
33 Martín Pérez, L ERA: 4.1	(1, 1)	6.0		25	5	2	1	4	1	0	1	0	0	1	60	83	1.50	1.000
65 Trevor May, R ERA: 3.79	(7, 1)	1.0	L	6	3	3	3	1	0	0	0	0	0	1	18	24	27.00	3.000
68 Matt Magill, R ERA: 4.45	(8, 1)	1.0		9	4	6	0	2	1	0	0	0	0	1	26	38	0.00	5.000
13 Ehire Adrianza, R ERA: 27.0	(9, 1)	1.0		8	5	3	3	1	0	0	0	0	0	0	14	21	27.00	5.000

PITCHER	IP	WLS	BF	H	R	ER	SO	BB	IBB	HBP	BLK	WP	HR	S	P	ERA	WHIP

New York Mets @ Minnesota Twins

Target Field, Minneapolis, MN

Wed Jul 17 2019, 12:47 PM - 4:03 PM CDT

Att. 35,124 - Overcast - 76 F

BOTTOM

livebaseballscorecards.com

Batter	1	2	3	4	5	6	7	8	9	AB	R	H	RBI	BB	SO	LOB
18 Mitch Garver, R (1, 2) OBP: 0.379, SLG: 0.625	S FF 82 B CH 78 C CH 78 B CH 78 B FF 85 F CH 80 B CH 80 4-2 11 FC5-4 BB	D CH 79 F CH 79 C SI 85 X CH 80 1-2 ③ L5			X SI 81 0-0 HR			B SI 94 C SI 94 B FC 84 B SI 94 X SI 94 3-1 11 2B 20 G4-3 1B		3	2	2	1	1	0	2
11 Jorge Polanco, S (1, 6) OBP: 0.364, SLG: 0.503	B SI 85 X SI 84 1-0 ① FC5-4 1-2f	C SI 82 X KC 70 0-1 ① G3			C CH 76 B CH 76 F CH 75 C FF 84 1-3 ② K			B SI 93 F SI 93 X SI 93 1-1 20 G4-3 1-3 2B		4	0	1	0	0	1	1
23 Nelson Cruz, R (1, 10) OBP: 0.362, SLG: 0.548	X SI 84 0-0 ② L9	B CH 78 X FF 84 1-0 HR			X CH 77 0-0 ③ F8			S SL 83 C SL 82 D SL 83 F SL 82 T SI 93 1-2 ① K		4	1	1	1	0	1	3
20 Eddie Rosario, L (1, 7) OBP: 0.310, SLG: 0.522	1 SAFE C FF 85 B FF 86 F CH 79 1 SAFE D CH 80 F FF 85 1 SAFE F SI 85 3-2 ③ L9		C SI 84 F SI 84 F KC 71 X KC 71 0-2 ② G4-3			B SI 83 B FF 83 F SI 84 X KC 68 2-1 ① G3-1		X SI 92 0-0 ② G4-3 2-3 3-H		4	0	0	1	0	0	2
24 C.J. Cron, R (1, 3) OBP: 0.324, SLG: 0.495		B FF 84 C FF 84 C CH 78 S KC 72 1-3 ① K	F CH 78 B FF 83 C KC 69 T FF 85 1-2 ③ K			F CH 77 B FF 84 B CH 78 S FF 85 F KC 68 X FF 84 2-2 ② P3		C SL 82 B SI 92 X SI 92 1-1 ③ G1-4-3		4	0	0	0	0	2	1
26 Max Kepler, L (1, 8) OBP: 0.331, SLG: 0.525 60 Jake Cave, L (9, 8) OBP: 0.326, SLG: 0.304		B SI 84 F FF 84 F KC 71 B KC 70 B CH 80 X FF 84 3-2 22 1B 2B		X KC 66 0-0 ① P2		C FF 83 X CH 78 0-1 ③ P3			B SI 92 B SI 93 F SI 93 F CH 85 B SL 82 F SI 92 B SI 92 4-2 BB	3 0	1 0	1 0	0 0	0 1	0 0	0 0
9 Marwin Gonzalez, S (1, 9) OBP: 0.326, SLG: 0.420		S CH 78 S CH 78 X CH 78 0-2 ② F8		X CH 80 0-0 ② F9			C SI 97 F FF 98 B SL 91 F SL 90 F FF 99 F SI 94 X SL 91 1-2 2 G5-4-3 1B		B SI 92 B CH 85 X SI 93 2-0 ① L7	4	0	1	0	0	0	2
22 Miguel Sanó, R (1, 5) OBP: 0.315, SLG: 0.546		C FF 84 B KC 70 C CH 78 X CH 80 1-2 2 1B 2-H 1B		C CH 80 B FF 83 B CH 76 B CH 75 C SI 84 S KC 70 3-3 ③ K			C SI 98 F SI 97 S SI 99 0-3 ① K		B SI 92 B SL 83 C SI 92 S SL 82 C SI 92 2-3 ② K	4	0	1	1	0	3	2
2 Luis Arraez, L (1, 4) OBP: 0.442, SLG: 0.500		C FF 84 F KC 70 X CH 78 0-2 1-2 1B			B FF 80 B FF 82 C FF 82 S KC 68 X FF 84 2-2 ① G4-3		B SI 98 B SI 98 F SI 98 X SI 99 2-1 ② ③ G5-4-3 1-2f		F SI 92 X SI 92 0-1 ③ L7	4	0	1	0	0	0	2
Inning Stats	R: 0 E: 0 K: 0 S: 13 H: 0 LOB: 1 BB: 1 P: 21	R: 1 E: 0 K: 1 S: 18 H: 3 LOB: 2 BB: 0 P: 24	R: 1 E: 0 K: 1 S: 10 H: 1 LOB: 0 BB: 0 P: 12	R: 0 E: 0 K: 1 S: 5 H: 0 LOB: 0 BB: 0 P: 8	R: 1 E: 0 K: 1 S: 8 H: 1 LOB: 0 BB: 0 P: 11	R: 0 E: 0 K: 0 S: 8 H: 0 LOB: 0 BB: 0 P: 12	R: 0 E: 0 K: 1 S: 11 H: 1 LOB: 0 BB: 0 P: 14	R: 1 E: 0 K: 1 S: 11 H: 2 LOB: 1 BB: 0 P: 17	R: 0 E: 0 K: 1 S: 9 H: 0 LOB: 1 BB: 1 P: 17	1B: 4 2B: 2 3B: 0 HR: 2	SF: 0 SAC: 0 DP: 1 HBP: 0	WP: 0 PB: 0 SB: 0 CS: 0	PA: 36				

	AB	34
	R	4
	H	8
	RBI	4
	BB	2
	SO	7
	LOB	15

PITCHER		IP	WLS	BF	H	R	ER	SO	BB	IBB	HBP	BLK	WP	HR	S	P	ERA	WHIP
44 Jason Vargas, L ERA: 4.25	(1, 1)	6.0	W	24	5	3	3	4	1	0	0	0	0	2	62	88	4.50	1.000
27 Jeurys Familia, R ERA: 7.11	(7, 1)	1.0	H	3	1	0	0	1	0	0	0	0	0	0	11	14	0.00	1.000
74 Chris Mazza, R ERA: 3.52	(8, 1)	2.0		9	2	1	1	2	1	0	0	0	0	0	20	34	4.50	1.500

PITCHER	IP	WLS	BF	H	R	ER	SO	BB	IBB	HBP	BLK	WP	HR	S	P	ERA	WHIP

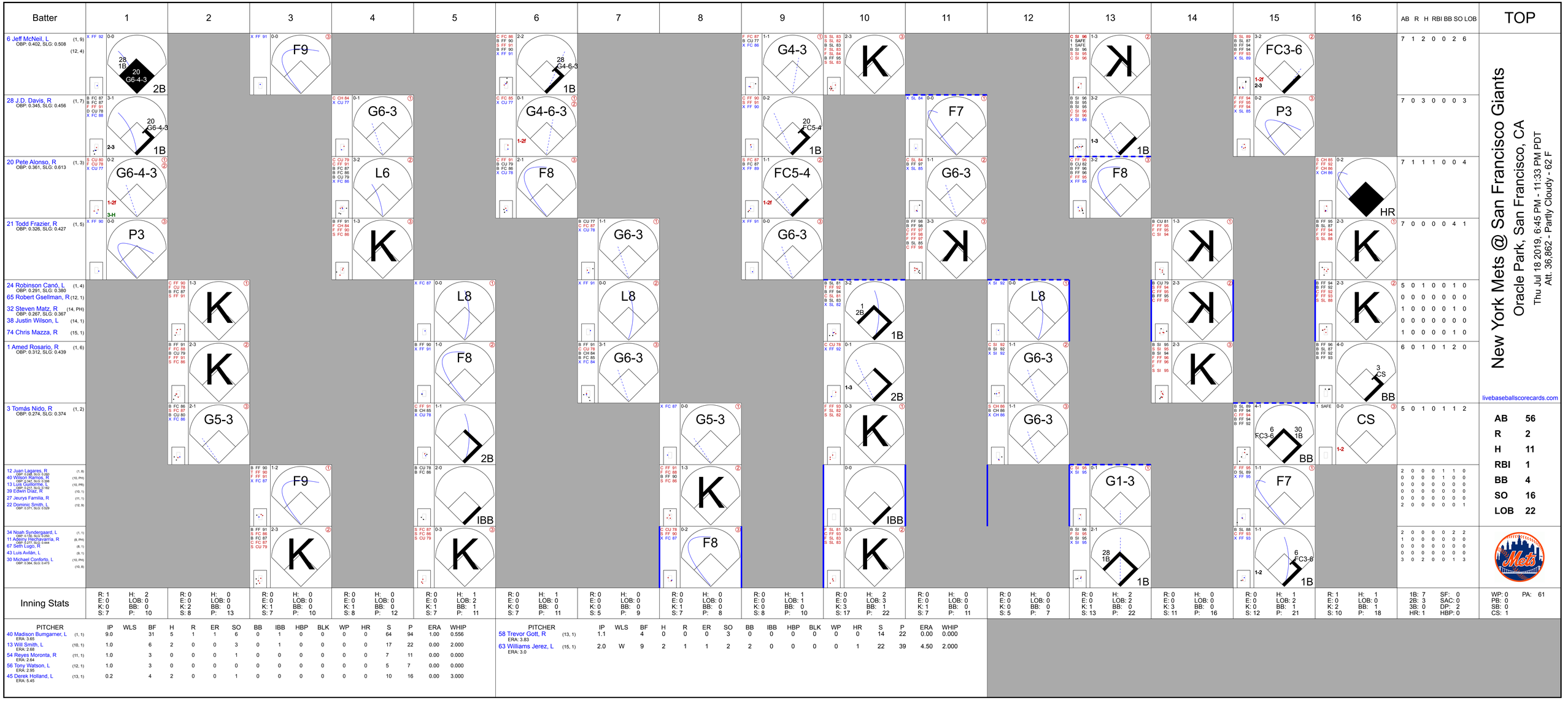
Batter
1
2
3
4
5
6
7
8
9
10
11
12
13
14
15
16
AB R H RBI BB SO LOB
TOP
6 Jeff McNeil, L (1, 9) (12, 4)
OBP: 0.402, SLG: 0.508
28 Pete Alonso, R (1, 3)
OBP: 0.361, SLG: 0.613
20 Todd Frazier, R (1, 5)
OBP: 0.326, SLG: 0.427
24 Robinson Canó, L (1, 4)
OBP: 0.291, SLG: 0.380
65 Robert Gsellman, R (12, 1)
32 Steven Matz, R (14, PH)
OBP: 0.267, SLG: 0.367
38 Justin Wilson, L (14, 1)
74 Chris Mazza, R (15, 1)
1 Amed Rosario, R (1, 6)
OBP: 0.312, SLG: 0.439
3 Tomás Nido, R (1, 2)
OBP: 0.274, SLG: 0.374
12 Juan Lagares, R (1, 8)
OBP: 0.248, SLG: 0.360
40 Wilson Ramos, R (10, PH)
13 Luis Guillorme, R (10, PR)
OBP: 0.217, SLG: 0.182
39 Edwin Díaz, R (10, 7)
27 Jeurys Familia, R (11, 1)
22 Dominic Smith, L (12, 9)
OBP: 0.371, SLG: 0.529
34 Noah Syndergaard, L (1, 1)
OBP: 0.158, SLG: 0.250
11 Adeiny Hechavarría, R (8, PH)
OBP: 0.277, SLG: 0.444
67 Seth Lugo, R (8, 1)
43 Luis Avilán, L (9, 1)
30 Michael Conforto, L (10, PH)
OBP: 0.364, SLG: 0.473
(10, 8)
Inning Stats
R: 1 H: 2
E: 0 LOB: 0
K: 0 BB: 0
S: 7 P: 10
R: 0 H: 0
E: 0 LOB: 0
K: 2 BB: 0
S: 8 P: 13
R: 0 H: 0
E: 0 LOB: 0
K: 1 BB: 0
S: 7 P: 10
R: 0 H: 0
E: 0 LOB: 0
K: 1 BB: 0
S: 8 P: 12
R: 0 H: 1
E: 0 LOB: 0
K: 1 BB: 0
S: 7 P: 11
R: 0 H: 1
E: 0 LOB: 0
K: 0 BB: 0
S: 7 P: 11
R: 0 H: 0
E: 0 LOB: 0
K: 0 BB: 0
S: 5 P: 9
R: 0 H: 0
E: 0 LOB: 0
K: 1 BB: 0
S: 7 P: 8
R: 0 H: 1
E: 0 LOB: 0
K: 0 BB: 0
S: 8 P: 10
R: 0 H: 2
E: 0 LOB: 1
K: 3 BB: 1
S: 17 P: 22
R: 0 H: 0
E: 0 LOB: 0
K: 1 BB: 0
S: 7 P: 11
R: 0 H: 0
E: 0 LOB: 0
K: 0 BB: 0
S: 5 P: 7
R: 0 H: 2
E: 0 LOB: 2
K: 1 BB: 0
S: 13 P: 22
R: 0 H: 0
E: 0 LOB: 0
K: 3 BB: 0
S: 11 P: 16
R: 0 H: 1
E: 0 LOB: 2
K: 0 BB: 1
S: 12 P: 21
R: 1 H: 1
E: 0 LOB: 0
K: 2 BB: 1
S: 10 P: 18
1B: 7 SF: 0
2B: 3 SAC: 0
3B: 0 DP: 2
HR: 1 HBP: 0
WP: 0 PA: 61
PB: 0
SB: 0
CS: 1
PITCHER IP WLS BF H R ER SO BB IBB HBP BLK WP HR S P ERA WHIP
40 Madison Bumgarner, L (1, 1) 9.0 31 5 1 1 6 0 1 0 0 0 0 64 94 1.00 0.556
ERA: 3.65
13 Will Smith, L (10, 1) 1.0 6 2 0 0 3 0 1 0 0 0 0 17 22 0.00 2.000
ERA: 2.68
54 Reyes Moronta, R (11, 1) 1.0 3 0 0 0 1 0 0 0 0 0 0 7 11 0.00 0.000
ERA: 2.64
56 Tony Watson, L (12, 1) 1.0 3 0 0 0 0 0 0 0 0 0 0 5 7 0.00 0.000
ERA: 2.95
45 Derek Holland, L (13, 1) 0.2 4 2 0 0 1 0 0 0 0 0 0 10 16 0.00 3.000
ERA: 5.45
PITCHER IP WLS BF H R ER SO BB IBB HBP BLK WP HR S P ERA WHIP
58 Trevor Gott, R (13, 1) 1.1 4 0 0 0 3 2 0 0 0 0 0 14 22 0.00 0.000
ERA: 3.83
63 Williams Jerez, L (15, 1) 2.0 W 9 2 1 1 2 2 0 0 0 0 1 22 39 4.50 2.000
ERA: 3.0
New York Mets @ San Francisco Giants
Oracle Park, San Francisco, CA
Thu Jul 18 2019, 6:45 PM - 11:33 PM PDT
Att. 36,862 - Partly Cloudy - 62 F
livebaseballscorecards.com
AB 56
R 2
H 11
RBI 1
BB 4
SO 16
LOB 22

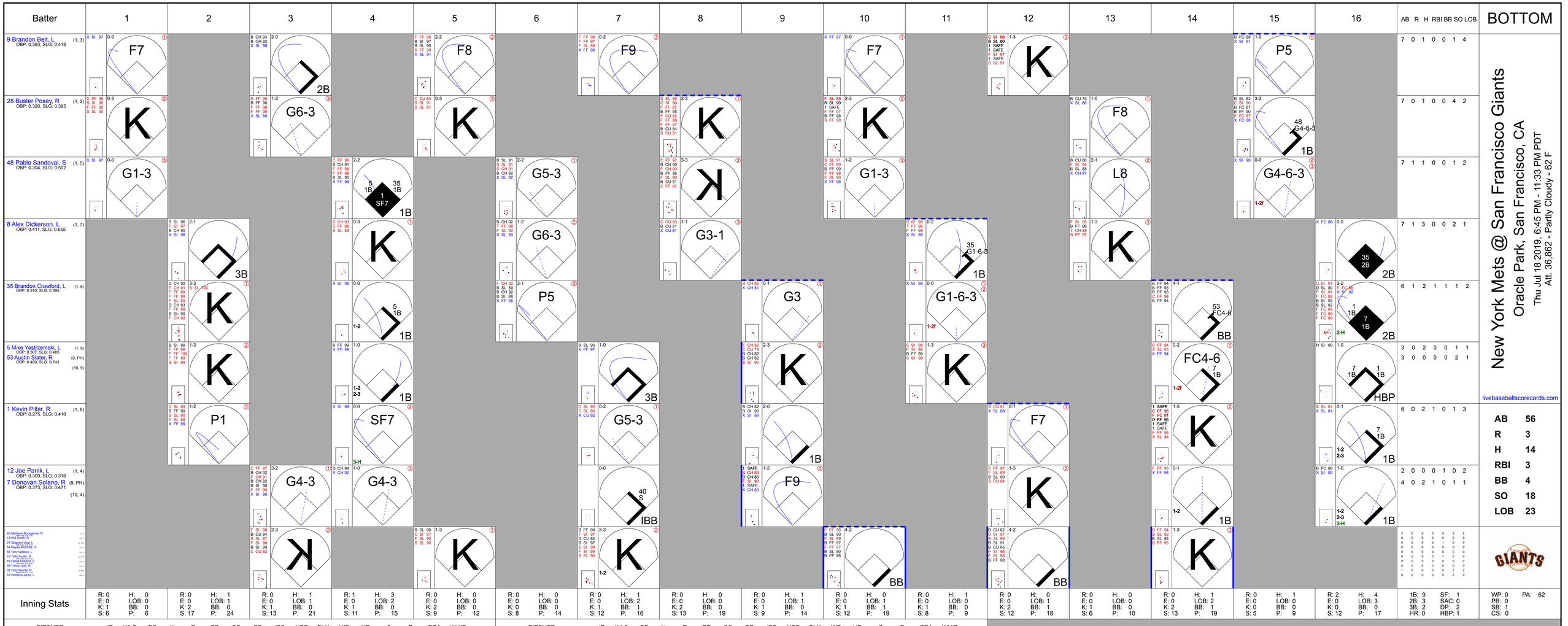
Batter
1
2
3
4
5
6
7
8
9
10
11
12
13
14
15
16
AB R H RBI BB SO LOB
BOTTOM
9 Brandon Belt, L (1, 3) OBP: 0.363, SLG: 0.415
28 Buster Posey, R (1, 2) OBP: 0.320, SLG: 0.395
48 Pablo Sandoval, S (1, 5) OBP: 0.304, SLG: 0.502
8 Alex Dickerson, L (1, 7) OBP: 0.411, SLG: 0.655
35 Brandon Crawford, L (1, 6) OBP: 0.310, SLG: 0.395
5 Mike Yastrzemski, L (1, 9) OBP: 0.307, SLG: 0.483
53 Austin Slater, R (9, PH) (10, 9) OBP: 0.400, SLG: 0.743
1 Kevin Pillar, R (1, 8) OBP: 0.275, SLG: 0.410
12 Joe Panik, L (1, 4) OBP: 0.309, SLG: 0.316
7 Donovan Solano, R (9, PH) (10, 4) OBP: 0.373, SLG: 0.471
40 Madison Bumgarner, R
13 Wal Smith, R
21 Stephen Vogt, L
54 Reyes Moronta, R
56 Tony Watson, L
19 Tyler Austin, R
45 Derek Holland, R
49 Derrik Gibson, R
58 Trevor Gott, R
38 Tyler Beede, R
63 Williams Jerez, L
New York Mets @ San Francisco Giants
Oracle Park, San Francisco, CA
Thu Jul 18 2019, 6:45 PM - 11:33 PM PDT
Att. 36,862 - Partly Cloudy - 62 F
livebaseballscorecards.com
AB 56
R 3
H 14
RBI 3
BB 4
SO 18
LOB 23
Inning Stats
PITCHER IP WLS BF H R ER SO BB IBB HBP BLK WP HR S P ERA WHIP
34 Noah Syndergaard, R (1, 1) ERA: 4.36 7.0 28 6 1 1 8 0 1 0 0 0 0 76 108 1.29 0.857
67 Seth Lugo, R (8, 1) ERA: 3.09 1.0 3 0 0 0 2 0 0 0 0 0 0 13 19 0.00 0.000
43 Luis Avilán, L (9, 1) ERA: 7.43 1.0 4 1 0 0 1 0 0 0 0 0 0 9 14 0.00 1.000
39 Edwin Díaz, R (10, 1) ERA: 5.06 1.0 4 0 0 0 1 1 0 0 0 0 0 12 19 0.00 1.000
27 Jeurys Familia, R (11, 1) ERA 6.89 1.0 3 1 0 0 1 0 0 0 0 0 0 8 9 0.00 1.000
65 Robert Gsellman, R (12, 1) ERA: 4.88 2.0 7 0 0 0 3 1 0 0 0 0 0 18 28 0.00 0.500
38 Justin Wilson, L (14, 1) ERA: 3.29 1.0 5 1 0 0 2 1 0 0 0 0 0 13 19 0.00 2.000
74 Chris Mazza, R (15, 1) ERA: 5.19 1.0 L 8 5 2 2 0 0 0 1 0 0 0 17 26 18.00 5.000
1B: 9 2B: 3 3B: 2 HR: 0
SF: 1 SAC: 0 DP: 2 HBP: 1
WP: 0 PA: 62
PB: 0
SB: 1
CS: 0

Batter	1	2	3	4	5	6	7	8	9	10	AB	R	H	RBI	BB	SO	LOB
6 Jeff McNeil, L (1, 9) OBP: 0.403, SLG: 0.506	F FF 94 X FF 94 0-1 30 FC4-6 1B		B FF 94 S CH 84 F FF 94 X CU 81 1-2 ③ G4-3			X FF 94 0-0 ① L8		S CH 83 F FF 93 B FF 94 H FF 94 2-2 HBP			3	0	1	0	0	0	1
30 Michael Conforto, L (1, 8) OBP: 0.360, SLG: 0.467	X FF 92 0-0 ① FC4-6 1-2f			C CH 84 F FF 94 B FF 94 S CU 81 1-3 ① K		X FF 94 0-0 ② P4		1 SAFE B CH 83 B FF 93 C FF 95 B FF 94 X FF 95 3-1 ③ F8			4	0	0	0	0	1	3
20 Pete Alonso, R (1, 3) OBP: 0.358, SLG: 0.606	C FF 94 1 SAFE T FF 94 1 SAFE F CH 85 S FF 94 0-3 ② K			C FF 94 B SL 88 X FF 95 1-1 ② G4-3		F SL 88 S CH 84 B FF 94 S FF 94 1-3 ③ K			B SL 80 B FF 91 F SL 81 F FF 92 B SL 82 S SL 82 3-3 ① K		4	0	0	0	0	3	2
24 Robinson Canó, L (1, 4) OBP: 0.291, SLG: 0.381 35 Jacob Rhame, R (9, 1)	C SL 87 D CH 84 B FF 94 C FF 93 1 SAFE X CH 85 2-2 ③ G3			X CH 84 0-0 2B			C FF 94 F FF 94 B FF 94 F CU 80 F FF 95 B CH 84 S FF 95 2-3 ① K		C SL 81 S SL 82 B SL 83 S SL 83 1-3 ② K		4 0	0 0	1 0	0 0	0 0	2 0	1 0
40 Wilson Ramos, R (1, 2) OBP: 0.345, SLG: 0.396		C FF 93 C CU 79 X FF 95 0-2 ① F8		S SL 88 X FF 94 0-1 ③ F9			X FF 94 0-0 22 FC4-6 1B		B FF 92 C FF 92 X FF 92 1-1 ③ G6-3		4	0	1	0	0	0	1
22 Dominic Smith, L (1, 7) OBP: 0.363, SLG: 0.516		C FF 94 X FF 94 0-1 ② F7			F FF 94 B CH 85 X FF 94 1-1 ① F7		C FF 93 X FF 94 0-1 ② FC4-6 1 FC5-4 1-2f			B FF 94 S FC 89 S FC 89 B CH 87 F FC 89 C SI 93 2-3 ① K	4	0	0	0	0	1	1
1 Amed Rosario, R (1, 6) OBP: 0.309, SLG: 0.434		C FF 93 B SL 88 B SL 87 X FF 94 2-1 ③ L8			B SL 87 S SL 87 B CU 80 X SL 85 2-1 ② G6-3		B FF 93 S SL 87 X SL 86 1-1 ③ FC5-4 1-2f			C FC 88 B SI 93 S SI 94 S FC 89 1-3 ② K	4	0	0	0	0	1	1
11 Adeiny Hechavarría, R (1, 5) OBP: 0.267, SLG: 0.429 (9, 4)			B FF 93 X SL 88 1-0 ① G6-3		C SL 87 F FF 93 X CU 81 0-2 ③ G1-3			B CU 78 B FF 93 F FF 94 X FF 93 2-1 ① G6-3		X FC 88 0-0 ③ F7	4	0	0	0	0	0	0
48 Jacob deGrom, L (1, 1) OBP: 0.273, SLG: 0.325 28 J.D. Davis, R (8, PH) OBP: 0.343, SLG: 0.454 43 Luis Avilán, L (8, 1) 21 Todd Frazier, R (9, 5) OBP: 0.326, SLG: 0.427			X FF 93 0-0 ② F7			S SL 87 B CU 80 B FF 94 B FF 94 4-1 BB		B SL 88 F FF 94 C FF 94 S FF 94 1-3 ② K			1 1 0 0	0 0 0 0	0 0 0 0	0 0 0 0	1 1 0 0	0 0 0 0	0 0 0 0
Inning Stats	R: 0 E: 0 K: 1 S: 10 H: 1 LOB: 1 BB: 0 P: 12	R: 0 E: 0 K: 0 S: 7 H: 0 LOB: 0 BB: 0 P: 9	R: 0 E: 0 K: 0 S: 5 H: 0 LOB: 0 BB: 0 P: 7	R: 0 E: 0 K: 1 S: 8 H: 1 LOB: 1 BB: 0 P: 10	R: 0 E: 0 K: 0 S: 7 H: 0 LOB: 0 BB: 0 P: 10	R: 0 E: 0 K: 1 S: 6 H: 0 LOB: 1 BB: 1 P: 11	R: 0 E: 0 K: 1 S: 10 H: 1 LOB: 1 BB: 0 P: 13	R: 0 E: 0 K: 1 S: 9 H: 0 LOB: 1 BB: 0 P: 17	R: 0 E: 0 K: 2 S: 8 H: 0 LOB: 0 BB: 0 P: 13	R: 0 E: 0 K: 2 S: 8 H: 0 LOB: 0 BB: 0 P: 11	1B: 2 2B: 1 3B: 0 HR: 0	SF: 0 SAC: 0 DP: 0 HBP: 1			WP: 0 PB: 0 SB: 0 CS: 0	PA: 35		

PITCHER		IP	WLS	BF	H	R	ER	SO	BB	IBB	HBP	BLK	WP	HR	S	P	ERA	WHIP
38 Tyler Beede, R ERA: 4.7	(1, 1)	8.0		29	3	0	0	5	1	0	1	0	0	0	62	89	0.00	0.500
13 Will Smith, L ERA: 2.61	(9, 1)	1.0		3	0	0	0	2	0	0	0	0	0	0	8	13	0.00	0.000
49 Sam Dyson, R ERA: 2.68	(10, 1)	1.0	W	3	0	0	0	2	0	0	0	0	0	0	8	11	0.00	0.000

PITCHER	IP	WLS	BF	H	R	ER	SO	BB	IBB	HBP	BLK	WP	HR	S	P	ERA	WHIP

TOP

New York Mets @ San Francisco Giants

Oracle Park, San Francisco, CA

Fri Jul 19 2019, 7:14 PM - 10:05 PM PDT

Att. 32,861 - Clear - 63 F

livebaseballscorecards.com

AB	33
R	0
H	3
RBI	0
BB	1
SO	9
LOB	10

Batter	1	2	3	4	5	6	7	8	9	10	AB	R	H	RBI	BB	SO	LOB
9 Brandon Belt, L (1, 3) OBP: 0.361, SLG: 0.411	C FF 98 S SL 93 X FF 99 0-2 21 CS 1B		X CH 89 0-0 ③ F7			B SI 97 X CH 90 1-0 ① FC5-4 53 BB 1-2f		C SI 90 F CH 81 B CH 83 B CH 82 F CH 82 F CH 83 F SI 91 X CH 83 2-2 ② G4-3		B FF 93 F FS 85 1 SAFE F FS 85 T FF 95 1-2 ① K	5	0	1	0	0	1	3
53 Austin Slater, R (1, 9) OBP: 0.400, SLG: 0.684	B FF 97 S FF 97 B SL 93 T FF 97 C CH 89 2-3 ① K			B FF 96 S FF 96 C FF 97 S FF 98 1-3 ① K		B SL 92 C FF 97 B SL 92 B CH 89 S FF 97 F FF 97 F FF 97 F SL 92 F FF 96 4-2 B FF 97 1-2 BB		B SI 91 B SI 92 B CH 82 B CH 82 4-0 BB		C SL 84 F FF 94 B FF 96 B FS 87 C FF 95 2-3 ② K	3	0	0	0	2	3	2
48 Pablo Sandoval, S (1, 5) OBP: 0.297, SLG: 0.491	S SL 93 S SL 93 F SL 92 F SL 93 C FF 99 0-3 ② K			B CH 90 X CH 90 1-0 ② F9		C SL 93 F SL 93 F FF 98 F FF 98 T SL 92 0-2 ② K		X CH 81 0-0 ③ F8		C FF 95 F FS 87 X FF 95 0-2 E7 1-H	5	0	0	0	0	2	4
21 Stephen Vogt, L (1, 2) OBP: 0.341, SLG: 0.512	B SL 94 B CH 91 C CH 90 S FF 98 F SL 93 2-2 ③ CS 1-2	B SL 92 C FF 97 B FF 97 X SL 92 2-1 ① P4		B FF 98 F SL 92 S FF 97 B FF 98 B FF 98 S CH 90 3-3 ③ K		S FF 97 F SL 92 S FF 99 0-3 ③ K			B FF 94 B FS 86 B FS 86 B FF 94 4-0 1 BB BB		3	0	0	0	1	2	2
35 Brandon Crawford, L (1, 6) OBP: 0.309, SLG: 0.391		C FF 97 S SL 93 S FF 98 0-3 ② K			X FF 96 0-0 ① F7		S CH 89 B FF 96 B SL 92 B FF 96 B SL 91 4-1 1 L9 5 SH2-3 BB		F FF 94 B FS 85 F FF 94 F FS 86 X FF 95 1-2 ① F8	3	0	0	0	1	1	1
5 Mike Yastrzemski, L (1, 7) OBP: 0.301, SLG: 0.474	B SL 93 F SL 93 S CH 90 B FF 99 F SL 92 S FF 98 2-3 ③ K				S CH 89 B FF 98 C FF 98 B CH 91 B FF 97 T SL 91 3-2 ② K		X FF 97 0-0 ① SH2-3 1-2		D FS 86 X FF 95 1-0 ② F7	3	0	0	0	0	2	1
1 Kevin Pillar, R (1, 8) OBP: 0.277, SLG: 0.412			C SL 92 X SL 93 0-1 ① G5-3		F SL 92 S FF 97 B FF 97 X FF 97 1-2 2B		F FF 96 F SL 92 X SL 92 0-2 ② L9 2-3		B SL 86 B FF 95 F FF 94 B FF 94 B FF 94 4-1 1-2 BB	3	0	1	0	1	0	1
12 Joe Panik, L (1, 4) OBP: 0.308, SLG: 0.313			C FF 97 B CH 90 B CH 89 S FF 98 B SL 93 F FF 98 B SL 93 4-2 BB		B SL 92 F SL 92 F FF 97 X FF 98 1-2 ③ F9		S SL 92 B FF 97 X SL 92 1-1 ③ F8		B FS 86 B FF 95 F FS 86 F FF 95 S FS 86 2-3 ③ K	3	0	0	0	1	1	4
38 Tyler Beede, R (1, 1) OBP: 0.292, SLG: 0.190 19 Tyler Austin, R (8, PH) OBP: 0.288, SLG: 0.426 13 Will Smith, R (9, 1) 49 Sam Dyson, R (10, 1) 8 Alex Dickerson, L (10, PH) OBP: 0.417, SLG: 0.655			L SL 91 B SL 91 B FF 97 L SL 91 L SL 92 2-3 ② K			F FF 96 T SL 91 X CU 82 0-2 9 FC5-4 1B		B CH 80 C CH 79 S SI 89 B CH 82 B CH 82 X CH 82 3-2 ① G1		B FS 86 B FF 94 B FF 93 S FF 94 B FS 85 4-1 48 E BB	2 1 0 0 0	0 0 0 0 1	1 0 0 0 0	0 0 0 0 0	0 0 0 0 1	1 0 0 0 0	1 0 0 0 0
Inning Stats	R: 0 H: 1 E: 0 LOB: 0 K: 2 BB: 0 S: 14 P: 18	R: 0 H: 0 E: 0 LOB: 0 K: 2 BB: 0 S: 9 P: 13	R: 0 H: 0 E: 0 LOB: 1 K: 1 BB: 1 S: 9 P: 15	R: 0 H: 0 E: 0 LOB: 0 K: 2 BB: 0 S: 7 P: 12	R: 0 H: 0 E: 0 LOB: 0 K: 1 BB: 0 S: 10 P: 12	R: 0 H: 1 E: 0 LOB: 2 K: 2 BB: 1 S: 18 P: 23	R: 0 H: 0 E: 0 LOB: 1 K: 0 BB: 1 S: 7 P: 12	R: 0 H: 0 E: 0 LOB: 1 K: 0 BB: 1 S: 10 P: 19	R: 0 H: 0 E: 0 LOB: 2 K: 1 BB: 2 S: 9 P: 21	R: 1 H: 0 E: 1 LOB: 1 K: 2 BB: 1 S: 10 P: 17	1B: 2 2B: 1 3B: 0 HR: 0	SF: 0 SAC: 1 DP: 0 HBP: 0	WP: 0 PB: 0 SB: 0 CS: 1	PA: 40			

PITCHER		IP	WLS	BF	H	R	ER	SO	BB	IBB	HBP	BLK	WP	HR	S	P	ERA	WHIP
48 Jacob deGrom, R ERA: 3.02	(1, 1)	7.0		26	3	0	0	10	3	0	0	0	0	0	74	108	0.00	0.857
43 Luis Avilán, L ERA: 6.91	(8, 1)	1.0		4	0	0	0	0	1	0	0	0	0	0	10	19	0.00	1.000
35 Jacob Rhame, R ERA: 5.4	(9, 1)	1.2	L	9	0	1	0	3	3	0	0	0	0	0	19	38	0.00	1.800

PITCHER	IP	WLS	BF	H	R	ER	SO	BB	IBB	HBP	BLK	WP	HR	S	P	ERA	WHIP

BOTTOM

New York Mets @ San Francisco Giants

Oracle Park, San Francisco, CA

Fri Jul 19 2019, 7:14 PM - 10:05 PM PDT

Att. 32,861 - Clear - 63 F

livebaseballscorecards.com

AB	31
R	1
H	3
RBI	0
BB	7
SO	13
LOB	19

New York Mets @ San Francisco Giants

Oracle Park, San Francisco, CA

Sat Jul 20 2019, 1:08 PM - 3:56 PM PDT

Att. 33,860 - Sunny - 68 F

TOP

livebaseballscorecards.com

Batter	1	2	3	4	5	6	7	8	9	AB	R	H	RBI	BB	SO	LOB
6 Jeff McNeil, L (1, 9) (9, 7) OBP: 0.403, SLG: 0.514	C FF 90 B SL 82 S SL 83 F FC 88 B FF 92 S SI 92 2-3 K ①		X FS 80 0-0 F9 ①		F FF 93 F FF 94 F FF 91 F SI 94 X SI 94 0-2 2-H HR	B SL 82 S SL 83 F SL 83 S SL 83 1-3 K ③			B FC 86 F FC 84 B CH 81 S SI 91 X SI 92 2-2 21 BB 24 1B 22 1B 1B	5	2	2	2	0	2	0
30 Michael Conforto, L (1, 8) (9, 9) OBP: 0.361, SLG: 0.464	F SI 91 H FF 90 1-1 24 WP 40 1B HBP		B FF 90 C SI 92 S FF 91 F FF 91 F SI 94 C FC 87 1-3 K ②		B FS 82 B SI 93 S FC 87 X SI 93 2-1 F8 ②		F SI 91 B CU 77 X SI 92 1-1 1B		F SI 90 C SI 91 F CH 79 B SI 91 B SI 91 X SI 91 2-2 F7 ①	4	0	1	0	0	1	1
40 Wilson Ramos, R (1, 2) OBP: 0.344, SLG: 0.394 49 Tyler Bashlor, R (7, 1) 12 Juan Lagares, R (9, PH) OBP: 0.247, SLG: 0.259 (9, 8)	X SL 86 0-0 24 WP 1-2 1B		X FF 93 0-0 F8 ③		B FF 93 X FF 90 1-0 F7 ③		C SI 91 F SI 92 F SI 92 B CH 80 C SI 92 1-3 K ①		X SI 90 0-0 F9 ②	4 0 1	0 0 0	1 0 0	0 0 0	0 0 0	1 0 0	1 0 1
24 Robinson Canó, L (1, 4) OBP: 0.289, SLG: 0.378	B SL 85 F FF 90 F FF 90 F SI 93 C FF 90 1-3 K ② 1-2 2-3			B FS 81 X FF 91 1-0 F8 ①		C SI 94 B SL 83 X SI 94 1-1 G1-3 ①	B SI 91 F SI 91 B SI 91 X SI 91 2-1 P6 ②		B SI 90 B SI 90 F SI 91 X SI 91 2-1 21 BB 1-2 22 1B 1B	5	1	1	0	0	1	3
21 Todd Frazier, R (1, 5) OBP: 0.331, SLG: 0.448	C FF 93 B FF 90 F FF 90 B SI 93 S FF 91 2-3 K ③			S SL 86 F FF 90 X SI 94 0-2 22 1B 3B		X SI 93 0-0 HR	F SI 92 F SI 93 F CH 80 C SI 92 1-3 K ③		D CH 80 B SI 91 B CH 80 C SI 91 B SI 91 4-1 22 1B 1-2 28 1B 2-3 BB	4	3	2	1	1	2	3
22 Dominic Smith, L (1, 3) OBP: 0.370, SLG: 0.537		X FF 91 0-0 HR		C FF 91 B FF 91 B FF 91 X FC 88 2-1 28 CS 3-H 1B		C SL 83 F SL 82 F SI 93 B SL 83 X SI 94 1-2 G4-3 ②		X SI 90 0-0 G5-3 ①	B SI 92 X SI 91 1-0 28 1B 1-2 2-H 3-H 1B	5	1	3	4	0	0	0
28 J.D. Davis, R (1, 7) OBP: 0.348, SLG: 0.457 72 Stephen Nogosek, R (9, 1)		X SL 86 0-0 F8 ①		B SI 93 1 SAFE B FF 90 S FF 93 F FC 88 F FS 84 S FF 93 2-3 K ② ③ 1-2		B SL 80 S SL 81 F SI 93 X SI 93 1-2 1 1B 20 HR 1B		C CH 81 B SI 92 C CU 78 B CH 80 F SI 92 X SI 91 2-2 1 1B 1B	D CH 80 F CH 81 F SI 91 B CH 80 X CU 80 2-2 11 FC5-4 1-2 2-H 1B	5 0	1 0	3 0	1 0	0 0	1 0	1 0
1 Amed Rosario, R (1, 6) OBP: 0.313, SLG: 0.438 11 Adeiny Hechavarría, R (8, 6) OBP: 0.265, SLG: 0.425		B SI 92 F SI 92 C SI 92 B FC 89 F SI 92 B SI 93 F SI 93 X SI 93 3-2 L8 ②			F FC 87 B FC 88 F FC 88 B FF 92 F SI 93 X SI 93 2-2 61 S 6 HR 1B	F SI 93 C SI 93 B SI 93 X SL 83 1-2 20 HR 1B		B CH 80 X CH 80 1-0 3 G4-6-3 1-2 1B	B SI 91 F SI 90 S SI 91 D CH 80 X CH 79 2-2 FC5-4 ③ 1-2f	4 1	2 0	3 0	0 0	0 0	0 0	0 2
61 Walker Lockett, R (1, 1) OBP: 0.333, SLG: 0.200 20 Pete Alonso, R (6, PH) OBP: 0.359, SLG: 0.615 38 Justin Wilson, L (6, 1) 3 Tomás Nido, R (7, 2) OBP: 0.271, SLG: 0.370		C SI 92 S FC 88 B FC 87 B FC 88 F SI 92 S FC 88 2-3 K ③			C SL 86 1 SAFE S FC 88 B FC 88 C FC 88 1-3 K ① 1-2	C SL 80 X SI 93 0-1 1-H 2-H HR		F SI 91 B SI 91 S CH 80 X CH 80 1-2 G4-6-3 ② ③ 1-2f		2 1 0 1	0 1 0 0	0 1 0 0	0 3 0 0	2 0 0 0	0 0 0 0	1 0 0 2

Inning Stats	1	2	3	4	5	6	7	8	9
	R: 0 E: 0 K: 3 S: 13	H: 1 LOB: 2 BB: 0 P: 19	R: 1 E: 0 K: 1 S: 11	H: 1 LOB: 0 BB: 0 P: 16	R: 0 E: 0 K: 1 S: 7	H: 0 LOB: 0 BB: 0 P: 8	R: 1 E: 0 K: 1 S: 10	H: 2 LOB: 0 BB: 0 P: 15	R: 2 E: 0 K: 1 S: 15	H: 2 LOB: 0 BB: 0 P: 21	R: 4 E: 0 K: 1 S: 18	H: 4 LOB: 0 BB: 0 P: 23	R: 0 E: 0 K: 2 S: 11	H: 1 LOB: 1 BB: 0 P: 16	R: 0 E: 0 K: 0 S: 9	H: 2 LOB: 1 BB: 0 P: 13	R: 3 E: 0 K: 0 S: 18	H: 4 LOB: 2 BB: 1 P: 33

1B: 12	SF: 0	WP: 1
2B: 0	SAC: 0	PB: 0
3B: 1	DP: 1	SB: 1
HR: 4	HBP: 1	CS: 1

PA: 44

AB	42
R	11
H	17
RBI	11
BB	1
SO	10
LOB	15

PITCHER		IP	WLS	BF	H	R	ER	SO	BB	IBB	HBP	BLK	WP	HR	S	P	ERA	WHIP
29 Jeff Samardzija, R ERA: 4.08	(1, 1)	5.0	L	21	6	4	4	7	0	0	1	0	1	2	56	79	7.20	1.200
45 Derek Holland, L ERA: 5.9	(6, 1)	1.0		7	4	4	4	1	0	0	0	0	0	2	18	23	36.00	4.000
50 Ty Blach, L ERA: 14.21	(7, 1)	3.0		16	7	3	3	2	1	0	0	0	0	0	38	62	9.00	2.667

PITCHER	IP	WLS	BF	H	R	ER	SO	BB	IBB	HBP	BLK	WP	HR	S	P	ERA	WHIP

BOTTOM

Batter	1	2	3	4	5	6	7	8	9	AB	R	H	RBI	BB	SO	LOB
9 Brandon Belt, L (1, 3) OBP: 0.362, SLG: 0.413	B FF 93 X FF 93 1-0 48 1B 1B		F CH 88 F CH 88 B FF 93 B CU 80 S CU 80 2-3 ② K		X CH 87 0-0 28 FC4-6 1-2 1B			S SL 84 S FF 98 C FF 98 0-3 ② K		4	0	2	0	0	2	0
28 Buster Posey, R (1, 2) OBP: 0.315, SLG: 0.389	C FF 93 X CU 81 0-1 ① F8		C CU 81 B CU 79 X FF 93 1-1 ③ G5-3		B CU 80 C CU 81 S FF 94 X CU 81 1-2 ③ FC4-6 1-2f			X FF 98 0-0 ③ G6-3		4	0	0	0	0	0	3
48 Pablo Sandoval, S (1, 5) OBP: 0.309, SLG: 0.500	B FF 93 X CH 86 1-0 1-2 1B			F CH 87 X FF 94 0-1 8 G4-3-6-3 1B		B FF 92 X FC 89 1-0 8 G4-6-3 1B			B SL 85 C FF 93 B FF 95 X FF 94 2-1 8 HR 1B	4	1	4	0	0	0	0
8 Alex Dickerson, L (1, 7) OBP: 0.410, SLG: 0.670	C FF 94 F FF 93 X CU 81 0-2 ② L3			C FF 93 X FF 93 0-1 ①② G4-3-6-3 1-2f		B FF 94 S FF 94 X FC 89 1-1 ①② G4-6-3 1-2f			B FF 95 F FF 94 C FF 95 B CH 87 F FF 94 F FF 94 B FF 94 X FF 95 3-2 1-H HR	4	1	1	2	0	0	4
35 Brandon Crawford, L (1, 6) OBP: 0.306, SLG: 0.387 50 Ty Blach, R (7, 1) 19 Tyler Austin, R (9, PH) OBP: 0.286, SLG: 0.423	F FF 93 F FF 94 D CU 81 S CU 80 1-3 ③ K			B FF 94 F FF 94 F FF 94 X CU 81 1-2 ③ F8		F FC 90 T FF 94 X FC 90 0-2 ③ G6-3			B FF 95 C SL 84 B SL 84 S FF 95 B SL 85 C FF 94 3-3 ① K	3 0 1	0 0 0	0 0 0	0 0 0	0 0 0	1 0 1	2 0 0
5 Mike Yastrzemski, L (1, 9) OBP: 0.300, SLG: 0.487		B FF 90 X FF 92 1-0 ① G4-3			C CH 86 B CH 89 C FF 94 F CU 81 X CU 81 1-2 ① G4-3		S FF 98 F FF 97 X FF 98 0-2 ① F7		B FF 94 B FF 93 B FF 94 C FF 94 F FF 94 X FF 94 3-2 HR	4	1	1	1	0	0	0
1 Kevin Pillar, R (1, 8) OBP: 0.277, SLG: 0.409		B FF 91 C CU 80 X FF 93 1-1 ② F7			H CU 78 1-0 7 FC1-6 HBP		S SL 84 S SL 84 S SL 83 0-3 ② K		C FF 94 B FF 95 X FF 94 1-1 ② L8	3	0	0	0	0	1	0
7 Donovan Solano, R (1, 4) OBP: 0.360, SLG: 0.453 (7, 6)		C FF 94 S CU 81 B CU 80 X CU 79 1-2 ③ G6-3			F FF 92 C CU 80 X FF 94 0-2 ② FC1-6 12 WP 12 1B 1-2f		B SL 83 B FF 97 X FF 98 2-0 ③ P3		C FF 94 B SL 84 C SL 83 B SL 86 F FF 95 C FF 94 2-3 ③ K	4	1	0	0	0	1	1
29 Jeff Samardzija, R (1, 1) OBP: 0.103, SLG: 0.138 12 Joe Panik, L (5, PH) OBP: 0.310, SLG: 0.315 45 Derek Holland, S (6, 1) OBP: 0.083, SLG: 0.083 53 Austin Slater, R (7, 4) OBP: 0.391, SLG: 0.667			F FF 92 C FF 92 C CU 80 0-3 ① K		B FF 94 B CH 87 X FF 93 2-0 9 1B 1-H 1B			C FF 96 X SL 84 0-1 ① G5-3		1 1 0 1	0 0 0 0	0 1 0 0	0 1 0 0	1 0 0 0	0 0 0 0	0 0 0 0
Inning Stats	R: 0 E: 0 K: 1 S: 10 H: 2 LOB: 2 BB: 0 P: 13	R: 0 E: 0 K: 0 S: 6 H: 0 LOB: 0 BB: 0 P: 9	R: 0 E: 0 K: 2 S: 8 H: 0 LOB: 0 BB: 0 P: 11	R: 0 E: 0 K: 0 S: 7 H: 1 LOB: 0 BB: 0 P: 8	R: 1 E: 0 K: 0 S: 12 H: 2 LOB: 2 BB: 0 P: 17	R: 0 E: 0 K: 0 S: 6 H: 1 LOB: 0 BB: 0 P: 8	R: 0 E: 0 K: 1 S: 7 H: 0 LOB: 0 BB: 0 P: 9	R: 0 E: 0 K: 1 S: 6 H: 0 LOB: 0 BB: 0 P: 6	R: 3 E: 0 K: 2 S: 19 H: 3 LOB: 0 BB: 0 P: 33	1B: 7 2B: 0 3B: 0 HR: 2 SF: 0 SAC: 0 DP: 2 HBP: 1						

PITCHER	IP	WLS	BF	H	R	ER	SO	BB	IBB	HBP	BLK	WP	HR	S	P	ERA	WHIP
61 Walker Lockett, R (1, 1) ERA: 7.82	5.0	W	20	5	1	1	3	0	0	1	0	1	0	43	58	1.80	1.000
38 Justin Wilson, L (6, 1) ERA: 3.07	1.0		3	1	0	0	0	0	0	0	0	0	0	6	8	0.00	1.000
49 Tyler Bashlor, R (7, 1) ERA: 4.61	2.0		6	0	0	0	2	0	0	0	0	0	0	13	15	0.00	0.000
72 Stephen Nogosek, R (9, 1) ERA: 11.12	1.0		6	3	3	3	2	0	0	0	0	0	2	19	33	27.00	3.000

PITCHER	IP	WLS	BF	H	R	ER	SO	BB	IBB	HBP	BLK	WP	HR	S	P	ERA	WHIP

New York Mets @ San Francisco Giants

Oracle Park, San Francisco, CA

Sat Jul 20 2019, 1:08 PM - 3:56 PM PDT

Att. 33,860 - Sunny - 68 F

livebaseballscorecards.com

AB	34
R	4
H	9
RBI	4
BB	0
SO	7
LOB	10

WP: 1	PA: 35
PB: 0	
SB: 0	
CS: 0	

Batter	1	2	3	4	5	6	7	8	9	10	11	12	AB	R	H	RBI	BB	SO	LOB
6 Jeff McNeil, L (1, 9) (11, 7) OBP: 0.398, SLG: 0.506	X FF 92 0-0 G4-3 ①		B FF 92 C SL 84 S FF 92 F SL 85 T FF 92 1-2 K ①		X SL 86 0-0 G3-1 ③			C FC 90 F FC 90 C SI 93 0-3 K ②			B KC 81 F FC 91 S KC 82 X FC 92 1-2 G3-1 ①		5	0	0	0	0	2	1
28 J.D. Davis, R (1, 7) OBP: 0.349, SLG: 0.461	C FF 91 F CU 80 B FF 92 X CU 82 1-2 20 F8-5 2B		S SL 86 C FF 93 C FF 94 0-3 K ②			B FF 95 S SL 83 B FF 97 C FF 97 S SL 86 2-3 K ①		B SI 94 C SI 94 F FC 90 X FC 89 1-2 G4-3 ③			S FC 93 X FC 92 0-1 20 FC6-4 1B		5	0	2	0	0	2	0
20 Pete Alonso, R (1, 3) OBP: 0.360, SLG: 0.610	C FF 91 B CU 81 C FF 92 F FF 92 X FF 92 1-2 F8-5 ② ③ 2-3		F CU 80 F FF 90 B FF 92 F SL 85 S FF 91 1-3 K ③			B SL 83 B FF 96 B FF 96 B FF 97 4-0 BB			B CU 72 C CU 74 B FF 91 F SL 79 F SL 80 B FF 92 D SL 81 4-2 BB		C KC 82 T KC 83 B FC 91 X KC 82 1-2 FC6-4 ② 1-2f		3	0	0	0	2	1	2
40 Wilson Ramos, R (1, 2) OBP: 0.339, SLG: 0.387		B CH 83 C FF 92 S CH 84 B FF 92 F FF 93 F FF 92 F CU 81 F FF 93 F CH 84 2-2 X CH 84 F9 ①		B FF 90 S CH 83 F SL 83 B SL 85 X FF 91 2-2 F9 ①		F FF 96 C FF 97 X SL 84 0-2 L9 ②			B FF 90 B FF 90 C FF 91 F FF 90 D SL 81 X FF 93 3-2 F9 ①		F FC 91 X FC 91 0-1 G4-3 ③		5	0	0	0	0	0	3
30 Michael Conforto, L (1, 8) (11, 9) OBP: 0.358, SLG: 0.469		F FF 92 X CU 80 0-1 HR		B FF 90 F FF 90 X SL 85 2-1 P6 ②		C SL 83 B FF 97 B FF 96 X SL 82 2-1 L9 ③			F FF 91 S SL 80 S SL 80 0-3 K ②			F FF 94 B CH 90 B SI 95 C FF 95 B FF 95 F FF 96 C FF 96 3-3 K ①	5	1	1	1	0	2	2
21 Todd Frazier, R (1, 5) OBP: 0.329, SLG: 0.443		B CH 83 B FF 91 F FF 92 B FF 90 S CH 83 F FF 92 S CH 84 3-3 K ②		B CH 84 C FF 91 F SL 84 S FF 92 1-3 K ③			S CH 85 F SI 92 B SI 92 B CH 87 S CH 86 2-3 K ①		1 SAFE C FF 91 B FF 92 C FF 92 B SL 81 B FF 92 S SL 81 3-3 K ③			C CU 82 X SI 96 0-1 1 G6-3 1B	5	0	1	0	0	4	1
1 Amed Rosario, R (1, 6) OBP: 0.315, SLG: 0.444		C FF 92 F FF 92 F FF 92 B FF 93 B CH 84 B CH 83 X FF 92 3-2 HR		B CH 82 B CH 81 B FF 91 C FF 90 B FF 90 4-1 32 SH2-4 BB			X CH 86 0-0 P4 ②			B FC 92 X FC 92 1-0 G6-3 ①		1 SAFE B SI 95 B SI 94 C FF 95 1 SAFE B FF 95 F FF 94 X FF 94 3-2 G6-3 ② 1-2	4	1	1	1	1	0	1
11 Adeiny Hechavarría, R (1, 4) OBP: 0.262, SLG: 0.410		C FF 92 B CH 85 F FF 91 B CH 84 B SL 84 B FF 92 4-2 BB			1 SAFE B FF 91 1 SAFE B FF 90 F X FF 91 2-1 F9 ①		C CH 86 F CH 86 B CH 86 B CH 84 X CH 86 2-2 P4 ③			B FC 92 B FC 93 F FC 92 F FC 92 X FC 94 2-2 L9 ②		C FF 96 S FF 94 S FF 95 0-3 K ③	4	0	0	0	1	1	2
32 Steven Matz, R (1, 1) 38 Justin Wilson, L (7, 1) 24 Robinson Canó, L (8, PH) DAY: 0-0(0), BLS: 0-1(7) 67 Seth Lugo, R (8, 1) 22 Dominic Smith, L (10, PH) DAY: 0-1(2), BLS: 0-0(0) 39 Edwin Díaz, R (10, 1) 27 Jeurys Familia, R (11, 1) 12 Juan Lagares, R (11, 8) DAY: 0-0(2), BLS: 0-1(4) 65 Robert Gsellman, R (11, 1)		S FF 91 S FF 91 B FF 91 T FF 91 1-2 K ③			L FF 90 1 SAFE X FF 91 0-1 SH2-4 ② 1-2			F FC 91 B FF 93 B FC 91 F FC 90 B FC 88 X FC 90 3-2 G3-1 ①		C FC 93 S FC 93 S FC 92 0-3 K ③		1 0 0 0 0 1 1 0 0 0 0 0 0 0 1 0 0 0 0 0 0 0 0 0 0 0 0 0 1 0 0 0 0 1 1 0 0 0 0 0 0 0 0 0 0 0 0 0 0 0 0 0 0 0 0 0						

Inning Stats																								
	R: 0 E: 0 K: 0 S: 8	H: 1 LOB: 0 BB: 0 P: 10	R: 2 E: 0 K: 2 S: 23	H: 2 LOB: 1 BB: 1 P: 36	R: 0 E: 0 K: 3 S: 11	H: 0 LOB: 0 BB: 0 P: 13	R: 0 E: 0 K: 1 S: 8	H: 0 LOB: 0 BB: 0 P: 13	R: 0 E: 0 K: 0 S: 6	H: 0 LOB: 1 BB: 1 P: 12	R: 0 E: 0 K: 1 S: 8	H: 0 LOB: 1 BB: 1 P: 16	R: 0 E: 0 K: 1 S: 7	H: 0 LOB: 0 BB: 0 P: 11	R: 0 E: 0 K: 1 S: 9	H: 0 LOB: 0 BB: 0 P: 13	R: 0 E: 0 K: 2 S: 12	H: 0 LOB: 1 BB: 1 P: 22	R: 0 E: 0 K: 1 S: 7	H: 0 LOB: 0 BB: 0 P: 10	R: 0 E: 0 K: 0 S: 10	H: 1 LOB: 1 BB: 0 P: 12	R: 0 E: 0 K: 2 S: 12	H: 1 LOB: 1 BB: 0 P: 18	1B: 2 2B: 2 3B: 0 HR: 2	SF: 0 SAC: 1 DP: 1 HBP: 0	WP: 0 PB: 0 SB: 0 CS: 0	PA: 44

PITCHER		IP	WLS	BF	H	R	ER	SO	BB	IBB	HBP	BLK	WP	HR	S	P	ERA	WHIP
51 Conner Menez, L	(1, 1)	5.0		19	3	2	2	6	2	0	0	0	0	2	56	84	3.60	1.000
ERA: 3.6																		
54 Reyes Moronta, R	(6, 1)	1.0		4	0	0	0	1	1	0	0	0	0	0	8	16	0.00	1.000
ERA: 2.58																		
56 Tony Watson, L	(7, 1)	1.0		3	0	0	0	1	0	0	0	0	0	0	7	11	0.00	0.000
ERA: 2.88																		
49 Sam Dyson, R	(8, 1)	1.0		3	0	0	0	1	0	0	0	0	0	0	9	13	0.00	0.000
ERA: 2.63																		
13 Will Smith, L	(9, 1)	1.0		4	0	0	0	2	1	0	0	0	0	0	12	22	0.00	1.000
ERA: 2.55																		

PITCHER		IP	WLS	BF	H	R	ER	SO	BB	IBB	HBP	BLK	WP	HR	S	P	ERA	WHIP
41 Mark Melancon, R	(10, 1)	2.0		7	1	0	0	1	0	0	0	0	0	0	17	22	0.00	0.500
ERA: 3.83																		
58 Trevor Gott, R	(12, 1)	1.0	W	4	1	0	0	2	0	0	0	0	0	0	12	18	0.00	1.000
ERA: 3.73																		

TOP

New York Mets @ San Francisco Giants

Oracle Park, San Francisco, CA

Sun Jul 21 2019, 1:06 PM - 4:34 PM PDT

Att. 35,406 - Partly Cloudy - 66 F

livebaseballscorecards.com

AB	39
R	2
H	5
RBI	2
BB	4
SO	14
LOB	13

New York Mets @ San Francisco Giants

Oracle Park, San Francisco, CA

Sun Jul 21 2019, 1:06 PM - 4:34 PM PDT

Att. 35,406 - Partly Cloudy - 66 F

livebaseballscorecards.com

BOTTOM

Batter	1	2	3	4	5	6	7	8	9	10	11	12	AB	R	H	RBI	BB	SO	LOB
7 Donovan Solano, R (1, 4) OBP: 0.353, SLG: 0.441	X SI 94 0-0 53 G6-4-3 1B		B SI 94 B SL 89 C CH 85 X CH 85 2-1 L9 ①		B CU 78 B CH 85 B SI 94 C SI 93 C SI 94 X CU 78 3-2 53 G4-3 E5		C FC 90 B FF 94 X FF 94 1-1 L9 ③			C SL 89 S SL 89 X SL 89 0-2 P4 ②			5	0	1	0	0	0	0
53 Austin Slater, R (1, 9) OBP: 0.353, SLG: 0.591	C SI 94 B SL 90 X SL 90 1-1 G6-4-3 ① ② 1-2f		B CH 85 T CH 84 B SI 94 X CH 86 2-1 F9 ②		F CH 85 X SL 89 0-1 G4-3 ① 2-3			B SL 88 C FF 93 S FF 94 C SI 96 1-3 K ①		C FF 99 S SL 90 F SL 90 T FF 98 0-2 K ③			5	0	0	0	0	2	2
19 Tyler Austin, R (1, 3) OBP: 0.280, SLG: 0.413 9 Brandon Belt, L (8, PH) OBP: 0.363, SLG: 0.411 (9, 3)	F CH 86 B SI 94 S SI 95 B CU 77 X CH 85 2-2 F9 ③		B SL 91 T SI 94 S CH 85 B SI 94 S SI 94 2-3 K ③		C SL 90 F SL 90 F SL 90 B SI 94 S SL 91 1-3 K ②			B FF 95 B FF 96 C CH 89 F FF 96 B FF 97 F SI 97 X FF 96 3-2 P6 ②			C SI 97 F SI 98 B SL 89 B FF 98 B SI 97 B SL 90 4-2 8 G1-6-3 28 BB BB		3 1	0 0	0 0	0 0	0 1	2 0	1 0
28 Buster Posey, R (1, 2) OBP: 0.324, SLG: 0.396		B SI 94 B SI 95 C CH 85 C SI 94 F CU 81 X SI 93 2-2 68 1B 35 1B 1B	F CH 82 B CH 85 B SI 94 X CH 85 2-1 68 2B 2B	X SL 90 0-0 G4-3 ③			B FF 95 B SI 94 B FF 95 C SI 94 F CU 78 H FF 95 4-2 1 FC5-4 HBP		B SI 98 B SI 96 C SI 96 D SL 91 B SI 97 4-1 8 G1-6-3 BB 1-2		3	2	2	0	1	0	1
1 Kevin Pillar, R (1, 8) OBP: 0.274, SLG: 0.404 13 Will Smith, R (9, 1) 41 Mark Melancon, R (10, 1) 8 Alex Dickerson, L (11, PH) OBP: 0.406, SLG: 0.663 58 Trevor Gott, R (12, 1)		B SL 90 X CH 85 1-0 F7 ①	B SL 90 F SL 90 X CU 79 1-1 G5-3 ①		S CH 85 S CH 86 S CH 86 0-3 K ①		C CU 71 B CU 81 C CU 81 F FF 95 X CU 81 1-2 FC5-4 ③ 1-2f				B SI 95 F SI 94 X CU 81 1-1 G1-6-3 ① ② 1-2f 2-3		4 0 0 1 0	0 0 0 0 0	0 0 0 0 0	0 0 0 0 0	0 0 0 0 0	1 0 0 2 0	3 0 0 0 0
68 Zach Green, R (1, 5) OBP: 0.667, SLG: 1.000 48 Pablo Sandoval, S (9, PH) OBP: 0.307, SLG: 0.495 (10, 5)		C SI 93 X SL 91 0-1 35 1B 1B 1-2	C CH 85 S SI 93 B CH 85 X SI 94 1-2 2B 2-H		C CU 78 B CH 85 B CH 86 B CH 85 C SL 90 S SI 94 3-3 K ②			B CU 77 F FF 92 F CU 79 F FF 95 X SI 94 1-2 P5 ①			B CU 81 F SI 96 X CH 88 1-1 L8 ③		3 2	0 0	2 0	1 0	0 0	1 1	0 1
35 Brandon Crawford, L (1, 6) OBP: 0.305, SLG: 0.384		B CU 80 C SI 95 S SI 95 X CU 80 1-2 1-2 2-H 1B	F SI 93 X SI 95 0-1 G1-3 ②		C CU 80 F SI 95 F SI 94 B SI 95 S CH 86 1-3 K ③			F FF 93 B SI 95 X CH 87 1-1 G3-1 ②			X SI 95 0-0 F7 ①		5	0	1	1	0	1	1
5 Mike Yastrzemski, L (1, 7) OBP: 0.303, SLG: 0.500 (9, 8)		B CU 80 F SL 91 C CH 86 C SI 96 1-3 K ②	B SL 89 B CH 86 B CH 86 3-0 IBB		F SL 83 F FF 93 F SL 82 S FF 95 0-3 K ①			X CU 79 0-0 F8 ③			S SI 94 B CU 82 F CH 88 B CU 84 B SI 96 X CH 89 3-2 HR		4	1	1	1	1	2	2
51 Conner Menez, L (1, 1) 54 Reyes Moronta, R (6, 1) 56 Tony Watson, L (7, 1) 12 Joe Panik, L (7, PH) OBP: 0.309, SLG: 0.314 49 Sam Dyson, R (8, 1) 21 Stephen Vogt, L (9, 7) OBP: 0.338, SLG: 0.508		B SL 91 X SI 95 1-0 G1-3 ③	B SI 93 X SI 94 1-0 F7 ③		C FF 94 B FC 87 X FC 89 1-1 G4-3 ②			C FF 97 S FF 98 F FF 98 S FF 98 0-3 K ①					2 0 0 1 0 1	0 0 0 0 0 0	0 0 0 0 0 1	0 0 0 0 0 0	0 0 0 0 0 1	0 0 0 0 0 0	4 0 0 0 0 0

	AB	40
	R	3
	H	7
	RBI	3
	BB	3
	SO	10
	LOB	17

Inning Stats	1	2	3	4	5	6	7	8	9	10	11	12
	R: 0 E: 0 K: 0 S: 6 H: 1 LOB: 0 BB: 0 P: 9	R: 1 E: 0 K: 1 S: 14 H: 3 LOB: 2 BB: 0 P: 20	R: 0 E: 0 K: 1 S: 7 H: 0 LOB: 0 BB: 0 P: 13	R: 1 E: 0 K: 0 S: 10 H: 2 LOB: 2 BB: 1 P: 18	R: 0 E: 1 K: 1 S: 10 H: 0 LOB: 1 BB: 0 P: 14	R: 0 E: 0 K: 3 S: 10 H: 0 LOB: 0 BB: 0 P: 14	R: 0 E: 0 K: 1 S: 8 H: 0 LOB: 0 BB: 0 P: 10	R: 0 E: 0 K: 1 S: 13 H: 0 LOB: 1 BB: 0 P: 22	R: 0 E: 0 K: 0 S: 7 H: 0 LOB: 0 BB: 0 P: 9	R: 0 E: 0 K: 2 S: 11 H: 0 LOB: 0 BB: 0 P: 11	R: 0 E: 0 K: 0 S: 7 H: 0 LOB: 1 BB: 2 P: 17	R: 1 E: 0 K: 0 S: 4 H: 1 LOB: 0 BB: 0 P: 7

1B: 4	SF: 0	WP: 0	PA: 44
2B: 2	SAC: 0	PB: 0	
3B: 0	DP: 2	SB: 0	
HR: 1	HBP: 1	CS: 0	

PITCHER	IP	WLS	BF	H	R	ER	SO	BB	IBB	HBP	BLK	WP	HR	S	P	ERA	WHIP
32 Steven Matz, L (1, 1) ERA: 4.75	6.0		25	6	2	2	6	0	1	0	0	0	0	57	88	3.00	1.000
38 Justin Wilson, L (7, 1) ERA: 2.87	1.0		3	0	0	0	1	0	0	0	0	0	0	8	10	0.00	0.000
67 Seth Lugo, R (8, 1) ERA: 2.96	2.0		7	0	0	0	1	0	0	1	0	0	0	20	31	0.00	0.000
39 Edwin Díaz, R (10, 1) ERA: 4.93	1.0		3	0	0	0	2	0	0	0	0	0	0	11	11	0.00	0.000
27 Jeurys Familia, R (11, 1) ERA: 6.89	0.0		2	0	0	0	0	2	0	0	0	0	0	3	11	∞	∞

PITCHER	IP	WLS	BF	H	R	ER	SO	BB	IBB	HBP	BLK	WP	HR	S	P	ERA	WHIP
65 Robert Gsellman, R (11, 1) ERA: 4.92	1.1	L	4	1	1	1	0	0	0	0	0	0	1	8	13	6.75	0.750

Batter	1	2	3	4	5	6	7	8	9	AB	R	H	RBI	BB	SO	LOB
23 Fernando Tatis Jr., R (1, 6) OBP: 0.389, SLG: 0.595	C FF 82 B CH 76 S CH 77 B FF 83 S CH 77 2-3 **K** ①		C KC 68 B FF 84 B CH 77 F FF 83 F KC 70 F FF 84 B CH 80 S CH 78 3-3 **K** ③			L FF 81 B KC 66 B FF 82 S CH 76 B CH 77 S CH 77 3-3 **K** ①		S FF 96 B SL 89 B SL 90 T SI 96 F SI 96 B CU 83 X SI 97 3-2 7 1B 7 WP 10 SF7 1B	B SL 88 B FF 99 C FF 97 S SL 91 F FF 98 X SL 90 2-2 1-3 2-H 2B	5	1	2	1	0	3	0
7 Manuel Margot, R (1, 8) OBP: 0.324, SLG: 0.402	X SI 82 0-0 **P3** ②			B CH 75 C KC 69 B SI 81 L CH 77 B KC 69 S CH 78 3-3 **K** ①		C SI 83 B FF 83 C FF 83 B KC 68 B CH 77 B CH 78 4-2 13 WP **BB**		C FF 96 F SI 96 B FF 94 B SL 90 F SL 92 F SI 95 B SI 95 X SL 90 3-2 1-3 1B	S SL 90 B SL 89 C FF 98 X SL 90 1-2 **L7** ③	4	0	1	0	1	1	2
13 Manny Machado, R (1, 5) OBP: 0.338, SLG: 0.508	B SI 82 B CH 77 B CH 77 C FF 84 C CH 78 D CH 79 4-2 10 S **BB**			B FF 83 S CH 77 B FF 84 B SI 85 F CH 78 F FF 84 F KC 69 B CH 79 4-2 10 G6-4-3 **BB**		1 **SAFE** F SI 84 S CH 77 1 **SAFE** 1 SAFE S CH 78 0-3 **K** ② 1-2		X SI 94 0-0 **P2** ①		2	0	0	0	2	1	3
10 Hunter Renfroe, R (1, 7) OBP: 0.304, SLG: 0.582	C SI 82 B CH 77 X CH 78 1-1 **F8** ③ 1-2			C SI 83 X CH 78 0-1 **G6-4-3** ②③ 1-2f		B CH 77 C CH 76 X CH 77 1-1 **F8** ③		F SL 90 X SI 95 0-1 **SF7** ② 3-H		3	0	0	1	0	0	3
32 Franmil Reyes, R (1, 9) OBP: 0.308, SLG: 0.530		F CH 76 B FF 82 S CH 77 S FF 84 1-3 **K** ①			B CH 75 B CH 77 B CH 77 B FF 83 4-0 9 FC6-4 30 1B **BB**		C SL 82 C FF 98 X FF 99 0-2 **G6-3** ①	F SL 90 F SI 95 S SL 92 0-3 **K** ③		3	0	0	0	1	2	1
30 Eric Hosmer, L (1, 3) OBP: 0.334, SLG: 0.435		F CH 76 B SI 84 B FF 83 X SI 84 2-1 **G4-3** ②			C FF 84 B CH 77 B SI 83 C FF 83 X CH 77 2-2 9 FC6-4 **1B** 1-2		B SL 84 B SL 84 C FF 99 F FF 99 B FF 99 F SL 84 X FF 98 3-2 **G6-3** ②		B FF 95 B SL 84 B FF 95 B FF 95 4-0 27 BB 23 2B **BB**	3	1	1	0	1	0	0
27 Francisco Mejía, S (1, 2) OBP: 0.284, SLG: 0.377		C SI 82 F CH 77 C FF 84 0-3 **K** ③			T SI 84 C FF 84 B FF 84 B CH 77 F FF 84 X CH 78 2-2 **F8** ①		X FF 98 0-0 9 BB **1B**		B FC 89 B FF 93 C FF 93 C FC 90 B FF 94 F FC 89 B FF 95 4-2 23 2B 1-2 **BB**	3	0	1	0	1	1	2
9 Luis Urías, R (1, 4) OBP: 0.268, SLG: 0.121			B KC 67 C SI 82 B FF 83 S CH 76 S CH 78 2-3 **K** ①		C SI 83 D CH 78 F CH 79 D KC 70 X CH 77 2-2 **FC6-4** ② 1-2f 2-3		B FF 97 B SL 83 B FF 97 C FF 97 F FF 97 B FF 97 4-2 1-2 **BB**		B FF 97 C FF 95 F FF 97 B SL 90 X FF 98 2-2 **F7** ①	3	0	0	0	1	1	4
59 Chris Paddack, R (1, 1) OBP: 0.077, SLG: 0.077 49 Michel Baez, R (6, 1) 4 Wil Myers, R (7, PH) OBP: 0.314, SLG: 0.392 54 Logan Allen, R (7, 1) OBP: 0.400, SLG: 0.250 5 Greg Garcia, L (9, PH) OBP: 0.353, SLG: 0.399			F CH 77 B FF 84 X FF 82 1-1 **F7** ②		B CH 76 S CH 77 X SI 83 1-1 **L8** ③		B SI 95 B SL 90 F SI 95 X SL 90 2-1 **F9** ③		C SL 91 C FF 98 B FF 98 X SL 89 1-2 **F5** ②	2 0 1 0 1	0 0 0 0 0	0 0 0 0 0	0 0 0 0 0	0 0 0 0 0	0 0 0 0 0	2 0 2 0 2
Inning Stats	R: 0 E: 0 K: 1 S: 8 H: 0 LOB: 1 BB: 1 P: 15	R: 0 E: 0 K: 2 S: 8 H: 0 LOB: 0 BB: 0 P: 11	R: 0 E: 0 K: 2 S: 10 H: 0 LOB: 0 BB: 0 P: 16	R: 0 E: 0 K: 1 S: 9 H: 0 LOB: 0 BB: 1 P: 16	R: 0 E: 0 K: 0 S: 12 H: 1 LOB: 2 BB: 1 P: 23	R: 0 E: 0 K: 2 S: 10 H: 0 LOB: 1 BB: 1 P: 18	R: 0 E: 0 K: 0 S: 12 H: 1 LOB: 2 BB: 1 P: 21	R: 1 E: 0 K: 1 S: 15 H: 2 LOB: 1 BB: 0 P: 21	R: 1 E: 0 K: 0 S: 16 H: 1 LOB: 2 BB: 2 P: 30	1B: 4 2B: 1 3B: 0 HR: 0 SF: 1 SAC: 0 DP: 1 HBP: 0				WP: 2 PB: 0 SB: 1 CS: 0		PA: 38

San Diego Padres @ New York Mets

Citi Field, Flushing, NY

Tue Jul 23 2019, 7:14 PM - 10:14 PM EDT

Att. 33,199 - Cloudy - 72 F

TOP

livebaseballscorecards.com

AB	30
R	2
H	5
RBI	2
BB	7
SO	9
LOB	21

PITCHER		IP	WLS	BF	H	R	ER	SO	BB	IBB	HBP	BLK	WP	HR	S	P	ERA	WHIP
44 Jason Vargas, L ERA: 3.96	(1, 1)	6.0	W	22	1	0	0	8	4	0	0	0	1	0	57	99	0.00	0.833
49 Tyler Bashlor, R ERA: 4.4	(7, 1)	0.2	H	4	1	0	0	0	1	0	0	0	0	0	10	17	0.00	3.000
65 Robert Gsellman, R ERA: 4.97	(7, 1)	1.1	H	6	2	1	1	1	0	0	0	0	1	0	17	25	6.75	1.500
38 Justin Wilson, L ERA: 3.45	(9, 1)	0.0		2	0	1	1	0	2	0	0	0	0	0	3	11	∞	∞
39 Edwin Díaz, R ERA: 4.81	(9, 1)	1.0	S	4	1	0	0	0	0	0	0	0	0	0	13	19	0.00	1.000

PITCHER	IP	WLS	BF	H	R	ER	SO	BB	IBB	HBP	BLK	WP	HR	S	P	ERA	WHIP

Batter	1	2	3	4	5	6	7	8	9	AB	R	H	RBI	BB	SO	LOB
6 Jeff McNeil, L (1, 9) (9, 7) OBP: 0.402, SLG: 0.508	B FF 93 C FF 94 B CU 77 S FF 93 F FF 96 S CU 78 2-3 K ①		B FF 94 B CH 87 S FF 95 F FF 95 X CH 86 2-2 1B ①		C CU 75 F CU 78 H FF 95 1-2 HBP ①		S FF 95 S FF 95 X FF 94 0-2 1B ①			3	0	2	0	0	1	0
30 Michael Conforto, L (1, 8) (9, 9) OBP: 0.355, SLG: 0.463	B FF 95 S FF 94 X CU 78 1-1 F7 ②		X CH 87 0-0 F7 ②		C FF 94 1 SAFE B CH 86 X CH 86 1-1 F9 ③		X SL 87 0-0 G3 ②			4	0	0	0	0	0	2
20 Pete Alonso, R (1, 3) OBP: 0.363, SLG: 0.608	B FF 96 S FF 96 B CH 88 B CH 87 B FF 96 4-1 24 1B BB		X CU 79 0-0 G5-3 ③			C FF 96 B FF 96 B CU 79 B FF 96 B FF 95 4-1 24 HR BB	B CH 86 B FF 94 B SL 86 B FF 94 4-0 24 HR BB			1	2	0	0	3	0	1
24 Robinson Cano, L (1, 4) OBP: 0.298, SLG: 0.418	F CH 87 F CH 87 F FF 97 F CU 78 X CH 87 0-2 1-2 1B			B FF 93 B CH 86 X CH 86 2-0 HR		B FF 95 C FF 96 C FF 96 F FF 96 X CU 79 1-2 1-H HR	X FF 94 0-0 1-H HR			4	3	4	5	0	0	0
40 Wilson Ramos, R (1, 2) OBP: 0.338, SLG: 0.385	C FF 95 D CH 88 X FF 96 1-1 G4-3 ③			X FF 94 0-0 L4 ①		C FF 95 F FF 96 X FF 96 0-2 1 1B 1B	F FF 95 S CH 84 X FF 94 0-2 G5-3 ③			4	0	1	0	0	0	2
22 Dominic Smith, L (1, 7) OBP: 0.360, SLG: 0.521 38 Justin Wilson, L (9, 1) 39 Edwin Díaz, R (9, 1)		B CH 85 C FF 94 B FF 95 F CH 86 F FF 94 F FF 95 F CU 79 B CH 87 F CH 86 3-2 T FF 95 K ①		B FF 94 S FF 94 B CH 86 B CH 87 X FF 95 3-1 L8 ②		B FF 97 F FF 97 S CH 87 F FF 98 F CH 88 B CH 88 X FF 99 2-2 P6 ①		X CU 77 0-0 G4-3 ①		4 0 0	0 0 0	0 0 0	0 0 0	1 0 0	1 0 0	
21 Todd Frazier, R (1, 5) OBP: 0.324, SLG: 0.436		X FF 94 0-0 L8 ②		C FF 94 F CU 78 X FF 96 0-2 F9 ③		B CH 89 B FF 98 X FF 98 2-0 F7 ②		F FF 93 X CH 83 0-1 F9 ②		4	0	0	0	0	0	1
1 Amed Rosario, R (1, 6) OBP: 0.314, SLG: 0.442		C FF 94 B FF 95 X CH 87 1-1 G6-3 ③			F FF 92 F FF 94 B CH 87 F FF 96 B CU 78 X FF 96 2-2 F9 ①	F FF 98 X FF 97 0-1 1-2 1B		B FF 93 X FF 94 1-0 L8 ③		4	0	1	0	0	0	0
44 Jason Vargas, L (1, 1) OBP: 0.077, SLG: 0.077 28 J.D. Davis, R (6, PH) OBP: 0.348, SLG: 0.459 49 Tyler Bashlor, R (7, 1) 65 Robert Gsellman, R (7, 1) 12 Juan Lagares, R (9, 8) OBP: 0.247, SLG: 0.259			B FF 93 C FF 94 C FF 94 C FF 95 1-3 K ①		F FF 94 C CU 77 T FF 95 0-2 K ②	F FF 98 B CH 88 B CH 87 S FF 97 F FF 98 X FF 98 2-2 L8 ③				2 1 0 0 0	0 0 0 0 0	0 0 0 0 0	0 0 0 0 0	0 0 0 0 0	2 0 0 0 0	0 2 0 0 0
Inning Stats	R: 0 E: 0 K: 1 S: 14 H: 1 LOB: 2 BB: 1 P: 22	R: 0 E: 0 K: 1 S: 10 H: 0 LOB: 0 BB: 0 P: 14	R: 0 E: 0 K: 1 S: 9 H: 1 LOB: 1 BB: 0 P: 12	R: 1 E: 0 K: 0 S: 7 H: 1 LOB: 0 BB: 0 P: 12	R: 0 E: 0 K: 1 S: 11 H: 0 LOB: 1 BB: 0 P: 15	R: 2 E: 0 K: 0 S: 20 H: 3 LOB: 2 BB: 1 P: 31	R: 2 E: 0 K: 0 S: 8 H: 2 LOB: 0 BB: 1 P: 12	R: 0 E: 0 K: 0 S: 4 H: 0 LOB: 0 BB: 0 P: 5		1B: 5 2B: 0 3B: 0 HR: 3	SF: 0 SAC: 0 DP: 0 HBP: 1			WP: 0 PB: 0 SB: 0 CS: 0	PA: 35	

PITCHER		IP	WLS	BF	H	R	ER	SO	BB	IBB	HBP	BLK	WP	HR	S	P	ERA	WHIP
59 Chris Paddack, R ERA: 2.84	(1, 1)	5.0	L	23	5	3	3	4	2	0	1	0	0	2	59	88	5.40	1.400
49 Michel Baez, R ERA:	(6, 1)	1.0		4	1	0	0	0	0	0	0	0	0	0	12	18	0.00	1.000
54 Logan Allen, L ERA: 7.25	(7, 1)	2.0		8	2	2	2	0	1	0	0	0	0	1	12	17	9.00	1.500

PITCHER	IP	WLS	BF	H	R	ER	SO	BB	IBB	HBP	BLK	WP	HR	S	P	ERA	WHIP

BOTTOM

San Diego Padres @ New York Mets

Citi Field, Flushing, NY

Tue Jul 23 2019, 7:14 PM - 10:14 PM EDT

Att. 33,199 - Cloudy - 72 F

livebaseballscorecards.com

AB	31
R	5
H	8
RBI	5
BB	3
SO	4
LOB	9

San Diego Padres @ New York Mets

Citi Field, Flushing, NY

Wed Jul 24 2019, 7:12 PM - 10:30 PM EDT

Att. 32,252 - Clear - 82 F

TOP

livebaseballscorecards.com

Batter	1	2	3	4	5	6	7	8	9	AB	R	H	RBI	BB	SO	LOB
23 Fernando Tatis Jr., R (1, 6) OBP: 0.392, SLG: 0.599	C FF 97 B SI 98 B SI 98 T FF 98 F SI 99 F FF 99 C SL 88 2-3 K		C CU 80 B SL 88 B SI 97 S FF 98 F FF 98 F CH 92 C CU 81 2-3 K	S CU 82 B CU 82 B CH 92 X SL 90 2-1 2B			C SI 97 X SI 98 0-1 7 G4-3 1-2 1B	C SL 82 C FF 97 X SL 84 0-2 7 G5-4-3 1-2 3-H 1B		5	0	3	1	0	2	0
7 Manuel Margot, R (1, 8) OBP: 0.326, SLG: 0.397	B SI 98 B SI 97 B FF 97 C FF 96 B FF 98 4-1 13 1B BB		B SI 98 B CU 82 B FF 98 B FF 98 4-0 13 S 30 SF9 BB	X SI 98 0-0 G6-3			C FF 99 L FF 99 X SL 88 0-2 G4-3 1-2 2-3	F FF 98 X SL 83 0-1 G5-4-3 1-2f		3	1	0	0	2	0	5
13 Manny Machado, R (1, 5) OBP: 0.341, SLG: 0.508	1 SAFE 1 SAFE X SI 96 0-0 30 L1-3 1-3 1B		F SI 97 P CH 93 1 SAFE B FF 98 2 SAFE B FF 98 B FF 98 4-1 30 SF9 10 E 1-3 BB		C CU 79 B FF 96 C SL 89 B CH 92 F CH 92 B SI 98 S CU 82 3-3 K		C FF 99 X CH 93 0-1 F8		C SL 83 B FF 94 F FF 94 X SL 84 1-2 30 2B 10 SF8 1B	4	2	2	0	1	1	2
30 Eric Hosmer, L (1, 3) OBP: 0.335, SLG: 0.437	S SL 87 X FF 97 0-1 L1-3 1-1		X FF 97 0-0 SF9 1-2 3-H		C CU 81 B CH 92 F FF 98 C CH 92 1-3 K		0-0 IBB		B CH 87 B FF 95 X FF 96 2-0 1-3 2B	3	0	1	1	1	1	2
10 Hunter Renfroe, R (1, 7) OBP: 0.305, SLG: 0.581 (8, 9)		X SI 96 0-0 9 G6-4-3 32 BB 18 1B 1B	S SL 90 S FF 99 X SL 90 0-2 E7 32 E 2-H 1B		C SL 89 X SI 98 0-1 G6-3		B CU 83 C SI 99 S CU 82 X FF 99 1-2 G4-3		B SL 84 C FF 94 B SL 85 X FF 95 2-1 SF8 3-H	4	2	2	2	0	0	3
32 Franmil Reyes, R (1, 9) OBP: 0.314, SLG: 0.534 4 Wil Myers, R (8, PR) OBP: 0.313, SLG: 0.391 (8, 7)		B SI 96 S SL 89 S SI 97 B SL 90 B SL 88 B SI 98 4-2 9 G6-4-3 1-2 BB	C SI 98 S SL 89 B SL 88 X SI 98 1-2 E7 2-H 2B			B CU 79 S SL 88 S SL 88 C CH 92 1-3 K		X FF 97 0-0 9 CS 1B	C FF 96 F FF 96 B SL 83 C SL 84 1-3 K	3 1	0 0	2 0	1 0	1 0	1 1	0 1
9 Luis Urías, R (1, 4) OBP: 0.261, SLG: 0.108		S FF 98 X SI 99 0-1 G6-4-3 1-2f 2-3	C SI 99 C SL 90 X SI 99 0-2 G3			X SL 90 0-0 G6-3		B SI 96 1 SAFE B SI 97 B SI 97 C FF 97 B SI 95 4-1 18 2B 1-2 BB	D SL 82 S FF 96 F FF 95 F FF 96 F SL 83 D SL 87 X FF 95 2-2 F9	4	1	0	0	1	0	4
18 Austin Hedges, R (1, 2) OBP: 0.260, SLG: 0.332		F SI 99 F SI 99 X FF 99 0-2 3-H 1B		C CU 82 B SL 89 X CH 91 1-1 P6		B FF 98 C SL 89 S CU 82 B CH 93 S CU 81 2-3 K		C SI 96 X SI 96 0-1 27 1B 23 1B 1-H 2B		4	1	2	2	0	1	0
29 Dinelson Lamet, R (1, 1) 55 Matt Strahm, R (5, 1) OBP: 0.364, SLG: 0.400 3 Ian Kinsler, R (7, PH) OBP: 0.274, SLG: 0.357 34 Craig Stammen, R (7, 1) 27 Francisco Mejía, S (8, PH) OBP: 0.289, SLG: 0.382 52 Andrés Muñoz, R (8, 1) 61 Luis Perdomo, R (9, 1) OBP: 0.250, SLG: 0.250		B FF 99 F FF 99 C SL 88 T SL 90 1-2 K		C FF 97 B FF 98 C SI 98 C FF 98 1-3 K			B SI 96 C SL 88 B SL 89 F SI 97 X CH 93 2-2 7 G4-3 23 1B 1B	X CH 81 0-0 23 1B 2-3 1B		2 0 1 0 1 0	0 0 0 0 0 0	0 0 1 0 0 0	0 0 0 0 0 0	2 0 0 0 0 0	1 0 0 0 0 0	
Inning Stats	R: 0 E: 0 K: 1 S: 9 H: 1 LOB: 1 BB: 1 P: 15	R: 1 E: 0 K: 1 S: 11 H: 2 LOB: 1 BB: 1 P: 16	R: 3 E: 2 K: 1 S: 17 H: 2 LOB: 1 BB: 2 P: 27	R: 0 E: 0 K: 1 S: 8 H: 1 LOB: 1 BB: 0 P: 12	R: 0 E: 0 K: 2 S: 9 H: 0 LOB: 0 BB: 0 P: 13	R: 0 E: 0 K: 2 S: 7 H: 0 LOB: 0 BB: 0 P: 10	R: 0 E: 0 K: 0 S: 13 H: 2 LOB: 3 BB: 1 P: 16	R: 2 E: 0 K: 0 S: 10 H: 4 LOB: 2 BB: 1 P: 14	R: 1 E: 0 K: 1 S: 14 H: 2 LOB: 1 BB: 0 P: 22	1B: 10 2B: 5 3B: 0 HR: 0 SF: 2 SAC: 0 DP: 3 HBP: 0						

	AB	35
	R	7
	H	14
	RBI	7
	BB	6
	SO	9
	LOB	18

WP: 0 PB: 0 SB: 2 CS: 1 PA: 43

PITCHER		IP	WLS	BF	H	R	ER	SO	BB	IBB	HBP	BLK	WP	HR	S	P	ERA	WHIP
34 Noah Syndergaard, R ERA: 4.33	(1, 1)	7.0	L	32	8	4	3	8	4	1	0	0	0	0	74	109	3.86	1.714
27 Jeurys Familia, R ERA: 7.36	(8, 1)	0.1		3	2	2	2	0	1	0	0	0	0	0	4	8	54.00	9.000
43 Luis Avilán, L ERA: 6.91	(8, 1)	0.0		1	1	0	0	0	0	0	0	0	0	0	1	1	∞	∞
49 Tyler Bashlor, R ERA: 4.2	(8, 1)	0.2		2	1	0	0	0	0	0	0	0	0	0	5	5	0.00	1.500
72 Stephen Nogosek, R ERA: 10.8	(9, 1)	1.0		5	2	1	1	1	0	0	0	0	0	0	14	22	9.00	2.000

PITCHER		IP	WLS	BF	H	R	ER	SO	BB	IBB	HBP	BLK	WP	HR	S	P	ERA	WHIP

Batter	1	2	3	4	5	6	7	8	9	AB	R	H	RBI	BB	SO	LOB
6 Jeff McNeil, L (1, 9) OBP: 0.403, SLG: 0.509	B FF 94 F FF 95 B FF 96 B SL 87 X FF 96 3-1 30 1B 2B	B SI 98 F CU 88 B FF 96 B CU 86 F FF 97 F CU 88 X CU 86 3-2 ③ P5			X FF 93 0-0 ② G6-3		S SI 93 F SI 93 B SI 92 B SI 93 F SI 92 D KC 83 F SI 94 B SI 93 4-2 1-2 2-3 BB			3	1	1	0	1	0	0
30 Michael Conforto, L (1, 8) OBP: 0.356, SLG: 0.467	C SL 87 B FF 97 B CU 86 X SI 97 2-1 22 1B 20 BB 2-H 1B		F FF 95 C FF 96 B FF 96 B SL 86 X CU 87 2-2 20 WP 24 G1-3 2B		B FF 93 C FF 93 F FC 88 S FC 89 1-3 ③ K		T SI 92 S SI 93 B SI 93 S SI 94 1-3 ③ K			4	1	2	1	0	2	3
20 Pete Alonso, R (1, 3) OBP: 0.365, SLG: 0.605	B FF 96 B FF 95 S CU 87 F FF 96 D SL 88 B CU 86 4-2 22 1B 1-2 BB		S SL 86 B FF 97 S SL 86 C SI 96 1-3 ① K 2-3			B CU 80 C CU 80 C FC 87 F FC 87 B FC 88 F CU 84 F FC 87 B FF 94 F CU 81 3-3 ① C FF 93 K		B FF 99 B FF 99 C FF 100 B FF 100 B FF 100 4-1 21 G4-3 BB		2	0	0	0	2	2	1
24 Robinson Canó, L (1, 4) OBP: 0.294, SLG: 0.412	B SI 96 C CU 87 F CU 87 F FF 96 F FF 97 X SL 89 1-2 ① P2		S CU 87 T SI 97 X FF 97 0-2 ② G1-3 3-H			F FF 93 F FF 93 F FC 89 X FC 88 0-2 ② P2		F SL 87 B FF 101 D SL 87 F FF 101 X FF 102 2-2 ① L7		4	0	0	1	0	0	3
21 Todd Frazier, R (1, 5) OBP: 0.320, SLG: 0.430	S CU 87 C CU 86 C FF 97 0-3 ② K		B FF 97 B SL 85 S SL 88 S SL 87 S CU 87 2-3 ③ K			T CU 80 C FC 87 B CU 83 B FC 87 F FF 93 C FF 94 2-3 ③ K		B FF 102 X FF 101 1-0 ② G4-3 1-2		4	0	0	0	0	3	3
22 Dominic Smith, L (1, 7) OBP: 0.358, SLG: 0.514	C CU 88 X SI 96 0-1 1-2 2-3 1B			B SI 96 B SI 96 C SL 87 S CU 86 F SL 87 B FF 97 S SL 87 3-3 ① K			C SI 94 B FC 87 C SI 94 S FC 88 1-3 ① K	B FF 100 B SL 88 F FF 101 F FF 101 F SL 87 F SL 87 B FF 101 X FF 100 3-2 ③ L5		4	0	1	0	0	2	1
1 Amed Rosario, R (1, 6) OBP: 0.313, SLG: 0.442	F FF 97 S CU 88 B CU 88 X CU 87 1-2 ③ F9			C CU 86 B FF 95 B SI 96 S SL 87 F FF 97 X SL 86 2-2 ② G1-3			B FC 88 X FC 88 1-0 6 BB 2B		C SI 94 B SL 86 X SL 85 1-1 ① G6-3	4	0	1	0	0	0	3
3 Tomás Nido, R (1, 2) OBP: 0.265, SLG: 0.362 40 Wilson Ramos, R (7, PH) OBP: 0.339, SLG: 0.384 (8, 2)		C FF 95 F SL 86 S CU 86 0-3 ① K		B SL 85 F FF 95 F CU 87 F FF 97 X CU 88 1-2 ③ G6-3			B SI 93 F SI 92 C SI 93 F SI 93 B FC 85 C SI 94 2-3 ② K		F SL 85 F SI 93 B SI 94 B FS 88 B SL 86 B SI 94 4-2 11 G6-4-3 BB	2 1	0 0	0 0	0 1	0 1	1 1	0 1
34 Noah Syndergaard, L (1, 1) OBP: 0.125, SLG: 0.239 28 J.D. Davis, R (7, PH) OBP: 0.351, SLG: 0.459 27 Jeurys Familia, R (8, 1) 43 Luis Avilán, L (8, 1) 49 Tyler Bashlor, R (8, 1) 72 Stephen Nogosek, R (9, 1) 11 Adeiny Hechavarría, R (9, PH) OBP: 0.260, SLG: 0.407		B FF 97 B FF 96 F FF 96 S FF 97 S SL 87 2-3 ② K			S FF 93 F CU 83 B FC 88 C FF 94 1-3 ① K		C SI 92 B FC 86 B SI 92 C SI 91 B FC 85 D SI 93 4-2 6 BB BB		X SI 94 0-0 ② ③ G6-4-3 1-2f	2 0 0 0 0 0 0 1	0 0 0 0 0 0 0 0	0 0 0 0 0 0 0 0	0 1 0 0 0 0 0 0	0 0 0 0 0 0 0 0	2 0 0 0 0 0 0 0	0 0 0 0 0 0 0 1
Inning Stats	R: 1 H: 3 E: 0 LOB: 3 K: 1 BB: 1 S: 19 P: 30	R: 0 H: 0 E: 0 LOB: 0 K: 2 BB: 0 S: 10 P: 15	R: 1 H: 1 E: 0 LOB: 0 K: 2 BB: 0 S: 12 P: 17	R: 0 H: 0 E: 0 LOB: 0 K: 1 BB: 0 S: 12 P: 18	R: 0 H: 0 E: 0 LOB: 0 K: 2 BB: 0 S: 7 P: 9	R: 0 H: 0 E: 0 LOB: 0 K: 2 BB: 0 S: 15 P: 20	R: 0 H: 1 E: 0 LOB: 3 K: 3 BB: 2 S: 17 P: 30	R: 0 H: 0 E: 0 LOB: 1 K: 0 BB: 1 S: 10 P: 20	R: 0 H: 0 E: 0 LOB: 0 K: 0 BB: 1 S: 5 P: 10	1B: 2 2B: 3 3B: 0 HR: 0	SF: 0 SAC: 0 DP: 1 HBP: 0			WP: 1 PB: 0 SB: 0 CS: 0	PA: 36		

PITCHER		IP	WLS	BF	H	R	ER	SO	BB	IBB	HBP	BLK	WP	HR	S	P	ERA	WHIP
29 Dinelson Lamet, R ERA: 5.0	(1, 1)	4.0		17	4	2	2	6	1	0	0	0	1	0	53	80	4.50	1.250
55 Matt Strahm, L ERA: 5.17	(5, 1)	2.0	W	6	0	0	0	4	0	0	0	0	0	0	22	29	0.00	0.000
34 Craig Stammen, R ERA: 3.61	(7, 1)	1.0	H	6	1	0	0	3	2	0	0	0	0	0	17	30	0.00	3.000
52 Andrés Muñoz, R ERA:	(8, 1)	1.0		4	0	0	0	0	1	0	0	0	0	0	10	20	0.00	1.000
61 Luis Perdomo, R ERA: 3.92	(9, 1)	1.0		3	0	0	0	0	1	0	0	0	0	0	5	10	0.00	1.000

PITCHER	IP	WLS	BF	H	R	ER	SO	BB	IBB	HBP	BLK	WP	HR	S	P	ERA	WHIP

BOTTOM

San Diego Padres @ New York Mets

Citi Field, Flushing, NY

Wed Jul 24 2019, 7:12 PM - 10:30 PM EDT

Att. 32,252 - Clear - 82 F

livebaseballscorecards.com

AB	31
R	2
H	5
RBI	2
BB	5
SO	13
LOB	16

San Diego Padres @ New York Mets

Citi Field, Flushing, NY

Thu Jul 25 2019, 12:10 PM - 2:59 PM EDT

Att. 37,822 - Sunny - 82 F

TOP

livebaseballscorecards.com

Batter	1	2	3	4	5	6	7	8	9	AB	R	H	RBI	BB	SO	LOB
23 Fernando Tatis Jr., R (1, 6) OBP: 0.387, SLG: 0.590	F FF 96 B FF 97 X FF 96 1-1 ① G4-3		B SL 93 B FF 97 S SL 94 F SL 94 B CH 90 X CH 90 3-2 ③ G4-3			F SL 91 F SL 90 B FF 97 B FF 96 1 SAFE S SL 92 2-3 ① K		F SL 87 F CH 86 B FF 93 F SI 95 B FF 93 S CU 80 2-3 ② K		4	0	0	0	0	2	1
7 Manuel Margot, R (1, 8) OBP: 0.322, SLG: 0.391 54 Logan Allen, R (6, 1) OBP: 0.400, SLG: 0.250 4 Wil Myers, R (8, PH) OBP: 0.311, SLG: 0.390 49 Michel Baez, R (8, 1)	C FF 96 S CU 86 S SL 91 0-3 ② K			S SL 91 B SL 91 B FF 96 X SL 91 2-1 ① P3		X SL 92 0-0 ② F9		F CU 79 B SI 93 C SI 94 S CU 78 1-3 ③ K		3 0 1 0	0 0 0 0	0 0 0 0	0 0 0 0	1 0 1 0	1 0 0 0	1 0 0 0
13 Manny Machado, R (1, 5) OBP: 0.345, SLG: 0.511	C FF 96 X SL 91 0-1 1B			B SL 92 F SL 92 B FF 97 X FF 97 2-1 ② L8		B FF 96 X SL 92 1-0 1-2 1B			B FF 96 C SL 87 C FF 95 B FF 96 B FF 94 F FF 96 F SL 89 X FF 96 3-2 32 1B	4	0	3	0	0	0	0
30 Eric Hosmer, L (1, 3) OBP: 0.332, SLG: 0.433	B FF 97 B SL 91 1 SAFE 1 SAFE F SL 90 S FF 96 S CH 89 2-3 ③ K			B SL 93 F CH 89 S SL 93 B FF 98 S SL 91 2-3 ③ K		B SL 92 C SL 91 B SL 91 B CH 88 X SL 92 3-1 ③ L8			B SI 90 C CH 80 B SI 90 F CH 81 S CU 75 2-3 ① K	4	0	0	0	0	3	4
10 Hunter Renfroe, R (1, 7) OBP: 0.302, SLG: 0.573 (6, 8)		C FF 95 F SI 96 X SL 91 0-2 ① L7			F FF 96 B FF 97 B FF 97 B SL 91 F SL 92 S SL 92 3-3 ① K		B SL 92 X SL 92 2-0 ① G5-3		B CH 80 B CH 80 C SI 90 B CH 81 F SI 91 F SI 91 S CH 82 3-3 ② K	4	0	0	0	0	2	1
32 Franmil Reyes, R (1, 9) OBP: 0.313, SLG: 0.531		F SL 92 S SL 91 B SL 92 B SL 91 C SL 92 2-3 ② K			C FF 97 B SL 92 F FF 96 F SI 99 F FF 98 X SL 93 1-2 ② G3-1		B SL 92 S SL 92 C FF 97 T SL 93 1-2 ② K		X CH 81 0-0 1-3 1B	4	0	1	0	0	2	0
27 Francisco Mejía, S (1, 2) OBP: 0.295, SLG: 0.386		C SL 91 S SL 92 S SL 91 0-3 ③ K			S CH 90 S SL 92 F SL 93 X SL 92 0-2 1B		B SL 92 S FF 97 F SL 92 F SI 98 F SL 90 X FF 97 1-2 9 FC6-4 1B		F CH 82 X SI 90 0-1 ③ F9	4	0	2	0	0	1	2
9 Luis Urías, R (1, 4) OBP: 0.245, SLG: 0.100			C FF 97 X SL 92 0-1 ① G6-3		C FF 96 B FF 96 S FF 97 X FF 98 1-2 ③ F8		F FF 96 C SL 92 X FF 97 0-2 ③ FC6-4 1-2f			3	0	0	0	0	0	2
46 Eric Lauer, R (1, 1) OBP: 0.120, SLG: 0.200 61 Luis Perdomo, R (3, 1) OBP: 0.250, SLG: 0.250 50 Adrian Morejon, L (5, 1) 5 Greg Garcia, L (6, PH) OBP: 0.355, SLG: 0.397 (6, 7)			C FF 96 B SL 92 C FF 96 B SL 92 S FF 97 2-3 ② K			B SL 91 C FF 96 B SL 91 B SL 91 C FF 94 B FF 94 4-2 13 1B BB		B CU 75 X FF 92 1-0 ① G6-3		1 0 0 1	0 0 0 0	0 0 0 0	0 0 0 1	0 0 0 0	1 0 0 0	0 0 0 0
Inning Stats	R: 0 E: 0 K: 2 S: 10 H: 1 LOB: 1 BB: 0 P: 13	R: 0 E: 0 K: 2 S: 9 H: 0 LOB: 0 BB: 0 P: 11	R: 0 E: 0 K: 1 S: 8 H: 0 LOB: 0 BB: 0 P: 13	R: 0 E: 0 K: 1 S: 7 H: 0 LOB: 0 BB: 0 P: 13	R: 0 E: 0 K: 1 S: 15 H: 1 LOB: 1 BB: 0 P: 20	R: 0 E: 0 K: 1 S: 9 H: 1 LOB: 2 BB: 1 P: 19	R: 0 E: 0 K: 1 S: 12 H: 1 LOB: 1 BB: 0 P: 16	R: 0 E: 0 K: 2 S: 8 H: 0 LOB: 0 BB: 0 P: 12	R: 0 E: 0 K: 2 S: 15 H: 2 LOB: 2 BB: 0 P: 23	1B: 6 2B: 0 3B: 0 HR: 0		SF: 0 SAC: 0 DP: 0 HBP: 0				

	AB	33
	R	0
	H	6
	RBI	0
	BB	1
	SO	13
	LOB	11

WP: 0 PA: 34
PB: 0
SB: 0
CS: 0

PITCHER		IP	WLS	BF	H	R	ER	SO	BB	IBB	HBP	BLK	WP	HR	S	P	ERA	WHIP
48 Jacob deGrom, R ERA: 2.86	(1, 1)	7.0	W	26	4	0	0	9	1	0	0	0	0	0	70	105	0.00	0.714
67 Seth Lugo, R ERA: 2.9	(8, 1)	1.0		3	0	0	0	2	0	0	0	0	0	0	8	12	0.00	0.000
39 Edwin Díaz, R ERA: 4.81	(9, 1)	0.0		1	1	0	0	0	0	0	0	0	0	0	5	8	∞	∞
43 Luis Avilán, L ERA: 6.46	(9, 1)	1.0		4	1	0	0	2	0	0	0	0	0	0	10	15	0.00	1.000

PITCHER	IP	WLS	BF	H	R	ER	SO	BB	IBB	HBP	BLK	WP	HR	S	P	ERA	WHIP

Batter	1	2	3	4	5	6	7	8	9	AB	R	H	RBI	BB	SO	LOB
1 Amed Rosario, R (1, 6) OBP: 0.312, SLG: 0.438	C FF 89 B FF 89 B CU 74 F FF 90 F FF 91 F FF 91 F SL 84 X FC 85 2-2 G5-3 ①	F FF 89 F FF 90 B FF 90 S CU 78 1-3 K ②		B SI 92 X SI 92 1-0 G5-3 ②		1 SAFE D CU 78 B FF 93 B FF 93 1 SAFE B FF 93 4-0 20 FC5-4 1-2 BB		B FF 95 X FF 96 1-0 L8 ①		4	0	0	0	1	1	0
28 J.D. Davis, R (1, 7) OBP: 0.355, SLG: 0.464	B FF 90 C FF 90 B SL 81 B FF 89 B FF 91 4-1 20 1B 40 SF8 BB	X SL 80 0-0 2B		C SI 92 B FS 87 B SI 92 X SL 85 2-1 1B		B FF 95 C SL 86 X FF 93 1-1 L8 ② 2-3		C CU 77 B FF 95 B FF 95 F FF 96 S CH 86 2-3 K ②		4	1	2	0	1	1	2
20 Pete Alonso, R (1, 3) OBP: 0.367, SLG: 0.603	C CU 76 1 SAFE S FF 91 1 SAFE X CU 77 0-2 24 1B 21 2B 1-3 1B	B CU 77 B FC 87 B FF 91 3-0 IBB		C SI 92 X SL 86 0-1 F8 ③		X CU 77 0-0 FC5-4 1-2f		F FF 96 H CH 86 1-1 24 WP 40 1B HBP		3	1	1	0	1	0	3
40 Wilson Ramos, R (1, 2) OBP: 0.336, SLG: 0.382	B FC 86 C FF 91 X FF 91 1-1 SF8 ② 3-H	B FF 90 X CU 78 1-0 F8 ③			X FF 97 0-0 G6-3 ①		B FF 93 B SL 85 F FF 93 X FF 92 2-1 F8 ①	X FF 96 0-0 24 WP 1-2 1B		4	0	1	1	0	0	2
24 Robinson Cano, L (1, 4) OBP: 0.295, SLG: 0.410	X FC 86 0-0 21 2B 1-2 1B		C FF 90 X SL 82 0-1 G4-3 ①		B FF 97 X FF 97 1-0 G5-3 ②		X SL 87 0-0 G1-3 ②	B FF 95 B CH 86 B CH 85 3-0 IBB 1-2 2-3		4	1	1	0	1	0	0
21 Todd Frazier, R (1, 5) OBP: 0.328, SLG: 0.436	F FF 90 B SL 81 B FF 90 X FF 90 2-1 30 1B 1-H 2-H 2B		F CH 86 B FC 88 B FF 91 B FF 91 C FC 88 B FC 89 4-2 30 1B BB		S FF 98 S CU 83 X FF 95 0-2 1B		C CH 82 B CH 82 B SL 85 B FF 93 C SL 85 F CH 81 B FF 92 4-2 12 1B 30 1B BB	D FF 97 F FF 96 C FF 96 S CH 86 1-3 ③ K		3	1	2	2	2	1	3
30 Michael Conforto, L (1, 9) OBP: 0.360, SLG: 0.470	F FF 91 B FF 90 C SL 80 D SL 81 X FF 92 2-2 2-H 1B		B FC 88 F FF 91 B FF 91 B SL 82 F SL 85 1 SAFE X FC 87 3-2 12 CS 1-3 1B		S FF 97 F FF 97 C CU 82 0-3 ③		B SL 84 X SL 85 1-0 12 1B 1-2 1B			4	0	3	1	0	1	1
12 Juan Lagares, R (1, 8) OBP: 0.253, SLG: 0.265	X FF 91 0-0 P3 ③		C FS 90 F FS 84 F SL 84 C SL 84 0-3 ② ③ 1-2			F FF 93 X CH 81 0-1 28 L8 1 BB 1B	C SL 84 S CH 82 D SL 83 X CH 82 1-2 1B 1-2 2-3			4	0	2	0	0	1	3
48 Jacob deGrom, L (1, 1) OBP: 0.255, SLG: 0.302 6 Jeff McNeil, L (7, PH) OBP: 0.402, SLG: 0.507 67 Seth Lugo, R (8, 1) 39 Edwin Díaz, R (9, 1) 43 Luis Avilán, L (9, 1)		X FF 89 0-0 F7 ①		B SI 91 S SI 91 B FS 87 F SI 92 X FS 87 2-2 G1-3 ①		C FF 91 L SL 84 1 SAFE S SL 86 0-3 K ①	D SL 84 F FF 93 B SL 84 F FF 92 X CH 81 2-2 G6-3 ③			3 1 0 0 0	0 0 0 0 0	0 0 0 0 0	0 0 0 0 0	1 0 0 0 0	1 3 0 0 0	1 0 0 0 0
Inning Stats	R: 4 E: 0 K: 0 S: 19 H: 4 LOB: 1 BB: 1 P: 30	R: 0 E: 0 K: 1 S: 6 H: 1 LOB: 2 BB: 1 P: 11	R: 0 E: 0 K: 1 S: 11 H: 1 LOB: 2 BB: 1 P: 18	R: 0 E: 0 K: 0 S: 8 H: 1 LOB: 1 BB: 0 P: 13	R: 0 E: 0 K: 1 S: 8 H: 1 LOB: 1 BB: 0 P: 9	R: 0 E: 0 K: 1 S: 8 H: 1 LOB: 2 BB: 1 P: 13	R: 0 E: 0 K: 0 S: 13 H: 2 LOB: 3 BB: 1 P: 23	R: 0 E: 0 K: 2 S: 9 H: 1 LOB: 3 BB: 1 P: 17		1B: 10 2B: 3 3B: 0 HR: 0 SF: 1 SAC: 0 DP: 1 HBP: 1						

BOTTOM

San Diego Padres @ New York Mets

Citi Field, Flushing, NY

Thu Jul 25 2019, 12:10 PM - 2:59 PM EDT

Att. 37,822 - Sunny - 82 F

livebaseballscorecards.com

AB	34
R	4
H	12
RBI	4
BB	6
SO	6
LOB	18

WP: 1 PA: 42
PB: 0
SB: 0
CS: 1

PITCHER		IP	WLS	BF	H	R	ER	SO	BB	IBB	HBP	BLK	WP	HR	S	P	ERA	WHIP
46 Eric Lauer, L ERA: 4.58	(1, 1)	2.1	L	16	6	4	4	1	2	1	0	0	0	0	32	55	15.43	3.429
61 Luis Perdomo, R ERA: 3.77	(3, 1)	1.2		5	1	0	0	1	0	0	0	0	0	0	12	17	0.00	0.600
50 Adrian Morejon, L ERA: 2.7	(5, 1)	1.0		4	1	0	0	1	0	0	0	0	0	0	8	9	0.00	1.000
54 Logan Allen, L ERA: 6.66	(6, 1)	2.0		11	3	0	0	1	2	0	0	0	0	0	21	36	0.00	2.500
49 Michel Baez, R ERA:	(8, 1)	1.0		6	1	0	0	2	0	1	1	0	1	0	9	17	0.00	1.000

PITCHER		IP	WLS	BF	H	R	ER	SO	BB	IBB	HBP	BLK	WP	HR	S	P	ERA	WHIP

Batter	1	2	3	4	5	6	7	8	9	AB	R	H	RBI	BB	SO	LOB
12 Corey Dickerson, L (1, 7) OBP: 0.365, SLG: 0.500	S FF 95 F SI 94 B FF 97 S FF 98 1-3 K		X CU 80 0-0 F7			B SI 95 X SI 94 1-0 26 HR 1B	B CH 88 B CH 87 S SI 96 F SI 96 S CU 83 2-3 K			2	0	0	0	0	1	0
53 Melky Cabrera, S (3, 7) OBP: 0.342, SLG: 0.438										2	1	1	0	0	1	1
26 Adam Frazier, L (1, 4) OBP: 0.339, SLG: 0.411	X SI 97 0-0 L8		C CH 88 S FF 96 F CU 81 X FS 90 0-2 F9			X SI 95 0-0 1-H HR		C FF 94 B FC 88 X FC 90 1-1 2B		4	1	2	2	0	0	0
6 Starling Marte, R (1, 8) OBP: 0.325, SLG: 0.499	C FF 97 X FC 91 0-1 F8		F FC 90 T SI 97 B FF 98 C SI 98 1-3 K			X FC 90 0-0 F9		B FF 94 F FC 89 X FF 94 1-1 E3 10 G4-6-3		4	0	0	0	0	1	1
55 Josh Bell, S (1, 3) OBP: 0.371, SLG: 0.603		C FF 96 B CH 88 B CH 89 B SI 97 X FF 97 3-1 10 1B 19 E 1B	S CU 81 F SI 96 B CU 82 X FC 90 1-2 F7			B CH 90 B CH 90 F FF 97 B FF 97 X CU 79 3-2 1B		B FC 90 B FC 92 S FC 90 C FF 95 S FF 96 2-3 K		4	1	2	0	0	1	2
10 Bryan Reynolds, S (1, 9) OBP: 0.397, SLG: 0.493		B SI 97 C SI 96 C FF 97 F FC 91 B FS 90 F FF 97 F CU 80 X CU 80 2-2 32 G1-3 19 E 1-3 1B	F SI 96 F CU 82 C SI 97 0-3 K			B SI 91 C CH 82 X CH 81 1-1 P6		F FC 90 B FC 89 X FC 90 1-1 G4-6-3 1-2f		4	0	1	0	0	1	3
19 Colin Moran, L (1, 5) OBP: 0.326, SLG: 0.454		B FC 91 F SI 96 X FF 97 1-1 E6 32 G1-3 1-2 3-H	B CH 90 F SI 96 B CH 91 F CU 80 S SI 96 2-3 K			C SI 91 B CU 77 F CH 83 D CH 84 D CH 84 X CU 77 3-2 G3			F FF 93 X FF 95 0-1 G4-3	4	0	0	1	0	1	2
16 Jung Ho Kang, R (1, 6) OBP: 0.232, SLG: 0.415		F FF 97 C FC 91 C FC 90 0-3 K			F FC 91 B FC 90 X FC 90 1-1 F7		B FF 96 B SL 88 B SL 89 C FF 96 B SI 95 4-1 32 G6-4-3 BB		S CU 81 C SI 95 S FF 96 0-3 K	3	0	0	0	1	2	2
32 Elias Díaz, R (1, 2) OBP: 0.298, SLG: 0.318		B FC 90 F FF 97 X FC 89 1-1 G1-3 1-2 2-3			F FF 96 F SI 96 B SI 98 B FC 90 F FF 97 S CU 80 2-3 K		C SI 96 X SI 94 0-1 G6-4-3 1-2f		B FF 94 B SL 90 X FF 95 2-0 F9	4	0	0	0	0	1	3
67 Dario Agrazal, R (1, 1) 45 Michael Feliz, R (6, 1) 36 José Osuna, R (7, PH) OBP: 0.333, SLG: 0.566 35 Keone Kela, R (7, 1) 46 Chris Stratton, R (8, 1)		X FC 89 0-0 G5-3	C SI 98 C SI 97 S CU 80 0-3 K				X SL 87 0-0 E6 1B			2 0 1 0 0 0	0 0 0 0 0 0	0 0 1 0 0 0	0 0 0 0 0 0	0 0 0 0 0 0	1 0 0 0 0 0	2 0 0 0 0 0

TOP

Pittsburgh Pirates @ New York Mets

Citi Field, Flushing, NY

Fri Jul 26 2019, 7:12 PM - 9:32 PM EDT

Att. 33,776 - Clear - 83 F

livebaseballscorecards.com

AB	34
R	3
H	7
RBI	3
BB	1
SO	10
LOB	16

Inning Stats	1	2	3	4	5	6	7	8	9
	R: 0 E: 0 K: 1 S: 6	H: 0 LOB: 0 BB: 0 P: 7	R: 1 E: 1 K: 1 S: 16	H: 2 LOB: 2 BB: 0 P: 23	R: 0 E: 0 K: 1 S: 8	H: 0 LOB: 0 BB: 0 P: 9	R: 0 E: 0 K: 2 S: 9	H: 0 LOB: 0 BB: 0 P: 12	R: 0 E: 0 K: 2 S: 9	H: 0 LOB: 0 BB: 0 P: 12	R: 2 E: 0 K: 0 S: 11	H: 3 LOB: 1 BB: 0 P: 19	R: 0 E: 1 K: 1 S: 7	H: 1 LOB: 1 BB: 1 P: 13	R: 0 E: 1 K: 1 S: 9	H: 1 LOB: 1 BB: 0 P: 14	R: 0 E: 0 K: 1 S: 6	H: 0 LOB: 0 BB: 0 P: 8

1B: 5	SF: 0	WP: 0	PA: 35
2B: 1	SAC: 0	PB: 0	
3B: 0	DP: 2	SB: 0	
HR: 1	HBP: 0	CS: 0	

PITCHER		IP	WLS	BF	H	R	ER	SO	BB	IBB	HBP	BLK	WP	HR	S	P	ERA	WHIP
45 Zack Wheeler, R ERA: 4.71	(1, 1)	5.1	W	22	5	3	3	7	0	0	0	0	0	1	54	73	5.06	0.938
43 Luis Avilán, L ERA: 6.19	(6, 1)	0.2	H	2	0	0	0	0	0	0	0	0	0	0	5	9	0.00	0.000
65 Robert Gsellman, R ERA: 4.88	(7, 1)	1.0	H	4	1	0	0	1	1	0	0	0	0	0	7	13	0.00	2.000
38 Justin Wilson, L ERA: 3.24	(8, 1)	1.0	H	4	1	0	0	1	0	0	0	0	0	0	9	14	0.00	1.000
67 Seth Lugo, R ERA: 2.84	(9, 1)	1.0	S	3	0	0	0	1	0	0	0	0	0	0	6	8	0.00	0.000

PITCHER		IP	WLS	BF	H	R	ER	SO	BB	IBB	HBP	BLK	WP	HR	S	P	ERA	WHIP

Batter	1	2	3	4	5	6	7	8	9	AB	R	H	RBI	BB	SO	LOB
6 Jeff McNeil, L (1, 9) (7, 7) OBP: 0.400, SLG: 0.513	B FF 90 F SI 90 X FF 90 1-1 F7 ①		X SL 82 0-0 1-H 3-H HR		F SI 91 C SI 92 X SI 91 0-2 F8 ③		X FF 94 0-0 F8 ③			4	1	1	3	0	0	1
30 Michael Conforto, L (1, 8) (7, 9) OBP: 0.357, SLG: 0.465	S SI 90 X CH 86 0-1 G3-1 ②		C SI 92 B SI 92 B CH 87 F SI 92 T SI 92 2-2 K ②			S CH 88 X SI 89 0-1 F7 ① F SI 90 X SL 82 0-1 HR		C FF 93 B FF 94 F FF 94 B SL 85 S FF 94 2-3 K ①		4	0	0	0	0	2	0
20 Pete Alonso, R (1, 3) OBP: 0.366, SLG: 0.607	B FF 91 B SI 91 C SI 92 C SI 92 F SI 92 X SI 92 2-2 G4-3 ③		B SL 84 C SI 92 F SI 92 F SI 93 B SL 84 X SI 93 2-2 G6-3 ③					F FF 94 X FF 92 0-1 F9 ②		4	1	1	1	0	0	0
24 Robinson Canó, L (1, 4) OBP: 0.292, SLG: 0.404		C SI 89 B FF 90 X SI 90 1-1 F8 ①		X SI 91 0-0 G4-3 ①		C FF 95 F FF 94 X FF 96 0-2 P4 ②		B FF 95 F FF 93 F SL 85 B FF 94 B FF 95 S SL 86 3-3 K ③		4	0	0	0	0	1	0
40 Wilson Ramos, R (1, 2) OBP: 0.336, SLG: 0.392		C FF 90 X SI 90 0-1 P4 ②		C FF 90 C SI 90 X SI 91 0-2 G6-3 ②		S FF 96 X FF 96 0-1 HR				3	1	1	1	0	0	0
22 Dominic Smith, L (1, 7) OBP: 0.352, SLG: 0.506 65 Robert Gsellman, R (7, 1) 38 Justin Wilson, L (8, 1) 67 Seth Lugo, R (9, 1)		C SI 90 C SI 92 B SL 83 B SI 92 X SI 92 2-2 F7 ③		B SI 91 S CH 85 F CH 85 F CH 86 X FF 92 1-2 P6 ③		C CH 85 X FF 96 0-1 L9 ③				3 0 0 0 0 0 0 0 0 0 0 0 0 0 0 0 0 0 0 0 0 0 0 0 0 0 0 0						
21 Todd Frazier, R (1, 5) OBP: 0.328, SLG: 0.446			B FF 90 B SI 90 C SI 90 F SI 92 F SI 92 B SI 92 X SI 91 3-2 G6-3 ①		B SI 89 C SL 82 B SI 90 C SI 91 X FF 91 2-2 HR		C CU 80 F CU 81 B FF 96 F FF 96 C CU 82 1-3 K ①			3	1	1	1	0	1	0
1 Amed Rosario, R (1, 6) OBP: 0.312, SLG: 0.442			B SI 91 C SI 92 X SL 82 1-1 6 HR 3B		X SI 91 0-0 L8 ①		X FF 96 0-0 F9 ②			3	1	1	0	0	0	0
45 Zack Wheeler, L (1, 1) OBP: 0.317, SLG: 0.410 43 Luis Avilán, L (6, 1) 12 Juan Lagares, R (7, 8) OBP: 0.257, SLG: 0.270			B FF 91 S SL 83 H FF 91 2-1 6 HR HBP		C SI 90 B CH 86 C SI 91 F SL 82 F SI 91 F SL 82 F FF 91 B CH 86 B SI 91 3-2 F7 ②		B CU 81 B CU 82 X FF 95 2-0 1B			1 1 0 0 0 0 0 0 0 0 0 0 0 0 1 0 1 0 0 0 0						
Inning Stats	R: 0 E: 0 K: 0 S: 8 H: 0 LOB: 0 BB: 0 P: 11	R: 0 E: 0 K: 0 S: 7 H: 0 LOB: 0 BB: 0 P: 10	R: 3 E: 0 K: 1 S: 15 H: 2 LOB: 0 BB: 0 P: 25	R: 0 E: 0 K: 0 S: 8 H: 0 LOB: 0 BB: 0 P: 9	R: 1 E: 0 K: 0 S: 14 H: 1 LOB: 0 BB: 0 P: 19	R: 2 E: 0 K: 0 S: 11 H: 2 LOB: 0 BB: 0 P: 11	R: 0 E: 0 K: 1 S: 7 H: 1 LOB: 1 BB: 0 P: 10	R: 0 E: 0 K: 2 S: 8 H: 0 LOB: 0 BB: 0 P: 13		1B: 1 2B: 0 3B: 1 HR: 4 SF: 0 SAC: 0 DP: 0 HBP: 1				WP: 0 PB: 0 SB: 0 CS: 0 PA: 31		

PITCHER		IP	WLS	BF	H	R	ER	SO	BB	IBB	HBP	BLK	WP	HR	S	P	ERA	WHIP
67 Dario Agrazal, R ERA: 3.24	(1, 1)	5.1	L	21	4	5	5	1	0	0	1	0	0	3	56	78	8.44	0.750
45 Michael Feliz, R ERA: 4.55	(6, 1)	0.2		3	1	1	1	0	0	0	0	0	0	1	7	7	13.50	1.500
35 Keone Kela, R ERA: 3.95	(7, 1)	1.0		4	1	0	0	1	0	0	0	0	0	0	7	10	0.00	1.000
46 Chris Stratton, R ERA: 6.11	(8, 1)	1.0		3	0	0	0	2	0	0	0	0	0	0	8	13	0.00	0.000

PITCHER	IP	WLS	BF	H	R	ER	SO	BB	IBB	HBP	BLK	WP	HR	S	P	ERA	WHIP

BOTTOM

Pittsburgh Pirates @ New York Mets

Citi Field, Flushing, NY

Fri Jul 26 2019, 7:12 PM - 9:32 PM EDT

Att. 33,776 - Clear - 83 F

livebaseballscorecards.com

AB	30
R	6
H	6
RBI	6
BB	0
SO	4
LOB	1

Batter	1	2	3	4	5	6	7	8	9	AB	R	H	RBI	BB	SO	LOB
27 Kevin Newman, R (1, 4) OBP: 0.358, SLG: 0.443	B SI 95 C SI 95 F SL 92 C SI 94 1-3 ① K			S CU 76 F SI 95 C SI 94 0-3 ① K		X SL 90 0-0 53 G5-4-3 2-3 1B			X CU 75 0-0 1B	4	0	2	0	0	2	0
53 Melky Cabrera, S (1, 7) OBP: 0.341, SLG: 0.439	X SI 94 0-0 ② G4-3			B SI 95 F SL 92 X SI 95 1-1 2B		X SL 90 0-0 ②③ G5-4-3 1-2f			C SL 89 D CH 82 X SL 89 1-1 ① F8	4	0	1	0	0	0	3
6 Starling Marte, R (1, 8) OBP: 0.321, SLG: 0.494	B CH 86 S CH 86 T SI 95 C SI 95 1-3 ③ K			X SL 92 0-0 ② G5-3			B SI 94 F CU 78 T CH 86 B SI 94 F SL 90 F CU 78 F SI 93 X CU 79 2-2 ① G4-3		B SL 88 S SL 89 S CH 82 C SI 92 1-3 ② K	4	0	0	0	0	2	2
55 Josh Bell, S (1, 3) OBP: 0.368, SLG: 0.597		B SI 94 X CH 86 1-0 E5 10 G6-4-3		F CH 85 B SL 91 S CH 85 F SI 93 B SI 95 B CU 79 C SI 94 3-3 ③ K			B CH 85 F SL 92 X CH 85 1-1 ② P3		B SI 94 X CH 84 1-0 ③ G6-3	4	0	0	0	0	1	2
10 Bryan Reynolds, S (1, 9) OBP: 0.397, SLG: 0.491		B SL 90 B CH 85 C SI 94 B SI 93 X SI 94 3-1 ①② G6-4-3 1-2f			C CH 85 X SL 91 0-1 ① G1-3		C CU 80 B SI 94 B SL 90 X SI 93 2-1 36 PB 1B			3	0	1	0	0	0	1
36 José Osuna, R (1, 5) OBP: 0.321, SLG: 0.544		F SI 94 X CU 79 0-1 ③ F8			C CU 74 F CU 80 B CH 86 X SI 96 1-2 ② G4-3		S SL 90 B CH 85 B SI 92 X CU 79 2-1 ③ P4 1-2			3	0	0	0	0	0	1
16 Jung Ho Kang, R (1, 6) OBP: 0.228, SLG: 0.407			B SL 90 X CH 85 1-0 ① P3		B SL 89 B SI 96 X CH 85 2-0 ③ G5-3			S CU 75 X SL 91 0-1 ① G5-3		3	0	0	0	0	0	0
58 Jacob Stallings, R (1, 2) OBP: 0.375, SLG: 0.375			B SI 94 X SL 91 1-0 ② G5-3			B CH 85 X CH 85 1-0 27 1B 2B		F SI 94 C SI 94 X CU 78 0-2 ② G6-3		3	0	1	0	0	0	0
34 Trevor Williams, R (1, 1) OBP: 0.250, SLG: 0.217 26 Adam Frazier, L (8, PH) OBP: 0.338, SLG: 0.410 30 Kyle Crick, L (8, 1)			C SI 94 C CU 78 B CU 79 C SI 95 1-3 ③ K			B CU 78 B SI 93 B SI 93 C SI 94 C SI 93 L SI 93 3-3 ① K		C CU 80 B SL 90 B SI 94 C CU 79 F SI 94 X SI 94 2-2 ③ G4-3		2 1 0	0 0 0	0 0 0	0 0 0	0 0 0	2 0 0	1 0 0
Inning Stats	R: 0 E: 0 K: 2 S: 7 H: 0 LOB: 0 BB: 0 P: 9	R: 0 E: 1 K: 0 S: 5 H: 0 LOB: 0 BB: 0 P: 9	R: 0 E: 0 K: 1 S: 5 H: 0 LOB: 0 BB: 0 P: 8	R: 0 E: 0 K: 2 S: 10 H: 1 LOB: 1 BB: 0 P: 14	R: 0 E: 0 K: 0 S: 6 H: 0 LOB: 0 BB: 0 P: 9	R: 0 E: 0 K: 1 S: 6 H: 2 LOB: 1 BB: 0 P: 10	R: 0 E: 0 K: 0 S: 12 H: 1 LOB: 1 BB: 0 P: 19	R: 0 E: 0 K: 0 S: 9 H: 0 LOB: 0 BB: 0 P: 11	R: 0 E: 0 K: 1 S: 7 H: 1 LOB: 1 BB: 0 P: 10	1B: 3 2B: 2 3B: 0 HR: 0 SF: 0 SAC: 0 DP: 2 HBP: 0						

PITCHER	IP	WLS	BF	H	R	ER	SO	BB	IBB	HBP	BLK	WP	HR	S	P	ERA	WHIP
32 Steven Matz, L (1, 1) ERA: 4.32	9.0	W	31	5	0	0	7	0	0	0	0	0	0	67	99	0.00	0.556

PITCHER	IP	WLS	BF	H	R	ER	SO	BB	IBB	HBP	BLK	WP	HR	S	P	ERA	WHIP

TOP

Pittsburgh Pirates @ New York Mets

Citi Field, Flushing, NY

Sat Jul 27 2019, 7:12 PM - 9:21 PM EDT

Att. 39,944 - Clear - 80 F

livebaseballscorecards.com

AB	31
R	0
H	5
RBI	0
BB	0
SO	7
LOB	10

WP: 0 PB: 1 SB: 0 CS: 0 PA: 31

Batter	1	2	3	4	5	6	7	8	9	AB	R	H	RBI	BB	SO	LOB
6 Jeff McNeil, L (1, 9) (8, 7) OBP: 0.396, SLG: 0.507	C FF 91 S CH 82 S FF 92 0-3 K ①		F CH 84 S SL 83 B CH 82 F FF 93 S FF 92 1-3 K ③			X FF 91 0-0 F7 ①		B FF 95 C SL 82 S SL 82 B FF 95 B FF 96 F SL 83 X FF 96 3-2 G1-3 ①		4	0	0	0	0	2	0
30 Michael Conforto, L (1, 8) (8, 9) OBP: 0.358, SLG: 0.472	B FF 92 B SI 90 C FF 92 S CH 84 B CH 84 B FF 94 4-2 BB			S CH 83 B CH 82 X SI 90 1-1 G6-3 ①		B SI 90 X CH 84 1-0 HR		F FF 96 B SL 82 S SL 83 F SL 83 F FF 96 X FF 96 1-2 F7 ②		3	1	1	1	1	0	0
20 Pete Alonso, R (1, 3) OBP: 0.363, SLG: 0.601	F SI 91 S FF 93 B SL 84 X FF 92 1-2 P5 ②			B SL 83 C FF 92 S FF 90 S SL 83 1-3 K ②		C SL 85 B FF 92 B FF 91 X FF 91 2-1 P2 ②		C FF 96 B SL 82 F FF 96 S SL 84 1-3 K ③		4	0	0	0	0	2	1
24 Robinson Canó, L (1, 4) OBP: 0.289, SLG: 0.400	B CH 84 B SI 91 C FF 92 B FF 92 F SI 91 X FF 92 3-2 P6 ③			B SI 89 C FF 90 X SI 89 1-1 F7 ③		S SL 85 F SL 82 B CH 84 B FF 92 X SI 90 2-2 G3-1 ③				3	0	0	0	0	0	1
40 Wilson Ramos, R (1, 2) OBP: 0.333, SLG: 0.388		B SL 84 X SI 90 1-0 G5-3 ①			X FF 90 0-0 G6-3 ①		B SI 89 X SL 83 1-0 G4-3 ①			3	0	0	0	0	0	0
21 Todd Frazier, R (1, 5) OBP: 0.325, SLG: 0.441		C FF 92 B CH 85 S SL 85 X FF 93 1-2 F9 ②			F SI 90 X FF 90 0-1 L8 ②		X FF 91 0-0 E6 28 HR			3	1	0	0	0	0	0
28 J.D. Davis, R (1, 7) OBP: 0.359, SLG: 0.483 12 Juan Lagares, R (8, 8) OBP: 0.257, SLG: 0.270		B FF 92 S FF 92 B FF 91 X FF 90 2-1 F8 ③			C FF 91 B SL 84 S FF 90 B FF 91 B FF 92 X FF 92 3-2 2B		X FF 90 0-0 1-H HR			3 0	1 0	2 0	2 0	0 0	0 0	0 0
1 Amed Rosario, R (1, 6) OBP: 0.312, SLG: 0.440			B FF 90 S SL 85 F SL 82 F FF 92 F FF 92 B SL 84 F SI 90 B FF 91 F SI 89 3-3 C SL 84 K ①		0-0 IBB		C SL 85 F SL 84 F FF 91 B SL 85 F FF 92 F SI 89 S SL 84 1-3 K ②			2	0	0	0	1	2	0
32 Steven Matz, R (1, 1) OBP: 0.235, SLG: 0.324			F FF 91 C SI 88 S SL 85 0-3 K ②		B SL 83 C SI 89 S FF 90 S SL 84 1-3 K ③		B SI 88 B FF 91 B FF 91 C FF 90 X SI 88 3-1 G4-3 ③			3	0	0	0	0	2	2
Inning Stats	R: 0 E: 0 K: 1 S: 11 H: 0 LOB: 1 BB: 1 P: 19	R: 0 E: 0 K: 0 S: 6 H: 0 LOB: 0 BB: 0 P: 10	R: 0 E: 0 K: 3 S: 14 H: 0 LOB: 0 BB: 0 P: 18	R: 0 E: 0 K: 1 S: 7 H: 0 LOB: 0 BB: 0 P: 10	R: 0 E: 0 K: 1 S: 9 H: 1 LOB: 2 BB: 1 P: 13	R: 1 E: 0 K: 0 S: 7 H: 1 LOB: 0 BB: 0 P: 12	R: 2 E: 1 K: 1 S: 11 H: 1 LOB: 0 BB: 0 P: 16	R: 0 E: 0 K: 1 S: 12 H: 0 LOB: 0 BB: 0 P: 17		1B: 0 2B: 1 3B: 0 HR: 2	SF: 0 SAC: 0 DP: 0 HBP: 0		WP: 0 PB: 0 SB: 0 CS: 0	PA: 30		

PITCHER		IP	WLS	BF	H	R	ER	SO	BB	IBB	HBP	BLK	WP	HR	S	P	ERA	WHIP
34 Trevor Williams, R ERA: 4.77	(1, 1)	7.0	L	27	3	3	2	7	1	1	0	0	0	2	65	98	2.57	0.571
30 Kyle Crick, R ERA: 3.65	(8, 1)	1.0		3	0	0	0	1	0	0	0	0	0	0	12	17	0.00	0.000

PITCHER	IP	WLS	BF	H	R	ER	SO	BB	IBB	HBP	BLK	WP	HR	S	P	ERA	WHIP

BOTTOM

Pittsburgh Pirates @ New York Mets

Citi Field, Flushing, NY

Sat Jul 27 2019, 7:12 PM - 9:21 PM EDT

Att. 39,944 - Clear - 80 F

livebaseballscorecards.com

AB	28
R	3
H	3
RBI	3
BB	2
SO	8
LOB	4

Pittsburgh Pirates @ New York Mets

Citi Field, Flushing, NY

Sun Jul 28 2019, 1:13 PM - 4:33 PM EDT

Att. 32,976 - Sunny - 89 F

TOP

livebaseballscorecards.com

Batter	1	2	3	4	5	6	7	8	9	AB	R	H	RBI	BB	SO	LOB
27 Kevin Newman, R (1, 6) OBP: 0.355, SLG: 0.437	B FF 80 B CH 76 B SI 82 C FF 82 B CH 77 / 4-1 6 G3 BB		B SI 83 X CH 77 / 1-0 ① F8	B CH 78 D CH 78 F FF 84 B CH 78 X CH 78 / 3-1 ③ F8		S SL 87 S FF 94 F SI 93 F FF 95 B SL 89 C FF 95 / 1-3 ③ K			F FF 95 X SL 82 / 0-1 ① F9	4	0	0	0	1	1	5
10 Bryan Reynolds, S (1, 9) OBP: 0.397, SLG: 0.498	1 SAFE B SI 82 X FF 83 / 1-0 ① P3		S CH 78 B CH 78 X CH 77 / 1-1 ② F8		B FF 82 B CH 76 B FF 82 C FF 82 B SI 82 / 4-1 6 FC5-4 BB		B CU 77 B CU 78 B SI 94 C FF 93 F SI 94 F FF 96 F FF 96 X FF 95 / 3-2 ① G6-3		B SL 84 B FF 96 X FF 96 / 2-0 1-H HR	4	1	1	2	1	0	2
6 Starling Marte, R (1, 8) OBP: 0.322, SLG: 0.492	B SI 84 X CH 77 / 1-0 ② G3 1-2		F SI 83 X SI 84 / 0-1 1-2 1B		S CH 77 X KC 69 / 0-1 ① FC5-4 53 S 53 2B 1-2f		C SI 96 C FF 96 B CU 79 X CU 82 / 1-2 ② G4-3		F FF 97 C SL 81 B FF 97 B SL 81 X SL 81 / 2-2 36 HR 1B	5	2	2	0	0	0	2
36 José Osuna, R (1, 3) OBP: 0.315, SLG: 0.560	C CH 78 S FF 83 X CH 79 / 0-2 ③ L4		X SI 84 / 0-0 ③ F9		C FF 83 S CH 77 S FF 83 / 0-3 ② K		B SL 90 F SL 90 F CU 81 F FF 97 S CU 80 / 1-3 ③ K		B SL 88 X SL 86 / 1-0 1-H HR	5	1	1	2	0	2	4
53 Melky Cabrera, S (1, 7) OBP: 0.338, SLG: 0.438		C FF 82 B SI 82 X CH 77 / 1-1 ① P6		C SI 82 F KC 68 B CH 78 B FF 84 X CH 77 / 2-2 ① P2	C KC 68 B CH 77 D CH 76 F SI 84 D KC 72 X CH 78 / 3-2 1-H 2B			C FF 94 X FC 89 / 0-1 ① G5-3	C FF 98 B FF 98 S FF 97 F FF 98 F FF 98 B FF 97 F FF 97 B FF 98 X SL 90 / 3-2 ② P3	5	0	1	1	0	0	0
26 Adam Frazier, L (1, 4) OBP: 0.338, SLG: 0.408		C FF 81 F CH 77 B SI 83 X KC 71 / 1-2 ② P3		C KC 66 X SI 84 / 0-1 58 1B 58 E 1B	B SI 83 B SI 84 X SI 84 / 2-0 ③ G3			B FF 93 B FF 93 B FC 91 B FF 94 / 4-0 58 FC6-4 BB	B FF 96 C FF 98 B FF 97 X SL 89 / 2-1 ③ G3	4	1	1	0	1	0	1
16 Jung Ho Kang, R (1, 5) OBP: 0.223, SLG: 0.398		C CH 77 S CH 78 S KC 70 / 0-3 ③ K		B FF 84 C FF 84 S CH 79 S FF 84 / 1-3 ② K		B FF 82 S CH 76 S KC 69 F CH 77 F CH 75 B CH 78 F CH 75 B FF 84 S CH 78 / 3-3 ① K		C FC 90 S FC 88 B FF 95 S FC 89 / 1-3 ② K		4	0	0	0	0	4	2
58 Jacob Stallings, R (1, 2) OBP: 0.381, SLG: 0.421			C FF 81 B KC 68 C FF 84 X CH 78 / 1-2 HR	B CH 78 C SI 84 S KC 70 F FF 84 B FF 84 X FF 84 / 2-2 E9 24 1B 1-H 1B		B FF 83 X SI 84 / 1-0 ② L9		C FC 90 X FC 88 / 0-1 ③ FC6-4 1-2f		4	1	2	1	0	0	1
24 Chris Archer, R (1, 1) OBP: 0.206, SLG: 0.129 59 Joe Musgrove, R (6, PH) OBP: 0.200, SLG: 0.182 47 Francisco Liriano, L (6, 1) OBP: 1.000, SLG: 1.000 45 Michael Feliz, R (7, 1) 35 Keone Kela, R (8, 1) 19 Colin Moran, L (9, PH) OBP: 0.328, SLG: 0.454			B FF 82 S FF 83 F FF 83 B CH 78 B FF 84 B FF 84 / 4-2 6 1B BB	F FF 85 B KC 69 B FF 84 X CH 79 / 2-1 2-3 1B		B FF 82 C KC 70 F CH 77 S KC 69 / 1-3 K			B FF 98 F CH 88 B FF 97 C FF 97 B FF 98 B CH 87 / 4-2 10 HR BB	1 1 0 0 0 0	0 0 0 0 0 1	1 0 0 0 0 0	0 0 0 0 0 1	1 0 0 0 0 0	0 1 0 0 0 0	0 0 0 0 0 0
Inning Stats	R: 0 E: 0 K: 0 S: 6 / H: 0 LOB: 1 BB: 1 P: 12	R: 0 E: 0 K: 1 S: 8 / H: 0 LOB: 0 BB: 0 P: 10	R: 1 E: 0 K: 0 S: 11 / H: 2 LOB: 2 BB: 1 P: 18	R: 1 E: 1 K: 1 S: 16 / H: 3 LOB: 2 BB: 0 P: 26	R: 1 E: 0 K: 1 S: 10 / H: 1 LOB: 1 BB: 1 P: 19	R: 0 E: 0 K: 3 S: 15 / H: 0 LOB: 0 BB: 0 P: 21	R: 0 E: 0 K: 1 S: 12 / H: 0 LOB: 0 BB: 0 P: 17	R: 0 E: 0 K: 1 S: 7 / H: 0 LOB: 1 BB: 1 P: 12	R: 4 E: 0 K: 0 S: 17 / H: 3 LOB: 0 BB: 1 P: 31	1B: 5 2B: 1 3B: 0 HR: 3 / SF: 0 SAC: 0 DP: 0 HBP: 0						

	AB	37
	R	7
	H	9
	RBI	6
	BB	5
	SO	8
	LOB	17

WP: 1 PB: 0 SB: 1 CS: 0 PA: 42

PITCHER		IP	WLS	BF	H	R	ER	SO	BB	IBB	HBP	BLK	WP	HR	S	P	ERA	WHIP
Jason Vargas, L (1, 1) ERA: 4.01		5.2	W	27	6	3	3	5	3	0	0	0	1	1	61	100	4.76	1.588
67 Seth Lugo, R (6, 1) ERA: 2.77		1.1	H	4	0	0	0	2	0	0	0	0	0	0	17	23	0.00	0.000
38 Justin Wilson, L (8, 1) ERA: 3.06		1.0		4	0	0	0	1	1	0	0	0	0	0	7	12	0.00	1.000
49 Tyler Bashlor, R (9, 1) ERA: 5.87		0.1		4	2	3	3	0	1	0	0	0	0	1	8	16	81.00	9.000
39 Edwin Díaz, R (9, 1) ERA: 4.95		0.2	S	3	1	1	1	0	0	0	0	0	0	1	9	15	13.50	1.500

PITCHER	IP	WLS	BF	H	R	ER	SO	BB	IBB	HBP	BLK	WP	HR	S	P	ERA	WHIP

BOTTOM

Pittsburgh Pirates @ New York Mets

Citi Field, Flushing, NY

Sun Jul 28 2019, 1:13 PM - 4:33 PM EDT

Att. 32,976 - Sunny - 89 F

livebaseballscorecards.com

Batter	1	2	3	4	5	6	7	8	9	AB	R	H	RBI	BB	SO	LOB
6 Jeff McNeil, L (1, 9) OBP: 0.397, SLG: 0.507 23 Aaron Altherr, R (1, PH) OBP: 0.109, SLG: 0.163 (2, 8) (8, 7)	1-2 30 HR HBP 1-2 SF8 2-3 3-H		B FF 92 X FF 93 1-0 P4			S CH 87 B CH 87 X SI 94 1-1 30 E 20 FC6-4 1B		C FF 93 C CU 79 B FF 94 B CU 80 F CU 81 F CU 80 C FF 95 2-3 K		0 1 0 0 0 0 0 3 1 1 1 0 1 2						
30 Michael Conforto, L (1, 8) OBP: 0.359, SLG: 0.478 (2, 9)	0-1 1-H HR 1-3 K			B SL 88 C SI 93 B CH 86 S CH 87 B SI 94 B SL 87 4-2 BB		M SL 91 B SL 86 B SL 92 X SI 95 2-1 E8 20 FC6-4 1-3 2-H		X FF 94 0-0 F7		4 1 1 2 1 1 4						
20 Pete Alonso, R (1, 3) OBP: 0.363, SLG: 0.596	S SL 88 B SL 89 F FF 95 B FF 94 F SL 89 F SL 90 B FF 95 F FF 95 D SL 90 4-2 24 FC5-6 BB	B FF 93 B FF 94 B FF 94 X FF 94 3-0 F8		S SL 87 S SL 88 B FF 94 F FF 94 F FF 94 S SL 88 1-3 K		X SI 94 0-0 FC6-4 24 G3-6-4 1-2f 3-H		B FF 95 S FF 95 B FF 95 B CU 82 B FF 95 4-1 1-2 BB		3 0 0 1 2 1 2						
24 Robinson Canó, L (1, 4) OBP: 0.284, SLG: 0.393	S SL 88 X FF 94 0-1 FC5-6 21 WP 40 BB 21 1B 1-2f	C FF 94 X SL 91 0-1 G3		C FF 93 C CH 87 T SL 88 0-2 K		B SL 92 F SI 94 X SI 95 1-1 G3-6-4 1-2f		F CU 81 F FF 94 B FF 95 S CU 82 1-3 K		5 1 0 0 0 2 5						
40 Wilson Ramos, R (1, 2) OBP: 0.335, SLG: 0.387	B FF 95 B FF 94 B SL 88 C FF 94 F FF 94 D SL 90 4-2 21 1B 21 WP 28 1B 1-2 BB	X SL 91 0-0 1B		B FF 93 D SL 88 C FF 94 B FF 94 X SL 89 3-1 P4			X SL 81 0-0 G5-3			3 1 1 0 1 0 1						
21 Todd Frazier, R (1, 5) OBP: 0.324, SLG: 0.438	B SL 88 C SL 88 S FF 94 B FF 95 D SL 89 X FF 94 3-2 28 1B 1 1B 1-3 2-H 1B	B FF 93 X FF 94 1-0 P4			C CU 80 B SL 88 C FF 93 X CU 82 1-2 L7		C SL 81 B FF 95 C SL 82 X FF 95 1-2 F8			4 1 1 1 0 0 1						
28 J.D. Davis, R (1, 7) OBP: 0.365, SLG: 0.485 38 Justin Wilson, L (8, 1) 49 Tyler Bashlor, R (9, 1) 39 Edwin Díaz, R (9, 1)	X SL 88 0-0 E 1 1B 23 SF8 1-3 3-H 1B		B FF 94 B FF 92 C FF 95 B CH 87 D FF 93 4-1 G3 S BB		C FF 95 C FF 95 B SL 90 C FF 96 1-3 K		C FF 94 B SL 83 C FF 95 B FF 94 X FF 95 2-2 1B			3 1 2 1 1 1 0 0 0 0 0 0 0 0 0 0 0 0 0 0 0 0 0 0 0 0 0 0						
1 Amed Rosario, R (1, 6) OBP: 0.312, SLG: 0.439 67 Seth Lugo, R (6, 1) 12 Juan Lagares, R (7, PH) OBP: 0.256, SLG: 0.268 (8, 8)	C SL 89 S SL 91 B FF 94 F SL 91 B FF 94 X SL 90 2-2 23 SF8 E 1-2 3-H 1B		B FF 93 F FF 93 S SL 88 F SL 91 X FF 95 1-2 F9		C SL 91 F FF 95 F FF 96 B SL 91 B FF 96 X SL 89 2-2 F9		F FF 94 B SL 82 C FF 94 B FF 94 S SL 80 2-3 K			3 0 1 1 0 0 1 0 0 0 0 0 0 0 1 0 0 0 0 1 1						
Jason Vargas, L (1, 1) OBP: 0.071, SLG: 0.071 11 Adeiny Hechavarría, R (6, 6) OBP: 0.272, SLG: 0.420	L FF 93 B FF 94 L FF 92 X SL 89 1-2 FC1 1-2 2-3		L FF 93 B SL 87 F FF 92 X SL 88 1-2 G3 1-3			C CH 86 X SI 92 0-1 30 E 2B		H FF 94 1-0 20 BB HBP		2 0 0 0 0 0 3 1 1 1 0 0 0 0						
Inning Stats	R: 6 E: 1 K: 1 S: 31 H: 4 LOB: 2 BB: 2 P: 48	R: 0 E: 0 K: 0 S: 5 H: 1 LOB: 1 BB: 0 P: 9	R: 0 E: 0 K: 0 S: 9 H: 0 LOB: 1 BB: 1 P: 16	R: 0 E: 0 K: 2 S: 12 H: 0 LOB: 1 BB: 1 P: 20	R: 0 E: 0 K: 1 S: 10 H: 0 LOB: 0 BB: 0 P: 14	R: 2 E: 1 K: 0 S: 9 H: 2 LOB: 0 BB: 0 P: 13	R: 0 E: 0 K: 1 S: 10 H: 1 LOB: 1 BB: 0 P: 15	R: 0 E: 0 K: 2 S: 10 H: 0 LOB: 2 BB: 1 P: 18		1B: 6 2B: 1 3B: 0 HR: 1	SF: 1 SAC: 0 DP: 1 HBP: 2			WP: 1 PB: 0 SB: 1 CS: 0	PA: 40	

	AB	R	H	RBI	BB	SO	LOB
AB	32						
R	8						
H	8						
RBI	7						
BB	5						
SO	7						
LOB	20						

PITCHER		IP	WLS	BF	H	R	ER	SO	BB	IBB	HBP	BLK	WP	HR	S	P	ERA	WHIP
24 Chris Archer, R ERA: 5.58	(1, 1)	5.0	L	26	5	6	5	4	4	0	1	0	1	1	67	107	9.00	1.800
47 Francisco Liriano, L ERA: 3.06	(6, 1)	1.0		5	2	2	0	0	0	0	0	0	0	0	9	13	0.00	2.000
45 Michael Feliz, R ERA: 4.41	(7, 1)	1.0		4	1	0	0	1	0	0	0	0	0	0	10	15	0.00	1.000
35 Keone Kela, R ERA: 3.68	(8, 1)	1.0		5	0	0	0	2	1	0	1	0	0	0	10	18	0.00	1.000

PITCHER	IP	WLS	BF	H	R	ER	SO	BB	IBB	HBP	BLK	WP	HR	S	P	ERA	WHIP

Batter	1	2	3	4	5	6	7	8	9	10	11	AB	R	H	RBI	BB	SO	LOB
6 Jeff McNeil, L (1, 9) (8, 7) OBP: 0.396, SLG: 0.513	C FF 94 B CH 87 F FF 95 X FF 96 1-2 L8 ①	F CU 79 B FF 96 F FF 96 F SL 85 D CU 79 S SL 86 2-3 K ③		B FF 96 B CH 85 X FF 96 2-0 P5 ③		C CU 77 B CU 77 S FC 88 B FC 88 X FC 88 2-2 30 G5-6-3 1B			B SI 96 X SI 97 1-0 L8 ①		S FC 86 D FC 88 X FC 86 1-1 2-H HR	6	1	2	2	0	1	3
30 Michael Conforto, L (1, 8) (8, 9) OBP: 0.363, SLG: 0.491	S FF 96 F FF 96 B FF 96 B CU 80 B CU 80 X FF 97 3-2 20 BB 1B		B CU 78 S CH 83 S CH 83 B CH 83 X CH 84 2-2 20 WP 2B		B FF 93 B FF 94 F CH 84 B FF 95 B FF 95 4-1 20 E 24 G4-3 20 1B BB	D FC 88 C CU 78 C FC 88 X SI 93 1-2 G5-6-3 1-2f ②③			X SI 97 0-0 G4-3 ②		C SL 79 X FF 93 0-1 HR	5	2	3	1	1	0	1
20 Pete Alonso, R (1, 3) OBP: 0.365, SLG: 0.593	B FF 96 B SL 87 F FF 94 B CH 86 B CH 87 4-1 1-2 BB		B CU 76 F SL 84 F FF 96 B FF 97 S FF 96 2-3 K ①		1 SAFE C SL 84 1 SAFE F SL 84 X FF 97 0-2 E9 40 G6-3 24 G4-3 1-3 1B		C SI 93 B CH 86 C SI 94 B SI 94 F CH 88 F CH 89 B SI 94 X CH 88 3-2 G6-3 ①		X SI 96 0-0 1B		B FF 94 B CH 88 B SL 80 S FC 88 F FC 90 B FF 94 F FC 88 F FC 90 S SL 82 3-3 K ②	5	0	2	0	1	2	1
24 Robinson Canó, L (1, 4) OBP: 0.279, SLG: 0.386	B CU 78 C FF 95 X FF 96 1-1 F7 ②		F FF 96 F FF 97 B FF 97 F SL 85 X SL 84 1-2 P6 ②		X FF 96 0-0 G4-3 ① 1-2 3-H		X CU 82 0-0 G6-3 ②		B FC 89 F SI 96 F ST 86 X FC 88 1-2 G3 ③		S SL 81 X FC 88 0-1 G1-3 ③	6	0	0	1	0	0	5
40 Wilson Ramos, R (1, 10) OBP: 0.330, SLG: 0.381	X SL 86 0-0 G5-3 ③		B FF 96 X FF 96 1-0 G6-3 ③		F FF 95 X SL 87 0-1 G6-3 ② 2-3		B SI 93 X CH 87 1-0 G6-3 ③			B FC 93 S FC 92 F FC 92 B FC 92 F FC 91 B FC 91 X FC 91 3-2 G6-3 ①		5	0	0	0	0	0	4
28 J.D. Davis, R (1, 7) OBP: 0.367, SLG: 0.481 23 Aaron Altherr, R (8, 8) OBP: 0.106, SLG: 0.159		C FF 95 C SL 85 B SL 85 B SL 85 T FF 97 2-2 K ①		B CU 76 B FF 94 B FF 96 C FF 95 B FF 96 4-1 1 1B BB	S SL 86 C SL 85 H FF 96 1-2 21 BB HBP		C CU 82 B CH 86 F CH 87 B SI 93 F CH 86 X SI 93 2-2 G5-3 ①		B FC 93 B FC 91 B FF 95 C FF 96 F FF 95 S FC 91 3-3 K ②		2 1	0 0	0 0	0 0	1 0	1 1	0 0
21 Todd Frazier, R (1, 5) OBP: 0.325, SLG: 0.436	B CU 78 X FF 96 1-0 1 1B 3 G6-3 1B			F FF 96 C SL 86 F FF 98 C SL 84 0-3 K ①	B SL 83 B SL 84 B FF 96 F FF 94 1 SAFE B FF 94 4-1 1-2 BB		C CU 83 S FF 94 B SI 94 B CH 88 F CH 88 B SI 92 X CH 88 3-2 F8 ②		B FC 92 X FC 92 1-0 G5-3 ③		4	1	1	0	1	1	1
1 Amed Rosario, R (1, 6) OBP: 0.318, SLG: 0.444	C FF 96 1 SAFE F FF 97 X FF 98 0-2 3 G6-3 3 S 1-3 1B		F SL 86 F SL 84 X SL 86 0-2 1-2 1B		D SL 86 X FF 95 1-0 G5-3 ③		C CH 86 F SI 93 B CH 85 F CH 88 B CU 85 X CH 87 2-2 1B				C SL 85 X FF 97 0-1 3 SH1-4 6 HR 1B	5	1	4	0	0	0	3
3 Tomás Nido, R (1, 2) OBP: 0.255, SLG: 0.347	1 SAFE B SL 83 F SL 85 B SL 85 F FF 96 X SL 86 2-2 G6-3 ② 1-3 3-H			S FF 96 S SL 85 B FF 98 S SL 86 1-3 K ②	F FF 93 B CU 82 F SL 83 F FF 95 B SL 84 S SL 84 2-3 K ①		1 SAFE 1 SAFE C SI 94 B SI 92 X CH 88 1-1 L7 ③			1 SAFE X FF 96 0-0 SH1-4 ① 1-2	4	0	0	1	0	2	4
Inning Stats	R: 0 E: 0 K: 0 S: 10 H: 1 LOB: 2 BB: 1 P: 19	R: 1 E: 0 K: 2 S: 14 H: 2 LOB: 1 BB: 0 P: 21	R: 0 E: 0 K: 1 S: 11 H: 1 LOB: 1 BB: 0 P: 17	R: 0 E: 0 K: 2 S: 12 H: 1 LOB: 2 BB: 1 P: 19	R: 1 E: 1 K: 0 S: 11 H: 1 LOB: 3 BB: 2 P: 21	R: 0 E: 0 K: 1 S: 10 H: 1 LOB: 0 BB: 0 P: 15	R: 0 E: 0 K: 0 S: 7 H: 0 LOB: 0 BB: 0 P: 11	R: 0 E: 0 K: 0 S: 14 H: 1 LOB: 1 BB: 0 P: 22	R: 0 E: 0 K: 0 S: 6 H: 1 LOB: 1 BB: 0 P: 8	R: 0 E: 0 K: 1 S: 8 H: 0 LOB: 0 BB: 0 P: 15	R: 3 E: 0 K: 1 S: 15 H: 3 LOB: 0 BB: 0 P: 19	1B: 9 2B: 1 3B: 0 HR: 2 SF: 0 SAC: 1 DP: 1 HBP: 1	WP: 1 PB: 0 SB: 1 CS: 0 PA: 49					

PITCHER		IP	WLS	BF	H	R	ER	SO	BB	IBB	HBP	BLK	WP	HR	S	P	ERA	WHIP
40 Reynaldo López, R ERA: 5.43	(1, 1)	5.1		27	6	2	2	6	4	0	1	0	1	0	62	103	3.38	1.875
57 Jace Fry, L ERA: 3.96	(6, 1)	0.2		2	1	0	0	0	0	0	0	0	0	0	6	9	0.00	1.500
43 Evan Marshall, R ERA: 2.45	(7, 1)	2.0		7	1	0	0	0	0	0	0	0	0	0	21	33	0.00	0.500
39 Aaron Bummer, L ERA: 1.62	(9, 1)	1.0		4	1	0	0	0	0	0	0	0	0	0	6	8	0.00	1.000
48 Alex Colomé, R ERA: 2.21	(10, 1)	1.0		3	0	0	0	1	0	0	0	0	0	0	8	15	0.00	0.000

PITCHER		IP	WLS	BF	H	R	ER	SO	BB	IBB	HBP	BLK	WP	HR	S	P	ERA	WHIP
66 José Ruiz, R ERA: 5.65	(11, 1)	0.1	L	2	1	1	1	0	0	0	0	0	0	0	3	3	27.00	3.000
64 Josh Osich, L ERA: 5.8	(11, 1)	0.2		4	2	2	2	1	0	0	0	0	0	2	12	16	27.00	3.000

TOP

New York Mets @ Chicago White Sox

Guaranteed Rate Field, Chicago, IL

Tue Jul 30 2019, 7:13 PM - 11:03 PM CDT

Att. 15,947 - Clear - 73 F

livebaseballscorecards.com

AB	43
R	5
H	12
RBI	5
BB	4
SO	8
LOB	22

Batter	1	2	3	4	5	6	7	8	9	10	11	AB	R	H	RBI	BB	SO	LOB
28 Leury García, S (1, 9) OBP: 0.326, SLG: 0.384	B FF 99 C SI 98 X FF 99 1-1 ① G4-3			X CH 90 0-0 ① F8		X CH 94 0-0 79 E 45 S 2-3 1B		L FF 98 T SL 89 F SL 89 F CH 93 B FF 100 S SL 89 1-3 ① K		C SI 98 F CU 81 B SL 93 B SI 97 X CH 89 2-2 ① G5-3		5	0	1	0	0	1	2
45 Jon Jay, L (1, 7) OBP: 0.346, SLG: 0.388	B FF 99 X SI 98 1-0 ② F7			C CU 82 S CH 92 S CH 93 0-3 ② K		B FF 99 S SL 90 C SI 100 S SL 89 1-3 ② K 1-2		X FF 95 0-0 79 G5-4-3 1B		B CU 82 X CH 89 1-0 ② G4-3		5	0	1	0	0	2	2
79 José Abreu, R (1, 3) OBP: 0.302, SLG: 0.477	B CU 83 B FF 99 S SI 99 F SI 99 B SI 99 C SI 98 3-3 ③ K			S SL 92 F SL 90 S CH 93 0-3 ③ K		B SL 89 X SI 100 1-0 E5 2-3 3-H		B FF 94 F SI 94 F FF 96 F FF 96 B SI 96 D CU 82 F FF 96 X SI 94 3-2 ② ③ G5-4-3 1-2f		C SL 91 S SL 91 B SL 93 B CU 84 B SI 97 X SL 92 3-2 ③ F8		5	0	0	0	0	2	4
10 Yoán Moncada, S (1, 5) OBP: 0.358, SLG: 0.535 17 Ryan Goins, L (2, 5) OBP: 0.410, SLG: 0.576		X FF 98 0-0 ① L8			B FF 96 B CH 91 B FF 98 X CH 91 3-0 33 G6-3 2B	B SI 99 C FF 99 S SL 89 F FF 100 X SL 88 1-2 ③ G3			B FF 99 F FF 99 B SL 91 B FF 98 B FF 97 4-1 7 WP 33 WP 7 SF8 BB		B CU 80 C SI 96 F SI 97 X SL 93 1-2 ① G4-3	0 4	0 1	0 1	0 0	0 1	0 0	0 2
74 Eloy Jiménez, R (1, 10) OBP: 0.298, SLG: 0.468		B FF 99 S CU 81 F SI 98 S CU 80 1-3 ② K			B FF 98 B FF 99 B CH 91 S CU 83 C SL 89 2-3 ① K		B CU 78 F CH 92 F SI 99 X SI 99 1-2 ① G1-3		S FF 98 S FF 99 S FF 100 0-3 ① K		C SL 91 B SI 97 B SL 90 C SI 97 C SL 89 2-3 ② K	5	0	0	0	0	4	2
33 James McCann, R (1, 2) OBP: 0.332, SLG: 0.460		C FF 99 S CU 80 F FF 99 F SL 89 B CH 92 B SI 98 F SI 99 S SI 99 2-3 ③ K			X SI 100 0-0 ② G6-3 2-3 S SI 100 S SL 89 S SI 100 0-3 ③ K		B SL 90 X SI 100 1-0 ② G5-3 S SI 99 S CU 83 B CH 93 S SL 89 1-3 ③ K		B FF 99 F SL 90 B FF 99 F FF 100 F FF 98 H FF 99 3-2 7 WP 1-2 HBP		C SI 98 S SL 91 B SL 90 F SL 90 S SL 91 1-3 ③ K	4	0	0	0	0	2	1
7 Tim Anderson, R (1, 6) OBP: 0.337, SLG: 0.485			B FF 98 X SL 90 1-0 ① G5-3					C FF 98 B SL 92 X FF 98 1-1 ② SF8 1-2 2-H				3	0	0	1	0	2	1
5 Yolmer Sánchez, S (1, 4) OBP: 0.310, SLG: 0.329			C SL 92 B FF 99 B FF 98 B CH 92 F FF 98 B SL 89 4-2 15 G1-4-3 BB			C FF 98 X CH 92 0-1 28 1B 15 S 79 E 1B		B CU 80 X SL 91 1-0 15 E 1B		0-0 IBB		2	1	2	0	2	0	0
15 Adam Engel, R (1, 8) OBP: 0.313, SLG: 0.386			F FF 98 X SI 97 0-1 ② ③ G1-4-3 1-2f			C SI 97 B SI 97 B SI 97 F FF 99 S CH 93 2-3 ① K 1-2		1 SAFE 1 SAFE L SI 96 B SI 96 1 SAFE B FF 96 F SL 87 B SI 98 X SI 98 3-2 E7 1-3 1B		S FF 98 B FF 99 C SL 90 B FF 99 F FF 99 F FF 98 B SL 91 S FF 99 3-3 ③ K		4	0	1	0	0	2	4
Inning Stats	R: 0 H: 0 E: 0 LOB: 0 K: 1 BB: 0 S: 6 P: 11	R: 0 H: 0 E: 0 LOB: 0 K: 2 BB: 0 S: 10 P: 13	R: 0 H: 0 E: 0 LOB: 0 K: 0 BB: 1 S: 5 P: 10	R: 0 H: 0 E: 0 LOB: 0 K: 2 BB: 0 S: 7 P: 7	R: 0 H: 1 E: 0 LOB: 1 K: 2 BB: 0 S: 8 P: 13	R: 1 H: 2 E: 1 LOB: 2 K: 2 BB: 0 S: 14 P: 19	R: 0 H: 0 E: 0 LOB: 0 K: 1 BB: 0 S: 7 P: 10	R: 0 H: 3 E: 1 LOB: 2 K: 1 BB: 0 S: 15 P: 23	R: 1 H: 0 E: 0 LOB: 2 K: 2 BB: 2 S: 14 P: 25	R: 0 H: 0 E: 0 LOB: 0 K: 0 BB: 0 S: 7 P: 13	R: 0 H: 0 E: 0 LOB: 0 K: 2 BB: 0 S: 10 P: 14	1B: 5 SF: 1 2B: 1 SAC: 0 3B: 0 DP: 2 HR: 0 HBP: 1					WP: 2 PA: 42 PB: 0 SB: 2 CS: 0	

PITCHER		IP	WLS	BF	H	R	ER	SO	BB	IBB	HBP	BLK	WP	HR	S	P	ERA	WHIP
34 Noah Syndergaard, R ERA: 4.1	(1, 1)	7.1		28	5	1	0	11	1	0	0	0	0	0	66	97	0.00	0.818
38 Justin Wilson, L ERA: 3.06	(8, 1)	0.0		1	1	0	0	0	0	0	0	0	0	0	1	1	∞	∞
67 Seth Lugo, R ERA: 2.73	(8, 1)	0.2	H	1	0	0	0	0	0	0	0	0	0	0	5	8	0.00	0.000
39 Edwin Díaz, R ERA: 5.05	(9, 1)	1.0	B	6	0	1	1	2	1	1	1	0	2	0	14	25	9.00	1.000
65 Robert Gsellman, R ERA: 4.71	(10, 1)	2.0	W	6	0	0	0	2	0	0	0	0	0	0	17	27	0.00	0.000

PITCHER	IP	WLS	BF	H	R	ER	SO	BB	IBB	HBP	BLK	WP	HR	S	P	ERA	WHIP

BOTTOM

New York Mets @ Chicago White Sox

Guaranteed Rate Field, Chicago, IL

Tue Jul 30 2019, 7:13 PM - 11:03 PM CDT

Att. 15,947 - Clear - 73 F

livebaseballscorecards.com

AB	37
R	2
H	6
RBI	1
BB	3
SO	15
LOB	18

New York Mets @ Chicago White Sox

Guaranteed Rate Field, Chicago, IL

Wed Jul 31 2019, 7:11 PM - 10:38 PM CDT

Att. 25,812 - Clear - 72 F

TOP

livebaseballscorecards.com

Batter	1	2	3	4	5	6	7	8	9	AB	R	H	RBI	BB	SO	LOB
6 Jeff McNeil, L (1, 9) (9, 7) OBP: 0.391, SLG: 0.506	X FF 94 0-0 ① F8		C CH 82 F CH 81 1 SAFE F FF 94 F SL 84 S CH 82 0-3 ① K		F SL 86 B CH 82 C FF 95 S FF 95 1-3 ③ K			B ST 85 F SI 95 C ST 85 X FC 89 1-2 ① P6	B FC 90 B FC 90 F FF 94 F FC 90 S FC 90 2-3 ② K	5	0	0	0	0	3	5
30 Michael Conforto, L (1, 8) (9, 9) OBP: 0.366, SLG: 0.490	B FF 95 F FF 94 B FF 95 B CH 83 B FF 94 4-1 BB		X CH 81 0-0 ② FC9-6 1-2f			B CU 80 B CH 81 B FF 94 C FF 94 B CH 81 4-1 24 1B 40 FC5 BB		B SI 97 F SI 96 B ST 86 X SI 96 2-1 ② G4-3	X FC 89 0-0 20 FC6-4 1-3 2-H 3-H 1B	3	1	1	2	2	0	1
20 Pete Alonso, R (1, 3) OBP: 0.363, SLG: 0.587	C CH 81 X FF 94 0-1 ② F9		S SL 84 S SL 85 B SL 86 S CH 82 1-3 ③ K			B FF 94 C FF 93 B FF 94 B CH 82 F CH 83 1 SAFE S SL 84 3-3 ① K		B SI 98 C SI 97 B ST 85 B SI 97 B SI 97 4-1 BB	D SI 97 B SI 96 X SI 97 2-0 ③ FC6-4 1-2f	4	0	0	0	1	2	6
24 Robinson Canó, L (1, 4) OBP: 0.279, SLG: 0.384	C FF 94 C FF 94 F FF 96 S CH 82 0-3 ③ K2-3			B CH 79 X CH 80 1-0 ① P6		B FF 93 X FF 93 1-0 40 FC5 1-3 1B		B SI 97 C SI 96 B SI 96 B SI 96 X SI 97 3-1 ③ G5-3		4	0	1	0	0	1	2
40 Wilson Ramos, R (1, 2) 23 Aaron Altherr, R (9, PR) OBP: 0.106, SLG: 0.159 (9, 8)		S FF 93 X SL 85 0-1 28 G6-3 1B		X CH 80 0-0 ② P5		F FF 95 F FF 94 X FF 95 0-2 FC5 28 G6-4-3 1-2 3-H			B FC 90 X FF 94 1-0 E6 28 1B 21 1B	4 0	0 1	1 0	1 0	0 0	0 0	1 0
28 J.D. Davis, R (1, 7) 3 Tomás Nido, R (9, 2) OBP: 0.255, SLG: 0.347		B FF 92 B SL 85 F FF 94 B FF 94 X FF 94 3-1 ① G6-3 1-2	C FF 94 S SL 84 B SL 86 C CH 81 1-3 ③ K			B FF 94 S SL 84 F FF 94 F SL 85 X SL 83 1-2 ②③ G6-4-3 1-2f			B FC 90 F FC 90 F FC 90 F FF 93 X FC 90 1-2 11 BB 21 1B 30 1B 1-2 1B	4 0	1 0	1 0	0 0	0 0	1 0	3 0
21 Todd Frazier, R (1, 10) OBP: 0.327, SLG: 0.440		X FF 93 0-0 ② F7			B FF 94 C CH 79 B SL 84 F CH 81 X FF 96 2-2 2B		B FF 93 C SL 83 B SL 85 C SL 83 F CH 82 S SL 83 2-3 ① K		X FF 92 0-0 11 BB 30 1B 1-2 2-H 1B	4	1	2	1	0	1	1
1 Amed Rosario, R (1, 6) OBP: 0.315, SLG: 0.439		B CH 82 B CH 82 C CH 81 F FF 94 X SL 86 2-2 ③ L8			C FF 94 X FF 94 0-1 ① L7		B CH 81 X SL 83 1-0 ② P5		L FF 94 S CH 91 D CH 90 S FC 91 1-3 ① K	4	0	0	0	0	1	4
11 Adeiny Hechavarría, R (1, 5) OBP: 0.279, SLG: 0.413			C FF 94 B FF 94 S CH 82 B FF 96 B FF 96 F FF 95 B CH 84 4-2 30 FC9-6 BB		F FF 93 F FF 94 S SL 86 0-3 ② K		S SL 83 F SL 85 B FF 95 B FF 96 S CH 82 2-3 ③ K		D CH 91 S FC 91 F FC 90 D FC 92 F FC 92 F FF 95 D CH 92 B FC 92 4-2 30 1B 1-2 2-3 BB	2	0	0	0	2	2	1

	AB	R	H	RBI	BB	SO	LOB
	34	4	6	4	5	11	24

Inning Stats	1	2	3	4	5	6	7	8	9	1B	SF	WP	PA
R	0	0	0	0	0	1	0	0	3	5	0	0	39
E	0	0	0	0	0	0	0	0	1	2B	1	SAC	0	PB	0
K	1	0	2	1	2	1	2	0	2	3B	0	DP	1	SB	0
S	8	8	12	5	11	12	8	8	18	HR	0	HBP	0	CS	0
H	0	1	0	0	1	1	0	0	3						
LOB	1	1	1	0	1	1	0	1	3						
BB	1	0	1	0	0	0	0	1	1						
P	12	13	17	7	14	21	13	18	29						

PITCHER		IP	WLS	BF	H	R	ER	SO	BB	IBB	HBP	BLK	WP	HR	S	P	ERA	WHIP
27 Lucas Giolito, R	(1, 1)	7.0		27	3	1	1	9	3	0	0	0	0	0	64	97	1.29	0.857
ERA: 3.39																		
39 Aaron Bummer, L	(8, 1)	1.0		4	0	0	0	0	1	0	0	0	0	0	8	18	0.00	1.000
ERA: 1.58																		
48 Alex Colomé, R	(9, 1)	0.2	L	7	3	3	0	2	1	0	0	0	0	0	17	26	0.00	6.000
ERA: 2.18																		
50 Jimmy Cordero, R	(9, 1)	0.1		1	0	0	0	0	0	0	0	0	0	0	1	3	0.00	0.000
ERA: 4.7																		

PITCHER	IP	WLS	BF	H	R	ER	SO	BB	IBB	HBP	BLK	WP	HR	S	P	ERA	WHIP

BOTTOM

Batter	1	2	3	4	5	6	7	8	9	AB	R	H	RBI	BB	SO	LOB
28 Leury García, S (1, 8) OBP: 0.327, SLG: 0.392	F FF 96 X FF 96 0-1 F7		C FF 97 S FF 98 1 SAFE X FF 97 0-2 79 SF8 17 BB 1-2 1B		F CH 90 B FF 97 S FF 97 F SL 92 B CH 89 S CH 90 2-3 K		B SL 92 C SL 92 F CH 87 F FF 97 F CH 89 S SL 92 1-3 K2-3		C FF 96 B FF 96 B FF 97 X FF 96 2-1 HR	5	1	2	1	0	2	2
17 Ryan Goins, L (1, 5) OBP: 0.432, SLG: 0.595	B FF 97 B SL 93 T FF 97 S FF 97 X FF 98 2-2 79 G6-3 2B		B FF 97 B SL 91 B SL 91 B FF 97 4-0 24 BB 1-2 2-3 BB		B SI 97 B SL 93 F SI 97 B SL 93 C SL 91 X FF 97 3-2 P6			S FF 94 S FC 89 B FC 89 X FF 95 1-2 45 1B 79 WP 1B	B SL 88 C FF 95 C SL 88 S FF 98 1-3 K	4	0	2	0	1	1	0
79 José Abreu, R (1, 3) OBP: 0.300, SLG: 0.474	B FF 97 C SL 92 S SL 92 X SL 93 1-2 G6-3 2-3		S SL 92 B SL 92 X SL 92 1-1 SF8 2-3 3-H			C FF 96 F FF 96 S SL 92 0-3 K		S FC 90 B FF 95 S FC 90 X FF 95 1-2 L3 1-2		3	0	0	1	0	1	2
24 AJ Reed, L (1, 10) OBP: 0.222, SLG: 0.225 21 Welington Castillo, R (8, PH) OBP: 0.263, SLG: 0.324 (9, 10)	F SL 92 X CH 90 0-1 P2		B FF 96 B SL 93 B CH 92 B FF 97 4-0 1-2 BB			S CH 90 S FF 98 B SL 93 F FF 98 B FF 98 B CH 92 C CH 90 3-3 K		B FC 90 D FC 91 B FC 90 B FC 91 4-0 45 1B BB		2 0	0 0	0 0	0 0	1 1	1 0	1 0
74 Eloy Jiménez, R (1, 7) OBP: 0.294, SLG: 0.461		B SL 92 B SL 92 B SI 97 X FF 97 3-0 F9	C SL 92 C SL 92 B SL 93 F SL 92 B SL 94 F SL 93 S SL 94 2-3 K			X SL 94 0-0 G6-3		B FF 95 B FF 94 B FF 96 C FF 95 S FF 96 C FC 92 3-3 K		4	0	0	0	0	2	5
45 Jon Jay, L (1, 9) OBP: 0.352, SLG: 0.392		C FF 98 C SL 94 B SL 93 B FF 97 F SL 94 S CH 92 2-3 K		C FF 96 F SL 93 S FF 97 0-3 K			F FF 96 B FF 96 S FF 97 F FF 97 B FF 98 X SL 93 2-2 33 1B 1B	B FC 91 F FF 96 F FC 92 B FF 96 X SL 86 2-2 7 FC6-4 1-2 2-3 1B		4	0	2	0	0	2	0
7 Tim Anderson, R (1, 6) OBP: 0.332, SLG: 0.478		C FF 97 X SL 94 0-1 G3		F SL 93 B FF 97 X SL 93 1-1 G4-3			S SL 91 B SL 92 F FF 96 F SL 93 F SL 92 S SL 93 1-3 K	F FC 90 X FC 89 0-1 FC6-4 1-2f		4	0	0	0	0	1	4
33 James McCann, R (1, 2) OBP: 0.331, SLG: 0.457			B FF 97 X SL 92 1-0 G6-3 B FF 98 C FF 96 S FF 97 S SL 93 1-3 K				1 SAFE B SL 93 F FF 97 X FF 96 1-1 1-2 1B		C FF 96 T SL 89 F FF 98 S SL 90 0-3 K	4	0	1	0	0	2	0
5 Yolmer Sánchez, S (1, 4) OBP: 0.310, SLG: 0.328			B SL 92 C FF 97 X SL 93 1-1 17 BB 28 1B 79 SF8 1B		C FF 96 L SI 96 B SL 92 F CH 90 B SL 92 T FF 97 2-2 K		C CH 88 F SL 92 B FF 97 F SL 92 S CH 89 1-3 K		C FF 97 B SL 89 B FF 96 B FF 96 C FF 95 C FF 96 3-3 K	4	1	1	0	0	3	2
Inning Stats	R: 0 E: 0 K: 0 S: 10 H: 1 LOB: 1 BB: 0 P: 13	R: 0 E: 0 K: 1 S: 7 H: 0 LOB: 0 BB: 0 P: 12	R: 1 E: 0 K: 1 S: 13 H: 2 LOB: 3 BB: 2 P: 26	R: 0 E: 0 K: 2 S: 8 H: 0 LOB: 0 BB: 0 P: 10	R: 0 E: 0 K: 2 S: 11 H: 0 LOB: 0 BB: 0 P: 18	R: 0 E: 0 K: 2 S: 8 H: 0 LOB: 0 BB: 0 P: 11	R: 0 E: 0 K: 3 S: 20 H: 2 LOB: 2 BB: 0 P: 26	R: 0 E: 0 K: 1 S: 14 H: 2 LOB: 3 BB: 1 P: 25	R: 1 E: 0 K: 3 S: 12 H: 1 LOB: 0 BB: 0 P: 18	1B: 6 2B: 1 3B: 0 HR: 1 SF: 1 SAC: 0 DP: 0 HBP: 0						

PITCHER		IP	WLS	BF	H	R	ER	SO	BB	IBB	HBP	BLK	WP	HR	S	P	ERA	WHIP
48 Jacob deGrom, R ERA: 2.78	(1, 1)	7.0		28	5	1	1	11	2	0	0	0	0	0	77	116	1.29	1.000
38 Justin Wilson, L ERA: 2.89	(8, 1)	1.0	W	6	2	0	0	1	1	0	0	0	1	0	14	25	0.00	3.000
39 Edwin Díaz, R ERA: 5.14	(9, 1)	1.0	S	4	1	1	1	3	0	0	0	0	0	1	12	18	9.00	1.000

PITCHER	IP	WLS	BF	H	R	ER	SO	BB	IBB	HBP	BLK	WP	HR	S	P	ERA	WHIP

New York Mets @ Chicago White Sox

Guaranteed Rate Field, Chicago, IL

Wed Jul 31 2019, 7:11 PM - 10:38 PM CDT

Att. 25,812 - Clear - 72 F

livebaseballscorecards.com

AB	34
R	2
H	8
RBI	2
BB	3
SO	15
LOB	16

WP: 1 PA: 38
PB: 0
SB: 0
CS: 0

Batter	1	2	3	4	5	6	7	8	9	AB	R	H	RBI	BB	SO	LOB
6 Jeff McNeil, L (1, 9) (7, 7) OBP: 0.392, SLG: 0.504	X FF 94 0-0 ① G3-1		X FF 96 0-0 ②③ G3-6-1 1-2f			1 SAFE 1 SAFE 1 SAFE B FF 94 X SI 94 1-0 30 G3 24 2B 1-2 1B		B SI 94 B FC 91 B FC 91 B FC 91 4-0 30 FC4-5 BB		3	1	1	0	1	0	1
30 Michael Conforto, L (1, 8) (7, 9) OBP: 0.362, SLG: 0.485	C FF 94 C KC 77 B KC 79 B CH 83 S KC 80 2-3 ② K			B CH 82 B KC 77 B SL 82 C FF 95 X FF 96 3-1 ① F7		X KC 79 0-0 ① G3 1-2 2-3		B SI 94 F FC 92 F SL 80 B SI 96 F SL 81 X FC 91 2-2 ① FC4-5 20 FC6-4 1-2f		4	0	0	0	0	1	3
20 Pete Alonso, R (1, 3) OBP: 0.360, SLG: 0.581	F FF 96 S SL 84 B SL 86 B KC 81 B CH 86 S FF 97 3-3 ③ K			C SL 86 F SL 85 B SI 97 B SL 85 B SL 85 F FF 97 S FF 98 3-3 ② K		X SL 83 0-0 ② FC5-2 24 2B 40 E 3-H		1 SAFE B FC 90 X FC 91 1-0 ② FC6-4 1-2f		4	1	0	0	0	2	3
24 Robinson Canó, L (1, 10) OBP: 0.281, SLG: 0.398		F FF 96 B KC 77 B CH 85 B KC 80 X FF 96 3-1 HR		B FF 98 F FF 97 B FF 97 B CH 86 F FF 98 F KC 80 X KC 81 3-2 ③ G4-3		X KC 80 0-0 40 E 1-3 2-H 2B		F FC 90 B FC 91 S SL 80 D SL 82 B FC 89 X FC 91 3-2 ③ G4-3		4	2	2	2	0	0	1
40 Wilson Ramos, R (1, 2) OBP: 0.334, SLG: 0.382		B FF 96 B FF 96 B FF 95 C FF 95 F FF 95 B SL 84 4-2 28 G4-6-3 BB			F FF 96 B KC 75 X SL 84 1-1 ① L8	B SL 83 C SL 82 X SI 95 1-1 E9 2-H 3-H 1B			X FC 88 0-0 1 FC6-4 1B	3	0	2	2	1	0	0
28 J.D. Davis, R (1, 7) OBP: 0.365, SLG: 0.476 23 Aaron Altherr, R (7, 8) OBP: 0.104, SLG: 0.156		F SL 83 C SI 96 X KC 80 0-2 ①② G4-6-3 1-2f			B FF 97 F CH 84 S FF 97 B FF 97 B SI 98 X FF 97 3-2 1 1B 1B	S FF 96 S FF 96 S FF 97 0-3 ③ K			C FF 95 B FF 95 F FF 95 F CH 87 F FF 94 B CU 83 C CH 87 2-3 ① K	3 1	0 0	1 0	0 0	0 0	1 1	2 1
21 Todd Frazier, R (1, 5) OBP: 0.323, SLG: 0.434		C KC 79 B SL 84 X FF 96 1-1 ③ L9			B SL 85 B SL 85 B FF 97 X FF 96 3-0 ② P5		S SL 85 B FF 96 C FF 97 B FF 98 F FF 98 S SL 87 2-3 ① K		B FF 96 C FF 96 B CH 88 C FC 88 B FF 95 X FC 89 3-2 ② F8	4	0	0	0	0	1	2
1 Amed Rosario, R (1, 6) OBP: 0.315, SLG: 0.437			C FF 95 X SL 83 0-1 ① L8		1 SAFE S SL 84 B KC 78 D SL 84 B FF 96 F FF 95 X SL 84 3-2 ③ 1-3 1B		C FF 98 X SI 97 0-1 ② G4-3		S FC 89 B FF 95 F FC 89 X CU 82 1-2 ③ FC6-4 1-2f	4	0	1	0	0	0	1
11 Adeiny Hechavarría, R (1, 4) OBP: 0.288, SLG: 0.415			C SL 83 B KC 80 F FF 96 B SL 85 X FF 97 2-2 6 G3-6-1 1B			B FF 95 C SL 84 F KC 78 B KC 81 F SL 82 B FF 96 B FF 95 4-2 30 G3 6 1B 20 FC5-2 BB		F SL 85 F FF 97 C FF 97 0-3 ③ K		2	0	1	0	1	1	0
Inning Stats	R: 0 E: 0 K: 2 S: 7 H: 0 LOB: 0 BB: 0 P: 12	R: 1 E: 0 K: 0 S: 9 H: 1 LOB: 0 BB: 1 P: 17	R: 0 E: 0 K: 0 S: 6 H: 1 LOB: 0 BB: 0 P: 8	R: 0 E: 0 K: 1 S: 10 H: 0 LOB: 0 BB: 0 P: 19	R: 0 E: 0 K: 0 S: 9 H: 2 LOB: 2 BB: 0 P: 19	R: 3 E: 1 K: 1 S: 12 H: 3 LOB: 1 BB: 1 P: 18	R: 0 E: 0 K: 2 S: 9 H: 0 LOB: 0 BB: 0 P: 11	R: 0 E: 0 K: 0 S: 8 H: 0 LOB: 1 BB: 1 P: 18	R: 0 E: 0 K: 1 S: 12 H: 1 LOB: 1 BB: 0 P: 18	1B: 6 2B: 1 3B: 0 HR: 1	SF: 0 SAC: 0 DP: 2 HBP: 0					

PITCHER		IP	WLS	BF	H	R	ER	SO	BB	IBB	HBP	BLK	WP	HR	S	P	ERA	WHIP
84 Dylan Cease, R ERA: 6.43	(1, 1)	7.0	L	27	7	4	4	6	2	0	0	0	0	1	62	104	5.14	1.286
64 Josh Osich, L ERA: 5.66	(8, 1)	1.0		4	0	0	0	0	1	0	0	0	0	0	8	18	0.00	1.000
51 Carson Fulmer, R ERA: 5.94	(9, 1)	1.0		4	1	0	0	1	0	0	0	0	0	0	12	18	0.00	1.000

PITCHER	IP	WLS	BF	H	R	ER	SO	BB	IBB	HBP	BLK	WP	HR	S	P	ERA	WHIP

TOP

New York Mets @ Chicago White Sox

Guaranteed Rate Field, Chicago, IL

Thu Aug 01 2019, 1:11 PM - 3:43 PM CDT

Att. 23,477 - Sunny - 74 F

livebaseballscorecards.com

AB	32
R	4
H	8
RBI	4
BB	3
SO	7
LOB	14

Batter	1	2	3	4	5	6	7	8	9	AB	R	H	RBI	BB	SO	LOB
28 Leury García, S (1, 9) OBP: 0.326, SLG: 0.391	F FF 96 S FC 90 F SI 97 S FC 91 0-3 ① K			B CU 80 C SI 95 S FC 90 B FC 91 B FF 97 F FC 91 S CH 89 3-3 ① K		X CH 87 0-0 1B		B CH 82 S CH 83 X CU 74 1-1 ②③ G6-4-3 1-2f		4	0	1	0	0	2	1
17 Ryan Goins, L (1, 5) OBP: 0.396, SLG: 0.537	S FF 96 B FF 97 S FF 96 B FF 98 X FC 93 2-2 ② G4-3			C FF 96 S FF 97 B CU 80 B SI 98 F FF 98 S CU 80 2-3 ② K		F SI 94 F SI 96 1 SAFE B SI 97 X FC 91 1-2 ② F9			B SI 89 B SI 90 C SI 91 C SI 92 B CH 85 X SI 92 3-2 ① G6-3	4	0	0	0	0	1	1
79 José Abreu, R (1, 10) OBP: 0.299, SLG: 0.472	C SI 97 B SI 97 S FC 91 F SI 98 F FC 91 X FF 98 1-2 ③ G3			B FC 92 B FC 92 X FC 89 2-0 1B		X FC 88 0-0 ③ G6-3			C SI 97 B SL 90 B SI 98 C SL 89 B SI 97 F SL 91 X SL 90 3-2 ② F9	4	0	1	0	0	0	1
24 AJ Reed, L (1, 3) OBP: 0.204, SLG: 0.205		C FF 95 B FC 91 S FC 90 B FF 97 B FC 92 S SI 97 3-3 ① K		S CH 89 C FF 96 B SI 97 C CH 88 1-3 ③ K			F CH 87 S CH 88 S CH 88 0-3 ① K		C SI 98 F FF 98 B SI 98 S SL 90 1-3 ③ K	4	0	0	0	0	4	1
74 Eloy Jiménez, R (1, 7) OBP: 0.294, SLG: 0.459		X FC 91 0-0 ② G6-3			C SI 95 S FF 94 B FC 91 X FC 90 1-2 ① F9		X SI 95 0-0 1B			3	0	1	0	0	0	0
21 Welington Castillo, R (1, 2) OBP: 0.258, SLG: 0.317		C FF 97 C FF 96 B FC 92 B CU 80 X FC 89 2-2 ③ G5-3			C FC 89 X FF 95 0-1 ② G5-3		C FF 96 X FC 90 0-1 ② L8			3	0	0	0	0	0	1
7 Tim Anderson, R (1, 6) OBP: 0.332, SLG: 0.477			X FC 90 0-0 ① G6-3		C FF 96 F FC 90 X SI 96 0-2 1B		X FC 88 0-0 ③ F9			3	0	1	0	0	0	1
5 Yolmer Sánchez, S (1, 4) OBP: 0.310, SLG: 0.326			B CH 87 B FF 95 S SI 96 X CH 89 2-1 ② G3		F SI 96 S CH 87 1 SAFE B SI 94 F CH 87 1 SAFE B FF 96 1 SAFE X CH 88 2-2 ③ F7			B SI 91 B CH 82 B SI 91 B SI 91 4-0 15 FC6-4 BB		2	0	0	0	1	0	1
15 Adam Engel, R (1, 8) OBP: 0.303, SLG: 0.374			F FF 96 F SI 96 B SI 98 S FF 98 1-3 ③ K			C SI 94 B FC 89 B FC 89 X SI 95 2-1 ① G5-3		C SI 92 C CH 82 X CH 84 0-2 ① FC6-4 28 G6-4-3 1-2f		3	0	0	0	0	1	1
Inning Stats	R: 0 E: 0 K: 1 S: 12 H: 0 LOB: 0 BB: 0 P: 15	R: 0 E: 0 K: 1 S: 7 H: 0 LOB: 0 BB: 0 P: 12	R: 0 E: 0 K: 1 S: 6 H: 0 LOB: 0 BB: 0 P: 9	R: 0 E: 0 K: 3 S: 12 H: 1 LOB: 1 BB: 0 P: 20	R: 0 E: 0 K: 0 S: 12 H: 1 LOB: 1 BB: 0 P: 15	R: 0 E: 0 K: 0 S: 7 H: 1 LOB: 1 BB: 0 P: 10	R: 0 E: 0 K: 1 S: 7 H: 1 LOB: 1 BB: 0 P: 7	R: 0 E: 0 K: 0 S: 5 H: 0 LOB: 0 BB: 1 P: 10	R: 0 E: 0 K: 1 S: 10 H: 0 LOB: 0 BB: 0 P: 17	1B: 4 2B: 0 3B: 0 HR: 0 SF: 0 SAC: 0 DP: 1 HBP: 0						

PITCHER		IP	WLS	BF	H	R	ER	SO	BB	IBB	HBP	BLK	WP	HR	S	P	ERA	WHIP
45 Zack Wheeler, R ERA: 4.45	(1, 1)	7.0	W	25	4	0	0	7	0	0	0	0	0	0	63	88	0.00	0.571
43 Luis Avilán, L ERA: 5.71	(8, 1)	1.1		4	0	0	0	0	1	0	0	0	0	0	8	16	0.00	0.750
27 Jeurys Familia, R ERA: 7.22	(9, 1)	0.2		2	0	0	0	1	0	0	0	0	0	0	7	11	0.00	0.000

PITCHER	IP	WLS	BF	H	R	ER	SO	BB	IBB	HBP	BLK	WP	HR	S	P	ERA	WHIP

BOTTOM

New York Mets @ Chicago White Sox

Guaranteed Rate Field, Chicago, IL

Thu Aug 01 2019, 1:11 PM - 3:43 PM CDT

Att. 23,477 - Sunny - 74 F

livebaseballscorecards.com

AB	30
R	0
H	4
RBI	0
BB	1
SO	8
LOB	8

Batter	1	2	3	4	5	6	7	8	9	AB	R	H	RBI	BB	SO	LOB
6 Jeff McNeil, L (1, 9) OBP: 0.393, SLG: 0.504	X FF 91 0-0 20 2B 2B	S FF 91 F FF 91 F SL 82 B FF 92 B SL 84 D CH 84 B SI 91 4-2 ② 30 FC5-6 2-3 BB		B CH 82 S SI 90 S FF 91 F FF 92 X SL 82 1-2 ② L8			C SI 94 F SI 95 F SL 90 B SL 83 S SL 90 1-3 ② K		C FF 98 S FF 100 F FF 101 B FF 99 X SL 90 1-2 ① P4	4	1	1	0	1	1	0
30 Michael Conforto, L (1, 8) OBP: 0.360, SLG: 0.481	S SI 91 X FF 92 0-1 ① L3	C FF 91 X FF 92 0-1 ③ FC5-6 1-2f		X FF 92 0-0 ③ F7			F SI 95 B SL 85 S SL 86 B SL 90 X SI 94 2-2 20 1B 24 E 1B		B FF 100 B FF 100 B FF 97 C FF 99 X FF 97 3-1 ② F7	5	1	1	0	0	0	2
20 Pete Alonso, R (1, 3) OBP: 0.363, SLG: 0.583	X SL 86 0-0 24 1B 40 G5-3 2-H 2B		B FF 90 B SI 88 B FF 89 C FF 90 B FF 91 4-1 40 FC2-5 24 1B BB		C FF 90 C FF 90 B FF 91 B SI 88 C FF 91 2-3 ① K		1 SAFE 1 SAFE B FF 95 F FF 94 B FF 94 F FF 94 X FF 94 2-2 24 E 1-3 1B		C CU 83 C CU 82 C FF 98 0-3 ③ K	4	1	2	1	1	2	0
24 Robinson Canó, L (1, 4) OBP: 0.284, SLG: 0.399	B SI 91 C CH 85 X FF 92 1-1 28 WP 40 G5-3 2-3 1B		F SI 89 B FF 92 B SI 89 B CH 85 X SI 90 3-1 40 FC2-5 28 2B 1-2 1B		B SL 84 X CH 84 1-0 ② G3-1		C FF 94 F SL 82 D SL 82 F FF 95 B FF 95 F FF 95 X FF 94 2-2 E6 1-3 3-H			4	1	2	0	0	0	1
40 Wilson Ramos, R (1, 2) OBP: 0.330, SLG: 0.377	C SI 92 X SI 92 0-1 ② G5-3 1-2 3-H		B FF 93 B SL 83 C FF 91 X SL 83 2-1 ① FC2-5 28 2B 21 FC5-2-5 1-2 2-3f		F FF 91 F SL 82 X SL 84 0-2 ③ G5-3		D SL 82 B FF 94 B FF 94 X FF 94 3-0 ③ G6-3			4	0	0	1	0	0	5
28 J.D. Davis, R (1, 7) OBP: 0.367, SLG: 0.478	B FF 94 S FF 93 B SI 91 F SL 85 F FF 94 F FF 94 B FF 94 F SL 85 B FF 95 4-2 2-3 BB		F SL 83 B FF 92 X SI 88 1-1 1-3 2-H 2B			B FF 91 F SL 83 S SL 83 B FF 92 B SL 83 X SL 83 3-2 ① G6-3		C FF 94 B FF 96 B SL 82 S FF 96 C FF 96 2-3 ① K		3	0	1	1	1	1	0
21 Todd Frazier, R (1, 5) OBP: 0.319, SLG: 0.428	C SI 91 B SI 90 1 SAFE F FF 94 F FF 93 X SL 84 1-2 ③ P4		B SI 90 D SL 84 B SL 84 C FF 92 X SI 90 3-1 ② FC5-2-5 3-H			B SL 83 B FF 91 S FF 91 S SI 89 C FF 91 2-3 ② K		C FF 96 X FF 95 0-1 ② G6-3		4	0	0	0	0	1	4
1 Amed Rosario, R (1, 6) OBP: 0.316, SLG: 0.438		C FF 91 C SI 89 B SI 88 X SL 84 1-2 6 CS 32 SH1-4 1B	F SL 84 X FF 91 0-1 ③ G5-3			S SL 83 F SL 80 X FF 92 0-2 ③ P3		S SL 83 T SL 80 F FF 95 F SL 82 B FF 96 F SL 82 X FF 96 1-2 1B		4	0	2	0	0	0	2
32 Steven Matz, R (1, 1) OBP: 0.229, SLG: 0.314 65 Robert Gsellman, R (4, 1) 11 Adeiny Hechavarría, R (7, PH) OBP: 0.286, SLG: 0.411 49 Tyler Bashlor, R (7, 1) 23 Aaron Altherr, R (8, PH) OBP: 0.182, SLG: 0.152 27 Jeurys Familia, R (8, 1)		F FF 91 D SL 84 X SI 89 1-1 ① SH1-4 1-2		C FF 90 X SI 87 0-1 ① L5			C SI 92 B SI 93 X SL 85 1-1 ① L7	B SL 82 S FF 95 F FF 96 S SL 81 1-3 ③ K		1 0 1 0 1 0	0 0 0 0 0 0	0 0 0 0 1 0	0 0 0 0 1 0	0 0 0 0 0 0	0 0 0 0 1 0	0 0 0 0 1 0
Inning Stats	R: 2 E: 0 K: 0 S: 17 H: 3 LOB: 2 BB: 1 P: 23	R: 0 E: 0 K: 0 S: 10 H: 1 LOB: 1 BB: 1 P: 16	R: 1 E: 0 K: 0 S: 11 H: 2 LOB: 2 BB: 1 P: 24	R: 0 E: 0 K: 0 S: 7 H: 0 LOB: 0 BB: 0 P: 8	R: 0 E: 0 K: 1 S: 7 H: 0 LOB: 0 BB: 0 P: 10	R: 0 E: 0 K: 1 S: 9 H: 0 LOB: 0 BB: 0 P: 14	R: 1 E: 1 K: 1 S: 18 H: 2 LOB: 2 BB: 0 P: 29	R: 0 E: 0 K: 2 S: 14 H: 1 LOB: 1 BB: 0 P: 18	R: 0 E: 0 K: 1 S: 9 H: 0 LOB: 0 BB: 0 P: 13	1B: 6 2B: 3 3B: 0 HR: 0 SF: 0 SAC: 1 DP: 0 HBP: 0						

TOP

New York Mets @ Pittsburgh Pirates

PNC Park, Pittsburgh, PA

Fri Aug 02 2019, 7:07 PM - 10:18 PM EDT

Att. 24,311 - Rain - 74 F

livebaseballscorecards.com

AB	35
R	4
H	9
RBI	3
BB	3
SO	6
LOB	15

WP: 1 PA: 39
PB: 0
SB: 0
CS: 1

PITCHER		IP	WLS	BF	H	R	ER	SO	BB	IBB	HBP	BLK	WP	HR	S	P	ERA	WHIP
34 Trevor Williams, R ERA: 4.75	(1, 1)	6.0	W	26	6	3	3	2	3	0	0	0	1	0	61	95	4.50	1.500
47 Francisco Liriano, L ERA: 3.14	(7, 1)	0.2	H	3	1	1	0	1	0	0	0	0	0	0	9	13	0.00	1.500
48 Richard Rodríguez, R ERA: 3.23	(7, 1)	0.1	H	3	1	0	0	0	0	0	0	0	0	0	9	16	0.00	3.000
30 Kyle Crick, R ERA: 3.46	(8, 1)	1.0		4	1	0	0	2	0	0	0	0	0	0	14	18	0.00	1.000
73 Felipe Vázquez, L ERA: 1.83	(9, 1)	1.0		3	0	0	0	1	0	0	0	0	0	0	9	13	0.00	0.000

PITCHER	IP	WLS	BF	H	R	ER	SO	BB	IBB	HBP	BLK	WP	HR	S	P	ERA	WHIP

New York Mets @ Pittsburgh Pirates

PNC Park, Pittsburgh, PA

Fri Aug 02 2019, 7:07 PM - 10:18 PM EDT

Att. 24,311 - Rain - 74 F

BOTTOM

livebaseballscorecards.com

Batter	1	2	3	4	5	6	7	8	9	AB	R	H	RBI	BB	SO	LOB
27 Kevin Newman, R (1, 6) OBP: 0.356, SLG: 0.430	C SI 94 X SI 94 0-1 ① G3		X SL 90 0-0 ③ L5	B SL 89 F SI 95 B SI 94 B SL 90 C SI 95 D SI 95 4-2 BB			X FF 97 0-0 10 1B 6 HR 1B	B SL 88 X SI 96 1-0 10 BB 1-2 1B		4	1	2	0	1	0	0
10 Bryan Reynolds, S (1, 7) OBP: 0.399, SLG: 0.502	C SI 94 B CU 79 B SL 91 S SI 95 X CU 80 2-2 ② G1-3			B CU 75 4-2 S SI 95 C CH 85 B SL 91 B SI 95 B SI 95 6 1B 55 1B BB B SI 95 C CH 85 B SI 95 X SI 94 2-1 ③ F7			1 SAFE X FF 97 0-0 6 HR 1-2 1B	B SI 97 C SL 89 B SI 97 S SI 98 D SL 90 B SI 96 4-2 1-2 2-3 BB		3	2	1	0	2	0	2
6 Starling Marte, R (1, 8) OBP: 0.327, SLG: 0.501	B SI 94 C CH 87 B SI 95 F CH 87 B SI 95 F CU 80 S SI 95 3-3 ③ K			X SI 93 0-0 55 1B 36 1B 1-2 1B	F SI 92 S SL 89 X SL 90 0-2 ① F9		B SL 82 B SL 82 F FF 98 C FF 98 D SL 83 X FF 98 3-2 1-H 2-H HR	C SI 97 D SL 90 F SI 96 S SI 97 1-3 ③ K		5	2	2	3	0	2	3
55 Josh Bell, S (1, 3) OBP: 0.365, SLG: 0.585		B SI 95 F SI 95 C SL 90 F CU 79 B SI 95 F CH 86 S SI 94 2-3 ① K		B CH 84 X SI 94 1-0 36 1B 53 2B 1-2 2-H 1B	F SI 95 B SI 95 T CH 87 B SI 96 B CH 88 B CU 82 4-2 36 G6-4-3 BB		B CH 88 B CH 88 X FF 95 2-0 ② P5			3	1	1	1	1	1	0
36 José Osuna, R (1, 5) OBP: 0.347, SLG: 0.609 47 Francisco Liriano, L (7, 1) OBP: 1.000, SLG: 1.000 48 Richard Rodríguez, R (7, 1) 15 Pablo Reyes, R (7, PH) OBP: 0.209, SLG: 0.128 30 Kyle Crick, L (8, 1) 73 Felipe Vázquez, L (9, 1)		C CU 76 X CH 86 0-1 53 FC5-4 1B		C SI 93 B SL 90 S SL 90 D CU 79 F SI 93 X CH 84 2-2 53 2B 1-2 2-H 1B	X SI 95 0-0 ② ③ G6-4-3 1-2f		B FF 96 B FF 95 B FF 94 F FF 95 F FF 95 B FF 96 4-2 53 E 53 S BB			3 0 0 0 0 0	1 0 0 0 0 0	2 0 0 0 0 0	1 0 0 0 1 0	0 0 0 0 0 0	0 0 0 0 0 0	1 0 0 0 0 0
53 Melky Cabrera, S (1, 9) OBP: 0.337, SLG: 0.444	C SI 94 X SL 89 0-1 ② FC5-4 26 FC6 1-2f			C SL 91 X SL 90 0-1 26 G4-3 32 1B 1-H 2-H 2B		B SI 95 B SI 95 B SI 94 C SI 92 C CH 86 X SI 95 3-2 ① P6	B FF 93 B CH 87 S CH 88 F FF 95 X CH 88 2-2 ③ L8 1-3			4	1	1	2	0	0	2
26 Adam Frazier, L (1, 4) OBP: 0.332, SLG: 0.395	B SI 95 C SI 94 B SI 95 B CU 79 X SI 95 3-1 ③ FC6 1-2f			X SI 94 0-0 ① G4-3 2-3		F CH 87 B SI 95 S SI 95 F SI 96 B FF 96 F CH 88 F SI 95 S CU 83 2-3 ② K		X SI 95 0-0 ① F8		4	0	0	0	0	1	2
32 Elias Díaz, R (1, 2) OBP: 0.305, SLG: 0.326			B SI 94 B CH 84 C SI 95 B SI 94 C CH 85 C SI 94 3-3 ① K	F SL 90 B SL 89 X CU 80 1-1 34 SH2-3 3-H 1B		F FF 96 S SL 92 B CU 84 B SL 89 B SI 95 F SL 91 X SI 96 3-2 ③ G6-3		B SI 95 B SL 87 B SI 95 C SI 96 B SI 95 4-1 10 WP 27 1B BB		3	0	1	1	1	1	0
34 Trevor Williams, R (1, 1) OBP: 0.240, SLG: 0.208 19 Colin Moran, L (7, 5) OBP: 0.325, SLG: 0.453			B SI 94 B SI 95 C SI 94 B SI 94 S SI 95 C SI 94 3-3 ② K	X SI 94 0-0 ② SH2-3 1-2			B FF 96 B CH 87 X FF 95 2-0 ① F8	F SI 97 X SI 97 0-1 ② F7		1 2	0 0	0 0	0 0	0 0	1 0	0 1
Inning Stats	R: 0 E: 0 K: 1 S: 9 H: 0 LOB: 0 BB: 0 P: 14	R: 0 E: 0 K: 1 S: 11 H: 1 LOB: 1 BB: 0 P: 16	R: 0 E: 0 K: 2 S: 7 H: 0 LOB: 0 BB: 0 P: 13	R: 5 E: 0 K: 0 S: 18 H: 5 LOB: 2 BB: 2 P: 32	R: 0 E: 0 K: 0 S: 6 H: 0 LOB: 0 BB: 1 P: 10	R: 0 E: 0 K: 1 S: 13 H: 0 LOB: 0 BB: 0 P: 21	R: 3 E: 0 K: 0 S: 12 H: 3 LOB: 1 BB: 1 P: 25	R: 0 E: 0 K: 1 S: 10 H: 1 LOB: 3 BB: 2 P: 20		1B: 8 2B: 1 3B: 0 HR: 1 SF: 0 SAC: 1 DP: 1 HBP: 0	WP: 1 PB: 0 SB: 1 CS: 0 PA: 39					

	AB	32
	R	8
	H	10
	RBI	8
	BB	6
	SO	6
	LOB	11

PITCHER		IP	WLS	BF	H	R	ER	SO	BB	IBB	HBP	BLK	WP	HR	S	P	ERA	WHIP
32 Steven Matz, L ERA: 4.6	(1, 1)	3.2	L	18	6	5	5	4	1	0	0	0	0	0	41	65	12.27	1.909
65 Robert Gsellman, R ERA: 4.53	(4, 1)	2.1		8	0	0	0	1	2	0	0	0	0	0	23	41	0.00	0.857
49 Tyler Bashlor, R ERA: 7.16	(7, 1)	1.0		7	3	3	3	0	1	0	0	0	0	1	12	25	27.00	4.000
27 Jeurys Familia, R ERA: 7.01	(8, 1)	1.0		6	1	0	0	1	2	0	0	0	1	0	10	20	0.00	3.000

PITCHER		IP	WLS	BF	H	R	ER	SO	BB	IBB	HBP	BLK	WP	HR	S	P	ERA	WHIP

New York Mets @ Pittsburgh Pirates

PNC Park, Pittsburgh, PA

Sat Aug 03 2019, 7:08 PM - 10:28 PM EDT

Att. 37,335 - Partly Cloudy - 82 F

TOP

livebaseballscorecards.com

Batter	1	2	3	4	5	6	7	8	9	AB	R	H	RBI	BB	SO	LOB
1 Amed Rosario, R (1, 6) OBP: 0.322, SLG: 0.443	B FF 93 F FF 94 B FF 94 S SL 88 X SL 89 2-2 24 1B 30 S 40 1B 1B	B CU 82 B FF 95 B FF 95 C FF 94 B FF 95 4-1 BB		C SL 89 X FF 96 0-1 ③ L8			F SL 82 B FF 95 X SL 80 1-1 2B		C SL 86 L FF 93 B FF 93 F FF 93 1 SAFE X SL 85 1-2 30 G1 1-2 40 2B 1B	4	2	3	0	1	0	0
30 Michael Conforto, L (1, 9) OBP: 0.361, SLG: 0.477	B CH 87 B CH 87 1 SAFE S FF 93 F SL 89 B FF 94 F SL 89 F FF 95 4-2 B FF 94 40 1B 24 1B 1-2 BB	D CH 88 C SL 89 F FF 94 F SL 89 X FF 96 1-2 ③ F7			C CU 82 B FF 94 F CH 90 H SL 91 2-2 20 G5-4-3 HBP		B FF 94 B FF 94 D CH 87 C FF 95 F FF 94 X FF 96 3-2 ② G6-3		F FF 93 F FF 93 X CU 78 0-2 ① G1 1-2 2-3	3	0	0	0	1	0	4
20 Pete Alonso, R (1, 3) OBP: 0.361, SLG: 0.580	F FF 94 C FF 94 B FF 95 S SL 90 1-3 ① K		F CH 88 B FF 94 B FF 95 F FF 95 X SL 91 2-2 2B		C FF 95 F FF 96 X FF 95 0-2 ①② G5-4-3 1-2f		S FF 95 F FF 94 F FF 95 S SL 82 0-3 ③ K		B SL 86 S FF 94 B SL 87 F FF 94 S FF 94 2-3 ② K	5	0	1	0	0	3	6
24 Robinson Canó, L (1, 4) OBP: 0.289, SLG: 0.404 39 Edwin Díaz, R (9, 1)	C FF 94 D CH 90 X SL 89 1-1 40 1B 1-2 2-3 1B		C FF 94 B SL 90 C FF 95 S FF 94 1-3 ① K		S SL 91 F SI 97 X CU 84 0-2 ③ P5			S FF 96 X FF 96 0-1 40 HR 2B	0-0 40 2B IBB	4 0	2 0	2 0	0 0	1 0	1 0	1 0
40 Wilson Ramos, R (1, 2) OBP: 0.337, SLG: 0.396	S FF 94 F FF 95 X SL 91 0-2 1-2 2-3 3-H 1B		C FF 95 B FF 94 X FF 94 1-1 1B			B SL 89 S SL 89 X FF 94 1-1 ① G6-3		D SL 82 X SL 83 1-0 2-H HR	B FF 92 X FF 93 1-0 1-H 2-H 3-H 2B	5	1	4	6	0	0	0
28 J.D. Davis, R (1, 7) OBP: 0.362, SLG: 0.471 67 Seth Lugo, R (8, 1) 11 Adeiny Hechavarría, R (9, PH) OBP: 0.284, SLG: 0.408 (9, 4)	B FF 95 C FF 95 F FF 95 B FF 95 S FF 95 2-3 ② K		X FF 94 0-0 ② F8			C FF 94 C SL 90 B S FF 96 1-3 ② K		S FF 97 X SL 83 0-1 ① G6-3	C SL 85 X SI 96 0-1 ③ G1-3	4 0 1	0 0 0	0 0 0	0 0 0	0 0 0	2 0 0	5 0 1
21 Todd Frazier, R (1, 5) OBP: 0.315, SLG: 0.422	S SL 91 D SL 90 B FF 96 C FF 95 X FF 95 2-2 ③ G1-3		C FF 95 X FF 95 0-1 ③ L7			B FF 96 S SL 90 X SL 90 1-1 ③ G5-3		B SL 84 F FF 95 C SL 82 F SL 82 S SL 82 1-3 ② K		4	0	0	0	0	1	5
12 Juan Lagares, R (1, 8) OBP: 0.251, SLG: 0.263 38 Justin Wilson, L (7, 1) 23 Aaron Altherr, R (8, PH) OBP: 0.100, SLG: 0.149 (8, 8)		C FF 92 B FF 94 S FF 93 F SL 89 B SL 89 X SL 88 2-2 ① G4-3		B CU 83 X SL 88 1-0 ① L4			C FF 95 F FF 94 B SL 82 F SL 82 F FF 97 B FF 95 S FF 96 2-3 ① K		B FF 96 C X SL 83 1-1 ③ L7	3 0 1	0 0 0	0 0 0	0 0 0	0 0 0	1 0 0	0 0 0
7 Marcus Stroman, R (1, 1) 43 Luis Avilán, L (5, 1) 35 Jacob Rhame, R (5, 1) 6 Jeff McNeil, L (7, PH) OBP: 0.393, SLG: 0.512 (7, 9) (8, 7)		F FF 94 S SL 90 S SL 89 0-3 ② K		C SL 88 B FF 96 F FF 94 S SL 91 1-3 ② K			X FF 95 0-0 HR		X SL 84 0-0 E3 30 G1 1 1B 40 2B	2 0 0 2	0 0 0 2	0 0 0 1	0 0 0 1	0 0 0 0	2 0 0 0	0 0 0 0

	AB	R	H	RBI	BB	SO	LOB
	38	7	11	7	3	10	22

Inning Stats	1	2	3	4	5	6	7	8	9
	R: 1 E: 0 K: 2 S: 21	R: 0 E: 0 K: 1 S: 12	R: 0 E: 0 K: 1 S: 11	R: 0 E: 0 K: 1 S: 6	R: 0 E: 0 K: 0 S: 8	R: 0 E: 0 K: 1 S: 7	R: 1 E: 0 K: 2 S: 15	R: 2 E: 0 K: 1 S: 11	R: 3 E: 1 K: 1 S: 14
	H: 3 LOB: 3 BB: 1 P: 33	H: 0 LOB: 1 BB: 1 P: 19	H: 2 LOB: 2 BB: 0 P: 15	H: 0 LOB: 0 BB: 0 P: 8	H: 0 LOB: 0 BB: 0 P: 10	H: 0 LOB: 0 BB: 0 P: 10	H: 2 LOB: 1 BB: 0 P: 21	H: 2 LOB: 0 BB: 0 P: 14	H: 2 LOB: 1 BB: 1 P: 18

	1B: 5	SF: 0	WP: 0	PA: 42
	2B: 4	SAC: 0	PB: 0	
	3B: 0	DP: 1	SB: 1	
	HR: 2	HBP: 1	CS: 0	

PITCHER		IP	WLS	BF	H	R	ER	SO	BB	IBB	HBP	BLK	WP	HR	S	P	ERA	WHIP
24 Chris Archer, R ERA: 5.35	(1, 1)	6.0		25	5	1	1	6	2	0	1	0	0	0	65	95	1.50	1.167
45 Michael Feliz, R ERA: 4.37	(7, 1)	1.0	H	5	2	1	1	2	0	0	0	0	0	1	15	21	9.00	2.000
30 Kyle Crick, R ERA: 3.83	(8, 1)	1.0	L	5	2	2	2	1	0	0	0	0	0	1	11	14	18.00	2.000
46 Chris Stratton, R ERA: 5.67	(9, 1)	0.2		6	2	3	0	1	0	1	0	0	0	0	12	16	0.00	3.000
72 Geoff Hartlieb, R ERA: 8.02	(9, 1)	0.1		1	0	0	0	0	0	0	0	0	0	0	2	2	0.00	0.000

PITCHER		IP	WLS	BF	H	R	ER	SO	BB	IBB	HBP	BLK	WP	HR	S	P	ERA	WHIP

Batter	1	2	3	4	5	6	7	8	9	AB	R	H	RBI	BB	SO	LOB
26 Adam Frazier, L (1, 4) OBP: 0.333, SLG: 0.395	B SI 93 B SI 93 C SI 92 X FC 91 2-1 10 1B 6 1B 1B	B SI 92 F CH 86 X FC 91 1-1 6 L9 10 1B 1B		C SI 92 B SV 83 X SV 84 1-1 ③ F8		B FF 93 F FF 93 B FS 84 X FF 92 2-1 ② F8			C FF 97 F SL 90 F FF 98 S FF 98 0-3 ① K	5	1	2	0	0	1	0
10 Bryan Reynolds, S (1, 7) OBP: 0.408, SLG: 0.512	B SI 92 B SI 93 B SI 93 C SI 93 F FC 91 X SI 92 3-2 55 1B 6 1B 36 BB 1-3 1B	B SI 93 C FC 91 F SI 93 1 SAFE P CH 84 1 SAFE F SV 86 F SI 92 X FC 92 2-2 1-2 1B			C SV 85 B SI 92 X SI 92 1-1 55 WP 27 HBP 2B	B FS 85 B FS 84 B FF 92 C FF 91 F FF 94 B FF 94 4-2 6 2-4 BB			B FF 99 C FF 98 F FF 99 X FF 100 1-2 6 HR 1B	4	3	4	0	1	0	0
6 Starling Marte, R (1, 8) OBP: 0.330, SLG: 0.510	B SV 86 B SI 94 S SV 85 C SI 92 B SV 87 X SV 87 3-2 36 BB 55 1B 27 FC1-2 1-2 3-H 1B	X SI 92 0-0 L9 2-3			X SI 92 0-0 ① L6	D SL 85 1-0 ③ 2-4 1-2	F FF 95 B SL 85 B FF 95 X FF 95 2-1 19 S 1B		C SL 90 D SL 92 S SL 90 D SL 90 X FF 98 2-2 1-H HR	5	1	3	3	0	0	3
55 Josh Bell, S (1, 3) OBP: 0.365, SLG: 0.581	B SI 93 B FC 92 B FC 92 F SI 92 X SI 93 3-1 27 FC1-2 36 BB 1-2 2-3 1B	B SI 93 B FC 91 B CH 87 S FC 92 C SI 93 X FC 92 3-2 ③ L8			B FC 92 S FC 91 B SI 93 D SV 85 B SI 93 4-1 27 HBP 36 BB 2-3 BB		S FC 90 B FF 96 S FF 95 D FC 91 F FF 94 S FF 94 2-3 ① K		F FF 98 C FF 98 S FF 98 0-3 ② K	4	0	1	0	1	2	3
19 Colin Moran, L (1, 5) OBP: 0.323, SLG: 0.447	S SI 93 X FC 92 0-1 ① L3		C SI 92 F SV 85 X SI 93 0-2 ① G1-3		S SI 90 F SI 91 D CH 83 S CH 83 1-3 ② K		B FF 95 B FC 90 D FF 96 C FF 95 B FF 94 4-1 53 G5-4-3 1-3 BB		C FF 98 F FF 99 S FF 100 0-3 ③ K	4	0	0	0	1	2	5
36 José Osuna, R (1, 9) OBP: 0.356, SLG: 0.602 45 Michael Feliz, R (7, 1) 53 Melky Cabrera, S (7, PH) OBP: 0.336, SLG: 0.442 30 Kyle Crick, L (8, 1) 46 Chris Stratton, R (9, 1) 72 Geoff Hartlieb, R (9, 1)	B FC 93 F SI 93 S SV 86 B SV 87 B SV 87 F SV 86 B SI 93 4-2 27 FC1-2 1-2 2-3 3-H BB		B SI 92 F SI 92 B SV 88 F SI 92 S SV 87 2-3 ② K		D CH 83 F CU 72 B CH 81 B SI 90 B CH 82 4-1 27 HBP 1-2 BB		X FC 90 0-0 ②③ G5-4-3 1-2f			1 0 0 1 0 0 0	0 0 0 0 0 0 0	0 0 0 0 0 0 0	1 0 0 0 0 0 0	2 0 0 0 0 0 0	1 0 0 0 0 0 0	0 0 2 0 0 0 0
27 Kevin Newman, R (1, 6) OBP: 0.355, SLG: 0.426	B SV 88 F SI 93 X SI 92 1-1 ② FC1-2 1-2 2-3 3-Hf		C SV 83 F SI 92 B SI 92 B SV 86 X SV 85 2-2 ③ G6-3		C SI 91 D CH 82 H CU 75 2-1 58 FC6-4 1-2 2-3 3-H HBP			B SI 94 C SI 92 C FF 96 C SI 96 1-3 ① K		3	0	0	1	0	1	3
58 Jacob Stallings, R (1, 2) OBP: 0.344, SLG: 0.376	F SV 87 X SI 92 0-1 ③ P3			C FC 92 B SV 86 B SI 92 F SI 92 X SI 92 2-2 ① G5-3	B FF 94 X FF 95 1-0 ③ FC6-4 1-2f			C CU 80 X SI 96 0-1 ② G5-3		4	0	0	0	0	0	6
24 Chris Archer, R (1, 1) OBP: 0.194, SLG: 0.121 15 Pablo Reyes, R (6, PH) OBP: 0.200, SLG: 0.122 (7, 9)		C SI 91 B SI 93 F SI 92 S SV 83 1-3 ① K		C SI 91 B CH 89 C SV 82 B CU 79 F SI 91 S FC 89 2-3 ② K		X FF 93 0-0 ① G5-3			C FF 96 B CU 82 B CU 81 X SI 95 2-1 ③ G4-3	2 2	0 0	0 0	0 0	0 0	2 0	0 0
Inning Stats	R: 2 E: 0 K: 0 S: 19 H: 4 LOB: 3 BB: 1 P: 35	R: 0 E: 0 K: 1 S: 15 H: 2 LOB: 2 BB: 0 P: 21	R: 0 E: 0 K: 1 S: 9 H: 0 LOB: 0 BB: 0 P: 13	R: 0 E: 0 K: 1 S: 9 H: 0 LOB: 0 BB: 0 P: 14	R: 1 E: 0 K: 1 S: 10 H: 1 LOB: 3 BB: 2 P: 23	R: 0 E: 0 K: 0 S: 5 H: 0 LOB: 1 BB: 1 P: 12	R: 0 E: 0 K: 1 S: 8 H: 1 LOB: 1 BB: 1 P: 16	R: 0 E: 0 K: 1 S: 7 H: 0 LOB: 0 BB: 0 P: 10	R: 2 E: 0 K: 3 S: 16 H: 2 LOB: 0 BB: 0 P: 19	1B: 8 2B: 1 3B: 0 HR: 1	SF: 0 SAC: 0 DP: 1 HBP: 1		WP: 1 PB: 0 SB: 2 CS: 0	PA: 41			

BOTTOM

New York Mets @ Pittsburgh Pirates

PNC Park, Pittsburgh, PA

Sat Aug 03 2019, 7:08 PM - 10:28 PM EDT

Att. 37,335 - Partly Cloudy - 82 F

livebaseballscorecards.com

AB	35
R	5
H	10
RBI	5
BB	5
SO	9
LOB	22

PITCHER		IP	WLS	BF	H	R	ER	SO	BB	IBB	HBP	BLK	WP	HR	S	P	ERA	WHIP
7 Marcus Stroman, R ERA: 3.07	(1, 1)	4.1		22	7	3	3	3	2	0	0	0	1	0	56	92	6.23	2.077
43 Luis Avilán, L ERA: 5.6	(5, 1)	0.1		3	0	0	0	1	1	0	1	0	0	0	5	12	0.00	3.000
35 Jacob Rhame, R ERA: 4.26	(5, 1)	1.1		5	0	0	0	0	1	0	0	0	0	0	6	14	0.00	0.750
38 Justin Wilson, L ERA: 2.75	(7, 1)	1.0	W	4	1	0	0	1	1	0	0	0	0	0	8	16	0.00	2.000
67 Seth Lugo, R ERA: 2.68	(8, 1)	1.0	H	3	0	0	0	1	0	0	0	0	0	0	7	10	0.00	0.000
39 Edwin Díaz, R ERA: 5.44	(9, 1)	1.0		5	2	2	2	3	0	0	0	0	0	1	16	19	18.00	2.000

Batter	1	2	3	4	5	6	7	8	9	AB	R	H	RBI	BB	SO	LOB
6 Jeff McNeil, L (1, 9) (4, 4) OBP: 0.397, SLG: 0.523	F SI 92 X CH 87 0-1 ① G6-3		B SL 83 X SI 92 1-0 30 WP 21 1B 2B	S CH 86 C FC 87 B FF 91 F FF 92 B CH 85 B SL 84 F FC 89 F FF 93 H CU 84 4-2 30 2B 21 1B HBP		B CH 86 D CH 87 F CH 85 B SI 91 C SI 92 D CH 88 4-2 12 2B 1 E 1-2 BB	X CU 80 0-0 1-H HR	C FF 97 F SL 86 F FF 96 F SL 83 B SL 83 X SL 85 1-2 ③ F7	4	4	2	2	1	0	0
30 Michael Conforto, L (1, 8) (4, 9) OBP: 0.362, SLG: 0.488 23 Aaron Altherr, R (6, 9) OBP: 0.098, SLG: 0.146	X SI 92 0-0 HR		B CH 85 F FC 88 D SL 82 C FC 89 F FF 93 B SL 84 S SL 84 3-3 ① K 2-3	X FF 92 0-0 21 1B 2B 1-3		X SI 93 0-0 ① F7	C CH 86 B FF 93 B CH 87 S CH 86 F FF 94 S CH 88 2-3 ② K		4 1	2 0	2 0	1 0	0 0	1 1	3 0
21 Todd Frazier, R (1, 3) OBP: 0.319, SLG: 0.429 20 Pete Alonso, R (7, 3) OBP: 0.361, SLG: 0.580	S FC 89 B FF 94 F FF 93 F FF 94 B SL 84 B SL 84 F FC 88 F SI 92 S CH 86 3-3 ② K		B SI 92 C SL 83 X SL 84 1-1 24 2B 1B 3-H	C FC 89 B FF 92 X SI 92 1-1 24 1B 2-H 3-H 1B		B CH 87 F FF 94 C CH 88 C FF 94 1-3 ② K	B FF 93 F CH 86 X CU 80 1-1 2B		5 0	1 0	3 0	3 0	0 0	2 0	2 0
24 Robinson Canó, L (1, 4) OBP: 0.295, SLG: 0.415 12 Juan Lagares, R (4, 8) OBP: 0.254, SLG: 0.272	S CU 81 X CU 81 0-1 28 HR 2B		S FF 91 B CH 86 B SL 83 S FC 89 X SL 84 2-2 28 1B 2B 1-H	C CH 86 C FF 92 X SI 91 0-2 ② 1B 1-3		D CH 87 X CH 86 1-0 1 E 1-3 2-H 2B	X SI 93 0-0 ③ L9		3 2	2 1	3 1	1 1	0 0	0 0	0 1
28 J.D. Davis, R (1, 7) OBP: 0.366, SLG: 0.483	B FF 92 X CH 86 1-0 2-H HR		B FF 92 S FF 92 X FF 93 1-1 1 1B 2-H 1B	X CU 81 0-0 ③ G6-3		B FF 94 B FF 93 C CH 88 S FF 93 B FF 94 D CH 88 4-2 1 E BB		B SL 85 B FF 96 C FF 96 C SL 86 X SL 84 2-2 ① G4-3	4	1	2	3	1	0	1
1 Amed Rosario, R (1, 6) OBP: 0.320, SLG: 0.440	B SI 92 F FF 92 B SI 91 F SL 82 X SL 82 2-2 ③ G1-3		X SL 82 0-0 3 FC6-4 1-2 1B	C FF 92 S CH 86 F SI 92 S CH 88 0-3 ① K	X CH 85 0-0 E5 1-3 2-H 3-H		C SL 84 S SL 85 B SL 84 S SL 83 1-3 ② K		5	0	1	0	0	2	1
11 Adeiny Hechavarría, R (1, 5) OBP: 0.273, SLG: 0.392		F SI 90 B SL 83 F SI 91 S CU 82 1-3 ① K	B SI 92 X FC 88 1-0 ② F8		B CU 82 C CH 87 B SI 92 X CH 88 2-1 ② G5-3	S CU 81 S FF 93 F FF 94 X CU 81 0-2 ③ L9		C SL 84 C FF 97 B SL 85 C SL 82 1-3 ③ K		5	0	0	0	0	2	4
3 Tomás Nido, R (1, 2) OBP: 0.243, SLG: 0.330		C SL 81 S FF 92 S SL 82 0-3 ② K	F SL 82 X FC 89 0-1 ③ FC6-4 1-2f		C FF 93 X SL 83 0-1 ③ G6-3		X CH 83 0-0 ① F8		S SL 84 B FF 97 X SL 84 1-1 ① F8	5	0	0	0	0	1	2
34 Noah Syndergaard, L (1, 1) OBP: 0.154, SLG: 0.260 68 Donnie Hart, L (8, 1) 27 Jeurys Familia, R (9, 1)		X FF 92 0-0 ③ G4-3		B SI 90 F FF 91 S CU 83 C SL 82 1-3 ① K		X SI 91 0-0 6 BB 12 2B 1B	S CU 77 B CU 80 F CH 85 X SI 93 1-2 6 HR 1B		C FF 97 C FF 97 C FF 97 0-3 ② K	4 1 0	2 0 0	2 0 0	0 0 0	0 0 0	1 1 0	0 0 0
Inning Stats	R: 3 E: 0 K: 1 S: 15 H: 3 LOB: 0 BB: 0 P: 21	R: 0 E: 0 K: 2 S: 7 H: 0 LOB: 0 BB: 0 P: 8	R: 3 E: 0 K: 1 S: 16 H: 5 LOB: 2 BB: 0 P: 25	R: 2 E: 0 K: 1 S: 15 H: 3 LOB: 1 BB: 0 P: 21	R: 0 E: 0 K: 1 S: 8 H: 0 LOB: 0 BB: 0 P: 10	R: 3 E: 1 K: 1 S: 15 H: 2 LOB: 2 BB: 2 P: 25	R: 2 E: 0 K: 1 S: 12 H: 3 LOB: 1 BB: 0 P: 16	R: 0 E: 0 K: 2 S: 9 H: 0 LOB: 0 BB: 0 P: 13	R: 0 E: 0 K: 1 S: 10 H: 0 LOB: 0 BB: 0 P: 12	1B: 7 2B: 6 3B: 0 HR: 3 SF: 0 SAC: 0 DP: 0 HBP: 1						

TOP

New York Mets @ Pittsburgh Pirates

PNC Park, Pittsburgh, PA

Sun Aug 04 2019, 1:38 PM - 4:28 PM EDT

Att. 22,716 - Sunny - 85 F

livebaseballscorecards.com

AB	43
R	13
H	16
RBI	11
BB	2
SO	11
LOB	14

PITCHER		IP	WLS	BF	H	R	ER	SO	BB	IBB	HBP	BLK	WP	HR	S	P	ERA	WHIP
59 Joe Musgrove, R ERA: 4.69	(1, 1)	3.1	L	21	10	8	8	5	0	0	1	0	1	2	49	71	21.60	3.000
70 Yefry Ramírez, R ERA: 7.07	(4, 1)	3.2		19	6	5	3	3	2	0	0	0	0	1	39	55	7.36	2.182
49 Parker Markel, R ERA: 10.8	(8, 1)	2.0		6	0	0	0	3	0	0	0	0	0	0	19	25	0.00	0.000

PITCHER	IP	WLS	BF	H	R	ER	SO	BB	IBB	HBP	BLK	WP	HR	S	P	ERA	WHIP

WP: 1 PB: 0 SB: 0 CS: 0 PA: 46

Batter	1	2	3	4	5	6	7	8	9	AB	R	H	RBI	BB	SO	LOB
26 Adam Frazier, L (1, 4) OBP: 0.331, SLG: 0.393	C SI 97 F FF 97 F CU 81 F CH 90 B CH 91 F FF 98 X FF 98 1-2 ① F7		C CH 90 C SL 89 F SL 89 F CH 91 F FF 98 B CU 82 F SI 98 X SL 91 1-2 ② F8			S SI 96 X SI 98 0-1 ② G6-3		S SI 86 B SI 87 X SI 86 1-1 ③ G5-3		2	0	0	0	0	0	0
70 Yefry Ramírez, R (4, 1)										1	0	0	0	0	0	0
49 Parker Markel, R (8, 1)										1	0	0	0	0	0	0
10 Bryan Reynolds, S (1, 7) OBP: 0.406, SLG: 0.508	B SI 98 C FF 97 S FF 98 X FF 99 1-2 6 FC1-6 1B		C SL 90 F SI 98 B CH 92 C SL 91 1-3 ③ K			B SI 97 X FF 97 1-0 ③ F7			C FF 96 T SI 98 B SI 98 S SL 91 1-3 ① K	4	0	1	0	0	2	0
6 Starling Marte, R (1, 8) OBP: 0.327, SLG: 0.505	B SI 98 C SL 87 B SI 97 F FF 98 1 SAFE X SL 88 2-2 ② FC1-6 55 S 1-2f			B FF 96 F FF 97 X SL 89 1-1 ① F8			X CU 81 0-0 ① G6-3		C SI 97 S SL 90 F SI 97 S SL 90 0-3 ② K	4	0	0	0	0	1	1
55 Josh Bell, S (1, 3) OBP: 0.364, SLG: 0.578	B SI 98 1 SAFE B SI 96 B CH 91 T FF 99 X SL 88 3-1 ③ G3 1-2			S SI 97 S CH 89 B CH 90 F SL 88 B FF 97 F SI 98 B CH 92 X SI 98 3-2 ② G3			X FF 96 0-0 53 G1-6-3 19 1B 2B		X SI 96 0-0 HR	2	0	0	0	0	0	1
36 José Osuna, R (6, 3) OBP: 0.369, SLG: 0.653										2	2	2	1	0	0	0
53 Melky Cabrera, S (1, 9) OBP: 0.331, SLG: 0.436		S CU 80 B FF 97 S CU 79 S CH 91 1-3 ① K		F SI 98 C SI 98 X SL 89 0-2 ③ G1-3			B SI 97 F FF 97 B CH 93 F FF 98 F SL 90 X FF 99 2-2 ② G1-6-3 2-3		X SL 90 0-0 ③ G3	4	0	0	0	0	1	1
19 Colin Moran, L (1, 5) OBP: 0.324, SLG: 0.446		S FF 98 B SL 87 X FF 98 1-1 ② G6-3		F FF 97 X FF 97 0-1 ① G4-3			X SI 98 0-0 3-H 1B			3	0	1	1	0	0	0
27 Kevin Newman, R (1, 6) OBP: 0.356, SLG: 0.425	B SL 90 B SI 97 B SI 97 C FF 97 B SI 97 4-1 58 S BB			F SI 97 X SL 90 0-1 ② G6-3			C CU 83 X SI 98 0-1 ③ G6-3			1	0	0	0	1	0	0
2 Erik González, R (7, 6) OBP: 0.293, SLG: 0.288										1	0	0	0	0	0	1
58 Jacob Stallings, R (1, 2) OBP: 0.333, SLG: 0.364	1 SAFE C FF 98 C SI 97 B SL 89 T SL 90 1-2 ③ K 1-2			B FF 97 B SI 97 S FF 97 X FF 98 2-1 ③ P6				S SI 85 C SL 77 B SI 88 X SL 78 1-2 ① G6-3		3	0	0	0	0	1	1
59 Joe Musgrove, R (1, 1) OBP: 0.179, SLG: 0.162			X FF 96 0-0 ① P4			B SI 95 C FF 95 B SL 89 X SI 97 2-1 ① P4		C SL 78 X SI 87 0-1 ② G4-3		1	0	0	0	0	0	0
15 Pablo Reyes, R (4, 4) OBP: 0.191, SLG: 0.116										2	0	0	0	0	0	0
Inning Stats	R: 0 E: 0 K: 0 S: 14 H: 1 LOB: 1 BB: 0 P: 21	R: 0 E: 0 K: 2 S: 9 H: 0 LOB: 1 BB: 1 P: 16	R: 0 E: 0 K: 1 S: 11 H: 0 LOB: 0 BB: 0 P: 13	R: 0 E: 0 K: 0 S: 10 H: 0 LOB: 0 BB: 0 P: 14	R: 0 E: 0 K: 0 S: 6 H: 0 LOB: 0 BB: 0 P: 8	R: 0 E: 0 K: 0 S: 5 H: 0 LOB: 0 BB: 0 P: 8	R: 1 E: 0 K: 0 S: 9 H: 2 LOB: 1 BB: 0 P: 11	R: 0 E: 0 K: 0 S: 7 H: 0 LOB: 0 BB: 0 P: 9	R: 1 E: 0 K: 2 S: 9 H: 1 LOB: 0 BB: 0 P: 10	1B: 2 2B: 1 3B: 0 HR: 1 SF: 0 SAC: 0 DP: 0 HBP: 0						

PITCHER		IP	WLS	BF	H	R	ER	SO	BB	IBB	HBP	BLK	WP	HR	S	P	ERA	WHIP
34 Noah Syndergaard, R ERA: 3.96	(1, 1)	7.0	W	25	3	1	1	3	1	0	0	0	0	0	64	91	1.29	0.571
68 Donnie Hart, L ERA:	(8, 1)	1.0		3	0	0	0	0	0	0	0	0	0	0	7	9	0.00	0.000
27 Jeurys Familia, R ERA: 7.07	(9, 1)	1.0		4	1	1	1	2	0	0	0	0	0	1	9	10	9.00	1.000

PITCHER	IP	WLS	BF	H	R	ER	SO	BB	IBB	HBP	BLK	WP	HR	S	P	ERA	WHIP

BOTTOM

New York Mets @ Pittsburgh Pirates

PNC Park, Pittsburgh, PA

Sun Aug 04 2019, 1:38 PM - 4:28 PM EDT

Att. 22,716 - Sunny - 85 F

livebaseballscorecards.com

AB	31
R	2
H	4
RBI	2
BB	1
SO	5
LOB	5

Batter	1	2	3	4	5	6	7	8	9	AB	R	H	RBI	BB	SO	LOB
55 Jon Berti, R (1, 6) (8, 8) OBP: 0.337, SLG: 0.438	F FF 96 C FF 96 X SL 92 0-2 1 FC6-5 1 S 1B		X FF 95 0-0 2B		C CH 88 C CH 90 S CH 91 0-3 ③ K			X FF 95 0-0 ① FC1-6 1-2f		4	0	2	0	0	1	1
1 Isan Díaz, L (1, 4) OBP: 0.250, SLG: 1.000	1 SAFE S FF 96 B CH 91 B FF 97 F FF 98 B SL 92 F FF 98 X SL 93 3-2 ① FC6-5 26 K2 1-3		B SL 91 S FF 97 B FF 97 X FF 97 2-1 ① P5			S CU 84 C FF 96 B CH 90 F SL 93 X FF 97 1-2 HR		C FF 95 F FF 94 B SL 83 B FC 89 F FF 96 B FF 97 1 SAFE C FF 96 3-3 ② K		4	1	1	1	0	1	3
26 Garrett Cooper, R (1, 3) OBP: 0.348, SLG: 0.450	C SL 91 C FF 97 B FF 97 F FF 97 F FF 97 1 SAFE B SL 92 S CH 90 2-3 ②③ K2 1-2f		F SI 97 B SL 93 F SL 92 F SL 93 S CH 90 1-3 ② K			C SL 94 X SL 91 0-1 ① G3-1		B FC 89 F FF 96 F FF 95 S FF 96 1-3 ③ K		4	0	0	0	0	3	3
15 Brian Anderson, R (1, 9) OBP: 0.327, SLG: 0.442		X CU 86 0-0 13 2B 2B	X FF 97 0-0 ③ F9			C FF 97 F CU 85 B SL 94 F CH 91 X CU 87 1-2 ② P4			B FF 97 B FF 96 B FF 97 C FF 96 H FF 97 4-1 13 FC4-6 HBP	3	1	1	0	0	0	1
13 Starlin Castro, R (1, 5) OBP: 0.275, SLG: 0.357		X FF 95 0-0 2-H 2B		S FF 94 B CH 89 S CH 89 F CH 90 B CH 90 S FF 97 2-3 ① K		B SL 94 B CH 90 C SL 92 B SL 92 S SL 92 X FF 97 3-2 ③ F9			C SL 89 C FF 98 F FF 96 F SL 92 F SL 90 F FF 99 F FF 97 F FF 99 X SL 91 0-2 ① FC4-6 19 BB 1-2f	4	0	1	1	0	1	1
47 Harold Ramírez, R (1, 7) (7, 8) (8, 7) OBP: 0.305, SLG: 0.409		C FF 96 B FF 96 F FF 97 F FF 97 F FF 98 X SL 92 1-2 ① G1-3		S SL 92 X SL 92 0-1 ② G6-3			S SL 90 S SL 91 S SL 91 0-3 ① K		B FF 98 C FF 97 B FF 98 B SL 88 F FF 96 C FF 98 3-3 ② K	4	0	0	0	0	2	2
9 Lewis Brinson, R (1, 8) OBP: 0.238, SLG: 0.253 20 Wei-Yin Chen, R (7, 1) 19 Miguel Rojas, R (9, PH) OBP: 0.344, SLG: 0.387		S FF 96 X FF 97 0-1 ② F8		C SL 92 B SL 93 S CH 91 C FF 98 1-3 ③ K			B SL 92 B SL 93 F FF 96 F FF 97 B CH 91 X SL 94 3-2 ② G5-3		B FF 98 B FF 97 B FF 97 B FF 96 4-0 1-2 BB	3 0 0	0 0 0	0 0 0	0 0 0	0 0 1	1 0 0	1 0 0
38 Jorge Alfaro, R (1, 2) OBP: 0.297, SLG: 0.409		B SL 92 B SL 92 B FF 96 F FF 97 B SL 93 4-1 BB			C FF 96 B FF 95 F CH 88 S FF 97 1-3 ① K		F FF 96 S FF 98 S SL 93 0-3 ③ K		F SL 91 B FF 99 S SL 90 C FF 98 1-3 ③ K	3	0	0	0	1	3	2
64 Robert Dugger, R (1, 1) 56 Tayron Guerrero, R (6, 1) 21 Curtis Granderson, L (7, 7) OBP: 0.287, SLG: 0.353 14 Martín Prado, R (8, PH) OBP: 0.287, SLG: 0.307 2 Yadiel Rivera, R (8, PR) OBP: 0.258, SLG: 0.217 (8, 6)		X FF 98 0-0 ③ F9		X FF 97 0-0 ② F8				X FF 94 0-0 55 FC1-6 1B		2 0 0 1 0	0 0 0 0 0	0 0 0 1 0	0 0 0 0 0	0 0 0 0 0	0 0 0 0 0	2 0 0 0 0
Inning Stats	R: 0 E: 0 K: 1 S: 12 H: 1 LOB: 1 BB: 0 P: 17	R: 1 E: 0 K: 0 S: 11 H: 2 LOB: 2 BB: 1 P: 16	R: 0 E: 0 K: 1 S: 8 H: 1 LOB: 1 BB: 0 P: 11	R: 0 E: 0 K: 2 S: 9 H: 0 LOB: 0 BB: 0 P: 12	R: 0 E: 0 K: 2 S: 7 H: 0 LOB: 0 BB: 0 P: 8	R: 1 E: 0 K: 0 S: 13 H: 1 LOB: 0 BB: 0 P: 18	R: 0 E: 0 K: 2 S: 9 H: 0 LOB: 0 BB: 0 P: 12	R: 0 E: 0 K: 2 S: 9 H: 1 LOB: 1 BB: 0 P: 13	R: 0 E: 0 K: 2 S: 16 H: 0 LOB: 2 BB: 1 P: 28	1B: 2 2B: 4 3B: 0 HR: 1 SF: 0 SAC: 0 DP: 1 HBP: 1						

PITCHER		IP	WLS	BF	H	R	ER	SO	BB	IBB	HBP	BLK	WP	HR	S	P	ERA	WHIP
48 Jacob deGrom, R ERA: 2.77	(1, 1)	7.0	W	26	5	2	2	8	1	0	0	0	0	1	69	94	2.57	0.857
38 Justin Wilson, L ERA: 2.61	(8, 1)	1.0		4	1	0	0	2	0	0	0	0	0	0	9	13	0.00	1.000
39 Edwin Díaz, R ERA: 5.32	(9, 1)	1.0		5	0	0	0	2	1	0	1	0	0	0	16	28	0.00	1.000

PITCHER	IP	WLS	BF	H	R	ER	SO	BB	IBB	HBP	BLK	WP	HR	S	P	ERA	WHIP

TOP

Miami Marlins @ New York Mets

Citi Field, Flushing, NY

Mon Aug 05 2019, 4:10 PM - 7:01 PM EDT

Clear - 80 F

livebaseballscorecards.com

AB	32
R	2
H	6
RBI	2
BB	2
SO	12
LOB	16

MIAMI

PA: 35

WP: 0
PB: 0
SB: 1
CS: 0

BOTTOM

Miami Marlins @ New York Mets

Citi Field, Flushing, NY

Mon Aug 05 2019, 4:10 PM - 7:01 PM EDT

Clear - 80 F

Batter	1	2	3	4	5	6	7	8	9	AB	R	H	RBI	BB	SO	LOB
6 Jeff McNeil, L (1, 4) OBP: 0.397, SLG: 0.529	X SI 90 0-0 HR		X CU 73 0-0 G4-3 ①	B CU 74 B CH 81 C FF 92 F FF 91 F CH 80 X FF 90 2-2 L6-4 ②③ 2-2		1 SAFE F FF 100 1 SAFE F FF 100 X FF 101 0-2 FC3 1-2		S FF 93 F SL 88 F FF 93 X FF 94 0-2 1B		5	1	2	1	0	0	3
1 Amed Rosario, R (1, 6) OBP: 0.321, SLG: 0.447	C FF 91 X SL 80 0-1 L9 ①		B SL 80 X FF 91 1-0 HR		B SL 78 X SL 79 1-0 30 BB 20 1B 1B	S FF 100 C SI 99 C SL 86 0-3 K ②		B FF 91 F FF 91 B CU 72 C CH 84 S SL 86 2-3 K ③		5	2	2	1	0	2	3
30 Michael Conforto, L (1, 9) OBP: 0.363, SLG: 0.485	H CU 73 1-0 HBP		X SI 89 0-0 F7 ②		B SI 89 B SI 90 B SI 89 B SI 88 4-0 28 WP 20 1B 28 SF9 1-2 BB	C SL 86 B SI 102 S FF 100 F FF 100 F FF 101 X SL 88 1-2 G6-3 ③				2	1	0	0	1	0	2
20 Pete Alonso, R (1, 3) OBP: 0.360, SLG: 0.577	C FF 90 C FF 91 S FF 91 0-3 K ②		F FF 89 S FF 90 B FF 90 C SL 80 1-3 K ③		X SL 78 0-0 28 WP 1-2 2-H 1B		F FF 92 F FF 92 S FF 94 0-3 K ①			4	0	1	1	0	3	1
28 J.D. Davis, R (1, 7) OBP: 0.364, SLG: 0.479 39 Edwin Díaz, R (9, 1)	B SL 79 S FF 91 B FF 90 F FF 90 B FF 90 X FF 91 3-2 L9 ③			F FF 90 B FF 91 B CH 79 B FF 91 S FF 91 F FF 91 F FF 92 B FF 91 4-2 12 BB 21 HBP 48 1B BB	C FF 90 B CU 72 X CU 72 1-1 SF9 ① 1-2 2-H		B FF 94 F FF 93 X FF 92 1-1 L1 ②			2 0	1 0	0 0	1 0	1 0	0 0	1 0
21 Todd Frazier, R (1, 5) OBP: 0.322, SLG: 0.426		B SL 78 C SL 79 B SI 89 F FF 91 F FF 90 X SL 80 2-2 G4-3 ①		H SL 79 1-0 12 BB 48 1B 1-2 HBP	F SL 78 B FF 89 F SL 80 B FF 90 F FF 90 X SL 80 2-2 L7 ②		B CU 73 B CU 75 B FF 92 C FF 91 B FF 92 4-1 BB			2	1	0	0	1	0	1
3 Tomás Nido, R (1, 2) OBP: 0.234, SLG: 0.318		B SL 81 C FF 91 S SL 80 S SL 80 1-3 K ②		X SL 78 0-0 F5 ①	B CU 74 B CU 74 S CH 79 B SI 89 X CU 73 3-1 F8 ③		X FF 92 0-0 G3 ③			4	0	0	0	0	1	4
12 Juan Lagares, R (1, 8) OBP: 0.266, SLG: 0.270		F FF 91 B FF 91 B SL 80 S SL 81 B FF 91 D SL 81 4-2 BB		B FF 91 C CH 80 B SL 80 T SL 79 B FF 91 B FF 91 4-2 6 L6-4 48 1B 1-2 2-3 BB		B FF 99 B FF 99 B FF 98 C FF 99 B FF 98 4-1 6 E BB		C FF 92 F FF 93 S CH 86 0-3 K ①		1	0	0	0	3	1	0
48 Jacob deGrom, L (1, 1) OBP: 0.260, SLG: 0.304 38 Justin Wilson, L (8, 1) 23 Aaron Altherr, R (8, PH) OBP: 0.096, SLG: 0.143 (9, 7)		C CU 74 X SI 91 0-1 F7 ③		S FF 90 B FF 90 X SL 78 1-1 1-2 2-H 3-H 1B		B FF 99 S FF 99 S FF 98 F FF 99 S SI 100 1-3 K ①		S CU 75 X CU 76 0-1 F9 ②		3 0 1	0 0 0	1 0 0	2 0 0	0 0 0	1 0 0	2 0 0
Inning Stats	R: 1 E: 0 K: 1 S: 9 H: 1 LOB: 1 BB: 0 P: 13	R: 0 E: 0 K: 1 S: 11 H: 0 LOB: 1 BB: 1 P: 18	R: 1 E: 0 K: 1 S: 6 H: 1 LOB: 0 BB: 0 P: 8	R: 2 E: 0 K: 0 S: 13 H: 1 LOB: 1 BB: 2 P: 25	R: 2 E: 0 K: 0 S: 10 H: 2 LOB: 1 BB: 1 P: 21	R: 0 E: 1 K: 2 S: 16 H: 0 LOB: 2 BB: 1 P: 22	R: 0 E: 0 K: 1 S: 7 H: 0 LOB: 1 BB: 1 P: 12	R: 0 E: 0 K: 2 S: 12 H: 1 LOB: 1 BB: 0 P: 14		1B: 4 2B: 1 3B: 0 HR: 2 SF: 1 SAC: 0 DP: 1 HBP: 2						

livebaseballscorecards.com

AB	29
R	6
H	6
RBI	6
BB	6
SO	8
LOB	17

WP: 1 PA: 38
PB: 0
SB: 0
CS: 0

PITCHER		IP	WLS	BF	H	R	ER	SO	BB	IBB	HBP	BLK	WP	HR	S	P	ERA	WHIP
64 Robert Dugger, R ERA: 10.8	(1, 1)	5.0	L	25	5	6	6	3	4	0	2	0	1	2	49	85	10.80	1.800
56 Tayron Guerrero, R ERA: 5.45	(6, 1)	1.0		5	0	0	0	2	1	0	0	0	0	0	16	22	0.00	1.000
20 Wei-Yin Chen, L ERA: 6.65	(7, 1)	2.0		8	1	0	0	3	1	0	0	0	0	0	19	26	0.00	1.000

PITCHER	IP	WLS	BF	H	R	ER	SO	BB	IBB	HBP	BLK	WP	HR	S	P	ERA	WHIP

Miami Marlins @ New York Mets

Citi Field, Flushing, NY

Mon Aug 05 2019, 7:38 PM - 10:45 PM EDT

Att. 29,645 - Partly Cloudy - 77 F

livebaseballscorecards.com

Batter	1	2	3	4	5	6	7	8	9	AB	R	H	RBI	BB	SO	LOB
19 Miguel Rojas, R (1, 6) OBP: 0.345, SLG: 0.386	C FF 94 C CU 81 B SI 96 B SI 96 B FF 93 X FF 94 3-2 G6-3		B CU 78 X FF 92 1-0 F8		C FF 92 B CU 79 C CU 80 B CU 81 X FF 93 2-2 15 1B 21 2B 1B		B SI 97 B SL 90 B SI 97 B FF 98 4-0 15 WP 1 G3 BB			3	1	1	0	1	0	1
1 Isan Díaz, L (1, 4) OBP: 0.250, SLG: 0.571 66 Jarlín García, L (7, 1)	B FF 93 B CH 87 B CH 88 C FF 93 B FF 94 4-1 15 CS BB		C FF 91 S CH 86 C CH 87 0-3		**B FF 92** **F FF 91** 1 SAFE 1 SAFE S CH 85 F CH 85 1 SAFE C CH 86 1-3		X SI 98 0-0 G3 **1-2**			3	0	0	0	1	2	3
										0	0	0	0	0	0	0
15 Brian Anderson, R (1, 5) OBP: 0.331, SLG: 0.450	**B FF 93** **C FF 92** 1 SAFE D CU 79 1 SAFE S FF 90 X CU 82 2-2 **1-2** 2B			X FF 93 0-0 21 1B 47 1B 2B	F FF 92 B SI 92 C FF 92 F CH 86 F FF 92 F FF 93 B FF 92 X CH 87 2-2 **1-2** 21 2B 1B		B SI 96 C SL 91 F SI 98 B SI 97 F SI 98 B SI 98 S SL 89 3-3 **2-3**			4	2	3	0	0	1	1
21 Curtis Granderson, L (1, 7) OBP: 0.270, SLG: 0.359	C FF 93 B FF 92 X FF 94 1-1 L8			X FF 91 0-0 47 1B **2-3** 1B	B SI 93 B SI 94 X SI 96 2-0 **1-H** **2-H** 2B			B CU 78 B SI 93 T FF 92 C FF 95 B SI 96 F FF 96 X FF 95 3-2 G3-1		4	0	2	2	0	0	1
47 Harold Ramírez, R (1, 9) OBP: 0.308, SLG: 0.408		B CU 78 B FF 93 C FF 93 B CU 82 B FF 92 4-1 9 G6-4-3 BB		C FF 92 X CU 81 0-1 14 G6-4-3 **1-2** **3-H** 1B	B SI 96 B SI 95 C SI 96 F SI 95 B CU 82 X SI 96 3-2 L6			S CU 80 B SL 91 C FF 95 F SL 90 C FF 97 1-3		3	0	1	1	1	1	1
9 Lewis Brinson, R (1, 8) OBP: 0.227, SLG: 0.241		F FF 92 B FF 92 1 SAFE B FF 92 X FF 92 2-1 G6-4-3 **1-2f**		X FF 92 0-0 F9		C SL 88 S SI 94 S CU 82 0-3 K		B FF 93 S SI 95 X CU 81 1-1 G6-3		4	0	0	0	0	1	3
14 Martín Prado, R (1, 3) OBP: 0.263, SLG: 0.302 43 Jeff Brigham, R (6, 1) 13 Starlin Castro, R (7, 4) OBP: 0.274, SLG: 0.356		C FF 92 B CU 80 B FF 94 X FF 92 2-1 L8		C CU 79 F FF 92 X FF 92 0-2 G6-4-3 **1-2f**		C CU 80 C FF 96 F CU 82 B SI 96 X CU 83 1-2 G6-3			C SL 89 X SL 90 0-1 G6-3	3	0	0	0	0	0	2
										0	0	0	0	0	0	0
										1	0	0	0	0	0	0
28 Bryan Holaday, R (1, 2) OBP: 0.378, SLG: 0.466			C FF 92 F FF 93 B CU 81 X CU 80 1-2 2B		F FF 92 B FF 93 X FF 92 1-1 HR	C SI 96 F SI 96 X SI 96 0-2 P4			C FF 95 B FF 93 C FF 95 B CU 81 S SI 96 2-3 K	4	1	2	1	0	1	0
22 Sandy Alcantara, R (1, 1) OBP: 0.184, SLG: 0.167 26 Garrett Cooper, R (6, 3) OBP: 0.346, SLG: 0.447			T CH 89 M SI 91 L FF 91 0-3 K		C FF 92 C CU 79 F CU 80 S CU 80 0-3 K		C SL 88 X SL 90 0-1 F9		X CU 81 0-0 G4-3	2	0	0	0	0	2	1
										2	0	0	0	0	0	0

Inning Stats	1	2	3	4	5	6	7	8	9
	R: 0 E: 0 K: 0 S: 9	H: 1 LOB: 1 BB: 1 P: 19	R: 0 E: 0 K: 0 S: 5	H: 0 LOB: 0 BB: 1 P: 13	R: 0 E: 0 K: 2 S: 10	H: 1 LOB: 1 BB: 0 P: 12	R: 1 E: 0 K: 0 S: 8	H: 3 LOB: 1 BB: 0 P: 8	R: 3 E: 0 K: 2 S: 23	H: 4 LOB: 1 BB: 0 P: 34	R: 0 E: 0 K: 1 S: 10	H: 0 LOB: 0 BB: 0 P: 11	R: 0 E: 0 K: 1 S: 7	H: 0 LOB: 1 BB: 1 P: 14	R: 0 E: 0 K: 1 S: 10	H: 0 LOB: 0 BB: 0 P: 15	R: 0 E: 0 K: 1 S: 6	H: 0 LOB: 0 BB: 0 P: 8

| | | | | | | | | | |

BOTTOM

Miami Marlins @ New York Mets

Citi Field, Flushing, NY

Mon Aug 05 2019, 7:38 PM - 10:45 PM EDT

Att. 29,645 - Partly Cloudy - 77 F

livebaseballscorecards.com

Batter	1	2	3	4	5	6	7	8	9	AB	R	H	RBI	BB	SO	LOB
6 Jeff McNeil, L (1, 7) OBP: 0.400, SLG: 0.529 12 Juan Lagares, R (3, 8) OBP: 0.263, SLG: 0.267	B CH 88 B CH 88 B FF 96 B FF 96 4-0 1 1B 30 1B BB	B CU 82 B SI 95 F SI 95 F SL 87 F CH 90 F SL 87 B FF 96 F FF 96 F FF 97 4-2 D CU 84 1 FC6-4 BB			B FF 94 C SL 86 F FF 94 D SL 88 F SL 85 F FF 95 B CH 90 F FF 95 X SL 85 3-2 ① P3		B FF 96 C ST 81 B ST 82 F FF 96 X ST 81 2-2 ① P3			0 2	1 0	0 0	0 0	2 0	0 0	0 1
1 Amed Rosario, R (1, 6) OBP: 0.321, SLG: 0.445	1 SAFE B FF 95 B FF 93 C FF 95 B FF 96 F FF 95 X FF 97 3-2 30 S 30 1B 1-3 1B	X CU 79 0-0 ③ FC6-4 1-2f			B FF 94 D SL 85 B FF 94 C FF 93 F FF 93 X FF 96 3-2 ② P6		B ST 82 C FF 96 C ST 82 F ST 84 X ST 83 1-2 ② G6-3			4	1	1	0	0	0	2
30 Michael Conforto, L (1, 9) OBP: 0.367, SLG: 0.495	C CU 80 B CH 87 S SL 85 B SL 85 F FF 97 F SL 85 X CH 89 2-2 20 HBP 1-H 3-H 1B	F CU 78 B CH 87 B SI 95 B CH 88 B FF 95 4-1 40 G6-4-3 BB			F SI 95 X CH 89 0-1 ③ G3		B ST 83 S FF 98 B FF 97 F FF 97 B FF 97 X FF 97 3-2 HR			3	1	2	3	1	0	1
20 Pete Alonso, R (1, 3) OBP: 0.363, SLG: 0.585	F FF 96 F SI 96 1 SAFE F SI 96 F CH 88 B SL 90 F CH 90 H FF 97 2-2 1-2 HBP	C SL 86 X CH 88 0-1 ① F8				X FF 97 0-0 13 FC1-5 40 1B 1B	B ST 81 C ST 82 F ST 82 B ST 81 B ST 83 X FF 95 3-2 HR			3	1	2	1	0	0	1
40 Wilson Ramos, R (1, 2) OBP: 0.336, SLG: 0.394 67 Seth Lugo, R (8, 1)	C SL 86 B FF 95 X SL 85 1-1 ① F9	S CH 87 S CH 88 X FF 95 0-2 ② ③ G6-4-3 1-2f				C ST 83 B FF 96 D ST 84 X FF 96 2-1 13 FC1-5 1-2 1B	C SL 84 F FF 94 S SL 84 0-3 ③ K			4 0	0 0	1 0	0 0	0 0	1 0	3 0
13 Luis Guillorme, L (1, 4) OBP: 0.185, SLG: 0.154	T SI 94 D SL 85 B FF 94 F SI 94 X FF 95 2-2 ② F5	C FF 92 C FF 94 S FF 96 0-3 ① K				L FF 96 X FF 95 0-1 ① FC1-5 1-2 2-3f	C FF 93 S SL 85 S SL 85 0-3 ① K			4	0	0	0	0	2	4
11 Adeiny Hechavarría, R (1, 5) OBP: 0.266, SLG: 0.381	C SL 88 C SL 87 X SL 87 0-2 ③ F9	C FF 96 B SL 85 C SL 85 F FF 97 B FF 98 F SL 86 B CH 91 S FF 98 3-3 ② K				C ST 83 F ST 83 F FF 96 B ST 84 D ST 83 S FF 97 2-3 ② K	B FF 94 F CH 87 F FF 94 B SL 83 X SL 85 2-2 ② F8			4	0	0	0	0	2	4
23 Aaron Altherr, R (1, 8) OBP: 0.093, SLG: 0.137 (3, 7) 65 Robert Gsellman, R (5, 1) 21 Todd Frazier, R (6, PH) OBP: 0.321, SLG: 0.424 27 Jeurys Familia, R (7, 1) 3 Tomás Nido, R (8, 2) OBP: 0.232, SLG: 0.315		C FF 94 X CU 79 0-1 ① P4		F FF 97 B FF 98 S SL 86 S SL 87 1-3 ③ K		D ST 83 B FF 96 S FF 97 X FF 97 2-1 ③ G5-3	B SL 86 T SL 83 F CH 86 S SL 84 1-3 ③ K		2 0 1 0 1	0 0 0 0 0	0 0 0 0 0	0 0 0 0 0	1 0 0 0 1	0 0 2 0 0	0 0 0 0 0
61 Walker Lockett, R (1, 1) OBP: 0.286, SLG: 0.167 28 J.D. Davis, R (5, 7) OBP: 0.369, SLG: 0.498		F FF 94 B SL 86 S SL 86 F FF 96 B CU 82 S FF 95 2-3 ② K			C FF 94 C SL 85 B FF 97 B FF 96 B FF 95 X SL 86 3-2 2B		C FF 96 S FF 97 B FF 96 B FF 98 B FF 97 X FF 98 3-2 HR			1 2	0 1	0 2	0 1	0 0	1 0	0 0
Inning Stats	R: 2 E: 0 K: 0 S: 21 H: 2 LOB: 2 BB: 1 P: 35	R: 0 E: 0 K: 1 S: 13 H: 0 LOB: 1 BB: 1 P: 19	R: 0 E: 0 K: 0 S: 6 H: 0 LOB: 0 BB: 1 P: 10	R: 0 E: 0 K: 3 S: 11 H: 0 LOB: 0 BB: 0 P: 15	R: 0 E: 0 K: 0 S: 14 H: 1 LOB: 1 BB: 0 P: 23	R: 0 E: 0 K: 1 S: 11 H: 2 LOB: 2 BB: 0 P: 17	R: 3 E: 0 K: 1 S: 19 H: 3 LOB: 0 BB: 0 P: 31	R: 0 E: 0 K: 2 S: 9 H: 0 LOB: 0 BB: 0 P: 12		1B: 4 2B: 1 3B: 0 HR: 3	SF: 0 SAC: 0 DP: 1 HBP: 1			WP: 0 PB: 0 SB: 1 CS: 0	PA: 35	

	AB	31
	R	5
	H	8
	RBI	5
	BB	3
	SO	8
	LOB	18

PITCHER		IP	WLS	BF	H	R	ER	SO	BB	IBB	HBP	BLK	WP	HR	S	P	ERA	WHIP
22 Sandy Alcantara, R ERA: 4.5	(1, 1)	5.0		21	3	2	2	4	3	0	1	0	0	0	65	102	3.60	1.200
43 Jeff Brigham, R ERA: 5.71	(6, 1)	1.2	L	10	5	3	3	1	0	0	0	0	0	3	27	45	16.20	3.000
66 Jarlín García, L ERA: 2.83	(7, 1)	1.1		4	0	0	0	3	0	0	0	0	0	0	12	15	0.00	0.000

PITCHER		IP	WLS	BF	H	R	ER	SO	BB	IBB	HBP	BLK	WP	HR	S	P	ERA	WHIP

Miami Marlins @ New York Mets

Citi Field, Flushing, NY

Tue Aug 06 2019, 7:12 PM - 9:48 PM EDT

Att. 27,479 - Clear - 79 F

TOP

livebaseballscorecards.com

Batter	1	2	3	4	5	6	7	8	9	AB	R	H	RBI	BB	SO	LOB
19 Miguel Rojas, R (1, 6) OBP: 0.344, SLG: 0.384 21 Curtis Granderson, L (3, 7) OBP: 0.272, SLG: 0.357	B SI 96 B SI 97 F FF 98 X SI 97 2-1 F8		C FF 97 B SI 97 B SI 97 X SI 98 2-1 FC6-4 1-2f			C CU 79 X FC 91 0-1 FC4-6 55 E 1-2f		C SI 95 C FF 97 B FC 90 F CH 88 B SI 97 F CH 89 B CU 78 F CH 90 B SI 97 4-2 55 G5-3 BB		2 1	0 0	0 0	0 0	0 1	0 0	1 1
55 Jon Berti, R (1, 7) OBP: 0.344, SLG: 0.464 (3, 6)	B FF 97 X FF 96 1-0 1 G4-3 2B			C FC 89 B FC 90 S FC 90 X FF 98 1-2 15 G6-3 2B		C SI 96 B FC 89 F SI 97 X FF 97 1-2 FC5 1-2		C FC 89 X SI 97 0-1 G5-3 1-2		4	0	2	0	0	0	2
1 Isan Díaz, L (1, 4) OBP: 0.167, SLG: 0.364	C FF 96 X CH 88 0-1 G4-3 2-3			F SI 96 B FC 90 F FC 90 F CH 89 S CH 89 1-3 K		S CH 88 B FC 91 D FC 90 S CH 89 C SI 97 2-3 K		S CH 88 B FF 97 C FC 91 S CH 89 1-3 K		4	0	0	0	0	3	5
15 Brian Anderson, R (1, 9) OBP: 0.328, SLG: 0.446	C FF 96 B SI 97 B FC 91 X FF 98 2-1 P3			X FC 90 0-0 G6-3 2-3		F SI 96 F SI 96 S SI 97 0-3 K		C SI 97 C SI 96 F SI 97 X SI 98 0-2 L6		4	0	0	0	0	1	5
26 Garrett Cooper, R (1, 3) OBP: 0.351, SLG: 0.449		C FF 95 X SI 94 0-1 13 FC5-4 1B		C FC 91 B FC 91 B FC 91 X SI 98 2-1 G3-1			X SI 96 0-0 9 FC6-4 13 1B 1B		H SL 88 1-0 13 FC5-4 HBP	3	0	2	0	0	0	1
13 Starlin Castro, R (1, 5) OBP: 0.274, SLG: 0.355		B FF 97 F SI 96 C FC 91 F SI 97 X SI 97 1-2 FC5-4 9 G6-4-3 1-2f			X SI 97 0-0 G3-1		B FC 91 X SI 97 1-0 9 FC6-4 1-2 1B		B SI 94 C SI 94 C SI 88 B SI 95 F SI 96 D CU 81 X SI 96 3-2 FC5-4 9 1B 1-2f	4	0	1	0	0	0	2
9 Lewis Brinson, R (1, 8) OBP: 0.239, SLG: 0.253		X FF 96 0-0 G6-4-3 1-2f			C FC 90 X SI 96 0-1 38 G4-6-3 1B		X SI 96 0-0 FC6-4 1-2f 2-3		C SI 96 X SI 96 0-1 38 G6-4-3 1-2 1B	4	0	2	0	0	0	3
38 Jorge Alfaro, R (1, 2) OBP: 0.293, SLG: 0.403			B SI 91 B FC 92 X SI 97 2-0 G5-3		B SI 97 S FC 90 B SI 96 F SI 98 F FC 91 X SI 98 2-2 G4-6-3 1-2f		F FF 97 S SI 96 B FC 91 F FC 91 S SI 97 1-3 K		B SI 95 X SI 96 1-0 G6-4-3 1-2f	4	0	0	0	0	1	5
48 Hector Noesí, R (1, 1) OBP: 1.000, SLG: 1.000 14 Martín Prado, R (6, PH) OBP: 0.267, SLG: 0.306 61 Adam Conley, L (6, 1) 47 Harold Ramírez, R (7, PH) OBP: 0.307, SLG: 0.406 74 José Quijada, L (7, 1) 35 Ryne Stanek, R (8, 1)			B FF 97 C FF 97 B FF 98 X FF 97 2-1 19 FC6-4 1B			C FF 97 X SI 96 0-1 21 FC4-6 1B	B SI 95 C SI 97 1 SAFE X SI 96 1-1 L6			1 1 0 1 0 0	0 0 0 0 0 0	1 1 0 0 0 0	0 0 0 0 0 0	0 0 0 0 0 0	0 0 0 2 0 0	0 0 0 0 0 0

Inning Stats	1	2	3	4	5	6	7	8	9
	R: 0 E: 0 K: 0 S: 7	H: 1 LOB: 1 BB: 0 P: 12	R: 0 E: 0 K: 0 S: 7	H: 1 LOB: 0 BB: 0 P: 8	R: 0 E: 0 K: 0 S: 5	H: 1 LOB: 1 BB: 0 P: 11	R: 0 E: 0 K: 1 S: 10	H: 1 LOB: 1 BB: 0 P: 14	R: 0 E: 0 K: 0 S: 7	H: 1 LOB: 0 BB: 0 P: 9
	R: 0 E: 1 K: 2 S: 13	H: 1 LOB: 2 BB: 0 P: 16	R: 0 E: 0 K: 1 S: 9	H: 2 LOB: 2 BB: 0 P: 12	R: 0 E: 0 K: 1 S: 14	H: 0 LOB: 1 BB: 1 P: 19	R: 0 E: 0 K: 0 S: 7	H: 1 LOB: 1 BB: 0 P: 12		

	AB	33
	R	0
	H	9
	RBI	0
	BB	1
	SO	5
	LOB	27

	1B: 7	SF: 0	WP: 0	PA: 35
	2B: 2	SAC: 0	PB: 0	
	3B: 0	DP: 3	SB: 0	
	HR: 0	HBP: 1	CS: 0	

PITCHER		IP	WLS	BF	H	R	ER	SO	BB	IBB	HBP	BLK	WP	HR	S	P	ERA	WHIP
45 Zack Wheeler, R	(1, 1)	8.0	W	31	8	0	0	5	1	0	0	0	0	0	72	101	0.00	1.125
ERA: 4.2																		
65 Robert Gsellman, R	(9, 1)	1.0		4	1	0	0	0	0	0	1	0	0	0	7	12	0.00	1.000
ERA: 4.35																		

PITCHER	IP	WLS	BF	H	R	ER	SO	BB	IBB	HBP	BLK	WP	HR	S	P	ERA	WHIP

Batter	1	2	3	4	5	6	7	8	9	AB	R	H	RBI	BB	SO	LOB
6 Jeff McNeil, L (1, 9) OBP: 0.403, SLG: 0.531	F SL 89 B CH 87 F SI 94 S CU 82 1-3 ① K		B SI 93 B CH 86 B CH 87 C SI 95 B SL 90 4-1 28 BB 40 HR BB		F CH 86 F CH 87 X CU 81 0-2 28 G6-4-3 1B		S FF 93 S FF 94 F FF 95 F FF 94 X FF 94 0-2 28 2B 1B			3	1	2	0	1	1	0
28 J.D. Davis, R (1, 7) OBP: 0.374, SLG: 0.504 23 Aaron Altherr, R (7, PR) OBP: 0.093, SLG: 0.137 (8, 7)	B SI 94 B SI 94 S SI 94 X SI 95 2-1 40 F8 20 BB 21 2B 1B		B SL 89 B SI 94 S SI 94 F SI 94 B SI 94 B SI 93 4-2 1-2 40 HR BB		S CU 80 X CH 86 0-1 ① ② G6-4-3 1-2f		F CH 87 X CH 87 0-1 1-3 2B			3 0	2 0	2 0	0 0	1 0	0 0	1 0
20 Pete Alonso, R (1, 3) OBP: 0.365, SLG: 0.591	B SI 93 S SI 93 F SL 88 F SI 93 B SI 93 F CU 79 B SI 93 F SL 87 F SI 94 4-2 B SL 89 21 2B 1-2 BB		S SI 94 B SI 93 F SL 88 F CH 85 F SI 93 C CH 86 1-3 ① K		B SI 94 S CH 87 X CH 87 1-1 HR		C FF 94 C FF 94 B FF 94 S FF 94 1-3 ③ K			3	1	1	1	1	2	4
40 Wilson Ramos, R (1, 2) OBP: 0.335, SLG: 0.402	B SL 88 X SI 94 1-0 ② F8 2-3		F SL 88 X SL 87 0-1 1-H 2-H HR		F SI 94 B CU 81 B SL 89 X CU 81 2-1 ③ G6-3			X FF 98 0-0 ① G6-3		4	1	1	3	0	0	2
21 Todd Frazier, R (1, 5) OBP: 0.320, SLG: 0.425	C SL 87 B SL 89 X SI 94 1-1 1-3 3-H 2B		B SL 88 X SL 89 1-0 ② P4			S FF 95 S FF 95 F FF 98 S CH 87 0-3 ① K		S SL 90 S SL 91 B SL 91 F FF 98 C FS 89 1-3 ② K		4	0	1	1	0	2	0
13 Luis Guillorme, L (1, 4) OBP: 0.194, SLG: 0.200	D CH 86 S SI 94 X SI 94 1-1 ③ F7		C SL 88 B CH 86 B CH 86 T SI 94 X SI 94 2-2 ③ F7			C SL 84 F FF 96 X SL 87 0-2 ② G4-1		B FF 98 B FF 97 C FF 98 X FF 97 2-1 2B		4	0	1	0	0	0	2
11 Adeiny Hechavarría, R (1, 6) OBP: 0.259, SLG: 0.370		B SI 92 S SL 88 B SL 87 X SL 87 2-1 ① G6-3		B SL 88 X SL 87 1-0 ① F8		B CH 86 F FF 95 C FF 96 B SL 88 S SL 88 2-3 ③ K		F SL 89 B SL 89 B FF 97 X SL 89 2-1 ③ F7		4	0	0	0	0	1	1
12 Juan Lagares, R (1, 8) OBP: 0.258, SLG: 0.262		F SI 94 F SL 86 B SI 94 B SI 94 X SL 88 2-2 ② P4		C SI 93 B SL 89 S CU 79 F SI 93 F SL 90 X CU 79 1-2 ② F8			B FF 92 B FF 92 S FF 92 F FF 92 X FF 93 2-2 ① P6			3	0	0	0	0	0	0
45 Zack Wheeler, L (1, 1) OBP: 0.295, SLG: 0.381 65 Robert Gsellman, R (9, 1)		F SL 88 C SI 94 B CU 80 T CU 81 1-2 ③ K		C CH 86 F SI 95 X CU 81 0-2 ③ G4-3			B FF 94 S FF 93 S FF 94 F FF 95 B FF 94 C CU 80 2-3 ② K			3 0	0 0	0 0	0 0	0 0	2 0	0 0
Inning Stats	R: 1 E: 0 K: 1 S: 16 H: 2 LOB: 2 BB: 1 P: 26	R: 0 E: 0 K: 1 S: 8 H: 0 LOB: 0 BB: 0 P: 13	R: 3 E: 0 K: 1 S: 14 H: 1 LOB: 0 BB: 2 P: 26	R: 0 E: 0 K: 0 S: 9 H: 0 LOB: 0 BB: 0 P: 11	R: 1 E: 0 K: 0 S: 9 H: 2 LOB: 0 BB: 0 P: 12	R: 0 E: 0 K: 2 S: 10 H: 0 LOB: 0 BB: 0 P: 12	R: 0 E: 0 K: 2 S: 17 H: 2 LOB: 2 BB: 0 P: 22	R: 0 E: 0 K: 1 S: 9 H: 1 LOB: 1 BB: 0 P: 14		1B: 3 2B: 3 3B: 0 HR: 2 SF: 0 SAC: 0 DP: 1 HBP: 0			WP: 0 PB: 0 SB: 0 CS: 0 PA: 34	

PITCHER	IP	WLS	BF	H	R	ER	SO	BB	IBB	HBP	BLK	WP	HR	S	P	ERA	WHIP
48 Hector Noesí, R (1, 1) ERA: 9.0	5.0	L	22	5	5	5	3	3	0	0	0	0	2	56	88	9.00	1.600
61 Adam Conley, L (6, 1) ERA: 6.6	1.0		3	0	0	0	2	0	0	0	0	0	0	10	12	0.00	0.000
74 José Quijada, L (7, 1) ERA: 3.1	1.0		5	2	0	0	2	0	0	0	0	0	0	17	22	0.00	2.000
35 Ryne Stanek, R (8, 1) ERA: 3.34	1.0		4	1	0	0	1	0	0	0	0	0	0	9	14	0.00	1.000

PITCHER	IP	WLS	BF	H	R	ER	SO	BB	IBB	HBP	BLK	WP	HR	S	P	ERA	WHIP

BOTTOM

Miami Marlins @ New York Mets

Citi Field, Flushing, NY

Tue Aug 06 2019, 7:12 PM - 9:48 PM EDT

Att. 27,479 - Clear - 79 F

livebaseballscorecards.com

AB	31
R	5
H	8
RBI	5
BB	3
SO	8
LOB	10

Batter	1	2	3	4	5	6	7	8	9	AB	R	H	RBI	BB	SO	LOB
55 Jon Berti, R (1, 6) OBP: 0.340, SLG: 0.455	B SI 94 C SI 94 S SL 89 X SI 95 1-2 1 G3-6-3 1B		B SI 94 S CH 85 F SL 90 B CU 78 F CH 86 X CH 85 2-2 ① G6-3		X CH 86 0-0 ③ G5-3		C FC 87 C FC 88 F FC 88 D FC 89 S FC 89 1-3 ③ K			4	0	1	0	0	1	2
1 Isan Díaz, L (1, 4) OBP: 0.125, SLG: 0.267	B SI 93 X SI 94 1-0 ① ② G3-6-3 1-2f		B SI 94 B SL 89 X SI 95 2-0 ② F7			B CU 76 C SI 94 C CH 85 S CH 86 1-3 ① K		B FS 94 B FS 94 T FF 94 C SI 96 X SI 96 2-2 ① F9		4	0	0	0	0	1	1
15 Brian Anderson, R (1, 9) OBP: 0.328, SLG: 0.451	C SI 93 C SL 90 S SL 89 0-3 ③ K		B SL 90 F CH 85 S SI 95 S CU 77 1-3 ③ K			B SI 95 X CH 85 1-0 HR		B SI 95 F SI 94 B SL 89 X SI 96 2-1 ② G6-3		4	1	1	1	0	2	0
26 Garrett Cooper, R (1, 3) OBP: 0.353, SLG: 0.446		B SI 94 B SL 88 F SL 90 S SI 94 F CU 78 F SI 94 F CU 78 F SL 90 F SL 90 4-2 B CH 86 B CU 79 13 1B 9 1B BB	C SI 94 X CH 85 0-1 ① L4			B SI 95 B SL 90 C SI 94 S SI 94 F SI 94 B SI 94 F SI 94 S CH 84 3-3 ② K		B SL 88 B SI 95 C SI 95 B SI 96 S FF 96 F SI 96 B FF 96 4-2 13 FC6-4 BB		2	1	0	0	2	1	0
13 Starlin Castro, R (1, 5) OBP: 0.276, SLG: 0.357		X SL 89 0-0 9 1B 47 FC5-2 1-2 1B	F CH 85 B SI 94 B SI 94 S CU 76 X SI 94 2-2 47 G5-3 9 1B 1B			B SL 91 B CH 84 S CH 84 X SL 90 2-1 ③ P3		X SI 96 0-0 ③ FC6-4 1-2f		4	0	2	0	0	0	1
9 Lewis Brinson, R (1, 8) OBP: 0.250, SLG: 0.264		C SI 94 S CH 85 F SI 94 X SI 94 0-2 ① 1-3 2-H 1B	S SL 91 B SL 90 X CH 85 1-1 1-2 1B				F SI 93 B CU 77 B SI 94 F SL 89 F SI 94 S CU 78 2-3 ① K		S SI 89 X CH 80 0-1 ① G5-3	4	0	2	1	0	1	0
47 Harold Ramírez, R (1, 7) OBP: 0.302, SLG: 0.400		X SL 91 0-0 ② FC5-2 28 BB 3-H	C SL 90 F SI 94 X CU 80 0-2 ②③ G5-3 2-3f				F SL 90 F SI 93 F CU 78 S SL 91 0-3 ② K		B SI 91 B CH 80 F SI 90 X CH 80 2-1 ② L8	4	0	0	0	0	1	3
28 Bryan Holaday, R (1, 2) OBP: 0.384, SLG: 0.474		B CH 84 B SI 92 B SI 93 C CH 84 B SL 90 4-1 1-2 BB			C SI 92 B CU 78 F SI 94 X SI 94 1-2 ① L8		F SL 90 F SI 94 F CU 78 X SI 93 0-2 14 1B 2B		C CH 81 F CU 73 B CH 82 S CH 82 1-3 ③ K	3	0	1	0	1	1	0
50 Jordan Yamamoto, R (1, 1) OBP: 0.067, SLG: 0.067 14 Martín Prado, R (7, PH) OBP: 0.271, SLG: 0.310 74 José Quijada, L (7, 1) 39 Tyler Kinley, R (7, 1)		C SL 90 X SI 94 0-1 ③ L4			B SI 94 F SI 95 B SI 95 C SI 93 B CU 77 F SI 94 C SI 93 3-3 ② K		C FC 88 X FF 94 0-1 2-3 1B			2 1 0 0	0 0 0 0	0 1 0 0	0 0 0 0	0 0 0 0	1 0 0 0	2 0 0 0
Inning Stats	R: 0 E: 0 K: 1 S: 7 H: 1 LOB: 0 BB: 0 P: 9	R: 1 E: 0 K: 0 S: 16 H: 2 LOB: 2 BB: 2 P: 24	R: 0 E: 0 K: 1 S: 8 H: 0 LOB: 0 BB: 0 P: 13	R: 0 E: 0 K: 0 S: 10 H: 2 LOB: 1 BB: 0 P: 13	R: 0 E: 0 K: 1 S: 8 H: 0 LOB: 0 BB: 0 P: 12	R: 1 E: 0 K: 2 S: 11 H: 1 LOB: 0 BB: 0 P: 18	R: 0 E: 0 K: 3 S: 18 H: 2 LOB: 2 BB: 0 P: 21	R: 0 E: 0 K: 0 S: 9 H: 0 LOB: 1 BB: 1 P: 17	R: 0 E: 0 K: 1 S: 7 H: 0 LOB: 0 BB: 0 P: 10	1B: 6 2B: 1 3B: 0 HR: 1	SF: 0 SAC: 0 DP: 2 HBP: 0					

TOP

Miami Marlins @ New York Mets

Citi Field, Flushing, NY

Wed Aug 07 2019, 12:11 PM - 2:36 PM EDT

Att. 26,349 - Partly Cloudy - 81 F

livebaseballscorecards.com

AB	32
R	2
H	8
RBI	2
BB	3
SO	9
LOB	9

WP: 0 PA: 35
PB: 0
SB: 0
CS: 0

MIAMI

PITCHER		IP	WLS	BF	H	R	ER	SO	BB	IBB	HBP	BLK	WP	HR	S	P	ERA	WHIP
32 Steven Matz, L ERA: 4.49	(1, 1)	6.2	W	26	7	2	2	7	2	0	0	0	0	1	72	103	2.70	1.350
38 Justin Wilson, L ERA: 2.57	(7, 1)	0.1	H	2	1	0	0	1	0	0	0	0	0	0	6	7	0.00	3.000
27 Jeurys Familia, R ERA: 6.69	(8, 1)	1.0		4	0	0	0	0	1	0	0	0	0	0	9	17	0.00	1.000
43 Luis Avilán, L ERA: 5.3	(9, 1)	1.0		3	0	0	0	1	0	0	0	0	0	0	7	10	0.00	0.000

PITCHER	IP	WLS	BF	H	R	ER	SO	BB	IBB	HBP	BLK	WP	HR	S	P	ERA	WHIP

Batter	1	2	3	4	5	6	7	8	9	AB	R	H	RBI	BB	SO	LOB
6 Jeff McNeil, L (1, 9) OBP: 0.404, SLG: 0.537	X FC 88 / 0-0 / L3		S FC 84, F FF 93, F CU 76, B CU 77, F FC 87, F FF 93, B SL 80, F CH 82, F FC 86 / 2-2 / X FF 94 / L8		B FC 87, S CH 86, H FF 94 / 2-1 / HBP		X CU 80 / 0-0 / 2-H / HR			3	1	1	2	0	0	1
(7, 7)										0	0	0	0	0	0	0
12 Juan Lagares, R (9, 8) OBP: 0.258, SLG: 0.262																
1 Amed Rosario, R (1, 6) OBP: 0.318, SLG: 0.441	B FF 92, F FF 91, C CU 75, S CU 78 / 1-3 / K2-3		X FC 86 / 0-0 / G5-3 / 1-2		C FC 83, B FF 92, X FF 92 / 1-1 / L9		B CH 84, X FF 90 / 1-0 / P6			4	0	0	0	0	1	2
30 Michael Conforto, L (1, 8) (7, 9) OBP: 0.370, SLG: 0.512	B FF 91, B FF 93, B FF 91, B FF 92 / 4-0 / 20 HR / BB		X CU 73 / 0-0 / 2-H / HR			F FF 88, C FF 91, F FF 92, X CU 78 / 0-2 / G1-3	B FF 90, X FF 91 / 1-0 / HR			3	3	2	3	1	0	0
20 Pete Alonso, R (1, 3) OBP: 0.364, SLG: 0.595	D FC 88, B FC 86, X CH 80 / 2-0 / 1-H / HR		B FF 92, C FF 92, S FF 93, S FF 94 / 1-3 / K			T FC 88, B FF 93, X FC 87 / 1-1 / F9	S SL 87, B SL 91, X FF 93 / 1-1 / G1-3			4	1	1	2	0	1	0
28 J.D. Davis, R (1, 7) OBP: 0.373, SLG: 0.502	B FC 88, S FF 92, F FF 93, B CU 76, F FF 94, S SL 80 / 2-3 / K			B FC 84, X FC 88 / 1-0 / L4		X CU 75 / 0-0 / 40 1B / 1B		F FF 94, B FF 95, B FF 93, F FF 94, X FF 94 / 2-2 / P5		3	0	1	0	0	1	0
38 Justin Wilson, L (7, 1)										0	0	0	0	0	0	0
27 Jeurys Familia, R (8, 1)										0	0	0	0	0	0	0
13 Luis Guillorme, L (8, PH) OBP: 0.188, SLG: 0.194										1	0	0	0	0	0	0
43 Luis Avilán, L (9, 1)										0	0	0	0	0	0	0
40 Wilson Ramos, R (1, 2) OBP: 0.337, SLG: 0.403		B FC 87, C FF 92, F FF 92, F CU 77, S SL 81 / 1-3 / K		F FF 92, X FF 93 / 0-1 / F9		T FC 84, B FC 88, B FF 92, D FC 88, S FC 86, F FF 91, X FC 85 / 3-2 / 1-3 / 1B		C FF 94, X SL 89 / 0-1 / 21 1B / 1B		4	0	2	0	0	1	0
21 Todd Frazier, R (1, 5) OBP: 0.319, SLG: 0.423		X FF 94 / 0-0 / F9		X FF 92 / 0-0 / G6-3		B FF 91, C FF 92, X FC 85 / 1-1 / F8		C SL 90, X FF 94 / 0-1 / 1-2 / 1B		4	0	1	0	0	0	2
11 Adeiny Hechavarría, R (1, 4) OBP: 0.252, SLG: 0.359		B FF 93, F FF 92, X CU 75 / 1-1 / F7			B FC 86, F FF 92, F FF 92, F FF 93, C CU 77 / 1-3 / K		C CU 78, F FF 90, B FF 92, S CH 85 / 1-3 / K	S SL 89, F SL 88, S SL 90 / 0-3 / K		4	0	0	0	0	3	2
32 Steven Matz, R (1, 1) OBP: 0.243, SLG: 0.324			B FF 91, C FC 88, F FC 87, X SL 81 / 1-2 / 1 G5-3 / 30 HR / 1B		T FF 94, S CU 75, F FF 95, F CU 75, B CU 77, S FC 85 / 1-3 / K2-3		F FF 91, B FF 90, X CU 78 / 1-1 / 6 HR / 2B	C SL 87, X SL 89 / 0-1 / L9		2	1	1	0	0	1	0
23 Aaron Altherr, R (7, 8) OBP: 0.107, SLG: 0.170										2	1	1	0	0	0	2
(9, 7)																
Inning Stats	R: 2 E: 0 K: 2 S: 9 / H: 1 LOB: 0 BB: 1 P: 18	R: 0 E: 0 K: 1 S: 7 / H: 0 LOB: 0 BB: 0 P: 9	R: 2 E: 0 K: 1 S: 16 / H: 2 LOB: 0 BB: 0 P: 20	R: 0 E: 0 K: 0 S: 4 / H: 0 LOB: 0 BB: 0 P: 5	R: 0 E: 0 K: 2 S: 12 / H: 0 LOB: 1 BB: 0 P: 17	R: 0 E: 0 K: 0 S: 13 / H: 2 LOB: 2 BB: 0 P: 18	R: 3 E: 0 K: 1 S: 10 / H: 3 LOB: 0 BB: 0 P: 15	R: 0 E: 0 K: 1 S: 12 / H: 2 LOB: 2 BB: 0 P: 14		1B: 5 2B: 1 3B: 0 HR: 4	SF: 0 SAC: 0 DP: 0 HBP: 1			WP: 0 PB: 0 SB: 0 CS: 0	PA: 36		

BOTTOM

Miami Marlins @ New York Mets

Citi Field, Flushing, NY

Wed Aug 07 2019, 12:11 PM - 2:36 PM EDT

Att. 26,349 - Partly Cloudy - 81 F

livebaseballscorecards.com

AB	34
R	7
H	10
RBI	7
BB	1
SO	8
LOB	9

PITCHER	IP	WLS	BF	H	R	ER	SO	BB	IBB	HBP	BLK	WP	HR	S	P	ERA	WHIP
50 Jordan Yamamoto, R (1, 1) ERA: 4.17	6.0	L	25	5	4	4	6	1	0	1	0	0	2	61	87	6.00	1.000
74 José Quijada, L (7, 1) ERA: 4.29	0.2		5	3	3	3	1	0	0	0	0	0	2	8	12	40.50	4.500
39 Tyler Kinley, R (7, 1) ERA: 4.34	1.1		6	2	0	0	1	0	0	0	0	0	0	14	17	0.00	1.500

PITCHER	IP	WLS	BF	H	R	ER	SO	BB	IBB	HBP	BLK	WP	HR	S	P	ERA	WHIP

Washington Nationals @ New York Mets

Citi Field, Flushing, NY

Fri Aug 09 2019, 7:12 PM - 10:31 PM EDT

Att. 39,602 - Cloudy - 80 F

TOP

livebaseballscorecards.com

Batter	1	2	3	4	5	6	7	8	9	AB	R	H	RBI	BB	SO	LOB
7 Trea Turner, R (1, 6) OBP: 0.355, SLG: 0.481	C SI 92 X FC 91 0-1 6 S 1B		F FC 92 B FC 93 S SV 86 S SV 88 1-3 ③ K		C SI 93 B SI 92 B FF 92 S SV 85 B SV 88 B SI 92 4-2 2 1B BB		S SV 87 S SV 86 B SV 85 B SV 86 FC 91 D SV 85 4-2 6 HR BB		C SL 86 B SI 96 C FF 95 B SL 90 B FF 96 F SI 96 F SI 96 F FF 96 X SI 96 3-2 6 F9 2 1B 15 WP 1B	3	2	2	0	2	1	0
2 Adam Eaton, L (1, 9) OBP: 0.364, SLG: 0.401	1 SAFE B FF 93 1 SAFE C SI 92 X SI 93 1-1 ① F8			B SI 91 C FC 90 B SV 89 B SI 91 X FC 91 3-1 6 3B 1B	B SI 93 C SI 93 1 SAFE 1 SAFE X SI 92 1-1 1-2 1B		C FC 90 S FF 96 1 SAFE F FC 89 S FF 96 0-3 ① K		1 SAFE 1 SAFE C SI 95 X SI 96 0-1 15 WP 15 S 1-2 1B	5	1	3	0	0	1	2
6 Anthony Rendon, R (1, 5) OBP: 0.400, SLG: 0.608	C SI 93 F FC 91 D SV 88 D SI 93 B SI 93 C SV 86 3-3 ② K 1-2			D SV 87 S FF 92 D SV 87 F SV 86 F SI 93 F SV 88 B SV 88 X SV 86 3-2 22 HR 3B 1-H	F SI 93 B FC 92 B SV 87 F SI 92 B SV 87 F SV 87 S FC 92 3-3 ③ K		1 SAFE 1 SAFE X FF 95 0-0 1-H HR		B SL 89 X SI 93 1-0 ① F9 2-3	5	2	2	3	0	2	5
22 Juan Soto, L (1, 7) OBP: 0.398, SLG: 0.526	B SI 93 C SI 94 B FC 92 C SI 93 F FC 92 B SI 93 S FC 92 3-3 ③ K			B SI 93 X FC 90 1-0 3-H HR		C SI 91 B FC 91 S SI 91 X FF 92 1-2 15 1B 28 2B FC5-2-5-3	C FC 91 C SL 85 B FF 95 B FF 97 X SL 85 2-2 15 S 15 WP 1B		C CU 75 B SI 90 F SI 90 B CH 83 T CH 83 2-2 ② K	5	1	3	2	0	2	3
15 Matt Adams, L (1, 3) OBP: 0.293, SLG: 0.520		C SI 92 F FC 92 B SI 93 C FC 92 1-3 ① K		X SI 92 0-0 28 G5-4-3 1B		B FC 91 X SI 92 1-0 28 FC5-2-5-3 2-3 1B	S FC 89 F FF 95 B SL 85 B SL 84 B FF 95 S SL 84 3-3 ② K 1-3		C SI 90 D CU 76 C CU 76 D CH 83 B CU 77 T CH 82 3-2 ③ K 1-3 3-H	5	0	2	0	0	3	2
28 Kurt Suzuki, R (1, 2) OBP: 0.325, SLG: 0.465		F SI 93 B FC 92 B SI 92 C SV 84 S SV 87 2-3 ② K		B SI 92 X SI 91 1-0 ①② G5-4-3 1-2f		B SI 92 B SV 87 F SV 86 X SV 87 2-1 ① FC5-2-5-3 1-3 3-H	B FC 90 F FC 90 S FF 94 X FF 96 1-2 ③ G6-3			4	0	0	0	0	1	4
9 Brian Dozier, R (1, 4) OBP: 0.333, SLG: 0.423		S FC 91 S SI 92 B SV 87 B SV 87 C SV 87 2-3 ③ K		C SV 86 F SI 91 X SV 86 0-2 ③ G6-3		S SV 86 X SV 86 0-1 ② L6		X SL 86 0-0 ① G6-3		4	0	0	0	0	1	2
16 Victor Robles, R (1, 8) OBP: 0.313, SLG: 0.412			X SI 92 0-0 37 CS 1B		X SI 92 0-0 ① G1-3		0-0 IBB	C FF 95 C SL 89 X SL 89 0-2 ② G6-3		3	0	1	0	1	0	0
37 Stephen Strasburg, R (1, 1) OBP: 0.193, SLG: 0.222 17 Andrew Stevenson, L (8, PH) OBP: 0.455, SLG: 0.389 44 Daniel Hudson, R (8, 1) 63 Sean Doolittle, L (9, 1)			C SI 91 B SI 93 B FC 91 B SI 92 S SI 93 S SI 92 3-3 ①② K 1-2		C SI 92 S SV 86 F SV 88 B SV 84 X SV 85 1-2 ② G1-3	C SV 87 S SV 87 B SV 87 S SV 86 1-3 ③ K		S SI 96 B CU 82 F SI 94 B SI 95 B CU 83 F SI 95 S CH 87 3-3 ③ K	3 0 0 0 0 2 4 1 0 0 0 0 1 0 0 0 0 0 0 0 0 0 0 0 0 0 0 0						

Inning Stats																								
	R: 0	H: 1	R: 0	H: 0	R: 0	H: 1	R: 3	H: 4	R: 0	H: 1	R: 0	H: 2	R: 2	H: 2	R: 0	H: 0	R: 1	H: 2	1B: 9	SF: 0	WP: 2	PA: 41
	E: 0	LOB: 1	E: 0	LOB: 0	E: 0	LOB: 0	E: 0	LOB: 0	E: 0	LOB: 2	E: 0	LOB: 3	E: 0	LOB: 1	E: 0	LOB: 0	E: 0	LOB: 1	2B: 1	SAC: 0	PB: 0	
	K: 2	BB: 0	K: 3	BB: 0	K: 2	BB: 0	K: 0	BB: 0	K: 1	BB: 1	K: 1	BB: 1	K: 2	BB: 0	K: 1	BB: 0	K: 2	BB: 0	3B: 1	DP: 1	SB: 3	
	S: 11	P: 18	S: 9	P: 14	S: 7	P: 11	S: 13	P: 21	S: 13	P: 22	S: 11	P: 16	S: 17	P: 27	S: 8	P: 11	S: 15	P: 24	HR: 2	HBP: 0	CS: 1	

PITCHER		IP	WLS	BF	H	R	ER	SO	BB	IBB	HBP	BLK	WP	HR	S	P	ERA	WHIP
7 Marcus Stroman, R ERA: 3.2	(1, 1)	6.0		28	9	4	4	9	2	1	0	0	0	1	66	108	6.00	1.833
38 Justin Wilson, L ERA: 2.86	(7, 1)	1.0		5	2	1	1	2	0	0	0	0	1	1	15	21	9.00	2.000
65 Robert Gsellman, R ERA: 4.41	(8, 1)	1.1		6	2	1	1	1	0	0	0	0	0	0	17	24	6.75	1.500
43 Luis Avilán, L ERA: 5.12	(9, 1)	0.2	W	2	0	0	0	2	0	0	0	0	1	0	6	11	0.00	0.000

PITCHER	IP	WLS	BF	H	R	ER	SO	BB	IBB	HBP	BLK	WP	HR	S	P	ERA	WHIP

Batter	1	2	3	4	5	6	7	8	9	AB	R	H	RBI	BB	SO	LOB
6 Jeff McNeil, L (1, 9) OBP: 0.402, SLG: 0.531	S FF 94 F FF 95 B CU 84 S CU 83 1-3 ① K			B CU 81 F CU 82 B FF 94 S CH 89 B CH 89 F CU 84 B CH 89 4-2 1 G3 20 HR BB	X CH 88 0-0 ③ G4-3			B FF 96 C FF 96 F FF 97 C CH 89 1-3 ① K	1 SAFE 1 SAFE F FF 92 X FF 93 0-1 ② F9	4	1	0	0	1	2	1
1 Amed Rosario, R (1, 6) OBP: 0.321, SLG: 0.445	C FF 94 T FF 95 X CU 83 0-2 ② F9			C SI 94 X CH 87 0-1 ① G3 1-2		F CU 81 B SI 94 F SI 94 B CH 89 B CH 88 X FF 96 3-2 30 1B 1B		F FF 97 B SL 87 F FF 96 F FF 97 X SL 85 1-2 30 G3-1 2B	1 SAFE B FF 93 F FF 93 1 SAFE X FS 82 1-1 30 1B 1-2 1B	5	0	3	0	0	0	1
30 Michael Conforto, L (1, 8) OBP: 0.371, SLG: 0.510	X SI 94 0-0 ③ L7			B SI 94 F CH 87 B FF 93 X FF 93 2-1 ② P5		1 SAFE B CU 81 1 SAFE 1 SAFE F CH 88 F FF 93 X CH 87 1-2 28 S 1-3 1B		X FF 97 0-0 ② G3-1 2-3	B FF 93 B FF 93 F FF 92 F FF 93 X FF 94 2-2 1-2 2-H 1B	5	0	2	1	0	0	2
20 Pete Alonso, R (1, 3) OBP: 0.363, SLG: 0.599		B SI 93 X SI 94 1-0 ① G6-3		B CU 82 X CH 87 1-0 2-H HR		B SI 94 X SI 94 1-0 ① L4		B FF 97 C FF 96 F FF 97 F FF 97 F FF 97 X FF 97 1-2 ③ G6-3		4	1	1	2	0	0	3
28 J.D. Davis, R (1, 7) OBP: 0.375, SLG: 0.516		C FF 95 C FF 95 B FF 95 F FF 96 F CU 84 S CH 88 1-3 ② K		B FF 95 B FF 95 C CU 82 B SI 95 X FF 96 3-1 HR		C SI 94 C SI 94 F FF 94 F CH 88 D CU 84 B SI 95 B SI 95 S CH 89 3-3 ② K 1-2			C FF 92 B FF 93 X FF 93 1-1 40 1B 21 HR 2B	4	2	2	1	0	2	2
40 Wilson Ramos, R (1, 2) OBP: 0.339, SLG: 0.402		B CU 83 X CU 84 1-0 ③ G6-3		B CH 88 B SI 96 B SI 95 C FF 93 B CU 84 4-1 BB		B SI 96 X SI 94 1-0 ③ G5-3			S FF 94 X FF 94 0-1 21 HR 2-3 1B	3	1	1	0	1	0	2
21 Todd Frazier, R (1, 5) OBP: 0.318, SLG: 0.430			C FF 95 C CU 82 S CH 88 0-3 ① K	X CU 81 0-0 ③ P4			C CU 81 X CU 82 0-1 ① G6-3		B FF 94 S FF 94 B FF 94 X FF 94 2-1 1-H 3-H HR	4	1	1	3	0	1	1
2 Joe Panik, L (1, 4) OBP: 0.309, SLG: 0.316			B SI 95 F CH 89 B CH 88 F SI 96 B CU 85 X CU 84 3-2 ② F7		C CH 87 F FF 93 B CH 88 B CH 88 F FF 95 S CU 83 2-3 ① K		B CU 82 B SI 94 X SI 95 2-0 ② L7		C FF 93 B SL 82 F FF 94 F SL 79 X FF 94 1-2 12 FC5-6 1B	4	0	1	0	0	1	0
7 Marcus Stroman, R (1, 1) 38 Justin Wilson, L (7, 1) 13 Luis Guillorme, L (7, PH) OBP: 0.182, SLG: 0.188 65 Robert Gsellman, R (8, 1) 43 Luis Avilán, L (9, 1) 12 Juan Lagares, R (9, PH) OBP: 0.257, SLG: 0.261			S FF 94 X CU 83 0-1 ③ F8		F FF 95 F FF 95 F CU 82 S CU 83 0-3 ② K		C CU 82 S SI 95 B CH 89 X CH 89 1-2 ③ G3-1		1 SAFE L FF 93 X FF 93 0-1 ① FC5-6 1 30 1B 1-2f	2 0 1 0 0 1	0 0 0 0 0 1	0 0 0 0 0 0	0 0 0 0 0 1	0 0 0 0 0 0	1 0 0 0 0 0	0 0 0 0 0 1
Inning Stats	R: 0 E: 0 K: 1 S: 7 H: 0 LOB: 0 BB: 0 P: 8	R: 0 E: 0 K: 1 S: 7 H: 0 LOB: 0 BB: 0 P: 10	R: 0 E: 0 K: 1 S: 8 H: 0 LOB: 0 BB: 0 P: 11	R: 3 E: 0 K: 0 S: 12 H: 2 LOB: 1 BB: 2 P: 26	R: 0 E: 0 K: 2 S: 9 H: 0 LOB: 0 BB: 0 P: 11	R: 0 E: 0 K: 1 S: 13 H: 2 LOB: 2 BB: 0 P: 22	R: 0 E: 0 K: 0 S: 6 H: 0 LOB: 0 BB: 0 P: 9	R: 0 E: 0 K: 1 S: 13 H: 1 LOB: 1 BB: 0 P: 16	R: 4 E: 0 K: 0 S: 19 H: 6 LOB: 2 BB: 0 P: 26	1B: 6 2B: 2 3B: 0 HR: 3 SF: 0 SAC: 0 DP: 0 HBP: 0				WP: 0 PB: 0 SB: 1 CS: 0		PA: 39

PITCHER		IP	WLS	BF	H	R	ER	SO	BB	IBB	HBP	BLK	WP	HR	S	P	ERA	WHIP
37 Stephen Strasburg, R ERA: 3.72	(1, 1)	7.0		27	4	3	3	6	2	0	0	0	0	2	62	97	3.86	0.857
44 Daniel Hudson, R ERA: 2.94	(8, 1)	1.0	H	4	1	0	0	1	0	0	0	0	0	0	13	16	0.00	1.000
63 Sean Doolittle, L ERA: 3.51	(9, 1)	0.2	L	8	6	4	4	0	0	0	0	0	0	1	19	26	54.00	9.000

PITCHER	IP	WLS	BF	H	R	ER	SO	BB	IBB	HBP	BLK	WP	HR	S	P	ERA	WHIP

BOTTOM

Washington Nationals @ New York Mets

Citi Field, Flushing, NY

Fri Aug 09 2019, 7:12 PM - 10:31 PM EDT

Att. 39,602 - Cloudy - 80 F

livebaseballscorecards.com

AB	37
R	7
H	11
RBI	7
BB	2
SO	7
LOB	13

Batter	1	2	3	4	5	6	7	8	9	AB	R	H	RBI	BB	SO	LOB
7 Trea Turner, R (1, 6) OBP: 0.354, SLG: 0.478	C FF 98 B SL 89 B FF 98 C FF 98 S FF 100 2-3 ① K	X SL 87 0-0 2 S 1B			F FF 95 C SL 88 B FF 96 C FF 97 1-3 ① K		X FF 97 0-0 ② ③ G4-6-3 1-2f			4	0	1	0	0	2	1
2 Adam Eaton, L (1, 9) OBP: 0.363, SLG: 0.399	C SI 98 B FF 99 B CH 93 S CH 92 B FF 99 F FF 98 B FF 99 4-2 6 S 22 HR BB	1 SAFE T FF 96 1 SAFE 1 SAFE B FF 96 X CH 91 1-1 ③ G4-3 1-2			C CH 91 C SI 97 B CU 80 F FF 98 X CH 91 1-2 ② G6-3			B CU 76 F FF 93 B SI 96 X CH 88 2-1 ① F7		3	1	0	0	1	0	1
6 Anthony Rendon, R (1, 5) OBP: 0.399, SLG: 0.605	1 SAFE C FF 98 B FF 97 B SL 89 F FF 98 X CH 93 2-2 ② G6-3 1-2		B FF 96 X CH 90 1-0 15 G4-3 22 BB 1B		B SL 90 X SL 89 1-0 ③ G1-3			B SI 95 B FF 95 S SI 94 T FF 95 C SI 96 2-3 ② K		4	0	1	0	0	1	1
22 Juan Soto, L (1, 7) OBP: 0.401, SLG: 0.543	B FF 98 C CH 93 F CH 93 B FF 99 B FF 99 X CH 91 3-2 2-H HR		B SI 95 B FF 96 B CH 91 C SI 97 B FF 97 4-1 15 G4-3 1-2 BB			C SI 96 X SL 89 0-1 ① F9		B SI 94 F CH 88 B CU 80 X FF 96 2-1 HR		3	2	2	3	1	0	0
15 Matt Adams, L (1, 3) OBP: 0.297, SLG: 0.520	X SI 98 0-0 13 1B 1B		C FF 96 B CH 90 X CH 91 1-1 ① ② G4-3 1-2f 2-3			F SI 96 C FF 98 X CH 91 0-2 1B		B SI 94 B SI 95 S CH 88 X CH 89 2-1 ③ G3-1		4	0	2	0	0	0	2
13 Asdrúbal Cabrera, S (1, 4) OBP: 0.316, SLG: 0.389	F SI 98 X FF 97 0-1 1-2 1B		B CH 92 X CH 91 1-0 ③ F8			C FF 98 F SI 98 B FF 98 F CH 92 B FF 98 X CH 92 2-2 ② L8			B SI 94 S SI 92 C FF 95 X FF 96 1-2 ① L9	4	0	1	0	0	0	2
16 Victor Robles, R (1, 8) OBP: 0.310, SLG: 0.407	C SL 89 F SL 88 C SL 90 0-3 ③ K			C FF 95 F SL 86 C SL 87 0-3 ① K		B FF 98 F FF 97 S SL 88 X SL 89 1-2 ③ P4			F SL 90 S SL 90 B CU 80 B SL 90 C FF 95 2-3 ② K	4	0	0	0	0	3	3
10 Yan Gomes, R (1, 2) OBP: 0.308, SLG: 0.321 88 Gerardo Parra, L (9, PH) OBP: 0.307, SLG: 0.413		B FF 97 B SL 89 F SI 97 B FF 97 S FF 98 X FF 97 3-2 ① L8		C FF 97 S CU 81 X SL 88 0-2 ② F9			C SL 89 B FF 96 F SL 89 X FF 96 1-2 ① F8		B FF 95 B FF 94 C SI 94 B FF 95 F SI 93 C SI 94 3-3 ③ K	3 1	0 0	0 0	0 0	0 0	0 1	0 0
46 Patrick Corbin, L (1, 1) OBP: 0.122, SLG: 0.065 17 Andrew Stevenson, L (7, PH) OBP: 0.478, SLG: 0.421 60 Hunter Strickland, R (7, 1) 56 Fernando Rodney, R (8, 1) 44 Daniel Hudson, R (8, 1)		C SI 97 C SI 96 B CU 82 F SI 98 S FF 98 1-3 ② K		X FF 97 0-0 ③ G5-3			F CH 92 B SI 98 X CH 92 1-1 7 G4-6-3 1B			2 1 0 0 0	0 0 0 0 0	0 1 0 0 0	0 0 0 0 0	0 0 0 0 0	1 0 0 0 0	0 0 0 0 0
Inning Stats	R: 2 E: 0 K: 2 S: 18 H: 3 LOB: 2 BB: 1 P: 29	R: 0 E: 0 K: 1 S: 10 H: 1 LOB: 1 BB: 0 P: 15	R: 0 E: 0 K: 0 S: 5 H: 1 LOB: 1 BB: 1 P: 12	R: 0 E: 0 K: 1 S: 7 H: 0 LOB: 0 BB: 0 P: 7	R: 0 E: 0 K: 1 S: 8 H: 0 LOB: 0 BB: 0 P: 11	R: 0 E: 0 K: 0 S: 12 H: 1 LOB: 1 BB: 0 P: 15	R: 0 E: 0 K: 0 S: 6 H: 1 LOB: 0 BB: 0 P: 8	R: 1 E: 0 K: 1 S: 9 H: 1 LOB: 0 BB: 0 P: 17	R: 0 E: 0 K: 2 S: 9 H: 0 LOB: 0 BB: 0 P: 15	1B: 6 2B: 0 3B: 0 HR: 2		SF: 0 SAC: 0 DP: 2 HBP: 0			WP: 0 PB: 0 SB: 2 CS: 0	PA: 35

PITCHER		IP	WLS	BF	H	R	ER	SO	BB	IBB	HBP	BLK	WP	HR	S	P	ERA	WHIP
34 Noah Syndergaard, R ERA: 3.89	(1, 1)	7.0		28	7	2	2	5	2	0	0	0	0	1	66	97	2.57	1.286
67 Seth Lugo, R ERA: 2.65	(8, 1)	2.0	W	7	1	1	1	3	0	0	0	0	0	1	18	32	4.50	0.500

PITCHER	IP	WLS	BF	H	R	ER	SO	BB	IBB	HBP	BLK	WP	HR	S	P	ERA	WHIP

TOP

Washington Nationals @ New York Mets

Citi Field, Flushing, NY

Sat Aug 10 2019, 7:12 PM - 9:45 PM EDT

Att. 43,875 - Clear - 79 F

livebaseballscorecards.com

AB	33
R	3
H	8
RBI	3
BB	2
SO	8
LOB	10

BOTTOM

Washington Nationals @ New York Mets

Citi Field, Flushing, NY

Sat Aug 10 2019, 7:12 PM - 9:45 PM EDT

Att. 43,875 - Clear - 79 F

livebaseballscorecards.com

Batter	1	2	3	4	5	6	7	8	9	AB	R	H	RBI	BB	SO	LOB
6 Jeff McNeil, L (1, 4) (8, 5) (9, 7) OBP: 0.400, SLG: 0.528	F FF 90 X SL 81 0-1 ① G3		S SL 80 B FF 94 F FF 94 B SI 94 S SL 84 2-3 ③ K		B SL 81 C FF 93 S SL 83 X SL 84 1-2 ③ G1-3			F SI 94 S CH 83 B CH 84 D FF 96 F SI 94 X FF 96 2-2 28 SF9 1 G1-3 1-2 1B		4	0	1	0	0	1	1
1 Amed Rosario, R (1, 6) OBP: 0.318, SLG: 0.441	C SI 90 X CH 85 0-1 ② G6-3			X SL 77 0-0 ① G1-3		X SI 90 0-0 ① G6-3		C FF 94 X SL 85 0-1 ① G1-3 1-2 2-3		4	0	0	0	0	0	2
20 Pete Alonso, R (1, 3) OBP: 0.362, SLG: 0.594	C FF 92 S SL 83 S SL 84 0-3 ③ K			B FF 92 B FF 92 C SL 79 F SL 82 F SL 82 C SI 94 2-3 ② K		F SL 82 F SI 90 C SI 92 0-3 ② K			0-0 IBB	3	0	0	0	1	3	0
28 J.D. Davis, R (1, 7) OBP: 0.373, SLG: 0.525 23 Aaron Altherr, R (9, 8) OBP: 0.107, SLG: 0.170		C SL 79 S SL 82 B FF 93 B SL 83 F SL 83 X SL 82 2-2 ① G5-3		C SL 82 B SI 93 B FF 94 S SL 82 F SL 84 F SL 84 B SL 83 F SI 94 X SL 83 3-2 HR		C SI 93 B CH 87 S SL 83 B CH 87 B SL 82 S SL 83 3-3 ③ K		S FF 97 C FF 97 F FF 97 X SL 84 0-2 ② SF9 2-3 3-H		3	1	1	2	0	1	0
										0	0	0	0	0	0	0
40 Wilson Ramos, R (1, 2) OBP: 0.338, SLG: 0.409		C SI 92 S SL 82 F SL 82 B SI 94 C SI 94 1-3 ② K		B CH 81 X FF 92 1-0 HR			C SL 83 F FF 95 F FF 97 X SL 82 0-2 ① G5-3	B FF 96 X FF 96 1-0 ③ F8		4	1	1	1	0	1	2
30 Michael Conforto, L (1, 9) OBP: 0.370, SLG: 0.509		C SL 81 B SL 83 F SI 93 B FF 94 B SI 94 X SL 82 3-2 1B		S FF 92 X SI 92 0-1 ③ P5			X SL 82 0-0 ② F9			3	0	1	0	0	0	0
21 Todd Frazier, R (1, 5) OBP: 0.315, SLG: 0.426 67 Seth Lugo, R (8, 1)		B SI 93 B SL 80 C SI 92 B FF 94 X SI 93 3-1 ③ G6-3			B CU 64 X SI 90 1-0 ① G6-3		B FF 95 S FF 95 F SL 83 S FF 95 1-3 ③ K			3	0	0	0	0	1	1
										0	0	0	0	0	0	0
12 Juan Lagares, R (1, 8) OBP: 0.254, SLG: 0.257 13 Luis Guillorme, L (8, PH) (9, 5) OBP: 0.206, SLG: 0.303			C FF 90 B SI 91 B SL 80 F CH 83 F SI 93 F FF 93 B SL 82 S SL 84 3-3 ① K		B SI 90 C SI 92 X SI 92 1-1 ② G3			B SI 94 B SI 92 C SI 92 B SI 93 C SI 92 X FF 94 3-2 HR		2	0	0	0	0	1	0
										1	1	1	1	0	0	0
34 Noah Syndergaard, L (1, 1) OBP: 0.167, SLG: 0.255 2 Joe Panik, L (8, 4) OBP: 0.309, SLG: 0.315			S SL 81 C FF 93 B SL 84 F FF 92 B SL 82 C SL 82 2-3 ② K		B FF 91 B FF 91 S FF 88 S FF 92 B FF 92 F FF 91 B FF 92 4-2 BB			B CH 83 C SI 94 X CH 83 1-1 E6 1 G1-3 6 1B 28 SF9		1	0	0	0	1	1	0
										1	1	0	0	0	0	0
Inning Stats	R: 0 E: 0 K: 1 S: 7 H: 0 LOB: 0 BB: 0 P: 7	R: 0 E: 0 K: 1 S: 13 H: 1 LOB: 1 BB: 0 P: 22	R: 0 E: 0 K: 3 S: 12 H: 0 LOB: 0 BB: 0 P: 19	R: 2 E: 0 K: 1 S: 14 H: 2 LOB: 0 BB: 0 P: 20	R: 0 E: 0 K: 0 S: 9 H: 0 LOB: 1 BB: 1 P: 16	R: 0 E: 0 K: 2 S: 7 H: 0 LOB: 0 BB: 0 P: 10	R: 0 E: 0 K: 1 S: 8 H: 0 LOB: 0 BB: 0 P: 9	R: 2 E: 1 K: 0 S: 16 H: 2 LOB: 2 BB: 1 P: 23		1B: 2 2B: 0 3B: 0 HR: 3 SF: 1 SAC: 0 DP: 0 HBP: 0						

	AB	29
	R	4
	H	5
	RBI	4
	BB	2
	SO	9
	LOB	6

WP: 0 PA: 32
PB: 0
SB: 0
CS: 0

PITCHER		IP	WLS	BF	H	R	ER	SO	BB	IBB	HBP	BLK	WP	HR	S	P	ERA	WHIP
46 Patrick Corbin, L ERA: 3.41	(1, 1)	6.0		22	3	2	2	8	1	0	0	0	0	2	62	94	3.00	0.667
60 Hunter Strickland, R ERA: 4.91	(7, 1)	1.0		3	0	0	0	1	0	0	0	0	0	0	8	9	0.00	0.000
56 Fernando Rodney, R ERA: 6.3	(8, 1)	0.0	L	3	2	2	1	0	0	0	0	0	0	1	9	15	∞	∞
44 Daniel Hudson, R ERA: 2.89	(8, 1)	1.0		4	0	0	0	0	0	1	0	0	0	0	7	8	0.00	0.000

PITCHER		IP	WLS	BF	H	R	ER	SO	BB	IBB	HBP	BLK	WP	HR	S	P	ERA	WHIP

Batter	1	2	3	4	5	6	7	8	9	AB	R	H	RBI	BB	SO	LOB
7 Trea Turner, R (1, 6) OBP: 0.352, SLG: 0.474	B FF 96 B FF 95 F FF 96 F FF 96 X SL 92 2-2 22 BB 6 1B 13 E 1B	B SL 91 F SL 91 C FF 95 X FF 96 1-2 ② F9			B FF 95 F FF 95 C SL 92 F FF 97 B CH 88 B SL 92 F SL 92 S SL 91 3-3 ① K		B SI 94 X SL 87 1-0 ① F7		B FF 96 S SL 88 C FF 95 S FF 97 1-3 ① K	5	1	1	0	0	2	0
2 Adam Eaton, L (1, 9) OBP: 0.363, SLG: 0.397	F FF 96 F SL 92 F FF 98 1 SAFE B FF 97 X SL 92 1-2 ① F9	B SL 91 C CH 88 B FF 94 C SL 91 F CH 89 F FF 96 B SL 92 S SL 92 3-3 ③ K			B FF 96 B SL 91 X FF 95 2-0 ② L8		C SI 95 F SI 95 X CU 81 0-2 6 E 6 1B 13 2B 1B		B FF 97 B FF 95 B FF 95 C FF 94 B FF 95 4-1 6 S 16 HR BB	4	2	1	0	1	1	1
6 Anthony Rendon, R (1, 5) OBP: 0.404, SLG: 0.607	C FF 96 B SL 92 X CH 90 1-1 22 BB 13 E 1-2 1B		B FF 95 C FF 95 F FF 95 B FF 94 X SL 91 2-2 1B		B CH 89 B CH 88 C SL 92 X SL 92 2-1 1B		C SL 88 X SI 97 0-1 E9 22 BB 13 2B 1-3 1B		1 SAFE C FF 97 B SL 90 F SL 89 C FF 97 1-3 ② 1-2	5	2	4	0	0	1	1
22 Juan Soto, L (1, 7) OBP: 0.402, SLG: 0.540 16 Victor Robles, R (7, 8) OBP: 0.312, SLG: 0.417	F FF 96 B FF 96 B FF 96 B CH 89 F SI 96 B FF 97 4-2 13 E 13 E 1-2 2-3 BB		C CH 88 B SL 92 B SL 92 S FF 95 F FF 96 X SL 91 2-2 ① F8		B FF 96 X CH 89 1-0 ③ G4-3		B FC 88 F FC 89 S FF 96 B FF 96 F FC 90 B FF 96 B FF 96 4-2 13 2B 1-2 BB		B SL 90 F SL 91 B FF 97 X SL 89 2-1 2-H HR	2 1	1 1	0 1	0 2	0 0	2 0	2 0
15 Matt Adams, L (1, 3) OBP: 0.291, SLG: 0.509	C SL 92 S CH 88 F SL 92 C FF 98 1-3 ② K		F FF 95 S CH 89 S CH 90 0-3 ② K			C CU 74 B CH 82 S CH 82 B CH 83 F CH 83 S CH 84 2-3 ① K	S FC 88 B FF 96 B FC 91 F FC 90 S FF 96 2-3 ② K		S FF 97 C FF 98 B FF 97 B FF 97 X FF 98 2-2 ③ G4-3	5	0	0	0	0	4	7
13 Asdrúbal Cabrera, S (1, 4) OBP: 0.318, SLG: 0.393	B SL 93 X CH 89 1-0 E3 1-H 2-H 3-H		B CH 88 S SL 92 F FF 96 F CH 90 B FF 97 F SL 91 B CH 90 X CH 89 3-2 ③ G2-3			C CH 82 B CH 82 B SI 89 X CH 82 2-1 28 1B 1B	X FF 96 0-0 ③ 1-H 2-H 3-H 2B			4	0	2	2	0	0	1
88 Gerardo Parra, L (1, 8) OBP: 0.306, SLG: 0.407 (7, 7)	F FF 95 B SL 92 L CH 90 F FF 96 F FF 97 H SL 92 2-2 HBP			C CH 88 B CH 89 B FF 93 C SL 90 S CH 90 2-3 ① K		C CH 83 F SI 91 D CH 83 F CH 83 S CH 84 1-3 ② K		B SI 95 S SI 96 S SI 96 F SI 97 B SI 96 S SI 97 2-3 ① K		3	0	0	0	0	3	1
28 Kurt Suzuki, R (1, 2) OBP: 0.324, SLG: 0.461	B SL 91 F SL 92 X FF 95 1-1 ③ L7			C CH 94 B SL 90 F SL 90 B CH 88 X FF 96 2-2 ② G6-3		C CH 82 X CH 82 0-1 1-3 1B		C SL 89 C SI 97 C SL 89 0-3 ② K		4	0	1	0	0	1	2
19 Aníbal Sánchez, R (1, 1) Pitch: SINKER, SL 9 Brian Dozier, R (6, PH) Pitch: FASTBALL (FF) 21 Tanner Rainey, R (8, 1) 33 Matt Grace, L (8, 1) 60 Hunter Strickland, R (7, 1) 44 Daniel Hudson, R (7, 1) 17 Andrew Stevenson, L (9, PH) Pitch: CHANGEUP, SLO CURVE 51 Wander Suero, R (8, 1) 63 Sean Doolittle, L (9, 1)		C FF 93 T FF 94 S SL 90 0-3 ① K		C SL 90 S SL 90 C FF 96 0-3 ③ K		B SL 86 C CH 86 X FF 95 1-1 ③ F9		F SI 96 C SI 96 F SL 88 S SL 89 0-3 ③ K	2 0 0 0 0 2 0 1 0 0 0 0 0 2 0 0 0 0 0 0 0 0 0 0 0 0 0 0 0 0 0 0 0 0 0 0 0 0 0 0 0 0 1 0 0 0 0 1 0 0 0 0 0 0 0 0 0 0 0 0 0 0 0							
Inning Stats	R: 3 E: 1 K: 1 S: 21 H: 2 LOB: 2 BB: 1 P: 34	R: 0 E: 0 K: 2 S: 11 H: 0 LOB: 0 BB: 0 P: 15	R: 0 E: 0 K: 1 S: 15 H: 1 LOB: 1 BB: 0 P: 22	R: 0 E: 0 K: 2 S: 9 H: 0 LOB: 0 BB: 0 P: 13	R: 0 E: 0 K: 1 S: 9 H: 1 LOB: 1 BB: 0 P: 17	R: 0 E: 0 K: 2 S: 14 H: 2 LOB: 2 BB: 0 P: 20	R: 2 E: 1 K: 1 S: 13 H: 3 LOB: 2 BB: 1 P: 20	R: 0 E: 0 K: 3 S: 11 H: 0 LOB: 0 BB: 0 P: 13	R: 2 E: 0 K: 2 S: 12 H: 1 LOB: 0 BB: 1 P: 22	1B: 8 2B: 1 3B: 0 HR: 1 SF: 0 SAC: 0 DP: 0 HBP: 1						

PITCHER		IP	WLS	BF	H	R	ER	SO	BB	IBB	HBP	BLK	WP	HR	S	P	ERA	WHIP
48 Jacob deGrom, R ERA: 2.68	(1, 1)	5.0		22	4	3	0	7	1	0	1	0	0	0	65	101	0.00	1.000
43 Luis Avilán, L ERA: 4.95	(6, 1)	0.2		4	2	0	0	2	0	0	0	0	0	0	12	17	0.00	3.000
29 Brad Brach, R ERA: 6.08	(6, 1)	0.1		1	0	0	0	0	0	0	0	0	0	0	2	3	0.00	0.000
65 Robert Gsellman, R ERA: 4.66	(7, 1)	0.1	L	3	2	2	2	0	0	0	0	0	0	0	6	7	54.00	6.000
38 Justin Wilson, L ERA: 2.78	(7, 1)	0.2		3	1	0	0	1	1	0	0	0	0	0	7	13	0.00	3.000

PITCHER		IP	WLS	BF	H	R	ER	SO	BB	IBB	HBP	BLK	WP	HR	S	P	ERA	WHIP
27 Jeurys Familia, R ERA: 6.52	(8, 1)	1.0		3	0	0	0	3	0	0	0	0	0	0	11	13	0.00	0.000
39 Edwin Díaz, R ERA: 5.6	(9, 1)	1.0		5	1	2	2	2	1	0	0	0	0	1	12	22	18.00	2.000

TOP

Washington Nationals @ New York Mets

Citi Field, Flushing, NY

Sun Aug 11 2019, 1:11 PM - 4:46 PM EDT

Att. 41,000 - Partly Cloudy - 79 F

livebaseballscorecards.com

AB	37
R	7
H	10
RBI	4
BB	3
SO	15
LOB	17

1B: 8 SF: 0
2B: 1 SAC: 0
3B: 0 DP: 0
HR: 1 HBP: 1

WP: 0 PA: 41
PB: 0
SB: 1
CS: 0

Batter	1	2	3	4	5	6	7	8	9	AB	R	H	RBI	BB	SO	LOB
6 Jeff McNeil, L (1, 9) OBP: 0.403, SLG: 0.533	B SI 89 C FF 90 B FC 88 X FS 84 2-1 F9 ①	X FS 86 0-0 1-3 2-H 3-H 2B			B FF 88 F FF 87 F FF 89 B CH 73 B FS 86 B FF 89 4-2 20 1B BB		B SI 91 X SL 83 1-0 1 1B 30 SF7 2B		B FF 93 C FF 94 B FF 93 X FF 94 2-1 L9 ①	4	1	2	2	1	0	0
1 Amed Rosario, R (1, 6) OBP: 0.317, SLG: 0.438	C FF 91 C FF 92 B SL 85 F FS 87 B SL 85 F FC 88 X FS 86 2-2 G6-3 ②	X FC 89 0-0 G1-3 ③			1 SAFE B SI 88 X FS 84 1-0 P5 ①		B SI 96 F SI 96 B SI 96 X SL 83 2-1 20 HBP 2-3 1B		B FF 94 C FF 92 F FS 85 B FF 94 F FF 94 B FF 94 F FF 93 S FF 94 3-3 K ②	5	0	1	0	0	1	3
30 Michael Conforto, L (1, 8) OBP: 0.366, SLG: 0.504	C CU 78 B SI 92 F FS 84 B FF 90 B FF 90 S FF 89 3-3 K ③		S FC 87 B FS 82 B FS 84 F FF 88 S FC 90 2-3 K ①		1 SAFE 1 SAFE F FF 88 1 SAFE C FS 81 S FF 90 0-3 K ②		X SI 96 0-0 SF7 ① 3-H		F FF 94 B FF 94 B SL 78 F FF 94 X FF 94 2-2 G6-3 ③	4	0	0	1	0	3	1
20 Pete Alonso, R (1, 3) OBP: 0.363, SLG: 0.592		F FF 90 X SI 89 0-1 F7 ① S FF 91 B SI 90 C SI 90 X FF 92 1-2 40 2 1B 1B	F FF 90 B FS 86 B SI 90 B SI 90 F FF 88 X FF 88 3-2 P3 ②		B SI 90 1 SAFE B SI 89 X SI 91 2-0 1-3 1B		1 SAFE H FF 96 1-0 1-2 HBP			3	0	1	0	0	0	0
28 J.D. Davis, R (1, 7) OBP: 0.372, SLG: 0.521		X FC 88 0-0 F8 ③			F SI 90 B SI 91 B FC 90 S SI 91 X FC 88 2-2 L9 ③		B SL 82 S FF 95 F FC 96 B FF 96 B FF 96 F FF 96 C FF 96 3-3 K ②			4	1	1	0	0	1	4
40 Wilson Ramos, R (1, 2) OBP: 0.339, SLG: 0.413		1 SAFE X SI 90 0-0 48 2 1B 1B 6 2B 1-2 1B	B FF 89 F SI 88 B SI 90 X FC 87 2-1 2 G4-3 2B		B FF 98 X FF 98 1-0 G5-3 ① F FF 97 F FF 97 B FF 97 F FF 97 X FF 97 1-2 L7 ③					4	1	2	0	0	0	2
21 Todd Frazier, R (1, 5) OBP: 0.312, SLG: 0.421	B FC 88 F FC 89 F FS 85 D FS 84 F FS 85 B FC 88 F FS 85 X FF 90 3-2 F4 ②		L FF 89 F FS 84 X CH 68 0-2 G5-3 ①		T FF 99 B SL 89 S SL 88 F FF 99 B SL 89 X FF 98 2-2 F8 ②			F FC 91 F CH 88 F FC 94 F FC 94 S FC 94 0-3 K ①		4	0	0	0	0	1	3
2 Joe Panik, L (1, 4) OBP: 0.311, SLG: 0.315	C CU 77 B FF 93 B FF 92 X FS 85 2-1 48 6 2B 1B 1-2 2-H 1B		F FF 89 X FS 84 0-1 G4-3 ② 2-3		B FF 98 B FF 99 B FF 98 C FF 97 B FF 98 4-1 BB			B CH 87 B FC 94 F FC 93 C FC 94 X CH 89 2-2 G1-3 ②		3	1	1	1	1	0	1
48 Jacob deGrom, L (1, 1) ERA: 3.86 WHIP: 1.013 43 Luis Avilan, L (8, 1) 29 Brad Brach, R (8, 1) ERA: 3.60 WHIP: 1.200 13 Luis Guillorme, L (8, PH) ERA: 2.25 WHIP: 0.750 65 Robert Gsellman, R (7, 1) 38 Justin Wilson, L (7, 1) 27 Jeurys Familia, R (8, 1) 23 Aaron Altherr, R (8, PH) ERA: 3.86 WHIP: 0.857 39 Edwin Diaz, R (9, 1)	B FF 92 S FS 85 X FF 89 1-1 6 2B 1-2 2-3 1B	S FS 85 B FF 89 D FS 83 F FS 86 B FF 89 F FF 89 F FS 84 X FC 88 3-2 F8 ③		C SL 82 C SI 91 B SL 83 S SL 83 1-3 K ③		S FC 93 S FC 92 S FC 93 0-3 K ③		2 0 1 0 0 0 1 0 0 0 0 0 0 0 0 0 0 0 0 0 0 1 0 0 0 0 1 1 0 0 0 0 0 0 0 0 0 0 0 0 0 0 0 0 0 0 0 0 0 1 0 0 0 0 1 0 0 0 0 0 0 0 0						
Inning Stats	R: 0 H: 0 E: 0 LOB: 0 K: 1 BB: 0 S: 10 P: 17	R: 3 H: 5 E: 0 LOB: 2 K: 0 BB: 0 S: 17 P: 24	R: 0 H: 0 E: 0 LOB: 0 K: 1 BB: 0 S: 7 P: 12	R: 0 H: 1 E: 0 LOB: 1 K: 0 BB: 0 S: 12 P: 17	R: 0 H: 1 E: 0 LOB: 2 K: 1 BB: 1 S: 10 P: 19	R: 0 H: 0 E: 0 LOB: 1 K: 1 BB: 1 S: 9 P: 17	R: 1 H: 2 E: 0 LOB: 2 K: 1 BB: 0 S: 12 P: 20	R: 0 H: 0 E: 0 LOB: 0 K: 2 BB: 0 S: 11 P: 13	R: 0 H: 0 E: 0 LOB: 0 K: 1 BB: 0 S: 10 P: 17	1B: 6 SF: 1 2B: 3 SAC: 0 3B: 0 DP: 0 HR: 0 HBP: 1						

PITCHER		IP	WLS	BF	H	R	ER	SO	BB	IBB	HBP	BLK	WP	HR	S	P	ERA	WHIP
19 Aníbal Sánchez, R ERA: 3.75	(1, 1)	5.0		23	7	3	3	3	1	0	0	0	0	0	56	89	5.40	1.600
21 Tanner Rainey, R ERA: 3.9	(6, 1)	0.2		3	0	0	0	0	1	0	0	0	0	0	6	13	0.00	1.500
33 Matt Grace, L ERA: 6.12	(6, 1)	0.1	W	2	1	1	1	1	0	0	0	0	0	0	4	6	27.00	3.000
60 Hunter Strickland, R ERA: 4.5	(7, 1)	0.2	H	4	1	0	0	1	0	0	1	0	0	0	7	13	0.00	1.500
44 Daniel Hudson, R ERA: 2.87	(7, 1)	0.1	H	1	0	0	0	0	0	0	0	0	0	0	4	5	0.00	0.000

PITCHER		IP	WLS	BF	H	R	ER	SO	BB	IBB	HBP	BLK	WP	HR	S	P	ERA	WHIP
51 Wander Suero, R ERA: 4.61	(8, 1)	1.0	H	3	0	0	0	2	0	0	0	0	0	0	11	13	0.00	0.000
63 Sean Doolittle, L ERA: 3.44	(9, 1)	1.0	S	3	0	0	0	1	0	0	0	0	0	0	10	17	0.00	0.000

BOTTOM

Washington Nationals @ New York Mets

Citi Field, Flushing, NY

Sun Aug 11 2019, 1:11 PM - 4:46 PM EDT

Att. 41,000 - Partly Cloudy - 79 F

livebaseballscorecards.com

AB	35
R	4
H	9
RBI	4
BB	2
SO	8
LOB	16

WP: 0	PA: 39					
PB: 0						
SB: 0						
CS: 0						

Batter	1	2	3	4	5	6	7	8	9	AB	R	H	RBI	BB	SO	LOB
6 Jeff McNeil, L (1, 4) OBP: 0.400, SLG: 0.529	B FF 92 T FF 93 B SL 84 B FF 93 S FF 92 S FF 94 3-3 K ①	B FF 95 B FF 94 T FF 94 X FF 95 2-1 1-2 2-H 1B		F FF 94 B SL 85 B FF 93 F SL 83 F CU 76 F SL 87 F SL 84 F FF 96 B FF 96 3-3 S SL 85 K ③			B FF 97 F FF 96 C FF 96 F SL 88 B SL 87 S SL 87 2-3 K ②		B FC 93 F FC 93 F FC 92 B KC 82 X KC 82 2-2 G5-3 ①	5	0	1	1	0	3	1
1 Amed Rosario, R (1, 6) OBP: 0.314, SLG: 0.433	C FF 91 F FF 93 X SL 82 0-2 G5-3 ② F SL 85 B FF 95 F SL 86 S SL 82 1-3 K ③				C CU 72 B FF 90 B SL 81 X FF 93 2-1 G3 ①		C FF 97 F FF 96 S SL 88 0-3 K ③		C KC 80 C FC 91 F KC 82 S KC 83 0-3 K ②	5	0	0	0	0	3	2
20 Pete Alonso, R (1, 3) OBP: 0.363, SLG: 0.589	F FF 94 C CU 74 B SL 85 B CU 75 F SL 86 B FF 95 B CU 75 4-2 28 BB BB		C CU 74 B FF 93 X SL 81 1-1 L7 ①		X SL 85 0-0 G1-3 ②			C SI 92 F FC 88 X ST 82 0-2 40 FC6-4 30 FC3-6 28 1B 1B	B FC 91 C FC 92 B KC 82 C KC 81 F KC 83 S KC 83 2-3 K ③	4	1	1	0	1	1	0
28 J.D. Davis, R (1, 7) OBP: 0.373, SLG: 0.519	F FF 94 B FF 93 B SL 84 B FF 94 C FF 94 B FF 96 4-2 40 FC6-4 1-2 BB		F FF 91 B SL 85 B FF 93 F CU 74 X FF 94 2-2 P4 ②		C SL 80 S CU 73 B FF 93 B SL 81 B CU 73 F FF 94 S SL 85 3-3 K ③			C SI 92 F FC 88 D ST 81 F SI 92 X FC 88 1-2 40 FC6-4 1-2 1B		3	0	1	0	1	1	0
40 Wilson Ramos, R (1, 2) OBP: 0.341, SLG: 0.413	C CU 73 X FF 93 0-1 FC6-4 ③ 1-2f		X FF 91 0-0 1B			B FF 91 F FF 92 S FF 91 B CU 74 B CU 70 B FF 95 4-2 30 G5-4-3 BB		F SI 92 X SI 93 0-1 FC6-4 ① 30 FC3-6 1-2f 2-3		3	0	1	0	1	0	4
30 Michael Conforto, L (1, 9) OBP: 0.363, SLG: 0.499		X FF 90 0-0 G3 ① X FF 94 0-0 P6 ③				C FF 94 F CU 73 B SL 86 X FF 95 1-2 G5-4-3 ①② 1-2f		F CU 73 F CU 73 X CU 74 0-2 FC3-6 ② 21 1B 12 1B 1-2f 3-H		4	1	0	1	0	0	3
21 Todd Frazier, R (1, 5) OBP: 0.314, SLG: 0.425		C FF 89 X CU 73 0-1 F9 ② B FF 90 C FF 92 B CU 74 X SL 84 2-1 P6 ①				B CU 72 B CU 72 X FF 92 2-0 12 1B 2B		C SL 87 B SI 92 B SL 87 X SL 87 2-1 12 1B 1-2 1B		4	0	2	0	0	0	0
12 Juan Lagares, R (1, 8) OBP: 0.270, SLG: 0.281		X FF 91 0-0 45 HBP 6 1B 1B		C CU 73 B FF 94 X SL 80 1-1 45 G1-3 2B		B FF 93 C CU 72 F CU 75 F SL 86 B FF 96 B FF 96 X CU 74 3-2 2-H 1B		B SL 86 X SL 87 1-0 1-2 2-H 1B		4	1	4	1	0	0	0
45 Zack Wheeler, L (1, 1) OBP: 0.304, SLG: 0.372 29 Brad Brach, R (6, 1) OBP: 0.250, SLG: 0.250 13 Luis Guillorme, L (7, PH) OBP: 0.194, SLG: 0.286 43 Luis Avilán, L (7, 1) 27 Jeurys Familia, R (7, 1) 2 Joe Panik, L (8, PH) OBP: 0.310, SLG: 0.314 47 Drew Gagnon, R (8, 1) OBP: 0.333, SLG: 0.333		F FF 95 1 SAFE B SL 83 S FF 94 H CU 74 2-2 6 1B 1-2 HBP		X FF 94 0-0 G1-3 ② 2-3			B CU 83 B FF 96 X FF 95 2-0 P6 ①	B SL 86 F FF 92 F SL 87 X FF 94 1-2 G6-3 ③		1 0 1 0 0 1 0	0 0 0 0 0 0 0	0 0 0 0 0 0 0	0 0 0 0 0 0 0	0 0 0 0 0 0 0	0 0 0 0 0 0 2	1 0 0 0 0 0 0
Inning Stats	R: 0 E: 0 K: 1 S: 13 H: 0 LOB: 2 BB: 2 P: 24	R: 1 E: 0 K: 1 S: 11 H: 2 LOB: 2 BB: 0 P: 16	R: 0 E: 0 K: 0 S: 7 H: 1 LOB: 1 BB: 0 P: 10	R: 0 E: 0 K: 1 S: 12 H: 1 LOB: 1 BB: 0 P: 18	R: 0 E: 0 K: 1 S: 7 H: 0 LOB: 0 BB: 0 P: 12	R: 0 E: 0 K: 0 S: 10 H: 2 LOB: 2 BB: 1 P: 20	R: 0 E: 0 K: 2 S: 8 H: 0 LOB: 0 BB: 0 P: 12	R: 2 E: 0 K: 0 S: 18 H: 4 LOB: 2 BB: 0 P: 23	R: 0 E: 0 K: 2 S: 11 H: 0 LOB: 0 BB: 0 P: 15	1B: 8 2B: 2 3B: 0 HR: 0 SF: 0 SAC: 0 DP: 1 HBP: 1						

TOP

New York Mets @ Atlanta Braves

SunTrust Park, Atlanta, GA

Tue Aug 13 2019, 7:24 PM - 10:40 PM EDT

Att. 27,627 - Partly Cloudy - 94 F

livebaseballscorecards.com

AB	35
R	3
H	10
RBI	3
BB	3
SO	8
LOB	13

WP: 0 PA: 39
PB: 0
SB: 0
CS: 0

PITCHER		IP	WLS	BF	H	R	ER	SO	BB	IBB	HBP	BLK	WP	HR	S	P	ERA	WHIP
54 Max Fried, L ERA: 3.78	(1, 1)	6.0	W	26	6	1	1	4	3	0	1	0	0	0	60	100	1.50	1.500
77 Luke Jackson, R ERA: 3.6	(7, 1)	1.0		3	0	0	0	2	0	0	0	0	0	0	8	12	0.00	0.000
19 Shane Greene, R ERA: 2.55	(8, 1)	0.1		3	2	2	2	0	0	0	0	0	0	0	9	10	54.00	6.000
50 Jerry Blevins, L ERA: 3.38	(8, 1)	0.1	H	1	0	0	0	0	0	0	0	0	0	0	3	3	0.00	0.000
38 Anthony Swarzak, R ERA: 3.73	(8, 1)	0.1	H	3	2	0	0	0	0	0	0	0	0	0	6	10	0.00	6.000

PITCHER		IP	WLS	BF	H	R	ER	SO	BB	IBB	HBP	BLK	WP	HR	S	P	ERA	WHIP
36 Mark Melancon, R ERA: 3.88	(9, 1)	1.0	S	3	0	0	0	2	0	0	0	0	0	0	11	15	0.00	0.000

BOTTOM

New York Mets @ Atlanta Braves

SunTrust Park, Atlanta, GA

Tue Aug 13 2019, 7:24 PM - 10:40 PM EDT

Att. 27,627 - Partly Cloudy - 94 F

livebaseballscorecards.com

Batter	1	2	3	4	5	6	7	8	9	AB	R	H	RBI	BB	SO	LOB
13 Ronald Acuña Jr., R (1, 7) (8, 9) OBP: 0.378, SLG: 0.543	X SI 98 0-0 5 1B 20 1B 1B	F SI 97 B FC 91 X SI 97 1-1 ① G6-3		S FC 92 F SI 96 F FF 98 B CH 89 B SI 97 B SI 99 X SI 98 3-2 HR		S SL 85 B FF 95 S CH 87 X CH 86 1-2 ① G6-3		B FF 92 F FF 93 C CH 83 F CH 84 B FF 94 F CH 82 X CH 83 2-2 ② G5-3		5	2	2	1	0	0	1
1 Ozzie Albies, S (1, 4) OBP: 0.354, SLG: 0.505	1 SAFE F SI 97 X CH 88 0-1 ① F7	C CH 90 S FC 91 D CH 90 F FC 91 D FC 92 T SI 97 2-2 ② K		S FC 93 B CH 88 X CH 89 1-1 5 BB 1B		B FF 95 F CH 87 X CH 87 1-1 ② G3-1		B CH 83 X CH 82 1-0 ③ G3-1		5	0	1	0	0	1	2
5 Freddie Freeman, L (1, 3) OBP: 0.404, SLG: 0.568	B FF 98 1 SAFE 1 SAFE F SI 98 D CH 88 X SI 97 2-1 20 1B 14 1B 1-3 1B	B CH 89 X FF 97 1-0 20 1B 2-H 1B		S FC 90 1 SAFE B SI 96 B SI 95 C FF 96 B SI 98 4-1 20 G5-4-3 1-2 BB		C CH 86 B FC 91 X CH 86 1-1 ③ F7				3	1	2	1	1	0	0
20 Josh Donaldson, R (1, 5) OBP: 0.377, SLG: 0.513	F SI 97 X SI 98 0-1 14 1B 1-2 3-H 1B	1 SAFE X SI 96 0-0 1-2 1B		S FC 91 X SI 96 0-1 ② ③ G5-4-3 1-2f			C SI 90 S CH 81 B SI 87 B SI 91 B CH 83 X CH 81 3-2 23 HBP 1B			4	0	3	1	0	0	2
16 Brian McCann, L (1, 2) OBP: 0.335, SLG: 0.434	B SI 98 C SI 98 B FC 92 S SI 97 F SI 98 X SI 97 2-2 ② F9	X SI 95 0-0 ③ F8			C SI 94 B SI 95 S FC 91 X FF 96 1-2 11 WP 11 2B 1B		C CU 75 B SI 90 S CH 83 D CH 83 X CH 84 2-2 ① F9			4	1	1	0	0	0	5
14 Matt Joyce, L (1, 9) OBP: 0.363, SLG: 0.406 23 Adam Duvall, R (7, PH) OBP: 0.309, SLG: 0.540 (8, 7)	F FC 93 X CH 90 0-1 11 BB 1-3 2-H 1B	X FF 95 0-0 8 G6-4-3 1B			B SI 96 B SI 93 X SI 96 2-0 ① L8		B CH 82 F CH 82 F SI 90 1 SAFE D CH 82 F CH 83 H SI 91 3-2 1-2 HBP			3 0	0 0	2 0	1 0	0 0	0 0	1 0
11 Ender Inciarte, L (1, 8) OBP: 0.336, SLG: 0.384	B CU 80 B SI 96 B SI 96 C SI 96 B CH 88 4-1 1-2 BB	X SI 95 0-0 ① L8			B CH 88 B FF 96 B CH 88 X SI 96 3-0 1-H 2B		B CU 76 S CH 83 F SI 91 B CH 84 S CH 84 2-3 ② K			3	0	1	1	1	1	3
8 Charlie Culberson, R (1, 6) OBP: 0.336, SLG: 0.491	B FC 92 F FC 92 C SI 98 D FC 92 B SI 97 F FF 98 C SI 97 3-3 ③ K	X SI 95 0-0 ② ③ G6-4-3 1-2f			C FF 96 F FC 89 F FF 96 X FC 89 0-2 ② G5-3		S SL 90 S SI 96 D SI 97 F SI 89 S SI 96 1-3 ③ K			4	0	0	0	0	2	7
54 Max Fried, L (1, 1) OBP: 0.283, SLG: 0.286 77 Luke Jackson, R (7, 1) 19 Shane Greene, R (8, 1) 50 Jerry Blevins, L (8, 1) 38 Anthony Swarzak, R (8, 1) 18 Rafael Ortega, L (8, PH) 36 Mark Melancon, R (9, 1)		C SI 96 F SI 96 X FC 91 0-2 5 1B 2B		C FF 95 C FF 96 B FF 97 B FF 97 X SI 96 2-2 ① G1-6-3	C SI 96 C SI 95 B SI 96 B CU 79 B SI 96 X FF 96 3-2 ③ L6			X FF 93 0-0 ① F7		3 0 0 0 0 1 0	1 0 0 0 0 0 0	1 0 0 0 0 0 0	0 0 0 0 0 0 1	0 0 0 0 0 0 0	0 0 0 0 0 0 0	1 0 0 0 0 0 0
Inning Stats	R: 2 E: 0 K: 1 S: 18 H: 4 LOB: 3 BB: 1 P: 29	R: 1 E: 0 K: 1 S: 12 H: 3 LOB: 2 BB: 0 P: 16	R: 0 E: 0 K: 0 S: 3 H: 1 LOB: 0 BB: 0 P: 3	R: 1 E: 0 K: 0 S: 12 H: 2 LOB: 1 BB: 1 P: 22	R: 1 E: 0 K: 0 S: 12 H: 2 LOB: 1 BB: 0 P: 21	R: 0 E: 0 K: 0 S: 7 H: 0 LOB: 0 BB: 0 P: 10	R: 0 E: 0 K: 2 S: 16 H: 1 LOB: 2 BB: 0 P: 27	R: 0 E: 0 K: 0 S: 7 H: 0 LOB: 0 BB: 0 P: 10		1B: 10 2B: 2 3B: 0 HR: 1 SF: 0 SAC: 0 DP: 2 HBP: 1		WP: 1 PB: 0 SB: 0 CS: 0 PA: 38		

	AB	35
	R	5
	H	13
	RBI	5
	BB	2
	SO	4
	LOB	22

PITCHER	IP	WLS	BF	H	R	ER	SO	BB	IBB	HBP	BLK	WP	HR	S	P	ERA	WHIP
45 Zack Wheeler, R (1, 1) ERA: 4.36	5.0	L	27	12	5	5	2	2	0	0	0	1	1	57	91	9.00	2.800
29 Brad Brach, R (6, 1) ERA: 5.93	1.0		3	0	0	0	0	0	0	0	0	0	0	7	10	0.00	0.000
43 Luis Avilán, L (7, 1) ERA: 4.79	0.2		4	1	0	0	1	0	0	1	0	0	0	12	22	0.00	1.500
27 Jeurys Familia, R (7, 1) ERA: 6.46	0.1		1	0	0	0	1	0	0	0	0	0	0	4	5	0.00	0.000
47 Drew Gagnon, R (8, 1) ERA: 7.29	1.0		3	0	0	0	0	0	0	0	0	0	0	7	10	0.00	0.000

PITCHER	IP	WLS	BF	H	R	ER	SO	BB	IBB	HBP	BLK	WP	HR	S	P	ERA	WHIP

Batter	1	2	3	4	5	6	7	8	9	AB	R	H	RBI	BB	SO	LOB
1 Amed Rosario, R (1, 6) OBP: 0.319, SLG: 0.438	B SI 88 X FF 89 1-0 40 WP 1B		C FC 84 X SI 88 0-1 28 G4-3 1B		C SI 88 S CH 80 B FF 89 B SL 80 S FF 89 2-3 ③ K 1-2		T FF 95 F SL 87 X FS 88 0-2 28 1B 1-3 1B		X KC 80 0-0 20 E 13 1B 2-3 3-H 1B	5	1	4	1	0	1	1
28 J.D. Davis, R (1, 7) OBP: 0.375, SLG: 0.519 67 Seth Lugo, R (7, 1) 43 Luis Avilán, L (7, 1) 27 Jeurys Familia, R (8, 1) 13 Luis Guillorme, L (9, PH) OBP: 0.216, SLG: 0.306	S FC 85 S FC 86 S FF 91 0-3 K ①		B FC 88 B FC 86 X SI 88 2-0 ② ③ G4-3 1-2f			B FC 85 X FF 88 1-0 40 G1-4-3 20 HBP 1B	B FF 96 B FF 96 S FF 97 X FF 96 2-1 20 S 2-H 3-H 1B		B FC 92 B FC 91 C FC 91 X FC 90 2-1 20 E 1-2 3-H 1B	4 0 0 0 1	0 0 0 0 0	2 0 0 0 1	2 0 0 0 0	0 0 0 0 0	1 0 0 0 0	2 0 0 0 0
20 Pete Alonso, R (1, 3) OBP: 0.362, SLG: 0.584	S SL 80 B FC 86 B FC 87 1 SAFE X SL 80 2-1 ② F8			B FC 84 B SI 87 B SI 87 C SI 88 X FC 86 3-1 ① L4		B SI 88 C SI 85 H FC 86 2-1 40 G1-4-3 1-2 HBP	S SL 87 F FF 95 B FS 88 B FF 93 X FS 87 2-2 ③ F8 1-2		B FC 92 B FC 92 C FC 91 X FC 92 2-1 FC4 1-2 2-3	4	0	0	0	0	0	4
40 Wilson Ramos, R (1, 2) OBP: 0.342, SLG: 0.411	S FF 90 D SI 88 B SI 88 F FC 87 F FC 86 B SI 90 F FF 90 B SL 80 4-2 1-3 BB			C SL 78 S CH 80 B FF 89 X FC 86 1-2 1B		B FC 85 C SI 88 D SL 81 B CH 80 C SI 88 X FC 86 3-2 ① ② G1-4-3 1-2f 2-3		C SI 91 S ST 80 B SI 93 X SI 91 1-2 ① G5-3	T KC 80 B KC 81 C FC 91 S KC 82 1-3 ② K	4	0	1	0	1	1	5
30 Michael Conforto, L (1, 9) OBP: 0.362, SLG: 0.494	F SI 88 T SI 88 S SL 80 0-3 K ③			B SL 78 B CH 79 B CH 80 C SI 88 F SI 87 F SI 88 S SI 87 3-3 ② K		L SL 80 B SI 87 F SI 87 B SI 87 D SL 81 D SL 80 4-2 BB		F SI 91 F FC 87 B SI 91 C FC 89 1-3 ② K	F FF 89 F CU 74 S CU 73 0-3 ③ K	4	0	0	0	1	4	6
21 Todd Frazier, R (1, 5) OBP: 0.311, SLG: 0.420		C SL 77 B SI 88 C SI 88 S CH 81 1-3 ① K		F CH 79 F FC 86 C SI 88 0-3 ③ K		B FC 86 F FC 86 B FC 86 F CH 80 X FC 85 2-2 ③ P3		S ST 80 C ST 80 B SI 93 B ST 81 X SI 93 2-2 ③ P4		4	0	0	0	0	2	3
11 Rubén Tejada, R (1, 4)		C SI 88 S SL 80 B CH 80 B CH 81 S SI 89 2-3 ② K			B SI 86 X SI 87 1-0 ① G5-3		B FF 94 F FF 94 B FF 94 X FF 95 2-1 ① F9		C KC 80 X KC 80 0-1 ① G6-3	4	0	0	0	0	1	0
12 Juan Lagares, R (1, 8) OBP: 0.269, SLG: 0.280		B SI 88 B SI 88 T SI 88 C SI 88 F SI 88 X SL 78 2-2 ③ L7			M SL 77 X CH 79 0-1 ② G4-3		B SL 81 C FF 95 X FF 94 1-1 ② F9		C FC 90 X KC 81 0-1 2 2B 1 1B 1B	4	1	1	0	0	0	0
32 Steven Matz, R (1, 1) OBP: 0.275, SLG: 0.350 23 Aaron Altherr, R (7, 7) OBP: 0.105, SLG: 0.167 2 Joe Panik, L (9, PH) OBP: 0.312, SLG: 0.319			C SI 88 B SI 88 S CH 80 B SI 88 X SI 89 2-2 ① G4-3		B SI 87 C SI 88 X SI 87 1-1 1 WP 1B		S FF 94 X FF 94 0-1 1 1B 28 1B 1B		B KC 79 C FC 91 B FC 91 C FC 90 X FC 91 2-2 1 1B 1-3 13 1B 2B	3 0 1	1 0 1	2 0 1	0 0 1	0 0 0	0 0 0	0 0 0
Inning Stats	R: 0 E: 0 K: 2 S: 13 H: 1 LOB: 2 BB: 1 P: 20	R: 0 E: 0 K: 2 S: 10 H: 0 LOB: 0 BB: 0 P: 15	R: 0 E: 0 K: 0 S: 6 H: 1 LOB: 0 BB: 0 P: 10	R: 0 E: 0 K: 2 S: 12 H: 1 LOB: 1 BB: 0 P: 19	R: 0 E: 0 K: 1 S: 8 H: 1 LOB: 1 BB: 0 P: 12	R: 0 E: 0 K: 0 S: 10 H: 1 LOB: 2 BB: 1 P: 22	R: 2 E: 0 K: 0 S: 14 H: 3 LOB: 1 BB: 0 P: 21	R: 0 E: 0 K: 1 S: 9 H: 0 LOB: 0 BB: 0 P: 13	R: 2 E: 1 K: 2 S: 18 H: 4 LOB: 3 BB: 0 P: 25	1B: 11 2B: 1 3B: 0 HR: 0 SF: 0 SAC: 0 DP: 2 HBP: 1						WP: 3 PB: 0 SB: 1 CS: 0 PA: 41	

PITCHER	IP	WLS	BF	H	R	ER	SO	BB	IBB	HBP	BLK	WP	HR	S	P	ERA	WHIP
60 Dallas Keuchel, L (1, 1) ERA: 4.39	6.0		24	5	0	0	7	2	0	1	0	2	0	59	98	0.00	1.167
15 Sean Newcomb, L (7, 1) ERA: 3.06	0.2	H	3	1	1	1	0	0	0	0	0	0	0	6	9	13.50	1.500
51 Chris Martin, R (7, 1) ERA: 4.01	0.1	W	3	2	1	1	0	0	0	0	0	0	0	8	12	27.00	6.000
19 Shane Greene, R (8, 1) ERA: 2.49	1.0		3	0	0	0	1	0	0	0	0	0	0	9	13	0.00	0.000
36 Mark Melancon, R (9, 1) ERA: 4.18	0.2		7	4	2	2	1	0	0	0	0	0	0	15	22	27.00	6.000

PITCHER	IP	WLS	BF	H	R	ER	SO	BB	IBB	HBP	BLK	WP	HR	S	P	ERA	WHIP
50 Jerry Blevins, L (9, 1) ERA: 3.33	0.1	S	1	0	0	0	1	0	0	0	0	0	0	3	3	0.00	0.000

TOP

New York Mets @ Atlanta Braves

SunTrust Park, Atlanta, GA

Wed Aug 14 2019, 8:33 PM - 11:47 PM EDT

Att. 23,582 - Cloudy - 75 F

livebaseballscorecards.com

AB	38
R	4
H	12
RBI	4
BB	2
SO	10
LOB	21

New York Mets @ Atlanta Braves

SunTrust Park, Atlanta, GA

Wed Aug 14 2019, 8:33 PM - 11:47 PM EDT

Att. 23,582 - Cloudy - 75 F

BOTTOM

livebaseballscorecards.com

Batter	1	2	3	4	5	6	7	8	9	AB	R	H	RBI	BB	SO	LOB
13 Ronald Acuña Jr., R (1, 9) OBP: 0.377, SLG: 0.540	B SL 88 B SL 89 C SI 94 X SI 94 2-1 ① F9		C CU 78 X SL 89 0-1 ① G5-3			B CH 83 S CH 83 B SL 88 X CH 83 2-1 ① L8	B SI 93 X SL 88 1-0 1 1B 1-2 3-H 1B			4	0	1	1	0	0	0
1 Ozzie Albies, S (1, 4) OBP: 0.353, SLG: 0.503	T SL 91 B CH 85 S SI 94 B SI 94 B CH 86 X CH 85 3-2 ② F8		S CH 86 B CH 84 S SI 94 S CU 78 1-3 ② K			B SL 89 X CH 84 1-0 ② L8	F CH 80 C SI 90 D CH 82 X CH 83 1-2 5 G6-3 1-2 2-H 1B			4	0	1	1	0	1	0
5 Freddie Freeman, L (1, 3) OBP: 0.401, SLG: 0.563	X SI 93 0-0 ③ L9		X SL 88 0-0 ③ G3			B SL 88 F CH 84 B SL 88 C SL 88 X CH 83 2-2 ③ L9	F SI 91 B CH 83 X CH 83 1-1 ② ③ G6-3 1-2f			4	0	0	0	0	0	2
20 Josh Donaldson, R (1, 5) OBP: 0.380, SLG: 0.513		B SI 92 B SL 89 F CH 85 X SI 94 2-1 17 FC6-4 23 BB 11 2B 1B		B CU 76 F SL 88 X SI 93 1-1 ① F9			B SI 92 B SL 87 S SL 88 B SI 93 B SI 94 4-1 17 1B 23 1B 11 1B BB	S SL 88 B SI 95 B SL 88 B SI 95 F FS 94 B FF 95 4-2 17 FC6-4 BB		2	2	1	0	2	0	0
23 Adam Duvall, R (1, 7) OBP: 0.319, SLG: 0.530		B SI 93 B SL 89 F SI 93 F CH 84 F CU 79 1 SAFE B SI 94 F CH 83 B CH 84 4-2 17 FC6-4 1-2 BB		C SI 93 B CU 77 F SL 88 B CU 78 B SI 94 S CU 77 3-3 ② K			X FF 94 0-0 11 1B 17 1B 25 1B 1-2 1B	C SI 96 D SL 88 T SL 88 D SL 87 T SI 95 2-2 ① K		3	1	1	0	1	2	1
17 Johan Camargo, S (1, 6) OBP: 0.268, SLG: 0.346		B CU 78 B SL 89 B SI 92 C SI 94 T SI 93 X CH 84 3-2 ① FC6-4 11 2B 1-2f 2-3		B CH 84 S CH 82 F SI 93 B CU 78 T CU 79 2-2 ③ K			C CU 78 C FF 94 B FF 95 X FF 95 1-2 25 1B 11 1B 14 FC9-6 1-2 2-3 1B	X SI 95 0-0 ② FC6-4 11 BB 1-2f		4	1	1	0	0	1	3
11 Ender Inciarte, L (1, 8) OBP: 0.344, SLG: 0.394		C SI 94 B CU 78 X SI 94 1-1 1-3 2B 3-H			B SI 93 T CH 84 B SI 93 C CH 84 C SI 92 2-3 ① K		B CU 79 S SI 95 C FF 96 F SL 89 F FF 97 X CU 83 1-2 14 FC9-6 25 1B 13 1B 1-2 2-3 1B 3-H	B SI 94 B SI 95 C SI 94 B SI 96 C SI 95 F SI 95 B SL 88 4-2 1-2 BB		3	1	2	2	1	1	0
25 Tyler Flowers, R (1, 2) OBP: 0.297, SLG: 0.409		B SL 90 B SL 89 F SI 92 X CH 84 2-1 ② F9			C CH 85 S SI 94 S SI 94 0-3 ② K		X FF 92 0-0 14 FC9-6 1-2 2-3 3-H 1B	B SI 95 B SI 94 T SI 94 S FS 94 S SL 88 2-3 ③ K		4	0	1	1	0	2	4
60 Dallas Keuchel, L (1, 1) OBP: 0.167, SLG: 0.174 15 Sean Newcomb, L (7, 1) 51 Chris Martin, R (7, 1) 14 Matt Joyce, L (7, PH) OBP: 0.350, SLG: 0.402 19 Shane Greene, R (8, 1) 36 Mark Melancon, R (9, 1) 50 Jerry Blevins, L (9, 1)		C CU 77 X SI 92 0-1 ③ G1-3			X SI 93 0-0 ③ G6-3		B CU 79 S SI 94 B FF 94 F FF 93 F SI 95 B CU 80 X FF 94 3-2 ① FC9-6 13 1B 1 1-2f 2-3 3-H			2 0 0 1 0 0 0	0 0 0 1 0 0 0	0 0 0 0 1 0 0	0 0 0 0 0 0 0	0 0 0 0 0 0 0	0 0 0 2 0 0 0	2 0 0 2 0 0 0
Inning Stats	R: 0 E: 0 K: 0 S: 6 H: 0 LOB: 0 BB: 0 P: 11	R: 1 E: 0 K: 0 S: 15 H: 2 LOB: 2 BB: 1 P: 27	R: 0 E: 0 K: 1 S: 6 H: 0 LOB: 0 BB: 0 P: 7	R: 0 E: 0 K: 2 S: 8 H: 0 LOB: 0 BB: 0 P: 14	R: 0 E: 0 K: 2 S: 7 H: 0 LOB: 0 BB: 0 P: 9	R: 0 E: 0 K: 0 S: 6 H: 0 LOB: 0 BB: 0 P: 11	R: 5 E: 0 K: 0 S: 21 H: 6 LOB: 1 BB: 1 P: 33	R: 0 E: 0 K: 2 S: 12 H: 0 LOB: 2 BB: 2 P: 24		1B: 7 2B: 1 3B: 0 HR: 0 SF: 0 SAC: 0 DP: 1 HBP: 0						

	AB	R	H	RBI	BB	SO	LOB
	31	6	8	6	4	7	14

	WP	PB	SB	CS	PA
	0	0	0	0	35

PITCHER		IP	WLS	BF	H	R	ER	SO	BB	IBB	HBP	BLK	WP	HR	S	P	ERA	WHIP
32 Steven Matz, L ERA: 4.33	(1, 1)	6.0		21	2	1	1	5	1	0	0	0	0	0	48	79	1.50	0.500
67 Seth Lugo, R ERA: 3.41	(7, 1)	0.1	L	7	5	5	5	0	1	0	0	0	0	0	16	26	135.00	18.000
43 Luis Avilán, L ERA: 4.64	(7, 1)	0.2		2	1	0	0	0	0	0	0	0	0	0	5	7	0.00	1.500
27 Jeurys Familia, R ERA: 6.3	(8, 1)	1.0		5	0	0	0	2	2	0	0	0	0	0	12	24	0.00	2.000

PITCHER		IP	WLS	BF	H	R	ER	SO	BB	IBB	HBP	BLK	WP	HR	S	P	ERA	WHIP

Batter	1	2	3	4	5	6	7	8	9	AB	R	H	RBI	BB	SO	LOB
1 Amed Rosario, R (1, 6) OBP: 0.325, SLG: 0.452	F FF 86 B SI 87 T FF 88 B SL 81 B FF 89 F FF 89 F FF 90 X FF 90 3-2 2 1B 20 HR 2B	C SI 89 S SL 83 B SL 83 B FF 91 X SI 90 2-2 1-H 30 BB 3B	S FC 88 S FC 87 F FF 89 S FC 88 0-3 ② K		F SI 88 B CU 78 X FC 88 1-1 2 G1-3 20 1B 1-2 1B		X FC 84 0-0 2 G4-3 20 1B 2B	B SI 93 B SL 87 S SL 86 B SI 92 C FF 93 F SL 86 X FF 94 3-2 1-3 1B		6	4	5	1	0	1	1
47 Drew Gagnon, R (8, 1) OBP: 0.333, SLG: 0.333										0	0	0	0	0	0	0
39 Edwin Díaz, R (9, 1)										0	0	0	0	0	0	0
2 Joe Panik, L (1, 4) OBP: 0.312, SLG: 0.318	C FF 89 F FF 89 X FF 89 0-2 20 HR 2-3 1B	B FF 90 B CH 84 B CH 84 B FF 91 4-0 30 BB 20 BB 40 1B BB	D CU 76 B CU 76 X SI 89 2-0 ③ P5		F FC 87 D CH 85 B CH 83 F FF 89 F FF 90 F FC 88 X CU 76 2-2 ② G1-3 1-2 2-3		B SI 87 B FC 86 C CH 83 X SI 87 2-1 ① G4-3 2-3	C FF 93 F FF 92 F FF 93 B FF 92 X SL 86 1-2 ③ G3		5	2	1	0	1	0	6
20 Pete Alonso, R (1, 3) OBP: 0.369, SLG: 0.595	F FF 90 X FF 90 0-1 1-H 3-H HR	B SI 90 B SI 85 B CU 75 B SI 90 4-0 40 1B 30 BB 1-2 BB		F FC 86 B FC 88 B FC 87 X FC 88 2-1 28 F8 40 1B 1B	B FF 90 F FC 87 C FF 89 B FF 89 F CU 78 X FF 90 2-2 30 1B 2-H 3-H 1B		X FF 92 0-0 40 1B 3-H 1B		S FF 96 F FF 96 B SL 88 B SL 88 B FF 97 X SL 87 3-2 40 1B 1B	5	1	5	6	1	0	0
30 Michael Conforto, L (1, 9) OBP: 0.363, SLG: 0.493	C CU 73 T FF 89 B FF 89 X CH 82 1-2 21 L6-4 28 1B 1B	B SL 82 C FF 91 B SL 82 B FF 91 B FF 92 4-1 40 1B 1-2 2-3 3-H BB		B CU 76 F CH 84 1 SAFE X FF 89 1-1 ① F7	X CU 78 0-0 40 FC4-6 1-3 1B		S SL 86 X SL 87 0-1 ② F8		B FF 96 S SL 88 B SL 87 F SL 87 S FF 97 2-3 ① K	5	0	2	1	1	1	3
40 Wilson Ramos, R (1, 2) OBP: 0.347, SLG: 0.415	B SI 88 C SI 89 1 SAFE F SI 88 F FF 88 1 SAFE F CH 84 S SL 83 1-3 ① K	F SI 91 B SI 91 B SL 85 F FF 92 F FF 92 B SL 84 F FF 92 X FF 92 3-2 28 G6-4-3 1-2 2-3 3-H 1B		X FC 87 0-0 1-2 1B	B CU 78 B CH 86 S FC 88 X CH 85 2-1 ③ FC4-6 1-2f		X SL 86 0-0 1-2 1B		X FF 97 0-0 13 G4-6-3 1-2 1B	6	0	4	1	0	1	3
28 J.D. Davis, R (1, 7) OBP: 0.372, SLG: 0.514	X SI 89 0-0 1-2 1B	F FF 88 X FC 88 0-1 ② ③ G6-4-3 1-2f		X FF 89 0-0 ② F8 2-3		B FF 88 X SI 87 1-0 ① F7	B SL 88 X SL 86 1-0 ③ L8		B SL 87 B SL 86 C FF 96 C FF 97 X FF 96 2-2 ② ③ G4-6-3 1-2f	5	0	1	0	0	0	7
29 Brad Brach, R (7, 1) OBP: 0.250, SLG: 0.250										0	0	0	0	0	0	0
13 Luis Guillorme, L (8, 6) OBP: 0.211, SLG: 0.297										1	0	0	0	0	0	2
21 Todd Frazier, R (1, 5) OBP: 0.309, SLG: 0.426	S SL 83 B SL 83 F CH 83 B SL 84 F FF 90 F SL 84 B SL 82 X FF 92 3-2 ② ③ L6-4 2-2		C CU 75 F FC 88 X FF 90 0-2 HR	S FC 89 F FC 87 S FC 89 0-3 ③ K		X FC 88 0-0 ② P3		B FF 94 X FF 93 1-0 ① F9		5	1	1	1	0	1	4
11 Rubén Tejada, R (8, 5)										0	0	0	0	0	0	0
12 Juan Lagares, R (1, 8) OBP: 0.278, SLG: 0.289		F FF 88 B SI 88 F FF 90 B SL 81 T FF 91 2-2 ① K	F FC 87 B FC 89 X CU 77 1-1 7 SH3-4 1B		B FC 86 X FC 87 1-0 7 FC1-6 1B	S FF 89 S FF 89 B FC 87 B FF 88 X FF 88 2-2 1B		C SI 93 S SL 88 B SL 88 B SL 88 S SL 88 2-3 ② K		5	0	3	0	0	2	0
7 Marcus Stroman, R (1, 1) OBP: 0.111, SLG: 0.111		X FF 91 0-0 1 3B 1B	F SI 89 1 SAFE X FC 87 0-1 ① SH3-4 1-2		X FF 89 0-0 ① FC1-6 2 1 G1-3 1B 20 1B 1-2f	X FC 86 0-0 ③ G6-3		B SL 89 B SL 87 S FF 93 B SL 86 F FF 93 F FF 93 B FF 94 4-2 1 1B BB		3	2	1	0	0	0	2
43 Luis Avilán, L (6, 1)										0	0	0	0	0	0	0
23 Aaron Altherr, R (7, 7) OBP: 0.121, SLG: 0.167										0	0	0	1	0	0	0
Inning Stats	R: 3 E: 0 K: 1 S: 24 H: 5 LOB: 1 BB: 0 P: 32	R: 3 E: 0 K: 1 S: 15 H: 3 LOB: 2 BB: 3 P: 34	R: 1 E: 0 K: 1 S: 12 H: 2 LOB: 1 BB: 0 P: 15	R: 0 E: 0 K: 1 S: 9 H: 2 LOB: 2 BB: 0 P: 12	R: 2 E: 0 K: 0 S: 16 H: 4 LOB: 2 BB: 0 P: 24	R: 0 E: 0 K: 0 S: 6 H: 1 LOB: 1 BB: 0 P: 9	R: 1 E: 0 K: 0 S: 8 H: 3 LOB: 2 BB: 0 P: 11	R: 0 E: 0 K: 1 S: 15 H: 1 LOB: 2 BB: 1 P: 26	R: 0 E: 0 K: 1 S: 10 H: 2 LOB: 1 BB: 0 P: 17	1B: 18 2B: 3 3B: 1 HR: 2 SF: 0 SAC: 1 DP: 3 HBP: 0	WP: 0 PB: 0 SB: 0 CS: 0 PA: 51					

PITCHER		IP	WLS	BF	H	R	ER	SO	BB	IBB	HBP	BLK	WP	HR	S	P	ERA	WHIP
49 Julio Teheran, R ERA: 3.71	(1, 1)	1.1	L	14	8	6	6	2	3	0	0	0	0	1	37	64	40.50	8.250
32 Josh Tomlin, R ERA: 4.29	(2, 1)	5.0		24	10	4	4	2	0	0	0	0	0	1	48	67	7.20	2.000
38 Anthony Swarzak, R ERA: 3.59	(7, 1)	1.2		9	3	0	0	1	1	0	0	0	0	0	20	32	0.00	2.400
77 Luke Jackson, R ERA: 3.54	(9, 1)	1.0		4	2	0	0	1	0	0	0	0	0	0	10	17	0.00	2.000

PITCHER	IP	WLS	BF	H	R	ER	SO	BB	IBB	HBP	BLK	WP	HR	S	P	ERA	WHIP

TOP

New York Mets @ Atlanta Braves

SunTrust Park, Atlanta, GA

Thu Aug 15 2019, 7:25 PM - 10:55 PM EDT

Att. 25,424 - Clear - 88 F

livebaseballscorecards.com

AB	46
R	10
H	23
RBI	10
BB	4
SO	6
LOB	28

BOTTOM

New York Mets @ Atlanta Braves

SunTrust Park, Atlanta, GA

Thu Aug 15 2019, 7:25 PM - 10:55 PM EDT

Att. 25,424 - Clear - 88 F

livebaseballscorecards.com

Batter	1	2	3	4	5	6	7	8	9	AB	R	H	RBI	BB	SO	LOB
13 Ronald Acuña Jr., R (1, 7) (7, 9) OBP: 0.378, SLG: 0.544	C FC 91 S FC 91 B FC 90 F SV 86 B SV 87 B FC 91 S FC 91 3-3 **K** ①		B FC 90 B FC 91 B SI 91 B SI 90 4-0 1 E 1 WP 20 FC5-4 **BB**		C SV 85 C SI 92 F SV 86 B SV 86 B SI 92 T FC 91 2-2 **K** ①		F CH 88 B FC 90 S FC 90 S FF 95 1-3 **K** ②		X FF 92 0-0 1-H **HR**	4	2	1	2	1	3	0
1 Ozzie Albies, S (1, 4) OBP: 0.352, SLG: 0.500	C FF 93 S FC 91 B SV 87 B CH 90 F FC 91 F SI 93 X FC 91 2-2 **L8** ②		B SI 91 S SI 92 S FC 90 B FC 91 X SI 92 2-2 **E3** 20 FC5-4 5 BB 1-3		X SI 92 0-0 5 G3-6-1 **1B**		F CH 87 B FC 91 S CH 87 X FF 95 1-2 **L8** ③		F CH 82 B CH 83 S FF 93 F CH 82 X FF 93 1-2 **P5** ②	5	0	1	0	0	0	1
5 Freddie Freeman, L (1, 3) OBP: 0.405, SLG: 0.577	B FC 91 B FF 93 F SI 92 B FC 90 F SI 92 B FC 91 4-2 16 1B 20 BB **BB**		F FC 91 B SI 92 D SI 91 B SI 92 B FC 89 4-1 20 FC5-4 1-2 **BB**		X FC 91 0-0 ② ③ **G3-6-1** 1-2f			B CH 82 B FF 92 F FF 92 F FF 93 B FF 93 X FF 93 3-2 **HR**	C CH 84 F FF 92 X CU 79 0-2 **HR**	3	2	2	2	2	0	1
20 Josh Donaldson, R (1, 5) OBP: 0.382, SLG: 0.527	B FC 92 B FC 91 B FC 91 B FC 92 4-0 16 1B 1-2 **BB**		X SI 92 0-0 ① **FC5-4** 16 G6-4-3 1-2f 2-3 3-H			B FC 91 X FC 91 1-0 **HR**		C FF 92 F CH 82 B FF 92 B FF 92 B CH 83 X CH 82 3-2 ① **F7**	F FF 93 X FF 92 0-1 **HR**	4	2	2	3	1	0	2
16 Brian McCann, L (1, 2) OBP: 0.336, SLG: 0.431	B SI 92 F SI 92 X SI 91 1-1 1-2 2-3 **1B**		B SI 92 X SI 92 1-0 ② ③ **G6-4-3** 1-2f			F FC 91 B SV 87 F SI 91 B FC 91 F CH 87 B SI 92 X SI 92 3-2 ① **G3**		B FF 92 S CH 82 S CH 83 X CH 84 1-2 ② **G5-3**	B SL 89 B FF 96 B FF 97 B FF 96 4-0 **BB**	4	0	1	0	1	0	2
11 Ender Inciarte, L (1, 8) OBP: 0.341, SLG: 0.389	B FC 92 F SI 92 F FC 90 F FC 91 B FC 90 S FC 91 2-3 ③ **K**			B SI 92 B SV 82 C SI 91 X SI 92 2-1 ① **G1**		C SI 90 X CU 74 0-1 ② **L7**		X FF 92 0-0 **1B**	B FF 95 C SL 89 C SL 90 S SL 91 1-3 ③ **K**	5	0	1	0	0	2	4
17 Johan Camargo, S (1, 6) OBP: 0.268, SLG: 0.344			B SI 91 B SI 92 X SI 91 2-0 ① **F8**	C SI 93 C SV 83 X FC 91 0-2 ② **P5**		C CH 80 C CU 66 X CH 81 0-2 **1B**		D CH 82 X FF 92 1-0 ③ **L8**		4	0	1	0	0	0	1
14 Matt Joyce, L (1, 9) OBP: 0.359, SLG: 0.427 38 Anthony Swarzak, R (7, 1) 77 Luke Jackson, R (9, 1) 18 Rafael Ortega, L (9, PH) OBP: 0.500, SLG: 0.500			B SI 92 C SI 92 C FC 90 F FC 90 B FC 90 S FC 90 2-3 ② **K**	B FC 90 F SI 91 B FC 90 S FC 91 B FC 90 X FC 91 3-2 **HR**		D SI 90 D CU 77 C SI 90 X SI 90 2-1 ③ **F7**			C FF 92 F CH 83 X CH 82 0-2 23 FC5-4 **1B**	3 0 0 1	1 0 0 0	1 0 0 1	1 0 0 0	0 0 0 0	1 0 0 0	1 0 0 0
49 Julio Teheran, R (1, 1) OBP: 0.130, SLG: 0.156 32 Josh Tomlin, R (2, 1) 23 Adam Duvall, R (7, 7) OBP: 0.311, SLG: 0.515			B SI 91 C SI 92 F SI 91 S SV 84 1-3 ③ **K**	C SI 92 C SI 91 X SV 83 0-2 ③ **F9**			B FF 93 S FF 94 C CH 87 S FC 90 1-3 ① **K**		X FF 92 0-0 ① **FC5-4** 13 HR 1-2f	0 2 2	0 0 1	0 0 0	0 0 0	0 1 1	0 0 1	0 0 1
Inning Stats	R: 0 E: 0 K: 2 S: 17 H: 1 LOB: 3 BB: 2 P: 33		R: 0 E: 0 K: 2 S: 8 H: 0 LOB: 0 BB: 0 P: 13	R: 1 E: 1 K: 0 S: 6 H: 0 LOB: 1 BB: 2 P: 17	R: 1 E: 0 K: 0 S: 11 H: 1 LOB: 0 BB: 0 P: 16	R: 0 E: 0 K: 1 S: 6 H: 1 LOB: 0 BB: 0 P: 8	R: 1 E: 0 K: 0 S: 12 H: 2 LOB: 1 BB: 0 P: 18	R: 0 E: 0 K: 2 S: 9 H: 0 LOB: 0 BB: 0 P: 12	R: 1 E: 0 K: 0 S: 11 H: 2 LOB: 1 BB: 0 P: 19	R: 4 E: 0 K: 1 S: 17 H: 4 LOB: 1 BB: 1 P: 23	1B: 5 2B: 0 3B: 0 HR: 6 SF: 0 SAC: 0 DP: 2 HBP: 0						

AB	37
R	8
H	11
RBI	8
BB	5
SO	8
LOB	13

WP: 1 PB: 0 SB: 0 CS: 0 PA: 42

PITCHER		IP	WLS	BF	H	R	ER	SO	BB	IBB	HBP	BLK	WP	HR	S	P	ERA	WHIP
7 Marcus Stroman, R ERA: 3.21	(1, 1)	5.1	W	23	4	3	2	5	4	0	0	0	1	2	53	96	3.38	1.500
43 Luis Avilán, L ERA: 4.5	(6, 1)	0.2		3	1	0	0	0	0	0	0	0	0	0	7	9	0.00	1.500
29 Brad Brach, R ERA: 5.79	(7, 1)	1.0		3	0	0	0	2	0	0	0	0	0	0	9	12	0.00	0.000
47 Drew Gagnon, R ERA: 8.74	(8, 1)	1.2		11	6	5	5	0	0	0	0	0	0	4	25	34	27.00	3.600
39 Edwin Díaz, R ERA: 5.56	(9, 1)	0.1	S	2	0	0	0	1	1	0	0	0	0	0	3	8	0.00	3.000

PITCHER	IP	WLS	BF	H	R	ER	SO	BB	IBB	HBP	BLK	WP	HR	S	P	ERA	WHIP

New York Mets @ Kansas City Royals

Kauffman Stadium, Kansas City, MO

Fri Aug 16 2019, 7:16 PM - 10:17 PM CDT

Att. 21,439 - Clear - 82 F

TOP

livebaseballscorecards.com

Batter	1	2	3	4	5	6	7	8	9	AB	R	H	RBI	BB	SO	LOB
1 Amed Rosario, R (1, 6) OBP: 0.326, SLG: 0.451	X SI 92 0-0 28 WP 1B		C FF 91 X CU 77 0-1 ① F9		F CU 77 B FC 90 X SI 92 1-1 28 G6-4-3 1B			B SL 83 C SL 85 B FF 96 X SL 85 2-1 ① G5-3	C FC 91 F FF 95 B FF 97 B FF 97 X KC 82 2-2 ③ FC6-4 1-2f	5	0	2	0	0	0	3
28 J.D. Davis, R (1, 7) OBP: 0.374, SLG: 0.514 23 Aaron Altherr, R (8, PR) OBP: 0.121, SLG: 0.167 (8, 7)	C FF 92 S FC 87 1 SAFE 1 SAFE B FF 92 X FC 89 1-2 ① L4 1-2		B SI 93 X SI 92 1-0 20 E 30 1B 1B		1 SAFE F CU 76 X CH 82 0-1 ② ③ G6-4-3 1-2f			C FF 97 S SL 85 F FF 96 X SL 84 0-2 1B		4 0	1 0	2 0	0 0	0 0	0 0	2 0
20 Pete Alonso, R (1, 3) OBP: 0.368, SLG: 0.591	S FC 89 B FC 91 X CH 86 1-1 ② G5-3		X CH 84 0-0 FC6 30 1B 1-2			B SI 92 B CU 76 C FC 90 B FC 87 F SI 91 B FF 91 4-2 21 WP BB		1 SAFE 1 SAFE X FF 95 0-0 ② F9		3	0	0	0	1	0	3
30 Michael Conforto, L (1, 9) OBP: 0.364, SLG: 0.491	F FC 89 F FC 88 B CH 86 B FC 88 H FF 93 3-2 HBP		B CH 82 B FC 87 X SI 92 2-0 21 G6-4-3 1B 1-3 2-H			T SI 92 D CU 77 S CH 83 X CU 77 1-2 ① F9		C SL 76 S FF 91 B FF 91 F SL 77 X FF 91 1-2 ③ G3		3	0	1	1	0	0	2
21 Todd Frazier, R (1, 10) OBP: 0.309, SLG: 0.424	B FF 91 B FC 88 F CH 84 S FC 88 X CH 86 2-2 ③ F8		B FC 87 X FF 92 1-0 ② ③ G6-4-3 1-2f			B SI 91 S CU 77 C CH 84 B CU 80 X CH 84 2-2 ② F9 1-2			C FC 95 B FC 92 X FC 93 1-1 2 FC4-6 1B	4	0	1	0	0	0	5
12 Juan Lagares, R (1, 8) OBP: 0.272, SLG: 0.283		F SI 92 C CH 85 B FF 91 S CU 77 1-3 ① K		C CU 74 F CH 84 F FF 91 S FC 86 0-3 ① K		C CU 77 B CH 85 F FC 88 X FC 86 1-2 ③ F9	B FF 94 X CH 87 1-0 ① P6		C FC 93 C FF 96 B KC 82 T FF 95 1-2 ① K	4	0	0	0	0	3	2
2 Joe Panik, L (1, 4) OBP: 0.311, SLG: 0.317		C CU 77 X SI 93 0-1 11 L9-6 3 BB 1B		X SI 92 0-0 ② G4-3					C FF 95 B FC 93 B FC 93 F FF 96 X KC 83 2-2 ② FC4-6 13 BB 40 1B 1-2f	4	0	1	0	0	0	1
3 Tomás Nido, R (1, 2) OBP: 0.235, SLG: 0.309 40 Wilson Ramos, R (9, PH) OBP: 0.348, SLG: 0.417		C FC 89 S CH 84 1 SAFE B FC 91 D CU 77 B FC 87 B CH 84 4-2 1-2 BB		B CU 78 C CH 85 X CH 84 1-1 ③ G6-3			B FF 95 F SL 83 B SL 84 B FF 94 F FF 95 S FF 95 3-3 ② K		X FF 95 0-0 13 BB 1-2 1B	2 1	0 0	0 1	0 0	1 0	1 0	0 0
11 Rubén Tejada, R (1, 5) 13 Luis Guillorme, L (7, PH) OBP: 0.225, SLG: 0.289 (7, 5)		B FC 88 F CH 84 X FC 88 1-1 ② ③ L9-6 2-2			C SI 91 B CU 76 C CU 77 F CH 84 C FC 86 1-3 ① K		B FF 95 C SL 83 B SL 82 B FF 94 F FF 95 F FF 95 S CH 86 3-3 ③ K		B FF 95 C FF 95 B FF 96 B FF 95 S FF 95 B FF 95 4-2 1 FC6-4 BB 1-2 2-3	2 1	0 0	0 0	0 1	0 1	1 1	2 0
Inning Stats	R: 0 E: 0 K: 0 S: 11 H: 1 LOB: 2 BB: 0 P: 18	R: 0 E: 0 K: 1 S: 9 H: 1 LOB: 1 BB: 1 P: 15	R: 1 E: 1 K: 0 S: 6 H: 2 LOB: 1 BB: 0 P: 10	R: 0 E: 0 K: 1 S: 7 H: 0 LOB: 0 BB: 0 P: 8	R: 0 E: 0 K: 1 S: 8 H: 1 LOB: 0 BB: 0 P: 10	R: 0 E: 0 K: 0 S: 11 H: 0 LOB: 1 BB: 1 P: 19	R: 0 E: 0 K: 2 S: 8 H: 0 LOB: 0 BB: 0 P: 15	R: 0 E: 0 K: 0 S: 11 H: 1 LOB: 1 BB: 0 P: 14	R: 0 E: 0 K: 1 S: 14 H: 2 LOB: 3 BB: 1 P: 24	1B: 8 2B: 1 3B: 0 HR: 0	SF: 0 SAC: 0 DP: 3 HBP: 1	WP: 2 PB: 0 SB: 0 CS: 0	PA: 37				

	AB	33
	R	1
	H	8
	RBI	1
	BB	3
	SO	6
	LOB	20

PITCHER		IP	WLS	BF	H	R	ER	SO	BB	IBB	HBP	BLK	WP	HR	S	P	ERA	WHIP
21 Mike Montgomery, L ERA: 4.63	(1, 1)	6.0	W	24	5	1	0	3	2	0	1	0	2	0	52	80	0.00	1.167
68 Jake Newberry, R ERA: 2.93	(7, 1)	1.0	H	3	0	0	0	2	0	0	0	0	0	0	8	15	0.00	0.000
58 Scott Barlow, R ERA: 5.07	(8, 1)	0.2	H	3	1	0	0	0	0	0	0	0	0	0	7	9	0.00	1.500
54 Tim Hill, L ERA: 3.54	(8, 1)	0.1	H	1	0	0	0	0	0	0	0	0	0	0	4	5	0.00	0.000
31 Ian Kennedy, R ERA: 2.98	(9, 1)	1.0	S	6	2	0	0	1	1	0	0	0	0	0	14	24	0.00	3.000

PITCHER	IP	WLS	BF	H	R	ER	SO	BB	IBB	HBP	BLK	WP	HR	S	P	ERA	WHIP

BOTTOM

New York Mets @ Kansas City Royals

Kauffman Stadium, Kansas City, MO

Fri Aug 16 2019, 7:16 PM - 10:17 PM CDT

Att. 21,439 - Clear - 82 F

livebaseballscorecards.com

Batter	1	2	3	4	5	6	7	8	9	AB	R	H	RBI	BB	SO	LOB
15 Whit Merrifield, R (1, 4) OBP: 0.357, SLG: 0.483	C SI 97 X SI 98 0-1 ① G5-3		B FF 99 C SL 91 X SI 98 1-1 ③ G5-3		C SL 89 X SI 98 0-1 ② F9		B SL 86 B FF 96 B FC 91 X FF 95 3-0 ③ F8			4	0	0	0	0	0	1
4 Alex Gordon, L (1, 7) OBP: 0.333, SLG: 0.408	B FF 98 F FF 98 X CH 91 1-1 ② F8			X FF 97 0-0 ① G4-3	X SL 92 0-0 ③ G3-1			C CH 86 X CH 86 0-1 17 1B; 14 BB; 1B		4	1	1	0	0	0	1
17 Hunter Dozier, R (1, 5) OBP: 0.365, SLG: 0.559	C FF 98 S SL 93 S SL 92 0-3 ③ K			B SI 98 B CU 83 F SI 98 F SI 98 F CH 92 B SL 91 X SI 98 3-2 ② F8		C CU 82 S CH 91 F CH 91 X SL 91 0-2 14 FC4-6; 2B		F FF 94 X CH 88 0-1 14 BB; 11 1B; 1-3; 1B		4	1	2	0	0	1	0
12 Jorge Soler, R (1, 10) OBP: 0.354, SLG: 0.556		B FF 97 X SI 98 1-0 2B		B SL 91 B FF 98 F SI 98 F CH 91 B CH 92 B SL 92 4-2 BB		B FF 98 S SI 98 B SL 91 B CH 92 B SI 96 4-1 14 FC4-6; BB		B FC 90 B CH 88 D CH 89 F FC 90 B CH 88 4-1 11 1B; 14 BB; BB		1	0	1	0	3	0	0
14 Brett Phillips, L (1, 9)		X FF 98 0-0 ① G6-3		D FF 99 T FF 98 F FF 98 S SL 90 1-3 ③ K		B SL 91 B CH 92 F FF 98 C FF 98 F CH 93 X CH 92 3-2 ① FC4-6; 66 S; 1-2f; 2-3		S FF 98 B FF 96 F FF 97 B FF 98 F FF 98 B SL 93 B FF 98 4-2 11 1B; 1-2; 2-3; 3-H; BB		3	0	0	1	1	1	4
11 Bubba Starling, R (1, 8) OBP: 0.250, SLG: 0.303		B FF 98 B SL 92 S SI 98 S SI 98 C SL 92 2-3 ② K			C SI 98 T SI 98 B SI 99 B SL 91 F FF 98 B SI 98 C SL 90 3-3 ① K	S SL 90 1 SAFE 1 SAFE S SI 96 C SL 91 0-3 ② K		C FF 98 B FF 99 X FF 97 1-1 72 G4-6-3; 1-2; 2-3; 3-H; 1B		4	0	1	1	0	3	3
66 Ryan O'Hearn, L (1, 3) OBP: 0.266, SLG: 0.309		B FF 99 F FF 98 X FF 98 1-1 ③ F7			C CH 93 F SL 92 B CH 92 B FF 99 X FF 99 2-2 72 E; 1B	F SL 92 B CH 92 F SL 90 F SL 92 B CH 92 S SL 91 2-3 ③ K; 1-2		F SL 90 D SL 92 S FF 99 B FF 99 S FF 98 2-3 ① K		4	1	1	0	0	2	6
72 Meibrys Viloria, L (1, 2) OBP: 0.283, SLG: 0.357			X FF 97 0-0 ① G4-3		C FF 99 S FF 98 X FF 99 0-2 E4; 1 2B; 1-H; 2B		C SL 83 F FC 89 C FF 96 0-3 ① K	F FF 98 F FF 99 X FF 98 0-2 ②③ G4-6-3; 1-2f		4	1	1	1	0	1	3
1 Nicky Lopez, L (1, 6) OBP: 0.263, SLG: 0.292			C FF 98 X SL 90 0-1 ② G6-3		B SL 92 B FF 99 S FF 99 B FF 100 X SI 99 3-1 3-H; 2B		F FC 88 F FF 96 F FF 96 B FF 97 F FF 96 F FF 96 B FF 97 F SL 84 F FF 96 2-2 ② X FF 96 G1-3			3	0	1	1	0	0	0

Inning Stats	R: 0 E: 0 K: 1 S: 7	H: 0 LOB: 0 BB: 0 P: 8	R: 0 E: 0 K: 1 S: 7	H: 1 LOB: 1 BB: 0 P: 11	R: 0 E: 0 K: 0 S: 5	H: 0 LOB: 0 BB: 0 P: 6	R: 0 E: 0 K: 1 S: 10	H: 0 LOB: 1 BB: 1 P: 18	R: 2 E: 1 K: 1 S: 15	H: 3 LOB: 1 BB: 0 P: 23	R: 0 E: 0 K: 2 S: 15	H: 1 LOB: 2 BB: 1 P: 24	R: 0 E: 0 K: 1 S: 12	H: 0 LOB: 0 BB: 0 P: 17	R: 2 E: 0 K: 1 S: 16	H: 3 LOB: 2 BB: 2 P: 27	1B: 4 2B: 4 3B: 0 HR: 0	SF: 0 SAC: 0 DP: 1 HBP: 0	WP: 0 PB: 0 SB: 1 CS: 0	PA: 35

	AB	31
	R	4
	H	8
	RBI	4
	BB	4
	SO	8
	LOB	18

PITCHER		IP	WLS	BF	H	R	ER	SO	BB	IBB	HBP	BLK	WP	HR	S	P	ERA	WHIP
34 Noah Syndergaard, R ERA: 3.86	(1, 1)	6.0	L	25	5	2	2	6	2	0	0	0	0	0	59	90	3.00	1.167
38 Justin Wilson, L ERA: 2.66	(7, 1)	1.0		3	0	0	0	1	0	0	0	0	0	0	12	17	0.00	0.000
29 Brad Brach, R ERA: 6.21	(8, 1)	0.0		3	2	2	2	0	1	0	0	0	0	0	5	9	∞	∞
39 Edwin Díaz, R ERA: 5.44	(8, 1)	1.0		4	1	0	0	1	1	0	0	0	0	0	11	18	0.00	2.000

PITCHER		IP	WLS	BF	H	R	ER	SO	BB	IBB	HBP	BLK	WP	HR	S	P	ERA	WHIP

Batter	1	2	3	4	5	6	7	8	9	AB	R	H	RBI	BB	SO	LOB
1 Amed Rosario, R (1, 10) OBP: 0.327, SLG: 0.448	C FF 91 X FF 92 0-1 F9		C SL 82 F SI 92 H SI 91 1-2 2 S HBP		S CU 79 B FF 92 F FF 92 X SL 82 1-2 G6-4-3 1-2f 2-3		C SL 82 F SL 81 F FF 95 D SL 85 B FF 95 B FF 94 B SL 84 4-2 20 1B 1-2 2-3 BB		S SI 92 B SI 91 S SL 88 S SL 88 1-3 K	3	0	0	0	1	1	2
2 Joe Panik, L (1, 4) OBP: 0.311, SLG: 0.317 28 J.D. Davis, R (7, PH) OBP: 0.373, SLG: 0.512 11 Rubén Tejada, R (7, 6)	C FF 91 X SI 91 0-1 G6-3		1 SAFE C CU 78 B FF 92 B FF 92 B SL 82 S FF 92 S SL 81 3-3 K 1-2		B CU 80 X SI 91 1-0 3-H 1B		S SI 91 C FF 92 S FF 92 0-3 K		X SI 91 0-0 G6-3	3 1 1	0 0 0	1 0 0	1 0 0	0 0 0	1 1 0	1 3 0
20 Pete Alonso, R (1, 3) OBP: 0.370, SLG: 0.594	B FF 93 B FF 92 C FF 93 C SI 92 X SL 83 2-2 1B			S FF 92 B FF 92 S SL 83 C SL 83 1-3 K	1 SAFE B FF 92 B FF 91 F FF 92 1 SAFE X FF 92 2-1 G5-3		F SI 92 B FF 92 B FF 91 F FF 92 B FF 92 X SI 91 3-2 1-3 2-H 3-H 1B		C SI 91 F SI 91 B SI 90 X SL 88 1-2 2B	5	0	3	2	0	1	1
30 Michael Conforto, L (1, 9) OBP: 0.365, SLG: 0.488	C FF 91 F SL 81 B FF 92 F CH 87 D SL 83 S CH 86 2-3 K			B CU 80 B CU 79 B SI 89 B FF 89 4-0 13 WP 40 1B BB	B CU 77 B FF 90 X FF 89 2-0 F8		F SL 77 F SI 90 S SL 79 0-3 K		0-0 IBB	3	0	0	0	2	2	3
40 Wilson Ramos, R (1, 2) OBP: 0.349, SLG: 0.417		X SI 91 0-0 13 G4-6-3 1B		X CU 80 0-0 1-2 1B	C FF 92 B FF 92 F FF 92 B SI 90 S SL 82 2-3 K			B FC 88 F FC 88 X FF 95 1-1 G4-3	S SL 88 X SL 88 0-1 G3	5	0	2	0	0	1	2
21 Todd Frazier, R (1, 5) OBP: 0.305, SLG: 0.419		S FF 92 F SI 92 B FF 91 S SL 83 1-3 K		X FF 92 0-0 F8	X CU 80 0-0 G5-3			C FC 87 B FF 95 S FC 90 B FC 88 X FC 87 2-2 F7		4	0	0	0	0	1	3
13 Luis Guillorme, L (1, 6) OBP: 0.227, SLG: 0.286 (7, 4)		C FF 92 B SL 83 C SL 81 X FF 92 1-2 G4-6-3 1-2f		C SL 81 C SL 83 B SL 85 B SL 82 F FF 92 X FF 92 2-2 L9 2-3			L FF 91 B CU 80 C CH 84 B SL 82 X SI 91 2-2 G3	C FC 88 B FC 90 B FF 94 X FC 87 2-1 12 3B 1B		4	1	1	0	0	0	3
12 Juan Lagares, R (1, 8) OBP: 0.282, SLG: 0.303			B SI 90 C FF 91 B CU 79 X FF 91 2-1 G4-3		C CU 75 X SI 89 0-1 1 G6-4-3 23 1B 2 1B 1B		X CU 79 0-0 1 BB 23 HBP 20 1B 1B	C FF 94 X FF 93 0-1 1-H 3B		4	2	3	1	0	0	0
23 Aaron Altherr, R (1, 7) OBP: 0.145, SLG: 0.175			S FF 92 B SL 81 F FF 92 C SL 83 1-3 K		X FF 90 0-0 1 G6-4-3 1-2 1B		H CU 78 1-0 1 BB 20 1B 1-2 HBP	X FC 90 0-0 G6-3		3	1	1	0	0	1	1
Inning Stats	R: 0 E: 0 K: 1 S: 11 H: 1 LOB: 1 BB: 0 P: 15	R: 0 E: 0 K: 1 S: 7 H: 1 LOB: 0 BB: 0 P: 9	R: 0 E: 0 K: 2 S: 10 H: 0 LOB: 1 BB: 0 P: 17	R: 0 E: 0 K: 1 S: 9 H: 1 LOB: 2 BB: 1 P: 16	R: 1 E: 0 K: 0 S: 9 H: 3 LOB: 1 BB: 0 P: 13	R: 0 E: 0 K: 1 S: 5 H: 0 LOB: 0 BB: 0 P: 9	R: 2 E: 0 K: 2 S: 16 H: 2 LOB: 2 BB: 1 P: 26	R: 1 E: 0 K: 0 S: 10 H: 2 LOB: 1 BB: 0 P: 15	R: 0 E: 0 K: 1 S: 9 H: 1 LOB: 2 BB: 1 P: 11	1B: 9 2B: 1 3B: 1 HR: 0 SF: 0 SAC: 0 DP: 2 HBP: 2						

PITCHER		IP	WLS	BF	H	R	ER	SO	BB	IBB	HBP	BLK	WP	HR	S	P	ERA	WHIP
65 Jakob Junis, R ERA: 4.78	(1, 1)	6.1	L	27	7	3	3	6	1	0	2	0	1	0	55	86	4.26	1.263
68 Jake Newberry, R ERA: 2.93	(7, 1)	0.0		1	0	0	0	0	1	0	0	0	0	0	3	7	∞	∞
54 Tim Hill, L ERA: 3.43	(7, 1)	0.2		3	1	0	0	2	0	0	0	0	0	0	9	12	0.00	1.500
50 Jacob Barnes, R ERA: 6.75	(8, 1)	1.0		5	2	1	1	0	0	0	0	0	0	0	10	15	9.00	2.000
61 Kevin McCarthy, R ERA: 4.54	(9, 1)	1.0		5	1	0	0	1	0	1	0	0	0	0	9	11	0.00	1.000

PITCHER | IP | WLS | BF | H | R | ER | SO | BB | IBB | HBP | BLK | WP | HR | S | P | ERA | WHIP

TOP

New York Mets @ Kansas City Royals

Kauffman Stadium, Kansas City, MO

Sat Aug 17 2019, 6:16 PM - 8:51 PM CDT

Att. 28,697 - Clear - 88 F

livebaseballscorecards.com

AB	36
R	4
H	11
RBI	4
BB	3
SO	9
LOB	19

WP: 1 PA: 41
PB: 0
SB: 1
CS: 0

Batter	1	2	3	4	5	6	7	8	9	AB	R	H	RBI	BB	SO	LOB
15 Whit Merrifield, R (1, 4) OBP: 0.354, SLG: 0.480	B FF 97 S FF 97 B FF 97 F FF 97 B FF 97 F SL 92 X SL 94 3-2 ① P6			C SL 92 F FF 98 F SL 94 B CH 92 X FF 98 1-2 ① L9		B SL 93 S CH 90 X FF 97 1-1 ② G3		B FC 90 X FC 89 1-0 ② F7		4	0	0	0	0	0	1
4 Alex Gordon, L (1, 7) OBP: 0.332, SLG: 0.405	C FF 97 X CH 91 0-1 ② B1-3			B FF 97 C SL 93 B FF 97 S CH 91 B FF 98 B CH 92 4-2 17 1B 12 E BB		B CH 89 B SL 93 B CH 89 C FF 96 F FF 96 X FF 97 3-2 ③ G4-3		B FF 95 X FF 96 1-0 ③ F8		3	1	0	0	1	0	1
17 Hunter Dozier, R (1, 9) OBP: 0.366, SLG: 0.558	S SL 93 S SL 92 S SL 92 0-3 ③ K			C SL 92 X FF 98 0-1 12 E 1-3 1B			B SL 92 B SL 92 C SL 92 B FF 96 X SL 92 3-1 19 G6-4-3 12 1B 1B		B FF 92 B SL 88 C SI 93 B CU 79 S FF 92 T SI 95 3-2 ① K	4	0	2	0	0	2	0
12 Jorge Soler, R (1, 10) OBP: 0.353, SLG: 0.553		S FF 97 B FF 97 S SL 93 B FF 98 B CH 89 S SL 93 3-3 ① K		B SL 94 X SL 94 1-0 E3 19 G6-4-3 1-2 3-H			F FF 97 C SL 93 B SL 93 X SL 93 1-2 19 G6-4-3 1-2 1B		F CU 79 B CU 80 B CU 78 X SI 94 2-1 ② L8	4	0	1	1	0	1	1
19 Cheslor Cuthbert, R (1, 5) OBP: 0.304, SLG: 0.406		C SL 95 B SL 93 S SL 93 B SL 94 S SL 94 2-3 ② K		F FF 96 D SL 94 B SL 93 F SL 93 F FF 97 F CH 89 X CU 85 2-2 ② ③ G6-4-3 1-2f			C FF 98 X SL 93 0-1 ① ② G6-4-3 1-2f 2-3		B FF 93 X CH 91 1-0 ③ F8	4	0	0	0	0	1	4
14 Brett Phillips, L (1, 8)		B CH 91 X CH 91 1-0 ③ G4-3			C FF 95 B FF 95 X CH 89 1-1 ① F9		B FF 98 S CH 90 F CH 91 F CH 91 B FF 98 B CH 89 B SL 94 4-2 BB			2	0	0	0	1	0	0
66 Ryan O'Hearn, L (1, 3) OBP: 0.263, SLG: 0.305			B SL 93 C FF 97 F SL 93 F SL 93 B CH 90 F CH 90 S CH 92 2-3 ① K		X CH 88 0-0 ② G3-1		B CH 90 S CH 89 B FF 97 1 SAFE F CH 90 S FF 98 2-3 ③ K			3	0	0	0	0	2	2
72 Meibrys Viloria, L (1, 2) OBP: 0.270, SLG: 0.339			C FF 98 C FF 98 B FF 98 B SL 93 B CH 90 X CH 90 3-2 ② F7		B FF 96 S SL 92 B FF 96 S CH 90 X SL 93 2-2 ③ G3-1			C FC 89 C FF 95 B FC 91 X SL 83 1-2 ① L8		3	0	0	0	0	0	0
1 Nicky Lopez, L (1, 6) OBP: 0.264, SLG: 0.292			B FF 98 S CH 92 X FF 98 1-1 ③ G1-3			C FF 96 F SL 92 X SI 97 0-2 ① L7		B SL 81 C FF 96 B FF 96 F FC 89 F FF 95 X FF 95 2-2 1B		3	0	1	0	0	0	0
Inning Stats	R: 0 H: 0 E: 0 LOB: 0 K: 1 BB: 0 S: 9 P: 12	R: 0 H: 0 E: 0 LOB: 0 K: 2 BB: 0 S: 7 P: 13	R: 0 H: 0 E: 0 LOB: 0 K: 1 BB: 0 S: 10 P: 16	R: 1 H: 1 E: 1 LOB: 1 K: 0 BB: 1 S: 14 P: 22	R: 0 H: 0 E: 0 LOB: 0 K: 0 BB: 0 S: 6 P: 9	R: 0 H: 0 E: 0 LOB: 0 K: 0 BB: 0 S: 8 P: 12	R: 0 H: 2 E: 0 LOB: 2 K: 1 BB: 1 S: 13 P: 23	R: 0 H: 1 E: 0 LOB: 1 K: 0 BB: 0 S: 9 P: 14	R: 0 H: 0 E: 0 LOB: 0 K: 1 BB: 0 S: 6 P: 12	1B: 4 SF: 0 2B: 0 SAC: 0 3B: 0 DP: 2 HR: 0 HBP: 0						

PITCHER		IP	WLS	BF	H	R	ER	SO	BB	IBB	HBP	BLK	WP	HR	S	P	ERA	WHIP
48 Jacob deGrom, R ERA: 2.61	(1, 1)	7.0	W	25	3	1	1	5	2	0	0	0	0	0	67	107	1.29	0.714
38 Justin Wilson, L ERA: 2.55	(8, 1)	1.0	H	4	1	0	0	0	0	0	0	0	0	0	9	14	0.00	1.000
67 Seth Lugo, R ERA: 3.36	(9, 1)	1.0	S	3	0	0	0	1	0	0	0	0	0	0	6	12	0.00	0.000

PITCHER	IP	WLS	BF	H	R	ER	SO	BB	IBB	HBP	BLK	WP	HR	S	P	ERA	WHIP

BOTTOM

New York Mets @ Kansas City Royals

Kauffman Stadium, Kansas City, MO

Sat Aug 17 2019, 6:16 PM - 8:51 PM CDT

Att. 28,697 - Clear - 88 F

livebaseballscorecards.com

AB	30
R	1
H	4
RBI	1
BB	2
SO	6
LOB	9

New York Mets @ Kansas City Royals

Kauffman Stadium, Kansas City, MO

Sun Aug 18 2019, 1:16 PM - 4:17 PM CDT

Att. 20,661 - Partly Cloudy - 84 F

TOP

livebaseballscorecards.com

Batter	1	2	3	4	5	6	7	8	9	AB	R	H	RBI	BB	SO	LOB
1 Amed Rosario, R (1, 6) (7, 7) OBP: 0.329, SLG: 0.452	B FF 92 C FF 93 B FF 92 X FF 94 2-1 2 CS 1B		C SL 80 B FF 91 F FF 92 B SL 82 X FF 93 2-2 ① F9			C FF 92 X CU 79 0-1 ① L8	X SI 92 0-0 2 20 2B 1B 2-H 3-H	F FF 96 B FF 97 X FF 97 1-1 2-H 2B		5	1	3	3	0	0	0
2 Joe Panik, L (1, 4) OBP: 0.315, SLG: 0.326	C FF 92 B FF 91 S CH 85 F FF 93 B SL 82 B CH 85 X FF 94 3-2 ① 30 HR 1-2 3B		X FF 92 0-0 ② L9			C FF 92 B FF 91 B FF 92 X FF 92 2-1 30 G3 20 1B 1B	1 SAFE B SL 88 X SI 94 1-0 20 2B 30 1B 1-2 1B	C CU 82 B FF 96 B FF 96 F FF 97 X CU 83 2-2 ③ G3		5	2	3	0	0	0	1
20 Pete Alonso, R (1, 3) OBP: 0.375, SLG: 0.604	B FF 93 B FF 92 B FF 94 3-0 30 HR IBB		B CU 81 X FF 92 1-0 ③ G6-3			D CU 80 B FF 91 X FF 91 2-0 30 G3 1-2 1B	B FF 95 C SL 88 C FF 95 T FF 94 F SL 87 B FF 94 B FF 94 F FF 94 F FF 94 3-2 X FF 94 30 1B 40 1B 1-3 2-H 2B		S FC 89 F FF 94 X FF 93 0-2 HR	4	3	3	2	1	0	0
30 Michael Conforto, L (1, 9) OBP: 0.367, SLG: 0.495	X CH 84 0-0 1-H 3-H HR			B FF 92 C FF 91 F FF 91 F FF 94 B SL 80 F FF 94 B FF 90 B FF 92 4-2 40 G6-4-3 BB		B SL 80 C FF 92 F FF 90 B CU 82 X FF 94 2-2 ② G3 1-2 2-3	F SL 88 B SL 88 F FF 94 F SL 88 X FF 96 1-2 40 1B 2-3 3-H 1B		C FF 92 B FF 93 B FC 89 X FC 88 2-1 ① G3	4	1	2	4	1	0	2
40 Wilson Ramos, R (1, 10) OBP: 0.347, SLG: 0.414	C FF 94 X FF 93 0-1 ② G6-3			B SL 79 X FF 91 1-0 ① ② G6-4-3 1-2f		S SL 82 F SL 83 F FF 94 D CU 83 X FF 95 1-2 ③ F9	X SI 94 0-0 21 1-3 3-H 1B		X FC 90 0-0 ② G6-3	5	0	1	1	0	0	3
21 Todd Frazier, R (1, 5) OBP: 0.304, SLG: 0.418	C FF 93 S SL 83 B CU 83 X FF 93 1-2 ③ G5-3			B SL 80 B FF 93 X FF 93 2-0 ③ F8			2-3 SH1-4 28 1B 2B 2-3 K 1-2		S FC 88 S FC 89 B FC 88 F FF 94 B FC 89 B FF 94 S FC 90 3-3 ③ K2-3	5	1	1	0	0	2	2
12 Juan Lagares, R (1, 8) OBP: 0.278, SLG: 0.298		X FF 90 0-0 ① F7			C FF 92 S SL 81 S FF 93 0-3 ① K		2 SAFE L SI 91 X SI 92 0-1 ① SH1-4 2-3	F FC 95 C SI 96 S CU 84 0-3 ① K		3	0	0	0	0	2	0
23 Aaron Altherr, R (1, 7) OBP: 0.141, SLG: 0.169 28 J.D. Davis, R (7, PH) OBP: 0.375, SLG: 0.513 11 Rubén Tejada, R (7, PR) (7, 6)		C FF 92 B FF 91 F FF 92 B SL 81 F FF 94 S FF 92 2-3 ② K			B SL 81 X FF 94 1-0 ② F9		C SI 92 X SI 92 0-1 3 2B 1 1B 3-H 1B	B SI 96 B FC 97 B FF 97 C FF 95 X FF 97 3-1 ② F8		2 1 1	0 0 1	0 1 0	0 1 0	0 0 0	1 0 0	0 0 0
3 Tomás Nido, R (1, 2) OBP: 0.244, SLG: 0.333		S FF 93 F FF 93 B FF 93 S CU 81 1-3 ③ K			S FF 93 B SL 83 B FF 94 X FF 93 2-1 ③ G6-3		T SI 92 X SI 91 0-1 1 1B 1-3 2B	C FF 95 X CU 84 0-1 1 2B 2B		4	2	2	0	0	1	0
Inning Stats	R: 3 E: 0 K: 0 S: 12 H: 3 LOB: 0 BB: 1 P: 21	R: 0 E: 0 K: 2 S: 8 H: 0 LOB: 0 BB: 0 P: 11	R: 0 E: 0 K: 0 S: 5 H: 0 LOB: 0 BB: 0 P: 8	R: 0 E: 0 K: 0 S: 6 H: 0 LOB: 0 BB: 1 P: 13	R: 0 E: 0 K: 1 S: 6 H: 0 LOB: 0 BB: 0 P: 9	R: 0 E: 0 K: 0 S: 12 H: 2 LOB: 2 BB: 0 P: 19	R: 6 E: 0 K: 1 S: 30 H: 8 LOB: 2 BB: 0 P: 40	R: 1 E: 0 K: 1 S: 12 H: 2 LOB: 1 BB: 0 P: 18	R: 1 E: 0 K: 1 S: 10 H: 1 LOB: 0 BB: 0 P: 15	1B: 8 2B: 5 3B: 1 HR: 2	SF: 0 SAC: 1 DP: 1 HBP: 0						

	AB	39
	R	11
	H	16
	RBI	11
	BB	2
	SO	6
	LOB	8

PITCHER		IP	WLS	BF	H	R	ER	SO	BB	IBB	HBP	BLK	WP	HR	S	P	ERA	WHIP	PITCHER	IP	WLS	BF	H	R	ER	SO	BB	IBB	HBP	BLK	WP	HR	S	P	ERA	WHIP
57 Glenn Sparkman, R ERA: 5.4	(1, 1)	6.0		23	5	3	3	3	1	1	0	0	0	1	49	81	4.50	1.000																	
61 Kevin McCarthy, R ERA: 5.4	(7, 1)	0.1	L	5	4	5	5	0	0	0	0	0	0	0	13	16	135.00	12.000																	
55 Richard Lovelady, L ERA: 7.58	(7, 1)	0.0		4	4	1	1	0	0	0	0	0	0	0	13	18	∞	∞																	
63 Josh Staumont, R ERA: 4.5	(7, 1)	1.2		6	2	1	1	2	0	0	0	0	0	0	16	24	5.40	1.200																	
50 Jacob Barnes, R ERA: 6.85	(9, 1)	1.0		4	1	1	1	1	0	0	0	0	0	1	10	15	9.00	1.000																	

Batter	1	2	3	4	5	6	7	8	9	AB	R	H	RBI	BB	SO	LOB
15 Whit Merrifield, R (1, 4) OBP: 0.353, SLG: 0.478	C FF 96 F SI 96 B FC 88 F FC 91 F FF 98 S FC 93 1-3 K ①		B FC 91 F SI 96 F FF 96 X CU 81 1-2 F7 ③		X SI 96 0-0 1 FC3-6 1-2 2-3 3-H 1B		C SL 89 B SL 90 C SI 98 F SI 98 X SL 90 1-2 F7 ② 2-3			4	0	1	1	0	1	1
1 Nicky Lopez, L (1, 6) OBP: 0.264, SLG: 0.292	F SI 98 B FF 98 X CH 89 1-1 P5 ②			C CH 87 F FF 95 B FC 92 F FF 94 B CU 81 X CH 88 2-2 G3-1 ①	B CH 87 F SI 96 X CH 88 1-1 FC3-6 ① 1-2f 2-3 3-H		X SI 97 0-0 3-H 1B			4	0	1	2	0	0	2
17 Hunter Dozier, R (1, 9) OBP: 0.367, SLG: 0.561	B CU 80 F FF 97 B FF 97 F FC 91 B FF 97 F FF 97 F SI 98 B FC 91 4-2 BB			B FC 90 F SI 95 B FC 92 B SI 96 X SI 96 3-1 66 WP 66 G4-3 2B	F FF 95 B SI 95 B SI 95 F FC 91 B SI 96 X FF 96 3-2 SF9 ② 3-H		B SI 97 B SI 96 B SL 89 C FF 97 F SI 96 S SL 90 3-3 K ③			2	1	1	1	1	1	1
12 Jorge Soler, R (1, 10) OBP: 0.351, SLG: 0.549	C FF 98 C FF 97 D FC 93 B FF 97 F FF 98 D CU 81 X SI 97 3-2 G6-3 ③			C SI 96 B SI 96 C FC 91 B SI 96 F FS 87 2-2 CI 66 G4-3 66 WP	F FF 96 B FF 96 B FC 90 B SI 96 S SI 96 F SI 97 X CU 80 3-2 G6-3 ③			F FF 94 B FC 89 F FF 95 C CH 87 1-3 K ①		3	0	0	0	0	1	2
66 Ryan O'Hearn, L (1, 3) OBP: 0.259, SLG: 0.300		B FF 95 X FF 96 1-0 L4 ①		C FF 96 B CH 87 X FF 96 1-1 G4-3 ② 1-3 2-H		C SI 96 F SL 89 B SL 89 B SI 97 X SL 90 2-2 F7 ①		B FF 95 B CH 87 B FC 91 C FF 95 F FC 90 X FF 96 3-2 P6 ②		4	0	0	1	0	0	1
19 Cheslor Cuthbert, R (1, 5) OBP: 0.300, SLG: 0.399		B FF 95 F SI 96 S SI 96 B FF 97 F SI 97 X CH 90 2-2 F8 ②		B FF 96 B SI 95 X SI 96 2-0 G5-3 ③		B SI 97 S SL 89 S SL 90 X FF 98 1-2 L9 ②		C FF 95 B FC 92 B FF 96 X FC 92 2-1 G5-3 ③		4	0	0	0	0	0	1
11 Bubba Starling, R (1, 7) OBP: 0.250, SLG: 0.301		C SI 97 X FC 91 0-1 G5-3 ③			X FC 90 0-0 33 SH 14 1B 15 1B 1B	F SL 90 X SI 97 0-1 G1-3 ③			X FF 97 0-0 G1-3 ①	4	1	1	0	0	0	0
14 Brett Phillips, L (1, 8) OBP: 0.364, SLG: 0.333			C CU 79 T FF 95 F SI 95 F CH 89 X FF 97 0-2 P6 ①		B SI 95 F SI 95 X CU 80 1-1 15 1B 33 SH 1 FC3-6 1-2 1B		B SI 94 B FF 95 B FF 95 C FF 95 F FF 95 X FF 97 3-2 15 F7 1 1B 2B		C FF 97 B SL 92 F SL 91 S FF 97 1-3 K ②	4	2	2	0	0	1	0
33 Nick Dini, R (1, 2) OBP: 0.167, SLG: 0.091			F FF 95 B SI 96 S FF 96 S CU 80 1-3 K2-3 ②		X FF 96 0-0 SH 1 FC3-6 15 1B 17 SF9 1-2 2-3		X SI 96 0-0 L4 ①		B FF 99 B FF 98 F FF 97 B FF 97 F FF 96 S SL 91 3-3 K ③	3	1	0	0	0	2	1
Inning Stats	R: 0 E: 0 K: 1 S: 15 H: 0 LOB: 1 BB: 1 P: 24	R: 0 E: 0 K: 0 S: 7 H: 0 LOB: 0 BB: 0 P: 10	R: 0 E: 0 K: 1 S: 11 H: 0 LOB: 0 BB: 0 P: 13	R: 1 E: 1 K: 0 S: 12 H: 1 LOB: 1 BB: 0 P: 22	R: 3 E: 1 K: 0 S: 15 H: 3 LOB: 1 BB: 0 P: 23	R: 0 E: 0 K: 0 S: 8 H: 0 LOB: 0 BB: 0 P: 11	R: 1 E: 0 K: 1 S: 12 H: 2 LOB: 1 BB: 0 P: 19	R: 0 E: 0 K: 1 S: 8 H: 0 LOB: 0 BB: 0 P: 14	R: 0 E: 0 K: 2 S: 7 H: 0 LOB: 0 BB: 0 P: 11	1B: 4 2B: 2 3B: 0 HR: 0 SF: 1 SAC: 1 DP: 0 HBP: 0						

PITCHER		IP	WLS	BF	H	R	ER	SO	BB	IBB	HBP	BLK	WP	HR	S	P	ERA	WHIP
45 Zack Wheeler, R ERA: 4.4	(1, 1)	5.0		22	4	4	3	2	1	0	0	0	1	0	60	92	5.40	1.000
27 Jeurys Familia, R ERA: 6.21	(6, 1)	2.0	W	8	2	1	1	1	0	0	0	0	0	0	20	30	4.50	1.000
29 Brad Brach, R ERA: 6.07	(8, 1)	1.0		3	0	0	0	1	0	0	0	0	0	0	8	14	0.00	0.000
39 Edwin Díaz, R ERA: 5.32	(9, 1)	1.0		3	0	0	0	2	0	0	0	0	0	0	7	11	0.00	0.000

PITCHER	IP	WLS	BF	H	R	ER	SO	BB	IBB	HBP	BLK	WP	HR	S	P	ERA	WHIP

BOTTOM

New York Mets @ Kansas City Royals

Kauffman Stadium, Kansas City, MO

Sun Aug 18 2019, 1:16 PM - 4:17 PM CDT
Att. 20,661 - Partly Cloudy - 84 F

livebaseballscorecards.com

AB	32
R	5
H	6
RBI	5
BB	1
SO	6
LOB	9

Cleveland Indians @ New York Mets

Citi Field, Flushing, NY

Tue Aug 20 2019, 7:11 PM - 9:51 PM EDT

Att. 33,800 - Partly Cloudy - 83 F

livebaseballscorecards.com

Batter	1	2	3	4	5	6	7	8	9	AB	R	H	RBI	BB	SO	LOB
12 Francisco Lindor, S (1, 6) OBP: 0.353, SLG: 0.518	B SI 93 B SI 93 X SI 94 2-0 G6-3		C SI 94 B SL 89 F CH 86 X SI 94 1-2 2B		C SI 94 F SI 93 B SI 93 B CU 76 X CU 77 2-2 F9		F FC 90 S FC 90 S FC 89 0-3 K			4	0	1	0	0	1	2
35 Óscar Mercado, R (1, 7) OBP: 0.329, SLG: 0.450	X SI 94 0-0 L9		C SL 90 X CH 85 0-1 G5-3		B CH 85 X CH 84 1-0 L8		B FC 91 S FC 90 C FF 94 T FC 89 1-2 K			4	0	0	0	0	1	3
41 Carlos Santana, S (1, 3) OBP: 0.411, SLG: 0.543	C SI 94 C SL 88 B SI 94 B CH 86 F CH 86 C SI 94 2-3 K		B SI 94 C SL 89 B SI 94 X SL 90 2-1 G6-3		X SL 90 0-0 G4-3			B SI 88 X CH 81 1-0 G5-3		4	0	0	0	0	1	1
66 Yasiel Puig, R (1, 9) OBP: 0.316, SLG: 0.484		B SL 90 F SL 89 C SI 94 C CU 77 1-3 K	X CH 85 0-0 E5 11 1B 22 1B			B SL 90 F CH 85 B SI 94 F SI 94 C SI 94 2-3 K		B CU 74 B SI 89 X CH 80 2-0 L5		4	1	0	0	0	2	0
11 José Ramírez, S (1, 5) OBP: 0.324, SLG: 0.460		F CH 85 B SI 94 B CH 86 X SL 90 2-1 F7	B SL 88 X SI 92 1-0 1 FC6-4 22 1B 1-2 1B			B CH 86 F SL 91 B CU 78 F SI 94 C CU 77 2-3 K		C CU 73 B CH 81 S CH 82 B CH 82 X CU 75 2-2 L8		4	0	1	0	0	1	0
22 Jason Kipnis, L (1, 4) OBP: 0.316, SLG: 0.415		B SI 94 C SI 94 B CH 87 B SI 95 X CH 86 3-1 HR	X SI 94 0-0 1 FC6-4 1-2 2-H 1B			B SI 94 B SI 94 F SI 94 B CU 77 X SI 94 3-1 F7			C FF 92 F CH 82 B FF 93 S FF 93 1-3 K	4	1	2	2	0	1	0
55 Roberto Pérez, R (1, 2) OBP: 0.314, SLG: 0.458		B SL 90 B CH 86 F SI 94 B SI 94 C SI 94 F SI 94 B SL 90 4-2 BB	X SL 89 0-0 F7				C SI 93 B CH 84 S SL 89 S CU 77 1-3 K		B FF 92 X FF 93 1-0 2B	3	0	1	0	1	1	2
1 Greg Allen, S (1, 8) OBP: 0.298, SLG: 0.393		C SI 94 B CH 86 X CH 85 1-1 P3	S CU 78 B SL 89 B SL 90 C CH 86 B SI 93 X CH 83 3-2 FC6-4 1-2f 2-3				C SI 94 X CU 78 0-1 32 BB 1B		C FF 93 F FF 92 T FF 92 0-2 K	4	0	1	0	0	1	4
57 Shane Bieber, R (1, 1) 32 Franmil Reyes, R (7, PH) OBP: 0.295, SLG: 0.494 90 Adam Cimber, R (7, 1) 54 Hunter Wood, R (7, 1) 88 Phil Maton, R (8, 1) OBP: 0.250, SLG: 0.250 30 Tyler Naquin, L (9, PH) OBP: 0.311, SLG: 0.470			C SI 94 C CU 77 C SI 93 0-3 K	C SI 93 B CU 77 F SL 89 B CU 78 B SI 94 F SI 93 C SI 92 3-3 K			B SL 89 B SL 89 B CH 84 S SI 93 B SI 94 4-1 1-2 BB		C CH 79 B FF 93 S FF 94 B CH 81 S FF 92 2-3 K	2 0 0 0 0	0 0 0 0 0	0 0 0 0 0	0 1 0 0 0	0 0 0 0 0	2 0 0 0 0	2 0 0 0 0
Inning Stats	R: 0 E: 0 K: 1 S: 6 H: 0 LOB: 0 BB: 0 P: 10	R: 1 E: 0 K: 1 S: 12 H: 1 LOB: 1 BB: 1 P: 23	R: 0 E: 0 K: 1 S: 10 H: 1 LOB: 1 BB: 0 P: 13	R: 1 E: 1 K: 1 S: 11 H: 2 LOB: 2 BB: 0 P: 18	R: 0 E: 0 K: 0 S: 5 H: 0 LOB: 0 BB: 0 P: 8	R: 0 E: 0 K: 2 S: 8 H: 0 LOB: 0 BB: 0 P: 15	R: 0 E: 0 K: 3 S: 12 H: 1 LOB: 2 BB: 1 P: 18	R: 0 E: 0 K: 0 S: 5 H: 0 LOB: 0 BB: 0 P: 10	R: 0 E: 0 K: 3 S: 10 H: 1 LOB: 1 BB: 0 P: 14	1B: 3 2B: 2 3B: 0 HR: 1 SF: 0 SAC: 0 DP: 0 HBP: 0						

	AB	34
	R	2
	H	6
	RBI	2
	BB	2
	SO	12
	LOB	15

WP: 0 PB: 0 SB: 0 CS: 0 PA: 36

PITCHER		IP	WLS	BF	H	R	ER	SO	BB	IBB	HBP	BLK	WP	HR	S	P	ERA	WHIP
32 Steven Matz, L ERA: 4.18	(1, 1)	6.1	W	27	5	2	1	7	2	0	0	0	0	1	58	98	1.42	1.105
38 Justin Wilson, L ERA: 2.49	(7, 1)	0.2	H	2	0	0	0	2	0	0	0	0	0	0	6	7	0.00	0.000
43 Luis Avilán, L ERA: 4.3	(8, 1)	1.0		3	0	0	0	0	0	0	0	0	0	0	5	10	0.00	0.000
51 Paul Sewald, R ERA: 3.38	(9, 1)	1.0		4	1	0	0	3	0	0	0	0	0	0	10	14	0.00	1.000

PITCHER	IP	WLS	BF	H	R	ER	SO	BB	IBB	HBP	BLK	WP	HR	S	P	ERA	WHIP

Batter	1	2	3	4	5	6	7	8	9	AB	R	H	RBI	BB	SO	LOB
1 Amed Rosario, R (1, 6) OBP: 0.332, SLG: 0.452	X FF 93 0-0 ① 1B		B KC 83 F SL 85 B KC 83 B SL 84 B FF 93 4-1 20 FC5-4 BB			X SL 85 0-0 ① G4-3	C SI 85 X SI 86 0-1 2 1B 20 2B 1-3 2-H 1B	C FF 92 D SL 82 F FF 90 X SL 81 1-2 ③ G4-3		4	1	2	1	1	0	1
2 Joe Panik, L (1, 4) OBP: 0.314, SLG: 0.325 43 Luis Avilán, L (8, 1) 51 Paul Sewald, R (9, 1)	C FF 93 C CH 88 X FF 93 0-2 ② F8		C CH 87 B FF 92 F FF 92 1 SAFE F KC 83 B FF 92 D KC 83 1 SAFE X FF 93 3-2 ② P5			C FF 92 B KC 83 B FF 93 X KC 83 2-1 E7 30 HR	D CU 74 F FF 93 F CU 76 B CH 87 F FF 95 X FF 95 2-2 20 2B 1-2 3-H 1B			4 0 0	2 0 0	1 0 0	1 0 0	0 0 0	0 0 0	1 0 0
20 Pete Alonso, R (1, 3) OBP: 0.374, SLG: 0.603	X FF 93 0-0 ③ P6		D SL 86 X SL 86 1-0 ③ FC5-4 1-2f			C SL 84 D SL 85 C KC 82 F SL 85 B FF 94 C FF 93 2-3 ② K	S SL 88 F SL 86 X FF 94 0-2 30 WP 1-H 2-H 2B			4	0	1	2	0	1	2
30 Michael Conforto, L (1, 9) OBP: 0.366, SLG: 0.500		C KC 82 S FF 93 F FF 93 S SL 86 0-3 ① K		C CH 87 B KC 81 C KC 82 S FF 93 1-3 ① K		D KC 83 F FF 93 F FF 93 X SL 85 1-2 2-H HR	F FF 93 B CH 88 X CH 87 1-1 ② P6 2-3			4	1	1	2	0	2	1
40 Wilson Ramos, R (1, 2) OBP: 0.346, SLG: 0.412		S SL 85 S SL 85 X SL 85 0-2 28 HR 1B		B FF 93 B KC 82 X SL 84 2-0 ② F7		X FF 92 0-0 E6	B SL 87 B FF 94 F SL 87 C SL 85 F CU 77 F SL 87 X FF 94 2-2 ③ G3			4	1	1	0	0	0	1
28 J.D. Davis, R (1, 7) OBP: 0.374, SLG: 0.522 11 Rubén Tejada, R (8, 4)	F FF 93 X SL 85 0-1 1-H HR			C CH 87 B KC 84 B KC 84 F FF 92 B FF 93 F FF 93 F FF 93 F SL 85 S SL 86 3-3 ③ K		C FF 92 T FF 93 F FF 93 X SL 84 0-2 ③ F7		F FF 91 F FF 93 B CU 74 S CU 76 1-3 ① K		3 1	1 0	1 0	2 0	0 0	1 1	1 0
21 Todd Frazier, R (1, 5) OBP: 0.303, SLG: 0.416	B FF 93 C SL 85 S KC 82 S KC 84 1-3 ② K				B KC 83 S SL 85 C FF 92 F SL 85 B KC 82 S SL 85 2-3 ① K		C SL 75 X SI 86 0-1 18 FC1-5 12 BB 1B	X CU 77 0-0 ② G6-3		4	0	1	0	0	2	0
12 Juan Lagares, R (1, 8) OBP: 0.282, SLG: 0.295	B SL 86 B SL 86 X SL 85 2-0 ③ F8				X KC 82 0-0 ② G6-3		C SI 86 B SL 77 1 SAFE F SL 76 B SI 86 1 SAFE F SI 86 B SI 84 B SI 86 4-2 18 FC1-5 1 1B 1-2 BB	B CU 76 B FF 92 S FC 85 F FF 92 B SL 83 F FF 87 B CU 76 4-2 18 2B BB		2	2	0	0	2	0	0
32 Steven Matz, R (1, 1) OBP: 0.262, SLG: 0.333 38 Justin Wilson, L (7, 1) 18 Rajai Davis, R (7, PH) OBP: 0.333, SLG: 0.778 (8, 7)			C FF 92 B KC 83 F FF 92 S KC 83 1-3 ① K		X FF 92 0-0 ③ F8	X SL 76 0-0 ① FC1-5 1 1B 2 1B 1-2 2-3f		C FF 89 F SL 82 F FF 89 X CU 75 0-2 1-H 2B		2 0 0	0 0 0	0 0 1	0 0 1	0 0 0	1 0 0	0 0 2
Inning Stats	R: 0 E: 0 K: 0 S: 5 H: 1 LOB: 0 BB: 0 P: 5	R: 2 E: 0 K: 2 S: 13 H: 2 LOB: 0 BB: 0 P: 16	R: 0 E: 0 K: 1 S: 9 H: 0 LOB: 1 BB: 1 P: 18	R: 0 E: 0 K: 2 S: 10 H: 0 LOB: 0 BB: 0 P: 16	R: 0 E: 0 K: 1 S: 6 H: 0 LOB: 0 BB: 0 P: 8	R: 2 E: 2 K: 1 S: 15 H: 1 LOB: 1 BB: 0 P: 20	R: 4 E: 0 K: 0 S: 22 H: 4 LOB: 1 BB: 1 P: 31	R: 1 E: 0 K: 1 S: 14 H: 1 LOB: 1 BB: 1 P: 20		1B: 5 2B: 2 3B: 0 HR: 2 SF: 0 SAC: 0 DP: 0 HBP: 0						

PITCHER		IP	WLS	BF	H	R	ER	SO	BB	IBB	HBP	BLK	WP	HR	S	P	ERA	WHIP
57 Shane Bieber, R ERA: 3.26	(1, 1)	6.0	L	24	4	4	2	7	1	0	0	0	0	2	58	83	3.00	0.833
90 Adam Cimber, R ERA: 4.18	(7, 1)	0.1		4	2	3	3	0	1	0	0	0	0	0	8	12	81.00	9.000
54 Hunter Wood, R ERA: 2.75	(7, 1)	0.2		4	2	1	1	0	0	0	0	0	1	0	14	19	13.50	3.000
88 Phil Maton, R ERA: 7.06	(8, 1)	1.0		5	1	1	1	1	1	0	0	0	0	0	14	20	9.00	2.000

PITCHER	IP	WLS	BF	H	R	ER	SO	BB	IBB	HBP	BLK	WP	HR	S	P	ERA	WHIP

BOTTOM

Cleveland Indians @ New York Mets

Citi Field, Flushing, NY

Tue Aug 20 2019, 7:11 PM - 9:51 PM EDT

Att. 33,800 - Partly Cloudy - 83 F

livebaseballscorecards.com

AB	34
R	9
H	9
RBI	9
BB	3
SO	8
LOB	9

WP: 1 PA: 37
PB: 0
SB: 0
CS: 0

Batter	1	2	3	4	5	6	7	8	9	10	AB	R	H	RBI	BB	SO	LOB
12 Francisco Lindor, S (1, 6) OBP: 0.352, SLG: 0.514	F SI 92 B SI 91 F SV 82 X SI 92 1-2 ① G6-3		C SV 83 B SI 92 B FC 91 X SI 93 2-1 41 2B 66 G5-3 1B		B SI 94 F SI 94 B SI 94 F SI 95 X SL 88 2-2 ② L9		C FF 94 B FC 89 1 SAFE B FF 95 F FF 96 S SL 85 2-3 ② K			X SI 89 0-0 ① G5-3	5	1	1	0	0	1	1
1 Greg Allen, S (1, 8) OBP: 0.295, SLG: 0.387	B SI 91 X SI 93 1-0 1B		C SV 92 B FC 91 1 SAFE F FC 91 F SV 85 1 SAFE F SV 86 1 SAFE B FC 92 2-3 ① F SI 93 S FC 91 K		X SI 94 0-0 ③ F8		C FF 95 B FF 93 B FF 94 X FF 96 2-1 ③ FC6-4 1-2f			B SI 90 B SI 89 C CH 82 F CH 81 B CH 82 S CH 82 3-3 ② K	5	0	1	0	0	2	2
41 Carlos Santana, S (1, 3) OBP: 0.413, SLG: 0.552	B SI 92 B SI 92 B SV 84 C SI 92 C FC 90 X SI 92 3-2 ② F7		X FC 92 0-0 1-3 2B			B FF 94 B CH 86 B CH 86 B FF 94 4-0 11 3B BB		B SI 93 C SI 94 C FF 93 X CH 89 1-2 ① G4-3		C SI 90 B SI 90 C SI 91 B CH 83 F SI 92 X CH 82 2-2 HR	4	2	2	1	1	0	1
66 Yasiel Puig, R (1, 9) OBP: 0.312, SLG: 0.478	1 SAFE B FC 92 F SI 92 F SI 92 F SV 86 X SV 86 1-2 ③ F8		X SI 92 0-0 ② G5-3 3-H			B FF 94 C FF 94 S CH 88 S FF 95 1-3 ① K		X SL 89 0-0 ② G6-3		B CH 82 B CH 82 B CH 82 F SI 90 C SI 91 S CH 82 3-3 ③ K	5	0	0	1	0	2	3
11 José Ramírez, S (1, 5) OBP: 0.326, SLG: 0.465		C SI 91 B FC 91 B FC 90 F SI 90 F SI 92 X SV 85 2-2 22 G3-6-3 1B	B FC 92 X CH 88 1-0 ③ F9			C FF 95 B FF 95 X CH 87 1-1 1-H 3B		B FF 94 S SI 94 X SI 94 1-1 ③ F9			4	0	2	1	0	0	1
22 Jason Kipnis, L (1, 4) OBP: 0.315, SLG: 0.413		X SI 92 0-0 ① G3-6-3 1-2f ②	B FC 90 C CH 87 X SI 93 1-1 ① F7			C FF 94 X SL 86 0-1 ② P4			B CU 76 C SI 92 S FF 94 F CU 82 F FF 96 X CU 81 1-2 30 G4-3 55 SH1-3 1B		4	0	1	0	0	0	2
55 Roberto Pérez, R (1, 2) OBP: 0.314, SLG: 0.455		B SV 85 C FC 90 B SV 86 C SI 92 B FC 91 F FC 90 B SI 92 4-2 30 1B BB	C FC 92 X SI 93 0-1 ② G4-3			C SL 87 B SL 87 B CH 88 B SL 87 C FF 95 F FF 96 S FC 93 3-3 ③ K			X FF 92 0-0 ① SH1-3 1-2	2	0	0	0	1	1	1
30 Tyler Naquin, L (1, 7) OBP: 0.314, SLG: 0.471		F SI 91 F SI 90 F FC 91 X SI 93 0-2 1-2 1B	C SV 86 B FC 91 X SI 92 1-1 ③ G3-1				C FF 95 B FF 96 X FC 88 1-1 1 FC6-4 1B		C CU 79 X CU 80 0-1 ② G4-3 2-3	4	0	2	0	0	0	1
45 Adam Plutko, R (1, 1) 32 Franmil Reyes, R (7, PH) OBP: 0.294, SLG: 0.492 44 Nick Goody, R (7, 1) 39 Oliver Pérez, L (8, 1) 90 Adam Cimber, R (8, 1) 35 Óscar Mercado, R (9, PH) OBP: 0.328, SLG: 0.448 62 Nick Wittgren, R (9, 1) 33 Brad Hand, L (10, 1)		B FC 90 F SI 92 X CH 90 1-1 ③ G3-1			B FF 93 C FF 94 C FS 94 S FS 93 1-3 ① K		C FF 95 S FC 89 X FF 96 0-2 ① F9		X SI 93 0-0 ③ G3	2 0 0 0 0 1 2 1 0 0 0 0 0 1 0 0 0 0 0 0 0 0 0 0 0 0 0 0 0 0 0 0 0 0 0 1 0 0 0 0 0 1 0 0 0 0 0 0 0 0 0 0 0 0 0 0						
Inning Stats	R: 0 H: 1 E: 0 LOB: 1 K: 0 BB: 0 S: 11 P: 17	R: 0 H: 2 E: 0 LOB: 2 K: 0 BB: 1 S: 14 P: 21	R: 1 H: 2 E: 0 LOB: 1 K: 1 BB: 0 S: 11 P: 16	R: 0 H: 0 E: 0 LOB: 0 K: 0 BB: 0 S: 6 P: 8	R: 0 H: 0 E: 0 LOB: 0 K: 1 BB: 0 S: 7 P: 10	R: 1 H: 1 E: 0 LOB: 1 K: 2 BB: 1 S: 11 P: 20	R: 0 H: 1 E: 0 LOB: 1 K: 1 BB: 0 S: 10 P: 15	R: 0 H: 0 E: 0 LOB: 0 K: 0 BB: 0 S: 6 P: 8	R: 0 H: 1 E: 0 LOB: 1 K: 0 BB: 0 S: 9 P: 10	R: 1 H: 1 E: 0 LOB: 0 K: 2 BB: 0 S: 11 P: 19	1B: 6 2B: 1 3B: 1 HR: 1	SF: 0 SAC: 1 DP: 1 HBP: 0					

PITCHER		IP	WLS	BF	H	R	ER	SO	BB	IBB	HBP	BLK	WP	HR	S	P	ERA	WHIP
7 Marcus Stroman, R ERA: 3.18	(1, 1)	4.0		17	5	1	1	1	1	0	0	0	0	0	42	62	2.25	1.500
27 Jeurys Familia, R ERA: 6.07	(5, 1)	1.0		3	0	0	0	1	0	0	0	0	0	0	7	10	0.00	0.000
29 Brad Brach, R ERA: 6.14	(6, 1)	1.0	B	5	1	1	1	2	1	0	0	0	0	0	11	20	9.00	2.000
38 Justin Wilson, L ERA: 2.39	(7, 1)	1.0		4	1	0	0	1	0	0	0	0	0	0	10	15	0.00	1.000
67 Seth Lugo, R ERA: 3.25	(8, 1)	2.0		7	1	0	0	0	0	0	0	0	0	0	15	18	0.00	0.500

PITCHER		IP	WLS	BF	H	R	ER	SO	BB	IBB	HBP	BLK	WP	HR	S	P	ERA	WHIP
43 Luis Avilán, L ERA: 4.5	(10, 1)	1.0	W	4	1	1	1	2	0	0	0	0	0	1	11	19	9.00	1.000

TOP

Cleveland Indians @ New York Mets

Citi Field, Flushing, NY

Wed Aug 21 2019, 7:17 PM - 10:38 PM EDT

Att. 28,349 - Cloudy - 78 F

livebaseballscorecards.com

AB	37
R	3
H	9
RBI	3
BB	2
SO	7
LOB	16

WP: 0 PA: 40
PB: 0
SB: 0
CS: 0

Cleveland Indians @ New York Mets

Citi Field, Flushing, NY

Wed Aug 21 2019, 7:17 PM - 10:38 PM EDT

Att. 28,349 - Cloudy - 78 F

BOTTOM

livebaseballscorecards.com

Batter	1	2	3	4	5	6	7	8	9	10	AB	R	H	RBI	BB	SO	LOB
1 Amed Rosario, R (1, 6) OBP: 0.331, SLG: 0.452	F9			G6-3	F7		F9			2 SH5-4 30 FC3-6 2B	5	1	1	0	0	0	3
2 Joe Panik, L (1, 4) OBP: 0.316, SLG: 0.327	F9			30 BB 1B	P4			1B		SH5-4 2-3	4	0	2	0	0	0	1
20 Pete Alonso, R (1, 3) OBP: 0.372, SLG: 0.598	K			P2		K		K		30 FC3-6 IBB	4	0	0	0	1	3	2
30 Michael Conforto, L (1, 9) OBP: 0.365, SLG: 0.495		F8		40 FC6-4 1-2 BB		F7		K		FC3-6 40 1B 28 1B 1-2f 3-H	4	1	0	1	1	1	2
40 Wilson Ramos, R (1, 2) OBP: 0.345, SLG: 0.409		F9		FC6-4 1-2f		G6-3		G1-3		28 1B 1-2 1B	5	0	1	0	0	0	3
28 J.D. Davis, R (1, 7) OBP: 0.372, SLG: 0.516		K			F9		P3		F9	1-2 2-H 1B	5	0	1	1	0	1	0
21 Todd Frazier, R (1, 5) OBP: 0.305, SLG: 0.416			G2-3		12 2B 1B		12 BB BB		P3		3	1	1	0	1	0	0
12 Juan Lagares, R (1, 8) OBP: 0.290, SLG: 0.306			K		13 2B 1-H 2B		1-2 BB		1B		3	1	2	1	1	1	0
7 Marcus Stroman, R (1, 1) OBP: 0.350, SLG: 0.700 27 Jeurys Familia, R (5, 1) 13 Luis Guillorme, L (5, PH) 29 Brad Brach, R (6, 1) OBP: 0.000, SLG: 0.000 38 Justin Wilson, L (7, 1) 18 Rajai Davis, R (7, PH) OBP: 0.000, SLG: 0.750 67 Seth Lugo, R (8, 1) 23 Aaron Altherr, R (8, PH) 43 Luis Avilán, L (10, 1)			K		2-H 2B		K		F9		1	0	0	0	0	1	0 0 1 0 0 0 1 0 1 0
Inning Stats	R: 0 E: 0 K: 1 S: 5 H: 0 LOB: 0 BB: 0 P: 8	R: 0 E: 0 K: 1 S: 8 H: 0 LOB: 0 BB: 0 P: 10	R: 0 E: 0 K: 2 S: 7 H: 0 LOB: 0 BB: 0 P: 9	R: 0 E: 0 K: 0 S: 11 H: 1 LOB: 2 BB: 1 P: 21	R: 2 E: 0 K: 0 S: 19 H: 3 LOB: 1 BB: 0 P: 25	R: 0 E: 0 K: 1 S: 7 H: 0 LOB: 0 BB: 0 P: 12	R: 0 E: 0 K: 1 S: 14 H: 0 LOB: 2 BB: 2 P: 25	R: 0 E: 0 K: 2 S: 11 H: 1 LOB: 1 BB: 0 P: 16	R: 0 E: 0 K: 0 S: 10 H: 1 LOB: 1 BB: 0 P: 15	R: 2 E: 0 K: 0 S: 14 H: 3 LOB: 2 BB: 1 P: 18	1B: 6 2B: 3 3B: 0 HR: 0 SF: 0 SAC: 1 DP: 0 HBP: 0	WP: 0 PB: 0 SB: 0 CS: 0 PA: 42					

PITCHER		IP	WLS	BF	H	R	ER	SO	BB	IBB	HBP	BLK	WP	HR	S	P	ERA	WHIP
45 Adam Plutko, R ERA: 4.54	(1, 1)	6.0		23	4	2	2	5	1	0	0	0	0	0	57	85	3.00	0.833
44 Nick Goody, R ERA: 2.01	(7, 1)	1.0		5	0	0	0	1	2	0	0	0	0	0	14	25	0.00	2.000
39 Oliver Pérez, L ERA: 2.7	(8, 1)	0.2		3	1	0	0	2	0	0	0	0	0	0	9	12	0.00	1.500
90 Adam Cimber, R ERA: 4.15	(8, 1)	0.1		1	0	0	0	0	0	0	0	0	0	0	2	4	0.00	0.000
62 Nick Wittgren, R ERA: 2.72	(9, 1)	1.0		4	1	0	0	0	0	0	0	0	0	0	10	15	0.00	1.000

PITCHER		IP	WLS	BF	H	R	ER	SO	BB	IBB	HBP	BLK	WP	HR	S	P	ERA	WHIP
33 Brad Hand, L ERA: 3.35	(10, 1)	0.2	L	6	3	2	2	0	0	1	0	0	0	0	14	18	27.00	4.500

AB	37
R	4
H	9
RBI	4
BB	4
SO	8
LOB	14

Batter	1	2	3	4	5	6	7	8	9	AB	R	H	RBI	BB	SO	LOB
12 Francisco Lindor, S (1, 6) OBP: 0.351, SLG: 0.513	C SI 96 B SI 97 F CH 91 F FF 97 F CH 91 B FF 97 B SI 96 S CH 90 3-3 ① K			B SL 88 B CH 89 X SI 96 2-0 ① G4-3		1 SAFE 1 SAFE X SI 98 0-0 1-2 1B				3	0	1	0	0	1	0
1 Greg Allen, S (1, 8) OBP: 0.290, SLG: 0.380	B SI 96 C FF 97 C SL 90 F FF 98 B FF 98 C CH 90 2-3 ② K			X SI 97 0-0 ② F7		B CH 91 F FF 98 B CH 92 B SL 89 C FF 99 X CH 92 3-2 ③ G3-1				3	0	0	0	0	1	2
41 Carlos Santana, S (1, 3) OBP: 0.411, SLG: 0.548	S FF 98 X FF 98 0-1 ③ P5			S CH 91 B FF 98 F FF 98 F FF 99 B SL 90 X SL 89 2-2 ③ F9			B FF 92 X SI 97 1-0 ① F7			3	0	0	0	0	0	0
66 Yasiel Puig, R (1, 9) OBP: 0.310, SLG: 0.475		X SI 95 0-0 ① P4			B SI 96 F CU 81 F FF 97 X CH 90 1-2 ① F8		C SL 89 B SL 90 B SI 96 X SI 97 2-1 ② G5-3			3	0	0	0	0	0	0
11 José Ramírez, S (1, 5) OBP: 0.326, SLG: 0.463		C SI 96 B SL 89 B SL 89 X SI 96 2-1 ② L7			S CH 90 B CH 90 X CH 90 1-1 ② G3		B SI 98 C SI 97 B SI 97 B SL 89 B SI 97 4-1 BB			2	0	0	0	1	0	0
22 Jason Kipnis, L (1, 4) OBP: 0.313, SLG: 0.410		F FF 97 X SL 91 0-1 ③ P4			C SI 97 B FF 98 S FF 98 B FF 99 S SL 91 2-3 ③ K		1 SAFE C SI 96 1 SAFE X SI 97 0-1 ③ G4-3			3	0	0	0	0	1	1
27 Kevin Plawecki, R (1, 2) OBP: 0.277, SLG: 0.315			C FF 96 B SL 89 X SL 89 1-1 ① G6-3			S SL 88 C FF 97 S SL 88 0-3 ① K		B FF 92 S ST 81 B FF 94 X FF 92 2-1 ① F9		3	0	0	0	0	1	0
30 Tyler Naquin, L (1, 7) OBP: 0.314, SLG: 0.469			C SI 97 F SI 97 X CH 91 0-2 ② G3			C CH 90 F FF 97 B FF 98 X CH 90 1-2 12 1B 1B		C FF 93 F ST 83 B FF 93 F FF 92 S FF 93 1-3 ② K		3	0	1	0	0	1	0
67 Aaron Civale, R (1, 1) 36 Tyler Clippard, R (6, 1) 6 Mike Freeman, L (8, PH) OBP: 0.359, SLG: 0.436 54 Hunter Wood, R (8, 1)			C FF 97 X SI 98 0-1 ③ G1-3			D SL 88 1 SAFE B FF 97 C FF 96 1 SAFE T FF 97 B FF 98 L FF 98 3-3 ② K		C FF 93 B FF 93 B FF 92 B FF 93 F FF 93 F FF 91 S FF 92 3-3 ③ K		2 0 1 0	0 0 0 0	0 0 0 0	0 0 0 0	1 0 1 0	1 0 0 0	1 0 0 0
Inning Stats	R: 0 E: 0 K: 2 S: 11 H: 0 LOB: 0 BB: 0 P: 16	R: 0 E: 0 K: 0 S: 5 H: 0 LOB: 0 BB: 0 P: 7	R: 0 E: 0 K: 0 S: 7 H: 0 LOB: 0 BB: 0 P: 8	R: 0 E: 0 K: 0 S: 6 H: 0 LOB: 0 BB: 0 P: 10	R: 0 E: 0 K: 1 S: 8 H: 0 LOB: 0 BB: 0 P: 12	R: 0 E: 0 K: 2 S: 13 H: 2 LOB: 2 BB: 0 P: 20	R: 0 E: 0 K: 0 S: 6 H: 0 LOB: 1 BB: 1 P: 13	R: 0 E: 0 K: 2 S: 10 H: 0 LOB: 0 BB: 0 P: 16		1B: 2 2B: 0 3B: 0 HR: 0	SF: 0 SAC: 0 DP: 0 HBP: 0			WP: 0 PB: 0 SB: 0 CS: 0	PA: 27	

PITCHER		IP	WLS	BF	H	R	ER	SO	BB	IBB	HBP	BLK	WP	HR	S	P	ERA	WHIP
34 Noah Syndergaard, R ERA: 3.71	(1, 1)	6.0	W	20	2	0	0	5	0	0	0	0	0	0	50	73	0.00	0.333
27 Jeurys Familia, R ERA: 5.93	(7, 1)	1.0	H	4	0	0	0	0	1	0	0	0	0	0	6	13	0.00	1.000
51 Paul Sewald, R ERA: 3.0	(8, 1)	1.0	S	3	0	0	0	2	0	0	0	0	0	0	10	16	0.00	0.000

PITCHER	IP	WLS	BF	H	R	ER	SO	BB	IBB	HBP	BLK	WP	HR	S	P	ERA	WHIP

TOP

Cleveland Indians @ New York Mets

Citi Field, Flushing, NY

Thu Aug 22 2019, 7:15 PM - 11:47 PM EDT

Att. 30,998 - Partly Cloudy - 83 F

livebaseballscorecards.com

AB	26
R	0
H	2
RBI	0
BB	1
SO	7
LOB	4

Batter	1	2	3	4	5	6	7	8	9	AB	R	H	RBI	BB	SO	LOB
1 Amed Rosario, R (1, 6) OBP: 0.330, SLG: 0.450	B FC 88 C FC 88 B SL 85 F FC 87 S SL 85 2-3 ① K		B SI 92 B FC 89 X FC 88 2-0 ③ F8		C SL 84 X SL 84 0-1 ③ L7			C FF 92 B FF 93 X SL 83 1-1 1-3 1B		4	0	1	0	0	1	0
2 Joe Panik, L (1, 4) OBP: 0.316, SLG: 0.327	C SI 93 B CH 86 B FC 88 B FC 89 X SI 94 3-1 ② G6-3			C CH 85 X CU 76 0-1 30 2B 40 2B 1B		C SI 93 S FC 88 C SI 94 0-3 ① K				3	1	1	0	0	1	0
20 Pete Alonso, R (1, 3) OBP: 0.372, SLG: 0.595	B SI 94 B SL 85 C FC 90 F SL 86 B SI 95 F SL 85 F SL 85 H SI 95 4-2 HBP			F FC 88 B FC 86 X SL 84 1-1 ① F8		B SL 84 B FC 88 B CH 85 X FC 89 3-0 ② P6				2	0	0	0	0	0	1
30 Michael Conforto, L (1, 9) OBP: 0.366, SLG: 0.499	F SI 92 C FC 89 B SI 94 X CH 85 1-2 ③ G3			T SI 94 F FC 88 B FF 93 B FC 88 F SL 85 X SI 94 2-2 1-3 40 2B 2B		B SL 84 S CH 84 B FC 88 F FC 88 B SL 83 F CH 85 X SI 95 3-2 40 S 1B				3	1	2	0	0	0	1
40 Wilson Ramos, R (1, 2) OBP: 0.344, SLG: 0.411		X FC 87 0-0 ① G5-3		B FC 86 C FC 88 F SL 84 F SI 93 X FC 88 1-2 2-H 3-H 2B		F SL 84 D FS 81 X CH 77 1-1 ③ L7 1-2				3	0	1	2	0	0	1
28 J.D. Davis, R (1, 7) OBP: 0.368, SLG: 0.511		B SI 92 B FC 88 C SI 93 B FC 89 F FC 89 F SI 94 X SI 95 3-2 ② G4-3		F FC 89 X SL 84 0-1 ② F7			X SI 90 0-0 ① G6-3			3	0	0	0	0	0	1
21 Todd Frazier, R (1, 5) OBP: 0.303, SLG: 0.412		B SI 93 B FC 90 C FC 90 X SI 94 2-1 ③ G4-3		C SL 83 X FC 88 0-1 ③ G4-3			C FF 90 X FS 80 0-1 E1 12 L7-2			3	0	0	0	0	0	1
12 Juan Lagares, R (1, 8) OBP: 0.286, SLG: 0.302			X FC 88 0-0 ① L8		C SI 92 B CH 84 B FC 86 X FC 88 2-1 ① G4-3		C SI 90 B FF 90 F FS 81 B FS 80 X CH 78 3-2 ②③ L7-2 3-H			3	0	0	0	0	0	1
34 Noah Syndergaard, L (1, 1) OBP: 0.161, SLG: 0.245 27 Jeurys Familia, R (7, 1) 51 Paul Sewald, R (8, 1) 13 Luis Guillorme, L (8, PH) OBP: 0.261, SLG: 0.326			X SI 92 0-0 ② F8		S FC 88 F FC 88 S SI 93 0-3 ② K			B FF 94 B FF 94 B FF 92 B FF 91 4-0 1 1B BB		2 0 0 0	0 0 0 0	0 0 0 0	0 0 0 0	0 0 0 1	1 0 0 0	0 0 0 0
Inning Stats	R: 0 E: 0 K: 1 S: 12 H: 0 LOB: 1 BB: 0 P: 22	R: 0 E: 0 K: 0 S: 7 H: 0 LOB: 0 BB: 0 P: 12	R: 0 E: 0 K: 0 S: 3 H: 0 LOB: 0 BB: 0 P: 5	R: 2 E: 0 K: 0 S: 16 H: 3 LOB: 1 BB: 0 P: 20	R: 0 E: 0 K: 1 S: 7 H: 0 LOB: 0 BB: 0 P: 9	R: 0 E: 0 K: 1 S: 10 H: 1 LOB: 1 BB: 0 P: 17	R: 0 E: 1 K: 0 S: 6 H: 0 LOB: 0 BB: 0 P: 9	R: 0 E: 0 K: 0 S: 2 H: 1 LOB: 2 BB: 1 P: 7		1B: 3 2B: 3 3B: 0 HR: 0 SF: 0 SAC: 0 DP: 1 HBP: 1					

PITCHER		IP	WLS	BF	H	R	ER	SO	BB	IBB	HBP	BLK	WP	HR	S	P	ERA	WHIP
67 Aaron Civale, R ERA: 1.82	(1, 1)	5.2	L	22	4	2	2	3	0	0	1	0	0	0	53	82	3.18	0.706
36 Tyler Clippard, R ERA: 2.57	(6, 1)	1.1		4	0	0	0	0	0	0	0	0	0	0	8	12	0.00	0.000
54 Hunter Wood, R ERA: 2.75	(8, 1)	0.0		2	1	0	0	0	1	0	0	0	0	0	2	7	∞	∞

PITCHER	IP	WLS	BF	H	R	ER	SO	BB	IBB	HBP	BLK	WP	HR	S	P	ERA	WHIP

BOTTOM

Cleveland Indians @ New York Mets

Citi Field, Flushing, NY

Thu Aug 22 2019, 7:15 PM - 11:47 PM EDT

Att. 30,998 - Partly Cloudy - 83 F

livebaseballscorecards.com

AB	26
R	2
H	5
RBI	2
BB	1
SO	3
LOB	6

PA: 28
WP: 0
PB: 0
SB: 1
CS: 0

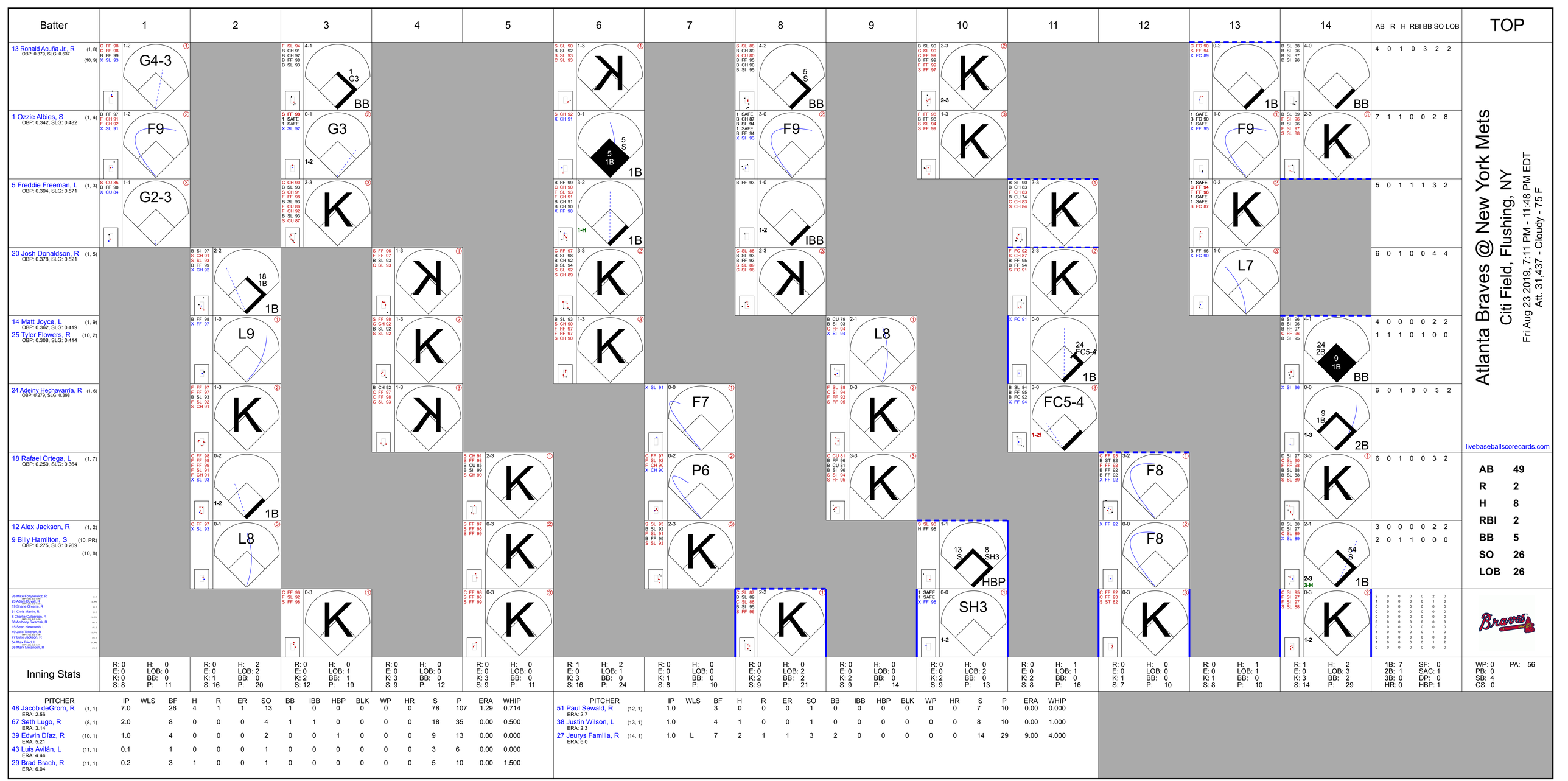
Batter
1
2
3
4
5
6
7
8
9
10
11
12
13
14
AB R H RBI BB SO LOB
TOP
13 Ronald Acuña Jr., R (1, 8) (10, 9)
OBP: 0.379, SLG: 0.537
4 0 1 0 3 2 2
1 Ozzie Albies, S (1, 4)
OBP: 0.342, SLG: 0.482
7 1 1 0 0 2 8
5 Freddie Freeman, L (1, 3)
OBP: 0.394, SLG: 0.571
5 0 1 1 1 3 2
20 Josh Donaldson, R (1, 5)
OBP: 0.378, SLG: 0.521
6 0 1 0 0 4 4
14 Matt Joyce, L (1, 9)
OBP: 0.362, SLG: 0.419
25 Tyler Flowers, R (10, 2)
OBP: 0.308, SLG: 0.414
4 0 0 0 0 2 2
1 1 1 0 1 0 0
24 Adeiny Hechavarría, R (1, 6)
OBP: 0.279, SLG: 0.398
6 0 1 0 0 3 2
18 Rafael Ortega, L (1, 7)
OBP: 0.250, SLG: 0.364
6 0 1 0 0 3 2
12 Alex Jackson, R (1, 2)
9 Billy Hamilton, S (10, PR) (10, 8)
OBP: 0.275, SLG: 0.269
3 0 0 0 0 2 2
2 0 1 1 0 0 0
26 Mike Foltynewicz, R
23 Adam Duvall, R
19 Shane Greene, R
51 Chris Martin, R
8 Charlie Culberson, R
39 Anthony Swarzak, R
15 Sean Newcomb, L
49 Julio Teheran, R
77 Luke Jackson, R
54 Max Fried, L
36 Mark Melancon, R
livebaseballscorecards.com
Atlanta Braves @ New York Mets
Citi Field, Flushing, NY
Fri Aug 23 2019, 7:11 PM - 11:48 PM EDT
Att. 31,437 - Cloudy - 75 F
AB 49
R 2
H 8
RBI 2
BB 5
SO 26
LOB 26
1B: 7 SF: 0
2B: 1 SAC: 1
3B: 0 DP: 0
HR: 0 HBP: 1
WP: 0 PA: 56
PB: 0
SB: 4
CS: 0
Inning Stats
R: 0 E: 0 K: 0 S: 8 H: 0 LOB: 0 BB: 0 P: 11
R: 0 E: 0 K: 1 S: 16 H: 2 LOB: 2 BB: 0 P: 20
R: 0 E: 0 K: 2 S: 12 H: 0 LOB: 1 BB: 1 P: 19
R: 0 E: 0 K: 3 S: 9 H: 0 LOB: 0 BB: 0 P: 12
R: 0 E: 0 K: 3 S: 9 H: 0 LOB: 0 BB: 0 P: 11
R: 1 E: 0 K: 3 S: 16 H: 2 LOB: 1 BB: 0 P: 24
R: 0 E: 0 K: 1 S: 8 H: 0 LOB: 0 BB: 0 P: 10
R: 0 E: 0 K: 2 S: 9 H: 0 LOB: 2 BB: 2 P: 21
R: 0 E: 0 K: 2 S: 9 H: 0 LOB: 0 BB: 0 P: 14
R: 0 E: 0 K: 2 S: 9 H: 0 LOB: 0 BB: 0 P: 14
R: 0 E: 0 K: 2 S: 9 H: 0 LOB: 2 BB: 0 P: 13
R: 0 E: 0 K: 2 S: 8 H: 1 LOB: 1 BB: 0 P: 16
R: 0 E: 0 K: 1 S: 7 H: 0 LOB: 0 BB: 0 P: 10
R: 0 E: 0 K: 1 S: 8 H: 1 LOB: 1 BB: 0 P: 10
R: 1 E: 0 K: 3 S: 14 H: 2 LOB: 3 BB: 2 P: 29
PITCHER IP WLS BF H R ER SO BB IBB HBP BLK WP HR S P ERA WHIP
48 Jacob deGrom, R (1, 1) ERA: 2.56 7.0 26 4 1 1 13 1 0 0 0 0 0 78 107 1.29 0.714
67 Seth Lugo, R (8, 1) ERA: 3.14 2.0 8 0 0 0 4 1 1 0 0 0 0 18 35 0.00 0.500
39 Edwin Díaz, R (10, 1) ERA: 5.21 1.0 4 0 0 0 2 0 0 1 0 0 0 9 13 0.00 0.000
43 Luis Avilán, L (11, 1) ERA: 4.44 0.1 1 0 0 0 1 0 0 0 0 0 0 3 6 0.00 0.000
29 Brad Brach, R (11, 1) ERA: 6.04 0.2 3 1 0 0 1 0 0 0 0 0 0 5 10 0.00 1.500
PITCHER IP WLS BF H R ER SO BB IBB HBP BLK WP HR S P ERA WHIP
51 Paul Sewald, R (12, 1) ERA: 2.7 1.0 3 0 0 0 1 0 0 0 0 0 0 7 10 0.00 0.000
38 Justin Wilson, L (13, 1) ERA: 2.3 1.0 4 1 0 0 1 0 0 0 0 0 0 8 10 0.00 1.000
27 Jeurys Familia, R (14, 1) ERA: 6.0 1.0 L 7 2 1 1 3 2 0 0 0 0 0 14 29 9.00 4.000

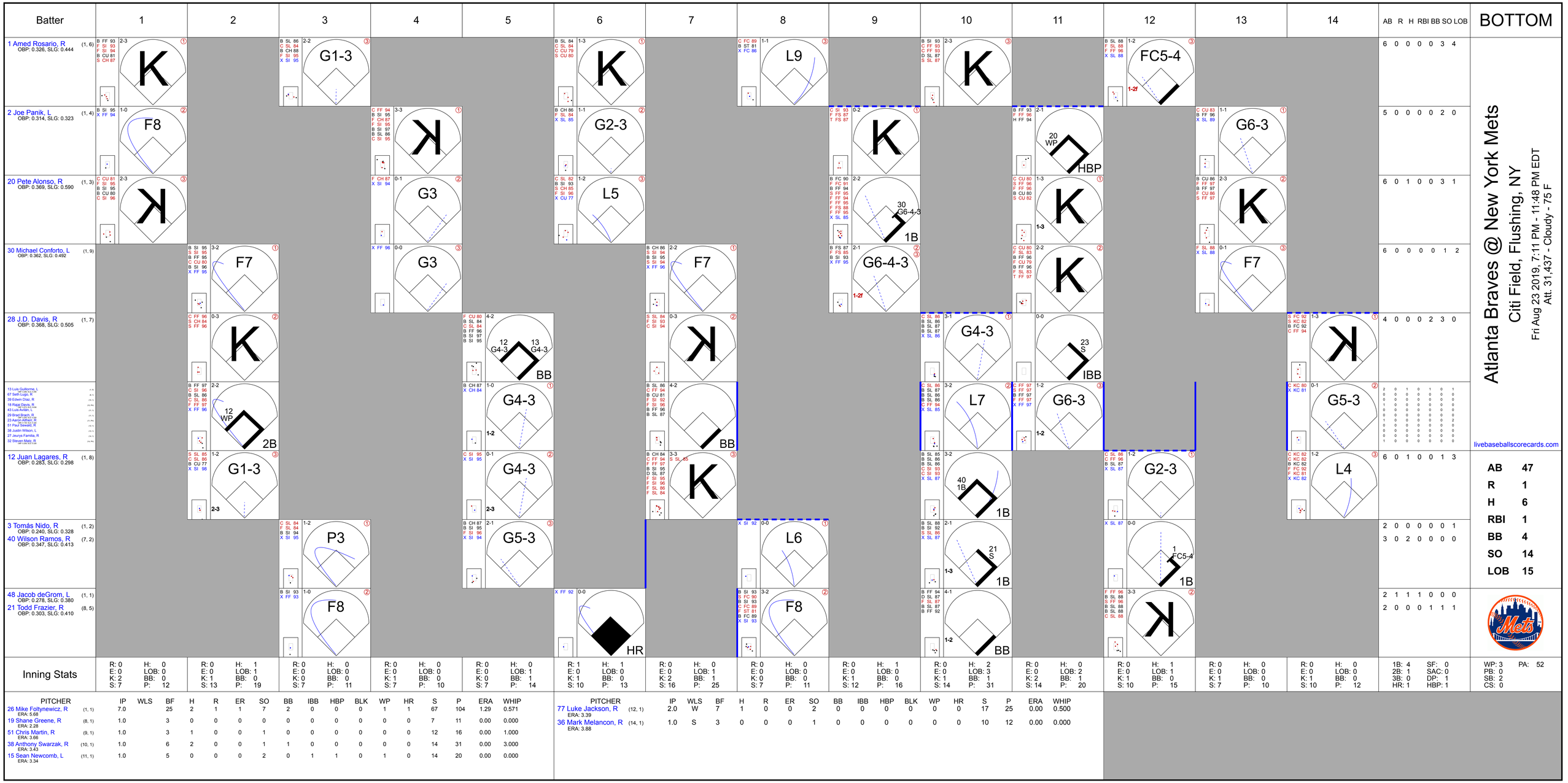
Batter
1
2
3
4
5
6
7
8
9
10
11
12
13
14
AB R H RBI BB SO LOB
BOTTOM
1 Amed Rosario, R (1, 6) OBP: 0.326, SLG: 0.444
2 Joe Panik, L (1, 4) OBP: 0.314, SLG: 0.323
20 Pete Alonso, R (1, 3) OBP: 0.369, SLG: 0.590
30 Michael Conforto, L (1, 9) OBP: 0.362, SLG: 0.492
28 J.D. Davis, R (1, 7) OBP: 0.368, SLG: 0.505
12 Juan Lagares, R (1, 8) OBP: 0.283, SLG: 0.298
3 Tomás Nido, R (1, 2) OBP: 0.240, SLG: 0.328
40 Wilson Ramos, R (7, 2) OBP: 0.347, SLG: 0.413
48 Jacob deGrom, L (1, 1) OBP: 0.278, SLG: 0.380
21 Todd Frazier, R (8, 5) OBP: 0.303, SLG: 0.410
Inning Stats
PITCHER IP WLS BF H R ER SO BB IBB HBP BLK WP HR S P ERA WHIP
26 Mike Foltynewicz, R (1, 1) ERA: 5.68 7.0 25 2 1 1 7 2 0 0 0 1 1 67 104 1.29 0.571
19 Shane Greene, R (8, 1) ERA: 2.28 1.0 3 0 0 0 0 0 0 0 0 0 0 7 11 0.00 0.000
51 Chris Martin, R (9, 1) ERA: 3.66 1.0 3 1 0 0 1 0 0 0 0 0 0 12 16 0.00 1.000
38 Anthony Swarzak, R (10, 1) ERA: 3.43 1.0 6 2 0 0 1 1 0 0 0 0 0 14 31 0.00 3.000
15 Sean Newcomb, L (11, 1) ERA: 3.34 1.0 5 0 0 0 2 0 1 1 0 1 0 14 20 0.00 0.000
PITCHER IP WLS BF H R ER SO BB IBB HBP BLK WP HR S P ERA WHIP
77 Luke Jackson, R (12, 1) ERA: 3.39 2.0 W 7 1 0 0 2 0 0 0 0 0 0 0 17 25 0.00 0.500
36 Mark Melancon, R (14, 1) ERA: 3.88 1.0 S 3 0 0 0 1 0 0 0 0 0 0 0 10 12 0.00 0.000
BOTTOM
Atlanta Braves @ New York Mets
Citi Field, Flushing, NY
Fri Aug 23 2019, 7:11 PM - 11:48 PM EDT
Att. 31,437 - Cloudy - 75 F
livebaseballscorecards.com
AB 47
R 1
H 6
RBI 1
BB 4
SO 14
LOB 15
WP: 3 PA: 52
PB: 0
SB: 2
CS: 0
SF: 0
SAC: 0
DP: 1
HBP: 1

Atlanta Braves @ New York Mets

Citi Field, Flushing, NY

Sat Aug 24 2019, 7:12 PM - 10:24 PM EDT

Att. 38,300 - Clear - 74 F

TOP

livebaseballscorecards.com

Batter	1	2	3	4	5	6	7	8	9	AB	R	H	RBI	BB	SO	LOB
13 Ronald Acuña Jr., R (1, 8) (8, 9) OBP: 0.378, SLG: 0.534	S SI 96 F FC 91 B FC 92 F FC 91 C CU 81 1-3 ① K		X FC 91 0-0 ① G6-3	B FC 91 B FC 90 C FC 90 B FF 97 X SI 97 3-1 2-3 E6		F FC 89 B FF 97 B SI 97 C FC 89 X FF 97 2-2 ③ L9		X SL 86 0-0 1-H 2-H 1B		5	0	1	1	0	1	2
1 Ozzie Albies, S (1, 4) OBP: 0.342, SLG: 0.486	B FF 97 B FF 97 B CH 89 B SI 96 4-0 BB		C CH 88 X CH 90 0-1 HR	B FF 97 B FF 97 X SI 94 2-0 ③ F7			X CU 73 0-0 ① F8	X CH 86 0-0 ③ F9		4	1	1	1	1	0	3
5 Freddie Freeman, L (1, 3) OBP: 0.392, SLG: 0.573	F FF 98 S CH 88 F FF 96 1 SAFE B CH 89 S SI 98 1-3 ② K		B CH 90 X FF 96 1-0 ② F8		B FF 95 X FF 95 1-0 ① F8		C SI 91 X CU 75 0-1 ② G4-3		F FF 96 B FF 98 F FF 98 1-2 HR	5	1	1	1	0	1	1
20 Josh Donaldson, R (1, 5) OBP: 0.378, SLG: 0.525	C FC 90 B FC 89 S FC 90 F FF 98 X CH 90 1-2 ③ G5-3		C FF 97 B FF 97 X SI 96 1-1 HR		B FF 97 S FC 90 X FC 90 1-1 ② F9		B CH 84 B CH 83 B CH 80 B CH 81 4-0 BB		B SL 91 B SL 91 C FF 98 S SL 90 S SL 90 2-3 ① K	4	1	1	1	1	1	1
14 Matt Joyce, L (1, 9) OBP: 0.366, SLG: 0.412 51 Chris Martin, R (8, 1) 8 Charlie Culberson, R (9, PH) OBP: 0.320, SLG: 0.458 19 Shane Greene, R (9, 1)		B SI 96 B CU 79 C SI 96 B FC 89 F SI 96 B FC 92 4-2 24 BB 45 2B BB	B CU 82 B SI 96 B FF 96 B SI 96 4-0 BB		B FF 97 B CU 79 B SI 96 C SI 96 F FF 98 X CU 79 3-2 ③ G5-3		B CU 75 C CH 83 D CH 83 C CH 84 F CU 76 F CH 84 T CH 85 2-2 ③ K		S SL 90 B SL 91 B SL 90 S SL 88 B FF 97 B FF 96 4-2 45 2B BB	2 0 0 0	1 0 1 0	0 0 0 0	0 0 1 0	2 0 0 0	1 0 0 0	1 0 0 0
24 Adeiny Hechavarría, R (1, 6) OBP: 0.277, SLG: 0.388		B SI 97 B FC 91 B SI 97 C FF 97 S FF 98 B FF 98 4-2 1-2 45 2B BB	B FF 95 B FC 90 B FF 96 C FF 96 T FF 96 X FF 96 3-2 ③ F9			B FF 96 B FC 90 F SI 96 X SI 98 2-1 ① P4		C FC 91 B CH 88 S FF 95 X FF 96 1-2 ① G3	F FF 94 X CH 82 0-1 ② L8	4	1	0	0	1	0	2
45 Francisco Cervelli, R (1, 2) OBP: 0.299, SLG: 0.298		F FC 90 X FF 97 0-1 ① 1-H 2-H 2B	X FF 96 0-0 13 E 54 SH5-3 1B			B FC 91 F SI 97 B SI 98 C FC 92 F CU 80 X SI 97 2-2 18 1B 2B		B FC 92 F FC 92 T FF 95 F FC 92 S FF 96 1-3 ② K	B CU 77 B FF 95 1 SAFE X FF 95 2-0 1-H 2B	5	1	4	3	0	1	0
18 Rafael Ortega, L (1, 7) OBP: 0.276, SLG: 0.370		C SI 97 X CU 80 0-1 ② G3-1	B FF 96 F CU 81 B FF 96 X SI 97 2-1 ① L8			S CU 80 B FF 98 S CU 80 B FF 97 X CU 79 2-2 2-H 1B		B FF 95 C FF 95 F FF 95 X FC 92 1-2 9 1B 13 1B 1B	B FF 93 C FF 93 C CH 83 X CH 83 1-2 ③ F7	5	1	2	1	0	0	2
54 Max Fried, L (1, 1) OBP: 0.280, SLG: 0.304 23 Adam Duvall, R (6, PH) OBP: 0.291, SLG: 0.494 32 Josh Tomlin, R (6, 1) 9 Billy Hamilton, S (8, PH) OBP: 0.277, SLG: 0.271 (8, 8)		C SI 95 B CU 79 B FF 96 S FF 96 S CU 79 2-3 ③ K	B SI 96 L FF 96 L SI 95 X FC 91 1-2 ② SH5-3			B FC 88 X FC 90 1-0 ② G6-3		1 SAFE 1 SAFE B FF 95 T FF 94 B FF 95 B FF 94 X FF 95 3-1 13 1B 1-2 13 1B 1B		1 1 0 1	0 0 0 1	0 0 0 1	0 0 0 1	0 0 0 0	1 0 0 0	0 1 0 0
Inning Stats	R: 0 E: 0 K: 2 S: 12 H: 0 LOB: 1 BB: 1 P: 19	R: 2 E: 0 K: 1 S: 11 H: 1 LOB: 0 BB: 2 P: 21	R: 2 E: 0 K: 0 S: 9 H: 2 LOB: 1 BB: 1 P: 18	R: 0 E: 1 K: 0 S: 9 H: 1 LOB: 2 BB: 0 P: 17	R: 0 E: 0 K: 0 S: 6 H: 0 LOB: 0 BB: 0 P: 11	R: 1 E: 0 K: 0 S: 13 H: 2 LOB: 1 BB: 0 P: 22	R: 0 E: 0 K: 1 S: 8 H: 0 LOB: 1 BB: 1 P: 14	R: 2 E: 0 K: 1 S: 14 H: 3 LOB: 1 BB: 0 P: 20	R: 2 E: 0 K: 1 S: 14 H: 2 LOB: 1 BB: 1 P: 24	1B: 5 2B: 3 3B: 0 HR: 3 SF: 0 SAC: 1 DP: 0 HBP: 0						

	AB	37
	R	9
	H	11
	RBI	8
	BB	6
	SO	6
	LOB	13

WP: 0 PB: 0 SB: 0 CS: 0 PA: 44

PITCHER		IP	WLS	BF	H	R	ER	SO	BB	IBB	HBP	BLK	WP	HR	S	P	ERA	WHIP
45 Zack Wheeler, R ERA: 4.52	(1, 1)	6.0		28	6	5	5	3	4	0	0	0	0	2	60	108	7.50	1.667
43 Luis Avilán, L ERA: 4.26	(7, 1)	1.0		4	0	0	0	1	1	0	0	0	0	0	8	14	0.00	1.000
29 Brad Brach, R ERA: 6.31	(8, 1)	1.0	L	6	3	2	2	1	0	0	0	0	0	0	14	20	18.00	3.000
39 Edwin Díaz, R ERA: 5.55	(9, 1)	0.1		3	1	2	2	1	1	0	0	0	0	1	8	15	54.00	6.000
64 Chris Flexen, R ERA: 6.59	(9, 1)	0.2		3	1	0	0	0	0	0	0	0	0	0	6	9	0.00	1.500

PITCHER		IP	WLS	BF	H	R	ER	SO	BB	IBB	HBP	BLK	WP	HR	S	P	ERA	WHIP

Atlanta Braves @ New York Mets

Citi Field, Flushing, NY

Sat Aug 24 2019, 7:12 PM - 10:24 PM EDT

Att. 38,300 - Clear - 74 F

livebaseballscorecards.com

BOTTOM

Batter	1	2	3	4	5	6	7	8	9	AB	R	H	RBI	BB	SO	LOB
1 Amed Rosario, R (1, 6) OBP: 0.327, SLG: 0.444	F FF 91 B SL 83 S FF 92 X FF 92 1-2 G4-3 ①		B FF 93 C CU 73 F FF 94 X SL 82 1-2 2 FC3-6 1B 2-3		C SL 84 B FF 92 X FF 94 1-1 20 WP 20 HR 2 1B 2-H 1B		L FC 86 C FC 86 X FC 88 0-2 FC6-5 2 CS ① 2-3		C SI 91 F FC 86 B FC 87 S ST 80 1-3 K ③	5	1	2	1	0	1	2
2 Joe Panik, L (1, 4) OBP: 0.314, SLG: 0.322 29 Brad Brach, R (8, 1) OBP: 0.250, SLG: 0.250 39 Edwin Díaz, R (9, 1) 64 Chris Flexen, R (9, 1) OBP: 0.500, SLG: 0.500	B FF 93 C FF 93 B CU 73 F FF 93 X SL 84 2-2 G3-1 ②		S SL 85 F SL 86 X CU 76 0-2 FC3-6 ② 1-2f 3-H		B SI 93 S SL 82 C FF 95 D SL 85 B SL 81 F FF 95 X FF 95 3-2 20 WP 20 HR 1B 1-2		B FC 88 1 SAFE S FF 88 B CU 77 X FC 86 2-1 G6-3 ②③ 1-2			4 0 0 0	1 0 0 0	1 0 0 0	1 0 0 0	0 0 0 0	0 0 0 0	2 0 0 0
20 Pete Alonso, R (1, 3) OBP: 0.369, SLG: 0.593	C CU 74 F SI 93 B FF 97 F SL 84 B CU 76 F FF 96 B CU 77 C SL 85 3-3 K ③		B FF 94 C SI 93 B SI 94 X FF 95 2-1 F9 ③		B FF 96 X FF 94 1-0 HR 1-H 2-H			C SI 94 X SL 85 0-1 G5-3 ①		4	1	1	3	0	1	1
30 Michael Conforto, L (1, 9) OBP: 0.361, SLG: 0.490		B FF 91 B SL 82 X FF 93 2-0 40 G3 40 WP 1B		C SL 83 B SL 83 B SI 91 X FF 93 2-1 L3 ①	B CU 76 C SL 85 B SI 91 S SL 83 B CU 75 S SL 86 3-3 K ③			B FF 95 F FF 96 C FF 96 X FS 88 1-2 F9 ②		4	0	1	0	0	1	0
40 Wilson Ramos, R (1, 2) OBP: 0.348, SLG: 0.414		B FF 93 C FF 92 S CU 75 B FF 94 B FF 94 X SL 84 3-2 G3 ① 1-3		F CU 74 F CH 85 B FF 96 B CU 77 S FF 94 2-3 K ②		X FC 88 0-0 1B		B SI 95 C FF 96 B SL 86 F FF 95 F FF 94 F FC 90 X FF 95 2-2 1B		4	0	2	0	0	1	1
28 J.D. Davis, R (1, 7) OBP: 0.364, SLG: 0.498		B FF 93 F CU 74 B SL 86 S FF 95 S FF 95 2-3 K ②		B SL 82 C SL 84 B CU 74 S CU 73 F FF 96 B FF 94 X FF 96 3-2 G4-3 ③		S SI 88 S CU 78 F CU 79 S FC 88 0-3 K ①		X SI 94 0-0 G6-3 ③		4	0	0	0	0	2	3
21 Todd Frazier, R (1, 5) OBP: 0.300, SLG: 0.405		X CU 75 0-0 G5-3 ③			C FF 91 C FF 91 F CU 74 B FF 94 F FF 94 B SL 83 B SL 84 F FF 95 X FF 95 3-2 F8 ①	C FC 89 B FC 88 C FF 89 B FC 87 F CU 78 B FC 90 X FC 88 3-2 P4 ②			C SI 91 F ST 80 B FC 86 S FC 87 1-3 K ①	4	0	0	0	0	1	2
12 Juan Lagares, R (1, 8) OBP: 0.287, SLG: 0.311			B SI 92 X FF 92 1-0 1 1B 2 FC3-6 2B		C CU 73 X CU 74 0-1 1 WP 1 1B 2B	X FC 87 0-0 F9 ③			B FC 88 S FC 88 X SI 91 1-1 F9 ②	4	2	2	0	0	0	1
45 Zack Wheeler, L (1, 1) OBP: 0.292, SLG: 0.356 43 Luis Avilán, L (7, 1) 6 Jeff McNeil, L (7, PH) (8, 4) OBP: 0.403, SLG: 0.534			L FF 91 B FF 90 L FF 92 C FF 96 1-3 K ①		X FF 94 0-0 G5-3 ②		X FF 87 0-0 1 FC6-5 2B		C FC 88 C ST 80 X SI 93 0-2 1B	2 0 2	0 0 0	0 0 2	0 0 0	0 0 0	1 0 0	2 0 0

Inning Stats	1	2	3	4	5	6	7	8	9
	R: 0 E: 0 K: 1 S: 11	R: 0 E: 0 K: 1 S: 8	R: 1 E: 0 K: 1 S: 12	R: 0 E: 0 K: 1 S: 9	R: 4 E: 0 K: 1 S: 19	R: 0 E: 0 K: 1 S: 10	R: 0 E: 0 K: 0 S: 6	R: 0 E: 0 K: 0 S: 11	R: 0 E: 0 K: 2 S: 11
	H: 0 LOB: 0 BB: 0 P: 17	H: 1 LOB: 1 BB: 0 P: 15	H: 2 LOB: 1 BB: 0 P: 17	H: 0 LOB: 0 BB: 0 P: 16	H: 4 LOB: 0 BB: 0 P: 30	H: 1 LOB: 1 BB: 0 P: 13	H: 1 LOB: 0 BB: 0 P: 8	H: 1 LOB: 1 BB: 0 P: 14	H: 1 LOB: 1 BB: 0 P: 14

	AB	37
	R	5
	H	11
	RBI	5
	BB	0
	SO	8
	LOB	14

	1B: 7	SF: 0	WP: 3	PA: 37
	2B: 3	SAC: 0	PB: 0	
	3B: 0	DP: 0	SB: 0	
	HR: 1	HBP: 0	CS: 1	

PITCHER		IP	WLS	BF	H	R	ER	SO	BB	IBB	HBP	BLK	WP	HR	S	P	ERA	WHIP
54 Max Fried, L ERA: 4.03	(1, 1)	5.0		22	7	5	5	5	0	0	0	0	3	1	59	95	9.00	1.400
32 Josh Tomlin, R ERA: 4.1	(6, 1)	2.0	W	7	2	0	0	1	0	0	0	0	0	0	16	21	0.00	1.000
51 Chris Martin, R ERA: 3.59	(8, 1)	1.0	H	4	1	0	0	0	0	0	0	0	0	0	11	14	0.00	1.000
19 Shane Greene, R ERA: 2.23	(9, 1)	1.0		4	1	0	0	2	0	0	0	0	0	0	11	14	0.00	1.000

PITCHER	IP	WLS	BF	H	R	ER	SO	BB	IBB	HBP	BLK	WP	HR	S	P	ERA	WHIP

Atlanta Braves @ New York Mets

Citi Field, Flushing, NY

Sun Aug 25 2019, 1:12 PM - 3:56 PM EDT

Att. 30,170 - Sunny - 74 F

livebaseballscorecards.com

TOP

Batter	1	2	3	4	5	6	7	8	9	AB	R	H	RBI	BB	SO	LOB
13 Ronald Acuña Jr., R (1, 8) (8, 9) OBP: 0.375, SLG: 0.530	C SL 92 S SL 90 B SI 95 C SI 94 1-3 ① K		C CU 78 X CH 84 0-1 ② G6-3			S SI 94 F SL 90 F SL 89 B SI 94 S CU 79 1-3 ① K		C ST 83 F FF 91 C FF 91 0-3 ③ K		4	0	0	0	0	3	0
1 Ozzie Albies, S (1, 4) OBP: 0.340, SLG: 0.482	B SI 95 B SL 91 F SI 94 B SI 93 F SI 94 F SI 94 F SL 90 X SL 89 3-2 ② G6-3		F SI 94 C CU 79 B CU 77 F SL 90 B CH 85 F CU 79 S SI 94 2-3 ③ K			S SL 91 F SI 94 B CU 78 B SI 94 T CU 78 2-2 ② K			X FC 90 0-0 ① L9	4	0	0	0	0	2	0
5 Freddie Freeman, L (1, 3) OBP: 0.391, SLG: 0.570	B SI 95 B SI 95 X SI 94 2-0 ③ L9			B CU 78 C SL 89 S SI 94 F SI 94 F CH 85 X SL 90 1-2 ① G6-3		C SI 95 S SL 90 F CU 77 F SI 94 X SI 94 0-2 ③ L7			B SL 83 F FF 95 B FC 90 B FC 87 B FF 91 4-1 BB	3	0	0	0	1	0	0
20 Josh Donaldson, R (1, 5) OBP: 0.379, SLG: 0.538		C SI 93 B SL 89 B SI 94 B CH 85 C CH 84 X SI 94 3-2 HR		C SL 90 S SI 95 B CU 79 F SL 90 F CH 86 F SI 95 F CU 78 X CU 80 1-2 ② P3			B FF 90 C FF 92 B FF 92 X FF 92 2-1 HR		F FC 91 S SL 84 D SL 81 S SL 85 1-3 ② K	4	2	2	2	0	1	1
23 Adam Duvall, R (1, 7) OBP: 0.289, SLG: 0.494		B SI 95 C SL 91 B SI 94 F SI 95 X SL 90 2-2 24 F9 2B		B SI 94 B SI 95 C CU 78 X CU 79 2-1 ③ F9			B FF 91 S ST 82 B ST 82 S FF 92 X FF 91 2-2 ① P3		C FC 90 F FC 90 S FF 96 0-3 ③ K	4	0	1	0	0	1	1
24 Adeiny Hechavarría, R (1, 6) OBP: 0.273, SLG: 0.382		X SI 93 0-0 ① F9 2-3			C SI 94 B SI 93 B CU 77 X SL 89 2-1 ① G6-3		F ST 82 F ST 84 B ST 85 S FF 91 1-3 ② K			3	0	0	0	0	1	1
8 Charlie Culberson, R (1, 9) OBP: 0.313, SLG: 0.447 15 Sean Newcomb, L (8, 1) 36 Mark Melancon, R (9, 1)		B SL 90 B SI 94 B CH 85 S SI 94 C CU 77 X CU 78 3-2 ② G5-3			S SI 93 B SI 94 B SI 94 S CH 84 F CH 83 X SL 91 2-2 ② G6-3		C FF 93 B ST 84 C FF 92 F ST 83 B FF 91 X FF 91 2-2 ③ G5-3			3	0	0	0	0	0	1
										0	0	0	0	0	0	0
										0	0	0	0	0	0	0
25 Tyler Flowers, R (1, 2) OBP: 0.308, SLG: 0.410		X SL 90 0-0 ③ F9			C SI 94 B SI 93 B SI 94 B CU 78 B CU 78 4-1 BB			C FF 90 C FF 92 B FF 93 B ST 83 C ST 82 2-3 ① K		2	0	0	0	1	1	1
60 Dallas Keuchel, L (1, 1) OBP: 0.148, SLG: 0.154 9 Billy Hamilton, S (8, PH) OBP: 0.276, SLG: 0.270 (8, 8)			C SI 93 C CU 78 C SI 94 0-3 ① K		B CU 76 F SI 92 C SI 92 F CU 78 F SL 87 B SI 93 F SI 92 C SI 93 2-3 ③ K			B FF 92 S FF 93 F FF 92 S FF 93 1-3 ② K		2	0	0	0	0	2	1
										1	0	0	0	0	1	0
Inning Stats	R: 0 E: 0 K: 1 S: 9 H: 0 LOB: 0 BB: 0 P: 15	R: 1 E: 0 K: 0 S: 11 H: 2 LOB: 1 BB: 0 P: 19	R: 0 E: 0 K: 2 S: 10 H: 0 LOB: 0 BB: 0 P: 12	R: 0 E: 0 K: 0 S: 14 H: 0 LOB: 0 BB: 0 P: 18	R: 0 E: 0 K: 1 S: 13 H: 0 LOB: 1 BB: 1 P: 23	R: 0 E: 0 K: 2 S: 12 H: 0 LOB: 0 BB: 0 P: 15	R: 1 E: 0 K: 1 S: 12 H: 1 LOB: 0 BB: 0 P: 19	R: 0 E: 0 K: 3 S: 9 H: 0 LOB: 0 BB: 0 P: 12	R: 0 E: 0 K: 2 S: 8 H: 0 LOB: 1 BB: 1 P: 13	1B: 0 2B: 1 3B: 0 HR: 2 SF: 0 SAC: 0 DP: 0 HBP: 0						

	AB	30
	R	2
	H	3
	RBI	2
	BB	2
	SO	12
	LOB	6

WP: 0 PB: 0 SB: 0 CS: 0 PA: 32

PITCHER		IP	WLS	BF	H	R	ER	SO	BB	IBB	HBP	BLK	WP	HR	S	P	ERA	WHIP
32 Steven Matz, L ERA: 4.06	(1, 1)	6.0	L	21	2	1	1	6	1	0	0	0	0	1	69	102	1.50	0.500
51 Paul Sewald, R ERA: 3.0	(7, 1)	2.0		7	1	1	1	4	0	0	0	0	0	1	21	31	4.50	0.500
38 Justin Wilson, L ERA: 2.22	(9, 1)	1.0		4	0	0	0	2	1	0	0	0	0	0	8	13	0.00	1.000

PITCHER	IP	WLS	BF	H	R	ER	SO	BB	IBB	HBP	BLK	WP	HR	S	P	ERA	WHIP

BOTTOM

Atlanta Braves @ New York Mets

Citi Field, Flushing, NY

Sun Aug 25 2019, 1:12 PM - 3:56 PM EDT

Att. 30,170 - Sunny - 74 F

Batter	1	2	3	4	5	6	7	8	9	AB	R	H	RBI	BB	SO	LOB
1 Amed Rosario, R (1, 6) OBP: 0.326, SLG: 0.442	B SI 86 B SI 87 C SI 87 S SI 87 S SI 90 2-3 ① **K**		C FF 88 X SI 88 0-1 ② G1-3			B FF 89 F CH 78 C SI 89 F FF 90 F SL 79 B SI 90 F FF 90 X FC 86 2-2 6 FC1-6 1B		B CU 79 B FF 96 B FF 95 C FF 95 F FF 94 F FF 95 X FF 96 3-2 ② G4-3		4	0	1	0	0	1	0
6 Jeff McNeil, L (1, 4) OBP: 0.402, SLG: 0.530	H SI 87 1-0 20 G5-4-3 HBP		B CH 78 S CH 77 B SI 88 B SI 89 F SI 90 F SI 89 X SI 90 3-2 ③ G6-3			F SI 88 B SI 88 D CH 80 S CH 79 F SI 88 D CH 78 X SI 89 3-2 ① FC1-6 1-2f		C FF 95 B FF 92 B CU 79 F FF 96 X SL 82 2-2 ③ G4-3		3	0	0	0	0	0	1
20 Pete Alonso, R (1, 3) OBP: 0.368, SLG: 0.592	D SL 79 C SI 88 X FC 86 1-1 ②③ G5-4-3 1-2f			C SL 76 B SI 88 B FC 85 F FF 89 F SL 79 B SI 89 S CH 80 3-3 ① **K**		C SI 88 B FC 86 C SL 78 C SI 88 1-3 ② **K**			C FC 92 B FC 93 X FF 92 1-1 28 1B 21 FC5-4 2B	4	1	1	0	0	2	2
30 Michael Conforto, L (1, 9) OBP: 0.360, SLG: 0.487		B SI 88 B SI 88 B SI 89 C SI 88 X SI 88 3-1 E7 21 G4-3 1B		S SL 80 B CH 79 S CH 80 S SL 78 1-3 ② **K**		C SI 89 F SI 89 F SI 88 S SL 78 0-3 ③ **K**			C FC 92 S FC 92 X KC 82 0-2 ① G5-3	4	0	1	0	0	2	2
28 J.D. Davis, R (1, 7) OBP: 0.368, SLG: 0.500		D SL 78 C FF 90 S FC 86 B FF 89 B FC 86 B SI 89 4-2 21 G4-3 BB		X SL 79 0-0 ③ F7			B FF 88 F FF 88 B FC 86 B CH 79 X SI 88 3-1 21 G1-3 1B		C FC 92 B FC 92 S FF 92 X FC 92 1-2 21 FC5-4 1B 2-3	3	0	2	0	1	0	0
21 Todd Frazier, R (1, 5) OBP: 0.300, SLG: 0.404		S SL 78 X SI 89 0-1 ①② G4-3 1-2f 2-3			C SI 88 B FF 89 B SI 89 X SI 88 2-1 12 G5-4-3 1B		C SI 87 X CH 77 0-1 ① G1-3 1-2		X FC 92 0-0 ② FC5-4 40 1B 1-2f 3-H	4	0	1	1	0	0	4
12 Juan Lagares, R (1, 8) OBP: 0.288, SLG: 0.308 40 Wilson Ramos, R (9, PH) OBP: 0.350, SLG: 0.416		B FF 89 B FC 86 S SI 88 B FF 89 B CH 79 4-1 BB		L SI 88 S CH 78 X FF 89 0-2 ①② G5-4-3 1-2f			B FC 86 B SL 78 B CH 78 C FF 88 S FC 86 F FF 89 X SI 89 3-2 ② G6-3		B FC 93 F FC 91 S KC 81 X FC 92 1-2 1-2 1B	2 1	0 0	0 1	0 0	1 0	0 0	2 0
44 René Rivera, R (1, 2) 2 Joe Panik, L (9, PH) OBP: 0.313, SLG: 0.321		X SI 88 0-0 ③ G1-3		C SL 78 B FF 88 B FC 87 C CH 80 B SI 90 B SI 89 4-2 BB			C FC 85 B FC 85 D SL 79 B SI 87 F CH 78 F SI 89 S CH 78 3-3 ③ **K**		C KC 81 B KC 83 X FC 92 1-1 ③ G3	2 1	0 0	0 0	0 0	1 0	1 0	3 2
32 Steven Matz, R (1, 1) OBP: 0.244, SLG: 0.311 51 Paul Sewald, R (7, 1) 18 Rajai Davis, R (8, PH) OBP: 0.250, SLG: 0.583 38 Justin Wilson, L (9, 1)			C SI 87 F CH 79 C SI 89 0-3 ① **K**		S CH 78 X FF 89 0-1 ③ F9			B FF 95 B FF 95 B FF 94 C FF 94 X FF 95 3-1 ① G4-3		2 0 1 0	0 0 0 0	0 0 0 0	0 0 0 0	1 0 0 0	1 0 0 0	1 0 0 0
Inning Stats	R: 0 E: 0 K: 1 S: 5 H: 0 LOB: 0 BB: 0 P: 9	R: 0 E: 1 K: 0 S: 8 H: 1 LOB: 2 BB: 2 P: 19	R: 0 E: 0 K: 1 S: 9 H: 0 LOB: 0 BB: 0 P: 12	R: 0 E: 0 K: 2 S: 8 H: 0 LOB: 0 BB: 0 P: 12	R: 0 E: 0 K: 0 S: 9 H: 1 LOB: 1 BB: 1 P: 15	R: 0 E: 0 K: 2 S: 17 H: 1 LOB: 1 BB: 0 P: 23	R: 0 E: 0 K: 1 S: 12 H: 1 LOB: 1 BB: 0 P: 21	R: 0 E: 0 K: 0 S: 9 H: 0 LOB: 0 BB: 0 P: 17	R: 1 E: 0 K: 0 S: 14 H: 3 LOB: 2 BB: 0 P: 18	1B: 6 2B: 1 3B: 0 HR: 0 SF: 0 SAC: 0 DP: 3 HBP: 1						

livebaseballscorecards.com

AB	31
R	1
H	7
RBI	1
BB	3
SO	7
LOB	17

WP: 0 PB: 0 SB: 0 CS: 0 PA: 35

PITCHER		IP	WLS	BF	H	R	ER	SO	BB	IBB	HBP	BLK	WP	HR	S	P	ERA	WHIP
60 Dallas Keuchel, L ERA: 3.78	(1, 1)	7.0	W	26	4	0	0	7	3	0	1	0	0	0	68	111	0.00	1.000
15 Sean Newcomb, L ERA: 3.28	(8, 1)	1.0	H	3	0	0	0	0	0	0	0	0	0	0	9	17	0.00	0.000
36 Mark Melancon, R ERA: 3.97	(9, 1)	1.0	S	6	3	1	1	0	0	0	0	0	0	0	14	18	9.00	3.000

PITCHER	IP	WLS	BF	H	R	ER	SO	BB	IBB	HBP	BLK	WP	HR	S	P	ERA	WHIP

Batter	1	2	3	4	5	6	7	8	9	AB	R	H	RBI	BB	SO	LOB
22 Jason Heyward, L (1, 8) OBP: 0.346, SLG: 0.442	B SI 92 C SI 91 B CH 87 C SI 92 S SI 92 2-3 K		X SI 92 0-0 FC6 1-2f		B FC 92 F SV 85 X SI 92 1-1 G1-3		B SI 97 1 SAFE F SI 97 1 SAFE F SI 96 X SI 97 1-2 G4-6-3 1-2f		B FC 86 B SI 92 C SI 92 X SI 93 2-1 G4-3	5	0	0	0	0	1	4
6 Nick Castellanos, R (1, 9) OBP: 0.342, SLG: 0.509	C SI 93 F SI 92 B SV 86 F SV 86 F FC 91 B SI 93 X SV 84 2-2 G6-3			B SV 85 B FC 90 X SI 92 2-0 G6-3	B SV 87 S FC 91 X SI 92 1-1 G6-3			B SI 92 X SI 92 1-0 17 L9 9 2B 2B		4	1	1	0	0	0	0
17 Kris Bryant, R (1, 5) OBP: 0.379, SLG: 0.521	X SI 93 0-0 G5-3			B SI 92 X FC 91 1-0 G5-3		C SV 86 B SI 92 B FC 91 X SI 91 2-1 9 HR 2B		C SL 83 C SI 94 D SL 83 B SL 81 F SI 92 X SI 94 2-2 L9 2-3		4	1	1	0	0	0	1
9 Javier Báez, R (1, 6) OBP: 0.319, SLG: 0.543		B SI 92 C FC 90 X SV 85 1-1 2B		F SI 93 B FC 92 B SV 87 B FC 91 B SI 94 4-1 12 1B BB		S SI 92 X SI 92 0-1 2-H HR		F SI 93 B SI 93 X SL 82 1-1 12 CS 3-H 2B		3	1	3	3	1	0	0
12 Kyle Schwarber, L (1, 7) OBP: 0.318, SLG: 0.484		C SI 93 B FF 93 S SV 85 F SV 84 B FC 92 S SI 91 2-3 K		1 SAFE X SI 93 0-0 1-3 1B		B SI 93 S SV 86 C FC 91 F SV 84 S SV 83 1-3 K		B SI 94 S SL 81 2 SAFE C FC 88 S SL 81 1-3 K 2-3		4	0	1	0	0	3	1
8 Ian Happ, S (1, 3) OBP: 0.321, SLG: 0.443		F SI 93 S CU 72 X SI 92 0-2 G4-3		C SV 86 F CH 88 D SV 84 D SV 86 S CH 87 2-3 K		B SI 91 S SI 91 X FC 90 1-1 F7			F SL 81 X SI 93 0-1 L7	4	0	0	0	0	1	2
7 Victor Caratini, S (1, 2) OBP: 0.352, SLG: 0.437			B SI 91 B SI 91 X SI 92 2-0 G6-3		C SI 92 B FC 91 X CH 86 1-1 27 HR 2B	B FC 90 C FC 90 B SV 84 S FC 90 C FC 89 2-3 K			F SI 93 B SL 81 B SI 92 B SL 81 C SI 92 X SI 93 3-2 27 1B 1B	4	1	2	0	0	1	0
27 Addison Russell, R (1, 4) OBP: 0.328, SLG: 0.427			C SI 93 B SV 85 B SI 92 B FC 90 S FC 92 S SI 93 3-3 K		B SI 92 C FC 91 B SV 86 X FC 91 2-1 2-H HR		C SI 94 F SI 96 X SL 89 0-2 22 G4-6-3 1B		B SI 90 B FC 85 F SI 91 C SI 92 X SI 92 2-2 1-2 1B	4	1	3	2	0	1	0
11 Yu Darvish, R (1, 1) OBP: 0.140, SLG: 0.106 4 Tony Kemp, L (9, PH) OBP: 0.284, SLG: 0.379 20 Brandon Kintzler, R (9, 1)			C SI 92 F FC 89 F CU 76 B SV 85 B SI 92 F SV 82 B FC 92 F SI 91 B SI 92 4-2 22 FC6 BB		B SI 92 C SI 92 C FC 89 C SI 91 1-3 K		B SI 96 L SI 96 1 SAFE B SI 96 M SI 94 M SI 95 2-3 K		C SI 92 C FF 87 B SL 81 B FC 86 B CH 86 S FF 92 3-3 K	2	0	0	0	1	2	1
										1	0	0	0	0	1	2
										0	0	0	0	0	0	0
Inning Stats	R: 0 E: 0 K: 1 S: 9 H: 0 LOB: 0 BB: 0 P: 13	R: 0 E: 0 K: 1 S: 9 H: 1 LOB: 0 BB: 0 P: 12	R: 0 E: 0 K: 1 S: 10 H: 0 LOB: 1 BB: 1 P: 19	R: 0 E: 0 K: 1 S: 7 H: 1 LOB: 2 BB: 1 P: 16	R: 2 E: 0 K: 1 S: 11 H: 2 LOB: 0 BB: 0 P: 17	R: 2 E: 0 K: 2 S: 13 H: 2 LOB: 0 BB: 0 P: 19	R: 0 E: 0 K: 1 S: 9 H: 1 LOB: 0 BB: 0 P: 12	R: 1 E: 0 K: 1 S: 10 H: 2 LOB: 0 BB: 0 P: 15	R: 0 E: 0 K: 1 S: 13 H: 2 LOB: 2 BB: 0 P: 23	1B: 4 2B: 5 3B: 0 HR: 2 SF: 0 SAC: 0 DP: 1 HBP: 0					WP: 0 PB: 0 SB: 0 CS: 1	PA: 37	

TOP

Chicago Cubs @ New York Mets

Citi Field, Flushing, NY

Tue Aug 27 2019, 7:13 PM - 10:07 PM EDT

Att. 34,158 - Partly Cloudy - 71 F

livebaseballscorecards.com

AB	35
R	5
H	11
RBI	5
BB	2
SO	10
LOB	11

PITCHER		IP	WLS	BF	H	R	ER	SO	BB	IBB	HBP	BLK	WP	HR	S	P	ERA	WHIP
7 Marcus Stroman, R ERA: 3.29	(1, 1)	6.0	L	25	6	4	4	7	2	0	0	0	0	2	59	96	6.00	1.333
27 Jeurys Familia, R ERA: 5.87	(7, 1)	1.0		3	1	0	0	1	0	0	0	0	0	0	9	12	0.00	1.000
74 Chris Mazza, R ERA: 5.06	(8, 1)	2.0		9	4	1	1	2	0	0	0	0	0	0	23	38	4.50	2.000

PITCHER		IP	WLS	BF	H	R	ER	SO	BB	IBB	HBP	BLK	WP	HR	S	P	ERA	WHIP

Chicago Cubs @ New York Mets

Citi Field, Flushing, NY

Tue Aug 27 2019, 7:13 PM - 10:07 PM EDT

Att. 34,158 - Partly Cloudy - 71 F

livebaseballscorecards.com

BOTTOM

Batter	1	2	3	4	5	6	7	8	9	AB	R	H	RBI	BB	SO	LOB
1 Amed Rosario, R (1, 6) OBP: 0.326, SLG: 0.441	B FF 92 C SI 91 B SI 92 B SL 85 X SL 84 3-1 ① G6-3		F FF 94 B FF 95 X SI 93 1-1 1B		X SL 86 0-0 ② G4-3 2-3			C ST 78 F SL 85 F FS 88 F FC 89 X KC 80 0-2 ① G5-3		4	0	1	0	0	0	1
6 Jeff McNeil, L (1, 9) OBP: 0.398, SLG: 0.525	X FC 91 0-0 ② G4-3		1 SAFE 1 SAFE F FC 92 X CU 72 0-1 ③ F7		D FS 89 F FC 92 D FS 91 B FC 92 F SL 85 F FC 91 X FF 95 3-2 ③ F7			F ST 79 S CU 68 F FF 94 S KC 82 0-3 ② K		4	0	0	0	0	1	2
20 Pete Alonso, R (1, 3) OBP: 0.367, SLG: 0.596	B SI 93 F SI 94 X CU 74 1-1 ③ G6-3			X FF 92 0-0 HR		C SI 90 C CU 71 X SL 82 0-2 ① F8		B CU 70 B ST 82 F SL 85 B FS 88 X SL 85 3-1 ③ G5-3		4	1	1	1	0	0	0
30 Michael Conforto, L (1, 8) OBP: 0.359, SLG: 0.490		X ST 80 0-0 3B		C ST 78 S FC 90 C FF 93 0-3 ① K		B FC 90 B FC 89 F SL 83 X FC 90 2-1 ② G4-3			B SI 92 X SI 92 1-0 ① G6-3	4	0	1	0	0	1	0
40 Wilson Ramos, R (1, 2) OBP: 0.351, SLG: 0.416		B SI 93 B SI 94 B SI 94 F SL 84 X SL 86 3-1 ① L6		C FF 93 B FS 89 B SI 92 C FF 93 X FS 88 2-2 1B		B SI 91 B SL 91 F SL 83 X SL 85 2-1 1B			C SI 94 F SI 94 X CH 88 0-2 ② G6-3	4	0	2	0	0	0	1
28 J.D. Davis, R (1, 7) OBP: 0.367, SLG: 0.506		S FF 95 S FF 96 B FF 95 X FS 88 1-2 ② F8		F SL 86 S FF 93 F FF 94 S FS 89 0-3 ② K		C FF 92 T FF 93 B FF 95 S KC 83 1-3 ③ K2-3			C SI 94 B SI 93 B SI 93 X SI 93 2-1 HR	4	1	1	1	0	2	3
2 Joe Panik, L (1, 4) OBP: 0.310, SLG: 0.318		C FC 94 F SL 86 X SL 85 0-2 ③ L9		B FC 89 C SL 82 X CU 72 1-1 ③ G4-3			B SL 81 C FC 87 C CU 71 S FS 88 1-3 ① K		B CH 88 F SI 93 F SI 93 B SI 93 B CH 89 X SI 94 3-2 ③ G3	4	0	0	0	0	1	2
21 Todd Frazier, R (1, 5) OBP: 0.300, SLG: 0.402			F FF 94 B SL 86 X SI 91 1-1 ① G6-3		B SL 82 B SL 84 B SL 83 B FF 91 4-0 1 G4-3 7 SH5-4 BB		C ST 80 F ST 83 C SL 88 0-3 ② K			2	0	0	0	1	1	0
7 Marcus Stroman, R (1, 1) 27 Jeurys Familia, R (7, 1) 18 Rajai Davis, R (7, PH) OBP: 0.231, SLG: 0.538 74 Chris Mazza, R (8, 1)			S SL 83 S SL 87 S ST 84 0-3 ② K		F SL 83 X SL 86 0-1 ① SH5-4 1-2		C ST 79 B ST 83 T SI 92 B FS 89 X SL 87 2-2 ③ P4			1 0 1 0	0 0 0 0	0 0 0 0	0 0 0 0	0 0 0 0	1 0 0 0	0 0 0 0
Inning Stats	R: 0 E: 0 K: 0 S: 5 H: 0 LOB: 0 BB: 0 P: 9	R: 0 E: 0 K: 0 S: 9 H: 1 LOB: 1 BB: 0 P: 13	R: 0 E: 0 K: 1 S: 9 H: 1 LOB: 1 BB: 0 P: 11	R: 1 E: 0 K: 2 S: 13 H: 2 LOB: 1 BB: 0 P: 16	R: 0 E: 0 K: 0 S: 7 H: 0 LOB: 1 BB: 1 P: 14	R: 0 E: 0 K: 1 S: 10 H: 1 LOB: 1 BB: 0 P: 15	R: 0 E: 0 K: 2 S: 9 H: 0 LOB: 0 BB: 0 P: 12	R: 0 E: 0 K: 1 S: 11 H: 0 LOB: 0 BB: 0 P: 14	R: 1 E: 0 K: 0 S: 9 H: 1 LOB: 0 BB: 0 P: 15	1B: 3 2B: 0 3B: 1 HR: 2 SF: 0 SAC: 1 DP: 0 HBP: 0						

	AB	32
	R	2
	H	6
	RBI	2
	BB	1
	SO	7
	LOB	9

PITCHER	IP	WLS	BF	H	R	ER	SO	BB	IBB	HBP	BLK	WP	HR	S	P	ERA	WHIP
11 Yu Darvish, R (1, 1) ERA: 4.25	8.0	W	30	5	1	1	7	1	0	0	0	0	1	73	104	1.12	0.750
20 Brandon Kintzler, R (9, 1) ERA: 2.49	1.0		4	1	1	1	0	0	0	0	0	0	1	9	15	9.00	1.000

PITCHER	IP	WLS	BF	H	R	ER	SO	BB	IBB	HBP	BLK	WP	HR	S	P	ERA	WHIP

Batter	1	2	3	4	5	6	7	8	9	AB	R	H	RBI	BB	SO	LOB
22 Jason Heyward, L (1, 8) OBP: 0.345, SLG: 0.438	K BB		X SI 96 FC4-6 6 HR 1-2f		B FF 93 S FF 93 F FF 92 B FF 92 X FF 93 F8		C SI 92 1 SAFE 1 SAFE P CH 88 CS 1-2	C FF 98 F FF 98 B SL 92 B SL 92 B FF 98 S SL 90 K		4	1	0	0	1	2	2
6 Nick Castellanos, R (1, 9) OBP: 0.342, SLG: 0.513	9 FC6 17 1B HBP K		X SL 88 HR 1-H		C FF 93 B FF 90 S ST 81 C FF 92 K			F FF 98 S SL 90 B FF 99 S FF 99 K		4	2	1	2	0	3	3
17 Kris Bryant, R (1, 5) OBP: 0.379, SLG: 0.522	B FF 98 B SL 90 F SI 97 X FF 97 9 E 9 FC6 12 2B 1B	C FF 95 X SL 87 9 G6-3 12 HR 2B	B SL 89 F SI 96 C SL 89 F CH 90 S CU 80 K		B ST 82 X ST 82 F9			C SL 91 F SL 91 S SL 90 K		5	2	2	0	0	2	1
9 Javier Báez, R (1, 6) OBP: 0.316, SLG: 0.538	S FF 98 X SI 98 FC6 12 2B 27 1B	X SI 96 G6-3	C ST 80 S FF 91 S FF 92 K			C SL 84 B FC 90 S FC 90 C FF 94 K			B SI 90 S CH 81 B CH 82 S CH 82 B SI 90 X CH 82 G1-3	5	1	0	0	0	2	2
12 Kyle Schwarber, L (1, 7) OBP: 0.321, SLG: 0.493	B SL 89 1 SAFE F SI 97 S FF 98 1 SAFE B SL 89 F FF 97 X CH 91 27 1B 2B	X FF 95 HR	B CH 82 C ST 82 F FF 92 F FF 93 B FF 94 B ST 86 B FF 94 8 1B BB			X FC 90 F7			C SI 90 F CU 75 B CH 83 B CH 84 B CH 84 X CH 83 G4-3	4	2	2	3	1	0	0
27 Addison Russell, R (1, 4) OBP: 0.325, SLG: 0.420	C SL 88 B FF 98 S SI 97 F SI 98 X SL 90 8 HR 1B	B SL 90 S SL 90 S SI 96 F SI 97 S SI 97 K	B FF 94 F FF 93 X ST 84 L8			C SL 83 B FC 89 C FF 93 B CH 87 S FC 90 K			S CH 82 B SI 91 F CH 81 B CH 83 X CH 83 G5-3	5	1	1	2	0	2	1
8 Ian Happ, S (1, 3) OBP: 0.329, SLG: 0.486	C SI 96 1 SAFE B SI 96 X CH 91 HR	F CU 82 F FF 97 B SL 90 X FF 97 F8	C FF 93 B FF 93 B FF 93 B ST 81 S FF 92 F FF 93 F FF 92 X FF 93 1B			B SL 88 B SL 89 S CH 84 B SI 93 X FC 90 P5				4	1	2	2	0	0	0
7 Victor Caratini, S (1, 2) OBP: 0.355, SLG: 0.439	X SI 98 22 WP 28 SH2-3 1B	C CU 80 X SL 88 22 FC4-6 1B	C CH 80 F FF 92 F FF 92 F ST 83 B FF 93 C FF 92 K				X FF 93 L8			4	0	2	0	0	1	2
28 Kyle Hendricks, R (1, 1) OBP: 0.228, SLG: 0.209 37 David Phelps, R (5, 1) 56 Kyle Ryan, L (6, 1) 4 Tony Kemp, L (7, PH) OBP: 0.288, SLG: 0.382 41 Steve Cishek, R (7, 1) 50 Rowan Wick, L (7, 1) 24 Craig Kimbrel, R (9, 1)	X SI 97 SH2-3	L SI 96 L SL 87 C SI 96 K	C FF 91 X FF 92 1B			X FF 92 22 CS 1B				2 0 0 1 0 0 0 0	0 0 0 0 0 0 0 0	1 0 0 1 0 0 0 0	0 0 0 0 0 0 0 0	0 0 0 0 0 0 0 0	1 0 0 0 0 0 0 0	1 0 0 0 0 0 0 0
Inning Stats	R: 6 E: 1 K: 2 S: 25 H: 5 LOB: 2 BB: 1 P: 39	R: 2 E: 0 K: 1 S: 11 H: 2 LOB: 0 BB: 0 P: 13	R: 2 E: 0 K: 2 S: 11 H: 2 LOB: 0 BB: 0 P: 12	R: 0 E: 0 K: 2 S: 18 H: 1 LOB: 2 BB: 1 P: 27	R: 0 E: 0 K: 1 S: 9 H: 1 LOB: 1 BB: 0 P: 13	R: 0 E: 0 K: 2 S: 7 H: 0 LOB: 0 BB: 0 P: 10	R: 0 E: 0 K: 0 S: 6 H: 1 LOB: 0 BB: 0 P: 9	R: 0 E: 0 K: 3 S: 9 H: 0 LOB: 0 BB: 0 P: 13	R: 0 E: 0 K: 0 S: 9 H: 0 LOB: 0 BB: 0 P: 17	1B: 7 2B: 2 3B: 0 HR: 3 SF: 0 SAC: 1 DP: 0 HBP: 1						

PITCHER		IP	WLS	BF	H	R	ER	SO	BB	IBB	HBP	BLK	WP	HR	S	P	ERA	WHIP
34 Noah Syndergaard, R ERA: 4.14	(1, 1)	3.0	L	21	9	10	9	5	1	0	1	0	1	3	47	64	27.00	3.333
51 Paul Sewald, R ERA: 2.57	(4, 1)	2.0		9	2	0	0	3	1	0	0	0	0	0	27	40	0.00	1.500
29 Brad Brach, R ERA: 6.04	(6, 1)	2.0		6	1	0	0	2	0	0	0	0	0	0	13	19	0.00	0.500
39 Edwin Díaz, R ERA: 5.44	(8, 1)	1.0		3	0	0	0	3	0	0	0	0	0	0	9	13	0.00	0.000
43 Luis Avilán, L ERA: 4.1	(9, 1)	1.0		3	0	0	0	0	0	0	0	0	0	0	9	17	0.00	0.000

PITCHER	IP	WLS	BF	H	R	ER	SO	BB	IBB	HBP	BLK	WP	HR	S	P	ERA	WHIP

TOP

Chicago Cubs @ New York Mets

Citi Field, Flushing, NY

Wed Aug 28 2019, 7:23 PM - 10:46 PM EDT

Att. 33,987 - Cloudy - 72 F

livebaseballscorecards.com

AB	38
R	10
H	12
RBI	9
BB	2
SO	13
LOB	12

WP: 1	PA: 43
PB: 0	
SB: 0	
CS: 1	

BOTTOM

Chicago Cubs @ New York Mets

Citi Field, Flushing, NY

Wed Aug 28 2019, 7:23 PM - 10:46 PM EDT

Att. 33,987 - Cloudy - 72 F

livebaseballscorecards.com

Batter	1	2	3	4	5	6	7	8	9	AB	R	H	RBI	BB	SO	LOB
6 Jeff McNeil, L (1, 5) (6, 4) OBP: 0.400, SLG: 0.535	C FF 86 C FF 85 B CH 78 S CH 78 1-3 ① K		B FF 86 C FF 86 F FF 86 B CU 73 X CH 78 2-2 ① G4-3		X FF 85 0-0 2-H HR	B SI 89 B FC 88 F FF 91 B SI 89 F SI 90 X SI 90 3-2 1-2 28 G6-4-3 1B		X FF 95 0-0 1-3 30 G4-3 2B		5	1	3	2	0	1	0
28 J.D. Davis, R (1, 7) OBP: 0.367, SLG: 0.514	F FF 86 B SI 87 X SI 87 1-1 30 2B 40 FC4-6 1B		C SI 87 B CH 78 S CH 78 B CH 79 X CH 78 2-2 ② L7		F SI 86 B SI 84 X CH 78 1-1 HR	F FF 90 X FC 88 0-1 ①② G6-4-3 1-2f 2-3		S FF 94 S FF 95 F FF 95 T KC 76 0-2 ① K		5	2	2	1	0	1	4
30 Michael Conforto, L (1, 9) OBP: 0.362, SLG: 0.492	B FF 86 F FF 86 1 SAFE B CH 78 F CH 77 B FF 88 X FF 87 3-2 1-3 40 FC4-6 2B		C SI 88 B SI 87 B SI 87 B CH 79 B SI 87 4-1 BB		S FF 87 B FF 87 S CH 78 F FF 88 X CH 77 1-2 40 HBP 2 1B 1B	C FC 88 X SI 89 0-1 ③ G4-3		F FF 94 X FF 95 0-1 ② 2-3 3-H G4-3		4	1	2	1	1	0	2
20 Pete Alonso, R (1, 3) OBP: 0.365, SLG: 0.591	H SI 87 1-0 40 FC4-6 HBP		B CH 78 D SI 86 S SI 86 S SI 87 X SI 87 2-2 ③ G5-3		F SI 86 X SI 86 0-1 ② P5		S SL 79 F SI 91 B SL 79 B SL 79 F SI 90 B SL 79 X SI 91 3-2 ① P3	B KC 76 D KC 76 S FF 95 C FF 95 D KC 76 X KC 77 3-2 ③ F8		4	0	0	0	0	0	3
40 Wilson Ramos, R (1, 2) OBP: 0.354, SLG: 0.417	B SI 86 X SI 86 1-0 ② FC4-6 1-2f 2-3 3-H			X SI 85 0-0 1 L5-3 1B	H SI 86 1-0 1-2 2 1B 1 1B HBP		F SI 90 B SI 90 F SI 90 B FF 90 F SI 90 C SI 89 2-3 ② K		X FF 96 0-0 1 FC4-6 18 BB 1B	4	1	2	1	0	1	2
2 Joe Panik, L (1, 4) OBP: 0.310, SLG: 0.318 29 Brad Brach, R (6, 1) OBP: 0.250, SLG: 0.250 13 Luis Guillorme, L (7, PH) OBP: 0.300, SLG: 0.356 39 Edwin Díaz, R (8, 1) 43 Luis Avilán, L (9, 1) 18 Rajai Davis, R (9, PH) OBP: 0.286, SLG: 0.538	B CH 78 B FF 86 C CH 77 F CH 77 B FF 86 F CH 79 C FF 87 3-3 ③ K			C CU 68 X CH 76 0-1 ① P6	B CH 78 X CH 78 1-0 1-2 2-H 1 1B 1B		C SL 80 B FF 89 B SL 79 F FF 90 B SL 79 F SI 90 B SI 88 4-2 1 1B BB		S KC 85 B KC 86 B FF 96 B FF 97 B FF 98 4-1 1-2 1 FC4-6 BB	3 0 0 0 0 0 0 0	0 0 0 0 0 0 0 0	1 0 0 0 0 0 0 0	1 0 0 0 0 0 0 0	0 0 1 0 0 0 0 1	1 0 0 0 0 0 0 0	3 0 0 0 0 0 0 0
1 Amed Rosario, R (1, 6) OBP: 0.326, SLG: 0.440		B SI 87 C SI 86 X SI 87 1-1 ① G4-3		B SI 85 X SI 86 1-0 ②③ L5-3 1-1	B FC 88 F SI 92 B FC 89 C FC 90 F FC 89 X FF 94 2-2 1-2 2-H 1B		C SL 77 B SL 78 S SL 78 B SL 80 B SL 78 F SI 90 X SI 90 3-2 1-3 1B		D FF 97 B KC 86 B FF 95 C FF 96 X FF 97 3-1 ① 1-2f 2-3 FC4-6 21 DI	5	0	2	1	0	0	3
12 Juan Lagares, R (1, 8) OBP: 0.282, SLG: 0.301		B SI 85 X SI 86 1-0 ② P6			B SI 86 X CH 78 0-2 ① G5-3 X FC 90 0-0 ③ L9		F FF 94 F FF 95 X FF 93 0-2 ③ F8		S FF 96 F FF 97 B KC 86 F FF 96 F FF 96 C KC 86 1-3 ② K	5	0	0	0	0	1	6
34 Noah Syndergaard, L (1, 1) OBP: 0.158, SLG: 0.241 51 Paul Sewald, R (4, 1) 21 Todd Frazier, R (5, PH) OBP: 0.302, SLG: 0.405 (6, 5)		B FF 86 F FF 86 S CH 79 B CH 79 S CH 78 2-3 ③ K			X SI 87 0-0 6 HR 2B	C FF 93 S FC 90 F FF 93 B KC 80 X FC 91 1-2 28 G6-4-3 6 1B 1B		C FF 95 F FF 95 F KC 77 X KC 76 0-2 6 2B E6 30 G4-3		B FF 96 X FF 97 1-0 ③ F9 1-2	1 0 4	0 0 2	0 0 2	0 0 0	0 0 0	1 0 0	0 0 2
Inning Stats	R: 1 H: 2 E: 0 LOB: 2 K: 2 BB: 0 S: 13 P: 23	R: 0 H: 0 E: 0 LOB: 0 K: 1 BB: 0 S: 6 P: 10	R: 0 H: 0 E: 0 LOB: 1 K: 0 BB: 1 S: 10 P: 20	R: 0 H: 1 E: 0 LOB: 0 K: 0 BB: 0 S: 4 P: 5	R: 5 H: 6 E: 0 LOB: 2 K: 0 BB: 0 S: 19 P: 25	R: 0 H: 2 E: 0 LOB: 1 K: 0 BB: 0 S: 11 P: 15	R: 0 H: 1 E: 0 LOB: 2 K: 1 BB: 1 S: 18 P: 30	R: 1 H: 1 E: 1 LOB: 1 K: 1 BB: 0 S: 14 P: 17	R: 0 H: 1 E: 0 LOB: 2 K: 1 BB: 1 S: 10 P: 19	1B: 9 2B: 4 3B: 0 HR: 2	SF: 0 SAC: 0 DP: 2 HBP: 2					

AB	40
R	7
H	14
RBI	7
BB	3
SO	6
LOB	25

PITCHER		IP	WLS	BF	H	R	ER	SO	BB	IBB	HBP	BLK	WP	HR	S	P	ERA	WHIP
28 Kyle Hendricks, R ERA: 3.47	(1, 1)	4.2		24	8	6	6	3	1	0	2	0	0	2	47	76	11.57	1.929
37 David Phelps, R ERA: 3.28	(5, 1)	0.1		3	2	0	0	0	0	0	0	0	0	0	9	12	0.00	6.000
56 Kyle Ryan, L ERA: 3.1	(6, 1)	1.0	W	3	1	0	0	0	0	0	0	0	0	0	7	10	0.00	1.000
41 Steve Cishek, R ERA: 3.27	(7, 1)	0.2		4	1	0	0	1	1	0	0	0	0	0	15	27	0.00	3.000
50 Rowan Wick, R ERA: 3.22	(7, 1)	1.1	H	6	1	1	0	1	0	0	0	0	0	0	17	20	0.00	0.750

PITCHER		IP	WLS	BF	H	R	ER	SO	BB	IBB	HBP	BLK	WP	HR	S	P	ERA	WHIP
24 Craig Kimbrel, R ERA: 4.67	(9, 1)	1.0	S	5	1	0	0	1	1	0	0	0	0	0	10	19	0.00	2.000

Chicago Cubs @ New York Mets

Citi Field, Flushing, NY

Thu Aug 29 2019, 7:11 PM - 9:46 PM EDT

Att. 38,389 - Clear - 79 F

livebaseballscorecards.com

Batter	1	2	3	4	5	6	7	8	9	AB	R	H	RBI	BB	SO	LOB
22 Jason Heyward, L (1, 8) OBP: 0.342, SLG: 0.434	S FF 97 B FF 97 B FF 97 B FF 96 F FF 98 X FF 98 3-2 ① G3-1		C FF 97 F CH 91 B FF 98 B CH 92 X CH 90 2-2 ③ G3-1			F CH 90 X CH 90 0-1 ③ G3		S SI 94 C SI 95 C FF 97 0-3 ② K		4	0	0	0	0	1	0
6 Nick Castellanos, R (1, 9) OBP: 0.340, SLG: 0.509	F FF 97 X FF 97 0-1 ② F9			F SL 92 B SL 92 S SL 92 F FF 98 S SL 92 1-3 ① K			C SL 91 S SL 91 C SL 92 0-3 ① K	B CU 80 X SI 94 1-0 ③ F9		4	0	0	0	0	2	0
17 Kris Bryant, R (1, 5) OBP: 0.380, SLG: 0.521	B FF 98 S FF 97 F FF 98 C FF 98 1-3 ③ K			B SL 93 X SL 93 1-0 ② L4			B SL 91 X SL 91 1-0 ① 9 7 1B HR 1B		C SL 86 B SL 87 F SI 96 B SI 96 B SL 88 F SL 88 B FF 96 4-2 27 G5-3 7 1B BB	3	1	1	0	1	1	0
9 Javier Báez, R (1, 6) OBP: 0.315, SLG: 0.536		B FF 97 S FF 96 B FF 97 X SL 92 2-1 ① L8		C FF 98 F SL 93 C FF 99 0-3 ③ K			F SL 92 S SL 91 F FF 97 X SL 92 0-2 1-2 7 HR 1B		D SI 96 1 SAFE 1 SAFE F SI 96 F SI 97 F SI 96 B SI 96 S SL 89 2-3 ① K	4	1	1	0	0	2	1
7 Victor Caratini, S (1, 3) OBP: 0.363, SLG: 0.480		B FF 97 X SL 92 1-0 HR			B FF 97 F FF 97 C FF 97 F CH 90 X CH 90 1-2 ① G3		B CH 89 F CH 89 F FF 98 F CH 90 F FF 98 X SL 90 1-2 1-H 2-H HR		X SI 96 0-0 1-2 1B	4	2	3	4	0	0	0
27 Addison Russell, R (1, 4) OBP: 0.323, SLG: 0.416		C FF 96 S FF 97 F FF 97 T FF 97 0-2 ② K			B SI 92 X SL 91 1-0 ② P4		C SL 93 B FF 97 S SL 92 X SL 92 1-2 4 S 1B		B SI 96 X SI 95 1-0 ② ③ G5-3 2-3f	4	0	1	0	0	1	2
4 Tony Kemp, L (1, 7) OBP: 0.284, SLG: 0.376		F FF 97 F FF 97 F FF 98 B CH 91 X CH 90 1-2 ③ F8			B CH 89 B CH 89 C CH 90 F CH 88 X CH 91 2-2 ③ F7		B FF 96 F FF 97 B CH 91 F CH 89 B FF 97 C CH 90 3-3 ② K 1-2			3	0	0	0	0	1	1
25 Jonathan Lucroy, R (1, 2) OBP: 0.310, SLG: 0.364			C FF 96 C FF 96 S SL 92 0-3 ① K			F FF 95 B SL 92 B SL 91 X FF 96 2-1 ① F9	B SL 92 C FF 96 F SL 92 X SL 92 1-2 ③ G1-3			3	0	0	0	0	1	1
34 Jon Lester, L (1, 1) OBP: 0.256, SLG: 0.282 32 Tyler Chatwood, R (7, 1) OBP: 0.235, SLG: 0.313 12 Kyle Schwarber, L (8, PH) OBP: 0.320, SLG: 0.492 20 Brandon Kintzler, R (8, 1) 24 Craig Kimbrel, R (9, 1)			B FF 98 X FF 98 1-0 ② P6			C FF 97 B SL 91 F SL 92 B CH 91 B FF 97 X SL 92 3-2 ② G3		C SI 94 B CU 80 C CU 80 B FF 93 F FF 95 C FF 95 2-3 ① K		2 0 1 0 0	0 0 0 0 0	0 0 0 0 0	0 0 0 0 0	0 0 1 0 0	0 0 0 0 0	0 0 0 0 0
Inning Stats	R: 0 E: 0 K: 1 S: 8 H: 0 LOB: 0 BB: 0 P: 12	R: 1 E: 0 K: 1 S: 11 H: 1 LOB: 0 BB: 0 P: 15	R: 0 E: 0 K: 1 S: 7 H: 0 LOB: 0 BB: 0 P: 10	R: 0 E: 0 K: 2 S: 8 H: 0 LOB: 0 BB: 0 P: 10	R: 0 E: 0 K: 0 S: 8 H: 0 LOB: 0 BB: 0 P: 12	R: 0 E: 0 K: 0 S: 7 H: 0 LOB: 0 BB: 0 P: 12	R: 3 E: 0 K: 2 S: 22 H: 4 LOB: 1 BB: 0 P: 29	R: 0 E: 0 K: 2 S: 8 H: 0 LOB: 0 BB: 0 P: 11	R: 0 E: 0 K: 1 S: 9 H: 1 LOB: 1 BB: 1 P: 16	1B: 4 2B: 0 3B: 0 HR: 2 SF: 0 SAC: 0 DP: 1 HBP: 0						

	AB	32
	R	4
	H	6
	RBI	4
	BB	1
	SO	10
	LOB	5

WP: 0 PB: 0 SB: 1 CS: 0 PA: 33

PITCHER		IP	WLS	BF	H	R	ER	SO	BB	IBB	HBP	BLK	WP	HR	S	P	ERA	WHIP
48 Jacob deGrom, R ERA: 2.66	(1, 1)	7.0	L	26	5	4	4	7	0	0	0	0	0	2	71	100	5.14	0.714
67 Seth Lugo, R ERA: 3.09	(8, 1)	1.0		3	0	0	0	2	0	0	0	0	0	0	8	11	0.00	0.000
27 Jeurys Familia, R ERA: 5.74	(9, 1)	1.0		4	1	0	0	1	1	0	0	0	0	0	9	16	0.00	2.000

PITCHER	IP	WLS	BF	H	R	ER	SO	BB	IBB	HBP	BLK	WP	HR	S	P	ERA	WHIP

Batter	1	2	3	4	5	6	7	8	9	AB	R	H	RBI	BB	SO	LOB
1 Amed Rosario, R (1, 6) OBP: 0.326, SLG: 0.438	B FF 89 B SI 90 F SI 88 F CH 84 S FC 89 2-3 ① **K**	B CU 73 B CH 82 B CH 82 C FF 90 B FC 87 4-1 1-2 **BB**		B FC 87 X CH 82 1-0 ③ **L8**			C CU 80 S CU 82 S CU 82 0-3 ③ **K**			3	0	0	0	1	2	0
6 Jeff McNeil, L (1, 4) OBP: 0.397, SLG: 0.530	F SI 90 X SI 91 0-1 ② **G5-3**	B SI 90 F SI 90 X SI 90 1-1 ③ **L9**			B FC 86 C FC 86 B CH 82 F SI 90 F CU 76 B FC 88 F FC 87 F SI 90 X FC 86 3-2 ① **P5**			X SI 92 0-0 ① **F7**		4	0	0	0	0	0	2
28 J.D. Davis, R (1, 7) OBP: 0.366, SLG: 0.520	C FF 91 X FC 89 0-1 **HR**		C CH 84 B FF 89 B FF 90 F CH 83 F FF 90 X FC 88 2-2 ① **F9**		B FC 88 S CH 84 X CH 85 1-1 ② **L7**			B SI 93 X SI 93 1-0 ② **G4-3**		4	1	1	1	0	0	0
20 Pete Alonso, R (1, 3) OBP: 0.365, SLG: 0.587	F FF 89 B CH 85 B CH 84 S FF 89 F FF 90 B SI 86 F CH 84 B FF 91 4-2 40 1B **BB**		C CU 72 F CU 71 S FF 89 0-3 ② **K**		B FF 90 X CU 74 1-0 ③ **G1-3**			C SI 94 X SI 94 0-1 **E5** 40 FC6-4		3	0	0	0	1	1	0
40 Wilson Ramos, R (1, 2) OBP: 0.355, SLG: 0.421	B FF 91 B FF 90 X FF 90 2-0 1-2 **1B**		X CU 74 0-0 **2B**			F FF 88 S FF 88 S FF 89 0-3 ① **K**		B SI 94 X SI 93 1-0 ③ **FC6-4** 1-2f		4	0	2	0	0	1	1
30 Michael Conforto, L (1, 9) OBP: 0.363, SLG: 0.491	T SI 90 B FC 88 F FC 88 B FF 91 B SI 90 F FC 88 X FF 91 3-2 ③ **L7**		S FC 88 B SI 90 F SI 88 B CH 84 B FF 90 D SI 89 4-2 **BB**			B CU 74 X FC 86 1-0 21 CS 1B			B KC 86 C FF 98 S FF 97 B FF 98 B KC 87 S FF 97 3-3 ① **K**	3	0	1	0	1	1	2
21 Todd Frazier, R (1, 5) OBP: 0.299, SLG: 0.401		C CU 73 S CH 84 B FF 90 F CH 84 F FC 88 X FF 89 1-2 ① **F7**	S CH 85 B CH 83 X CH 82 1-1 ③ **F8**			F CH 83 B FF 89 B CU 73 C CU 73 D CH 83 S FC 87 3-3 ② ③ **K** 1-2			B KC 86 C FF 97 B KC 88 B FF 97 C FF 97 X FF 98 3-2 ② **F7**	4	0	0	0	0	1	3
12 Juan Lagares, R (1, 8) OBP: 0.278, SLG: 0.297 13 Luis Guillorme, L (9, PH) OBP: 0.294, SLG: 0.348		C CU 73 B CH 84 X FC 87 1-1 ② **L7**		B SI 89 X CH 83 1-0 ① **L7**			F SI 96 F SI 95 S FC 89 0-3 ① **K**		B FF 97 C FF 96 C FF 96 B FF 98 F FF 97 B KC 86 F FF 97 X FF 96 3-2 ③ **G4-3**	3 1	0 0	0 0	0 0	0 0	1 0	0 0
48 Jacob deGrom, L (1, 1) OBP: 0.286, SLG: 0.385 2 Joe Panik, L (7, PH) OBP: 0.309, SLG: 0.318 67 Seth Lugo, R (8, 1) 27 Jeurys Familia, R (9, 1)		B FF 90 X FC 87 1-0 1 BB 1B		B FF 90 B FC 86 X FF 89 2-0 ② **F8**			B SI 96 S CH 87 B CH 88 C CH 86 B FC 90 X CH 85 3-2 ② **F8**			2 1 0 0	0 0 0 0	1 0 0 0	0 0 0 0	0 0 0 0	0 0 0 0	0 0 0 0

Inning Stats	1	2	3	4	5	6	7	8	9
	R: 1 E: 0 K: 1 S: 16 H: 2 LOB: 2 BB: 1 P: 27	R: 0 E: 0 K: 0 S: 11 H: 1 LOB: 2 BB: 1 P: 19	R: 0 E: 0 K: 1 S: 12 H: 1 LOB: 2 BB: 1 P: 19	R: 0 E: 0 K: 0 S: 3 H: 0 LOB: 0 BB: 0 P: 7	R: 0 E: 0 K: 0 S: 9 H: 0 LOB: 0 BB: 0 P: 14	R: 0 E: 0 K: 2 S: 7 H: 1 LOB: 1 BB: 0 P: 11	R: 0 E: 0 K: 2 S: 9 H: 0 LOB: 0 BB: 0 P: 12	R: 0 E: 1 K: 0 S: 5 H: 0 LOB: 1 BB: 0 P: 7	R: 0 E: 0 K: 1 S: 11 H: 0 LOB: 0 BB: 0 P: 20

PITCHER		IP	WLS	BF	H	R	ER	SO	BB	IBB	HBP	BLK	WP	HR	S	P	ERA	WHIP
34 Jon Lester, L ERA: 4.36	(1, 1)	6.0	W	25	5	1	1	4	3	0	0	0	0	1	58	97	1.50	1.333
32 Tyler Chatwood, R ERA: 4.24	(7, 1)	1.0	H	3	0	0	0	2	0	0	0	0	0	0	9	12	0.00	0.000
20 Brandon Kintzler, R ERA: 2.44	(8, 1)	1.0	H	4	0	0	0	0	0	0	0	0	0	0	5	7	0.00	0.000
24 Craig Kimbrel, R ERA: 4.42	(9, 1)	1.0	S	3	0	0	0	1	0	0	0	0	0	0	11	20	0.00	0.000

PITCHER	IP	WLS	BF	H	R	ER	SO	BB	IBB	HBP	BLK	WP	HR	S	P	ERA	WHIP

BOTTOM

Chicago Cubs @ New York Mets

Citi Field, Flushing, NY

Thu Aug 29 2019, 7:11 PM - 9:46 PM EDT

Att. 38,389 - Clear - 79 F

livebaseballscorecards.com

AB	32
R	1
H	5
RBI	1
BB	3
SO	7
LOB	8

1B: 3	SF: 0	WP: 0	PA: 35
2B: 2	SAC: 0	PB: 0	
3B: 0	DP: 1	SB: 0	
HR: 1	HBP: 0	CS: 1	

New York Mets @ Philadelphia Phillies

Citizens Bank Park, Philadelphia, PA

Fri Aug 30 2019, 7:09 PM - 10:35 PM EDT

Att. 30,503 - Clear - 84 F

TOP

livebaseballscorecards.com

Batter	1	2	3	4	5	6	7	8	9	AB	R	H	RBI	BB	SO	LOB
6 Jeff McNeil, L (1, 9) OBP: 0.393, SLG: 0.524	S FF 95 F FF 95 F KC 81 F FF 95 F CH 88 S CH 89 0-3 ① K		S FF 94 C FF 94 F KC 80 B FF 94 X CH 88 1-2 ② FC3-6 1-2f			B SI 92 X CH 87 1-0 ② G4-3	B SI 93 C SI 93 D CH 85 X SI 93 2-1 ③ P5		X SL 89 0-0 ① L7	5	0	0	0	0	1	4
20 Pete Alonso, R (1, 3) OBP: 0.367, SLG: 0.587	F FF 95 C FF 94 S CH 88 0-3 ② K		B CH 85 B CH 86 S CH 86 X FF 92 2-1 ③ F9			B FF 94 B KC 79 B SI 93 X CH 87 3-0 1B		B SI 92 B SI 91 B SI 91 X SI 92 3-0 2 BB, 30 1B, 1 1B 1B	B SI 95 C SI 95 X SL 87 1-1 30 HR 1B	5	2	3	0	0	1	1
30 Michael Conforto, L (1, 8) OBP: 0.365, SLG: 0.501	B KC 80 C FF 95 X FF 96 1-1 2B			S CH 86 C KC 80 S CH 87 0-3 ① K		S CH 87 B CH 86 B KC 79 X CH 87 2-1 ③ L3		C SL 78 B SI 89 S CH 70 D CH 68 X SI 91 2-2 2 BB, 1 1B 1B 1-2	X SL 86 0-0 1-H HR	5	2	3	2	0	1	1
28 J.D. Davis, R (1, 7) OBP: 0.366, SLG: 0.515	C FF 95 B KC 80 S KC 81 B FF 94 B CH 88 F KC 81 F SI 94 C FF 96 3-3 ③ K			B FF 87 F CH 87 C KC 81 B FF 92 T FF 96 2-2 ② K			F FF 93 B FF 93 C FF 94 F CH 87 B FF 93 B CH 87 B FF 93 4-2 21 HBP, 2 1B, 40 1B BB	X CH 69 0-0 ① F4	B SL 88 B SI 94 B FF 94 B FF 95 4-0 2 2B, 21 HR BB	3	2	0	0	2	2	3
2 Joe Panik, L (1, 4) OBP: 0.313, SLG: 0.322		C FF 93 X CH 87 0-1 ① G5-3		C KC 79 C SI 93 X FF 95 0-2 ③ G6-3			1 SAFE B CH 87 B KC 79 X CH 87 2-0 40 1B, 21 HBP 1-2 1B	B CH 70 F SI 89 B CH 68 B CH 67 B FF 91 4-1 1 1B, 21 HR BB 1-2 2-3	B SI 95 D SI 94 C FF 94 D CH 89 X FF 94 3-1 21 HR 2B 1-3	4	2	2	0	1	0	0
1 Amed Rosario, R (1, 6) OBP: 0.325, SLG: 0.436		C FF 94 B CH 87 F CH 88 X KC 80 1-2 ② P4			B CH 85 B CH 86 B SI 91 C SI 92 S KC 78 S FF 94 3-3 ① K		X KC 78 0-0 ① F6	X SL 81 0-0 21 HR 1B 1-2 2-H 3-H	F FF 94 S SL 87 S SL 85 0-3 ② K	5	1	1	2	0	2	4
21 Todd Frazier, R (1, 5) OBP: 0.303, SLG: 0.418		B KC 79 X KC 79 1-0 ③ G4-3			C FF 94 B CH 88 B CH 86 S FF 94 F KC 80 X KC 79 2-2 ② G6-3		H KC 79 1-0 40 1B, HBP 1-2 2-3	B SI 91 X SI 93 1-0 HR 1-H 2-H	X SI 94 0-0 HR 2-H 3-H	4	2	2	6	0	0	0
44 René Rivera, R (1, 2) 40 Wilson Ramos, R (7, PH) OBP: 0.355, SLG: 0.420 (7, 2)			X FF 94 0-0 ① F8		C KC 78 B FF 94 B CH 86 C KC 79 B SI 94 F KC 78 X KC 80 3-2 ③ F7		B CH 85 C SI 93 X CH 88 1-1 1B 1-2 2-3 3-H	S SI 94 B SL 85 C SI 95 X SI 95 1-2 ② G4-3	B SI 94 B FF 95 C SI 94 F FF 93 F SI 94 S SL 85 2-3 ③ K	2 3	0 0	0 1	0 1	0 0	0 1	0 0
45 Zack Wheeler, L (1, 1) OBP: 0.300, SLG: 0.348 13 Luis Guillorme, L (7, PH) OBP: 0.294, SLG: 0.348 18 Rajai Davis, R (7, PH) OBP: 0.267, SLG: 0.500 38 Justin Wilson, L (7, 1) 12 Juan Lagares, R (8, PH) OBP: 0.277, SLG: 0.295 39 Edwin Díaz, R (8, 1) 74 Chris Mazza, R (9, 1)			B FF 93 B SI 92 C FF 94 S CH 88 F KC 79 B SI 91 B FF 95 4-2 6 FC3-6, BB			C KC 76 S CH 86 F FF 94 S CH 87 0-3 ① K	X CH 82 0-0 ② L6	S SL 86 B SL 88 X SI 94 1-1 ③ G5-3		1 0 1 0 1 0 0	0 0 0 0 0 0 0	0 0 0 0 0 0 0	1 0 0 0 0 0 0	1 0 0 0 0 0 0	0 0 3 0 0 0 0
Inning Stats	R: 0 E: 0 K: 3 S: 16 H: 1 LOB: 1 BB: 0 P: 20	R: 0 E: 0 K: 0 S: 6 H: 0 LOB: 0 BB: 0 P: 8	R: 0 E: 0 K: 0 S: 10 H: 0 LOB: 1 BB: 1 P: 17	R: 0 E: 0 K: 2 S: 9 H: 0 LOB: 0 BB: 0 P: 11	R: 0 E: 0 K: 1 S: 11 H: 0 LOB: 0 BB: 0 P: 19	R: 0 E: 0 K: 1 S: 8 H: 1 LOB: 1 BB: 0 P: 14	R: 1 E: 0 K: 0 S: 10 H: 2 LOB: 3 BB: 1 P: 20	R: 5 E: 0 K: 0 S: 13 H: 4 LOB: 0 BB: 1 P: 25	R: 5 E: 0 K: 2 S: 14 H: 4 LOB: 0 BB: 1 P: 24	1B: 7 2B: 2 3B: 0 HR: 3 SF: 0 SAC: 0 DP: 0 HBP: 1						

AB	39
R	11
H	12
RBI	11
BB	4
SO	9
LOB	16

WP: 0 PB: 0 SB: 0 CS: 0 PA: 44

PITCHER		IP	WLS	BF	H	R	ER	SO	BB	IBB	HBP	BLK	WP	HR	S	P	ERA	WHIP
27 Aaron Nola, R ERA: 3.45	(1, 1)	6.1		26	4	1	1	7	2	0	1	0	0	0	67	104	1.42	0.947
52 Jose Alvarez, L ERA: 2.9	(7, 1)	0.2		2	0	0	0	0	0	0	0	0	0	0	3	5	0.00	0.000
28 Mike Morin, R ERA: 3.98	(8, 1)	0.1	L	5	3	4	4	0	1	0	0	0	0	0	7	16	108.00	12.000
25 Jared Hughes, R ERA: 4.64	(8, 1)	0.0		1	1	1	1	0	0	0	0	0	0	1	1	2	∞	∞
66 Edgar García, R ERA: 6.68	(8, 1)	1.2		10	4	5	5	2	1	0	0	0	0	2	19	31	27.00	3.000

PITCHER	IP	WLS	BF	H	R	ER	SO	BB	IBB	HBP	BLK	WP	HR	S	P	ERA	WHIP

BOTTOM

New York Mets @ Philadelphia Phillies

Citizens Bank Park, Philadelphia, PA

Fri Aug 30 2019, 7:09 PM - 10:35 PM EDT

Att. 30,503 - Clear - 84 F

livebaseballscorecards.com

Batter	1	2	3	4	5	6	7	8	9	AB	R	H	RBI	BB	SO	LOB
31 Corey Dickerson, L (1, 7) OBP: 0.351, SLG: 0.568	B FF 97 F SI 96 B FC 92 B FC 91 B SI 96 4-1 17 1B BB		X FC 91 0-0 ① L9		B FC 91 C SI 96 F FC 90 F SI 98 F SI 97 F FC 90 F FF 97 X SI 97 1-2 3 BB 17 1B 2-3 1B		B FF 96 S FC 91 F FF 96 X FF 96 1-2 3 G4-6-3 1B		X SI 92 0-0 3 DI 3 2B 1-3 2-H 1B	4	1	3	1	1	0	1
10 J.T. Realmuto, R (1, 2) OBP: 0.331, SLG: 0.484	C FF 97 B SI 97 C FF 97 B FC 92 X FF 98 2-2 ① L9		C SI 97 X FF 98 0-1 ② G3 2-3		X FF 97 0-0 ② SF8 3-H		F FC 92 B FF 95 F FF 96 T FF 97 1-2 ① K		F SI 92 F SL 81 B SI 91 F SL 80 X SI 93 1-2 ② SF9 3-H	3	0	0	2	0	1	3
3 Bryce Harper, L (1, 9) OBP: 0.372, SLG: 0.497	B FF 97 F CH 89 F FF 98 1 SAFE S FF 98 1-3 ② K		C FF 97 C SI 97 C FF 98 0-3 ③ K		B CH 88 B FF 96 B SI 96 B SI 96 4-0 17 1B 1-2 BB		S FF 97 X FF 97 0-1 ② ③ G4-6-3 1-2f		S SI 93 X CH 87 0-1 17 2B 1-H 2B	4	1	1	1	1	2	3
17 Rhys Hoskins, R (1, 3) OBP: 0.382, SLG: 0.478	B SI 97 1 SAFE C FF 98 B FC 91 X FF 97 2-1 1-2 1B			C FF 97 B SI 96 X FC 92 1-1 ① F9	B FF 97 C FC 89 B FC 90 X SI 96 2-1 ③ 1-2 2-H 1B			X FF 98 0-0 ① G5-3	B FC 89 B SI 92 X SI 92 2-0 2-H 2B	5	0	3	1	0	0	0
2 Jean Segura, R (1, 6) OBP: 0.333, SLG: 0.429	S FF 98 S FF 97 X FF 97 0-2 ③ L9			C FC 92 F FC 90 X SI 98 0-2 ② G6-3		B FC 89 X SI 95 1-0 16 F9 2B		C SL 92 S SL 92 F FF 99 C FF 99 0-3 ② K	C SI 92 X FC 88 0-1 ③ G4-3	5	0	1	0	0	1	3
16 César Hernández, S (1, 4) OBP: 0.335, SLG: 0.398		C SI 96 C SI 97 B FC 92 S FF 97 1-3 ① K		F FC 91 B SI 97 B CU 79 F FF 98 F FC 91 F FF 98 B SI 97 F FC 91 X SI 98 3-2 1B		X FC 89 0-0 ① F9 2-3		C FF 96 S FF 100 F SL 92 B SL 93 S SL 91 1-3 ③ K		4	0	1	0	0	2	1
4 Scott Kingery, R (1, 5) OBP: 0.333, SLG: 0.493		C FF 98 B FC 92 X FC 92 1-1 ② L8		1 SAFE F FF 97 B SI 96 B FC 91 F FF 97 1 SAFE X SI 96 2-2 ③ G5-3		C SI 96 F SI 96 F FF 97 F FF 97 B FC 92 F SI 96 S SI 98 1-3 ② K			F SI 92 B SL 81 C SI 92 B SL 82 F CH 82 X SI 92 2-2 ① L8	4	0	0	0	0	1	2
40 Adam Haseley, L (1, 8) OBP: 0.313, SLG: 0.381		C FF 97 F FF 98 B CU 82 B CU 81 X FF 98 2-2 ③ G3-1			B SI 96 F FF 95 F CU 81 F CU 80 X FF 97 1-2 31 1B 27 SH1-3 10 SF8 1B		0-0 27 S IBB		F SI 93 C FC 90 X SI 92 0-2 8 BB 31 1B 1B	3	2	2	0	1	0	0
27 Aaron Nola, R (1, 1) OBP: 0.193, SLG: 0.118 52 Jose Alvarez, L (7, 1) 28 Mike Morin, R (8, 1) 25 Jared Hughes, R (8, 1) 66 Edgar García, R (8, 1) 8 Logan Morrison, L (9, PH) OBP: 0.375, SLG: 0.571			X FF 97 0-0 10 G3 2B		B FF 97 X SI 97 1-0 ① SH1-3 1-2		C FF 96 B FF 96 X FF 97 1-1 ③ G5-3 1-2		B SI 92 S FC 89 F FC 89 B SI 92 B SI 93 B FC 88 4-2 31 1B 10 SF9 1-2 BB	2 0 0 0 0 0 0	0 0 0 0 0 0 1	1 0 0 0 0 0 0	0 0 0 0 0 0 0	0 0 0 0 1 0 0	0 0 0 0 0 0 0	2 0 0 0 0 0 0

	AB	34
	R	5
	H	12
	RBI	5
	BB	4
	SO	7
	LOB	15

Inning Stats	1	2	3	4	5	6	7	8	9	1B: 8	SF: 2	WP: 0	PA: 41
	R: 0 E: 0 K: 1 S: 12 H: 1 LOB: 2 BB: 1 P: 21	R: 0 E: 0 K: 1 S: 8 H: 0 LOB: 0 BB: 0 P: 12	R: 0 E: 0 K: 1 S: 7 H: 1 LOB: 1 BB: 0 P: 7	R: 0 E: 0 K: 0 S: 14 H: 1 LOB: 1 BB: 0 P: 20	R: 1 E: 0 K: 0 S: 15 H: 3 LOB: 2 BB: 1 P: 24	R: 0 E: 0 K: 1 S: 10 H: 1 LOB: 2 BB: 1 P: 13	R: 0 E: 0 K: 1 S: 8 H: 1 LOB: 0 BB: 0 P: 10	R: 0 E: 0 K: 2 S: 9 H: 0 LOB: 0 BB: 0 P: 10	R: 4 E: 0 K: 0 S: 19 H: 4 LOB: 1 BB: 1 P: 28	2B: 4 3B: 0 HR: 0	SAC: 1 DP: 1 HBP: 0	PB: 0 SB: 1 CS: 0	

PITCHER		IP	WLS	BF	H	R	ER	SO	BB	IBB	HBP	BLK	WP	HR	S	P	ERA	WHIP
45 Zack Wheeler, R ERA: 4.41	(1, 1)	6.0		27	7	1	1	4	2	1	0	0	0	0	66	97	1.50	1.500
38 Justin Wilson, L ERA: 2.15	(7, 1)	1.0	W	3	1	0	0	1	0	0	0	0	0	0	8	10	0.00	1.000
39 Edwin Díaz, R ERA: 5.33	(8, 1)	1.0		3	0	0	0	2	0	0	0	0	0	0	9	10	0.00	0.000
74 Chris Mazza, R ERA: 7.71	(9, 1)	1.0		8	4	4	4	0	1	0	0	0	0	0	19	28	36.00	5.000

PITCHER	IP	WLS	BF	H	R	ER	SO	BB	IBB	HBP	BLK	WP	HR	S	P	ERA	WHIP

New York Mets @ Philadelphia Phillies

Citizens Bank Park, Philadelphia, PA

Sat Aug 31 2019, 4:07 PM - 7:47 PM EDT

Att. 40,690 - Sunny - 86 F

livebaseballscorecards.com

Batter	1	2	3	4	5	6	7	8	9	AB	R	H	RBI	BB	SO	LOB
1 Amed Rosario, R (1, 6) OBP: 0.325, SLG: 0.435	C SI 85 C CH 80 X FF 84 0-2 20 BB 40 1B 1B	S CH 79 C SI 85 B CH 79 X CH 80 1-2 1-2 1B		C CH 77 B KC 69 B CH 78 B FF 84 X FF 84 3-1 ① G4-3	X CU 75 0-0 ② ③ G5-4-3 1-2f			1 SAFE C SI 90 B SI 91 1 SAFE B SI 91 F SI 91 F SI 91 F SI 92 F SI 92 2-2 X SI 92 FC6-4 1-2f		5	1	2	0	0	0	3
20 Pete Alonso, R (1, 3) OBP: 0.365, SLG: 0.582	B FF 84 B FF 86 B CH 79 C FF 86 C FF 86 F FF 86 B FF 86 4-2 30 FC4-6 40 1B 1-2 BB	C FF 85 X KC 70 0-1 ③ F9		X CH 79 0-0 ② L6		C CU 76 B FF 91 S FF 91 B FF 91 X FF 92 2-2 ① P1		X SI 91 0-0 ② L9		4	0	0	0	1	0	3
28 J.D. Davis, R (1, 7) OBP: 0.364, SLG: 0.509 67 Seth Lugo, R (8, 1)	S FF 86 F SI 81 S FF 85 0-3 ① K		F CH 77 B FF 83 B FF 83 F FF 85 B FF 84 F FF 85 B CH 79 4-2 40 1B 30 2B BB	X FF 84 0-0 ③ F9		B FS 82 C FF 90 B FF 90 S FF 90 S FF 90 2-3 ② K		1 SAFE C FF 93 F FF 92 1 SAFE B FF 93 D SI 92 B SI 92 S FF 93 3-3 ③ K		4 0	1 0	0 0	0 0	1 0	3 0	3 0
40 Wilson Ramos, R (1, 2) OBP: 0.360, SLG: 0.427	C KC 71 B SI 86 B KC 70 X CH 79 2-1 30 FC4-6 1-2 2-H 1B		X FF 85 0-0 30 2B 12 FC5-2 1-2 1B	F KC 70 X KC 69 0-1 30 BB 21 2B 1B		C CU 77 B FC 90 B FF 91 C CU 75 B CU 78 F FF 91 F FS 80 F CU 75 X FF 90 3-2 L8			F FC 86 B SI 94 C SI 93 B FC 89 X SL 85 2-2 30 1B 21 1B 2B	5	2	4	1	0	0	0
30 Michael Conforto, L (1, 9) OBP: 0.367, SLG: 0.503	B SI 85 F SI 85 C CH 80 B CH 80 X KC 72 2-2 ② FC4-6 1-2f 2-3		B KC 70 D KC 71 S CH 79 X SI 83 2-1 12 FC5-2 1-3 2-H 2B	B SI 84 F CH 78 B CH 78 B FF 84 B CH 78 4-1 21 2B 2 2B 1-2 BB			S SI 91 B SI 93 C SI 92 F CH 84 X SI 92 1-2 ① G6-3		X SI 92 0-0 2 L9 21 1B 2-3 1B	4	1	2	1	1	0	2
21 Todd Frazier, R (1, 5) OBP: 0.308, SLG: 0.424	B FF 84 C SI 84 X CH 80 1-1 ③ F8		S KC 71 H FF 84 1-1 12 FC5-2 HBP	B SI 82 D CH 78 S CH 78 S KC 71 X FF 84 2-2 2 2B 1-3 2-H 2B			B SL 84 C SL 84 B SL 84 B FF 93 X SL 84 3-1 2 FC1-6 1B		B FF 92 B SI 92 S SI 92 F CH 83 F SI 94 X FC 88 2-2 18 FC6-4 1-2 3-H 1B	4	1	3	2	0	0	2
2 Joe Panik, L (1, 4) OBP: 0.311, SLG: 0.323		L FF 82 X KC 68 0-1 ① F7	C KC 71 B FF 84 D CH 80 F SI 85 S CH 79 2-3 ① K	B KC 72 F SI 84 X CH 78 1-1 2-H 3-H 2B			C SI 91 X SI 91 0-1 ② FC1-6 12 BLK 1-2f		B FC 85 L SI 92 B SI 92 L SI 92 X CH 82 2-2 ① L9 2-3	5	0	1	2	0	1	6
12 Juan Lagares, R (1, 8) OBP: 0.271, SLG: 0.289		C FF 83 F CH 79 F CH 77 B KC 70 B SI 84 X CH 78 2-2 ② G3	B SI 84 F CH 80 C SI 84 X SI 85 1-2 ② FC5-2 1-2 2-3 3-Hf	B FS 80 C FF 89 D FS 80 F FF 91 F FF 92 D FS 81 S FF 92 3-3 ① K			F SL 85 X FF 93 0-1 ③ F8 1-2		F SL 85 F FC 88 B SI 93 B FF 93 F FC 88 S CH 84 2-3 ② K	5	0	0	0	0	2	7
32 Steven Matz, R (1, 1) OBP: 0.250, SLG: 0.313 43 Luis Avilán, L (6, 1) 27 Jeurys Familia, R (7, 1) 38 Justin Wilson, L (7, 1) 18 Rajai Davis, R (8, PH) OBP: 0.235, SLG: 0.438 (8, 7)		C FF 86 B FF 83 B CH 79 S FF 85 X CH 80 2-2 1 1B 1B	C KC 71 X KC 72 0-1 ③ F8	F FF 91 B CU 75 S FF 91 F FS 80 X FS 80 1-2 E6 1 G5-4-3				B FF 91 F CH 84 B SL 84 F SI 92 B SL 84 X SI 92 3-2 E6 1 FC6-4	X CH 83 0-0 ③ FC6-4 1-2f	3 0 0 0 0 2	0 0 0 0 0 0	1 0 0 0 0 0	0 0 0 0 0 0	0 0 0 0 0 0	0 0 0 0 0 0	4 0 0 0 0 2
Inning Stats	R: 1 E: 0 K: 1 S: 16 H: 2 LOB: 2 BB: 1 P: 25	R: 0 E: 0 K: 0 S: 14 H: 2 LOB: 2 BB: 0 P: 19	R: 1 E: 0 K: 1 S: 15 H: 2 LOB: 3 BB: 1 P: 25	R: 0 E: 0 K: 0 S: 4 H: 0 LOB: 0 BB: 0 P: 7	R: 3 E: 1 K: 1 S: 17 H: 3 LOB: 1 BB: 1 P: 28	R: 0 E: 0 K: 1 S: 12 H: 0 LOB: 0 BB: 0 P: 19	R: 0 E: 0 K: 0 S: 10 H: 1 LOB: 1 BB: 0 P: 14	R: 0 E: 1 K: 1 S: 13 H: 0 LOB: 1 BB: 0 P: 21	R: 1 E: 0 K: 1 S: 16 H: 3 LOB: 2 BB: 0 P: 24	1B: 9 2B: 4 3B: 0 HR: 0 SF: 0 SAC: 0 DP: 1 HBP: 1	WP: 0 PB: 0 SB: 0 CS: 0 PA: 45					

PITCHER		IP	WLS	BF	H	R	ER	SO	BB	IBB	HBP	BLK	WP	HR	S	P	ERA	WHIP
44 Jason Vargas, L ERA: 4.31	(1, 1)	4.0	L	25	9	5	5	2	3	0	1	0	0	0	57	91	11.25	3.000
53 Blake Parker, R ERA: 3.83	(5, 1)	2.0		6	0	0	0	2	0	0	0	0	0	0	21	32	0.00	0.000
55 Ranger Suárez, L ERA: 3.89	(7, 1)	1.0		5	1	0	0	0	0	0	0	1	0	0	13	20	0.00	1.000
25 Jared Hughes, R ERA: 4.55	(8, 1)	1.0		3	0	0	0	1	0	0	0	0	0	0	10	15	0.00	0.000
52 Jose Alvarez, L ERA: 3.02	(9, 1)	1.0		6	3	1	1	1	0	0	0	0	0	0	16	24	9.00	3.000

PITCHER	IP	WLS	BF	H	R	ER	SO	BB	IBB	HBP	BLK	WP	HR	S	P	ERA	WHIP

AB	41
R	6
H	13
RBI	6
BB	3
SO	6
LOB	32

BOTTOM

New York Mets @ Philadelphia Phillies

Citizens Bank Park, Philadelphia, PA

Sat Aug 31 2019, 4:07 PM - 7:47 PM EDT

Att. 40,690 - Sunny - 86 F

livebaseballscorecards.com

Batter	1	2	3	4	5	6	7	8	9	AB	R	H	RBI	BB	SO	LOB
2 Jean Segura, R (1, 6) OBP: 0.334, SLG: 0.435	B SI 94 X SI 95 1-0 3 G4-3 3B		C CU 73 B SI 95 X CH 85 1-1 ① L8		B SL 92 F CH 85 B CH 84 X SI 95 2-1 ② P4		B FF 95 S SI 96 C SL 88 F SI 97 X SI 96 1-2 2B		F SL 88 B SL 90 F SL 88 F FF 96 F SI 96 S FF 94 1-3 ② K	5	1	2	0	0	1	0
10 J.T. Realmuto, R (1, 2) OBP: 0.328, SLG: 0.479	F CH 86 B SL 92 F SL 91 F SI 95 D CU 80 B SI 96 S CH 85 3-3 ① K		B SI 95 X SI 94 1-0 ② F7		X CH 83 0-0 ③ L7		S SL 88 C SL 88 S SL 88 0-3 ① K		S SL 88 S CU 81 F FF 97 F SI 97 F FF 96 B CU 82 X CU 82 1-2 ③ G5-3	5	0	0	0	0	2	2
3 Bryce Harper, L (1, 9) OBP: 0.373, SLG: 0.503	X SI 94 0-0 ② G4-3 3-H		F CU 77 B SI 95 X CH 86 1-1 17 S 1B			X CH 84 0-0 HR	F FF 95 B FF 95 B FF 96 F FF 96 X FC 91 2-2 ② L7			4	1	2	2	0	0	1
17 Rhys Hoskins, R (1, 3) OBP: 0.382, SLG: 0.477 8 Logan Morrison, L (4, 3) OBP: 0.333, SLG: 0.500	C SI 94 B CU 78 C CU 80 B SI 94 B CH 86 B CH 85 4-2 BB		1 SAFE C SL 91 C CH 84 C SI 95 0-3 ③ K 1-2			B SI 94 B CU 76 C SI 94 X SI 95 2-1 E4 4 1B 31 1B 15 BB	B FC 91 D FF 96 F FF 96 F FF 95 F FC 91 S FF 96 2-3 ③ K			1 2	0 1	0 0	0 0	1 1	1 1	1 1
31 Corey Dickerson, L (1, 7) OBP: 0.349, SLG: 0.562	F SI 94 C SI 94 F CH 85 B SL 90 X SI 95 1-2 ③ G5-3			B CU 76 C CU 75 F SI 94 S SI 95 1-3 ① K		C SI 94 C CU 78 F SI 94 B SL 90 F SI 95 F SI 94 X SI 93 1-2 15 BB 4 1B 1-2 1B		B CU 78 S FF 94 S FF 95 S SI 97 1-3 ① K		4	0	1	0	0	2	1
4 Scott Kingery, R (1, 8) OBP: 0.334, SLG: 0.493 (5, 5)		B SI 94 X SL 91 1-0 ① P2		B CH 84 C CH 84 F SL 91 B SI 94 S SI 95 2-3 ② K		B SL 89 B CH 83 B SI 91 C SI 94 F SI 94 X CU 77 3-2 15 BB 1-2 2-3 1B		C SL 90 C SI 96 X FF 98 0-2 1B		4	0	2	0	0	1	0
16 César Hernández, S (1, 4) OBP: 0.336, SLG: 0.399		C SI 96 X SI 93 0-1 1B		C SI 92 X CH 84 0-1 1B		C SI 90 S CH 82 D CH 83 B SI 91 X CH 83 2-2 ① L5		C FF 95 1 SAFE T SI 94 F SI 96 F CH 90 B SI 96 D CH 88 X FF 97 2-2 ② P5		4	0	2	0	0	0	4
13 Sean Rodríguez, R (1, 5) OBP: 0.320, SLG: 0.398 55 Ranger Suárez, L (7, 1) OBP: 0.333, SLG: 0.333 25 Jared Hughes, R (8, 1) 33 Brad Miller, L (8, PH) OBP: 0.325, SLG: 0.434 52 Jose Alvarez, L (9, 1)	C CH 84 T CH 84 B SI 95 F CH 86 B CU 78 S SL 90 2-3 ② K			B SI 93 B SL 90 F CH 82 B SL 91 X CH 84 3-1 ③ G5-3		B CH 82 D CH 83 C SI 92 D CU 75 B SI 91 4-1 40 G4-6-3 1-2 2-3 3-H BB		F SI 96 F SI 96 S CU 83 0-3 ③ K2-3	2 0 0 1 0	0 0 0 0 0	0 0 0 0 0	0 0 0 0 0	0 0 0 1 0	1 0 0 1 0	2 0 0 1 0
44 Jason Vargas, L (1, 1) OBP: 0.081, SLG: 0.081 40 Adam Haseley, L (5, 8) OBP: 0.306, SLG: 0.372 53 Blake Parker, R (5, 1) 15 Andrew Knapp, S (6, PH) OBP: 0.325, SLG: 0.267	B SI 94 C SI 93 F SI 94 X SI 95 1-2 ③ G5-3				B CU 76 C SI 94 B SI 94 F SI 94 F CH 85 C SI 94 2-3 ① K	F SI 91 X CH 83 0-1 ②③ G4-6-3 1-2f			C FF 93 F SI 94 B CU 81 S CU 82 1-3 ① K	1 3 0 0	0 0 0 0	0 0 0 0	0 0 0 1	0 2 0 1	0 3 0 0	1 3 0 0
Inning Stats	R: 1 H: 1 E: 0 LOB: 1 K: 1 BB: 1 S: 12 P: 21	R: 0 H: 1 E: 0 LOB: 1 K: 1 BB: 0 S: 10 P: 14	R: 0 H: 1 E: 0 LOB: 1 K: 1 BB: 0 S: 8 P: 11	R: 0 H: 1 E: 0 LOB: 1 K: 2 BB: 0 S: 10 P: 16	R: 0 H: 0 E: 0 LOB: 0 K: 1 BB: 0 S: 7 P: 11	R: 2 H: 3 E: 1 LOB: 2 K: 0 BB: 1 S: 18 P: 30	R: 0 H: 1 E: 0 LOB: 1 K: 2 BB: 0 S: 14 P: 19	R: 0 H: 1 E: 0 LOB: 1 K: 2 BB: 0 S: 14 P: 17	R: 0 H: 0 E: 0 LOB: 0 K: 2 BB: 0 S: 14 P: 17	1B: 6 SF: 0 2B: 1 SAC: 0 3B: 1 DP: 1 HR: 1 HBP: 0						WP: 0 PA: 38 PB: 0 SB: 1 CS: 0	

	AB	36
	R	3
	H	9
	RBI	3
	BB	2
	SO	12
	LOB	17

PITCHER	IP	WLS	BF	H	R	ER	SO	BB	IBB	HBP	BLK	WP	HR	S	P	ERA	WHIP
32 Steven Matz, L (1, 1) ERA: 4.04	5.0	W	24	7	3	2	6	1	0	0	0	0	1	59	91	3.60	1.600
43 Luis Avilán, L (6, 1) ERA: 3.95	1.0	H	3	0	0	0	0	1	0	0	0	0	0	6	12	0.00	1.000
27 Jeurys Familia, R (7, 1) ERA: 5.7	0.1	H	2	1	0	0	1	0	0	0	0	0	0	7	8	0.00	3.000
38 Justin Wilson, L (7, 1) ERA: 2.1	0.2	H	2	0	0	0	1	0	0	0	0	0	0	7	11	0.00	0.000
67 Seth Lugo, R (8, 1) ERA: 3.0	2.0	S	7	1	0	0	4	0	0	0	0	0	0	28	34	0.00	0.500

PITCHER	IP	WLS	BF	H	R	ER	SO	BB	IBB	HBP	BLK	WP	HR	S	P	ERA	WHIP

Batter	1	2	3	4	5	6	7	8	9	AB	R	H	RBI	BB	SO	LOB
6 Jeff McNeil, L (1, 7) (8, 5) OBP: 0.389, SLG: 0.519	B SI 95 F SI 95 F CH 86 B FF 96 X SI 95 2-2 ① G4-3		S SL 87 X SI 95 0-1 ③ G4-3			X CH 84 0-0 ① P4		S FS 87 D FS 88 S FS 88 X FS 88 1-2 ② FC3-2 20 WP 2-3 3-H		4	0	0	0	0	0	3
20 Pete Alonso, R (1, 3) OBP: 0.368, SLG: 0.589	X SI 94 0-0 HR			C SI 94 B SI 93 X CH 86 1-1 ① 30 G4-6-3 1B		C SI 93 F SI 92 B FF 93 B CU 78 F SI 95 F CH 85 X SI 95 2-2 ② F7		S FS 89 B FF 94 B FS 88 D FS 88 B SI 96 4-1 BB 1-2 3-H		3	1	2	1	1	0	0
30 Michael Conforto, L (1, 9) OBP: 0.364, SLG: 0.499	B FF 95 S CH 88 F SL 90 B CH 87 B CH 87 F FF 95 X SI 96 3-2 ② L7			X CH 86 0-0 ①② G4-6-3 1-2f		B FF 94 C CU 77 X FF 94 1-1 ③ F7		C FS 87 S FS 88 S FS 88 0-3 ③ K		4	0	0	0	0	1	3
40 Wilson Ramos, R (1, 2) OBP: 0.359, SLG: 0.428	C SI 94 B SI 94 X SI 94 1-1 ③ G4-3			S SI 94 X CH 86 0-1 2B			C SI 93 C SI 92 B SI 92 X SI 93 1-2 ① G4-3		B SI 96 X SI 95 1-0 ① G6-3	4	0	1	0	0	0	0
2 Joe Panik, L (1, 4) OBP: 0.311, SLG: 0.320		C FF 94 B CU 79 B FF 93 B CH 86 X FF 94 3-1 ① F8		B SL 88 B CH 87 B CH 87 C FF 95 C SL 88 B SI 94 4-2 BB			C SI 94 X CH 86 0-1 ② L3		C FF 95 F FS 88 B FS 88 X FS 88 1-2 ② G6-3	3	0	0	0	1	0	0
1 Amed Rosario, R (1, 6) OBP: 0.323, SLG: 0.432		C SI 94 B SI 94 B SL 87 F SI 93 X SI 95 2-2 ② G6-3		B SI 92 C SI 94 C CH 87 F SI 95 F CH 87 X SI 96 1-2 ③ G1-3			C SI 95 X CU 77 0-1 ③ L7		C FS 88 S FS 88 B FS 89 B FF 94 B FF 95 S FF 94 3-3 ③ K	4	0	0	0	0	1	2
21 Todd Frazier, R (1, 5) OBP: 0.309, SLG: 0.423 18 Rajai Davis, R (8, PR) OBP: 0.235, SLG: 0.438 (8, 7)		B SL 91 B SI 93 F SI 94 B SI 94 F SL 88 S SL 87 3-3 ③ K			C SI 93 S CU 79 T CU 78 0-2 ① K			C SI 90 X SI 92 0-1 13 SH5-4 9 WP 6 FC3-2 1B		3 0	0 0	1 0	0 0	0 0	2 0	0 0
12 Juan Lagares, R (1, 8) OBP: 0.269, SLG: 0.286 9 Brandon Nimmo, L (8, PH) OBP: 0.348, SLG: 0.323 (8, 8)			C SI 93 B SL 87 X SL 86 1-1 ① L9		C SI 94 X CU 78 0-1 ② F7			S SI 89 B CH 73 B SI 91 F CH 72 B FF 91 F FF 90 B CH 71 4-2 6 FC3-2 13 SH5-4 20 WP 1-2 BB		2 0	0 1	0 0	0 0	0 1	0 0	0 0
7 Marcus Stroman, R (1, 1) OBP: 0.077, SLG: 0.077 43 Luis Avilán, L (7, 1) 51 Paul Sewald, R (7, 1) 13 Luis Guillorme, L (8, PH) OBP: 0.294, SLG: 0.348 73 Daniel Zamora, L (8, 1) 27 Jeurys Familia, R (8, 1)			S SL 86 X SL 88 0-1 ② G5-3		F SI 94 S CU 77 S SI 95 0-3 ③ K			X SI 90 0-0 ① SH5-4 1-2 2-3		2 0 0 0 0 0	0 0 0 0 0 0	0 0 0 0 0 0	0 0 0 0 0 0	1 0 0 0 0 0	0 0 0 0 0 0	0 0 0 0 0 0
Inning Stats	R: 1 H: 1 E: 0 LOB: 0 K: 0 BB: 0 S: 10 P: 16	R: 0 H: 0 E: 0 LOB: 0 K: 1 BB: 0 S: 8 P: 16	R: 0 H: 0 E: 0 LOB: 0 K: 0 BB: 0 S: 6 P: 7	R: 0 H: 2 E: 0 LOB: 2 K: 0 BB: 1 S: 12 P: 18	R: 0 H: 0 E: 0 LOB: 0 K: 2 BB: 0 S: 8 P: 8	R: 0 H: 0 E: 0 LOB: 0 K: 0 BB: 0 S: 8 P: 11	R: 0 H: 0 E: 0 LOB: 0 K: 0 BB: 0 S: 7 P: 8	R: 1 H: 1 E: 0 LOB: 2 K: 1 BB: 2 S: 13 P: 22	R: 0 H: 0 E: 0 LOB: 0 K: 1 BB: 0 S: 7 P: 12	1B: 2 2B: 1 3B: 0 HR: 1	SF: 0 SAC: 1 DP: 1 HBP: 0			WP: 2 PB: 0 SB: 0 CS: 0	PA: 33		

TOP

New York Mets @ Philadelphia Phillies

Citizens Bank Park, Philadelphia, PA

Sun Sep 01 2019, 7:09 PM - 9:59 PM EDT

Att. 33,492 - Partly Cloudy - 76 F

livebaseballscorecards.com

AB	29
R	2
H	4
RBI	1
BB	3
SO	5
LOB	8

PITCHER		IP	WLS	BF	H	R	ER	SO	BB	IBB	HBP	BLK	WP	HR	S	P	ERA	WHIP
56 Zach Eflin, R ERA: 4.33	(1, 1)	7.0		24	3	1	1	3	1	0	0	0	0	1	59	84	1.29	0.571
28 Mike Morin, R ERA: 4.17	(8, 1)	0.1	H	3	1	1	1	0	1	0	0	0	1	0	6	10	27.00	6.000
50 Héctor Neris, R ERA: 3.14	(8, 1)	1.2	W	6	0	0	0	2	1	0	0	0	1	0	14	24	0.00	0.600

PITCHER	IP	WLS	BF	H	R	ER	SO	BB	IBB	HBP	BLK	WP	HR	S	P	ERA	WHIP

BOTTOM

New York Mets @ Philadelphia Phillies

Citizens Bank Park, Philadelphia, PA

Sun Sep 01 2019, 7:09 PM - 9:59 PM EDT

Att. 33,492 - Partly Cloudy - 76 F

livebaseballscorecards.com

Batter	1	2	3	4	5	6	7	8	9	AB	R	H	RBI	BB	SO	LOB
31 Corey Dickerson, L (1, 7) OBP: 0.351, SLG: 0.566	X SI 92 0-0 17 1B 2B	C CH 89 2 SAFE X FC 91 0-1 ① 1-3 2-H 1B			C FC 90 F CH 89 X FC 92 0-2 ① L3		B SI 91 X CH 84 1-0 ② G3			4	0	2	1	0	0	1
10 J.T. Realmuto, R (1, 2) OBP: 0.327, SLG: 0.476	B SI 93 C SV 84 S SI 93 F SV 87 B SI 93 D SI 93 X SV 85 3-2 ① P3	B SV 87 X SV 87 1-0 ③ G4-3			B SI 93 B FC 91 S CH 87 B SV 86 F FC 92 B SI 93 4-2 BB		C ST 82 B FF 92 C FF 93 F FF 94 F FF 92 X FF 94 1-2 ③ F8			3	0	0	0	1	0	4
3 Bryce Harper, L (1, 9) OBP: 0.372, SLG: 0.501	S SV 85 C SI 93 S SV 86 0-3 ② K		X CH 89 0-0 ① L4		S SI 93 F FC 92 F SV 87 B SI 92 1 SAFE F SV 87 B SI 93 S FC 91 2-3 ② K			S SL 79 X FF 90 0-1 33 F8 17 BB 4 2B 1B		4	1	1	0	0	2	2
17 Rhys Hoskins, R (1, 3) OBP: 0.383, SLG: 0.476	B SV 86 C FC 91 S SV 88 X SV 88 1-2 ③ 2-H 1B		B SI 94 C SV 88 B SI 94 C SI 93 S SV 88 2-3 ② K		C SI 91 B FC 90 B FC 90 C FC 91 X SV 87 2-2 ③ G6-3			B SI 95 B SI 95 1 SAFE B SL 87 C SI 95 B SL 85 4-1 33 F8 4 2B 1-2 BB		3	1	1	0	1	1	1
33 Brad Miller, L (1, 5) OBP: 0.331, SLG: 0.476 13 Sean Rodríguez, R (9, 5) OBP: 0.320, SLG: 0.398		B SI 93 X SV 84 1-0 HR	B SI 93 F SI 94 B FC 91 X SI 92 2-1 2B			B FC 90 C CH 88 C FC 91 C SI 93 1-3 ① K		F FF 94 X FF 95 0-1 ① F8 1-2 2-3		4 0	1 0	2 0	1 0	0 0	1 0	2 0
16 César Hernández, S (1, 4) OBP: 0.335, SLG: 0.397		T SI 93 S CH 90 B FC 91 S CH 90 1-3 ① K	B FC 91 C CH 90 C CH 89 X FC 92 1-2 ③ G5-3			S SI 93 X SI 93 0-1 ② G6-3		0-0 4 2B IBB		3	1	0	0	1	1	1
4 Scott Kingery, R (1, 6) OBP: 0.336, SLG: 0.496		B SI 93 F SI 92 B SV 88 X SI 92 2-1 31 E 40 BB 31 1B 1B		B SV 86 S SV 86 B SI 93 F FC 90 X FC 90 2-2 ① G1-3		T FC 90 F SI 93 S SV 87 0-3 ③ K		B SI 95 X SI 95 1-0 40 G3-1 1-H 2-H 3-H 2B		4	1	2	3	0	1	0
40 Adam Haseley, L (1, 8) OBP: 0.311, SLG: 0.379		B FC 91 F FC 91 S CH 90 B CH 90 D SI 93 B FC 91 4-2 31 1B 31 E 1-2 BB		C CH 89 B SI 93 B FC 91 B CH 87 S SI 92 F SI 92 X SI 92 3-2 ② G3-1			B SI 92 S FC 91 X SI 92 1-1 23 G3 2B	F FF 96 F FF 96 X SL 87 0-2 ② G3-1 2-3		3	0	1	0	1	0	1
56 Zach Eflin, R (1, 1) OBP: 0.200, SLG: 0.225 23 Jay Bruce, L (7, PH) OBP: 0.275, SLG: 0.538 28 Mike Morin, R (8, 1) 50 Héctor Neris, R (8, 1)		L FC 89 L FC 91 X SV 85 0-2 ② L7	X SI 92 0-0 ③ F9				C CH 83 B SI 91 S CH 83 X CH 85 1-2 ① G3 2-3	D SI 93 B FF 92 C FF 93 B FF 94 C FF 94 C FF 94 3-3 ③ K		2 1 0 1	0 0 0 0	0 0 0 0	0 0 0 0	0 0 0 0	0 1 0 1	2 1 0 1
Inning Stats	R: 0 E: 0 K: 1 S: 11 H: 2 LOB: 2 BB: 0 P: 15	R: 2 E: 1 K: 1 S: 14 H: 3 LOB: 2 BB: 1 P: 23	R: 0 E: 0 K: 1 S: 9 H: 1 LOB: 1 BB: 0 P: 14	R: 0 E: 0 K: 0 S: 8 H: 0 LOB: 0 BB: 0 P: 13	R: 0 E: 0 K: 1 S: 13 H: 0 LOB: 1 BB: 1 P: 21	R: 0 E: 0 K: 2 S: 8 H: 0 LOB: 0 BB: 0 P: 9	R: 0 E: 0 K: 0 S: 11 H: 1 LOB: 1 BB: 0 P: 15	R: 3 E: 0 K: 1 S: 12 H: 2 LOB: 1 BB: 2 P: 20		1B: 4 2B: 4 3B: 0 HR: 1 SF: 0 SAC: 0 DP: 0 HBP: 0				WP: 0 PB: 0 SB: 0 CS: 0 PA: 36		

	AB	32
	R	5
	H	9
	RBI	5
	BB	4
	SO	7
	LOB	16

PITCHER		IP	WLS	BF	H	R	ER	SO	BB	IBB	HBP	BLK	WP	HR	S	P	ERA	WHIP
7 Marcus Stroman, R ERA: 3.28	(1, 1)	6.0		26	7	2	2	6	2	0	0	0	0	1	65	98	3.00	1.500
43 Luis Avilán, L ERA: 3.86	(7, 1)	0.2		2	0	0	0	0	0	0	0	0	0	0	4	6	0.00	0.000
51 Paul Sewald, R ERA: 2.51	(7, 1)	0.1		1	0	0	0	0	0	0	0	0	0	0	5	6	0.00	0.000
73 Daniel Zamora, L ERA: 7.11	(8, 1)	0.0	L	1	1	1	1	0	0	0	0	0	0	0	2	2	∞	∞
27 Jeurys Familia, R ERA: 5.96	(8, 1)	1.0		6	1	2	2	1	1	1	0	0	0	0	10	18	18.00	2.000

PITCHER	IP	WLS	BF	H	R	ER	SO	BB	IBB	HBP	BLK	WP	HR	S	P	ERA	WHIP

New York Mets @ Washington Nationals

Nationals Park, Washington, DC

Mon Sep 02 2019, 1:07 PM - 4:14 PM EDT

Att. 25,329 - Partly Cloudy - 85 F

livebaseballscorecards.com

Batter	1	2	3	4	5	6	7	8	9	AB	R	H	RBI	BB	SO	LOB
6 Jeff McNeil, L (1, 5) OBP: 0.389, SLG: 0.523	F SI 95 B FF 94 B CH 90 X SI 96 2-1 G3-1 ①	F FF 93 B CH 89 F SI 93 B FF 94 X FF 94 2-2 G1-3 ③		X SI 92 0-0 1-H HR	X FF 92 0-0 F9 ③			B CH 87 B FC 89 B SI 94 B SI 93 4-0 1-2 BB		4	1	1	2	1	0	3
20 Pete Alonso, R (1, 3) OBP: 0.366, SLG: 0.585	B SI 96 F SI 96 F SI 96 B CU 83 S CU 83 2-3 K ②		F SI 94 X SI 92 0-1 P4 ①	B SL 88 X SI 94 1-0 30 E 30 1B 28 2B 1B		B FF 92 B FF 93 C FF 92 X CU 80 2-1 L9 ①		F SI 94 B SI 93 S FC 89 B SI 95 F CU 82 S FC 90 2-3 K ②		5	1	1	0	0	2	2
30 Michael Conforto, L (1, 9) OBP: 0.363, SLG: 0.496	C CU 82 B CH 90 F SI 95 S SL 89 1-3 K ③		F SI 93 X SL 87 0-1 F9 ②	C CH 88 F SI 93 F CU 80 B FF 92 X SL 86 1-2 1-3 E7 28 2B 1B		F FF 93 B FF 94 S FF 94 B FF 93 F FF 94 S CU 80 2-3 K ②		C CU 81 B FC 90 F FC 90 B CH 88 F FC 89 B CH 87 F SI 95 S FC 90 3-3 K ③		5	1	1	0	0	3	2
28 J.D. Davis, R (1, 7) OBP: 0.367, SLG: 0.513 18 Rajai Davis, R (9, 7) OBP: 0.235, SLG: 0.438		C SI 96 S SL 87 B CH 90 B FF 95 X SL 88 2-2 9 BB 2 2B 1B	B CU 83 X SI 94 1-0 9 BB 1B	F SI 94 X SL 87 0-1 9 2B 2-H 3-H 2B		B FF 94 S FF 93 B FF 93 C FF 94 F FF 94 B CU 82 S CU 80 3-3 K ③			C SL 89 B FF 100 C FF 99 C FF 100 1-3 K ①	5 0	2 0	3 0	2 0	0 0	2 0	0 0
9 Brandon Nimmo, L (1, 8) OBP: 0.355, SLG: 0.331		S FF 94 F FF 94 B FF 94 D SL 87 F FF 93 B CH 89 F SL 89 F SI 95 F CU 81 4-2 1 SAFE B FF 95 2 2B 44 1B 1-2 BB	B SI 93 F SL 89 B SI 92 B SI 93 B SL 86 4-1 1-2 BB	X FF 92 0-0 2-H 2B			X SI 93 0-0 L7 ①		C SL 88 C SL 88 T FF 100 0-2 K ②	3	1	1	1	2	1	0
1 Amed Rosario, R (1, 6) OBP: 0.322, SLG: 0.430		C SL 89 B SI 94 S SL 89 X SL 89 1-2 L9 ①	X SI 93 0-0 G1-3 ③	C CU 76 D CU 78 F FF 93 F FF 93 S FF 93 1-3 K ③			B SI 92 B FC 89 S SI 93 F SI 93 F CU 82 F CU 82 X SI 94 2-2 L8 ②		C FF 99 B SL 89 B SL 87 S FF 98 X FF 98 2-2 1B	5	0	1	0	0	1	5
2 Joe Panik, L (1, 4) OBP: 0.310, SLG: 0.321		B SI 95 C SI 94 B CH 89 X SI 94 2-1 44 1B 1-3 2-H 2B		C FF 93 F CU 80 B SL 85 B FF 93 B SL 88 F SI 93 X SL 87 3-2 F7 ①	B FF 92 C FF 93 B FF 94 X FF 93 2-1 G4-3 ①		B SI 93 X SI 94 1-0 G4-3 ③		C FF 99 D FF 98 S SL 87 X FF 98 1-2 G4-3 ③	5	0	1	1	0	0	1
44 René Rivera, R (1, 2) OBP: 0.444, SLG: 0.286		C SI 95 X SL 88 0-1 2-3 3-H 1B		S SL 88 B SI 93 B CU 80 B SL 87 B SI 93 4-1 6 HR BB	B FF 93 C CU 79 X FF 93 1-1 1B			F CU 78 X FC 88 0-1 G6-3 ①		3	1	2	1	1	0	0
34 Noah Syndergaard, L (1, 1) OBP: 0.150, SLG: 0.228 13 Luis Guillorme, L (8, PH) OBP: 0.308, SLG: 0.348 49 Tyler Bashlor, R (8, 1) 39 Edwin Díaz, R (9, 1)		C SI 93 B SI 93 L SI 95 C CU 81 1-3 K ②		S SI 94 F CU 80 B SI 93 S SL 86 1-3 K ②	F FF 92 S FF 93 S CU 80 0-3 K ②			B SI 93 B SI 93 B SI 94 B SI 94 4-0 6 BB BB		3 0 0 0	0 0 0 0	0 0 0 0	0 1 0 0	3 0 0 0	0 0 0 0	4 0 0 0

Inning Stats	1	2	3	4	5	6	7	8	9
	R: 0 E: 0 K: 2 S: 8	H: 0 LOB: 0 BB: 0 P: 13	R: 2 E: 0 K: 1 S: 22	H: 3 LOB: 2 BB: 1 P: 34	R: 0 E: 0 K: 0 S: 7	H: 1 LOB: 2 BB: 1 P: 12	R: 5 E: 1 K: 2 S: 21	H: 5 LOB: 1 BB: 1 P: 32	R: 0 E: 0 K: 1 S: 8	H: 1 LOB: 1 BB: 0 P: 11	R: 0 E: 0 K: 2 S: 10	H: 0 LOB: 0 BB: 0 P: 17	R: 0 E: 0 K: 0 S: 8	H: 0 LOB: 0 BB: 0 P: 11	R: 0 E: 0 K: 2 S: 11	H: 0 LOB: 2 BB: 2 P: 24	R: 0 E: 0 K: 2 S: 12	H: 1 LOB: 1 BB: 0 P: 16

	AB	R	H	RBI	BB	SO	LOB
	38	7	11	7	5	12	17

	1B	SF	WP	PA
	7	0	0	43
	2B	SAC	PB	
	3	0	0	
	3B	DP	SB	
	0	0	0	
	HR	HBP	CS	
	1	0	0	

PITCHER		IP	WLS	BF	H	R	ER	SO	BB	IBB	HBP	BLK	WP	HR	S	P	ERA	WHIP
41 Joe Ross, R ERA: 6.17	(1, 1)	3.2	L	22	8	7	7	4	3	0	0	0	0	1	53	85	17.18	3.000
50 Austin Voth, R ERA: 3.91	(4, 1)	2.1		9	2	0	0	4	0	0	0	0	0	0	23	34	0.00	0.857
23 Erick Fedde, R ERA: 4.19	(7, 1)	2.0		8	0	0	0	2	2	0	0	0	0	0	19	35	0.00	1.000
21 Tanner Rainey, R ERA: 4.17	(9, 1)	1.0		4	1	0	0	2	0	0	0	0	0	0	12	16	0.00	1.000

PITCHER		IP	WLS	BF	H	R	ER	SO	BB	IBB	HBP	BLK	WP	HR	S	P	ERA	WHIP

Batter	1	2	3	4	5	6	7	8	9	AB	R	H	RBI	BB	SO	LOB
7 Trea Turner, R (1, 6) OBP: 0.356, SLG: 0.479	B FF 96 F FF 97 F FF 97 X FF 98 1-2 22 S 1B		C SL 86 F SI 98 B SI 99 B SI 99 S SL 90 2-3 ③ K			S SL 89 F CH 92 D CH 91 S SL 92 1-3 ② K			C FF 96 X CH 88 0-1 6 BB 13 HR 1B	4	1	2	0	0	2	1
2 Adam Eaton, L (1, 9) OBP: 0.376, SLG: 0.435 88 Gerardo Parra, L (3, 9) OBP: 0.284, SLG: 0.366	1 SAFE X SI 95 0-0 ① L9			C SI 95 C FF 97 S SL 87 0-3 ① K		X SL 90 0-0 ③ G4-3			B FF 95 X FF 94 1-0 ① F8	1 3	0 0	0 0	0 0	0 0	0 1	1 2
6 Anthony Rendon, R (1, 5) OBP: 0.417, SLG: 0.639	X FF 97 0-0 ② L9			B SL 91 C SL 91 B FF 98 X SI 97 2-1 ② G5-3			X FF 96 0-0 13 WP 2B		C SL 82 B FF 96 B SL 83 B SL 83 B FF 97 4-1 1-2 13 HR BB	3	1	1	0	1	0	1
22 Juan Soto, L (1, 7) OBP: 0.403, SLG: 0.573	1 SAFE B SI 96 C SI 97 F CU 82 S FF 98 1-3 ③ K 1-2			F CU 82 X CH 90 0-1 ③ G5-3			F SL 90 T FF 98 X FF 99 0-2 ① P5		B FF 97 B CH 87 C FF 94 F FF 95 F SL 83 B FF 95 F FF 94 X FF 95 3-2 ② F9	4	0	0	0	0	1	4
13 Asdrúbal Cabrera, S (1, 4) OBP: 0.330, SLG: 0.420		C SI 96 F FF 96 B FF 97 B FF 97 S CH 91 2-3 ① K			F CH 90 F SI 97 B FF 98 C SI 98 1-3 ① K		C SI 98 B CU 82 F SL 88 S FF 99 1-3 ② K 2-3		B SL 81 C SL 82 X CH 87 1-1 1-H 2-H HR	4	1	1	3	0	3	1
15 Matt Adams, L (1, 3) OBP: 0.283, SLG: 0.491		B FF 97 S CU 80 F FF 98 B SI 99 S FF 99 2-3 ② K			X SI 98 0-0 ② L9		S CU 83 F CU 82 F FF 99 B CH 93 X FF 99 1-2 ③ G4-3		B FF 99 S FF 99 T FF 99 B FF 100 S FF 100 2-3 ③ K	4	0	0	0	0	2	1
16 Victor Robles, R (1, 8) OBP: 0.322, SLG: 0.423		S SL 89 B SL 90 B SI 98 T SI 99 B SL 91 X SL 91 3-2 ③ G5-3			B CU 82 B SL 91 C SI 98 B SI 98 C SI 99 F SI 99 X SI 98 3-2 ③ G6-3			C FF 94 B SL 82 C SL 82 S FF 96 1-3 ① K		3	0	0	0	0	1	0
10 Yan Gomes, R (1, 2) OBP: 0.317, SLG: 0.344			C FF 97 F FF 97 F SL 89 F FF 98 F SI 98 B FF 99 B CU 83 B SL 89 F SI 99 3-3 ① K			S SI 96 B SL 90 X SL 90 1-1 ① G2-3		B FF 96 X FF 96 1-0 ② F8		3	0	0	0	0	1	0
41 Joe Ross, R (1, 1) OBP: 0.176, SLG: 0.125 50 Austin Voth, R (4, 1) 17 Andrew Stevenson, L (6, PH) OBP: 0.462, SLG: 0.409 23 Erick Fedde, R (7, 1) OBP: 0.133, SLG: 0.133 9 Brian Dozier, R (8, PH) OBP: 0.339, SLG: 0.433 21 Tanner Rainey, R (9, 1)			C SI 99 F SI 98 B SL 88 S SL 88 1-3 ② K			F SI 98 B FF 98 X FF 98 1-1 1B		S FF 97 X FF 97 0-1 ③ F8		1 0 1 0 1 0	0 0 0 0 0 0	0 0 1 0 0 0	0 0 0 0 0 0	0 0 0 0 0 0	1 0 0 0 0 0	0 0 0 0 0 0
Inning Stats	R: 0 E: 0 K: 1 S: 8 H: 1 LOB: 1 BB: 0 P: 10	R: 0 E: 0 K: 2 S: 9 H: 0 LOB: 0 BB: 0 P: 16	R: 0 E: 0 K: 3 S: 13 H: 0 LOB: 0 BB: 0 P: 19	R: 0 E: 0 K: 1 S: 7 H: 0 LOB: 0 BB: 0 P: 9	R: 0 E: 0 K: 1 S: 8 H: 0 LOB: 0 BB: 0 P: 12	R: 0 E: 0 K: 1 S: 8 H: 1 LOB: 1 BB: 0 P: 11	R: 0 E: 0 K: 1 S: 11 H: 1 LOB: 1 BB: 0 P: 13	R: 0 E: 0 K: 1 S: 6 H: 0 LOB: 0 BB: 0 P: 8	R: 3 E: 0 K: 1 S: 14 H: 2 LOB: 0 BB: 1 P: 25	1B: 3 2B: 1 3B: 0 HR: 1 SF: 0 SAC: 0 DP: 0 HBP: 0						

PITCHER		IP	WLS	BF	H	R	ER	SO	BB	IBB	HBP	BLK	WP	HR	S	P	ERA	WHIP
34 Noah Syndergaard, R ERA: 3.97	(1, 1)	7.0	W	24	3	0	0	10	0	0	0	0	1	0	64	90	0.00	0.429
49 Tyler Bashlor, R ERA: 8.0	(8, 1)	1.2		8	2	3	3	1	1	0	0	0	0	1	17	28	16.20	1.800
39 Edwin Díaz, R ERA: 5.29	(9, 1)	0.1		1	0	0	0	1	0	0	0	0	0	0	3	5	0.00	0.000

PITCHER	IP	WLS	BF	H	R	ER	SO	BB	IBB	HBP	BLK	WP	HR	S	P	ERA	WHIP

BOTTOM

New York Mets @ Washington Nationals

Nationals Park, Washington, DC

Mon Sep 02 2019, 1:07 PM - 4:14 PM EDT

Att. 25,329 - Partly Cloudy - 85 F

livebaseballscorecards.com

AB	32
R	3
H	5
RBI	3
BB	1
SO	12
LOB	11

WP: 1	PA: 33				
PB: 0					
SB: 1					
CS: 0					

Batter	1	2	3	4	5	6	7	8	9	AB	R	H	RBI	BB	SO	LOB
6 Jeff McNeil, L (1, 7) (9, 4) OBP: 0.390, SLG: 0.529	B FF 94 F FF 95 S CH 84 F FF 95 X CH 86 1-2 ① G5-3		F CH 85 X FC 90 0-1 ③ G5-3		S FC 89 B CH 84 X CH 84 1-1 ① G4-3		F CH 88 1 SAFE 0-1 ③ PO 1-2	C FF 93 B FF 93 X FF 94 1-1 HR	B FF 97 F CH 89 F FF 96 X FF 97 1-2 20 HR 1B 2-H 3-H	5	2	2	3	0	0	0
20 Pete Alonso, R (1, 3) OBP: 0.368, SLG: 0.591	B FF 94 S SL 86 F SL 86 B FF 95 S FF 95 2-3 ② K			X SL 87 0-0 30 1B 40 2B 1B	B CU 78 X SL 86 1-0 ② F7			B FF 94 B CU 80 S FF 94 F FF 94 X CH 87 2-2 40 G5-4-3 1B	F FF 96 C SL 82 X FF 96 0-2 2-H HR	5	2	3	2	0	1	0
30 Michael Conforto, L (1, 9) OBP: 0.362, SLG: 0.493	B CU 81 B FF 94 B CU 81 C FF 95 F FF 96 S FC 91 3-3 ③ K			X FF 90 0-0 40 2B 9 SF8 1-2 1B	B FF 94 S CH 85 F FF 94 C FC 88 1-3 ③ K			X FF 94 0-0 ① P3	F FF 91 B FF 92 F CH 85 F SL 84 X FF 92 1-2 ③ F8	5	1	1	0	0	2	2
40 Wilson Ramos, R (1, 2) OBP: 0.358, SLG: 0.429 51 Paul Sewald, R (9, 1) 43 Luis Avilán, L (9, 1) 39 Edwin Díaz, R (9, 1)		C FF 94 F FF 94 B SL 86 S FF 94 1-3 ① K		X FF 94 0-0 2 HR 2B 1-3 2-H		B SL 85 X SL 86 1-0 ① G5-3		S FF 94 F CH 87 X CH 86 0-2 ②③ G5-4-3 1-2f		4 0 0 0	1 0 0 0	1 0 0 0	1 0 0 0	0 0 0 0	1 0 0 0	1 0 0 0
9 Brandon Nimmo, L (1, 8) (9, 7) OBP: 0.359, SLG: 0.356		C FF 95 S FF 95 B CH 85 B CH 86 F FF 96 B CU 81 B FF 96 4-2 21 S BB		C FF 95 S FF 94 S FF 95 X FF 97 1-2 ① SF8 3-H		B CU 78 B CU 80 F FC 90 C FF 94 B FC 88 X FC 90 3-2 ② F7			X FF 93 0-0 HR	2	1	1	2	1	0	0
2 Joe Panik, L (1, 4) OBP: 0.311, SLG: 0.330 12 Juan Lagares, R (9, PR) OBP: 0.269, SLG: 0.286 (9, 8)		B FF 95 F FF 94 B CH 85 C CH 85 X FF 96 2-2 ② L7		X FF 92 0-0 2-H HR		C FF 92 S FF 94 B CH 84 B CH 85 F FF 95 X CU 80 2-2 ③ P6			C CU 79 B FF 93 B CU 80 F FF 93 X CU 79 2-2 3 G6-3 6 1B 21 WP 1B	4 0	1 1	2 0	2 0	0 0	0 0	1 0
21 Todd Frazier, R (1, 5) OBP: 0.308, SLG: 0.420		B SL 86 C SL 86 C SL 86 1 SAFE D SL 86 F FF 96 S CH 84 2-3 ③ K 1-2		C FF 95 S SL 86 X FF 97 0-2 ② G6-3			B FC 93 F FC 93 X CU 80 1-1 ① F7		1 SAFE 1 SAFE C SL 86 S SL 86 1 SAFE B SL 87 F FF 96 F FF 96 B SL 86 4-2 F FF 96 D SL 86 F SL 84 F FF 96 B FF 96 3 G6-3 6 1B 1-2 BB	3	1	0	0	1	1	1
13 Luis Guillorme, L (1, 6) OBP: 0.321, SLG: 0.367			C FF 93 F FF 94 S CH 85 0-3 ① K2-3	C CU 80 X CH 84 0-1 2B			B CH 87 B FC 94 C FC 92 B CH 86 B FC 93 4-1 6 PO BB		C FF 97 B FF 96 X FF 96 1-1 ① L7	3	0	1	0	1	1	2
48 Jacob deGrom, L (1, 1) OBP: 0.271, SLG: 0.364 3 Tomás Nido, R (8, 2) OBP: 0.238, SLG: 0.325 67 Seth Lugo, R (8, 1)			F FF 94 B CU 80 X CH 84 1-1 ② G3-1	S CU 81 C FC 90 D FC 89 B CU 81 B FF 96 F FC 90 F FF 96 S FF 96 3-3 ③ K			X FC 91 0-0 ② F7		C SL 87 C FF 96 X FF 96 0-2 ② G6-3 1-2 2-3	3 1 0	0 0 0	0 0 0	0 0 0	0 0 0	1 0 0	2 2 0
Inning Stats	R: 0 H: 0 E: 0 LOB: 0 K: 2 BB: 0 S: 10 P: 16	R: 0 H: 0 E: 0 LOB: 1 K: 2 BB: 1 S: 13 P: 22	R: 0 H: 0 E: 0 LOB: 0 K: 1 BB: 0 S: 7 P: 8	R: 4 H: 5 E: 0 LOB: 1 K: 1 BB: 0 S: 17 P: 21	R: 0 H: 0 E: 0 LOB: 0 K: 1 BB: 0 S: 6 P: 9	R: 0 H: 0 E: 0 LOB: 0 K: 0 BB: 0 S: 8 P: 14	R: 0 H: 0 E: 0 LOB: 0 K: 0 BB: 1 S: 5 P: 10	R: 1 H: 2 E: 0 LOB: 0 K: 0 BB: 0 S: 9 P: 12	R: 5 H: 4 E: 0 LOB: 1 K: 0 BB: 1 S: 26 P: 35	1B: 5 SF: 1 2B: 2 SAC: 0 3B: 0 DP: 1 HR: 4 HBP: 0						WP: 1 PA: 40 PB: 0 SB: 1 CS: 0

PITCHER		IP	WLS	BF	H	R	ER	SO	BB	IBB	HBP	BLK	WP	HR	S	P	ERA	WHIP
31 Max Scherzer, R ERA: 2.6	(1, 1)	6.0		24	5	4	4	7	1	0	0	0	0	1	61	90	6.00	1.000
51 Wander Suero, R ERA: 4.38	(7, 1)	1.0		3	0	0	0	0	1	0	0	0	0	0	5	10	0.00	1.000
29 Roenis Elías, L ERA: 3.83	(8, 1)	1.0		6	4	3	2	0	0	0	0	0	0	2	13	18	18.00	4.000
44 Daniel Hudson, R ERA: 2.86	(9, 1)	0.2		5	2	3	0	0	1	0	0	0	1	1	18	24	0.00	4.500
48 Javy Guerra, R ERA: 4.5	(9, 1)	0.1	W	1	0	0	0	0	0	0	0	0	0	0	4	5	0.00	0.000

PITCHER		IP	WLS	BF	H	R	ER	SO	BB	IBB	HBP	BLK	WP	HR	S	P	ERA	WHIP

TOP

New York Mets @ Washington Nationals

Nationals Park, Washington, DC

Tue Sep 03 2019, 7:07 PM - 10:23 PM EDT

Att. 20,759 - Clear - 83 F

livebaseballscorecards.com

AB	35
R	10
H	11
RBI	10
BB	3
SO	7
LOB	11

Batter	1	2	3	4	5	6	7	8	9	AB	R	H	RBI	BB	SO	LOB
7 Trea Turner, R (1, 6) OBP: 0.357, SLG: 0.481	B FF 97 C FF 97 C FF 97 B SL 93 X FF 98 2-2 P4		X SL 92 0-0 G5-4-3 6 13 S 1B		X SL 93 0-0 G6-3 2-3		F FF 97 X FF 97 0-1 L8		S ST 83 C FF 93 B ST 85 X FF 93 1-2 13 1B 6 1B 1-H 2B	5	1	2	1	0	0	2
13 Asdrúbal Cabrera, S (1, 4) OBP: 0.333, SLG: 0.424	B FF 98 C FF 97 L FF 98 X FF 99 1-2 6 G3-1 22 2B 2B		B FF 97 1 SAFE F FF 97 B CH 90 B CH 91 B FF 97 4-1 6 G5-4-3 1-2 BB		X SL 94 0-0 G3-1		B FF 97 C FF 95 B SL 92 C SL 92 F SL 93 B SL 92 S CH 89 3-3 K		B FF 92 B FF 92 C FF 93 X FF 93 2-1 22 1B 6 1B 11 2B 2-3 1B	4	2	2	0	1	1	2
6 Anthony Rendon, R (1, 5) OBP: 0.417, SLG: 0.637	C FF 97 S SL 92 X SL 93 0-2 G3-1 2-3		X SL 92 0-0 G5-4-3 1-2f 2-3			X SL 92 0-0 L9		C FF 94 X CH 89 0-1 22 HR 1B	B ST 84 X ST 83 1-0 22 1B 11 2B 1-2 3-H 1B	5	2	2	1	0	0	3
22 Juan Soto, L (1, 7) OBP: 0.406, SLG: 0.583	X CH 91 0-0 3-H 2B		X FF 99 0-0 L8			C SL 92 B CH 91 H FF 96 2-1 15 1B 28 1B HBP		B SL 92 B CH 89 X CH 89 2-0 1-H HR	F CH 83 D CH 83 B CH 83 X CH 83 2-1 11 2B 28 HR 1-2 2-3 1B	4	3	3	3	0	0	1
15 Matt Adams, L (1, 3) OBP: 0.283, SLG: 0.488 11 Ryan Zimmerman, R (9, PH) OBP: 0.321, SLG: 0.426 3 Michael Taylor, R (9, PR) OBP: 0.277, SLG: 0.276	F FF 97 F CH 91 B FF 98 S CH 92 1-3 K			C FF 96 C FF 96 B FF 98 B FF 98 F CH 92 S CH 92 2-3 K		C FF 96 X FF 97 0-1 28 1B 1-2 1B		C SI 94 X FF 94 0-1 P6	C FF 99 X FF 99 0-1 28 HR 1-3 2-H 3-H 2B	4 1 0	0 0 1	1 1 0	0 2 0	0 0 0	2 0 0	1 0 0
28 Kurt Suzuki, R (1, 2) OBP: 0.324, SLG: 0.485		C FF 97 F FF 96 B SL 92 X SL 92 1-2 G6-3		B SL 91 X SL 91 1-0 F8		S FF 96 X SL 92 0-1 88 G4-6-3 1-2 2-H 1B		C SI 96 X FF 96 0-1 P3	S SL 91 B SL 93 D SL 91 B FF 99 S SL 93 F FF 100 F FF 99 X FF 100 3-2 2-H 3-H HR	5	1	2	4	0	0	0
88 Gerardo Parra, L (1, 9) OBP: 0.279, SLG: 0.360		C FF 97 F SL 93 F FF 97 B FF 98 B FF 97 S CU 85 2-3 K		F CH 89 F FF 97 B CU 84 B FF 98 B SL 92 C FF 98 3-3 K		F FF 96 S SL 93 X SL 92 0-2 G4-6-3 1-2f		L SI 96 B FF 97 B SI 97 B FF 96 S SI 95 X FF 95 3-2 P6		4	0	0	0	0	2	2
16 Victor Robles, R (1, 8) OBP: 0.326, SLG: 0.426		B SL 93 X SL 92 1-0 2B			C FF 96 S FF 96 B FF 98 F FF 98 B CH 91 B SL 93 B CH 91 4-2 7 G6-3 31 SH1-3 BB		S FF 96 B FF 97 X CH 90 1-1 P3		C FF 91 B ST 82 F FF 91 B ST 83 X ST 84 2-2 7 2B 1B	3	1	2	0	1	0	0
31 Max Scherzer, R (1, 1) OBP: 0.170, SLG: 0.170 51 Wander Suero, R (7, 1) 17 Andrew Stevenson, L (7, PH) OBP: 0.481, SLG: 0.409 29 Roenis Elías, L (8, 1) 44 Daniel Hudson, R (9, 1) 48 Javy Guerra, R (9, 1) 47 Howie Kendrick, R (9, PH) OBP: 0.379, SLG: 0.558	S SL 92 B FF 96 T SL 91 S SL 91 1-3 K			B FF 98 X SL 92 1-0 SH1-3 1-2		B SL 92 B CH 89 B SL 91 C FF 97 C FF 96 B CU 81 4-2 BB		B FF 91 F FF 92 X FF 92 1-1 F9	1 0 0 0 0 0 1	0 0 0 0 0 0 0	0 0 0 0 0 0 0	0 0 1 0 0 0 0	0 0 0 0 0 0 0	1 0 0 0 0 0 0	1 0 0 0 0 0 1
Inning Stats	R: 1 E: 0 K: 1 S: 13 H: 2 LOB: 1 BB: 0 P: 17	R: 0 E: 0 K: 2 S: 11 H: 1 LOB: 1 BB: 0 P: 16	R: 0 E: 0 K: 0 S: 4 H: 1 LOB: 1 BB: 1 P: 8	R: 0 E: 0 K: 2 S: 8 H: 0 LOB: 0 BB: 0 P: 14	R: 0 E: 0 K: 0 S: 6 H: 0 LOB: 1 BB: 1 P: 11	R: 1 E: 0 K: 0 S: 9 H: 2 LOB: 1 BB: 0 P: 11	R: 0 E: 0 K: 1 S: 10 H: 0 LOB: 1 BB: 1 P: 18	R: 2 E: 0 K: 0 S: 10 H: 2 LOB: 0 BB: 0 P: 15	R: 7 E: 0 K: 0 S: 20 H: 7 LOB: 1 BB: 0 P: 32	1B: 8 2B: 5 3B: 0 HR: 2 SF: 0 SAC: 1 DP: 2 HBP: 1						

BOTTOM

New York Mets @ Washington Nationals

Nationals Park, Washington, DC

Tue Sep 03 2019, 7:07 PM - 10:23 PM EDT

Att. 20,759 - Clear - 83 F

livebaseballscorecards.com

AB	37
R	11
H	15
RBI	11
BB	3
SO	6
LOB	13

WP: 0 PA: 42
PB: 0
SB: 1
CS: 0

PITCHER		IP	WLS	BF	H	R	ER	SO	BB	IBB	HBP	BLK	WP	HR	S	P	ERA	WHIP
48 Jacob deGrom, R ERA: 2.76	(1, 1)	7.0		31	8	4	4	6	3	0	1	0	0	1	64	100	5.14	1.571
67 Seth Lugo, R ERA: 2.96	(8, 1)	1.0	H	3	0	0	0	0	0	0	0	0	0	0	7	10	0.00	0.000
51 Paul Sewald, R ERA: 4.91	(9, 1)	0.1		5	4	4	4	0	0	0	0	0	0	0	11	18	108.00	12.000
43 Luis Avilán, L ERA: 4.18	(9, 1)	0.0		1	1	0	0	0	0	0	0	0	0	0	2	4	∞	∞
39 Edwin Díaz, R ERA: 5.65	(9, 1)	0.0	L	2	2	3	3	0	0	0	0	0	0	1	7	10	∞	∞

PITCHER	IP	WLS	BF	H	R	ER	SO	BB	IBB	HBP	BLK	WP	HR	S	P	ERA	WHIP

Philadelphia Phillies @ New York Mets

Citi Field, Flushing, NY

Fri Sep 06 2019, 7:12 PM - 10:42 PM EDT

Att. 28,107 - Cloudy - 62 F

livebaseballscorecards.com

TOP

Batter	1	2	3	4	5	6	7	8	9	AB	R	H	RBI	BB	SO	LOB
2 Jean Segura, R (1, 6) OBP: 0.332, SLG: 0.435	B SI 95 C SI 91 F CH 84 S SI 94 1-3 **K** ①		B CU 77 B SL 90 S SI 93 F SI 94 F CU 77 X SL 90 2-2 10 L8 **2B**		C CH 83 F SI 93 B SI 92 X CU 77 1-2 10 2B **2B**	C CH 87 F FC 92 B FF 95 F FC 93 X FF 96 1-2 **F9** ③			F SL 92 B SL 91 S SL 92 B FF 101 X FF 99 2-2 10 HR **1B**	5	2	3	0	0	1	3
10 J.T. Realmuto, R (1, 2) OBP: 0.330, SLG: 0.500	C SI 94 B SL 88 B SL 88 B CH 85 C CH 84 X SI 94 3-2 **F7** ②		S CH 83 F SL 89 B SI 92 B SI 93 X CH 83 2-2 **L8** ① **2-3**		X CH 83 0-0 **2-H** **2B**		C FC 90 F CH 86 F FF 94 B FC 91 B FC 92 F CH 87 X FF 95 2-2 **G6-3** ①		S SL 91 S FF 100 X SL 92 0-2 **1-H** **HR**	5	1	2	3	0	0	1
3 Bryce Harper, L (1, 9) OBP: 0.372, SLG: 0.497 13 Sean Rodríguez, R (3, 9) OBP: 0.321, SLG: 0.396 31 Corey Dickerson, L (7, PH) OBP: 0.345, SLG: 0.548 (7, 7)	S SI 93 B SL 88 B SI 94 C SI 94 X CU 78 2-2 **L6** ③		H SI 93 1-0 17 G6-4-3 **HBP**		B SL 90 X SL 89 1-0 **G6-3** ③		C FC 90 S CH 86 B FF 95 X CH 87 1-2 **2B**		S FF 100 S SL 92 S FF 100 0-3 **K** ②	1 1 2	0 0 0	0 0 1	0 0 0	0 0 1	0 0 0	0 1 0
17 Rhys Hoskins, R (1, 3) OBP: 0.378, SLG: 0.478		B SI 94 B SL 88 B SI 94 B SI 94 4-0 7 1B **BB**	C SI 94 B SL 89 F SL 89 1 SAFE B CU 78 F CU 77 X SI 94 2-2 **G6-4-3** ②③ **1-2f**			C CU 77 C SI 94 B CU 78 B SI 93 B SI 93 F SL 88 B SI 94 4-2 7 S 16 G1-3 7 1B **BB**	C FC 90 C FF 94 B FC 90 S FC 91 1-3 **K** ②		B SL 91 C SL 91 S SL 90 F FF 99 B FF 100 S FF 99 2-3 **K** ③	3	1	0	0	2	2	3
4 Scott Kingery, R (1, 8) OBP: 0.329, SLG: 0.494		F SL 89 B SI 93 S CH 85 S SI 94 1-3 **K** ①		B CH 83 B SI 94 C SI 92 X CH 84 1-2 **G5-3** ①		C SI 92 B SI 93 1 SAFE S CH 82 S CH 84 1-3 **K** ①	C FC 90 C FF 95 B FC 92 B FC 92 S FF 95 2-3 **K** ③			4	0	0	0	0	3	3
16 César Hernández, S (1, 4) OBP: 0.330, SLG: 0.389		X SI 94 0-0 **F9** ②		B SI 92 B SI 94 C SI 93 S CH 83 F CH 84 B SI 93 F CH 84 F CH 82 F CH 82 3-2 X SI 93 **G5-3** ②		B SI 93 B SL 89 C SI 92 X CH 82 2-1 **G1-3** ② **1-2**		B FF 93 C FC 88 B FF 93 B FF 92 C FF 94 X FF 94 3-2 **G4-3** ①		4	0	0	0	0	0	2
7 Maikel Franco, R (1, 5) OBP: 0.301, SLG: 0.408		C SL 90 B CH 84 S CH 85 X SI 93 1-2 67 BB **1-3** **1B**		C SI 94 B CH 85 F SL 90 B SI 94 X CH 84 2-2 **G5-3** ③		B SI 93 C SL 89 F CH 83 X CU 78 1-2 67 1B **2-H** **1B**		B FC 87 S FC 88 F FC 88 F FC 88 F FF 95 C FC 90 1-3 **K** ②		4	0	2	1	0	1	0
67 José Pirela, R (1, 7) OBP: 0.222, SLG: 0.125 (7, 9)		B SL 89 F CH 84 B SI 93 B SL 90 C CH 84 B CU 77 4-2 **1-2** **BB**			B SI 93 C SL 88 B SI 93 X CH 84 2-1 **F9** ①	X SL 89 0-0 9 BB **1-3** **1B**		F FC 89 B SL 83 F FC 90 C FF 95 1-3 **K** ③		3	0	1	0	1	1	0
56 Zach Eflin, R (1, 1) 9 Phil Gosselin, R (6, PH) 25 Jared Hughes, R (6, 1) 55 Ranger Suárez, L (7, 1) 53 Blake Parker, R (8, 1) 50 Héctor Neris, R (8, 1) 8 Logan Morrison, L (8, PH) 28 Mike Morin, R (8, 1) 29 Nick Vincent, R (8, 1)		C SI 92 S CU 77 F CU 76 S SI 93 0-3 **K** ③			B SI 93 C SI 92 X SL 90 1-1 **F9** ②	D CH 81 C CH 80 S CH 81 1 SAFE D CH 80 D CH 81 B CH 81 4-2 **1-2** **BB**			B FF 99 C FF 99 S SL 93 S FF 100 1-3 **K** ①	2 0 0 0 0 0 1 0 0	0 0 0 0 0 0 0 0 0	0 0 0 0 0 0 0 0 0	0 1 0 0 0 0 0 0 0	1 0 0 0 0 1 0 0 0	0 0 0 0 0 0 0 0 0	3 0 0 0 0 0 0 0 0
Inning Stats	R: 0 E: 0 K: 1 S: 9 H: 0 LOB: 0 BB: 0 P: 15	R: 0 E: 0 K: 2 S: 13 H: 1 LOB: 3 BB: 2 P: 23	R: 0 E: 0 K: 0 S: 11 H: 1 LOB: 1 BB: 0 P: 18	R: 0 E: 0 K: 0 S: 13 H: 0 LOB: 0 BB: 0 P: 19	R: 1 E: 0 K: 0 S: 9 H: 2 LOB: 1 BB: 0 P: 14	R: 1 E: 0 K: 1 S: 18 H: 2 LOB: 3 BB: 2 P: 31	R: 0 E: 0 K: 2 S: 14 H: 1 LOB: 1 BB: 0 P: 20	R: 0 E: 0 K: 2 S: 11 H: 0 LOB: 0 BB: 0 P: 16	R: 2 E: 0 K: 3 S: 16 H: 2 LOB: 0 BB: 0 P: 21	1B: 4 2B: 4 3B: 0 HR: 1 SF: 0 SAC: 0 DP: 1 HBP: 1						

	AB	35
	R	4
	H	9
	RBI	4
	BB	4
	SO	11
	LOB	16

WP: 0 PB: 0 SB: 1 CS: 0 PA: 40

PITCHER		IP	WLS	BF	H	R	ER	SO	BB	IBB	HBP	BLK	WP	HR	S	P	ERA	WHIP
32 Steven Matz, L ERA: 4.0	(1, 1)	5.2		26	6	2	2	4	3	0	1	0	0	0	67	109	3.18	1.588
43 Luis Avilán, L ERA: 4.13	(6, 1)	0.0		1	0	0	0	0	1	0	0	0	0	0	2	6	∞	∞
29 Brad Brach, R ERA: 5.88	(6, 1)	1.1		5	1	0	0	2	0	0	0	0	0	0	18	25	0.00	0.750
38 Justin Wilson, L ERA: 1.97	(8, 1)	1.0		3	0	0	0	2	0	0	0	0	0	0	11	16	0.00	0.000
39 Edwin Díaz, R ERA: 5.88	(9, 1)	1.0	W	5	2	2	2	3	0	0	0	0	0	1	16	21	18.00	2.000

PITCHER	IP	WLS	BF	H	R	ER	SO	BB	IBB	HBP	BLK	WP	HR	S	P	ERA	WHIP

BOTTOM

Batter	1	2	3	4	5	6	7	8	9	AB	R	H	RBI	BB	SO	LOB
6 Jeff McNeil, L (1, 7) (9, 5) OBP: 0.392, SLG: 0.526	F SI 93 B FF 92 B CH 85 B CH 85 F SI 93 F SI 94 X SI 95 3-2 G6-3 ①		F CH 88 F FF 94 B FF 94 F SL 86 F SL 87 B FF 94 F SI 94 X CH 88 2-2 20 CS 2-H 1B		S SL 87 S SI 93 F FF 94 X CU 78 0-2 G4-6-3 ②③ 1-2f			D FS 80 B FF 91 F FS 76 D FS 79 B FF 90 4-1 20 1B 40 1B BB	F FF 87 F FF 87 H FC 87 1-2 20 BB 1-2 HBP	3	1	1	1	1	0	1
20 Pete Alonso, R (1, 3) OBP: 0.367, SLG: 0.591	B SI 94 B SI 92 F SL 88 F SI 95 B SI 94 F CH 86 F SI 94 S SI 94 3-3 K ②		B SI 93 D SI 93 C SI 94 C SI 94 F SI 93 1 SAFE B SI 95 S CH 88 3-3 K ②③ 1-2			F SI 91 S SI 91 F SI 91 S SI 91 0-3 K ①		X SI 95 0-0 40 1B 1-3 2-H 1B	B FF 88 B FC 86 S FF 89 F FC 88 D FF 90 B FC 88 4-2 1-2 2-3 3-H BB	4	0	1	2	1	3	1
30 Michael Conforto, L (1, 9) OBP: 0.359, SLG: 0.496	B CU 78 B FF 93 B CH 86 C FF 93 F CH 86 S FF 94 3-3 K ③			B CH 85 C SL 87 X SL 85 1-1 HR		X FF 93 0-0 L1-5-3 ②		B FS 86 C FS 86 B FS 86 D FS 87 F FS 87 X FS 86 3-2 F7 ②		4	1	1	1	0	1	2
40 Wilson Ramos, R (1, 2) OBP: 0.356, SLG: 0.423		F SI 92 X SI 93 0-1 P3 ①		C SI 93 X SI 92 0-1 G5-3 ①		C SI 92 S SI 92 B SI 92 B SI 92 X SI 92 2-2 G5-3 ③		X FS 85 0-0 1-2 3-H 1B		4	0	1	1	0	0	0
24 Robinson Canó, L (1, 4) OBP: 0.302, SLG: 0.428		F FF 94 B CH 86 X CH 87 1-1 1B		F CH 86 X CH 86 0-1 G3 ②			B SI 90 C SI 92 F SI 91 B CH 84 S CH 85 2-3 K ①	X FS 87 0-0 L4 ③		4	0	1	0	0	1	2
1 Amed Rosario, R (1, 6) OBP: 0.322, SLG: 0.428		C SI 92 C SI 93 S CU 78 0-3 K ②		S CU 78 X SI 94 0-1 1B			C SL 83 X CH 85 0-1 L8 ②		S SL 80 B CH 73 B SI 90 F SI 89 F CH 72 F CH 72 X CH 71 2-2 P5 ①	4	0	1	0	0	1	1
9 Brandon Nimmo, L (1, 8) (9, 7) OBP: 0.358, SLG: 0.345		B FF 94 F FF 93 B CH 87 B FF 94 F FF 93 F SL 88 F FF 95 C FF 94 3-3 K ③		1 SAFE C FF 93 B FF 94 1 SAFE S FF 93 B FF 94 B CH 87 F FF 94 S FF 93 3-3 K ③			B SI 92 C FF 92 C SI 92 S SI 91 1-3 K ③		B CH 72 C SI 91 F FF 91 B CH 71 B CH 70 X CH 69 3-2 P5 ②	4	0	0	0	0	3	2
21 Todd Frazier, R (1, 5) OBP: 0.312, SLG: 0.420 19 Sam Haggerty, S (8, PR) 12 Juan Lagares, R (9, 8) OBP: 0.276, SLG: 0.303			B CU 78 B SI 92 C SI 93 X CU 78 2-1 32 SH3-4 6 1B 1B		C SI 93 B CU 78 B CU 77 F CH 85 X SL 86 2-2 G6-3 ①			B CU 75 B FS 78 B FS 77 B FC 89 4-0 13 SH4-3 20 1B BB	B CH 72 C SI 90 F SI 90 X CH 69 1-2 28 1B 20 BB 1B	2	1	1	0	1	0	0
										0	1	0	0	0	0	0
										1	1	1	0	0	0	0
32 Steven Matz, R (1, 1) OBP: 0.265, SLG: 0.327 43 Luis Avilán, L (6, 1) 29 Brad Brach, R (6, 1) OBP: 0.250, SLG: 0.250 38 Justin Wilson, L (8, 1) 13 Luis Guillorme, L (8, PH) OBP: 0.321, SLG: 0.367 39 Edwin Díaz, R (9, 1) 28 J.D. Davis, R (9, PH) OBP: 0.371, SLG: 0.519			B FF 92 C FF 93 X FF 92 1-1 SH3-4 ① 1-2		B SI 92 X SI 92 1-0 6 G4-6-3 1B			1 SAFE X FF 88 0-0 SH4-3 ① 1-2	B CH 71 D SI 91 B CH 73 C SI 88 C SI 90 F FF 91 X CH 74 3-2 20 BB 6 HBP 1-3 1B	1	0	1	0	0	0	0
										0	0	0	0	0	0	0
										0	0	0	0	0	0	0
										0	0	0	0	0	0	0
										0	0	0	0	0	0	0
										1	0	1	0	0	0	0
Inning Stats	R: 0 E: 0 K: 2 S: 12 H: 0 LOB: 0 BB: 0 P: 21	R: 0 E: 0 K: 2 S: 12 H: 1 LOB: 1 BB: 0 P: 16	R: 1 E: 0 K: 1 S: 14 H: 2 LOB: 1 BB: 0 P: 22	R: 1 E: 0 K: 1 S: 12 H: 2 LOB: 1 BB: 0 P: 16	R: 0 E: 0 K: 0 S: 8 H: 1 LOB: 0 BB: 0 P: 11	R: 0 E: 0 K: 1 S: 8 H: 0 LOB: 0 BB: 0 P: 10	R: 0 E: 0 K: 2 S: 8 H: 0 LOB: 0 BB: 0 P: 11	R: 2 E: 0 K: 0 S: 8 H: 2 LOB: 2 BB: 2 P: 19	R: 1 E: 0 K: 0 S: 19 H: 2 LOB: 3 BB: 1 P: 33	1B: 9 2B: 1 3B: 0 HR: 1 SF: 0 SAC: 2 DP: 2 HBP: 1						

PITCHER		IP	WLS	BF	H	R	ER	SO	BB	IBB	HBP	BLK	WP	HR	S	P	ERA	WHIP
56 Zach Eflin, R ERA: 4.31	(1, 1)	5.0		19	6	2	2	6	0	0	0	0	0	1	58	86	3.60	1.200
25 Jared Hughes, R ERA: 4.42	(6, 1)	1.0		3	0	0	0	1	0	0	0	0	0	0	8	10	0.00	0.000
55 Ranger Suárez, L ERA: 3.57	(7, 1)	1.0		3	0	0	0	2	0	0	0	0	0	0	8	11	0.00	0.000
53 Blake Parker, R ERA: 4.5	(8, 1)	0.1		3	0	2	2	0	2	0	0	0	0	0	2	10	54.00	6.000
50 Héctor Neris, R ERA: 3.0	(8, 1)	0.2		4	2	0	0	0	0	0	0	0	0	0	6	9	0.00	3.000

PITCHER		IP	WLS	BF	H	R	ER	SO	BB	IBB	HBP	BLK	WP	HR	S	P	ERA	WHIP
28 Mike Morin, R ERA: 4.15	(9, 1)	0.2	L	4	2	1	1	0	0	0	0	0	0	0	15	24	13.50	3.000
29 Nick Vincent, R ERA: 5.51	(9, 1)	0.0		2	0	0	0	0	1	0	1	0	0	0	4	9	∞	∞

Philadelphia Phillies @ New York Mets

Citi Field, Flushing, NY

Fri Sep 06 2019, 7:12 PM - 10:42 PM EDT

Att. 28,107 - Cloudy - 62 F

livebaseballscorecards.com

AB	32
R	5
H	10
RBI	5
BB	3
SO	9
LOB	9

1B	9
2B	1
3B	0
HR	1
SF	0
SAC	2
DP	2
HBP	1

WP	0
PB	0
SB	0
CS	1
PA	38

Batter	1	2	3	4	5	6	7	8	9	AB	R	H	RBI	BB	SO	LOB
16 César Hernández, S (1, 4) OBP: 0.333, SLG: 0.397	B SI 93 C FC 91 C SI 93 B FC 91 B SV 87 F SI 92 F FC 90 X FC 90 3-2 HR	B SV 84 C SI 92 B CH 89 F SI 92 X SV 85 2-2 10 1B 1B		D SI 93 C SI 92 B CH 89 T SI 92 X CH 89 2-2 10 1B 31 2B 1-2 2-H 1B		C FF 95 F CH 88 F SI 95 F FF 95 S CU 82 0-3 ② K			F FF 96 X FF 96 0-1 ① P4	5	2	3	2	0	1	0
10 J.T. Realmuto, R (1, 2) OBP: 0.333, SLG: 0.501	F SI 93 B SV 87 X SI 94 1-1 2 1B 31 1B 1B	X SI 92 0-0 1-2 1B		X CH 88 0-0 31 2B 1-2 2-H 1B		B CU 78 B CU 79 C SI 94 C CU 79 B CU 81 X SI 93 3-2 ③ G5-3			B FF 98 C SL 82 C FF 96 F FF 97 C SL 82 1-3 ② K	5	1	3	1	0	1	0
31 Corey Dickerson, L (1, 7) OBP: 0.346, SLG: 0.549	S SI 93 X SI 93 0-1 2 1B 1-2 1B	C SI 93 D SI 91 B SI 92 B CH 88 F SI 92 S SV 86 3-3 ③ K		B FC 91 F SV 86 X SI 92 1-1 1-H 2-H 2B			X CH 86 0-0 ① P6		B FF 96 T FF 96 C SL 82 B FF 98 F FF 97 X SL 82 2-2 ③ G6-3	5	0	2	2	0	1	2
17 Rhys Hoskins, R (1, 3) OBP: 0.376, SLG: 0.474	B SV 88 C SI 93 C SI 92 X FF 92 1-2 ① L4		B CU 76 C SI 92 S SI 92 S SV 88 1-3 ① K	F SI 94 B SV 87 X SI 92 1-1 ② G6-3			B FF 94 C CU 81 B FF 94 C CU 80 S CU 82 2-3 ② K			4	0	0	0	0	2	3
2 Jean Segura, R (1, 6) OBP: 0.332, SLG: 0.434	B SI 93 C SI 92 S FC 91 X SV 87 1-2 1-2 2-3 1B		B SI 93 B FC 91 C SI 92 X SV 86 2-1 ② G5-3	X SV 85 0-0 ③ F7			C FF 93 X CU 80 0-1 ③ G5-3			4	0	1	0	0	0	1
33 Brad Miller, L (1, 5) OBP: 0.317, SLG: 0.450 13 Sean Rodríguez, R (5, PH) OBP: 0.324, SLG: 0.398 (5, 5)	F FC 92 S FC 90 B FC 90 F FC 91 S SV 85 1-3 ② K		C FC 90 B SI 90 F SV 85 S SV 86 1-3 ③ K		C SL 79 B SL 78 B SL 79 S SL 77 X SL 79 2-2 ① F9			B SL 87 F FF 96 B SI 96 B FF 97 X FF 96 3-1 40 F7 4 PB 1B		2 2	0 0	0 1	0 0	0 0	2 0	3 0
4 Scott Kingery, R (1, 8) OBP: 0.326, SLG: 0.489	C SV 86 F SI 93 B SV 88 D CH 89 X SI 93 2-2 ③ L1			S SV 85 B SV 86 B CH 87 X SI 92 2-1 E7 40 1B 16 1B	C SL 78 C SL 78 B SL 80 B SL 78 X FF 89 2-2 ② F9			F SI 97 B SI 96 B SL 88 F SI 96 S SL 88 2-3 ① K 1-2		4	1	0	0	0	1	4
40 Adam Haseley, L (1, 9) OBP: 0.318, SLG: 0.382		C SI 91 B CU 77 X FC 90 1-1 ① F7		X SI 92 0-0 16 1B 10 1B 1-2 1B	B SL 80 X SL 78 1-0 ③ F7			X FF 97 0-0 ② F7 2-3		4	1	1	0	0	0	1
18 Drew Smyly, L (1, 1) 23 Jay Bruce, L (8, PH) OBP: 0.275, SLG: 0.545 47 Cole Irvin, L (8, 1) OBP: 0.375, SLG: 0.167 43 Nick Pivetta, R (9, 1) OBP: 0.080, SLG: 0.080		B SI 91 F SI 91 C SI 92 S SV 83 1-3 ② K		M CH 89 B SI 92 L CH 90 D SV 86 L SI 91 2-3 ① K		F SI 92 F FF 94 F SI 95 S CH 86 0-3 ① K		D SI 94 X FF 97 1-0 ③ F9		3 1 0 0	0 0 0 0	0 0 0 0	0 0 0 0	0 0 0 0	3 0 0 0	2 1 0 0
Inning Stats	R: 1 E: 0 K: 1 S: 22 H: 4 LOB: 3 BB: 0 P: 31	R: 0 E: 0 K: 2 S: 12 H: 2 LOB: 2 BB: 0 P: 19	R: 0 E: 0 K: 2 S: 8 H: 0 LOB: 0 BB: 0 P: 12	R: 4 E: 1 K: 1 S: 15 H: 4 LOB: 1 BB: 0 P: 23	R: 0 E: 0 K: 0 S: 7 H: 0 LOB: 0 BB: 0 P: 12	R: 0 E: 0 K: 2 S: 12 H: 0 LOB: 0 BB: 0 P: 15	R: 0 E: 0 K: 1 S: 6 H: 0 LOB: 0 BB: 0 P: 8	R: 0 E: 0 K: 1 S: 7 H: 1 LOB: 1 BB: 0 P: 13	R: 0 E: 0 K: 1 S: 10 H: 0 LOB: 0 BB: 0 P: 13	1B: 9 2B: 1 3B: 0 HR: 1 SF: 0 SAC: 0 DP: 0 HBP: 0						

TOP

Philadelphia Phillies @ New York Mets

Citi Field, Flushing, NY

Sat Sep 07 2019, 7:14 PM - 10:10 PM EDT

Att. 28,848 - Partly Cloudy - 74 F

livebaseballscorecards.com

AB	39
R	5
H	11
RBI	5
BB	0
SO	11
LOB	17

WP: 0 PB: 1 SB: 0 CS: 0 PA: 39

PITCHER		IP	WLS	BF	H	R	ER	SO	BB	IBB	HBP	BLK	WP	HR	S	P	ERA	WHIP
7 Marcus Stroman, R ERA: 3.42	(1, 1)	4.0	L	23	10	5	4	6	0	0	0	0	0	1	57	85	9.00	2.500
73 Daniel Zamora, L ERA: 6.14	(5, 1)	1.0		3	0	0	0	0	0	0	0	0	0	0	7	12	0.00	0.000
61 Walker Lockett, R ERA: 6.98	(6, 1)	2.0		6	0	0	0	3	0	0	0	0	0	0	18	23	0.00	0.000
27 Jeurys Familia, R ERA: 6.3	(8, 1)	1.0		4	1	0	0	1	0	0	0	0	0	0	7	13	0.00	1.000
49 Tyler Bashlor, R ERA: 7.58	(9, 1)	1.0		3	0	0	0	1	0	0	0	0	0	0	10	13	0.00	0.000

PITCHER	IP	WLS	BF	H	R	ER	SO	BB	IBB	HBP	BLK	WP	HR	S	P	ERA	WHIP

BOTTOM

Philadelphia Phillies @ New York Mets

Citi Field, Flushing, NY

Sat Sep 07 2019, 7:14 PM - 10:10 PM EDT

Att. 28,848 - Partly Cloudy - 74 F

livebaseballscorecards.com

Batter	1	2	3	4	5	6	7	8	9	AB	R	H	RBI	BB	SO	LOB
1 Amed Rosario, R (1, 6) OBP: 0.320, SLG: 0.425	C SI 90 B SI 90 X KC 75 1-1 ① G5-3	F SI 92 X SI 93 0-1 ③ G3		X KC 77 0-0 ③ G6-3			C SI 90 C KC 77 B KC 77 B KC 78 B SI 93 C SI 92 3-3 ② K			4	0	0	0	0	1	3
20 Pete Alonso, R (1, 3) OBP: 0.368, SLG: 0.592	C SI 91 B KC 77 C KC 76 B SI 93 B SI 92 X KC 78 3-2 30 BB 2B		B FC 85 X KC 77 1-0 6 FC4-6 1B		C SI 91 X FC 86 0-1 ① L7		B FC 86 C SI 92 X SI 92 1-1 ③ L8			4	0	2	0	0	0	0
6 Jeff McNeil, L (1, 4) OBP: 0.393, SLG: 0.525	B KC 77 C FC 86 D FC 86 F SI 91 B KC 77 D KC 78 4-2 30 BB BB		L FC 85 F SI 92 D FC 87 X SI 92 1-2 ① FC4-6 30 E 30 WP 1-2f		B SI 90 S FC 87 F FC 87 X FC 87 1-2 ② G4-3			X CH 85 0-0 30 G6-5-3 1B		3	0	1	0	1	0	1
28 J.D. Davis, R (1, 7) OBP: 0.370, SLG: 0.516	C SI 91 C SI 93 F SI 92 F SI 94 D KC 78 F SI 92 S FC 88 1-3 ② K		1 SAFE 1 SAFE 1 SAFE C KC 76 C KC 76 D KC 76 1 SAFE B SI 93 F SI 92 2-2 ② F7 X FC 88		S KC 79 S KC 78 B SI 92 B SI 93 X SI 93 2-2 1B			S FF 92 X CH 85 0-1 ① L8		4	0	1	0	0	1	4
30 Michael Conforto, L (1, 9) OBP: 0.359, SLG: 0.493	F SI 92 D KC 78 S FC 93 B SI 93 B FC 88 F SI 93 B SI 94 4-2 1-2 2-3 BB		B SI 92 C KC 79 S FC 86 B FC 87 D KC 80 S FC 87 3-3 ③ K 1-3		X SI 92 0-0 ③ F7			B FF 93 B FF 92 F FF 92 S CH 85 X FF 93 2-2 ②③ G6-5-3 1-2f		3	0	0	0	1	1	3
21 Todd Frazier, R (1, 5) OBP: 0.312, SLG: 0.420 9 Brandon Nimmo, L (9, PH) OBP: 0.362, SLG: 0.345	F SI 93 X KC 78 0-1 ③ L9			X SI 91 0-0 12 E 1B		B FC 85 X SI 91 1-0 ① P3			B FF 97 C FF 96 C KC 82 B FF 98 B KC 82 B FF 97 4-2 2 G4-3 BB	3 0	0 0	1 0	0 0	0 1	0 0	3 0
12 Juan Lagares, R (1, 8) OBP: 0.276, SLG: 0.303 2 Joe Panik, L (9, PH) OBP: 0.311, SLG: 0.330		B KC 75 X SI 92 1-0 3 S 1B		C SI 90 S FC 86 B FC 87 B SI 92 X FC 86 2-2 FC5 1-2		F SI 90 F FC 86 B KC 77 X SI 92 1-2 ② G6-3			B FF 97 C FF 96 B SL 86 L FF 97 X KC 82 2-2 ① G4-3 1-2	3 1	0 0	1 0	0 0	0 0	0 0	1 1
3 Tomás Nido, R (1, 2) OBP: 0.232, SLG: 0.317 24 Robinson Canó, L (9, PH) OBP: 0.301, SLG: 0.426		C SI 90 F FC 87 B FC 86 D FC 86 B FC 86 X SI 93 3-2 ① F8 1-2		S FC 86 D FC 87 S KC 78 C SI 93 1-3 ① K		C KC 78 X SI 92 0-1 ③ F9			B SL 87 C FF 96 F FF 96 S FF 96 1-3 ② K	3 1	0 0	0 0	0 0	0 0	1 1	3 1
7 Marcus Stroman, R (1, 1) OBP: 0.071, SLG: 0.071 4 Jed Lowrie, S (4, PH) 73 Daniel Zamora, L (5, 1) 61 Walker Lockett, R (6, 1) OBP: 0.286, SLG: 0.167 18 Rajai Davis, R (7, PH) OBP: 0.222, SLG: 0.412 27 Jeurys Familia, R (8, 1) 49 Tyler Bashlor, R (9, 1) 40 Wilson Ramos, R (9, PH) OBP: 0.355, SLG: 0.422		S KC 78 L KC 75 S SI 93 0-3 ② K		B FC 86 S SI 91 S KC 78 D KC 77 S SI 92 2-3 ② K			X SI 90 0-0 ① L9		S FF 96 C KC 84 F FF 96 B FF 97 X KC 83 1-2 ③ G5-3	1 1 0 0 1 0 0 1	0 0 0 0 0 0 0 0	0 0 0 0 0 0 0 0	0 0 0 0 0 0 0 0	1 1 0 0 0 0 0 0	1 2 0 0 0 0 0 1	1 2 0 0 0 0 0 1
Inning Stats	R: 0 E: 0 K: 1 S: 18 H: 1 LOB: 3 BB: 2 P: 31	R: 0 E: 0 K: 1 S: 9 H: 1 LOB: 1 BB: 0 P: 13	R: 0 E: 0 K: 1 S: 11 H: 1 LOB: 1 BB: 0 P: 18	R: 0 E: 1 K: 2 S: 11 H: 1 LOB: 2 BB: 0 P: 16	R: 0 E: 0 K: 0 S: 9 H: 1 LOB: 1 BB: 0 P: 12	R: 0 E: 0 K: 0 S: 6 H: 0 LOB: 0 BB: 0 P: 8	R: 0 E: 0 K: 1 S: 6 H: 0 LOB: 0 BB: 0 P: 10	R: 0 E: 0 K: 0 S: 6 H: 1 LOB: 0 BB: 0 P: 8	R: 0 E: 0 K: 1 S: 12 H: 0 LOB: 1 BB: 1 P: 20	1B: 5 2B: 1 3B: 0 HR: 0 SF: 0 SAC: 0 DP: 1 HBP: 0						

	AB	33
	R	0
	H	6
	RBI	0
	BB	3
	SO	7
	LOB	24

WP: 1 PA: 36
PB: 0
SB: 1
CS: 0

PITCHER		IP	WLS	BF	H	R	ER	SO	BB	IBB	HBP	BLK	WP	HR	S	P	ERA	WHIP
18 Drew Smyly, L ERA: 6.2	(1, 1)	7.0	W	29	5	0	0	6	2	0	0	0	1	0	70	108	0.00	1.000
47 Cole Irvin, L ERA: 7.16	(8, 1)	1.0		3	1	0	0	0	0	0	0	0	0	0	6	8	0.00	1.000
43 Nick Pivetta, R ERA: 5.28	(9, 1)	1.0		4	0	0	0	1	1	0	0	0	0	0	12	20	0.00	1.000

PITCHER	IP	WLS	BF	H	R	ER	SO	BB	IBB	HBP	BLK	WP	HR	S	P	ERA	WHIP

Batter	1	2	3	4	5	6	7	8	9	AB	R	H	RBI	BB	SO	LOB
16 César Hernández, S (1, 4) OBP: 0.332, SLG: 0.395	C FF 96 B SI 97 X SI 97 1-1 ① F8		C SI 97 X CH 92 0-1 31 S 1-3 1B		C SI 97 C SI 97 X FF 98 0-2 ② FC5-4 (2 1B, 2 S, 31 1B) 1-2f	X SI 90 0-0 ③ FC6-4 1-2f	C SL 76 C SL 77 X SL 77 0-2 ③ FC6-4 1-2f			5	1	1	0	0	0	5
2 Jean Segura, R (1, 6) OBP: 0.332, SLG: 0.434	C FF 97 B SL 89 S SL 90 F SI 98 S SL 89 1-3 ② K		1 SAFE S SL 87 X FF 96 0-1 ② SF9 3-H		C SL 89 1 SAFE 1 SAFE F SI 98 F SI 99 B SI 99 F SI 99 B SI 99 F SL 88 2-2 X SI 89 31 1B 1-3 1B		B FF 93 C FC 88 F FC 88 F FF 94 B FF 95 B FF 94 X FF 95 3-2 4 HR 4 S 1B	F FF 98 F FF 98 S SL 92 0-3 ① K		4	2	2	1	0	2	0
31 Corey Dickerson, L (1, 7) OBP: 0.343, SLG: 0.542	B FF 98 S CH 91 B FF 97 X FF 97 2-1 ③ L9		B FF 98 B SL 90 F CH 92 S SL 88 F CU 82 B SI 99 F CU 82 X SL 87 3-2 ③ L9 1-2		F CU 82 F FF 99 F FF 99 X CU 82 0-2 ③ 2-H 3-H 1B		B SL 83 C FF 94 1 SAFE F FF 95 F FF 95 1 SAFE F FF 95 F FF 95 F FF 95 2-3 ① F FF 86 S FC 92 K	B FF 99 S FF 98 B FF 98 F SL 92 F FF 99 F FF 99 F FF 99 S FF 99 2-3 ② K		5	0	1	2	0	2	2
17 Rhys Hoskins, R (1, 3) OBP: 0.376, SLG: 0.477		C FF 96 B SL 89 X SI 96 1-1 4 FC6-5 2B		X FF 96 0-0 ① F8	B FF 92 B ST 83 X FF 92 2-0 4 SH5-3 9 1B 2B	B FC 90 F FC 91 C FF 95 1 SAFE 1 SAFE F FC 91 S FF 96 1-3 ② K		B SL 91 C SL 90 X FF 99 1-1 ③ F8		5	1	2	0	0	1	1
4 Scott Kingery, R (1, 8) OBP: 0.325, SLG: 0.494		X SI 98 0-0 ① FC6-5 40 S 2-3		C SL 89 S FF 96 C SL 88 0-3 ② K	X ST 82 0-0 ① SH5-3 2-3	S FC 91 B FF 96 B FC 90 S FC 90 B FF 94 F FF 96 F FC 90 X SL 83 3-2 1-H HR			C FF 96 F SL 87 B FF 97 B SI 97 X SL 88 2-2 ① G6-3	4	1	1	2	0	1	1
40 Adam Haseley, L (1, 9) OBP: 0.320, SLG: 0.403 9 Phil Gosselin, R (6, PH) OBP: 0.288, SLG: 0.320 13 Sean Rodríguez, R (6, 9) OBP: 0.327, SLG: 0.394		S FF 96 B SI 97 T FF 97 S SL 89 1-3 ② K 1-2		B CU 82 F SI 98 C CU 80 B CU 82 X FF 98 2-2 HR	S CH 81 C SI 90 D CH 82 X CH 82 1-2 7 HR 3-H 1B	C SL 81 S SL 81 B FF 96 B SL 82 B FF 94 F FF 94 B FF 95 4-2 7 2B 3 BB BB			C SL 87 T FF 97 F SI 97 B FF 97 B SL 88 F SL 88 X FF 98 2-2 ② G4-3	2 1 1	1 1 1	1 1 0	1 1 0	0 0 1	1 0 0	1 0 0
7 Maikel Franco, R (1, 5) OBP: 0.302, SLG: 0.420		B SL 90 B FF 98 C SI 98 X SI 98 2-1 ③ P5		C SI 98 F CU 83 C SL 89 0-3 ③ K	B CH 82 D CH 82 X SI 90 2-0 1-H HR	1 SAFE F SL 81 X FF 94 0-1 3 BB 1-3 2B			B SI 96 B SI 96 C SL 88 S SL 88 B FF 97 F SI 97 X SL 88 3-2 E5	5	1	2	2	0	1	1
15 Andrew Knapp, S (1, 2) OBP: 0.326, SLG: 0.259			B SI 97 B FF 96 B SI 96 C FF 96 F FF 97 B FF 97 4-2 16 1B 2 SF9 BB		F SI 95 B CU 81 B CU 79 X SI 96 2-1 21 FC1-6 1B	C SI 90 X CH 82 0-1 ② G6-3		0-0 3 BB IBB	S FF 97 B FF 96 S SI 94 B SI 94 F FF 97 T SI 94 2-2 ③ K	3	1	1	0	2	1	1
21 Vince Velasquez, R (1, 1) ERA: 4.26, BAA: 0.222 25 Jared Hughes, R (6, 1) 55 Ranger Suárez, L (8, 1) ERA: 0.00, BAA: 0.000 67 José Pirela, R (6, PH) ERA: 4.50, BAA: 0.222 52 Jose Alvarez, L (8, 1) 28 Mike Morin, R (8, 1) 3 Bryce Harper, L (7, PH) ERA: 4.15, BAA: 0.167 53 Blake Parker, R (7, 1) 29 Nick Vincent, R (8, 1) 50 Héctor Neris, R (8, 1)			C FF 96 L FF 97 S SL 89 0-3 ① K		L FF 96 X FF 96 0-1 ① FC1-6 16 FC5-4 1-2f	X CH 82 0-0 16 FC6-4 1B	B FF 96 B CH 88 S FF 95 B FF 95 S FF 95 F FF 96 F SL 82 F FF 97 B FF 95 4-2 16 FC6-4 1-2 2-3 3-H BB			2 0 0 1 0 0 0 0 0	0 0 0 0 0 0 0 0 0	0 0 0 1 0 0 0 0 0	0 0 0 0 0 0 1 0 0	0 0 0 0 0 0 0 0 0	1 0 0 1 0 0 0 0 0	2 0 0 0 0 0 0 0 0
Inning Stats	R: 0 E: 0 K: 1 S: 8 H: 0 LOB: 0 BB: 0 P: 12	R: 0 E: 0 K: 1 S: 8 H: 1 LOB: 1 BB: 0 P: 12	R: 1 E: 0 K: 1 S: 14 H: 1 LOB: 1 BB: 1 P: 21	R: 1 E: 0 K: 2 S: 10 H: 1 LOB: 0 BB: 0 P: 12	R: 2 E: 0 K: 0 S: 17 H: 3 LOB: 2 BB: 0 P: 21	R: 3 E: 0 K: 0 S: 10 H: 4 LOB: 1 BB: 0 P: 15	R: 3 E: 0 K: 2 S: 34 H: 3 LOB: 3 BB: 3 P: 51	R: 0 E: 0 K: 2 S: 11 H: 0 LOB: 0 BB: 0 P: 14	R: 0 E: 1 K: 1 S: 16 H: 0 LOB: 1 BB: 0 P: 25	1B: 7 2B: 3 3B: 0 HR: 3 SF: 1 SAC: 1 DP: 0 HBP: 0					WP: 0 PB: 0 SB: 4 CS: 0	PA: 44

PITCHER		IP	WLS	BF	H	R	ER	SO	BB	IBB	HBP	BLK	WP	HR	S	P	ERA	WHIP
34 Noah Syndergaard, R ERA: 4.06	(1, 1)	5.0		21	6	4	4	5	1	0	0	0	0	1	57	78	7.20	1.400
51 Paul Sewald, R ERA: 5.4	(6, 1)	0.1	L	2	1	1	1	0	0	0	0	0	0	0	2	4	27.00	3.000
43 Luis Avilán, L ERA: 4.66	(6, 1)	0.2		5	3	2	2	0	0	0	0	0	0	1	8	11	27.00	4.500
38 Justin Wilson, L ERA: 2.48	(7, 1)	0.2		4	2	2	2	2	0	0	0	0	0	1	21	30	27.00	3.000
49 Tyler Bashlor, R ERA: 8.05	(7, 1)	0.0		4	1	1	1	0	2	1	0	0	0	0	10	18	∞	∞
73 Daniel Zamora, L ERA: 5.87	(7, 1)	0.1		1	0	0	0	0	0	0	0	0	0	0	3	3	0.00	0.000
39 Edwin Díaz, R ERA: 5.77	(8, 1)	1.0		3	0	0	0	2	0	0	0	0	0	0	11	14	0.00	0.000
27 Jeurys Familia, R ERA: 6.18	(9, 1)	1.0		4	0	0	0	1	0	0	0	0	0	0	16	25	0.00	0.000

TOP

Philadelphia Phillies @ New York Mets

Citi Field, Flushing, NY

Sun Sep 08 2019, 1:11 PM - 5:40 PM EDT

Att. 30,264 - Sunny - 75 F

livebaseballscorecards.com

AB	38
R	10
H	13
RBI	10
BB	4
SO	10
LOB	14

Batter	1	2	3	4	5	6	7	8	9	AB	R	H	RBI	BB	SO	LOB
6 Jeff McNeil, L (1, 5) OBP: 0.394, SLG: 0.523	X FF 93 0-0 G4-3 ①	C KC 83 S FF 95 F FF 94 F KC 84 B FF 93 F SL 88 B KC 84 F FF 93 S SI 93 2-3 K ②		X SL 89 0-0 20 FC6-4 1B		B CU 82 B CU 81 F SI 93 F SI 92 F CU 82 F FF 93 F SI 93 B CH 85 4-2 30 1B 20 1B 40 G5-3 BB	X FS 80 0-0 F8 ① 2-3		S FS 87 C FS 87 X FS 88 0-2 1-2 1B	5	1	2	0	1	1	2
20 Pete Alonso, R (1, 3) OBP: 0.368, SLG: 0.588	S FF 94 F FF 96 B KC 84 F FF 95 B KC 83 C KC 81 2-3 K ②	B SI 94 C KC 84 H FF 93 2-1 HBP		1 SAFE X FF 94 0-0 FC6-4 ③ 1-2f		S CH 84 X CH 85 0-1 40 G5-3 24 SF7 30 1B 1-2 1B	C FS 80 B FF 90 D FS 81 X FS 80 2-1 P2 ②		D FS 90 S SI 96 F SI 94 T FS 89 1-2 K ②	5	1	1	0	0	2	5
30 Michael Conforto, L (1, 9) OBP: 0.358, SLG: 0.490	B FF 93 B FF 93 B FF 93 C FF 93 D KC 84 4-1 40 HR BB	C FF 94 S FF 94 C FF 95 0-3 K ③			X SL 86 0-0 F8 ①	S CU 82 F SI 93 B CU 84 X SI 94 1-2 40 G5-3 1-2 2-3 1B	B FF 91 C FF 91 F FS 80 B FS 80 C FF 92 2-3 K ③		C FS 88 F FS 87 X FS 88 0-2 G6-3 ③ 2-3	5	1	1	0	1	2	5
40 Wilson Ramos, R (1, 2) OBP: 0.360, SLG: 0.434	C FF 95 X SI 92 0-1 1-H HR		B KC 82 F FF 94 B SL 85 X SL 86 2-1 2B		B FF 93 F FF 94 B FF 93 F FF 94 F FF 95 B KC 83 F FF 94 B FF 96 4-2 28 BB 24 BB 9 1B BB	X FC 87 0-0 G5-3 ① 1-2 2-3 3-H		C FC 86 F FF 88 X FF 89 0-2 1B		4	2	3	3	1	0	2
24 Robinson Canó, L (1, 4) OBP: 0.303, SLG: 0.435	B FF 93 F FF 94 C SL 87 F FF 93 X SL 85 1-2 HR		B FF 94 C SL 87 B SI 92 B FF 94 X SI 93 3-1 L7 ①		F SI 93 F FF 94 D KC 86 B FF 96 B FF 95 B SI 93 4-2 9 1B 28 BB 1 FC5-2 1-2 BB	C FF 93 F FF 94 B CU 86 X FF 95 1-2 SF7 ② 3-H		F FF 90 F FF 88 F FC 88 X CH 83 0-2 L7 ①		3	1	1	2	1	0	2
28 J.D. Davis, R (1, 7) OBP: 0.370, SLG: 0.513	B KC 84 S SL 86 B FF 95 X SL 85 2-1 9 BB 1B		B KC 85 S FF 93 B FF 93 T FF 95 S FF 95 2-3 K ②		B SI 91 B SI 91 F SI 91 F SI 92 B FF 94 F FF 94 B SI 93 4-2 1 FC5-2 9 1B 1-2 2-3 BB	F CH 74 X CH 72 0-1 F9 ③		F FC 87 B FF 89 D CH 85 F FC 87 B FF 89 C FF 89 3-3 K ②		4	0	1	0	1	2	3
9 Brandon Nimmo, L (1, 8) OBP: 0.368, SLG: 0.345	B FF 93 B FF 94 B FF 92 B FF 92 4-0 1-2 BB		X FF 95 0-0 G3 ③		X SI 91 0-0 1 FC5-2 1-2 2-3 3-H 1B	F FF 91 B CU 77 C CU 76 F FF 92 B FS 80 F FF 92 F FS 80 B FF 91 F FF 91 4-2 1 1B 2 1B BB		B FC 87 B FF 88 F FF 88 B FC 86 F FF 88 F FF 90 C FC 87 3-3 K ③		3	1	1	1	2	1	2
1 Amed Rosario, R (1, 6) OBP: 0.322, SLG: 0.426	C FF 93 B KC 82 F FF 93 F KC 83 F FF 94 F FF 94 F FF 94 X KC 85 1-2 G1-3 ③			B SI 92 C KC 84 F KC 83 B FF 93 F FF 95 F FF 95 F KC 83 X KC 82 2-2 34 B1-6-4 1B	X CH 83 0-0 FC5-2 ② 1-2 2-3 3-Hf		B CU 75 X FF 91 1-0 6 F8 2 1B 1-3 1B		C SI 95 C FS 86 F FS 85 X FS 87 0-2 30 DI 6 1B 1B	5	0	3	0	0	0	5
34 Noah Syndergaard, L (1, 1) SP: 2 IP, 5 H, 3 ER 21 Todd Frazier, R (5, PH) SP: 1 IP, 0 H, 1 ER 51 Paul Sewald, R (6, 1) 43 Luis Avilán, L (6, 1) 38 Justin Wilson, L (7, 1) 49 Tyler Bashlor, R (7, 1) 73 Daniel Zamora, L (7, 1) 2 Joe Panik, L (7, PH) SP: 2 AB, 0 H, 0 RBI, 0.222 39 Edwin Díaz, R (8, 1) 27 Jeurys Familia, R (9, 1) 4 Jed Lowrie, S (9, PH)		F FF 93 B KC 81 B KC 81 F FF 92 C FF 94 2-3 K ①		X FF 91 0-0 B1-6-4 ① ② 1-2f	B CH 83 D SI 93 S CH 85 D CH 85 F CH 84 S CH 85 3-3 K ③		F FF 92 B FF 90 1 SAFE F FF 91 D CU 77 B FF 92 X FF 91 3-2 1-2 3-H 1B		F SI 96 T FS 88 F FS 88 D FS 89 B FF 96 F FF 96 D FS 88 F FS 88 S FF 96 3-3 K ①	2 1 0 0 0 0 0 0 1 0	0 0 0 0 0 0 0 0 0 0	0 0 0 0 0 0 0 0 1 0	0 0 0 0 0 0 0 0 1 0	1 1 0 0 0 0 0 0 1 1	1 3 0 0 0 0 0 0 1 1	2 1 0 0 0 0 0 0 0 1
Inning Stats	R: 3 E: 0 K: 1 S: 21 H: 3 LOB: 2 BB: 2 P: 35	R: 0 E: 0 K: 3 S: 14 H: 0 LOB: 1 BB: 0 P: 20	R: 0 E: 0 K: 1 S: 8 H: 1 LOB: 1 BB: 0 P: 15	R: 0 E: 0 K: 0 S: 9 H: 2 LOB: 1 BB: 0 P: 11	R: 1 E: 0 K: 1 S: 15 H: 1 LOB: 3 BB: 3 P: 30	R: 2 E: 0 K: 0 S: 19 H: 2 LOB: 1 BB: 1 P: 25	R: 1 E: 0 K: 1 S: 16 H: 2 LOB: 2 BB: 1 P: 28	R: 0 E: 0 K: 2 S: 14 H: 1 LOB: 1 BB: 0 P: 20	R: 0 E: 0 K: 2 S: 19 H: 2 LOB: 2 BB: 0 P: 23	1B: 11 2B: 1 3B: 0 HR: 2 SF: 1 SAC: 0 DP: 1 HBP: 1						

PITCHER		IP	WLS	BF	H	R	ER	SO	BB	IBB	HBP	BLK	WP	HR	S	P	ERA	WHIP
21 Vince Velasquez, R ERA: 4.95	(1, 1)	4.1		23	6	4	4	5	4	0	1	0	0	2	59	96	8.31	2.308
25 Jared Hughes, R ERA: 4.42	(5, 1)	0.0		1	0	0	0	0	1	0	0	0	0	0	3	7	∞	∞
55 Ranger Suárez, L ERA: 3.51	(5, 1)	0.2	W	3	1	0	0	1	0	0	0	0	0	0	5	8	0.00	1.500
52 Jose Alvarez, L ERA: 3.35	(6, 1)	0.2	H	5	2	2	2	0	1	0	0	0	0	0	17	23	27.00	4.500
28 Mike Morin, R ERA: 4.12	(6, 1)	0.1	H	1	0	0	0	0	0	0	0	0	0	0	2	2	0.00	0.000

PITCHER		IP	WLS	BF	H	R	ER	SO	BB	IBB	HBP	BLK	WP	HR	S	P	ERA	WHIP
53 Blake Parker, R ERA: 4.58	(7, 1)	1.0		6	2	1	1	1	1	0	0	0	0	0	16	28	9.00	3.000
29 Nick Vincent, R ERA: 5.35	(8, 1)	1.0	H	4	1	0	0	2	0	0	0	0	0	0	14	20	0.00	1.000
50 Héctor Neris, R ERA: 2.95	(9, 1)	1.0	S	5	2	0	0	2	0	0	0	0	0	0	19	23	0.00	2.000

BOTTOM

Philadelphia Phillies @ New York Mets

Citi Field, Flushing, NY

Sun Sep 08 2019, 1:11 PM - 5:40 PM EDT

Att. 30,264 - Sunny - 75 F

livebaseballscorecards.com

AB	39
R	7
H	14
RBI	7
BB	7
SO	11
LOB	31

WP: 0 PA: 48
PB: 0
SB: 0
CS: 0

Batter	1	2	3	4	5	6	7	8	9	AB	R	H	RBI	BB	SO	LOB
4 Ketel Marte, S (1, 8) OBP: 0.387, SLG: 0.595	C FF 97 B FF 96 B FF 96 S CH 92 F FF 98 S SL 93 2-3 ① K		C FF 98 B SL 92 F FF 98 F FF 99 B FF 98 F CU 85 S CH 93 2-3 ③ K			B CH 88 C FF 97 S CH 91 F FF 98 B SL 92 S FF 98 2-3 ① K			C CU 78 F CU 80 F FF 96 S FF 96 0-3 ① K	4	0	0	0	0	4	0
9 Josh Rojas, L (1, 7) OBP: 0.333, SLG: 0.397	C FF 96 B SL 93 B FF 96 X CH 91 2-1 1B			C FF 96 S FF 97 S CH 91 0-3 ① K		T CH 92 S CH 90 F CH 91 B CH 91 S CH 91 1-3 ② K			B CH 89 S SI 95 X CU 82 1-1 ② G4-3	4	0	1	0	0	2	0
5 Eduardo Escobar, S (1, 5) OBP: 0.322, SLG: 0.528	C FF 97 F CH 89 1 SAFE B FF 97 B FF 97 F SL 92 1 SAFE B CH 91 S CH 90 3-3 ② K			X CH 91 0-0 ③ 53 G6-4-3 1B		S CH 91 X CH 90 0-1 ③ G3-1			S SI 95 C FF 97 F CU 83 C SI 96 0-3 ③ K	4	0	1	0	0	2	1
53 Christian Walker, R (1, 3) OBP: 0.345, SLG: 0.471	C FF 96 B FF 98 D SL 92 F SL 93 S SL 93 2-3 ③ K			B SL 92 S SL 92 B SL 93 F SL 93 F SL 93 B FF 98 X SL 92 3-2 ② ③ G6-4-3 1-2f			B SL 92 B FF 97 B FF 96 C FF 96 X SL 92 3-1 ① F9			3	0	0	0	0	1	2
41 Wilmer Flores, R (1, 4) OBP: 0.362, SLG: 0.498		B FF 97 C FF 96 B FF 97 F SL 92 X SL 92 2-2 ① G6-3			B FF 96 C FF 96 B FF 97 B FF 97 X FF 97 3-1 HR		C FF 98 F SL 94 X SL 92 0-2 ② G3-1			3	1	1	1	0	0	0
18 Carson Kelly, R (1, 2) OBP: 0.358, SLG: 0.511 58 Stefan Crichton, R (7, 1) 30 T.J. McFarland, L (8, 1)		C FF 97 T FF 96 B FF 98 F FF 97 C FF 98 1-3 ② K			B FF 98 X SL 93 1-0 ① F9		B FF 98 B FF 97 S SL 92 S SL 92 X SL 92 2-2 ③ G1-4-3			3 0 0	0 0 0	0 0 0	0 0 0	0 0 0	1 0 0	0 0 0
13 Nick Ahmed, R (1, 6) OBP: 0.325, SLG: 0.447		X SL 93 0-0 ③ G3-1			S SL 93 C SL 94 S SL 93 0-3 ② K			C SL 87 X CU 79 0-1 ① G5-3		3	0	0	0	0	1	0
1 Jarrod Dyson, L (1, 9) OBP: 0.318, SLG: 0.332			B FF 96 B CH 90 B FF 96 C FF 95 X FF 97 3-1 ① F7		F FF 98 L CH 92 B SL 94 B SL 92 B FF 99 F CH 91 B FF 97 4-2 29 E 29 S BB			C CU 78 B CU 81 B SI 96 F SI 95 C FF 96 2-3 ② K		2	0	0	0	1	1	0
29 Merrill Kelly, R (1, 1) OBP: 0.063, SLG: 0.022 50 Yoan López, R (7, 1) 63 Robby Scott, R (7, 1) 31 Alex Avila, L (7, 2) OBP: 0.353, SLG: 0.444			C FF 97 F SL 91 B FF 98 S SL 92 1-3 ② K		B SL 92 B SL 94 C SL 92 S SL 93 S SL 93 2-3 ③ K 1-3			C CU 79 C CU 81 S CU 83 0-3 ③ K		2 0 0 1	0 0 0 0	0 0 0 0	0 0 0 0	2 0 0 0	0 0 0 1	1 0 0 0
Inning Stats	R: 0 E: 0 K: 3 S: 13 H: 1 LOB: 1 BB: 0 P: 22	R: 0 E: 0 K: 1 S: 8 H: 0 LOB: 0 BB: 0 P: 11	R: 0 E: 0 K: 2 S: 10 H: 0 LOB: 0 BB: 0 P: 16	R: 0 E: 0 K: 1 S: 8 H: 1 LOB: 0 BB: 0 P: 11	R: 1 E: 0 K: 2 S: 12 H: 1 LOB: 1 BB: 1 P: 22	R: 0 E: 0 K: 2 S: 10 H: 0 LOB: 0 BB: 0 P: 13	R: 0 E: 0 K: 0 S: 8 H: 0 LOB: 0 BB: 0 P: 13	R: 0 E: 0 K: 2 S: 8 H: 0 LOB: 0 BB: 0 P: 10	R: 0 E: 0 K: 2 S: 10 H: 0 LOB: 0 BB: 0 P: 11	1B: 2 2B: 0 3B: 0 HR: 1	SF: 0 SAC: 0 DP: 1 HBP: 0			WP: 0 PB: 0 SB: 1 CS: 0	PA: 30	

TOP

Arizona Diamondbacks @ New York Mets

Citi Field, Flushing, NY

Mon Sep 09 2019, 7:12 PM - 9:55 PM EDT

Att. 21,337 - Cloudy - 73 F

livebaseballscorecards.com

AB	29
R	1
H	3
RBI	1
BB	1
SO	15
LOB	4

PITCHER		IP	WLS	BF	H	R	ER	SO	BB	IBB	HBP	BLK	WP	HR	S	P	ERA	WHIP
48 Jacob deGrom, R ERA: 2.7	(1, 1)	7.0	W	24	3	1	1	11	1	0	0	0	0	1	69	108	1.29	0.571
67 Seth Lugo, R ERA: 2.79	(8, 1)	2.0	S	6	0	0	0	4	0	0	0	0	0	0	18	21	0.00	0.000

PITCHER	IP	WLS	BF	H	R	ER	SO	BB	IBB	HBP	BLK	WP	HR	S	P	ERA	WHIP

Batter	1	2	3	4	5	6	7	8	9	AB	R	H	RBI	BB	SO	LOB
6 Jeff McNeil, L (1, 5) OBP: 0.393, SLG: 0.523	B FF 93 S CH 88 S FF 94 F FF 95 B CU 85 B FF 94 X FF 95 3-2 ① G4-3		B FC 90 F FF 94 F FF 93 X CU 83 1-2 ① G4-3		S CH 87 B FF 93 F FC 91 B SI 94 B CH 88 S FF 94 3-3 ① K		B SI 88 X SI 89 1-0 2B			4	0	1	0	0	1	0
20 Pete Alonso, R (1, 3) OBP: 0.369, SLG: 0.599	S CU 84 X CU 83 0-1 HR		X SI 94 0-0 ② G3-1		S FC 92 B SI 94 X SI 92 1-1 HR		B SI 92 B CU 78 C SI 92 F SI 93 S SI 92 2-3 ③ K			4	2	2	2	0	1	1
30 Michael Conforto, L (1, 9) OBP: 0.359, SLG: 0.489	B FF 93 C FF 94 F CH 89 B CU 85 B CU 82 F FF 94 B CH 89 4-2 40 HBP BB		C FF 93 F CH 88 B SI 94 S FF 95 1-3 ③ K		F FF 94 X FC 91 0-1 40 G5-4-3 1B			F SI 91 F SI 92 B SI 92 S CU 77 1-3 ① K		3	0	1	0	1	2	0
40 Wilson Ramos, R (1, 2) OBP: 0.363, SLG: 0.438	C SI 93 F SI 94 1 SAFE 1 SAFE F SI 93 F CU 82 H SI 92 1-2 24 G6-3 **1-2** HBP			F FC 90 B FC 91 X CU 81 1-1 1 1B 2B	F SI 93 1 SAFE S FC 91 1 SAFE F FC 92 X SI 93 0-2 ② ③ G5-4-3 **1-2f**			C CU 78 X SI 92 0-1 24 G3-6-1 1B		3	1	2	0	0	0	1
24 Robinson Canó, L (1, 4) OBP: 0.302, SLG: 0.432	X FF 93 0-0 ② ③ G6-3 **1-2f**			B CH 87 C FF 92 X FC 90 1-1 ① P6		B FC 89 B FF 92 X CH 88 2-0 28 G6-4-3 1B		F SI 90 F SI 90 X SI 91 0-2 ② ③ G3-6-1 **1-2f**		4	0	1	0	0	0	4
28 J.D. Davis, R (1, 7) OBP: 0.368, SLG: 0.508 12 Juan Lagares, R (8, 8) OBP: 0.276, SLG: 0.303		F FC 90 T FC 91 B CU 82 C FC 92 1-3 ① K		B FF 93 C FC 90 C CU 83 F FF 95 X CU 84 1-2 ② G5-3		B FF 92 X FC 89 1-0 ① ② G6-4-3 **1-2f**				3 0	0 0	0 0	0 0	0 0	1 0	2 0
9 Brandon Nimmo, L (1, 8) OBP: 0.368, SLG: 0.340 (8, 7)		C FF 93 B FC 92 B CH 88 F FC 93 B FC 92 C CH 89 3-3 ② K		B FC 91 B CH 89 B FC 91 3-0 1 1B IBB		F CH 87 B FC 90 F CH 89 F FF 93 B FC 94 S CU 84 2-3 ③ K				2	0	0	0	1	2	0
1 Amed Rosario, R (1, 6) OBP: 0.324, SLG: 0.428		B FC 91 B FF 93 C FF 94 B FC 92 X FF 94 3-1 1B		C CU 84 S FC 91 D FC 92 B CU 83 F FC 91 F CU 83 B FF 94 X CU 85 3-2 **1-2** **2-H** 1B			B SL 84 B SL 83 X FF 95 2-0 ① G4-3			3	0	2	1	0	0	0
48 Jacob deGrom, L (1, 1) OBP: 0.262, SLG: 0.351 2 Joe Panik, L (7, PH) OBP: 0.312, SLG: 0.331 67 Seth Lugo, R (8, 1)		F FF 94 X FC 91 0-1 ③ G4-3		X FC 90 0-0 ③ F7			B SL 79 B SI 87 B SI 87 C SI 87 F SI 88 X SI 88 3-2 ② F8			2 1 0	0 0 0	0 0 0	0 0 0	0 0 0	0 0 0	3 0 0
Inning Stats	R: 1 E: 0 K: 0 S: 14 H: 1 LOB: 1 BB: 1 P: 22	R: 0 E: 0 K: 2 S: 10 H: 1 LOB: 1 BB: 0 P: 17	R: 0 E: 0 K: 1 S: 7 H: 0 LOB: 0 BB: 0 P: 9	R: 1 E: 0 K: 0 S: 14 H: 2 LOB: 2 BB: 1 P: 23	R: 1 E: 0 K: 1 S: 11 H: 2 LOB: 0 BB: 0 P: 15	R: 0 E: 0 K: 1 S: 6 H: 1 LOB: 0 BB: 0 P: 11	R: 0 E: 0 K: 1 S: 8 H: 1 LOB: 1 BB: 0 P: 16	R: 0 E: 0 K: 1 S: 8 H: 1 LOB: 0 BB: 0 P: 9		1B: 5 2B: 2 3B: 0 HR: 2 SF: 0 SAC: 0 DP: 4 HBP: 1						

BOTTOM

Arizona Diamondbacks @ New York Mets

Citi Field, Flushing, NY

Mon Sep 09 2019, 7:12 PM - 9:55 PM EDT

Att. 21,337 - Cloudy - 73 F

livebaseballscorecards.com

AB	29
R	3
H	9
RBI	3
BB	2
SO	7
LOB	11

WP: 0 PB: 0 SB: 0 CS: 0 PA: 32

PITCHER		IP	WLS	BF	H	R	ER	SO	BB	IBB	HBP	BLK	WP	HR	S	P	ERA	WHIP
29 Merrill Kelly, R ERA: 4.68	(1, 1)	6.0	L	25	7	3	3	5	1	1	1	0	0	2	62	97	4.50	1.333
50 Yoan López, R ERA: 2.93	(7, 1)	0.1		1	0	0	0	0	0	0	0	0	0	0	1	3	0.00	0.000
63 Robby Scott, L ERA: 3.86	(7, 1)	0.1		2	1	0	0	0	0	0	0	0	0	0	4	8	0.00	3.000
58 Stefan Crichton, R ERA: 4.43	(7, 1)	0.2		3	1	0	0	2	0	0	0	0	0	0	8	11	0.00	1.500
30 T.J. McFarland, L ERA: 5.06	(8, 1)	0.2		1	0	0	0	0	0	0	0	0	0	0	3	3	0.00	0.000

PITCHER	IP	WLS	BF	H	R	ER	SO	BB	IBB	HBP	BLK	WP	HR	S	P	ERA	WHIP

Arizona Diamondbacks @ New York Mets

Citi Field, Flushing, NY

Tue Sep 10 2019, 7:11 PM - 10:12 PM EDT

Att. 20,843 - Partly Cloudy - 74 F

livebaseballscorecards.com

Batter	1	2	3	4	5	6	7	8	9	AB	R	H	RBI	BB	SO	LOB
4 Ketel Marte, S (1, 8) OBP: 0.389, SLG: 0.596	B FF 97 F SI 97 B FC 92 S CH 89 X FF 98 2-2 5 S 5 1B 1B		X CH 89 0-0 41 G4-3 2B		B FF 98 F FF 98 B SI 98 B CH 89 C FF 98 F CU 80 B CH 89 4-2 41 G5-4-3 BB		X FF 96 0-0 ③ F7		B FC 92 1 SAFE X FC 90 1-0 ② G3 1-2	4	1	2	0	1	0	3
41 Wilmer Flores, R (1, 4) OBP: 0.354, SLG: 0.487	B SI 98 X SI 99 1-0 ① P4		B FC 91 B FC 90 C FF 98 X SI 97 2-1 ② G4-3 2-3		X FC 90 0-0 ②③ G5-4-3 1-2f			B FF 94 C FC 91 F FF 94 B FC 92 X CH 88 2-2 ① G5-3	C FC 90 F FC 91 B FC 91 S FC 89 1-3 ③ K	5	0	0	0	0	1	6
5 Eduardo Escobar, S (1, 5) OBP: 0.323, SLG: 0.533	F SI 98 1 SAFE C SI 98 B FC 91 X SI 97 1-2 1-H 1B		S CU 81 F SI 97 X CU 81 0-2 ③ G4-3			X CH 88 0-0 ① F9		C FC 92 F FC 91 X FC 92 0-2 HR		4	1	2	2	0	0	1
53 Christian Walker, R (1, 3) OBP: 0.344, SLG: 0.470	F FC 91 B FC 91 F SI 98 S FC 91 1-3 ② K			F FF 97 B FF 97 F FC 91 F SI 98 B CU 80 X FC 90 2-2 9 G4-6-3 1B		C FF 96 B FF 96 B FC 91 X FC 91 2-1 ② F9		C FF 95 X FC 91 0-1 ② F8		4	0	1	0	0	1	1
9 Josh Rojas, L (1, 7) OBP: 0.341, SLG: 0.387	S FF 97 1 SAFE 1 SAFE B CH 88 B CH 89 1 SAFE S FF 98 C FF 98 2-3 ③ K			C SI 96 1 SAFE X SI 96 0-1 ①② G4-6-3 1-2f		B CH 88 B FC 88 B SI 97 B SI 96 4-0 BB		B FC 90 B FC 89 B FF 93 C FF 94 B FF 94 4-1 10 S BB		2	0	0	0	2	1	2
10 Adam Jones, R (1, 9) OBP: 0.317, SLG: 0.429		B FC 89 X SI 96 1-0 ① G5-3		B SI 97 S FC 91 C FF 97 X FC 90 1-2 13 1B 1B		F FC 90 1 SAFE S FC 89 1 SAFE F SI 96 X FC 89 0-2 ③ G3		F FF 94 F FF 95 1 SAFE F FF 96 D FC 90 F FC 90 F FC 89 F FF 94 F FF 96 1-2 F FF 96 X FC 90 G6-3 1-2		4	0	1	0	0	0	2
13 Nick Ahmed, R (1, 6) OBP: 0.326, SLG: 0.447		C FC 91 B FC 90 B FF 97 F FF 97 T FC 91 2-2 ② K		1 SAFE S FC 88 1 SAFE F FF 96 X FC 90 0-2 1-2 1B			B FF 96 S CU 78 F SI 96 B FC 89 X SI 97 2-2 ① G1-3		S FC 89 C FF 94 B FF 95 F FC 90 B FC 90 X FF 95 2-2 32 1B 18 G3 1B	4	0	2	0	0	1	0
31 Alex Avila, L (1, 2) OBP: 0.347, SLG: 0.434 18 Carson Kelly, R (9, PH) OBP: 0.357, SLG: 0.509		B CU 80 C CU 80 S SI 96 B CU 80 B FF 98 X FF 98 3-2 ③ L8		C FF 97 D CU 80 S CU 80 S CU 79 1-3 ③ K			C CU 79 C CU 78 B CU 79 B CU 80 S FF 97 2-3 ② K		C FF 94 1 SAFE 1 SAFE S FC 90 D FC 90 B FC 91 X FF 94 2-2 ① G3 1-2	3 1	0 0	0 0	0 0	0 0	2 0	2 1
59 Zac Gallen, R (1, 1) OBP: 0.105, SLG: 0.105 22 Jake Lamb, L (7, PH) OBP: 0.333, SLG: 0.364 54 Jimmie Sherfy, R (7, 1) 30 T.J. McFarland, L (7, 1) 58 Stefan Crichton, R (8, 1) 32 Kevin Cron, R (9, PH) OBP: 0.269, SLG: 0.525 16 Tim Locastro, R (9, PR) OBP: 0.361, SLG: 0.335			C FF 96 B SI 96 F SI 98 S FC 91 1-3 ① K		B FF 97 C FF 97 S FC 88 F FC 90 B FF 98 S FC 90 2-3 ① K		C CU 79 X SI 96 0-1 1B		X FC 91 0-0 4 G3 2-3 1B	2 1 0 0 0 0 1	0 0 0 0 0 0 0	0 1 0 0 0 0 1	0 0 0 0 0 0 0	2 0 0 0 0 0 0	0 0 0 0 0 0 0	0 0 0 0 0 0 0
Inning Stats	R: 1 E: 0 K: 2 S: 13 H: 2 LOB: 1 BB: 0 P: 20	R: 0 E: 0 K: 1 S: 7 H: 0 LOB: 0 BB: 0 P: 13	R: 0 E: 0 K: 1 S: 9 H: 1 LOB: 1 BB: 0 P: 12	R: 0 E: 0 K: 1 S: 15 H: 3 LOB: 2 BB: 0 P: 19	R: 0 E: 0 K: 1 S: 8 H: 0 LOB: 0 BB: 1 P: 14	R: 0 E: 0 K: 0 S: 7 H: 0 LOB: 1 BB: 1 P: 13	R: 0 E: 0 K: 1 S: 9 H: 1 LOB: 1 BB: 0 P: 13	R: 1 E: 0 K: 0 S: 18 H: 1 LOB: 1 BB: 1 P: 25	R: 0 E: 0 K: 1 S: 12 H: 2 LOB: 3 BB: 0 P: 18	1B: 8 2B: 1 3B: 0 HR: 1 SF: 0 SAC: 0 DP: 2 HBP: 0						

TOP

AB	35
R	2
H	10
RBI	2
BB	3
SO	8
LOB	18

WP: 0 PA: 38
PB: 0
SB: 2
CS: 0

PITCHER		IP	WLS	BF	H	R	ER	SO	BB	IBB	HBP	BLK	WP	HR	S	P	ERA	WHIP
45 Zack Wheeler, R ERA: 4.21	(1, 1)	7.0	W	28	7	1	1	7	2	0	0	0	0	0	68	104	1.29	1.286
29 Brad Brach, R ERA: 5.98	(8, 1)	0.2	H	3	1	1	1	0	0	0	0	0	0	1	8	10	13.50	1.500
38 Justin Wilson, L ERA: 2.38	(8, 1)	1.1	S	7	2	0	0	1	1	0	0	0	0	0	22	33	0.00	2.250

PITCHER		IP	WLS	BF	H	R	ER	SO	BB	IBB	HBP	BLK	WP	HR	S	P	ERA	WHIP

Batter	1	2	3	4	5	6	7	8	9	AB	R	H	RBI	BB	SO	LOB
6 Jeff McNeil, L (1, 7) OBP: 0.390, SLG: 0.519	F FF 94 S CH 86 B KC 79 F CH 85 B KC 80 F FF 93 F KC 80 S CH 86 2-3 **K** ①	C FF 93 F KC 81 S FF 95 0-3 **K** ③		F CH 84 C FF 92 D KC 80 S FF 92 1-3 **K** ③			B SL 79 X SI 91 1-0 **F9** ③			4	0	0	0	0	3	3
20 Pete Alonso, R (1, 3) OBP: 0.366, SLG: 0.594	C KC 80 S KC 81 C SI 94 0-3 **K** ②		S FF 92 S FF 94 B FF 92 F SI 93 S CH 86 1-3 **K** ①		B KC 79 C FF 92 F FF 93 S FF 92 1-3 **K** ①			B CU 79 B CU 78 F SI 93 S SI 92 F SI 94 F SI 93 B CU 80 F SI 93 X CU 77 3-2 **G1-3** ①		4	0	0	0	0	3	0
30 Michael Conforto, L (1, 9) OBP: 0.358, SLG: 0.489	B FF 95 S CH 86 B FF 94 B FF 96 F CH 86 X CH 87 3-2 **2B**		B KC 81 B CH 84 F CH 86 C FF 94 X KC 81 2-2 **G4-3** ②		B FF 92 B FF 93 S CH 86 S FF 92 B CH 86 S CH 85 3-3 **K** ②			S SI 92 S SI 93 F FF 93 B CU 78 C SI 93 1-3 **K** ②		4	0	1	0	0	2	0
40 Wilson Ramos, R (1, 2) OBP: 0.360, SLG: 0.434	X FF 95 0-0 **G3** ③		F FF 94 F KC 81 B FF 92 B SI 93 B CH 86 X KC 79 3-2 **G5-3** ③		F FF 92 X FF 92 0-1 **G5-3** ③			F SI 92 S CU 78 S CU 77 0-3 **K** ③		4	0	0	0	0	1	1
24 Robinson Cano, L (1, 4) OBP: 0.305, SLG: 0.437		B FC 88 X FF 93 1-0 1 BB / 21 2B / 1B		F CH 85 X FF 91 0-1 21 2B / 2B		C FF 91 S KC 79 S KC 79 0-3 **K** ①				3	2	2	0	0	1	0
1 Amed Rosario, R (1, 6) OBP: 0.324, SLG: 0.426		B FC 88 1 SAFE B FF 92 1 SAFE B SI 94 B FF 93 4-0 21 2B / BB 1-2		X KC 79 0-0 **L7** ①		F FC 88 F FF 91 X KC 78 0-2 **F7** ②				2	1	0	0	1	0	1
9 Brandon Nimmo, L (1, 8) 12 Juan Lagares, R (9, 8) OBP: 0.276, SLG: 0.303		C FF 94 C FF 93 C FF 94 0-3 **K** ①		C FF 92 F FF 92 D KC 79 B FF 93 B KC 79 B FF 93 4-2 21 2B / 45 FC5-2 / BB		C FF 91 X KC 79 0-1 **G4-3** ③				2 0	0 0	0 0	0 0	1 0	1 0	2 0
21 Todd Frazier, R (1, 5) OBP: 0.314, SLG: 0.425		C KC 81 B FF 93 X CH 87 1-1 45 F8 / 1-H / 2-H / 2B		F FC 88 B FC 88 X KC 79 1-1 45 FC5-2 / 1-3 / 2-H / 2B			F FF 92 C SL 79 B SL 80 C FF 94 1-3 **K** ①			3	0	2	3	0	1	0
45 Zack Wheeler, L (1, 1) OBP: 0.278, SLG: 0.320 13 Luis Guillorme, L (7, PH) OBP: 0.316, SLG: 0.360 29 Brad Brach, R (8, 1) OBP: 0.250, SLG: 0.250 38 Justin Wilson, L (8, 1)		S KC 81 X KC 79 0-1 **F8** ② 2-3		X FF 93 0-0 **FC5-2** ② 2-3 3-H			C FF 92 B SL 79 C SL 76 X SL 80 1-2 **G5-3** ②			2 1 0 0	0 0 0 0	0 0 0 0	0 0 0 0	0 0 0 0	0 0 0 0	3 0 0 0
Inning Stats	R: 0 E: 0 K: 2 S: 13 H: 1 LOB: 1 BB: 0 P: 18	R: 2 E: 0 K: 2 S: 11 H: 2 LOB: 1 BB: 1 P: 17	R: 0 E: 0 K: 1 S: 10 H: 0 LOB: 0 BB: 0 P: 16	R: 1 E: 0 K: 1 S: 11 H: 2 LOB: 2 BB: 1 P: 17	R: 0 E: 0 K: 2 S: 8 H: 0 LOB: 0 BB: 0 P: 12	R: 0 E: 0 K: 1 S: 8 H: 0 LOB: 0 BB: 0 P: 8	R: 0 E: 0 K: 1 S: 7 H: 0 LOB: 0 BB: 0 P: 10	R: 0 E: 0 K: 2 S: 13 H: 0 LOB: 0 BB: 0 P: 17		1B: 1 2B: 4 3B: 0 HR: 0	SF: 0 SAC: 0 DP: 0 HBP: 0			WP: 0 PB: 0 SB: 0 CS: 0	PA: 31	

PITCHER		IP	WLS	BF	H	R	ER	SO	BB	IBB	HBP	BLK	WP	HR	S	P	ERA	WHIP
59 Zac Gallen, R ERA: 2.66	(1, 1)	6.0	L	25	5	3	3	9	2	0	0	0	0	0	61	88	4.50	1.167
54 Jimmie Sherfy, R ERA: 1.38	(7, 1)	0.2		2	0	0	0	1	0	0	0	0	0	0	6	8	0.00	0.000
30 T.J. McFarland, L ERA: 5.03	(7, 1)	0.1		1	0	0	0	0	0	0	0	0	0	0	1	2	0.00	0.000
58 Stefan Crichton, R ERA: 4.24	(8, 1)	1.0		3	0	0	0	2	0	0	0	0	0	0	13	17	0.00	0.000

PITCHER	IP	WLS	BF	H	R	ER	SO	BB	IBB	HBP	BLK	WP	HR	S	P	ERA	WHIP

BOTTOM

Arizona Diamondbacks @ New York Mets

Citi Field, Flushing, NY

Tue Sep 10 2019, 7:11 PM - 10:12 PM EDT

Att. 20,843 - Partly Cloudy - 74 F

livebaseballscorecards.com

AB	29
R	3
H	5
RBI	3
BB	2
SO	12
LOB	10

Arizona Diamondbacks @ New York Mets

Citi Field, Flushing, NY

Wed Sep 11 2019, 7:11 PM - 10:17 PM EDT

Att. 21,841 - Partly Cloudy - 84 F

TOP

livebaseballscorecards.com

Batter	1	2	3	4	5	6	7	8	9	AB	R	H	RBI	BB	SO	LOB
16 Tim Locastro, R (1, 7) OBP: 0.363, SLG: 0.340	H SI 95 1-0 HBP		B SI 93 C CH 84 B SI 94 B SL 87 S SI 94 C SI 94 3-3 ① K		C CH 85 X SL 90 0-1 2B		B SI 96 B SI 96 B FF 97 C FF 95 C FF 97 X SI 96 3-2 ② P5		B FF 95 D FF 96 B FF 95 C FF 95 X FF 95 3-1 ② L9	3	0	1	0	0	1	1
57 Jon Duplantier, L (7, 1)										0	0	0	0	0	0	0
1 Jarrod Dyson, L (9, PH) OBP: 0.317, SLG: 0.332										1	0	0	0	0	0	2
4 Ketel Marte, S (1, 8) OBP: 0.389, SLG: 0.596	C SI 95 F SI 95 1 SAFE B SL 91 X CU 78 1-2 L9 ①		X SI 95 0-0 5 G4-3 2B		B SI 95 F CH 85 B CH 84 B CU 76 X CH 84 3-1 ③ G6-3		C SI 97 F FS 94 X SI 94 0-2 1-2 1B		X FF 96 0-0 G3 ③	3	0	1	0	0	0	2
15 Ildemaro Vargas, S (7, PH) OBP: 0.296, SLG: 0.385										2	0	1	0	0	0	2
(7, 6)																
5 Eduardo Escobar, S (1, 5) OBP: 0.323, SLG: 0.532	X CH 85 0-0 L7 ②		C SL 89 D CH 84 B SI 95 S CH 84 X SI 93 2-2 ② G4-3 2-3			F CU 74 C SI 95 B CU 75 X CH 84 1-2 53 FC5-4 1B	B SI 94 S SI 95 B SI 97 X FS 93 2-1 ③ G3			3	0	1	0	0	0	2
48 Abraham Almonte, S (7, PH) OBP: 0.308, SLG: 0.333										1	0	0	0	0	0	2
(7, 8)																
53 Christian Walker, R (1, 3) OBP: 0.343, SLG: 0.467	1 SAFE 1 SAFE C SI 95 B SI 94 S SI 96 B SI 94 F SI 95 F CU 78 F SI 95 3-2 B CU 77 X CU 76 G5-3 ③		F SI 94 B SL 89 S CH 84 S 1-3 ③ K			B SL 90 X SI 94 1-0 ① FC5-4 41 1B 1-2f		F FF 91 B FF 92 B FF 92 F FF 93 F FF 94 X CH 83 2-2 ① F8		3	0	0	0	0	1	3
2 Domingo Leyba, S (7, 5) OBP: 0.364, SLG: 0.400										1	0	0	0	0	0	0
41 Wilmer Flores, R (1, 4) OBP: 0.357, SLG: 0.485		B SI 95 C CH 84 B SI 95 F SL 92 B CU 78 F SI 96 B CH 85 4-2 13 BB 10 BB BB		C SI 94 S CH 85 S CU 77 0-3 ① K		C SI 95 S SI 94 B CU 78 X SI 94 2-1 13 FC6-4 1-2 1B		B ST 84 X FF 92 1-0 ② F9		3	0	1	0	1	1	0
10 Adam Jones, R (1, 9) OBP: 0.317, SLG: 0.426		B SI 95 S SL 91 F SI 94 F CH 84 F CU 78 B SI 95 F SI 95 B CH 84 B SI 94 4-2 32 G5-3 13 BB 1-2 BB		B CH 84 C SI 95 T SI 96 S CU 78 1-3 ② K		F SL 90 T SI 94 C SI 95 0-3 ② K		S FF 92 F FF 92 B ST 83 F ST 84 B FF 91 F FF 92 B FF 93 S ST 82 3-3 ③ K		3	0	0	0	1	3	2
13 Nick Ahmed, R (1, 6) OBP: 0.326, SLG: 0.445		F SI 94 B SL 90 S CH 84 F SL 91 D CH 84 F SI 95 B CU 79 B CH 82 4-2 1-2 2-3 BB		S CH 84 S CH 83 B CH 85 X CH 85 1-2 ③ G4-3		F CU 76 C SI 94 F CU 77 B CH 84 X CH 82 1-2 ③ FC6-4 1-2f			C FF 96 B SL 83 C SL 82 B FF 97 X SL 82 2-2 ① L8	2	0	0	0	1	0	2
9 Josh Rojas, L (7, 7) OBP: 0.337, SLG: 0.382										1	0	0	0	0	0	0
18 Carson Kelly, R (1, 2) OBP: 0.353, SLG: 0.504		S CH 84 B SI 94 B SL 89 T CH 84 F SI 94 F CU 77 S SI 94 2-3 ① K			B SI 95 S SL 87 F CH 83 X SI 94 1-2 ① F8		C FF 96 F SL 87 S SL 89 0-3 ① K		F FF 97 C FF 97 X SL 83 0-2 22 BB 1B	3	0	0	0	0	2	3
14 Caleb Joseph, R (7, 2) OBP: 0.242, SLG: 0.258										1	0	1	0	0	0	0
38 Robbie Ray, L (1, 1) OBP: 0.083, SLG: 0.083		B SI 93 C SI 94 X SL 90 1-1 ②③ G5-3 2-3f			C SI 94 B SL 88 C SI 94 S CU 76 1-3 ② K		C SI 97 S SI 95 X FF 97 0-2 15 1B 1B		B SL 83 B SL 82 F FF 97 B FF 96 B FF 96 4-1 1-2 BB	0	0	0	0	0	0	0
35 Matt Andriese, R (1, 1)										0	0	0	0	0	0	0
32 Kevin Cron, R (2, PH) OBP: 0.265, SLG: 0.516										1	0	0	0	0	0	3
45 Taylor Clarke, R (2, 1) OBP: 0.261, SLG: 0.391										1	0	0	0	0	1	0
66 Yoshihisa Hirano, R (6, 1)										0	0	0	0	0	0	0
22 Jake Lamb, L (7, PH) OBP: 0.340, SLG: 0.368										1	0	1	0	1	0	0
(7, 3)																

	AB	33
	R	0
	H	7
	RBI	0
	BB	4
	SO	9
	LOB	24

Inning Stats	1	2	3	4	5	6	7	8	9
	R: 0 E: 0 K: 0 S: 10	H: 0 LOB: 1 BB: 0 P: 15	R: 0 E: 0 K: 1 S: 19	H: 0 LOB: 2 BB: 3 P: 34	R: 0 E: 0 K: 2 S: 10	H: 1 LOB: 1 BB: 0 P: 16	R: 0 E: 0 K: 2 S: 9	H: 0 LOB: 0 BB: 0 P: 11	R: 0 E: 0 K: 1 S: 10	H: 1 LOB: 1 BB: 0 P: 15	R: 0 E: 0 K: 1 S: 13	H: 2 LOB: 2 BB: 0 P: 18	R: 0 E: 0 K: 1 S: 14	H: 2 LOB: 2 BB: 0 P: 19	R: 0 E: 0 K: 1 S: 10	H: 0 LOB: 0 BB: 0 P: 16	R: 0 E: 0 K: 0 S: 10	H: 1 LOB: 2 BB: 1 P: 19

	1B: 5	SF: 0
	2B: 2	SAC: 0
	3B: 0	DP: 1
	HR: 0	HBP: 1

	WP: 0	PA: 38
	PB: 0	
	SB: 0	
	CS: 0	

PITCHER		IP	WLS	BF	H	R	ER	SO	BB	IBB	HBP	BLK	WP	HR	S	P	ERA	WHIP
32 Steven Matz, L	(1, 1)	6.0	W	25	4	0	0	7	3	0	1	0	0	0	71	109	0.00	1.167
ERA: 3.84																		
27 Jeurys Familia, R	(7, 1)	1.0		5	2	0	0	1	0	0	0	0	0	0	14	19	0.00	2.000
ERA: 6.06																		
51 Paul Sewald, R	(8, 1)	1.0		3	0	0	0	1	0	0	0	0	0	0	10	16	0.00	0.000
ERA: 5.06																		
49 Tyler Bashlor, R	(9, 1)	1.0		5	1	0	0	0	1	0	0	0	0	0	10	19	0.00	2.000
ERA: 7.65																		

PITCHER	IP	WLS	BF	H	R	ER	SO	BB	IBB	HBP	BLK	WP	HR	S	P	ERA	WHIP

Arizona Diamondbacks @ New York Mets

Citi Field, Flushing, NY

Wed Sep 11 2019, 7:11 PM - 10:17 PM EDT

Att. 21,841 - Partly Cloudy - 84 F

livebaseballscorecards.com

BOTTOM

Batter	1	2	3	4	5	6	7	8	9	AB	R	H	RBI	BB	SO	LOB
1 Amed Rosario, R (1, 6) OBP: 0.325, SLG: 0.428	B SL 82 X SL 82 1-0 40 S 40 G4-3 2B	B SL 85 S SL 86 X FF 95 1-1 ① F9		C SL 86 F SL 87 B SL 87 S SL 86 1-3 ② K		B FS 83 B FF 91 C FF 90 B FS 83 B FF 91 4-1 20 FC5-4 BB		B SI 92 B FF 92 F FF 92 C SL 86 F SL 85 F FF 93 S FF 94 2-3 ② K		3	1	1	0	1	1	0
27 Jeurys Familia, R (7, 1)										0	0	0	0	0	0	0
51 Paul Sewald, R (8, 1)										0	0	0	0	0	0	0
19 Sam Haggerty, S (8, PH)										1	0	0	0	0	1	0
49 Tyler Bashlor, R (9, 1)										0	0	0	0	0	0	0
20 Pete Alonso, R (1, 3) OBP: 0.366, SLG: 0.591	B KC 79 S FF 92 F FF 91 S FF 91 1-3 ① K	B FF 94 B CU 80 F FF 95 B CU 80 X FF 95 3-1 ② P3		C CU 77 B FF 95 B FF 95 F SL 86 B CU 80 F FF 95 B FF 95 4-2 6 2B BB		C FF 90 X FS 83 0-1 ② FC5-4 6 HR 1-2f		B KC 76 B CH 85 F FF 92 B CH 85 F FF 93 F FF 93 B FF 92 4-2 BB		3	1	0	0	1	1	2
2 Joe Panik, L (8, 4) OBP: 0.314, SLG: 0.331										0	0	0	0	1	0	0
6 Jeff McNeil, L (1, 4) OBP: 0.394, SLG: 0.536	H SL 84 1-0 40 G4-3 40 S 28 1B HBP	X FF 95 0-0 HR		X CH 87 0-0 1-3 2B		X FF 90 0-0 1-H HR		F CH 84 B FF 92 X SL 85 1-1 ③ L8		4	3	3	3	0	0	1
(8, 5)																
40 Wilson Ramos, R (1, 2) OBP: 0.357, SLG: 0.430	B KC 81 F FF 92 F FF 92 B FF 92 F FF 91 X FF 92 2-2 ② G4-3 1-3 2-H	C CU 78 X FF 94 0-1 ③ G4-3		F FF 95 B FF 95 F SL 84 D SL 88 F FF 95 S SL 87 2-3 ③ K		C FS 83 X FS 83 0-1 ③ G6-3				4	0	0	1	0	1	3
44 René Rivera, R (8, 2) OBP: 0.444, SLG: 0.286										0	0	0	0	0	0	0
28 J.D. Davis, R (1, 7) OBP: 0.369, SLG: 0.511	C SI 91 C KC 82 F FF 93 X SL 85 0-2 21 HR 3-H 1B		B FF 94 S SL 87 F FF 95 S SL 86 1-3 ① K		B SL 83 B FF 93 S SL 85 X FF 94 2-1 ① G5-3		C FF 92 C SL 84 B FF 94 B SL 84 X SL 82 2-2 9 1B 2B			4	1	2	1	0	1	0
18 Rajai Davis, R (8, 7) OBP: 0.222, SLG: 0.412										0	0	0	0	0	0	0
21 Todd Frazier, R (1, 5) OBP: 0.316, SLG: 0.441	B FF 93 C KC 81 B SI 92 X KC 80 2-1 1-H HR		X FF 95 0-0 HR		B SL 85 X SL 84 1-0 ② F7		B SL 85 C FF 92 C SI 93 B SI 93 F SL 84 X SL 84 2-2 ① L9			4	2	2	3	0	0	1
(8, 3)																
9 Brandon Nimmo, L (1, 9) OBP: 0.375, SLG: 0.362	X FF 90 0-0 HR		X CH 87 0-0 ② G6-3		B CH 86 C FF 94 B SL 86 B FF 93 F FF 95 B FF 94 4-2 BB		X FF 93 0-0 12 G6-3 2-3 1B			3	1	2	1	1	0	0
12 Juan Lagares, R (1, 8) OBP: 0.276, SLG: 0.307	F SL 84 B SL 85 F FF 93 F FF 93 B SL 86 X FF 94 2-2 32 WP 2B		B SL 85 B SL 85 X FF 95 2-0 ③ P3		1 SAFE 1 SAFE B FF 94 S FF 94 C SL 87 B SL 86 X FF 94 2-2 ③ P5		C SL 84 X SL 84 0-1 ②③ G6-3 1-2f			4	0	1	0	0	0	3
32 Steven Matz, R (1, 1) OBP: 0.255, SLG: 0.314	B CU 80 B FF 92 C FF 91 B FF 92 X FF 92 3-1 ③ P4 2-3			B FF 94 C SL 84 B FF 95 F FF 94 X FF 95 2-2 ① L7		C FF 92 X FS 83 0-1 ① G6-3		C KC 77 C SL 84 B FF 93 F FF 93 X KC 81 1-2 ① L5		2	0	0	0	0	0	1
4 Jed Lowrie, S (6, PH)										1	0	0	0	0	0	0
13 Luis Guillorme, L (7, 6) OBP: 0.310, SLG: 0.353										1	0	0	0	0	0	0
Inning Stats	R: 5 E: 0 K: 1 S: 21 H: 5 LOB: 1 BB: 0 P: 33	R: 1 E: 0 K: 0 S: 7 H: 1 LOB: 0 BB: 0 P: 11	R: 1 E: 0 K: 1 S: 6 H: 1 LOB: 0 BB: 0 P: 9	R: 0 E: 0 K: 2 S: 14 H: 1 LOB: 2 BB: 1 P: 23	R: 0 E: 0 K: 0 S: 8 H: 0 LOB: 1 BB: 1 P: 17	R: 2 E: 0 K: 0 S: 8 H: 1 LOB: 0 BB: 1 P: 12	R: 0 E: 0 K: 0 S: 10 H: 2 LOB: 1 BB: 0 P: 14	R: 0 E: 0 K: 1 S: 14 H: 0 LOB: 1 BB: 1 P: 22		1B: 2 2B: 4 3B: 0 HR: 5 SF: 0 SAC: 0 DP: 1 HBP: 1		WP: 1 PB: 0 SB: 2 CS: 0 PA: 39		

	AB	34
	R	9
	H	11
	RBI	9
	BB	4
	SO	5
	LOB	11

PITCHER		IP	WLS	BF	H	R	ER	SO	BB	IBB	HBP	BLK	WP	HR	S	P	ERA	WHIP
38 Robbie Ray, L ERA: 4.3	(1, 1)	0.2	L	8	5	5	5	1	0	0	1	0	0	2	19	28	67.50	7.500
35 Matt Andriese, R ERA: 4.87	(1, 1)	0.1		1	0	0	0	0	0	0	0	0	1	0	2	5	0.00	0.000
45 Taylor Clarke, R ERA: 5.4	(2, 1)	4.0		17	3	2	2	3	2	0	0	0	0	2	35	60	4.50	1.250
66 Yoshihisa Hirano, R ERA: 5.17	(6, 1)	1.0		5	1	2	2	0	1	0	0	0	0	1	8	12	18.00	2.000
57 Jon Duplantier, R ERA: 4.85	(7, 1)	2.0		8	2	0	0	1	1	0	0	0	0	0	24	36	0.00	1.500

PITCHER	IP	WLS	BF	H	R	ER	SO	BB	IBB	HBP	BLK	WP	HR	S	P	ERA	WHIP

Arizona Diamondbacks @ New York Mets

Citi Field, Flushing, NY

Thu Sep 12 2019, 1:11 PM - 4:35 PM EDT

Att. 21,856 - Cloudy - 78 F

TOP

livebaseballscorecards.com

Batter	1	2	3	4	5	6	7	8	9	AB	R	H	RBI	BB	SO	LOB
4 Ketel Marte, S (1, 8) OBP: 0.389, SLG: 0.594	B FF 93 S SI 91 B FF 93 X SI 91 2-1 ① G3-1		F SI 93 B FC 90 B SV 86 B FF 93 B SI 90 4-1 ③ 9 FC5-4 BB		D SI 92 C SV 85 C FC 90 S SV 86 1-3 ③ K		F SL 79 F SL 78 F SL 80 D SL 79 F SL 79 B SL 79 F SL 78 B SL 79 B SL 78 4-2 5 FC6 BB		C SI 92 X SI 91 0-1 ③ G3	2	0	0	0	1	1	1
48 Abraham Almonte, S (6, 9) OBP: 0.333, SLG: 0.308										1	0	0	0	1	0	1
9 Josh Rojas, L (1, 7) OBP: 0.333, SLG: 0.375	B FF 93 X SI 91 1-0 53 FC6-4 1B		B SI 92 B SI 92 B FC 89 C SI 93 X SI 92 3-1 ② FC5-4 5 PB 1-2f			C FC 90 B SI 92 X SV 83 1-1 ① G4-3	B FF 89 C SL 77 B SL 78 B FF 89 C SL 78 S SL 78 3-3 ② K			4	0	1	0	0	1	4
5 Eduardo Escobar, S (1, 4) OBP: 0.321, SLG: 0.529	D SI 92 S FC 90 1 SAFE D FC 90 1 SAFE X SI 90 2-1 ② L7		D SI 92 S FC 91 X FC 90 1-1 ③ P6 1-2			B FC 90 C SI 92 F FC 90 S SV 85 1-3 ② K	C FC 88 C SI 93 F SL 83 X FC 90 0-2 ③ FC6 1-2f			4	0	0	0	0	1	5
53 Christian Walker, R (1, 3) OBP: 0.342, SLG: 0.464	X SI 91 0-0 ③ FC6-4 1-2f			C SI 91 B SI 91 X FC 89 1-1 ① G6-3		B SI 92 B SV 84 B SV 86 B SI 90 4-0 BB		S SI 92 B SI 92 S CH 83 X SL 84 1-2 ① L7		3	0	0	0	1	0	1
35 Matt Andriese, R (8, 1)										0	0	0	0	0	0	0
22 Jake Lamb, L (1, 5) OBP: 0.333, SLG: 0.358		C SI 92 X FC 90 0-1 ① G6-3		B FC 91 X FC 90 1-0 ② G1-3		B SI 92 B SV 84 X FC 89 1-1 ③ G3		C SI 93 S FC 88 F FC 88 B FC 89 F SI 93 X FC 88 1-2 ② F8		4	0	0	0	0	0	1
13 Nick Ahmed, R (1, 6) OBP: 0.325, SLG: 0.443		C FC 91 F FC 90 B SV 87 B SV 85 F SI 92 X FC 89 2-2 ② G1		C CU 76 F SI 92 B CU 78 F FC 89 S SV 87 1-3 ③ K			X SI 92 0-0 ① G5-3	B CH 82 F SI 92 S FC 88 F SL 88 X SL 82 1-2 ③ G3		3	0	0	0	0	1	0
37 Kevin Ginkel, L (7, 1)										0	0	0	0	0	0	0
25 Archie Bradley, R (7, 1)										0	0	0	0	0	0	0
32 Kevin Cron, R (8, PH) OBP: 0.261, SLG: 0.508										1	0	0	0	0	0	0
(8, 3)																
31 Alex Avila, L (1, 2) OBP: 0.358, SLG: 0.449		F SI 92 B FC 89 X SI 92 1-1 2B			B SV 84 C FC 90 B SV 86 X SI 92 2-1 1B		B CU 78 S FC 90 B FC 90 B SV 84 F FC 90 B FC 90 4-2 1 BB 15 2B BB		B SL 85 C SI 91 B SL 80 X SI 92 2-1 ① G6-3	2	1	2	0	1	0	0
14 Caleb Joseph, R (8, 2) OBP: 0.235, SLG: 0.250										1	0	0	0	0	0	0
1 Jarrod Dyson, L (1, 9) OBP: 0.319, SLG: 0.330		S FC 90 B FC 90 B SV 85 C FC 90 S FC 91 2-3 ③ K			X SI 92 0-0 ① L7		B SI 92 B FC 91 B SI 92 B FC 89 4-0 15 2B 1-2 BB		C SI 92 H FC 86 1-1 HBP	2	0	0	0	1	1	2
(6, 8)																
49 Alex Young, L (1, 1) OBP: 0.045, SLG: 0.045			B SI 92 C FC 91 S CH 90 S FC 90 1-3 ① K		C FC 91 F SV 85 S FC 91 0-3 ② K		C SV 86 B SV 84 C SI 92 F FC 89 F SV 85 X FC 90 1-2 1-3 2-H 2B		B SI 91 C SI 92 X SI 92 1-1 ② L9	1	0	0	0	0	1	0
50 Yoan López, R (3, 1)										0	0	0	0	0	0	0
2 Domingo Leyba, S (5, PH) OBP: 0.333, SLG: 0.364										1	0	0	0	0	1	1
63 Robby Scott, R (5, 1)										0	0	0	0	0	0	0
54 Jimmie Sherfy, R (5, 1)										0	0	0	0	0	0	0
40 Andrew Chafin, R (6, 1)										0	0	0	0	0	0	0
15 Ildemaro Vargas, S (7, PH) OBP: 0.298, SLG: 0.392										2	0	1	1	0	0	1
(7, 6)																
Inning Stats	R: 0 E: 0 K: 0 S: 6 H: 1 LOB: 1 BB: 0 P: 11	R: 0 E: 0 K: 1 S: 11 H: 1 LOB: 1 BB: 0 P: 16	R: 0 E: 0 K: 1 S: 8 H: 0 LOB: 1 BB: 1 P: 17	R: 0 E: 0 K: 1 S: 7 H: 0 LOB: 0 BB: 0 P: 10	R: 0 E: 0 K: 2 S: 9 H: 1 LOB: 1 BB: 0 P: 12	R: 0 E: 0 K: 1 S: 7 H: 0 LOB: 1 BB: 1 P: 14	R: 1 E: 0 K: 1 S: 20 H: 1 LOB: 3 BB: 3 P: 36	R: 0 E: 0 K: 0 S: 12 H: 0 LOB: 0 BB: 0 P: 15	R: 0 E: 0 K: 0 S: 7 H: 0 LOB: 1 BB: 0 P: 11	1B: 2 2B: 2 3B: 0 HR: 0 SF: 0 SAC: 0 DP: 0 HBP: 1						

	AB	31
	R	1
	H	4
	RBI	1
	BB	5
	SO	7
	LOB	17

WP: 0 PB: 1 SB: 0 CS: 0 PA: 37

PITCHER		IP	WLS	BF	H	R	ER	SO	BB	IBB	HBP	BLK	WP	HR	S	P	ERA	WHIP
7 Marcus Stroman, R ERA: 3.35	(1, 1)	6.1	W	27	4	1	1	6	4	0	0	0	0	0	56	97	1.42	1.263
73 Daniel Zamora, L ERA: 5.63	(7, 1)	0.1		2	0	0	0	1	1	0	0	0	0	0	8	15	0.00	3.000
74 Chris Mazza, R ERA: 6.43	(7, 1)	2.1		8	0	0	0	0	0	0	1	0	0	0	23	30	0.00	0.000

PITCHER	IP	WLS	BF	H	R	ER	SO	BB	IBB	HBP	BLK	WP	HR	S	P	ERA	WHIP

Batter	1	2	3	4	5	6	7	8	9	AB	R	H	RBI	BB	SO	LOB
1 Amed Rosario, R (1, 6) OBP: 0.324, SLG: 0.425	S SI 86 B CH 81 S FC 84 X CH 83 1-2 ① G4-3		B CU 77 B CH 82 B SI 88 C SI 88 C SI 88 T SI 89 3-2 ① K	B SL 84 C SL 86 X SL 86 1-1 ② G4-3		B SL 77 F FF 91 F SL 78 X SL 78 1-2 ① P4		B CU 82 X CH 87 1-0 1B		5	0	1	0	0	1	0
20 Pete Alonso, R (1, 3) OBP: 0.363, SLG: 0.586	S SI 88 F SI 87 S CH 83 0-3 ② K		F CH 84 F FF 89 F FC 85 F CU 82 F FC 85 F SI 89 B CH 85 F SI 89 X CH 84 1-2 E6 24 G4-3 28 1B	C FF 96 B SL 88 C SL 86 S SL 87 1-3 ③ K		B FF 92 S SL 78 F FF 92 F CH 82 B SL 78 F FF 91 B CH 85 S SL 79 3-3 ② K		D FF 94 F CH 87 S FF 93 F FF 93 X CU 83 1-2 ③ G1-3		5	1	0	0	0	3	1
24 Robinson Canó, L (1, 4) OBP: 0.307, SLG: 0.445 2 Joe Panik, L (7, 4) OBP: 0.314, SLG: 0.331	B FF 88 F SI 88 B CU 81 B CU 80 B FC 85 4-1 28 1B BB		B SI 89 B SI 89 B FC 85 C FF 89 X FF 89 3-1 ② G4-3 2-3		C SI 86 B SL 79 X SI 86 1-1 HR	F SI 92 T FF 93 X SI 93 0-2 ③ G3				3 0	1 0	1 0	1 0	1 0	0 0	1 0
28 J.D. Davis, R (1, 7) OBP: 0.371, SLG: 0.512 18 Rajai Davis, R (7, 7) OBP: 0.211, SLG: 0.389	B FC 85 C SI 88 B SI 88 X CH 83 2-1 1-2 1B		B FF 90 X FF 89 1-0 30 1B 12 HR 1B 3-H		X SI 87 0-0 ① F7		C FF 93 B SL 84 F SL 82 B FF 93 F SL 83 X FF 94 2-2 ① G3			3 1	1 0	2 0	1 0	0 0	0 0	0 0
30 Michael Conforto, L (1, 9) OBP: 0.361, SLG: 0.496	B FC 85 F SI 89 S SI 89 B FC 86 B CU 81 X SI 90 3-2 ③ G4-3		C CU 79 B SI 89 X SI 89 1-1 21 BB 12 HR 1B 1-3		S SL 79 B SL 78 B SL 78 F SI 86 B CH 82 B SL 79 4-2 12 HR BB		S FF 94 B FF 94 X FF 93 1-1 HR			3	3	2	1	1	0	2
21 Todd Frazier, R (1, 5) OBP: 0.318, SLG: 0.449 13 Luis Guillorme, L (6, 5) OBP: 0.322, SLG: 0.365		B SI 86 C SI 87 F FC 84 X CH 83 1-2 HR	B CU 78 B SI 88 1 SAFE C FC 85 S FF 88 1 SAFE B FC 85 B FF 90 4-2 12 HR 1-2 BB		D CH 84 D SL 81 S SI 87 C SI 86 D SL 80 F SI 87 F SI 87 F SL 80 S SI 87 3-3 ② K		C SL 82 B FF 92 C SL 84 B FF 93 F SL 84 F FF 93 B SL 83 F SL 84 X FF 92 3-2 12 G5-4-3 1B			2 1	2 0	1 1	1 0	1 0	1 0	1 0
12 Juan Lagares, R (1, 8) OBP: 0.279, SLG: 0.335		X SI 88 0-0 ① F9	B CH 83 S SI 89 B SI 89 F SI 89 B SI 90 F SI 90 X SI 90 3-2 1-H 2-H 3-H HR		C SL 77 X FF 92 0-1 1-H HR		B FF 93 C FF 94 B SI 93 X SI 93 2-1 ② ③ G5-4-3 1-2f			4	2	2	6	0	0	1
3 Tomás Nido, R (1, 2) OBP: 0.233, SLG: 0.339		B FF 88 F FC 84 B CU 81 S SI 88 C FF 89 2-3 ② K	B FF 95 X FF 95 1-0 ③ P6		X FF 92 0-0 HR			B CU 80 F FF 92 F CH 86 X FF 94 1-2 ① G6-3		4	1	1	1	0	1	0
7 Marcus Stroman, R (1, 1) OBP: 0.059, SLG: 0.059 73 Daniel Zamora, L (7, 1) 74 Chris Mazza, R (7, 1)		C SI 88 B SI 88 S SI 89 B CH 84 X SI 89 2-2 ③ L5		B FF 94 X FF 94 1-0 ① L8	C FF 92 T SL 78 B SL 80 B SL 79 C FF 92 2-3 ③ K			B FF 92 C FF 93 X FF 92 1-1 ② G6-3		3 0 1	0 0 0	0 0 0	0 0 0	0 0 0	1 0 0	0 0 0
Inning Stats	R: 0 E: 0 K: 1 S: 12 H: 1 LOB: 2 BB: 1 P: 22	R: 1 E: 0 K: 1 S: 10 H: 1 LOB: 0 BB: 0 P: 15	R: 5 E: 1 K: 1 S: 23 H: 3 LOB: 0 BB: 1 P: 40	R: 0 E: 0 K: 1 S: 6 H: 0 LOB: 0 BB: 0 P: 9	R: 4 E: 0 K: 2 S: 17 H: 3 LOB: 0 BB: 1 P: 27	R: 0 E: 0 K: 1 S: 11 H: 0 LOB: 0 BB: 0 P: 15	R: 1 E: 0 K: 0 S: 14 H: 2 LOB: 0 BB: 0 P: 22	R: 0 E: 0 K: 0 S: 10 H: 1 LOB: 1 BB: 0 P: 14		1B: 5 2B: 0 3B: 0 HR: 6	SF: 0 SAC: 0 DP: 1 HBP: 0			WP: 0 PB: 0 SB: 0 CS: 0	PA: 38	

PITCHER		IP	WLS	BF	H	R	ER	SO	BB	IBB	HBP	BLK	WP	HR	S	P	ERA	WHIP
49 Alex Young, L ERA: 3.38	(1, 1)	2.2	L	16	5	6	1	3	2	0	0	0	0	2	44	75	3.38	2.625
50 Yoan López, R ERA: 2.86	(3, 1)	1.1		4	0	0	0	1	0	0	0	0	0	0	7	11	0.00	0.000
63 Robby Scott, L ERA: 6.75	(5, 1)	0.2		4	1	2	2	1	1	0	0	0	0	1	11	19	27.00	3.000
54 Jimmie Sherfy, R ERA: 2.57	(5, 1)	1.0		5	2	2	2	2	0	0	0	0	0	2	14	20	18.00	2.000
40 Andrew Chafin, L ERA: 3.93	(6, 1)	0.1		1	0	0	0	0	0	0	0	0	0	0	3	3	0.00	0.000
37 Kevin Ginkel, R ERA: 2.04	(7, 1)	0.1		3	2	1	1	0	0	0	0	0	0	0	1	12	18	27.00	6.000
25 Archie Bradley, R ERA: 3.86	(7, 1)	0.2		1	0	0	0	0	0	0	0	0	0	0	0	2	4	0.00	0.000
35 Matt Andriese, R ERA: 4.79	(8, 1)	1.0		4	1	0	0	0	0	0	0	0	0	0	0	10	14	0.00	1.000

BOTTOM

Arizona Diamondbacks @ New York Mets

Citi Field, Flushing, NY

Thu Sep 12 2019, 1:11 PM - 4:35 PM EDT

Att. 21,856 - Cloudy - 78 F

livebaseballscorecards.com

AB	35
R	11
H	11
RBI	11
BB	3
SO	7
LOB	6

Batter	1	2	3	4	5	6	7	8	9	AB	R	H	RBI	BB	SO	LOB
31 Joc Pederson, L (1, 9) OBP: 0.337, SLG: 0.529	F SI 96 F FF 97 F SL 88 B FF 98 X CH 91 1-2 G3		B SI 99 X SI 98 1-0 1B		B SI 96 F SI 95 B FF 96 F CH 90 F FF 98 X FF 97 2-2 L8		B SI 95 C SI 94 S FF 97 X SI 94 1-2 13 BB 3 2B 1B	C CH 87 X CH 88 0-1 G6-3		5	1	2	0	0	0	0
13 Max Muncy, L (1, 3) OBP: 0.375, SLG: 0.521	C FF 97 B CU 80 B FF 98 S CH 90 S FF 98 2-3 K		1 SAFE 1 SAFE C FF 96 X CH 90 0-1 F9		B SL 89 C SL 88 B FF 98 B CH 90 B CH 92 4-1 45 FC6-4 BB		B CU 74 1 SAFE B CH 83 F CH 82 B CH 82 S CH 83 B CH 84 4-2 3 2B 1-2 BB		C FF 92 B CU 82 C FF 93 B CH 88 B CU 82 X FF 93 3-2 G5-3	3	1	0	0	2	1	1
45 Matt Beaty, L (1, 5) OBP: 0.333, SLG: 0.493 3 Chris Taylor, R (7, PH) OBP: 0.332, SLG: 0.466 (7, 5)	B CU 79 F SI 97 F SI 98 F SL 87 B CH 90 B CH 90 X SI 98 3-2 G6-3			B CH 88 X SI 97 1-0 G5-3	C SI 96 X SI 96 0-1 FC6-4 35 S 1-2f		F CH 82 X CH 83 0-1 35 1B 1-H 2-H 2B		X SI 93 0-0 L9	3 2	0 1	0 1	0 2	0 0	0 0	1 0
35 Cody Bellinger, L (1, 8) OBP: 0.409, SLG: 0.632		B SI 96 C SI 97 B SL 88 S SI 97 F FF 99 F SL 88 F FF 98 S CH 92 2-3 K		S SI 98 F FF 98 B FF 99 B FF 99 F CH 92 B CH 92 F CH 92 F CU 82 F SI 99 4-2 B SI 99 5 1B 11 1B BB	B FF 97 S CH 91 S FF 98 X FF 98 1-2 F7 1-2		B CU 73 C CH 82 D CH 83 F SI 90 F CH 84 D CH 84 X CH 83 3-2 3-H 1B		C SI 93 X FF 93 0-1 1B	4	1	2	1	1	1	1
5 Corey Seager, L (1, 6) OBP: 0.327, SLG: 0.455		B SI 99 X SL 87 1-0 1B		1 SAFE 1 SAFE B SI 97 F FF 98 X FF 97 1-1 11 1B 48 HR 1-3 1B		B FF 95 B SL 87 S SI 95 X SI 96 2-1 G4-3	B SI 92 F SI 91 S CH 83 F CH 83 1 SAFE B SI 91 S CH 82 2-3 K		F SI 94 X FF 93 0-1 P5	5	1	2	0	0	1	2
11 AJ Pollock, R (1, 7) OBP: 0.326, SLG: 0.474		B SI 98 X SI 97 1-0 P5		B SI 98 C SI 98 S SL 89 F SI 98 X SL 87 1-2 48 HR 3-H 1B		C SI 96 B SI 96 S SL 88 X FF 96 1-2 G6-3		X SI 94 0-0 L8	4	1	1	1	0	0	1
48 Gavin Lux, L (1, 4) OBP: 0.333, SLG: 0.515		F SI 97 B SI 98 B SI 97 1 SAFE B CH 91 X SI 97 3-1 G5-3		B SI 99 B CH 93 B FF 98 C SI 98 F FF 98 X CU 81 3-2 1-H 2-H HR		B SI 95 B FF 96 B SI 94 C FF 96 F SI 94 X FS 94 3-2 G3		B CH 85 C FF 94 B CH 87 X SI 94 2-1 43 HR 1B	4	2	2	3	0	0	1
16 Will Smith, R (1, 2) OBP: 0.329, SLG: 0.593			F FF 96 B SL 89 C SL 88 B SI 98 F SL 87 C SI 98 2-3 K	C FF 97 B SI 97 S SI 98 B SL 90 B SL 88 X SI 98 3-2 G4-3			B SL 86 X SL 86 1-0 L8	F SI 93 X SI 95 0-1 L5		4	0	0	0	0	1	1
22 Clayton Kershaw, L (1, 1) OBP: 0.125, SLG: 0.128 17 Joe Kelly, R (7, 1) 43 Edwin Ríos, L (8, PH) OBP: 0.422, SLG: 0.649 65 Casey Sadler, R (8, 1) 76 Josh Sborz, R (9, 1)			B SI 98 C FF 98 F SI 98 F CU 80 F FF 98 F SL 87 B CH 91 T FF 98 2-2 K	X SI 98 0-0 G6-3			B SI 96 B FF 95 C FF 94 C FF 95 S SI 94 2-3 K	B SI 94 F CH 87 B CH 86 F FF 93 F CH 87 X SI 94 2-2 1-H HR		3 0 1 0	0 0 1 0	0 0 1 0	0 0 2 0	2 0 0 0	0 0 0 0
Inning Stats	R: 0 E: 0 K: 1 S: 11 H: 0 LOB: 0 BB: 0 P: 17	R: 0 E: 0 K: 1 S: 10 H: 1 LOB: 1 BB: 0 P: 17	R: 0 E: 0 K: 2 S: 13 H: 1 LOB: 0 BB: 0 P: 18	R: 4 E: 0 K: 0 S: 20 H: 3 LOB: 0 BB: 1 P: 33	R: 0 E: 0 K: 0 S: 10 H: 0 LOB: 1 BB: 1 P: 17	R: 0 E: 0 K: 0 S: 8 H: 0 LOB: 0 BB: 0 P: 14	R: 3 E: 0 K: 2 S: 19 H: 3 LOB: 1 BB: 1 P: 32	R: 2 E: 0 K: 0 S: 11 H: 2 LOB: 0 BB: 0 P: 15	R: 0 E: 0 K: 0 S: 8 H: 1 LOB: 1 BB: 0 P: 11	1B: 8 2B: 1 3B: 0 HR: 2	SF: 0 SAC: 0 DP: 0 HBP: 0					WP: 0 PB: 0 SB: 1 CS: 0	PA: 41

PITCHER		IP	WLS	BF	H	R	ER	SO	BB	IBB	HBP	BLK	WP	HR	S	P	ERA	WHIP
34 Noah Syndergaard, R ERA: 4.15	(1, 1)	5.0	L	22	5	4	4	4	2	0	0	0	0	1	64	102	7.20	1.400
27 Jeurys Familia, R ERA: 6.04	(6, 1)	1.2		6	1	1	1	1	0	0	0	0	0	0	15	25	5.40	0.600
43 Luis Avilán, L ERA: 5.22	(7, 1)	0.1		4	2	2	2	1	1	0	0	0	0	0	12	21	54.00	9.000
61 Walker Lockett, R ERA: 7.17	(8, 1)	2.0		9	3	2	2	0	0	0	0	0	0	1	19	26	9.00	1.500

PITCHER	IP	WLS	BF	H	R	ER	SO	BB	IBB	HBP	BLK	WP	HR	S	P	ERA	WHIP

TOP

Los Angeles Dodgers @ New York Mets

Citi Field, Flushing, NY

Fri Sep 13 2019, 7:12 PM - 10:33 PM EDT

Att. 36,097 - Partly Cloudy - 66 F

livebaseballscorecards.com

AB	38
R	9
H	11
RBI	9
BB	3
SO	6
LOB	8

BOTTOM

Los Angeles Dodgers @ New York Mets

Citi Field, Flushing, NY

Fri Sep 13 2019, 7:12 PM - 10:33 PM EDT

Att. 36,097 - Partly Cloudy - 66 F

livebaseballscorecards.com

Batter	1	2	3	4	5	6	7	8	9	AB	R	H	RBI	BB	SO	LOB
1 Amed Rosario, R (1, 6) OBP: 0.324, SLG: 0.424	X FF 90 0-0 ① G6-3		C SL 88 X FF 91 0-1 ② G5-3		B CU 74 X FF 90 1-0 ③ G5-3		B KC 89 F KC 89 B KC 87 F SI 98 X KC 88 2-2 1-2 2-3 3-H 1B			4	0	1	1	0	0	0
28 J.D. Davis, R (1, 7) OBP: 0.370, SLG: 0.518 61 Walker Lockett, R (8, 1) OBP: 0.286, SLG: 0.167	C FF 90 B FF 90 B CU 74 B FF 90 X SL 88 3-1 HR		C FF 91 B CU 75 B FF 91 B FF 91 F FF 91 X SL 88 3-2 ③ G4-3			C FF 90 C CU 72 F CU 73 T FF 90 0-2 ① K	C SI 98 X SI 98 0-1 ③ G4-3			4 0	1 0	1 0	1 0	0 0	1 0	3 0
6 Jeff McNeil, L (1, 5) OBP: 0.391, SLG: 0.531 (8, 7)	B FF 90 F FF 90 X SL 87 1-1 ② F8			X FF 90 0-0 ① B1-3		C CU 74 B SL 84 S SL 85 F FF 90 B FF 91 B CU 75 X SL 87 3-2 ② L9		S FC 89 S CU 79 X CU 81 0-2 ① G3		4	0	0	0	0	0	0
40 Wilson Ramos, R (1, 2) OBP: 0.358, SLG: 0.430 3 Tomás Nido, R (9, 2) OBP: 0.233, SLG: 0.339	B SL 88 B FF 91 B FF 90 B FF 90 4-0 BB			C FF 90 C CU 74 X SL 87 0-2 24 1B 1B		S SL 87 C CU 74 B FF 90 S SL 86 1-3 ③ K		X SI 93 0-0 ② G5-3		3 0	0 0	1 0	0 0	1 0	1 0	0 0
24 Robinson Canó, L (1, 4) OBP: 0.307, SLG: 0.443	B SL 88 B FF 92 X SL 88 2-0 ③ G3			X SL 88 0-0 1-2 1B			C FF 89 B CU 74 X SL 83 1-1 ① G3	F FC 89 S CU 80 B SI 94 B CU 80 B CU 81 F SI 93 F CU 82 X CU 82 3-2 ③ F8		4	0	1	0	0	0	1
21 Todd Frazier, R (1, 3) OBP: 0.317, SLG: 0.447 (8, 5)		B FF 90 C FF 90 F SL 86 F FF 91 B SL 87 X SL 87 2-2 ① P6		C FF 91 B FF 92 B SL 88 B FF 92 X FF 91 3-1 ② P5			F FF 88 S CH 84 B SL 85 F SL 86 B FF 90 X CU 74 2-2 20 BB 30 BB 9 FC1-2 1B		B FF 93 B FF 94 X FF 94 2-0 ① L9	4	0	1	0	0	0	2
30 Michael Conforto, L (1, 9) OBP: 0.360, SLG: 0.493		S SL 88 C CU 74 S SL 87 0-3 ② K		B CU 75 F SL 87 X FF 91 1-1 ③ L8			B SL 87 S SL 86 B SL 85 F FF 90 F CU 74 D SL 85 B FF 91 4-2 9 FC1-2 20 BB 1 1B 1-2 BB		B CU 76 C FF 95 S CU 76 F FF 96 F FF 96 S SL 87 1-3 ② K	3	1	0	0	1	2	2
12 Juan Lagares, R (1, 8) OBP: 0.277, SLG: 0.332 20 Pete Alonso, R (7, PH) OBP: 0.365, SLG: 0.586 (8, 3)		C FF 90 F SL 87 F FF 92 F FF 91 B SL 88 B CU 76 B FF 91 X SL 88 3-2 ③ G6-3			B FF 90 S SL 86 C SL 86 S SL 88 1-3 ① K		B SL 87 B FF 91 B SL 88 B FF 91 4-0 1 1B 9 FC1-2 1-2 2-3 BB		C FF 95 F CU 80 B SL 87 B FF 95 F FF 96 B SL 86 B FF 95 4-2 BB	2 0	0 0	0 0	0 0	0 2	1 0	0 0
34 Noah Syndergaard, L (1, 1) OBP: 0.143, SLG: 0.217 18 Rajai Davis, R (5, PH) OBP: 0.200, SLG: 0.368 27 Jeurys Familia, R (6, 1) 43 Luis Avilán, L (7, 1) 4 Jed Lowrie, S (7, PH) 9 Brandon Nimmo, L (7, PH) OBP: 0.371, SLG: 0.358 (8, 8)			B FF 90 S FF 90 S SL 87 B SL 86 C SL 87 2-3 ① K		B FF 91 F SL 86 B SL 87 S SL 86 X SL 85 2-2 ② P3		C KC 88 C KC 88 X CH 87 0-2 ② FC1-2 1 1B 1-2 2-3 3-Hf		B FF 94 C FF 96 C SL 86 B SL 86 F FF 96 F SL 85 B CU 76 X FF 96 3-2 ③ F7	1 1 0 0 0 0 2	0 0 0 0 0 0 0	0 0 0 0 0 0 0	0 0 0 0 0 0 0	0 0 0 0 0 0 0	1 0 0 0 0 0 0	0 0 0 0 0 0 4
Inning Stats	R: 1 E: 0 K: 0 S: 6 H: 1 LOB: 1 BB: 1 P: 16	R: 0 E: 0 K: 1 S: 12 H: 0 LOB: 0 BB: 0 P: 17	R: 0 E: 0 K: 1 S: 8 H: 0 LOB: 0 BB: 0 P: 13	R: 0 E: 0 K: 0 S: 9 H: 2 LOB: 2 BB: 0 P: 13	R: 0 E: 0 K: 1 S: 7 H: 0 LOB: 0 BB: 0 P: 11	R: 0 E: 0 K: 2 S: 11 H: 0 LOB: 0 BB: 0 P: 15	R: 1 E: 0 K: 0 S: 17 H: 2 LOB: 3 BB: 2 P: 30	R: 0 E: 0 K: 0 S: 9 H: 0 LOB: 0 BB: 0 P: 12	R: 0 E: 0 K: 1 S: 14 H: 0 LOB: 1 BB: 1 P: 24	1B: 4 2B: 0 3B: 0 HR: 1 SF: 0 SAC: 0 DP: 0 HBP: 0						

PITCHER		IP	WLS	BF	H	R	ER	SO	BB	IBB	HBP	BLK	WP	HR	S	P	ERA	WHIP
22 Clayton Kershaw, L ERA: 3.05	(1, 1)	6.1	W	26	4	2	2	5	3	0	0	0	0	1	62	105	2.84	1.105
17 Joe Kelly, R ERA: 4.5	(7, 1)	0.2		3	1	0	0	0	0	0	0	0	0	0	8	10	0.00	1.500
65 Casey Sadler, R ERA: 2.27	(8, 1)	1.0		3	0	0	0	0	0	0	0	0	0	0	9	12	0.00	0.000
76 Josh Sborz, R ERA: 9.0	(9, 1)	1.0		4	0	0	0	1	1	0	0	0	0	0	14	24	0.00	1.000

PITCHER	IP	WLS	BF	H	R	ER	SO	BB	IBB	HBP	BLK	WP	HR	S	P	ERA	WHIP

AB	32
R	2
H	5
RBI	2
BB	4
SO	6
LOB	12

WP: 0 PA: 36
PB: 0
SB: 0
CS: 0

Batter	1	2	3	4	5	6	7	8	9	AB	R	H	RBI	BB	SO	LOB
31 Joc Pederson, L (1, 9) OBP: 0.334, SLG: 0.524	S SL 94 S FF 97 F FF 98 X CH 93 0-2 ① G5-3		X CH 92 0-0 ② G5-3			C SL 93 B FF 98 F FF 98 F SI 98 S SL 93 1-3 ② K		C CH 88 F CU 82 B FF 96 C SI 96 1-3 ③ K		4	0	0	0	0	2	0
13 Max Muncy, L (1, 3) OBP: 0.372, SLG: 0.517	B FF 98 B FF 97 C CH 92 X SL 93 2-1 ② G3		B FF 98 B FF 97 C SL 94 B CH 92 C CH 92 T SL 95 3-2 ③ K			B FF 98 C CH 92 C FF 98 X SL 94 1-2 ③ G3-1			C FF 94 B FC 91 C FC 91 B FC 92 S FF 96 2-3 ① K	4	0	0	0	0	2	0
45 Matt Beaty, L (1, 5) OBP: 0.329, SLG: 0.487 3 Chris Taylor, R (9, PH) OBP: 0.331, SLG: 0.465	C FF 97 C FF 97 B FF 99 B FF 98 X CH 91 2-2 ③ G6-3			B FF 97 S SL 92 F FF 98 X CH 93 1-2 ① G4-3			F FF 98 B FF 97 X CH 91 1-1 ① G4-3		C FF 96 B FF 96 F FC 91 B FF 95 F FF 95 B FF 95 F FC 91 X FC 91 3-2 ② F9	3 1	0 0	0 0	0 0	0 0	0 0	0 0
35 Cody Bellinger, L (1, 8) OBP: 0.408, SLG: 0.629		C FF 98 B SL 92 B CH 92 X SL 92 2-1 5 G4-3 1B		F FF 98 S FF 99 B SI 99 F FF 99 X CH 93 1-2 ② G5-3			C CH 91 B CH 92 X CH 91 1-1 ② G3		B FF 95 B FC 90 X FC 90 2-0 ③ G6-3	4	0	1	0	0	0	0
5 Corey Seager, L (1, 6) OBP: 0.327, SLG: 0.454		B FF 97 X CH 90 1-0 ① G4-3 1-2		B SL 94 F SL 94 B SL 93 X CH 92 2-1 ③ G4-3			S CH 90 B CH 91 F CH 91 B SL 94 X CH 92 2-2 11 1B 1B			3	0	1	0	0	0	1
11 AJ Pollock, R (1, 7) OBP: 0.329, SLG: 0.474		B FF 96 B FF 97 H FF 97 3-0 HBP			C SL 92 S SL 93 S SL 92 0-3 ① K		B SL 92 X SL 92 1-0 1-2 1B			2	0	1	0	0	1	0
48 Gavin Lux, L (1, 4) OBP: 0.308, SLG: 0.472		C FF 97 F CH 91 B FF 98 C FF 98 1-3 ② K			C FF 98 C FF 99 B SI 99 B FF 99 F CH 92 S SL 93 2-3 ② K		B CH 89 S CH 90 F FF 99 B CH 92 S CH 90 2-3 ③ K			3	0	0	0	0	3	4
55 Russell Martin, R (1, 2) OBP: 0.338, SLG: 0.328		S SL 93 B SL 92 B SL 92 X FF 98 2-1 ③ P4			C SL 93 X SL 93 0-1 ③ F9			F SL 87 C CU 79 S SI 96 0-3 ① K		3	0	0	0	0	1	2
99 Hyun Jin Ryu, R (1, 1) OBP: 0.200, SLG: 0.152 43 Edwin Ríos, L (8, PH) OBP: 0.413, SLG: 0.632 56 Adam Kolarek, L (8, 1) 17 Joe Kelly, R (8, 1) 7 Julio Urías, L (8, 1) OBP: 0.308, SLG: 0.250			C FF 96 B SL 91 B SL 92 C FF 97 B FF 97 S FF 97 3-3 ① K			B FF 96 B FF 96 C FF 95 S FF 96 F FF 97 F FF 97 S FF 98 2-3 ① K		B CU 79 C CU 79 B CU 80 F SI 96 B CU 81 S FF 95 3-3 ② K		2 1 0 0 0	0 0 0 0 0	0 0 0 0 0	0 0 0 0 0	0 0 0 0 0	2 1 0 0 0	0 0 0 0 0
Inning Stats	R: 0 E: 0 K: 0 S: 9 H: 0 LOB: 0 BB: 0 P: 13	R: 0 E: 0 K: 1 S: 8 H: 1 LOB: 2 BB: 0 P: 17	R: 0 E: 0 K: 2 S: 7 H: 0 LOB: 0 BB: 0 P: 13	R: 0 E: 0 K: 0 S: 9 H: 0 LOB: 0 BB: 0 P: 13	R: 0 E: 0 K: 2 S: 9 H: 0 LOB: 0 BB: 0 P: 11	R: 0 E: 0 K: 2 S: 12 H: 0 LOB: 0 BB: 0 P: 16	R: 0 E: 0 K: 1 S: 11 H: 2 LOB: 2 BB: 0 P: 18	R: 0 E: 0 K: 3 S: 9 H: 0 LOB: 0 BB: 0 P: 13	R: 0 E: 0 K: 1 S: 9 H: 0 LOB: 0 BB: 0 P: 16	1B: 3 2B: 0 3B: 0 HR: 0			SF: 0 SAC: 0 DP: 0 HBP: 1			WP: 0 PB: 0 SB: 0 CS: 0	PA: 31

TOP

Los Angeles Dodgers @ New York Mets

Citi Field, Flushing, NY

Sat Sep 14 2019, 7:11 PM - 9:50 PM EDT

Att. 39,264 - Cloudy - 72 F

livebaseballscorecards.com

AB	30
R	0
H	3
RBI	0
BB	0
SO	12
LOB	7

PITCHER		IP	WLS	BF	H	R	ER	SO	BB	IBB	HBP	BLK	WP	HR	S	P	ERA	WHIP
48 Jacob deGrom, R ERA: 2.61	(1, 1)	7.0		25	3	0	0	8	0	0	1	0	0	0	65	101	0.00	0.429
67 Seth Lugo, R ERA: 2.75	(8, 1)	1.0	W	3	0	0	0	3	0	0	0	0	0	0	9	13	0.00	0.000
38 Justin Wilson, L ERA: 2.31	(9, 1)	1.0	S	3	0	0	0	1	0	0	0	0	0	0	9	16	0.00	0.000

PITCHER	IP	WLS	BF	H	R	ER	SO	BB	IBB	HBP	BLK	WP	HR	S	P	ERA	WHIP

Batter	1	2	3	4	5	6	7	8	9	AB	R	H	RBI	BB	SO	LOB
1 Amed Rosario, R (1, 6) OBP: 0.325, SLG: 0.424	C FF 88 B CH 80 B FF 90 T FF 91 F FF 92 X CH 82 2-2 G6-3		F FF 92 B FF 92 F CH 82 F FF 92 B CH 79 B FC 89 X CH 84 3-2 28 FC6-4 1B			C CH 79 B FC 88 F FF 91 S FC 89 1-3 K		B CH 80 B CH 79 B FF 96 C FF 95 B FF 96 4-1 18 2B 1-2 2-3 BB		3	1	1	0	1	1	0
28 J.D. Davis, R (1, 7) OBP: 0.367, SLG: 0.513 67 Seth Lugo, R (8, 1) 18 Rajai Davis, R (8, PH) OBP: 0.238, SLG: 0.450 38 Justin Wilson, L (9, 1)	B FF 92 F CH 82 B FF 91 S CH 81 C CH 80 2-3 K		B CU 72 X CH 80 1-0 FC6-4 1-2f			C CU 73 B FC 88 B FF 91 S FF 92 X FF 91 2-2 F8		S FF 95 B FF 96 F CH 82 F FF 96 X CH 82 1-2 1-H 2-H 3-H 2B		3 0 1 0	0 0 0 0	0 0 1 0	0 0 3 0	0 0 0 0	1 0 0 0	1 0 0 0
6 Jeff McNeil, L (1, 9) OBP: 0.388, SLG: 0.527 (9, 5)	F FF 90 F SI 91 F CH 79 X CH 81 0-2 F9			C SI 89 B SI 90 F CH 81 B FC 87 X SI 92 2-2 G5-3			S CH 78 F SI 88 B FF 90 F CH 80 X FF 92 1-2 G6-3	F FF 96 B FF 95 F SL 85 S SL 85 1-3 K		4	0	0	0	0	1	1
20 Pete Alonso, R (1, 3) OBP: 0.363, SLG: 0.582		B FF 90 B FF 90 C FF 91 B FF 92 S CH 81 X CH 81 3-2 G6-3		F CH 80 X FC 89 0-1 P3			B CH 82 F CH 82 B FC 89 C CU 71 C SI 91 2-3 K			3	0	0	0	0	1	0
40 Wilson Ramos, R (1, 2) OBP: 0.356, SLG: 0.427		C CU 73 S CH 81 B SI 92 X CU 76 1-2 G1-3		B FC 89 B FF 92 C FC 87 S FF 92 C FC 88 2-3 K			F FC 88 F FF 92 S FF 92 0-3 K			3	0	0	0	0	2	0
24 Robinson Canó, L (1, 4) OBP: 0.307, SLG: 0.442		X FF 91 0-0 1B			X FF 91 0-0 G6-3			C SI 88 F SI 89 B SI 88 S SL 76 1-3 K		3	0	1	0	0	1	0
21 Todd Frazier, R (1, 5) OBP: 0.317, SLG: 0.444 19 Sam Haggerty, S (8, PR) 30 Michael Conforto, L (9, 9) OBP: 0.360, SLG: 0.493		B CH 79 B CH 80 C FF 90 B FF 91 X CH 81 3-1 L7			S CH 80 B FC 88 S CH 80 F FF 92 X CH 80 1-2 F8			H SI 96 1-0 1 BB 9 HBP 18 2B HBP		2 0 0	0 1 0	0 0 0	0 0 0	0 0 0	0 0 0	1 0 0
12 Juan Lagares, R (1, 8) OBP: 0.274, SLG: 0.328			C FF 90 B FC 86 F FF 91 B FC 87 S CH 80 2-3 K		B CH 80 X FC 89 1-0 L3			C KC 87 F SI 98 D KC 91 B KC 89 F SI 97 F SI 98 F SI 97 S KC 90 2-3 K		3	0	0	0	0	2	1
48 Jacob deGrom, L (1, 1) OBP: 0.254, SLG: 0.339 9 Brandon Nimmo, L (8, 7) OBP: 0.374, SLG: 0.358			X FF 93 0-0 G4-3			F FF 90 X SI 90 0-1 B2-3		F CU 74 B FF 92 H FF 95 2-1 1 BB 18 2B 1-2 HBP		2 0	0 1	0 0	0 0	0 0	0 0	0 0
Inning Stats	R: 0 E: 0 K: 1 S: 11 H: 0 LOB: 0 BB: 0 P: 15	R: 0 E: 0 K: 0 S: 9 H: 1 LOB: 1 BB: 0 P: 16	R: 0 E: 0 K: 1 S: 9 H: 1 LOB: 1 BB: 0 P: 15	R: 0 E: 0 K: 1 S: 8 H: 0 LOB: 0 BB: 0 P: 12	R: 0 E: 0 K: 0 S: 6 H: 0 LOB: 0 BB: 0 P: 8	R: 0 E: 0 K: 1 S: 8 H: 0 LOB: 0 BB: 0 P: 11	R: 0 E: 0 K: 2 S: 10 H: 0 LOB: 0 BB: 0 P: 13	R: 3 E: 0 K: 3 S: 18 H: 1 LOB: 1 BB: 1 P: 30		1B: 2 2B: 1 3B: 0 HR: 0 SF: 0 SAC: 0 DP: 0 HBP: 2				WP: 0 PB: 0 SB: 0 CS: 0 PA: 30		

PITCHER		IP	WLS	BF	H	R	ER	SO	BB	IBB	HBP	BLK	WP	HR	S	P	ERA	WHIP
99 Hyun Jin Ryu, L ERA: 2.35	(1, 1)	7.0		23	2	0	0	6	0	0	0	0	0	0	61	90	0.00	0.286
56 Adam Kolarek, L ERA: 3.38	(8, 1)	0.1		1	0	0	0	1	0	0	0	0	0	0	3	4	0.00	0.000
17 Joe Kelly, R ERA: 4.65	(8, 1)	0.1	L	2	0	0	0	1	0	0	1	0	0	0	6	9	0.00	0.000
7 Julio Urías, L ERA: 2.68	(8, 1)	0.1		4	1	3	3	1	1	0	1	0	0	0	9	17	81.00	6.000

PITCHER	IP	WLS	BF	H	R	ER	SO	BB	IBB	HBP	BLK	WP	HR	S	P	ERA	WHIP

BOTTOM

Los Angeles Dodgers @ New York Mets

Citi Field, Flushing, NY

Sat Sep 14 2019, 7:11 PM - 9:50 PM EDT

Att. 39,264 - Cloudy - 72 F

livebaseballscorecards.com

AB	27
R	3
H	3
RBI	3
BB	1
SO	9
LOB	4

Batter	1	2	3	4	5	6	7	8	9	AB	R	H	RBI	BB	SO	LOB
31 Joc Pederson, L (1, 9) OBP: 0.334, SLG: 0.525	C SI 96 S FF 98 B SI 98 B FC 93 X SI 98 2-2 P4		C CH 92 B FF 97 X SI 97 1-1 ③ F7			C FC 91 B FF 96 F CH 89 F CU 80 B SI 98 X SI 96 2-2 2B		B FC 90 F FF 94 B FF 95 B FC 90 S FC 90 B FF 95 4-2 13 WP 13 BLK 3 2B BB	C FF 96 C FF 96 B SI 96 X FF 96 1-2 2-H 1B	3	0	1	0	0	0	1
26 Jedd Gyorko, R (8, PH) OBP: 0.272, SLG: 0.277 (8, 5)										1	1	1	1	1	0	0
13 Max Muncy, L (1, 3) OBP: 0.370, SLG: 0.513	B FF 98 B FC 92 S FC 91 X CH 91 2-1 F9			C CH 88 X FC 91 0-1 3 G5-3 5 1B 1B		B CH 88 C FF 96 S CH 89 B CH 88 F CH 88 S SI 97 2-3 ① K		S FF 96 B SL 86 1 SAFE F FF 96 B FC 90 S FF 96 2-3 ① K 1-3	1 SAFE B CU 80 B CU 81 F FF 94 S SI 96 F CU 81 B SI 94 C FF 96 3-3 ③ K	5	1	1	0	0	3	3
3 Chris Taylor, R (1, 5) OBP: 0.330, SLG: 0.465 (8, 7)	B FF 98 S FC 91 C FF 98 X SI 98 1-2 ③ G4-3			X SI 97 0-0 ① G5-3 1-2		F FC 90 T FC 88 S SI 97 0-3 ② K		B FF 95 B FC 91 F FC 90 X FF 94 2-1 3-H 2B		4	0	1	1	0	1	2
35 Cody Bellinger, L (1, 8) OBP: 0.407, SLG: 0.625		C SI 96 C FF 98 B CH 89 B CH 89 S FF 98 2-3 ① K		X SI 96 0-0 ② L8		C FC 90 C FF 97 B FC 88 F FF 97 S CH 88 1-3 ③ K		0-0 IBB		3	0	0	0	1	2	2
5 Corey Seager, L (1, 6) OBP: 0.328, SLG: 0.455		S SI 98 B CH 89 B SI 96 B FC 93 X CH 89 3-1 ② G4-3		B FC 91 B SI 98 C SI 96 X FC 90 2-1 2-H 1B			X CH 86 0-0 48 1B 1B	B FF 95 S FF 96 F FF 95 S FF 96 1-3 ② K		4	0	2	1	0	1	2
16 Will Smith, R (1, 2) OBP: 0.321, SLG: 0.576		B FC 90 X FC 92 1-0 ③ G5-3		C FF 98 1 SAFE F FC 89 S FF 98 0-3 ③ K			T FF 96 B SI 94 X FC 90 1-1 ① F9	X SL 88 0-0 ③ F7		4	0	0	0	0	1	4
48 Gavin Lux, L (1, 4) OBP: 0.326, SLG: 0.500			B FF 97 B CH 88 C FF 96 T SI 95 B SI 97 X SI 98 3-2 2B		C SI 96 B CU 82 X CH 89 1-1 ① F8		C FC 90 B SI 96 X FF 95 1-1 1-2 1B		F FF 94 B FF 95 X SI 96 1-1 ① G3-1	4	0	2	0	0	0	0
14 Enrique Hernández, R (1, 7) OBP: 0.309, SLG: 0.424 (8, 9)			X CU 79 0-0 ① P5		C SI 97 B SI 97 X FF 97 1-1 ② G4-3		B FF 96 F SI 95 C FF 97 F FF 95 T FF 96 1-2 ② K		B SI 95 X SI 94 1-0 26 1B 2B	4	1	1	0	0	1	3
21 Walker Buehler, R (1, 1) OBP: 0.153, SLG: 0.145 52 Pedro Báez, R (6, 1) 45 Matt Beaty, L (7, PH) OBP: 0.329, SLG: 0.485 85 Dustin May, R (7, 1) OBP: 0.100, SLG: 0.100 74 Kenley Jansen, S (8, 1) 43 Edwin Ríos, L (9, PH) OBP: 0.404, SLG: 0.615 56 Adam Kolarek, L (9, 1) 18 Kenta Maeda, R (9, 1) OBP: 0.255, SLG: 0.298			C FC 91 C FF 96 S FC 91 0-3 ② K		C FC 91 B FC 90 C SI 98 B SI 97 S SI 97 2-3 ③ K		B SI 95 B CH 88 F SI 96 F FF 95 S FC 89 2-3 ③ K		C FF 96 B FF 94 B CU 81 C FF 96 D CU 84 F FF 96 S FF 96 3-3 ② K	2 0 1 0 0 0 1 0	0 0 0 0 0 0 0 0	0 0 0 0 0 0 0 0	0 0 0 0 0 0 1 0	0 0 1 0 0 0 1 0	2 0 2 0 0 0 1 0	1 0 0 0 0 0 1 0
Inning Stats	R: 0 E: 0 K: 0 S: 8 H: 0 LOB: 0 BB: 0 P: 13	R: 0 E: 0 K: 1 S: 6 H: 0 LOB: 0 BB: 0 P: 12	R: 0 E: 0 K: 1 S: 9 H: 1 LOB: 1 BB: 0 P: 13	R: 1 E: 0 K: 1 S: 9 H: 2 LOB: 1 BB: 0 P: 11	R: 0 E: 0 K: 1 S: 7 H: 0 LOB: 0 BB: 0 P: 11	R: 0 E: 0 K: 3 S: 15 H: 1 LOB: 1 BB: 0 P: 20	R: 0 E: 0 K: 2 S: 12 H: 2 LOB: 2 BB: 0 P: 17	R: 1 E: 0 K: 2 S: 11 H: 1 LOB: 2 BB: 2 P: 20	R: 1 E: 0 K: 2 S: 14 H: 2 LOB: 1 BB: 0 P: 23	1B: 5 2B: 4 3B: 0 HR: 0 SF: 0 SAC: 0 DP: 0 HBP: 0						

PITCHER		IP	WLS	BF	H	R	ER	SO	BB	IBB	HBP	BLK	WP	HR	S	P	ERA	WHIP
45 Zack Wheeler, R ERA: 4.09	(1, 1)	7.0		27	6	1	1	9	0	0	0	0	0	0	66	97	1.29	0.857
38 Justin Wilson, L ERA: 2.52	(8, 1)	0.2	B	5	1	1	1	2	1	1	0	1	1	0	10	19	13.50	3.000
67 Seth Lugo, R ERA: 2.82	(8, 1)	1.1	L	6	2	1	1	2	0	0	0	0	0	0	15	24	6.75	1.500

PITCHER	IP	WLS	BF	H	R	ER	SO	BB	IBB	HBP	BLK	WP	HR	S	P	ERA	WHIP

TOP

Los Angeles Dodgers @ New York Mets

Citi Field, Flushing, NY

Sun Sep 15 2019, 7:08 PM - 10:19 PM EDT

Att. 31,521 - Partly Cloudy - 78 F

livebaseballscorecards.com

AB	36
R	3
H	9
RBI	3
BB	2
SO	13
LOB	21

WP: 1	PA: 38		
PB: 0			
SB: 0			
CS: 0			

BOTTOM

Los Angeles Dodgers @ New York Mets

Citi Field, Flushing, NY

Sun Sep 15 2019, 7:08 PM - 10:19 PM EDT

Att. 31,521 - Partly Cloudy - 78 F

livebaseballscorecards.com

Batter	1	2	3	4	5	6	7	8	9	AB	R	H	RBI	BB	SO	LOB
6 Jeff McNeil, L (1, 5) OBP: 0.387, SLG: 0.523	B FF 96 B FF 97 B FF 96 C FC 95 B FC 94 4-1 20 FC5-4 BB		S FC 92 X FF 95 0-1 ① F7			C CH 89 F FF 96 F CH 87 F FF 97 F FF 97 F CH 88 F CH 88 F FF 97 X FF 96 0-2 ① L7		X FC 93 0-0 ② P4		3	0	0	0	1	0	0
20 Pete Alonso, R (1, 3) OBP: 0.361, SLG: 0.578	C FF 98 C KC 82 X KC 83 0-2 ① FC5-4 30 G3-6-1 1-2f		S SI 97 X KC 80 0-1 ② F8			S FF 97 B CH 87 X FF 96 1-1 ② F9		C SL 83 S FC 93 S FC 94 0-3 ③ K		4	0	0	0	0	1	1
30 Michael Conforto, L (1, 9) OBP: 0.358, SLG: 0.489	F FF 98 C FF 98 X KC 83 0-2 ②③ G3-6-1 1-2f		B FF 98 F SI 97 B FC 93 X SI 98 2-1 ③ F7			B FF 96 S CH 86 X CH 87 1-1 ③ G4-3			F SI 89 X SI 88 0-1 ① G6-3	4	0	0	0	0	0	1
40 Wilson Ramos, R (1, 2) OBP: 0.353, SLG: 0.423		B FF 96 C SI 97 X SI 97 1-1 ① G3-1		F KC 79 T SI 97 X SI 98 0-2 ① G4-3			F SI 97 X SI 97 0-1 ① G1-3		B SL 84 X SL 85 1-0 ② F9	4	0	0	0	0	0	0
24 Robinson Canó, L (1, 4) OBP: 0.312, SLG: 0.442 18 Rajai Davis, R (9, PR) OBP: 0.238, SLG: 0.450		B FC 95 B FF 97 B FF 97 B SI 97 4-0 28 1B 9 3B BB		F SI 97 S FC 95 F FF 98 X FF 98 0-2 ② G4-3			F FC 92 X FF 96 0-1 28 HBP 1B		S FS 87 B FS 86 B FS 86 S FS 87 F FS 88 B FS 85 B FS 86 4-2 BB	2 0	1 0	1 0	0 0	2 0	0 0	0 0
28 J.D. Davis, R (1, 7) OBP: 0.369, SLG: 0.513 19 Sam Haggerty, S (7, PR) 38 Justin Wilson, L (8, 1) 67 Seth Lugo, R (8, 1) 2 Joe Panik, L (9, PH) OBP: 0.313, SLG: 0.330	B FF 97 C FC 95 F FC 96 X SL 90 1-2 9 3B 1B		B SI 98 X SI 97 1-0 ③ G1-3			B SI 96 C SI 96 F SI 96 H FF 96 2-2 1-2 HBP		C FF 94 1 SAFE F FS 85 S FS 86 0-3 ③ K	2 0 0 0 1	1 0 0 0 0	1 0 0 0 0	0 0 0 0 0	0 0 0 0 1	0 0 0 0 1	0 0 0 0 1
9 Brandon Nimmo, L (1, 8) (8, 7) OBP: 0.374, SLG: 0.370	C FF 98 C FF 98 B FF 98 F KC 83 F FF 98 F FF 99 D KC 84 F FF 99 F FC 96 2-2 X FC 95 1-H 2-H 3B		C KC 80 F FF 96 X SI 97 0-2 ① G6-3			F FC 90 B FC 90 F FC 91 B FF 96 F FC 91 S FC 92 2-3 ② K			3	0	1	2	0	1	2
1 Amed Rosario, R (1, 6) OBP: 0.323, SLG: 0.422		S FF 98 B SL 89 F FF 98 F FF 98 B SL 88 F FF 96 F FF 100 F SL 83 S SI 98 2-3 ② K	B FF 98 C FC 91 X SI 95 1-1 ② F9				C SI 96 F FC 91 B SI 97 S FC 91 1-3 ③ K			3	0	0	0	0	2	3
45 Zack Wheeler, L (1, 1) OBP: 0.268, SLG: 0.308 12 Juan Lagares, R (8, 8) OBP: 0.273, SLG: 0.327		C FF 98 X FC 95 0-1 ③ G3	S FF 97 C SL 85 F FF 98 F KC 81 X SL 86 0-2 ③ G3					C FC 91 C FC 92 B SL 82 B FC 93 F FC 93 X FC 93 2-2 ① F9		2 1	0 0	0 0	0 0	0 0	0 0	1 0

Inning Stats	1	2	3	4	5	6	7	8	9
	R: 0 E: 0 K: 0 S: 7 H: 0 LOB: 0 BB: 1 P: 11	R: 2 E: 0 K: 1 S: 22 H: 2 LOB: 1 BB: 1 P: 32	R: 0 E: 0 K: 0 S: 6 H: 0 LOB: 0 BB: 0 P: 8	R: 0 E: 0 K: 0 S: 8 H: 0 LOB: 0 BB: 0 P: 9	R: 0 E: 0 K: 0 S: 10 H: 0 LOB: 0 BB: 0 P: 11	R: 0 E: 0 K: 0 S: 13 H: 0 LOB: 0 BB: 0 P: 15	R: 0 E: 0 K: 2 S: 13 H: 1 LOB: 2 BB: 0 P: 18	R: 0 E: 0 K: 1 S: 8 H: 0 LOB: 0 BB: 0 P: 10	R: 0 E: 0 K: 1 S: 9 H: 0 LOB: 1 BB: 1 P: 14

1B: 2	SF: 0
2B: 0	SAC: 0
3B: 1	DP: 1
HR: 0	HBP: 1

WP: 0	PA: 33
PB: 0	
SB: 0	
CS: 0	

AB	29
R	2
H	3
RBI	2
BB	3
SO	5
LOB	9

PITCHER	IP	WLS	BF	H	R	ER	SO	BB	IBB	HBP	BLK	WP	HR	S	P	ERA	WHIP
21 Walker Buehler, R (1, 1) ERA: 3.15	5.0		18	2	2	2	1	2	0	0	0	0	0	53	71	3.60	0.800
52 Pedro Báez, R (6, 1) ERA: 3.17	1.0		3	0	0	0	0	0	0	0	0	0	0	13	15	0.00	0.000
85 Dustin May, R (7, 1) ERA: 4.4	1.0		5	1	0	0	2	0	0	1	0	0	0	13	18	0.00	1.000
74 Kenley Jansen, R (8, 1) ERA: 3.65	1.0	W	3	0	0	0	1	0	0	0	0	0	0	8	10	0.00	0.000
56 Adam Kolarek, L (9, 1) ERA: 3.35	0.1	H	1	0	0	0	0	0	0	0	0	0	0	2	2	0.00	0.000

PITCHER	IP	WLS	BF	H	R	ER	SO	BB	IBB	HBP	BLK	WP	HR	S	P	ERA	WHIP
18 Kenta Maeda, R (9, 1) ERA: 4.02	0.2	S	3	0	0	0	1	1	0	0	0	0	0	7	12	0.00	1.500

New York Mets @ Colorado Rockies

Coors Field, Denver, CO

Mon Sep 16 2019, 6:43 PM - 9:51 PM MDT

Att. 28,505 - Partly Cloudy - 85 F

livebaseballscorecards.com

TOP

Batter	1	2	3	4	5	6	7	8	9	AB	R	H	RBI	BB	SO	LOB
9 Brandon Nimmo, L (1, 8) OBP: 0.369, SLG: 0.384	C FF 93 B FF 94 X FF 94 1-1 HR		F SL 84 X CU 75 1-1 ② F8		B FF 93 B FF 92 C FF 92 X SL 82 2-1 ① F7		B SL 81 F SI 95 T SI 95 C SI 95 1-3 ① K		B SL 89 C FF 97 B FF 96 S SL 87 F SL 89 B FF 96 S SL 86 3-3 ① K	5	1	1	1	0	2	3
6 Jeff McNeil, L (1, 5) OBP: 0.387, SLG: 0.528	S FF 94 B SL 87 B FF 92 S SL 86 X SL 86 2-2 ① P6		D CU 77 X SL 83 1-0 1-H HR		B FF 92 B FF 91 F FF 92 X FF 94 2-1 1B		X SI 94 0-0 ② L8		F SL 87 B FF 96 F FF 96 D SL 88 F SL 87 F FF 97 F SL 87 F SL 87 X FF 96 2-2 ② FC4-6 30 DI 1-2f 2-3	5	1	2	2	0	0	2
30 Michael Conforto, L (1, 9) OBP: 0.355, SLG: 0.484	C SL 86 X FF 95 0-1 ② G4-3		F FF 94 C FF 94 B CU 81 X FF 95 1-2 ③ G6-3		S FF 93 F FF 93 B FF 94 S CU 80 1-3 ② K		C SI 95 S SL 84 B SI 94 S SI 95 1-3 ③ K		S SL 88 X FF 96 0-1 ③ L7 1-2	5	0	0	0	0	2	3
24 Robinson Canó, L (1, 4) OBP: 0.311, SLG: 0.439	B FF 94 B CH 88 B FF 94 C FF 93 C FF 94 X SL 85 3-2 ③ F7			X SL 84 0-0 ① G6-3	C FF 94 B FF 94 B CU 78 S FF 93 B FF 96 F FF 95 X FF 95 3-2 ③ G4-3			B FF 97 B FF 98 B FF 98 B FF 96 4-0 1 FC4-6 BB		3	0	0	0	1	0	1
20 Pete Alonso, R (1, 3) OBP: 0.362, SLG: 0.579		C FF 94 F FF 93 B SL 85 S CU 79 1-3 ① K		C FF 95 X FF 92 0-1 1 2B 1B		C CU 78 X FF 92 0-1 1 1B 2B		C SL 85 D FF 98 C SL 86 S FF 100 1-3 ① K		4	1	2	0	0	2	1
28 J.D. Davis, R (1, 7) OBP: 0.366, SLG: 0.508		B FF 94 B FF 92 F FF 94 C FF 94 X SL 86 2-2 ② G6-3		B FF 92 B FF 91 C SL 83 X FF 92 2-1 ② L8		B FF 94 F CH 87 C FF 90 F CU 80 F FF 92 B FF 91 B SL 86 F SL 84 F FF 93 3-2 ① X CU 80 G5-3		C SL 86 B FF 99 C FF 99 F FF 98 S FF 98 1-3 ② K		4	0	0	0	0	1	3
1 Amed Rosario, R (1, 6) OBP: 0.325, SLG: 0.424		S SL 86 B SL 87 X SL 84 1-1 ③ G6-3		B SL 84 F CU 78 B SL 85 C SL 83 B SL 86 X CU 77 3-2 1-H 2B		B SL 83 C FF 94 S CU 79 X FF 95 1-2 2-3 1B		X SL 87 0-0 ③ FC4-6 1-2f		4	0	2	1	0	0	1
3 Tomás Nido, R (1, 2) OBP: 0.244, SLG: 0.344 13 Luis Guillorme, L (6, PH) OBP: 0.317, SLG: 0.358 27 Jeurys Familia, R (6, 1) 43 Luis Avilán, L (7, 1) 51 Paul Sewald, R (7, 1) 39 Edwin Díaz, R (8, 1) 4 Jed Lowrie, S (9, PH)			B FF 92 X FF 92 1-0 6 HR 1B	0-0 IBB		C FF 92 B FF 94 C FF 92 F CU 81 B FF 96 S CU 80 2-3 ② K			B SI 97 B FF 98 B SI 96 B FF 97 4-0 6 FC4-6 44 1B BB	1 1 0 0 0 0 0 0	1 0 0 0 0 0 0 0	1 0 0 0 0 0 0 0	0 0 0 0 0 0 0 1	1 0 0 0 0 0 0 0	0 1 0 0 0 0 0 0	0 2 0 0 0 0 0 0
32 Steven Matz, R (1, 1) OBP: 0.245, SLG: 0.302 61 Walker Lockett, R (5, 1) OBP: 0.286, SLG: 0.167 2 Joe Panik, L (6, PH) OBP: 0.312, SLG: 0.329 44 René Rivera, R (6, 2) OBP: 0.500, SLG: 0.375			L CH 88 L FF 91 D SL 86 S SL 83 1-3 ① K	B FF 94 X SL 82 1-0 ③ F7		B CH 89 B CH 89 C FF 95 X FF 95 2-1 ③ G5-3			B SL 88 B SI 96 C FF 96 X FF 96 2-1 6 FC4-6 1-2 1B	2 0 1 1	0 0 0 0	0 0 0 1	0 0 0 0	0 0 0 0	1 0 0 0	3 0 2 0

Inning Stats	1	2	3	4	5	6	7	8	9	1B: 5	SF: 0	WP: 0	PA: 39
	R: 1 E: 0 K: 0 S: 10	R: 0 E: 0 K: 1 S: 8	R: 2 E: 0 K: 1 S: 10	R: 1 E: 0 K: 0 S: 9	R: 0 E: 0 K: 1 S: 11	R: 0 E: 0 K: 1 S: 18	R: 0 E: 0 K: 2 S: 7	R: 0 E: 0 K: 2 S: 8	R: 0 E: 0 K: 1 S: 15	2B: 2 3B: 0 HR: 2	SAC: 0 DP: 0 HBP: 0	PB: 0 SB: 0 CS: 0	
	H: 1 LOB: 0 BB: 0 P: 16	H: 0 LOB: 0 BB: 0 P: 12	H: 2 LOB: 0 BB: 0 P: 15	H: 2 LOB: 2 BB: 1 P: 15	H: 1 LOB: 1 BB: 0 P: 19	H: 2 LOB: 2 BB: 0 P: 26	H: 0 LOB: 0 BB: 0 P: 9	H: 0 LOB: 1 BB: 1 P: 14	H: 1 LOB: 2 BB: 1 P: 26				

PITCHER		IP	WLS	BF	H	R	ER	SO	BB	IBB	HBP	BLK	WP	HR	S	P	ERA	WHIP
49 Antonio Senzatela, R ERA: 6.83	(1, 1)	6.0	W	27	8	4	4	4	0	1	0	0	0	2	66	103	6.00	1.333
47 James Pazos, L ERA:	(7, 1)	1.0	H	3	0	0	0	2	0	0	0	0	0	0	7	9	0.00	0.000
54 Carlos Estévez, R ERA: 3.73	(8, 1)	1.0		4	0	0	0	2	1	0	0	0	0	0	8	14	0.00	1.000
37 Jairo Díaz, R ERA: 3.86	(9, 1)	1.0		5	1	0	0	1	1	0	0	0	0	0	15	26	0.00	2.000

PITCHER	IP	WLS	BF	H	R	ER	SO	BB	IBB	HBP	BLK	WP	HR	S	P	ERA	WHIP

AB	36
R	4
H	9
RBI	4
BB	3
SO	9
LOB	21

Batter	1	2	3	4	5	6	7	8	9	AB	R	H	RBI	BB	SO	LOB
27 Trevor Story, R (1, 6) OBP: 0.359, SLG: 0.556	X SI 94 0-0 G6-3 ①		C CU 78 C SI 93 B CH 85 T SL 90 1-2 K ②	S SL 88 B CU 77 X SI 93 1-1 1-H 2-H HR		1 SAFE D SL 88 B FF 96 B SL 88 C SI 96 F SI 96 D SI 97 4-2 1-2 BB		B SL 92 X SL 91 1-0 L7 ②		4	1	1	3	1	1	0
9 Daniel Murphy, L (1, 3) OBP: 0.335, SLG: 0.465	C SI 94 C SI 94 B SL 89 F SI 94 X CH 86 1-2 G4-3 ②		B SL 90 B SI 94 F SI 92 B SI 94 X SI 94 3-1 G3-1 ③	C CH 83 S SL 90 F SL 90 B CH 85 B SL 91 F SI 93 F SI 94 X SL 89 2-2 F7 ③		C SI 98 F SI 98 D SL 89 X SI 95 1-2 G4-3 ③		X FF 100 0-0 28 2B 1B		5	1	1	0	0	0	2
28 Nolan Arenado, R (1, 5) OBP: 0.380, SLG: 0.595	B SI 94 X SI 94 1-0 P3 ③			C SI 94 B SL 90 F SI 94 F SL 89 B SI 94 X SI 93 2-2 P6 ① C FF 92 S CU 80 X CU 81 0-2 P6 ①			C SL 88 B SL 88 B SL 90 S SI 96 F SI 94 X FS 94 2-2 20 1B 1 1B 1B	B FF 99 X SL 92 1-0 1-H 2B	5	1	2	1	0	0	0
19 Charlie Blackmon, L (1, 9) OBP: 0.365, SLG: 0.573		C SI 93 B SL 87 C SI 94 C SI 94 1-3 K ①		S CU 78 X SI 94 0-1 24 BB 1 1B 1B	C CU 80 X FF 94 0-1 24 G4-3 1B		B CU 74 C CU 73 X CU 75 1-1 F8 ① C FF 100 X FF 100 0-1 F8 ③			5	1	2	0	0	1	2
24 Ryan McMahon, L (1, 4) OBP: 0.335, SLG: 0.458		C CU 78 B CH 86 F SI 94 S CH 86 1-3 K ②		B SI 92 B CH 82 B SI 92 B SI 93 4-0 1 1B 49 1B 1-2 BB	F FF 92 B FF 93 B CH 87 F FF 94 1 SAFE B CU 82 X FF 94 3-2 G4-3 ② 1-2		F SI 92 S CH 85 D CH 84 S CH 84 1-3 K ②			3	1	0	0	1	2	2
20 Ian Desmond, R (1, 7) OBP: 0.312, SLG: 0.470		F SI 94 B SI 94 F CH 86 B SL 89 X CH 85 2-2 HR		B SI 93 X SI 94 1-0 L9 ② B SI 92 B SI 92 C FF 92 X FF 92 2-1 F9 ③			S ST 82 B FF 92 X FF 94 1-1 1 1B 1-3 1B			4	1	2	1	0	0	3
1 Garrett Hampson, R (1, 8) OBP: 0.299, SLG: 0.359		B SI 94 C SI 95 F SI 93 F CU 78 F SL 90 X CH 83 1-2 E7 1B		B SI 93 B SI 93 C CH 82 B SI 93 F CH 82 F CH 83 F SL 88 X SI 93 3-2 25 BB 49 1B 1-3 2-H 1B		C FF 95 F SI 96 B FS 93 X FS 94 1-2 G5-3 ① 1 SAFE F FF 92 B ST 84 X ST 82 1-1 1-2 3-H 1B				4	1	3	2	0	0	0
25 Drew Butera, R (1, 2) OBP: 0.290, SLG: 0.357		B SI 93 X SI 94 1-0 G5-3 ③		B SL 89 B SI 93 B SI 94 C SI 94 B SL 89 4-1 49 1B 27 HR 1-2 BB		F FF 95 X SI 96 0-1 15 FC6-4 1B B ST 82 X FF 92 1-0 F8 ③				3	1	1	0	1	0	3
49 Antonio Senzatela, R (1, 1) OBP: 0.051, SLG: 0.026 15 Raimel Tapia, L (6, PH) OBP: 0.312, SLG: 0.418 47 James Pazos, R (7, 1) 54 Carlos Estévez, R (8, 1) 13 Yonder Alonso, L (8, PH) OBP: 0.294, SLG: 0.344 37 Jairo Díaz, R (9, 1)			C SI 93 T SI 94 F CU 78 S SI 94 0-3 K ①	F SI 93 B SI 92 T SI 92 X SI 92 1-2 27 HR 1-2 2-H 3-H 1B		B SI 96 S SI 96 X SI 95 1-1 FC6-4 ② 27 BB 1-2f		B FF 99 X FF 99 1-0 G3 ①		2 1 0 0 0 1 0	1 0 0 0 0 0 0	1 0 0 0 0 0 0	2 0 0 0 0 0 0	0 0 0 0 0 0 0	1 1 0 0 0 0 0	0 1 0 0 0 0 0
Inning Stats	R: 0 E: 0 K: 0 S: 6 H: 0 LOB: 0 BB: 0 P: 8	R: 1 E: 1 K: 2 S: 15 H: 2 LOB: 1 BB: 0 P: 21	R: 0 E: 0 K: 2 S: 9 H: 0 LOB: 0 BB: 0 P: 13	R: 6 E: 0 K: 0 S: 24 H: 4 LOB: 0 BB: 2 P: 42	R: 0 E: 0 K: 0 S: 10 H: 1 LOB: 1 BB: 0 P: 15	R: 0 E: 0 K: 0 S: 12 H: 1 LOB: 2 BB: 1 P: 19	R: 1 E: 0 K: 1 S: 14 H: 3 LOB: 2 BB: 0 P: 21	R: 1 E: 0 K: 0 S: 6 H: 2 LOB: 1 BB: 0 P: 9		1B: 10 2B: 1 3B: 0 HR: 2 SF: 0 SAC: 0 DP: 0 HBP: 0				WP: 0 PB: 0 SB: 0 CS: 0 PA: 40		

PITCHER		IP	WLS	BF	H	R	ER	SO	BB	IBB	HBP	BLK	WP	HR	S	P	ERA	WHIP
32 Steven Matz, L ERA: 4.16	(1, 1)	4.0	L	20	6	7	7	4	2	0	0	0	0	2	54	84	15.75	2.000
61 Walker Lockett, R ERA: 6.85	(5, 1)	1.0		4	1	0	0	0	0	0	0	0	0	0	10	15	0.00	1.000
27 Jeurys Familia, R ERA: 6.09	(6, 1)	1.0		6	2	1	1	0	1	0	0	0	0	0	16	25	9.00	3.000
43 Luis Avilán, L ERA: 5.1	(7, 1)	0.2		2	0	0	0	1	0	0	0	0	0	0	5	7	0.00	0.000
51 Paul Sewald, R ERA: 4.96	(7, 1)	0.1		3	2	0	0	0	0	0	0	0	0	0	5	8	0.00	6.000

PITCHER		IP	WLS	BF	H	R	ER	SO	BB	IBB	HBP	BLK	WP	HR	S	P	ERA	WHIP
39 Edwin Díaz, R ERA: 5.83	(8, 1)	1.0		5	2	1	1	0	0	0	0	0	0	0	6	9	9.00	2.000

BOTTOM

New York Mets @ Colorado Rockies

Coors Field, Denver, CO

Mon Sep 16 2019, 6:43 PM - 9:51 PM MDT

Att. 28,505 - Partly Cloudy - 85 F

livebaseballscorecards.com

AB	37
R	9
H	13
RBI	9
BB	3
SO	5
LOB	13

Batter	1	2	3	4	5	6	7	8	9	AB	R	H	RBI	BB	SO	LOB
9 Brandon Nimmo, L (1, 8) (9, 7) OBP: 0.372, SLG: 0.401	B FF 91 F FF 90 B CU 77 F FF 90 F SL 87 B FF 90 X FF 90 3-2 ① G5-3			S SL 82 B FF 89 B SL 84 B SL 84 F SL 83 F SL 84 S FF 90 3-3 ① K		X SL 84 0-0 HR		C SL 86 B SI 93 B SI 94 B SI 94 C FF 94 B SI 94 4-2 20 1B 1-2 BB		3	1	1	1	1	1	0
6 Jeff McNeil, L (1, 7) OBP: 0.386, SLG: 0.525 12 Juan Lagares, R (9, 8) OBP: 0.273, SLG: 0.327	B FF 90 B FF 89 S SL 85 B FF 89 F FF 89 F SL 86 B SL 86 4-2 20 G6-4-3 BB			F SL 85 F CH 84 F SL 84 X SL 85 0-2 ② G1-3		B FF 88 F SL 83 B CU 74 X SL 83 2-1 ② F9		C SI 93 S FF 94 D SL 88 S SL 87 1-3 ① K		3	0	0	0	1	1	2
										0	0	0	0	0	0	0
20 Pete Alonso, R (1, 3) OBP: 0.362, SLG: 0.584	B SL 84 D SL 85 D SL 85 C FF 90 X FF 91 3-1 ②③ G6-4-3 1-2f			X FF 90 0-0 ③ G5-3		B FF 89 B SL 84 B SL 85 X FF 90 3-0 HR		C SL 87 F SL 86 X SL 86 0-2 ② 1-3 2-H 1B		4	1	2	2	0	0	1
24 Robinson Canó, L (1, 4) OBP: 0.310, SLG: 0.436 38 Justin Wilson, L (8, 1) 43 Luis Avilán, L (9, 1)		X FF 88 0-0 ① F8			B FF 89 C SL 82 B SL 84 B CH 83 X SL 85 3-1 ① G3-1	F FF 90 S SL 82 B SL 81 X SL 82 1-2 1B		F SI 94 D SI 94 X SI 93 1-1 ③ G4-3		4	0	1	0	0	0	1
										0	0	0	0	0	0	0
										0	0	0	0	0	0	0
40 Wilson Ramos, R (1, 2) OBP: 0.354, SLG: 0.426		C FF 90 F FF 89 B CU 78 S SL 84 1-3 ② K			S SL 83 F CU 75 X FF 89 0-2 30 L5-3 1B	C SL 84 S SL 82 S SL 84 0-3 ③ K			X FF 93 0-0 30 F9 21 1B 2B	4	1	2	0	0	2	1
30 Michael Conforto, L (1, 9) OBP: 0.354, SLG: 0.482		C SL 84 B CU 77 X FF 91 1-1 ③ G4-3			B SL 82 B SL 83 X FF 89 2-0 ②③ L5-3 1-1		F SI 94 B SI 95 B SI 94 B SL 87 B FF 95 4-1 1 G4-6-3 BB		B CU 79 C FF 93 B CH 83 C FF 93 X CH 83 2-2 ① F9 2-3	3	0	0	0	1	0	2
21 Todd Frazier, R (1, 5) OBP: 0.319, SLG: 0.445			C FF 88 X SL 84 0-1 ① G5-3			B SL 83 C SL 84 B SL 85 X FF 88 2-1 1 HR 1B	C SI 94 X SL 86 0-1 ① F9		D CH 84 X FF 93 1-0 3-H 1B	4	1	2	1	0	0	1
1 Amed Rosario, R (1, 6) OBP: 0.326, SLG: 0.430			B CU 73 C SL 83 F SL 84 X CU 78 1-2 7 G4-6-3 1B			C FF 88 B SL 83 X SL 78 1-1 1-H HR	1 SAFE S SL 86 D SL 87 X SI 94 1-1 ②③ G4-6-3 1-2f		C FF 91 B FF 92 B FF 92 B CH 84 X FF 92 3-1 ② L8	4	1	2	2	0	0	2
7 Marcus Stroman, R (1, 1) OBP: 0.053, SLG: 0.053 2 Joe Panik, L (8, PH) OBP: 0.313, SLG: 0.330 (8, 4)			X FF 89 0-0 ②③ G4-6-3 1-2f			S SL 83 B FF 90 S SL 83 X FF 91 1-2 ① G6-3		B SI 92 F SL 86 B SI 93 B SI 94 F SL 87 F FF 95 X SL 86 3-2 9 BB 20 1B 1B	B FF 93 C FF 92 X CH 83 1-1 ③ F7	2	0	0	0	0	0	1
										2	1	1	0	0	0	1

Inning Stats																					
	R: 0 E: 0 K: 0 S: 9	H: 0 LOB: 0 BB: 1 P: 19	R: 0 E: 0 K: 1 S: 6	H: 0 LOB: 0 BB: 0 P: 8	R: 0 E: 0 K: 0 S: 6	H: 1 LOB: 0 BB: 0 P: 7	R: 0 E: 0 K: 1 S: 9	H: 0 LOB: 0 BB: 0 P: 12	R: 0 E: 0 K: 0 S: 6	H: 1 LOB: 0 BB: 0 P: 11	R: 4 E: 0 K: 1 S: 17	H: 5 LOB: 1 BB: 0 P: 27	R: 0 E: 0 K: 0 S: 5	H: 0 LOB: 0 BB: 1 P: 10	R: 1 E: 0 K: 1 S: 14	H: 2 LOB: 1 BB: 1 P: 23	R: 1 E: 0 K: 0 S: 9	H: 2 LOB: 1 BB: 0 P: 16	1B: 7 2B: 2 3B: 0 HR: 3	SF: 0 SAC: 0 DP: 4 HBP: 0	WP: 0 PB: 0 SB: 0 CS: 0	PA: 36

PITCHER		IP	WLS	BF	H	R	ER	SO	BB	IBB	HBP	BLK	WP	HR	S	P	ERA	WHIP
38 Tim Melville, R ERA: 5.4	(1, 1)	5.2	L	21	6	4	4	2	1	0	0	0	0	3	47	77	6.35	1.235
64 Phillip Diehl, L ERA: 27.0	(6, 1)	0.0		1	1	0	0	0	0	0	0	0	0	0	3	4	∞	∞
62 Yency Almonte, R ERA: 6.0	(6, 1)	0.1		1	0	0	0	1	0	0	0	0	0	0	3	3	0.00	0.000
18 Wes Parsons, R ERA: 5.34	(7, 1)	2.0		8	2	1	1	1	2	0	0	0	0	0	19	33	4.50	2.000
46 Rico Garcia, R ERA: 10.5	(9, 1)	1.0		5	2	1	1	0	0	0	0	0	0	0	9	16	9.00	2.000

PITCHER	IP	WLS	BF	H	R	ER	SO	BB	IBB	HBP	BLK	WP	HR	S	P	ERA	WHIP

TOP

New York Mets @ Colorado Rockies

Coors Field, Denver, CO

Tue Sep 17 2019, 6:42 PM - 9:30 PM MDT

Att. 33,118 - Partly Cloudy - 84 F

livebaseballscorecards.com

AB	33
R	6
H	11
RBI	6
BB	3
SO	4
LOB	12

Batter	1	2	3	4	5	6	7	8	9	AB	R	H	RBI	BB	SO	LOB
27 Trevor Story, R (1, 6) OBP: 0.358, SLG: 0.554	B SI 93 X SI 93 1-0 ① G3		C FC 92 X FC 91 0-1 ③ F8			B SI 94 C CU 79 S FC 91 X SI 92 1-2 9 G3 1B		B FF 95 C SL 84 C FF 95 D FC 91 S FF 97 2-3 ③ K		4	0	1	0	0	1	2
9 Daniel Murphy, L (1, 3) OBP: 0.332, SLG: 0.461	F SI 93 B FC 90 B SI 93 X FC 90 2-1 ② G3			C FC 91 B CH 90 F SI 94 B FC 91 S FC 91 2-3 ① K		F FC 91 F SI 93 B SI 93 F FC 92 X FC 91 1-2 ② G3 1-2			B CU 79 C SI 92 F CH 84 B SI 92 B CH 85 F CH 85 F CH 85 X CH 84 3-2 ① F7	4	0	0	0	0	1	1
28 Nolan Arenado, R (1, 5) OBP: 0.378, SLG: 0.590	F FC 91 C CU 78 F FC 91 S SV 88 0-3 ③ K			X SI 92 0-0 ② F8		B FC 92 X FC 91 1-0 ③ G4-3			B SI 91 C CU 73 X CH 82 1-1 ② G4-3	4	0	0	0	0	1	1
19 Charlie Blackmon, L (1, 9) OBP: 0.367, SLG: 0.579		B SI 93 B FC 91 B SI 92 B SI 94 4-0 24 G4-6-3 BB		B SI 94 C SI 94 S FC 92 B FC 92 B CH 90 S FC 92 3-3 ③ K			B CH 88 B FC 92 X FC 91 2-0 15 CS 1B		C CU 76 B CH 82 B CH 83 C SI 92 B CH 84 X CH 83 3-2 HR	3	1	2	1	1	1	0
24 Ryan McMahon, L (1, 4) OBP: 0.333, SLG: 0.454		C SI 93 X FC 92 0-1 ①② G4-6-3 1-2f			C CH 89 B FC 92 B CH 89 F FC 91 F SV 85 B SI 94 C FC 91 3-3 ① K		F SI 93 X FC 92 0-1 ① L8		C SI 92 X CU 77 0-1 ③ G3-1	4	0	0	0	0	1	2
15 Raimel Tapia, L (1, 7) OBP: 0.310, SLG: 0.415		F SI 93 S FC 92 B FC 91 C FC 92 1-3 ③ K			B SV 86 C FC 92 F FC 92 F SI 92 B FC 91 F FC 90 X SI 93 2-2 ② L8		B CH 88 B SI 94 F CH 88 F SI 93 B FC 91 F FC 92 S FC 91 3-3 ②③ K 1-2			3	0	0	0	0	2	1
43 Sam Hilliard, L (1, 8) OBP: 0.298, SLG: 0.415 1 Garrett Hampson, R (8, PH) OBP: 0.298, SLG: 0.357 (9, 8)			C SI 93 B CH 89 B SI 93 S FC 90 B SI 93 X SI 93 3-2 1B		X CH 90 0-0 1B			C FF 94 X FC 89 0-1 ① G5-3		2 1	0 0	2 0	0 0	0 0	0 0	0 0
14 Tony Wolters, L (1, 2) OBP: 0.341, SLG: 0.340			B SI 94 S FC 92 1 SAFE F SI 94 B FC 91 F FC 91 F FC 91 X SV 87 2-2 ① F7		B SI 93 C SI 92 X SI 94 1-1 ③ F7			S FF 94 B FF 94 B FF 96 F FC 91 B FC 90 F FC 89 X FF 95 3-2 ② P6		3	0	0	0	0	0	2
38 Tim Melville, R (1, 1) OBP: 0.167, SLG: 0.167 64 Phillip Diehl, L (6, 1) 62 Yency Almonte, R (6, 1) 8 Joshua Fuentes, R (6, PH) OBP: 0.200, SLG: 0.433 18 Wes Parsons, R (7, 1) 4 Pat Valaika, R (8, PH) OBP: 0.260, SLG: 0.343 46 Rico Garcia, R (9, 1)			M SI 92 C FC 88 M FC 91 0-3 ② K			B FC 90 B FC 90 S SI 92 X SI 91 2-1 ① G5-3		B FC 90 X FC 91 1-0 2B		1 0 0 1 0 0 1 0	0 0 0 0 0 0 0 0	0 0 0 0 0 0 1 0	0 0 0 0 0 0 0 0	0 0 0 0 0 0 0 0	1 0 0 0 0 0 0 0	1 0 0 0 0 0 0 0
Inning Stats	R: 0 E: 0 K: 1 S: 7 H: 0 LOB: 0 BB: 0 P: 10	R: 0 E: 0 K: 1 S: 5 H: 0 LOB: 0 BB: 1 P: 10	R: 0 E: 0 K: 1 S: 13 H: 1 LOB: 1 BB: 0 P: 18	R: 0 E: 0 K: 2 S: 7 H: 0 LOB: 0 BB: 0 P: 12	R: 0 E: 0 K: 1 S: 12 H: 1 LOB: 1 BB: 0 P: 18	R: 0 E: 0 K: 0 S: 10 H: 1 LOB: 1 BB: 0 P: 15	R: 0 E: 0 K: 1 S: 7 H: 1 LOB: 1 BB: 0 P: 12	R: 0 E: 0 K: 1 S: 10 H: 1 LOB: 1 BB: 0 P: 16	R: 1 E: 0 K: 0 S: 12 H: 1 LOB: 0 BB: 0 P: 19	1B: 4 2B: 2 3B: 0 HR: 1 SF: 0 SAC: 0 DP: 2 HBP: 0						

PITCHER		IP	WLS	BF	H	R	ER	SO	BB	IBB	HBP	BLK	WP	HR	S	P	ERA	WHIP
7 Marcus Stroman, R ERA: 3.21	(1, 1)	7.0	W	24	4	0	0	7	1	0	0	0	0	0	61	95	0.00	0.714
38 Justin Wilson, L ERA: 2.45	(8, 1)	1.0		4	1	0	0	1	0	0	0	0	0	0	10	16	0.00	1.000
43 Luis Avilán, L ERA: 5.23	(9, 1)	1.0		4	1	1	1	0	0	0	0	0	0	1	12	19	9.00	1.000

PITCHER	IP	WLS	BF	H	R	ER	SO	BB	IBB	HBP	BLK	WP	HR	S	P	ERA	WHIP

BOTTOM

New York Mets @ Colorado Rockies

Coors Field, Denver, CO

Tue Sep 17 2019, 6:42 PM - 9:30 PM MDT

Att. 33,118 - Partly Cloudy - 84 F

livebaseballscorecards.com

AB	31
R	1
H	6
RBI	1
BB	1
SO	8
LOB	10

Batter	1	2	3	4	5	6	7	8	9	AB	R	H	RBI	BB	SO	LOB
9 Brandon Nimmo, L (1, 8) (9, 7) OBP: 0.377, SLG: 0.407	C FF 94 B FF 94 C FF 94 X FF 92 1-2 ① L5		C FF 94 X FF 93 0-1 6 1B 1B		B FF 93 S FS 83 F FS 83 B FF 94 S CU 79 2-3 ③ K		B SL 82 C SI 95 F SL 82 X SI 95 1-2 6 F7-3 1B		B SI 96 B FF 96 S SL 88 B SL 86 X SL 86 3-1 20 BB 6 BB 24 G6-4-3 1-2 3-H 1B	5	1	3	1	0	1	0
6 Jeff McNeil, L (1, 7) (8, 5) OBP: 0.388, SLG: 0.531	F FF 94 B CU 75 F FF 94 X CU 77 1-2 HR		B FF 93 X FF 95 1-0 20 HBP 1-3 1B			F FS 83 C FF 93 S FF 93 0-3 ① K	X SI 95 0-0 ②③ F7-3 1-1		S FF 97 F FF 97 B SL 87 D SL 90 D SL 88 F SL 96 F SL 86 F FF 97 D SI 97 4-2 24 G6-4-3 20 BB 67 1B 1-2 2-3 BB	4	2	2	1	1	1	1
20 Pete Alonso, R (1, 3) OBP: 0.366, SLG: 0.590	F FF 94 B FF 93 B FF 94 B FF 94 F FF 94 X CU 75 3-2 ② G3		D CU 78 F FF 93 H CU 76 2-1 1-2 HBP			F CU 75 F FS 83 F FF 94 B CU 78 X CU 76 1-2 HR		C SL 88 X SI 92 0-1 30 PB 24 G1-3 30 G5-3 1B	B FF 95 B FF 95 B FF 94 B FF 94 4-0 24 G6-4-3 1-2 2-3 3-H BB	3	2	2	2	1	0	0
24 Robinson Canó, L (1, 4) OBP: 0.309, SLG: 0.436	B CU 75 B CU 77 F FF 93 F FF 94 F CU 79 X CU 75 2-2 ③ L9		X FF 93 0-0 ③ G3-1			B FS 83 F FF 93 S FS 83 F FF 93 X FS 85 1-2 30 WP 2B		C SI 94 B SI 95 B SI 95 X SI 94 2-1 ① G1-3 1-2	C FF 96 F FF 96 B FF 96 F FF 95 X SL 89 1-2 ①② G6-4-3 1-2f 2-3 3-H	5	0	1	0	0	0	6
21 Todd Frazier, R (1, 5) OBP: 0.321, SLG: 0.443 19 Sam Haggerty, S (8, PR) 67 Seth Lugo, R (8, 1) OBP: 1.000, SLG: 1.000		C FF 93 C CU 76 X CU 76 0-2 ① G1-3	B CU 76 B FF 94 F FF 93 F CU 76 F CU 75 X CU 75 2-2 ① G4-3		B FF 93 B CU 74 B FF 93 D FF 93 4-0 30 WP BB		B SL 89 D SL 90 C SI 95 D SL 89 B SI 96 4-1 30 PB BB	C FF 95 B FF 95 C FF 95 F SL 86 X FF 95 1-2 3-H 1B	2	0	0	0	2	0	0
30 Michael Conforto, L (1, 9) OBP: 0.353, SLG: 0.478		B CU 77 F FF 94 S FF 95 X FF 94 1-2 ② G4-3	B FF 93 S FS 84 B FS 84 B FF 94 X FF 93 3-1 ② G6-3		B SL 80 B SL 79 D SL 79 C FF 89 B SL 79 4-1 1-2 2-3 BB		B FF 95 C SI 96 C FF 97 D SL 90 X SI 97 2-2 1-2 2-H G5-3	X FF 95 0-0 ③ L8	0	0	0	1	1	0	2
1 Amed Rosario, R (1, 6) OBP: 0.324, SLG: 0.427		B CU 77 B CU 77 C FF 93 B FF 93 X FF 93 3-1 ③ G6-3	F FF 92 F FS 83 X CU 77 0-2 ③ L6		C SL 84 X SL 83 0-1 ② P4		S SL 90 S SL 89 F SL 88 S SL 88 0-3 ③ K		4	0	0	0	0	1	5
44 René Rivera, R (1, 2) OBP: 0.385, SLG: 0.273 40 Wilson Ramos, R (9, PH) OBP: 0.355, SLG: 0.426 12 Juan Lagares, R (9, PR) OBP: 0.273, SLG: 0.327 (9, 8)			X FF 92 0-0 ① F7		B CU 73 B CU 75 F FF 93 F FF 93 S CU 76 2-3 ① K	C SL 84 F SL 83 D SL 85 D SL 85 F SL 83 B SL 83 X SL 85 3-2 ③ G6-3			C FF 97 B FF 97 B SL 89 B SL 86 B SI 96 4-1 28 1B 9 1B BB	3	0	0	0	0	1	3
34 Noah Syndergaard, L (1, 1) OBP: 0.138, SLG: 0.210 27 Jeurys Familia, R (6, 1) 18 Rajai Davis, R (7, PH) OBP: 0.227, SLG: 0.429 29 Brad Brach, R (7, 1) OBP: 0.250, SLG: 0.250 28 J.D. Davis, R (8, 7) OBP: 0.367, SLG: 0.509 3 Tomás Nido, R (9, 2) OBP: 0.244, SLG: 0.344			X FF 94 0-0 ② F8		C FF 92 B FF 94 X FF 94 1-1 ② G4-3		C SI 93 C SI 94 X SI 96 0-2 ① G4-3		X FF 97 0-0 6 BB 9 1B 20 BB 1-3 1B	2 0 1 0 1 0	0 0 0 0 1 0	0 0 0 0 1 0	0 0 0 0 1 0	0 0 0 0 0 0	0 0 0 0 0 0	0 0 0 0 0 0
Inning Stats	R: 1 E: 0 K: 0 S: 13 H: 1 LOB: 0 BB: 0 P: 20	R: 0 E: 0 K: 0 S: 8 H: 0 LOB: 0 BB: 0 P: 12	R: 0 E: 0 K: 0 S: 7 H: 2 LOB: 3 BB: 0 P: 10	R: 0 E: 0 K: 0 S: 9 H: 0 LOB: 0 BB: 0 P: 14	R: 0 E: 0 K: 2 S: 8 H: 0 LOB: 0 BB: 0 P: 13	R: 1 E: 0 K: 1 S: 18 H: 2 LOB: 3 BB: 2 P: 31	R: 0 E: 0 K: 0 S: 7 H: 1 LOB: 0 BB: 0 P: 8	R: 1 E: 0 K: 1 S: 12 H: 1 LOB: 2 BB: 1 P: 20	R: 4 E: 0 K: 0 S: 18 H: 3 LOB: 1 BB: 3 P: 35	1B: 7 2B: 2 3B: 0 HR: 2 SF: 0 SAC: 0 DP: 2 HBP: 1						

PITCHER		IP	WLS	BF	H	R	ER	SO	BB	IBB	HBP	BLK	WP	HR	S	P	ERA	WHIP
34 Jeff Hoffman, R ERA: 6.71	(1, 1)	5.1		23	5	2	2	3	1	0	1	0	0	2	56	86	3.38	1.125
64 Phillip Diehl, L ERA: 27.0	(6, 1)	0.0		1	0	0	0	0	1	0	0	0	1	0	1	5	∞	∞
62 Yency Almonte, R ERA: 5.87	(6, 1)	0.2	H	2	0	0	0	0	0	0	0	0	0	0	6	9	0.00	0.000
47 James Pazos, L ERA:	(7, 1)	1.0	H	3	1	0	0	0	0	0	0	0	0	0	7	8	0.00	1.000
32 Jesus Tinoco, R ERA: 4.73	(8, 1)	0.1	H	3	1	1	0	0	1	0	0	0	0	0	5	11	0.00	6.000

PITCHER		IP	WLS	BF	H	R	ER	SO	BB	IBB	HBP	BLK	WP	HR	S	P	ERA	WHIP
37 Jairo Díaz, R ERA: 4.5	(8, 1)	0.2	L	6	2	4	4	1	2	0	0	0	0	0	16	29	54.00	6.000
30 Joe Harvey, R ERA: 4.3	(9, 1)	1.0		4	1	0	0	0	1	0	0	0	0	0	9	15	0.00	2.000

TOP

New York Mets @ Colorado Rockies

Coors Field, Denver, CO

Wed Sep 18 2019, 1:12 PM - 4:54 PM MDT

Att. 30,174 - Partly Cloudy - 76 F

livebaseballscorecards.com

AB	35
R	7
H	10
RBI	6
BB	6
SO	4
LOB	17

WP: 1 PA: 42
PB: 1
SB: 0
CS: 0

Batter	1	2	3	4	5	6	7	8	9	AB	R	H	RBI	BB	SO	LOB
27 Trevor Story, R (1, 6) OBP: 0.360, SLG: 0.553	C FF 96 B SI 96 F SI 97 C SL 88 1-3 ① K		T FF 96 F SI 96 F FF 97 B SL 88 F SL 87 B CH 92 X SI 97 2-2 ①② G6-4-3 1-2f		B SI 96 X SI 96 1-0 24 BB 1-2 1B	1 SAFE B SL 89 1 SAFE B SL 90 S FF 96 B FF 97 B SI 97 4-1 24 S 1-2 BB			B CU 79 B FF 94 C SI 94 X SL 88 2-1 1B	4	0	2	0	1	1	1
24 Ryan McMahon, L (1, 3) OBP: 0.333, SLG: 0.452	C SI 96 B SI 97 B CU 80 F SI 97 S SL 88 2-3 ② K		X CU 81 0-0 28 E 1B		S FF 97 B FF 97 B FF 98 C SL 87 B SL 89 F SL 87 F SI 98 B SL 87 4-2 20 FC6-4 1-2 2-3 BB	C FF 96 B SI 96 B FF 96 B FF 96 S FS 94 C SI 95 3-3 ③ K 1-2 2-3			T CU 80 C CH 87 B FF 96 B SI 96 C FF 97 2-3 ② K	4	0	1	0	1	3	3
28 Nolan Arenado, R (1, 5) OBP: 0.378, SLG: 0.589	B FF 97 X SL 90 1-0 19 S 1B		1 SAFE 1 SAFE X SI 96 0-0 E6 1-3 1B		X FF 97 0-0 ① P3		C FF 94 C FC 92 B FF 94 B FF 95 S FC 93 2-3 ① K		B SL 90 F FF 94 X SI 95 1-1 ③ G5-3	5	0	2	0	0	1	4
19 Charlie Blackmon, L (1, 9) OBP: 0.365, SLG: 0.576	F SI 97 C SI 96 F SL 87 F SL 87 T FF 97 0-2 ③ K 1-2		C CH 92 X FF 97 0-1 ③ G4-3		F SI 97 S FF 98 F FF 98 X SI 99 0-2 ② SF7 3-H		B FF 95 B CH 86 C CH 86 F FC 91 B FF 95 X FC 92 3-2 ② L8			3	0	0	1	0	1	3
20 Ian Desmond, R (1, 7) OBP: 0.310, SLG: 0.466 37 Jairo Díaz, R (8, 1) 30 Joe Harvey, R (9, 1)		C FF 96 F SI 96 F FF 97 X FF 97 0-2 ① L8	T SI 95 B SL 90 F SL 89 F FF 97 F SI 97 F CH 91 F FF 98 B FF 97 B SI 97 3-3 ① K	F SI 98 X SI 98 0-1 ③ FC6-4 1-2f			B FF 94 C FC 91 S FC 90 X FC 90 1-2 ③ F8			4 0 0	0 0 0	0 0 0	0 0 0	0 0 0	1 0 0	2 0 0
43 Sam Hilliard, L (1, 8) OBP: 0.314, SLG: 0.556 (8, 7)		B SI 97 C CU 82 F SI 97 X SI 98 1-2 HR	C SI 97 B SI 97 B CH 92 F CH 92 F SL 89 B FF 98 X FF 98 3-2 HR		C SI 95 C CU 79 B CU 78 X CH 91 1-2 ① L8			B CU 78 B CU 80 S SI 96 C FF 96 S FF 98 2-3 ① K		4	2	2	2	0	1	0
1 Garrett Hampson, R (1, 4) OBP: 0.297, SLG: 0.355		B FF 96 X FF 96 1-0 ② F9	C FF 98 F FF 98 B SL 90 F SL 89 F SI 98 X SI 97 1-2 ② G6-3		X FF 97 0-0 58 S 15 1B 1B			B SL 90 C SL 90 C FF 96 B CU 82 B FF 96 F SI 96 F SI 96 S FF 96 3-3 ② K		4	1	1	0	0	1	0
58 Dom Nuñez, L (1, 2) OBP: 0.237, SLG: 0.353 13 Yonder Alonso, L (8, PH) OBP: 0.293, SLG: 0.343 14 Tony Wolters, L (9, 2) OBP: 0.341, SLG: 0.340		C SI 97 B CU 80 B SI 96 B SI 96 X FF 96 3-1 ③ P6	B SI 98 C SI 97 C SL 88 S FF 98 1-3 ③ K			1 SAFE 1 SAFE F FF 95 1 SAFE B FF 96 C CU 80 D CU 81 F SL 87 B FF 98 3-2 T FF 97 ② K 1-3		B CU 80 B SI 95 C FF 95 X FF 94 2-1 ③ F9	3 1 0	0 0 0	0 0 0	0 0 0	0 0 0	2 0 0	1 0 0
34 Jeff Hoffman, R (1, 1) OBP: 0.250, SLG: 0.250 64 Phillip Diehl, L (6, 1) 62 Yency Almonte, R (6, 1) 15 Raimel Tapia, L (6, PH) OBP: 0.311, SLG: 0.416 47 James Pazos, R (7, 1) 32 Jesus Tinoco, R (8, 1) OBP: 0.200, SLG: 0.200 31 Yonathan Daza, R (8, 8) OBP: 0.231, SLG: 0.212 9 Daniel Murphy, L (9, PH) OBP: 0.331, SLG: 0.460			C SI 96 X SL 88 0-1 27 G6-4-3 1B		C FF 96 X FF 96 0-1 24 BB 27 1B 19 SF7 1B	X FF 98 0-0 24 PB 27 S 3-H 1B			C FF 94 X SL 90 0-1 ① G4-3	2 0 0 0 1 0 0 0 1	1 0 0 0 0 0 0 0 0	2 0 0 0 1 0 0 0 0	0 0 0 0 0 0 0 0 0	0 0 0 0 0 0 0 0 0	0 1 0 0 0 0 0 0 0	0 0 0 0 0 0 0 0 0
Inning Stats	R: 0 E: 0 K: 3 S: 12 H: 1 LOB: 1 BB: 0 P: 16	R: 1 E: 0 K: 0 S: 10 H: 1 LOB: 0 BB: 0 P: 15	R: 0 E: 1 K: 0 S: 11 H: 3 LOB: 2 BB: 0 P: 13	R: 1 E: 0 K: 2 S: 19 H: 1 LOB: 0 BB: 0 P: 27	R: 1 E: 0 K: 0 S: 14 H: 2 LOB: 2 BB: 1 P: 19	R: 1 E: 0 K: 2 S: 13 H: 2 LOB: 2 BB: 1 P: 24	R: 0 E: 0 K: 1 S: 9 H: 0 LOB: 0 BB: 0 P: 15	R: 0 E: 0 K: 2 S: 10 H: 0 LOB: 0 BB: 0 P: 17	R: 0 E: 0 K: 1 S: 9 H: 1 LOB: 1 BB: 0 P: 14	1B: 9 2B: 0 3B: 0 HR: 2	SF: 1 SAC: 0 DP: 1 HBP: 0			WP: 0 PB: 1 SB: 5 CS: 0	PA: 39		

PITCHER	IP	WLS	BF	H	R	ER	SO	BB	IBB	HBP	BLK	WP	HR	S	P	ERA	WHIP
34 Noah Syndergaard, R (1, 1) ERA: 4.22	5.2		28	10	4	4	6	2	0	0	0	0	2	76	108	6.35	2.118
27 Jeurys Familia, R (6, 1) ERA: 6.05	0.1		1	0	0	0	1	0	0	0	0	0	0	3	6	0.00	0.000
29 Brad Brach, R (7, 1) ERA: 5.86	1.0		3	0	0	0	1	0	0	0	0	0	0	9	15	0.00	0.000
67 Seth Lugo, R (8, 1) ERA: 2.75	2.0	W	7	1	0	0	3	0	0	0	0	0	0	19	31	0.00	0.500

PITCHER	IP	WLS	BF	H	R	ER	SO	BB	IBB	HBP	BLK	WP	HR	S	P	ERA	WHIP

BOTTOM

New York Mets @ Colorado Rockies

Coors Field, Denver, CO

Wed Sep 18 2019, 1:12 PM - 4:54 PM MDT

Att. 30,174 - Partly Cloudy - 76 F

livebaseballscorecards.com

AB	36
R	4
H	11
RBI	4
BB	2
SO	11
LOB	14

Batter	1	2	3	4	5	6	7	8	9	AB	R	H	RBI	BB	SO	LOB
9 Brandon Nimmo, L (1, 8) (8, 7) OBP: 0.378, SLG: 0.404	X SI 98 0-0 ① G3		B FF 98 S FF 98 C CH 89 B CH 89 B SI 98 F CH 88 F CH 88 F FF 98 F SI 98 4-2 F SI 88 D CH 89 BB			B SI 97 C SL 87 S SL 86 B FF 97 F CH 88 X FF 97 2-2 ① G6-3		B SI 95 B SI 94 C SI 95 F SI 94 B SL 86 F SI 96 F SI 96 C SI 96 3-3 ① K	X FF 96 0-0 6 E 1B	4	1	1	0	1	1	0
6 Jeff McNeil, L (1, 5) OBP: 0.390, SLG: 0.540	C FF 98 B FF 98 X FF 99 1-1 ② L6		S CH 88 F SI 97 B SI 98 X FF 98 1-2 ③ F7			B FF 98 X CH 89 1-0 HR		X SI 97 0-0 20 HR 1B	S FF 95 B FF 95 F CH 86 F CH 88 B FF 96 F CH 87 X FF 96 2-2 1-H E4 12 1B 2B	5	3	3	2	0	0	1
20 Pete Alonso, R (1, 3) OBP: 0.366, SLG: 0.593	X SI 100 0-0 ③ G6-3			C FF 97 S CH 87 B SL 88 F SI 98 X CH 88 1-2 ① G5-3		S SL 90 F SI 98 S SL 89 0-3 ② K		D SL 87 F SI 96 F SL 87 D SL 87 X SI 96 2-2 1-H HR	0-0 12 1B 12 DI 30 1B IBB	4	2	1	2	1	1	0
24 Robinson Canó, L (1, 4) OBP: 0.308, SLG: 0.437 19 Sam Haggerty, S (8, PR) 12 Juan Lagares, R (8, 8) OBP: 0.276, SLG: 0.329		C SI 97 X SL 87 0-1 ① G6-3		S CH 88 B CH 89 F SI 98 X CH 89 1-2 ② G1-3		C SI 97 S SL 87 F FF 97 S SL 87 0-3 ③ K		B SI 96 F SI 96 B SL 87 X SI 96 2-1 2B	B FF 94 C FF 95 X FF 95 1-1 30 1B 40 BB 1-3 3-H 1B	4 0 1	0 0 0	1 0 1	0 0 1	0 0 0	1 0 0	0 0 0
40 Wilson Ramos, R (1, 2) OBP: 0.356, SLG: 0.424		B FF 99 B FF 99 B SL 88 X FF 97 3-0 28 FC6-4 1B		S SL 88 S CH 88 S CH 89 0-3 ③ K			X SI 97 0-0 ① G4-3	D SL 86 C SI 96 S SL 86 C SL 87 1-3 ② K	B SL 81 S FF 97 B FF 96 S FF 96 B SL 82 B FF 94 4-2 30 1B 1-2 BB	4	0	1	0	1	2	1
30 Michael Conforto, L (1, 9) OBP: 0.355, SLG: 0.477		C SI 98 C FF 97 D CH 90 D CH 89 X FF 98 2-2 ② L8			B FF 96 B CH 88 B FF 97 C FF 97 F SI 98 B CH 87 4-2 BB		F SI 96 S CH 89 C SI 96 0-3 ② K	B SI 95 B SI 94 B SI 95 B SI 94 4-0 BB	S FF 96 D CH 88 B CH 89 F FF 97 X FF 95 2-2 1-2 2-3 3-H 1B	3	0	1	1	2	1	1
28 J.D. Davis, R (1, 7) OBP: 0.366, SLG: 0.505 29 Brad Brach, R (8, 1) OBP: 0.250, SLG: 0.250 43 Luis Avilán, L (8, 1) 39 Edwin Díaz, R (8, 1) 4 Jed Lowrie, S (9, PH) 27 Jeurys Familia, R (9, 1)		S SL 88 B SL 88 F SI 97 F SI 98 B CH 88 X SL 88 2-2 ③ FC6-4 1-2f			F SI 97 B SI 98 X CH 88 1-1 ① L5		F SL 89 B SI 97 B FF 97 S SL 89 B FF 97 B SL 88 4-2 1 HR BB	B SL 87 D SL 88 F SI 95 B SI 95 C SI 95 F SI 96 X SL 88 3-2 ③ G5-3	B FF 92 B FF 96 X FF 97 2-0 ③ F7	3 0 0 0 1 0	1 0 0 0 0 0	0 0 0 0 0 0	0 0 0 0 1 0	1 0 0 0 0 0	0 0 0 0 3 0	4 0 0 0 0 0
1 Amed Rosario, R (1, 6) OBP: 0.323, SLG: 0.431			B FF 97 C FF 97 X SL 87 1-1 ① G5-3		1 SAFE S SL 89 S CH 88 S FF 95 0-3 ② K		D SL 89 B FF 98 X SL 88 2-0 1-H HR		B FF 95 S FF 95 F FF 94 X FF 95 1-2 ① G5-3	4	1	1	2	0	1	1
48 Jacob deGrom, L (1, 1) OBP: 0.242, SLG: 0.323 2 Joe Panik, L (8, 4) OBP: 0.313, SLG: 0.329			C FF 98 S CH 88 S CH 89 0-3 ② K		B CH 88 F SI 97 F CH 88 X CH 89 1-2 ③ G1-3		S SI 99 S CH 88 S FF 97 0-3 ③ K		F FF 96 X FF 95 0-1 ② P5	3 1	0 0	0 0	0 0	0 0	2 0	1 0
Inning Stats	R: 0 E: 0 K: 0 S: 4 H: 0 LOB: 0 BB: 0 P: 5	R: 0 E: 0 K: 0 S: 10 H: 1 LOB: 1 BB: 0 P: 17	R: 0 E: 0 K: 1 S: 15 H: 0 LOB: 1 BB: 1 P: 21	R: 0 E: 0 K: 1 S: 11 H: 0 LOB: 0 BB: 0 P: 13	R: 0 E: 0 K: 1 S: 10 H: 0 LOB: 1 BB: 1 P: 16	R: 1 E: 0 K: 2 S: 12 H: 1 LOB: 0 BB: 0 P: 15	R: 2 E: 0 K: 2 S: 10 H: 1 LOB: 0 BB: 1 P: 16	R: 2 E: 0 K: 2 S: 18 H: 3 LOB: 2 BB: 1 P: 33	R: 3 E: 1 K: 0 S: 19 H: 4 LOB: 3 BB: 2 P: 31	1B: 5 2B: 2 3B: 0 HR: 3 SF: 0 SAC: 0 DP: 0 HBP: 0	WP: 0 PB: 0 SB: 0 CS: 0 PA: 43					

PITCHER	IP	WLS	BF	H	R	ER	SO	BB	IBB	HBP	BLK	WP	HR	S	P	ERA	WHIP
58 Luis Castillo, R (1, 1) ERA: 3.25	7.0	L	27	3	3	3	7	3	0	0	0	0	2	72	103	3.86	0.857
47 Sal Romano, R (8, 1) ERA: 9.26	1.0		7	3	2	2	2	1	0	0	0	0	1	18	33	18.00	4.000
63 Keury Mella, R (9, 1) ERA: 27.0	1.0		9	4	3	3	0	1	1	0	0	0	0	19	31	27.00	5.000

PITCHER	IP	WLS	BF	H	R	ER	SO	BB	IBB	HBP	BLK	WP	HR	S	P	ERA	WHIP

TOP

New York Mets @ Cincinnati Reds

Great American Ball Park, Cincinnati, OH

Fri Sep 20 2019, 7:11 PM - 10:17 PM EDT

Att. 20,576 - Partly Cloudy - 85 F

livebaseballscorecards.com

AB	37
R	8
H	10
RBI	8
BB	6
SO	9
LOB	12

New York Mets @ Cincinnati Reds

Great American Ball Park, Cincinnati, OH

Fri Sep 20 2019, 7:11 PM - 10:17 PM EDT

Att. 20,576 - Partly Cloudy - 85 F

BOTTOM

Batter	1	2	3	4	5	6	7	8	9	AB	R	H	RBI	BB	SO	LOB
17 Josh VanMeter, L (1, 7) OBP: 0.325, SLG: 0.415	B FF 96 B FF 97 F FF 97 S FF 97 X SL 90 2-2 ① L9		T SL 91 F FF 97 F CH 92 F FF 98 B SL 92 X CH 91 1-2 ② G3-1 2-3			B CU 81 F FF 96 S SL 91 F FF 98 F SL 92 S CH 92 1-3 ① K		B FC 91 B CH 85 B FC 90 C FF 93 C FC 91 F FF 95 X CH 87 3-2 19 S 1B		4	0	1	0	0	1	1
19 Joey Votto, L (1, 3) OBP: 0.359, SLG: 0.419	B FF 97 F SL 92 B FF 97 C CH 90 S FF 98 2-3 ② K		C SL 92 F CH 92 C CH 92 0-3 ③ K			C CU 83 F SL 93 B SL 92 F FF 98 X SL 92 1-2 ② G3-1		D CU 75 B CH 82 C SI 91 B CH 82 B SI 90 4-1 1-2 BB		3	0	0	0	1	2	1
7 Eugenio Suárez, R (1, 5) OBP: 0.353, SLG: 0.579	C SL 92 X SL 92 0-1 ③ P4			C SL 91 S CH 90 B SL 92 B SL 91 B CH 90 X CH 90 3-2 ① G5-3		B FF 97 X SL 93 1-0 1B		B SL 91 F SL 89 S FF 98 B FF 99 S FF 99 2-3 ③ K		4	0	1	0	0	1	2
44 Aristides Aquino, R (1, 9) OBP: 0.317, SLG: 0.592		X FF 96 0-0 ① P5		B SL 92 X SL 93 1-0 4 S 1B		F SL 92 F FF 97 F SL 92 S FF 98 0-3 ③ K			B FF 94 B SL 87 F FF 95 B FF 95 X FF 96 3-1 HR	4	1	2	1	0	1	1
16 Tucker Barnhart, L (1, 2) OBP: 0.324, SLG: 0.358		B FF 95 C FF 96 X CH 91 1-1 4 FC6-4 1B		B FF 97 B FF 97 B CH 90 X FF 97 3-0 ② F7			F FF 97 B FF 96 S SL 91 X FF 97 1-2 ① G6-3		X FF 96 0-0 6 G6-4-3 1B	4	0	2	0	0	0	1
4 Jose Iglesias, R (1, 6) OBP: 0.313, SLG: 0.408 29 Christian Colón, R (9, PH)		X SL 91 0-0 ② FC6-4 6 S 1-2f		1 SAFE B FF 97 C FF 97 S SL 92 S SL 91 1-3 ③ K 1-2			B FF 96 S FF 97 F FF 97 X SL 91 1-2 ② G1-3		B SI 94 C FF 94 S SL 88 B SL 84 X FS 91 2-2 ① F8	3 1	0 0	0 0	0 0	0 0	1 0	2 1
6 Phillip Ervin, R (1, 8) OBP: 0.338, SLG: 0.488		C FF 96 B SL 91 F SL 92 D SL 91 C SL 92 2-3 ③ K 1-2		F SL 91 F SL 91 B FF 98 B SL 91 F SL 92 F CH 91 C FF 97 2-3 ① K			S SL 91 B FF 97 F SL 92 X CH 91 1-2 ③ G5-3		C SL 86 B FS 93 S SL 87 B FF 94 X FS 91 2-2 ②③ G6-4-3 1-2f	4	0	0	0	0	2	2
9 José Peraza, R (1, 4) OBP: 0.284, SLG: 0.343			B FF 97 F SL 91 X SL 92 1-1 17 G3-1 58 S 1B		C SL 92 C SL 91 B SL 92 X SL 92 1-2 ② L4			C SL 84 F FC 90 C FF 94 0-3 ① K		3	0	1	0	0	1	0
58 Luis Castillo, R (1, 1) OBP: 0.100, SLG: 0.117 47 Sal Romano, L (8, 1) 22 Derek Dietrich, L (8, PH) OBP: 0.333, SLG: 0.472 63 Keury Mella, R (9, 1)			M SL 90 L SL 90 M SL 90 0-3 ① K 1-2		F SL 92 C FF 96 S SL 91 0-3 ③ K			B CH 86 F FF 94 F FC 91 B CH 87 X FC 92 2-2 ② F9		2 0 1 0	0 0 0 0	0 0 0 0	0 0 0 0	0 0 0 0	2 0 0 0	1 0 0 0
Inning Stats	R: 0 E: 0 K: 1 S: 8 H: 0 LOB: 0 BB: 0 P: 12	R: 0 E: 0 K: 1 S: 7 H: 1 LOB: 1 BB: 0 P: 10	R: 0 E: 0 K: 2 S: 13 H: 1 LOB: 1 BB: 0 P: 15	R: 0 E: 0 K: 1 S: 8 H: 1 LOB: 1 BB: 0 P: 16	R: 0 E: 0 K: 2 S: 11 H: 0 LOB: 0 BB: 0 P: 14	R: 0 E: 0 K: 2 S: 14 H: 1 LOB: 1 BB: 0 P: 17	R: 0 E: 0 K: 0 S: 9 H: 0 LOB: 0 BB: 0 P: 12	R: 0 E: 0 K: 2 S: 14 H: 1 LOB: 2 BB: 1 P: 25	R: 1 E: 0 K: 0 S: 9 H: 2 LOB: 0 BB: 0 P: 16	1B: 6 2B: 0 3B: 0 HR: 1	SF: 0 SAC: 0 DP: 1 HBP: 0		WP: 0 PB: 0 SB: 4 CS: 0	PA: 34			

livebaseballscorecards.com

AB	33
R	1
H	7
RBI	1
BB	1
SO	11
LOB	12

PITCHER		IP	WLS	BF	H	R	ER	SO	BB	IBB	HBP	BLK	WP	HR	S	P	ERA	WHIP
48 Jacob deGrom, R ERA: 2.51	(1, 1)	7.0	W	25	4	0	0	9	0	0	0	0	0	0	70	96	0.00	0.571
29 Brad Brach, R ERA: 5.79	(8, 1)	0.2		3	1	0	0	1	0	0	0	0	0	0	10	15	0.00	1.500
43 Luis Avilán, L ERA: 5.23	(8, 1)	0.0		1	0	0	0	0	1	0	0	0	0	0	1	5	∞	∞
39 Edwin Díaz, R ERA: 5.8	(8, 1)	0.1		1	0	0	0	1	0	0	0	0	0	0	3	5	0.00	0.000
27 Jeurys Familia, R ERA: 6.11	(9, 1)	1.0		4	2	1	1	0	0	0	0	0	0	1	9	16	9.00	2.000

PITCHER	IP	WLS	BF	H	R	ER	SO	BB	IBB	HBP	BLK	WP	HR	S	P	ERA	WHIP

New York Mets @ Cincinnati Reds

Great American Ball Park, Cincinnati, OH

Sat Sep 21 2019, 4:13 PM - 7:01 PM EDT

Att. 30,487 - Partly Cloudy - 87 F

TOP

livebaseballscorecards.com

Batter	1	2	3	4	5	6	7	8	9	AB	R	H	RBI	BB	SO	LOB
9 Brandon Nimmo, L (1, 8) OBP: 0.377, SLG: 0.399	B FF 95 X FF 95 1-0 ① F7		S SL 92 T FF 96 B SI 96 S SL 90 1-3 ② K		H SL 89 1-0 1-2 2-3 3-H HBP			F SI 96 X SL 86 0-1 ① F8		2	0	0	1	0	1	1
28 J.D. Davis, R (8, PH) OBP: 0.365, SLG: 0.504										1	0	0	0	0	0	0
(8, 7)																
67 Seth Lugo, R (8, 1) OBP: 1.000, SLG: 1.000										0	0	0	0	0	0	0
6 Jeff McNeil, L (1, 7)	F FF 95 X SL 88 0-1 ② G4-3		F SL 91 F FF 97 S KC 83 0-3 ③ K		F CH 89 S FF 95 C SI 95 0-3 ② K			C SL 86 B SL 87 F SI 97 F SL 87 B SL 88 X SI 97 2-2 ② G1-3		4	0	0	0	0	2	4
OBP: 0.387, SLG: 0.535																
(8, 9)																
(8, 7)																
20 Pete Alonso, R (1, 3) OBP: 0.364, SLG: 0.589	X SI 95 0-0 ③ G5-3			C SL 88 X SL 88 0-1 ① F8	B FF 96 B SI 95 F SL 90 F SI 96 S KC 85 2-3 ③ K			S FF 97 B SL 89 S SI 89 F SI 96 F SL 87 X SL 88 1-2 ③ G6-3		4	0	0	0	0	1	3
24 Robinson Canó, L (1, 4) OBP: 0.305, SLG: 0.432		B FF 93 F CH 87 B FF 96 F KC 88 F FF 95 S SL 89 2-3 ① K		C CH 88 F FF 95 B FF 94 B SL 89 F FF 96 F SL 90 F FF 95 F FF 95 S KC 85 2-3 ② K		C FF 92 X CH 88 0-1 ① L9			B SL 85 S CH 90 B CH 90 F FF 98 B FF 96 S CH 89 3-3 ① K	4	0	0	0	0	3	0
40 Wilson Ramos, R (1, 2) OBP: 0.353, SLG: 0.420		F SL 89 B SI 95 B SI 96 B SL 87 X SI 95 3-1 ② G4-3		X FF 94 0-0 ③ G3		X SI 92 0-0 ② G4-3			S SL 86 B SL 84 F FF 98 C SI 99 1-3 ② K	4	0	0	0	0	1	0
30 Michael Conforto, L (1, 9) OBP: 0.354, SLG: 0.474		B FF 95 S SL 89 F SL 90 B FF 96 F SI 95 F SL 90 B KC 82 X SI 95 3-2 ③ G4-3			B KC 78 S SL 87 B CH 87 B SL 88 C FF 94 B SI 94 4-2 1 F8 21 1B 9 HBP BB	F FF 94 B FF 94 C CH 88 B SL 85 C SI 94 2-3 ③ K			C SL 87 F SI 98 B FF 98 C CH 91 1-3 ③ K	3	1	0	0	1	2	0
(8, 8)																
(8, 9)																
21 Todd Frazier, R (1, 5) OBP: 0.323, SLG: 0.444			B FF 96 F SL 90 X SI 97 1-1 1 2B 45 G4-3 1B		C FF 94 B FF 96 X SL 89 1-1 9 HBP 45 SH 1-2 1B		C SL 85 B FF 95 B SL 84 C FF 94 S SL 85 2-3 ① K			3	1	2	0	0	1	0
1 Amed Rosario, R (1, 6) OBP: 0.323, SLG: 0.432			C SI 95 1 SAFE X SL 88 0-1 45 G4-3 1-3 2B		C SI 94 F SI 95 B FF 96 B SI 95 X FF 96 2-2 ① F8 2-3		X FF 95 0-0 ② P3			3	0	1	0	0	0	2
45 Zack Wheeler, L (1, 1) OBP: 0.259, SLG: 0.296			B FF 95 C FF 96 F SL 91 X SL 89 1-2 ① G4-3 2-3 3-H		F SL 90 X FF 96 0-1 SH 9 HBP 1-2		S FF 95 S CU 81 T FF 95 0-2 ③ K			2	0	0	1	0	1	1
38 Justin Wilson, L (8, 1)										0	0	0	0	0	0	0
12 Juan Lagares, R (8, 8) OBP: 0.276, SLG: 0.329										0	0	0	0	0	0	0
Inning Stats	R: 0 E: 0 K: 0 S: 4 H: 0 LOB: 0 BB: 0 P: 5	R: 0 E: 0 K: 1 S: 11 H: 0 LOB: 0 BB: 0 P: 19	R: 1 E: 0 K: 2 S: 13 H: 2 LOB: 1 BB: 0 P: 16	R: 0 E: 0 K: 1 S: 10 H: 0 LOB: 0 BB: 0 P: 12	R: 1 E: 1 K: 2 S: 15 H: 1 LOB: 3 BB: 1 P: 25	R: 0 E: 0 K: 1 S: 6 H: 0 LOB: 0 BB: 0 P: 8	R: 0 E: 0 K: 2 S: 7 H: 0 LOB: 0 BB: 0 P: 9	R: 0 E: 0 K: 0 S: 11 H: 0 LOB: 0 BB: 0 P: 14	R: 0 E: 0 K: 3 S: 9 H: 0 LOB: 0 BB: 0 P: 14	1B: 2 2B: 1 3B: 0 HR: 0 SF: 0 SAC: 1 DP: 0 HBP: 1						

	AB	30
	R	2
	H	3
	RBI	2
	BB	1
	SO	12
	LOB	11

WP: 0 PB: 0 SB: 0 CS: 0 PA: 33

PITCHER		IP	WLS	BF	H	R	ER	SO	BB	IBB	HBP	BLK	WP	HR	S	P	ERA	WHIP
28 Anthony DeSclafani, R ERA: 3.64	(1, 1)	6.0		24	3	2	1	7	1	0	1	0	0	0	59	85	1.50	0.667
39 Lucas Sims, R ERA: 4.62	(7, 1)	1.0		3	0	0	0	2	0	0	0	0	0	0	7	9	0.00	0.000
50 Amir Garrett, L ERA: 3.17	(8, 1)	0.2		2	0	0	0	0	0	0	0	0	0	0	6	8	0.00	0.000
66 Joel Kuhnel, R ERA: 5.19	(8, 1)	0.1	W	1	0	0	0	0	0	0	0	0	0	0	5	6	0.00	0.000
26 Raisel Iglesias, R ERA: 3.99	(9, 1)	1.0	S	3	0	0	0	3	0	0	0	0	0	0	9	14	0.00	0.000

PITCHER		IP	WLS	BF	H	R	ER	SO	BB	IBB	HBP	BLK	WP	HR	S	P	ERA	WHIP

New York Mets @ Cincinnati Reds

Great American Ball Park, Cincinnati, OH

Sat Sep 21 2019, 4:13 PM - 7:01 PM EDT

Att. 30,487 - Partly Cloudy - 87 F

BOTTOM

Batter	1	2	3	4	5	6	7	8	9	AB	R	H	RBI	BB	SO	LOB
6 Phillip Ervin, R (1, 7) (4, 8) OBP: 0.341, SLG: 0.488	B FF 95 F SI 97 B FC 91 X FC 91 2-1 7 FC5 19 BB 44 1B 1B	C FF 98 B FF 98 X SI 97 1-1 1B		X FC 91 0-0 ③ P4			X SI 96 0-0 ① L4			4	1	2	0	0	0	0
19 Joey Votto, L (1, 3) OBP: 0.360, SLG: 0.421	1 SAFE B SI 96 C FF 96 B FC 90 B SI 97 B SI 96 4-1 44 1B 7 E 4 1B 1-2 BB	S CH 89 1 SAFE B SI 97 X CH 88 1-1 ② F7			B CU 82 C CH 89 S SI 97 X CH 90 1-2 7 1B 2B		B CH 90 C FC 90 S FC 92 B FC 91 B FF 98 X CH 91 3-2 ② G4-3			3	1	1	0	1	0	1
7 Eugenio Suárez, R (1, 5) OBP: 0.354, SLG: 0.578	X FC 91 0-0 FC5 4 1B 44 1B 1-2 2-3	B SI 96 C FF 97 B FC 90 F SI 98 1 SAFE F FF 98 F FF 97 B FF 98 S FF 97 3-3 ③ K			X FC 90 0-0 4 FC4 2-3 1B		F SI 98 F SI 97 H FF 98 1-2 HBP			3	0	1	0	0	1	3
44 Aristides Aquino, R (1, 9) OBP: 0.316, SLG: 0.584	S FF 98 X FC 90 0-1 4 1B 1-2 2-3 3-H 1B		B FC 92 F SI 97 X FC 90 1-1 ① F8		F SI 97 F SI 97 F FF 97 S FF 98 0-3 ① K		C FF 97 B SI 96 X SI 97 1-1 ③ F8			4	0	1	1	0	1	3
16 Tucker Barnhart, L (1, 2) OBP: 0.323, SLG: 0.357	C FF 98 S FF 97 T FF 98 0-2 ① K		T SI 96 C FF 98 B FF 98 B FF 98 X FF 98 2-2 1B		B FC 92 S FF 97 B CU 80 F FF 97 F FF 97 B CU 80 X FF 98 3-2 ② F7			C SL 84 C FF 95 B FC 90 B FC 89 C FF 96 2-3 ① K		4	0	1	0	0	2	5
4 Jose Iglesias, R (1, 6) OBP: 0.314, SLG: 0.407	D FC 90 B FF 98 X FF 98 2-0 1-2 2-3 3-H 1B		B FF 98 S FC 91 S FC 90 X FC 90 1-2 ② L7		C SI 97 B SI 97 F FF 98 X FC 91 1-2 ③ FC4 1-2f			B FC 92 C FC 89 B FF 94 B FF 94 B FF 94 4-1 9 1B 29 1B BB		3	1	1	1	1	0	3
34 Brian O'Grady, L (1, 8) OBP: 0.263, SLG: 0.303 9 José Peraza, R (4, 7) OBP: 0.285, SLG: 0.344	X FF 97 0-0 ② P5		C FF 97 B FC 90 C FF 97 X FF 99 1-2 ③ F7			B FC 92 X SI 97 1-0 ① G5-3		F FC 90 F FC 90 1 SAFE B FF 96 1 SAFE F FF 95 B FF 96 1 SAFE X FC 91 2-2 29 1B 29 1B 1-2 1B		2 2	0 0	0 1	0 0	0 0	0 0	4 0
22 Derek Dietrich, L (1, 4) OBP: 0.330, SLG: 0.466 12 Curt Casali, R (8, PH) OBP: 0.330, SLG: 0.418 26 Raisel Iglesias, R (9, 1)	B CU 79 B FF 96 S FF 97 S FF 97 X FF 98 2-2 ③ G3-1			C CU 80 F FC 90 F SI 96 B CU 80 F FC 89 F FF 98 X CU 81 1-2 ① G1-3		X FF 97 0-0 ② P5		B SL 85 B SL 87 C SI 93 F SL 88 S FF 97 2-3 ② K		3 1 0	0 0 0	0 0 0	0 0 0	0 1 0	0 2 0	3 2 0
28 Anthony DeSclafani, R (1, 1) OBP: 0.15, SLG: 0.115 2 Alex Blandino, R (6, PH) OBP: 0.415, SLG: 0.276 39 Lucas Sims, R (7, 1) OBP: 0.125, SLG: 0.125 50 Amir Garrett, R (8, 1) 66 Joel Kuhnel, R (8, 1) 29 Christian Colón, R (8, PH) OBP: 0.667, SLG: 0.500 (9, 4)		C FF 96 C FF 98 B FC 91 S FF 97 1-3 ① K		C FF 97 B FF 97 C FC 89 S FC 90 1-3 ② K		C FC 90 B FF 97 S FF 97 0-3 ③ K		B CU 78 B SL 89 C SI 94 S SL 89 B SI 96 X CU 80 3-2 ③ 1-H 2-H 1B		2 1 0 0 0 1	0 0 0 0 0 0	0 0 0 0 0 1	0 0 0 0 0 0	2 1 0 0 0 0	0 0 0 0 0 0	0 0 0 0 0 0
Inning Stats	R: 2 E: 1 K: 1 S: 14 H: 3 LOB: 3 BB: 1 P: 24	R: 0 E: 0 K: 2 S: 12 H: 1 LOB: 1 BB: 0 P: 18	R: 0 E: 0 K: 0 S: 11 H: 1 LOB: 1 BB: 0 P: 16	R: 0 E: 0 K: 1 S: 10 H: 0 LOB: 0 BB: 0 P: 12	R: 0 E: 0 K: 1 S: 15 H: 2 LOB: 2 BB: 0 P: 20	R: 0 E: 0 K: 1 S: 5 H: 0 LOB: 0 BB: 0 P: 6	R: 0 E: 0 K: 0 S: 8 H: 0 LOB: 1 BB: 0 P: 13	R: 1 E: 0 K: 2 S: 14 H: 2 LOB: 2 BB: 1 P: 27		1B: 8 2B: 1 3B: 0 HR: 0 SF: 0 SAC: 0 DP: 0 HBP: 1					WP: 0 PB: 0 SB: 0 CS: 0 PA: 36	

PITCHER		IP	WLS	BF	H	R	ER	SO	BB	IBB	HBP	BLK	WP	HR	S	P	ERA	WHIP
45 Zack Wheeler, R ERA: 3.99	(1, 1)	7.0		31	7	2	1	6	1	0	1	0	0	0	75	109	1.29	1.143
38 Justin Wilson, L ERA: 2.68	(8, 1)	0.1	L	3	1	1	1	1	1	0	0	0	0	0	8	16	27.00	6.000
67 Seth Lugo, R ERA: 2.72	(8, 1)	0.2		2	1	0	0	1	0	0	0	0	0	0	6	11	0.00	1.500

PITCHER	IP	WLS	BF	H	R	ER	SO	BB	IBB	HBP	BLK	WP	HR	S	P	ERA	WHIP

livebaseballscorecards.com

AB	33
R	3
H	9
RBI	3
BB	2
SO	8
LOB	24

Batter	1	2	3	4	5	6	7	8	9	AB	R	H	RBI	BB	SO	LOB
9 Brandon Nimmo, L (1, 8) (8, 7) OBP: 0.373, SLG: 0.410	B FF 92 X FF 91 1-0 ① F8	F FC 84 X FC 86 0-1 ③ F9			B CH 84 S FC 86 F FF 93 X KC 79 1-2 ② G3-1		S FC 86 F FF 94 X KC 78 0-2 ② G2-3 2-3		B SI 96 F SI 96 F SL 87 B SL 87 F SI 96 X SL 86 2-2 HR	5	1	1	1	0	0	1
6 Jeff McNeil, L (1, 7) (4, 4) OBP: 0.385, SLG: 0.534	C FF 92 B FC 85 B CH 84 B FC 85 F FF 92 X FF 93 3-2 ② G4-3		S CH 85 F FF 92 B FF 93 X KC 80 1-2 ① G4-3		B FF 93 F FF 94 F FF 93 B FF 94 B KC 78 X FC 85 3-2 ③ F8		B FC 86 S FC 86 X FF 93 1-1 ③ B3		B FF 97 B SI 96 X SI 96 2-0 2B	5	0	1	0	0	0	1
20 Pete Alonso, R (1, 3) OBP: 0.364, SLG: 0.588	X FF 93 0-0 24 2B 2B		C FC 84 B KC 79 F KC 78 S FF 95 1-3 ② K			S FC 83 B KC 76 F KC 76 S ST 80 1-3 ① K		B SL 92 C SL 92 S CU 82 F FS 84 B FF 95 X FS 84 2-2 ① L5	0-0 IBB	4	1	1	0	1	2	0
24 Robinson Canó, L (1, 4) OBP: 0.309, SLG: 0.436 28 J.D. Davis, R (4, 7) OBP: 0.366, SLG: 0.512 12 Juan Lagares, R (8, 8) OBP: 0.275, SLG: 0.328	C FF 92 B KC 78 X KC 77 1-1 30 HR 2B 2-H		B CH 85 C FF 94 F FF 94 H ST 84 2-2 HBP			X FF 92 0-0 HR		X SL 90 0-0 ② G6-3	C SL 86 F SL 86 C SL 86 0-3 ③ K	1 2 1	1 1 0	1 1 0	1 1 0	0 0 1	0 0 2	0 0 2
40 Wilson Ramos, R (1, 2) OBP: 0.354, SLG: 0.422 19 Sam Haggerty, S (8, PR) 3 Tomás Nido, R (8, 2) OBP: 0.244, SLG: 0.344	F FC 85 H FF 92 1-1 30 HR HBP		F FF 93 D FC 86 S FC 84 F FF 93 B KC 79 B KC 80 S FF 94 3-3 ③ K			X FC 84 0-0 ② G5-3		B FC 94 F CU 83 F FC 94 F FS 83 F FC 94 B FF 93 X FS 83 2-2 2B		3 0 0	1 0 0	1 0 0	0 0 0	0 0 0	1 0 0	1 0 0
30 Michael Conforto, L (1, 9) OBP: 0.357, SLG: 0.483	D KC 77 B KC 77 X FF 92 2-0 1-H 2-H HR			C FC 84 C FF 93 C KC 78 0-3 ① K		B CH 84 F CH 83 X KC 77 1-1 2B			0-0 IBB	3	1	2	3	1	1	0
21 Todd Frazier, R (1, 5) OBP: 0.320, SLG: 0.440	S FC 86 B ST 81 X FC 83 1-1 ③ L8			F FF 94 F KC 78 B KC 80 B FF 94 S ST 82 2-3 ② K		D FC 86 C FC 85 C FF 94 X ST 82 1-2 ③ F8		B SL 91 X SL 91 1-0 ③ G5-3		4	0	0	0	0	1	3
1 Amed Rosario, R (1, 6) OBP: 0.323, SLG: 0.431		B FF 92 X FF 92 1-0 ① L8		B KC 77 B KC 77 C FC 84 C FF 94 B ST 82 F SI 94 X FC 85 3-2 ③ P3			B FC 84 X FC 83 1-0 9 G2-3 4 S 1B		C SI 95 S SL 85 F SL 86 B FF 96 F SL 85 F SL 85 X SI 96 1-2 ① L1-3	4	0	1	0	0	0	0
7 Marcus Stroman, R (1, 1) OBP: 0.048, SLG: 0.048 29 Brad Brach, R (5, 1) OBP: 0.250, SLG: 0.250 4 Jed Lowrie, S (7, PH) 39 Edwin Díaz, R (7, 1) 67 Seth Lugo, R (8, 1) OBP: 1.000, SLG: 1.000 2 Joe Panik, L (9, PH) OBP: 0.312, SLG: 0.329 38 Justin Wilson, L (9, 1)		C FF 92 S FF 92 S ST 80 0-3 ② K			C FC 84 S FC 82 S KC 78 0-3 ① K		B FF 92 C FF 92 1 SAFE F CH 85 B KC 77 B FF 94 C SI 94 3-3 ① K 1-2		B SI 96 B SI 95 C SI 96 X KC 80 2-1 ② L7	2 0 1 0 0 1 0	0 0 0 0 0 0 0	0 0 0 0 0 0 0	0 0 0 0 0 0 0	2 0 1 0 0 1 0	0 0 0 0 0 0 0	0 0 1 0 0 1 0
Inning Stats	R: 4 H: 3 E: 0 LOB: 0 K: 0 BB: 0 S: 11 P: 20	R: 0 H: 0 E: 0 LOB: 0 K: 1 BB: 0 S: 6 P: 7	R: 0 H: 0 E: 0 LOB: 1 K: 2 BB: 0 S: 12 P: 19	R: 0 H: 0 E: 0 LOB: 0 K: 2 BB: 0 S: 10 P: 15	R: 0 H: 0 E: 0 LOB: 0 K: 1 BB: 0 S: 9 P: 13	R: 1 H: 2 E: 0 LOB: 1 K: 1 BB: 0 S: 10 P: 13	R: 0 H: 1 E: 0 LOB: 1 K: 1 BB: 0 S: 9 P: 14	R: 0 H: 1 E: 0 LOB: 2 K: 0 BB: 1 S: 11 P: 16	R: 1 H: 2 E: 0 LOB: 2 K: 1 BB: 1 S: 16 P: 23	1B: 1 SF: 0 2B: 5 SAC: 0 3B: 0 DP: 0 HR: 3 HBP: 2						

PITCHER		IP	WLS	BF	H	R	ER	SO	BB	IBB	HBP	BLK	WP	HR	S	P	ERA	WHIP
27 Trevor Bauer, R ERA: 4.48	(1, 1)	7.0	L	29	6	5	5	8	0	0	2	0	0	2	67	101	6.43	0.857
67 Matt Bowman, R ERA: 4.13	(8, 1)	1.0		5	1	0	0	0	0	1	0	0	0	0	11	16	0.00	1.000
47 Sal Romano, R ERA: 9.24	(9, 1)	1.0		6	2	1	1	1	0	1	0	0	0	1	16	23	9.00	2.000

PITCHER	IP	WLS	BF	H	R	ER	SO	BB	IBB	HBP	BLK	WP	HR	S	P	ERA	WHIP

TOP

New York Mets @ Cincinnati Reds

Great American Ball Park, Cincinnati, OH

Sun Sep 22 2019, 1:12 PM - 4:20 PM EDT

Att. 21,335 - Sunny - 84 F

livebaseballscorecards.com

AB	36
R	6
H	9
RBI	6
BB	2
SO	9
LOB	9

New York Mets @ Cincinnati Reds

Great American Ball Park, Cincinnati, OH

Sun Sep 22 2019, 1:12 PM - 4:20 PM EDT

Att. 21,335 - Sunny - 84 F

BOTTOM

Batter	1	2	3	4	5	6	7	8	9	AB	R	H	RBI	BB	SO	LOB
6 Phillip Ervin, R (1, 8) OBP: 0.338, SLG: 0.479	B CH 90 B SI 90 X SI 91 2-0 ① F9		B SI 93 C SV 86 B SV 85 C SI 93 F SI 92 X FC 89 2-2 ② G4-3		D SV 88 C SV 85 F SI 92 B FC 89 B FC 89 B SV 86 4-2 1-2 19 BB BB		B FF 97 S FF 96 C SL 88 S FF 99 1-3 ① K		B FF 95 X FC 91 1-0 ② G3	4	0	0	0	1	1	1
19 Joey Votto, L (1, 3) OBP: 0.364, SLG: 0.421	X SI 92 0-0 7 1B 44 SF8 1B		X CU 75 0-0 ③ G4-3		B FC 91 C SI 93 B CH 89 B FC 91 S FC 90 B CH 87 4-2 1-2 2-3 BB		B FF 99 B FF 98 B FF 98 D FF 97 4-0 1-2 BB		C FF 95 B FF 96 B FF 96 B FF 95 C FF 95 F FF 97 B SL 86 4-2 BB	2	1	1	0	3	0	0
7 Eugenio Suárez, R (1, 5) OBP: 0.353, SLG: 0.574	D SV 86 B SI 92 B SI 91 C SI 92 C FC 87 X SV 87 3-2 1-3 1B			C FC 89 B SI 92 F SV 85 B SI 92 X SI 92 2-2 ① F9	X FC 90 0-0 ③ P4		C SL 90 F SL 89 D SL 90 B FF 99 B FF 100 S SL 91 3-3 ② K		B FF 95 B FC 88 C FC 88 F FC 90 S FF 95 2-3 ③ K	5	0	1	0	0	2	6
44 Aristides Aquino, R (1, 9) OBP: 0.310, SLG: 0.575	C SI 93 F SI 92 X SV 88 0-2 ② SF8 3-H			B CU 73 C SI 92 F SI 92 B SI 92 F SV 87 B FC 91 F SV 87 F SI 92 X SV 86 3-2 ② G1-3		C SL 87 S SL 84 X FC 91 0-2 ① G5-3	S FF 99 B SL 89 S SL 90 C FF 100 1-3 ③ K			3	0	0	1	0	1	2
16 Tucker Barnhart, L (1, 2) OBP: 0.322, SLG: 0.365	F SI 92 C SI 92 S FC 89 0-3 ③ K			B CU 73 B SI 92 C SI 92 X SV 84 2-1 ③ G4-3		C SL 89 X CH 87 0-1 ② F9		B CU 76 X FF 92 1-0 HR		4	1	1	1	0	1	1
4 Jose Iglesias, R (1, 6) OBP: 0.314, SLG: 0.406		C SI 93 X SI 92 0-1 ① G3-1			B SV 85 F SV 82 F SV 88 B SI 93 F SI 92 X SV 86 2-2 ① G6-3	C SL 89 B CH 87 X FF 93 1-1 9 1B 1B		B SL 87 B SL 87 S FF 94 C SI 94 F FF 96 X SI 96 2-2 ① G3		4	0	1	0	0	0	0
9 José Peraza, R (1, 7) OBP: 0.285, SLG: 0.343		B SI 92 B CU 74 F SI 92 X FC 88 2-1 ② G6-3			B CU 75 F SV 84 F SI 92 X SI 93 1-2 ② G3	D FC 90 F FC 90 F FC 91 X SL 87 1-2 1-2 1B		C SL 87 X SL 88 0-1 ② L1		4	0	1	0	0	0	0
52 Kyle Farmer, R (1, 4) OBP: 0.287, SLG: 0.435		C SI 93 X SV 86 0-1 ③ L6			C SV 84 X SI 92 0-1 HR	C FC 90 F CH 87 B CH 85 F SL 88 F FC 93 B FF 95 S FC 93 2-3 ③ K		C CU 79 B FF 96 X SL 89 1-1 ③ G5-3		4	1	1	1	0	1	2
27 Trevor Bauer, R (1, 1) OBP: 0.238, SLG: 0.158 2 Alex Blandino, R (7, PH) OBP: 0.429, SLG: 0.276 67 Matt Bowman, R (8, 1) 47 Sal Romano, L (9, 1) 12 Curt Casali, R (9, PH) OBP: 0.329, SLG: 0.415			C SI 92 S SI 92 B SI 92 F SV 85 B SV 85 C SI 92 2-3 ① K		B SV 84 F SV 83 B SI 92 C SI 91 F SV 83 B FC 89 B SI 92 4-2 19 BB 6 BB BB		B FF 97 B SL 89 B FF 96 B FF 96 4-0 19 BB BB		C FC 90 C SL 84 B FF 95 F FF 94 F FC 90 C FF 96 1-3 ① K	1 0 0 0 1	0 0 0 0 0	0 0 0 0 0	0 1 0 0 0	1 0 0 0 0	1 0 0 0 1	0 0 0 0 0
Inning Stats	R: 1 H: 2 E: 0 LOB: 1 K: 1 BB: 0 S: 11 P: 16	R: 0 H: 0 E: 0 LOB: 0 K: 0 BB: 0 S: 6 P: 8	R: 0 H: 0 E: 0 LOB: 0 K: 1 BB: 0 S: 9 P: 13	R: 0 H: 0 E: 0 LOB: 0 K: 0 BB: 0 S: 11 P: 18	R: 1 H: 1 E: 0 LOB: 3 K: 0 BB: 3 S: 17 P: 32	R: 0 H: 2 E: 0 LOB: 2 K: 1 BB: 0 S: 15 P: 19	R: 0 H: 0 E: 0 LOB: 2 K: 3 BB: 2 S: 9 P: 22	R: 1 H: 1 E: 0 LOB: 0 K: 0 BB: 0 S: 9 P: 13	R: 0 H: 0 E: 0 LOB: 1 K: 2 BB: 1 S: 12 P: 20	1B: 4 2B: 0 3B: 0 HR: 2	SF: 1 SAC: 0 DP: 0 HBP: 0			WP: 0 PB: 0 SB: 0 CS: 0	PA: 39		

livebaseballscorecards.com

AB	32
R	3
H	6
RBI	3
BB	6
SO	8
LOB	12

PITCHER		IP	WLS	BF	H	R	ER	SO	BB	IBB	HBP	BLK	WP	HR	S	P	ERA	WHIP
7 Marcus Stroman, R ERA: 3.23	(1, 1)	4.2		20	3	2	2	2	3	0	0	0	0	1	53	86	3.86	1.286
29 Brad Brach, R ERA: 5.64	(5, 1)	1.1	W	6	2	0	0	1	0	0	0	0	0	0	16	20	0.00	1.500
39 Edwin Díaz, R ERA: 5.69	(7, 1)	1.0	H	5	0	0	0	3	2	0	0	0	0	0	9	22	0.00	2.000
67 Seth Lugo, R ERA: 2.81	(8, 1)	1.0	H	4	1	1	1	0	0	0	0	0	0	1	9	13	9.00	1.000
38 Justin Wilson, L ERA: 2.61	(9, 1)	1.0	S	4	0	0	0	2	1	0	0	0	0	0	12	20	0.00	1.000

PITCHER		IP	WLS	BF	H	R	ER	SO	BB	IBB	HBP	BLK	WP	HR	S	P	ERA	WHIP

Miami Marlins @ New York Mets

Citi Field, Flushing, NY

Mon Sep 23 2019, 7:11 PM - 10:35 PM EDT

Att. 21,189 - Partly Cloudy - 82 F

livebaseballscorecards.com

TOP

Batter	1	2	3	4	5	6	7	8	9	AB	R	H	RBI	BB	SO	LOB
55 Jon Berti, R (1, 8) OBP: 0.353, SLG: 0.424	B SI 95 B SI 94 C SI 95 C CH 85 C SI 95 2-3 ① K		B SL 89 F SI 96 B CU 78 B SI 95 X SI 94 3-1 19 1B 2B			B SI 94 X CH 84 1-0 13 1B 19 1B 38 HR 1B	C SI 92 B SI 93 F SI 93 F CU 80 X CU 80 1-2 19 SH2-4 47 1B 1-2 1B		C FF 91 X ST 84 0-1 1B	5	3	4	0	0	1	0
19 Miguel Rojas, R (1, 6) OBP: 0.333, SLG: 0.385	X SI 94 0-0 ② G5-3		D CU 79 C SI 94 C CU 77 B SI 94 X SI 94 2-2 2-H 1B			C SI 94 X SI 93 0-1 13 1B 38 HR 1-2 1B	X SL 88 0-0 ① SH2-4 1-2 2-3		B ST 82 1 SAFE X FF 92 1-0 ① P5	4	1	2	1	0	0	1
13 Starlin Castro, R (1, 5) OBP: 0.299, SLG: 0.433	B SI 94 B SL 90 B SI 94 X SI 95 3-0 ③ F9		1 SAFE X CH 85 0-0 ③ G1-3			B SL 88 B SI 94 B SL 90 C SI 94 X SI 94 3-1 38 HR 1-2 2-3 1B	F FC 90 X SL 86 0-1 ② F9		B FF 92 C FF 92 C ST 83 T FF 93 1-2 ② K	5	1	1	0	0	1	4
38 Jorge Alfaro, R (1, 2) OBP: 0.313, SLG: 0.421		B SI 94 B SL 89 S SI 94 B SI 94 T SI 94 X CH 84 3-2 HR	F SI 94 F SI 94 X SI 93 0-2 ① G1-3			B SI 94 F SL 90 X SL 89 1-1 1-H 2-H 3-H HR	0-0 47 1B IBB		B ST 84 X ST 83 1-0 ③ F7	4	2	2	5	1	0	1
47 Harold Ramírez, R (1, 7) OBP: 0.313, SLG: 0.408		B SI 94 C SI 94 X SL 90 1-1 ① G6-3	X SL 89 0-0 1 G1-6-3 1B			B FF 94 C SL 86 S SI 95 X SL 88 1-2 ① G6-3	F SL 86 S FC 92 X FF 93 0-2 1-2 2-H 3-H 1B			4	0	2	2	0	0	0
1 Isan Díaz, L (1, 4) OBP: 0.263, SLG: 0.286		C SI 94 C SL 89 X CU 78 0-2 ② G3-1	C SL 87 S SL 87 B SI 94 B SL 88 B CU 76 X SI 94 3-2 ② ③ G1-6-3 1-2f			X SI 95 0-0 9 FC6-4 1B	C CU 75 D CU 75 F CH 83 D CH 85 F CH 84 X CU 76 2-2 ③ G1-3			4	0	1	0	0	0	3
44 Austin Dean, R (1, 3) OBP: 0.261, SLG: 0.397		C CU 77 B SL 90 F SI 95 S CU 77 1-3 ③ K			B CU 77 F SI 95 S SL 91 X SI 93 1-2 9 G6-4-3 1B	B SL 88 X SI 95 1-0 ② L4		B SL 89 X FF 97 1-0 ① G5-3		4	0	1	0	0	1	1
9 Lewis Brinson, R (1, 9) OBP: 0.247, SLG: 0.233			X SI 95 0-0 ① B3		B SI 93 F SL 88 B SI 94 X SI 94 2-1 ① ② G6-4-3 1-2f	1 SAFE C SI 95 B SL 89 F SI 95 1 SAFE X SI 96 1-2 ③ FC6-4 1-2f		C FF 98 B SL 91 S SL 91 F FF 99 B FF 99 S SL 91 2-3 ② K		4	0	0	0	0	1	2
31 Caleb Smith, R (1, 1) OBP: 0.256, SLG: 0.286 21 Curtis Granderson, L (7, PH) OBP: 0.286, SLG: 0.355 39 Tyler Kinley, R (7, 1) 63 Brian Moran, L (7, 1) 14 Martín Prado, R (8, PH) OBP: 0.266, SLG: 0.283 74 José Quijada, L (8, 1) 35 Ryne Stanek, R (9, 1)			B SI 94 S SI 94 S CU 76 X CU 77 1-2 ② G3-1		F SI 94 C CU 78 B CU 77 F SI 94 B CU 76 C SI 95 2-3 ③ K		B FF 94 C FF 93 F CU 81 F CH 88 F FF 93 B CU 79 B FF 93 F FF 93 B SI 93 4-2 19 SH2-4 55 1B 47 1B BB	F SL 91 F FF 99 B FF 100 B SL 90 S FF 100 2-3 ③ K		2 0 0 0 0 1 0 0 1 0 0 1 0 0 0 0 0 0 0 0 0 0 0 0 0 0 0 0 1 0 0 0 0 1 0 0 0 0 0 0 0 0 0 0 0 0 0 0 0						
Inning Stats	R: 0 E: 0 K: 1 S: 5 H: 0 LOB: 0 BB: 0 P: 10	R: 1 E: 0 K: 1 S: 11 H: 1 LOB: 0 BB: 0 P: 16	R: 1 E: 0 K: 0 S: 10 H: 2 LOB: 1 BB: 0 P: 16	R: 0 E: 0 K: 0 S: 7 H: 1 LOB: 0 BB: 0 P: 10	R: 0 E: 0 K: 1 S: 9 H: 1 LOB: 0 BB: 0 P: 14	R: 4 E: 0 K: 0 S: 15 H: 5 LOB: 1 BB: 0 P: 23	R: 2 E: 0 K: 0 S: 19 H: 2 LOB: 2 BB: 2 P: 26	R: 0 E: 0 K: 2 S: 8 H: 0 LOB: 0 BB: 0 P: 13	R: 0 E: 0 K: 1 S: 7 H: 1 LOB: 1 BB: 0 P: 10	1B: 10 2B: 1 3B: 0 HR: 2 SF: 0 SAC: 1 DP: 2 HBP: 0						

	AB	37
	R	8
	H	13
	RBI	8
	BB	2
	SO	6
	LOB	12

WP: 0 PA: 40
PB: 0
SB: 0
CS: 0

MIAMI

PITCHER		IP	WLS	BF	H	R	ER	SO	BB	IBB	HBP	BLK	WP	HR	S	P	ERA	WHIP
32 Steven Matz, L	(1, 1)	5.0	L	22	9	6	6	3	0	0	0	0	0	2	49	78	10.80	1.800
ERA: 4.37																		
27 Jeurys Familia, R	(6, 1)	1.0		4	1	0	0	0	0	0	0	0	0	0	8	11	0.00	1.000
ERA: 6.0																		
61 Walker Lockett, R	(7, 1)	0.0		2	1	2	2	0	1	0	0	0	0	0	9	14	∞	∞
ERA: 7.66																		
29 Brad Brach, R	(7, 1)	0.2		4	1	0	0	0	0	1	0	0	0	0	6	6	0.00	1.500
ERA: 5.57																		
43 Luis Avilán, L	(7, 1)	0.1		1	0	0	0	0	0	0	0	0	0	0	4	6	0.00	0.000
ERA: 5.17																		

PITCHER		IP	WLS	BF	H	R	ER	SO	BB	IBB	HBP	BLK	WP	HR	S	P	ERA	WHIP
39 Edwin Díaz, R	(8, 1)	1.0		3	0	0	0	2	0	0	0	0	0	0	8	13	0.00	0.000
ERA: 5.59																		
51 Paul Sewald, R	(9, 1)	1.0		4	1	0	0	1	0	0	0	0	0	0	7	10	0.00	1.000
ERA: 4.67																		

Batter	1	2	3	4	5	6	7	8	9	AB	R	H	RBI	BB	SO	LOB
1 Amed Rosario, R (1, 6) OBP: 0.322, SLG: 0.434	C FF 89 X FF 91 0-1 ① F9	F SL 86 2 SAFE X SL 85 0-1 ③ F9		C FF 89 1 SAFE F SL 86 X FF 91 0-2 ③ P4		C SL 85 X SL 85 0-1 1-H 2-H 3-H HR		B CH 88 S FF 93 F FF 94 F FF 94 B FF 95 D CH 87 X FF 93 3-2 ② G6-3 1-2		5	1	1	4	0	0	3
6 Jeff McNeil, L (1, 4) OBP: 0.384, SLG: 0.531	X FF 91 0-0 40 BB 28 1B 1B		X SL 85 0-0 ① G1-3		B SL 85 X SL 84 1-0 ① G3	C SL 85 F FF 92 F FF 92 X SL 86 0-2 ③ G3		F FF 94 X CU 82 0-1 ③ L8		5	0	1	0	0	0	1
20 Pete Alonso, R (1, 3) OBP: 0.363, SLG: 0.585	C FF 90 C FF 90 B FF 92 B FF 92 S SL 86 2-3 ② K		F SL 85 B FF 91 B FF 90 X SL 87 2-1 40 1B 1B		B FF 89 B FF 91 S FF 91 B FF 91 F FF 90 X SL 86 3-2 ② P4		S SL 90 F SL 89 B SL 91 B FF 97 S SL 90 2-3 ① K		B SL 92 C FF 97 B FF 98 C SL 90 S FS 89 2-3 ① K	5	0	1	0	0	3	1
28 J.D. Davis, R (1, 7) OBP: 0.369, SLG: 0.515	F FF 91 S SL 86 D SL 87 B FF 93 X FF 91 2-2 40 BB 1-2 1B		B FF 90 S FF 90 F SL 84 F FF 91 B FF 92 B CH 82 X FF 92 3-2 ② F8		X SL 86 0-0 ③ F7		B FF 98 B SL 90 X FF 97 2-0 2B		C FF 98 F SL 93 B FF 98 B FS 90 B FF 98 F FF 98 X FF 99 3-2 40 G5-3 1B	5	0	3	0	0	0	1
40 Wilson Ramos, R (1, 2) OBP: 0.355, SLG: 0.421	B FF 92 C FF 91 B FF 92 B SL 86 F FF 91 F FF 93 F FF 92 B FF 93 4-2 1-2 2-3 BB		F FF 91 B FF 91 X CH 82 1-1 1-2 1B		B SL 81 B FF 90 X FF 88 2-0 ① F8	X SL 90 0-0 ② G5-3		F FF 98 B SL 91 S FS 88 F FS 87 B FF 97 B FS 89 X FS 88 3-2 ② G5-3 1-2		4	0	1	0	1	0	2
21 Todd Frazier, R (1, 5) OBP: 0.321, SLG: 0.439	B SL 84 C SL 85 C FF 92 F SL 84 F FF 92 F SL 85 X SL 85 1-2 ③ P4		D SL 86 B FF 90 2 SAFE X FF 90 2-0 ③ P5			X FF 88 0-0 12 1B 30 BB 1 HR 1B	C SL 90 B SL 90 B SL 90 B SL 91 S SL 89 F SL 90 F FF 98 B SL 92 4-2 BB		C FF 98 X SL 92 0-1 ③ F8	4	1	1	0	1	0	6
30 Michael Conforto, L (1, 9) OBP: 0.358, SLG: 0.481		C SL 84 B SL 85 B FF 91 X FF 92 2-1 ① F8		C SL 84 B FF 89 B SL 85 B SL 86 B FF 88 4-1 BB		F FF 88 B FF 89 B SL 84 F SL 84 D SL 84 B SL 83 4-2 1-2 12 1B 1 HR BB	B ST 70 C ST 70 F FF 83 B ST 71 F FF 85 S ST 70 2-3 ③ K			2	1	0	0	2	1	2
12 Juan Lagares, R (1, 8) OBP: 0.278, SLG: 0.328		B SL 85 B FF 91 F FF 90 B CH 83 B FF 91 4-1 32 G3 BB		S FF 90 C FF 90 S FF 91 0-3 ① K		B FF 88 F SL 85 F FF 90 X SL 85 1-2 1-2 2-3 1 HR 1B		B FF 93 C FF 92 B FF 94 F FF 94 C FF 95 2-3 ① K		3	1	1	0	1	2	1
32 Steven Matz, R (1, 1) 27 Jeurys Familia, R (8, 1) 18 Rajai Davis, R (8, PH) 61 Walker Lockett, R (7, 1) 29 Brad Brach, R (7, 1) 43 Luis Avilán, L (7, 1) 39 Edwin Díaz, R (8, 1) 9 Brandon Nimmo, L (8, PH) 51 Paul Sewald, R (9, 1)		1 SAFE B FF 91 X FF 90 1-0 ② G3 1-2		M FF 88 B FF 90 F FF 90 S FF 91 1-3 ② K		X FF 90 0-0 ② F6		B FF 95 S FF 94 B FF 94 B FF 94 C FF 94 B FF 94 4-2 1 G6-3 BB		2 0 0 0 0 1 2 0 0 0 0 0 0 0 1 0 0 0 0 0 3 0 0 0 0 0 0 0 0 0 0 0 0 0 0 0 0 0 0 0 0 0 0 0 0 0 1 0 0 0 0 0 0 0 0 0						
Inning Stats	R: 0 E: 0 K: 1 S: 19 H: 2 LOB: 3 BB: 1 P: 28	R: 0 E: 0 K: 0 S: 6 H: 0 LOB: 1 BB: 1 P: 13	R: 0 E: 0 K: 0 S: 10 H: 2 LOB: 2 BB: 0 P: 18	R: 0 E: 0 K: 2 S: 10 H: 0 LOB: 1 BB: 1 P: 15	R: 0 E: 0 K: 0 S: 5 H: 0 LOB: 0 BB: 0 P: 9	R: 4 E: 0 K: 0 S: 14 H: 3 LOB: 0 BB: 1 P: 21	R: 0 E: 0 K: 2 S: 13 H: 1 LOB: 2 BB: 1 P: 23	R: 0 E: 0 K: 1 S: 11 H: 0 LOB: 1 BB: 1 P: 20	R: 0 E: 0 K: 1 S: 13 H: 1 LOB: 1 BB: 0 P: 21	1B: 7 2B: 1 3B: 0 HR: 1 SF: 0 SAC: 0 DP: 0 HBP: 0						

PITCHER		IP	WLS	BF	H	R	ER	SO	BB	IBB	HBP	BLK	WP	HR	S	P	ERA	WHIP
31 Caleb Smith, L ERA: 4.31	(1, 1)	6.0	W	29	7	4	4	3	4	0	0	0	0	1	64	104	6.00	1.833
39 Tyler Kinley, R ERA: 3.78	(7, 1)	0.2		4	1	0	0	1	1	0	0	0	0	0	9	17	0.00	3.000
63 Brian Moran, L ERA: 2.08	(7, 1)	0.1	H	1	0	0	0	1	0	0	0	0	0	0	4	6	0.00	0.000
74 José Quijada, L ERA: 6.18	(8, 1)	1.0		4	0	0	0	1	1	0	0	0	0	0	11	20	0.00	1.000
35 Ryne Stanek, R ERA: 4.12	(9, 1)	1.0		4	1	0	0	1	0	0	0	0	0	0	13	21	0.00	1.000

PITCHER	IP	WLS	BF	H	R	ER	SO	BB	IBB	HBP	BLK	WP	HR	S	P	ERA	WHIP

BOTTOM

Miami Marlins @ New York Mets

Citi Field, Flushing, NY

Mon Sep 23 2019, 7:11 PM - 10:35 PM EDT

Att. 21,189 - Partly Cloudy - 82 F

livebaseballscorecards.com

AB	36
R	4
H	9
RBI	4
BB	6
SO	7
LOB	22

WP: 0	PA: 42		
PB: 0			
SB: 0			
CS: 0			

Batter	1	2	3	4	5	6	7	8	9	10	11	AB	R	H	RBI	BB	SO	LOB
55 Jon Berti, R (1, 8) OBP: 0.360, SLG: 0.427	X SI 98 0-0 19 1B 19 S 1B	C CU 80 F CU 81 X FF 99 0-2 19 S 2-H 1B		B SI 98 B CU 82 X SI 97 2-0 1B		C FC 88 F CH 85 S FC 88 0-3 K ③			C FC 89 B FC 89 F FC 89 F FF 95 B FC 89 B FC 90 B FC 89 4-2 14 S BB		C ST 84 C ST 86 S FF 93 0-3 K ③	5	0	3	1	1	2	0
19 Miguel Rojas, R (1, 6) OBP: 0.332, SLG: 0.383	B FF 97 X SI 98 1-0 13 S 1-3 1B	1 SAFE C FF 96 B SI 96 F FF 98 X SI 99 1-2 G5-3 ③ 1-2		X SI 97 0-0 G6-3 ③			X FF 91 0-0 F7 ①		C FF 95 B FF 94 B FF 93 F FF 94 F FF 94 1 SAFE B FF 94 F FF 94 F FF 95 3-2 X FF 85 L8 ①			5	0	1	0	0	0	3
18 Neil Walker, S (1, 3) OBP: 0.344, SLG: 0.387 14 Martín Prado, R (9, PH) OBP: 0.265, SLG: 0.282 (9, 3)	C SL 90 1 SAFE S FF 98 1 SAFE F FF 97 C SL 88 0-3 K ①		C CU 79 B SL 87 C FF 96 B CH 92 X FF 97 2-2 13 G3 1 1B 2B		S CH 92 S CH 90 B CH 91 F CU 80 B SL 92 X CH 91 2-2 13 G5-3 38 1B 2B		B FC 88 B FC 90 B SI 92 C SI 91 S FC 88 B FC 89 4-2 38 BB BB		C FF 95 B FC 91 B FC 90 F FF 94 B FF 95 X FF 96 3-2 G6-3 ② 1-3			3 1	2 0	2 0	0 0	1 0	1 0	2 1
13 Starlin Castro, R (1, 5) OBP: 0.297, SLG: 0.430	B SI 99 C FF 97 C FF 98 1 SAFE 1 SAFE B SI 97 F SL 90 B SL 91 S SI 98 3-3 K ② 1-2		B SL 88 B CH 92 X SI 97 2-0 G3 ① 2-3		X SI 98 0-0 G5-3 ① 2-3		D SI 91 B FC 88 C SI 92 B SI 92 F SL 87 X FC 88 3-2 P4 ②		X FC 91 0-0 F9 ③			5	0	0	0	0	1	6
38 Jorge Alfaro, R (1, 2) OBP: 0.314, SLG: 0.419	F CU 83 F SI 99 S SL 88 0-3 K ③		B SL 91 F SI 98 F SI 97 S FF 99 1-3 K ②		F SI 98 X SI 98 0-1 1 S 3-H 1B		B FC 88 B SI 92 F FC 89 F FC 88 B FC 90 B FC 89 4-2 1-2 BB			F SI 96 X SL 88 0-1 L7 ①		4	0	1	1	1	2	3
1 Isan Díaz, L (1, 4) OBP: 0.267, SLG: 0.308		X SI 97 0-0 HR	B SL 91 B CH 93 X CH 91 2-0 3-H 1B		B CH 92 1 SAFE 1 SAFE F FF 97 F FF 97 B FF 98 F CH 91 B SL 89 S SL 88 3-3 K ② 1-2		C CH 82 B CH 83 D CU 75 B CH 82 S CH 82 C CH 84 3-3 K ③			B SI 96 X SI 94 1-0 B1-3 ②		5	1	2	2	0	2	3
47 Harold Ramírez, R (1, 9) OBP: 0.311, SLG: 0.405 (9, 7)		B SL 89 F FF 98 F CU 82 F SL 89 F SL 90 B CH 92 X SI 99 2-2 G6-3 ①	1 SAFE X SI 96 0-0 P5 ③		X SI 99 0-0 G6-3 ③			B SL 85 C SL 85 C CU 77 B FF 94 S FF 95 2-3 K ①		B SI 95 C SL 89 C SI 96 B FF 98 B SL 89 X SL 89 3-2 9 CS 1B		5	0	1	0	0	1	2
44 Austin Dean, R (1, 7) OBP: 0.260, SLG: 0.400 9 Lewis Brinson, R (9, 9) OBP: 0.246, SLG: 0.231	C SL 89 X SI 98 0-1 55 1B 2B			B SL 90 F SI 97 X CH 91 1-1 G5-3 ①		F FC 89 B SI 93 B FC 88 F SI 93 S SL 84 2-3 K ①		C CU 78 C SI 95 B FF 94 S SL 89 1-3 K ②		1 SAFE B SI 97 C SI 98 1 SAFE C SI 97 1-2 CS ③ 1-2	B ST 81 X FF 91 1-0 P2 ①	4 1	1 0	1 0	0 0	0 0	2 0	0 0
22 Sandy Alcantara, R (1, 1) OBP: 0.121, SLG: 0.107 21 Curtis Granderson, L (8, PH) OBP: 0.286, SLG: 0.354 66 Jarlín García, L (8, 1) 62 José Ureña, R (9, 1) 63 Brian Moran, L (10, 1) 28 Bryan Holaday, R (11, PH) OBP: 0.355, SLG: 0.450 61 Adam Conley, L (11, 1) 43 Jeff Brigham, R (11, 1)	B SL 90 B SI 98 S FF 98 S FF 97 F SL 89 C SL 89 2-3 K ②		C SI 96 B SL 91 B SI 97 S FF 97 S FF 97 2-3 K ②		C FC 88 C SL 82 F FC 88 B SL 87 F SL 87 S SI 91 1-3 K ②		C FF 93 C CU 80 F FF 96 X FF 89 0-2 F8 ③				B FF 92 C ST 82 B FF 93 B FF 92 F FF 92 F FF 92 F ST 84 F ST 85 T FF 93 3-2 K ②	3 1 0 0 0 0 1 0 0	0 1 0 0 0 0 0 0 0	0 0 0 0 0 0 0 0 0	0 0 0 0 0 0 0 0 0	3 0 0 0 0 1 0 0 0	0 0 0 0 0 0 0 0 0	1 0 0 0 0 0 0 0 0
Inning Stats	R: 0 E: 0 K: 3 S: 13 H: 2 LOB: 2 BB: 0 P: 17	R: 2 E: 0 K: 1 S: 18 H: 3 LOB: 1 BB: 0 P: 23	R: 1 E: 0 K: 1 S: 9 H: 2 LOB: 1 BB: 0 P: 16	R: 0 E: 0 K: 1 S: 7 H: 1 LOB: 1 BB: 0 P: 12	R: 1 E: 0 K: 1 S: 12 H: 2 LOB: 1 BB: 0 P: 17	R: 0 E: 0 K: 3 S: 11 H: 0 LOB: 0 BB: 0 P: 14	R: 0 E: 0 K: 1 S: 11 H: 0 LOB: 2 BB: 2 P: 25	R: 0 E: 0 K: 2 S: 10 H: 0 LOB: 0 BB: 0 P: 13	R: 0 E: 0 K: 0 S: 13 H: 0 LOB: 1 BB: 1 P: 23	R: 0 E: 0 K: 0 S: 8 H: 1 LOB: 0 BB: 0 P: 13	R: 0 E: 0 K: 2 S: 10 H: 0 LOB: 0 BB: 0 P: 14	1B: 7 2B: 3 3B: 0 HR: 1	SF: 0 SAC: 0 DP: 0 HBP: 0	WP: 0 PB: 0 SB: 6 CS: 1	PA: 47			

PITCHER		IP	WLS	BF	H	R	ER	SO	BB	IBB	HBP	BLK	WP	HR	S	P	ERA	WHIP
34 Noah Syndergaard, R ERA: 4.3	(1, 1)	5.0		25	10	4	4	7	0	0	0	0	0	1	59	85	7.20	2.000
74 Chris Mazza, R ERA: 5.74	(6, 1)	1.2		7	0	0	0	3	2	0	0	0	0	0	19	33	0.00	1.200
43 Luis Avilán, L ERA: 5.12	(7, 1)	0.1		1	0	0	0	1	0	0	0	0	0	0	3	6	0.00	0.000
67 Seth Lugo, R ERA: 2.77	(8, 1)	1.0		3	0	0	0	2	0	0	0	0	0	0	10	13	0.00	0.000
38 Justin Wilson, L ERA: 2.54	(9, 1)	1.0		4	0	0	0	0	1	0	0	0	0	0	13	23	0.00	1.000

PITCHER		IP	WLS	BF	H	R	ER	SO	BB	IBB	HBP	BLK	WP	HR	S	P	ERA	WHIP
27 Jeurys Familia, R ERA: 5.9	(10, 1)	1.0		3	1	0	0	0	0	0	0	0	0	0	8	13	0.00	1.000
51 Paul Sewald, R ERA: 4.42	(11, 1)	1.0	W	3	0	0	0	2	0	0	0	0	0	0	10	14	0.00	0.000

TOP

Miami Marlins @ New York Mets

Citi Field, Flushing, NY

Tue Sep 24 2019, 7:11 PM - 11:02 PM EDT

Att. 21,766 - Partly Cloudy - 73 F

livebaseballscorecards.com

AB	43
R	4
H	11
RBI	4
BB	3
SO	15
LOB	21

MIAMI

Miami Marlins @ New York Mets

Citi Field, Flushing, NY

Tue Sep 24 2019, 7:11 PM - 11:02 PM EDT

Att. 21,766 - Partly Cloudy - 73 F

livebaseballscorecards.com

BOTTOM

Batter	1	2	3	4	5	6	7	8	9	10	11	AB	R	H	RBI	BB	SO	LOB
9 Brandon Nimmo, L (1, 8) (11, 7) OBP: 0.371, SLG: 0.399	C FF 94 F SI 95 S FF 95 0-3 K ①		B SI 96 C SI 96 F SI 97 S SL 87 1-3 K ③			B SI 96 B CU 81 X SI 93 2-0 F8 ①	B SL 86 S SL 86 B SI 96 C SI 96 S FF 97 2-3 K ③		F SI 97 T SAFE B CH 91 B CH 91 F SL 86 F SI 92 X CU 87 2-2 G3 ③ 1-2		C ST 83 B ST 83 B FF 97 B FF 98 B FF 98 4-1 1-2 2-3 3-H BB	5	0	0	1	1	3	2
6 Jeff McNeil, L (1, 5) (10, 7) (11, 4) OBP: 0.384, SLG: 0.530	F SI 94 F SI 96 F FF 96 F FF 96 X FF 97 0-2 L7 ②			X SI 94 0-0 28 L9 24 1B 1B		B CU 83 F SL 86 X SL 87 1-1 1B		B FF 93 X SL 85 1-0 G4-3 ①		S ST 73 B ST 73 B FF 85 X ST 73 2-1 G3 ①		5	0	2	0	0	0	0
20 Pete Alonso, R (1, 3) OBP: 0.360, SLG: 0.580	B SI 96 X SI 95 1-0 G6-3 ③			F SI 94 F SI 95 F SL 87 F SI 96 X SI 96 0-2 F9 ①		S SI 96 X SI 96 0-1 P5 ②		B CH 87 C CH 88 B SL 85 F CH 88 B FF 95 F CH 87 S SL 86 3-3 K ②		S FF 84 B ST 74 F FF 86 B FF 85 S ST 72 2-3 K ②		5	0	0	0	0	2	2
24 Robinson Canó, L (1, 4) OBP: 0.310, SLG: 0.434 19 Sam Haggerty, S (10, PR) 51 Paul Sewald, R (11, 1)		B SI 93 C SL 85 B SI 95 B SI 96 X SI 95 3-1 F7 ①		1 SAFE C SI 95 F SI 96 X SI 96 0-2 1-2 1B		F SL 85 F FF 97 S CH 91 0-3 K ③		X SL 84 0-0 L8 ③		B FF 84 B ST 74 B ST 73 C ST 72 F FF 84 F ST 70 B ST 71 4-2 BB		4 0 0	0 0 0	1 0 0	0 0 0	1 0 0	1 0 0	1 0 0
28 J.D. Davis, R (1, 7) OBP: 0.370, SLG: 0.518 18 Rajai Davis, R (9, PR) OBP: 0.217, SLG: 0.409 27 Jeurys Familia, R (10, 1) 12 Juan Lagares, R (10, PH) OBP: 0.277, SLG: 0.327 (11, 8)		B SI 96 X SI 95 1-0 G6-3 ②		B SI 95 F SI 94 S CH 88 X SI 97 1-2 2-3 L9 ②			C SI 93 B SL 86 C SL 86 F CH 91 X SI 91 1-2 30 HR 2B		B SI 98 B SI 98 C SI 98 B SI 99 C SI 98 F SI 97 X SI 98 3-2 30 HR 1B	C ST 71 F FF 84 B ST 72 B ST 71 S FF 85 2-3 K ③		4 0 0 1	1 1 0 0	2 0 0 0	0 0 0 0	0 0 0 1	0 0 0 1	2 0 0 1
30 Michael Conforto, L (1, 9) OBP: 0.361, SLG: 0.494		F SI 94 B SI 96 X SI 95 1-1 1 FC5-4 1B		F SI 96 X CH 90 0-1 G4-3 ③			T SI 95 S CH 89 X SI 91 0-2 2-H HR		S SL 87 B SI 98 F SI 98 X SI 97 1-2 1-H HR		C FF 94 B CU 81 B SL 83 B FF 94 F FF 94 D SL 81 4-2 21 WP 1 HBP 40 FC5-2 BB	4	2	3	4	1	0	2
1 Amed Rosario, R (1, 6) OBP: 0.322, SLG: 0.432		C SI 94 X SL 84 0-1 FC5-4 1-2f ③	B SI 95 B SI 95 X SI 95 2-0 G1-3 ①			F SI 96 C SL 86 B SL 87 X SI 96 1-2 E3 40 G6-3 2 G3			F SI 98 B SL 86 S SI 97 X SI 98 1-2 9 S 1B		C ST 83 1 SAFE S ST 82 F ST 83 H FF 97 1-2 40 FC5-2 21 WP 9 BB HBP	4	1	1	0	0	0	1
3 Tomás Nido, R (1, 2) OBP: 0.241, SLG: 0.339 2 Joe Panik, L (7, PH) OBP: 0.151, SLG: 0.328 67 Seth Lugo, R (8, 1) OBP: 1.000, SLG: 1.000 38 Justin Wilson, L (9, 1) 21 Todd Frazier, R (9, PH) OBP: 0.322, SLG: 0.438 (10, 5)			S SI 93 T SI 95 X SI 98 0-2 G4-3 ①			B CH 88 X SI 96 1-0 P3 ②	F SI 96 1 SAFE C CH 89 X CH 91 0-2 1-2 G3 ①		1 SAFE B SL 86 1 SAFE S SI 97 X SI 96 2-1 P4 ①		B ST 84 1-0 9 BB 40 FC5-2 1-2 2-3 IBB	2 1 0 0 1	0 0 0 0 0	0 0 0 0 0	0 0 0 0 1	0 0 0 0 0	0 1 0 0 1	0 1 0 0 1
34 Noah Syndergaard, L (1, 1) OBP: 0.156, SLG: 0.206 4 Jed Lowrie, S (5, PH) 74 Chris Mazza, R (6, 1) 43 Luis Avilán, L (7, 1) 40 Wilson Ramos, R (7, PH) OBP: 0.353, SLG: 0.418 (8, 2)			S SI 95 S SI 96 S SI 96 0-3 K ②			C SI 96 B CU 82 C SL 87 F FF 97 S SL 88 1-3 K ③	B SI 96 F SI 96 B SI 96 F SI 96 B SL 88 X SI 97 3-2 2-3 G6-3 ②		X SI 96 0-0 L5 ②		D ST 83 F FF 97 D ST 84 F FF 97 X ST 83 2-2 1-2 2-3 3-Hf FC5-2 9 BB ①	1 1 0 0 3	0 0 0 0 0	0 0 0 0 0	0 0 0 0 0	0 0 0 0 0	1 1 0 0 5	0 0 0 0 0
Inning Stats	R: 0 H: 0 E: 0 LOB: 0 K: 1 BB: 0 S: 9 P: 10	R: 0 H: 1 E: 0 LOB: 1 K: 0 BB: 0 S: 7 P: 12	R: 0 H: 0 E: 0 LOB: 0 K: 2 BB: 0 S: 9 P: 10	R: 0 H: 2 E: 0 LOB: 2 K: 0 BB: 0 S: 14 P: 15	R: 0 H: 0 E: 0 LOB: 0 K: 1 BB: 0 S: 6 P: 10	R: 0 H: 1 E: 0 LOB: 1 K: 1 BB: 0 S: 8 P: 11	R: 2 H: 2 E: 1 LOB: 1 K: 1 BB: 0 S: 19 P: 26	R: 0 H: 0 E: 0 LOB: 0 K: 1 BB: 0 S: 6 P: 10	R: 2 H: 3 E: 0 LOB: 2 K: 0 BB: 0 S: 17 P: 26	R: 0 H: 0 E: 0 LOB: 1 K: 2 BB: 1 S: 11 P: 21	R: 1 H: 0 E: 0 LOB: 3 K: 0 BB: 3 S: 9 P: 21	1B: 6 2B: 1 3B: 0 HR: 2	SF: 0 SAC: 0 DP: 0 HBP: 1	WP: 1 PB: 0 SB: 1 CS: 0	PA: 46			

PITCHER		IP	WLS	BF	H	R	ER	SO	BB	IBB	HBP	BLK	WP	HR	S	P	ERA	WHIP
22 Sandy Alcantara, R	(1, 1)	7.0		28	6	2	2	6	0	0	0	0	0	1	72	94	2.57	0.857
ERA: 3.95																		
66 Jarlín García, L	(8, 1)	1.0	H	3	0	0	0	1	0	0	0	0	0	0	6	10	0.00	0.000
ERA: 2.77																		
62 José Ureña, R	(9, 1)	1.0	B	6	3	2	2	0	0	0	0	0	0	1	17	26	18.00	3.000
ERA: 5.33																		
63 Brian Moran, L	(10, 1)	1.0		4	0	0	0	2	1	0	0	0	0	0	11	21	0.00	1.000
ERA: 1.69																		
61 Adam Conley, L	(11, 1)	0.0	L	1	0	1	1	0	1	0	0	0	0	0	2	6	∞	∞
ERA: 6.79																		

PITCHER		IP	WLS	BF	H	R	ER	SO	BB	IBB	HBP	BLK	WP	HR	S	P	ERA	WHIP
43 Jeff Brigham, R	(11, 1)	0.1		4	0	0	0	0	1	1	1	0	1	0	7	15	0.00	3.000
ERA: 4.58																		

AB	41
R	5
H	9
RBI	5
BB	4
SO	9
LOB	18

Batter	1	2	3	4	5	6	7	8	9	AB	R	H	RBI	BB	SO	LOB
55 Jon Berti, R (1, 8) (4, 5) OBP: 0.354, SLG: 0.420	B FF 97 S FF 98 F FF 98 B FF 99 B FF 99 X SL 93 3-2 ① G4-3		B SL 92 B FF 97 X FF 97 2-0 ② P3			S FF 97 B FF 97 S CH 91 S FF 99 1-3 ② K			X FF 92 0-0 E5 18 WP 19 G1-3 18 1B	4	1	0	0	0	1	1
19 Miguel Rojas, R (1, 6) OBP: 0.329, SLG: 0.380	B FF 98 C SL 93 S FF 98 F SL 94 F FF 98 F CH 92 C SL 93 1-3 ② K		F FF 98 B SL 92 X SL 93 1-1 ③ G6-3			F FF 97 F FF 99 B FF 98 X SL 94 1-2 ③ G4-3			C FF 92 C CH 82 X CH 82 0-2 ① G1-3 1-2	4	0	0	0	0	1	2
18 Neil Walker, S (1, 3) OBP: 0.346, SLG: 0.386	C FF 98 B SL 94 B FF 99 B CH 92 B SL 93 4-1 13 FC5-4 BB			B FF 96 C FF 97 T FF 97 B FF 97 X FF 98 2-2 ① G6-3			S CH 90 F FF 98 F FF 99 S CH 91 0-3 ① K		C FF 92 B FF 93 S CH 82 X CH 83 1-2 38 HR 2-H 1B	3	1	1	1	1	1	0
13 Starlin Castro, R (1, 5) OBP: 0.296, SLG: 0.428 47 Harold Ramírez, R (4, 9) OBP: 0.310, SLG: 0.403	F FF 97 D SL 93 X SL 92 1-1 ③ FC5-4 1-2f			C SL 92 X SL 92 0-1 ② F9			B SL 93 X SL 92 1-0 ② F9		B FF 92 S CH 82 X CH 82 1-1 ② F7	2 2	0 0	0 0	0 0	0 0	0 0	1 1
38 Jorge Alfaro, R (1, 2) OBP: 0.313, SLG: 0.425		C FF 96 S FF 97 B FF 98 S SL 92 1-3 ① K		B FF 98 F SL 93 B SL 92 S SL 93 F FF 98 B FF 98 X SL 93 3-2 ③ F9			B FF 98 T FF 97 F FF 98 B FF 98 B SL 92 F SL 91 F SL 92 X SL 93 3-2 ③ F9		B FF 93 X FF 92 1-0 1-H HR	4	1	1	2	0	1	0
1 Isan Díaz, L (1, 4) OBP: 0.266, SLG: 0.307		B FF 98 B FF 97 X FF 98 2-0 44 G6-4-3 1B			B FF 97 C CH 92 B SL 93 S CH 90 C CH 92 2-3 ① K			S FF 95 B FF 96 F SL 84 T FF 97 1-2 ① K	C CH 83 B FF 93 S CH 83 B SL 85 S CH 84 2-3 ③ K	4	0	1	0	0	3	0
44 Austin Dean, R (1, 7) OBP: 0.262, SLG: 0.395		B FF 98 X SL 92 1-0 ②③ G6-4-3 1-2f			B SL 93 X SL 93 1-0 ② G1-3			B FF 96 B SL 84 B FF 96 B FF 96 4-0 BB		2	0	0	0	1	0	1
9 Lewis Brinson, R (1, 9) OBP: 0.243, SLG: 0.228 (4, 8)			C FF 97 C FF 99 B SL 92 S SL 92 1-3 ① K		S FF 98 B FF 98 S SL 93 B FF 98 B SL 94 S SL 92 3-3 ③ K			F FF 95 F SL 83 S FF 96 0-3 ② K		3	0	0	0	0	3	1
64 Robert Dugger, R (1, 1) 51 Tyler Heineman, S (3, PH) OBP: 0.333, SLG: 0.667 20 Wei-Yin Chen, R (3, 1) 21 Curtis Granderson, L (6, PH) OBP: 0.285, SLG: 0.353 68 Josh Smith, L (6, 1) 61 Adam Conley, L (7, 1) 14 Martín Prado, R (8, PH) OBP: 0.264, SLG: 0.281 48 Hector Noesí, R (8, 1) OBP: 0.250, SLG: 0.250			C FF 97 T CH 93 X FF 99 0-2 2B			C FF 96 B CH 91 X CH 90 1-1 ① G4-3		X FF 97 0-0 ③ L7		0 1 0 1 0 0 1 0	0 0 0 0 0 0 0 0	0 1 0 0 0 0 0 0	0 0 0 0 0 0 0 0	0 0 0 0 0 0 0 0	0 0 0 0 0 0 0 0	0 0 0 0 0 0 1 0
Inning Stats	R: 0 E: 0 K: 1 S: 12 H: 0 LOB: 1 BB: 1 P: 21	R: 0 E: 0 K: 1 S: 5 H: 1 LOB: 0 BB: 0 P: 9	R: 0 E: 0 K: 1 S: 9 H: 1 LOB: 1 BB: 0 P: 13	R: 0 E: 0 K: 0 S: 9 H: 0 LOB: 0 BB: 0 P: 14	R: 0 E: 0 K: 2 S: 7 H: 0 LOB: 0 BB: 0 P: 13	R: 0 E: 0 K: 1 S: 8 H: 0 LOB: 0 BB: 0 P: 11	R: 0 E: 0 K: 1 S: 10 H: 0 LOB: 0 BB: 0 P: 14	R: 0 E: 0 K: 2 S: 7 H: 0 LOB: 1 BB: 1 P: 12	R: 3 E: 1 K: 1 S: 13 H: 2 LOB: 0 BB: 0 P: 18	1B: 2 2B: 1 3B: 0 HR: 1	SF: 0 SAC: 0 DP: 1 HBP: 0				WP: 1 PB: 0 SB: 0 CS: 0	PA: 33	

PITCHER		IP	WLS	BF	H	R	ER	SO	BB	IBB	HBP	BLK	WP	HR	S	P	ERA	WHIP
48 Jacob deGrom, R ERA: 2.43	(1, 1)	7.0	W	23	2	0	0	7	1	0	0	0	0	0	60	95	0.00	0.429
49 Tyler Bashlor, R ERA: 7.29	(8, 1)	1.0		4	0	0	0	2	1	0	0	0	0	0	7	12	0.00	1.000
47 Drew Gagnon, R ERA: 8.37	(9, 1)	1.0		6	2	3	0	1	0	0	0	0	1	1	13	18	0.00	2.000

PITCHER	IP	WLS	BF	H	R	ER	SO	BB	IBB	HBP	BLK	WP	HR	S	P	ERA	WHIP

TOP

Miami Marlins @ New York Mets

Citi Field, Flushing, NY

Wed Sep 25 2019, 7:11 PM - 9:58 PM EDT

Att. 21,471 - Clear - 74 F

livebaseballscorecards.com

AB	31
R	3
H	4
RBI	3
BB	2
SO	10
LOB	8

MIAMI

BOTTOM

Miami Marlins @ New York Mets

Citi Field, Flushing, NY

Wed Sep 25 2019, 7:11 PM - 9:58 PM EDT

Att. 21,471 - Clear - 74 F

livebaseballscorecards.com

Batter	1	2	3	4	5	6	7	8	9	AB	R	H	RBI	BB	SO	LOB
9 Brandon Nimmo, L (1, 8) (7, 7) OBP: 0.376, SLG: 0.403	C SI 88 B SI 88 B CH 79 B SI 87 B SI 88 4-1 6 2B BB	F CU 72 B SI 88 F CU 72 D SL 78 B SI 88 F SI 88 B SI 87 4-2 1-2 20 HR BB	X FF 91 0-0 2-H 2B			C SL 80 B SL 79 F FF 88 X FF 90 1-2 ① G6-3	F CU 80 S CU 81 S CU 82 0-3 ③ K			3	2	1	1	2	1	1
6 Jeff McNeil, L (1, 7) OBP: 0.384, SLG: 0.531 12 Juan Lagares, R (6, PR) (7, 8) OBP: 0.276, SLG: 0.325	C CU 71 B SI 88 X CU 72 1-1 1-H 30 E 2B	T SL 78 X FF 88 0-1 ② SF9 2-3 3-H	X CU 75 0-0 ③ G4-3			B SL 81 B SL 80 C FF 89 B FF 88 C FF 89 H FF 89 4-2 30 2B HBP		C SI 92 B CU 80 S SL 88 S CU 80 1-3 ① K		2 1	1 0	1 0	2 0	0 0	0 1	1 0
20 Pete Alonso, R (1, 3) OBP: 0.360, SLG: 0.582	F FF 88 F FF 88 F FF 89 S CU 72 0-3 ① K	X SI 89 0-0 1-H 3-H HR		B CU 74 F FF 90 F FF 91 X CH 85 1-2 ① G1-3		X FF 89 0-0 ② F9		B CU 79 S SL 88 B SI 94 B SI 94 B SL 92 4-1 BB		4	1	1	3	1	1	2
30 Michael Conforto, L (1, 9) OBP: 0.364, SLG: 0.500 3 Tomás Nido, R (8, 2) OBP: 0.239, SLG: 0.336	S CU 72 D SL 78 B FF 88 F CU 72 F SL 77 B FF 88 F CU 71 X FF 87 3-2 2-H E9 40 SF9 2B	C CU 72 F CH 79 F SI 80 X CH 78 0-2 1B		F CU 76 C FF 93 X SL 85 0-2 ② G6-3		C SL 80 S SL 81 B SL 81 B FF 90 X SL 81 2-2 1-3 2B		C SI 93 S CU 79 S CU 81 0-3 ② K		4 1	1 0	3 0	1 0	0 0	0 1	0 1
40 Wilson Ramos, R (1, 2) OBP: 0.350, SLG: 0.415 49 Tyler Bashlor, R (8, 1) 19 Sam Haggerty, S (8, PH) (9, 4)	B SI 87 F SI 88 X SI 88 1-1 ② SF9 3-H	S CU 72 F SL 78 B FF 89 X SI 88 1-2 ③ G4-3		B FF 93 F CU 75 B FF 92 F FF 92 F FF 93 X CU 76 2-2 ③ L8		X FF 90 0-0 ③ G6-3		C CU 79 B CH 87 F CH 87 S CU 80 1-3 ③ K		3 0 1	0 0 0	0 0 0	1 0 0	0 0 1	0 0 1	4 0 1
24 Robinson Canó, L (1, 4) OBP: 0.310, SLG: 0.436 2 Joe Panik, L (6, 4) OBP: 0.313, SLG: 0.328 47 Drew Gagnon, R (9, 1) OBP: 0.333, SLG: 0.333	C SI 89 B SI 89 F CH 80 B CH 79 T SI 89 2-2 ③ K		X FF 93 0-0 1 2B 2B		F CU 74 F FF 93 S SL 85 0-3 ① K		B SL 80 B SL 80 C FF 89 B FF 90 F FF 90 B FF 90 4-2 18 WP 18 1B BB			3 0 0	1 1 0	1 0 0	0 0 0	0 1 0	2 0 0	0 0 0
21 Todd Frazier, R (1, 5) OBP: 0.321, SLG: 0.436		B CU 70 C SL 78 X SL 79 1-1 48 1B 6 SF9 1B	B CU 72 B FF 91 S FF 91 C CU 72 S FF 91 2-3 ① K		B CU 72 C CU 74 X FF 92 1-1 ② P3		T FF 94 X CU 81 0-1 ① F9			4	1	1	0	0	1	2
1 Amed Rosario, R (1, 6) OBP: 0.323, SLG: 0.434		C SL 79 C SI 88 T SI 88 0-2 ① K	F CU 71 X CU 74 0-1 9 2B 2-H 2B		X FF 92 0-0 48 FC6 1B		C FF 95 S FF 96 X CU 83 0-2 ② L9			4	1	2	1	0	1	2
48 Jacob deGrom, L (1, 1) OBP: 0.246, SLG: 0.323 18 Rajai Davis, R (7, PH) (8, 9) OBP: 0.250, SLG: 0.435		B SI 88 1 SAFE X SI 86 1-0 6 SF9 9 BB 20 HR 1-3 1B	C FF 92 D SL 83 B FF 91 F FF 91 S CU 74 2-3 ② K		C FF 92 D CU 76 B FF 91 X FF 90 2-1 ③ FC6 1-2f		F FF 96 S FF 96 F CH 86 F FF 97 B SL 86 X CU 81 1-2 1-H 1B			3 1	1 0	1 1	0 1	0 0	1 0	2 0
Inning Stats	R: 3 H: 2 E: 1 LOB: 0 K: 2 BB: 1 S: 17 P: 28	R: 4 H: 4 E: 0 LOB: 1 K: 1 BB: 1 S: 19 P: 26	R: 2 H: 3 E: 0 LOB: 1 K: 2 BB: 0 S: 11 P: 15	R: 0 H: 0 E: 0 LOB: 0 K: 0 BB: 0 S: 10 P: 13	R: 0 H: 1 E: 0 LOB: 1 K: 1 BB: 0 S: 8 P: 11	R: 0 H: 1 E: 0 LOB: 3 K: 0 BB: 0 S: 10 P: 17	R: 1 H: 1 E: 0 LOB: 1 K: 1 BB: 1 S: 15 P: 20	R: 0 H: 0 E: 0 LOB: 1 K: 3 BB: 1 S: 10 P: 16		1B: 5 SF: 2 2B: 6 SAC: 0 3B: 0 DP: 0 HR: 1 HBP: 1						

AB	34
R	10
H	12
RBI	10
BB	4
SO	10
LOB	16

WP: 1 PA: 41
PB: 0
SB: 0
CS: 0

PITCHER		IP	WLS	BF	H	R	ER	SO	BB	IBB	HBP	BLK	WP	HR	S	P	ERA	WHIP
64 Robert Dugger, R ERA: 5.77	(1, 1)	2.0	L	14	6	7	6	3	2	0	0	0	0	1	36	54	27.00	4.000
20 Wei-Yin Chen, L ERA: 6.78	(3, 1)	3.0		13	4	2	2	3	0	0	0	0	0	0	29	39	6.00	1.333
68 Josh Smith, L ERA: 7.36	(6, 1)	1.0		6	1	1	1	0	1	0	1	0	0	0	12	23	9.00	2.000
61 Adam Conley, L ERA: 6.67	(7, 1)	1.0		4	1	0	0	1	0	0	0	0	1	0	13	14	0.00	1.000
48 Hector Noesí, R ERA: 8.67	(8, 1)	1.0		4	0	0	0	3	1	0	0	0	0	0	10	16	0.00	1.000

PITCHER	IP	WLS	BF	H	R	ER	SO	BB	IBB	HBP	BLK	WP	HR	S	P	ERA	WHIP

Batter	1	2	3	4	5	6	7	8	9	AB	R	H	RBI	BB	SO	LOB
55 Jon Berti, R (1, 8) OBP: 0.349, SLG: 0.413	C SI 96 C FF 96 S FF 97 0-3 ① K		B CU 80 B CU 81 F SI 97 C SI 98 S CU 82 2-3 ③ K			C FC 90 B CU 81 B CH 90 X FF 97 2-1 ③ P3		C CU 81 C CU 79 B FF 96 F FF 96 F CU 81 B FF 97 X FF 97 2-2 ② F8		4	0	0	0	0	2	0
19 Miguel Rojas, R (1, 6) OBP: 0.327, SLG: 0.376	C FF 98 C FF 98 B FF 97 X SI 98 1-2 ② G6-3			B FC 90 F FF 96 F SI 97 B SI 97 B FC 91 X SI 98 3-2 ① F9			C FF 96 C CU 80 B SI 96 S CU 80 1-3 ① K	C FF 97 F FF 97 X CU 80 0-2 ③ P6		4	0	0	0	0	1	0
1 Isan Díaz, L (1, 4) OBP: 0.261, SLG: 0.299	S FF 96 B FC 91 C SI 97 F FF 97 C FF 97 1-3 ③ K			B FC 90 C FC 92 X CH 90 1-1 ② G3-1			B CU 80 C CH 89 C CH 90 C CH 88 1-3 ② K		B CU 73 C CH 81 F CU 72 B CU 76 S CH 83 2-3 ① K	4	0	0	0	0	3	0
13 Starlin Castro, R (1, 5) OBP: 0.296, SLG: 0.429		X SI 94 0-0 ① G5-3		B FC 91 C SI 96 X SI 97 1-1 ③ P4			F SI 96 F FF 96 F FF 97 B FF 97 X CU 80 1-2 2B		X SL 89 0-0 ② G3	4	0	1	0	0	0	0
44 Austin Dean, R (1, 3) OBP: 0.267, SLG: 0.422		B SI 96 C SI 95 S FF 97 F FF 96 F FF 96 B CU 81 X FF 97 2-2 47 G6-3 2B			C SI 94 F FF 95 B SI 95 T SI 96 1-2 ① K		X CH 91 0-0 ③ G6-3		B SL 90 X SL 90 1-0 HR	4	1	2	1	0	1	1
47 Harold Ramírez, R (1, 7) OBP: 0.309, SLG: 0.404		C FF 97 S FF 96 X SI 96 0-2 ② G6-3 2-3			F FC 90 B FF 95 X FF 96 1-1 ② G5-3			B CU 78 S SI 95 B CU 79 T FF 96 X FF 96 2-2 9 G6-3 51 HR 2B	S FF 98 X FF 98 0-1 ③ G6-3	4	1	1	0	0	0	1
9 Lewis Brinson, R (1, 9) OBP: 0.240, SLG: 0.225		C FF 96 C SI 96 F FF 96 B SI 97 S CU 80 1-3 ③ K			F FF 97 X SI 96 0-1 ③ F9			C FF 95 F FF 96 X FF 97 0-2 ① G6-3 2-3		3	0	0	0	0	1	2
51 Tyler Heineman, S (1, 2) OBP: 0.333, SLG: 1.000			B FF 94 X FF 95 1-0 ① P5			B SI 94 B CU 81 C SI 96 F FF 97 B FF 96 C SI 96 3-3 ① K		S FF 96 3 SAFE F FF 96 B FF 96 B FF 96 X FF 97 2-2 3-H HR		3	1	1	2	0	1	0
50 Jordan Yamamoto, R (1, 1) OBP: 0.091, SLG: 0.048 66 Jarlín García, L (7, 1) 43 Jeff Brigham, R (7, 1) 21 Curtis Granderson, L (8, PH) OBP: 0.287, SLG: 0.365 74 José Quijada, L (8, 1) 35 Ryne Stanek, R (8, 1) 62 José Ureña, R (9, 1)			C FF 96 F CU 82 F FF 98 C FF 97 0-3 ② K			F SI 95 C FF 96 S FF 96 0-3 ② K		C FF 97 B FF 96 X FC 89 1-1 HR		2 0 0 1 0 0 0	0 0 0 1 0 0 0	0 0 0 1 0 0 0	0 0 0 1 0 0 0	0 0 0 0 0 0 0	2 0 0 0 0 0 0	0 0 0 0 0 0 0

TOP

Miami Marlins @ New York Mets
Citi Field, Flushing, NY
Thu Sep 26 2019, 7:11 PM - 9:55 PM EDT
Att. 21,729 - Cloudy - 67 F

livebaseballscorecards.com

	AB	R	H	RBI	BB	SO	LOB
	33	4	6	4	0	11	4

MIAMI

Inning Stats	1	2	3	4	5	6	7	8	9
R:	0	0	0	0	0	0	0	3	1
E:	0	0	0	0	0	0	0	0	0
K:	2	1	2	0	1	2	2	0	1
S:	10	13	8	7	7	8	11	19	7
H:	0	1	0	0	0	0	1	3	1
LOB:	0	1	0	0	0	0	1	0	0
BB:	0	0	0	0	0	0	0	0	0
P:	12	16	11	12	9	13	14	26	10

	1B:	SF:	WP:	PA:	33
	2B: 3	SAC: 0	PB: 0		
	3B: 0	DP: 0	SB: 0		
	HR: 3	HBP: 0	CS: 0		

PITCHER		IP	WLS	BF	H	R	ER	SO	BB	IBB	HBP	BLK	WP	HR	S	P	ERA	WHIP
45 Zack Wheeler, R ERA: 3.96	(1, 1)	8.0	L	29	5	3	3	10	0	0	0	0	0	2	83	113	3.38	0.625
43 Luis Avilán, L ERA: 5.06	(9, 1)	0.1		1	0	0	0	1	0	0	0	0	0	0	3	5	0.00	0.000
39 Edwin Díaz, R ERA: 5.68	(9, 1)	0.2		3	1	1	1	0	0	0	0	0	0	1	4	5	13.50	1.500

PITCHER		IP	WLS	BF	H	R	ER	SO	BB	IBB	HBP	BLK	WP	HR	S	P	ERA	WHIP

Miami Marlins @ New York Mets

Citi Field, Flushing, NY

Thu Sep 26 2019, 7:11 PM - 9:55 PM EDT

Att. 21,729 - Cloudy - 67 F

BOTTOM

livebaseballscorecards.com

Batter	1	2	3	4	5	6	7	8	9	AB	R	H	RBI	BB	SO	LOB
9 Brandon Nimmo, L (1, 8) OBP: 0.378, SLG: 0.410	B FF 88 F FF 90 F FF 90 B CU 78 F FF 91 B SL 80 F FF 92 F FC 88 F FC 87 4-2 B FF 82 20 S BB		B FF 91 X FC 86 1-0 2B		S FF 92 C FF 93 C CU 80 0-3 ③ K		B FF 93 F FF 93 X SL 85 1-1 ② SF8			2	0	1	1	1	1	0
20 Pete Alonso, R (1, 3) OBP: 0.358, SLG: 0.578	C SL 78 B FF 91 S FF 90 C FF 93 1-3 ① K 1-2		C CU 76 D SL 79 F CH 81 B FF 94 B FF 93 S CU 78 3-3 ② K			B FC 86 S CU 77 F FF 92 B FF 93 B SL 80 F FF 92 C FF 93 3-3 ① K	F ST 83 S ST 84 S ST 84 3-H 0-3 ③ K			4	0	0	0	0	4	4
30 Michael Conforto, L (1, 9) OBP: 0.363, SLG: 0.497	B CU 75 B FC 85 D SL 78 B FC 84 4-0 BB		F SL 79 S SL 80 D FC 86 S CU 78 1-3 ③ K			B FF 93 S CU 77 X FC 86 1-1 ② G5-3		F FF 91 B FF 94 B FF 94 X FF 93 2-1 ① G3-1		3	0	0	0	1	1	1
28 J.D. Davis, R (1, 7) OBP: 0.367, SLG: 0.513	F FF 90 B FF 91 D CU 80 S FC 85 S CU 78 2-3 ② K			B FF 90 C FC 86 F FF 90 X CU 77 1-2 ① G5-3		X SL 79 0-0 ③ P4		X FF 94 0-0 ② G6-3		4	0	0	0	0	1	2
24 Robinson Canó, L (1, 4) OBP: 0.312, SLG: 0.434 18 Rajai Davis, R (8, PR) OBP: 0.250, SLG: 0.435 43 Luis Avilán, L (9, 1) 39 Edwin Díaz, R (9, 1)	F FC 85 B FF 91 F FF 91 X CU 80 1-2 ③ G4-3			C FF 92 B FF 93 F FC 85 B CU 78 B FF 93 B SL 80 4-2 ① BB			B SL 86 X FF 94 1-0 ① G6-3	C FF 93 T FF 93 B FF 93 F CU 80 H FF 93 2-2 21 CS HBP		2 0 0 0	0 0 0 0	0 0 0 0	1 0 0 0	0 0 0 0	2 0 0 0
21 Todd Frazier, R (1, 5) OBP: 0.320, SLG: 0.434		X FF 91 0-0 ① F8		B FF 91 B CU 73 S FC 84 B FF 91 F FF 91 C FF 91 3-3 ② K			X FF 94 0-0 13 1B 45 1B 1B	B SL 90 B SL 90 S FF 98 B FF 98 3-1 ③ CS 1-2	C SI 98 F SI 98 F SL 88 F CU 85 B CH 91 F CU 86 B SI 98 F CU 86 S CU 85 2-3 ① K	4	1	1	0	0	2	1
13 Luis Guillorme, L (1, 6) OBP: 0.328, SLG: 0.368		B FF 91 C FF 91 C FF 92 B FF 93 S FF 93 2-3 ② K		C FF 91 C SL 78 X FF 92 0-2 ③ F9			C SL 84 X SL 84 0-1 45 1B 44 BB 9 SF8 1-3 1B		X SI 97 0-0 1 G4-6-3 1B	4	1	2	0	0	1	1
44 René Rivera, R (1, 2) OBP: 0.375, SLG: 0.231 1 Amed Rosario, R (9, PH) OBP: 0.323, SLG: 0.434		X FC 88 0-0 ③ F8			B FF 90 C FF 91 S SL 80 F SL 80 B CU 78 S FF 93 2-3 ① K		B SL 81 F SL 84 F CH 86 B SL 82 F SL 83 D SL 87 F CH 88 B FF 94 4-2 45 1B 1-2 BB		D CU 86 S CU 84 X SI 97 1-1 ②③ G4-6-3 1-2f	2 1	0 0	0 0	0 0	1 0	1 0	0 1
45 Zack Wheeler, L (1, 1) OBP: 0.262, SLG: 0.298 2 Joe Panik, L (9, 4) OBP: 0.313, SLG: 0.328			C FF 90 X CU 76 0-1 ① G1-3		C FF 92 S FF 92 F FF 94 F CU 80 B CU 77 S FF 92 1-3 ② K		X SL 83 0-0 1-2 2-3 3-H 1B			3 0	0 0	1 0	1 0	0 0	1 0	0 0

Inning Stats	1	2	3	4	5	6	7	8	9	1B: 4 SF: 1 2B: 1 SAC: 0 3B: 0 DP: 1 HR: 0 HBP: 1	WP: 0 PA: 36 PB: 0 SB: 1 CS: 1
	R: 0 H: 0 E: 0 LOB: 2 K: 2 BB: 2 S: 15 P: 27	R: 0 H: 0 E: 0 LOB: 0 K: 1 BB: 0 S: 5 P: 7	R: 0 H: 1 E: 0 LOB: 1 K: 2 BB: 0 S: 9 P: 14	R: 0 H: 0 E: 0 LOB: 1 K: 1 BB: 1 S: 11 P: 19	R: 0 H: 0 E: 0 LOB: 0 K: 3 BB: 0 S: 12 P: 15	R: 0 H: 0 E: 0 LOB: 0 K: 1 BB: 0 S: 7 P: 11	R: 2 H: 3 E: 0 LOB: 2 K: 1 BB: 1 S: 14 P: 20	R: 0 H: 0 E: 0 LOB: 1 K: 0 BB: 0 S: 7 P: 14	R: 0 H: 1 E: 0 LOB: 0 K: 1 BB: 0 S: 10 P: 13		

PITCHER	IP	WLS	BF	H	R	ER	SO	BB	IBB	HBP	BLK	WP	HR	S	P	ERA	WHIP
50 Jordan Yamamoto, R (1, 1) ERA: 4.46	6.0		22	1	0	0	10	3	0	0	0	0	0	59	93	0.00	0.667
66 Jarlín García, L (7, 1) ERA: 3.1	0.2		6	3	2	2	0	1	0	0	0	0	0	11	17	27.00	6.000
43 Jeff Brigham, R (7, 1) ERA: 4.54	0.1	W	1	0	0	0	1	0	0	0	0	0	0	3	3	0.00	0.000
74 José Quijada, L (8, 1) ERA: 6.04	0.2	H	3	0	0	0	0	0	0	1	0	0	0	6	10	0.00	0.000
35 Ryne Stanek, R (8, 1) ERA: 4.1	0.1	H	0	0	0	0	0	0	0	0	0	0	0	1	4	0.00	0.000

PITCHER	IP	WLS	BF	H	R	ER	SO	BB	IBB	HBP	BLK	WP	HR	S	P	ERA	WHIP
62 José Ureña, R (9, 1) ERA: 5.27	1.0	S	3	1	0	0	1	0	0	0	0	0	0	10	13	0.00	1.000

AB	29
R	2
H	5
RBI	2
BB	4
SO	12
LOB	12

Batter	1	2	3	4	5	6	7	8	9	AB	R	H	RBI	BB	SO	LOB
7 Dansby Swanson, R (1, 6) OBP: 0.328, SLG: 0.426	B SI 93 C SI 92 X SI 92 1-1 5 FC4-6 1 1B 20 1B 1B	B SV 86 B FC 91 S SI 92 X SV 86 2-1 1 S 1B		B SI 93 D SV 89 B FC 92 T SI 92 C SI 92 S FC 90 3-3 ③ K			X SL 88 0-0 1B		B SI 93 X SL 87 1-0 ① F8	5	1	3	0	0	1	2
1 Ozzie Albies, S (1, 4) OBP: 0.355, SLG: 0.506	C SI 92 F FC 90 X FC 91 0-2 5 FC4-6 1-2 1B	B SV 86 B SI 93 F FC 90 C FC 91 F FC 89 F SV 86 F FC 91 X FC 90 2-2 ③ G5-3 1-2			B SV 82 F SV 84 F SV 86 B SV 86 C FC 87 2-3 ① K		F FF 96 1 SAFE B SI 93 X FF 97 1-1 ② L9		C CH 87 B CU 79 D SI 94 F SI 92 S CU 81 2-3 ② K	5	0	1	0	0	2	3
5 Freddie Freeman, L (1, 3) OBP: 0.388, SLG: 0.551	B SI 93 X SI 92 1-0 ① FC4-6 20 1B 22 1B 1-2f 2-3		X SV 85 0-0 ① G4-1		B SV 84 B SV 84 B SI 92 S FC 90 F FC 89 X SI 91 3-2 ② G4-3		1 SAFE 1 SAFE C SL 90 B FF 97 B FF 96 F SI 95 1 SAFE S FF 96 2-3 ③ K		C FF 94 B CH 89 B FF 94 B SI 94 F FF 93 F SI 94 F FF 95 F FF 93 F SI 95 3-2 ③ X SI 93 G3-1	5	1	0	0	0	1	4
20 Josh Donaldson, R (1, 5) OBP: 0.380, SLG: 0.524	C SI 94 X SI 93 0-1 22 1B 1-2 3-H 1B		B FC 90 C SV 87 B SV 86 B FC 91 B SV 87 4-1 BB		C FC 89 B FC 89 S SV 81 B SI 92 B CU 75 X FC 90 3-2 ③ G6-3			X SL 86 0-0 24 1B 1B		3	0	2	1	1	0	0
22 Nick Markakis, L (1, 7) OBP: 0.358, SLG: 0.426	D FC 91 X CH 87 1-0 1-2 2-H 1B		C SI 93 B SI 93 1 SAFE C FC 90 F SI 93 S FC 89 1-3 ② K			C FC 89 B FC 89 B FC 90 B SI 91 C FC 88 F FC 89 X FC 89 3-2 ① G5-3		B SI 93 B SI 94 B SI 93 F FF 94 X FF 95 3-1 ① F9		4	0	1	1	0	1	2
14 Matt Joyce, L (1, 9) OBP: 0.405, SLG: 0.451	B FC 90 D SI 93 X FC 91 2-0 ② P5		X FC 90 0-0 ③ G3			C CU 74 B SV 85 B CH 89 B SI 90 S FC 89 F FC 88 S SV 85 3-3 ② K		F SI 96 B CH 88 S CH 89 S CU 81 1-3 ② K		4	0	0	0	0	2	4
25 Tyler Flowers, R (1, 2) OBP: 0.319, SLG: 0.413 38 Anthony Swarzak, R (6, 1) 19 Shane Greene, R (7, 1) 24 Adeiny Hechavarría, R (8, PH) OBP: 0.292, SLG: 0.409 36 Mark Melancon, R (8, 1)	B SI 92 C FC 91 D FC 90 F SI 92 F FC 89 B SV 86 S SV 86 3-3 ③ K			C FC 90 F SV 87 S SV 88 0-3 ① K		H SV 86 1-0 18 WP HBP		C CU 79 X CU 80 0-1 1-2 1B	2 0 0 1 0	0 0 0 0 0	0 0 0 1 0	0 0 0 0 0	0 0 0 0 0	2 0 0 0 0	2 0 0 0 0
9 Billy Hamilton, S (1, 8) OBP: 0.286, SLG: 0.275 18 Rafael Ortega, L (5, 8) OBP: 0.267, SLG: 0.268		C SI 91 B FC 88 F SI 92 B SV 84 F FC 88 S FC 89 2-3 ① K		B FC 89 B FC 90 X SI 92 2-0 60 SH1-3 60 S 1B		C SI 91 T SI 92 F FC 87 F FC 90 D FC 89 B SV 84 B FC 89 S FC 89 3-3 ③ K 1-2		C CU 79 B CU 80 D FF 96 C FF 95 B SI 97 F FF 95 F SI 94 F FF 95 X FF 95 3-2 ③ G4-3		2 2	0 0	1 0	0 0	0 0	1 1	0 3
60 Dallas Keuchel, L (1, 1) OBP: 0.154, SLG: 0.158 45 Francisco Cervelli, R (6, 2) OBP: 0.310, SLG: 0.358		B SI 92 T SI 91 X SI 91 1-1 ② G1-3		B CH 89 1 SAFE 1 SAFE L CH 88 B CH 90 1 SAFE C CH 89 X FC 87 2-2 ② SH1-3 1-3			F FF 96 B SL 86 X SI 96 1-1 ① G5-3		C SL 86 F CU 78 H FF 95 1-2 HBP	1 1	0 0	0 0	0 0	0 0	0 0	0 0
Inning Stats	R: 2 E: 0 K: 1 S: 14 H: 4 LOB: 2 BB: 0 P: 22	R: 0 E: 0 K: 1 S: 14 H: 1 LOB: 1 BB: 0 P: 21	R: 0 E: 0 K: 1 S: 7 H: 0 LOB: 1 BB: 1 P: 12	R: 0 E: 0 K: 2 S: 10 H: 1 LOB: 1 BB: 0 P: 17	R: 0 E: 0 K: 1 S: 9 H: 0 LOB: 0 BB: 0 P: 17	R: 0 E: 0 K: 2 S: 13 H: 0 LOB: 1 BB: 0 P: 23	R: 0 E: 0 K: 1 S: 8 H: 1 LOB: 1 BB: 0 P: 12	R: 0 E: 0 K: 1 S: 14 H: 2 LOB: 2 BB: 0 P: 21	R: 0 E: 0 K: 1 S: 13 H: 0 LOB: 1 BB: 0 P: 20	1B: 9 2B: 0 3B: 0 HR: 0 SF: 0 SAC: 1 DP: 0 HBP: 2						

PITCHER		IP	WLS	BF	H	R	ER	SO	BB	IBB	HBP	BLK	WP	HR	S	P	ERA	WHIP
7 Marcus Stroman, R ERA: 3.22	(1, 1)	6.0	W	26	6	2	2	8	1	0	1	0	1	0	67	112	3.00	1.167
27 Jeurys Familia, R ERA: 5.8	(7, 1)	1.0	H	4	1	0	0	1	0	0	0	0	0	0	8	12	0.00	1.000
67 Seth Lugo, R ERA: 2.7	(8, 1)	2.0	S	9	2	0	0	2	0	0	1	0	0	0	27	41	0.00	1.000

PITCHER	IP	WLS	BF	H	R	ER	SO	BB	IBB	HBP	BLK	WP	HR	S	P	ERA	WHIP

TOP

Atlanta Braves @ New York Mets

Citi Field, Flushing, NY

Fri Sep 27 2019, 7:11 PM - 10:20 PM EDT

Att. 26,264 - Partly Cloudy - 69 F

livebaseballscorecards.com

AB	35
R	2
H	9
RBI	2
BB	1
SO	11
LOB	20

WP: 1	PA: 39				
PB: 0					
SB: 2					
CS: 0					

Atlanta Braves @ New York Mets

Citi Field, Flushing, NY

Fri Sep 27 2019, 7:11 PM - 10:20 PM EDT

Att. 26,264 - Partly Cloudy - 69 F

livebaseballscorecards.com

BOTTOM

Batter	1	2	3	4	5	6	7	8	9	AB	R	H	RBI	BB	SO	LOB
9 Brandon Nimmo, L (1, 9) OBP: 0.380, SLG: 0.417	B SI 88 B SI 89 C SI 89 F CH 81 F SI 90 F SL 81 S CH 80 2-3 K ①	F CH 80 B SI 89 X SL 80 1-1 G3 ③		X SI 90 0-0 28 HR 1B		F SI 93 B SL 86 X SL 85 1-1 2B				4	1	2	0	0	1	0
20 Pete Alonso, R (1, 3) OBP: 0.359, SLG: 0.582	C SI 89 X FC 87 0-1 HR	B SL 78 F CH 79 S SL 78 B SI 90 F SI 89 B FF 90 F CH 81 B SI 91 4-2 21 1B 1 1B BB	B SI 89 F SL 81 X CH 80 1-1 P4 ②			S SL 84 F SI 89 B SL 84 S SL 85 1-3 K ②				3	2	1	1	1	1	2
28 J.D. Davis, R (1, 7) OBP: 0.368, SLG: 0.522 18 Rajai Davis, R (9, 7) OBP: 0.250, SLG: 0.435	C FC 87 S SL 81 B SL 81 B SI 90 X FF 92 2-2 2 BB 2B	X SI 90 0-0 L9 ①	B FC 87 S SI 89 X SL 81 1-1 1-H HR			F SI 92 B SI 92 F SL 84 B FF 92 S FF 92 2-3 K ③				4 0	1 0	2 0	2 0	0 0	1 0	2 0
21 Todd Frazier, R (1, 5) OBP: 0.326, SLG: 0.439	H SL 80 1-0 2 BB HBP	B SI 90 B SI 88 B SI 88 X SI 89 3-0 12 WP 1 1B 1-2 1B	B CH 81 B CH 80 C SI 90 F SI 90 B CH 82 B SI 89 4-2 BB				B ST 79 C FC 84 X SI 89 1-1 1 F8 2 L7-2 2B			2	0	2	0	1	0	0
1 Amed Rosario, R (1, 6) OBP: 0.322, SLG: 0.433	B FF 90 F SI 89 S CH 80 F SI 90 F FF 90 B SI 90 S FC 88 2-3 K ②	X FF 90 0-0 12 WP 1-2 2-H 1B	B CH 80 X SI 88 1-0 G1-3 ③				B SI 90 X FC 87 1-0 F8 ① 2-3			4	0	1	1	0	1	4
2 Joe Panik, L (1, 4) OBP: 0.312, SLG: 0.326 67 Seth Lugo, R (8, 1) OBP: 1.000, SLG: 1.000	B SI 89 B CH 80 S CH 79 F SI 90 D CH 80 F CH 80 D SI 89 4-2 1-2 2-3 BB	X SI 88 0-0 L7 ②	C SI 87 B SI 87 F CH 80 X SI 89 1-2 G2-3 ①				B FC 88 B FC 87 B ST 81 C FC 88 X FC 86 3-1 L7-2 ② ③ 3-H			3 0	0 0	0 0	0 0	1 0	0 0	3 0
12 Juan Lagares, R (1, 8) OBP: 0.279, SLG: 0.326	S CH 80 B SI 90 F FC 88 X SI 90 1-2 G6-3 ③	B SL 81 B SI 89 B SI 88 C SI 89 F CH 80 F FC 88 F CH 80 D SI 90 4-2 1-2 2-3 BB	B CH 79 C SI 88 X SI 89 1-1 3 G4-6-3 1B					B FC 93 X FC 93 1-0 L9 ①		3	0	1	0	1	0	3
3 Tomás Nido, R (1, 2) OBP: 0.232, SLG: 0.326		C FC 86 F SL 77 F CH 80 B FF 91 C SI 90 1-3 K ①	S CH 81 X CH 80 0-1 G6-3 ③	T SI 89 D CH 80 X SI 88 1-1 G4-6-3 ② ③ 1-2f				B FC 93 F FC 93 X KC 82 1-1 G5-3 ②		4	0	0	0	0	1	4
7 Marcus Stroman, R (1, 1) OBP: 0.043, SLG: 0.043 30 Michael Conforto, L (6, PH) OBP: 0.363, SLG: 0.496 27 Jeurys Familia, R (7, 1) 13 Luis Guillorme, L (8, 4) OBP: 0.323, SLG: 0.362		F SI 88 F SI 90 F SI 90 S FC 86 0-3 K ②	L CH 78 B SI 89 X SI 89 1-1 G6-3 ①			C SL 83 B FF 91 F SI 91 F SL 86 S SL 87 1-3 K ①		C FC 92 B FS 87 B KC 82 X FF 93 2-1 G1-4-3 ③		2 1 0 1	0 0 0 0	0 0 0 0	0 0 0 0	0 1 0 0	1 0 0 0	0 0 0 0
Inning Stats	R: 1 E: 0 K: 2 S: 21 H: 2 LOB: 3 BB: 1 P: 33	R: 0 E: 0 K: 2 S: 10 H: 0 LOB: 0 BB: 0 P: 12	R: 1 E: 0 K: 0 S: 14 H: 2 LOB: 3 BB: 2 P: 25	R: 2 E: 0 K: 0 S: 10 H: 2 LOB: 1 BB: 1 P: 18	R: 0 E: 0 K: 0 S: 7 H: 1 LOB: 0 BB: 0 P: 10	R: 0 E: 0 K: 3 S: 12 H: 1 LOB: 1 BB: 0 P: 17	R: 0 E: 0 K: 0 S: 5 H: 1 LOB: 0 BB: 0 P: 10	R: 0 E: 0 K: 0 S: 5 H: 0 LOB: 0 BB: 0 P: 9		1B: 4 2B: 4 3B: 0 HR: 2	SF: 0 SAC: 0 DP: 2 HBP: 1			WP: 1 PB: 0 SB: 0 CS: 0	PA: 36	

	AB	31
	R	4
	H	9
	RBI	4
	BB	4
	SO	7
	LOB	18

PITCHER		IP	WLS	BF	H	R	ER	SO	BB	IBB	HBP	BLK	WP	HR	S	P	ERA	WHIP
60 Dallas Keuchel, L ERA: 3.75	(1, 1)	5.0	L	26	7	4	4	4	4	0	1	0	1	2	62	98	7.20	2.200
38 Anthony Swarzak, R ERA: 4.42	(6, 1)	1.0		4	1	0	0	3	0	0	0	0	0	0	12	17	0.00	1.000
19 Shane Greene, R ERA: 2.18	(7, 1)	1.0		3	1	0	0	0	0	0	0	0	0	0	5	10	0.00	1.000
36 Mark Melancon, R ERA: 3.68	(8, 1)	1.0		3	0	0	0	0	0	0	0	0	0	0	5	9	0.00	0.000

PITCHER	IP	WLS	BF	H	R	ER	SO	BB	IBB	HBP	BLK	WP	HR	S	P	ERA	WHIP

Batter	1	2	3	4	5	6	7	8	9	AB	R	H	RBI	BB	SO	LOB
7 Dansby Swanson, R (1, 6) OBP: 0.325, SLG: 0.422	S SI 93 S SI 94 S SI 95 0-3 ① K		B CU 76 B SL 89 C SI 94 B SI 94 X SI 93 3-1 ① L9		S SI 92 S SI 94 B CU 79 S CU 77 1-3 ① K		B SI 95 C SL 86 S FF 96 F FF 96 S SL 89 1-3 ② K		F FF 99 B FF 99 B FF 99 S FF 98 S SL 91 2-3 ③ K	5	0	0	0	0	4	0
1 Ozzie Albies, S (1, 4) OBP: 0.354, SLG: 0.504	F SI 95 B SL 90 S SL 89 F SL 90 B SI 94 B CH 86 X SL 91 3-2 ② G4-3		S SL 90 S SL 90 F SL 91 F SI 94 X CH 85 0-2 ② G6-3		F SL 89 B SI 91 F SI 94 B SI 93 F CU 78 F CH 83 X SI 93 2-2 ② G3-1		C FS 92 B SL 89 X SL 88 1-1 1B			4	0	1	0	0	0	0
5 Freddie Freeman, L (1, 3) OBP: 0.388, SLG: 0.550	C SI 95 S SI 95 S SI 95 0-3 ③ K		X SI 95 0-0 20 HBP 1B		B CU 77 B CU 77 B SI 93 C SI 92 B SI 94 4-1 20 FC6-4 BB		1 SAFE B FF 96 C SL 88 1 SAFE B FS 93 1 SAFE F FF 96 F FF 97 S SL 90 2-3 ③ K			3	0	1	0	1	2	1
20 Josh Donaldson, R (1, 5) OBP: 0.379, SLG: 0.521		S SI 93 F SL 88 B SL 89 B CH 83 X CH 83 2-2 ① G6-3	H SL 89 1-0 1-2 HBP		S CH 83 X CH 83 0-1 ③ FC6-4 1-2f			X SL 87 0-0 ① F7		3	0	0	0	0	0	1
22 Nick Markakis, L (1, 9) OBP: 0.357, SLG: 0.423		B SI 95 C CU 78 B CU 79 B SI 94 B SI 93 4-1 9 WP 23 WP BB	C CU 78 C CU 79 C SI 95 0-3 ③ K			X SI 92 0-0 ① L7		C FF 91 F SL 88 F FF 92 S CH 85 0-3 ② K		3	0	0	0	1	2	2
23 Adam Duvall, R (1, 7) OBP: 0.313, SLG: 0.542 51 Chris Martin, R (8, 1)		C SI 94 B SI 94 F CU 78 B CU 78 F SI 94 B SI 94 C CU 78 3-3 ② K 1-2		B SI 93 B SI 94 F SI 94 X SL 89 2-1 3B		X SI 94 0-0 ② P4		B FF 92 C SL 88 F SL 84 X FC 90 1-2 1B		4 0	0 0	2 0	0 0	0 0	1 0	1 0
16 Brian McCann, L (1, 2) OBP: 0.326, SLG: 0.416 45 Francisco Cervelli, R (6, 2) OBP: 0.308, SLG: 0.355		C SI 93 B SI 93 S SL 89 B SL 89 B SI 93 B SI 93 4-2 9 WP BB		C SI 93 D CU 77 X CU 78 1-1 ① P5		C SI 93 B CU 77 B CU 79 B SI 93 B SI 94 4-1 BB		X SL 88 0-0 ③ G6-3		1 1	0 0	0 0	0 0	2 0	0 0	1 1
9 Billy Hamilton, S (1, 8) OBP: 0.287, SLG: 0.273 14 Matt Joyce, L (9, PH) OBP: 0.403, SLG: 0.449		B SI 93 F SI 93 B SL 89 B SI 93 3-1 1-2 2-3 IBB		B SI 94 F SL 90 B SI 93 F SI 93 S SI 93 2-3 ② K		X SI 93 0-0 ③ F9			B FF 96 X FF 96 1-0 ① P2	2 1	0 0	0 0	0 0	1 0	1 0	2 0
26 Mike Foltynewicz, R (1, 1) OBP: 0.057, SLG: 0.057 54 Max Fried, L (5, 1) OBP: 0.262, SLG: 0.268 18 Rafael Ortega, L (8, 7) OBP: 0.264, SLG: 0.265		B SI 93 S SI 93 S SI 94 C SI 93 1-3 ③ K		X SI 94 0-0 ③ G1-3			B SI 94 X FS 94 1-0 ① G5-3		C FF 98 F FF 98 C FF 98 0-3 ② K	2 1 1	0 0 0	0 0 0	0 0 0	0 0 0	1 0 1	4 0 0
Inning Stats	R: 0 E: 0 K: 2 S: 10 H: 0 LOB: 0 BB: 0 P: 13	R: 0 E: 0 K: 2 S: 14 H: 0 LOB: 3 BB: 3 P: 31	R: 0 E: 0 K: 1 S: 11 H: 1 LOB: 2 BB: 0 P: 15	R: 0 E: 0 K: 1 S: 8 H: 1 LOB: 1 BB: 0 P: 13	R: 0 E: 0 K: 1 S: 11 H: 0 LOB: 1 BB: 1 P: 18	R: 0 E: 0 K: 0 S: 4 H: 0 LOB: 1 BB: 1 P: 8	R: 0 E: 0 K: 2 S: 11 H: 1 LOB: 1 BB: 0 P: 16	R: 0 E: 0 K: 1 S: 9 H: 1 LOB: 1 BB: 0 P: 10	R: 0 E: 0 K: 2 S: 7 H: 0 LOB: 0 BB: 0 P: 10	1B: 3 2B: 0 3B: 1 HR: 0 SF: 0 SAC: 0 DP: 0 HBP: 1						WP: 2 PB: 0 SB: 0 CS: 0 PA: 37	

PITCHER		IP	WLS	BF	H	R	ER	SO	BB	IBB	HBP	BLK	WP	HR	S	P	ERA	WHIP
32 Steven Matz, L ERA: 4.21	(1, 1)	6.0	W	26	2	0	0	7	4	1	1	0	2	0	58	98	0.00	1.000
27 Jeurys Familia, R ERA: 5.7	(7, 1)	1.0	H	4	1	0	0	2	0	0	0	0	0	0	11	16	0.00	1.000
29 Brad Brach, R ERA: 5.47	(8, 1)	1.0	H	4	1	0	0	1	0	0	0	0	0	0	9	10	0.00	1.000
39 Edwin Díaz, R ERA: 5.59	(9, 1)	1.0	S	3	0	0	0	2	0	0	0	0	0	0	7	10	0.00	0.000

PITCHER	IP	WLS	BF	H	R	ER	SO	BB	IBB	HBP	BLK	WP	HR	S	P	ERA	WHIP

TOP

Atlanta Braves @ New York Mets

Citi Field, Flushing, NY

Sat Sep 28 2019, 7:17 PM - 9:49 PM EDT

Att. 32,210 - Cloudy - 75 F

livebaseballscorecards.com

AB	31
R	0
H	4
RBI	0
BB	5
SO	12
LOB	13

Atlanta Braves @ New York Mets

Citi Field, Flushing, NY

Sat Sep 28 2019, 7:17 PM - 9:49 PM EDT

Att. 32,210 - Cloudy - 75 F

livebaseballscorecards.com

BOTTOM

Batter	1	2	3	4	5	6	7	8	9	AB	R	H	RBI	BB	SO	LOB
9 Brandon Nimmo, L (1, 8) OBP: 0.378, SLG: 0.410	C FF 93 B SL 84 B SL 85 C SI 94 X FF 96 2-2 ① F8		C SL 83 F CH 86 S SL 85 0-3 ② K			B FF 92 B SL 83 C FF 94 F SI 93 B CU 74 B FF 97 4-2 20 G6-4-3 BB		F FF 95 S FS 88 C FF 95 0-3 ③ K		3	0	0	0	1	2	0
20 Pete Alonso, R (1, 3) OBP: 0.359, SLG: 0.586	C CU 80 B SI 98 F SI 96 B CU 79 B CH 86 S SL 82 3-3 ② K		F SI 94 B SI 94 B SL 82 X SI 93 2-1 HR			1 SAFE C SI 97 X SI 97 0-1 ①② G6-4-3 1-2f				3	1	1	1	0	1	1
24 Robinson Canó, L (1, 4) OBP: 0.310, SLG: 0.430	B FF 95 X SL 83 1-0 ③ G3-1		C SL 84 X FF 93 0-1 ③ F8			B SL 86 C SL 86 B CU 74 X SI 95 2-1 ③ G5-3				3	0	0	0	0	0	0
30 Michael Conforto, L (1, 9) OBP: 0.361, SLG: 0.494		C FF 93 C SI 94 B FF 96 C SL 86 1-3 ① K		B SL 83 F FF 93 B SL 83 C SI 92 B SL 83 S SL 83 3-3 ① K			B CU 72 C CU 72 C SL 83 S FF 96 1-3 ① K			3	0	0	0	0	3	0
28 J.D. Davis, R (1, 7) OBP: 0.367, SLG: 0.520 29 Brad Brach, R (8, 1) OBP: 0.250, SLG: 0.250 39 Edwin Díaz, R (9, 1)		B SI 96 B SI 95 B SI 93 C FF 92 B SI 92 4-1 1 FC4 BB		T SI 93 F FF 93 F SL 85 B FF 93 B SI 93 S SL 84 2-3 ② K			F FF 93 F SI 95 F FF 94 S SL 87 0-3 ② K			2 0 0	0 0 0	0 0 0	0 0 0	1 0 0	2 0 0	0 0 0
1 Amed Rosario, R (1, 6) OBP: 0.323, SLG: 0.432		B CU 77 X SI 93 1-0 ② FC4 21 CS 1-2f		B SL 83 S CH 86 F SL 83 F CU 78 X SI 91 1-2 ③ L8			B SI 94 X SI 94 1-0 1B			3	0	1	0	0	0	1
21 Todd Frazier, R (1, 5) OBP: 0.326, SLG: 0.438		B SI 94 C SL 82 F FF 94 B SL 85 2-2 ③ CS 1-2	X CU 77 0-0 44 WP 44 HR 1B		B FF 94 F FF 93 F CU 73 S FF 96 1-3 ① K		C FF 95 C FF 95 C CU 76 0-3 ③ K			3	1	1	0	0	2	1
44 René Rivera, R (1, 2) OBP: 0.368, SLG: 0.438			C SI 93 S SL 84 B SL 86 X SL 84 1-2 1-H HR		B FF 93 C CU 72 B SL 82 X SL 82 2-1 ② G6-3			B SI 92 B CU 72 B FF 94 C FF 94 F FF 93 X FF 94 3-2 ① G6-3		3	1	1	2	0	0	0
32 Steven Matz, R (1, 1) OBP: 0.228, SLG: 0.281 27 Jeurys Familia, R (7, 1) 18 Rajai Davis, R (8, 7) OBP: 0.240, SLG: 0.417			F SI 92 X SI 92 0-1 ① L9		X FF 95 0-0 ③ G1-3			C CU 73 S CU 72 S CU 75 0-3 ② K		2 0 1	0 0 0	0 0 0	0 0 0	0 0 1	0 0 0	0 0 0
Inning Stats	R: 0 E: 0 K: 1 S: 7 H: 0 LOB: 0 BB: 0 P: 13	R: 0 E: 0 K: 1 S: 7 H: 0 LOB: 0 BB: 1 P: 15	R: 3 E: 0 K: 1 S: 13 H: 3 LOB: 0 BB: 0 P: 16	R: 0 E: 0 K: 2 S: 11 H: 0 LOB: 0 BB: 0 P: 17	R: 0 E: 0 K: 1 S: 6 H: 0 LOB: 0 BB: 0 P: 9	R: 0 E: 0 K: 0 S: 6 H: 0 LOB: 0 BB: 1 P: 12	R: 0 E: 0 K: 3 S: 11 H: 1 LOB: 1 BB: 0 P: 13	R: 0 E: 0 K: 2 S: 9 H: 0 LOB: 0 BB: 0 P: 12		1B: 2 2B: 0 3B: 0 HR: 2 SF: 0 SAC: 0 DP: 1 HBP: 0				WP: 1 PB: 0 SB: 0 CS: 1	PA: 29	

	AB	26
	R	3
	H	4
	RBI	3
	BB	2
	SO	11
	LOB	3

PITCHER		IP	WLS	BF	H	R	ER	SO	BB	IBB	HBP	BLK	WP	HR	S	P	ERA	WHIP
26 Mike Foltynewicz, R ERA: 4.54	(1, 1)	4.0	L	15	3	3	3	5	1	0	0	0	1	2	38	61	6.75	1.000
54 Max Fried, L ERA: 4.02	(5, 1)	3.2		12	1	0	0	5	1	0	0	0	0	0	29	43	0.00	0.545
51 Chris Martin, R ERA: 3.4	(8, 1)	0.1		1	0	0	0	1	0	0	0	0	0	0	3	3	0.00	0.000

PITCHER	IP	WLS	BF	H	R	ER	SO	BB	IBB	HBP	BLK	WP	HR	S	P	ERA	WHIP

Batter	1	2	3	4	5	6	7	8	9	10	11	AB	R	H	RBI	BB	SO	LOB
7 Dansby Swanson, R (1, 6) OBP: 0.325, SLG: 0.422	F FF 97 X SL 92 0-1 24 1B 2B		B FF 96 X SI 98 1-0 ① G5-3		X SI 97 0-0 ① G4-3		F SI 98 S SI 98 B SL 91 C SI 98 1-3 ③ K			B SL 81 B FF 95 B FF 97 C FF 96 B FF 95 4-1 1 S BB		4	1	1	0	1	1	1
1 Ozzie Albies, S (1, 4) OBP: 0.352, SLG: 0.500	S FF 98 F FF 98 B SL 92 X SI 99 1-2 ① F7		S SI 97 B FF 98 X CH 91 1-1 ② G3		T SI 97 S CU 82 S CU 80 0-3 ② K			B FF 91 B FF 92 F FF 92 B FF 92 F ST 82 F FF 94 X FF 93 3-2 ① G3-1		1 SAFE 1 SAFE B FF 96 B FF 96 B FF 95 S FF 96 F FF 96 S FF 96 3-3 ② K 1-2		5	0	0	0	0	2	2
5 Freddie Freeman, L (1, 3) OBP: 0.389, SLG: 0.549 27 Austin Riley, R (3, PR) OBP: 0.279, SLG: 0.471 (3, 3)	C FF 99 F SI 99 F SI 99 B SL 90 S CH 93 1-3 ② K		F SI 98 B CH 92 B CH 92 S FF 99 B FF 99 X SI 99 3-2 1B		C SL 91 F CU 81 S SI 99 0-3 ③ K			B FF 92 B ST 84 X FF 93 2-0 ② P6		B FF 96 X FF 93 1-0 ③ P6		2 3	0 0	1 0	0 0	0 0	1 1	1 1
22 Nick Markakis, L (1, 7) OBP: 0.356, SLG: 0.420 19 Shane Greene, R (8, 1) 36 Mark Melancon, R (8, 1) 32 Josh Tomlin, R (10, 1) 9 Billy Hamilton, S (11, PH) OBP: 0.289, SLG: 0.275 (11, 8)	B FF 98 B FF 98 B SL 90 B SI 98 4-0 24 1B BB		C SI 98 X CH 92 0-1 ③ F7			B CU 80 F SI 96 B FF 98 X CH 91 2-1 ① G1-3		F CH 82 B FF 93 C ST 84 F FF 93 S FF 94 1-3 ③ K			F FF 93 B CU 80 C FF 94 B CU 81 B FF 94 X FF 94 3-2 24 CS 1B	3 0 0 0 1	0 0 0 0 0	0 0 0 0 1	0 0 0 0 0	1 0 0 0 1	1 0 0 0 1	1 0 0 0 0
24 Adeiny Hechavarría, R (1, 5) OBP: 0.299, SLG: 0.443	B FF 98 X SI 98 1-0 1-2 2-H 1B	S SL 91 S SL 92 B SL 93 X CH 92 1-2 ① F8			C SL 91 B CH 92 F SI 98 S FF 98 1-3 ② K				C FF 90 C FF 92 B ST 84 X ST 83 1-2 HR		P CH 88 C CU 79 C CU 80 B CU 80 B FF 94 F CU 80 X CU 80 3-2 ① 1-2 HR	5	2	3	3	0	1	0
16 Brian McCann, L (1, 2) OBP: 0.323, SLG: 0.412 56 Darren O'Day, R (6, 1) 77 Luke Jackson, R (7, 1) 15 Sean Newcomb, L (7, 1) 23 Adam Duvall, R (8, 7) OBP: 0.315, SLG: 0.567	S FF 99 X FF 99 0-1 ③ G4-3	F SI 98 B SI 98 X FF 98 1-1 ② L4			C CU 82 B CH 93 B SL 90 F FF 99 S CU 82 2-3 ③ K				C ST 82 B ST 84 X FF 92 1-1 ① P4		X FF 94 0-0 HR	3 0 0 0 2	0 0 0 0 1	0 0 0 0 1	0 0 0 0 1	1 0 0 0 0	2 0 0 0 0	livebaseballscorecards.com
14 Matt Joyce, L (1, 9) OBP: 0.408, SLG: 0.450 50 Jerry Blevins, L (11, 1) 38 Anthony Swarzak, R (11, 1) 75 Grant Dayton, L (11, 1)		B CU 82 B SI 96 S FF 98 X FF 97 2-1 ① F8	F FF 99 F FF 98 F SL 91 F SL 92 X CH 92 0-2 18 HR 1B				B SI 98 F CH 92 B CU 82 B SI 98 F FF 99 F CH 93 B SI 99 4-2 BB		T SL 80 C SL 80 B SL 80 B SL 81 B FF 89 F SL 79 X SL 79 3-2 ② P4		F FF 94 X CH 89 0-1 18 1B 1B	4 0 0 0	1 0 0 0	2 0 0 0	0 0 0 0	1 0 0 0	0 0 0 0	0 0 0 0
18 Rafael Ortega, L (1, 8) OBP: 0.271, SLG: 0.307 (11, 9)		X SI 98 0-0 ② G4-3	B SI 98 X FF 98 1-0 1-H HR				C SI 98 1 SAFE F SI 98 B CH 92 F CH 92 1 SAFE S CH 92 1-3 ① K		C SL 80 C SL 79 F FF 88 B SL 80 S SL 79 1-3 ③ K		F SI 93 B CH 87 X FF 93 1-1 45 G5-4-3 1-2 1B	5	1	2	2	0	2	1
40 Michael Soroka, R (1, 1) OBP: 0.143, SLG: 0.077 45 Francisco Cervelli, R (6, 2) OBP: 0.302, SLG: 0.348		C FF 97 S FF 97 F FF 98 X SL 93 0-2 ③ G4-3	B FF 98 C SI 98 C FF 98 S CU 83 1-3 ③ K				B FF 99 C FF 98 C FF 99 S SL 92 1-3 ② K			B FF 95 C SL 81 C FF 95 F FF 97 C FF 97 1-3 ① K	X SI 92 0-0 ② ③ G5-4-3 1-2f	2 3	0 0	0 0	0 0	0 0	1 2	0 3
Inning Stats	R: 1 E: 0 K: 1 S: 12 H: 2 LOB: 2 BB: 1 P: 19	R: 0 E: 0 K: 0 S: 7 H: 0 LOB: 0 BB: 0 P: 9	R: 0 E: 0 K: 0 S: 8 H: 1 LOB: 1 BB: 0 P: 13	R: 2 E: 0 K: 1 S: 14 H: 2 LOB: 0 BB: 0 P: 18	R: 0 E: 0 K: 2 S: 7 H: 0 LOB: 0 BB: 0 P: 7	R: 0 E: 0 K: 2 S: 8 H: 0 LOB: 0 BB: 0 P: 13	R: 0 E: 0 K: 3 S: 13 H: 0 LOB: 1 BB: 1 P: 20	R: 0 E: 0 K: 1 S: 9 H: 0 LOB: 0 BB: 0 P: 15	R: 1 E: 0 K: 1 S: 13 H: 1 LOB: 0 BB: 0 P: 19	R: 0 E: 0 K: 2 S: 10 H: 0 LOB: 1 BB: 1 P: 19	R: 2 E: 0 K: 0 S: 14 H: 5 LOB: 1 BB: 0 P: 20	1B: 6 2B: 1 3B: 0 HR: 4	SF: 0 SAC: 0 DP: 1 HBP: 0	WP: 0 PB: 0 SB: 1 CS: 1	PA: 45			

PITCHER		IP	WLS	BF	H	R	ER	SO	BB	IBB	HBP	BLK	WP	HR	S	P	ERA	WHIP
34 Noah Syndergaard, R ERA: 4.28	(1, 1)	7.0		28	5	3	3	9	2	0	0	0	0	1	69	99	3.86	1.000
51 Paul Sewald, R ERA: 4.58	(8, 1)	1.1		5	1	1	1	1	0	0	0	0	0	1	14	22	6.75	0.750
73 Daniel Zamora, L ERA: 5.19	(9, 1)	0.2		2	0	0	0	1	0	0	0	0	0	0	8	12	0.00	0.000
49 Tyler Bashlor, R ERA: 6.95	(10, 1)	1.0		4	0	0	0	2	1	0	0	0	0	0	10	19	0.00	1.000
61 Walker Lockett, R ERA: 8.34	(11, 1)	0.1		5	5	2	2	0	0	0	0	0	0	2	13	19	54.00	15.000

PITCHER		IP	WLS	BF	H	R	ER	SO	BB	IBB	HBP	BLK	WP	HR	S	P	ERA	WHIP
74 Chris Mazza, R ERA: 5.51	(11, 1)	0.2	W	1	0	0	0	0	0	0	0	0	0	0	1	1	0.00	0.000

Atlanta Braves @ New York Mets

Citi Field, Flushing, NY

Sun Sep 29 2019, 3:12 PM - 6:56 PM EDT

Att. 31,523 - Sunny - 78 F

TOP

AB	42
R	6
H	11
RBI	6
BB	3
SO	13
LOB	12

Atlanta Braves @ New York Mets

Citi Field, Flushing, NY

Sun Sep 29 2019, 3:12 PM - 6:56 PM EDT

Att. 31,523 - Sunny - 78 F

livebaseballscorecards.com

Batter	1	2	3	4	5	6	7	8	9	10	11	AB	R	H	RBI	BB	SO	LOB
9 Brandon Nimmo, L (1, 8) OBP: 0.375, SLG: 0.407 51 Paul Sewald, R (8, 1) 73 Daniel Zamora, L (9, 1) 4 Jed Lowrie, S (9, PH) 49 Tyler Bashlor, R (10, 1) 61 Walker Lockett, R (11, 1) OBP: 0.286, SLG: 0.167 74 Chris Mazza, R (11, 1) 44 René Rivera, R (11, PH) OBP: 0.350, SLG: 0.412	C FF 92 X FF 91 0-1 L9	C CH 84 S SL 82 X FF 93 0-2 1-2 2-H 1B			X SI 91 0-0 G4-3		C CU 79 F FF 96 B CU 79 X SL 81 1-2 F8		B KC 82 X FC 93 1-0 L5		C SL 86 B SL 84 B SI 92 S SL 84 F SL 86 F SL 84 S SL 86 2-3 K	4 0 1 0 0 0 0 0 0 0 0 0 0 0 0 0 0 0 0 0 0 1 0 0 0 0 0 0 0 0 0 0 0 0 0 0 0 0 0 0 0 0 0 0 0 0 0 0 0 1 0 0 0 0 1 2						
20 Pete Alonso, R (1, 3) OBP: 0.358, SLG: 0.583 22 Dominic Smith, L (11, 3) OBP: 0.355, SLG: 0.525	F SI 95 B SI 94 X SI 95 1-1 30 1B 24 SF7 1B	S SL 83 B SI 94 F SI 92 F SL 84 D CH 82 C SL 84 2-3 K			C SL 81 S CH 80 B FF 94 F FF 93 S SL 82 1-3 K			X ST 78 0-0 F7		S FC 87 B SI 88 B FC 88 X CU 77 2-1 P5	D CU 71 X FF 91 1-0 1-H 2-H HR	5 1 1 0 0 2 2 1 1 1 3 0 0 0						
30 Michael Conforto, L (1, 9) OBP: 0.363, SLG: 0.494	B FF 94 D SL 84 B FF 94 (8, 8) X SI 92 3-0 1-3 28 HR 1B		F FF 90 B CH 82 F CH 82 B SL 82 B SL 82 S SL 83 3-3 K		B SL 82 C SL 79 F CH 81 B FF 92 B SL 82 F SL 84 F SL 82 F FF 92 4-2 B CH 82 BB			B FC 87 X SI 91 1-0 L9		B CU 76 X FC 87 1-0 2 1B 1B		4 1 2 0 1 1 0						
24 Robinson Canó, L (1, 4) OBP: 0.307, SLG: 0.428 2 Joe Panik, L (6, 4) OBP: 0.315, SLG: 0.336	X SI 94 0-0 SF7 3-H		B SI 92 X SL 82 1-0 L8		X SI 92 0-0 G1-3			C FC 87 X ST 78 0-1 HR		B FC 87 1 SAFE C FC 85 F SI 87 X CU 76 1-2 1-3 1B		2 0 0 1 0 0 1 2 1 2 1 0 0 0						
28 J.D. Davis, R (1, 7) OBP: 0.369, SLG: 0.527 18 Rajai Davis, R (8, PR) OBP: 0.231, SLG: 0.400 (9, 7)	B SI 94 B SI 93 1 SAFE B SI 93 C FF 94 X SI 93 3-1 1-H HR		B SL 81 C SI 92 T FF 94 T FF 93 1-2 K			C SL 78 B FF 86 X SL 78 1-1 F8		F FF 93 B KC 83 X FC 94 1-1 1 1B 1B		F FC 86 C FC 85 F FC 87 D FC 86 S FF 89 1-3 K		4 1 2 2 0 1 0 1 0 0 0 0 1 2						
1 Amed Rosario, R (1, 6) OBP: 0.323, SLG: 0.432	B SL 84 B CH 82 F FF 94 X SL 84 2-1 21 CS 1B				C SL 81 B CH 81 X CH 81 1-1 G1-3	C SL 78 B FF 86 X SL 78 1-3 K		F FC 93 X FC 93 0-1 1-2 1B		X FC 87 0-0 P5		5 0 2 0 0 1 2						
21 Todd Frazier, R (1, 5) OBP: 0.328, SLG: 0.443 13 Luis Guillorme, L (4, PR) OBP: 0.324, SLG: 0.361 (5, 5)	1 SAFE 0-0 CS 1-2	B SI 91 S SL 82 S FF 92 B CH 83 X SL 82 2-2 9 1B 2B			B FF 92 B SI 90 S CH 81 X SL 82 2-1 1B	X SI 85 0-0 L7		X FC 92 0-0 F8			C CU 72 B FF 89 F CU 72 B CU 74 F FF 90 B FF 89 X FF 89 3-2 40 1B 22 HR 1B	2 0 2 0 0 0 0 3 1 1 0 0 0 2						
3 Tomás Nido, R (1, 2) OBP: 0.231, SLG: 0.316		C SI 92 D SI 93 B SL 84 B SI 93 B FF 94 4-1 9 1B BB			S SI 91 B SI 92 F SL 84 S SI 92 1-3 K		B SL 87 C FF 96 B FF 96 T SL 88 S SL 89 2-3 K		B FC 93 X FC 93 1-0 G6-3		B CU 73 F CU 72 F FF 89 S CU 72 1-3 K	4 0 0 0 1 3 2						
34 Noah Syndergaard, L (1, 1) OBP: 0.132, SLG: 0.200 19 Sam Haggerty, S (7, PH) (8, 9) 40 Wilson Ramos, R (11, PH) OBP: 0.351, SLG: 0.416 12 Juan Lagares, R (11, PR) OBP: 0.279, SLG: 0.326		S FF 93 B SL 83 L FF 93 S SL 86 1-3 K			S SL 84 S SL 81 S SL 82 0-3 K		C FF 96 B CU 85 C SL 87 S FF 97 1-3 K		B FC 92 X FC 93 1-0 P5		C SL 83 X SI 90 0-1 1-2 22 HR 1B	2 0 0 0 0 2 3 2 0 0 0 0 1 0 1 0 1 0 0 0 0 0 1 0 0 0 0 0						
Inning Stats	R: 3 E: 0 K: 0 S: 10 H: 4 LOB: 0 BB: 0 P: 19	R: 0 E: 0 K: 2 S: 14 H: 2 LOB: 2 BB: 1 P: 23	R: 0 E: 0 K: 2 S: 7 H: 0 LOB: 0 BB: 0 P: 12	R: 0 E: 0 K: 2 S: 10 H: 1 LOB: 1 BB: 0 P: 14	R: 0 E: 0 K: 1 S: 12 H: 0 LOB: 1 BB: 1 P: 17	R: 0 E: 0 K: 1 S: 6 H: 0 LOB: 0 BB: 0 P: 8	R: 0 E: 0 K: 2 S: 9 H: 0 LOB: 0 BB: 0 P: 13	R: 1 E: 0 K: 0 S: 9 H: 3 LOB: 2 BB: 0 P: 11	R: 0 E: 0 K: 0 S: 3 H: 0 LOB: 0 BB: 0 P: 6	R: 0 E: 0 K: 1 S: 11 H: 2 LOB: 2 BB: 0 P: 16	R: 3 E: 0 K: 2 S: 15 H: 3 LOB: 1 BB: 0 P: 22	1B: 11 2B: 1 3B: 0 HR: 3 SF: 1 SAC: 0 DP: 0 HBP: 0						

	AB	44
	R	7
	H	15
	RBI	7
	BB	2
	SO	13
	LOB	16

WP: 0 PB: 0 SB: 0 CS: 1 PA: 48

PITCHER	IP	WLS	BF	H	R	ER	SO	BB	IBB	HBP	BLK	WP	HR	S	P	ERA	WHIP
40 Michael Soroka, R (1, 1) ERA: 2.68	5.0		22	7	3	3	7	2	0	0	0	0	1	53	85	5.40	1.800
56 Darren O'Day, R (6, 1) ERA: 1.69	1.0		3	0	0	0	1	0	0	0	0	0	0	6	8	0.00	0.000
77 Luke Jackson, R (7, 1) ERA: 3.84	0.2		2	0	0	0	2	0	0	0	0	0	0	6	9	0.00	0.000
15 Sean Newcomb, L (7, 1) ERA: 3.16	0.1		1	0	0	0	0	0	0	0	0	0	0	3	4	0.00	0.000
19 Shane Greene, R (8, 1) ERA: 2.3	0.2		3	1	1	1	0	0	0	0	0	0	1	4	5	13.50	1.500

PITCHER	IP	WLS	BF	H	R	ER	SO	BB	IBB	HBP	BLK	WP	HR	S	P	ERA	WHIP
36 Mark Melancon, R (8, 1) ERA: 3.61	1.1		6	2	0	0	0	0	0	0	0	0	0	8	12	0.00	1.500
32 Josh Tomlin, R (10, 1) ERA: 3.74	1.0		5	2	0	0	1	0	0	0	0	0	0	11	16	0.00	2.000
50 Jerry Blevins, L (11, 1) ERA: 3.9	0.1	H	2	1	1	1	1	0	0	0	0	0	0	7	11	27.00	3.000
38 Anthony Swarzak, R (11, 1) ERA: 4.56	0.1	H	2	1	0	0	1	0	0	0	0	0	0	7	9	0.00	3.000
75 Grant Dayton, L (11, 1) ERA: 3.0	0.0	L	1	1	2	2	0	0	0	0	0	0	1	1	2	∞	∞