

# New York Mets - 2022

Batter	1	2	3	4	5	6	7	8	9	AB	R	H	RBI	BB	SO	LOB	TOP										
13 Luis Guillorme, L OBP: 0.750, SLG: 1.500 22 Quinn Brodeur, L (6, 8)	0-1 HR	3-2 G3		0-1 SAFE 28 FC6-4 1B		2-2 1-2 2-H 1B			0-3 K	4	1	3	2	0	0	0											
28 J.D. Davis, R 66 Mark Vientos, R (1, 5) (6, 5)	3-3 K		2-1 2 3B HBP	1-0 FC6-4		2-1 CS	1-1 P4			2	1	0	0	0	1	2											
2 Dominic Smith, L 60 Ronny Mauricio, S (1, 3) (6, 6)	0-2 HR		0-1 3 3B						0-3 K	3	1	2	2	0	1	0											
81 Daniel Palka, L 96 Brett Baty, L (1, 10) (7, PH) (7, 10)	1-2 G6-3		1-3 3B						2-3 K	3	0	0	0	0	2	1											
3 Tomás Nido, R 73 Travis Blankenhorn, L (1, 2) (6, 4)	1-1 68 HR 1B		3-2 FC6-5-2						4-2 87 G6-4-3 BB	3	1	1	0	0	1	1											
68 Nick Plummer, L 76 Patrick Mazeika, L (1, 7) (6, 2)	3-2 HR		3-H 3-1 G3-1			2-1 G1-3			0-1 F8	3	1	1	2	0	0	1											
80 Matt Reynolds, R 87 Carlos Cortes, L (1, 4) (6, 7)	2-0 P6			2-0 G5-3		4-1 89 1B BB			3-1 G6-4-3	2	1	0	0	1	0	0											
26 Khalil Lee, L 95 Carlos Rincon, R (1, 9) (6, 9)		3-2 G6-3		4-1 13 1B BB		0-3 K			1-0 F8	2	0	0	0	1	1	1											
89 Jake Mangum, S Matt Winaker, L (1, 8) (6, 3)		2-3 K		1-3 SAFE K		1-0 SAFE 28 CS 13 1B 1B			0-3 K	3	0	1	0	0	2	1											
<b>Inning Stats</b>	R: 4 H: 4 E: 0 K: 1 S: 18	H: 4 LOB: 0 BB: 0 P: 28	R: 0 H: 0 E: 0 K: 1 S: 12	H: 0 LOB: 0 BB: 0 P: 20	R: 1 H: 1 E: 0 K: 1 S: 12	H: 1 LOB: 1 BB: 0 P: 21	R: 0 H: 1 E: 0 K: 1 S: 8	H: 1 LOB: 2 BB: 1 P: 16	R: 0 H: 0 E: 0 K: 3 S: 10	H: 0 LOB: 0 BB: 0 P: 10	R: 1 H: 2 E: 0 K: 1 S: 11	H: 2 LOB: 1 BB: 1 P: 22	R: 0 H: 0 E: 0 K: 2 S: 7	H: 0 LOB: 0 BB: 0 P: 11	R: 0 H: 0 E: 0 K: 0 S: 7	H: 0 LOB: 0 BB: 0 P: 14	R: 0 H: 0 E: 0 K: 2 S: 7	H: 0 LOB: 0 BB: 0 P: 8	1B: 4 2B: 0 3B: 1 HR: 3	SF: 0 SAC: 0 DP: 1 HBP: 1	WP: 0 PB: 0 CS: 1	PA: 38					
<b>PITCHER</b>	IP WLS BF H R ER SO BB IBB HBP BLK WP HR S P ERA WHIP	IP WLS BF H R ER SO BB IBB HBP BLK WP HR S P ERA WHIP	IP WLS BF H R ER SO BB IBB HBP BLK WP HR S P ERA WHIP	IP WLS BF H R ER SO BB IBB HBP BLK WP HR S P ERA WHIP	IP WLS BF H R ER SO BB IBB HBP BLK WP HR S P ERA WHIP	IP WLS BF H R ER SO BB IBB HBP BLK WP HR S P ERA WHIP	IP WLS BF H R ER SO BB IBB HBP BLK WP HR S P ERA WHIP	IP WLS BF H R ER SO BB IBB HBP BLK WP HR S P ERA WHIP	IP WLS BF H R ER SO BB IBB HBP BLK WP HR S P ERA WHIP	IP WLS BF H R ER SO BB IBB HBP BLK WP HR S P ERA WHIP	IP WLS BF H R ER SO BB IBB HBP BLK WP HR S P ERA WHIP	IP WLS BF H R ER SO BB IBB HBP BLK WP HR S P ERA WHIP	IP WLS BF H R ER SO BB IBB HBP BLK WP HR S P ERA WHIP	IP WLS BF H R ER SO BB IBB HBP BLK WP HR S P ERA WHIP	IP WLS BF H R ER SO BB IBB HBP BLK WP HR S P ERA WHIP	IP WLS BF H R ER SO BB IBB HBP BLK WP HR S P ERA WHIP	IP WLS BF H R ER SO BB IBB HBP BLK WP HR S P ERA WHIP	IP WLS BF H R ER SO BB IBB HBP BLK WP HR S P ERA WHIP	IP WLS BF H R ER SO BB IBB HBP BLK WP HR S P ERA WHIP	IP WLS BF H R ER SO BB IBB HBP BLK WP HR S P ERA WHIP	IP WLS BF H R ER SO BB IBB HBP BLK WP HR S P ERA WHIP	IP WLS BF H R ER SO BB IBB HBP BLK WP HR S P ERA WHIP	IP WLS BF H R ER SO BB IBB HBP BLK WP HR S P ERA WHIP	IP WLS BF H R ER SO BB IBB HBP BLK WP HR S P ERA WHIP	IP WLS BF H R ER SO BB IBB HBP BLK WP HR S P ERA WHIP		
40 Josiah Gray, R ERA: 21.6	1.2 L	9 4	4 4	0 0	2 0	0 0	0 0	0 0	0 0	0 0	0 0	3 27	42	21.60	2.400												
68 Gabe Klobosits, R ERA: 9.0	0.1	1 0	0 0	0 0	0 0	0 0	0 0	0 0	0 0	0 0	0 0	3 6	21	9.00	0.000												
36 Will Harris, R ERA: 9.0	1.0	5 1	1 1	1 1	1 1	0 0	0 0	0 0	0 0	0 0	0 0	12 21	6	9.00	1.000												
45 Aaron Sanchez, R ERA: 9.0	1.0	5 1	0 0	0 0	1 1	0 0	0 0	0 0	0 0	0 0	0 0	8 16	16	0.00	2.000												
64 Victor Arano, R ERA: 9.0	1.0	3 0	0 0	0 0	3 3	0 0	0 0	0 0	0 0	0 0	0 0	10 10	10	0.00	0.000												
49 Sam Clay, L ERA: 9.0	1.0	5 2	1 1	1 1	1 1	0 0	0 0	0 0	0 0	0 0	0 0	11 22	22	9.00	3.000												
57 Andrés Machado, R ERA: 9.0	1.0	3 0	0 0	0 0	2 2	0 0	0 0	0 0	0 0	0 0	0 0	8 14	11	0.00	0.000												
52 Patrick Murphy, R ERA: 9.0	1.0	3 0	0 0	0 0	0 0	1 1	0 0	0 0	0 0	0 0	0 0	7 14	11	0.00	1.000												
59 Evan Lee, L ERA: 9.0	1.0	3 0	0 0	0 0	2 2	0 0	0 0	0 0	0 0	0 0	0 0	7 8	8	0.00	0.000												
<b>Inning Stats</b>	R: 0 H: 0 E: 0 K: 1 S: 7	H: 0 LOB: 1 BB: 1 P: 13	R: 0 H: 0 E: 0 K: 1 S: 7	H: 0 LOB: 1 BB: 1 P: 14	R: 0 H: 1 E: 0 K: 0 S: 8	H: 1 LOB: 0 BB: 0 P: 8	R: 0 H: 2 E: 0 K: 0 S: 6	H: 2 LOB: 2 BB: 0 P: 10	R: 1 H: 0 E: 1 K: 2 S: 10	H: 0 LOB: 0 BB: 1 P: 18	R: 0 H: 0 E: 0 K: 1 S: 6	H: 0 LOB: 1 BB: 0 P: 6	R: 0 H: 1 E: 0 K: 1 S: 9	H: 1 LOB: 0 BB: 0 P: 11	R: 0 H: 0 E: 0 K: 0 S: 6	H: 0 LOB: 1 BB: 1 P: 12	R: 0 H: 0 E: 0 K: 1 S: 11	H: 1 LOB: 0 BB: 0 P: 16	1B: 3 2B: 1 3B: 0 HR: 1	SF: 0 SAC: 0 DP: 2 HBP: 0	WP: 0 PB: 0 CS: 0	PA: 33					
<b>PITCHER</b>	IP WLS BF H R ER SO BB IBB HBP BLK WP HR S P ERA WHIP	IP WLS BF H R ER SO BB IBB HBP BLK WP HR S P ERA WHIP	IP WLS BF H R ER SO BB IBB HBP BLK WP HR S P ERA WHIP	IP WLS BF H R ER SO BB IBB HBP BLK WP HR S P ERA WHIP	IP WLS BF H R ER SO BB IBB HBP BLK WP HR S P ERA WHIP	IP WLS BF H R ER SO BB IBB HBP BLK WP HR S P ERA WHIP	IP WLS BF H R ER SO BB IBB HBP BLK WP HR S P ERA WHIP	IP WLS BF H R ER SO BB IBB HBP BLK WP HR S P ERA WHIP	IP WLS BF H R ER SO BB IBB HBP BLK WP HR S P ERA WHIP	IP WLS BF H R ER SO BB IBB HBP BLK WP HR S P ERA WHIP	IP WLS BF H R ER SO BB IBB HBP BLK WP HR S P ERA WHIP	IP WLS BF H R ER SO BB IBB HBP BLK WP HR S P ERA WHIP	IP WLS BF H R ER SO BB IBB HBP BLK WP HR S P ERA WHIP	IP WLS BF H R ER SO BB IBB HBP BLK WP HR S P ERA WHIP	IP WLS BF H R ER SO BB IBB HBP BLK WP HR S P ERA WHIP	IP WLS BF H R ER SO BB IBB HBP BLK WP HR S P ERA WHIP	IP WLS BF H R ER SO BB IBB HBP BLK WP HR S P ERA WHIP	IP WLS BF H R ER SO BB IBB HBP BLK WP HR S P ERA WHIP	IP WLS BF H R ER SO BB IBB HBP BLK WP HR S P ERA WHIP	IP WLS BF H R ER SO BB IBB HBP BLK WP HR S P ERA WHIP	IP WLS BF H R ER SO BB IBB HBP BLK WP HR S P ERA WHIP	IP WLS BF H R ER SO BB IBB HBP BLK WP HR S P ERA WHIP	IP WLS BF H R ER SO BB IBB HBP BLK WP HR S P ERA WHIP	IP WLS BF H R ER SO BB IBB HBP BLK WP HR S P ERA WHIP	IP WLS BF H R ER SO BB IBB HBP BLK WP HR S P ERA WHIP	IP WLS BF H R ER SO BB IBB HBP BLK WP HR S P ERA WHIP	
91 Josh Walker, L ERA: 9.0	1.1	4 2	0 0	0 0	0 0	0 0	0 0	0 0	0 0	0 0	0 0	6 10	10	0.00	2.000												
58 Alex Claudio, L ERA: 9.0	1.0	4 0	1 0	0 0	2 2	1 0	0 0	0 0	0 0	0 0	0 0	10 18	18	0.00	1.000												
93 Colin Holderman, R ERA: 9.0	1.0	4 0	0 0	0 0	1 1	0 0	0 0	0 0	0 0	0 0	0 0	6 6	6	0.00	0.000												
82 Rob Zastryzny, L ERA: 9.0	1.0	4 1	0 0	0 0	1 1	0 0	0 0	0 0	0 0	0 0	0 0	9 11	11	0.00	1.000												
92 Eric Orze, R ERA: 9.0	1.0	4 1	0 0	0 0	1 1	0 0	0 0	0 0	0 0	0 0	0 0	9 11	11	0.00	1.000												
85 Stephen Nogosek, R ERA: 9.0	1.0	4 1	1 1	1 1	1 1	0 0	0 0	0 0	0 0	0 0	0 0	11 16	16	9.00	1.000												
13 Trey Cobb, R ERA: 9.0	1.0	4 1	1 1	1 1	1 1	0 0	0 0	0 0	0 0	0 0	0 0	11 16	16	9.00	1.000												
<b>Inning Stats</b>	R: 0 H: 0 E: 0 K: 1 S: 7	H: 0 LOB: 0 BB: 1 P: 13	R: 0 H: 0 E: 0 K: 1 S: 7	H: 0 LOB: 1 BB: 1 P: 14	R: 0 H: 1 E: 0 K: 0 S: 8	H: 1 LOB: 0 BB: 0 P: 8	R: 0 H: 2 E: 0 K: 0 S: 6	H: 2 LOB: 2 BB: 0 P: 10	R: 1 H: 0 E: 1 K: 2 S: 10	H: 0 LOB: 0 BB: 1 P: 18	R: 0 H: 0 E: 0 K: 1 S: 6	H: 0 LOB: 1 BB: 0 P: 6	R: 0 H: 1 E: 0 K: 1 S: 9	H: 1 LOB: 0 BB: 0 P: 11	R: 0 H: 0 E: 0 K: 0 S: 6	H: 0 LOB: 1 BB: 1 P: 12	R: 0 H: 0 E: 0 K: 1 S: 11	H: 1 LOB: 0 BB: 0 P: 16	1B: 3 2B: 1 3B: 0 HR: 1	SF: 0 SAC: 0 DP: 2 HBP: 0	WP: 0 PB: 0 CS: 0	PA: 33					
<b>PITCHER</b>	IP WLS BF H R ER SO BB IBB HBP BLK WP HR S P ERA WHIP	IP WLS BF H R ER SO BB IBB HBP BLK WP HR S P ERA WHIP	IP WLS BF H R ER SO BB IBB HBP BLK WP HR S P ERA WHIP	IP WLS BF H R ER SO BB IBB HBP BLK WP HR S P ERA WHIP	IP WLS BF H R ER SO BB IBB HBP BLK WP HR S P ERA WHIP	IP WLS BF H R ER SO BB IBB HBP BLK WP HR S P ERA WHIP	IP WLS BF H R ER SO BB IBB HBP BLK WP HR S P ERA WHIP	IP WLS BF H R ER SO BB IBB HBP BLK WP HR S P ERA WHIP	IP WLS BF H R ER SO BB IBB HBP BLK WP HR S P ERA WHIP	IP WLS BF H R ER SO BB IBB HBP BLK WP HR S P ERA WHIP	IP WLS BF H R ER SO BB IBB HBP BLK WP HR S P ERA WHIP	IP WLS BF H R ER SO BB IBB HBP BLK WP HR S P ERA WHIP	IP WLS BF H R ER SO BB IBB HBP BLK WP HR S P ERA WHIP	IP WLS BF H R ER SO BB IBB HBP BLK WP HR S P ERA WHIP	IP WLS BF H R ER SO BB IBB HBP BLK WP HR S P ERA WHIP	IP WLS BF H R ER SO BB IBB HBP BLK WP HR S P ERA WHIP	IP WLS BF H R ER SO BB IBB HBP BLK WP HR S P ERA WHIP	IP WLS BF H R ER SO BB IBB HBP BLK WP HR S P ERA WHIP	IP WLS BF H R ER SO BB IBB HBP BLK WP HR S P ERA WHIP	IP WLS BF H R ER SO BB IBB HBP BLK WP HR S P ERA WHIP	IP WLS BF H R ER SO BB IBB HBP BLK WP HR S P ERA WHIP	IP WLS BF H R ER SO BB IBB HBP BLK WP HR S P ERA WHIP	IP WLS BF H R ER SO BB IBB HBP BLK WP HR S P ERA WHIP	IP WLS BF H R ER SO BB IBB HBP BLK WP HR S P ERA WHIP	IP WLS BF H R ER SO BB IBB HBP BLK WP HR S P ERA WHIP	IP WLS BF H R ER SO BB IBB HBP BLK WP HR S P ERA WHIP	IP WLS BF H R ER SO BB IBB HBP BLK WP HR S P ERA WHIP


**New York Mets @ Washington Nationals**  
The Ballpark of the Palm Beaches, West Palm Beach, FL  
Sat Mar 19 2022, 6:07 PM - 9:02 PM EDT  
Att. 3,861 - Clear - 84 F

AB	33
R	6
H	8
RBI	6
BB	3
SO	12
LOB	9



**New York Mets @ Washington Nationals**  
The Ballpark of the Palm Beaches, West Palm Beach, FL  
Sat Mar 19 2022, 6:07 PM - 9:02 PM EDT  
Att. 3,861 - Clear - 84 F

AB	29
R	2
H	5
RBI	2
BB	4
SO	7
LOB	9









Batter	1	2	3	4	5	6	7	8	9	AB	R	H	RBI	BB	SO	LOB	TOP								
13 Luis Guillorme, L OBP: 0.571, SLG: 1.143 Patrick Mazaika, L	(1,6) B FF 91 X FF 91 1-0 		(2,1) B FF 96 C CH 97 B CH 99 X SL 90 2-1 L7			(1,3) C FF 96 C CH 97 S SL 91 S SL 98 1-3 K		(3,1) B SL 82 C FC 91 B SL 91 X FF 91 3-1 P4			3	0	1	0	0	1	0								
28 J.D. Davis, R 96 Brett Baty, L	(1,5) H FF 92 1-0 		(1,0) B FF 98 X FF 96 1-0 F9			(1,0) B CH 88 X FF 97 1-0 G4-3		(2,3) B SL 98 B SL 98 C CH 91 C SL 87 2-3 K			2	0	0	0	0	0	0								
2 Dominic Smith, L OBP: 0.500, SLG: 1.400 89 Jake Mangum, S OBP: 0.500, SLG: 0.500	(1,3) F CH 96 B FF 92 X FF 92 1-1 L9		(3,3) C SL 88 B CH 87 B SL 89 B SL 83 S FF 95 S FF 95 S FF 95 3-3 K			(4,2) B FF 93 B SL 94 B SL 83 B SL 78 B SL 82 B SL 83 1-2 G5-3 BB		(0,0) X SL 86 0-0 			2	0	0	0	1	1	2								
81 Daniel Palka, L OBP: 0.250, SLG: 0.375 Travis Blankenhorn, L	(1,7) C FF 91 D SL 81 S CH 84 X CH 84 1-2 F8		(2,0) B CH 88 X FF 96 2-0 G1-3			(1,0) B SL 81 X SL 82 1-0 P6		(2,3) B SL 98 B SL 98 C CH 91 C SL 87 2-3 K			3	0	0	0	0	0	3								
Mark Vientos, R OBP: 0.200, SLG: 0.200 87 Carlos Cortes, L	(1,10) D SL 81 B FF 92 S SL 79 B SL 79 B SL 79 F FF 92 T FF 92 3-2 K		(1,3) B CH 87 F FF 96 C SL 91 1-3 K			(0,1) S SL 81 X SAFE 0-1 G5-3		(3,3) B SL 98 B SL 98 C CH 91 C SL 87 3-3 K			3	0	0	0	0	2	3								
Nick Plummer, L OBP: 0.250, SLG: 0.571		(2,3) S FF 91 C FF 92 B SL 79 B SL 79 S SL 79 2-3 K			(0,3) T FF 96 S SL 90 S SL 90 0-3 K			(1,3) C FF 96 B SL 95 S SL 82 1-3 K2-3			3	0	0	0	0	3	2								
3 Tomás Nido, R OBP: 0.200, SLG: 0.200 Ronny Mauricio, S	(1,2) S CH 83 F FF 93 X SL 81 0-2 G3		(1,2) B CH 86 S SL 89 S CH 88 X FF 97 1-2 G1-3					(2,0) B FF 91 X FF 91 2-0 G5-3			2	0	0	0	0	0	0								
Khalil Lee, L	(1,8) B SL 91 C FF 92 C CH 84 C FF 92 2-3 K		(3,1) C SL 90 B CH 89 B SL 88 B CH 86 X FF 96 3-1 L7					(4,1) B SL 81 B SL 90 B CH 90 B FF 90 4-1 			2	0	0	0	1	1	0								
80 Matt Reynolds, R	(1,4) C FF 95 C SL 90 0-3 K							(0,0) X FF 91 0-0 F8			3	0	0	0	0	1	1								
<b>Inning Stats</b>	R: 0 E: 0 K: 1 S: 11	H: 1 LOB: 2 BB: 0 P: 18	R: 0 E: 0 K: 2 S: 10	H: 0 LOB: 0 BB: 0 P: 14	R: 0 E: 0 K: 1 S: 6	H: 0 LOB: 0 BB: 0 P: 9	R: 0 E: 0 K: 2 S: 8	H: 0 LOB: 0 BB: 0 P: 14	R: 0 E: 0 K: 1 S: 9	H: 0 LOB: 0 BB: 0 P: 13	R: 0 E: 0 K: 1 S: 5	H: 0 LOB: 0 BB: 0 P: 7	R: 0 E: 0 K: 1 S: 8	H: 0 LOB: 2 BB: 1 P: 14	R: 0 E: 0 K: 0 S: 5	H: 0 LOB: 1 BB: 1 P: 14	R: 0 E: 0 K: 3 S: 12	H: 1 LOB: 1 BB: 0 P: 19	1B: 1 2B: 1 3B: 0 HR: 0	SF: 0 SAC: 0 DP: 0 HBP: 1	WP: 0 PB: 0 SB: 0 CS: 0	PA: 32			
<b>PITCHER</b>	IP	WLS	BF	H	R	ER	SO	BB	IBB	HBP	BLK	WP	HR	S	P	ERA	WHIP								
57 Eliaser Hernández, R ERA: 4.0	2.0	W	8	1	0	0	3	0	0	1	0	0	0	21	32	0.00	0.500								
63 Max Meyer, R ERA: 4.0	4.0	H	12	0	0	0	5	0	0	0	0	0	0	28	43	0.00	0.000								
48 Steven Okert, L ERA: 1.0	1.0	H	4	0	0	0	1	1	0	0	0	0	0	8	14	0.00	1.000								
66 Sean Guenther, L ERA: 1.0	1.0	H	4	0	0	0	0	1	0	0	0	0	0	5	14	0.00	1.000								
55 Anthony Bender, R ERA: 1.0	1.0	S	4	1	0	0	3	0	0	0	0	0	0	12	19	0.00	1.000								

New York Mets @ Miami Marlins  
Roger Dean Chevrolet Stadium, Jupiter, FL  
Mon Mar 21 2022, 1:07 PM - 3:34 PM EDT  
Att: 3,015 - Partly Cloudy - 77 F

AB 29  
R 0  
H 2  
RBI 0  
BB 2  
SO 12  
LOB 14



Batter	1	2	3	4	5	6	7	8	9	AB	R	H	RBI	BB	SO	LOB	BOTTOM								
2 Jazz Chisholm Jr., L OBP: 0.400, SLG: 1.000 1 Isan Diaz, L	(1,4) F FF 92 X FF 92 0-1 G3-1 26 S 1B		(2,1) C FF 93 X FC 88 0-1 F9			(0,1) S FF 96 X FF 95 0-1 L9	(0,0) X FF 94 0-0 SF9				2	1	1	0	0	0	0								
26 Garrett Cooper, R OBP: 0.400, SLG: 0.250 12 Lewin Diaz, L OBP: 0.400, SLG: 0.500	(1,3) B FF 92 B FF 94 C FC 90 C SL 83 X FF 93 3-2 G5-3		(2,2) C CU 76 B FC 90 B SL 83 X FF 94 2-2 G4-3			(4,2) C FF 96 B FF 95 B FC 94 B CH 82 B SL 83 B FF 95 4-2 FC6-4 BB	(0,0) 1 SAFE X FF 93 0-0 G4-3				2	0	0	0	0	1	1								
7 Jesús Sánchez, L 86 Peyton Burdick, R	(1,8) F FF 93 S FC 90 B CH 83 X CH 83 1-2 G3-1			(0,3) C CU 74 S CH 53 S CU 75 0-3 K							2	0	0	0	0	1	1								
24 Avisail García, R OBP: 0.400, SLG: 1.000 14 Bryan De La Cruz, R OBP: 0.500, SLG: 0.750	(1,9) X CU 77 0-0 1B			(1,3) F FF 92 F FF 94 S FF 95 S FF 94 1-3 K							2	0	1	1	0	1	0								
99 Jesús Aguilar, R OBP: 0.750, SLG: 1.000 64 Jerar Encarnación, R OBP: 0.200, SLG: 0.900	(1,10) C FF 92 B SL 85 T SL 85 F SL 94 S FF 93 1-3 K			(2,1) B SL 85 C SL 86 X SL 85 2-1 							2	0	1	0	0	1	1								
18 Joey Wendle, L OBP: 0.400, SLG: 0.400 5 Jon Berti, R OBP: 0.400, SLG: 0.500	(1,5) C FF 91 B CH 84 X FF 95 1-2 G6-3			(1,3) F FF 92 S CH 84 S CH 83 1-3 K							2	0	0	0	0	1	1								
15 Brian Anderson, R OBP: 0.250, SLG: 1.000 4 Roman Quinn, S	(1,7) C FF 96 X CU 76 0-1 F9										2	0	0	0	0	0	0								
58 Jacob Stallings, R OBP: 0.200, SLG: 0.400 23 Alex Jackson, R	(1,2) C SL 84 B FF 96 B FF 96 C SL 86 1-3 K										2	0	0	0	0	1	0								
11 Miguel Rojas, R OBP: 0.400, SLG: 0.500 9 Erik González, R	(1,6) X FF 92 0-0 F9										2	0	0	0	0	0	0								
<b>Inning Stats</b>	R: 1 E: 0 K: 1 S: 15	H: 2 LOB: 1 BB: 0 P: 20	R: 0 E: 0 K: 1 S: 12	H: 0 LOB: 0 BB: 0 P: 14	R: 0 E: 0 K: 0 S: 6	H: 0 LOB: 0 BB: 0 P: 8	R: 0 E: 0 K: 3 S: 12	H: 1 LOB: 1 BB: 0 P: 16	R: 0 E: 0 K: 0 S: 10	H: 0 LOB: 0 BB: 0 P: 14	R: 0 E: 0 K: 1 S: 9	H: 0 LOB: 1 BB: 1 P: 16	R: 2 E: 1 K: 1 S: 18	H: 1 LOB: 2 BB: 1 P: 29	R: 0 E: 0 K: 3 S: 10	H: 1 LOB: 1 BB: 0 P: 13	1B: 3 2B: 2 3B: 0 HR: 0	SF: 1 SAC: 0 DP: 0 HBP: 0	WP: 0 PB: 0 SB: 1 CS: 0	PA: 33					
<b>PITCHER</b>	IP	WLS	BF	H	R	ER	SO	BB	IBB	HBP	BLK	WP	HR	S	P	ERA	WHIP								
21 Max Scherzer, R ERA: 1.8	5.0	L	18	3	1	1	5	0	0	0	0	0	0	55	72	1.80	0.600								
José Butttó, R ERA: 1.8	1.1		9	1	2	0	2	2	0	0	0	0	0	25	43	0.00	2.250								
92 Eric Orze, R ERA: 0.2	0.2		2	0	0	0	0	0	0	0	0	0	0	2	2	0.00	0.000								
93 Colin Holderman, R ERA: 1.0	1.0		4	1	0	0	3	0	0	0	0	0	0	10	13	0.00	1.000								

New York Mets @ Miami Marlins  
Roger Dean Chevrolet Stadium, Jupiter, FL  
Mon Mar 21 2022, 1:07 PM - 3:34 PM EDT  
Att: 3,015 - Partly Cloudy - 77 F

AB 30  
R 3  
H 5  
RBI 3  
BB 2  
SO 10  
LOB 14









Batter	1	2	3	4	5	6	7	8	9	AB	R	H	RBI	BB	SO	LOB	TOP						
<b>2 Jazz Chisholm Jr., L</b> (1.4) OBP: 0.400, SLG: 0.667 <b>37 Wilians Astudillo, R</b> (5.4) OBP: 0.667, SLG: 0.800	 7 BB 24 G4-3 BB		 26 G4-3 1B		 K		 2B		 FC5-4 HBP	2	1	1	0	1	1	0	<b>Miami Marlins @ New York Mets</b> Clover Park, Port St. Lucie, FL Thu Mar 24 2022, 6:11 PM - 9:32 PM EDT Att: 3,308 - Partly Cloudy - 86 F						
<b>26 Garrett Cooper, R</b> (1.10) OBP: 0.444, SLG: 0.167 <b>93 Lorenzo Quintana, R</b> (9. PH) OBP: 0.444, SLG: 1.000	 24 G4-3 7 BB BB		 G4-3		 G4-3		 HBP		 P5	2	0	0	0	1	1	1							
<b>7 Jesús Sánchez, L</b> (1.8) OBP: 0.200, SLG: 0.111 <b>Delino DeShields, R</b> (6.8) OBP: 0.444, SLG: 0.800	 24 G4-3 BB		 F8		 G4-3		 K		 FC5-4	2	0	0	0	1	0	1							
<b>24 Avisail García, R</b> (1.9) OBP: 0.273, SLG: 0.545 <b>14 Bryan De La Cruz, R</b> (6. PR) OBP: 0.286, SLG: 0.429	 G4-3		 F4		 F4		 F7		 1B	3	0	1	0	0	0	2							
<b>99 Jesús Aguilar, R</b> (1.3) OBP: 0.300, SLG: 0.250 <b>84 Joe Dunand, R</b> (6.3) OBP: 0.286, SLG: 0.429	 G6-3		 F8		 F8		 K		 K	3	0	0	0	0	1	2							
<b>18 Joey Wendle, L</b> (1.5) OBP: 0.400, SLG: 0.333 <b>41 Demetrius Sims, R</b> (6.5) OBP: 0.286, SLG: 0.429	 K		 BB		 K		 E6 92 G4-3 92 WP		 K	1	0	0	0	1	1	0							
<b>15 Brian Anderson, R</b> (1.7) OBP: 0.300, SLG: 0.500 <b>92 Brian Miller, L</b> (6.7) OBP: 0.500, SLG: 0.500	 K		 K		 K		 G4-3		 G4-3	2	0	0	0	0	2	1							
<b>54 Nick Fortes, R</b> (1.2) OBP: 0.167, SLG: 0.167 <b>59 Payton Henry, R</b> (5.2) OBP: 0.333, SLG: 0.333	 G1-3		 F8		 F8		 G1-3		 G1-3	2	0	0	0	0	0	0							
<b>11 Miguel Rojas, R</b> (1.6) OBP: 0.300, SLG: 0.333 <b>95 Ray-Patrick Diddier, R</b> (6.6) OBP: 0.429, SLG: 0.667	 G4-3		 F9		 F9		 FC5 37 2B		 K	2	0	0	0	0	0	0							
<b>Inning Stats</b>	R: 1 H: 0 E: 0 K: 0 S: 11	H: 0 LOB: 1 BB: 3 P: 24	R: 0 H: 0 E: 0 K: 2 S: 11	H: 0 LOB: 0 BB: 16 P: 16	R: 0 H: 1 E: 0 K: 0 S: 7	H: 1 LOB: 1 BB: 0 P: 12	R: 0 H: 0 E: 0 K: 1 S: 11	H: 0 LOB: 1 BB: 0 P: 21	R: 0 H: 0 E: 0 K: 1 S: 8	H: 0 LOB: 0 BB: 11 P: 11	R: 0 H: 1 E: 0 K: 2 S: 9	H: 3 LOB: 3 BB: 0 P: 16	R: 2 H: 3 E: 1 K: 2 S: 16	H: 0 LOB: 1 BB: 0 P: 24	R: 0 H: 0 E: 0 K: 1 S: 10	H: 0 LOB: 1 BB: 0 P: 15		R: 0 H: 0 E: 0 K: 1 S: 7	H: 0 LOB: 1 BB: 0 P: 10	1B: 4 2B: 1 3B: 0 HR: 0	SF: 0 SAC: 0 DP: 1 HBP: 2	WP: 1 PB: 0 SB: 0 CS: 0	PA: 39
<b>PITCHER</b>	IP WLS BF H R ER SO BB IBB HBP BLK WP HR S P ERA WHIP	IP WLS BF H R ER SO BB IBB HBP BLK WP HR S P ERA WHIP	IP WLS BF H R ER SO BB IBB HBP BLK WP HR S P ERA WHIP	IP WLS BF H R ER SO BB IBB HBP BLK WP HR S P ERA WHIP	IP WLS BF H R ER SO BB IBB HBP BLK WP HR S P ERA WHIP	IP WLS BF H R ER SO BB IBB HBP BLK WP HR S P ERA WHIP	IP WLS BF H R ER SO BB IBB HBP BLK WP HR S P ERA WHIP	IP WLS BF H R ER SO BB IBB HBP BLK WP HR S P ERA WHIP	IP WLS BF H R ER SO BB IBB HBP BLK WP HR S P ERA WHIP	IP WLS BF H R ER SO BB IBB HBP BLK WP HR S P ERA WHIP	IP WLS BF H R ER SO BB IBB HBP BLK WP HR S P ERA WHIP	IP WLS BF H R ER SO BB IBB HBP BLK WP HR S P ERA WHIP	IP WLS BF H R ER SO BB IBB HBP BLK WP HR S P ERA WHIP	IP WLS BF H R ER SO BB IBB HBP BLK WP HR S P ERA WHIP	IP WLS BF H R ER SO BB IBB HBP BLK WP HR S P ERA WHIP	IP WLS BF H R ER SO BB IBB HBP BLK WP HR S P ERA WHIP	IP WLS BF H R ER SO BB IBB HBP BLK WP HR S P ERA WHIP	IP WLS BF H R ER SO BB IBB HBP BLK WP HR S P ERA WHIP	IP WLS BF H R ER SO BB IBB HBP BLK WP HR S P ERA WHIP	IP WLS BF H R ER SO BB IBB HBP BLK WP HR S P ERA WHIP	IP WLS BF H R ER SO BB IBB HBP BLK WP HR S P ERA WHIP	IP WLS BF H R ER SO BB IBB HBP BLK WP HR S P ERA WHIP	IP WLS BF H R ER SO BB IBB HBP BLK WP HR S P ERA WHIP
<b>61 Sean Reid-Foley, R</b> (1.1) ERA: 9.0 <b>39 Edwin Díaz, R</b> (2.1) ERA: 9.0 <b>50 Miguel Castro, R</b> (3.1) ERA: 9.0 <b>92 Eric Orze, R</b> (4.1) ERA: 9.0 <b>43 Chasen Shreve, L</b> (5.1) ERA: 9.0	<b>93 Colin Holderman, R</b> (6.1) ERA: 9.0 <b>91 Josh Walker, L</b> (7.1) ERA: 9.0 <b>67 Seth Lugo, R</b> (8.1) ERA: 9.0 <b>12 Andrew Mitchell, L</b> (9.1) ERA: 9.0																						
<b>Batter</b>	1	2	3	4	5	6	7	8	9	AB	R	H	RBI	BB	SO	LOB	BOTTOM						
<b>42 Brandon Nimmo, L</b> (1.8) OBP: 0.286, SLG: 0.333 <b>87 Carlos Cortes, L</b> (6.7) OBP: 0.286, SLG: 0.333	 G3	 K	 K		 K		 K		 G4-3	4	0	0	0	0	3	4	<b>Miami Marlins @ New York Mets</b> Clover Park, Port St. Lucie, FL Thu Mar 24 2022, 6:11 PM - 9:32 PM EDT Att: 3,308 - Partly Cloudy - 86 F						
<b>42 Mark Canha, R</b> (1.9) OBP: 0.222, SLG: 0.556 <b>80 Matt Reynolds, R</b> (6.6) OBP: 0.286, SLG: 0.333	 HR	 G6-3	 HR	 F7	 HR	 F9	 HR	 SF8	 HR	4	1	1	1	0	0	4							
<b>12 Francisco Lindor, S</b> (1.6) OBP: 0.400, SLG: 0.714 <b>89 Jake Mangum, S</b> (5. PR) OBP: 0.400, SLG: 0.400	 HR	 G6-3	 HR	 F7	 HR	 F9	 HR	 SF8	 HR	3	2	2	2	1	1	0							
<b>20 Pete Alonso, R</b> (1.3) OBP: 0.333, SLG: 0.286 <b>16 Travis Jankowski, L</b> (5.7) OBP: 0.286, SLG: 0.333	 HR	 G5-3	 HR	 F7	 HR	 F9	 HR	 SF8	 HR	2	1	0	0	1	0	0							
<b>90 Jaylen Palmer, R</b> (0.9) OBP: 0.286, SLG: 0.333	 G5-3	 G6-3	 G5-3	 F7	 G6-3	 F9	 G5-3	 SF8	 G3	1	0	0	0	0	0	0							
<b>10 Eduardo Escobar, S</b> (1.10) OBP: 0.625, SLG: 0.571 <b>90 Nick Meyer, R</b> (6. PH) OBP: 0.333, SLG: 0.333	 HR	 G5-3	 HR	 F7	 HR	 F9	 HR	 SF8	 HR	3	1	3	1	0	0	0							
<b>1 Jeff McNeil, L</b> (1.4) OBP: 0.300, SLG: 0.143 <b>95 Francisco Alvarez, R</b> (6.2) OBP: 0.667, SLG: 2.000	 BB	 G5-3	 BB	 F7	 BB	 F9	 BB	 SF8	 G3	1	1	1	0	2	0	0							
<b>28 J.D. Davis, R</b> (1.5) OBP: 0.300, SLG: 0.333 <b>13 Luis Guillorme, L</b> (6.4) OBP: 0.500, SLG: 0.889 <b>10 Cody Bohaneck, R</b> (9.4) OBP: 0.286, SLG: 0.333	 BB	 G5-3	 BB	 F7	 BB	 F9	 BB	 SF8	 G3	2	0	1	3	0	0	2							
<b>2 Dominic Smith, L</b> (1.7) OBP: 0.545, SLG: 1.000 <b>96 Brett Baty, L</b> (6.5) OBP: 0.286, SLG: 0.333	 K	 G5-3	 K	 F7	 K	 F9	 K	 SF8	 K	2	0	0	0	0	1	2							
<b>98 Hayden Senger, R</b> (1.2) OBP: 0.273, SLG: 0.300 <b>81 Daniel Palka, L</b> (6.3) OBP: 0.273, SLG: 0.300	 K	 G5-3	 K	 F7	 K	 F9	 K	 SF8	 G3-1	2	0	0	0	2	2	2							
<b>Inning Stats</b>	R: 2 H: 3 E: 0 K: 1 S: 17	H: 3 LOB: 3 BB: 1 P: 28	R: 0 H: 0 E: 0 K: 2 S: 9	H: 0 LOB: 0 BB: 0 P: 16	R: 4 H: 3 E: 0 K: 2 S: 20	H: 3 LOB: 3 BB: 3 P: 38	R: 0 H: 2 E: 0 K: 1 S: 17	H: 2 LOB: 2 BB: 1 P: 27	R: 0 H: 0 E: 0 K: 1 S: 10	H: 0 LOB: 1 BB: 0 P: 16	R: 1 H: 1 E: 0 K: 1 S: 9	H: 1 LOB: 2 BB: 2 P: 18	R: 1 H: 1 E: 0 K: 1 S: 9	H: 1 LOB: 1 BB: 0 P: 16	R: 1 H: 1 E: 0 K: 1 S: 9	H: 1 LOB: 1 BB: 0 P: 16	1B: 5 2B: 3 3B: 0 HR: 3	SF: 1 SAC: 0 DP: 0 HBP: 3	WP: 0 PB: 1 SB: 0 CS: 0	PA: 46			
<b>PITCHER</b>	IP WLS BF H R ER SO BB IBB HBP BLK WP HR S P ERA WHIP	IP WLS BF H R ER SO BB IBB HBP BLK WP HR S P ERA WHIP	IP WLS BF H R ER SO BB IBB HBP BLK WP HR S P ERA WHIP	IP WLS BF H R ER SO BB IBB HBP BLK WP HR S P ERA WHIP	IP WLS BF H R ER SO BB IBB HBP BLK WP HR S P ERA WHIP	IP WLS BF H R ER SO BB IBB HBP BLK WP HR S P ERA WHIP	IP WLS BF H R ER SO BB IBB HBP BLK WP HR S P 																



Batter	1	2	3	4	5	6	7	8	9	AB	R	H	RBI	BB	SO	LOB	TOP					
13 Luis Guillorme, L (1.4) OBP: 0.429, SLG: 0.667 96 Brett Baty, L (7.5) OBP: 0.250, SLG: 0.143	K		K		F9	F9			K	3	1	0	0	1	2	2	<b>New York Mets @ Houston Astros</b> The Ballpark of the Palm Beaches, West Palm Beach, FL Fri Mar 25 2022, 6:07 PM - 9:01 PM EDT Att. 3,398 - Clear - 74 F <a href="http://livebaseballscorecards.com">livebaseballscorecards.com</a>					
12 Francisco Lindor, S (1.6) OBP: 0.337, SLG: 0.915 20 Jeremy Vasquez, L (7.3)	G5-3		F9		F9	F8			K	4	0	1	0	0	0	1						
2 Dominic Smith, L (1.3) OBP: 0.497, SLG: 0.750 65 Luke Ritter, R (7.4)	K				K	G6-3			K	3	0	0	0	1	2	2						
95 Francisco Alvarez, R (9. PH) OBP: 0.500, SLG: 1.333					K	G6-3			K	0	0	0	0	0	0	0						
20 Pete Alonso, R (1.10) OBP: 0.308, SLG: 0.200			G1-3		P5	G5-3				3	0	0	0	1	0	4						
81 Daniel Palka, L (1.9) OBP: 0.333, SLG: 0.308 59 Johneshwy Fargas, R (8.9)	K				F9	F9				3	0	1	1	1	1	1						
28 J.D. Davis, R (1.5) OBP: 0.500, SLG: 0.375 90 Nick Meyer, R (7.2)						G6-3			K	2	0	1	0	1	0	2						
16 Travis Jankowski, L (1.8) OBP: 0.333, SLG: 0.333 89 Jake Mangum, S (8. PH) OBP: 0.333, SLG: 0.333					F8				FC6-4	3	0	2	0	0	0	1						
3 Tomás Nido, R (1.2) OBP: 0.333, SLG: 0.250 10 Cody Bohanek, R (7.6)									K	2	0	0	0	1	1	4						
87 Carlos Cortes, L (1.7) OBP: 0.300, SLG: 0.333 90 Jaylen Palmer, R (8.7)						P5			K	1	0	0	0	0	1	0						
<b>Inning Stats</b>	R: 0 E: 0 K: 2 S: 7	H: 0 LOB: 0 BB: 0 P: 8	R: 0 E: 0 K: 1 S: 5	H: 1 LOB: 2 BB: 2 P: 13	R: 0 E: 0 K: 1 S: 6	H: 1 LOB: 2 BB: 1 P: 10	R: 0 E: 0 K: 1 S: 6	H: 1 LOB: 2 BB: 1 P: 10	R: 1 E: 0 K: 1 S: 7	H: 2 LOB: 2 BB: 1 P: 11	R: 0 E: 0 K: 1 S: 6	H: 1 LOB: 1 BB: 0 P: 7	R: 0 E: 0 K: 0 S: 3	H: 0 LOB: 0 BB: 0 P: 3	R: 0 E: 0 K: 2 S: 7	H: 0 LOB: 1 BB: 1 P: 14	R: 0 E: 0 K: 3 S: 10	H: 1 LOB: 1 BB: 0 P: 10	1B: 7 2B: 0 3B: 0 HR: 0	SF: 0 SAC: 0 DP: 1 HBP: 0	WP: 0 PB: 1 SB: 0 CS: 1	PA: 39
<b>PITCHER</b>	IP	WLS	BF	H	R	ER	SO	BB	IBB	HBP	BLK	WP	HR	S	P	ERA	WHIP					
68 Hunter Brown, R (1.1) ERA: 1.59	3.0	W	13	2	0	0	4	3	0	0	0	0	0	18	31	0.00	1.667					
50 Héctor Neris, R (4.1) ERA: 9.0	1.0	H	5	1	0	0	1	1	0	0	0	0	0	6	10	0.00	2.000					
62 Blake Taylor, L (5.1) ERA: 9.0	1.0	H	6	2	1	1	1	1	0	0	0	0	0	7	11	9.00	3.000					
39 Josh James, R (6.1) ERA: 9.0	1.0	H	4	1	0	0	1	0	0	0	0	0	0	6	7	0.00	1.000					
61 Seth Martinez, R (7.1) ERA: 9.0	1.0	H	3	0	0	0	0	0	0	0	0	0	0	3	3	0.00	0.000					
<b>PITCHER</b>	IP	WLS	BF	H	R	ER	SO	BB	IBB	HBP	BLK	WP	HR	S	P	ERA	WHIP					
58 Zac Rosscup, L (8.1) ERA: 4.5	1.0	H	4	0	0	0	2	1	0	0	0	0	0	7	14	0.00	1.000					
76 Ronel Blanco, R (9.1) ERA: 4.5	1.0	S	4	1	0	0	3	0	0	0	0	0	0	10	10	0.00	1.000					

Batter	1	2	3	4	5	6	7	8	9	AB	R	H	RBI	BB	SO	LOB	BOTTOM					
Wilyer Abreu, L (1.8) OBP: 0.200, SLG: 0.400 92 Joey Loperfido, L (6.8)	K		K		F7					3	0	0	0	0	2	1	<b>New York Mets @ Houston Astros</b> The Ballpark of the Palm Beaches, West Palm Beach, FL Fri Mar 25 2022, 6:07 PM - 9:01 PM EDT Att. 3,398 - Clear - 74 F <a href="http://livebaseballscorecards.com">livebaseballscorecards.com</a>					
27 Jose Altuve, R (1.4) OBP: 0.167, SLG: 0.333 73 Grae Kessinger, R (7.4) OBP: 0.250, SLG: 0.500	G4-3				K				K	3	0	1	1	0	1	0						
44 Yordan Alvarez, L (1.10) OBP: 0.444, SLG: 0.889										3	0	0	0	1	1	1						
2 Alex Bregman, R (1.5) OBP: 0.333, SLG: 0.500 95 Emmanuel Valdez, L (6. PR) (7.5)									P6	3	0	1	0	0	0	1						
23 Michael Brantley, L (1.7) OBP: 0.167, SLG: 0.167 20 Chas McCormick, R (7.7)										3	0	0	0	0	1	1						
15 Martín Maldonado, R (1.2) OBP: 0.400, SLG: 0.800 87 Corey Lee, R (7.2)										2	1	0	0	1	1	2						
74 David Hensley, R (1.3) OBP: 0.444, SLG: 0.556 Norel González, L (6. PH) OBP: 0.333, SLG: 0.333										2	0	1	0	0	1	0						
3 Jeremy Peña, R (1.6) OBP: 0.200, SLG: 0.200 98 Pedro León, R (7.6) OBP: 0.286, SLG: 0.714										2	1	1	1	0	0	0						
82 Cody Orr, R (1.9) OBP: 0.286, SLG: 0.714 93 Ross Adolph, L (6.9)										2	0	0	0	0	2	3						
<b>Inning Stats</b>	R: 0 E: 0 K: 1 S: 5	H: 0 LOB: 1 BB: 1 P: 9	R: 0 E: 0 K: 1 S: 5	H: 0 LOB: 0 BB: 0 P: 5	R: 1 E: 1 K: 2 S: 9	H: 1 LOB: 1 BB: 0 P: 10	R: 1 E: 1 K: 1 S: 7	H: 2 LOB: 2 BB: 1 P: 11	R: 0 E: 0 K: 1 S: 5	H: 0 LOB: 0 BB: 0 P: 5	R: 0 E: 0 K: 2 S: 8	H: 2 LOB: 2 BB: 0 P: 9	R: 0 E: 0 K: 1 S: 5	H: 0 LOB: 0 BB: 0 P: 5	R: 0 E: 0 K: 2 S: 7	H: 0 LOB: 0 BB: 0 P: 7		R: 0 E: 0 K: 2 S: 7	H: 0 LOB: 0 BB: 0 P: 7	1B: 4 2B: 1 3B: 0 HR: 0	SF: 0 SAC: 0 DP: 0 HBP: 0	WP: 2 PB: 0 SB: 0 CS: 0
<b>PITCHER</b>	IP	WLS	BF	H	R	ER	SO	BB	IBB	HBP	BLK	WP	HR	S	P	ERA	WHIP					
38 Tylor Megill, R (1.1) ERA: 9.0	3.2	L	17	3	2	0	4	2	0	0	0	0	0	23	32	0.00	1.364					
10 Marcel Rentería, R (4.1) ERA: 9.0	0.1		1	0	0	0	1	0	0	0	0	0	0	3	3	0.00	0.000					
0 Adam Ottavino, R (5.1) ERA: 9.0	1.0		3	0	0	0	1	0	0	0	0	0	0	5	5	0.00	0.000					
65 Trevor May, R (6.1) ERA: 9.0	1.0		4	2	0	0	2	0	0	0	0	1	0	8	9	0.00	2.000					
82 Rob Zastryzny, L (7.1) ERA: 9.0	1.0		3	0	0	0	1	0	0	0	0	0	0	5	5	0.00	0.000					
<b>PITCHER</b>	IP	WLS	BF	H	R	ER	SO	BB	IBB	HBP	BLK	WP	HR	S	P	ERA	WHIP					
58 Alex Claudio, L (8.1) ERA: 4.5	1.0		3	0	0	0	2	0	0	0	0	0	0	7	7	0.00	0.000					



Batter	1	2	3	4	5	6	7	8	9	AB	R	H	RBI	BB	SO	LOB	TOP			
<b>3 Alcides Escobar, R</b> <small>OBP: 0.267, SLG: 0.214</small> <b>26 Lucius Fox, S</b> <small>OBP: 0.500, SLG: 1.000</small>										2	0	0	0	1	1	0	<b>Washington Nationals @ New York Mets</b> Clover Park, Port St. Lucie, FL Sat Mar 26 2022, 1:12 PM - 4:01 PM EDT Att.: 5,662 - Sunny - 71 F			
<b>22 Juan Soto, L</b> <small>OBP: 0.412, SLG: 0.500</small> <b>17 Andrew Stevenson, L</b> <small>OBP: 0.250, SLG: 0.100</small>										3	0	0	0	0	1	1				
<b>23 Nelson Cruz, R</b> <small>OBP: 0.111, SLG: 0.059</small> <b>38 Tres Barrera, R</b> <small>(9, PH)</small>										3	0	0	0	0	0	0				
<b>19 Josh Bell, S</b> <small>OBP: 0.250, SLG: 0.214</small> <b>18 Jake Noll, R</b> <small>OBP: 0.231, SLG: 0.091</small>										3	0	0	0	0	2	0				
<b>20 Keibert Ruiz, S</b> <small>OBP: 0.250, SLG: 0.273</small> <b>43 Chris Herrmann, L</b> <small>OBP: 0.250, SLG: 0.250</small>										2	1	1	0	0	0	0				
<b>28 Luis Thomas, R</b> <small>OBP: 0.438, SLG: 0.615</small> <b>29 Yadiel Hernandez, L</b> <small>OBP: 0.231, SLG: 0.333</small>										2	1	2	2	1	0	0				
<b>6 Maikel Franco, R</b> <small>OBP: 0.167, SLG: 0.273</small> <b>47 Richard Urena, S</b> <small>OBP: 0.308, SLG: 0.538</small>										3	0	0	0	0	2	2				
<b>2 Luis Garcia Jr., L</b> <small>OBP: 0.083, SLG: 0.167</small>										3	0	0	0	0	1	1				
<b>16 Victor Robles, R</b> <small>(1, 8)</small> <b>91 Nick Banks, L</b> <small>(8, 9)</small>										3	0	0	0	0	0	0				
<b>Inning Stats</b>	R: 0 E: 0 K: 0 S: 5	H: 0 LOB: 0 BB: 0 P: 9	R: 0 E: 0 K: 0 S: 6	H: 1 LOB: 1 BB: 0 P: 11	R: 0 E: 0 K: 1 S: 8	H: 0 LOB: 1 BB: 1 P: 15	R: 2 E: 0 K: 2 S: 14	H: 2 LOB: 0 BB: 0 P: 25	R: 0 E: 0 K: 1 S: 13	H: 0 LOB: 0 BB: 0 P: 18	R: 0 E: 0 K: 1 S: 6	H: 0 LOB: 1 BB: 1 P: 12	R: 0 E: 0 K: 1 S: 7	H: 0 LOB: 0 BB: 0 P: 12	R: 0 E: 0 K: 0 S: 8	H: 1 LOB: 1 BB: 0 P: 12		1B: 3 2B: 0 3B: 0 HR: 1	SF: 0 SAC: 0 DP: 0 HBP: 0	WP: 0 PB: 0 CS: 0
<b>PITCHER</b>	IP WLS BF H R ER SO BB IBB HBP BLK WP HR S P ERA WHIP																			
<b>99 Tajuan Walker, R</b> <small>ERA: 8.1</small> <b>23 David Peterson, L</b> <small>ERA: 8.1</small> <b>85 Stephen Nogosek, R</b> <small>ERA: 8.1</small> <b>43 Chasen Shreve, L</b> <small>ERA: 6.0</small> <b>61 Sean Reid-Foley, R</b> <small>ERA: 6.0</small>	2.0 3.2 1.1 1.0 1.0	WLS 7 14 5 3 4	BF 7 14 5 3 4	H 1 2 0 0 1	R 0 2 0 0 0	ER 0 2 0 0 0	SO 0 5 2 1 0	BB 0 1 0 0 0	IBB 0 0 0 0 0	HBP 0 0 0 0 0	BLK 0 0 0 0 0	WP 0 0 0 0 0	HR 0 1 0 0 0	S 11 38 17 7 8	P 20 65 10 12 12	ERA 0.00 4.91 0.00 0.00 0.00	WHIP 0.500 0.818 0.750 0.000 1.000			
<b>Batter</b>	<b>1</b>	<b>2</b>	<b>3</b>	<b>4</b>	<b>5</b>	<b>6</b>	<b>7</b>	<b>8</b>	<b>9</b>	<b>AB</b>	<b>R</b>	<b>H</b>	<b>RBI</b>	<b>BB</b>	<b>SO</b>	<b>LOB</b>	<b>BOTTOM</b>			
<b>42 Brandon Nimmo, L</b> <small>OBP: 0.214, SLG: 0.154</small> <b>89 Jake Mangum, S</b> <small>OBP: 0.286, SLG: 0.286</small>										4	0	2	0	0	0	1	<b>Washington Nationals @ New York Mets</b> Clover Park, Port St. Lucie, FL Sat Mar 26 2022, 1:12 PM - 4:01 PM EDT Att.: 5,662 - Sunny - 71 F			
<b>42 Mark Canha, R</b> <small>OBP: 0.214, SLG: 0.538</small> <b>85 Albert Suarez, L</b>										4	1	1	1	0	0	2				
<b>1 Jeff McNeil, L</b> <small>OBP: 0.383, SLG: 0.500</small> <b>16 Travis Jankowski, L</b> <small>OBP: 0.333, SLG: 0.250</small>										3	1	2	1	0	0	0				
<b>20 Pete Alonso, R</b> <small>OBP: 0.294, SLG: 0.154</small> <b>55 Branden Fryman, R</b> <small>(7, PR)</small>										3	0	0	0	1	0	2				
<b>24 Robinson Cano, L</b> <small>OBP: 0.200, SLG: 0.111</small> <b>81 Daniel Palka, L</b> <small>OBP: 0.333, SLG: 0.308</small>										3	0	0	1	1	0	2				
<b>10 Eduardo Escobar, S</b> <small>OBP: 0.636, SLG: 0.889</small> <b>96 Brett Baty, L</b> <small>OBP: 0.333, SLG: 0.250</small>										2	1	1	1	1	0	1				
<b>2 Dominic Smith, L</b> <small>OBP: 0.500, SLG: 0.786</small> <b>95 Francisco Alvarez, R</b> <small>OBP: 0.400, SLG: 1.000</small>										2	0	1	0	1	1	0				
<b>13 Luis Guillorme, L</b> <small>OBP: 0.353, SLG: 0.533</small> <b>87 Carlos Cortes, L</b> <small>OBP: 0.273, SLG: 0.300</small>										3	0	0	0	0	1	4				
<b>83 Nick Dini, R</b> <small>(1, 2)</small> <b>98 Hayden Senger, R</b> <small>OBP: 0.571, SLG: 0.250</small>										1	0	0	0	0	1	0				
<b>Inning Stats</b>	R: 0 E: 0 K: 0 S: 10	H: 1 LOB: 0 BB: 0 P: 17	R: 0 E: 0 K: 1 S: 16	H: 0 LOB: 2 BB: 2 P: 28	R: 0 E: 0 K: 1 S: 12	H: 0 LOB: 0 BB: 0 P: 18	R: 1 E: 0 K: 0 S: 10	H: 2 LOB: 1 BB: 1 P: 19	R: 2 E: 0 K: 0 S: 11	H: 3 LOB: 2 BB: 0 P: 31	R: 0 E: 0 K: 1 S: 11	H: 1 LOB: 2 BB: 1 P: 21	R: 0 E: 0 K: 2 S: 7	H: 0 LOB: 0 BB: 0 P: 10	1B: 5 2B: 2 3B: 1 HR: 1	SF: 0 SAC: 0 DP: 0 HBP: 1		WP: 0 PB: 0 CS: 0	PA: 37	
<b>PITCHER</b>	IP WLS BF H R ER SO BB IBB HBP BLK WP HR S P ERA WHIP																			
<b>32 Erick Fedde, R</b> <small>ERA: 6.75</small> <b>53 Reed Garrett, R</b> <small>ERA: 9.0</small> <b>33 Steve Cishek, R</b> <small>ERA: 9.0</small> <b>67 Kyle Finnegan, R</b> <small>ERA: 22.5</small> <b>74 Jace Fry, L</b> <small>ERA: 2.00</small>	2.2 1.1 1.0 1.0 1.0	WLS 7 2 6 3 5	BF 10 7 6 3 5	H 1 2 2 3 1	R 0 1 2 1 0	ER 0 1 2 1 0	SO 0 1 0 1 1	BB 2 0 0 0 1	IBB 0 0 0 0 0	HBP 0 0 1 0 0	BLK 0 0 0 0 0	WP 0 0 0 0 0	HR 0 0 0 1 0	S 36 12 11 23 11	P 60 22 19 31 21	ERA 0.00 6.75 18.00 9.00 0.00	WHIP 1.125 2.250 2.000 3.000 2.000			
<b>21 Tanner Rainey, R</b> <small>(8, 1)</small>	1.0	WLS 3	BF 3	H 0	R 0	ER 0	SO 2	BB 0	IBB 0	HBP 0	BLK 0	WP 0	HR 0	S 7	P 10	ERA 0.00	WHIP 0.000			



Batter	1	2	3	4	5	6	7	8	9	AB	R	H	RBI	BB	SO	LOB	TOP					
3 Dylan Carlson, S OBP: 0.333, SLG: 0.643 79 Conner Capel, L (6, 9)										3	1	1	0	0	1	0	<b>St. Louis Cardinals @ New York Mets</b> Clover Park, Port St. Lucie, FL Sun Mar 27 2022, 1:12 PM - 3:58 PM EDT Att: 7,205 - Sunny - 76 F					
21 Lars Nootbaar, L OBP: 0.333, SLG: 0.333										4	0	0	0	0	1	2						
48 Harrison Bader, R OBP: 0.462, SLG: 0.500 73 Delvin Perez, R (6, 6)										3	0	2	1	0	1	0						
11 Paul DeJong, R OBP: 0.429, SLG: 0.417 26 Ben DeLuizio, R (6, 8)										2	0	0	0	0	1	2						
36 Juan Yenez, R OBP: 0.381, SLG: 0.188										3	0	0	0	1	1	0						
33 Brendan Donovan, L OBP: 0.250, SLG: 0.389 35 Anderson Tejeda, S OBP: 0.375, SLG: 0.833										3	0	0	0	0	0	2						
84 Alec Burleson, L OBP: 0.150, SLG: 0.105										4	1	2	0	0	0	0						
41 Ali Sánchez, R OBP: 0.600, SLG: 0.571 99 Pedro Pagés, R (8, 2)										3	0	1	1	0	1	1						
78 Kramer Robertson, R OBP: 0.375, SLG: 0.167										4	0	0	0	0	3	1						
<b>Inning Stats</b>	R: 0 E: 0 K: 3 S: 12	H: 1 LOB: 1 BB: 0 P: 16	R: 0 E: 0 K: 1 S: 13	H: 1 LOB: 1 BB: 0 P: 17	R: 1 E: 0 K: 1 S: 13	H: 2 LOB: 1 BB: 0 P: 19	R: 0 E: 0 K: 0 S: 7	H: 0 LOB: 0 BB: 0 P: 8	R: 0 E: 0 K: 2 S: 10	H: 0 LOB: 0 BB: 0 P: 14	R: 0 E: 0 K: 1 S: 15	H: 0 LOB: 2 BB: 1 P: 25	R: 1 E: 0 K: 0 S: 13	H: 2 LOB: 1 BB: 0 P: 19	R: 0 E: 0 K: 2 S: 8	H: 0 LOB: 0 BB: 0 P: 12		R: 1 E: 0 K: 2 S: 10	H: 1 LOB: 0 BB: 0 P: 12	1B: 4 2B: 2 HR: 1	SF: 0 SAC: 0 DP: 0 HBP: 1	WP: 0 PB: 0 SB: 1 CS: 0
<b>PITCHER</b>	IP WLS BF H R ER SO BB IBB HBP BLK WP HR S P ERA WHIP																					
48 Jacob deGrom, R ERA: 1.8	3.0 W 13 4 1 1 5 0 0 0 0 0 0 38 52 3.00 1.333																					
21 Max Scherzer, R ERA: 2.45	6.0 S 23 3 2 2 7 1 0 1 0 0 1 63 90 3.00 0.667																					

AB	34
R	3
H	7
RBI	3
BB	1
SO	12
LOB	9



Batter	1	2	3	4	5	6	7	8	9	AB	R	H	RBI	BB	SO	LOB	BOTTOM			
1 Jeff McNeil, L OBP: 0.353, SLG: 0.385 2 Wyatt Young, L (7, PR)										3	0	0	0	1	0	1	<b>St. Louis Cardinals @ New York Mets</b> Clover Park, Port St. Lucie, FL Sun Mar 27 2022, 1:12 PM - 3:58 PM EDT Att: 7,205 - Sunny - 76 F			
42 Mark Canha, R OBP: 0.235, SLG: 0.471 81 Daniel Palka, L OBP: 0.333, SLG: 0.308										4	0	1	1	0	1	1				
12 Francisco Lindor, S OBP: 0.444, SLG: 1.000 80 Matt Reynolds, R (8, 6)										4	2	3	3	0	1	0				
20 Pete Alonso, R OBP: 0.381, SLG: 0.313 87 Carlos Cortes, L OBP: 0.273, SLG: 0.390										3	1	2	0	1	1	0				
24 Robinson Canó, L OBP: 0.214, SLG: 0.154 95 Francisco Alvarez, R OBP: 0.400, SLG: 1.000										4	0	1	0	0	0	4				
10 Eduardo Escobar, S OBP: 0.467, SLG: 0.667 90 Nick Meyer, R OBP: 0.250, SLG: 0.250										3	0	0	1	0	1	2				
16 Travis Jankowski, L OBP: 0.386, SLG: 0.273 2 Dominic Smith, L OBP: 0.500, SLG: 0.786										3	1	1	0	1	2	2				
3 Tomás Nido, R OBP: 0.417, SLG: 0.636 28 J.D. Davis, R OBP: 0.462, SLG: 0.333										3	1	2	2	0	0	1				
6 Starling Marte, R OBP: 0.500, SLG: 1.000 89 Jake Mangum, S OBP: 0.333, SLG: 0.333										2	1	1	0	0	1	0				
<b>Inning Stats</b>	R: 0 E: 0 K: 2 S: 8	H: 0 LOB: 0 BB: 0 P: 13	R: 3 E: 0 K: 1 S: 11	H: 2 LOB: 0 BB: 1 P: 19	R: 1 E: 0 K: 1 S: 12	H: 1 LOB: 0 BB: 0 P: 16	R: 0 E: 0 K: 0 S: 12	H: 1 LOB: 1 BB: 0 P: 19	R: 1 E: 0 K: 0 S: 15	H: 3 LOB: 2 BB: 1 P: 22	R: 0 E: 0 K: 1 S: 11	H: 1 LOB: 0 BB: 0 P: 18	R: 2 E: 0 K: 2 S: 20	H: 3 LOB: 2 BB: 1 P: 27	R: 0 E: 0 K: 0 S: 5	H: 1 LOB: 0 BB: 0 P: 10		1B: 7 2B: 3 3B: 0 HR: 3	SF: 1 SAC: 0 DP: 2 HBP: 0	WP: 0 PB: 0 SB: 0 CS: 0
<b>PITCHER</b>	IP WLS BF H R ER SO BB IBB HBP BLK WP HR S P ERA WHIP																			
43 Dakota Hudson, R ERA: 7.2	3.0 L 13 3 4 4 4 1 0 0 0 0 0 2 31 48 12.00 1.333																			
40 Jake Woodford, R ERA: 1.8	3.0 14 5 1 1 1 1 0 0 0 0 0 38 59 3.00 2.000																			
52 Matthew Liberatore, L ERA: 6.75	2.0 10 4 2 2 2 1 0 0 0 0 0 1 25 37 9.00 2.500																			

AB	33
R	7
H	12
RBI	7
BB	3
SO	7
LOB	13





Batter	1	2	3	4	5	6	7	8	9	AB	R	H	RBI	BB	SO	LOB	TOP						
42 Brandon Nimmo, L OBP: 0.263, SLG: 0.389 95 Carlos Rincon, R (7.9)	F8	K		6 2B 12 SF8 1B	K		HR		P3	5	2	2	1	0	2	3							
6 Starting Marte, R OBP: 0.375, SLG: 0.286 16 Trea Turner, L OBP: 0.375, SLG: 0.286 28 Brandon McIlwain, R (9.8)	G4-3		12 HR BB	12 SF8 20 1B	G6-3		G4-3		1B	2	2	1	1	1	0	0							
12 Francisco Lindor, S OBP: 0.500, SLG: 1.211 57 Shervyn Newton, S (6.6)				SF8			K		K	2	1	2	4	1	0	0							
20 Pete Alonso, R OBP: 0.360, SLG: 0.300 81 Daniel Palka, L OBP: 0.294, SLG: 0.267 (8.3)		BB		F8	1 E 28 1B FC5		F8		K	4	1	1	1	0	1	2							
1 Jeff McNeil, L OBP: 0.364, SLG: 0.444 10 Cody Bohaneck, R (8.4)		2 E 33 2B	2 PB 28 1B S	FC5 28 1B		G6-3		F9		5	2	2	0	0	0	1							
28 J.D. Davis, R OBP: 0.389, SLG: 0.286 (11.10)						G6-3		K		5	0	1	1	0	3	2							
2 Dominic Smith, L OBP: 0.522, SLG: 0.778 (5.3)		G3						K		4	0	2	1	0	1	3							
6 Justin Guerrero, R (8.5)								3 1B HBP		0	0	0	0	0	0	0							
33 James McCann, R OBP: 0.400, SLG: 0.600 3 Tomas Nido, R OBP: 0.429, SLG: 0.615 83 Nick Dini, R (9.2)								G4-3		3	0	1	1	0	2	3							
13 Luis Guillorme, L OBP: 0.429, SLG: 0.529 34 Stanley Consuegra, R (8.7)										2	2	1	0	2	1	2							
<b>Inning Stats</b>	R: 0 E: 0 K: 1 S: 11	H: 0 LOB: 1 BB: 1 P: 21	R: 1 E: 1 K: 2 S: 11	H: 2 LOB: 2 BB: 1 P: 24	R: 3 E: 0 K: 2 S: 21	H: 3 LOB: 1 BB: 1 P: 35	R: 4 E: 1 K: 2 S: 23	H: 5 LOB: 2 BB: 0 P: 31	R: 1 E: 0 K: 1 S: 11	H: 1 LOB: 2 BB: 0 P: 20	R: 0 E: 0 K: 1 S: 12	H: 1 LOB: 2 BB: 0 P: 17	R: 1 E: 0 K: 1 S: 9	H: 1 LOB: 0 BB: 0 P: 9	R: 0 E: 0 K: 1 S: 9	H: 1 LOB: 2 BB: 0 P: 12	R: 0 E: 0 K: 2 S: 15	H: 1 LOB: 2 BB: 1 P: 22	1B: 8 2B: 5 3B: 0 HR: 2	SF: 1 SAC: 0 DP: 0 HBP: 1	WP: 2 PB: 1 SB: 2 CS: 0	PA: 49	
<b>PITCHER</b>	IP WLS BF H R ER SO BB IBB HBP BLK WP HR S P ERA WHIP	2.1 L 14 4 4 4 3 3 0 0 0 0 1 1 31 61 15.43 3.000	0.2 3 1 0 0 2 0 0 0 0 0 0 0 0 12 19 0.00 1.500	1.0 9 5 4 3 2 0 0 0 0 0 0 0 0 23 31 27.00 5.000	2.0 10 2 1 1 2 1 0 1 0 0 0 0 23 37 4.50 1.500	1.0 4 1 1 1 1 0 0 0 0 0 0 1 9 9 9.00 1.000	<b>PITCHER</b>	IP WLS BF H R ER SO BB IBB HBP BLK WP HR S P ERA WHIP	2.0 9 2 0 0 0 3 1 0 0 0 0 1 0 24 34 0.00 1.500														
49 Pablo López, R ERA: 8.31 55 Anthony Bender, R (3.1) 56 Zach Pop, R ERA: 18.0 47 Jimmy Yacabonis, R ERA: 1.9 75 Grant Dayton, L ERA: 4.5																							
5 Jon Berti, R OBP: 0.333, SLG: 0.500 74 Luis Aviles Jr., R (7.6)	K		FC4-6 15 WP				FC3-6 64 HBP		K	2	0	0	0	1	1	1							
15 Brian Anderson, R OBP: 0.167, SLG: 0.284 64 Thomas Jones, R (7.8)	G6-3		G4-3		G4-3		HBP			3	0	0	0	0	0	2							
24 Avisaíl García, R OBP: 0.439, SLG: 0.444 28 Brady Allen, R (7.9)					2 2B		G5-3		FC2	3	0	2	0	0	0	0							
99 Jesús Aguilar, R OBP: 0.429, SLG: 0.588 46 Troy Johnston, L (7.3)					L8				K	2	0	0	0	1	0	2							
2 Jazz Chisholm Jr., L OBP: 0.391, SLG: 0.524 90 Bryson Brigran, R (7.4)										3	0	1	0	0	1	1							
93 Lorenzo Quintana, R OBP: 0.397, SLG: 0.786 91 Santiago Chávez, R OBP: 0.500, SLG: 0.333 (7.2)										3	0	0	0	0	2	3							
37 Williams Astudillo, R OBP: 0.439, SLG: 0.417 63 Charles Leblanc, R (7.5)										2	0	0	0	0	0	2							
Delino DeShields, R OBP: 0.125, SLG: 0.125 92 Brian Miller, L OBP: 0.455, SLG: 0.400 (7.7)										2	0	1	0	0	0	0							
67 JJ Bleday, L OBP: 0.200, SLG: 0.200 (11.10)										4	0	1	0	0	1	2							
<b>Inning Stats</b>	R: 0 E: 0 K: 1 S: 13	H: 1 LOB: 1 BB: 0 P: 18	R: 0 E: 0 K: 1 S: 7	H: 0 LOB: 0 BB: 0 P: 8	R: 0 E: 0 K: 0 S: 8	H: 1 LOB: 1 BB: 0 P: 11	R: 0 E: 0 K: 1 S: 13	H: 2 LOB: 2 BB: 0 P: 21	R: 0 E: 0 K: 0 S: 10	H: 0 LOB: 1 BB: 1 P: 18	R: 0 E: 0 K: 1 S: 9	H: 0 LOB: 1 BB: 1 P: 15	R: 0 E: 0 K: 1 S: 14	H: 1 LOB: 3 BB: 1 P: 22	R: 0 E: 0 K: 2 S: 8	H: 0 LOB: 0 BB: 0 P: 12	R: 0 E: 0 K: 2 S: 10	H: 1 LOB: 1 BB: 0 P: 15	1B: 5 2B: 1 3B: 0 HR: 0	SF: 0 SAC: 0 DP: 0 HBP: 1	WP: 2 PB: 0 SB: 0 CS: 0	PA: 37	
<b>PITCHER</b>	IP WLS BF H R ER SO BB IBB HBP BLK WP HR S P ERA WHIP	4.2 W 18 4 0 0 0 0 1 0 0 0 0 0 3 7 0.00 3.000	2.0 10 2 1 0 0 2 2 0 1 0 0 0 0 8 12 0.00 0.000	1.0 4 1 0 0 2 0 0 0 0 0 0 1 10 15 0.00 1.000																			

New York Mets @ Miami Marlins  
Roger Dean Chevrolet Stadium, Jupiter, FL  
Tue Mar 29 2022, 6:45 PM - 10:22 PM EDT  
Att. 3,418 - Clear - 79 F

AB 42  
R 10  
H 15  
RBI 10  
BB 5  
SO 13  
LOB 23



New York Mets @ Miami Marlins  
Roger Dean Chevrolet Stadium, Jupiter, FL  
Tue Mar 29 2022, 6:45 PM - 10:22 PM EDT  
Att. 3,418 - Clear - 79 F

AB 33  
R 0  
H 6  
RBI 0  
BB 3  
SO 9  
LOB 19





Batter	1	2	3	4	5	6	7	8	9	AB	R	H	RBI	BB	SO	LOB	TOP					
<b>9 Dee Strange-Gordon, L</b> <small>OBP: 0.400, SLG: 0.480</small> <b>96 Joey Meneeses, R</b> <small>OBP: 0.500, SLG: 1.250</small>										4	1	3	1	0	0	0	<b>Washington Nationals @ New York Mets</b> Clover Park, Port St. Lucie, FL Thu Mar 31 2022, 6:12 PM - 9:18 PM EDT Att: 3,987 - Partly Cloudy - 86 F					
<b>22 Juan Soto, L</b> <small>OBP: 0.500, SLG: 0.722</small> <b>91 Cody Wilson, R</b> <small>OBP: 0.333, SLG: 0.333</small>										4	1	2	2	0	0	2						
<b>23 Nelson Cruz, R</b> <small>OBP: 0.172, SLG: 0.077</small> <b>43 Chris Herrmann, L</b> <small>OBP: 0.333, SLG: 0.273</small>										4	0	0	0	0	3	1						
<b>28 Lane Thomas, R</b> <small>OBP: 0.367, SLG: 0.500</small> <b>83 Yoander Rivero, R</b> <small>OBP: 0.333, SLG: 0.333</small>											4	0	0	0	0	1		0				
<b>17 Andrew Stevenson, L</b> <small>OBP: 0.368, SLG: 0.313</small> <b>29 Yadiel Hernandez, L</b> <small>OBP: 0.333, SLG: 0.333</small>										2	0	1	0	1	0	0						
<b>6 Maikel Franco, R</b> <small>OBP: 0.200, SLG: 0.250</small> <b>83 Viandel Pena, S</b> <small>OBP: 0.333, SLG: 0.375</small>										4	0	0	0	0	1	4						
<b>3 Alcides Escobar, R</b> <small>OBP: 0.200, SLG: 0.130</small> <b>88 Gerardo Parra, L</b> <small>OBP: 0.438, SLG: 0.538</small>										3	1	0	0	0	0	1						
<b>15 Riley Adams, R</b> <small>OBP: 0.385, SLG: 0.800</small> <b>38 Tres Barrera, R</b> <small>OBP: 0.333, SLG: 0.375</small>										3	0	0	0	0	1	1						
<b>5 Ehire Adrianza, S</b> <small>OBP: 0.250, SLG: 0.267</small> <b>91 José Sánchez, R</b> <small>OBP: 0.500, SLG: 0.500</small>										2	0	0	0	0	0	1						
<b>Inning Stats</b>	R: 0 H: 1 E: 0 K: 1 S: 10	H: 1 LOB: 1 BB: 0 P: 13	R: 0 H: 1 E: 0 K: 1 S: 9	H: 1 LOB: 1 BB: 0 P: 16	R: 0 H: 1 E: 0 K: 0 S: 9	H: 1 LOB: 1 BB: 0 P: 14	R: 0 H: 0 E: 0 K: 0 S: 10	H: 0 LOB: 0 BB: 0 P: 20	R: 2 H: 2 E: 1 K: 1 S: 14	H: 2 LOB: 1 BB: 0 P: 17	R: 0 H: 0 E: 0 K: 0 S: 5	H: 0 LOB: 0 BB: 0 P: 9	R: 0 H: 0 E: 0 K: 2 S: 8	H: 0 LOB: 0 BB: 0 P: 11	R: 1 H: 1 E: 1 K: 2 S: 15	H: 1 LOB: 2 BB: 2 P: 23		R: 4 H: 2 E: 0 K: 2 S: 16	H: 2 LOB: 0 BB: 2 P: 29	1B: 4 2B: 2 3B: 0 HR: 2	SF: 0 SAC: 0 DP: 0 HBP: 0	WP: 1 PB: 0 CS: 1
<b>PITCHER</b>	IP: 3.2 WLS: 13 BF: 13	H: 3 R: 0 ER: 0 SO: 2	BB: 0 IBB: 0 HBP: 0 BLK: 0	WP: 0 HR: 0 S: 35 P: 54	ERA: 0.00 WHIP: 0.818	<b>PITCHER</b>	IP: 0.2 WLS: 6 BF: 6	H: 2 R: 4 ER: 4 SO: 2	BB: 2 IBB: 0 HBP: 0 BLK: 0	WP: 1 HR: 1 S: 13 P: 25	ERA: 54.00 WHIP: 6.000	<b>PITCHER</b>	IP: 0.1 WLS: 1 BF: 1	H: 0 R: 0 ER: 0 SO: 0	BB: 0 IBB: 0 HBP: 0 BLK: 0	WP: 0 HR: 0 S: 3 P: 4	ERA: 0.00 WHIP: 0.000					
<b>99 Tajuan Walker, R</b> <small>ERA: 9.82</small> <b>84 Michel Otazew, R</b> <small>ERA: 9.82</small> <b>67 Seth Lugo, R</b> <small>ERA: 4.5</small> <b>65 Trevor May, R</b> <small>ERA: 4.5</small> <b>39 Edwin Díaz, R</b> <small>ERA: 4.5</small>										2	0	0	0	2	1	1	<b>Washington Nationals @ New York Mets</b> Clover Park, Port St. Lucie, FL Thu Mar 31 2022, 6:12 PM - 9:18 PM EDT Att: 3,987 - Partly Cloudy - 86 F					
<b>12 Francisco Lindor, S</b> <small>OBP: 0.448, SLG: 0.960</small> <b>28 Brandon McIlwain, R</b> <small>OBP: 0.286, SLG: 0.263</small>										4	0	0	0	0	2	4						
<b>24 Robinson Cano, L</b> <small>OBP: 0.300, SLG: 0.278</small> <b>81 Daniel Palka, L</b> <small>OBP: 0.286, SLG: 0.263</small>										2	0	1	0	1	0	1						
<b>10 Eduardo Escobar, S</b> <small>OBP: 0.409, SLG: 0.667</small> <b>67 Jose Perozo, R</b> <small>OBP: 0.286, SLG: 0.263</small>										3	1	1	1	1	0	2						
<b>42 Mark Canha, R</b> <small>OBP: 0.208, SLG: 0.375</small> <b>22 Wilmer Reyes, R</b> <small>OBP: 0.333, SLG: 0.333</small>										4	0	0	0	0	0	0						
<b>1 Jeff McNeil, L</b> <small>OBP: 0.346, SLG: 0.409</small> <b>2 Wyatt Young, L</b> <small>OBP: 0.333, SLG: 0.333</small>										4	1	1	0	0	0	2						
<b>28 J.D. Davis, R</b> <small>OBP: 0.351, SLG: 0.353</small> <b>2 Dominic Smith, L</b> <small>OBP: 0.520, SLG: 0.750</small>										1	1	1	0	0	0	0						
<b>16 Travis Jankowski, L</b> <small>OBP: 0.381, SLG: 0.235</small> <b>95 Carlos Rincon, R</b> <small>OBP: 0.333, SLG: 0.333</small>										2	0	0	0	0	1	3						
<b>3 Tomás Nido, R</b> <small>OBP: 0.421, SLG: 0.611</small> <b>83 Nick Dini, R</b> <small>OBP: 0.333, SLG: 0.333</small>										3	0	2	1	0	0	1						
<b>Inning Stats</b>	R: 0 H: 0 E: 0 K: 2 S: 12	H: 1 LOB: 1 BB: 0 P: 20	R: 0 H: 1 E: 0 K: 0 S: 7	H: 1 LOB: 1 BB: 0 P: 9	R: 0 H: 1 E: 0 K: 0 S: 11	H: 1 LOB: 1 BB: 0 P: 21	R: 3 H: 3 E: 0 K: 2 S: 14	H: 3 LOB: 2 BB: 1 P: 26	R: 0 H: 0 E: 0 K: 0 S: 4	H: 0 LOB: 1 BB: 1 P: 11	R: 0 H: 0 E: 0 K: 0 S: 8	H: 1 LOB: 0 BB: 0 P: 13	R: 0 H: 1 E: 0 K: 1 S: 8	H: 1 LOB: 1 BB: 0 P: 10	R: 0 H: 0 E: 0 K: 2 S: 9	H: 0 LOB: 0 BB: 0 P: 10		1B: 5 2B: 2 3B: 0 HR: 1	SF: 0 SAC: 0 DP: 2 HBP: 2	WP: 1 PB: 0 CS: 0	PA: 39	
<b>PITCHER</b>	IP: 3.1 WLS: 15 BF: 15	H: 4 R: 2 ER: 2 SO: 2	BB: 1 IBB: 0 HBP: 0 BLK: 0	WP: 1 HR: 0 S: 35 P: 58	ERA: 13.50 WHIP: 3.000	<b>PITCHER</b>	IP: 1.0 WLS: 7 BF: 7	H: 1 R: 0 ER: 0 SO: 3	BB: 0 IBB: 0 HBP: 0 BLK: 0	WP: 0 HR: 0 S: 17 P: 20	ERA: 0.00 WHIP: 1.000	<b>PITCHER</b>	IP: 2.0 WLS: 7 BF: 7	H: 1 R: 0 ER: 0 SO: 3	BB: 0 IBB: 0 HBP: 0 BLK: 0	WP: 0 HR: 0 S: 17 P: 20	ERA: 0.00 WHIP: 0.500					







Batter	1	2	3	4	5	6	7	8	9	AB	R	H	RBI	BB	SO	LOB	TOP			
12 Jorge Soler, R OBP: 0.500, SLG: 0.714 77 Kyle Castillo, R OBP: 1.000, SLG: 1.000										4	1	1	1	0	2	0	<p>Miami Marlins @ New York Mets Clover Park, Port St. Lucie, FL Sun Apr 03 2022, 1:12 PM - 4:25 PM EDT Att.: 5,983 - Sunny - 74 F</p> <p>livebaseballscorecards.com</p>			
26 Garrett Cooper, R OBP: 0.344, SLG: 0.259 59 Zach Zebala, R										4	0	1	0	0	2	0				
7 Jesús Sánchez, L OBP: 0.348, SLG: 0.300 5 Osiris Johnson, R OBP: 0.500, SLG: 0.500										1	1	0	0	2	0	0				
99 Jesús Aguilar, R OBP: 0.414, SLG: 0.640 53 Javeon Cody, R										4	1	1	2	0	0	3				
24 Avisail García, R OBP: 0.310, SLG: 0.320 28 Brady Allen, R										4	0	0	0	0	2	0				
18 Joey Wendle, L OBP: 0.438, SLG: 0.467 93 Cristhian Rodriguez, L										4	1	3	0	0	1	0				
11 Miguel Rojas, R 1 Jose Salas, S										2	0	1	0	1	0	1				
58 Jacob Stallings, R 59 Payton Henry, R										3	0	1	1	0	1	2				
2 Jazz Chisholm Jr., L 3 Kahili Watson, L										3	0	0	0	0	2	2				
<b>Inning Stats</b>	R: 1 E: 0 K: 1 S: 14	H: 1 LOB: 0 BB: 0 P: 20	R: 0 E: 0 K: 2 S: 9	H: 1 LOB: 1 BB: 0 P: 16	R: 0 E: 0 K: 0 S: 7	H: 0 LOB: 0 BB: 0 P: 10	R: 3 E: 0 K: 1 S: 13	H: 4 LOB: 1 BB: 1 P: 21	R: 0 E: 0 K: 2 S: 8	H: 0 LOB: 1 BB: 1 P: 14	R: 0 E: 0 K: 2 S: 20	H: 2 LOB: 2 BB: 0 P: 23	R: 0 E: 0 K: 1 S: 8	H: 1 LOB: 1 BB: 0 P: 14	R: 0 E: 0 K: 2 S: 17	H: 1 LOB: 3 BB: 2 P: 26		1B: 7 2B: 1 3B: 0 HR: 2	SF: 0 SAC: 0 DP: 0 HBP: 0	WP: 0 PB: 0 SB: 0 CS: 0
<b>PITCHER</b>	IP WLS BF H R ER SO BB IBB HBP BLK WP HR S P ERA WHIP																			
40 Chris Bassitt, R ERA: 2.79	5.0 W 22 6 4 3 6 2 0 0 0 0 0 2 56 90 5.40 1.600																			
43 Chasen Shreve, L ERA:	1.0 H 4 0 0 0 2 1 0 0 0 0 0 0 8 14 0.00 1.000																			
29 Trevor Williams, R ERA:	3.0 S 15 4 0 0 5 2 0 0 0 0 0 0 45 63 0.00 2.000																			


Batter	1	2	3	4	5	6	7	8	9	AB	R	H	RBI	BB	SO	LOB	BOTTOM			
42 Brandon Nimmo, L OBP: 0.323, SLG: 0.308 16 Travis Jankowski, L OBP: 0.409, SLG: 0.235										2	0	1	0	2	0	0	<p>Miami Marlins @ New York Mets Clover Park, Port St. Lucie, FL Sun Apr 03 2022, 1:12 PM - 4:25 PM EDT Att.: 5,983 - Sunny - 74 F</p> <p>livebaseballscorecards.com</p>			
6 Starling Marte, R OBP: 0.571, SLG: 0.750 81 Daniel Palka, L OBP: 0.333, SLG: 0.333										4	1	2	2	1	1	4				
12 Francisco Lindor, S OBP: 0.382, SLG: 0.690										5	0	0	1	0	2	4				
20 Pete Alonso, R OBP: 0.364, SLG: 0.500 2 Dominic Smith, L OBP: 0.519, SLG: 0.773										4	2	2	0	0	1	2				
10 Eduardo Escobar, S OBP: 0.385, SLG: 0.727 28 J.D. Davis, R OBP: 0.440, SLG: 0.316										4	1	1	1	0	1	4				
24 Robinson Cano, L OBP: 0.417, SLG: 0.455 98 Hayden Senger, R OBP: 0.333, SLG: 0.111										4	2	4	1	0	0	0				
42 Mark Canha, R OBP: 0.172, SLG: 0.310 90 Jaylen Palmer, R										4	0	0	0	0	1	4				
1 Jeff McNeil, L OBP: 0.323, SLG: 0.370 13 Luis Guillorme, L OBP: 0.429, SLG: 0.529										4	1	1	0	0	0	2				
3 Tomás Nido, R OBP: 0.478, SLG: 0.636 83 Nick Dini, R										4	1	3	1	0	1	2				
<b>Inning Stats</b>	R: 1 E: 0 K: 0 S: 11	H: 1 LOB: 0 BB: 1 P: 19	R: 3 E: 0 K: 2 S: 22	H: 4 LOB: 2 BB: 1 P: 34	R: 1 E: 0 K: 0 S: 9	H: 2 LOB: 1 BB: 0 P: 10	R: 1 E: 1 K: 2 S: 18	H: 1 LOB: 2 BB: 1 P: 24	R: 1 E: 0 K: 1 S: 16	H: 3 LOB: 2 BB: 0 P: 25	R: 1 E: 1 K: 2 S: 12	H: 2 LOB: 1 BB: 0 P: 17	R: 0 E: 0 K: 0 S: 11	H: 1 LOB: 1 BB: 1 P: 17	R: 0 E: 0 K: 2 S: 10	H: 1 LOB: 1 BB: 0 P: 16		1B: 9 2B: 5 3B: 0 HR: 1	SF: 0 SAC: 0 DP: 1 HBP: 0	WP: 0 PB: 0 SB: 1 CS: 0
<b>PITCHER</b>	IP WLS BF H R ER SO BB IBB HBP BLK WP HR S P ERA WHIP																			
49 Pablo López, R ERA: 10.13	3.2 L 20 7 6 5 4 2 0 0 0 0 0 0 1 54 76 12.27 2.455																			
48 Steven Okert, L ERA: 2.7	0.1 3 1 0 0 0 1 0 0 0 0 0 0 6 11 0.00 6.000																			
49 Pablo López, R ERA: 10.13	3.2 L 20 7 6 5 4 2 0 0 0 0 0 0 1 54 76 12.27 2.455																			
56 Zach Pop, R ERA: 11.25	2.0 11 5 2 1 3 0 0 0 0 0 0 0 28 42 4.50 2.500																			
55 Anthony Bender, R ERA:	1.0 4 1 0 0 0 1 0 0 0 0 0 0 11 17 0.00 2.000																			




Batter	1	2	3	4	5	6	7	8	9	AB	R	H	RBI	BB	SO	LOB	TOP								
1 Jeff McNeil, L (1, 7) OBP: 0.343, SLG: 0.419 30 William Lugo, R (7, PR) 81 Daniel Palka, L (7, 3) OBP: 0.360, SLG: 0.333										4	0	2	0	0	0	0	<b>New York Mets @ Houston Astros</b> <b>The Ballpark of the Palm Beaches, West Palm Beach, FL</b> Mon Apr 04 2022, 12:07 PM - 3:16 PM EDT Att: 1,963 - Cloudy - 78 F <a href="http://livebaseballscorecards.com">livebaseballscorecards.com</a>								
6 Sterling Marte, R (1, 9) OBP: 0.529, SLG: 0.643 13 Luis Guillorme, L (7, PH) OBP: 0.435, SLG: 0.500										2	0	0	0	1	0	0									
12 Francisco Lindor, S (1, 6) OBP: 0.342, SLG: 0.706 57 Shervyn Newton, S (7, PR) OBP: 0.435, SLG: 0.500										4	0	0	0	0	1	5									
20 Pete Alonso, R (1, 10) OBP: 0.361, SLG: 0.467 3 Tomas Nido, R (7, PH) OBP: 0.440, SLG: 0.583										2	0	0	0	1	0	1									
10 Eduardo Escobar, S (1, 5) OBP: 0.345, SLG: 0.640 28 J.D. Davis, R (7, PH) OBP: 0.423, SLG: 0.300											3	0	0	0	0	1									
24 Robinson Cano, L (1, 4) OBP: 0.407, SLG: 0.440 34 Stanley Consuegra, R (7, 9)											3	1	1	0	0	0									
42 Mark Canha, R (1, 8) 80 Jeffrey De Los Santos, L (7, PR) OBP: 0.407, SLG: 0.440											3	0	2	0	0	1									
2 Dominic Smith, L (1, 3) 16 Travis Jankowski, L (7, 8) OBP: 0.391, SLG: 0.222											3	1	2	3	0	0									
33 James McCann, R (1, 2) OBP: 0.250, SLG: 0.333										4	0	1	0	0	0	4									
<b>Inning Stats</b>	R: 0 E: 0 K: 0 S: 3	H: 1 LOB: 1 BB: 1 P: 7	R: 0 E: 1 K: 0 S: 5	H: 2 LOB: 2 BB: 0 P: 5	R: 0 E: 0 K: 0 S: 3	H: 0 LOB: 0 BB: 0 P: 3	R: 0 E: 0 K: 0 S: 4	H: 1 LOB: 1 BB: 0 P: 4	R: 0 E: 0 K: 0 S: 3	H: 0 LOB: 0 BB: 0 P: 3	R: 0 E: 0 K: 1 S: 5	H: 0 LOB: 1 BB: 1 P: 9	R: 3 E: 1 K: 0 S: 9	H: 4 LOB: 3 BB: 1 P: 15	R: 0 E: 0 K: 1 S: 5	H: 0 LOB: 1 BB: 1 P: 10		R: 0 E: 0 K: 2 S: 7	H: 0 LOB: 1 BB: 1 P: 11	1B: 6 2B: 1 3B: 0 HR: 1	SF: 0 SAC: 0 DP: 2 HBP: 0	WP: 0 PB: 0 SB: 1 CS: 0	PA: 40		
<b>PITCHER</b>	IP	WLS	BF	H	R	ER	SO	BB	IBB	HBP	BLK	WP	HR	S	P	ERA	WHIP								
65 Jose Uquidy, R (1, 1) ERA: 3.86	5.0		19	4	0	0	0	1	0	0	0	0	0	18	22	0.00	1.000								
66 Bryan Abreu, R (6, 1) ERA: 3.86	1.0	H	4	0	0	0	1	1	0	0	0	0	0	5	9	0.00	1.000								
52 Pedro Báez, R (7, 1) ERA: 6.75	0.1	B	7	4	3	2	0	1	0	0	0	0	1	7	13	54.00	15.000								
76 Ronel Blanco, R (7, 1) ERA: 2.70	0.2		2	0	0	0	0	0	0	0	0	0	0	2	2	0.00	0.000								
97 Ronny Garcia, R (8, 1) ERA: 2.70	1.0		4	0	0	0	1	1	0	0	0	0	0	5	10	0.00	1.000								

Batter	1	2	3	4	5	6	7	8	9	AB	R	H	RBI	BB	SO	LOB	BOTTOM								
27 Jose Altuve, R (1, 4) OBP: 0.360, SLG: 0.522 94 Dauri Lorenzo, S (6, 4)										3	1	1	0	0	1	2	<b>New York Mets @ Houston Astros</b> <b>The Ballpark of the Palm Beaches, West Palm Beach, FL</b> Mon Apr 04 2022, 12:07 PM - 3:16 PM EDT Att: 1,963 - Cloudy - 78 F <a href="http://livebaseballscorecards.com">livebaseballscorecards.com</a>								
30 Kyle Tucker, L (1, 9) OBP: 0.261, SLG: 0.227 91 Rolando Espinosa, R (7, 9)										3	0	1	0	0	1	0									
2 Alex Bregman, R (1, 5) OBP: 0.380, SLG: 0.375 11 Niko Goodrum, S (7, 5)											3	0	0	0	0	2									
44 Yordan Alvarez, L (1, 7) OBP: 0.304, SLG: 0.500 96 Richi Gonzalez, R (6, PR) OBP: 0.231, SLG: 0.231											2	0	0	0	1	0									
10 Yuli Gurriel, R (1, 3) OBP: 0.476, SLG: 0.947 38 Michael Papierski, S (6, 3) OBP: 0.333, SLG: 0.143											2	1	1	0	0	0									
23 Michael Brantley, L (1, 10) OBP: 0.259, SLG: 0.440 92 Justin Williams, R (9, PR)											4	0	1	0	0	1									
20 Chas McCormick, R (1, 8) OBP: 0.253, SLG: 0.222 26 Jose Siri, R (5, 8) OBP: 0.231, SLG: 0.231											2	0	1	0	0	1									
3 Jeremy Peña, R (1, 6) OBP: 0.381, SLG: 0.700 16 Aledmys Diaz, R (6, 6) OBP: 0.353, SLG: 0.154											2	0	0	1	0	1									
15 Martin Maldonado, R (1, 2) OBP: 0.263, SLG: 0.125 18 Jason Castro, L (6, 2) OBP: 0.333, SLG: 0.333											1	0	0	0	1	1									
<b>Inning Stats</b>	R: 1 E: 0 K: 1 S: 6	H: 2 LOB: 0 BB: 0 P: 6	R: 1 E: 0 K: 1 S: 7	H: 2 LOB: 1 BB: 1 P: 11	R: 0 E: 0 K: 1 S: 5	H: 0 LOB: 0 BB: 0 P: 5	R: 0 E: 0 K: 2 S: 7	H: 0 LOB: 0 BB: 0 P: 7	R: 0 E: 0 K: 3 S: 9	H: 0 LOB: 1 BB: 1 P: 13	R: 0 E: 0 K: 3 S: 11	H: 2 LOB: 2 BB: 0 P: 11	R: 0 E: 0 K: 1 S: 5	H: 0 LOB: 1 BB: 1 P: 9	R: 1 E: 0 K: 1 S: 7	H: 2 LOB: 2 BB: 1 P: 11		1B: 7 2B: 1 3B: 0 HR: 0	SF: 0 SAC: 0 DP: 1 HBP: 0	WP: 0 PB: 0 SB: 0 CS: 0	PA: 38				
<b>PITCHER</b>	IP	WLS	BF	H	R	ER	SO	BB	IBB	HBP	BLK	WP	HR	S	P	ERA	WHIP								
59 Carlos Carrasco, R (1, 1) ERA: 5.4	4.1		17	4	2	2	5	1	0	0	0	0	0	4	4	0.00	0.000								
61 Sean Reid-Foley, R (5, 1) ERA: 3.38	0.2		2	0	0	0	1	0	0	0	0	0	0	4	4	0.00	0.000								
39 Edwin Diaz, R (6, 1) ERA: 3.38	0.2		3	0	0	0	2	1	0	0	0	0	0	6	10	0.00	1.500								
62 Drew Smith, R (6, 1) ERA: 3.38	0.1	H	1	0	0	0	1	0	0	0	0	0	0	3	3	0.00	0.000								
67 Seth Lugo, R (7, 1) ERA: 3.38	1.0	H	5	2	0	0	3	0	0	0	0	0	0	11	11	0.00	2.000								
<b>PITCHER</b>	IP	WLS	BF	H	R	ER	SO	BB	IBB	HBP	BLK	WP	HR	S	P	ERA	WHIP								
65 Trevor May, R (8, 1) ERA: 5.4	1.0		6	2	1	1	1	1	0	0	0	0	0	7	11	9.00	3.000								
0 Adam Ottavino, R (9, 1) ERA: 5.4	1.0	B	6	2	1	1	1	1	0	0	0	0	0	7	11	9.00	3.000								



Batter	1	2	3	4	5	6	7	8	9	AB	R	H	RBI	BB	SO	LOB	TOP									
1 Jeff McNeil, L (1,4) OBP: 0.333, SLG: 0.406	F8		G3-1			G6-3		G5-4-3		1	0	0	0	0	0	0	<p><b>New York Mets @ Washington Nationals</b> The Ballpark of the Palm Beaches, West Palm Beach, FL</p> <p>Tue Apr 05 2022, 12:06 PM - 3:01 PM EDT Attr. 2,223 - Partly Cloudy - 81 F</p> <p>livebaseballscorecards.com</p> <p>AB 30 R 0 H 3 RBI 0 BB 2 SO 7 LOB 13</p> 									
71 Cesar Berbesi, L (3,PH) (3,4)										3	0	0	0	0	0	1										
13 Luis Guillorme, L (1,6) OBP: 0.385, SLG: 0.429	G4-3					G6-3				3	0	0	0	0	0	0										
30 William Lugo, R (6,6)										1	0	1	0	0	0	0										
28 J.D. Davis, R (1,5) OBP: 0.429, SLG: 0.318	K					F8				2	0	1	0	0	1	0										
98 Hayden Senger, R (4,2) OBP: 0.286, SLG: 0.091										2	0	0	0	0	0	1										
2 Dominic Smith, L (1,3) OBP: 0.531, SLG: 0.846						P6				1	0	0	0	1	0	1										
80 Jeffrey De Los Santos, L (4,7)										2	0	0	0	0	1	1										
33 James McCann, R (1,2) OBP: 0.214, SLG: 0.286	F9					P3				2	0	0	0	0	0	2										
6 Justin Guerrero, R (4,5)										0	0	0	0	1	0	0										
85 Albert Suarez, L (9,PH)										1	0	0	0	0	0	1										
81 Daniel Palka, L (1,7) OBP: 0.321, SLG: 0.292	K					G1-3				3	0	0	0	0	2	2										
34 Stanley Consuegra, R (1,9) OBP: 0.460, SLG: 0.250	K									3	0	1	0	0	1	2										
Carlos Dominguez, R (1,10)										2	0	0	0	0	2	1										
83 Nick Dini, R (8,PH)										1	0	0	0	0	0	0										
Alex Ramirez, R (1,8) OBP: 0.286, SLG: 0.167	P6					FC6-4				3	0	0	0	0	0	1										
<b>Inning Stats</b>	R: 0 E: 0 K: 1 S: 6	H: 0 LOB: 0 BB: 0 P: 9	R: 0 E: 0 K: 2 S: 7	H: 0 LOB: 1 BB: 1 P: 14	R: 0 E: 0 K: 1 S: 5	H: 0 LOB: 0 BB: 0 P: 5	R: 0 E: 0 K: 0 S: 6	H: 1 LOB: 1 BB: 0 P: 9	R: 0 E: 0 K: 1 S: 7	H: 1 LOB: 1 BB: 0 P: 7	R: 0 E: 0 K: 0 S: 5	H: 0 LOB: 0 BB: 0 P: 8	R: 0 E: 1 K: 2 S: 7	H: 0 LOB: 1 BB: 1 P: 11	R: 0 E: 0 K: 0 S: 3	H: 0 LOB: 0 BB: 0 P: 3	R: 0 E: 0 K: 0 S: 5	H: 1 LOB: 1 BB: 0 P: 5	1B: 3 2B: 0 3B: 0 HR: 0	SF: 0 SAC: 0 DP: 1 HBP: 0	WP: 1 PB: 0 SB: 0 CS: 0	PA: 32				
<b>PITCHER</b>	IP	WLS	BF	H	R	ER	SO	BB	IBB	HBP	BLK	WP	HR	S	P	ERA	WHIP									
32 Erick Fedde, R (1,1) ERA: 4.2	4.2	W	17	2	0	0	5	1	0	0	0	0	0	0	29	42	0.00	0.643								
52 Patrick Murphy, R (5,1) ERA: 2.08	1.0		3	0	0	0	0	0	0	0	0	0	0	4	4	0.00	0.000									
71 Mason Thompson, R (6,1) ERA: 4.76	1.1		5	0	0	0	2	1	0	0	0	1	0	10	17	0.00	0.750									
13 Josh Rogers, L (8,1) ERA: 3.88	2.0		7	1	0	0	0	0	0	0	0	0	0	8	8	0.00	0.500									

Batter	1	2	3	4	5	6	7	8	9	AB	R	H	RBI	BB	SO	LOB	BOTTOM								
1 César Hernández, S (1,4) OBP: 0.333, SLG: 0.452	F9		F9			G4-3		K		3	1	1	0	0	0	1	<p><b>New York Mets @ Washington Nationals</b> The Ballpark of the Palm Beaches, West Palm Beach, FL</p> <p>Tue Apr 05 2022, 12:06 PM - 3:01 PM EDT Attr. 2,223 - Partly Cloudy - 81 F</p> <p>livebaseballscorecards.com</p> <p>AB 44 R 14 H 20 RBI 14 BB 2 SO 5 LOB 18</p> 								
Lucius Fox, S (5,6) (7,5)						FC6-4				3	0	0	0	0	1	3									
22 Juan Soto, L (1,9) OBP: 0.471, SLG: 0.615	G3-1									1	1	0	0	1	0	0									
29 Yadiel Hernandez, L (3,9) OBP: 0.375, SLG: 0.350										3	1	2	0	0	0	1									
87 Daniel Marte, R (7,9)										0	0	0	0	0	0	0									
23 Nelson Cruz, R (1,10) OBP: 0.271, SLG: 0.343	G5-3									2	1	1	4	0	0	0									
9 Dee Strange-Gordon, L (3,PH) OBP: 0.455, SLG: 0.576										1	0	0	0	0	0	2									
91 Yeuri Amparo, R (5,PH) OBP: 0.500, SLG: 0.500										2	0	1	0	0	0	0									
19 Josh Bell, S (1,3) OBP: 0.216, SLG: 0.295										1	1	1	0	1	0	0									
98 Landon Dieterich, R (3,3) OBP: 0.667, SLG: 1.000										3	1	2	1	0	0	0									
20 Keibert Ruiz, S (1,2) OBP: 0.360, SLG: 0.667										3	2	2	3	0	1	1									
15 Riley Adams, R (5,2) OBP: 0.316, SLG: 0.563										2	0	0	0	0	0	2									
94 Jaisel Acosta, R (9,2)										0	0	0	0	0	0	0									
28 Lane Thomas, R (1,7) OBP: 0.376, SLG: 0.576										3	2	2	2	0	1	1									
Jaden Fein, R (5,7) OBP: 0.500, SLG: 0.500										2	0	1	0	0	0	2									
3 Alcides Escobar, R (1,6) OBP: 0.267, SLG: 0.267										3	1	1	2	0	1	0									
83 Jake Boone, R (5,4) OBP: 1.000, SLG: 1.500										2	1	2	0	0	0	0									
6 Maikel Franco, R (1,5) OBP: 0.294, SLG: 0.500										2	1	1	1	0	0	0									
85 Christopher De La Cruz, R (4,8) OBP: 0.250, SLG: 0.250										3	0	0	0	0	0	3									
16 Victor Robles, R (1,8) OBP: 0.333, SLG: 0.250										2	1	2	0	0	0	0									
90 Paul Witt, R (4,5) OBP: 0.333, SLG: 0.333										2	0	1	1	0	0	0									
89 Armando Cruz, R (7,6)										1	0	0	0	0	1	2									
<b>Inning Stats</b>	R: 0 E: 0 K: 0 S: 3	H: 0 LOB: 0 BB: 0 P: 3	R: 8 E: 0 K: 2 S: 14	H: 7 LOB: 2 BB: 2 P: 24	R: 1 E: 0 K: 1 S: 13	H: 3 LOB: 2 BB: 0 P: 16	R: 3 E: 0 K: 0 S: 8	H: 3 LOB: 0 BB: 0 P: 8	R: 1 E: 0 K: 0 S: 8	H: 3 LOB: 2 BB: 0 P: 8	R: 1 E: 0 K: 0 S: 5	H: 2 LOB: 1 BB: 0 P: 5	R: 0 E: 0 K: 0 S: 5	H: 0 LOB: 0 BB: 0 P: 5	R: 0 E: 0 K: 2 S: 11	H: 2 LOB: 2 BB: 0 P: 11	R: 0 E: 0 K: 2 S: 11	H: 2 LOB: 2 BB: 0 P: 11	1B: 11 2B: 4 3B: 0 HR: 5	SF: 0 SAC: 0 DP: 0 HBP: 0	WP: 1 PB: 0 SB: 0 CS: 0	PA: 46			
<b>PITCHER</b>	IP	WLS	BF	H	R	ER	SO	BB	IBB	HBP	BLK	WP	HR	S	P	ERA	WHIP								
99 Taijuan Walker, R (1,1) ERA: 7.71	1.1	L	10	6	6	6	0	0	0	0	0	0	2	10	11	40.50	4.500								
93 Colin Holderman, R (2,1) ERA: 6.75	1.2		11	4	3	3	3	2	0	0	0	1	2	20	32	16.20	3.600								
92 Eric Orze, R (4,1) ERA: 13.5	1.0		6	3	3	3	0	0	0	0	0	0	1	8	8	27.00	3.000								
58 Alex Claudio, L (5,1) ERA: 1.5	1.0		6	3	1	1	0	0	0	0	0	0	0	8	8	9.00	3.000								
30 Joely Rodríguez, L (6,1) ERA: 23.14	1.0		5	2	1	1	0	0	0	0	0	0	0	5	5	9.00	2.000								
74 Félix Peña, R (7,1) ERA: 4.5	2.0		8	2	0	0	2	0	0	0	0	0	0	16	16	0.00	1.000								



Batter	1	2	3	4	5	6	7	8	9	AB	R	H	RBI	BB	SO	LOB	TOP				
6 Starling Marte, R OBP: 0.200, SLG: 0.200										5	0	1	1	0	0	7					
28 J.D. Davis, R OBP: 0.400, SLG: 0.500										4	1	1	0	1	1	2					
12 Francisco Lindor, S OBP: 0.200, SLG: 0.200										5	0	1	1	0	3	1					
20 Pete Alonso, R OBP: 0.600, SLG: 0.500										4	1	2	0	0	0	2					
2 Dominic Smith, L										4	0	1	0	1	2	1					
10 Eduardo Escobar, S OBP: 0.500, SLG: 0.500										4	0	1	0	1	2	1					
24 Robinson Cano, L OBP: 0.750, SLG: 0.867										3	2	2	0	1	0	0					
16 Travis Jankowski, L										3	1	2	1	1	1	0					
42 Mark Canha, R OBP: 0.750, SLG: 0.667										3	1	2	1	1	1	0					
1 Jeff McNeil, L OBP: 0.500, SLG: 0.500										4	0	2	1	0	1	2					
33 James McCann, R										2	0	0	1	0	0	2					
<b>Inning Stats</b>	R: 0 H: 1 E: 0 K: 1 S: 11	H: 1 LOB: 1 BB: 1 P: 20	R: 0 H: 0 E: 0 K: 1 S: 8	H: 0 LOB: 0 BB: 0 P: 12	R: 0 H: 0 E: 0 K: 1 S: 6	H: 0 LOB: 0 BB: 0 P: 10	R: 0 H: 2 E: 0 K: 1 S: 12	H: 2 LOB: 2 BB: 0 P: 19	R: 2 H: 2 E: 0 K: 0 S: 11	H: 3 LOB: 3 BB: 1 P: 20	R: 1 H: 2 E: 0 K: 1 S: 12	H: 2 LOB: 0 BB: 0 P: 17	R: 0 H: 2 E: 0 K: 0 S: 10	H: 2 LOB: 2 BB: 0 P: 12	R: 0 H: 0 E: 0 K: 3 S: 16	H: 0 LOB: 2 BB: 1 P: 27	1B: 10 2B: 2 HR: 0	SF: 0 SAC: 0 DP: 2 HBP: 3	WP: 1 PB: 0 SB: 0 CS: 1	PA: 42	
<b>PITCHER</b>	IP: 4.0 WLS: L BF: 18	H: 5 R: 2 ER: 2 SO: 4	BB: 2 IBB: 0 HBP: 1 BLK: 0	WP: 0 HR: 0 S: 44 P: 76	ERA: 4.50 WHIP: 1.750	IP: 1.0 WLS: 5 BF: 5	H: 0 R: 0 ER: 0 SO: 3	BB: 1 IBB: 0 HBP: 1 BLK: 0	WP: 0 HR: 0 S: 16 P: 27	ERA: 0.00 WHIP: 1.000											
46 Patrick Corbin, L ERA: 4.5	(1, 1)																				
64 Victor Arano, R ERA: 27.0	(5, 1)																				
50 Austin Voth, R ERA: 6.75	(6, 1)																				
57 Andrés Machado, R ERA: 6.75	(6, 1)																				
52 Patrick Murphy, R ERA: 6.75	(8, 1)																				
<b>Batter</b>	<b>1</b>	<b>2</b>	<b>3</b>	<b>4</b>	<b>5</b>	<b>6</b>	<b>7</b>	<b>8</b>	<b>9</b>	<b>AB</b>	<b>R</b>	<b>H</b>	<b>RBI</b>	<b>BB</b>	<b>SO</b>	<b>LOB</b>	<b>BOTTOM</b>				
1 César Hernández, S OBP: 0.250, SLG: 0.250										4	0	1	0	0	1	0					
22 Juan Soto, L OBP: 0.500, SLG: 1.333										3	1	1	1	1	1	2					
23 Nelson Cruz, R									4	0	0	0	0	1	3						
19 Josh Bell, S OBP: 0.250, SLG: 0.250									4	0	1	0	0	1	1						
20 Keibert Ruiz, S OBP: 0.500, SLG: 0.750									4	0	2	0	0	0	0						
28 Lane Thomas, R									3	0	0	0	1	1	3						
7 Maikel Franco, R									4	0	0	0	0	1	3						
3 Alcides Escobar, R OBP: 0.250, SLG: 0.250										4	0	1	0	0	2	1					
16 Victor Robles, R									2	0	0	0	0	2	0						
<b>Inning Stats</b>	R: 0 H: 5 E: 0 K: 2 S: 10	H: 1 LOB: 0 BB: 0 P: 15	R: 0 H: 2 E: 0 K: 1 S: 10	H: 2 LOB: 0 BB: 0 P: 17	R: 0 H: 0 E: 0 K: 2 S: 7	H: 0 LOB: 0 BB: 0 P: 13	R: 0 H: 3 E: 0 K: 0 S: 11	H: 3 LOB: 2 BB: 0 P: 16	R: 0 H: 0 E: 0 K: 2 S: 13	H: 0 LOB: 0 BB: 0 P: 18	R: 0 H: 0 E: 0 K: 1 S: 8	H: 0 LOB: 1 BB: 1 P: 14	R: 0 H: 0 E: 0 K: 1 S: 11	H: 0 LOB: 1 BB: 1 P: 18	1B: 4 2B: 1 3B: 0 HR: 1	SF: 0 SAC: 1 DP: 1 HBP: 0	WP: 0 PB: 0 SB: 0 CS: 0	PA: 35			
<b>PITCHER</b>	IP: 5.0 WLS: W BF: 18	H: 3 R: 3 ER: 1 SO: 6	BB: 0 IBB: 0 HBP: 0 BLK: 0	WP: 0 HR: 1 S: 47 P: 68	ERA: 0.00 WHIP: 0.600	IP: 1.0 WLS: 3 BF: 11	H: 0 R: 1 ER: 1 SO: 16	BB: 0 IBB: 0 HBP: 0 BLK: 0	WP: 0 HR: 1 S: 11 P: 16	ERA: 9.00 WHIP: 3.000											
38 Tylor Megill, R ERA: 9.0	(6, 1)																				
0 Adam Ottavino, R ERA: 1.00	(7, 1)																				
67 Seth Lugo, R ERA: 1.00	(8, 1)																				
39 Edwin Díaz, R ERA: 1.00	(9, 1)																				

New York Mets @ Washington Nationals  
Nationals Park, Washington, DC  
Thu Apr 07 2022, 8:22 PM - 11:52 PM EDT  
Att: 35,052 - Cloudy - 52 F

AB 35  
R 5  
H 12  
RBI 5  
BB 4  
SO 9  
LOB 19



New York Mets @ Washington Nationals  
Nationals Park, Washington, DC  
Thu Apr 07 2022, 8:22 PM - 11:52 PM EDT  
Att: 35,052 - Cloudy - 52 F

AB 32  
R 1  
H 6  
RBI 1  
SO 10  
LOB 13



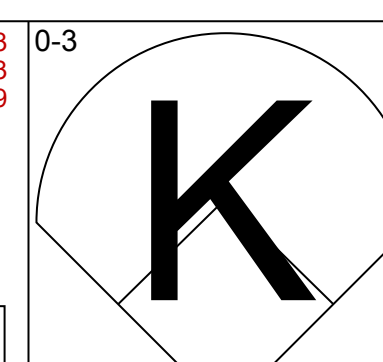
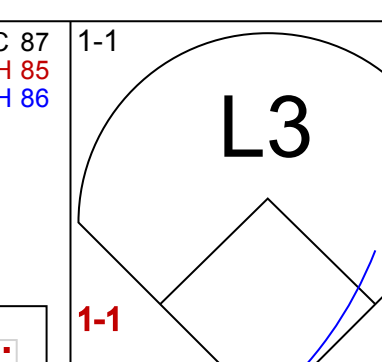
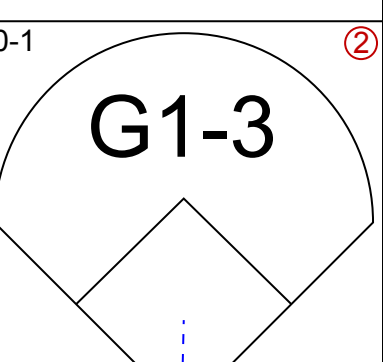
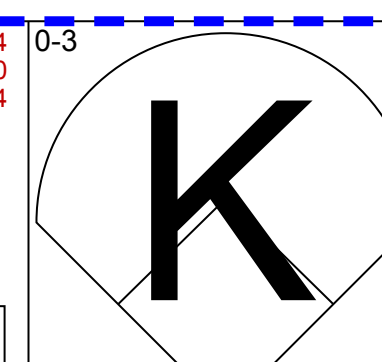
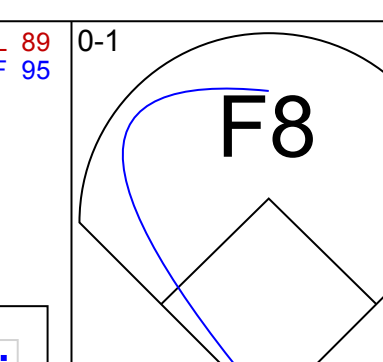
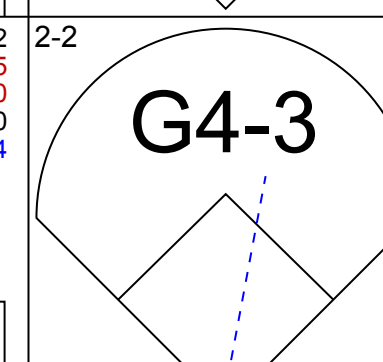
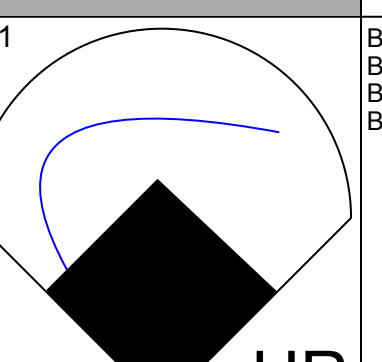
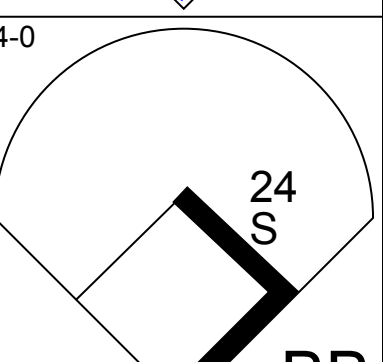
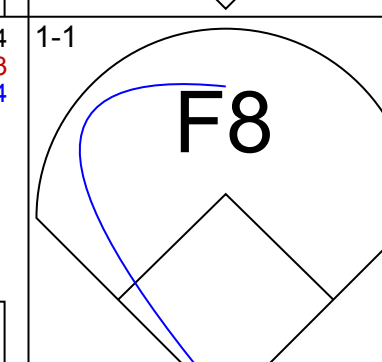
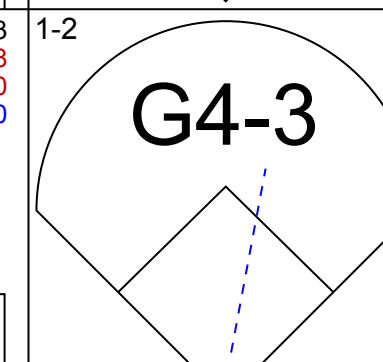
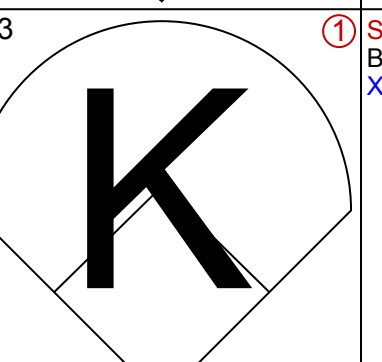
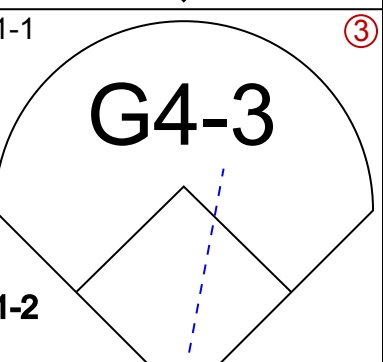
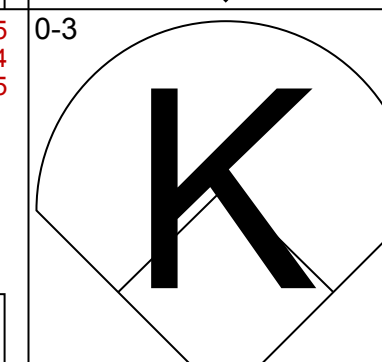
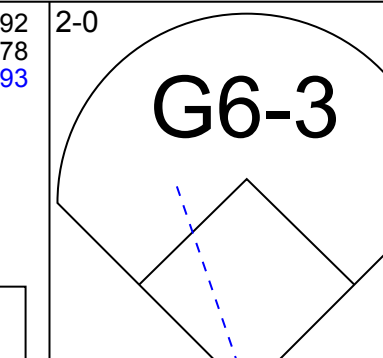

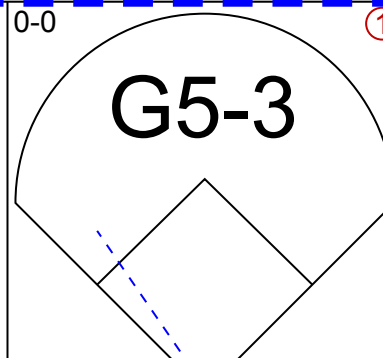
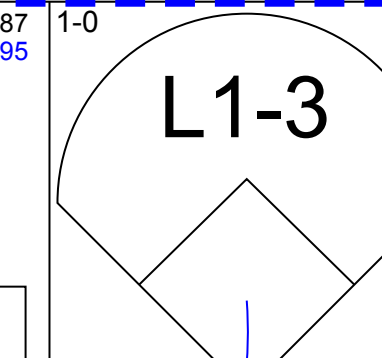
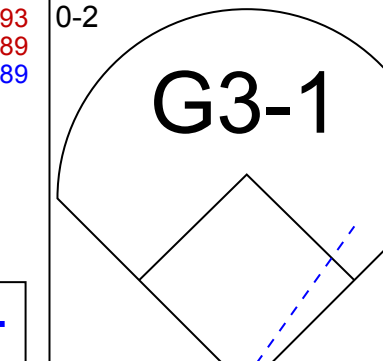
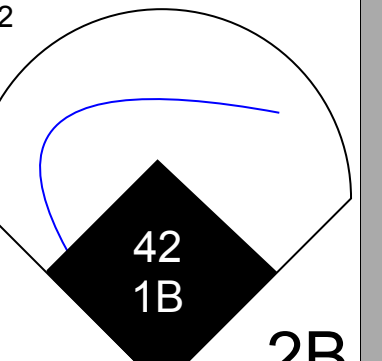
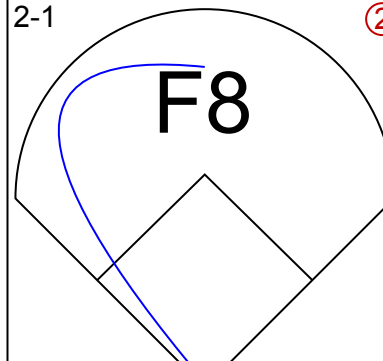
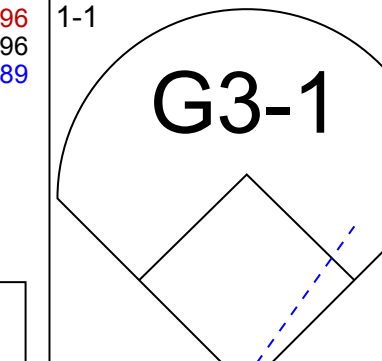
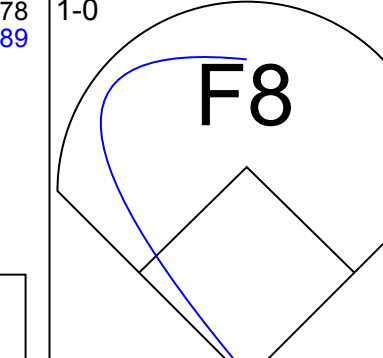
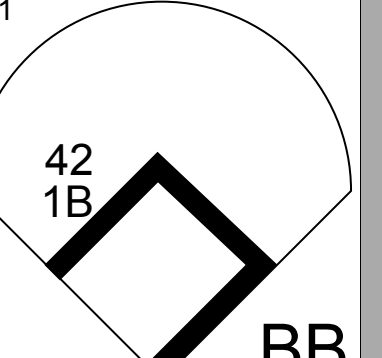

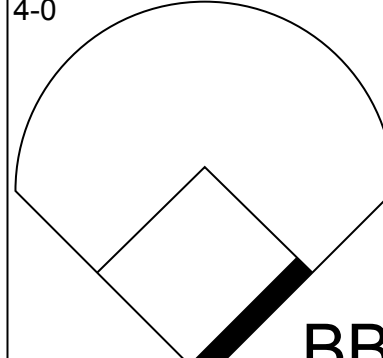
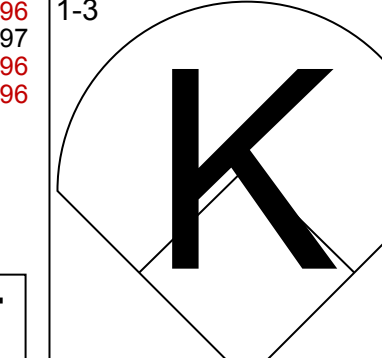
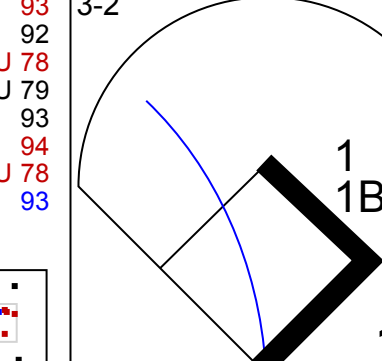
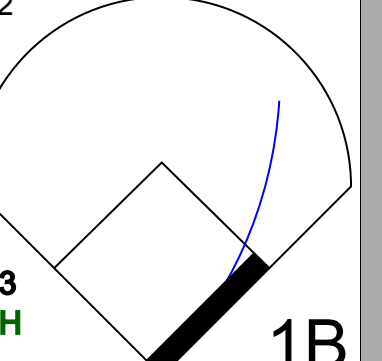
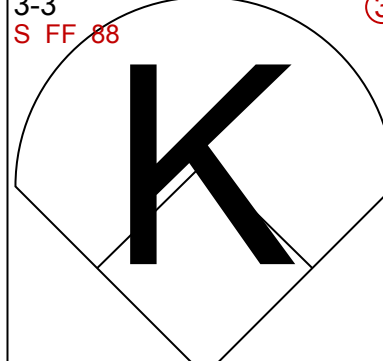
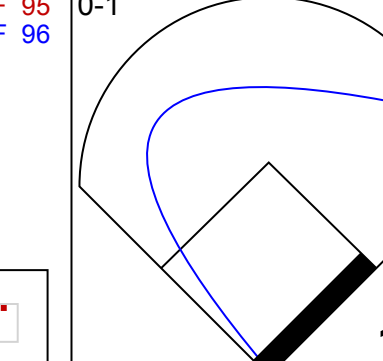

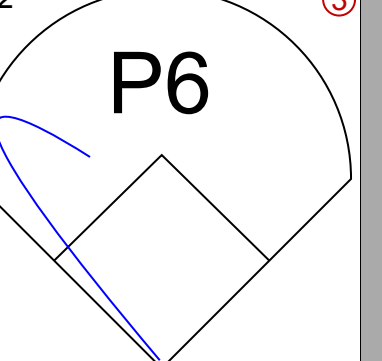
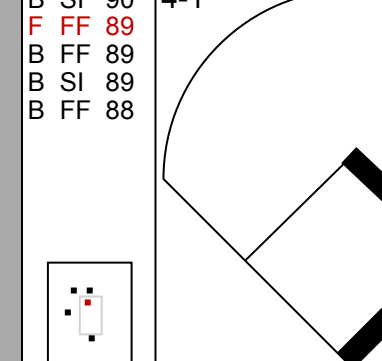
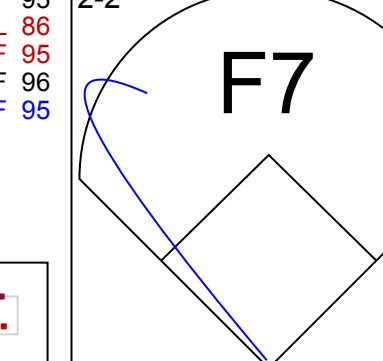
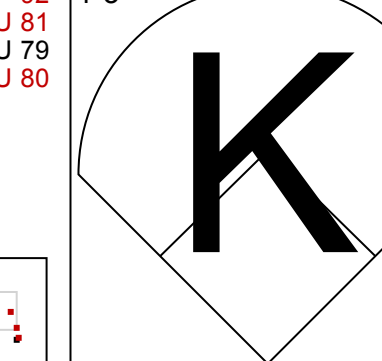
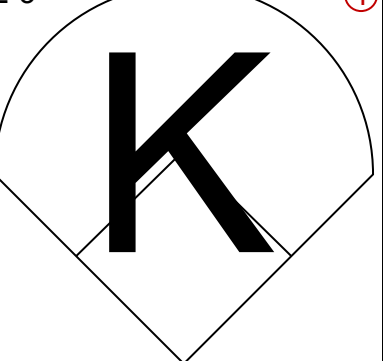
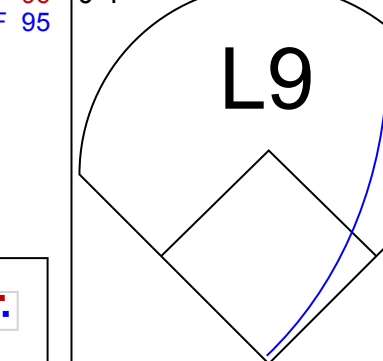
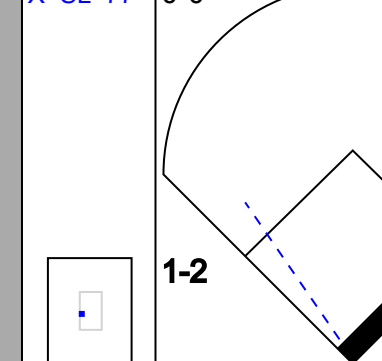


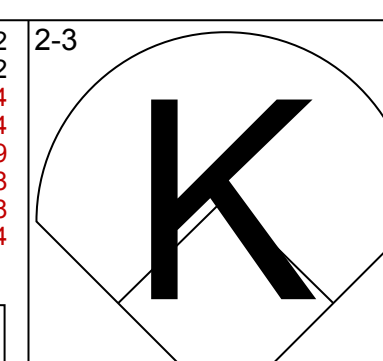
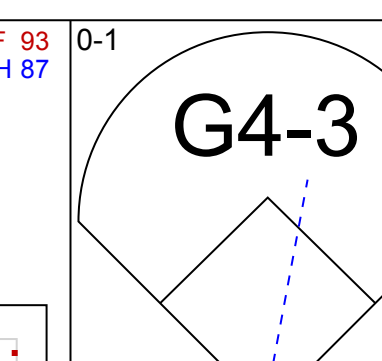
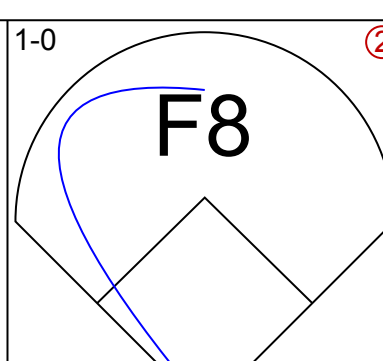
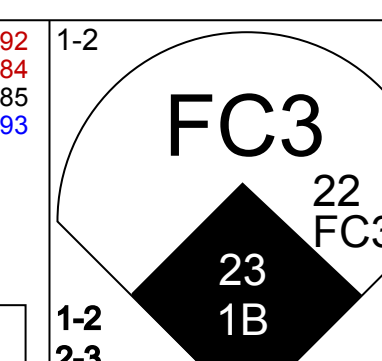
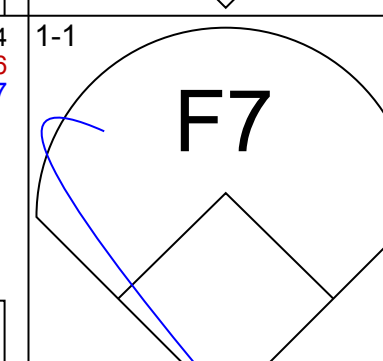
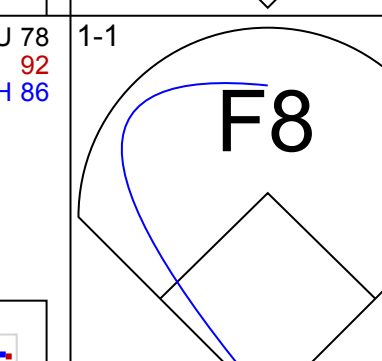
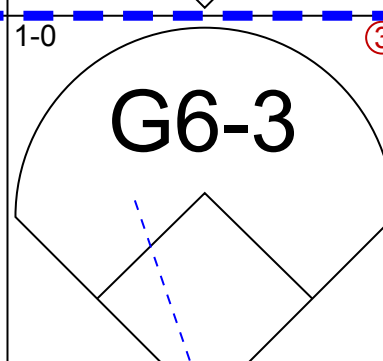
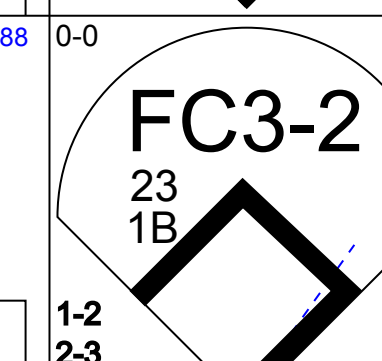
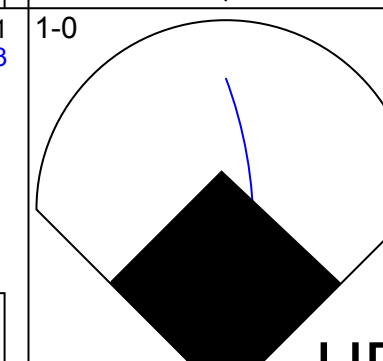

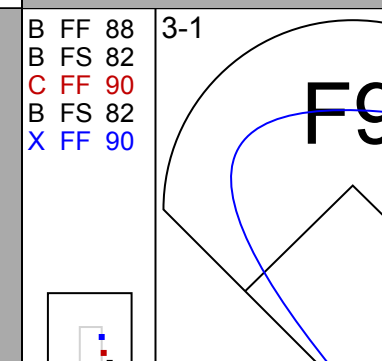

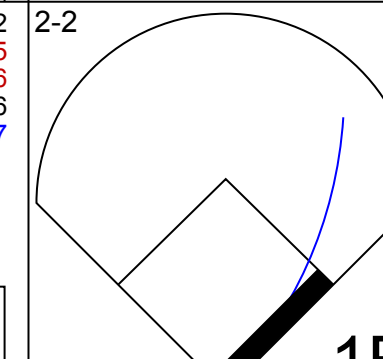
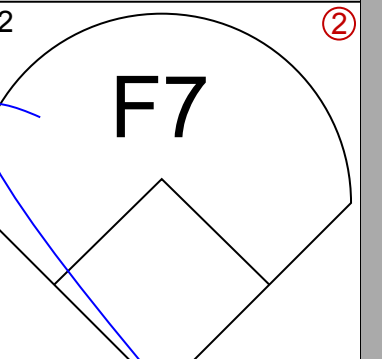
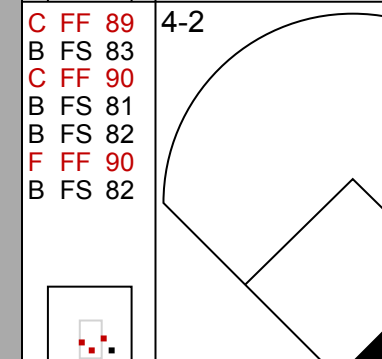
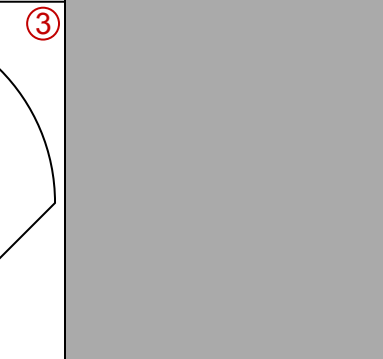
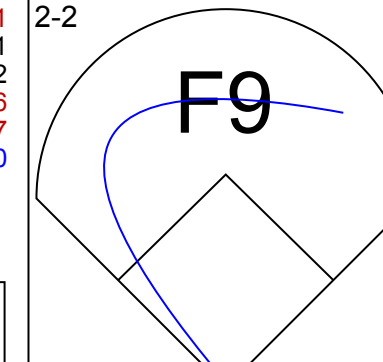
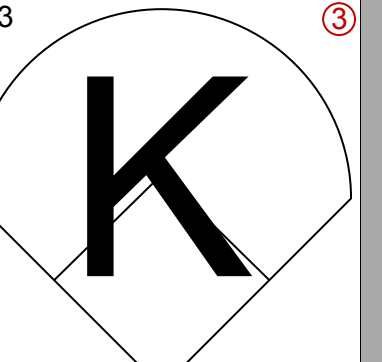
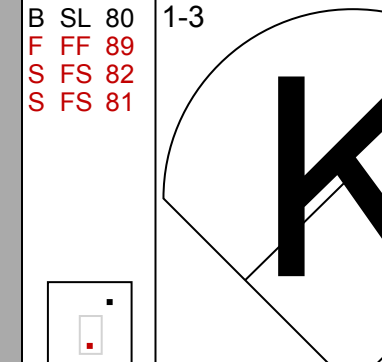
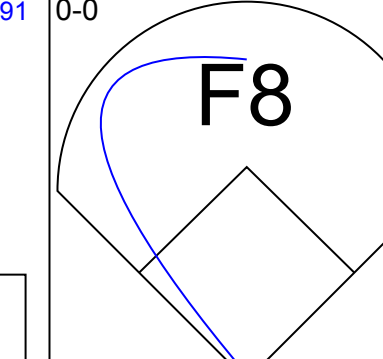
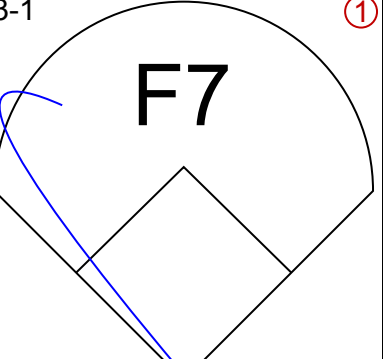
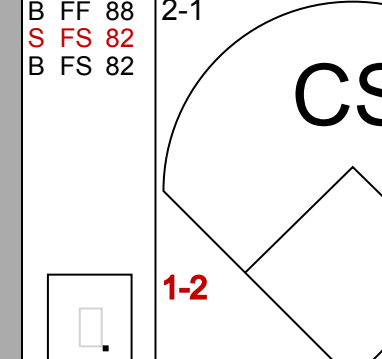
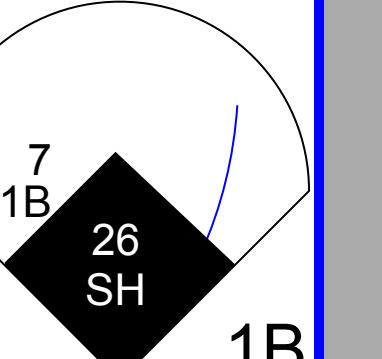
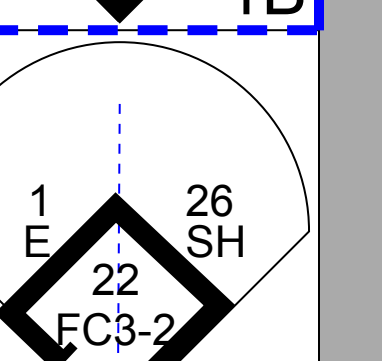
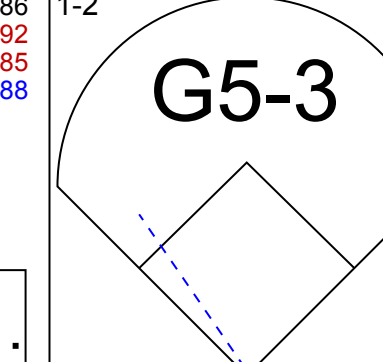
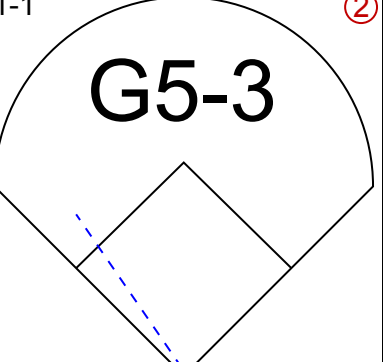
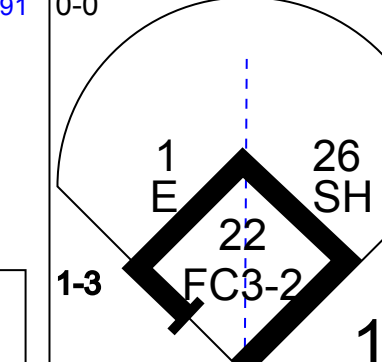
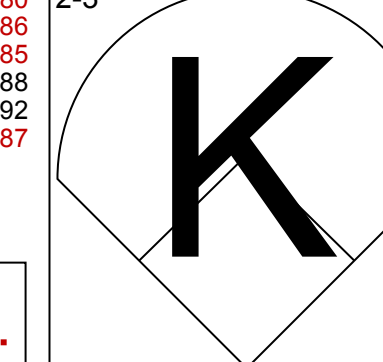
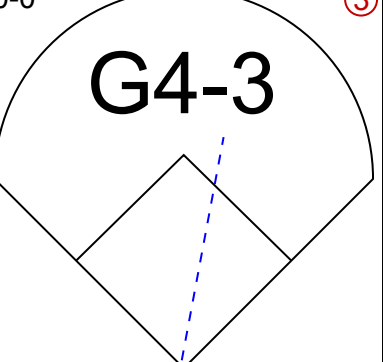
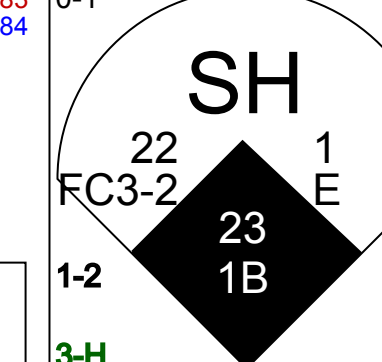
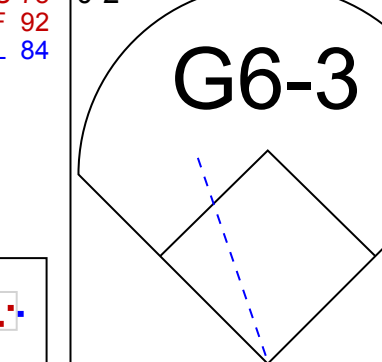
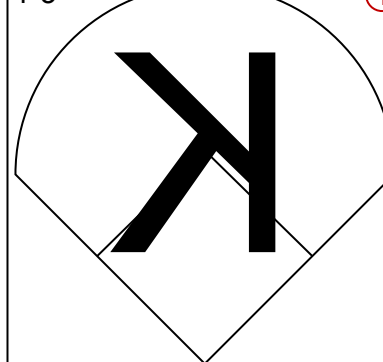
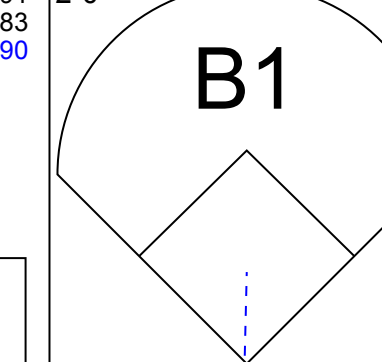








Batter	1	2	3	4	5	6	7	8	9	AB	R	H	RBI	BB	SO	LOB	TOP			
42 Brandon Nimmo, L (1, 8) OBP: 0.333, SLG: 0.500										5	0	0	0	0	2	5	<p><b>New York Mets @ Washington Nationals</b> Nationals Park, Washington, DC Sun Apr 10 2022, 1:37 PM - 4:37 PM EDT Att: 23,158 - Overcast - 47 F</p> <p>livebaseballscorecards.com</p>			
12 Francisco Lindor, S (1, 6) OBP: 0.471, SLG: 0.983										3	1	1	1	1	0	2				
24 Robinson Cano, L (1, 4) OBP: 0.333, SLG: 0.273										4	0	0	0	0	2	3				
20 Pete Alonso, R (1, 3) OBP: 0.263, SLG: 0.444										4	0	0	0	0	1	0				
10 Eduardo Escobar, S (1, 5) OBP: 0.249, SLG: 0.545										4	1	1	0	0	0	0				
2 Dominic Smith, L (1, 10) OBP: 0.333, SLG: 0.143										2	0	0	0	2	1	0				
42 Mark Canha, R (1, 9) OBP: 0.769, SLG: 0.700										4	0	3	1	0	1	1				
1 Jeff McNeil, L (1, 7) OBP: 0.500, SLG: 0.625										3	0	1	0	1	0	3				
3 Tomás Nido, R (1, 2) OBP: 0.286, SLG: 0.286										3	0	1	0	0	2	2				
28 J.D. Davis, R (9, PH) OBP: 0.333, SLG: 0.400										1	0	0	0	0	0	1				
<b>Inning Stats</b>	R: 0 E: 0 K: 1 S: 9	H: 0 LOB: 0 BB: 0 P: 12	R: 0 E: 0 K: 0 S: 5	H: 0 LOB: 0 BB: 0 P: 8	R: 0 E: 0 K: 1 S: 12	H: 2 LOB: 1 BB: 0 P: 19	R: 2 E: 0 K: 2 S: 21	H: 3 LOB: 2 BB: 1 P: 34	R: 0 E: 0 K: 1 S: 7	H: 0 LOB: 1 BB: 1 P: 14	R: 0 E: 0 K: 1 S: 10	H: 1 LOB: 2 BB: 1 P: 15	R: 0 E: 0 K: 1 S: 6	H: 0 LOB: 0 BB: 0 P: 9	R: 0 E: 0 K: 0 S: 9	H: 1 LOB: 1 BB: 0 P: 11	1B: 5 2B: 2 3B: 0 HR: 1	SF: 0 SAC: 0 DP: 1 HBP: 0	WP: 0 PB: 0 SB: 1 CS: 0	PA: 37
<b>PITCHER</b>	IP WLS BF H R ER SO BB IBB HBP BLK WP HR S P ERA WHIP																			
32 Erick Fedde, R (1, 1) ERA: 3.6	5.0	21	5	2	2	5	2	0	0	0	0	0	0	0	1	54	87	3.60	1.400	
33 Steve Cishek, R (6, 1) ERA:	1.0	6	1	0	0	1	2	0	0	0	0	0	0	0	0	12	25	0.00	3.000	
63 Sean Doolittle, L (7, 1) ERA:	1.0	3	0	0	0	2	0	0	0	0	0	0	0	0	8	9	0.00	0.000		
67 Kyle Finnegan, R (8, 1) ERA:	1.0	W 3	0	0	0	1	0	0	0	0	0	0	0	0	6	9	0.00	0.000		
21 Tanner Rainey, R (9, 1) ERA:	1.0	S 4	1	0	0	0	0	0	0	0	0	0	0	0	9	11	0.00	1.000		

Batter	1	2	3	4	5	6	7	8	9	AB	R	H	RBI	BB	SO	LOB	BOTTOM			
1 César Hernández, S (1, 4) OBP: 0.188, SLG: 0.188										4	1	0	0	0	1	2	<p><b>New York Mets @ Washington Nationals</b> Nationals Park, Washington, DC Sun Apr 10 2022, 1:37 PM - 4:37 PM EDT Att: 23,158 - Overcast - 47 F</p> <p>livebaseballscorecards.com</p>			
22 Juan Soto, L (1, 9) OBP: 0.313, SLG: 0.429										4	0	0	0	0	0	3				
23 Nelson Cruz, R (1, 10) OBP: 0.188, SLG: 0.375										4	1	2	3	0	1	0				
19 Josh Bell, S (1, 3) OBP: 0.438, SLG: 0.538										3	0	1	0	1	0	2				
20 Keibert Ruiz, S (1, 2) OBP: 0.364, SLG: 0.455										3	0	0	0	0	2	2				
29 Yadiel Hernandez, L (1, 7) OBP: 0.143, SLG: 0.167										3	0	1	0	0	0	0				
9 Dee Strange-Gordon, L (8, PR) 28 Lane Thomas, R (9, 7)										0	1	0	0	0	0	0				
7 Maikel Franco, R (1, 5) OBP: 0.077, SLG: 0.077										3	0	1	0	0	0	0				
26 Lucius Fox, S (1, 6) OBP: 0.077, SLG: 0.077										2	1	0	1	0	1	0				
16 Victor Robles, R (1, 8) OBP: 0.077, SLG: 0.077										3	0	0	0	0	1	2				
<b>Inning Stats</b>	R: 1 E: 0 K: 1 S: 16	H: 2 LOB: 1 BB: 0 P: 24	R: 0 E: 0 K: 1 S: 8	H: 0 LOB: 0 BB: 0 P: 11	R: 0 E: 0 K: 0 S: 7	H: 0 LOB: 0 BB: 0 P: 8	R: 0 E: 0 K: 2 S: 10	H: 0 LOB: 0 BB: 0 P: 14	R: 0 E: 0 K: 0 S: 5	H: 0 LOB: 0 BB: 0 P: 9	R: 0 E: 0 K: 1 S: 5	H: 0 LOB: 0 BB: 0 P: 8	R: 0 E: 0 K: 1 S: 9	H: 0 LOB: 0 BB: 1 P: 19	R: 3 E: 1 K: 0 S: 15	H: 3 LOB: 2 BB: 0 P: 22	1B: 4 2B: 0 3B: 0 HR: 1	SF: 0 SAC: 1 DP: 0 HBP: 0	WP: 0 PB: 0 SB: 0 CS: 1	PA: 32
<b>PITCHER</b>	IP WLS BF H R ER SO BB IBB HBP BLK WP HR S P ERA WHIP																			
59 Carlos Carrasco, R (1, 1) ERA: 1.59	5.2	19	2	1	1	5	0	0	0	0	0	0	0	0	1	50	72	1.59	0.353	
43 Chasen Shreve, L (6, 1) ERA: 6.75	1.1	H 5	1	1	1	1	1	0	0	0	0	0	0	0	11	22	6.75	1.500		
29 Trevor Williams, R (8, 1) ERA:	1.0	L 7	2	2	0	0	0	0	0	0	0	0	0	0	14	21	0.00	2.000		



Batter	1	2	3	4	5	6	7	8	9	AB	R	H	RBI	BB	SO	LOB	TOP								
42 Brandon Nimmo, L (1,8) OBP: 0.368, SLG: 0.500										4	1	2	0	0	1	1	<b>New York Mets @ Philadelphia Phillies</b> Citizens Bank Park, Philadelphia, PA Mon Apr 11 2022, 6:49 PM - 9:53 PM EDT Att: 22,317 - Clear - 60 F								
6 Starling Marte, R (1,9) OBP: 0.293, SLG: 0.278										4	1	1	0	0	0	3									
12 Francisco Lindor, S (1,6) OBP: 0.429, SLG: 0.500										4	0	1	1	0	0	3									
20 Pete Alonso, R (1,3) OBP: 0.217, SLG: 0.364										4	0	0	1	0	0	2									
10 Eduardo Escobar, S (1,5) OBP: 0.444, SLG: 0.500										3	1	1	1	1	0	1									
28 J.D. Davis, R (1,10) OBP: 0.400, SLG: 0.375										3	0	1	0	1	1	1									
42 Mark Canha, R (1,7) OBP: 0.647, SLG: 0.571										4	0	1	1	0	2	2									
13 Luis Guillorme, L (1,4) ERA: 2.25										3	0	0	0	0	1	4									
2 Dominic Smith, L (9,PH) OBP: 0.300, SLG: 0.125										1	0	0	0	0	1	0									
33 James McCann, R (1,2) OBP: 0.333, SLG: 0.111										3	1	0	0	1	0	0									
<b>Inning Stats</b>	R: 3 H: 4 E: 1 K: 0 S: 20	H: 4 LOB: 2 BB: 1 P: 33	R: 0 H: 0 E: 1 K: 0 S: 8	H: 0 LOB: 1 BB: 0 P: 13	R: 0 H: 1 E: 1 K: 2 S: 16	H: 1 LOB: 2 BB: 0 P: 24	R: 0 H: 1 E: 0 K: 0 S: 4	H: 1 LOB: 0 BB: 0 P: 6	R: 0 H: 0 E: 0 K: 1 S: 6	H: 0 LOB: 0 BB: 0 P: 9	R: 0 H: 0 E: 0 K: 1 S: 6	H: 0 LOB: 0 BB: 0 P: 8	R: 1 H: 1 E: 0 K: 0 S: 9	H: 1 LOB: 1 BB: 1 P: 20	R: 0 H: 0 E: 0 K: 1 S: 7	H: 0 LOB: 0 BB: 0 P: 13	R: 0 H: 0 E: 0 K: 2 S: 9	H: 0 LOB: 0 BB: 0 P: 15	1B: 7 2B: 0 3B: 0 HR: 0	SF: 0 SAC: 1 DP: 2 HBP: 0	WP: 0 PB: 0 SB: 1 CS: 0	PA: 37			
<b>PITCHER</b>	IP WLS BF H R ER SO BB IBB HBP BLK WP HR S P ERA WHIP	IP WLS BF H R ER SO BB IBB HBP BLK WP HR S P ERA WHIP	IP WLS BF H R ER SO BB IBB HBP BLK WP HR S P ERA WHIP	IP WLS BF H R ER SO BB IBB HBP BLK WP HR S P ERA WHIP	IP WLS BF H R ER SO BB IBB HBP BLK WP HR S P ERA WHIP	IP WLS BF H R ER SO BB IBB HBP BLK WP HR S P ERA WHIP	IP WLS BF H R ER SO BB IBB HBP BLK WP HR S P ERA WHIP	IP WLS BF H R ER SO BB IBB HBP BLK WP HR S P ERA WHIP	IP WLS BF H R ER SO BB IBB HBP BLK WP HR S P ERA WHIP	IP WLS BF H R ER SO BB IBB HBP BLK WP HR S P ERA WHIP	IP WLS BF H R ER SO BB IBB HBP BLK WP HR S P ERA WHIP	IP WLS BF H R ER SO BB IBB HBP BLK WP HR S P ERA WHIP	IP WLS BF H R ER SO BB IBB HBP BLK WP HR S P ERA WHIP	IP WLS BF H R ER SO BB IBB HBP BLK WP HR S P ERA WHIP	IP WLS BF H R ER SO BB IBB HBP BLK WP HR S P ERA WHIP	IP WLS BF H R ER SO BB IBB HBP BLK WP HR S P ERA WHIP	IP WLS BF H R ER SO BB IBB HBP BLK WP HR S P ERA WHIP	IP WLS BF H R ER SO BB IBB HBP BLK WP HR S P ERA WHIP	IP WLS BF H R ER SO BB IBB HBP BLK WP HR S P ERA WHIP	IP WLS BF H R ER SO BB IBB HBP BLK WP HR S P ERA WHIP	IP WLS BF H R ER SO BB IBB HBP BLK WP HR S P ERA WHIP	IP WLS BF H R ER SO BB IBB HBP BLK WP HR S P ERA WHIP	IP WLS BF H R ER SO BB IBB HBP BLK WP HR S P ERA WHIP	IP WLS BF H R ER SO BB IBB HBP BLK WP HR S P ERA WHIP	IP WLS BF H R ER SO BB IBB HBP BLK WP HR S P ERA WHIP

AB	33
R	4
H	7
RBI	4
BB	3
SO	6
LOB	17



Batter	1	2	3	4	5	6	7	8	9	AB	R	H	RBI	BB	SO	LOB	BOTTOM								
12 Kyle Schwarber, L (1,7) OBP: 0.294, SLG: 0.357										4	1	0	1	0	3	2	<b>New York Mets @ Philadelphia Phillies</b> Citizens Bank Park, Philadelphia, PA Mon Apr 11 2022, 6:49 PM - 9:53 PM EDT Att: 22,317 - Clear - 60 F								
10 J.T. Realmuto, R (1,2) OBP: 0.214, SLG: 0.385										4	1	1	2	0	0	0									
3 Bryce Harper, L (1,9) OBP: 0.235, SLG: 0.143										3	0	0	0	1	3	0									
8 Nick Castellanos, R (1,10) OBP: 0.250, SLG: 0.467										3	1	1	0	1	1	0									
17 Rhys Hoskins, R (1,3) OBP: 0.500, SLG: 0.769										4	1	1	1	0	0	2									
18 Didi Gregorius, L (1,6) OBP: 0.250, SLG: 0.333										4	0	2	1	0	1	0									
2 Jean Segura, R (1,4) OBP: 0.375, SLG: 0.800										4	0	1	0	0	1	2									
28 Alec Bohm, R (1,5) OBP: 1.000, SLG: 1.667										1	1	1	0	2	0	0									
40 Simon Muzziotti, L (9,8)										0	0	0	0	0	0	0									
19 Matt Vierling, R (1,8) ERA: 9.0										2	0	0	0	0	0	2									
7 Johan Camargo, S (8,PH) ERA: 7.71										1	0	1	0	0	0	0									
<b>Inning Stats</b>	R: 0 H: 0 E: 0 K: 2 S: 9	H: 0 LOB: 0 BB: 0 P: 15	R: 0 H: 0 E: 0 K: 2 S: 11	H: 0 LOB: 0 BB: 0 P: 15	R: 0 H: 1 E: 0 K: 1 S: 8	H: 1 LOB: 1 BB: 1 P: 16	R: 0 H: 1 E: 0 K: 0 S: 8	H: 1 LOB: 1 BB: 1 P: 15	R: 0 H: 1 E: 0 K: 2 S: 7	H: 0 LOB: 0 BB: 0 P: 11	R: 0 H: 1 E: 0 K: 0 S: 9	H: 1 LOB: 1 BB: 0 P: 12	R: 5 H: 4 E: 0 K: 2 S: 24	H: 4 LOB: 1 BB: 2 P: 42	R: 0 H: 0 E: 0 K: 2 S: 9	H: 0 LOB: 0 BB: 0 P: 15	1B: 4 2B: 3 3B: 0 HR: 1	SF: 0 SAC: 0 DP: 1 HBP: 0	WP: 0 PB: 0 SB: 0 CS: 0	PA: 34					
<b>PITCHER</b>	IP WLS BF H R ER SO BB IBB HBP BLK WP HR S P ERA WHIP	IP WLS BF H R ER SO BB IBB HBP BLK WP HR S P ERA WHIP	IP WLS BF H R ER SO BB IBB HBP BLK WP HR S P ERA WHIP	IP WLS BF H R ER SO BB IBB HBP BLK WP HR S P ERA WHIP	IP WLS BF H R ER SO BB IBB HBP BLK WP HR S P ERA WHIP	IP WLS BF H R ER SO BB IBB HBP BLK WP HR S P ERA WHIP	IP WLS BF H R ER SO BB IBB HBP BLK WP HR S P ERA WHIP	IP WLS BF H R ER SO BB IBB HBP BLK WP HR S P ERA WHIP	IP WLS BF H R ER SO BB IBB HBP BLK WP HR S P ERA WHIP	IP WLS BF H R ER SO BB IBB HBP BLK WP HR S P ERA WHIP	IP WLS BF H R ER SO BB IBB HBP BLK WP HR S P ERA WHIP	IP WLS BF H R ER SO BB IBB HBP BLK WP HR S P ERA WHIP	IP WLS BF H R ER SO BB IBB HBP BLK WP HR S P ERA WHIP	IP WLS BF H R ER SO BB IBB HBP BLK WP HR S P ERA WHIP	IP WLS BF H R ER SO BB IBB HBP BLK WP HR S P ERA WHIP	IP WLS BF H R ER SO BB IBB HBP BLK WP HR S P ERA WHIP	IP WLS BF H R ER SO BB IBB HBP BLK WP HR S P ERA WHIP	IP WLS BF H R ER SO BB IBB HBP BLK WP HR S P ERA WHIP	IP WLS BF H R ER SO BB IBB HBP BLK WP HR S P ERA WHIP	IP WLS BF H R ER SO BB IBB HBP BLK WP HR S P ERA WHIP	IP WLS BF H R ER SO BB IBB HBP BLK WP HR S P ERA WHIP	IP WLS BF H R ER SO BB IBB HBP BLK WP HR S P ERA WHIP	IP WLS BF H R ER SO BB IBB HBP BLK WP HR S P ERA WHIP	IP WLS BF H R ER SO BB IBB HBP BLK WP HR S P ERA WHIP	IP WLS BF H R ER SO BB IBB HBP BLK WP HR S P ERA WHIP

AB	30
R	5
H	8
RBI	5
BB	4
SO	9
LOB	8





Batter	1	2	3	4	5	6	7	8	9	AB R H RBI BB SO LOB	TOP											
42 Brandon Nimmo, L (1, 8) OBP: 0.391, SLG: 0.619										3 1 1 1 1 0 0	<b>New York Mets @ Philadelphia Phillies</b> Citizens Bank Park, Philadelphia, PA Tue Apr 12 2022, 6:51 PM - 10:01 PM EDT Att: 26,045 - Partly Cloudy - 72 F											
6 Starling Marte, R (1, 9) OBP: 0.291, SLG: 0.238										3 1 0 0 0 1 1												
12 Francisco Lindor, S (1, 6) OBP: 0.490, SLG: 0.450										4 0 1 1 1 0 0 1												
20 Pete Alonso, R (1, 3) OBP: 0.259, SLG: 0.360										3 0 1 0 0 1 1												
10 Eduardo Escobar, S (1, 5) OBP: 0.409, SLG: 0.412										3 0 0 0 1 1 1												
24 Robinson Cano, L (1, 10) OBP: 0.267, SLG: 0.200										4 0 0 0 0 1 4												
42 Mark Canha, R (1, 7) OBP: 0.571, SLG: 0.471										3 0 0 0 1 1 1												
1 Jeff McNeil, L (1, 4) OBP: 0.429, SLG: 0.526										3 0 0 0 0 2 1												
33 James McCann, R (1, 2) OBP: 0.267, SLG: 0.083										3 0 0 0 0 1 1												
<b>Inning Stats</b>	R: 0 E: 0 K: 1 S: 14	H: 0 LOB: 3 BB: 1 P: 27	R: 0 E: 0 K: 2 S: 10	H: 0 LOB: 0 BB: 0 P: 12	R: 0 E: 0 K: 0 S: 6	H: 0 LOB: 0 BB: 0 P: 6	R: 0 E: 0 K: 0 S: 10	H: 1 LOB: 1 BB: 0 P: 14	R: 1 E: 0 K: 1 S: 7	H: 1 LOB: 0 BB: 0 P: 11	R: 0 E: 0 K: 1 S: 10	H: 0 LOB: 0 BB: 0 P: 17	R: 0 E: 0 K: 1 S: 9	H: 0 LOB: 1 BB: 1 P: 17	R: 1 E: 0 K: 0 S: 9	H: 1 LOB: 0 BB: 1 P: 17	R: 0 E: 0 K: 2 S: 8	H: 0 LOB: 0 BB: 0 P: 15	1B: 2 2B: 0 3B: 0 HR: 1	SF: 0 SAC: 0 DP: 0 HBP: 2	WP: 0 PB: 0 SB: 1 CS: 1	PA: 35
<b>PITCHER</b>	IP WLS BF H R ER SO BB IBB HBP BLK WP HR S P ERA WHIP											IP WLS BF H R ER SO BB IBB HBP BLK WP HR S P ERA WHIP										
45 Zack Wheeler, R (1, 1) ERA: 1.93	4.2 L 19 2 1 1 3 1 0 2 0 0 1 44 65 1.93 0.643																					
61 Cristopher Sánchez, L (5, 1) ERA: 3.38	2.2 10 0 1 1 3 2 0 0 0 0 0 26 47 3.38 0.750																					
75 Connor Brogdon, R (8, 1) ERA:	0.2 2 1 0 0 0 0 0 0 0 0 0 5 9 0.00 1.500																					
31 Jeurys Familia, R (9, 1) ERA:	1.0 3 0 0 0 2 0 0 0 0 0 0 8 15 0.00 0.000																					

AB	29
R	2
H	3
RBI	2
BB	3
SO	8
LOB	11



Batter	1	2	3	4	5	6	7	8	9	AB R H RBI BB SO LOB	BOTTOM											
12 Kyle Schwarber, L (1, 7) OBP: 0.238, SLG: 0.278										4 0 0 0 0 1 1	<b>New York Mets @ Philadelphia Phillies</b> Citizens Bank Park, Philadelphia, PA Tue Apr 12 2022, 6:51 PM - 10:01 PM EDT Att: 26,045 - Partly Cloudy - 72 F											
10 J.T. Realmuto, R (1, 2) OBP: 0.278, SLG: 0.471										4 0 2 0 0 2 1												
3 Bryce Harper, L (1, 10) OBP: 0.238, SLG: 0.167										4 0 1 0 0 2 2												
8 Nick Castellanos, R (1, 9) OBP: 0.300, SLG: 0.526										4 0 2 0 0 0 2												
17 Rhys Hoskins, R (1, 3) OBP: 0.400, SLG: 0.588										4 0 0 0 0 3 3												
18 Didi Gregorius, L (1, 6) OBP: 0.200, SLG: 0.267										3 0 0 0 0 1 1												
5 Bryson Stott, L (1, 4) OBP: 0.200, SLG: 0.300										3 0 0 0 0 2 0												
7 Johan Camargo, S (1, 5) OBP: 0.571, SLG: 0.500										3 0 1 0 0 0 0												
40 Simon Muzziotti, L (1, 8) OBP: 0.857, SLG: 1.250										1 0 0 0 0 1 0												
28 Alec Bohm, R (8, PH) ERA:										1 0 0 0 0 0 0												
19 Matt Vierling, R (9, 8) ERA:										0 0 0 0 0 0 0												
<b>Inning Stats</b>	R: 0 E: 0 K: 1 S: 9	H: 1 LOB: 1 BB: 0 P: 17	R: 0 E: 0 K: 1 S: 11	H: 0 LOB: 0 BB: 0 P: 14	R: 0 E: 0 K: 1 S: 10	H: 0 LOB: 0 BB: 0 P: 15	R: 0 E: 0 K: 1 S: 7	H: 1 LOB: 0 BB: 0 P: 9	R: 0 E: 0 K: 1 S: 7	H: 0 LOB: 0 BB: 0 P: 12	R: 0 E: 0 K: 1 S: 10	H: 1 LOB: 1 BB: 0 P: 16	R: 0 E: 0 K: 2 S: 11	H: 1 LOB: 1 BB: 0 P: 14	R: 0 E: 0 K: 1 S: 8	H: 0 LOB: 0 BB: 0 P: 13	R: 0 E: 0 K: 3 S: 16	H: 2 LOB: 2 BB: 0 P: 23	1B: 4 2B: 2 3B: 0 HR: 0	SF: 0 SAC: 1 DP: 1 HBP: 0	WP: 0 PB: 0 SB: 0 CS: 0	PA: 32
<b>PITCHER</b>	IP WLS BF H R ER SO BB IBB HBP BLK WP HR S P ERA WHIP											IP WLS BF H R ER SO BB IBB HBP BLK WP HR S P ERA WHIP										
38 Tylor Megill, R (1, 1) ERA:	5.1 W 18 3 0 0 0 1 0 0 0 0 0 49 76 0.00 0.562																					
43 Chasen Shreve, L (6, 1) ERA: 3.86	1.0 H 3 0 0 0 1 0 0 0 0 0 0 8 10 0.00 0.000																					
62 Drew Smith, R (7, 1) ERA:	1.2 H 6 1 0 0 3 0 0 0 0 0 0 16 24 0.00 0.600																					
39 Edwin Diaz, R (9, 1) ERA:	1.0 S 5 2 0 0 3 0 0 0 0 0 0 16 23 0.00 2.000																					

AB	31
R	0
H	6
RBI	0
BB	0
SO	12
LOB	10










Batter	1	2	3	4	5	6	7	8	9	AB	R	H	RBI	BB	SO	LOB	TOP								
12 Daulton Varsho, L (1, 8) OBP: 0.320, SLG: 0.300										4	1	1	1	0	2	2	<b>Arizona Diamondbacks @ New York Mets</b> Citi Field, Flushing, NY Fri Apr 15 2022, 1:16 PM - 4:38 PM EDT Att: 43,820 - Sunny - 63 F								
4 Ketel Marte, S (1, 4) OBP: 0.297, SLG: 0.240										4	0	1	0	0	0	1									
6 David Peralta, L (1, 7) OBP: 0.250, SLG: 0.360										2	0	0	0	1	1	0									
30 Jake McCarthy, L (9, PH) OBP: 0.333, SLG: 0.143										1	0	0	0	0	1	0									
53 Christian Walker, R (1, 3) OBP: 0.296, SLG: 0.409										3	0	0	0	0	1	2									
21 Cooper Hummel, S (9, PH) OBP: 0.474, SLG: 0.417										0	1	0	0	1	0	0									
26 Pavin Smith, L (1, 9) OBP: 0.318, SLG: 0.167										3	1	0	0	1	1	2									
28 Seth Beer, L (1, 10) OBP: 0.333, SLG: 0.529										4	0	1	1	0	2	0									
43 Sergio Alcántara, S (1, 5) OBP: 0.100, SLG: 0.200										4	0	0	1	0	1	1									
36 Jose Herrera, S (1, 2)										3	0	0	0	1	1	1									
2 Geraldo Perdomo, S (1, 6) OBP: 0.375, SLG: 0.063										1	0	0	0	0	1	1									
19 Yonny Hernández, S (8, PH) OBP: 0.333, SLG: 0.200										0	0	0	0	1	0	0									
<b>Inning Stats</b>	R: 0 E: 0 K: 2 S: 16	H: 1 LOB: 2 BB: 1 P: 25	R: 0 E: 0 K: 0 S: 11	H: 0 LOB: 0 BB: 0 P: 15	R: 0 E: 0 K: 1 S: 9	H: 0 LOB: 0 BB: 0 P: 14	R: 0 E: 0 K: 0 S: 5	H: 0 LOB: 0 BB: 0 P: 8	R: 0 E: 0 K: 2 S: 10	H: 0 LOB: 1 BB: 1 P: 18	R: 1 E: 0 K: 1 S: 13	H: 1 LOB: 0 BB: 0 P: 18	R: 0 E: 0 K: 3 S: 13	H: 0 LOB: 0 BB: 0 P: 21	R: 0 E: 0 K: 0 S: 7	H: 0 LOB: 0 BB: 0 P: 12	R: 2 E: 0 K: 2 S: 16	H: 1 LOB: 2 BB: 2 P: 30	1B: 0 2B: 3 HR: 1	SF: 0 SAC: 0 DP: 1 HBP: 1	WP: 0 PB: 0 SB: 0 CS: 1	PA: 35			
<b>PITCHER</b>	IP	WLS	BF	H	R	ER	SO	BB	IBB	HBP	BLK	WP	HR	S	P	ERA	WHIP								
40 Chris Bassitt, R (1, 1) ERA: 0.75	6.0	W	22	2	1	1	6	2	0	1	0	0	1	64	98	1.50	0.667								
43 Chasen Shreve, L (7, 1) ERA: 2.7	1.0		3	0	0	0	3	0	0	0	0	0	0	13	21	0.00	0.000								
62 Drew Smith, R (8, 1) ERA:	1.0		4	0	0	0	0	1	0	0	0	0	0	7	12	0.00	1.000								
61 Sean Reid-Foley, R (9, 1) ERA: 13.5	1.0		6	1	2	2	2	2	0	0	0	0	0	16	30	18.00	3.000								

Batter	1	2	3	4	5	6	7	8	9	AB	R	H	RBI	BB	SO	LOB	BOTTOM								
1 Jeff McNeil, L (1, 7) OBP: 0.400, SLG: 0.444										5	1	2	0	0	0	3	<b>Arizona Diamondbacks @ New York Mets</b> Citi Field, Flushing, NY Fri Apr 15 2022, 1:16 PM - 4:38 PM EDT Att: 43,820 - Sunny - 63 F								
6 Starling Marte, R (1, 9) OBP: 0.333, SLG: 0.419										5	3	3	3	0	0	1									
68 Nick Plummer, L (9, 9)										0	0	0	0	0	0	0									
12 Francisco Lindor, S (1, 6) OBP: 0.497, SLG: 0.704										3	3	2	3	2	0	2									
20 Pete Alonso, R (1, 3) OBP: 0.324, SLG: 0.548										1	0	0	2	1	1	1									
10 Eduardo Escobar, S (1, 5) OBP: 0.438, SLG: 0.500										5	0	1	1	0	2	4									
24 Robinson Cano, L (1, 4) OBP: 0.250, SLG: 0.368										4	1	1	1	0	0	2									
13 Luis Guillorme, L (8, 4)										0	0	0	0	0	0	0									
28 J.D. Davis, R (1, 10) OBP: 0.357, SLG: 0.273										3	1	0	0	1	2	0									
16 Travis Jankowski, L (1, 8) OBP: 0.667, SLG: 0.625										4	1	3	0	0	0	0									
33 James McCann, R (1, 2) OBP: 0.211, SLG: 0.063										4	0	0	0	0	0	4									
<b>Inning Stats</b>	R: 1 E: 0 K: 0 S: 10	H: 2 LOB: 1 BB: 0 P: 16	R: 0 E: 1 K: 1 S: 13	H: 1 LOB: 0 BB: 0 P: 18	R: 1 E: 0 K: 0 S: 9	H: 1 LOB: 1 BB: 1 P: 16	R: 1 E: 0 K: 1 S: 8	H: 1 LOB: 0 BB: 0 P: 11	R: 2 E: 0 K: 1 S: 22	H: 2 LOB: 1 BB: 0 P: 37	R: 0 E: 0 K: 0 S: 7	H: 1 LOB: 1 BB: 0 P: 8	R: 1 E: 0 K: 1 S: 12	H: 1 LOB: 1 BB: 1 P: 22	R: 4 E: 0 K: 1 S: 16	H: 3 LOB: 1 BB: 2 P: 30	1B: 7 2B: 1 3B: 0 HR: 4	SF: 2 SAC: 0 DP: 0 HBP: 1	WP: 0 PB: 0 SB: 2 CS: 0	PA: 41					
<b>PITCHER</b>	IP	WLS	BF	H	R	ER	SO	BB	IBB	HBP	BLK	WP	HR	S	P	ERA	WHIP								
27 Zach Davies, R (1, 1) ERA: 5.79	4.1	L	21	7	5	4	2	1	0	0	0	0	2	53	82	8.31	1.846								
48 J.B. Wendelken, R (5, 1) ERA:	0.2		3	0	0	0	1	0	0	1	0	0	0	9	16	0.00	0.000								
22 Caleb Smith, L (6, 1) ERA: 20.25	3.0		17	5	5	5	2	3	0	0	0	0	2	35	60	15.00	2.667								

AB	29
R	3
H	3
RBI	3
BB	5
SO	11
LOB	10

AB	34
R	10
H	12
RBI	10
BB	4
SO	5
LOB	17





Batter	1	2	3	4	5	6	7	8	9	AB	R	H	RBI	BB	SO	LOB	TOP					
12 Daulton Varsho, L (1.8) OBP: 0.333, SLG: 0.292										4	1	1	0	1	1	1	<b>Arizona Diamondbacks @ New York Mets</b> Citi Field, Flushing, NY Sat Apr 16 2022, 1:12 PM - 4:23 PM EDT Att: 37,935 - Sunny - 65 F					
4 Ketel Marte, S (1.4) OBP: 0.286, SLG: 0.300										5	0	2	1	0	3	3						
6 David Peralta, L (1.7) OBP: 0.273, SLG: 0.379										4	0	1	0	1	2	1						
53 Christian Walker, R (1.3) OBP: 0.250, SLG: 0.333										5	0	0	0	0	3	5						
26 Pavin Smith, L (1.9) OBP: 0.280, SLG: 0.143										3	0	0	0	0	3	2						
30 Jake McCarthy, L (7.9) OBP: 0.300, SLG: 0.125										1	0	0	0	0	1	0						
28 Seth Beer, L (1.10) OBP: 0.455, SLG: 0.600										3	1	3	0	1	0	0						
18 Carson Kelly, R (1.2) OBP: 0.250, SLG: 0.333										4	0	0	0	0	1	6						
43 Sergio Alcántara, S (1.6) OBP: 0.143, SLG: 0.429										4	1	1	2	0	2	0						
19 Yonny Hernández, S (1.5) OBP: 0.333, SLG: 0.143										3	0	1	0	1	0	0						
<b>Inning Stats</b>	R: 0 K: 2 S: 9	H: 0 LOB: 0 BB: 0 P: 13	R: 0 K: 2 S: 12	H: 1 LOB: 1 BB: 0 P: 17	R: 0 K: 0 S: 6	H: 0 LOB: 0 BB: 0 P: 10	R: 0 K: 2 S: 11	H: 2 LOB: 3 BB: 1 P: 17	R: 0 K: 2 S: 15	H: 0 LOB: 1 BB: 0 P: 25	R: 0 K: 2 S: 11	H: 0 LOB: 0 BB: 0 P: 14	R: 3 K: 2 S: 17	H: 3 LOB: 1 BB: 1 P: 27	R: 0 K: 1 S: 10	H: 1 LOB: 1 BB: 0 P: 16	R: 0 K: 3 S: 17	H: 2 LOB: 3 BB: 1 P: 24	1B: 6 2B: 2 HR: 1	SF: 0 SAC: 0 DP: 0 HBP: 0	WP: 0 PB: 0 SB: 2 CS: 0	PA: 40
<b>PITCHER</b>	IP WLS BF H R ER SO BB IBB HBP BLK WP HR S P ERA WHIP																					
59 Carlos Carrasco, R (1.1) ERA: 0.84	5.0	L	20	3	0	0	8	1	1	0	0	0	0	0	0	0	53	82	0.00	0.800		
30 Joely Rodríguez, L (6.1) ERA: 13.5	1.0	L	4	1	1	1	2	0	0	0	0	0	0	0	0	1	14	17	9.00	1.000		
67 Seth Lugo, R (7.1) ERA: 8.31	1.0		6	2	2	2	1	0	0	0	0	0	0	0	1	14	24	18.00	3.000			
65 Trevor May, R (8.1) ERA: 6.0	1.0		4	1	0	0	1	0	0	0	0	0	0	0	10	16	0.00	1.000				
0 Adam Ottavino, R (9.1) ERA:	1.0		6	2	0	0	3	0	1	0	0	0	0	0	17	24	0.00	2.000				

Batter	1	2	3	4	5	6	7	8	9	AB	R	H	RBI	BB	SO	LOB	BOTTOM					
1 Jeff McNeil, L (1.7) OBP: 0.441, SLG: 0.467										3	1	2	0	1	0	0	<b>Arizona Diamondbacks @ New York Mets</b> Citi Field, Flushing, NY Sat Apr 16 2022, 1:12 PM - 4:23 PM EDT Att: 37,935 - Sunny - 65 F					
6 Starling Marte, R (1.9) OBP: 0.351, SLG: 0.500										3	1	1	2	1	0	2						
12 Francisco Lindor, S (1.6) OBP: 0.436, SLG: 0.633										3	0	0	0	1	0	3						
20 Pete Alonso, R (1.3) OBP: 0.293, SLG: 0.486										4	0	0	0	0	0	3						
10 Eduardo Escobar, S (1.5) OBP: 0.389, SLG: 0.429										4	0	0	0	0	1	0						
24 Robinson Canó, L (1.4) OBP: 0.250, SLG: 0.348										4	0	1	0	0	1	0						
2 Dominic Smith, L (1.10) OBP: 0.316, SLG: 0.143										3	0	1	0	0	1	1						
16 Travis Jankowski, L (1.8) OBP: 0.545, SLG: 0.500										2	0	0	0	0	0	2						
28 J.D. Davis, R (7.7PH) OBP: 0.333, SLG: 0.250										1	0	0	0	0	1	1						
15 Matt Reynolds, R (8.9) OBP: 0.211, SLG: 0.063										0	0	0	0	0	0	0						
<b>Inning Stats</b>	R: 0 K: 0 S: 11	H: 0 LOB: 1 BB: 1 P: 17	R: 0 K: 1 S: 12	H: 1 LOB: 1 BB: 0 P: 21	R: 0 K: 1 S: 11	H: 1 LOB: 1 BB: 0 P: 16	R: 0 K: 0 S: 9	H: 0 LOB: 0 BB: 0 P: 12	R: 0 K: 1 S: 7	H: 0 LOB: 0 BB: 0 P: 11	R: 0 K: 0 S: 7	H: 0 LOB: 1 BB: 1 P: 12	R: 0 K: 1 S: 9	H: 1 LOB: 1 BB: 0 P: 13	R: 2 K: 0 S: 9	H: 2 LOB: 0 BB: 1 P: 16	R: 0 K: 2 S: 9	H: 0 LOB: 0 BB: 0 P: 13	1B: 4 2B: 1 HR: 1	SF: 0 SAC: 0 DP: 2 HBP: 1	WP: 0 PB: 0 SB: 0 CS: 0	PA: 34
<b>PITCHER</b>	IP WLS BF H R ER SO BB IBB HBP BLK WP HR S P ERA WHIP																					
23 Zac Gallen, R (1.1) ERA:	4.0		15	4	0	0	2	1	0	0	0	0	0	0	7	15	0.00	0.750				
50 Kyle Nelson, L (5.1) ERA:	1.0		4	0	0	0	1	1	0	1	0	0	0	0	7	15	0.00	1.000				
Sean Poppen, R (6.1) ERA: 1.93	1.1	W	4	0	0	0	0	0	0	0	0	0	0	9	12	0.00	0.000					
35 Joe Mantiply, L (7.1) ERA:	0.2	H	3	1	0	0	1	0	0	0	0	0	0	7	9	0.00	1.500					
31 Ian Kennedy, R (8.1) ERA: 9.0	1.0	H	5	2	2	2	0	1	0	0	0	0	0	1	9	16	18.00	3.000				

AB	36
R	3
H	9
RBI	3
BB	4
SO	16
LOB	18

AB	30
R	2
H	5
RBI	2
BB	3
SO	6
LOB	12









Batter	1	2	3	4	5	6	7	8	9	10	AB	R	H	RBI	BB	SO	LOB	TOP				
5 Mike Yastrzemski, L OBP: 0.290, SLG: 0.222 13 Austin Slater, R OBP: 0.227, SLG: 0.158	L9		23 WP 35 1B 1B	G4-3			G6-3		K		3	1	1	0	0	0	1	<b>San Francisco Giants @ New York Mets</b> Citi Field, Flushing, NY Tue Apr 19 2022, 3:13 PM - 6:46 PM EDT Parity Cloudy - 48 F				
9 Brandon Belt, L OBP: 0.410, SLG: 0.606	L7		23 WP 35 1B BB	G3			K		G4-6-3	41 F9	4	1	0	0	1	1	1					
41 Wilmer Flores, R OBP: 0.270, SLG: 0.394	G5-3		L9				L9			F9	4	0	0	0	1	0	2					
23 Joc Pederson, L OBP: 0.407, SLG: 0.720 33 Darin Ruf, R OBP: 0.326, SLG: 0.229		HR	P6				FC3				3	1	1	1	0	0	3					
35 Brandon Crawford, L OBP: 0.395, SLG: 0.364	P5		39 FC4 1B				F8			BB	5	0	2	2	0	0	4					
39 Thairo Estrada, R OBP: 0.282, SLG: 0.474	6 1B 32 1B 1B		FC4				K			G6-3	5	1	2	0	0	1	5					
6 Steven Duggar, L OBP: 0.258, SLG: 0.321	32 1B 1B						G6-3			FC3-6 32 S	4	0	1	0	0	1	2					
32 Jason Vosler, L OBP: 0.500, SLG: 0.750	21 CS 1B						P5			K	4	0	2	1	0	1	2					
21 Joey Bart, R OBP: 0.367, SLG: 0.520	K						F9			9 G4-6-3 BB	3	0	0	0	1	2	3					
<b>Inning Stats</b>	R: 0 E: 0 K: 0 S: 5	H: 0 LOB: 0 BB: 0 P: 5	R: 2 E: 0 K: 1 S: 9	H: 4 LOB: 2 BB: 0 P: 14	R: 2 E: 0 K: 0 S: 14	H: 2 LOB: 1 BB: 1 P: 24	R: 0 E: 0 K: 1 S: 13	H: 1 LOB: 1 BB: 0 P: 20	R: 0 E: 0 K: 1 S: 8	H: 0 LOB: 2 BB: 1 P: 13	R: 0 E: 0 K: 1 S: 9	H: 0 LOB: 0 BB: 0 P: 11	R: 0 E: 0 K: 1 S: 9	H: 0 LOB: 0 BB: 0 P: 14	R: 0 E: 0 K: 1 S: 6	H: 0 LOB: 0 BB: 1 P: 12	R: 0 E: 0 K: 0 S: 8		H: 0 LOB: 2 BB: 1 P: 17	1B: 7 2B: 2 3B: 0 HR: 1	SF: 0 SAC: 0 DP: 2 HBP: 0	WP: 1 PB: 0 SB: 1 CS: 1
<b>PITCHER</b>	IP	WLS	BF	H	R	ER	SO	BB	IBB	HBP	BLK	WP	HR	S	P	ERA	WHIP					
38 Tyler Megill, R ERA: 2.2	6.0		27	7	4	4	4	2	0	0	0	0	0	9	14	6.00	1.500					
30 Joely Rodriguez, L ERA: 10.38	1.0		3	0	0	0	1	0	0	0	0	0	0	9	14	0.00	0.000					
67 Seth Lugo, R ERA: 6.75	1.0		5	2	0	0	1	0	0	0	0	0	0	6	18	0.00	2.000					
39 Edwin Diaz, R ERA: 1.8	1.0		3	0	0	0	1	1	0	0	0	0	0	6	12	0.00	1.000					
0 Adam Ottavino, R ERA:	1.0	W	4	0	0	0	0	1	0	0	0	0	0	8	17	0.00	1.000					

AB	38
R	4
H	9
RBI	4
BB	4
SO	7
LOB	24

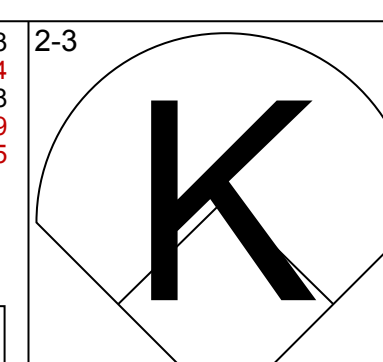
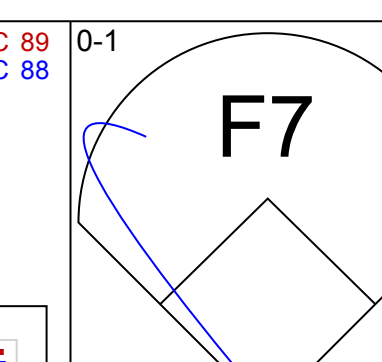
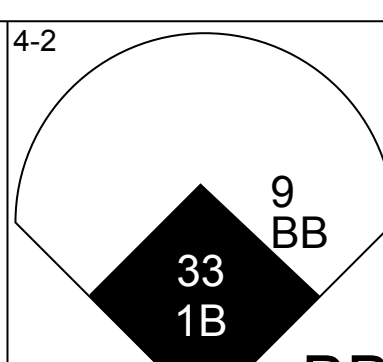
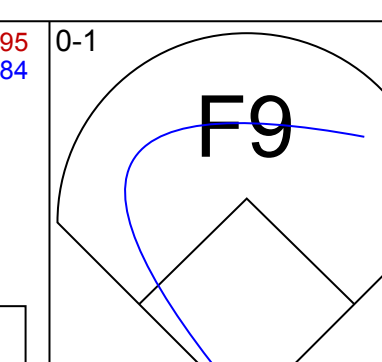
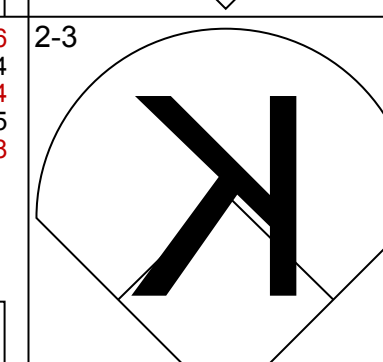
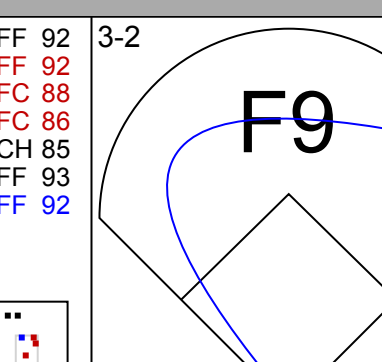
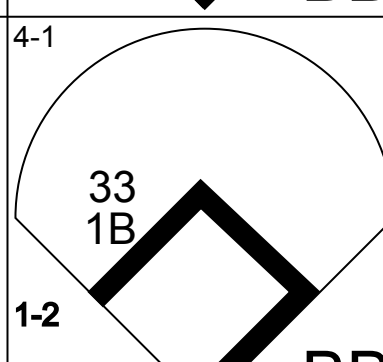
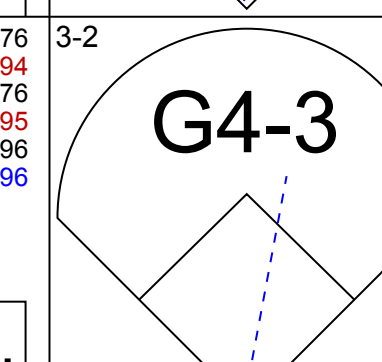
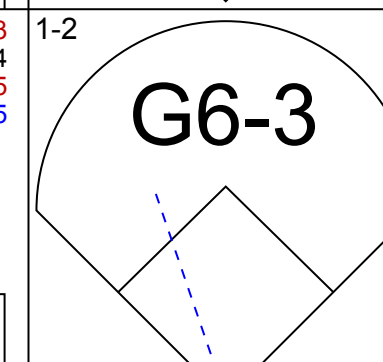
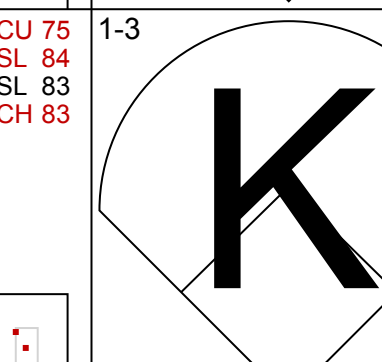
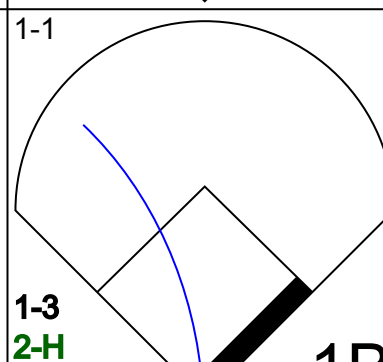
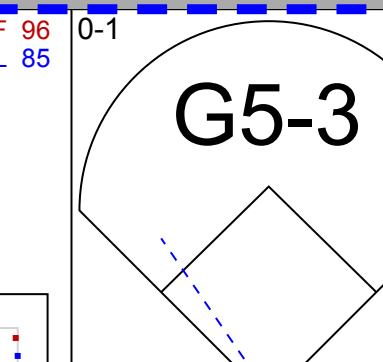
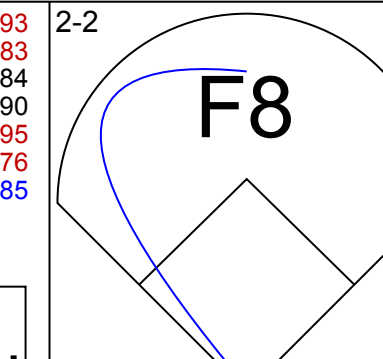
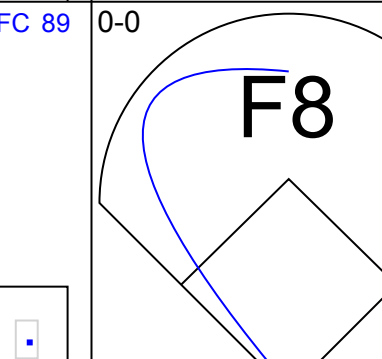
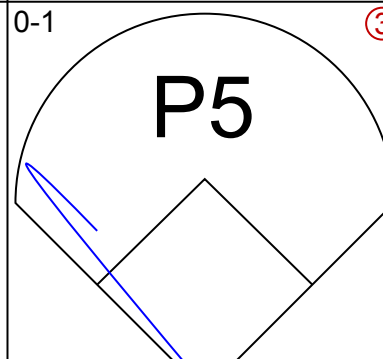
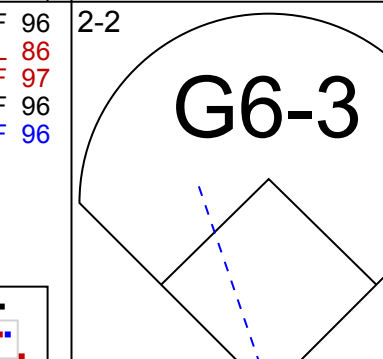

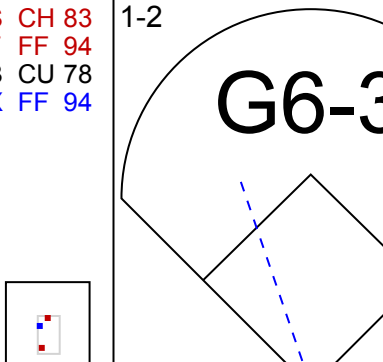
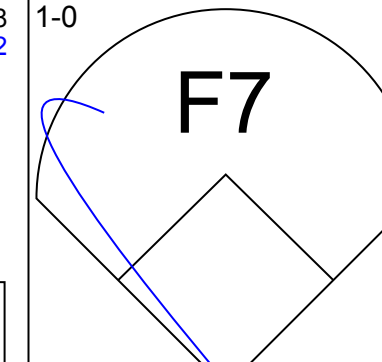
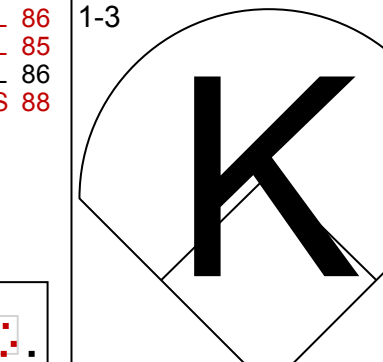

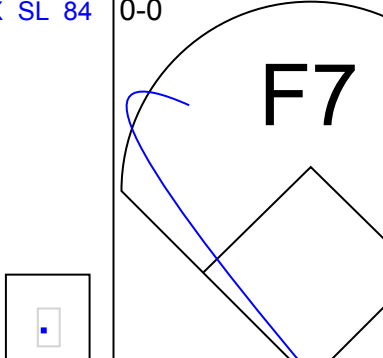
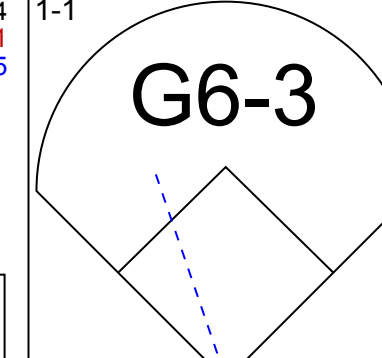
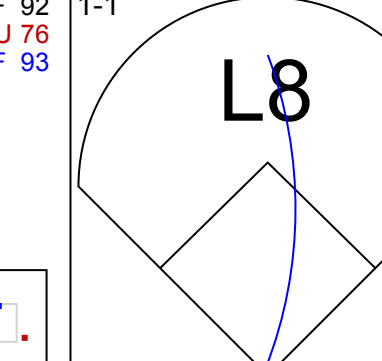
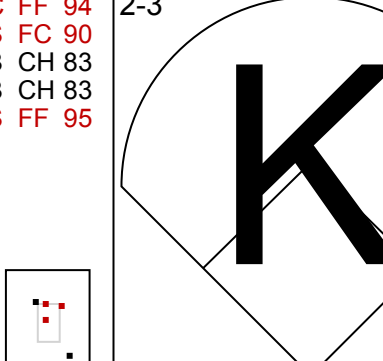
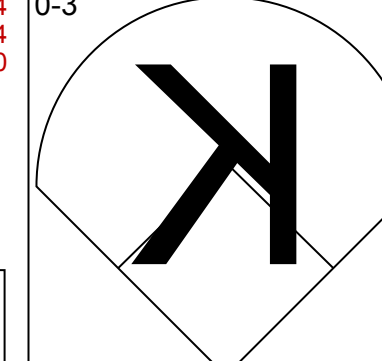
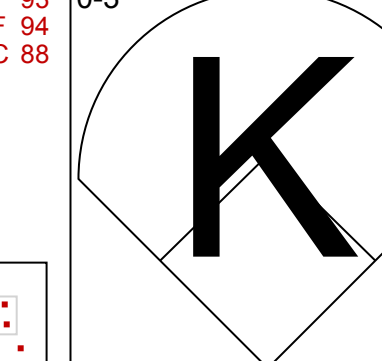
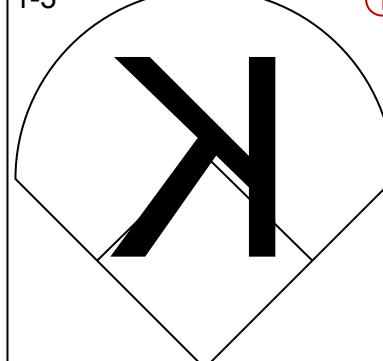
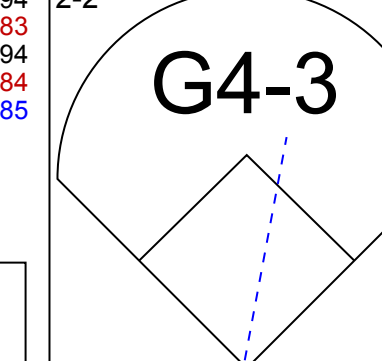


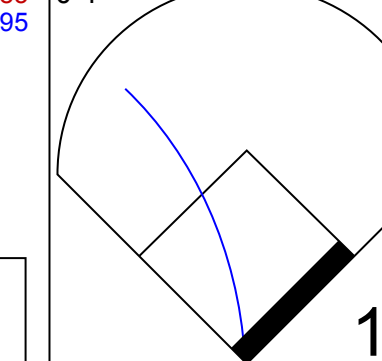


Batter	1	2	3	4	5	6	7	8	9	10	AB	R	H	RBI	BB	SO	LOB	BOTTOM				
1 Jeff McNeil, L OBP: 0.419, SLG: 0.432	F8		G4-1				K			G3-1	5	1	1	2	0	1	1	<b>San Francisco Giants @ New York Mets</b> Citi Field, Flushing, NY Tue Apr 19 2022, 3:13 PM - 6:46 PM EDT Parity Cloudy - 48 F				
6 Starling Marte, R OBP: 0.326, SLG: 0.429	12 E 20 WP 1B		G4-3				G3-1			12 B BB	4	1	1	0	1	0	2					
12 Francisco Lindor, S OBP: 0.438, SLG: 0.605	K		G1-3				G3-1			BB	5	0	2	2	0	1	1					
20 Pete Alonso, R OBP: 0.265, SLG: 0.488	L9		G5-3				K			1B	4	0	0	0	0	2	1					
10 Eduardo Escobar, S OBP: 0.432, SLG: 0.471		K2-3					G1-3			13 SH2-4 24 BB BB	3	0	1	0	1	1	0					
24 Robinson Cano, L OBP: 0.250, SLG: 0.308		K					G4-3			13 SH2-4 BB	3	0	0	0	1	1	1					
28 J.D. Davis, R OBP: 0.368, SLG: 0.313 13 Luis Guillorme, L OBP: 0.222, SLG: 0.111			G6-3				F8			SH2-4	3	0	1	0	0	0	0					
16 Travis Jankowski, L OBP: 0.412, SLG: 0.375 3 Tomas Nido, R OBP: 0.231, SLG: 0.231			G4-1 1B				FC3-6 33 2B 1 2B			P5	4	1	1	0	0	1	3					
33 James McCann, R OBP: 0.231, SLG: 0.182 2 Dominic Smith, L OBP: 0.292, SLG: 0.111 9 Brandon Nimmo, L OBP: 0.429, SLG: 0.708			K				F8			K	3	1	1	0	0	1	1					
<b>Inning Stats</b>	R: 1 E: 0 K: 1 S: 9	H: 1 LOB: 0 BB: 0 P: 15	R: 0 E: 0 K: 2 S: 10	H: 0 LOB: 0 BB: 0 P: 13	R: 0 E: 0 K: 1 S: 7	H: 1 LOB: 1 BB: 0 P: 9	R: 0 E: 0 K: 0 S: 8	H: 1 LOB: 1 BB: 0 P: 13	R: 3 E: 0 K: 1 S: 16	H: 4 LOB: 1 BB: 0 P: 25	R: 0 E: 0 K: 1 S: 6	H: 0 LOB: 0 BB: 0 P: 7	R: 0 E: 0 K: 1 S: 8	H: 0 LOB: 0 BB: 0 P: 13	R: 0 E: 0 K: 2 S: 10	H: 0 LOB: 2 BB: 2 P: 20	R: 1 E: 0 K: 0 S: 8		H: 1 LOB: 2 BB: 1 P: 13	1B: 5 2B: 3 3B: 0 HR: 0	SF: 0 SAC: 1 DP: 0 HBP: 0	WP: 2 PB: 0 SB: 2 CS: 0
<b>PITCHER</b>	IP	WLS	BF	H	R	ER	SO	BB	IBB	HBP	BLK	WP	HR	S	P	ERA	WHIP					
38 Alex Cobb, R ERA: 4.82	4.1		19	6	4	3	4	0	0	0	0	0	0	42	60	6.23	1.385					
52 Dominic Leone, R ERA: 2.25	0.2		3	1	0	0	1	0	0	0	0	0	0	8	15	0.00	1.500					
48 Jose Alvarez, L ERA: 2.7	1.0		3	0	0	0	0	0	0	0	0	0	0	6	7	0.00	0.000					
17 Jake McGee, L ERA: 2.45	1.0		3	0	0	0	1	0	0	0	0	0	0	8	13	0.00	0.000					
71 Tyler Rogers, R ERA: 1.50	1.0		3	0	0	0	1	0	0	0	0	0	0	9	11	0.00	0.000					
<b>PITCHER</b>	IP	WLS	BF	H	R	ER	SO	BB	IBB	HBP	BLK	WP	HR	S	P	ERA	WHIP					
75 Camilo Doval, R ERA: 4.26 66 Jarlin Garcia, L ERA:	0.1	L	3	1	1	0	0	2	0	0	0	0	0	8	13	0.00	6.000					

AB	35
R	5
H	8
RBI	4
BB	3
SO	9
LOB	12

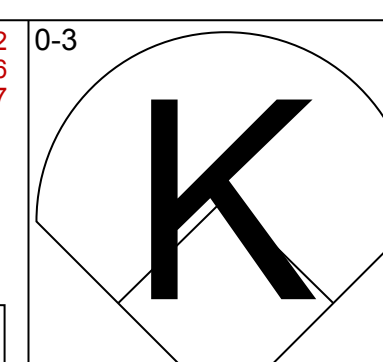
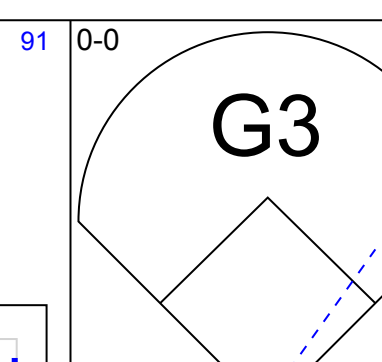
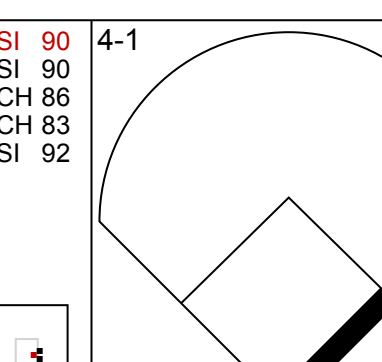
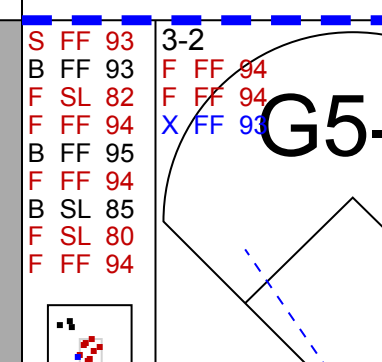
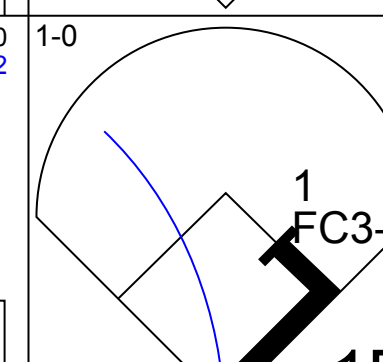
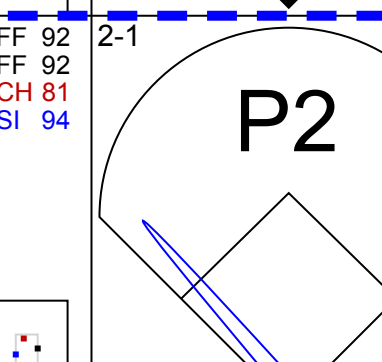
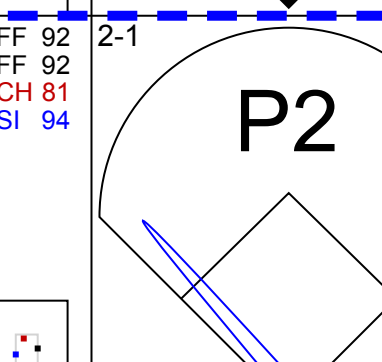
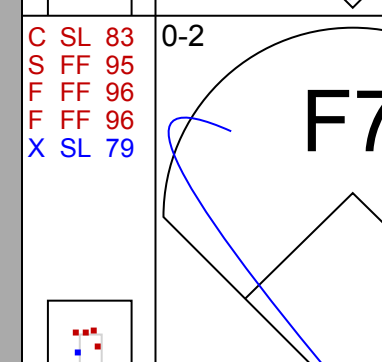
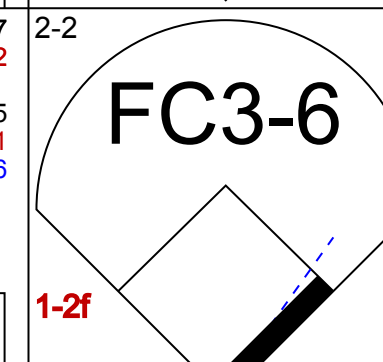
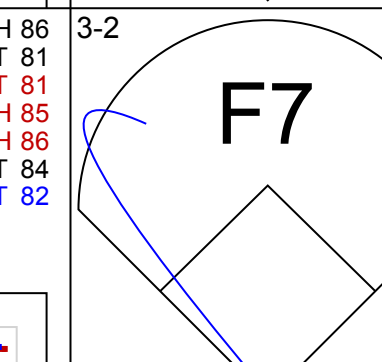
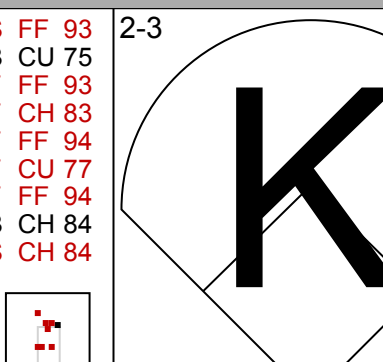
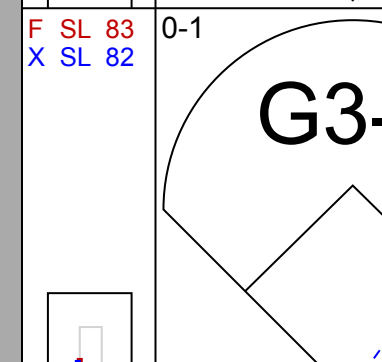
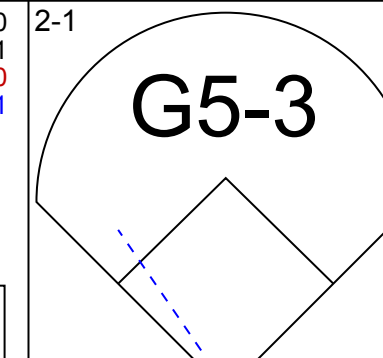
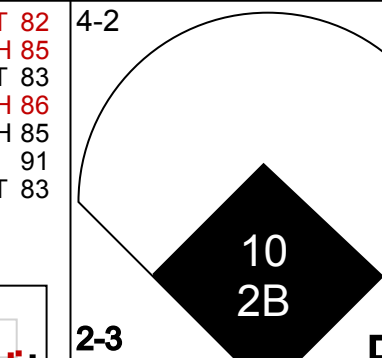
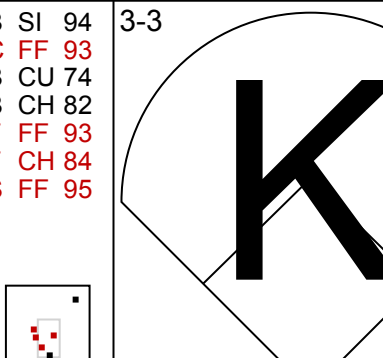

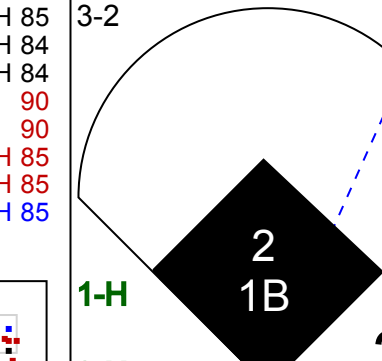
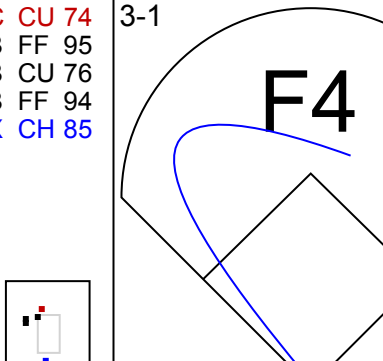
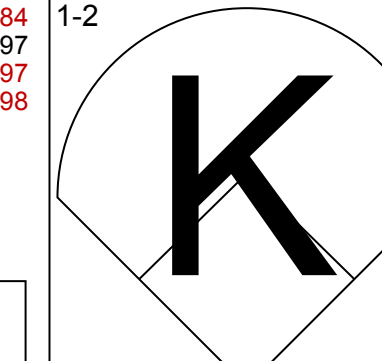

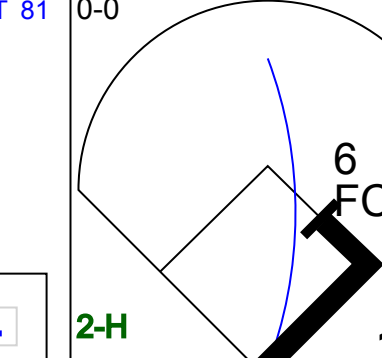

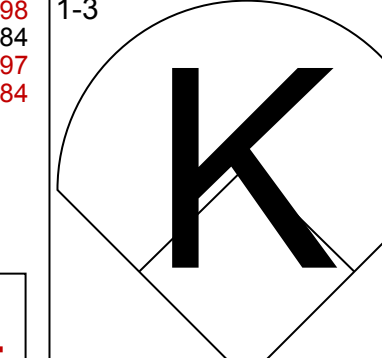

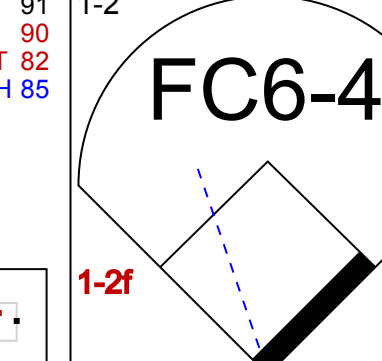

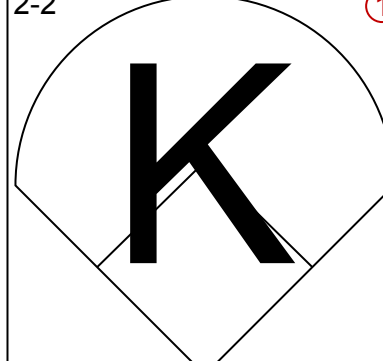
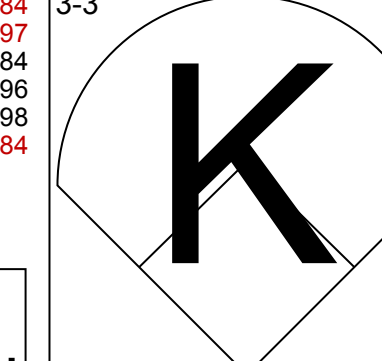


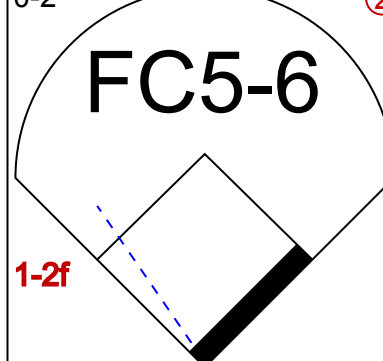


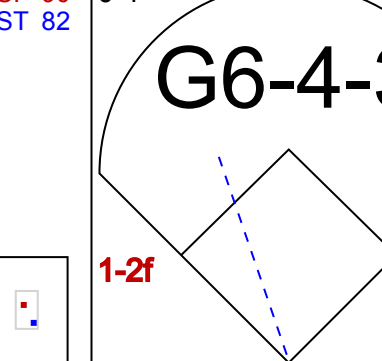
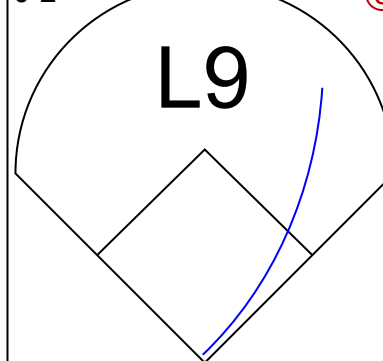
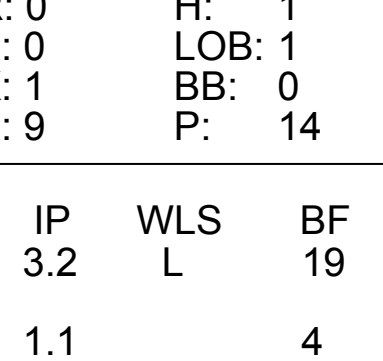
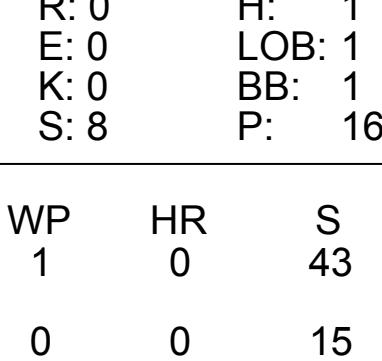
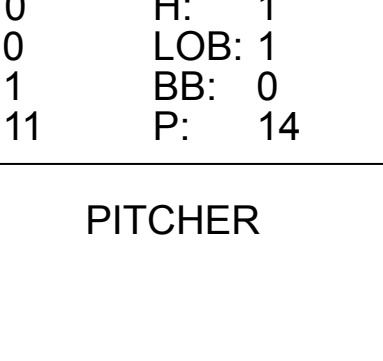




Batter	1	2	3	4	5	6	7	8	9	AB	R	H	RBI	BB	SO	LOB	TOP							
5 Mike Yastrzemski, L OBP: 0.286, SLG: 0.200										3	1	0	0	1	1	2	<b>San Francisco Giants @ New York Mets</b> Citi Field, Flushing, NY Tue Apr 19 2022, 7:32 PM - 10:12 PM EDT Att: 27,490 - Partly Cloudy - 48 F							
9 Brandon Belt, L OBP: 0.395, SLG: 0.556										3	0	0	0	1	1	1								
33 Darin Ruf, R OBP: 0.319, SLG: 0.231										4	0	1	1	0	1	0								
23 Joc Pederson, L OBP: 0.355, SLG: 0.621										4	0	0	0	0	0	2								
35 Brandon Crawford, L OBP: 0.275, SLG: 0.324										4	0	0	0	0	2	0								
39 Thairo Estrada, R OBP: 0.262, SLG: 0.439										3	0	0	0	0	1	0								
6 Steven Duggar, L OBP: 0.235, SLG: 0.290										3	0	0	0	0	2	0								
32 Jason Vosler, L OBP: 0.286, SLG: 0.429										3	0	0	0	0	2	0								
2 Curt Casali, R OBP: 0.231, SLG: 0.250										2	0	1	0	1	1	0								
<b>Inning Stats</b>	R: 0 H: 0 E: 0 K: 2 S: 9	H: 0 LOB: 0 BB: 0 P: 14	R: 0 H: 0 E: 0 K: 2 S: 11	H: 0 LOB: 0 BB: 0 P: 15	R: 0 H: 0 E: 0 K: 1 S: 11	H: 0 LOB: 1 BB: 1 P: 16	R: 0 H: 0 E: 0 K: 1 S: 8	H: 0 LOB: 0 BB: 0 P: 12	R: 0 H: 0 E: 0 K: 1 S: 7	H: 0 LOB: 0 BB: 0 P: 10	R: 1 H: 1 E: 0 K: 2 S: 14	H: 1 LOB: 2 BB: 2 P: 27	R: 0 H: 0 E: 0 K: 1 S: 6	H: 0 LOB: 0 BB: 0 P: 8	R: 0 H: 1 E: 0 K: 0 S: 10	H: 1 LOB: 1 BB: 0 P: 15		R: 0 H: 0 E: 0 K: 1 S: 8	H: 0 LOB: 0 BB: 0 P: 11	1B: 2 2B: 0 3B: 0 HR: 0	SF: 0 SAC: 0 DP: 0 HBP: 0	WP: 0 PB: 0 CS: 0	PA: 32	
<b>PITCHER</b>	IP WLS BF ERA: 2.5	WLS BF H R ER SO BB IBB HBP BLK WP HR S P ERA WHIP	IP WLS BF ERA: 2.5	WLS BF H R ER SO BB IBB HBP BLK WP HR S P ERA WHIP	IP WLS BF ERA: 2.5	WLS BF H R ER SO BB IBB HBP BLK WP HR S P ERA WHIP	IP WLS BF ERA: 2.5	WLS BF H R ER SO BB IBB HBP BLK WP HR S P ERA WHIP	IP WLS BF ERA: 2.5	WLS BF H R ER SO BB IBB HBP BLK WP HR S P ERA WHIP	IP WLS BF ERA: 2.5	WLS BF H R ER SO BB IBB HBP BLK WP HR S P ERA WHIP	IP WLS BF ERA: 2.5	WLS BF H R ER SO BB IBB HBP BLK WP HR S P ERA WHIP	IP WLS BF ERA: 2.5	WLS BF H R ER SO BB IBB HBP BLK WP HR S P ERA WHIP	IP WLS BF ERA: 2.5	WLS BF H R ER SO BB IBB HBP BLK WP HR S P ERA WHIP	IP WLS BF ERA: 2.5	WLS BF H R ER SO BB IBB HBP BLK WP HR S P ERA WHIP	IP WLS BF ERA: 2.5	WLS BF H R ER SO BB IBB HBP BLK WP HR S P ERA WHIP	IP WLS BF ERA: 2.5	WLS BF H R ER SO BB IBB HBP BLK WP HR S P ERA WHIP

AB	29
R	1
H	2
RBI	1
BB	3
SO	11
LOB	5



Batter	1	2	3	4	5	6	7	8	9	AB	R	H	RBI	BB	SO	LOB	BOTTOM					
9 Brandon Nimmo, L OBP: 0.406, SLG: 0.630										3	0	0	0	1	1	0	<b>San Francisco Giants @ New York Mets</b> Citi Field, Flushing, NY Tue Apr 19 2022, 7:32 PM - 10:12 PM EDT Att: 27,490 - Partly Cloudy - 48 F					
12 Francisco Lindor, S OBP: 0.442, SLG: 0.619										4	1	2	0	0	0	1						
1 Jeff McNeil, L OBP: 0.383, SLG: 0.390										4	0	0	0	0	1	2						
16 Travis Jankowski, L OBP: 0.412, SLG: 0.375										0	0	0	0	0	0	0						
20 Pete Alonso, R OBP: 0.283, SLG: 0.478										3	1	1	0	1	1	1						
10 Eduardo Escobar, S OBP: 0.438, SLG: 0.500										4	1	2	2	0	1	1						
2 Dominic Smith, L OBP: 0.321, SLG: 0.182										4	0	2	1	0	1	2						
6 Starling Marte, R OBP: 0.300, SLG: 0.391										4	0	0	0	0	2	4						
13 Luis Guillorme, L OBP: 0.235, SLG: 0.071										2	0	1	0	1	0	1						
3 Tomás Nido, R OBP: 0.188, SLG: 0.188										3	0	0	0	0	0	4						
<b>Inning Stats</b>	R: 0 H: 1 E: 0 K: 1 S: 9	H: 1 LOB: 1 BB: 0 P: 14	R: 0 H: 1 E: 0 K: 0 S: 10	H: 1 LOB: 2 BB: 1 P: 18	R: 3 H: 3 E: 0 K: 0 S: 18	H: 3 LOB: 1 BB: 1 P: 31	R: 0 H: 1 E: 0 K: 0 S: 8	H: 1 LOB: 1 BB: 1 P: 16	R: 0 H: 1 E: 0 K: 1 S: 11	H: 1 LOB: 0 BB: 0 P: 14	R: 0 H: 0 E: 0 K: 0 S: 16	H: 0 LOB: 0 BB: 0 P: 19	R: 0 H: 1 E: 0 K: 3 S: 12	H: 1 LOB: 1 BB: 0 P: 17	R: 0 H: 0 E: 0 K: 0 S: 10	H: 0 LOB: 0 BB: 0 P: 11	1B: 6 2B: 2 3B: 0 HR: 0	SF: 0 SAC: 0 DP: 1 HBP: 0	WP: 1 PB: 0 CS: 0	PA: 34		
<b>PITCHER</b>	IP WLS BF ERA: 2.55	WLS BF H R ER SO BB IBB HBP BLK WP HR S P ERA WHIP	IP WLS BF ERA: 2.55	WLS BF H R ER SO BB IBB HBP BLK WP HR S P ERA WHIP	IP WLS BF ERA: 2.55	WLS BF H R ER SO BB IBB HBP BLK WP HR S P ERA WHIP	IP WLS BF ERA: 2.55	WLS BF H R ER SO BB IBB HBP BLK WP HR S P ERA WHIP	IP WLS BF ERA: 2.55	WLS BF H R ER SO BB IBB HBP BLK WP HR S P ERA WHIP	IP WLS BF ERA: 2.55	WLS BF H R ER SO BB IBB HBP BLK WP HR S P ERA WHIP	IP WLS BF ERA: 2.55	WLS BF H R ER SO BB IBB HBP BLK WP HR S P ERA WHIP	IP WLS BF ERA: 2.55	WLS BF H R ER SO BB IBB HBP BLK WP HR S P ERA WHIP	IP WLS BF ERA: 2.55	WLS BF H R ER SO BB IBB HBP BLK WP HR S P ERA WHIP	IP WLS BF ERA: 2.55	WLS BF H R ER SO BB IBB HBP BLK WP HR S P ERA WHIP	IP WLS BF ERA: 2.55	WLS BF H R ER SO BB IBB HBP BLK WP HR S P ERA WHIP









Batter	1	2	3	4	5	6	7	8	9	AB	R	H	RBI	BB	SO	LOB	TOP										
5 Mike Yastrzemski, L OBP: 0.319, SLG: 0.333		G4-3			L7			HR		4	1	2	1	0	0	2	<b>San Francisco Giants @ New York Mets</b> Citi Field, Flushing, NY Thu Apr 21 2022, 1:12 PM - 3:46 PM EDT Att: 28,760 - Partly Cloudy - 57 F										
9 Brandon Belt, L OBP: 0.373, SLG: 0.558	K		G4-1			G3		P5		4	0	0	0	0	1												
33 Darin Ruf, R OBP: 0.291, SLG: 0.196	K		L8			K			K	4	0	0	0	0	3												
23 Joc Pederson, L OBP: 0.333, SLG: 0.568	G6-3		F8			F7			L7	4	0	0	0	0	1												
35 Brandon Crawford, L OBP: 0.271, SLG: 0.295		HBP			K				K	3	1	0	0	0	3												
41 Wilmer Flores, R OBP: 0.333, SLG: 0.375		1B			G6-3				G4-3	3	0	1	0	0	0												
39 Thairo Estrada, R OBP: 0.265, SLG: 0.404		1B			F7				F7	3	0	1	1	0	0												
6 Steven Dugger, L OBP: 0.231, SLG: 0.278		1B			F9				E6	0	0	0	0	0	0												
1 Mauricio Dubón, R OBP: 0.176, SLG: 0.250		K							G5-4-3	3	0	0	0	0	1	2											
2 Curt Casali, R OBP: 0.188, SLG: 0.200		F8			K				G5-4-3	3	0	0	0	0	1	3											
<b>Inning Stats</b>	R: 0 H: 1 E: 0 K: 2 S: 9	WLS: 1 BF: 15	R: 1 H: 2 E: 0 K: 1 S: 11	LOB: 2 BB: 0 P: 20	R: 0 H: 0 E: 0 K: 0 S: 5	LOB: 0 BB: 0 P: 6	R: 0 H: 0 E: 0 K: 1 S: 8	LOB: 0 BB: 0 P: 11	R: 0 H: 0 E: 0 K: 1 S: 7	LOB: 0 BB: 0 P: 8	R: 0 H: 0 E: 0 K: 1 S: 9	LOB: 0 BB: 0 P: 11	R: 0 H: 0 E: 0 K: 1 S: 7	LOB: 0 BB: 0 P: 11	R: 1 H: 1 E: 1 K: 0 S: 8	LOB: 1 BB: 0 P: 13	R: 0 H: 0 E: 0 K: 2 S: 7	LOB: 0 BB: 0 P: 10	1B: 3 2B: 0 3B: 0 HR: 1	SF: 0 SAC: 0 DP: 1 HBP: 1	WP: 0 PB: 0 SB: 0 CS: 0	PA: 32					
<b>PITCHER</b>	IP	WLS	BF	H	R	ER	SO	BB	IBB	HBP	BLK	WP	HR	S	P	ERA	WHIP										
59 Carlos Carrasco, R ERA: 1.47	7.2	W	28	4	2	2	7	0	0	1	0	0	1	61	91	2.35	0.522										
30 Josely Rodríguez, L ERA: 9.64	0.1	H	1	0	0	0	0	0	0	0	0	0	0	3	4	0.00	0.000										
39 Edwin Díaz, R ERA: 1.5	1.0		3	0	0	0	2	0	0	0	0	0	0	7	10	0.00	0.000										

Batter	1	2	3	4	5	6	7	8	9	AB	R	H	RBI	BB	SO	LOB	BOTTOM											
9 Brandon Nimmo, L OBP: 0.429, SLG: 0.571	G6-3	F7		G3-1				12 G4-3		4	0	1	1	1	0	1	<b>San Francisco Giants @ New York Mets</b> Citi Field, Flushing, NY Thu Apr 21 2022, 1:12 PM - 3:46 PM EDT Att: 28,760 - Partly Cloudy - 57 F											
12 Francisco Lindor, S OBP: 0.419, SLG: 0.615	HR		19 1B		1 CS	FC5-6		G4-3		5	2	3	1	0	0	4												
1 Jeff McNeil, L OBP: 0.365, SLG: 0.391	G4-3		19 1B		K			L9		5	1	1	0	0	1	3												
20 Pete Alonso, R OBP: 0.328, SLG: 0.500	K		G6-3		10 BB			L4		4	0	2	0	0	1	2												
10 Eduardo Escobar, S OBP: 0.464, SLG: 0.591	HR		K		19 FC5-4			K		3	1	1	1	1	2	3												
19 Mark Canha, R OBP: 0.471, SLG: 0.379	FC6-4		16 FC6-4		FC5-4			FC6-4		4	0	2	2	0	0	3												
16 Travis Jankowski, L OBP: 0.361, SLG: 0.316	FC6-4		P5					G4-3		3	1	0	0	1	0	2												
13 Luis Guillorme, L OBP: 0.333, SLG: 0.158	1B		F7					9 BB		3	1	2	0	1	0	0												
3 Tomás Nido, R OBP: 0.150, SLG: 0.158	SF9		K					FC5-6		3	0	0	1	0	2	3												
<b>Inning Stats</b>	R: 1 H: 1 E: 0 K: 1 S: 10	WLS: 1 BF: 14	R: 2 H: 3 E: 0 K: 0 S: 10	LOB: 3 BB: 0 P: 11	R: 2 H: 3 E: 0 K: 1 S: 14	LOB: 1 BB: 0 P: 21	R: 0 H: 0 E: 0 K: 1 S: 9	LOB: 0 BB: 0 P: 13	R: 0 H: 2 E: 0 K: 1 S: 13	LOB: 2 BB: 1 P: 24	R: 0 H: 0 E: 0 K: 1 S: 10	LOB: 2 BB: 2 P: 20	R: 0 H: 1 E: 0 K: 1 S: 8	LOB: 1 BB: 0 P: 15	R: 1 H: 2 E: 0 K: 0 S: 11	LOB: 2 BB: 1 P: 18		R: 1 H: 2 E: 0 K: 1 S: 11	LOB: 2 BB: 1 P: 18	1B: 9 2B: 2 3B: 0 HR: 2	SF: 1 SAC: 0 DP: 1 HBP: 0	WP: 1 PB: 0 SB: 0 CS: 1	PA: 39					
<b>PITCHER</b>	IP	WLS	BF	H	R	ER	SO	BB	IBB	HBP	BLK	WP	HR	S	P	ERA	WHIP											
26 Anthony DeSclafani, R ERA: 0.06	5.0	L	24	9	5	5	4	1	0	0	0	0	0	2	56	83	9.00	2.000										
74 Yunior Marte, R ERA:	1.0		5	0	0	0	1	2	0	0	0	0	0	10	20	0.00	2.000											
14 Tyler Beede, R ERA: 3.0	2.0		10	3	1	1	1	1	0	0	0	1	0	19	33	4.50	2.000											






Batter	1	2	3	4	5	6	7	8	9	10	AB	R	H	RBI	BB	SO	LOB	TOP							
9 Brandon Nimmo, L OBP: 0.426, SLG: 0.575	F8			FC4-6 20 1B		SF8 12 1B	L6			G6-3	5	2	2	0	0	0	1								
6 Starling Marte, R OBP: 0.317, SLG: 0.382	K			FC4-6 12 BB		SF8 20 1B	G3-1			1B	4	1	2	1	1	1	0								
12 Francisco Lindor, S OBP: 0.403, SLG: 0.589	K			FC4-6 20 1B		SF8	F8			1B	4	0	1	1	0	1	2								
20 Pete Alonso, R OBP: 0.323, SLG: 0.483	K			SAFE 1-2 2-3		G3	F9			F8	4	0	1	2	0	1	0								
2 Dominic Smith, L OBP: 0.300, SLG: 0.167	K			1-2 2-3		G3	G3			F8	1	0	0	0	0	0	2								
10 Eduardo Escobar, S OBP: 0.433, SLG: 0.542	K			3-H		G4-3	G4-3			F7	4	0	0	0	0	1	2								
24 Robinson Cano, L OBP: 0.242, SLG: 0.290	K			3-H		K	L5			1B	4	0	1	0	0	2	2								
19 Mark Canha, R OBP: 0.421, SLG: 0.333				G6-3		G1-3	G4-3			F9	4	0	0	0	0	0	1								
16 Travis Jankowski, L OBP: 0.391, SLG: 0.316				G5-3		F8	G4-3			G3	4	2	1	0	0	0	1								
1 Jeff McNeil, L OBP: 0.357, SLG: 0.380				K		F8	33 HR			G4-3 6 1B	4	1	1	2	0	1	0								
33 James McCann, R OBP: 0.235, SLG: 0.276				F8		HR	G4-3			G4-3	4	1	1	2	0	1	0								
<b>Inning Stats</b>	R: 0 E: 0 K: 2 S: 9	H: 0 LOB: 0 BB: 0 P: 16	R: 0 E: 0 K: 3 S: 9	H: 0 LOB: 0 BB: 0 P: 12	R: 0 E: 0 K: 1 S: 6	H: 0 LOB: 0 BB: 0 P: 8	R: 1 E: 0 K: 1 S: 19	H: 2 LOB: 2 BB: 1 P: 31	R: 0 E: 0 K: 0 S: 9	H: 0 LOB: 0 BB: 0 P: 12	R: 2 E: 0 K: 0 S: 9	H: 2 LOB: 0 BB: 0 P: 18	R: 2 E: 0 K: 0 S: 11	H: 0 LOB: 0 BB: 0 P: 11	R: 0 E: 0 K: 0 S: 11	H: 1 LOB: 1 BB: 0 P: 17	R: 1 E: 0 K: 0 S: 12	H: 2 LOB: 2 BB: 0 P: 17	1B: 7 2B: 1 3B: 0 HR: 1	SF: 1 SAC: 0 DP: 0 HBP: 0	WP: 0 PB: 0 SB: 0 CS: 0	PA: 40			
<b>PITCHER</b>	IP 5.0	WLS 18	BF 2	H 1	R 1	ER 1	SO 7	BB 1	IBB 0	HBP 0	BLK 0	WP 0	HR 0	S 50	P 79	ERA 1.80	WHIP 0.600								
23 Zac Gallen, R ERA: 1.0																									
59 Oliver Pérez, L ERA: 17.18																									
48 J.B. Wendelen, R ERA: 4.26																									
66 Edwin Uceta, R ERA:																									
24 Noé Ramirez, R ERA: 2.84																									

**New York Mets @ Arizona Diamondbacks**  
Chase Field, Phoenix, AZ  
Fri Apr 22 2022, 6:42 PM - 10:09 PM MST  
Att. 20,939 - Partly Cloudy - 75 F

livebaseballscorecards.com

AB 38  
R 6  
H 9  
RBI 6  
BB 1  
SO 7  
LOB 11




Batter	1	2	3	4	5	6	7	8	9	10	AB	R	H	RBI	BB	SO	LOB	BOTTOM							
21 Cooper Hummel, S OBP: 0.333, SLG: 0.387	L9			G6-3		G4-3		53 HR		K	5	1	1	1	0	1	1								
4 Ketel Marte, S OBP: 0.262, SLG: 0.278	G6-3			K		2B		K		K	5	0	1	0	0	3	2								
14 Matt Davidson, R OBP: 0.333, SLG: 0.571	G3-1			G5-3		4-0 2B		K		K	3	0	0	0	2	1	1								
43 Sergio Alcántara, S OBP: 0.125, SLG: 0.273				L9		K		HR		P4	5	1	1	2	0	1	3								
53 Christian Walker, R OBP: 0.276, SLG: 0.370	G4-3			L9		K		HR			4	1	1	0	0	1	0								
28 Seth Beer, L OBP: 0.442, SLG: 0.536	G6-3			K		26 1B		L9			4	1	1	0	0	1	0								
13 Nick Ahmed, R ERA:	G5-3			G6-3		12 SF8		1B			4	0	0	0	0	1	1								
26 Pavin Smith, L OBP: 0.383, SLG: 0.316				36 1B		12 7-6-3		BB		K	3	1	2	0	1	1	0								
12 Daulton Varsho, L OBP: 0.308, SLG: 0.476				K		L7-6-3		SF8		HR	3	1	1	2	0	1	2								
36 Jose Herrera, S OBP: 0.176, SLG: 0.067				21 G6-3		G4-3		P4			2	0	1	0	0	0	0								
6 David Peraltá, L OBP: 0.306, SLG: 0.386				21 G6-3		G4-3		K			1	0	0	0	0	0	1								
18 Carson Kelly, R OBP: 0.118, SLG: 0.094				21 G6-3		G4-3		K			0	0	0	0	0	0	0								
30 Jake McCarthy, L OBP: 0.208, SLG: 0.273				23		G4-3					1	0	0	0	0	1	0								
<b>Inning Stats</b>	R: 0 E: 0 K: 0 S: 6	H: 0 LOB: 0 BB: 0 P: 10	R: 0 E: 0 K: 0 S: 7	H: 0 LOB: 0 BB: 0 P: 10	R: 1 E: 0 K: 2 S: 12	H: 2 LOB: 1 BB: 0 P: 14	R: 0 E: 0 K: 1 S: 6	H: 0 LOB: 0 BB: 0 P: 11	R: 0 E: 0 K: 0 S: 5	H: 0 LOB: 0 BB: 0 P: 11	R: 2 E: 0 K: 1 S: 10	H: 1 LOB: 2 BB: 1 P: 19	R: 1 E: 0 K: 1 S: 12	H: 2 LOB: 1 BB: 0 P: 16	R: 2 E: 0 K: 2 S: 15	H: 2 LOB: 0 BB: 0 P: 24	R: 1 E: 0 K: 2 S: 10	H: 1 LOB: 0 BB: 0 P: 14	R: 0 E: 0 K: 2 S: 11	H: 0 LOB: 1 BB: 1 P: 18	1B: 3 2B: 4 3B: 0 HR: 2	SF: 1 SAC: 0 DP: 1 HBP: 0	WP: 0 PB: 0 SB: 0 CS: 0	PA: 40	
<b>PITCHER</b>	IP 5.2	WLS 5	BF 3	H 1	R 1	ER 1	SO 3	BB 1	IBB 0	HBP 0	BLK 0	WP 0	HR 0	S 42	P 65	ERA 1.59	WHIP 0.706								
23 David Peterson, L ERA: 0.64																									
62 Drew Smith, R ERA:																									
43 Chasen Shreve, L ERA: 2.57																									
65 Trevor May, R ERA: 6.75																									
39 Edwin Diaz, R ERA: 2.57																									

**New York Mets @ Arizona Diamondbacks**  
Chase Field, Phoenix, AZ  
Fri Apr 22 2022, 6:42 PM - 10:09 PM MST  
Att. 20,939 - Partly Cloudy - 75 F

livebaseballscorecards.com

AB 36  
R 5  
H 8  
RBI 5  
BB 3  
SO 11  
LOB 11









Batter	1	2	3	4	5	6	7	8	9	AB	R	H	RBI	BB	SO	LOB	TOP					
19 Mark Canha, R OBP: 0.386, SLG: 0.308 9 Brandon Nimmo, L OBP: 0.412, SLG: 0.535	E5 12 1B		K			K	F7	F8		5	1	1	0	0	2	5						
6 Starling Marte, R OBP: 0.319, SLG: 0.381	G6-3		G6-3			12 E 2B	HBP		G4-3	4	1	1	1	0	0	1						
12 Francisco Lindor, S OBP: 0.409, SLG: 0.563	10 FC5-4 2H 1B					F7	K		L3	5	0	2	1	0	1	3						
20 Pete Alonso, R OBP: 0.297, SLG: 0.433 2 Dominic Smith, L OBP: 0.294, SLG: 0.214	K					G4-3			G3-1	5	0	1	0	0	1	2						
10 Eduardo Escobar, S OBP: 0.391, SLG: 0.464	FC5-4					F8			L9	5	0	0	0	0	0	3						
28 J.D. Davis, R OBP: 0.370, SLG: 0.435	33 G6-4-3 1B					K			L3	3	2	2	1	1	1	1						
13 Luis Guillorme, L OBP: 0.357, SLG: 0.261	K					G1-6-3			HR	4	2	2	0	0	1	1						
33 James McCann, R OBP: 0.237, SLG: 0.250	G6-4-3					F9			E5	3	0	0	0	0	0	1						
16 Travis Jankowski, L OBP: 0.400, SLG: 0.318	G4-3					G6-3			1B	3	0	1	1	1	0	0						
<b>Inning Stats</b>	R: 1 H: 2 E: 1 K: 1 S: 14	H: 2 LOB: 1 BB: 0 P: 21	R: 0 H: 0 E: 0 K: 1 S: 8	H: 1 LOB: 0 BB: 0 P: 13	R: 0 H: 0 E: 0 K: 1 S: 10	H: 0 LOB: 0 BB: 0 P: 15	R: 0 H: 1 E: 0 K: 1 S: 10	H: 1 LOB: 1 BB: 0 P: 14	R: 0 H: 0 E: 0 K: 0 S: 10	R: 1 H: 1 E: 0 K: 1 S: 8	H: 1 LOB: 0 BB: 0 P: 14	R: 2 H: 3 E: 1 K: 0 S: 13	H: 3 LOB: 2 BB: 0 P: 16	R: 0 H: 1 E: 0 K: 0 S: 4	H: 1 LOB: 1 BB: 0 P: 6	1B: 7 2B: 2 3B: 0 HR: 1	SF: 0 SAC: 0 DP: 1 HBP: 2	WP: 0 PB: 0 SB: 1 CS: 1	PA: 41			
<b>PITCHER</b>	IP WLS BF H R ER SO	IP WLS BF H R ER SO	IP WLS BF H R ER SO	IP WLS BF H R ER SO	IP WLS BF H R ER SO	IP WLS BF H R ER SO	IP WLS BF H R ER SO	IP WLS BF H R ER SO	IP WLS BF H R ER SO	IP WLS BF H R ER SO	IP WLS BF H R ER SO	IP WLS BF H R ER SO	IP WLS BF H R ER SO	IP WLS BF H R ER SO	IP WLS BF H R ER SO	IP WLS BF H R ER SO	ERA WHIP	ERA WHIP				
40 Madison Bumgarner, L ERA: 1.0	5.0 18 4 1 0 4	1.0 L 4 1 1 1	0.2 6 1 2 0 2	1.0 5 1 1 1	0.1 4 2 1 0	1.0 18 4 1 0 4	1.0 18 4 1 0 4	1.0 18 4 1 0 4	1.0 18 4 1 0 4	1.0 18 4 1 0 4	1.0 18 4 1 0 4	1.0 18 4 1 0 4	1.0 18 4 1 0 4	1.0 18 4 1 0 4	1.0 18 4 1 0 4	1.0 18 4 1 0 4	0.00 0.800	0.00 0.800				
48 J.B. Wendelen, R ERA: 4.91	0.2 6 1 2 0 2	1.0 5 1 1 1	0.1 4 2 1 0	1.0 18 4 1 0 4	1.0 18 4 1 0 4	1.0 18 4 1 0 4	1.0 18 4 1 0 4	1.0 18 4 1 0 4	1.0 18 4 1 0 4	1.0 18 4 1 0 4	1.0 18 4 1 0 4	1.0 18 4 1 0 4	1.0 18 4 1 0 4	1.0 18 4 1 0 4	1.0 18 4 1 0 4	1.0 18 4 1 0 4	9.00 1.000	4.50 1.000				
66 Edwin Uceta, R ERA: 10.8	0.1 4 2 1 0	1.0 18 4 1 0 4	1.0 18 4 1 0 4	1.0 18 4 1 0 4	1.0 18 4 1 0 4	1.0 18 4 1 0 4	1.0 18 4 1 0 4	1.0 18 4 1 0 4	1.0 18 4 1 0 4	1.0 18 4 1 0 4	1.0 18 4 1 0 4	1.0 18 4 1 0 4	1.0 18 4 1 0 4	1.0 18 4 1 0 4	1.0 18 4 1 0 4	1.0 18 4 1 0 4	0.00 6.000	0.00 6.000				
57 Taylor Widener, R ERA: 9.0	1.0 18 4 1 0 4	1.0 18 4 1 0 4	1.0 18 4 1 0 4	1.0 18 4 1 0 4	1.0 18 4 1 0 4	1.0 18 4 1 0 4	1.0 18 4 1 0 4	1.0 18 4 1 0 4	1.0 18 4 1 0 4	1.0 18 4 1 0 4	1.0 18 4 1 0 4	1.0 18 4 1 0 4	1.0 18 4 1 0 4	1.0 18 4 1 0 4	1.0 18 4 1 0 4	1.0 18 4 1 0 4	0.00 6.000	0.00 6.000				
59 Oliver Pérez, L ERA: 15.75	1.0 18 4 1 0 4	1.0 18 4 1 0 4	1.0 18 4 1 0 4	1.0 18 4 1 0 4	1.0 18 4 1 0 4	1.0 18 4 1 0 4	1.0 18 4 1 0 4	1.0 18 4 1 0 4	1.0 18 4 1 0 4	1.0 18 4 1 0 4	1.0 18 4 1 0 4	1.0 18 4 1 0 4	1.0 18 4 1 0 4	1.0 18 4 1 0 4	1.0 18 4 1 0 4	1.0 18 4 1 0 4	0.00 6.000	0.00 6.000				
12 Daulton Varsho, L OBP: 0.311, SLG: 0.451	K		1B			F9			G1-2-3	4	0	1	0	0	1	1						
43 Sergio Alcántara, S OBP: 0.156, SLG: 0.267	F7		K			G3-1			G4-3 1B	4	0	1	0	0	1	2						
6 David Peralta, L OBP: 0.281, SLG: 0.353	K					P5			G4-3	4	0	0	0	0	1	1						
53 Christian Walker, R OBP: 0.274, SLG: 0.426	K					HR			F8	4	1	1	1	0	2	1						
28 Seth Beer, L OBP: 0.431, SLG: 0.477	G1-3					G3			K	4	0	0	0	0	1	0						
30 Jake McCarthy, L OBP: 0.185, SLG: 0.240	K					F7			K	3	0	0	0	0	1	0						
21 Cooper Hummel, S (9, PH) OBP: 0.325, SLG: 0.375	K								K	1	0	0	0	0	1	0						
2 Geraldo Perdomo, S OBP: 0.381, SLG: 0.313	L4					K			L4	3	1	1	0	0	1	0						
4 Ketel Marte, S (9, PH) OBP: 0.239, SLG: 0.250	L4					K			L4	1	0	0	0	0	0	0						
13 Nick Ahmed, R OBP: 0.286, SLG: 0.429	G4-3								2B	3	0	2	1	0	0	0						
36 Jose Herrera, S OBP: 0.211, SLG: 0.063	L4								1B	1	0	0	0	1	0	1						
26 Pavin Smith, L (7, PH) OBP: 0.385, SLG: 0.349	12 1B								L8	1	0	0	0	0	0	1						
<b>Inning Stats</b>	R: 0 H: 0 E: 0 K: 2 S: 7	H: 0 LOB: 0 BB: 0 P: 8	R: 0 H: 0 E: 0 K: 2 S: 7	H: 0 LOB: 0 BB: 0 P: 8	R: 0 H: 1 E: 0 K: 1 S: 11	H: 1 LOB: 2 BB: 1 P: 19	R: 1 H: 1 E: 0 K: 0 S: 9	H: 1 LOB: 0 BB: 0 P: 14	R: 0 H: 1 E: 0 K: 1 S: 11	H: 1 LOB: 1 BB: 0 P: 13	R: 0 H: 0 E: 0 K: 1 S: 10	H: 0 LOB: 0 BB: 0 P: 16	R: 1 H: 2 E: 0 K: 0 S: 12	H: 2 LOB: 1 BB: 0 P: 16	R: 0 H: 1 E: 0 K: 0 S: 7	H: 1 LOB: 0 BB: 0 P: 11	R: 0 H: 0 E: 0 K: 2 S: 9	H: 0 LOB: 0 BB: 0 P: 13	1B: 3 2B: 2 3B: 0 HR: 1	SF: 0 SAC: 0 DP: 0 HBP: 0	WP: 0 PB: 0 SB: 0 CS: 0	PA: 34
<b>PITCHER</b>	IP WLS BF H R ER SO	IP WLS BF H R ER SO	IP WLS BF H R ER SO	IP WLS BF H R ER SO	IP WLS BF H R ER SO	IP WLS BF H R ER SO	IP WLS BF H R ER SO	IP WLS BF H R ER SO	IP WLS BF H R ER SO	IP WLS BF H R ER SO	IP WLS BF H R ER SO	IP WLS BF H R ER SO	IP WLS BF H R ER SO	IP WLS BF H R ER SO	IP WLS BF H R ER SO	IP WLS BF H R ER SO	ERA WHIP	ERA WHIP				
38 Tylor Megill, R ERA: 2.35	6.2 26 5 1 0 0	1.1 H 5 1 0 0	1.0 3 0 0 0 2	1.0 3 0 0 0 2	1.0 3 0 0 0 2	1.0 3 0 0 0 2	1.0 3 0 0 0 2	1.0 3 0 0 0 2	1.0 3 0 0 0 2	1.0 3 0 0 0 2	1.0 3 0 0 0 2	1.0 3 0 0 0 2	1.0 3 0 0 0 2	1.0 3 0 0 0 2	1.0 3 0 0 0 2	1.0 3 0 0 0 2	2.70 0.900	2.70 0.900				
67 Seth Lugo, R ERA: 4.7	1.1 H 5 1 0 0	1.0 3 0 0 0 2	1.0 3 0 0 0 2	1.0 3 0 0 0 2	1.0 3 0 0 0 2	1.0 3 0 0 0 2	1.0 3 0 0 0 2	1.0 3 0 0 0 2	1.0 3 0 0 0 2	1.0 3 0 0 0 2	1.0 3 0 0 0 2	1.0 3 0 0 0 2	1.0 3 0 0 0 2	1.0 3 0 0 0 2	1.0 3 0 0 0 2	1.0 3 0 0 0 2	0.00 0.750	0.00 0.750				
30 Joely Rodríguez, L (9, PH) ERA: 6.75	1.0 3 0 0 0 2	1.0 3 0 0 0 2	1.0 3 0 0 0 2	1.0 3 0 0 0 2	1.0 3 0 0 0 2	1.0 3 0 0 0 2	1.0 3 0 0 0 2	1.0 3 0 0 0 2	1.0 3 0 0 0 2	1.0 3 0 0 0 2	1.0 3 0 0 0 2	1.0 3 0 0 0 2	1.0 3 0 0 0 2	1.0 3 0 0 0 2	1.0 3 0 0 0 2	1.0 3 0 0 0 2	0.00 0.000	0.00 0.000				

New York Mets @ Arizona Diamondbacks  
Chase Field, Phoenix, AZ  
Sun Apr 24 2022, 1:11 PM - 4:06 PM MST  
Att: 23,570 - Roof Closed - 73 F

AB	37
R	6
H	10
RBI	4
BB	2
SO	6
LOB	17



New York Mets @ Arizona Diamondbacks  
Chase Field, Phoenix, AZ  
Sun Apr 24 2022, 1:11 PM - 4:06 PM MST  
Att: 23,570 - Roof Closed - 73 F

AB	33
R	2
H	6
RBI	2
BB	1
SO	9
LOB	7













Batter	1	2	3	4	5	6	7	8	9	AB	R	H	RBI	BB	SO	LOB	TOP							
9 Brandon Nimmo, L (1, 8) OBP: 0.379, SLG: 0.518										5	0	1	2	0	1	1								
6 Starling Marte, R (1, 9) OBP: 0.310, SLG: 0.342										4	1	0	0	1	1	1								
12 Francisco Lindor, S (1, 6) OBP: 0.360, SLG: 0.494										4	0	1	1	0	1	2								
20 Pete Alonso, R (1, 3) OBP: 0.314, SLG: 0.416										3	1	1	0	1	0	1								
10 Eduardo Escobar, S (1, 10) OBP: 0.395, SLG: 0.463										4	1	2	0	0	2	1								
19 Mark Canha, R (1, 7) OBP: 0.429, SLG: 0.333										4	0	2	0	0	0	3								
28 J.D. Davis, R (1, 5) OBP: 0.388, SLG: 0.492										3	0	0	0	0	2	4								
1 Jeff McNeil, L (8, PR) OBP: 0.388, SLG: 0.492										4	1	2	0	0	0	4								
13 Luis Guillorme, L (1, 4) OBP: 0.375, SLG: 0.333										3	1	2	2	0	1	0								
3 Tomás Nido, R (1, 2) OBP: 0.207, SLG: 0.250										1	0	0	0	0	1	0								
2 Dominic Smith, L (9, PH) OBP: 0.300, SLG: 0.212										1	0	0	0	0	1	0								
<b>Inning Stats</b>	R: 0 E: 0 K: 1 S: 14	H: 0 LOB: 0 BB: 0 P: 19	R: 4 E: 0 K: 2 S: 28	H: 5 LOB: 2 BB: 1 P: 41	R: 0 E: 0 K: 1 S: 11	H: 1 LOB: 2 BB: 1 P: 17	R: 0 E: 0 K: 2 S: 15	H: 0 LOB: 0 BB: 0 P: 20	R: 0 E: 0 K: 1 S: 8	H: 0 LOB: 0 BB: 0 P: 11	R: 0 E: 0 K: 1 S: 9	H: 2 LOB: 1 BB: 0 P: 12	R: 1 E: 0 K: 0 S: 9	H: 2 LOB: 1 BB: 0 P: 13	R: 0 E: 0 K: 0 S: 12	H: 1 LOB: 2 BB: 0 P: 17	R: 0 E: 0 K: 1 S: 9	H: 0 LOB: 0 BB: 0 P: 10	1B: 6 2B: 5 3B: 0 HR: 0	SF: 0 SAC: 0 DP: 1 HBP: 1	WP: 1 PB: 0 SB: 0 CS: 0	PA: 38		
<b>PITCHER</b>	IP WLS BF H R ER SO BB IBB HBP BLK WP HR S P ERA WHIP	IP WLS BF H R ER SO BB IBB HBP BLK WP HR S P ERA WHIP	IP WLS BF H R ER SO BB IBB HBP BLK WP HR S P ERA WHIP	IP WLS BF H R ER SO BB IBB HBP BLK WP HR S P ERA WHIP	IP WLS BF H R ER SO BB IBB HBP BLK WP HR S P ERA WHIP	IP WLS BF H R ER SO BB IBB HBP BLK WP HR S P ERA WHIP	IP WLS BF H R ER SO BB IBB HBP BLK WP HR S P ERA WHIP	IP WLS BF H R ER SO BB IBB HBP BLK WP HR S P ERA WHIP	IP WLS BF H R ER SO BB IBB HBP BLK WP HR S P ERA WHIP	IP WLS BF H R ER SO BB IBB HBP BLK WP HR S P ERA WHIP	IP WLS BF H R ER SO BB IBB HBP BLK WP HR S P ERA WHIP	IP WLS BF H R ER SO BB IBB HBP BLK WP HR S P ERA WHIP	IP WLS BF H R ER SO BB IBB HBP BLK WP HR S P ERA WHIP	IP WLS BF H R ER SO BB IBB HBP BLK WP HR S P ERA WHIP	IP WLS BF H R ER SO BB IBB HBP BLK WP HR S P ERA WHIP	IP WLS BF H R ER SO BB IBB HBP BLK WP HR S P ERA WHIP	IP WLS BF H R ER SO BB IBB HBP BLK WP HR S P ERA WHIP	IP WLS BF H R ER SO BB IBB HBP BLK WP HR S P ERA WHIP	IP WLS BF H R ER SO BB IBB HBP BLK WP HR S P ERA WHIP	IP WLS BF H R ER SO BB IBB HBP BLK WP HR S P ERA WHIP	IP WLS BF H R ER SO BB IBB HBP BLK WP HR S P ERA WHIP	IP WLS BF H R ER SO BB IBB HBP BLK WP HR S P ERA WHIP	IP WLS BF H R ER SO BB IBB HBP BLK WP HR S P ERA WHIP	IP WLS BF H R ER SO BB IBB HBP BLK WP HR S P ERA WHIP
32 Steven Matz, L (1, 1) ERA: 6.11	4.0	20	6	4	4	6	2	0	0	0	0	1	0	68	97	9.00	2.000							
40 Jake Woodford, R (5, 1) ERA: 1.5	2.0	7	3	1	1	2	0	0	0	0	0	0	0	18	24	4.50	1.500							
92 Génesis Cabrera, L (7, 1) ERA: 2.16	2.0	8	2	0	0	0	0	0	1	0	0	0	0	20	29	0.00	1.000							
56 Ryan Helsley, R (9, 1) ERA:	1.0	3	0	0	0	1	0	0	0	0	0	0	0	9	10	0.00	0.000							
<b>Batter</b>	<b>1</b>	<b>2</b>	<b>3</b>	<b>4</b>	<b>5</b>	<b>6</b>	<b>7</b>	<b>8</b>	<b>9</b>	<b>AB</b>	<b>R</b>	<b>H</b>	<b>RBI</b>	<b>BB</b>	<b>SO</b>	<b>LOB</b>	<b>BOTTOM</b>							
19 Tommy Edman, S (1, 4) OBP: 0.412, SLG: 0.534											5	3	3	1	0	1	0							
46 Paul Goldschmidt, R (1, 3) OBP: 0.347, SLG: 0.355											5	1	2	1	0	1	2							
27 Tyler O'Neill, R (1, 7) OBP: 0.290, SLG: 0.288										4	2	1	0	1	2	5								
28 Nolan Arenado, R (1, 10) OBP: 0.452, SLG: 0.703										3	1	3	3	1	0	0								
7 Andrew Knizner, R (8, PH) OBP: 0.333, SLG: 0.444										1	0	0	0	0	1	0								
25 Corey Dickerson, L (1, 9) OBP: 0.273, SLG: 0.200										3	1	2	2	0	0	1								
5 Albert Pujols, R (6, PH) OBP: 0.333, SLG: 0.519										1	0	0	0	0	1	1								
48 Harrison Bader, R (7, 8) OBP: 0.305, SLG: 0.302										1	0	1	0	0	0	0								
3 Dylan Carlson, S (1, 8) OBP: 0.274, SLG: 0.292										3	0	2	2	1	0	2								
33 Brendan Donovan, L (8, PH) (9, 9)										1	0	0	0	0	0	1								
11 Paul DeJong, R (1, 6) OBP: 0.235, SLG: 0.244																								




Batter	1	2	3	4	5	6	7	8	9	AB	R	H	RBI	BB	SO	LOB	TOP										
2 Jean Segura, R OBP: 0.299, SLG: 0.371	G5-3		L8			K		P6		4	0	0	0	0	1	1	Philadelphia Phillies @ New York Mets Citi Field, Flushing, NY Fri Apr 29 2022, 7:17 PM - 10:32 PM EDT Att: 32,416 - Clear - 61 F										
17 Rhys Hoskins, R OBP: 0.306, SLG: 0.333	G6-3			F7		K		P3		4	0	0	0	0	1	1											
19 Matt Vierling, R OBP: 0.244, SLG: 0.179					F9					0	0	0	0	0	0	0											
3 Bryce Harper, L OBP: 0.333, SLG: 0.494	F8					BB				3	0	0	0	1	1	0											
8 Nick Castellanos, R OBP: 0.379, SLG: 0.487		K			G6-3					4	0	0	0	0	3	1											
10 J.T. Realmuto, R OBP: 0.321, SLG: 0.370	F7					K				4	0	0	0	0	3	0											
12 Kyle Schwarber, L OBP: 0.300, SLG: 0.388						BB				0	0	0	0	3	0	0											
28 Alec Bohm, R OBP: 0.356, SLG: 0.469						BB				3	0	0	0	0	1	3											
18 Didi Gregorius, L OBP: 0.355, SLG: 0.383			L4					G6-3		2	0	0	0	1	0	0											
37 Odúbel Herrera, L OBP: 0.294, SLG: 0.875										2	0	0	0	0	2	2											
7 Johan Camargo, S OBP: 0.321, SLG: 0.365						K				0	0	0	0	1	0	0											
<b>Inning Stats</b>	R: 0 E: 0 K: 0 S: 12	H: 0 LOB: 0 BB: 0 P: 17	R: 0 E: 0 K: 1 S: 15	H: 0 LOB: 1 BB: 1 P: 26	R: 0 E: 0 K: 1 S: 8	H: 0 LOB: 0 BB: 0 P: 9	R: 0 E: 0 K: 0 S: 6	H: 0 LOB: 0 BB: 0 P: 12	R: 0 E: 0 K: 3 S: 12	H: 0 LOB: 2 BB: 2 P: 24	R: 0 E: 0 K: 1 S: 18	H: 0 LOB: 0 BB: 1 P: 28	R: 0 E: 0 K: 1 S: 10	H: 0 LOB: 0 BB: 1 P: 16	R: 0 E: 0 K: 0 S: 6	H: 0 LOB: 1 BB: 1 P: 14	R: 0 E: 0 K: 3 S: 11	H: 0 LOB: 0 BB: 0 P: 13	1B: 0 2B: 0 3B: 0 HR: 0	SF: 0 SAC: 0 DP: 1 HBP: 0	WP: 0 PB: 0 SB: 1 CS: 0	PA: 32					
<b>PITCHER</b>	IP	WLS	BF	H	R	ER	SO	BB	IBB	HBP	BLK	WP	HR	S	P	ERA	WHIP										
38 Tylor Megill, R ERA: 1.93	5.0	W	18	0	0	0	5	3	0	0	0	0	0	53	88	0.00	0.600										
62 Drew Smith, R ERA:	1.1	H	5	0	0	0	4	1	0	0	0	0	0	24	36	0.00	0.750										
30 Joely Rodríguez, L ERA: 5.87	1.0	H	4	0	0	0	0	2	0	0	0	0	0	8	17	0.00	2.000										
67 Seth Lugo, R ERA: 4.32	0.2	H	2	0	0	0	0	0	0	0	0	0	0	2	5	0.00	0.000										
39 Edwin Díaz, R ERA: 1.6	1.0	S	3	0	0	0	3	0	0	0	0	0	0	11	13	0.00	0.000										

Batter	1	2	3	4	5	6	7	8	9	AB	R	H	RBI	BB	SO	LOB	BOTTOM										
9 Brandon Nimmo, L OBP: 0.386, SLG: 0.508	G5-4-3		K		L7			BB		3	0	1	0	1	1	1	Philadelphia Phillies @ New York Mets Citi Field, Flushing, NY Fri Apr 29 2022, 7:17 PM - 10:32 PM EDT Att: 32,416 - Clear - 61 F										
6 Starling Marte, R OBP: 0.307, SLG: 0.338	G5-4-3			G6-3		BB		FC6-4		4	0	1	0	0	0	2											
12 Francisco Lindor, S OBP: 0.366, SLG: 0.494						K				4	0	2	0	0	2	1											
20 Pete Alonso, R OBP: 0.311, SLG: 0.444						K				4	1	1	1	0	3	3											
16 Travis Jankowski, L OBP: 0.400, SLG: 0.318						K				0	0	0	0	0	0	0											
10 Eduardo Escobar, S OBP: 0.388, SLG: 0.451						HR				4	1	1	0	0	2	2											
24 Robinson Canó, L OBP: 0.233, SLG: 0.268										3	0	1	0	0	2	1											
19 Mark Canha, R OBP: 0.424, SLG: 0.353										3	1	1	0	0	1	0											
2 Dominic Smith, L OBP: 0.300, SLG: 0.212	G5-3									0	0	0	0	0	0	0											
1 Jeff McNeil, L OBP: 0.400, SLG: 0.500			L6							3	0	2	2	0	0	0											
33 James McCann, R OBP: 0.267, SLG: 0.308										3	0	0	0	0	2	2											
<b>Inning Stats</b>	R: 0 E: 0 K: 1 S: 9	H: 2 LOB: 1 BB: 0 P: 14	R: 0 E: 0 K: 2 S: 10	H: 0 LOB: 0 BB: 0 P: 14	R: 0 E: 0 K: 2 S: 12	H: 0 LOB: 0 BB: 0 P: 16	R: 0 E: 0 K: 2 S: 7	H: 0 LOB: 0 BB: 0 P: 14	R: 2 E: 0 K: 1 S: 15	H: 3 LOB: 1 BB: 0 P: 21	R: 1 E: 0 K: 1 S: 9	H: 2 LOB: 0 BB: 0 P: 15	R: 0 E: 0 K: 2 S: 14	H: 2 LOB: 0 BB: 0 P: 19	R: 0 E: 0 K: 2 S: 10	H: 1 LOB: 2 BB: 1 P: 21	1B: 8 2B: 1 3B: 0 HR: 1	SF: 0 SAC: 0 DP: 1 HBP: 0	WP: 0 PB: 0 SB: 0 CS: 1	PA: 32							
<b>PITCHER</b>	IP	WLS	BF	H	R	ER	SO	BB	IBB	HBP	BLK	WP	HR	S	P	ERA	WHIP										
27 Aaron Nola, R ERA: 3.9	6.0	L	23	7	3	3	9	0	0	0	0	0	0	62	94	4.50	1.167										
57 Nick Nelson, R ERA: 3.6	2.0		9	3	0	0	4	1	0	0	0	0	0	24	40	0.00	2.000										


livebaseballscores.com

AB 26  
R 0  
H 0  
RBI 0  
BB 6  
SO 12  
LOB 8



livebaseballscores.com

AB 31  
R 3  
H 10  
RBI 3  
BB 1  
SO 13  
LOB 12







Batter	1	2	3	4	5	6	7	8	9	AB	R	H	RBI	BB	SO	LOB	TOP										
2 Jean Segura, R OBP: 0.282, SLG: 0.348	G6-3		FC4-6			F9	F8			4	0	0	0	0	0	4	Philadelphia Phillies @ New York Mets Citi Field, Flushing, NY Sat Apr 30 2022, 7:11 PM - 10:59 PM EDT Att: 40,036 - Clear - 62 F										
17 Rhys Hoskins, R OBP: 0.303, SLG: 0.368	F9		F8			FC6-5		HR		4	1	1	1	0	0	3											
3 Bryce Harper, L OBP: 0.319, SLG: 0.470	K			F8		F7		G4-3		4	0	0	0	0	1	1											
8 Nick Castellanos, R OBP: 0.374, SLG: 0.475		10 BB 1B		G3-1			F8	K		4	0	1	0	0	1	0											
10 J.T. Realmuto, R OBP: 0.329, SLG: 0.360		12 G3-6 BB		G6-3			12 HR BB	K		2	1	0	0	2	1	0											
12 Kyle Schwarber, L OBP: 0.298, SLG: 0.423		G3-6			G3-1		HR			4	1	1	2	0	1	1											
24 Roman Quinn, S OBP: 0.500, SLG: 0.333								K		0	0	0	0	0	0	0											
28 Alec Bohm, R OBP: 0.365, SLG: 0.462			FC4-6 BB		G4-3		18 E 37 S 2B	K		3	1	1	0	1	1	0											
18 Didi Gregorius, L OBP: 0.333, SLG: 0.353			F8		G5-3		K	G3		4	0	0	0	0	1	2											
37 Odúbel Herrera, L OBP: 0.400, SLG: 1.000			FC4-6 BB			FC6-5 2B				2	0	2	1	1	0	0											
<b>Inning Stats</b>	R: 0 H: 0 E: 0 K: 1 S: 12	H: 0 BB: 0 LOB: 2 P: 18	R: 0 H: 1 E: 0 K: 0 S: 7	H: 1 LOB: 0 BB: 1 P: 12	R: 0 H: 1 E: 0 K: 0 S: 10	H: 1 LOB: 2 BB: 1 P: 18	R: 0 H: 0 E: 0 K: 0 S: 6	H: 0 LOB: 0 BB: 0 P: 11	R: 0 H: 0 E: 0 K: 0 S: 9	H: 0 LOB: 0 BB: 0 P: 14	R: 0 H: 1 E: 0 K: 0 S: 8	H: 1 LOB: 1 BB: 2 P: 10	R: 3 H: 2 E: 1 K: 1 S: 18	H: 2 LOB: 1 BB: 2 P: 30	R: 1 H: 1 E: 0 K: 2 S: 13	H: 1 LOB: 0 BB: 0 P: 20	R: 0 H: 0 E: 0 K: 2 S: 10	H: 0 LOB: 0 BB: 0 P: 14	1B: 2 2B: 2 3B: 0 HR: 2	SF: 0 SAC: 0 DP: 1 HBP: 0	WP: 0 PB: 0 SB: 1 CS: 0	PA: 35					
<b>PITCHER</b>	IP	WLS	BF	H	R	ER	SO	BB	IBB	HBP	BLK	WP	HR	S	P	ERA	WHIP										
99 Tajuan Walker, R ERA: 7.39	5.0		17	2	0	0	1	2	0	0	0	0	0	44	73	0.00	0.800										
65 Trevor May, R ERA: 4.7	1.0	H	4	1	0	0	0	0	0	0	0	0	0	8	12	0.00	1.000										
0 Adam Ottavino, R ERA: 5.4	0.2	L	6	2	3	3	1	2	0	0	0	0	1	17	28	40.50	6.000										
61 Sean Reid-Foley, R ERA: 2.0	1.0		4	1	1	1	1	0	0	0	0	0	1	11	16	9.00	1.000										
43 Chasen Shreve, L	1.1		4	0	0	0	3	0	0	0	0	0	0	13	20	0.00	0.000										

Batter	1	2	3	4	5	6	7	8	9	AB	R	H	RBI	BB	SO	LOB	BOTTOM										
9 Brandon Nimmo, L OBP: 0.387, SLG: 0.492	F7		G4-3			FC1 BB		G4-3		4	1	1	0	1	0	3	Philadelphia Phillies @ New York Mets Citi Field, Flushing, NY Sat Apr 30 2022, 7:11 PM - 10:59 PM EDT Att: 40,036 - Clear - 62 F										
6 Starling Marte, R OBP: 0.375, SLG: 0.318	G6-3		K		FC1 BB	F9		F8		5	0	0	0	0	1	2											
12 Francisco Lindor, S OBP: 0.367, SLG: 0.462	10 WP 20 BB BB		G5-3		FC3 BB	K		10 D 1B		4	0	1	1	1	1	2											
20 Pete Alonso, R OBP: 0.316, SLG: 0.429	10 WP BB			K		L4		F9		3	0	0	0	2	1	2											
10 Eduardo Escobar, S OBP: 0.378, SLG: 0.427	G3-1		19 BB 1 G3 BB		K		G1-3	K		4	0	0	0	1	2	6											
1 Jeff McNeil, L OBP: 0.392, SLG: 0.478	L8		G3		K		28 BB 2 BB BB			3	0	0	0	1	1	4											
19 Mark Canha, R OBP: 0.429, SLG: 0.364	FC4-6 1B			1B		F9		L8		4	0	2	0	0	0	1											
2 Dominic Smith, L OBP: 0.295, SLG: 0.194	FC4-6		G4-3		K		28 BB BB			3	0	0	0	1	1	3											
33 James McCann, R OBP: 0.250, SLG: 0.296			K		G5-3		F8			3	0	0	0	0	1	1											
26 J.D. Davis, R OBP: 0.375, SLG: 0.385										0	0	0	0	1	0	0											
16 Travis Jankowski, L OBP: 0.400, SLG: 0.318										0	0	0	0	0	0	0											
3 Tomás Nido, R OBP: 0.207, SLG: 0.250										0	0	0	0	0	0	0											
<b>Inning Stats</b>	R: 0 H: 0 E: 0 K: 0 S: 9	H: 1 LOB: 2 BB: 0 P: 19	R: 0 H: 1 E: 0 K: 1 S: 11	H: 1 LOB: 0 BB: 0 P: 17	R: 0 H: 0 E: 0 K: 1 S: 7	H: 0 LOB: 0 BB: 0 P: 10	R: 0 H: 1 E: 0 K: 1 S: 12	H: 1 LOB: 2 BB: 1 P: 21	R: 1 H: 0 E: 1 K: 2 S: 14	H: 0 LOB: 3 BB: 2 P: 24	R: 0 H: 0 E: 0 K: 1 S: 15	H: 0 LOB: 0 BB: 0 P: 22	R: 0 H: 1 E: 0 K: 1 S: 11	H: 1 LOB: 1 BB: 0 P: 19	R: 0 H: 0 E: 0 K: 0 S: 12	H: 0 LOB: 3 BB: 3 P: 26	R: 0 H: 1 E: 0 K: 1 S: 13	H: 1 LOB: 0 BB: 0 P: 22	1B: 4 2B: 0 3B: 0 HR: 0	SF: 0 SAC: 0 DP: 0 HBP: 0	WP: 1 PB: 0 SB: 0 CS: 0	PA: 41					
<b>PITCHER</b>	IP	WLS	BF	H	R	ER	SO	BB	IBB	HBP	BLK	WP	HR	S	P	ERA	WHIP										
44 Kyle Gibson, R ERA: 2.93	4.1		22	2	1	0	3	5	0	0	0	0	0	47	84	0.00	1.615										
46 José Alvarado, L ERA: 4.05	0.2		2	0	0	0	2	0	0	0	0	0	0	6	7	0.00	0.000										
49 James Norwood, R ERA: 2.84	1.0	W	3	0	0	0	1	0	0	0	0	0	0	15	22	0.00	0.000										
58 Seranthony Dominguez, R ERA: 3.24	0.2	H	3	1	0	0	1	0	0	0	0	0	0	9	14	0.00	1.500										
31 Jeury Familia, R ERA: 3.52	1.0	H	5	0	0	0	0	2	0	0	0	0	0	12	25	0.00	2.000										
<b>PITCHER</b>	IP	WLS	BF	H	R	ER	SO	BB	IBB	HBP	BLK	WP	HR	S	P	ERA	WHIP										
23 Corey Knebel, R ERA: 0.96	1.1	S	6	1	0	0	1	0	0	0	0	0	0	15	28	0.00	1.500										

livebaseballscores.com



livebaseballscores.com





Batter	1	2	3	4	5	6	7	8	9	AB	R	H	RBI	BB	SO	LOB	TOP					
2 Jean Segura, R OBP: 0.280, SLG: 0.343										4	0	1	0	0	2	0	Philadelphia Phillies @ New York Mets Citi Field, Flushing, NY Sun May 01 2022, 7:09 PM - 10:28 PM EDT Att: 30,608 - Cloudy - 57 F					
17 Rhys Hoskins, R OBP: 0.301, SLG: 0.363										4	0	1	0	0	2	1						
3 Bryce Harper, L OBP: 0.316, SLG: 0.494										4	1	1	1	0	1	1						
8 Nick Castellanos, R OBP: 0.358, SLG: 0.452										4	0	0	0	0	2	1						
10 J.T. Realmuto, R OBP: 0.326, SLG: 0.346										3	1	0	0	1	1	0						
12 Kyle Schwarber, L OBP: 0.318, SLG: 0.520										4	2	3	3	0	0	0						
28 Alec Bohm, R OBP: 0.373, SLG: 0.455										3	1	1	0	0	0	1						
7 Johan Camargo, S OBP: 0.317, SLG: 0.411										4	1	1	2	0	1	2						
37 Odúbel Herrera, L OBP: 0.333, SLG: 0.818										4	0	0	0	0	2	1						
<b>Inning Stats</b>	R: 0 E: 0 K: 3 S: 9	H: 0 LOB: 0 BB: 0 P: 12	R: 1 E: 0 K: 2 S: 16	H: 2 LOB: 1 BB: 0 P: 21	R: 0 E: 0 K: 0 S: 10	H: 1 LOB: 0 BB: 0 P: 15	R: 2 E: 0 K: 0 S: 10	H: 1 LOB: 0 BB: 1 P: 16	R: 0 E: 0 K: 2 S: 10	H: 0 LOB: 0 BB: 0 P: 14	R: 1 E: 0 K: 2 S: 13	H: 1 LOB: 0 BB: 0 P: 16	R: 0 E: 0 K: 1 S: 11	H: 1 LOB: 1 BB: 0 P: 19	R: 0 E: 0 K: 0 S: 6	H: 1 LOB: 1 BB: 0 P: 10	R: 2 E: 0 K: 1 S: 11	H: 1 LOB: 0 BB: 0 P: 19	1B: 4 2B: 0 3B: 0 HR: 4	SF: 0 SAC: 0 DP: 1 HBP: 1	WP: 0 PB: 1 SB: 0 CS: 0	PA: 36
<b>PITCHER</b>	IP WLS BF H R ER SO BB IBB HBP BLK WP HR S P ERA WHIP																					
21 Max Scherzer, R ERA: 2.61	6.0 W 23 5 4 4 9 1 0 0 0 0 0 3 68 94 6.00 1.000																					
30 Josly Rodríguez, L ERA: 5.19	1.0 H 4 1 0 0 1 0 0 0 0 0 0 0 11 19 0.00 1.000																					
67 Seth Lugo, R ERA: 3.86	1.0 4 1 0 0 0 0 0 0 0 0 0 0 6 10 0.00 1.000																					
44 Yoan López, R ERA: 9.0	1.0 5 1 2 2 1 0 0 1 0 0 0 1 11 19 18.00 1.000																					

Batter	1	2	3	4	5	6	7	8	9	AB	R	H	RBI	BB	SO	LOB	BOTTOM			
9 Brandon Nimmo, L OBP: 0.375, SLG: 0.471										5	1	1	0	0	0	0	Philadelphia Phillies @ New York Mets Citi Field, Flushing, NY Sun May 01 2022, 7:09 PM - 10:28 PM EDT Att: 30,608 - Cloudy - 57 F			
12 Francisco Lindor, S OBP: 0.369, SLG: 0.472										4	2	1	0	0	2	0				
1 Jeff McNeil, L OBP: 0.418, SLG: 0.528										5	2	4	1	0	0	0				
16 Travis Jankowski, L OBP: 0.400, SLG: 0.318										0	0	0	0	0	0	0				
20 Pete Alonso, R OBP: 0.320, SLG: 0.420										4	2	1	1	1	0	3				
10 Eduardo Escobar, S OBP: 0.379, SLG: 0.425										5	2	2	0	0	2	6				
2 Dominic Smith, L OBP: 0.354, SLG: 0.300										4	1	4	3	0	0	0				
6 Starling Marte, R OBP: 0.289, SLG: 0.315										4	0	1	3	0	0	3				
13 Luis Guillorme, L OBP: 0.361, SLG: 0.355										4	0	1	1	0	1	2				
3 Tomás Nido, R OBP: 0.182, SLG: 0.219										4	0	0	0	0	3	2				
<b>Inning Stats</b>	R: 0 E: 0 K: 1 S: 7	H: 0 LOB: 0 BB: 0 P: 10	R: 2 E: 0 K: 1 S: 20	H: 3 LOB: 1 BB: 0 P: 26	R: 0 E: 0 K: 1 S: 9	H: 1 LOB: 1 BB: 0 P: 16	R: 1 E: 0 K: 0 S: 11	H: 2 LOB: 1 BB: 0 P: 18	R: 3 E: 0 K: 1 S: 15	H: 3 LOB: 1 BB: 1 P: 27	R: 0 E: 0 K: 1 S: 8	H: 0 LOB: 0 BB: 0 P: 10	R: 3 E: 1 K: 2 S: 20	H: 4 LOB: 1 BB: 0 P: 30	R: 1 E: 0 K: 1 S: 13	H: 2 LOB: 2 BB: 0 P: 23	1B: 11 2B: 4 3B: 0 HR: 0	SF: 0 SAC: 0 DP: 0 HBP: 1	WP: 0 PB: 1 SB: 0 CS: 0	PA: 41
<b>PITCHER</b>	IP WLS BF H R ER SO BB IBB HBP BLK WP HR S P ERA WHIP																			
56 Zach Eflin, R ERA: 4.5	4.1 L 22 8 6 5 3 0 0 0 0 0 0 0 54 85 10.38 1.846																			
46 José Alvarado, L ERA: 3.68	0.2 3 1 0 0 1 0 0 0 0 0 0 8 12 0.00 1.500																			
52 Brad Hand, L ERA: 1.69	1.0 3 0 0 0 1 0 0 0 0 0 0 8 10 0.00 0.000																			
49 James Norwood, R ERA: 5.4	0.1 5 3 3 2 1 0 0 0 0 0 0 15 24 54.00 9.000																			
61 Cristopher Sánchez, L ERA: 5.4	1.2 8 3 1 1 2 0 0 1 0 0 0 18 29 5.40 1.800																			



Batter	1	2	3	4	5	6	7	8	9	AB	R	H	RBI	BB	SO	LOB	TOP					
13 Ronald Acuña Jr. R OBP: 0.267, SLG: 0.176										4	0	1	0	0	2	0						
28 Matt Olson L OBP: 0.387, SLG: 0.449										3	1	0	0	1	1	3						
27 Austin Riley R OBP: 0.376, SLG: 0.602										4	1	2	1	0	0	1						
20 Marcell Ozuna R OBP: 0.280, SLG: 0.426										4	1	0	0	0	1	2						
Ozzie Albies S OBP: 0.302, SLG: 0.457										4	2	2	0	0	1	0						
16 Travis d'Arnaud R OBP: 0.354, SLG: 0.508										4	0	3	3	0	0	0						
14 Adam Duvall R OBP: 0.239, SLG: 0.277										3	0	0	1	0	2	2						
48 Travis Demeritte R OBP: 0.400, SLG: 0.630										3	0	0	0	0	1	0						
38 Guillermo Heredia R OBP: 0.222, SLG: 0.292										1	0	0	0	0	1	0						
7 Dansby Swanson R OBP: 0.300, SLG: 0.363										3	0	0	0	1	2	0						
<b>Inning Stats</b>	R: 0 E: 0 K: 1 S: 5	H: 0 LOB: 0 BB: 0 P: 8	R: 0 E: 0 K: 1 S: 9	H: 1 LOB: 1 BB: 0 P: 12	R: 0 E: 0 K: 2 S: 9	H: 1 LOB: 1 BB: 0 P: 15	R: 1 E: 0 K: 2 S: 11	H: 1 LOB: 0 BB: 0 P: 14	R: 0 E: 0 K: 1 S: 11	H: 0 LOB: 2 BB: 1 P: 22	R: 2 E: 0 K: 0 S: 12	H: 3 LOB: 0 BB: 0 P: 15	R: 0 E: 0 K: 1 S: 7	H: 0 LOB: 1 BB: 0 P: 9	R: 2 E: 0 K: 0 S: 13	H: 2 LOB: 1 BB: 1 P: 27	R: 0 E: 0 K: 3 S: 10	H: 0 LOB: 0 BB: 0 P: 12	1B: 5 2B: 3 3B: 0 HR: 1	SF: 1 SAC: 0 DP: 1 HBP: 1	WP: 0 PB: 0 SB: 0 CS: 0	PA: 37
<b>PITCHER</b>	IP WLS BF H R ER SO BB IBB HBP BLK WP HR S P ERA WHIP																					
40 Chris Bassitt R ERA: 2.61	(1, 1) 7.0 L 28 6 3 3 8 1 0 1 0 0 0 1 64 95 3.86 1.000																					
65 Trevor May R ERA: 8.64	(8, 1) 1.0 6 2 2 2 0 1 0 0 0 0 0 0 13 27 18.00 3.000																					
0 Adam Ottavino R ERA: 4.15	(9, 1) 1.0 3 0 0 0 3 0 0 0 0 0 0 0 10 12 0.00 0.000																					

Atlanta Braves @ New York Mets  
Citi Field, Flushing, NY  
Mon May 02 2022, 7:12 PM - 10:29 PM EDT  
Att: 23,413 - Overcast - 53 F

AB 33  
R 5  
H 8  
RBI 5  
BB 2  
SO 11  
LOB 8



Batter	1	2	3	4	5	6	7	8	9	AB	R	H	RBI	BB	SO	LOB	BOTTOM					
9 Brandon Nimmo L OBP: 0.369, SLG: 0.451										3	0	0	0	1	0	1						
19 Mark Canha R OBP: 0.433, SLG: 0.424										4	1	2	1	0	2	4						
12 Francisco Lindor S OBP: 0.355, SLG: 0.452										4	0	0	0	0	1	2						
20 Pete Alonso R OBP: 0.308, SLG: 0.402										4	0	0	0	0	2	2						
10 Eduardo Escobar S OBP: 0.364, SLG: 0.405										4	0	0	0	0	1	2						
28 J.D. Davis R OBP: 0.333, SLG: 0.333										4	0	0	0	0	2	0						
6 Starling Marte R OBP: 0.297, SLG: 0.333										4	1	2	0	0	1	0						
1 Jeff McNeil L OBP: 0.422, SLG: 0.520										3	0	1	0	1	1	2						
33 James McCann R OBP: 0.255, SLG: 0.273																						
2 Dominic Smith L OBP: 0.347, SLG: 0.293										1	0	0	0	0	0	1						
<b>Inning Stats</b>	R: 0 E: 1 K: 0 S: 14	H: 1 LOB: 2 BB: 0 P: 20	R: 1 E: 0 K: 1 S: 12	H: 1 LOB: 0 BB: 0 P: 17	R: 1 E: 0 K: 1 S: 8	H: 1 LOB: 0 BB: 0 P: 12	R: 0 E: 0 K: 1 S: 9	H: 0 LOB: 0 BB: 0 P: 12	R: 0 E: 0 K: 2 S: 11	H: 1 LOB: 1 BB: 0 P: 15	R: 0 E: 0 K: 2 S: 10	H: 0 LOB: 0 BB: 0 P: 14	R: 0 E: 0 K: 2 S: 13	H: 0 LOB: 2 BB: 2 P: 26	R: 0 E: 0 K: 1 S: 8	H: 0 LOB: 0 BB: 0 P: 11	R: 0 E: 0 K: 1 S: 16	H: 1 LOB: 1 BB: 0 P: 22	1B: 3 2B: 1 3B: 0 HR: 1	SF: 0 SAC: 0 DP: 0 HBP: 1	WP: 1 PB: 0 SB: 0 CS: 0	PA: 36
<b>PITCHER</b>	IP WLS BF H R ER SO BB IBB HBP BLK WP HR S P ERA WHIP																					
54 Max Fried L ERA: 3.0	(1, 1) 6.0 W 23 4 2 2 6 2 0 1 0 0 0 10 22 0.00 3.000																					
68 Tyler Matzek L ERA: 3.24	(7, 1) 0.2 H 5 0 0 0 1 2 0 1 0 0 0 0 3 4 0.00 0.000																					
32 Collin McHugh R ERA: 5.4	(7, 1) 0.1 H 1 0 0 0 1 0 0 0 0 0 0 0 3 4 0.00 0.000																					
33 A.J. Minter L ERA: 2.79	(8, 1) 1.0 H 3 0 0 0 1 0 0 0 0 0 0 0 8 11 0.00 0.000																					
74 Kenley Jansen R ERA: 2.7	(9, 1) 1.0 S 4 1 0 0 1 0 0 0 0 0 0 0 16 22 0.00 1.000																					

Atlanta Braves @ New York Mets  
Citi Field, Flushing, NY  
Mon May 02 2022, 7:12 PM - 10:29 PM EDT  
Att: 23,413 - Overcast - 53 F

AB 33  
R 2  
H 5  
RBI 1  
BB 2  
SO 10  
LOB 15





Batter	1	2	3	4	5	6	7	8	9	AB	R	H	RBI	BB	SO	LOB	TOP										
Ozzie Albies, S OBP: 0.288, SLG: 0.433	G6-3		L7		FC1 28 HR		F4		G4-3	5	1	0	0	0	0	2											
28 Matt Olson, L OBP: 0.400, SLG: 0.484	G6-3		BB		HR		BB			2	1	1	3	2	0	0											
27 Austin Riley, R OBP: 0.361, SLG: 0.593	BB		L8		1B		F9			3	0	1	0	1	0	2											
20 Marcell Ozuna, R OBP: 0.269, SLG: 0.408	K		F8		P3				F9	4	0	0	0	0	1	3											
16 Travis d'Arnaud, R OBP: 0.333, SLG: 0.478	K		F8		K				G5-3	4	0	0	0	0	2	1											
14 Adam Duvall, R OBP: 0.240, SLG: 0.267	7B 48 SF8 BB		F8				K		K	3	1	0	0	1	2	0											
7 Dansby Swanson, R OBP: 0.298, SLG: 0.369	2B		K				K		K2-3	4	0	1	0	0	3	0											
48 Travis Demeritte, R OBP: 0.382, SLG: 0.600	SF8						G4-3		K	3	1	1	1	0	1	0											
38 Guillermo Heredia, R OBP: 0.200, SLG: 0.299	K									3	0	0	0	0	3	2											
11 Orlando Arcia, R OBP: 0.354, SLG: 0.370	K								1B	1	0	1	0	0	0	0											
<b>Inning Stats</b>	R: 0 H: 0 E: 0 K: 1 S: 11	H: 0 LOB: 1 BB: 1 P: 20	R: 1 H: 1 E: 0 K: 2 S: 11	H: 1 LOB: 1 BB: 1 P: 21	R: 0 H: 0 E: 0 K: 0 S: 8	H: 0 LOB: 1 BB: 1 P: 15	R: 0 H: 0 E: 0 K: 1 S: 8	H: 0 LOB: 0 BB: 0 P: 12	R: 3 H: 3 E: 1 K: 2 S: 16	H: 3 LOB: 1 BB: 0 P: 22	R: 0 H: 0 E: 0 K: 2 S: 9	H: 0 LOB: 0 BB: 0 P: 14	R: 0 H: 0 E: 0 K: 1 S: 10	H: 0 LOB: 1 BB: 1 P: 19	R: 0 H: 0 E: 0 K: 1 S: 8	H: 0 LOB: 0 BB: 0 P: 13	R: 0 H: 1 E: 0 K: 2 S: 11	H: 1 LOB: 1 BB: 0 P: 15	1B: 3 2B: 1 3B: 0 HR: 1	SF: 1 SAC: 0 DP: 0 HBP: 0	WP: 0 PB: 0 SB: 0 CS: 0	PA: 37					
<b>PITCHER</b>	IP	WLS	BF	H	R	ER	SO	BB	IBB	HBP	BLK	WP	HR	S	P	ERA	WHIP										
23 David Peterson, L ERA: 1.89	5.0	W	23	4	4	3	6	3	0	0	0	0	1	54	90	5.40	1.400										
0 Adam Ottavino, R ERA: 3.72	1.0	H	3	0	0	0	2	0	0	0	0	0	0	9	14	0.00	0.000										
62 Drew Smith, R ERA:	2.0	H	7	0	0	0	2	1	0	0	0	0	0	18	32	0.00	0.500										
39 Edwin Diaz, R ERA: 1.64	1.0	S	4	1	0	0	2	0	0	0	0	0	0	11	15	0.00	1.000										
<b>Batter</b>	<b>1</b>	<b>2</b>	<b>3</b>	<b>4</b>	<b>5</b>	<b>6</b>	<b>7</b>	<b>8</b>	<b>9</b>	<b>AB</b>	<b>R</b>	<b>H</b>	<b>RBI</b>	<b>BB</b>	<b>SO</b>	<b>LOB</b>	<b>BOTTOM</b>										
16 Travis Jankowski, L OBP: 0.448, SLG: 0.360	20 1B 12 HBP	12 1B 19 FC4		FC4-6 19 SF9						3	3	2	0	1	0	1											
19 Mark Canha, R OBP: 0.408, SLG: 0.403	K	FC4 12 FC4-6		SF9						3	0	0	1	0	2	5											
12 Francisco Lindor, S OBP: 0.351, SLG: 0.435	20 1B 10 HBP	FC4-6 20 1B		G4-3						3	1	0	1	0	0	2											
20 Pete Alonso, R OBP: 0.315, SLG: 0.406	10 1B			F9						4	0	2	2	0	1	0											
10 Eduardo Escobar, S OBP: 0.359, SLG: 0.398	1B			P6						4	0	1	1	0	0	2											
1 Jeff McNeil, L OBP: 0.402, SLG: 0.494	K			F7						4	0	0	0	0	2	2											
6 Starling Marte, R OBP: 0.305, SLG: 0.340	F8									4	0	2	0	0	0	2											
13 Luis Guillorme, L OBP: 0.375, SLG: 0.333		19 FC4 12 FC4-6 16 BB		L4-3						2	1	0	0	2	0	2											
3 Tomás Nido, R OBP: 0.194, SLG: 0.229	B3									3	0	1	0	0	0	2											
<b>Inning Stats</b>	R: 2 H: 3 E: 0 K: 2 S: 21	H: 1 LOB: 2 BB: 2 P: 34	R: 0 H: 1 E: 0 K: 0 S: 7	H: 1 LOB: 0 BB: 0 P: 9	R: 1 H: 1 E: 0 K: 0 S: 7	H: 1 LOB: 0 BB: 0 P: 9	R: 0 H: 0 E: 0 K: 1 S: 7	H: 0 LOB: 0 BB: 0 P: 8	R: 0 H: 1 E: 0 K: 1 S: 13	H: 1 LOB: 2 BB: 1 P: 22	R: 0 H: 0 E: 0 K: 1 S: 9	H: 0 LOB: 0 BB: 0 P: 13	R: 0 H: 1 E: 0 K: 0 S: 8	H: 1 LOB: 0 BB: 0 P: 9	R: 0 H: 0 E: 0 K: 0 S: 8	H: 0 LOB: 0 BB: 0 P: 9	R: 0 H: 1 E: 0 K: 2 S: 11	H: 1 LOB: 1 BB: 0 P: 15	1B: 8 2B: 1 3B: 0 HR: 0	SF: 1 SAC: 0 DP: 1 HBP: 1	WP: 0 PB: 0 SB: 0 CS: 1	PA: 35					
<b>PITCHER</b>	IP	WLS	BF	H	R	ER	SO	BB	IBB	HBP	BLK	WP	HR	S	P	ERA	WHIP										
50 Charlie Morton, R ERA: 6.85	5.2	L	28	7	5	4	3	3	0	1	0	0	0	63	99	6.35	1.765										
60 Jesse Chavez, R ERA: 2.54	2.1		7	1	0	0	2	0	0	0	0	0	0	20	27	0.00	0.429										

Atlanta Braves @ New York Mets  
Citi Field, Flushing, NY  
Tue May 03, 2022, 3:14 PM - 6:01 PM EDT  
Partly Cloudy - 62 F

AB 32  
R 4  
H 5  
RBI 4  
BB 4  
SO 12  
LOB 10



Atlanta Braves @ New York Mets  
Citi Field, Flushing, NY  
Tue May 03, 2022, 3:14 PM - 6:01 PM EDT  
Partly Cloudy - 62 F

AB 30  
R 5  
H 8  
RBI 5  
SO 5  
LOB 18





Batter	1	2	3	4	5	6	7	8	9	AB	R	H	RBI	BB	SO	LOB	TOP			
13 Ronald Acuña Jr. R OBP: 0.364, SLG: 0.250										3	0	1	0	1	0	1				
28 Matt Olson L OBP: 0.404, SLG: 0.505										4	0	2	0	0	0	2				
27 Austin Riley R OBP: 0.367, SLG: 0.568										4	0	0	0	0	2	3				
20 Marcell Ozuna R OBP: 0.259, SLG: 0.392										4	0	0	0	0	1	3				
Ozzie Albies S OBP: 0.296, SLG: 0.436										4	0	2	0	0	0	1				
14 Adam Duvall R OBP: 0.240, SLG: 0.267										4	0	1	0	0	0	1				
48 Travis Demeritte R OBP: 0.369, SLG: 0.545										3	0	0	0	1	1	3				
7 Dansby Swanson R OBP: 0.289, SLG: 0.356										3	0	0	0	0	0	3				
24 William Contreras R OBP: 0.267, SLG: 0.643										3	0	1	0	0	1	3				
<b>Inning Stats</b>	R: 0 E: 0 K: 1 S: 6	H: 1 LOB: 0 BB: 0 P: 11	R: 0 E: 0 K: 2 S: 12	H: 2 LOB: 2 BB: 0 P: 17	R: 0 E: 0 K: 0 S: 6	H: 0 LOB: 0 BB: 1 P: 10	R: 0 E: 0 K: 0 S: 9	H: 0 LOB: 0 BB: 0 P: 13	R: 0 E: 0 K: 1 S: 10	H: 1 LOB: 1 BB: 0 P: 11	R: 0 E: 0 K: 0 S: 10	H: 0 LOB: 1 BB: 1 P: 14	R: 0 E: 0 K: 1 S: 10	H: 1 LOB: 1 BB: 0 P: 10	R: 0 E: 0 K: 0 S: 4	H: 1 LOB: 0 BB: 0 P: 8	1B: 4 2B: 3 3B: 0 HR: 0	SF: 0 SAC: 0 DP: 2 HBP: 0	WP: 1 PB: 0 CS: 0	PA: 34
<b>PITCHER</b>	IP WLS BF H R ER SO BB IBB HBP BLK WP HR S P ERA WHIP																			
59 Carlos Carrasco R ERA: 3.3	8.0 W 31 6 0 0 5 2 0 0 0 0 1 0 68 96 0.00 1.000																			
67 Seth Lugo R ERA: 3.45	1.0 S 3 1 0 0 0 0 0 0 0 0 0 0 4 8 0.00 1.000																			

Atlanta Braves @ New York Mets  
Citi Field, Flushing, NY  
Tue May 03 2022, 6:48 PM - 9:04 PM EDT  
Att: 27,206 - Partly Cloudy - 56 F

AB 32  
R 0  
H 7  
RBI 0  
BB 2  
SO 5  
LOB 20



Batter	1	2	3	4	5	6	7	8	9	AB	R	H	RBI	BB	SO	LOB	BOTTOM			
9 Brandon Nimmo L OBP: 0.364, SLG: 0.440										4	1	1	0	0	1	2				
12 Francisco Lindor S OBP: 0.339, SLG: 0.420										4	0	0	0	0	1	3				
1 Jeff McNeil L OBP: 0.407, SLG: 0.494										4	1	2	0	0	0	1				
20 Pete Alonso R OBP: 0.321, SLG: 0.440										4	1	2	1	0	0	2				
2 Dominic Smith L OBP: 0.340, SLG: 0.311										4	0	1	2	0	2	2				
19 Mark Canha R OBP: 0.405, SLG: 0.400										3	0	1	0	0	0	1				
28 J.D. Davis R OBP: 0.333, SLG: 0.313										2	0	0	0	1	0	1				
13 Luis Guillorme L OBP: 0.375, SLG: 0.333										0	0	0	0	0	0	0				
16 Travis Jankowski L OBP: 0.406, SLG: 0.321										3	0	0	0	0	0	1				
33 James McCann R OBP: 0.278, SLG: 0.298										3	0	2	0	0	0	1				
<b>Inning Stats</b>	R: 2 E: 0 K: 0 S: 14	H: 3 LOB: 1 BB: 0 P: 20	R: 0 E: 0 K: 0 S: 4	H: 0 LOB: 0 BB: 1 P: 12	R: 0 E: 0 K: 1 S: 11	H: 2 LOB: 2 BB: 0 P: 16	R: 0 E: 0 K: 0 S: 7	H: 1 LOB: 0 BB: 0 P: 9	R: 0 E: 0 K: 0 S: 8	H: 1 LOB: 1 BB: 0 P: 12	R: 1 E: 0 K: 1 S: 12	H: 1 LOB: 0 BB: 0 P: 16	R: 0 E: 0 K: 1 S: 10	H: 1 LOB: 0 BB: 0 P: 12	R: 0 E: 0 K: 1 S: 8	H: 0 LOB: 0 BB: 0 P: 11	1B: 7 2B: 1 3B: 0 HR: 1	SF: 0 SAC: 0 DP: 2 HBP: 0	WP: 0 PB: 0 CS: 0	PA: 32
<b>PITCHER</b>	IP WLS BF H R ER SO BB IBB HBP BLK WP HR S P ERA WHIP																			
30 Kyle Wright R ERA: 1.74	7.0 L 29 9 3 3 3 1 0 0 0 0 0 0 8 11 3.86 1.429																			
51 Will Smith L ERA: 2.61	1.0 3 0 0 0 1 0 0 0 0 0 0 0 8 11 0.00 0.000																			

Atlanta Braves @ New York Mets  
Citi Field, Flushing, NY  
Tue May 03 2022, 6:48 PM - 9:04 PM EDT  
Att: 27,206 - Partly Cloudy - 56 F

AB 31  
R 3  
H 9  
RBI 3  
BB 1  
SO 4  
LOB 14





Batter	1	2	3	4	5	6	7	8	9	AB	R	H	RBI	BB	SO	LOB	TOP				
13 Ronald Acuña Jr., R OBP: 0.289, SLG: 0.240										5	0	1	1	0	3	3					
28 Matt Olson, L OBP: 0.395, SLG: 0.485										4	0	0	1	1	0	1					
27 Austin Riley, R OBP: 0.360, SLG: 0.550										5	1	1	0	0	4	2					
20 Marcell Ozuna, R OBP: 0.257, SLG: 0.383										5	1	1	0	0	2	1					
Ozzie Albies, S OBP: 0.292, SLG: 0.425										5	1	1	0	0	1	1					
16 Travis d'Arnaud, R OBP: 0.325, SLG: 0.457										3	1	0	1	1	2	0					
14 Adam Duvall, R OBP: 0.250, SLG: 0.287										4	1	2	2	0	1	0					
7 Dansby Swanson, R OBP: 0.307, SLG: 0.367										3	2	2	1	1	0	2					
38 Guillermo Heredia, R OBP: 0.235, SLG: 0.387										3	2	1	2	1	2	3					
<b>Inning Stats</b>	R: 0 E: 0 K: 2 S: 9	H: 0 LOB: 0 BB: 0 P: 13	R: 0 E: 0 K: 2 S: 12	H: 0 LOB: 0 BB: 0 P: 15	R: 0 E: 0 K: 1 S: 8	H: 0 LOB: 1 BB: 1 P: 16	R: 0 E: 0 K: 2 S: 12	H: 1 LOB: 2 BB: 0 P: 17	R: 7 E: 0 K: 1 S: 22	H: 6 LOB: 1 BB: 2 P: 38	R: 0 E: 0 K: 1 S: 5	H: 0 LOB: 0 BB: 0 P: 8	R: 2 E: 0 K: 2 S: 13	H: 2 LOB: 0 BB: 0 P: 21	R: 0 E: 0 K: 2 S: 10	H: 0 LOB: 0 BB: 0 P: 11	1B: 7 2B: 1 3B: 0 HR: 1	SF: 0 SAC: 0 DP: 0 HBP: 0	WP: 1 PB: 0 SB: 0 CS: 0	PA: 41	
<b>PITCHER</b>	IP WLS BF H R ER SO BB IBB HBP BLK WP HR S P ERA WHIP	IP WLS BF H R ER SO BB IBB HBP BLK WP HR S P ERA WHIP	IP WLS BF H R ER SO BB IBB HBP BLK WP HR S P ERA WHIP	IP WLS BF H R ER SO BB IBB HBP BLK WP HR S P ERA WHIP	IP WLS BF H R ER SO BB IBB HBP BLK WP HR S P ERA WHIP	IP WLS BF H R ER SO BB IBB HBP BLK WP HR S P ERA WHIP	IP WLS BF H R ER SO BB IBB HBP BLK WP HR S P ERA WHIP	IP WLS BF H R ER SO BB IBB HBP BLK WP HR S P ERA WHIP	IP WLS BF H R ER SO BB IBB HBP BLK WP HR S P ERA WHIP	IP WLS BF H R ER SO BB IBB HBP BLK WP HR S P ERA WHIP	IP WLS BF H R ER SO BB IBB HBP BLK WP HR S P ERA WHIP	IP WLS BF H R ER SO BB IBB HBP BLK WP HR S P ERA WHIP	IP WLS BF H R ER SO BB IBB HBP BLK WP HR S P ERA WHIP	IP WLS BF H R ER SO BB IBB HBP BLK WP HR S P ERA WHIP	IP WLS BF H R ER SO BB IBB HBP BLK WP HR S P ERA WHIP	IP WLS BF H R ER SO BB IBB HBP BLK WP HR S P ERA WHIP	IP WLS BF H R ER SO BB IBB HBP BLK WP HR S P ERA WHIP	IP WLS BF H R ER SO BB IBB HBP BLK WP HR S P ERA WHIP	IP WLS BF H R ER SO BB IBB HBP BLK WP HR S P ERA WHIP	IP WLS BF H R ER SO BB IBB HBP BLK WP HR S P ERA WHIP	
38 Tylor Megill, R ERA: 2.43	5.1	L	23	4	3	3	9	2	0	0	0	0	0	0	63	94	5.06	1.125			
0 Adam Ottavino, R ERA: 6.52	0.0		3	2	2	2	0	1	0	0	0	1	0	7	14	∞	∞				
29 Trevor Williams, R ERA: 8.59	3.2		15	3	4	4	6	1	0	0	0	0	1	35	53	9.82	1.091				
29 Trevor Williams, R ERA: 8.59	3.2		15	3	4	4	6	1	0	0	0	0	1	35	53	9.82	1.091				

Atlanta Braves @ New York Mets  
Citi Field, Flushing, NY  
Wed May 04, 2022, 1:14 PM - 4:41 PM EDT  
Att: 23,973 - Overcast - 55 F

AB	37
R	9
H	9
RBI	8
BB	4
SO	15
LOB	13



Batter	1	2	3	4	5	6	7	8	9	AB	R	H	RBI	BB	SO	LOB	BOTTOM					
9 Brandon Nimmo, L OBP: 0.376, SLG: 0.436										3	0	1	0	2	1	1						
6 Starling Marte, R OBP: 0.305, SLG: 0.343										5	0	2	0	0	0	2						
12 Francisco Lindor, S OBP: 0.336, SLG: 0.406										3	0	0	0	1	1	3						
20 Pete Alonso, R OBP: 0.319, SLG: 0.442										4	1	1	0	0	1	4						
16 Travis Jankowski, L OBP: 0.406, SLG: 0.321										0	0	0	0	0	0	0						
10 Eduardo Escobar, S OBP: 0.364, SLG: 0.407										3	0	1	1	1	0	2						
29 Trevor Williams, R ERA: 8.59										0	0	0	0	0	0	0						
1 Jeff McNeil, L OBP: 0.394, SLG: 0.477										3	0	0	0	0	0	2						
2 Dominic Smith, L OBP: 0.333, SLG: 0.304										1	0	0	0	0	0	0						
28 J.D. Davis, R OBP: 0.349, SLG: 0.314										3	0	1	0	1	1	1						
13 Luis Guillorme, L OBP: 0.364, SLG: 0.405										4	1	1	1	0	1	4						
33 James McCann, R OBP: 0.276, SLG: 0.294										4	0	1	0	0	1	0						
<b>Inning Stats</b>	R: 0 E: 0 K: 1 S: 13	H: 1 LOB: 2 BB: 1 P: 21	R: 0 E: 0 K: 0 S: 6	H: 0 LOB: 0 BB: 1 P: 10	R: 0 E: 0 K: 0 S: 11	H: 1 LOB: 2 BB: 1 P: 18	R: 0 E: 0 K: 0 S: 10	H: 0 LOB: 0 BB: 1 P: 18	R: 0 E: 0 K: 0 S: 6	H: 1 LOB: 0 BB: 0 P: 10	R: 1 E: 0 K: 1 S: 14	H: 3 LOB: 2 BB: 0 P: 17	R: 0 E: 0 K: 1 S: 12	H: 1 LOB: 0 BB: 0 P: 18	R: 0 E: 0 K: 1 S: 9	H: 0 LOB: 0 BB: 0 P: 15	R: 1 E: 0 K: 2 S: 13	H: 1 LOB: 1 BB: 1 P: 19	1B: 5 2B: 2 3B: 0 HR: 1	SF: 0 SAC: 0 DP: 2 HBP: 0	WP: 0 PB: 0 SB: 0 CS: 0	PA: 38
<b>PITCHER</b>	IP WLS BF H R ER SO BB IBB HBP BLK WP HR S P ERA WHIP	IP WLS BF H R ER SO BB IBB HBP BLK WP HR S P ERA WHIP	IP WLS BF H R ER SO BB IBB HBP BLK WP HR S P ERA WHIP	IP WLS BF H R ER SO BB IBB HBP BLK WP HR S P ERA WHIP	IP WLS BF H R ER SO BB IBB HBP BLK WP HR S P ERA WHIP	IP WLS BF H R ER SO BB IBB HBP BLK WP HR S P ERA WHIP	IP WLS BF H R ER SO BB IBB HBP BLK WP HR S P ERA WHIP	IP WLS BF H R ER SO BB IBB HBP BLK WP HR S P ERA WHIP	IP WLS BF H R ER SO BB IBB HBP BLK WP HR S P ERA WHIP	IP WLS BF H R ER SO BB IBB HBP BLK WP HR S P ERA WHIP	IP WLS BF H R ER SO BB IBB HBP BLK WP HR S P ERA WHIP	IP WLS BF H R ER SO BB IBB HBP BLK WP HR S P ERA WHIP	IP WLS BF H R ER SO BB IBB HBP BLK WP HR S P ERA WHIP	IP WLS BF H R ER SO BB IBB HBP BLK WP HR S P ERA WHIP	IP WLS BF H R ER SO BB IBB HBP BLK WP HR S P ERA WHIP	IP WLS BF H R ER SO BB IBB HBP BLK WP HR S P ERA WHIP	IP WLS BF H R ER SO BB IBB HBP BLK WP HR S P ERA WHIP	IP WLS BF H R ER SO BB IBB HBP BLK WP HR S P ERA WHIP	IP WLS BF H R ER SO BB IBB HBP BLK WP HR S P ERA WHIP	IP WLS BF H R ER SO BB IBB HBP BLK WP HR S P ERA WHIP	IP WLS BF H R ER SO BB IBB HBP BLK WP HR S P ERA WHIP	
36 Ian Anderson, R ERA: 4.01	1.2	W	7	2	0																	



Batter	1	2	3	4	5	6	7	8	9	AB	R	H	RBI	BB	SO	LOB	TOP									
9 Brandon Nimmo, L OBP: 0.367, SLG: 0.422										5	1	2	0	1	0											
6 Starling Marte, R OBP: 0.322, SLG: 0.393										5	2	3	2	0	1	0										
12 Francisco Lindor, S OBP: 0.331, SLG: 0.426										5	1	1	2	0	0	1										
20 Pete Alonso, R OBP: 0.325, SLG: 0.454										4	1	2	0	0	0	0										
33 James McCann, R OBP: 0.276, SLG: 0.294										4	0	0	0	0	2	2										
10 Eduardo Escobar, S OBP: 0.351, SLG: 0.389										3	1	2	0	1	0	0										
1 Jeff McNeil, L OBP: 0.408, SLG: 0.483										4	1	1	1	0	1	3										
19 Mark Canha, R OBP: 0.397, SLG: 0.391										4	0	0	0	0	2	4										
2 Dominic Smith, L OBP: 0.310, SLG: 0.280										4	0	0	0	0	2	4										
3 Tomás Nido, R OBP: 0.179, SLG: 0.211										3	0	0	0	0	2	0										
28 J.D. Davis, R OBP: 0.354, SLG: 0.351										1	0	1	1	0	0	0										
16 Travis Jankowski, L OBP: 0.406, SLG: 0.321										0	1	0	1	0	0	0										
<b>Inning Stats</b>	R: 0 E: 0 K: 2 S: 7	H: 0 LOB: 0 BB: 9	R: 0 E: 0 K: 1 S: 15	H: 1 LOB: 2 BB: 1 P: 24	R: 0 E: 0 K: 1 S: 7	H: 0 LOB: 0 BB: 10	R: 0 E: 0 K: 1 S: 8	H: 0 LOB: 0 BB: 11	R: 0 E: 0 K: 0 S: 10	H: 0 LOB: 0 BB: 0 P: 12	R: 1 E: 0 K: 1 S: 12	H: 1 LOB: 0 BB: 0 P: 17	R: 0 E: 0 K: 1 S: 12	H: 1 LOB: 1 BB: 0 P: 18	R: 0 E: 0 K: 1 S: 7	H: 0 LOB: 0 BB: 0 P: 10	R: 7 E: 0 K: 1 S: 20	H: 8 LOB: 1 BB: 0 P: 29	1B: 6 2B: 3 HR: 2	SF: 0 SAC: 0 DP: 0 HBP: 0	WP: 0 PB: 0 SB: 0 CS: 0	PA: 39				
<b>PITCHER</b>	IP WLS BF H R ER SO BB IBB HBP BLK WP HR S P ERA WHIP	7.0 25 3 1 1 7 1 0 0 0 0 1 71 101 1.29 0.571	8.1 3 0 0 1 0 0 0 0 0 0 0 7 10 0.00 0.000	0.1 5 4 4 0 0 0 0 0 0 0 1 9 11 108.00 12.000	0.2 L 6 4 3 3 1 0 0 0 0 0 0 0 11 18 40.50 6.000																					
27 Aaron Nola, R ERA: 3.38																										
31 Jeury Familia, R ERA: 3.12																										
49 James Norwood, R ERA: 10.29																										
23 Corey Knebel, R ERA: 3.27																										
<b>Batter</b>	<b>1</b>	<b>2</b>	<b>3</b>	<b>4</b>	<b>5</b>	<b>6</b>	<b>7</b>	<b>8</b>	<b>9</b>	<b>AB</b>	<b>R</b>	<b>H</b>	<b>RBI</b>	<b>BB</b>	<b>SO</b>	<b>LOB</b>	<b>BOTTOM</b>									
12 Kyle Schwarber, L OBP: 0.314, SLG: 0.483										4	2	1	0	1	1	3										
28 Alec Bohm, R OBP: 0.358, SLG: 0.449										5	1	2	0	0	0	1										
3 Bryce Harper, L OBP: 0.297, SLG: 0.490										5	2	2	2	0	1	3										
8 Nick Castellanos, R OBP: 0.379, SLG: 0.505										3	1	1	3	0	0	2										
24 Roman Quinn, S OBP: 0.333, SLG: 0.250										1	0	0	0	0	1	0										
10 J.T. Realmuto, R OBP: 0.333, SLG: 0.371									5	1	1	1	0	0	3											
17 Rhys Hoskins, R OBP: 0.292, SLG: 0.341										4	0	0	0	1	2	2										
2 Jean Segura, R OBP: 0.299, SLG: 0.354										4	0	3	1	0	0	0										
37 Odúbel Herrera, L OBP: 0.333, SLG: 0.714										4	0	2	0	0	0	3										
7 Johan Camargo, S OBP: 0.297, SLG: 0.383										4	0	0	0	0	1	5										
<b>Inning Stats</b>	R: 4 E: 1 K: 0 S: 15	H: 3 LOB: 2 BB: 2 P: 30	R: 1 E: 0 K: 0 S: 13	H: 2 LOB: 1 BB: 0 P: 17	R: 0 E: 0 K: 2 S: 14	H: 2 LOB: 2 BB: 0 P: 21	R: 2 E: 0 K: 0 S: 8	H: 2 LOB: 0 BB: 0 P: 12	R: 0 E: 1 K: 0 S: 6	H: 1 LOB: 1 BB: 0 P: 8	R: 0 E: 0 K: 2 S: 15	H: 1 LOB: 2 BB: 0 P: 18	R: 0 E: 0 K: 0 S: 5	H: 1 LOB: 0 BB: 0 P: 6	R: 0 E: 0 K: 0 S: 6	H: 0 LOB: 0 BB: 0 P: 8	R: 0 E: 0 K: 2 S: 9	H: 0 LOB: 0 BB: 0 P: 14	1B: 7 2B: 3 3B: 0 HR: 2	SF: 0 SAC: 0 DP: 1 HBP: 1	WP: 0 PB: 0 SB: 0 CS: 0	PA: 42				
<b>PITCHER</b>	IP WLS BF H R ER SO BB IBB HBP BLK WP HR S P ERA WHIP	4.0 24 2 0 0 1 2 0 0 0 0 0 11 14 0.00 1.500	1.1 6 2 0 0 1 0 0 0 0 0 0 0 21 26 0.00 0.375	1.0 S 3 0 0 0 2 0 0 0 0 0 0 9 14 0.00 0.000																						
99 Taijuan Walker, R ERA: 4.91																										
43 Chasen Shreve, L ERA: 1.74																										
68 Adonis Medina, R ERA:																										
39 Edwin Diaz, R ERA: 1.5																										


**New York Mets @ Philadelphia Phillies**  
Citizens Bank Park, Philadelphia, PA  
Thu May 05 2022, 6:50 PM - 10:04 PM EDT  
Att: 24,040 - Clear - 73 F

AB	38
R	8
H	11
RBI	8
BB	1
SO	9
LOB	10



**New York Mets @ Philadelphia Phillies**  
Citizens Bank Park, Philadelphia, PA  
Thu May 05 2022, 6:5



Batter	1	2	3	4	5	6	7	8	9	AB	R	H	RBI	BB	SO	LOB	TOP																																																																																										
9 Brandon Nimmo, L (1, 8) OBP: 0.382, SLG: 0.430	L4			12 G3-4 1B		12 2B 1B		BB		3	1	2	0	1	0	0	New York Mets @ Philadelphia Phillies Citizens Bank Park, Philadelphia, PA Sun May 08 2022, 12:40 PM - 3:34 PM EDT Cloudy - 52 F																																																																																										
12 Francisco Lindor, S (1, 6) OBP: 0.328, SLG: 0.429	K			G3-4 1-2		1-H 2B		K		4	0	1	1	0	2	2																																																																																											
1 Jeff McNeil, L (1, 7) OBP: 0.392, SLG: 0.462 3 Tomás Nido, R (8, 2) OBP: 0.179, SLG: 0.211	F7			L8		1-3 K		G4-3		4	0	0	0	0	1	2																																																																																											
20 Pete Alonso, R (1, 10) OBP: 0.323, SLG: 0.441		K			F8			10 BB BB		3	0	0	0	1	2	0	livebaseballscores.com																																																																																										
10 Eduardo Escobar, S (1, 5) OBP: 0.348, SLG: 0.378		P4			G1-3			BB		3	0	0	0	1	0	0																																																																																											
2 Dominic Smith, L (1, 3) OBP: 0.290, SLG: 0.259		G4-3			G4-3			K		4	0	0	0	0	2	2																																																																																											
6 Starling Marte, R (1, 9) OBP: 0.331, SLG: 0.409										3	1	2	0	0	1	2	AB 30 R 2 H 6 RBI 1 BB 3 SO 10 LOB 12																																																																																										
13 Luis Guillorme, L (1, 4) OBP: 0.362, SLG: 0.400										3	0	1	0	0	1	3																																																																																											
33 James McCann, R (1, 2) OBP: 0.267, SLG: 0.283 19 Mark Canha, R (8, PH) OBP: 0.392, SLG: 0.386										2	0	0	0	0	0	1																																																																																											
										1	0	0	0	0	1	0	 WP: 0 PA: 33 SB: 0 CS: 0																																																																																										
<b>Inning Stats</b>	R: 0 E: 0 K: 1 S: 12	H: 0 LOB: 0 BB: 0 P: 17	R: 0 E: 0 K: 1 S: 7	H: 0 LOB: 0 BB: 0 P: 13	R: 0 E: 0 K: 0 S: 5	H: 1 LOB: 0 BB: 0 P: 8	R: 0 E: 0 K: 0 S: 5	H: 1 LOB: 0 BB: 0 P: 6	R: 0 E: 0 K: 1 S: 12	H: 0 LOB: 1 BB: 0 P: 10	R: 2 E: 0 K: 1 S: 12	H: 4 LOB: 1 BB: 0 P: 18	R: 0 E: 0 K: 3 S: 11	H: 0 LOB: 2 BB: 2 P: 24	R: 0 E: 0 K: 2 S: 12	H: 0 LOB: 1 BB: 1 P: 24		R: 0 E: 0 K: 2 S: 10	H: 0 LOB: 0 BB: 0 P: 14	1B: 4 2B: 2 3B: 0 HR: 0	SF: 0 SAC: 0 DP: 3 HBP: 0	WP: 0 PA: 33 SB: 0 CS: 0																																																																																					
<b>PITCHER</b>	IP WLS BF H R ER SO BB IBB HBP BLK WP HR S P ERA WHIP	<table border="1"> <thead> <tr> <th>PITCHER</th> <th>IP</th> <th>WLS</th> <th>BF</th> <th>H</th> <th>R</th> <th>ER</th> <th>SO</th> <th>BB</th> <th>IBB</th> <th>HBP</th> <th>BLK</th> <th>WP</th> <th>HR</th> <th>S</th> <th>P</th> <th>ERA</th> <th>WHIP</th> </tr> </thead> <tbody> <tr> <td>44 Kyle Gibson, R (1, 1) ERA: 2.94</td> <td>6.0</td> <td>W</td> <td>21</td> <td>6</td> <td>2</td> <td>2</td> <td>3</td> <td>0</td> <td>0</td> <td>0</td> <td>0</td> <td>0</td> <td>0</td> <td>48</td> <td>72</td> <td>3.00</td> <td>1.000</td> </tr> <tr> <td>58 Seranthony Dominguez, R (7, 1) ERA: 3.48</td> <td>1.0</td> <td>H</td> <td>5</td> <td>0</td> <td>0</td> <td>0</td> <td>3</td> <td>2</td> <td>0</td> <td>0</td> <td>0</td> <td>0</td> <td>0</td> <td>11</td> <td>24</td> <td>0.00</td> <td>2.000</td> </tr> <tr> <td>46 José Alvarado, L (8, 1) ERA: 3.12</td> <td>1.0</td> <td>H</td> <td>4</td> <td>0</td> <td>0</td> <td>0</td> <td>2</td> <td>1</td> <td>0</td> <td>0</td> <td>0</td> <td>0</td> <td>0</td> <td>12</td> <td>24</td> <td>0.00</td> <td>1.000</td> </tr> <tr> <td>23 Corey Knebel, R (9, 1) ERA: 3.0</td> <td>1.0</td> <td>S</td> <td>3</td> <td>0</td> <td>0</td> <td>0</td> <td>2</td> <td>0</td> <td>0</td> <td>0</td> <td>0</td> <td>0</td> <td>0</td> <td>10</td> <td>14</td> <td>0.00</td> <td>0.000</td> </tr> </tbody> </table>																PITCHER	IP	WLS	BF	H	R	ER	SO	BB	IBB	HBP	BLK	WP	HR	S	P	ERA	WHIP	44 Kyle Gibson, R (1, 1) ERA: 2.94	6.0	W	21	6	2	2	3	0	0	0	0	0	0	48	72	3.00	1.000	58 Seranthony Dominguez, R (7, 1) ERA: 3.48	1.0	H	5	0	0	0	3	2	0	0	0	0	0	11	24	0.00	2.000	46 José Alvarado, L (8, 1) ERA: 3.12	1.0	H	4	0	0	0	2	1	0	0	0	0	0	12	24	0.00	1.000	23 Corey Knebel, R (9, 1) ERA: 3.0	1.0	S	3	0	0	0	2	0	0	0	0	0	0	10	14	0.00	0.000
PITCHER	IP	WLS	BF	H	R	ER	SO	BB	IBB	HBP	BLK	WP	HR	S	P	ERA	WHIP																																																																																										
44 Kyle Gibson, R (1, 1) ERA: 2.94	6.0	W	21	6	2	2	3	0	0	0	0	0	0	48	72	3.00	1.000																																																																																										
58 Seranthony Dominguez, R (7, 1) ERA: 3.48	1.0	H	5	0	0	0	3	2	0	0	0	0	0	11	24	0.00	2.000																																																																																										
46 José Alvarado, L (8, 1) ERA: 3.12	1.0	H	4	0	0	0	2	1	0	0	0	0	0	12	24	0.00	1.000																																																																																										
23 Corey Knebel, R (9, 1) ERA: 3.0	1.0	S	3	0	0	0	2	0	0	0	0	0	0	10	14	0.00	0.000																																																																																										
<b>Batter</b>	<b>1</b>	<b>2</b>	<b>3</b>	<b>4</b>	<b>5</b>	<b>6</b>	<b>7</b>	<b>8</b>	<b>9</b>	<b>AB</b>	<b>R</b>	<b>H</b>	<b>RBI</b>	<b>BB</b>	<b>SO</b>	<b>LOB</b>	<b>BOTTOM</b>																																																																																										
12 Kyle Schwarber, L (1, 7) OBP: 0.321, SLG: 0.484	K			F8						4	1	2	0	0	1	2	New York Mets @ Philadelphia Phillies Citizens Bank Park, Philadelphia, PA Sun May 08 2022, 12:40 PM - 3:34 PM EDT Cloudy - 52 F																																																																																										
28 Alec Bohm, R (1, 5) OBP: 0.365, SLG: 0.452	F9									4	0	2	0	0	1	1																																																																																											
3 Bryce Harper, L (1, 10) OBP: 0.304, SLG: 0.519	HR									4	1	2	2	0	1	2																																																																																											
8 Nick Castellanos, R (1, 9) OBP: 0.364, SLG: 0.484	F7									4	0	0	0	0	2	3	livebaseballscores.com																																																																																										
10 J.T. Realmuto, R (1, 2) OBP: 0.330, SLG: 0.366	K									4	0	1	0	0	2	1																																																																																											
37 Odúbel Herrera, L (1, 8) OBP: 0.294, SLG: 0.625	K									4	0	0	0	0	2	1																																																																																											
2 Jean Segura, R (1, 4) OBP: 0.319, SLG: 0.365										3	1	2	0	1	0	0	AB 34 R 3 H 11 RBI 3 BB 1 SO 11 LOB 12																																																																																										
7 Johan Camargo, S (1, 3) OBP: 0.294, SLG: 0.375	CS									4	0	1	0	0	1	2																																																																																											
5 Bryson Stott, L (1, 6) OBP: 0.176, SLG: 0.182										3	0	1	1	0	1	0																																																																																											
										1B: 10 2B: 0 3B: 0 HR: 1	SF: 0 SAC: 0 DP: 0 HBP: 0	WP: 0 PA: 36 SB: 0 CS: 1																																																																																															
<b>Inning Stats</b>	R: 1 E: 0 K: 1 S: 11	H: 1 LOB: 0 BB: 0 P: 16	R: 0 E: 0 K: 2 S: 9	H: 1 LOB: 0 BB: 0 P: 16	R: 1 E: 0 K: 1 S: 17	H: 3 LOB: 2 BB: 0 P: 27	R: 1 E: 0 K: 1 S: 14	H: 4 LOB: 1 BB: 0 P: 18	R: 0 E: 0 K: 1 S: 9	H: 1 LOB: 1 BB: 0 P: 14	R: 0 E: 0 K: 3 S: 13	H: 0 LOB: 0 BB: 0 P: 10	R: 0 E: 0 K: 3 S: 13	H: 1 LOB: 1 BB: 0 P: 20	R: 0 E: 1 K: 1 S: 9	H: 0 LOB: 2 BB: 1 P: 20	1B: 10 2B: 0 3B: 0 HR: 1	SF: 0 SAC: 0 DP: 0 HBP: 0	WP: 0 PA: 36 SB: 0 CS: 1																																																																																								
<b>PITCHER</b>	IP WLS BF H R ER SO BB IBB HBP BLK WP HR S P ERA WHIP	<table border="1"> <thead> <tr> <th>PITCHER</th> <th>IP</th> <th>WLS</th> <th>BF</th> <th>H</th> <th>R</th> <th>ER</th> <th>SO</th> <th>BB</th> <th>IBB</th> <th>HBP</th> <th>BLK</th> <th>WP</th> <th>HR</th> <th>S</th> <th>P</th> <th>ERA</th> <th>WHIP</th> </tr> </thead> <tbody> <tr> <td>21 Max Scherzer, R (1, 1) ERA: 2.92</td> <td>6.0</td> <td>L</td> <td>26</td> <td>10</td> <td>3</td> <td>3</td> <td>7</td> <td>0</td> <td>0</td> <td>0</td> <td>0</td> <td>0</td> <td>0</td> <td>65</td> <td>101</td> <td>4.50</td> <td>1.667</td> </tr> <tr> <td>30 Josely Rodríguez, L (7, 1) ERA: 4.69</td> <td>1.0</td> <td></td> <td>4</td> <td>1</td> <td>0</td> <td>0</td> <td>3</td> <td>0</td> <td>0</td> <td>0</td> <td>0</td> <td>0</td> <td>0</td> <td>13</td> <td>20</td> <td>0.00</td> <td>1.000</td> </tr> <tr> <td>0 Adam Ottavino, R (8, 1) ERA: 5.91</td> <td>1.0</td> <td></td> <td>5</td> <td>0</td> <td>0</td> <td>0</td> <td>1</td> <td>1</td> <td>0</td> <td>0</td> <td>0</td> <td>0</td> <td>0</td> <td>9</td> <td>20</td> <td>0.00</td> <td>1.000</td> </tr> </tbody> </table>																PITCHER	IP	WLS	BF	H	R	ER	SO	BB	IBB	HBP	BLK	WP	HR	S	P	ERA	WHIP	21 Max Scherzer, R (1, 1) ERA: 2.92	6.0	L	26	10	3	3	7	0	0	0	0	0	0	65	101	4.50	1.667	30 Josely Rodríguez, L (7, 1) ERA: 4.69	1.0		4	1	0	0	3	0	0	0	0	0	0	13	20	0.00	1.000	0 Adam Ottavino, R (8, 1) ERA: 5.91	1.0		5	0	0	0	1	1	0	0	0	0	0	9	20	0.00	1.000																		
PITCHER	IP	WLS	BF	H	R	ER	SO	BB	IBB	HBP	BLK	WP	HR	S	P	ERA	WHIP																																																																																										
21 Max Scherzer, R (1, 1) ERA: 2.92	6.0	L	26	10	3	3	7	0	0	0	0	0	0	65	101	4.50	1.667																																																																																										
30 Josely Rodríguez, L (7, 1) ERA: 4.69	1.0		4	1	0	0	3	0	0	0	0	0	0	13	20	0.00	1.000																																																																																										
0 Adam Ottavino, R (8, 1) ERA: 5.91	1.0		5	0	0	0	1	1	0	0	0	0	0	9	20	0.00	1.000																																																																																										



Batter	1	2	3	4	5	6	7	8	9	AB R H RBI BB SO LOB	TOP												
9 Brandon Nimmo, L (1, 8) OBP: 0.393, SLG: 0.427										3 1 1 0 1 1 0	<b>New York Mets @ Philadelphia Phillies</b> Citizens Bank Park, Philadelphia, PA Sun May 08 2022, 4:18 PM - 7:32 PM EDT Att: 37,133 - Cloudy - 57 F												
19 Mark Canha, R (1, 7) OBP: 0.381, SLG: 0.365										4 1 0 0 1 2 3													
16 Travis Jankowski, L (8, 7) OBP: 0.406, SLG: 0.321										0 0 0 0 0 0 0													
12 Francisco Lindor, S (1, 6) OBP: 0.323, SLG: 0.419										5 1 1 0 0 0 3													
20 Pete Alonso, R (1, 3) OBP: 0.333, SLG: 0.500										5 2 3 5 0 1 1													
2 Dominic Smith, L (9, 3) OBP: 0.290, SLG: 0.259										0 0 0 0 0 0 0													
10 Eduardo Escobar, S (1, 10) OBP: 0.333, SLG: 0.359										5 0 0 0 0 1 3													
6 Starling Marte, R (1, 9) OBP: 0.328, SLG: 0.398										3 0 0 0 1 1 0													
1 Jeff McNeil, L (1, 4) OBP: 0.387, SLG: 0.448										3 0 0 0 1 1 0													
28 J.D. Davis, R (1, 5) OBP: 0.375, SLG: 0.359										3 1 1 0 1 0 3													
13 Luis Guillorme, L (7, 5) OBP: 0.362, SLG: 0.400										0 0 0 0 0 0 0													
3 Tomás Nido, R (1, 2) OBP: 0.209, SLG: 0.262										4 0 2 0 0 2 1													
<b>Inning Stats</b>	R: 2 E: 0 K: 1 S: 11	H: 2 LOB: 0 BB: 0 P: 18	R: 0 E: 0 K: 1 S: 12	H: 0 LOB: 1 BB: 2 P: 24	R: 0 E: 0 K: 0 S: 10	H: 1 LOB: 2 BB: 0 P: 16	R: 0 E: 0 K: 0 S: 7	H: 0 LOB: 0 BB: 0 P: 14	R: 3 E: 0 K: 3 S: 14	H: 3 LOB: 0 BB: 1 P: 25	R: 1 E: 0 K: 3 S: 13	H: 2 LOB: 2 BB: 1 P: 22	R: 0 E: 0 K: 1 S: 11	H: 0 LOB: 3 BB: 2 P: 25	R: 0 E: 0 K: 2 S: 10	H: 0 LOB: 0 BB: 0 P: 15	R: 0 E: 0 K: 1 S: 8	H: 0 LOB: 0 BB: 0 P: 12	1B: 5 2B: 1 3B: 0 HR: 2	SF: 0 SAC: 0 DP: 0 HBP: 1	WP: 1 PB: 0 SB: 0 CS: 0	PA: 41	
<b>PITCHER</b>	IP WLS BF H R ER SO BB IBB HBP BLK WP HR S P ERA WHIP											IP WLS BF H R ER SO BB IBB HBP BLK WP HR S P ERA WHIP											
61 Cristopher Sánchez, L (1, 1) ERA: 5.84	2.1 L 11 2 2 2 2 1 0 1 0 0 0 1 28 51 7.71 1.286											49 James Norwood, R (9, 1) ERA: 9.0	1.0 3 0 0 0 1 0 0 0 0 0 0 1 28 51 9.00 1.875										
57 Nick Nelson, R (3, 1) ERA: 4.3	2.2 12 4 3 3 0 1 0 0 0 0 1 26 46 10.12 1.875																						
64 Andrew Bellatti, R (6, 1) ERA: 2.57	1.0 6 2 1 1 3 1 0 0 0 0 1 13 22 9.00 3.000																						
75 Connor Brogdon, R (7, 1) ERA: 6.0	1.0 6 0 0 0 1 2 0 0 0 0 0 11 25 0.00 2.000																						
52 Brad Hand, L (8, 1) ERA: 2.45	1.0 3 0 0 0 2 0 0 0 0 0 0 10 15 0.00 0.000																						

AB	35
R	6
H	8
RBI	5
BB	5
SO	9
LOB	14



Batter	1	2	3	4	5	6	7	8	9	AB R H RBI BB SO LOB	BOTTOM												
12 Kyle Schwarber, L (1, 7) OBP: 0.318, SLG: 0.474										4 0 1 0 0 2 0	<b>New York Mets @ Philadelphia Phillies</b> Citizens Bank Park, Philadelphia, PA Sun May 08 2022, 4:18 PM - 7:32 PM EDT Att: 37,133 - Cloudy - 57 F												
28 Alec Bohm, R (1, 5) OBP: 0.360, SLG: 0.442										4 0 1 0 0 0 1													
3 Bryce Harper, L (1, 10) OBP: 0.294, SLG: 0.500										4 0 0 0 0 2 3													
8 Nick Castellanos, R (1, 9) OBP: 0.360, SLG: 0.475										4 0 1 0 0 1 2													
17 Rhys Hoskins, R (1, 3) OBP: 0.291, SLG: 0.347										4 0 1 0 0 1 4													
2 Jean Segura, R (1, 4) OBP: 0.337, SLG: 0.409										3 1 2 1 1 0 0													
5 Bryson Stott, L (1, 6) OBP: 0.158, SLG: 0.162										4 0 0 0 0 1 3													
21 Garrett Stubbs, L (1, 2) OBP: 0.333, SLG: 0.500										4 0 0 0 0 1 1													
24 Roman Quinn, S (1, 8) OBP: 0.250, SLG: 0.182										3 0 0 0 0 0 0													
<b>Inning Stats</b>	R: 0 E: 0 K: 2 S: 14	H: 2 LOB: 2 BB: 0 P: 22	R: 1 E: 0 K: 0 S: 13	H: 1 LOB: 0 BB: 0 P: 18	R: 0 E: 0 K: 1 S: 14	H: 1 LOB: 2 BB: 0 P: 21	R: 0 E: 0 K: 0 S: 7	H: 0 LOB: 0 BB: 0 P: 13	R: 0 E: 0 K: 2 S: 13	H: 1 LOB: 2 BB: 1 P: 23		R: 0 E: 0 K: 1 S: 7	H: 0 LOB: 0 BB: 0 P: 12	R: 0 E: 0 K: 1 S: 5	H: 0 LOB: 0 BB: 0 P: 7	R: 0 E: 0 K: 1 S: 13	H: 1 LOB: 1 BB: 0 P: 22	1B: 4 2B: 1 3B: 0 HR: 1	SF: 0 SAC: 0 DP: 0 HBP: 0	WP: 0 PB: 0 SB: 0 CS: 0	PA: 35		
<b>PITCHER</b>	IP WLS BF H R ER SO BB IBB HBP BLK WP HR S P ERA WHIP											IP WLS BF H R ER SO BB IBB HBP BLK WP HR S P ERA WHIP											
40 Chris Bassitt, R (1, 1) ERA: 2.45	5.2 W 24 5 1 1 4 1 0 0 0 0 0 65 101 1.59 1.059																						
43 Chasen Shreve, L (6, 1) ERA: 1.54	1.1 4 0 0 0 2 0 0 0 0 0 0 10 17 0.00 0.000																						
62 Drew Smith, R (8, 1) ERA:	1.0 3 0 0 0 1 0 0 0 0 0 0 5 7 0.00 0.000																						
67 Seth Lugo, R (9, 1) ERA: 3.18	1.0 4 1 0 0 1 0 0 0 0 0 0 13 22 0.00 1.000																						

AB	34
R	1
H	6
RBI	1
BB	1
SO	8
LOB	14










Batter	1	2	3	4	5	6	7	8	9	AB	R	H	RBI	BB	SO	LOB	TOP										
9 Brandon Nimmo, L OBP: 0.402, SLG: 0.439										5	1	3	0	0	0	2											
6 Starling Marte, R OBP: 0.313, SLG: 0.377										4	1	1	0	0	0	4											
12 Francisco Lindor, S OBP: 0.317, SLG: 0.465										4	0	0	0	0	2	1											
20 Pete Alonso, R OBP: 0.355, SLG: 0.525										4	1	2	2	0	1	0											
2 Dominic Smith, L OBP: 0.273, SLG: 0.241										4	0	0	0	0	0	1											
10 Eduardo Escobar, S OBP: 0.326, SLG: 0.342										4	0	1	0	0	1	1											
1 Jeff McNeil, L OBP: 0.395, SLG: 0.456										4	0	1	0	0	0	0											
13 Luis Guillorme, L OBP: 0.373, SLG: 0.409										4	0	2	0	0	0	2											
3 Tomás Nido, R OBP: 0.196, SLG: 0.244										3	0	0	0	0	0	2											
28 J.D. Davis, R OBP: 0.370, SLG: 0.349										1	0	0	0	0	0	2											
<b>Inning Stats</b>	R: 3 E: 1 K: 0 S: 12	H: 3 LOB: 0 BB: 0 P: 20	R: 0 E: 0 K: 0 S: 14	H: 2 LOB: 2 BB: 0 P: 23	R: 0 E: 0 K: 0 S: 7	H: 0 LOB: 0 BB: 0 P: 11	R: 0 E: 0 K: 0 S: 7	H: 0 LOB: 0 BB: 0 P: 10	R: 0 E: 0 K: 2 S: 10	H: 1 LOB: 1 BB: 0 P: 12	R: 0 E: 0 K: 0 S: 16	H: 2 LOB: 2 BB: 0 P: 23	R: 0 E: 0 K: 2 S: 10	H: 0 LOB: 0 BB: 0 P: 14	R: 0 E: 0 K: 0 S: 9	H: 2 LOB: 2 BB: 0 P: 15	1B: 8 2B: 1 3B: 0 HR: 1	SF: 0 SAC: 0 DP: 0 HBP: 0	WP: 0 PB: 0 SB: 0 CS: 0	PA: 37							
<b>PITCHER</b>	IP	WLS	BF	H	R	ER	SO	BB	IBB	HBP	BLK	WP	HR	S	P	ERA	WHIP										
45 Aaron Sanchez, R ERA: 7.58	5.1	W	22	6	3	3	1	0	0	0	0	0	1	51	75	5.06	1.125										
50 Austin Voth, R ERA: 3.95	1.1		6	2	0	0	1	0	0	0	0	0	0	20	28	0.00	1.500										
64 Victor Arano, R ERA: 3.95	1.1		4	0	0	0	2	0	0	0	0	0	0	11	16	0.00	0.000										
30 Paolo Espino, R ERA: 2.57	1.0		5	2	0	0	0	0	0	0	0	0	0	9	15	0.00	2.000										

**New York Mets @ Washington Nationals**  
Nationals Park, Washington, DC  
Wed May 11 2022, 7:09 PM - 10:12 PM EDT  
Att: 19,715 - Cloudy - 71 F


**AB 37**  
**R 3**  
**H 10**  
**RBI 2**  
**BB 0**  
**SO 4**  
**LOB 15**



Batter	1	2	3	4	5	6	7	8	9	AB	R	H	RBI	BB	SO	LOB	BOTTOM										
1 César Hernández, S OBP: 0.324, SLG: 0.336										4	2	3	0	1	0	0											
22 Juan Soto, L OBP: 0.392, SLG: 0.479										4	1	1	2	1	1	3											
19 Josh Bell, S OBP: 0.445, SLG: 0.523										3	1	1	0	0	2	2											
23 Nelson Cruz, R OBP: 0.266, SLG: 0.294										3	1	1	0	1	1	1											
29 Yadiel Hernández, L OBP: 0.379, SLG: 0.519										4	1	2	1	0	1	0											
28 Lane Thomas, R OBP: 0.260, SLG: 0.300										3	0	0	1	0	0	2											
20 Keibert Ruiz, S OBP: 0.309, SLG: 0.374										4	0	1	1	0	0	2											
7 Maikel Franco, R OBP: 0.305, SLG: 0.400										4	0	0	0	0	1	1											
9 Dee Strange-Gordon, L OBP: 0.211, SLG: 0.211										4	0	0	0	0	1	1											
16 Victor Robles, R OBP: 0.276, SLG: 0.291										4	0	0	0	0	1	1											
<b>Inning Stats</b>	R: 5 E: 0 K: 0 S: 23	H: 5 LOB: 1 BB: 0 P: 38	R: 3 E: 0 K: 1 S: 15	H: 4 LOB: 2 BB: 1 P: 25	R: 0 E: 0 K: 1 S: 9	H: 1 LOB: 1 BB: 0 P: 17	R: 0 E: 0 K: 1 S: 7	H: 0 LOB: 0 BB: 1 P: 16	R: 0 E: 0 K: 0 S: 6	H: 0 LOB: 1 BB: 1 P: 14	R: 0 E: 0 K: 1 S: 8	H: 0 LOB: 0 BB: 0 P: 15	R: 0 E: 0 K: 1 S: 12	H: 0 LOB: 1 BB: 1 P: 16	R: 0 E: 0 K: 1 S: 12	H: 0 LOB: 1 BB: 1 P: 16	1B: 7 2B: 1 3B: 0 HR: 2	SF: 1 SAC: 0 DP: 1 HBP: 1	WP: 0 PB: 0 SB: 1 CS: 0	PA: 38							
<b>PITCHER</b>	IP	WLS	BF	H	R	ER	SO	BB	IBB	HBP	BLK	WP	HR	S	P	ERA	WHIP										
38 Tylor Megill, R ERA: 4.41	1.1	L	14	8	8	8	1	0	0	0	0	0	2	31	54	54.00	6.750										
29 Trevor Williams, R ERA: 5.73	3.2		13	2	0	0	2	1	0	0	0	0	0	29	51	0.00	0.818										
85 Stephen Nogosek, R ERA:	3.0		11	0	0	0	3	2	0	0	0	0	0	26	45	0.00	0.667										

**New York Mets @ Washington Nationals**  
Nationals Park, Washington, DC  
Wed May 11 2022, 7:09 PM - 10:12 PM EDT  
Att: 19,715 - Cloudy - 71 F

**AB 32**  
**R 8**  
**H 10**  
**RBI 8**  
**BB 4**  
**SO 6**  
**LOB 13**





Batter	1	2	3	4	5	6	7	8	9	AB	R	H	RBI	BB	SO	LOB	TOP									
9 Brandon Nimmo, L (1, 8) OBP: 0.413, SLG: 0.440										2	1	1	0	2	0	0	<b>New York Mets @ Washington Nationals</b> Nationals Park, Washington, DC Thu May 12, 2022, 1:08 PM - 3:51 PM EDT Att: 21,213 - Cloudy - 68 F									
6 Starling Marte, R (1, 9) OBP: 0.304, SLG: 0.365										4	0	0	0	0	1	5										
12 Francisco Lindor, S (1, 6) OBP: 0.315, SLG: 0.395										3	1	0	0	1	0	0										
20 Pete Alonso, R (1, 3) OBP: 0.345, SLG: 0.508										4	0	0	0	0	1	2										
1 Jeff McNeil, L (1, 4) OBP: 0.390, SLG: 0.443										3	0	0	0	1	0	0										
19 Mark Canha, R (1, 7) OBP: 0.376, SLG: 0.398										4	2	3	3	0	0	0										
16 Travis Jankowski, L (9, 7) OBP: 0.406, SLG: 0.321										3	0	0	0	0	1	2										
28 J.D. Davis, R (1, 10) OBP: 0.362, SLG: 0.326										3	0	0	0	1	1	2										
13 Luis Guillorme, L (1, 5) OBP: 0.364, SLG: 0.383											4	0	1	1	0	2										
3 Tomás Nido, R (1, 2) OBP: 0.200, SLG: 0.245											4	0	1	1	0	2										
<b>Inning Stats</b>	R: 2 E: 0 K: 1 S: 18	H: 1 LOB: 2 BB: 3 P: 37	R: 0 E: 0 K: 1 S: 7	H: 0 LOB: 1 BB: 2 P: 19	R: 0 E: 0 K: 0 S: 6	H: 0 LOB: 0 BB: 0 P: 10	R: 1 E: 0 K: 1 S: 19	H: 3 LOB: 2 BB: 0 P: 25	R: 0 E: 0 K: 0 S: 9	H: 0 LOB: 0 BB: 0 P: 15	R: 0 E: 0 K: 1 S: 8	H: 0 LOB: 0 BB: 0 P: 11	R: 0 E: 0 K: 0 S: 8	H: 0 LOB: 0 BB: 0 P: 10	R: 0 E: 0 K: 0 S: 10	H: 0 LOB: 0 BB: 0 P: 13	R: 1 E: 0 K: 2 S: 12	H: 1 LOB: 0 BB: 0 P: 18	1B: 4 2B: 0 3B: 0 HR: 1	SF: 0 SAC: 0 DP: 2 HBP: 1	WP: 1 PB: 0 CS: 0	PA: 36				
<b>PITCHER</b>	IP WLS BF H R ER SO BB IBB HBP BLK WP HR S P ERA WHIP	IP WLS BF H R ER SO BB IBB HBP BLK WP HR S P ERA WHIP	IP WLS BF H R ER SO BB IBB HBP BLK WP HR S P ERA WHIP	IP WLS BF H R ER SO BB IBB HBP BLK WP HR S P ERA WHIP	IP WLS BF H R ER SO BB IBB HBP BLK WP HR S P ERA WHIP	IP WLS BF H R ER SO BB IBB HBP BLK WP HR S P ERA WHIP	IP WLS BF H R ER SO BB IBB HBP BLK WP HR S P ERA WHIP	IP WLS BF H R ER SO BB IBB HBP BLK WP HR S P ERA WHIP	IP WLS BF H R ER SO BB IBB HBP BLK WP HR S P ERA WHIP	IP WLS BF H R ER SO BB IBB HBP BLK WP HR S P ERA WHIP	IP WLS BF H R ER SO BB IBB HBP BLK WP HR S P ERA WHIP	IP WLS BF H R ER SO BB IBB HBP BLK WP HR S P ERA WHIP	IP WLS BF H R ER SO BB IBB HBP BLK WP HR S P ERA WHIP	IP WLS BF H R ER SO BB IBB HBP BLK WP HR S P ERA WHIP	IP WLS BF H R ER SO BB IBB HBP BLK WP HR S P ERA WHIP	IP WLS BF H R ER SO BB IBB HBP BLK WP HR S P ERA WHIP	IP WLS BF H R ER SO BB IBB HBP BLK WP HR S P ERA WHIP	IP WLS BF H R ER SO BB IBB HBP BLK WP HR S P ERA WHIP	IP WLS BF H R ER SO BB IBB HBP BLK WP HR S P ERA WHIP	IP WLS BF H R ER SO BB IBB HBP BLK WP HR S P ERA WHIP	IP WLS BF H R ER SO BB IBB HBP BLK WP HR S P ERA WHIP	IP WLS BF H R ER SO BB IBB HBP BLK WP HR S P ERA WHIP	IP WLS BF H R ER SO BB IBB HBP BLK WP HR S P ERA WHIP	IP WLS BF H R ER SO BB IBB HBP BLK WP HR S P ERA WHIP		
60 Joan Adon, R (1, 1) ERA: 7.03	3.2 L 18 3 3 3 2 5 0 1 0 1 0 44 84 7.36 2.182	3.2 L 18 3 3 3 2 5 0 1 0 1 0 44 84 7.36 2.182	3.2 L 18 3 3 3 2 5 0 1 0 1 0 44 84 7.36 2.182	3.2 L 18 3 3 3 2 5 0 1 0 1 0 44 84 7.36 2.182	3.2 L 18 3 3 3 2 5 0 1 0 1 0 44 84 7.36 2.182	3.2 L 18 3 3 3 2 5 0 1 0 1 0 44 84 7.36 2.182	3.2 L 18 3 3 3 2 5 0 1 0 1 0 44 84 7.36 2.182	3.2 L 18 3 3 3 2 5 0 1 0 1 0 44 84 7.36 2.182	3.2 L 18 3 3 3 2 5 0 1 0 1 0 44 84 7.36 2.182	3.2 L 18 3 3 3 2 5 0 1 0 1 0 44 84 7.36 2.182	3.2 L 18 3 3 3 2 5 0 1 0 1 0 44 84 7.36 2.182	3.2 L 18 3 3 3 2 5 0 1 0 1 0 44 84 7.36 2.182	3.2 L 18 3 3 3 2 5 0 1 0 1 0 44 84 7.36 2.182	3.2 L 18 3 3 3 2 5 0 1 0 1 0 44 84 7.36 2.182	3.2 L 18 3 3 3 2 5 0 1 0 1 0 44 84 7.36 2.182	3.2 L 18 3 3 3 2 5 0 1 0 1 0 44 84 7.36 2.182	3.2 L 18 3 3 3 2 5 0 1 0 1 0 44 84 7.36 2.182	3.2 L 18 3 3 3 2 5 0 1 0 1 0 44 84 7.36 2.182	3.2 L 18 3 3 3 2 5 0 1 0 1 0 44 84 7.36 2.182	3.2 L 18 3 3 3 2 5 0 1 0 1 0 44 84 7.36 2.182	3.2 L 18 3 3 3 2 5 0 1 0 1 0 44 84 7.36 2.182	3.2 L 18 3 3 3 2 5 0 1 0 1 0 44 84 7.36 2.182	3.2 L 18 3 3 3 2 5 0 1 0 1 0 44 84 7.36 2.182	3.2 L 18 3 3 3 2 5 0 1 0 1 0 44 84 7.36 2.182		
61 Erasmo Ramirez, R (4, 1) ERA: 2.08	1.1 5 1 0 0 1 0 0 0 0 0 0 15 22 0.00 0.750	1.1 5 1 0 0 1 0 0 0 0 0 0 15 22 0.00 0.750	1.1 5 1 0 0 1 0 0 0 0 0 0 15 22 0.00 0.750	1.1 5 1 0 0 1 0 0 0 0 0 0 15 22 0.00 0.750	1.1 5 1 0 0 1 0 0 0 0 0 0 15 22 0.00 0.750	1.1 5 1 0 0 1 0 0 0 0 0 0 15 22 0.00 0.750	1.1 5 1 0 0 1 0 0 0 0 0 0 15 22 0.00 0.750	1.1 5 1 0 0 1 0 0 0 0 0 0 15 22 0.00 0.750	1.1 5 1 0 0 1 0 0 0 0 0 0 15 22 0.00 0.750	1.1 5 1 0 0 1 0 0 0 0 0 0 15 22 0.00 0.750	1.1 5 1 0 0 1 0 0 0 0 0 0 15 22 0.00 0.750	1.1 5 1 0 0 1 0 0 0 0 0 0 15 22 0.00 0.750	1.1 5 1 0 0 1 0 0 0 0 0 0 15 22 0.00 0.750	1.1 5 1 0 0 1 0 0 0 0 0 0 15 22 0.00 0.750	1.1 5 1 0 0 1 0 0 0 0 0 0 15 22 0.00 0.750	1.1 5 1 0 0 1 0 0 0 0 0 0 15 22 0.00 0.750	1.1 5 1 0 0 1 0 0 0 0 0 0 15 22 0.00 0.750	1.1 5 1 0 0 1 0 0 0 0 0 0 15 22 0.00 0.750	1.1 5 1 0 0 1 0 0 0 0 0 0 15 22 0.00 0.750	1.1 5 1 0 0 1 0 0 0 0 0 0 15 22 0.00 0.750	1.1 5 1 0 0 1 0 0 0 0 0 0 15 22 0.00 0.750	1.1 5 1 0 0 1 0 0 0 0 0 0 15 22 0.00 0.750	1.1 5 1 0 0 1 0 0 0 0 0 0 15 22 0.00 0.750	1.1 5 1 0 0 1 0 0 0 0 0 0 15 22 0.00 0.750		
58 Carl Edwards Jr., R (6, 1) ERA: 5.0	2.0 6 0 0 0 1 0 0 0 0 0 0 16 21 0.00 0.000	2.0 6 0 0 0 1 0 0 0 0 0 0 16 21 0.00 0.000	2.0 6 0 0 0 1 0 0 0 0 0 0 16 21 0.00 0.000	2.0 6 0 0 0 1 0 0 0 0 0 0 16 21 0.00 0.000	2.0 6 0 0 0 1 0 0 0 0 0 0 16 21 0.00 0.000	2.0 6 0 0 0 1 0 0 0 0 0 0 16 21 0.00 0.000	2.0 6 0 0 0 1 0 0 0 0 0 0 16 21 0.00 0.000	2.0 6 0 0 0 1 0 0 0 0 0 0 16 21 0.00 0.000	2.0 6 0 0 0 1 0 0 0 0 0 0 16 21 0.00 0.000	2.0 6 0 0 0 1 0 0 0 0 0 0 16 21 0.00 0.000	2.0 6 0 0 0 1 0 0 0 0 0 0 16 21 0.00 0.000	2.0 6 0 0 0 1 0 0 0 0 0 0 16 21 0.00 0.000	2.0 6 0 0 0 1 0 0 0 0 0 0 16 21 0.00 0.000	2.0 6 0 0 0 1 0 0 0 0 0 0 16 21 0.00 0.000	2.0 6 0 0 0 1 0 0 0 0 0 0 16 21 0.00 0.000	2.0 6 0 0 0 1 0 0 0 0 0 0 16 21 0.00 0.000	2.0 6 0 0 0 1 0 0 0 0 0 0 16 21 0.00 0.000	2.0 6 0 0 0 1 0 0 0 0 0 0 16 21 0.00 0.000	2.0 6 0 0 0 1 0 0 0 0 0 0 16 21 0.00 0.000	2.0 6 0 0 0 1 0 0 0 0 0 0 16 21 0.00 0.000	2.0 6 0 0 0 1 0 0 0 0 0 0 16 21 0.00 0.000	2.0 6 0 0 0 1 0 0 0 0 0 0 16 21 0.00 0.000	2.0 6 0 0 0 1 0 0 0 0 0 0 16 21 0.00 0.000	2.0 6 0 0 0 1 0 0 0 0 0 0 16 21 0.00 0.000	2.0 6 0 0 0 1 0 0 0 0 0 0 16 21 0.00 0.000	
67 Kyle Finnegan, R (8, 1) ERA: 4.38	1.0 3 0 0 0 0 0 0 0 0 0 0 10 13 0.00 0.000	1.0 3 0 0 0 0 0 0 0 0 0 0 10 13 0.00 0.000	1.0 3 0 0 0 0 0 0 0 0 0 0 10 13 0.00 0.000	1.0 3 0 0 0 0 0 0 0 0 0 0 10 13 0.00 0.000	1.0 3 0 0 0 0 0 0 0 0 0 0 10 13 0.00 0.000	1.0 3 0 0 0 0 0 0 0 0 0 0 10 13 0.00 0.000	1.0 3 0 0 0 0 0 0 0 0 0 0 10 13 0.00 0.000	1.0 3 0 0 0 0 0 0 0 0 0 0 10 13 0.00 0.000	1.0 3 0 0 0 0 0 0 0 0 0 0 10 13 0.00 0.000	1.0 3 0 0 0 0 0 0 0 0 0 0 10 13 0.00 0.000	1.0 3 0 0 0 0 0 0 0 0 0 0 10 13 0.00 0.000	1.0 3 0 0 0 0 0 0 0 0 0 0 10 13 0.00 0.000	1.0 3 0 0 0 0 0 0 0 0 0 0 10 13 0.00 0.000	1.0 3 0 0 0 0 0 0 0 0 0 0 10 13 0.00 0.000	1.0 3 0 0 0 0 0 0 0 0 0 0 10 13 0.00 0.000	1.0 3 0 0 0 0 0 0 0 0 0 0 10 13 0.00 0.000	1.0 3 0 0 0 0 0 0 0 0 0 0 10 13 0.00 0.000	1.0 3 0 0 0 0 0 0 0 0 0 0 10 13 0.00 0.000	1.0 3 0 0 0 0 0 0 0 0 0 0 10 13 0.00 0.000	1.0 3 0 0 0 0 0 0 0 0 0 0 10 13 0.00 0.000	1.0 3 0 0 0 0 0 0 0 0 0 0 10 13 0.00 0.000	1.0 3 0 0 0 0 0 0 0 0 0 0 10 13 0.00 0.000	1.0 3 0 0 0 0 0 0 0 0 0 0 10 13 0.00 0.000	1.0 3 0 0 0 0 0 0 0 0 0 0 10 13 0.00 0.000	1.0 3 0 0 0 0 0 0 0 0 0 0 10 13 0.00 0.000	1.0 3 0 0 0 0 0 0 0 0 0 0 10 13 0.00 0.000
33 Steve Cishek, R (9, 1) ERA: 5.25	1.0 4 1 1 1 2 0 0 0 0 0 1 12 18 9.00 1.000	1.0 4 1 1 1 2 0 0 0 0 0 1 12 18 9.00 1.000	1.0 4 1 1 1 2 0 0 0 0 0 1 12 18 9.00 1.000	1.0 4 1 1 1 2 0 0 0 0 0 1 12 18 9.00 1.000	1.0 4 1 1 1 2 0 0 0 0 0 1 12 18 9.00 1.000	1.0 4 1 1 1 2 0 0 0 0 0 1 12 18 9.00 1.000	1.0 4 1 1 1 2 0 0 0 0 0 1 12 18 9.00 1.000	1.0 4 1 1 1 2 0 0 0 0 0 1 12 18 9.00 1.000	1.0 4 1 1 1 2 0 0 0 0 0 1 12 18 9.00 1.000	1.0 4 1 1 1 2 0 0 0 0 0 1 12 18 9.00 1.000	1.0 4 1 1 1 2 0 0 0 0 0 1 12 18 9.00 1.000	1.0 4 1 1 1 2 0 0 0 0 0 1 12 18 9.00 1.000	1.0 4 1 1 1 2 0 0 0 0 0 1 12 18 9.00 1.000	1.0 4 1 1 1 2 0 0 0 0 0 1 12 18 9.00 1.000	1.0 4 1 1 1 2 0 0 0 0 0 1 12 18 9.00 1.000	1.0 4 1 1 1 2 0 0 0 0 0 1 12 18 9.00 1.000	1.0 4 1 1 1 2 0 0 0 0 0 1 12 18 9.00 1.000	1.0 4 1 1 1 2 0 0 0 0 0 1 12 18 9.00 1.000	1.0 4 1 1 1 2 0 0 0 0 0 1 12 18 9.00 1.000	1.0 4 1 1 1 2 0 0 0 0 0 1 12 18 9.00 1.000	1.0 4 1 1 1 2 0 0 0 0 0 1 12 18 9.00 1.000	1.0 4 1 1 1 2 0 0 0 0 0 1 12 18 9.00 1.000	1.0 4 1 1 1 2 0 0 0 0 0 1 12 18 9.00 1.000	1.0 4 1 1 1 2 0 0 0 0 0 1 12 18 9.00 1.000	1.0 4 1 1 1 2 0 0 0 0 0 1 12 18 9.00 1.000	1.0 4 1 1 1 2 0 0 0 0 0 1 12 18 9.00 1.000
<b>Batter</b>	<b>1</b>	<b>2</b>	<b>3</b>	<b>4</b>	<b>5</b>	<b>6</b>	<b>7</b>	<b>8</b>	<b>9</b>	<b>AB</b>	<b>R</b>	<b>H</b>	<b>RBI</b>	<b>BB</b>	<b>SO</b>	<b>LOB</b>	<b>BOTTOM</b>									
1 César Hernández, S (1, 4) OBP: 0.315, SLG: 0.326										4	0	0	0	0	2	1	<b>New York Mets @ Washington Nationals</b> Nationals Park, Washington, DC Thu May 12, 2022, 1:08 PM - 3:51 PM EDT Att: 21,213 - Cloudy - 68 F									
22 Juan Soto, L (1, 9) OBP: 0.395, SLG: 0.512										4	1	2	1	0	0	1										
19 Josh Bell, S (1, 3) OBP: 0.439, SLG: 0.513										4	0	1	0	0	0	1										
23 Nelson Cruz, R (1, 10) OBP: 0.260, SLG: 0.277										3	0	0	0	0	0	1										
29 Yadiel Hernandez, L (1, 7) OBP: 0.378, SLG: 0.506										2	0	0	0	1	0	0										
20 Keibert Ruiz, S (1, 2) OBP: 0.300, SLG: 0.362										3	0	0	0	0	1	1										
7 Maikel Franco, R (1, 5) OBP: 0.298, SLG: 0.390										3	0	0	0	0	0	1										
9 Dee Strange-Gordon, L (1, 6) OBP: 0.182, SLG: 0.182										3	0	0	0	0	1	0										
28 Lane Thomas, R (1, 8) OBP: 0.263, SLG: 0.301										3	0	1	0	0	1	0										
<b>Inning Stats</b>	R: 0 E: 0 K: 1 S: 9	H: 1 LOB: 0 BB: 0 P: 14	R: 0 E: 0 K: 0 S: 8	H: 0 LOB: 0 BB: 0 P: 11	R: 0 E: 0 K: 0 S: 5	H: 0 LOB: 0 BB: 0 P: 8	R: 0 E:																			



Batter	1	2	3	4	5	6	7	8	9	AB	R	H	RBI	BB	SO	LOB	TOP								
26 Adam Frazier, L (1,4) OBP: 0.343, SLG: 0.368										3	0	0	0	1	0	0									
23 Ty France, R (1,3) OBP: 0.401, SLG: 0.473										3	1	1	1	0	0	0									
3 J.P. Crawford, L (1,6) OBP: 0.414, SLG: 0.523										4	0	1	0	0	3	2									
28 Eugenio Suárez, R (1,5) OBP: 0.304, SLG: 0.424										4	0	1	0	0	3	4									
27 Jesse Winker, L (1,7) OBP: 0.316, SLG: 0.276										3	0	1	1	1	0	2									
44 Julio Rodríguez, R (1,8) OBP: 0.305, SLG: 0.331										4	0	0	0	0	1	4									
70 Mike Ford, L (1,10) OBP: 0.375, SLG: 0.167										2	0	0	0	1	1	0									
21 Steven Souza Jr., R (1,9) OBP: 0.319, SLG: 0.310										4	0	0	0	0	2	4									
22 Luis Torrens, R (1,2) OBP: 0.196, SLG: 0.189										2	0	0	0	0	0	1									
13 Abraham Toro, S (8,PH) OBP: 0.218, SLG: 0.310										0	1	0	0	1	0	0									
29 Cal Raleigh, S (8,2) OBP: 0.194, SLG: 0.161										0	0	0	0	0	0	0									
<b>Inning Stats</b>	R: 0 E: 0 K: 1 S: 11	H: 0 LOB: 0 BB: 0 P: 14	R: 0 E: 0 K: 1 S: 7	H: 0 LOB: 0 BB: 0 P: 12	R: 0 E: 0 K: 0 S: 7	H: 0 LOB: 0 BB: 0 P: 10	R: 1 E: 0 K: 1 S: 12	H: 2 LOB: 2 BB: 0 P: 19	R: 0 E: 0 K: 1 S: 5	H: 0 LOB: 0 BB: 0 P: 10	R: 0 E: 0 K: 1 S: 7	H: 0 LOB: 0 BB: 0 P: 10	R: 0 E: 0 K: 1 S: 11	H: 1 LOB: 2 BB: 2 P: 23	R: 1 E: 0 K: 2 S: 12	H: 1 LOB: 2 BB: 2 P: 24	R: 0 E: 0 K: 2 S: 9	H: 0 LOB: 0 BB: 0 P: 15	1B: 4 2B: 0 3B: 0 HR: 0	SF: 0 SAC: 0 DP: 2 HBP: 2	WP: 0 PB: 0 SB: 0 CS: 0	PA: 35			
<b>PITCHER</b>	IP	WLS	BF	H	R	ER	SO	BB	IBB	HBP	BLK	WP	HR	S	P	ERA	WHIP								
21 Max Scherzer, R (1,1) ERA: 2.66	7.0		26	3	1	1	6	2	0	2	0	0	0	60	98	1.29	0.714								
62 Drew Smith, R (8,1) ERA: 0.63	1.0	L	6	1	1	1	2	2	0	0	0	0	0	12	24	9.00	3.000								
0 Adam Ottavino, R (9,1) ERA: 5.4	1.0		3	0	0	0	2	0	0	0	0	0	0	9	15	0.00	0.000								

Seattle Mariners @ New York Mets  
Citi Field, Flushing, NY  
Fri May 13 2022, 7:12 PM - 10:06 PM EDT  
Att: 36,629 - Drizzlie - 64 F

AB	29
R	2
H	4
RBI	2
BB	4
SO	10
LOB	17



Batter	1	2	3	4	5	6	7	8	9	AB	R	H	RBI	BB	SO	LOB	BOTTOM								
9 Brandon Nimmo, L (1,8) OBP: 0.419, SLG: 0.456										3	1	2	0	0	1	1									
6 Starling Marte, R (1,9) OBP: 0.302, SLG: 0.369											4	0	1	0	0	1	3								
12 Francisco Lindor, S (1,6) OBP: 0.313, SLG: 0.399											3	0	0	0	1	0	1								
20 Pete Alonso, R (1,3) OBP: 0.342, SLG: 0.496											3	0	0	0	1	0	1								
10 Eduardo Escobar, S (1,5) OBP: 0.316, SLG: 0.330											4	0	0	0	0	2	3								
19 Mark Canha, R (1,7) OBP: 0.361, SLG: 0.379											4	0	0	0	0	1	2								
1 Jeff McNeil, L (1,4) OBP: 0.385, SLG: 0.436											4	0	1	0	0	1	0								
28 J.D. Davis, R (1,10) OBP: 0.339, SLG: 0.300											4	0	0	0	0	1	1								
3 Tomás Nido, R (1,2) OBP: 0.226, SLG: 0.255											2	0	1	0	1	0	1								
<b>Inning Stats</b>	R: 1 E: 0 K: 1 S: 14	H: 2 LOB: 2 BB: 1 P: 23	R: 0 E: 0 K: 2 S: 19	H: 1 LOB: 1 BB: 0 P: 25	R: 0 E: 0 K: 0 S: 9	H: 0 LOB: 1 BB: 1 P: 14	R: 0 E: 0 K: 1 S: 6	H: 0 LOB: 0 BB: 0 P: 10	R: 0 E: 0 K: 0 S: 4	H: 1 LOB: 1 BB: 0 P: 6	R: 0 E: 0 K: 1 S: 8	H: 0 LOB: 0 BB: 0 P: 13	R: 0 E: 0 K: 1 S: 10	H: 1 LOB: 2 BB: 1 P: 19	R: 0 E: 0 K: 1 S: 11	H: 0 LOB: 0 BB: 0 P: 18	R: 0 E: 0 K: 0 S: 10	H: 0 LOB: 0 BB: 0 P: 12	1B: 3 2B: 2 3B: 0 HR: 0	SF: 1 SAC: 1 DP: 0 HBP: 0	WP: 0 PB: 0 SB: 0 CS: 0	PA: 35			
<b>PITCHER</b>	IP	WLS	BF	H	R	ER	SO	BB	IBB	HBP	BLK	WP	HR	S	P	ERA	WHIP								
7 Marco Gonzales, L (1,1) ERA: 3.38	6.2		28	5	1	1	5	3	0	0	0	0	0	66	103	1.35	1.200								
37 Paul Sewald, R (7,1) ERA: 3.38	1.1	W	4	0	0	0	2	0	0	0	0	0	0	15	25	0.00	0.000								
16 Drew Steckenrider, R (9,1) ERA: 3.56	1.0	S	3	0	0	0	0	0	0	0	0	0	0	10	12	0.00	0.000								

Seattle Mariners @ New York Mets  
Citi Field, Flushing, NY  
Fri May 13 2022, 7:12 PM - 10:06 PM EDT  
Att: 36,629 - Drizzlie - 64 F

AB	30
R	1
H	5
RBI	1
BB	3
SO	7
LOB	13

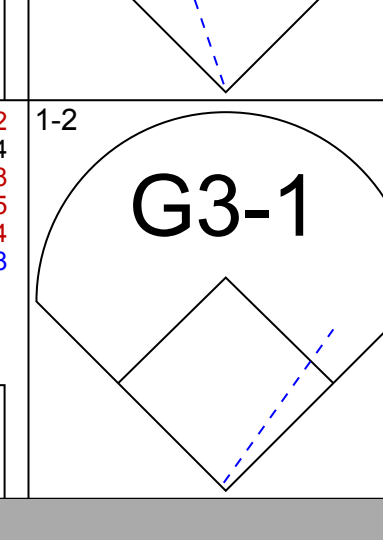

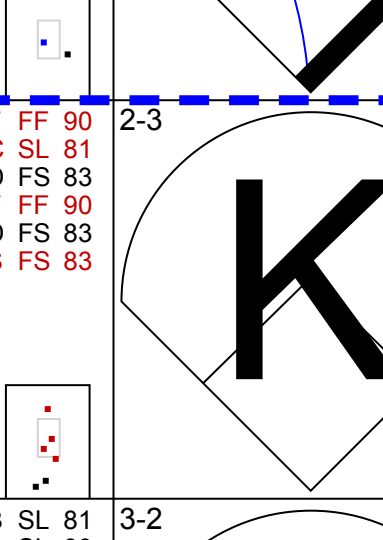
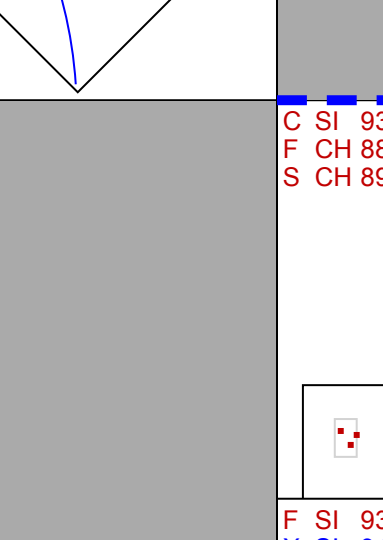
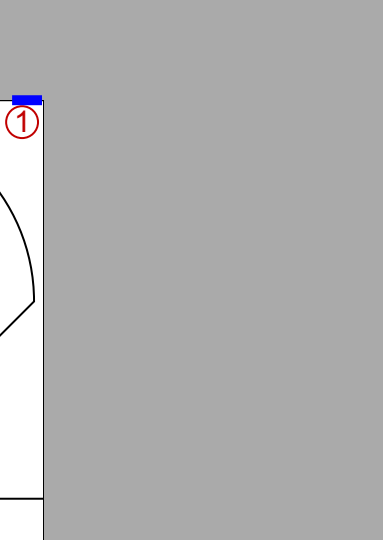


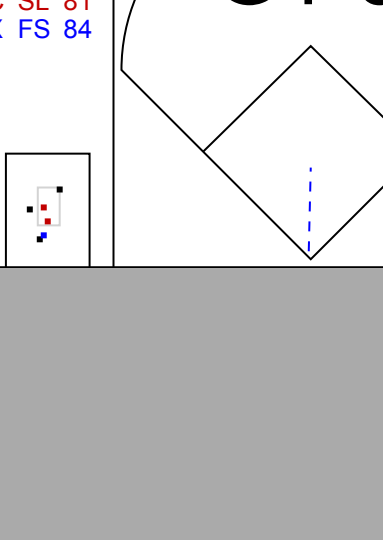
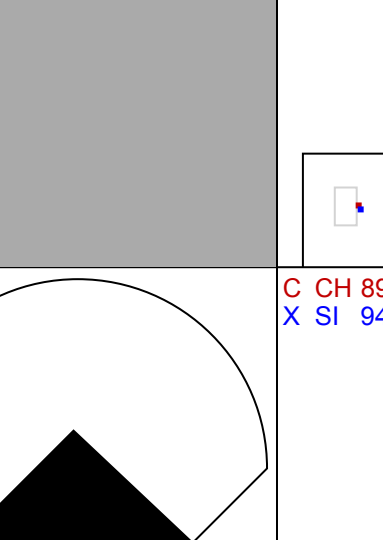
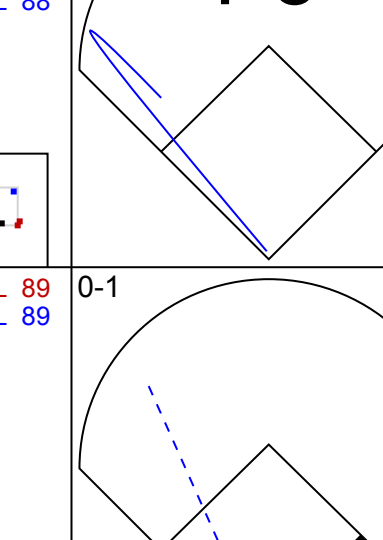

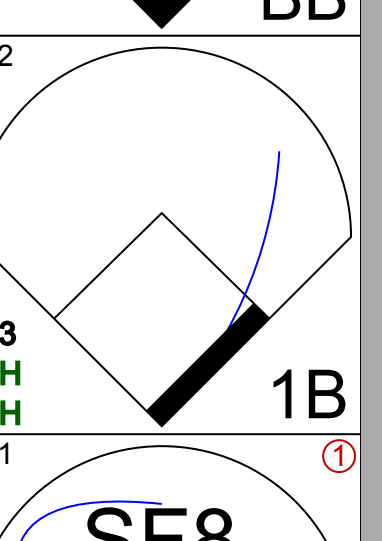


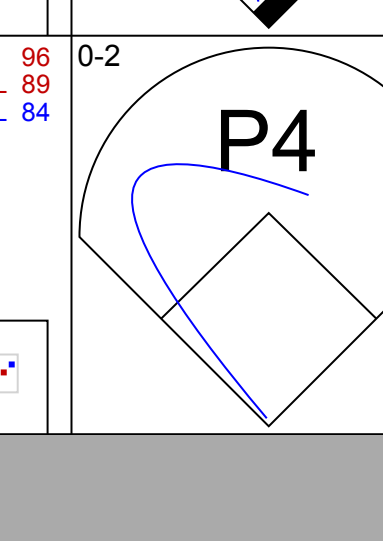

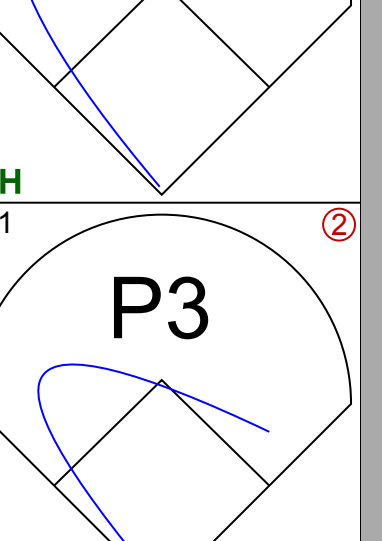

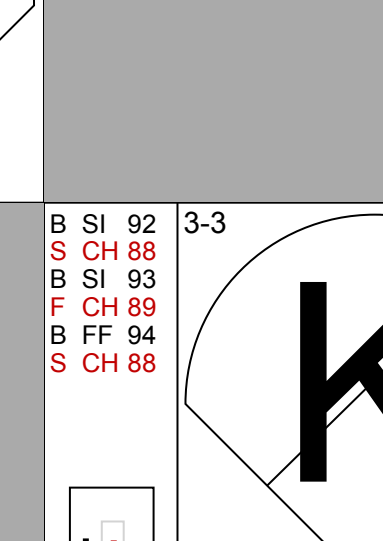

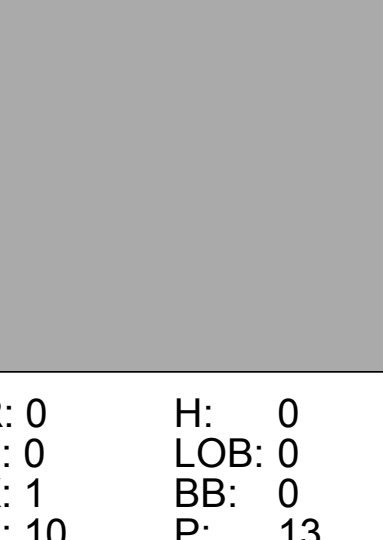
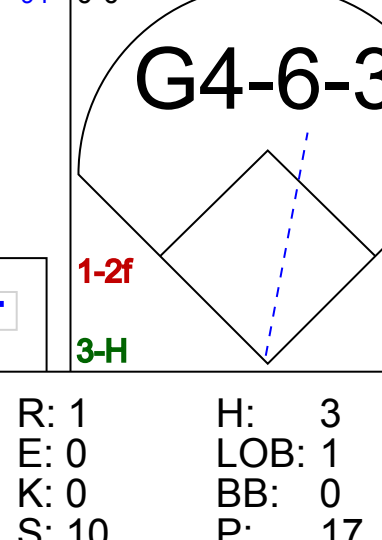
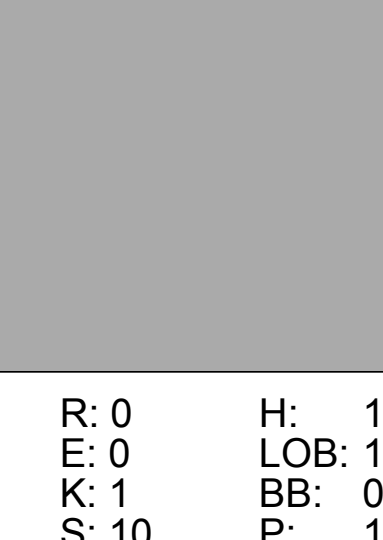
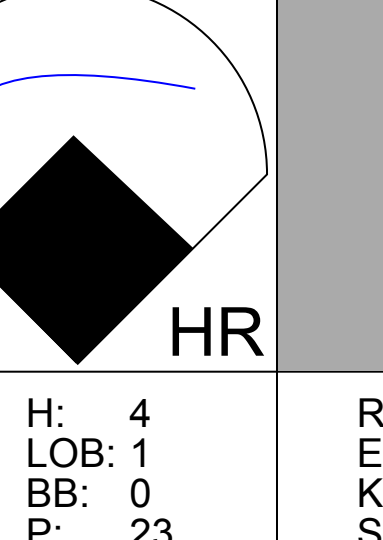
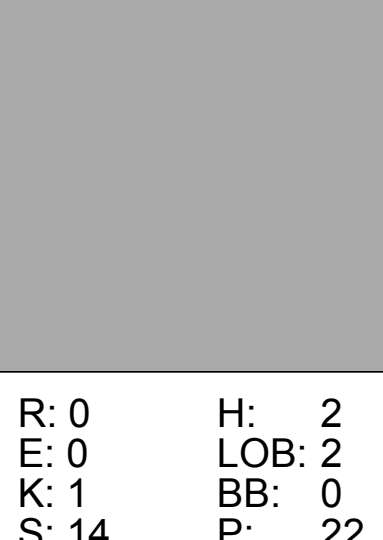


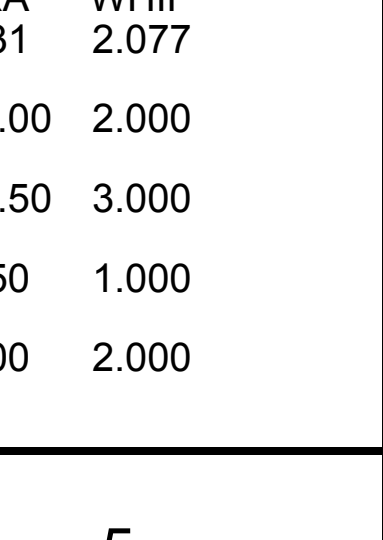


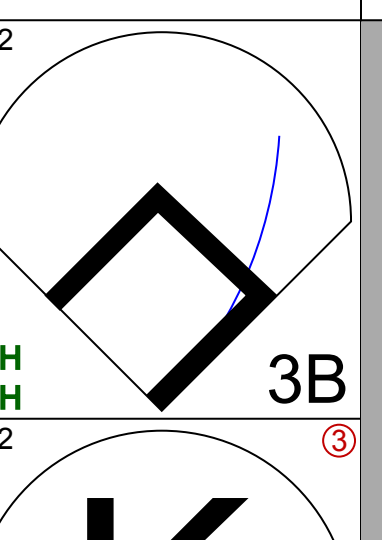

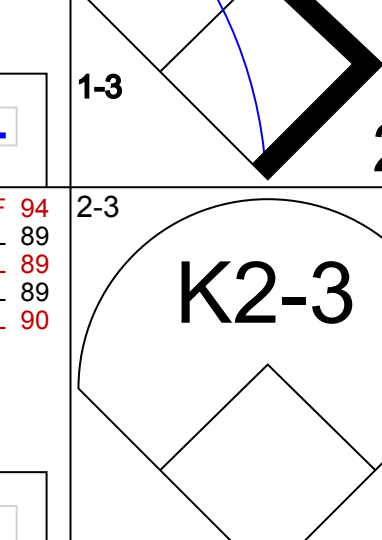
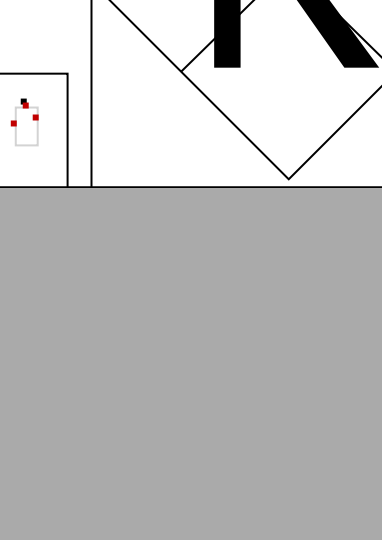
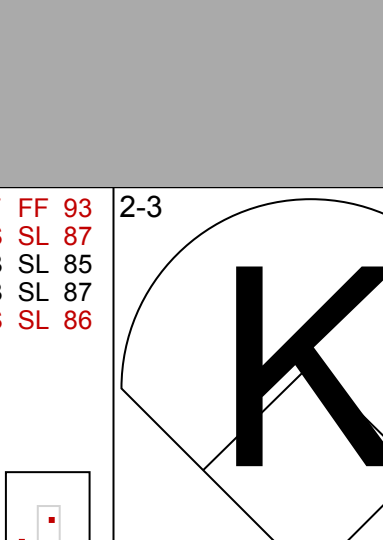


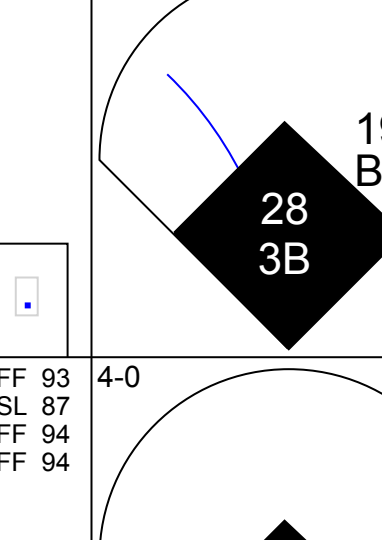
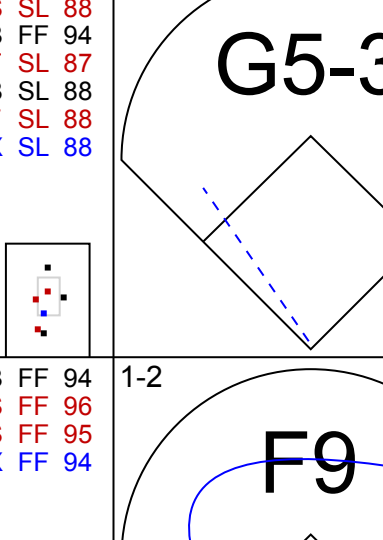
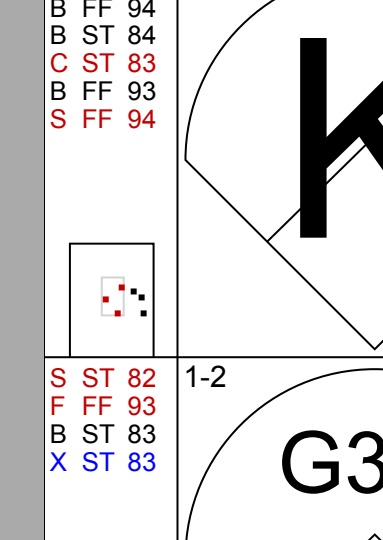


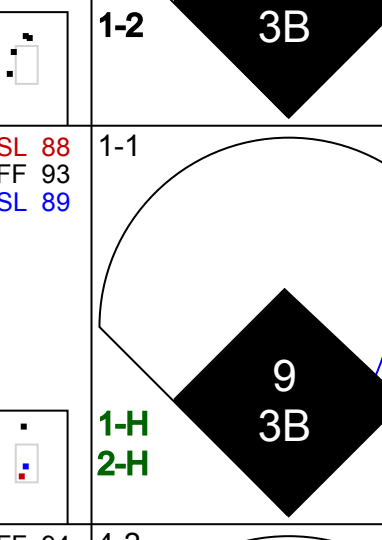
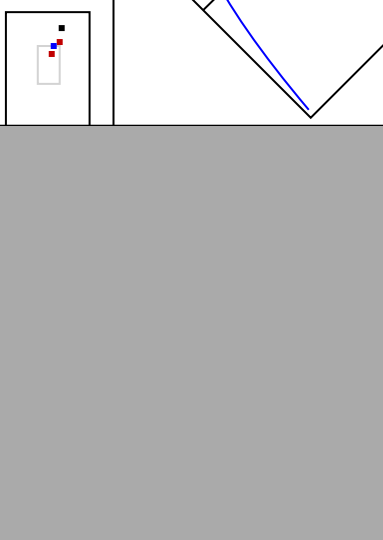
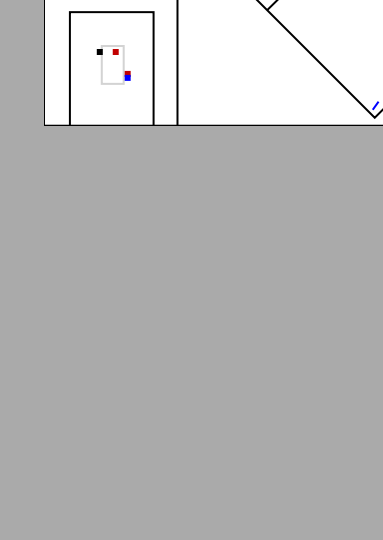
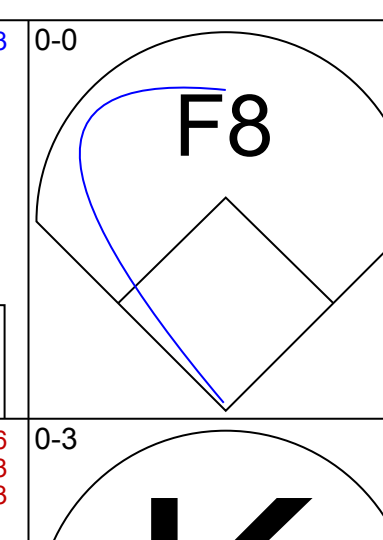
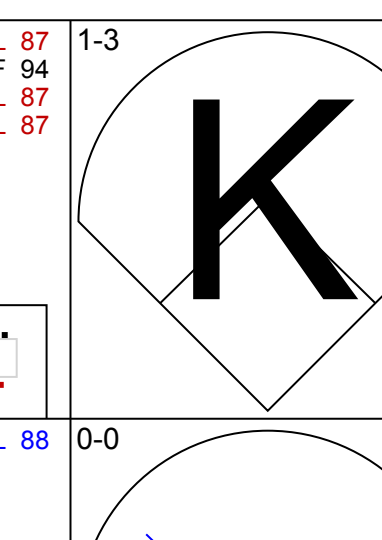
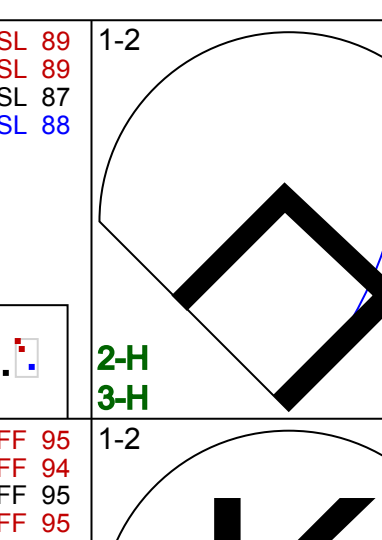
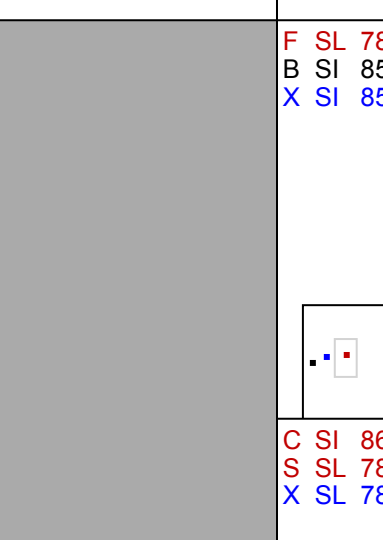
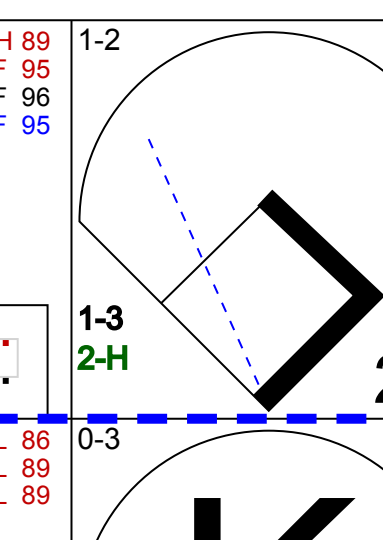
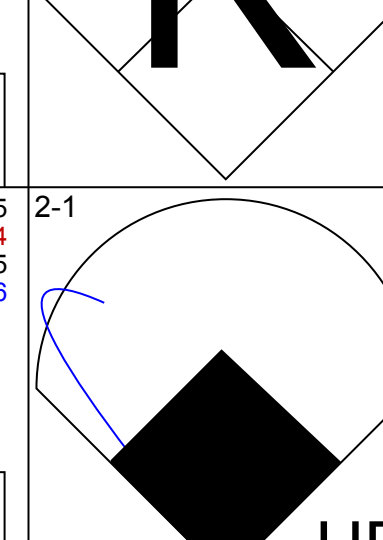
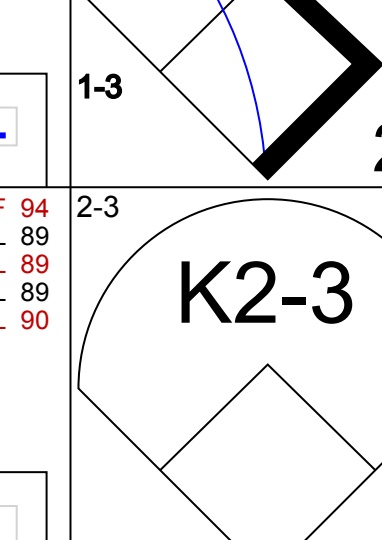
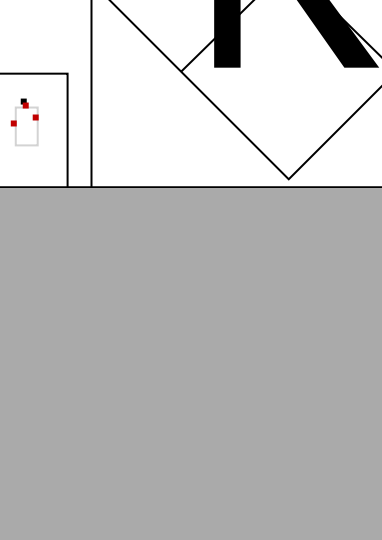

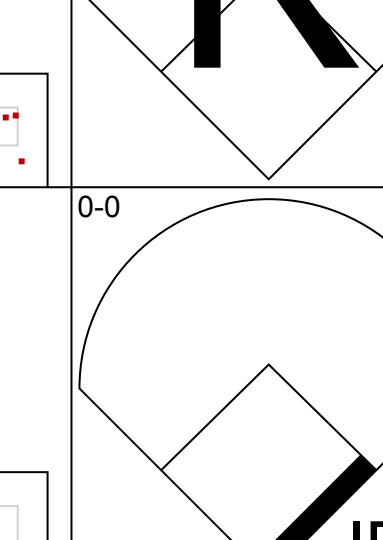


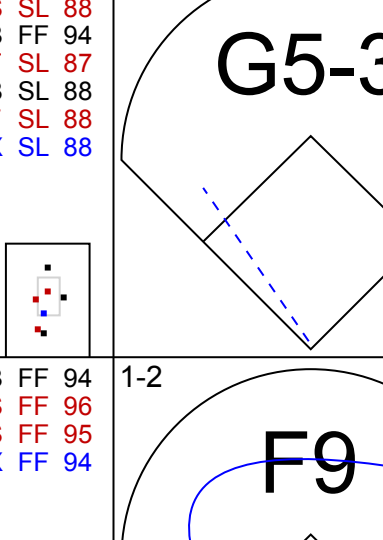
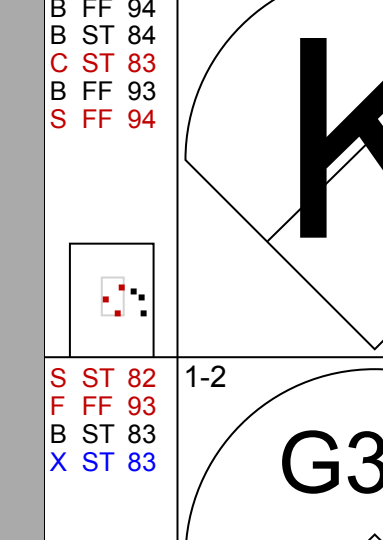
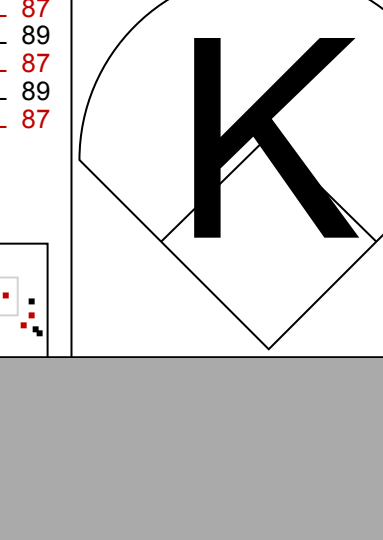

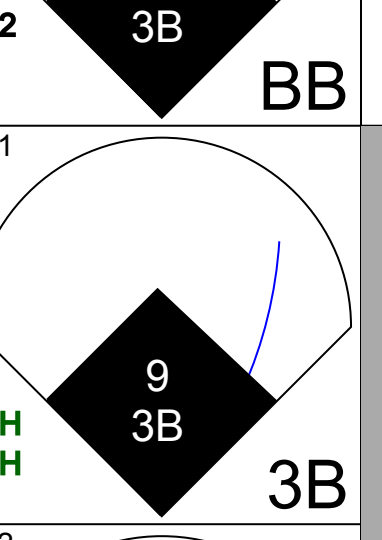
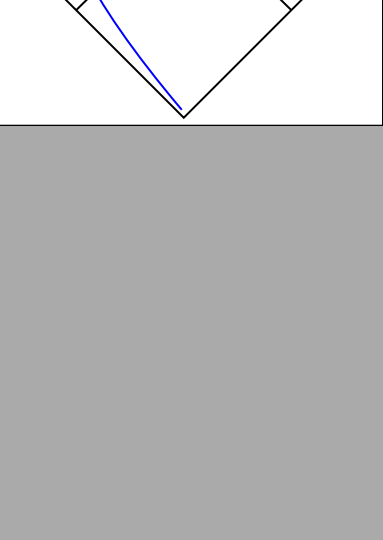
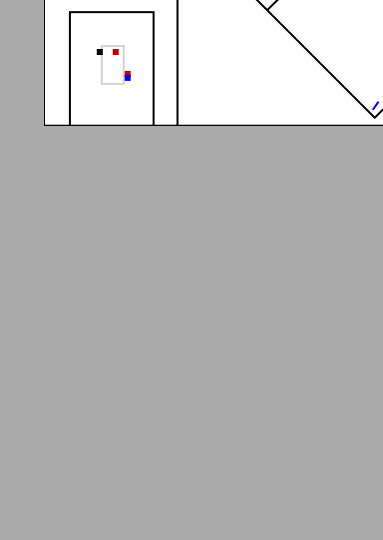
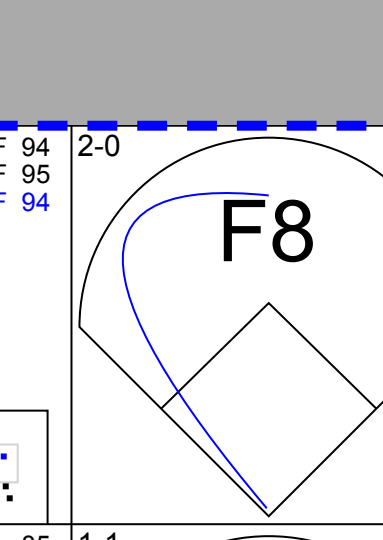

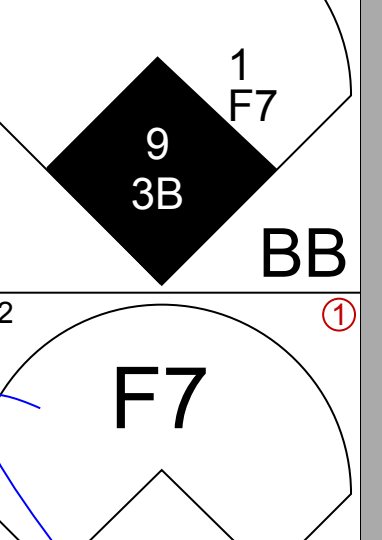



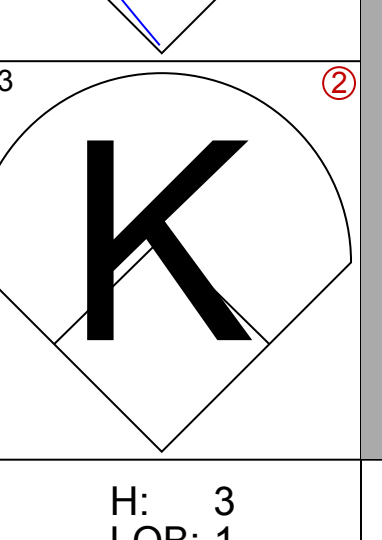

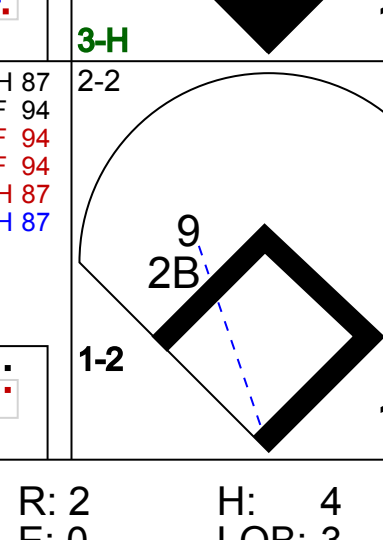
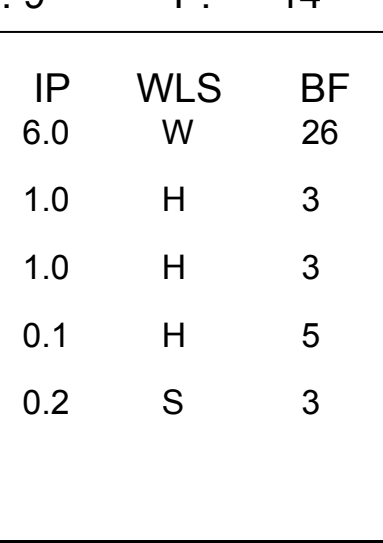
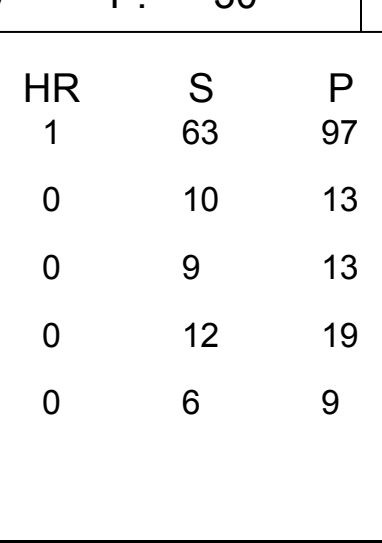
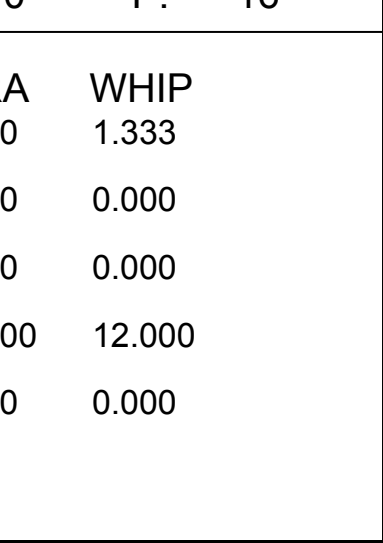





Batter	1	2	3	4	5	6	7	8	9	AB	R	H	RBI	BB	SO	LOB	TOP					
26 Adam Frazier, L (1,4) OBP: 0.331, SLG: 0.354										5	0	0	0	0	1	6	<b>Seattle Mariners @ New York Mets</b> Citi Field, Flushing, NY Sat May 14 2022, 8:19 PM - 11:48 PM EDT Att: 37,140 - Overcast - 61 F					
23 Ty France, R (1,3) OBP: 0.401, SLG: 0.470										5	0	2	0	0	1	1						
3 J.P. Crawford, L (1,6) OBP: 0.414, SLG: 0.513										4	1	1	0	0	1	4						
28 Eugenio Suárez, R (1,5) OBP: 0.314, SLG: 0.421										3	2	1	0	1	2	2						
27 Jesse Winker, L (1,7) OBP: 0.326, SLG: 0.308										4	1	2	3	1	1	0						
44 Julio Rodríguez, R (1,8) OBP: 0.303, SLG: 0.322										3	0	0	0	1	2	2						
70 Mike Ford, L (1,10) 25 Dylan Moore, R (7,10) OBP: 0.143, SLG: 0.111 OBP: 0.314, SLG: 0.345										3	0	0	0	0	2	2						
21 Steven Souza Jr., R (1,9) 13 Abraham Toro, S (8,10) OBP: 0.143, SLG: 0.143 OBP: 0.216, SLG: 0.307										3	0	1	1	0	1	0						
22 Luis Torrens, R (1,2) OBP: 0.250, SLG: 0.218										2	0	2	0	2	0	0						
<b>Inning Stats</b>	R: 0 E: 0 K: 1 S: 12	H: 0 LOB: 2 BB: 2 P: 25	R: 0 E: 0 K: 3 S: 9	H: 0 LOB: 0 BB: 0 P: 10	R: 0 E: 0 K: 2 S: 16	H: 2 LOB: 2 BB: 0 P: 23	R: 0 E: 0 K: 0 S: 7	H: 0 LOB: 0 BB: 0 P: 11	R: 0 E: 0 K: 0 S: 12	H: 1 LOB: 2 BB: 1 P: 22	R: 1 E: 0 K: 2 S: 16	H: 2 LOB: 3 BB: 1 P: 26	R: 3 E: 0 K: 1 S: 13	H: 3 LOB: 0 BB: 1 P: 23	R: 0 E: 0 K: 0 S: 8	H: 1 LOB: 1 BB: 0 P: 15		R: 0 E: 0 K: 3 S: 12	H: 0 LOB: 0 BB: 0 P: 18	1B: 8 2B: 0 3B: 0 HR: 1	SF: 0 SAC: 0 DP: 0 HBP: 2	WP: 1 PB: 0 SB: 0 CS: 1
<b>PITCHER</b>	IP WLS BF H R ER SO BB IBB HBP BLK WP HR S P ERA WHIP																					
40 Chris Bassitt, R (1,1) ERA: 2.34	5.2	26	5	1	1	8	3	0	2	0	0	0	0	0	68	108	1.59	1.412				
67 Seth Lugo, R (6,1) ERA: 4.15	0.2	5	2	2	2	0	1	0	0	0	0	0	0	10	18	27.00	4.500					
43 Chasen Shreve, L (7,1) ERA: 2.19	0.2	3	1	1	1	1	1	0	0	0	0	1	7	14	13.50	3.000						
0 Adam Ottavino, R (8,1) ERA: 4.97	1.0	4	1	0	0	0	0	0	0	0	1	0	8	15	0.00	1.000						
39 Edwin Díaz, R (9,1) ERA: 1.6	1.0	3	0	0	0	3	0	0	0	0	0	0	12	18	0.00	0.000						

Batter	1	2	3	4	5	6	7	8	9	AB	R	H	RBI	BB	SO	LOB	BOTTOM					
9 Brandon Nimmo, L (1,8) OBP: 0.414, SLG: 0.449										4	1	1	0	0	0	0	<b>Seattle Mariners @ New York Mets</b> Citi Field, Flushing, NY Sat May 14 2022, 8:19 PM - 11:48 PM EDT Att: 37,140 - Overcast - 61 F					
6 Starling Marte, R (1,9) OBP: 0.315, SLG: 0.403										4	3	3	0	0	1							
12 Francisco Lindor, S (1,6) OBP: 0.312, SLG: 0.386										3	0	1	2	0	2							
20 Pete Alonso, R (1,10) OBP: 0.347, SLG: 0.500										3	0	1	1	1	1	2						
1 Jeff McNeil, L (1,4) OBP: 0.373, SLG: 0.425										3	0	0	1	0	2							
2 Dominic Smith, L (1,3) OBP: 0.297, SLG: 0.226										4	0	0	0	0	1							
10 Eduardo Escobar, S (1,5) OBP: 0.307, SLG: 0.319										4	0	0	0	0	2	0						
16 Travis Jankowski, L (1,7) OBP: 0.371, SLG: 0.290										3	0	0	0	0	0	0						
4 Patrick Mazaika, L (1,2) OBP: 0.333, SLG: 1.333										3	1	1	1	0	0	1						
<b>Inning Stats</b>	R: 1 E: 0 K: 0 S: 14	H: 2 LOB: 1 BB: 0 P: 23	R: 0 E: 1 K: 0 S: 19	H: 0 LOB: 0 BB: 0 P: 25	R: 2 E: 1 K: 0 S: 17	H: 1 LOB: 1 BB: 1 P: 26	R: 0 E: 0 K: 1 S: 10	H: 0 LOB: 0 BB: 0 P: 15	R: 1 E: 0 K: 1 S: 12	H: 2 LOB: 1 BB: 0 P: 14	R: 0 E: 0 K: 1 S: 9	H: 0 LOB: 0 BB: 0 P: 12	R: 1 E: 0 K: 2 S: 15	H: 2 LOB: 1 BB: 0 P: 17	R: 0 E: 0 K: 0 S: 4	H: 0 LOB: 0 BB: 0 P: 5		R: 0 E: 0 K: 3 S: 12	H: 0 LOB: 0 BB: 0 P: 18	1B: 3 2B: 2 3B: 1 HR: 1	SF: 2 SAC: 0 DP: 0 HBP: 0	WP: 1 PB: 0 SB: 1 CS: 0
<b>PITCHER</b>	IP WLS BF H R ER SO BB IBB HBP BLK WP HR S P ERA WHIP																					
68 George Kirby, R (1,1) ERA: 0.9	4.0	18	3	3	1	1	1	0	0	0	0	0	0	12	14	9.00	2.000					
56 Penn Murfee, R (6,1) ERA: 0.93	1.0	5	2	1	1	1	0	0	0	0	0	0	9	12	0.00	0.000						
18 Anthony Misiewicz, L (7,1) ERA: 1.66	1.0	3	0	0	0	1	0	0	0	0	0	0	1	15	17	9.00	2.000					
Andrés Muñoz, R (8,1) ERA: 4.22	1.0	3	0	0	0	0	0	0	0	0	0	0	4	5	0.00	0.000						



Batter	1	2	3	4	5	6	7	8	9	AB	R	H	RBI	BB	SO	LOB	TOP						
26 Adam Frazier, L (1,4) OBP: 0.333, SLG: 0.363										5	0	2	0	0	1	0							
23 Ty France, R (1,3) OBP: 0.401, SLG: 0.475										5	0	2	0	0	0	2							
3 J.P. Crawford, L (1,6) OBP: 0.406, SLG: 0.500										5	1	1	0	0	3	2							
27 Jesse Winker, L (1,7) OBP: 0.329, SLG: 0.320										5	2	2	0	0	1	2							
44 Julio Rodríguez, R (1,8) OBP: 0.328, SLG: 0.368										4	2	4	2	1	0	0							
70 Mike Ford, L (1,10) OBP: 0.286, SLG: 0.167										3	0	1	2	0	0	1							
28 Eugenio Suárez, R (7,PH) OBP: 0.310, SLG: 0.415										2	0	0	0	0	0	3							
13 Abraham Toro, S (1,5) OBP: 0.226, SLG: 0.327										3	2	2	1	0	0	1							
21 Steven Souza Jr., R (1,9) OBP: 0.162, SLG: 0.162										4	0	1	0	0	1	2							
29 Cal Raleigh, S (1,2) OBP: 0.200, SLG: 0.257										4	1	1	2	0	1	2							
<b>Inning Stats</b>	R: 0 H: 0 E: 0 K: 1 S: 10	H: 0 LOB: 0 BB: 0 P: 13	R: 0 H: 1 E: 0 K: 1 S: 8	H: 1 LOB: 0 BB: 0 P: 12	R: 1 H: 3 E: 0 K: 0 S: 10	H: 3 LOB: 0 BB: 0 P: 17	R: 3 H: 3 E: 0 K: 0 S: 17	H: 3 LOB: 1 BB: 0 P: 30	R: 0 H: 1 E: 0 K: 1 S: 10	H: 1 LOB: 1 BB: 0 P: 17	R: 3 H: 4 E: 0 K: 0 S: 15	H: 4 LOB: 1 BB: 0 P: 23	R: 1 H: 2 E: 0 K: 1 S: 11	H: 2 LOB: 1 BB: 0 P: 15	R: 0 H: 0 E: 0 K: 2 S: 8	H: 0 LOB: 0 BB: 0 P: 14	R: 0 H: 2 E: 0 K: 1 S: 14	H: 2 LOB: 2 BB: 0 P: 22	1B: 10 2B: 5 3B: 0 HR: 2	SF: 1 SAC: 0 DP: 2 HBP: 0	WP: 0 PB: 0 SB: 0 CS: 0	PA: 42	
<b>PITCHER</b>	IP WLS BF H R ER SO BB IBB HBP BLK WP HR S P ERA WHIP	IP WLS BF H R ER SO BB IBB HBP BLK WP HR S P ERA WHIP	IP WLS BF H R ER SO BB IBB HBP BLK WP HR S P ERA WHIP	IP WLS BF H R ER SO BB IBB HBP BLK WP HR S P ERA WHIP	IP WLS BF H R ER SO BB IBB HBP BLK WP HR S P ERA WHIP	IP WLS BF H R ER SO BB IBB HBP BLK WP HR S P ERA WHIP	IP WLS BF H R ER SO BB IBB HBP BLK WP HR S P ERA WHIP	IP WLS BF H R ER SO BB IBB HBP BLK WP HR S P ERA WHIP	IP WLS BF H R ER SO BB IBB HBP BLK WP HR S P ERA WHIP	IP WLS BF H R ER SO BB IBB HBP BLK WP HR S P ERA WHIP	IP WLS BF H R ER SO BB IBB HBP BLK WP HR S P ERA WHIP	IP WLS BF H R ER SO BB IBB HBP BLK WP HR S P ERA WHIP	IP WLS BF H R ER SO BB IBB HBP BLK WP HR S P ERA WHIP	IP WLS BF H R ER SO BB IBB HBP BLK WP HR S P ERA WHIP	IP WLS BF H R ER SO BB IBB HBP BLK WP HR S P ERA WHIP	IP WLS BF H R ER SO BB IBB HBP BLK WP HR S P ERA WHIP	IP WLS BF H R ER SO BB IBB HBP BLK WP HR S P ERA WHIP	IP WLS BF H R ER SO BB IBB HBP BLK WP HR S P ERA WHIP	IP WLS BF H R ER SO BB IBB HBP BLK WP HR S P ERA WHIP	IP WLS BF H R ER SO BB IBB HBP BLK WP HR S P ERA WHIP	IP WLS BF H R ER SO BB IBB HBP BLK WP HR S P ERA WHIP	IP WLS BF H R ER SO BB IBB HBP BLK WP HR S P ERA WHIP	IP WLS BF H R ER SO BB IBB HBP BLK WP HR S P ERA WHIP
59 Carlos Carrasco, R (1,1) ERA: 3.73	4.1	20	8	4	4	2	1	0	0	0	0	0	0	0	0	0	0	1	15	26	18.00	2.000	
43 Chasen Shreve, L (5,1) ERA: 3.38	1.0	L	5	2	2	1	0	0	0	0	0	0	0	0	0	0	0	1	7	9	13.50	3.000	
62 Drew Smith, R (6,1) ERA: 1.2	0.2		4	2	1	1	0	0	0	0	0	0	0	0	0	0	0	1	7	9	13.50	3.000	
30 Joely Rodríguez, L (7,1) ERA: 4.5	2.0		8	2	1	1	3	0	0	0	0	0	0	0	0	0	0	19	29	4.50	1.000		
35 Colin Holderman, R (9,1) ERA:	1.0		5	2	0	0	1	0	0	0	0	0	0	0	0	0	0	14	22	0.00	2.000		
<b>Batter</b>	1	2	3	4	5	6	7	8	9	AB	R	H	RBI	BB	SO	LOB	BOTTOM						
9 Brandon Nimmo, L (1,8) OBP: 0.414, SLG: 0.473										5	0	2	3	0	1	1							
6 Starling Marte, R (1,9) OBP: 0.311, SLG: 0.403										5	0	1	0	0	3	3							
12 Francisco Lindor, S (1,6) OBP: 0.314, SLG: 0.496										4	1	1	1	1	2	2							
20 Pete Alonso, R (1,3) OBP: 0.342, SLG: 0.489										5	1	1	0	0	3	3							
19 Mark Canha, R (1,7) OBP: 0.366, SLG: 0.371										2	1	0	0	1	0	0							
28 J.D. Davis, R (1,10) OBP: 0.333, SLG: 0.333										4	1	1	2	0	1	1							
10 Eduardo Escobar, S (1,5) OBP: 0.312, SLG: 0.336										3	2	1	0	1	0	1							
1 Jeff McNeil, L (1,4) OBP: 0.369, SLG: 0.419										4	1	1	1	0	1	2							
3 Tomás Nido, R (1,2) OBP: 0.236, SLG: 0.250										1	0	0	0	1	1	2							
4 Patrick Mazeika, L (7,PH) OBP: 0.400, SLG: 1.000										2	0	1	0	0	0	0							
<b>Inning Stats</b>	R: 1 H: 1 E: 0 K: 2 S: 9	H: 1 LOB: 0 BB: 0 P: 14	R: 0 H: 0 E: 0 K: 1 S: 6	H: 0 LOB: 0 BB: 0 P: 7	R: 0 H: 1 E: 0 K: 2 S: 10	H: 1 LOB: 2 BB: 1 P: 17	R: 4 H: 3 E: 0 K: 2 S: 19	H: 3 LOB: 1 BB: 2 P: 30	R: 0 H: 0 E: 0 K: 1 S: 10	H: 0 LOB: 0 BB: 0 P: 16	R: 0 H: 0 E: 0 K: 1 S: 9	H: 0 LOB: 0 BB: 0 P: 13	R: 0 H: 0 E: 0 K: 1 S: 10	H: 0 LOB: 0 BB: 0 P: 13	R: 0 H: 0 E: 0 K: 1 S: 9	H: 0 LOB: 0 BB: 0 P: 13	R: 2 H: 4 E: 0 K: 2 S: 18	H: 4 LOB: 3 BB: 1 P: 28	1B: 3 2B: 2 3B: 3 HR: 1	SF: 0 SAC: 0 DP: 0 HBP: 1	WP: 0 PB: 0 SB: 0 CS: 1	PA: 41	
<b>PITCHER</b>	IP WLS BF H R ER SO BB IBB HBP BLK WP HR S P ERA WHIP	IP WLS BF H R ER SO BB IBB HBP BLK WP HR S P ERA WHIP	IP WLS BF H R ER SO BB IBB HBP BLK WP HR S P ERA WHIP	IP WLS BF H R ER SO BB IBB HBP BLK WP HR S P ERA WHIP	IP WLS BF H R ER SO BB IBB HBP BLK WP HR S P ERA WHIP	IP WLS BF H R ER SO BB IBB HBP BLK WP HR S P ERA WHIP	IP WLS BF H R ER SO BB IBB HBP BLK WP HR S P ERA WHIP	IP WLS BF H R ER SO BB IBB HBP BLK WP HR S P ERA WHIP	IP WLS BF H R ER SO BB IBB HBP BLK WP HR S P ERA WHIP	IP WLS BF H R ER SO BB IBB HBP BLK WP HR S P ERA WHIP	IP WLS BF H R ER SO BB IBB HBP BLK WP HR S P ERA WHIP	IP WLS BF H R ER SO BB IBB HBP BLK WP HR S P ERA WHIP	IP WLS BF H R ER SO BB IBB HBP BLK WP HR S P ERA WHIP	IP WLS BF H R ER SO BB IBB HBP BLK WP HR S P ERA WHIP	IP WLS BF H R ER SO BB IBB HBP BLK WP HR S P ERA WHIP	IP WLS BF H R ER SO BB IBB HBP BLK WP HR S P ERA WHIP	IP WLS BF H R ER SO BB IBB HBP BLK WP HR S P ERA WHIP	IP WLS BF H R ER SO BB IBB HBP BLK WP HR S P ERA WHIP	IP WLS BF H R ER SO BB IBB HBP BLK WP HR S P ERA WHIP	IP WLS BF H R ER SO BB IBB HBP BLK WP HR S P ERA WHIP	IP WLS BF H R ER SO BB IBB HBP BLK WP HR S P ERA WHIP	IP WLS BF H R ER SO BB IBB HBP BLK WP HR S P ERA WHIP	IP WLS BF H R ER SO BB IBB HBP BLK WP HR S P ERA WHIP
38 Robbie Ray, L (1,1) ERA: 4.62	6.0	W	26	5	5	9	3	0	1	0	0	0	0	0	0	0	0	1	63	97	7.50	1.333	
54 Sergio Romo, R (7,1) ERA:	1.0	H	3	0	0	0	0	0	0	0	0	0	0	0	0	0	0	10	13	0.00	0.000		
37 Paul Sewald, R (8,1) ERA: 3.09	1.0	H	3	0	0	0	1	0	0	0	0	0	0	0	0	0	0	9	13	0.00	0.000		
16 Drew Steckenrider, R (9,1) ERA: 4.85	0.1	H	5	4	2	2	0	0	0	0	0	0	0	0	0	0	0	12	19	54.00	12.000		
63 Diego Castillo, R (9,1) ERA: 8.74	0.2	S	3	0	0	0	2	0	1	0	0	0	0	0	0	0	0	6	9	0.00	0.000		

Seattle Mariners @ New York Mets  
Citi Field, Flushing, NY  
Sun May 15 2022, 1:42 PM - 5:02 PM EDT  
Att: 38,476 - Partly Cloudy - 72 F

AB	40
R	8
H	16
RBI	7
BB	1
SO	7
LOB	15



Seattle Mariners @ New York Mets  
Citi Field, Flushing, NY  
Sun May 15 2022, 1:42 PM - 5:02 PM EDT  
Att: 38,476 - Partly Cloudy - 72 F

AB	35
R	7
H	9
RBI	7
BB	4
SO	12
LOB	15





Batter	1	2	3	4	5	6	7	8	9	AB	R	H	RBI	BB	SO	LOB	TOP								
19 Tommy Edman, S (1,4) OBP: 0.371, SLG: 0.427	G6-3							K		3	0	1	0	1	1	0	<b>St. Louis Cardinals @ New York Mets</b> Citi Field, Flushing, NY Tue May 17 2022, 3:11 PM - 6:05 PM EDT Partly Cloudy - 76 F								
46 Paul Goldschmidt, R (1,10) OBP: 0.390, SLG: 0.512	G5-3							HR		4	1	1	1	0	1	4									
28 Nolan Arenado, R (1,5) OBP: 0.364, SLG: 0.581	F8							P3		4	0	0	0	0	1	4									
36 Juan Yezzer, R (1,3) OBP: 0.400, SLG: 0.533		K						G6-3		4	0	0	0	0	1	0									
4 Yadier Molina, R (1,2) OBP: 0.241, SLG: 0.354		K						F8		4	0	0	0	0	3	0									
3 Dylan Carlson, S (1,9) OBP: 0.275, SLG: 0.354								G1-3		4	0	2	0	0	1	0									
27 Tyler O'Neill, R (1,7) OBP: 0.258, SLG: 0.301								K		4	0	1	0	0	3	2									
33 Brendan Donovan, L (1,6) OBP: 0.472, SLG: 0.571										2	0	1	0	2	0	0									
63 Edmundo Sosa, R (9, PR) OBP: 0.270, SLG: 0.295										0	0	0	0	0	0	0									
48 Harrison Bader, R (1,8) OBP: 0.290, SLG: 0.339										4	0	0	0	0	2	4									
<b>Inning Stats</b>	R: 0 E: 0 K: 0 S: 7	H: 0 LOB: 0 BB: 0 P: 8	R: 0 E: 0 K: 3 S: 13	H: 1 LOB: 1 BB: 0 P: 18	R: 0 E: 0 K: 1 S: 11	H: 2 LOB: 2 BB: 0 P: 15	R: 0 E: 0 K: 2 S: 15	H: 1 LOB: 1 BB: 0 P: 24	R: 0 E: 0 K: 2 S: 16	H: 0 LOB: 2 BB: 2 P: 31	R: 0 E: 0 K: 0 S: 6	H: 0 LOB: 0 BB: 0 P: 8	R: 0 E: 0 K: 1 S: 7	H: 0 LOB: 0 BB: 0 P: 12	R: 1 E: 0 K: 1 S: 9	H: 1 LOB: 0 BB: 0 P: 13	R: 0 E: 0 K: 3 S: 15	H: 1 LOB: 2 BB: 1 P: 23	1B: 4 2B: 1 3B: 0 HR: 1	SF: 0 SAC: 0 DP: 0 HBP: 0	WP: 0 PB: 0 SB: 0 CS: 0	PA: 36			
<b>PITCHER</b>	IP	WLS	BF	H	R	ER	SO	BB	IBB	HBP	BLK	WP	HR	S	P	ERA	WHIP								
29 Trevor Williams, R (1,1) ERA: 4.2	4.0		16	4	0	0	6	0	0	0	0	0	0	46	65	0.00	1.000								
72 Jake Reed, R (5,1) ERA:	2.0	W	8	0	0	0	2	2	0	0	0	0	0	22	39	0.00	1.000								
67 Seth Lugo, R (7,1) ERA: 3.86	1.0	H	3	0	0	0	1	0	0	0	0	0	0	7	12	0.00	0.000								
62 Drew Smith, R (8,1) ERA: 1.69	1.0	H	4	1	1	1	1	0	0	0	0	0	1	9	13	9.00	1.000								
39 Edwin Diaz, R (9,1) ERA: 1.69	1.0	S	5	1	0	0	3	1	0	0	0	0	0	15	23	0.00	2.000								

Batter	1	2	3	4	5	6	7	8	9	AB	R	H	RBI	BB	SO	LOB	BOTTOM								
9 Brandon Nimmo, L (1,8) OBP: 0.401, SLG: 0.457	G4-3	L9						G1-3		4	0	0	0	0	1	2	<b>St. Louis Cardinals @ New York Mets</b> Citi Field, Flushing, NY Tue May 17 2022, 3:11 PM - 6:05 PM EDT Partly Cloudy - 76 F								
12 Francisco Lindor, S (1,6) OBP: 0.313, SLG: 0.461	FC5-6 1B		E6 1B					G1-3		4	1	1	0	0	0	0									
1 Jeff McNeil, L (1,7) OBP: 0.373, SLG: 0.430	FC5-6 20 WP 1-2I		F8 2B					K		4	1	2	1	0	1	1									
20 Pete Alonso, R (1,10) OBP: 0.333, SLG: 0.475	F8		F8					K		4	0	0	0	0	1	3									
2 Dominic Smith, L (1,3) OBP: 0.270, SLG: 0.258		13 BB 16 FC4-6 1B	10 G4-3 2B					G3		4	1	2	1	0	0	1									
10 Eduardo Escobar, S (1,5) OBP: 0.324, SLG: 0.344		16 FC1+4 13 BB 1B	G4-3					G4-3		3	0	2	0	1	0	1									
13 Luis Guillorme, L (1,4) OBP: 0.362, SLG: 0.380								FC4-6 1B		3	0	1	0	0	1	2									
19 Mark Canha, R (6, PH) OBP: 0.363, SLG: 0.367								FC4		1	0	0	0	0	0	1									
16 Travis Jankowski, L (1,9) OBP: 0.342, SLG: 0.265		FC1-4-6						K		3	0	0	1	0	1	3									
4 Patrick Mazeika, L (1,2) OBP: 0.250, SLG: 0.625		P6						F7		3	0	0	0	0	1	3									
<b>Inning Stats</b>	R: 0 E: 0 K: 0 S: 18	H: 1 LOB: 1 BB: 0 P: 24	R: 1 E: 0 K: 0 S: 14	H: 2 LOB: 2 BB: 1 P: 21	R: 2 E: 1 K: 1 S: 16	H: 2 LOB: 1 BB: 0 P: 19	R: 0 E: 0 K: 2 S: 14	H: 0 LOB: 0 BB: 0 P: 19	R: 0 E: 0 K: 1 S: 11	H: 1 LOB: 1 BB: 0 P: 11	R: 0 E: 0 K: 1 S: 11	H: 1 LOB: 0 BB: 0 P: 12	R: 0 E: 0 K: 1 S: 11	H: 0 LOB: 0 BB: 0 P: 17	R: 0 E: 0 K: 0 S: 7	H: 1 LOB: 1 BB: 0 P: 13	1B: 6 2B: 2 3B: 0 HR: 0	SF: 0 SAC: 0 DP: 0 HBP: 0	WP: 1 PB: 0 SB: 0 CS: 0	PA: 34					
<b>PITCHER</b>	IP	WLS	BF	H	R	ER	SO	BB	IBB	HBP	BLK	WP	HR	S	P	ERA	WHIP								
39 Miles Mikolas, R (1,1) ERA: 1.68	6.0	L	27	7	3	2	5	1	0	0	0	0	0	84	106	3.00	1.333								
70 Packy Naughton, L (7,1) ERA: 2.69	1.2		6	1	0	0	1	0	0	0	0	0	0	17	29	0.00	0.600								
30 Nick Wittgren, R (8,1) ERA: 4.05	0.1		1	0	0	0	0	0	0	0	0	0	0	1	1	0.00	0.000								

AB	33
R	1
H	6
RBI	1
BB	3
SO	13
LOB	14



AB	33
R	3
H	8
RBI	3
BB	1
SO	6
LOB	17





Batter	1	2	3	4	5	6	7	8	9	AB	R	H	RBI	BB	SO	LOB	TOP										
19 Tommy Edman, S (1,4) OBP: 0.372, SLG: 0.438	G4-3		P5					FC6-4		4	1	1	1	0	0	2											
33 Brendan Donovan, L (1,5) OBP: 0.488, SLG: 0.545	K									3	2	1	0	2	2	2											
46 Paul Goldschmidt, R (1,3) OBP: 0.397, SLG: 0.530																											
3 Dylan Carlson, S (1,9) OBP: 0.273, SLG: 0.344	F9																										
25 Corey Dickerson, L (1,10) OBP: 0.254, SLG: 0.230																											
28 Nolan Arenado, R (9,PH) OBP: 0.361, SLG: 0.577																											
27 Tyler O'Neill, R (1,7) OBP: 0.256, SLG: 0.297																											
63 Edmundo Sosa, R (1,6) OBP: 0.262, SLG: 0.205																											
48 Harrison Bader, R (1,8) OBP: 0.289, SLG: 0.336																											
7 Andrew Knizner, R (1,2) OBP: 0.371, SLG: 0.377																											
<b>Inning Stats</b>	R: 0 E: 0 K: 1 S: 8	H: 1 LOB: 1 BB: 0 P: 11	R: 0 E: 0 K: 2 S: 8	H: 0 LOB: 0 BB: 0 P: 13	R: 0 E: 0 K: 0 S: 9	H: 0 LOB: 0 BB: 0 P: 14	R: 1 E: 0 K: 1 S: 17	H: 3 LOB: 2 BB: 0 P: 28	R: 2 E: 0 K: 0 S: 18	H: 3 LOB: 3 BB: 2 P: 28	R: 0 E: 0 K: 1 S: 9	H: 1 LOB: 2 BB: 0 P: 17	R: 0 E: 0 K: 0 S: 4	H: 0 LOB: 0 BB: 0 P: 5	R: 0 E: 0 K: 1 S: 10	H: 2 LOB: 2 BB: 0 P: 14	R: 1 E: 0 K: 1 S: 12	H: 1 LOB: 2 BB: 2 P: 25	1B: 8 2B: 2 3B: 1 HR: 0	SF: 0 SAC: 0 DP: 0 HBP: 1	WP: 0 PB: 1 SB: 3 CS: 0	PA: 43					
<b>PITCHER</b>	IP	WLS	BF	H	R	ER	SO	BB	IBB	HBP	BLK	WP	HR	S	P	ERA	WHIP										
99 Taijuan Walker, R (1,1) ERA: 3.52	5.0		24	7	3	3	4	1	1	0	0	0	0	60	94	5.40	1.600										
68 Adonis Medina, R (6,1) ERA:	2.2		12	3	0	0	2	0	0	1	0	0	0	21	33	0.00	1.125										
30 Joely Rodríguez, L (8,1) ERA: 4.26	0.2	L	4	0	1	0	0	2	0	0	0	0	0	9	20	0.00	3.000										
0 Adam Ottavino, R (9,1) ERA: 4.73	0.2		3	1	0	0	1	0	0	0	0	0	0	5	8	0.00	1.500										

St. Louis Cardinals @ New York Mets  
Citi Field, Flushing, NY  
Tue May 17 2022, 6:52 PM - 10:33 PM EDT  
Att: 27,457 - Partly Cloudy - 74 F

AB	38
R	4
H	11
RBI	4
BB	4
SO	7
LOB	22



Batter	1	2	3	4	5	6	7	8	9	AB	R	H	RBI	BB	SO	LOB	BOTTOM										
9 Brandon Nimmo, L (1,8) OBP: 0.397, SLG: 0.458	P5									4	0	1	0	0	0	1											
13 Luis Guillorme, L (8,4) OBP: 0.373, SLG: 0.392										1	0	1	0	0	0	0											
19 Mark Canha, R (1,7) OBP: 0.394, SLG: 0.394										4	1	1	1	1	1	3											
12 Francisco Lindor, S (1,6) OBP: 0.315, SLG: 0.393										3	1	0	0	2	1	2											
20 Pete Alonso, R (1,3) OBP: 0.331, SLG: 0.465										3	0	0	0	1	1	1											
10 Eduardo Escobar, S (1,5) OBP: 0.322, SLG: 0.364										4	1	1	1	0	2	4											
1 Jeff McNeil, L (1,4) OBP: 0.370, SLG: 0.424										4	0	1	1	0	1	3											
28 J.D. Davis, R (1,10) OBP: 0.314, SLG: 0.310										4	0	0	0	0	2	2											
16 Travis Jankowski, L (1,9) OBP: 0.333, SLG: 0.243										3	0	0	0	1	2	0											
3 Tomás Nido, R (1,2) OBP: 0.224, SLG: 0.236										3	0	0	0	0	2	1											
2 Dominic Smith, L (9,PH) OBP: 0.280, SLG: 0.258										0	0	0	0	1	0	0											
<b>Inning Stats</b>	R: 1 E: 0 K: 0 S: 13	H: 1 LOB: 0 BB: 0 P: 20	R: 0 E: 0 K: 1 S: 9	H: 0 LOB: 0 BB: 0 P: 14	R: 0 E: 0 K: 2 S: 16	H: 1 LOB: 1 BB: 0 P: 25	R: 1 E: 0 K: 1 S: 11	H: 1 LOB: 0 BB: 0 P: 14	R: 0 E: 0 K: 3 S: 11	H: 0 LOB: 0 BB: 0 P: 19	R: 0 E: 0 K: 1 S: 8	H: 0 LOB: 3 BB: 3 P: 22	R: 0 E: 0 K: 0 S: 6	H: 0 LOB: 1 BB: 1 P: 11	R: 1 E: 0 K: 2 S: 18	H: 1 LOB: 2 BB: 1 P: 29	R: 0 E: 0 K: 2 S: 14	H: 1 LOB: 2 BB: 1 P: 22	1B: 2 2B: 1 3B: 0 HR: 2	SF: 0 SAC: 0 DP: 0 HBP: 0	WP: 0 PB: 1 SB: 0 CS: 0	PA: 39					
<b>PITCHER</b>	IP	WLS	BF	H	R	ER	SO	BB	IBB	HBP	BLK	WP	HR	S	P	ERA	WHIP										
32 Steven Matz, L (1,1) ERA: 6.03	5.0		18	3	2	2	7	0	0	0	0	0	0	4	18	0.00	9.000										
53 Andre Pallante, R (6,1) ERA: 1.15	0.1	H	4	0	0	0	0	3	0	0	0	0	0	4	18	0.00	9.000										
92 Genesis Cabrera, L (6,1) ERA: 2.3	1.2	H	6	0	0	0	1	1	0	0	0	0	0	10	15	0.00	0.600										
56 Ryan Helsley, R (8,1) ERA:	1.0	W	6	1	1	0	2	1	0	0	0	0	0	18	29	0.00	2.000										
65 Giovanny Gallegos, R (9,1) ERA: 3.46	1.0	S	5	1	0	0	2	1	0	0	0	0	0	14	22	0.00	2.000										

St. Louis Cardinals @ New York Mets  
Citi Field, Flushing, NY  
Tue May 17 2022, 6:52 PM - 10:33 PM EDT  
Att: 27,457 - Partly Cloudy - 74 F

AB	33
R	3
H	5
RBI	3
BB	6
SO	12
LOB	17





Batter	1	2	3	4	5	6	7	8	9	AB	R	H	RBI	BB	SO	LOB	TOP								
33 Brendan Donovan, L (1,4) OBP: 0.478, SLG: 0.500										3	0	0	0	1	2	1									
46 Paul Goldschmidt, R (1,3) OBP: 0.391, SLG: 0.519										5	1	1	0	0	2	3									
28 Nolan Arenado, R (1,5) OBP: 0.365, SLG: 0.597										4	1	2	2	0	0	1									
36 Juan Yezzer, R (1,9) OBP: 0.370, SLG: 0.490										4	0	0	0	0	0	2									
25 Corey Dickerson, L (1,7) OBP: 0.239, SLG: 0.215										4	1	0	0	0	3	2									
3 Dylan Carlson, S (1,8) OBP: 0.286, SLG: 0.363										4	1	3	0	0	0	0									
5 Albert Pujols, R (1,10) OBP: 0.393, SLG: 0.420										4	0	2	2	0	1	3									
4 Yadier Molina, R (1,2) OBP: 0.244, SLG: 0.354										3	0	1	0	0	0	1									
7 Andrew Knizner, R (9,PH) OBP: 0.365, SLG: 0.370										1	0	0	0	0	1	0									
63 Edmundo Sosa, R (1,6) OBP: 0.273, SLG: 0.220										2	0	1	0	0	0	2									
19 Tommy Edman, S (5,4) OBP: 0.367, SLG: 0.431										2	0	0	0	0	0	0									
<b>Inning Stats</b>	R: 0 H: 0 E: 0 K: 1 S: 8	H: 0 LOB: 0 BB: 0 P: 11	R: 2 H: 3 E: 1 K: 0 S: 14	H: 3 LOB: 1 BB: 0 P: 19	R: 0 H: 0 E: 0 K: 0 S: 9	H: 0 LOB: 1 BB: 0 P: 12	R: 0 H: 1 E: 0 K: 1 S: 11	H: 1 LOB: 1 BB: 0 P: 19	R: 0 H: 1 E: 0 K: 1 S: 8	H: 1 LOB: 0 BB: 0 P: 9	R: 0 H: 2 E: 0 K: 2 S: 13	H: 2 LOB: 2 BB: 0 P: 21	R: 0 H: 0 E: 0 K: 1 S: 8	H: 0 LOB: 0 BB: 0 P: 13	R: 2 H: 3 E: 0 K: 1 S: 13	H: 3 LOB: 1 BB: 0 P: 25	R: 0 H: 0 E: 0 K: 2 S: 9	H: 0 LOB: 1 BB: 1 P: 17	1B: 8 2B: 1 3B: 0 HR: 1	SF: 0 SAC: 0 DP: 1 HBP: 1	WP: 0 PB: 0 SB: 1 CS: 1	PA: 38			
<b>PITCHER</b>	IP	WLS	BF	H	R	ER	SO	BB	IBB	HBP	BLK	WP	HR	S	P	ERA	WHIP								
21 Max Scherzer, R (1,1) ERA: 2.54	5.2	W	24	7	2	1	4	0	0	1	0	0	0	60	85	1.59	1.235								
0 Adam Ottavino, R (6,1) ERA: 4.3	1.1	H	4	0	0	0	2	0	0	0	0	0	0	11	19	0.00	0.000								
67 Seth Lugo, R (8,1) ERA: 4.8	1.0		6	3	2	2	1	0	0	0	0	0	1	13	25	18.00	3.000								
35 Colin Holderman, R (9,1) ERA:	1.0		4	0	0	0	2	1	0	0	0	0	0	9	17	0.00	1.000								

St. Louis Cardinals @ New York Mets  
Citi Field, Flushing, NY  
Wed May 18 2022, 7:11 PM - 10:39 PM EDT  
Att: 32,798 - Clear - 68 F

livebaseballscores.com

AB 36  
R 4  
H 10  
RBI 4  
BB 1  
SO 9  
LOB 15

Batter	1	2	3	4	5	6	7	8	9	AB	R	H	RBI	BB	SO	LOB	BOTTOM								
9 Brandon Nimmo, L (1,8) OBP: 0.397, SLG: 0.468										4	2	1	1	1	1	1									
19 Mark Canha, R (1,9) OBP: 0.384, SLG: 0.402										3	3	2	1	1	0	0									
12 Francisco Lindor, S (1,6) OBP: 0.329, SLG: 0.395										2	2	1	0	2	1	2									
20 Pete Alonso, R (1,3) OBP: 0.339, SLG: 0.486										4	2	2	4	0	0	3									
1 Jeff McNeil, L (1,7) OBP: 0.371, SLG: 0.423										5	1	2	2	0	0	3									
10 Eduardo Escobar, S (1,5) OBP: 0.312, SLG: 0.353										4	0	0	1	0	3	5									
2 Dominic Smith, L (1,10) OBP: 0.291, SLG: 0.261										3	0	1	1	1	2	2									
13 Luis Guillorme, L (1,4) OBP: 0.371, SLG: 0.389										3	0	1	1	0	0	1									
16 Travis Jankowski, L (8,PR) OBP: 0.333, SLG: 0.243										0	1	0	0	0	0	0									
4 Patrick Mazaika, L (1,2) OBP: 0.273, SLG: 0.636										3	0	1	0	0	0	1									
<b>Inning Stats</b>	R: 2 H: 2 E: 0 K: 3 S: 15	H: 2 LOB: 2 BB: 1 P: 31	R: 0 H: 0 E: 0 K: 1 S: 6	H: 0 LOB: 0 BB: 0 P: 12	R: 0 H: 0 E: 0 K: 1 S: 9	H: 0 LOB: 2 BB: 1 P: 19	R: 0 H: 1 E: 0 K: 0 S: 9	H: 1 LOB: 1 BB: 1 P: 20	R: 4 H: 3 E: 0 K: 0 S: 20	H: 3 LOB: 1 BB: 1 P: 32	R: 0 H: 1 E: 0 K: 0 S: 11	H: 1 LOB: 1 BB: 0 P: 17	R: 0 H: 0 E: 0 K: 2 S: 9	H: 0 LOB: 0 BB: 0 P: 11	R: 5 H: 4 E: 0 K: 0 S: 13	H: 4 LOB: 1 BB: 1 P: 22	1B: 8 2B: 1 3B: 1 HR: 1	SF: 1 SAC: 2 DP: 1 HBP: 3	WP: 2 PB: 0 SB: 0 CS: 0	PA: 42					
<b>PITCHER</b>	IP	WLS	BF	H	R	ER	SO	BB	IBB	HBP	BLK	WP	HR	S	P	ERA	WHIP								
12 Jordan Hicks, R (1,1) ERA: 4.21	4.0		19	3	2	2	5	3	0	2	0	0	0	9	18	4.50	1.500								
61 Jake Walsh, R (5,1) ERA: 13.5	0.0	L	4	2	4	4	0	1	0	1	0	0	0	9	18	∞	∞								
30 Nick Wittgren, R (5,1) ERA: 3.77	1.0		4	1	0	0	0	0	0	0	0	1	0	11	14	0.00	1.000								
34 Drew VerHagen, R (6,1) ERA: 3.52	2.0		7	1	0	0	2	0	0	0	0	0	0	20	28	0.00	0.500								
62 T.J. McFarland, L (8,1) ERA: 9.0	1.0		8	4	5	5	0	1	0	0	0	0	1	13	22	45.00	5.000								

St. Louis Cardinals @ New York Mets  
Citi Field, Flushing, NY  
Wed May 18 2022, 7:11 PM - 10:39 PM EDT  
Att: 32,798 - Clear - 68 F

livebaseballscores.com

AB 31  
R 11  
H 11  
RBI 11  
BB 5  
SO 7  
LOB 18















Batter	1	2	3	4	5	6	7	8	9	AB	R	H	RBI	BB	SO	LOB	TOP										
9 Brandon Nimmo, L (1.8) OBP: 0.390, SLG: 0.450	G6-3		F7			E9 12 1B		G1-3		4	1	1	0	0	0	1											
12 Francisco Lindor, S (1.6) OBP: 0.335, SLG: 0.387	K			FC3-6 1B		2B 20 G3 1B		F8		4	1	2	1	0	1	0											
1 Jeff McNeil, L (1.4) OBP: 0.356, SLG: 0.422	F9			FC3-6 20 G5-4-3 1-2f		2B 20 G3 2B		F8		4	0	1	0	0	0	1											
20 Pete Alonso, R (1.3) OBP: 0.349, SLG: 0.503	G4-3			G5-4-3 1-2f		G3		K		4	0	0	1	0	1	2											
2 Dominic Smith, L (9.3) OBP: 0.274, SLG: 0.243								K		0	0	0	0	0	0	0											
19 Mark Canha, R (1.7) OBP: 0.368, SLG: 0.376	G5-3					F9		K		4	0	1	0	0	1	1											
28 J.D. Davis, R (1.10) OBP: 0.295, SLG: 0.290	K					G6-4-3 1-2f		G5-3		3	0	0	0	0	1	1											
13 Luis Guillorme, L (1.5) OBP: 0.411, SLG: 0.446			G4-3 1B			F9		F9		3	0	2	0	0	0	0											
3 Tomás Nido, R (1.2) OBP: 0.221, SLG: 0.231			G5-3			G5-3		L6		3	0	0	0	0	0	2											
16 Travis Jankowski, L (1.9) OBP: 0.311, SLG: 0.225	G4-3					F8		G4-3		3	0	0	0	0	0	1											
<b>Inning Stats</b>	R: 0 E: 0 K: 1 S: 8	H: 0 LOB: 0 BB: 0 P: 13	R: 0 E: 0 K: 1 S: 8	H: 0 LOB: 0 BB: 0 P: 12	R: 0 E: 0 K: 0 S: 9	H: 1 LOB: 1 BB: 0 P: 16	R: 0 E: 0 K: 0 S: 5	H: 1 LOB: 0 BB: 0 P: 7	R: 0 E: 0 K: 0 S: 16	H: 2 LOB: 1 BB: 0 P: 21	R: 2 E: 1 K: 0 S: 12	H: 3 LOB: 1 BB: 0 P: 17	R: 0 E: 0 K: 0 S: 6	H: 0 LOB: 0 BB: 0 P: 11	R: 0 E: 0 K: 2 S: 10	H: 0 LOB: 0 BB: 0 P: 14	R: 0 E: 0 K: 2 S: 8	H: 0 LOB: 0 BB: 0 P: 9	1B: 6 2B: 1 3B: 0 HR: 0	SF: 0 SAC: 0 DP: 2 HBP: 0	WP: 0 PB: 0 SB: 0 CS: 0	PA: 32					
<b>PITCHER</b>	IP	WLS	BF	H	R	ER	SO	BB	IBB	HBP	BLK	WP	HR	S	P	ERA	WHIP										
26 Austin Gomber, L (1.1) ERA: 4.11	7.0	L	26	7	2	2	2	0	0	0	0	0	0	64	97	2.57	1.000										
58 Lucas Gilbreath, L (8.1) ERA: 9.35	1.0		3	0	0	0	0	0	0	0	0	0	0	10	14	0.00	0.000										
40 Tyler Kinley, R (9.1) ERA: 0.59	1.0		3	0	0	0	2	0	0	0	0	0	0	8	9	0.00	0.000										

**New York Mets @ Colorado Rockies**  
Coors Field, Denver, CO  
Sun May 22 2022, 1:11 PM - 3:43 PM MDT  
Att: 35,248 - Partly Cloudy - 57 F

AB	32
R	2
H	7
RBI	2
BB	0
SO	4
LOB	9



Batter	1	2	3	4	5	6	7	8	9	AB	R	H	RBI	BB	SO	LOB	BOTTOM										
9 Connor Joe, R (1.3) OBP: 0.367, SLG: 0.432	F8		G5-3		FC5			G1-3 2 BB		3	0	0	0	1	0	2											
2 Yonathan Daza, R (1.8) OBP: 0.405, SLG: 0.405	BB 25 1B		G1-3			K		G1-3		3	0	0	0	1	1	1											
23 Kris Bryant, R (1.7) OBP: 0.342, SLG: 0.333	K			G4-3		BB		BB		2	0	0	0	2	1	1											
25 C.J. Cron, R (1.10) OBP: 0.375, SLG: 0.619	BB			K		P4		K		4	0	1	0	0	2	3											
24 Ryan McMahon, L (1.5) OBP: 0.340, SLG: 0.410	K			G1-3		F7		L5		4	0	0	0	0	1	5											
Randal Grichuk, R (1.9) OBP: 0.325, SLG: 0.436	K			G6-3		G6-4-3 1B		K		4	0	1	0	0	2	0											
Brendan Rodgers, R (1.4) OBP: 0.287, SLG: 0.350	G1-4-3			G6-3		G6-4-3 1B		BB		4	0	2	0	0	0	0											
11 Jose Iglesias, R (1.6) OBP: 0.361, SLG: 0.375	L7			G6-4-3 FC5 6 1B		G6-4-3		K		4	0	1	0	0	1	3											
6 Brian Serven, R (1.2) OBP: 0.300, SLG: 0.900	K			G5-3		G5-3		F9		4	0	1	0	0	1	2											
<b>Inning Stats</b>	R: 0 E: 0 K: 2 S: 13	H: 1 LOB: 2 BB: 1 P: 21	R: 0 E: 0 K: 1 S: 6	H: 0 LOB: 0 BB: 0 P: 7	R: 0 E: 0 K: 1 S: 7	H: 0 LOB: 0 BB: 0 P: 11	R: 0 E: 0 K: 0 S: 8	H: 0 LOB: 0 BB: 0 P: 10	R: 0 E: 0 K: 1 S: 11	H: 0 LOB: 1 BB: 1 P: 17	R: 0 E: 0 K: 0 S: 9	H: 2 LOB: 1 BB: 0 P: 12	R: 0 E: 0 K: 1 S: 10	H: 0 LOB: 2 BB: 2 P: 19	R: 0 E: 0 K: 2 S: 9	H: 1 LOB: 0 BB: 0 P: 13	1B: 6 2B: 0 3B: 0 HR: 0	SF: 0 SAC: 0 DP: 1 HBP: 0	WP: 0 PB: 0 SB: 0 CS: 0	PA: 36							
<b>PITCHER</b>	IP	WLS	BF	H	R	ER	SO	BB	IBB	HBP	BLK	WP	HR	S	P	ERA	WHIP										
99 Tajuan Walker, R (1.1) ERA: 2.7	7.0	W	27	5	0	0	6	2	0	0	0	0	0	67	97	0.00	1.000										
0 Adam Ottavino, R (8.1) ERA: 3.94	0.2	H	4	0	0	0	1	2	0	0	0	0	0	9	18	0.00	3.000										
30 Joely Rodríguez, L (8.1) ERA: 3.86	0.1	H	1	0	0	0	0	0	0	0	0	0	0	1	1	0.00	0.000										
39 Edwin Díaz, R (9.1) ERA: 2.0	1.0	S	4	1	0	0	2	0	0	0	0	0	0	9	13	0.00	1.000										

**New York Mets @ Colorado Rockies**  
Coors Field, Denver, CO  
Sun May 22 2022, 1:11 PM - 3:43 PM MDT  
Att: 35,248 - Partly Cloudy - 57 F

AB	32
R	0
H	6
RBI	0
BB	4
SO	9
LOB	17





Batter	1	2	3	4	5	6	7	8	9	AB	R	H	RBI	BB	SO	LOB	TOP										
<b>9 Brandon Nimmo, L</b> (1, 8) <small>OBP: 0.391, SLG: 0.448</small> <b>16 Travis Jankowski, L</b> (8, 8) <small>OBP: 0.311, SLG: 0.225</small>			 			 				5	1	2	0	0	1	1											
<b>6 Starling Marte, R</b> (1, 9) <small>OBP: 0.309, SLG: 0.412</small>			 							5	1	1	0	0	2	2											
<b>12 Francisco Lindor, S</b> (1, 6) <small>OBP: 0.332, SLG: 0.387</small>										5	1	1	2	0	2	1											
<b>20 Pete Alonso, R</b> (1, 3) <small>OBP: 0.356, SLG: 0.524</small>		 						 		5	2	3	3	0	0	1											
<b>1 Jeff McNeil, L</b> (1, 4) <small>OBP: 0.364, SLG: 0.444</small>						  		 	 	4	3	2	2	1	0	1											
<b>19 Mark Canha, R</b> (1, 7) <small>OBP: 0.364, SLG: 0.404</small>								 		5	2	2	1	0	1	1											
<b>10 Eduardo Escobar, S</b> (1, 5) <small>OBP: 0.310, SLG: 0.345</small>										5	1	2	2	0	2	1											
<b>28 J.D. Davis, R</b> (1, 10) <small>OBP: 0.326, SLG: 0.351</small>			  					 		5	2	4	2	0	0	1											
<b>4 Patrick Mazaika, L</b> (1, 2) <small>OBP: 0.250, SLG: 0.550</small>										5	0	1	1	0	0	4											
<b>Inning Stats</b>	R: 0 E: 0 K: 3 S: 11	H: 0 LOB: 0 BB: 0 P: 17	R: 0 E: 0 K: 0 S: 4	H: 1 LOB: 0 BB: 0 P: 8	R: 5 E: 0 K: 1 S: 19	H: 5 LOB: 0 BB: 0 P: 25	R: 0 E: 0 K: 1 S: 6	H: 1 LOB: 1 BB: 0 P: 9	R: 0 E: 0 K: 1 S: 10	H: 1 LOB: 1 BB: 0 P: 12	R: 1 E: 0 K: 1 S: 14	H: 2 LOB: 1 BB: 0 P: 19	R: 0 E: 0 K: 1 S: 6	H: 0 LOB: 0 BB: 0 P: 9	R: 4 E: 0 K: 0 S: 18	H: 5 LOB: 1 BB: 0 P: 24	R: 3 E: 0 K: 0 S: 10	H: 3 LOB: 1 BB: 1 P: 19	1B: 10 2B: 5 HR: 3	SF: 0 SAC: 0 HBP: 0	WP: 1 PB: 0 SB: 1 CS: 0	PA: 45					
<b>PITCHER</b>	IP	WLS	BF	H	R	ER	SO	BB	IBB	HBP	BLK	WP	HR	S	P	ERA	WHIP										
<b>38 Alex Cobb, R</b> (1, 1) <small>ERA: 6.25</small>	6.0	L	27	10	6	6	7	0	0	0	0	1	1	64	90	9.00	1.667										
<b>66 Jarin Garcia, L</b> (7, 1) <small>ERA: 0.75</small>	1.0		3	0	0	0	1	0	0	0	0	0	0	6	9	0.00	0.000										
<b>63 Mauricio Llovera, R</b> (8, 1) <small>ERA: 4.35</small>	0.1		5	4	4	4	0	0	0	0	0	0	2	9	12	108.00	12.000										
<b>48 Jose Alvarez, L</b> (8, 1) <small>ERA: 4.35</small>	0.2		3	1	0	0	0	0	0	0	0	0	0	9	12	0.00	1.500										
<b>51 Luis González, L</b> (9, 1) <small>ERA: 6.25</small>	1.0		7	3	3	3	0	1	0	0	0	0	0	10	19	27.00	4.000										
<b>Batter</b>	<b>1</b>	<b>2</b>	<b>3</b>	<b>4</b>	<b>5</b>	<b>6</b>	<b>7</b>	<b>8</b>	<b>9</b>	<b>AB</b>	<b>R</b>	<b>H</b>	<b>RBI</b>	<b>BB</b>	<b>SO</b>	<b>LOB</b>	<b>BOTTOM</b>										
<b>33 Darin Ruf, R</b> (1, 7) <small>OBP: 0.364, SLG: 0.338</small>			 							3	0	0	0	1	0	0											
<b>41 Wilmer Flores, R</b> (1, 10) <small>OBP: 0.318, SLG: 0.403</small>			 							3	0	0	0	0	0	0											
<b>5 Mike Yastrzemski, L</b> (1, 9) <small>OBP: 0.385, SLG: 0.462</small>									 	4	1	1	0	0	1	2											
<b>10 Evan Longoria, R</b> (1, 5) <small>OBP: 0.194, SLG: 0.250</small>		 							 	4	1	2	0	0	2	1											
<b>49 Kevin Padlo, R</b> (1, 3) <small>OBP: 0.143, SLG: 0.143</small>										2	0	0	0	0	1	1											
<b>23 Joc Pederson, L</b> (7, PH) <small>OBP: 0.296, SLG: 0.479</small>										2	0	0	0	0	0	2											
<b>35 Brandon Crawford, L</b> (1, 6) <small>OBP: 0.306, SLG: 0.352</small>										4	1	2	2	0	0	2											
<b>39 Thairo Estrada, R</b> (1, 4) <small>OBP: 0.297, SLG: 0.374</small>										2	0	0	0	0	1	0											
<b>8 Tommy La Stella, L</b> (7, PH) <small>OBP: 0.333, SLG: 0.647</small>										2	0	1	1	0	0	1											
<b>21 Joey Bart, R</b> (1, 2) <small>OBP: 0.308, SLG: 0.342</small>										2	0	1	0	0	1	0											
<b>70 Michael Papierski, S</b> (7, PH) <small>OBP: 0.333, SLG: 0.647</small>										2	0	0	0	0	1	3											
<b>61 Stuart Fairchild, R</b> (1, 8) <small>OBP: 0.372, SLG: 0.453</small>										2	0	0	0	0	0	1											
<b>51 Luis González, L</b> (8, PH) <small>OBP: 0.372, SLG: 0.453</small>										1	0	0	0	0	1	0											
<b>Inning Stats</b>	R: 0 E: 0 K: 1 S: 12	H: 3 LOB: 1 BB: 0 P: 18	R: 2 E: 0 K: 2 S: 12	H: 3 LOB: 1 BB: 0 P: 22	R: 0 E: 0 K: 1 S: 9	H: 0 LOB: 1 BB: 1 P: 20	R: 0 E: 0 K: 0 S: 8	H: 0 LOB: 0 BB: 0 P: 11	R: 0 E: 0 K: 1 S: 8	H: 0 LOB: 0 BB: 0 P: 13	R: 0 E: 0 K: 1 S: 8	H: 0 LOB: 0 BB: 0 P: 15	R: 0 E: 0 K: 1 S: 8	H: 1 LOB: 1 BB: 0 P: 14	R: 0 E: 0 K: 1 S: 7	H: 0 LOB: 0 BB: 0 P: 10	R: 1 E: 0 K: 0 S: 13	H: 3 LOB: 2 BB: 0 P: 20	1B: 5 2B: 1 HR: 1	SF: 0 SAC: 0 HBP: 1	WP: 0 PB: 0 SB: 0 CS: 0	PA: 35					
<b>PITCHER</b>	IP	WLS	BF	H	R	ER	SO	BB	IBB	HBP	BLK	WP	HR	S	P	ERA	WHIP										
<b>23 David Peterson, L</b> (1, 1) <small>ERA: 2.16</small>	6.0	W	22	3	2	2	6	1	0	1	0	0	0	15	24	0.00	0.500										
<b>35 Colin Holderman, R</b> (7, 1) <small>ERA: 4.8</small>	2.0		7	1	0	0	2	0	0	0	0	0	0	15	24	0.00	0.500										
<b>43 Chasen Shreve, L</b> (9, 1) <small>ERA: 4.8</small>	1.0		6	3	1	1	0	0	0	0	0	0	0	13	20	9.00	3.000										

**New York Mets @ San Francisco Giants**  
Oracle Park, San Francisco, CA  
Mon May 23 2022, 6:47 PM - 9:37 PM PDT  
Att: 25,690 - Clear - 61 F

AB	44
R	13
H	18
RBI	13
BB	1
SO	8
LOB	13



**New York Mets @ San Francisco Giants**  
Oracle Park, San Francisco, CA  
Mon May 23 2022, 6:47 PM - 9:37 PM PDT  
Att: 25,690 - Clear - 61 F

AB	33
R	3
H	7
RBI	3
BB	1
SO	8
LOB	13













Batter	1	2	3	4	5	6	7	8	9	AB	R	H	RBI	BB	SO	LOB	TOP			
17 Rhys Hoskins, R OBP: 0.304, SLG: 0.406										4	1	1	0	1	3	0	<b>Philadelphia Phillies @ New York Mets</b> Citi Field, Flushing, NY Fri May 27 2022, 7:13 PM - 10:52 PM EDT Att: 30,175 - Overcast - 67 F			
28 Alec Bohm, R OBP: 0.327, SLG: 0.400										5	1	2	0	0	2	1				
3 Bryce Harper, L OBP: 0.358, SLG: 0.613										5	1	1	1	0	1	2				
8 Nick Castellanos, R OBP: 0.314, SLG: 0.408										5	1	2	1	0	2	2				
12 Kyle Schwarber, L OBP: 0.306, SLG: 0.418										3	0	0	0	1	2	3				
2 Jean Segura, R OBP: 0.335, SLG: 0.428										3	0	0	1	0	0	2				
37 Odúbel Herrera, L OBP: 0.314, SLG: 0.519										3	1	2	0	1	0	2				
21 Garrett Stubbs, L OBP: 0.438, SLG: 0.724										4	1	1	3	0	1	5				
5 Bryson Stott, L OBP: 0.173, SLG: 0.129										3	0	0	0	0	1	1				
10 J.T. Realmuto, R OBP: 0.315, SLG: 0.361										1	0	0	0	0	0	2				
7 Johan Camargo, S OBP: 0.319, SLG: 0.375										0	0	0	0	0	0	0				
<b>Inning Stats</b>	R: 0 E: 0 K: 2 S: 9	H: 0 LOB: 0 BB: 0 P: 15	R: 0 E: 0 K: 1 S: 14	H: 1 LOB: 2 BB: 0 P: 18	R: 0 E: 0 K: 2 S: 7	H: 0 LOB: 0 BB: 0 P: 8	R: 0 E: 0 K: 1 S: 7	H: 0 LOB: 1 BB: 0 P: 10	R: 0 E: 0 K: 0 S: 8	H: 1 LOB: 1 BB: 0 P: 11	R: 6 E: 1 K: 1 S: 21	H: 5 LOB: 0 BB: 1 P: 31	R: 0 E: 0 K: 1 S: 12	H: 1 LOB: 2 BB: 1 P: 22	R: 0 E: 0 K: 3 S: 15	H: 1 LOB: 1 BB: 0 P: 16	1B: 6 2B: 2 3B: 0 HR: 1	SF: 0 SAC: 0 DP: 0 HBP: 1	WP: 0 PB: 0 SB: 0 CS: 0	PA: 40
<b>PITCHER</b>	IP	WLS	BF	H	R	ER	SO	BB	IBB	HBP	BLK	WP	HR	S	P	ERA	WHIP			
59 Carlos Carrasco, R ERA: 3.98	5.2	W	25	6	5	5	7	1	0	1	0	0	0	59	85	7.94	1.235			
43 Chasen Shreve, L ERA: 4.96	0.1	H	2	1	1	1	0	0	0	0	0	0	1	7	8	27.00	3.000			
62 Drew Smith, R ERA: 2.66	1.0	H	4	0	0	0	1	1	0	0	0	0	0	9	15	0.00	1.000			
30 Joely Rodríguez, L ERA: 3.88	0.2	H	4	1	0	0	1	1	0	0	0	0	0	10	17	0.00	3.000			
67 Seth Lugo, R ERA: 3.92	0.1	H	1	0	0	0	0	0	0	0	0	0	0	2	5	0.00	0.000			

Philadelphia Phillies @ New York Mets  
Citi Field, Flushing, NY  
Fri May 27 2022, 7:13 PM - 10:52 PM EDT  
Att: 30,175 - Overcast - 67 F

AB 36  
R 6  
H 9  
RBI 6  
BB 3  
SO 12  
LOB 20



Batter	1	2	3	4	5	6	7	8	9	AB	R	H	RBI	BB	SO	LOB	BOTTOM			
9 Brandon Nimmo, L OBP: 0.386, SLG: 0.452										4	1	1	0	1	1	1	<b>Philadelphia Phillies @ New York Mets</b> Citi Field, Flushing, NY Fri May 27 2022, 7:13 PM - 10:52 PM EDT Att: 30,175 - Overcast - 67 F			
6 Starling Marte, R OBP: 0.311, SLG: 0.405										5	2	2	1	0	1	3				
12 Francisco Lindor, S OBP: 0.344, SLG: 0.444										2	3	1	1	2	0	1				
20 Pete Alonso, R OBP: 0.348, SLG: 0.528										2	1	2	4	1	0	0				
10 Eduardo Escobar, S OBP: 0.315, SLG: 0.363										3	0	0	1	0	1	3				
19 Mark Canha, R OBP: 0.367, SLG: 0.398										4	0	1	1	0	1	0				
1 Jeff McNeil, L OBP: 0.371, SLG: 0.450										4	0	1	0	0	1	1				
28 J.D. Davis, R OBP: 0.322, SLG: 0.338										3	0	0	0	0	2	1				
3 Tomás Nido, R OBP: 0.240, SLG: 0.239										3	1	1	0	1	2	1				
<b>Inning Stats</b>	R: 3 E: 1 K: 0 S: 22	H: 2 LOB: 1 BB: 1 P: 32	R: 0 E: 0 K: 1 S: 12	H: 0 LOB: 1 BB: 1 P: 21	R: 2 E: 0 K: 1 S: 18	H: 2 LOB: 1 BB: 1 P: 29	R: 2 E: 0 K: 2 S: 16	H: 3 LOB: 1 BB: 0 P: 22	R: 0 E: 0 K: 3 S: 9	H: 0 LOB: 0 BB: 0 P: 13	R: 1 E: 0 K: 0 S: 14	H: 1 LOB: 2 BB: 2 P: 25	R: 0 E: 0 K: 1 S: 7	H: 0 LOB: 0 BB: 0 P: 9	R: 0 E: 0 K: 1 S: 11	H: 1 LOB: 0 BB: 0 P: 16	1B: 6 2B: 2 3B: 0 HR: 1	SF: 2 SAC: 0 DP: 2 HBP: 1	WP: 0 PB: 0 SB: 2 CS: 0	PA: 38
<b>PITCHER</b>	IP	WLS	BF	H	R	ER	SO	BB	IBB	HBP	BLK	WP	HR	S	P	ERA	WHIP			
70 Bailey Falter, L ERA: 4.2	3.0	L	17	4	5	2	2	3	0	1	0	0	0	27	41	6.00	2.333			
57 Nick Neison, R ERA: 4.24	2.0		10	3	3	3	5	1	0	0	0	0	0	12	19	0.00	1.000			
64 Andrew Bellatti, R ERA: 2.51	1.0		5	1	0	0	0	0	1	0	0	0	0	7	9	0.00	0.000			
31 Jeury Familia, R ERA: 4.32	1.0		3	0	0	0	1	0	0	0	0	0	0	11	16	0.00	1.000			
52 Brad Hand, L ERA: 1.46	1.0		3	1	0	0	1	0	0	0	0	0	0	11	16	0.00	1.000			

Philadelphia Phillies @ New York Mets  
Citi Field, Flushing, NY  
Fri May 27 2022, 7:13 PM - 10:52 PM EDT  
Att: 30,175 - Overcast - 67 F

AB 30  
R 8  
H 9  
RBI 8  
BB 5  
SO 9  
LOB 11





Batter	1	2	3	4	5	6	7	8	9	AB	R	H	RBI	BB	SO	LOB	TOP			
12 Kyle Schwarber, L (1,7) OBP: 0.304, SLG: 0.407										4	0	0	0	1	1	4	Philadelphia Phillies @ New York Mets Citi Field, Flushing, NY Sat May 28 2022, 7:18 PM - 10:25 PM EDT Att: 37,455 - Clear - 72 F			
28 Alec Bohm, R (1,5) OBP: 0.318, SLG: 0.388										5	0	0	0	0	1	2				
3 Bryce Harper, L (1,10) OBP: 0.361, SLG: 0.611										4	1	2	0	0	0	2				
8 Nick Castellanos, R (1,9) OBP: 0.318, SLG: 0.410										4	1	2	0	0	0	1				
2 Jean Segura, R (1,4) OBP: 0.327, SLG: 0.417										4	0	0	0	0	0	4				
17 Rhys Hoskins, R (1,3) OBP: 0.303, SLG: 0.399										3	0	0	0	1	1	0				
10 J.T. Realmuto, R (1,2) OBP: 0.325, SLG: 0.373										3	0	2	2	0	0	0				
37 Odúbel Herrera, L (1,8) OBP: 0.300, SLG: 0.494										4	0	0	0	0	1	5				
7 Johan Camargo, S (1,6) OBP: 0.325, SLG: 0.374										3	0	1	0	1	1	0				
<b>Inning Stats</b>	R: 0 E: 0 K: 0 S: 9	H: 0 LOB: 1 BB: 1 P: 15	R: 0 E: 0 K: 0 S: 10	H: 1 LOB: 1 BB: 0 P: 17	R: 0 E: 0 K: 1 S: 9	H: 0 LOB: 0 BB: 0 P: 15	R: 2 E: 0 K: 0 S: 18	H: 3 LOB: 3 BB: 2 P: 30	R: 0 E: 0 K: 2 S: 7	H: 0 LOB: 0 BB: 0 P: 11	R: 0 E: 0 K: 1 S: 7	H: 1 LOB: 1 BB: 0 P: 11	R: 0 E: 1 K: 0 S: 14	H: 0 LOB: 2 BB: 0 P: 20	R: 0 E: 0 K: 1 S: 6	H: 0 LOB: 0 BB: 0 P: 9		1B: 6 2B: 1 3B: 0 HR: 0	SF: 0 SAC: 0 DP: 1 HBP: 1	WP: 0 PB: 0 SB: 0 CS: 0
<b>PITCHER</b>	IP WLS BF H R ER SO BB IBB HBP BLK WP HR S P ERA WHIP																			
99 Taijuan Walker, R (1,1) ERA: 2.83	5.0 W 23 6 2 2 1 3 0 0 0 0 0 0 54 88 3.60 1.800																			
35 Colin Holderman, R (6,1) ERA:	2.0 7 1 0 0 3 0 0 0 0 0 0 0 16 21 0.00 0.500																			
0 Adam Ottavino, R (8,1) ERA: 3.63	1.0 5 0 0 0 0 0 0 0 1 0 0 0 0 14 20 0.00 0.000																			
67 Seth Lugo, R (9,1) ERA: 3.72	1.0 3 0 0 0 1 0 0 0 0 0 0 0 0 6 9 0.00 0.000																			

Batter	1	2	3	4	5	6	7	8	9	AB	R	H	RBI	BB	SO	LOB	BOTTOM			
13 Luis Guillorme, L (1,4) OBP: 0.439, SLG: 0.451										3	2	3	0	1	0	0	Philadelphia Phillies @ New York Mets Citi Field, Flushing, NY Sat May 28 2022, 7:18 PM - 10:25 PM EDT Att: 37,455 - Clear - 72 F			
6 Starling Marte, R (1,9) OBP: 0.315, SLG: 0.409										3	1	1	0	1	0	2				
12 Francisco Lindor, S (1,6) OBP: 0.352, SLG: 0.459										3	2	2	3	1	1	1				
20 Pete Alonso, R (1,3) OBP: 0.346, SLG: 0.525										3	1	1	1	0	0	3				
1 Jeff McNeil, L (1,7) OBP: 0.374, SLG: 0.466										3	1	1	3	1	0	0				
18 Nick Plummer, L (7, PR) (8, 7)										0	0	0	0	0	0	0				
10 Eduardo Escobar, S (1,5) OBP: 0.314, SLG: 0.360										4	1	1	0	0	0	3				
19 Mark Canha, R (1,8) OBP: 0.364, SLG: 0.394										4	0	1	0	0	2	0				
2 Dominic Smith, L (1,10) OBP: 0.278, SLG: 0.262										3	0	0	1	0	1	0				
4 Patrick Mazeika, L (1,2) OBP: 0.207, SLG: 0.414										4	0	0	0	0	1	0				
<b>Inning Stats</b>	R: 0 E: 0 K: 1 S: 10	H: 1 LOB: 1 BB: 0 P: 13	R: 1 E: 0 K: 0 S: 13	H: 2 LOB: 1 BB: 0 P: 23	R: 0 E: 0 K: 0 S: 4	H: 0 LOB: 0 BB: 1 P: 8	R: 3 E: 0 K: 1 S: 18	H: 2 LOB: 0 BB: 1 P: 27	R: 3 E: 0 K: 1 S: 10	H: 3 LOB: 0 BB: 0 P: 14	R: 0 E: 0 K: 1 S: 5	H: 0 LOB: 0 BB: 0 P: 7	R: 1 E: 0 K: 0 S: 21	H: 2 LOB: 3 BB: 2 P: 40	R: 0 E: 0 K: 1 S: 6	H: 0 LOB: 0 BB: 0 P: 8	1B: 7 2B: 1 3B: 1 HR: 1	SF: 2 SAC: 0 DP: 1 HBP: 0	WP: 0 PB: 0 SB: 0 CS: 0	PA: 36
<b>PITCHER</b>	IP WLS BF H R ER SO BB IBB HBP BLK WP HR S P ERA WHIP																			
56 Zach Eflin, R (1,1) ERA: 4.6	6.0 L 27 8 7 7 4 2 0 0 0 0 0 0 0 17 30 10.50 1.667																			
49 James Norwood, R (7,1) ERA: 8.16	0.2 6 2 1 1 0 2 0 0 0 0 0 0 0 9 14 0.00 0.000																			
75 Connor Brogdon, R (7,1) ERA: 3.24	1.0 3 0 0 0 1 0 0 0 0 0 0 0 0 1 1 0.00 0.000																			
58 Seranthony Dominguez, R (8,1) ERA: 2.12	0.1 1 0 0 0 0 0 0 0 0 0 0 0 0 1 1 0.00 0.000																			

AB	34
R	2
H	7
RBI	2
BB	3
SO	5
LOB	18

AB	30
R	8
H	10
RBI	8
BB	4
SO	5
LOB	9











Batter	1	2	3	4	5	6	7	8	9	AB	R	H	RBI	BB	SO	LOB	TOP										
1 César Hernández, S OBP: 0.339, SLG: 0.360	G6-3		F8		L3		L6			4	0	0	0	0	0	1	<b>Washington Nationals @ New York Mets</b> Citi Field, Flushing, NY Tue May 31 2022, 7:12 PM - 10:43 PM EDT Att: 25,263 - Partly Cloudy - 89 F										
20 Keibert Ruiz, S OBP: 0.338, SLG: 0.373	F8		G6-3		L9			BB	3	0	0	0	1	0	0												
22 Juan Soto, L OBP: 0.384, SLG: 0.448		BB	E3	1B		F7		G6-3	3	0	1	0	1	0	1												
19 Josh Bell, S OBP: 0.377, SLG: 0.409	G3		G3				1B	L8	4	0	1	0	0	0	2												
29 Yadiel Hernandez, L OBP: 0.333, SLG: 0.448	F8			G6-3		K			4	0	0	0	0	1	1												
7 Maikel Franco, R OBP: 0.284, SLG: 0.376	L8				1B	K			4	0	2	0	0	1	1												
9 Dee Strange-Gordon, L OBP: 0.315, SLG: 0.370								L7	4	0	3	0	0	0	1												
16 Victor Robles, R OBP: 0.308, SLG: 0.317					P5			L6	3	0	0	0	1	1	3												
3 Alcides Escobar, R OBP: 0.264, SLG: 0.288			FC6-4						1	0	0	0	0	0	2												
28 Lane Thomas, R OBP: 0.255, SLG: 0.325									2	0	0	0	0	2	1												
<b>Inning Stats</b>	R: 0 H: 0 E: 0 K: 0 S: 9	H: 0 LOB: 1 BB: 1 P: 15	R: 0 H: 1 E: 0 K: 0 S: 9	H: 1 LOB: 2 BB: 1 P: 17	R: 0 H: 1 E: 1 K: 0 S: 10	H: 1 LOB: 1 BB: 0 P: 16	R: 0 H: 2 E: 0 K: 0 S: 10	H: 0 LOB: 0 BB: 0 P: 15	R: 0 H: 1 E: 0 K: 2 S: 9	H: 1 LOB: 1 BB: 0 P: 12	R: 0 H: 1 E: 0 K: 2 S: 16	H: 0 LOB: 0 BB: 0 P: 19	R: 0 H: 0 E: 0 K: 0 S: 5	H: 0 LOB: 0 BB: 0 P: 10	R: 0 H: 1 E: 0 K: 0 S: 10	H: 1 LOB: 0 BB: 0 P: 18	1B: 7 2B: 0 3B: 0 HR: 0	SF: 0 SAC: 0 DP: 1 HBP: 0	WP: 0 PB: 0 SB: 1 CS: 0	PA: 35							
<b>PITCHER</b>	IP	WLS	BF	H	R	ER	SO	BB	IBB	HBP	BLK	WP	HR	S	P	ERA	WHIP										
29 Trevor Williams, R ERA: 3.88	5.0	W	20	4	0	0	1	2	0	0	0	0	0	48	80	0.00	1.200										
62 Drew Smith, R ERA: 2.39	1.2		7	2	0	0	4	0	0	0	0	0	0	23	29	0.00	1.200										
30 Joely Rodríguez, L ERA: 4.24	1.1		4	0	0	0	0	1	0	0	0	0	0	7	12	0.00	0.750										
68 Adonis Medina, R ERA: 5.19	1.0		4	1	0	0	0	0	0	0	0	0	0	10	18	0.00	1.000										
<b>Batter</b>	<b>1</b>	<b>2</b>	<b>3</b>	<b>4</b>	<b>5</b>	<b>6</b>	<b>7</b>	<b>8</b>	<b>9</b>	<b>AB</b>	<b>R</b>	<b>H</b>	<b>RBI</b>	<b>BB</b>	<b>SO</b>	<b>LOB</b>	<b>BOTTOM</b>										
19 Mark Canha, R OBP: 0.376, SLG: 0.407	6 HR			12 G5-3	12 1B	G6-3				5	2	4	2	0	0	1	<b>Washington Nationals @ New York Mets</b> Citi Field, Flushing, NY Tue May 31 2022, 7:12 PM - 10:43 PM EDT Att: 25,263 - Partly Cloudy - 89 F										
6 Starling Marte, R OBP: 0.327, SLG: 0.454	HR	F8		K	K		F9		5	1	1	2	0	2	4												
12 Francisco Lindor, S OBP: 0.346, SLG: 0.444	K		G6-3	G5-3					5	0	1	2	0	2	1												
20 Pete Alonso, R OBP: 0.363, SLG: 0.531									3	1	1	0	2	2	1												
9 Brandon Nimmo, L OBP: 0.386, SLG: 0.452	1B		1B	1B	1B				0	0	0	0	0	0	0												
28 J.D. Davis, R OBP: 0.326, SLG: 0.341			1B	FC6-4					5	1	2	0	0	2	3												
1 Jeff McNeil, L OBP: 0.370, SLG: 0.457									4	2	3	0	0	0	1												
18 Nick Plummer, L OBP: 0.500, SLG: 1.222			3 WP	13 1B	1B		FC4-6		0	0	0	0	0	0	0												
10 Eduardo Escobar, S OBP: 0.310, SLG: 0.374									5	2	2	2	0	1	6												
68 Adonis Medina, R									0	0	0	0	0	0	0												
<b>Inning Stats</b>	R: 2 H: 3 E: 0 K: 2 S: 17	H: 3 LOB: 2 BB: 1 P: 32	R: 0 H: 1 E: 0 K: 1 S: 10	H: 1 LOB: 1 BB: 0 P: 14	R: 2 H: 4 E: 0 K: 2 S: 21	H: 4 LOB: 2 BB: 0 P: 27	R: 0 H: 1 E: 0 K: 1 S: 10	H: 1 LOB: 2 BB: 1 P: 12	R: 4 H: 5 E: 0 K: 2 S: 25	H: 5 LOB: 1 BB: 0 P: 39	R: 2 H: 3 E: 0 K: 1 S: 22	H: 3 LOB: 1 BB: 0 P: 32	R: 0 H: 0 E: 0 K: 2 S: 8	H: 0 LOB: 0 BB: 0 P: 15	R: 0 H: 0 E: 0 K: 1 S: 5	H: 0 LOB: 0 BB: 0 P: 11	1B: 14 2B: 1 3B: 0 HR: 2	SF: 0 SAC: 0 DP: 0 HBP: 1	WP: 1 PB: 0 SB: 0 CS: 0	PA: 44							
<b>PITCHER</b>	IP	WLS	BF	H	R	ER	SO	BB	IBB	HBP	BLK	WP	HR	S	P	ERA	WHIP										
46 Patrick Corbin, L ERA: 6.96	4.1	L	27	12	7	7	6	1	1	0	0	1	1	71	106	14.54	3.000										
61 Erasmo Ramírez, R ERA: 2.61	0.2		4	2	1	1	2	0	0	0	0	0	0	12	18	13.50	3.000										
65 Francisco Pérez, L ERA: 5.06	1.0		6	3	2	2	1	0	0	0	0	0	1	22	32	18.00	3.000										
51 Jordan Weems, R ERA:	1.0		3	0	0	0	2	0	0	0	0	0	0	8	15	0.00	0.000										
33 Steve Cishek, R ERA: 4.05	1.0		4	0	0	0	1	0	0	1	0	0	0	5	11	0.00	0.000										



Batter	1	2	3	4	5	6	7	8	9	AB	R	H	RBI	BB	SO	LOB	TOP										
1 César Hernández, S OBP: 0.332, SLG: 0.352										5	0	0	0	0	2	0	Washington Nationals @ New York Mets Citi Field, Flushing, NY Wed Jun 01 2022, 1:14 PM - 4:13 PM EDT Att: 25,417 - Partly Cloudy - 72 F										
22 Juan Soto, L OBP: 0.325, SLG: 0.438										4	0	0	0	1	2	0											
23 Nelson Cruz, R OBP: 0.325, SLG: 0.341										1	0	0	0	3	0	0											
19 Josh Bell, S OBP: 0.384, SLG: 0.418										3	0	2	0	1	0	1											
29 Yadiel Hernandez, L OBP: 0.331, SLG: 0.438										3	0	0	0	1	1	5											
7 Maikel Franco, R OBP: 0.283, SLG: 0.374										4	0	1	0	0	1	2											
2 Luis García Jr., L OBP: 0.250, SLG: 0.250										4	0	1	0	0	3	3											
15 Riley Adams, R OBP: 0.283, SLG: 0.382										3	0	2	0	0	0	1											
20 Keibert Ruiz, S OBP: 0.335, SLG: 0.371										1	0	0	0	0	0	2											
9 Dee Strange-Gordon, L OBP: 0.293, SLG: 0.345										4	0	0	0	0	1	3											
<b>Inning Stats</b>	R: 0 E: 0 K: 1 S: 10	H: 0 LOB: 1 BB: 1 P: 19	R: 0 E: 0 K: 1 S: 8	H: 1 LOB: 1 BB: 0 P: 13	R: 0 E: 0 K: 2 S: 13	H: 0 LOB: 3 BB: 3 P: 26	R: 0 E: 0 K: 0 S: 14	H: 2 LOB: 1 BB: 1 P: 18	R: 0 E: 0 K: 1 S: 11	H: 1 LOB: 2 BB: 1 P: 19	R: 0 E: 0 K: 0 S: 5	H: 0 LOB: 0 BB: 0 P: 6	R: 0 E: 0 K: 2 S: 11	H: 1 LOB: 2 BB: 1 P: 17	R: 0 E: 0 K: 2 S: 10	H: 0 LOB: 0 BB: 0 P: 15	1B: 5 2B: 1 3B: 0 HR: 0	SF: 0 SAC: 0 DP: 1 HBP: 0	WP: 0 PB: 0 SB: 0 CS: 0	PA: 38							
<b>PITCHER</b>	IP	WLS	BF	H	R	ER	SO	BB	IBB	HBP	BLK	WP	HR	S	P	ERA	WHIP										
59 Carlos Carrasco, R ERA: 3.63	5.0	W	23	4	0	0	5	5	0	0	0	0	0	56	95	0.00	1.800										
67 Seth Lugo, R ERA: 3.35	2.0	H	7	1	0	0	1	0	0	0	0	0	0	15	23	0.00	0.500										
0 Adam Ottavino, R ERA: 3.86	1.0	H	5	1	0	0	2	1	0	0	0	0	0	11	17	0.00	2.000										
39 Edwin Díaz, R ERA: 2.49	1.0		3	0	0	0	2	0	0	0	0	0	0	10	15	0.00	0.000										

Batter	1	2	3	4	5	6	7	8	9	AB	R	H	RBI	BB	SO	LOB	BOTTOM										
9 Brandon Nimmo, L OBP: 0.376, SLG: 0.438										5	0	0	0	0	0	5	Washington Nationals @ New York Mets Citi Field, Flushing, NY Wed Jun 01 2022, 1:14 PM - 4:13 PM EDT Att: 25,417 - Partly Cloudy - 72 F										
6 Starling Marte, R OBP: 0.325, SLG: 0.450										4	0	1	0	0	0	1											
12 Francisco Lindor, S OBP: 0.345, SLG: 0.442										3	0	1	1	0	0	0											
20 Pete Alonso, R OBP: 0.366, SLG: 0.526										2	0	0	0	1	0	1											
19 Mark Canha, R OBP: 0.366, SLG: 0.396										4	0	0	0	0	1	3											
28 J.D. Davis, R OBP: 0.343, SLG: 0.353										3	2	0	1	0	0	0											
10 Eduardo Escobar, S OBP: 0.304, SLG: 0.366										4	0	0	0	0	2	3											
13 Luis Guillorme, L OBP: 0.455, SLG: 0.453										1	2	0	0	3	0	1											
3 Tomás Nido, R OBP: 0.276, SLG: 0.289										4	1	4	3	0	0	0											
<b>Inning Stats</b>	R: 0 E: 0 K: 1 S: 10	H: 1 LOB: 2 BB: 1 P: 21	R: 0 E: 0 K: 1 S: 11	H: 1 LOB: 2 BB: 1 P: 21	R: 0 E: 0 K: 0 S: 9	H: 0 LOB: 1 BB: 0 P: 14	R: 2 E: 1 K: 0 S: 7	H: 2 LOB: 1 BB: 1 P: 16	R: 0 E: 0 K: 1 S: 4	H: 0 LOB: 0 BB: 0 P: 5	R: 0 E: 0 K: 0 S: 7	H: 0 LOB: 0 BB: 1 P: 14	R: 1 E: 0 K: 0 S: 12	H: 2 LOB: 1 BB: 0 P: 15	R: 2 E: 0 K: 0 S: 11	H: 2 LOB: 1 BB: 1 P: 19		1B: 7 2B: 1 3B: 0 HR: 0	SF: 1 SAC: 0 DP: 1 HBP: 1	WP: 3 PB: 0 SB: 0 CS: 0	PA: 37						
<b>PITCHER</b>	IP	WLS	BF	H	R	ER	SO	BB	IBB	HBP	BLK	WP	HR	S	P	ERA	WHIP										
59 Evan Lee, L ERA: 4.91	3.2	L	19	4	2	2	2	3	0	1	0	0	0	35	67	4.91	1.909										
64 Victor Arano, R ERA: 3.68	1.1		4	0	0	0	0	0	0	0	0	0	0	6	10	0.00	0.000										
58 Carl Edwards Jr., R ERA: 2.08	1.0		3	0	0	0	1	1	0	0	0	0	0	7	14	0.00	1.000										
33 Steve Csehek, R ERA: 4.43	0.1		3	2	1	1	0	0	0	0	0	0	0	6	8	27.00	6.000										
67 Kyle Finnegan, R ERA: 4.19	0.2		2	0	0	0	0	0	0	0	0	0	0	6	7	0.00	0.000										
<b>PITCHER</b>	IP	WLS	BF	H	R	ER	SO	BB	IBB	HBP	BLK	WP	HR	S	P	ERA	WHIP										
51 Jordan Weems, R ERA: 10.8	0.2		5	2	2	2	0	1	0	0	0	0	0	10	18	10.80	4.500										
13 Josh Rogers, L ERA: 4.56	0.1		1	0	0	0	0	0	0	0	0	0	0	1	1	0.00	0.000										

AB 32  
R 0  
H 6  
RBI 0  
BB 6  
SO 10  
LOB 17



AB 30  
R 5  
H 8  
RBI 4  
SO 3  
LOB 14



WP: 3  
PB: 0  
SB: 0  
CS: 0



Batter	1	2	3	4	5	6	7	8	9	AB	R	H	RBI	BB	SO	LOB	TOP										
9 Brandon Nimmo, L (1, 8) OBP: 0.368, SLG: 0.428	F9		K			L7		K		4	0	0	0	0	2	0	<b>New York Mets @ Los Angeles Dodgers</b> Dodger Stadium, Los Angeles, CA Thu Jun 02 2022, 7:11 PM - 10:04 PM PDT Att: 48,018 - Cloudy - 68 F										
6 Starling Marte, R (1, 9) OBP: 0.319, SLG: 0.440	F8			L7		G4-3		G5-3		4	0	0	0	0	0	0											
13 Luis Guillorme, L (1, 6) OBP: 0.448, SLG: 0.444	G4-3				20 FC6-4 1B	K		F7		4	0	1	0	0	1	0											
20 Pete Alonso, R (1, 3) OBP: 0.359, SLG: 0.515		K		FC6-4		K		K		4	0	0	0	0	3	1											
1 Jeff McNeil, L (1, 4) OBP: 0.375, SLG: 0.457				G4-3						2	0	1	0	1	0	1											
19 Mark Canha, R (1, 7) OBP: 0.360, SLG: 0.388		G2-3				F9		F4		3	0	0	0	0	0	2											
10 Eduardo Escobar, S (1, 5) OBP: 0.300, SLG: 0.360		F8				F8		F7		3	0	0	0	0	0	2											
28 J.D. Davis, R (1, 10) OBP: 0.343, SLG: 0.364			K					K		3	0	1	0	0	2	0											
4 Patrick Mazeika, L (1, 2) OBP: 0.171, SLG: 0.343		L4				K		F7		3	0	0	0	0	1	1											
<b>Inning Stats</b>	R: 0 E: 0 K: 0 S: 5	H: 0 LOB: 0 BB: 0 P: 10	R: 0 E: 0 K: 1 S: 9	H: 0 LOB: 1 BB: 1 P: 16	R: 0 E: 0 K: 2 S: 10	H: 0 LOB: 0 BB: 0 P: 14	R: 0 E: 0 K: 0 S: 9	H: 1 LOB: 1 BB: 0 P: 15	R: 0 E: 0 K: 1 S: 14	H: 1 LOB: 1 BB: 0 P: 22	R: 0 E: 0 K: 1 S: 8	H: 0 LOB: 0 BB: 0 P: 12	R: 0 E: 0 K: 1 S: 9	H: 1 LOB: 0 BB: 0 P: 12	R: 0 E: 0 K: 2 S: 8	H: 0 LOB: 0 BB: 0 P: 14		R: 0 E: 0 K: 1 S: 8	H: 0 LOB: 0 BB: 0 P: 12	1B: 2 2B: 1 3B: 0 HR: 0	SF: 0 SAC: 0 DP: 0 HBP: 0	WP: 0 PB: 0 SB: 0 CS: 0	PA: 31				
<b>PITCHER</b>	IP	WLS	BF	H	R	ER	SO	BB	IBB	HBP	BLK	WP	HR	S	P	ERA	WHIP										
26 Tony Gonsolin, R (1, 1) ERA: 1.99	6.0	W	21	2	0	0	5	1	0	0	0	0	0	55	89	0.00	0.500										
48 Brusdar Graterol, R (7, 1) ERA: 2.82	1.0	H	4	1	0	0	1	0	0	0	0	0	0	9	12	0.00	1.000										
41 Daniel Hudson, R (8, 1) ERA: 2.12	1.0	H	3	0	0	0	2	0	0	0	0	0	0	8	14	0.00	0.000										
46 Craig Kimbrel, R (9, 1) ERA: 4.5	1.0	S	3	0	0	0	1	0	0	0	0	0	0	8	12	0.00	0.000										

AB	30
R	0
H	3
RBI	0
BB	1
SO	9
LOB	7

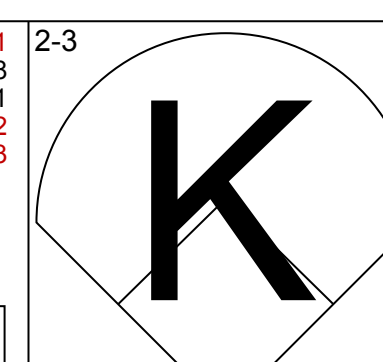
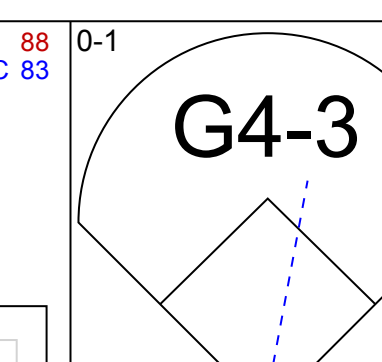
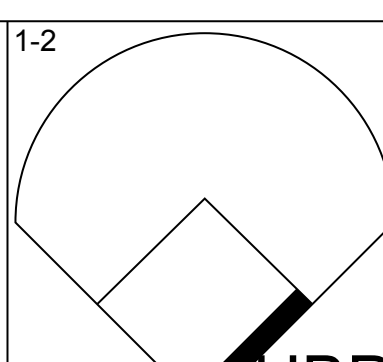
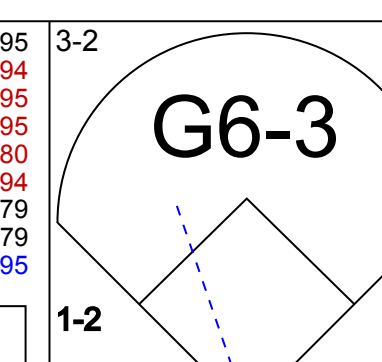
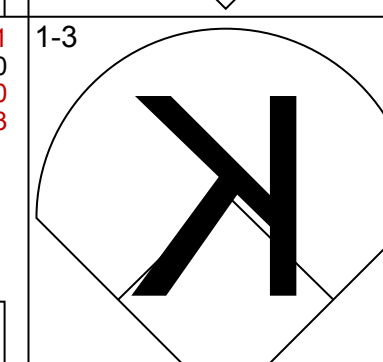
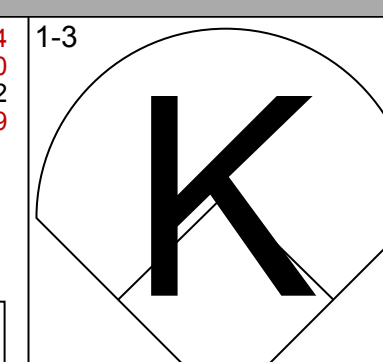
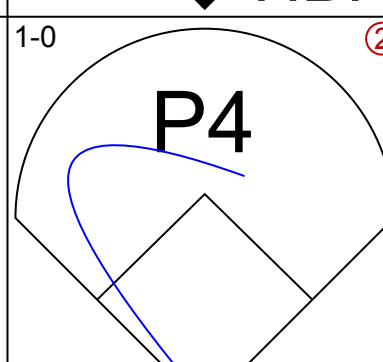
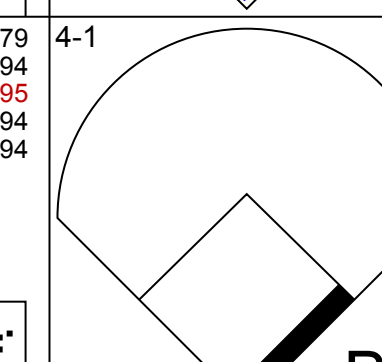
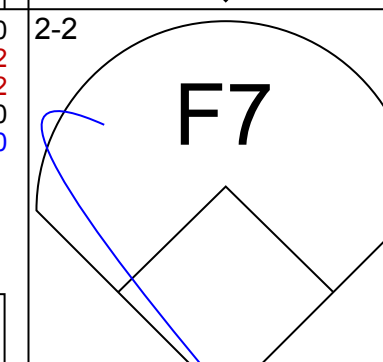
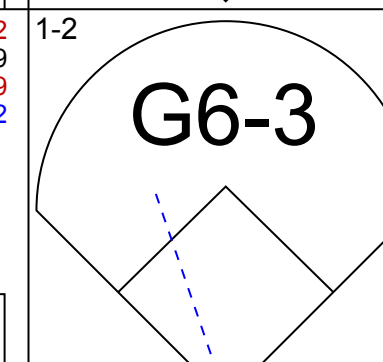
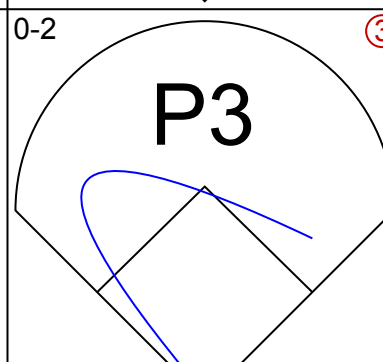
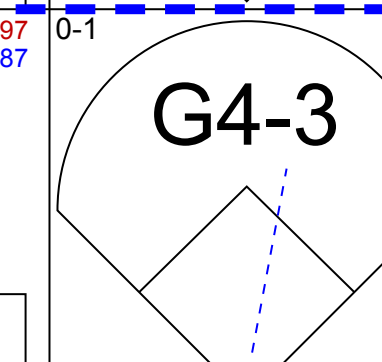
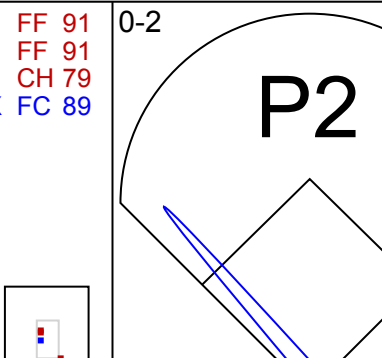
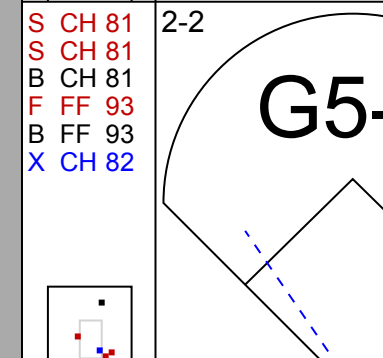
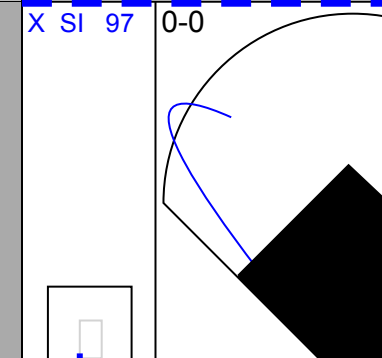
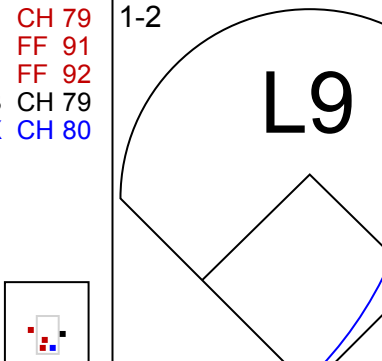
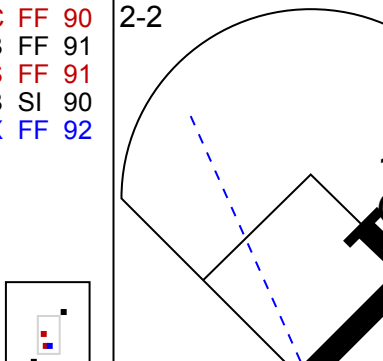
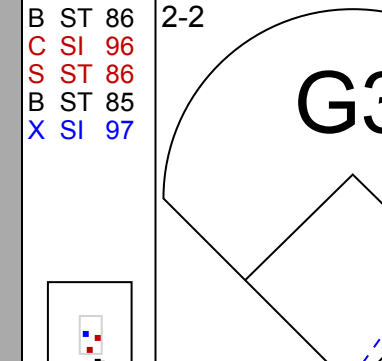
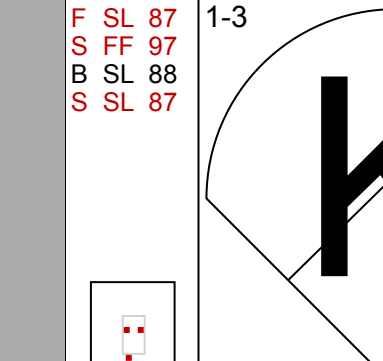
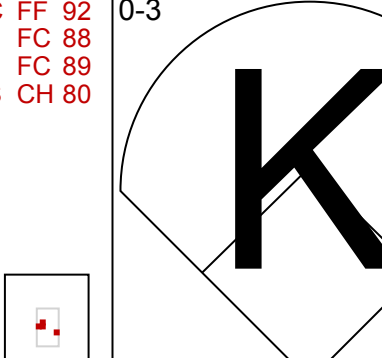
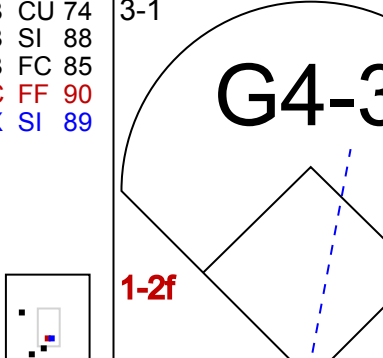
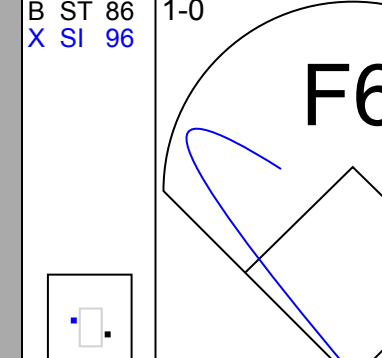
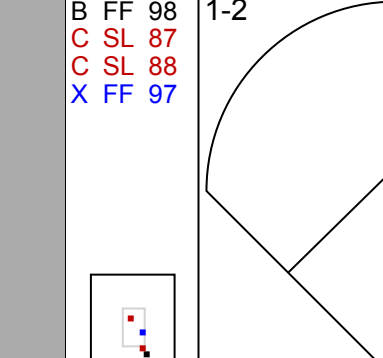
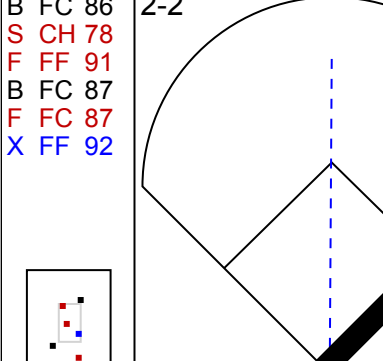
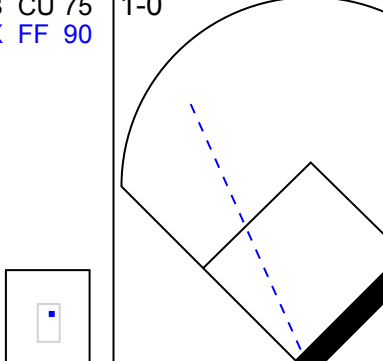
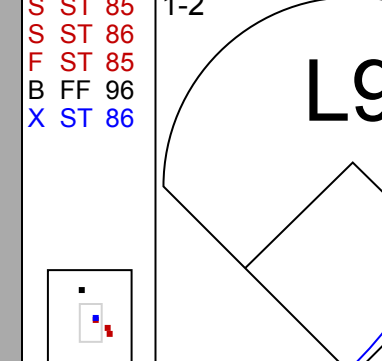
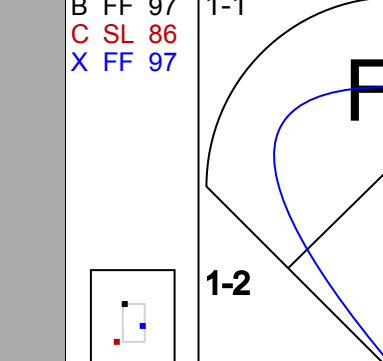
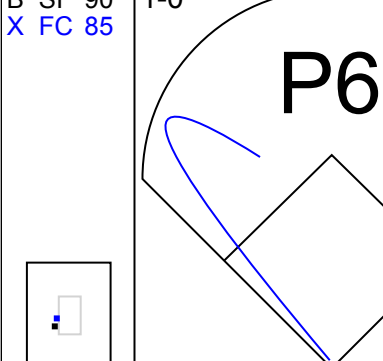
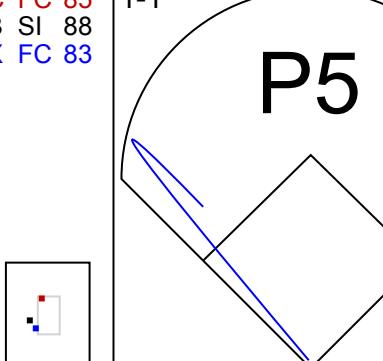
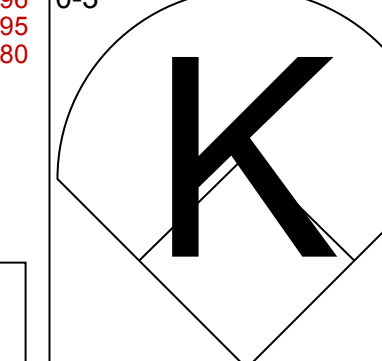
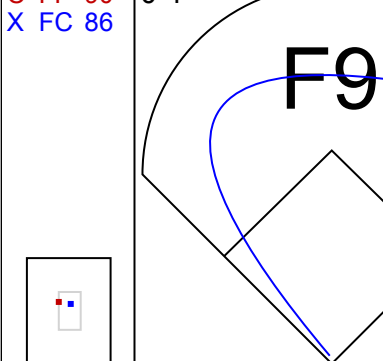
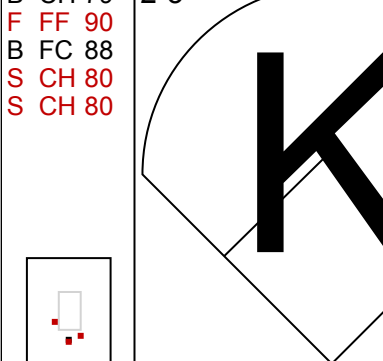
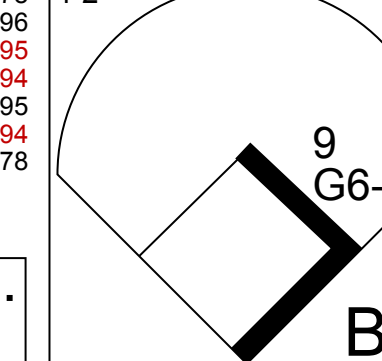


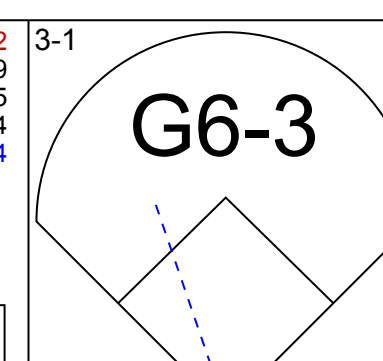
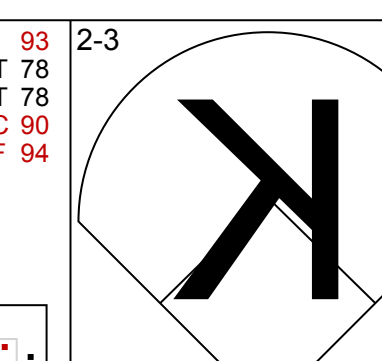
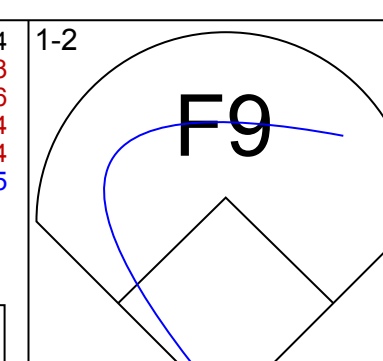
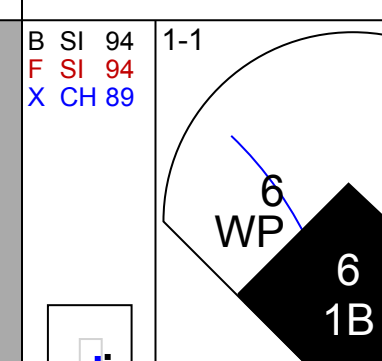
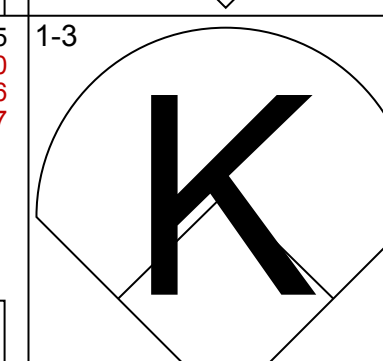
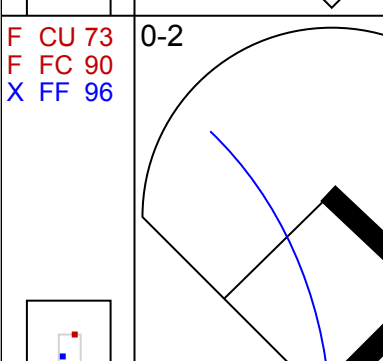
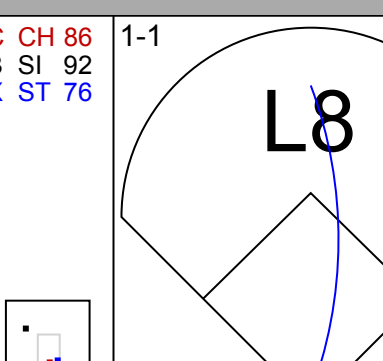
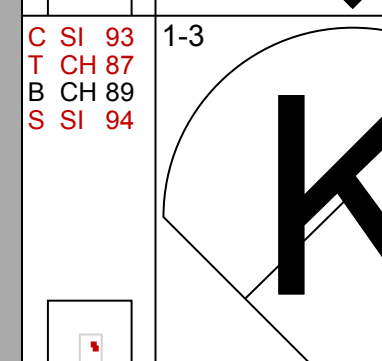
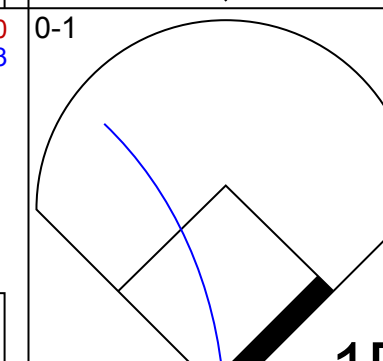
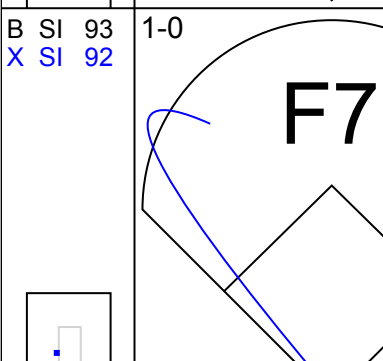
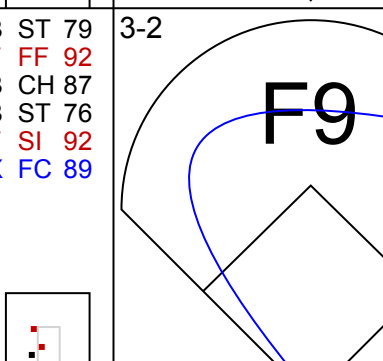
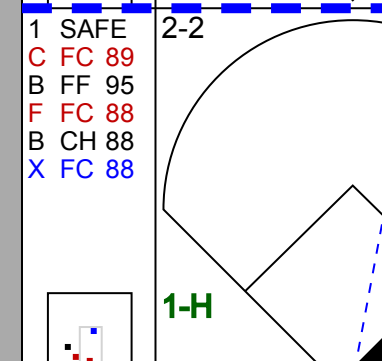
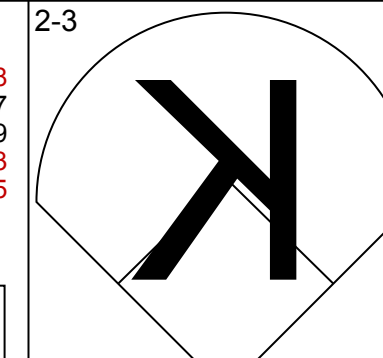
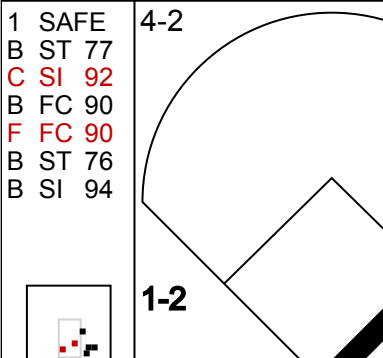
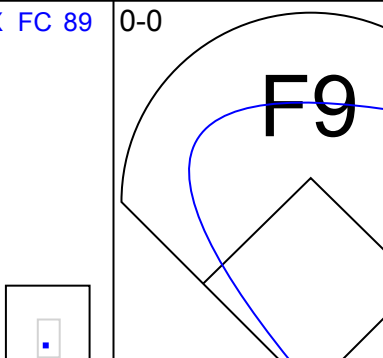
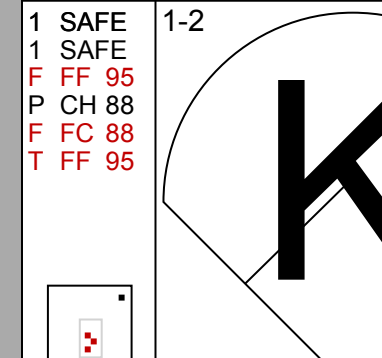
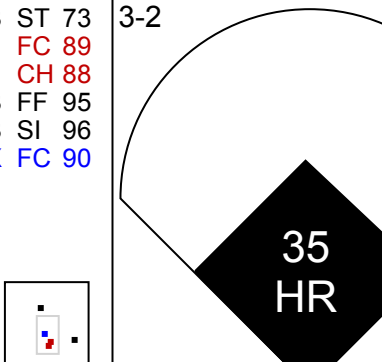
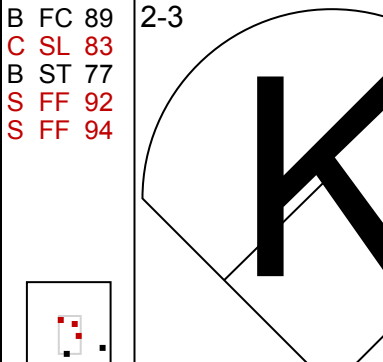
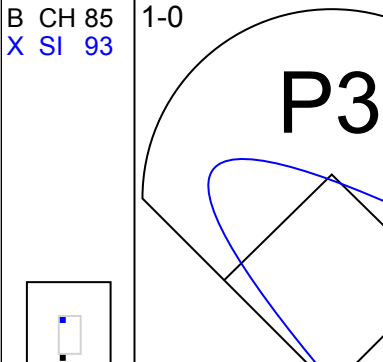
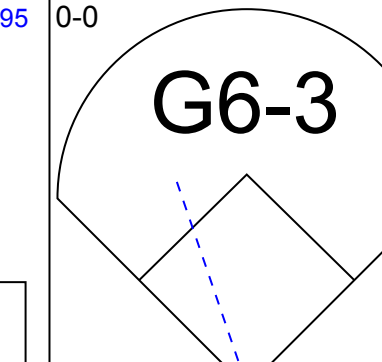
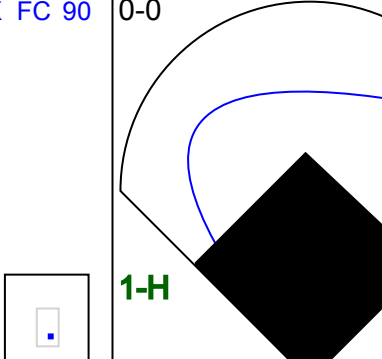
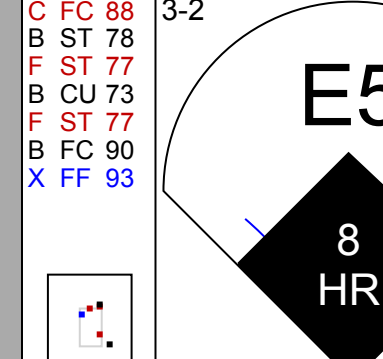
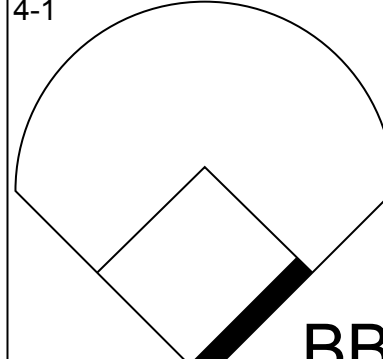
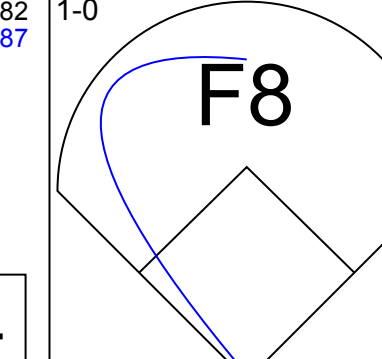
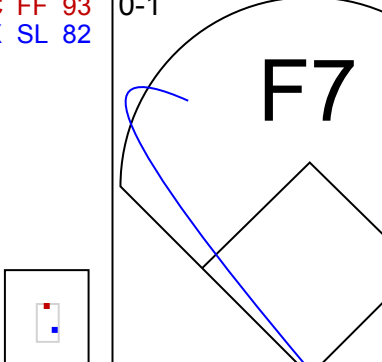
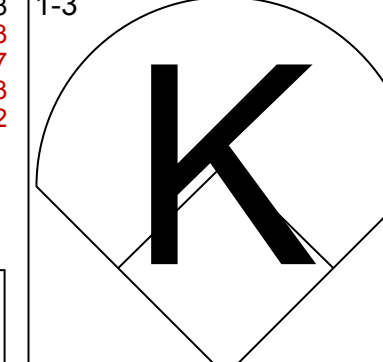
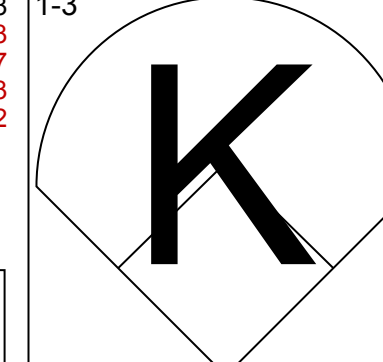
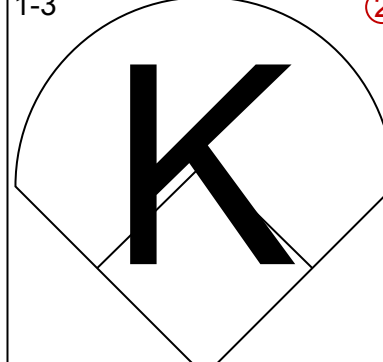
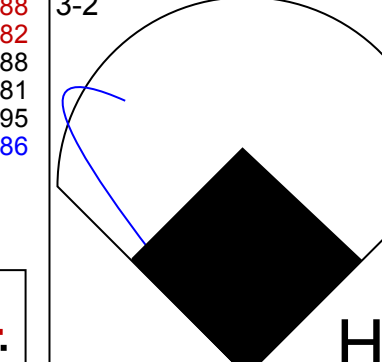
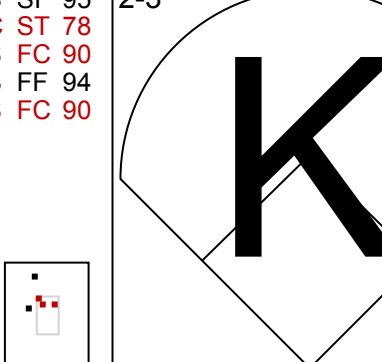
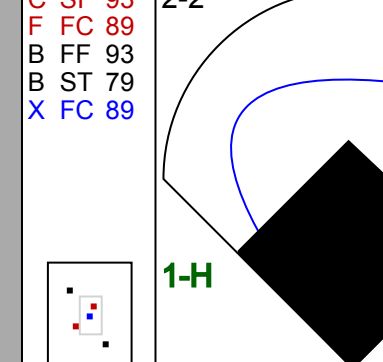

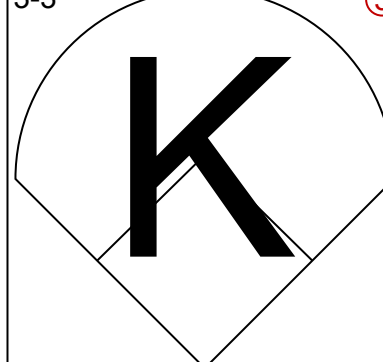
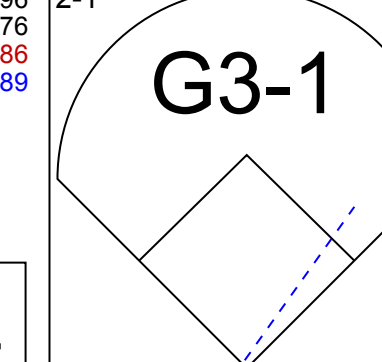
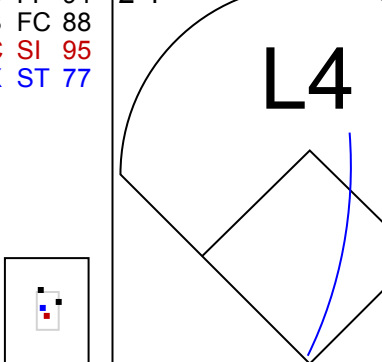
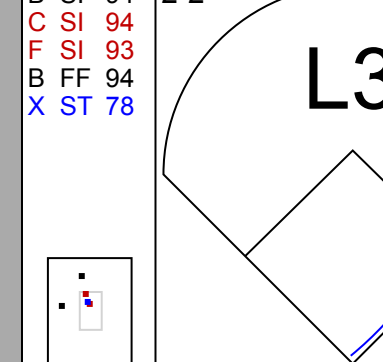
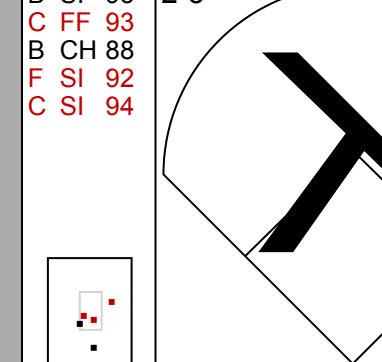
Batter	1	2	3	4	5	6	7	8	9	AB	R	H	RBI	BB	SO	LOB	BOTTOM										
50 Mookie Betts, R (1, 9) OBP: 0.394, SLG: 0.614	F7		K					F9		4	0	2	1	0	1	3	<b>New York Mets @ Los Angeles Dodgers</b> Dodger Stadium, Los Angeles, CA Thu Jun 02 2022, 7:11 PM - 10:04 PM PDT Att: 48,018 - Cloudy - 68 F										
5 Freddie Freeman, L (1, 3) OBP: 0.380, SLG: 0.457	F8		G4-3					F7		4	0	0	0	0	0	6											
6 Trea Turner, R (1, 6) OBP: 0.353, SLG: 0.462	F7		K					K		4	1	1	0	0	2	4											
16 Will Smith, R (1, 2) OBP: 0.344, SLG: 0.379				F9				L6		2	0	0	0	2	0	1											
43 Edwin Rios, L (1, 10) OBP: 0.293, SLG: 0.500				G4-3				G4-3		3	0	0	0	0	0	3											
17 Hanser Alberto, R (8, PH) OBP: 0.246, SLG: 0.339				G4-3				FC6-4		1	0	0	0	0	0	1											
10 Justin Turner, R (1, 5) OBP: 0.289, SLG: 0.389		F9						FC5-4		4	0	1	1	0	0	1											
35 Cody Bellinger, L (1, 8) OBP: 0.281, SLG: 0.391		L7						L7		4	0	0	0	0	1	2											
3 Chris Taylor, R (1, 7) OBP: 0.351, SLG: 0.457		G5-3								3	1	2	0	0	0	0											
9 Gavin Lux, L (1, 4) OBP: 0.368, SLG: 0.364				G4-3						3	0	3	0	0	0	0											
<b>Inning Stats</b>	R: 0 E: 0 K: 0 S: 11	H: 1 LOB: 2 BB: 1 P: 19	R: 0 E: 0 K: 0 S: 6	H: 0 LOB: 0 BB: 0 P: 10	R: 0 E: 0 K: 2 S: 14	H: 1 LOB: 1 BB: 0 P: 21	R: 0 E: 0 K: 0 S: 9	H: 0 LOB: 0 BB: 0 P: 12	R: 1 E: 0 K: 0 S: 10	H: 3 LOB: 1 BB: 0 P: 16	R: 1 E: 0 K: 1 S: 12	H: 2 LOB: 1 BB: 0 P: 22	R: 0 E: 0 K: 1 S: 12	H: 2 LOB: 2 BB: 0 P: 20	R: 0 E: 0 K: 0 S: 10	H: 0 LOB: 1 BB: 1 P: 18	1B: 7 2B: 3 3B: 0 HR: 0	SF: 0 SAC: 0 DP: 1 HBP: 0	WP: 0 PB: 0 SB: 2 CS: 0	PA: 34							
<b>PITCHER</b>	IP	WLS	BF	H	R	ER	SO	BB	IBB	HBP	BLK	WP	HR	S	P	ERA	WHIP										
99 Tajuan Walker, R (1, 1) ERA: 2.88	5.2	L	24	7	2	2	2	1	0	0	0	0	0	59	94	3.18	1.412										
35 Colin Holderman, R (6, 1) ERA: 0.84	1.1		6	2	0	0	2	0	0	0	0	0	0	15	26	0.00	1.500										
43 Chasen Shreve, L (8, 1) ERA: 4.42	1.0		4	0	0	0	0	1	0	0	0	0	0	10	18	0.00	1.000										

AB	32
R	2
H	9
RBI	2
BB	2
SO	4
LOB	21







Batter	1	2	3	4	5	6	7	8	9	AB	R	H	RBI	BB	SO	LOB	TOP						
9 Brandon Nimmo, L (1, 8) OBP: 0.365, SLG: 0.420										3	0	0	0	0	1	2	<b>New York Mets @ Los Angeles Dodgers</b> Dodger Stadium, Los Angeles, CA Fri Jun 03 2022, 7:12 PM - 10:05 PM PDT Att: 52,505 - Cloudy - 64 F						
6 Starling Marte, R (1, 9) OBP: 0.317, SLG: 0.434										3	0	0	0	1	2	1							
12 Francisco Lindor, S (1, 6) OBP: 0.339, SLG: 0.433										4	0	0	0	0	0	3							
20 Pete Alonso, R (1, 3) OBP: 0.357, SLG: 0.525										4	1	1	1	0	1	0							
28 J.D. Davis, R (1, 10) OBP: 0.340, SLG: 0.359										4	0	1	0	0	1	0							
19 Mark Canha, R (1, 7) OBP: 0.357, SLG: 0.384										4	0	1	0	0	1	1							
10 Eduardo Escobar, S (1, 5) OBP: 0.304, SLG: 0.363										4	0	2	0	0	0	1							
1 Jeff McNeil, L (1, 4) OBP: 0.369, SLG: 0.449										3	0	0	0	0	1	2							
3 Tomás Nido, R (1, 2) OBP: 0.278, SLG: 0.282										2	0	0	0	1	1	1							
<b>Inning Stats</b>	R: 0 E: 0 K: 2 S: 9	H: 0 LOB: 0 BB: 0 P: 14	R: 0 E: 0 K: 1 S: 12	H: 0 LOB: 0 BB: 0 P: 13	R: 0 E: 0 K: 0 S: 9	H: 1 LOB: 1 BB: 0 P: 12	R: 0 E: 0 K: 1 S: 10	H: 0 LOB: 0 BB: 0 P: 14	R: 0 E: 0 K: 1 S: 8	H: 2 LOB: 1 BB: 0 P: 15	R: 0 E: 0 K: 1 S: 9	H: 0 LOB: 1 BB: 0 P: 13	R: 1 E: 0 K: 0 S: 9	H: 1 LOB: 0 BB: 0 P: 13	R: 0 E: 0 K: 1 S: 15	H: 0 LOB: 2 BB: 2 P: 26	R: 0 E: 0 K: 2 S: 11	H: 1 LOB: 1 BB: 0 P: 16	1B: 4 2B: 0 3B: 0 HR: 1	SF: 0 SAC: 0 DP: 1 HBP: 1	WP: 0 PB: 0 SB: 0 CS: 0	PA: 34	
<b>PITCHER</b>	IP WLS BF H R ER SO BB IBB HBP BLK WP HR S P ERA WHIP	IP WLS BF H R ER SO BB IBB HBP BLK WP HR S P ERA WHIP	IP WLS BF H R ER SO BB IBB HBP BLK WP HR S P ERA WHIP	IP WLS BF H R ER SO BB IBB HBP BLK WP HR S P ERA WHIP	IP WLS BF H R ER SO BB IBB HBP BLK WP HR S P ERA WHIP	IP WLS BF H R ER SO BB IBB HBP BLK WP HR S P ERA WHIP	IP WLS BF H R ER SO BB IBB HBP BLK WP HR S P ERA WHIP	IP WLS BF H R ER SO BB IBB HBP BLK WP HR S P ERA WHIP	IP WLS BF H R ER SO BB IBB HBP BLK WP HR S P ERA WHIP	IP WLS BF H R ER SO BB IBB HBP BLK WP HR S P ERA WHIP	IP WLS BF H R ER SO BB IBB HBP BLK WP HR S P ERA WHIP	IP WLS BF H R ER SO BB IBB HBP BLK WP HR S P ERA WHIP	IP WLS BF H R ER SO BB IBB HBP BLK WP HR S P ERA WHIP	IP WLS BF H R ER SO BB IBB HBP BLK WP HR S P ERA WHIP	IP WLS BF H R ER SO BB IBB HBP BLK WP HR S P ERA WHIP	IP WLS BF H R ER SO BB IBB HBP BLK WP HR S P ERA WHIP	IP WLS BF H R ER SO BB IBB HBP BLK WP HR S P ERA WHIP	IP WLS BF H R ER SO BB IBB HBP BLK WP HR S P ERA WHIP	IP WLS BF H R ER SO BB IBB HBP BLK WP HR S P ERA WHIP	IP WLS BF H R ER SO BB IBB HBP BLK WP HR S P ERA WHIP	IP WLS BF H R ER SO BB IBB HBP BLK WP HR S P ERA WHIP	IP WLS BF H R ER SO BB IBB HBP BLK WP HR S P ERA WHIP	IP WLS BF H R ER SO BB IBB HBP BLK WP HR S P ERA WHIP
31 Tyler Anderson, L (1, 1) ERA: 2.59	6.0	W	21	3	0	0	5	0	0	0	1	0	0	0	0	0	0	0	0	57	81	0.00	0.500
38 Yency Almonte, R (7, 1) ERA: 1.54	1.0		4	1	1	1	0	0	0	0	0	0	0	1	9	13	9.00	1.000					
64 Caleb Ferguson, L (8, 1) ERA:	0.2		4	0	0	0	1	2	0	0	0	0	0	0	13	24	0.00	3.000					
41 Daniel Hudson, R (8, 1) ERA: 1.96	1.1	S	5	1	0	0	2	0	0	0	0	0	0	0	13	18	0.00	0.750					

Batter	1	2	3	4	5	6	7	8	9	AB	R	H	RBI	BB	SO	LOB	BOTTOM						
50 Mookie Betts, R (1, 9) OBP: 0.391, SLG: 0.607										4	1	1	0	0	1	0	<b>New York Mets @ Los Angeles Dodgers</b> Dodger Stadium, Los Angeles, CA Fri Jun 03 2022, 7:12 PM - 10:05 PM PDT Att: 52,505 - Cloudy - 64 F						
5 Freddie Freeman, L (1, 3) OBP: 0.378, SLG: 0.453										4	0	1	0	0	2	1							
6 Trea Turner, R (1, 6) OBP: 0.356, SLG: 0.463										4	0	2	1	0	0	1							
16 Will Smith, R (1, 2) OBP: 0.342, SLG: 0.370										3	0	0	0	1	2	2							
10 Justin Turner, R (1, 5) OBP: 0.288, SLG: 0.385										4	1	1	0	0	1	2							
35 Cody Bellinger, L (1, 8) OBP: 0.286, SLG: 0.407										3	2	1	2	1	0	0							
3 Chris Taylor, R (1, 7) OBP: 0.349, SLG: 0.470										4	1	1	1	0	2	2							
8 Zach McKinstry, L (1, 10) OBP: 0.200, SLG: 0.800										4	1	1	2	0	2	1							
9 Gavin Lux, L (1, 4) OBP: 0.361, SLG: 0.356										3	0	0	0	0	1	0							
<b>Inning Stats</b>	R: 0 E: 0 K: 2 S: 10	H: 1 LOB: 1 BB: 0 P: 16	R: 2 E: 0 K: 1 S: 11	H: 2 LOB: 0 BB: 0 P: 18	R: 0 E: 0 K: 2 S: 12	H: 1 LOB: 2 BB: 1 P: 21	R: 2 E: 0 K: 1 S: 19	H: 1 LOB: 0 BB: 0 P: 28	R: 0 E: 0 K: 0 S: 6	H: 0 LOB: 0 BB: 0 P: 10	R: 0 E: 0 K: 2 S: 8	H: 0 LOB: 1 BB: 1 P: 17	R: 1 E: 0 K: 3 S: 15	H: 2 LOB: 1 BB: 0 P: 21	R: 1 E: 0 K: 0 S: 7	H: 1 LOB: 0 BB: 0 P: 13	1B: 5 2B: 0 3B: 0 HR: 3	SF: 0 SAC: 0 DP: 0 HBP: 0	WP: 1 PB: 0 SB: 1 CS: 0	PA: 35			
<b>PITCHER</b>	IP WLS BF H R ER SO BB IBB HBP BLK WP HR S P ERA WHIP	IP WLS BF H R ER SO BB IBB HBP BLK WP HR S P ERA WHIP	IP WLS BF H R ER SO BB IBB HBP BLK WP HR S P ERA WHIP	IP WLS BF H R ER SO BB IBB HBP BLK WP HR S P ERA WHIP	IP WLS BF H R ER SO BB IBB HBP BLK WP HR S P ERA WHIP	IP WLS BF H R ER SO BB IBB HBP BLK WP HR S P ERA WHIP	IP WLS BF H R ER SO BB IBB HBP BLK WP HR S P ERA WHIP	IP WLS BF H R ER SO BB IBB HBP BLK WP HR S P ERA WHIP	IP WLS BF H R ER SO BB IBB HBP BLK WP HR S P ERA WHIP	IP WLS BF H R ER SO BB IBB HBP BLK WP HR S P ERA WHIP	IP WLS BF H R ER SO BB IBB HBP BLK WP HR S P ERA WHIP	IP WLS BF H R ER SO BB IBB HBP BLK WP HR S P ERA WHIP	IP WLS BF H R ER SO BB IBB HBP BLK WP HR S P ERA WHIP	IP WLS BF H R ER SO BB IBB HBP BLK WP HR S P ERA WHIP	IP WLS BF H R ER SO BB IBB HBP BLK WP HR S P ERA WHIP	IP WLS BF H R ER SO BB IBB HBP BLK WP HR S P ERA WHIP	IP WLS BF H R ER SO BB IBB HBP BLK WP HR S P ERA WHIP	IP WLS BF H R ER SO BB IBB HBP BLK WP HR S P ERA WHIP	IP WLS BF H R ER SO BB IBB HBP BLK WP HR S P ERA WHIP	IP WLS BF H R ER SO BB IBB HBP BLK WP HR S P ERA WHIP	IP WLS BF H R ER SO BB IBB HBP BLK WP HR S P ERA WHIP	IP WLS BF H R ER SO BB IBB HBP BLK WP HR S P ERA WHIP	
40 Chris Bassitt, R (1, 1) ERA: 3.74	6.0	L	26	5	4	3	8	2	0	0	0	0	0	0	0	0	0	0	0	66	110	4.50	1.167
30 Josely Rodríguez, L (7, 1) ERA: 4.59	0.2		3	1	1	1	2	0	0	0	0	0	0	0	8	12	13.50	1.500					
85 Stephen Nogosek, R (7, 1) ERA: 0.9	1.1		6	2	1	1	1	0	0	0	0	0	1	1	14	22	6.75	1.500					

livebaseballscorecards.com



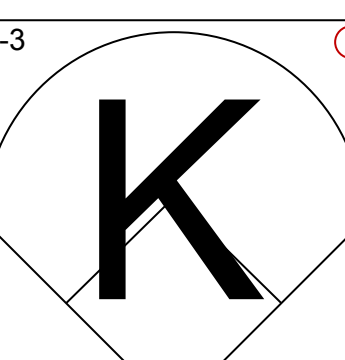
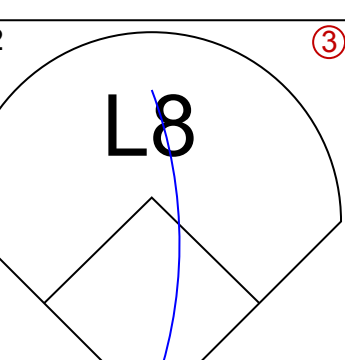
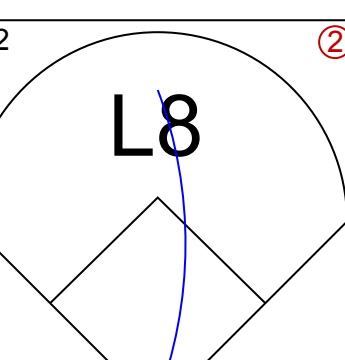
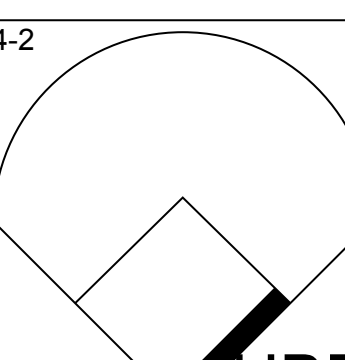
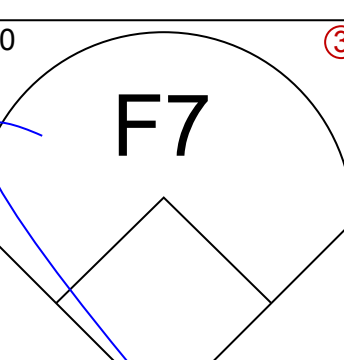
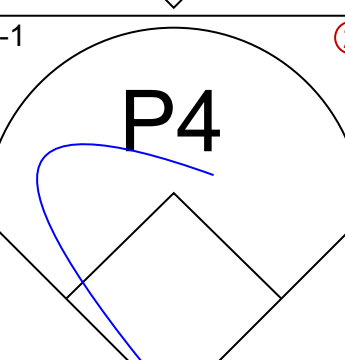
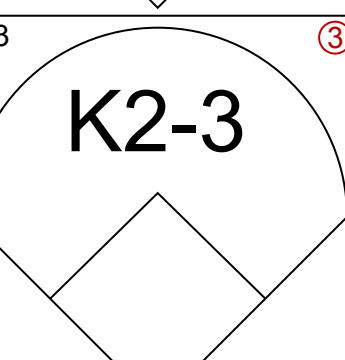
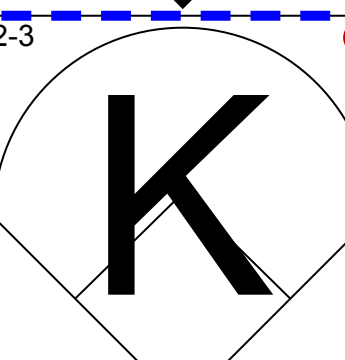
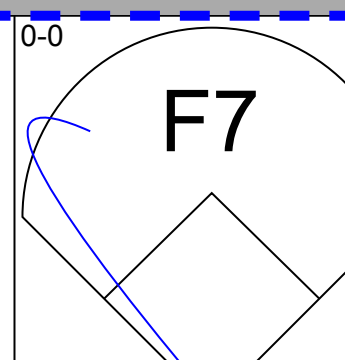
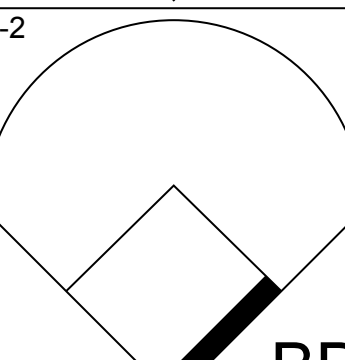
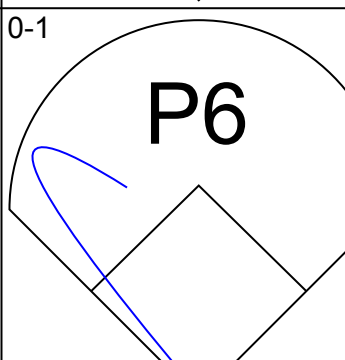
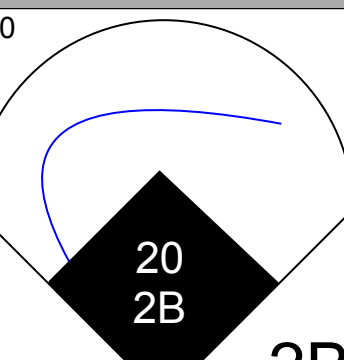
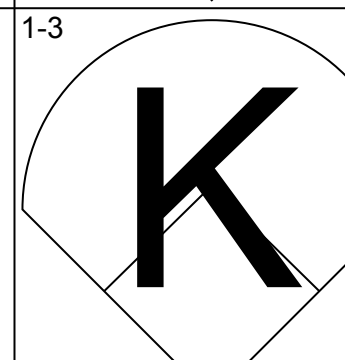
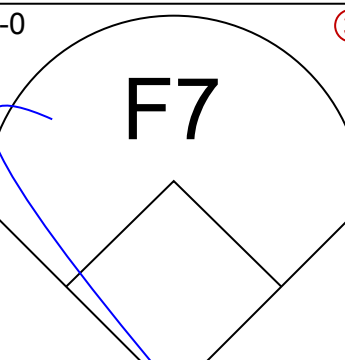
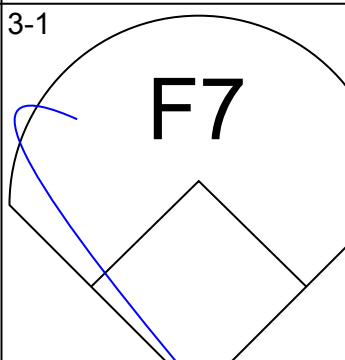
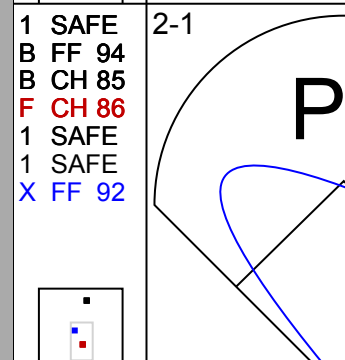
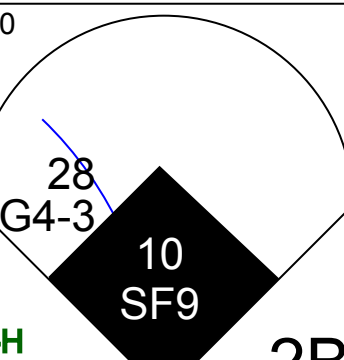
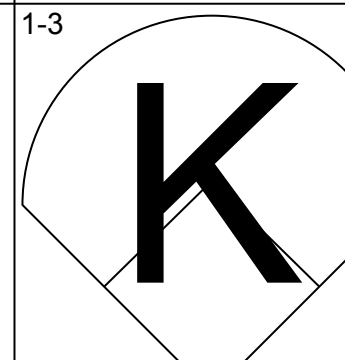

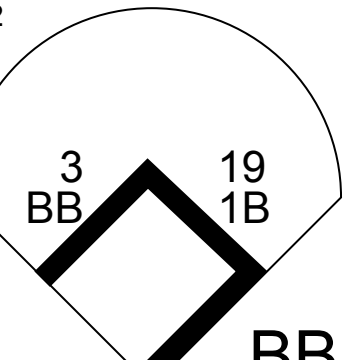

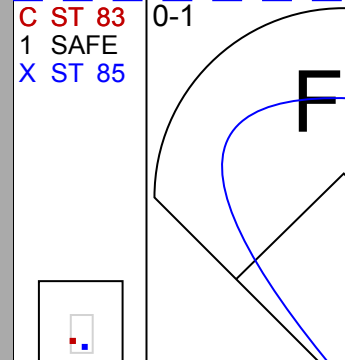
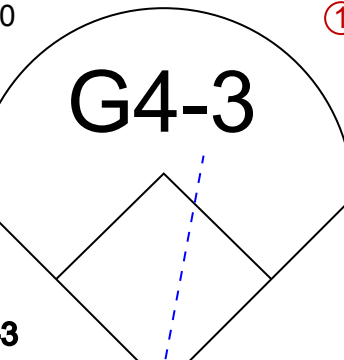


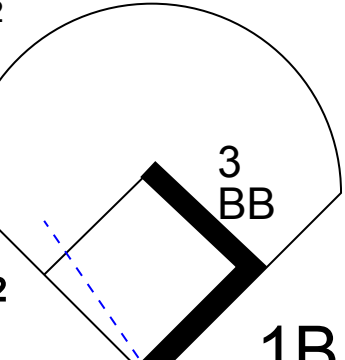
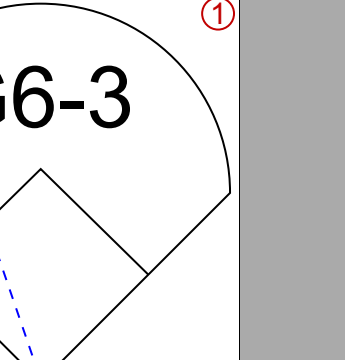
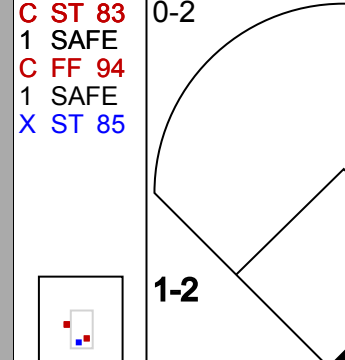
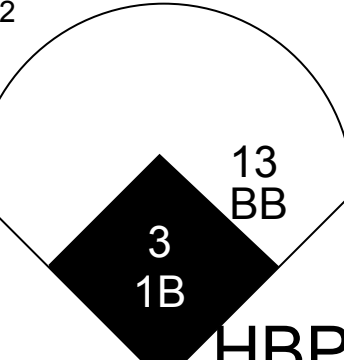


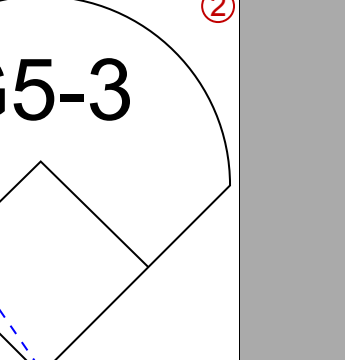
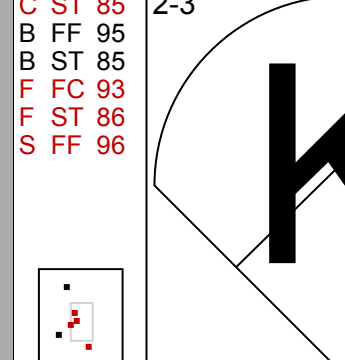
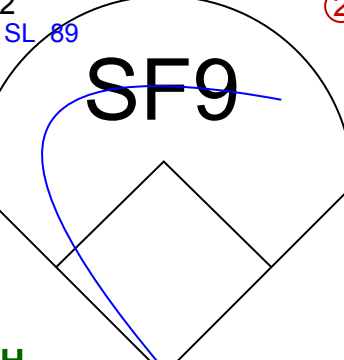


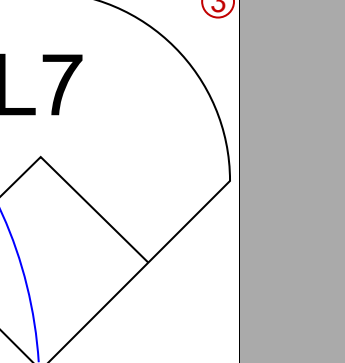

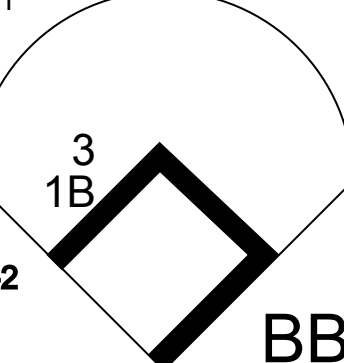


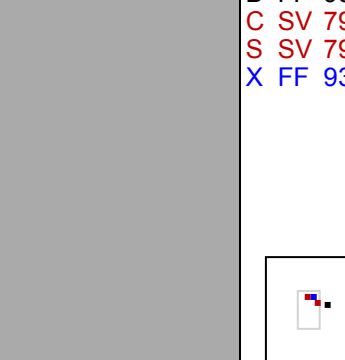

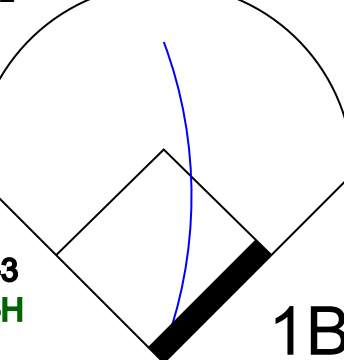

livebaseballscorecards.com

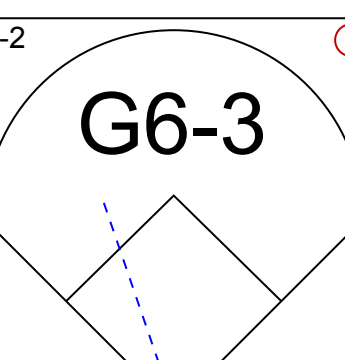
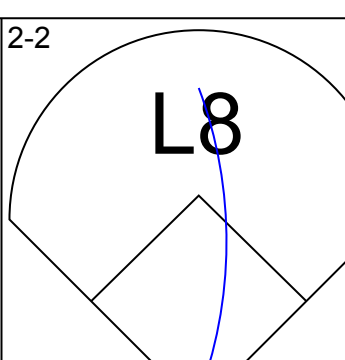
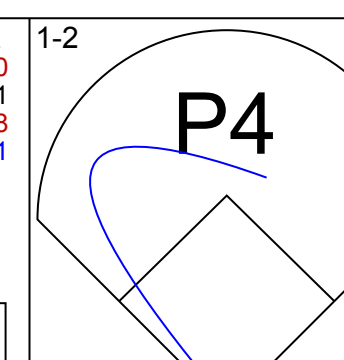
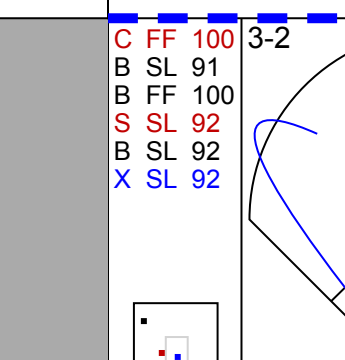
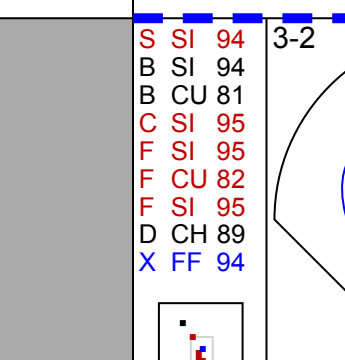
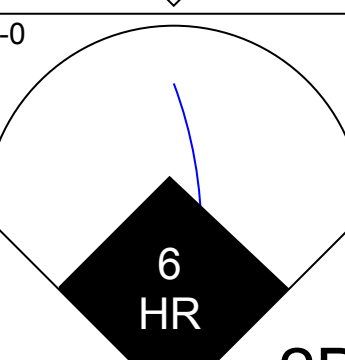
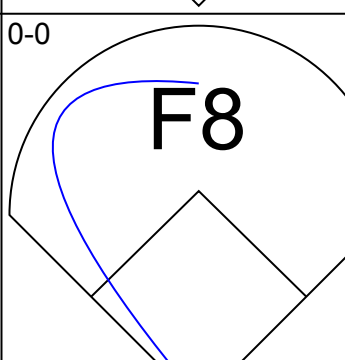
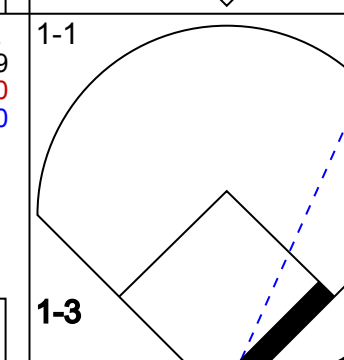
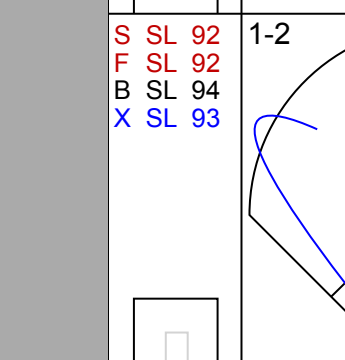
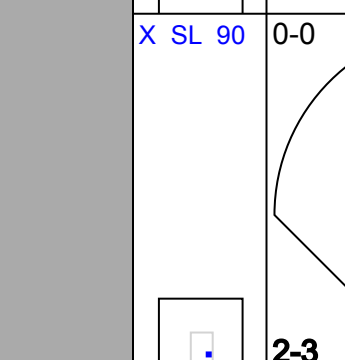
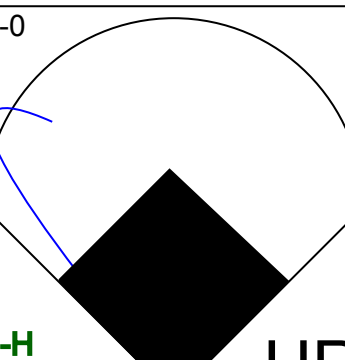
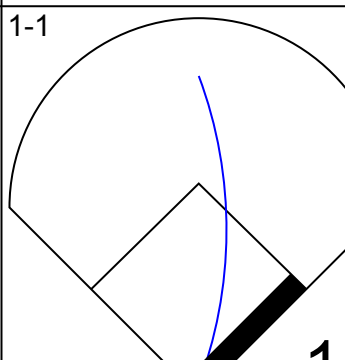
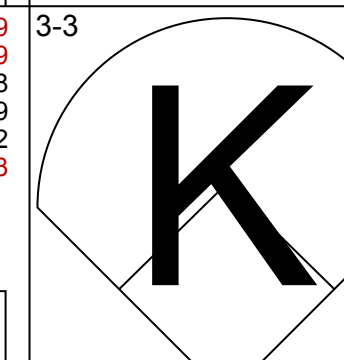
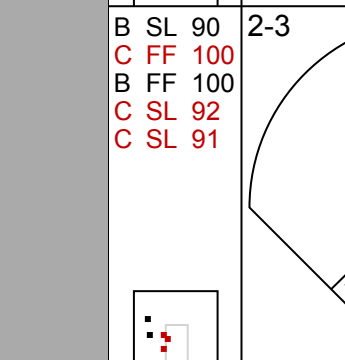
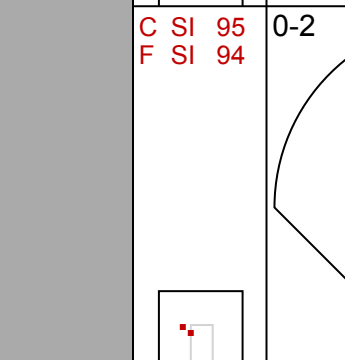
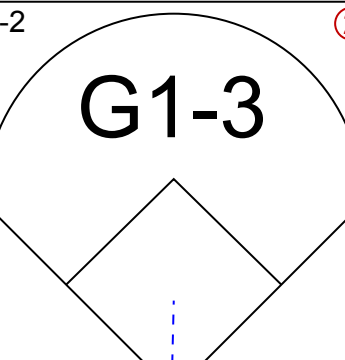
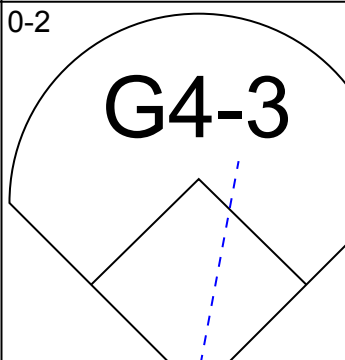
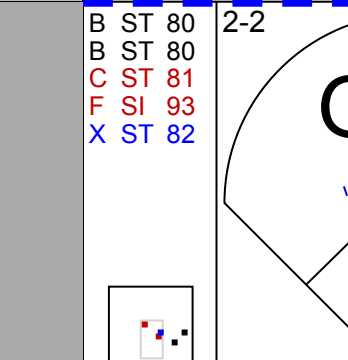
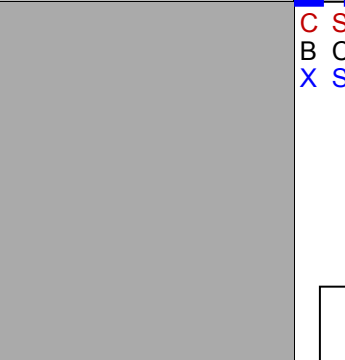
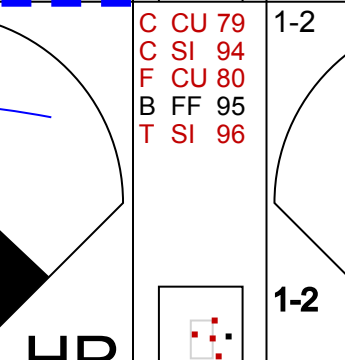
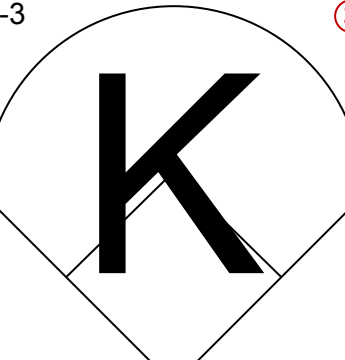



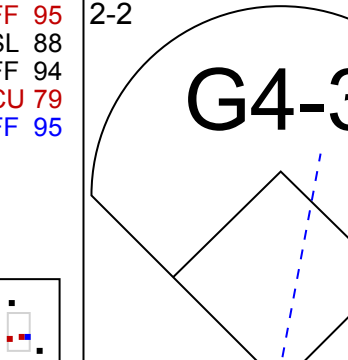




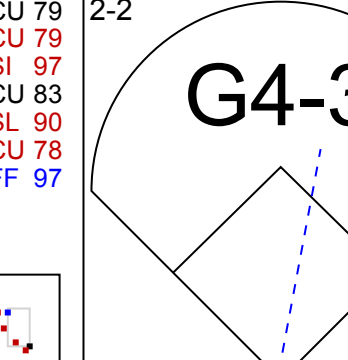



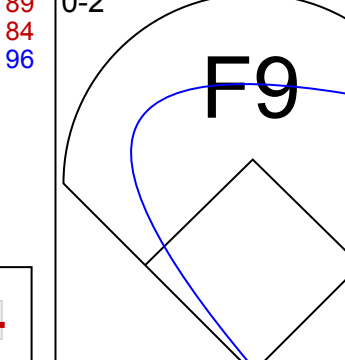
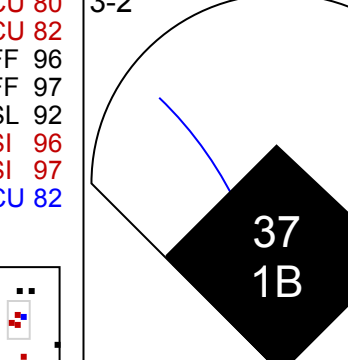


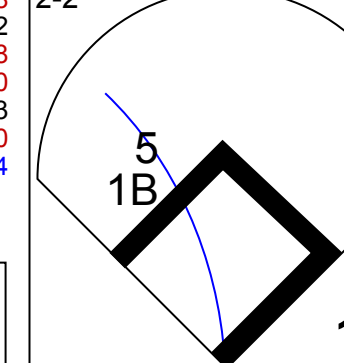
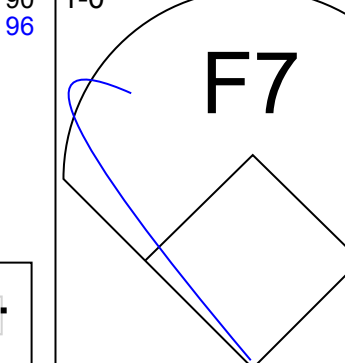
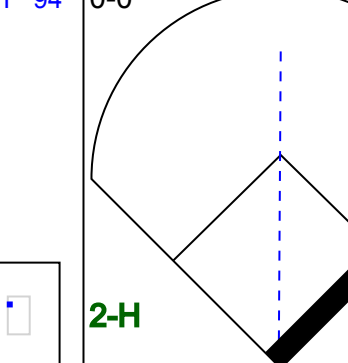


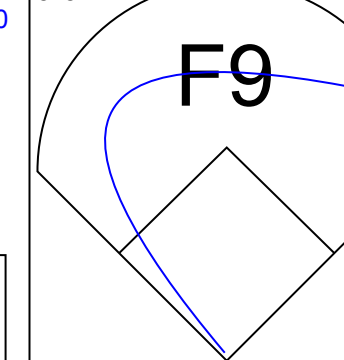
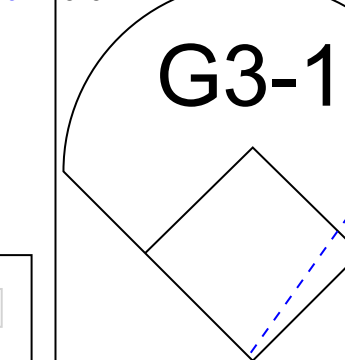
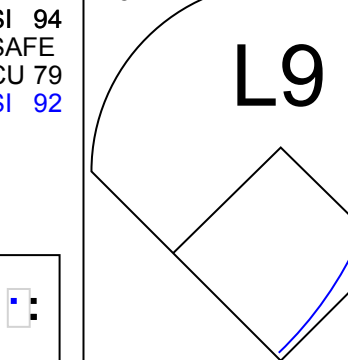








Batter	1	2	3	4	5	6	7	8	9	10	AB	R	H	RBI	BB	SO	LOB	TOP																
9 Brandon Nimmo, L OBP: 0.367, SLG: 0.412											4	0	0	0	0	1	5	<b>New York Mets @ Los Angeles Dodgers</b> Dodger Stadium, Los Angeles, CA Sun Jun 05 2022, 1:13 PM - 5:10 PM PDT Att. 48,672 - Sunny - 74 F																
6 Starling Marte, R OBP: 0.317, SLG: 0.447											5	1	1	1	0	2	1																	
12 Francisco Lindor, S OBP: 0.341, SLG: 0.448											4	1	2	0	1	1	0																	
20 Pete Alonso, R OBP: 0.359, SLG: 0.652											5	2	1	1	0	1	2																	
28 J.D. Davis, R OBP: 0.331, SLG: 0.361											4	0	1	1	1	1	2																	
19 Mark Canha, R OBP: 0.364, SLG: 0.387											4	1	2	0	0	1	1																	
10 Eduardo Escobar, S OBP: 0.300, SLG: 0.374											4	0	0	1	0	2	5																	
13 Luis Guillorme, L OBP: 0.434, SLG: 0.423											3	0	0	0	1	0	2																	
3 Tomás Nido, R OBP: 0.287, SLG: 0.284											3	0	1	1	1	1	0																	
<b>Inning Stats</b>	R: 0 E: 0 K: 1 S: 8	H: 0 LOB: 1 BB: 1 P: 15	R: 0 E: 0 K: 1 S: 17	H: 1 LOB: 3 BB: 2 P: 30	R: 1 E: 0 K: 1 S: 9	H: 1 LOB: 0 BB: 0 P: 12	R: 0 E: 0 K: 0 S: 6	H: 0 LOB: 0 BB: 0 P: 8	R: 0 E: 0 K: 1 S: 13	H: 2 LOB: 2 BB: 0 P: 17	R: 0 E: 0 K: 2 S: 16	H: 0 LOB: 1 BB: 0 P: 24	R: 3 E: 0 K: 1 S: 17	H: 3 LOB: 2 BB: 1 P: 33	R: 0 E: 0 K: 2 S: 8	H: 0 LOB: 0 BB: 0 P: 10	R: 1 E: 0 K: 1 S: 5		H: 1 LOB: 0 BB: 0 P: 9	1B: 4 2B: 4 3B: 0 HR: 1	SF: 1 SAC: 0 DP: 1 HBP: 2	WP: 0 PB: 0 SB: 0 CS: 0	PA: 43											
<b>PITCHER</b>	IP WLS BF H R ER SO BB IBB HBP BLK WP HR S P ERA WHIP	IP WLS BF H R ER SO BB IBB HBP BLK WP HR S P ERA WHIP	<b>7 Julio Urias, L</b> (ERA: 2.78) <b>59 Evan Phillips, R</b> (ERA: 2.38) <b>64 Caleb Ferguson, L</b> (ERA: 4.81) <b>48 Brusdar Graterol, R</b> (ERA: 4.81) <b>51 Alex Vesia, L</b> (ERA: 3.51)																<b>46 Craig Kimbrel, R</b> (ERA: 4.0)															

Batter	1	2	3	4	5	6	7	8	9	10	AB	R	H	RBI	BB	SO	LOB	BOTTOM																
50 Mookie Betts, R OBP: 0.383, SLG: 0.592											5	0	0	0	0	0	1	<b>New York Mets @ Los Angeles Dodgers</b> Dodger Stadium, Los Angeles, CA Sun Jun 05 2022, 1:13 PM - 5:10 PM PDT Att. 48,672 - Sunny - 74 F																
5 Freddie Freeman, L OBP: 0.379, SLG: 0.455											5	1	2	0	0	0	0																	
6 Trea Turner, R OBP: 0.352, SLG: 0.469											4	1	2	2	0	2	2																	
16 Will Smith, R OBP: 0.341, SLG: 0.390											5	1	1	1	0	1	3																	
10 Justin Turner, R OBP: 0.291, SLG: 0.375											4	0	0	0	0	1	0																	
35 Cody Bellinger, L OBP: 0.279, SLG: 0.400											4	0	1	0	0	1	0																	
3 Chris Taylor, R OBP: 0.340, SLG: 0.460											4	1	1	0	0	1	1																	
37 Eddy Alvarez, L OBP: 0.400, SLG: 0.400											4	0	2	1	0	1	1																	
9 Gavin Lux, L OBP: 0.351, SLG: 0.340											4	0	0	0	0	0	3																	
<b>Inning Stats</b>	R: 2 E: 0 K: 1 S: 11	H: 2 LOB: 0 BB: 0 P: 16	R: 0 E: 0 K: 1 S: 14	H: 1 LOB: 1 BB: 0 P: 20	R: 0 E: 0 K: 0 S: 10	H: 1 LOB: 1 BB: 0 P: 13	R: 0 E: 0 K: 2 S: 8	H: 0 LOB: 0 BB: 0 P: 16	R: 0 E: 0 K: 1 S: 14	H: 2 LOB: 2 BB: 0 P: 21	R: 0 E: 0 K: 0 S: 11	H: 0 LOB: 0 BB: 0 P: 16	R: 0 E: 0 K: 1 S: 9	H: 0 LOB: 0 BB: 0 P: 15	R: 2 E: 0 K: 0 S: 17	H: 3 LOB: 1 BB: 0 P: 27	R: 0 E: 1 K: 1 S: 13		H: 0 LOB: 2 BB: 0 P: 17	1B: 4 2B: 3 3B: 0 HR: 2	SF: 0 SAC: 0 DP: 0 HBP: 0	WP: 0 PB: 0 SB: 1 CS: 0	PA: 40											
<b>PITCHER</b>	IP WLS BF H R ER SO BB IBB HBP BLK WP HR S P ERA WHIP	IP WLS BF H R ER SO BB IBB HBP BLK WP HR S P ERA WHIP	<b>29 Trevor Williams, R</b> (ERA: 3.58) <b>0 Adam Ottavino, R</b> (ERA: 3.48) <b>85 Stephen Nogosek, R</b> (ERA: 0.82) <b>39 Edwin Diaz, R</b> (ERA: 2.38) <b>67 Seth Lugo, R</b> (ERA: 3.95)																<b>68 Adonis Medina, R</b> (ERA: 4.66)															

AB	36
R	5
H	8
RBI	5
BB	4
SO	10
LOB	18



AB	39
R	4
H	9
RBI	4
BB	0
SO	7
LOB	11









Batter	1	2	3	4	5	6	7	8	9	AB	R	H	RBI	BB	SO	LOB	TOP										
9 Brandon Nimmo, L (1, 8) OBP: 0.369, SLG: 0.402										3	0	0	0	0	1	0											
6 Sterling Marte, R (1, 9) OBP: 0.316, SLG: 0.441										1	0	0	0	0	0	1											
19 Mark Canha, R (2, 9) OBP: 0.370, SLG: 0.395										3	0	1	0	0	0	0											
12 Francisco Lindor, S (1, 6) OBP: 0.333, SLG: 0.434											4	0	0	0	0	1	2										
20 Pete Alonso, R (1, 3) OBP: 0.363, SLG: 0.546											0	0	0	0	0	0											
28 J.D. Davis, R (2, PR) OBP: 0.350, SLG: 0.350											3	0	0	0	0	1											
1 Jeff McNeil, L (1, 7) OBP: 0.365, SLG: 0.442											2	0	0	0	0	1	0										
10 Eduardo Escobar, S (1, 5) OBP: 0.312, SLG: 0.417											3	0	1	0	0	1	2										
13 Luis Guillorme, L (1, 4) OBP: 0.422, SLG: 0.410											3	0	0	0	0	1	3										
18 Nick Plummer, L (1, 10) OBP: 0.313, SLG: 0.733											3	0	0	0	0	1	2										
4 Patrick Mazeika, L (1, 2) OBP: 0.190, SLG: 0.317											3	0	0	0	0	0											
											3	0	0	0	0	0											
	R: 0 E: 0 K: 1 S: 9	H: 0 LOB: 1 BB: 0 P: 12	R: 0 E: 0 K: 2 S: 12	H: 0 LOB: 0 BB: 0 P: 19	R: 0 E: 0 K: 1 S: 10	H: 0 LOB: 0 BB: 0 P: 17	R: 0 E: 0 K: 0 S: 7	H: 0 LOB: 0 BB: 0 P: 11	R: 0 E: 0 K: 1 S: 7	H: 0 LOB: 0 BB: 0 P: 10	R: 0 E: 0 K: 0 S: 11	H: 1 LOB: 1 BB: 0 P: 15	R: 0 E: 0 K: 1 S: 12	H: 0 LOB: 0 BB: 0 P: 16	R: 0 E: 0 K: 0 S: 8	H: 0 LOB: 0 BB: 0 P: 9	R: 0 E: 0 K: 1 S: 6	H: 0 LOB: 0 BB: 0 P: 9	1B: 1 2B: 2 3B: 0 HR: 0	SF: 0 SAC: 0 DP: 1 HBP: 3	WP: 0 PB: 0 SB: 0 CS: 1	PA: 31					
PITCHER	IP	WLS	BF	H	R	ER	SO	BB	IBB	HBP	BLK	WP	HR	S	P	ERA	WHIP										
11 Yu Darvish, R (1, 1) ERA: 3.61	7.0	W	25	2	0	0	6	0	0	3	0	0	0	68	100	0.00	0.286										
50 Adrian Morejon, L (8, 1) ERA:	2.0		6	0	0	0	1	0	0	0	0	0	0	14	18	0.00	0.000										

New York Mets @ San Diego Padres  
Petco Park, San Diego, CA  
Tue Jun 07 2022, 6:42 PM - 9:28 PM PDT  
Att: 31,796 - Partly Cloudy - 66 F

AB 28  
R 0  
H 2  
RBI 0  
BB 0  
SO 7  
LOB 10



Batter	1	2	3	4	5	6	7	8	9	AB	R	H	RBI	BB	SO	LOB	BOTTOM										
10 Jurickson Profar, S (1, 7) OBP: 0.345, SLG: 0.417										2	2	1	1	3	0	0											
9 Jake Cronenworth, L (1, 4) OBP: 0.303, SLG: 0.367											3	1	1	2	1	0	1										
13 Manny Machado, R (1, 5) OBP: 0.399, SLG: 0.534											4	0	1	2	0	1	3										
45 Luke Voit, R (1, 10) OBP: 0.325, SLG: 0.371											3	0	0	1	0	1	2										
30 Eric Hosmer, L (1, 3) OBP: 0.353, SLG: 0.411											4	1	1	0	0	0	3										
16 Nomar Mazara, L (1, 9) OBP: 0.384, SLG: 0.400											3	1	1	0	0	0	0										
28 José Azocar, R (7, PH) OBP: 0.338, SLG: 0.348											0	0	0	0	1	0	0										
7 Ha-Seong Kim, R (1, 6) OBP: 0.285, SLG: 0.333											4	0	0	0	0	0	4										
2 Trent Grisham, L (1, 8) OBP: 0.284, SLG: 0.303											4	1	1	1	0	1	0										
26 Austin Nola, R (1, 2) OBP: 0.288, SLG: 0.261											3	1	0	0	1	1	2										
	R: 1 E: 0 K: 0 S: 10	H: 1 LOB: 0 BB: 0 P: 13	R: 3 E: 0 K: 2 S: 16	H: 4 LOB: 2 BB: 1 P: 27	R: 0 E: 0 K: 0 S: 8	H: 0 LOB: 0 BB: 0 P: 11	R: 0 E: 0 K: 0 S: 13	H: 0 LOB: 0 BB: 0 P: 19	R: 0 E: 0 K: 1 S: 11	H: 0 LOB: 2 BB: 1 P: 19	R: 0 E: 0 K: 1 S: 9	H: 0 LOB: 0 BB: 0 P: 14	R: 3 E: 0 K: 0 S: 10	H: 1 LOB: 2 BB: 4 P: 28	R: 0 E: 0 K: 0 S: 7	H: 0 LOB: 0 BB: 0 P: 13	R: 0 E: 0 K: 0 S: 6	H: 0 LOB: 0 BB: 0 P: 9	1B: 5 2B: 0 3B: 0 HR: 1	SF: 1 SAC: 0 DP: 0 HBP: 0	WP: 0 PB: 0 SB: 0 CS: 0	PA: 37					
PITCHER	IP	WLS	BF	H	R	ER	SO	BB	IBB	HBP	BLK	WP	HR	S	P	ERA	WHIP										
99 Taijuan Walker, R (1, 1) ERA: 3.28	6.0	L	26	5	4	4	4	2	0	0	0	0	0	5	103	6.00	1.167										
35 Colin Holderman, R (7, 1) ERA: 3.19	0.1		5	1	3	3	0	3	0	0	0	0	0	5	17	81.00	12.000										
43 Chasen Shreve, L (7, 1) ERA: 3.86	1.2		6	0	0	0	0	1	0	0	0	0	0	12	24	0.00	0.600										

New York Mets @ San Diego Padres  
Petco Park, San Diego, CA  
Tue Jun 07 2022, 6:42 PM - 9:28 PM PDT  
Att: 31,796 - Partly Cloudy - 66 F

AB 30  
R 7  
H 6  
RBI 7  
BB 6  
SO 4  
LOB 15





Batter	1	2	3	4	5	6	7	8	9	AB	R	H	RBI	BB	SO	LOB	TOP			
9 Brandon Nimmo, L (1, 8) OBP: 0.368, SLG: 0.398 26 Khalil Lee, L (7, 8)										2	0	0	0	1	2	0				
19 Mark Canha, R (1, 9) OBP: 0.362, SLG: 0.386										4	0	0	0	0	1	1				
12 Francisco Lindor, S (1, 6) OBP: 0.339, SLG: 0.429 4 Patrick Mazeika, L (8, 3)										3	0	0	0	0	0	0				
28 J.D. Davis, R (1, 3) OBP: 0.339, SLG: 0.349										3	1	1	0	1	1	0				
10 Eduardo Escobar, S (1, 5) OBP: 0.311, SLG: 0.414										4	1	1	0	0	2					
1 Jeff McNeil, L (1, 7) OBP: 0.368, SLG: 0.443										4	0	2	1	0	2					
13 Luis Guillorme, L (1, 4) OBP: 0.417, SLG: 0.398										3	0	0	0	1	0	4				
3 Tomás Nido, R (1, 2) OBP: 0.287, SLG: 0.284										3	0	0	0	0	1					
18 Nick Plummer, L (1, 10) OBP: 0.263, SLG: 0.611										3	0	0	0	0	1					
<b>Inning Stats</b>	R: 0 H: 0 E: 0 K: 1 S: 10	H: 0 LOB: 0 BB: 0 P: 12	R: 0 H: 1 E: 0 K: 0 S: 8	H: 1 LOB: 1 BB: 0 P: 16	R: 0 H: 0 E: 0 K: 0 S: 7	H: 0 LOB: 1 BB: 1 P: 12	R: 0 H: 0 E: 0 K: 1 S: 6	H: 0 LOB: 0 BB: 1 P: 10	R: 0 H: 0 E: 0 K: 1 S: 9	H: 0 LOB: 1 BB: 1 P: 16	R: 2 H: 2 E: 1 K: 0 S: 10	H: 2 LOB: 0 BB: 1 P: 16	R: 0 H: 0 E: 0 K: 2 S: 10	H: 0 LOB: 0 BB: 0 P: 14	R: 0 H: 2 E: 0 K: 0 S: 12	H: 2 LOB: 2 BB: 0 P: 18	1B: 5 2B: 0 3B: 0 HR: 0	SF: 0 SAC: 0 DP: 1 HBP: 0	WP: 0 PB: 0 SB: 0 CS: 0	PA: 34
<b>PITCHER</b>	IP: 7.0 WLS: W BF: 26 ERA: 3.52	WLS: W BF: 8 ERA: 3.52	H: 3 R: 2 ER: 1 SO: 3	H: 2 R: 0 ER: 0 SO: 2	BB: 3 IBB: 0 HBP: 0 BLK: 0	BB: 0 IBB: 0 HBP: 0 BLK: 0	WP: 0 HR: 0 S: 58 P: 91	HR: 0 S: 22 P: 32	ERA: 1.29 WHIP: 0.857	ERA: 0.00 WHIP: 1.000										
55 Sean Manaea, L (1, 1) ERA: 3.52																				
74 Nabil Crismatt, R (8, 1) ERA: 1.67																				

**New York Mets @ San Diego Padres**  
 Petco Park, San Diego, CA  
 Wed Jun 08 2022, 6:41 PM - 9:39 PM PDT  
 Att: 40,992 - Partly Cloudy - 67 F

AB	31
R	2
H	5
RBI	1
BB	3
SO	5
LOB	11



Batter	1	2	3	4	5	6	7	8	9	AB	R	H	RBI	BB	SO	LOB	BOTTOM			
10 Jurickson Profar, S (1, 7) OBP: 0.350, SLG: 0.424										4	3	2	3	1	0	0				
9 Jake Cronenworth, L (1, 4) OBP: 0.313, SLG: 0.373										4	3	3	5	1	0	1				
13 Manny Machado, R (1, 10) OBP: 0.401, SLG: 0.543 28 José Azocar, R (7, PH) OBP: 0.333, SLG: 0.343										4	0	2	2	0	1	1				
45 Luke Voit, R (1, 3) OBP: 0.321, SLG: 0.365										5	0	1	0	0	1	2				
16 Nomar Mazara, L (1, 9) OBP: 0.375, SLG: 0.400										5	0	2	1	0	2	2				
38 Jorge Alfaro, R (1, 2) OBP: 0.307, SLG: 0.419										5	1	2	0	0	1	2				
2 Trent Grisham, L (1, 8) OBP: 0.286, SLG: 0.302										4	2	1	0	1	0	2				
7 Ha-Seong Kim, R (1, 6) OBP: 0.291, SLG: 0.337										4	3	2	0	1	0	2				
41 Sergio Alcántara, S (1, 5) OBP: 0.192, SLG: 0.265										4	1	1	1	0	2	4				
<b>Inning Stats</b>	R: 1 H: 2 E: 0 K: 2 S: 14	H: 2 LOB: 2 BB: 1 P: 23	R: 0 H: 0 E: 0 K: 1 S: 7	H: 0 LOB: 0 BB: 0 P: 9	R: 1 H: 2 E: 1 K: 2 S: 11	H: 2 LOB: 1 BB: 0 P: 19	R: 5 H: 5 E: 0 K: 1 S: 19	H: 5 LOB: 1 BB: 1 P: 34	R: 4 H: 3 E: 0 K: 0 S: 22	H: 3 LOB: 0 BB: 1 P: 31	R: 0 H: 0 E: 0 K: 1 S: 9	H: 0 LOB: 0 BB: 0 P: 15	R: 2 H: 2 E: 1 K: 0 S: 14	H: 2 LOB: 1 BB: 1 P: 25	R: 0 H: 2 E: 0 K: 0 S: 7	H: 2 LOB: 2 BB: 0 P: 13	1B: 11 2B: 4 3B: 0 HR: 1	SF: 0 SAC: 0 DP: 1 HBP: 0	WP: 0 PB: 0 SB: 0 CS: 0	PA: 44
<b>PITCHER</b>	IP: 3.1 WLS: L BF: 20 ERA: 4.48	WLS: L BF: 10 ERA: 4.48	H: 4 R: 4 ER: 0 SO: 7	H: 4 R: 0 ER: 0 SO: 6	BB: 2 IBB: 0 HBP: 0 BLK: 0	BB: 1 IBB: 0 HBP: 0 BLK: 0	WP: 0 HR: 1 S: 45 P: 75	HR: 1 S: 28 P: 41	ERA: 0.00 WHIP: 3.000	ERA: 0.00 WHIP: 0.000										
40 Chris Bassitt, R (1, 1) ERA: 4.48																				
85 Stephen Nogosek, R (4, 1) ERA: 0.71																				
0 Adam Ottavino, R (6, 1) ERA: 3.32																				
30 Joely Rodríguez, L (7, 1) ERA: 5.49																				
67 Seth Lugo, R (8, 1) ERA: 3.7																				

**New York Mets @ San Diego Padres**  
 Petco Park, San Diego, CA  
 Wed Jun 08 2022, 6:41 PM - 9:39 PM PDT  
 Att: 40,992 - Partly Cloudy - 67 F

AB	40
R	13
H	16
RBI	12
BB	4
SO	7
LOB	18





Batter	1	2	3	4	5	6	7	8	9	AB	R	H	RBI	BB	SO	LOB	TOP					
9 Brandon Nimmo, L OBP: 0.373, SLG: 0.421	G3	19 2B BB		HR		19 1B 2B		P4		4	2	2	3	1	0	0	<b>New York Mets @ Los Angeles Angels</b> Angel Stadium, Anaheim, CA Fri Jun 10 2022, 6:39 PM - 9:59 PM PDT Att: 31,499 - Partly Cloudy - 76 F					
19 Mark Canha, R OBP: 0.368, SLG: 0.394	12 1B BB	2B		F9					K	4	0	2	3	1	1	0						
12 Francisco Lindor, S OBP: 0.331, SLG: 0.425	20 C4-3 1B					G6-1			F8	4	0	1	0	1	1	1						
20 Pete Alonso, R OBP: 0.359, SLG: 0.538	G4-3	P4				10 1B 10 S 1B			F7	5	0	1	0	0	0	6						
10 Eduardo Escobar, S OBP: 0.314, SLG: 0.416		1B		G5-3					P5	4	1	2	0	0	0	0						
1 Jeff McNeil, L OBP: 0.370, SLG: 0.444		1B		G4-3						4	1	2	0	0	1	2						
28 J.D. Davis, R OBP: 0.336, SLG: 0.345		1B		L9						4	1	1	0	0	1	3						
13 Luis Guillorme, L OBP: 0.419, SLG: 0.396	L4									3	1	1	0	1	1	2						
3 Tomás Nido, R OBP: 0.288, SLG: 0.286	9 BB 1B									3	1	1	1	0	1	1						
<b>Inning Stats</b>	R: 0 E: 0 K: 0 S: 6	H: 1 LOB: 1 BB: 1 P: 13	R: 3 E: 0 K: 1 S: 18	H: 4 LOB: 3 BB: 2 P: 35	R: 0 E: 0 K: 0 S: 8	H: 0 LOB: 0 BB: 0 P: 12	R: 1 E: 0 K: 2 S: 10	H: 1 LOB: 0 BB: 0 P: 17	R: 0 E: 0 K: 1 S: 14	H: 2 LOB: 2 BB: 0 P: 22	R: 3 E: 0 K: 1 S: 10	H: 3 LOB: 1 BB: 1 P: 17	R: 0 E: 0 K: 0 S: 4	H: 1 LOB: 0 BB: 0 P: 5	R: 0 E: 0 K: 0 S: 6	H: 0 LOB: 0 BB: 0 P: 11	1B: 10 2B: 3 3B: 0 HR: 1	SF: 0 SAC: 1 DP: 4 HBP: 0	WP: 0 PB: 0 SB: 1 CS: 1	PA: 40		
<b>PITCHER</b>	IP WLS BF H R ER SO	IP WLS BF H R ER SO	IP WLS BF H R ER SO	IP WLS BF H R ER SO	IP WLS BF H R ER SO	IP WLS BF H R ER SO	IP WLS BF H R ER SO	IP WLS BF H R ER SO	IP WLS BF H R ER SO	IP WLS BF H R ER SO	IP WLS BF H R ER SO	IP WLS BF H R ER SO	IP WLS BF H R ER SO	IP WLS BF H R ER SO	IP WLS BF H R ER SO	IP WLS BF H R ER SO	ERA WHIP	ERA WHIP				
74 Jhonathan Diaz, L ERA: 2.93	1.2 L	11 5 3 3 1	2 0 0 0 0	0 0 0 0 0	0 0 0 0 0	0 0 0 0 0	0 0 0 0 0	0 0 0 0 0	0 0 0 0 0	0 0 0 0 0	0 0 0 0 0	0 0 0 0 0	0 0 0 0 0	0 0 0 0 0	0 0 0 0 0	0 0 0 0 0	16.20 4.200					
23 Archie Bradley, R ERA: 5.65	1.1 5 0 0 0	0 0 0 0 0	1 0 0 0 0	0 0 0 0 0	0 0 0 0 0	0 0 0 0 0	0 0 0 0 0	0 0 0 0 0	0 0 0 0 0	0 0 0 0 0	0 0 0 0 0	0 0 0 0 0	0 0 0 0 0	0 0 0 0 0	0 0 0 0 0	0 0 0 0 0	0.00 0.750					
60 Andrew Wantz, R ERA: 2.61	2.0 8 3 1 1	3 0 1 3 0	0 0 0 0 0	0 0 0 0 0	0 0 0 0 0	0 0 0 0 0	0 0 0 0 0	0 0 0 0 0	0 0 0 0 0	0 0 0 0 0	0 0 0 0 0	0 0 0 0 0	0 0 0 0 0	0 0 0 0 0	0 0 0 0 0	0 0 0 0 0	4.50 1.500					
46 Jimmy Herget, R ERA: 3.99	0.1 5 3 3 3	0 0 0 0 0	1 0 0 0 0	0 0 0 0 0	0 0 0 0 0	0 0 0 0 0	0 0 0 0 0	0 0 0 0 0	0 0 0 0 0	0 0 0 0 0	0 0 0 0 0	0 0 0 0 0	0 0 0 0 0	0 0 0 0 0	0 0 0 0 0	0 0 0 0 0	81.00 12.000					
51 Jaime Barria, R ERA: 2.81	3.2 11 2 0 0	2 0 0 2 0	0 0 0 0 0	0 0 0 0 0	0 0 0 0 0	0 0 0 0 0	0 0 0 0 0	0 0 0 0 0	0 0 0 0 0	0 0 0 0 0	0 0 0 0 0	0 0 0 0 0	0 0 0 0 0	0 0 0 0 0	0 0 0 0 0	0 0 0 0 0	0.00 0.545					
10 Juan Lagares, R OBP: 0.308, SLG: 0.324	K		6 G5-3 17 G3 1B			K		F9		5	0	1	0	0	3	0	<b>New York Mets @ Los Angeles Angels</b> Angel Stadium, Anaheim, CA Fri Jun 10 2022, 6:39 PM - 9:59 PM PDT Att: 31,499 - Partly Cloudy - 76 F					
17 Shohel Ohtani, L OBP: 0.324, SLG: 0.454	F7		G3			6 BB 1B		G4-3		4	0	1	0	0	0	1						
6 Anthony Rendon, R OBP: 0.333, SLG: 0.395	L8		G5-3			20 C4-6 BB		F9		3	0	0	0	1	0	1						
20 Jared Walsh, L OBP: 0.298, SLG: 0.438	16 HR 1B		K			FC4-6				4	1	2	0	0	1	3						
33 Max Stassi, R OBP: 0.341, SLG: 0.400	K		16 1B BB			G1-3				2	0	0	0	2	1	1						
16 Brandon Marsh, L OBP: 0.302, SLG: 0.386			14 G4-6-3 HR							4	2	3	3	0	1	2						
7 Jo Adell, R OBP: 0.276, SLG: 0.417	14 FC4-6 1B		K							4	0	2	0	0	1	4						
14 Tyler Wade, L OBP: 0.262, SLG: 0.280	FC4-6		G4-6-3							2	0	0	0	0	3							
5 Matt Duffy, R OBP: 0.347, SLG: 0.330										2	0	0	0	0	1	1						
4 Andrew Velazquez, S OBP: 0.225, SLG: 0.263	G4-3									4	0	0	0	0	2	2						
<b>Inning Stats</b>	R: 0 E: 0 K: 1 S: 9	H: 0 LOB: 0 BB: 0 P: 15	R: 2 E: 0 K: 1 S: 14	H: 3 LOB: 1 BB: 0 P: 21	R: 0 E: 0 K: 1 S: 8	H: 1 LOB: 1 BB: 0 P: 14	R: 0 E: 0 K: 1 S: 10	H: 1 LOB: 1 BB: 1 P: 17	R: 0 E: 0 K: 2 S: 12	H: 1 LOB: 2 BB: 1 P: 19	R: 1 E: 0 K: 2 S: 14	H: 2 LOB: 1 BB: 0 P: 23	R: 0 E: 0 K: 0 S: 10	H: 0 LOB: 0 BB: 0 P: 17	R: 0 E: 0 K: 1 S: 10	H: 1 LOB: 1 BB: 1 P: 15	R: 0 E: 0 K: 2 S: 7	H: 0 LOB: 0 BB: 0 P: 10	1B: 7 2B: 0 3B: 0 HR: 2	SF: 0 SAC: 0 DP: 2 HBP: 0	WP: 0 PB: 0 SB: 0 CS: 0	PA: 37
<b>PITCHER</b>	IP WLS BF H R ER SO	IP WLS BF H R ER SO	IP WLS BF H R ER SO	IP WLS BF H R ER SO	IP WLS BF H R ER SO	IP WLS BF H R ER SO	IP WLS BF H R ER SO	IP WLS BF H R ER SO	IP WLS BF H R ER SO	IP WLS BF H R ER SO	IP WLS BF H R ER SO	IP WLS BF H R ER SO	IP WLS BF H R ER SO	IP WLS BF H R ER SO	IP WLS BF H R ER SO	IP WLS BF H R ER SO	ERA WHIP	ERA WHIP				
38 Tylor Megill, R ERA: 4.5	3.1 W	11 3 1 1 3	1 0 0 0 0	0 0 0 0 0	0 0 0 0 0	0 0 0 0 0	0 0 0 0 0	0 0 0 0 0	0 0 0 0 0	0 0 0 0 0	0 0 0 0 0	0 0 0 0 0	0 0 0 0 0	0 0 0 0 0	0 0 0 0 0	0 0 0 0 0	5.40 1.800					
23 David Peterson, L ERA: 3.0	2.2 3	11 3 1 1 3	1 0 0 0 0	0 0 0 0 0	0 0 0 0 0	0 0 0 0 0	0 0 0 0 0	0 0 0 0 0	0 0 0 0 0	0 0 0 0 0	0 0 0 0 0	0 0 0 0 0	0 0 0 0 0	0 0 0 0 0	0 0 0 0 0	0 0 0 0 0	3.38 1.500					
62 Drew Smith, R ERA: 2.36	1.0 3	0 0 0 0 0	0 0 0 0 0	0 0 0 0 0	0 0 0 0 0	0 0 0 0 0	0 0 0 0 0	0 0 0 0 0	0 0 0 0 0	0 0 0 0 0	0 0 0 0 0	0 0 0 0 0	0 0 0 0 0	0 0 0 0 0	0 0 0 0 0	0 0 0 0 0	0.00 0.000					
30 Joely Rodriguez, L ERA: 5.4	0.1 3	1 0 0 0 1	1 0 0 0 0	0 0 0 0 0	0 0 0 0 0	0 0 0 0 0	0 0 0 0 0	0 0 0 0 0	0 0 0 0 0	0 0 0 0 0	0 0 0 0 0	0 0 0 0 0	0 0 0 0 0	0 0 0 0 0	0 0 0 0 0	0 0 0 0 0	0.00 6.000					
0 Adam Ottavino, R ERA: 3.22	0.2 H	1 0 0 0 0	0 0 0 0 0	0 0 0 0 0	0 0 0 0 0	0 0 0 0 0	0 0 0 0 0	0 0 0 0 0	0 0 0 0 0	0 0 0 0 0	0 0 0 0 0	0 0 0 0 0	0 0 0 0 0	0 0 0 0 0	0 0 0 0 0	0 0 0 0 0	0.00 0.000					







Batter	1	2	3	4	5	6	7	8	9	AB	R	H	RBI	BB	SO	LOB	TOP																						
9 Brandon Nimmo, L OBP: 0.368, SLG: 0.409										4	1	1	0	0	1	1																							
6 Starling Marte, R OBP: 0.322, SLG: 0.447										4	1	2	1	1	1	0																							
12 Francisco Lindor, S OBP: 0.326, SLG: 0.414										4	0	0	0	0	1	3	4																						
20 Pete Alonso, R OBP: 0.362, SLG: 0.559										4	1	2	2	1	1	2																							
19 Mark Canha, R OBP: 0.375, SLG: 0.395										4	0	1	0	1	0	3																							
10 Eduardo Escobar, S OBP: 0.306, SLG: 0.408										5	0	0	0	0	3	3																							
28 J.D. Davis, R OBP: 0.346, SLG: 0.381										4	1	2	1	0	2	0																							
1 Jeff McNeil, L OBP: 0.371, SLG: 0.442										4	0	3	0	0	0	0																							
3 Tomás Nido, R OBP: 0.277, SLG: 0.274										4	0	0	0	0	0	4																							
<b>Inning Stats</b>	R: 0 H: 0 E: 0 K: 1 S: 14	H: 0 LOB: 1 BB: 1 P: 20	R: 0 H: 2 E: 0 K: 1 S: 10	H: 2 LOB: 2 BB: 0 P: 12	R: 1 H: 2 E: 0 K: 2 S: 13	H: 2 LOB: 1 BB: 0 P: 15	R: 1 H: 2 E: 0 K: 1 S: 8	H: 2 LOB: 0 BB: 0 P: 9	R: 0 H: 1 E: 0 K: 1 S: 11	H: 1 LOB: 2 BB: 1 P: 20	R: 1 H: 1 E: 1 K: 1 S: 13	H: 1 LOB: 2 BB: 2 P: 27	R: 0 H: 0 E: 0 K: 1 S: 11	H: 0 LOB: 1 BB: 0 P: 16	R: 1 H: 2 E: 0 K: 1 S: 9	H: 2 LOB: 1 BB: 0 P: 16	1B: 7 2B: 2 3B: 0 HR: 2	SF: 0 SAC: 0 DP: 1 HBP: 1	WP: 0 PB: 0 SB: 0 CS: 2	PA: 42																			
<b>PITCHER</b>	IP	WLS	BF	H	R	ER	SO	BB	IBB	HBP	BLK	WP	HR	S	P	ERA	WHIP	<b>PITCHER</b>				IP	WLS	BF	H	R	ER	SO	BB	IBB	HBP	BLK	WP	HR	S	P	ERA	WHIP	
43 Patrick Sandoval, L ERA: 2.83	6.0	L	27	8	2	2	8	2	0	0	0	0	1	65	87	3.00	1.667																						
28 Aaron Loup, L ERA: 4.57	0.2		3	0	1	1	0	1	0	1	0	0	0	4	11	13.50	1.500																						
23 Archie Bradley, R ERA: 5.59	0.1		3	1	0	0	1	1	0	0	0	0	0	9	16	0.00	6.000																						
52 Ryan Tepera, R ERA: 4.21	1.0		4	0	0	0	1	0	0	0	0	0	0	11	16	0.00	0.000																						
32 Raisel Iglesias, R ERA: 4.64	1.0		5	2	1	1	1	0	0	0	0	0	1	9	16	9.00	2.000																						
<b>Batter</b>	<b>1</b>	<b>2</b>	<b>3</b>	<b>4</b>	<b>5</b>	<b>6</b>	<b>7</b>	<b>8</b>	<b>9</b>	<b>AB</b>	<b>R</b>	<b>H</b>	<b>RBI</b>	<b>BB</b>	<b>SO</b>	<b>LOB</b>	<b>BOTTOM</b>																						
16 Brandon Marsh, L OBP: 0.313, SLG: 0.390										3	1	2	0	1	1	0																							
27 Mike Trout, R OBP: 0.322, SLG: 0.634										4	0	1	1	0	2	2																							
6 Anthony Rendon, R OBP: 0.328, SLG: 0.388										3	0	0	0	1	0	1																							
20 Jared Walsh, L OBP: 0.308, SLG: 0.470										4	0	1	0	0	3	2																							
5 Matt Duffy, R OBP: 0.353, SLG: 0.337										4	0	2	0	0	1	0																							
10 Juan Lagares, R OBP: 0.255, SLG: 0.267										4	0	0	0	0	3	3																							
24 Kurt Suzuki, R OBP: 0.309, SLG: 0.288										3	0	0	0	1	2	0																							
14 Tyler Wade, L OBP: 0.262, SLG: 0.279										3	0	0	0	0	2	2																							
4 Andrew Velazquez, S OBP: 0.223, SLG: 0.277										2	0	0	0	0	2	0																							
2 Luis Rengifo, S OBP: 0.256, SLG: 0.352										1	0	0	0	0	0	0																							
<b>Inning Stats</b>	R: 1 H: 4 E: 0 K: 0 S: 14	H: 4 LOB: 2 BB: 0 P: 20	R: 0 H: 0 E: 0 K: 3 S: 9	H: 0 LOB: 0 BB: 0 P: 12	R: 0 H: 1 E: 0 K: 1 S: 9	H: 1 LOB: 0 BB: 0 P: 14	R: 0 H: 1 E: 0 K: 3 S: 17	H: 1 LOB: 2 BB: 1 P: 23	R: 0 H: 0 E: 0 K: 2 S: 11	H: 0 LOB: 0 BB: 0 P: 15	R: 0 H: 0 E: 0 K: 1 S: 10	H: 0 LOB: 0 BB: 0 P: 13	R: 0 H: 0 E: 0 K: 1 S: 9	H: 0 LOB: 2 BB: 2 P: 25	R: 0 H: 0 E: 0 K: 2 S: 11	H: 0 LOB: 2 BB: 2 P: 25	R: 0 H: 0 E: 0 K: 3 S: 9	H: 0 LOB: 0 BB: 0 P: 13	1B: 5 2B: 1 3B: 0 HR: 0	SF: 0 SAC: 0 DP: 1 HBP: 0	WP: 0 PB: 0 SB: 0 CS: 0	PA: 34																	
<b>PITCHER</b>	IP	WLS	BF	H	R	ER	SO	BB	IBB	HBP	BLK	WP	HR	S	P	ERA	WHIP	<b>PITCHER</b>				IP	WLS	BF	H	R	ER	SO	BB	IBB	HBP	BLK	WP	HR	S	P	ERA	WHIP	
99 Taijuan Walker, R ERA: 3.08	6.0	W	23	6	1	1	10	1	0	0	0	0	0	70	97	1.50	1.167																						
67 Seth Lugo, R ERA: 3.51	1.1	H	5	0	0	0	1	1	0	0	0	0	0	12	22	0.00	0.750																						
39 Edwin Díaz, R ERA: 2.13	1.2	S	6	0	0	0	5	1	0	0	0	0	0	17	28	0.00	0.600																						

**New York Mets @ Los Angeles Angels**  
 Angel Stadium, Anaheim, CA  
 Sun Jun 12 2022, 4:09 PM - 7:20 PM PDT  
 Att: 36,598 - Sunny - 79 F

AB	37
R	4
H	11
RBI	4
BB	4
SO	11
LOB	17



**New York Mets @ Los Angeles Angels**  
 Angel Stadium, Anaheim, CA  
 Sun Jun 12 2022, 4:09 PM - 7:20 PM PDT  
 Att: 36,598 - Sunny - 79 F

AB	31
R	1
H	6
RBI	1
BB	3
SO	16
LOB	10






Batter	1	2	3	4	5	6	7	8	9	AB	R	H	RBI	BB	SO	LOB	TOP											
22 Christian Velich, L OBP: 0.328, SLG: 0.379										4	0	1	0	0	2	0	<b>Milwaukee Brewers @ New York Mets</b> Citi Field, Flushing, NY Tue Jun 14 2022, 7:13 PM - 9:51 PM EDT Att: 28,495 - Clear - 81 F											
27 Willy Adames, R OBP: 0.283, SLG: 0.455										4	0	0	0	0	1	2												
11 Rowdy Tellez, L OBP: 0.312, SLG: 0.457										3	0	0	0	0	1	0												
2 Luis Urias, R OBP: 0.313, SLG: 0.362										3	0	0	0	0	1	0												
24 Andrew McCutchen, R OBP: 0.282, SLG: 0.327										3	0	0	0	0	1	1												
10 Omar Narváez, L OBP: 0.371, SLG: 0.414										3	0	1	0	0	1	0												
Hunter Renfro, R OBP: 0.275, SLG: 0.459										3	0	0	0	0	0	2												
14 Jace Peterson, L OBP: 0.306, SLG: 0.429										2	0	1	0	1	1	0												
15 Tyrone Taylor, R OBP: 0.271, SLG: 0.406										3	0	0	0	0	0	2												
<b>Inning Stats</b>	R: 0 E: 0 K: 1 S: 8	H: 0 LOB: 0 BB: 0 P: 9	R: 0 E: 0 K: 0 S: 8	H: 0 LOB: 0 BB: 0 P: 14	R: 0 E: 0 K: 0 S: 8	H: 1 LOB: 0 BB: 0 P: 10	R: 0 E: 0 K: 2 S: 13	H: 0 LOB: 0 BB: 0 P: 17	R: 0 E: 0 K: 0 S: 11	H: 1 LOB: 1 BB: 1 P: 16	R: 0 E: 0 K: 0 S: 11	H: 1 LOB: 1 BB: 1 P: 20	R: 0 E: 0 K: 2 S: 8	H: 0 LOB: 0 BB: 0 P: 8	R: 0 E: 0 K: 2 S: 10	H: 0 LOB: 0 BB: 0 P: 15		R: 0 E: 0 K: 1 S: 10	H: 0 LOB: 0 BB: 0 P: 16	1B: 3 2B: 0 3B: 0 HR: 0	SF: 0 SAC: 0 DP: 3 HBP: 0	WP: 0 PB: 0 SB: 0 CS: 0	PA: 29					
<b>PITCHER</b>	IP	WLS	BF	H	R	ER	SO	BB	IBB	HBP	BLK	WP	HR	S	P	ERA	WHIP											
40 Chris Bassitt, R ERA: 4.01	(1, 1)	8.0	W	26	3	0	0	7	1	0	0	0	0	0	77	109	0.00	0.500										
62 Drew Smith, R ERA: 2.28	(9, 1)	1.0		3	0	0	0	1	0	0	0	0	0	10	16	0.00	0.000											

Batter	1	2	3	4	5	6	7	8	9	AB	R	H	RBI	BB	SO	LOB	BOTTOM											
9 Brandon Nimmo, L OBP: 0.370, SLG: 0.416										4	1	2	0	0	1	0	<b>Milwaukee Brewers @ New York Mets</b> Citi Field, Flushing, NY Tue Jun 14 2022, 7:13 PM - 9:51 PM EDT Att: 28,495 - Clear - 81 F											
6 Starling Marte, R OBP: 0.325, SLG: 0.445										3	2	1	0	1	1	1												
12 Francisco Lindor, S OBP: 0.325, SLG: 0.411										4	0	1	0	0	0	4												
20 Pete Alonso, R OBP: 0.368, SLG: 0.560										3	1	2	2	1	0	0												
1 Jeff McNeil, L OBP: 0.373, SLG: 0.445										3	0	1	1	0	0	3												
10 Eduardo Escobar, S OBP: 0.302, SLG: 0.403										3	0	0	1	0	1	1												
13 Luis Guillorme, L OBP: 0.417, SLG: 0.395										4	0	1	0	0	0	2												
18 Nick Plummer, L OBP: 0.217, SLG: 0.500										3	0	0	0	0	1	1												
3 Tomás Nido, R OBP: 0.270, SLG: 0.266										3	0	0	0	0	0	1												
<b>Inning Stats</b>	R: 3 E: 0 K: 0 S: 19	H: 4 LOB: 1 BB: 0 P: 37	R: 0 E: 0 K: 1 S: 10	H: 0 LOB: 0 BB: 0 P: 16	R: 0 E: 0 K: 1 S: 10	H: 1 LOB: 1 BB: 1 P: 18	R: 0 E: 0 K: 1 S: 9	H: 1 LOB: 1 BB: 0 P: 14	R: 1 E: 0 K: 0 S: 10	H: 2 LOB: 1 BB: 0 P: 16	R: 0 E: 0 K: 1 S: 5	H: 0 LOB: 0 BB: 0 P: 7	R: 0 E: 0 K: 0 S: 10	H: 0 LOB: 1 BB: 1 P: 18	R: 0 E: 0 K: 0 S: 11	H: 0 LOB: 1 BB: 0 P: 18		1B: 6 2B: 2 3B: 0 HR: 0	SF: 1 SAC: 0 DP: 0 HBP: 1	WP: 1 PB: 0 SB: 0 CS: 1	PA: 35							
<b>PITCHER</b>	IP	WLS	BF	H	R	ER	SO	BB	IBB	HBP	BLK	WP	HR	S	P	ERA	WHIP											
37 Adrian Houser, R ERA: 4.21	(1, 1)	4.2	L	22	8	4	0	0	1	0	0	0	0	8	12	0.00	0.000											
35 Brent Suter, L ERA: 4.51	(5, 1)	1.1		4	0	0	0	1	0	0	0	0	0	21	36	0.00	0.500											
57 Trevor Kelley, R ERA: 8.44	(7, 1)	2.0		8	0	0	0	0	1	0	1	0	0	0	0	0	0.00	0.500										

AB	28
R	0
H	3
RBI	0
BB	1
SO	8
LOB	7



AB	30
R	4
H	8
RBI	4
BB	2
SO	4
LOB	13









Batter	1	2	3	4	5	6	7	8	9	AB	R	H	RBI	BB	SO	LOB	TOP			
22 Christian Yelich, L (1,7) OBP: 0.325, SLG: 0.386										5	1	1	1	0	3	2				
27 Willy Adames, R (1,6) OBP: 0.286, SLG: 0.454										4	0	0	0	0	2	0				
11 Rowdy Tellez, L (1,3) OBP: 0.315, SLG: 0.458										4	1	2	0	0	2	0				
2 Luis Urias, R (1,4) OBP: 0.308, SLG: 0.353										4	1	1	0	0	3	1				
24 Andrew McCutchen, R (1,10) OBP: 0.293, SLG: 0.327										3	1	1	0	1	1	0				
10 Omar Narváez, L (1,2) OBP: 0.368, SLG: 0.408										4	0	1	2	0	1	2				
Hunter Renfro, R (1,9) OBP: 0.298, SLG: 0.463										4	0	2	1	0	1	1				
14 Jace Peterson, L (1,5) OBP: 0.307, SLG: 0.432										4	0	1	0	0	1	2				
6 Lorenzo Cain, R (1,8) OBP: 0.231, SLG: 0.234										3	0	1	0	0	1	2				
15 Tyrone Taylor, R (9,PH) OBP: 0.275, SLG: 0.416										1	0	1	0	0	0	0				
<b>Inning Stats</b>	R: 0 E: 0 K: 2 S: 8	H: 0 LOB: 0 BB: 0 P: 13	R: 0 E: 0 K: 2 S: 13	H: 0 LOB: 0 BB: 0 P: 20	R: 0 E: 0 K: 1 S: 6	H: 1 LOB: 0 BB: 0 P: 11	R: 4 E: 0 K: 1 S: 31	H: 5 LOB: 2 BB: 1 P: 49	R: 0 E: 0 K: 2 S: 10	H: 0 LOB: 0 BB: 0 P: 16	R: 0 E: 0 K: 2 S: 12	H: 1 LOB: 1 BB: 0 P: 17	R: 0 E: 0 K: 1 S: 10	H: 2 LOB: 2 BB: 0 P: 17	R: 0 E: 0 K: 2 S: 11	H: 2 LOB: 1 BB: 0 P: 13	1B: 9 2B: 1 3B: 0 HR: 1	SF: 0 SAC: 0 DP: 1 HBP: 0	WP: 0 PB: 0 SB: 0 CS: 0	PA: 37
<b>PITCHER</b>	IP WLS BF H R ER SO BB IBB HBP BLK WP HR S P ERA WHIP																			
38 Tyler Megill, R (1,1) ERA: 5.01	3.1	14	4	4	4	6	1	0	0	0	0	0	0	0	1	43	71	10.80	1.500	
43 Chasen Shreve, L (4,1) ERA: 4.38	1.2	7	2	0	0	2	0	0	0	0	0	0	0	0	25	38	0.00	1.200		
67 Seth Lugo, R (6,1) ERA: 3.25	2.0	7	1	0	0	4	0	0	0	0	0	0	0	20	30	0.00	0.500			
62 Drew Smith, R (8,1) ERA: 2.2	1.0	W	5	2	0	0	0	0	0	0	0	0	0	10	17	0.00	2.000			
39 Edwin Díaz, R (9,1) ERA: 2.65	1.0	S	4	2	0	0	0	0	0	0	0	0	0	11	13	0.00	2.000			

Milwaukee Brewers @ New York Mets  
Citi Field, Flushing, NY  
Thu Jun 16 2022, 7:12 PM - 10:38 PM EDT  
Att: 25,002 - Cloudy - 69 F

AB 36  
R 4  
H 11  
RBI 4  
BB 1  
SO 15  
LOB 10



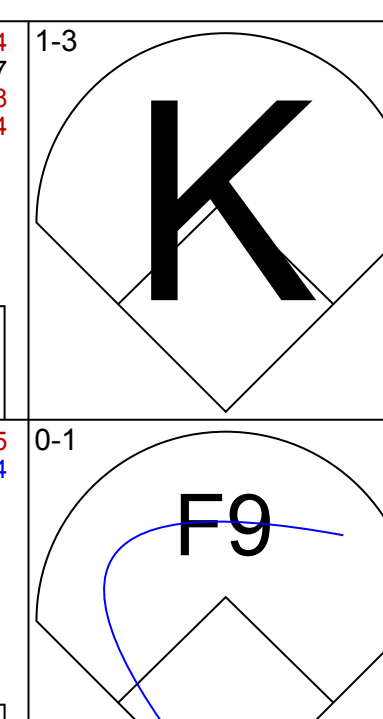
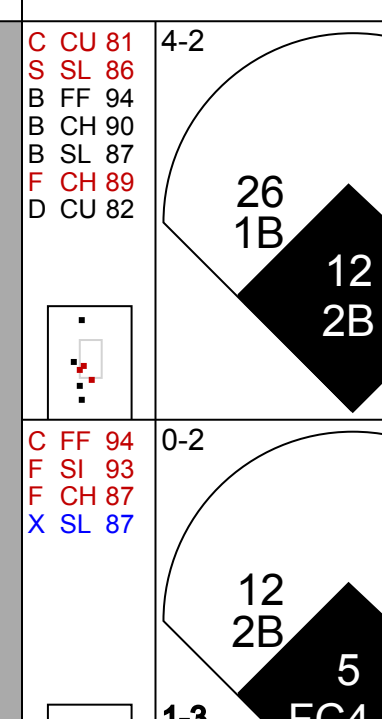
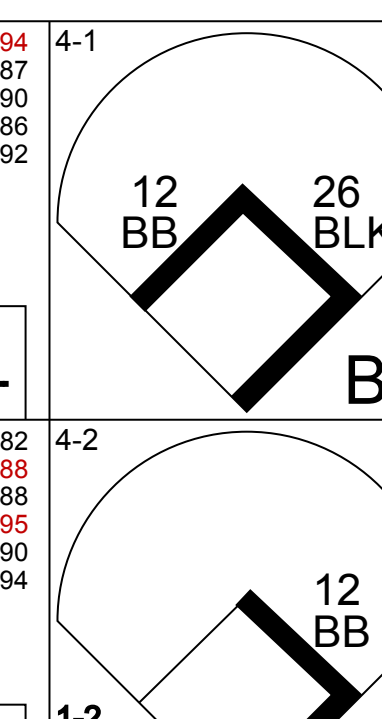
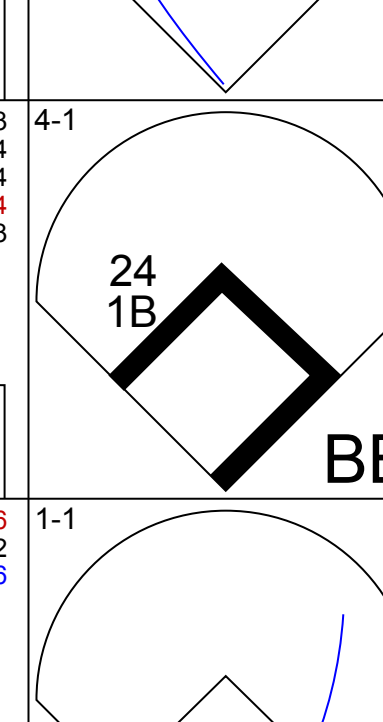
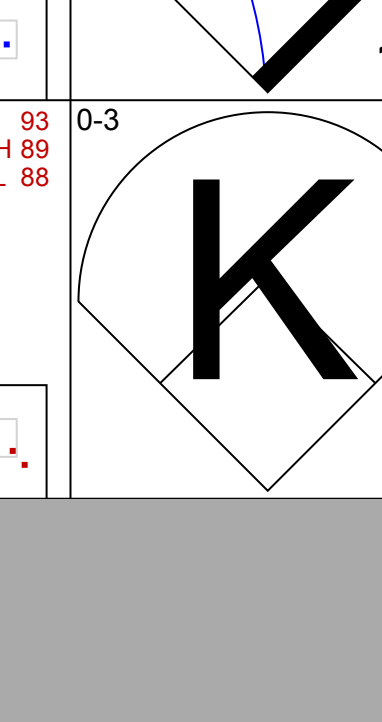
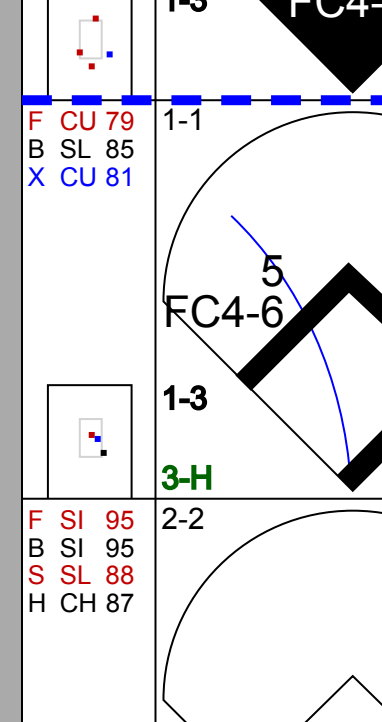
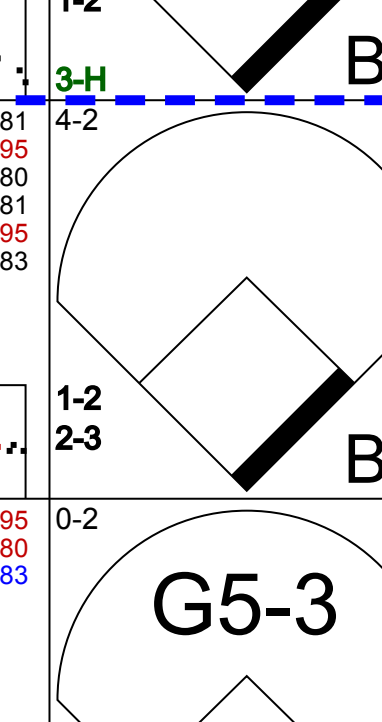
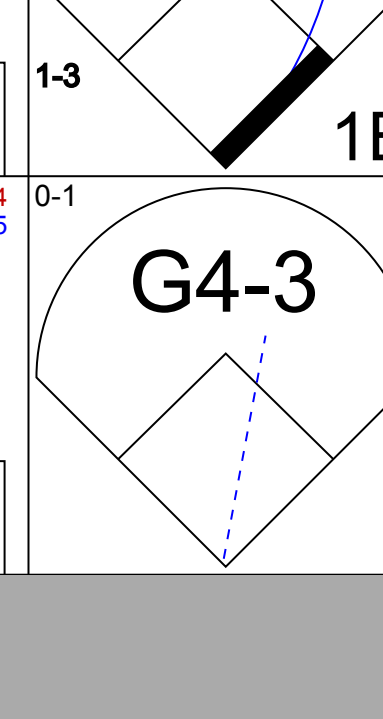

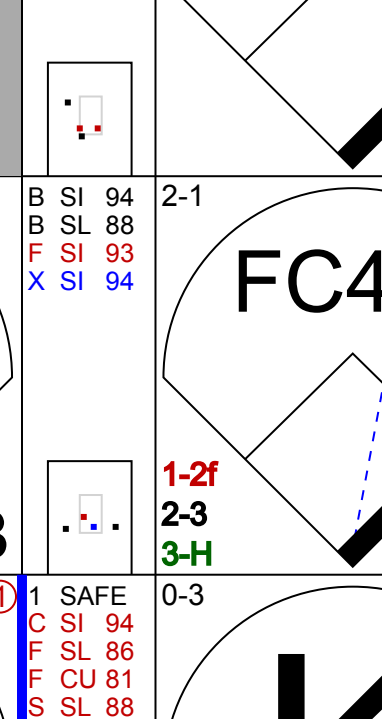


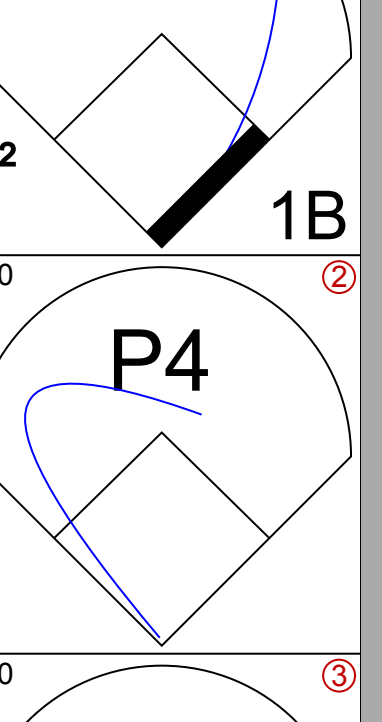
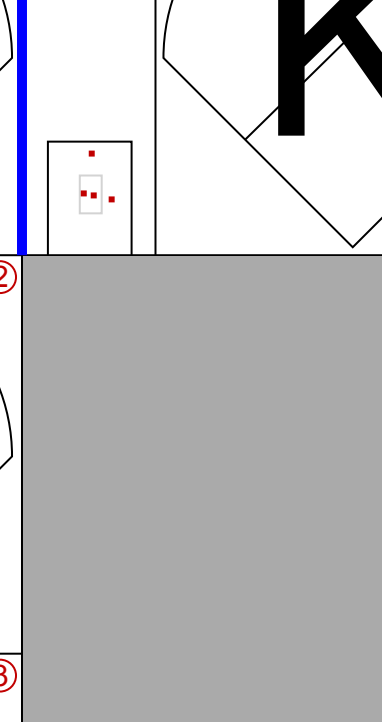
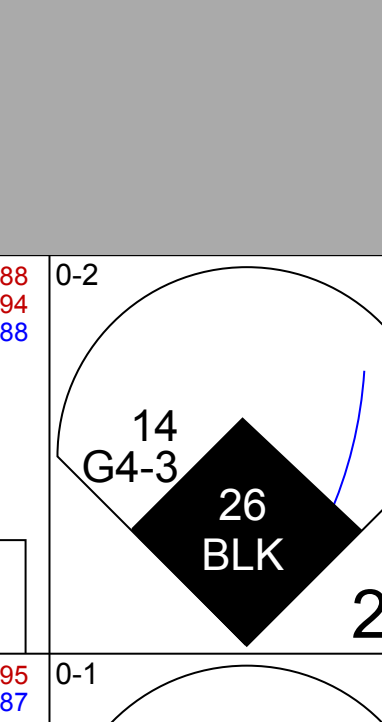

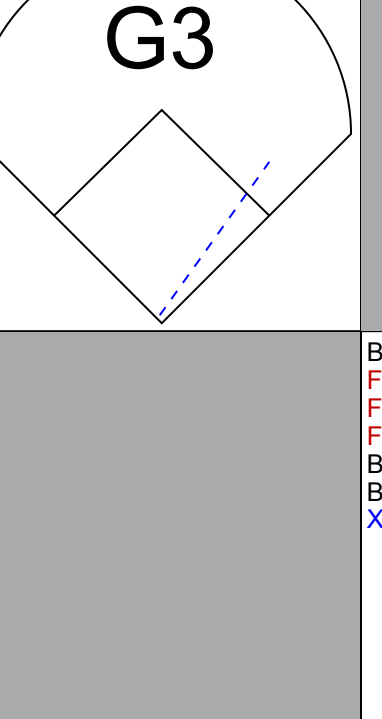
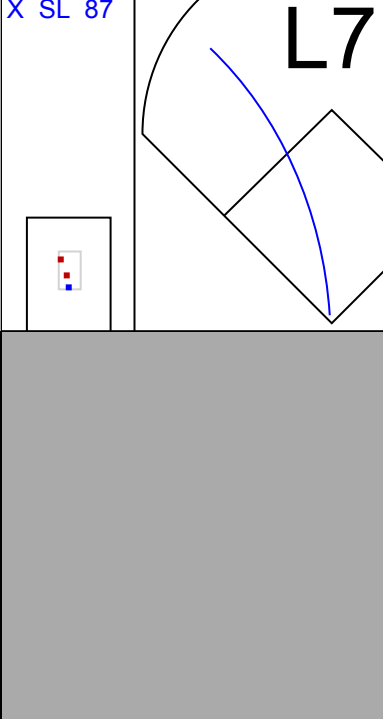
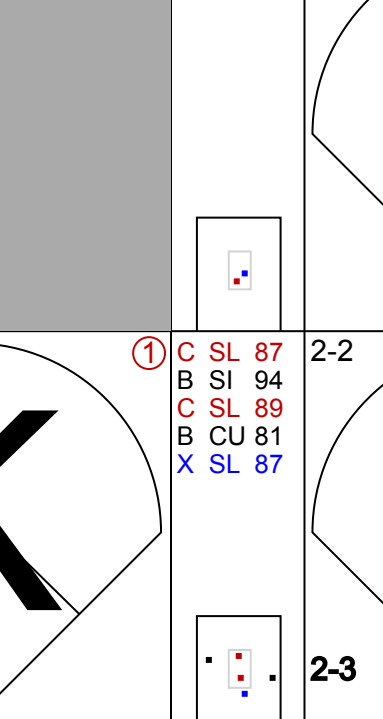
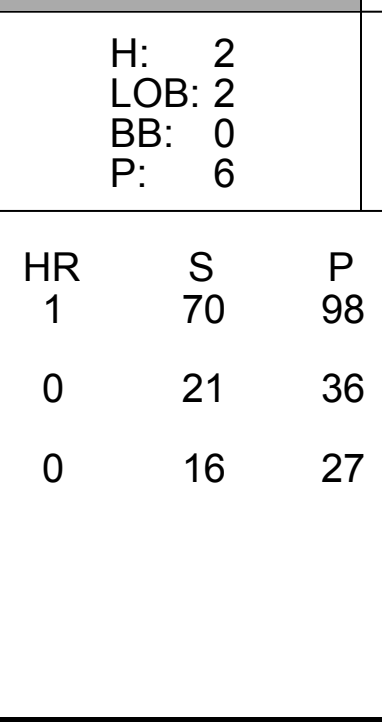
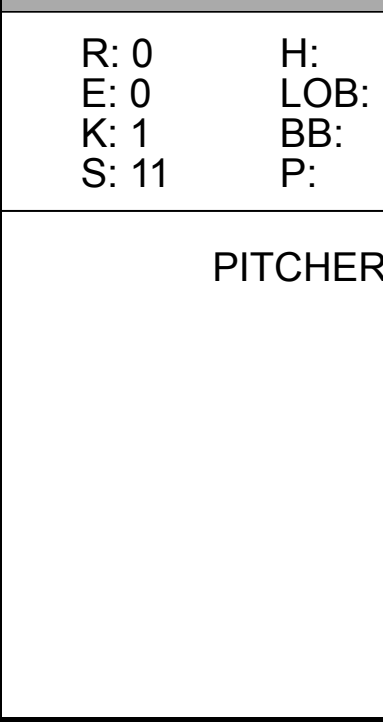
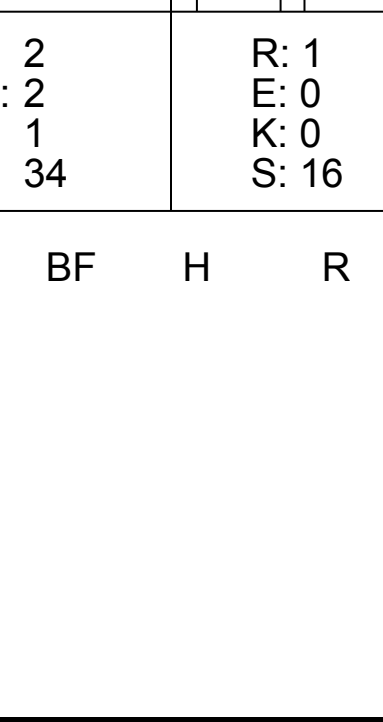
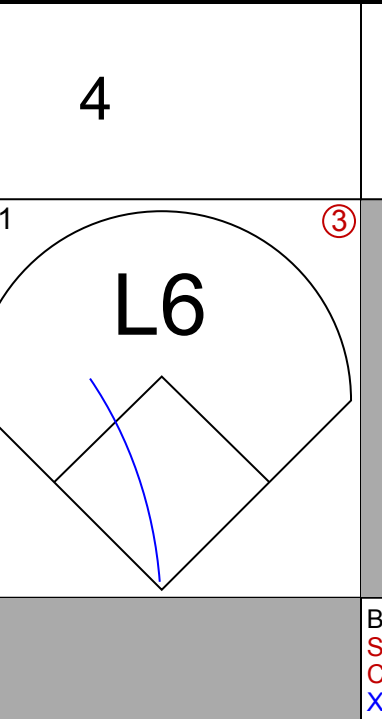
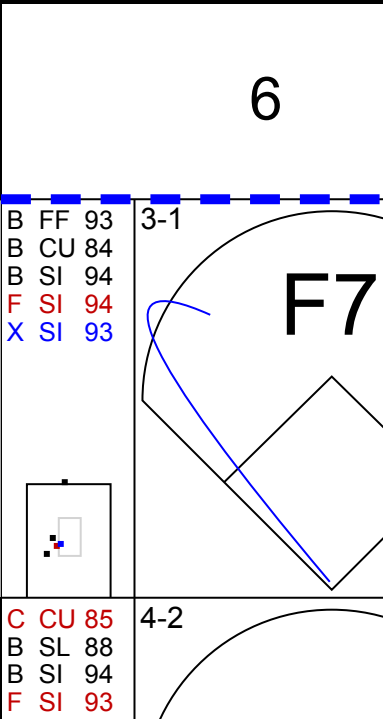
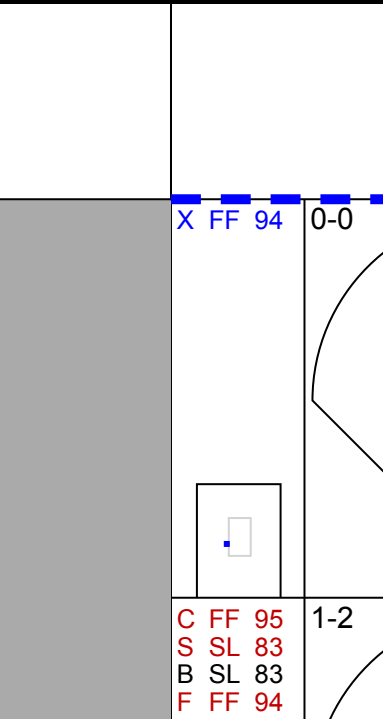
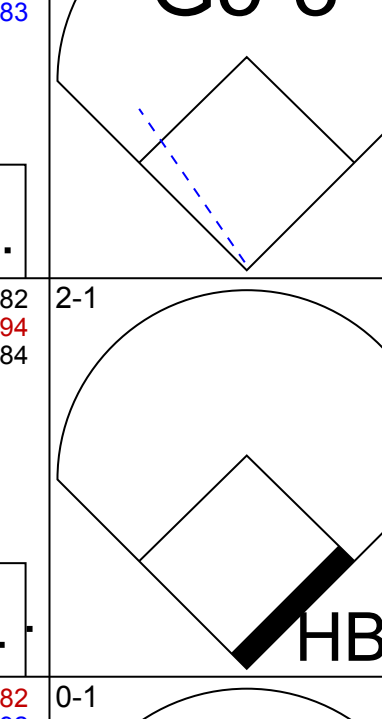


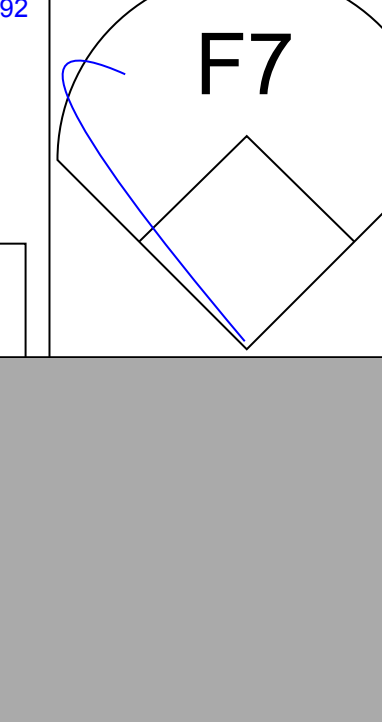

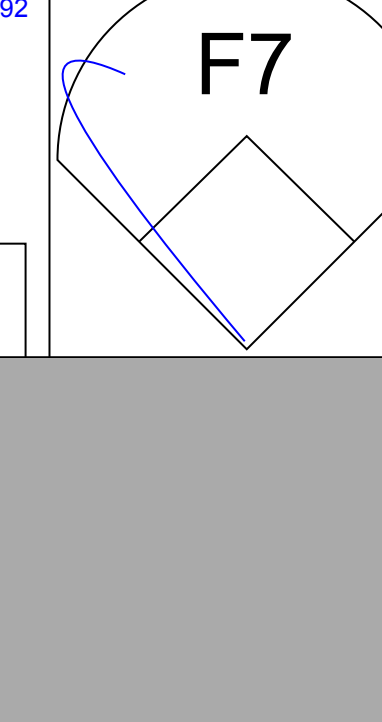
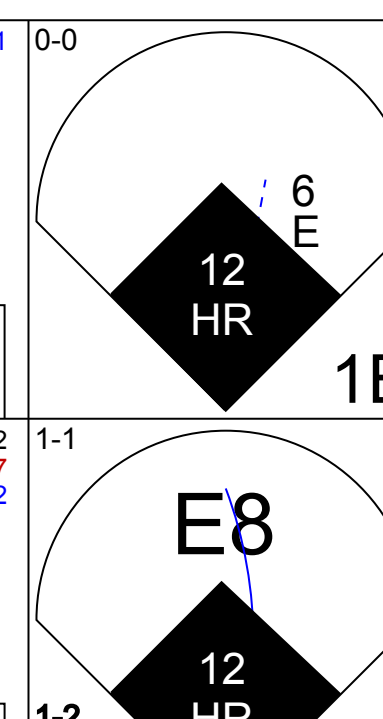
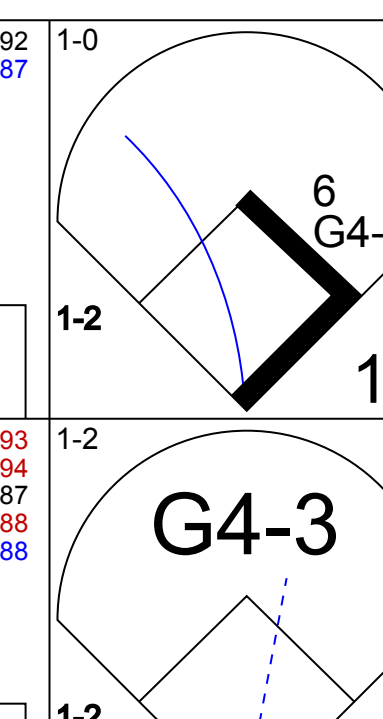
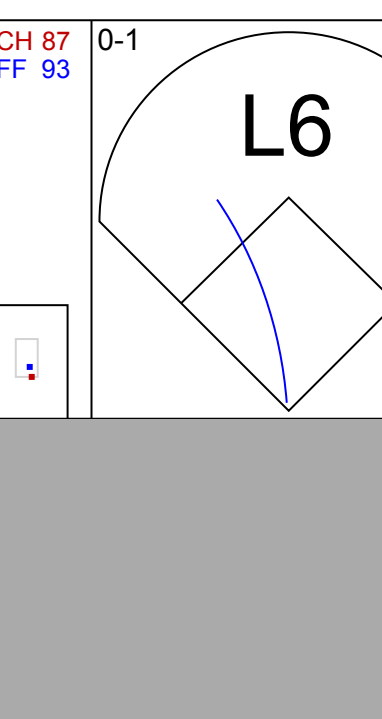
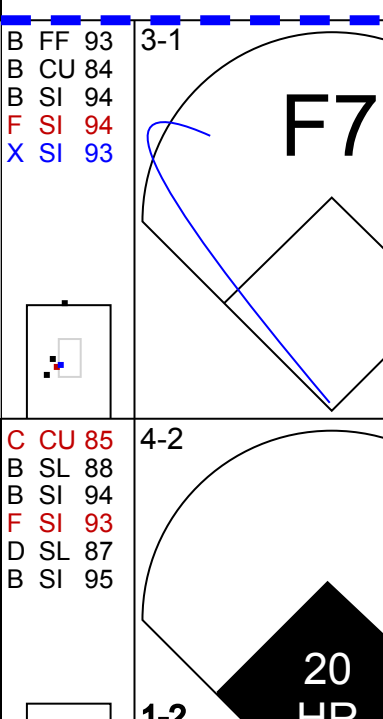
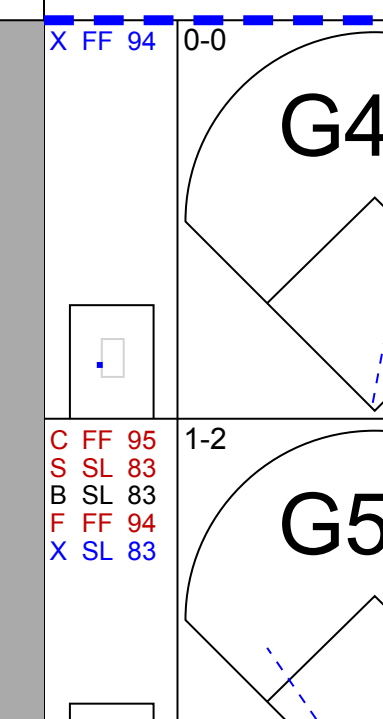
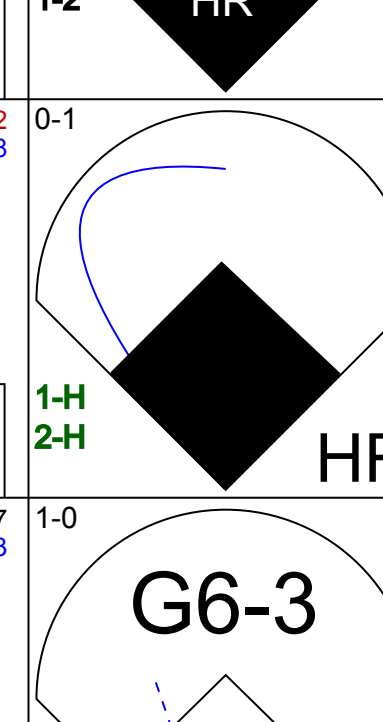
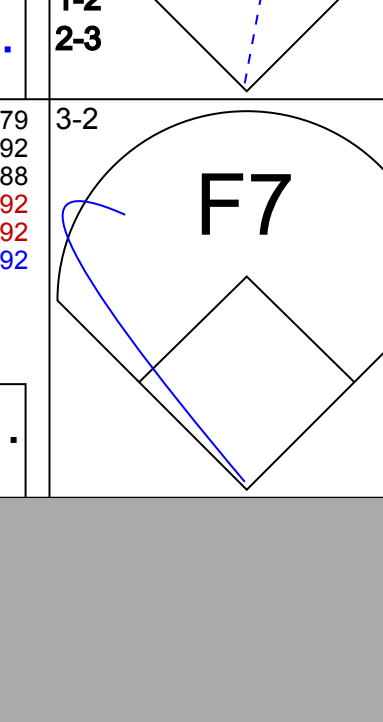

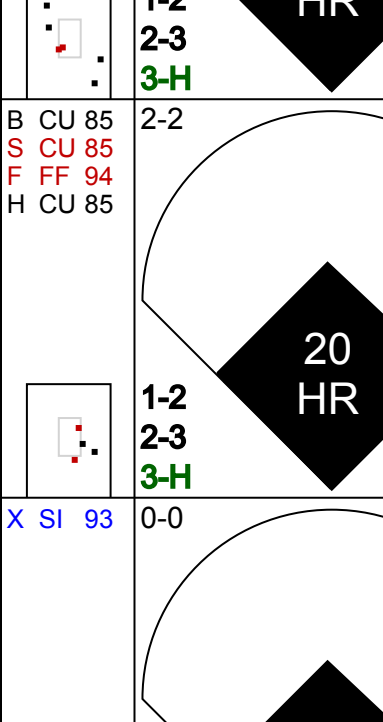
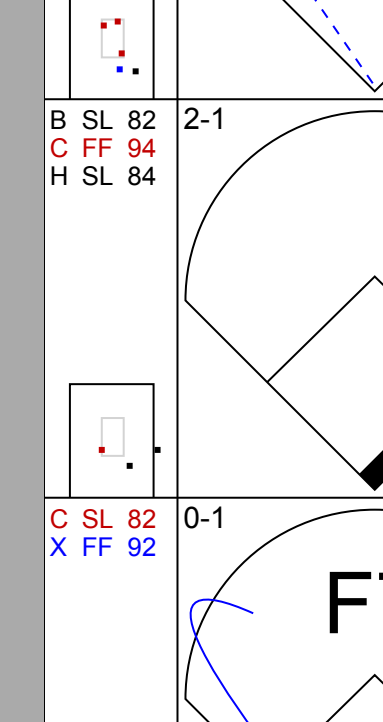
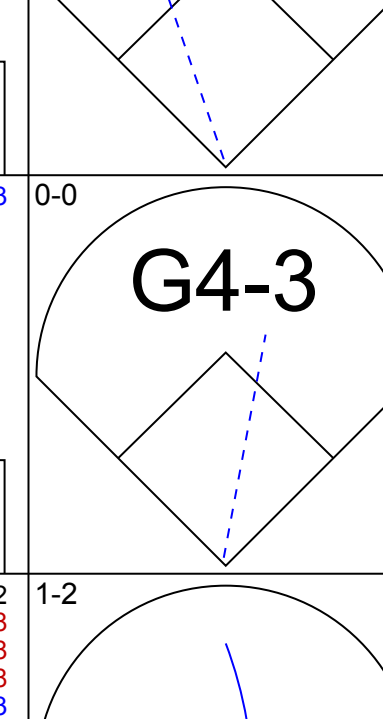


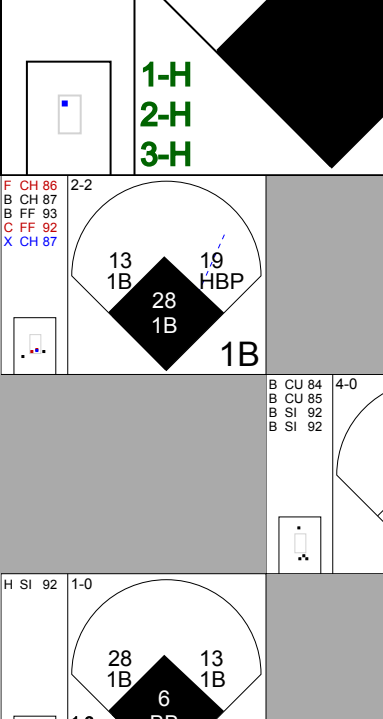

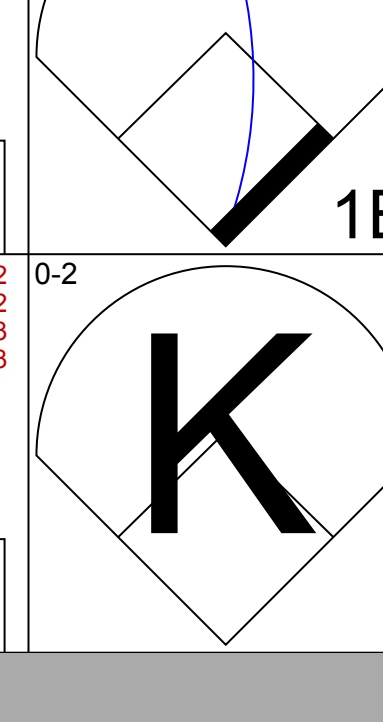
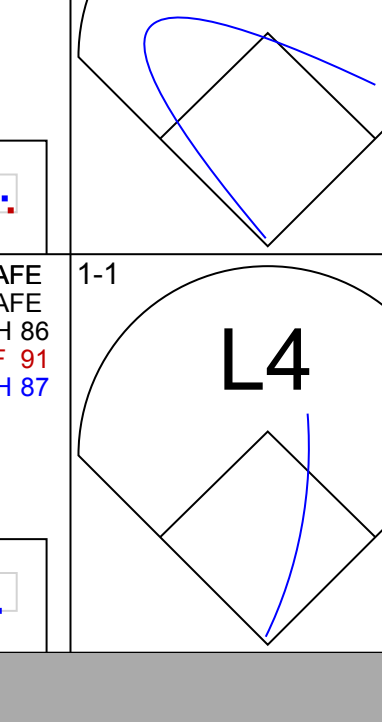

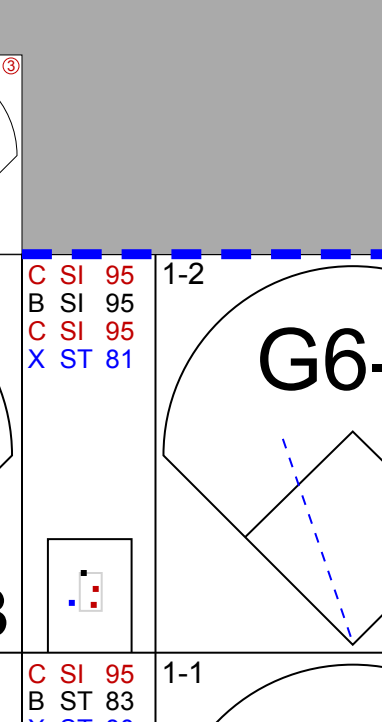




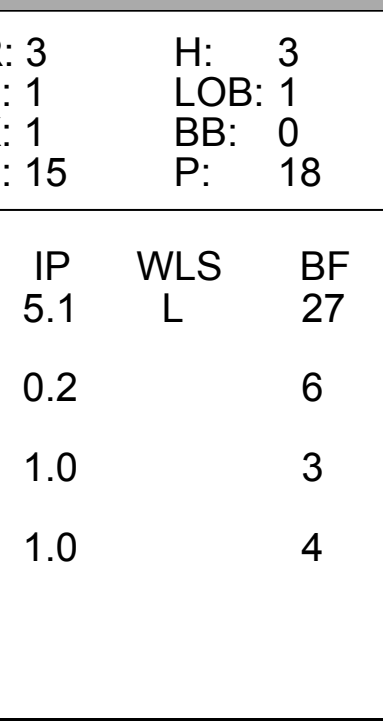
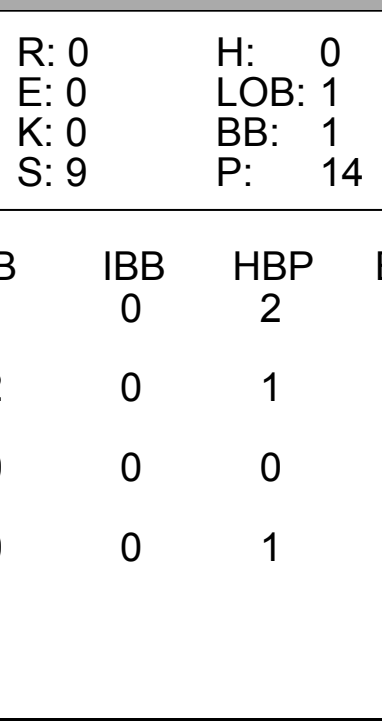
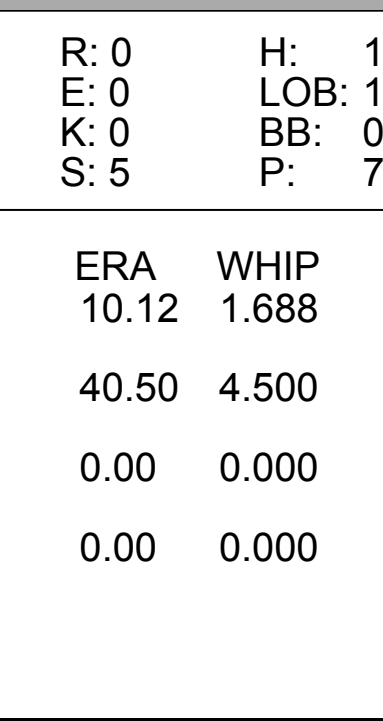
Batter	1	2	3	4	5	6	7	8	9	AB	R	H	RBI	BB	SO	LOB	BOTTOM			
19 Mark Canha, R (1,7) OBP: 0.378, SLG: 0.404										3	2	1	2	1	1	2				
9 Brandon Nimmo, L (1,8) OBP: 0.370, SLG: 0.421										3	0	0	0	0	2	1				
12 Francisco Lindor, S (1,6) OBP: 0.320, SLG: 0.493										4	0	1	0	0	0	3				
20 Pete Alonso, R (1,3) OBP: 0.361, SLG: 0.544										3	0	0	0	1	0	3				
1 Jeff McNeil, L (1,4) OBP: 0.377, SLG: 0.458										3	1	1	1	1	0	3				
28 J.D. Davis, R (1,10) OBP: 0.340, SLG: 0.374										4	0	1	0	0	2	3				
6 Starling Marte, R (8,FR) OBP: 0.329, SLG: 0.446										0	1	0	0	0	0	0				
13 Luis Guillorme, L (1,5) OBP: 0.410, SLG: 0.388										4	0	2	0	0	0	1				
3 Tomás Nido, R (1,2) OBP: 0.269, SLG: 0.265										4	0	1	1	0	2	3				
18 Nick Plummer, L (1,9) OBP: 0.214, SLG: 0.423										3	1	0	1	1	1	2				
<b>Inning Stats</b>	R: 1 E: 0 K: 0 S: 14	H: 1 LOB: 2 BB: 1 P: 19	R: 0 E: 0 K: 2 S: 9	H: 0 LOB: 0 BB: 0 P: 12	R: 0 E: 0 K: 1 S: 10	H: 0 LOB: 0 BB: 0 P: 16	R: 1 E: 0 K: 1 S: 11	H: 2 LOB: 2 BB: 1 P: 20	R: 2 E: 0 K: 0 S: 10	H: 2 LOB: 1 BB: 1 P: 22	R: 0 E: 0 K: 1 S: 10	H: 1 LOB: 1 BB: 0 P: 14	R: 0 E: 0 K: 1 S: 13	H: 0 LOB: 2 BB: 1 P: 21	R: 1 E: 1 K: 1 S: 12	H: 1 LOB: 2 BB: 0 P: 19	1B: 6 2B: 0 3B: 0 HR: 1	SF: 0 SAC: 0 DP: 0 HBP: 2	WP: 0 PB: 0 SB: 1 CS: 0	PA: 37
<b>PITCHER</b>	IP WLS BF H R ER SO BB IBB HBP BLK WP HR S P ERA WHIP																			
26 Aaron Ashby, L (1,1) ERA: 4.25	4.1	20	4	4	4	5	3	0	1	0	0	0	0	0	1	49	79	8.31	1.615	
55 Hoby Milner, L (5,1) ERA: 2.3	1.2	7	2	0	0	1	0	0	0	0	0	0	0	15	24	0.00	1.200			
45 Brad Boxberger, R (7,1) ERA: 2.59	1.0	5	0	0	0	1	1	0	1	0	0	0	0	13	21	0.00	1.000			
35 Brent Suter, L (8,1) ERA: 4.62	1.0	L	5	1	1	0	0	0	0	0	0	0	0	12	19	0.00	1.000			

Milwaukee Brewers @ New York Mets  
Citi Field, Flushing, NY  
Thu Jun 16 2022, 7:12 PM - 10:38 PM EDT  
Att: 25,002 - Cloudy - 69 F

AB 31  
R 5  
H 7  
RBI 5  
BB 4  
SO 8  
LOB 21





Batter	1	2	3	4	5	6	7	8	9	AB	R	H	RBI	BB	SO	LOB	TOP										
2 Jazz Chisholm Jr. L OBP: 0.316, SLG: 0.526			G6-3		K					3	1	0	0	2	2	0	<b>Miami Marlins @ New York Mets</b> Citi Field, Flushing, NY Fri Jun 17 2022, 7:12 PM - 10:34 PM EDT Att: 36,111 - Partly Cloudy - 85 F										
26 Garrett Cooper R OBP: 0.387, SLG: 0.462					K					4	1	2	0	1	1	0											
12 Jorge Soler R OBP: 0.316, SLG: 0.445			K							3	0	2	1	2	1	1											
24 Avisail Garcia R OBP: 0.271, SLG: 0.316										4	0	2	0	0	0	4											
5 Jon Berti R OBP: 0.378, SLG: 0.394										5	0	1	1	0	1	5											
11 Miguel Rojas R OBP: 0.291, SLG: 0.357			K							3	0	1	0	0	1	1											
46 Luke Williams R OBP: 0.313, SLG: 0.310										2	0	0	0	0	2	2											
37 Williams Astudillo R OBP: 0.310, SLG: 0.393			G6-3							2	0	0	0	0	0	2											
34 Lewin Diaz L OBP: 0.333, SLG: 0.667					P4					3	1	1	0	0	2	1											
58 Jacob Stallings R OBP: 0.265, SLG: 0.265			P3		G3					4	0	0	0	0	0	4											
14 Bryan De La Cruz R OBP: 0.270, SLG: 0.330			L6							4	1	1	1	0	1	1											
<b>Inning Stats</b>	R: 0 H: 1 E: 0 K: 1 S: 10	H: 1 LOB: 2 BB: 1 P: 16	R: 0 H: 0 E: 0 K: 1 S: 6	H: 0 LOB: 0 BB: 0 P: 7	R: 0 H: 1 E: 0 K: 1 S: 10	H: 1 LOB: 1 BB: 0 P: 12	R: 0 H: 2 E: 0 K: 0 S: 5	H: 2 LOB: 2 BB: 0 P: 6	R: 1 H: 2 E: 0 K: 2 S: 16	H: 2 LOB: 1 BB: 0 P: 24	R: 0 H: 1 E: 0 K: 1 S: 11	H: 1 LOB: 1 BB: 0 P: 14	R: 2 H: 2 E: 0 K: 2 S: 22	H: 2 LOB: 2 BB: 1 P: 34	R: 1 H: 1 E: 0 K: 0 S: 16	H: 3 LOB: 3 BB: 3 P: 30	R: 0 H: 0 E: 0 K: 3 S: 11	H: 0 LOB: 0 BB: 0 P: 18	1B: 7 2B: 2 3B: 0 HR: 1	SF: 0 SAC: 0 DP: 0 HBP: 1	WP: 0 PB: 0 SB: 1 CS: 0	PA: 43					
<b>PITCHER</b>	IP WLS BF H R ER SO BB IBB HBP BLK WP HR S P ERA WHIP	6.1 W 29 8 3 3 7 2 0 0 0 0 1 70 98 4.26 1.579	7.1 1.1 9 2 1 1 1 2 0 1 1 0 0 21 36 6.75 3.000	8.1 1.1 5 0 0 0 3 1 0 0 0 0 0 16 27 0.00 0.750	<b>PITCHER</b>										IP WLS BF H R ER SO BB IBB HBP BLK WP HR S P ERA WHIP												
59 Carlos Carrasco R ERA: 3.96											6.1	W	29	8	3	3	7	2	0	0	0	0	1	70	98	4.26	1.579
68 Adonis Medina R ERA: 4.91											7.1	1.1	9	2	1	1	1	2	0	1	1	0	0	21	36	6.75	3.000
0 Adam Ottavino R ERA: 2.92											8.1	1.1	5	0	0	0	3	1	0	0	0	0	16	27	0.00	0.750	
<b>Batter</b>	<b>1</b>	<b>2</b>	<b>3</b>	<b>4</b>	<b>5</b>	<b>6</b>	<b>7</b>	<b>8</b>	<b>9</b>	<b>AB</b>	<b>R</b>	<b>H</b>	<b>RBI</b>	<b>BB</b>	<b>SO</b>	<b>LOB</b>	<b>BOTTOM</b>										
9 Brandon Nimmo L OBP: 0.371, SLG: 0.421										5	1	2	0	0	0	3	<b>Miami Marlins @ New York Mets</b> Citi Field, Flushing, NY Fri Jun 17 2022, 7:12 PM - 10:34 PM EDT Att: 36,111 - Partly Cloudy - 85 F										
6 Starling Marte R OBP: 0.326, SLG: 0.438										4	2	0	1	1	0	3											
12 Francisco Lindor S OBP: 0.325, SLG: 0.414										3	2	1	4	0	0	2											
20 Pete Alonso R OBP: 0.365, SLG: 0.556										4	1	2	4	1	0	1											
1 Jeff McNeil L OBP: 0.379, SLG: 0.457										3	1	1	0	1	0	1											
19 Mark Canha R OBP: 0.380, SLG: 0.403										3	1	1	0	0	0	2											
13 Luis Guillorme L OBP: 0.406, SLG: 0.394										4	1	1	0	0	1	2											
28 J.D. Davis R OBP: 0.338, SLG: 0.370										4	1	1	1	0	2	0											
3 Tomás Nido R OBP: 0.268, SLG: 0.259										3	0	0	0	0	3	3											
<b>Inning Stats</b>	R: 3 H: 3 E: 1 K: 1 S: 15	H: 3 LOB: 1 BB: 0 P: 18	R: 0 H: 1 E: 0 K: 1 S: 12	H: 0 LOB: 2 BB: 0 P: 18	R: 0 H: 0 E: 0 K: 0 S: 9	H: 0 LOB: 0 BB: 1 P: 14	R: 0 H: 0 E: 0 K: 2 S: 9	H: 0 LOB: 0 BB: 0 P: 11	R: 0 H: 1 E: 0 K: 0 S: 5	H: 1 LOB: 1 BB: 0 P: 7	R: 7 H: 4 E: 0 K: 1 S: 17	H: 4 LOB: 2 BB: 2 P: 38	R: 0 H: 0 E: 0 K: 1 S: 9	H: 0 LOB: 0 BB: 0 P: 12	R: 0 H: 0 E: 0 K: 0 S: 8	H: 0 LOB: 1 BB: 0 P: 11		1B: 7 2B: 0 3B: 0 HR: 2	SF: 0 SAC: 0 DP: 0 HBP: 4	WP: 0 PB: 0 SB: 0 CS: 0	PA: 40						
<b>PITCHER</b>	IP WLS BF H R ER SO BB IBB HBP BLK WP HR S P ERA WHIP	5.1 L 27 8 7 6 5 1 0 2 0 0 0 1 59 84 10.12 1.688	6.1 1.1 9 3 3 0 2 0 1 0 0 0 1 8 22 40.50 4.500	7.1 1.0 3 0 0 0 1 0 0 0 0 0 0 9 12 0.00 0.000	8.1 1.0 4 0 0 0 0 0 0 1 0 0 0 8 11 0.00 0.000	<b>PITCHER</b>										IP WLS BF H R ER SO BB IBB HBP BLK WP HR S P ERA WHIP											
49 Pablo López R ERA: 2.85											5.1	L	27	8	7	6	5	1	0	2	0	0	1	59	84	10.12	1.688
51 Tommy Nance R ERA: 5.06											6.1	1.1	9	3	3	0	2	0	1	0	0	0	1	8	22	40.50	4.500
47 Jimmy Yacabonis R ERA: 7.1											7.1	1.0	3	0	0	0	1	0	0	0	0	0	0	9	12	0.00	0.000
38 Louis Head R ERA: 6.75											8.1	1.0	4	0	0	0	0	0	1	0	0	0	8	11	0.00	0.000	



Batter	1	2	3	4	5	6	7	8	9	AB	R	H	RBI	BB	SO	LOB	TOP										
5 Jon Berti, R OBP: 0.382, SLG: 0.398										4	1	2	0	0	1	0											
2 Jazz Chisholm Jr., L OBP: 0.302, SLG: 0.518										3	1	0	0	1	2	2											
12 Jorge Soler, R OBP: 0.311, SLG: 0.438										4	0	0	0	0	2	3											
26 Garrett Cooper, R OBP: 0.384, SLG: 0.458										4	0	1	1	0	2	2											
46 Luke Williams, R OBP: 0.313, SLG: 0.310										0	0	0	0	0	0	0											
24 Avisail García, R OBP: 0.271, SLG: 0.320										4	0	1	1	0	2	1											
34 Lewin Díaz, L OBP: 0.167, SLG: 0.333										3	0	0	0	0	2	1											
11 Miguel Rojas, R OBP: 0.287, SLG: 0.351										3	0	0	0	0	2	0											
54 Nick Fortes, R OBP: 0.424, SLG: 0.556										3	0	0	0	0	1	0											
14 Bryan De La Cruz, R OBP: 0.264, SLG: 0.322										3	0	0	0	0	1	0											
<b>Inning Stats</b>	R: 0 E: 0 K: 3 S: 12	H: 1 LOB: 1 BB: 0 P: 19	R: 0 E: 0 K: 1 S: 9	H: 0 LOB: 0 BB: 0 P: 13	R: 0 E: 0 K: 1 S: 6	H: 0 LOB: 0 BB: 0 P: 8	R: 0 E: 0 K: 1 S: 9	H: 0 LOB: 0 BB: 0 P: 14	R: 0 E: 0 K: 0 S: 9	H: 0 LOB: 0 BB: 0 P: 14	R: 1 E: 0 K: 1 S: 13	H: 1 LOB: 1 BB: 1 P: 24	R: 0 E: 0 K: 2 S: 9	H: 0 LOB: 0 BB: 0 P: 14	R: 1 E: 0 K: 3 S: 16	H: 2 LOB: 2 BB: 0 P: 23	1B: 3 2B: 1 3B: 0 HR: 0	SF: 0 SAC: 0 DP: 0 HBP: 0	WP: 0 PB: 0 CS: 0	PA: 32							
<b>PITCHER</b>	IP	WLS	BF	H	R	ER	SO	BB	IBB	HBP	BLK	WP	HR	S	P	ERA	WHIP										
99 Taijuan Walker, R ERA: 2.88	6.2	W	23	2	1	1	9	1	0	0	0	0	0	62	97	1.35	0.450										
62 Drew Smith, R ERA: 2.1	1.1	H	4	0	0	0	3	0	0	0	0	0	0	15	23	0.00	0.000										
39 Edwin Díaz, R ERA: 2.3	1.0	S	5	2	1	1	3	0	0	0	0	0	0	16	23	9.00	2.000										

Miami Marlins @ New York Mets  
Citi Field, Flushing, NY  
Sat Jun 18 2022, 4:12 PM - 7:02 PM EDT  
Att: 40,021 - Partly Cloudy - 68 F

AB	31
R	2
H	4
RBI	2
BB	1
SO	15
LOB	9



Batter	1	2	3	4	5	6	7	8	9	AB	R	H	RBI	BB	SO	LOB	BOTTOM										
9 Brandon Nimmo, L OBP: 0.365, SLG: 0.413										4	0	0	0	0	0	0											
6 Starling Marte, R OBP: 0.329, SLG: 0.443										4	1	2	0	0	0	0											
12 Francisco Lindor, S OBP: 0.324, SLG: 0.424										4	1	1	2	0	0	1											
20 Pete Alonso, R OBP: 0.360, SLG: 0.547										4	0	0	0	0	1	0											
19 Mark Canha, R OBP: 0.387, SLG: 0.404										2	1	1	0	2	0	0											
28 J.D. Davis, R OBP: 0.342, SLG: 0.369										3	0	1	0	1	1	1											
10 Eduardo Escobar, S OBP: 0.297, SLG: 0.392										3	0	0	0	0	1	5											
1 Jeff McNeil, L OBP: 0.379, SLG: 0.455										3	0	1	1	0	1	1											
3 Tomás Nido, R OBP: 0.262, SLG: 0.252										3	0	0	0	0	2												
<b>Inning Stats</b>	R: 0 E: 0 K: 0 S: 6	H: 0 LOB: 0 BB: 0 P: 8	R: 1 E: 0 K: 0 S: 12	H: 2 LOB: 1 BB: 1 P: 23	R: 2 E: 0 K: 0 S: 21	H: 3 LOB: 2 BB: 1 P: 34	R: 0 E: 0 K: 0 S: 5	H: 0 LOB: 0 BB: 0 P: 10	R: 0 E: 0 K: 1 S: 10	H: 0 LOB: 0 BB: 0 P: 15	R: 0 E: 0 K: 3 S: 14	H: 0 LOB: 1 BB: 1 P: 23	R: 0 E: 0 K: 0 S: 6	H: 1 LOB: 0 BB: 0 P: 8	R: 0 E: 0 K: 0 S: 7	H: 0 LOB: 0 BB: 0 P: 10	1B: 4 2B: 1 3B: 0 HR: 1	SF: 0 SAC: 0 DP: 0 HBP: 0	WP: 0 PB: 0 CS: 0	PA: 33							
<b>PITCHER</b>	IP	WLS	BF	H	R	ER	SO	BB	IBB	HBP	BLK	WP	HR	S	P	ERA	WHIP										
60 Braxton Garrett, L ERA: 4.85	4.0	L	19	5	3	3	0	2	0	0	0	0	0	44	75	6.75	1.750										
36 Dylan Floro, R ERA: 6.08	1.0		3	0	0	0	1	0	0	0	0	0	0	10	15	0.00	0.000										
47 Jimmy Yacabonis, R ERA:	0.2		3	0	0	0	2	1	0	0	0	0	0	11	17	0.00	1.500										
35 Richard Bleier, L ERA: 4.78	1.0		3	0	0	0	1	0	0	0	0	0	0	5	10	0.00	0.000										
38 Louis Head, R ERA: 6.35	1.1		5	1	0	0	0	0	0	0	0	0	0	11	14	0.00	0.750										

Miami Marlins @ New York Mets  
Citi Field, Flushing, NY  
Sat Jun 18 2022, 4:12 PM - 7:02 PM EDT  
Att: 40,021 - Partly Cloudy - 68 F

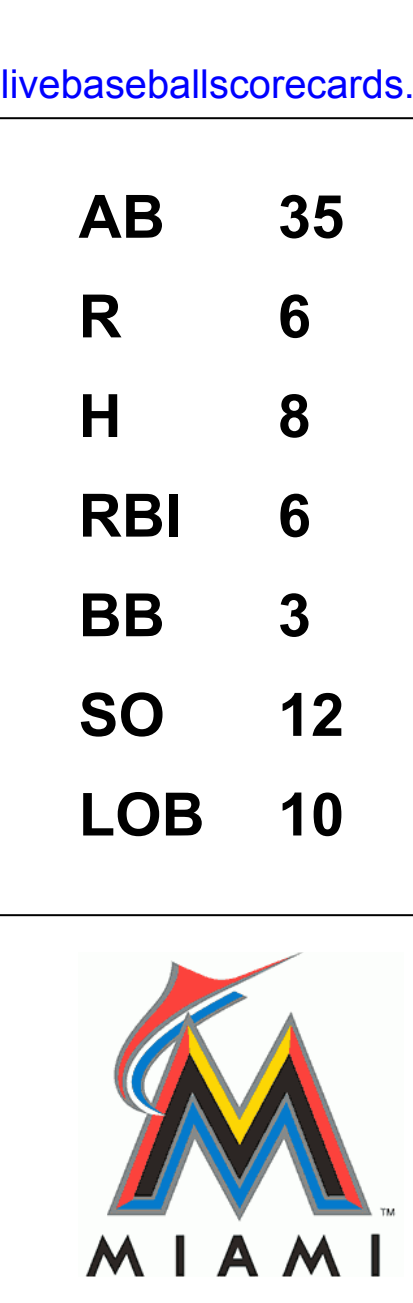
AB	30
R	3
H	6
RBI	3
BB	3
SO	4
LOB	10





Batter	1	2	3	4	5	6	7	8	9	AB R H RBI BB SO LOB	TOP									
2 Jazz Chisholm Jr., L (1,4) OBP: 0.309, SLG: 0.523										4 1 2 1 1 2 0	<b>Miami Marlins @ New York Mets</b> Citi Field, Flushing, NY Sun Jun 19 2022, 1:44 PM - 4:44 PM EDT Att: 41,255 - Sunny - 70 F									
5 Jon Berti, R (1,5) OBP: 0.382, SLG: 0.402										4 0 1 1 1 3 2										
24 Avisaíl García, R (1,10) OBP: 0.266, SLG: 0.314										4 0 0 0 0 0 2										
11 Miguel Rojas, R (1,6) OBP: 0.291, SLG: 0.354										4 1 2 0 0 1 0										
34 Lewin Díaz, L (1,3) OBP: 0.100, SLG: 0.200										4 0 0 0 0 1 2										
58 Jacob Stallings, R (1,2) OBP: 0.285, SLG: 0.265										4 1 1 0 0 3 1										
14 Bryan De La Cruz, R (1,8) OBP: 0.271, SLG: 0.322										3 1 1 0 1 1 0										
64 Jerar Encarnación, R (1,9) OBP: 0.250, SLG: 1.000										4 2 1 4 0 1 2										
46 Luke Williams, R (1,7) OBP: 0.278, SLG: 0.273										4 0 0 0 0 0 1										
<b>Inning Stats</b>	R: 0 H: 0 E: 0 K: 2 S: 12	H: 0 LOB: 0 BB: 0 P: 17	R: 0 H: 2 E: 0 K: 3 S: 13	H: 2 LOB: 2 BB: 0 P: 18	R: 0 H: 0 E: 0 K: 1 S: 11	H: 0 LOB: 1 BB: 1 P: 19	R: 0 H: 0 E: 0 K: 1 S: 10	H: 0 LOB: 0 BB: 0 P: 13	R: 0 H: 0 E: 0 K: 1 S: 16	H: 1 LOB: 0 BB: 0 P: 22		R: 5 H: 4 E: 0 K: 0 S: 20	H: 4 LOB: 1 BB: 2 P: 34	R: 0 H: 0 E: 0 K: 2 S: 10	H: 0 LOB: 0 BB: 0 P: 12	R: 1 H: 1 E: 1 K: 1 S: 11	H: 1 LOB: 1 BB: 0 P: 17	1B: 5 2B: 3 3B: 0 HR: 1	SF: 0 SAC: 0 DP: 1 HBP: 0	WP: 0 PB: 0 SB: 2 CS: 1
<b>PITCHER</b>	IP WLS BF H R ER SO BB IBB HBP BLK WP HR S P ERA WHIP											IP WLS BF H R ER SO BB IBB HBP BLK WP HR S P ERA WHIP								
40 Chris Bassitt, R (1,1) ERA: 4.03	6.1 L 25 5 3 3 9 2 0 0 0 0 0 75 109 4.26 1.105																			
67 Seth Lugo, R (7,1) ERA: 3.81	0.2 B 5 2 2 2 0 1 0 0 0 0 1 13 22 27.00 4.500																			
34 Tommy Hunter, R (8,1) ERA:	1.2 6 0 1 0 2 0 0 0 0 0 0 17 22 0.00 0.000																			
30 Joely Rodríguez, L (9,1) ERA: 5.06	0.1 2 1 0 0 1 0 0 0 0 0 0 4 7 0.00 3.000																			

Batter	1	2	3	4	5	6	7	8	9	AB R H RBI BB SO LOB	BOTTOM											
9 Brandon Nimmo, L (1,8) OBP: 0.359, SLG: 0.405										4 0 0 0 0 0 0	<b>Miami Marlins @ New York Mets</b> Citi Field, Flushing, NY Sun Jun 19 2022, 1:44 PM - 4:44 PM EDT Att: 41,255 - Sunny - 70 F											
6 Starling Marte, R (1,9) OBP: 0.328, SLG: 0.449										4 1 1 0 0 2 0												
12 Francisco Lindor, S (1,6) OBP: 0.323, SLG: 0.421										4 0 1 1 0 0 0												
20 Pete Alonso, R (1,3) OBP: 0.362, SLG: 0.548										3 0 1 0 1 0 1												
1 Jeff McNeil, L (1,7) OBP: 0.385, SLG: 0.460										2 1 1 0 2 1 0												
10 Eduardo Escobar, S (1,5) OBP: 0.293, SLG: 0.386										4 0 0 0 0 1 5												
13 Luis Guillorme, L (1,4) OBP: 0.404, SLG: 0.383										3 0 1 1 0 1 2												
19 Mark Canha, R (9,PH) OBP: 0.385, SLG: 0.402										1 0 0 0 0 0 2												
18 Nick Plummer, L (1,10) OBP: 0.194, SLG: 0.379										3 0 0 0 0 3 3												
28 J.D. Davis, R (9,PH) OBP: 0.340, SLG: 0.366										1 0 0 0 0 0 2												
3 Tomás Nido, R (1,2) OBP: 0.264, SLG: 0.254										3 0 1 0 0 1 1												
<b>Inning Stats</b>	R: 0 H: 0 E: 0 K: 1 S: 8	H: 1 LOB: 0 BB: 0 P: 13	R: 0 H: 1 E: 0 K: 2 S: 12	H: 1 LOB: 2 BB: 1 P: 18	R: 0 H: 1 E: 0 K: 0 S: 6	H: 1 LOB: 0 BB: 0 P: 7	R: 0 H: 0 E: 0 K: 1 S: 7	H: 0 LOB: 0 BB: 0 P: 14	R: 0 H: 0 E: 0 K: 1 S: 6	H: 0 LOB: 0 BB: 0 P: 10	R: 1 H: 2 E: 0 K: 0 S: 6	H: 2 LOB: 1 BB: 0 P: 9	R: 1 H: 2 E: 0 K: 2 S: 17	H: 2 LOB: 1 BB: 0 P: 23	R: 0 H: 0 E: 0 K: 1 S: 8	H: 0 LOB: 0 BB: 0 P: 12	R: 0 H: 0 E: 0 K: 1 S: 9	H: 0 LOB: 2 BB: 2 P: 22	1B: 3 2B: 2 3B: 1 HR: 0	SF: 0 SAC: 0 DP: 0 HBP: 0	WP: 0 PB: 0 SB: 0 CS: 0	PA: 35
<b>PITCHER</b>	IP WLS BF H R ER SO BB IBB HBP BLK WP HR S P ERA WHIP											IP WLS BF H R ER SO BB IBB HBP BLK WP HR S P ERA WHIP										
22 Sandy Alcantara, R (1,1) ERA: 1.72	8.0 W 30 6 2 2 8 1 0 0 0 0 0 70 106 2.25 0.875																					
66 Tanner Scott, L (9,1) ERA: 4.65	1.0 5 0 0 0 1 2 0 0 0 0 0 9 22 0.00 2.000																					









Batter	1	2	3	4	5	6	7	8	9	AB	R	H	RBI	BB	SO	LOB	TOP										
9 Brandon Nimmo, L (1, 8) OBP: 0.361, SLG: 0.409	F8						G4-3		FC5	5	0	1	0	0	0	2											
6 Starling Marte, R (1, 9) OBP: 0.324, SLG: 0.438	G5-3		G4-3						L7	4	0	0	0	0	0	1											
12 Francisco Lindor, S (1, 6) OBP: 0.317, SLG: 0.410	F8								K	4	0	0	0	0	3	0											
20 Pete Alonso, R (1, 3) OBP: 0.366, SLG: 0.559		BB								3	1	3	1	1	0	0											
19 Mark Canha, R (1, 7) OBP: 0.381, SLG: 0.393	G5-3								1B	4	0	1	0	0	0	2											
13 Luis Guillorme, L (1, 4) OBP: 0.408, SLG: 0.388	L1-4-3									4	0	1	0	0	1	3											
10 Eduardo Escobar, S (1, 5) OBP: 0.292, SLG: 0.395	F8									4	1	1	1	0	2	5											
28 J.D. Davis, R (1, 10) OBP: 0.335, SLG: 0.350			F9							4	0	0	0	0	3	4											
4 Patrick Mazaika, L (1, 2) OBP: 0.200, SLG: 0.292										3	0	0	0	0	0	0											
2 Dominic Smith, L (9, PH) OBP: 0.294, SLG: 0.264			G4-3							1	0	1	0	0	0	0											
<b>Inning Stats</b>	R: 0 E: 0 K: 0 S: 9	H: 0 LOB: 0 BB: 0 P: 15	R: 0 E: 0 K: 0 S: 8	H: 0 LOB: 1 BB: 1 P: 15	R: 0 E: 0 K: 0 S: 11	H: 1 LOB: 1 BB: 0 P: 13	R: 0 E: 1 K: 3 S: 18	H: 2 LOB: 3 BB: 0 P: 27	R: 0 E: 0 K: 0 S: 15	H: 0 LOB: 0 BB: 0 P: 19	R: 1 E: 0 K: 2 S: 10	H: 1 LOB: 0 BB: 0 P: 15	R: 1 E: 0 K: 1 S: 8	H: 1 LOB: 0 BB: 0 P: 11	R: 0 E: 0 K: 1 S: 10	H: 1 LOB: 1 BB: 0 P: 17	R: 0 E: 0 K: 2 S: 18	H: 2 LOB: 2 BB: 0 P: 25	1B: 6 2B: 0 3B: 0 HR: 2	SF: 0 SAC: 0 DP: 0 HBP: 0	WP: 0 PB: 0 SB: 0 CS: 0	PA: 37					
<b>PITCHER</b>	IP	WLS	BF	H	R	ER	SO	BB	IBB	HBP	BLK	WP	HR	S	P	ERA	WHIP										
65 José Urquidy, R (1, 1) ERA: 4.68	6.0	W	24	4	1	1	5	1	0	0	0	0	1	71	104	1.50	0.833										
88 Phil Maton, R (7, 1) ERA: 3.39	1.0		4	1	1	1	1	0	0	0	0	0	1	8	11	9.00	1.000										
61 Seth Martinez, R (8, 1) ERA:	1.0		4	1	0	0	1	0	0	0	0	0	0	10	17	0.00	1.000										
52 Bryan Abreu, R (9, 1) ERA: 2.3	1.0		5	2	0	0	2	0	0	0	0	0	0	18	25	0.00	2.000										

New York Mets @ Houston Astros  
Minute Maid Park, Houston, TX  
Tue Jun 21 2022, 7:14 PM - 10:13 PM CDT  
Att: 35,140 - Roof Closed - 73 F

AB 36  
R 2  
H 8  
RBI 2  
BB 1  
SO 9  
LOB 17



Batter	1	2	3	4	5	6	7	8	9	AB	R	H	RBI	BB	SO	LOB	BOTTOM											
27 Jose Altuve, R (1, 4) OBP: 0.346, SLG: 0.517	L5									4	2	1	1	1	0	1												
23 Michael Brantley, L (1, 7) OBP: 0.360, SLG: 0.433	F7									5	1	2	0	0	0	1												
2 Alex Bregman, R (1, 5) OBP: 0.343, SLG: 0.377	1B									3	1	2	0	1	0	2												
44 Yordan Alvarez, L (1, 10) OBP: 0.405, SLG: 0.633	G6-3									3	2	1	2	1	0	3												
30 Kyle Tucker, L (1, 9) OBP: 0.355, SLG: 0.491										3	1	1	3	1	0	0												
10 Yuli Gurriel, R (1, 3) OBP: 0.273, SLG: 0.371	G4-6-3									3	0	0	0	1	1	1												
14 Mauricio Dubón, R (1, 6) OBP: 0.280, SLG: 0.400	2B									3	0	2	1	1	0	0												
26 Jose Siri, R (1, 8) OBP: 0.255, SLG: 0.325	K									4	1	1	1	0	2	4												
15 Martín Maldonado, R (1, 2) OBP: 0.226, SLG: 0.289	F9									3	0	0	0	1	2	0												
<b>Inning Stats</b>	R: 0 E: 0 K: 0 S: 12	H: 1 LOB: 1 BB: 0 P: 21	R: 0 E: 0 K: 1 S: 9	H: 1 LOB: 1 BB: 1 P: 16	R: 3 E: 0 K: 0 S: 11	H: 2 LOB: 0 BB: 1 P: 21	R: 0 E: 0 K: 1 S: 7	H: 0 LOB: 0 BB: 1 P: 14	R: 4 E: 0 K: 2 S: 17	H: 3 LOB: 2 BB: 3 P: 35	R: 0 E: 0 K: 1 S: 13	H: 2 LOB: 0 BB: 0 P: 18	R: 0 E: 0 K: 0 S: 5	H: 0 LOB: 0 BB: 0 P: 7	R: 1 E: 0 K: 0 S: 10	H: 1 LOB: 0 BB: 1 P: 20	R: 1 E: 0 K: 2 S: 10	H: 1 LOB: 0 BB: 1 P: 20	1B: 5 2B: 2 3B: 0 HR: 3	SF: 0 SAC: 0 DP: 2 HBP: 0	WP: 0 PB: 0 SB: 1 CS: 1	PA: 38						
<b>PITCHER</b>	IP	WLS	BF	H	R	ER	SO	BB	IBB	HBP	BLK	WP	HR	S	P	ERA	WHIP											
29 Trevor Williams, R (1, 1) ERA: 3.86	4.0	L	17	4	3	3	2	3	0	0	0	0	0	2	39	72	6.75	1.750										
43 Chasen Shreve, L (5, 1) ERA: 5.61	1.0		9	3	4	4	2	3	0	0	0	0	0	17	35	36.00	6.000											
68 Adonis Medina, R (6, 1) ERA: 4.5	3.0		12	3	1	1	1	1	0	0	0	0	1	28	45	3.00	1.333											

New York Mets @ Houston Astros  
Minute Maid Park, Houston, TX  
Tue Jun 21 2022, 7:14 PM - 10:13 PM CDT  
Att: 35,140 - Roof Closed - 73 F

AB 31  
R 8  
H 10  
RBI 8  
BB 7  
SO 5  
LOB 12





Batter	1	2	3	4	5	6	7	8	9	AB	R	H	RBI	BB	SO	LOB	TOP								
9 Brandon Nimmo, L OBP: 0.361, SLG: 0.409										3	1	1	1	1	1	0									
6 Starling Marte, R OBP: 0.327, SLG: 0.441										3	1	1	1	0	1	1									
12 Francisco Lindor, S OBP: 0.319, SLG: 0.412										4	0	2	0	0	1	1									
20 Pete Alonso, R OBP: 0.361, SLG: 0.552										3	0	0	1	0	3	1									
13 Luis Guillorme, L OBP: 0.410, SLG: 0.399										4	0	2	0	0	0	0									
19 Mark Canha, R OBP: 0.378, SLG: 0.387										3	0	0	0	1	1	1									
10 Eduardo Escobar, S OBP: 0.291, SLG: 0.393										4	0	1	0	0	1	4									
2 Dominic Smith, L OBP: 0.292, SLG: 0.275										4	1	1	0	0	2	4									
3 Tomás Nido, R OBP: 0.257, SLG: 0.242										3	0	0	0	0	0	2									
28 J.D. Davis, R OBP: 0.333, SLG: 0.348										1	0	0	0	0	1	0									
<b>Inning Stats</b>	R: 0 E: 0 K: 1 S: 11	H: 2 LOB: 1 BB: 0 P: 14	R: 0 E: 0 K: 1 S: 8	H: 0 LOB: 0 BB: 0 P: 11	R: 1 E: 0 K: 1 S: 11	H: 1 LOB: 0 BB: 0 P: 15	R: 0 E: 0 K: 2 S: 9	H: 0 LOB: 0 BB: 0 P: 14	R: 0 E: 0 K: 0 S: 11	H: 1 LOB: 1 BB: 0 P: 16	R: 2 E: 0 K: 1 S: 18	H: 3 LOB: 3 BB: 2 P: 32	R: 0 E: 0 K: 1 S: 10	H: 0 LOB: 1 BB: 0 P: 16	R: 0 E: 0 K: 2 S: 11	H: 1 LOB: 1 BB: 0 P: 16	R: 0 E: 0 K: 2 S: 10	H: 0 LOB: 0 BB: 0 P: 14	1B: 5 2B: 3 3B: 0 HR: 0	SF: 2 SAC: 0 DP: 1 HBP: 1	WP: 0 PB: 0 SB: 0 CS: 0	PA: 37			
<b>PITCHER</b>	IP	WLS	BF	H	R	ER	SO	BB	IBB	HBP	BLK	WP	HR	S	P	ERA	WHIP								
77 Luis Garcia, R ERA: 3.88	5.0	W	21	6	3	3	5	1	0	0	0	0	0	56	83	5.40	1.400								
45 Ryne Stanek, R ERA: 0.75	1.0	H	5	1	0	0	1	1	0	0	0	0	0	12	19	0.00	2.000								
50 Héctor Neris, R ERA: 3.99	1.0	H	4	0	0	0	1	0	0	1	0	0	0	16	16	0.00	0.000								
47 Rafael Montero, R ERA: 1.95	1.0	H	4	1	0	0	2	0	0	0	0	0	0	11	16	0.00	1.000								
55 Ryan Pressly, R ERA: 2.41	1.0	S	3	0	0	0	2	0	0	0	0	0	0	10	14	0.00	0.000								

New York Mets @ Houston Astros  
Minute Maid Park, Houston, TX  
Wed Jun 22 2022, 1:13 PM - 4:27 PM CDT  
Att: 35,415 - Roof Closed - 73 F

AB 32  
R 3  
H 8  
RBI 3  
BB 2  
SO 11  
LOB 14



Batter	1	2	3	4	5	6	7	8	9	AB	R	H	RBI	BB	SO	LOB	BOTTOM								
27 Jose Altuve, R OBP: 0.345, SLG: 0.510										3	1	0	0	1	0	1									
23 Michael Brantley, L OBP: 0.378, SLG: 0.434										4	1	1	1	0	0	1									
2 Alex Bregman, R OBP: 0.349, SLG: 0.394										3	1	2	2	0	0	0									
44 Yordan Alvarez, L OBP: 0.406, SLG: 0.658										4	2	2	2	0	1	3									
30 Kyle Tucker, L OBP: 0.353, SLG: 0.484										3	0	0	0	1	0	1									
10 Yuli Gurriel, R OBP: 0.288, SLG: 0.364										4	0	0	0	0	1	1									
20 Chas McCormick, R OBP: 0.291, SLG: 0.394										3	0	1	0	0	2	1									
18 Jason Castro, L OBP: 0.203, SLG: 0.130										4	0	0	0	0	3	2									
14 Mauricio Dubón, R OBP: 0.281, SLG: 0.398										3	0	1	0	0	0	0									
<b>Inning Stats</b>	R: 4 E: 0 K: 2 S: 15	H: 3 LOB: 1 BB: 1 P: 26	R: 0 E: 0 K: 0 S: 8	H: 0 LOB: 0 BB: 0 P: 10	R: 1 E: 0 K: 1 S: 13	H: 1 LOB: 1 BB: 1 P: 23	R: 0 E: 0 K: 0 S: 6	H: 0 LOB: 0 BB: 0 P: 11	R: 0 E: 0 K: 0 S: 9	H: 1 LOB: 1 BB: 0 P: 12	R: 0 E: 0 K: 2 S: 9	H: 0 LOB: 0 BB: 0 P: 11	R: 0 E: 0 K: 1 S: 16	H: 1 LOB: 2 BB: 0 P: 23	R: 0 E: 0 K: 1 S: 8	H: 1 LOB: 1 BB: 0 P: 9	1B: 3 2B: 1 3B: 0 HR: 3	SF: 0 SAC: 0 DP: 0 HBP: 2	WP: 0 PB: 0 SB: 0 CS: 0	PA: 35					
<b>PITCHER</b>	IP	WLS	BF	H	R	ER	SO	BB	IBB	HBP	BLK	WP	HR	S	P	ERA	WHIP								
59 Carlos Carrasco, R ERA: 4.42	2.1	L	14	4	5	5	2	2	0	1	0	0	0	21	31	0.00	0.375								
44 Yoan López, R ERA: 4.05	2.2		9	1	0	0	1	0	0	0	0	0	0	13	16	0.00	0.750								
34 Tommy Hunter, R ERA:	1.1		5	1	0	0	2	0	0	0	0	0	0	15	21	0.00	0.000								
30 Joely Rodríguez, L ERA: 4.78	1.1		5	0	0	0	1	0	0	1	0	0	0	5	6	0.00	3.000								
39 Edwin Díaz, R ERA: 2.29	0.1		2	1	0	0	1	0	0	0	0	0	0	5	6	0.00	3.000								

New York Mets @ Houston Astros  
Minute Maid Park, Houston, TX  
Wed Jun 22 2022, 1:13 PM - 4:27 PM CDT  
Att: 35,415 - Roof Closed - 73 F

AB 31  
R 5  
H 7  
RBI 5  
BB 2  
SO 7  
LOB 10





Batter	1	2	3	4	5	6	7	8	9	AB	R	H	RBI	BB	SO	LOB	TOP										
9 Brandon Nimmo, L OBP: 0.360, SLG: 0.406	L8		G5-3					B1-3		4	1	1	0	0	0	0											
6 Starling Marte, R OBP: 0.322, SLG: 0.434	G6-3			G6-3			FC	G5-3		4	1	0	0	0	0	2											
12 Francisco Lindor, S OBP: 0.322, SLG: 0.426	HR			P6				F9		4	1	2	4	0	0	0											
20 Pete Alonso, R OBP: 0.356, SLG: 0.544	L7			K				G5-3		4	0	0	0	0	2	1											
13 Luis Guillorme, L OBP: 0.400, SLG: 0.387	K			K				L7		4	0	0	0	0	3	1											
19 Mark Canha, R OBP: 0.376, SLG: 0.399	G5-3			HR				G4-3		4	1	1	1	0	1	1											
10 Eduardo Escobar, S OBP: 0.288, SLG: 0.388	G3			G4-3				G3		3	0	0	0	0	0	0											
2 Dominic Smith, L OBP: 0.294, SLG: 0.277	G3			F7				G6-3		3	0	1	0	0	0	0											
3 Tomás Nido, R OBP: 0.259, SLG: 0.244	K			K				G6-3		3	1	1	0	0	1	1											
<b>Inning Stats</b>	R: 1 H: 1 E: 0 K: 0 S: 10	H: 1 LOB: 0 BB: 0 P: 15	R: 0 H: 0 E: 0 K: 1 S: 10	H: 0 LOB: 0 BB: 0 P: 14	R: 0 H: 0 E: 0 K: 1 S: 9	H: 0 LOB: 0 BB: 0 P: 12	R: 0 H: 0 E: 0 K: 1 S: 8	H: 0 LOB: 0 BB: 0 P: 12	R: 1 H: 1 E: 0 K: 1 S: 9	H: 1 LOB: 0 BB: 0 P: 13	R: 3 H: 3 E: 1 K: 0 S: 14	H: 3 LOB: 1 BB: 0 P: 20	R: 0 H: 1 E: 0 K: 0 S: 7	H: 0 LOB: 0 BB: 0 P: 10	R: 0 H: 0 E: 0 K: 3 S: 12	H: 0 LOB: 0 BB: 0 P: 16	R: 0 H: 0 E: 0 K: 3 S: 9	H: 0 LOB: 0 BB: 0 P: 13	1B: 3 2B: 1 3B: 0 HR: 2	SF: 0 SAC: 0 DP: 1 HBP: 0	WP: 0 PB: 0 SB: 0 CS: 0	PA: 33					
<b>PITCHER</b>	IP	WLS	BF	H	R	ER	SO	BB	IBB	HBP	BLK	WP	HR	S	P	ERA	WHIP										
22 Sandy Alcantara, R ERA: 1.95	7.0	L	27	6	5	4	4	0	0	0	0	0	2	67	96	5.14	0.857										
36 Dylan Floro, R ERA: 5.05	1.0		3	0	0	0	0	0	0	0	0	0	0	12	16	0.00	0.000										
47 Jimmy Yacabonis, R ERA: 2.08	1.0		3	0	0	0	3	0	0	0	0	0	0	9	13	0.00	0.000										

New York Mets @ Miami Marlins  
loanDepot park, Miami, FL  
Fri Jun 24 2022, 6:43 PM - 9:46 PM EDT  
Att: 11,444 - Roof Closed - 72 F

AB 33  
R 5  
H 6  
RBI 5  
BB 0  
SO 7  
LOB 6



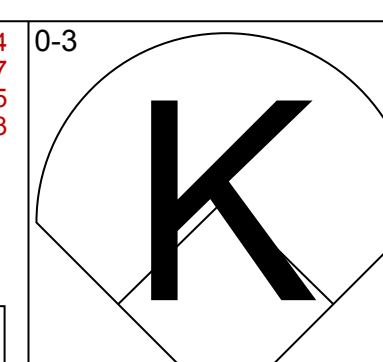
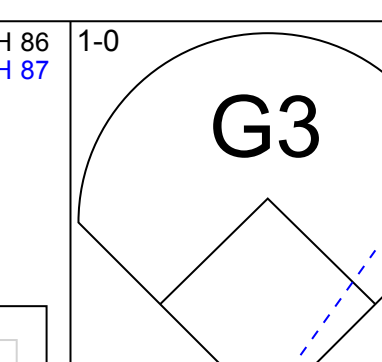
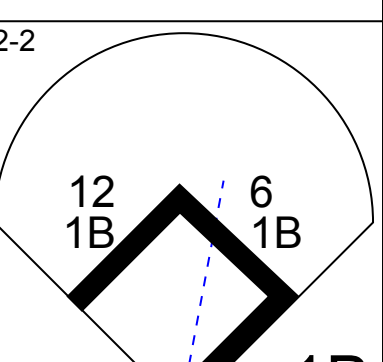
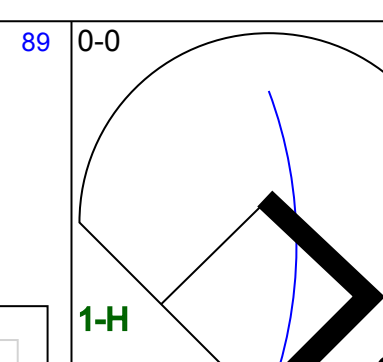
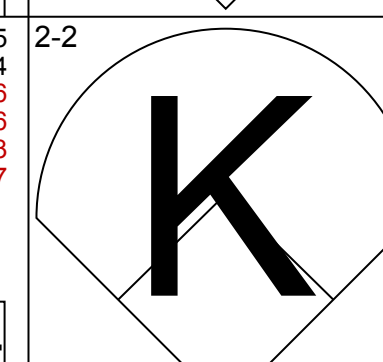
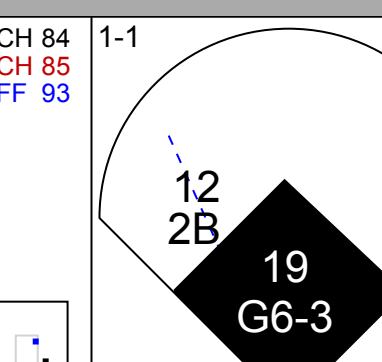
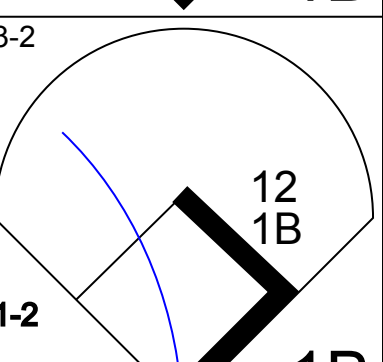
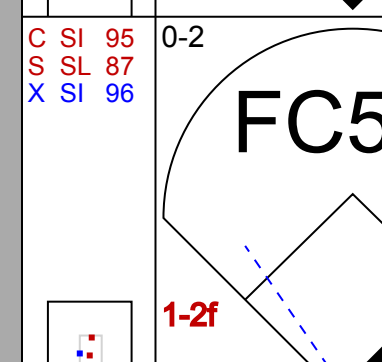
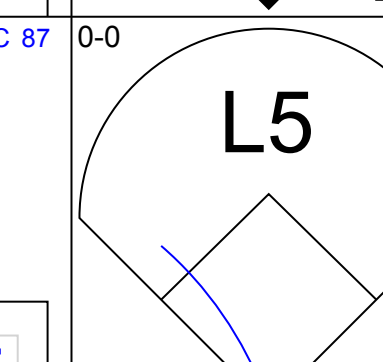
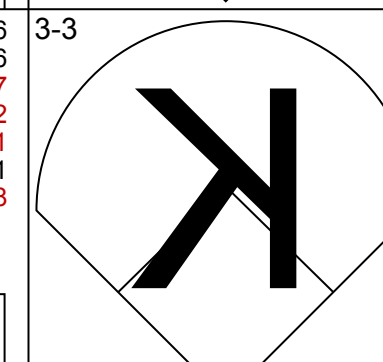
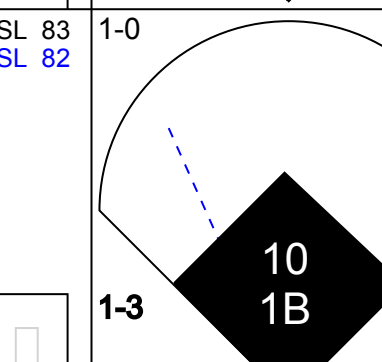
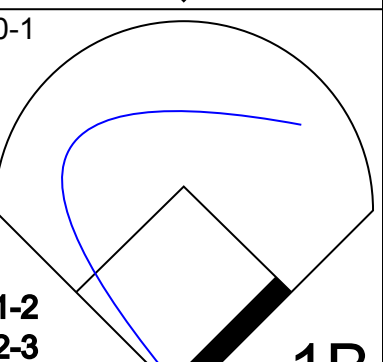
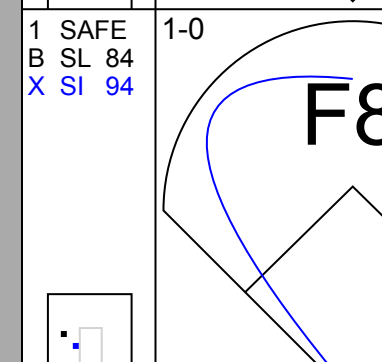
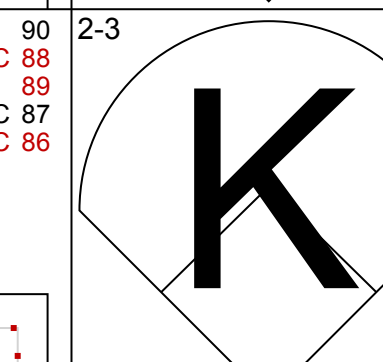
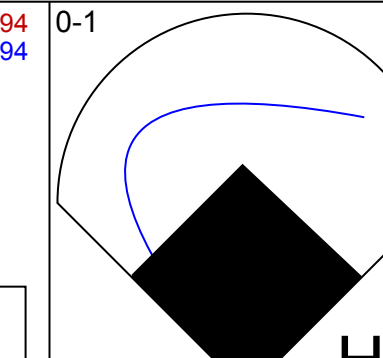
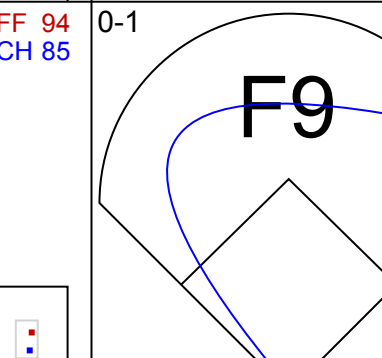
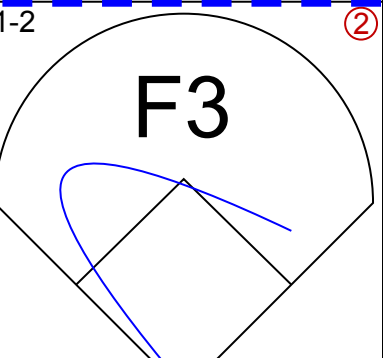
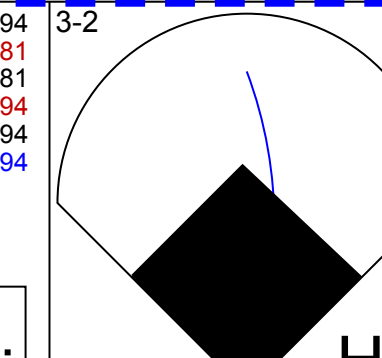

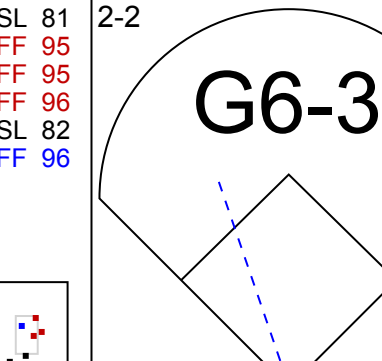
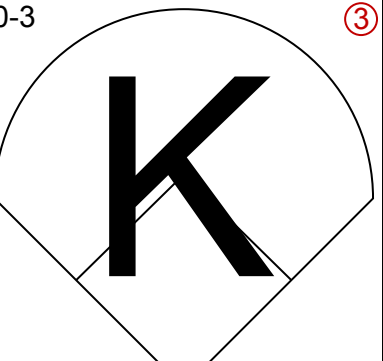
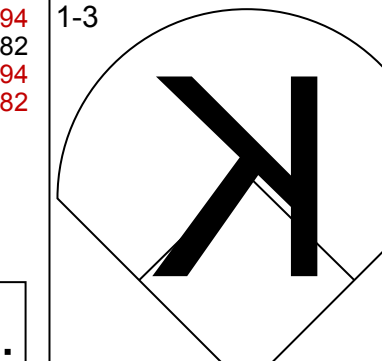

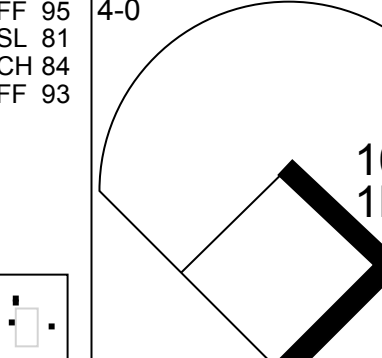
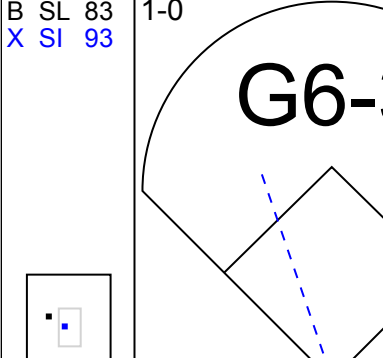
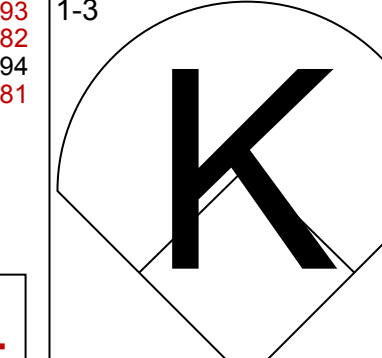

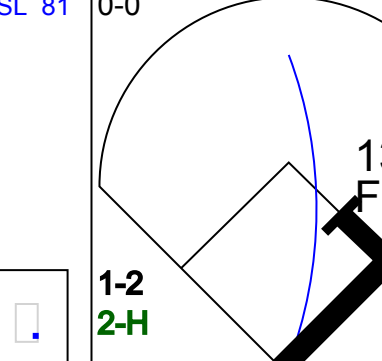
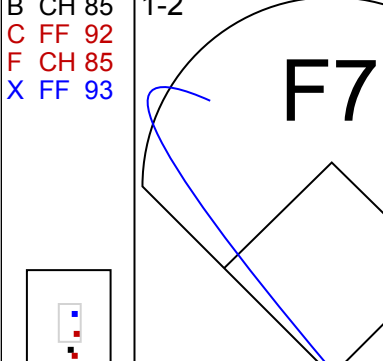
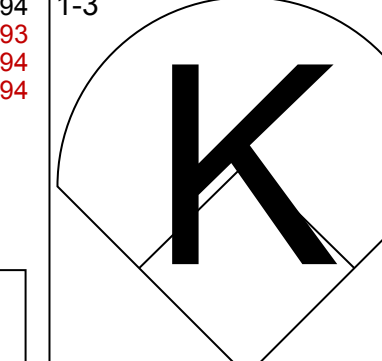
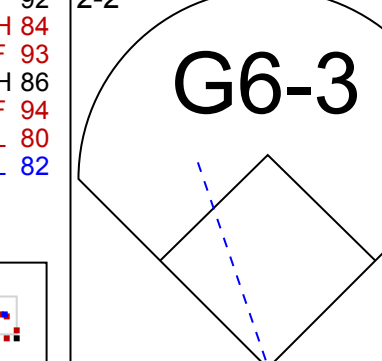
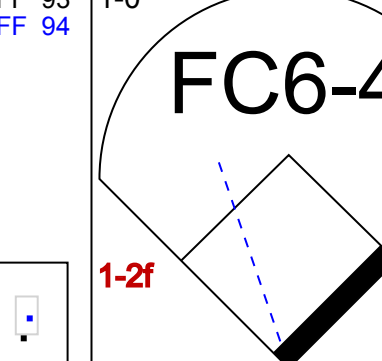
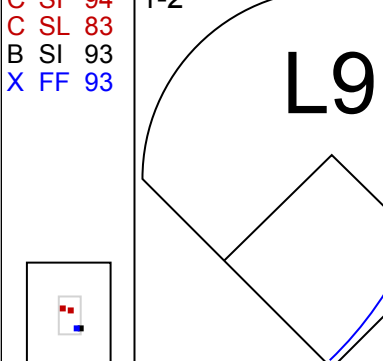
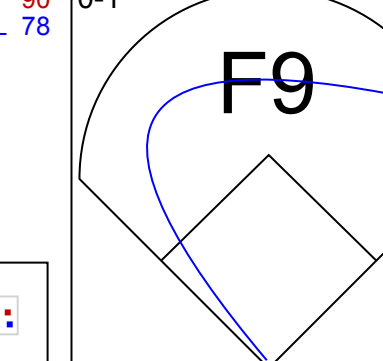


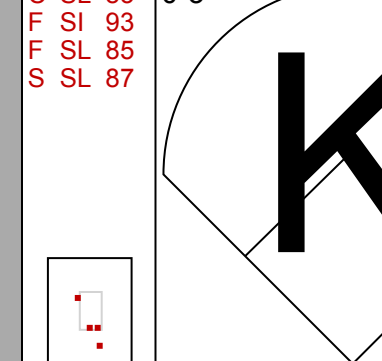
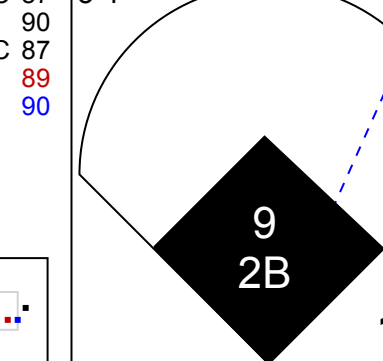


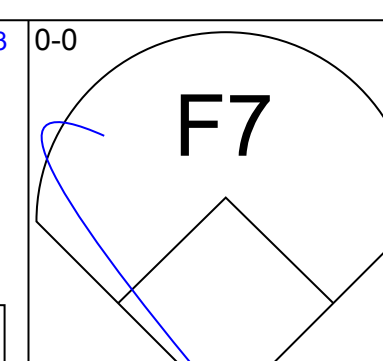
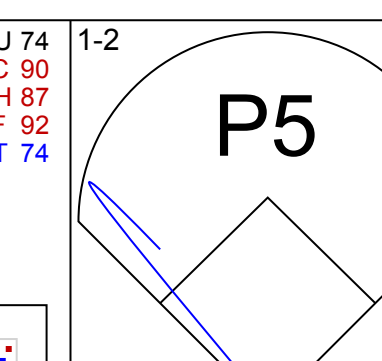
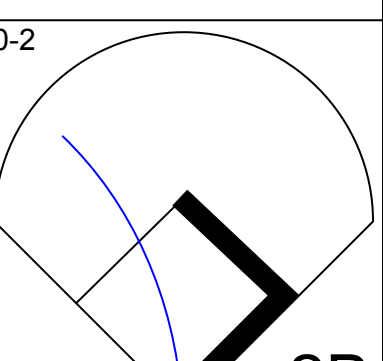
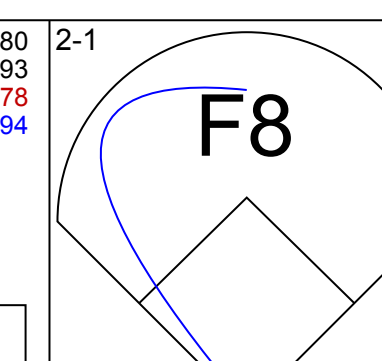
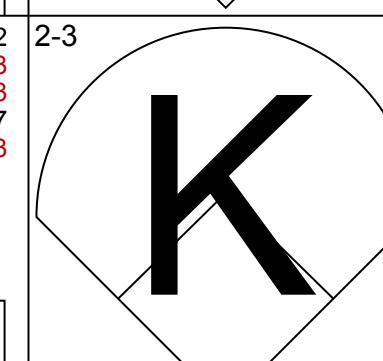
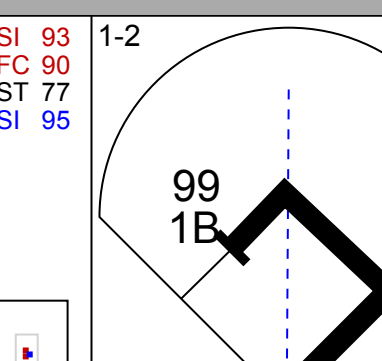
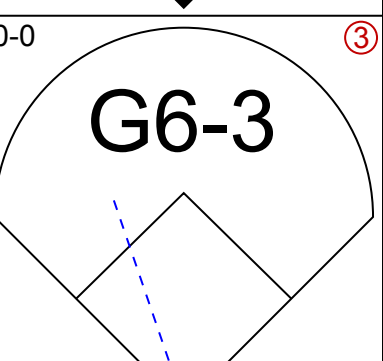
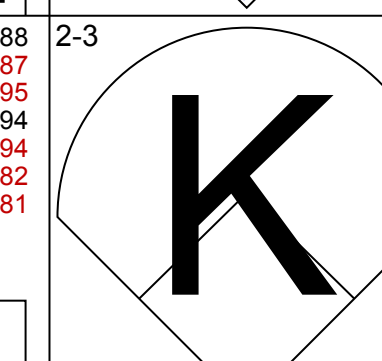
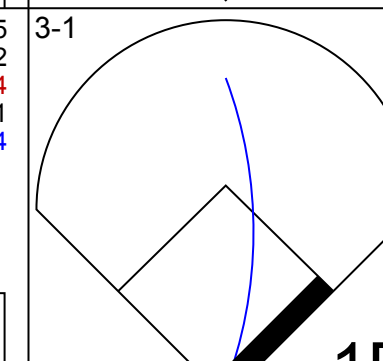
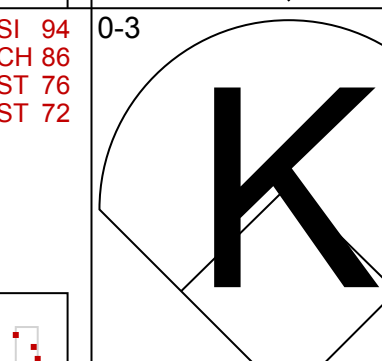
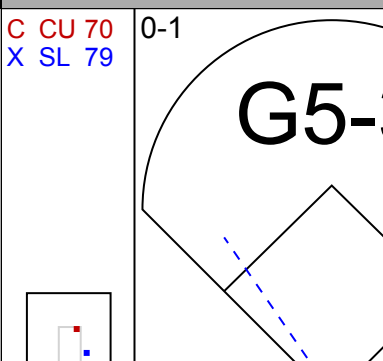

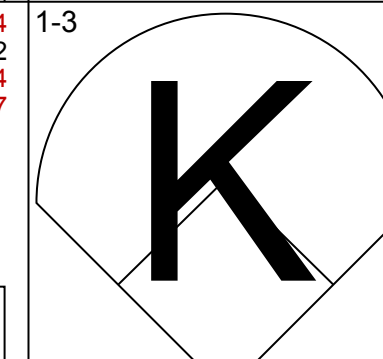
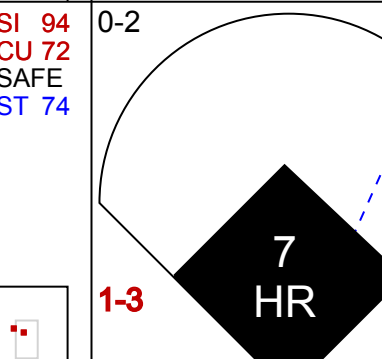

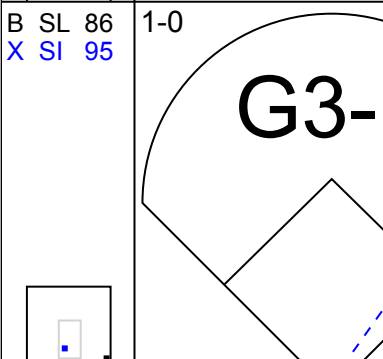

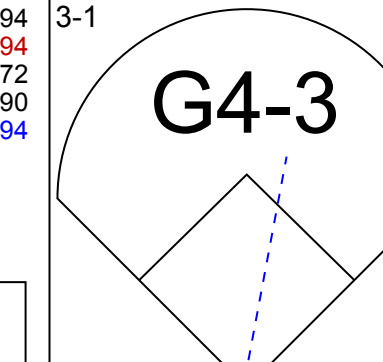
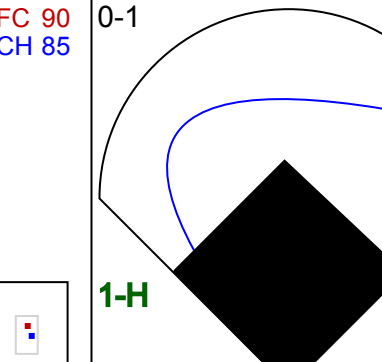
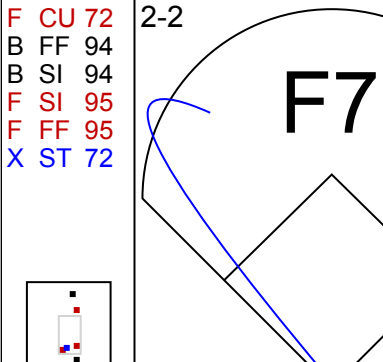

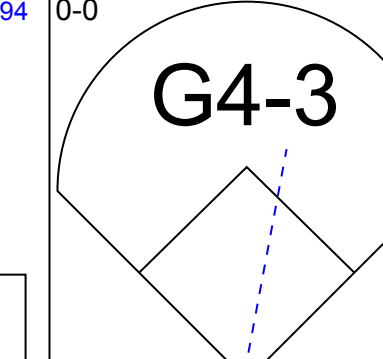
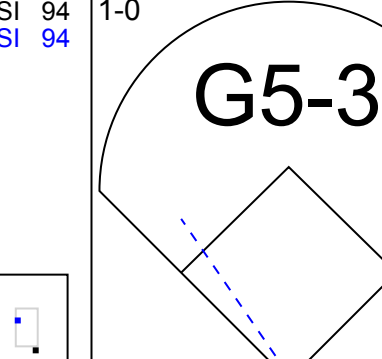
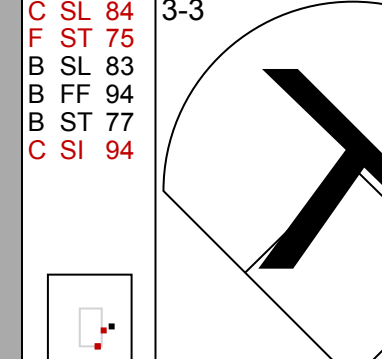

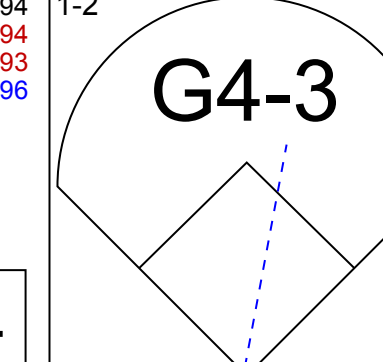
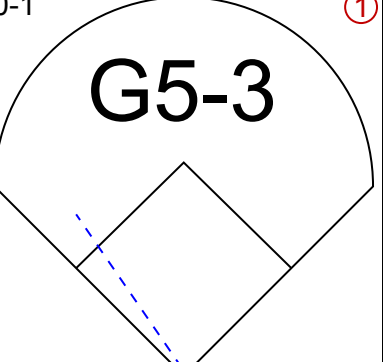
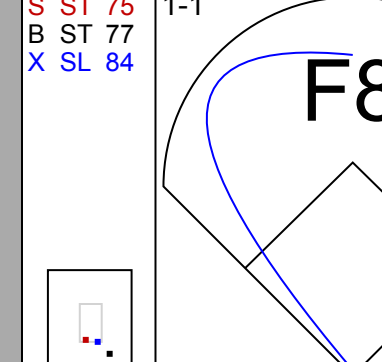


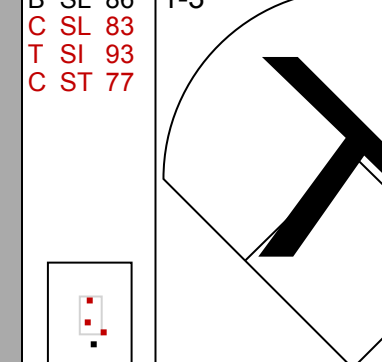

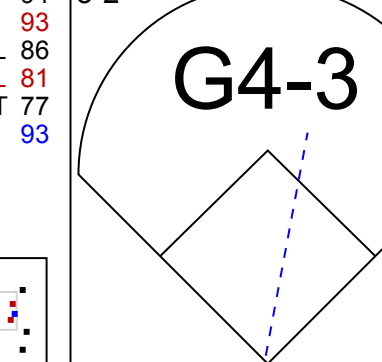
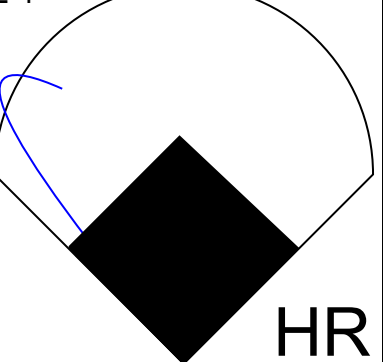
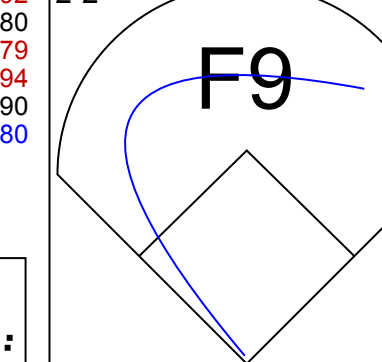
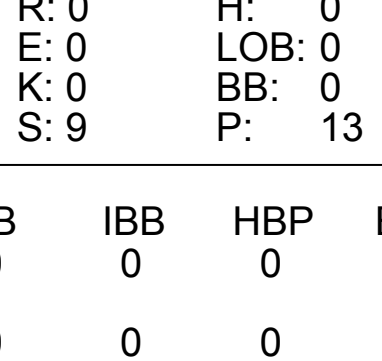
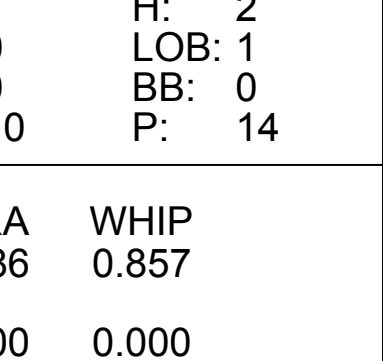
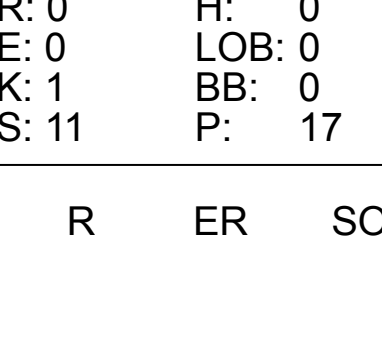

Batter	1	2	3	4	5	6	7	8	9	AB	R	H	RBI	BB	SO	LOB	BOTTOM										
5 Jon Berti, R OBP: 0.390, SLG: 0.416	1B	G1-3								4	1	2	0	1	0	3											
2 Jazz Chisholm Jr., L OBP: 0.328, SLG: 0.538	1B		K							3	1	2	0	0	1	0											
37 Willians Astudillo, R OBP: 0.314, SLG: 0.362	1B		K							2	0	1	0	0	1	3											
12 Jorge Soler, R OBP: 0.308, SLG: 0.432	1B		G5-3							5	0	1	1	0	1	5											
26 Garrett Cooper, R OBP: 0.380, SLG: 0.462	1B		G6-3							3	0	1	2	1	1	1											
99 Jesús Aguilar, R OBP: 0.307, SLG: 0.423	1B		L9							4	0	0	0	0	1	5											
24 Avisail García, R OBP: 0.264, SLG: 0.326	L7		G4-3							4	0	0	0	0	1	0											
7 Jesús Sánchez, L OBP: 0.276, SLG: 0.427	BB		BB							2	0	1	0	2	0	0											
58 Jacob Stallings, R OBP: 0.269, SLG: 0.261	G2-3		G5-3							4	1	1	0	0	0	3											
46 Luke Williams, R OBP: 0.318, SLG: 0.300	1B		K							3	0	2	0	1	1	0											
<b>Inning Stats</b>	R: 1 H: 4 E: 0 K: 0 S: 13	H: 1 LOB: 2 BB: 1 P: 20	R: 0 H: 0 E: 0 K: 1 S: 10	H: 0 LOB: 0 BB: 0 P: 16	R: 0 H: 0 E: 0 K: 0 S: 8	H: 0 LOB: 1 BB: 1 P: 13	R: 1 H: 2 E: 0 K: 2 S: 12	H: 2 LOB: 0 BB: 0 P: 15	R: 0 H: 0 E: 0 K: 2 S: 9	H: 0 LOB: 0 BB: 0 P: 12	R: 1 H: 1 E: 0 K: 2 S: 23	H: 1 LOB: 3 BB: 3 P: 41	R: 0 H: 1 E: 0 K: 0 S: 8	H: 0 LOB: 0 BB: 0 P: 9	R: 0 H: 2 E: 0 K: 0 S: 10	H: 2 LOB: 1 BB: 0 P: 14	1B: 11 2B: 0 3B: 0 HR: 0	SF: 0 SAC: 0 DP: 2 HBP: 0	WP: 0 PB: 0 SB: 0 CS: 1	PA: 39							
<b>PITCHER</b>	IP	WLS	BF	H	R	ER	SO	BB	IBB	HBP	BLK	WP	HR	S	P	ERA	WHIP										
99 Taijuan Walker, R ERA: 3.03	6.0	W	26	8	3	3	5	2	0	0	0	0	0	66	99	4.50	1.667										
62 Drew Smith, R ERA: 1.99	0.2	H	5	0	0	0	2	3	0	0	0	0	0	14	29	0.00	4.500										
0 Adam Ottavino, R ERA: 2.6	1.1	H	4	1	0	0	0	0	0	0	0	0	0	10	11	0.00	0.750										
39 Edwin Díaz, R ERA: 2.2	1.0	S	4	2	0	0	0	0	0	0	0	0	0	10	14	0.00	2.000										

New York Mets @ Miami Marlins  
loanDepot park, Miami, FL  
Fri Jun 24 2022, 6:43 PM - 9:46 PM EDT  
Att: 11,444 - Roof Closed - 72 F

AB 34  
R 3  
H 11  
RBI 3  
BB 5  
SO 7  
LOB 20





Batter	1	2	3	4	5	6	7	8	9	AB	R	H	RBI	BB	SO	LOB	TOP													
9 Brandon Nimmo, L (1, 8) OBP: 0.364, SLG: 0.414										5	0	3	1	0	1	0	<b>New York Mets @ Miami Marlins</b> loanDepot park, Miami, FL Sat Jun 25 2022, 4:13 PM - 7:11 PM EDT Att: 18,722 - Roof Closed - 72 F													
6 Starling Marte, R (1, 9) OBP: 0.324, SLG: 0.433										5	1	2	0	0	1	2														
12 Francisco Lindor, S (1, 6) OBP: 0.323, SLG: 0.431										5	1	2	0	0	2	2														
20 Pete Alonso, R (1, 3) OBP: 0.358, SLG: 0.566										4	2	2	2	0	0	5														
19 Mark Canha, R (1, 7) OBP: 0.370, SLG: 0.391										4	0	0	1	0	2	4														
28 J.D. Davis, R (1, 10) OBP: 0.331, SLG: 0.340										3	0	0	0	1	2	0														
10 Eduardo Escobar, S (1, 5) OBP: 0.287, SLG: 0.386										4	0	1	1	0	2	0														
13 Luis Guillorme, L (1, 4) OBP: 0.390, SLG: 0.377										4	0	0	0	0	0	2														
33 James McCann, R (1, 2) OBP: 0.265, SLG: 0.283										4	1	1	0	0	1	0														
<b>Inning Stats</b>	R: 0 E: 0 K: 3 S: 12	H: 0 LOB: 0 BB: 0 P: 17	R: 1 E: 0 K: 2 S: 14	H: 1 LOB: 0 BB: 0 P: 22	R: 0 E: 0 K: 0 S: 9	H: 0 LOB: 0 BB: 0 P: 12	R: 2 E: 0 K: 0 S: 11	H: 3 LOB: 2 BB: 1 P: 20	R: 0 E: 0 K: 1 S: 18	H: 0 LOB: 0 BB: 0 P: 10	R: 0 E: 0 K: 1 S: 11	H: 1 LOB: 1 BB: 0 P: 15	R: 1 E: 0 K: 3 S: 12	H: 1 LOB: 0 BB: 0 P: 18	R: 1 E: 0 K: 1 S: 9	H: 2 LOB: 1 BB: 0 P: 14		1B: 7 2B: 2 3B: 0 HR: 2	SF: 0 SAC: 0 DP: 0 HBP: 0	WP: 0 PB: 0 SB: 0 CS: 0	PA: 39									
<b>PITCHER</b>	IP WLS BF H R ER SO BB IBB HBP BLK WP HR S P ERA WHIP	IP WLS BF H R ER SO BB IBB HBP BLK WP HR S P ERA WHIP	IP WLS BF H R ER SO BB IBB HBP BLK WP HR S P ERA WHIP	IP WLS BF H R ER SO BB IBB HBP BLK WP HR S P ERA WHIP	IP WLS BF H R ER SO BB IBB HBP BLK WP HR S P ERA WHIP	IP WLS BF H R ER SO BB IBB HBP BLK WP HR S P ERA WHIP	IP WLS BF H R ER SO BB IBB HBP BLK WP HR S P ERA WHIP	IP WLS BF H R ER SO BB IBB HBP BLK WP HR S P ERA WHIP	IP WLS BF H R ER SO BB IBB HBP BLK WP HR S P ERA WHIP	28 Trevor Rogers, L (1, 1) ERA: 5.86	35 Richard Bleier, L (9, 1) ERA: 4.91	56 Zach Pop, R (5, 1) ERA: 5.4	36 Dylan Floro, R (6, 1) ERA: 4.76	52 Anthony Bass, R (7, 1) ERA: 1.8	47 Jimmy Yacabonis, R (8, 1) ERA: 3.38	26 Garrett Cooper, R (1, 3) OBP: 0.378, SLG: 0.458	12 Jorge Soler, R (1, 7) OBP: 0.307, SLG: 0.429	99 Jesús Aguilar, R (1, 10) OBP: 0.307, SLG: 0.420	7 Jesús Sánchez, L (1, 8) OBP: 0.275, SLG: 0.438	11 Miguel Rojas, R (1, 6) OBP: 0.293, SLG: 0.351	37 Williams Astudillo, R (1, 5) OBP: 0.289, SLG: 0.351	46 Luke Williams, R (8, 5) OBP: 0.318, SLG: 0.300	58 Jacob Stallings, R (1, 2) OBP: 0.265, SLG: 0.256	14 Bryan De La Cruz, R (1, 9) OBP: 0.281, SLG: 0.346	40 Chris Bassitt, R (1, 1) ERA: 4.01	67 Seth Lugo, R (8, 1) ERA: 3.66	39 Edwin Díaz, R (9, 1) ERA: 2.12	AB R H RBI BB SO LOB	38 5 11 5 1 11 15	
Batter	1	2	3	4	5	6	7	8	9	AB	R	H	RBI	BB	SO	LOB	BOTTOM													
2 Jazz Chisholm Jr., L (1, 4) OBP: 0.326, SLG: 0.538										4	0	1	0	0	0	0	<b>New York Mets @ Miami Marlins</b> loanDepot park, Miami, FL Sat Jun 25 2022, 4:13 PM - 7:11 PM EDT Att: 18,722 - Roof Closed - 72 F													
26 Garrett Cooper, R (1, 3) OBP: 0.378, SLG: 0.458										4	0	1	0	0	2	1														
12 Jorge Soler, R (1, 7) OBP: 0.307, SLG: 0.429										4	0	1	0	0	2	1														
99 Jesús Aguilar, R (1, 10) OBP: 0.307, SLG: 0.420										4	1	1	0	0	2	1														
7 Jesús Sánchez, L (1, 8) OBP: 0.275, SLG: 0.438										4	1	1	2	0	1	0														
11 Miguel Rojas, R (1, 6) OBP: 0.293, SLG: 0.351										3	0	0	0	0	1	0														
37 Williams Astudillo, R (1, 5) OBP: 0.289, SLG: 0.351										3	0	0	0	0	0	0														
46 Luke Williams, R (8, 5) OBP: 0.318, SLG: 0.300										0	0	0	0	0	0	0														
58 Jacob Stallings, R (1, 2) OBP: 0.265, SLG: 0.256										3	0	0	0	0	1	0														
14 Bryan De La Cruz, R (1, 9) OBP: 0.281, SLG: 0.346										3	1	1	1	0	0	0														
<b>Inning Stats</b>	R: 0 E: 0 K: 2 S: 9	H: 1 LOB: 1 BB: 0 P: 15	R: 0 E: 0 K: 0 S: 6	H: 0 LOB: 0 BB: 0 P: 10	R: 0 E: 0 K: 0 S: 9	H: 0 LOB: 0 BB: 0 P: 13	R: 2 E: 0 K: 1 S: 13	H: 3 LOB: 0 BB: 0 P: 15	R: 1 E: 0 K: 0 S: 10	H: 2 LOB: 1 BB: 0 P: 14	R: 0 E: 0 K: 0 S: 7	H: 0 LOB: 0 BB: 0 P: 10	R: 0 E: 0 K: 2 S: 8	H: 0 LOB: 0 BB: 0 P: 13	R: 0 E: 0 K: 1 S: 11	H: 0 LOB: 0 BB: 0 P: 17	R: 0 E: 0 K: 3 S: 12	H: 0 LOB: 0 BB: 0 P: 16	1B: 3 2B: 1 3B: 0 HR: 2	SF: 0 SAC: 0 DP: 0 HBP: 0	WP: 0 PB: 0 SB: 0 CS: 0	PA: 32								
<b>PITCHER</b>	IP WLS BF H R ER SO BB IBB HBP BLK WP HR S P ERA WHIP	IP WLS BF H R ER SO BB IBB HBP BLK WP HR S P ERA WHIP	IP WLS BF H R ER SO BB IBB HBP BLK WP HR S P ERA WHIP	IP WLS BF H R ER SO BB IBB HBP BLK WP HR S P ERA WHIP	IP WLS BF H R ER SO BB IBB HBP BLK WP HR S P ERA WHIP	IP WLS BF H R ER SO BB IBB HBP BLK WP HR S P ERA WHIP	IP WLS BF H R ER SO BB IBB HBP BLK WP HR S P ERA WHIP	IP WLS BF H R ER SO BB IBB HBP BLK WP HR S P ERA WHIP	IP WLS BF H R ER SO BB IBB HBP BLK WP HR S P ERA WHIP	40 Chris Bassitt, R (1, 1) ERA: 4.01	67 Seth Lugo, R (8, 1) ERA: 3.66	39 Edwin Díaz, R (9, 1) ERA: 2.12	AB R H RBI BB SO LOB	32 3 6 3 0 9 3																







Batter	1	2	3	4	5	6	7	8	9	AB	R	H	RBI	BB	SO	LOB	TOP				
27 Jose Altuve, R OBP: 0.358, SLG: 0.531 16 Aledmys Diaz, R OBP: 0.259, SLG: 0.298										2	0	0	0	1	0	1					
3 Jeremy Peña, R OBP: 0.329, SLG: 0.465										5	2	1	0	0	1	1					
44 Yordan Alvarez, L OBP: 0.415, SLG: 0.667										3	2	3	2	2	0	0					
2 Alex Bregman, R OBP: 0.362, SLG: 0.410										5	1	3	1	0	1	2					
30 Kyle Tucker, L OBP: 0.351, SLG: 0.494 14 Mauricio Dubón, R OBP: 0.276, SLG: 0.375										3	3	1	3	1	1	2					
10 Yuli Gurriel, R OBP: 0.277, SLG: 0.386 13 J.J. Matijevic, L OBP: 0.116, SLG: 0.471										4	1	2	2	0	0	1					
20 Chas McCormick, R OBP: 0.290, SLG: 0.386										3	0	0	0	1	2	3					
6 Jake Meyers, R OBP: 0.286, SLG: 0.286										4	0	2	1	0	2	1					
15 Martin Maldonado, R OBP: 0.213, SLG: 0.269										4	0	0	0	0	3	2					
<b>Inning Stats</b>	R: 4 H: 3 E: 0 K: 1 S: 12	L: 3 LOB: 0 BB: 1 P: 20	R: 0 H: 1 E: 0 K: 1 S: 6	L: 1 LOB: 0 BB: 0 P: 7	R: 0 H: 0 E: 0 K: 1 S: 6	L: 0 LOB: 0 BB: 1 P: 12	R: 1 H: 1 E: 0 K: 1 S: 21	L: 1 LOB: 1 BB: 1 P: 32	R: 4 H: 4 E: 0 K: 0 S: 7	L: 0 LOB: 0 BB: 0 P: 11	R: 0 H: 1 E: 0 K: 3 S: 18	L: 2 LOB: 2 BB: 1 P: 30	R: 0 H: 0 E: 0 K: 2 S: 8	L: 0 LOB: 0 BB: 0 P: 9	R: 0 H: 2 E: 0 K: 0 S: 14	L: 2 LOB: 2 BB: 0 P: 20	1B: 9 2B: 0 3B: 0 HR: 3	SF: 0 SAC: 0 DP: 2 HBP: 0	WP: 1 PB: 0 SB: 1 CS: 0	PA: 42	
<b>PITCHER</b>	IP	WLS	BF	H	R	ER	SO	BB	IBB	HBP	BLK	WP	HR	S	P	ERA	WHIP				
59 Carlos Carrasco, R ERA: 4.85	4.1	L	20	6	6	6	4	3	0	0	0	0	1	48	74	12.46	2.077				
43 Chasen Shreve, L ERA: 5.58	0.1		4	3	3	3	0	0	0	0	0	0	2	12	18	81.00	9.000				
29 Trevor Williams, R ERA: 3.64	2.1		10	1	0	0	4	2	0	0	0	0	0	30	51	0.00	1.286				
68 Adonis Medina, R ERA: 3.94	2.0		8	2	0	0	2	0	0	0	0	0	0	22	29	0.00	1.000				
68 Adonis Medina, R ERA: 3.94	2.0		8	2	0	0	2	0	0	0	0	0	0	22	29	0.00	1.000				

Houston Astros @ New York Mets  
Citi Field, Flushing, NY  
Tue Jun 28 2022, 7:13 PM - 10:28 PM EDT  
Att: 36,673 - Partly Cloudy - 78 F

AB	37
R	9
H	12
RBI	9
BB	5
SO	10
LOB	17



Batter	1	2	3	4	5	6	7	8	9	AB	R	H	RBI	BB	SO	LOB	BOTTOM				
9 Brandon Nimmo, L OBP: 0.366, SLG: 0.430 22 Ender Inciarte, L (8, 8)										3	0	1	0	0	1	0					
6 Starling Marte, R OBP: 0.332, SLG: 0.448										4	0	3	0	0	0	1					
12 Francisco Lindor, S OBP: 0.322, SLG: 0.423 2 Dominic Smith, L OBP: 0.291, SLG: 0.274										2	0	0	0	1	0	1					
20 Pete Alonso, R OBP: 0.360, SLG: 0.564 68 Adonis Medina, R (9, 1)										3	0	1	0	0	0	3					
3 Tomás Nido, R OBP: 0.264, SLG: 0.244										4	1	1	0	0	1	3					
28 J.D. Davis, R OBP: 0.333, SLG: 0.345										4	1	1	0	0	1	3					
10 Eduardo Escobar, S OBP: 0.283, SLG: 0.375										3	0	0	0	1	1	2					
19 Mark Canha, R OBP: 0.358, SLG: 0.377										4	0	0	0	0	0	5					
1 Jeff McNeil, L OBP: 0.385, SLG: 0.463 13 Luis Guillorme, L OBP: 0.355, SLG: 0.371										3	0	1	0	0	1	0					
33 James McCann, R OBP: 0.250, SLG: 0.254										3	0	0	1	1	0	1					
<b>Inning Stats</b>	R: 0 H: 1 E: 0 K: 1 S: 12	L: 1 LOB: 0 BB: 0 P: 17	R: 0 H: 0 E: 0 K: 1 S: 7	L: 0 LOB: 0 BB: 0 P: 9	R: 0 H: 1 E: 0 K: 0 S: 5	L: 1 LOB: 0 BB: 0 P: 7	R: 0 H: 1 E: 0 K: 1 S: 8	L: 1 LOB: 1 BB: 0 P: 21	R: 0 H: 1 E: 0 K: 0 S: 4	L: 0 LOB: 0 BB: 0 P: 7	R: 0 H: 0 E: 0 K: 1 S: 8	L: 0 LOB: 0 BB: 0 P: 13	R: 0 H: 1 E: 0 K: 1 S: 11	L: 1 LOB: 1 BB: 0 P: 15	R: 0 H: 2 E: 0 K: 0 S: 16	L: 2 LOB: 3 BB: 2 P: 27	1B: 6 2B: 2 3B: 0 HR: 0	SF: 0 SAC: 0 DP: 2 HBP: 0	WP: 0 PB: 0 SB: 0 CS: 0	PA: 37	
<b>PITCHER</b>	IP	WLS	BF	H	R	ER	SO	BB	IBB	HBP	BLK	WP	HR	S	P	ERA	WHIP				
Framber Valdez, L ERA: 2.65	8.0	W	30	6	0	0	5	2	0	0	0	0	0	61	97	0.00	1.000				
48 Enoli Paredes, R ERA: 9.0	1.0		7	2	1	1	0	2	0	0	0	0	0	16	27	9.00	4.000				

Houston Astros @ New York Mets  
Citi Field, Flushing, NY  
Tue Jun 28 2022, 7:13 PM - 10:28 PM EDT  
Att: 36,673 - Partly Cloudy - 78 F

AB	33
R	1
H	8
RBI	1
BB	4
SO	5
LOB	20





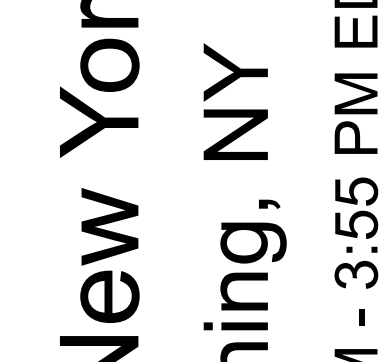
Batter	1	2	3	4	5	6	7	8	9	AB	R	H	RBI	BB	SO	LOB	TOP				
27 Jose Altuve, R (1, 10) OBP: 0.357, SLG: 0.524	L7		FC3-6 FC5-4			G5-3		HBP		3	0	0	0	0	0	1	Houston Astros @ New York Mets Citi Field, Flushing, NY Wed Jun 29 2022, 1:11 PM - 3:55 PM EDT Att: 29,230 - Sunny - 82 F				
3 Jeremy Peña, R (1, 6) OBP: 0.327, SLG: 0.461	K		FC5-4			B1-3		1B		4	0	1	0	0	1	1					
14 Mauricio Dubón, R (8, 6) OBP: 0.276, SLG: 0.375	K							1B		0	0	0	0	0	0	0					
44 Yordan Alvarez, L (1, 7) OBP: 0.412, SLG: 0.659	P5					F8		K		3	0	0	0	1	1	2					
20 Chas McCormick, R (8, 7) OBP: 0.290, SLG: 0.386	P5							K		0	0	0	0	0	0	0					
2 Alex Bregman, R (1, 5) OBP: 0.361, SLG: 0.407	P5							K		4	0	1	0	0	1	2					
30 Kyle Tucker, L (1, 9) OBP: 0.354, SLG: 0.492	G5-3							1B		3	0	1	0	1	1	2					
10 Yuli Gurriel, R (1, 3) OBP: 0.276, SLG: 0.388	G5-4-3							1B		4	1	1	0	0	0	4					
16 Aledmys Diaz, R (1, 4) OBP: 0.259, SLG: 0.296	G5-3							1B		4	0	1	0	0	0	2					
18 Jason Castro, L (1, 2) OBP: 0.205, SLG: 0.179								HR		4	1	2	2	0	1	2					
6 Jake Meyers, R (1, 8) OBP: 0.222, SLG: 0.222	FC5-4 FC3-6							K		4	0	0	0	0	1	1					
<b>Inning Stats</b>	R: 0 H: 0 E: 0 K: 1 S: 6	H: 0 LOB: 0 BB: 0 P: 9	R: 0 H: 1 E: 0 K: 0 S: 8	H: 1 LOB: 1 BB: 0 P: 13	R: 0 H: 1 E: 0 K: 0 S: 6	H: 1 LOB: 1 BB: 0 P: 7	R: 0 H: 1 E: 0 K: 1 S: 9	H: 1 LOB: 1 BB: 1 P: 16	R: 0 H: 0 E: 0 K: 1 S: 5	H: 0 LOB: 0 BB: 0 P: 8	R: 0 H: 1 E: 0 K: 0 S: 9	H: 1 LOB: 2 BB: 1 P: 19	R: 0 H: 1 E: 0 K: 2 S: 14	H: 1 LOB: 2 BB: 0 P: 22	R: 2 H: 2 E: 0 K: 1 S: 11	H: 2 LOB: 2 BB: 0 P: 17	1B: 5 2B: 1 3B: 0 HR: 1	SF: 0 SAC: 0 DP: 1 HBP: 1	WP: 0 PB: 0 SB: 0 CS: 0	PA: 36	
<b>PITCHER</b>	IP WLS BF H R ER SO	IP WLS BF H R ER SO	IP WLS BF H R ER SO	IP WLS BF H R ER SO	IP WLS BF H R ER SO	IP WLS BF H R ER SO	IP WLS BF H R ER SO	IP WLS BF H R ER SO	IP WLS BF H R ER SO	IP WLS BF H R ER SO	IP WLS BF H R ER SO	IP WLS BF H R ER SO	IP WLS BF H R ER SO	IP WLS BF H R ER SO	IP WLS BF H R ER SO	IP WLS BF H R ER SO	ERA WHIP	ERA WHIP			
99 Taijuan Walker, R (1, 1) ERA: 2.72	7.1	27	4	0	0	3	2	0	0	0	0	0	0	0	0	0	0	0.00	0.818		
39 Edwin Diaz, R (8, 1) ERA: 2.09	0.2	4	1	0	0	2	0	0	1	0	0	0	0	8	14	0.00	1.500				
62 Drew Smith, R (9, 1) ERA: 2.48	1.0	L	5	2	2	1	0	0	0	0	0	1	11	17	18.00	2.000					

Batter	1	2	3	4	5	6	7	8	9	AB	R	H	RBI	BB	SO	LOB	BOTTOM				
9 Brandon Nimmo, L (1, 8) OBP: 0.364, SLG: 0.431	G3		G4-3			K		F8		4	0	1	0	0	1	0	Houston Astros @ New York Mets Citi Field, Flushing, NY Wed Jun 29 2022, 1:11 PM - 3:55 PM EDT Att: 29,230 - Sunny - 82 F				
6 Starling Marte, R (1, 9) OBP: 0.372, SLG: 0.442	F8		F9			G6-3		G6-3		4	0	0	0	0	1						
12 Francisco Lindor, S (1, 6) OBP: 0.319, SLG: 0.417	G3					L9		K		4	0	0	0	0	1						
20 Pete Alonso, R (1, 10) OBP: 0.359, SLG: 0.560								P6		2	0	0	0	1	0						
1 Jeff McNeil, L (1, 4) OBP: 0.380, SLG: 0.457	K					G4-3		G4-3		3	0	0	0	0	2						
13 Luis Guillorme, L (1, 5) OBP: 0.378, SLG: 0.364	L8					K		G4-3		3	0	0	0	0	1						
2 Dominic Smith, L (1, 3) OBP: 0.283, SLG: 0.285	K					G5-3		P6		3	0	0	0	0	1						
22 Ender Inciarte, L (1, 7) OBP: 0.200, SLG: 0.200	L8							L8		3	0	1	0	0	0						
3 Tomás Nido, R (1, 2) OBP: 0.259, SLG: 0.239						G5-3		K		3	0	0	0	0	1						
<b>Inning Stats</b>	R: 0 H: 1 E: 0 K: 1 S: 13	H: 0 LOB: 2 BB: 1 P: 21	R: 0 H: 0 E: 0 K: 1 S: 8	H: 0 LOB: 0 BB: 0 P: 9	R: 0 H: 0 E: 0 K: 0 S: 5	H: 0 LOB: 0 BB: 0 P: 7	R: 0 H: 0 E: 0 K: 1 S: 9	H: 0 LOB: 0 BB: 0 P: 11	R: 0 H: 1 E: 0 K: 1 S: 19	H: 1 LOB: 1 BB: 0 P: 23	R: 0 H: 0 E: 0 K: 1 S: 9	H: 0 LOB: 0 BB: 0 P: 10	R: 0 H: 0 E: 0 K: 1 S: 5	H: 0 LOB: 0 BB: 0 P: 9	R: 0 H: 0 E: 0 K: 1 S: 6	H: 0 LOB: 0 BB: 0 P: 11		1B: 1 2B: 1 3B: 0 HR: 0	SF: 0 SAC: 0 DP: 0 HBP: 0	WP: 0 PB: 0 SB: 0 CS: 0	PA: 30
<b>PITCHER</b>	IP WLS BF H R ER SO	IP WLS BF H R ER SO	IP WLS BF H R ER SO	IP WLS BF H R ER SO	IP WLS BF H R ER SO	IP WLS BF H R ER SO	IP WLS BF H R ER SO	IP WLS BF H R ER SO	IP WLS BF H R ER SO	IP WLS BF H R ER SO	IP WLS BF H R ER SO	IP WLS BF H R ER SO	IP WLS BF H R ER SO	IP WLS BF H R ER SO	IP WLS BF H R ER SO	IP WLS BF H R ER SO	ERA WHIP	ERA WHIP			
35 Justin Verlander, R (1, 1) ERA: 2.09	8.0	27	2	0	0	6	1	0	0	0	0	0	0	0	0	0	0.00	0.375			
55 Ryan Pressly, R (9, 1) ERA: 3.86	1.0	S	3	0	0	1	0	0	0	0	0	8	10	0.00	0.000						

AB 33  
R 2  
H 7  
RBI 2  
BB 2  
SO 6  
LOB 17



AB 29  
R 0  
H 2  
RBI 0  
BB 1  
SO 7  
LOB 5



AB 29  
R 0  
H 2  
RBI 0  
BB 1  
SO 7  
LOB 5









Batter	1	2	3	4	5	6	7	8	9	AB	R	H	RBI	BB	SO	LOB	TOP			
47 Josh Smith, L OBP: 0.448, SLG: 0.316		G4-3								4	1	2	0	1	1	0	<p>Texas Rangers @ New York Mets Citi Field, Flushing, NY Sat Jul 02 2022, 4:12 PM - 7:07 PM EDT Att: 26,494 - Partly Cloudy - 86 F</p>			
2 Marcus Semien, R OBP: 0.297, SLG: 0.370	F8		L8		F8			F8	F8	5	0	0	0	0	0	3				
5 Corey Seager, L OBP: 0.298, SLG: 0.414	L7		F8		G4-3					4	0	1	1	0	0	0				
53 Adolis Garcia, R OBP: 0.296, SLG: 0.485			G5-3							3	1	1	0	1	0	0				
30 Nathaniel Lowe, L OBP: 0.323, SLG: 0.444	K			L8		G3		P4		4	0	0	0	0	1	3				
18 Mitch Garver, R OBP: 0.294, SLG: 0.400			K		L8			G6-3		4	1	1	0	0	1	2				
56 Kole Calhoun, L OBP: 0.291, SLG: 0.423								K		4	2	2	4	0	2	0				
28 Jonah Heim, S OBP: 0.309, SLG: 0.476						G6-3		K		4	1	2	1	0	1	0				
13 Brad Miller, L OBP: 0.265, SLG: 0.350		G3-1		K		K				2	0	0	0	0	1	1				
3 Leody Taveras, S OBP: 0.311, SLG: 0.442										2	1	1	1	0	1	0				
<b>Inning Stats</b>	R: 0 E: 0 K: 1 S: 5	H: 0 LOB: 0 BB: 7	R: 4 E: 0 K: 1 S: 16	H: 3 LOB: 0 BB: 1 P: 25	R: 0 E: 0 K: 0 S: 8	H: 0 LOB: 0 BB: 0 P: 13	R: 1 E: 0 K: 2 S: 13	H: 2 LOB: 1 BB: 0 P: 19	R: 0 E: 0 K: 0 S: 3	H: 0 LOB: 0 BB: 0 P: 4	R: 0 E: 0 K: 2 S: 11	H: 0 LOB: 0 BB: 0 P: 13	R: 1 E: 0 K: 0 S: 16	H: 2 LOB: 2 BB: 1 P: 26	R: 1 E: 0 K: 2 S: 16	H: 2 LOB: 0 BB: 0 P: 23	1B: 4 2B: 2 3B: 0 HR: 4	SF: 0 SAC: 0 DP: 0 HBP: 0	WP: 0 PB: 0 SB: 0 CS: 1	PA: 38
<b>PITCHER</b>	IP WLS BF H R ER SO BB IBB HBP BLK WP HR S P ERA WHIP																			
29 Trevor Williams, R ERA: 4.34	3.2 L 17 5 5 5 3 1 0 0 0 0 0 3 39 59 12.27 1.636																			
43 Chasen Shreve, L ERA: 6.49	0.1 1 0 0 0 1 0 0 0 0 0 0 0 3 5 0.00 0.000																			
68 Adonis Medina, R ERA: 3.5	2.0 6 1 0 0 0 0 0 0 0 0 0 0 8 13 0.00 0.500																			
30 Joely Rodriguez, L ERA: 4.94	1.0 4 0 1 1 2 1 0 0 0 0 0 0 15 21 9.00 1.000																			
34 Tommy Hunter, R ERA: 1.5	2.0 10 4 1 1 2 0 0 0 0 0 0 1 28 41 4.50 2.000																			

Batter	1	2	3	4	5	6	7	8	9	AB	R	H	RBI	BB	SO	LOB	BOTTOM			
9 Brandon Nimmo, L OBP: 0.356, SLG: 0.420		L7			G4-3			P6	P5	5	1	1	0	0	0	1	<p>Texas Rangers @ New York Mets Citi Field, Flushing, NY Sat Jul 02 2022, 4:12 PM - 7:07 PM EDT Att: 26,494 - Partly Cloudy - 86 F</p>			
6 Starling Marte, R OBP: 0.323, SLG: 0.451			G6-3				G5-3			4	1	2	2	0	0	0				
12 Francisco Lindor, S OBP: 0.329, SLG: 0.420										2	0	2	0	2	0	0				
20 Pete Alonso, R OBP: 0.360, SLG: 0.553	P6		FC1-6-4		G6-4-3			K		4	0	0	0	0	1	5				
28 J.D. Davis, R OBP: 0.333, SLG: 0.344			K				K		L7	3	0	1	0	0	2	1				
1 Jeff McNeil, L OBP: 0.377, SLG: 0.449										1	0	0	0	0	0	1				
10 Eduardo Escobar, S OBP: 0.286, SLG: 0.399	F9							G4-3		4	1	2	1	0	0	3				
19 Mark Canha, R OBP: 0.354, SLG: 0.369	G6-3			K		G5-3			L4	4	0	0	0	0	1	3				
13 Luis Guillorme, L OBP: 0.363, SLG: 0.348	G4-3		G4-3		G4-3		K		G3	4	0	0	0	0	1	1				
3 Tomás Nido, R OBP: 0.253, SLG: 0.234	G4-3									3	0	0	0	0	0	0				
2 Dominic Smith, L OBP: 0.289, SLG: 0.283				L8						1	0	1	0	0	0	0				
<b>Inning Stats</b>	R: 2 E: 0 K: 0 S: 16	H: 3 LOB: 2 BB: 1 P: 22	R: 0 E: 0 K: 0 S: 4	H: 0 LOB: 0 BB: 0 P: 6	R: 0 E: 0 K: 1 S: 9	H: 1 LOB: 1 BB: 0 P: 16	R: 1 E: 0 K: 1 S: 12	H: 1 LOB: 0 BB: 0 P: 17	R: 0 E: 0 K: 0 S: 5	H: 1 LOB: 1 BB: 1 P: 12	R: 0 E: 0 K: 2 S: 11	H: 1 LOB: 0 BB: 0 P: 17	R: 0 E: 0 K: 1 S: 9	H: 1 LOB: 1 BB: 0 P: 17	R: 0 E: 0 K: 0 S: 9	H: 1 LOB: 0 BB: 0 P: 12	1B: 6 2B: 1 3B: 0 HR: 2	SF: 0 SAC: 0 DP: 1 HBP: 0	WP: 1 PB: 0 SB: 0 CS: 0	PA: 37
<b>PITCHER</b>	IP WLS BF H R ER SO BB IBB HBP BLK WP HR S P ERA WHIP																			
54 Martín Pérez, L ERA: 2.34	6.2 W 28 7 3 3 4 2 0 0 0 0 1 0 11 19 4.05 1.350																			
19 Dennis Santana, R ERA: 1.47	1.1 H 5 1 0 0 1 0 0 0 0 0 1 0 11 19 0.00 0.750																			
68 Joe Barlow, R ERA: 2.73	1.0 4 1 0 0 0 0 0 0 0 0 0 0 9 12 0.00 1.000																			

AB	36
R	7
H	10
RBI	7
BB	2
SO	8
LOB	9



AB	35
R	3
H	9
RBI	3
BB	2
SO	5
LOB	15





Batter	1	2	3	4	5	6	7	8	9	AB	R	H	RBI	BB	SO	LOB	TOP					
47 Josh Smith, L (1,5) OBP: 0.434, SLG: 0.293										3	0	0	0	1	2	2						
2 Marcus Semien, R (1,4) OBP: 0.297, SLG: 0.368										4	0	1	0	0	1	0						
5 Corey Seager, L (1,6)										4	0	1	0	0	0	2						
53 Adolis Garcia, R (1,9) OBP: 0.292, SLG: 0.478										4	0	0	0	0	2	1						
30 Nathaniel Lowe, L (1,3) OBP: 0.329, SLG: 0.446										3	0	2	0	1	0	0						
56 Kole Calhoun, L (1,7) OBP: 0.287, SLG: 0.416										4	0	0	0	0	3	4						
28 Jonah Heim, S (1,2) OBP: 0.313, SLG: 0.492										4	1	2	1	0	0	0						
13 Brad Miller, L (1,10) OBP: 0.267, SLG: 0.358										2	0	1	0	0	0	0						
18 Mitch Garver, R (7,PH) OBP: 0.296, SLG: 0.398										1	0	0	0	1	1	2						
9 Steven Duggar, L (1,8) OBP: 0.239, SLG: 0.279										2	0	0	0	0	2	1						
3 Leody Taveras, S (7,PH) OBP: 0.298, SLG: 0.422										2	0	0	0	0	1	3						
<b>Inning Stats</b>	R: 0 E: 0 K: 1 S: 12	H: 0 LOB: 0 BB: 0 P: 18	R: 0 E: 0 K: 2 S: 12	H: 1 LOB: 0 BB: 0 P: 16	R: 1 E: 0 K: 1 S: 14	H: 2 LOB: 2 BB: 1 P: 22	R: 0 E: 0 K: 2 S: 11	H: 0 LOB: 0 BB: 0 P: 18	R: 0 E: 0 K: 1 S: 9	H: 1 LOB: 1 BB: 0 P: 12	R: 0 E: 0 K: 1 S: 13	H: 2 LOB: 2 BB: 0 P: 20	R: 0 E: 0 K: 2 S: 10	H: 0 LOB: 1 BB: 1 P: 16	R: 0 E: 0 K: 0 S: 7	H: 0 LOB: 0 BB: 0 P: 10	R: 0 E: 0 K: 2 S: 13	H: 1 LOB: 2 BB: 1 P: 21	1B: 5 2B: 1 HR: 1	SF: 0 SAC: 0 DP: 0 HBP: 0	WP: 0 PB: 0 SB: 1 CS: 0	PA: 37
<b>PITCHER</b>	IP WLS BF H R ER SO BB IBB HBP BLK WP HR S P ERA WHIP																					
59 Carlos Carrasco, R (1,1) ERA: 4.64	5.2 W 23 6 1 1 8 1 0 0 0 0 0 1 69 102 1.59 1.235																					
30 Joely Rodriguez, L (6,1) ERA: 4.88	1.1 H 5 0 0 0 2 1 0 0 0 0 0 0 7 12 0.00 0.750																					
0 Adam Ottavino, R (8,1) ERA: 2.67	1.0 H 3 0 0 0 0 0 0 0 0 0 0 0 10 10 0.00 0.000																					
39 Edwin Diaz, R (9,1) ERA: 1.95	1.0 S 5 1 0 0 2 1 0 0 0 0 0 0 13 21 0.00 2.000																					

Texas Rangers @ New York Mets  
Citi Field, Flushing, NY  
Sun Jul 03 2022, 1:43 PM - 4:39 PM EDT  
Att: 25,241 - Sunny - 84 F

AB 33  
R 1  
H 7  
RBI 1  
BB 3  
SO 12  
LOB 15



Batter	1	2	3	4	5	6	7	8	9	AB	R	H	RBI	BB	SO	LOB	BOTTOM			
9 Brandon Nimmo, L (1,8) OBP: 0.352, SLG: 0.414										4	0	0	0	0	1	1				
6 Starling Marte, R (1,9) OBP: 0.334, SLG: 0.462										2	1	1	1	1	0	0				
12 Francisco Lindor, S (1,6) OBP: 0.325, SLG: 0.415										4	0	0	0	0	2	3				
20 Pete Alonso, R (1,10) OBP: 0.355, SLG: 0.545										4	1	0	0	0	1	3				
1 Jeff McNeil, L (1,7) OBP: 0.375, SLG: 0.450										4	1	1	1	0	0	0				
22 Ender Inciarte, L (9,7) OBP: 0.200, SLG: 0.200										0	0	0	0	0	0	0				
10 Eduardo Escobar, S (1,5) OBP: 0.286, SLG: 0.408										4	1	1	2	0	2	0				
2 Dominic Smith, L (1,3) OBP: 0.297, SLG: 0.301										4	0	2	0	0	1	0				
13 Luis Guillorme, L (1,4) OBP: 0.363, SLG: 0.348										3	0	1	0	0	0	1				
33 James McCann, R (1,2) OBP: 0.256, SLG: 0.264										3	0	1	0	0	2	2				
<b>Inning Stats</b>	R: 1 E: 0 K: 1 S: 13	H: 1 LOB: 0 BB: 0 P: 21	R: 0 E: 0 K: 2 S: 15	H: 2 LOB: 2 BB: 0 P: 22	R: 0 E: 0 K: 1 S: 12	H: 0 LOB: 0 BB: 0 P: 19	R: 3 E: 1 K: 2 S: 14	H: 2 LOB: 0 BB: 0 P: 17	R: 0 E: 0 K: 0 S: 7	H: 0 LOB: 1 BB: 1 P: 13	R: 0 E: 0 K: 1 S: 11	H: 1 LOB: 1 BB: 0 P: 14	R: 0 E: 0 K: 1 S: 9	H: 1 LOB: 2 BB: 0 P: 15	R: 0 E: 0 K: 1 S: 8	H: 0 LOB: 0 BB: 0 P: 12	1B: 2 2B: 3 HR: 2	SF: 0 SAC: 0 DP: 0 HBP: 1	WP: 0 PB: 0 SB: 0 CS: 0	PA: 34
<b>PITCHER</b>	IP WLS BF H R ER SO BB IBB HBP BLK WP HR S P ERA WHIP																			
22 Jon Gray, R (1,1) ERA: 3.96	5.2 L 25 6 4 3 7 1 0 0 0 0 0 0 2 69 102 4.76 1.235																			
59 Brett Martin, L (6,1) ERA: 3.28	0.1 1 0 0 0 0 0 0 0 0 0 0 0 3 4 0.00 0.000																			
25 José Leclerc, R (7,1) ERA: 9.0	2.0 8 1 0 0 2 0 0 1 0 0 0 0 17 27 0.00 0.500																			

Texas Rangers @ New York Mets  
Citi Field, Flushing, NY  
Sun Jul 03 2022, 1:43 PM - 4:39 PM EDT  
Att: 25,241 - Sunny - 84 F

AB 32  
R 4  
H 7  
RBI 4  
BB 1  
SO 9  
LOB 10





Batter	1	2	3	4	5	6	7	8	9	AB	R	H	RBI	BB	SO	LOB	TOP			
9 Brandon Nimmo, L (1,8) OBP: 0.356, SLG: 0.426	 1B	 1-H 2-H HR			 L9	 BB		 G4-3		4	1	2	3	1	0	0	<b>New York Mets @ Cincinnati Reds</b> Great American Ball Park, Cincinnati, OH Mon Jul 04 2022, 6:44 PM - 9:57 PM EDT Att: 19,533 - Partly Cloudy - 91 F			
6 Starling Marte, R (1,9) OBP: 0.332, SLG: 0.457	 K	 P2			 G5-3	 K		 1B		5	0	1	0	0	2	3				
12 Francisco Lindor, S (1,6) OBP: 0.359, SLG: 0.426	 1B 20 BB HBP	 K			 HR			 G6-3		4	2	2	1	0	1	1				
20 Pete Alonso, R (1,3) OBP: 0.375, SLG: 0.545	 1B 1-2 BB			 L9	 P3			 G1-3		4	0	1	0	1	0	1				
1 Jeff McNeil, L (1,4) OBP: 0.375, SLG: 0.449	 1-2 2-3 1B			 K			 19 2B 1B	 L6		5	1	2	0	0	2	2				
10 Eduardo Escobar, S (1,5) OBP: 0.284, SLG: 0.404	 P4			 G3			 K	 E4 1B		5	0	1	1	0	2	5				
19 Mark Canha, R (1,7) OBP: 0.359, SLG: 0.373		 3 HR HBP			 F9			 2 2B	 BB	3	2	1	0	1	0	1				
22 Ender Inciarte, L (9,7) OBP: 0.200, SLG: 0.200		 L4			 K			 L7		0	0	0	0	0	0	0				
2 Dominic Smith, L (1,10) OBP: 0.295, SLG: 0.308		 L4			 K			 L7		4	0	1	2	0	1	3				
3 Tomás Nido, R (1,2) OBP: 0.253, SLG: 0.234		 9 HR 1B			 F8			 G6-3	 K	4	1	1	0	0	1	1				
<b>Inning Stats</b>	R: 0 H: 2 E: 0 K: 1 S: 13	WLS: 2 BF: 25 LOB: 3 P: 20	R: 3 H: 2 E: 0 K: 1 S: 11	H: 2 R: 0 ER: 0 LOB: 0 P: 19	R: 0 H: 0 E: 0 K: 1 S: 6	H: 0 R: 0 ER: 0 LOB: 0 P: 8	R: 0 H: 0 E: 0 K: 1 S: 10	H: 0 R: 0 ER: 0 LOB: 0 P: 15	R: 1 H: 1 E: 0 K: 0 S: 16	H: 1 R: 0 ER: 0 LOB: 0 P: 25	R: 2 H: 3 E: 0 K: 2 S: 18	H: 3 R: 1 ER: 1 LOB: 2 P: 30	R: 1 H: 2 E: 1 K: 0 S: 12	H: 2 R: 1 ER: 2 LOB: 2 P: 21	R: 0 H: 1 E: 0 K: 1 S: 7	H: 1 R: 0 ER: 0 LOB: 1 P: 14	R: 0 H: 1 E: 0 K: 2 S: 10	H: 1 R: 0 ER: 0 LOB: 1 P: 15	1B: 7 RBI: 0 H: 12 RBI: 7 BB: 3 SO: 9 LOB: 17	WP: 0 PA: 43 ERA: 0.00 WHIP: 1.00
<b>PITCHER</b>	IP: 5.1 WLS: L BF: 25 ERA: 6.01	WLS: 2 BF: 25 LOB: 3 P: 20 ERA: 9.72	H: 2 R: 0 ER: 0 LOB: 0 P: 19 ERA: 6.75	H: 2 R: 0 ER: 0 LOB: 0 P: 19 ERA: 4.15	H: 0 R: 0 ER: 0 LOB: 0 P: 8 ERA: 6.95	H: 0 R: 0 ER: 0 LOB: 0 P: 8 ERA: 9.72	H: 0 R: 0 ER: 0 LOB: 0 P: 15 ERA: 9.00	H: 0 R: 0 ER: 0 LOB: 0 P: 15 ERA: 10.00	H: 1 R: 0 ER: 0 LOB: 1 P: 25 ERA: 10.00	H: 1 R: 0 ER: 0 LOB: 2 P: 25 ERA: 10.00	H: 3 R: 1 ER: 1 LOB: 2 P: 30 ERA: 10.00	H: 3 R: 1 ER: 2 LOB: 2 P: 30 ERA: 10.00	H: 2 R: 1 ER: 2 LOB: 2 P: 21 ERA: 10.00	H: 2 R: 1 ER: 2 LOB: 2 P: 21 ERA: 10.00	H: 1 R: 0 ER: 0 LOB: 1 P: 14 ERA: 10.00	H: 1 R: 0 ER: 0 LOB: 1 P: 14 ERA: 10.00	H: 1 R: 0 ER: 0 LOB: 1 P: 15 ERA: 10.00	H: 1 R: 0 ER: 0 LOB: 1 P: 15 ERA: 10.00	1B: 7 RBI: 0 H: 12 RBI: 7 BB: 3 SO: 9 LOB: 17	WP: 0 PA: 43 ERA: 0.00 WHIP: 1.00

AB	38
R	7
H	12
RBI	7
BB	3
SO	9
LOB	17



Batter	1	2	3	4	5	6	7	8	9	AB	R	H	RBI	BB	SO	LOB	BOTTOM			
6 Jonathan India, R (1,4) OBP: 0.271, SLG: 0.294	 K		 K		 22 CS BB		 K			3	0	0	0	1	3	3	<b>New York Mets @ Cincinnati Reds</b> Great American Ball Park, Cincinnati, OH Mon Jul 04 2022, 6:44 PM - 9:57 PM EDT Att: 19,533 - Partly Cloudy - 91 F			
22 Brandon Drury, R (1,5) OBP: 0.331, SLG: 0.533	 G5-3		 1-H 2-H HR		 G1-3			 28 G5-3 BB		3	1	1	3	1	0	1				
28 Tommy Pham, R (1,7) OBP: 0.343, SLG: 0.416	 K		 G5-3		 P5			 G5-3		4	0	0	0	0	1	1				
19 Joey Votto, L (1,3) OBP: 0.332, SLG: 0.374		 G4-3	 K		 F8			 K		4	0	0	0	0	2	1				
9 Mike Moustakas, L (1,10) OBP: 0.309, SLG: 0.311		 15 FC6-4 1B	 K		 K			 F8		4	0	1	0	0	2	1				
3 Albert Almora Jr., R (1,9) OBP: 0.272, SLG: 0.405		 K	 K		 K			 L4		3	0	0	0	0	2	1				
26 Michael Papierski, S (8,2) OBP: 0.238, SLG: 0.136		 K	 K		 K			 G5-3		0	0	0	0	0	0	0				
7 Donovan Solano, R (9,PH) OBP: 0.297, SLG: 0.382		 K	 K		 K			 G5-3		1	0	0	0	0	0	0				
15 Nick Senzel, R (1,8) OBP: 0.299, SLG: 0.303		 FC6-4 1-2	 FC6-4 1B		 FC6-4 1B			 HR		4	1	2	1	0	0	1				
4 Matt Reynolds, R (1,6) OBP: 0.323, SLG: 0.372		 FC6-4 1B	 FC6-4 1B		 FC6-4 1B			 32 L9 2B		3	1	2	0	0	0	1				
33 Aramis Garcia, R (1,2) OBP: 0.257, SLG: 0.269		 FC6-4 1B	 FC6-4 1B		 FC6-4 1B			 L8		4	1	2	1	0	0	1				
32 Max Schrock, L (7,PH) OBP: 0.200, SLG: 0.167		 FC6-4 1B	 FC6-4 1B		 FC6-4 1B			 L8		4	1	2	1	0	0	1				
<b>Inning Stats</b>	R: 0 H: 0 E: 0 K: 2 S: 7	H: 0 R: 0 ER: 0 LOB: 0 P: 8	R: 0 H: 1 E: 0 K: 1 S: 9	H: 1 R: 0 ER: 0 LOB: 0 P: 16	R: 3 H: 2 E: 0 K: 2 S: 16	H: 2 R: 0 ER: 0 LOB: 0 P: 24	R: 0 H: 1 E: 0 K: 2 S: 11	H: 1 R: 0 ER: 0 LOB: 0 P: 17	R: 0 H: 0 E: 0 K: 1 S: 11	H: 0 R: 0 ER: 0 LOB: 0 P: 17	R: 0 H: 0 E: 0 K: 1 S: 10	H: 0 R: 0 ER: 0 LOB: 0 P: 15	R: 1 H: 2 E: 0 K: 1 S: 11	H: 2 R: 1 ER: 1 LOB: 1 P: 16	R: 0 H: 0 E: 0 K: 1 S: 8	H: 0 R: 0 ER: 0 LOB: 1 P: 13	R: 0 H: 1 E: 0 K: 0 S: 10	H: 1 R: 0 ER: 0 LOB: 1 P: 14	1B: 4 RBI: 4 H: 7 RBI: 4 BB: 2 SO: 11 LOB: 12	WP: 0 PA: 36 ERA: 0.00 WHIP: 1.00
<b>PITCHER</b>	IP: 6.0 WLS: W BF: 23 ERA: 2.86	WLS: 2 BF: 23 LOB: 3 P: 20 ERA: 2.87	H: 2 R: 0 ER: 0 LOB: 1 P: 19 ERA: 2.92	H: 2 R: 0 ER: 0 LOB: 0 P: 16 ERA: 3.45	H: 0 R: 0 ER: 0 LOB: 0 P: 24 ERA: 4.50	H: 0 R: 0 ER: 0 LOB: 0 P: 24 ERA: 4.50	H: 1 R: 0 ER: 0 LOB: 0 P: 17 ERA: 9.00	H: 1 R: 0 ER: 0 LOB: 0 P: 17 ERA: 9.00	H: 0 R: 0 ER: 0 LOB: 0 P: 17 ERA: 0.00	H: 0 R: 0 ER: 0 LOB: 0 P: 17 ERA: 0.00	H: 0 R: 0 ER: 0 LOB: 0 P: 15 ERA: 0.00	H: 0 R: 0 ER: 0 LOB: 0 P: 15 ERA: 0.00	H: 2 R: 1 ER: 1 LOB: 1 P: 16 ERA: 0.00	H: 2 R: 1 ER: 1 LOB: 1 P: 16 ERA: 0.00	H: 0 R: 0 ER: 0 LOB: 1 P: 13 ERA: 0.00	H: 0 R: 0 ER: 0 LOB: 1 P: 13 ERA: 0.00	H: 1 R: 0 ER: 0 LOB: 1 P: 14 ERA: 0.00	H: 1 R: 0 ER: 0 LOB: 1 P: 14 ERA: 0.00	1B: 4 RBI: 4 H: 7 RBI: 4 BB: 2 SO: 11 LOB: 12	WP: 0 PA: 36 ERA: 0.00 WHIP: 1.00





Batter	1	2	3	4	5	6	7	8	9	AB	R	H	RBI	BB	SO	LOB	TOP															
9 Brandon Nimmo, L (1, 8) OBP: 0.354, SLG: 0.424											4	0	1	0	0	2	0	<p><b>New York Mets @ Cincinnati Reds</b> Great American Ball Park, Cincinnati, OH Tue Jul 05 2022, 7:35 PM - 10:34 PM EDT Att: 13,487 - Overcast - 86 F</p> <p>livebaseballscorecards.com</p> <p>AB 32 R 0 H 6 RBI 0 BB 3 SO 10 LOB 15</p>														
6 Starling Marte, R (1, 9) OBP: 0.341, SLG: 0.461											2	0	2	0	2	0	0															
12 Francisco Lindor, S (1, 6) OBP: 0.325, SLG: 0.420											4	0	0	0	0	2	5															
20 Pete Alonso, R (1, 3) OBP: 0.352, SLG: 0.537											4	0	0	0	0	2	1															
19 Mark Canha, R (1, 7) OBP: 0.361, SLG: 0.376											4	0	2	0	0	1	0															
10 Eduardo Escobar, S (1, 5) OBP: 0.284, SLG: 0.400											3	0	0	0	0	0	2															
1 Jeff McNeil, L (1, 4) OBP: 0.377, SLG: 0.448											3	0	1	0	1	0	1															
28 J.D. Davis, R (1, 10) OBP: 0.328, SLG: 0.338											3	0	0	0	0	2	4															
2 Dominic Smith, L (9, PH) OBP: 0.293, SLG: 0.306											1	0	0	0	0	0	0															
33 James McCann, R (1, 2) OBP: 0.244, SLG: 0.250											4	0	0	0	0	1	2															
<b>Inning Stats</b>	R: 0 E: 0 K: 3 S: 12	H: 0 LOB: 1 BB: 1 P: 24	R: 0 E: 0 K: 1 S: 10	H: 2 LOB: 2 BB: 0 P: 16	R: 0 E: 0 K: 2 S: 8	H: 1 LOB: 0 BB: 0 P: 12	R: 0 E: 0 K: 1 S: 12	H: 0 LOB: 2 BB: 1 P: 22	R: 0 E: 0 K: 0 S: 10	H: 1 LOB: 1 BB: 0 P: 14	R: 0 E: 0 K: 1 S: 18	H: 2 LOB: 2 BB: 0 P: 21	R: 0 E: 0 K: 1 S: 8	H: 0 LOB: 0 BB: 0 P: 13	R: 0 E: 0 K: 0 S: 7	H: 0 LOB: 0 BB: 0 P: 9	1B: 6 2B: 0 3B: 0 HR: 0	SF: 0 SAC: 0 DP: 0 HBP: 1	WP: 1 PB: 0 SB: 1 CS: 1	PA: 36												
<b>PITCHER</b>	IP WLS BF H R ER SO BB IBB HBP BLK WP HR S P ERA WHIP																															
40 Nick Lodolo, L (1, 1) ERA: 4.18	4.2	20	3	0	0	8	3	0	1	0	1	0	51	89	0.00	1.286																
66 Joel Kuhnel, R (5, 1) ERA: 6.85	1.0	4	1	0	0	0	0	0	0	0	0	0	9	14	0.00	1.000																
75 Ross Detwiler, L (6, 1) ERA: 3.86	1.0	4	1	0	0	1	0	0	0	0	0	0	15	17	0.00	1.000																
23 Jeff Hoffman, R (7, 1) ERA: 3.29	1.1	5	1	0	0	1	0	0	0	0	0	0	13	19	0.00	0.750																
54 Hunter Strickland, R (9, 1) ERA: 5.2	1.0	W 3	0	0	0	0	0	0	0	0	0	0	7	9	0.00	0.000																

Batter	1	2	3	4	5	6	7	8	9	AB	R	H	RBI	BB	SO	LOB	BOTTOM															
6 Jonathan India, R (1, 4) OBP: 0.262, SLG: 0.283											4	0	0	0	0	2	2	<p><b>New York Mets @ Cincinnati Reds</b> Great American Ball Park, Cincinnati, OH Tue Jul 05 2022, 7:35 PM - 10:34 PM EDT Att: 13,487 - Overcast - 86 F</p> <p>livebaseballscorecards.com</p> <p>AB 27 R 1 H 4 RBI 1 BB 3 SO 13 LOB 10</p>														
22 Brandon Drury, R (1, 5) OBP: 0.326, SLG: 0.525											4	0	0	0	1	2																
28 Tommy Pham, R (1, 7) OBP: 0.342, SLG: 0.418											4	1	1	0	0	1	0															
12 Tyler Naquin, L (1, 9) OBP: 0.320, SLG: 0.457											3	0	1	0	1	2	0															
7 Donovan Solano, R (1, 10) OBP: 0.317, SLG: 0.378											3	0	1	0	1	1	1															
9 Mike Moustakas, L (1, 3) OBP: 0.308, SLG: 0.307											2	0	0	1	0	2	1															
15 Nick Senzel, R (1, 8) OBP: 0.299, SLG: 0.303											3	0	1	0	0	1	2															
4 Matt Reynolds, R (1, 6) OBP: 0.323, SLG: 0.367											2	0	0	0	1	2	2															
26 Michael Papierski, S (1, 2) OBP: 0.192, SLG: 0.125											2	0	0	0	1	0	1															
<b>Inning Stats</b>	R: 0 E: 0 K: 1 S: 5	H: 0 LOB: 0 BB: 0 P: 9	R: 0 E: 0 K: 2 S: 16	H: 1 LOB: 2 BB: 0 P: 22	R: 0 E: 0 K: 2 S: 7	H: 0 LOB: 0 BB: 0 P: 10	R: 0 E: 0 K: 2 S: 13	H: 1 LOB: 1 BB: 0 P: 16	R: 0 E: 0 K: 3 S: 9	H: 0 LOB: 0 BB: 0 P: 13	R: 0 E: 0 K: 1 S: 7	H: 0 LOB: 0 BB: 0 P: 9	R: 0 E: 0 K: 2 S: 8	H: 0 LOB: 0 BB: 0 P: 10	R: 0 E: 0 K: 0 S: 12	H: 1 LOB: 2 BB: 1 P: 19	R: 1 E: 0 K: 0 S: 8		H: 1 LOB: 2 BB: 2 P: 17	1B: 3 2B: 1 3B: 0 HR: 0	SF: 1 SAC: 1 DP: 0 HBP: 1	WP: 0 PB: 0 SB: 0 CS: 0	PA: 33									
<b>PITCHER</b>	IP WLS BF H R ER SO BB IBB HBP BLK WP HR S P ERA WHIP																															
21 Max Scherzer, R (1, 1) ERA: 2.26	6.0	21	2	0	0	11	0	0	1	0	0	0	57	79	0.00	0.333																
30 Josely Rodríguez, L (7, 1) ERA: 4.5	1.0	3	0	0	0	2	0	0	0	0	0	0	8	10	0.00	0.000																
34 Tommy Hunter, R (8, 1) ERA: 1.29	1.0	5	1	0	0	0	1	0	0	0	0	0	12	19	0.00	2.000																
67 Seth Lugo, R (9, 1) ERA: 3.69	0.1	L 4	1	1	1	0	1	1	0	0	0	0	8	17	27.00	6.000																






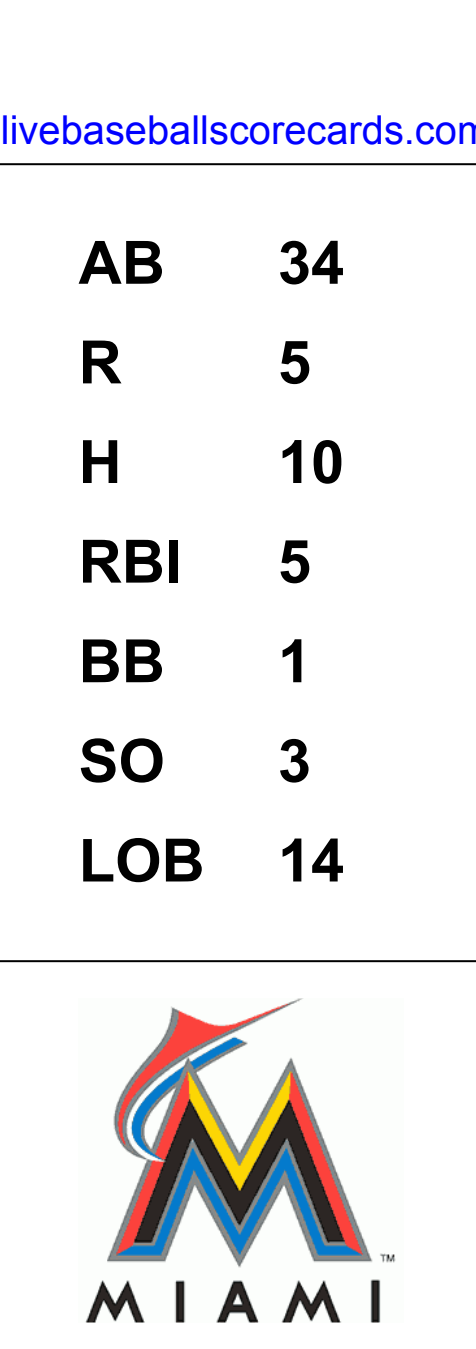






Batter	1	2	3	4	5	6	7	8	9	AB	R	H	RBI	BB	SO	LOB	TOP										
18 Joey Wendle, L (1,5) OBP: 0.331, SLG: 0.402	P5		G4-3		SF9			G5-3	G4-3	4	0	0	1	0	0	2	<b>Miami Marlins @ New York Mets</b> Citi Field, Flushing, NY Fri Jul 08 2022, 7:13 PM - 10:48 PM EDT Att: 25,208 - Partly Cloudy - 75 F										
5 Jon Berti, R (1,4) OBP: 0.351, SLG: 0.366	F8		G4-3		L7			26 HR		4	1	1	0	0	0	1											
26 Garrett Cooper, R (1,3) OBP: 0.371, SLG: 0.470	K		G5-3		F9			HR		4	1	1	2	0	1	0											
99 Jesús Aguilar, R (1,10) OBP: 0.292, SLG: 0.398		24 1B 14 2B	F9		P3			F9		4	1	1	0	0	0	0											
7 Jesús Sánchez, L (1,8) OBP: 0.264, SLG: 0.407	K		K		G3-1			G6-3		4	0	0	0	0	2	1											
24 Avisail García, R (1,9) OBP: 0.284, SLG: 0.326	14 2B		L3		G5-3			11 L8 14 S 58 SH3-4		4	0	2	0	0	0	0											
6 Billy Hamilton, S (9,7)	1B									0	1	0	0	0	0	0											
14 Bryan De La Cruz, R (1,7) OBP: 0.284, SLG: 0.404			11 1B 18 SF9		11 1B			58 SH3-4		3	1	3	1	1	0	0											
11 Miguel Rojas, R (1,6) OBP: 0.308, SLG: 0.384	G4-3		18 SF9 58 G3		58 G4-6-3			L8		4	0	2	0	0	0	4											
58 Jacob Stallings, R (1,2) OBP: 0.255, SLG: 0.242	G6-3		G3		G4-6-3			SH3-4		3	0	0	1	0	0	6											
<b>Inning Stats</b>	R: 0 E: 0 K: 1 S: 8	H: 0 LOB: 0 BB: 0 P: 11	R: 1 E: 0 K: 1 S: 18	H: 3 LOB: 2 BB: 0 P: 29	R: 0 E: 0 K: 0 S: 9	H: 0 LOB: 0 BB: 0 P: 13	R: 0 E: 0 K: 1 S: 7	H: 0 LOB: 0 BB: 0 P: 8	R: 1 E: 0 K: 0 S: 10	H: 2 LOB: 1 BB: 0 P: 16	R: 0 E: 0 K: 0 S: 9	H: 0 LOB: 0 BB: 0 P: 13	R: 0 E: 0 K: 0 S: 13	H: 2 LOB: 1 BB: 0 P: 17	R: 2 E: 0 K: 0 S: 14	H: 2 LOB: 0 BB: 0 P: 22	R: 1 E: 0 K: 0 S: 16	H: 1 LOB: 2 BB: 1 P: 22	1B: 5 2B: 4 HR: 1	SF: 1 SAC: 1 HBP: 0	WP: 0 PB: 0 SB: 1 CS: 0	PA: 37					
<b>PITCHER</b>	IP	WLS	BF	H	R	ER	SO	BB	IBB	HBP	BLK	WP	HR	S	P	ERA	WHIP										
40 Chris Bassitt, R (1,1) ERA: 3.94	6.1	L	25	6	2	2	3	0	0	0	0	0	0	67	99	2.84	0.947										
62 Drew Smith, R (7,1) ERA: 3.06	1.2		7	3	2	2	0	0	0	0	0	0	1	21	30	10.80	1.800										
30 Joely Rodríguez, L (9,1) ERA: 4.67	1.0		5	1	1	1	0	1	0	0	0	0	0	16	22	9.00	2.000										

Batter	1	2	3	4	5	6	7	8	9	AB	R	H	RBI	BB	SO	LOB	BOTTOM										
9 Brandon Nimmo, L (1,8) OBP: 0.360, SLG: 0.446	E6 G5-4-3		HR		F7			K	FC6 FC6-4	5	1	1	1	0	1	1	<b>Miami Marlins @ New York Mets</b> Citi Field, Flushing, NY Fri Jul 08 2022, 7:13 PM - 10:48 PM EDT Att: 25,208 - Partly Cloudy - 75 F										
6 Starling Marte, R (1,9) OBP: 0.343, SLG: 0.463	G5-4-3		12 G3-1		K			G5-3	FC6-4	5	0	1	0	0	1	2											
12 Francisco Lindor, S (1,6) OBP: 0.319, SLG: 0.417	K		G3-1		G3			HR	L8	5	1	1	1	0	1	2											
20 Pete Alonso, R (1,3) OBP: 0.350, SLG: 0.531	L4		G5-3		P3			K		4	0	0	0	0	1	1											
1 Jeff McNeil, L (1,4) OBP: 0.378, SLG: 0.444	F8		FC6-4		K			28 BB 19 BB	HBP	3	0	1	0	0	1	0											
19 Mark Canha, R (1,7) OBP: 0.371, SLG: 0.383			FC6-4		BB			28 BB	BB	1	0	1	0	2	0	0											
2 Dominic Smith, L (1,10) OBP: 0.295, SLG: 0.319			FC6-4		F8			BB	BB	2	0	0	0	1	0	3											
28 J.D. Davis, R (8,PH) OBP: 0.341, SLG: 0.373			FC6-4		F8			BB	BB	0	0	0	0	1	0	0											
22 Ender Inciarte, L (8,FR) OBP: 0.167, SLG: 0.167			FC6-4		F8			BB	BB	0	0	0	0	0	0	0											
10 Eduardo Escobar, S (1,5) OBP: 0.276, SLG: 0.386	K		K		F8			F8		4	0	0	0	0	2	7											
3 Tomás Nido, R (1,2) OBP: 0.255, SLG: 0.231	G5-3		K		K			9 FC6	BB	3	0	0	0	1	2	2											
<b>Inning Stats</b>	R: 0 E: 1 K: 1 S: 13	H: 0 LOB: 0 BB: 0 P: 19	R: 0 E: 0 K: 1 S: 17	H: 1 LOB: 1 BB: 1 P: 26	R: 1 E: 0 K: 0 S: 12	H: 2 LOB: 1 BB: 0 P: 15	R: 0 E: 0 K: 2 S: 13	H: 1 LOB: 2 BB: 0 P: 20	R: 0 E: 0 K: 1 S: 9	H: 0 LOB: 0 BB: 1 P: 13	R: 0 E: 0 K: 1 S: 9	H: 0 LOB: 0 BB: 1 P: 15	R: 0 E: 0 K: 2 S: 10	H: 0 LOB: 0 BB: 0 P: 17	R: 1 E: 0 K: 0 S: 12	H: 1 LOB: 3 BB: 2 P: 26	R: 0 E: 0 K: 0 S: 13	H: 0 LOB: 1 BB: 1 P: 22	1B: 0 2B: 3 HR: 2	SF: 0 SAC: 0 HBP: 2	WP: 0 PB: 0 SB: 0 CS: 0	PA: 39					
<b>PITCHER</b>	IP	WLS	BF	H	R	ER	SO	BB	IBB	HBP	BLK	WP	HR	S	P	ERA	WHIP										
49 Pablo López, R (1,1) ERA: 2.91	5.0	W	21	4	1	1	0	1	0	0	0	0	0	64	93	1.80	1.000										
36 Dylan Floro, R (6,1) ERA: 4.71	1.0	H	4	0	0	0	1	1	0	0	0	0	0	9	15	0.00	1.000										
52 Anthony Bass, R (7,1) ERA: 1.56	1.0	H	3	0	0	0	2	0	0	0	0	0	0	10	17	0.00	0.000										
48 Steven Okert, L (8,1) ERA: 2.6	1.0	H	7	1	1	1	1	2	0	1	0	0	1	12	26	9.00	3.000										
60 Tanner Scott, L (9,1) ERA: 4.24	1.0	S	4	0	0	0	0	1	0	0	0	0	0	13	22	0.00	1.000										









Batter	1	2	3	4	5	6	7	8	9	10	AB	R	H	RBI	BB	SO	LOB	TOP
18 Joey Wendle, L (1.4) (6.6) OBP: 0.326, SLG: 0.388											3	0	0	0	0	2	0	<b>Miami Marlins @ New York Mets</b> Citi Field, Flushing, NY Sun Jul 10 2022, 1:43 PM - 4:39 PM EDT Att. 34,774 - Sunny - 81 F
5 Jon Berti, R (1.7) (6.4) OBP: 0.365, SLG: 0.386											4	0	3	0	0	0	0	
26 Garrett Cooper, R (1.3) (10.7) OBP: 0.368, SLG: 0.459											3	0	0	0	1	1	3	
6 Billy Hamilton, S (10.7) (10.7) OBP: 0.352, SLG: 0.389											0	1	0	0	0	0	0	
99 Jesús Aguilar, R (1.10) (10.3) OBP: 0.294, SLG: 0.411											4	0	0	0	0	2	2	
7 Jesús Sánchez, L (1.8) (10.7) OBP: 0.329, SLG: 0.399											4	1	1	0	0	1	2	
15 Brian Anderson, R (1.5) (10.7) OBP: 0.352, SLG: 0.389											4	0	0	0	0	3	3	
14 Bryan De La Cruz, R (1.9) (10.7) OBP: 0.277, SLG: 0.390											4	0	1	0	0	1	0	
11 Miguel Rojas, R (1.6) (10.7) OBP: 0.301, SLG: 0.375											2	0	0	0	0	0	0	
46 Luke Williams, R (6.7) (10.1) OBP: 0.339, SLG: 0.373											2	0	1	1	0	0	0	
66 Tanner Scott, R (10.1) (10.1) OBP: 0.352, SLG: 0.389											0	0	0	0	0	0	0	
58 Jacob Stallings, R (1.2) (10.1) OBP: 0.250, SLG: 0.237											4	0	0	0	0	2	2	
<b>Inning Stats</b>	R: 0 E: 0 K: 1 S: 9	H: 1 LOB: 0 BB: 0 P: 12	R: 0 E: 0 K: 2 S: 10	H: 0 LOB: 0 BB: 0 P: 16	R: 0 E: 0 K: 2 S: 9	H: 0 LOB: 0 BB: 0 P: 14	R: 0 E: 0 K: 1 S: 9	H: 0 LOB: 0 BB: 0 P: 15	R: 0 E: 0 K: 1 S: 11	H: 1 LOB: 2 BB: 1 P: 20	R: 0 E: 0 K: 2 S: 7	H: 0 LOB: 0 BB: 0 P: 7	R: 2 E: 0 K: 2 S: 14	H: 3 LOB: 2 BB: 0 P: 19	1B: 6 2B: 0 3B: 0 HR: 0	SF: 0 SAC: 0 DP: 2 HBP: 1	WP: 0 PB: 0 SB: 2 CS: 0	PA: 36
<b>PITCHER</b>	IP 7.0	WLS 24	H 3	R 0	ER 0	SO 7	BB 1	IBB 0	HBP 1	BLK 0	WP 0	HR 0	S 63	P 99	ERA 0.00	WHIP 0.571		

Batter	1	2	3	4	5	6	7	8	9	10	AB	R	H	RBI	BB	SO	LOB	BOTTOM				
9 Brandon Nimmo, L (1.8) (6.6) OBP: 0.352, SLG: 0.433											5	0	0	0	0	0	0	<b>Miami Marlins @ New York Mets</b> Citi Field, Flushing, NY Sun Jul 10 2022, 1:43 PM - 4:39 PM EDT Att. 34,774 - Sunny - 81 F				
19 Mark Canha, R (1.7) (6.4) OBP: 0.370, SLG: 0.376											3	0	1	0	2	0	0					
12 Francisco Lindor, S (1.6) (10.7) OBP: 0.316, SLG: 0.421											5	0	1	0	0	2	5					
20 Pete Alonso, R (1.10) (10.3) OBP: 0.348, SLG: 0.533											4	0	1	0	0	0	2					
1 Jeff McNeil, L (1.9) (10.7) OBP: 0.371, SLG: 0.436											4	0	0	0	0	2	2					
2 Dominic Smith, L (1.3) (9.7) OBP: 0.289, SLG: 0.311											3	0	0	0	0	1	0					
28 J.D. Davis, R (9.7) (9.7) OBP: 0.337, SLG: 0.364											1	0	0	0	0	0	0					
34 Tommy Hunter, R (10.1) (10.1) OBP: 0.374, SLG: 0.360											0	0	0	0	0	0	0					
10 Eduardo Escobar, S (1.5) (10.7) OBP: 0.272, SLG: 0.379											4	0	1	0	0	0	1					
13 Luis Guillorme, L (1.4) (10.7) OBP: 0.374, SLG: 0.360											4	0	3	0	0	0	1					
3 Tomás Nido, R (1.2) (10.7) OBP: 0.258, SLG: 0.242											4	0	0	0	0	1	4					
<b>Inning Stats</b>	R: 0 E: 0 K: 1 S: 9	H: 0 LOB: 0 BB: 0 P: 17	R: 0 E: 0 K: 1 S: 7	H: 0 LOB: 0 BB: 0 P: 9	R: 0 E: 0 K: 0 S: 7	H: 1 LOB: 0 BB: 0 P: 9	R: 0 E: 0 K: 0 S: 12	H: 2 LOB: 2 BB: 0 P: 16	R: 0 E: 0 K: 0 S: 5	H: 1 LOB: 1 BB: 1 P: 8	R: 0 E: 1 K: 8 S: 10	H: 0 LOB: 1 BB: 1 P: 15	R: 0 E: 0 K: 2 S: 14	H: 2 LOB: 2 BB: 0 P: 19	R: 0 E: 1 K: 0 S: 11	H: 0 LOB: 1 BB: 0 P: 14	R: 0 E: 0 K: 2 S: 11	H: 0 LOB: 2 BB: 1 P: 19	1B: 7 2B: 0 3B: 0 HR: 0	SF: 0 SAC: 0 DP: 2 HBP: 1	WP: 0 PB: 0 SB: 0 CS: 0	PA: 39
<b>PITCHER</b>	IP 7.0	WLS 27	H 6	R 1	ER 0	SO 4	BB 1	IBB 0	HBP 0	BLK 0	WP 0	HR 0	S 62	P 93	ERA 0.00	WHIP 1.000						







Batter	1	2	3	4	5	6	7	8	9	AB	R	H	RBI	BB	SO	LOB	TOP			
9 Brandon Nimmo, L (1, 8) OBP: 0.354, SLG: 0.431	G6-3		L6				K			3	1	0	0	1	1	1	<p><b>New York Mets @ Atlanta Braves</b>  Truist Park, Atlanta, GA  Tue Jul 12 2022, 7:24 PM - 10:25 PM EDT  Att: 42,217 - Cloudy - 86 F</p>			
19 Mark Canha, R (1, 7) OBP: 0.372, SLG: 0.373	G3-1		K			K	F8			4	0	1	0	0	2	2				
12 Francisco Lindor, S (1, 6) OBP: 0.319, SLG: 0.426	G3-1		K					F8		4	0	1	1	0	1	2				
20 Pete Alonso, R (1, 10) OBP: 0.345, SLG: 0.526	K				K			K		3	0	0	0	1	3	1				
13 Luis Guillorme, L (1, 4) OBP: 0.384, SLG: 0.387	K									3	0	1	0	1	1	2				
2 Dominic Smith, L (1, 3) OBP: 0.281, SLG: 0.301	K									4	0	0	0	0	2	2				
10 Eduardo Escobar, S (1, 5) OBP: 0.274, SLG: 0.379										3	0	1	0	1	2	0				
16 Travis Jankowski, L (1, 9) OBP: 0.291, SLG: 0.188	F8									3	0	0	0	0	0	3				
28 J.D. Davis, R (9, PH) OBP: 0.328, SLG: 0.353	F8									1	0	0	0	0	0	0				
4 Patrick Mazaika, L (1, 2) OBP: 0.208, SLG: 0.294										3	0	1	0	0	1	0				
3 Tomás Nido, R (9, PH) OBP: 0.250, SLG: 0.234										1	0	0	0	0	0	0				
<b>Inning Stats</b>	R: 0 E: 0 K: 1 S: 15	H: 1 LOB: 1 BB: 0 P: 23	R: 0 E: 0 K: 2 S: 10	H: 0 LOB: 1 BB: 1 P: 20	R: 0 E: 0 K: 2 S: 13	H: 1 LOB: 1 BB: 0 P: 18	R: 0 E: 0 K: 1 S: 12	H: 2 LOB: 2 BB: 0 P: 20	R: 1 E: 0 K: 2 S: 14	H: 1 LOB: 2 BB: 2 P: 26	R: 0 E: 0 K: 2 S: 7	H: 0 LOB: 0 BB: 0 P: 13	R: 0 E: 0 K: 1 S: 10	H: 0 LOB: 1 BB: 1 P: 17	R: 0 E: 0 K: 1 S: 10	H: 0 LOB: 0 BB: 0 P: 14	1B: 3 2B: 1 3B: 1 HR: 0	SF: 0 SAC: 0 DP: 0 HBP: 0	WP: 1 PB: 0 SB: 0 CS: 0	PA: 36
<b>PITCHER</b>	IP WLS BF H R ER SO BB IBB HBP BLK WP HR S P ERA WHIP																			
65 Spencer Strider, R (1, 1) ERA: 2.56	4.2	22	5	1	1	8	2	1	0	0	0	0	0	0	0	10	17	1.93	1.500	
68 Tyler Matzek, L (5, 1) ERA: 3.24	1.1	W 4	0	0	0	2	0	0	0	0	0	0	0	0	10	17	0.00	0.000		
32 Collin McHugh, R (7, 1) ERA: 3.15	2.0	H 7	0	0	0	2	1	0	0	0	0	0	0	20	31	0.00	0.500			
33 A.J. Minter, L (9, 1) ERA: 1.66	1.0	S 3	0	0	0	1	0	0	0	0	0	0	0	10	14	0.00	0.000			

**New York Mets @ Atlanta Braves**  
Truist Park, Atlanta, GA  
Tue Jul 12 2022, 7:24 PM - 10:25 PM EDT  
Att: 42,217 - Cloudy - 86 F

AB 32  
R 1  
H 5  
RBI 1  
BB 4  
SO 13  
LOB 13



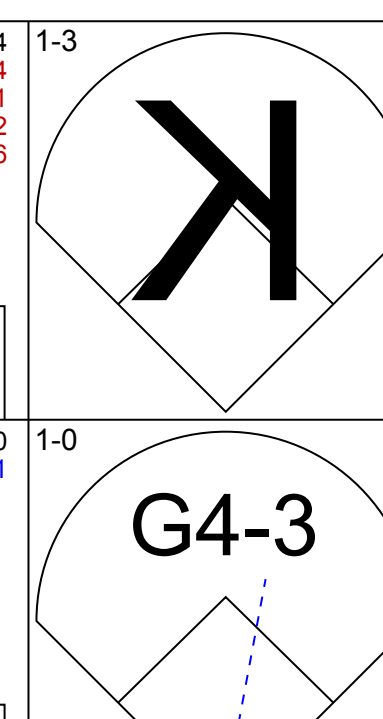
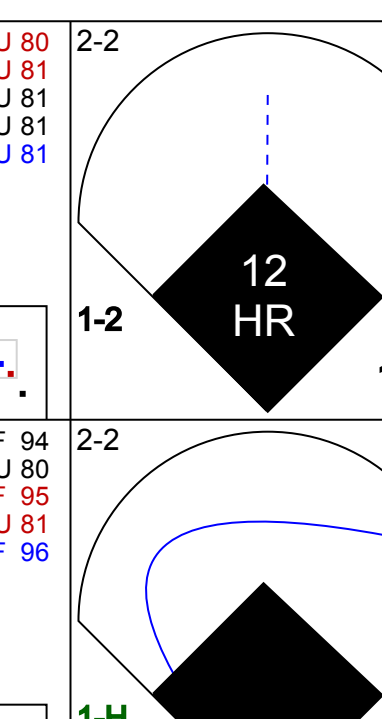
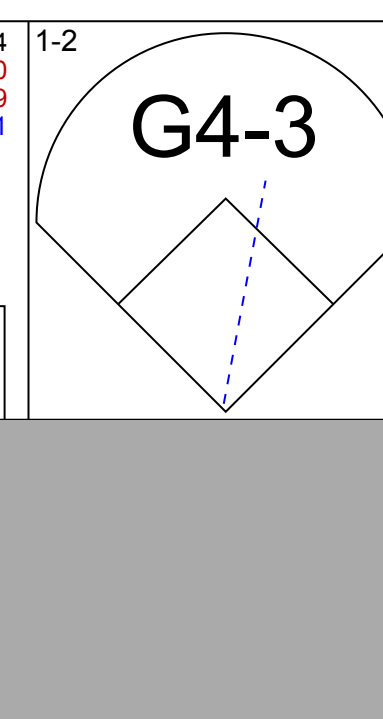
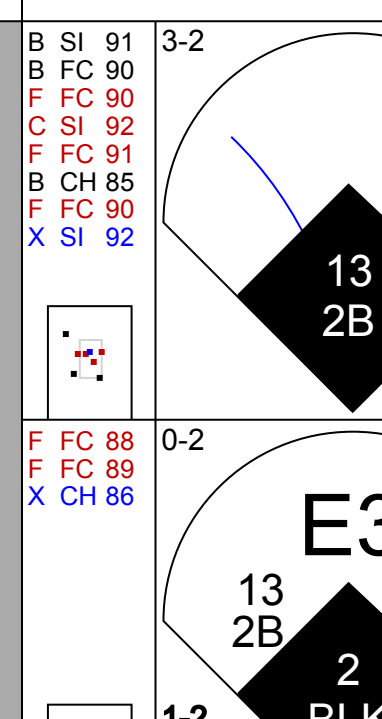
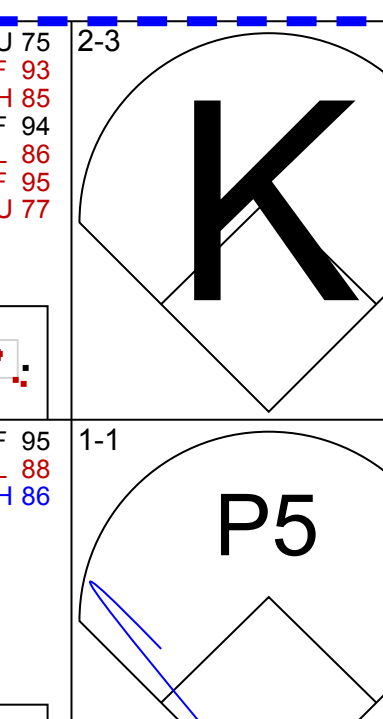
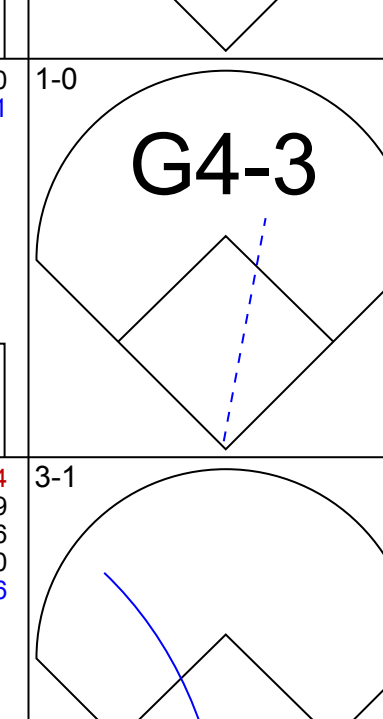
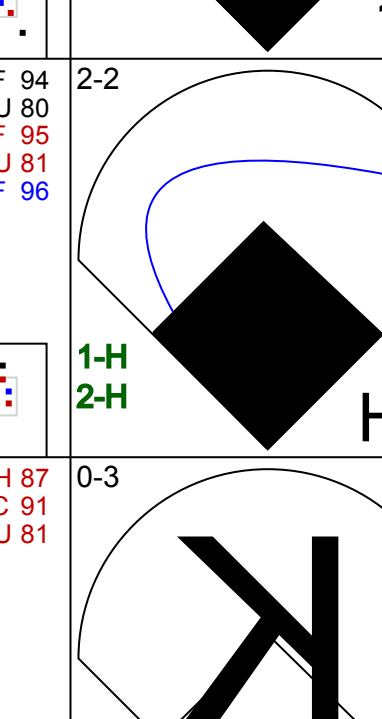
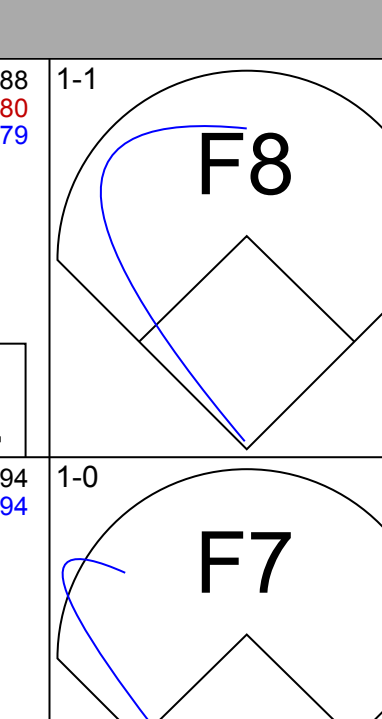
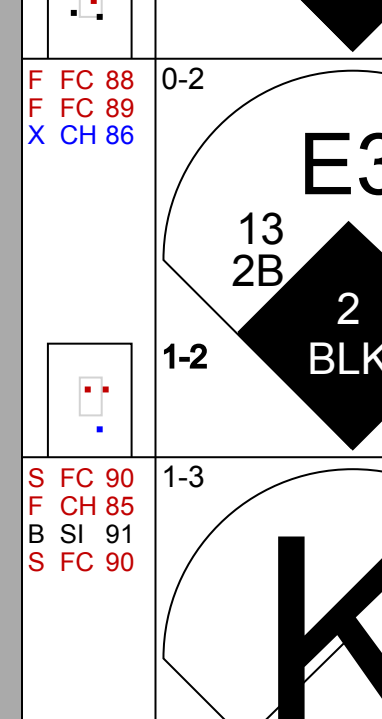
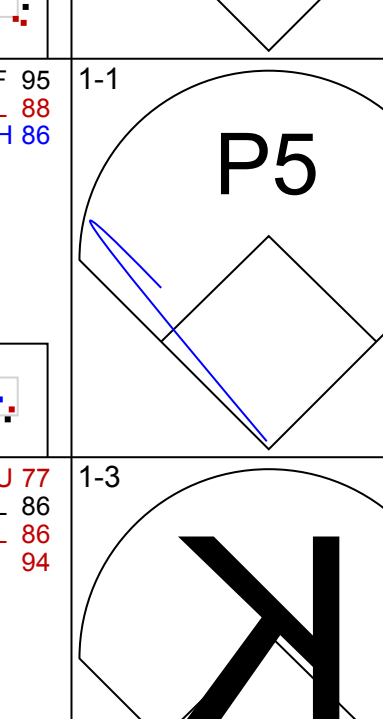
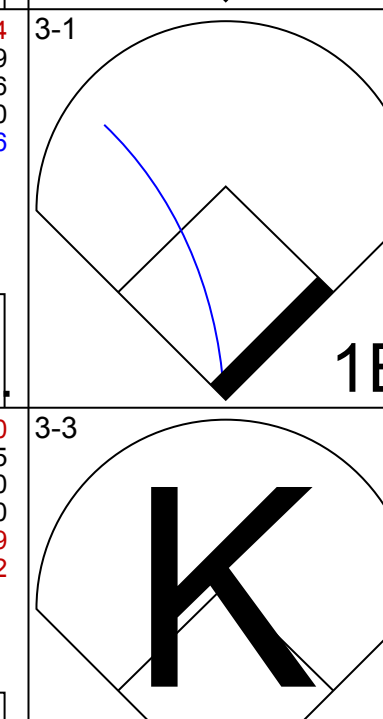
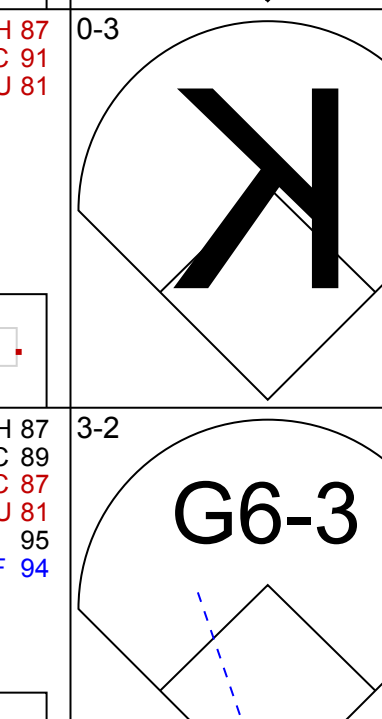
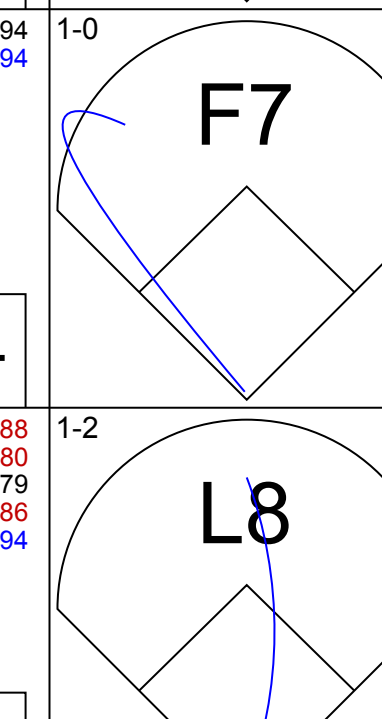
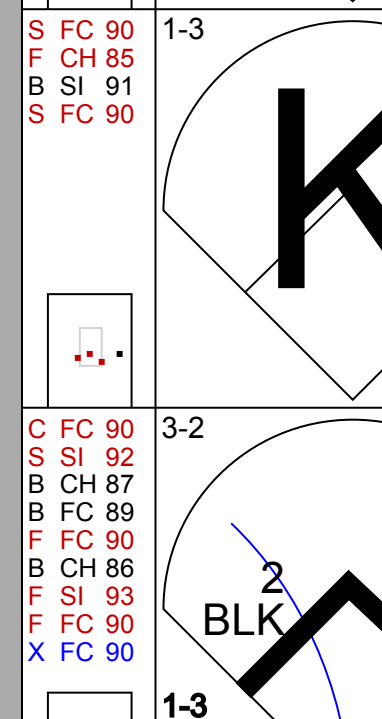
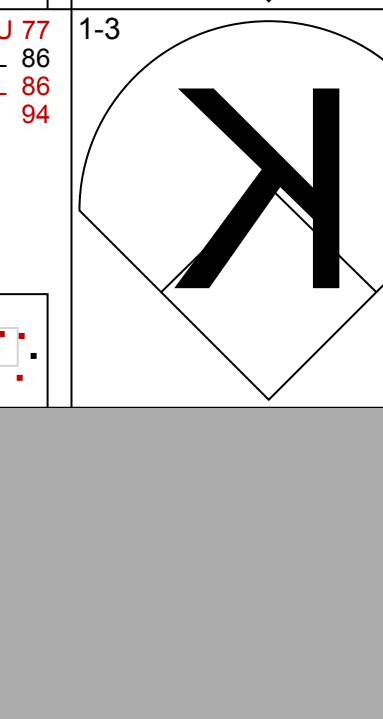

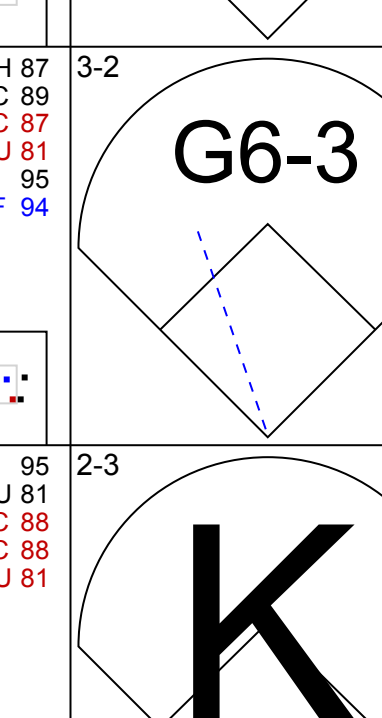
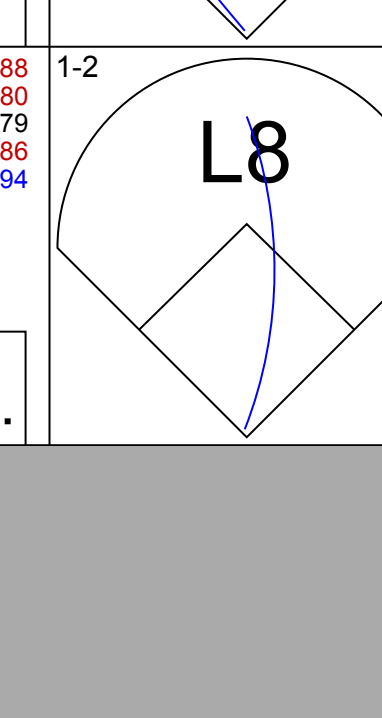
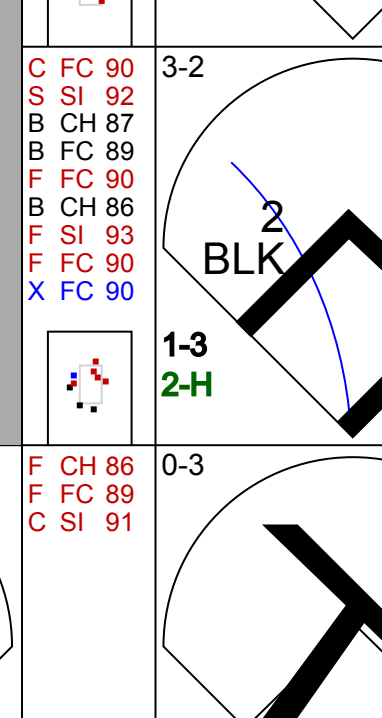


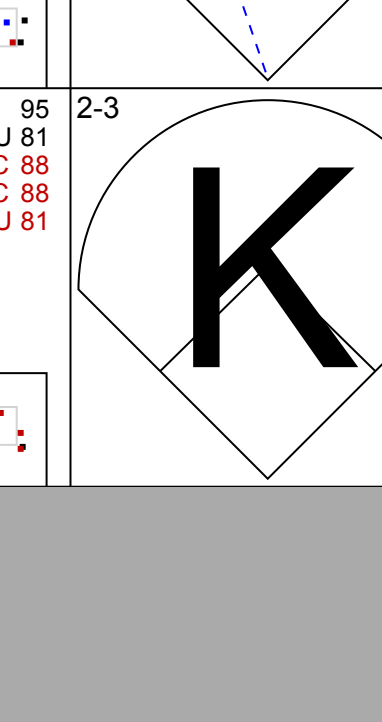

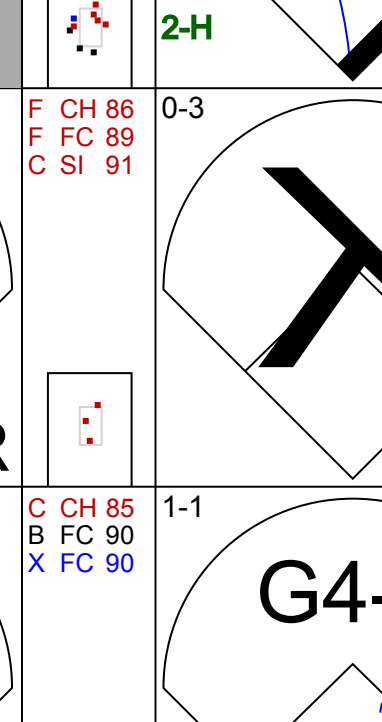




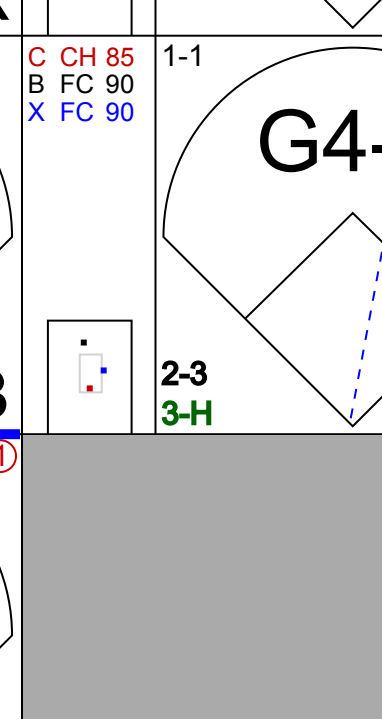







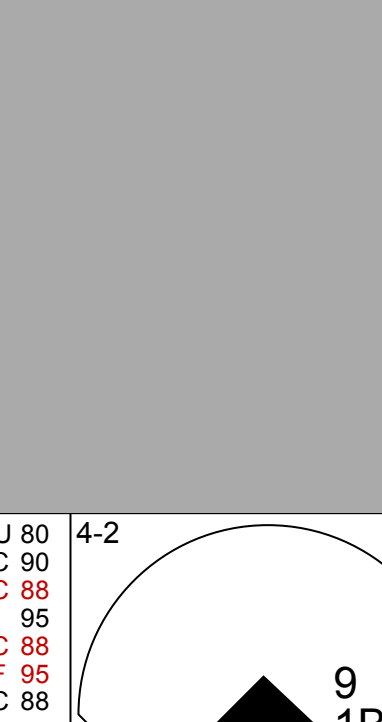




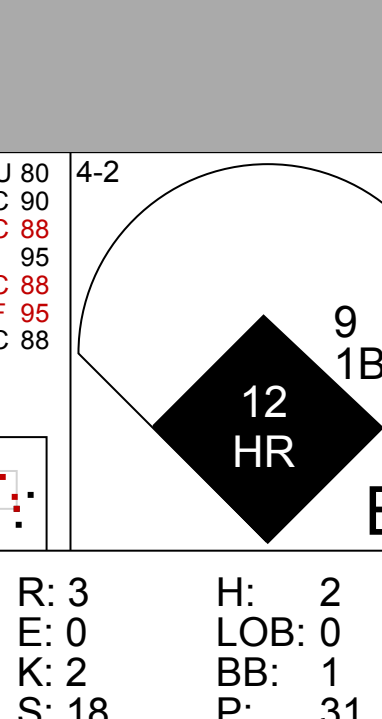



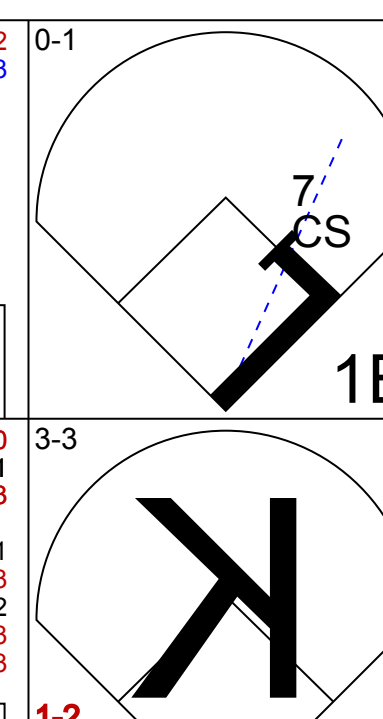
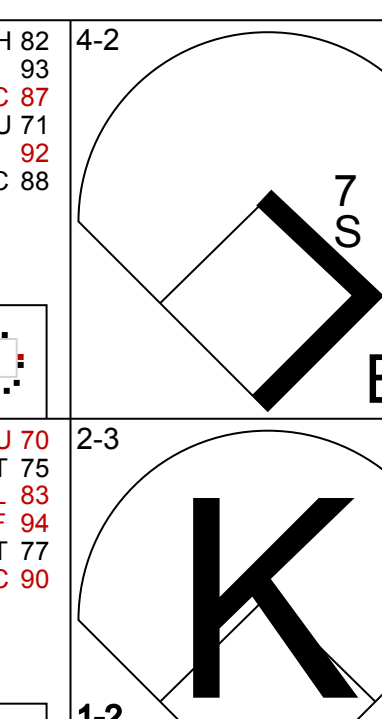
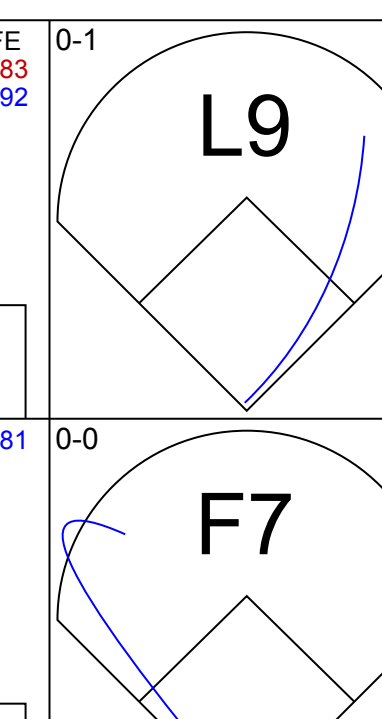
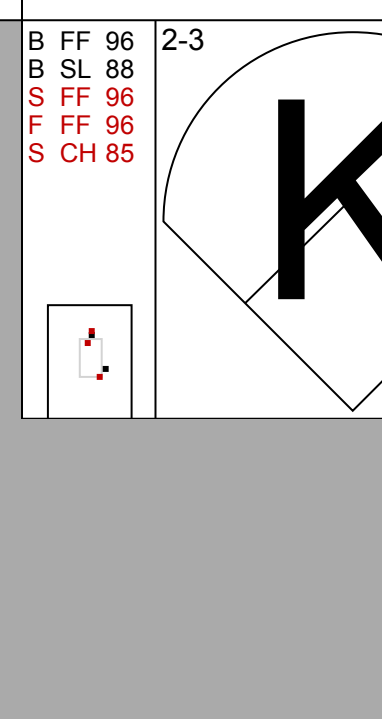

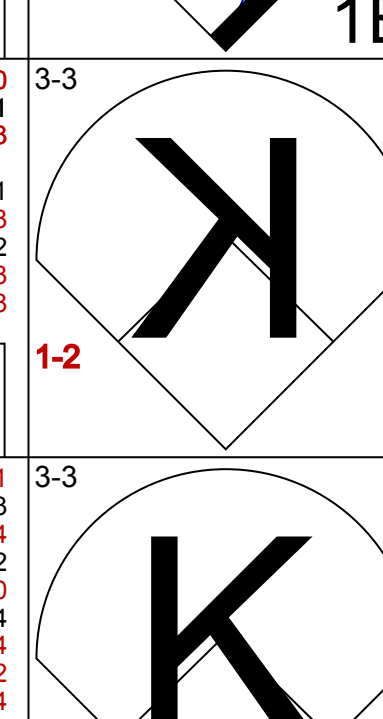
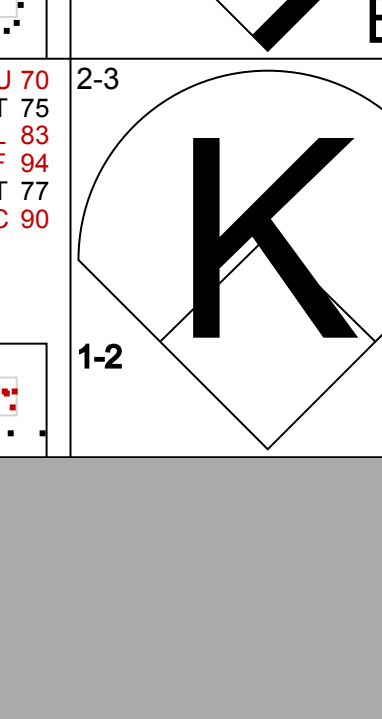
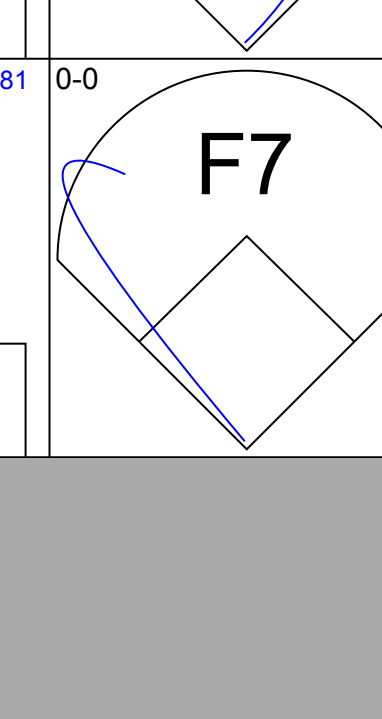





















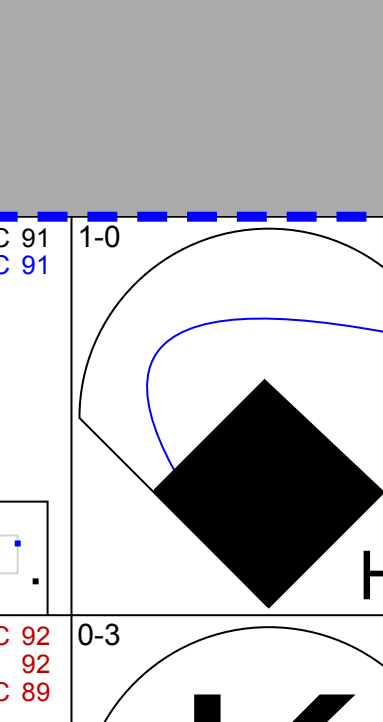



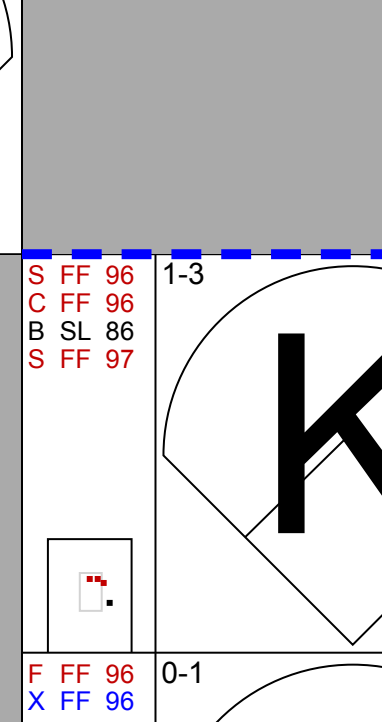
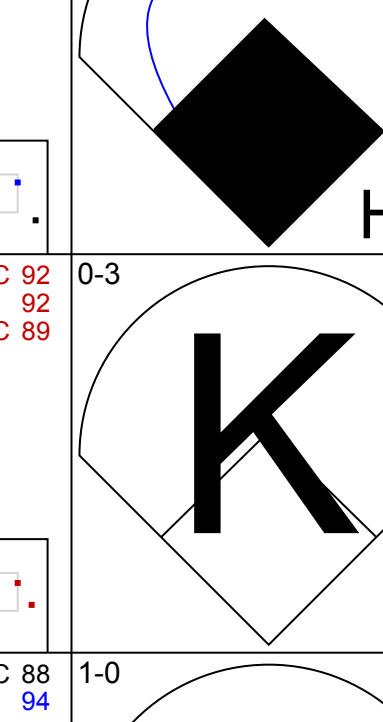

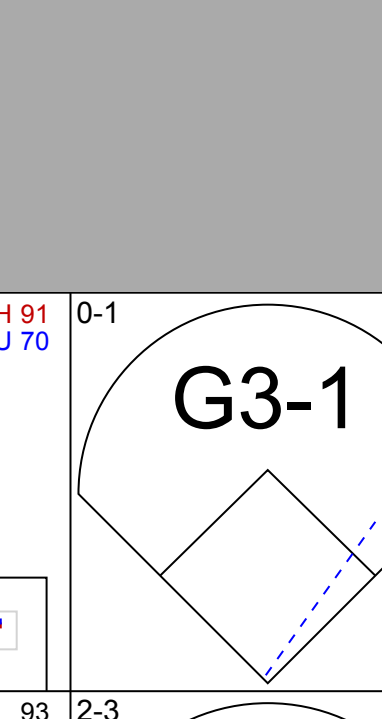
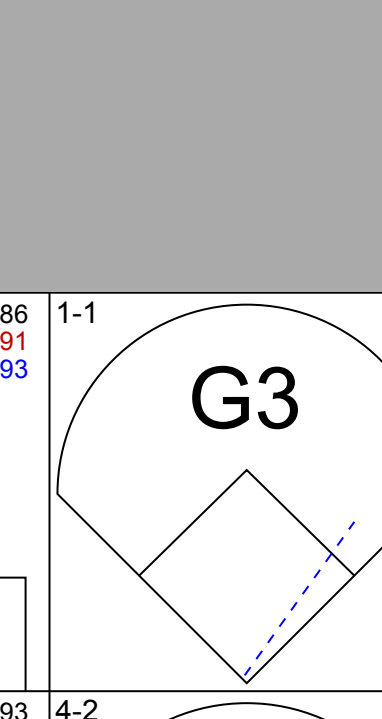
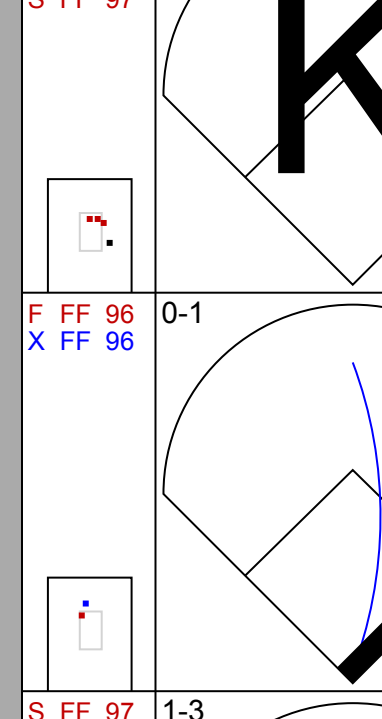
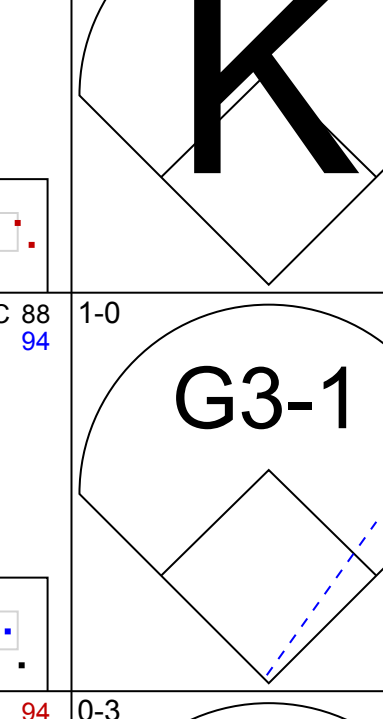

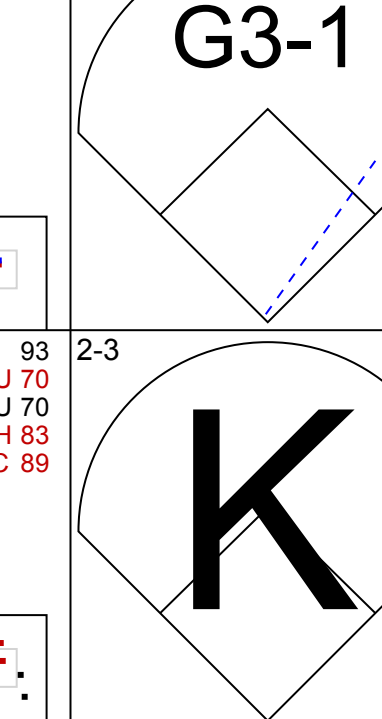
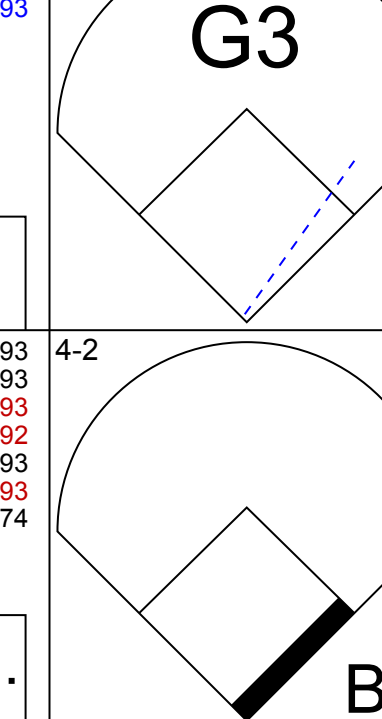
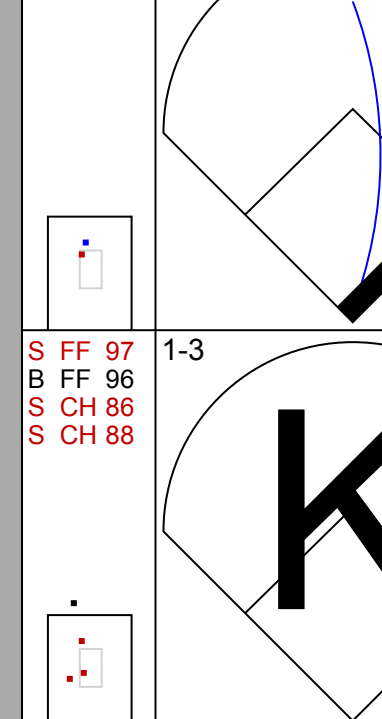
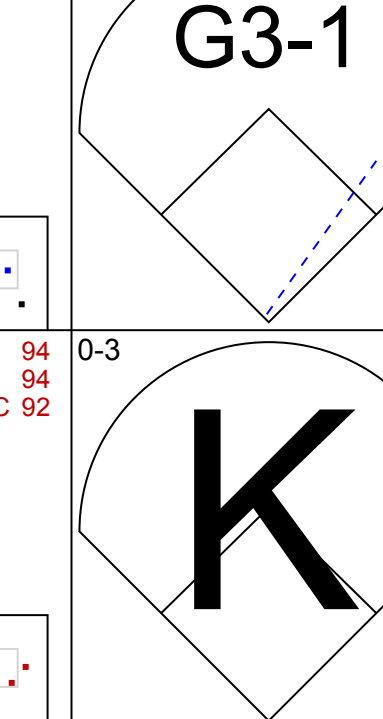
Batter	1	2	3	4	5	6	7	8	9	AB	R	H	RBI	BB	SO	LOB	BOTTOM			
13 Ronald Acuña Jr., R (1, 9) OBP: 0.369, SLG: 0.433	K									3	0	1	0	1	2	0	<p><b>New York Mets @ Atlanta Braves</b>  Truist Park, Atlanta, GA  Tue Jul 12 2022, 7:24 PM - 10:25 PM EDT  Att: 42,217 - Cloudy - 86 F</p>			
7 Dansby Swanson, R (1, 6) OBP: 0.355, SLG: 0.462										2	1	0	0	2	0	2				
28 Matt Olson, L (1, 3) OBP: 0.341, SLG: 0.469										4	1	1	2	0	2	2				
27 Austin Riley, R (1, 5) OBP: 0.347, SLG: 0.560										4	0	1	0	0	2	0				
20 Marcell Ozuna, R (1, 10) OBP: 0.282, SLG: 0.418										3	0	0	0	1	3	2				
16 Travis d'Arnaud, R (1, 2) OBP: 0.312, SLG: 0.468										4	1	1	0	0	0	1				
14 Adam Duvall, R (1, 7) OBP: 0.273, SLG: 0.389										3	1	1	2	0	2	0				
11 Orlando Arcia, R (1, 4) OBP: 0.324, SLG: 0.360										3	0	0	0	0	1	0				
23 Michael Harris II, L (1, 8) OBP: 0.319, SLG: 0.500										3	0	0	0	0	1	0				
<b>Inning Stats</b>	R: 0 E: 0 K: 3 S: 11	H: 1 LOB: 2 BB: 1 P: 20	R: 0 E: 0 K: 1 S: 11	H: 0 LOB: 0 BB: 0 P: 18	R: 0 E: 0 K: 1 S: 7	H: 0 LOB: 1 BB: 1 P: 15	R: 0 E: 0 K: 1 S: 9	H: 0 LOB: 0 BB: 0 P: 17	R: 0 E: 0 K: 2 S: 9	H: 0 LOB: 0 BB: 0 P: 14	R: 2 E: 0 K: 3 S: 20	H: 1 LOB: 1 BB: 1 P: 33	R: 2 E: 0 K: 0 S: 9	H: 3 LOB: 1 BB: 0 P: 14	R: 0 E: 0 K: 2 S: 14	H: 0 LOB: 1 BB: 1 P: 22		1B: 3 2B: 0 3B: 0 HR: 2	SF: 0 SAC: 0 DP: 0 HBP: 0	WP: 0 PB: 0 SB: 0 CS: 0
<b>PITCHER</b>	IP WLS BF H R ER SO BB IBB HBP BLK WP HR S P ERA WHIP																			
23 David Peterson, L (1, 1) ERA: 3.48	5.1	L 21	2	2	2	9	3	0	0	0	0	0	0	0	1	59	105	3.38	0.938	
67 Seth Lugo, R (6, 1) ERA: 3.97	1.1	7	3	2	2	2	0	0	0	0	0	1	16	25	13.50	2.250				
35 Colin Holderman, R (7, 1) ERA: 2.25	1.1	5	0	0	0	2	1	0	0	0	0	0	15	23	0.00	0.750				

**New York Mets @ Atlanta Braves**  
Truist Park, Atlanta, GA  
Tue Jul 12 2022, 7:24 PM - 10:25 PM EDT  
Att: 42,217 - Cloudy - 86 F

AB 29  
R 4  
H 5  
RBI 4  
BB 4  
SO 13  
LOB 7





Batter	1	2	3	4	5	6	7	8	9	AB	R	H	RBI	BB	SO	LOB	TOP						
9 Brandon Nimmo, L OBP: 0.355, SLG: 0.430										5	2	2	0	0	2	2							
12 Francisco Lindor, S OBP: 0.317, SLG: 0.433										5	2	1	3	0	0	1							
20 Pete Alonso, R OBP: 0.343, SLG: 0.521 34 Tommy Hunter, R OBP: 0.382, SLG: 0.389										5	0	1	0	0	3	2							
13 Luis Guillorme, L OBP: 0.125, SLG: 0.125										4	0	1	1	0	1	1							
19 Mark Canha, R OBP: 0.371, SLG: 0.383 22 Ender Inciarte, L OBP: 0.125, SLG: 0.125										4	1	1	1	0	3	2							
2 Dominic Smith, L OBP: 0.288, SLG: 0.176										3	0	0	0	1	1	1							
10 Eduardo Escobar, S OBP: 0.273, SLG: 0.387										4	1	1	1	0	0	1							
16 Travis Jankowski, L OBP: 0.288, SLG: 0.176										3	0	0	0	1	0	1							
3 Tomás Nido, R OBP: 0.256, SLG: 0.236										3	1	1	0	1	0	1							
<b>Inning Stats</b>	R: 0 H: 1 E: 0 K: 2 S: 10	H: 1 LOB: 1 BB: 0 P: 18	R: 1 H: 1 E: 0 K: 1 S: 9	H: 1 LOB: 0 BB: 0 P: 13	R: 3 H: 2 E: 0 K: 2 S: 18	H: 2 LOB: 0 BB: 1 P: 31	R: 0 H: 1 E: 0 K: 1 S: 12	H: 1 LOB: 2 BB: 1 P: 22	R: 0 H: 0 E: 0 K: 0 S: 7	H: 0 LOB: 0 BB: 0 P: 10	R: 1 H: 1 E: 0 K: 0 S: 12	H: 1 LOB: 1 BB: 1 P: 21	R: 2 H: 2 E: 1 K: 2 S: 22	H: 2 LOB: 1 BB: 0 P: 30	R: 0 H: 0 E: 0 K: 0 S: 6	H: 0 LOB: 0 BB: 0 P: 9	R: 0 H: 0 E: 0 K: 2 S: 10	H: 0 LOB: 0 BB: 0 P: 14	1B: 4 2B: 1 3B: 0 HR: 3	SF: 0 SAC: 0 DP: 0 HBP: 0	WP: 0 PB: 0 SB: 0 CS: 0	PA: 39	
<b>PITCHER</b>	IP WLS BF H R ER SO BB IBB HBP BLK WP HR S P ERA WHIP	IP WLS BF H R ER SO BB IBB HBP BLK WP HR S P ERA WHIP	IP WLS BF H R ER SO BB IBB HBP BLK WP HR S P ERA WHIP	IP WLS BF H R ER SO BB IBB HBP BLK WP HR S P ERA WHIP	IP WLS BF H R ER SO BB IBB HBP BLK WP HR S P ERA WHIP	IP WLS BF H R ER SO BB IBB HBP BLK WP HR S P ERA WHIP	IP WLS BF H R ER SO BB IBB HBP BLK WP HR S P ERA WHIP	IP WLS BF H R ER SO BB IBB HBP BLK WP HR S P ERA WHIP	IP WLS BF H R ER SO BB IBB HBP BLK WP HR S P ERA WHIP	IP WLS BF H R ER SO BB IBB HBP BLK WP HR S P ERA WHIP	IP WLS BF H R ER SO BB IBB HBP BLK WP HR S P ERA WHIP	IP WLS BF H R ER SO BB IBB HBP BLK WP HR S P ERA WHIP	IP WLS BF H R ER SO BB IBB HBP BLK WP HR S P ERA WHIP	IP WLS BF H R ER SO BB IBB HBP BLK WP HR S P ERA WHIP	IP WLS BF H R ER SO BB IBB HBP BLK WP HR S P ERA WHIP	IP WLS BF H R ER SO BB IBB HBP BLK WP HR S P ERA WHIP	IP WLS BF H R ER SO BB IBB HBP BLK WP HR S P ERA WHIP	IP WLS BF H R ER SO BB IBB HBP BLK WP HR S P ERA WHIP	IP WLS BF H R ER SO BB IBB HBP BLK WP HR S P ERA WHIP	IP WLS BF H R ER SO BB IBB HBP BLK WP HR S P ERA WHIP	IP WLS BF H R ER SO BB IBB HBP BLK WP HR S P ERA WHIP	IP WLS BF H R ER SO BB IBB HBP BLK WP HR S P ERA WHIP	IP WLS BF H R ER SO BB IBB HBP BLK WP HR S P ERA WHIP
50 Charlie Morton, R ERA: 4.45 60 Jesse Chavez, R ERA: 2.97 74 Kenley Jansen, R ERA: 3.48 53 Jackson Stephens, R ERA: 3.03	IP WLS BF H R ER SO BB IBB HBP BLK WP HR S P ERA WHIP	IP WLS BF H R ER SO BB IBB HBP BLK WP HR S P ERA WHIP	IP WLS BF H R ER SO BB IBB HBP BLK WP HR S P ERA WHIP	IP WLS BF H R ER SO BB IBB HBP BLK WP HR S P ERA WHIP	IP WLS BF H R ER SO BB IBB HBP BLK WP HR S P ERA WHIP	IP WLS BF H R ER SO BB IBB HBP BLK WP HR S P ERA WHIP	IP WLS BF H R ER SO BB IBB HBP BLK WP HR S P ERA WHIP	IP WLS BF H R ER SO BB IBB HBP BLK WP HR S P ERA WHIP	IP WLS BF H R ER SO BB IBB HBP BLK WP HR S P ERA WHIP	IP WLS BF H R ER SO BB IBB HBP BLK WP HR S P ERA WHIP	IP WLS BF H R ER SO BB IBB HBP BLK WP HR S P ERA WHIP	IP WLS BF H R ER SO BB IBB HBP BLK WP HR S P ERA WHIP	IP WLS BF H R ER SO BB IBB HBP BLK WP HR S P ERA WHIP	IP WLS BF H R ER SO BB IBB HBP BLK WP HR S P ERA WHIP	IP WLS BF H R ER SO BB IBB HBP BLK WP HR S P ERA WHIP	IP WLS BF H R ER SO BB IBB HBP BLK WP HR S P ERA WHIP	IP WLS BF H R ER SO BB IBB HBP BLK WP HR S P ERA WHIP	IP WLS BF H R ER SO BB IBB HBP BLK WP HR S P ERA WHIP	IP WLS BF H R ER SO BB IBB HBP BLK WP HR S P ERA WHIP	IP WLS BF H R ER SO BB IBB HBP BLK WP HR S P ERA WHIP	IP WLS BF H R ER SO BB IBB HBP BLK WP HR S P ERA WHIP	IP WLS BF H R ER SO BB IBB HBP BLK WP HR S P ERA WHIP	IP WLS BF H R ER SO BB IBB HBP BLK WP HR S P ERA WHIP
<b>Batter</b>	<b>1</b>	<b>2</b>	<b>3</b>	<b>4</b>	<b>5</b>	<b>6</b>	<b>7</b>	<b>8</b>	<b>9</b>	<b>AB</b>	<b>R</b>	<b>H</b>	<b>RBI</b>	<b>BB</b>	<b>SO</b>	<b>LOB</b>	<b>BOTTOM</b>						
13 Ronald Acuña Jr., R OBP: 0.371, SLG: 0.431										3	0	1	0	1	1	2							
7 Dansby Swanson, R OBP: 0.351, SLG: 0.477										4	0	0	0	0	2	3							
28 Matt Olson, L OBP: 0.340, SLG: 0.476										4	1	1	1	0	2	0							
27 Austin Riley, R OBP: 0.348, SLG: 0.568										4	1	2	1	0	1	0							
24 William Contreras, R OBP: 0.349, SLG: 0.551										4	0	0	0	0	1	1							
8 Eddie Rosario, L OBP: 0.200, SLG: 0.257										4	1	3	1	0	1	0							
14 Adam Duvall, R OBP: 0.269, SLG: 0.383										4	0	0	0	0	2	3							
22 Robinson Canó, L OBP: 0.202, SLG: 0.210										4	0	1	0	0	0	0							
23 Michael Harris II, L OBP: 0.317, SLG: 0.491										3	0	0	0	1	3	1							
<b>Inning Stats</b>	R: 0 H: 1 E: 0 K: 2 S: 13	H: 1 LOB: 0 BB: 0 P: 19	R: 0 H: 1 E: 0 K: 1 S: 10	H: 1 LOB: 0 BB: 0 P: 14	R: 0 H: 0 E: 0 K: 2 S: 11	H: 0 LOB: 1 BB: 1 P: 19	R: 0 H: 2 E: 0 K: 0 S: 10	H: 2 LOB: 2 BB: 0 P: 15	R: 0 H: 0 E: 0 K: 0 S: 8	H: 0 LOB: 0 BB: 1 P: 13	R: 1 H: 1 E: 0 K: 1 S: 14	H: 1 LOB: 1 BB: 0 P: 19	R: 0 H: 1 E: 0 K: 3 S: 11	H: 1 LOB: 0 BB: 0 P: 15	R: 1 H: 1 E: 0 K: 2 S: 11	H: 1 LOB: 0 BB: 0 P: 15	R: 0 H: 0 E: 0 K: 2 S: 8	H: 0 LOB: 0 BB: 0 P: 10	1B: 4 2B: 1 3B: 0 HR: 3	SF: 0 SAC: 0 DP: 0 HBP: 0	WP: 0 PB: 0 SB: 1 CS: 1	PA: 36	
<b>PITCHER</b>	IP WLS BF H R ER SO BB IBB HBP BLK WP HR S P ERA WHIP	IP WLS BF H R ER SO BB IBB HBP BLK WP HR S P ERA WHIP	IP WLS BF H R ER SO BB IBB HBP BLK WP HR S P ERA WHIP	IP WLS BF H R ER SO BB IBB HBP BLK WP HR S P ERA WHIP	IP WLS BF H R ER SO BB IBB HBP BLK WP HR S P ERA WHIP	IP WLS BF H R ER SO BB IBB HBP BLK WP HR S P ERA WHIP	IP WLS BF H R ER SO BB IBB HBP BLK WP HR S P ERA WHIP	IP WLS BF H R ER SO BB IBB HBP BLK WP HR S P ERA WHIP	IP WLS BF H R ER SO BB IBB HBP BLK WP HR S P ERA WHIP	IP WLS BF H R ER SO BB IBB HBP BLK WP HR S P ERA WHIP	IP WLS BF H R ER SO BB IBB HBP BLK WP HR S P ERA WHIP	IP WLS BF H R ER SO BB IBB HBP BLK WP HR S P ERA WHIP	IP WLS BF H R ER SO BB IBB HBP BLK WP HR S P ERA WHIP	IP WLS BF H R ER SO BB IBB HBP BLK WP HR S P ERA WHIP	IP WLS BF H R ER SO BB IBB HBP BLK WP HR S P ERA WHIP	IP WLS BF H R ER SO BB IBB HBP BLK WP HR S P ERA WHIP	IP WLS BF H R ER SO BB IBB HBP BLK WP HR S P ERA WHIP	IP WLS BF H R ER SO BB IBB HBP BLK WP HR S P ERA WHIP	IP WLS BF H R ER SO BB IBB HBP BLK WP HR S P ERA WHIP	IP WLS BF H R ER SO BB IBB HBP BLK WP HR S P ERA WHIP	IP WLS BF H R ER SO BB IBB HBP BLK WP HR S P ERA WHIP	IP WLS BF H R ER SO BB IBB HBP BLK WP HR S P ERA WHIP	IP WLS BF H R ER SO BB IBB HBP BLK WP HR S P ERA WHIP
40 Chris Bassitt, R ERA: 3.79 62 Drew Smith, R ERA: 3.05 34 Tommy Hunter, R ERA: 3.0	IP WLS BF H R ER SO BB IBB HBP BLK WP HR S P ERA WHIP	IP WLS BF H R ER SO BB IBB HBP BLK WP HR S P ERA WHIP	IP WLS BF H R ER SO BB IBB HBP BLK WP HR S P ERA WHIP	IP WLS BF H R ER SO BB IBB HBP BLK WP HR S P ERA WHIP	IP WLS BF H R ER SO BB IBB HBP BLK WP HR S P ERA WHIP	IP WLS BF H R ER SO BB IBB HBP BLK WP HR S P ERA WHIP	IP WLS BF H R ER SO BB IBB HBP BLK WP HR S P ERA WHIP	IP WLS BF H R ER SO BB IBB HBP BLK WP HR S P ERA WHIP	IP WLS BF H R ER SO BB IBB HBP BLK WP HR S P ERA WHIP	IP WLS BF H R ER SO BB IBB HBP BLK WP HR S P ERA WHIP	IP WLS BF H R ER SO BB IBB HBP BLK WP HR S P ERA WHIP	IP WLS BF H R ER SO BB IBB HBP BLK WP HR S P ERA WHIP	IP WLS BF H R ER SO BB IBB HBP BLK WP HR S P ERA WHIP	IP WLS BF H R ER SO BB IBB HBP BLK WP HR S P ERA WHIP	IP WLS BF H R ER SO BB IBB HBP BLK WP HR S P ERA WHIP	IP WLS BF H R ER SO BB IBB HBP BLK WP HR S P ERA WHIP	IP WLS BF H R ER SO BB IBB HBP BLK WP HR S P ERA WHIP	IP WLS BF H R ER SO BB IBB HBP BLK WP HR S P ERA WHIP	IP WLS BF H R ER SO BB IBB HBP BLK WP HR S P ERA WHIP	IP WLS BF H R ER SO BB IBB HBP BLK WP HR S P ERA WHIP	IP WLS BF H R ER SO BB IBB HBP BLK WP HR S P ERA WHIP	IP WLS BF H R ER SO BB IBB HBP BLK WP HR S P ERA WHIP	IP WLS BF H R ER SO BB IBB HBP BLK WP HR S P ERA WHIP

New York Mets











Batter	1	2	3	4	5	6	7	8	9	10	AB	R	H	RBI	BB	SO	LOB	TOP							
9 Brandon Nimmo, L OBP: 0.357, SLG: 0.438											5	2	1	0	0	1	1								
6 Starling Marte, R OBP: 0.343, SLG: 0.458											4	0	1	0	1	1	1								
12 Francisco Lindor, S OBP: 0.323, SLG: 0.431											4	1	1	1	1	2	2								
20 Pete Alonso, R OBP: 0.340, SLG: 0.521											4	0	0	1	0	1	3								
19 Mark Canha, R OBP: 0.368, SLG: 0.377											4	0	0	0	1	1	4								
16 Travis Jankowski, L OBP: 0.286, SLG: 0.167											0	0	0	0	0	0	0								
28 J.D. Davis, R OBP: 0.327, SLG: 0.347											3	0	0	0	1	2	1								
13 Luis Guillorme, L (10, PH) OBP: 0.372, SLG: 0.371											0	0	0	0	1	0	0								
10 Eduardo Escobar, S (1, 5) OBP: 0.277, SLG: 0.398											5	1	3	1	0	1	2								
1 Jeff McNeil, L OBP: 0.367, SLG: 0.424											3	0	0	0	0	0	2								
3 Tomás Nido, R OBP: 0.254, SLG: 0.235											4	0	1	0	0	0	5								
<b>Inning Stats</b>	R: 0 E: 0 K: 3 S: 12	H: 0 LOB: 0 BB: 16	R: 0 E: 0 K: 1 S: 23	H: 1 LOB: 3 BB: 1 P: 32	R: 1 E: 1 K: 0 S: 7	H: 1 LOB: 1 BB: 0 P: 12	R: 1 E: 0 K: 0 S: 11	H: 2 LOB: 1 BB: 0 P: 15	R: 0 E: 0 K: 0 S: 6	H: 1 LOB: 2 BB: 1 P: 12	R: 0 E: 0 K: 1 S: 9	H: 0 LOB: 1 BB: 1 P: 18	R: 0 E: 0 K: 3 S: 11	H: 0 LOB: 0 BB: 0 P: 15	R: 0 E: 0 K: 0 S: 6	H: 0 LOB: 0 BB: 0 P: 7	R: 2 E: 1 K: 0 S: 10	H: 1 LOB: 2 BB: 21	1B: 5 2B: 1 3B: 0 HR: 1	SF: 0 SAC: 0 DP: 2 HBP: 2	WP: 0 PB: 0 SB: 1 CS: 0	PA: 43			
<b>PITCHER</b>	IP WLS BF H R ER SO ERA WHIP	1P 4.1 21 5 2 1 4 4.22	2P 2.2 10 1 0 0 2 2.79	3P 1.0 3 0 0 0 3 2.93	4P 1.0 3 0 0 0 0 2.93	5P 0.2 L 4 1 1 0 0 2.92	6P 0.1 0 0 0 0 0 0 6.9	7P 0.1 0 0 0 0 0 0 6.9	8P 0.1 0 0 0 0 0 0 6.9	9P 0.1 0 0 0 0 0 0 6.9	10P 0.1 0 0 0 0 0 0 6.9	IP WLS BF H R ER SO ERA WHIP	0.1 0 2 0 1 0 0 6.9	0.1 0 2 0 1 0 0 6.9	0.1 0 2 0 1 0 0 6.9	0.1 0 2 0 1 0 0 6.9	0.1 0 2 0 1 0 0 6.9	0.1 0 2 0 1 0 0 6.9	0.00 3.000	0.00 3.000	0.00 3.000	0.00 3.000	0.00 3.000	0.00 3.000	0.00 3.000

New York Mets @ Chicago Cubs  
Wrigley Field, Chicago, IL  
Sat Jul 16 2022, 7:07 PM - 10:39 PM CDT  
Att: 34,366 - Cloudy - 69 F

AB 36  
R 4  
H 7  
RBI 3  
BB 5  
SO 9  
LOB 21



Batter	1	2	3	4	5	6	7	8	9	10	AB	R	H	RBI	BB	SO	LOB	BOTTOM							
66 Rafael Ortega, L OBP: 0.333, SLG: 0.359											2	0	0	0	1	0	2								
4 Nelson Velázquez, R OBP: 0.266, SLG: 0.400											2	0	0	0	0	1	1								
8 Ian Happ, S OBP: 0.366, SLG: 0.446											2	0	0	0	0	1	0								
5 Christopher Morel, R OBP: 0.335, SLG: 0.479											3	0	1	1	0	1	2								
27 Seiya Suzuki, R OBP: 0.353, SLG: 0.453											5	0	3	0	0	1	0								
2 Nico Hoerner, R OBP: 0.338, SLG: 0.419											4	0	0	0	1	2	2								
18 Frank Schwindel, R (1, 10) OBP: 0.267, SLG: 0.350											5	1	1	0	0	2	3								
16 Patrick Wisdom, R OBP: 0.315, SLG: 0.444											4	1	1	0	0	2	1								
36 Alfonso Rivas III, L OBP: 0.313, SLG: 0.323											4	0	1	0	0	2	1								
7 Yan Gomes, R OBP: 0.231, SLG: 0.311											3	0	2	2	1	0	0								
13 David Bote, R OBP: 0.395, SLG: 0.455											4	1	1	0	0	2	4								
<b>Inning Stats</b>	R: 0 E: 0 K: 0 S: 8	H: 1 LOB: 1 BB: 0 P: 11	R: 1 E: 0 K: 2 S: 11	H: 3 LOB: 2 BB: 0 P: 17	R: 0 E: 0 K: 3 S: 16	H: 0 LOB: 0 BB: 0 P: 19	R: 1 E: 0 K: 3 S: 15	H: 2 LOB: 1 BB: 0 P: 21	R: 0 E: 0 K: 1 S: 9	H: 1 LOB: 1 BB: 0 P: 14	R: 0 E: 0 K: 0 S: 6	H: 0 LOB: 0 BB: 0 P: 14	R: 0 E: 0 K: 1 S: 7	H: 1 LOB: 1 BB: 0 P: 11	R: 0 E: 0 K: 1 S: 9	H: 0 LOB: 0 BB: 0 P: 9	R: 0 E: 0 K: 1 S: 9	H: 0 LOB: 1 BB: 1 P: 16	R: 1 E: 0 K: 1 S: 13	H: 2 LOB: 2 BB: 1 P: 22	1B: 7 2B: 3 3B: 0 HR: 0	SF: 0 SAC: 0 DP: 1 HBP: 0	WP: 0 PB: 0 SB: 1 CS: 1	PA: 41	
<b>PITCHER</b>	IP WLS BF H R ER SO ERA WHIP	6.1 6 27 8 2 2 11 2.22	1.2 5 0 0 0 1 0 2.04	2.0 W 9 2 1 0 2 3.12	0.0 0 0 0 0 0 0 0.00	0.0 0 0 0 0 0 0 0.00	0.0 0 0 0 0 0 0 0.00	0.0 0 0 0 0 0 0 0.00	0.0 0 0 0 0 0 0 0.00	0.0 0 0 0 0 0 0 0.00	0.0 0 0 0 0 0 0 0.00	0.0 0 0 0 0 0 0 0.00	0.0 0 0 0 0 0 0 0.00	0.0 0 0 0 0 0 0 0.00	0.0 0 0 0 0 0 0 0.00	0.0 0 0 0 0 0 0 0.00	0.0 0 0 0 0 0 0 0.00	0.0 0 0 0 0 0 0 0.00	0.00 1.421	0.00 1.421	0.00 1.421	0.00 1.421	0.00 1.421	0.00 1.421	0.00 1.421

New York Mets @ Chicago Cubs  
Wrigley Field, Chicago, IL  
Sat Jul 16 2022, 7:07 PM - 10:39 PM CDT  
Att: 34,366 - Cloudy - 69 F

AB 38  
R 3  
H 10  
RBI 3  
BB 3  
SO 14  
LOB 16





Batter	1	2	3	4	5	6	7	8	9	AB	R	H	RBI	BB	SO	LOB	TOP			
9 Brandon Nimmo, L (1,8) OBP: 0.358, SLG: 0.437										3	1	1	0	1	1	0	<b>New York Mets @ Chicago Cubs</b> Wrigley Field, Chicago, IL Sun Jul 17 2022, 1:23 PM - 4:30 PM CDT Att: 34,424 - Cloudy - 71 F			
6 Starling Marte, R (1,9) OBP: 0.345, SLG: 0.458										4	1	2	0	0	0	1				
12 Francisco Lindor, S (1,6) OBP: 0.324, SLG: 0.432										4	0	2	0	0	0	3				
20 Pete Alonso, R (1,3) OBP: 0.339, SLG: 0.517										4	0	1	1	0	1	3				
1 Jeff McNeil, L (1,10) OBP: 0.362, SLG: 0.418										4	0	0	0	0	0	4				
10 Eduardo Escobar, S (1,5) OBP: 0.279, SLG: 0.397										3	0	1	0	1	0	0				
19 Mark Canha, R (1,7) OBP: 0.370, SLG: 0.381										3	0	1	0	1	0	0				
13 Luis Guillorme, L (1,4) OBP: 0.369, SLG: 0.369										4	0	1	0	0	0	3				
4 Patrick Mazeika, L (1,2) OBP: 0.206, SLG: 0.295										3	0	0	0	0	0	0				
28 J.D. Davis, R (9,PH) OBP: 0.325, SLG: 0.345										1	0	0	0	0	0	1				
<b>Inning Stats</b>	R: 1 E: 0 K: 0 S: 16	H: 2 LOB: 1 BB: 0 P: 22	R: 0 E: 0 K: 0 S: 9	H: 0 LOB: 0 BB: 0 P: 16	R: 0 E: 0 K: 0 S: 6	H: 1 LOB: 1 BB: 0 P: 10	R: 0 E: 0 K: 1 S: 18	H: 1 LOB: 2 BB: 1 P: 27	R: 1 E: 0 K: 0 S: 11	H: 2 LOB: 0 BB: 1 P: 21	R: 0 E: 0 K: 1 S: 10	H: 0 LOB: 0 BB: 0 P: 15	R: 0 E: 0 K: 0 S: 7	H: 2 LOB: 2 BB: 0 P: 9	R: 0 E: 0 K: 0 S: 9	H: 1 LOB: 0 BB: 0 P: 14	1B: 8 2B: 1 3B: 0 HR: 0	SF: 0 SAC: 0 DP: 2 HBP: 0	WP: 0 PB: 0 SB: 2 CS: 0	PA: 36
<b>PITCHER</b>	IP WLS BF H R ER SO BB IBB HBP BLK WP HR S P ERA WHIP																			
Adrian Sampson, R (1,1) ERA: 3.34	5.1	25	6	2	2	1	3	0	0	0	0	0	0	0	69	112	3.38	1.688		
25 Steven Brault, L (6,1) ERA:	1.2	4	0	0	0	1	0	0	0	0	0	0	0	12	20	0.00	0.000			
50 Rowan Wick, R (8,1) ERA: 4.69	1.0	W	4	2	0	0	0	0	0	0	0	0	0	7	9	0.00	2.000			
37 David Robertson, R (9,1) ERA: 1.93	1.0	S	3	1	0	0	0	0	0	0	0	0	0	9	14	0.00	1.000			

Batter	1	2	3	4	5	6	7	8	9	AB	R	H	RBI	BB	SO	LOB	BOTTOM	
5 Christopher Morel, R (1,8) OBP: 0.338, SLG: 0.477										3	1	1	0	1	0	0	<b>New York Mets @ Chicago Cubs</b> Wrigley Field, Chicago, IL Sun Jul 17 2022, 1:23 PM - 4:30 PM CDT Att: 34,424 - Cloudy - 71 F	
40 Wilson Contreras, R (1,2) OBP: 0.366, SLG: 0.455										4	1	1	0	0	2	1		
8 Ian Happ, S (1,10) OBP: 0.364, SLG: 0.443										4	1	1	1	0	2	1		
27 Seiya Suzuki, R (1,9) OBP: 0.355, SLG: 0.451										3	0	1	0	1	0	2		
2 Nico Hoerner, R (1,6) OBP: 0.344, SLG: 0.423										4	0	3	1	0	0	1		
18 Frank Schwindel, R (1,3) OBP: 0.283, SLG: 0.383										4	0	0	0	0	0	5		
36 Alfonso Rivas III, L (9,3) OBP: 0.313, SLG: 0.323										0	0	0	0	0	0	0		
16 Patrick Wisdom, R (1,5) OBP: 0.316, SLG: 0.441										2	0	0	1	1	0	1		
13 David Bote, R (1,4) OBP: 0.366, SLG: 0.417										3	0	0	0	0	2	3		
4 Nelson Velázquez, R (1,7) OBP: 0.254, SLG: 0.381										3	0	0	0	0	2	3		
<b>Inning Stats</b>	R: 0 E: 0 K: 1 S: 7	H: 0 LOB: 0 BB: 0 P: 11	R: 0 E: 0 K: 0 S: 10	H: 1 LOB: 1 BB: 1 P: 16	R: 0 E: 0 K: 3 S: 11	H: 0 LOB: 1 BB: 1 P: 22	R: 1 E: 0 K: 2 S: 22	H: 2 LOB: 3 BB: 1 P: 37	R: 0 E: 0 K: 0 S: 7	H: 1 LOB: 0 BB: 0 P: 10	R: 0 E: 0 K: 0 S: 5	H: 0 LOB: 0 BB: 0 P: 7	R: 2 E: 0 K: 0 S: 21	H: 3 LOB: 1 BB: 0 P: 34	1B: 7 2B: 0 3B: 0 HR: 0	SF: 0 SAC: 0 DP: 2 HBP: 0	WP: 0 PB: 0 SB: 0 CS: 0	PA: 33
<b>PITCHER</b>	IP WLS BF H R ER SO BB IBB HBP BLK WP HR S P ERA WHIP																	
23 David Peterson, L (1,1) ERA: 3.24	5.0	21	3	1	0	0	3	0	0	0	0	0	0	59	97	0.00	1.200	
34 Tommy Hunter, R (6,1) ERA: 2.45	2.0	H	6	1	0	0	0	0	0	0	0	0	0	12	17	0.00	0.500	
62 Drew Smith, R (8,1) ERA: 3.38	0.2	L	5	3	2	2	0	0	0	0	0	0	0	15	25	27.00	4.500	
67 Seth Lugo, R (8,1) ERA: 3.82	0.1		1	0	0	0	0	0	0	0	0	0	0	6	9	0.00	0.000	



Batter	1	2	3	4	5	6	7	8	9	AB	R	H	RBI	BB	SO	LOB	TOP			
10 Jurickson Profar, S OBP: 0.342, SLG: 0.392										4	0	1	0	0	2	1	<b>San Diego Padres @ New York Mets</b> Citi Field, Flushing, NY Fri Jul 22 2022, 7:42 PM - 10:42 PM EDT Att: 36,855 - Partly Cloudy - 86 F			
9 Jake Cronenworth, L OBP: 0.336, SLG: 0.396										4	1	1	0	1	1	2				
13 Manny Machado, R OBP: 0.374, SLG: 0.506										4	0	0	0	1	1	3				
16 Nomar Mazara, L OBP: 0.344, SLG: 0.397										4	0	0	0	0	2	4				
43 Esteury Ruiz, R OBP: 0.263, SLG: 0.421										0	0	0	0	0	0	0				
45 Luke Voit, R OBP: 0.310, SLG: 0.414										4	1	2	0	0	1	2				
30 Eric Hosmer, L OBP: 0.338, SLG: 0.392										3	1	2	2	1	0	1				
7 Ha-Seong Kim, R OBP: 0.325, SLG: 0.363										0	0	0	0	0	0	0				
26 Austin Nola, R OBP: 0.313, SLG: 0.315										3	0	1	0	1	2	1				
2 Trent Grisham, L OBP: 0.292, SLG: 0.340										3	1	1	1	0	0	3				
77 CJ Abrams, L OBP: 0.280, SLG: 0.322										3	0	0	0	0	0	1				
<b>Inning Stats</b>	R: 0 E: 0 K: 2 S: 10	H: 0 LOB: 0 BB: 0 P: 15	R: 0 E: 0 K: 2 S: 12	H: 1 LOB: 2 BB: 1 P: 22	R: 0 E: 1 K: 1 S: 10	H: 0 LOB: 2 BB: 0 P: 14	R: 2 E: 0 K: 1 S: 13	H: 3 LOB: 1 BB: 0 P: 18	R: 0 E: 0 K: 1 S: 10	H: 1 LOB: 0 BB: 0 P: 14	R: 2 E: 1 K: 0 S: 18	H: 2 LOB: 2 BB: 2 P: 33	R: 0 E: 0 K: 1 S: 7	H: 0 LOB: 1 BB: 1 P: 14	R: 0 E: 0 K: 0 S: 9	H: 1 LOB: 1 BB: 0 P: 11	1B: 3 2B: 2 3B: 1 HR: 2	SF: 0 SAC: 2 DP: 2 HBP: 1	WP: 0 PB: 1 CS: 0	PA: 39
<b>PITCHER</b>	IP WLS BF H R ER SO BB IBB HBP BLK WP HR S P ERA WHIP																			
21 Max Scherzer, R ERA: 2.28	6.0 L 25 5 2 2 8 1 0 1 0 0 1 62 93 3.00 1.000																			
30 Josly Rodriguez, L ERA: 4.54	0.1 4 2 2 1 0 1 0 0 0 0 0 1 9 19 27.00 9.000																			
67 Seth Lugo, R ERA: 3.75	0.2 3 0 0 0 0 1 0 0 0 0 0 0 9 14 0.00 1.500																			
29 Trevor Williams, R ERA: 3.43	2.0 7 1 0 0 1 1 0 0 0 0 0 0 16 25 0.00 1.000																			

AB 32  
R 4  
H 8  
RBI 3  
BB 4  
SO 9  
LOB 18



Batter	1	2	3	4	5	6	7	8	9	AB	R	H	RBI	BB	SO	LOB	BOTTOM					
9 Brandon Nimmo, L OBP: 0.354, SLG: 0.432										4	0	0	0	0	1	0	<b>San Diego Padres @ New York Mets</b> Citi Field, Flushing, NY Fri Jul 22 2022, 7:42 PM - 10:42 PM EDT Att: 36,855 - Partly Cloudy - 86 F					
6 Starling Marte, R OBP: 0.347, SLG: 0.459										4	0	2	0	0	1	0						
12 Francisco Lindor, S OBP: 0.321, SLG: 0.427										4	0	0	0	0	3	2						
20 Pete Alonso, R OBP: 0.341, SLG: 0.516										3	0	1	0	0	0	1						
1 Jeff McNeil, L OBP: 0.361, SLG: 0.413										3	1	0	0	1	0	2						
10 Eduardo Escobar, S OBP: 0.276, SLG: 0.392										4	0	0	0	0	1	3						
13 Luis Guillorme, L OBP: 0.369, SLG: 0.373										3	0	1	1	0	1	0						
19 Mark Canha, R OBP: 0.368, SLG: 0.379										1	0	0	0	0	0	2						
27 Travis Blankenhorn, L (1, 10)										3	0	0	0	0	1	1						
3 Tomás Nido, R OBP: 0.253, SLG: 0.234										1	0	0	0	0	1	0						
4 Patrick Mazeika, L OBP: 0.200, SLG: 0.286										2	0	0	0	0	0	0						
<b>Inning Stats</b>	R: 0 E: 0 K: 1 S: 9	H: 1 LOB: 1 BB: 0 P: 16	R: 0 E: 0 K: 1 S: 9	H: 0 LOB: 0 BB: 0 P: 10	R: 0 E: 0 K: 2 S: 7	H: 0 LOB: 0 BB: 0 P: 8	R: 0 E: 0 K: 2 S: 12	H: 1 LOB: 1 BB: 0 P: 16	R: 0 E: 0 K: 2 S: 11	H: 0 LOB: 0 BB: 0 P: 18	R: 0 E: 0 K: 1 S: 10	H: 1 LOB: 1 BB: 0 P: 13	R: 1 E: 0 K: 0 S: 10	H: 1 LOB: 1 BB: 1 P: 18	R: 0 E: 0 K: 0 S: 8	H: 0 LOB: 0 BB: 0 P: 12	R: 0 E: 1 K: 0 S: 11	H: 0 LOB: 2 BB: 0 P: 15	1B: 3 2B: 1 3B: 0 HR: 0	SF: 0 SAC: 0 DP: 0 HBP: 1	WP: 0 PB: 0 CS: 0	PA: 34
<b>PITCHER</b>	IP WLS BF H R ER SO BB IBB HBP BLK WP HR S P ERA WHIP																					
11 Yu Darvish, R ERA: 3.28	7.0 W 26 4 1 1 9 1 0 0 0 0 0 68 99 1.29 0.714																					
22 Nick Martinez, R ERA: 3.57	1.0 H 3 0 0 0 0 0 0 0 0 0 0 8 12 0.00 0.000																					
17 Taylor Rogers, L ERA: 3.72	1.0 S 5 0 0 0 0 0 0 0 1 0 0 0 11 15 0.00 0.000																					

AB 32  
R 1  
H 4  
RBI 1  
BB 1  
SO 9  
LOB 11















Batter	1	2	3	4	5	6	7	8	9	AB	R	H	RBI	BB	SO	LOB	TOP	
26 DJ LeMahieu, R OBP: 0.383, SLG: 0.407	G1-3		F9	G5-3			G4-3		K	5	0	0	1	0	1	3	<p><b>New York Yankees @ New York Mets</b> Citi Field, Flushing, NY</p> <p>Tue Jul 26 2022, 7:11 PM - 10:37 PM EDT Att: 42,364 - Partly Cloudy - 82 F</p> <p>livebaseballscores.com</p> <p>AB 36 R 3 H 9 RBI 3 BB 2 SO 7 LOB 20</p> 	
99 Aaron Judge, R OBP: 0.378, SLG: 0.657	HR		K	BB			1B		FC1	4	1	2	1	1	1	1		
48 Anthony Rizzo, L OBP: 0.340, SLG: 0.492	HR		1B	F8			HBP		K	4	1	2	1	0	1	5		
25 Gleyber Torres, R OBP: 0.322, SLG: 0.474	F8		1B	HBP			P3		K	4	0	0	0	0	2	4		
24 Matt Carpenter, L OBP: 0.427, SLG: 0.794	G3-1		K	G4-3			F8			4	0	0	0	0	1	2		
28 Josh Donaldson, R OBP: 0.309, SLG: 0.389	G6-3			L6			G6-3		G5-3	4	0	0	0	0	0	0		
31 Aaron Hicks, S OBP: 0.368, SLG: 0.351	1B		1B	1B			F7		BB	3	1	2	0	1	0	0		
12 Isiah Kiner-Falefa, R OBP: 0.319, SLG: 0.328	1B		1B	1B			F7		K	3	0	2	0	0	0	0		
13 Joey Gallo, L OBP: 0.289, SLG: 0.343	1B		1B	1B			F7		K	1	0	0	0	0	1	1		
14 Marwin Gonzalez, S OBP: 0.291, SLG: 0.365	1B		1B	1B			L8		1B	0	0	0	0	0	0	0		
39 Jose Trevino, R OBP: 0.307, SLG: 0.425	L1		FC5	FC5			L8		1B	4	0	1	0	0	0	4		
<b>Inning Stats</b>	R: 2 H: 2 E: 0 K: 0 S: 11	H: 2 LOB: 1 BB: 0 P: 15	R: 0 H: 1 E: 0 K: 2 S: 13	H: 1 LOB: 2 BB: 0 P: 19	R: 1 H: 2 E: 0 K: 0 S: 12	H: 2 LOB: 3 BB: 1 P: 26	R: 0 H: 0 E: 0 K: 1 S: 10	H: 0 LOB: 0 BB: 0 P: 14	R: 0 H: 1 E: 0 K: 0 S: 10	H: 1 LOB: 1 BB: 0 P: 17	R: 0 H: 0 E: 0 K: 1 S: 9	H: 0 LOB: 1 BB: 1 P: 18	R: 0 H: 1 E: 1 K: 3 S: 16	H: 2 LOB: 2 BB: 0 P: 18	1B: 7 2B: 0 3B: 0 HR: 2	SF: 0 SAC: 0 DP: 0 HBP: 2	WP: 0 PB: 0 SB: 0 CS: 2	PA: 40
<b>PITCHER</b>	IP WLS BF H R ER SO BB IBB HBP BLK WP HR S P ERA WHIP																	
99 Taijuan Walker, R ERA: 2.67	6.0 W 27 7 3 3 3 1 0 1 0 0 2 66 101 4.50 1.333																	
0 Adam Ottavino, R ERA: 2.35	1.2 H 7 1 0 0 0 1 0 1 0 0 0 16 30 0.00 1.200																	
39 Edwin Diaz, R ERA: 1.55	1.1 S 6 1 0 0 4 0 0 0 0 0 0 19 23 0.00 0.750																	

Batter	1	2	3	4	5	6	7	8	9	AB	R	H	RBI	BB	SO	LOB	BOTTOM			
9 Brandon Nimmo, L OBP: 0.348, SLG: 0.421	L8	G4-3		K			P6			4	0	0	0	0	1	2	<p><b>New York Yankees @ New York Mets</b> Citi Field, Flushing, NY</p> <p>Tue Jul 26 2022, 7:11 PM - 10:37 PM EDT Att: 42,364 - Partly Cloudy - 82 F</p> <p>livebaseballscores.com</p> <p>AB 33 R 6 H 10 RBI 5 BB 2 SO 9 LOB 15</p> 			
6 Starling Marte, R OBP: 0.348, SLG: 0.466	HR		2B	2B			G5-4-3		1B	4	2	2	1	0	1	1				
12 Francisco Lindor, S OBP: 0.329, SLG: 0.431	2B		E5	2B			G4-3		1B	4	2	2	0	0	0	0				
20 Pete Alonso, R OBP: 0.355, SLG: 0.541	2B		BB	1B			1B		1B	3	1	3	1	1	0	0				
19 Mark Canha, R OBP: 0.368, SLG: 0.378	2B		BB	1B			1B		1B	3	0	0	0	0	2	4				
32 Daniel Vogelbach, L OBP: 0.339, SLG: 0.427	2B		K	1B			FC5-4		K	1	0	0	0	0	1	2				
16 Travis Jankowski, L OBP: 0.286, SLG: 0.167	2B		K	1B			FC5-4		K	0	0	0	0	0	0	0				
10 Eduardo Escobar, S OBP: 0.273, SLG: 0.395	HR		F7	1B			L8		K	4	1	1	2	0	1	4				
1 Jeff McNeil, L OBP: 0.355, SLG: 0.405	F7		F8	F8			F8		1B	4	0	1	1	0	0	0				
28 J.D. Davis, R OBP: 0.324, SLG: 0.343	G6-3		K	K			K		G5-3	3	0	0	0	0	2	0				
13 Luis Guillorme, L OBP: 0.368, SLG: 0.365	G6-3		K	K			K		G5-3	1	0	0	0	0	0	2				
3 Tomás Nido, R OBP: 0.261, SLG: 0.244	K		BB	BB			1B			2	0	1	0	1	1	0				
<b>Inning Stats</b>	R: 4 H: 4 E: 0 K: 1 S: 22	H: 4 LOB: 0 BB: 0 P: 33	R: 0 H: 0 E: 0 K: 1 S: 11	H: 0 LOB: 0 BB: 0 P: 11	R: 1 H: 1 E: 1 K: 1 S: 21	H: 1 LOB: 1 BB: 1 P: 30	R: 0 H: 0 E: 0 K: 2 S: 12	H: 0 LOB: 1 BB: 1 P: 21	R: 0 H: 1 E: 0 K: 1 S: 10	H: 1 LOB: 0 BB: 0 P: 15	R: 0 H: 0 E: 0 K: 1 S: 8	H: 0 LOB: 0 BB: 0 P: 10	R: 0 H: 1 E: 0 K: 0 S: 4	H: 3 LOB: 2 BB: 0 P: 21	R: 1 H: 3 E: 0 K: 2 S: 14	H: 3 LOB: 2 BB: 0 P: 21	1B: 5 2B: 3 3B: 0 HR: 2	SF: 0 SAC: 0 DP: 1 HBP: 0	WP: 1 PB: 0 SB: 0 CS: 0	PA: 35
<b>PITCHER</b>	IP WLS BF H R ER SO BB IBB HBP BLK WP HR S P ERA WHIP																			
47 Jordan Montgomery, L ERA: 2.14	1.1 L 14 5 5 4 3 1 0 0 0 0 0 2 51 71 15.43 2.571																			
97 Ron Marinaccio, R ERA: 2.14	1.2 5 0 0 0 2 1 0 0 0 0 0 15 24 0.00 0.600																			
43 Jonathan Loaisiga, R ERA: 7.17	1.0 4 1 0 0 1 0 0 0 0 0 0 10 15 0.00 1.000																			
54 Aroldis Chapman, L ERA: 6.48	1.0 3 0 0 0 1 0 0 0 0 0 0 8 10 0.00 0.000																			
58 Wandy Peralta, L ERA: 2.21	1.0 3 1 0 0 0 0 0 0 0 0 0 4 4 0.00 1.000																			
<b>PITCHER</b>	IP WLS BF H R ER SO BB IBB HBP BLK WP HR S P ERA WHIP																			
84 Albert Abreu, R ERA: 2.3	1.0 6 3 1 1 2 0 0 0 0 0 1 0 14 21 9.00 3.000																			



Batter	1	2	3	4	5	6	7	8	9	AB	R	H	RBI	BB	SO	LOB	TOP								
26 DJ LeMahieu, R (1, 3) OBP: 0.386, SLG: 0.408										4	0	2	0	1	0	2	New York Yankees @ New York Mets Citi Field, Flushing, NY Wed Jul 27 2022, 7:11 PM - 10:19 PM EDT Att. 43,693 - Overcast - 80 F								
99 Aaron Judge, R (1, 8) OBP: 0.374, SLG: 0.648										5	0	0	0	0	3	5									
48 Anthony Rizzo, L (1, 10) OBP: 0.342, SLG: 0.489										2	1	0	0	1	0	0									
25 Gleyber Torres, R (1, 4) OBP: 0.322, SLG: 0.481										4	1	1	2	0	0	1									
24 Matt Carpenter, L (1, 9) OBP: 0.421, SLG: 0.772										4	0	1	0	0	2	0									
28 Josh Donaldson, R (1, 5) OBP: 0.308, SLG: 0.391										4	0	1	0	0	1	2									
31 Aaron Hicks, S (1, 7) OBP: 0.306, SLG: 0.349										4	0	1	0	0	2	1									
12 Isiah Kiner-Falefa, R (1, 6) OBP: 0.318, SLG: 0.328										4	0	1	0	0	1	2									
66 Kyle Higashioka, R (1, 2) OBP: 0.240, SLG: 0.321										2	0	0	0	1	0	2									
39 Jose Trevino, R (9, PH) OBP: 0.305, SLG: 0.422										1	0	0	0	0	1	0									
<b>Inning Stats</b>	R: 0 E: 0 K: 0 S: 5	H: 0 LOB: 0 BB: 0 P: 6	R: 0 E: 0 K: 1 S: 7	H: 0 LOB: 0 BB: 14	R: 0 E: 0 K: 1 S: 14	H: 2 LOB: 2 BB: 0 P: 18	R: 0 E: 0 K: 0 S: 7	H: 0 LOB: 0 BB: 0 P: 9	R: 0 E: 0 K: 2 S: 14	H: 1 LOB: 2 BB: 1 P: 25	R: 0 E: 0 K: 1 S: 8	H: 1 LOB: 2 BB: 0 P: 12	R: 0 E: 0 K: 1 S: 9	H: 1 LOB: 2 BB: 1 P: 15	R: 2 E: 0 K: 3 S: 10	H: 1 LOB: 0 BB: 1 P: 18	R: 0 E: 0 K: 1 S: 11	H: 1 LOB: 0 BB: 0 P: 14	1B: 4 2B: 2 3B: 0 HR: 1	SF: 0 SAC: 0 DP: 0 HBP: 1	WP: 0 PB: 0 SB: 0 CS: 0	PA: 38			
<b>PITCHER</b>	IP	WLS	BF	H	R	ER	SO	BB	IBB	HBP	BLK	WP	HR	S	P	ERA	WHIP								
21 Max Scherzer, R (1, 1) ERA: 2.09	7.0		29	5	0	0	6	2	0	1	0	0	0	64	99	0.00	1.000								
23 David Peterson, L (8, 1) ERA: 3.54	0.1	B	3	1	2	2	1	1	0	0	0	0	1	4	8	54.00	6.000								
67 Seth Lugo, R (8, 1) ERA: 3.49	1.2	W	6	1	0	0	3	0	0	0	0	0	0	17	24	0.00	0.600								

Batter	1	2	3	4	5	6	7	8	9	AB	R	H	RBI	BB	SO	LOB	BOTTOM								
9 Brandon Nimmo, L (1, 8) OBP: 0.346, SLG: 0.418										5	0	1	0	0	1	1	New York Yankees @ New York Mets Citi Field, Flushing, NY Wed Jul 27 2022, 7:11 PM - 10:19 PM EDT Att. 43,693 - Overcast - 80 F								
6 Starling Marte, R (1, 9) OBP: 0.348, SLG: 0.465										5	0	2	1	0	3	1									
12 Francisco Lindor, S (1, 6) OBP: 0.325, SLG: 0.430										3	0	1	1	1	1	1									
20 Pete Alonso, R (1, 3) OBP: 0.357, SLG: 0.547										3	1	1	1	1	0	1									
32 Daniel Vogelbach, L (1, 10) OBP: 0.345, SLG: 0.428										2	0	1	0	2	0	2									
16 Travis Jankowski, L (8, PH) OBP: 0.286, SLG: 0.167										0	0	0	0	0	0	0									
19 Mark Canha, R (1, 7) OBP: 0.387, SLG: 0.376										4	0	1	0	0	0	2									
1 Jeff McNeil, L (1, 4) OBP: 0.351, SLG: 0.490										4	0	0	0	0	0	5									
10 Eduardo Escobar, S (1, 5) OBP: 0.272, SLG: 0.396										4	1	1	0	0	3	3									
3 Tomás Nido, R (1, 2) OBP: 0.262, SLG: 0.251										3	1	1	0	0	1	2									
<b>Inning Stats</b>	R: 0 E: 0 K: 2 S: 7	H: 0 LOB: 0 BB: 0 P: 13	R: 1 E: 0 K: 1 S: 14	H: 1 LOB: 1 BB: 1 P: 22	R: 1 E: 0 K: 1 S: 12	H: 2 LOB: 1 BB: 0 P: 16	R: 0 E: 0 K: 2 S: 13	H: 2 LOB: 2 BB: 0 P: 20	R: 0 E: 0 K: 1 S: 9	H: 0 LOB: 0 BB: 2 P: 19	R: 0 E: 0 K: 1 S: 8	H: 0 LOB: 0 BB: 0 P: 12	R: 0 E: 0 K: 1 S: 7	H: 1 LOB: 0 BB: 0 P: 13	R: 0 E: 0 K: 0 S: 10	H: 0 LOB: 2 BB: 1 P: 21	R: 1 E: 0 K: 0 S: 5	H: 3 LOB: 2 BB: 0 P: 6	1B: 6 2B: 2 3B: 0 HR: 1	SF: 0 SAC: 1 DP: 0 HBP: 0	WP: 0 PB: 0 SB: 0 CS: 0	PA: 38			
<b>PITCHER</b>	IP	WLS	BF	H	R	ER	SO	BB	IBB	HBP	BLK	WP	HR	S	P	ERA	WHIP								
55 Domingo Germán, R (1, 1) ERA: 8.22	4.2		21	5	2	2	7	2	0	0	0	0	0	16	29	0.00	1.000								
63 Lucas Luetge, L (5, 1) ERA: 2.72	2.0		8	1	0	0	2	1	0	0	0	0	0	2	4	0.00	0.000								
43 Jonathan Loáisiga, R (7, 1) ERA: 7.06	0.1		1	0	0	0	0	0	0	0	0	0	0	2	4	0.00	0.000								
35 Clay Holmes, R (8, 1) ERA: 1.23	1.0		4	0	0	0	0	1	0	0	0	0	0	10	21	0.00	1.000								
56 Wandy Peralta, L (9, 1) ERA: 2.43	0.1	L	4	3	1	1	0	0	0	0	0	0	0	5	6	27.00	9.000								

AB 34  
R 2  
H 7  
RBI 2  
BB 3  
SO 10  
LOB 15



AB 33  
R 3  
H 9  
RBI 3  
BB 4  
SO 9  
LOB 18





Batter	1	2	3	4	5	6	7	8	9	AB	R	H	RBI	BB	SO	LOB	TOP						
9 Brandon Nimmo, L (1,8) OBP: 0.347, SLG: 0.429										5	2	2	3	0	1	0	New York Mets @ Miami Marlins loanDepot park, Miami, FL Fri Jul 29 2022, 6:44 PM - 9:58 PM EDT Att: 15,131 - Roof Closed - 72 F						
6 Starling Marte, R (1,9) OBP: 0.353, SLG: 0.482										5	1	3	3	0	1	0							
12 Francisco Lindor, S (1,6) OBP: 0.330, SLG: 0.433										2	0	1	0	3	1	0							
20 Pete Alonso, R (1,3) OBP: 0.355, SLG: 0.541										4	0	0	0	1	1	5							
32 Daniel Vogelbach, L (1,10) OBP: 0.349, SLG: 0.437										4	0	2	0	1	1	4							
1 Jeff McNeil, L (1,4) OBP: 0.348, SLG: 0.397										5	0	1	0	0	1	3							
19 Mark Canha, R (1,7) OBP: 0.364, SLG: 0.376										5	1	1	0	0	1	5							
13 Luis Guillorme, L (1,5) OBP: 0.363, SLG: 0.360										3	0	0	0	0	1	4							
10 Eduardo Escobar, S (8,PH) OBP: 0.274, SLG: 0.397										2	1	1	0	0	1	0							
3 Tomás Nido, R (1,2) OBP: 0.263, SLG: 0.249										2	1	0	0	1	0	0							
<b>Inning Stats</b>	R: 0 E: 0 K: 2 S: 15	H: 1 LOB: 2 BB: 1 P: 23	R: 3 E: 0 K: 0 S: 15	H: 3 LOB: 2 BB: 2 P: 29	R: 0 E: 0 K: 1 S: 13	H: 1 LOB: 1 BB: 0 P: 17	R: 1 E: 0 K: 1 S: 8	H: 1 LOB: 0 BB: 0 P: 13	R: 0 E: 0 K: 1 S: 14	H: 2 LOB: 2 BB: 0 P: 18	R: 0 E: 0 K: 0 S: 8	H: 0 LOB: 0 BB: 0 P: 10	R: 0 E: 0 K: 1 S: 15	H: 0 LOB: 2 BB: 2 P: 27	R: 2 E: 0 K: 2 S: 16	H: 3 LOB: 2 BB: 1 P: 20	R: 0 E: 0 K: 1 S: 8	H: 0 LOB: 0 BB: 0 P: 12	1B: 3 2B: 5 HR: 2	SF: 0 SAC: 1 HBP: 0	WP: 0 PB: 0 SB: 0 CS: 0	PA: 44	
<b>PITCHER</b>	IP WLS BF H R ER SO BB IBB HBP BLK WP HR S P ERA WHIP	IP WLS BF H R ER SO BB IBB HBP BLK WP HR S P ERA WHIP	IP WLS BF H R ER SO BB IBB HBP BLK WP HR S P ERA WHIP	IP WLS BF H R ER SO BB IBB HBP BLK WP HR S P ERA WHIP	IP WLS BF H R ER SO BB IBB HBP BLK WP HR S P ERA WHIP	IP WLS BF H R ER SO BB IBB HBP BLK WP HR S P ERA WHIP	IP WLS BF H R ER SO BB IBB HBP BLK WP HR S P ERA WHIP	IP WLS BF H R ER SO BB IBB HBP BLK WP HR S P ERA WHIP	IP WLS BF H R ER SO BB IBB HBP BLK WP HR S P ERA WHIP	IP WLS BF H R ER SO BB IBB HBP BLK WP HR S P ERA WHIP	IP WLS BF H R ER SO BB IBB HBP BLK WP HR S P ERA WHIP	IP WLS BF H R ER SO BB IBB HBP BLK WP HR S P ERA WHIP	IP WLS BF H R ER SO BB IBB HBP BLK WP HR S P ERA WHIP	IP WLS BF H R ER SO BB IBB HBP BLK WP HR S P ERA WHIP	IP WLS BF H R ER SO BB IBB HBP BLK WP HR S P ERA WHIP	IP WLS BF H R ER SO BB IBB HBP BLK WP HR S P ERA WHIP	IP WLS BF H R ER SO BB IBB HBP BLK WP HR S P ERA WHIP	IP WLS BF H R ER SO BB IBB HBP BLK WP HR S P ERA WHIP	IP WLS BF H R ER SO BB IBB HBP BLK WP HR S P ERA WHIP	IP WLS BF H R ER SO BB IBB HBP BLK WP HR S P ERA WHIP	IP WLS BF H R ER SO BB IBB HBP BLK WP HR S P ERA WHIP	IP WLS BF H R ER SO BB IBB HBP BLK WP HR S P ERA WHIP	IP WLS BF H R ER SO BB IBB HBP BLK WP HR S P ERA WHIP
22 Sandy Alcantara, R (1,1) ERA: 1.99	5.0	26	8	4	4	5	3	0	0	0	0	0	0	0	0	0	7.20	2.200					
36 Dylan Floro, R (6,1) ERA: 3.49	1.0	3	0	0	0	0	0	0	0	0	0	0	0	0	0	8	10	0.00	0.000				
52 Anthony Bass, R (7,1) ERA: 1.41	1.0	5	0	0	0	1	2	0	0	0	0	0	0	0	15	27	0.00	2.000					
48 Steven Okert, L (8,1) ERA: 2.72	1.0	L	7	3	2	2	0	1	0	0	0	1	16	20	18.00	3.000							
56 Zach Pop, R (9,1) ERA: 3.79	1.0	3	0	0	0	1	0	0	0	0	0	0	0	8	12	0.00	0.000						
<b>Batter</b>	<b>1</b>	<b>2</b>	<b>3</b>	<b>4</b>	<b>5</b>	<b>6</b>	<b>7</b>	<b>8</b>	<b>9</b>	<b>AB</b>	<b>R</b>	<b>H</b>	<b>RBI</b>	<b>BB</b>	<b>SO</b>	<b>LOB</b>	<b>BOTTOM</b>						
18 Joey Wendle, L (1,5) OBP: 0.337, SLG: 0.393										4	0	0	0	0	1	1	New York Mets @ Miami Marlins loanDepot park, Miami, FL Fri Jul 29 2022, 6:44 PM - 9:58 PM EDT Att: 15,131 - Roof Closed - 72 F						
99 Jesús Aguilar, R (1,10) OBP: 0.293, SLG: 0.395										4	0	0	0	0	1	1							
34 Lewin Diaz, L (1,3) OBP: 0.346, SLG: 0.273										3	1	1	0	1	1	0							
24 Avisail Garcia, R (1,9) OBP: 0.267, SLG: 0.323										3	1	1	0	1	1	1							
67 JJ Bleday, L (1,8) OBP: 0.222, SLG: 0.385										4	1	1	0	0	2	1							
11 Miguel Rojas, R (1,6) OBP: 0.293, SLG: 0.359										3	0	2	3	1	0	0							
14 Bryan De La Cruz, R (1,7) OBP: 0.260, SLG: 0.355										4	0	1	0	0	0	3							
46 Luke Williams, R (1,4) OBP: 0.310, SLG: 0.316										2	1	0	0	1	0	2							
54 Nick Fortes, R (9,PH) OBP: 0.340, SLG: 0.453										1	0	0	0	0	1	0							
5B Jacob Stallings, R (1,2) OBP: 0.266, SLG: 0.251										3	0	1	0	0	0	2							
7 Jesús Sánchez, L (9,PH) OBP: 0.272, SLG: 0.395										1	0	0	0	0	1	0							
<b>Inning Stats</b>	R: 3 E: 0 K: 0 S: 12	H: 3 LOB: 1 BB: 1 P: 22	R: 1 E: 0 K: 0 S: 9	H: 1 LOB: 0 BB: 1 P: 15	R: 0 E: 0 K: 1 S: 14	H: 0 LOB: 2 BB: 2 P: 28	R: 0 E: 0 K: 0 S: 7	H: 0 LOB: 1 BB: 0 P: 10	R: 0 E: 0 K: 0 S: 12	H: 2 LOB: 1 BB: 0 P: 15	R: 0 E: 0 K: 2 S: 13	H: 1 LOB: 0 BB: 0 P: 15	R: 0 E: 0 K: 1 S: 8	H: 0 LOB: 0 BB: 0 P: 11	R: 0 E: 0 K: 3 S: 10	H: 0 LOB: 0 BB: 0 P: 10	1B: 6 2B: 1 3B: 0 HR: 0	SF: 0 SAC: 0 DP: 2 HBP: 1	WP: 0 PB: 0 SB: 0 CS: 0	PA: 37			
<b>PITCHER</b>	IP WLS BF H R ER SO BB IBB HBP BLK WP HR S P ERA WHIP	IP WLS BF H R ER SO BB IBB HBP BLK WP HR S P ERA WHIP	IP WLS BF H R ER SO BB IBB HBP BLK WP HR S P ERA WHIP	IP WLS BF H R ER SO BB IBB HBP BLK WP HR S P ERA WHIP	IP WLS BF H R ER SO BB IBB HBP BLK WP HR S P ERA WHIP	IP WLS BF H R ER SO BB IBB HBP BLK WP HR S P ERA WHIP	IP WLS BF H R ER SO BB IBB HBP BLK WP HR S P ERA WHIP	IP WLS BF H R ER SO BB IBB HBP BLK WP HR S P ERA WHIP	IP WLS BF H R ER SO BB IBB HBP BLK WP HR S P ERA WHIP	IP WLS BF H R ER SO BB IBB HBP BLK WP HR S P ERA WHIP	IP WLS BF H R ER SO BB IBB HBP BLK WP HR S P ERA WHIP	IP WLS BF H R ER SO BB IBB HBP BLK WP HR S P ERA WHIP	IP WLS BF H R ER SO BB IBB HBP BLK WP HR S P ERA WHIP	IP WLS BF H R ER SO BB IBB HBP BLK WP HR S P ERA WHIP	IP WLS BF H R ER SO BB IBB HBP BLK WP HR S P ERA WHIP	IP WLS BF H R ER SO BB IBB HBP BLK WP HR S P ERA WHIP	IP WLS BF H R ER SO BB IBB HBP BLK WP HR S P ERA WHIP	IP WLS BF H R ER SO BB IBB HBP BLK WP HR S P ERA WHIP	IP WLS BF H R ER SO BB IBB HBP BLK WP HR S P ERA WHIP	IP WLS BF H R ER SO BB IBB HBP BLK WP HR S P ERA WHIP	IP WLS BF H R ER SO BB IBB HBP BLK WP HR S P ERA WHIP	IP WLS BF H R ER SO BB IBB HBP BLK WP HR S P ERA WHIP	IP WLS BF H R ER SO BB IBB HBP BLK WP HR S P ERA WHIP
40 Chris Bassitt, R (1,1) ERA: 3.83	6.0	27	6	4	4	2	4	0	0	0	0	0	0	0	0	0	6.00	1.667					
0 Adam Ottavino, R (7,1) ERA: 2.29	1.0	W	4	1	0	0	0	0	0	0	0	0	0	13	15	0.00	1.000						
29 Trevor Williams, R (8,1) ERA: 3.38	1.0	H	3	0	0	0	0	0	0	0	0	0	0	8	11	0.00	0.000						
39 Edwin Díaz, R (9,1) ERA: 1.51	1.0	S	3	0	0	0	0	0	0	0	0	0	0	10	10	0.00	0.000						



Batter	1	2	3	4	5	6	7	8	9	AB	R	H	RBI	BB	SO	LOB	TOP								
9 Brandon Nimmo, L OBP: 0.345, SLG: 0.426	G4-3		F9		L1		F7		G4-6-3	5	0	1	0	0	0	2									
6 Starling Marte, R OBP: 0.349, SLG: 0.477	K		F9		K				K	4	0	0	0	0	3	2									
12 Francisco Lindor, S OBP: 0.334, SLG: 0.444	F9		F9							4	1	3	2	0	0	0									
20 Pete Alonso, R OBP: 0.351, SLG: 0.535		G4-3	F9							4	0	0	0	0	1	3									
32 Daniel Vogelbach, L OBP: 0.349, SLG: 0.434					G3-1					2	0	0	0	1	1	0									
28 J.D. Davis, R OBP: 0.327, SLG: 0.363										1	1	1	1	0	0	0									
25 Tyler Naquin, L OBP: 0.300, SLG: 0.435					F7					4	0	0	0	0	0	2									
10 Eduardo Escobar, S OBP: 0.273, SLG: 0.398			G4-3							4	0	1	0	0	0	2									
1 Jeff McNeil, L OBP: 0.350, SLG: 0.411					G4-3					4	1	2	1	0	0	1									
3 Tomás Nido, R OBP: 0.268, SLG: 0.250										3	1	1	0	1	0	0									
Inning Stats	R: 0 E: 0 K: 1 S: 7	H: 0 LOB: 0 BB: 0 P: 9	R: 0 E: 0 K: 1 S: 7	H: 0 LOB: 0 BB: 0 P: 10	R: 2 E: 0 K: 0 S: 21	H: 4 LOB: 2 BB: 0 P: 29	R: 0 E: 0 K: 0 S: 12	H: 1 LOB: 1 BB: 0 P: 22	R: 0 E: 0 K: 1 S: 9	H: 0 LOB: 0 BB: 0 P: 12	R: 0 E: 0 K: 0 S: 5	H: 1 LOB: 2 BB: 1 P: 15	R: 0 E: 0 K: 0 S: 5	H: 0 LOB: 0 BB: 0 P: 7	R: 2 E: 0 K: 1 S: 12	H: 2 LOB: 0 BB: 0 P: 19	R: 0 E: 0 K: 0 S: 6	H: 1 LOB: 1 BB: 1 P: 10	1B: 4 2B: 2 HR: 3	SF: 0 SAC: 0 DP: 1 HBP: 0	WP: 0 PB: 0 SB: 0 CS: 0	PA: 37			
PITCHER	IP	WLS	BF	H	R	ER	SO	BB	IBB	HBP	BLK	WP	HR	S	P	ERA	WHIP								
29 Nick Neidert, R ERA: 3.6	5.0	L	20	5	2	2	3	0	0	0	0	0	1	56	82	3.60	1.000								
81 Huscar Brazoban, R ERA: 1.59	2.2		11	2	1	1	2	1	0	0	0	0	1	19	31	3.38	1.125								
35 Richard Bleier, L ERA: 4.15	1.1		6	2	1	1	0	1	0	0	0	0	1	13	20	6.75	2.250								

New York Mets @ Miami Marlins  
loanDepot park, Miami, FL  
Sat Jul 30 2022, 6:12 PM - 8:45 PM EDT  
Att: 16,655 - Dome - 72 F

AB 35  
R 4  
H 9  
RBI 4  
BB 2  
SO 5  
LOB 12



Batter	1	2	3	4	5	6	7	8	9	AB	R	H	RBI	BB	SO	LOB	BOTTOM								
18 Joey Wendle, L OBP: 0.330, SLG: 0.384	G3-1		G1-3							4	0	0	0	0	0	0									
11 Miguel Rojas, R OBP: 0.293, SLG: 0.357			L7							4	0	1	0	0	0	0									
34 Lewin Diaz, L OBP: 0.333, SLG: 0.269										4	0	1	0	0	1	1									
99 Jesús Aguilar, R OBP: 0.293, SLG: 0.393										2	0	0	0	1	1	1									
67 JJ Bleday, L OBP: 0.233, SLG: 0.357										2	0	0	0	1	0	3									
14 Bryan De La Cruz, R OBP: 0.297, SLG: 0.350										3	0	0	0	0	2	1									
7 Jesús Sánchez, L OBP: 0.269, SLG: 0.391										3	0	0	0	0	0	0									
54 Nick Fortes, R OBP: 0.340, SLG: 0.449										3	0	1	0	0	1	0									
83 Charles Leblanc, R OBP: 0.333, SLG: 0.667										3	0	1	0	0	2	1									
Inning Stats	R: 0 E: 0 K: 1 S: 8	H: 1 LOB: 2 BB: 1 P: 15	R: 0 E: 0 K: 1 S: 6	H: 0 LOB: 0 BB: 0 P: 7	R: 0 E: 0 K: 1 S: 9	H: 0 LOB: 0 BB: 0 P: 11	R: 0 E: 0 K: 1 S: 9	H: 1 LOB: 0 BB: 0 P: 15	R: 0 E: 0 K: 2 S: 13	H: 1 LOB: 1 BB: 0 P: 17	R: 0 E: 0 K: 0 S: 6	H: 0 LOB: 0 BB: 0 P: 7	R: 0 E: 0 K: 0 S: 5	H: 0 LOB: 0 BB: 1 P: 12	R: 0 E: 0 K: 1 S: 9	H: 1 LOB: 0 BB: 0 P: 11	R: 0 E: 0 K: 0 S: 8	H: 0 LOB: 0 BB: 0 P: 12	1B: 3 2B: 1 HR: 0	SF: 0 SAC: 0 DP: 2 HBP: 0	WP: 0 PB: 0 SB: 1 CS: 1	PA: 31			
PITCHER	IP	WLS	BF	H	R	ER	SO	BB	IBB	HBP	BLK	WP	HR	S	P	ERA	WHIP								
59 Carlos Carrasco, R ERA: 3.79	7.2	W	27	4	0	0	7	2	0	0	0	0	0	63	93	0.00	0.783								
67 Seth Lugo, R ERA: 3.35	1.1		3	0	0	0	0	0	0	0	0	0	0	10	14	0.00	0.000								

New York Mets @ Miami Marlins  
loanDepot park, Miami, FL  
Sat Jul 30 2022, 6:12 PM - 8:45 PM EDT  
Att: 16,655 - Dome - 72 F

AB 28  
R 0  
H 4  
RBI 0  
BB 2  
SO 7  
LOB 7









Batter	1	2	3	4	5	6	7	8	9	AB	R	H	RBI	BB	SO	LOB	TOP																				
9 Brandon Nimmo, L (1.8) OBP: 0.348, SLG: 0.429	G5-3	1B		1B		12 HR		G5-4-3		5	1	4	0	0	0	0	<b>New York Mets @ Washington Nationals</b> Nationals Park, Washington, DC Mon Aug 01 2022, 7:06 PM - 10:26 PM EDT Att: 29,034 - Partly Cloudy - 86 F																				
6 Starling Marte, R (1.9) OBP: 0.349, SLG: 0.474	F9	1B		K		12 HR		G5-4-3		4	1	1	1	0	1	3																					
12 Francisco Lindor, S (1.6) OBP: 0.336, SLG: 0.453	G4-3		F8		K2-3	HR		G5-3		5	1	1	3	0	1	0																					
20 Pete Alonso, R (1.3) OBP: 0.357, SLG: 0.548		1B	HR		2B	BB		F8		3	2	2	1	2	0	0																					
J.D. Davis, R (1.10) 32 Daniel Vogelbach, L (5. PH) OBP: 0.353, SLG: 0.431	K	F8		BB		K		P6		2	0	0	0	0	1	1																					
19 Mark Canha, R (1.7) OBP: 0.368, SLG: 0.381	1B	G5-3		K		BB		P3		5	1	2	0	0	1	2																					
10 Eduardo Escobar, S (1.5) OBP: 0.271, SLG: 0.393	F9			G6-3	L4			G6-4-3		4	0	0	0	0	0	5																					
1 Jeff McNeil, L (1.4) OBP: 0.359, SLG: 0.420	1B	1B		HBP		G6-3		1B		3	1	2	1	0	0	0																					
3 Tomás Nido, R (1.2) OBP: 0.267, SLG: 0.250	1B	1B		K		G5-3		K		4	0	1	1	0	2	2																					
<b>Inning Stats</b>	R: 0 E: 0 K: 0 S: 8	H: 0 LOB: 0 BB: 0 P: 12	R: 3 E: 0 K: 1 S: 25	H: 5 LOB: 2 BB: 1 P: 38	R: 1 E: 0 K: 0 S: 7	H: 1 LOB: 0 BB: 0 P: 12	R: 0 E: 0 K: 2 S: 15	H: 1 LOB: 2 BB: 0 P: 24	R: 0 E: 0 K: 2 S: 14	H: 1 LOB: 2 BB: 1 P: 19	R: 3 E: 0 K: 1 S: 16	H: 2 LOB: 1 BB: 1 P: 31	R: 0 E: 0 K: 1 S: 10	H: 2 LOB: 1 BB: 0 P: 12	R: 0 E: 0 K: 0 S: 10	H: 1 LOB: 0 BB: 0 P: 14		R: 0 E: 0 K: 0 S: 7	H: 0 LOB: 0 BB: 0 P: 14	1B: 9 2B: 2 3B: 0 HR: 2	SF: 0 SAC: 0 DP: 2 HBP: 2	WP: 0 PB: 0 SB: 0 CS: 0	PA: 42														
<b>PITCHER</b>	IP	WLS	BF	H	R	ER	SO	BB	IBB	HBP	BLK	WP	HR	S	P	ERA	WHIP	<b>PITCHER</b>	IP	WLS	BF	H	R	ER	SO	BB	IBB	HBP	BLK	WP	HR	S	P	ERA	WHIP		
46 Patrick Corbin, L (1.1) ERA: 6.57	4.1	L	21	7	4	4	4	1	0	1	0	0	1	59	90	8.31	1.846	73 Hunter Harvey, R (9.1) ERA: 2.31	1.0		3	0	0	0	0	0	0	0	0	0	0	7	14	0.00	0.000		
57 Andrés Machado, R (5.1) ERA: 4.59	1.1		7	2	1	1	1	1	0	0	0	0	0	16	26	6.75	2.250																				
33 Steve Cishek, R (6.1) ERA: 4.03	0.1		4	1	2	2	1	1	0	1	0	0	1	10	20	54.00	6.000																				
61 Erasmo Ramírez, R (7.1) ERA: 3.66	1.0		4	2	0	0	1	0	0	0	0	0	0	10	12	0.00	2.000																				
64 Victor Arano, R (8.1) ERA: 4.45	1.0		3	1	0	0	0	0	0	0	0	0	0	10	14	0.00	1.000																				
<b>Inning Stats</b>	R: 1 E: 1 K: 1 S: 13	H: 1 LOB: 1 BB: 1 P: 23	R: 0 E: 0 K: 2 S: 9	H: 0 LOB: 0 BB: 0 P: 15	R: 0 E: 0 K: 1 S: 8	H: 0 LOB: 0 BB: 0 P: 10	R: 2 E: 0 K: 1 S: 13	H: 4 LOB: 2 BB: 0 P: 18	R: 0 E: 0 K: 0 S: 11	H: 0 LOB: 0 BB: 1 P: 17	R: 0 E: 0 K: 0 S: 7	H: 1 LOB: 1 BB: 0 P: 10	R: 0 E: 0 K: 0 S: 11	H: 0 LOB: 0 BB: 0 P: 15	R: 0 E: 0 K: 0 S: 9	H: 0 LOB: 1 BB: 1 P: 16	R: 0 E: 0 K: 1 S: 9	H: 0 LOB: 0 BB: 0 P: 15	1B: 4 2B: 1 3B: 0 HR: 1	SF: 0 SAC: 0 DP: 0 HBP: 0	WP: 0 PB: 0 SB: 1 CS: 0	PA: 36															
<b>PITCHER</b>	IP	WLS	BF	H	R	ER	SO	BB	IBB	HBP	BLK	WP	HR	S	P	ERA	WHIP	<b>PITCHER</b>	IP	WLS	BF	H	R	ER	SO	BB	IBB	HBP	BLK	WP	HR	S	P	ERA	WHIP		
21 Max Scherzer, R (1.1) ERA: 2.13	6.2	W	28	6	3	2	5	2	0	0	0	0	1	70	105	2.70	1.200																				
30 Josely Rodríguez, L (7.1) ERA: 5.72	1.0		4	0	0	0	0	1	0	0	0	0	0	8	15	0.00	1.000																				
0 Adam Ottavino, R (8.1) ERA: 2.21	1.1		4	0	0	0	1	0	0	0	0	0	0	12	19	0.00	0.000																				
16 Victor Robles, R (1.8) OBP: 0.288, SLG: 0.318	K			B3				F9					L9					4	0	0	0	0	1	0													
1 César Hernández, S (1.4) OBP: 0.315, SLG: 0.304	F9			K				G1-3					F4					4	0	0	0	0	1	0													
Juan Soto, L (1.9) OBP: 0.408, SLG: 0.485	2B	BB		HR				BB					2B	BB				1	2	1	1	3	0	0													
Josh Bell, S (1.3) OBP: 0.384, SLG: 0.493	E9	2B		K				F8					L8					4	0	1	0	0	1	2													
29 Yadiel Hernández, L (1.7) OBP: 0.311, SLG: 0.412	P6			23 1B	1B			F7					L6					4	1	1	0	0	0	2													
23 Nelson Cruz, R (1.10) OBP: 0.315, SLG: 0.346	L9			2 1B	1B			G6-3					G6-3					4	0	1	0	0	0	1													
2 Luis García Jr., L (1.6) OBP: 0.292, SLG: 0.413	K			1B				1B					1B					4	0	2	1	0	2	0													
20 Keibert Ruiz, S (1.2) OBP: 0.305, SLG: 0.337	K			1B				F3					F7					4	0	0	0	0	1	3													
7 Maikel Franco, R (1.5) OBP: 0.258, SLG: 0.343	G5-3			F6				P4					G4-3					4	0	0	0	0	0	2													
<b>Inning Stats</b>	R: 1 E: 1 K: 1 S: 13	H: 1 LOB: 1 BB: 1 P: 23	R: 0 E: 0 K: 2 S: 9	H: 0 LOB: 0 BB: 0 P: 15	R: 0 E: 0 K: 1 S: 8	H: 0 LOB: 0 BB: 0 P: 10	R: 2 E: 0 K: 1 S: 13	H: 4 LOB: 2 BB: 0 P: 18	R: 0 E: 0 K: 0 S: 11	H: 1 LOB: 1 BB: 0 P: 10	R: 0 E: 0 K: 0 S: 11	H: 0 LOB: 0 BB: 0 P: 15	R: 0 E: 0 K: 0 S: 9	H: 0 LOB: 1 BB: 1 P: 16	R: 0 E: 0 K: 1 S: 9	H: 0 LOB: 0 BB: 0 P: 15	1B: 4 2B: 1 3B: 0 HR: 1	SF: 0 SAC: 0 DP: 0 HBP: 0	WP: 0 PB: 0 SB: 1 CS: 0	PA: 36																	
<b>PITCHER</b>	IP	WLS	BF	H	R	ER	SO	BB	IBB	HBP	BLK	WP	HR	S	P	ERA	WHIP	<b>PITCHER</b>	IP	WLS	BF	H	R	ER	SO	BB	IBB	HBP	BLK	WP	HR	S	P	ERA	WHIP		
21 Max Scherzer, R (1.1) ERA: 2.13	6.2	W	28	6	3	2	5	2	0	0	0	0	1	70	105	2.70	1.200																				
30 Josely Rodríguez, L (7.1) ERA: 5.72	1.0		4	0	0	0	0	1	0	0	0	0	0	8	15	0.00	1.000																				
0 Adam Ottavino, R (8.1) ERA: 2.21	1.1		4	0	0	0	1	0	0	0	0	0	0	12	19	0.00	0.000																				

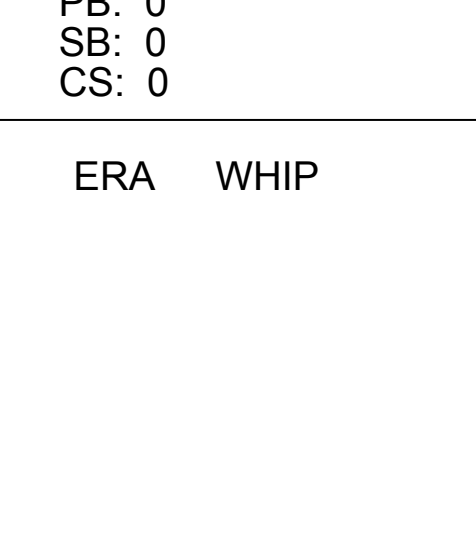




Batter	1	2	3	4	5	6	7	8	9	AB	R	H	RBI	BB	SO	LOB	TOP
9 Brandon Nimmo, L OBP: 0.347, SLG: 0.426	F7		HBP		K		L6			3	0	0	0	0	1	2	
6 Starling Marte, R OBP: 0.346, SLG: 0.471	32 BB 12 BB 1B		L6		F7			G6-3		4	0	1	0	0	0	1	
12 Francisco Lindor, S OBP: 0.337, SLG: 0.460	32 BB 1-2 BB		K			HR		F7		3	1	1	1	1	1	1	
20 Pete Alonso, R OBP: 0.354, SLG: 0.542	K		G3			K		L8		4	0	0	0	0	2	3	
32 Daniel Vogelbach, L OBP: 0.352, SLG: 0.426	SAFE D AC 97 B FF 94 C FF 93 S SL 93 X SL 93	4-2 BB 1-2 BB	F9		F6			G5-3		3	0	0	0	1	0	0	
1 Jeff McNeil, L OBP: 0.357, SLG: 0.418	F8		F7			K			13 FC6 1B	4	0	1	0	0	1	3	
25 Tyler Naquin, L OBP: 0.301, SLG: 0.440		P5					3 SH1 13 1B 1B		F8	4	0	2	0	0	0	1	AB 31
13 Luis Guillorme, L OBP: 0.366, SLG: 0.365	F8		F7				9 LG 3 SH1 1B		FC6	4	0	1	0	0	0	2	R 1
3 Tomás Nido, R OBP: 0.265, SLG: 0.247		G6-3					SH1			2	0	0	0	0	0	0	H 6
	R: 0 H: 1 E: 0 LOB: 3 K: 1 BB: 2 S: 19 P: 32	R: 0 H: 0 E: 0 LOB: 0 K: 0 BB: 0 S: 6 P: 8	R: 0 H: 0 E: 0 LOB: 1 K: 1 BB: 0 S: 9 P: 13	R: 0 H: 1 E: 0 LOB: 1 K: 0 BB: 0 S: 10 P: 12	R: 0 H: 0 E: 0 LOB: 0 K: 1 BB: 0 S: 7 P: 11	R: 1 H: 1 E: 0 LOB: 1 K: 2 BB: 0 S: 10 P: 12	R: 0 H: 2 E: 0 LOB: 1 K: 0 BB: 0 S: 11 P: 16	R: 0 H: 0 E: 0 LOB: 1 K: 0 BB: 0 S: 6 P: 8	R: 0 H: 1 E: 0 LOB: 1 K: 0 BB: 0 S: 8 P: 12	1B: 5 SF: 0 2B: 1 SAC: 1 3B: 0 DP: 1 HR: 1 HBP: 1	WP: 0 PA: 35 PB: 0 SB: 0 CS: 0						
PITCHER	IP WLS BF H R ER SO BB IBB HBP BLK WP HR S P ERA WHIP	PITCHER															ERA WHIP
77 Cory Abbott, R ERA: 1.0	5.0 20 2 0 0 3 2 0 1 0 0 0 1 10 12 0.00 0.800																
64 Victor Arano, R ERA: 4.6	1.0 W 4 1 1 1 2 0 0 0 0 0 0 1 10 12 9.00 1.000																
61 Erasmo Ramirez, R ERA: 3.63	0.1 H 3 2 0 0 0 0 0 0 0 0 0 0 9 12 0.00 6.000																
67 Kyle Finnegan, R ERA: 3.38	1.2 H 4 0 0 0 0 0 0 0 0 0 0 0 8 12 0.00 0.000																
58 Carl Edwards Jr., R ERA: 3.98	1.0 4 1 0 0 0 0 0 0 0 0 0 0 8 12 0.00 1.000																
	R: 0 H: 0 E: 0 LOB: 0 K: 2 BB: 0 S: 12 P: 15	R: 0 H: 1 E: 0 LOB: 0 K: 2 BB: 0 S: 11 P: 12	R: 0 H: 0 E: 0 LOB: 0 K: 1 BB: 0 S: 8 P: 12	R: 1 H: 2 E: 0 LOB: 1 K: 1 BB: 0 S: 10 P: 12	R: 0 H: 0 E: 0 LOB: 0 K: 0 BB: 0 S: 5 P: 8	R: 3 H: 2 E: 0 LOB: 1 K: 1 BB: 0 S: 14 P: 24	R: 1 H: 2 E: 0 LOB: 1 K: 2 BB: 0 S: 13 P: 21	R: 0 H: 1 E: 0 LOB: 2 K: 2 BB: 1 S: 19 P: 29	1B: 3 SF: 0 2B: 1 SAC: 0 3B: 1 DP: 0 HR: 3 HBP: 1	WP: 1 PA: 33 PB: 0 SB: 1 CS: 0							
PITCHER	IP WLS BF H R ER SO BB IBB HBP BLK WP HR S P ERA WHIP	PITCHER															ERA WHIP
48 Jacob deGrom, R ERA: 1.8	5.0 17 3 1 1 1 0 0 0 0 0 0 2 14 24 1.80 0.600																
85 Stephen Nogosek, R ERA: 2.3	1.0 L 6 2 3 3 1 0 0 1 0 0 0 2 14 24 27.00 2.000																
44 Yoan López, R ERA: 3.38	1.0 5 2 1 1 2 0 0 0 0 0 0 1 13 21 9.00 2.000																
34 Tommy Hunter, R ERA: 2.19	1.0 5 1 0 0 2 1 0 0 0 0 1 0 19 29 0.00 2.000																
	R: 0 H: 0 E: 0 LOB: 0 K: 2 BB: 0 S: 12 P: 15	R: 0 H: 1 E: 0 LOB: 0 K: 2 BB: 0 S: 11 P: 12	R: 0 H: 0 E: 0 LOB: 0 K: 1 BB: 0 S: 8 P: 12	R: 1 H: 2 E: 0 LOB: 1 K: 1 BB: 0 S: 10 P: 12	R: 0 H: 0 E: 0 LOB: 0 K: 0 BB: 0 S: 5 P: 8	R: 3 H: 2 E: 0 LOB: 1 K: 1 BB: 0 S: 14 P: 24	R: 1 H: 2 E: 0 LOB: 1 K: 2 BB: 0 S: 13 P: 21	R: 0 H: 1 E: 0 LOB: 2 K: 2 BB: 1 S: 19 P: 29	1B: 3 SF: 0 2B: 1 SAC: 0 3B: 1 DP: 0 HR: 3 HBP: 1	WP: 1 PA: 33 PB: 0 SB: 1 CS: 0							
PITCHER	IP WLS BF H R ER SO BB IBB HBP BLK WP HR S P ERA WHIP	PITCHER															ERA WHIP
16 Victor Robles, R OBP: 0.292, SLG: 0.318	K				2 S 2B 1B		L8			3	2	1	0	0	1	1	
2 Luis García Jr., L OBP: 0.296, SLG: 0.435	K				29 G3-1 1-H 2B		SAFE B FC 91 C FC 92 S SL 92 X SL 92	G6-3		4	1	2	3	0	1	0	
29 Yadiel Hernández, L OBP: 0.371, SLG: 0.423		G6-3			G3-1		X FC 92			3	1	1	1	0	0	1	
28 Lane Thomas, R OBP: 0.287, SLG: 0.390								45 WP 23 BB 1B		1	0	1	0	0	0	0	
23 Nelson Cruz, R OBP: 0.315, SLG: 0.343		K			K			45 WP BB		3	0	0	0	1	3	1	
20 Keibert Ruiz, S OBP: 0.305, SLG: 0.336		1B			F8					4	0	1	0	0	1	3	
45 Joey Meneses, R OBP: 0.250, SLG: 1.000		K			F9					4	1	1	1	0	2	2	
68 Joshua Palacios, L OBP: 0.255, SLG: 0.340					G4-3					3	0	0	0	0	2	0	AB 31
1 César Hernández, S OBP: 0.304, SLG: 0.309					L8					3	0	1	0	0	0	0	R 5
7 Maikel Franco, R OBP: 0.255, SLG: 0.340					G6-3					3	0	0	0	0	1	1	H 8
	R: 0 H: 0 E: 0 LOB: 0 K: 2 BB: 0 S: 12 P: 15	R: 0 H: 1 E: 0 LOB: 0 K: 2 BB: 0 S: 11 P: 12	R: 0 H: 0 E: 0 LOB: 0 K: 1 BB: 0 S: 8 P: 12	R: 1 H: 2 E: 0 LOB: 1 K: 1 BB: 0 S: 10 P: 12	R: 0 H: 0 E: 0 LOB: 0 K: 0 BB: 0 S: 5 P: 8	R: 3 H: 2 E: 0 LOB: 1 K: 1 BB: 0 S: 14 P: 24	R: 1 H: 2 E: 0 LOB: 1 K: 2 BB: 0 S: 13 P: 21	R: 0 H: 1 E: 0 LOB: 2 K: 2 BB: 1 S: 19 P: 29	1B: 3 SF: 0 2B: 1 SAC: 0 3B: 1 DP: 0 HR: 3 HBP: 1	WP: 1 PA: 33 PB: 0 SB: 1 CS: 0							
PITCHER	IP WLS BF H R ER SO BB IBB HBP BLK WP HR S P ERA WHIP	PITCHER															ERA WHIP
48 Jacob deGrom, R ERA: 1.8	5.0 17 3 1 1 1 0 0 0 0 0 0 2 14 24 1.80 0.600																
85 Stephen Nogosek, R ERA: 2.3	1.0 L 6 2 3 3 1 0 0 1 0 0 0 2 14 24 27.00 2.000																
44 Yoan López, R ERA: 3.38	1.0 5 2 1 1 2 0 0 0 0 0 0 1 13 21 9.00 2.000																
34 Tommy Hunter, R ERA: 2.19	1.0 5 1 0 0 2 1 0 0 0 0 1 0 19 29 0.00 2.000																
	R: 0 H: 0 E: 0 LOB: 0 K: 2 BB: 0 S: 12 P: 15	R: 0 H: 1 E: 0 LOB: 0 K: 2 BB: 0 S: 11 P: 12	R: 0 H: 0 E: 0 LOB: 0 K: 1 BB: 0 S: 8 P: 12	R: 1 H: 2 E: 0 LOB: 1 K: 1 BB: 0 S: 10 P: 12	R: 0 H: 0 E: 0 LOB: 0 K: 0 BB: 0 S: 5 P: 8	R: 3 H: 2 E: 0 LOB: 1 K: 1 BB: 0 S: 14 P: 24	R: 1 H: 2 E: 0 LOB: 1 K: 2 BB: 0 S: 13 P: 21	R: 0 H: 1 E: 0 LOB: 2 K: 2 BB: 1 S: 19 P: 29	1B: 3 SF: 0 2B: 1 SAC: 0 3B: 1 DP: 0 HR: 3 HBP: 1	WP: 1 PA: 33 PB: 0 SB: 1 CS: 0							
PITCHER	IP WLS BF H R ER SO BB IBB HBP BLK WP HR S P ERA WHIP	PITCHER															ERA WHIP

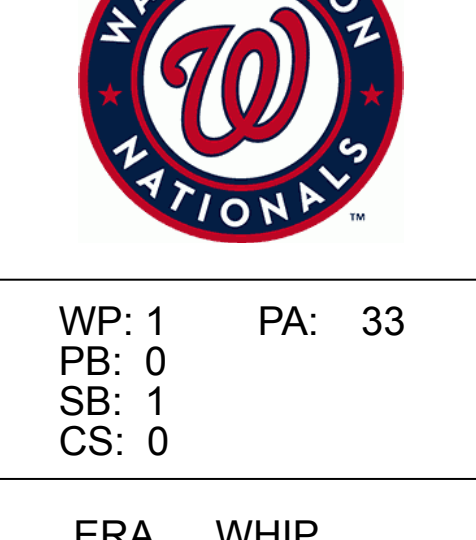
New York Mets @ Washington Nationals  
Nationals Park, Washington, DC  
Tue Aug 02 2022, 7:07 PM - 9:55 PM EDT  
Att: 29,878 - Partly Cloudy - 90 F

AB	31
R	1
H	6
RBI	1
BB	2
SO	5
LOB	13



New York Mets @ Washington Nationals  
Nationals Park, Washington, DC  
Tue Aug 02 2022, 7:07 PM - 9:55 PM EDT  
Att: 29,878 - Partly Cloudy - 90 F

AB	31
R	5
H	8
RBI	5
BB	1
SO	11
LOB	9










Batter	1	2	3	4	5	6	7	8	9	AB	R	H	RBI	BB	SO	LOB	TOP				
13 Ronald Acuña Jr. R OBP: 0.354, SLG: 0.596										4	1	1	2	0	2	2	<p>Atlanta Braves @ New York Mets Citi Field, Flushing, NY Thu Aug 04 2022, 7:12 PM - 10:00 PM EDT Att: 38,693 - Clear - 85 F</p>				
7 Dansby Swanson R OBP: 0.355, SLG: 0.464										4	0	0	0	0	1	0					
28 Matt Olson L OBP: 0.334, SLG: 0.486										4	0	0	0	0	2	0					
27 Austin Riley R OBP: 0.359, SLG: 0.595										3	0	0	0	1	2	0					
8 Eddie Rosario L OBP: 0.223, SLG: 0.267										4	0	1	0	0	0	1					
16 Travis d'Arnaud R OBP: 0.286, SLG: 0.431										4	1	1	0	0	1	1					
20 Marcell Ozuna R OBP: 0.275, SLG: 0.405										4	0	1	0	0	1	2					
11 Orlando Arcia R OBP: 0.319, SLG: 0.407										4	1	1	0	0	1	3					
23 Michael Harris II L OBP: 0.324, SLG: 0.481										3	1	2	2	0	0	1					
<b>Inning Stats</b>	R: 0 H: 0 E: 0 K: 2 S: 9	H: 0 LOB: 0 BB: 0 P: 11	R: 0 H: 0 E: 0 K: 1 S: 13	H: 1 LOB: 0 BB: 0 P: 11	R: 0 H: 0 E: 0 K: 0 S: 7	H: 0 LOB: 1 BB: 1 P: 13	R: 3 H: 3 E: 0 K: 0 S: 17	H: 3 LOB: 0 BB: 0 P: 24	R: 0 H: 0 E: 0 K: 1 S: 8	H: 0 LOB: 0 BB: 0 P: 12	R: 1 H: 2 E: 0 K: 1 S: 11	H: 2 LOB: 1 BB: 0 P: 18	R: 0 H: 0 E: 0 K: 2 S: 9	H: 0 LOB: 0 BB: 0 P: 11	R: 0 H: 1 E: 0 K: 1 S: 11	H: 1 LOB: 1 BB: 0 P: 17	1B: 6 2B: 0 3B: 0 HR: 1	SF: 0 SAC: 0 DP: 0 HBP: 0	WP: 3 PB: 0 SB: 1 CS: 0	PA: 35	
<b>PITCHER</b>	IP WLS BF H R ER SO BB IBB HBP BLK WP HR S P ERA WHIP	IP WLS BF H R ER SO BB IBB HBP BLK WP HR S P ERA WHIP	IP WLS BF H R ER SO BB IBB HBP BLK WP HR S P ERA WHIP	IP WLS BF H R ER SO BB IBB HBP BLK WP HR S P ERA WHIP	IP WLS BF H R ER SO BB IBB HBP BLK WP HR S P ERA WHIP	IP WLS BF H R ER SO BB IBB HBP BLK WP HR S P ERA WHIP	IP WLS BF H R ER SO BB IBB HBP BLK WP HR S P ERA WHIP	IP WLS BF H R ER SO BB IBB HBP BLK WP HR S P ERA WHIP	IP WLS BF H R ER SO BB IBB HBP BLK WP HR S P ERA WHIP	IP WLS BF H R ER SO BB IBB HBP BLK WP HR S P ERA WHIP	IP WLS BF H R ER SO BB IBB HBP BLK WP HR S P ERA WHIP	IP WLS BF H R ER SO BB IBB HBP BLK WP HR S P ERA WHIP	IP WLS BF H R ER SO BB IBB HBP BLK WP HR S P ERA WHIP	IP WLS BF H R ER SO BB IBB HBP BLK WP HR S P ERA WHIP	IP WLS BF H R ER SO BB IBB HBP BLK WP HR S P ERA WHIP	IP WLS BF H R ER SO BB IBB HBP BLK WP HR S P ERA WHIP	IP WLS BF H R ER SO BB IBB HBP BLK WP HR S P ERA WHIP	IP WLS BF H R ER SO BB IBB HBP BLK WP HR S P ERA WHIP	IP WLS BF H R ER SO BB IBB HBP BLK WP HR S P ERA WHIP	IP WLS BF H R ER SO BB IBB HBP BLK WP HR S P ERA WHIP	IP WLS BF H R ER SO BB IBB HBP BLK WP HR S P ERA WHIP

Batter	1	2	3	4	5	6	7	8	9	AB	R	H	RBI	BB	SO	LOB	BOTTOM				
9 Brandon Nimmo L OBP: 0.351, SLG: 0.426										3	0	0	0	1	1	2	<p>Atlanta Braves @ New York Mets Citi Field, Flushing, NY Thu Aug 04 2022, 7:12 PM - 10:00 PM EDT Att: 38,693 - Clear - 85 F</p>				
6 Starling Marte R OBP: 0.346, SLG: 0.466										4	1	1	0	0	0	1					
12 Francisco Lindor S OBP: 0.340, SLG: 0.457										2	1	0	0	2	1	1					
20 Pete Alonso R OBP: 0.356, SLG: 0.554										4	1	2	3	0	0	0					
32 Daniel Vogelbach L OBP: 0.354, SLG: 0.449										4	1	2	1	0	0	2					
19 Mark Canha R OBP: 0.360, SLG: 0.375										0	0	0	0	0	0	0					
1 Jeff McNeil L OBP: 0.360, SLG: 0.428										4	0	1	0	0	0	0					
25 Tyler Naquin L OBP: 0.308, SLG: 0.478										4	2	2	2	0	1	2					
13 Luis Guillorme L OBP: 0.361, SLG: 0.368										4	0	1	0	0	0	2					
33 James McCann R OBP: 0.242, SLG: 0.282										3	0	0	0	0	2	1					
<b>Inning Stats</b>	R: 1 H: 2 E: 0 K: 0 S: 11	H: 2 LOB: 1 BB: 1 P: 19	R: 1 H: 1 E: 0 K: 1 S: 9	H: 1 LOB: 0 BB: 0 P: 16	R: 3 H: 2 E: 0 K: 1 S: 15	H: 2 LOB: 0 BB: 1 P: 24	R: 0 H: 1 E: 0 K: 1 S: 8	H: 1 LOB: 1 BB: 0 P: 13	R: 0 H: 0 E: 0 K: 0 S: 9	H: 0 LOB: 0 BB: 0 P: 17	R: 1 H: 1 E: 0 K: 1 S: 7	H: 0 LOB: 1 BB: 1 P: 13	R: 0 H: 2 E: 0 K: 0 S: 14	H: 2 LOB: 2 BB: 0 P: 20	1B: 5 2B: 0 3B: 0 HR: 4	SF: 0 SAC: 0 DP: 2 HBP: 0	WP: 0 PB: 0 SB: 0 CS: 0	PA: 35			
<b>PITCHER</b>	IP WLS BF H R ER SO BB IBB HBP BLK WP HR S P ERA WHIP	IP WLS BF H R ER SO BB IBB HBP BLK WP HR S P ERA WHIP	IP WLS BF H R ER SO BB IBB HBP BLK WP HR S P ERA WHIP	IP WLS BF H R ER SO BB IBB HBP BLK WP HR S P ERA WHIP	IP WLS BF H R ER SO BB IBB HBP BLK WP HR S P ERA WHIP	IP WLS BF H R ER SO BB IBB HBP BLK WP HR S P ERA WHIP	IP WLS BF H R ER SO BB IBB HBP BLK WP HR S P ERA WHIP	IP WLS BF H R ER SO BB IBB HBP BLK WP HR S P ERA WHIP	IP WLS BF H R ER SO BB IBB HBP BLK WP HR S P ERA WHIP	IP WLS BF H R ER SO BB IBB HBP BLK WP HR S P ERA WHIP	IP WLS BF H R ER SO BB IBB HBP BLK WP HR S P ERA WHIP	IP WLS BF H R ER SO BB IBB HBP BLK WP HR S P ERA WHIP	IP WLS BF H R ER SO BB IBB HBP BLK WP HR S P ERA WHIP	IP WLS BF H R ER SO BB IBB HBP BLK WP HR S P ERA WHIP	IP WLS BF H R ER SO BB IBB HBP BLK WP HR S P ERA WHIP	IP WLS BF H R ER SO BB IBB HBP BLK WP HR S P ERA WHIP	IP WLS BF H R ER SO BB IBB HBP BLK WP HR S P ERA WHIP	IP WLS BF H R ER SO BB IBB HBP BLK WP HR S P ERA WHIP	IP WLS BF H R ER SO BB IBB HBP BLK WP HR S P ERA WHIP	IP WLS BF H R ER SO BB IBB HBP BLK WP HR S P ERA WHIP	IP WLS BF H R ER SO BB IBB HBP BLK WP HR S P ERA WHIP

livebaseballscores.com



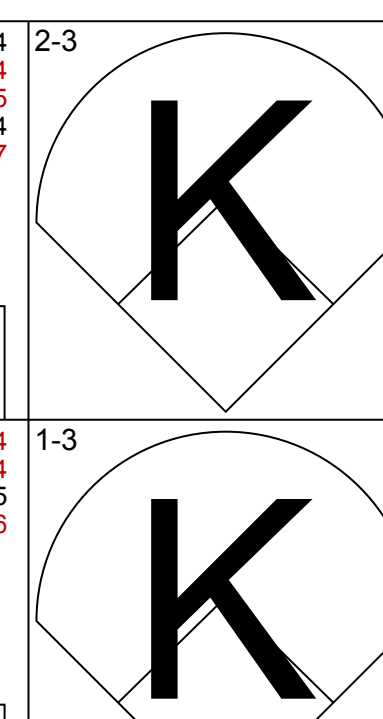
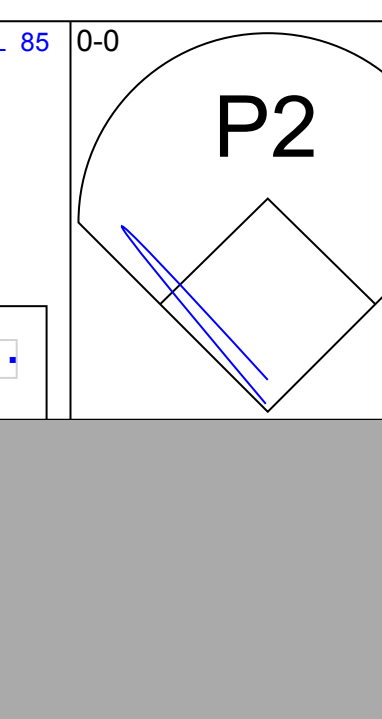
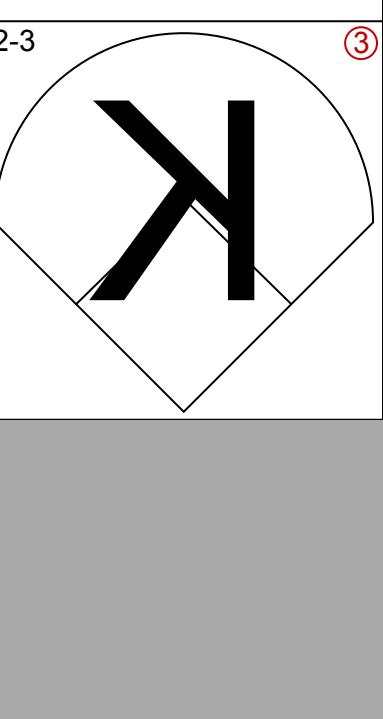
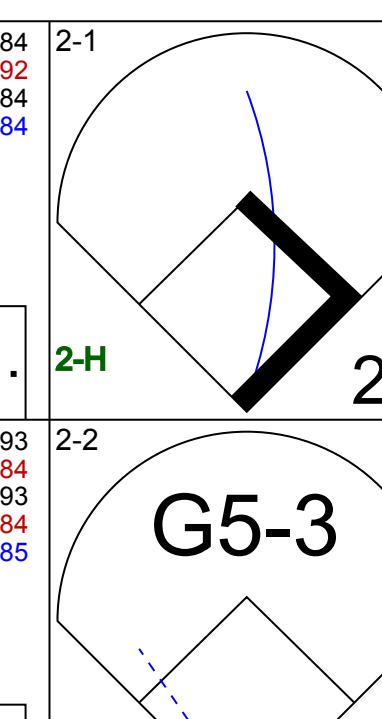
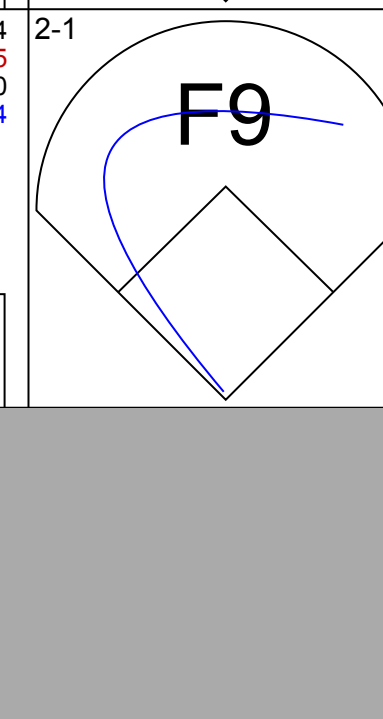
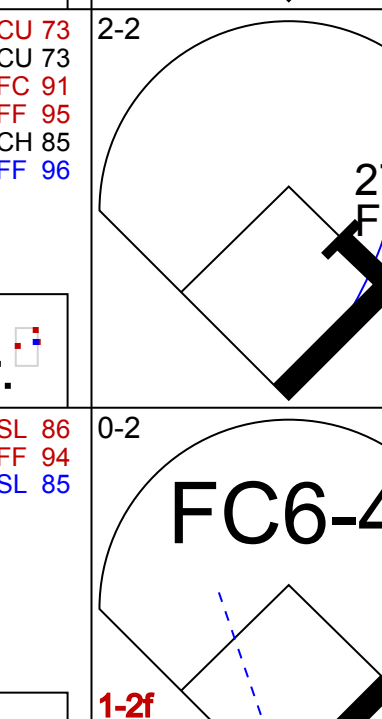
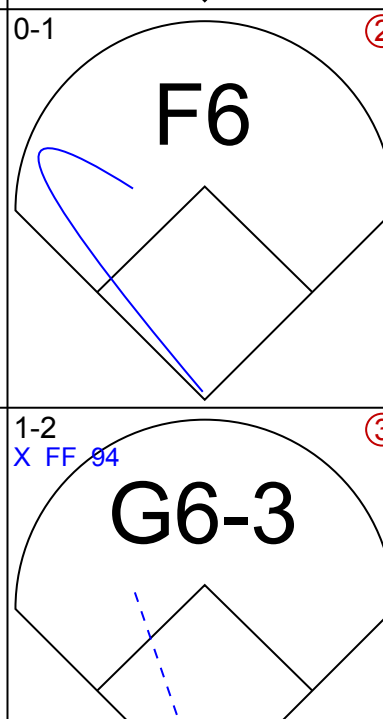
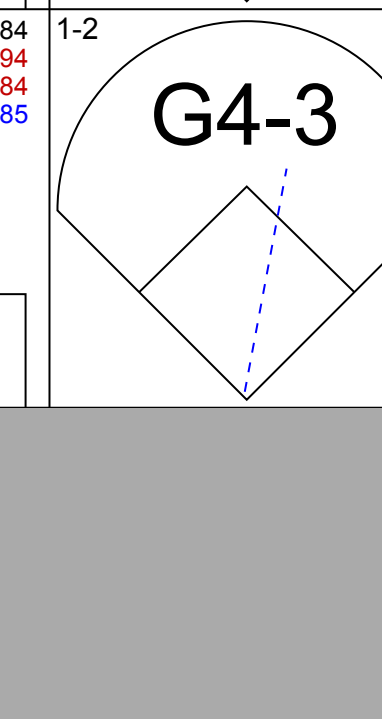

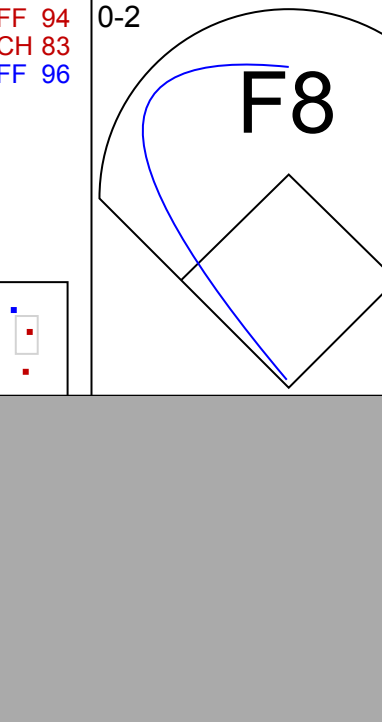


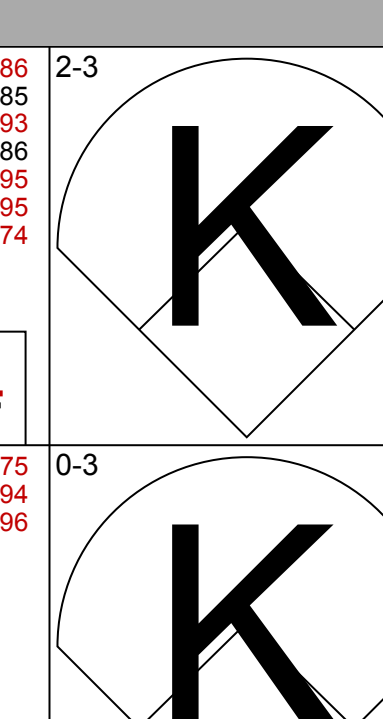


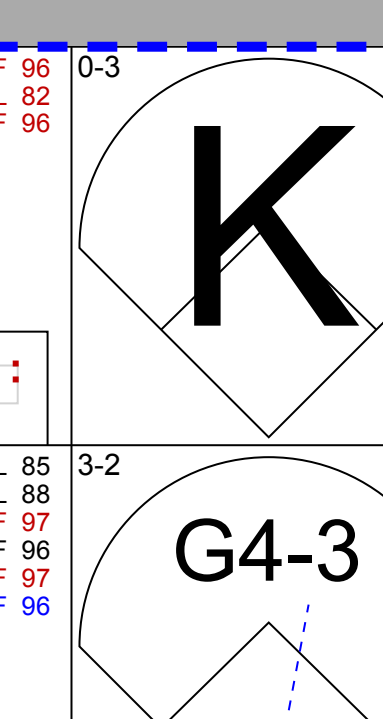
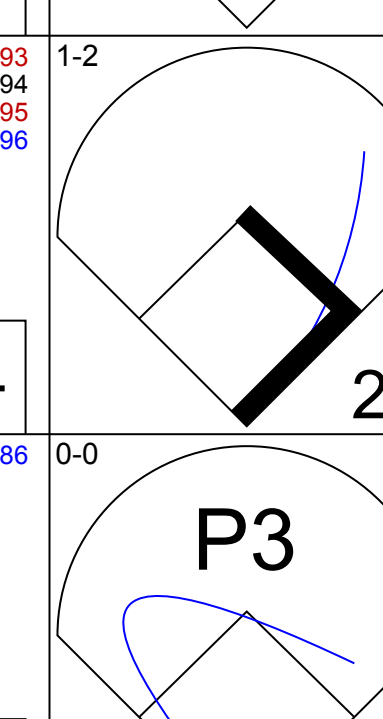
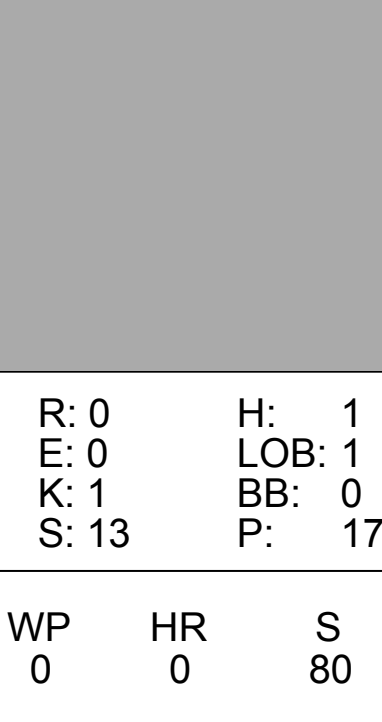
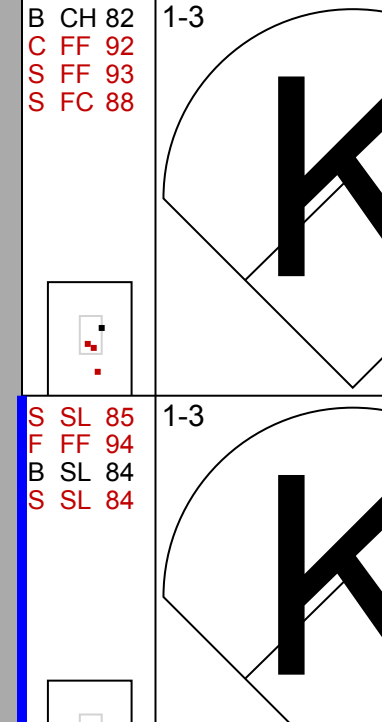
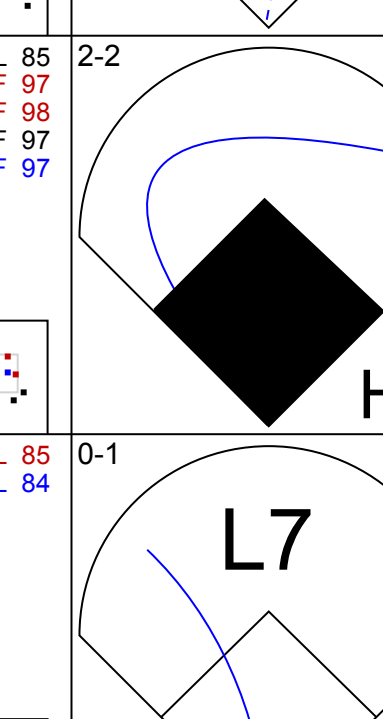

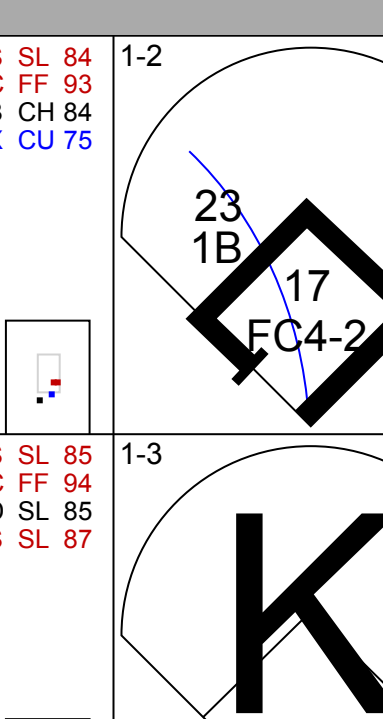


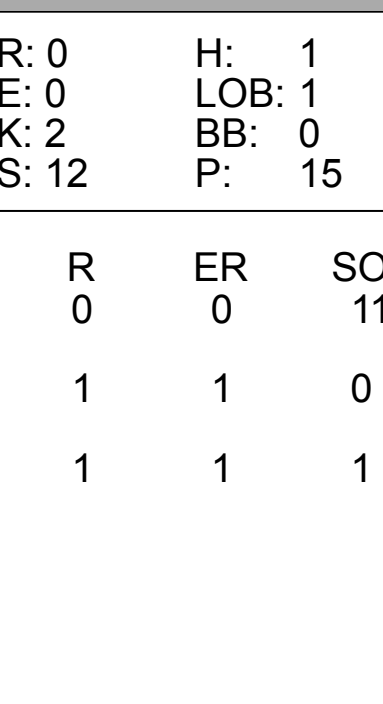
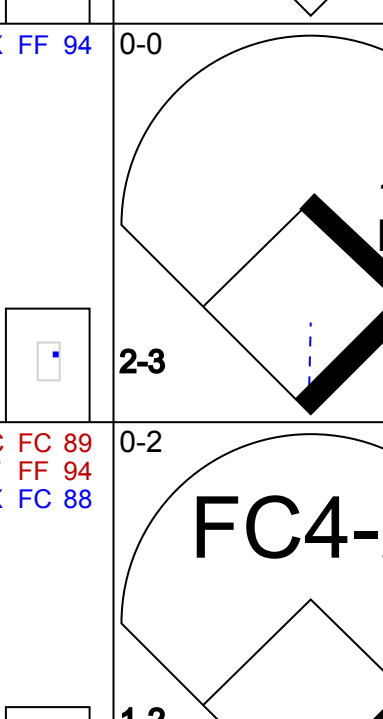
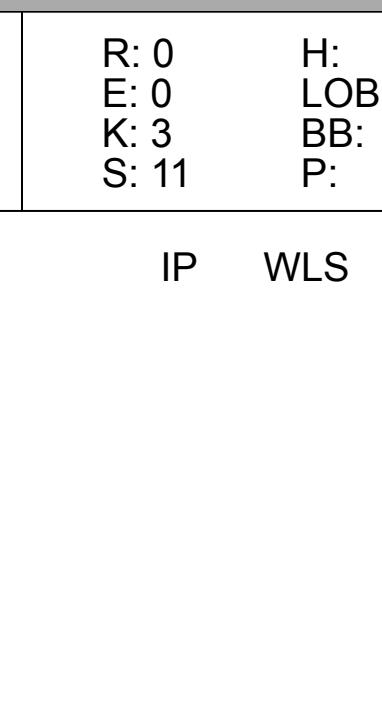
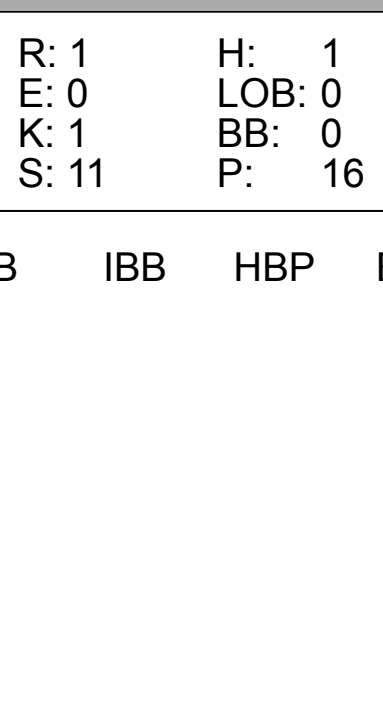

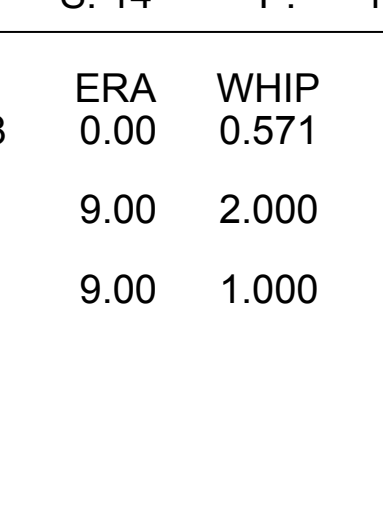

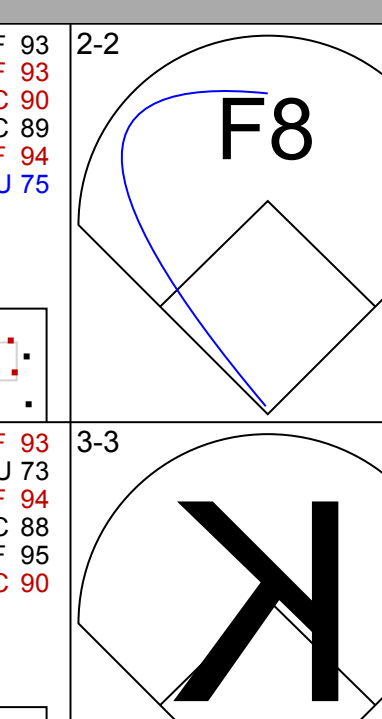
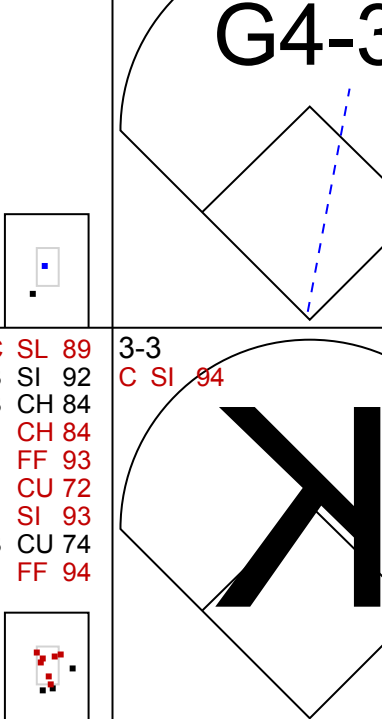
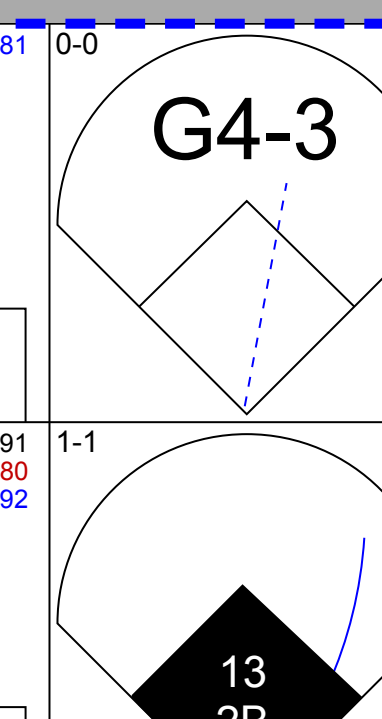
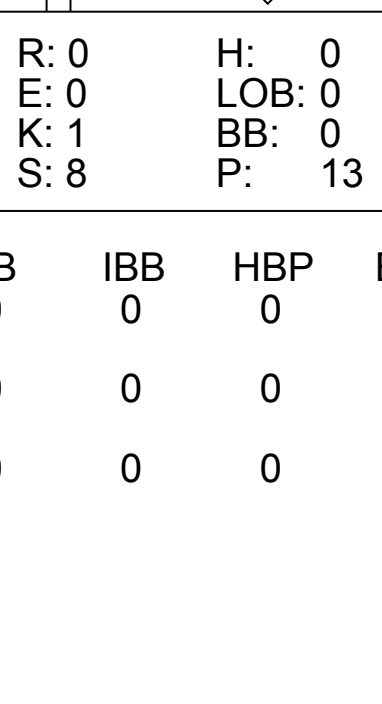
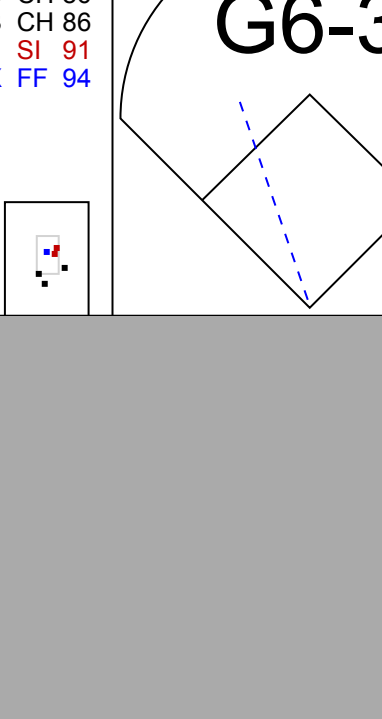
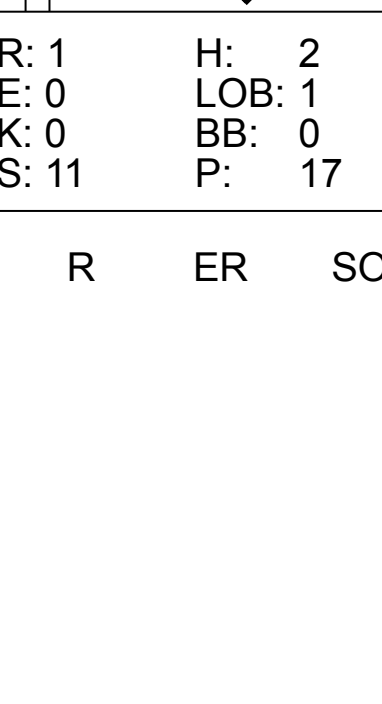


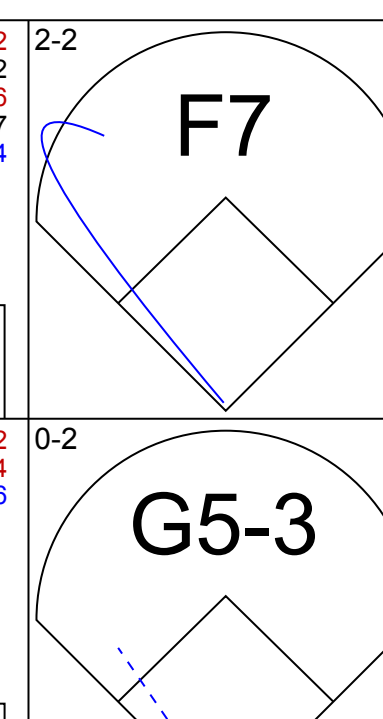
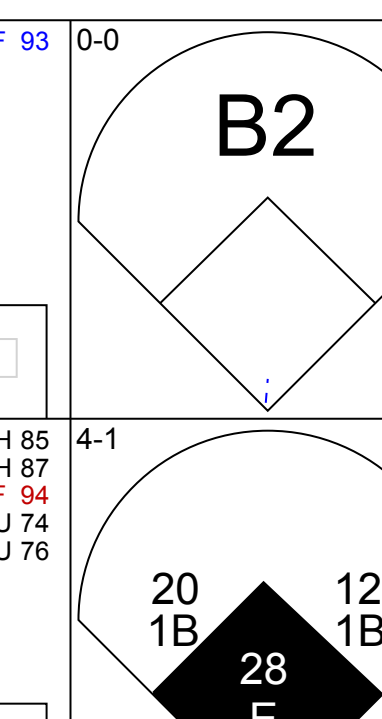
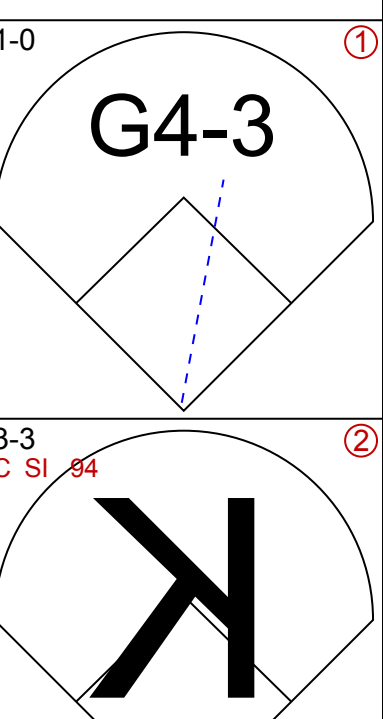
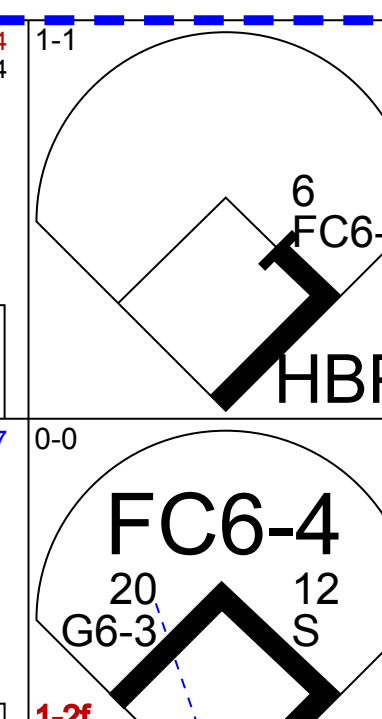
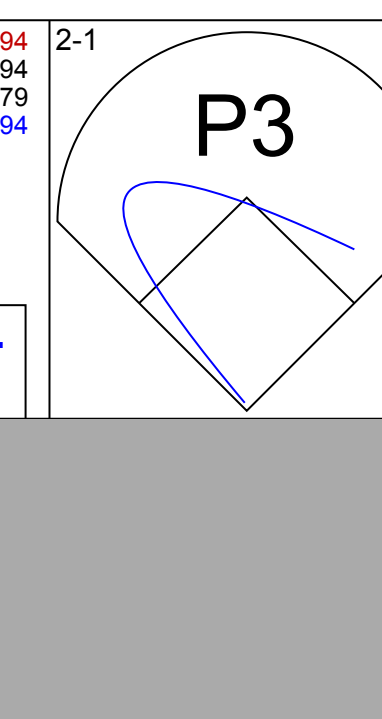
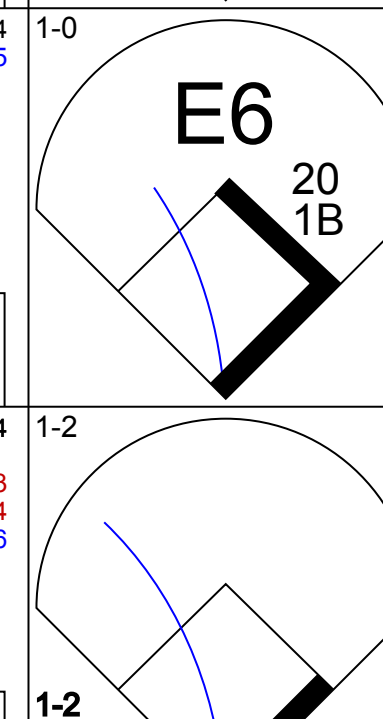
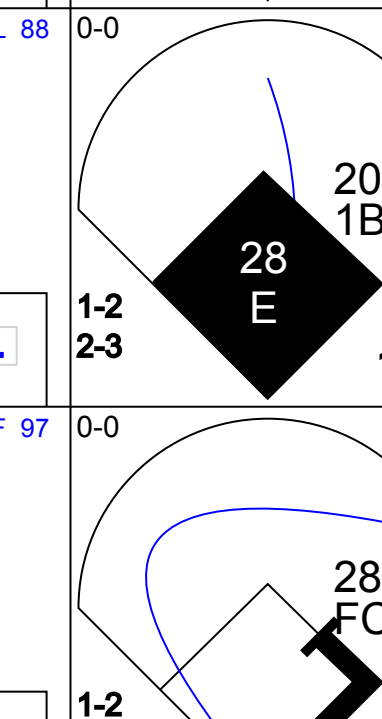
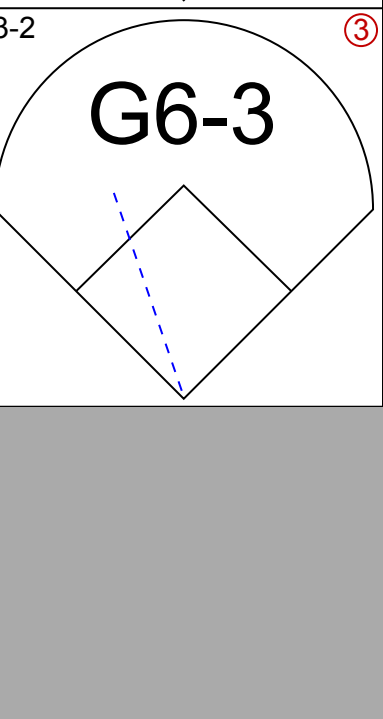
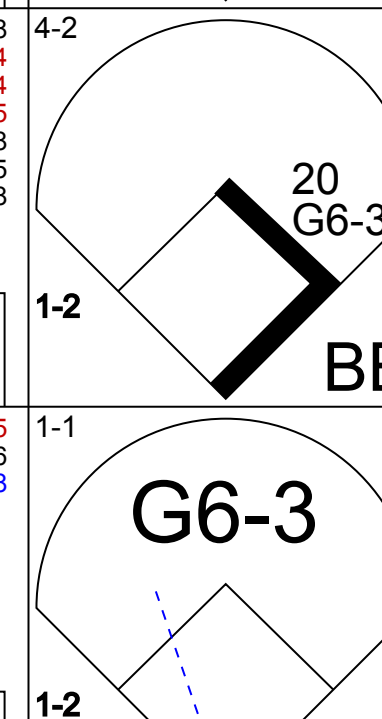
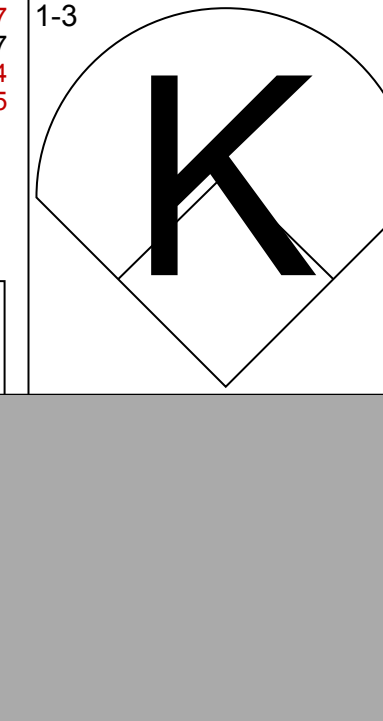
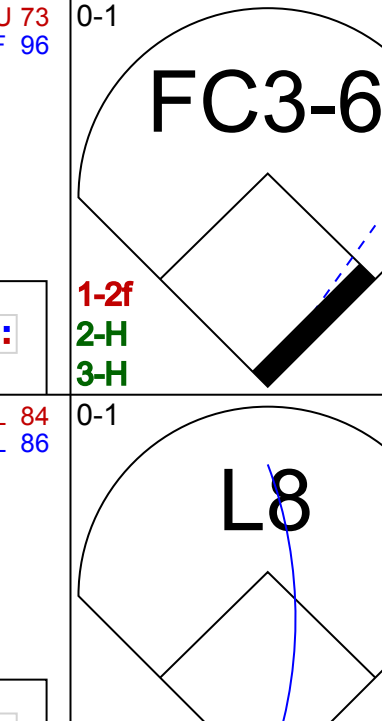

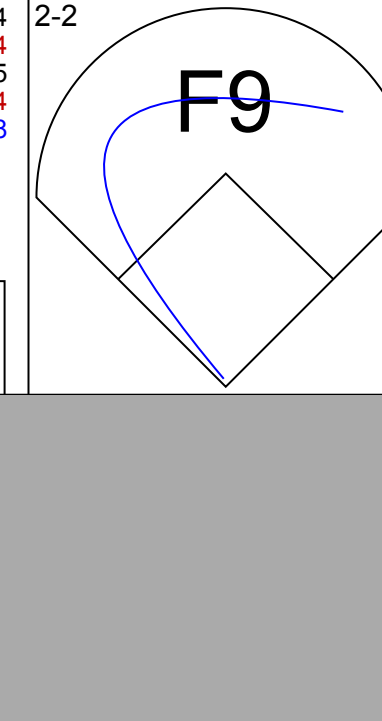





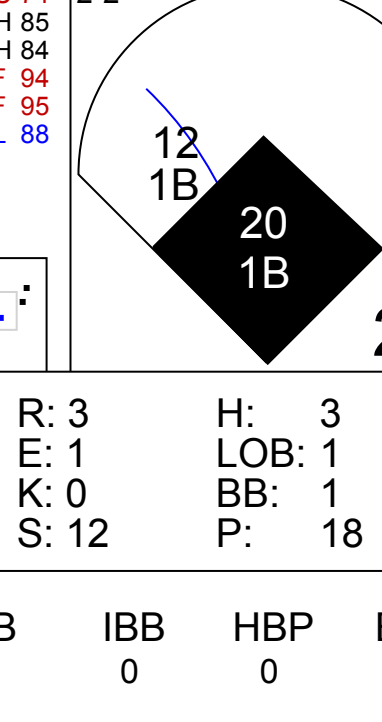
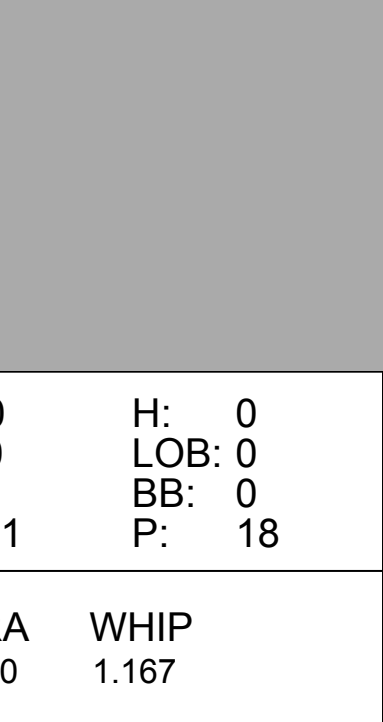

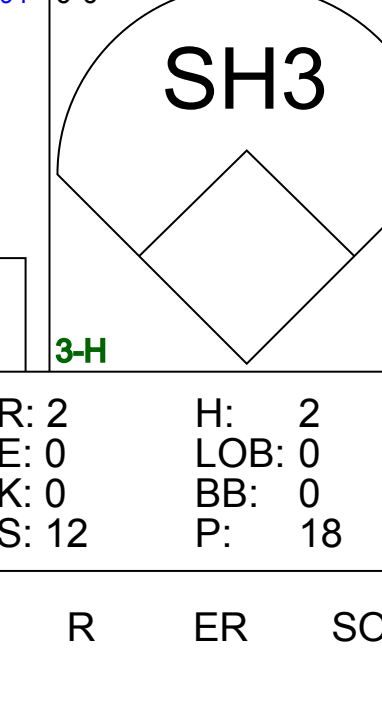
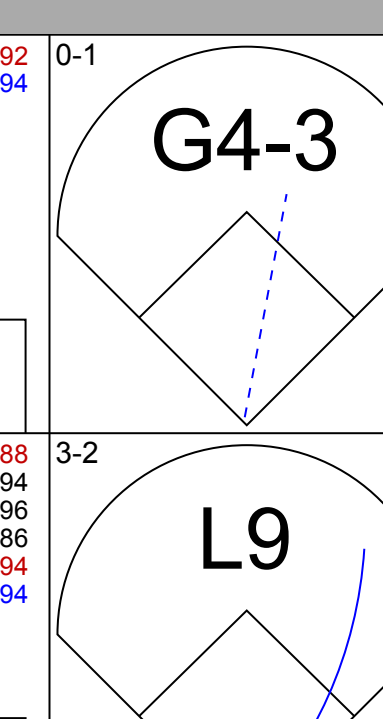
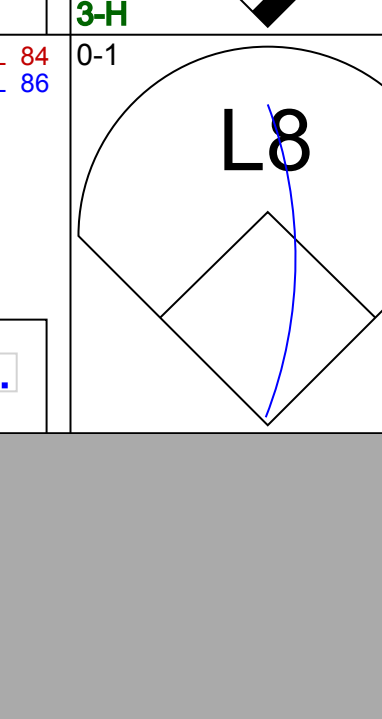
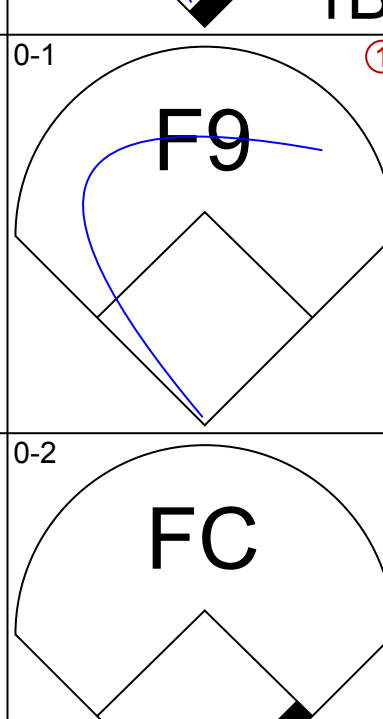
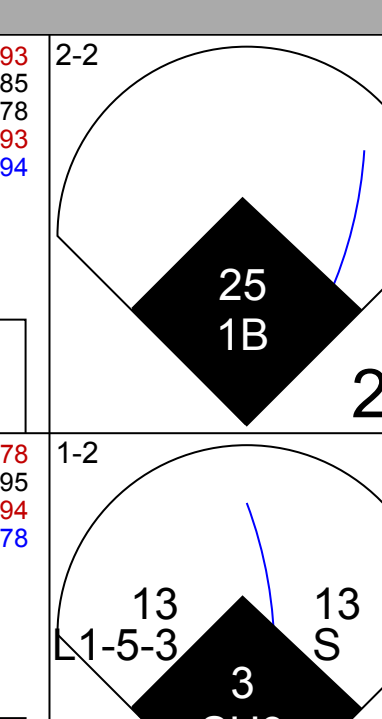
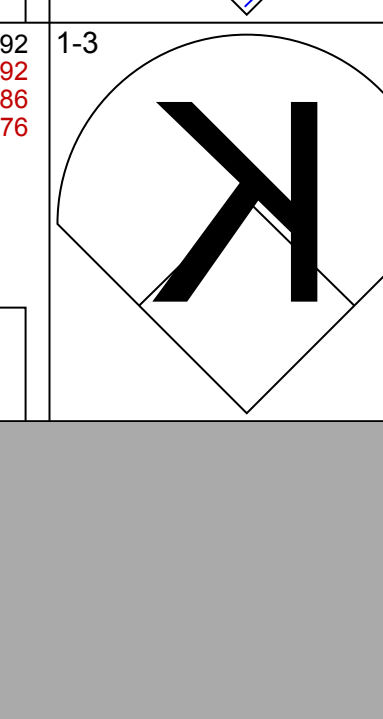
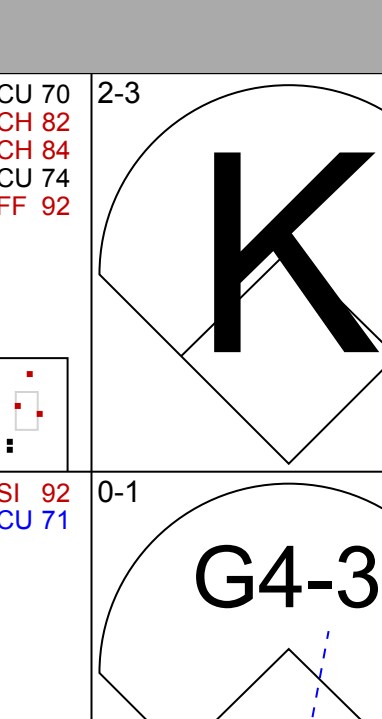
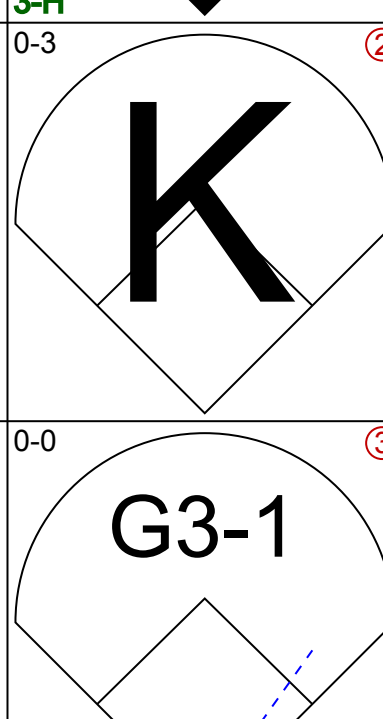
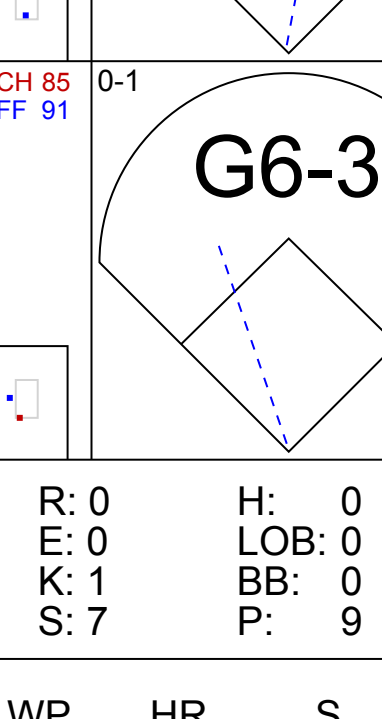
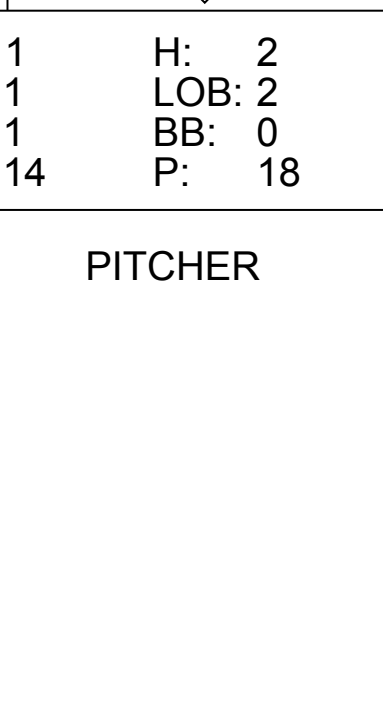
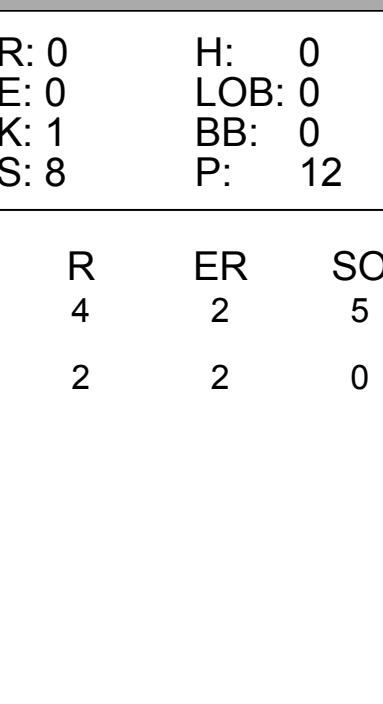







Batter	1	2	3	4	5	6	7	8	9	AB	R	H	RBI	BB	SO	LOB	TOP			
13 Ronald Acuña Jr., R OBP: 0.362, SLG: 0.406	G6-3	FC6-4			L9		27 HBP 28 1B	K		5	1	2	1	0	1	3	Atlanta Braves @ New York Mets Citi Field, Flushing, NY Sat Aug 06 2022, 1:13 PM - 5:05 PM EDT Att: 37,790 - Partly Cloudy - 89 F			
7 Dansby Swanson, R OBP: 0.352, SLG: 0.460	L8		G6-3		L9		K	F9	5	0	0	0	0	1	2					
27 Austin Riley, R OBP: 0.362, SLG: 0.593	16 HBP 28 BB		G6-3		P4		28 1B HBP		4	1	2	0	0	0	1					
28 Matt Olson, L OBP: 0.340, SLG: 0.489	16 HBP BB		L9		K		16 1B 15 2B		4	1	2	2	1	1	0					
16 Travis d'Arnaud, R OBP: 0.303, SLG: 0.430				24 1B BB		G1-3		15 2B 24 G6-3	3	1	1	0	1	0	2					
15 Robbie Grossman, S OBP: 0.316, SLG: 0.291	L6			K		BB		K	4	0	1	1	1	1	4					
24 William Contreras, R OBP: 0.343, SLG: 0.532		K		11 G6-4-3 1B		G4-3		13 WP 23 1B	5	0	2	1	0	1	2					
11 Orlando Arcia, R OBP: 0.319, SLG: 0.402				G6-4-3 BB				L9	3	1	1	0	1	0	3					
8 Eddie Rosario, L OBP: 0.226, SLG: 0.302					G6-4-3		13 1B 2B	K	1	0	0	0	0	1	1					
23 Michael Harris II, L OBP: 0.326, SLG: 0.491		K					K	13 WP 1B	4	0	1	0	0	3	2					
<b>Inning Stats</b>	R: 0 E: 0 K: 0 S: 10	H: 1 LOB: 3 BB: 1 P: 17	R: 0 E: 0 K: 2 S: 10	H: 0 LOB: 1 BB: 1 P: 19	R: 0 E: 0 K: 1 S: 5	H: 0 LOB: 0 BB: 0 P: 6	R: 0 E: 0 K: 1 S: 11	H: 1 LOB: 1 BB: 1 P: 21	R: 0 E: 0 K: 1 S: 9	H: 0 LOB: 1 BB: 0 P: 15	R: 2 E: 0 K: 2 S: 16	H: 3 LOB: 2 BB: 0 P: 26	R: 0 E: 0 K: 2 S: 19	H: 2 LOB: 2 BB: 0 P: 25	R: 3 E: 0 K: 1 S: 17	H: 4 LOB: 1 BB: 0 P: 23	1B: 8 2B: 4 3B: 0 HR: 0	SF: 0 SAC: 0 DP: 1 HBP: 2	WP: 2 PB: 0 CS: 0	PA: 44
<b>PITCHER</b>	IP WLS BF H R ER SO BB IBB HBP BLK WP HR S P ERA WHIP	IP WLS BF H R ER SO BB IBB HBP BLK WP HR S P ERA WHIP	IP WLS BF H R ER SO BB IBB HBP BLK WP HR S P ERA WHIP	IP WLS BF H R ER SO BB IBB HBP BLK WP HR S P ERA WHIP	IP WLS BF H R ER SO BB IBB HBP BLK WP HR S P ERA WHIP	IP WLS BF H R ER SO BB IBB HBP BLK WP HR S P ERA WHIP	IP WLS BF H R ER SO BB IBB HBP BLK WP HR S P ERA WHIP	IP WLS BF H R ER SO BB IBB HBP BLK WP HR S P ERA WHIP	IP WLS BF H R ER SO BB IBB HBP BLK WP HR S P ERA WHIP	IP WLS BF H R ER SO BB IBB HBP BLK WP HR S P ERA WHIP	IP WLS BF H R ER SO BB IBB HBP BLK WP HR S P ERA WHIP	IP WLS BF H R ER SO BB IBB HBP BLK WP HR S P ERA WHIP	IP WLS BF H R ER SO BB IBB HBP BLK WP HR S P ERA WHIP	IP WLS BF H R ER SO BB IBB HBP BLK WP HR S P ERA WHIP	IP WLS BF H R ER SO BB IBB HBP BLK WP HR S P ERA WHIP	IP WLS BF H R ER SO BB IBB HBP BLK WP HR S P ERA WHIP				
23 David Peterson, L ERA: 3.3	5.1	W	22	3	0	0	5	3	0	1	0	0	0	0	0	0	0.00	1.125		
67 Seth Lugo, R ERA: 3.57	1.1	H	8	2	2	2	2	1	0	1	0	0	0	0	0	0	18.50	2.250		
0 Adam Ottavino, R ERA: 2.3	1.1	H	7	3	0	0	2	0	0	0	0	1	0	0	0	0	0.00	2.250		
Yohan López, R ERA: 5.73	0.1		5	4	3	3	0	0	0	0	0	0	0	0	0	0	81.00	12.000		
39 Edwin Díaz, R ERA: 1.42	0.2	S	2	0	0	0	1	0	0	0	0	0	0	0	0	0	0.00	0.000		
<b>Batter</b>	1	2	3	4	5	6	7	8	9	AB	R	H	RBI	BB	SO	LOB	BOTTOM			
9 Brandon Nimmo, L OBP: 0.355, SLG: 0.427	F9	K				12 2B 6 BB	12 SF8 6 1B		3	1	1	0	2	1	2	Atlanta Braves @ New York Mets Citi Field, Flushing, NY Sat Aug 06 2022, 1:13 PM - 5:05 PM EDT Att: 37,790 - Partly Cloudy - 89 F				
6 Starling Marte, R OBP: 0.348, SLG: 0.462	20 1B HBP	FC4		L9		12 2B BB	12 2B BB	12 SF8 6 1B	3	2	1	1	1	0	3					
12 Francisco Lindor, S OBP: 0.343, SLG: 0.461	20 1B 32 1B		1 1B		K		12 2B BB	SF8	4	2	3	3	0	1	0					
20 Pete Alonso, R OBP: 0.357, SLG: 0.548	32 1B 1B	F7		F7				F7	4	0	1	1	1	1	3					
32 Daniel Vogelbach, L OBP: 0.357, SLG: 0.446			F7						2	0	1	1	1	0	1					
28 Darin Ruf, R OBP: 0.320, SLG: 0.377					1 1B BB		K		2	0	1	0	0	1	2					
1 Jeff McNeil, L OBP: 0.361, SLG: 0.436	G6-3							L7	5	0	2	1	0	1	3					
25 Tyler Naquin, L OBP: 0.307, SLG: 0.474		G6-3							2	0	0	0	0	1	1					
19 Mark Canha, R OBP: 0.363, SLG: 0.370			K		K			P3	2	1	0	0	0	1	3					
13 Luis Guillorme, L OBP: 0.366, SLG: 0.369				L4		B1-3		G4-3	5	1	2	0	0	0	1					
33 James McCann, R OBP: 0.253, SLG: 0.284				F9				6 1B 9 1B 12 SF8	3	1	1	1	1	1	0					
<b>Inning Stats</b>	R: 2 E: 0 K: 0 S: 11	H: 3 LOB: 1 BB: 0 P: 22	R: 0 E: 0 K: 1 S: 15	H: 1 LOB: 2 BB: 1 P: 24	R: 1 E: 0 K: 1 S: 12	H: 2 LOB: 1 BB: 0 P: 20	R: 0 E: 0 K: 0 S: 8	H: 0 LOB: 1 BB: 1 P: 15	R: 0 E: 0 K: 3 S: 14	H: 1 LOB: 2 BB: 1 P: 22	R: 2 E: 0 K: 2 S: 12	H: 1 LOB: 2 BB: 3 P: 22	R: 3 E: 0 K: 0 S: 17	H: 4 LOB: 2 BB: 0 P: 25	R: 0 E: 0 K: 1 S: 14	H: 1 LOB: 1 BB: 0 P: 22	1B: 12 2B: 1 3B: 0 HR: 0	SF: 1 SAC: 0 DP: 1 HBP: 2	WP: 0 PB: 0 CS: 0	PA: 44
<b>PITCHER</b>	IP WLS BF H R ER SO BB IBB HBP BLK WP HR S P ERA WHIP	IP WLS BF H R ER SO BB IBB HBP BLK WP HR S P ERA WHIP	IP WLS BF H R ER SO BB IBB HBP BLK WP HR S P ERA WHIP	IP WLS BF H R ER SO BB IBB HBP BLK WP HR S P ERA WHIP	IP WLS BF H R ER SO BB IBB HBP BLK WP HR S P ERA WHIP	IP WLS BF H R ER SO BB IBB HBP BLK WP HR S P ERA WHIP	IP WLS BF H R ER SO BB IBB HBP BLK WP HR S P ERA WHIP	IP WLS BF H R ER SO BB IBB HBP BLK WP HR S P ERA WHIP	IP WLS BF H R ER SO BB IBB HBP BLK WP HR S P ERA WHIP	IP WLS BF H R ER SO BB IBB HBP BLK WP HR S P ERA WHIP	IP WLS BF H R ER SO BB IBB HBP BLK WP HR S P ERA WHIP	IP WLS BF H R ER SO BB IBB HBP BLK WP HR S P ERA WHIP	IP WLS BF H R ER SO BB IBB HBP BLK WP HR S P ERA WHIP	IP WLS BF H R ER SO BB IBB HBP BLK WP HR S P ERA WHIP	IP WLS BF H R ER SO BB IBB HBP BLK WP HR S P ERA WHIP	IP WLS BF H R ER SO BB IBB HBP BLK WP HR S P ERA WHIP				
12 Jake Odorizzi, R ERA: 3.76	4.2	L	23	4	2	2	4	3	0	1	0	0	0	0	0	0	3.86	1.929		
68 Tyler Matzek, L ERA: 4.01	1.0		8	2	2	2	2	2	1	0	0	0	0	0	0	0	18.00	4.000		
Bryce Elder, R ERA: 5.48	2.1		13	5	3	3	2	0	0	0	1	0	0	0	0	0	11.57	2.143		



Batter	1	2	3	4	5	6	7	8	9	AB	R	H	RBI	BB	SO	LOB	TOP					
13 Ronald Acuña Jr., R OBP: 0.360, SLG: 0.408										4	0	1	1	0	2	2	<p>Atlanta Braves @ New York Mets</p> <p>Citi Field, Flushing, NY</p> <p>Sat Aug 06 2022, 7:11 PM - 10:12 PM EDT</p> <p>Att: 37,452 - Partly Cloudy - 87 F</p> <p>livebaseballscorecards.com</p>					
7 Dansby Swanson, R OBP: 0.349, SLG: 0.456										4	0	0	0	0	2	1						
28 Matt Olson, L OBP: 0.339, SLG: 0.487										4	0	1	0	0	0	1						
27 Austin Riley, R OBP: 0.359, SLG: 0.587										4	0	0	0	0	2	1						
8 Eddie Rosario, L OBP: 0.221, SLG: 0.292										4	0	0	0	0	2	1						
16 Travis d'Arnaud, R OBP: 0.308, SLG: 0.441										2	0	2	0	0	0	0						
24 William Contreras, R OBP: 0.344, SLG: 0.548										2	1	1	1	0	1	0						
20 Marcell Ozuna, R OBP: 0.269, SLG: 0.395										4	0	0	0	0	2	2						
23 Michael Harris II, L OBP: 0.326, SLG: 0.489										3	0	1	0	0	0	0						
17 Ehire Adrianza, S OBP: 0.258, SLG: 0.218										3	1	1	0	0	1	2						
<b>Inning Stats</b>	R: 0 H: 0 E: 0 K: 2 S: 8	H: 0 LOB: 0 BB: 0 P: 13	R: 0 H: 1 E: 0 K: 2 S: 12	H: 1 LOB: 1 BB: 0 P: 15	R: 0 H: 0 E: 0 K: 1 S: 8	H: 0 LOB: 0 BB: 0 P: 13	R: 0 H: 1 E: 0 K: 1 S: 13	H: 1 LOB: 1 BB: 0 P: 17	R: 0 H: 2 E: 0 K: 2 S: 14	H: 2 LOB: 2 BB: 0 P: 18	R: 0 H: 0 E: 0 K: 0 S: 14	H: 0 LOB: 0 BB: 0 P: 17	R: 0 H: 0 E: 0 K: 3 S: 11	H: 0 LOB: 0 BB: 0 P: 15	R: 1 H: 2 E: 0 K: 0 S: 11	H: 2 LOB: 1 BB: 0 P: 17	R: 1 H: 1 E: 0 K: 1 S: 11	H: 1 LOB: 0 BB: 0 P: 16	1B: 2 2B: 4 HR: 1	SF: 0 SAC: 0 DP: 0 HBP: 0	WP: 0 PB: 0 CS: 0	PA: 34
<b>PITCHER</b>	IP	WLS	BF	H	R	ER	SO	BB	IBB	HBP	BLK	WP	HR	S	P	ERA	WHIP					
21 Max Scherzer, R ERA: 1.98	7.0	W	25	4	0	0	11	0	0	0	0	0	0	80	108	0.00	0.571					
60 Mychal Givens, R ERA: 3.74	1.0		5	2	1	1	0	0	0	0	0	0	0	11	17	9.00	2.000					
65 Trevor May, R ERA: 7.84	1.0		4	1	1	1	1	0	0	0	0	0	1	11	16	9.00	1.000					

Batter	1	2	3	4	5	6	7	8	9	AB	R	H	RBI	BB	SO	LOB	BOTTOM					
9 Brandon Nimmo, L OBP: 0.353, SLG: 0.423										4	0	0	0	0	0	1	<p>Atlanta Braves @ New York Mets</p> <p>Citi Field, Flushing, NY</p> <p>Sat Aug 06 2022, 7:11 PM - 10:12 PM EDT</p> <p>Att: 37,452 - Partly Cloudy - 87 F</p> <p>livebaseballscorecards.com</p>					
6 Starling Marte, R OBP: 0.347, SLG: 0.458									3	1	0	0	1	1	1							
12 Francisco Lindor, S OBP: 0.345, SLG: 0.460									3	1	1	0	1	0	0							
20 Pete Alonso, R OBP: 0.360, SLG: 0.550									4	1	3	1	0	0	2							
28 Darin Ruf, R OBP: 0.328, SLG: 0.375									4	0	1	1	0	1	5							
10 Eduardo Escobar, S OBP: 0.271, SLG: 0.394										4	1	1	0	0	3							
19 Mark Canha, R OBP: 0.360, SLG: 0.367									3	0	0	1	0	1	1							
25 Tyler Naquin, L OBP: 0.310, SLG: 0.476									1	1	1	1	0	0	0							
13 Luis Guillorme, L OBP: 0.361, SLG: 0.363									4	0	0	0	0	2	3							
3 Tomás Nido, R OBP: 0.270, SLG: 0.265									3	1	1	1	0	0	2							
<b>Inning Stats</b>	R: 0 H: 1 E: 1 K: 1 S: 13	H: 0 LOB: 2 BB: 0 P: 18	R: 0 H: 0 E: 0 K: 1 S: 8	H: 0 LOB: 0 BB: 0 P: 12	R: 3 H: 3 E: 1 K: 0 S: 12	H: 3 LOB: 1 BB: 1 P: 18	R: 0 H: 0 E: 0 K: 1 S: 7	H: 0 LOB: 0 BB: 0 P: 9	R: 0 H: 0 E: 0 K: 1 S: 11	H: 0 LOB: 0 BB: 0 P: 18	R: 1 H: 2 E: 0 K: 1 S: 14	H: 2 LOB: 2 BB: 0 P: 18	R: 0 H: 0 E: 0 K: 0 S: 10	H: 0 LOB: 1 BB: 1 P: 18	R: 2 H: 2 E: 0 K: 0 S: 12	H: 2 LOB: 0 BB: 0 P: 18	R: 2 H: 0 E: 0 K: 0 S: 12	H: 2 LOB: 0 BB: 0 P: 18	1B: 6 2B: 2 HR: 0	SF: 0 SAC: 1 DP: 0 HBP: 1	WP: 0 PB: 0 CS: 0	PA: 37
<b>PITCHER</b>	IP	WLS	BF	H	R	ER	SO	BB	IBB	HBP	BLK	WP	HR	S	P	ERA	WHIP					
54 Max Fried, L ERA: 2.6	6.0	L	27	6	4	2	5	1	0	0	0	0	0	65	93	3.00	1.167					
53 Jackson Stephens, R ERA: 2.79	2.0		10	2	2	2	0	1	0	1	0	0	0	22	36	9.00	1.500					



Batter	1	2	3	4	5	6	7	8	9	AB	R	H	RBI	BB	SO	LOB	TOP										
7 Dansby Swanson, R (1, 6) OBP: 0.348, SLG: 0.461										4	1	1	2	0	2	0											
28 Matt Olson, L (1, 3) OBP: 0.336, SLG: 0.482										4	0	0	0	0	2	0											
27 Austin Riley, R (1, 5) OBP: 0.358, SLG: 0.584										4	0	1	0	0	3	0											
8 Eddie Rosario, L (1, 7) OBP: 0.218, SLG: 0.288										2	0	0	0	0	1	0											
13 Ronald Acuña Jr., R (7, PH) OBP: 0.359, SLG: 0.406										1	0	0	0	0	0	1											
24 William Contreras, R (1, 2) OBP: 0.340, SLG: 0.539										3	0	0	0	0	3	1											
15 Robbie Grossman, S (1, 9) OBP: 0.313, SLG: 0.288										3	0	0	0	0	2	1											
20 Marcell Ozuna, R (1, 10) OBP: 0.287, SLG: 0.392										3	0	0	0	0	2	0											
23 Michael Harris II, L (1, 8) OBP: 0.322, SLG: 0.482										3	0	0	0	0	3	0											
17 Ehire Adrianza, S (1, 4) OBP: 0.260, SLG: 0.213										2	1	0	0	1	1	0											
<b>Inning Stats</b>	R: 0 H: 0 E: 0 K: 2 S: 7	H: 0 LOB: 0 BB: 0 P: 10	R: 0 H: 0 E: 0 K: 2 S: 7	H: 0 LOB: 0 BB: 0 P: 12	R: 0 H: 0 E: 0 K: 2 S: 8	H: 0 LOB: 0 BB: 0 P: 10	R: 0 H: 0 E: 0 K: 2 S: 9	H: 0 LOB: 0 BB: 0 P: 14	R: 0 H: 0 E: 0 K: 2 S: 7	H: 0 LOB: 0 BB: 0 P: 10	R: 2 H: 1 E: 0 K: 2 S: 14	H: 1 LOB: 0 BB: 1 P: 22	R: 0 H: 1 E: 0 K: 2 S: 12	H: 0 LOB: 0 BB: 0 P: 18	R: 0 H: 0 E: 0 K: 3 S: 8	H: 0 LOB: 0 BB: 0 P: 10	R: 0 H: 0 E: 0 K: 3 S: 10	H: 0 LOB: 0 BB: 0 P: 14	1B: 1 2B: 0 3B: 0 HR: 1	SF: 0 SAC: 0 DP: 0 HBP: 0	WP: 0 PB: 0 CS: 0	PA: 30	<b>AB</b> 29 <b>R</b> 2 <b>H</b> 2 <b>RBI</b> 2 <b>BB</b> 1 <b>SO</b> 19 <b>LOB</b> 3				
<b>PITCHER</b>	IP	WLS	BF	H	R	ER	SO	BB	IBB	HBP	BLK	WP	HR	S	P	ERA	WHIP										
48 Jacob deGrom, R (1, 1) ERA: 2.53	5.2	W	19	1	2	2	12	1	0	0	0	0	1	50	76	3.18	0.353										
30 Joely Rodríguez, L (6, 1) ERA: 5.12	2.1	H	8	1	0	0	4	0	0	0	0	0	0	22	30	0.00	0.429										
39 Edwin Díaz, R (9, 1) ERA: 1.39	1.0	S	3	0	0	0	3	0	0	0	0	0	0	10	14	0.00	0.000										

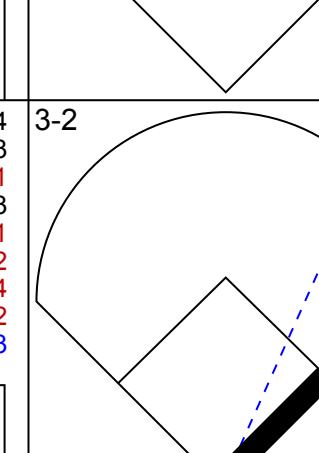
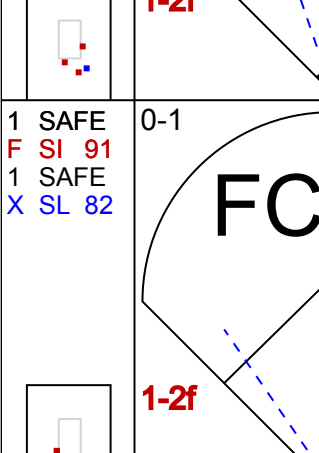


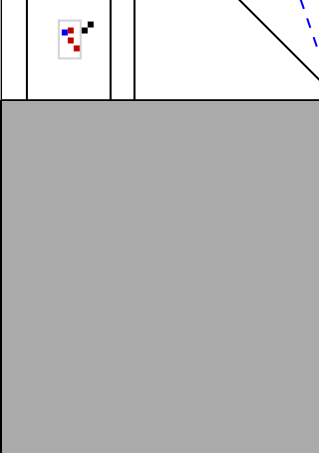

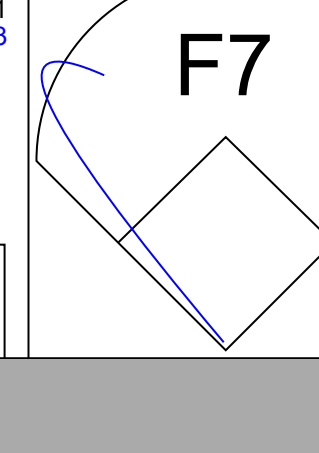

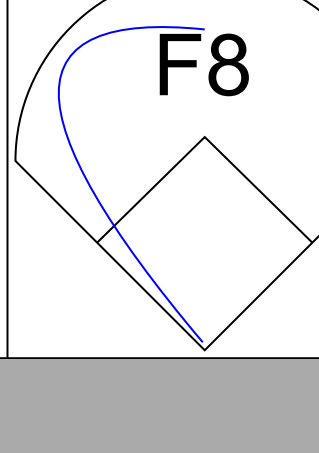





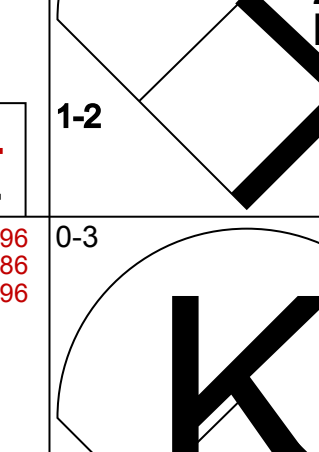

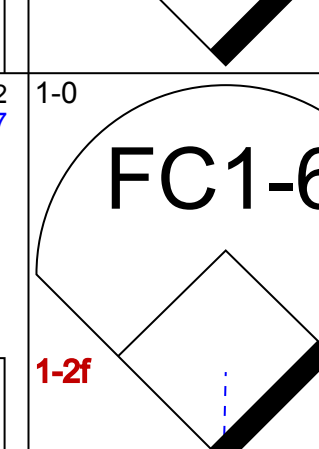

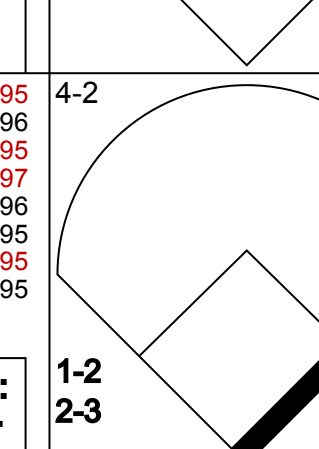
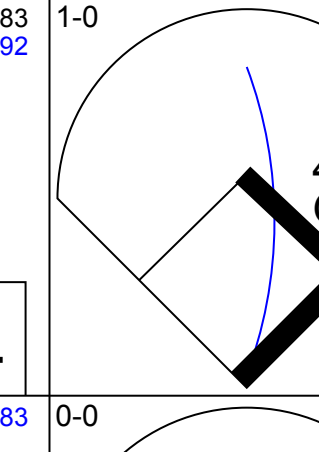
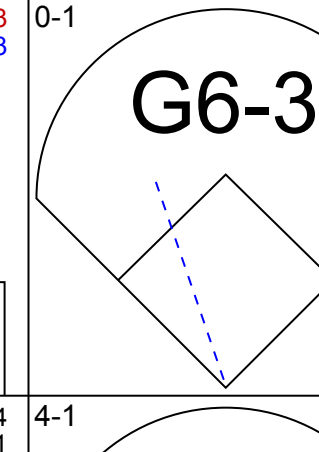
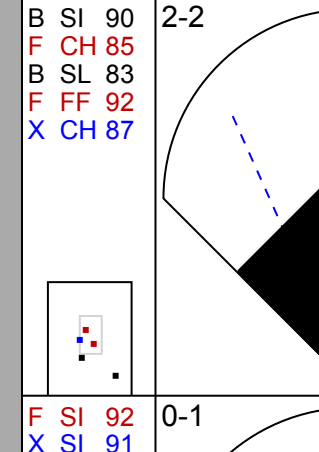
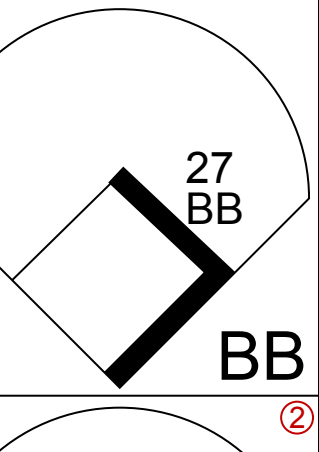
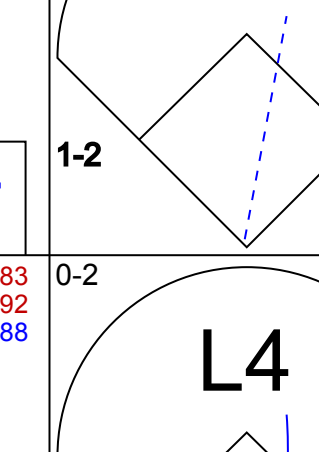
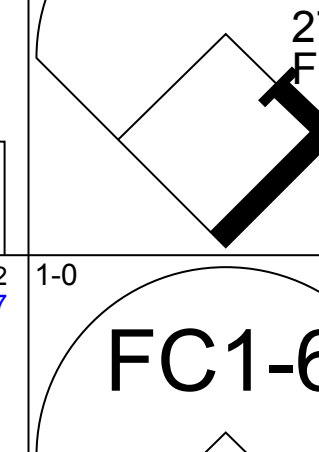

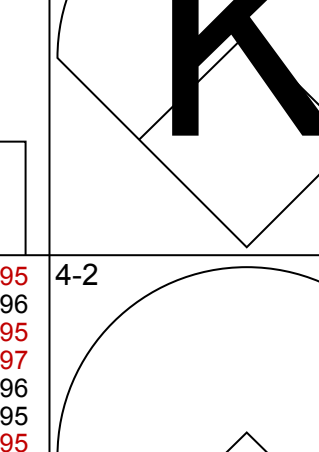
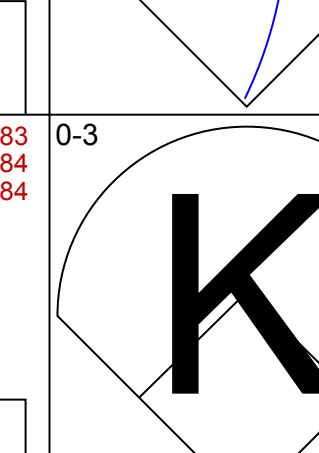
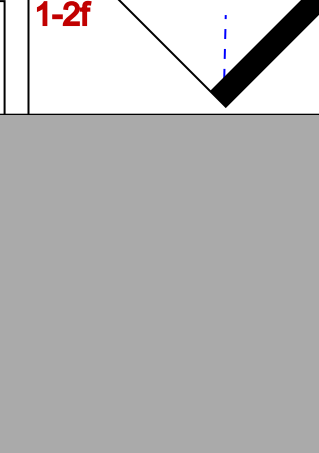

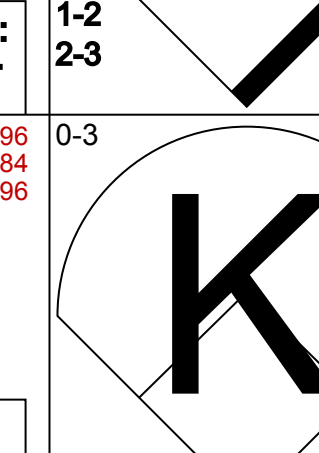
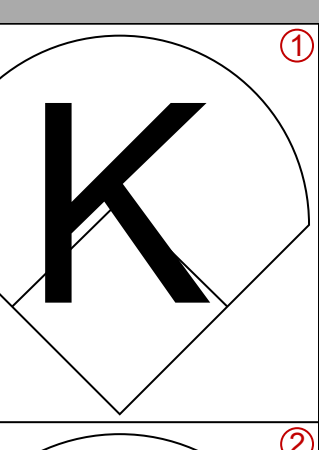
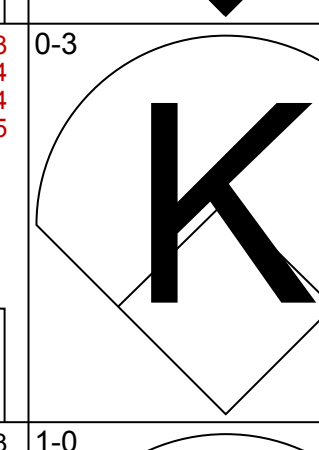
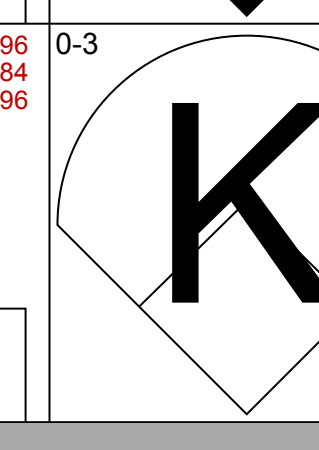
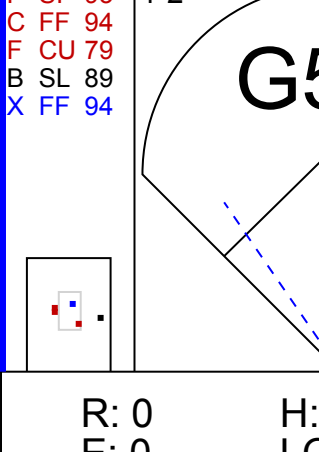
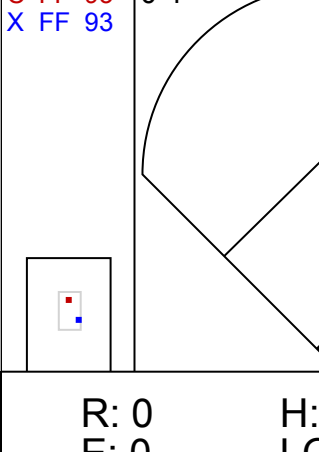
Atlanta Braves @ New York Mets  
Citi Field, Flushing, NY  
Sun Aug 07 2022, 4:30 PM - 7:28 PM EDT  
Att: 37,717 - Partly Cloudy - 86 F

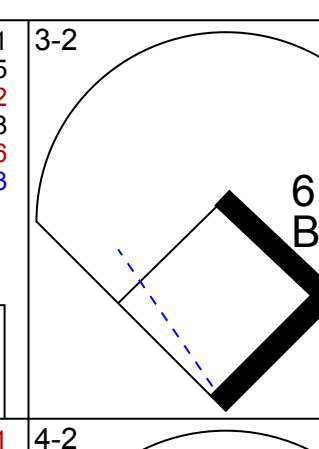
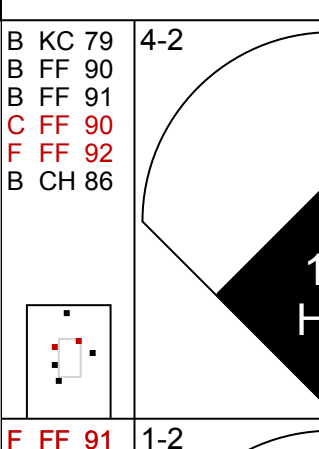
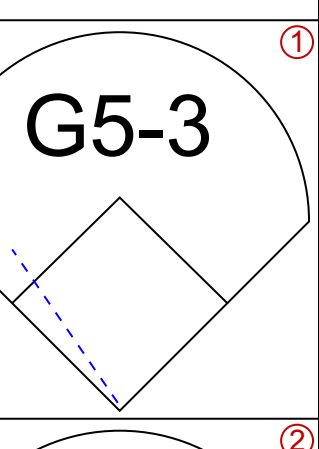
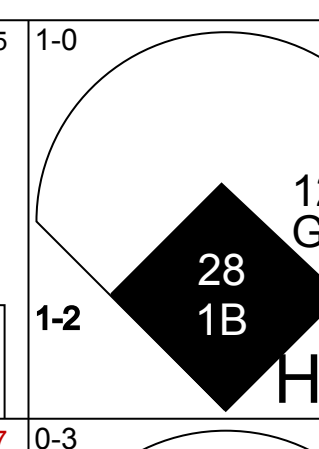

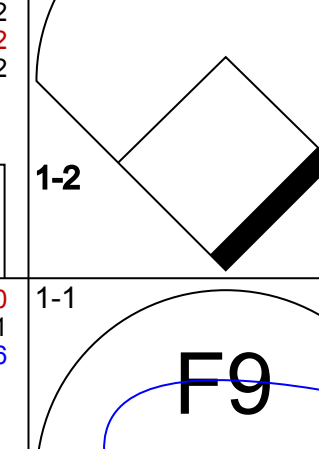
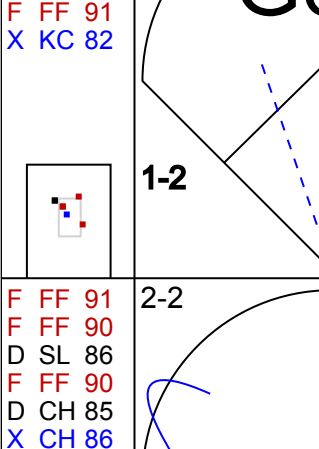
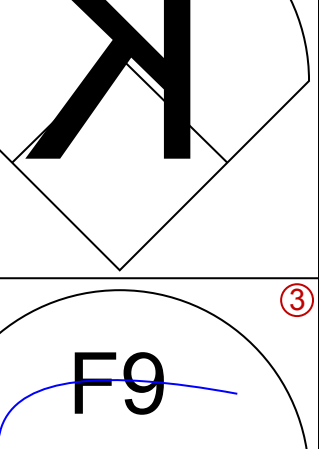
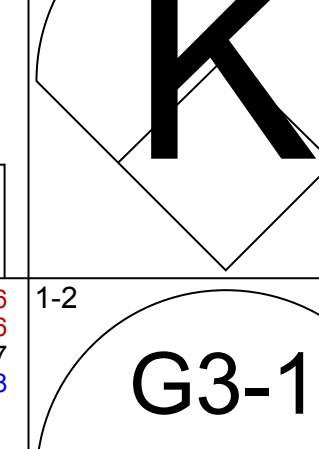
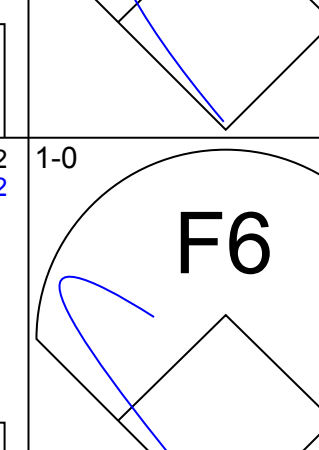
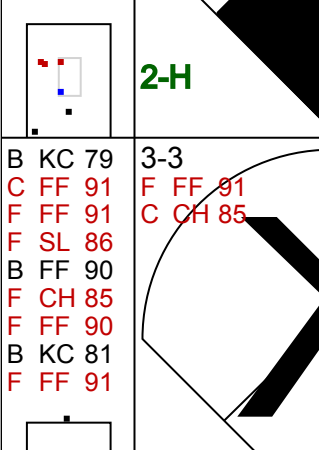
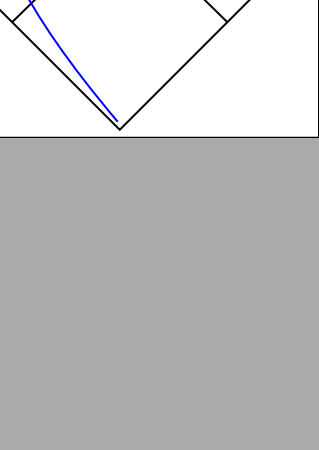
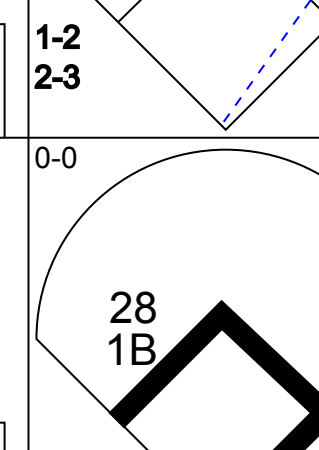
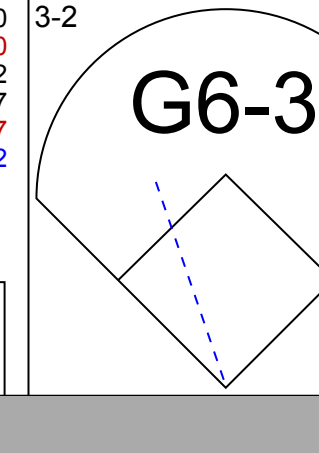
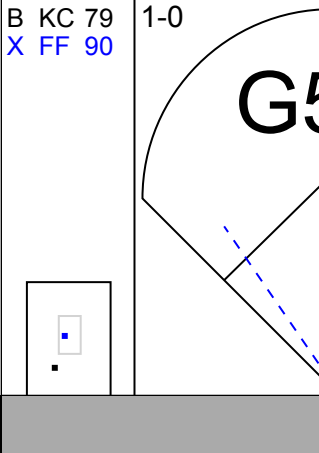
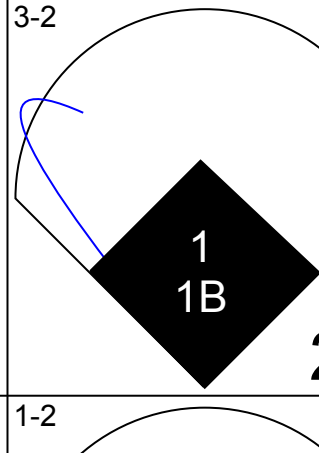
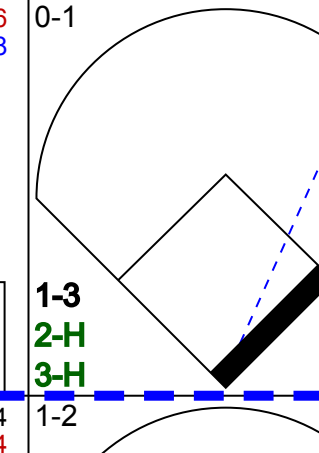


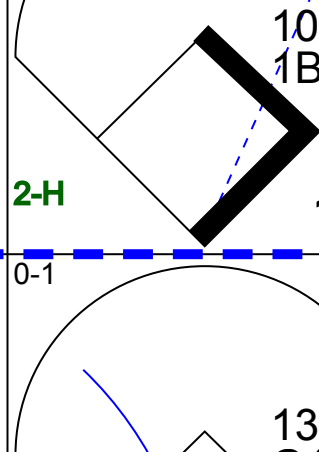
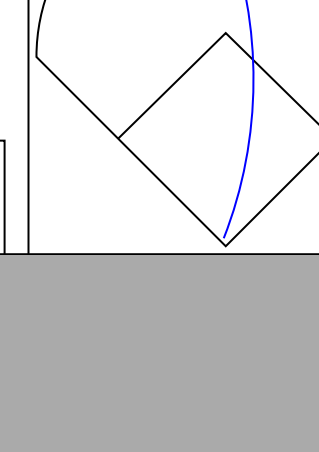
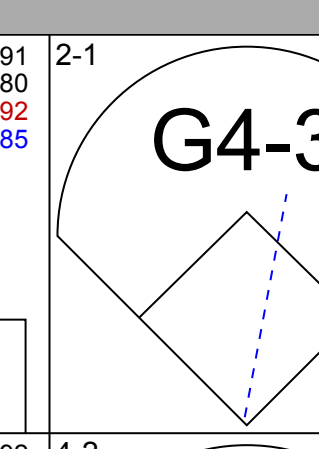
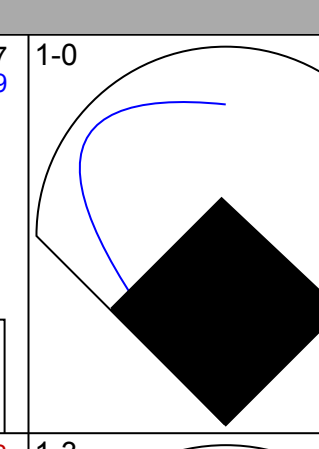
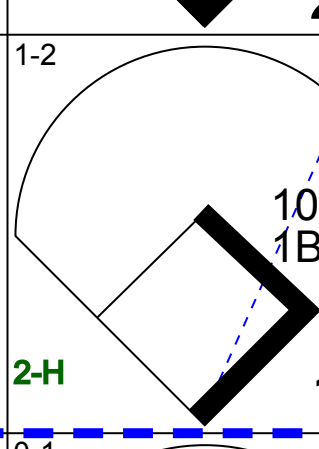
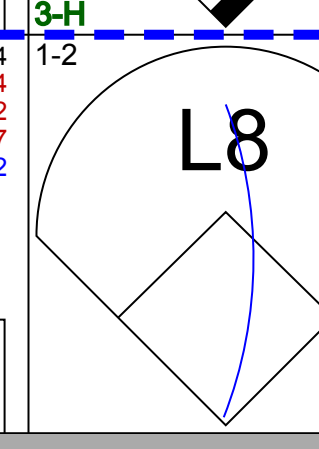
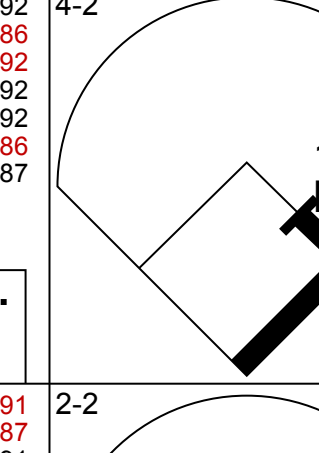
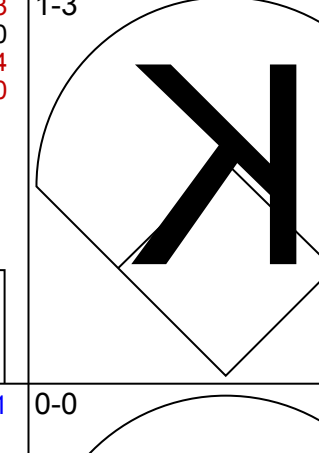
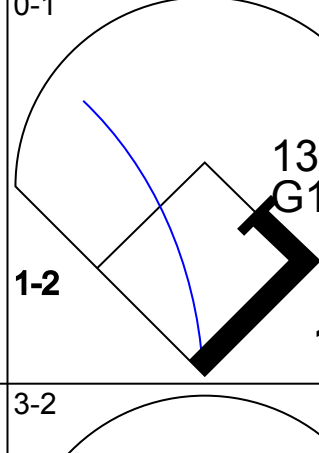
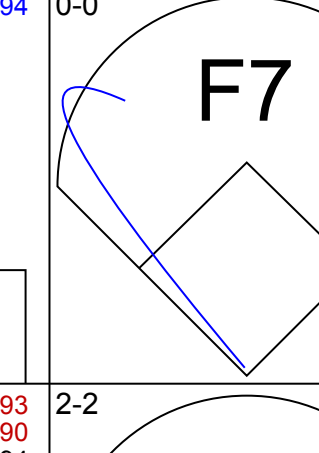
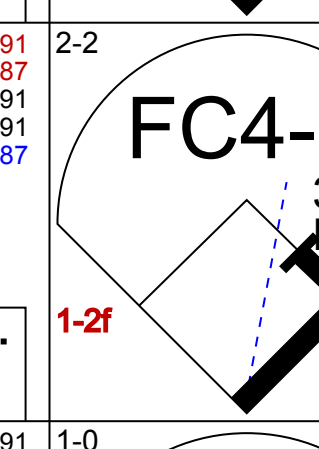
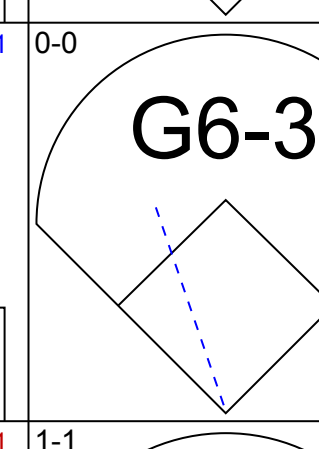
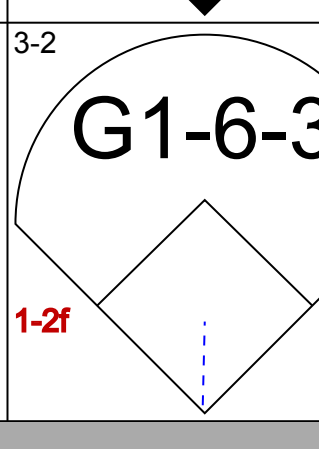
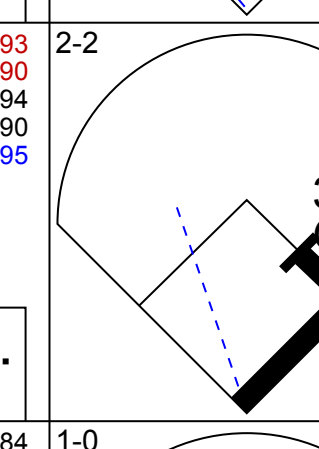
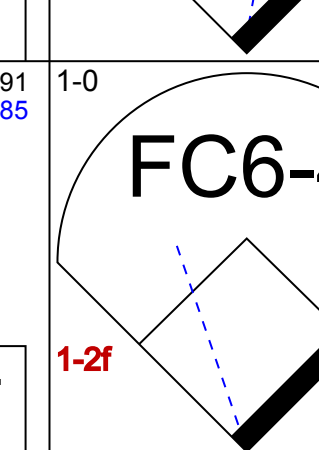
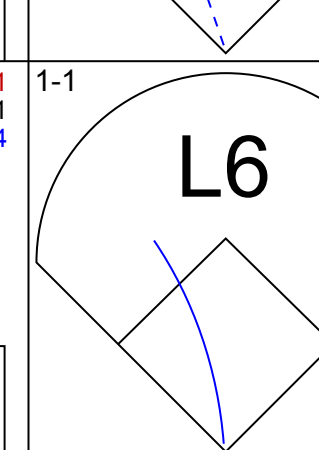

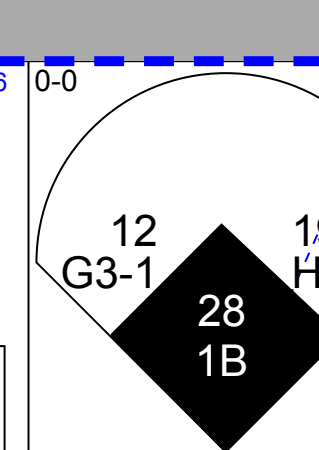
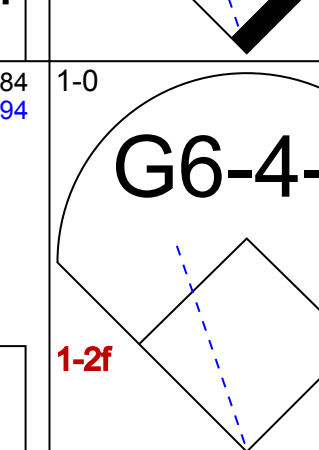
Batter	1	2	3	4	5	6	7	8	9	AB	R	H	RBI	BB	SO	LOB	BOTTOM										
9 Brandon Nimmo, L (1, 8) OBP: 0.356, SLG: 0.428										5	1	3	0	0	0	1											
6 Starling Marte, R (1, 9) OBP: 0.343, SLG: 0.453										4	0	0	0	0	1	4											
12 Francisco Lindor, S (1, 6) OBP: 0.346, SLG: 0.461										4	1	2	0	0	0	2											
20 Pete Alonso, R (1, 3) OBP: 0.361, SLG: 0.551										3	1	1	2	1	1	2											
32 Daniel Vogelbach, L (1, 10) OBP: 0.358, SLG: 0.445										1	1	0	0	1	1	2											
28 Darin Ruf, R (4, PH) OBP: 0.326, SLG: 0.373										2	0	0	0	0	1	3											
1 Jeff McNeil, L (1, 4) OBP: 0.359, SLG: 0.437										4	1	1	0	0	0	2											
19 Mark Canha, R (1, 7) OBP: 0.362, SLG: 0.370										3	0	1	2	1	0	1											
13 Luis Guillorme, L (1, 5) OBP: 0.356, SLG: 0.357										4	0	0	0	0	2	2											
3 Tomás Nido, R (1, 2) OBP: 0.274, SLG: 0.270										4	0	2	0	0	2	1											
<b>Inning Stats</b>	R: 0 H: 2 E: 0 K: 2 S: 19	H: 0 LOB: 2 BB: 0 P: 29	R: 0 H: 0 E: 0 K: 2 S: 10	H: 0 LOB: 1 BB: 1 P: 15	R: 4 H: 4 E: 0 K: 1 S: 22	H: 4 LOB: 1 BB: 1 P: 37	R: 0 H: 2 E: 0 K: 1 S: 12	H: 2 LOB: 3 BB: 1 P: 17	R: 1 H: 2 E: 0 K: 1 S: 12	H: 2 LOB: 1 BB: 0 P: 20	R: 0 H: 0 E: 0 K: 0 S: 9	H: 0 LOB: 0 BB: 0 P: 13	R: 0 H: 0 E: 0 K: 0 S: 6	H: 0 LOB: 0 BB: 0 P: 9	R: 0 H: 0 E: 0 K: 1 S: 7	H: 0 LOB: 0 BB: 0 P: 10	R: 0 H: 0 E: 0 K: 1 S: 7	H: 0 LOB: 0 BB: 0 P: 10	1B: 6 2B: 4 3B: 0 HR: 0	SF: 0 SAC: 0 DP: 0 HBP: 0	WP: 1 PB: 0 CS: 0	PA: 37	<b>AB</b> 34 <b>R</b> 5 <b>H</b> 10 <b>RBI</b> 4 <b>BB</b> 3 <b>SO</b> 8 <b>LOB</b> 20				
<b>PITCHER</b>	IP	WLS	BF	H	R	ER	SO	BB	IBB	HBP	BLK	WP	HR	S	P	ERA	WHIP										
65 Spencer Strider, R (1, 1) ERA: 3.11	2.2	L	16	4	4	4	4	2	0	0	0	0	0	50	79	13.50	3.000										
52 Dylan Lee, L (3, 1) ERA: 1.8	1.1		7	2	0	0	1	0	1	0	0	0	0	13	19	0.00	1.500										
32 Collin McHugh, R (5, 1) ERA: 3.23	2.0		8	2	1	1	1	0	0	0	0	1	0	21	33	4.50	1.000										
33 A.J. Minter, L (7, 1) ERA: 2.56	1.0		3	0	0	0	0	0	0	0	0	0	0	6	9	0.00	0.000										
26 Raisel Iglesias, R (8, 1) ERA: 3.82	1.0		3	0	0	0	1	0	0	0	0	0	0	7	10	0.00	0.000										







Batter	1	2	3	4	5	6	7	8	9	AB	R	H	RBI	BB	SO	LOB	TOP								
6 Jonathan India, R OBP: 0.307, SLG: 0.392										5	0	1	0	0	3	1	<p>Cincinnati Reds @ New York Mets Citi Field, Flushing, NY Tue Aug 09 2022, 8:02 PM - 11:00 PM EDT Att: 30,816 - Partly Cloudy - 86 F</p> <p>livebaseballscorecards.com</p> <p>AB 35 R 2 H 8 RBI 2 BB 3 SO 13 LOB 17</p> 								
15 Nick Senzel, R OBP: 0.329, SLG: 0.319										5	0	0	0	0	2	3									
17 Kyle Farmer, R OBP: 0.329, SLG: 0.371										4	0	2	0	0	0	1									
19 Joey Votto, L OBP: 0.331, SLG: 0.389										4	0	0	0	0	2	2									
7 Donovan Solano, R OBP: 0.359, SLG: 0.445										3	1	2	0	1	0	0									
44 Aristides Aquino, R OBP: 0.297, SLG: 0.300										3	0	0	0	1	1	4									
27 Jake Fraley, L OBP: 0.292, SLG: 0.385										3	1	1	2	1	0	2									
2 Jose Barrero, R OBP: 0.190, SLG: 0.476										3	0	0	0	0	3	1									
35 Alejo Lopez, S OBP: 0.329, SLG: 0.274										1	0	0	0	0	1	3									
28 Austin Romine, R OBP: 0.227, SLG: 0.214										3	0	2	0	0	1	0									
3 Albert Almora Jr., R OBP: 0.274, SLG: 0.374										1	0	0	0	0	0	0									
<b>Inning Stats</b>	R: 0 E: 0 K: 2 S: 13	H: 1 LOB: 1 BB: 0 P: 19	R: 0 E: 0 K: 1 S: 8	H: 1 LOB: 1 BB: 0 P: 9	R: 0 E: 0 K: 1 S: 11	H: 1 LOB: 1 BB: 0 P: 12	R: 0 E: 0 K: 1 S: 7	H: 0 LOB: 1 BB: 0 P: 13	R: 0 E: 0 K: 3 S: 9	H: 0 LOB: 0 BB: 0 P: 11	R: 0 E: 0 K: 0 S: 5	H: 0 LOB: 0 BB: 0 P: 6	R: 2 E: 0 K: 2 S: 15	H: 4 LOB: 2 BB: 0 P: 22	R: 0 E: 0 K: 3 S: 19	H: 1 LOB: 3 BB: 2 P: 29	R: 0 E: 0 K: 0 S: 10	H: 0 LOB: 0 BB: 0 P: 14	1B: 7 2B: 0 3B: 0 HR: 1	SF: 0 SAC: 0 DP: 0 HBP: 0	WP: 0 PB: 0 SB: 0 CS: 0	PA: 38			
<b>PITCHER</b>	IP	WLS	BF	H	R	ER	SO	BB	IBB	HBP	BLK	WP	HR	S	P	ERA	WHIP								
59 Carlos Carrasco, R ERA: 3.76	6.2	W	28	7	2	2	9	1	0	0	0	0	1	65	88	2.70	1.200								
60 Mychal Givens, R ERA: 3.71	0.1	H	1	0	0	0	1	0	0	0	0	0	0	3	4	0.00	0.000								
65 Trevor May, R ERA: 7.15	1.0		6	1	0	0	3	2	0	0	0	0	0	19	29	0.00	3.000								
67 Seth Lugo, R ERA: 3.59	1.0		3	0	0	0	0	0	0	0	0	0	0	10	14	0.00	0.000								

Batter	1	2	3	4	5	6	7	8	9	AB	R	H	RBI	BB	SO	LOB	BOTTOM								
19 Mark Canha, R OBP: 0.366, SLG: 0.370										2	2	1	0	1	0	0	<p>Cincinnati Reds @ New York Mets Citi Field, Flushing, NY Tue Aug 09 2022, 8:02 PM - 11:00 PM EDT Att: 30,816 - Partly Cloudy - 86 F</p> <p>livebaseballscorecards.com</p> <p>AB 31 R 6 H 9 RBI 6 BB 4 SO 4 LOB 18</p> 								
6 Starling Marte, R OBP: 0.344, SLG: 0.458										3	0	0	0	1	2	3									
12 Francisco Lindor, S OBP: 0.344, SLG: 0.462										4	1	1	2	0	0	4									
20 Pete Alonso, R OBP: 0.357, SLG: 0.541										3	0	0	0	1	1	2									
28 Darin Ruf, R OBP: 0.328, SLG: 0.378										4	1	2	2	0	0	2									
1 Jeff McNeil, L OBP: 0.362, SLG: 0.445										4	1	2	2	0	0	2									
10 Eduardo Escobar, S OBP: 0.273, SLG: 0.390										3	0	1	0	1	1	0									
13 Luis Guillorme, L OBP: 0.354, SLG: 0.355										4	0	1	0	0	0	3									
3 Tomás Nido, R OBP: 0.274, SLG: 0.269										4	1	1	0	0	0	2									
<b>Inning Stats</b>	R: 0 E: 0 K: 0 S: 12	H: 1 LOB: 2 BB: 1 P: 24	R: 0 E: 0 K: 0 S: 9	H: 0 LOB: 1 BB: 1 P: 18	R: 2 E: 0 K: 1 S: 19	H: 1 LOB: 0 BB: 1 P: 30	R: 1 E: 0 K: 1 S: 7	H: 1 LOB: 0 BB: 0 P: 10	R: 0 E: 0 K: 1 S: 9	H: 0 LOB: 0 BB: 0 P: 11	R: 1 E: 0 K: 0 S: 17	H: 3 LOB: 1 BB: 0 P: 25	R: 2 E: 0 K: 1 S: 14	H: 2 LOB: 2 BB: 1 P: 17	R: 0 E: 0 K: 0 S: 5	H: 1 LOB: 0 BB: 0 P: 8		1B: 6 2B: 1 3B: 0 HR: 2	SF: 0 SAC: 0 DP: 2 HBP: 1	WP: 0 PB: 0 SB: 0 CS: 0	PA: 36				
<b>PITCHER</b>	IP	WLS	BF	H	R	ER	SO	BB	IBB	HBP	BLK	WP	HR	S	P	ERA	WHIP								
31 Mike Minor, L ERA: 6.24	5.1	L	24	5	4	4	3	3	0	0	0	0	2	68	110	6.75	1.500								
85 Luis Cessa, R ERA: 5.97	0.2		2	1	0	0	0	0	0	0	0	0	0	5	8	0.00	1.500								
66 Joel Kuhnel, R ERA: 5.77	0.2		6	2	2	2	1	0	1	1	0	0	0	10	12	27.00	3.000								
75 Ross Detwiler, L ERA: 3.44	0.1		1	0	0	0	0	0	0	0	0	0	0	4	5	0.00	0.000								
68 Ryan Hendrix, R ERA: 5.4	1.0		3	1	0	0	0	0	0	0	0	0	0	5	8	0.00	1.000								



Batter	1	2	3	4	5	6	7	8	9	AB	R	H	RBI	BB	SO	LOB	TOP				
6 Jonathan India, R OBP: 0.306, SLG: 0.387 4 Matt Reynolds, R OBP: 0.319, SLG: 0.344	P3		P3				G2-3		G4-3	3	0	0	0	1	0	1	<p>Cincinnati Reds @ New York Mets</p> <p>Citi Field, Flushing, NY</p> <p>Wed Aug 10 2022, 1:11 PM - 4:12 PM EDT</p> <p>Att: 36,883 - Partly Cloudy - 83 F</p>				
15 Nick Senzel, R OBP: 0.304, SLG: 0.316	G6-3		G1-3			F7			K	5	0	1	0	0	1	2					
17 Kyle Farmer, R OBP: 0.331, SLG: 0.373	P4									4	1	2	0	0	1	1					
19 Joey Votto, L OBP: 0.336, SLG: 0.395 35 Alejo Lopez, S OBP: 0.329, SLG: 0.274										3	1	2	1	0	0	1					
7 Donovan Solano, R OBP: 0.356, SLG: 0.435										3	0	0	0	1	1	5					
3 Albert Almora Jr., R OBP: 0.273, SLG: 0.388										3	0	0	0	1	1	2					
27 Jake Fraley, L OBP: 0.289, SLG: 0.373										2	0	0	1	1	0	2					
2 Jose Barrero, R OBP: 0.200, SLG: 0.440										4	0	1	0	0	2	3					
26 Michael Papierski, S OBP: 0.238, SLG: 0.176										4	0	0	0	0	1	2					
<b>Inning Stats</b>	R: 0 E: 0 K: 0 S: 6	H: 0 LOB: 0 BB: 0 P: 6	R: 0 E: 0 K: 1 S: 10	H: 1 LOB: 1 BB: 0 P: 14	R: 0 E: 1 K: 0 S: 4	H: 1 LOB: 1 BB: 0 P: 10	R: 2 E: 0 K: 1 S: 14	H: 2 LOB: 1 BB: 1 P: 23	R: 0 E: 0 K: 1 S: 8	H: 0 LOB: 1 BB: 1 P: 17	R: 0 E: 0 K: 2 S: 14	H: 1 LOB: 1 BB: 0 P: 12	R: 0 E: 0 K: 0 S: 6	H: 0 LOB: 1 BB: 1 P: 10	R: 0 E: 0 K: 1 S: 6	H: 0 LOB: 0 BB: 0 P: 8		1B: 5 2B: 1 3B: 0 HR: 0	SF: 1 SAC: 0 DP: 0 HBP: 1	WP: 0 PB: 0 SB: 0 CS: 0	PA: 38
<b>PITCHER</b>	IP WLS BF H R ER SO BB IBB HBP BLK WP HR S P ERA WHIP	IP WLS BF H R ER SO BB IBB HBP BLK WP HR S P ERA WHIP	IP WLS BF H R ER SO BB IBB HBP BLK WP HR S P ERA WHIP	IP WLS BF H R ER SO BB IBB HBP BLK WP HR S P ERA WHIP	IP WLS BF H R ER SO BB IBB HBP BLK WP HR S P ERA WHIP	IP WLS BF H R ER SO BB IBB HBP BLK WP HR S P ERA WHIP	IP WLS BF H R ER SO BB IBB HBP BLK WP HR S P ERA WHIP	IP WLS BF H R ER SO BB IBB HBP BLK WP HR S P ERA WHIP	IP WLS BF H R ER SO BB IBB HBP BLK WP HR S P ERA WHIP	IP WLS BF H R ER SO BB IBB HBP BLK WP HR S P ERA WHIP	IP WLS BF H R ER SO BB IBB HBP BLK WP HR S P ERA WHIP	IP WLS BF H R ER SO BB IBB HBP BLK WP HR S P ERA WHIP	IP WLS BF H R ER SO BB IBB HBP BLK WP HR S P ERA WHIP	IP WLS BF H R ER SO BB IBB HBP BLK WP HR S P ERA WHIP	IP WLS BF H R ER SO BB IBB HBP BLK WP HR S P ERA WHIP	IP WLS BF H R ER SO BB IBB HBP BLK WP HR S P ERA WHIP	IP WLS BF H R ER SO BB IBB HBP BLK WP HR S P ERA WHIP	IP WLS BF H R ER SO BB IBB HBP BLK WP HR S P ERA WHIP	IP WLS BF H R ER SO BB IBB HBP BLK WP HR S P ERA WHIP	IP WLS BF H R ER SO BB IBB HBP BLK WP HR S P ERA WHIP	IP WLS BF H R ER SO BB IBB HBP BLK WP HR S P ERA WHIP

AB	32
R	2
H	6
RBI	2
BB	4
SO	7
LOB	19



Batter	1	2	3	4	5	6	7	8	9	AB	R	H	RBI	BB	SO	LOB	BOTTOM				
9 Brandon Nimmo, L OBP: 0.355, SLG: 0.421										3	2	0	0	1	1	3	<p>Cincinnati Reds @ New York Mets</p> <p>Citi Field, Flushing, NY</p> <p>Wed Aug 10 2022, 1:11 PM - 4:12 PM EDT</p> <p>Att: 36,883 - Partly Cloudy - 83 F</p>				
12 Francisco Lindor, S OBP: 0.349, SLG: 0.464 10 Eduardo Escobar, S OBP: 0.273, SLG: 0.390										3	3	2	2	1	1	0					
20 Pete Alonso, R OBP: 0.360, SLG: 0.542										5	0	3	1	0	0	1					
32 Daniel Vogelbach, L OBP: 0.360, SLG: 0.452										5	1	2	3	0	2	2					
1 Jeff McNeil, L OBP: 0.361, SLG: 0.447										3	0	1	2	0	1	2					
25 Tyler Naquin, L OBP: 0.316, SLG: 0.502										4	2	2	1	0	1	2					
19 Mark Canha, R OBP: 0.368, SLG: 0.368										2	0	0	0	2	2	1					
13 Luis Guillorme, L OBP: 0.356, SLG: 0.357										4	1	2	0	0	0	1					
33 James McCann, R OBP: 0.252, SLG: 0.281										4	1	1	0	0	2	3					
<b>Inning Stats</b>	R: 2 E: 0 K: 0 S: 14	H: 1 LOB: 1 BB: 1 P: 25	R: 3 E: 0 K: 2 S: 21	H: 4 LOB: 2 BB: 1 P: 32	R: 1 E: 0 K: 2 S: 14	H: 1 LOB: 0 BB: 0 P: 22	R: 0 E: 0 K: 0 S: 5	H: 0 LOB: 0 BB: 0 P: 12	R: 1 E: 1 K: 1 S: 14	H: 2 LOB: 2 BB: 1 P: 23	R: 3 E: 0 K: 2 S: 21	H: 4 LOB: 1 BB: 1 P: 35	R: 0 E: 0 K: 1 S: 10	H: 1 LOB: 0 BB: 0 P: 14	R: 0 E: 0 K: 2 S: 12	H: 0 LOB: 0 BB: 0 P: 17		1B: 9 2B: 3 3B: 0 HR: 1	SF: 1 SAC: 0 DP: 2 HBP: 2	WP: 0 PB: 0 SB: 1 CS: 0	PA: 40
<b>PITCHER</b>	IP WLS BF H R ER SO BB IBB HBP BLK WP HR S P ERA WHIP	IP WLS BF H R ER SO BB IBB HBP BLK WP HR S P ERA WHIP	IP WLS BF H R ER SO BB IBB HBP BLK WP HR S P ERA WHIP	IP WLS BF H R ER SO BB IBB HBP BLK WP HR S P ERA WHIP	IP WLS BF H R ER SO BB IBB HBP BLK WP HR S P ERA WHIP	IP WLS BF H R ER SO BB IBB HBP BLK WP HR S P ERA WHIP	IP WLS BF H R ER SO BB IBB HBP BLK WP HR S P ERA WHIP	IP WLS BF H R ER SO BB IBB HBP BLK WP HR S P ERA WHIP	IP WLS BF H R ER SO BB IBB HBP BLK WP HR S P ERA WHIP	IP WLS BF H R ER SO BB IBB HBP BLK WP HR S P ERA WHIP	IP WLS BF H R ER SO BB IBB HBP BLK WP HR S P ERA WHIP	IP WLS BF H R ER SO BB IBB HBP BLK WP HR S P ERA WHIP	IP WLS BF H R ER SO BB IBB HBP BLK WP HR S P ERA WHIP	IP WLS BF H R ER SO BB IBB HBP BLK WP HR S P ERA WHIP	IP WLS BF H R ER SO BB IBB HBP BLK WP HR S P ERA WHIP	IP WLS BF H R ER SO BB IBB HBP BLK WP HR S P ERA WHIP	IP WLS BF H R ER SO BB IBB HBP BLK WP HR S P ERA WHIP	IP WLS BF H R ER SO BB IBB HBP BLK WP HR S P ERA WHIP	IP WLS BF H R ER SO BB IBB HBP BLK WP HR S P ERA WHIP	IP WLS BF H R ER SO BB IBB HBP BLK WP HR S P ERA WHIP	IP WLS BF H R ER SO BB IBB HBP BLK WP HR S P ERA WHIP

AB	33
R	10
H	13
RBI	9
BB	4
SO	10
LOB	15





Batter	1	2	3	4	5	6	7	8	9	10	AB	R	H	RBI	BB	SO	LOB	TOP			
5 Bryson Stott, L OBP: 0.282, SLG: 0.341	(1,6) C FF 93 3-2 B FF 94 B FF 93 B FF 94 X CH 86	(1,2) C CU 74 3-2 B FF 93 B FC 88 H FC 88		X FF 93 0-0			B FF 92 1-2 C CU 74 C FC 88 X FF 93		X FF 97 0-0		4 2 3 0 0 0 0										
17 Rhys Hoskins, R OBP: 0.338, SLG: 0.484	(1,3) C FF 95 1-3 S SL 86 S SL 86	(1,2) C FF 94 1-2 F FF 94		F FF 93 1-1 X FF 94			B SL 84 2-1 C SL 84 1 SAFE 1 SAFE B FF 94 C FF 94 X CH 84		B SL 86 3-2 B SL 85 B SL 92 C FF 92 B FF 94 F FF 93 X CH 92		5 0 1 0 0 1 4										
28 Alec Bohm, R OBP: 0.327, SLG: 0.408	(1,5) B SL 86 2-1 B FF 95 S SL 85 X FF 95	(1,2) X SL 85 0-1 X SL 85		C SL 84 2-2 C FF 92 C CU 75 B SL 85 B FF 93 F FF 95 F FC 91 F SL 84 F FF 96			X SL 84 0-0		X SL 85 0-0		4 0 1 2 0 0 4										
10 J.T. Realmuto, R OBP: 0.332, SLG: 0.445	(1,2) B FF 94 2-1 F SL 85 B FF 94 X FF 94		X SL 83 0-0			F FF 94 2-2 B CH 84 B SL 84 B FF 94 F FF 94 X SL 84		C ST 86 2-2 B SL 84 B SL 93 B SL 93 X ST 81		B SL 86 2-3 B SL 84 B SL 92 S FF 94 S FF 94		5 0 0 0 0 1 1									
8 Nick Castellanos, R OBP: 0.394, SLG: 0.378	(1,9) X SL 83 0-0			C CU 73 1-3 B FF 93 S SL 84 S SL 84			B FF 94 1-1 B SL 84 S SL 84 C FF 94 S CH 84		F ST 79 1-1 B SL 94 B SL 95		4 0 2 0 0 2 0										
25 Darick Hall, L OBP: 0.311, SLG: 0.575	(1,10) C FF 95 0-3 S FC 91 S SL 87			S FF 93 0-2 F FF 94 X CH 85			S FF 93 0-1 X CH 83		1 SAFE B SL 81 B SL 81 S ST 81 S ST 82		4 0 1 0 0 2 3										
2 Jean Segura, R OBP: 0.325, SLG: 0.411				B SL 84 1-0 X SL 84			F FF 93 1-1 D CH 84 X SL 84		B SL 96 2-3 B ST 80 C ST 83 C ST 83 S SL 96		4 0 1 0 0 1 2										
16 Brandon Marsh, L OBP: 0.283, SLG: 0.347				C CU 74 0-3 1 SAFE F FC 89 F FC 90 F FC 90			X FF 92 0-0		C SL 89 0-3 C FF 100 S SL 83		4 0 0 0 0 3 1										
19 Matt Vierling, R OBP: 0.294, SLG: 0.328				C FF 94 0-1 1 SAFE X SL 84			B FF 92 1-0 X SL 83		C SL 89 1-3 B SL 91 S SL 90 S SL 95		4 0 1 0 0 1 1										
<b>Inning Stats</b>	R: 1 E: 0 K: 2 S: 14	H: 3 LOB: 2 BB: 0 P: 22	R: 0 E: 0 K: 1 S: 16	H: 2 LOB: 3 BB: 0 P: 21	R: 0 E: 0 K: 1 S: 8	H: 0 LOB: 0 BB: 0 P: 9	R: 0 E: 0 K: 1 S: 8	H: 2 LOB: 2 BB: 11 P: 11	R: 0 E: 0 K: 1 S: 5	H: 1 LOB: 0 BB: 0 P: 6	R: 0 E: 0 K: 0 S: 7	H: 1 LOB: 1 BB: 0 P: 10	R: 0 E: 0 K: 2 S: 7	H: 0 LOB: 0 BB: 0 P: 8	R: 1 E: 0 K: 1 S: 8	H: 0 LOB: 0 BB: 0 P: 13	1B: 9 2B: 1 3B: 0 HR: 0	SF: 1 SAC: 0 DP: 1 HBP: 1	WP: 0 PB: 0 SB: 3 CS: 0	PA: 40	
<b>PITCHER</b>	IP 7.0	WLS 30	BF 9	H 1	R 1	ER 1	SO 6	BB 0	IBB 0	HBP 1	BLK 0	WP 0	HR 0	S 72	P 98	ERA 1.29	WHIP 1.286				
21 Max Scherzer, R ERA: 1.93	(1,1)																				
0 Adam Ottavino, R ERA: 2.2	(8,1)	1.0	4	1	0	0	2	0	0	0	0	0	0	11	18	0.00	1.000				
39 Edwin Diaz, R ERA: 1.36	(9,1)	1.0	3	0	0	0	2	0	0	0	0	0	0	7	8	0.00	0.000				
60 Mychal Givens, R ERA: 3.63	(10,1)	1.0	L	3	0	1	0	0	0	0	0	0	0	8	13	0.00	0.000				

Philadelphia Phillies @ New York Mets  
Citi Field, Flushing, NY  
Fri Aug 12 2022, 7:11 PM - 10:04 PM EDT  
Att. 38,467 - Partly Cloudy - 82 F

livebaseballscorecards.com

AB 38  
R 2  
H 10  
RBI 2  
BB 0  
SO 11  
LOB 16



WP: 0 PA: 40  
PB: 0  
SB: 3  
CS: 0

Batter	1	2	3	4	5	6	7	8	9	10	AB	R	H	RBI	BB	SO	LOB	BOTTOM				
9 Brandon Nimmo, L OBP: 0.352, SLG: 0.417	(1,8) C FF 92 0-1 X SI 94			C SI 94 1-2 B CH 88 B CH 88 X SI 94			B SL 84 2-1 C SI 94 C SI 94 X SI 94		C SI 100 1-2 B SL 100 B FC 96 X SI 99		4 0 0 0 0 0 1											
6 Starling Marte, R OBP: 0.343, SLG: 0.488	(1,9) C SI 93 0-1 X CH 85			C CU 80 2-2 B CH 82 S FC 93 X CH 83			S CH 84 1-1 B SL 93 B FF 91		B SI 100 1-1 F SI 99 X SL 91		4 0 1 0 0 0 0											
12 Francisco Lindor, S OBP: 0.348, SLG: 0.462	(1,8) C SI 93 1-2 F FF 93 X CH 82			C FF 94 0-1 C CU 79			B FC 92 2-2 C CH 83 B FC 91 F FC 91 X CH 84		B SI 100 2-0 D SL 92 X SI 99		4 0 1 0 0 0 1											
20 Pete Alonso, R OBP: 0.361, SLG: 0.540	(1,3)			S SI 94 2-3 1 SAFE F FC 91 D CU 77 C SI 94			B CU 76 2-1 S FF 92 B FF 93 X FC 92		B SI 100 0-0		2 1 0 0 2 1 1											
28 Darin Ruf, R OBP: 0.329, SLG: 0.381	(1,10)			SAFE F FC 91 B CH 84 B FC 92 X FF 94			F SI 93 0-3 C CH 84 B FC 92 S CU 76		B SI 100 1-0 X SI 100		3 0 1 0 0 1 1											
32 Daniel Vogelbach, L OBP: 0.359, SLG: 0.450	(9,PH) (10,10)			SAFE F FC 91 B CH 84 B FC 92 X FF 94			F SI 93 0-3 C CH 84 B FC 92 S CU 76		B SI 100 1-0 X SI 100		1 0 0 0 0 0 2											
19 Mark Canha, R OBP: 0.366, SLG: 0.366	(1,7) (3,5)			X CU 75 0-0			B SI 92 2-1 B CH 83 X CU 76		C CH 83 4-2 B CH 83 B SI 93 F FC 91 B SI 92 F CU 79 B SI 93		2 0 0 1 1 0 0											
1 Jeff McNeil, L OBP: 0.360, SLG: 0.446	(1,4)			C SI 92 2-1 B SI 93 B SI 93 X SI 94			F SI 94 0-1 X SI 94		X SI 94 0-0		1 0 0 0 0 0 1											
25 Tyler Naquin, L OBP: 0.312, SLG: 0.495	(3,7)			B SI 93 2-0 X SI 94			B SI 94 1-0 X SI 94		C SI 98 0-1 X SI 98		3 0 0 0 0 1 2											
10 Eduardo Escobar, S OBP: 0.273, SLG: 0.390	(1,5)			B SI 93 2-0 X SI 94			B SI 94 1-0 X SI 94		C SI 98 0-1 X SI 98		4 0 1 0 0 0 2											
13 Luis Guillorme, L OBP: 0.355, SLG: 0.356	(2,PH) (3,4)			B SI 93 0-1 X SI 94			B SI 94 1-0 X SI 94		C SI 98 0-1 X SI 98		0 0 0 0 0 0 0											
3 Tomás Nido, R OBP: 0.274, SLG: 0.270	(1,2)			C SI 93 3-3 B FF 92 B CH 84 B CH 83 C SI 94			C CH 82 0-3 F FC 92 C SI 94		F SI 94 0-1 X FC 96		3 0 1 0 0 2 1											
<b>Inning Stats</b>	R: 0 E: 0 K: 0 S: 7	H: 0 LOB: 0 BB: 0 P: 8	R: 1 E: 0 K: 0 S: 10	H: 1 LOB: 1 BB: 1 P: 19	R: 0 E: 0 K: 1 S: 10	H: 0 LOB: 0 BB: 0 P: 16	R: 0 E: 0 K: 1 S: 7	H: 1 LOB: 0 BB: 12 P: 12	R: 0 E: 0 K: 1 S: 8	H: 1 LOB: 1 BB: 0 P: 11	R: 0 E: 0 K: 0 S: 7	H: 0 LOB: 0 BB: 0 P: 12	R: 0 E: 0 K: 1 S: 9	H: 0 LOB: 1 BB: 1 P: 15	R: 0 E: 0 K: 0 S: 4	H: 1 LOB: 1 BB: 0 P: 8	R: 0 E: 0 K: 1 S: 7	H: 0 LOB: 1 BB: 0 P: 11	1B: 3 2B: 3 3B: 0 HR: 0	SF: 1 SAC: 0 DP: 3 HBP: 0	WP: 0 PB: 0 SB: 0 CS: 0	PA: 35
<b>PITCHER</b>	IP 7.0	WLS 25	BF 31	H 1	R 1	ER 4	SO 4	BB 2	IBB 0	HBP 0	BLK 0	WP 0	HR 0	S 58	P 93	ERA 1.29	WHIP 0.714					
55 Ranger Suárez, L ERA: 3.52	(1,1)																					
46 José Alvarado, L ERA: 4.59	(8,1)	1.0	3	1	0	0	0	0	0	0	0	0	0	7	8	0.00	1.000					
58 Seranthony Dominguez, R ERA: 1.49	(9,1)	1.0	W	4	1	0	0	0	1	0	0	0	0	4	8	0.00	1.000					
30 David Robertson, R ERA: 2.03	(10,1)	1.0	S	3	0	0	1	0	0	0	0	0	0	7	11	0.00	0.000					

Philadelphia Phillies @ New York Mets  
Citi Field, Flushing, NY  
Fri Aug 12 2022, 7:11 PM - 10:04 PM EDT  
Att. 38,467 - Partly Cloudy - 82 F

livebaseballscorecards.com

AB 31  
R 1  
H 5  
RBI 1  
BB 3  
SO 5  
LOB 12



WP: 0 PA: 35  
PB: 0  
SB: 0  
CS: 0



Batter	1	2	3	4	5	6	7	8	9	AB	R	H	RBI	BB	SO	LOB	TOP			
5 Bryson Stott, L (1, 6) OBP: 0.282, SLG: 0.339										4	0	1	0	0	1	0	Philadelphia Phillies @ New York Mets Citi Field, Flushing, NY Sat Aug 13 2022, 7:11 PM - 9:34 PM EDT Att. 43,857 - Clear - 79 F			
17 Rhys Hoskins, R (1, 3) OBP: 0.340, SLG: 0.483										3	0	1	0	1	1	0				
33 Edmundo Sosa, R (6, FR) OBP: 0.248, SLG: 0.269										0	0	0	0	0	0	0				
28 Alec Bohm, R (1, 5) OBP: 0.324, SLG: 0.404										4	0	0	0	0	1	2				
10 J.T. Realmuto, R (1, 2) OBP: 0.332, SLG: 0.441										3	0	0	0	1	1	1				
8 Nick Castellanos, R (1, 9) OBP: 0.303, SLG: 0.376										4	0	1	0	0	3	2				
25 Darick Hall, L (1, 10) OBP: 0.303, SLG: 0.560										3	0	0	0	0	2	1				
16 Brandon Marsh, L (1, 8) OBP: 0.280, SLG: 0.344									3	0	0	0	0	3	0					
29 Nick Maton, L (1, 4) OBP: 0.533, SLG: 1.154									3	0	0	0	0	2	0					
19 Matt Vierling, R (1, 7) OBP: 0.291, SLG: 0.325									2	0	0	0	0	0	0					
12 Kyle Schwarber, L (8, PH) OBP: 0.314, SLG: 0.500										1	0	0	0	0	0	0				
21 Garrett Stubbs, L (8, 7) OBP: 0.333, SLG: 0.494										0	0	0	0	0	0	0				
<b>Inning Stats</b>	R: 0 E: 0 K: 2 S: 10	H: 1 LOB: 1 BB: 0 P: 14	R: 0 E: 0 K: 3 S: 13	H: 0 LOB: 0 BB: 0 P: 19	R: 0 E: 0 K: 1 S: 9	H: 0 LOB: 0 BB: 0 P: 10	R: 0 E: 0 K: 1 S: 7	H: 0 LOB: 0 BB: 0 P: 10	R: 0 E: 0 K: 1 S: 9	H: 1 LOB: 1 BB: 0 P: 12	R: 0 E: 0 K: 1 S: 10	H: 1 LOB: 1 BB: 0 P: 15	R: 0 E: 0 K: 2 S: 10	H: 0 LOB: 0 BB: 0 P: 14	R: 0 E: 0 K: 1 S: 13	H: 0 LOB: 3 BB: 2 P: 25	1B: 3 2B: 0 3B: 0 HR: 0	SF: 0 SAC: 0 DP: 0 HBP: 0	WP: 0 PB: 0 SB: 3 CS: 0	PA: 32
<b>PITCHER</b>	IP WLS BF H R ER SO BB IBB HBP BLK WP HR S P ERA WHIP																			
48 Jacob deGrom, R (1, 1) ERA: 1.62	6.0 W 20 2 0 0 10 0 0 0 0 0 0 0 0 0 0 0 0.00 0.333																			
67 Seth Lugo, R (7, 1) ERA: 3.43	1.0 H 4 1 0 0 1 0 0 0 0 0 0 0 0 0 0 0 0.00 1.000																			
65 Trevor May, R (8, 1) ERA: 6.57	1.0 H 3 0 0 0 2 0 0 0 0 0 0 0 0 0 0 0 0.00 0.000																			
39 Edwin Diaz, R (9, 1) ERA: 1.33	1.0 S 5 0 0 0 1 2 0 0 0 0 0 0 0 0 0 0 0.00 2.000																			
<b>Batter</b>	<b>1</b>	<b>2</b>	<b>3</b>	<b>4</b>	<b>5</b>	<b>6</b>	<b>7</b>	<b>8</b>	<b>9</b>	<b>AB</b>	<b>R</b>	<b>H</b>	<b>RBI</b>	<b>BB</b>	<b>SO</b>	<b>LOB</b>	<b>BOTTOM</b>			
9 Brandon Nimmo, L (1, 8) OBP: 0.349, SLG: 0.413										4	0	0	0	0	1	2	Philadelphia Phillies @ New York Mets Citi Field, Flushing, NY Sat Aug 13 2022, 7:11 PM - 9:34 PM EDT Att. 43,857 - Clear - 79 F			
6 Starling Marte, R (1, 9) OBP: 0.343, SLG: 0.457										3	1	1	0	0	1	0				
12 Francisco Lindor, S (1, 6) OBP: 0.346, SLG: 0.499										3	0	0	0	0	1	1				
20 Pete Alonso, R (1, 3) OBP: 0.361, SLG: 0.538										3	0	0	0	0	1	1				
32 Daniel Vogelbach, L (1, 10) OBP: 0.356, SLG: 0.446										3	0	0	0	0	1	0				
25 Tyler Naquin, L (1, 7) OBP: 0.308, SLG: 0.489										3	0	0	0	0	1	0				
13 Luis Guillorme, L (1, 5) OBP: 0.354, SLG: 0.355										3	0	1	0	0	1	0				
1 Jeff McNeil, L (1, 4) OBP: 0.363, SLG: 0.446										2	0	1	0	1	0	0				
3 Tomás Nido, R (1, 2) OBP: 0.271, SLG: 0.266										3	0	0	0	0	1	3				
<b>Inning Stats</b>	R: 1 E: 1 K: 1 S: 14	H: 2 LOB: 1 BB: 0 P: 19	R: 0 E: 0 K: 1 S: 12	H: 2 LOB: 2 BB: 0 P: 19	R: 0 E: 0 K: 2 S: 9	H: 0 LOB: 0 BB: 0 P: 10	R: 0 E: 0 K: 2 S: 10	H: 0 LOB: 0 BB: 0 P: 12	R: 0 E: 0 K: 1 S: 7	H: 0 LOB: 0 BB: 0 P: 9	R: 0 E: 0 K: 0 S: 4	H: 0 LOB: 0 BB: 0 P: 5	R: 0 E: 0 K: 1 S: 8	H: 0 LOB: 0 BB: 0 P: 12	R: 0 E: 0 K: 0 S: 4	H: 0 LOB: 1 BB: 1 P: 10		1B: 4 2B: 0 3B: 0 HR: 0	SF: 0 SAC: 0 DP: 1 HBP: 0	WP: 0 PB: 0 SB: 1 CS: 0
<b>PITCHER</b>	IP WLS BF H R ER SO BB IBB HBP BLK WP HR S P ERA WHIP																			
27 Aaron Nola, R (1, 1) ERA: 3.07	8.0 L 28 4 1 1 8 1 0 0 0 0 0 0 0 0 0 0 1.12 0.625																			

AB	30
R	0
H	3
RBI	0
BB	2
SO	14
LOB	7



AB	27
R	1
H	4
RBI	1
BB	1
SO	8
LOB	7





Batter	1	2	3	4	5	6	7	8	9	AB	R	H	RBI	BB	SO	LOB	TOP										
5 Bryson Stott, L OBP: 0.281, SLG: 0.337	F7		G4-3		K		1B		K	5	0	1	0	0	2	5	Philadelphia Phillies @ New York Mets Citi Field, Flushing, NY Sun Aug 14 2022, 1:42 PM - 5:03 PM EDT Att: 40,513 - Partly Cloudy - 82 F										
17 Rhys Hoskins, R OBP: 0.342, SLG: 0.482	K			28 1B			P6			3	0	1	0	2	1												
28 Alec Bohm, R OBP: 0.323, SLG: 0.401	G4-3			1B	L4			G4-3	K	5	0	1	0	0	1	6											
10 J.T. Realmuto, R OBP: 0.328, SLG: 0.436		G5-3		K		G1-3		K		4	0	0	0	0	2	2											
8 Nick Castellanos, R OBP: 0.305, SLG: 0.380				F9		G4-3				4	0	2	0	0	0	2											
25 Darick Hall, L OBP: 0.302, SLG: 0.550		G6-5-3		G1-3						4	0	1	0	0	1	4											
2 Jean Segura, R OBP: 0.324, SLG: 0.407			G6-3		E3	F8				4	0	1	0	0	0	1											
16 Brandon Marsh, L OBP: 0.284, SLG: 0.348							G6-3			2	0	1	0	1	0	0											
33 Edmundo Sosa, R OBP: 0.254, SLG: 0.275										1	0	1	0	0	0	0											
19 Matt Vierling, R OBP: 0.286, SLG: 0.318										4	0	0	0	0	4	5											
<b>Inning Stats</b>	R: 0 E: 0 K: 1 S: 11	H: 0 LOB: 0 BB: 0 P: 15	R: 0 E: 0 K: 0 S: 8	H: 1 LOB: 0 BB: 0 P: 12	R: 0 E: 0 K: 1 S: 10	H: 0 LOB: 1 BB: 1 P: 17	R: 0 E: 0 K: 1 S: 15	H: 2 LOB: 2 BB: 0 P: 24	R: 0 E: 1 K: 2 S: 19	H: 1 LOB: 3 BB: 1 P: 29	R: 0 E: 0 K: 0 S: 11	H: 1 LOB: 1 BB: 0 P: 15	R: 0 E: 0 K: 1 S: 10	H: 1 LOB: 0 BB: 0 P: 13	R: 0 E: 0 K: 2 S: 13	H: 1 LOB: 1 BB: 0 P: 21	R: 0 E: 0 K: 3 S: 17	H: 2 LOB: 3 BB: 1 P: 26	1B: 7 2B: 2 3B: 0 HR: 0	SF: 0 SAC: 0 DP: 1 HBP: 0	WP: 0 PB: 0 SB: 0 CS: 0	PA: 39					
<b>PITCHER</b>	IP	WLS	BF	H	R	ER	SO	BB	IBB	HBP	BLK	WP	HR	S	P	ERA	WHIP										
40 Chris Bassitt, R ERA: 3.27	5.0	W	21	4	0	0	5	2	0	0	0	0	0	63	97	0.00	1.200										
29 Trevor Williams, R ERA: 3.02	2.0		8	2	0	0	1	0	0	0	0	0	0	21	28	0.00	1.000										
60 Mychal Givens, R ERA: 3.55	1.0		4	1	0	0	2	0	0	0	0	0	0	13	21	0.00	1.000										
30 Joely Rodriguez, L ERA: 5.01	0.2		5	2	0	0	2	1	0	0	0	0	0	14	22	0.00	4.500										
0 Adam Ottavino, R ERA: 2.19	0.1		1	0	0	0	1	0	0	0	0	0	0	3	4	0.00	0.000										

Batter	1	2	3	4	5	6	7	8	9	AB	R	H	RBI	BB	SO	LOB	BOTTOM										
9 Brandon Nimmo, L OBP: 0.350, SLG: 0.415	G6-3		G3		F8		20 FC5			3	1	1	0	1	0	1	Philadelphia Phillies @ New York Mets Citi Field, Flushing, NY Sun Aug 14 2022, 1:42 PM - 5:03 PM EDT Att: 40,513 - Partly Cloudy - 82 F										
6 Starling Marte, R OBP: 0.342, SLG: 0.455	G6-3		G6-3							4	0	1	0	0	1	2											
12 Francisco Lindor, S OBP: 0.347, SLG: 0.456				L7						3	0	1	1	1	1	1											
20 Pete Alonso, R OBP: 0.360, SLG: 0.538	F8									4	1	1	0	0	1	3											
32 Daniel Vogelbach, L OBP: 0.355, SLG: 0.453	F5									4	1	1	1	0	2	4											
19 Mark Canha, R OBP: 0.368, SLG: 0.367		G6-3								4	1	2	1	0	1	0											
13 Luis Guillorme, L OBP: 0.355, SLG: 0.357										2	1	1	1	0	0	0											
10 Eduardo Escobar, S OBP: 0.272, SLG: 0.388										2	0	0	0	0	1	1											
1 Jeff McNeil, L OBP: 0.364, SLG: 0.448										3	1	1	0	1	0	1											
33 James McCann, R OBP: 0.252, SLG: 0.280										4	0	1	1	0	2	2											
<b>Inning Stats</b>	R: 1 E: 0 K: 0 S: 11	H: 2 LOB: 1 BB: 0 P: 15	R: 0 E: 0 K: 0 S: 7	H: 0 LOB: 0 BB: 0 P: 10	R: 0 E: 0 K: 0 S: 11	H: 0 LOB: 0 BB: 0 P: 19	R: 4 E: 0 K: 1 S: 17	H: 4 LOB: 1 BB: 1 P: 27	R: 0 E: 0 K: 2 S: 8	H: 1 LOB: 0 BB: 0 P: 11	R: 1 E: 0 K: 2 S: 11	H: 2 LOB: 1 BB: 0 P: 13	R: 0 E: 0 K: 2 S: 11	H: 0 LOB: 2 BB: 2 P: 24	R: 0 E: 0 K: 2 S: 11	H: 1 LOB: 1 BB: 0 P: 19	1B: 6 2B: 4 3B: 0 HR: 1	SF: 0 SAC: 0 DP: 1 HBP: 0	WP: 0 PB: 0 SB: 0 CS: 1	PA: 36							
<b>PITCHER</b>	IP	WLS	BF	H	R	ER	SO	BB	IBB	HBP	BLK	WP	HR	S	P	ERA	WHIP										
45 Zack Wheeler, R ERA: 2.92	6.0	L	27	9	6	6	5	1	0	0	0	0	1	65	95	9.00	1.667										
23 Corey Knebel, R ERA: 3.43	0.1		2	0	0	0	1	1	0	0	0	0	0	4	10	0.00	3.000										
64 Andrew Bellatti, R ERA: 3.55	0.2		3	0	0	0	1	1	0	0	0	0	0	7	14	0.00	1.500										
52 Brad Hand, L ERA: 2.08	1.0		4	1	0	0	2	0	0	0	0	0	0	11	19	0.00	1.000										

AB	36
R	0
H	9
RBI	0
BB	3
SO	11
LOB	26

AB	33
R	6
H	10
RBI	5
BB	3
SO	9
LOB	15





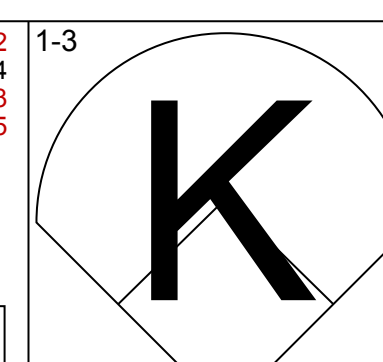
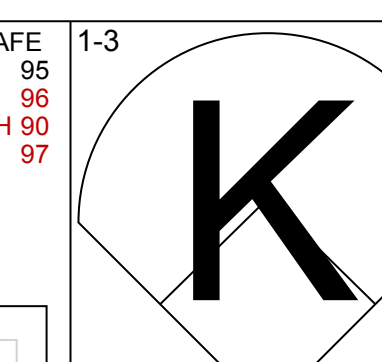
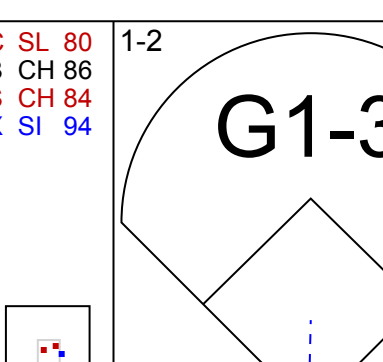
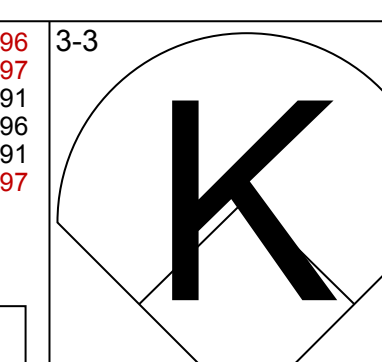
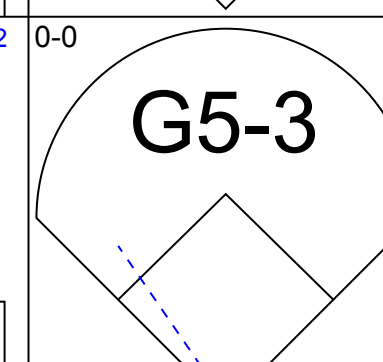
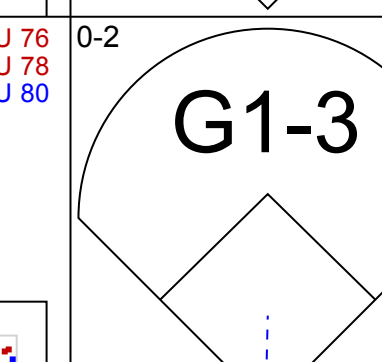
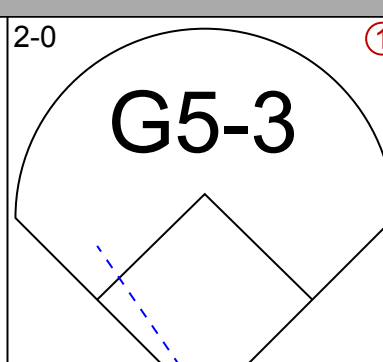
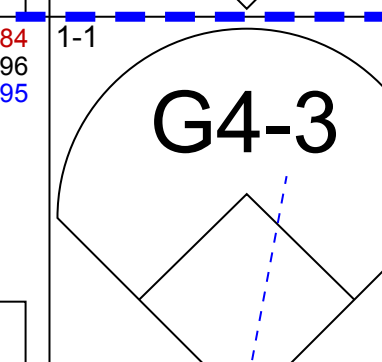
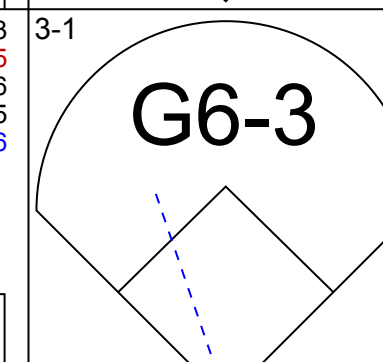
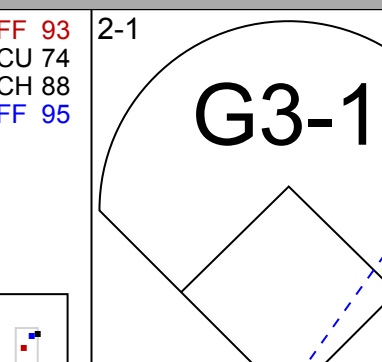
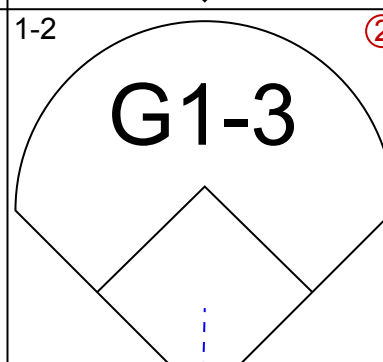
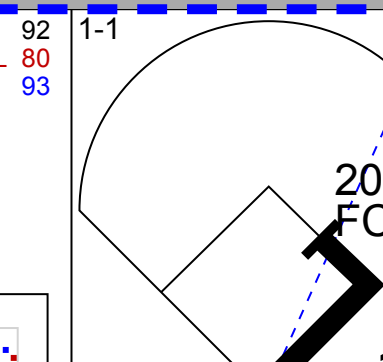
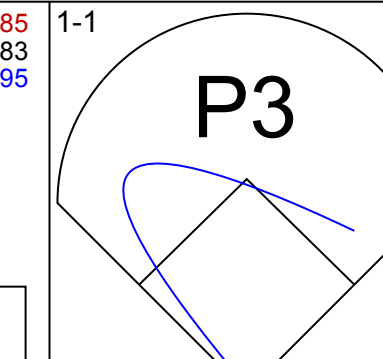
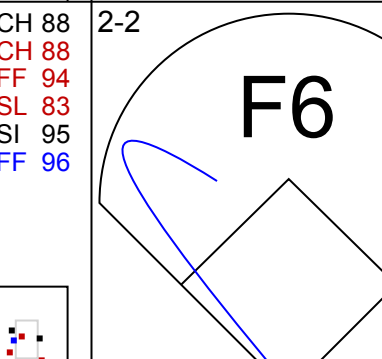
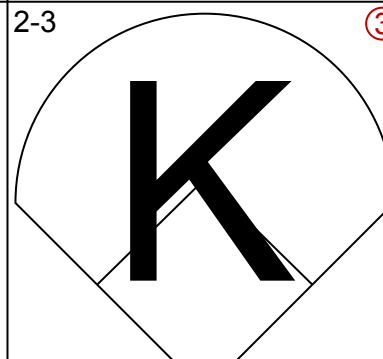
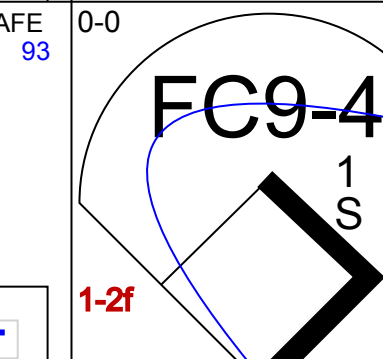
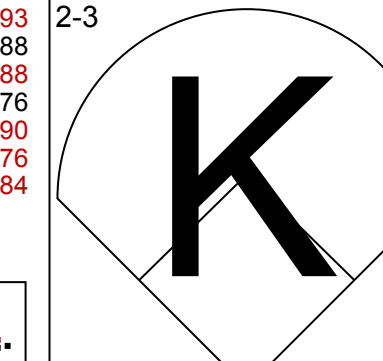
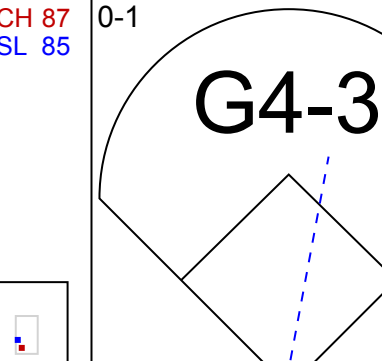
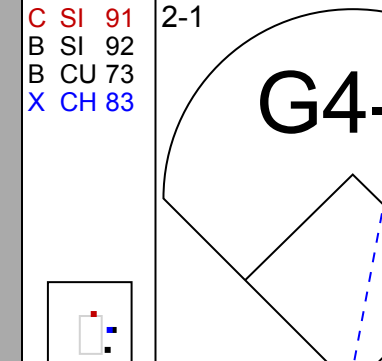
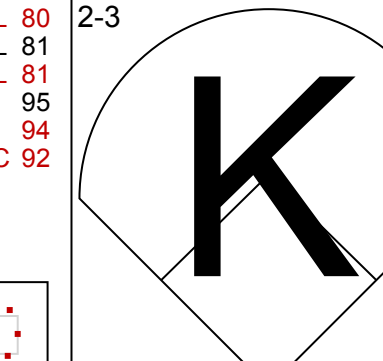
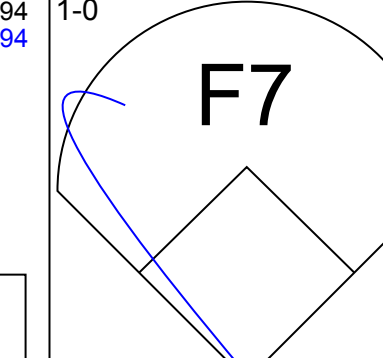
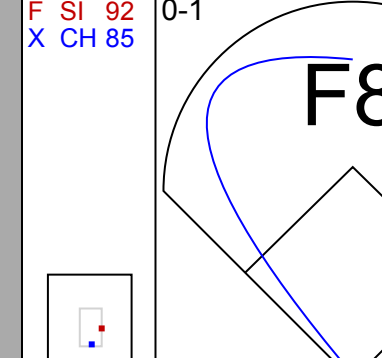
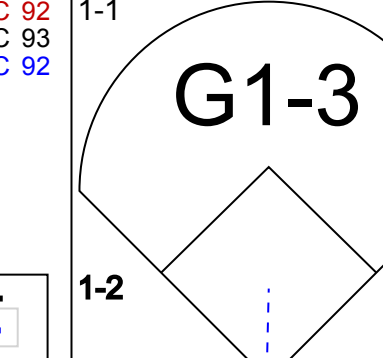
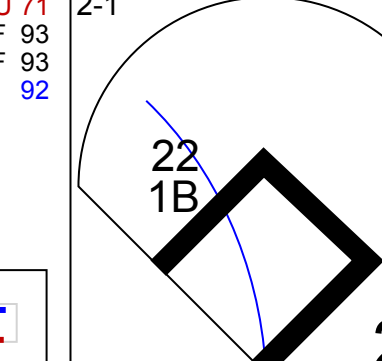
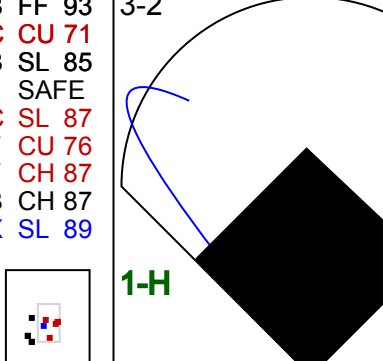
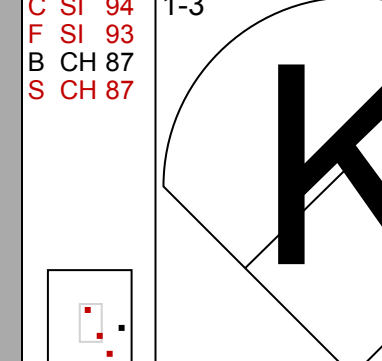
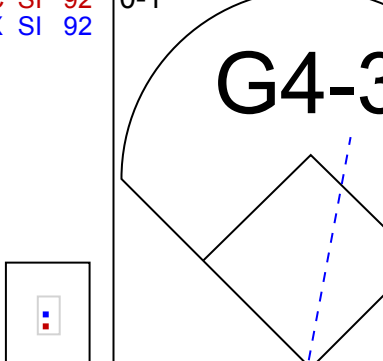
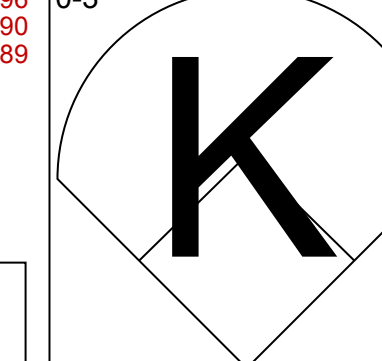
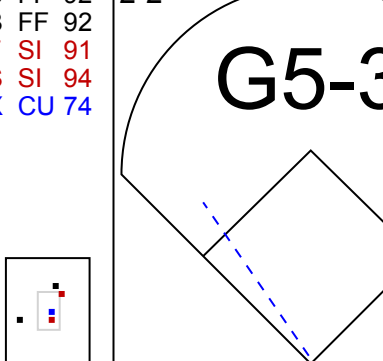
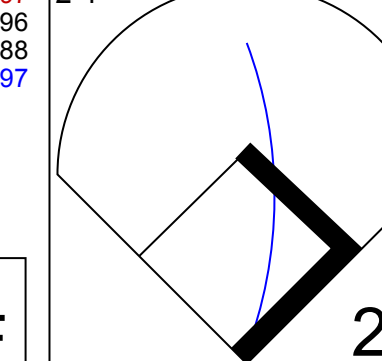


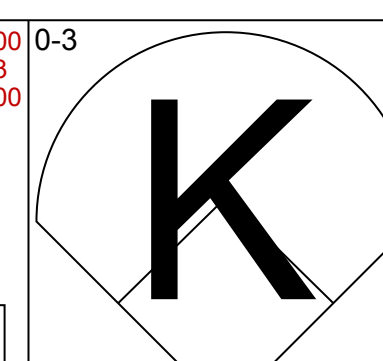
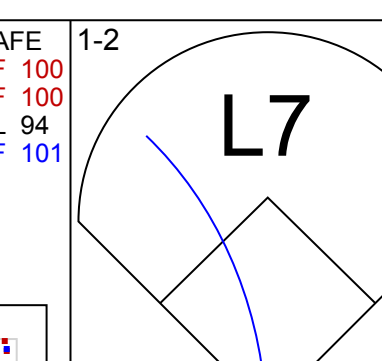
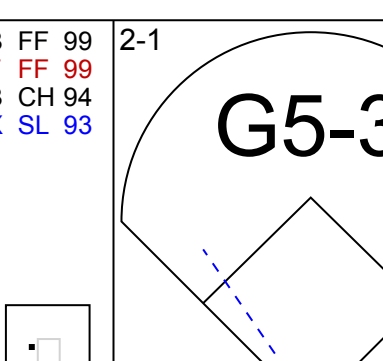
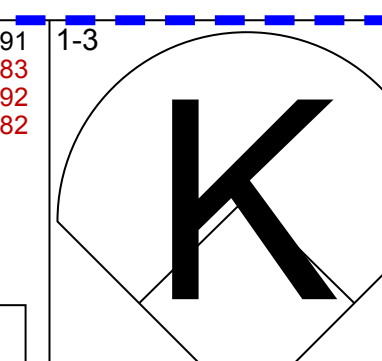
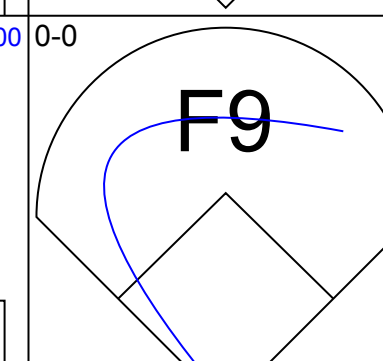
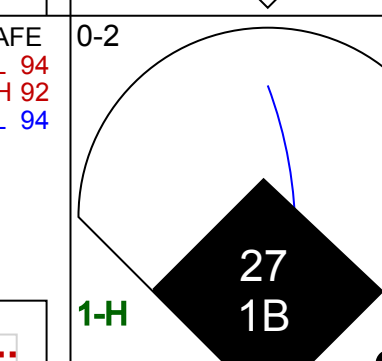
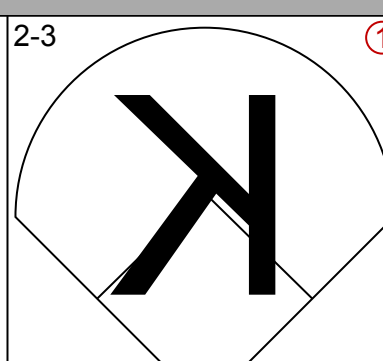
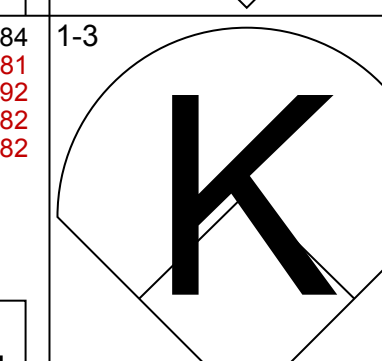
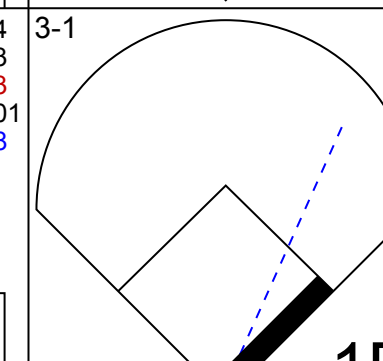
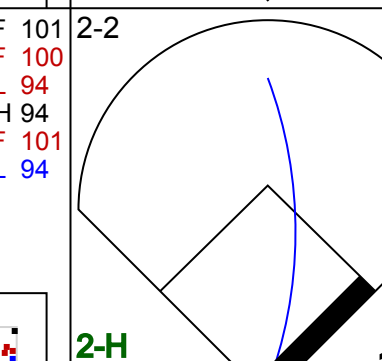
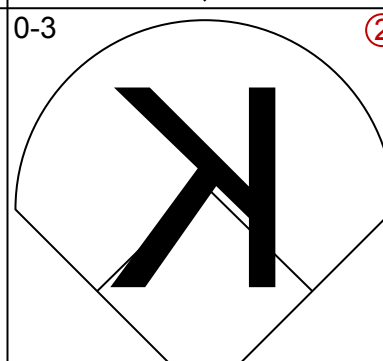
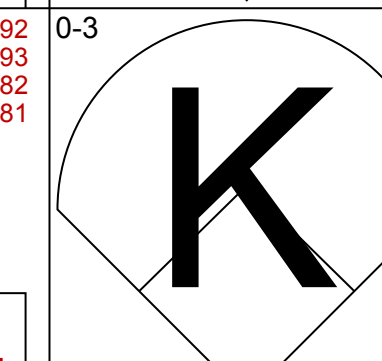
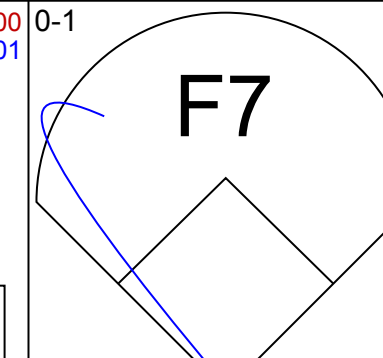
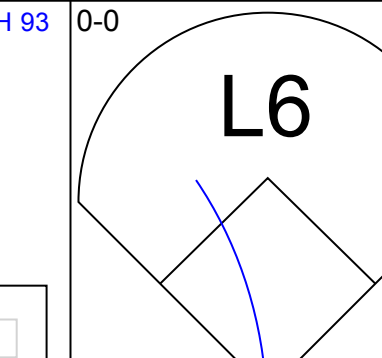
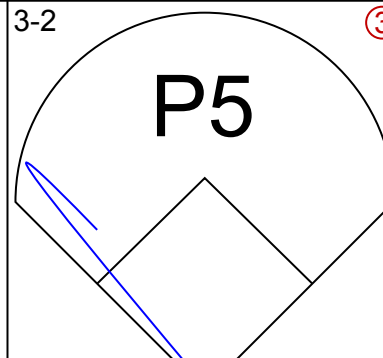
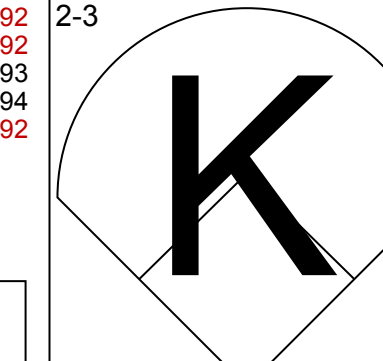
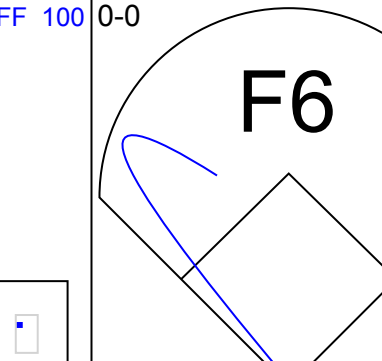
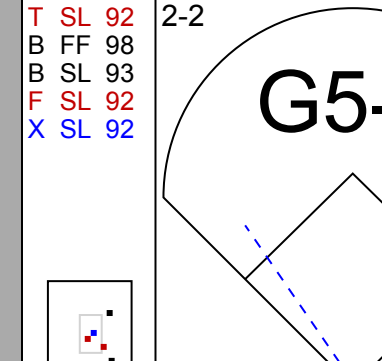
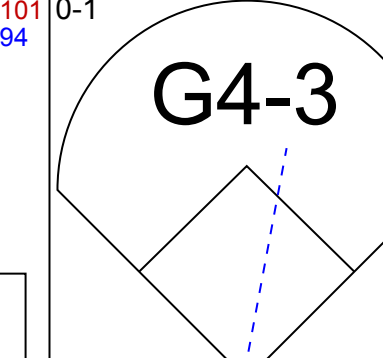
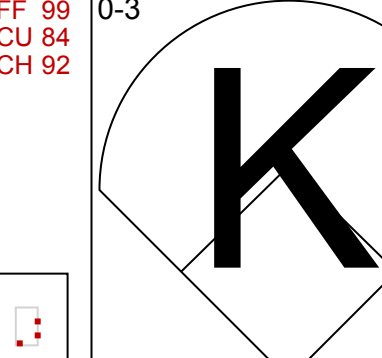
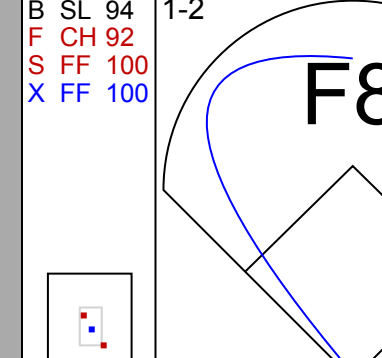
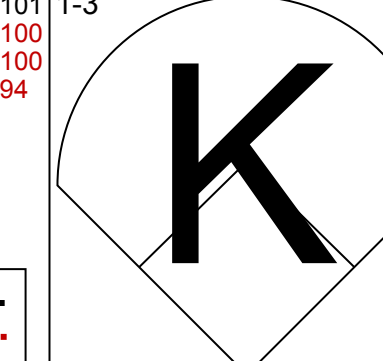
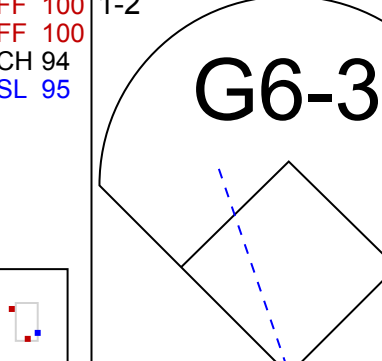
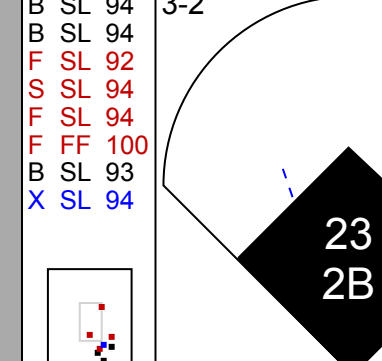
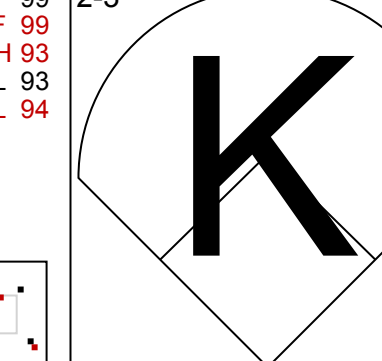
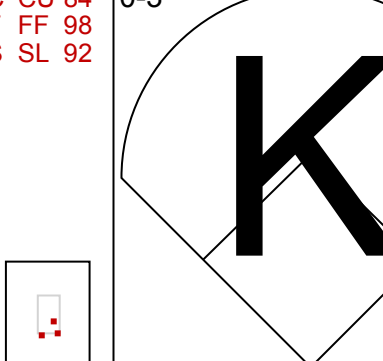

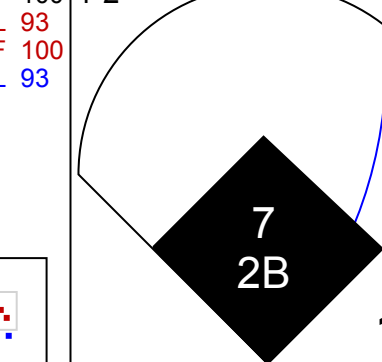
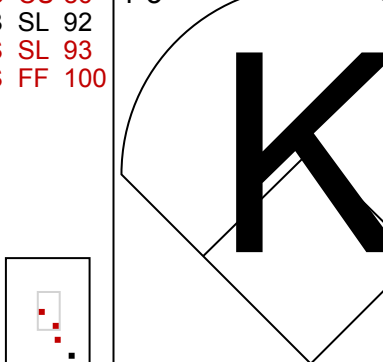

Batter	1	2	3	4	5	6	7	8	9	AB	R	H	RBI	BB	SO	LOB	TOP										
9 Brandon Nimmo, L (1, 8) OBP: 0.353, SLG: 0.415										3	0	1	0	1	1	0	<b>New York Mets @ Atlanta Braves</b> Truist Park, Atlanta, GA Tue Aug 16 2022, 7:22 PM - 10:12 PM EDT Att: 37,449 - Partly Cloudy - 82 F										
6 Starling Marte, R (1, 9) OBP: 0.339, SLG: 0.448										4	0	0	0	0	2	2											
12 Francisco Lindor, S (1, 6) OBP: 0.340, SLG: 0.455										4	0	2	0	0	0	0											
20 Pete Alonso, R (1, 3) OBP: 0.356, SLG: 0.530										3	0	0	0	0	2	2											
32 Daniel Vogelbach, L (1, 10) OBP: 0.351, SLG: 0.444										2	0	0	0	1	2	0											
1 Jeff McNeil, L (1, 4) OBP: 0.368, SLG: 0.456										3	0	0	0	0	3	2											
25 Tyler Naquin, L (1, 7) OBP: 0.305, SLG: 0.482										2	0	0	0	0	1	0											
19 Mark Canha, R (8, PH) OBP: 0.366, SLG: 0.368										1	0	0	0	0	0	0											
15 Deven Marrero, R (1, 5) OBP: 0.354, SLG: 0.570										3	0	0	0	0	2	0											
35 Michael Pérez, L (1, 2) OBP: 0.203, SLG: 0.309										2	0	0	0	0	0	0											
33 James McCann, R (8, PH) OBP: 0.243, SLG: 0.269										1	0	0	0	0	1	0											
<b>Inning Stats</b>	R: 0 E: 0 K: 0 S: 12	H: 1 LOB: 0 BB: 0 P: 17	R: 0 E: 0 K: 3 S: 9	H: 0 LOB: 0 BB: 0 P: 16	R: 0 E: 0 K: 1 S: 8	H: 0 LOB: 0 BB: 0 P: 14	R: 0 E: 0 K: 2 S: 10	H: 1 LOB: 1 BB: 0 P: 13	R: 0 E: 0 K: 3 S: 9	H: 0 LOB: 0 BB: 0 P: 11	R: 0 E: 0 K: 1 S: 8	H: 0 LOB: 0 BB: 0 P: 11	R: 0 E: 0 K: 3 S: 15	H: 1 LOB: 2 BB: 1 P: 23	R: 0 E: 0 K: 1 S: 8	H: 0 LOB: 0 BB: 0 P: 10	R: 0 E: 0 K: 0 S: 7	H: 0 LOB: 0 BB: 1 P: 15	1B: 3 2B: 0 3B: 0 HR: 0	SF: 0 SAC: 0 DP: 2 HBP: 0	WP: 0 PB: 0 SB: 0 CS: 0	PA: 30					
<b>PITCHER</b>	IP	WLS	BF	H	R	ER	SO	BB	IBB	HBP	BLK	WP	HR	S	P	ERA	WHIP										
50 Charlie Morton, R (1, 1) ERA: 4.04	6.2	W	23	3	0	0	12	1	0	0	0	0	0	66	97	0.00	0.600										
52 Dylan Lee, L (7, 1) ERA: 2.39	0.1	H	1	0	0	0	1	0	0	0	0	0	0	5	8	0.00	0.000										
33 A.J. Minter, L (8, 1) ERA: 2.4	1.0		3	0	0	0	1	0	0	0	0	0	0	8	10	0.00	0.000										
26 Raisel Iglesias, R (9, 1) ERA: 3.61	1.0		3	0	0	0	0	1	0	0	0	0	0	7	15	0.00	1.000										
Batter	1	2	3	4	5	6	7	8	9	AB	R	H	RBI	BB	SO	LOB	BOTTOM										
13 Ronald Acuña Jr., R (1, 9) OBP: 0.372, SLG: 0.424										0	1	0	0	4	0	0	<b>New York Mets @ Atlanta Braves</b> Truist Park, Atlanta, GA Tue Aug 16 2022, 7:22 PM - 10:12 PM EDT Att: 37,449 - Partly Cloudy - 82 F										
7 Dansby Swanson, R (1, 6) OBP: 0.351, SLG: 0.458										3	1	1	0	1	0	2											
27 Austin Riley, R (1, 5) OBP: 0.354, SLG: 0.570										3	1	0	0	1	0	3											
28 Matt Olson, L (1, 3) OBP: 0.337, SLG: 0.495										4	1	2	3	0	0	2											
16 Travis d'Arnaud, R (1, 2) OBP: 0.312, SLG: 0.450										4	0	2	0	0	1	1											
24 William Contreras, R (1, 10) OBP: 0.335, SLG: 0.520										4	0	1	0	0	0	1											
18 Vaughn Grissom, R (1, 4) OBP: 0.404, SLG: 0.720										4	0	1	0	0	1	2											
23 Michael Harris II, L (1, 8) OBP: 0.325, SLG: 0.500										4	0	0	0	0	1	3											
15 Robbie Grossman, S (1, 7) OBP: 0.318, SLG: 0.298										3	1	1	1	0	0	2											
<b>Inning Stats</b>	R: 0 E: 0 K: 0 S: 8	H: 0 LOB: 1 BB: 2 P: 18	R: 0 E: 0 K: 0 S: 9	H: 1 LOB: 0 BB: 0 P: 14	R: 1 E: 0 K: 1 S: 9	H: 1 LOB: 1 BB: 1 P: 18	R: 2 E: 0 K: 1 S: 20	H: 3 LOB: 2 BB: 1 P: 25	R: 0 E: 0 K: 0 S: 5	H: 0 LOB: 1 BB: 1 P: 10	R: 0 E: 0 K: 0 S: 9	H: 1 LOB: 0 BB: 0 P: 12	R: 2 E: 1 K: 1 S: 14	H: 2 LOB: 1 BB: 1 P: 21	R: 0 E: 0 K: 0 S: 6	H: 0 LOB: 0 BB: 0 P: 8		1B: 6 2B: 0 3B: 0 HR: 2	SF: 0 SAC: 0 DP: 1 HBP: 0	WP: 0 PB: 0 SB: 0 CS: 1	PA: 35						
<b>PITCHER</b>	IP	WLS	BF	H	R	ER	SO	BB	IBB	HBP	BLK	WP	HR	S	P	ERA	WHIP										
99 Taijuan Walker, R (1, 1) ERA: 3.36	2.0		7	0	0	0	0	2	0	0	0	0	0	17	32	0.00	1.500										
71 R.J. Alvarez, R (3, 1) ERA: 11.57	2.1	L	13	4	3	3	2	3	0	0	0	0	2	32	51	11.57	3.000										
85 Stephen Nogosek, R (5, 1) ERA: 3.06	2.0		9	2	2	2	0	1	0	0	0	0	0	20	28	9.00	1.500										
67 Seth Lugo, R (7, 1) ERA: 3.3	1.2		6	1	0	0	1	0	0	0	0	0	0	11	15	0.00	0.600										







Batter	1	2	3	4	5	6	7	8	9	AB	R	H	RBI	BB	SO	LOB	TOP								
9 Brandon Nimmo, L (1, 8) OBP: 0.348, SLG: 0.409										4	0	0	0	0	3	3	<p><b>New York Mets @ Atlanta Braves</b>  Truist Park, Atlanta, GA  Thu Aug 18 2022, 7:22 PM - 10:02 PM EDT  Att: 39,378 - Partly Cloudy - 79 F</p>								
6 Starling Marte, R (1, 9) OBP: 0.339, SLG: 0.461										4	0	0	0	0	0	3									
12 Francisco Lindor, S (1, 6) OBP: 0.340, SLG: 0.459										4	0	1	0	0	0	0									
20 Pete Alonso, R (1, 10) OBP: 0.351, SLG: 0.522										4	0	0	0	0	1	1									
15 Deven Marrero, R (9, PR)										0	0	0	0	0	0	0									
28 Darin Ruf, R (1, 3) OBP: 0.325, SLG: 0.377										3	0	0	0	0	1	0									
32 Daniel Vogelbach, L (9, PH) OBP: 0.350, SLG: 0.443										1	0	0	0	0	1	1									
1 Jeff McNeil, L (1, 4) OBP: 0.369, SLG: 0.458										4	1	1	0	0	0	1									
19 Mark Canha, R (1, 7) OBP: 0.372, SLG: 0.392										3	1	2	2	0	1	0									
22 Brett Baty, L (1, 5) OBP: 0.286, SLG: 0.714										3	0	1	0	0	1	0									
33 James McCann, R (1, 2) OBP: 0.238, SLG: 0.270										3	0	1	0	0	1	2									
25 Tyler Naquin, L (8, PR) OBP: 0.303, SLG: 0.480										0	0	0	0	0	0	0									
35 Michael Pérez, L (8, 2) OBP: 0.203, SLG: 0.309										0	0	0	0	0	0	0									
<b>Inning Stats</b>	R: 0 E: 0 K: 1 S: 6	H: 0 LOB: 0 BB: 0 P: 10	R: 0 E: 0 K: 1 S: 8	H: 0 LOB: 0 BB: 0 P: 12	R: 0 E: 0 K: 2 S: 12	H: 2 LOB: 2 BB: 0 P: 17	R: 0 E: 0 K: 0 S: 8	H: 0 LOB: 0 BB: 0 P: 12	R: 2 E: 0 K: 0 S: 14	H: 2 LOB: 0 BB: 0 P: 20	R: 0 E: 0 K: 1 S: 7	H: 0 LOB: 0 BB: 0 P: 12	R: 0 E: 0 K: 1 S: 7	H: 0 LOB: 0 BB: 0 P: 10	R: 0 E: 0 K: 2 S: 10	H: 1 LOB: 1 BB: 0 P: 16	R: 0 E: 0 K: 1 S: 9	H: 1 LOB: 2 BB: 0 P: 13	1B: 3 2B: 2 3B: 0 HR: 1	SF: 0 SAC: 0 DP: 0 HBP: 0	WP: 0 PB: 0 SB: 1 CS: 0	PA: 33			
<b>PITCHER</b>	IP	WLS	BF	H	R	ER	SO	BB	IBB	HBP	BLK	WP	HR	S	P	ERA	WHIP								
54 Max Fried, L (1, 1) ERA: 2.6	7.0	W	25	4	2	2	6	0	0	0	0	0	1	62	93	2.57	0.571								
33 A.J. Minter, L (8, 1) ERA: 2.37	0.2	H	3	1	0	0	2	0	0	0	0	0	0	8	13	0.00	1.500								
26 Raisel Iglesias, R (8, 1) ERA: 3.59	0.1	H	1	0	0	0	0	0	0	0	0	0	0	2	3	0.00	0.000								
74 Kenley Jansen, R (9, 1) ERA: 3.18	1.0	S	4	1	0	0	1	0	0	0	0	0	0	9	13	0.00	1.000								

Batter	1	2	3	4	5	6	7	8	9	AB	R	H	RBI	BB	SO	LOB	BOTTOM								
13 Ronald Acuña Jr., R (1, 9) OBP: 0.369, SLG: 0.414										4	0	0	0	0	2	1	<p><b>New York Mets @ Atlanta Braves</b>  Truist Park, Atlanta, GA  Thu Aug 18 2022, 7:22 PM - 10:02 PM EDT  Att: 39,378 - Partly Cloudy - 79 F</p>								
7 Dansby Swanson, R (1, 6) OBP: 0.347, SLG: 0.455										4	1	1	1	0	2	0									
27 Austin Riley, R (1, 5) OBP: 0.355, SLG: 0.566										4	0	2	1	0	2	0									
28 Matt Olson, L (1, 3) OBP: 0.333, SLG: 0.487										3	0	0	0	0	2										
16 Travis d'Arnaud, R (1, 2) OBP: 0.309, SLG: 0.445										3	0	0	0	0	1	0									
8 Eddie Rosario, L (1, 10) OBP: 0.234, SLG: 0.312										3	0	0	0	0	1	0									
18 Vaughn Grissom, R (1, 4) OBP: 0.457, SLG: 0.656										3	1	1	0	0	1	0									
23 Michael Harris II, L (1, 8) OBP: 0.327, SLG: 0.500										3	0	1	1	0	2	0									
15 Robbie Grossman, S (1, 7) OBP: 0.320, SLG: 0.309										3	1	1	0	0	1	1									
<b>Inning Stats</b>	R: 0 E: 0 K: 1 S: 8	H: 1 LOB: 1 BB: 0 P: 11	R: 0 E: 0 K: 2 S: 8	H: 0 LOB: 0 BB: 0 P: 11	R: 2 E: 0 K: 1 S: 17	H: 3 LOB: 1 BB: 0 P: 23	R: 0 E: 0 K: 1 S: 7	H: 0 LOB: 0 BB: 0 P: 8	R: 0 E: 0 K: 2 S: 8	H: 0 LOB: 0 BB: 0 P: 11	R: 0 E: 0 K: 2 S: 9	H: 0 LOB: 0 BB: 0 P: 14	R: 1 E: 0 K: 0 S: 18	H: 2 LOB: 1 BB: 0 P: 28	R: 0 E: 0 K: 3 S: 11	H: 0 LOB: 0 BB: 0 P: 13		1B: 4 2B: 2 3B: 0 HR: 0	SF: 0 SAC: 0 DP: 0 HBP: 0	WP: 0 PB: 0 SB: 0 CS: 0	PA: 30				
<b>PITCHER</b>	IP	WLS	BF	H	R	ER	SO	BB	IBB	HBP	BLK	WP	HR	S	P	ERA	WHIP								
48 Jacob deGrom, R (1, 1) ERA: 2.31	6.2	L	25	5	3	3	9	0	0	0	0	0	0	68	95	4.05	0.750								
67 Seth Lugo, R (7, 1) ERA: 3.29	0.1		2	1	0	0	0	0	0	0	0	0	0	7	11	0.00	3.000								
60 Mychal Givens, R (8, 1) ERA: 3.97	1.0		3	0	0	0	3	0	0	0	0	0	0	11	13	0.00	0.000								

AB 33  
R 2  
H 6  
RBI 2  
BB 0  
SO 9  
LOB 11



AB 30  
R 3  
H 6  
RBI 3  
BB 0  
SO 12  
LOB 4





Batter	1	2	3	4	5	6	7	8	9	AB	R	H	RBI	BB	SO	LOB	TOP					
9 Brandon Nimmo, L OBP: 0.349, SLG: 0.407										4	1	1	0	1	1	1						
6 Starling Marte, R OBP: 0.339, SLG: 0.465										5	2	2	0	0	0	3						
12 Francisco Lindor, S OBP: 0.349, SLG: 0.461										5	1	3	0	0	1	1						
20 Pete Alonso, R OBP: 0.352, SLG: 0.529										5	1	2	3	0	0	4						
32 Daniel Vogelbach, L OBP: 0.355, SLG: 0.447										2	1	1	0	2	1	2						
28 Darin Ruf, R OBP: 0.354, SLG: 0.376										4	0	1	1	1	1	5						
1 Jeff McNeil, L OBP: 0.370, SLG: 0.456										4	0	1	1	1	1	5						
25 Tyler Naquin, L OBP: 0.297, SLG: 0.470										5	0	0	0	0	5	7	AB 38 R 7 H 11 RBI 6 BB 5 SO 14 LOB 28					
22 Brett Baty, L OBP: 0.364, SLG: 0.600										3	0	1	2	1	1	0						
35 Michael Pérez, L OBP: 0.197, SLG: 0.298										4	0	0	0	0	3	4						
<b>Inning Stats</b>	R: 1 H: 2 E: 1 K: 2 S: 16	H: 2 LOB: 2 BB: 0 P: 22	R: 0 H: 0 E: 0 K: 2 S: 8	H: 0 LOB: 0 BB: 0 P: 10	R: 3 H: 4 E: 0 K: 2 S: 26	H: 4 LOB: 1 BB: 0 P: 36	R: 0 H: 0 E: 0 K: 2 S: 9	H: 0 LOB: 0 BB: 0 P: 12	R: 1 H: 2 E: 0 K: 1 S: 16	H: 2 LOB: 2 BB: 1 P: 24	R: 0 H: 0 E: 0 K: 1 S: 9	H: 0 LOB: 1 BB: 1 P: 13	R: 2 H: 2 E: 0 K: 1 S: 14	H: 2 LOB: 3 BB: 2 P: 25	R: 0 H: 0 E: 0 K: 1 S: 7	H: 0 LOB: 0 BB: 0 P: 14	R: 0 H: 1 E: 0 K: 2 S: 10	H: 1 LOB: 1 BB: 0 P: 13	1B: 6 2B: 4 3B: 0 HR: 1	SF: 0 SAC: 0 DP: 1 HBP: 0	WP: 1 PB: 0 SB: 2 CS: 0	PA: 43
<b>PITCHER</b>	IP WLS BF H R ER SO BB IBB HBP BLK WP HR S P ERA WHIP	5.0 L 25 8 5 5 9 1 0 0 0 1 1 75 104 9.00 1.800	1.0 4 0 0 0 1 1 0 0 0 0 0 9 13 0.00 1.000	1.0 7 2 2 2 1 2 0 0 0 0 0 14 25 18.00 4.000	2.0 7 1 0 0 3 1 0 0 0 0 0 17 27 0.00 1.000	<b>PITCHER</b>																
27 Aaron Nola, R ERA: 3.25																						
57 Nick Nelson, R ERA: 4.19																						
64 Andrew Bellatti, R ERA: 3.92																						
54 Sam Coonrod, R ERA:																						
<b>Batter</b>	<b>1</b>	<b>2</b>	<b>3</b>	<b>4</b>	<b>5</b>	<b>6</b>	<b>7</b>	<b>8</b>	<b>9</b>	<b>AB</b>	<b>R</b>	<b>H</b>	<b>RBI</b>	<b>BB</b>	<b>SO</b>	<b>LOB</b>	<b>BOTTOM</b>					
12 Kyle Schwarber, L OBP: 0.314, SLG: 0.498											5	0	2	2	0	2						
17 Rhys Hoskins, R OBP: 0.343, SLG: 0.487											5	0	0	0	0	2						
28 Alec Bohm, R OBP: 0.318, SLG: 0.396											4	0	0	0	1	2						
10 J.T. Realmuto, R OBP: 0.335, SLG: 0.442											4	0	3	0	0	0						
8 Nick Castellanos, R OBP: 0.306, SLG: 0.389											4	0	1	0	1	4						
5 Bryson Stott, L OBP: 0.280, SLG: 0.340											4	0	1	0	0	2						
2 Jean Segura, R OBP: 0.329, SLG: 0.405											3	0	1	0	0	2	AB 36 R 2 H 9 RBI 2 BB 0 SO 6 LOB 16					
19 Matt Vierling, R OBP: 0.283, SLG: 0.311											3	1	0	0	0	3						
18 Bradley Zimmer, L OBP: 0.211, SLG: 0.250											4	1	1	0	0	1						
<b>Inning Stats</b>	R: 0 H: 0 E: 0 K: 1 S: 11	H: 1 LOB: 2 BB: 0 P: 14	R: 0 H: 0 E: 0 K: 1 S: 13	H: 1 LOB: 0 BB: 0 P: 22	R: 0 H: 0 E: 0 K: 1 S: 10	H: 0 LOB: 0 BB: 0 P: 17	R: 0 H: 2 E: 0 K: 1 S: 12	H: 2 LOB: 2 BB: 0 P: 17	R: 2 H: 3 E: 0 K: 0 S: 16	H: 3 LOB: 2 BB: 0 P: 23	R: 0 H: 1 E: 0 K: 0 S: 7	H: 1 LOB: 1 BB: 0 P: 11	R: 0 H: 2 E: 0 K: 1 S: 14	H: 2 LOB: 0 BB: 0 P: 19	R: 0 H: 0 E: 0 K: 1 S: 6	H: 0 LOB: 0 BB: 0 P: 10	R: 0 H: 0 E: 0 K: 0 S: 7	H: 0 LOB: 0 BB: 0 P: 10	1B: 6 2B: 2 3B: 1 HR: 0	SF: 0 SAC: 0 DP: 0 HBP: 2	WP: 0 PB: 0 SB: 1 CS: 0	PA: 38
<b>PITCHER</b>	IP WLS BF H R ER SO BB IBB HBP BLK WP HR S P ERA WHIP	6.0 W 27 8 2 2 4 0 0 0 0 0 0 14 19 0.00 2.000	1.0 5 2 0 0 1 0 0 0 0 0 0 6 10 0.00 0.000	1.0 3 0 0 0 1 0 0 0 0 0 0 7 10 0.00 0.000	1.0 3 0 0 0 0 0 0 0 0 0 0 7 10 0.00 0.000	<b>PITCHER</b>																
40 Chris Bassitt, R ERA: 3.26																						
0 Adam Ottavino, R ERA: 2.3																						
30 Joely Rodríguez, L ERA: 4.89																						
65 Trevor May, R ERA: 6.91																						



Batter	1	2	3	4	5	6	7	8	9	AB	R	H	RBI	BB	SO	LOB	TOP										
9 Brandon Nimmo, L (1, 8) OBP: 0.351, SLG: 0.413										4	1	2	1	1	1	1	<p><b>New York Mets @ Philadelphia Phillies</b> Citizens Bank Park, Philadelphia, PA Sat Aug 20 2022, 1:09 PM - 4:50 PM EDT Att: 36,809 - Partly Cloudy - 89 F</p> <p>livebaseballscorecards.com</p> <p>AB 34 R 8 H 10 RBI 8 BB 7 SO 7 LOB 23</p>										
6 Starling Marte, R (1, 9) OBP: 0.345, SLG: 0.467										4	1	3	1	1	1	1											
12 Francisco Lindor, S (1, 6) 43 Yolmer Sánchez, S (9, 6) OBP: 0.214, SLG: 0.108										5	2	1	1	0	1	6											
20 Pete Alonso, R (1, 3) OBP: 0.350, SLG: 0.525										4	0	0	0	1	0	5											
32 Daniel Vogelbach, L (1, 10) 28 Darin Ruf, R (8, PH) OBP: 0.355, SLG: 0.444 OBP: 0.325, SLG: 0.376										2	0	0	0	1	2	1											
1 Jeff McNeil, L (1, 4) OBP: 0.373, SLG: 0.458										5	1	3	2	0	0	1											
25 Tyler Naquin, L (1, 7) 19 Mark Canha, R (8, PH) OBP: 0.370, SLG: 0.390										2	1	0	0	1	1	2											
22 Brett Baty, L (1, 5) OBP: 0.333, SLG: 0.462										3	1	0	0	0	0	4											
35 Michael Pérez, L (1, 2) OBP: 0.206, SLG: 0.299										3	1	1	2	1	1	0											
<b>Inning Stats</b>	R: 0 H: 0 E: 0 K: 1 S: 10	H: 0 LOB: 1 BB: 1 P: 17	R: 0 H: 0 E: 0 K: 2 S: 12	H: 0 LOB: 0 BB: 0 P: 20	R: 0 H: 0 E: 0 K: 2 S: 8	H: 0 LOB: 0 BB: 0 P: 14	R: 0 H: 1 E: 0 K: 1 S: 14	H: 1 LOB: 1 BB: 0 P: 22	R: 2 H: 2 E: 0 K: 0 S: 5	H: 2 LOB: 2 BB: 1 P: 11	R: 2 H: 2 E: 0 K: 0 S: 14	H: 2 LOB: 2 BB: 2 P: 31	R: 0 H: 0 E: 0 K: 0 S: 7	H: 0 LOB: 0 BB: 0 P: 14	R: 4 H: 3 E: 0 K: 0 S: 21	H: 3 LOB: 2 BB: 2 P: 41		1B: 7 2B: 4 3B: 1 HR: 0	SF: 1 SAC: 0 DP: 2 HBP: 1	WP: 0 PB: 0 SB: 0 CS: 0	PA: 43						
<b>PITCHER</b>	IP	WLS	BF	H	R	ER	SO	BB	IBB	HBP	BLK	WP	HR	S	P	ERA	WHIP										
45 Zack Wheeler, R (1, 1) ERA: 3.07	5.1	L	24	5	4	4	6	4	0	0	0	0	0	58	106	6.75	1.688										
75 Connor Brogdon, R (6, 1) ERA: 1.53	1.2		7	2	0	0	1	0	0	0	0	0	0	17	25	0.00	1.200										
52 Brad Hand, L (8, 1) ERA: 2.02	1.0		3	0	0	0	0	1	0	0	0	0	0	7	14	0.00	1.000										
57 Nick Nelson, R (9, 1) ERA: 4.8	0.2		7	2	4	4	0	2	0	1	0	0	0	17	35	54.00	6.000										
25 Dartck Hall, R (9, 1) ERA:	0.1		2	1	0	0	0	0	0	0	0	0	0	4	6	0.00	3.000										

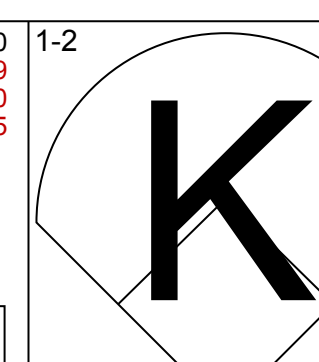
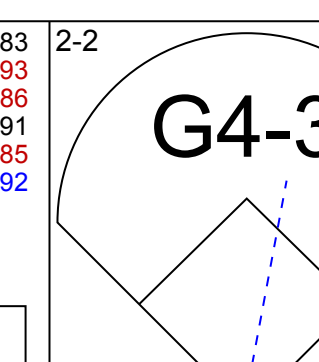
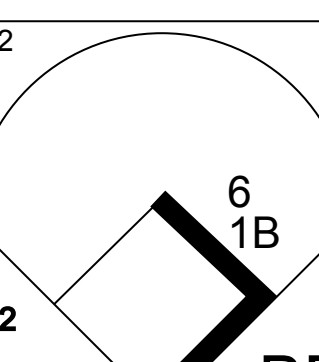
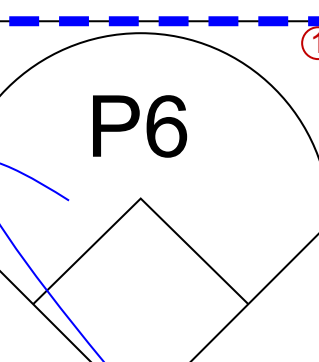
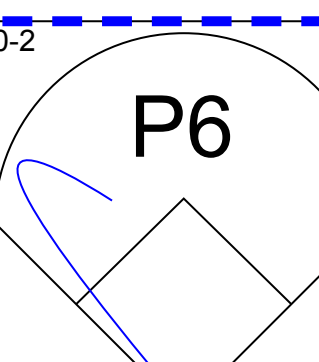
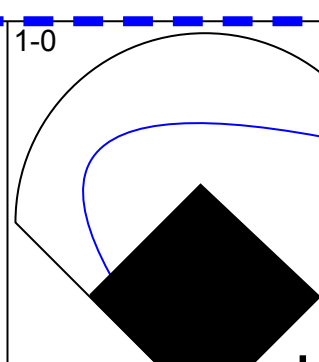
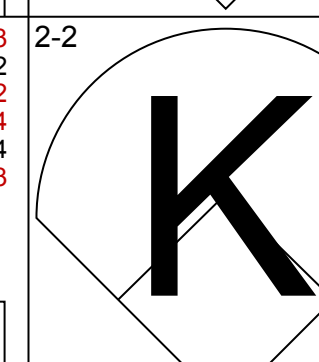
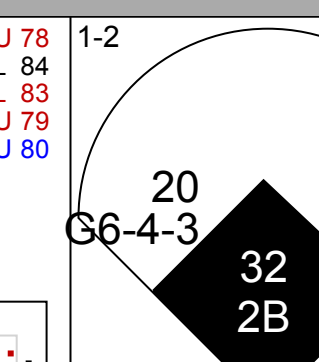
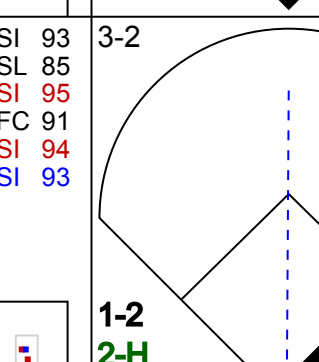

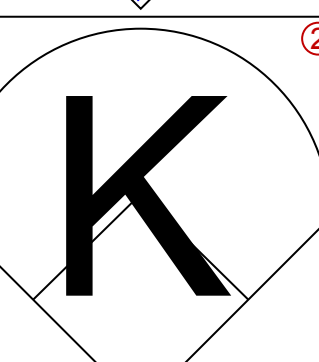
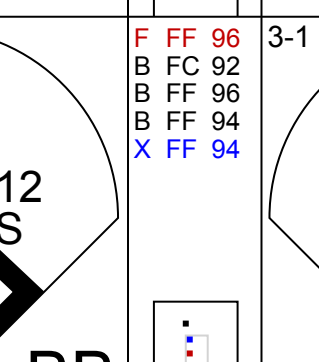
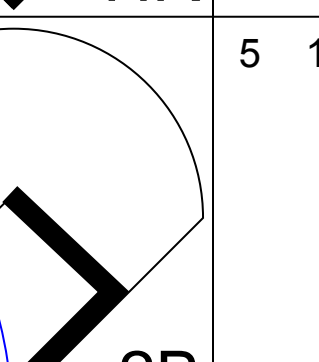
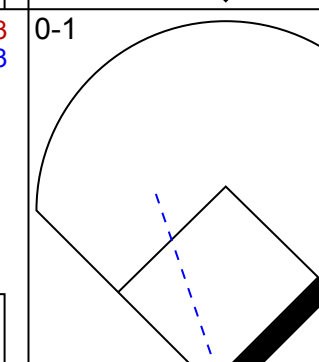
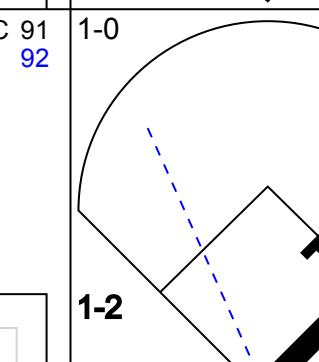
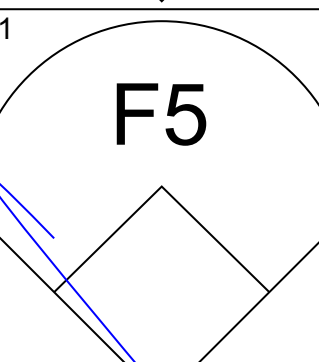
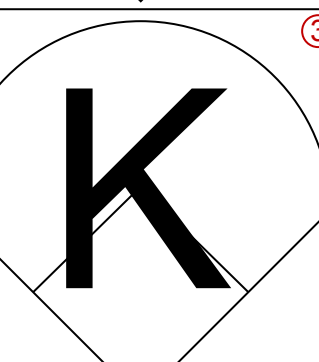
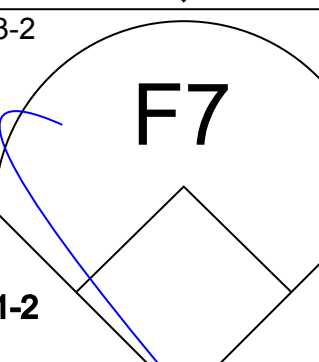
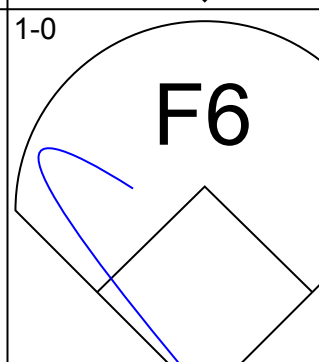
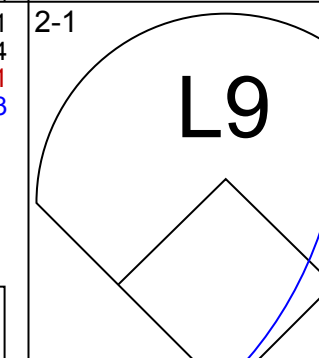
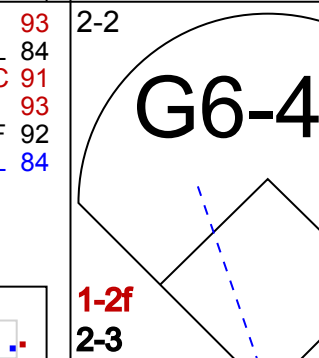
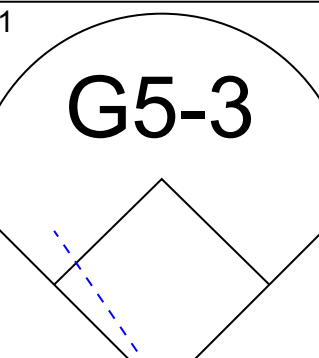
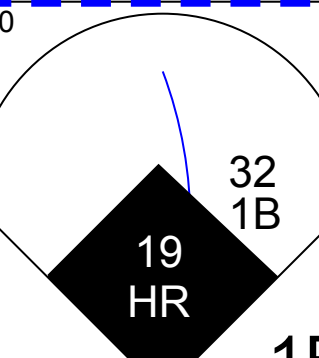

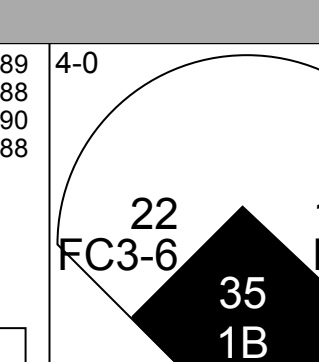
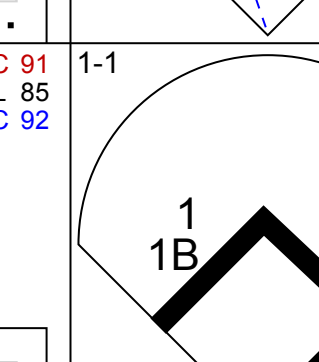
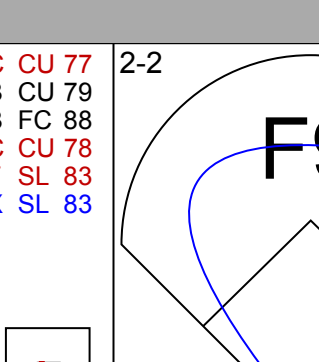
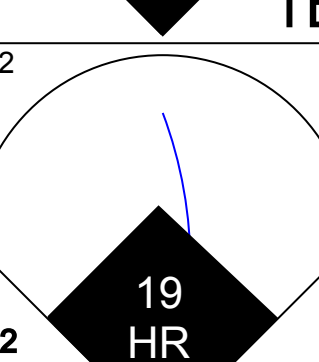
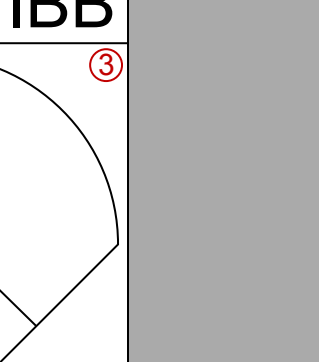



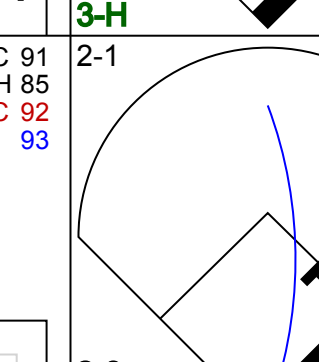
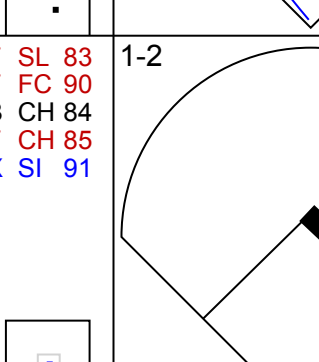
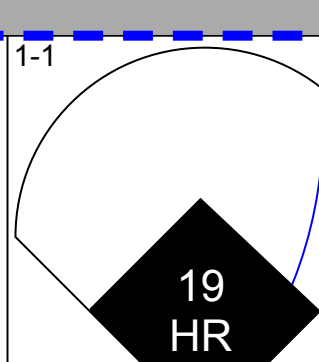
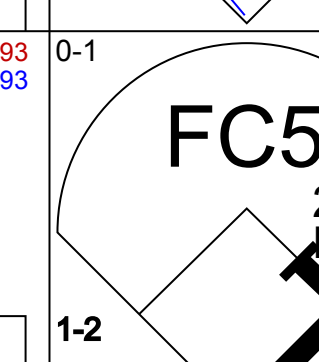
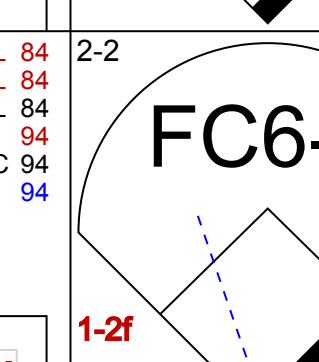
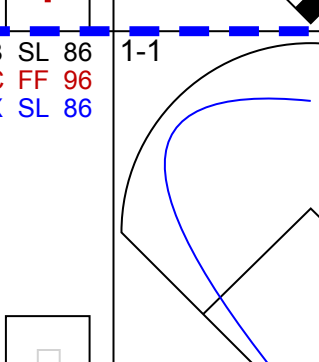
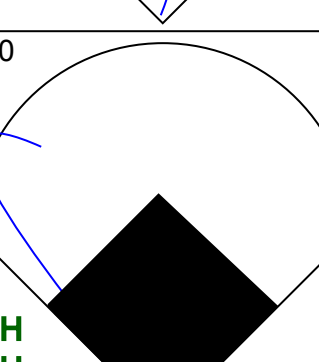
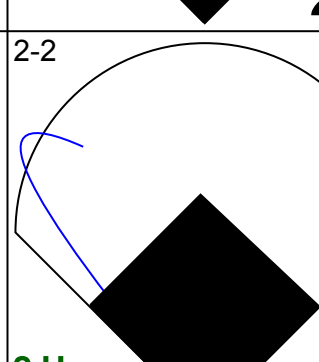
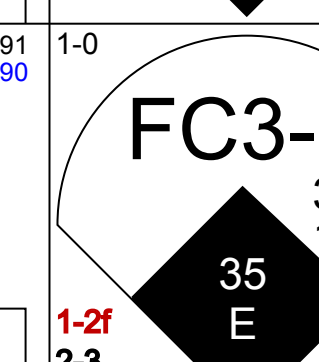
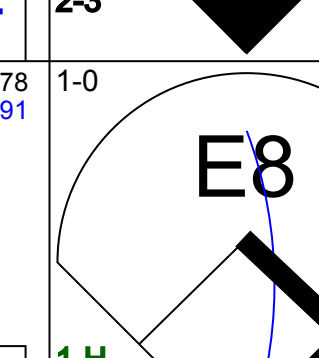
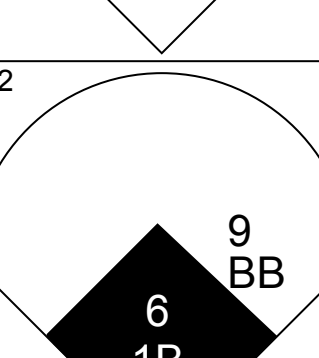

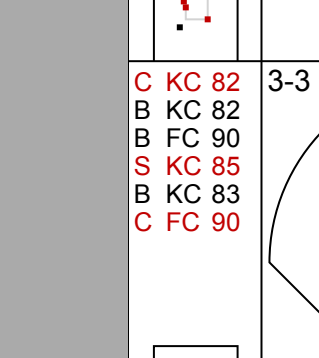
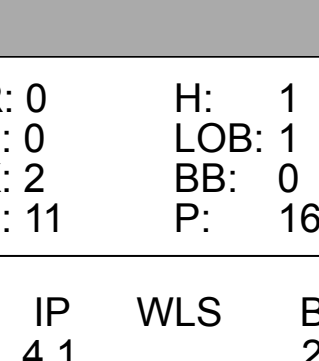
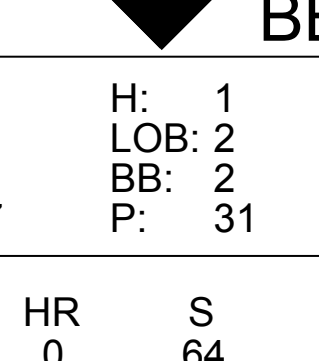
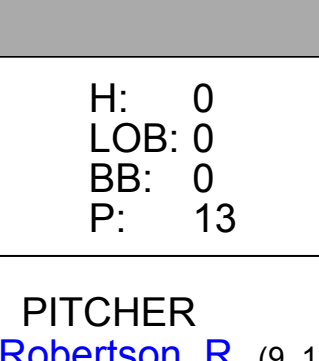
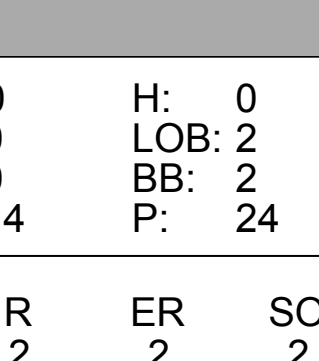
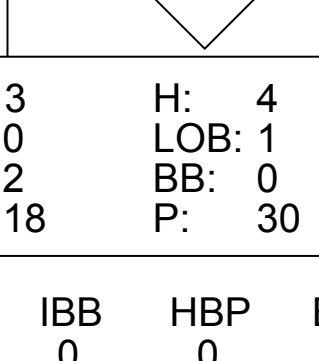
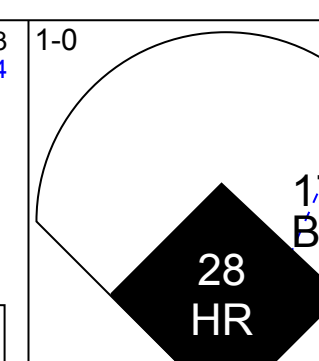
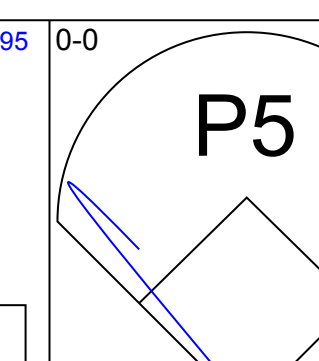
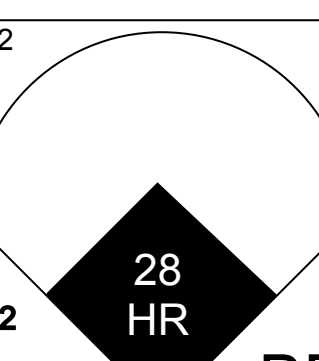
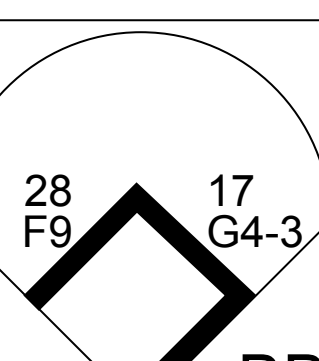
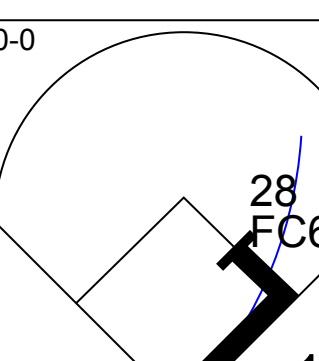
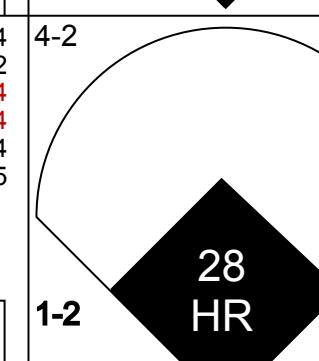
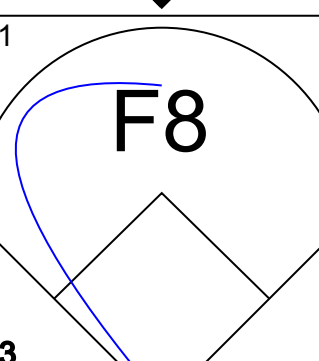
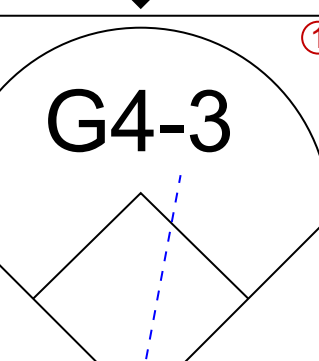
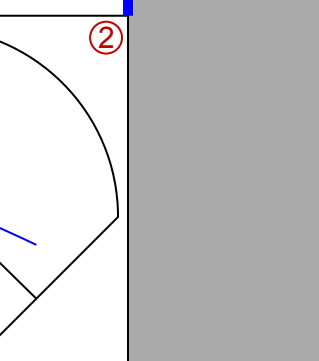
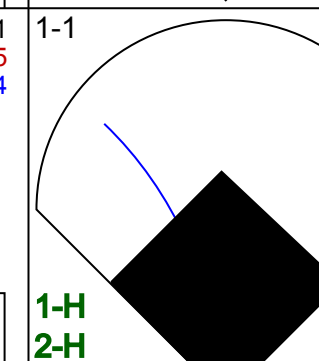
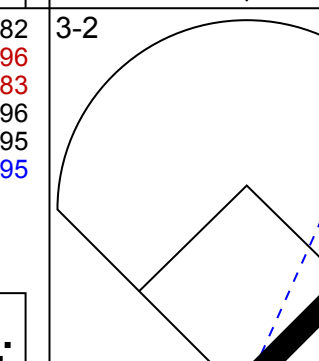
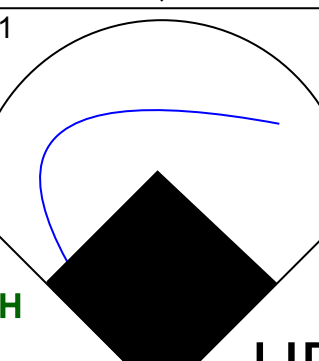
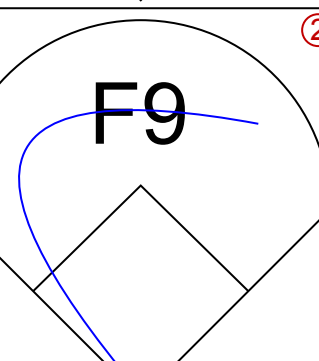
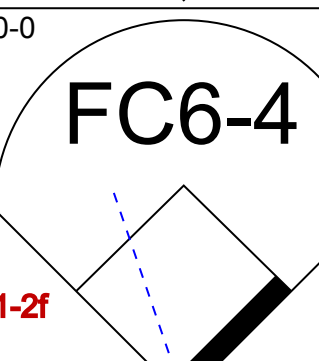
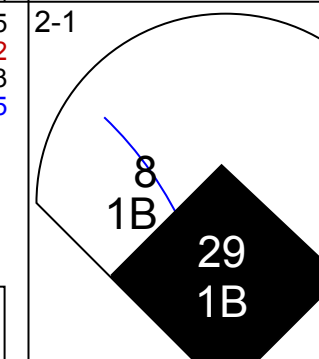
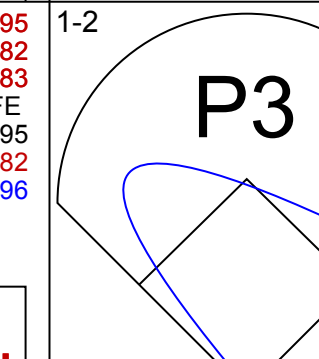
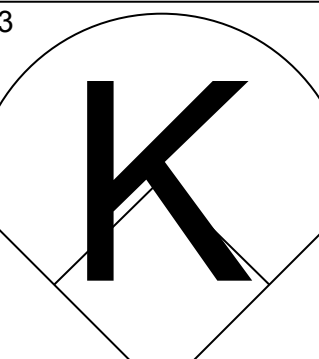
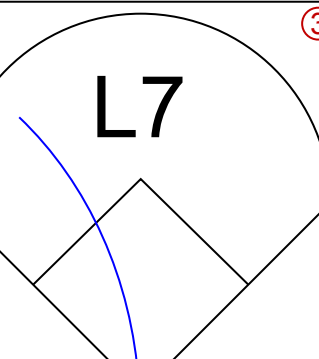

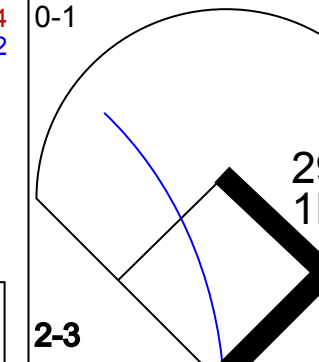

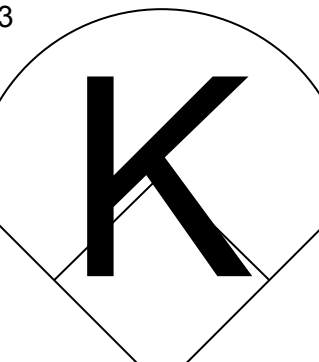

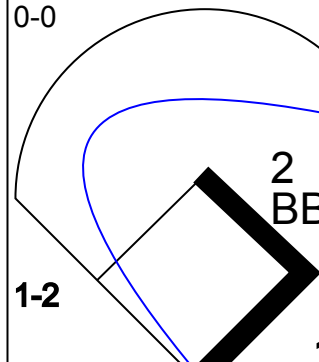
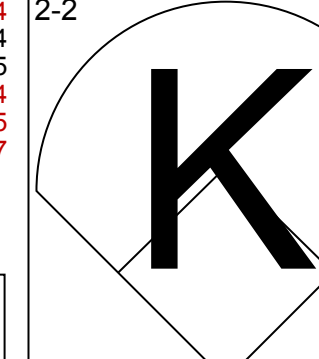


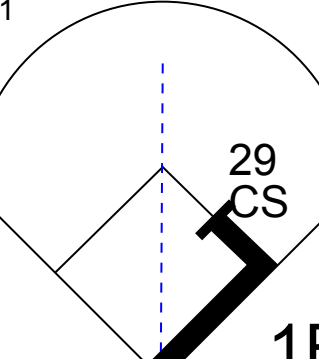
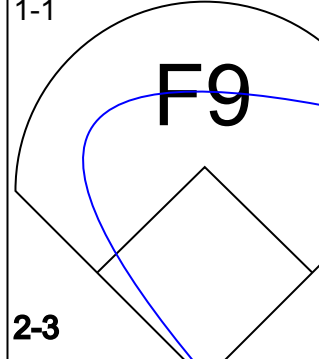
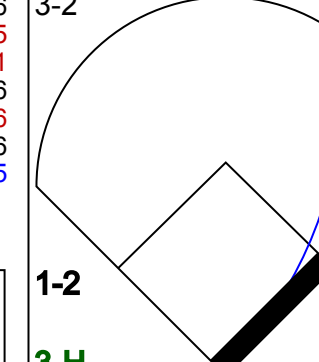

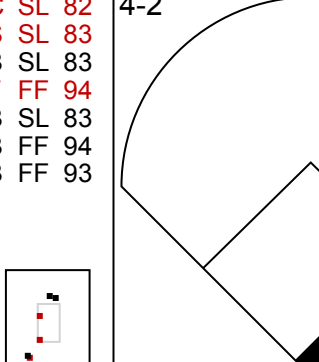

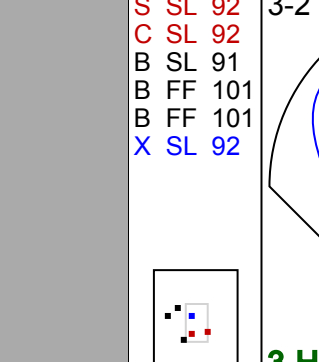
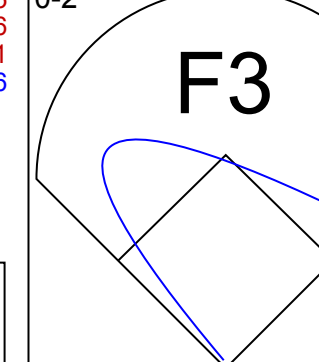

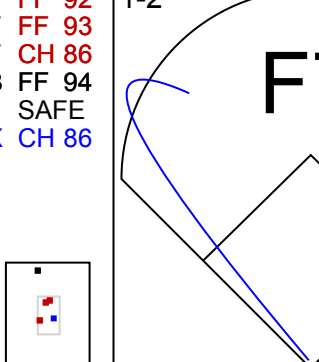

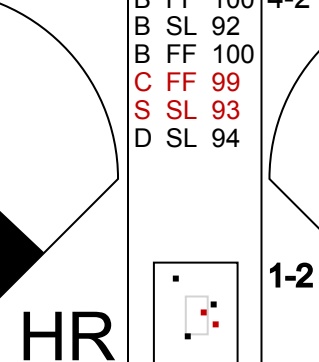
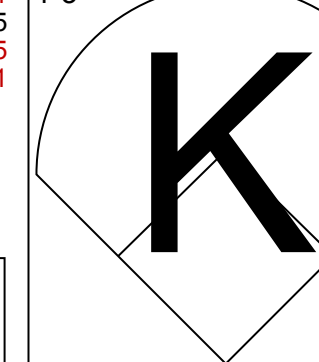

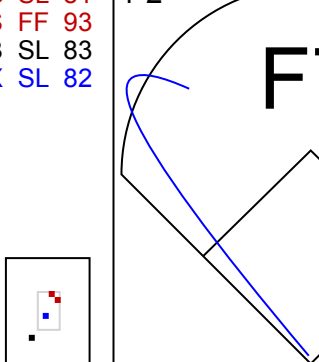
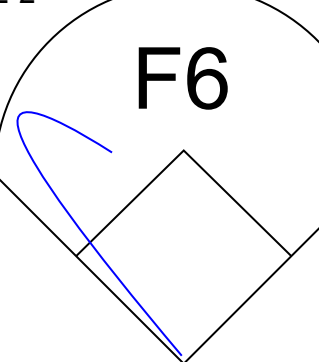
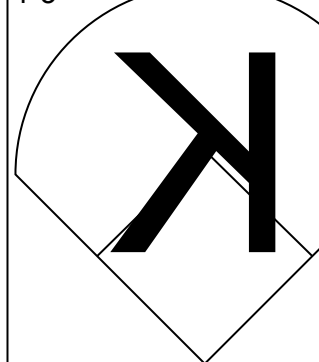
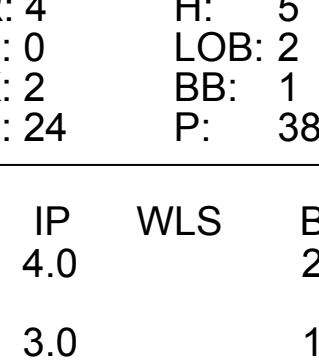
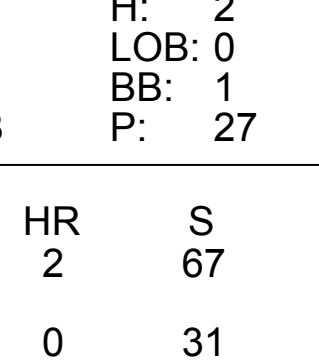
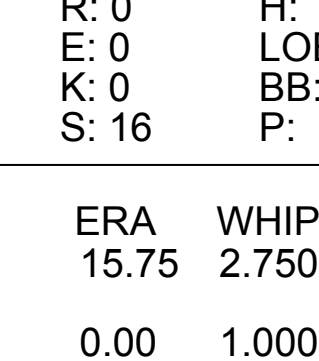
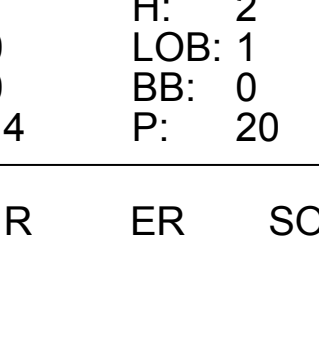
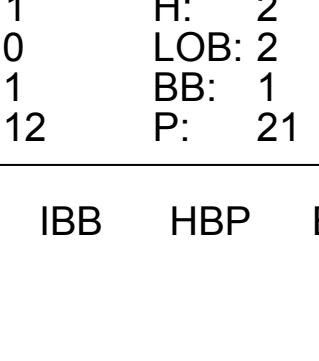



Batter	1	2	3	4	5	6	7	8	9	AB	R	H	RBI	BB	SO	LOB	BOTTOM										
12 Kyle Schwarber, L (1, 10) OBP: 0.311, SLG: 0.492										5	0	0	0	0	2	3	<p><b>New York Mets @ Philadelphia Phillies</b> Citizens Bank Park, Philadelphia, PA Sat Aug 20 2022, 1:09 PM - 4:50 PM EDT Att: 36,809 - Partly Cloudy - 89 F</p> <p>livebaseballscorecards.com</p> <p>AB 33 R 2 H 7 RBI 1 BB 3 SO 10 LOB 13</p>										
17 Rhys Hoskins, R (1, 3) OBP: 0.340, SLG: 0.483										4	0	0	0	0	3	1											
28 Alec Bohm, R (1, 5) OBP: 0.318, SLG: 0.394										4	0	1	0	0	0	0											
8 Nick Castellanos, R (1, 9) OBP: 0.308, SLG: 0.390										4	1	2	0	0	1	0											
5 Bryson Stott, L (1, 6) OBP: 0.283, SLG: 0.343										3	0	1	0	1	1	2											
2 Jean Segura, R (1, 4) OBP: 0.328, SLG: 0.404										3	0	1	1	0	0	0											
21 Garrett Stubbs, L (1, 2) OBP: 0.366, SLG: 0.530										3	1	1	0	1	1	3											
19 Matt Vierling, R (1, 7) OBP: 0.283, SLG: 0.307										3	0	0	0	1	1	2											
18 Bradley Zimmer, L (1, 8) OBP: 0.207, SLG: 0.244										2	0	0	0	0	1	2											
33 Edmundo Sosa, R (7, PH) OBP: 0.258, SLG: 0.286										2	0	1	0	0	0	0											
<b>Inning Stats</b>	R: 0 H: 2 E: 0 K: 1 S: 9	H: 1 LOB: 2 BB: 0 P: 14	R: 0 H: 0 E: 0 K: 1 S: 8	H: 0 LOB: 0 BB: 0 P: 14	R: 0 H: 0 E: 0 K: 0 S: 5	H: 0 LOB: 0 BB: 0 P: 12	R: 0 H: 1 E: 0 K: 1 S: 16	H: 1 LOB: 2 BB: 1 P: 25	R: 0 H: 0 E: 0 K: 3 S: 12	H: 0 LOB: 1 BB: 1 P: 22	R: 1 H: 2 E: 0 K: 0 S: 10	H: 2 LOB: 1 BB: 0 P: 15	R: 0 H: 0 E: 0 K: 0 S: 4	H: 0 LOB: 0 BB: 0 P: 6	R: 0 H: 0 E: 0 K: 2 S: 8	H: 0 LOB: 0 BB: 0 P: 12	R: 1 H: 1 E: 2 K: 2 S: 17	H: 1 LOB: 2 BB: 1 P: 25	1B: 6 2B: 2 3B: 0 HR: 0	SF: 1 SAC: 0 DP: 1 HBP: 0	WP: 0 PB: 0 SB: 0 CS: 1	PA: 37					
<b>PITCHER</b>	IP	WLS	BF	H	R	ER	SO	BB	IBB	HBP	BLK	WP	HR	S	P	ERA	WHIP										
29 Trevor Williams, R (1, 1) ERA: 2.84	4.0		17	4	0	0	3	2	0	0	0	0	0	40	71	0.00	1.500										
67 Seth Lugo, R (5, 1) ERA: 3.39	1.1	W	5	1	1	1	3	0	0	0	0	0	0	13	21	6.75	0.750										
30 Joely Rodríguez, L (1, 2) ERA: 4.66	1.2		6	1	0	0	0	0	0	0	0	0	0	11	16	0.00	0.600										
0 Adam Ottavino, R (8, 1) ERA: 2.25	1.0	H	3	0	0	0	2	0	0	0	0	0	0	8	12	0.00	0.000										
Sam Clay, L (9, 1) ERA: 8.44	1.0		6	1	1	0	2	1	0	0	0	0	0	17	25	0.00	2.000										



Batter	1	2	3	4	5	6	7	8	9	AB	R	H	RBI	BB	SO	LOB	TOP				
9 Brandon Nimmo, L (1, 8) OBP: 0.353, SLG: 0.411	G1-3		K		HBP			BB		2	0	0	0	1	1	0	<b>New York Mets @ Philadelphia Phillies</b> Citizens Bank Park, Philadelphia, PA Sat Aug 20 2022, 7:19 PM - 10:41 PM EDT Att: 39,374 - Partly Cloudy - 86 F <a href="http://livebaseballscorecards.com">livebaseballscorecards.com</a>				
6 Starling Marte, R (1, 9) OBP: 0.344, SLG: 0.464	HBP		L4		K			K		3	0	0	0	0	2	3					
12 Francisco Lindor, S (1, 6) OBP: 0.347, SLG: 0.461	1B		F7				P3	P5		4	1	1	0	0	0	1					
20 Pete Alonso, R (1, 10) OBP: 0.349, SLG: 0.521	BB				F8		F8		P6	3	0	0	0	1	0	0					
28 Darin Ruf, R (1, 3) OBP: 0.325, SLG: 0.372	BB				G6-3		L8		K	3	0	0	0	1	1	0					
1 Jeff McNeil, L (1, 4) OBP: 0.371, SLG: 0.458	L9				F8			K	2B	4	0	1	0	0	1	2					
19 Mark Canha, R (1, 7) OBP: 0.371, SLG: 0.389		L4			9 HBP		G4-3		BB	3	0	1	0	1	0	0					
22 Brett Baty, L (1, 5) OBP: 0.263, SLG: 0.353		F7			F7		K1-3		FC5	4	0	0	0	0	1	3					
33 James McCann, R (1, 2) OBP: 0.232, SLG: 0.263		P4						P1		3	0	0	0	0	1	1					
<b>Inning Stats</b>	R: 1 H: 1 E: 0 K: 0 S: 12	L: 1 LOB: 2 BB: 2 P: 26	R: 0 H: 0 E: 0 K: 0 S: 7	L: 0 LOB: 0 BB: 0 P: 10	R: 0 H: 0 E: 0 K: 1 S: 7	L: 0 LOB: 0 BB: 0 P: 10	R: 0 H: 1 E: 0 K: 2 S: 12	L: 0 LOB: 2 BB: 0 P: 19	R: 0 H: 0 E: 0 K: 0 S: 7	L: 0 LOB: 0 BB: 0 P: 9	R: 0 H: 0 E: 0 K: 2 S: 7	L: 0 LOB: 0 BB: 0 P: 10	R: 0 H: 0 E: 0 K: 1 S: 8	L: 1 LOB: 2 BB: 1 P: 15	R: 0 H: 1 E: 0 K: 1 S: 12	L: 1 LOB: 2 BB: 1 P: 21	1B: 2 2B: 1 3B: 0 HR: 0	SF: 0 SAC: 0 DP: 0 HBP: 2	WP: 1 PB: 0 CS: 1	PA: 35	
<b>PITCHER</b>	IP WLS BF H R ER SO BB IBB HBP BLK WP HR S P ERA WHIP	IP WLS BF H R ER SO BB IBB HBP BLK WP HR S P ERA WHIP	IP WLS BF H R ER SO BB IBB HBP BLK WP HR S P ERA WHIP	IP WLS BF H R ER SO BB IBB HBP BLK WP HR S P ERA WHIP	IP WLS BF H R ER SO BB IBB HBP BLK WP HR S P ERA WHIP	IP WLS BF H R ER SO BB IBB HBP BLK WP HR S P ERA WHIP	IP WLS BF H R ER SO BB IBB HBP BLK WP HR S P ERA WHIP	IP WLS BF H R ER SO BB IBB HBP BLK WP HR S P ERA WHIP	IP WLS BF H R ER SO BB IBB HBP BLK WP HR S P ERA WHIP	IP WLS BF H R ER SO BB IBB HBP BLK WP HR S P ERA WHIP	IP WLS BF H R ER SO BB IBB HBP BLK WP HR S P ERA WHIP	IP WLS BF H R ER SO BB IBB HBP BLK WP HR S P ERA WHIP	IP WLS BF H R ER SO BB IBB HBP BLK WP HR S P ERA WHIP	IP WLS BF H R ER SO BB IBB HBP BLK WP HR S P ERA WHIP	IP WLS BF H R ER SO BB IBB HBP BLK WP HR S P ERA WHIP	IP WLS BF H R ER SO BB IBB HBP BLK WP HR S P ERA WHIP	IP WLS BF H R ER SO BB IBB HBP BLK WP HR S P ERA WHIP	IP WLS BF H R ER SO BB IBB HBP BLK WP HR S P ERA WHIP	IP WLS BF H R ER SO BB IBB HBP BLK WP HR S P ERA WHIP	IP WLS BF H R ER SO BB IBB HBP BLK WP HR S P ERA WHIP	IP WLS BF H R ER SO BB IBB HBP BLK WP HR S P ERA WHIP
Bailey Falter, L (1, 1) ERA: 4.4	6.0	W	23	2	1	1	3	2	0	0	2	0	0	0	0	1	0	52	84	1.50	0.667
46 José Alvarado, L (7, 1) ERA: 4.33	1.0	H	3	0	0	0	2	0	0	0	0	0	0	0	0	0	0	7	10	0.00	0.000
30 David Robertson, R (8, 1) ERA: 1.86	2.0	S	9	1	0	0	2	2	0	0	0	0	0	0	0	0	0	20	36	0.00	1.500

Batter	1	2	3	4	5	6	7	8	9	AB	R	H	RBI	BB	SO	LOB	BOTTOM				
12 Kyle Schwarber, L (1, 10) OBP: 0.314, SLG: 0.499	2B		BB		F7		K	BB		4	2	2	0	1	1	2	<b>New York Mets @ Philadelphia Phillies</b> Citizens Bank Park, Philadelphia, PA Sat Aug 20 2022, 7:19 PM - 10:41 PM EDT Att: 39,374 - Partly Cloudy - 86 F <a href="http://livebaseballscorecards.com">livebaseballscorecards.com</a>				
21 Garrett Stubbs, L (8, 10) OBP: 0.366, SLG: 0.530	1B									0	1	0	0	0	0	0					
17 Rhys Hoskins, R (1, 3) OBP: 0.343, SLG: 0.485	G1-3		K				BB			4	0	2	1	1	1	3					
28 Alec Bohm, R (1, 5) OBP: 0.317, SLG: 0.394	K						BB			5	0	1	2	0	2	6					
10 J.T. Realmuto, R (1, 2) OBP: 0.334, SLG: 0.440	1B		K				P4		CS	4	0	1	1	0	2	5					
8 Nick Castellanos, R (1, 9) OBP: 0.307, SLG: 0.389	K		G6-3				BB			4	0	1	0	0	1	2					
2 Jean Segura, R (1, 4) OBP: 0.335, SLG: 0.407		L3					BB			3	0	2	0	1	0	0					
19 Matt Vierling, R (1, 8) OBP: 0.282, SLG: 0.306	G4-3						K		FC	4	0	1	0	0	1	4					
33 Edmundo Sosa, R (1, 6) OBP: 0.253, SLG: 0.280		G1-6-3					F7		F9	3	0	0	0	0	0	1					
29 Nick Maton, L (1, 7) OBP: 0.423, SLG: 0.739							F8			4	1	1	0	0	1	2					
18 Bradley Zimmer, L (8, 8) OBP: 0.207, SLG: 0.244								K		0	0	0	0	0	0	0					
<b>Inning Stats</b>	R: 1 H: 2 E: 0 K: 2 S: 15	L: 2 LOB: 1 BB: 0 P: 18	R: 0 H: 0 E: 0 K: 0 S: 8	L: 0 LOB: 0 BB: 0 P: 11	R: 2 H: 2 E: 0 K: 2 S: 17	L: 2 LOB: 1 BB: 1 P: 29	R: 0 H: 2 E: 0 K: 0 S: 12	L: 2 LOB: 2 BB: 0 P: 18	R: 0 H: 0 E: 0 K: 3 S: 17	L: 2 LOB: 3 BB: 1 P: 28	R: 0 H: 0 E: 0 K: 1 S: 20	L: 0 LOB: 1 BB: 1 P: 31	R: 0 H: 1 E: 0 K: 0 S: 12	L: 1 LOB: 0 BB: 0 P: 18	R: 1 H: 2 E: 0 K: 1 S: 17	L: 2 LOB: 1 BB: 0 P: 24	1B: 7 2B: 3 3B: 1 HR: 0	SF: 0 SAC: 1 DP: 0 HBP: 0	WP: 0 PB: 1 SB: 1 CS: 1	PA: 40	
<b>PITCHER</b>	IP WLS BF H R ER SO BB IBB HBP BLK WP HR S P ERA WHIP	IP WLS BF H R ER SO BB IBB HBP BLK WP HR S P ERA WHIP	IP WLS BF H R ER SO BB IBB HBP BLK WP HR S P ERA WHIP	IP WLS BF H R ER SO BB IBB HBP BLK WP HR S P ERA WHIP	IP WLS BF H R ER SO BB IBB HBP BLK WP HR S P ERA WHIP	IP WLS BF H R ER SO BB IBB HBP BLK WP HR S P ERA WHIP	IP WLS BF H R ER SO BB IBB HBP BLK WP HR S P ERA WHIP	IP WLS BF H R ER SO BB IBB HBP BLK WP HR S P ERA WHIP	IP WLS BF H R ER SO BB IBB HBP BLK WP HR S P ERA WHIP	IP WLS BF H R ER SO BB IBB HBP BLK WP HR S P ERA WHIP	IP WLS BF H R ER SO BB IBB HBP BLK WP HR S P ERA WHIP	IP WLS BF H R ER SO BB IBB HBP BLK WP HR S P ERA WHIP	IP WLS BF H R ER SO BB IBB HBP BLK WP HR S P ERA WHIP	IP WLS BF H R ER SO BB IBB HBP BLK WP HR S P ERA WHIP	IP WLS BF H R ER SO BB IBB HBP BLK WP HR S P ERA WHIP	IP WLS BF H R ER SO BB IBB HBP BLK WP HR S P ERA WHIP	IP WLS BF H R ER SO BB IBB HBP BLK WP HR S P ERA WHIP	IP WLS BF H R ER SO BB IBB HBP BLK WP HR S P ERA WHIP	IP WLS BF H R ER SO BB IBB HBP BLK WP HR S P ERA WHIP	IP WLS BF H R ER SO BB IBB HBP BLK WP HR S P ERA WHIP	IP WLS BF H R ER SO BB IBB HBP BLK WP HR S P ERA WHIP
David Peterson, L (1, 1) ERA: 3.44	4.2	L	24	8	3	3	6	2	0	0	0	0	0	0	0	1	0	66	100	5.79	2.143
85 Stephen Nogosek, R (5, 1) ERA: 2.79	1.2		9	1	0	0	2	1	0	0	0	0	0	0	0	0	0	28	43	0.00	1.200
Rob Zastryzny, L (7, 1) ERA: 9.0	1.0		4	1	1	1	1	0	0	0	0	0	0	0	0	0	0	14	21	9.00	1.000
60 Mychal Givens, R (8, 1) ERA: 3.91	0.2		2	1	0	0	0	0	0	0	0	0	0	0	0	0	0	10	13	0.00	1.500



Batter	1	2	3	4	5	6	7	8	9	AB	R	H	RBI	BB	SO	LOB	TOP						
9 Brandon Nimmo, L (1,8) OBP: 0.352, SLG: 0.415										5	1	1	1	1	1	1	<b>New York Mets @ Philadelphia Phillies</b> Citizens Bank Park, Philadelphia, PA Sun Aug 21 2022, 1:38 PM - 6:49 PM EDT Att: 35,801 - Partly Cloudy - 85 F						
6 Starling Marte, R (1,9) OBP: 0.346, SLG: 0.468										5	1	3	1	1	2	0							
12 Francisco Lindor, S (1,6) OBP: 0.340, SLG: 0.459										6	0	2	0	0	1	4							
20 Pete Alonso, R (1,3) OBP: 0.374, SLG: 0.519										4	1	1	0	1	0	5							
32 Daniel Vogelbach, L (1,10) OBP: 0.359, SLG: 0.450										3	1	2	1	1	0	0							
25 Tyler Naquin, L (7,PR) OBP: 0.290, SLG: 0.466										0	1	0	0	0	0	0							
28 Darin Ruf, R (8,PH) OBP: 0.324, SLG: 0.371										1	0	0	0	0	0	2							
1 Jeff McNeil, L (1,4) OBP: 0.374, SLG: 0.465										5	1	3	0	0	0	3							
19 Mark Canha, R (1,7) OBP: 0.374, SLG: 0.410										5	2	3	5	0	0	3							
22 Brett Baty, L (1,5) OBP: 0.208, SLG: 0.273										5	1	0	0	0	3	5							
43 Yolmer Sánchez, S (9,5) OBP: 0.103										0	0	0	0	0	0	0							
35 Michael Pérez, L (1,2) OBP: 0.214, SLG: 0.298										4	1	1	1	1	2	3							
<b>Inning Stats</b>	R: 0 E: 0 K: 2 S: 11	H: 1 LOB: 1 BB: 0 P: 16	R: 2 E: 2 K: 0 S: 11	H: 1 LOB: 1 BB: 1 P: 21	R: 1 E: 0 K: 0 S: 17	H: 4 LOB: 2 BB: 0 P: 26	R: 1 E: 0 K: 1 S: 17	H: 1 LOB: 2 BB: 0 P: 31	R: 0 E: 0 K: 2 S: 17	H: 2 LOB: 2 BB: 0 P: 25	R: 0 E: 0 K: 2 S: 9	H: 0 LOB: 0 BB: 1 P: 13	R: 3 E: 0 K: 0 S: 15	H: 3 LOB: 1 BB: 0 P: 20	R: 0 E: 0 K: 0 S: 14	H: 0 LOB: 2 BB: 2 P: 24	R: 3 E: 0 K: 2 S: 18	H: 4 LOB: 1 BB: 0 P: 30	1B: 9 2B: 4 HR: 3	SF: 0 SAC: 0 DP: 1 HBP: 0	WP: 0 PB: 0 SB: 1 CS: 0	PA: 48	
<b>PITCHER</b>	IP WLS BF H R ER SO BB IBB HBP BLK WP HR S P ERA WHIP	IP WLS BF H R ER SO BB IBB HBP BLK WP HR S P ERA WHIP	IP WLS BF H R ER SO BB IBB HBP BLK WP HR S P ERA WHIP	IP WLS BF H R ER SO BB IBB HBP BLK WP HR S P ERA WHIP	IP WLS BF H R ER SO BB IBB HBP BLK WP HR S P ERA WHIP	IP WLS BF H R ER SO BB IBB HBP BLK WP HR S P ERA WHIP	IP WLS BF H R ER SO BB IBB HBP BLK WP HR S P ERA WHIP	IP WLS BF H R ER SO BB IBB HBP BLK WP HR S P ERA WHIP	IP WLS BF H R ER SO BB IBB HBP BLK WP HR S P ERA WHIP	44 Kyle Gibson, R (1,1) ERA: 4.3	4.1 24 4 4 2 3 3 0 0 0 0 0 64 105 4.15 2.538	64 Andrew Bellatti, R (5,1) ERA: 3.85	0.2 3 1 0 0 2 0 0 0 0 0 0 9 14 0.00 1.500	46 José Alvarado, L (6,1) ERA: 4.21	1.0 H 3 0 0 2 0 0 0 0 0 0 9 13 0.00 0.000	75 Connor Brogdon, R (7,1) ERA: 2.51	1.0 B 6 3 3 3 0 0 0 0 0 1 15 20 27.00 3.000	52 Brad Hand, L (8,1) ERA: 1.99	1.0 5 0 0 0 0 1 1 0 0 0 0 14 24 0.00 1.000	30 David Robertson, R (9,1) ERA: 2.2	0.2 L 4 2 2 2 2 0 0 0 0 0 2 2 1 1 0 0 0 0 0 0 1 14 21 27.00 3.000	63 Tyler Cyr, R (9,1) ERA: 27.0	0.1 3 2 1 1 0 0 0 0 0 0 1 4 9 27.00 6.000
Batter	1	2	3	4	5	6	7	8	9	AB	R	H	RBI	BB	SO	LOB	BOTTOM						
12 Kyle Schwarber, L (1,10) OBP: 0.318, SLG: 0.500										3	2	2	0	2	0	0	<b>New York Mets @ Philadelphia Phillies</b> Citizens Bank Park, Philadelphia, PA Sun Aug 21 2022, 1:38 PM - 6:49 PM EDT Att: 35,801 - Partly Cloudy - 85 F						
21 Garrett Stubbs, L (8,PR) OBP: 0.366, SLG: 0.530										4	1	0	0	1	0	4							
17 Rhys Hoskins, R (1,3) OBP: 0.341, SLG: 0.481										4	1	0	0	1	0	4							
28 Alec Bohm, R (1,5) OBP: 0.320, SLG: 0.411										5	2	3	6	0	0	2							
10 J.T. Realmuto, R (1,2) OBP: 0.335, SLG: 0.442										5	2	2	0	0	1	2							
8 Nick Castellanos, R (1,9) OBP: 0.308, SLG: 0.389										5	0	2	0	0	1	0							
5 Bryson Stott, L (1,6) OBP: 0.294, SLG: 0.344										5	0	2	0	0	1	4							
29 Nick Maton, L (1,4) OBP: 0.419, SLG: 0.692										3	0	1	2	1	2	2							
19 Matt Vierling, R (1,7) OBP: 0.279, SLG: 0.301										3	0	0	0	0	0	4							
2 Jean Segura, R (8,PH) OBP: 0.340, SLG: 0.424										4	1	1	0	0	1	3							
18 Bradley Zimmer, L (1,8) OBP: 0.208, SLG: 0.244										1	0	0	0	0	1	2							
25 Darick Hall, L (8,PH) OBP: 0.296, SLG: 0.550										4	1	1	0	0	1	3							
<b>Inning Stats</b>	R: 4 E: 0 K: 2 S: 24	H: 5 LOB: 2 BB: 1 P: 38	R: 0 E: 0 K: 0 S: 12	H: 1 LOB: 1 BB: 0 P: 16	R: 0 E: 0 K: 1 S: 13	H: 1 LOB: 1 BB: 0 P: 17	R: 3 E: 0 K: 2 S: 18	H: 2 LOB: 0 BB: 1 P: 27	R: 0 E: 0 K: 0 S: 16	H: 0 LOB: 1 BB: 1 P: 25	R: 0 E: 0 K: 0 S: 7	H: 0 LOB: 1 BB: 1 P: 14	R: 0 E: 0 K: 1 S: 8	H: 1 LOB: 0 BB: 0 P: 11	R: 1 E: 0 K: 0 S: 14	H: 2 LOB: 1 BB: 0 P: 20	R: 1 E: 0 K: 1 S: 12	H: 2 LOB: 2 BB: 1 P: 21	1B: 10 2B: 1 3B: 0 HR: 3	SF: 1 SAC: 0 DP: 0 HBP: 0	WP: 0 PB: 0 SB: 1 CS: 1	PA: 45	
<b>PITCHER</b>	IP WLS BF H R ER SO BB IBB HBP BLK WP HR S P ERA WHIP	IP WLS BF H R ER SO BB IBB HBP BLK WP HR S P ERA WHIP	IP WLS BF H R ER SO BB IBB HBP BLK WP HR S P ERA WHIP	IP WLS BF H R ER SO BB IBB HBP BLK WP HR S P ERA WHIP	IP WLS BF H R ER SO BB IBB HBP BLK WP HR S P ERA WHIP	IP WLS BF H R ER SO BB IBB HBP BLK WP HR S P ERA WHIP	IP WLS BF H R ER SO BB IBB HBP BLK WP HR S P ERA WHIP	IP WLS BF H R ER SO BB IBB HBP BLK WP HR S P ERA WHIP	IP WLS BF H R ER SO BB IBB HBP BLK WP HR S P ERA WHIP	José Butto, R (1,1) ERA: 15.75	4.0 23 1 0 0 1 2 0 0 0 0 0 31 50 0.00 1.000	64 Nate Fisher, L (5,1) ERA: 7.04	3.0 11 1 0 0 1 2 0 0 0 0 0 14 20 9.00 2.000	65 Trevor May, R (8,1) ERA: 7.04	1.0 W 5 2 1 1 0 0 0 0 0 1 14 20 9.00 2.000	39 Edwin Díaz, R (9,1) ERA: 1.46	1.0 S 6 2 1 1 1 1 0 0 0 0 12 21 9.00 3.000						



Batter	1	2	3	4	5	6	7	8	9	AB	R	H	RBI	BB	SO	LOB	TOP				
9 Brandon Nimmo, L (1, 8) OBP: 0.354, SLG: 0.415										3	0	1	0	0	0	2	<p><b>New York Mets @ New York Yankees</b>  <b>Yankee Stadium, Bronx, NY</b>            Mon Aug 22 2022, 7:11 PM - 9:58 PM EDT            Att: 48,760 - Cloudy - 76 F</p>				
6 Starling Marte, R (1, 9) OBP: 0.345, SLG: 0.464										4	0	0	0	0	0	4					
12 Francisco Lindor, S (1, 6) OBP: 0.340, SLG: 0.457										4	0	1	0	0	1	0					
20 Pete Alonso, R (1, 3) OBP: 0.347, SLG: 0.514										4	1	0	0	0	0	2					
32 Daniel Vogelbach, L (1, 10) OBP: 0.359, SLG: 0.457										4	1	1	2	0	1	0					
1 Jeff McNeil, L (1, 4) OBP: 0.371, SLG: 0.462										3	0	0	0	0	0	0					
19 Mark Canha, R (1, 7) OBP: 0.372, SLG: 0.407										3	0	0	0	0	1	0					
22 Brett Baty, L (1, 5) OBP: 0.222, SLG: 0.250										2	0	0	0	1	0	0					
33 James McCann, R (1, 2) OBP: 0.236, SLG: 0.267										2	0	1	0	0	1	0					
25 Tyler Naquin, L (8, PH) OBP: 0.290, SLG: 0.464										1	0	0	0	0	1	1					
3 Tomás Nido, R (8, 2) OBP: 0.271, SLG: 0.266										0	0	0	0	0	0	0					
<b>Inning Stats</b>	R: 0 H: 0 E: 0 K: 0 S: 8	H: 0 LOB: 0 BB: 0 P: 10	R: 0 H: 0 E: 0 K: 0 S: 6	H: 0 LOB: 0 BB: 0 P: 9	R: 0 H: 0 E: 0 K: 1 S: 7	H: 2 LOB: 1 BB: 0 P: 9	R: 0 H: 0 E: 0 K: 1 S: 10	H: 0 LOB: 0 BB: 0 P: 15	R: 0 H: 1 E: 0 K: 0 S: 16	H: 1 LOB: 1 BB: 0 P: 23	R: 2 H: 1 E: 1 K: 1 S: 13	H: 1 LOB: 0 BB: 0 P: 19	R: 0 H: 0 E: 0 K: 1 S: 8	H: 0 LOB: 1 BB: 1 P: 15	R: 0 H: 0 E: 0 K: 1 S: 7	H: 0 LOB: 0 BB: 0 P: 10	1B: 3 2B: 0 3B: 0 HR: 1	SF: 0 SAC: 0 DP: 2 HBP: 1	WP: 0 PB: 0 SB: 0 CS: 0	PA: 32	
<b>PITCHER</b>	IP WLS BF H R ER SO BB IBB HBP BLK WP HR S P ERA WHIP	IP WLS BF H R ER SO BB IBB HBP BLK WP HR S P ERA WHIP	IP WLS BF H R ER SO BB IBB HBP BLK WP HR S P ERA WHIP	IP WLS BF H R ER SO BB IBB HBP BLK WP HR S P ERA WHIP	IP WLS BF H R ER SO BB IBB HBP BLK WP HR S P ERA WHIP	IP WLS BF H R ER SO BB IBB HBP BLK WP HR S P ERA WHIP	IP WLS BF H R ER SO BB IBB HBP BLK WP HR S P ERA WHIP	IP WLS BF H R ER SO BB IBB HBP BLK WP HR S P ERA WHIP	IP WLS BF H R ER SO BB IBB HBP BLK WP HR S P ERA WHIP	IP WLS BF H R ER SO BB IBB HBP BLK WP HR S P ERA WHIP	IP WLS BF H R ER SO BB IBB HBP BLK WP HR S P ERA WHIP	IP WLS BF H R ER SO BB IBB HBP BLK WP HR S P ERA WHIP	IP WLS BF H R ER SO BB IBB HBP BLK WP HR S P ERA WHIP	IP WLS BF H R ER SO BB IBB HBP BLK WP HR S P ERA WHIP	IP WLS BF H R ER SO BB IBB HBP BLK WP HR S P ERA WHIP	IP WLS BF H R ER SO BB IBB HBP BLK WP HR S P ERA WHIP	IP WLS BF H R ER SO BB IBB HBP BLK WP HR S P ERA WHIP	IP WLS BF H R ER SO BB IBB HBP BLK WP HR S P ERA WHIP	IP WLS BF H R ER SO BB IBB HBP BLK WP HR S P ERA WHIP	IP WLS BF H R ER SO BB IBB HBP BLK WP HR S P ERA WHIP	IP WLS BF H R ER SO BB IBB HBP BLK WP HR S P ERA WHIP

AB	30
R	2
H	4
RBI	2
BB	1
SO	5
LOB	9



Batter	1	2	3	4	5	6	7	8	9	AB	R	H	RBI	BB	SO	LOB	BOTTOM				
18 Andrew Benintendi, L (1, 7) OBP: 0.378, SLG: 0.397										3	1	2	2	0	0	0	<p><b>New York Mets @ New York Yankees</b>  <b>Yankee Stadium, Bronx, NY</b>            Mon Aug 22 2022, 7:11 PM - 9:58 PM EDT            Att: 48,760 - Cloudy - 76 F</p>				
99 Aaron Judge, R (1, 8) OBP: 0.393, SLG: 0.658										4	1	2	1	0	1	2					
48 Anthony Rizzo, L (1, 3) OBP: 0.336, SLG: 0.489										4	0	1	0	0	2	3					
26 DJ LeMahieu, R (1, 10) OBP: 0.377, SLG: 0.412										3	0	1	1	0	0	0					
28 Josh Donaldson, R (1, 5) OBP: 0.302, SLG: 0.384										4	0	0	0	0	1	2					
95 Oswaldo Cabrera, S (1, 4) OBP: 0.174, SLG: 0.182										3	0	0	0	1	0	1					
39 Jose Trevino, R (1, 2) OBP: 0.299, SLG: 0.424										4	0	0	0	0	0	2					
12 Isiah Kiner-Falefa, R (1, 6) OBP: 0.315, SLG: 0.322										3	2	2	0	0	0	0					
14 Marwin Gonzalez, S (1, 9) OBP: 0.273, SLG: 0.326										2	0	0	0	0	0	1					
<b>Inning Stats</b>	R: 1 H: 1 E: 0 K: 1 S: 11	H: 1 LOB: 1 BB: 0 P: 14	R: 0 H: 0 E: 0 K: 0 S: 5	H: 0 LOB: 0 BB: 0 P: 8	R: 1 H: 1 E: 0 K: 1 S: 10	H: 1 LOB: 0 BB: 0 P: 13	R: 0 H: 0 E: 0 K: 1 S: 13	H: 0 LOB: 1 BB: 1 P: 21	R: 1 H: 2 E: 0 K: 0 S: 13	H: 2 LOB: 1 BB: 0 P: 18	R: 0 H: 0 E: 0 K: 0 S: 7	H: 0 LOB: 0 BB: 0 P: 11	R: 1 H: 3 E: 1 K: 1 S: 13	H: 3 LOB: 2 BB: 0 P: 19	R: 0 H: 1 E: 0 K: 0 S: 10	H: 1 LOB: 1 BB: 0 P: 15		1B: 5 2B: 2 3B: 0 HR: 1	SF: 1 SAC: 1 DP: 0 HBP: 1	WP: 0 PB: 0 SB: 0 CS: 0	PA: 34
<b>PITCHER</b>	IP WLS BF H R ER SO BB IBB HBP BLK WP HR S P ERA WHIP	IP WLS BF H R ER SO BB IBB HBP BLK WP HR S P ERA WHIP	IP WLS BF H R ER SO BB IBB HBP BLK WP HR S P ERA WHIP	IP WLS BF H R ER SO BB IBB HBP BLK WP HR S P ERA WHIP	IP WLS BF H R ER SO BB IBB HBP BLK WP HR S P ERA WHIP	IP WLS BF H R ER SO BB IBB HBP BLK WP HR S P ERA WHIP	IP WLS BF H R ER SO BB IBB HBP BLK WP HR S P ERA WHIP	IP WLS BF H R ER SO BB IBB HBP BLK WP HR S P ERA WHIP	IP WLS BF H R ER SO BB IBB HBP BLK WP HR S P ERA WHIP	IP WLS BF H R ER SO BB IBB HBP BLK WP HR S P ERA WHIP	IP WLS BF H R ER SO BB IBB HBP BLK WP HR S P ERA WHIP	IP WLS BF H R ER SO BB IBB HBP BLK WP HR S P ERA WHIP	IP WLS BF H R ER SO BB IBB HBP BLK WP HR S P ERA WHIP	IP WLS BF H R ER SO BB IBB HBP BLK WP HR S P ERA WHIP	IP WLS BF H R ER SO BB IBB HBP BLK WP HR S P ERA WHIP	IP WLS BF H R ER SO BB IBB HBP BLK WP HR S P ERA WHIP	IP WLS BF H R ER SO BB IBB HBP BLK WP HR S P ERA WHIP	IP WLS BF H R ER SO BB IBB HBP BLK WP HR S P ERA WHIP	IP WLS BF H R ER SO BB IBB HBP BLK WP HR S P ERA WHIP	IP WLS BF H R ER SO BB IBB HBP BLK WP HR S P ERA WHIP	IP WLS BF H R ER SO BB IBB HBP BLK WP HR S P ERA WHIP









Batter	1	2	3	4	5	6	7	8	9	AB	R	H	RBI	BB	SO	LOB	TOP											
24 Ryan McMahon, L (1, 5) OBP: 0.334, SLG: 0.403										4	1	1	1	0	2	3	<b>Colorado Rockies @ New York Mets</b> Citi Field, Flushing, NY Thu Aug 25 2022, 7:12 PM - 10:08 PM EDT Att: 37,377 - Partly Cloudy - 82 F											
Brendan Rodgers, R (1, 4) OBP: 0.336, SLG: 0.427										3	0	0	0	1	1	0												
19 Charlie Blackmon, L (1, 10) OBP: 0.319, SLG: 0.438										4	0	0	0	0	3	1												
25 C.J. Cron, R (1, 3) OBP: 0.321, SLG: 0.491										3	0	0	0	1	1	1												
11 Jose Iglesias, R (1, 6) OBP: 0.345, SLG: 0.406										4	0	2	0	0	1	0												
Randal Grichuk, R (1, 9) OBP: 0.313, SLG: 0.430										4	0	2	0	0	1	2												
22 Sam Hilliard, L (1, 7) OBP: 0.276, SLG: 0.263										3	0	0	0	1	3	2												
6 Brian Serven, R (1, 2) OBP: 0.286, SLG: 0.378										4	0	0	0	0	1	4												
1 Garrett Hampson, R (1, 8) OBP: 0.327										4	0	1	0	0	1	0												
<b>Inning Stats</b>	R: 0 E: 0 K: 2 S: 10	H: 0 LOB: 0 BB: 0 P: 15	R: 0 E: 0 K: 1 S: 11	H: 0 LOB: 0 BB: 0 P: 13	R: 0 E: 0 K: 2 S: 8	H: 0 LOB: 0 BB: 0 P: 10	R: 0 E: 0 K: 2 S: 8	H: 0 LOB: 0 BB: 0 P: 12	R: 0 E: 0 K: 1 S: 14	H: 2 LOB: 2 BB: 0 P: 18	R: 1 E: 0 K: 1 S: 11	H: 1 LOB: 1 BB: 1 P: 19	R: 0 E: 0 K: 3 S: 13	H: 2 LOB: 3 BB: 1 P: 21	R: 0 E: 0 K: 1 S: 12	H: 1 LOB: 2 BB: 1 P: 16		R: 0 E: 0 K: 1 S: 8	H: 0 LOB: 0 BB: 0 P: 12	1B: 4 2B: 1 3B: 0 HR: 1	SF: 0 SAC: 0 DP: 0 HBP: 0	WP: 0 PB: 0 SB: 0 CS: 0	PA: 36					
<b>PITCHER</b>	IP	WLS	BF	H	R	ER	SO	BB	IBB	HBP	BLK	WP	HR	S	P	ERA	WHIP											
48 Jacob deGrom, R (1, 1) ERA: 2.15	6.0	W	22	3	1	1	9	1	0	0	0	0	1	62	87	1.50	0.667											
67 Seth Lugo, R (7, 1) ERA: 3.24	1.0	H	6	2	0	0	3	1	0	0	0	0	0	13	21	0.00	3.000											
39 Edwin Diaz, R (8, 1) ERA: 1.43	1.0	H	5	1	0	0	1	1	0	0	0	0	0	12	16	0.00	2.000											
0 Adam Ottavino, R (9, 1) ERA: 2.13	1.0	S	3	0	0	0	1	0	0	0	0	0	0	8	12	0.00	0.000											
<b>Batter</b>	<b>1</b>	<b>2</b>	<b>3</b>	<b>4</b>	<b>5</b>	<b>6</b>	<b>7</b>	<b>8</b>	<b>9</b>	<b>AB</b>	<b>R</b>	<b>H</b>	<b>RBI</b>	<b>BB</b>	<b>SO</b>	<b>LOB</b>	<b>BOTTOM</b>											
9 Brandon Nimmo, L (1, 8) OBP: 0.355, SLG: 0.413										2	0	1	0	2	0	0	<b>Colorado Rockies @ New York Mets</b> Citi Field, Flushing, NY Thu Aug 25 2022, 7:12 PM - 10:08 PM EDT Att: 37,377 - Partly Cloudy - 82 F											
6 Starling Marte, R (1, 9) OBP: 0.345, SLG: 0.460										4	1	0	0	0	1	4												
12 Francisco Lindor, S (1, 6) OBP: 0.347, SLG: 0.452										2	0	0	1	2	0	1												
20 Pete Alonso, R (1, 3) OBP: 0.350, SLG: 0.520										4	1	2	2	0	1	4												
32 Daniel Vogelbach, L (1, 10) OBP: 0.353, SLG: 0.447										3	0	0	0	1	1	3												
1 Jeff McNeil, L (1, 4) OBP: 0.372, SLG: 0.463										4	0	1	0	0	0	2												
25 Tyler Naquin, L (1, 7) OBP: 0.302, SLG: 0.464										4	0	2	0	0	0	1												
22 Brett Baty, L (1, 5) OBP: 0.235, SLG: 0.258										4	0	1	0	0	2	4												
43 Yoelmer Sánchez, S (8, PR) (9, 5) ERA: 4.5										0	0	0	0	0	0	0												
3 Tomás Nido, R (1, 2) OBP: 0.269, SLG: 0.265										4	1	1	0	0	0	3												
<b>Inning Stats</b>	R: 0 E: 0 K: 0 S: 15	H: 2 LOB: 2 BB: 0 P: 24	R: 3 E: 0 K: 0 S: 10	H: 3 LOB: 0 BB: 0 P: 19	R: 0 E: 0 K: 0 S: 7	H: 1 LOB: 0 BB: 0 P: 12	R: 0 E: 0 K: 1 S: 10	H: 0 LOB: 2 BB: 2 P: 20	R: 0 E: 0 K: 1 S: 11	H: 1 LOB: 2 BB: 1 P: 17	R: 0 E: 0 K: 2 S: 9	H: 0 LOB: 2 BB: 2 P: 24	R: 0 E: 0 K: 0 S: 7	H: 1 LOB: 1 BB: 0 P: 10	1B: 7 2B: 1 3B: 0 HR: 1	SF: 0 SAC: 0 DP: 1 HBP: 0	WP: 0 PB: 0 SB: 2 CS: 0	PA: 36										
<b>PITCHER</b>	IP	WLS	BF	H	R	ER	SO	BB	IBB	HBP	BLK	WP	HR	S	P	ERA	WHIP											
18 Ryan Felton, R (1, 1) ERA: 5.87	4.2	L	21	6	3	3	2	2	0	0	0	0	0	1	53	92	5.79	1.714										
59 Jake Bird, R (5, 1) ERA: 4.5	1.2		9	1	0	0	1	3	0	0	0	0	0	14	31	0.00	2.400											
61 Justin Lawrence, R (7, 1) ERA: 4.76	1.2		6	1	0	0	2	0	0	0	0	0	0	14	22	0.00	0.600											



Batter	1	2	3	4	5	6	7	8	9	AB	R	H	RBI	BB	SO	LOB	TOP										
24 Ryan McMahon, L (1, 5) OBP: 0.337, SLG: 0.406										4	1	2	0	1	1	0											
Brendan Rodgers, R (1, 4) OBP: 0.335, SLG: 0.427										5	1	1	2	0	1	2											
19 Charlie Blackmon, L (1, 10) OBP: 0.330, SLG: 0.439 1 Garrett Hampson, R (8, PR) OBP: 0.297, SLG: 0.325										4	0	2	0	0	0	1											
25 C.J. Cron, R (1, 3) OBP: 0.324, SLG: 0.494 22 Sam Hilliard, L (8, PR) OBP: 0.276, SLG: 0.263										4	0	3	1	0	0	0											
11 Jose Iglesias, R (1, 6) OBP: 0.344, SLG: 0.403 54 Carlos Estévez, R (8, 1) 52 Daniel Bard, R (9, 1)										3	1	0	0	0	0	0											
Randal Grichuk, R (1, 9) OBP: 0.314, SLG: 0.429										3	0	1	0	0	1	3											
35 Elias Díaz, R (1, 2) OBP: 0.297, SLG: 0.390										4	0	1	3	0	0	3											
9 Connor Joe, R (1, 7) OBP: 0.341, SLG: 0.358 44 Elehuris Montero, R (8, 3) OBP: 0.275, SLG: 0.453										4	0	0	0	0	0	2											
36 Wyrton Bernard, R (1, 8) OBP: 0.308, SLG: 0.333										4	1	1	0	0	0	0											
<b>Inning Stats</b>	R: 0 E: 0 K: 0 S: 8	H: 1 LOB: 0 BB: 0 P: 14	R: 0 E: 0 K: 0 S: 8	H: 1 LOB: 1 BB: 0 P: 11	R: 0 E: 0 K: 1 S: 9	H: 0 LOB: 0 BB: 0 P: 11	R: 0 E: 0 K: 0 S: 10	H: 2 LOB: 1 BB: 0 P: 14	R: 0 E: 0 K: 0 S: 6	H: 0 LOB: 0 BB: 0 P: 10	R: 3 E: 0 K: 0 S: 12	H: 3 LOB: 2 BB: 1 P: 19	R: 0 E: 0 K: 0 S: 5	H: 0 LOB: 0 BB: 0 P: 6	R: 3 E: 0 K: 1 S: 13	H: 3 LOB: 2 BB: 0 P: 18	R: 0 E: 0 K: 1 S: 10	H: 1 LOB: 1 BB: 0 P: 16	1B: 8 2B: 3 3B: 0 HR: 0	SF: 0 SAC: 0 DP: 2 HBP: 2	WP: 1 PB: 0 SB: 0 CS: 0	PA: 39					
<b>PITCHER</b>	IP	WLS	BF	H	R	ER	SO	BB	IBB	HBP	BLK	WP	HR	S	P	ERA	WHIP										
40 Chris Bassitt, R (1, 1) ERA: 3.34	7.1		30	8	4	4	1	1	0	1	0	1	0	60	88	4.91	1.227										
60 Mychal Givens, R (8, 1) ERA: 4.14	0.2	B	5	2	2	2	1	0	0	1	0	0	0	11	15	27.00	3.000										
39 Edwin Díaz, R (9, 1) ERA: 1.4	1.0	W	4	1	0	0	1	0	0	0	0	0	0	10	16	0.00	1.000										

Colorado Rockies @ New York Mets  
Citi Field, Flushing, NY  
Fri Aug 26 2022, 7:13 PM - 10:20 PM EDT  
Att: 32,447 - Partly Cloudy - 83 F

livebaseballscorecards.com

AB 36  
R 6  
H 11  
RBI 6  
BB 1  
SO 3  
LOB 15

Batter	1	2	3	4	5	6	7	8	9	AB	R	H	RBI	BB	SO	LOB	BOTTOM										
9 Brandon Nimmo, L (1, 8) OBP: 0.354, SLG: 0.409										4	1	0	0	1	0	3											
6 Starling Marte, R (1, 9) OBP: 0.345, SLG: 0.462										4	0	1	2	0	0	0											
12 Francisco Lindor, S (1, 6) OBP: 0.346, SLG: 0.449										4	0	0	0	1	2	3											
20 Pete Alonso, R (1, 3) OBP: 0.350, SLG: 0.519										5	0	2	1	0	1	1											
25 Tyler Naquin, L (1, 10) OBP: 0.300, SLG: 0.461 28 Darin Ruf, R (6, PH) OBP: 0.325, SLG: 0.369										2	0	0	0	0	2	1											
1 Jeff McNeil, L (1, 4) OBP: 0.373, SLG: 0.463										4	1	2	0	0	1	1											
19 Mark Canha, R (1, 7) OBP: 0.377, SLG: 0.417										3	1	2	3	0	0	0											
22 Brett Baty, L (1, 5) OBP: 0.237, SLG: 0.343										4	1	1	1	0	0	3											
33 James McCann, R (1, 2) OBP: 0.246, SLG: 0.277 32 Daniel Vogelbach, L (8, PH) OBP: 0.352, SLG: 0.445										3	1	2	0	0	1	0											
<b>Inning Stats</b>	R: 0 E: 0 K: 0 S: 5	H: 0 LOB: 1 BB: 1 P: 12	R: 0 E: 0 K: 2 S: 11	H: 0 LOB: 0 BB: 0 P: 17	R: 1 E: 0 K: 0 S: 9	H: 2 LOB: 0 BB: 0 P: 13	R: 0 E: 0 K: 2 S: 9	H: 1 LOB: 1 BB: 0 P: 12	R: 2 E: 0 K: 0 S: 13	H: 2 LOB: 1 BB: 0 P: 19	R: 1 E: 0 K: 0 S: 18	H: 2 LOB: 1 BB: 1 P: 28	R: 0 E: 0 K: 1 S: 9	H: 0 LOB: 0 BB: 0 P: 11	R: 2 E: 0 K: 2 S: 13	H: 2 LOB: 1 BB: 0 P: 19	R: 1 E: 0 K: 0 S: 8	H: 1 LOB: 2 BB: 1 P: 16	1B: 6 2B: 2 3B: 1 HR: 1	SF: 0 SAC: 0 DP: 1 HBP: 2	WP: 0 PB: 0 SB: 0 CS: 0	PA: 40					
<b>PITCHER</b>	IP	WLS	BF	H	R	ER	SO	BB	IBB	HBP	BLK	WP	HR	S	P	ERA	WHIP										
41 Chad Kuhl, R (1, 1) ERA: 5.17	5.0		21	5	3	3	4	1	0	0	0	0	0	18	28	9.00	3.000										
58 Lucas Gilbreath, L (6, 1) ERA: 4.19	1.0		5	2	1	1	0	1	0	0	0	0	0	9	11	0.00	0.000										
32 Dinelson Lamet, R (7, 1) ERA: 6.43	1.0		3	0	0	0	1	0	0	0	0	0	0	9	11	0.00	0.000										
54 Carlos Estévez, R (8, 1) ERA: 3.74	1.0	B	6	2	2	0	2	0	0	0	0	0	0	13	19	0.00	2.000										
52 Daniel Bard, R (9, 1) ERA: 2.38	0.2	L	5	1	1	1	0	1	0	1	0	0	0	8	16	13.50	3.000										

Colorado Rockies @ New York Mets  
Citi Field, Flushing, NY  
Fri Aug 26 2022, 7:13 PM - 10:20 PM EDT  
Att: 32,447 - Partly Cloudy - 83 F

livebaseballscorecards.com

AB 35  
R 7  
H 10  
RBI 7  
BB 3  
SO 7  
LOB 12



Batter	1	2	3	4	5	6	7	8	9	AB R H RBI BB SO LOB	TOP											
Randal Grichuk, R (1,9) OBP: 0.314, SLG: 0.428										4 0 1 0 0 0 0	<b>Colorado Rockies @ New York Mets</b> Citi Field, Flushing, NY Sat Aug 27 2022, 7:32 PM - 10:26 PM EDT Att: 42,617 - Partly Cloudy - 83 F											
11 Jose Iglesias, R (1,6) OBP: 0.343, SLG: 0.401										4 0 1 0 0 1 1												
Brendan Rodgers, R (1,4) OBP: 0.332, SLG: 0.423										4 0 0 0 0 2 2												
25 C.J. Cron, R (1,3) OBP: 0.326, SLG: 0.494										4 0 2 0 0 2 1												
35 Elias Diaz, R (1,2) OBP: 0.293, SLG: 0.384										4 0 0 0 0 0 3												
24 Ryan McMahon, L (1,5) OBP: 0.337, SLG: 0.406										3 0 1 0 0 1 0												
44 Elehuris Montero, R (1,10) OBP: 0.269, SLG: 0.440										3 0 0 0 0 2 1												
1 Garrett Hampson, R (1,8) OBP: 0.292, SLG: 0.319										3 0 0 0 0 1 1												
36 Wynton Bernard, R (1,7) OBP: 0.286, SLG: 0.310										3 0 0 0 0 2 1												
<b>Inning Stats</b>	R: 0 E: 0 K: 1 S: 19	H: 2 LOB: 2 BB: 0 P: 25	R: 0 E: 0 K: 1 S: 7	H: 0 LOB: 0 BB: 0 P: 12	R: 0 E: 0 K: 0 S: 11	H: 0 LOB: 0 BB: 0 P: 17	R: 0 E: 0 K: 2 S: 8	H: 0 LOB: 0 BB: 0 P: 11	R: 0 E: 0 K: 1 S: 10	H: 1 LOB: 1 BB: 0 P: 16		R: 0 E: 0 K: 2 S: 13	H: 1 LOB: 1 BB: 0 P: 21	R: 0 E: 0 K: 2 S: 10	H: 0 LOB: 0 BB: 0 P: 14	R: 0 E: 0 K: 2 S: 10	H: 0 LOB: 0 BB: 0 P: 12	R: 0 E: 0 K: 0 S: 10	H: 1 LOB: 1 BB: 0 P: 16	1B: 5 2B: 0 3B: 0 HR: 0	SF: 0 SAC: 0 DP: 0 HBP: 0	WP: 1 PB: 0 SB: 0 CS: 0
<b>PITCHER</b>	IP WLS BF H R ER SO BB IBB HBP BLK WP HR S P ERA WHIP											IP WLS BF H R ER SO BB IBB HBP BLK WP HR S P ERA WHIP										
23 David Peterson, L (1,1) ERA: 3.21	6.0 W 22 4 0 0 7 0 0 0 0 0 0 0 68 102 0.00 0.667																					
67 Seth Lugo, R (7,1) ERA: 3.15	1.0 H 3 0 0 0 2 0 0 0 0 0 0 0 10 14 0.00 0.000																					
65 Trevor May, R (8,1) ERA: 6.48	1.0 H 3 0 0 0 2 0 0 0 0 0 0 0 10 12 0.00 0.000																					
0 Adam Ottavino, R (9,1) ERA: 2.09	1.0 S 4 1 0 0 0 0 0 0 0 0 1 0 10 16 0.00 1.000																					

Batter	1	2	3	4	5	6	7	8	9	AB R H RBI BB SO LOB	BOTTOM									
9 Brandon Nimmo, L (1,8) OBP: 0.357, SLG: 0.420										3 2 2 2 1 1 0	<b>Colorado Rockies @ New York Mets</b> Citi Field, Flushing, NY Sat Aug 27 2022, 7:32 PM - 10:26 PM EDT Att: 42,617 - Partly Cloudy - 83 F									
6 Starling Marte, R (1,9) OBP: 0.347, SLG: 0.464										3 0 1 1 0 0 2										
12 Francisco Lindor, S (1,6) OBP: 0.343, SLG: 0.445										4 0 0 0 0 1 2										
20 Pete Alonso, R (1,3) OBP: 0.349, SLG: 0.517										4 0 1 0 0 2 1										
28 Darin Ruf, R (1,10) OBP: 0.321, SLG: 0.365										4 0 0 0 0 1 1										
19 Mark Canha, R (1,7) OBP: 0.380, SLG: 0.422										3 1 2 0 0 0 0										
1 Jeff McNeil, L (1,4) OBP: 0.374, SLG: 0.462										3 0 1 0 1 0 1										
10 Eduardo Escobar, S (1,5) OBP: 0.267, SLG: 0.381										3 0 0 0 0 0 5										
3 Tomás Nido, R (1,2) OBP: 0.266, SLG: 0.261										3 0 0 0 0 1 3										
<b>Inning Stats</b>	R: 1 E: 0 K: 0 S: 13	H: 2 LOB: 1 BB: 0 P: 21	R: 1 E: 0 K: 0 S: 24	H: 1 LOB: 2 BB: 1 P: 34	R: 0 E: 0 K: 1 S: 12	H: 0 LOB: 0 BB: 0 P: 16	R: 0 E: 0 K: 0 S: 9	H: 1 LOB: 1 BB: 0 P: 12	R: 0 E: 0 K: 1 S: 9	H: 0 LOB: 0 BB: 0 P: 12		R: 0 E: 0 K: 3 S: 12	H: 2 LOB: 2 BB: 0 P: 18	R: 1 E: 0 K: 3 S: 12	H: 1 LOB: 1 BB: 1 P: 21	R: 0 E: 0 K: 1 S: 6	H: 0 LOB: 0 BB: 0 P: 9	1B: 3 2B: 3 3B: 0 HR: 1	SF: 0 SAC: 0 DP: 0 HBP: 2	WP: 0 PB: 0 SB: 0 CS: 1
<b>PITCHER</b>	IP WLS BF H R ER SO BB IBB HBP BLK WP HR S P ERA WHIP											IP WLS BF H R ER SO BB IBB HBP BLK WP HR S P ERA WHIP								
21 Kyle Freeland, L (1,1) ERA: 4.88	5.0 L 21 4 2 2 2 2 1 0 0 0 0 0 24 39 4.50 2.000																			
61 Justin Lawrence, R (6,1) ERA: 4.74	2.0 10 3 1 1 3 1 0 0 0 0 0 0 6 9 0.00 0.000																			
59 Jake Bird, R (8,1) ERA: 4.65	1.0 3 0 0 0 1 0 0 0 0 0 0 0 6 9 0.00 0.000																			

AB 32  
R 0  
H 5  
RBI 0  
BB 0  
SO 11  
LOB 10



AB 30  
R 3  
H 7  
RBI 3  
BB 2  
SO 6  
LOB 15













Batter	1	2	3	4	5	6	7	8	9	AB	R	H	RBI	BB	SO	LOB	TOP										
50 Mookie Betts, R OBP: 0.352, SLG: 0.565	F7		K			HR		K		4	1	1	1	0	2	0	<b>Los Angeles Dodgers @ New York Mets</b> Citi Field, Flushing, NY Wed Aug 31 2022, 7:11 PM - 9:29 PM EDT Att: 41,799 - Clear - 81 F <a href="http://livebaseballscorecards.com">livebaseballscorecards.com</a>										
6 Trea Turner, R OBP: 0.352, SLG: 0.480	BB			F9		G6-3		K		3	0	0	0	1	1	0											
5 Freddie Freeman, L OBP: 0.397, SLG: 0.513	K			G6-3		16 1B		G4-3		4	0	1	0	0	1	1											
16 Will Smith, R OBP: 0.352, SLG: 0.467	K			K		F9		G5-3		4	0	0	0	0	2	2											
13 Max Muncy, L OBP: 0.320, SLG: 0.366	F9			K		K		K		3	0	0	0	0	2	0											
10 Justin Turner, R OBP: 0.338, SLG: 0.412	F9			F9		9 FC5-6 1B		F8		3	0	1	0	0	0	0											
9 Gavin Lux, L OBP: 0.370, SLG: 0.430	L7			FC5-6		1-2		K		3	0	0	0	0	1	1											
12 Joey Gallo, L OBP: 0.289, SLG: 0.358			G3-1			P6		K		3	0	0	0	0	1	1											
35 Cody Bellinger, L OBP: 0.261, SLG: 0.392	K			K		K		F7		3	0	0	0	0	2	0											
<b>Inning Stats</b>	R: 0 H: 0 E: 0 K: 2 S: 10	H: 0 LOB: 1 BB: 1 P: 17	R: 0 H: 0 E: 0 K: 0 S: 7	H: 0 LOB: 0 BB: 0 P: 10	R: 0 H: 0 E: 0 K: 2 S: 7	H: 0 LOB: 0 BB: 0 P: 9	R: 0 H: 0 E: 0 K: 1 S: 6	H: 0 LOB: 0 BB: 0 P: 9	R: 0 H: 1 E: 0 K: 1 S: 10	H: 1 LOB: 1 BB: 0 P: 16	R: 1 H: 2 E: 0 K: 1 S: 14	H: 2 LOB: 1 BB: 0 P: 19	R: 0 H: 0 E: 0 K: 2 S: 8	H: 0 LOB: 0 BB: 0 P: 13	R: 0 H: 0 E: 0 K: 2 S: 10	H: 0 LOB: 0 BB: 0 P: 16	R: 0 H: 0 E: 0 K: 1 S: 6	H: 0 LOB: 0 BB: 0 P: 9	1B: 2 2B: 0 3B: 0 HR: 1	SF: 0 SAC: 0 DP: 0 HBP: 0	WP: 0 PB: 0 SB: 2 CS: 0	PA: 31					
<b>PITCHER</b>	IP	WLS	BF	H	R	ER	SO	BB	IBB	HBP	BLK	WP	HR	S	P	ERA	WHIP										
48 Jacob deGrom, R ERA: 1.98	7.0	W	25	3	1	1	9	1	0	0	0	0	1	62	93	1.29	0.571										
0 Adam Ottavino, R ERA: 2.05	1.0	H	3	0	0	0	2	0	0	0	0	0	0	10	16	0.00	0.000										
39 Edwin Diaz, R ERA: 1.38	1.0	S	3	0	0	0	1	0	0	0	0	0	0	6	9	0.00	0.000										

Batter	1	2	3	4	5	6	7	8	9	AB	R	H	RBI	BB	SO	LOB	BOTTOM										
9 Brandon Nimmo, L OBP: 0.355, SLG: 0.416	G3-1		HR			6 G5-4-3 1B		K		4	1	2	0	0	1	1	<b>Los Angeles Dodgers @ New York Mets</b> Citi Field, Flushing, NY Wed Aug 31 2022, 7:11 PM - 9:29 PM EDT Att: 41,799 - Clear - 81 F <a href="http://livebaseballscorecards.com">livebaseballscorecards.com</a>										
6 Starling Marte, R OBP: 0.346, SLG: 0.475	K		HR		G5-4-3			G4-3		4	1	1	2	0	1	1											
12 Francisco Lindor, S OBP: 0.345, SLG: 0.442			HR		20 1B			G6-3		4	0	2	0	0	0	0											
20 Pete Alonso, R OBP: 0.347, SLG: 0.509	F7							F9		4	0	1	0	0	0	1											
28 Darin Ruf, R OBP: 0.318, SLG: 0.361	G5-3		F9					K		3	0	0	0	0	1	2											
19 Mark Canha, R OBP: 0.373, SLG: 0.421	G1-3				F8			F9		3	0	0	0	0	0	0											
1 Jeff McNeil, L OBP: 0.369, SLG: 0.455	G3-1				G3-1			F9		3	0	0	0	0	0	0											
10 Eduardo Escobar, S OBP: 0.269, SLG: 0.383	G6-3				G5-3			G5-3		3	0	1	0	0	0	0											
3 Tomás Nido, R OBP: 0.267, SLG: 0.267	F9				G5-3			2B		3	0	1	0	0	0	1											
<b>Inning Stats</b>	R: 0 H: 1 E: 0 K: 1 S: 10	H: 0 LOB: 0 BB: 0 P: 10	R: 0 H: 0 E: 0 K: 0 S: 8	H: 0 LOB: 0 BB: 0 P: 10	R: 2 H: 4 E: 0 K: 0 S: 13	H: 4 LOB: 2 BB: 0 P: 18	R: 0 H: 1 E: 0 K: 0 S: 8	H: 1 LOB: 1 BB: 0 P: 11	R: 0 H: 0 E: 0 K: 1 S: 9	H: 0 LOB: 0 BB: 0 P: 12	R: 0 H: 0 E: 0 K: 1 S: 8	H: 0 LOB: 0 BB: 0 P: 11	R: 0 H: 1 E: 0 K: 1 S: 11	H: 1 LOB: 1 BB: 0 P: 18	R: 0 H: 0 E: 0 K: 0 S: 6	H: 0 LOB: 0 BB: 0 P: 8	1B: 5 2B: 2 3B: 0 HR: 1	SF: 0 SAC: 0 DP: 1 HBP: 0	WP: 0 PB: 0 SB: 0 CS: 0	PA: 31							
<b>PITCHER</b>	IP	WLS	BF	H	R	ER	SO	BB	IBB	HBP	BLK	WP	HR	S	P	ERA	WHIP										
31 Tyler Anderson, L ERA: 2.68	7.0	L	28	8	2	2	3	0	0	0	0	0	0	67	93	0.00	1.143										
57 Jake Reed, R ERA: 7.35	1.0		3	0	0	0	0	0	0	0	0	0	0	6	8	0.00	0.000										



Batter	1	2	3	4	5	6	7	8	9	AB	R	H	RBI	BB	SO	LOB	TOP					
50 Mookie Betts, R OBP: 0.350, SLG: 0.561										5	0	1	0	0	1	2						
6 Trea Turner, R OBP: 0.351, SLG: 0.478										4	0	1	0	0	0	2						
5 Freddie Freeman, L OBP: 0.396, SLG: 0.510										3	1	0	0	1	1							
16 Will Smith, R OBP: 0.351, SLG: 0.463										3	0	0	0	0	1							
13 Max Muncy, L OBP: 0.319, SLG: 0.363										3	0	0	0	1	1							
10 Justin Turner, R OBP: 0.343, SLG: 0.418										2	1	2	1	1	0	0						
9 Gavin Lux, L OBP: 0.368, SLG: 0.428										4	1	1	0	0	1	4						
25 Trayce Thompson, R (1, 8) OBP: 0.372, SLG: 0.510										2	0	0	0	2	2	0						
3 Chris Taylor, R OBP: 0.304, SLG: 0.389										4	0	1	2	0	2	1						
<b>Inning Stats</b>	R: 0 E: 0 K: 0 S: 11	H: 1 LOB: 1 BB: 17	R: 2 E: 0 K: 0 S: 15	H: 3 LOB: 1 BB: 26	R: 0 E: 0 K: 1 S: 6	H: 0 LOB: 0 BB: 11	R: 0 E: 0 K: 1 S: 7	H: 1 LOB: 0 BB: 9	R: 0 E: 0 K: 1 S: 11	H: 0 LOB: 1 BB: 15	R: 0 E: 0 K: 2 S: 13	H: 0 LOB: 1 BB: 25	R: 0 E: 0 K: 1 S: 11	H: 0 LOB: 1 BB: 21	R: 1 E: 0 K: 1 S: 10	H: 0 LOB: 1 BB: 17	R: 0 E: 0 K: 2 S: 8	H: 0 LOB: 0 BB: 12	1B: 5 2B: 1 3B: 0 HR: 0	SF: 1 SAC: 0 DP: 1 HBP: 1	WP: 1 PB: 0 SB: 1 CS: 0	PA: 37
<b>PITCHER</b>	IP WLS BF H R ER SO BB IBB HBP BLK WP HR S P ERA WHIP																	<b>PITCHER</b>	IP WLS BF H R ER SO BB IBB HBP BLK WP HR S P ERA WHIP			
40 Chris Bassitt, R ERA: 3.32	(1, 1) 6.0 W 25 6 2 2 4 3 0 0 0 0 1 0 63 103 3.00 1.500																					
65 Trevor May, R ERA: 5.11	(7, 1) 1.0 H 4 0 0 0 2 1 0 0 0 0 0 0 11 21 0.00 1.000																					
39 Edwin Diaz, R ERA: 1.52	(8, 1) 1.0 H 5 0 1 1 1 1 0 0 1 0 0 0 10 17 9.00 1.000																					
0 Adam Ottavino, R ERA: 2.01	(9, 1) 1.0 S 3 0 0 0 2 0 0 0 0 0 0 0 8 12 0.00 0.000																					

**Los Angeles Dodgers @ New York Mets**  
 Citi Field, Flushing, NY  
 Thu Sep 01 2022, 4:13 PM - 7:25 PM EDT  
 Att: 36,908 - Sunny - 86 F

AB	30
R	3
H	6
RBI	3
BB	5
SO	9
LOB	13



Batter	1	2	3	4	5	6	7	8	9	AB	R	H	RBI	BB	SO	LOB	BOTTOM				
9 Brandon Nimmo, L OBP: 0.355, SLG: 0.417										4	1	1	1	0	1	0					
6 Starling Marte, R OBP: 0.350, SLG: 0.476										3	2	2	1	1	1	0					
12 Francisco Lindor, S OBP: 0.346, SLG: 0.445										4	1	2	1	0	2	1					
20 Pete Alonso, R OBP: 0.346, SLG: 0.506										3	0	0	0	1	1						
28 Darin Ruf, R OBP: 0.316, SLG: 0.358										2	0	0	1	0	1	3					
32 Daniel Vogelbach, L OBP: 0.352, SLG: 0.441										0	0	0	0	1	0	0					
4 Terrance Gore, R										0	0	0	0	0	0	0					
19 Mark Canha, R OBP: 0.372, SLG: 0.418										3	0	0	1	1	1						
1 Jeff McNeil, L OBP: 0.366, SLG: 0.450										4	0	0	0	0	0	5					
10 Eduardo Escobar, S OBP: 0.267, SLG: 0.380										3	0	0	0	0	1	0					
33 James McCann, R OBP: 0.239, SLG: 0.276										3	1	1	0	0	0						
<b>Inning Stats</b>	R: 1 E: 0 K: 0 S: 10	H: 1 LOB: 3 BB: 25	R: 0 E: 0 K: 2 S: 10	H: 0 LOB: 0 BB: 13	R: 0 E: 0 K: 2 S: 11	H: 0 LOB: 0 BB: 14	R: 0 E: 0 K: 2 S: 10	H: 0 LOB: 0 BB: 15	R: 0 E: 0 K: 1 S: 5	H: 0 LOB: 0 BB: 7	R: 2 E: 0 K: 1 S: 20	H: 2 LOB: 0 BB: 28	R: 2 E: 0 K: 1 S: 13	H: 3 LOB: 1 BB: 23	R: 0 E: 0 K: 0 S: 7	H: 0 LOB: 2 BB: 16	R: 0 E: 0 K: 1 S: 16	1B: 3 2B: 3 3B: 0 HR: 0	SF: 1 SAC: 0 DP: 0 HBP: 0	WP: 0 PB: 0 SB: 2 CS: 0	PA: 34
<b>PITCHER</b>	IP WLS BF H R ER SO BB IBB HBP BLK WP HR S P ERA WHIP																	<b>PITCHER</b>	IP WLS BF H R ER SO BB IBB HBP BLK WP HR S P ERA WHIP		
22 Clayton Kershaw, L ERA: 2.99	(1, 1) 5.0 L 19 1 1 1 6 3 0 0 0 0 0 0 46 74 1.80 0.800																				
58 Chris Martin, R ERA: 3.92	(6, 1) 1.0 L 5 2 2 2 1 0 0 0 0 0 0 0 20 28 18.00 2.000																				
64 Caleb Ferguson, L ERA: 1.85	(7, 1) 1.0 6 3 2 2 1 0 0 0 0 0 0 0 13 23 18.00 3.000																				
56 Heath Hembree, R ERA: 6.38	(8, 1) 1.0 4 0 0 0 0 1 0 0 0 0 0 0 7 16 0.00 1.000																				

**Los Angeles Dodgers @ New York Mets**  
 Citi Field, Flushing, NY  
 Thu Sep 01 2022, 4:13 PM - 7:25 PM EDT  
 Att: 36,908 - Sunny - 86 F

AB	29
R	5
H	6
RBI	5
BB	4
SO	8
LOB	11





Batter	1	2	3	4	5	6	7	8	9	AB	R	H	RBI	BB	SO	LOB	TOP			
28 Lane Thomas, R OBP: 0.289, SLG: 0.404	G6-3		K		G6-3		G6-3		E5	5	0	0	0	0	1	0	Washington Nationals @ New York Mets Citi Field, Flushing, NY Fri Sep 02 2022, 7:12 PM - 10:20 PM EDT Att: 33,630 - Clear - 74 F			
45 Joey Meneses, R OBP: 0.385, SLG: 0.612	P6		K		G6-3		G6-3		K	4	1	1	0	1	1	1				
34 Luke Voit, R OBP: 0.320, SLG: 0.417					G5-3					4	0	3	0	1	0	1				
23 Nelson Cruz, R OBP: 0.315, SLG: 0.343	G1-3		K				K		K	2	0	0	0	0	1	4				
62 Alex Call, R OBP: 0.293, SLG: 0.300										1	0	1	1	0	0	0				
68 Joshua Palacios, L OBP: 0.167, SLG: 0.208										2	0	0	0	0	2	3				
20 Keibert Ruiz, S OBP: 0.307, SLG: 0.350	P6		G6-3		PO		P3		F7	4	0	0	0	0	0	3				
2 Luis Garcia Jr., L OBP: 0.303, SLG: 0.421	K				K					4	1	2	0	0	2	0				
14 Ildemaro Vargas, S OBP: 0.336, SLG: 0.468	F9									4	0	2	1	0	1	1				
16 Victor Robles, R OBP: 0.278, SLG: 0.304										4	1	1	0	0	2	3				
5 CJ Abrams, L OBP: 0.258, SLG: 0.274										4	0	0	0	0	1	3				
<b>Inning Stats</b>	R: 0 E: 0 K: 0 S: 10	H: 1 LOB: 1 BB: 0 P: 17	R: 0 E: 0 K: 1 S: 6	H: 0 LOB: 0 BB: 0 P: 8	R: 1 E: 1 K: 2 S: 17	H: 2 LOB: 3 BB: 1 P: 32	R: 0 E: 0 K: 3 S: 11	H: 1 LOB: 1 BB: 0 P: 15	R: 1 E: 0 K: 0 S: 10	H: 2 LOB: 0 BB: 0 P: 16	R: 0 E: 0 K: 1 S: 11	H: 0 LOB: 1 BB: 1 P: 18	R: 0 E: 0 K: 2 S: 9	H: 1 LOB: 1 BB: 0 P: 14	R: 0 E: 1 K: 2 S: 18	H: 1 LOB: 2 BB: 0 P: 25	1B: 7 2B: 2 3B: 1 HR: 0	SF: 0 SAC: 0 DP: 0 HBP: 0	WP: 1 PB: 0 SB: 0 CS: 0	PA: 41
<b>PITCHER</b>	IP WLS BF H R ER SO BB IBB HBP BLK WP HR S P ERA WHIP	IP WLS BF H R ER SO BB IBB HBP BLK WP HR S P ERA WHIP																		
23 David Peterson, L ERA: 3.32	5.1		8	3	3	6	1	0	0	0	0	0	0	58	95	5.06	1.688			
60 Mychal Givens, R ERA: 3.79	1.2	W	6	0	0	1	1	0	0	0	0	0	0	16	27	0.00	0.600			
30 Joely Rodríguez, L ERA: 5.03	1.0		4	1	0	2	0	0	0	0	1	0	0	9	14	0.00	1.000			
67 Seth Lugo, R ERA: 3.08	1.0		5	1	0	2	0	0	0	0	0	0	18	25	0.00	1.000				

Batter	1	2	3	4	5	6	7	8	9	AB	R	H	RBI	BB	SO	LOB	BOTTOM			
9 Brandon Nimmo, L OBP: 0.356, SLG: 0.424	F9	P5			L7					4	0	2	1	0	0	0	Washington Nationals @ New York Mets Citi Field, Flushing, NY Fri Sep 02 2022, 7:12 PM - 10:20 PM EDT Att: 33,630 - Clear - 74 F			
6 Starling Marte, R OBP: 0.347, SLG: 0.472	F9		G5-3		P6		G6-3			4	0	0	0	0	2					
12 Francisco Lindor, S OBP: 0.344, SLG: 0.441	G3		K		P2				G6-3	4	0	0	0	0	1	1				
20 Pete Alonso, R OBP: 0.348, SLG: 0.511			G5-3						G4-3	3	1	1	1	1	0	0				
32 Daniel Vogelbach, L OBP: 0.355, SLG: 0.440										1	1	0	0	2	0	2				
25 Tyler Naquin, L OBP: 0.294, SLG: 0.451	L9								G5-3	1	1	0	0	0	0	0				
1 Jeff McNeil, L OBP: 0.369, SLG: 0.455										4	2	3	0	0	0	0				
19 Mark Canha, R OBP: 0.374, SLG: 0.421			K		G5-3					4	0	2	0	0	1	3				
10 Eduardo Escobar, S OBP: 0.269, SLG: 0.389										2	1	1	3	1	0	1				
3 Tomás Nido, R OBP: 0.266, SLG: 0.268			F8							3	1	1	2	0	0	1				
<b>Inning Stats</b>	R: 0 E: 0 K: 0 S: 12	H: 1 LOB: 2 BB: 1 P: 21	R: 2 E: 0 K: 1 S: 18	H: 2 LOB: 0 BB: 0 P: 25	R: 0 E: 0 K: 1 S: 7	H: 0 LOB: 0 BB: 0 P: 10	R: 1 E: 0 K: 0 S: 10	H: 1 LOB: 1 BB: 2 P: 20	R: 0 E: 0 K: 0 S: 6	H: 0 LOB: 0 BB: 0 P: 11	R: 4 E: 0 K: 0 S: 19	H: 5 LOB: 1 BB: 1 P: 32	R: 0 E: 0 K: 0 S: 10	H: 0 LOB: 0 BB: 0 P: 12	R: 0 E: 0 K: 0 S: 7	H: 1 LOB: 1 BB: 0 P: 10	1B: 4 2B: 5 3B: 1 HR: 2	SF: 2 SAC: 0 DP: 2 HBP: 0	WP: 0 PB: 0 SB: 0 CS: 0	PA: 36
<b>PITCHER</b>	IP WLS BF H R ER SO BB IBB HBP BLK WP HR S P ERA WHIP	IP WLS BF H R ER SO BB IBB HBP BLK WP HR S P ERA WHIP																		
40 Josiah Gray, R ERA: 4.91	5.0	L	24	6	6	2	3	1	0	0	0	0	0	56	95	10.80	1.800			
33 Steve Cishek, R ERA: 4.72	1.0		5	3	1	1	0	0	0	0	0	0	0	16	24	9.00	3.000			
71 Mason Thompson, R ERA: 1.0	1.0		3	0	0	0	0	0	0	0	0	0	0	10	12	0.00	0.000			
77 Cory Abbott, R ERA: 4.56	1.0		4	1	0	0	0	0	0	0	0	0	7	10	0.00	1.000				

AB 38  
R 3  
H 10  
RBI 2  
BB 2  
SO 11  
LOB 19



AB 30  
R 7  
H 10  
RBI 7  
BB 4  
SO 2  
LOB 10









Batter	1	2	3	4	5	6	7	8	9	AB	R	H	RBI	BB	SO	LOB	TOP											
28 Lane Thomas, R OBP: 0.299, SLG: 0.418										4	2	2	0	1	1	1	<p>Washington Nationals @ New York Mets Citi Field, Flushing, NY Sun Sep 04 2022, 1:42 PM - 4:35 PM EDT Att: 31,711 - Partly Cloudy - 85 F</p>											
2 Luis García Jr., L OBP: 0.310, SLG: 0.443										5	1	1	1	0	0	5												
45 Joey Meneses, R OBP: 0.361, SLG: 0.586										5	1	1	0	0	2	3												
34 Luke Voit, R OBP: 0.318, SLG: 0.409										4	0	0	0	1	1	4												
20 Keibert Ruiz, S OBP: 0.310, SLG: 0.354										5	2	3	2	0	1	0												
1 César Hernández, S OBP: 0.309, SLG: 0.316										2	1	1	2	2	1	2												
68 Joshua Palacios, L OBP: 0.214, SLG: 0.250										0	0	0	0	0	0	0												
14 Ildemaro Vargas, S OBP: 0.331, SLG: 0.453										4	0	1	2	0	0	3												
5 CJ Abrams, L OBP: 0.262, SLG: 0.278										4	0	1	0	0	0	3												
16 Victor Robles, R OBP: 0.280, SLG: 0.303										3	0	1	0	1	0	0												
<b>Inning Stats</b>	R: 1 E: 0 K: 0 S: 6	H: 2 LOB: 0 BB: 0 P: 7	R: 0 E: 0 K: 1 S: 8	H: 0 LOB: 1 BB: 1 P: 15	R: 4 E: 0 K: 1 S: 23	H: 4 LOB: 2 BB: 1 P: 35	R: 0 E: 0 K: 1 S: 7	H: 0 LOB: 0 BB: 0 P: 12	R: 2 E: 0 K: 0 S: 12	H: 2 LOB: 0 BB: 0 P: 17	R: 0 E: 0 K: 1 S: 9	H: 2 LOB: 2 BB: 1 P: 13	R: 0 E: 0 K: 1 S: 7	H: 1 LOB: 1 BB: 1 P: 11	R: 0 E: 0 K: 0 S: 8	H: 0 LOB: 1 BB: 1 P: 13	R: 0 E: 0 K: 1 S: 7	H: 0 LOB: 0 BB: 0 P: 10	1B: 9 2B: 1 3B: 0 HR: 1	SF: 0 SAC: 0 DP: 3 HBP: 0	WP: 0 PB: 0 CS: 0	PA: 41						
<b>PITCHER</b>	IP WLS BF H R ER SO BB IBB HBP BLK WP HR S P ERA WHIP	2.2 L 16 6 5 1 2 2 0 0 0 0 0 36 54 3.38 3.000	3.1 L 18 5 2 2 3 2 0 0 0 0 1 36 56 4.15 1.615	2.0 L 7 0 0 0 1 1 0 0 0 0 0 15 23 0.00 0.500											IP WLS BF H R ER SO BB IBB HBP BLK WP HR S P ERA WHIP													
59 Carlos Carrasco, R ERA: 3.91											2.2	L	16	6	5	1	2	2	0	0	0	0	0	1	36	54	3.38	3.000
29 Trevor Williams, R ERA: 2.92											3.1	L	18	5	2	2	3	2	0	0	0	0	0	1	36	56	4.15	1.615
34 Tommy Hunter, R ERA: 2.0											2.0	L	7	0	0	0	1	1	0	0	0	0	0	15	23	0.00	0.500	

Batter	1	2	3	4	5	6	7	8	9	AB	R	H	RBI	BB	SO	LOB	BOTTOM										
9 Brandon Nimmo, L OBP: 0.352, SLG: 0.419										4	0	1	0	0	0	0	<p>Washington Nationals @ New York Mets Citi Field, Flushing, NY Sun Sep 04 2022, 1:42 PM - 4:35 PM EDT Att: 31,711 - Partly Cloudy - 85 F</p>										
6 Starling Marte, R OBP: 0.345, SLG: 0.468										4	0	0	0	0	1	1											
12 Francisco Lindor, S OBP: 0.341, SLG: 0.436										4	0	0	0	0	0	0											
20 Pete Alonso, R OBP: 0.344, SLG: 0.504										3	1	0	0	1	0	0											
32 Daniel Vogelbach, L OBP: 0.353, SLG: 0.436										4	0	1	0	0	1	0											
1 Jeff McNeil, L OBP: 0.370, SLG: 0.455										2	0	2	1	1	0	0											
19 Mark Canha, R OBP: 0.369, SLG: 0.415										4	0	1	0	0	0	3											
10 Eduardo Escobar, S OBP: 0.273, SLG: 0.396										3	0	1	0	0	0	2											
3 Tomás Nido, R OBP: 0.263, SLG: 0.264										3	0	0	0	0	2	3											
<b>Inning Stats</b>	R: 0 E: 0 K: 1 S: 7	H: 0 LOB: 0 BB: 0 P: 11	R: 1 E: 0 K: 0 S: 17	H: 2 LOB: 2 BB: 1 P: 30	R: 0 E: 0 K: 0 S: 6	H: 0 LOB: 0 BB: 0 P: 8	R: 0 E: 0 K: 0 S: 10	H: 1 LOB: 1 BB: 0 P: 17	R: 0 E: 0 K: 1 S: 11	H: 1 LOB: 1 BB: 0 P: 14	R: 0 E: 0 K: 0 S: 14	H: 0 LOB: 0 BB: 0 P: 21	R: 0 E: 0 K: 1 S: 12	H: 2 LOB: 1 BB: 0 P: 17	R: 0 E: 0 K: 0 S: 8	H: 0 LOB: 0 BB: 0 P: 9		R: 0 E: 0 K: 1 S: 6	H: 0 LOB: 1 BB: 1 P: 11	1B: 6 2B: 0 3B: 0 HR: 0	SF: 1 SAC: 0 DP: 1 HBP: 0	WP: 0 PB: 0 CS: 0	PA: 34				
<b>PITCHER</b>	IP WLS BF H R ER SO BB IBB HBP BLK WP HR S P ERA WHIP	6.0 W 23 4 2 0 1 0 0 0 0 0 0 12 17 0.00 2.000	7.1 L 4 2 0 0 1 0 0 0 0 0 0 8 9 0.00 0.000	1.0 L 3 0 0 0 0 1 0 0 0 0 0 6 11 0.00 1.000											IP WLS BF H R ER SO BB IBB HBP BLK WP HR S P ERA WHIP												
32 Erick Fedde, R ERA: 5.08											6.0	W	23	4	2	0	1	0	0	0	0	0	0	12	17	0.00	2.000
73 Hunter Harvey, R ERA: 2.77											7.1	L	4	2	0	0	1	0	0	0	0	0	0	8	9	0.00	0.000
47 Jake McGee, L ERA: 6.56											1.0	L	3	0	0	0	0	1	0	0	0	0	6	11	0.00	1.000	
77 Cory Abbott, R ERA: 4.39											1.0	L	4	0	0	0	1	1	0	0	0	0	6	11	0.00	1.000	

Washington Nationals @ New York Mets  
Citi Field, Flushing, NY  
Sun Sep 04 2022, 1:42 PM - 4:35 PM EDT  
Att: 31,711 - Partly Cloudy - 85 F

Washington Nationals @ New York Mets  
Citi Field, Flushing, NY  
Sun Sep 04 2022, 1:42 PM - 4:35 PM EDT  
Att: 31,711 - Partly Cloudy - 85 F

AB 36  
R 7  
H 11  
RBI 7  
BB 5  
SO 6  
LOB 21

AB 31  
R 1  
H 6  
RBI 1  
BB 2  
SO 4  
LOB 9



Batter	1	2	3	4	5	6	7	8	9	AB	R	H	RBI	BB	SO	LOB	TOP
9 Brandon Nimmo, L (1,8) OBP: 0.352, SLG: 0.424	G1-3		G4-3		SH5-3		HR		FC6	4	1	1	2	0	0	2	
6 Sterling Marte, R (1,9) OBP: 0.347, SLG: 0.468	HBP		1B		L9		G6-3			0	0	0	0	0	0	0	
25 Tyler Naquin, L (2,9) OBP: 0.294, SLG: 0.448	HBP		1B		L8					3	0	1	0	0	0	1	
12 Francisco Lindor, S (1,6) OBP: 0.342, SLG: 0.436	1B		BB					G6-3		3	0	1	0	1	0	1	
20 Pete Alonso, R (1,3) OBP: 0.342, SLG: 0.500	G5-4-3		G6-4-3					G4-3		4	0	0	0	0	0	4	
1 Jeff McNeil, L (1,4) OBP: 0.367, SLG: 0.451		P6		G4-3		L4		P6		4	0	0	0	0	0	0	
32 Daniel Vogelbach, L (1,10) OBP: 0.352, SLG: 0.432		BB		G6-3		G6-3		F9		3	0	0	0	1	1	0	
19 Mark Canha, R (1,7) OBP: 0.368, SLG: 0.413		K		1B		K		G6-3		4	0	1	0	0	2	1	
10 Eduardo Escobar, S (1,5) OBP: 0.275, SLG: 0.396		1B		P6		K		BB		3	0	1	0	1	1	1	
33 James McCann, R (1,2) OBP: 0.257, SLG: 0.282	F9						HR			3	1	2	0	1	0	2	
<b>Inning Stats</b>	R: 0 H: 1 E: 0 K: 0 S: 11	WLS: 1 LOB: 1 BB: 0 P: 18	R: 0 H: 1 E: 0 K: 1 S: 12	WLS: 1 LOB: 2 BB: 1 P: 19	R: 0 H: 1 E: 0 K: 0 S: 7	WLS: 1 LOB: 1 BB: 0 P: 12	R: 0 H: 1 E: 0 K: 0 S: 12	WLS: 0 LOB: 0 BB: 0 P: 18	R: 2 H: 2 E: 0 K: 2 S: 11	WLS: 2 LOB: 0 BB: 0 P: 21	R: 0 H: 0 E: 0 K: 0 S: 7	WLS: 0 LOB: 2 BB: 2 P: 12	R: 0 H: 0 E: 0 K: 0 S: 10	WLS: 0 LOB: 2 BB: 2 P: 19	1B: 6 2B: 0 3B: 0 HR: 1	SF: 0 SAC: 1 DP: 2 HBP: 1	WP: 0 PA: 37 ERA: 0.00 WHIP: 1.67
<b>PITCHER</b>	IP WLS BF H R ER SO BB IBB HBP BLK WP HR S P ERA WHIP	IP WLS BF H R ER SO BB IBB HBP BLK WP HR S P ERA WHIP	IP WLS BF H R ER SO BB IBB HBP BLK WP HR S P ERA WHIP	IP WLS BF H R ER SO BB IBB HBP BLK WP HR S P ERA WHIP	IP WLS BF H R ER SO BB IBB HBP BLK WP HR S P ERA WHIP	IP WLS BF H R ER SO BB IBB HBP BLK WP HR S P ERA WHIP	IP WLS BF H R ER SO BB IBB HBP BLK WP HR S P ERA WHIP	IP WLS BF H R ER SO BB IBB HBP BLK WP HR S P ERA WHIP	IP WLS BF H R ER SO BB IBB HBP BLK WP HR S P ERA WHIP	IP WLS BF H R ER SO BB IBB HBP BLK WP HR S P ERA WHIP	IP WLS BF H R ER SO BB IBB HBP BLK WP HR S P ERA WHIP	IP WLS BF H R ER SO BB IBB HBP BLK WP HR S P ERA WHIP	IP WLS BF H R ER SO BB IBB HBP BLK WP HR S P ERA WHIP	IP WLS BF H R ER SO BB IBB HBP BLK WP HR S P ERA WHIP	IP WLS BF H R ER SO BB IBB HBP BLK WP HR S P ERA WHIP	IP WLS BF H R ER SO BB IBB HBP BLK WP HR S P ERA WHIP	IP WLS BF H R ER SO BB IBB HBP BLK WP HR S P ERA WHIP

**New York Mets @ Pittsburgh Pirates**  
PNC Park, Pittsburgh, PA  
Tue Sep 06 2022, 6:38 PM - 9:46 PM EDT  
Att: 8,817 - Cloudy - 75 F

AB 31  
R 2  
H 7  
RBI 2  
BB 4  
SO 4  
LOB 12



Batter	1	2	3	4	5	6	7	8	9	AB	R	H	RBI	BB	SO	LOB	BOTTOM		
15 Oneil Cruz, L (1,6) OBP: 0.263, SLG: 0.443	G6-3		F8		1B		G3-1		HR	5	2	3	2	0	0	0			
10 Bryan Reynolds, S (1,8) OBP: 0.336, SLG: 0.449	G6-3		BB		HR		G1-3			3	1	2	1	2	0	1			
14 Rodolfo Castro, S (1,10) OBP: 0.305, SLG: 0.425	K		HR		1B		G1-3		F7	5	1	1	2	0	2	4			
18 Ben Gamel, L (1,9) OBP: 0.324, SLG: 0.373	L8		BB		L3		G3-1			3	0	0	0	1	0	3			
13 Ke'Bryan Hayes, R (1,5) OBP: 0.313, SLG: 0.346	G1-3		P3		1B			BB		3	1	1	0	1	0	1			
27 Kevin Newman, R (1,4) OBP: 0.316, SLG: 0.375	1B		G6-3		K		K		1B	4	2	2	0	0	1	1			
65 Jack Suwinski, L (1,7) OBP: 0.288, SLG: 0.412	1B		K		K		1B		K	4	0	2	0	0	2	2			
2 Michael Chavis, R (1,3) OBP: 0.266, SLG: 0.404	SF8		P1		K		K		K	3	0	0	1	0	2	3			
61 Jason Delay, R (1,2) OBP: 0.298, SLG: 0.295	FC4		G5-3		K		K		HR	4	1	1	1	0	1	3			
<b>Inning Stats</b>	R: 0 H: 1 E: 0 K: 1 S: 8	WLS: 1 LOB: 1 BB: 0 P: 12	R: 1 H: 2 E: 0 K: 0 S: 13	WLS: 2 LOB: 1 BB: 0 P: 20	R: 2 H: 1 E: 0 K: 0 S: 11	WLS: 1 LOB: 0 BB: 2 P: 22	R: 0 H: 0 E: 0 K: 1 S: 9	WLS: 0 LOB: 0 BB: 0 P: 14	R: 1 H: 2 E: 0 K: 1 S: 9	WLS: 2 LOB: 1 BB: 0 P: 12	R: 0 H: 2 E: 0 K: 3 S: 13	WLS: 2 LOB: 2 BB: 0 P: 18	R: 0 H: 1 E: 0 K: 0 S: 11	WLS: 1 LOB: 1 BB: 0 P: 16	R: 4 H: 3 E: 0 K: 2 S: 20	WLS: 3 LOB: 1 BB: 2 P: 38	1B: 9 2B: 1 3B: 0 HR: 2	SF: 1 SAC: 0 DP: 0 HBP: 0	WP: 1 PA: 39 ERA: 0.00 WHIP: 2.00
<b>PITCHER</b>	IP WLS BF H R ER SO BB IBB HBP BLK WP HR S P ERA WHIP	IP WLS BF H R ER SO BB IBB HBP BLK WP HR S P ERA WHIP	IP WLS BF H R ER SO BB IBB HBP BLK WP HR S P ERA WHIP	IP WLS BF H R ER SO BB IBB HBP BLK WP HR S P ERA WHIP	IP WLS BF H R ER SO BB IBB HBP BLK WP HR S P ERA WHIP	IP WLS BF H R ER SO BB IBB HBP BLK WP HR S P ERA WHIP	IP WLS BF H R ER SO BB IBB HBP BLK WP HR S P ERA WHIP	IP WLS BF H R ER SO BB IBB HBP BLK WP HR S P ERA WHIP	IP WLS BF H R ER SO BB IBB HBP BLK WP HR S P ERA WHIP	IP WLS BF H R ER SO BB IBB HBP BLK WP HR S P ERA WHIP	IP WLS BF H R ER SO BB IBB HBP BLK WP HR S P ERA WHIP	IP WLS BF H R ER SO BB IBB HBP BLK WP HR S P ERA WHIP	IP WLS BF H R ER SO BB IBB HBP BLK WP HR S P ERA WHIP	IP WLS BF H R ER SO BB IBB HBP BLK WP HR S P ERA WHIP	IP WLS BF H R ER SO BB IBB HBP BLK WP HR S P ERA WHIP	IP WLS BF H R ER SO BB IBB HBP BLK WP HR S P ERA WHIP	IP WLS BF H R ER SO BB IBB HBP BLK WP HR S P ERA WHIP		

**New York Mets @ Pittsburgh Pirates**  
PNC Park, Pittsburgh, PA  
Tue Sep 06 2022, 6:38 PM - 9:46 PM EDT  
Att: 8,817 - Cloudy - 75 F

AB 34  
R 8  
H 12  
RBI 7  
BB 4  
SO 8  
LOB 18





Batter	1	2	3	4	5	6	7	8	9	AB R H RBI BB SO LOB	TOP									
9 Brandon Nimmo, L (1, 8) OBP: 0.352, SLG: 0.424										5 1 2 0 0 1 2	<b>New York Mets @ Pittsburgh Pirates</b> PNC Park, Pittsburgh, PA Wed Sep 07 2022, 12:37 PM - 3:12 PM EDT Att: 8,717 - Cloudy - 70 F									
20 Pete Alonso, R (1, 3) OBP: 0.343, SLG: 0.501										5 0 2 0 0 1 1										
12 Francisco Lindor, S (1, 6) OBP: 0.339, SLG: 0.432										4 0 0 0 0 1 4										
1 Jeff McNeil, L (1, 4) OBP: 0.364, SLG: 0.447										3 0 0 1 0 0 1										
32 Daniel Vogelbach, L (1, 10) OBP: 0.351, SLG: 0.430										4 1 1 0 0 0 1										
19 Mark Canha, R (1, 7) OBP: 0.367, SLG: 0.410										3 1 0 0 0 0 0										
25 Tyler Naquin, L (1, 9) OBP: 0.297, SLG: 0.461										4 1 2 3 0 1 0										
10 Eduardo Escobar, S (1, 5) OBP: 0.277, SLG: 0.404										4 1 2 1 0 0 1										
3 Tomás Nido, R (1, 2) OBP: 0.263, SLG: 0.268										4 0 1 0 0 3 0										
<b>Inning Stats</b>	R: 1 H: 2 E: 0 K: 1 S: 14	H: 2 R: 1 ER: 1 LOB: 1 BB: 0 P: 18	R: 0 H: 2 E: 0 K: 0 S: 17	H: 2 R: 1 ER: 0 LOB: 2 BB: 0 P: 22	R: 0 H: 0 E: 0 K: 0 S: 7	H: 0 R: 0 ER: 0 LOB: 0 BB: 0 P: 11	R: 4 H: 4 E: 0 K: 1 S: 12	H: 4 R: 1 ER: 0 LOB: 1 BB: 0 P: 19	R: 0 H: 0 E: 0 K: 0 S: 5	H: 0 R: 0 ER: 0 LOB: 0 BB: 0 P: 6		R: 0 H: 0 E: 0 K: 2 S: 8	H: 0 R: 0 ER: 0 LOB: 0 BB: 0 P: 11	R: 0 H: 1 E: 0 K: 0 S: 9	H: 1 R: 0 ER: 0 LOB: 1 BB: 0 P: 13	R: 0 H: 0 E: 0 K: 3 S: 9	H: 0 R: 0 ER: 0 LOB: 0 BB: 0 P: 14	1B: 6 2B: 2 3B: 0 HR: 2	SF: 1 SAC: 0 DP: 0 HBP: 1	WP: 0 PB: 0 SB: 0 CS: 0
<b>PITCHER</b>	IP WLS BF H R ER SO BB IBB HBP BLK WP HR S P ERA WHIP											IP WLS BF H R ER SO BB IBB HBP BLK WP HR S P ERA WHIP								
56 Duane Underwood Jr., R (1, 1) ERA: 4.7	1.0 L 5 2 1 1 1 0 0 0 0 0 0 0 14 18 9.00 2.000																			
32 Bryse Wilson, R (2, 1) ERA: 6.11	6.0 26 7 4 4 3 0 0 0 1 0 0 2 57 77 6.00 1.167																			
89 Miguel Yajure, R (8, 1) ERA: 8.66	2.0 7 1 0 0 3 0 0 0 0 0 0 0 18 27 0.00 0.500																			

Batter	1	2	3	4	5	6	7	8	9	AB R H RBI BB SO LOB	BOTTOM											
15 Oneil Cruz, L (1, 6) OBP: 0.267, SLG: 0.444										4 0 2 0 0 1 1	<b>New York Mets @ Pittsburgh Pirates</b> PNC Park, Pittsburgh, PA Wed Sep 07 2022, 12:37 PM - 3:12 PM EDT Att: 8,717 - Cloudy - 70 F											
10 Bryan Reynolds, S (1, 10) OBP: 0.333, SLG: 0.444										4 0 0 0 0 1 3												
14 Rodolfo Castro, S (1, 5) OBP: 0.304, SLG: 0.417										3 0 0 0 1 2 2												
65 Jack Suwinski, L (1, 8) OBP: 0.284, SLG: 0.406										4 0 0 0 0 1 3												
31 Cal Mitchell, L (1, 9) OBP: 0.256, SLG: 0.333										4 0 1 0 0 2 0												
2 Michael Chavis, R (1, 3) OBP: 0.268, SLG: 0.408										4 0 2 0 0 1 1												
30 Tucupita Marcano, L (1, 4) OBP: 0.291, SLG: 0.302										4 0 0 0 0 1 2												
24 Greg Allen, S (1, 7) OBP: 0.272, SLG: 0.261										3 1 1 0 0 2 1												
54 Tyler Heineman, S (1, 2) OBP: 0.269, SLG: 0.279										3 0 1 1 0 0 0												
<b>Inning Stats</b>	R: 0 H: 0 E: 0 K: 2 S: 7	H: 0 R: 0 ER: 0 LOB: 0 BB: 0 P: 11	R: 0 H: 1 E: 0 K: 1 S: 6	H: 1 R: 1 ER: 0 LOB: 0 BB: 0 P: 8	R: 0 H: 0 E: 0 K: 1 S: 7	H: 0 R: 0 ER: 0 LOB: 0 BB: 0 P: 9	R: 0 H: 1 E: 0 K: 1 S: 13	H: 1 R: 0 ER: 0 LOB: 1 BB: 0 P: 15	R: 0 H: 0 E: 0 K: 3 S: 12	H: 0 R: 0 ER: 0 LOB: 0 BB: 0 P: 19		R: 1 H: 2 E: 0 K: 0 S: 16	H: 2 R: 0 ER: 0 LOB: 2 BB: 1 P: 28	R: 0 H: 1 E: 0 K: 2 S: 8	H: 1 R: 0 ER: 0 LOB: 1 BB: 0 P: 11	R: 0 H: 1 E: 0 K: 1 S: 12	H: 1 R: 0 ER: 0 LOB: 1 BB: 0 P: 17	R: 0 H: 1 E: 0 K: 0 S: 10	H: 1 R: 0 ER: 0 LOB: 1 BB: 0 P: 15	1B: 5 2B: 2 3B: 0 HR: 0	SF: 0 SAC: 0 DP: 1 HBP: 0	WP: 0 PB: 0 SB: 1 CS: 0
<b>PITCHER</b>	IP WLS BF H R ER SO BB IBB HBP BLK WP HR S P ERA WHIP											IP WLS BF H R ER SO BB IBB HBP BLK WP HR S P ERA WHIP										
40 Chris Bassitt, R (1, 1) ERA: 3.24	7.0 W 26 5 1 1 10 1 0 0 0 0 0 0 69 101 1.29 0.857																					
67 Seth Lugo, R (8, 1) ERA: 2.96	2.0 8 2 0 0 1 0 0 0 0 0 0 0 22 32 0.00 1.000																					

AB	36
R	5
H	10
RBI	5
BB	0
SO	7
LOB	10



AB	33
R	1
H	7
RBI	1
BB	1
SO	11
LOB	13






Batter	1	2	3	4	5	6	7	8	9	AB	R	H	RBI	BB	SO	LOB	TOP								
9 Brandon Nimmo, L (1,8) OBP: 0.351, SLG: 0.420 28 Darin Ruf, R (8,PH) OBP: 0.312, SLG: 0.354	G4-3	20 WP 12 2B BB		L8	F8		L8	G6-3		4	1	0	1	1	0	4									
20 Pete Alonso, R (1,3) OBP: 0.345, SLG: 0.501 15 Deven Marrero, R (8,6)		12 2B BB		12 2B 1B		G5-3	12 G6-3 1B		K	4	1	2	0	1	1	0									
12 Francisco Lindor, S (1,6) OBP: 0.392, SLG: 0.437 4 Terrance Gore, R (8,7)				1B		K	G6-3		K	4	1	2	3	1	1	3									
1 Jeff McNeil, L (1,4) OBP: 0.368, SLG: 0.451	K	P6		1B						5	1	3	2	1	1	3									
32 Daniel Vogelbach, L (1,10) OBP: 0.349, SLG: 0.425	G4-3		P5	K		G4-3				6	0	1	1	0	1	3									
19 Mark Canha, R (1,7) OBP: 0.369, SLG: 0.416		10 1B 9 BB		G6-3					L7	4	2	2	0	1	0	2									
25 Tyler Naquin, L (1,9) OBP: 0.302, SLG: 0.465		L9		F8						4	1	2	1	0	0	2									
10 Eduardo Escobar, S (1,5) OBP: 0.299, SLG: 0.409		9 BB 20 WP		K						5	1	4	1	0	1	1									
33 James McCann, R (1,2) OBP: 0.268, SLG: 0.284		20 WP 12 2B 9 BB		G6-4-3					K	3	2	1	0	2	1	5									
Inning Stats	R: 0 E: 0 K: 2 S: 11	H: 0 LOB: 1 BB: 1 P: 20	R: 4 E: 0 K: 0 S: 26	H: 2 LOB: 2 BB: 4 P: 45	R: 0 E: 0 K: 1 S: 14	H: 1 LOB: 1 BB: 0 P: 22	R: 3 E: 0 K: 1 S: 14	H: 4 LOB: 1 BB: 0 P: 25	R: 0 E: 0 K: 0 S: 10	H: 2 LOB: 1 BB: 0 P: 15	R: 0 E: 0 K: 1 S: 8	H: 1 LOB: 1 BB: 0 P: 9	R: 2 E: 0 K: 0 S: 15	H: 4 LOB: 2 BB: 1 P: 30	R: 1 E: 0 K: 1 S: 14	H: 3 LOB: 3 BB: 0 P: 21	R: 0 E: 0 K: 2 S: 10	H: 0 LOB: 1 BB: 1 P: 19	1B: 11 2B: 6 3B: 0 HR: 0	SF: 0 SAC: 0 DP: 2 HBP: 1	WP: 2 PB: 0 SB: 1 CS: 0	PA: 50			
PITCHER	IP	WLS	BF	H	R	ER	SO	BB	IBB	HBP	BLK	WP	HR	S	P	ERA	WHIP								
24 Johan Oviedo, R (1,1) ERA: 3.9	1.2	L	11	1	4	4	2	5	0	0	0	1	0	30	57	21.60	3.600								
52 Eric Stout, L (2,1) ERA: 4.34	1.1		6	2	0	0	1	0	0	0	0	0	0	21	30	0.00	1.500								
39 Zach Thompson, R (4,1) ERA: 5.24	3.0		15	7	3	3	2	0	0	0	0	0	0	32	49	9.00	2.333								
48 Tyler Beede, R (7,1) ERA: 5.16	1.0		7	4	2	2	0	1	0	0	0	1	0	15	30	18.00	5.000								
46 Yohan Ramirez, R (8,1) ERA: 6.04	2.0		11	3	1	1	3	1	0	1	0	0	0	24	40	4.50	2.000								
Batter	1	2	3	4	5	6	7	8	9	AB	R	H	RBI	BB	SO	LOB	BOTTOM								
15 Oneil Cruz, L (1,10) OBP: 0.267, SLG: 0.441	G4-6-3 10 1B		K			G4-3			K	4	0	1	0	0	2	0									
10 Bryan Reynolds, S (1,8) OBP: 0.335, SLG: 0.446 24 Greg Allen, S (8,7) OBP: 0.279, SLG: 0.269		14 G4-6-3 1B		F7						3	0	2	0	0	0	0									
14 Rodolfo Castro, S (1,4) OBP: 0.299, SLG: 0.409 44 Hoy Park, L (8,4) OBP: 0.276, SLG: 0.373				K		G4-3				3	0	0	0	0	1	3									
18 Ben Gamel, L (1,3) OBP: 0.321, SLG: 0.368	G3-1			G1-3						4	0	0	0	0	1	2									
13 Ke'Bryan Hayes, R (1,5) OBP: 0.311, SLG: 0.343				K						3	0	0	0	0	2	0									
65 Jack Suwinski, L (1,7) OBP: 0.285, SLG: 0.402		F8								2	0	0	0	1	0	0									
27 Kevin Newman, R (1,6) OBP: 0.312, SLG: 0.370										3	0	0	0	0	1	1									
31 Cal Mitchell, L (1,9) OBP: 0.252, SLG: 0.327										3	0	0	0	0	1	1									
61 Jason Delay, R (1,2) OBP: 0.291, SLG: 0.287										3	0	0	0	0	3	0									
Inning Stats	R: 0 E: 0 K: 0 S: 11	H: 2 LOB: 1 BB: 0 P: 18	R: 0 E: 0 K: 2 S: 7	H: 0 LOB: 0 BB: 0 P: 11	R: 0 E: 0 K: 2 S: 7	H: 0 LOB: 0 BB: 0 P: 10	R: 0 E: 0 K: 1 S: 8	H: 0 LOB: 0 BB: 0 P: 10	R: 0 E: 0 K: 1 S: 9	H: 0 LOB: 1 BB: 1 P: 15	R: 0 E: 0 K: 1 S: 6	H: 1 LOB: 1 BB: 0 P: 11	R: 0 E: 0 K: 1 S: 11	H: 0 LOB: 0 BB: 0 P: 16	R: 0 E: 0 K: 1 S: 8	H: 0 LOB: 0 BB: 0 P: 11	R: 0 E: 0 K: 1 S: 13	H: 1 LOB: 1 BB: 0 P: 19	1B: 4 2B: 0 3B: 0 HR: 0	SF: 0 SAC: 0 DP: 1 HBP: 0	WP: 0 PB: 0 SB: 0 CS: 0	PA: 31			
PITCHER	IP	WLS	BF	H	R	ER	SO	BB	IBB	HBP	BLK	WP	HR	S	P	ERA	WHIP								
48 Jacob deGrom, R (1,1) ERA: 1.66	7.0	W	24	3	0	0	8	1	0	0	0	0	0	59	91	0.00	0.571								
0 Adam Ottavino, R (8,1) ERA: 2.1	1.0		3	0	0	0	1	0	0	0	0	0	0	8	11	0.00	0.000								
58 Alex Claudio, L (9,1) ERA:	1.0		4	1	0	0	1	0	0	0	0	0	0	13	19	0.00	1.000								

New York Mets @ Pittsburgh Pirates  
PNC Park, Pittsburgh, PA  
Wed Sep 07 2022, 6:38 PM - 9:53 PM EDT  
Att: 9,824 - Cloudy - 75 F

livebaseballscorecards.com


AB 42  
R 10  
H 17  
RBI 9  
BB 7  
SO 8  
LOB 26



New York Mets @ Pittsburgh Pirates  
PNC Park, Pittsburgh, PA  
Wed Sep 07 2022, 6:38 PM - 9:53 PM EDT  
Att: 9,824 - Cloudy - 75 F

livebaseballscorecards.com

AB 30  
R 0  
H 4  
RBI 0  
SO 10  
LOB 8





Batter	1	2	3	4	5	6	7	8	9	AB	R	H	RBI	BB	SO	LOB	TOP										
9 Brandon Nimmo, L (1, 8) OBP: 0.354, SLG: 0.421	G4-3		12 1B			20 HR	12 G5-4-3			2	1	1	1	2	0	0	<b>New York Mets @ Miami Marlins</b> loanDepot park, Miami, FL Fri Sep 09 2022, 6:44 PM - 9:48 PM EDT Att: 12,692 - Dome - 72 F										
12 Francisco Lindor, S (1, 6) OBP: 0.341, SLG: 0.435	G6-3		1 G3-6-1			F7	G5-4-3			4	0	1	0	0	0	4											
1 Jeff McNeil, L (1, 4) OBP: 0.367, SLG: 0.448	F7		G3-6-1			F7				3	0	0	0	0	0	3											
20 Pete Alonso, R (1, 3) OBP: 0.344, SLG: 0.505	K					F8				4	1	1	2	0	1	1											
25 Tyler Naquin, L (1, 9) OBP: 0.301, SLG: 0.460	K					L8	HR			3	0	0	0	1	2	1											
19 Mark Canha, R (1, 7) OBP: 0.368, SLG: 0.415						F8	P2			4	0	1	0	0	0	2											
32 Daniel Vogelbach, L (1, 10) 28 Darin Ruf, R (7, 10) OBP: 0.310, SLG: 0.351	K					G5-3	G3-1			2	0	0	0	0	1	1											
10 Eduardo Escobar, S (1, 5) OBP: 0.282, SLG: 0.408			G4-3			G6-3				4	0	1	0	0	0	0											
3 Tomás Nido, R (1, 2) OBP: 0.267, SLG: 0.276						K				4	1	2	0	0	1	0											
Inning Stats	R: 0 E: 0 K: 10 S: 10	H: 0 LOB: 0 BB: 0 P: 14	R: 0 E: 0 K: 3 S: 13	H: 1 LOB: 1 BB: 0 P: 21	R: 1 E: 0 K: 0 S: 11	H: 3 LOB: 1 BB: 0 P: 15	R: 0 E: 0 K: 0 S: 7	H: 0 LOB: 0 BB: 0 P: 11	R: 0 E: 0 K: 1 S: 7	H: 0 LOB: 0 BB: 0 P: 10	R: 2 E: 0 K: 0 S: 13	H: 1 LOB: 1 BB: 2 P: 28	R: 0 E: 0 K: 0 S: 13	H: 2 LOB: 2 BB: 1 P: 22	R: 0 E: 0 K: 1 S: 14	H: 0 LOB: 1 BB: 0 P: 21		R: 0 E: 0 K: 0 S: 7	H: 0 LOB: 0 BB: 0 P: 9	1B: 5 2B: 1 3B: 0 HR: 1	SF: 0 SAC: 0 DP: 2 HBP: 1	WP: 0 PB: 0 SB: 0 CS: 0	PA: 36				
PITCHER	IP	WLS	BF	H	R	ER	SO	BB	IBB	HBP	BLK	WP	HR	S	P	ERA	WHIP										
27 Edward Cabrera, R (1, 1) ERA: 2.63	5.2	W	23	5	3	3	4	2	0	0	0	0	1	60	97	4.76	1.235										
51 Tommy Nance, R (6, 1) ERA: 4.38	0.1	H	1	0	0	0	0	0	0	0	0	0	0	1	2	0.00	0.000										
66 Tanner Scott, L (7, 1) ERA: 4.36	0.1	H	4	2	0	0	0	1	0	0	0	0	0	10	19	0.00	9.000										
48 Steven Okert, L (7, 1) ERA: 2.37	1.2	H	5	0	0	0	1	0	0	1	0	0	0	17	24	0.00	0.000										
36 Dylan Floro, R (9, 1) ERA: 3.4	1.0	S	3	0	0	0	0	0	0	0	0	0	0	7	9	0.00	0.000										

AB	32
R	3
H	7
RBI	3
BB	3
SO	5
LOB	12



Batter	1	2	3	4	5	6	7	8	9	AB	R	H	RBI	BB	SO	LOB	BOTTOM										
5 Jon Berti, R (1, 5) OBP: 0.342, SLG: 0.353	K		F8	F9		FC6-5		K		5	0	0	0	0	2	5	<b>New York Mets @ Miami Marlins</b> loanDepot park, Miami, FL Fri Sep 09 2022, 6:44 PM - 9:48 PM EDT Att: 12,692 - Dome - 72 F										
15 Brian Anderson, R (1, 9) OBP: 0.320, SLG: 0.351	26 HR		G5-3		P6	PO	K	FC5		4	1	0	0	1	1	2											
26 Garrett Cooper, R (1, 3) 34 Lewin Diaz, L (9, 3) OBP: 0.243, SLG: 0.270	1-H				24 G1-3	54 2B				3	2	3	2	1	0	0											
24 Avisail Garcia, R (1, 10) OBP: 0.267, SLG: 0.316	K				G1-3		G1-6-4-3			4	0	0	0	0	2	3											
54 Nick Fortes, R (1, 2) OBP: 0.324, SLG: 0.424	G4-3				11 2B			83 HR		4	2	3	1	0	0	0											
11 Miguel Rojas, R (1, 6) OBP: 0.280, SLG: 0.328					83 G4-3			F9		3	0	2	1	1	0	1											
83 Charles Leblanc, R (1, 4) 18 Joey Wendle, L (9, 5) OBP: 0.291, SLG: 0.352	K				G4-3			HR		4	1	1	2	0	2	4											
64 Jerar Encarnación, R (1, 7) 67 JJ Bleday, L (9, 7) OBP: 0.310, SLG: 0.364	K				K			15 FC5	14 BB	3	0	0	0	0	0	0											
14 Bryan De La Cruz, R (1, 8) OBP: 0.257, SLG: 0.337	K									2	0	1	0	2	1	1											
Inning Stats	R: 2 E: 0 K: 2 S: 11	H: 1 LOB: 0 BB: 1 P: 18	R: 0 E: 0 K: 3 S: 13	H: 1 LOB: 1 BB: 0 P: 20	R: 0 E: 0 K: 1 S: 11	H: 1 LOB: 1 BB: 0 P: 17	R: 1 E: 0 K: 1 S: 10	H: 2 LOB: 2 BB: 1 P: 24	R: 1 E: 0 K: 1 S: 13	H: 2 LOB: 2 BB: 1 P: 23	R: 0 E: 0 K: 0 S: 9	H: 1 LOB: 0 BB: 0 P: 12	R: 0 E: 0 K: 1 S: 5	H: 0 LOB: 0 BB: 1 P: 11	R: 2 E: 0 K: 1 S: 15	H: 2 LOB: 2 BB: 2 P: 26		R: 2 E: 0 K: 1 S: 15	H: 2 LOB: 2 BB: 2 P: 26	1B: 3 2B: 5 3B: 0 HR: 2	SF: 0 SAC: 0 DP: 1 HBP: 0	WP: 0 PB: 0 SB: 0 CS: 0	PA: 39				
PITCHER	IP	WLS	BF	H	R	ER	SO	BB	IBB	HBP	BLK	WP	HR	S	P	ERA	WHIP										
23 David Peterson, L (1, 1) ERA: 3.47	3.2	L	18	5	3	3	7	2	0	0	0	0	0	14	24	7.36	1.909										
34 Tommy Hunter, R (4, 1) ERA: 2.75	1.1		7	2	1	1	1	1	0	0	0	0	0	14	24	6.75	2.250										
60 Mychal Givens, R (6, 1) ERA: 3.59	2.0		6	1	0	0	1	1	0	0	0	0	0	14	23	0.00	1.000										
30 Joely Rodríguez, L (8, 1) ERA: 5.31	0.1		5	2	2	2	0	2	0	0	0	0	1	9	20	54.00	12.000										
39 Edwin Diaz, R (8, 1) ERA: 1.5	0.2		2	0	0	0	1	0	0	0	0	0	0	6	6	0.00	0.000										

AB	32
R	6
H	10
RBI	6
BB	6
SO	10
LOB	18





Batter	1	2	3	4	5	6	7	8	9	AB	R	H	RBI	BB	SO	LOB	TOP					
9 Brandon Nimmo, L (1, 8) OBP: 0.354, SLG: 0.419 4 Terrance Gore, R (8, 7)										4	1	1	0	1	2	1						
12 Francisco Lindor, S (1, 6) OBP: 0.343, SLG: 0.444 15 Deven Marrero, R (7, 6)										5	3	3	2	0	0	2						
1 Jeff McNeil, L (1, 4) OBP: 0.307, SLG: 0.449										4	0	2	2	0	1	1						
20 Pete Alonso, R (1, 3) OBP: 0.343, SLG: 0.503 28 Darin Ruf, R (7, 3) OBP: 0.310, SLG: 0.350										4	0	1	0	0	2	3						
25 Tyler Naquin, L (1, 9) OBP: 0.307, SLG: 0.462										3	1	1	0	2	1	3						
19 Mark Canha, R (1, 7) OBP: 0.371, SLG: 0.422										3	2	1	4	2	0	1						
32 Daniel Vogelbach, L (1, 10) OBP: 0.347, SLG: 0.422										5	1	2	0	0	1	3						
10 Eduardo Escobar, S (1, 5) OBP: 0.286, SLG: 0.420										5	2	3	2	0	1	3						
33 James McCann, R (1, 2) OBP: 0.273, SLG: 0.295										5	1	2	1	0	2	1						
<b>Inning Stats</b>	R: 0 E: 0 K: 0 S: 13	H: 3 LOB: 2 BB: 0 P: 19	R: 0 E: 0 K: 0 S: 9	H: 1 LOB: 1 BB: 0 P: 13	R: 1 E: 0 K: 2 S: 12	H: 2 LOB: 1 BB: 0 P: 18	R: 8 E: 0 K: 1 S: 22	H: 6 LOB: 1 BB: 3 P: 40	R: 1 E: 0 K: 3 S: 11	H: 1 LOB: 0 BB: 0 P: 14	R: 0 E: 0 K: 1 S: 8	H: 0 LOB: 1 BB: 0 P: 15	R: 1 E: 0 K: 1 S: 14	H: 2 LOB: 1 BB: 0 P: 17	R: 0 E: 0 K: 1 S: 14	H: 1 LOB: 2 BB: 0 P: 24	R: 0 E: 0 K: 2 S: 9	H: 0 LOB: 0 BB: 0 P: 13	1B: 9 2B: 4 3B: 0 HR: 3	SF: 1 SAC: 0 DP: 1 HBP: 0	WP: 0 PB: 0 SB: 0 CS: 0	PA: 47
<b>PITCHER</b>	IP WLS BF H R ER SO BB IBB HBP BLK WP HR S P ERA WHIP	IP WLS BF H R ER SO BB IBB HBP BLK WP HR S P ERA WHIP																				
49 Pablo López, R (1, 1) ERA: 4.04	3.2 L 23 10 8 8 2 3 0 0 0 0 0 47 78 19.64 3.545																					
90 Andrew Nardi, L (4, 1) ERA: 14.53	2.1 11 3 2 2 5 1 0 0 0 0 2 28 41 7.71 1.714																					
43 Jeff Brigham, R (7, 1) ERA: 4.61	2.0 10 3 1 1 2 1 0 0 0 0 1 28 41 4.50 2.000																					
31 Cole Sulser, R (9, 1) ERA: 5.28	1.0 3 0 0 0 2 0 0 0 0 0 0 9 13 0.00 0.000																					

**New York Mets @ Miami Marlins**  
loanDepot park, Miami, FL  
Sat Sep 10 2022, 6:12 PM - 9:24 PM EDT  
Att: 17,441 - Roof Closed - 72 F

**AB 41**  
**R 11**  
**H 16**  
**RBI 11**  
**BB 5**  
**SO 11**  
**LOB 18**

Batter	1	2	3	4	5	6	7	8	9	AB	R	H	RBI	BB	SO	LOB	BOTTOM					
5 Jon Berti, R (1, 7) OBP: 0.342, SLG: 0.357 14 Bryan De La Cruz, R (7, 7) OBP: 0.260, SLG: 0.340										3	0	1	0	0	1	0						
15 Brian Anderson, R (1, 5) OBP: 0.316, SLG: 0.346										4	0	0	0	0	0	2						
18 Joey Wendle, L (2, 5) OBP: 0.293, SLG: 0.354										4	1	2	0	0	0	1						
26 Garrett Cooper, R (1, 10) OBP: 0.337, SLG: 0.412										4	0	1	1	0	2	1						
24 Avisail García, R (1, 9) OBP: 0.267, SLG: 0.316 83 Charles Leblanc, R (1, PH) (2, 4) OBP: 0.324, SLG: 0.433										0	0	0	0	0	0	0						
67 JJ Bleday, L (1, 8) OBP: 0.302, SLG: 0.353										4	0	0	0	0	1	1						
11 Miguel Rojas, R (1, 6) OBP: 0.281, SLG: 0.328 46 Luke Williams, R (6, 5) OBP: 0.283, SLG: 0.319										2	0	1	0	0	0	0						
58 Jacob Stallings, R (1, 2) OBP: 0.288, SLG: 0.296										3	0	1	1	1	1	1						
34 Lewin Díaz, L (1, 3) OBP: 0.235, SLG: 0.260										4	0	0	0	0	3	3						
<b>Inning Stats</b>	R: 1 E: 0 K: 2 S: 14	H: 2 LOB: 1 BB: 0 P: 20	R: 0 E: 0 K: 0 S: 9	H: 1 LOB: 0 BB: 0 P: 13	R: 0 E: 0 K: 1 S: 8	H: 0 LOB: 0 BB: 0 P: 10	R: 0 E: 0 K: 1 S: 8	H: 0 LOB: 0 BB: 0 P: 11	R: 0 E: 0 K: 1 S: 6	H: 0 LOB: 0 BB: 0 P: 9	R: 0 E: 0 K: 1 S: 8	H: 1 LOB: 1 BB: 0 P: 11	R: 1 E: 0 K: 3 S: 19	H: 3 LOB: 2 BB: 0 P: 26	R: 1 E: 0 K: 2 S: 10	H: 2 LOB: 1 BB: 0 P: 17	R: 0 E: 0 K: 0 S: 6	H: 0 LOB: 1 BB: 1 P: 12	1B: 7 2B: 2 3B: 0 HR: 0	SF: 0 SAC: 0 DP: 1 HBP: 0	WP: 1 PB: 0 SB: 0 CS: 0	PA: 36
<b>PITCHER</b>	IP WLS BF H R ER SO BB IBB HBP BLK WP HR S P ERA WHIP	IP WLS BF H R ER SO BB IBB HBP BLK WP HR S P ERA WHIP																				
59 Carlos Carrasco, R (1, 1) ERA: 3.8	6.0 W 21 4 1 1 6 0 0 0 0 0 53 74 1.50 0.667																					
63 Bryce Montes de Oca, R (7, 1) ERA: 10.8	1.0 6 3 1 1 3 0 0 0 0 0 0 19 26 9.00 3.000																					
29 Trevor Williams, R (8, 1) ERA: 3.0	1.0 5 2 1 1 2 0 0 0 0 1 0 10 17 9.00 2.000																					
58 Alex Claudio, L (9, 1) ERA:	1.0 4 0 0 0 0 1 0 0 0 0 0 6 12 0.00 1.000																					

**New York Mets @ Miami Marlins**  
loanDepot park, Miami, FL  
Sat Sep 10 2022, 6:12 PM - 9:24 PM EDT  
Att: 17,441 - Roof Closed - 72 F

**AB 35**  
**R 3**  
**H 9**  
**RBI 2**  
**BB 1**  
**SO 11**  
**LOB 11**







Batter	1	2	3	4	5	6	7	8	9	AB	R	H	RBI	BB	SO	LOB	TOP					
6 Zach McKinstry, L (1,4) OBP: 0.268, SLG: 0.359	G4-3		HR		F7			1B		4	1	2	2	0	0	0	<b>Chicago Cubs @ New York Mets</b> Citi Field, Flushing, NY Mon Sep 12 2022, 7:13 PM - 10:21 PM EDT Att: 28,081 - Partly Cloudy - 77 F					
27 Seiya Suzuki, R (1,9) OBP: 0.333, SLG: 0.436	L9		1B		G4-3			1B		4	0	2	0	0	0	0						
32 Frammil Reyes, R (1,10) OBP: 0.272, SLG: 0.382	K		G4-6-3		G1-3			K		4	0	0	0	0	2	3						
8 Ian Happ, S (1,7) OBP: 0.345, SLG: 0.451		F8								2	1	0	0	2	1	0						
16 Patrick Wisdom, R (1,5) OBP: 0.307, SLG: 0.432	F8				G3-1					4	0	0	0	0	1	3						
66 Rafael Ortega, L (1,8) OBP: 0.329, SLG: 0.356																						
37 Michael Hermosillo, R (9,PH) OBP: 0.256, SLG: 0.125																						
48 P.J. Higgins, R (1,2) OBP: 0.284, SLG: 0.380																						
36 Alfonso Rivas III, L (1,3) OBP: 0.326, SLG: 0.329																						
5 Christopher Morel, R (1,6) OBP: 0.311, SLG: 0.434																						
<b>Inning Stats</b>	R: 0 E: 0 K: 1 S: 10	H: 0 LOB: 0 BB: 15	R: 1 E: 0 K: 0 S: 13	H: 1 LOB: 0 BB: 17	R: 2 E: 0 K: 1 S: 12	H: 2 LOB: 0 BB: 1	R: 2 E: 1 K: 1 S: 18	H: 2 LOB: 1 BB: 1	R: 0 E: 0 K: 2 S: 11	H: 0 LOB: 0 BB: 0	R: 0 E: 0 K: 3 S: 9	H: 0 LOB: 0 BB: 0	R: 0 E: 0 K: 2 S: 12	H: 2 LOB: 2 BB: 1	R: 0 E: 0 K: 2 S: 11	H: 0 LOB: 0 BB: 17	1B: 5 2B: 1 3B: 0 HR: 2	SF: 0 SAC: 0 DP: 2 HBP: 0	WP: 0 PB: 0 SB: 1 CS: 1	PA: 35		
<b>PITCHER</b>	IP WLS BF H R ER SO BB IBB HBP BLK WP HR S P ERA WHIP																					
40 Chris Bassitt, R (1,1) ERA: 3.44	3.2 L 17 5 5 5 2 2 0 0 0 0 0 2 49 73 12.27 1.909																					
34 Tommy Hunter, R (4,1) ERA: 2.57	1.1 4 0 0 0 1 0 0 0 0 0 0 0 12 16 0.00 0.000																					
65 Trevor May, R (6,1) ERA: 5.79	1.0 3 0 0 0 2 0 0 0 0 0 0 0 11 17 0.00 0.000																					
60 Mychal Givens, R (7,1) ERA: 3.47	2.0 8 2 0 0 5 0 1 0 0 0 0 0 21 27 0.00 1.000																					
30 Joely Rodriguez, L (9,1) ERA: 5.18	1.0 3 0 0 0 2 0 0 0 0 0 0 0 11 17 0.00 0.000																					
<b>Batter</b>	<b>1</b>	<b>2</b>	<b>3</b>	<b>4</b>	<b>5</b>	<b>6</b>	<b>7</b>	<b>8</b>	<b>9</b>	<b>AB</b>	<b>R</b>	<b>H</b>	<b>RBI</b>	<b>BB</b>	<b>SO</b>	<b>LOB</b>	<b>BOTTOM</b>					
9 Brandon Nimmo, L (1,8) OBP: 0.354, SLG: 0.424	F7		K		K					5	0	0	0	0	2	2	<b>Chicago Cubs @ New York Mets</b> Citi Field, Flushing, NY Mon Sep 12 2022, 7:13 PM - 10:21 PM EDT Att: 28,081 - Partly Cloudy - 77 F					
12 Francisco Lindor, S (1,6) OBP: 0.340, SLG: 0.449	1B		BB							4	1	2	1	1	1	0						
1 Jeff McNeil, L (1,4) OBP: 0.372, SLG: 0.450	BB		BB							4	0	1	0	1	0	1						
20 Pete Alonso, R (1,3) OBP: 0.343, SLG: 0.500	1B									4	0	1	0	0	0	3						
32 Daniel Vogelbach, L (1,10) OBP: 0.349, SLG: 0.420										2	0	0	0	2	0	0						
60 Mychal Givens, R (8,PH) OBP: 0.295, SLG: 0.345										0	0	0	0	0	0	0						
30 Joely Rodriguez, L (9,1) ERA: 5.18										0	0	0	0	0	0	0						
19 Mark Canha, R (1,7) OBP: 0.370, SLG: 0.418										4	1	1	0	0	2	6						
10 Eduardo Escobar, S (1,5) OBP: 0.291, SLG: 0.433										4	0	2	0	0	0	3						
25 Tyler Naquin, L (1,9) OBP: 0.302, SLG: 0.455										3	0	0	0	0	3	3						
28 Darn Ruf, R (8,PH) OBP: 0.305, SLG: 0.345										1	0	0	0	0	0	3						
33 James McCann, R (1,2) OBP: 0.272, SLG: 0.294										4	0	1	1	0	0	0						
<b>Inning Stats</b>	R: 0 E: 0 K: 1 S: 13	H: 1 LOB: 3 BB: 2 P: 24	R: 0 E: 0 K: 1 S: 7	H: 0 LOB: 0 BB: 0 P: 11	R: 0 E: 0 K: 1 S: 7	H: 0 LOB: 1 BB: 1 P: 13	R: 1 E: 0 K: 2 S: 17	H: 3 LOB: 2 BB: 0 P: 27	R: 0 E: 0 K: 0 S: 5	H: 0 LOB: 0 BB: 0 P: 6	R: 0 E: 0 K: 1 S: 9	H: 1 LOB: 1 BB: 0 P: 14	R: 0 E: 0 K: 1 S: 8	H: 0 LOB: 0 BB: 0 P: 12	R: 0 E: 0 K: 1 S: 16	H: 2 LOB: 3 BB: 1 P: 23	R: 1 E: 0 K: 0 S: 12	H: 1 LOB: 0 BB: 0 P: 16	1B: 6 2B: 0 3B: 1 HR: 1	SF: 0 SAC: 0 DP: 0 HBP: 0	WP: 0 PB: 0 SB: 0 CS: 0	PA: 39
<b>PITCHER</b>	IP WLS BF H R ER SO BB IBB HBP BLK WP HR S P ERA WHIP																					
72 Javier Assad, R (1,1) ERA: 2.53	6.0 W 26 5 1 1 6 3 0 0 0 0 0 0 0 58 95 1.50 1.333																					
62 Mark Leiter Jr., R (7,1) ERA: 4.27	1.0 4 1 0 0 1 0 0 0 0 0 0 0 11 16 0.00 1.000																					
39 Manuel Rodriguez, R (8,1) ERA: 3.86	0.1 3 1 0 0 1 1 0 0 0 0 0 0 7 12 0.00 6.000																					
47 Brandon Hughes, L (8,1) ERA: 3.24	1.2 S 6 1 1 1 0 0 0 0 0 0 0 1 18 23 5.40 0.600																					

AB	32
R	5
H	7
RBI	5
BB	3
SO	12
LOB	9



AB	35
R	2
H	8
RBI	2
BB	4
SO	8
LOB	21





Batter	1	2	3	4	5	6	7	8	9	AB	R	H	RBI	BB	SO	LOB	TOP			
6 Zach McKinstry, L (1, 6) OBP: 0.256, SLG: 0.343										5	0	0	0	0	4	2				
27 Seiya Suzuki, R (1, 9) OBP: 0.333, SLG: 0.434										4	0	1	0	0	3	0				
32 Franmil Reyes, R (1, 10) OBP: 0.272, SLG: 0.381										4	1	1	0	0	2	1				
8 Ian Happ, S (1, 7) OBP: 0.346, SLG: 0.457										4	2	2	1	0	1	1				
66 Rafael Ortega, L (1, 8) OBP: 0.331, SLG: 0.358 37 Michael Hermosillo, R (4, PH) OBP: 0.244, SLG: 0.119										1	0	1	0	0	0	0				
7 Yan Gomes, R (1, 2) OBP: 0.284, SLG: 0.357										3	0	1	1	0	0	1				
16 Patrick Wisdom, R (1, 5) OBP: 0.306, SLG: 0.430										4	0	1	1	0	2	2				
36 Alfonso Rivas III, L (1, 3) OBP: 0.325, SLG: 0.327										4	0	1	0	0	2	3				
13 David Bote, R (1, 4) OBP: 0.289, SLG: 0.366										4	1	1	1	0	1	4				
<b>Inning Stats</b>	R: 0 E: 0 K: 2 S: 11	H: 0 LOB: 0 BB: 0 P: 17	R: 1 E: 0 K: 2 S: 17	H: 2 LOB: 1 BB: 0 P: 24	R: 0 E: 0 K: 2 S: 9	H: 0 LOB: 0 BB: 0 P: 14	R: 2 E: 1 K: 0 S: 16	H: 3 LOB: 2 BB: 0 P: 18	R: 0 E: 0 K: 2 S: 10	H: 0 LOB: 0 BB: 0 P: 13	R: 1 E: 0 K: 2 S: 10	H: 1 LOB: 0 BB: 0 P: 13	R: 0 E: 0 K: 1 S: 8	H: 1 LOB: 1 BB: 0 P: 14	R: 0 E: 0 K: 3 S: 13	H: 2 LOB: 2 BB: 0 P: 18	1B: 7 2B: 0 3B: 0 HR: 2	SF: 1 SAC: 1 DP: 0 HBP: 0	WP: 1 PB: 0 SB: 3 CS: 0	PA: 37
<b>PITCHER</b>	IP	WLS	BF	H	R	ER	SO	BB	IBB	HBP	BLK	WP	HR	S	P	ERA	WHIP			
48 Jacob deGrom, R (1, 1) ERA: 2.01	6.0	L	24	5	3	3	10	0	0	0	0	0	1	72	96	4.50	0.833			
67 Seth Lugo, R (7, 1) ERA: 3.34	1.0		4	1	1	1	2	0	0	0	0	0	1	10	13	9.00	1.000			
0 Adam Ottavino, R (8, 1) ERA: 2.03	1.0		4	1	0	0	1	0	0	0	0	1	0	8	14	0.00	1.000			
39 Edwin Diaz, R (9, 1) ERA: 1.47	1.0		5	2	0	0	3	0	0	0	0	0	0	13	18	0.00	2.000			

Chicago Cubs @ New York Mets  
Citi Field, Flushing, NY  
Tue Sep 13 2022, 7:13 PM - 10:05 PM EDT  
Att: 26,435 - Partly Cloudy - 80 F

AB	35
R	4
H	9
RBI	4
BB	0
SO	16
LOB	15



Batter	1	2	3	4	5	6	7	8	9	AB	R	H	RBI	BB	SO	LOB	BOTTOM					
9 Brandon Nimmo, L (1, 8) OBP: 0.355, SLG: 0.422										2	0	0	0	2	1	1						
12 Francisco Lindor, S (1, 6) OBP: 0.345, SLG: 0.446										3	0	0	0	1	2	3						
1 Jeff McNeil, L (1, 9) OBP: 0.373, SLG: 0.450										4	0	2	0	0	0	1						
20 Pete Alonso, R (1, 3) OBP: 0.344, SLG: 0.505										3	1	1	1	1	0	2						
32 Daniel Vogelbach, L (1, 10) OBP: 0.346, SLG: 0.416 27 Mark Vientos, R (9, PH)										3	0	0	0	0	0	2						
19 Mark Canha, R (1, 7) OBP: 0.269, SLG: 0.415										3	0	0	0	1	0	0						
10 Eduardo Escobar, S (1, 5) OBP: 0.288, SLG: 0.429										4	0	0	0	0	1	1						
13 Luis Guillorme, L (1, 4) OBP: 0.355, SLG: 0.356										3	0	1	0	0	0	0						
33 James McCann, R (1, 2) OBP: 0.267, SLG: 0.288										3	0	0	0	0	0	1						
<b>Inning Stats</b>	R: 0 E: 0 K: 0 S: 11	H: 1 LOB: 2 BB: 2 P: 21	R: 0 E: 0 K: 0 S: 9	H: 0 LOB: 0 BB: 0 P: 12	R: 0 E: 0 K: 1 S: 14	H: 1 LOB: 2 BB: 1 P: 21	R: 0 E: 0 K: 1 S: 9	H: 0 LOB: 0 BB: 0 P: 12	R: 0 E: 0 K: 1 S: 7	H: 0 LOB: 0 BB: 0 P: 11	R: 0 E: 0 K: 0 S: 7	H: 0 LOB: 0 BB: 1 P: 14	R: 0 E: 0 K: 0 S: 7	H: 0 LOB: 0 BB: 0 P: 10	R: 0 E: 0 K: 1 S: 10	H: 1 LOB: 1 BB: 0 P: 18	R: 1 E: 0 K: 0 S: 13	H: 1 LOB: 1 BB: 1 P: 18	1B: 3 2B: 0 3B: 0 HR: 1	SF: 0 SAC: 0 DP: 1 HBP: 0	WP: 0 PB: 0 SB: 0 CS: 0	PA: 34
<b>PITCHER</b>	IP	WLS	BF	H	R	ER	SO	BB	IBB	HBP	BLK	WP	HR	S	P	ERA	WHIP					
41 Adrian Sampson, R (1, 1) ERA: 3.48	6.0	W	22	2	0	0	3	4	0	0	0	0	0	57	91	0.00	1.000					
59 Michael Rucker, R (7, 1) ERA: 4.24	1.1		5	1	0	0	0	0	0	0	0	0	0	11	17	0.00	0.750					
47 Brandon Hughes, L (8, 1) ERA: 3.31	1.2		7	1	1	1	1	1	0	0	0	0	1	19	29	5.40	1.200					

Chicago Cubs @ New York Mets  
Citi Field, Flushing, NY  
Tue Sep 13 2022, 7:13 PM - 10:05 PM EDT  
Att: 26,435 - Partly Cloudy - 80 F

AB	29
R	1
H	4
RBI	1
BB	5
SO	4
LOB	11













Batter	1	2	3	4	5	6	7	8	9	AB	R	H	RBI	BB	SO	LOB	TOP										
15 <b>Oneil Cruz, L</b> OBP: 0.268, SLG: 0.460 (1, 6)	G1-3			K	F9			HR		4	1	1	2	0	1	2	<b>Pittsburgh Pirates @ New York Mets</b> Citi Field, Flushing, NY Fri Sep 16 2022, 7:11 PM - 9:50 PM EDT Att: 28,928 - Clear - 74 F										
10 <b>Bryan Reynolds, S</b> OBP: 0.336, SLG: 0.448 (1, 8)	F7			G4-3		G3		L9		4	0	0	0	0	0	0											
14 <b>Rodolfo Castro, S</b> OBP: 0.294, SLG: 0.431 (1, 4)	F8			1B		P5		K		4	0	1	0	0	1	0											
18 <b>Ben Gamel, L</b> OBP: 0.317, SLG: 0.369 24 <b>Greg Allen, S</b> OBP: 0.236, SLG: 0.299 (9, PR)	G4-3			G6-3		K			13 CS BB	3	0	0	0	1	1	1											
13 <b>Ke'Bryan Hayes, R</b> OBP: 0.315, SLG: 0.352 (1, 5)	K				E5			F8		4	1	0	0	0	2	1											
31 <b>Cal Mitchell, L</b> OBP: 0.277, SLG: 0.364 (1, 10)	K				1B			L7		4	0	1	0	0	1	1											
2 <b>Michael Chavis, R</b> OBP: 0.276, SLG: 0.408 (1, 3)					1B			F8		3	0	1	1	0	0	0											
65 <b>Jack Suwinski, L</b> OBP: 0.277, SLG: 0.400 (1, 7)					L8			G4-3		3	0	0	0	0	1	2											
54 <b>Tyler Heineman, S</b> OBP: 0.283, SLG: 0.284 (1, 2)	F9				L8			15 HR 1B		3	1	1	0	0	0	2											
<b>Inning Stats</b>	R: 0 E: 0 K: 0 S: 4	H: 0 LOB: 0 BB: 0 P: 5	R: 0 E: 0 K: 2 S: 9	H: 0 LOB: 0 BB: 0 P: 16	R: 0 E: 0 K: 1 S: 9	H: 0 LOB: 0 BB: 0 P: 12	R: 0 E: 0 K: 1 S: 9	H: 1 LOB: 1 BB: 0 P: 15	R: 1 E: 1 K: 0 S: 12	H: 2 LOB: 2 BB: 0 P: 16	R: 0 E: 0 K: 1 S: 8	H: 0 LOB: 0 BB: 0 P: 15	R: 0 E: 0 K: 0 S: 7	H: 0 LOB: 0 BB: 0 P: 11	R: 2 E: 0 K: 1 S: 11	H: 2 LOB: 0 BB: 0 P: 16	R: 0 E: 0 K: 1 S: 7	H: 0 LOB: 1 BB: 1 P: 11	1B: 4 2B: 0 3B: 0 HR: 1	SF: 0 SAC: 0 DP: 0 HBP: 0	WP: 0 PB: 0 SB: 0 CS: 1	PA: 33					
<b>PITCHER</b>	IP	WLS	BF	H	R	ER	SO	BB	IBB	HBP	BLK	WP	HR	S	P	ERA	WHIP										
99 <b>Taijuan Walker, R</b> ERA: 3.42 39 <b>Edwin Diaz, R</b> ERA: 1.43	(1, 1)	7.1	W	28	5	3	2	5	0	0	0	0	0	65	100	2.46	0.682										
(8, 1)	1.2	S	5	0	0	0	2	1	0	0	0	0	0	11	17	0.00	0.600										

Batter	1	2	3	4	5	6	7	8	9	AB	R	H	RBI	BB	SO	LOB	BOTTOM										
9 <b>Brandon Nimmo, L</b> OBP: 0.356, SLG: 0.418 (1, 8)	G5-3			K						4	1	2	1	0	1	1	<b>Pittsburgh Pirates @ New York Mets</b> Citi Field, Flushing, NY Fri Sep 16 2022, 7:11 PM - 9:50 PM EDT Att: 28,928 - Clear - 74 F										
12 <b>Francisco Lindor, S</b> OBP: 0.343, SLG: 0.447 (1, 6)	K			G3						4	0	1	0	0	1	3											
1 <b>Jeff McNeil, L</b> OBP: 0.371, SLG: 0.446 (1, 9)	L4				F7					4	0	0	0	0	2	4											
20 <b>Pete Alonso, R</b> OBP: 0.345, SLG: 0.506 (1, 3)	K				L9					3	0	0	1	0	1	0											
32 <b>Daniel Vogelbach, L</b> OBP: 0.353, SLG: 0.431 4 <b>Terrance Gore, R</b> (8, PR) (9, 10)	K				HR					2	1	1	1	2	1	0											
19 <b>Mark Canha, R</b> OBP: 0.367, SLG: 0.410 (1, 7)	L9				G5-3					3	0	0	0	0	1	1											
13 <b>Luis Guillorme, L</b> OBP: 0.357, SLG: 0.356 (1, 4)	G5-3					L6				4	0	1	0	0	0	5											
10 <b>Eduardo Escobar, S</b> OBP: 0.288, SLG: 0.426 (1, 5)										2	2	1	0	1	1	1											
3 <b>Tomás Nido, R</b> OBP: 0.282, SLG: 0.317 (1, 2)										3	0	1	1	0	0	2											
<b>Inning Stats</b>	R: 0 E: 0 K: 1 S: 8	H: 0 LOB: 0 BB: 0 P: 12	R: 0 E: 0 K: 2 S: 9	H: 0 LOB: 0 BB: 0 P: 12	R: 1 E: 0 K: 1 S: 15	H: 1 LOB: 1 BB: 1 P: 22	R: 1 E: 0 K: 0 S: 4	H: 1 LOB: 0 BB: 0 P: 8	R: 0 E: 0 K: 1 S: 7	H: 1 LOB: 0 BB: 0 P: 7	R: 1 E: 0 K: 0 S: 14	H: 2 LOB: 3 BB: 1 P: 23	R: 1 E: 1 K: 1 S: 14	H: 2 LOB: 1 BB: 0 P: 16	R: 0 E: 0 K: 1 S: 10	H: 0 LOB: 2 BB: 1 P: 19	1B: 5 2B: 1 3B: 0 HR: 1	SF: 1 SAC: 0 DP: 1 HBP: 1	WP: 0 PB: 0 SB: 0 CS: 1	PA: 34							
<b>PITCHER</b>	IP	WLS	BF	H	R	ER	SO	BB	IBB	HBP	BLK	WP	HR	S	P	ERA	WHIP										
23 <b>Mich Keller, R</b> ERA: 4.03 53 <b>Manny Bañuelos, L</b> ERA: 3.6 56 <b>Duane Underwood Jr., R</b> ERA: 4.32	(1, 1)	6.0	L	25	5	3	3	6	1	1	0	0	0	14	16	9.00	2.000										
(7, 1)	1.0		5	2	1	1	1	0	0	0	0	0	0	10	19	0.00	1.000										
(8, 1)	1.0		4	0	0	0	1	1	0	0	0	0	0	10	19	0.00	1.000										





Batter	1	2	3	4	5	6	7	8	9	AB	R	H	RBI	BB	SO	LOB	TOP			
15 Oneil Cruz, L OBP: 0.264, SLG: 0.453										4	0	0	0	0	4	1	<b>Pittsburgh Pirates @ New York Mets</b> Citi Field, Flushing, NY Sat Sep 17 2022, 7:12 PM - 10:17 PM EDT Att: 40,111 - Clear - 73 F			
10 Bryan Reynolds, S OBP: 0.335, SLG: 0.447										4	0	1	0	0	3	0				
14 Rodolfo Castro, S OBP: 0.303, SLG: 0.458										4	1	3	1	0	0	1				
18 Ben Gamel, L OBP: 0.319, SLG: 0.367										2	0	0	0	2	2	0				
13 Ke'Bryan Hayes, R OBP: 0.314, SLG: 0.350										3	0	0	0	1	1	4				
31 Cal Mitchell, L OBP: 0.281, SLG: 0.356										4	0	0	0	0	1	3				
2 Michael Chavis, R OBP: 0.273, SLG: 0.404										4	0	0	0	0	1	1				
65 Jack Suwinski, L OBP: 0.275, SLG: 0.397										2	0	0	0	0	0	0				
64 Diego Castillo, R OBP: 0.249, SLG: 0.376										1	0	0	0	0	0	0				
54 Tyler Heineman, S OBP: 0.284, SLG: 0.280										2	0	0	0	0	0	0				
<b>Inning Stats</b>	R: 0 E: 0 K: 1 S: 8	H: 1 LOB: 0 BB: 0 P: 11	R: 0 E: 0 K: 1 S: 9	H: 0 LOB: 0 BB: 0 P: 12	R: 0 E: 0 K: 1 S: 9	H: 0 LOB: 1 BB: 0 P: 16	R: 0 E: 0 K: 2 S: 12	H: 1 LOB: 2 BB: 1 P: 19	R: 0 E: 0 K: 3 S: 16	H: 1 LOB: 2 BB: 1 P: 26	R: 0 E: 0 K: 1 S: 7	H: 0 LOB: 0 BB: 0 P: 9	R: 0 E: 0 K: 2 S: 8	H: 0 LOB: 0 BB: 0 P: 12	R: 1 E: 0 K: 1 S: 13	H: 1 LOB: 1 BB: 1 P: 20	1B: 2 2B: 1 HR: 1	SF: 0 SAC: 0 DP: 1 HBP: 1	WP: 1 PB: 0 CS: 0	PA: 34
<b>PITCHER</b>	IP WLS BF H R ER SO BB IBB HBP BLK WP HR S P ERA WHIP																			
40 Chris Bassitt, R ERA: 3.32	6.0 W 23 3 0 0 8 2 0 1 0 1 0 63 94 0.00 0.833																			
23 David Peterson, L ERA: 3.91	2.1 8 1 1 1 4 0 0 0 0 0 1 19 26 3.86 0.429																			
0 Adam Ottavino, R ERA: 2.01	0.2 3 0 0 0 0 1 0 0 0 0 0 9 15 0.00 1.500																			

Batter	1	2	3	4	5	6	7	8	9	AB	R	H	RBI	BB	SO	LOB	BOTTOM			
9 Brandon Nimmo, L OBP: 0.358, SLG: 0.416										2	0	0	1	2	2	0	<b>Pittsburgh Pirates @ New York Mets</b> Citi Field, Flushing, NY Sat Sep 17 2022, 7:12 PM - 10:17 PM EDT Att: 40,111 - Clear - 73 F			
12 Francisco Lindor, S OBP: 0.342, SLG: 0.444										5	0	1	0	0	3	6				
1 Jeff McNeil, L OBP: 0.371, SLG: 0.443										3	0	0	0	0	2					
20 Pete Alonso, R OBP: 0.346, SLG: 0.506										4	1	1	1	1	0	3				
25 Tyler Naquin, L OBP: 0.300, SLG: 0.451										5	1	1	0	0	2	5				
19 Mark Canha, R OBP: 0.368, SLG: 0.408										2	0	0	0	1	0	2				
32 Daniel Vogelbach, L OBP: 0.359, SLG: 0.431										0	1	0	0	2	0	0				
27 Mark Vientos, R OBP: 0.133, SLG: 0.071										1	0	0	0	1	1	2				
10 Eduardo Escobar, S OBP: 0.292, SLG: 0.434										3	2	2	3	1	0	2				
33 James McCann, R OBP: 0.260, SLG: 0.275										4	0	0	0	0	1	6				
<b>Inning Stats</b>	R: 0 E: 0 K: 2 S: 7	H: 0 LOB: 0 BB: 0 P: 10	R: 3 E: 0 K: 0 S: 9	H: 2 LOB: 1 BB: 1 P: 13	R: 0 E: 0 K: 1 S: 12	H: 1 LOB: 0 BB: 0 P: 18	R: 0 E: 0 K: 1 S: 15	H: 0 LOB: 2 BB: 1 P: 26	R: 0 E: 0 K: 1 S: 8	H: 0 LOB: 1 BB: 0 P: 11	R: 1 E: 0 K: 1 S: 16	H: 1 LOB: 3 BB: 3 P: 34	R: 0 E: 0 K: 1 S: 10	H: 0 LOB: 2 BB: 1 P: 18	R: 1 E: 0 K: 2 S: 12	H: 1 LOB: 3 BB: 2 P: 28	1B: 3 2B: 1 3B: 0 HR: 1	SF: 0 SAC: 0 DP: 0 HBP: 4	WP: 1 PB: 0 CS: 0	PA: 41
<b>PITCHER</b>	IP WLS BF H R ER SO BB IBB HBP BLK WP HR S P ERA WHIP																			
32 Bryce Wilson, R ERA: 6.07	5.1 L 24 4 4 4 4 2 0 2 0 0 1 57 88 6.75 1.125																			
52 Eric Stout, L ERA: 4.22	0.2 5 0 0 0 1 3 0 0 0 0 0 10 24 0.00 4.500																			
37 Chase De Jong, R ERA: 2.4	2.0 12 1 1 1 3 3 0 2 0 0 0 22 46 4.50 2.000																			

**Pittsburgh Pirates @ New York Mets**  
 Citi Field, Flushing, NY  
 Sat Sep 17 2022, 7:12 PM - 10:17 PM EDT  
 Att: 40,111 - Clear - 73 F

AB 30  
 R 1  
 H 4  
 RBI 1  
 BB 3  
 SO 12  
 LOB 10



**Pittsburgh Pirates @ New York Mets**  
 Citi Field, Flushing, NY  
 Sat Sep 17 2022, 7:12 PM - 10:17 PM EDT  
 Att: 40,111 - Clear - 73 F

AB 29  
 R 5  
 H 5  
 RBI 5  
 BB 8  
 SO 9  
 LOB 28





Batter	1	2	3	4	5	6	7	8	9	AB	R	H	RBI	BB	SO	LOB	TOP					
15 Oneil Cruz, L (1, 6) OBP: 0.268, SLG: 0.468										4	1	2	3	0	2	0						
10 Bryan Reynolds, S (1, 10) OBP: 0.335, SLG: 0.444										3	0	0	0	0	3	1						
14 Rodolfo Castro, S (1, 4)										4	0	0	0	0	1	2						
31 Cal Mitchell, L (1, 9)										4	0	0	0	0	3	2						
13 Ke'Bryan Hayes, R (1, 5) OBP: 0.314, SLG: 0.351										4	0	1	0	0	2	1						
65 Jack Suwinski, L (1, 8) OBP: 0.271, SLG: 0.392										4	0	0	0	0	4	1						
24 Greg Allen, S (1, 7) OBP: 0.279, SLG: 0.291										3	0	0	0	0	2	0						
6 Zack Collins, L (1, 3) OBP: 0.262, SLG: 0.403										2	1	1	0	0	1	0						
2 Michael Chavis, R (7, PH) OBP: 0.273, SLG: 0.403										1	0	0	0	0	1	0						
61 Jason Delay, R (1, 2) OBP: 0.270, SLG: 0.266										3	1	1	0	0	1	0						
<b>Inning Stats</b>	R: 0 H: 1 E: 0 K: 3 S: 15	H: 1 LOB: 1 BB: 0 P: 26	R: 0 H: 0 E: 0 K: 2 S: 10	H: 0 LOB: 0 BB: 0 P: 15	R: 0 H: 0 E: 0 K: 3 S: 10	H: 0 LOB: 0 BB: 0 P: 14	R: 0 H: 0 E: 0 K: 2 S: 9	H: 0 LOB: 0 BB: 0 P: 13	R: 0 H: 0 E: 0 K: 3 S: 11	H: 0 LOB: 0 BB: 0 P: 16	R: 3 H: 3 E: 0 K: 1 S: 23	H: 3 LOB: 1 BB: 0 P: 31	R: 0 H: 0 E: 0 K: 3 S: 9	H: 0 LOB: 0 BB: 0 P: 13	R: 0 H: 0 E: 0 K: 2 S: 8	H: 0 LOB: 0 BB: 0 P: 12	R: 0 H: 1 E: 0 K: 1 S: 12	H: 1 LOB: 1 BB: 0 P: 19	1B: 2 2B: 2 HR: 1	SF: 0 SAC: 0 HBP: 1	WP: 0 PB: 0 CS: 0	PA: 33
<b>PITCHER</b>	IP	WLS	BF	H	R	ER	SO	BB	IBB	HBP	BLK	WP	HR	S	P	ERA	WHIP					
48 Jacob deGrom, R (1, 1) ERA: 2.32	5.0		19	4	3	3	13	0	0	0	0	0	1	68	101	5.40	0.800					
67 Seth Lugo, R (6, 1) ERA: 3.22	1.0		4	0	0	0	1	0	0	1	0	0	0	10	14	0.00	0.000					
30 Joely Rodríguez, L (7, 1) ERA: 4.73	2.0	W	6	0	0	0	5	0	0	0	0	0	0	17	25	0.00	0.000					
65 Trevor May, R (9, 1) ERA: 5.23	1.0		4	1	0	0	1	0	0	0	0	0	0	12	19	0.00	1.000					

Pittsburgh Pirates @ New York Mets  
Citi Field, Flushing, NY  
Sun Sep 18 2022, 1:42 PM - 5:09 PM EDT  
Att: 36,291 - Sunny - 82 F


AB 32  
R 3  
H 5  
RBI 3  
BB 0  
SO 20  
LOB 7



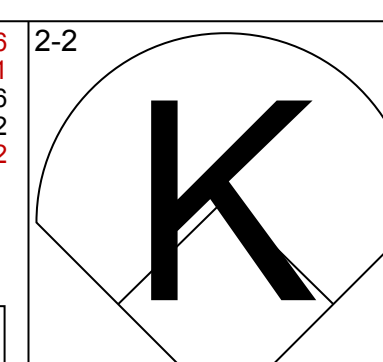
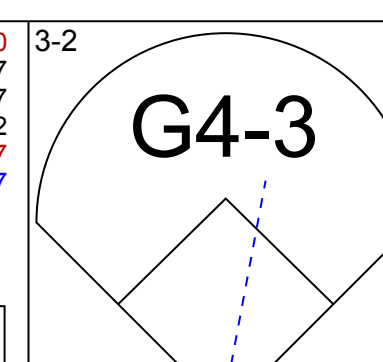
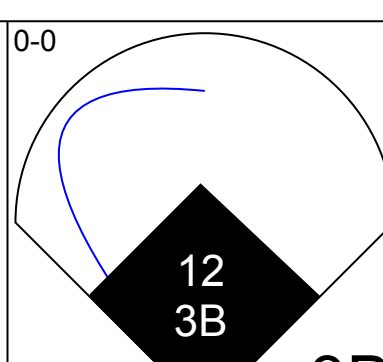
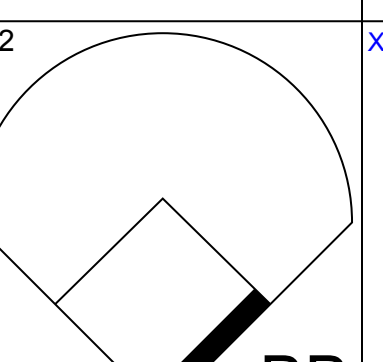
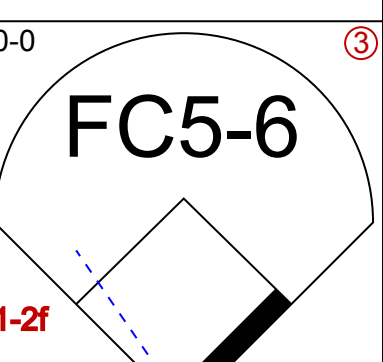
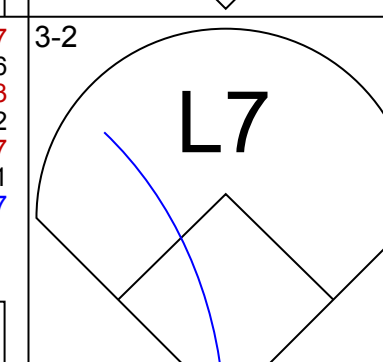
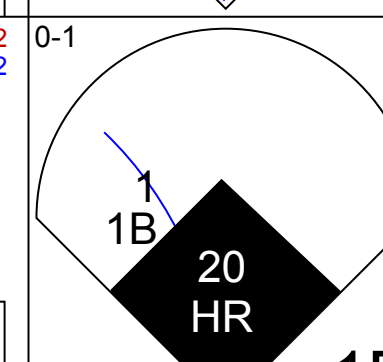
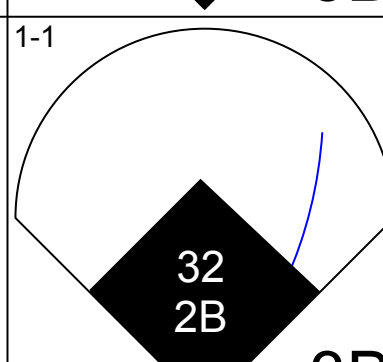
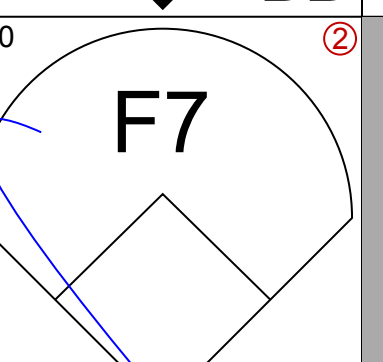
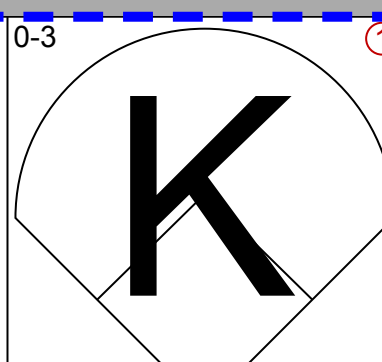
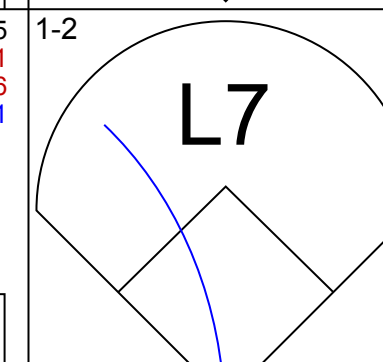
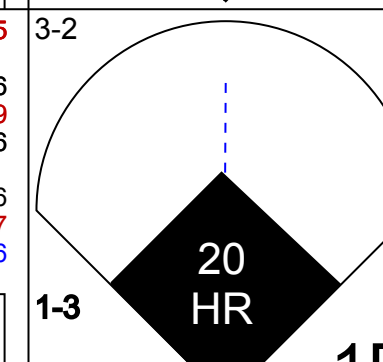
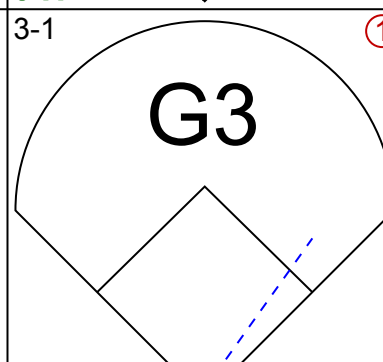
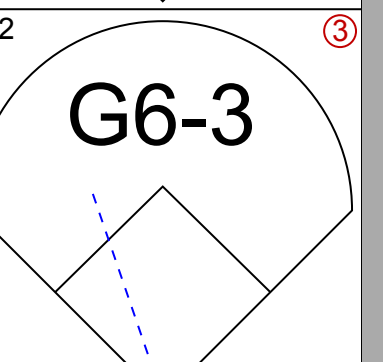
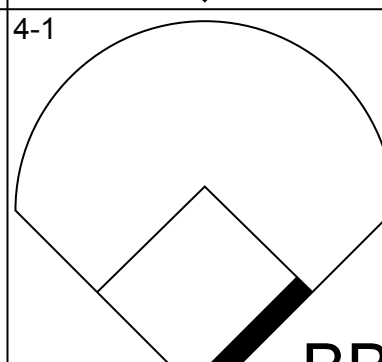
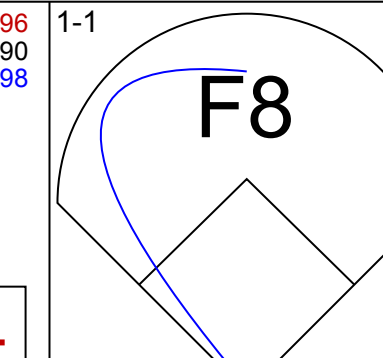
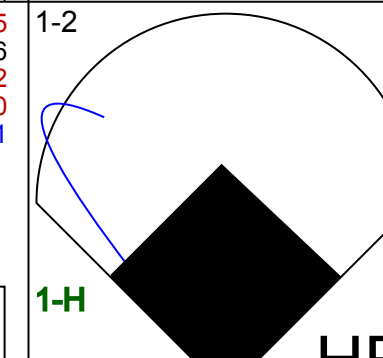
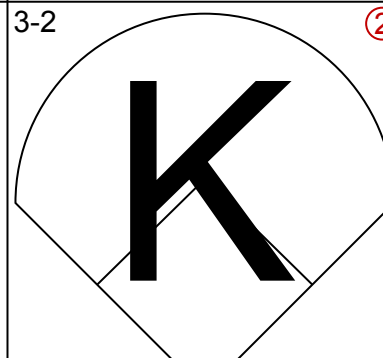
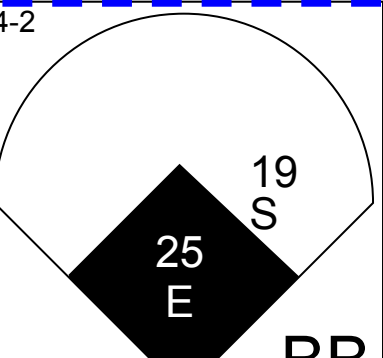
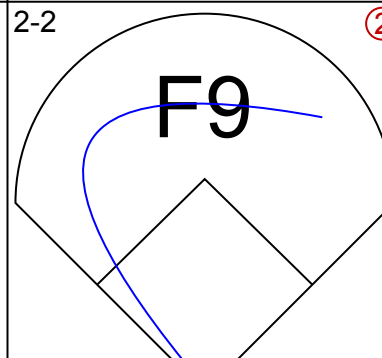

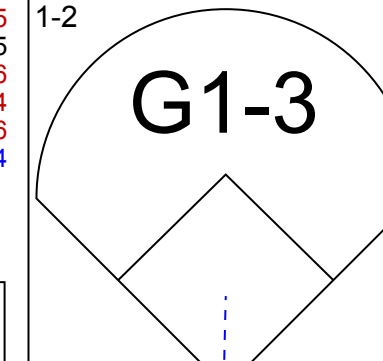
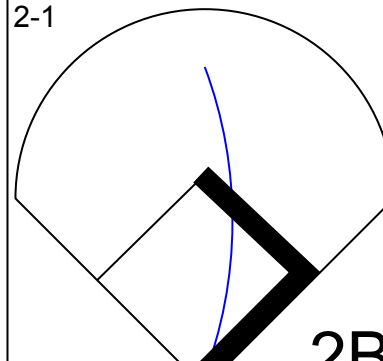
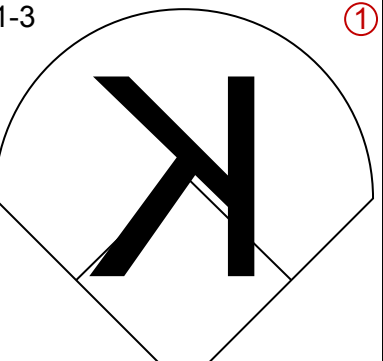
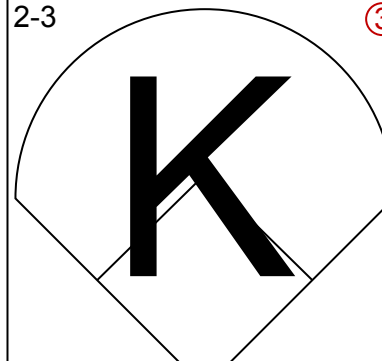

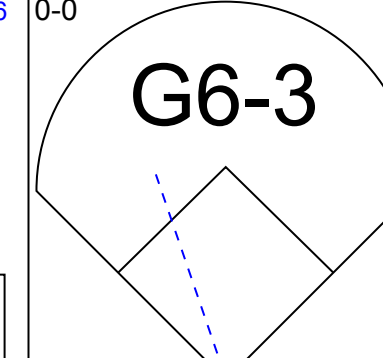
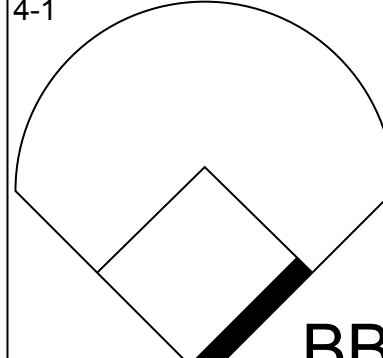
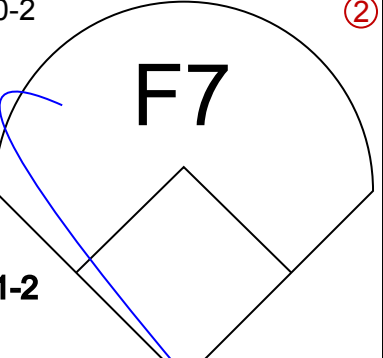
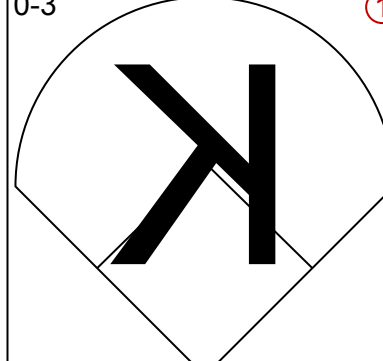
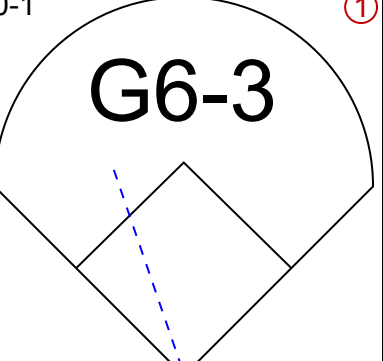
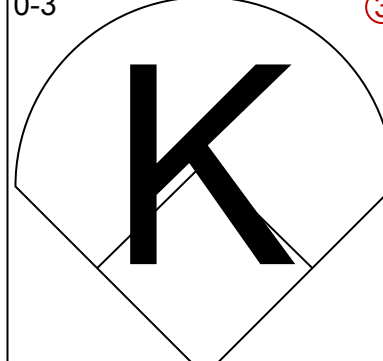
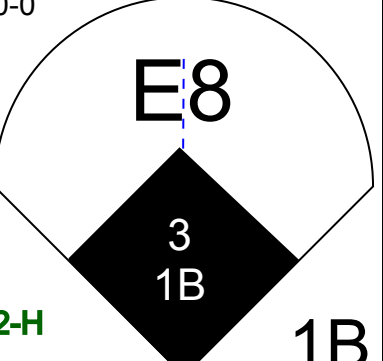
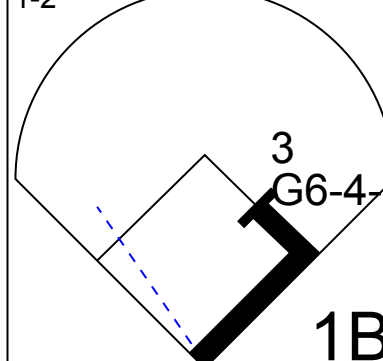
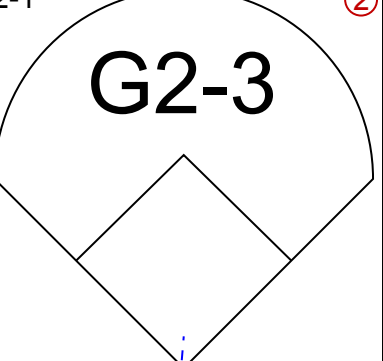

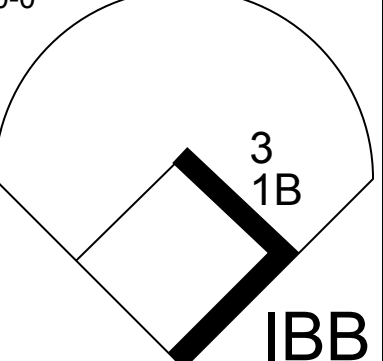
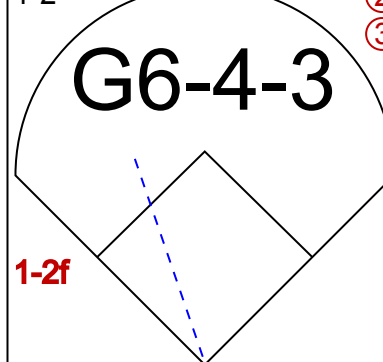
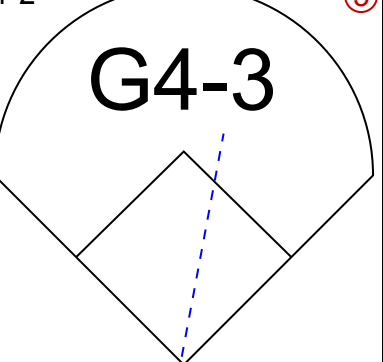

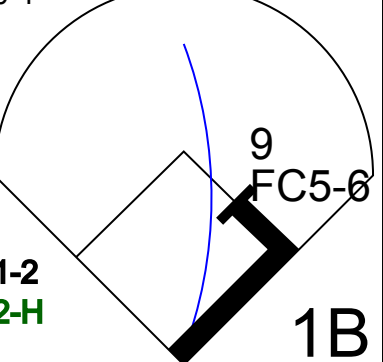
Batter	1	2	3	4	5	6	7	8	9	AB	R	H	RBI	BB	SO	LOB	BOTTOM					
9 Brandon Nimmo, L (1, 8) OBP: 0.360, SLG: 0.418										5	2	3	1	0	2	0						
12 Francisco Lindor, S (1, 6) OBP: 0.342, SLG: 0.444										5	0	2	0	0	2	5						
1 Jeff McNeil, L (1, 9) OBP: 0.377, SLG: 0.446										2	1	2	2	3	0	0						
20 Pete Alonso, R (1, 3) OBP: 0.346, SLG: 0.504										3	1	0	1	1	0	6						
32 Daniel Vogelbach, L (1, 10) OBP: 0.359, SLG: 0.432										4	0	2	2	1	0	2						
27 Mark Vientos, R (8, PR) OBP: 0.153, SLG: 0.071										0	0	0	0	0	0	0						
19 Mark Canha, R (1, 7) OBP: 0.366, SLG: 0.406										5	0	1	0	0	2	6						
10 Eduardo Escobar, S (1, 5) OBP: 0.289, SLG: 0.430										5	0	0	1	0	2	8						
13 Luis Guillorme, L (1, 4) OBP: 0.354, SLG: 0.350										4	1	0	0	1	2	6						
3 Tomás Nido, R (1, 2) OBP: 0.285, SLG: 0.320										4	1	2	0	0	0	0						
4 Terrance Gore, R (8, PR) OBP: 0.260, SLG: 0.275										0	1	0	0	0	0	0						
33 James McCann, R (9, 2) OBP: 0.260, SLG: 0.275										0	0	0	0	0	0	0						
<b>Inning Stats</b>	R: 1 H: 2 E: 1 K: 1 S: 20	H: 2 LOB: 3 BB: 1 P: 30	R: 2 H: 2 E: 0 K: 1 S: 14	H: 2 LOB: 2 BB: 2 P: 25	R: 0 H: 0 E: 0 K: 3 S: 9	H: 0 LOB: 0 BB: 0 P: 10	R: 0 H: 1 E: 1 K: 1 S: 10	H: 1 LOB: 1 BB: 0 P: 19	R: 0 H: 2 E: 0 K: 1 S: 8	H: 2 LOB: 2 BB: 0 P: 12	R: 0 H: 1 E: 0 K: 1 S: 17	H: 1 LOB: 1 BB: 0 P: 19	R: 4 H: 3 E: 1 K: 2 S: 28	H: 3 LOB: 3 BB: 2 P: 44	1B: 12 2B: 0 3B: 0 HR: 0	SF: 0 SAC: 0 DP: 1 HBP: 1	WP: 0 PB: 0 SB: 3 CS: 0	PA: 44				
<b>PITCHER</b>	IP	WLS	BF	H	R	ER	SO	BB	IBB	HBP	BLK	WP	HR	S	P	ERA	WHIP					
24 Johan Oviedo, R (1, 1) ERA: 3.65	4.0		22	5	3	3	6	4	0	1	0	0	0	53	84	6.75	2.250					
29 Wil Crowe, R (5, 1) ERA: 3.54	2.0		9	3	0	0	1	0	0	0	0	0	0	15	20	0.00	1.500					
Robert Stephenson, R (7, 1) ERA: 5.77	1.0	L	5	2	1	1	1	0	0	0	0	0	0	18	22	9.00	2.000					
53 Manny Bañuelos, L (8, 1) ERA: 4.08	0.1		3	1	0	0	1	1	0	0	0	0	0	12	19	0.00	6.000					
56 Duane Underwood Jr., R (8, 1) ERA: 4.26	0.2		5	1	3	2	1	1	0	0	0	0	0	15	22	27.00	3.000					

Pittsburgh Pirates @ New York Mets  
Citi Field, Flushing, NY  
Sun Sep 18 2022, 1:42 PM - 5:09 PM EDT  
Att: 36,291 - Sunny - 82 F

AB 37  
R 7  
H 12  
RBI 7  
BB 6  
SO 10  
LOB 33



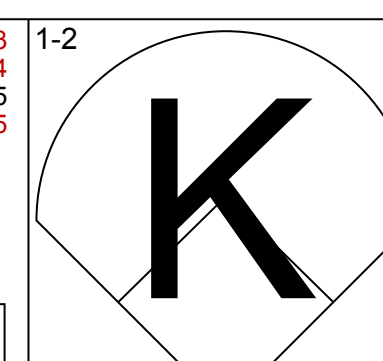
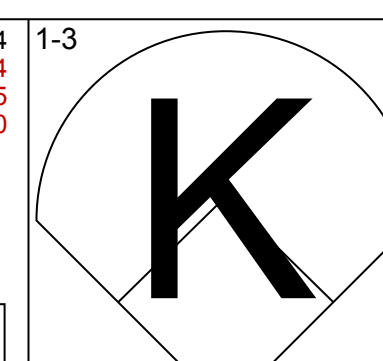

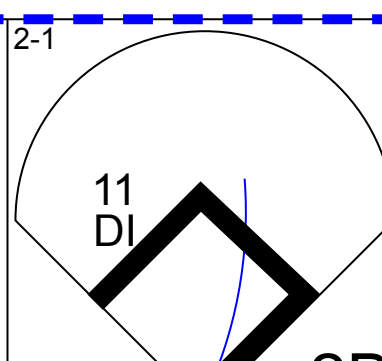
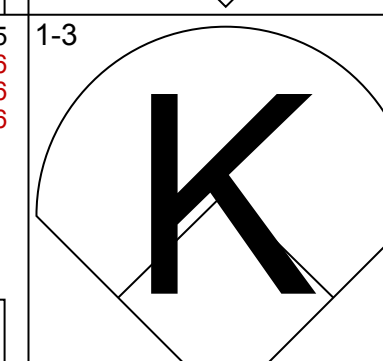
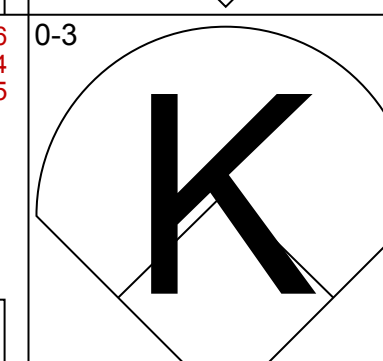

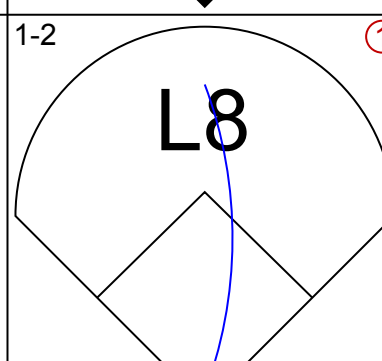
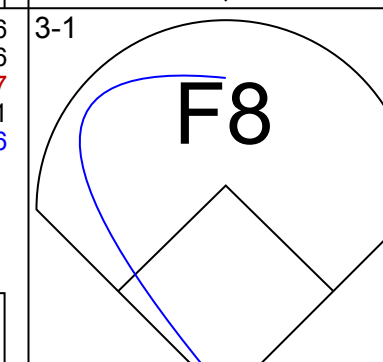
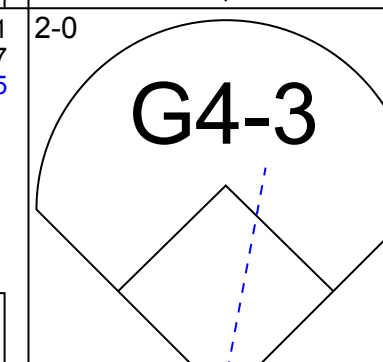

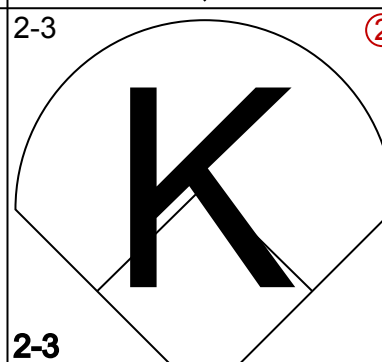
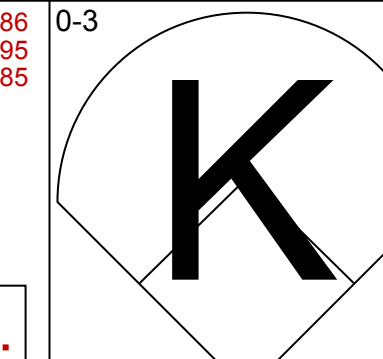



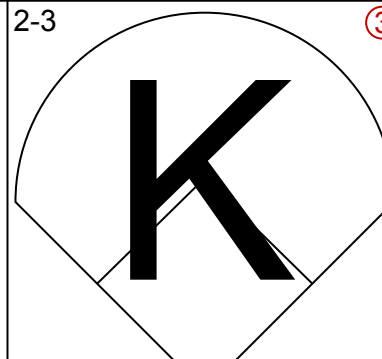
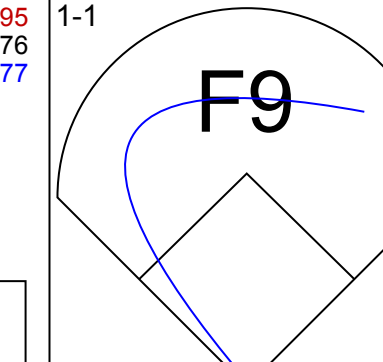



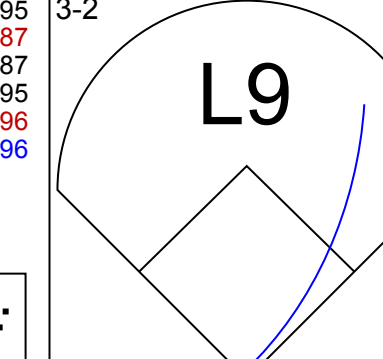


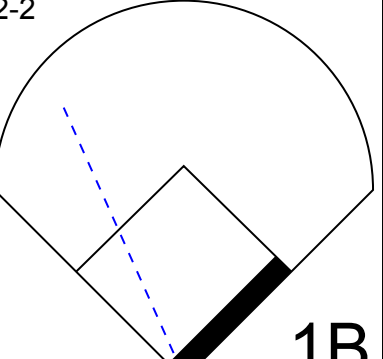
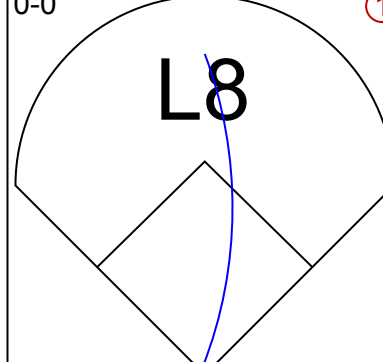

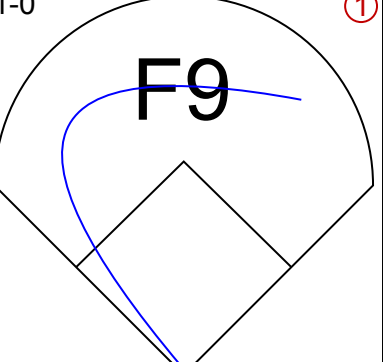
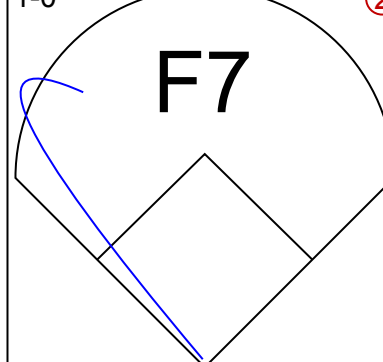

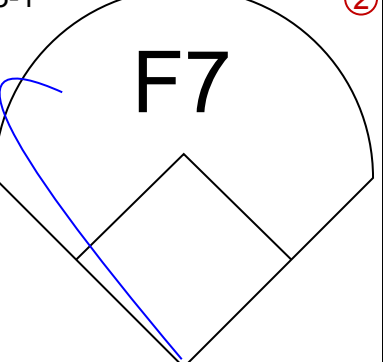
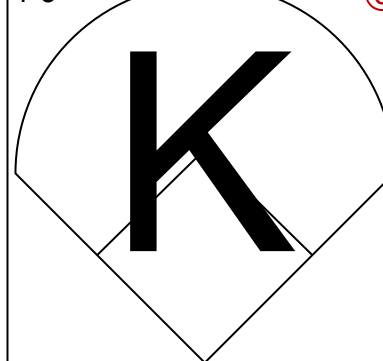

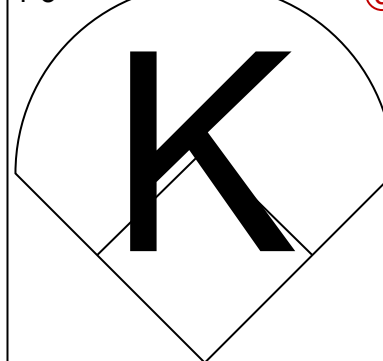
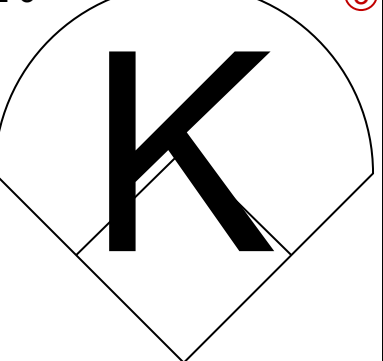


Batter	1	2	3	4	5	6	7	8	9	AB	R	H	RBI	BB	SO	LOB	TOP						
9 Brandon Nimmo, L (1, 8) OBP: 0.360, SLG: 0.420										4	1	1	0	1	1	2							
12 Francisco Lindor, S (1, 6) OBP: 0.343, SLG: 0.447										5	2	2	1	0	1	2							
1 Jeff McNeil, L (1, 4) OBP: 0.378, SLG: 0.444										4	1	1	0	1	0	3							
20 Pete Alonso, R (1, 3) OBP: 0.346, SLG: 0.507										4	2	1	3	1	1	2							
32 Daniel Vogelbach, L (1, 10) OBP: 0.357, SLG: 0.432										5	0	1	1	0	2	2							
19 Mark Canha, R (1, 7) OBP: 0.366, SLG: 0.403										3	0	0	0	1	1	1							
25 Tyler Naquin, L (1, 9) OBP: 0.299, SLG: 0.448										4	1	1	1	0	2	2							
10 Eduardo Escobar, S (1, 5) OBP: 0.293, SLG: 0.433										3	0	2	0	1	0	0							
3 Tomás Nido, R (1, 2) OBP: 0.285, SLG: 0.319										4	0	1	1	0	1	2							
<b>Inning Stats</b>	R: 0 E: 0 K: 1 S: 10	H: 0 LOB: 0 BB: 0 P: 16	R: 0 E: 0 K: 1 S: 8	H: 0 LOB: 0 BB: 0 P: 12	R: 0 E: 0 K: 1 S: 9	H: 1 LOB: 0 BB: 0 P: 11	R: 3 E: 0 K: 0 S: 19	H: 3 LOB: 0 BB: 0 P: 27	R: 0 E: 0 K: 0 S: 7	H: 0 LOB: 0 BB: 0 P: 10	R: 2 E: 0 K: 2 S: 15	H: 3 LOB: 2 BB: 1 P: 28	R: 0 E: 0 K: 1 S: 13	H: 1 LOB: 2 BB: 1 P: 24	R: 2 E: 1 K: 1 S: 12	H: 2 LOB: 2 BB: 2 P: 17	R: 0 E: 0 K: 2 S: 11	H: 0 LOB: 1 BB: 1 P: 19	1B: 5 2B: 2 3B: 2 HR: 1	SF: 0 SAC: 0 DP: 1 HBP: 0	WP: 0 PB: 0 SB: 1 CS: 0	PA: 41	
<b>PITCHER</b>	IP WLS BF H R ER SO BB IBB HBP BLK WP HR S P ERA WHIP	IP WLS BF H R ER SO BB IBB HBP BLK WP HR S P ERA WHIP	IP WLS BF H R ER SO BB IBB HBP BLK WP HR S P ERA WHIP	IP WLS BF H R ER SO BB IBB HBP BLK WP HR S P ERA WHIP	IP WLS BF H R ER SO BB IBB HBP BLK WP HR S P ERA WHIP	IP WLS BF H R ER SO BB IBB HBP BLK WP HR S P ERA WHIP	IP WLS BF H R ER SO BB IBB HBP BLK WP HR S P ERA WHIP	IP WLS BF H R ER SO BB IBB HBP BLK WP HR S P ERA WHIP	IP WLS BF H R ER SO BB IBB HBP BLK WP HR S P ERA WHIP	IP WLS BF H R ER SO BB IBB HBP BLK WP HR S P ERA WHIP	IP WLS BF H R ER SO BB IBB HBP BLK WP HR S P ERA WHIP	IP WLS BF H R ER SO BB IBB HBP BLK WP HR S P ERA WHIP	IP WLS BF H R ER SO BB IBB HBP BLK WP HR S P ERA WHIP	IP WLS BF H R ER SO BB IBB HBP BLK WP HR S P ERA WHIP	IP WLS BF H R ER SO BB IBB HBP BLK WP HR S P ERA WHIP	IP WLS BF H R ER SO BB IBB HBP BLK WP HR S P ERA WHIP	IP WLS BF H R ER SO BB IBB HBP BLK WP HR S P ERA WHIP	IP WLS BF H R ER SO BB IBB HBP BLK WP HR S P ERA WHIP	IP WLS BF H R ER SO BB IBB HBP BLK WP HR S P ERA WHIP	IP WLS BF H R ER SO BB IBB HBP BLK WP HR S P ERA WHIP	IP WLS BF H R ER SO BB IBB HBP BLK WP HR S P ERA WHIP	IP WLS BF H R ER SO BB IBB HBP BLK WP HR S P ERA WHIP	IP WLS BF H R ER SO BB IBB HBP BLK WP HR S P ERA WHIP

**New York Mets @ Milwaukee Brewers**  
 American Family Field, Milwaukee, WI  
 Mon Sep 19 2022, 6:42 PM - 9:31 PM CDT  
 Att: 25,671 - Clear - 74 F

AB	36
R	7
H	10
RBI	7
BB	5
SO	9
LOB	16



Batter	1	2	3	4	5	6	7	8	9	AB	R	H	RBI	BB	SO	LOB	BOTTOM						
22 Christian Yelich, L (1, 7) OBP: 0.362, SLG: 0.396										4	1	2	0	0	2	0							
27 Willy Adames, R (1, 6) OBP: 0.302, SLG: 0.473										4	0	0	0	0	3	2							
11 Rowdy Tellez, L (1, 3) OBP: 0.310, SLG: 0.470										4	1	1	2	0	1	1							
12 Hunter Renfroe, R (1, 9) OBP: 0.309, SLG: 0.479										4	0	0	0	0	3	1							
16 Koltan Wong, L (1, 4) OBP: 0.334, SLG: 0.417										3	0	0	0	0	0	0							
24 Andrew McCutchen, R (1, 10) OBP: 0.366, SLG: 0.391										3	0	1	0	0	1	0							
14 Jace Peterson, L (1, 5) OBP: 0.329, SLG: 0.411										3	0	0	0	0	0	1							
7 Victor Caratini, S (1, 2) OBP: 0.305, SLG: 0.346										3	0	0	0	0	0	1							
5 Garrett Mitchell, L (1, 8) OBP: 0.279, SLG: 0.289										3	0	0	0	0	3	1							
<b>Inning Stats</b>	R: 0 E: 0 K: 2 S: 8	H: 0 LOB: 0 BB: 0 P: 13	R: 0 E: 0 K: 1 S: 8	H: 0 LOB: 0 BB: 0 P: 12	R: 0 E: 0 K: 1 S: 6	H: 0 LOB: 0 BB: 0 P: 8	R: 0 E: 0 K: 2 S: 7	H: 0 LOB: 0 BB: 0 P: 10	R: 0 E: 0 K: 1 S: 10	H: 0 LOB: 0 BB: 0 P: 14	R: 2 E: 0 K: 1 S: 10	H: 2 LOB: 0 BB: 0 P: 11	R: 0 E: 0 K: 1 S: 9	H: 1 LOB: 1 BB: 0 P: 17	R: 0 E: 0 K: 2 S: 11	H: 1 LOB: 1 BB: 0 P: 18	1B: 1 2B: 2 3B: 0 HR: 1	SF: 0 SAC: 0 DP: 0 HBP: 0	WP: 0 PB: 0 SB: 0 CS: 0	PA: 31			
<b>PITCHER</b>	IP WLS BF H R ER SO BB IBB HBP BLK WP HR S P ERA WHIP	IP WLS BF H R ER SO BB IBB HBP BLK WP HR S P ERA WHIP	IP WLS BF H R ER SO BB IBB HBP BLK WP HR S P ERA WHIP	IP WLS BF H R ER SO BB IBB HBP BLK WP HR S P ERA WHIP	IP WLS BF H R ER SO BB IBB HBP BLK WP HR S P ERA WHIP	IP WLS BF H R ER SO BB IBB HBP BLK WP HR S P ERA WHIP	IP WLS BF H R ER SO BB IBB HBP BLK WP HR S P ERA WHIP	IP WLS BF H R ER SO BB IBB HBP BLK WP HR S P ERA WHIP	IP WLS BF H R ER SO BB IBB HBP BLK WP HR S P ERA WHIP	IP WLS BF H R ER SO BB IBB HBP BLK WP HR S P ERA WHIP	IP WLS BF H R ER SO BB IBB HBP BLK WP HR S P ERA WHIP	IP WLS BF H R ER SO BB IBB HBP BLK WP HR S P ERA WHIP	IP WLS BF H R ER SO BB IBB HBP BLK WP HR S P ERA WHIP	IP WLS BF H R ER SO BB IBB HBP BLK WP HR S P ERA WHIP	IP WLS BF H R ER SO BB IBB HBP BLK WP HR S P ERA WHIP	IP WLS BF H R ER SO BB IBB HBP BLK WP HR S P ERA WHIP	IP WLS BF H R ER SO BB IBB HBP BLK WP HR S P ERA WHIP	IP WLS BF H R ER SO BB IBB HBP BLK WP HR S P ERA WHIP	IP WLS BF H R ER SO BB IBB HBP BLK WP HR S P ERA WHIP	IP WLS BF H R ER SO BB IBB HBP BLK WP HR S P ERA WHIP	IP WLS BF H R ER SO BB IBB HBP BLK WP HR S P ERA WHIP	IP WLS BF H R ER SO BB IBB HBP BLK WP HR S P ERA WHIP	IP WLS BF H R ER SO BB IBB HBP BLK WP HR S P ERA WHIP

**New York Mets @ Milwaukee Brewers**  
 American Family Field, Milwaukee, WI  
 Mon Sep 19 2022, 6:42 PM - 9:31 PM CDT  
 Att: 25,671 - Clear - 74 F

AB	31
R	2
H	4
RBI	2
BB	0
SO	13
LOB	7





Batter	1	2	3	4	5	6	7	8	9	AB	R	H	RBI	BB	SO	LOB	TOP					
9 Brandon Nimmo, L (1, 8) OBP: 0.359, SLG: 0.417										4	1	0	0	1	1	0	<b>New York Mets @ Milwaukee Brewers</b> American Family Field, Milwaukee, WI Tue Sep 20 2022, 6:42 PM - 10:01 PM CDT Att: 26,319 - Clear - 77 F					
19 Mark Canha, R (1, 7) OBP: 0.367, SLG: 0.402										3	1	1	0	0	2	3						
12 Francisco Lindor, S (1, 6) OBP: 0.345, SLG: 0.453										3	2	2	4	1	0	0						
20 Pete Alonso, R (1, 3) OBP: 0.346, SLG: 0.511										4	1	1	3	0	2	3						
10 Eduardo Escobar, S (1, 5) OBP: 0.292, SLG: 0.430										3	0	0	0	1	0	0						
1 Jeff McNeil, L (1, 9) OBP: 0.375, SLG: 0.440										4	0	0	0	0	2	3						
27 Mark Vientos, R (1, 10) OBP: 0.105, SLG: 0.056										4	0	0	0	0	1	0						
13 Luis Guillorme, L (1, 4) OBP: 0.352, SLG: 0.348										2	0	0	0	0	1	0						
28 Darin Ruf, R (7, PH) OBP: 0.308, SLG: 0.346										0	0	0	0	1	0	0						
25 Tyler Naquin, L (7, PR) OBP: 0.298, SLG: 0.447										1	1	0	0	0	0	0						
33 James McCann, R (1, 2) OBP: 0.260, SLG: 0.269										3	1	0	0	1	0	0						
<b>Inning Stats</b>	R: 0 H: 1 E: 0 K: 2 S: 17	H: 3 LOB: 3 BB: 2 P: 31	R: 0 H: 0 E: 0 K: 0 S: 6	H: 0 LOB: 0 BB: 0 P: 10	R: 0 H: 0 E: 0 K: 1 S: 9	H: 0 LOB: 0 BB: 0 P: 12	R: 0 H: 0 E: 0 K: 0 S: 8	H: 0 LOB: 0 BB: 0 P: 9	R: 0 H: 0 E: 0 K: 1 S: 8	H: 2 LOB: 0 BB: 0 P: 10	R: 3 H: 2 E: 0 K: 1 S: 12	H: 1 LOB: 1 BB: 3 P: 26	R: 0 H: 0 E: 0 K: 2 S: 10	H: 0 LOB: 0 BB: 0 P: 15	R: 0 H: 0 E: 0 K: 0 S: 5	H: 0 LOB: 0 BB: 0 P: 7	1B: 2 2B: 0 3B: 0 HR: 2	SF: 0 SAC: 0 DP: 0 HBP: 1	WP: 0 PB: 0 SB: 0 CS: 0	PA: 37		
<b>PITCHER</b>	IP WLS BF H R ER SO BB IBB HBP BLK WP HR S P ERA WHIP	IP WLS BF H R ER SO BB IBB HBP BLK WP HR S P ERA WHIP	IP WLS BF H R ER SO BB IBB HBP BLK WP HR S P ERA WHIP	IP WLS BF H R ER SO BB IBB HBP BLK WP HR S P ERA WHIP	IP WLS BF H R ER SO BB IBB HBP BLK WP HR S P ERA WHIP	IP WLS BF H R ER SO BB IBB HBP BLK WP HR S P ERA WHIP	IP WLS BF H R ER SO BB IBB HBP BLK WP HR S P ERA WHIP	IP WLS BF H R ER SO BB IBB HBP BLK WP HR S P ERA WHIP	IP WLS BF H R ER SO BB IBB HBP BLK WP HR S P ERA WHIP	IP WLS BF H R ER SO BB IBB HBP BLK WP HR S P ERA WHIP	IP WLS BF H R ER SO BB IBB HBP BLK WP HR S P ERA WHIP	IP WLS BF H R ER SO BB IBB HBP BLK WP HR S P ERA WHIP	IP WLS BF H R ER SO BB IBB HBP BLK WP HR S P ERA WHIP	IP WLS BF H R ER SO BB IBB HBP BLK WP HR S P ERA WHIP	IP WLS BF H R ER SO BB IBB HBP BLK WP HR S P ERA WHIP	IP WLS BF H R ER SO BB IBB HBP BLK WP HR S P ERA WHIP	IP WLS BF H R ER SO BB IBB HBP BLK WP HR S P ERA WHIP	IP WLS BF H R ER SO BB IBB HBP BLK WP HR S P ERA WHIP	IP WLS BF H R ER SO BB IBB HBP BLK WP HR S P ERA WHIP	IP WLS BF H R ER SO BB IBB HBP BLK WP HR S P ERA WHIP	IP WLS BF H R ER SO BB IBB HBP BLK WP HR S P ERA WHIP	
26 Aaron Ashby, L (1, 1) ERA: 4.48	2.0	9	1	0	0	2	2	0	0	0	0	0	0	0	0	0	0.00	1.500				
32 Peter Strzelecki, R (3, 1) ERA: 3.38	1.2	5	0	0	0	1	0	0	0	0	0	0	0	0	0	0	0.00	0.000				
55 Hoby Milner, L (4, 1) ERA: 3.77	1.2	H	5	0	0	1	0	0	0	0	0	0	0	0	0	0	0.00	0.000				
45 Brad Boxberger, R (6, 1) ERA: 3.38	1.0	6	2	3	3	1	0	0	1	0	0	1	13	16	27.00	2.000						
25 Taylor Rogers, L (7, 1) ERA: 5.07	0.2	L	6	1	4	4	2	3	0	0	0	0	1	10	23	54.00	6.000					
22 Christian Yelich, L (1, 7) OBP: 0.361, SLG: 0.393										4	0	0	0	1	2	1	<b>New York Mets @ Milwaukee Brewers</b> American Family Field, Milwaukee, WI Tue Sep 20 2022, 6:42 PM - 10:01 PM CDT Att: 26,319 - Clear - 77 F					
27 Willy Adames, R (1, 6) OBP: 0.306, SLG: 0.480										5	1	4	2	0	0	0						
11 Rowdy Tellez, L (1, 3) OBP: 0.307, SLG: 0.465										5	0	0	0	0	2	5						
2 Luis Urias, R (1, 5) OBP: 0.328, SLG: 0.389										5	0	1	0	0	1	2						
16 Koltan Wong, L (1, 4) OBP: 0.335, SLG: 0.419										5	1	2	1	0	2	1						
24 Andrew McCutchen, R (1, 9) OBP: 0.313, SLG: 0.385										3	1	2	1	2	1	0						
18 Keston Hiura, R (1, 10) OBP: 0.283, SLG: 0.457										2	0	0	0	0	1	2						
14 Jace Peterson, L (7, PH) (8, 10)										1	0	0	0	0	1	2						
10 Omar Narváez, L (1, 2) OBP: 0.300, SLG: 0.322										4	0	1	1	0	0	3						
15 Tyrone Taylor, R (1, 8) OBP: 0.255, SLG: 0.308										3	1	0	0	0	1	1						
<b>Inning Stats</b>	R: 0 H: 1 E: 0 K: 1 S: 17	H: 4 LOB: 2 BB: 1 P: 25	R: 3 H: 3 E: 0 K: 1 S: 20	H: 4 LOB: 1 BB: 1 P: 31	R: 0 H: 0 E: 0 K: 0 S: 8	H: 0 LOB: 1 BB: 1 P: 19	R: 0 H: 0 E: 0 K: 2 S: 9	H: 0 LOB: 0 BB: 0 P: 15	R: 1 H: 2 E: 0 K: 1 S: 14	H: 2 LOB: 3 BB: 1 P: 27	R: 0 H: 0 E: 0 K: 0 S: 7	H: 0 LOB: 0 BB: 0 P: 13	R: 0 H: 2 E: 0 K: 2 S: 13	H: 2 LOB: 2 BB: 0 P: 21	R: 1 H: 2 E: 0 K: 2 S: 15	H: 2 LOB: 1 BB: 0 P: 22	R: 0 H: 0 E: 0 K: 2 S: 10	H: 0 LOB: 0 BB: 0 P: 10	1B: 7 2B: 4 3B: 0 HR: 0	SF: 0 SAC: 0 DP: 0 HBP: 1	WP: 0 PB: 0 SB: 1 CS: 0	PA: 42
<b>PITCHER</b>	IP WLS BF H R ER SO BB IBB HBP BLK WP HR S P ERA WHIP	IP WLS BF H R ER SO BB IBB HBP BLK WP HR S P ERA WHIP	IP WLS BF H R ER SO BB IBB HBP BLK WP HR S P ERA WHIP	IP WLS BF H R ER SO BB IBB HBP BLK WP HR S P ERA WHIP	IP WLS BF H R ER SO BB IBB HBP BLK WP HR S P ERA WHIP	IP WLS BF H R ER SO BB IBB HBP BLK WP HR S P ERA WHIP	IP WLS BF H R ER SO BB IBB HBP BLK WP HR S P ERA WHIP	IP WLS BF H R ER SO BB IBB HBP BLK WP HR S P ERA WHIP	IP WLS BF H R ER SO BB IBB HBP BLK WP HR S P ERA WHIP	IP WLS BF H R ER SO BB IBB HBP BLK WP HR S P ERA WHIP	IP WLS BF H R ER SO BB IBB HBP BLK WP HR S P ERA WHIP	IP WLS BF H R ER SO BB IBB HBP BLK WP HR S P ERA WHIP	IP WLS BF H R ER SO BB IBB HBP BLK WP HR S P ERA WHIP	IP WLS BF H R ER SO BB IBB HBP BLK WP HR S P ERA WHIP	IP WLS BF H R ER SO BB IBB HBP BLK WP HR S P ERA WHIP	IP WLS BF H R ER SO BB IBB HBP BLK WP HR S P ERA WHIP	IP WLS BF H R ER SO BB IBB HBP BLK WP HR S P ERA WHIP	IP WLS BF H R ER SO BB IBB HBP BLK WP HR S P ERA WHIP	IP WLS BF H R ER SO BB IBB HBP BLK WP HR S P ERA WHIP	IP WLS BF H R ER SO BB IBB HBP BLK WP HR S P ERA WHIP	IP WLS BF H R ER SO BB IBB HBP BLK WP HR S P ERA WHIP	
59 Carlos Carrasco, R (1, 1) ERA: 3.79	4.0	19	5	3	3	4	2	0	0	0	0	0	0	0	0	0	6.75	1.750				
29 Trevor Williams, R (5, 1) ERA: 3.01	1.1	8	2	1	1	1	1	0	1	0	0	0	0	15	29	6.75	2.250					
30 Joely Rodríguez, L (6, 1) ERA: 4.63	1.0	W	3	0	0	0	0	0	0	0	0	0	0	9	14	0.00	0.000					
65 Trevor May, R (7, 1) ERA: 5.06	0.2	H	4	2	0	0	0	0	0	0	0	0	0	10	18	0.00	3.000					
0 Adam Ottavino, R (8, 1) ERA: 2.1	0.2	H	4	2	1	1	1	0	0	0	0	0	0	11	17	13.50	3.000					



Batter	1	2	3	4	5	6	7	8	9	AB	R	H	RBI	BB	SO	LOB	TOP				
<b>9 Brandon Nimmo, L</b> (1, 8) OBP: 0.360, SLG: 0.418 <b>19 Mark Canha, R</b> (1, 8) OBP: 0.368, SLG: 0.401										1	0	1	0	0	0	0					
<b>12 Francisco Lindor, S</b> (1, 6) OBP: 0.344, SLG: 0.454										4	0	1	0	0	0	3					
<b>1 Jeff McNeil, L</b> (1, 7) OBP: 0.372, SLG: 0.437										4	0	0	0	0	0	4					
<b>20 Pete Alonso, R</b> (1, 3) OBP: 0.344, SLG: 0.507										4	0	0	0	0	0	1					
<b>32 Daniel Vogelbach, L</b> (1, 10) OBP: 0.359, SLG: 0.432 <b>27 Mark Vientos, R</b> (8, PH) OBP: 0.150, SLG: 0.056										2	0	1	0	1	0	0					
<b>25 Tyler Naquin, L</b> (1, 9) OBP: 0.299, SLG: 0.449 <b>28 Darin Ruf, R</b> (8, PH) OBP: 0.307, SLG: 0.345										3	0	1	0	0	0	2					
<b>10 Eduardo Escobar, S</b> (1, 5) OBP: 0.290, SLG: 0.427										4	0	0	0	0	1	3					
<b>13 Luis Guillorme, L</b> (1, 4) OBP: 0.354, SLG: 0.345										2	0	0	0	1	0	1					
<b>3 Tomás Nido, R</b> (1, 2) OBP: 0.281, SLG: 0.314										4	0	0	0	0	1	2					
<b>Inning Stats</b>	R: 0 H: 1 E: 0 K: 0 S: 8	H: 1 LOB: 1 BB: 0 P: 14	R: 0 H: 0 E: 0 K: 0 S: 7	H: 1 LOB: 1 BB: 0 P: 12	R: 0 H: 0 E: 0 K: 0 S: 9	H: 0 LOB: 0 BB: 0 P: 15	R: 0 H: 1 E: 0 K: 0 S: 11	H: 1 LOB: 1 BB: 0 P: 18	R: 0 H: 1 E: 0 K: 0 S: 11	H: 2 LOB: 2 BB: 0 P: 21	R: 0 H: 0 E: 0 K: 2 S: 9	H: 0 LOB: 1 BB: 1 P: 15	R: 0 H: 0 E: 0 K: 1 S: 13	H: 0 LOB: 1 BB: 1 P: 18	R: 0 H: 0 E: 0 K: 1 S: 7	H: 0 LOB: 0 BB: 0 P: 12	1B: 2 2B: 2 3B: 0 HR: 0	SF: 0 SAC: 0 DP: 1 HBP: 3	WP: 0 PA: 36 PB: 0 SB: 1 CS: 0		
<b>PITCHER</b>	IP: 4.2 WLS: 0 BF: 19 ERA: 4.62	WLS: 0 BF: 0 ERA: 3.75	WLS: 0 BF: 0 ERA: 3.92	WLS: 0 BF: 0 ERA: 3.32	WLS: 0 BF: 0 ERA: 3.79	IP: 1.0 WLS: 0 BF: 3 ERA: 3.48	IP: 1.0 WLS: 0 BF: 3 ERA: 3.48	IP: 1.0 WLS: 0 BF: 3 ERA: 3.48	IP: 1.0 WLS: 0 BF: 3 ERA: 3.48	IP: 1.0 WLS: 0 BF: 3 ERA: 3.48	IP: 1.0 WLS: 0 BF: 3 ERA: 3.48	IP: 1.0 WLS: 0 BF: 3 ERA: 3.48	IP: 1.0 WLS: 0 BF: 3 ERA: 3.48	IP: 1.0 WLS: 0 BF: 3 ERA: 3.48	IP: 1.0 WLS: 0 BF: 3 ERA: 3.48	IP: 1.0 WLS: 0 BF: 3 ERA: 3.48	IP: 1.0 WLS: 0 BF: 3 ERA: 3.48	ERA: 0.00 WHIP: 0.000	ERA: 0.00 WHIP: 0.000	ERA: 0.00 WHIP: 0.000	
<b>37 Adrian Houser, R</b> (1, 1) ERA: 4.62 <b>55 Hobby Milner, L</b> (5, 1) ERA: 3.75 <b>48 Trevor Gott, R</b> (6, 1) ERA: 3.92 <b>45 Brad Boxberger, R</b> (7, 1) ERA: 3.32 <b>35 Brent Suter, L</b> (8, 1) ERA: 3.79	<b>22 Christian Yelich, L</b> (1, 10) OBP: 0.359, SLG: 0.390		<b>27 Willy Adames, R</b> (1, 6) OBP: 0.310, SLG: 0.486		<b>11 Rowdy Tellez, L</b> (1, 3) OBP: 0.308, SLG: 0.463 <b>20 Mike Brosseau, R</b> (7, PH) OBP: 0.354, SLG: 0.441	<b>12 Hunter Renfroe, R</b> (1, 9) OBP: 0.309, SLG: 0.477		<b>16 Koltan Wong, L</b> (1, 4) OBP: 0.332, SLG: 0.415		<b>14 Jace Peterson, L</b> (1, 5) OBP: 0.327, SLG: 0.404		<b>7 Victor Caratini, S</b> (1, 2) OBP: 0.304, SLG: 0.344		<b>15 Tyrone Taylor, R</b> (1, 7) OBP: 0.283, SLG: 0.446		<b>5 Garrett Mitchell, L</b> (1, 8) OBP: 0.328, SLG: 0.341					
<b>Inning Stats</b>	R: 0 H: 0 E: 0 K: 0 S: 9	H: 0 LOB: 1 BB: 1 P: 16	R: 0 H: 0 E: 0 K: 0 S: 4	H: 0 LOB: 0 BB: 0 P: 6	R: 0 H: 1 E: 0 K: 1 S: 7	H: 1 LOB: 1 BB: 0 P: 12	R: 0 H: 1 E: 0 K: 0 S: 8	H: 1 LOB: 1 BB: 0 P: 12	R: 0 H: 1 E: 0 K: 1 S: 11	H: 1 LOB: 1 BB: 0 P: 18	R: 1 H: 1 E: 0 K: 1 S: 8	H: 1 LOB: 0 BB: 1 P: 16	R: 0 H: 3 E: 0 K: 1 S: 16	H: 3 LOB: 2 BB: 2 P: 26	R: 0 H: 0 E: 0 K: 0 S: 7	H: 0 LOB: 0 BB: 0 P: 11	1B: 5 2B: 0 3B: 0 HR: 2	SF: 0 SAC: 1 DP: 1 HBP: 0	WP: 0 PA: 34 PB: 0 SB: 0 CS: 0		
<b>PITCHER</b>	IP: 6.0 WLS: 0 BF: 26 ERA: 3.53	IP: 0.2 WLS: 0 BF: 3 ERA: 3.97	IP: 0.1 WLS: 0 BF: 2 ERA: 3.7	IP: 1.0 WLS: 0 BF: 0 ERA: 5.19	IP: 1.0 WLS: 0 BF: 0 ERA: 5.19	IP: 1.0 WLS: 0 BF: 0 ERA: 5.19	IP: 1.0 WLS: 0 BF: 0 ERA: 5.19	IP: 1.0 WLS: 0 BF: 0 ERA: 5.19	IP: 1.0 WLS: 0 BF: 0 ERA: 5.19	IP: 1.0 WLS: 0 BF: 0 ERA: 5.19	IP: 1.0 WLS: 0 BF: 0 ERA: 5.19	IP: 1.0 WLS: 0 BF: 0 ERA: 5.19	IP: 1.0 WLS: 0 BF: 0 ERA: 5.19	IP: 1.0 WLS: 0 BF: 0 ERA: 5.19	IP: 1.0 WLS: 0 BF: 0 ERA: 5.19	IP: 1.0 WLS: 0 BF: 0 ERA: 5.19	IP: 1.0 WLS: 0 BF: 0 ERA: 5.19	ERA: 6.00 WHIP: 1.500	ERA: 0.00 WHIP: 0.000	ERA: 0.00 WHIP: 0.000	

**New York Mets @ Milwaukee Brewers**  
 American Family Field, Milwaukee, WI  
 Wed Sep 21 2022, 1:12 PM - 3:58 PM CDT  
 Att: 25,204 - Cloudy - 76 F

AB 30  
 R 0  
 H 4  
 RBI 0  
 BB 3  
 SO 4  
 LOB 18



**New York Mets @ Milwaukee Brewers**  
 American Family Field, Milwaukee, WI  
 Wed Sep 21 2022, 1:12 PM - 3:58 PM CDT  
 Att: 25,204 - Cloudy - 76 F

AB 29  
 R 6  
 H 7  
 RBI 6  
 BB 4  
 SO 4  
 LOB 10





Batter	1	2	3	4	5	6	7	8	9	AB	R	H	RBI	BB	SO	LOB	TOP					
9 Brandon Nimmo, L OBP: 0.361, SLG: 0.419 25 Tyler Naquin, L OBP: 0.298, SLG: 0.448	G6-3					L9		G4-3		4	1	2	2	0	0	0						
19 Mark Canha, R OBP: 0.269, SLG: 0.406	F7	K				G6-3		G4-3		5	1	2	0	0	1	2						
12 Francisco Lindor, S OBP: 0.343, SLG: 0.452 13 Luis Guillorme, L OBP: 0.289, SLG: 0.345	G5-3					F9		G4-3		5	0	1	0	0	0	3						
20 Pete Alonso, R OBP: 0.346, SLG: 0.506 4 Terrance Gore, R						F9		G5-3		3	2	1	0	2	0	1						
28 Darin Ruf, R OBP: 0.309, SLG: 0.344						F9		G6-4-3		4	1	1	0	0	1	5						
10 Eduardo Escobar, S OBP: 0.289, SLG: 0.431	K					L8		FC4-5		5	2	1	4	0	1	4						
1 Jeff McNeil, L OBP: 0.374, SLG: 0.440						G4-3		G3-1		5	2	3	1	0	0	1						
27 Mark Vientos, R OBP: 0.250, SLG: 0.190						E8		K		3	0	2	1	1	1	1						
33 James McCann, R OBP: 0.254, SLG: 0.263	K					L9		G6-3		4	0	0	0	0	2	5						
<b>Inning Stats</b>	R: 0 E: 0 K: 0 S: 10	H: 0 LOB: 0 BB: 0 P: 14	R: 3 E: 0 K: 3 S: 15	H: 5 LOB: 2 BB: 0 P: 20	R: 0 E: 0 K: 0 S: 6	H: 1 LOB: 0 BB: 0 P: 8	R: 0 E: 0 K: 0 S: 7	H: 0 LOB: 0 BB: 1 P: 12	R: 5 E: 1 K: 1 S: 19	H: 5 LOB: 1 BB: 1 P: 26	R: 0 E: 0 K: 0 S: 4	H: 0 LOB: 0 BB: 0 P: 8	R: 1 E: 0 K: 1 S: 10	H: 1 LOB: 1 BB: 0 P: 18	R: 0 E: 0 K: 0 S: 7	H: 1 LOB: 1 BB: 0 P: 13	R: 0 E: 0 K: 1 S: 14	H: 0 LOB: 1 BB: 1 P: 21	1B: 8 2B: 4 3B: 0 HR: 1	SF: 0 SAC: 0 DP: 1 HBP: 1	WP: 0 PB: 0 SB: 0 CS: 0	PA: 43
<b>PITCHER</b>	IP	WLS	BF	H	R	ER	SO	BB	IBB	HBP	BLK	WP	HR	S	P	ERA	WHIP					
19 Cole Irvin, L ERA: 4.05 39 Collin Wiles, R ERA: 5.19	4.2	L	26	11	8	7	3	1	1	0	0	0	1	54	77	13.50	2.571					
5 Tony Kemp, L OBP: 0.312, SLG: 0.342 Jordan Diaz, R OBP: 0.357, SLG: 0.308	G3-1					F7		G4-3		3	0	0	0	0	0	0						
31 Vimala Machin, L OBP: 0.309, SLG: 0.302	L8					G3-1		G3-1		4	0	0	0	0	1	1						
12 Sean Murphy, R OBP: 0.333, SLG: 0.437						G5-3		G5-3		4	1	2	0	0	0	0						
15 Seth Brown, L OBP: 0.299, SLG: 0.441 20 Cristian Pache, R OBP: 0.207, SLG: 0.225						K		G6-4-3		2	0	1	1	1	1	0						
10 Chad Pinder, R OBP: 0.258, SLG: 0.384	FC5					G6-3		G6-4-3		4	0	0	0	0	1	3						
Conner Capel, L OBP: 0.333, SLG: 0.385						F7		L9		3	0	1	0	0	0	0						
21 Stephen Vogt, L OBP: 0.244, SLG: 0.316						F8		F8		3	0	0	0	0	0	1						
Dermis Garcia, R OBP: 0.300, SLG: 0.476						G5-3		HR		3	1	1	1	0	0	0						
2 Nick Allen, R OBP: 0.258, SLG: 0.283						P4		F9		3	0	0	0	0	0	0						
<b>Inning Stats</b>	R: 0 E: 0 K: 0 S: 7	H: 1 LOB: 2 BB: 1 P: 15	R: 0 E: 0 K: 0 S: 9	H: 0 LOB: 0 BB: 0 P: 15	R: 0 E: 0 K: 0 S: 6	H: 0 LOB: 0 BB: 0 P: 6	R: 0 E: 0 K: 1 S: 5	H: 0 LOB: 0 BB: 0 P: 8	R: 0 E: 0 K: 0 S: 7	H: 1 LOB: 0 BB: 0 P: 13	R: 0 E: 0 K: 0 S: 5	H: 0 LOB: 0 BB: 0 P: 9	R: 1 E: 0 K: 0 S: 9	H: 2 LOB: 0 BB: 0 P: 13	R: 1 E: 0 K: 1 S: 8	H: 2 LOB: 1 BB: 0 P: 12	R: 0 E: 0 K: 1 S: 7	H: 0 LOB: 0 BB: 0 P: 13	1B: 4 2B: 1 3B: 0 HR: 1	SF: 0 SAC: 0 DP: 2 HBP: 0	WP: 1 PB: 0 SB: 0 CS: 0	PA: 32
<b>PITCHER</b>	IP	WLS	BF	H	R	ER	SO	BB	IBB	HBP	BLK	WP	HR	S	P	ERA	WHIP					
40 Chris Bassitt, R ERA: 3.27 40 Drew Smith, R ERA: 3.61	8.0	W	29	6	2	2	2	1	0	0	0	0	0	7	13	0.00	0.000					

**New York Mets @ Oakland Athletics**  
Oakland Coliseum, Oakland, CA  
Fri Sep 23 2022, 6:42 PM - 9:12 PM PDT  
Att: 18,107 - Clear - 78 F

AB	39
R	9
H	13
RBI	8
BB	3
SO	6
LOB	22



Batter	1	2	3	4	5	6	7	8	9	AB	R	H	RBI	BB	SO	LOB	BOTTOM					
5 Tony Kemp, L OBP: 0.312, SLG: 0.342 Jordan Diaz, R OBP: 0.357, SLG: 0.308	G3-1					G4-3		G4-3		3	0	0	0	0	0	0						
31 Vimala Machin, L OBP: 0.309, SLG: 0.302	L8					G3-1		K		4	0	0	0	0	1	1						
12 Sean Murphy, R OBP: 0.333, SLG: 0.437						G5-3		F9		4	1	2	0	0	0	0						
15 Seth Brown, L OBP: 0.299, SLG: 0.441 20 Cristian Pache, R OBP: 0.207, SLG: 0.225						K		G5-3		2	0	1	1	1	1	0						
10 Chad Pinder, R OBP: 0.258, SLG: 0.384	FC5					G6-3		K		4	0	0	0	0	1	3						
Conner Capel, L OBP: 0.333, SLG: 0.385						F7		L9		3	0	1	0	0	0	0						
21 Stephen Vogt, L OBP: 0.244, SLG: 0.316						F8		F8		3	0	0	0	0	0	1						
Dermis Garcia, R OBP: 0.300, SLG: 0.476						G5-3		HR		3	1	1	1	0	0	0						
2 Nick Allen, R OBP: 0.258, SLG: 0.283						P4		F9		3	0	0	0	0	0	0						
<b>Inning Stats</b>	R: 0 E: 0 K: 0 S: 7	H: 1 LOB: 2 BB: 1 P: 15	R: 0 E: 0 K: 0 S: 9	H: 0 LOB: 0 BB: 0 P: 15	R: 0 E: 0 K: 0 S: 6	H: 0 LOB: 0 BB: 0 P: 6	R: 0 E: 0 K: 1 S: 5	H: 0 LOB: 0 BB: 0 P: 8	R: 0 E: 0 K: 0 S: 7	H: 1 LOB: 0 BB: 0 P: 13	R: 0 E: 0 K: 0 S: 5	H: 0 LOB: 0 BB: 0 P: 9	R: 1 E: 0 K: 0 S: 9	H: 2 LOB: 0 BB: 0 P: 13	R: 1 E: 0 K: 1 S: 8	H: 2 LOB: 1 BB: 0 P: 12	R: 0 E: 0 K: 1 S: 7	H: 0 LOB: 0 BB: 0 P: 13	1B: 4 2B: 1 3B: 0 HR: 1	SF: 0 SAC: 0 DP: 2 HBP: 0	WP: 1 PB: 0 SB: 0 CS: 0	PA: 32
<b>PITCHER</b>	IP	WLS	BF	H	R	ER	SO	BB	IBB	HBP	BLK	WP	HR	S	P	ERA	WHIP					
40 Chris Bassitt, R ERA: 3.27 40 Drew Smith, R ERA: 3.61	8.0	W	29	6	2	2	2	1	0	0	0	0	0	7	13	0.00	0.000					

**New York Mets @ Oakland Athletics**  
Oakland Coliseum, Oakland, CA  
Fri Sep 23 2022, 6:42 PM - 9:12 PM PDT  
Att: 18,107 - Clear - 78 F

AB	31
R	2
H	6
RBI	2
BB	1
SO	3
LOB	5





Batter	1	2	3	4	5	6	7	8	9	AB	R	H	RBI	BB	SO	LOB	TOP				
1 Jeff McNeil, L OBP: 0.374, SLG: 0.440										5	1	2	0	0	0	2					
19 Mark Canha, R OBP: 0.370, SLG: 0.406										3	1	1	0	0	2	1					
12 Francisco Lindor, S OBP: 0.344, SLG: 0.453										3	0	2	1	0	0	1					
20 Pete Alonso, R OBP: 0.345, SLG: 0.510										4	1	1	2	0	0	3					
10 Eduardo Escobar, S OBP: 0.287, SLG: 0.427										4	0	0	0	0	2	3					
28 Darin Ruf, R OBP: 0.308, SLG: 0.342										4	0	1	0	0	1	0					
13 Luis Guillorme, L OBP: 0.357, SLG: 0.346										2	0	1	0	0	0	0					
25 Tyler Naquin, L OBP: 0.297, SLG: 0.446										1	0	0	0	0	0	0					
27 Mark Vientos, R OBP: 0.286, SLG: 0.333										3	1	1	1	1	0	3					
3 Tomás Nido, R OBP: 0.278, SLG: 0.311										3	0	0	0	0	1	1					
32 Daniel Vogelbach, L OBP: 0.361, SLG: 0.432										0	0	0	0	1	0	0					
<b>Inning Stats</b>	R: 3 H: 3 E: 0 K: 2 S: 21	H: 3 LOB: 0 BB: 0 P: 28	R: 1 H: 1 E: 0 K: 0 S: 7	H: 1 LOB: 0 BB: 0 P: 10	R: 0 H: 0 E: 0 K: 0 S: 3	H: 0 LOB: 0 BB: 0 P: 7	R: 0 H: 1 E: 0 K: 0 S: 9	H: 1 LOB: 1 BB: 0 P: 15	R: 0 H: 0 E: 0 K: 2 S: 8	H: 0 LOB: 0 BB: 0 P: 11	R: 0 H: 1 E: 0 K: 0 S: 6	H: 1 LOB: 1 BB: 0 P: 8	R: 0 H: 2 E: 0 K: 2 S: 14	H: 2 LOB: 2 BB: 0 P: 16	R: 0 H: 0 E: 0 K: 0 S: 11	H: 0 LOB: 2 BB: 2 P: 24	1B: 7 2B: 0 3B: 0 HR: 2	SF: 1 SAC: 0 DP: 2 HBP: 2	WP: 0 PA: 37 ERA: 7.20 WHIP: 1.000		
<b>PITCHER</b>	IP WLS BF H R ER SO BB IBB HBP BLK WP HR S P ERA WHIP	IP WLS BF H R ER SO BB IBB HBP BLK WP HR S P ERA WHIP	IP WLS BF H R ER SO BB IBB HBP BLK WP HR S P ERA WHIP	IP WLS BF H R ER SO BB IBB HBP BLK WP HR S P ERA WHIP	IP WLS BF H R ER SO BB IBB HBP BLK WP HR S P ERA WHIP	IP WLS BF H R ER SO BB IBB HBP BLK WP HR S P ERA WHIP	IP WLS BF H R ER SO BB IBB HBP BLK WP HR S P ERA WHIP	IP WLS BF H R ER SO BB IBB HBP BLK WP HR S P ERA WHIP	IP WLS BF H R ER SO BB IBB HBP BLK WP HR S P ERA WHIP	IP WLS BF H R ER SO BB IBB HBP BLK WP HR S P ERA WHIP	IP WLS BF H R ER SO BB IBB HBP BLK WP HR S P ERA WHIP	IP WLS BF H R ER SO BB IBB HBP BLK WP HR S P ERA WHIP	IP WLS BF H R ER SO BB IBB HBP BLK WP HR S P ERA WHIP	IP WLS BF H R ER SO BB IBB HBP BLK WP HR S P ERA WHIP	IP WLS BF H R ER SO BB IBB HBP BLK WP HR S P ERA WHIP	IP WLS BF H R ER SO BB IBB HBP BLK WP HR S P ERA WHIP	IP WLS BF H R ER SO BB IBB HBP BLK WP HR S P ERA WHIP	IP WLS BF H R ER SO BB IBB HBP BLK WP HR S P ERA WHIP	IP WLS BF H R ER SO BB IBB HBP BLK WP HR S P ERA WHIP		
Ken Waldichuk, L ERA: 7.15	5.0 W 20 5 4 4 4 0 0 2 0 0 2 48 21 7.20 1.000	2.0 H 7 2 0 0 0 0 0 0 0 0 0 14 20 0.00 1.000	1.0 H 5 2 0 0 2 0 0 0 0 0 0 14 16 0.00 2.000	1.0 H 5 0 0 0 0 2 0 0 0 0 0 11 24 0.00 2.000	2.0 H 7 2 0 0 0 0 0 0 0 0 0 14 20 0.00 1.000	1.0 H 5 2 0 0 2 0 0 0 0 0 0 14 16 0.00 2.000	1.0 H 5 0 0 0 0 2 0 0 0 0 0 0 11 24 0.00 2.000	1.0 H 5 2 0 0 2 0 0 0 0 0 0 14 20 0.00 1.000	1.0 H 5 0 0 0 0 2 0 0 0 0 0 0 11 24 0.00 2.000	1.0 H 5 2 0 0 2 0 0 0 0 0 0 14 20 0.00 1.000	1.0 H 5 0 0 0 0 2 0 0 0 0 0 0 11 24 0.00 2.000	1.0 H 5 2 0 0 2 0 0 0 0 0 0 14 20 0.00 1.000	1.0 H 5 0 0 0 0 2 0 0 0 0 0 0 11 24 0.00 2.000	1.0 H 5 2 0 0 2 0 0 0 0 0 0 14 20 0.00 1.000	1.0 H 5 0 0 0 0 2 0 0 0 0 0 0 11 24 0.00 2.000	1.0 H 5 2 0 0 2 0 0 0 0 0 0 14 20 0.00 1.000	1.0 H 5 0 0 0 0 2 0 0 0 0 0 0 11 24 0.00 2.000	1.0 H 5 2 0 0 2 0 0 0 0 0 0 14 20 0.00 1.000	1.0 H 5 0 0 0 0 2 0 0 0 0 0 0 11 24 0.00 2.000		
29 Austin Pruitt, R ERA: 4.44	2.0 H 7 2 0 0 0 0 0 0 0 0 0 14 20 0.00 1.000	1.0 H 5 2 0 0 2 0 0 0 0 0 0 14 16 0.00 2.000	1.0 H 5 0 0 0 0 2 0 0 0 0 0 0 11 24 0.00 2.000	1.0 H 5 2 0 0 2 0 0 0 0 0 0 14 20 0.00 1.000	1.0 H 5 0 0 0 0 2 0 0 0 0 0 0 11 24 0.00 2.000	1.0 H 5 2 0 0 2 0 0 0 0 0 0 14 20 0.00 1.000	1.0 H 5 0 0 0 0 2 0 0 0 0 0 0 11 24 0.00 2.000	1.0 H 5 2 0 0 2 0 0 0 0 0 0 14 20 0.00 1.000	1.0 H 5 0 0 0 0 2 0 0 0 0 0 0 11 24 0.00 2.000	1.0 H 5 2 0 0 2 0 0 0 0 0 0 14 20 0.00 1.000	1.0 H 5 0 0 0 0 2 0 0 0 0 0 0 11 24 0.00 2.000	1.0 H 5 2 0 0 2 0 0 0 0 0 0 14 20 0.00 1.000	1.0 H 5 0 0 0 0 2 0 0 0 0 0 0 11 24 0.00 2.000	1.0 H 5 2 0 0 2 0 0 0 0 0 0 14 20 0.00 1.000	1.0 H 5 0 0 0 0 2 0 0 0 0 0 0 11 24 0.00 2.000	1.0 H 5 2 0 0 2 0 0 0 0 0 0 14 20 0.00 1.000	1.0 H 5 0 0 0 0 2 0 0 0 0 0 0 11 24 0.00 2.000	1.0 H 5 2 0 0 2 0 0 0 0 0 0 14 20 0.00 1.000	1.0 H 5 0 0 0 0 2 0 0 0 0 0 0 11 24 0.00 2.000	1.0 H 5 2 0 0 2 0 0 0 0 0 0 14 20 0.00 1.000	
57 Tyler Cyr, R ERA: 3.72	1.0 H 5 0 0 0 0 2 0 0 0 0 0 0 11 24 0.00 2.000	1.0 H 5 2 0 0 2 0 0 0 0 0 0 14 20 0.00 1.000	1.0 H 5 0 0 0 0 2 0 0 0 0 0 0 11 24 0.00 2.000	1.0 H 5 2 0 0 2 0 0 0 0 0 0 14 20 0.00 1.000	1.0 H 5 0 0 0 0 2 0 0 0 0 0 0 11 24 0.00 2.000	1.0 H 5 2 0 0 2 0 0 0 0 0 0 14 20 0.00 1.000	1.0 H 5 0 0 0 0 2 0 0 0 0 0 0 11 24 0.00 2.000	1.0 H 5 2 0 0 2 0 0 0 0 0 0 14 20 0.00 1.000	1.0 H 5 0 0 0 0 2 0 0 0 0 0 0 11 24 0.00 2.000	1.0 H 5 2 0 0 2 0 0 0 0 0 0 14 20 0.00 1.000	1.0 H 5 0 0 0 0 2 0 0 0 0 0 0 11 24 0.00 2.000	1.0 H 5 2 0 0 2 0 0 0 0 0 0 14 20 0.00 1.000	1.0 H 5 0 0 0 0 2 0 0 0 0 0 0 11 24 0.00 2.000	1.0 H 5 2 0 0 2 0 0 0 0 0 0 14 20 0.00 1.000	1.0 H 5 0 0 0 0 2 0 0 0 0 0 0 11 24 0.00 2.000	1.0 H 5 2 0 0 2 0 0 0 0 0 0 14 20 0.00 1.000	1.0 H 5 0 0 0 0 2 0 0 0 0 0 0 11 24 0.00 2.000	1.0 H 5 2 0 0 2 0 0 0 0 0 0 14 20 0.00 1.000	1.0 H 5 0 0 0 0 2 0 0 0 0 0 0 11 24 0.00 2.000	1.0 H 5 2 0 0 2 0 0 0 0 0 0 14 20 0.00 1.000	1.0 H 5 0 0 0 0 2 0 0 0 0 0 0 11 24 0.00 2.000

New York Mets @ Oakland Athletics  
Oakland Coliseum, Oakland, CA  
Sat Sep 24 2022, 1:11 PM - 4:03 PM PDT  
Att: 16,041 - Sunny - 82 F

AB 32  
R 4  
H 9  
RBI 4  
BB 2  
SO 6  
LOB 14



Batter	1	2	3	4	5	6	7	8	9	AB	R	H	RBI	BB	SO	LOB	BOTTOM		
5 Tony Kemp, L OBP: 0.308, SLG: 0.338										5	0	0	0	0	1	1			
31 Vimala Machin, L OBP: 0.319, SLG: 0.307										3	3	2	0	2	0	0			
12 Sean Murphy, R OBP: 0.333, SLG: 0.437										4	1	1	0	1	1	2			
15 Seth Brown, L OBP: 0.304, SLG: 0.453										4	3	3	2	1	0	2			
Dermis Garcia, R OBP: 0.305, SLG: 0.477										4	1	1	2	1	2	1			
Conner Capel, L OBP: 0.371, SLG: 0.581										5	2	3	4	0	0	1			
23 Shea Langeliers, R OBP: 0.233, SLG: 0.382										4	0	1	1	1	0	3			
Jordan Diaz, R OBP: 0.412, SLG: 0.438										3	0	2	0	0	0	1			
20 Cristian Pacheco, R OBP: 0.206, SLG: 0.223										2	0	0	0	0	2	3			
2 Nick Allen, R OBP: 0.258, SLG: 0.283										4	0	1	1	0	2	3			
<b>Inning Stats</b>	R: 4 H: 4 E: 0 K: 1 S: 19	H: 4 LOB: 2 BB: 2 P: 30	R: 0 H: 0 E: 0 K: 2 S: 10	H: 0 LOB: 0 BB: 0 P: 14	R: 1 H: 1 E: 0 K: 1 S: 12	H: 1 LOB: 1 BB: 1 P: 20	R: 0 H: 1 E: 0 K: 1 S: 8	H: 1 LOB: 2 BB: 1 P: 16	R: 1 H: 2 E: 0 K: 0 S: 7	H: 2 LOB: 1 BB: 0 P: 12	R: 1 H: 2 E: 0 K: 1 S: 11	H: 2 LOB: 1 BB: 0 P: 13	R: 2 H: 2 E: 0 K: 1 S: 12	H: 2 LOB: 2 BB: 2 P: 26	R: 2 H: 2 E: 0 K: 1 S: 12	H: 2 LOB: 2 BB: 2 P: 26	1B: 6 2B: 5 3B: 1 HR: 2	SF: 0 SAC: 0 DP: 0 HBP: 0	WP: 0 PA: 44 ERA: 18.00 WHIP: 4.000
<b>PITCHER</b>	IP WLS BF H R ER SO BB IBB HBP BLK WP HR S P ERA WHIP	IP WLS BF H R ER SO BB IBB HBP BLK WP HR S P ERA WHIP	IP WLS BF H R ER SO BB IBB HBP BLK WP HR S P ERA WHIP	IP WLS BF H R ER SO BB IBB HBP BLK WP HR S P ERA WHIP	IP WLS BF H R ER SO BB IBB HBP BLK WP HR S P ERA WHIP	IP WLS BF H R ER SO BB IBB HBP BLK WP HR S P ERA WHIP	IP WLS BF H R ER SO BB IBB HBP BLK WP HR S P ERA WHIP	IP WLS BF H R ER SO BB IBB HBP BLK WP HR S P ERA WHIP	IP WLS BF H R ER SO BB IBB HBP BLK WP HR S P ERA WHIP	IP WLS BF H R ER SO BB IBB HBP BLK WP HR S P ERA WHIP	IP WLS BF H R ER SO BB IBB HBP BLK WP HR S P ERA WHIP	IP WLS BF H R ER SO BB IBB HBP BLK WP HR S P ERA WHIP	IP WLS BF H R ER SO BB IBB HBP BLK WP HR S P ERA WHIP	IP WLS BF H R ER SO BB IBB HBP BLK WP HR S P ERA WHIP	IP WLS BF H R ER SO BB IBB HBP BLK WP HR S P ERA WHIP	IP WLS BF H R ER SO BB IBB HBP BLK WP HR S P ERA WHIP	IP WLS BF H R ER SO BB IBB HBP BLK WP HR S P ERA WHIP	IP WLS BF H R ER SO BB IBB HBP BLK WP HR S P ERA WHIP	IP WLS BF H R ER SO BB IBB HBP BLK WP HR S P ERA WHIP
48 Jacob deGrom, R ERA: 2.93	4.0 L 22 6 5 5 5 4 0 0 0 0 0 1 49 11.25 2.500	1.0 5 2 1 1 1 0																	







Batter	1	2	3	4	5	6	7	8	9	AB	R	H	RBI	BB	SO	LOB	TOP										
5 Jon Berti, R OBP: 0.323, SLG: 0.336 (1, 4)	G6-3	E5		K		K		G4-3		5	0	0	0	0	2	4											
11 Miguel Rojas, R OBP: 0.281, SLG: 0.324 46 Luke Williams, R OBP: 0.287, SLG: 0.315 (1, 6)	HBP	G1-2-3		G6-3		F9		K		3	1	0	0	0	0	3											
15 Brian Anderson, R OBP: 0.321, SLG: 0.362 (1, 9)	HBP	G5-3								5	2	3	0	0	1	2											
26 Garrett Cooper, R OBP: 0.337, SLG: 0.415 83 Charles LeBlanc, R OBP: 0.321, SLG: 0.432 (5, 10)	HBP			K		HBP		K		2	0	1	0	0	1	0											
14 Bryan De La Cruz, R OBP: 0.283, SLG: 0.407 (1, 8)	SF8			HR		K		G5-3		4	1	2	1	0	1	4											
67 JJ Bleday, L OBP: 0.296, SLG: 0.322 (1, 7)	BB			HR		HBP		L8		4	1	2	2	1	1	2											
58 Jacob Stallings, R OBP: 0.294, SLG: 0.297 (1, 2)	F9			P4		HBP				3	0	1	2	1	0	2											
65 Jordan Groshans, R OBP: 0.341, SLG: 0.368 (1, 5)				K		G5-4-3				3	0	1	0	1	1	2											
34 Lewin Diaz, L OBP: 0.226, SLG: 0.303 (1, 3)				G4-3		L5		K		4	0	1	0	0	1	2											
<b>Inning Stats</b>	R: 2 H: 2 E: 0 K: 0 S: 18	H: 2 LOB: 2 BB: 1 P: 33	R: 0 H: 2 E: 1 K: 0 S: 10	H: 2 LOB: 2 BB: 0 P: 13	R: 2 H: 0 E: 0 K: 2 S: 13	H: 0 LOB: 0 BB: 0 P: 21	R: 0 H: 0 E: 0 K: 1 S: 10	H: 0 LOB: 3 BB: 2 P: 14	R: 0 H: 0 E: 0 K: 1 S: 6	H: 0 LOB: 1 BB: 1 P: 12	R: 0 H: 1 E: 0 K: 0 S: 10	H: 1 LOB: 1 BB: 1 P: 20	R: 0 H: 0 E: 0 K: 2 S: 13	H: 0 LOB: 2 BB: 2 P: 25	R: 0 H: 1 E: 0 K: 3 S: 12	H: 1 LOB: 1 BB: 0 P: 19	1B: 7 2B: 3 3B: 0 HR: 1	SF: 1 SAC: 0 DP: 3 HBP: 2	WP: 1 PB: 0 SB: 0 CS: 0	PA: 42							
<b>PITCHER</b>	IP	WLS	BF	H	R	ER	SO	BB	IBB	HBP	BLK	WP	HR	S	P	ERA	WHIP										
59 Carlos Carrasco, R ERA: 3.95 (1, 1)	3.0	L	17	6	4	4	2	1	0	1	0	1	1	41	67	12.00	2.333										
29 Trevor Williams, R ERA: 3.23 (4, 1)	2.0		9	3	2	2	2	0	0	1	0	0	0	26	37	9.00	1.500										
23 David Peterson, L ERA: 3.89 (6, 1)	2.0		7	1	0	0	1	1	0	0	0	0	0	16	32	0.00	1.000										
38 Tylor Megill, R ERA: 5.04 (8, 1)	1.0		5	0	0	0	2	2	0	0	0	0	0	13	25	0.00	2.000										
39 Edwin Diaz, R ERA: 1.37 (9, 1)	1.0		4	1	0	0	3	0	0	0	0	0	0	12	19	0.00	1.000										
<b>Batter</b>	<b>1</b>	<b>2</b>	<b>3</b>	<b>4</b>	<b>5</b>	<b>6</b>	<b>7</b>	<b>8</b>	<b>9</b>	<b>AB</b>	<b>R</b>	<b>H</b>	<b>RBI</b>	<b>BB</b>	<b>SO</b>	<b>LOB</b>	<b>BOTTOM</b>										
9 Brandon Nimmo, L OBP: 0.362, SLG: 0.418 (1, 8)	G1-3			HR		G3		G5-3		4	1	1	0	0	0	1											
12 Francisco Lindor, S OBP: 0.346, SLG: 0.456 (1, 6)	F7			HR		G6-3		L9		4	1	1	0	0	0	0											
1 Jeff McNeil, L OBP: 0.375, SLG: 0.439 (1, 4)	G4-3			P6						4	1	2	0	0	0	2											
20 Pete Alonso, R OBP: 0.348, SLG: 0.524 (1, 3)		F8		HR		K		G4-3		4	1	1	3	0	1	1											
32 Daniel Vogelbach, L OBP: 0.357, SLG: 0.427 (1, 10)		K		G4-3		G3				4	0	0	0	0	2	1											
19 Mark Canha, R OBP: 0.370, SLG: 0.404 (1, 7)		P3		K						4	0	1	0	0	2	0											
10 Eduardo Escobar, S OBP: 0.288, SLG: 0.425 (1, 5)				K		K		FC4-6		4	0	0	0	0	3	1											
25 Tyler Naquin, L OBP: 0.296, SLG: 0.444 (1, 9)				G3-1		G6-3		F8		3	0	0	0	0	0	1											
33 James McCann, R OBP: 0.256, SLG: 0.264 (1, 2)				P3				G1-3		3	0	1	0	0	0	1											
<b>Inning Stats</b>	R: 0 H: 0 E: 0 K: 0 S: 6	H: 0 LOB: 0 BB: 0 P: 8	R: 0 H: 0 E: 0 K: 1 S: 10	H: 0 LOB: 0 BB: 0 P: 17	R: 0 H: 0 E: 0 K: 1 S: 8	H: 0 LOB: 0 BB: 0 P: 11	R: 3 H: 3 E: 0 K: 1 S: 15	H: 3 LOB: 0 BB: 0 P: 23	R: 0 H: 1 E: 0 K: 1 S: 8	H: 1 LOB: 1 BB: 0 P: 10	R: 0 H: 1 E: 0 K: 1 S: 15	H: 1 LOB: 1 BB: 0 P: 22	R: 0 H: 1 E: 0 K: 0 S: 11	H: 1 LOB: 1 BB: 0 P: 18	R: 1 H: 1 E: 0 K: 0 S: 11	H: 1 LOB: 0 BB: 0 P: 17	R: 0 H: 0 E: 0 K: 3 S: 10	H: 0 LOB: 0 BB: 0 P: 14	1B: 5 2B: 1 3B: 0 HR: 1	SF: 0 SAC: 0 DP: 0 HBP: 0	WP: 0 PB: 0 SB: 0 CS: 0	PA: 34					
<b>PITCHER</b>	IP	WLS	BF	H	R	ER	SO	BB	IBB	HBP	BLK	WP	HR	S	P	ERA	WHIP										
49 Pablo Lopez, R ERA: 3.9 (1, 1)	6.0	W	23	5	3	3	5	0	0	0	0	0	0	11	18	0.00	1.000										
81 Huisac Brazoban, R ERA: 3.54 (7, 1)	1.0	H	4	1	0	0	0	0	0	0	0	0	0	11	17	9.00	1.000										
35 Richard Bleier, L ERA: 0.61 (8, 1)	1.0	H	4	1	1	1	0	0	0	0	1	0	0	11	17	9.00	1.000										
36 Dylan Floro, R ERA: 3.1 (9, 1)	1.0	S	3	0	0	0	3	0	0	0	0	0	0	10	14	0.00	0.000										

Miami Marlins @ New York Mets  
Citi Field, Flushing, NY  
Tue Sep 27 2022, 7:12 PM - 10:27 PM EDT  
Att: 29,067 - Clear - 67 F

AB 35  
R 6  
H 11  
RBI 5  
BB 4  
SO 10  
LOB 23



Miami Marlins @ New York Mets  
Citi Field, Flushing, NY  
Tue Sep 27 2022, 7:12 PM - 10:27 PM EDT  
Att: 29,067 - Clear - 67 F

AB 34  
R 4  
H 7  
RBI 3  
BB 0  
SO 8  
LOB 8





Batter	1	2	3	4	5	6	7	8	9	10	AB	R	H	RBI	BB	SO	LOB	TOP						
5 Jon Bertl, R OBP: 0.318, SLG: 0.331	G6-3		K		K		K		K		5	0	0	0	0	4	2							
83 Charles Leblanc, R OBP: 0.333, SLG: 0.437	K			14 HR 2B			15 2B BB		K		3	2	1	0	2	2	0							
15 Brian Anderson, R OBP: 0.320, SLG: 0.362	G5-3		G1-3		K				P3		5	0	1	1	0	1	4							
54 Nick Fortes, R OBP: 0.320, SLG: 0.405	L1-4-3		G6-3			14 2B 67 SF7 BB			K		4	1	0	0	1	2	2							
14 Bryan De La Cruz, R OBP: 0.299, SLG: 0.428											4	1	3	2	0	1	0							
67 JJ Bleday, L OBP: 0.291, SLG: 0.317											3	0	0	1	0	3	1							
58 Jacob Stallings, R OBP: 0.294, SLG: 0.297											4	0	1	0	0	1	2							
65 Jordan Groshans, R (1.5)											4	0	0	0	0	2	2							
34 Lewin Diaz, L OBP: 0.226, SLG: 0.301											4	0	1	0	0	2	0							
<b>Inning Stats</b>	R: 0 E: 0 K: 1 S: 8	H: 0 LOB: 0 BB: 0 P: 12	R: 0 E: 0 K: 1 S: 7	H: 1 LOB: 1 BB: 0 P: 10	R: 0 E: 0 K: 2 S: 9	H: 0 LOB: 0 BB: 0 P: 13	R: 2 E: 0 K: 1 S: 12	H: 2 LOB: 0 BB: 0 P: 22	R: 0 E: 0 K: 3 S: 18	H: 2 LOB: 3 BB: 1 P: 27	R: 1 E: 0 K: 1 S: 15	H: 1 LOB: 1 BB: 1 P: 22	R: 1 E: 0 K: 2 S: 11	H: 1 LOB: 1 BB: 1 P: 19	R: 0 E: 0 K: 2 S: 7	H: 0 LOB: 0 BB: 0 P: 11	R: 0 E: 0 K: 3 S: 10	H: 0 LOB: 0 BB: 0 P: 13	R: 0 E: 0 K: 2 S: 9	H: 0 LOB: 0 BB: 0 P: 15	1B: 3 2B: 3 3B: 0 HR: 1	SF: 1 SAC: 0 DP: 0 HBP: 0	WP: 0 PB: 0 SB: 0 CS: 0	PA: 40
<b>PITCHER</b>	IP 5.0	WLS 23	BF 6	H 3	R 3	ER 3	SO 8	BB 2	IBB 0	HBP 0	BLK 0	WP 0	HR 1	S 60	P 95	ERA 5.40	WHIP 1.600							
99 Taijuan Walker, R ERA: 3.59	IP 2.0	WLS 8	BF 1	H 1	R 1	ER 1	SO 3	BB 1	IBB 0	HBP 0	BLK 0	WP 0	HR 0	S 20	P 30	ERA 4.50	WHIP 1.000							
67 Seth Lugo, R ERA: 3.59	IP 1.0	WLS 3	BF 0	H 0	R 0	ER 0	SO 2	BB 0	IBB 0	HBP 0	BLK 0	WP 0	HR 0	S 7	P 11	ERA 0.00	WHIP 0.000							
0 Adam Ottavino, R ERA: 2.14	IP 1.0	WLS 3	BF 0	H 0	R 0	ER 0	SO 3	BB 0	IBB 0	HBP 0	BLK 0	WP 0	HR 0	S 10	P 13	ERA 0.00	WHIP 0.000							
39 Edwin Diaz, R ERA: 1.35	IP 1.0	WLS 3	BF 0	H 0	R 0	ER 0	SO 2	BB 0	IBB 0	HBP 0	BLK 0	WP 0	HR 0	S 9	P 15	ERA 0.00	WHIP 0.000							
40 Drew Smith, R ERA: 3.45																								

Miami Marlins @ New York Mets  
Citi Field, Flushing, NY  
Wed Sep 28 2022, 7:11 PM - 10:37 PM EDT  
Att. 28,228 - Partly Cloudy - 67 F


AB 36  
R 4  
H 7  
RBI 4  
BB 3  
SO 18  
LOB 13



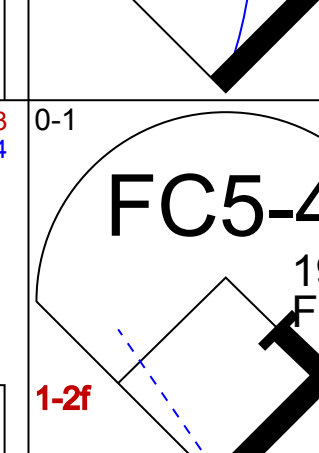
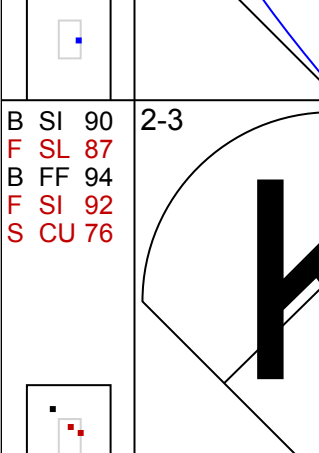
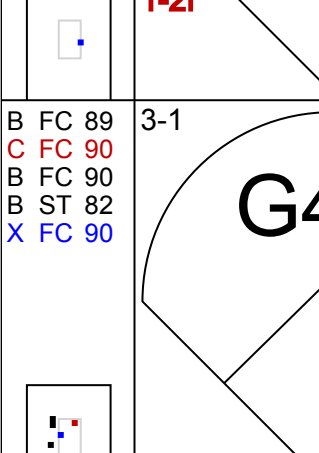

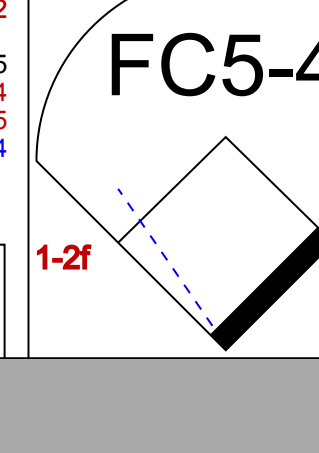


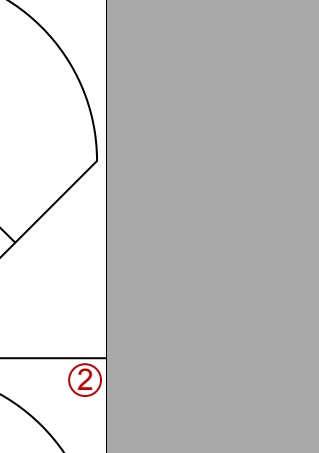



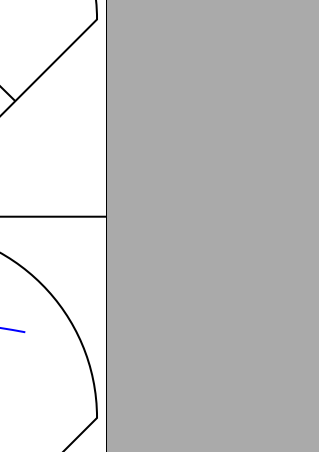


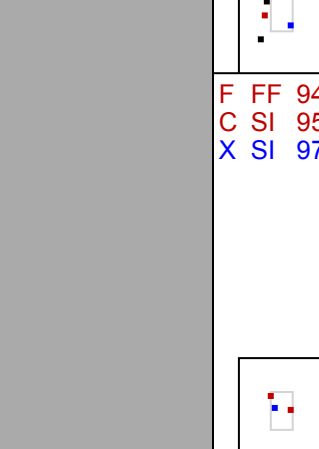
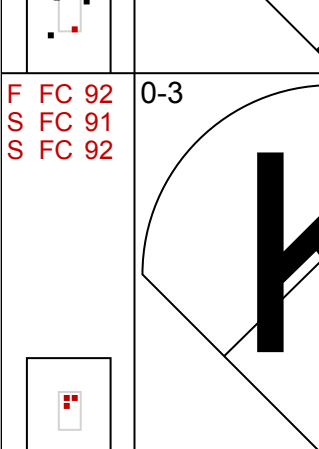
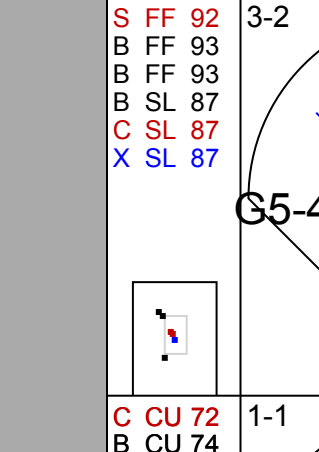
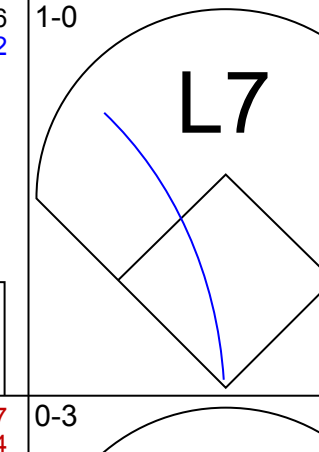

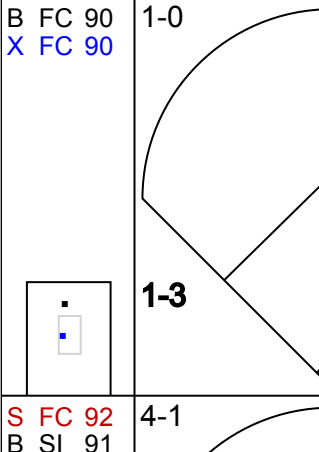
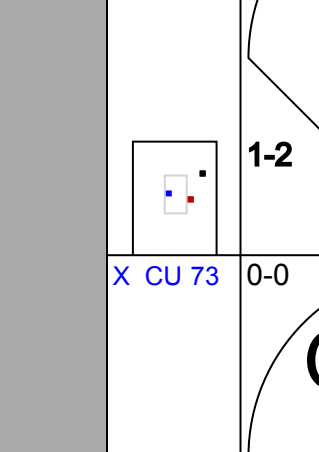
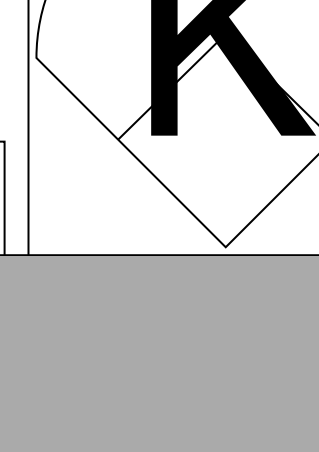
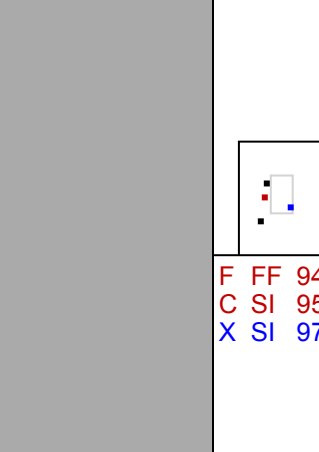
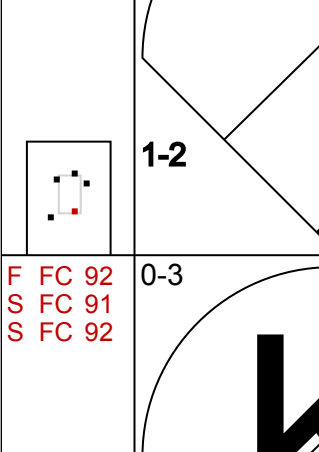
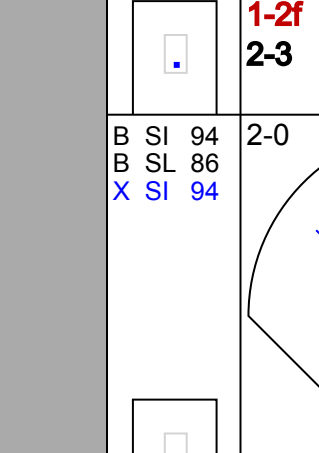
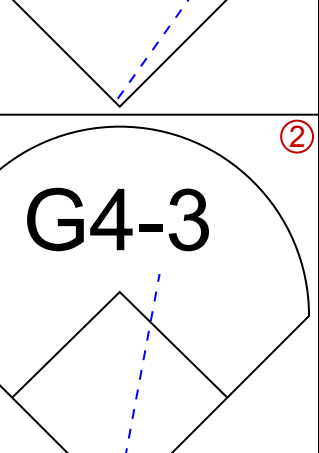
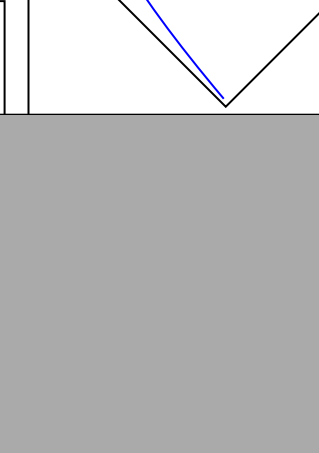
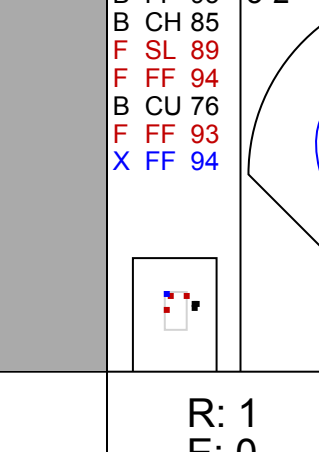
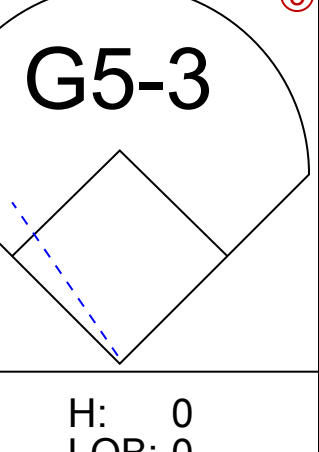

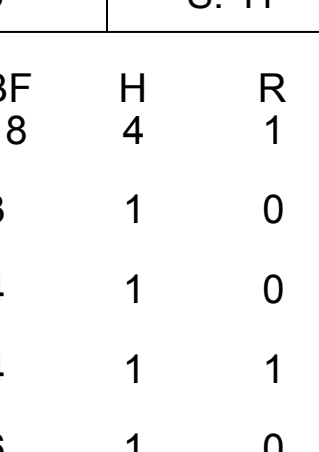
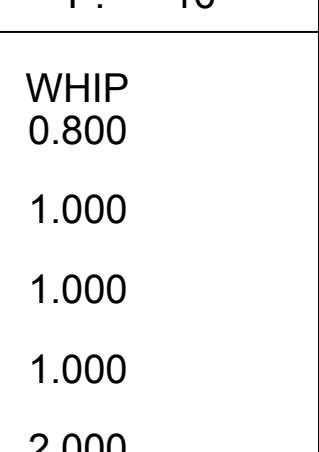

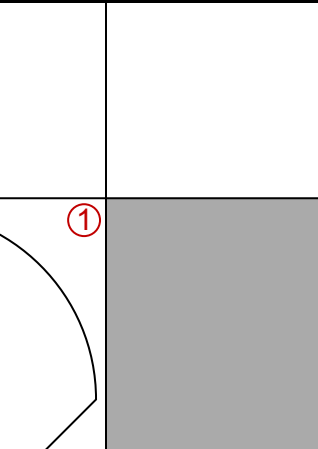

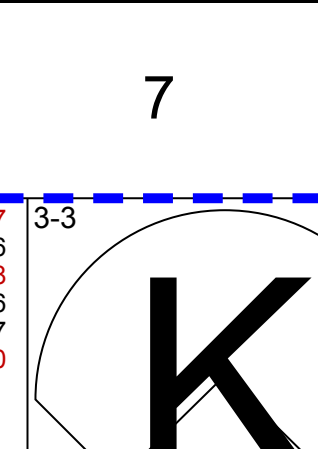
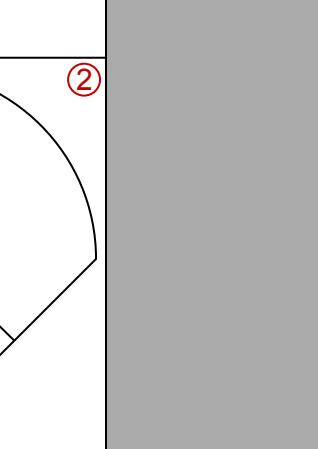
Batter	1	2	3	4	5	6	7	8	9	10	AB	R	H	RBI	BB	SO	LOB	BOTTOM						
9 Brandon Nimmo, L OBP: 0.362, SLG: 0.416	G1-3		P4		G4-3			19 BB 10 1B BB			3	1	0	0	2	0	1							
20 Pete Alonso, R OBP: 0.347, SLG: 0.521	K		K					19 BB 10 1B BB			4	1	0	0	1	4	2							
12 Francisco Lindor, S OBP: 0.345, SLG: 0.454											5	1	1	0	0	1	4							
19 Mark Canha, R OBP: 0.369, SLG: 0.400	G5-3		G5-3					10 1B BB			4	0	0	0	1	1	1							
1 Jeff McNeil, L OBP: 0.377, SLG: 0.439	L7										4	1	2	0	1	0	3							
10 Eduardo Escobar, S OBP: 0.291, SLG: 0.433	P3										5	1	3	5	0	0	1							
27 Mark Vientos, R OBP: 0.273, SLG: 0.286											3	0	0	0	1	1	2							
13 Luis Guillorme, L OBP: 0.354, SLG: 0.342	L7										3	0	0	0	1	0	1							
3 Tomás Nido, R OBP: 0.279, SLG: 0.319											4	0	1	0	0	1	1							
4 Terrance Gore, R ERA: 3.45											0	0	0	0	0	0	0							
33 James McCann, R OBP: 0.256, SLG: 0.264	K										0	0	0	0	0	0	0							
<b>Inning Stats</b>	R: 0 E: 0 K: 1 S: 12	H: 1 LOB: 1 BB: 0 P: 18	R: 0 E: 0 K: 0 S: 8	H: 0 LOB: 1 BB: 1 P: 17	R: 0 E: 0 K: 2 S: 8	H: 0 LOB: 0 BB: 0 P: 11	R: 0 E: 0 K: 0 S: 9	H: 1 LOB: 1 BB: 0 P: 17	R: 0 E: 0 K: 0 S: 8	H: 0 LOB: 1 BB: 1 P: 14	R: 0 E: 0 K: 3 S: 9	H: 0 LOB: 0 BB: 0 P: 14	R: 2 E: 0 K: 0 S: 12	H: 2 LOB: 0 BB: 0 P: 19	R: 2 E: 0 K: 1 S: 15	H: 1 LOB: 2 BB: 3 P: 28	R: 0 E: 0 K: 1 S: 12	H: 1 LOB: 2 BB: 1 P: 22	R: 1 E: 0 K: 0 S: 5	H: 1 LOB: 2 BB: 1 P: 6	1B: 5 2B: 1 3B: 0 HR: 1	SF: 0 SAC: 0 DP: 0 HBP: 0	WP: 0 PB: 0 SB: 0 CS: 0	PA: 42
<b>PITCHER</b>	IP 6.0	WLS 24	BF 4	H 2	R 2	ER 2	SO 6	BB 2	IBB 0	HBP 0	BLK 0	WP 0	HR 1	S 57	P 95	ERA 3.00	WHIP 1.000							
44 Jesús Luzardo, L ERA: 3.53	IP 1.0	WLS 3	BF 0	H 0	R 0	ER 0	SO 0	BB 0	IBB 0	HBP 0	BLK 0	WP 0	HR 0	S 9	P 15	ERA 0.00	WHIP 0.000							
81 Hugascar Brazoban, R ERA: 4.9	IP 0.1	WLS 4	BF 0	H 2	R 2	ER 2	SO 0	BB 3	IBB 0	HBP 0	BLK 0	WP 0	HR 0	S 7	P 19	ERA 54.00	WHIP 9.000							
35 Richard Bleier, L ERA: 3.56	IP 0.2	WLS 3	BF 1	H 0	R 0	ER 0	SO 1	BB 0	IBB 0	HBP 0	BLK 0	WP 0	HR 0	S 8	P 9	ERA 0.00	WHIP 1.500							
90 Andrew Nardi, L ERA: 3.49	IP 0.1	WLS 3	BF 1	H 0	R 0	ER 0	SO 0	BB 1	IBB 0	HBP 0	BLK 0	WP 0	HR 0	S 6	P 11	ERA 0.00	WHIP 6.000							
<b>PITCHER</b>	IP 0.2	WLS L	BF 3	H 1	R 1	ER 0	SO 0	BB 1	IBB 0	HBP 0	BLK 0	WP 0	HR 0	S 1	P 6	ERA 0.00	WHIP 3.000							
43 Jeff Brigham, R ERA: 3.98	IP 0.1	WLS L	BF 1	H 1	R 1	ER 0	SO 0	BB 0	IBB 0	HBP 0	BLK 0	WP 0	HR 0	S 0	P 0	ERA 0.00	WHIP 0.000							
36 Dylan Floro, R ERA: 3.08	IP 0.1	WLS L	BF 3	H 1	R 1	ER 0	SO 0	BB 0	IBB 0	HBP 0	BLK 0	WP 0	HR 0	S 6	P 6	ERA 0.00	WHIP 3.000							

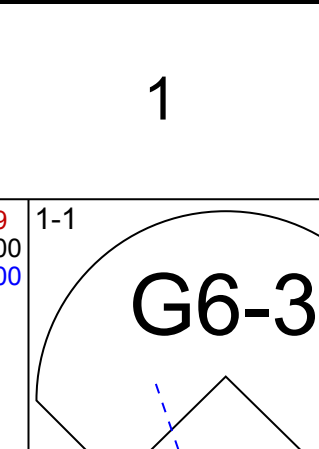
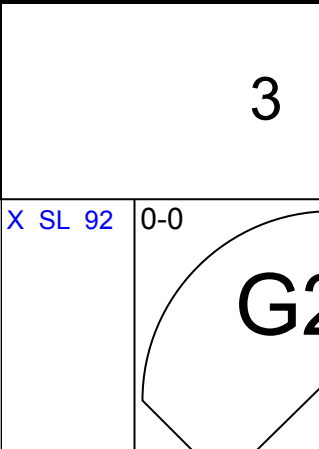
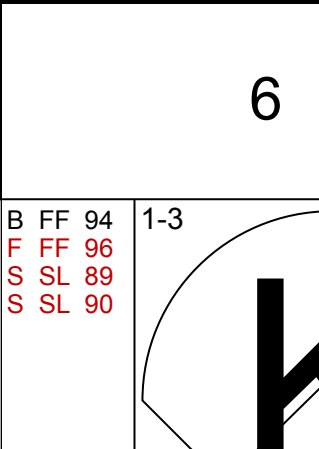
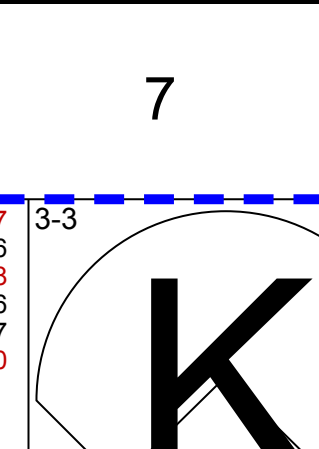
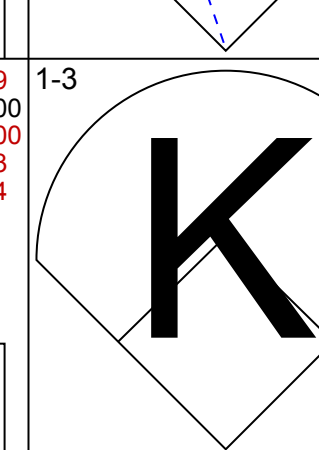
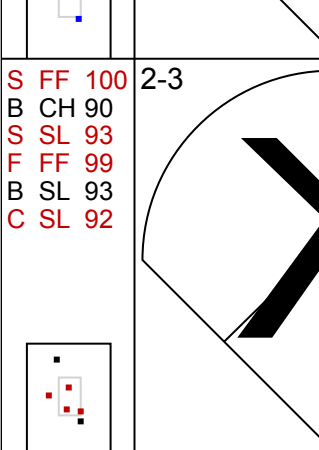
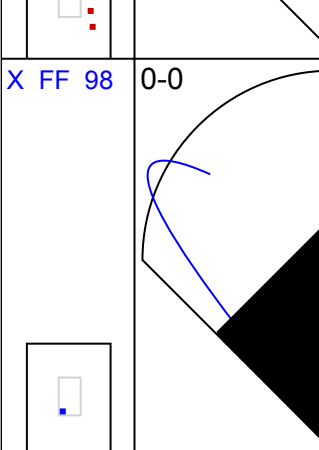
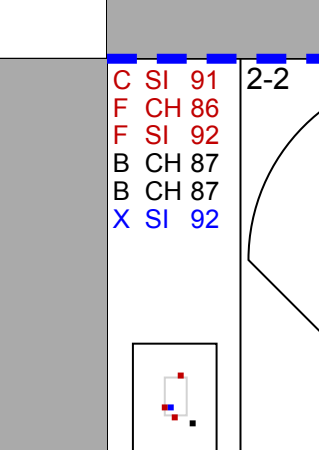
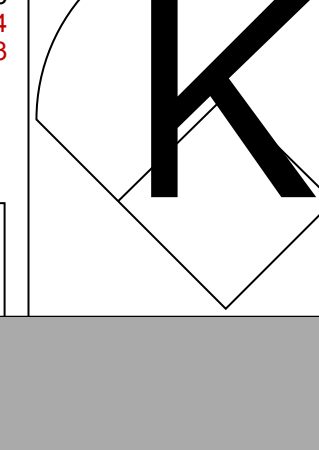
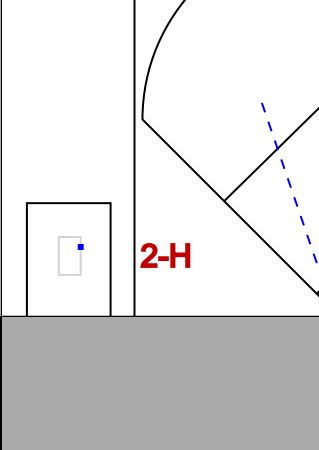
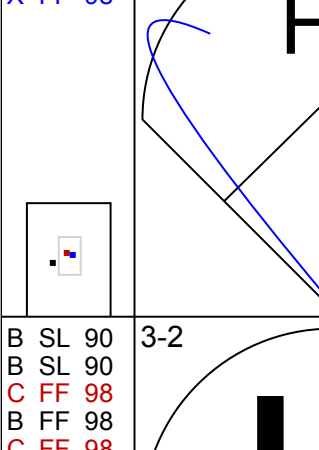
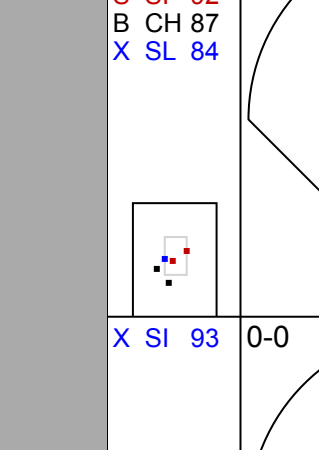
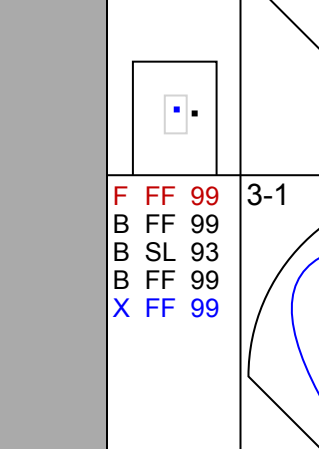
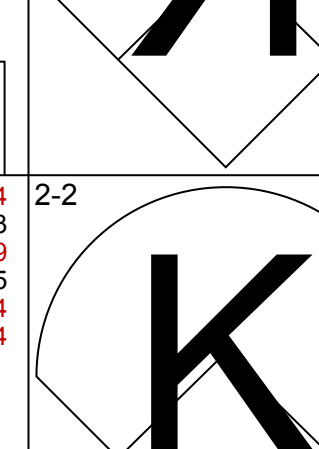
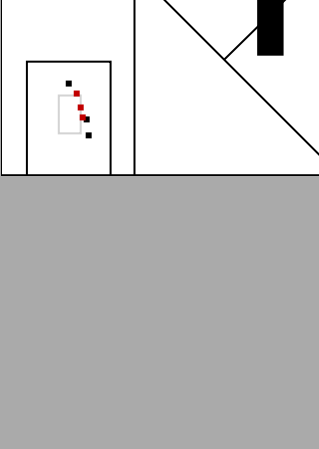
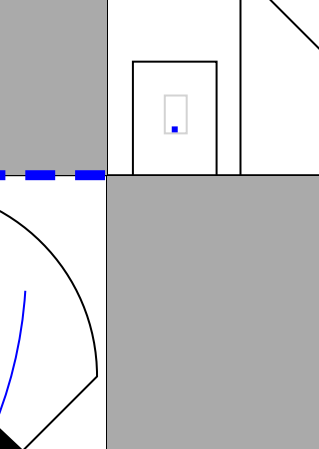
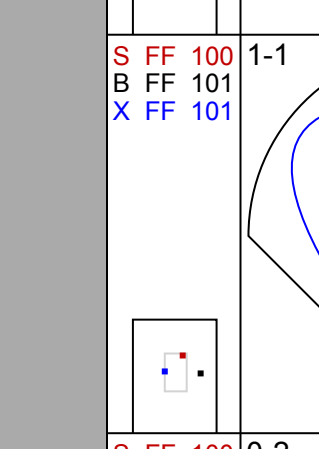
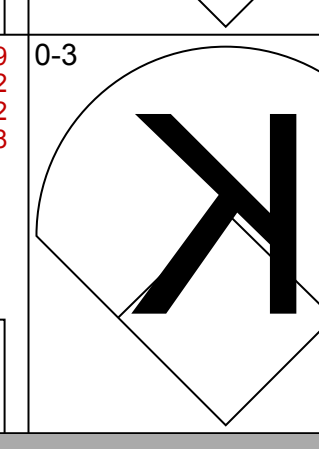

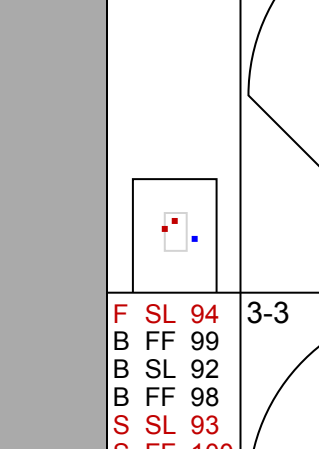


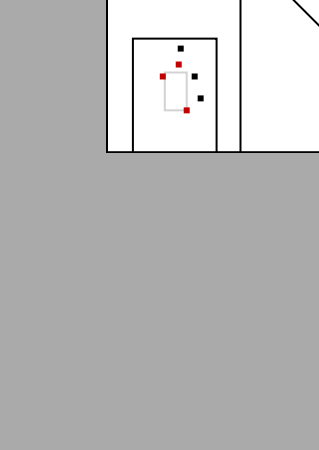
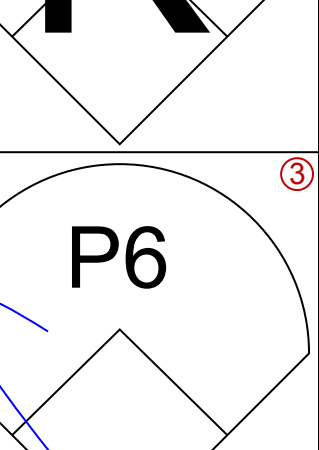
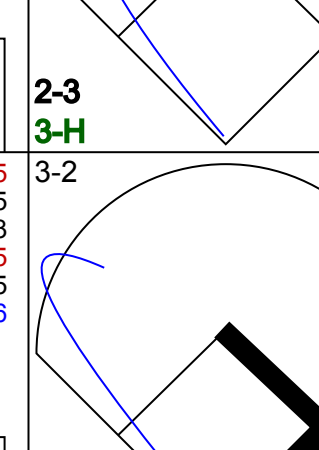
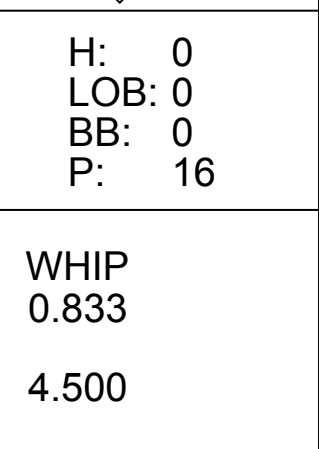
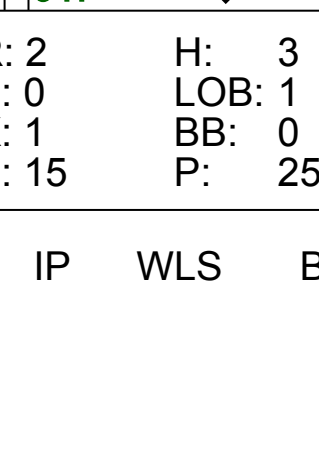





Miami Marlins @ New York Mets  
Citi Field, Flushing, NY  
Wed Sep 28 2022, 7:11 PM - 10:37 PM EDT  
Att. 28,228 - Partly Cloudy - 67 F

AB 35  
R 5  
H 7  
RBI 5  
BB 7  
SO 8  
LOB 16





Batter	1	2	3	4	5	6	7	8	9	AB	R	H	RBI	BB	SO	LOB	TOP			
9 Brandon Nimmo, L (1,8) OBP: 0.361, SLG: 0.415										4	0	1	0	0	2	0	<b>New York Mets @ Atlanta Braves</b> Truist Park, Atlanta, GA Fri Sep 30 2022, 7:23 PM - 10:15 PM EDT Att. 42,402 - Clear - 70 F			
20 Pete Alonso, R (1,3) OBP: 0.346, SLG: 0.519										4	0	1	0	0	0	1				
12 Francisco Lindor, S (1,6) OBP: 0.343, SLG: 0.451										4	0	0	0	0	2	1				
19 Mark Canha, R (1,7) OBP: 0.368, SLG: 0.398										3	0	0	0	0	1	1				
1 Jeff McNeil, L (1,9) OBP: 0.378, SLG: 0.440										4	1	2	0	0	0	0				
10 Eduardo Escobar, S (1,5) OBP: 0.294, SLG: 0.437										3	0	2	0	1	1	0				
50 Francisco Alvarez, R (1,10)										4	0	0	0	0	1	6				
13 Luis Guillorme, L (1,4) OBP: 0.355, SLG: 0.343										2	0	1	1	0	0	0				
27 Mark Vientos, R (8,PH) OBP: 0.265, SLG: 0.276										1	0	0	0	0	0	0				
25 Tyler Naquin, L (8,9) OBP: 0.295, SLG: 0.443										1	0	0	0	1	3					
3 Tomás Nido, R (1,2) OBP: 0.280, SLG: 0.330										3	1	1	1	0	0	1				
<b>Inning Stats</b>	R: 0 E: 0 K: 1 S: 13	H: 1 LOB: 1 BB: 0 P: 15	R: 1 E: 0 K: 0 S: 11	H: 3 LOB: 1 BB: 0 P: 20	R: 0 E: 0 K: 1 S: 9	H: 0 LOB: 0 BB: 0 P: 13	R: 0 E: 0 K: 1 S: 5	H: 0 LOB: 0 BB: 0 P: 7	R: 0 E: 0 K: 0 S: 12	H: 1 LOB: 1 BB: 0 P: 11	R: 0 E: 0 K: 1 S: 10	H: 1 LOB: 1 BB: 0 P: 13	R: 1 E: 0 K: 1 S: 13	H: 1 LOB: 3 BB: 1 P: 21	R: 0 E: 0 K: 3 S: 15	H: 1 LOB: 3 BB: 1 P: 24	1B: 6 2B: 1 3B: 0 HR: 1	SF: 0 SAC: 0 DP: 2 HBP: 1	WP: 0 PB: 0 SB: 0 CS: 0	PA: 35
<b>PITCHER</b>	IP WLS BF H R ER SO BB IBB HBP BLK WP HR S P ERA WHIP																			
54 Max Fried, L (1,1) ERA: 2.48	5.0 W 18 4 1 1 3 0 0 0 0 0 0 50 71 1.80 0.800																			
32 Collin McHugh, R (6,1) ERA: 2.65	1.0 H 3 1 0 0 0 0 0 0 0 0 0 6 11 0.00 1.000																			
26 Raisel Iglesias, R (7,1) ERA: 2.59	1.0 H 4 1 0 0 1 0 0 0 0 0 0 10 13 0.00 1.000																			
33 A.J. Minter, L (8,1) ERA: 2.12	1.0 4 1 1 1 1 0 0 0 0 0 1 13 21 9.00 1.000																			
74 Kentley Jansen, R (9,1) ERA: 3.54	1.0 S 6 1 0 0 3 1 0 1 0 0 0 15 24 0.00 2.000																			

Batter	1	2	3	4	5	6	7	8	9	AB	R	H	RBI	BB	SO	LOB	BOTTOM			
13 Ronald Acuña Jr., R (1,9) OBP: 0.349, SLG: 0.417										4	0	0	0	0	2	2	<b>New York Mets @ Atlanta Braves</b> Truist Park, Atlanta, GA Fri Sep 30 2022, 7:23 PM - 10:15 PM EDT Att. 42,402 - Clear - 70 F			
7 Dansby Swanson, R (1,6) OBP: 0.327, SLG: 0.439										4	1	1	1	0	2	1				
23 Michael Harris II, L (1,8) OBP: 0.344, SLG: 0.529										4	0	1	0	0	1	0				
27 Austin Riley, R (1,5) OBP: 0.349, SLG: 0.534										4	1	1	1	0	2	0				
28 Matt Olson, L (1,3) OBP: 0.323, SLG: 0.466										3	2	2	1	0	1	0				
16 Travis d'Arnaud, R (1,2) OBP: 0.322, SLG: 0.460										3	1	1	0	0	1	0				
24 William Contreras, R (1,10) OBP: 0.351, SLG: 0.509										3	0	0	0	0	1	2				
8 Eddie Rosario, L (1,7) OBP: 0.286, SLG: 0.339										2	0	0	1	0	2	0				
38 Guillermo Heredia, R (8,7) OBP: 0.195, SLG: 0.310										0	0	0	0	0	0	0				
11 Orlando Arcia, R (1,4) OBP: 0.319, SLG: 0.427										3	0	2	1	0	0	0				
<b>Inning Stats</b>	R: 0 E: 0 K: 2 S: 9	H: 0 LOB: 0 BB: 0 P: 13	R: 2 E: 0 K: 1 S: 11	H: 2 LOB: 0 BB: 0 P: 19	R: 0 E: 0 K: 1 S: 8	H: 2 LOB: 2 BB: 0 P: 11	R: 0 E: 0 K: 3 S: 11	H: 0 LOB: 0 BB: 0 P: 13	R: 0 E: 0 K: 2 S: 10	H: 0 LOB: 0 BB: 0 P: 16	R: 1 E: 0 K: 2 S: 9	H: 1 LOB: 0 BB: 0 P: 14	R: 2 E: 0 K: 1 S: 15	H: 3 LOB: 1 BB: 0 P: 25	R: 0 E: 0 K: 0 S: 8	H: 0 LOB: 0 BB: 0 P: 12	1B: 3 2B: 2 3B: 0 HR: 3	SF: 1 SAC: 0 DP: 0 HBP: 0	WP: 0 PB: 0 SB: 0 CS: 0	PA: 31
<b>PITCHER</b>	IP WLS BF H R ER SO BB IBB HBP BLK WP HR S P ERA WHIP																			
48 Jacob deGrom, R (1,1) ERA: 3.08	6.0 L 22 5 3 3 11 0 0 0 0 0 0 3 58 4.50 0.833																			
36 Tyler Megill, R (7,1) ERA: 5.36	0.2 5 3 2 2 0 0 0 0 0 0 0 12 19 27.00 4.500																			
65 Trevor May, R (7,1) ERA: 5.56	0.1 1 0 0 0 1 0 0 0 0 0 0 3 6 0.00 0.000																			
30 Joely Rodríguez, L (8,1) ERA: 4.66	1.0 3 0 0 0 0 0 0 0 0 0 0 8 12 0.00 0.000																			

AB	33
R	2
H	8
RBI	2
BB	1
SO	8
LOB	13



AB	30
R	5
H	8
RBI	5
BB	0
SO	12
LOB	5





Batter	1	2	3	4	5	6	7	8	9	AB	R	H	RBI	BB	SO	LOB	TOP										
9 Brandon Nimmo, L (1,8) OBP: 0.362, SLG: 0.415										4	1	2	0	0	0	0	<b>New York Mets @ Atlanta Braves</b> Truist Park, Atlanta, GA Sat Oct 01 2022, 7:22 PM - 10:14 PM EDT Att: 42,561 - Partly Cloudy - 68 F										
20 Pete Alonso, R (1,3) OBP: 0.347, SLG: 0.518										3	1	1	0	1	0	1											
12 Francisco Lindor, S (1,6) OBP: 0.343, SLG: 0.451										4	0	2	0	0	1	3											
1 Jeff McNeil, L (1,4) OBP: 0.379, SLG: 0.440										4	0	2	1	0	0	1											
10 Eduardo Escobar, S (1,5) OBP: 0.292, SLG: 0.433										4	0	0	1	0	1	4											
32 Daniel Vogelbach, L (1,10) OBP: 0.359, SLG: 0.428										2	0	1	0	0	0	2											
50 Francisco Alvarez, R (6,PH)										2	0	0	0	0	1	0											
19 Mark Canha, R (1,7) OBP: 0.365, SLG: 0.394										4	0	0	0	0	2	1											
25 Tyler Naquin, L (1,9) OBP: 0.291, SLG: 0.437										4	0	0	0	0	1	1											
3 Tomás Nido, R (1,2) OBP: 0.277, SLG: 0.326										3	0	0	0	0	1	0											
13 Luis Guillorme, L (9,PH) OBP: 0.354, SLG: 0.341										1	0	0	0	0	1	0											
<b>Inning Stats</b>	R: 1 E: 0 K: 1 S: 19	H: 2 LOB: 2 BB: 1 P: 30	R: 0 E: 0 K: 1 S: 10	H: 0 LOB: 0 BB: 0 P: 13	R: 0 E: 0 K: 0 S: 10	H: 1 LOB: 1 BB: 0 P: 15	R: 0 E: 0 K: 1 S: 11	H: 1 LOB: 1 BB: 0 P: 12	R: 1 E: 0 K: 0 S: 12	H: 3 LOB: 2 BB: 0 P: 17	R: 0 E: 0 K: 0 S: 6	H: 0 LOB: 0 BB: 0 P: 8	R: 0 E: 0 K: 1 S: 10	H: 1 LOB: 1 BB: 0 P: 15	R: 0 E: 0 K: 2 S: 8	H: 0 LOB: 0 BB: 0 P: 11	R: 0 E: 0 K: 2 S: 8	H: 0 LOB: 0 BB: 0 P: 11	1B: 8 2B: 2 3B: 0 HR: 0	SF: 0 SAC: 0 DP: 0 HBP: 0	WP: 0 PB: 0 SB: 0 CS: 0	PA: 36					
<b>PITCHER</b>	IP WLS BF H R ER SO BB IBB HBP BLK WP HR S P ERA WHIP	5.0 W 23 7 2 2 3 1 0 0 0 0 0 6 8 3.60 1.600	6.1 1.0 H 3 0 0 0 0 0 0 0 0 0 0 6 8 0.00 0.000	7.1 1.0 H 4 1 0 0 1 0 0 0 0 0 0 8 15 0.00 1.000	8.1 1.0 H 3 0 0 0 2 0 0 0 0 0 0 8 11 0.00 0.000	9.1 1.0 S 3 0 0 0 2 0 0 0 0 0 0 8 11 0.00 0.000	<b>PITCHER</b>										IP WLS BF H R ER SO BB IBB HBP BLK WP HR S P ERA WHIP										
30 Kyle Wright, R (1,1) ERA: 3.19											5.0	W	23	7	2	2	3	1	0	0	0	0	0	6	8	3.60	1.600
52 Dylan Lee, L (6,1) ERA: 2.2											6.1	1.0	H	3	0	0	0	0	0	0	0	0	0	6	8	0.00	0.000
60 Jesse Chavez, R (7,1) ERA: 3.31											7.1	1.0	H	4	1	0	0	1	0	0	0	0	0	8	15	0.00	1.000
26 Raisel Iglesias, R (8,1) ERA: 2.55											8.1	1.0	H	3	0	0	0	2	0	0	0	0	0	8	11	0.00	0.000
74 Kentley Jansen, R (9,1) ERA: 3.49											9.1	1.0	S	3	0	0	0	2	0	0	0	0	0	8	11	0.00	0.000
<b>Inning Stats</b>	R: 0 E: 0 K: 0 S: 8	H: 0 LOB: 0 BB: 0 P: 14	R: 0 E: 0 K: 1 S: 15	H: 1 LOB: 1 BB: 0 P: 20	R: 0 E: 0 K: 1 S: 10	H: 2 LOB: 2 BB: 0 P: 13	R: 1 E: 0 K: 0 S: 16	H: 3 LOB: 1 BB: 0 P: 23	R: 2 E: 0 K: 2 S: 13	H: 2 LOB: 0 BB: 0 P: 19	R: 1 E: 0 K: 0 S: 11	H: 1 LOB: 0 BB: 0 P: 16	R: 0 E: 0 K: 1 S: 7	H: 1 LOB: 0 BB: 0 P: 11	R: 0 E: 0 K: 3 S: 10	H: 1 LOB: 1 BB: 0 P: 17	1B: 7 2B: 2 3B: 0 HR: 2	SF: 0 SAC: 0 DP: 2 HBP: 0	WP: 2 PB: 0 SB: 0 CS: 0	PA: 33							
<b>PITCHER</b>	IP WLS BF H R ER SO BB IBB HBP BLK WP HR S P ERA WHIP	5.2 L 25 9 4 4 0 0 0 0 0 0 0 2 4 6.35 1.588	6.1 0.1 1 0 0 0 0 0 0 0 0 0 2 4 0.00 0.000	7.1 1.0 3 1 0 0 1 0 0 0 0 0 7 11 0.00 1.000	8.1 0.2 3 1 0 0 2 0 0 0 0 1 0 7 13 0.00 1.500	8.1 0.1 1 0 0 0 1 0 0 0 0 0 3 4 0.00 0.000	<b>PITCHER</b>										IP WLS BF H R ER SO BB IBB HBP BLK WP HR S P ERA WHIP										
21 Max Scherzer, R (1,1) ERA: 2.29											5.2	L	25	9	4	4	0	0	0	0	0	0	2	4	6.35	1.588	
67 Seth Lugo, R (6,1) ERA: 3.57											6.1	0.1	1	0	0	0	0	0	0	0	0	0	2	4	0.00	0.000	
0 Adam Ottavino, R (7,1) ERA: 2.11											7.1	1.0	3	1	0	0	1	0	0	0	0	0	7	11	0.00	1.000	
23 David Peterson, L (8,1) ERA: 3.87											8.1	0.2	3	1	0	0	2	0	0	0	0	1	0	7	13	0.00	1.500
40 Drew Smith, R (8,1) ERA: 3.43											8.1	0.1	1	0	0	0	1	0	0	0	0	0	3	4	0.00	0.000	
<b>Inning Stats</b>	R: 0 E: 0 K: 0 S: 8	H: 0 LOB: 0 BB: 0 P: 14	R: 0 E: 0 K: 1 S: 15	H: 1 LOB: 1 BB: 0 P: 20	R: 0 E: 0 K: 1 S: 10	H: 2 LOB: 2 BB: 0 P: 13	R: 1 E: 0 K: 0 S: 16	H: 3 LOB: 1 BB: 0 P: 23	R: 2 E: 0 K: 2 S: 13	H: 2 LOB: 0 BB: 0 P: 19	R: 1 E: 0 K: 0 S: 11	H: 1 LOB: 0 BB: 0 P: 16	R: 0 E: 0 K: 1 S: 7	H: 1 LOB: 0 BB: 0 P: 11	R: 0 E: 0 K: 3 S: 10	H: 1 LOB: 1 BB: 0 P: 17	1B: 7 2B: 2 3B: 0 HR: 2	SF: 0 SAC: 0 DP: 2 HBP: 0	WP: 2 PB: 0 SB: 0 CS: 0	PA: 33							
<b>PITCHER</b>	IP WLS BF H R ER SO BB IBB HBP BLK WP HR S P ERA WHIP	5.2 L 25 9 4 4 0 0 0 0 0 0 0 2 4 6.35 1.588	6.1 0.1 1 0 0 0 0 0 0 0 0 0 2 4 0.00 0.000	7.1 1.0 3 1 0 0 1 0 0 0 0 0 7 11 0.00 1.000	8.1 0.2 3 1 0 0 2 0 0 0 0 1 0 7 13 0.00 1.500	8.1 0.1 1 0 0 0 1 0 0 0 0 0 3 4 0.00 0.000	<b>PITCHER</b>										IP WLS BF H R ER SO BB IBB HBP BLK WP HR S P ERA WHIP										
21 Max Scherzer, R (1,1) ERA: 2.29											5.2	L	25	9	4	4	0	0	0	0	0	0	2	4	6.35	1.588	
67 Seth Lugo, R (6,1) ERA: 3.57											6.1	0.1	1	0	0	0	0	0	0	0	0	0	2	4	0.00	0.000	
0 Adam Ottavino, R (7,1) ERA: 2.11											7.1	1.0	3	1	0	0	1	0	0	0	0	0	7	11	0.00	1.000	
23 David Peterson, L (8,1) ERA: 3.87											8.1	0.2	3	1	0	0	2	0	0	0	0	1	0	7	13	0.00	1.500
40 Drew Smith, R (8,1) ERA: 3.43											8.1	0.1	1	0	0	0	1	0	0	0	0	0	3	4	0.00	0.000	

**New York Mets @ Atlanta Braves**  
 Truist Park, Atlanta, GA  
 Sat Oct 01 2022, 7:22 PM - 10:14 PM EDT  
 Att: 42,561 - Partly Cloudy - 68 F

AB 35  
 R 2  
 H 8  
 RBI 2  
 BB 1  
 SO 8  
 LOB 13



**New York Mets @ Atlanta Braves**  
 Truist Park, Atlanta, GA  
 Sat Oct 01 2022, 7:22 PM - 10:14 PM EDT  
 Att: 42,561 - Partly Cloudy - 68 F

AB 33  
 R 4  
 H 11  
 RBI 4  
 BB 0  
 SO 8  
 LOB 10





Batter	1	2	3	4	5	6	7	8	9	AB	R	H	RBI	BB	SO	LOB	TOP							
9 Brandon Nimmo, L OBP: 0.363, SLG: 0.414	G4-3	1-2 1B		K					G6-3	4	0	1	0	1	1	0	<b>New York Mets @ Atlanta Braves</b> Truist Park, Atlanta, GA Sun Oct 02 2022, 7:11 PM - 10:31 PM EDT Att. 42,713 - Clear - 66 F							
12 Francisco Lindor, S OBP: 0.341, SLG: 0.447	F9		K	G6-3					G3	5	0	0	0	0	2	3								
1 Jeff McNeil, L OBP: 0.381, SLG: 0.448	20 BB 1B			G4-3					L9	5	1	3	1	0	0	0								
20 Pete Alonso, R OBP: 0.348, SLG: 0.517	1-2 BB		10 BB 32 1B 1B		F9				P4	3	1	1	0	1	0	1								
10 Eduardo Escobar, S OBP: 0.293, SLG: 0.434	K		32 1B 1-2 1B						F8	4	0	2	0	0	1	3								
32 Daniel Vogelbach, L OBP: 0.351, SLG: 0.439		HR	1-3 2-H 1B						G4-3	2	1	2	2	0	0	0								
50 Francisco Alvarez, R (5, PH)				K						2	0	0	0	0	1	2								
19 Mark Canha, R OBP: 0.366, SLG: 0.395	9 1B 1B		P3		G3				G4-6-3 1B	4	0	2	0	0	0	3								
13 Luis Guillorme, L OBP: 0.351, SLG: 0.338	L7		K						K	3	0	0	0	0	2	3								
27 Mark Vientos, R OBP: 0.257, SLG: 0.287									K	1	0	0	0	0	1	1								
25 Tyler Naquin, L OBP: 0.291, SLG: 0.437										0	0	0	0	0	0	0								
33 James McCann, R OBP: 0.251, SLG: 0.259			G3-1		G5-3				G4-6-3	3	0	0	0	0	1	3								
3 Tomas Nido, R OBP: 0.276, SLG: 0.325										1	0	0	0	0	0	1								
<b>Inning Stats</b>	R: 0 E: 0 K: 1 S: 11	H: 1 LOB: 2 BB: 1 P: 21	R: 1 E: 0 K: 2 S: 14	H: 3 LOB: 2 BB: 0 P: 18	R: 2 E: 0 K: 1 S: 14	H: 4 LOB: 2 BB: 0 P: 21	R: 0 E: 0 K: 1 S: 9	H: 0 LOB: 0 BB: 0 P: 11	R: 0 E: 0 K: 1 S: 12	H: 1 LOB: 1 BB: 0 P: 18	R: 0 E: 0 K: 2 S: 12	H: 0 LOB: 1 BB: 1 P: 20	R: 0 E: 0 K: 0 S: 10	H: 1 LOB: 0 BB: 0 P: 13	R: 0 E: 0 K: 1 S: 6	H: 1 LOB: 0 BB: 0 P: 11	R: 0 E: 0 K: 0 S: 7	H: 0 LOB: 0 BB: 0 P: 7	1B: 9 2B: 0 3B: 0 HR: 2	SF: 0 SAC: 0 DP: 1 HBP: 0	WP: 0 PB: 0 SB: 0 CS: 0	PA: 39		
<b>PITCHER</b>	IP WLS BF H R ER SO BB IBB HBP BLK WP HR S P ERA WHIP	4.1 W 5 0 0 0 2 1 0 0 0 0 2 53 79 6.23 2.308	5.1 W 5 0 0 0 1 0 0 0 0 0 0 16 27 0.00 0.750	6.1 H 1 0 0 0 2 0 0 0 0 0 0 3 3 0.00 0.000	7.1 H 4 1 0 0 0 0 0 0 0 0 0 10 13 0.00 1.000	8.1 H 3 1 0 0 1 0 0 0 0 0 0 6 11 0.00 1.000				<b>PITCHER</b>	IP WLS BF H R ER SO BB IBB HBP BLK WP HR S P ERA WHIP	1.0 S 3 0 0 0 0 0 0 0 0 0 0 7 7 0.00 0.000												
50 Charlie Morton, R ERA: 4.34																								
52 Dylan Lee, L ERA: 2.15																								
32 Collin McHugh, R ERA: 2.63																								
26 Raisel Iglesias, R ERA: 2.51																								
33 A.J. Minter, L ERA: 2.09																								
<b>Batter</b>	<b>1</b>	<b>2</b>	<b>3</b>	<b>4</b>	<b>5</b>	<b>6</b>	<b>7</b>	<b>8</b>	<b>9</b>	<b>AB</b>	<b>R</b>	<b>H</b>	<b>RBI</b>	<b>BB</b>	<b>SO</b>	<b>LOB</b>	<b>BOTTOM</b>							
13 Ronald Acuña Jr., R OBP: 0.351, SLG: 0.417	P4		28 BB 7 F8 16 1B BB	K					K	3	1	0	0	1	2	1	<b>New York Mets @ Atlanta Braves</b> Truist Park, Atlanta, GA Sun Oct 02 2022, 7:11 PM - 10:31 PM EDT Att. 42,713 - Clear - 66 F							
7 Dansby Swanson, R OBP: 0.329, SLG: 0.448	HR		F8		G5-3					3	1	1	1	1	0	2								
23 Michael Harris II, L OBP: 0.337, SLG: 0.516	L8		K		G1-4-3				K	4	0	0	0	0	2	4								
27 Austin Riley, R OBP: 0.351, SLG: 0.535	G6-3		28 BB 16 1B HBP		G6-3				FC5	3	1	0	0	0	0	2								
28 Matt Olson, L OBP: 0.327, SLG: 0.477	16 FC6-4 BB		16 1B BB						HR	2	1	1	2	2	1	0								
16 Travis d'Arnaud, R OBP: 0.316, SLG: 0.473	FC6-4		1-2 1-2 1B						K	4	0	1	2	0	1	1								
20 Marcell Ozuna, R OBP: 0.271, SLG: 0.402										3	0	0	0	0	2	3								
24 William Contreras, R OBP: 0.350, SLG: 0.508	K		P3						K	1	0	0	0	0	1	0								
8 Eddie Rosario, L OBP: 0.280, SLG: 0.331	F8				P5					3	0	0	0	0	0	1								
38 Joely Rodríguez, R OBP: 0.195, SLG: 0.310										0	0	0	0	0	0	0								
11 Orlando Arcia, R OBP: 0.320, SLG: 0.424			7 F8 13 BB 28 BB 1B		K				FC5 7 BB 1B	3	1	2	0	0	1	0								
<b>Inning Stats</b>	R: 1 E: 0 K: 0 S: 10	H: 1 LOB: 0 BB: 0 P: 16	R: 0 E: 0 K: 1 S: 12	H: 0 LOB: 1 BB: 1 P: 18	R: 3 E: 0 K: 1 S: 22	H: 2 LOB: 2 BB: 2 P: 41	R: 0 E: 0 K: 2 S: 12	H: 0 LOB: 0 BB: 0 P: 15	R: 0 E: 0 K: 0 S: 10	H: 0 LOB: 0 BB: 0 P: 16	R: 1 E: 0 K: 2 S: 9	H: 1 LOB: 0 BB: 0 P: 14	R: 0 E: 0 K: 2 S: 15	H: 1 LOB: 2 BB: 1 P: 25	R: 0 E: 0 K: 2 S: 7	H: 0 LOB: 0 BB: 0 P: 10	R: 0 E: 0 K: 0 S: 7	H: 0 LOB: 0 BB: 0 P: 7	1B: 3 2B: 0 3B: 0 HR: 2	SF: 0 SAC: 0 DP: 0 HBP: 1	WP: 0 PB: 0 SB: 0 CS: 0	PA: 34		
<b>PITCHER</b>	IP WLS BF H R ER SO BB IBB HBP BLK WP HR S P ERA WHIP	2.2 L 15 3 4 4 2 3 0 0 0 0 0 4 41 13.50 2.250	3.4 R 0 0 0 2 0 0 0 0 0 0 0 15 20 0.00 0.000	4.0 R 0 0 0 2 0 0 0 0 0 0 0 19 30 4.50 0.500	5.0 R 1 0 0 1 1 0 0 0 0 0 0 10 17 0.00 6.000	6.0 R 0 0 0 2 0 0 0 0 0 0 0 8 14 0.00 0.000				<b>PITCHER</b>	IP WLS BF H R ER SO BB IBB HBP BLK WP HR S P ERA WHIP	0.2 S 2 0 0 0 0 0 0 0 0 0 0 4 4 0.00 0.000												
40 Chris Bassitt, R ERA: 3.42																								
65 Trevor May, R ERA: 5.25																								
67 Seth Lugo, R ERA: 3.6																								
40 Drew Smith, R ERA: 3.4																								
30 Joely Rodríguez, L ERA: 4.66																								
<b>AB</b>	<b>R</b>	<b>H</b>	<b>RBI</b>	<b>BB</b>	<b>SO</b>	<b>LOB</b>	<b>AB</b>	<b>R</b>	<b>H</b>	<b>RBI</b>	<b>BB</b>	<b>SO</b>	<b>LOB</b>	<b>AB</b>	<b>R</b>	<b>H</b>	<b>RBI</b>	<b>BB</b>	<b>SO</b>	<b>LOB</b>				
37	3	11	3	2	9	20	37	3	11	3	2	9	20	29	5	5	5	4	10	14				



Batter	1	2	3	4	5	6	7	8	9	AB	R	H	RBI	BB	SO	LOB	TOP					
28 Lane Thomas, R OBP: 0.306, SLG: 0.410										3	0	1	0	1	1	2	<p>Washington Nationals @ New York Mets</p> <p>Citi Field, Flushing, NY</p> <p>Tue Oct 04 2022, 4:12 PM - 7:23 PM EDT</p> <p>Drizzle - 54 F</p>					
5 CJ Abrams, L OBP: 0.281, SLG: 0.325										4	0	1	0	0	0	2						
45 Joey Menezes, R OBP: 0.366, SLG: 0.572										4	0	1	0	0	1	3						
34 Luke Voit, R OBP: 0.311, SLG: 0.407										4	0	0	0	0	1	5						
2 Luis García Jr., L OBP: 0.296, SLG: 0.412										4	0	1	0	0	1	1						
1 César Hernández, S OBP: 0.312, SLG: 0.319										4	0	1	0	0	0	1						
14 Ildemaro Vargas, S OBP: 0.294, SLG: 0.386										4	0	0	0	0	0	2						
16 Victor Robles, R OBP: 0.273, SLG: 0.311										2	0	1	0	0	1	1						
62 Alex Call, R OBP: 0.333, SLG: 0.377										1	1	0	0	1	0	0						
15 Riley Adams, R OBP: 0.245, SLG: 0.310										3	1	1	2	0	2	1						
<b>Inning Stats</b>	R: 0 E: 0 K: 0 S: 14	H: 1 LOB: 1 BB: 0 P: 19	R: 0 E: 0 K: 1 S: 9	H: 1 LOB: 1 BB: 0 P: 10	R: 0 E: 0 K: 2 S: 16	H: 0 LOB: 1 BB: 1 P: 22	R: 0 E: 0 K: 0 S: 8	H: 1 LOB: 1 BB: 1 P: 13	R: 2 E: 0 K: 1 S: 18	H: 4 LOB: 2 BB: 0 P: 29	R: 0 E: 0 K: 0 S: 10	H: 0 LOB: 0 BB: 0 P: 12	R: 0 E: 0 K: 1 S: 9	H: 0 LOB: 0 BB: 1 P: 15	R: 0 E: 1 K: 2 S: 12	H: 0 LOB: 1 BB: 0 P: 17	R: 0 E: 0 K: 0 S: 7	H: 0 LOB: 0 BB: 0 P: 10	1B: 4 2B: 2 3B: 0 HR: 1	SF: 0 SAC: 0 DP: 1 HBP: 0	WP: 0 PB: 0 CS: 1	PA: 35
<b>PITCHER</b>	IP WLS BF H R ER SO BB IBB HBP BLK WP HR S P ERA WHIP																					
59 Carlos Carrasco, R ERA: 3.97	(1, 1) 4.0 18 5 2 2 3 1 0 0 0 0 0 1 51 73 4.50 1.500																					
40 Drew Smith, R ERA: 3.33	(5, 1) 1.0 4 2 0 0 1 0 0 0 0 0 0 0 14 20 0.00 2.000																					
23 David Peterson, L ERA: 3.83	(6, 1) 1.0 3 0 0 0 0 0 0 0 0 0 0 0 10 12 0.00 0.000																					
0 Adam Ottavino, R ERA: 2.08	(7, 1) 1.2 W 6 0 0 0 2 1 0 0 0 0 0 0 18 27 0.00 0.600																					
39 Edwin Díaz, R ERA: 1.51	(8, 1) 1.1 S 4 0 0 0 1 0 0 0 0 0 0 0 10 15 0.00 0.000																					
<b>Batter</b>	<b>1</b>	<b>2</b>	<b>3</b>	<b>4</b>	<b>5</b>	<b>6</b>	<b>7</b>	<b>8</b>	<b>9</b>	<b>AB</b>	<b>R</b>	<b>H</b>	<b>RBI</b>	<b>BB</b>	<b>SO</b>	<b>LOB</b>	<b>BOTTOM</b>					
9 Brandon Nimmo, L OBP: 0.364, SLG: 0.423										5	1	3	3	0	0	0	<p>Washington Nationals @ New York Mets</p> <p>Citi Field, Flushing, NY</p> <p>Tue Oct 04 2022, 4:12 PM - 7:23 PM EDT</p> <p>Drizzle - 54 F</p>					
12 Francisco Lindor, S OBP: 0.339, SLG: 0.445										4	0	0	0	0	2	2						
1 Jeff McNeil, L OBP: 0.384, SLG: 0.451										3	1	2	0	1	0	0						
20 Pete Alonso, R OBP: 0.350, SLG: 0.517										2	0	1	0	2	0	1						
10 Eduardo Escobar, S OBP: 0.293, SLG: 0.431										3	0	0	0	1	2	3						
32 Daniel Vogelbach, L OBP: 0.360, SLG: 0.437										4	0	1	0	0	2	3						
19 Mark Canha, R OBP: 0.365, SLG: 0.393										2	1	0	1	0	0	2						
25 Tyler Naquin, L OBP: 0.287, SLG: 0.431										4	0	0	0	0	3	3						
3 Tomás Nido, R OBP: 0.276, SLG: 0.324										4	1	1	0	0	0	0						
<b>Inning Stats</b>	R: 0 E: 0 K: 1 S: 8	H: 1 LOB: 2 BB: 1 P: 16	R: 2 E: 0 K: 3 S: 17	H: 2 LOB: 1 BB: 0 P: 29	R: 1 E: 0 K: 2 S: 16	H: 1 LOB: 2 BB: 2 P: 30	R: 1 E: 0 K: 0 S: 7	H: 1 LOB: 1 BB: 1 P: 13	R: 0 E: 0 K: 1 S: 12	H: 0 LOB: 0 BB: 0 P: 17	R: 0 E: 0 K: 2 S: 14	H: 1 LOB: 1 BB: 0 P: 18	R: 0 E: 0 K: 0 S: 7	H: 2 LOB: 2 BB: 0 P: 9	R: 0 E: 0 K: 0 S: 8	H: 0 LOB: 0 BB: 0 P: 10		1B: 5 2B: 2 3B: 0 HR: 1	SF: 1 SAC: 0 DP: 0 HBP: 1	WP: 1 PB: 1 CS: 0	PA: 37	
<b>PITCHER</b>	IP WLS BF H R ER SO BB IBB HBP BLK WP HR S P ERA WHIP																					
77 Cory Abbott, R ERA: 5.25	(1, 1) 4.0 L 22 5 4 3 6 4 0 0 1 0 0 0 1 48 88 6.75 2.250																					
51 Jordan Weems, R ERA: 5.22	(5, 1) 2.0 7 1 0 0 3 0 0 0 0 0 0 0 26 35 0.00 0.500																					
57 Andrés Machado, R ERA: 3.34	(7, 1) 2.0 8 2 0 0 0 0 0 0 0 0 0 0 15 19 0.00 1.000																					







Batter	1	2	3	4	5	6	7	8	9	AB	R	H	RBI	BB	SO	LOB	TOP	
28 Lane Thomas, R OBP: 0.301, SLG: 0.404	P3		P6		FC6-4			G6-3		4	0	0	0	0	0	1		
2 Luis García Jr., L OBP: 0.295, SLG: 0.408	1B			K				G3-1		4	0	2	0	0	1	0		
45 Joey Meneses, R OBP: 0.367, SLG: 0.583	G5-3			P3						3	0	0	0	1	1	2		
34 Luke Voit, R OBP: 0.308, SLG: 0.402	L7			K						4	0	0	0	0	2	3		
14 Ildemaro Vargas, S OBP: 0.299, SLG: 0.392	L7				F8					4	0	1	0	0	0	0		
1 César Hernández, S OBP: 0.311, SLG: 0.318	P4									4	1	1	0	0	0	1		
62 Alex Call, R OBP: 0.336, SLG: 0.412	L7									4	1	2	2	0	1	1		
68 Joshua Palacios, L OBP: 0.245, SLG: 0.255					G3-1					4	0	1	0	0	1	1		
43 Israel Pineda, R OBP: 0.143, SLG: 0.077					L9					3	0	1	0	0	1	2		
<b>Inning Stats</b>	R: 0 H: 1 E: 0 K: 0 S: 12	H: 1 LOB: 1 BB: 0 P: 18	R: 0 H: 0 E: 0 K: 0 S: 6	H: 0 LOB: 0 BB: 0 P: 9	R: 0 H: 0 E: 0 K: 2 S: 7	H: 0 LOB: 0 BB: 0 P: 9	R: 2 H: 3 E: 0 K: 1 S: 14	H: 1 LOB: 0 BB: 0 P: 10	R: 0 H: 2 E: 0 K: 2 S: 12	H: 0 LOB: 1 BB: 1 P: 19	R: 0 H: 1 E: 0 K: 0 S: 8	H: 1 LOB: 1 BB: 0 P: 12	1B: 5 2B: 2 HR: 1	SF: 0 SAC: 0 HBP: 0	WP: 0 PB: 0 CS: 0	PA: 35		
<b>PITCHER</b>	IP WLS BF H R ER SO BB IBB HBP BLK WP HR S P ERA WHIP	IP WLS BF H R ER SO BB IBB HBP BLK WP HR S P ERA WHIP	IP WLS BF H R ER SO BB IBB HBP BLK WP HR S P ERA WHIP	IP WLS BF H R ER SO BB IBB HBP BLK WP HR S P ERA WHIP	IP WLS BF H R ER SO BB IBB HBP BLK WP HR S P ERA WHIP	IP WLS BF H R ER SO BB IBB HBP BLK WP HR S P ERA WHIP	IP WLS BF H R ER SO BB IBB HBP BLK WP HR S P ERA WHIP	IP WLS BF H R ER SO BB IBB HBP BLK WP HR S P ERA WHIP	IP WLS BF H R ER SO BB IBB HBP BLK WP HR S P ERA WHIP	IP WLS BF H R ER SO BB IBB HBP BLK WP HR S P ERA WHIP	IP WLS BF H R ER SO BB IBB HBP BLK WP HR S P ERA WHIP	IP WLS BF H R ER SO BB IBB HBP BLK WP HR S P ERA WHIP	IP WLS BF H R ER SO BB IBB HBP BLK WP HR S P ERA WHIP	IP WLS BF H R ER SO BB IBB HBP BLK WP HR S P ERA WHIP	IP WLS BF H R ER SO BB IBB HBP BLK WP HR S P ERA WHIP	IP WLS BF H R ER SO BB IBB HBP BLK WP HR S P ERA WHIP	IP WLS BF H R ER SO BB IBB HBP BLK WP HR S P ERA WHIP	
60 Mychal Givens, R ERA: 3.38	1.0	4	1	0	0	0	0	0	0	0	0	12	18	0.00	1.000			
29 Trevor Williams, R ERA: 3.21	6.0	23	6	2	2	6	0	0	0	0	1	52	79	3.00	1.000			
65 Trevor May, R ERA: 5.04	1.0	4	0	0	0	1	0	0	0	0	0	10	19	0.00	1.000			
30 Joely Rodríguez, L ERA: 4.47	1.0	4	1	0	0	0	0	0	0	0	0	8	12	0.00	1.000			
<b>Batter</b>	<b>1</b>	<b>2</b>	<b>3</b>	<b>4</b>	<b>5</b>	<b>6</b>	<b>7</b>	<b>8</b>	<b>9</b>	<b>AB</b>	<b>R</b>	<b>H</b>	<b>RBI</b>	<b>BB</b>	<b>SO</b>	<b>LOB</b>	<b>BOTTOM</b>	
25 Tyler Naquin, L OBP: 0.282, SLG: 0.423	L3		FC4-5		G4-6-3					4	1	0	0	0	1	3		
50 Francisco Alvarez, R OBP: 0.290, SLG: 0.500	1B									2	2	0	0	2	1	0		
12 Francisco Lindor, S OBP: 0.339, SLG: 0.449	F7									4	0	1	3	0	0	1		
1 Jeff McNeil, L OBP: 0.382, SLG: 0.454										0	0	0	0	0	0	0		
32 Daniel Vogelbach, L OBP: 0.360, SLG: 0.433	1B									4	1	1	0	0	3	1		
19 Mark Canha, R OBP: 0.367, SLG: 0.403	HR									4	2	2	3	0	1	0		
13 Luis Guillorme, L OBP: 0.351, SLG: 0.340	G3									4	0	1	0	0	1	0		
27 Mark Vientos, R OBP: 0.268, SLG: 0.278										4	2	2	0	0	0	2		
33 James McCann, R OBP: 0.257, SLG: 0.282										4	1	3	3	0	1	1		
4 Terrance Gore, R OBP: 0.143, SLG: 0.143	SH5-3									3	0	1	0	0	1	1		
<b>Inning Stats</b>	R: 3 H: 2 E: 0 K: 0 S: 13	H: 3 LOB: 1 BB: 1 P: 23	R: 3 H: 4 E: 0 K: 0 S: 18	H: 0 LOB: 0 BB: 0 P: 28	R: 0 H: 0 E: 0 K: 2 S: 10	H: 0 LOB: 0 BB: 0 P: 16	R: 0 H: 1 E: 0 K: 1 S: 9	H: 0 LOB: 1 BB: 0 P: 14	R: 0 H: 0 E: 0 K: 2 S: 8	H: 0 LOB: 0 BB: 0 P: 13	R: 0 H: 0 E: 0 K: 2 S: 9	H: 0 LOB: 0 BB: 0 P: 10	R: 0 H: 1 E: 0 K: 1 S: 10	H: 1 LOB: 1 BB: 0 P: 15	1B: 8 2B: 1 3B: 0 HR: 2	SF: 0 SAC: 1 DP: 1 HBP: 0	WP: 0 PB: 0 CS: 0	PA: 36
<b>PITCHER</b>	IP WLS BF H R ER SO BB IBB HBP BLK WP HR S P ERA WHIP	IP WLS BF H R ER SO BB IBB HBP BLK WP HR S P ERA WHIP	IP WLS BF H R ER SO BB IBB HBP BLK WP HR S P ERA WHIP	IP WLS BF H R ER SO BB IBB HBP BLK WP HR S P ERA WHIP	IP WLS BF H R ER SO BB IBB HBP BLK WP HR S P ERA WHIP	IP WLS BF H R ER SO BB IBB HBP BLK WP HR S P ERA WHIP	IP WLS BF H R ER SO BB IBB HBP BLK WP HR S P ERA WHIP	IP WLS BF H R ER SO BB IBB HBP BLK WP HR S P ERA WHIP	IP WLS BF H R ER SO BB IBB HBP BLK WP HR S P ERA WHIP	IP WLS BF H R ER SO BB IBB HBP BLK WP HR S P ERA WHIP	IP WLS BF H R ER SO BB IBB HBP BLK WP HR S P ERA WHIP	IP WLS BF H R ER SO BB IBB HBP BLK WP HR S P ERA WHIP	IP WLS BF H R ER SO BB IBB HBP BLK WP HR S P ERA WHIP	IP WLS BF H R ER SO BB IBB HBP BLK WP HR S P ERA WHIP	IP WLS BF H R ER SO BB IBB HBP BLK WP HR S P ERA WHIP	IP WLS BF H R ER SO BB IBB HBP BLK WP HR S P ERA WHIP	IP WLS BF H R ER SO BB IBB HBP BLK WP HR S P ERA WHIP	
32 Erick Fedde, R ERA: 5.81	2.1	18	4	0	0	2	0	0	0	0	0	2	40	6	7.14			
71 Mason Thompson, R ERA: 2.92	1.2	4	0	0	0	2	0	0	0	0	0	13	20	0.00	0.000			
61 Erasmo Ramírez, R ERA: 2.92	2.0	7	1	0	0	3	0	0	0	0	0	17	27	0.00	0.500			
73 Hunter Harvey, R ERA: 2.52	1.0	3	0	0	0	2	0	0	0	0	0	9	10	0.00	0.000			
67 Kyle Finnegan, R ERA: 3.51	1.0	4	1	0	0	1	0	0	0	0	0	10	15	0.00	1.000			

Washington Nationals @ New York Mets  
Citi Field, Flushing, NY  
Wed Oct 05 2022, 6:02 PM - 8:45 PM EDT  
Att: 27,298 - Overcast - 59 F

AB 34  
R 2  
H 8  
RBI 2  
BB 1  
SO 7  
LOB 11



livebaseballscores.com

Washington Nationals @ New York Mets  
Citi Field, Flushing, NY  
Wed Oct 05 2022, 6:02 PM - 8:45 PM EDT  
Att: 27,298 - Overcast - 59 F

AB 33  
R 9  
H 11  
RBI 9  
BB 2  
SO 9  
LOB 9



livebaseballscores.com







Batter	1	2	3	4	5	6	7	8	9	AB	R	H	RBI	BB	SO	LOB	TOP																					
10 Jurickson Profar, S OBP: 0.556, SLG: 0.857	F7		22 1B		22 1B		G4-1		F8	4	0	1	1	1	0	3																						
22 Juan Soto, L OBP: 0.333, SLG: 0.250	K						G1-3			4	0	2	0	1	1	1																						
13 Manny Machado, R OBP: 0.222, SLG: 0.500	K							G1-3		4	0	0	1	1	3	4																						
24 Josh Bell, S OBP: 0.333, SLG: 0.625		G4-3			K				G3-1	4	0	1	0	1	1	5																						
9 Jake Cronenworth, L (1, 4)	F7			FC6-4			K			4	0	0	0	0	2	2																						
17 Brandon Drury, R (1, 3)	G5-3			FC6-4			F9			4	0	0	0	0	1	2																						
7 Ha-Seong Kim, R OBP: 0.375, SLG: 0.429			K	FC6-4			G5-3			4	0	0	0	0	2	1																						
2 Trent Grisham, L OBP: 0.500, SLG: 1.333			HR				G3-1			2	3	1	1	1	0	0																						
26 Austin Nola, R OBP: 0.429, SLG: 0.500	K			SH3						2	0	1	0	1	1	0																						
<b>Inning Stats</b>	R: 0 E: 0 K: 2 S: 9	H: 0 LOB: 0 BB: 0 P: 12	R: 0 E: 0 K: 0 S: 7	H: 0 LOB: 0 BB: 1 P: 14	R: 1 E: 0 K: 3 S: 14	H: 2 LOB: 2 BB: 1 P: 26	R: 0 E: 0 K: 0 S: 9	H: 1 LOB: 1 BB: 0 P: 16	R: 1 E: 0 K: 2 S: 13	H: 2 LOB: 2 BB: 1 P: 22	R: 0 E: 0 K: 1 S: 8	H: 0 LOB: 0 BB: 0 P: 9	R: 0 E: 0 K: 0 S: 11	H: 1 LOB: 1 BB: 0 P: 19	R: 0 E: 0 K: 2 S: 8	H: 0 LOB: 1 BB: 1 P: 14	R: 1 E: 0 K: 1 S: 15	H: 0 LOB: 3 BB: 3 P: 34	1B: 5 2B: 0 3B: 0 HR: 1	SF: 0 SAC: 1 DP: 0 HBP: 1	WP: 0 PB: 0 SB: 0 CS: 0	PA: 40																
<b>PITCHER</b>	IP	WLS	BF	H	R	ER	SO	BB	IBB	HBP	BLK	WP	HR	S	P	ERA	WHIP	<b>PITCHER</b>				IP	WLS	BF	H	R	ER	SO	BB	IBB	HBP	BLK	WP	HR	S	P	ERA	WHIP
48 Jacob deGrom, R ERA: 3.0	6.0	W	25	5	2	2	8	2	0	0	0	0	1	60	99	3.00	1.167																					
39 Edwin Diaz, R ERA:	1.2	H	7	1	0	0	1	1	0	0	0	0	0	16	28	0.00	1.200																					
0 Adam Ottavino, R ERA: 9.0	1.0		7	0	1	1	2	3	0	1	0	0	0	15	35	9.00	3.000																					
67 Seth Lugo, R ERA:	0.1	S	1	0	0	0	0	0	0	0	0	0	0	3	4	0.00	0.000																					

San Diego Padres @ New York Mets  
Citi Field, Flushing, NY  
Sat Oct 08 2022, 7:38 PM - 11:50 PM EDT  
Att. 42,156 - Clear - 55 F

AB 32  
R 3  
H 6  
RBI 3  
BB 6  
SO 11  
LOB 18



Batter	1	2	3	4	5	6	7	8	9	AB	R	H	RBI	BB	SO	LOB	BOTTOM																					
9 Brandon Nimmo, L OBP: 0.556, SLG: 0.750	G5-4-3						K			4	0	3	1	1	1	2																						
6 Starling Marte, R OBP: 0.222, SLG: 0.222	G5-4-3			L9			K			5	0	0	0	0	1	8																						
12 Francisco Lindor, S OBP: 0.444, SLG: 0.714	HR			F8						4	2	2	1	1	1	2																						
20 Pete Alonso, R OBP: 0.444, SLG: 0.714	BB			K			HR			3	2	1	1	2	2	1																						
19 Mark Canha, R (1, 7)	BB			K			G5-3			3	1	0	0	2	1	1																						
1 Jeff McNeil, L OBP: 0.250, SLG: 0.375	L8			G4-3			L8			4	1	1	2	0	0	3																						
10 Eduardo Escobar, S OBP: 0.625, SLG: 1.167	K						L9			3	1	1	1	1	1	0																						
33 Darin Ruf, R (1, 10)										1	0	0	0	1	1	0																						
4 Terrance Gore, R (6, PR)										0	0	0	0	0	0	0																						
32 Daniel Vogelbach, L (7, PH)										0	0	0	1	0	0	0																						
3 Tomás Nido, R OBP: 0.333, SLG: 0.200										3	0	1	0	1	1	3																						
<b>Inning Stats</b>	R: 1 E: 0 K: 0 S: 13	H: 2 LOB: 2 BB: 2 P: 29	R: 0 E: 0 K: 2 S: 14	H: 1 LOB: 1 BB: 1 P: 22	R: 0 E: 0 K: 2 S: 13	H: 0 LOB: 1 BB: 1 P: 22	R: 1 E: 0 K: 1 S: 10	H: 1 LOB: 2 BB: 2 P: 20	R: 1 E: 0 K: 0 S: 9	H: 1 LOB: 0 BB: 0 P: 14	R: 0 E: 0 K: 0 S: 9	H: 0 LOB: 1 BB: 1 P: 19	R: 4 E: 0 K: 2 S: 32	H: 4 LOB: 2 BB: 2 P: 50	R: 0 E: 0 K: 2 S: 8	H: 0 LOB: 0 BB: 0 P: 11	R: 1 E: 0 K: 2 S: 15	H: 0 LOB: 0 BB: 0 P: 34	1B: 6 2B: 1 3B: 0 HR: 2	SF: 1 SAC: 0 DP: 2 HBP: 1	WP: 1 PB: 0 SB: 0 CS: 0	PA: 41																
<b>PITCHER</b>	IP	WLS	BF	H	R	ER	SO	BB	IBB	HBP	BLK	WP	HR	S	P	ERA	WHIP	<b>PITCHER</b>				IP	WLS	BF	H	R	ER	SO	BB	IBB	HBP	BLK	WP	HR	S	P	ERA	WHIP
4 Blake Snell, L ERA: 5.4	3.1		19	4	2	2	5	6	0	0	0	0	1	47	90	5.40	3.000																					
21 Nick Martinez, R ERA: 3.38	2.2	L	10	1	1	1	0	1	0	1	0	0	1	21	36	3.38	0.750																					
50 Adrian Morejon, L ERA:	0.0		4	2	4	4	0	2	0	0	0	1	0	16	29	∞	∞																					
36 Pierce Johnson, R ERA:	1.0		5	2	0	0	2	0	0	0	0	0	0	16	21	0.00	2.000																					
48 Steven Wilson, R ERA:	1.0		3	0	0	0	2	0	0	0	0	0	0	8	11	0.00	0.000																					

San Diego Padres @ New York Mets  
Citi Field, Flushing, NY  
Sat Oct 08 2022, 7:38 PM - 11:50 PM EDT  
Att. 42,156 - Clear - 55 F

AB 30  
R 7  
H 9  
RBI 7  
BB 9  
SO 9  
LOB 20





Batter	1	2	3	4	5	6	7	8	9	AB	R	H	RBI	BB	SO	LOB	TOP					
10 Jurickson Profar, S OBP: 0.429, SLG: 0.583	L9	P6			G4-3			K		5	1	1	0	0	1	6	<b>San Diego Padres @ New York Mets</b> Citi Field, Flushing, NY Sun Oct 09 2022, 7:09 PM - 10:13 PM EDT Att: 39,241 - Clear - 60 F  <b>livebaseballscorecards.com</b>					
22 Juan Soto, L OBP: 0.365, SLG: 0.333	G5-3		L4		SH1-3			13 2B	13 CS	4	0	2	2	0	0	0						
13 Manny Machado, R OBP: 0.286, SLG: 0.538	G5-3		K					CS	K	5	0	2	1	0	2	0						
24 Josh Bell, S OBP: 0.286, SLG: 0.462		2 BB 9 G3 1B	F7		L9			K	K	5	1	1	0	0	2	3						
9 Jake Cronenworth, L (1, 4)	G3		K		G5-3			K	P4	5	0	0	0	0	2	4						
5 Wil Myers, R (1, 3)	G6-3				F8			F9	K	4	0	0	0	0	1	3						
7 Ha-Seong Kim, R OBP: 0.500, SLG: 0.375		26 BB 1B						K	26 SH5-4 22 1B	1	3	0	0	3	1	0						
2 Trent Grisham, L OBP: 0.667, SLG: 1.250		26 1B							26 SH5-4 22 1B	2	1	2	1	1	0	0						
26 Austin Nola, R OBP: 0.500, SLG: 0.556					F9				SH5-4	3	0	2	2	0	0	1						
<b>Inning Stats</b>	R: 0 E: 0 K: 0 S: 5	H: 0 LOB: 0 BB: 0 P: 7	R: 2 E: 0 K: 0 S: 17	H: 2 LOB: 2 BB: 2 P: 28	R: 0 E: 0 K: 1 S: 7	H: 0 LOB: 0 BB: 0 P: 11	R: 1 E: 0 K: 1 S: 7	H: 1 LOB: 1 BB: 1 P: 15	R: 1 E: 0 K: 0 S: 9	H: 2 LOB: 1 BB: 0 P: 12	R: 0 E: 0 K: 1 S: 10	H: 1 LOB: 2 BB: 0 P: 15	R: 0 E: 0 K: 3 S: 16	H: 2 LOB: 2 BB: 0 P: 23	R: 2 E: 0 K: 1 S: 13	H: 2 LOB: 0 BB: 1 P: 22		R: 0 E: 0 K: 2 S: 9	H: 0 LOB: 0 BB: 0 P: 10	1B: 9 2B: 1 3B: 0 HR: 0	SF: 0 SAC: 2 DP: 0 HBP: 1	WP: 0 PB: 0 SB: 0 CS: 1
<b>PITCHER</b>	IP	WLS	BF	H	R	ER	SO	BB	IBB	HBP	BLK	WP	HR	S	P	ERA	WHIP			ERA	WHIP	
40 Chris Bassitt, R ERA: 6.75	4.0	L	18	3	3	3	2	3	0	0	0	0	0	36	61	6.75	1.500			0.00	1.000	
23 David Peterson, L ERA: 4.5	1.0	5	2	1	1	0	0	0	0	0	0	0	0	9	12	9.00	2.000			0.00	0.000	
40 Drew Smith, R ERA:	1.0	5	1	0	0	1	0	0	0	1	0	0	0	10	15	0.00	1.000					
67 Seth Lugo, R ERA:	0.2	4	2	0	0	2	0	0	0	0	0	0	0	13	20	0.00	3.000					
60 Mychal Givens, R ERA: 13.5	0.1	3	1	2	2	1	1	0	0	0	0	0	0	6	12	54.00	6.000					
39 Edwin Diaz, R ERA:	1.0	3	1	0	0	1	0	0	0	0	0	0	0	10	13	0.00	1.000					
65 Trevor May, R ERA:	1.0	3	0	0	0	2	0	0	0	0	0	0	0	9	10	0.00	0.000					
<b>Batter</b>	<b>1</b>	<b>2</b>	<b>3</b>	<b>4</b>	<b>5</b>	<b>6</b>	<b>7</b>	<b>8</b>	<b>9</b>	<b>AB</b>	<b>R</b>	<b>H</b>	<b>RBI</b>	<b>BB</b>	<b>SO</b>	<b>LOB</b>	<b>BOTTOM</b>					
9 Brandon Nimmo, L OBP: 0.385, SLG: 0.500	F6			G4-3		F9			G6-3	4	0	0	0	0	0	0	<b>San Diego Padres @ New York Mets</b> Citi Field, Flushing, NY Sun Oct 09 2022, 7:09 PM - 10:13 PM EDT Att: 39,241 - Clear - 60 F  <b>livebaseballscorecards.com</b>					
6 Starling Marte, R OBP: 0.231, SLG: 0.167	G6-3			G5-3				12 G3 BB	G5-3	3	0	0	0	1	0	0						
12 Francisco Lindor, S OBP: 0.333, SLG: 0.900	P4			K				G3		3	0	0	0	0	1	1						
20 Pete Alonso, R OBP: 0.417, SLG: 0.600		L7						L9		3	0	1	0	0	0	1						
1 Jeff McNeil, L OBP: 0.182, SLG: 0.273		G3-1						G3-1		3	0	0	0	0	1	2						
19 Mark Canha, R (1, 7)		G6-3						F8		3	0	0	0	0	1	1						
32 Daniel Vogelbach, L (1, 10)				G3				K		3	0	0	0	0	1	1						
10 Eduardo Escobar, S OBP: 0.455, SLG: 0.778				P5				G3-1		3	0	0	0	0	1	0						
3 Tomás Nido, R OBP: 0.222, SLG: 0.125				K				K		3	0	0	0	0	3	0						
<b>Inning Stats</b>	R: 0 E: 0 K: 0 S: 7	H: 0 LOB: 0 BB: 0 P: 14	R: 0 E: 0 K: 0 S: 7	H: 0 LOB: 0 BB: 0 P: 9	R: 0 E: 0 K: 1 S: 9	H: 0 LOB: 0 BB: 0 P: 9	R: 0 E: 0 K: 1 S: 9	H: 0 LOB: 0 BB: 0 P: 14	R: 0 E: 0 K: 2 S: 12	H: 1 LOB: 1 BB: 0 P: 13	R: 0 E: 0 K: 1 S: 7	H: 0 LOB: 0 BB: 0 P: 11	R: 0 E: 0 K: 0 S: 10	H: 0 LOB: 1 BB: 1 P: 16	R: 0 E: 0 K: 2 S: 10	H: 0 LOB: 0 BB: 0 P: 11		R: 0 E: 0 K: 1 S: 13	H: 0 LOB: 0 BB: 0 P: 17	1B: 1 2B: 0 3B: 0 HR: 0	SF: 0 SAC: 0 DP: 0 HBP: 0	WP: 0 PB: 0 SB: 0 CS: 0
<b>PITCHER</b>	IP	WLS	BF	H	R	ER	SO	BB	IBB	HBP	BLK	WP	HR	S	P	ERA	WHIP			ERA	WHIP	
44 Joe Musgrove, R ERA:	7.0	23	7	0	0	0	2	0	0	0	0	0	0	59	86	0.00	0.286					
75 Robert Suarez, R ERA:	1.0	3	0	0	0	2	0	0	0	0	0	0	0	10	11	0.00	0.000					
71 Josh Hader, L ERA:	1.0	3	0	0	0	1	0	0	0	0	0	0	0	13	17	0.00	0.000					