

**New York Yankees - 1950**






Batter	1	2	3	4	5	6	7	8	9	AB	R	H	RBI	BB	SO	LOB
Dom DiMaggio, R OBP: 0.500, SLG: 0.400 (1, 8) X	0-0 6 1B 2B 1B	4-0 6 BB 1B BB	0-0 F2		0-0 BB 1B	0-0 F8		0-3 K		5	2	2	0	1	1	5
6 Johnny Pesky, L OBP: 0.500, SLG: 0.400 (1, 5) X	0-0 2B 1B 1B	4-0 1B BB		0-0 BB 2B 1B	0-0 F9		0-0 F8	0-0 6-3		5	2	2	0	1	0	1
Ted Williams, L OBP: 0.833, SLG: 1.000 (1, 7) X	0-0 1B 1B 2B	0-0 1B BB		4-0 2B 1B BB	4-0 G1-4-3 BB		4-0 1B BB	0-0 F8	0-0 F8	3	3	2	2	3	0	0
Vern Stephens, R OBP: 0.500, SLG: 0.667 (1, 6) X	0-0 1B 1B	0-0 F2		0-0 1B 2B	0-0 G1-4-3		0-0 BB BB 1B	0-0 F6	0-0 F6	6	1	3	2	0	0	4
Al Zarilla, L OBP: 0.500, SLG: 0.400 (1, 9) S	0-3 K	0-3 K		0-0 1B 2B	0-0 G1-4-3		0-0 BB BB 1B	0-0 F7	0-0 F7	5	0	2	1	1	2	4
Bobby Doerr, R OBP: 0.800, SLG: 0.750 (1, 4) X	0-0 1B		0-0 BB 1B	0-0 HR 1B	0-0 HR 1B		4-0 BB BB	0-0 F9		4	1	3	2	1	0	3
Billy Goodman, L OBP: 0.400, SLG: 1.000 (1, 3) X	0-0 P3		0-0 F8	0-0 HR	0-0 HR		0-0 F5	4-0 BB	0-0 BB	4	1	1	3	1	0	5
Matt Batts, R (1, 2) S	0-3 K		0-0 F8	0-0 5-3	0-0 5-3		0-0 F8	0-0 F8	0-0 F8	5	0	0	0	0	1	8
Mel Parnell, L (1, 1) Walt Masterson, R (8, 1) Earl Johnson, L (8, 1) Al Papai, R (8, 1) Charley Schanz, R (8, 1) Lou Stringer, R (8, PH) Dave Ferriss, L (9, 1)		0-0 4-3	4-0 BB	0-0 1-3	0-0 1-3		4-0 BB	0-0 G3		2	0	0	0	2	0	0

Inning Stats	R: 3	H: 5	E: 0	K: 2	S: 12	LOB: 2	BB: 0	P: 12	R: 1	H: 1	E: 0	K: 1	S: 6	LOB: 2	BB: 2	P: 14	R: 0	H: 1	E: 0	K: 0	S: 4	LOB: 2	BB: 1	P: 8	R: 5	H: 5	E: 0	K: 0	S: 7	LOB: 0	BB: 1	P: 11	R: 0	H: 1	E: 0	K: 0	S: 3	LOB: 1	BB: 1	P: 7	R: 0	H: 1	E: 0	K: 0	S: 4	LOB: 3	BB: 2	P: 12	R: 1	H: 1	E: 0	K: 0	S: 4	LOB: 3	BB: 3	P: 16	R: 0	H: 0	E: 0	K: 1	S: 5	LOB: 0	BB: 0	P: 5	R: 0	H: 0	E: 0	K: 0	S: 3	LOB: 0	BB: 0	P: 3	1B: 12	SF: 0	2B: 2	SAC: 0	3B: 0	DP: 1	HR: 1	HBP: 0	WP: 0	PA: 50
--------------	------	------	------	------	-------	--------	-------	-------	------	------	------	------	------	--------	-------	-------	------	------	------	------	------	--------	-------	------	------	------	------	------	------	--------	-------	-------	------	------	------	------	------	--------	-------	------	------	------	------	------	------	--------	-------	-------	------	------	------	------	------	--------	-------	-------	------	------	------	------	------	--------	-------	------	------	------	------	------	------	--------	-------	------	--------	-------	-------	--------	-------	-------	-------	--------	-------	--------

PITCHER	IP	WLS	BF	H	R	ER	SO	BB	IBB	HBP	BLK	WP	HR	S	P	ERA	WHIP
Allie Reynolds, R (1, 1) ERA: 21.0	3.0		23	10	8	8	3	4	0	0	0	0	0	25	41	24.00	4.667
Fred Sanford, R (4, 1) ERA: 9.0	2.0		8	3	1	1	0	1	0	0	0	0	1	7	11	4.50	2.000
Don Johnson, R (6, 1) ERA: 4.5	2.0	W	13	2	1	1	0	5	0	0	0	0	0	8	28	4.50	3.500
Joe Page, L (8, 1) ERA:	2.0	S	6	0	0	0	1	0	0	0	0	0	0	8	8	0.00	0.000

**NEW YORK YANKEES @ BOSTON RED SOX**  
 Fenway Park, Boston, MA  
 Tue Apr 18 1950, 3:33 AM EST  
 Att. 31,822 - Unknown

<b>AB</b>	<b>40</b>
<b>R</b>	<b>10</b>
<b>H</b>	<b>15</b>
<b>RBI</b>	<b>10</b>
<b>BB</b>	<b>10</b>
<b>SO</b>	<b>4</b>
<b>LOB</b>	<b>30</b>









Batter	1	2	3	4	5	6	7	8	9	AB	R	H	RBI	BB	SO	LOB	TOP								
Phil Rizzuto, R (1, 6) X	0-0 6-3		0-3 K		0-0 SH5-3	4-0 BB	4-0 BB	4-0 BB 1B		2	1	0	1	3	1	2									
Gene Woodling, L (1, 7) BB Johnny Lindell, R (7, PH) BB Hank Bauer, R (7, 7) BB	4-0 BB		0-3 K		4-0 1B BB	0-0 F7	0-0 1-3	0-0 BB 1B		2	0	0	0	2	1	5									
Tommy Henrich, L (1, 3) X Joe Collins, L (8, 3)	0-0 F9		0-0 HR		0-0 1B BB	4-0 BB		0-0 BB 1B		1	0	0	0	0	0	3									
Joe DiMaggio, R (1, 8) X	0-0 F2		0-0 F8		0-0 1B	0-0 F6		0-0 BB 1B		1	1	1	1	0	0	0									
Yogi Berra, L (1, 2) X		0-0 G3		0-0 4-3		0-0 2B 1B		0-0 F8		6	1	3	3	0	0	4									
Bobby Brown, L (1, 5) X Billy Johnson, R (7, 5)		0-0 F9		0-0 F7		0-0 F4		4-0 BB 1B	0-0	3	1	0	0	1	0	1									
Cliff Mapes, L (1, 9)		0-3 K		0-3 K		0-0 E 2B		0-0 BB 1B		5	1	2	1	0	2	2									
Jerry Coleman, R (1, 4)			0-0 1B HR 1B		0-0 SH5-3 1B 2B	4-0 E BB IBB		4-0 BB 1B		3	4	3	1	2	0	0									
Ed Lopat, L (1, 1) X Joe Page, L (7, 1)			0-0 1B HR 1B		4-0 1B SH5-3 1B BB	0-0 E9 1B		4-0 BB 1B		3	2	2	2	1	1	2									
<b>Inning Stats</b>	R: 0 E: 0 K: 0 S: 3	H: 0 LOB: 1 BB: 1 P: 7	R: 0 E: 0 K: 1 S: 5	H: 0 LOB: 0 BB: 0 P: 5	R: 3 E: 0 K: 2 S: 10	H: 3 LOB: 0 BB: 0 P: 10	R: 0 E: 0 K: 1 S: 5	H: 0 LOB: 0 BB: 0 P: 5	R: 2 E: 0 K: 0 S: 4	H: 3 LOB: 2 BB: 2 P: 12	R: 3 E: 1 K: 0 S: 6	H: 3 LOB: 3 BB: 3 P: 18	R: 1 E: 0 K: 1 S: 7	H: 2 LOB: 3 BB: 2 P: 15	R: 7 E: 0 K: 0 S: 7	H: 4 LOB: 2 BB: 5 P: 27	R: 0 E: 0 K: 0 S: 0	H: 0 LOB: 0 BB: 0 P: 0	1B: 11 2B: 3 3B: 0 HR: 1	SF: 0 SAC: 1 DP: 0 HBP: 0	WP: 0 PB: 0 SB: 0 CS: 0	PA: 51			
<b>PITCHER</b>	IP	WLS	BF	H	R	ER	SO	BB	IBB	HBP	BLK	WP	HR	S	P	ERA	WHIP								
Ellis Kinder, R (1, 1) ERA: 13.5	5.1	L	27	9	8	8	4	3	1	0	0	0	1	31	47	13.50	2.250								
Gordie Mueller, R (6, 1) ERA: 9.0	1.0		8	2	1	1	0	3	0	0	0	0	0	5	17	9.00	5.000								
Earl Johnson, L (7, 1) ERA: 40.5	1.1		10	2	5	5	1	3	1	0	0	0	0	8	24	33.75	3.750								
Charley Schanz, R (8, 1) ERA: 27.0	0.1		6	2	2	2	0	2	0	0	0	0	0	3	11	54.00	12.000								

**New York Yankees @ Boston Red Sox**  
**Fenway Park, Boston, MA**  
 Wed Apr 19 1950, 3:38 AM EST  
 Att: 32,860 - Unknown

livebaseballscorecards.com

**AB 37**  
**R 16**  
**H 15**  
**RBI 16**  
**BB 13**  
**SO 5**  
**LOB 24**





Batter	1	2	3	4	5	6	7	8	9	AB	R	H	RBI	BB	SO	LOB
Dom DiMaggio, R OBP: 0.438, SLG: 0.357 (1, 8)	0-0 F8 1B	0-0 5-3			0-0 F6		4-0 BB 6 BB 1B	0-0 1B		4	2	2	0	1	0	0
6 Johnny Pesky, L OBP: 0.688, SLG: 0.545 (1, 5)	0-0 1-3 3B 1B		0-0 F9		0-0 1B 1B		4-0 1B BB G6-4-3 BB	0-0 F9		4	3	2	0	1	0	1
Ted Williams, L OBP: 0.800, SLG: 1.143 (1, 7)	0-0 F8		4-0 BB		0-0 1B 1B		4-0 G6-4-3 1B 1-2 2-3 BB			2	1	1	1	2	0	1
Vern Stephens, R OBP: 0.467, SLG: 0.500 (1, 6)	0-0 F5		0-0 F5		0-0 F2		0-0 G6-4-3 1B			4	0	1	1	0	0	4
Bobby Doerr, R OBP: 0.538, SLG: 0.667 (1, 4)	0-0 1-H 1B 3B		0-0 F6		0-0 1-3 2-H 1B		0-0 G6-4-3 1B 1-2 2-3 3-H			4	1	2	2	0	0	3
Billy Goodman, L OBP: 0.385, SLG: 0.583 (1, 3)	0-0 3-H 1B			0-0 1-3	0-0 F8		0-0 3-H 1B			4	0	2	2	0	0	2
Al Zarilla, L OBP: 0.286, SLG: 0.167 (1, 9)	0-3 K			1-0 HBP		0-0 G3	0-3 K			2	0	0	0	0	1	1
Ken Keltner, R (7, PH)										1	0	0	0	0	1	1
Tommy O'Brien, R (8, 9)										0	0	0	0	0	0	0
Matt Batts, R OBP: 0.154, SLG: 0.154 (1, 2)		0-0 F9		0-0 F2		0-0 5-3		0-0 6-3		4	0	0	0	0	0	1
Ellis Kinder, R (1, 1)		0-0 L4		0-0 5-3		0-0 6-3		0-0 F9		2	0	0	0	0	0	1
Gordie Mueller, R (6, 1)										1	0	0	0	0	0	0
Earl Johnson, L (7, 1)										0	0	0	0	0	0	0
Charley Schanz, R (8, 1)										0	0	0	0	0	0	0
Lou Stringer, R (8, PH)										1	0	0	0	0	0	0

Inning Stats	R: 3	H: 4	E: 0	LOB: 1	K: 1	BB: 0	S: 9	P: 9	R: 0	H: 0	E: 0	LOB: 0	K: 0	BB: 0	S: 3	P: 3	R: 0	H: 0	E: 0	LOB: 1	K: 0	BB: 1	S: 3	P: 7	R: 1	H: 3	E: 0	LOB: 2	K: 0	BB: 0	S: 6	P: 6	R: 0	H: 0	E: 0	LOB: 0	K: 0	BB: 0	S: 3	P: 3	R: 3	H: 2	E: 0	LOB: 1	K: 1	BB: 3	S: 6	P: 18	R: 0	H: 1	E: 0	LOB: 1	K: 0	BB: 0	S: 4	P: 4
--------------	------	------	------	--------	------	-------	------	------	------	------	------	--------	------	-------	------	------	------	------	------	--------	------	-------	------	------	------	------	------	--------	------	-------	------	------	------	------	------	--------	------	-------	------	------	------	------	------	--------	------	-------	------	-------	------	------	------	--------	------	-------	------	------

PITCHER	IP	WLS	BF	H	R	ER	SO	BB	IBB	HBP	BLK	WP	HR	S	P	ERA	WHIP
Ed Lopat, L ERA: 10.5 (1, 1)	6.0	W	30	7	7	7	1	4	0	1	0	0	0	27	44	10.50	1.833
Joe Page, L ERA: (7, 1)	2.0	S	8	3	0	0	1	0	0	0	0	0	0	10	10	0.00	1.500

**BOTTOM**

**New York Yankees @ Boston Red Sox**  
 Fenway Park, Boston, MA  
 Wed Apr 19 1950, 3:38 AM EST  
 Att. 32,860 - Unknown

AB	33
R	7
H	10
RBI	6
BB	4
SO	2
LOB	15



WP: 0	PA: 38
PB: 0	
SB: 0	
CS: 0	

livebaseballscorecards.com






Batter	1	2	3	4	5	6	7	8	9	AB	R	H	RBI	BB	SO	LOB
Phil Rizzuto, R OBP: 0.400, SLG: 0.077 (1, 6)	4-0 BB E G6-4-3 BB	0-0 1-3			0-0 1B F7 1B	0-0 5-3		0-0 4-3		4	2	1	1	1	0	2
Gene Woodling, L OBP: 0.500, SLG: 0.364 (1, 7)	0-0 E4 G6-4-3 1-2 HR		0-0 G3-6-3 1B		0-0 BB 1B	0-0 F7		0-0 HR 1B		5	2	3	0	0	0	2
Tommy Henrich, L OBP: 0.524, SLG: 1.000 (1, 3)	4-0 G6-4-3 1-2 2-3 BB		0-0 G3-6-3 1-2f		4-0 BB 1B		4-0 BLK HR BB	0-0 HR 1B		2	2	1	2	3	0	1
Joe DiMaggio, R OBP: 0.429, SLG: 0.762 (1, 8)	0-0 G6-4-3 1-2f 2-3 3-H		0-0 1B		0-0 F3		0-0 HR 1B	0-0 1B 4-3 1B		5	2	3	2	0	0	5
Yogi Berra, L OBP: 0.524, SLG: 0.700 (1, 2)	0-0 HR			0-0 4-3 1B	0-0 F7		0-0 1B 8-3-4 1B	0-0 1B 4-3 1B		5	4	4	3	0	0	2
Bobby Brown, L Billy Johnson, R OBP: 0.667, SLG: 0.667 (1, 5) (7, PH) (8, 5)	0-0 4-3		0-0 4-3	0-0 4-3	0-0 F2		0-0 8-3-4 1B	0-0 4-3		3	0	0	0	0	0	3
Cliff Mapes, L Hank Bauer, R OBP: 0.417, SLG: 0.455 OBP: 0.429, SLG: 0.429 (1, 9) (7, PH) (8, 9)		0-0 G3		0-0 1B		4-0 2B 5-3 BB	0-0 1-2f 3-H 8-3-4	0-0 2-H 1B		2	1	1	1	1	0	0
Jerry Coleman, R OBP: 0.571, SLG: 0.636 (1, 4)		0-0 FC3-6 1B		0-0 F5		0-0 5-3 1-3 2B	4-0 BLK BB	0-0 F8		4	0	2	0	1	0	1
Tommy Byrne, L Joe Page, L OBP: 0.333, SLG: 1.333 (1, 1) (7, 1)		0-0 FC3-6			0-0 HR	0-0 1-3	0-3 K			3	1	1	1	0	0	3
										1	0	0	0	0	1	1

Inning Stats	R: 3	H: 1	E: 1	K: 0	S: 4	LOB: 0	BB: 2	P: 12	R: 0	H: 1	E: 0	K: 0	S: 4	LOB: 1	BB: 1	P: 4	R: 0	H: 2	E: 0	K: 0	S: 3	LOB: 0	BB: 0	P: 3	R: 1	H: 2	E: 0	K: 0	S: 4	LOB: 0	BB: 0	P: 4	R: 2	H: 3	E: 0	K: 0	S: 6	LOB: 2	BB: 1	P: 10	R: 1	H: 1	E: 0	K: 1	S: 4	LOB: 1	BB: 1	P: 8	R: 3	H: 3	E: 0	K: 1	S: 7	LOB: 1	BB: 2	P: 15	R: 4	H: 5	E: 0	K: 0	S: 8	LOB: 1	BB: 0	P: 8
--------------	------	------	------	------	------	--------	-------	-------	------	------	------	------	------	--------	-------	------	------	------	------	------	------	--------	-------	------	------	------	------	------	------	--------	-------	------	------	------	------	------	------	--------	-------	-------	------	------	------	------	------	--------	-------	------	------	------	------	------	------	--------	-------	-------	------	------	------	------	------	--------	-------	------

1B: 13	SF: 0	WP: 0	PA: 44
2B: 2	SAC: 0	PB: 0	
3B: 0	DP: 3	SB: 0	
HR: 4	HBP: 0	CS: 0	

**Washington Senators @ New York Yankees**  
 Yankee Stadium, Bronx, NY  
 Fri Apr 21 1950, 3:33 AM EST  
 Att. 27,877 - Unknown

AB	R	H	RBI	BB	SO	LOB
38	14	18	13	6	1	22



PITCHER	IP	WLS	BF	H	R	ER	SO	BB	IBB	HBP	BLK	WP	HR	S	P	ERA	WHIP
Joe Haynes, R ERA: 6.75 (1, 1)	4.0		20	9	6	3	0	2	0	0	0	0	0	18	26	6.75	2.750
Lloyd Hittle, L ERA: 4.5 (5, 1)	2.0		9	1	1	1	0	2	0	0	0	0	0	7	15	4.50	1.500
Mickey Harris, L ERA: 12.27 (7, 1)	0.0	L	4	3	3	3	0	1	0	0	1	0	1	3	7	∞	∞
Jim Pearce, R ERA: 27.0 (7, 1)	1.1		8	4	4	4	1	1	0	0	1	0	1	9	13	27.00	3.750
Connie Marrero, R ERA: (8, 1)	0.2		3	1	0	0	0	0	0	0	0	0	0	3	3	0.00	1.500



Batter	1	2	3	4	5	6	7	8	9	10	AB R H RBI BB SO LOB	TOP										
<b>Gil Coan, L</b> OBP: 0.500, SLG: 0.615 (1, 7) <sup>S</sup>	0-3 <b>K</b>	4-0 1B 1-2 2-3 BB		x 0-0 2B		x 0-0 2-3		x 0-0 F8		x 0-0 1B	5 0 2 2 1 1 1											
<b>Sam Dente, R</b> OBP: 0.266, SLG: 0.263 (1, 6) <sup>X</sup>	0-0 F9	0-0 1B 1-3 2-H 3-H		x 0-0 L8			B B B B 4-0 2B 1B BB		x 0-0 F8	x 0-0 F2	5 1 1 2 1 0 3											
<b>Irv Noren, L</b> OBP: 0.579, SLG: 0.462 (1, 8) <sup>X</sup>	0-0 F4	0-0 F6			x 0-0 1B		x 0-0 1B 1-3 2B		x 0-0 F6		5 0 2 0 0 0 2											
<b>Eddie Robinson, L</b> OBP: 0.611, SLG: 0.727 (1, 3)		4-0 2B 1B BB	x 0-0 G3		x 0-0 F8		x 0-0 1B 2-3 3-H		x 0-0 E3		4 1 1 1 1 0 1											
<b>Bud Stewart, L</b> OBP: 0.250, SLG: 0.182 (1, 9)		0-0 F9	0-3 K		x 0-0 F6		x 0-0 F7		x 0-0 G3		5 0 0 0 0 1 5											
<b>Eddie Yost, R</b> OBP: 0.333, SLG: 0.412 (1, 5)		0-0 1B 1-3 2B	0-0 1-3		x 0-0 F8		S S S 0-3 K			x 0-0 SH2-4 1B	5 1 2 0 0 1 3											
<b>Al Kozar, R</b> OBP: 0.353, SLG: 0.375 (1, 4)		0-0 1B 2-H 3-H		x 0-0 2B		x 0-0 F6	x 0-0 5-3		x 0-0 SH2-4		4 2 2 1 0 0 2											
<b>Mickey Grasso, R</b> (1, 2)		4-0 BB 1B 1B BB		x 0-0 F8		H 1-0		x 0-0 F5		x 0-0 F6	3 1 0 0 1 0 2											
<b>Steve Nagy, L</b> OBP: 0.400, SLG: 0.250 (1, 1)		0-0 1B 1-2 3-H		x 0-0 4-3		x 0-0 F7		x 0-0 5-3		B B B B 4-0 1B BB	4 1 1 1 1 0 2											
<b>Inning Stats</b>	R: 0 E: 0 K: 1 S: 5	H: 0 LOB: 0 BB: 0 P: 5	R: 4 E: 0 K: 0 S: 6	H: 4 LOB: 2 BB: 3 P: 18	R: 0 E: 0 K: 1 S: 5	H: 0 LOB: 0 BB: 0 P: 5	R: 0 E: 0 K: 0 S: 4	H: 1 LOB: 1 BB: 0 P: 4	R: 0 E: 0 K: 0 S: 3	H: 0 LOB: 1 BB: 0 P: 4	R: 1 E: 0 K: 1 S: 7	H: 2 LOB: 2 BB: 1 P: 11	R: 0 E: 0 K: 0 S: 3	H: 0 LOB: 1 BB: 0 P: 3	R: 0 E: 1 K: 0 S: 4	H: 0 LOB: 1 BB: 0 P: 4	R: 1 E: 0 K: 0 S: 5	H: 2 LOB: 2 BB: 1 P: 9	1B: 7 2B: 4 3B: 0 HR: 0	SF: 0 SAC: 1 DP: 0 HBP: 1	WP: 0 PB: 0 SB: 0 CS: 0	PA: 47
<b>PITCHER</b>	IP WLS BF H R ER SO BB IBB HBP BLK WP HR S P ERA WHIP																					
<b>Bob Porterfield, R</b> ERA: 18.0 (1, 1)	2.0	12	4	4	4	1	3	0	0	0	0	0	11	23	18.00	3.500						
<b>Fred Sanford, R</b> ERA: 4.5 (3, 1)	6.0	25	5	2	2	2	1	0	1	0	0	0	27	32	3.00	1.000						
<b>Joe Page, L</b> ERA: 1.04 (9, 1)	2.0	L 10	2	1	1	0	1	0	0	0	0	0	9	13	4.50	1.500						

AB	40
R	7
H	11
RBI	7
BB	5
SO	3
LOB	21





Batter	1	2	3	4	5	6	7	8	9	AB	R	H	RBI	BB	SO	LOB	TOP		
Phil Rizzuto, R (1, 6) OBP: 0.417, SLG: 0.235											0	0	0	0	0	0	0		
Hank Bauer, R (1, 9) OBP: 0.333, SLG: 0.417											0	0	0	0	0	0	0	0	
Joe Collins, L (1, 3)											0	0	0	0	0	0	0	0	
Joe DiMaggio, R (1, 8) OBP: 0.346, SLG: 0.615											0	0	0	0	0	0	0	0	
Yogi Berra, L (1, 2) OBP: 0.462, SLG: 0.640											0	0	0	0	0	0	0	0	
Billy Johnson, R (1, 5) OBP: 0.571, SLG: 0.600											0	0	0	0	0	0	0	0	
Johnny Lindell, R (1, 7) OBP: 0.364, SLG: 0.125											0	0	0	0	0	0	0	0	
Jerry Coleman, R (1, 4) OBP: 0.526, SLG: 0.625											0	0	0	0	0	0	0	0	
Vic Raschi, R (1, 1)	0	0	0	0	0	0	0	0											
<b>Inning Stats</b>											1B: 0	SF: 0	WP: 0	PA: 0					
											2B: 0	SAC: 0	PB: 0						
											3B: 0	DP: 0	SB: 0						
											HR: 0	HBP: 0	CS: 0						
<b>PITCHER</b> Lou Brissie, L (1, 1) ERA: 3.38	IP	WLS	BF	H	R	ER	SO	BB	IBB	HBP	BLK	WP	HR	S	P	ERA	WHIP		
	0.0	L	0	0	0	0	0	0	0	0	0	0	0	0	0	∞	∞		
<b>PITCHER</b>	IP	WLS	BF	H	R	ER	SO	BB	IBB	HBP	BLK	WP	HR	S	P	ERA	WHIP		

**New York Yankees @ Philadelphia Athletics**  
 Shibe Park, Philadelphia, PA  
 Tue Apr 25 1950, 3:33 AM EST  
 Att. 4,371 - Unknown

**AB** 0  
**R** 0  
**H** 0  
**RBI** 0  
**BB** 0  
**SO** 0  
**LOB** 0









BOTTOM

Boston Red Sox @ New York Yankees  
Yankee Stadium, Bronx, NY  
Wed Apr 26 1950, 3:33 AM EST  
Att. 21,534 - Unknown

livebaseballscorecards.com

AB	34
R	10
H	11
RBI	10
BB	6
SO	3
LOB	20



WP:	0	PA:	42
PB:	0	SB:	0
CS:	1		

AB R H RBI BB SO LOB

3 3 2 1 2 0 0  
2 1 1 0 0 1 2  
2 1 1 1 1 0 1

3 1 2 3 1 0 1

4 1 1 2 1 0 6

5 1 1 3 0 0 6

4 0 1 0 0 0 0

4 0 1 0 0 1 1

4 0 0 0 0 1 2

3 2 1 0 1 0 1

1B:	4	SF:	0
2B:	3	SAC:	0
3B:	2	DP:	0
HR:	2	HBP:	1

Batter	1	2	3	4	5	6	7	8	9
Phil Rizzuto, R OBP: 0.559, SLG: 0.583 (1, 6)	0-0 F8 BBB	4-0 1B 1-2 BB		0-0 F9 1-H 3B		0-0 F6 5-3 2B		4-0 3B BBB	
Johnny Lindell, R OBP: 0.353, SLG: 0.214 Gene Woodling, L OBP: 0.529, SLG: 0.538 (4, 7)	0-0 HR 1B	0-3 K BBB		4-0 F9 HBP CS BB		0-0 5-3 2-3		0-0 2B 1-H 3B	
Hank Bauer, R OBP: 0.409, SLG: 0.550 (1, 9)	0-0 HR 1-H	0-0 1B 1-2 2-H		1-0 HBP 1-2		4-0 BB BBB		0-0 F5 BBB	
Joe DiMaggio, R OBP: 0.333, SLG: 0.571 (1, 8)	4-0 HR BB	0-0 F7 BBB		0-0 F5 BBB		0-0 F6 3-H		0-0 2B 3-H	
Yogi Berra, L OBP: 0.417, SLG: 0.686 (1, 2)	0-0 HR 1-H	0-0 F8 BBB		0-0 F9 2-3 3-H		0-0 4-3 BBB		0-0 3-1 BBB	
Billy Johnson, R OBP: 0.500, SLG: 0.529 (1, 5)	0-0 2B BBB		0-0 3-1 BBB	0-0 CS 3-H		0-0 F9 BBB		0-0 F5 BBB	
Jerry Coleman, R OBP: 0.444, SLG: 0.500 (1, 4)	0-3 K SS		0-0 2-3 SS			0-0 1B SS		0-0 6-3 SS	
Joe Collins, L OBP: 0.111, SLG: 0.222 (1, 3)	0-3 K SS		0-0 4-3 SS			0-0 F9 SS		0-0 1-3 SS	
Ed Lopat, L OBP: 0.625, SLG: 0.500 (1, 1)		4-0 BB 1B BB		0-0 3B 1B		0-0 G3 BBB		0-0 F9 BBB	

Inning Stats	R: 4	H: 4	E: 0	K: 2	S: 11	LOB: 1	BB: 1	P: 15	R: 1	H: 1	E: 0	K: 1	S: 6	LOB: 2	BB: 2	P: 14	R: 0	H: 0	E: 0	K: 0	S: 3	LOB: 0	BB: 0	P: 3	R: 2	H: 2	E: 0	K: 0	S: 4	LOB: 1	BB: 1	P: 9	R: 0	H: 1	E: 0	K: 0	S: 4	LOB: 1	BB: 0	P: 4	R: 1	H: 1	E: 0	K: 0	S: 4	LOB: 1	BB: 1	P: 8	R: 0	H: 0	E: 0	K: 0	S: 3	LOB: 0	BB: 0	P: 3	R: 2	H: 2	E: 0	K: 0	S: 5	LOB: 1	BB: 1	P: 9
--------------	------	------	------	------	-------	--------	-------	-------	------	------	------	------	------	--------	-------	-------	------	------	------	------	------	--------	-------	------	------	------	------	------	------	--------	-------	------	------	------	------	------	------	--------	-------	------	------	------	------	------	------	--------	-------	------	------	------	------	------	------	--------	-------	------	------	------	------	------	------	--------	-------	------

PITCHER	IP	WLS	BF	H	R	ER	SO	BB	IBB	HBP	BLK	WP	HR	S	P	ERA	WHIP
Mickey McDermott, L ERA: 6.1 (1, 1)	1.1	L	12	5	5	5	3	3	0	0	0	0	2	15	27	33.75	6.000
Walt Masterson, R ERA: 10.38 (2, 1)	2.2		11	2	2	2	0	1	0	1	0	0	0	9	14	6.75	1.125
Gordie Mueller, R ERA: 4.5 (5, 1)	2.0		9	2	1	1	0	1	0	0	0	0	0	8	12	4.50	1.500
Frank Quinn, R ERA: 9.0 (7, 1)	2.0		9	2	2	2	0	1	0	0	0	0	0	8	12	9.00	1.500

WP	HR	S	P	ERA	WHIP
0	0	0	0		



Batter	1	2	3	4	5	6	7	8	9	AB R H RBI BB SO LOB	TOP
<b>Billy Goodman, L</b> OBP: 0.435, SLG: 0.512 (1, 3) X	0-0 G3		0-0 HR		4-0 WP BB FC1-5	0-0 1B			0-0 F8	4 2 2 1 1 0 0	
<b>6 Johnny Pesky, L</b> OBP: 0.490, SLG: 0.342 (1, 5) B B B	4-0 BB 1B BB		0-3 K		0-0 FC1-5 BB WP	0-0 F9			0-0 F6	4 1 0 1 1 1 3	
<b>Al Zarilla, L</b> OBP: 0.469, SLG: 0.548 (1, 9) X	0-0 BB 1B		4-0 G6-4-3 BB		4-0 BLK BB 1B BB	0-0 F8			0-0 4-3	3 1 1 0 2 0 1	
<b>Vern Stephens, R</b> OBP: 0.367, SLG: 0.442 (1, 6) B B B	4-0 BB BB		0-0 G6-4-3		4-0 BLK 1B BB				0-0 4-3	2 1 0 1 2 0 1	
<b>Bobby Doerr, R</b> OBP: 0.267, SLG: 0.244 (1, 4) B B B	4-0 BB			0-0 1-3	0-3 K				0-0 4-3	3 0 0 0 1 1 2	
<b>Tom Wright, L</b> OBP: 0.417, SLG: 0.417 (1, 7) S S S	0-3 K			0-0 F7	0-0 1B				0-0 4-3	4 0 1 2 0 1 3	
<b>Tommy O'Brien, R</b> OBP: 0.231, SLG: 0.208 (1, 8) S S S		0-3 K		0-0 F8	0-0 F9				0-0 L5	4 0 0 0 0 1 1	
<b>Birdie Tebbetts, R</b> OBP: 0.571, SLG: 0.500 (1, 2) X		0-0 G6-4-3 1B			4-0 E BB	0-0 1B SH3-4 F9			0-0 F9	3 2 2 0 1 0 0	
<b>Ellis Kinder, R</b> (1, 1) X		0-0 G6-4-3			0-0 E3 FC1-5 BB	0-0 SH3-4			0-3 K	3 0 0 1 0 1 1	
<b>Inning Stats</b>	R: 0 H: 1 E: 0 LOB: 3 K: 1 BB: 3 S: 5 P: 17	R: 0 H: 1 E: 0 LOB: 0 K: 1 BB: 0 S: 5 P: 5	R: 1 H: 1 E: 0 LOB: 0 K: 1 BB: 1 S: 5 P: 9	R: 0 H: 0 E: 0 LOB: 0 K: 0 BB: 0 S: 3 P: 3	R: 5 H: 1 E: 2 LOB: 1 K: 1 BB: 4 S: 7 P: 23	R: 1 H: 2 E: 0 LOB: 1 K: 0 BB: 0 S: 5 P: 5	R: 0 H: 0 E: 0 LOB: 0 K: 0 BB: 0 S: 3 P: 3	R: 0 H: 0 E: 0 LOB: 0 K: 1 BB: 0 S: 5 P: 5	R: 0 H: 0 E: 0 LOB: 0 K: 0 BB: 0 S: 3 P: 3	1B: 5 SF: 0 2B: 0 SAC: 1 3B: 0 DP: 2 HR: 1 HBP: 0	WP: 1 PA: 39 PB: 0 SB: 0 CS: 0
<b>PITCHER</b>	IP WLS BF H R ER SO BB IBB HBP BLK WP HR S P ERA WHIP										
<b>Tommy Byrne, L</b> (1, 1) ERA: 7.15	5.0 L 25 4 6 2 4 8 0 0 1 1 1 25 57 3.60 2.400										
<b>Bob Porterfield, R</b> (6, 1) ERA: 9.0	3.0 11 2 1 1 1 0 0 0 0 0 0 13 13 3.00 0.667										
<b>Don Johnson, R</b> (9, 1) ERA: 1.8	1.0 3 0 0 0 0 0 0 0 0 0 0 3 3 0.00 0.000										

**Boston Red Sox @ New York Yankees**  
 Yankee Stadium, Bronx, NY  
 Thu Apr 27 1950, 3:33 AM EST  
 Att. 19,696 - Unknown

livebaseballscorecards.com

**AB 30**  
**R 7**  
**H 6**  
**RBI 6**  
**BB 8**  
**SO 5**  
**LOB 12**







New York Yankees @ Washington Senators  
Griffith Stadium, Washington, DC

Fri Apr 28 1950, 3:33 AM EST  
Att. 18,862 - Unknown

livebaseballscores.com

AB 37  
R 4  
H 11  
RBI 4  
BB 2  
SO 0  
LOB 16



WP: 0 PA: 39  
PB: 0  
SB: 0  
CS: 0

Batter	1	2	3	4	5	6	7	8	9	AB R H RBI BB SO LOB	TOP											
Phil Rizzuto, R (1, 6) OBP: 0.591, SLG: 0.581	0-0 5-3		0-0 9-3-2 1B		0-0 F6		0-0 FC5-2 1B		4-0 1B BB	4 0 2 0 1 0 0												
Jerry Coleman, R (1, 4) OBP: 0.400, SLG: 0.438	0-0 5-3		0-0 9-3-2 1-2f 3-Hf		0-0 E5		0-0 FC5-2 1B		0-0 1B	5 0 2 1 0 0 2												
Hank Bauer, R (1, 9) OBP: 0.370, SLG: 0.480	0-0 1-3			0-0 1B G3 1B	0-0 F9		0-0 FC5-2		0-0 F8	5 1 1 0 0 0 6												
Joe DiMaggio, R (1, 8) OBP: 0.311, SLG: 0.568		0-0 HR		0-0 F7		0-0 6-3		0-0 F8		4 1 1 1 0 0 4												
Yogi Berra, L (1, 2) OBP: 0.356, SLG: 0.568		0-0 F8		0-0 G3 1B		0-0 F9		0-0 F5		4 0 1 0 0 0 0												
Billy Johnson, R (1, 5) OBP: 0.423, SLG: 0.429		0-0 F2		0-0 G3		0-0 5-3		0-0 F3		4 0 0 1 0 0 1												
Johnny Lindell, R (1, 7) OBP: 0.381, SLG: 0.235		0-0 5-3		4-0 IBB			0-0 1B 1B 1B		0-0 F8	3 1 1 0 1 0 0												
Joe Collins, L (1, 3) OBP: 0.353, SLG: 0.533			0-0 2B 1B		0-0 F5		0-0 F8		0-0 G3	3 1 1 0 0 0 3												
Johnny Mize, L (9, PH) OBP: 0.200, SLG: 0.400										1 0 0 0 0 0 0												
Fred Sanford, S (1, 1) OBP: 0.400, SLG: 0.600		0-0			0-0 5-3		0-0 1B 1B 1B		0-0 F7	2 0 1 1 0 0 0												
Jackie Jensen, R (7, PH) OBP: 0.500, SLG: 0.500			0-0 1B 9-3-2 2B							1 0 1 0 0 0 0												
Joe Page, L (7, 1)										0 0 0 0 0 0 0												
Billy Martin, R (9, PH) OBP: 0.750, SLG: 1.000										1 0 0 0 0 0 0												
<b>Inning Stats</b>	R: 0 E: 0 K: 0 S: 3	H: 0 LOB: 0 BB: 0 P: 3	R: 1 E: 0 K: 0 S: 4	H: 1 LOB: 0 BB: 0 P: 4	R: 1 E: 0 K: 0 S: 4	H: 3 LOB: 0 BB: 0 P: 4	R: 1 E: 0 K: 0 S: 5	H: 2 LOB: 2 BB: 1 P: 9	R: 0 E: 1 K: 0 S: 4	H: 0 LOB: 1 BB: 0 P: 4	R: 0 E: 0 K: 0 S: 3	H: 0 LOB: 0 BB: 0 P: 3	R: 1 E: 0 K: 0 S: 7	H: 4 LOB: 3 BB: 0 P: 7	R: 0 E: 0 K: 0 S: 3	H: 0 LOB: 0 BB: 0 P: 3	R: 0 E: 0 K: 0 S: 4	H: 1 LOB: 2 BB: 1 P: 8	1B: 9 2B: 1 3B: 1 HR: 1	SF: 0 SAC: 0 DP: 0 HBP: 0	WP: 0 PB: 0 SB: 0 CS: 0	PA: 39
<b>PITCHER</b> Steve Nagy, L (1, 1) ERA: 3.32	IP 9.0 WLS W BF 39 H 11 R 4 ER 4 SO 0 BB 1 IBB 1 HBP 0 BLK 0 WP 0 HR 1 S 37 P 45 ERA 4.00 WHIP 1.333											<b>PITCHER</b>	IP WLS BF H R ER SO BB IBB HBP BLK WP HR S P ERA WHIP									

Batter	1	2	3	4	5	6	7	8	9
<b>Gil Coan, L</b> OBP: 0.407, SLG: 0.542 (1, 7) X	0-0 1-3 ①		0-0 3B 1B	0-3 K ③			4-0 HR BB	0-3 K ③	
<b>Sam Dente, R</b> OBP: 0.256, SLG: 0.222 (1, 6) X	0-0 F8 ②		0-0 F8 ①		0-0 5-3 ①		0-0 F8 ①		
<b>Irv Noren, L</b> OBP: 0.472, SLG: 0.536 (1, 8) B B B	4-0 BB 1B BB		0-0 1-H F8 3B		0-0 F8 ②		0-0 1-H HR		
<b>Eddie Robinson, L</b> OBP: 0.441, SLG: 0.375 (1, 3) B B B	4-0 1B BB 1-2		4-0 BB BB		0-0 F6 ③		0-0 G3 ②		
<b>Bud Stewart, L</b> OBP: 0.333, SLG: 0.364 (1, 9) X	0-0 1-2 2-H 1B ③		0-0 F8 ②		4-0 SH5-4 BB BB		0-0 E3		
<b>Eddie Yost, R</b> OBP: 0.353, SLG: 0.433 (1, 5) B B B		4-0 WP BB	0-0 F2 ③		4-0 SH5-4 BB 1-2		0-0 1-4-3 ③		
<b>Al Kozar, R</b> OBP: 0.375, SLG: 0.321 (1, 4) X		0-0 F8 ①		0-0 SH5-3 1B		0-0 SH5-4 ①		0-0 F7 ①	
<b>Mickey Grasso, R</b> (1, 2) X		0-0 F3 ②		0-0 SH5-3 ①		0-0 5-3 ②		0-0 F8 ②	
<b>Steve Nagy, L</b> OBP: 0.333, SLG: 0.625 (1, 1) S S S		0-3 K ③		0-3 K ②		0-0 F8 ③		0-0 IHR	

AB	R	H	RBI	BB	SO	LOB
4	2	1	0	1	2	1
4	0	0	0	0	0	2
3	2	2	3	1	0	0
2	0	0	0	2	0	0
3	0	1	1	1	0	1
2	0	0	0	2	0	2
3	0	1	0	0	0	1
3	0	0	0	0	0	3
4	1	1	1	0	2	4

AB	R	H	RBI	BB	SO	LOB
28	5	6	5	7	4	14

Inning Stats	R: 0	H: 1	E: 0	K: 0	S: 3	LOB: 2	BB: 2	P: 11
<b>Inning Stats</b>	R: 0	H: 0	E: 0	K: 1	S: 5	LOB: 1	BB: 1	P: 9
	R: 2	H: 2	E: 0	K: 0	S: 5	LOB: 1	BB: 1	P: 9
	R: 0	H: 1	E: 0	K: 2	S: 8	LOB: 1	BB: 0	P: 8
	R: 0	H: 0	E: 0	K: 0	S: 3	LOB: 0	BB: 0	P: 3
	R: 0	H: 0	E: 0	K: 0	S: 3	LOB: 2	BB: 2	P: 11
	R: 2	H: 1	E: 1	K: 0	S: 5	LOB: 1	BB: 1	P: 9
	R: 1	H: 1	E: 0	K: 1	S: 6	LOB: 0	BB: 0	P: 6

PITCHER	IP	WLS	BF	H	R	ER	SO	BB	IBB	HBP	BLK	WP	HR	S	P	ERA	WHIP
<b>Fred Sanford, R</b> ERA: 3.86 (1, 1)	6.0		27	4	2	2	3	6	0	0	0	1	0	27	51	3.00	1.667
<b>Joe Page, L</b> ERA: 3.38 (7, 1)	2.0	L	10	2	3	3	1	1	0	0	0	0	1	11	15	13.50	1.500

PITCHER	IP	WLS	BF	H	R	ER	SO	BB	IBB	HBP	BLK	WP	HR	S	P	ERA	WHIP

**New York Yankees @ Washington Senators**  
 Griffith Stadium, Washington, DC  
 Fri Apr 28 1950, 3:33 AM EST  
 Att. 18,862 - Unknown

livebaseballscorecards.com





Batter	1	2	3	4	5	6	7	8	9	AB R H RBI BB SO LOB	TOP																													
Phil Rizzuto, R OBP: 0.551, SLG: 0.514 (1, 6) X	0-0 5-3 ①		4-0 1B F9 BB		0-0 F7 ① X	0-0 1-3 ③		0-0 F7 ②		4 1 0 1 1 0 3																														
Cliff Mapes, L OBP: 0.524, SLG: 0.778 (1, 9) S S S	0-3 K ②		0-0 1-3 2-H 2B 1B		4-0 4-3 BB		0-0 4-3 ① X	0-0 F8 ③		4 1 1 1 1 1 1																														
Bobby Brown, L OBP: 0.136, SLG: 0.050 (1, 5) X	0-0 1-3 ③		0-0 F9 ②		0-0 4-3 ②		0-0 3B 1B		4-0 FC3-6 BB	4 1 1 1 1 0 2																														
Joe DiMaggio, R OBP: 0.360, SLG: 0.638 (1, 8)		4-0 1B BB	0-0 1-H 2B		4-0 BB		0-0 1-H 3B		0-0 F8 ①	3 0 2 2 2 0 1																														
Yogi Berra, L OBP: 0.340, SLG: 0.531 (1, 2)		0-0 1-3 L5-3 1B	0-0 F2 ③		0-0 4-3 ③		0-0 G3 ②		0-0 FC3-6 ② 1-2f	5 0 1 0 0 0 5																														
Gene Woodling, L OBP: 0.407, SLG: 0.435 (1, 7)		0-0 L5-3 ① ② 1-2		0-0 1B 2B		0-0 E 4-3 1B		0-0 1-3 ③	0-0 F7 ③	5 1 2 0 0 0 4																														
Joe Collins, L OBP: 0.381, SLG: 0.526 (1, 3)		0-3 K ③		0-0 G3-6-1 1B 2-H		0-0 4-3 ①		0-0 1B SH1-4 F7 1B		4 1 2 1 0 1 2																														
Jerry Coleman, R OBP: 0.388, SLG: 0.400 (1, 4)			0-0 5-3 ① X	0-0 F9 ①		0-0 L3 ②		0-0 SH1-4 ①		3 0 0 0 0 0 2																														
Allie Reynolds, R OBP: 0.200, SLG: 0.200 (1, 1)			0-0 E4 1B	0-0 G3-6-1 ② ③ 1-2f		0-0 E6 ② ③ 2-3		0-0 1B 2-3		4 1 1 0 0 0 2																														
<b>Inning Stats</b>	R: 0 E: 0 K: 1 S: 5	H: 0 LOB: 0 BB: 0 P: 5	R: 0 E: 0 K: 1 S: 5	H: 1 LOB: 1 BB: 1 P: 9	R: 3 E: 1 K: 0 S: 6	H: 2 LOB: 1 BB: 1 P: 10	R: 1 E: 0 K: 0 S: 4	H: 2 LOB: 0 BB: 0 P: 4	R: 0 E: 0 K: 0 S: 3	H: 0 LOB: 2 BB: 2 P: 11	R: 0 E: 1 K: 0 S: 5	H: 1 LOB: 2 BB: 0 P: 5	R: 1 E: 0 K: 0 S: 5	H: 2 LOB: 1 BB: 0 P: 5	R: 1 E: 0 K: 0 S: 5	H: 2 LOB: 1 BB: 0 P: 5	R: 0 E: 0 K: 0 S: 3	H: 0 LOB: 1 BB: 1 P: 7	1B: 7 2B: 3 3B: 1 HR: 0	SF: 0 SAC: 1 DP: 2 HBP: 0	WP: 0 PB: 0 SB: 0 CS: 0	PA: 42																		
<b>PITCHER</b> Ray Scarborough, R ERA: 2.7 (1, 1)	IP 9.0	WLS L	BF 42	H 10	R 6	ER 3	SO 2	BB 5	IBB 0	HBP 0	BLK 0	WP 0	HR 0	S 41	P 61	ERA 3.00	WHIP 1.667						<b>PITCHER</b>	IP 9.0	WLS L	BF 42	H 10	R 6	ER 3	SO 2	BB 5	IBB 0	HBP 0	BLK 0	WP 0	HR 0	S 41	P 61	ERA 3.00	WHIP 1.667

**New York Yankees @ Washington Senators**  
Griffith Stadium, Washington, DC  
Sat Apr 29 1950, 3:33 AM EST  
Att. 12,688 - Unknown

AB	36
R	6
H	10
RBI	6
BB	5
SO	2
LOB	22



BOTTOM

New York Yankees @ Washington Senators  
Griffith Stadium, Washington, DC

AB 31  
R 2  
H 6  
RBI 2  
BB 7  
SO 5  
LOB 21



WP: 0 PA: 38  
PB: 0  
SB: 0  
CS: 0

ERA 1.00 WHIP 1.444

AB R H RBI BB SO LOB

4 2 1 0 1 1 1

4 0 0 0 1 0 2

2 0 1 1 2 0 0

3 0 1 0 1 0 3

4 0 2 0 0 0 4

3 0 1 1 1 0 4

3 0 0 0 0 1 3

1 0 0 0 0 0 2

4 0 0 0 0 1 2

3 0 0 0 0 2 0

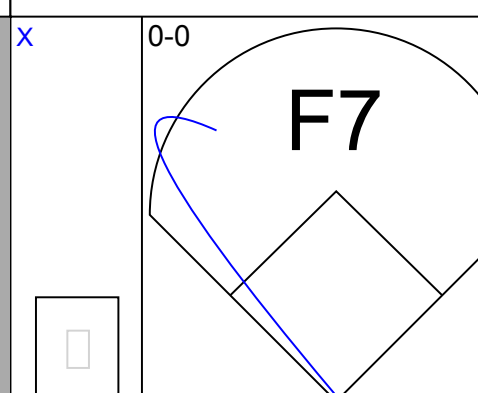
0 0 0 0 1 0 0

1B: 5 SF: 0  
2B: 2 SAC: 0  
3B: 0 DP: 2  
HR: 0 HBP: 0

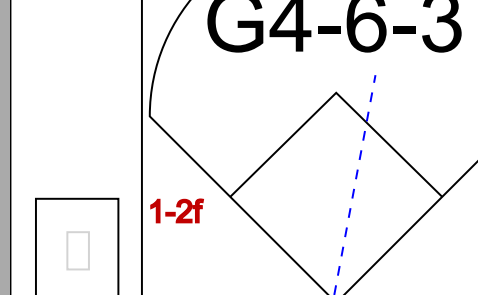
WP HR S P

ERA WHIP

0-0



0-0



0-0



4-0



0-0



0-0



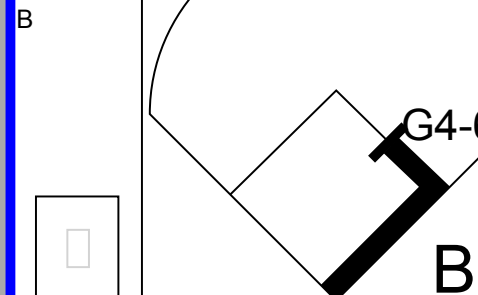
0-0




0-3



4-0



0-0



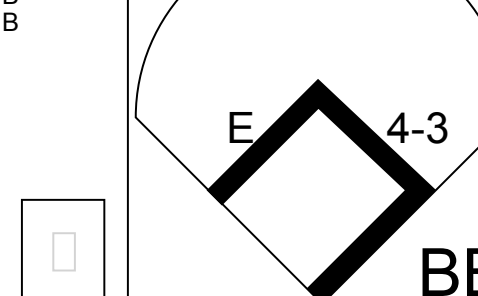
0-0



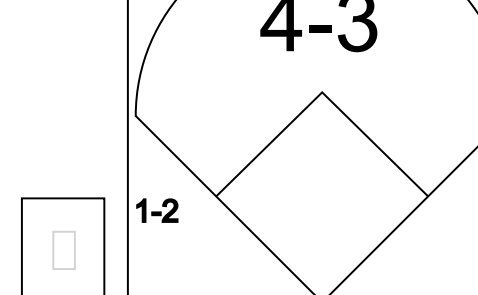
0-0



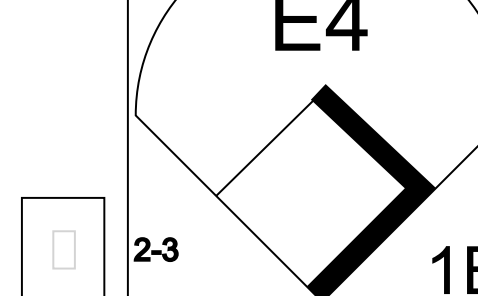
4-0



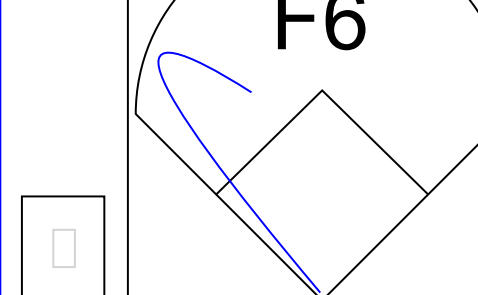
0-0



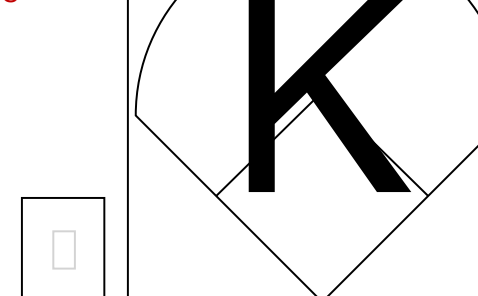
0-0



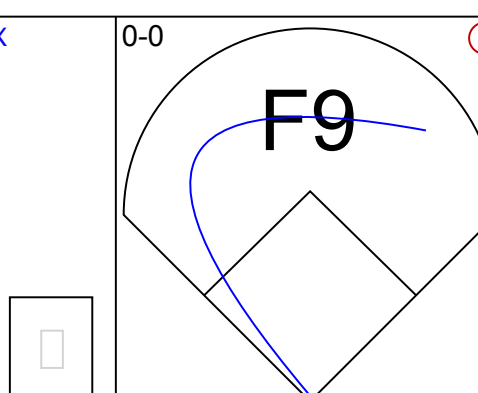
0-0



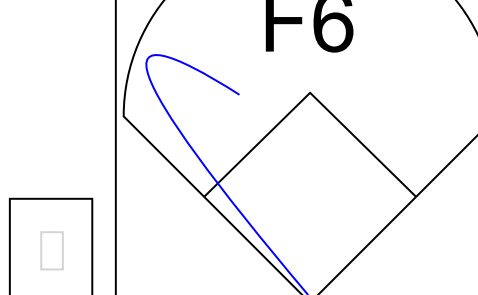
0-3



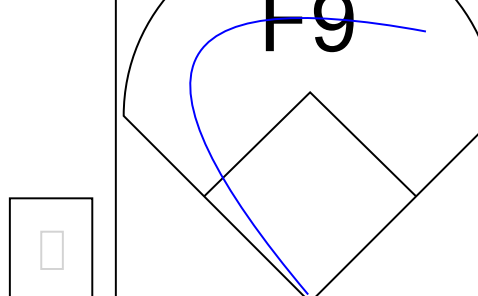
0-3



4-0



0-0



0-0



0-0



0-0



0-0



0-0



0-3



0-3



4-0



0-0



0-0



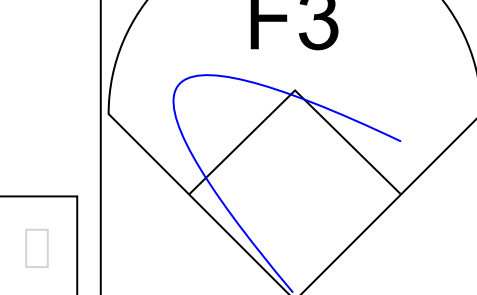
0-0



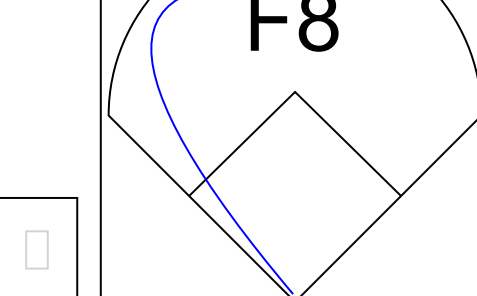
0-0



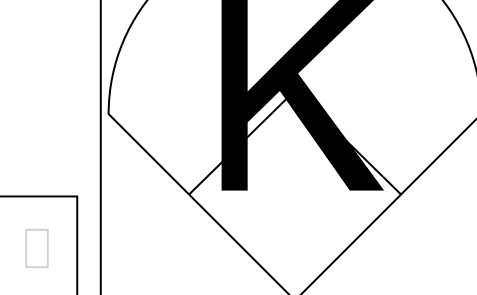
0-0



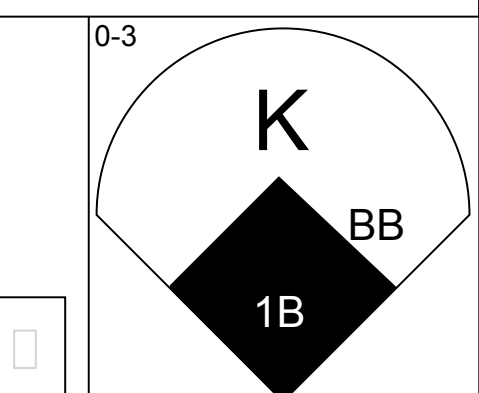
0-0



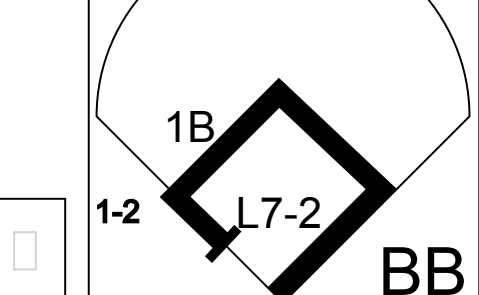
0-3



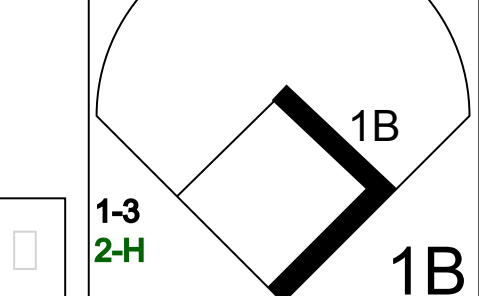
0-3



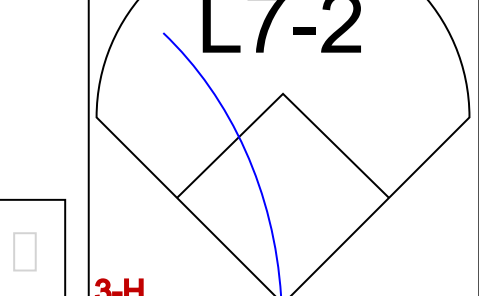
4-0



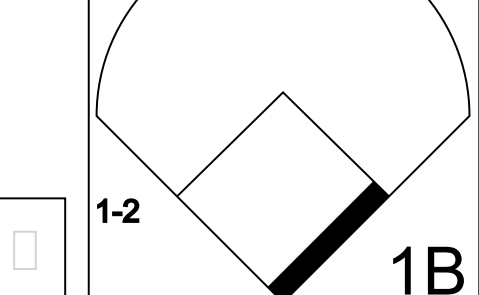
0-0



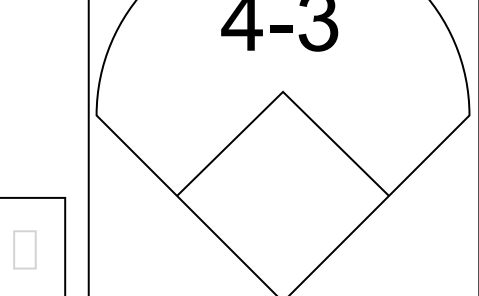
0-0



0-0



0-0



0-0




0-0



0-3



0-0



4-0



0-0



0-0



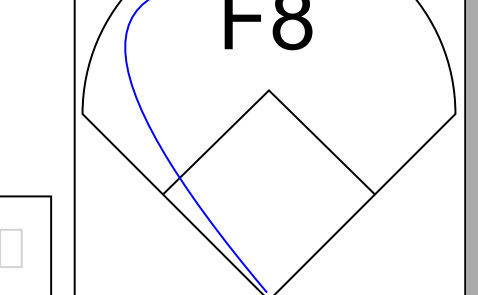
0-0



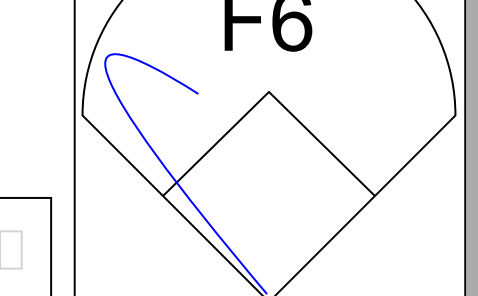
0-0



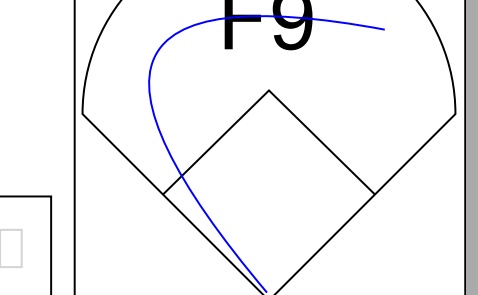
0-0




0-0



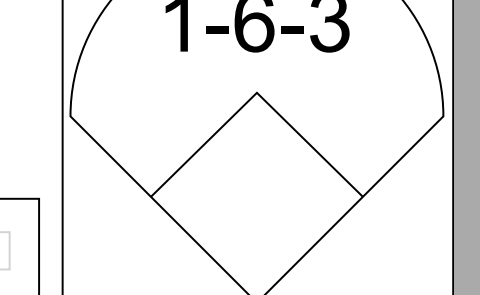
0-3



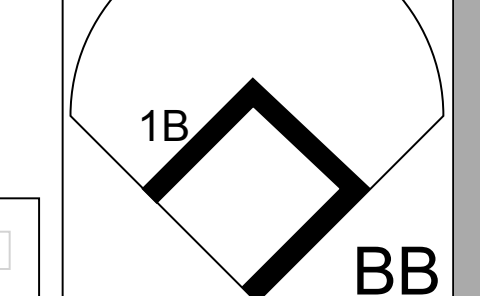
0-0



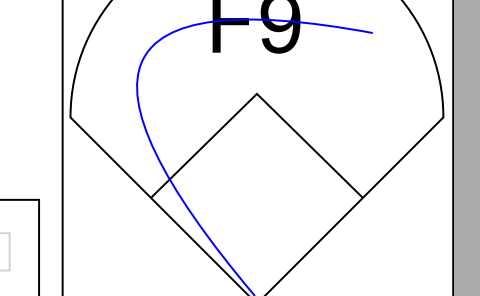
4-0



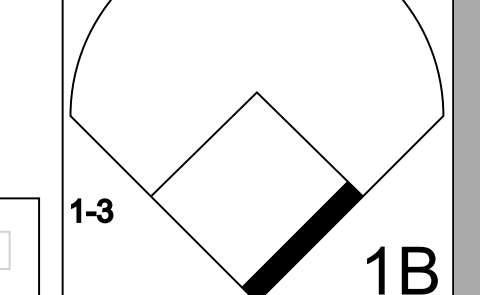
0-0



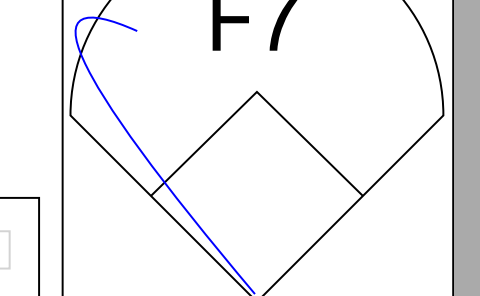
0-0



0-0



0-0



0-0



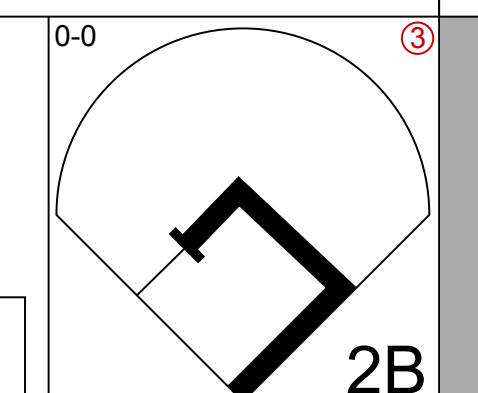
0-0



0-3



0-0



4-0



0-0



0-0



0-0



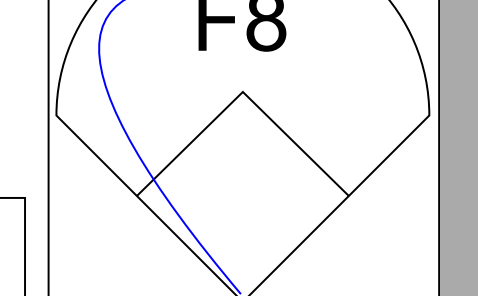
0-0



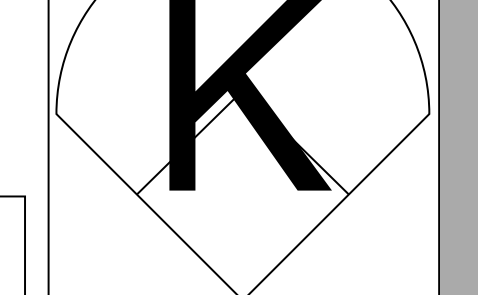
0-0



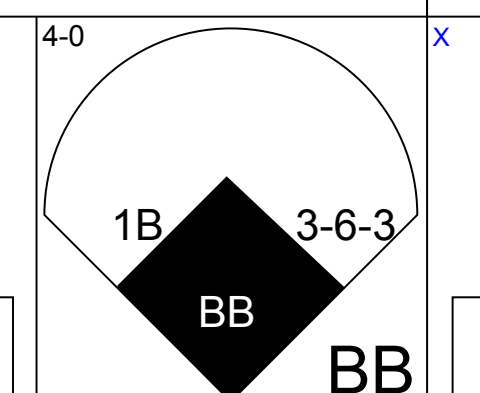
0-0



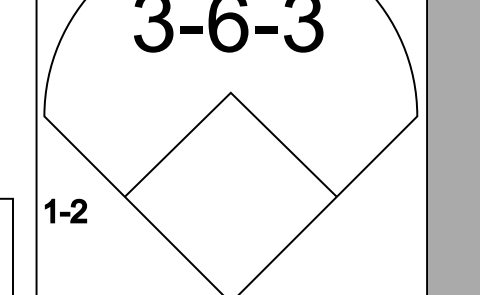
0-3



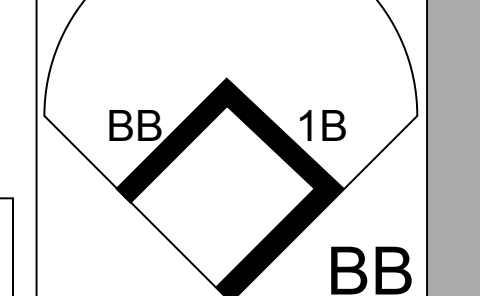
4-0



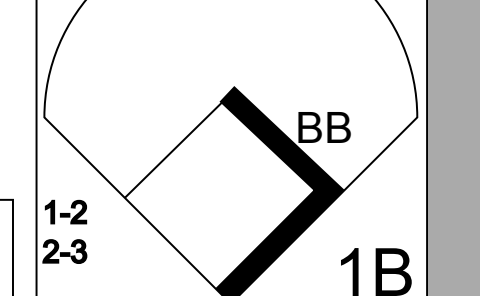
0-0



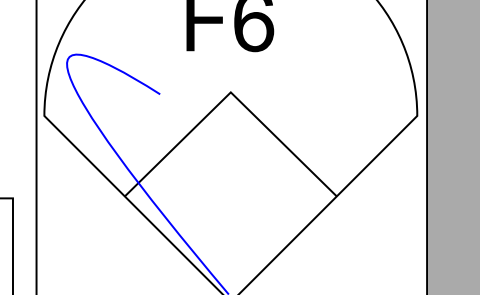
4-0



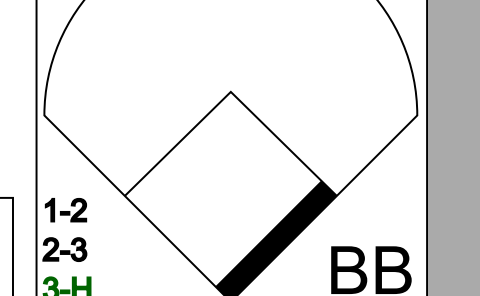
0-0



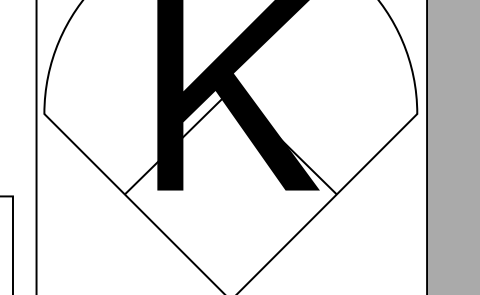
0-0



4-0



0-3



Batter

Gil Coan, L (1, 7)  
OBP: 0.406, SLG: 0.536

Sam Dente, R (1, 6)  
OBP: 0.250, SLG: 0.200

Irv Noren, L (1, 8)  
OBP: 0.500, SLG: 0.533

Eddie Robinson, L (1, 3)  
OBP: 0.447, SLG: 0.370

Bud Stewart, L (1, 9)  
OBP: 0.357, SLG: 0.385

Eddie Yost, R (1, 5)  
OBP: 0.368, SLG: 0.424

Al Kozar, R (1, 4)  
OBP: 0.343, SLG: 0.290  
Sherry Robertson, L (8, PH) (9, 4)

Al Evans, R (1, 2)  
OBP: 0.333, SLG: 0.476

Ray Scarborough, R (1, 1)  
George Genovese, L (9, PH)

Inning Stats

PITCHER  
Allie Reynolds, R (1, 1)  
ERA: 6.0

R: 1 H: 1  
E: 0 LOB: 3  
K: 1 BB: 3  
S: 6 P: 18

R: 0 H: 1  
E: 0 LOB: 1  
K: 1 BB: 0  
S: 5 P: 5

R: 0 H: 1  
E: 0 LOB: 2  
K: 0 BB: 1  
S: 4 P: 8

R: 0 H: 0  
E: 0 LOB: 0  
K: 0 BB: 0  
S: 3 P: 3

R: 1 H: 2  
E: 1 LOB: 2  
K: 1 BB: 1  
S: 7 P: 11

R: 0 H: 0  
E: 0 LOB: 0  
K: 1 BB: 0  
S: 5 P: 5

R: 0 H: 0  
E: 0 LOB: 0  
K: 0 BB: 0  
S: 3 P: 3

R: 0 H: 1  
E: 1 LOB: 2  
K: 1 BB: 1  
S: 6 P: 10

R: 0 H: 0  
E: 0 LOB: 0  
K: 0 BB: 1  
S: 2 P: 6

IP WLS BF H R ER SO BB IBB HBP BLK WP HR S P ERA WHIP

9.0 W 38 6 2 1 5 7 0 0 0 0 0 41 69 1.00 1.444

PITCHER


IP WLS BF H R ER SO BB IBB HBP BLK WP HR S P ERA WHIP

WP: 0 PA: 38  
PB: 0  
SB: 0  
CS: 0  
ERA 1.00 WHIP 1.444

Sat Apr 29 1950, 3:33 AM EST  
Att. 12,688 - Unknown

livebaseballscores.com



Batter	1	2	3	4	5	6	7	8	9	AB R H RBI BB SO LOB	TOP														
Herb Adams, L (1, 8) OBP: 0.281, SLG: 0.276	0-0 F8 1B	0-3 K		0-0 2-3			0-0 2B 1B		0-0 E4 3B	5 2 2 0 0 1 4	<p><b>Chicago White Sox @ New York Yankees</b>  Yankee Stadium, Bronx, NY  Wed May 03 1950, 3:33 AM EDT  Att. 7,457 - Unknown</p> <p>livebaseballscorecards.com</p> <table border="1"> <tr><td>AB</td><td>36</td></tr> <tr><td>R</td><td>3</td></tr> <tr><td>H</td><td>10</td></tr> <tr><td>RBI</td><td>2</td></tr> <tr><td>BB</td><td>4</td></tr> <tr><td>SO</td><td>8</td></tr> <tr><td>LOB</td><td>23</td></tr> </table> 	AB	36	R	3	H	10	RBI	2	BB	4	SO	8	LOB	23
AB	36																								
R	3																								
H	10																								
RBI	2																								
BB	4																								
SO	8																								
LOB	23																								
Dave Philley, S (1, 9) OBP: 0.389, SLG: 0.429	0-0 F8 1-2		0-0 9-3 1B		0-0 F9	0-0 1B 2B	0-0 F9	0-0 F9	5 0 2 0 0 0 2																
Luke Appling, R (1, 6) OBP: 0.321, SLG: 0.385	0-0 BLK 1B		0-0 9-3 1-2f		0-0 F7	0-0 G1-4-3 1B	0-0 G1-4-3 1B	0-0 1-H 3B	5 0 3 2 0 0 1																
Cass Michaels, R (1, 4) OBP: 0.444, SLG: 0.483	0-0 F8 1-2		0-0 1B		0-0 F7	0-0 F7	0-3 K	0-3 K	5 0 1 0 0 2 4																
Gus Zernial, R (1, 7) OBP: 0.172, SLG: 0.143		0-0 F8	0-0 F7		0-0 WP BB 1B	0-0 G1-4-3			4 0 1 0 0 0 3																
Hank Majeski, R (1, 5) OBP: 0.387, SLG: 0.621		4-0 BLK BLK BB		0-0 4-3	0-0 F9		0-0 3-1		3 0 0 0 1 0 1																
Gordon Goldsberry, L (1, 3) OBP: 0.545, SLG: 0.500		4-0 BLK BB		0-0 E1 1B BLK	4-0 F9	4-0 1-2 BB	0-3 K	0-3 K	2 1 0 0 2 1 0																
Phil Masi, R (1, 2) OBP: 0.381, SLG: 0.389		4-0 BB		0-0 BLK 1B	0-3 K	0-3 K	0-0 4-3	0-0 4-3	3 0 1 0 1 1 2																
Bob Kuzava, S (1, 1) Johnny Ostrowski, R (6, PH) Randy Gumpert, R (6, 1) Eddie Malone, R (9, PH) OBP: 0.444, SLG: 0.500		0-3 K		0-3 K	0-3 K	0-3 K		0-0 F9	2 0 0 0 0 2 4 1 0 0 0 0 1 2 0 0 0 0 0 0 0 1 0 0 0 0 0 0																
<b>Inning Stats</b>	R: 0 H: 2 E: 0 LOB: 1 K: 0 BB: 0 S: 4 P: 4	R: 0 H: 0 E: 0 LOB: 3 K: 2 BB: 3 S: 7 P: 19	R: 0 H: 2 E: 0 LOB: 1 K: 0 BB: 0 S: 4 P: 4	R: 1 H: 1 E: 1 LOB: 1 K: 1 BB: 0 S: 7 P: 7	R: 0 H: 0 E: 0 LOB: 0 K: 0 BB: 0 S: 3 P: 3	R: 0 H: 1 E: 0 LOB: 2 K: 2 BB: 1 S: 8 P: 12	R: 1 H: 3 E: 0 LOB: 1 K: 1 BB: 0 S: 7 P: 7	R: 0 H: 0 E: 0 LOB: 0 K: 1 BB: 0 S: 5 P: 5	R: 1 H: 1 E: 1 LOB: 1 K: 1 BB: 0 S: 7 P: 7	1B: 8 SF: 0 2B: 2 SAC: 0 3B: 1 DP: 2 HR: 0 HBP: 0	WP: 1 PA: 40 PB: 0 SB: 0 CS: 0														
<b>PITCHER</b> Vic Raschi, R (1, 1) ERA: 4.09	IP WLS BF H R ER SO BB IBB HBP BLK WP HR S P ERA WHIP																								

Batter	1	2	3	4	5	6	7	8	9
Phil Rizzuto, R OBP: 0.547, SLG: 0.538 (1, 6)	0-0 CS 1B		0-0 F8		0-0 2B		0-0 FC3-6		
Jackie Jensen, R OBP: 0.200, SLG: 0.200 Gene Woodling, L OBP: 0.393, SLG: 0.417 (7, PH) (8, 7)	0-3 K 1-2			0-0 5-3	0-0 F6		0-0 F7		
Hank Bauer, R OBP: 0.379, SLG: 0.519 Cliff Mapes, L OBP: 0.522, SLG: 0.800 (6, PH) (7, 9)	0-0 F8			0-0 2B		0-0 2B		0-3 K	
Joe DiMaggio, R OBP: 0.352, SLG: 0.627 (1, 8)		0-0 F8		0-0 2B		0-0 F8		0-0 F7	
Yogi Berra, L OBP: 0.352, SLG: 0.510 (1, 2)		4-0 BB BB		0-0 F4		4-0 BB BB BB BB		0-0 F9	
Billy Johnson, R OBP: 0.448, SLG: 0.409 (1, 5)		4-0 BB BB BB BB		0-0 BB BB BB BB	4-0 2B G1-2-3 BB	0-0 G6-4-3			
Jerry Coleman, R OBP: 0.366, SLG: 0.421 (1, 4)		0-0 G5-4-3 1-2		0-0 G1-2-3 2B			0-0 F9		
Joe Collins, L OBP: 0.417, SLG: 0.500 (1, 3)		0-3 K		4-0 2B G1-2-3 BB		4-0 SH FC3-6 BB			
Vic Raschi, R OBP: 0.286, SLG: 0.167 (1, 1)		0-0 5-3		0-0 G1-2-3 1-2 2-3 3-H		0-0 SH FC3-6			

Inning Stats	R: 0	H: 1	E: 0	K: 1	S: 5	LOB: 0	BB: 0	P: 5
	R: 0	H: 0	E: 0	K: 0	S: 2	LOB: 1	BB: 2	P: 10
	R: 0	H: 0	E: 0	K: 1	S: 5	LOB: 0	BB: 0	P: 5
	R: 1	H: 2	E: 0	K: 0	S: 4	LOB: 0	BB: 0	P: 4
	R: 2	H: 2	E: 0	K: 0	S: 4	LOB: 1	BB: 2	P: 12
	R: 0	H: 1	E: 0	K: 0	S: 3	LOB: 1	BB: 1	P: 7
	R: 1	H: 0	E: 1	K: 0	S: 4	LOB: 1	BB: 1	P: 8
	R: 0	H: 0	E: 0	K: 1	S: 5	LOB: 0	BB: 0	P: 5

PITCHER	IP	WLS	BF	H	R	ER	SO	BB	IBB	HBP	BLK	WP	HR	S	P	ERA	WHIP
Bob Kuzava, L ERA: 8.53 (1, 1)	5.0	L	20	5	3	3	2	4	0	0	0	0	0	20	36	5.40	1.800
Randy Gumpert, R ERA: 4.5 (6, 1)	3.0		12	1	1	1	1	2	0	0	0	0	0	12	20	3.00	1.000

AB R H RBI BB SO LOB

**BOTTOM**

4	0	2	3	0	0	1
3	0	0	0	0	1	2
1	0	0	0	0	0	1
2	1	1	0	0	0	0
2	0	1	0	0	1	0
4	0	1	1	0	0	1
2	0	0	0	2	0	0
1	0	0	0	2	0	2
3	1	1	0	0	0	2
1	2	0	0	2	1	0
2	0	0	0	0	0	3

AB	25
R	4
H	6
RBI	4
BB	6
SO	3
LOB	12



WP	PA	ERA	WHIP
0	32		
0			
0			
1			

**Chicago White Sox @ New York Yankees**  
 Yankee Stadium, Bronx, NY  
 Wed May 03 1950, 3:33 AM EDT  
 Att. 7,457 - Unknown

livebaseballscores.com



Batter	1	2	3	4	5	6	7	8	9	AB R H RBI BB SO LOB	TOP									
<b>Jim Busby, R</b> (1, 8) <small>OBP: 0.364, SLG: 0.364</small>	0-0 1-3	0-0 6-3		0-0 E9 E 1B 1-H		0-0 E E 1B	0-0 1B 1-2 1B		0-0 3B 1B	6 3 4 0 0 0 0	<b>Chicago White Sox @ New York Yankees</b> Yankee Stadium, Bronx, NY Thu May 04 1950, 3:33 AM EDT Att. 8,764 - Unknown									
<b>Dave Philley, S</b> (1, 9) <small>OBP: 0.381, SLG: 0.463</small>	0-0 4-3	0-0 F9		0-0 5-3 3-H		0-0 E4 E 1B 1-3 2-H	0-0 1B 1-3 2-H	0-0 1B 3B 1-H	6 1 2 2 0 0 1											
<b>Luke Appling, R</b> (1, 3) <small>OBP: 0.324, SLG: 0.375</small>	0-0 1B 2B 1B	0-0 F2		0-0 6-3		0-0 E7 1B 1-3 3-H	0-0 5-3	0-0 P5	6 1 2 1 0 0 3											
<b>Cass Michaels, R</b> (1, 4) <small>OBP: 0.452, SLG: 0.514</small>	0-0 2B 1-2 1B		0-0 F8		0-0 HR 1B	0-3 K 1B		0-0 3B 2B	6 3 3 0 0 1 3											
<b>Gus Zernial, R</b> (1, 7) <small>OBP: 0.257, SLG: 0.324</small>	0-0 1B 2B 1-3 2-H		0-0 1B 1B		0-0 F8 1B	0-3 K 2B		0-0 1B 3B 2-H	6 2 4 3 0 1 3											
<b>Hank Majeski, R</b> (1, 5) <small>OBP: 0.432, SLG: 0.706</small>	4-0 1B 1B BB		0-0 1B 1B G5-4-3 1-2		0-0 HR 1B 1-H	0-0 F2 1B		0-0 1B FC6-4 3-H	5 2 3 3 1 0 3											
<b>Eddie Malone, R</b> (1, 2) <small>OBP: 0.357, SLG: 0.385</small>	0-0 1B 1B 1-2 2-H 3-H		0-0 G5-4-3 1B 1-2f		0-0 F7 1B	0-3 K 1B		0-0 F2 1B 3-H	5 0 1 2 0 1 3											
<b>Chico Carrasquel, R</b> (1, 6) <small>OBP: 0.231, SLG: 0.200</small>	0-0 1B 1-2 2-H		0-0 1B 1B E 1B		0-0 5-3		0-0 4-3	0-0 F8	5 1 2 1 0 0 1											
<b>Bob Cain, L</b> (1, 1) <small>OBP: 0.400, SLG: 0.600</small>	0-0 1-3		0-0 F3 1B		0-0 E 2B	0-0 1B 1B		0-0 FC6-4 1-2f	5 2 2 0 0 0 4											
<b>Inning Stats</b>	R: 4 E: 0 K: 0 S: 8	H: 5 LOB: 2 BB: 1 P: 12	R: 0 E: 0 K: 0 S: 3	H: 0 LOB: 0 BB: 0 P: 3	R: 0 E: 0 K: 0 S: 4	H: 2 LOB: 1 BB: 0 P: 4	R: 2 E: 2 K: 0 S: 5	H: 2 LOB: 0 BB: 0 P: 5	R: 2 E: 0 K: 2 S: 11	H: 3 LOB: 2 BB: 0 P: 11	R: 1 E: 0 K: 1 S: 8	H: 3 LOB: 2 BB: 0 P: 8	R: 2 E: 0 K: 0 S: 6	H: 3 LOB: 1 BB: 0 P: 6	R: 2 E: 0 K: 0 S: 6	H: 3 LOB: 1 BB: 0 P: 6	1B: 17 2B: 3 3B: 2 HR: 1	SF: 0 SAC: 0 DP: 1 HBP: 0	WP: 0 PB: 0 SB: 0 CS: 0	PA: 51
<b>PITCHER</b>	IP WLS BF H R ER SO BB IBB HBP BLK WP HR S P ERA WHIP																			
<b>Ed Lopat, L</b> (1, 1) <small>ERA: 6.75</small>	5.0 L 26 11 8 6 0 1 0 0 0 0 0 1 25 29 10.80 2.400																			
<b>Don Johnson, R</b> (6, 1) <small>ERA: 7.0</small>	4.0 25 12 7 6 3 0 0 0 0 0 0 0 31 31 13.50 3.000																			

livebaseballscorecards.com

<b>AB</b>	50
<b>R</b>	15
<b>H</b>	23
<b>RBI</b>	12
<b>BB</b>	1
<b>SO</b>	3
<b>LOB</b>	21














Batter	1	2	3	4	5	6	7	8	9	AB R H RBI BB SO LOB	TOP														
Dale Mitchell, L (1, 7) OBP: 0.339, SLG: 0.415	0-0 F8		0-0 F6		0-0 F7		0-0 L7			4 0 0 0 0 0 0	<p><b>Cleveland Indians @ New York Yankees</b>  <b>Yankee Stadium, Bronx, NY</b>            Sat May 06 1950, 3:38 AM EDT            Att: 34,730 - Unknown</p> <p>livebaseballscorecards.com</p> <table border="1"> <tr><td>AB</td><td>30</td></tr> <tr><td>R</td><td>4</td></tr> <tr><td>H</td><td>7</td></tr> <tr><td>RBI</td><td>4</td></tr> <tr><td>BB</td><td>5</td></tr> <tr><td>SO</td><td>8</td></tr> <tr><td>LOB</td><td>13</td></tr> </table> 	AB	30	R	4	H	7	RBI	4	BB	5	SO	8	LOB	13
AB	30																								
R	4																								
H	7																								
RBI	4																								
BB	5																								
SO	8																								
LOB	13																								
Mickey Vernon, L (1, 3) OBP: 0.231, SLG: 0.149	0-0 HR 1B		4-0 BLK BB		0-0 4-3		0-3 K			3 1 1 0 1 1 0															
Luke Easter, L (1, 9) OBP: 0.415, SLG: 0.500	0-0 HR		0-3 K		0-3 K		4-0 BB			3 1 1 2 1 2 1															
Larry Doby, L (1, 8) OBP: 0.447, SLG: 0.537	0-0 4-3		0-3 K		0-0 2B 1B		0-3 K			4 1 1 0 0 2 2															
Joe Gordon, R (1, 4) OBP: 0.261, SLG: 0.366	0-0 2B			0-0 F7		4-0 2B F7 BB		0-3 K		3 1 1 0 1 1 0															
Ray Boone, R (1, 6) OBP: 0.273, SLG: 0.364	0-0 F7			0-0 F4		0-0 2B		0-0 1B		4 0 2 1 0 0 1															
Al Rosen, R (1, 5) OBP: 0.380, SLG: 0.385		4-0 G4-6-3 BB		0-0 BB 1B		0-0 F7		0-3 K		3 0 1 1 1 1 2															
Ray Murray, R (1, 2) OBP: 0.273, SLG: 0.300		0-0 F7		4-0 BB		0-0 6-3		0-0 F8		3 0 0 0 1 0 3															
Sam Zoldak, L (1, 1) OBP: 0.500, SLG: 0.500 Steve Gromek, S (3, 1) Bob Lemon, L (4, PH) Marino Pieretti, R (4, 1) Herb Conyers, L (6, PH) Al Benton, R (6, 1) Gene Bearden, L (7, 1)		0-0 G4-6-3		0-0 1-3		0-3 K				1 0 0 0 0 0 1 0 0 0 0 0 0 0 1 0 0 0 0 0 2 0 0 0 0 0 0 0 1 0 0 0 0 1 1 0 0 0 0 0 0 0 0 0 0 0 0 0 0															
<b>Inning Stats</b>	R: 2 H: 3 E: 0 LOB: 1 K: 0 BB: 0 S: 6 P: 6	R: 0 H: 0 E: 0 LOB: 0 K: 0 BB: 1 S: 2 P: 6	R: 0 H: 0 E: 0 LOB: 1 K: 2 BB: 1 S: 7 P: 11	R: 0 H: 1 E: 0 LOB: 2 K: 0 BB: 1 S: 4 P: 8	R: 0 H: 0 E: 0 LOB: 0 K: 1 BB: 0 S: 5 P: 5	R: 2 H: 2 E: 0 LOB: 1 K: 1 BB: 1 S: 7 P: 11	R: 0 H: 0 E: 0 LOB: 1 K: 2 BB: 1 S: 7 P: 11	R: 0 H: 1 E: 0 LOB: 1 K: 2 BB: 0 S: 8 P: 8		1B: 4 SF: 0 2B: 2 SAC: 0 3B: 0 DP: 1 HR: 1 HBP: 0	WP: 0 PA: 35 PB: 0 SB: 0 CS: 0														
<b>PITCHER</b>	IP WLS BF H R ER SO BB IBB HBP BLK WP HR S P ERA WHIP											<b>PITCHER</b>	IP WLS BF H R ER SO BB IBB HBP BLK WP HR S P ERA WHIP												
Fred Sanford, R (1, 1) ERA: 4.5	6.0 W 27 6 4 4 4 4 0 0 0 1 0 1 31 47 6.00 1.667																								
Joe Page, L (7, 1) ERA: 2.84	2.0 S 8 1 0 0 4 1 0 0 0 0 0 0 15 19 0.00 1.000																								

Batter	1	2	3	4	5	6	7	8	9	AB	R	H	RBI	BB	SO	LOB
Phil Rizzuto, R OBP: 0.530, SLG: 0.549 (1, 6)	0-0 6-3	0-0 F8		4-0 G1-6-3 BB		0-0 FC5-4				3	0	0	1	1	0	2
Cliff Mapes, L OBP: 0.516, SLG: 0.815 (1, 9)	0-0 HR	0-0 4-3		0-0 G1-6-3			0-0 HR			4	2	2	1	0	0	1
Tommy Henrich, L OBP: 0.571, SLG: 1.077 (1, 3)	0-0 1B 2B		0-0 BLK 1B 2B		0-0 F7		0-0 HR			4	3	3	2	0	0	0
Joe DiMaggio, R OBP: 0.318, SLG: 0.525 (1, 8)	0-0 5-3		0-0 F6		0-3 K		0-0 F3			4	0	0	0	0	1	2
Yogi Berra, L OBP: 0.333, SLG: 0.452 (1, 2)	0-0 1B		0-0 F8		0-0 F7		0-0 1B 1B			4	0	2	1	0	0	1
Billy Johnson, R OBP: 0.486, SLG: 0.429 (1, 5)	0-0 F7		0-0 BB 1B		4-0 SH5-3 BB		0-0 G4-6-3 1B			3	0	2	1	1	0	1
Gene Woodling, L OBP: 0.400, SLG: 0.357 (1, 7)		0-0 F8	4-0 1-2 BB		0-0 SH5-3		0-0 G4-6-3			2	0	0	0	1	0	2
Jerry Coleman, R OBP: 0.380, SLG: 0.435 (1, 4)		0-0 E 1B	0-0 F3		0-0 5-3					3	1	1	0	0	0	3
Fred Sanford, S OBP: 0.429, SLG: 0.714 (1, 1)		0-0 E6		0-0 F5		4-0 FC5-4 BB				2	1	1	1	0	0	0
Johnny Mize, L OBP: 0.222, SLG: 0.250 (6, PH)		0-0 F8 2B								0	0	0	0	1	0	0
Jackie Jensen, R OBP: 0.333, SLG: 0.250 (6, PR)										0	0	0	0	0	0	0
Joe Page, L (7, 1)										0	0	0	0	0	0	0

Inning Stats	R: 2	H: 3	E: 0	LOB: 1	K: 0	P: 6	R: 2	H: 2	E: 1	LOB: 0	K: 0	P: 5	R: 1	H: 2	E: 0	LOB: 2	K: 0	P: 9	R: 0	H: 0	E: 0	LOB: 0	K: 0	P: 5	R: 0	H: 0	E: 0	LOB: 0	K: 1	P: 5	R: 0	H: 0	E: 0	LOB: 2	K: 0	P: 11	R: 2	H: 4	E: 0	LOB: 1	K: 0	P: 6
	S: 6	BB: 0		BB: 6			S: 5	BB: 0		BB: 5			S: 5	BB: 1		BB: 9			S: 2	BB: 1		BB: 6			S: 5	BB: 0		BB: 0		BB: 5			S: 3	BB: 2		BB: 11	S: 6	BB: 0		BB: 6		


PITCHER	IP	WLS	BF	H	R	ER	SO	BB	IBB	HBP	BLK	WP	HR	S	P	ERA	WHIP
Sam Zoldak, L (1, 1) ERA: 13.5	2.0	L	11	5	4	3	0	0	0	0	0	0	1	11	11	13.50	2.500
Steve Gromek, R (3, 1) ERA: 3.38	1.0		6	2	1	1	0	1	0	0	1	0	0	5	9	9.00	3.000
Marino Pieretti, R (4, 1) ERA:	2.0		6	0	0	0	1	1	0	0	0	0	0	7	11	0.00	0.500
Al Benton, R (6, 1) ERA:	1.0		5	0	0	0	0	2	0	0	0	0	0	3	11	0.00	2.000
Gene Bearden, L (7, 1) ERA: 7.36	1.0		6	4	2	2	0	0	0	0	0	0	1	6	6	18.00	4.000

**BOTTOM**

**Cleveland Indians @ New York Yankees**  
 Yankee Stadium, Bronx, NY  
 Sat May 06 1950, 3:38 AM EDT  
 Att. 34,730 - Unknown


AB	29
R	7
H	11
RBI	7
BB	4
SO	1
LOB	12

livebaseballscorecards.com



WP	PA	ERA	WHIP
0	34		



Batter	1	2	3	4	5	6	7	8	9	AB R H RBI BB SO LOB	TOP	
Johnny Lipon, R (1, 6) OBP: 0.397, SLG: 0.415	0-0 F9 BBB	4-0 1B BB			4-0 1B BB	0-0 F9			0-0 F6	3 1 0 0 2 0 1		
Jerry Priddy, R (1, 4) OBP: 0.369, SLG: 0.397	0-0 2B 1B	0-0 1B 1-2 2-H			0-0 F8	0-3 K			0-0 5-3	5 1 2 1 0 1 2		
George Kell, R (1, 5) OBP: 0.391, SLG: 0.345	0-0 2B 1-H	0-3 K			0-0 F8				0-0 5-3	5 0 2 1 0 1 3		
Vic Wertz, L (1, 9) OBP: 0.369, SLG: 0.548	1-0 HBP				0-0 F7	1-3 HBP 1B 1B			0-0 F8	4 0 1 0 0 0 1		
Hoot Evers, R (1, 7) OBP: 0.423, SLG: 0.667	0-3 K				0-0 F8	1-2 HBP 1B			0-0 1B	4 0 2 1 0 1 2		
Johnny Groth, R (1, 8) OBP: 0.417, SLG: 0.528	0-0 F9				0-0 F8	1-2 2-3 HBP			0-0 F8	3 0 0 0 0 0 3		
Dick Kryhoski, L (1, 3) OBP: 0.259, SLG: 0.364		0-0 1B 1B 1-3			0-0 F4	0-0 F3			0-0 CS 1B	4 1 2 0 0 0 3	AB 34 R 3 H 9 RBI 3 BB 3 SO 4 LOB 18	
Bob Swift, R (1, 2)		0-0 1-3 1-2			0-0 F8	4-0 SH1-4 BB			0-0 F7	3 0 0 0 1 0 2		
Ted Gray, S (1, 1) Paul Calvert, R (6, 1)		0-3 K			0-0 F8	0-0 SH1-4			0-0 F8	2 0 0 0 0 1 1 1 0 0 0 0 0 0		
<b>Inning Stats</b>	R: 1 H: 2 E: 0 LOB: 2 K: 1 BB: 0 S: 7 P: 8	R: 1 H: 2 E: 0 LOB: 2 K: 2 BB: 1 S: 9 P: 13	R: 0 H: 0 E: 0 LOB: 0 K: 0 BB: 0 S: 3 P: 3	R: 0 H: 0 E: 0 LOB: 0 K: 0 BB: 0 S: 3 P: 3	R: 1 H: 2 E: 0 LOB: 3 K: 0 BB: 1 S: 5 P: 10	R: 0 H: 0 E: 0 LOB: 1 K: 1 BB: 1 S: 5 P: 9	R: 0 H: 1 E: 0 LOB: 1 K: 0 BB: 0 S: 4 P: 4	R: 0 H: 1 E: 0 LOB: 0 K: 0 BB: 0 S: 3 P: 3	R: 0 H: 1 E: 0 LOB: 1 K: 0 BB: 0 S: 4 P: 4	1B: 8 SF: 0 2B: 1 SAC: 1 3B: 0 DP: 0 HR: 0 HBP: 2	WP: 0 PA: 40 PB: 0 SB: 1 CS: 1	
<b>PITCHER</b> Tommy Byrne, L (1, 1) ERA: 5.31	IP WLS BF H R ER SO BB IBB HBP BLK WP HR S P ERA WHIP	9.0 W 40 9 3 3 4 3 0 2 0 0 0 0 43 57 3.00 1.333										

**Detroit Tigers @ New York Yankees**  
 Yankee Stadium, Bronx, NY  
 Sun May 07 1950, 3:33 AM EDT  
 Att: 54,027 - Unknown

[livebaseballscorecards.com](http://livebaseballscorecards.com)

Batter	1	2	3	4	5	6	7	8	9
Phil Rizzuto, R OBP: 0.507, SLG: 0.518 (1, 6)	0-0 F7		0-3 K		0-0 BB 1B	0-0 G5-4-3		0-0 3-1	
Cliff Mapes, L OBP: 0.500, SLG: 0.774 (1, 9)	0-0 F9		0-0 F7		4-0 BB 1-2		0-0 2B	0-0 F9	
Tommy Henrich, L OBP: 0.550, SLG: 0.966 (1, 3)	4-0 BB 1B		4-0 BB		0-0 F8		0-0 5-3	0-0 F9	
Joe DiMaggio, R OBP: 0.314, SLG: 0.508 (1, 8)	0-0 1-2 1B		0-0 F2		0-0 F8		0-0 6-3		
Yogi Berra, L OBP: 0.357, SLG: 0.523 (1, 2)	0-0 F7			0-0 HR		0-0 1B 2B	4-0 BB		
Billy Johnson, R OBP: 0.475, SLG: 0.419 Bobby Brown, L OBP: 0.179, SLG: 0.115 (7, PH) (8, 5)		0-0 F9	0-3 K		0-0 2B F7 1B	0-0 4-3			
Gene Woodling, L OBP: 0.410, SLG: 0.387 (1, 7)		0-0 6-3	0-3 K		0-0 1-3 3-H 2B		4-0 BB E BB		
Jerry Coleman, R OBP: 0.407, SLG: 0.449 (1, 4)		0-0 FC4-6 1B	0-0 4-3		0-0 BB G5-4-3		0-0 E8 E 1B		
Tommy Byrne, L OBP: 0.250, SLG: 0.625 (1, 1)		0-0 FC4-6		0-3 K	0-0 F7		0-0 E8 E 1B		

Inning Stats	R: 0	H: 1	E: 0	LOB: 2	K: 0	BB: 1	S: 4	P: 8
	R: 0	H: 1	E: 0	LOB: 1	K: 0	BB: 0	S: 4	P: 4
	R: 1	H: 1	E: 0	LOB: 0	K: 2	BB: 0	S: 8	P: 8
	R: 0	H: 1	E: 0	LOB: 2	K: 1	BB: 1	S: 6	P: 10
	R: 2	H: 3	E: 0	LOB: 1	K: 0	BB: 1	S: 5	P: 9
	R: 0	H: 1	E: 0	LOB: 2	K: 0	BB: 1	S: 4	P: 8
	R: 3	H: 2	E: 3	LOB: 0	K: 0	BB: 1	S: 5	P: 9

PITCHER	IP	WLS	BF	H	R	ER	SO	BB	IBB	HBP	BLK	WP	HR	S	P	ERA	WHIP
Ted Gray, L ERA: 3.8 (1, 1)	5.1		27	7	3	3	4	4	0	0	0	0	1	31	47	5.06	2.062
Paul Calvert, R ERA: 2.38 (6, 1)	2.2	L	12	3	3	2	0	2	0	0	0	0	0	10	18	6.75	1.875


**BOTTOM**

**Detroit Tigers @ New York Yankees**  
 Yankee Stadium, Bronx, NY  
 Sun May 07 1950, 3:33 AM EDT  
 Att. 54,027 - Unknown

AB	R	H	RBI	BB	SO	LOB
5	0	1	0	0	1	2
4	0	1	0	1	0	0
3	0	0	0	2	0	3
4	0	1	0	0	0	4
3	2	2	1	1	0	2
3	1	1	0	0	1	0
1	0	0	0	0	0	2
3	1	1	1	1	1	0
3	1	2	0	1	0	0
4	1	1	3	0	1	3

AB	33
R	6
H	10
RBI	5
BB	6
SO	4
LOB	16

WP: 0 PA: 39  
 PB: 0  
 SB: 0  
 CS: 0



1B	6	SF	0	2B	3	SAC	0	3B	0	DP	1	HR	1	HBP	0
WP	0	PA	39	PB	0	SB	0	CS	0	ERA	WHIP				



Batter	1	2	3	4	5	6	7	8	9	AB R H RBI BB SO LOB	TOP											
Johnny Lipon, R (1, 6) OBP: 0.397, SLG: 0.404	0-3 K		0-0 G6-4-3 2-H 1B		0-0 E5		4-0 1-2 2-3 BB G6-3		0-0 6-3	4 0 1 1 1 1 0												
Jerry Priddy, R (1, 4) OBP: 0.357, SLG: 0.371	4-0 BB		0-0 G6-4-3 1-2f		0-3 K		0-0 G6-3 1-2f		0-0 F3	4 0 0 0 1 1 5												
George Kell, R (1, 5) OBP: 0.406, SLG: 0.417	0-0 F7			0-0 1B 2B		0-0 4-3		0-0 3B 1B	0-0 2B 3B	5 3 3 0 0 0 1												
Vic Wertz, L (1, 9) OBP: 0.371, SLG: 0.582	0-0 F7			0-0 F7		0-0 E3 FC6-4		0-0 1B 3B	0-0 BLK HR 2B	5 2 2 2 0 0 2												
Hoot Evers, R (1, 7) OBP: 0.419, SLG: 0.724		0-0 F3		0-0 1B		0-0 F4		0-0 F3	0-0 HR	5 1 2 3 0 0 2												
Johnny Groth, R (1, 8) OBP: 0.385, SLG: 0.483		0-0 4-3		0-0 F3		0-0 FC6-4 1-2f		0-0 2-3	0-0 F4	5 0 0 0 0 0 3												
Dick Kryhoski, L (1, 3) OBP: 0.274, SLG: 0.351		0-0 F6		0-0 F8			4-0 FC2-5 1B BB			2 0 0 0 2 0 1												
Aaron Robinson, L (1, 2) OBP: 0.529, SLG: 0.857			4-0 SH2-3 1B BB		0-0 4-3		0-0 BB FC2-5 1B	0-0 FC6-4		2 1 1 0 1 0 0												
Bob Swift, R (7, 2)							1-2 BB 1B	1-3 3-H 1B		0 0 0 0 0 0 0												
Pat Mullin, L (8, PH) OBP: 0.297, SLG: 0.226							0-0 FC2-5 BB	0-0 FC6-4		1 0 1 1 0 0 0												
Neil Berry, R (8, PR)							1-2 2-3f	1-2f		0 0 0 0 0 0 0												
Joe Ginsberg, L (8, 2) OBP: 0.273, SLG: 0.211										0 0 0 0 0 0 0												
Art Houtteman, R (1, 1) OBP: 0.154, SLG: 0.231			0-0 SH2-3 1-2		0-0 6-3					3 0 0 0 0 0 4												
<b>Inning Stats</b>	R: 0 E: 0 K: 1 S: 5	H: 0 LOB: 1 BB: 1 P: 9	R: 0 E: 0 K: 0 S: 3	H: 0 LOB: 0 BB: 0 P: 3	R: 1 E: 0 K: 0 S: 3	H: 1 LOB: 0 BB: 1 P: 7	R: 1 E: 0 K: 0 S: 5	H: 2 LOB: 1 BB: 0 P: 5	R: 0 E: 1 K: 1 S: 6	H: 0 LOB: 1 BB: 0 P: 6	R: 0 E: 1 K: 0 S: 4	H: 0 LOB: 1 BB: 0 P: 4	R: 0 E: 0 K: 0 S: 3	H: 1 LOB: 2 BB: 2 P: 11	R: 2 E: 0 K: 0 S: 6	H: 3 LOB: 2 BB: 1 P: 10	R: 3 E: 0 K: 0 S: 6	H: 3 LOB: 0 BB: 0 P: 6	1B: 5 2B: 2 3B: 2 HR: 1	SF: 0 SAC: 1 DP: 2 HBP: 0	WP: 0 PB: 0 SB: 0 CS: 0	PA: 42
<b>PITCHER</b> Vic Raschi, R (1, 1) ERA: 4.94	IP: 9.0 WLS: L BF: 42 H: 10 R: 7 ER: 7 SO: 2 BB: 5 IBB: 0 HBP: 0 BLK: 1 WP: 0 HR: 1 S: 41 P: 61 ERA: 7.00 WHIP: 1.667																					
<b>PITCHER</b>	IP: 9.0 WLS: L BF: 42 H: 10 R: 7 ER: 7 SO: 2 BB: 5 IBB: 0 HBP: 0 BLK: 1 WP: 0 HR: 1 S: 41 P: 61 ERA: 7.00 WHIP: 1.667																					

**Detroit Tigers @ New York Yankees**  
 Yankee Stadium, Bronx, NY  
 Mon May 08 1950, 3:33 AM EDT  
 Att: 15,969 - Unknown


livebaseballscorecards.com

<b>AB</b>	36
<b>R</b>	7
<b>H</b>	10
<b>RBI</b>	7
<b>BB</b>	5
<b>SO</b>	2
<b>LOB</b>	18







Batter	1	2	3	4	5	6	7	8	9	AB R H RBI BB SO LOB	TOP									
Billy DeMars, R (1, 6) OBP: 0.356, SLG: 0.289	0-0 6-3			0-0 6-3		0-0 F8			4-0 G6-4-3 BB	3 0 0 0 1 0 0	<b>St. Louis Browns @ New York Yankees</b> Yankee Stadium, Bronx, NY Tue May 09 1950, 3:33 AM EDT Att. 20,887 - Unknown  <a href="http://livebaseballscorecards.com">livebaseballscorecards.com</a>  <b>AB 29</b> <b>R 2</b> <b>H 3</b> <b>RBI 2</b> <b>BB 2</b> <b>SO 7</b> <b>LOB 6</b> 									
Leo Thomas, R (1, 5) OBP: 0.379, SLG: 0.292	0-0 6-3			0-0 F9		0-0 F9		0-0 G6-4-3 1-2f	4 0 1 0 0 0 1											
Don Lenhardt, R (1, 7) OBP: 0.390, SLG: 0.629	0-0 F9			0-0 F9		0-3 K		0-0 HR	4 1 1 1 0 1 1											
Ken Wood, R (1, 9) OBP: 0.387, SLG: 0.704		0-0 L6			4-0 E 1B 4-3 BB		0-0 4-3	0-3 K2-3	3 1 0 0 1 1 0											
Sherm Lollar, R (1, 2) OBP: 0.413, SLG: 0.683		0-0 6-3			0-0 E5 4-3 1B		0-0 P4		3 0 1 0 0 0 0											
Roy Sievers, R (1, 8) OBP: 0.261, SLG: 0.128		0-0 F7			0-3 K		0-3 K		3 0 0 0 0 2 2											
Hank Arft, L (1, 3) OBP: 0.438, SLG: 0.462			0-0 P6		0-0 4-3		0-3 K		3 0 0 1 0 1 1											
Owen Friend, R (1, 4) OBP: 0.306, SLG: 0.279			0-0 F9		0-0 L1		0-3 K		3 0 0 0 0 1 1											
Joe Ostrowski, L (1, 1) OBP: 0.200, SLG: 0.222			0-0 L1		0-3 K		0-0 4-3		2 0 0 0 0 1 0											
Tom Upton, R (8, PH) OBP: 0.300, SLG: 0.160									1 0 0 0 0 0 0											
Stubby Overmire, R (8, 1)									0 0 0 0 0 0 0											
<b>Inning Stats</b>	R: 0 E: 0 K: 0 S: 3	H: 0 LOB: 0 BB: 0 P: 3	R: 0 E: 0 K: 0 S: 3	H: 0 LOB: 0 BB: 0 P: 3	R: 0 E: 0 K: 0 S: 3	H: 0 LOB: 0 BB: 0 P: 3	R: 1 E: 1 K: 1 S: 6	H: 1 LOB: 1 BB: 1 P: 10	R: 0 E: 0 K: 2 S: 8	H: 1 LOB: 1 BB: 0 P: 8	R: 0 E: 0 K: 1 S: 5	H: 0 LOB: 0 BB: 0 P: 5	R: 0 E: 0 K: 2 S: 7	H: 0 LOB: 0 BB: 0 P: 7	R: 1 E: 0 K: 1 S: 5	H: 1 LOB: 0 BB: 1 P: 9	1B: 2 2B: 0 3B: 0 HR: 1	SF: 0 SAC: 0 DP: 1 HBP: 0	WP: 0 PB: 0 SB: 0 CS: 0	PA: 31
<b>PITCHER</b> Ed Lopat, L (1, 1) ERA: 4.97	IP 9.0 WLS W BF 31 H 3 R 2 ER 1 SO 7 BB 2 IBB 0 HBP 0 BLK 0 WP 0 HR 1 S 43 P 51 ERA 1.00 WHIP 0.556																			

Batter	1	2	3	4	5	6	7	8	9	AB	R	H	RBI	BB	SO	LOB
Phil Rizzuto, R OBP: 0.463, SLG: 0.462 (1, 6)	0-0 F8	0-0 4-3		0-0 1-3			0-0 G4-6-3 1B			4	0	1	0	0	0	2
Cliff Mapes, L OBP: 0.422, SLG: 0.650 (1, 9)	0-3 K		0-0 3-1		0-0 F8		0-0 G4-6-3 1-2f			4	0	0	0	0	1	2
Tommy Henrich, L OBP: 0.479, SLG: 0.784 (1, 3)	0-0 E9 1B		0-0 F8		0-0 F4			0-0 4-3		4	0	1	0	0	0	0
Joe DiMaggio, R OBP: 0.295, SLG: 0.466 (1, 8)	0-0 5-3		0-0 F9		0-0 F9			0-0 5-3		4	0	0	0	0	0	1
Yogi Berra, L OBP: 0.372, SLG: 0.507 (1, 2)		0-0 E S 1B		0-0 F3		0-0 1B		0-0 1-3		4	1	2	0	0	0	0
Billy Johnson, R OBP: 0.465, SLG: 0.441 (1, 5)		0-3 K 1-2		0-0 2B		0-0 F3				3	1	1	0	0	1	1
Hank Bauer, R OBP: 0.406, SLG: 0.567 (1, 7)		0-0 E8 E G3 2-H 1B		0-0 E 2-H 2B		0-0 6-3				3	2	2	2	0	0	0
Jerry Coleman, R OBP: 0.417, SLG: 0.444 (1, 4)		0-0 E6 G3 2-3 1B		0-0 E4 2-H 1B			0-0 5-3			3	0	1	1	0	0	1
Ed Lopat, L OBP: 0.500, SLG: 0.500 (1, 1)		0-0 G3 1-2 3-H 1B		0-0 6-3			0-0 2B			3	0	1	1	0	0	2

Inning Stats	R: 0	H: 1	E: 1	LOB: 1	K: 1	BB: 0	S: 6	P: 6	R: 2	H: 2	E: 2	LOB: 1	K: 1	BB: 0	S: 8	P: 8	R: 0	H: 0	E: 0	LOB: 0	K: 0	BB: 0	S: 3	P: 3	R: 2	H: 3	E: 1	LOB: 1	K: 0	BB: 0	S: 6	P: 6	R: 0	H: 0	E: 0	LOB: 0	K: 0	BB: 0	S: 3	P: 3	R: 0	H: 1	E: 0	LOB: 0	K: 0	BB: 0	S: 3	P: 3	R: 0	H: 2	E: 0	LOB: 1	K: 0	BB: 0	S: 4	P: 4	R: 0	H: 0	E: 0	LOB: 0	K: 0	BB: 0	S: 3	P: 3
--------------	------	------	------	--------	------	-------	------	------	------	------	------	--------	------	-------	------	------	------	------	------	--------	------	-------	------	------	------	------	------	--------	------	-------	------	------	------	------	------	--------	------	-------	------	------	------	------	------	--------	------	-------	------	------	------	------	------	--------	------	-------	------	------	------	------	------	--------	------	-------	------	------

PITCHER	IP	WLS	BF	H	R	ER	SO	BB	IBB	HBP	BLK	WP	HR	S	P	ERA	WHIP
Joe Ostrowski, L (1, 1)	7.0	L	29	9	4	3	2	0	0	0	0	0	0	33	33	3.86	1.286
Stubby Overmire, L (8, 1)	1.0		3	0	0	0	0	0	0	0	0	0	0	3	3	0.00	0.000

**BOTTOM**

**St. Louis Browns @ New York Yankees**  
 Yankee Stadium, Bronx, NY  
 Tue May 09 1950, 3:33 AM EDT  
 Att. 20,887 - Unknown

[livebaseballscorecards.com](http://livebaseballscorecards.com)

<b>AB</b>	<b>32</b>
<b>R</b>	<b>4</b>
<b>H</b>	<b>9</b>
<b>RBI</b>	<b>4</b>
<b>BB</b>	<b>0</b>
<b>SO</b>	<b>2</b>
<b>LOB</b>	<b>9</b>



1B: 6	SF: 0	WP: 0	PA: 32
2B: 3	SAC: 0	PB: 0	
3B: 0	DP: 1	SB: 1	
HR: 0	HBP: 0	CS: 0	

PITCHER	IP	WLS	BF	H	R	ER	SO	BB	IBB	HBP	BLK	WP	HR	S	P	ERA	WHIP
---------	----	-----	----	---	---	----	----	----	-----	-----	-----	----	----	---	---	-----	------



Batter	1	2	3	4	5	6	7	8	9	AB R H RBI BB SO LOB	TOP													
<b>Billy DeMars, R</b> (1, 6) OBP: 0.367, SLG: 0.310	0-0 1B		0-0 4-3			0-0 F7		0-0 WP 1B		4 0 2 0 0 0 1	<b>St. Louis Browns @ New York Yankees</b> Yankee Stadium, Bronx, NY Thu May 11 1950, 3:33 AM EDT Unknown <a href="http://livebaseballscorecards.com">livebaseballscorecards.com</a>													
<b>Ray Coleman, L</b> (1, 8) OBP: 0.208, SLG: 0.304	0-0 F9		0-0 2-3 1B			0-0 F7		0-0 F8		4 0 1 1 0 0 2														
<b>Don Lenhardt, R</b> (1, 7) OBP: 0.356, SLG: 0.564	0-0 F8		0-3 3-H K			0-0 6-3		0-0 F9		4 0 0 0 0 1 3														
<b>Ken Wood, R</b> (1, 9) OBP: 0.379, SLG: 0.667	0-3 K				0-0 5-3		4-0 1B BB		0-3 K	3 0 0 0 1 2 1														
<b>Hank Art, L</b> (1, 3) OBP: 0.389, SLG: 0.400		0-0 4-3			0-0 F9		0-3 K		0-3 K	4 0 0 0 0 2 1														
<b>Sherm Lollar, R</b> (1, 2) OBP: 0.380, SLG: 0.622		0-0 F7			0-3 K		0-0 F8		0-0 F7	4 0 0 0 0 1 1														
<b>Leo Thomas, R</b> (1, 5) OBP: 0.375, SLG: 0.296		0-0 F4				0-0 1-6-3		0-0 1-2 1B		3 0 1 0 0 0 0														
<b>Owen Friend, R</b> (1, 4) OBP: 0.314, SLG: 0.289 <b>Dick Kokos, L</b> (7, PH) OBP: 0.308, SLG: 0.366 <b>Bill Sommers, R</b> (7, 4)			0-0 4-3 SH5-3 1B 1B			0-0 F8		0-3 K		2 1 1 0 0 0 0 1 0 0 0 0 1 2 0 0 0 0 0 0 0														
<b>Al Widmar, R</b> (1, 1) <b>Tommy Fine, S</b> (5, 1) OBP: 0.250, SLG: 0.500 <b>Tom Upton, R</b> (8, PH) OBP: 0.290, SLG: 0.154 <b>Sid Schacht, R</b> (8, 1)			0-0 SH5-3		0-3 K			0-0 F8		1 0 0 0 0 1 0 0 0 0 0 0 0 0 1 0 0 0 0 0 0 0 0 0 0 0 0 0														
<b>Inning Stats</b>	R: 0 E: 0 K: 1 S: 6	H: 1 LOB: 1 BB: 0 P: 6	R: 0 E: 0 K: 0 S: 3	H: 0 LOB: 0 BB: 0 P: 3	R: 1 E: 0 K: 1 S: 7	H: 2 LOB: 1 BB: 0 P: 7	R: 0 E: 0 K: 1 S: 5	H: 0 LOB: 0 BB: 0 P: 5	R: 0 E: 0 K: 1 S: 5	H: 0 LOB: 0 BB: 0 P: 5	R: 0 E: 0 K: 0 S: 3	H: 0 LOB: 0 BB: 0 P: 3	R: 0 E: 0 K: 2 S: 8	H: 1 LOB: 2 BB: 1 P: 12	R: 0 E: 0 K: 0 S: 4	H: 1 LOB: 1 BB: 0 P: 4	R: 0 E: 0 K: 2 S: 7	H: 0 LOB: 0 BB: 0 P: 7	1B: 5 2B: 0 3B: 0 HR: 0	SF: 0 SAC: 1 DP: 0 HBP: 0	WP: 1 PB: 0 SB: 0 CS: 0	PA: 33		
<b>PITCHER</b> <b>Allie Reynolds, R</b> (1, 1) ERA: 4.5	IP 9.0	WLS W	BF 33	H 5	R 1	ER 1	SO 8	BB 1	IBB 0	HBP 0	BLK 0	WP 1	HR 0	S 48	P 52	ERA 1.00	WHIP 0.667						ERA 1.00	WHIP 0.667





Batter	1	2	3	4	5	6	7	8	9
Phil Rizzuto, R OBP: 0.476, SLG: 0.471 (1, 6)	0-0 6-3 ①		0-0 CS 1B		4-0 HR BB	0-0 1-2 1B			
Cliff Mapes, L OBP: 0.429, SLG: 0.698 (1, 9)	0-3 K ②		0-0 CS 1-2	4-0 2B F7 BB	0-0 HR 1-H 2-H	0-0 4-3 ③			
Tommy Henrich, L OBP: 0.481, SLG: 0.805 (1, 3)	0-0 F8 ③			0-0 1-3 2B	0-0 1B 2B		0-0 F9 ①		
Joe DiMaggio, R OBP: 0.293, SLG: 0.447 (1, 8)		4-0 BB ①		0-3 K ①	0-0 F7 ②		0-0 F3 ②		
Yogi Berra, L OBP: 0.366, SLG: 0.493 (1, 2)		0-0 F2 ①		0-0 F7 ②	0-0 1B 2-H		0-0 F7 ③		
Bobby Brown, L OBP: 0.194, SLG: 0.121 (1, 5)		0-3 K ②		4-0 BB ③	0-0 4-3 ③		0-3 K ①		
Gene Woodling, L OBP: 0.383, SLG: 0.359 (1, 7)		0-0 F8 ③		0-0 6-3 ③		0-0 1-3 ①		0-0 3-1 ②	
Jerry Coleman, R OBP: 0.406, SLG: 0.431 (1, 4)			0-0 6-3 ①		0-0 SH2-3 HR 1B	0-0 F4 ②		0-0 5-3 ③	
Allie Reynolds, R OBP: 0.333, SLG: 0.444 (1, 1)			0-3 K ②		0-0 SH2-3 1-2 1B	0-0 1B 1B			

Inning Stats	R: 0 E: 0 K: 1 S: 5	H: 0 LOB: 0 BB: 0 P: 5	R: 0 E: 0 K: 1 S: 5	H: 0 LOB: 1 BB: 1 P: 9	R: 0 E: 0 K: 1 S: 5	H: 1 LOB: 0 BB: 0 P: 5	R: 1 E: 0 K: 1 S: 6	H: 1 LOB: 2 BB: 2 P: 14	R: 4 E: 0 K: 0 S: 7	H: 4 LOB: 1 BB: 1 P: 11	R: 0 E: 0 K: 0 S: 5	H: 2 LOB: 2 BB: 0 P: 5	R: 0 E: 0 K: 0 S: 3	H: 0 LOB: 0 BB: 0 P: 3	R: 0 E: 0 K: 1 S: 5	H: 0 LOB: 0 BB: 0 P: 5
--------------	------------------------------	---------------------------------	------------------------------	---------------------------------	------------------------------	---------------------------------	------------------------------	----------------------------------	------------------------------	----------------------------------	------------------------------	---------------------------------	------------------------------	---------------------------------	------------------------------	---------------------------------


PITCHER										PITCHER																							
IP	WLS	BF	H	R	ER	SO	BB	IBB	HBP	BLK	WP	HR	S	P	ERA	WHIP	IP	WLS	BF	H	R	ER	SO	BB	IBB	HBP	BLK	WP	HR	S	P	ERA	WHIP
Al Widmar, R ERA: 8.1 (1, 1)	4.1	L	20	4	4	4	4	4	0	0	0	0	1	24	40	8.31	1.846																
Tommy Fine, R ERA: 4.15 (5, 1)	2.2		12	4	1	1	0	0	0	0	0	0	0	12	12	3.38	1.500																
Sid Schacht, R ERA: 3.0 (8, 1)	1.0		3	0	0	0	1	0	0	0	0	0	0	5	5	0.00	0.000																

**BOTTOM**

**St. Louis Browns @ New York Yankees**  
 Yankee Stadium, Bronx, NY  
 Thu May 11 1950, 3:33 AM EDT  
 Unknown

AB	30
R	5
H	8
RBI	5
BB	4
SO	5
LOB	12

livebaseballscorecards.com



1B: 5	SF: 0	WP: 0	PA: 36
2B: 2	SAC: 1	PB: 0	
3B: 0	DP: 0	SB: 0	
HR: 1	HBP: 0	CS: 1	






Batter	1	2	3	4	5	6	7	8	9
Phil Rizzuto, R OBP: 0.471, SLG: 0.465 (1, 6)	0-0 F7	0-0 F9			0-0 2B 1B		0-0 SH3-4		
Cliff Mapes, L OBP: 0.434, SLG: 0.766 (1, 9)	0-0 E2 3B		0-0 3B		0-0 6-3		0-0 F3		
Joe Collins, L OBP: 0.414, SLG: 0.500 Tommy Henrich, L (7, PH) OBP: 0.491, SLG: 0.810 (8, 3)	4-0 BB		0-0 4-3		0-0 2B		0-0 1B		
Joe DiMaggio, R OBP: 0.279, SLG: 0.425 (1, 8)	0-0 F7		0-0 F8		0-0 F9		0-0 F8		
Yogi Berra, L OBP: 0.372, SLG: 0.500 (1, 2)	0-0 4-3		4-0 BB		0-0 1B 2B		0-0 F9		
Bobby Brown, L OBP: 0.216, SLG: 0.121 Billy Johnson, R (3, PH) OBP: 0.457, SLG: 0.432 (4, 5)		4-0 3B BB	0-0 F4		0-0 1B		0-0 1-3		
Gene Woodling, L OBP: 0.392, SLG: 0.419 (1, 7)		0-0 F8 3B		0-0 4-3		0-0 G4-6-3 1B		0-0 1B 1B	
Jerry Coleman, R OBP: 0.397, SLG: 0.419 (1, 4)		0-0 F8		0-0 F1		0-0 F3		0-0 1B	
Fred Sanford, S OBP: 0.375, SLG: 0.625 Bob Porterfield, R (4, 1)		0-0 F4		0-0 4-3			0-0 SH3-4 1B 1B		0-0 4-3
Jim Delsing, L OBP: 0.600, SLG: 0.600 Joe Page, L (8, 1)									

AB	R	H	RBI	BB	SO	LOB
3	1	1	0	0	0	0
4	1	2	0	0	0	2
2	0	1	1	1	0	1
1	0	1	1	0	0	0
4	0	0	0	0	0	3
3	1	1	0	1	0	1
0	1	0	0	1	0	0
3	0	1	1	0	0	2
4	1	2	1	0	0	1
4	0	1	1	0	0	0
1	0	0	0	0	0	0
1	0	0	0	0	0	0
1	1	1	0	0	0	0
1	0	0	0	0	0	2

**BOTTOM**

**St. Louis Browns @ New York Yankees**  
 Yankee Stadium, Bronx, NY  
 Thu May 11 1950, 3:38 AM EDT  
 Att. 14,560 - Unknown

<b>AB</b>	<b>32</b>
<b>R</b>	<b>6</b>
<b>H</b>	<b>11</b>
<b>RBI</b>	<b>5</b>
<b>BB</b>	<b>3</b>
<b>SO</b>	<b>0</b>
<b>LOB</b>	<b>12</b>



Inning Stats	R: 1	H: 1	R: 2	H: 1	R: 0	H: 1	R: 0	H: 0	R: 1	H: 2	R: 1	H: 2	R: 0	H: 2	R: 0	H: 2	R: 0	H: 2
	E: 1	LOB: 1	E: 0	LOB: 0	E: 0	LOB: 2	E: 0	LOB: 0	E: 0	LOB: 0	E: 0	LOB: 0	E: 0	LOB: 0	E: 0	LOB: 1	E: 0	LOB: 2
	K: 0	BB: 1	K: 0	BB: 1	K: 0	BB: 1	K: 0	BB: 0	K: 0	BB: 0	K: 0	BB: 0	K: 0	BB: 0	K: 0	BB: 0	K: 0	BB: 0
	S: 4	P: 8	S: 4	P: 8	S: 4	P: 8	S: 3	P: 3	S: 4	P: 4	S: 4	P: 4	S: 4	P: 4	S: 5	P: 5	S: 5	P: 5

PITCHER	IP	WLS	BF	H	R	ER	SO	BB	IBB	HBP	BLK	WP	HR	S	P	ERA	WHIP
Dick Starr, R ERA: 5.59 (1, 1)	2.0		11	3	3	2	0	2	0	0	0	0	0	9	17	9.00	2.500
Stubby Overmire, L ERA: 5.25 (3, 1)	3.0		13	4	2	2	0	1	0	0	0	0	0	12	16	6.00	1.667
Tom Ferrick, R ERA: 0.93 (6, 1)	2.0	L	7	2	1	1	0	0	0	0	0	0	0	7	7	4.50	1.000
Joe Ostrowski, L ERA: 1.73 (8, 1)	1.0		5	2	0	0	0	0	0	0	0	0	0	5	5	0.00	2.000

WP	PA	ERA	WHIP
0	36		
0			
0			

Batter	1	2	3	4	5	6	7	8	9	AB R H RBI BB SO LOB	TOP											
<b>Eddie Joost, R</b> (1, 6) OBP: 0.415, SLG: 0.400	0-0 1B	0-0 F2			0-0 F7		0-0 P6		0-0 P3	5 0 1 0 0 0 2	<b>Philadelphia Athletics @ New York Yankees</b> Yankee Stadium, Bronx, NY Fri May 12 1950, 3:33 AM EDT Att: 38,958 - Unknown <a href="http://livebaseballscorecards.com">livebaseballscorecards.com</a>											
<b>Paul Lehner, L</b> (1, 7) OBP: 0.421, SLG: 0.642	0-0 FC1-6 HBP 1B		0-0 P4		0-0 F9		0-0 1B		0-3 K	5 0 2 0 0 1 0												
<b>Ferris Fain, L</b> (1, 3) OBP: 0.411, SLG: 0.520	1-0 FC1-6 1-2 HBP		0-0 P3		4-0 HR BB		0-0 F7			2 1 0 0 1 0 1												
<b>Sam Chapman, R</b> (1, 8) OBP: 0.337, SLG: 0.364	0-0 FC1-6 FC6-4 1-2f 2-3		0-3 K		0-0 HR		0-0 P6			4 1 1 2 0 1 3												
<b>Elmer Valo, L</b> (1, 9) OBP: 0.386, SLG: 0.373	0-0 FC6-4 1-2f		0-0 FC6-4 1B		4-0 1B BB		4-0 BB			2 0 1 0 2 0 2												
<b>Kermit Wahl, R</b> (1, 5) OBP: 0.333, SLG: 0.286		0-0 1B 1B		0-0 F2		0-0 FC6-4 1B		0-0 P6		4 0 2 0 0 0 2												
<b>Pete Suder, R</b> (1, 4) OBP: 0.292, SLG: 0.356		0-0 1-2 1B		0-0 F9		0-3 K		0-0 F3		4 0 1 0 0 1 4												
<b>Joe Tipton, R</b> (1, 2) OBP: 0.258, SLG: 0.323		0-0 F2		0-0 FC6-4		0-0 P4		0-3 K		3 0 0 0 0 0 5												
<b>Bob Wellman, R</b> (8, PH) OBP: 0.455, SLG: 0.727				1-2f						1 0 0 0 0 1 1												
<b>Mike Guerra, R</b> (8, 2) OBP: 0.372, SLG: 0.500										0 0 0 0 0 0 0												
<b>Lou Brissie, L</b> (1, 1) OBP: 0.375, SLG: 0.375		0-3 K			0-0 F7		0-0 FC6-4		0-3 K	3 0 0 0 0 1 4	<b>A</b>											
<b>Carl Scheib, R</b> (9, PH) OBP: 0.375, SLG: 0.375										1 0 0 0 0 1 0												
<b>Inning Stats</b>	R: 0 E: 0 K: 0 S: 4	H: 2 LOB: 2 BB: 0 P: 5	R: 0 E: 0 K: 1 S: 7	H: 2 LOB: 2 BB: 0 P: 7	R: 0 E: 0 K: 1 S: 5	H: 0 LOB: 0 BB: 0 P: 5	R: 0 E: 0 K: 0 S: 4	H: 1 LOB: 1 BB: 0 P: 4	R: 0 E: 0 K: 0 S: 3	H: 0 LOB: 0 BB: 0 P: 3	R: 2 E: 0 K: 1 S: 7	H: 2 LOB: 2 BB: 2 P: 15	R: 0 E: 0 K: 0 S: 4	H: 1 LOB: 1 BB: 0 P: 4	R: 0 E: 0 K: 1 S: 5	H: 0 LOB: 1 BB: 1 P: 9	R: 0 E: 0 K: 2 S: 7	H: 0 LOB: 0 BB: 0 P: 7	1B: 7 2B: 0 3B: 0 HR: 1	SF: 0 SAC: 0 DP: 0 HBP: 1	WP: 0 PB: 0 SB: 0 CS: 0	PA: 38
<b>PITCHER</b> <b>Tommy Byrne, L</b> (1, 1) ERA: 4.3	IP: 9.0 WLS: W BF: 38 H: 8 R: 2 ER: 2 SO: 6 BB: 3 IBB: 0 HBP: 1 BLK: 0 WP: 0 HR: 1 S: 46 P: 59 ERA: 2.00 WHIP: 1.222											<b>PITCHER</b>	IP: WLS: BF: H: R: ER: SO: BB: IBB: HBP: BLK: WP: HR: S: P: ERA: WHIP:									



Batter	1	2	3	4	5	6	7	8	9
Phil Rizzuto, R OBP: 0.462, SLG: 0.453 (1, 6)	0-0 5-3		0-0 6-3		0-0 F8		0-0 1-2 1B		
Cliff Mapes, L OBP: 0.421, SLG: 0.725 (1, 9)	0-0 4-3			0-0 G1-4-3 1B	0-3 K		0-3 K		
Tommy Henrich, L OBP: 0.474, SLG: 0.804 (1, 3)	0-0 3B			0-0 F3		0-0 4-3		0-0 3-1	
Joe DiMaggio, R OBP: 0.289, SLG: 0.415 (1, 8)	0-0 F7			0-0 G1-4-3 1-2f		4-0 BB		4-0 1B BB	
Yogi Berra, L OBP: 0.378, SLG: 0.494 (1, 2)		4-0 BB BB BB			0-0 4-3	0-0 F8		0-0 1-3 1B	
Billy Johnson, R OBP: 0.440, SLG: 0.415 (1, 5)		0-0 G6-4-3 1-2f			0-0 HR 1B	0-0 F7		0-3 K	
Hank Bauer, R OBP: 0.361, SLG: 0.500 (1, 7)		0-0 5-3			0-0 E7 1-2 HR		0-0 6-3	0-0 5-3	
Jerry Coleman, R OBP: 0.394, SLG: 0.462 (1, 4)			0-0 F9		0-0 HR 1-H 2-H		0-0 F8		
Tommy Byrne, L OBP: 0.364, SLG: 0.636 (1, 1)			0-0 6-3		0-0 1B		0-0 1B 1B		

Inning Stats	R: 0	H: 1	E: 0	LOB: 1	K: 0	BB: 0	S: 4	P: 4
	R: 0	H: 0	E: 0	LOB: 0	K: 0	BB: 1	S: 2	P: 6
	R: 0	H: 0	E: 0	LOB: 0	K: 0	BB: 0	S: 3	P: 3
	R: 0	H: 1	E: 0	LOB: 0	K: 0	BB: 0	S: 3	P: 3
	R: 3	H: 3	E: 1	LOB: 1	K: 1	BB: 0	S: 9	P: 9
	R: 0	H: 0	E: 0	LOB: 1	K: 0	BB: 1	S: 3	P: 7
	R: 0	H: 2	E: 0	LOB: 2	K: 1	BB: 0	S: 7	P: 7
	R: 0	H: 1	E: 0	LOB: 2	K: 1	BB: 1	S: 6	P: 10

PITCHER	IP	WLS	BF	H	R	ER	SO	BB	IBB	HBP	BLK	WP	HR	S	P	ERA	WHIP
Lou Brissie, L ERA: 5.19 (1, 1)	8.0	L	34	8	3	2	3	3	0	0	0	0	1	37	49	2.25	1.375

**BOTTOM**

AB	R	H	RBI	BB	SO	LOB
4	0	1	0	0	0	1
4	0	1	0	0	2	3
4	0	1	0	0	0	1
2	0	0	0	2	0	2
3	0	1	0	1	0	1
4	1	1	0	0	1	4
4	1	0	0	0	0	3
3	1	1	3	0	0	0
3	0	2	0	0	0	0

<b>AB</b>	<b>31</b>
<b>R</b>	<b>3</b>
<b>H</b>	<b>8</b>
<b>RBI</b>	<b>3</b>
<b>BB</b>	<b>3</b>
<b>SO</b>	<b>3</b>
<b>LOB</b>	<b>15</b>




WP	PA
34	34

**Philadelphia Athletics @ New York Yankees**  
**Yankee Stadium, Bronx, NY**  
 Fri May 12 1950, 3:33 AM EDT  
 Att. 38,958 - Unknown

[livebaseballscorecards.com](http://livebaseballscorecards.com)


Batter	1	2	3	4	5	6	7	8	9	AB R H RBI BB SO LOB	TOP											
<b>Eddie Joost, R</b> (1, 6) OBP: 0.419, SLG: 0.397	0-0 F5		0-3 K			1-0 1B HBP		0-0 2B 1B 1B		3 2 1 0 0 1 0	<b>Philadelphia Athletics @ New York Yankees</b> Yankee Stadium, Bronx, NY Sat May 13 1950, 3:33 AM EDT Att: 32,610 - Unknown <a href="http://livebaseballscorecards.com">livebaseballscorecards.com</a>											
<b>Paul Lehner, L</b> (1, 7) OBP: 0.410, SLG: 0.614	0-3 K		0-0 G3			0-0 1B 1B		0-0 F8		4 0 1 0 0 1 1												
<b>Elmer Valo, L</b> (1, 9) OBP: 0.392, SLG: 0.387	0-0 E4				4-0 F9 BLK BB	0-0 P4		0-0 1B 2B		3 1 1 0 1 0 2												
<b>Ferris Fain, L</b> (1, 3) OBP: 0.404, SLG: 0.506	0-0 F3				0-0 F9	0-0 P4		0-0 1B		4 0 1 2 0 0 4												
<b>Sam Chapman, R</b> (1, 8) OBP: 0.333, SLG: 0.358		0-0 F7			0-3 K	0-0 1B		0-0 F7		4 0 1 1 0 1 2												
<b>Bob Dillinger, R</b> (1, 5) OBP: 0.349, SLG: 0.422		0-0 4-3 S 1B			0-0 F8	0-3 K		0-0 6-3		4 0 1 0 0 1 4												
<b>Pete Suder, R</b> (1, 4) OBP: 0.294, SLG: 0.344 <b>Barney McCosky, L</b> (9, PH) OBP: 0.390, SLG: 0.382		0-0 4-3			4-0 G6-3 BB		0-0 F7		0-0 6-3	2 0 0 0 1 0 1 1 0 0 0 0 0 0												
<b>Joe Tipton, R</b> (1, 2) OBP: 0.235, SLG: 0.294 <b>Wally Moses, L</b> (9, PH) OBP: 0.273, SLG: 0.111		0-0 F8			0-0 F8		0-3 K		0-3 K	3 0 0 0 0 1 2 1 0 0 0 0 1 0												
<b>Hank Wyse, R</b> (1, 1) OBP: 0.222, SLG: 0.222 <b>Carl Scheib, R</b> (2, 1) OBP: 0.333, SLG: 0.333 <b>Dick Fowler, R</b> (3, 1) <b>Bob Wellman, R</b> (9, PH) OBP: 0.417, SLG: 0.667			0-0 P3		0-0 G6-3		0-0 F2		0-0 1-3	0 0 0 0 0 0 0 1 0 0 0 0 0 0 2 0 0 0 0 0 1 1 0 0 0 0 0 0												
<b>Inning Stats</b>	R: 0 E: 1 K: 1 S: 6	H: 0 LOB: 1 BB: 0 P: 6	R: 0 E: 0 K: 0 S: 4	H: 1 LOB: 1 BB: 0 P: 4	R: 0 E: 0 K: 1 S: 5	H: 0 LOB: 0 BB: 0 P: 5	R: 0 E: 0 K: 1 S: 5	H: 0 LOB: 1 BB: 1 P: 9	R: 0 E: 0 K: 0 S: 2	H: 0 LOB: 0 BB: 1 P: 6	R: 1 E: 0 K: 1 S: 7	H: 2 LOB: 2 BB: 0 P: 8	R: 0 E: 0 K: 1 S: 5	H: 0 LOB: 0 BB: 0 P: 5	R: 2 E: 0 K: 0 S: 6	H: 3 LOB: 1 BB: 0 P: 6	R: 0 E: 0 K: 1 S: 5	H: 0 LOB: 0 BB: 0 P: 5	1B: 5 2B: 1 3B: 0 HR: 0	SF: 0 SAC: 0 DP: 1 HBP: 1	WP: 0 PB: 0 SB: 1 CS: 0	PA: 36
<b>PITCHER</b>	IP WLS BF H R ER SO BB IBB HBP BLK WP HR S P ERA WHIP																					
<b>Vic Raschi, R</b> (1, 1) ERA: 4.38	6.0 W 24 3 1 1 4 2 0 1 1 0 0 29 38 1.50 0.833																					
<b>Bob Porterfield, R</b> (7, 1) ERA: 7.5	3.0 S 12 3 2 2 2 0 0 0 0 0 0 16 16 6.00 1.000																					







Batter	1	2	3	4	5	6	7	8	9	AB R H RBI BB SO LOB	TOP		
<b>Eddie Joost, R</b> (1, 6) OBP: 0.427, SLG: 0.400	4-0 F8 BB		0-0 1-3		0-0 1B 1B	0-0 SH5-4		0-0 SH1-4		2 1 1 1 1 0 0	<b>Philadelphia Athletics @ New York Yankees</b> Yankee Stadium, Bronx, NY Sun May 14 1950, 3:33 AM EDT Att. 24,058 - Unknown <a href="http://livebaseballscorecards.com">livebaseballscorecards.com</a>		
<b>Paul Lehner, L</b> (1, 7) OBP: 0.409, SLG: 0.597	0-0 F8 1-2		0-0 F9		0-0 1B 1B	0-0 1B		0-3 K		5 1 2 1 0 1 2			
<b>Ferris Fain, L</b> (1, 3) OBP: 0.404, SLG: 0.494	0-0 F7			0-0 4-3	0-0 E3 1B 1B	0-0 FC6-4 1B		4-0 BB		4 1 1 1 1 0 2			
<b>Sam Chapman, R</b> (1, 8) OBP: 0.316, SLG: 0.337		0-0 F7		0-0 F4	0-0 F8	0-0 FC6-4 1-2f		0-0 F7		5 0 0 0 0 0 6			
<b>Bob Dillinger, R</b> (1, 5) OBP: 0.363, SLG: 0.455		0-0 1B 3B		0-0 F3	0-0 1B 1-3 2-H 3-H		0-0 5-3 1B		0-0 F7	5 1 3 2 0 0 0			
<b>Elmer Valo, L</b> (1, 9) OBP: 0.405, SLG: 0.375		0-0 F2			E 1B BB		0-0 F8		4-0 S BB	2 1 0 0 3 0 2			
<b>Pete Suder, R</b> (1, 4) OBP: 0.315, SLG: 0.364		0-0 1B			E8 1B 1B		0-0 5-3		0-0 F8	5 1 3 2 0 0 2			
<b>Mike Guerra, R</b> (1, 2) OBP: 0.354, SLG: 0.465		0-0 1-3			1-2 2-H 1B 1B		0-0 F3		0-0 6-3	5 1 1 1 0 0 5			
<b>Bob Hooper, R</b> (1, 1) OBP: 0.222, SLG: 0.125 <b>Bobby Shantz, R</b> (4, 1) OBP: 0.429, SLG: 0.273			0-0 F3		0-0 1B 1B	4-0 1B SH5-4 BB		4-0 SH1-4 BB		1 0 0 0 0 0 0 1 2 1 1 2 0 0			
<b>Inning Stats</b>	R: 0 E: 0 K: 0 S: 2 H: 0 LOB: 0 BB: 1 P: 6	R: 1 E: 0 K: 0 S: 5 H: 2 LOB: 1 BB: 0 P: 5	R: 0 E: 0 K: 0 S: 3 H: 0 LOB: 0 BB: 0 P: 3	R: 0 E: 0 K: 0 S: 3 H: 0 LOB: 0 BB: 0 P: 3	R: 7 E: 2 K: 0 S: 10 H: 7 LOB: 2 BB: 2 P: 18	R: 1 E: 0 K: 0 S: 4 H: 2 LOB: 1 BB: 1 P: 8	R: 0 E: 0 K: 0 S: 4 H: 1 LOB: 1 BB: 0 P: 4	R: 0 E: 0 K: 1 S: 5 H: 0 LOB: 2 BB: 2 P: 13	R: 0 E: 0 K: 0 S: 3 H: 0 LOB: 1 BB: 1 P: 7	1B: 11 2B: 0 3B: 1 HR: 0 SF: 0 SAC: 2 DP: 0 HBP: 0	WP: 0 PB: 0 SB: 1 CS: 0 PA: 44		
<b>PITCHER</b>	IP WLS BF H R ER SO BB IBB HBP BLK WP HR S P ERA WHIP											<b>PITCHER</b>	IP WLS BF H R ER SO BB IBB HBP BLK WP HR S P ERA WHIP
<b>Ed Lopat, L</b> (1, 1) ERA: 6.27	4.0 L 21 7 8 7 0 2 0 0 0 0 0 0 19 27 15.75 2.250												
<b>Don Johnson, R</b> (5, 1) ERA: 6.3	1.0 5 2 0 0 0 1 0 0 0 0 0 0 4 8 0.00 3.000												
<b>Duane Pillette, R</b> (6, 1) ERA: 1.5	2.0 9 3 1 1 0 1 0 0 0 0 0 0 8 12 4.50 2.000												
<b>Joe Page, L</b> (8, 1) ERA: 2.16	2.0 9 0 0 0 0 1 3 0 0 0 0 0 0 8 20 0.00 1.500												





BOTTOM

Philadelphia Athletics @ New York Yankees  
Yankee Stadium, Bronx, NY  
Sun May 14 1950, 3:33 AM EDT  
Att. 24,058 - Unknown

livebaseballscorecards.com

AB 34  
R 8  
H 9  
RBI 8  
BB 10  
SO 3  
LOB 21



WP: 0 PA: 45  
PB: 0  
SB: 1  
CS: 0

AB R H RBI BB SO LOB

4 0 0 0 0 0 2

3 2 2 1 2 0 0

2 2 1 1 3 0 2

5 1 1 0 0 1 6

5 1 2 3 0 1 2

3 0 1 1 2 0 1

3 1 1 2 2 0 2

5 0 0 0 0 0 6

1 1 0 0 1 0 0  
0 0 0 0 0 0 0  
1 0 0 0 0 1 0  
0 0 0 0 0 0 0  
1 0 1 0 0 0 0  
0 0 0 0 0 0 0  
1 0 0 0 0 0 0

1B: 8 SF: 0  
2B: 1 SAC: 1  
3B: 0 DP: 1  
HR: 0 HBP: 0

Batter	1	2	3	4	5	6	7	8	9
Phil Rizzuto, R OBP: 0.440, SLG: 0.452 (1, 6) X	0-0 6-3 1B	0-0 6-3 1B		0-0 SH1-3 1-2 1B	0-0 F2 1B		0-0 FC5-4 1-2f 2-3 1B		
Cliff Mapes, L OBP: 0.463, SLG: 0.741 (1, 8) X	0-0 S 2B 1B	4-0 BB BB BB 1B		4-0 BB 1B BB	0-0 F8 1B		0-0 1-2 3-H 1B		
Tommy Henrich, L OBP: 0.485, SLG: 0.769 (1, 3) X	0-0 1B 1-H 6-3 2B 1B	4-0 1-2 BB		4-0 BB 1B 1-2 2-3 BB		4-0 BB	0-0 F9 1B		
Yogi Berra, L OBP: 0.380, SLG: 0.533 (1, 2) X	0-0 2-3 6-3 1B 1B	0-0 4-3 1B		0-3 K		0-0 F8 1B		0-0 F9 1B	
Bobby Brown, L OBP: 0.298, SLG: 0.268 (1, 5) X	0-0 6-3 1-2 3-H 1B		0-0 G5-4-3 BB 1B	0-0 1-2 2-H 3-H 1B		0-0 F9 1B		0-3 K	
Gene Woodling, L OBP: 0.393, SLG: 0.392 (1, 7) X	0-0 2-H BB 1B		4-0 1-2 BB G5-4-3 BB	4-0 1-2 2-3 BB		0-0 F7 1B		0-0 1-3	
Hank Bauer, R OBP: 0.390, SLG: 0.486 (1, 9) B B B	4-0 1-2 BB		0-0 G5-4-3 1-2f 2-3 1B	0-0 1-2 2-H 3-H 1B		4-0 FC5-4 1B BB		0-0 F7 1B	
Jerry Coleman, R OBP: 0.346, SLG: 0.400 (1, 4) X	0-0 1-3 1B		0-0 F9 1B	0-0 1-3 1B		0-0 F8 1B		0-0 F9 1B	
Ed Lopat, L OBP: 0.000, SLG: 0.455 Don Johnson, R OBP: 0.300, SLG: 0.222 Jackie Jensen, R OBP: 0.457, SLG: 0.429 Duane Pillette, R OBP: 0.273, SLG: 0.300 (1, 1) (5, 1) (5, PH) (6, 1) (7, PH) (8, 1) (9, PH)		0-0 1-3 1B		4-0 BB SH1-3 1B BB	0-3 K		0-0 1-2 FC5-4 1B		0-0 F3 1B

Inning Stats	R: 3	H: 4	E: 0	LOB: 2	K: 0	S: 7	P: 11	R: 0	H: 0	E: 0	LOB: 2	K: 0	S: 3	P: 11	R: 0	H: 1	E: 0	LOB: 1	K: 0	S: 3	P: 7	R: 4	H: 2	E: 0	LOB: 2	K: 1	S: 7	P: 23	R: 0	H: 0	E: 0	LOB: 0	K: 1	S: 5	P: 5	R: 0	H: 0	E: 0	LOB: 1	K: 0	S: 3	P: 7	R: 1	H: 2	E: 0	LOB: 2	K: 0	S: 5	P: 9	R: 0	H: 0	E: 0	LOB: 0	K: 1	S: 5	P: 5	R: 0	H: 0	E: 0	LOB: 0	K: 0	S: 3	P: 3
--------------	------	------	------	--------	------	------	-------	------	------	------	--------	------	------	-------	------	------	------	--------	------	------	------	------	------	------	--------	------	------	-------	------	------	------	--------	------	------	------	------	------	------	--------	------	------	------	------	------	------	--------	------	------	------	------	------	------	--------	------	------	------	------	------	------	--------	------	------	------

PITCHER	IP	WLS	BF	H	R	ER	SO	BB	IBB	HBP	BLK	WP	HR	S	P	ERA	WHIP
Bob Hooper, R ERA: 3.25 (1, 1)	3.1		21	5	6	6	0	7	0	0	0	0	0	14	42	16.20	3.600
Bobby Shantz, L ERA: 4.23 (4, 1)	5.2	W	24	4	2	2	3	3	0	0	0	0	0	27	39	3.18	1.235

Batter	1	2	3	4	5	6	7	8	9	AB R H RBI BB SO LOB	TOP									
Phil Rizzuto, R (1, 6) OBP: 0.453, SLG: 0.478	0-0 F7		0-0 1B		0-0 FC1-6		0-0 BB CS 1B	0-0 BB BB 2B	0-0 BB 1B	6 1 4 1 0 0 2	<b>New York Yankees @ St. Louis Browns</b> Sportsman's Park, St. Louis, MO Tue May 16 1950, 4:33 AM EDT Att. 9,711 - Unknown <a href="http://livebaseballscorecards.com">livebaseballscorecards.com</a>									
Cliff Mapes, L (1, 9) OBP: 0.466, SLG: 0.705	0-0 F5		0-0 4-3		0-0 F7		4-0 BB BB	4-0 BB BB HR BB	4-0 BB 1B	3 1 0 0 3 0 3										
Tommy Henrich, L (1, 3) Joe Collins, L (6, PR) OBP: 0.493, SLG: 0.800 OBP: 0.364, SLG: 0.429	0-0 F8						0-0 F7	0-3 K	0-3 K	3 0 2 0 0 0 0 3 1 0 0 0 2 7										
Joe DiMaggio, R (1, 8) OBP: 0.317, SLG: 0.427		0-0 E6 4-3 E		0-0 P6		0-0 1B 1B F8	4-0 BB BB	4-0 BB BB HR BB	0-0 P5	4 3 1 1 2 0 3										
Yogi Berra, L (1, 2) OBP: 0.371, SLG: 0.511		0-0 4-3 1-2		0-0 G3		0-0 F8	0-0 P3	4-0 BB BB HR BB		4 1 0 1 1 0 7										
Billy Johnson, R (1, 5) OBP: 0.464, SLG: 0.511		0-0 F8 2-H		0-0 F9		0-0 1B 1B 1-3 2-H	0-0 CS	SH5-4 1B 1B HR		5 2 3 5 0 0 1										
Hank Bauer, R (1, 7) OBP: 0.391, SLG: 0.476		0-0 F7			0-0 FC1-6 1B 1B	0-0 F8 3-H		SH5-4 1B 2B 1B E5		5 1 2 1 0 0 2										
Jerry Coleman, R (1, 4) OBP: 0.353, SLG: 0.405			0-0 F8		0-0 FC1-6 1B 1B	0-0 1B 1-2		SH5-4 1B 2B 1B F3		4 0 2 0 0 0 1										
Allie Reynolds, R (1, 1) OBP: 0.286, SLG: 0.357			0-0 P4		0-3 K	0-0 F7		0-0 2B BB 1B 2-3 3-H	0-3 K	5 1 1 1 0 2 4										
<b>Inning Stats</b>	R: 0 E: 0 K: 0 S: 3	H: 0 LOB: 0 BB: 0 P: 3	R: 1 E: 2 K: 0 S: 4	H: 0 LOB: 0 BB: 0 P: 4	R: 0 E: 0 K: 0 S: 4	H: 1 LOB: 1 BB: 0 P: 4	R: 0 E: 0 K: 1 S: 7	H: 2 LOB: 2 BB: 0 P: 7	R: 2 E: 0 K: 0 S: 7	H: 4 LOB: 2 BB: 0 P: 7		R: 0 E: 0 K: 0 S: 3	H: 1 LOB: 2 BB: 2 P: 11	R: 8 E: 1 K: 1 S: 11	H: 5 LOB: 1 BB: 3 P: 23	R: 0 E: 0 K: 2 S: 8	H: 1 LOB: 2 BB: 1 P: 12	1B: 12 2B: 1 3B: 1 HR: 1	SF: 0 SAC: 1 DP: 0 HBP: 0	WP: 0 PB: 0 SB: 0 CS: 1
<b>PITCHER</b>	IP WLS BF H R ER SO BB IBB HBP BLK WP HR S P ERA WHIP																			
Joe Ostrowski, L (1, 1) ERA: 1.99	5.2 L 26 8 3 2 1 0 0 0 0 0 0 0 0 28 28 3.18 1.412																			
Tommy Fine, R (6, 1) ERA: 6.75	1.2 12 5 5 5 0 3 0 0 0 0 0 0 9 21 27.00 4.800																			
Sid Schacht, R (8, 1) ERA: 9.82	0.2 6 1 3 3 1 2 0 0 0 0 0 1 6 14 40.50 4.500																			
Cuddles Marshall, R (9, 1) ERA:	1.0 5 1 0 0 0 2 1 0 0 0 0 0 0 8 12 0.00 2.000																			

**New York Yankees @ St. Louis Browns**  
 Sportsman's Park, St. Louis, MO  
 Tue May 16 1950, 4:33 AM EDT  
 Att. 9,711 - Unknown

**AB 42**  
**R 11**  
**H 15**  
**RBI 10**  
**BB 6**  
**SO 4**  
**LOB 30**













Batter	1	2	3	4	5	6	7	8	9	AB R H RBI BB SO LOB	TOP							
Phil Rizzuto, R (1, 6) OBP: 0.440, SLG: 0.480	0-0 1-3		0-0 F5		0-0 F7			0-0 5-3		4 0 0 0 0 0 1								
Joe Collins, L (1, 3) OBP: 0.350, SLG: 0.412	0-0 6-3		0-0 1B 2B		0-0 F9			0-3 K		4 1 1 0 0 1 0								
Hank Bauer, R (1, 7) OBP: 0.360, SLG: 0.435	0-0 F7		0-3 K					0-0 F6		4 0 0 0 0 1 2								
Joe DiMaggio, R (1, 8) OBP: 0.336, SLG: 0.469		4-0 1B BB	0-0 1B		0-0 F7			0-0 E5 8-6-5 BB		3 0 1 2 1 0 0								
Yogi Berra, L (1, 2) OBP: 0.386, SLG: 0.529		0-0 1B	0-0 F6		0-0 F7			4-0 1-2 BB		3 0 1 0 1 0 1								
Billy Johnson, R (1, 5) OBP: 0.443, SLG: 0.471		0-0 F2		0-3 K				0-0 8-6-5 2-3f		4 0 0 0 0 2 4								
Cliff Mapes, L (1, 9) OBP: 0.451, SLG: 0.657		0-3 K		0-0 4-3				0-0 E3 G1-6-3		3 0 0 0 0 1 2								
Jerry Coleman, R (1, 4) OBP: 0.337, SLG: 0.376		0-0 F8		0-0 F3				0-0 G1-6-3 1-2f		3 0 0 0 0 0 3								
Tommy Byrne, L (1, 1) OBP: 0.357, SLG: 0.538		4-0 2B 1B BB		0-3 K				0-0 5-3		2 1 0 0 1 1 0								
<b>Inning Stats</b>	R: 0 E: 0 K: 0 S: 3	H: 0 LOB: 0 BB: 0 P: 3	R: 0 E: 0 K: 1 S: 6	H: 1 LOB: 2 BB: 1 P: 10	R: 2 E: 0 K: 1 S: 7	H: 2 LOB: 1 BB: 1 P: 11	R: 0 E: 0 K: 1 S: 5	H: 0 LOB: 0 BB: 0 P: 5	R: 0 E: 0 K: 1 S: 5	H: 0 LOB: 0 BB: 0 P: 5	R: 0 E: 0 K: 1 S: 5	H: 0 LOB: 0 BB: 0 P: 5	R: 0 E: 1 K: 0 S: 3	H: 0 LOB: 1 BB: 1 P: 7	1B: 2 2B: 2 3B: 0 HR: 0	SF: 0 SAC: 0 DP: 2 HBP: 0	WP: 0 PB: 0 SB: 0 CS: 0	PA: 33
<b>PITCHER</b> Bob Cain, L (1, 1) ERA: 1.67	IP: 9.0 WLS: L BF: 33 H: 3 R: 2 ER: 2 SO: 6 BB: 3 IBB: 0 HBP: 0 BLK: 0 WP: 0 HR: 0 S: 42 P: 54 ERA: 2.00 WHIP: 0.667											<b>PITCHER</b>	IP: WLS: BF: H: R: ER: SO: BB: IBB: HBP: BLK: WP: HR: S: P: ERA: WHIP:					

**New York Yankees @ Chicago White Sox**  
 Comiskey Park, Chicago, IL  
 Fri May 19 1950, 4:33 AM EDT  
 Att. 23,691 - Unknown

AB	30
R	2
H	3
RBI	2
BB	3
SO	6
LOB	13



livebaseballscorecards.com



Batter	1	2	3	4	5	6	7	8	9	AB R H RBI BB SO LOB
Jim Busby, R OBP: 0.231, SLG: 0.211 (1, 8) BBB	4-0 BB E BB		X 0-0 F9 1		X 0-0 4-3 3		X 0-0 FC6-4 1-2f 3			3 0 0 0 1 0 2
Chico Carrasquel, R OBP: 0.357, SLG: 0.342 (1, 6) SSS	0-3 K 1-2 1		X 0-0 WP 1B 2			X 0-0 6-3 1		X 0-0 6-3 1		4 0 1 0 0 1 1
Johnny Ostrowski, R OBP: 0.396, SLG: 0.487 (1, 9) SSS	0-3 K 2		X 0-3 K 1-2 2			X 0-0 F2 2		X 0-0 3-1 2		4 0 0 0 0 2 2
Hank Majeski, R OBP: 0.394, SLG: 0.467 (1, 5) BBB	4-0 BB		X 0-0 F9 3			X 0-0 E3 3		X 0-0 FC3-4 1B 3		3 0 1 0 1 0 1
Gus Zernial, R OBP: 0.276, SLG: 0.381 (1, 7) X	0-0 F8 3			X 0-0 F5 1		X 0-3 K 3		X 0-0 FC3-4 1-2f 3		4 0 0 0 0 1 4
Cass Michaels, R OBP: 0.359, SLG: 0.447 (1, 4)		X 0-0 F4 1		X 0-0 F7 2		X 0-0 F7 1		X 0-0 F9 1		4 0 0 0 0 0 0
Eddie Malone, R OBP: 0.282, SLG: 0.229 (1, 2) Dave Philley, S OBP: 0.323, SLG: 0.371 (9, PR)		0-3 K 2		X 0-0 6-3 3		X 0-0 F9 2		BBB 4-0 BB 2		3 0 0 0 1 1 0 0 0 0 0 0 0 0
Gordon Goldsberry, L OBP: 0.359, SLG: 0.200 (1, 3) Phil Masi, R OBP: 0.339, SLG: 0.333 (9, PH)		4-0 BB BBB		X 0-0 F9 1		X 0-0 E4 1B 1		X 0-0 F7 2		2 0 0 0 1 0 0 1 0 0 0 0 0 1
Bob Cain, L OBP: 0.273, SLG: 0.364 (1, 1) Joe Erautt, R (9, PH)		0-3 K 3		X 0-0 1-3 2		X 0-0 1-2 1B FC6-4 1		X 0-0 F8 3		3 0 1 0 0 1 1 1 0 0 0 0 0 1

<b>Inning Stats</b>	R: 0 E: 1 K: 2 S: 7	H: 0 LOB: 2 BB: 2 P: 15	R: 0 E: 0 K: 2 S: 7	H: 0 LOB: 1 BB: 1 P: 11	R: 0 E: 0 K: 1 S: 6	H: 1 LOB: 1 BB: 0 P: 6	R: 0 E: 0 K: 0 S: 3	H: 0 LOB: 0 BB: 0 P: 3	R: 0 E: 0 K: 0 S: 3	H: 0 LOB: 0 BB: 0 P: 3	R: 0 E: 1 K: 1 S: 6	H: 0 LOB: 1 BB: 0 P: 6	R: 0 E: 1 K: 0 S: 5	H: 1 LOB: 2 BB: 0 P: 5	R: 0 E: 0 K: 0 S: 4	H: 1 LOB: 1 BB: 0 P: 4	R: 0 E: 0 K: 0 S: 3	H: 0 LOB: 1 BB: 1 P: 7	1B: 3 2B: 0 3B: 0 HR: 0	SF: 0 SAC: 0 DP: 0 HBP: 0															
<b>PITCHER</b> Tommy Byrne, L ERA: 3.29 (1, 1)	IP 9.0	WLS W	BF 36	H 3	R 0	ER 0	SO 6	BB 4	IBB 0	HBP 0	BLK 0	WP 1	HR 0	S 44	P 60	ERA 0.00	WHIP 0.778																		
																		<b>PITCHER</b>	IP	WLS	BF	H	R	ER	SO	BB	IBB	HBP	BLK	WP	HR	S	P	ERA	WHIP


**BOTTOM**

**New York Yankees @ Chicago White Sox**  
Comiskey Park, Chicago, IL

Fri May 19 1950, 4:33 AM EDT  
Att. 23,691 - Unknown

livebaseballscorecards.com

<b>AB</b>	<b>32</b>
<b>R</b>	<b>0</b>
<b>H</b>	<b>3</b>
<b>RBI</b>	<b>0</b>
<b>BB</b>	<b>4</b>
<b>SO</b>	<b>6</b>
<b>LOB</b>	<b>13</b>



WP: 1 PA: 36  
PB: 0  
SB: 0  
CS: 0

**New York Yankees @ Chicago White Sox**  
 Comiskey Park, Chicago, IL  
 Sat May 20 1950, 4:33 AM EDT  
 Att. 7,093 - Unknown

[livebaseballscorecards.com](http://livebaseballscorecards.com)

<b>AB</b>	29
<b>R</b>	3
<b>H</b>	7
<b>RBI</b>	3
<b>BB</b>	5
<b>SO</b>	0
<b>LOB</b>	13



AB	R	H	RBI	BB	SO	LOB
4	0	2	1	0	0	0
4	0	1	0	0	0	3
3	0	0	0	0	0	1
1	0	0	0	0	0	0
2	1	0	0	2	0	0
3	0	1	0	1	0	1
3	1	2	1	0	0	0
1	0	0	0	0	0	0
3	1	1	1	1	0	2
4	0	0	0	0	0	4
1	0	0	0	1	0	2

Batter	1	2	3	4	5	6	7	8	9											
<b>Phil Rizzuto, R</b> (1, 6) OBP: 0.442, SLG: 0.490	0-0 P3		0-0 P6		0-0 2-H 2B		0-0 1-2 1B													
<b>Joe Collins, L</b> (1, 3) OBP: 0.341, SLG: 0.395	0-0 F2		0-0 G5-4-3 1B		0-0 P4		0-0 P6													
<b>Hank Bauer, R</b> (1, 7) OBP: 0.340, SLG: 0.408 <b>Gene Woodling, L</b> (8, PH) OBP: 0.388, SLG: 0.375	0-0 F9		0-0 G5-4-3 1-2f		0-0 L7		0-0 6-3													
<b>Joe DiMaggio, R</b> (1, 8) OBP: 0.342, SLG: 0.459		4-0 1B 2B BB		0-0 5-3		0-0 6-3		4-0 G4-6-3 BB												
<b>Yogi Berra, L</b> (1, 2) OBP: 0.390, SLG: 0.524		0-0 2B 1B 1-2		0-0 G3		4-0 CS BB		0-0 G4-6-3 1-2f												
<b>Billy Johnson, R</b> (1, 5) OBP: 0.453, SLG: 0.500 <b>Bobby Brown, L</b> (9, PH) OBP: 0.263, SLG: 0.319		0-0 1-3 2-H 2B		0-0 5-3		0-0 CS 1-2	0-0 E7 1B		0-0 L9											
<b>Cliff Mapes, L</b> (1, 9) OBP: 0.453, SLG: 0.644		0-0 G3			4-0 SH2 2B BB		0-0 G6-4-3 3-H 1B		0-0 1-3											
<b>Jerry Coleman, R</b> (1, 4) OBP: 0.323, SLG: 0.360		0-0 F3			0-0 F8		0-0 G6-4-3 1-2f		0-0 6-3											
<b>Fred Sanford, S</b> (1, 1) OBP: 0.364, SLG: 0.500		0-0 6-3			0-0 SH2 1-2		4-0 1B BB													
<b>Inning Stats</b>	R: 0 H: 0 E: 0 K: 0 S: 3	H: 0 LOB: 0 BB: 0 P: 3	R: 1 H: 2 E: 0 K: 0 S: 5	H: 2 LOB: 2 BB: 1 P: 9	R: 0 H: 1 E: 0 K: 0 S: 3	H: 1 LOB: 0 BB: 0 P: 3	R: 0 H: 0 E: 0 K: 0 S: 3	H: 0 LOB: 0 BB: 0 P: 3	R: 1 H: 1 E: 0 K: 0 S: 4	H: 1 LOB: 1 BB: 1 P: 8	R: 0 H: 0 E: 0 K: 0 S: 2	H: 0 LOB: 0 BB: 1 P: 6	R: 1 H: 3 E: 1 K: 0 S: 5	H: 3 LOB: 2 BB: 1 P: 9	R: 0 H: 0 E: 0 K: 0 S: 2	H: 0 LOB: 0 BB: 1 P: 6	R: 0 H: 0 E: 0 K: 0 S: 3	H: 0 LOB: 0 BB: 0 P: 3	1B: 5 SF: 0 2B: 2 SAC: 1 3B: 0 DP: 3 HR: 0 HBP: 0	WP: 0 PA: 36 PB: 0 SB: 0 CS: 1

PITCHER	IP	WLS	BF	H	R	ER	SO	BB	IBB	HBP	BLK	WP	HR	S	P	ERA	WHIP
<b>Mickey Haefner, L</b> (1, 1) ERA: 4.59	7.0	L	29	7	3	3	0	4	0	0	0	0	0	25	41	3.86	1.571
<b>Howie Judson, R</b> (8, 1) ERA: 0.69	2.0		6	0	0	0	0	1	0	0	0	0	0	5	9	0.00	0.500




Batter	1	2	3	4	5	6	7	8	9	AB	R	H	RBI	BB	SO	LOB
Nellie Fox, L OBP: 0.222, SLG: 0.125 (1, 4)	0-0 G3		0-0 3-1		4-0 BB		0-0 F7			3	0	0	0	1	0	3
Dave Philley, S OBP: 0.320, SLG: 0.359 (1, 9)	0-0 F9		0-0 F7		0-0 F8		4-0 FC6-4 BB			3	0	0	0	1	0	4
Jim Busby, R OBP: 0.233, SLG: 0.214 (1, 8)	0-0 1B			0-0 6-3		0-0 1-3	0-0 FC6-4			4	0	1	0	0	0	3
Hank Majeski, R OBP: 0.379, SLG: 0.447 (1, 5)	0-0 4-3			0-0 F9		0-0 1-3		0-0 F7		4	0	0	0	0	0	1
Gus Zernial, R OBP: 0.264, SLG: 0.364 (1, 7)		0-3 K		0-3 K		0-0 F3		0-0 F7		4	0	0	0	0	2	0
Chico Carrasquel, R OBP: 0.341, SLG: 0.325 (1, 6)		0-0 P4			0-0 5-3		0-0 F7	0-0 F8		4	0	0	0	0	0	0
Phil Masi, R OBP: 0.348, SLG: 0.350 (1, 2)		0-0 P6			0-0 P6		0-0 2B		4-0 G1-6-3 BB	3	1	1	0	1	0	0
Gordon Goldsberry, L OBP: 0.395, SLG: 0.273 (1, 3)			0-0 SH2-4 1B		4-0 BB 1B BB		0-0 BB 2B		0-0 G1-6-3	3	0	2	1	1	0	1
Mickey Haefner, L OBP: 0.364, SLG: 0.222 (1, 1)			0-0 SH2-4		0-0 BB		0-0 BB		0-0 F8	1	0	1	0	0	0	0
Cass Michaels, R OBP: 0.365, SLG: 0.453 (7, PH)					1-2 1B					1	0	1	0	0	0	0
Howie Judson, R (8, 1)										0	0	0	0	0	0	0
Herb Adams, L OBP: 0.281, SLG: 0.255 (9, PH)										1	0	0	0	0	0	0

Inning Stats	R: 0	H: 1	E: 0	LOB: 1	K: 0	BB: 0	S: 4	R: 0	H: 0	E: 0	LOB: 0	K: 1	BB: 0	S: 5	R: 0	H: 1	E: 0	LOB: 1	K: 0	BB: 0	S: 4	R: 0	H: 0	E: 0	LOB: 0	K: 1	BB: 0	S: 5	R: 0	H: 1	E: 0	LOB: 3	K: 0	BB: 2	S: 4	R: 0	H: 0	E: 0	LOB: 0	K: 0	BB: 0	S: 3	R: 1	H: 3	E: 0	LOB: 3	K: 0	BB: 1	S: 6	R: 0	H: 0	E: 0	LOB: 0	K: 0	BB: 0	S: 3	R: 0	H: 0	E: 0	LOB: 0	K: 0	BB: 1	S: 2	R: 0	H: 0	E: 0	LOB: 0	K: 0	BB: 1	S: 6	1B: 4	SF: 0	2B: 2	SAC: 1	3B: 0	DP: 1	HR: 0	HBP: 0	WP: 0	PA: 36
PITCHER Fred Sanford, R ERA: 4.5 (1, 1)	IP	WLS	BF	H	R	ER	SO	BB	IBB	HBP	BLK	WP	HR	S	P	ERA	WHIP	IP	WLS	BF	H	R	ER	SO	BB	IBB	HBP	BLK	WP	HR	S	P	ERA	WHIP	IP	WLS	BF	H	R	ER	SO	BB	IBB	HBP	BLK	WP	HR	S	P	ERA	WHIP																													

**BOTTOM**

**New York Yankees @ Chicago White Sox**  
Comiskey Park, Chicago, IL  
Sat May 20 1950, 4:33 AM EDT  
Att. 7,093 - Unknown

AB	31
R	1
H	6
RBI	1
BB	4
SO	2
LOB	12



Batter	1	2	3	4	5	6	7	8	9	AB R H RBI BB SO LOB	TOP												
Phil Rizzuto, R (1, 6) OBP: 0.444, SLG: 0.495	4-0 BB 1B BB	0-0 G3 HR 1B		0-0 F8		0-0 BLK BB 2B	0-0 E6	0-0 4-3		5 3 2 0 1 0 2													
Cliff Mapes, L (1, 9) OBP: 0.435, SLG: 0.603	0-0 F2	0-0 G3		0-0 F8		4-0 BB BB F9 BB	0-0 F5		0-0 3-1	5 1 0 0 1 0 4													
Joe Collins, L (1, 3) OBP: 0.360, SLG: 0.381	0-0 F8	4-0 HR BB		0-3 K		4-0 F9 BB 1-2 F7 BB	0-0 6-3		0-0 2B F7 1B	4 3 1 0 2 1 2													
Joe DiMaggio, R (1, 8) OBP: 0.367, SLG: 0.539	4-0 BB 1B 1-2 BB	0-0 HR				4-0 HR			0-0 F3	4 3 3 6 2 0 0													
Yogi Berra, L (1, 2) OBP: 0.403, SLG: 0.523	0-0 BB 1-2 2-H 1B	0-0 F3				0-0 SH5-3 1B 1B	0-0 F9		0-0 1B 1B BB	4 2 2 2 2 0 2													
Bobby Brown, L (1, 5) OBP: 0.276, SLG: 0.294	4-0 1-2 2-3 BB		0-0 5-3			0-0 SH5-3	0-0 F7		0-0 L8	4 0 0 2 1 0 4													
Gene Woodling, L (1, 7) OBP: 0.411, SLG: 0.393	0-0 F8		4-0 BB			0-0 F7	0-0 1-2 1B		0-0 1B 1B	5 1 3 1 1 0 4													
Jerry Coleman, R (1, 4) OBP: 0.333, SLG: 0.362		0-3 K	0-0 F4			0-0 1B	0-0 F3		0-0 1B 1B	5 0 2 2 1 1 3													
Ed Lopat, L (1, 1) OBP: 0.450, SLG: 0.412		0-0 G3 HR 1B	0-0 4-3			0-0 F3			0-0 1-2 2-H 1B	6 1 2 1 0 0 5													
<b>Inning Stats</b>	R: 1 E: 0 K: 0 S: 4	H: 1 LOB: 3 BB: 3 P: 16	R: 4 E: 0 K: 1 S: 8	H: 3 LOB: 0 BB: 1 P: 12	R: 0 E: 0 K: 0 S: 3	H: 0 LOB: 1 BB: 1 P: 7	R: 0 E: 0 K: 1 S: 5	H: 0 LOB: 0 BB: 0 P: 5	R: 2 E: 0 K: 0 S: 6	H: 3 LOB: 1 BB: 0 P: 6	R: 3 E: 0 K: 0 S: 5	H: 2 LOB: 2 BB: 3 P: 17	R: 0 E: 1 K: 0 S: 4	H: 0 LOB: 1 BB: 0 P: 4	R: 2 E: 0 K: 0 S: 6	H: 3 LOB: 2 BB: 1 P: 10	R: 2 E: 0 K: 0 S: 6	H: 3 LOB: 3 BB: 2 P: 14	1B: 11 2B: 2 3B: 0 HR: 2	SF: 0 SAC: 1 DP: 0 HBP: 0	WP: 0 PB: 0 SB: 0 CS: 0	PA: 54	
<b>PITCHER</b>	IP WLS BF H R ER SO BB IBB HBP BLK WP HR S P ERA WHIP																					<b>PITCHER</b>	IP WLS BF H R ER SO BB IBB HBP BLK WP HR S P ERA WHIP
Early Wynn, R (1, 1) ERA: 4.45	2.0 L 14 4 5 5 1 4 0 0 0 0 0 1 12 28 22.50 4.000																						
Gene Bearden, L (3, 1) ERA: 5.19	3.0 13 3 2 2 1 1 0 0 0 0 0 1 14 18 6.00 1.333																						
Al Benton, R (6, 1) ERA: 5.4	0.0 3 1 3 3 0 2 0 0 1 0 0 0 1 9 ∞ ∞																						
Marino Pieretti, R (6, 1) ERA: 2.3	4.0 24 7 4 4 0 3 1 0 0 0 0 0 20 36 9.00 2.500																						

**New York Yankees @ Cleveland Indians**  
Cleveland Municipal Stadium, Cleveland, OH  
Sun May 21 1950, 3:33 AM EDT  
Unknown

AB	42
R	14
H	15
RBI	14
BB	11
SO	2
LOB	26



WP: 0	PA: 54
-------	--------

ERA	22.50	6.00	∞	9.00
WHIP	4.000	1.333	∞	2.500

1B	11	SF	0
2B	2	SAC	1
3B	0	DP	0
HR	2	HBP	0





Batter	1	2	3	4	5	6	7	8	9	AB R H RBI BB SO LOB	TOP	
Phil Rizzuto, R (1, 6) OBP: 0.455, SLG: 0.509	0-3 K		0-0 1B 2B	0-0 F8		0-0 1B		0-0 1B F8	4-0 FC4 BB	5 2 3 1 1 1 2		
Cliff Mapes, L (1, 9) OBP: 0.418, SLG: 0.571	0-3 K		0-3 K		0-0 5-3	0-0 F8		0-0 1B	0-0 FC4 1B	6 1 1 0 0 2 5		
Joe Collins, L (1, 3) OBP: 0.393, SLG: 0.458	0-0 WP 2B		0-0 1B		0-0 1B E		0-3 K	0-0 F8	0-0 1B 2B	6 2 4 3 0 1 1		
Joe DiMaggio, R (1, 8) OBP: 0.365, SLG: 0.528	0-3 K		0-0 F8		0-0 E3 1B		0-0 F3	0-0 F8	0-0 BB 1B	6 0 2 2 0 1 3		
Yogi Berra, L (1, 2) OBP: 0.408, SLG: 0.513		0-0 4-3		0-0 6-3		0-0 F9		4-0 1B BB	0-0 1B BB	4 2 1 0 2 0 0		
Bobby Brown, L (1, 5) OBP: 0.274, SLG: 0.291		0-0 E5		0-0 G3		0-0 F9		0-0 1B 1B	0-0 1B 1B	4 0 1 0 0 0 0		
Billy Johnson, R (9, PH) OBP: 0.455, SLG: 0.536									0-0 F8	2 1 1 1 0 0 2		
Gene Woodling, L (1, 7) OBP: 0.436, SLG: 0.438		0-3 K		4-0 1B BB		4-0 SH1-3 1B BB		0-0 1B	0-0 1B 3B	3 3 2 2 2 1 1		
Jerry Coleman, R (1, 4) OBP: 0.346, SLG: 0.374		0-0 F8		0-0 1B 1B		0-0 1B SH1-3 1B		0-0 F8	0-0 FC4 SH1-3 2B 1B	5 1 3 1 0 0 3		
Allie Reynolds, R (1, 1) OBP: 0.294, SLG: 0.353			0-0 F6		0-0 1B		0-0 SH1-3		0-0 F7 SH1-3	3 0 1 1 0 0 0		
<b>Inning Stats</b>	R: 0 H: 1 E: 0 LOB: 1 K: 3 BB: 0 S: 10 P: 10	R: 0 H: 0 E: 1 LOB: 1 K: 1 BB: 0 S: 6 P: 6	R: 1 H: 2 E: 0 LOB: 1 K: 1 BB: 0 S: 7 P: 7	R: 1 H: 2 E: 0 LOB: 2 K: 0 BB: 1 S: 5 P: 9	R: 1 H: 2 E: 1 LOB: 0 K: 0 BB: 0 S: 4 P: 4	R: 1 H: 2 E: 0 LOB: 2 K: 0 BB: 1 S: 5 P: 9	R: 1 H: 2 E: 0 LOB: 2 K: 1 BB: 1 S: 7 P: 11	R: 1 H: 2 E: 0 LOB: 1 K: 0 BB: 0 S: 5 P: 5	R: 6 H: 6 E: 0 LOB: 2 K: 0 BB: 2 S: 9 P: 17	1B: 14 SF: 0 2B: 3 SAC: 2 3B: 2 DP: 0 HR: 0 HBP: 0	WP: 1 PA: 51 PB: 0 SB: 0 CS: 0	
<b>PITCHER</b>	IP WLS BF H R ER SO BB IBB HBP BLK WP HR S P ERA WHIP											
Bob Feller, R (1, 1) ERA: 3.72	6.0 L 29 9 4 3 5 2 0 0 0 0 1 0 37 45 4.50 1.833											
Jesse Flores, R (7, 1) ERA: 4.35	2.0 11 4 2 2 1 1 0 0 0 0 0 0 12 16 9.00 2.500											
Sam Zoldak, L (9, 1) ERA: 10.93	0.2 9 6 6 6 0 1 0 0 0 0 0 0 8 12 81.00 10.500											
Dick Rozek, L (9, 1) ERA: 2.7	0.1 2 0 0 0 0 1 0 0 0 0 0 0 1 5 0.00 3.000											

**New York Yankees @ Cleveland Indians**  
**Cleveland Municipal Stadium, Cleveland, OH**  
 Sun May 21 1950, 3:38 AM EDT  
 Att: 79,570 - Unknown

AB	44
R	12
H	19
RBI	11
BB	5
SO	6
LOB	17



livebaseballscorecards.com









Batter	1	2	3	4	5	6	7	8	9	AB	R	H	RBI	BB	SO	LOB
Dale Mitchell, L (1, 7) OBP: 0.366, SLG: 0.411	0-0 4-3		0-0 E4			0-0 F7		0-0 4-3		4	0	0	0	0	0	0
Bob Kennedy, R (1, 9) OBP: 0.351, SLG: 0.485	0-0 F9		0-0 G6-4-3			0-3 K			0-0 F7	4	1	1	0	0	1	1
Mickey Vernon, L (1, 3) OBP: 0.229, SLG: 0.143	0-0 1B			0-0 4-3		0-0 5-3			0-0 F7	4	0	1	1	0	0	0
Larry Doby, L (1, 8) OBP: 0.474, SLG: 0.593	0-3 K			0-0 F8			0-0 F9		0-0 4-1	4	1	1	0	0	1	1
Al Rosen, R (1, 5) OBP: 0.385, SLG: 0.594		0-0 F9		0-0 1-3			0-0 F9		0-3 K	4	0	0	0	0	1	1
Joe Gordon, R (1, 4) OBP: 0.303, SLG: 0.398		0-0 1B		0-0 5-3			0-0 F7			3	0	1	1	0	0	0
Lou Boudreau, R (1, 6) OBP: 0.299, SLG: 0.274		0-3 K		0-0 F9			0-0 F2			3	0	0	0	0	1	1
Ray Murray, R (1, 2) OBP: 0.370, SLG: 0.500		0-0 6-3		0-0 2B				0-3 K		2	0	1	0	0	0	1
Jim Hegan, R (8, 2) OBP: 0.403, SLG: 0.517									0-3 K	1	0	0	0	0	1	0
Mike Garcia, R (1, 1) OBP: 0.091, SLG: 0.091			0-0 F3			0-0 F3				2	0	0	0	0	0	1
Thurman Tucker, L (8, PH) OBP: 0.273, SLG: 0.111										1	0	0	0	0	1	0
Steve Gromek, S (9, 1) OBP: 0.333, SLG: 0.333										0	0	0	0	0	0	0
Al Benton, R (9, 1)										0	0	0	0	0	0	0
Marino Pieretti, R (9, 1)										0	0	0	0	0	0	0

Inning Stats	R: 0	H: 1	R: 0	H: 1	R: 0	H: 0	R: 0	H: 1	R: 0	H: 0	R: 1	H: 1	R: 0	H: 0	R: 1	H: 1	R: 0	H: 0	R: 1	H: 1	1B: 2	SF: 0	WP: 0	PA: 32	
E: 0	LOB: 1	E: 0	LOB: 1	E: 1	LOB: 0	E: 0	LOB: 0	E: 0	LOB: 1	E: 0	LOB: 0	E: 0	LOB: 0	E: 0	LOB: 0	E: 0	LOB: 0	E: 0	LOB: 0	E: 0	LOB: 0	2B: 2	SAC: 0	PB: 0	
K: 1	BB: 0	K: 1	BB: 0	K: 0	BB: 0	K: 0	BB: 0	K: 0	BB: 0	K: 1	BB: 0	K: 0	BB: 0	K: 2	BB: 0	K: 1	BB: 0	K: 1	BB: 0	K: 1	BB: 0	3B: 1	DP: 1	SB: 1	
S: 6	P: 6	S: 6	P: 6	S: 3	P: 3	S: 3	P: 3	S: 4	P: 4	S: 5	P: 5	S: 4	P: 4	S: 7	P: 7	S: 6	P: 6	S: 6	P: 6	S: 6	P: 6	HR: 0	HBP: 0	CS: 0	


PITCHER	IP	WLS	BF	H	R	ER	SO	BB	IBB	HBP	BLK	WP	HR	S	P	ERA	WHIP	PITCHER	IP	WLS	BF	H	R	ER	SO	BB	IBB	HBP	BLK	WP	HR	S	P	ERA	WHIP	
Vic Raschi, R (1, 1) ERA: 3.91	9.0	W	32	5	2	2	6	0	0	0	0	0	0	44	44	2.00	0.556																			

**BOTTOM**

**New York Yankees @ Cleveland Indians**  
Cleveland Municipal Stadium, Cleveland, OH

Mon May 22 1950, 3:33 AM EDT  
Att. 23,035 - Unknown

<b>AB</b>	<b>32</b>
<b>R</b>	<b>2</b>
<b>H</b>	<b>5</b>
<b>RBI</b>	<b>2</b>
<b>BB</b>	<b>0</b>
<b>SO</b>	<b>6</b>
<b>LOB</b>	<b>6</b>



Batter	1	2	3	4	5	6	7	8	9	AB R H RBI BB SO LOB	TOP	
Phil Rizzuto, R OBP: 0.451, SLG: 0.492 (1, 6) BB	4-0 F8 1B BB		0-0 F4		0-0 1B 1B	0-0 9-5 2-3f			0-3 K	4 1 1 0 1 1 3		
Cliff Mapes, L OBP: 0.407, SLG: 0.543 (1, 9) SS	0-3 K		0-3 K		0-0 1B 1B HR			0-3 K	0-0 6-3	5 1 1 0 0 3 2		
Joe Collins, L OBP: 0.415, SLG: 0.455 (1, 3) X	0-0 1-3 1B		0-3 K		0-0 1-2 HR 1B			0-0 F3		4 1 2 0 0 1 0		
Joe DiMaggio, R OBP: 0.370, SLG: 0.522 (1, 8) X	0-0 F8 3-H			0-0 3-1 1B 2B	4-0 1-2 HR BB			0-0 6-3		3 2 1 1 1 0 1		
Yogi Berra, L OBP: 0.403, SLG: 0.521 (1, 2) X	0-0 1-3			0-0 F9	0-0 1-H 2-H 3-H HR			0-0 4-3		4 1 1 4 0 0 2		
Bobby Brown, L OBP: 0.282, SLG: 0.286 (1, 5) X		0-0 F3		0-0 3-1 2-3	0-0 F3			0-0 F1		4 0 0 0 0 0 1		
Gene Woodling, L OBP: 0.425, SLG: 0.417 (1, 7) X		0-0 4-3		0-0 3-H 1B	0-0 E4 9-5 SH3-4			0-0 F7		4 0 1 1 0 0 0		
Jerry Coleman, R OBP: 0.339, SLG: 0.364 (1, 4) X		0-0 1B		0-0 F6	0-0 SH3-4 1-2			0-0 S 1B		3 0 2 0 0 0 1		
Tommy Byrne, L OBP: 0.353, SLG: 0.467 (1, 1) Joe Page, L (8, 1)		0-3 K			0-0 4-3	1-0 HBP		0-3 K 1-2		2 0 0 0 0 1 1 1 0 0 0 0 1 1		
<b>Inning Stats</b>	R: 1 H: 1 E: 0 LOB: 1 K: 1 BB: 1 S: 6 P: 10	R: 0 H: 1 E: 0 LOB: 1 K: 1 BB: 0 S: 6 P: 6	R: 0 H: 0 E: 0 LOB: 0 K: 2 BB: 0 S: 7 P: 7	R: 1 H: 2 E: 0 LOB: 1 K: 0 BB: 0 S: 5 P: 5	R: 4 H: 4 E: 0 LOB: 0 K: 0 BB: 1 S: 6 P: 10	R: 0 H: 0 E: 1 LOB: 1 K: 0 BB: 0 S: 3 P: 4	R: 0 H: 0 E: 0 LOB: 0 K: 1 BB: 0 S: 5 P: 5	R: 0 H: 0 E: 0 LOB: 0 K: 0 BB: 0 S: 3 P: 3	R: 0 H: 1 E: 0 LOB: 1 K: 2 BB: 0 S: 8 P: 8	1B: 7 SF: 0 2B: 2 SAC: 1 3B: 0 DP: 1 HR: 1 HBP: 1	WP: 0 PA: 38 PB: 0 SB: 1 CS: 0	
<b>PITCHER</b> Art Houtteman, R ERA: 2.98 (1, 1)	IP WLS BF H R ER SO BB IBB HBP BLK WP HR S P ERA WHIP	9.0 L 38 9 6 6 7 2 0 1 0 0 0 1 49 58 6.00 1.222										

**New York Yankees @ Detroit Tigers**  
 Briggs Stadium, Detroit, MI  
 Thu May 25 1950, 4:33 AM EDT  
 Att. 20,531 - Unknown

livebaseballscorecards.com

AB	34
R	6
H	9
RBI	6
BB	2
SO	7
LOB	12





BOTTOM

New York Yankees @ Detroit Tigers

Briggs Stadium, Detroit, MI

Thu May 25 1950, 4:33 AM EDT  
Att. 20,531 - Unknown

livebaseballscorecards.com

AB	35
R	4
H	9
RBI	4
BB	4
SO	4
LOB	14



WP:	0	PA:	39
PB:	0		
SB:	0		
CS:	0		

AB R H RBI BB SO LOB

4	0	2	0	1	0	1
5	2	2	0	0	1	4
4	1	2	2	1	0	1
4	0	1	1	0	1	1
4	1	1	1	0	1	3
4	0	0	0	0	1	3
3	0	0	0	1	0	0
4	0	0	0	0	0	1
2	0	1	0	1	0	0
1	0	0	0	0	0	0

Batter	1	2	3	4	5	6	7	8	9
Johnny Lipon, R OBP: 0.421, SLG: 0.385 (1, 6)	4-0 BB G6-4-3		0-0 1-2 1B			0-0 FC6-4 1B	0-0 F9		0-0 F9
Jerry Priddy, R OBP: 0.308, SLG: 0.292 (1, 4)	0-0 G6-4-3 1-2f		0-3 K			0-0 FC6-4 1B		0-0 HR 1B	0-0 FC6-4 1B
George Kell, R OBP: 0.418, SLG: 0.492 (1, 5)	0-0 5-3			4-0 BB		0-0 1-2 1B		0-0 1-H HR	0-0 FC6-4
Vic Wertz, L OBP: 0.353, SLG: 0.516 (1, 9)		0-0 F8		0-0 F3		0-0 1-2 2-H 1B		0-3 K	
Hoot Evers, R OBP: 0.385, SLG: 0.568 (1, 7)		0-0 6-3		0-3 K		0-0 F8		0-0 HR	
Johnny Groth, R OBP: 0.366, SLG: 0.450 (1, 8)		0-0 5-3		0-0 4-3		0-3 K		0-0 6-3	
Aaron Robinson, L OBP: 0.424, SLG: 0.521 (1, 2)			0-0 3-1		0-0 5-3		0-0 F8	4-0 BB	
Dick Kryhoski, L OBP: 0.261, SLG: 0.407 (1, 3)			0-0 4-3		0-0 F2		0-0 4-3	0-0 F2	
Art Houtteman, R OBP: 0.286, SLG: 0.263 Don Kolloway, R OBP: 0.333, SLG: 0.400 (9, PH)			0-0 1B		0-0 F6		4-0 BB		0-0 6-3

Inning Stats	R: 0	H: 0	E: 0	K: 0	S: 2	R: 0	H: 0	E: 0	K: 0	S: 3	R: 0	H: 2	E: 0	K: 1	S: 7	R: 0	H: 0	E: 0	K: 1	S: 5	R: 0	H: 0	E: 0	K: 0	S: 3	R: 1	H: 3	E: 0	K: 1	S: 8	R: 0	H: 0	E: 0	K: 0	S: 3	R: 3	H: 3	E: 0	K: 1	S: 8	R: 0	H: 1	E: 0	K: 0	S: 4
	0	0	0	0	6	0	0	0	0	3	0	2	0	1	7	0	0	0	1	9	0	0	0	0	3	0	3	0	0	8	0	0	0	0	7	3	3	0	1	12	0	1	0	0	4

PITCHER	IP	WLS	BF	H	R	ER	SO	BB	IBB	HBP	BLK	WP	HR	S	P	ERA	WHIP
Tommy Byrne, L ERA: 3.55 (1, 1)	7.1	W	32	8	4	4	4	3	0	0	0	0	2	37	49	4.91	1.500
Joe Page, L ERA: 2.95 (8, 1)	1.2	S	7	1	0	0	0	1	0	0	0	0	0	6	10	0.00	1.200

1B:	2B:	3B:	HR:	SF:	SAC:	DP:	HBP:
7	0	0	2	0	0	1	0

WP:	PA:	ERA	WHIP
0	39		

Batter	1	2	3	4	5	6	7	8	9	AB R H RBI BB SO LOB	TOP									
Phil Rizzuto, R (1, 6) OBP: 0.438, SLG: 0.476	0-3 K		0-0 F7			0-0 6-3	0-0 F4			4 0 0 0 0 1 0	<b>New York Yankees @ Philadelphia Athletics</b> Shibe Park, Philadelphia, PA Fri May 26 1950, 3:33 AM EDT Att. 11,636 - Unknown <a href="http://livebaseballscorecards.com">livebaseballscorecards.com</a>									
Cliff Mapes, L (1, 9) OBP: 0.411, SLG: 0.546	0-3 K			0-0 B1		0-0 3B 2B		4-0 FC5-4 BB		3 1 1 0 1 1 0										
Hank Bauer, R (1, 7) OBP: 0.351, SLG: 0.453	0-0 1B			0-0 F7		0-0 2H 1B 3B		0-0 F7		4 1 2 1 0 0 1										
Joe DiMaggio, R (1, 8) OBP: 0.367, SLG: 0.508	0-3 K			0-0 F6		4-0 BB 1B BB		0-0 FC5-4 1-2f		3 0 0 0 1 1 2										
Yogi Berra, L (1, 2) OBP: 0.406, SLG: 0.520		0-0 F9			0-0 G6-4-3 1B	0-0 1-2 1B		0-0 2-3		4 0 2 1 0 0 1										
Billy Johnson, R (1, 5) OBP: 0.443, SLG: 0.508		0-0 G3			0-0 G6-4-3 1-2f	4-0 1-2 2-3 BB		0-0 L9		3 0 0 0 1 0 1										
Jerry Coleman, R (1, 4) OBP: 0.336, SLG: 0.355		0-0 L8			4-0 BB	0-0 L5		0-0 4-3		3 0 0 0 1 0 3										
Joe Collins, L (1, 3) OBP: 0.391, SLG: 0.424			0-0 3-1		0-0 L9		0-0 4-3		0-0 L4	4 0 0 0 0 0 1										
Ed Lopat, L (1, 1) OBP: 0.391, SLG: 0.350			0-3 K			0-0 4-3	0-3 K			3 0 0 0 0 2 0										
Joe Page, L (9, 1)										0 0 0 0 0 0 0										
<b>Inning Stats</b>	R: 0 E: 0 K: 3 S: 10	H: 1 LOB: 1 BB: 0 P: 10	R: 0 E: 0 K: 0 S: 3	H: 0 LOB: 0 BB: 0 P: 3	R: 0 E: 0 K: 1 S: 5	H: 0 LOB: 0 BB: 0 P: 5	R: 0 E: 0 K: 0 S: 3	H: 1 LOB: 1 BB: 1 P: 7	R: 2 E: 0 K: 0 S: 6	H: 3 LOB: 3 BB: 2 P: 14	R: 0 E: 0 K: 1 S: 5	H: 0 LOB: 0 BB: 0 P: 5	R: 0 E: 0 K: 0 S: 3	H: 0 LOB: 1 BB: 1 P: 7	R: 0 E: 0 K: 0 S: 3	H: 0 LOB: 0 BB: 0 P: 3	1B: 3 2B: 1 3B: 1 HR: 0	SF: 0 SAC: 0 DP: 1 HBP: 0	WP: 0 PB: 0 SB: 0 CS: 0	PA: 35
<b>PITCHER</b>	IP WLS BF H R ER SO BB IBB HBP BLK WP HR S P ERA WHIP																			
Alex Kellner, L (1, 1) ERA: 4.41	8.0 L 32 5 2 2 5 4 0 0 0 0 0 0 38 54 2.25 1.125																			
Hank Wyse, R (9, 1) ERA: 8.8	1.0 3 0 0 0 0 0 0 0 0 0 0 0 3 3 0.00 0.000																			







Batter	1	2	3	4	5	6	7	8	9	AB R H RBI BB SO LOB	TOP
Phil Rizzuto, R (1, 6) OBP: 0.433, SLG: 0.469	0-0 F9		0-0 B5-3		0-0 G6-4-3			0-0 1B		4 0 1 0 0 0 1	<b>New York Yankees @ Philadelphia Athletics</b> Shibe Park, Philadelphia, PA Sat May 27 1950, 3:33 AM EDT Att. 7,482 - Unknown
Cliff Mapes, L (1, 9) OBP: 0.405, SLG: 0.530	4-0 BB		0-0 4-3			0-0 L7		0-3 K		3 0 0 0 1 1 2	
Hank Bauer, R (1, 7) OBP: 0.328, SLG: 0.421	0-0 F8		0-0 6-3			0-0 5-3		0-0 F6		4 0 0 0 0 0 3	
Joe DiMaggio, R (1, 8) OBP: 0.371, SLG: 0.500	0-0 F3			4-0 G1-6-3 1B BB		4-0 BB		0-0 L7		2 0 0 0 2 0 3	
Yogi Berra, L (1, 2) OBP: 0.401, SLG: 0.512		0-0 F5		0-0 G1-6-3 1B		0-0 3-1		0-0 L9		4 0 1 0 0 0 1	
Billy Johnson, R (1, 5) OBP: 0.446, SLG: 0.492		4-0 3B BB		0-0 G1-6-3 1B		0-0 F8		4-0 FC6-4 BB		2 1 0 0 2 0 2	
Jerry Coleman, R (1, 4) OBP: 0.325, SLG: 0.342		0-0 F3		0-0 F3		0-0 6-3		0-0 FC6-4		4 0 0 0 0 0 3	
Joe Collins, L (1, 3) OBP: 0.384, SLG: 0.444		0-0 1-H 3B			0-0 F9		0-0 F9		0-0 F7	4 0 1 1 0 0 1	
Allie Reynolds, R (1, 1) OBP: 0.316, SLG: 0.333 Bobby Brown, L (8, PH) OBP: 0.292, SLG: 0.286 Bob Porterfield, R (8, 1) OBP: 0.333, SLG: 0.333		0-0 F3			1-0 G6-4-3 HBP			4-0 1B BB		1 0 0 0 0 0 1 0 0 0 0 1 0 0 0 0 0 0 0 0 0	
<b>Inning Stats</b>	R: 0 H: 0 E: 0 LOB: 1 K: 0 BB: 1 S: 3 P: 7	R: 1 H: 1 E: 0 LOB: 1 K: 0 BB: 1 S: 4 P: 8	R: 0 H: 0 E: 0 LOB: 0 K: 0 BB: 0 S: 3 P: 3	R: 0 H: 1 E: 0 LOB: 1 K: 0 BB: 1 S: 3 P: 7	R: 0 H: 0 E: 0 LOB: 0 K: 0 BB: 0 S: 2 P: 3	R: 0 H: 0 E: 0 LOB: 1 K: 0 BB: 1 S: 3 P: 7	R: 0 H: 0 E: 0 LOB: 0 K: 0 BB: 0 S: 3 P: 3	R: 0 H: 1 E: 0 LOB: 2 K: 1 BB: 1 S: 6 P: 10	R: 0 H: 0 E: 0 LOB: 1 K: 0 BB: 1 S: 3 P: 7	1B: 2 SF: 0 2B: 0 SAC: 0 3B: 1 DP: 2 HR: 0 HBP: 1	WP: 0 PA: 35 PB: 0 SB: 0 CS: 0
<b>PITCHER</b> Lou Brissie, L (1, 1) ERA: 4.17	IP WLS BF H R ER SO BB IBB HBP BLK WP HR S P ERA WHIP										

livebaseballscorecards.com

<b>AB</b>	28
<b>R</b>	1
<b>H</b>	3
<b>RBI</b>	1
<b>BB</b>	6
<b>SO</b>	1
<b>LOB</b>	17





Batter	1	2	3	4	5	6	7	8	9
<b>Eddie Joost, R</b> OBP: 0.417, SLG: 0.452 (1, 6)	0-3 K	0-0 F3		0-0 HR	0-0 1-3			0-0 HR	
<b>Bob Dillinger, R</b> OBP: 0.324, SLG: 0.409 (1, 5)	4-0 BB BB BB BB		0-3 K	0-0 3B		4-0 FC3-6 BB		0-0 5-3	
<b>Paul Lehner, L</b> OBP: 0.408, SLG: 0.565 (1, 7)	4-0 BB BB 1-2 BB		0-0 1B 2B	0-3 K		0-0 FC3-6 G5-4-3			
<b>Sam Chapman, R</b> OBP: 0.319, SLG: 0.374 (1, 8)	4-0 BB 1-2 2-3 BB		0-0 E 1B 1B 1B		4-0 G4-6-3 BB	0-0 G5-4-3			
<b>Elmer Valo, L</b> OBP: 0.397, SLG: 0.367 (1, 9)	0-3 K		0-0 E9 S 1B		0-0 G4-6-3		0-0 F9		
<b>Ferris Fain, L</b> OBP: 0.412, SLG: 0.496 (1, 3)	4-0 BB BB 1-2 2-3 3-H BB		0-0 S 1B		0-0 1B 2B		0-3 K		
<b>Pete Suder, R</b> OBP: 0.298, SLG: 0.416 (1, 4)	0-3 K		0-0 F8		0-0 1B 1B		0-0 CS 1B		
<b>Joe Astroth, R</b> OBP: 0.273, SLG: 0.300 (1, 2)		0-0 L4		0-0 L8	4-0 1B BB		0-0 CS	0-0 F7	
<b>Lou Brissie, L</b> OBP: 0.111, SLG: 0.059 (1, 1)		0-0 6-3		0-0 6-3	0-0 1B			0-0 5-3	

Inning Stats	R: 1	H: 0	E: 0	K: 3	S: 9	LOB: 3	BB: 4	P: 25
	R: 0	H: 0	E: 0	K: 0	S: 3	LOB: 0	BB: 0	P: 3
	R: 1	H: 4	E: 1	K: 1	S: 8	LOB: 2	BB: 0	P: 8
	R: 1	H: 2	E: 0	K: 1	S: 7	LOB: 1	BB: 0	P: 7
	R: 2	H: 3	E: 0	K: 0	S: 5	LOB: 2	BB: 2	P: 13
	R: 0	H: 0	E: 0	K: 0	S: 2	LOB: 0	BB: 1	P: 6
	R: 0	H: 1	E: 0	K: 1	S: 5	LOB: 0	BB: 0	P: 5
	R: 1	H: 1	E: 0	K: 0	S: 4	LOB: 0	BB: 0	P: 4

PITCHER	IP	WLS	BF	H	R	ER	SO	BB	IBB	HBP	BLK	WP	HR	S	P	ERA	WHIP
<b>Allie Reynolds, R</b> ERA: 3.74 (1, 1)	7.0	L	34	10	5	4	6	7	0	0	0	0	1	39	67	5.14	2.429
<b>Bob Porterfield, R</b> ERA: 8.1 (8, 1)	1.0		4	1	1	1	0	0	0	0	0	0	1	4	4	9.00	1.000

AB R H RBI BB SO LOB

5	2	2	2	0	1	2
3	1	1	0	2	1	0
3	0	1	0	1	1	2
2	1	1	0	2	0	1
4	0	1	0	0	1	4
3	1	2	2	1	1	0
4	1	2	1	0	1	5
3	0	0	0	1	0	0
4	0	1	1	0	0	0


1B: 6	SF: 0	WP: 0	PA: 39
2B: 2	SAC: 0	PB: 0	
3B: 1	DP: 2	SB: 2	
HR: 2	HBP: 0	CS: 1	

ERA WHIP

**New York Yankees @ Philadelphia Athletics**  
 Shibe Park, Philadelphia, PA  
 Sat May 27 1950, 3:33 AM EDT  
 Att. 7,482 - Unknown

livebaseballscorecards.com

AB	31
R	6
H	11
RBI	6
BB	7
SO	6
LOB	14















Batter	1	2	3	4	5	6	7	8	9	AB R H RBI BB SO LOB	TOP											
Dom DiMaggio, R (1, 8) OBP: 0.441, SLG: 0.425	1-0 6 2B HBP		0-0 E 1B		0-0 5-3	0-0 1-2 1B		0-0 BB 6 1B		4 2 3 0 0 0 0	<p><b>Boston Red Sox @ New York Yankees</b>            Yankee Stadium, Bronx, NY            Tue May 30 1950, 3:33 AM EDT            Unknown</p>											
6 Johnny Pesky, L (1, 5) OBP: 0.470, SLG: 0.431	0-0 1-H 2B		0-0 F8		0-0 1B HR 1B	0-0 4-3		0-0 BB 1B		5 1 3 1 0 0 3												
Ted Williams, L (1, 7) OBP: 0.442, SLG: 0.628	0-0 F7		0-0 F8		0-0 1-2 HR 1B		0-0 BB BB BB 3-1	4-0 BB 1B		4 1 1 1 1 0 2												
Vern Stephens, R (1, 6) OBP: 0.374, SLG: 0.549	0-3 K		0-0 E8 1-H		0-0 1-H 2-H HR		0-0 2 5-3	0-0 3-H BB P6		5 1 1 3 0 1 4												
Walt Dropo, R (1, 3) OBP: 0.405, SLG: 0.676	0-3 K		0-0 5-3		0-0 F9		0-0 2B	0-0 BB 1B 1B		5 1 2 0 0 1 2												
Bobby Doerr, R (1, 4) OBP: 0.325, SLG: 0.362		0-0 F3		0-0 F8	0-3 K		0-0 3 F8	4-0 BB BB BB BB L6-4 1B 1-2 BB		4 0 0 0 1 1 1												
Clyde Vollmer, R (1, 9) OBP: 0.452, SLG: 0.667		4-0 BB		4-0 BB		0-3 K		0-0 1 P5	0-0 1-2 2-H 1B	3 0 1 1 2 1 0												
Birdie Tebbetts, R (1, 2) OBP: 0.412, SLG: 0.529		0-0 F7		0-0 P4		0-0 6-3		0-0 2 F8	0-0 1 L6-4	5 0 0 0 0 0 4												
Mel Parnell, L (1, 1) OBP: 0.345, SLG: 0.280 Walt Masterson, R (1, 1) Lou Stringer, R (8, PH) OBP: 0.250, SLG: 0.250 Al Papai, R (8, 1) OBP: 0.154, SLG: 0.083 Billy Goodman, L (9, PH) OBP: 0.410, SLG: 0.519		0-3 K		0-3 K		4-0 1B BB		0-0 6 1B BB 1B	0-0 3 F7	0 0 0 0 0 0 0 2 0 0 0 1 2 2 1 1 1 0 0 0 0 0 0 0 0 0 0 0 1 0 0 0 0 0 1												
<b>Inning Stats</b>	R: 1 E: 0 K: 2 S: 8	H: 1 LOB: 1 BB: 0 P: 9	R: 0 E: 0 K: 1 S: 5	H: 0 LOB: 1 BB: 1 P: 9	R: 1 E: 1 K: 0 S: 5	H: 1 LOB: 1 BB: 0 P: 5	R: 0 E: 0 K: 1 S: 5	H: 0 LOB: 1 BB: 1 P: 9	R: 3 E: 0 K: 1 S: 8	H: 3 LOB: 0 BB: 0 P: 8	R: 0 E: 0 K: 1 S: 6	H: 1 LOB: 2 BB: 1 P: 10	R: 0 E: 0 K: 0 S: 4	H: 1 LOB: 1 BB: 0 P: 4	R: 1 E: 0 K: 0 S: 6	H: 3 LOB: 3 BB: 1 P: 10	R: 1 E: 0 K: 0 S: 4	H: 2 LOB: 1 BB: 1 P: 8	1B: 9 2B: 3 3B: 0 HR: 1	SF: 0 SAC: 0 DP: 1 HBP: 1	WP: 0 PB: 0 SB: 0 CS: 0	PA: 45
<b>PITCHER</b>	IP WLS BF H R ER SO BB IBB HBP BLK WP HR S P ERA WHIP												<b>PITCHER</b>	IP WLS BF H R ER SO BB IBB HBP BLK WP HR S P ERA WHIP								
Tommy Byrne, L (1, 1) ERA: 3.88	7.2 W 39 10 6 5 6 4 0 1 0 0 1 46 63 5.87 1.826																					
Joe Page, L (8, 1) ERA: 3.51	1.1 S 6 2 1 1 0 1 0 0 0 0 0 0 5 9 6.75 2.250																					

livebaseballscorecards.com

<b>AB</b>	39
<b>R</b>	7
<b>H</b>	12
<b>RBI</b>	6
<b>BB</b>	5
<b>SO</b>	6
<b>LOB</b>	19





Batter	1	2	3	4	5	6	7	8	9
Phil Rizzuto, R OBP: 0.451, SLG: 0.464 (1, 6)									
Hank Bauer, R OBP: 0.344, SLG: 0.433 Gene Woodling, L OBP: 0.423, SLG: 0.420 (1, PH) (2, 7)									
Tommy Henrich, L OBP: 0.494, SLG: 0.785 (1, 3)									
Joe DiMaggio, R OBP: 0.395, SLG: 0.512 (1, 8)									
Yogi Berra, L OBP: 0.401, SLG: 0.493 (1, 2)									
Billy Johnson, R OBP: 0.438, SLG: 0.470 (1, 5)									
Cliff Mapes, L OBP: 0.398, SLG: 0.527 (1, 9)									
Jerry Coleman, R OBP: 0.331, SLG: 0.341 (1, 4)									
Tommy Byrne, L OBP: 0.429, SLG: 0.526 Joe Page, L (8, 1)									

Inning Stats	R: 5	H: 5	E: 0	LOB: 3	K: 0	S: 8	P: 20	R: 1	H: 1	E: 0	LOB: 1	K: 0	S: 3	P: 11	R: 1	H: 1	E: 1	LOB: 0	K: 0	S: 4	P: 4	R: 0	H: 0	E: 0	LOB: 1	K: 1	S: 5	P: 9	R: 1	H: 1	E: 1	LOB: 1	K: 0	S: 4	P: 8	R: 2	H: 1	E: 1	LOB: 1	K: 0	S: 4	P: 12	R: 1	H: 2	E: 0	LOB: 1	K: 0	S: 5	P: 5	R: 0	H: 0	E: 0	LOB: 0	K: 0	S: 3	P: 3
--------------	------	------	------	--------	------	------	-------	------	------	------	--------	------	------	-------	------	------	------	--------	------	------	------	------	------	------	--------	------	------	------	------	------	------	--------	------	------	------	------	------	------	--------	------	------	-------	------	------	------	--------	------	------	------	------	------	------	--------	------	------	------

PITCHER															PITCHER																																						
IP	WLS	BF	H	R	ER	SO	BB	IBB	HBP	BLK	WP	HR	S	P	ERA	WHIP	IP	WLS	BF	H	R	ER	SO	BB	IBB	HBP	BLK	WP	HR	S	P	ERA	WHIP																				
Mel Parnell, L ERA: 3.36 (1, 1)	0.2	L	9	5	5	5	0	1	1	0	0	0	7	15	67.50	9.000	Walt Masterson, R ERA: 6.75 (1, 1)	6.1		31	6	6	4	1	7	0	0	0	0	0	26	54	5.68	2.053	Al Papai, R ERA: 4.45 (8, 1)	1.0		3	0	0	0	0	0	0	0	0	0	0	0	3	3	0.00	0.000

**BOTTOM**

AB	R	H	RBI	BB	SO	LOB
3	1	2	2	2	0	1
1	1	1	0	0	0	0
3	0	0	0	0	0	5
5	2	2	1	0	0	1
2	2	0	0	3	0	1
3	2	1	2	2	0	1
4	0	1	1	1	1	3
5	1	1	1	0	0	4
2	1	0	0	1	0	1
4	1	3	2	0	0	0
0	0	0	0	0	0	0

<b>AB</b>	<b>32</b>
<b>R</b>	<b>11</b>
<b>H</b>	<b>11</b>
<b>RBI</b>	<b>9</b>
<b>BB</b>	<b>9</b>
<b>SO</b>	<b>1</b>
<b>LOB</b>	<b>17</b>



1B: 9	SF: 0	WP: 0	PA: 43
2B: 1	SAC: 2	PB: 0	
3B: 1	DP: 2	SB: 1	
HR: 0	HBP: 0	CS: 0	

**Boston Red Sox @ New York Yankees**  
 Yankee Stadium, Bronx, NY  
 Tue May 30 1950, 3:33 AM EDT  
 Unknown

[livebaseballscorecards.com](http://livebaseballscorecards.com)


Batter	1	2	3	4	5	6	7	8	9	AB R H RBI BB SO LOB	TOP							
Dom DiMaggio, R (1, 8) OBP: 0.441, SLG: 0.425										0 0 0 0 0 0 0 0	<b>Boston Red Sox @ New York Yankees</b> Yankee Stadium, Bronx, NY Tue May 30 1950, 3:38 AM EDT Att. 73,728 - Unknown  <a href="http://livebaseballscorecards.com">livebaseballscorecards.com</a>							
6 Johnny Pesky, L (1, 5) OBP: 0.470, SLG: 0.431										0 0 0 0 0 0 0 0								
Ted Williams, L (1, 7) OBP: 0.442, SLG: 0.628										0 0 0 0 0 0 0 0								
Vern Stephens, R (1, 6) OBP: 0.374, SLG: 0.549										0 0 0 0 0 0 0 0								
Walt Dropo, R (1, 3) OBP: 0.405, SLG: 0.676										0 0 0 0 0 0 0 0								
Bobby Doerr, R (1, 4) OBP: 0.325, SLG: 0.362										0 0 0 0 0 0 0 0								
Clyde Vollmer, R (1, 9) OBP: 0.452, SLG: 0.667										0 0 0 0 0 0 0 0								
Matt Batts, R (1, 2) OBP: 0.324, SLG: 0.311										0 0 0 0 0 0 0 0								
Ellis Kinder, R (1, 1) OBP: 0.053, SLG: 0.053	0 0 0 0 0 0 0 0	<b>AB 0</b> <b>R 0</b> <b>H 0</b> <b>RBI 0</b> <b>BB 0</b> <b>SO 0</b> <b>LOB 0</b>																
<b>Inning Stats</b>										1B: 0 SF: 0 2B: 0 SAC: 0 3B: 0 DP: 0 HR: 0 HBP: 0 WP: 0 PA: 0 PB: 0 SB: 0 CS: 0								
<b>PITCHER</b> Ed Lopat, L (1, 1) ERA: 4.73	IP	WLS	BF	H	R	ER	SO	BB	IBB	HBP	BLK	WP	HR	S	P	ERA	WHIP	<b>PITCHER</b> IP WLS BF H R ER SO BB IBB HBP BLK WP HR S P ERA WHIP
0.0	W	0	0	0	0	0	0	0	0	0	0	0	0	0	0	∞	∞	





Batter	1	2	3	4	5	6	7	8	9	AB R H RBI BB SO LOB	BOTTOM
--------	---	---	---	---	---	---	---	---	---	----------------------	--------

Phil Rizzuto, R (1, 6) OBP: 0.451, SLG: 0.464										0 0 0 0 0 0 0	<p><b>Boston Red Sox @ New York Yankees</b>          Yankee Stadium, Bronx, NY          Tue May 30 1950, 3:38 AM EDT          Att. 73,728 - Unknown</p> <p><a href="http://livebaseballscorecards.com">livebaseballscorecards.com</a></p>
Cliff Mapes, L (1, 9) OBP: 0.398, SLG: 0.527										0 0 0 0 0 0 0	
Joe Collins, L (1, 3) OBP: 0.377, SLG: 0.424										0 0 0 0 0 0 0	
Joe DiMaggio, R (1, 8) OBP: 0.395, SLG: 0.512										0 0 0 0 0 0 0	
Yogi Berra, L (1, 2) OBP: 0.401, SLG: 0.493										0 0 0 0 0 0 0	
Gene Woodling, L (1, 7) OBP: 0.423, SLG: 0.420										0 0 0 0 0 0 0	
Billy Johnson, R (1, 5) OBP: 0.438, SLG: 0.470										0 0 0 0 0 0 0	
Jerry Coleman, R (1, 4) OBP: 0.331, SLG: 0.341										0 0 0 0 0 0 0	
Ed Lopat, L (1, 1) OBP: 0.391, SLG: 0.350										0 0 0 0 0 0 0	

AB	0
R	0
H	0
RBI	0
BB	0
SO	0
LOB	0
	
WP: 0	PA: 0
PB: 0	
SB: 0	
CS: 0	

<b>Inning Stats</b>	1B: 0	SF: 0	WP: 0	PA: 0
	2B: 0	SAC: 0	PB: 0	
	3B: 0	DP: 0	SB: 0	
	HR: 0	HBP: 0	CS: 0	

<b>PITCHER</b> Ellis Kinder, R (1, 1) ERA: 3.9	<b>PITCHER</b> IP: 0.0 WLS: L BF: 0 H: 0 R: 0 ER: 0 SO: 0 BB: 0 IBB: 0 HBP: 0 BLK: 0 WP: 0 HR: 0 S: 0 P: 0 ERA: ∞ WHIP: ∞	<b>PITCHER</b> IP: 0.0 WLS: L BF: 0 H: 0 R: 0 ER: 0 SO: 0 BB: 0 IBB: 0 HBP: 0 BLK: 0 WP: 0 HR: 0 S: 0 P: 0 ERA: ∞ WHIP: ∞
--	--	--







Batter	1	2	3	4	5	6	7	8	9	10	11	12	AB R H RBI BB SO LOB	TOP											
Chico Carrasquel, R OBP: 0.367, SLG: 0.328 (1, 6)	0-0 F9		H 1-0 HBP	X 0-0 F9		X 0-0 F4			X 0-0 BB 1B		X 0-0 FC6-4 1-2f		5 0 1 0 0 0 2												
Dave Philley, S OBP: 0.333, SLG: 0.351 (1, 8) (12, 9)	0-3 K		X 0-0 F5	X 0-0 F9			X 0-0 1-3		BB BB BB 4-0 1-2 FC6 BB		X 0-0 F4		5 0 0 0 1 1 4												
Marv Rickert, L OBP: 0.233, SLG: 0.195 (1, 9) (12, 7)	4-0 BB		X 0-0 F8		S 0-3 K		X 0-0 F8		X 0-0 FC6 1-2f		X 0-0 1B 2B 1B		5 1 1 1 1 1 4												
Gus Zernial, R OBP: 0.333, SLG: 0.479 Herb Adams, L OBP: 0.274, SLG: 0.299 (1, 7) (12, 8)	0-3 K		3-H 0-3 K		X 0-0 BB 1B		X 0-0 F3			X 0-0 6-3		X 0-0 1B 2B 1B	6 1 2 0 0 2 3 0 0 0 0 0 0 0												
Eddie Robinson, L OBP: 0.371, SLG: 0.353 (1, 3)		X 0-0 F6		X 0-0 HR	BB BB BB 4-0 1-2 FC6-4 BB		S 0-3 K		X 0-0 1-3		X 0-0 1H 2-H 2B		5 1 2 3 1 1 0												
Hank Majeski, R OBP: 0.383, SLG: 0.440 (1, 5)	0-3 K		0-3 6-3		X 0-0 F9		X 0-0 4-3		X 0-0 F2		X 0-0 5-3		6 0 0 0 0 1 3												
Phil Masi, R OBP: 0.398, SLG: 0.408 (1, 2)	0-0 5-3		X 0-0 1B 2B	X 0-0 FC6-4 1-2f		X 0-0 F3				X 0-0 5-3	BB BB BB 4-0 BB		5 1 1 0 1 0 2												
Nellie Fox, L OBP: 0.308, SLG: 0.182 (1, 4)		BB BB BB 4-0 E F8 BB	X 0-0 1B 1B		X 0-0 F9		X 0-0 F8		BB BB BB 4-0 FC6-4 BB		X 0-0 1-5-3		4 2 1 0 2 0 2												
Ray Scarborough, R OBP: 0.154, SLG: 0.160 (1, 1)		X 0-0 E5 1-3	X 0-0 1H 3-H 1B		S 0-3 K		S 0-3 K		X 0-0 F1				5 0 1 2 0 2 2												
<b>Inning Stats</b>	R: 0 E: 0 K: 2 S: 7	H: 0 LOB: 1 BB: 1 P: 11	R: 0 E: 0 K: 1 S: 5	H: 0 LOB: 0 BB: 0 P: 5	R: 1 E: 1 K: 1 S: 6	H: 0 LOB: 2 BB: 1 P: 11	R: 3 E: 0 K: 0 S: 7	H: 4 LOB: 1 BB: 0 P: 7	R: 0 E: 0 K: 1 S: 5	H: 0 LOB: 0 BB: 0 P: 5	R: 0 E: 0 K: 1 S: 5	H: 0 LOB: 0 BB: 0 P: 5	R: 0 E: 0 K: 1 S: 3	H: 0 LOB: 0 BB: 0 P: 3	R: 0 E: 0 K: 0 S: 3	H: 0 LOB: 0 BB: 0 P: 3	R: 0 E: 0 K: 0 S: 3	H: 0 LOB: 1 BB: 1 P: 7	R: 2 E: 0 K: 0 S: 6	H: 3 LOB: 2 BB: 1 P: 10	1B: 6 2B: 2 3B: 0 HR: 1	SF: 0 SAC: 0 DP: 0 HBP: 1	WP: 0 PB: 0 SB: 0 CS: 0	PA: 53	
<b>PITCHER</b> Vic Raschi, R ERA: 3.88 (1, 1)	IP 12.0	WLS L	BF 53	H 9	R 6	ER 5	SO 8	BB 6	IBB 0	HBP 1	BLK 0	WP 0	HR 1	S 62	P 87	ERA 3.75	WHIP 1.250								

Chicago White Sox @ New York Yankees  
Yankee Stadium, Bronx, NY  
Fri Jun 02 1950, 3:33 AM EDT  
Att. 10,886 - Unknown

AB	46
R	6
H	9
RBI	6
BB	6
SO	8
LOB	22






Batter	1	2	3	4	5	6	7	8	9	10	11	12	AB	R	H	RBI	BB	SO	LOB
Phil Rizzuto, R OBP: 0.453, SLG: 0.460 (1, 6)	0-0 2B	0-0 F8			1-0 HBP			0-0 1B		0-3 K		0-0 F4	5	1	2	0	0	1	1
Cliff Mapes, L OBP: 0.392, SLG: 0.516 (1, 9)	0-0 1B		0-0 4-3		0-0 G4-6-3			0-0 F7		0-0 WP		0-0 2B	6	1	3	1	0	0	2
Joe Collins, L OBP: 0.344, SLG: 0.418 (1, 3)	0-0 F4		0-0 5-3		0-0 F3			0-0 FC4-6		0-0 F3		0-0 F3	6	1	0	0	0	0	4
Joe DiMaggio, R OBP: 0.374, SLG: 0.493 (1, 8)	0-0 F2		0-0 F7				0-0 F8		0-0 HR		0-0 F8		5	1	1	2	0	0	2
Yogi Berra, L OBP: 0.398, SLG: 0.480 (1, 2)	0-0 1B			0-0 F8			0-0 F9		0-0 F9			0-0 1B	5	0	2	1	0	0	0
Bobby Brown, L OBP: 0.292, SLG: 0.278 (1, 5)	0-0 4-3			0-0 F4			0-3 K			0-0 4-3		0-0 F1	5	0	0	0	0	1	2
Gene Woodling, L OBP: 0.434, SLG: 0.433 (1, 7)		0-0 F7		0-0 BB			0-0 4-3			0-0 E9		0-0 8-4-3	5	0	2	0	0	0	1
Jerry Coleman, R OBP: 0.359, SLG: 0.371 (1, 4)		0-0 SH1-4		4-0 BB			0-0 6-3			0-0 1B		0-0 6-3	4	0	2	0	1	0	0
Vic Raschi, R OBP: 0.217, SLG: 0.143 (1, 1)		0-0 SH1-4		0-3 K			0-3 K			0-0 F8		0-0 HR	3	0	0	0	0	2	3
Tommy Henrich, L OBP: 0.482, SLG: 0.797 (12, PH)		1-2											1	1	1	1	0	0	0

Inning Stats	R: 2	H: 3	E: 0	K: 0	S: 6	R: 0	H: 1	E: 0	K: 0	S: 4	R: 0	H: 0	E: 0	K: 0	S: 3	R: 0	H: 1	E: 0	K: 1	S: 6	R: 0	H: 0	E: 0	K: 1	S: 5	R: 0	H: 0	E: 0	K: 1	S: 5	R: 2	H: 2	E: 0	K: 0	S: 5	R: 0	H: 2	E: 1	K: 0	S: 4	R: 0	H: 1	E: 0	K: 1	S: 6	R: 0	H: 1	E: 0	K: 0	S: 3	R: 1	H: 2	E: 0	K: 0	S: 5	1B: 8	2B: 4	3B: 0	HR: 2	SF: 0	SAC: 1	DP: 2	HBP: 1	WP: 1	PA: 48
--------------	------	------	------	------	------	------	------	------	------	------	------	------	------	------	------	------	------	------	------	------	------	------	------	------	------	------	------	------	------	------	------	------	------	------	------	------	------	------	------	------	------	------	------	------	------	------	------	------	------	------	------	------	------	------	------	-------	-------	-------	-------	-------	--------	-------	--------	-------	--------

PITCHER	IP	WLS	BF	H	R	ER	SO	BB	IBB	HBP	BLK	WP	HR	S	P	ERA	WHIP
Ray Scarborough, R ERA: 3.97 (1, 1)	12.0	W	48	13	5	5	4	1	0	1	0	1	2	54	59	3.75	1.167

**Chicago White Sox @ New York Yankees**  
**Yankee Stadium, Bronx, NY**  
 Fri Jun 02 1950, 3:33 AM EDT  
 Att: 10,886 - Unknown

AB	45
R	5
H	13
RBI	5
BB	1
SO	4
LOB	15



PITCHER	IP	WLS	BF	H	R	ER	SO	BB	IBB	HBP	BLK	WP	HR	S	P	ERA	WHIP
---------	----	-----	----	---	---	----	----	----	-----	-----	-----	----	----	---	---	-----	------

Batter	1	2	3	4	5	6	7	8	9	AB R H RBI BB SO LOB	TOP
Herb Adams, L (1, 8) OBP: 0.280, SLG: 0.297	4-0 1B BB		0-0 1B		0-0 5-3		0-3 K		0-0 L7	4 0 1 0 1 1 1	
Dave Philley, S (1, 9) OBP: 0.329, SLG: 0.346	0-3 K		0-0 G1-4-6-3 1-2f		0-0 3-1		0-0 1B		0-0 F7	5 0 1 0 0 1 2	
Al Kozar, R (1, 4) OBP: 0.286, SLG: 0.293 Joe Erautt, R (7, PH)	0-0 F8		0-0 1B			0-0 HR	0-0 P6			3 1 2 1 0 0 1 1 0 0 0 0 0 2 0 0 0 0 0 0 0	
Nellie Fox, L (7, 4) OBP: 0.308, SLG: 0.182			0-0 1B								
Eddie Robinson, L (1, 3) OBP: 0.380, SLG: 0.359	0-0 FC4-6 1B		0-0 F8			4-0 BB		0-0 1B		3 0 2 0 1 0 1	
Hank Majeski, R (1, 5) OBP: 0.386, SLG: 0.442	0-0 FC4-6 1-2f			0-0 E 1B		0-0 F8		0-0 FC6-4 1B		4 0 2 0 0 0 3	
Eddie Malone, R (1, 2) OBP: 0.311, SLG: 0.255		0-0 1B		0-0 FC6 1-2		0-0 F7		0-0 F5		4 0 1 0 0 0 4	
Mary Rickert, L (1, 7) OBP: 0.217, SLG: 0.182 Luke Appling, R (8, PH) Floyd Baker, L (8, 7) OBP: 0.304, SLG: 0.306 OBP: 0.667, SLG: 0.714		0-3 K		0-3 K		0-0 P3		0-0		3 0 0 0 0 2 4 1 0 0 0 0 0 2 0 0 0 0 0 0 0	
Chico Carrasquel, R (1, 6) OBP: 0.357, SLG: 0.318		0-0 F8		0-0 G5-4-3 1-2f			0-0 P6	0-0 FC6-4		4 0 0 0 0 0 5	
Bob Cain, L (1, 1) OBP: 0.368, SLG: 0.353 Gordon Goldsberry, L (9, PH) OBP: 0.436, SLG: 0.408		0-3 K			0-0 1-3		4-0 1B BB		0-0 F5	2 0 0 0 1 1 1 1 0 0 0 0 0 0	
<b>Inning Stats</b>	R: 0 E: 0 K: 1 S: 6 H: 1 LOB: 2 BB: 1 P: 10	R: 0 E: 0 K: 2 S: 8 H: 1 LOB: 1 BB: 0 P: 8	R: 0 E: 0 K: 0 S: 4 H: 2 LOB: 1 BB: 0 P: 4	R: 0 E: 1 K: 1 S: 6 H: 1 LOB: 1 BB: 0 P: 6	R: 0 E: 0 K: 0 S: 3 H: 0 LOB: 0 BB: 0 P: 3	R: 1 E: 0 K: 0 S: 4 H: 1 LOB: 1 BB: 1 P: 8	R: 0 E: 0 K: 1 S: 6 H: 1 LOB: 2 BB: 1 P: 10	R: 0 E: 0 K: 0 S: 5 H: 2 LOB: 2 BB: 0 P: 5	R: 0 E: 0 K: 0 S: 3 H: 0 LOB: 0 BB: 0 P: 3	1B: 8 2B: 0 3B: 0 HR: 1 SF: 0 SAC: 0 DP: 2 HBP: 0	WP: 0 PB: 0 SB: 0 CS: 0 PA: 38
<b>PITCHER</b> Tommy Byrne, L (1, 1) ERA: 3.47	IP: 9.0 WLS: W BF: 38 H: 9 R: 1 ER: 1 SO: 5 BB: 3 IBB: 0 HBP: 0 BLK: 0 WP: 0 HR: 1 S: 45 P: 57 ERA: 1.00 WHIP: 1.333						<b>PITCHER</b>	IP: 0.0 WLS: 0 BF: 0 H: 0 R: 0 ER: 0 SO: 0 BB: 0 IBB: 0 HBP: 0 BLK: 0 WP: 0 HR: 0 S: 0 P: 0 ERA: 0.00 WHIP: 0.000			

Chicago White Sox @ New York Yankees  
Yankee Stadium, Bronx, NY  
Sat Jun 03 1950, 3:33 AM EDT  
Unknown

livebaseballscorecards.com

AB	35
R	1
H	9
RBI	1
BB	3
SO	5
LOB	26





Batter	1	2	3	4	5	6	7	8	9
Phil Rizzuto, R OBP: 0.462, SLG: 0.487 (1, 6)	0-0 P6		0-0 3B		0-0 1B	4-0 1-2 BB		0-0 2B	
Gene Woodling, L OBP: 0.423, SLG: 0.415 (1, 7)	4-0 2B BB		0-3 K		0-0 F8	0-0 F8		0-0 G3	
Hank Bauer, R OBP: 0.370, SLG: 0.456 (1, 9)	0-0 1-3 2B		0-3 K		0-0 L6-4 IBB 1B		0-0 G6-4-3 1B		
Joe DiMaggio, R OBP: 0.377, SLG: 0.486 (1, 8)	4-0 BB		0-0 5-3		4-0 1-2 IBB		0-0 G6-4-3		
Yogi Berra, L OBP: 0.389, SLG: 0.468 (1, 2)	0-0 F8			0-0 F8	0-0 L6-4		0-3 K		
Billy Johnson, R OBP: 0.418, SLG: 0.455 (1, 5)	0-0			0-0 2B		0-0 F7		0-0 2B 1B	
Jerry Coleman, R OBP: 0.356, SLG: 0.368 (1, 4)		0-0 P6		0-0 P4		0-0 1B 1B		0-0 F2	
Joe Collins, L OBP: 0.362, SLG: 0.420 (1, 3)		0-3 K		4-0 BB		0-0 BB 1B		4-0 1-2 2B BB	
Tommy Byrne, L OBP: 0.360, SLG: 0.435 (1, 1)		0-0 P5		0-0 F8		0-0 F7		0-0 F7	

Inning Stats	R: 0	H: 1	E: 0	LOB: 3	K: 0	BB: 2	S: 4	P: 12
	R: 0	H: 0	E: 0	LOB: 0	K: 1	BB: 0	S: 5	P: 5
	R: 0	H: 1	E: 0	LOB: 1	K: 2	BB: 0	S: 8	P: 8
	R: 0	H: 1	E: 0	LOB: 2	K: 0	BB: 1	S: 4	P: 8
	R: 1	H: 2	E: 0	LOB: 1	K: 0	BB: 1	S: 4	P: 8
	R: 0	H: 2	E: 0	LOB: 3	K: 0	BB: 1	S: 5	P: 9
	R: 0	H: 1	E: 0	LOB: 0	K: 1	BB: 0	S: 5	P: 5
	R: 2	H: 2	E: 0	LOB: 1	K: 0	BB: 1	S: 5	P: 9

PITCHER	IP	WLS	BF	H	R	ER	SO	BB	IBB	HBP	BLK	WP	HR	S	P	ERA	WHIP
Bob Cain, L ERA: 2.25 (1, 1)	8.0	L	38	10	3	3	4	5	1	0	0	0	0	40	64	3.38	1.875

PITCHER	IP	WLS	BF	H	R	ER	SO	BB	IBB	HBP	BLK	WP	HR	S	P	ERA	WHIP

AB R H RBI BB SO LOB

4	1	3	2	1	0	0
4	0	0	0	1	1	6
4	0	3	1	0	1	1
2	0	0	0	2	0	2
4	0	0	0	0	1	5
4	1	2	0	0	0	3
4	0	1	0	0	0	2
2	1	1	0	2	1	0
4	0	0	0	0	0	6

1B: 6	SF: 0	WP: 0	PA: 38
2B: 4	SAC: 0	PB: 0	
3B: 1	DP: 2	SB: 1	
HR: 0	HBP: 0	CS: 0	

**Chicago White Sox @ New York Yankees**  
 Yankee Stadium, Bronx, NY  
 Sat Jun 03 1950, 3:33 AM EDT  
 Unknown

AB	32
R	3
H	10
RBI	3
BB	6
SO	4
LOB	25



Batter	1	2	3	4	5	6	7	8	9	AB R H RBI BB SO LOB	TOP
Herb Adams, L (1, 8) OBP: 0.295, SLG: 0.305	0-0 G1-6-3 1B		0-0 1-2 3B 1B		0-0 4-3		0-0 FC3-6 1-2f		4-0 1-2 1B BB	4 1 2 0 1 0 3	
Dave Philley, S (1, 9) OBP: 0.331, SLG: 0.360	0-0 G1-6-3 1-2f		0-0 1-H 2-H 3B		0-0 3-1		0-0 F4	0-0 1-2 2-3 1B	5 0 2 2 0 0 1		
Marv Rickert, L (1, 7) Phil Masi, R (9, PH) OBP: 0.200, SLG: 0.167 OBP: 0.395, SLG: 0.404	0-0 F8		0-0 4-3		0-0 4-3		0-0 4-3	0-0 1-3	4 0 0 0 0 0 1 1 0 0 0 0 0 3		
Eddie Robinson, L (1, 3) OBP: 0.377, SLG: 0.356		0-0 4-3		0-0 F6		0-0 F6		0-0 BB 1B	4 0 1 0 0 0 0		
Hank Majeski, R (1, 5) Floyd Baker, L (7, 5) OBP: 0.379, SLG: 0.433 OBP: 0.700, SLG: 0.714		0-0 F3		0-0 1-3		0-0 F4	0-0 BB BB	4-0 1-2 BB	3 0 0 0 0 0 0 0 0 0 0 1 0 0		
Nellie Fox, L (1, 4) Luke Appling, R (8, PH) OBP: 0.310, SLG: 0.240 OBP: 0.300, SLG: 0.302		0-3 K		0-0 5-3		0-0 2B	0-3 K		3 1 1 0 0 1 0 1 0 0 0 0 1 2		
Chico Carrasquel, R (1, 6) OBP: 0.361, SLG: 0.331			0-0 F7		0-0 SH2-4 1B		0-0 2B	0-0 G3	4 0 2 1 0 0 0		
Eddie Malone, R (1, 2) OBP: 0.308, SLG: 0.254			0-0 1B 3B 1B		0-3 K		0-0 F7	0-0 F8	4 1 1 0 0 1 2		
Bill Wight, L (1, 1) Howie Judson, R (8, 1) Joe Erault, R (9, PH) OBP: 0.200, SLG: 0.400			0-3 K		0-0 SH2-4		4-0 FC3-6 BB	4-0 1B BB BB	1 0 0 0 1 1 1 0 0 0 0 0 0 0 0 0 0 0 1 0 0		
<b>Inning Stats</b>	R: 0 H: 1 E: 0 LOB: 0 K: 0 BB: 0 S: 3 P: 3	R: 0 H: 0 E: 0 LOB: 0 K: 1 BB: 0 S: 5 P: 5	R: 2 H: 3 E: 0 LOB: 1 K: 1 BB: 0 S: 8 P: 8	R: 0 H: 0 E: 0 LOB: 0 K: 0 BB: 0 S: 3 P: 3	R: 0 H: 1 E: 0 LOB: 1 K: 1 BB: 0 S: 6 P: 6	R: 0 H: 0 E: 0 LOB: 0 K: 0 BB: 0 S: 3 P: 3	R: 1 H: 2 E: 0 LOB: 2 K: 0 BB: 1 S: 5 P: 9	R: 0 H: 1 E: 0 LOB: 2 K: 1 BB: 1 S: 6 P: 10	R: 0 H: 1 E: 0 LOB: 3 K: 0 BB: 2 S: 4 P: 12	1B: 6 SF: 0 2B: 2 SAC: 1 3B: 1 DP: 1 HR: 0 HBP: 0	WP: 0 PA: 39 PB: 0 SB: 0 CS: 0
<b>PITCHER</b> Fred Sanford, R (1, 1) ERA: 4.47 Joe Page, L (8, 1) ERA: 3.14	IP WLS BF H R ER SO BB IBB HBP BLK WP HR S P ERA WHIP	7.0 W 28 7 3 3 3 1 0 0 0 0 0 0 33 37 3.86 1.143	2.0 S 11 2 0 0 1 3 0 0 0 0 0 0 10 22 0.00 2.500	<b>PITCHER</b> IP WLS BF H R ER SO BB IBB HBP BLK WP HR S P ERA WHIP							

Chicago White Sox @ New York Yankees  
 Yankee Stadium, Bronx, NY  
 Sat Jun 03 1950, 3:38 AM EDT  
 Att. 29,990 - Unknown

AB	34
R	3
H	9
RBI	3
BB	4
SO	4
LOB	13



livebaseballscorecards.com



Batter	1	2	3	4	5	6	7	8	9	AB	R	H	RBI	BB	SO	LOB
Phil Rizzuto, R OBP: 0.460, SLG: 0.481 (1, 6)	0-0 1-3			0-0 F7	0-0 1-2 1B		0-0 F7	4-0 BB BB BB		4	0	1	0	1	0	0
Gene Woodling, L OBP: 0.422, SLG: 0.402 (1, 7)	0-0 6-3			4-0 BB BB BB 1B BB	0-3 K		4-0 BB BB BB 1B HR BB	0-0 F8		3	2	0	0	2	1	4
Hank Bauer, R OBP: 0.377, SLG: 0.458 (1, 9)	0-0 F4			0-0 1B 1-2 F3 1B	0-0 F7		0-0 1-2 HR 1B			4	2	2	0	0	0	2
Joe DiMaggio, R OBP: 0.385, SLG: 0.510 (1, 8)		0-0 F5		0-0 1-3 2-H 1B 1B		4-0 BB BB BB 1B BB	0-0 1-H 2-H HR			3	1	2	4	1	0	0
Yogi Berra, L OBP: 0.385, SLG: 0.462 (1, 2)		0-0 4-3		0-0 F8		0-0 1-2 1B	0-0 6-3			4	0	1	1	0	0	1
Billy Johnson, R OBP: 0.411, SLG: 0.444 (1, 5)		0-0 6-3		0-0 3-H FC5-4 1-2 1B		0-0 F3		0-0 1-3		4	0	1	0	0	0	2
Jerry Coleman, R OBP: 0.353, SLG: 0.360 (1, 4)			0-0 F4	0-0 FC5-4 1-2f		0-0 F9		4-0 BB BB BB 1-3 BB		3	1	0	0	1	0	4
Joe Collins, L OBP: 0.357, SLG: 0.412 (1, 3)			0-0 F7		0-0 FC2-6 1B		0-0 F9		0-0 1-2 1-3	4	0	1	0	0	0	3
Fred Sanford, S OBP: 0.250, SLG: 0.333 (1, 1)			0-0 F8		0-0 FC2-6 1-2f 1B		0-0 5-3		0-0 2-H 2B	2	0	0	0	0	0	1
Jackie Jensen, R OBP: 0.250, SLG: 0.182 (7, PH)										1	0	0	0	0	0	0
Joe Page, L OBP: 0.333, SLG: 0.400 (8, 1)										1	0	1	1	0	0	0

Inning Stats	R: 0	H: 0	E: 0	LOB: 0	K: 0	BB: 0	S: 3	P: 3	R: 0	H: 0	E: 0	LOB: 0	K: 0	BB: 0	S: 3	P: 3	R: 0	H: 0	E: 0	LOB: 0	K: 0	BB: 0	S: 3	P: 3	R: 2	H: 3	E: 0	LOB: 2	K: 0	BB: 1	S: 6	P: 10	R: 0	H: 2	E: 0	LOB: 2	K: 1	BB: 0	S: 7	P: 7	R: 0	H: 1	E: 0	LOB: 2	K: 0	BB: 1	S: 4	P: 8	R: 3	H: 2	E: 0	LOB: 0	K: 0	BB: 1	S: 5	P: 9	R: 1	H: 1	E: 0	LOB: 2	K: 0	BB: 2	S: 4	P: 12
1B: 7	SF: 0	2B: 1	SAC: 0	3B: 0	DP: 0	HR: 1	HBP: 0	WP: 0	PA: 38																																																							
PITCHER	IP	WLS	BF	H	R	ER	SO	BB	IBB	HBP	BLK	WP	HR	S	P	ERA	WHIP																																															
Bill Wight, L ERA: 4.36 (1, 1)	7.0	L	32	8	5	5	1	3	0	0	0	0	1	31	43	6.43	1.571																																															
Howie Judson, R ERA: 2.14 (8, 1)	1.0		6	1	1	1	0	2	0	0	0	0	0	4	12	9.00	3.000																																															

BOTTOM

Chicago White Sox @ New York Yankees  
Yankee Stadium, Bronx, NY  
Sat Jun 03 1950, 3:38 AM EDT  
Att. 29,990 - Unknown

livebaseballscores.com

AB	33
R	6
H	9
RBI	6
BB	5
SO	1
LOB	17



Batter	1	2	3	4	5	6	7	8	9	AB R H RBI BB SO LOB	TOP													
<b>Dale Mitchell, L</b> (1, 7) OBP: 0.389, SLG: 0.415	0-0 4-3		0-0 6-3			0-0 BB 1B		0-0 1-3		4 0 1 0 0 0 0	<b>Cleveland Indians @ New York Yankees</b> Yankee Stadium, Bronx, NY Sun Jun 04 1950, 3:33 AM EDT Att. 44,781 - Unknown <a href="http://livebaseballscorecards.com">livebaseballscorecards.com</a>													
<b>Bob Kennedy, R</b> (1, 9) OBP: 0.366, SLG: 0.505	0-0 6-3			0-0 F5		0-0 F8		0-0 F8		4 0 0 0 0 0 1														
<b>Luke Easter, L</b> (1, 3) OBP: 0.384, SLG: 0.455	0-3 K			0-0 1B		0-0 F9		0-0 F9		4 0 1 0 0 1 1														
<b>Larry Doby, L</b> (1, 8) OBP: 0.482, SLG: 0.605		0-0 BB 1B		0-0 F9		4-0 FC6-4 1-2 BB		0-0 G1-4-3 1B		3 0 2 0 1 0 1														
<b>Al Rosen, R</b> (1, 5) OBP: 0.343, SLG: 0.537		0-0 F6		0-0 L6		0-0 FC6-4 1-2f		0-0 G1-4-3 1-2f		4 0 0 0 0 0 5														
<b>Joe Gordon, R</b> (1, 4) OBP: 0.305, SLG: 0.375		4-0 G5-4-3 1-2 BB		0-0 FC4-6 1B		0-0 5-3		0-0 5-3		3 0 1 0 1 0 0														
<b>Ray Boone, R</b> (1, 6) OBP: 0.410, SLG: 0.365		0-0 G5-4-3 1-2f		0-0 F8		0-0 1B				3 0 1 0 0 0 3														
<b>Jim Hegan, R</b> (1, 2) OBP: 0.336, SLG: 0.389			0-3 K		0-0 FC4-6 1-2f		0-0 L7			3 0 0 0 0 1 2														
<b>Bob Lemon, L</b> (1, 1) OBP: 0.317, SLG: 0.447			0-3 K		0-3 K		0-0 6-3			2 0 0 0 0 2 1														
<b>Al Benton, R</b> (5, 1) OBP: 1.000, SLG: 1.000										0 0 0 0 0 0 0														
<b>Bobby Avila, R</b> (7, PH) OBP: 0.474, SLG: 0.333										1 0 0 0 0 0 1														
<b>Steve Gromek, S</b> (7, 1) OBP: 0.400, SLG: 0.333										0 0 0 0 0 0 0														
<b>Inning Stats</b>	R: 0 E: 0 K: 1 S: 5	H: 0 LOB: 0 BB: 0 P: 5	R: 0 E: 0 K: 0 S: 3	H: 1 LOB: 1 BB: 1 P: 7	R: 0 E: 0 K: 2 S: 7	H: 0 LOB: 0 BB: 0 P: 7	R: 0 E: 0 K: 0 S: 4	H: 1 LOB: 1 BB: 0 P: 4	R: 0 E: 0 K: 1 S: 6	H: 1 LOB: 1 BB: 0 P: 6	R: 0 E: 0 K: 0 S: 4	H: 1 LOB: 2 BB: 1 P: 8	R: 0 E: 0 K: 0 S: 4	H: 1 LOB: 1 BB: 0 P: 4	R: 0 E: 0 K: 0 S: 3	H: 0 LOB: 0 BB: 0 P: 3	R: 0 E: 0 K: 0 S: 3	H: 1 LOB: 0 BB: 0 P: 3	R: 0 E: 0 K: 0 S: 3	H: 1 LOB: 0 BB: 0 P: 3	1B: 6 2B: 0 3B: 0 HR: 0	SF: 0 SAC: 0 DP: 2 HBP: 0	WP: 0 PB: 0 SB: 0 CS: 0	PA: 33
<b>PITCHER</b> <b>Ed Lopat, L</b> (1, 1) ERA: 3.91	IP: 9.0 WLS: W BF: 33 H: 6 R: 0 ER: 0 SO: 4 BB: 2 IBB: 0 HBP: 0 BLK: 0 WP: 0 HR: 0 S: 39 P: 47 ERA: 0.00 WHIP: 0.889											<b>PITCHER</b>	IP: 9.0 WLS: W BF: 33 H: 6 R: 0 ER: 0 SO: 4 BB: 2 IBB: 0 HBP: 0 BLK: 0 WP: 0 HR: 0 S: 39 P: 47 ERA: 0.00 WHIP: 0.889											





Batter	1	2	3	4	5	6	7	8	9
Phil Rizzuto, R OBP: 0.454, SLG: 0.472 (1, 6)	0-0 BB E 1B	0-0 G4-6-3 1-2f		0-0 F8		0-3 K		0-0 5-3	
Bobby Brown, L OBP: 0.290, SLG: 0.277 (1, 5)	0-0 F9	0-0 4-3			0-0 6-3	0-0 1-2 1B			
Joe Collins, L OBP: 0.363, SLG: 0.449 (1, 3)	0-3 K		0-0 HR		0-0 BB 1B	0-0 F5			
Joe DiMaggio, R OBP: 0.388, SLG: 0.503 (1, 8)	4-0 E 1B BB		0-0 F8		4-0 BB BB BB 1B 1B BB		0-0 F7		
Yogi Berra, L OBP: 0.383, SLG: 0.457 (1, 2)	0-0 E6 1B 1-2 2-H		0-0 F8		0-0 1B FC6-4 1B		0-0 F7		
Gene Woodling, L OBP: 0.433, SLG: 0.410 (1, 7)	0-0 1-2 2-H 1B		0-3 K		0-0 BB BB BB 1-3 3-H 1B		4-0 BB BB BB BB 1B		
Hank Bauer, R OBP: 0.370, SLG: 0.447 (1, 9)	0-0 L7			0-0 1-4-3 SH1 1B	0-0 FC6-4 CS		0-0 F4		
Jerry Coleman, R OBP: 0.359, SLG: 0.383 (1, 4)		0-0 HR		0-0 SH1	0-0 CS	0-0 1-3		4-0 BB L4-3	
Ed Lopat, L OBP: 0.379, SLG: 0.346 (1, 1)		0-0 G4-6-3 1B		0-0 1-4-3		0-0 1B 1B		0-0 L4-3	

AB	R	H	RBI	BB	SO	LOB
5	1	1	0	0	1	3
4	0	1	0	0	0	1
4	2	2	1	0	1	3
2	2	0	0	2	0	0
4	1	1	1	0	0	1
3	0	2	2	1	1	0
4	0	1	1	0	0	4
2	1	1	1	1	0	0
4	0	2	0	0	0	2

**BOTTOM**

**Cleveland Indians @ New York Yankees**  
**Yankee Stadium, Bronx, NY**  
 Sun Jun 04 1950, 3:33 AM EDT  
 Att. 44,781 - Unknown

<b>AB</b>	<b>32</b>
<b>R</b>	<b>7</b>
<b>H</b>	<b>11</b>
<b>RBI</b>	<b>6</b>
<b>BB</b>	<b>4</b>
<b>SO</b>	<b>3</b>
<b>LOB</b>	<b>14</b>



Inning Stats	R: 2	H: 2	E: 1	K: 1	S: 8	LOB: 2	BB: 1	P: 12
	R: 1	H: 2	E: 0	K: 0	S: 4	LOB: 0	BB: 0	P: 4
	R: 1	H: 1	E: 0	K: 1	S: 6	LOB: 0	BB: 0	P: 6
	R: 0	H: 1	E: 0	K: 0	S: 4	LOB: 1	BB: 0	P: 4
	R: 3	H: 3	E: 0	K: 0	S: 5	LOB: 0	BB: 1	P: 9
	R: 0	H: 2	E: 0	K: 1	S: 7	LOB: 2	BB: 0	P: 7
	R: 0	H: 0	E: 0	K: 0	S: 3	LOB: 1	BB: 1	P: 7
	R: 0	H: 0	E: 0	K: 0	S: 2	LOB: 0	BB: 1	P: 6

WP	HR	S	P	ERA	WHIP
0	0	2	13	0.00	1.000

PITCHER	IP	WLS	BF	H	R	ER	SO	BB	IBB	HBP	BLK	WP	HR	S	P	ERA	WHIP
Bob Lemon, R ERA: 4.28 (1, 1)	4.1	L	24	9	7	5	2	2	0	0	0	0	2	26	34	10.38	2.538
Al Benton, R ERA: 5.02 (5, 1)	1.2		6	2	0	0	1	0	0	0	0	0	0	8	8	0.00	1.200
Steve Gromek, R ERA: 4.56 (7, 1)	2.0		7	0	0	0	0	2	0	0	0	0	0	5	13	0.00	1.000

WP	HR	S	P	ERA	WHIP
0	0	2	13	0.00	1.000

Batter	1	2	3	4	5	6	7	8	9	AB R H RBI BB SO LOB	TOP										
Dale Mitchell, L (1, 7) OBP: 0.380, SLG: 0.405 Thurman Tucker, L (9, 7) OBP: 0.368, SLG: 0.294	0-0 F4		0-0 F7		0-0 F8			0-0 F8		4 0 0 0 0 0 0	<p><b>Cleveland Indians @ New York Yankees</b>  <b>Yankee Stadium, Bronx, NY</b>            Mon Jun 05 1950, 3:33 AM EDT            Att: 57,629 - Unknown</p>										
Bob Kennedy, R (1, 9) OBP: 0.370, SLG: 0.530	0-0 S 1B		0-0 F4			0-0 HR		0-0 5-3		4 2 2 1 0 0 0											
Luke Easter, L (1, 3) OBP: 0.380, SLG: 0.442	4-0 1B 1-2 BB		0-0 6-3		0-3 K		0-3 K		3 0 0 0 1 2 0												
Larry Doby, L (1, 8) OBP: 0.483, SLG: 0.595	0-3 K			4-0 CS BB BB		4-0 FC6-4 BB		0-0 4-3	2 0 0 0 2 1 2												
Al Rosen, R (1, 5) OBP: 0.353, SLG: 0.536	0-0 1-2 2-H 1B			4-0 1-2 BB		0-0 F3		4-0 1B BB	2 1 1 1 2 0 1												
Lou Boudreau, R (1, 6) OBP: 0.319, SLG: 0.267	0-0 1-3			0-0 F9 2-3		0-0 FC6-4 1-2f		0-0 1B 1-2 1B	4 0 1 0 0 0 5												
Joe Gordon, R (1, 4) OBP: 0.297, SLG: 0.364		0-0 4-3		0-0 F9		0-0 6-3		0-0 F7	4 0 0 0 0 0 3												
Jim Hegan, R (1, 2) OBP: 0.333, SLG: 0.384		0-3 K			0-0 5-3		0-0 F9	0-0 1-2 2-H 1B	4 0 1 1 0 1 0												
Bob Feller, R (1, 1) OBP: 0.136, SLG: 0.200		0-3 K			0-3 K		0-0 6-3	0-0 F8	4 0 0 0 0 2 2												
<b>Inning Stats</b>	R: 1 E: 0 K: 1 S: 7	H: 2 LOB: 2 BB: 1 P: 11	R: 0 E: 0 K: 2 S: 7	H: 0 LOB: 0 BB: 0 P: 7	R: 0 E: 0 K: 0 S: 3	H: 0 LOB: 1 BB: 2 P: 10	R: 0 E: 0 K: 1 S: 5	H: 0 LOB: 0 BB: 0 P: 5	R: 1 E: 0 K: 1 S: 6	H: 1 LOB: 1 BB: 1 P: 10	R: 0 E: 0 K: 0 S: 3	H: 0 LOB: 0 BB: 0 P: 3	R: 0 E: 0 K: 1 S: 5	H: 0 LOB: 0 BB: 0 P: 5	R: 1 E: 0 K: 0 S: 5	H: 2 LOB: 2 BB: 1 P: 9	1B: 4 2B: 0 3B: 0 HR: 1	SF: 0 SAC: 0 DP: 0 HBP: 0	WP: 0 PB: 0 SB: 1 CS: 1	PA: 36	
<b>PITCHER</b> Allie Reynolds, R (1, 1) ERA: 3.82 Joe Page, L (9, 1) ERA: 3.34	IP 8.0	WLS L	BF 30	H 3	R 2	ER 2	SO 6	BB 4	IBB 0	HBP 0	BLK 0	WP 0	HR 1	S 38	P 54	ERA 2.25	WHIP 0.875				
<b>PITCHER</b>	IP	WLS	BF	H	R	ER	SO	BB	IBB	HBP	BLK	WP	HR	S	P	ERA	WHIP				

AB	31
R	3
H	5
RBI	3
BB	5
SO	6
LOB	13







Batter	1	2	3	4	5	6	7	8	9	AB R H RBI BB SO LOB	TOP		
Dale Mitchell, L (1, 7) x OBP: 0.384, SLG: 0.408	0-0 1-3 x 	0-0 1-2 1B 2B 1B x 	0-0 FC4-6 ③ x 		0-0 1B x 		0-0 6-3 ② x 		0-0 1-3 1B 1B x 	6 2 3 1 0 0 1			
Bob Kennedy, R (1, 9) x OBP: 0.383, SLG: 0.537	0-0 1B 1B x 	0-0 2B 4-3 1B x 		0-0 CS BB 1B x 	0-0 F8 ③ x 		0-0 6-3 ③ x 		0-0 2-H 3-H 3B 1B x 	6 3 4 3 0 0 1			
Luke Easter, L (1, 3) x OBP: 0.400, SLG: 0.486	0-0 E9 1-H F7 1B x 	0-0 1-3 2-H 1B 2B x 		4-0 BB BB 1-2 BB x 		0-0 1B F4 1B x 		0-0 1-3 ① x 	0-0 1-H F7 3B x 	5 4 4 2 1 0 0			
Larry Doby, L (1, 8) x OBP: 0.470, SLG: 0.575	0-0 F7 3-H x 	0-0 4-3 ② x 		0-3 K ① x 		0-0 2B 1-3 E 1B x 		0-0 4-3 ② x 	0-0 3-H F7 ② x 	6 1 1 3 0 1 3			
Al Rosen, R (1, 5) x OBP: 0.369, SLG: 0.542	0-0 2B 1B x 	0-0 CS 2-H 1B x 		4-0 BB BB 1-2 2-3 BB ② x 		0-3 K ① x 		4-0 BB BB FC6 BB x 	0-0 1B x 	4 1 3 1 2 1 2			
Lou Boudreau, R (1, 6) x OBP: 0.311, SLG: 0.271	0-0 1-H 2B x 	0-0 CS 1-2 x 	0-0 F9 ① x 	0-0 4-3 ③ x 		0-0 3-H F4 ② x 		0-0 1-2 FC6 ③ x 	0-0 3-H F7 ③ x 	6 0 1 2 0 0 5			
Joe Gordon, R (1, 4) x OBP: 0.307, SLG: 0.397	0-0 F7 ③ x 		0-3 K ② x 		0-0 HR x 	0-0 E2 1-H 2B x 			4-0 1B 1B BB x 	4 2 2 1 1 1 1			
Jim Hegan, R (1, 2) x OBP: 0.336, SLG: 0.413		0-0 1B 1B x 	0-0 HR x 		0-0 F8 ① x 	0-0 F5 ③ x 			0-0 F5 ① x 	5 2 2 1 0 0 2			
Mike Garcia, R (1, 1) x OBP: 0.158, SLG: 0.158		0-3 K ① x 	0-0 FC4-6 1B x 		0-3 K ② x 		0-3 K ① x 		0-0 1-2 1B 1B x 	5 1 2 0 0 3 1			
<b>Inning Stats</b>	R: 3 H: 4 E: 1 LOB: 1 K: 0 BB: 0 S: 7 P: 7	R: 4 H: 5 E: 0 LOB: 0 K: 1 BB: 0 P: 9	R: 1 H: 2 E: 0 LOB: 1 K: 1 BB: 0 P: 7	R: 0 H: 1 E: 0 LOB: 2 K: 1 BB: 2 S: 5 P: 13	R: 1 H: 2 E: 0 LOB: 1 K: 1 BB: 0 P: 7	R: 2 H: 3 E: 1 LOB: 1 K: 1 BB: 0 S: 8 P: 8	R: 0 H: 0 E: 0 LOB: 0 K: 1 BB: 0 S: 5 P: 5	R: 0 H: 0 E: 0 LOB: 1 K: 0 BB: 1 P: 7	R: 5 H: 5 E: 0 LOB: 1 K: 0 BB: 1 P: 12	1B: 16 SF: 0 2B: 3 SAC: 0 3B: 1 DP: 0 HR: 2 HBP: 0	WP: 0 PA: 52 PB: 0 SB: 0 CS: 2		
<b>PITCHER</b>	IP WLS BF H R ER SO BB IBB HBP BLK WP HR S P ERA WHIP											<b>PITCHER</b>	IP WLS BF H R ER SO BB IBB HBP BLK WP HR S P ERA WHIP
Bob Porterfield, R (1, 1) ERA: 9.87	2.0 L 14 9 7 7 1 0 0 0 0 0 0 0 0 16 16 31.50 4.500												
Don Johnson, R (3, 1) ERA: 8.0	7.0 37 13 9 9 5 4 0 0 0 0 0 2 43 59 11.57 2.429												

Cleveland Indians @ New York Yankees  
 Yankee Stadium, Bronx, NY  
 Tue Jun 06 1950, 3:33 AM EDT  
 Att. 17,867 - Unknown


livebaseballscorecards.com

AB 47  
 R 16  
 H 22  
 RBI 14  
 BB 4  
 SO 6  
 LOB 16







Batter	1	2	3	4	5	6	7	8	9	AB R H RBI BB SO LOB	TOP									
Johnny Lipon, R (1, 6) OBP: 0.425, SLG: 0.407	0-0 1-3	0-0 F9		0-0 FC5-4		0-0 F7			0-0 4-3	5 0 0 0 0 0 4										
Jerry Priddy, R (1, 4) OBP: 0.328, SLG: 0.309	0-0 1-3	0-3 K			4-0 G6-3		4-0 SH3-4		0-3 K	3 0 0 0 2 2 1										
George Kell, R (1, 5) OBP: 0.451, SLG: 0.575	0-0 BB 3B		0-0 6-3		0-0 G6-3		0-0 SH3-4		0-0 5-3	4 1 1 0 0 0 1										
Vic Wertz, L (1, 9) OBP: 0.361, SLG: 0.519	4-0 BB 3B		4-0 FC6-4		0-0 F7		0-3 K			2 1 0 0 2 1 1										
Hoot Evers, R (1, 7) OBP: 0.430, SLG: 0.649	0-0 BB 3B		0-3 K			0-0 E4	0-3 K			4 1 2 2 0 2 2										
Johnny Groth, R (1, 8) OBP: 0.388, SLG: 0.481	0-0 G3		0-0 FC6-4			0-0 SH3-4		0-0 4-3		4 0 1 0 0 0 2										
Aaron Robinson, L (1, 2) OBP: 0.433, SLG: 0.536		0-0 HR		0-0 F7		0-0 F8		4-0 BB		3 1 1 1 1 0 2	AB 30									
Eddie Lake, R (8, PR)										0 0 0 0 0 0 0	R 4									
Bob Swift, R (8, 2) OBP: 0.273, SLG: 0.179										0 0 0 0 0 0 0	H 6									
Dick Kryhoski, L (1, 3) OBP: 0.269, SLG: 0.380		0-0 4-3		0-0 FC1-6		4-0 SH3-4		0-0 F2		2 0 1 0 1 0 0	RBI 4									
Pat Mullin, L (8, PH) OBP: 0.250, SLG: 0.184						1-2 BB				1 0 0 0 0 0 1	BB 7									
Don Kolloway, R (8, 3) OBP: 0.243, SLG: 0.206								0-0 4-3		0 0 0 0 0 0 0	SO 5									
Hal Newhouser, L (1, 1) OBP: 0.235, SLG: 0.188		4-0 BB		0-0 FC1-6		0-0 SH3-4				1 0 0 1 1 0 1	LOB 16									
Charlie Keller, L (8, PH)										1 0 0 0 0 0 1										
Hal White, R (8, 1)										0 0 0 0 0 0 0										
<b>Inning Stats</b>	R: 2 E: 0 K: 0 S: 5	H: 2 LOB: 1 BB: 1 P: 9	R: 1 E: 0 K: 1 S: 6	H: 1 LOB: 1 BB: 1 P: 10	R: 0 E: 0 K: 1 S: 5	H: 0 LOB: 1 BB: 1 P: 9	R: 0 E: 0 K: 0 S: 2	H: 0 LOB: 0 BB: 1 P: 6	R: 1 E: 1 K: 0 S: 5	H: 2 LOB: 2 BB: 1 P: 9	R: 0 E: 0 K: 2 S: 7	H: 0 LOB: 1 BB: 1 P: 11	R: 0 E: 0 K: 0 S: 3	H: 0 LOB: 1 BB: 1 P: 7	R: 0 E: 0 K: 1 S: 5	H: 0 LOB: 0 BB: 0 P: 5	1B: 4 2B: 0 3B: 1 HR: 1	SF: 0 SAC: 2 DP: 1 HBP: 0	WP: 0 PB: 0 SB: 0 CS: 0	PA: 39
<b>PITCHER</b> Vic Raschi, R (1, 1) ERA: 3.77	IP 9.0 WLS W BF 39 H 6 R 4 ER 3 SO 5 BB 7 IBB 0 HBP 0 BLK 0 WP 0 HR 1 S 42 P 70 ERA 3.00 WHIP 1.444																			

**Detroit Tigers @ New York Yankees**  
 Yankee Stadium, Bronx, NY  
 Wed Jun 07 1950, 3:33 AM EDT  
 Att: 29,534 - Unknown

[livebaseballscorecards.com](http://livebaseballscorecards.com)









Batter	1	2	3	4	5	6	7	8	9
Phil Rizzuto, R OBP: 0.453, SLG: 0.475 (1, 6) X	0-0 6-3 ①			X 0-0 6-3 ①		H 1-0 1B 1B HBP	4-0 SH5-3 HR BB	X 0-0 3-H 1B	
Cliff Mapes, L OBP: 0.401, SLG: 0.526 (1, 9) X	0-0 4-3 ②			X 0-0 F2		X 0-0 1B 2B 1B	0-0 SH5-3 ① X	0-0 F8 ③	
Joe Collins, L OBP: 0.345, SLG: 0.462 (1, 3) X	0-0 G3 ③			X 0-0 F8		X 0-0 2B 1B 1B	0-0 2-H HR		
Joe DiMaggio, R OBP: 0.397, SLG: 0.556 (1, 8)		X 0-0 6-3 ①			X 0-0 L7 ① X	0-0 1B 2B	0-0 6-3 ②		
Yogi Berra, L OBP: 0.382, SLG: 0.446 (1, 2)		X 0-0 F7 ②			X 0-0 FC6-4 1B	4-0 1B 2B IBB	0-0 P6 ③		
Gene Woodling, L OBP: 0.439, SLG: 0.409 (1, 7)		X 0-0 F7 ③			X 0-0 FC6-4 ② X	0-0 2B 1B BB		X 0-0 3B 1B	
Bobby Brown, L OBP: 0.277, SLG: 0.256 (1, 5)			X 0-0 4-3 ①		X 0-0 4-3 ③	4-0 2B BB		X 0-0 F7 ①	
Jerry Coleman, R OBP: 0.339, SLG: 0.361 (1, 4)			X 0-0 4-3 ②			1-3 2B		X 0-0 F8 ②	
Tommy Byrne, L OBP: 0.333, SLG: 0.464 (1, 1)			X 0-0 P6 ③			6-3 2B		X 0-0 1-H 1B 3B	

Inning Stats	R: 0	H: 0	E: 0	K: 0	S: 3	LOB: 0	BB: 0	P: 3	R: 0	H: 0	E: 0	K: 0	S: 3	LOB: 0	BB: 0	P: 3	R: 0	H: 0	E: 0	K: 0	S: 3	LOB: 0	BB: 0	P: 3	R: 0	H: 1	E: 0	K: 0	S: 4	LOB: 1	BB: 0	P: 4	R: 7	H: 5	E: 0	K: 1	S: 10	LOB: 1	BB: 2	P: 19	R: 2	H: 1	E: 0	K: 0	S: 4	LOB: 0	BB: 1	P: 8	R: 2	H: 3	E: 0	K: 0	S: 6	LOB: 1	BB: 0	P: 6					
	0	0	0	0	3	0	0	3	0	0	0	0	3	0	0	3	0	0	0	0	3	0	0	3	0	0	0	0	3	1	0	4	0	1	0	0	4	1	2	19	0	5	0	1	10	1	19	0	1	0	0	4	1	8	0	3	0	0	6	1	6

PITCHER	IP	WLS	BF	H	R	ER	SO	BB	IBB	HBP	BLK	WP	HR	S	P	ERA	WHIP	PITCHER	IP	WLS	BF	H	R	ER	SO	BB	IBB	HBP	BLK	WP	HR	S	P	ERA	WHIP
Art Houtteman, R ERA: 3.27 (1, 1)	5.2	L	26	6	7	7	0	1	1	1	0	0	0	23	32	11.12	1.235	Hal White, R ERA: 9.18 (6, 1)	2.1		12	4	4	4	1	1	0	0	0	0	1	13	17	15.43	2.143


**BOTTOM**

**Detroit Tigers @ New York Yankees**  
 Yankee Stadium, Bronx, NY

Thu Jun 08 1950, 3:33 AM EDT  
 Att. 62,264 - Unknown

AB	33
R	11
H	10
RBI	11
BB	3
SO	1
LOB	6

WP: 0 PA: 38  
 PB: 0  
 SB: 0  
 CS: 0



1B	2B	3B	HR	SF	SAC	DP	HBP	WP	HR	S	P	ERA	WHIP
6	2	1	1	0	0	0	1	0	0	1	1		

Batter	1	2	3	4	5	6	7	8	9	AB R H RBI BB SO LOB	TOP	
Johnny Lipon, R OBP: 0.422, SLG: 0.416 (1, 6)	0-0 6-3	0-0 3B 1B 1-2 2-3 3-H		0-0 1B		0-0 E 3B 1-H 2-H 3-H	0-0 F8		0-0 F8	6 2 3 4 0 0 0		
Jerry Priddy, R OBP: 0.341, SLG: 0.331 (1, 4)	0-0 F8	0-0 3B		0-0 1-3		4-0 E 1B BB	0-3 K		4-0 BB	4 1 1 3 2 1 1		
George Kell, R OBP: 0.449, SLG: 0.565 (1, 5)	0-0 1B	0-0 F8			0-0 1-6-3	0-0 E8 1B F9 1B	0-0 1B 1B		0-0 F4	6 1 3 1 0 0 2		
Vic Wertz, L OBP: 0.360, SLG: 0.511 (1, 9)	0-0 F8		0-0 F8		0-0 L1-3 1B	0-0 1B 1B 2-3 3-H	0-0 1B			5 1 3 1 0 0 1		
Hoot Evers, R OBP: 0.425, SLG: 0.627 (1, 7)		0-0 F8	0-0 F8		0-0 L1-3	0-0 1B 1B 1-2	0-0 F9			5 0 1 0 0 0 3		
Johnny Groth, R OBP: 0.385, SLG: 0.491 (1, 8)		0-0 BB 1B 2B	0-0 5-3			0-0 BB 1B		0-0 5-3		5 2 2 1 0 0 2		
Don Kolloway, R OBP: 0.304, SLG: 0.395 (1, 3)		0-0 6-3		0-0 SH1-3 3B		0-0 BB 3B 1B		0-0 F8		5 2 3 1 0 0 1		
Aaron Robinson, L OBP: 0.431, SLG: 0.517 (1, 2)		4-0 1B 3B BB		0-0 F9		4-0 BB 3B BB		0-0 4-3		3 2 0 0 2 0 3		
Ted Gray, S OBP: 0.280, SLG: 0.292 Paul Calvert, R (5, 1)		4-0 1B 3B BB 1-2 2-3		0-0 SH1-3		0-0 BB 3B BB 1-2 2-3 3-H	0-0 3-1		0-0 4-3	0 1 0 1 1 0 0 2 1 0 1 1 0 2		
<b>Inning Stats</b>	R: 0 H: 1 E: 0 LOB: 1 K: 0 BB: 0 S: 4 P: 4	R: 4 H: 3 E: 0 LOB: 1 K: 0 BB: 2 S: 6 P: 14	R: 0 H: 0 E: 0 LOB: 0 K: 0 BB: 0 S: 3 P: 3	R: 1 H: 2 E: 0 LOB: 1 K: 0 BB: 0 S: 5 P: 5	R: 0 H: 1 E: 0 LOB: 0 K: 0 BB: 0 S: 3 P: 3	R: 8 H: 7 E: 1 LOB: 2 K: 0 BB: 3 S: 10 P: 22	R: 0 H: 2 E: 0 LOB: 2 K: 1 BB: 0 S: 7 P: 7	R: 0 H: 0 E: 0 LOB: 0 K: 0 BB: 0 S: 3 P: 3	R: 0 H: 0 E: 0 LOB: 1 K: 0 BB: 1 S: 3 P: 7	1B: 12 SF: 0 2B: 2 SAC: 1 3B: 3 DP: 1 HR: 0 HBP: 0	WP: 0 PA: 48 PB: 0 SB: 0 CS: 0	
<b>PITCHER</b>	IP WLS BF H R ER SO BB IBB HBP BLK WP HR S P ERA WHIP											
Ed Lopat, L ERA: 4.74 (1, 1)	5.0 L 26 9 8 8 0 3 0 0 0 0 0 0 23 35 14.40 2.400											
Don Johnson, R ERA: 10.0 (6, 1)	0.0 5 3 3 3 0 2 0 0 0 0 0 0 3 11 ∞ ∞											
Bob Porterfield, R ERA: 8.84 (6, 1)	2.0 10 4 2 2 1 0 0 0 0 0 0 0 12 12 9.00 2.000											
Fred Sanford, R ERA: 4.29 (8, 1)	2.0 7 0 0 0 0 1 0 0 0 0 0 0 6 10 0.00 0.500											

**Detroit Tigers @ New York Yankees**  
 Yankee Stadium, Bronx, NY  
 Fri Jun 09 1950, 3:33 AM EDT  
 Att. 1,857 - Unknown

[livebaseballscorecards.com](http://livebaseballscorecards.com)

<b>AB</b>	<b>41</b>
<b>R</b>	<b>13</b>
<b>H</b>	<b>16</b>
<b>RBI</b>	<b>13</b>
<b>BB</b>	<b>6</b>
<b>SO</b>	<b>1</b>
<b>LOB</b>	<b>15</b>






Batter	1	2	3	4	5	6	7	8	9	AB	R	H	RBI	BB	SO	LOB
Phil Rizzuto, R OBP: 0.447, SLG: 0.473 (1, 6)	0-3 K			0-0 F2	0-0 6-3		0-0 4-3 1-3 5-3 2B		0-0 F7	5	1	1	0	0	1	1
Cliff Mapes, L OBP: 0.395, SLG: 0.511 (1, 9)	0-3 K			4-0 1B PB F7 BB	0-0 1-3		0-0 4-3		0-0 4-3	4	1	0	1	1	1	3
Hank Bauer, R OBP: 0.354, SLG: 0.418 (1, 7)	0-0 F8			0-0 1-3 1B		0-3 K	0-0 5-3			4	0	1	1	0	1	1
Joe DiMaggio, R OBP: 0.394, SLG: 0.548 (1, 8)		0-0 F4		0-0 F7		0-0 2B 1B 1B	0-0 6-3			4	1	1	1	0	0	2
Yogi Berra, L OBP: 0.376, SLG: 0.439 (1, 2)		0-0 F4		0-0 F9		0-0 F8		0-0 L7		3	0	0	0	0	0	2
Ralph Houk, R (7, 2)										1	0	0	0	0	0	0
Billy Johnson, R OBP: 0.411, SLG: 0.478 (1, 5)		0-0 F4			4-0 HR BB	0-0 1B 2B		0-0 F3		3	2	1	0	1	0	0
Jerry Coleman, R OBP: 0.343, SLG: 0.361 (1, 4)			0-0 F7		0-0 F9	0-0 2H 3H 1B		4-0 WP BB		3	0	1	2	1	0	1
Joe Collins, L OBP: 0.341, SLG: 0.482 (1, 3)		0-3 K		0-0 HR	0-0 G3		0-0 4-3		0-0 4-3	4	1	1	2	0	1	2
Ed Lopat, L OBP: 0.373, SLG: 0.414 (1, 1)			0-0 4-1		0-0 3B		1-0 2B 4-3 HBP		0-0 1-3	2	0	1	0	0	0	0
Don Johnson, R (6, 1)										0	0	0	0	0	0	0
Bob Porterfield, R OBP: 0.500, SLG: 0.333 (6, 1)										0	0	0	0	0	0	0
Tommy Byrne, L OBP: 0.253, SLG: 0.464 (7, PR)										0	1	0	0	0	0	0
Fred Sanford, S OBP: 0.220, SLG: 0.333 (8, 1)										0	0	0	0	0	0	0
Jim Delsing, L OBP: 0.545, SLG: 0.444 (9, PH)										1	0	0	0	0	0	0


Inning Stats	R: 0	H: 0	E: 0	K: 2	S: 7	LOB: 0	BB: 0	P: 7	R: 0	H: 0	E: 0	K: 0	S: 3	LOB: 0	BB: 0	P: 3	R: 0	H: 0	E: 0	K: 1	S: 5	LOB: 0	BB: 0	P: 5	R: 1	H: 1	E: 0	K: 0	S: 4	LOB: 1	BB: 1	P: 8	R: 2	H: 2	E: 0	K: 0	S: 5	LOB: 1	BB: 1	P: 9	R: 2	H: 3	E: 0	K: 1	S: 8	LOB: 1	BB: 0	P: 8	R: 2	H: 1	E: 0	K: 0	S: 4	LOB: 1	BB: 0	P: 5	R: 0	H: 0	E: 0	K: 0	S: 3	LOB: 1	BB: 1	P: 7	R: 0	H: 0	E: 0	K: 0	S: 3	LOB: 0	BB: 0	P: 3	1B: 3	2B: 2	3B: 1	SF: 0	SAC: 0	DP: 0	HBP: 1	WP: 1	PB: 1	SB: 0	CS: 0	PA: 38
--------------	------	------	------	------	------	--------	-------	------	------	------	------	------	------	--------	-------	------	------	------	------	------	------	--------	-------	------	------	------	------	------	------	--------	-------	------	------	------	------	------	------	--------	-------	------	------	------	------	------	------	--------	-------	------	------	------	------	------	------	--------	-------	------	------	------	------	------	------	--------	-------	------	------	------	------	------	------	--------	-------	------	-------	-------	-------	-------	--------	-------	--------	-------	-------	-------	-------	--------

PITCHER	IP	WLS	BF	H	R	ER	SO	BB	IBB	HBP	BLK	WP	HR	S	P	ERA	WHIP
Ted Gray, L ERA: 4.16 (1, 1)	4.1		18	3	3	3	3	2	0	0	0	0	1	22	30	6.23	1.154
Paul Calvert, R ERA: 3.24 (5, 1)	4.2	W	20	4	4	4	1	1	0	1	0	1	0	20	25	7.71	1.071

**DETROIT TIGERS @ NEW YORK YANKEES**  
**Yankee Stadium, Bronx, NY**  
 Fri Jun 09 1950, 3:33 AM EDT  
 Att. 1,857 - Unknown

<b>AB</b>	<b>34</b>
<b>R</b>	<b>7</b>
<b>H</b>	<b>7</b>
<b>RBI</b>	<b>7</b>
<b>BB</b>	<b>3</b>
<b>SO</b>	<b>4</b>
<b>LOB</b>	<b>12</b>



Batter	1	2	3	4	5	6	7	8	9	AB	R	H	RBI	BB	SO	LOB	TOP	
Don Lenhardt, R (1, 7) OBP: 0.380, SLG: 0.534										0	0	0	0	0	0	0	<b>St. Louis Browns @ New York Yankees</b> Yankee Stadium, Bronx, NY Sat Jun 10 1950, 3:33 AM EDT Att. 13,765 - Unknown  <a href="http://livebaseballscorecards.com">livebaseballscorecards.com</a>	
Dick Kokos, L (1, 9) OBP: 0.383, SLG: 0.444										0	0	0	0	0	0	0		
Sherm Lollar, R (1, 2) OBP: 0.362, SLG: 0.507										0	0	0	0	0	0	0		
Roy Sievers, R (1, 8) OBP: 0.325, SLG: 0.355										0	0	0	0	0	0	0		
Hank Art, L (1, 3) OBP: 0.408, SLG: 0.416										0	0	0	0	0	0	0		
Owen Friend, R (1, 4) OBP: 0.369, SLG: 0.371										0	0	0	0	0	0	0		
Tom Upton, R (1, 6) OBP: 0.333, SLG: 0.247										0	0	0	0	0	0	0		
Bill Sommers, R (1, 5) OBP: 0.625, SLG: 0.833										0	0	0	0	0	0	0		
Dick Starr, R (1, 1)										0	0	0	0	0	0	0		
<b>Inning Stats</b>																		1B: 0 SF: 0 2B: 0 SAC: 0 3B: 0 DP: 0 HR: 0 HBP: 0 WP: 0 PA: 0 PB: 0 SB: 0 CS: 0
<b>PITCHER</b> Allie Reynolds, R (1, 1) ERA: 3.82	IP	WLS	BF	H	R	ER	SO	BB	IBB	HBP	BLK	WP	HR	S	P	ERA	WHIP	<b>PITCHER</b> IP WLS BF H R ER SO BB IBB HBP BLK WP HR S P ERA WHIP
	0.0	L	0	0	0	0	0	0	0	0	0	0	0	0	0	∞	∞	





Batter	1	2	3	4	5	6	7	8	9	AB R H RBI BB SO LOB	TOP
Don Lenhardt, R (1, 7) OBP: 0.377, SLG: 0.528	0-0 F8		0-3 K		0-0 FC5-4		0-0 F9			4 0 0 0 0 1 4	
Dick Kokos, L (1, 9) OBP: 0.391, SLG: 0.460	4-0 FC3-6 BB			0-0 G5-4-3 1B		4-0 FC3-6 BB		0-3 K		2 0 1 0 2 1 0	
Sherm Lollar, R (1, 2) OBP: 0.361, SLG: 0.500	0-0 FC3-6			0-0 G5-4-3		0-0 FC3-6		0-0 F7		4 0 0 0 0 0 3	
Roy Sievers, R (1, 8) OBP: 0.319, SLG: 0.345	0-0 F8			0-0 1B		0-0 F9		0-0 F7		4 0 1 0 0 0 2	
Hank Art, L (1, 3) OBP: 0.396, SLG: 0.402 Ray Coleman, L (9, PH) OBP: 0.293, SLG: 0.404		0-0 F5		0-0 F5		0-3 K		0-0 F9		3 0 0 0 0 1 2 1 0 0 0 0 0 0	
Owen Friend, R (1, 4) OBP: 0.364, SLG: 0.379		0-0 F4		0-3 K		0-0 2B		0-3 K		4 0 1 0 0 2 0	
Tom Upton, R (1, 6) OBP: 0.306, SLG: 0.224		0-0 F9		0-0 F8		0-0 4-3		0-0 F9		4 0 0 0 0 0 1	
Bill Sommers, R (1, 5) OBP: 0.533, SLG: 0.583			0-3 K		0-0 E5 BB		0-0 6-3			3 0 0 0 0 1 1	
Stubby Overmire, R (1, 1) OBP: 0.636, SLG: 0.333			0-0 F7		4-0 FC5-4 BB		4-0 BB			1 0 0 0 2 0 0	
<b>Inning Stats</b>	R: 0 H: 0 E: 0 LOB: 1 K: 0 BB: 1 S: 3 P: 7	R: 0 H: 0 E: 0 LOB: 0 K: 0 BB: 0 S: 3 P: 3	R: 0 H: 0 E: 0 LOB: 0 K: 2 BB: 0 S: 7 P: 7	R: 0 H: 2 E: 0 LOB: 1 K: 0 BB: 0 S: 4 P: 4	R: 0 H: 0 E: 1 LOB: 2 K: 1 BB: 1 S: 6 P: 10	R: 0 H: 0 E: 0 LOB: 1 K: 1 BB: 1 S: 5 P: 9	R: 0 H: 1 E: 0 LOB: 2 K: 0 BB: 1 S: 4 P: 8	R: 0 H: 0 E: 0 LOB: 0 K: 1 BB: 0 S: 5 P: 5	R: 0 H: 0 E: 0 LOB: 0 K: 1 BB: 0 S: 5 P: 5	1B: 2 SF: 0 2B: 1 SAC: 0 3B: 0 DP: 1 HR: 0 HBP: 0	WP: 0 PA: 34 PB: 0 SB: 0 CS: 0
<b>PITCHER</b> Vic Raschi, R (1, 1) ERA: 3.36	IP WLS BF H R ER SO BB IBB HBP BLK WP HR S P ERA WHIP										
	9.0 W 34 3 0 0 6 4 0 0 0 0 0 0 42 58 0.00 0.778										

St. Louis Browns @ New York Yankees  
 Yankee Stadium, Bronx, NY  
 Sun Jun 11 1950, 3:33 AM EDT  
 Unknown

livebaseballscores.com

AB 30  
 R 0  
 H 3  
 RBI 0  
 BB 4  
 SO 6  
 LOB 13







Batter	1	2	3	4	5	6	7	8	9	AB R H RBI BB SO LOB	TOP											
Don Lenhardt, R (1, 7) OBP: 0.380, SLG: 0.519	4-0 BB		0-0 F6		4-0 BB			0-3 K		2 0 0 0 2 1 0	<b>St. Louis Browns @ New York Yankees</b> Yankee Stadium, Bronx, NY Sun Jun 11 1950, 3:38 AM EDT Att. 37,148 - Unknown <a href="http://livebaseballscorecards.com">livebaseballscorecards.com</a>											
Dick Kokos, L (1, 9) OBP: 0.388, SLG: 0.451	0-0 F7		4-0 CS BB		0-3 K			0-0 3-1		3 0 0 0 1 1 2												
Sherm Lollar, R (1, 2) OBP: 0.358, SLG: 0.514	0-3 K		0-3 K					0-0 HR		4 1 1 1 0 2 2												
Roy Sievers, R (1, 8) OBP: 0.309, SLG: 0.333	0-3 K						0-0 F7	0-0 4-3		4 0 0 0 0 1 1												
Hank Art, L (1, 3) OBP: 0.399, SLG: 0.396		0-0 6-3					4-0 BB		0-0 F2	2 0 0 0 2 0 0												
Owen Friend, R (1, 4) OBP: 0.361, SLG: 0.375		0-0 1B F7 1B					0-0 F7		0-3 K	4 1 1 0 0 2 2												
Tom Upton, R (1, 6) OBP: 0.304, SLG: 0.225		0-0 1-3 1B					0-0 F9		0-0 6-3	4 0 1 0 0 1 1												
Bill Sommers, R (1, 5) OBP: 0.500, SLG: 0.533		0-0 F7					0-0 G3-6-4 1B		0-0 F7	3 0 1 1 0 0 1												
Al Widmar, R (1, 1) OBP: 0.167, SLG: 0.118		0-3 K					0-0 G3-6-4		0-0 6-3	3 0 0 0 0 1 2												
<b>Inning Stats</b>	R: 0 E: 0 K: 2 S: 7	H: 0 LOB: 1 BB: 1 P: 11	R: 1 E: 0 K: 1 S: 7	H: 2 LOB: 1 BB: 0 P: 7	R: 0 E: 0 K: 1 S: 4	H: 0 LOB: 1 BB: 1 P: 8	R: 0 E: 0 K: 1 S: 5	H: 0 LOB: 1 BB: 1 P: 9	R: 0 E: 0 K: 1 S: 5	H: 1 LOB: 1 BB: 1 P: 9	R: 0 E: 0 K: 0 S: 3	H: 0 LOB: 1 BB: 1 P: 7	R: 0 E: 0 K: 1 S: 5	H: 0 LOB: 0 BB: 0 P: 5	R: 1 E: 0 K: 1 S: 6	H: 1 LOB: 0 BB: 0 P: 6	R: 0 E: 0 K: 1 S: 5	H: 0 LOB: 0 BB: 0 P: 5	1B: 3 2B: 1 3B: 0 HR: 1	SF: 0 SAC: 0 DP: 2 HBP: 0	WP: 0 PB: 0 SB: 0 CS: 1	PA: 34
<b>PITCHER</b> Fred Sanford, R (1, 1) ERA: 3.94	IP 9.0 WLS W BF 34 H 4 R 2 ER 2 SO 9 BB 5 IBB 0 HBP 0 BLK 0 WP 0 HR 1 S 47 P 67 ERA 2.00 WHIP 1.000											<b>PITCHER</b>	IP WLS BF H R ER SO BB IBB HBP BLK WP HR S P ERA WHIP									







Batter	1	2	3	4	5	6	7	8	9	AB R H RBI BB SO LOB	TOP	
Phil Rizzuto, R (1, 6) OBP: 0.436, SLG: 0.467	4-0 G4-6-3 BB		0-0 F5		0-0 P6			0-0 CS 2-3 1B		3 0 1 0 1 0 0		
Cliff Mapes, L (1, 9) OBP: 0.382, SLG: 0.503	0-0 G4-6-3 1-2f		0-0 F7			0-3 K		0-0 F8 3-H		3 0 0 0 0 1 1 1 0 0 1 0 0 1 0 0 0 0 0 0 0		
Tommy Henrich, L (8, PH) OBP: 0.466, SLG: 0.764												
Gene Woodling, L (8, 7) OBP: 0.443, SLG: 0.415												
Hank Bauer, R (1, 7) OBP: 0.356, SLG: 0.444	0-0 P5		0-0 F2			0-0 1B		0-0 1-2 HR		4 1 2 1 0 0 0		
Joe DiMaggio, R (1, 8) OBP: 0.374, SLG: 0.522		0-0 HR 2B		0-0 F2		0-0 F7		0-0 1-3		4 1 1 0 0 0 1		
Yogi Berra, L (1, 2) OBP: 0.364, SLG: 0.423		0-0 F5		0-0 F7		0-0 F7			0-0 F7	4 0 0 0 0 0 2		
Billy Johnson, R (1, 5) OBP: 0.412, SLG: 0.464		4-0 HR BB		4-0 1B BB			0-3 K		0-0 P4	2 1 0 0 2 1 0		
Jerry Coleman, R (1, 4) OBP: 0.346, SLG: 0.386		0-0 HR 1-H 2-H		0-0 1B 1-3			0-0 5-3		0-0 5-3	4 1 2 3 0 0 0		
Joe Collins, L (1, 3) OBP: 0.324, SLG: 0.438		0-0 F2			0-0 4-3					3 0 0 0 0 0 0		
Tommy Byrne, L (1, 1) OBP: 0.333, SLG: 0.484						0-3 K				3 1 1 0 0 1 0		
Joe Page, L (9, 1) OBP: 0.333, SLG: 0.400		0-0 4-3						0-0 1B F8 2B		0 0 0 0 0 0 0		
<b>Inning Stats</b>	R: 0 H: 0 E: 0 LOB: 0 K: 0 BB: 1 S: 2 P: 6	R: 3 H: 2 E: 0 LOB: 0 K: 0 BB: 1 S: 5 P: 9	R: 0 H: 0 E: 0 LOB: 0 K: 0 BB: 0 S: 3 P: 3	R: 0 H: 1 E: 0 LOB: 2 K: 0 BB: 1 S: 3 P: 7	R: 0 H: 0 E: 0 LOB: 0 K: 1 BB: 0 S: 5 P: 5	R: 0 H: 1 E: 0 LOB: 1 K: 1 BB: 0 S: 6 P: 6	R: 0 H: 0 E: 0 LOB: 0 K: 1 BB: 0 S: 5 P: 5	R: 2 H: 3 E: 0 LOB: 0 K: 0 BB: 0 S: 5 P: 5	R: 0 H: 0 E: 0 LOB: 0 K: 0 BB: 0 S: 3 P: 3	1B: 3 SF: 0 2B: 2 SAC: 0 3B: 0 DP: 1 HR: 2 HBP: 0	WP: 0 PA: 34 PB: 0 SB: 0 CS: 1	
<b>PITCHER</b> Bob Cain, L (1, 1) ERA: 2.9	IP WLS BF H R ER SO BB IBB HBP BLK WP HR S P ERA WHIP	9.0 W 34 7 5 5 3 3 0 0 0 0 0 2 37 49 5.00 1.111										

**New York Yankees @ Chicago White Sox**  
 Comiskey Park, Chicago, IL  
 Tue Jun 13 1950, 4:33 AM EDT  
 Att. 42,970 - Unknown

AB	31
R	5
H	7
RBI	5
BB	3
SO	3
LOB	5





Batter	1	2	3	4	5	6	7	8	9	AB	R	H	RBI	BB	SO	LOB
Chico Carrasquel, R OBP: 0.377, SLG: 0.363 (1, 6)	4-0 HR BB		0-0 1-3		0-0 SH5-4 BB 1B	0-0 F8			0-0 SH1-4 1B	4	3	2	0	1	0	0
Dave Philley, S OBP: 0.324, SLG: 0.350 (1, 9)	0-3 K		4-0 BB		0-0 BB SH5-4 F8 1B			0-0 F8	0-0 SH1-4	3	1	1	0	1	1	1
Phil Masi, R OBP: 0.388, SLG: 0.414 (1, 2)	0-0 P4		0-0 F8		0-0 SH5-4			0-0 F7	0-0 2-H 1B	4	0	1	1	0	0	2
Gus Zernial, R OBP: 0.339, SLG: 0.497 (1, 7)	0-0 1-H HR		0-0 F9		4-0 BB IBB			4-0 BB		2	1	1	2	2	0	1
Eddie Robinson, L OBP: 0.373, SLG: 0.367 (1, 3)	0-0 F9			4-0 4-3 BB	4-0 1-2 2-3 3-H BB			0-0 F9		1	0	0	0	1	0	0
Luke Appling, R OBP: 0.297, SLG: 0.288 (5, PH)										0	0	0	1	1	0	0
Gordon Goldsberry, L OBP: 0.443, SLG: 0.459 (6, 3)										1	0	0	0	0	0	1
Hank Majeski, R OBP: 0.361, SLG: 0.418 (1, 5)		0-0 FC6 1B		0-0 4-3	0-0 F8			0-0 HR		4	1	2	2	0	0	3
Jerry Scala, L OBP: 0.200, SLG: 0.200 (1, 8)		0-0 F9		0-0 FC6 1B	0-0 F7			0-0 6-3		4	0	1	0	0	0	3
Nellie Fox, L OBP: 0.271, SLG: 0.222 (1, 4)		0-3 K		0-0 P4				0-0 L8		4	0	0	0	0	1	3
Bob Cain, L OBP: 0.308, SLG: 0.261 (1, 1)		0-0 FC6		0-0 FC6				0-3 K		4	0	0	0	0	2	3

Inning Stats	R: 2	H: 1	E: 0	K: 1	S: 6	LOB: 0	BB: 1	P: 10	R: 0	H: 1	E: 0	K: 1	S: 6	LOB: 1	BB: 0	P: 6	R: 0	H: 0	E: 0	K: 0	S: 3	LOB: 1	BB: 1	P: 7	R: 0	H: 2	E: 0	K: 0	S: 5	LOB: 2	BB: 2	P: 13	R: 0	H: 0	E: 0	K: 1	S: 5	LOB: 0	BB: 0	P: 5	R: 0	H: 0	E: 0	K: 0	S: 3	LOB: 1	BB: 1	P: 7	R: 1	H: 1	E: 0	K: 1	S: 6	LOB: 0	BB: 0	P: 6	R: 1	H: 2	E: 0	K: 0	S: 3	LOB: 1	BB: 0	P: 3	1B: 6	SF: 0	2B: 0	SAC: 2	3B: 0	DP: 0	HR: 2	HBP: 0	WP: 0	PA: 39
--------------	------	------	------	------	------	--------	-------	-------	------	------	------	------	------	--------	-------	------	------	------	------	------	------	--------	-------	------	------	------	------	------	------	--------	-------	-------	------	------	------	------	------	--------	-------	------	------	------	------	------	------	--------	-------	------	------	------	------	------	------	--------	-------	------	------	------	------	------	------	--------	-------	------	-------	-------	-------	--------	-------	-------	-------	--------	-------	--------


PITCHER	IP	WLS	BF	H	R	ER	SO	BB	IBB	HBP	BLK	WP	HR	S	P	ERA	WHIP
Tommy Byrne, L ERA: 3.63 (1, 1)	8.0		36	6	5	5	4	5	1	0	0	0	2	38	62	5.62	1.375
Joe Page, L ERA: 3.6 (9, 1)	0.1	L	3	2	1	1	0	0	0	0	0	0	3	3		27.00	6.000

**BOTTOM**

**New York Yankees @ Chicago White Sox**  
Comiskey Park, Chicago, IL  
Tue Jun 13 1950, 4:33 AM EDT  
Att. 42,970 - Unknown

livebaseballscores.com

<b>AB</b>	<b>31</b>
<b>R</b>	<b>6</b>
<b>H</b>	<b>8</b>
<b>RBI</b>	<b>6</b>
<b>BB</b>	<b>6</b>
<b>SO</b>	<b>4</b>
<b>LOB</b>	<b>17</b>



**New York Yankees @ Chicago White Sox**  
 Comiskey Park, Chicago, IL  
 Wed Jun 14 1950, 4:33 AM EDT  
 Att. 7,675 - Unknown

[livebaseballscorecards.com](http://livebaseballscorecards.com)

<b>AB</b>	<b>32</b>
<b>R</b>	<b>2</b>
<b>H</b>	<b>6</b>
<b>RBI</b>	<b>2</b>
<b>BB</b>	<b>5</b>
<b>SO</b>	<b>3</b>
<b>LOB</b>	<b>14</b>



AB	R	H	RBI	BB	SO	LOB
5	0	1	0	0	0	1
2	0	0	0	2	1	1
4	1	1	0	0	0	3
4	0	1	1	0	0	1
4	1	1	0	0	0	2
4	0	1	1	0	2	1
2	0	1	0	2	0	0
4	0	0	0	0	0	5
3	0	0	0	1	0	0
0	0	0	0	0	0	0
1B: 5	SF: 0	2B: 1	SAC: 0	3B: 0	DP: 1	HR: 0
WP: 0	PA: 37	PB: 0	SB: 0	CS: 0		

Batter	1	2	3	4	5	6	7	8	9										
<b>Phil Rizzuto, R</b> OBP: 0.431, SLG: 0.460 (1, 6) X	0-0 5-3 ①		0-0 5-3 ②		0-0 F7 ②		0-0 FC3-6 1B ②		0-0 1-3 ③										
<b>Cliff Mapes, L</b> OBP: 0.384, SLG: 0.497 (1, 9) B B B	4-0 FC6-4 BB		0-3 K ③		4-0 BB		0-0 FC3-6 FC5-4 1-2f ②												
<b>Hank Bauer, R</b> OBP: 0.352, SLG: 0.437 (1, 7) X	0-0 FC6-4 1B 1-2f ②			0-0 6-3 1B	0-0 F6 ③		0-0 FC5-4 1-2f ③												
<b>Joe DiMaggio, R</b> OBP: 0.372, SLG: 0.516 (1, 8) X	0-0 2-H 1B			0-0 6-3 1-2 ① ②		0-0 E6 1B		0-0 F3 ①											
<b>Yogi Berra, L</b> OBP: 0.362, SLG: 0.419 (1, 2) X	0-0 6-3 ③			0-0 2B 1B		0-0 F8 ①		0-0 4-3 ②											
<b>Billy Johnson, R</b> OBP: 0.407, SLG: 0.465 (1, 5) X				0-0 1-H 2B		0-3 K ②		0-3 K ③											
<b>Jerry Coleman, R</b> OBP: 0.354, SLG: 0.387 (1, 4) X				4-0 BB		0-0 FC4-6 1B 1-2		4-0 G4-6-3 BB											
<b>Joe Collins, L</b> OBP: 0.314, SLG: 0.424 (1, 3) X				0-0 5-3 ③		0-0 FC4-6 1-2f ③		0-0 G4-6-3 1-2f ① ②											
<b>Allie Reynolds, R</b> OBP: 0.300, SLG: 0.259 (1, 1) X				0-0 5-3 ①		0-0 6-3 ①		4-0 BB											
<b>Joe Page, L</b> OBP: 0.333, SLG: 0.400 (9, 1) X																			
<b>Inning Stats</b>	R: 1 H: 1 E: 1 K: 0 S: 4	H: 1 LOB: 1 BB: 1 P: 8	R: 0 H: 0 E: 0 K: 0 S: 3	H: 0 LOB: 0 BB: 0 P: 3	R: 0 H: 0 E: 0 K: 1 S: 5	H: 0 LOB: 0 BB: 0 P: 5	R: 1 H: 3 E: 0 K: 0 S: 5	H: 3 LOB: 2 BB: 1 P: 9	R: 0 H: 0 E: 0 K: 0 S: 3	H: 0 LOB: 1 BB: 1 P: 7	R: 0 H: 1 E: 1 K: 1 S: 7	H: 1 LOB: 2 BB: 0 P: 7	R: 0 H: 1 E: 0 K: 0 S: 4	H: 1 LOB: 1 BB: 0 P: 4	R: 0 H: 0 E: 0 K: 1 S: 5	H: 0 LOB: 0 BB: 0 P: 5	R: 0 H: 0 E: 0 K: 0 S: 2	H: 0 LOB: 1 BB: 2 P: 10	1B: 5 SF: 0 2B: 1 SAC: 0 3B: 0 DP: 1 HR: 0 HBP: 0

<b>PITCHER</b> <b>Bill Wight, L</b> ERA: 3.75 (1, 1)	IP 9.0	WLS W	BF 37	H 6	R 2	ER 1	SO 3	BB 5	IBB 0	HBP 0	BLK 0	WP 0	HR 0	S 38	P 58	ERA 1.00	WHIP 1.222
--	--------	-------	-------	-----	-----	------	------	------	-------	-------	-------	------	------	------	------	----------	------------

<b>PITCHER</b>	IP	WLS	BF	H	R	ER	SO	BB	IBB	HBP	BLK	WP	HR	S	P	ERA	WHIP
----------------	----	-----	----	---	---	----	----	----	-----	-----	-----	----	----	---	---	-----	------





Batter	1	2	3	4	5	6	7	8	9	AB R H RBI BB SO LOB	TOP																				
Phil Rizzuto, R OBP: 0.424, SLG: 0.451 (1, 6) X	0-0 F1		0-0 F4		0-0 F5			0-3 K		4 0 0 0 0 1 3																					
Cliff Mapes, L OBP: 0.381, SLG: 0.487 (1, 9) X	0-0 F9			0-3 K		4-0 PB BB		0-3 K		3 0 0 0 1 2 0																					
Hank Bauer, R OBP: 0.339, SLG: 0.421 (1, 7) X	0-0 4-3			0-0 6-3		0-0 F6 1-2		0-0 5-3		4 0 0 0 0 0 1																					
Joe DiMaggio, R OBP: 0.370, SLG: 0.508 (1, 8)		0-3 K		4-0 BB		0-0 F8			0-3 K	3 0 0 0 1 2 1																					
Yogi Berra, L OBP: 0.356, SLG: 0.411 (1, 2)		0-0 F8		0-0 F5		0-0 F9			0-0 F9	4 0 0 0 0 0 2																					
Billy Johnson, R OBP: 0.410, SLG: 0.462 (1, 5) (7, 3)		0-0 F9			0-0 1-3 BB 1B		4-0 FC6-4 BB		0-3 K	3 0 1 0 1 1 0																					
Jerry Coleman, R OBP: 0.354, SLG: 0.383 (1, 4)			0-0 5-3		4-0 1-3 BB		0-0 FC6-4			2 0 0 0 1 0 1																					
Joe Collins, L OBP: 0.310, SLG: 0.417 (1, 3) Bobby Brown, L OBP: 0.275, SLG: 0.278 (7, PH) (7, 5)			0-0 4-3		0-3 K		0-0 F8			2 0 0 0 0 1 2 1 0 0 0 0 0 1																					
Ed Lopat, L OBP: 0.371, SLG: 0.387 (1, 1)			4-0 BB		0-0 1-3 1-2 2-3		0-0 F7			2 0 0 0 1 0 3																					
<b>Inning Stats</b>	R: 0 E: 0 K: 0 S: 3	H: 0 LOB: 0 BB: 0 P: 3	R: 0 E: 0 K: 1 S: 5	H: 0 LOB: 0 BB: 0 P: 5	R: 0 E: 0 K: 0 S: 3	H: 0 LOB: 1 BB: 1 P: 7	R: 0 E: 0 K: 1 S: 6	H: 1 LOB: 2 BB: 1 P: 10	R: 0 E: 0 K: 0 S: 3	H: 0 LOB: 1 BB: 1 P: 7	R: 0 E: 0 K: 0 S: 7	H: 0 LOB: 0 BB: 0 P: 7	R: 0 E: 0 K: 2 S: 7	H: 0 LOB: 0 BB: 0 P: 7	R: 0 E: 0 K: 2 S: 7	H: 0 LOB: 0 BB: 0 P: 7	1B: 1 2B: 0 3B: 0 HR: 0	SF: 0 SAC: 0 DP: 0 HBP: 0	WP: 0 PB: 1 SB: 0 CS: 0	PA: 33											
<b>PITCHER</b> Billy Pierce, L ERA: 5.09 (1, 1)	IP 9.0	WLS W	BF 33	H 1	R 0	ER 0	SO 7	BB 5	IBB 0	HBP 0	BLK 0	WP 0	HR 0	S 42	P 62	ERA 0.00	WHIP 0.667														
<b>PITCHER</b>											IP	WLS	BF	H	R	ER	SO	BB	IBB	HBP	BLK	WP	HR	S	P	ERA	WHIP				

**New York Yankees @ Chicago White Sox**  
 Comiskey Park, Chicago, IL  
 Thu Jun 15 1950, 4:33 AM EDT  
 Att. 6,349 - Unknown

AB	28
R	0
H	1
RBI	0
BB	5
SO	7
LOB	14



livebaseballscorecards.com





Batter	1	2	3	4	5	6	7	8	9	AB R H RBI BB SO LOB	TOP		
Phil Rizzuto, R (1, 6) OBP: 0.427, SLG: 0.457	0-0 1B 1B		0-0 F8	4-0 BB 1-2 BB		0-0 2B			0-0 5-3	4 1 2 1 1 0 0			
Bobby Brown, L (1, 5) OBP: 0.281, SLG: 0.277	0-0 1B 1-2 1B		0-0 F8	0-0 F3		1-0 HBP			0-0 1-3	4 0 1 0 0 0 2			
Gene Woodling, L (1, 7) OBP: 0.434, SLG: 0.407	0-0 4-3 E 1-3 2-H 1B		0-0 F5		0-0 G3	0-0 F7			0-0 3-1	5 1 1 1 0 0 2			
Joe DiMaggio, R (1, 8) OBP: 0.368, SLG: 0.508	0-0 4-3 1-2			0-0 HR 2B	0-0 F9		0-3 K			4 1 1 0 0 1 1			
Yogi Berra, L (1, 2) OBP: 0.362, SLG: 0.432	0-0 E9 2-H 1B			0-0 HR	0-0 F2		0-0 G4-3 1B			4 1 3 3 0 0 0			
Joe Collins, L (1, 3) OBP: 0.315, SLG: 0.466	0-3 K			0-0 HR		0-0 HR	0-0 G4-3 1-2f			4 2 2 2 0 1 2			
Cliff Mapes, L (1, 9) OBP: 0.373, SLG: 0.475		0-3 K		0-0 4-3		0-0 F8		0-0 F5		4 0 0 0 0 1 0			
Jerry Coleman, R (1, 4) OBP: 0.357, SLG: 0.382		0-0 4-3		0-0 S 1B		4-0 SH3-4 2B BB		0-0 5-3		3 1 1 0 1 0 0			
Vic Raschi, R (1, 1) OBP: 0.188, SLG: 0.133		0-0 F2		0-3 K		0-0 SH3-4		0-0 F2		2 0 0 0 0 1 1			
Joe Ostrowski, L (7, 1) OBP: 0.364, SLG: 0.389										0 0 0 0 0 0 0			
Tommy Henrich, L (8, PH) OBP: 0.461, SLG: 0.753										1 0 0 0 0 0 0			
Tom Ferrick, R (8, 1) OBP: 0.250, SLG: 0.250										0 0 0 0 0 0 0			
<b>Inning Stats</b>	R: 2 E: 1 K: 1 S: 8 H: 4 LOB: 1 BB: 0 P: 8	R: 0 E: 0 K: 1 S: 5 H: 0 LOB: 0 BB: 0 P: 5	R: 0 E: 0 K: 0 S: 3 H: 0 LOB: 0 BB: 0 P: 3	R: 3 E: 0 K: 1 S: 9 H: 4 LOB: 2 BB: 1 P: 13	R: 0 E: 0 K: 0 S: 3 H: 0 LOB: 0 BB: 0 P: 3	R: 2 E: 0 K: 0 S: 5 H: 2 LOB: 2 BB: 1 P: 10	R: 0 E: 0 K: 1 S: 5 H: 1 LOB: 0 BB: 0 P: 5	R: 0 E: 0 K: 0 S: 3 H: 0 LOB: 0 BB: 0 P: 3	R: 0 E: 0 K: 0 S: 3 H: 0 LOB: 0 BB: 0 P: 3	1B: 6 2B: 2 3B: 0 HR: 3 SF: 0 SAC: 1 DP: 1 HBP: 1	WP: 0 PB: 0 SB: 1 CS: 0 PA: 39		
<b>PITCHER</b>	IP WLS BF H R ER SO BB IBB HBP BLK WP HR S P ERA WHIP											<b>PITCHER</b>	IP WLS BF H R ER SO BB IBB HBP BLK WP HR S P ERA WHIP
Al Widmar, R (1, 1) ERA: 4.96	5.0 L 23 8 5 5 3 1 0 0 0 0 2 28 32 9.00 1.800												
Dick Starr, R (6, 1) ERA: 4.65	3.0 13 3 2 2 1 1 0 1 0 0 1 13 18 6.00 1.333												
Ned Garver, R (9, 1) ERA: 4.02	1.0 3 0 0 0 0 0 0 0 0 0 0 3 3 0.00 0.000												

**New York Yankees @ St. Louis Browns**  
 Sportsman's Park, St. Louis, MO  
 Fri Jun 16 1950, 4:33 AM EDT  
 Att. 5,578 - Unknown

livebaseballscorecards.com

**AB 35**  
**R 7**  
**H 11**  
**RBI 7**  
**BB 2**  
**SO 4**  
**LOB 8**











Batter	1	2	3	4	5	6	7	8	9	AB R H RBI BB SO LOB	BOTTOM
--------	---	---	---	---	---	---	---	---	---	----------------------	--------

<b>Snuffy Stirweiss, R</b> (1, 5) <small>OBP: 0.143, SLG: 0.286</small>										0 0 0 0 0 0 0	<b>New York Yankees @ St. Louis Browns</b> Sportsman's Park, St. Louis, MO Sat Jun 17 1950, 4:33 AM EDT Att. 2,824 - Unknown
<b>Dick Kokos, L</b> (1, 9) <small>OBP: 0.401, SLG: 0.474</small>										0 0 0 0 0 0 0	
<b>Sherm Lollar, R</b> (1, 2) <small>OBP: 0.371, SLG: 0.533</small>										0 0 0 0 0 0 0	
<b>Jim Delsing, L</b> (1, 8) <small>OBP: 0.529, SLG: 0.429</small>										0 0 0 0 0 0 0	
<b>Don Lenhardt, R</b> (1, 7) <small>OBP: 0.391, SLG: 0.541</small>										0 0 0 0 0 0 0	
<b>Hank Arft, L</b> (1, 3) <small>OBP: 0.403, SLG: 0.399</small>										0 0 0 0 0 0 0	
<b>Owen Friend, R</b> (1, 4) <small>OBP: 0.354, SLG: 0.368</small>										0 0 0 0 0 0 0	
<b>Tom Upton, R</b> (1, 6) <small>OBP: 0.320, SLG: 0.280</small>										0 0 0 0 0 0 0	
<b>Stubby Overmire, R</b> (1, 1) <small>OBP: 0.667, SLG: 0.333</small>										0 0 0 0 0 0 0	

**AB** 0  
**R** 0  
**H** 0  
**RBI** 0  
**BB** 0  
**SO** 0  
**LOB** 0



1B: 0	SF: 0	WP: 0	PA: 0
2B: 0	SAC: 0	PB: 0	
3B: 0	DP: 0	SB: 0	
HR: 0	HBP: 0	CS: 0	

Inning Stats																		
<b>PITCHER</b> <b>Fred Sanford, R</b> (1, 1) <small>ERA: 3.94</small>	IP	WLS	BF	H	R	ER	SO	BB	IBB	HBP	BLK	WP	HR	S	P	ERA	WHIP	<b>PITCHER</b> IP WLS BF H R ER SO BB IBB HBP BLK WP HR S P ERA WHIP
	0.0	L	0	0	0	0	0	0	0	0	0	0	0	0	0	∞	∞	

[livebaseballscorecards.com](http://livebaseballscorecards.com)







Batter	1	2	3	4	5	6	7	8	9	AB R H RBI BB SO LOB	TOP							
Phil Rizzuto, R (1, 6) OBP: 0.417, SLG: 0.445										0 0 0 0 0 0 0 0	<b>New York Yankees @ St. Louis Browns</b> Sportsman's Park, St. Louis, MO Sun Jun 18 1950, 4:38 AM EDT Att. 14,190 - Unknown  <a href="http://livebaseballscorecards.com">livebaseballscorecards.com</a>							
Gene Woodling, L (1, 7) OBP: 0.428, SLG: 0.431										0 0 0 0 0 0 0 0								
Joe Collins, L (1, 3) OBP: 0.331, SLG: 0.485										0 0 0 0 0 0 0 0								
Joe DiMaggio, R (1, 8) OBP: 0.367, SLG: 0.517										0 0 0 0 0 0 0 0								
Yogi Berra, L (1, 2) OBP: 0.367, SLG: 0.432										0 0 0 0 0 0 0 0								
Bobby Brown, L (1, 5) OBP: 0.303, SLG: 0.298										0 0 0 0 0 0 0 0								
Cliff Mapes, L (1, 9) OBP: 0.384, SLG: 0.485										0 0 0 0 0 0 0 0								
Jerry Coleman, R (1, 4) OBP: 0.356, SLG: 0.382										0 0 0 0 0 0 0 0								
Allie Reynolds, R (1, 1) OBP: 0.300, SLG: 0.259	0 0 0 0 0 0 0 0	<b>AB 0</b> <b>R 0</b> <b>H 0</b> <b>RBI 0</b> <b>BB 0</b> <b>SO 0</b> <b>LOB 0</b>																
<b>Inning Stats</b>										1B: 0 SF: 0 2B: 0 SAC: 0 3B: 0 DP: 0 HR: 0 HBP: 0	<b>WP: 0 PA: 0</b> <b>PB: 0</b> <b>SB: 0</b> <b>CS: 0</b>							
<b>PITCHER</b> Harry Dorish, R (1, 1) ERA: 5.66	IP	WLS	BF	H	R	ER	SO	BB	IBB	HBP	BLK	WP	HR	S	P	ERA	WHIP	<b>PITCHER</b> IP WLS BF H R ER SO BB IBB HBP BLK WP HR S P ERA WHIP





Batter	1	2	3	4	5	6	7	8	9	AB R H RBI BB SO LOB	TOP											
Phil Rizzuto, R (1, 6) OBP: 0.413, SLG: 0.439	0-0 F8		0-0 E 1B 1B	0-0 G4-6-3 1B			0-0 F7	0-0 G3		5 1 2 0 0 0 0												
Gene Woodling, L (1, 7) OBP: 0.426, SLG: 0.457	0-0 4-3		0-0 E8 1B BB	0-0 G4-6-3 1-2f			0-0 1B	0-0 1-3		5 2 2 1 0 0 1												
Joe Collins, L (1, 3) OBP: 0.335, SLG: 0.497	0-3 K		4-0 1B 1B BB		0-3 K		0-0 F2		0-0 G5-4-3 1B	4 1 1 0 1 2 1												
Joe DiMaggio, R (1, 8) OBP: 0.371, SLG: 0.531		0-0 F3	0-0 1B 1B 1B		0-0 F4		0-0 BB BB BB 1B		0-0 G5-4-3	5 1 2 3 0 0 1												
Yogi Berra, L (1, 2) OBP: 0.382, SLG: 0.452		0-0 HR 1B	0-0 1B 1B		0-0 4-3		4-0 BB BB 1-2 BB		0-0 4-3	4 1 2 1 1 0 0												
Bobby Brown, L (1, 5) OBP: 0.305, SLG: 0.295		0-0 F8	0-3 K			0-3 K	4-0 1-2 BB 2-3 BB			3 0 0 0 1 2 3												
Cliff Mapes, L (1, 9) OBP: 0.387, SLG: 0.494		0-0 HR	0-0 1B			0-0 4-3	4-0 1-2 BB 2-3 BB			3 1 2 3 1 0 0												
Jerry Coleman, R (1, 4) OBP: 0.346, SLG: 0.369		0-0 4-3	0-0 F9			0-0 1B	0-3 K2-3			4 0 1 0 0 1 5												
Ed Lopat, L (1, 1) OBP: 0.359, SLG: 0.353			4-0 E 1B BB		0-0 F9				0-0 6-3	3 1 0 0 1 1 1												
<b>Inning Stats</b>	R: 0 E: 0 K: 1 S: 5	H: 0 LOB: 0 BB: 0 P: 5	R: 2 E: 0 K: 0 S: 5	H: 2 LOB: 0 BB: 0 P: 5	R: 4 E: 1 K: 1 S: 9	H: 5 LOB: 2 BB: 2 P: 17	R: 0 E: 0 K: 0 S: 3	H: 1 LOB: 0 BB: 0 P: 3	R: 0 E: 0 K: 1 S: 5	H: 0 LOB: 0 BB: 0 P: 5	R: 0 E: 0 K: 2 S: 8	H: 1 LOB: 1 BB: 0 P: 8	R: 2 E: 0 K: 1 S: 7	H: 2 LOB: 3 BB: 3 P: 19	R: 0 E: 0 K: 0 S: 3	H: 0 LOB: 0 BB: 0 P: 3	R: 0 E: 0 K: 0 S: 3	H: 1 LOB: 0 BB: 0 P: 3	1B: 10 2B: 1 3B: 0 HR: 1	SF: 0 SAC: 0 DP: 2 HBP: 0	WP: 0 PB: 0 SB: 0 CS: 0	PA: 41
<b>PITCHER</b>	IP WLS BF H R ER SO BB IBB HBP BLK WP HR S P ERA WHIP																					
Bob Lemon, R (1, 1) ERA: 4.59	2.0 L 13 5 6 6 1 2 0 0 0 0 0 1 13 21 27.00 3.500																					
Dick Weik, R (3, 1) ERA: 4.38	4.0 14 4 0 0 4 0 0 0 0 0 0 0 22 22 0.00 1.000																					
Marino Pieretti, R (7, 1) ERA: 3.42	0.2 6 2 2 2 0 2 0 0 0 0 0 0 4 12 27.00 6.000																					
Al Benton, R (7, 1) ERA: 4.43	2.1 8 1 0 0 1 1 0 0 0 0 0 0 9 13 0.00 0.857																					

**New York Yankees @ Cleveland Indians**  
**Cleveland Municipal Stadium, Cleveland, OH**

AB 36  
R 8  
H 12  
RBI 8  
BB 5  
SO 6  
LOB 12



Tue Jun 20 1950, 3:33 AM EDT  
Att: 57,733 - Unknown

livebaseballscorecards.com



Batter	1	2	3	4	5	6	7	8	9	AB R H RBI BB SO LOB
Dale Mitchell, L (1, 7) OBP: 0.379, SLG: 0.387	0-0 4-3		0-0 3-1		0-0 4-3		0-0 BB 1B		0-0 G6-4-3 1B	5 0 2 0 0 0 0
Bob Kennedy, R (1, 9) OBP: 0.380, SLG: 0.506	4-0 FC6-4 BB		0-0 F8		0-0 HR		0-0 L9		0-0 G6-4-3 1-2f	4 1 1 1 1 0 2
Luke Easter, L (1, 3) OBP: 0.393, SLG: 0.470	0-0 FC6-4 1-2f		0-0 F8		0-0 F8		0-0 F7			4 0 0 0 0 0 2
Larry Doby, L (1, 8) OBP: 0.474, SLG: 0.557	0-3 K			4-0 F7 1B BB		0-0 4-3 G3 1B	4-0 1-2 BB			2 1 1 0 2 1 1
Al Rosen, R (1, 5) OBP: 0.375, SLG: 0.596		0-0 5-3		0-0 1-2 1B		0-0 FC G3 4-3	0-0 L7			4 0 1 0 0 0 3
Joe Gordon, R (1, 4) OBP: 0.305, SLG: 0.363		4-0 F8 1B BB		0-0 F7 2-3		0-0 4-3		0-0 6-3		3 0 0 0 1 0 4
Ray Boone, R (1, 6) OBP: 0.446, SLG: 0.479		0-0 1-2 1B		0-0 F3		4-0 G3 BB		0-0 G6-4-3 1B		3 0 2 0 1 0 2
Jim Hegan, R (1, 2) OBP: 0.313, SLG: 0.436		0-0 F8 2-3		0-0 F7		0-0 G3		0-0 G6-4-3 1-2f		4 0 0 1 0 0 7
Bob Lemon, L (1, 1) Dick Werk, R (3, 1) Allie Clark, R (6, PH) Marino Pieretti, R (7, 1) Al Benton, R (7, 1) Ray Murray, R (9, PH)		0-0 F2			0-3 K	0-0 F3			0-0 5-3	1 0 0 0 0 0 2 1 0 0 0 0 0 1 1 0 0 0 0 0 2 0 1 0 0 0 0 0 0

Inning Stats	R: 0 E: 0 K: 1 S: 5	H: 0 LOB: 1 BB: 1 P: 9	R: 0 E: 0 K: 0 S: 4	H: 1 LOB: 2 BB: 1 P: 8	R: 0 E: 0 K: 0 S: 3	H: 0 LOB: 0 BB: 0 P: 3	R: 0 E: 0 K: 0 S: 4	H: 1 LOB: 2 BB: 1 P: 8	R: 1 E: 0 K: 1 S: 6	H: 1 LOB: 0 BB: 0 P: 6	R: 1 E: 0 K: 0 S: 5	H: 1 LOB: 2 BB: 1 P: 9	R: 0 E: 0 K: 0 S: 4	H: 1 LOB: 2 BB: 1 P: 8	R: 0 E: 0 K: 0 S: 3	H: 1 LOB: 0 BB: 0 P: 3	R: 0 E: 0 K: 0 S: 3	H: 1 LOB: 0 BB: 0 P: 3	1B: 6 2B: 0 3B: 0 HR: 1	SF: 0 SAC: 0 DP: 2 HBP: 0	WP: 0 PB: 0 SB: 0 CS: 0	PA: 38
--------------	------------------------------	---------------------------------	------------------------------	---------------------------------	------------------------------	---------------------------------	------------------------------	---------------------------------	------------------------------	---------------------------------	------------------------------	---------------------------------	------------------------------	---------------------------------	------------------------------	---------------------------------	------------------------------	---------------------------------	----------------------------------	------------------------------------	----------------------------------	--------

PITCHER	IP	WLS	BF	H	R	ER	SO	BB	IBB	HBP	BLK	WP	HR	S	P	ERA	WHIP	PITCHER	IP	WLS	BF	H	R	ER	SO	BB	IBB	HBP	BLK	WP	HR	S	P	ERA	WHIP		
Ed Lopat, L (1, 1) ERA: 4.35	9.0	W	38	7	2	2	2	5	0	0	0	0	1	37	57	2.00	1.333																				

BOTTOM

New York Yankees @ Cleveland Indians  
Cleveland Municipal Stadium, Cleveland, OH

livebaseballscorecards.com

AB	33
R	2
H	7
RBI	2
BB	5
SO	2
LOB	25



Tue Jun 20 1950, 3:33 AM EDT  
Att. 57,733 - Unknown

Batter	1	2	3	4	5	6	7	8	9	AB R H RBI BB SO LOB	TOP																						
Phil Rizzuto, R OBP: 0.407, SLG: 0.432 (1, 6)	0-0 F2		0-3 K			0-0 F3		0-0 F4		4 0 0 0 0 1 3																							
Gene Woodling, L OBP: 0.428, SLG: 0.462 (1, 7)	0-3 K			0-0 F2		0-0 2B		4-0 BB		3 0 1 0 1 1 0																							
Joe Collins, L OBP: 0.329, SLG: 0.486 (1, 3)	0-3 K			0-0 F4		0-3 K		4-0 BB		3 0 0 0 0 2 2																							
Johnny Mize, L OBP: 0.333, SLG: 0.300 (8, PH)										0 0 0 0 1 0 0																							
Hank Bauer, R OBP: 0.339, SLG: 0.411 (8, PR)										0 0 0 0 0 0 0																							
Joe Page, L OBP: 0.333, SLG: 0.400 (8, 1)								1-2 2-3 BB		0 0 0 0 0 0 0																							
Joe DiMaggio, R OBP: 0.365, SLG: 0.521 (1, 8)		0-0 5-3		0-3 K			0-0 6-3	0-0 G1-2-3		4 0 0 0 0 1 3																							
Yogi Berra, L OBP: 0.376, SLG: 0.444 (1, 2)		0-0 1-3			0-0 F2		0-0 4-3		0-0 F8	4 0 0 0 0 0 0																							
Bobby Brown, L OBP: 0.311, SLG: 0.322 (1, 5)		0-0 1-3			0-3 K		4-0 BB		0-0 HR	3 1 1 1 1 1 0																							
Cliff Mapes, L OBP: 0.384, SLG: 0.489 (1, 9)			0-3 K		0-0 G3		0-0 1B		0-0 F8	4 0 1 0 0 1 0																							
Jerry Coleman, R OBP: 0.347, SLG: 0.367 (1, 4)			4-0 SH1-3			0-0 6-3	0-0 F8		0-0 F7	1 0 0 0 1 0 0																							
Tommy Henrich, L OBP: 0.457, SLG: 0.727 (7, PH)			BB							1 0 0 0 0 0 2																							
Billy Martin, R OBP: 0.571, SLG: 0.667 (7, 4)			BB							1 0 0 0 0 0 0																							
Vic Raschi, R OBP: 0.212, SLG: 0.161 (1, 1)			0-0 SH1-3			0-0 2B		4-0 BB		1 0 1 0 0 0 0																							
Billy Johnson, R OBP: 0.402, SLG: 0.444 (8, PH)			1-2			1B				0 0 0 0 1 0 0																							
Billy Johnson, R OBP: 0.402, SLG: 0.444 (8, 3)								BB																									
<b>Inning Stats</b>	R: 0 E: 0 K: 2 S: 7	H: 0 LOB: 0 BB: 0 P: 7	R: 0 E: 0 K: 0 S: 3	H: 0 LOB: 0 BB: 0 P: 3	R: 0 E: 0 K: 2 S: 7	H: 0 LOB: 1 BB: 1 P: 11	R: 0 E: 0 K: 1 S: 5	H: 0 LOB: 0 BB: 0 P: 5	R: 0 E: 0 K: 1 S: 5	H: 0 LOB: 0 BB: 0 P: 5	R: 0 E: 0 K: 1 S: 7	H: 2 LOB: 2 BB: 0 P: 7	R: 0 E: 0 K: 0 S: 4	H: 1 LOB: 2 BB: 1 P: 8	R: 0 E: 0 K: 0 S: 2	H: 0 LOB: 2 BB: 3 P: 14	R: 1 E: 0 K: 0 S: 4	H: 1 LOB: 0 BB: 0 P: 4	1B: 2 2B: 1 3B: 0 HR: 1	SF: 0 SAC: 1 DP: 1 HBP: 0	WP: 0 PB: 0 SB: 0 CS: 0	PA: 35											
<b>PITCHER</b> Early Wynn, R ERA: 3.86 (1, 1)	IP 9.0	WLS W	BF 35	H 4	R 1	ER 1	SO 7	BB 5	IBB 0	HBP 0	BLK 0	WP 0	HR 1	S 44	P 64	ERA 1.00	WHIP 1.000																
											<b>PITCHER</b>	IP	WLS	BF	H	R	ER	SO	BB	IBB	HBP	BLK	WP	HR	S	P	ERA	WHIP					

New York Yankees @ Cleveland Indians  
Cleveland Municipal Stadium, Cleveland, OH

Wed Jun 21 1950, 3:33 AM EDT  
Att: 16,737 - Unknown


livebaseballscorecards.com

AB	29
R	1
H	4
RBI	1
BB	5
SO	7
LOB	10







Batter	1	2	3	4	5	6	7	8	9	AB R H RBI BB SO LOB	TOP
Phil Rizzuto, R (1, 6) OBP: 0.404, SLG: 0.429	0-0 F9		0-0 1B		0-0 G4-6-3		0-0 F2			4 0 1 0 0 0 3	
Cliff Mapes, L (1, 9) OBP: 0.382, SLG: 0.483	0-0 F5		0-3 K			0-0 BB 1B	0-0 F6			4 0 1 0 0 1 4	
Gene Woodling, L (1, 7) OBP: 0.424, SLG: 0.452	0-3 K		0-0 F7			4-0 BB 1-2 BB		0-0 F8		3 0 0 0 1 1 2	
Joe DiMaggio, R (1, 8) OBP: 0.367, SLG: 0.532		0-0 HR		0-3 K		0-0 F2		4-0 BB FC4-6		3 1 1 1 1 1 2	
Yogi Berra, L (1, 2) OBP: 0.370, SLG: 0.437		0-0 F9		0-0 F3		0-0 F6		0-0 FC4-6		4 0 0 0 0 0 3	
Johnny Mize, L (1, 3) OBP: 0.313, SLG: 0.500		0-3 K		0-0 HR		0-0 F8		0-0 F4		4 1 1 1 0 1 3	
Bobby Brown, L (1, 5) OBP: 0.301, SLG: 0.311		0-0 F2		0-0 4-3			0-3 K		0-0 F8	4 0 0 0 0 1 0	AB 33 R 2 H 7 RBI 2 BB 3 SO 6 LOB 18
Jerry Coleman, R (1, 4) OBP: 0.350, SLG: 0.370			0-0 1B 1B		0-0 5-3		0-0 1B 1B		0-0 F9	4 0 2 0 0 0 0	
Joe Ostrowski, L (1, 1) OBP: 0.400, SLG: 0.400 Tommy Henrich, L (9, PH) OBP: 0.453, SLG: 0.718			0-3 K		4-0 BB G4-6-3		0-0 1B		0-0 L8	2 0 1 0 1 1 1 1 0 0 0 0 0 0	
<b>Inning Stats</b>	R: 0 E: 0 K: 1 S: 5 H: 0 LOB: 0 BB: 0 P: 5	R: 1 E: 0 K: 1 S: 6 H: 1 LOB: 0 BB: 0 P: 6	R: 0 E: 0 K: 2 S: 9 H: 2 LOB: 2 BB: 0 P: 9	R: 1 E: 0 K: 1 S: 6 H: 1 LOB: 0 BB: 0 P: 6	R: 0 E: 0 K: 0 S: 2 H: 0 LOB: 0 BB: 1 P: 6	R: 0 E: 0 K: 0 S: 4 H: 1 LOB: 2 BB: 1 P: 8	R: 0 E: 0 K: 1 S: 7 H: 2 LOB: 2 BB: 0 P: 7	R: 0 E: 0 K: 0 S: 3 H: 0 LOB: 1 BB: 1 P: 7	R: 0 E: 0 K: 0 S: 3 H: 0 LOB: 0 BB: 0 P: 3	1B: 5 2B: 0 3B: 0 HR: 2 SF: 0 SAC: 0 DP: 1 HBP: 0	WP: 0 PB: 0 SB: 0 CS: 0 PA: 36
<b>PITCHER</b> Bob Feller, R (1, 1) ERA: 3.66	IP 9.0 WLS W BF 36 H 7 R 2 ER 2 SO 6 BB 3 IBB 0 HBP 0 BLK 0 WP 0 HR 2 S 45 P 57 ERA 2.00 WHIP 1.111	<b>PITCHER</b> IP WLS BF H R ER SO BB IBB HBP BLK WP HR S P ERA WHIP									

**New York Yankees @ Cleveland Indians**  
Cleveland Municipal Stadium, Cleveland, OH

Thu Jun 22 1950, 3:33 AM EDT  
Att. 18,407 - Unknown

livebaseballscorecards.com











Batter	1	2	3	4	5	6	7	8	9	AB R H RBI BB SO LOB	TOP									
Phil Rizzuto, R (1, 6) OBP: 0.407, SLG: 0.431	0-3 K		0-0 1B			0-0 1-3		0-0 1B		4 0 2 0 0 1 0										
Bobby Brown, L (1, 5) OBP: 0.305, SLG: 0.315	0-0 4-3		0-0 G3			0-0 1B		0-0 G4-6-3		4 0 1 0 0 0 3										
Gene Woodling, L (1, 7) OBP: 0.420, SLG: 0.447	0-0 4-3					0-0 1B				4 0 2 0 0 0 0										
Joe DiMaggio, R (1, 8) OBP: 0.362, SLG: 0.538		0-0 6-3				0-0 F8		0-0 F2		4 0 0 0 0 0 3										
Yogi Berra, L (1, 2) OBP: 0.373, SLG: 0.458		4-0 BB				0-0 G4-6-3		0-0 E3		3 1 1 1 1 0 1										
Johnny Mize, L (1, 3) OBP: 0.280, SLG: 0.478		0-0 G4-6-3				0-0 1-3		0-0 F5		4 0 1 0 0 0 2										
Cliff Mapes, L (1, 9) OBP: 0.380, SLG: 0.478						0-0 4-3		0-0 F8		4 0 2 0 0 0 1										
Jerry Coleman, R (1, 4) OBP: 0.349, SLG: 0.383						0-0 L6		0-0 F4		3 0 0 0 0 0 2										
Tommy Henrich, L (9, PH) OBP: 0.454, SLG: 0.750										1 0 0 0 0 0 2										
Allie Reynolds, R (1, 1) OBP: 0.243, SLG: 0.206						0-0 FC4-6		0-0 5-3		3 0 0 0 0 0 1										
<b>Inning Stats</b>	R: 0 E: 0 K: 1 S: 5	H: 0 LOB: 0 BB: 0 P: 5	R: 0 E: 0 K: 0 S: 2	H: 0 LOB: 0 BB: 1 P: 6	R: 0 E: 0 K: 0 S: 5	H: 2 LOB: 2 BB: 0 P: 5	R: 0 E: 0 K: 0 S: 3	H: 1 LOB: 0 BB: 0 P: 3	R: 0 E: 0 K: 0 S: 3	H: 0 LOB: 0 BB: 0 P: 3	R: 0 E: 1 K: 0 S: 4	H: 0 LOB: 1 BB: 0 P: 4	R: 0 E: 0 K: 0 S: 3	H: 1 LOB: 0 BB: 0 P: 3	R: 1 E: 0 K: 0 S: 6	H: 3 LOB: 2 BB: 0 P: 6	1B: 7 2B: 1 3B: 0 HR: 1	SF: 0 SAC: 0 DP: 3 HBP: 0	WP: 0 PB: 0 SB: 0 CS: 0	PA: 35
<b>PITCHER</b> Art Houtteman, R (1, 1) ERA: 3.1	IP: 9.0 WLS: W BF: 35 H: 9 R: 1 ER: 1 SO: 1 BB: 1 IBB: 0 HBP: 0 BLK: 0 WP: 0 HR: 1 S: 36 P: 40 ERA: 1.00 WHIP: 1.111																			

**New York Yankees @ Detroit Tigers**  
 Briggs Stadium, Detroit, MI  
 Sat Jun 24 1950, 4:33 AM EDT  
 Att. 32,665 - Unknown

AB	34
R	1
H	9
RBI	1
BB	1
SO	1
LOB	15














Batter	1	2	3	4	5	6	7	8	9	AB R H RBI BB SO LOB	TOP	
Phil Rizzuto, R (1, 6) OBP: 0.405, SLG: 0.427	0-0 F2		0-0 2B 1B		0-0 5-3		0-3 K			4 1 1 0 0 1 1		
Gene Woodling, L (1, 7) OBP: 0.428, SLG: 0.465	0-0 2B		0-0 2B		0-0 F1			4-0 HR BB		3 1 2 1 1 0 0		
Joe Collins, L (1, 3) OBP: 0.323, SLG: 0.477 Tommy Henrich, L (8, PH) OBP: 0.466, SLG: 0.776	0-0 3-1		0-0 4-3			0-0 F9		0-0 HR		3 0 0 0 0 0 1 1 1 1 2 0 0 0		
Joe DiMaggio, R (1, 8) OBP: 0.369, SLG: 0.551	0-0 F5			0-0 FC4-6 1B 1B		0-0 1B		0-0 5-3		4 0 2 0 0 0 1		
Hank Bauer, R (1, 9) OBP: 0.364, SLG: 0.508		0-0 F8		0-0 FC4-6 1B		0-0 F7		0-3 K		4 0 1 0 0 1 1		
Bobby Brown, L (1, 5) OBP: 0.299, SLG: 0.307 Billy Johnson, R (8, PH) OBP: 0.382, SLG: 0.419		0-0 1-3		0-0 FC4-6 1B		0-0 4-3		0-3 K		3 0 0 0 0 0 3 1 0 0 0 0 1 0		
Jerry Coleman, R (1, 4) OBP: 0.346, SLG: 0.379		0-0 E9 1B		0-0 1-3 1B			0-0 F6		0-0 F7	4 0 2 0 0 0 0	AB 35 R 3 H 10 RBI 3 BB 1 SO 3 LOB 10	
Charles Silvera, R (1, 2) OBP: 0.100, SLG: 0.100 Yogi Berra, L (9, PH) OBP: 0.364, SLG: 0.446		0-0 5-3		0-0 F2			0-0 6-3		0-0 4-3	3 0 0 0 0 0 3 1 0 0 0 0 0 0		
Vic Raschi, R (1, 1) OBP: 0.222, SLG: 0.176 Johnny Mize, L (9, PH) OBP: 0.269, SLG: 0.458			0-0 6-3		0-0 1-3		0-0 1B		0-0 G3	3 0 1 0 0 0 0 1 0 0 0 0 0 0		
<b>Inning Stats</b>	R: 0 H: 1 E: 0 LOB: 1 K: 0 BB: 0 S: 4 P: 4	R: 0 H: 1 E: 1 LOB: 1 K: 0 BB: 0 S: 4 P: 4	R: 1 H: 2 E: 0 LOB: 0 K: 0 BB: 0 S: 4 P: 4	R: 0 H: 3 E: 0 LOB: 2 K: 0 BB: 0 S: 5 P: 5	R: 0 H: 0 E: 0 LOB: 0 K: 0 BB: 0 S: 3 P: 3	R: 0 H: 1 E: 0 LOB: 1 K: 0 BB: 0 S: 4 P: 4	R: 0 H: 1 E: 0 LOB: 1 K: 1 BB: 0 S: 6 P: 6	R: 2 H: 1 E: 0 LOB: 0 K: 2 BB: 1 S: 8 P: 12	R: 0 H: 0 E: 0 LOB: 0 K: 0 BB: 0 S: 3 P: 3	1B: 7 SF: 0 2B: 2 SAC: 0 3B: 0 DP: 1 HR: 1 HBP: 0	WP: 0 PA: 36 PB: 0 SB: 0 CS: 0	
<b>PITCHER</b> Fred Hutchinson, R (1, 1) ERA: 4.71 Ted Gray, L (8, 1) ERA: 3.86	IP WLS BF H R ER SO BB IBB HBP BLK WP HR S P ERA WHIP											<b>PITCHER</b> IP WLS BF H R ER SO BB IBB HBP BLK WP HR S P ERA WHIP

**New York Yankees @ Detroit Tigers**  
 Briggs Stadium, Detroit, MI  
 Sun Jun 25 1950, 4:38 AM EDT  
 Att: 55,628 - Unknown

livebaseballscorecards.com



Batter	1	2	3	4	5	6	7	8	9	AB	R	H	RBI	BB	SO	LOB
--------	---	---	---	---	---	---	---	---	---	----	---	---	-----	----	----	-----

<b>Johnny Lipon, R</b> <small>OBP: 0.412, SLG: 0.406</small> (1, 6)										4	1	2	0	0	0	0
<b>Jerry Priddy, R</b> <small>OBP: 0.374, SLG: 0.384</small> (1, 4) <b>Neil Berry, R</b> <small>(5, PR)</small> (6, 4)										3	1	2	0	0	0	0
<b>George Kell, R</b> <small>OBP: 0.442, SLG: 0.527</small> (1, 5)										3	1	0	1	1	0	2
<b>Vic Wertz, L</b> <small>OBP: 0.366, SLG: 0.524</small> (1, 9)										3	1	1	0	1	0	1
<b>Hoot Evers, R</b> <small>OBP: 0.413, SLG: 0.673</small> (1, 7)										3	2	2	4	0	0	0
<b>Johnny Groth, R</b> <small>OBP: 0.394, SLG: 0.474</small> (1, 8)										2	0	2	1	2	0	0
<b>Aaron Robinson, L</b> <small>OBP: 0.452, SLG: 0.504</small> (1, 2)										3	0	0	0	1	0	4
<b>Don Kolloway, R</b> <small>OBP: 0.263, SLG: 0.348</small> (1, 3)										4	0	0	0	0	0	3
<b>Fred Hutchinson, L</b> <small>OBP: 0.373, SLG: 0.391</small> (1, 1) <b>Ted Gray, S</b> <small>OBP: 0.242, SLG: 0.226</small> (8, 1)										3	0	0	0	0	2	1
										1	0	0	0	0	1	2

Inning Stats	R: 3	H: 4	E: 0	LOB: 1	K: 0	BB: 0	S: 7	P: 7	R: 0	H: 0	E: 0	LOB: 0	K: 1	BB: 0	S: 5	P: 5	R: 0	H: 0	E: 0	LOB: 0	K: 0	BB: 0	S: 3	P: 3	R: 0	H: 1	E: 0	LOB: 1	K: 0	BB: 0	S: 4	P: 4	R: 0	H: 1	E: 0	LOB: 1	K: 1	BB: 0	S: 6	P: 6	R: 0	H: 0	E: 0	LOB: 1	K: 0	BB: 2	S: 2	P: 10	R: 0	H: 1	E: 1	LOB: 1	K: 0	BB: 0	S: 3	P: 3	R: 3	H: 2	E: 0	LOB: 2	K: 1	BB: 3	S: 7	P: 19	1B: 6	SF: 0	2B: 1	SAC: 1	3B: 1	DP: 1	HR: 1	HBP: 0	WP: 0	PA: 36
--------------	------	------	------	--------	------	-------	------	------	------	------	------	--------	------	-------	------	------	------	------	------	--------	------	-------	------	------	------	------	------	--------	------	-------	------	------	------	------	------	--------	------	-------	------	------	------	------	------	--------	------	-------	------	-------	------	------	------	--------	------	-------	------	------	------	------	------	--------	------	-------	------	-------	-------	-------	-------	--------	-------	-------	-------	--------	-------	--------

PITCHER	IP	WLS	BF	H	R	ER	SO	BB	IBB	HBP	BLK	WP	HR	S	P	ERA	WHIP
<b>Vic Raschi, R</b> <small>ERA: 3.78</small> (1, 1)	8.0	L	36	9	6	6	3	5	0	0	0	0	1	37	57	6.75	1.750

**BOTTOM**

**New York Yankees @ Detroit Tigers**  
 Briggs Stadium, Detroit, MI  
 Sun Jun 25 1950, 4:38 AM EDT  
 Att. 55,628 - Unknown

<b>AB</b>	<b>30</b>
<b>R</b>	<b>6</b>
<b>H</b>	<b>9</b>
<b>RBI</b>	<b>6</b>
<b>BB</b>	<b>5</b>
<b>SO</b>	<b>3</b>
<b>LOB</b>	<b>13</b>



WP	PA
0	36

Batter	1	2	3	4	5	6	7	8	9	10	11	12	AB R H RBI BB SO LOB	TOP								
Eddie Yost, R OBP: 0.435, SLG: 0.479 (1, 5) X	0-0 P3		0-3 K		0-0 G4-6-3			0-0 HR		0-0 G3 1B		0-0 HR 3B	6 2 3 1 0 1 2	<b>Washington Senators @ New York Yankees</b> Yankee Stadium, Bronx, NY Tue Jun 27 1950, 3:33 AM EDT Att. 31,297 - Unknown								
Mert Combs, L OBP: 0.423, SLG: 0.286 (1, 6) X	0-0 P6		0-0 6-3			0-0 G4-6-3 1B		0-0 F8		0-0 G3		4-0 HR BB	5 1 1 0 1 0 2									
Irv Noren, L OBP: 0.420, SLG: 0.503 (1, 8) X	0-0 G3			0-3 K		0-0 G4-6-3		4-0 FC5 HBP BB		0-0 F9		0-0 F2	5 0 0 0 1 1 4									
Mickey Vernon, L OBP: 0.315, SLG: 0.257 (1, 3)		0-0 4-3		1-0 BB HBP		0-0 4-3		1-0 HBP		0-0 3-1		0-0 HR	4 1 1 3 0 0 0									
Sam Mele, R OBP: 0.390, SLG: 0.491 (1, 9)		4-0 1B F9-2 BB		4-0 1-2 BB			0-0 F3	0-0 FC5		0-0 2B 1B		0-0 F7	4 0 1 0 2 0 2									
Johnny Ostrowski, R OBP: 0.322, SLG: 0.376 (1, 7)		0-0 1-3 1B		0-0 F9			4-0 BB		0-3 K		0-0 1-3 2B	4-0 BB	4 0 2 0 2 1 2									
Sam Dente, R OBP: 0.278, SLG: 0.268 (1, 4)		0-0 F9-2		0-0 F9			0-0 F8		0-0 G1-6-3 1B		0-0 F7	0-0 F7	6 0 1 0 0 0 8									
Al Evans, R OBP: 0.298, SLG: 0.312 (1, 2)			0-0 P5		0-0 FC3-6 1B		0-0 F8		0-0 G1-6-3		4-0 IBB		4 0 1 0 1 0 2									
Bob Kuzava, S OBP: 0.235, SLG: 0.037 Roberto Ortiz, R (11, PH) OBP: 0.283, SLG: 0.286 Mickey Harris, L (11, 1) OBP: 0.400, SLG: 0.250			1-0 HBP		0-0 FC3-6 G4-6-3			0-3 K		0-3 K		0-0 P5	3 0 0 0 0 2 1 1 0 0 0 0 0 3 0 0 0 0 0 0 0									
<b>Inning Stats</b>	R: 0 E: 0 K: 0 S: 3	H: 0 LOB: 0 BB: 0 P: 3	R: 0 E: 0 K: 0 S: 3	H: 1 LOB: 1 BB: 1 P: 7	R: 0 E: 0 K: 1 S: 5	H: 0 LOB: 2 BB: 1 P: 10	R: 0 E: 0 K: 0 S: 3	H: 1 LOB: 0 BB: 0 P: 3	R: 0 E: 0 K: 0 S: 3	H: 0 LOB: 1 BB: 1 P: 7	R: 1 E: 0 K: 1 S: 6	H: 1 LOB: 2 BB: 1 P: 11	R: 0 E: 0 K: 1 S: 5	H: 1 LOB: 0 BB: 0 P: 5	R: 0 E: 0 K: 0 S: 5	H: 2 LOB: 3 BB: 1 P: 9	R: 0 E: 0 K: 0 S: 5	H: 2 LOB: 1 BB: 2 P: 13	1B: 6 2B: 2 3B: 1 HR: 2	SF: 0 SAC: 0 DP: 4 HBP: 3	WP: 0 PB: 0 SB: 0 CS: 0	PA: 52
<b>PITCHER</b> Tommy Byrne, L (1, 1) ERA: 4.07	IP 12.0 WLS L BF 52 H 10 R 4 ER 4 SO 5 BB 6 IBB 1 HBP 3 BLK 0 WP 0 HR 2 S 52 P 83 ERA 3.00 WHIP 1.333																					

AB	42
R	4
H	10
RBI	4
BB	7
SO	5
LOB	26







Batter	1	2	3	4	5	6	7	8	9	AB R H RBI BB SO LOB	TOP	
<b>Eddie Yost, R</b> (1, 5) OBP: 0.432, SLG: 0.473	4-0 BB 		0-0 L7 		0-0 F8 		0-0 5-3 			3 0 0 0 1 0 1		
<b>Merl Combs, L</b> (1, 6) OBP: 0.426, SLG: 0.288	0-3 K 		0-3 K 		4-0 BB BB 1-2 BB 		0-0 1B 			3 0 1 0 1 2 1		
<b>Irv Noren, L</b> (1, 8) OBP: 0.421, SLG: 0.497	0-0 F2 			4-0 1B BB 	4-0 BB 1-2 2-3 BB 		0-0 F5 			2 0 0 0 2 0 2		
<b>Mickey Vernon, L</b> (1, 3) OBP: 0.313, SLG: 0.252	0-0 5-3 1-2 			0-0 F8 	4-0 1-2 2-3 3-H BB 		0-0 F3 			3 0 0 1 1 0 2		
<b>Sam Mele, R</b> (1, 9) OBP: 0.382, SLG: 0.479		0-0 L7 		0-3 K 	0-0 F2 		0-0 6-3 			4 0 0 0 0 1 4		
<b>Bud Stewart, L</b> (1, 7) OBP: 0.348, SLG: 0.362		0-0 F7 		0-0 1-2 1B 		0-0 G3 		4-0 CS BB 		3 0 1 0 1 0 0		
<b>Sam Dente, R</b> (1, 4) OBP: 0.277, SLG: 0.265				0-0 F9 		0-0 F2 		0-0 CS 1-2 	0-0 F2 	3 0 0 0 1 0 2	<b>AB 29</b>	
<b>Al Evans, R</b> (1, 2) OBP: 0.292, SLG: 0.305		0-0 F9 1-2 			0-0 6-3 	0-0 F5 			0-0 F2 	4 0 0 0 0 0 1	<b>R 1</b>	
<b>Al Sima, R</b> (1, 1) OBP: 0.333, SLG: 0.333			0-3 K 		0-0 BB BB BB 1B 		0-3 K 		0-0 1-3 	3 1 1 0 0 2 0	<b>H 3</b>	
<b>Sherry Robertson, L</b> (9, PH) OBP: 0.349, SLG: 0.364										1 0 0 0 0 0 0	<b>RBI 1</b>	
<b>Inning Stats</b>	R: 0 E: 0 K: 1 S: 5 H: 0 LOB: 1 BB: 1 P: 9	R: 0 E: 0 K: 0 S: 3 H: 0 LOB: 1 BB: 1 P: 7	R: 0 E: 0 K: 2 S: 7 H: 0 LOB: 0 BB: 0 P: 7	R: 0 E: 0 K: 1 S: 6 H: 1 LOB: 2 BB: 1 P: 10	R: 1 E: 0 K: 0 S: 4 H: 1 LOB: 3 BB: 3 P: 16	R: 0 E: 0 K: 0 S: 3 H: 0 LOB: 0 BB: 0 P: 3	R: 0 E: 0 K: 1 S: 6 H: 1 LOB: 1 BB: 0 P: 6	R: 0 E: 0 K: 0 S: 2 H: 0 LOB: 0 BB: 1 P: 6	R: 0 E: 0 K: 0 S: 3 H: 0 LOB: 0 BB: 0 P: 3	1B: 3 2B: 0 3B: 0 HR: 0 SF: 0 SAC: 0 DP: 0 HBP: 0	WP: 0 PB: 1 SB: 1 CS: 1 PA: 37	
<b>PITCHER</b> <b>Allie Reynolds, R</b> (1, 1) ERA: 3.49	IP WLS BF H R ER SO BB IBB HBP BLK WP HR S P ERA WHIP	9.0 W 36 3 1 1 5 7 0 0 0 0 0 0 39 67 1.00 1.111										

**Washington Senators @ New York Yankees**  
**Yankee Stadium, Bronx, NY**  
 Wed Jun 28 1950, 3:33 AM EDT  
 Att: 11,252 - Unknown

livebaseballscores.com











Batter	1	2	3	4	5	6	7	8	9	AB	R	H	RBI	BB	SO	LOB					
Phil Rizzuto, R OBP: 0.406, SLG: 0.425 (1, 6)	0-0 2B 4-3 1B	0-0 F8		0-3 K		0-0 F7			0-0 F4	5	1	1	0	0	1	0					
Jerry Coleman, R OBP: 0.351, SLG: 0.391 (1, 4)	0-0 4-3 1-3 E 2B	0-0 G3		0-0 F8			0-0 F9		4-0 BB	4	1	1	0	1	0	0					
Gene Woodling, L OBP: 0.422, SLG: 0.463 (1, 7)	0-0 4-3 2-3 3-H		0-0 3-1		0-0 2B 2B		0-0 F7		0-0 F3	5	1	1	1	0	0	2					
Joe DiMaggio, R OBP: 0.362, SLG: 0.529 (1, 8)	0-3 K		4-0 E E BB		0-0 F4		0-0 F4			3	1	0	0	1	1	2					
Yogi Berra, L OBP: 0.362, SLG: 0.441 (1, 2)	0-0 E3 1B HR		0-0 E8 1-H 1B		0-0 F8			0-0 F2		4	1	1	0	0	0	1					
Bobby Brown, L OBP: 0.311, SLG: 0.323 (1, 5)	0-0 1-2 HR 1B		4-0 BB		0-0 2B			0-0 F8		3	1	2	1	1	0	0					
Cliff Mapes, L OBP: 0.378, SLG: 0.475 (1, 9)	0-0 1-H 2-H HR		0-0 F8		0-3 K			0-0 1B		4	1	2	3	0	1	3					
Joe Collins, L OBP: 0.311, SLG: 0.453 (1, 3)	0-0 1-3		0-0 4-3			0-0 F8		0-0 F7		4	0	0	0	0	0	3					
Joe Ostrowski, L OBP: 0.400, SLG: 0.400 (1, 1)		0-0 3-1		0-0 6-3		0-0 L3			0-0 F9	0	0	0	0	0	0	0					
Tom Ferrick, R OBP: 0.167, SLG: 0.167 (2, 1)										1	0	0	0	0	0	0					
Fred Sanford, S OBP: 0.217, SLG: 0.273 (4, 1)										2	0	0	0	0	0	0					
Johnny Mize, L OBP: 0.286, SLG: 0.462 (9, PH)										1	0	0	0	0	0	0					
<b>Inning Stats</b>	R: 5 E: 1 K: 1 S: 10	H: 4 LOB: 0 BB: 0 P: 10	R: 0 E: 0 K: 0 S: 3	H: 0 LOB: 0 BB: 0 P: 3	R: 1 E: 1 K: 0 S: 4	H: 1 LOB: 2 BB: 2 P: 12	R: 0 E: 0 K: 1 S: 5	H: 0 LOB: 0 BB: 0 P: 5	R: 1 E: 0 K: 1 S: 7	H: 2 LOB: 1 BB: 0 P: 7	R: 0 E: 0 K: 0 S: 3	H: 0 LOB: 0 BB: 0 P: 3	R: 0 E: 0 K: 0 S: 4	H: 1 LOB: 1 BB: 0 P: 4	R: 0 E: 0 K: 0 S: 3	H: 0 LOB: 1 BB: 1 P: 7	1B: 4 2B: 3 3B: 0 HR: 1	SF: 0 SAC: 0 DP: 0 HBP: 0	WP: 0 PB: 0 SB: 0 CS: 0	PA: 39	
<b>PITCHER</b> Sid Hudson, R ERA: 3.96 (1, 1)	IP 9.0	WLS W	BF 39	H 8	R 7	ER 3	SO 3	BB 3	IBB 0	HBP 0	BLK 0	WP 0	HR 1	S 42	P 54	ERA 3.00	WHIP 1.222				
<b>PITCHER</b>	IP	WLS	BF	H	R	ER	SO	BB	IBB	HBP	BLK	WP	HR	S	P	ERA	WHIP				

**BOTTOM**

**Washington Senators @ New York Yankees**  
 Yankee Stadium, Bronx, NY  
 Thu Jun 29 1950, 3:33 AM EDT  
 Att. 9,262 - Unknown

<b>AB</b>	<b>36</b>
<b>R</b>	<b>7</b>
<b>H</b>	<b>8</b>
<b>RBI</b>	<b>5</b>
<b>BB</b>	<b>3</b>
<b>SO</b>	<b>3</b>
<b>LOB</b>	<b>11</b>













Batter	1	2	3	4	5	6	7	8	9
Dom DiMaggio, R OBP: 0.404, SLG: 0.417 (1, 8)	0-0 6-3		0-0 F7	0-0 E8 1B		0-0 HR	4-0 BB BB		
Billy Goodman, L OBP: 0.391, SLG: 0.463 (1, 5)	4-0 FC5 BB BB		0-0 2B F9 1B	4-0 BB		0-0 F8	0-0 F7		
Ted Williams, L OBP: 0.465, SLG: 0.711 (1, 7)	0-0 F7		0-0 F9 1-3 2B	0-0 F4		0-0 F7	4-0 1-2 BB		
Vern Stephens, R OBP: 0.375, SLG: 0.543 (1, 6)	4-0 1-2 BB		0-0 F9 2-3 3-H		4-0 2B 5-3 BB	0-0 HR 1B	0-0 G3		
Walt Dropo, R OBP: 0.396, SLG: 0.633 (1, 3)	0-0 FC5 2-3f		0-0 6-3		0-0 5-3 1-2	0-0 1-H HR	0-0 FC6-4 1B		
Bobby Doerr, R OBP: 0.382, SLG: 0.479 (1, 4)		0-0 5-3		0-0 F7	0-0 1B 2B	0-0 F9	0-0 FC6-4 G6-4-3 1-2f		
Al Zarilla, L OBP: 0.435, SLG: 0.487 (1, 9)		0-0 E4 1B		0-0 E 2B	0-0 6-3 2-H 1B		4-0 HR BB 1-2f	0-0 G6-4-3	
Matt Batts, R OBP: 0.279, SLG: 0.354 (1, 2)		0-0 1-3 1B		0-0 E 2-H	0-0 6-3 2-3		0-0 1-H HR		
Walt Masterson, R OBP: 0.111, SLG: 0.118 (1, 1)		0-3 K		0-0 F8	0-3 K		0-0 L4		

Inning Stats	R: 0 E: 0 K: 0 S: 3	H: 0 LOB: 2 BB: 2 P: 11	R: 0 E: 1 K: 1 S: 6	H: 1 LOB: 1 BB: 0 P: 6	R: 1 E: 0 K: 0 S: 5	H: 2 LOB: 1 BB: 0 P: 5	R: 2 E: 2 K: 0 S: 6	H: 2 LOB: 2 BB: 1 P: 10	R: 2 E: 0 K: 1 S: 7	H: 2 LOB: 1 BB: 1 P: 11	R: 3 E: 0 K: 0 S: 6	H: 3 LOB: 0 BB: 0 P: 6	R: 2 E: 0 K: 0 S: 4	H: 1 LOB: 2 BB: 3 P: 16	R: 0 E: 0 K: 0 S: 3	H: 1 LOB: 0 BB: 0 P: 3
1B: 6 2B: 3 3B: 0 HR: 3	SF: 0 SAC: 0 DP: 1 HBP: 0	WP: 0 PB: 0 SB: 0 CS: 0	PA: 43													

PITCHER	IP	WLS	BF	H	R	ER	SO	BB	IBB	HBP	BLK	WP	HR	S	P	ERA	WHIP
Ed Lopat, L ERA: 4.11 (1, 1)	5.0	L	27	7	5	3	2	4	0	0	0	0	0	27	43	5.40	2.200
Joe Ostrowski, L ERA: 3.53 (6, 1)	1.0		6	3	3	3	0	0	0	0	0	0	2	6	6	27.00	3.000
Tom Ferrick, R ERA: 5.18 (7, 1)	2.0		10	2	2	2	0	3	0	0	0	0	1	7	19	9.00	2.500

BOTTOM

New York Yankees @ Boston Red Sox  
Fenway Park, Boston, MA  
Fri Jun 30 1950, 3:38 AM EDT  
Att. 32,539 - Unknown

livebaseballscorecards.com

AB	36
R	10
H	12
RBI	9
BB	7
SO	2
LOB	17



Batter	1	2	3	4	5	6	7	8	9	AB R H RBI BB SO LOB	TOP	
Phil Rizzuto, R (1, 6) OBP: 0.414, SLG: 0.434	0-0 1B G4-6-3 1B		0-0 F9		0-0 5-3			0-0 1B 2B	0-0 FC1-2 BB 1-2 2-3 3-Hf	5 2 2 0 0 0 3		
Jerry Coleman, R (1, 4) OBP: 0.355, SLG: 0.380	0-0 1-3 1B G4-6-3		4-0 BB			4-0 1B BB		4-0 1B BB F7	4-0 BB 1-2 2-3 3-H	1 1 1 1 4 0 0		
Tommy Henrich, L (1, 3) OBP: 0.425, SLG: 0.695 Johnny Mize, L (6, 3) OBP: 0.323, SLG: 0.464	0-0 G4-6-3 1-2f 3-H		0-0 4-3			0-0 F9		0-0 1-3 2-H 1B	0-0 F8	3 0 0 0 0 0 3 2 0 1 1 0 0 3		
Joe DiMaggio, R (1, 8) OBP: 0.370, SLG: 0.543	0-0 L6			0-0 6-3		0-0 1-3 1B G4-6-3		0-0 F7 3-H		4 0 1 1 0 0 1		
Yogi Berra, L (1, 2) OBP: 0.367, SLG: 0.459 Ralph Houk, R (6, 2) OBP: 0.333, SLG: 0.667		0-0 4-3 2B		0-0 F8		0-0 G4-6-3 1-2f		0-0 F3		3 0 1 0 0 0 2 1 0 0 0 0 0 1		
Hank Bauer, R (1, 7) OBP: 0.370, SLG: 0.527 (4, 9)		0-0 6-3		0-0 1B 1B			0-0 G6-4-3 1B		0-0 1B FC1-2 1B	4 0 3 0 0 0 1		
Billy Johnson, R (1, 5) OBP: 0.380, SLG: 0.419		0-0 4-3 2-3		0-0 1-3 1B			0-0 F8		0-0 1B FC1-2 1B 1-3	4 0 2 0 0 0 2		
Cliff Mapes, L (1, 9) OBP: 0.378, SLG: 0.473 Jackie Jensen, R (4, 7) OBP: 0.238, SLG: 0.211		0-0 1-3			0-0 F8		0-0 G6-4-3 1-2f		0-0 FC1-2 1B FC1-2 BB 1-2 3-H	1 0 0 0 0 0 1 3 1 0 0 0 0 3		
Tommy Byrne, L (1, 1) OBP: 0.326, SLG: 0.525 Whitey Ford, L (2, 1) Joe Ostrowski, L (7, 1) OBP: 0.385, SLG: 0.381 Billy Martin, R (9, PH) OBP: 0.500, SLG: 0.556			0-0 6-3		0-0 G3			0-0 6-3	0-0 BB FC1-2 1B 1-2 2-3	0 0 0 0 0 0 0 2 0 0 0 0 0 0 1 0 0 0 0 0 0 1 0 1 0 0 0 0		
<b>Inning Stats</b>	R: 1 H: 2 E: 0 LOB: 0 K: 0 BB: 0 S: 4 P: 4	R: 0 H: 1 E: 0 LOB: 1 K: 0 BB: 0 S: 4 P: 4	R: 0 H: 0 E: 0 LOB: 1 K: 0 BB: 1 S: 3 P: 7	R: 0 H: 2 E: 0 LOB: 2 K: 0 BB: 0 S: 4 P: 4	R: 0 H: 0 E: 0 LOB: 0 K: 0 BB: 0 S: 3 P: 3	R: 0 H: 1 E: 0 LOB: 1 K: 0 BB: 1 S: 3 P: 7	R: 0 H: 1 E: 0 LOB: 0 K: 0 BB: 0 S: 3 P: 3	R: 2 H: 2 E: 0 LOB: 1 K: 0 BB: 1 S: 5 P: 9	R: 1 H: 3 E: 0 LOB: 3 K: 0 BB: 1 S: 6 P: 10	1B: 10 SF: 0 2B: 2 SAC: 0 3B: 0 DP: 3 HR: 0 HBP: 0	WP: 0 PA: 39 PB: 0 SB: 0 CS: 0	
<b>PITCHER</b> Mel Parnell, L (1, 1) ERA: 4.12	IP WLS BF H R ER SO BB IBB HBP BLK WP HR S P ERA WHIP											<b>PITCHER</b> IP WLS BF H R ER SO BB IBB HBP BLK WP HR S P ERA WHIP
	9.0 W 39 12 4 4 0 4 0 0 0 0 0 0 35 51 4.00 1.778											

**New York Yankees @ Boston Red Sox**  
 Fenway Park, Boston, MA  
 Sat Jul 01 1950, 3:33 AM EDT  
 Att: 31,081 - Unknown

livebaseballscorecards.com

<b>AB</b>	35
<b>R</b>	4
<b>H</b>	12
<b>RBI</b>	3
<b>BB</b>	4
<b>SO</b>	0
<b>LOB</b>	20





Batter	1	2	3	4	5	6	7	8	9
<b>Dom DiMaggio, R</b> OBP: 0.416, SLG: 0.421 (1, 8)	4-0 1B HR BB	4-0 BB SH1-3 1B BB	4-0 4-3 BB		4-0 BB S BB	0-0 1B 2B 1B		0-0 G4-6-3 1B	
<b>Billy Goodman, L</b> OBP: 0.392, SLG: 0.458 (1, 5)	0-0 S HR 1B	0-0 SH1-3	0-0 4-3		4-0 BB BB WP BB	0-0 F8		0-0 F4	
<b>Ted Williams, L</b> OBP: 0.466, SLG: 0.704 (1, 7)	0-3 K	4-0 BB 1B BB	0-0 F8		4-0 WP BB F8 BB	0-0 2B 1B		0-0 G4-6-3 1-2f	
<b>Vern Stephens, R</b> OBP: 0.384, SLG: 0.549 (1, 6)	4-0 HR BB	4-0 PB 1B BB		0-0 FC1-6 1B	4-0 1B WP 1B BB	0-0 1-3 2B			
<b>Walt Dropo, R</b> OBP: 0.399, SLG: 0.643 (1, 3)	0-0 HR	0-0 PB 1B		4-0 FC1-6 BB	0-0 F8	0-0 F3			
<b>Bobby Doerr, R</b> OBP: 0.385, SLG: 0.485 (1, 4)	0-0 2B	0-0 1B		0-0 F9	0-0 1B 1B		0-0 6-3		
<b>Al Zarilla, L</b> OBP: 0.431, SLG: 0.480 (1, 9)	0-0 F6	0-0 F4		0-0 FC1-6	0-0 1B 1B		0-0 4-3		
<b>Matt Batts, R</b> OBP: 0.283, SLG: 0.350 (1, 2)	4-0 BB	0-3 K		0-0 F2	0-3 K		0-0 1B		
<b>Mel Parnell, L</b> OBP: 0.283, SLG: 0.265 (1, 1)	0-3 K		0-3 K		0-0 L4	0-0 L6		0-3 K	

Inning Stats	R: 4 E: 0 K: 2 S: 10	H: 3 LOB: 2 BB: 3 P: 22	R: 4 E: 0 K: 1 S: 7	H: 2 LOB: 1 BB: 3 P: 19	R: 0 E: 0 K: 1 S: 5	H: 0 LOB: 1 BB: 1 P: 9	R: 0 E: 0 K: 0 S: 4	H: 1 LOB: 2 BB: 1 P: 8	R: 4 E: 0 K: 1 S: 7	H: 2 LOB: 2 BB: 4 P: 23	R: 1 E: 0 K: 0 S: 6	H: 3 LOB: 2 BB: 0 P: 6	R: 0 E: 0 K: 1 S: 6	H: 1 LOB: 1 BB: 0 P: 6	R: 0 E: 0 K: 0 S: 3	H: 1 LOB: 0 BB: 0 P: 3
--------------	-------------------------------	----------------------------------	------------------------------	----------------------------------	------------------------------	---------------------------------	------------------------------	---------------------------------	------------------------------	----------------------------------	------------------------------	---------------------------------	------------------------------	---------------------------------	------------------------------	---------------------------------


PITCHER	IP	WLS	BF	H	R	ER	SO	BB	IBB	HBP	BLK	WP	HR	S	P	ERA	WHIP
<b>Tommy Byrne, L</b> ERA: 4.72 (1, 1)	1.1	L	14	4	8	8	2	6	0	0	0	0	1	12	36	54.00	7.500
<b>Whitey Ford, L</b> ERA: 9.64 (2, 1)	4.2		27	7	5	5	3	6	0	0	0	1	0	27	51	9.64	2.786
<b>Joe Ostrowski, L</b> ERA: 3.44 (7, 1)	2.0		7	2	0	0	1	0	0	0	0	0	0	9	9	0.00	1.000

**BOTTOM**

**New York Yankees @ Boston Red Sox**  
Fenway Park, Boston, MA  
Sat Jul 01 1950, 3:33 AM EDT  
Att. 31,081 - Unknown

AB	R	H	RBI	BB	SO	LOB
2	4	2	0	4	0	0
4	2	1	0	1	0	3
4	2	1	0	2	1	4
2	3	2	2	3	0	0
4	2	2	7	1	0	3
5	0	3	2	0	0	2
5	0	1	1	0	0	4
4	0	1	0	1	2	5
5	0	0	0	0	3	3

AB	35
R	13
H	13
RBI	12
BB	12
SO	6
LOB	24



1B	10	SF	0	WP	1	PA	48
2B	2	SAC	1	PB	1		
3B	0	DP	1	SB	2		
HR	1	HBP	0	CS	0		

livebaseballscorecards.com

Batter	1	2	3	4	5	6	7	8	9	AB R H RBI BB SO LOB	TOP											
Phil Rizzuto, R (1, 6) OBP: 0.412, SLG: 0.430	0-0 F6		0-0 6-3	0-0 F7		4-0 SH1-4 E BB		0-0 2B 1B 1B	0-0 F8	5 2 1 0 1 0 3	<b>New York Yankees @ Boston Red Sox</b> Fenway Park, Boston, MA Sun Jul 02 1950, 3:33 AM EDT Att: 32,858 - Unknown											
Cliff Mapes, L (1, 9) OBP: 0.374, SLG: 0.464	0-0 1-3			4-0 FC HR BB	0-0 F8	0-0 SH1-4		0-3 K	0-0 FC6-4 1B 1-2f 2-3	4 1 0 0 1 1 3												
Hank Bauer, R (1, 7) OBP: 0.375, SLG: 0.529	0-0 F2			0-0 FC HR	4-0 HR BB	0-0 FC5 WP		0-0 1B 2B	0-0 1B 1-3 3-H	5 4 2 1 1 0 1												
Joe DiMaggio, R (1, 8) OBP: 0.373, SLG: 0.550		0-0 L7		0-0 F3	0-0 HR 1-H	4-0 G4-6-3 BB 3-H		4-0 1B F8 BB	0-0 F9	4 2 1 2 2 0 4												
Yogi Berra, L (1, 2) OBP: 0.371, SLG: 0.472		0-0 G3 1B		0-0 HR 1-H 2-H	0-0 F7	0-0 G4-6-3 BB 1-2f		0-0 FC6-4 1B 1-3 2-H 3-H		5 1 3 5 0 0 1												
Johnny Mize, L (1, 3) OBP: 0.361, SLG: 0.563		0-0 G3 1-2		0-0 1B 1B	0-0 HR		4-0 1B BB	0-0 F8 3-H		4 2 2 2 1 0 2												
Bobby Brown, L (1, 5) OBP: 0.318, SLG: 0.326		0-0 F7		0-0 1B 1B	4-0 BB		0-0 F4	0-0 FC6-4 1-2f		2 1 1 0 0 0 1												
Billy Johnson, R (4, 5) OBP: 0.379, SLG: 0.413				0-0 1B 1B						2 0 0 0 1 0 2												
Jerry Coleman, R (1, 4) OBP: 0.359, SLG: 0.382			0-0 F5	0-0 1B 1-3 3-H	0-3 K		0-0 G1-6-3 1B		4-0 FC6-4 1B BB	4 1 2 1 1 1 1												
Allie Reynolds, R (1, 1) OBP: 0.267, SLG: 0.244			0-3 K	0-0 F7		0-0 SH1-4 E 2B	0-0 G1-6-3 1-2f		4-0 FC6-4 1B BB	4 1 1 1 1 1 3												
Joe Page, L (9, 1) OBP: 0.429, SLG: 0.500										0 0 0 0 0 0 0												
<b>Inning Stats</b>	R: 0 E: 0 K: 0 S: 3	H: 0 LOB: 0 BB: 0 P: 3	R: 0 E: 0 K: 0 S: 4	H: 1 LOB: 1 BB: 0 P: 4	R: 0 E: 0 K: 1 S: 5	H: 0 LOB: 0 BB: 0 P: 5	R: 5 E: 0 K: 0 S: 8	H: 4 LOB: 1 BB: 1 P: 12	R: 3 E: 0 K: 1 S: 7	H: 2 LOB: 1 BB: 2 P: 15	R: 3 E: 0 K: 0 S: 4	H: 1 LOB: 0 BB: 2 P: 12	R: 0 E: 0 K: 0 S: 3	H: 1 LOB: 1 BB: 1 P: 7	R: 3 E: 0 K: 1 S: 8	H: 3 LOB: 1 BB: 1 P: 12	R: 1 E: 0 K: 0 S: 4	H: 1 LOB: 2 BB: 2 P: 12	1B: 8 2B: 2 3B: 0 HR: 3	SF: 0 SAC: 1 DP: 2 HBP: 0	WP: 1 PB: 0 SB: 0 CS: 0	PA: 49
<b>PITCHER</b>	IP WLS BF H R ER SO BB IBB HBP BLK WP HR S P ERA WHIP																					
Ellis Kinder, R (1, 1) ERA: 4.75	3.1 L 17 5 5 5 1 1 0 0 0 0 1 18 22 13.50 1.800																					
Al Papai, R (4, 1) ERA: 6.57	1.1 7 2 3 3 0 1 0 0 0 0 2 6 10 20.25 2.250																					
Mickey McDermott, L (5, 1) ERA: 5.09	3.1 19 5 6 4 2 5 0 0 0 1 0 18 38 10.80 3.000																					
Charley Schanz, R (9, 1) ERA: 8.74	1.0 6 1 1 1 0 2 0 0 0 0 0 4 12 9.00 3.000																					

livebaseballscorecards.com

<b>AB</b>	<b>39</b>
<b>R</b>	<b>15</b>
<b>H</b>	<b>13</b>
<b>RBI</b>	<b>12</b>
<b>BB</b>	<b>9</b>
<b>SO</b>	<b>3</b>
<b>LOB</b>	<b>21</b>





BOTTOM

New York Yankees @ Boston Red Sox  
Fenway Park, Boston, MA  
Sun Jul 02 1950, 3:33 AM EDT  
Att. 32,858 - Unknown

livebaseballscorecards.com

AB 39  
R 9  
H 13  
RBI 9  
BB 4  
SO 7  
LOB 23



WP: 0 PA: 45  
PB: 0  
SB: 0  
CS: 0

AB R H RBI BB SO LOB

4 2 2 0 0 1 2

5 1 2 1 0 0 2

3 1 0 0 2 0 2

5 0 0 0 0 3 7

3 2 2 2 1 1 0

5 0 0 1 0 0 6

4 1 1 1 1 1 1

5 1 4 3 0 0 0

1B: 10 SF: 0  
2B: 1 SAC: 0  
3B: 1 DP: 1  
HR: 1 HBP: 2

Batter	1	2	3	4	5	6	7	8	9
Dom DiMaggio, R (1, 8) OBP: 0.419, SLG: 0.422	0-3 K		1-0 1B HBP		0-0 1B	0-0 G4-6-3			0-0 BB BB 1B
Billy Goodman, L (1, 5) OBP: 0.392, SLG: 0.456	0-0 F7		0-0 BB 1B		0-0 1B 1B	0-0 F7			0-0 E4 BB BB F8
Ted Williams, L (1, 7) OBP: 0.465, SLG: 0.695	0-0 L9		4-0 BB		0-0 F7		0-0 F6		4-0 BB BB 1B BB
Vern Stephens, R (1, 6) OBP: 0.378, SLG: 0.540		0-3 K	0-3 K		0-3 K		0-0 1-3		0-0 F9
Walt Dropo, R (1, 3) OBP: 0.406, SLG: 0.647		0-3 K		0-0 1B 2B	0-0 1-3 1B		1-0 FC6-4 HBP		4-0 1B BB
Bobby Doerr, R (1, 4) OBP: 0.379, SLG: 0.476		0-0 6-3		0-0 6-3	0-0 F8		0-0 FC6-4		0-0 F8
Al Zarilla, L (1, 9) OBP: 0.430, SLG: 0.476			0-0 F7	0-3 K		4-0 1B BB		0-0 F4	0-0 1B 1-3 2-H 1B
Birdie Tebbetts, R (1, 2) OBP: 0.413, SLG: 0.506			0-0 HR	0-0 2-H 1B		0-0 G4-6-3 1B 1-2 1B		0-0 F8	0-0 1-3 3-H 1B
Ellis Kinder, R (1, 1) OBP: 0.265, SLG: 0.263			0-0 1B	0-0 1-3		0-0 1-2 2-H 1B		0-0 L9	0-3 K
Al Papi, R (4, 1) OBP: 0.390, SLG: 0.176									
Mickey McDermott, L (5, 1) OBP: 0.520, SLG: 0.524									
Tom Wright, L (8, PH) OBP: 0.348, SLG: 0.365									
Charley Schanz, R (9, 1) OBP: 0.167, SLG: 0.091									
Clyde Vollmer, R (9, PH) OBP: 0.383, SLG: 0.494									

Inning Stats	R: 0	H: 0	E: 0	LOB: 0	K: 1	BB: 0	S: 5	P: 5
	R: 0	H: 0	E: 0	LOB: 0	K: 2	BB: 0	S: 7	P: 7
	R: 2	H: 3	E: 0	LOB: 2	K: 1	BB: 1	S: 7	P: 12
	R: 1	H: 2	E: 0	LOB: 1	K: 1	BB: 0	S: 7	P: 7
	R: 1	H: 3	E: 0	LOB: 2	K: 1	BB: 0	S: 8	P: 8
	R: 1	H: 2	E: 0	LOB: 1	K: 0	BB: 1	S: 4	P: 8
	R: 0	H: 0	E: 0	LOB: 1	K: 0	BB: 0	S: 3	P: 4
	R: 0	H: 0	E: 0	LOB: 0	K: 0	BB: 0	S: 3	P: 3
	R: 4	H: 3	E: 1	LOB: 2	K: 1	BB: 2	S: 9	P: 17

PITCHER	IP	WLS	BF	H	R	ER	SO	BB	IBB	HBP	BLK	WP	HR	S	P	ERA	WHIP
Allie Reynolds, R (1, 1) ERA: 3.63	8.0	W	39	11	8	5	6	3	0	2	0	0	1	46	60	5.62	1.750
Joe Page, L (9, 1) ERA: 4.33	1.0	S	6	2	1	0	1	1	0	0	0	0	0	7	11	0.00	3.000

**New York Yankees @ Washington Senators**  
 Griffith Stadium, Washington, DC

Mon Jul 03 1950, 3:33 AM EDT  
 Att. 9,653 - Unknown

AB	33
R	2
H	7
RBI	2
BB	2
SO	1
LOB	14



Batter	1	2	3	4	5	6	7	8	9	AB	R	H	RBI	BB	SO	LOB
Phil Rizzuto, R OBP: 0.407, SLG: 0.424 (1, 6)	F7		F7		L5-3		F8			4	0	0	0	0	0	3
Jerry Coleman, R OBP: 0.361, SLG: 0.388 (1, 4)	1B		1B 2B				F9		4-3	4	1	2	0	0	0	0
Yogi Berra, L OBP: 0.370, SLG: 0.469 (1, 2)	F8		1B				F5		3-1	4	0	1	1	0	0	1
Joe DiMaggio, R OBP: 0.368, SLG: 0.542 (1, 3)	F3		F8				5-3		F6	4	0	0	0	0	0	2
Hank Bauer, R OBP: 0.374, SLG: 0.526 (1, 9)		6-3		F3			E7 1B		BB	3	1	1	0	0	0	0
Gene Woodling, L OBP: 0.415, SLG: 0.446 (7, 7)									BB	0	0	0	0	0	1	0
Billy Johnson, R OBP: 0.382, SLG: 0.415 (1, 5)		1B		4-3			FC4 1B		F3	4	0	2	1	0	0	1
Jackie Jensen, R OBP: 0.200, SLG: 0.174 (1, 7)			K		5-3		FC4 BB		F2	4	0	0	0	0	1	3
Cliff Mapes, L OBP: 0.372, SLG: 0.457 (1, 8)		4-3					1-2 BB		F7	3	0	0	0	1	0	2
Fred Sanford, S OBP: 0.240, SLG: 0.292 (1, 1)			1-3				F8			2	0	1	0	0	0	0
Joe Ostrowski, L OBP: 0.385, SLG: 0.381 (6, 1)										0	0	0	0	0	0	0
Johnny Mize, L OBP: 0.351, SLG: 0.545 (7, PH)										1	0	0	0	0	0	2
Tom Ferrick, R OBP: 0.167, SLG: 0.167 (7, 1)										0	0	0	0	0	0	0

Inning Stats	R: 0	H: 1	E: 0	K: 0	S: 4	P: 4	R: 0	H: 1	E: 0	K: 1	S: 6	P: 6	R: 1	H: 2	E: 0	K: 0	S: 5	P: 5	R: 0	H: 0	E: 0	K: 0	S: 3	P: 3	R: 0	H: 1	E: 0	K: 0	S: 3	P: 3	R: 0	H: 0	E: 0	K: 0	S: 3	P: 3	R: 1	H: 2	E: 1	K: 0	S: 5	P: 9	R: 0	H: 0	E: 0	K: 0	S: 3	P: 3	R: 0	H: 0	E: 0	K: 0	S: 3	P: 7	R: 0	H: 0	E: 0	K: 0	S: 3	P: 7	1B: 6	SF: 0	2B: 2	SAC: 0	3B: 0	DP: 1	HR: 0	HBP: 0	WP: 0	PA: 35	PB: 0	SB: 0	CS: 0
--------------	------	------	------	------	------	------	------	------	------	------	------	------	------	------	------	------	------	------	------	------	------	------	------	------	------	------	------	------	------	------	------	------	------	------	------	------	------	------	------	------	------	------	------	------	------	------	------	------	------	------	------	------	------	------	------	------	------	------	------	------	-------	-------	-------	--------	-------	-------	-------	--------	-------	--------	-------	-------	-------

PITCHER	IP	WLS	BF	H	R	ER	SO	BB	IBB	HBP	BLK	WP	HR	S	P	ERA	WHIP
Al Sima, L ERA: 3.77 (1, 1)	6.1	W	26	7	2	2	1	1	0	0	0	0	0	27	31	2.84	1.263
Mickey Harris, L ERA: 2.98 (7, 1)	2.2	S	9	0	0	0	0	1	0	0	0	0	0	8	12	0.00	0.375

livebaseballscores.com



Batter	1	2	3	4	5	6	7	8	9	AB	R	H	RBI	BB	SO	LOB
Eddie Yost, R OBP: 0.431, SLG: 0.470 (1, 5)	0-0 1-3		0-0 6-3		0-0 1-3		0-0 5-3			4	0	0	0	0	0	2
Bud Stewart, L OBP: 0.363, SLG: 0.386 (1, 7)	4-0 BB			0-0 F5		0-0 SH 1B 2B	0-0 IHR			3	2	2	1	1	0	0
Irv Noren, L OBP: 0.407, SLG: 0.483 (1, 8)	0-0 L9			0-0 G3		0-0 SH SH1-4 1B 2-3	0-0 G3			3	1	0	0	0	0	1
Mickey Vernon, L OBP: 0.358, SLG: 0.273 (1, 3)	0-3 K			0-0 F7		0-0 SH1-4 1B 1-2 3-H	0-0 6-3			4	1	1	1	0	1	1
Sam Mele, R OBP: 0.376, SLG: 0.455 (1, 9)		0-0 F5			4-0 L6-4 1B BB	0-0 SH1-4		0-0 6-3		2	0	0	0	1	0	0
Cass Michaels, R OBP: 0.378, SLG: 0.420 (1, 4)		0-0 1-3			0-0 1B 1-2	0-0 3B 2-H 3-H		0-0 1-3		3	1	2	2	0	0	0
Sherry Robertson, L OBP: 0.341, SLG: 0.354 (6, PR) (7, 4)					0-0 L6-4 1-2 2-3	0-0 3B 1-H				1	1	0	0	0	0	0
Sam Dente, R OBP: 0.297, SLG: 0.292 (1, 6)		0-0 F4			0-0 L6-4 1-2 2-3	0-0 3B		0-0 PB 1B		4	1	2	1	0	0	2
Al Evans, R OBP: 0.300, SLG: 0.315 (1, 2)			0-0 6-3		0-0 1B 2-H	0-0 5-3		0-0 1B		4	0	2	2	0	0	2
Al Sima, R OBP: 0.333, SLG: 0.333 (1, 1)			0-3 K		0-0 1B 1-2	0-3 K		0-0 4-3		3	0	1	0	0	2	2
Mickey Harris, L OBP: 0.333, SLG: 0.200 (7, 1)										1	0	0	0	0	0	1

Inning Stats		R: 0	H: 0	E: 0	LOB: 1	K: 1	BB: 1	S: 5	R: 0	H: 0	E: 0	LOB: 0	K: 0	BB: 0	S: 3	R: 0	H: 0	E: 0	LOB: 0	K: 1	BB: 0	S: 5	R: 0	H: 0	E: 0	LOB: 0	K: 0	BB: 0	S: 3	R: 1	H: 3	E: 1	LOB: 2	K: 0	BB: 1	S: 5	R: 4	H: 4	E: 0	LOB: 2	K: 1	BB: 0	S: 10	R: 1	H: 1	E: 0	LOB: 0	K: 0	BB: 0	S: 4	R: 1	H: 2	E: 0	LOB: 1	K: 0	BB: 0	S: 5
PITCHER	IP	WLS	BF	H	R	ER	SO	BB	IBB	HBP	BLK	WP	HR	S	P	ERA	WHIP																																								
Fred Sanford, R ERA: 5.1 (1, 1)	5.1	L	25	7	5	5	2	2	0	0	0	0	0	27	35	8.44	1.688																																								
Joe Ostrowski, L ERA: 3.41 (6, 1)	0.2		2	0	0	0	1	0	0	0	0	0	0	4	4	0.00	0.000																																								
Tom Ferrick, R ERA: 5.4 (7, 1)	2.0		9	3	2	2	0	0	0	0	0	0	0	9	9	9.00	1.500																																								


**BOTTOM**

**New York Yankees @ Washington Senators**  
Griffith Stadium, Washington, DC

Mon Jul 03 1950, 3:33 AM EDT  
Att. 9,653 - Unknown

AB	32
R	7
H	10
RBI	7
BB	2
SO	3
LOB	11

[livebaseballscorecards.com](http://livebaseballscorecards.com)



1B: 7	SF: 0	WP: 0	PA: 36
2B: 2	SAC: 2	PB: 1	
3B: 1	DP: 1	SB: 1	
HR: 1	HBP: 0	CS: 0	

Batter	1	2	3	4	5	6	7	8	9	AB	R	H	RBI	BB	SO	LOB	TOP										
Phil Rizzuto, R OBP: 0.412, SLG: 0.423 (1, 6)	4-0 BB G6-3		x 0-0 E1 G1-6-3 1-2		x 0-0 F7		x 0-0 SH5-3 1B	BB BB 4-0 1B FC6-4 BB	BB BB 4-0 1B 3B BB	3	3	1	1	3	0	2											
Bobby Brown, L OBP: 0.316, SLG: 0.324 Billy Johnson, R OBP: 0.386, SLG: 0.420 (1, 5) (8, 5)	x 0-0 F9		x 0-0 G1-6-3 1-2f 2-3		x 0-0 F7		x 0-0 SH5-3	x 0-0 FC6-4 1B	x 0-0 3B 1B	4	0	1	0	0	0	4											
Gene Woodling, L OBP: 0.417, SLG: 0.444 Jackie Jensen, R OBP: 0.200, SLG: 0.174 (1, 7) (9, 7)	x 0-0 G6-3 1-2f		x 0-0 F8			x 0-0 2B F8 1B	x 0-0 WP 2B 1B	x 0-0 FC6-4 1-2f 3-H	x 0-0 3B BB	5	3	2	2	1	0	3											
Joe DiMaggio, R OBP: 0.367, SLG: 0.548 (1, 8)		x 0-0 6-3		x 0-0 F7		x 0-0 1B 2B	x 0-0 F7	x 0-0 F2	x 0-0 3B	6	1	2	3	0	0	2											
Yogi Berra, L OBP: 0.372, SLG: 0.477 (1, 2)		x 0-0 1B 2B		x 0-0 G4-6-3 1B		x 0-0 F8 3-H	x 0-0 2B 2B		x 0-0 F8 F7	6	2	3	2	0	0	2											
Johnny Mize, L OBP: 0.390, SLG: 0.556 Joe Collins, L OBP: 0.307, SLG: 0.447 (1, 3) (8, 3)		x 0-0 FC3-6 2-H 1B		x 0-0 G4-6-3 1-2f		x 0-0 BB 1B	x 0-0 2B IBB		x 0-0 F7	3	1	2	2	1	0	1											
Cliff Mapes, L OBP: 0.381, SLG: 0.469 (1, 9)		x 0-0 FC3-6 1-2f			x 0-0 1B 2B	x 0-0 FC5-4 BB	x 0-0 1B 2B		BB BB 4-0 BB BB	3	3	2	2	2	0	1											
Jerry Coleman, R OBP: 0.366, SLG: 0.390 (1, 4)		x 0-0 5-3			x 0-0 SH1-4 2-H 1B	x 0-3 K	x 0-0 1B		BB BB 4-0 BB BB	4	1	2	2	1	1	3											
Vic Raschi, R OBP: 0.262, SLG: 0.225 Joe Page, L OBP: 0.429, SLG: 0.500 Tom Ferrick, R OBP: 0.286, SLG: 0.167 (1, 1) (8, 1) (8, 1)			x 0-0 G1-6-3 E 1B		x 0-0 SH1-4 1-2	x 0-0 FC5-4 1-2f		x 0-0 F9	BB BB 4-0 1B BB	3	0	1	0	0	0	2											
<b>Inning Stats</b>	R: 0 E: 0 K: 0 S: 2	H: 0 LOB: 0 BB: 1 P: 6	R: 1 E: 0 K: 0 S: 5	H: 2 LOB: 1 BB: 0 P: 5	R: 0 E: 1 K: 0 S: 4	H: 1 LOB: 1 BB: 0 P: 4	R: 0 E: 0 K: 0 S: 3	H: 1 LOB: 0 BB: 0 P: 3	R: 1 E: 0 K: 1 S: 5	H: 2 LOB: 1 BB: 0 P: 5	R: 2 E: 0 K: 1 S: 8	H: 3 LOB: 2 BB: 1 P: 12	R: 5 E: 0 K: 0 S: 7	H: 5 LOB: 1 BB: 1 P: 11	R: 1 E: 0 K: 0 S: 4	H: 1 LOB: 1 BB: 1 P: 8	R: 6 E: 0 K: 0 S: 5	H: 2 LOB: 1 BB: 5 P: 25	1B: 11 2B: 5 3B: 1 HR: 0	SF: 0 SAC: 2 DP: 3 HBP: 0	WP: 1 PB: 0 SB: 0 CS: 0	PA: 50					
<b>PITCHER</b>	IP	WLS	BF	H	R	ER	SO	BB	IBB	HBP	BLK	WP	HR	S	P	ERA	WHIP										
Sid Hudson, R ERA: 4.21 (1, 1)	6.1	L	30	11	6	6	1	2	0	0	0	0	0	30	38	8.53	2.053										
Elmer Singleton, R ERA: 54.0 (7, 1)	0.1		3	1	0	0	0	0	1	0	0	1	0	2	6	0.00	3.000										
Mickey Harris, L ERA: 3.28 (7, 1)	1.1		7	3	4	4	0	1	0	0	0	0	0	6	10	27.00	3.000										
Jim Pearce, R ERA: 7.58 (9, 1)	0.2		6	0	4	4	0	4	0	0	0	0	0	2	18	54.00	6.000										
Bob Ross, L ERA: 8.49 (9, 1)	0.1		4	2	2	2	0	1	0	0	0	0	0	3	7	54.00	9.000										

**New York Yankees @ Washington Senators**  
 Griffith Stadium, Washington, DC  
 Tue Jul 04 1950, 3:33 AM EDT  
 Unknown

<b>AB</b>	<b>39</b>
<b>R</b>	<b>16</b>
<b>H</b>	<b>17</b>
<b>RBI</b>	<b>16</b>
<b>BB</b>	<b>9</b>
<b>SO</b>	<b>1</b>
<b>LOB</b>	<b>20</b>



WP: 1	PA: 50
PB: 0	
SB: 0	
CS: 0	

ERA	WHIP										
-----	------	--	--	--	--	--	--	--	--	--	--












Batter	1	2	3	4	5	6	7	8	9	AB R H RBI BB SO LOB	TOP			
Bob Dillinger, R OBP: 0.384, SLG: 0.465 (1, 5) X	0-0 HBP FC4-6-2 1B	0-0 F8		0-0 CS 1B		4-0 1-2 3-1 1B BB	0-0 1B		4-0 3B BB	4 2 3 1 2 0 2	<b>Philadelphia Athletics @ New York Yankees</b> Yankee Stadium, Bronx, NY Wed Jul 05 1950, 3:33 AM EDT Att. 13,330 - Unknown <a href="http://livebaseballscorecards.com">livebaseballscorecards.com</a>			
Elmer Valo, L OBP: 0.385, SLG: 0.396 (1, 9) H	1-0 1-2 HBP 1B	0-0 F8		0-3 1-2 K		0-0 1-2 2-3 3-1	0-0 L4		0-0 1-H 3-H 3B	5 1 1 2 0 1 6				
Paul Lehner, L OBP: 0.358, SLG: 0.425 (1, 7) X	0-0 FC4-6-2 HBP 1B 1-2 2-H 4-2		0-0 F2		4-0 G4-6-3 BB BB	0-0 F7		0-0 4-3	0-0 F7	5 0 0 0 1 0 5				
Sam Chapman, R OBP: 0.355, SLG: 0.474 (1, 8) X	0-0 HBP 1-2 2-H 1B		1-0 HBP 1B HBP		4-0 1-2 G4-6-3 BB	0-0 BB 1B		0-0 6-3		3 1 2 3 1 0 0				
Ferris Fain, L OBP: 0.422, SLG: 0.411 (1, 3) H	1-0 1-2 2-3 HBP		1-0 1-2 HBP		0-0 1-2f 2-3 G4-6-3	4-0 1-2 FC6-4 BB		0-0 1-3		2 0 0 0 1 0 2				
Eddie Joost, R OBP: 0.398, SLG: 0.418 Kermit Wahl, R OBP: 0.313, SLG: 0.241 (1, 6) X (8, 6)	0-0 4-2		0-0 1-2 2-H 1B		4-0 BB BB	0-0 FC6-4 BB			0-0 F9	3 0 1 1 1 0 5 1 0 0 0 0 0 0				
Billy Hitchcock, R OBP: 0.402, SLG: 0.469 (1, 4) X		0-0 1B 1B	0-0 F2		4-0 1-2 BB		0-0 G1-4-3 1B 1B		0-0 4-3	4 1 2 0 1 0 2				
Mike Guerra, R OBP: 0.329, SLG: 0.359 (1, 2) X		0-0 F9	0-0 F7		0-0 F8		0-0 G1-4-3 1B		0-0 3B 1B	5 1 2 0 0 0 6				
Alex Kellner, R OBP: 0.282, SLG: 0.289 Hank Wyse, R OBP: 0.227, SLG: 0.190 Carl Scheib, R OBP: 0.217, SLG: 0.304 (1, 1) (5, 1) (7, PH) (7, 1) X		0-0 1B		0-0 6-3		4-0 3-1 1B BB	0-0 G1-4-3		0-0 1-H 3B 3B	2 0 1 0 0 0 0 0 1 0 0 1 0 0 2 1 1 1 0 0 2				
<b>Inning Stats</b>	R: 1 E: 0 K: 0 S: 4 H: 2 LOB: 2 BB: 0 P: 6	R: 0 E: 0 K: 0 S: 5 H: 2 LOB: 2 BB: 0 P: 5	R: 1 E: 0 K: 0 S: 4 H: 1 LOB: 2 BB: 0 P: 6	R: 0 E: 0 K: 1 S: 5 H: 1 LOB: 0 BB: 0 P: 5	R: 0 E: 0 K: 0 S: 2 H: 0 LOB: 3 BB: 4 P: 18	R: 2 E: 0 K: 0 S: 4 H: 1 LOB: 2 BB: 3 P: 16	R: 1 E: 0 K: 0 S: 5 H: 3 LOB: 1 BB: 0 P: 5	R: 0 E: 0 K: 0 S: 3 H: 0 LOB: 0 BB: 0 P: 3	R: 3 E: 0 K: 0 S: 6 H: 3 LOB: 1 BB: 1 P: 10	1B: 11 2B: 1 3B: 2 HR: 0 SF: 0 SAC: 0 DP: 3 HBP: 4	WP: 0 PB: 0 SB: 0 CS: 1 PA: 48			
<b>PITCHER</b>	IP WLS BF H R ER SO BB IBB HBP BLK WP HR S P ERA WHIP												<b>PITCHER</b>	IP WLS BF H R ER SO BB IBB HBP BLK WP HR S P ERA WHIP
Tommy Byrne, L ERA: 4.83 (1, 1)	5.0 W 28 6 4 4 1 6 0 4 0 0 0 0 20 48 7.20 2.400													
Joe Ostrowski, L ERA: 3.69 (6, 1)	4.0 S 20 7 4 4 0 2 0 0 0 0 0 0 18 26 9.00 2.250													





Batter	1	2	3	4	5	6	7	8	9	AB	R	H	RBI	BB	SO	LOB
Phil Rizzuto, R OBP: 0.416, SLG: 0.430 (1, 6)	0-0 2B	4-0 BB		0-0 1B 1B		4-0 FC4-6 BB	0-0 2B	0-0 FC6-4		4	1	3	0	2	0	1
Gene Woodling, L OBP: 0.412, SLG: 0.438 (1, 7)	0-0 F8	0-0 4-3		0-0 1B 5-3 1B		0-0 FC4-6 BB 2B	0-0 F7			5	2	1	1	0	0	6
Yogi Berra, L OBP: 0.376, SLG: 0.475 (1, 2)	4-0 L4-3 BB		0-0 4-3	0-0 5-3 1B		4-0 2B F8 BB	0-0 F7			3	1	1	1	2	0	1
Joe DiMaggio, R OBP: 0.366, SLG: 0.543 (1, 8)	0-0 L4-3		0-0 F8	0-0 5-3		0-0 2B		0-0 6-3		5	0	1	2	0	0	3
Johnny Mize, L OBP: 0.400, SLG: 0.512 (1, 3)		4-0 1B BB	0-0 F9	0-0 F2		0-0 F8		4-0 BB 1B BB		3	1	0	1	2	0	2
Joe Collins, L OBP: 0.307, SLG: 0.447 (8, PR) (9, 3)										0	1	0	0	0	0	0
Billy Johnson, R OBP: 0.400, SLG: 0.444 (1, 5)		0-0 SH5-3 1B 1B		0-0 HR 2B		0-0 2B		0-0 BB 1B		4	2	4	0	1	0	0
Jerry Coleman, R OBP: 0.368, SLG: 0.387 (1, 4)		0-0 SH5-3 1B		4-0 HR BB		0-0 F9		4-0 1B FC6-4 BB		3	2	1	1	2	0	3
Cliff Mapes, L OBP: 0.380, SLG: 0.477 (1, 9)		0-0 SH5-3		0-0 HR		0-0 L8		4-0 FC5-6 BB 1B		3	1	2	5	1	0	1
Tommy Byrne, L OBP: 0.304, SLG: 0.488 (1, 1)		0-0		0-0 F7		0-0 3-1		0-0 FC5-6 2B F7		3	0	0	0	0	0	3
Joe Ostrowski, L OBP: 0.357, SLG: 0.348 (6, 1)								0-0 FC6-4		2	1	0	1	0	0	2

Inning Stats	R: 0	H: 1	E: 0	K: 0	S: 3	R: 1	H: 2	E: 0	K: 0	S: 5	R: 0	H: 0	E: 0	K: 0	S: 3	R: 5	H: 5	E: 0	K: 0	S: 8	R: 0	H: 1	E: 0	K: 0	S: 4	R: 2	H: 1	E: 0	K: 0	S: 4	R: 1	H: 1	E: 0	K: 0	S: 4	R: 3	H: 2	E: 0	K: 0	S: 5
	LOB: 1	BB: 1	P: 7	LOB: 3	BB: 2	P: 13	LOB: 0	BB: 0	P: 3	LOB: 1	BB: 1	P: 12	LOB: 1	BB: 0	P: 4	LOB: 2	BB: 3	P: 16	LOB: 1	BB: 1	P: 8	LOB: 1	BB: 2	P: 13	LOB: 1	BB: 2	P: 13	LOB: 1	BB: 1	P: 13	LOB: 1	BB: 2	P: 13	LOB: 1	BB: 2	P: 13	LOB: 1	BB: 2	P: 13	

PITCHER	IP	WLS	BF	H	R	ER	SO	BB	IBB	HBP	BLK	WP	HR	S	P	ERA	WHIP
Alex Kellner, L ERA: 5.53 (1, 1)	4.0	L	23	8	6	6	0	4	0	0	0	0	1	19	35	13.50	3.000
Hank Wyse, R ERA: 7.76 (5, 1)	2.0		11	2	2	2	0	3	0	0	0	0	0	8	20	9.00	2.500
Carl Scheib, R ERA: 8.52 (7, 1)	2.0		12	3	4	4	0	3	0	0	0	0	0	9	21	18.00	3.000

**BOTTOM**

**Philadelphia Athletics @ New York Yankees**  
 Yankee Stadium, Bronx, NY


Wed Jul 05 1950, 3:33 AM EDT  
 Att. 13,330 - Unknown

AB	35
R	12
H	13
RBI	12
BB	10
SO	0
LOB	22




WP	PA	1B	SF	PB	SAC	SB	CS
0	46	7	0	0	1	0	0
0		6	0	0	1	0	0
0		0	0	0	1	0	0
0		1	0	0	0	0	0

Batter	1	2	3	4	5	6	7	8	9	AB R H RBI BB SO LOB	TOP			
Bob Dillinger, R OBP: 0.378, SLG: 0.457 (1, 5) X	0-0 5-3 ①		0-0 F7 ③		0-0 G4-6-3 ② ③ 1-2f		0-0 F9 ②		0-0 G3 ③	5 0 0 1 0 0 2	<b>Philadelphia Athletics @ New York Yankees</b> Yankee Stadium, Bronx, NY Thu Jul 06 1950, 3:33 AM EDT Att. 12,027 - Unknown <a href="http://livebaseballscorecards.com">livebaseballscorecards.com</a>			
Wally Moses, L OBP: 0.390, SLG: 0.435 (1, 9) X	0-0 G3 ②			0-0 F2 ①		4-0 SH1-4 BB	0-0 2B			3 0 1 0 1 0 0				
Elmer Valo, L OBP: 0.385, SLG: 0.400 (1, 7) X	0-0 2B			0-0 F8 ②		0-0 SH1-4 ① 1-2	0-0 G3 ③			3 0 1 0 0 0 1				
Sam Chapman, R OBP: 0.357, SLG: 0.472 (1, 8) X	0-0 6-3 ③			4-0 PB 1B BB		0-0 F8 ②		0-0 G4-6-3 1B		3 1 1 0 1 0 2				
Ferris Fain, L OBP: 0.424, SLG: 0.411 Pete Suder, R OBP: 0.290, SLG: 0.363 (1, 3) (3, 3)		4-0 CS BB		4-0 1B BB 1-2		0-0 F9 ③		0-0 G4-6-3 ① ② 1-2f		0 0 0 0 1 0 0 2 0 0 0 1 0 2				
Billy Hitchcock, R OBP: 0.405, SLG: 0.471 (1, 4)		0-3 K ① ② 1-2		0-0 1B 1-2 2-H			0-0 E 1B 3B 1B	0-0 F8 ③		4 1 2 1 0 1 1				
Kermit Wahl, R OBP: 0.306, SLG: 0.242 (1, 6)		0-0 P3 ③		0-0 F7 ③			0-0 E8 3B 1B		0-0 F8 ①	4 1 1 0 0 0 2				
Mike Guerra, R OBP: 0.327, SLG: 0.369 (1, 2)			0-0 F8 ①		0-0 F8 ①		0-0 F9 3B 1-H 3-H		0-0 5-3 ②	4 1 1 2 0 0 0				
Bobby Shantz, R OBP: 0.279, SLG: 0.231 Paul Lehner, L OBP: 0.361, SLG: 0.433 Lou Brissie, L OBP: 0.119, SLG: 0.075 (1, 1) (9, PH) (9, 1)			0-0 F9 ②		0-0 G4-6-3 1B		0-0 G3 ①		0-0 2B	3 0 1 0 0 0 1 1 0 1 0 0 0 0 0 0 0 0 0 0 0				
<b>Inning Stats</b>	R: 0 E: 0 K: 0 S: 4 H: 1 LOB: 1 BB: 0 P: 4	R: 0 E: 0 K: 1 S: 4 H: 0 LOB: 0 BB: 1 P: 8	R: 0 E: 0 K: 0 S: 3 H: 0 LOB: 0 BB: 0 P: 3	R: 1 E: 0 K: 0 S: 4 H: 1 LOB: 2 BB: 2 P: 12	R: 0 E: 0 K: 0 S: 3 H: 1 LOB: 0 BB: 0 P: 3	R: 0 E: 0 K: 0 S: 3 H: 0 LOB: 1 BB: 1 P: 7	R: 3 E: 1 K: 0 S: 7 H: 4 LOB: 1 BB: 0 P: 7	R: 0 E: 0 K: 0 S: 3 H: 1 LOB: 0 BB: 0 P: 3	R: 0 E: 0 K: 0 S: 4 H: 1 LOB: 1 BB: 0 P: 4	1B: 5 2B: 3 3B: 1 HR: 0 SF: 0 SAC: 1 DP: 2 HBP: 0		WP: 0 PB: 1 SB: 0 CS: 1 PA: 37		
<b>PITCHER</b> Whitey Ford, L ERA: 6.94 Tom Ferrick, R ERA: 4.89 (1, 1) (8, 1)	IP WLS BF H R ER SO BB IBB HBP BLK WP HR S P ERA WHIP	7.0 30 7 4 4 1 4 0 0 0 0 0 0 28 44 5.14 1.571	2.0 W 7 2 0 0 0 0 0 0 0 0 0 0 7 7 0.00 1.000	<b>PITCHER</b>										







Batter	1	2	3	4	5	6	7	8	9	AB R H RBI BB SO LOB	TOP											
Dom DiMaggio, R (1, 8) OBP: 0.426, SLG: 0.421	0-3 K		4-0 BB		0-0 4-3			4-0 HR BB		2 1 0 0 2 1 0												
6 Johnny Pesky, L (1, 5) OBP: 0.430, SLG: 0.400	0-0 6-3		0-0 F9			0-0 3-1		0-0 F8		4 0 0 0 0 0 2												
Ted Williams, L (1, 7) OBP: 0.471, SLG: 0.705	4-0 1B BB		0-0 4-3			4-0 BB		0-0 1-H HR		2 1 1 2 2 0 1												
Vern Stephens, R (1, 6) OBP: 0.378, SLG: 0.536	0-0 1-2 1B			0-0 6-3		0-0 P5		0-0 6-3		4 0 1 0 0 0 1												
Walt Dropo, R (1, 3) OBP: 0.402, SLG: 0.646	0-0 P4			0-0 P4		0-0 F9		0-0 6-3		4 0 0 0 0 0 3												
Bobby Doerr, R (1, 4) OBP: 0.379, SLG: 0.476		0-0 F7		0-0 1B		0-0 2-3		0-0 1B		4 0 2 0 0 0 0												
Al Zarilla, L (1, 9) OBP: 0.429, SLG: 0.477		0-0 4-3		0-0 P4		0-0 1-3		0-0 F8		4 0 0 0 0 0 2												
Matt Batts, R (1, 2) OBP: 0.291, SLG: 0.355 Clyde Vollmer, R (9, PH) OBP: 0.379, SLG: 0.488		0-0 4-3			0-0 F7		0-0 1B	0-3 K		3 0 1 0 0 0 0 1 0 0 0 0 1 1												
Dick Littlefield, L (1, 1) Ellis Kinder, R (6, 1) Billy Goodman, L (7, PH) Willard Nixon, L (7, 1) Tom Wright, L (9, PH) OBP: 0.343, SLG: 0.359			0-3 K		0-3 K		0-0 F7	0-0 F3		2 0 0 0 0 0 2 0 0 0 0 0 0 0 0 0 1 0 0 0 0 0 0 1 0 0 0 0 0 0 0 0 1 0 0 0 0 0 0 1												
<b>Inning Stats</b>	R: 0 E: 0 K: 1 S: 6	H: 1 LOB: 2 BB: 1 P: 10	R: 0 E: 0 K: 0 S: 3	H: 0 LOB: 0 BB: 0 P: 3	R: 0 E: 0 K: 1 S: 5	H: 0 LOB: 1 BB: 1 P: 9	R: 0 E: 0 K: 0 S: 4	H: 1 LOB: 1 BB: 0 P: 4	R: 0 E: 0 K: 1 S: 5	H: 0 LOB: 0 BB: 0 P: 5	R: 0 E: 0 K: 0 S: 3	H: 0 LOB: 1 BB: 1 P: 7	R: 0 E: 0 K: 0 S: 4	H: 1 LOB: 1 BB: 0 P: 4	R: 2 E: 0 K: 0 S: 4	H: 1 LOB: 0 BB: 1 P: 8	R: 0 E: 0 K: 1 S: 6	H: 1 LOB: 1 BB: 0 P: 6	1B: 4 2B: 0 3B: 0 HR: 1	SF: 0 SAC: 0 DP: 0 HBP: 0	WP: 0 PB: 0 SB: 0 CS: 0	PA: 36
<b>PITCHER</b> Allie Reynolds, R (1, 1) ERA: 3.52	IP: 9.0 WLS: W BF: 36 H: 5 R: 2 ER: 2 SO: 4 BB: 4 IBB: 0 HBP: 0 BLK: 0 WP: 0 HR: 1 S: 40 P: 56 ERA: 2.00 WHIP: 1.000											<b>PITCHER</b>	IP: WLS: BF: H: R: ER: SO: BB: IBB: HBP: BLK: WP: HR: S: P: ERA: WHIP:									

**Boston Red Sox @ New York Yankees**  
 Yankee Stadium, Bronx, NY  
 Fri Jul 07 1950, 3:33 AM EDT  
 Att: 58,375 - Unknown

[livebaseballscorecards.com](http://livebaseballscorecards.com)

AB	32
R	2
H	5
RBI	2
BB	4
SO	4
LOB	12



Batter	1	2	3	4	5	6	7	8	9
Phil Rizzuto, R OBP: 0.416, SLG: 0.426 (1, 6)	4-0 HR BB	0-3 K			0-3 K	0-0 CS 2-3	0-0 1-3	4-0 1-2 BB	
Gene Woodling, L OBP: 0.411, SLG: 0.449 (1, 7)	0-0 1-H HR		0-0 1-3		0-3 K		0-0 P4	0-0 F7	
Yogi Berra, L OBP: 0.375, SLG: 0.473 (1, 2)	0-3 K		0-3 K		0-0 P5		4-0 1B BB		
Joe DiMaggio, R OBP: 0.369, SLG: 0.545 (1, 8)	0-0 5-3		0-0 6-3			0-0 F9	0-0 1-2 1B		
Billy Johnson, R OBP: 0.393, SLG: 0.430 (1, 5)	0-0 F8			0-0 F8		0-0 F7	0-0 4-3		
Johnny Mize, L OBP: 0.386, SLG: 0.469 Joe Collins, L OBP: 0.311, SLG: 0.447 (1, 3) (7, 3)		0-0 G3		0-0 F7		4-0 HR BB	4-0 SH3-4 1B BB		
Cliff Mapes, L OBP: 0.382, SLG: 0.487 (1, 9)		0-0 4-3		4-0 BB		0-0 1-H HR	0-0 SH3-4		
Jerry Coleman, R OBP: 0.375, SLG: 0.390 (1, 4)		4-0 E 1B BB		0-0 F8		0-0 CS BB 1B	0-0 1B 2-H 1B		
Allie Reynolds, R OBP: 0.327, SLG: 0.279 (1, 1)		0-0 E7 1-3 1B			4-0 BB	4-0 1-2 BB	0-0 1-3 1B		

AB	R	H	RBI	BB	SO	LOB
3	1	0	0	2	2	3
5	1	1	2	0	1	3
3	0	0	0	1	2	1
4	0	1	0	0	0	0
4	0	0	0	0	0	2
2	1	0	0	1	0	0
0	1	0	0	1	0	0
2	1	1	2	1	0	0
3	0	2	1	1	0	1
2	0	2	0	2	0	0

**BOTTOM**

**Boston Red Sox @ New York Yankees**  
 Yankee Stadium, Bronx, NY

Fri Jul 07 1950, 3:33 AM EDT  
 Att. 58,375 - Unknown

livebaseballscorecards.com

AB	28
R	5
H	7
RBI	5
BB	9
SO	5
LOB	10



Inning Stats		R: 2	H: 1	E: 0	K: 1	S: 6	LOB: 0	BB: 1	P: 10
Inning Stats		R: 0	H: 1	E: 1	K: 1	S: 6	LOB: 2	BB: 1	P: 10
Inning Stats		R: 0	H: 0	E: 0	K: 1	S: 5	LOB: 0	BB: 0	P: 5
Inning Stats		R: 0	H: 0	E: 0	K: 0	S: 3	LOB: 1	BB: 1	P: 7
Inning Stats		R: 0	H: 0	E: 0	K: 2	S: 7	LOB: 1	BB: 1	P: 11
Inning Stats		R: 2	H: 2	E: 0	K: 0	S: 4	LOB: 1	BB: 2	P: 12
Inning Stats		R: 0	H: 1	E: 0	K: 0	S: 4	LOB: 2	BB: 1	P: 8
Inning Stats		R: 1	H: 2	E: 0	K: 0	S: 4	LOB: 2	BB: 2	P: 12

1B	2B	3B	HR	SF	SAC	DP	HBP
5	0	0	2	0	1	0	0

WP	PA
0	39

PITCHER	IP	WLS	BF	H	R	ER	SO	BB	IBB	HBP	BLK	WP	HR	S	P	ERA	WHIP
Dick Littlefield, L ERA: 6.35 (1, 1)	5.2	L	27	4	4	4	5	6	0	0	0	0	2	31	55	6.35	1.765
Ellis Kinder, R ERA: 4.91 (6, 1)	0.1		0	0	0	0	0	0	0	0	0	0	0	0	0	0.00	0.000
Willard Nixon, R ERA: 4.5 (7, 1)	2.0		11	3	1	1	0	3	0	0	0	0	8	20	4.50	3.000	

Batter	1	2	3	4	5	6	7	8	9	AB R H RBI BB SO LOB	TOP
<b>Dom DiMaggio, R</b> OBP: 0.424, SLG: 0.419 (1, 8) X	0-0 WP 5-3 6S 1B	0-0 5-3			0-3 K		0-3 K			4 1 1 0 0 2 0	<b>Boston Red Sox @ New York Yankees</b> Yankee Stadium, Bronx, NY Sat Jul 08 1950, 3:33 AM EDT Att: 41,579 - Unknown <a href="http://livebaseballscorecards.com">livebaseballscorecards.com</a>
<b>6 Johnny Pesky, L</b> OBP: 0.427, SLG: 0.395 (1, 5) B B B	4-0 5-3 WP 1-2 E BB		0-0 P4		0-0 G3		0-0 P2			3 1 0 0 1 0 0	
<b>Ted Williams, L</b> OBP: 0.472, SLG: 0.701 (1, 7) B B B	4-0 5-3 1-2 2-3 BB		0-0 P4		0-0 HR 1B		0-0 G3			3 1 1 0 1 0 0	
<b>Vern Stephens, R</b> OBP: 0.377, SLG: 0.542 (1, 6) X	0-0 F8		0-0 F8		0-0 1-H HR		0-0 P4			4 1 1 2 0 0 3	
<b>Walt Dropo, R</b> OBP: 0.397, SLG: 0.637 (1, 3) X	0-0 5-3 1-2 2-3 3-H		0-0 6-3		0-0 P4		0-0 5-3			4 0 0 1 0 0 2	
<b>Bobby Doerr, R</b> OBP: 0.374, SLG: 0.470 (1, 4) X	0-0 E6 3-H		0-0 6-3		0-0 1-3		0-0 1-3			4 0 0 0 0 0 1	
<b>Al Zarilla, L</b> OBP: 0.430, SLG: 0.482 (1, 9) X	0-0 P6		0-0 2B		0-0 FC6-4 1B		0-0 P2			4 0 2 0 0 0 2	
<b>Birdie Tebbetts, R</b> OBP: 0.404, SLG: 0.494 (1, 2) 0.0.0.0		0-3 K		0-3 K		0-0 FC6-4 1-2f		0-0 6-3		4 0 0 0 0 2 2	
<b>Walt Masterson, R</b> OBP: 0.095, SLG: 0.100 (1, 1) 0.0.0.0		0-3 K		0-3 K		0-3 K		0-3 K		3 0 0 0 0 3 0	
<b>Inning Stats</b>	R: 2 H: 1 E: 1 LOB: 2 K: 0 BB: 2 S: 5 P: 13	R: 0 H: 0 E: 0 LOB: 0 K: 2 BB: 0 P: 7	R: 0 H: 0 E: 0 LOB: 0 K: 1 BB: 0 P: 3	R: 0 H: 1 E: 0 LOB: 1 K: 1 BB: 0 P: 6	R: 0 H: 0 E: 0 LOB: 0 K: 2 BB: 0 P: 7	R: 2 H: 3 E: 0 LOB: 1 K: 0 BB: 0 S: 6 P: 6	R: 0 H: 0 E: 0 LOB: 0 K: 2 BB: 0 P: 7	R: 0 H: 0 E: 0 LOB: 0 K: 0 BB: 0 P: 3	R: 0 H: 0 E: 0 LOB: 0 K: 0 BB: 0 P: 3	1B: 3 SF: 0 2B: 1 SAC: 0 3B: 0 DP: 0 HR: 1 HBP: 0	WP: 1 PA: 35 PB: 0 SB: 1 CS: 0
<b>PITCHER</b> <b>Vic Raschi, R</b> (1, 1) ERA: 4.29	IP WLS BF H R ER SO BB IBB HBP BLK WP HR S P ERA WHIP										

AB	33
R	4
H	5
RBI	3
BB	2
SO	7
LOB	10





Batter	1	2	3	4	5	6	7	8	9	AB	R	H	RBI	BB	SO	LOB
Phil Rizzuto, R OBP: 0.418, SLG: 0.427 (1, 6)	0-0 F7		4-0 BB		0-0 CS 1B		0-0 F7		0-0 1B 1B	4	0	2	0	1	0	1
Gene Woodling, L OBP: 0.420, SLG: 0.449 (1, 7)	4-0 BB		0-0 P6		4-0 BB 1-2		4-0 BB 1-2		0-0 1B 1-2	2	0	1	0	3	0	2
Cliff Mapes, L OBP: 0.378, SLG: 0.478 (1, 9)	0-0 F8		0-3 K		4-0 BB 1-2		0-0 F8		0-0 F7	4	0	0	0	1	1	7
Joe DiMaggio, R OBP: 0.371, SLG: 0.543 (1, 8)	0-3 K			0-0 BB 1B	0-0 G6-4-3 1-2f			4-0 BB		3	1	1	0	1	1	3
Yogi Berra, L OBP: 0.373, SLG: 0.468 (1, 2)		0-0 4-3		4-0 BB 1B 1-2		0-0 F9		0-0 P4		3	1	0	0	1	0	1
Johnny Mize, L OBP: 0.377, SLG: 0.453 (1, 3)		0-0 P6		0-0 G1-6-3 1B 1-3 2-H		0-0 F9		0-0 F9		4	0	1	1	0	0	1
Billy Johnson, R OBP: 0.385, SLG: 0.420 (1, 5)		0-0 5-3		0-0 G1-6-3 1-2f 3-H		0-0 P5		0-0 P2		4	0	0	0	0	0	2
Jerry Coleman, R OBP: 0.378, SLG: 0.393 (1, 4)			0-0 BB 1B	0-0 FC4-6 1B		0-3 K		0-0 F9		3	0	2	0	0	1	0
Bobby Brown, L OBP: 0.313, SLG: 0.319 (9, PH)									0-0 F9	1	0	0	0	0	0	0
Vic Raschi, R OBP: 0.267, SLG: 0.214 (1, 1)			0-3 K	0-0 FC4-6 1-2f		4-0 BB BB		0-0 F8		2	0	0	0	1	1	2
Tommy Henrich, L OBP: 0.421, SLG: 0.688 (9, PH)										1	0	0	0	0	0	0

Inning Stats	R: 0	H: 0	E: 0	K: 1	S: 5	R: 0	H: 0	E: 0	K: 0	S: 3	R: 0	H: 1	E: 0	K: 2	S: 8	R: 2	H: 3	E: 0	K: 0	S: 5	R: 0	H: 1	E: 0	K: 0	S: 2	R: 0	H: 0	E: 0	K: 1	S: 5	R: 0	H: 0	E: 0	K: 0	S: 3	R: 0	H: 0	E: 0	K: 0	S: 3	R: 0	H: 2	E: 0	K: 0	S: 5	R: 0	H: 2	E: 0	K: 0	S: 5	1B: 7	2B: 0	3B: 0	HR: 0	SF: 0	SAC: 0	DP: 2	HBP: 0	WP: 0	PB: 0	SB: 0	CS: 1	PA: 39
PITCHER Walt Masterson, R ERA: 5.15 (1, 1)	IP	WLS	BF	H	R	ER	SO	BB	IBB	HBP	BLK	WP	HR	S	P	ERA	WHIP																			IP	WLS	BF	H	R	ER	SO	BB	IBB	HBP	BLK	WP	HR	S	P	ERA	WHIP											

**BOTTOM**

**Boston Red Sox @ New York Yankees**  
 Yankee Stadium, Bronx, NY

Sat Jul 08 1950, 3:33 AM EDT  
 Att. 41,579 - Unknown

livebaseballscores.com

AB	31
R	2
H	7
RBI	1
BB	8
SO	4
LOB	19



Batter	1	2	3	4	5	6	7	8	9	AB R H RBI BB SO LOB	TOP							
Dom DiMaggio, R (1, 8) OBP: 0.424, SLG: 0.419										0 0 0 0 0 0 0 0	<b>Boston Red Sox @ New York Yankees</b> Yankee Stadium, Bronx, NY Sun Jul 09 1950, 3:33 AM EDT Att. 53,097 - Unknown  <a href="http://livebaseballscorecards.com">livebaseballscorecards.com</a>							
6 Johnny Pesky, L (1, 5) OBP: 0.427, SLG: 0.395										0 0 0 0 0 0 0 0								
Ted Williams, L (1, 7) OBP: 0.472, SLG: 0.701										0 0 0 0 0 0 0 0								
Vern Stephens, R (1, 6) OBP: 0.377, SLG: 0.542										0 0 0 0 0 0 0 0								
Walt Dropo, R (1, 3) OBP: 0.397, SLG: 0.637										0 0 0 0 0 0 0 0								
Bobby Doerr, R (1, 4) OBP: 0.374, SLG: 0.470										0 0 0 0 0 0 0 0								
Clyde Vollmer, R (1, 9) OBP: 0.379, SLG: 0.488										0 0 0 0 0 0 0 0								
Birdie Tebbetts, R (1, 2) OBP: 0.404, SLG: 0.494										0 0 0 0 0 0 0 0								
Joe Dobson, R (1, 1) OBP: 0.319, SLG: 0.205	0 0 0 0 0 0 0 0	<b>AB 0</b> <b>R 0</b> <b>H 0</b> <b>RBI 0</b> <b>BB 0</b> <b>SO 0</b> <b>LOB 0</b>																
<b>Inning Stats</b>										1B: 0 SF: 0 2B: 0 SAC: 0 3B: 0 DP: 0 HR: 0 HBP: 0 WP: 0 PA: 0 PB: 0 SB: 0 CS: 0								
<b>PITCHER</b> Ed Lopat, L (1, 1) ERA: 3.95	IP	WLS	BF	H	R	ER	SO	BB	IBB	HBP	BLK	WP	HR	S	P	ERA	WHIP	<b>PITCHER</b> IP WLS BF H R ER SO BB IBB HBP BLK WP HR S P ERA WHIP







Batter	1	2	3	4	5	6	7	8	9	AB R H RBI BB SO LOB	TOP		
Dale Mitchell, L (1, 7) OBP: 0.370, SLG: 0.370	0-0 HBP 1B		4-0 G4-6-3 BB		0-0 F8		0-0 F8	0-0 1B		4 0 2 0 1 0 1			
Bob Kennedy, R (1, 9) OBP: 0.365, SLG: 0.451	0-0 F2		0-0 P6		0-3 K		0-0 L7	0-0 BB 1B		5 0 1 0 0 1 3			
Luke Easter, L (1, 3) OBP: 0.412, SLG: 0.570	0-3 K		0-0 G4-6-3 1-2f			4-0 SH3 1B BB	0-0 BB 1B	4-0 G5-4-3 BB		3 1 1 0 2 1 2			
Al Rosen, R (1, 5) OBP: 0.405, SLG: 0.634	1-0 1-2 HBP			0-3 K		0-0 SH3	4-0 BB	0-0 G5-4-3 1-2f		2 0 0 0 1 1 3			
Larry Doby, L (1, 8) OBP: 0.473, SLG: 0.535	0-0 3-1			0-0 B1-3		1-0 BB 1B F7 HBP	0-3 K		0-0 G3	4 1 0 0 0 1 4			
Ray Boone, R (1, 6) OBP: 0.442, SLG: 0.493		4-0 1B F2-4-6 BB		4-0 BB		0-0 BB 1B		0-3 K	0-0 P6	3 0 1 1 2 1 0			
Joe Gordon, R (1, 4) OBP: 0.315, SLG: 0.366			0-0 1-3 1B		0-0 L7	4-0 1-2 2-H BB		1-0 BB HR HBP	0-0 6-3	3 1 1 0 1 0 1			
Jim Hegan, R (1, 2) OBP: 0.328, SLG: 0.472		0-3 K			4-0 BB	0-0 F7		4-0 1-2 HR BB		2 1 0 1 2 1 4			
Bob Lemon, L (1, 1) OBP: 0.350, SLG: 0.472		0-0 F2-4-6 3-H			0-3 K	0-3 K		0-0 1-H 2-H HR		4 1 1 3 0 2 5			
<b>Inning Stats</b>	R: 0 E: 0 K: 1 S: 6 H: 1 LOB: 2 BB: 0 P: 7	R: 0 E: 0 K: 1 S: 5 H: 1 LOB: 1 BB: 1 P: 9	R: 0 E: 0 K: 0 S: 2 H: 0 LOB: 0 BB: 1 P: 6	R: 0 E: 0 K: 1 S: 5 H: 0 LOB: 1 BB: 1 P: 9	R: 0 E: 0 K: 2 S: 7 H: 0 LOB: 1 BB: 1 P: 11	R: 2 E: 0 K: 1 S: 6 H: 1 LOB: 2 BB: 2 P: 15	R: 0 E: 0 K: 1 S: 6 H: 1 LOB: 1 BB: 1 P: 10	R: 3 E: 0 K: 1 S: 7 H: 3 LOB: 2 BB: 2 P: 16	R: 0 E: 0 K: 0 S: 3 H: 0 LOB: 0 BB: 0 P: 3	1B: 6 2B: 1 3B: 0 HR: 1 SF: 0 SAC: 1 DP: 3 HBP: 3	WP: 0 PB: 0 SB: 0 CS: 0 PA: 43		
<b>PITCHER</b>	IP WLS BF H R ER SO BB IBB HBP BLK WP HR S P ERA WHIP											<b>PITCHER</b>	IP WLS BF H R ER SO BB IBB HBP BLK WP HR S P ERA WHIP
Tommy Byrne, L (1, 1) ERA: 4.92	7.1 L 38 7 5 5 8 8 0 3 0 0 1 43 78 6.14 2.045												
Joe Ostrowski, L (8, 1) ERA: 3.66	0.2 2 0 0 0 0 1 0 0 0 0 0 1 5 0.00 1.500												
Tom Ferrick, R (9, 1) ERA: 4.76	1.0 3 0 0 0 0 0 0 0 0 0 0 3 3 0.00 0.000												

Cleveland Indians @ New York Yankees  
 Yankee Stadium, Bronx, NY  
 Fri Jul 14 1950, 3:33 AM EDT  
 Att: 42,105 - Unknown

livebaseballscorecards.com

AB	30
R	5
H	7
RBI	5
BB	9
SO	8
LOB	23







Batter	1	2	3	4	5	6	7	8	9	10	AB R H RBI BB SO LOB	TOP												
Dale Mitchell, L OBP: 0.374, SLG: 0.371 (1, 7) S	0-3 K		0-0 3-1		4-0 SH1-4 1B BB		0-0 SH1-3 1B		0-0 FC5-6 1B		4 1 2 0 1 1 0	<b>Cleveland Indians @ New York Yankees</b> Yankee Stadium, Bronx, NY Sat Jul 15 1950, 3:33 AM EDT Att. 26,124 - Unknown												
Bob Kennedy, R OBP: 0.364, SLG: 0.450 (1, 9) X	0-0 FC6-4 1B		0-0 F3		0-0 SH1-4 1-2		0-0 SH1-3 1-2		0-0 FC5-6 1-2f		3 0 1 0 0 0 1													
Luke Easter, L OBP: 0.408, SLG: 0.563 (1, 3) X	0-0 FC6-4 1-2f		0-3 K		0-0 F3		0-0 F3 2-3 1B		0-0 F8		5 0 1 0 0 1 3													
Al Rosen, R OBP: 0.402, SLG: 0.627 (1, 5) X	0-0 F6			0-0 6-3	0-0 F3 2-H 1B		0-0 F5		0-0 F7		5 0 1 1 0 0 4													
Larry Doby, L OBP: 0.472, SLG: 0.533 (1, 8) X		0-0 1B 1B		0-0 G3	0-0 F8		0-0 F9			0-0 F9 SH1-4 1B	5 0 2 0 0 0 3													
Ray Boone, R OBP: 0.438, SLG: 0.484 (1, 6) X		0-0 F7		4-0 2B 3B BB		0-0 F8		0-0 5-3		0-0 SH1-4 1-2	3 1 0 0 1 0 1													
Joe Gordon, R OBP: 0.316, SLG: 0.369 (1, 4) X		0-0 F7		0-0 3B 2B		0-0 E5 FC5-4		0-0 6-3		4-0 BB	4 1 1 0 1 0 1													
Jim Hegan, R OBP: 0.333, SLG: 0.489 (1, 2) X		0-0 1-2 1B		0-0 3B 2-H 3-H		0-0 FC5-4 1-2f		0-0 2B		0-0 F9 2-3	5 0 3 2 0 0 3													
Bob Feller, R OBP: 0.111, SLG: 0.119 (1, 1) X		0-3 K		0-3 K		0-0 F8		0-0 6-3		0-0 F2	4 0 0 0 0 2 5													
Lou Boudreau, R OBP: 0.342, SLG: 0.347 (10, PH) X											1 0 0 0 0 0 2													
Early Wynn, S OBP: 0.400, SLG: 0.500 (10, 1) X											0 0 0 0 0 0 0													
<b>Inning Stats</b>	R: 0 E: 0 K: 1 S: 6	H: 1 LOB: 1 BB: 0 P: 6	R: 0 E: 0 K: 1 S: 7	H: 2 LOB: 2 BB: 0 P: 7	R: 0 E: 0 K: 1 S: 5	H: 0 LOB: 0 BB: 0 P: 5	R: 2 E: 0 K: 1 S: 7	H: 2 LOB: 1 BB: 1 P: 11	R: 1 E: 0 K: 0 S: 4	H: 1 LOB: 1 BB: 1 P: 8	R: 0 E: 1 K: 0 S: 4	H: 2 LOB: 2 BB: 0 P: 5	R: 0 E: 0 K: 0 S: 4	H: 1 LOB: 1 BB: 0 P: 4	R: 0 E: 0 K: 0 S: 4	H: 1 LOB: 1 BB: 0 P: 4	R: 0 E: 0 K: 0 S: 4	H: 1 LOB: 2 BB: 1 P: 8	R: 0 E: 0 K: 0 S: 4	H: 1 LOB: 2 BB: 1 P: 8	1B: 8 2B: 2 3B: 1 HR: 0	SF: 0 SAC: 3 DP: 0 HBP: 0	WP: 0 PB: 0 SB: 0 CS: 0	PA: 45
<b>PITCHER</b> Ed Lopat, L ERA: 3.65 (1, 1)	IP 10.0	WLS W	BF 45	H 11	R 3	ER 3	SO 4	BB 3	IBB 0	HBP 0	BLK 0	WP 0	HR 0	S 50	P 62	ERA 2.70	WHIP 1.400							

livebaseballscorecards.com

<b>AB</b>	<b>39</b>
<b>R</b>	<b>3</b>
<b>H</b>	<b>11</b>
<b>RBI</b>	<b>3</b>
<b>BB</b>	<b>3</b>
<b>SO</b>	<b>4</b>
<b>LOB</b>	<b>23</b>







Batter	1	2	3	4	5	6	7	8	9	AB R H RBI BB SO LOB	TOP											
Chico Carrasquel, R (1, 6) OBP: 0.383, SLG: 0.357	0-0 6-3		0-0 4-3		0-0 1-2 1B		0-0 F6		0-0 6-3	5 0 1 0 0 0 1	<b>Chicago White Sox @ New York Yankees</b> Yankee Stadium, Bronx, NY Sun Jul 16 1950, 3:33 AM EDT Unknown <a href="http://livebaseballscorecards.com">livebaseballscorecards.com</a>											
Dave Philley, S (1, 8) OBP: 0.302, SLG: 0.382	0-3 K		0-0 F9		0-0 F8			0-0 F9		4 0 0 0 0 1 2												
Marv Rickert, L (1, 9) OBP: 0.287, SLG: 0.308	0-3 K		0-0 4-3					0-0 1B		4 0 2 0 0 1 0												
Gus Zernial, R (1, 7) OBP: 0.345, SLG: 0.487		0-0 6-3		0-0 6-3		0-0 1-2 G3 1B		0-0 P6		4 0 1 0 0 0 1												
Eddie Robinson, L (1, 3) OBP: 0.395, SLG: 0.418		4-0 BB 1B BB		0-0 P6		0-0 1-2 2-3 G3		0-0 1-2 1B		3 1 1 0 1 0 2												
Hank Majeski, R (1, 5) OBP: 0.364, SLG: 0.385		4-0 BB BB BB BB		0-0 F8		0-3 SS SS K		0-3 SS SS K		2 0 0 0 1 1 2												
Gordon Goldsberry, L (8, PH) OBP: 0.443, SLG: 0.461		FC4-6 1-2 1B BB								1 0 0 0 0 1 2												
Floyd Baker, L (8, 5) OBP: 0.405, SLG: 0.361										0 0 0 0 0 0 0												
Phil Masi, R (1, 2) OBP: 0.390, SLG: 0.431		0-0 FC4-6 1-2 2-H 1B		0-0 F2		0-0 6-3		0-0 F2		4 0 1 1 0 0 2												
Nellie Fox, L (1, 4) OBP: 0.332, SLG: 0.328		0-0 FC4-6 1-2 2-3		0-0 F7			0-0 F8		4-0 BB BB BB	3 0 0 0 1 0 2												
Billy Pierce, L (1, 1) OBP: 0.302, SLG: 0.250		0-0 F7					0-0 4-3		0-3 SS SS K	3 0 1 0 0 0 2												
Mike McCormick, R (9, PH) OBP: 0.273, SLG: 0.167					0-0 1B 1B					1 0 0 0 0 1 1												
<b>Inning Stats</b>	R: 0 E: 0 K: 2 S: 7	H: 0 LOB: 0 BB: 0 P: 7	R: 1 E: 0 K: 0 S: 4	H: 1 LOB: 2 BB: 2 P: 12	R: 0 E: 0 K: 0 S: 3	H: 0 LOB: 0 BB: 0 P: 3	R: 0 E: 0 K: 0 S: 3	H: 0 LOB: 0 BB: 0 P: 3	R: 0 E: 0 K: 0 S: 5	H: 2 LOB: 2 BB: 0 P: 5	R: 0 E: 0 K: 1 S: 7	H: 2 LOB: 2 BB: 0 P: 7	R: 0 E: 0 K: 0 S: 3	H: 0 LOB: 0 BB: 0 P: 3	R: 0 E: 0 K: 1 S: 7	H: 2 LOB: 2 BB: 0 P: 7	R: 0 E: 0 K: 1 S: 5	H: 0 LOB: 1 BB: 1 P: 9	1B: 7 2B: 0 3B: 0 HR: 0	SF: 0 SAC: 0 DP: 0 HBP: 0	WP: 0 PB: 0 SB: 0 CS: 0	PA: 37
<b>PITCHER</b> Vic Raschi, R (1, 1) ERA: 4.07	IP: 9.0 WLS: W BF: 37 H: 7 R: 1 ER: 1 SO: 5 BB: 3 IBB: 0 HBP: 0 BLK: 0 WP: 0 HR: 0 S: 44 P: 56 ERA: 1.00 WHIP: 1.111											<b>PITCHER</b>	IP: 9.0 WLS: W BF: 37 H: 7 R: 1 ER: 1 SO: 5 BB: 3 IBB: 0 HBP: 0 BLK: 0 WP: 0 HR: 0 S: 44 P: 56 ERA: 1.00 WHIP: 1.111									





Batter	1	2	3	4	5	6	7	8	9	AB	R	H	RBI	BB	SO	LOB
Gene Woodling, L (1, 7) OBP: 0.409, SLG: 0.433	0-3 K	0-0 2B			0-0 F8		4-0 BB			3	0	1	2	1	1	0
Phil Rizzuto, R (1, 6) OBP: 0.417, SLG: 0.422	4-0 BB	0-0 F7			0-0 P4		0-0 FC5			3	0	0	0	1	0	3
Tommy Henrich, L (1, 3) OBP: 0.411, SLG: 0.644	0-0 F2		0-0 F9		0-0 P4			0-0 FC6-4		4	0	1	0	0	0	1
Joe Collins, L (8, PR) OBP: 0.304, SLG: 0.436	1-2							1B		0	0	0	0	0	0	0
Joe DiMaggio, R (1, 8) OBP: 0.377, SLG: 0.545	4-0 BB		0-0 1B			4-0 FC4-6		0-0 FC6-4		2	0	1	0	2	0	1
Bobby Brown, L (1, 5) OBP: 0.312, SLG: 0.325	0-0 1-3		0-0 F9			0-0 FC4-6		0-0 G3		4	0	0	0	0	0	5
Cliff Mapes, L (1, 9) OBP: 0.369, SLG: 0.459		0-3 K	0-0 F8			0-0 G4-6-3		0-0 5-3		4	0	0	0	0	1	4
Jerry Coleman, R (1, 4) OBP: 0.374, SLG: 0.389		0-0 6-3 1B 2B 1B		0-0 F8			0-0 5-3			3	1	1	0	0	0	0
Charles Silvera, R (1, 2) OBP: 0.227, SLG: 0.190		0-0 6-3 2B 1B		0-0 P6			0-0 FC1-6			3	1	2	0	0	0	0
Vic Raschi, R (1, 1) OBP: 0.250, SLG: 0.200		0-0 6-3		0-0 F9			0-0 FC1-6			3	0	0	0	0	0	3


Inning Stats	R: 0	H: 0	E: 0	K: 1	S: 5	R: 2	H: 3	E: 0	K: 1	S: 8	R: 0	H: 1	E: 0	K: 0	S: 4	R: 0	H: 0	E: 0	K: 0	S: 3	R: 0	H: 0	E: 0	K: 0	S: 3	R: 0	H: 0	E: 0	K: 0	S: 2	R: 0	H: 1	E: 0	K: 0	S: 4	R: 0	H: 1	E: 0	K: 0	S: 4
	LOB: 2	BB: 2	P: 13	LOB: 1	BB: 0	P: 8	LOB: 1	BB: 0	P: 4	LOB: 0	BB: 0	P: 3	LOB: 0	BB: 0	P: 3	LOB: 0	BB: 1	P: 6	LOB: 2	BB: 1	P: 8	LOB: 2	BB: 0	P: 4	LOB: 0	BB: 0	P: 4	LOB: 0	BB: 0	P: 4	LOB: 0	BB: 0	P: 4	LOB: 0	BB: 0	P: 4	LOB: 0	BB: 0	P: 4	

PITCHER	IP	WLS	BF	H	R	ER	SO	BB	IBB	HBP	BLK	WP	HR	S	P	ERA	WHIP	PITCHER	IP	WLS	BF	H	R	ER	SO	BB	IBB	HBP	BLK	WP	HR	S	P	ERA	WHIP						
Billy Pierce, L (1, 1) ERA: 4.61	8.0	L	33	6	2	2	2	4	0	0	0	0	0	33	49	2.25	1.250																								

**BOTTOM**

**Chicago White Sox @ New York Yankees**  
 Yankee Stadium, Bronx, NY  
 Sun Jul 16 1950, 3:33 AM EDT  
 Unknown

<b>AB</b>	<b>29</b>
<b>R</b>	<b>2</b>
<b>H</b>	<b>6</b>
<b>RBI</b>	<b>2</b>
<b>BB</b>	<b>4</b>
<b>SO</b>	<b>2</b>
<b>LOB</b>	<b>17</b>



WP	PA	CS
0	33	0

Chicago White Sox @ New York Yankees  
 Yankee Stadium, Bronx, NY

Sun Jul 16 1950, 3:38 AM EDT  
 Att: 21,249 - Unknown

AB	38
R	5
H	13
RBI	5
BB	2
SO	5
LOB	27



Batter	1	2	3	4	5	6	7	8	9	AB	R	H	RBI	BB	SO	LOB	TOP					
Chico Carrasquel, R OBP: 0.381, SLG: 0.355 (1, 6) X	0-0 6-3	0-0 P3		0-3 K		0-0 L5-6 2-H 1B		0-0 SH1-4 1-2		4	0	1	1	0	1	2						
Dave Philley, S OBP: 0.301, SLG: 0.379 (1, 8) X	0-0 HBP 1B		0-3 K	0-0 4-3		0-0 L5-6 2-2		0-0 F7		5	0	1	0	0	1	2						
Mary Rickert, L OBP: 0.284, SLG: 0.305 (1, 9) X	0-0 F7		0-3 K	0-3 K			0-0 FC1-5 1B	0-0 F9		5	0	1	0	0	2	2						
Gus Zernial, R OBP: 0.352, SLG: 0.490 (1, 7) H	1-0 HBP 1B		0-0 BB 1B		0-0 1B		0-0 FC4-6 1-2 1B	0-3 K		4	2	3	0	0	1	0						
Eddie Robinson, L OBP: 0.395, SLG: 0.413 (1, 3) X	0-0 P5		4-0 1B BB		0-0 F8		0-0 FC1-5 1-2 2-3f 1B	4-0 2B BB		3	1	0	0	2	0	5						
Floyd Baker, L OBP: 0.426, SLG: 0.415 (1, 5) X		0-0 1B 1B	0-0 1B 1B		0-0 P5		0-0 FC4-6 1-2f 2-3 1B	0-0 2B		5	1	3	1	0	0	3						
Nellie Fox, L OBP: 0.338, SLG: 0.335 (1, 4) X		0-0 1-2 1B	0-0 1-2 2-H 1B		0-0 P4		0-0 1-2 3-H 1B	0-0 1-3		5	0	3	2	0	0	3						
Gus Niarhos, R OBP: 0.448, SLG: 0.400 (1, 2) X		0-0 F9	0-0 1-3 2-H 1B		0-0 1B HBP	1-0 SH2-4 1B	0-0 FC5 2-3f	0-0 F7		4	1	1	1	0	0	6						
Bob Cain, L OBP: 0.237, SLG: 0.229 (1, 1) X		0-0 F7	0-0 F7		0-0 SH2-4		0-0 E3 SH1-4			3	0	0	0	0	0	4						
<b>Inning Stats</b>	R: 0 E: 0 K: 0 S: 4	H: 1 LOB: 2 BB: 0 P: 5	R: 0 E: 0 K: 0 S: 5	H: 2 LOB: 2 BB: 0 P: 5	R: 3 E: 0 K: 2 S: 11	H: 4 LOB: 2 BB: 1 P: 15	R: 0 E: 0 K: 2 S: 7	H: 0 LOB: 0 BB: 0 P: 7	R: 0 E: 0 K: 0 S: 4	H: 1 LOB: 1 BB: 0 P: 4	R: 1 E: 0 K: 0 S: 3	H: 1 LOB: 0 BB: 0 P: 4	R: 1 E: 0 K: 0 S: 6	H: 3 LOB: 2 BB: 0 P: 6	R: 0 E: 1 K: 0 S: 4	H: 0 LOB: 1 BB: 0 P: 4	R: 0 E: 0 K: 1 S: 6	H: 1 LOB: 2 BB: 1 P: 10	1B: 12 2B: 2 3B: 0 HR: 0	SF: 0 SAC: 2 DP: 1 HBP: 2	WP: 0 PB: 0 SB: 0 CS: 0	PA: 44
<b>PITCHER</b>	IP WLS BF H R ER SO BB IBB HBP BLK WP HR S P ERA WHIP																	<b>PITCHER</b>	IP WLS BF H R ER SO BB IBB HBP BLK WP HR S P ERA WHIP			
Allie Reynolds, R ERA: 3.67 (1, 1)	7.0 L 35 12 5 5 4 1 0 2 0 0 0 40 46 6.43 1.857																					
Fred Sanford, R ERA: 4.97 (8, 1)	2.0 9 1 0 0 1 1 0 0 0 0 0 0 10 14 0.00 1.000																					

livebaseballscorecards.com



BOTTOM

Chicago White Sox @ New York Yankees  
Yankee Stadium, Bronx, NY  
Sun Jul 16 1950, 3:38 AM EDT  
Att. 21,249 - Unknown

livebaseballscorecards.com

AB	33
R	2
H	7
RBI	2
BB	5
SO	4
LOB	19



WP:	0	PA:	39
PB:	0	SB:	0
CS:	0		

AB R H RBI BB SO LOB

5 0 2 1 0 0 3

4 0 1 0 0 0 2

5 0 1 0 0 1 3

3 0 0 0 1 1 3

2 1 0 0 2 0 1

4 0 0 0 0 0 3

3 1 2 1 1 0 0

2 0 0 0 0 0 2

1 0 0 0 0 1 0

0 0 0 0 0 0 0

1 0 0 0 1 0 0

1 0 0 0 0 0 0

0 0 0 0 0 0 0

1 0 0 0 0 1 2

1B: 4 SF: 0

2B: 1 SAC: 0

3B: 2 DP: 1

HR: 0 HBP: 1

WP: 0 PA: 39

PB: 0 SB: 0

CS: 0

1B: 4 SF: 0

2B: 1 SAC: 0

3B: 2 DP: 1

HR: 0 HBP: 1

WP: 0 PA: 39

PB: 0 SB: 0

CS: 0

1B: 4 SF: 0

2B: 1 SAC: 0

3B: 2 DP: 1

HR: 0 HBP: 1

WP: 0 PA: 39

PB: 0 SB: 0

CS: 0

1B: 4 SF: 0

2B: 1 SAC: 0

3B: 2 DP: 1

HR: 0 HBP: 1

WP: 0 PA: 39

PB: 0 SB: 0

CS: 0

1B: 4 SF: 0

2B: 1 SAC: 0

3B: 2 DP: 1

HR: 0 HBP: 1

WP: 0 PA: 39

PB: 0 SB: 0

CS: 0

1B: 4 SF: 0

2B: 1 SAC: 0

3B: 2 DP: 1

HR: 0 HBP: 1

WP: 0 PA: 39

PB: 0 SB: 0

CS: 0

1B: 4 SF: 0

2B: 1 SAC: 0

3B: 2 DP: 1

HR: 0 HBP: 1

WP: 0 PA: 39

PB: 0 SB: 0

CS: 0

1B: 4 SF: 0

2B: 1 SAC: 0

3B: 2 DP: 1

HR: 0 HBP: 1

WP: 0 PA: 39

PB: 0 SB: 0

CS: 0

1B: 4 SF: 0

2B: 1 SAC: 0

3B: 2 DP: 1

HR: 0 HBP: 1

WP: 0 PA: 39

PB: 0 SB: 0

CS: 0

1B: 4 SF: 0

2B: 1 SAC: 0

3B: 2 DP: 1

HR: 0 HBP: 1

WP: 0 PA: 39

PB: 0 SB: 0

CS: 0

1B: 4 SF: 0

2B: 1 SAC: 0

3B: 2 DP: 1

HR: 0 HBP: 1

WP: 0 PA: 39

PB: 0 SB: 0

CS: 0

1B: 4 SF: 0

2B: 1 SAC: 0

3B: 2 DP: 1

HR: 0 HBP: 1

WP: 0 PA: 39

PB: 0 SB: 0

CS: 0

1B: 4 SF: 0

2B: 1 SAC: 0

3B: 2 DP: 1

HR: 0 HBP: 1

WP: 0 PA: 39

PB: 0 SB: 0

CS: 0

1B: 4 SF: 0

2B: 1 SAC: 0

3B: 2 DP: 1

HR: 0 HBP: 1

WP: 0 PA: 39

PB: 0 SB: 0

CS: 0

1B: 4 SF: 0

2B: 1 SAC: 0

3B: 2 DP: 1

HR: 0 HBP: 1

WP: 0 PA: 39

PB: 0 SB: 0

CS: 0

1B: 4 SF: 0

2B: 1 SAC: 0

3B: 2 DP: 1

HR: 0 HBP: 1

WP: 0 PA: 39

PB: 0 SB: 0

CS: 0

1B: 4 SF: 0

2B: 1 SAC: 0

3B: 2 DP: 1

HR: 0 HBP: 1

WP: 0 PA: 39

PB: 0 SB: 0

CS: 0

1B: 4 SF: 0

2B: 1 SAC: 0

3B: 2 DP: 1

HR: 0 HBP: 1

WP: 0 PA: 39

PB: 0 SB: 0

CS: 0

1B: 4 SF: 0

2B: 1 SAC: 0

3B: 2 DP: 1

HR: 0 HBP: 1

WP: 0 PA: 39

PB: 0 SB: 0

CS: 0

1B: 4 SF: 0

2B: 1 SAC: 0

3B: 2 DP: 1

HR: 0 HBP: 1

WP: 0 PA: 39

PB: 0 SB: 0

CS: 0

1B: 4 SF: 0

2B: 1 SAC: 0

3B: 2 DP: 1

HR: 0 HBP: 1

WP: 0 PA: 39

PB: 0 SB: 0

CS: 0

1B: 4 SF: 0

2B: 1 SAC: 0

3B: 2 DP: 1

HR: 0 HBP: 1

WP: 0 PA: 39

PB: 0 SB: 0

CS: 0

1B: 4 SF: 0

2B: 1 SAC: 0

3B: 2 DP: 1

HR: 0 HBP: 1

WP: 0 PA: 39

PB: 0 SB: 0

CS: 0

1B: 4 SF: 0

2B: 1 SAC: 0

3B: 2 DP: 1

HR: 0 HBP: 1

WP: 0 PA: 39

PB: 0 SB: 0

CS: 0

1B: 4 SF: 0

2B: 1 SAC: 0

3B: 2 DP: 1

HR: 0 HBP: 1

WP: 0 PA: 39

PB: 0 SB: 0

CS: 0

1B: 4 SF: 0

2B: 1 SAC: 0

3B: 2 DP: 1

HR: 0 HBP: 1

WP: 0 PA: 39

PB: 0 SB: 0

CS: 0

1B: 4 SF: 0

2B: 1 SAC: 0

3B: 2 DP: 1

HR: 0 HBP: 1

WP: 0 PA: 39

PB: 0 SB: 0

CS: 0

1B: 4 SF: 0

2B: 1 SAC: 0

3B: 2 DP: 1

HR: 0 HBP: 1

WP: 0 PA: 39

PB: 0 SB: 0

CS: 0

1B: 4 SF: 0

2B: 1 SAC: 0

3B: 2 DP: 1

HR: 0 HBP: 1

WP: 0 PA: 39

PB: 0 SB: 0

CS: 0

1B: 4 SF: 0

2B: 1 SAC: 0

3B: 2 DP: 1

HR: 0 HBP: 1

WP: 0 PA: 39

PB: 0 SB: 0

CS: 0

1B: 4 SF: 0

2B: 1 SAC: 0

3B: 2 DP: 1

HR: 0 HBP: 1

WP: 0 PA: 39

PB: 0 SB: 0

CS: 0

1B: 4 SF: 0

2B: 1 SAC: 0

3B: 2 DP: 1

HR: 0 HBP: 1

WP: 0 PA: 39

PB: 0 SB: 0

CS: 0

1B: 4 SF: 0

2B: 1 SAC: 0

3B: 2 DP: 1

HR: 0 HBP: 1

WP: 0 PA: 39

PB: 0 SB: 0

CS: 0

1B: 4 SF: 0

2B: 1 SAC: 0

3B: 2 DP: 1

HR: 0 HBP: 1

WP: 0 PA: 39

PB: 0 SB: 0

CS: 0

1B: 4 SF: 0

2B: 1 SAC: 0

3B: 2 DP: 1

HR: 0 HBP: 1

WP: 0 PA: 39

PB: 0 SB: 0

CS: 0

1B: 4 SF: 0


2B: 1 SAC: 0

3B: 2 DP: 1

HR: 0 HBP: 1

WP: 0 PA: 39

PB: 0 SB: 0

Batter	1	2	3	4	5	6	7	8	9	AB R H RBI BB SO LOB	TOP											
Chico Carrasquel, R OBP: 0.387, SLG: 0.368 (1, 6)	0-0 BB 1B		1-0 2B 1B HBP		0-0 5-3			0-0 HR	4-0 BB	3 2 2 1 1 0 0												
Dave Philley, S OBP: 0.305, SLG: 0.383 (1, 9) (8, 8)	4-0 1-2 BB		0-0 1-3 2B		0-0 L1-3 1B			0-0 F4	0-0 F5	4 1 2 0 1 0 1												
Phil Masi, R OBP: 0.388, SLG: 0.427 (1, 2)	0-3 K		0-0 G6-4-3 1B		0-0 L1-3			0-0 F2		4 0 1 2 0 1 3												
Gus Zernial, R OBP: 0.350, SLG: 0.487 (1, 7)	0-0 F1		0-0 G6-4-3 1B					0-0 1B BB 1B		4 0 1 0 0 0 3												
Eddie Robinson, L OBP: 0.393, SLG: 0.409 (1, 3) Billy Pierce, L OBP: 0.302, SLG: 0.250 (8, PR) Gordon Goldsberry, L OBP: 0.443, SLG: 0.461 (8, 3)	0-3 K		0-0 F7					4-0 1B BB 1-2 BB		3 0 0 0 1 1 2 0 0 0 0 0 0 0 0 0 0 0 0 0 0												
Hank Majeski, R OBP: 0.362, SLG: 0.383 (1, 5)		0-0 F9		0-0 6-3				0-0 F4		4 0 1 0 0 0 0												
Mike McCormick, R OBP: 0.280, SLG: 0.190 (1, 8) Mary Rickert, L OBP: 0.282, SLG: 0.303 (8, PH) (8, 9)		0-0 F9		0-0 1B				0-0 F9	0-3 K	3 0 1 0 0 0 0 1 0 0 0 0 1 3	AB 33 R 3 H 8 RBI 3 BB 4 SO 4 LOB 15											
Nellie Fox, L OBP: 0.337, SLG: 0.330 (1, 4)		4-0 BB		0-0 F3				0-0 F6		3 0 0 0 1 0 1												
Bill Wight, L OBP: 0.417, SLG: 0.405 (1, 1) Floyd Baker, L OBP: 0.417, SLG: 0.405 (9, PH)		0-3 K		0-0 F8				0-0 4-3	0-0 4-3	3 0 0 0 0 1 2 1 0 0 0 0 0 0												
<b>Inning Stats</b>	R: 0 E: 0 K: 2 S: 8	H: 1 LOB: 2 BB: 1 P: 12	R: 0 E: 0 K: 1 S: 5	H: 0 LOB: 1 BB: 1 P: 9	R: 2 E: 0 K: 0 S: 4	H: 2 LOB: 0 BB: 0 P: 5	R: 0 E: 0 K: 0 S: 4	H: 1 LOB: 1 BB: 0 P: 4	R: 0 E: 0 K: 0 S: 3	H: 1 LOB: 0 BB: 0 P: 3	R: 0 E: 0 K: 0 S: 3	H: 0 LOB: 0 BB: 0 P: 3	R: 0 E: 0 K: 0 S: 3	H: 0 LOB: 0 BB: 0 P: 3	R: 1 E: 0 K: 1 S: 8	H: 3 LOB: 3 BB: 1 P: 12	R: 0 E: 0 K: 0 S: 3	H: 0 LOB: 1 BB: 1 P: 7	1B: 6 2B: 2 3B: 0 HR: 1	SF: 0 SAC: 0 DP: 2 HBP: 1	WP: 0 PB: 0 SB: 0 CS: 0	PA: 38
<b>PITCHER</b>	IP WLS BF H R ER SO BB IBB HBP BLK WP HR S P ERA WHIP																					
Whitey Ford, L ERA: 5.59 (1, 1)	7.2 W 33 8 3 3 3 3 0 1 0 0 0 1 35 48 3.52 1.435																					
Tom Ferrick, R ERA: 4.61 (8, 1)	1.1 S 5 0 0 0 1 1 0 0 0 0 0 0 6 10 0.00 0.750																					

Chicago White Sox @ New York Yankees  
 Yankee Stadium, Bronx, NY  
 Mon Jul 17 1950, 3:33 AM EDT  
 Att: 24,218 - Unknown

livebaseballscorecards.com









Batter	1	2	3	4	5	6	7	8	9	AB	R	H	RBI	BB	SO	LOB
Gene Woodling, L (1, 7) OBP: 0.405, SLG: 0.437	0-0 L8		0-0 E3		0-0 1B 1B	0-0 1-3	P4			5	1	1	1	1	0	1
Phil Rizzuto, R (1, 6) OBP: 0.421, SLG: 0.420 Billy Martin, R (9, 4) OBP: 0.417, SLG: 0.455	0-0 5-3		0-3 K		0-0 1B 2B 1B	0-0 E7 1B	E 1B	F7		6	3	3	0	0	1	5
Hank Bauer, R (1, 9) OBP: 0.399, SLG: 0.541 Jackie Jensen, R (8, PR) OBP: 0.195, SLG: 0.135	0-0 6-3		0-0 1-3		0-0 2B 1B 1B	0-0 1B 1B	E6 1B 2B	E S 1B		6	3	3	2	0	0	2
Johnny Mize, L (1, 3) OBP: 0.418, SLG: 0.603 Joe Collins, L (7, 3) OBP: 0.306, SLG: 0.437		4-0 G4-6-3 BB		4-0 FC3-6 1B BB	0-0 1B F7 2B	0-0 1B BB 1B	0-0 1-2 2B 1B	0-3 K		2	2	2	1	2	0	0
Yogi Berra, L (1, 2) OBP: 0.382, SLG: 0.479 Charles Silvera, R (8, PR) OBP: 0.227, SLG: 0.190		0-0 P3		0-0 F8	0-0 F7 BB 1B	4-0 BB 1B FC6-4 BB	0-0 1B 2B	0-0 1B 1B		5	2	3	4	1	0	2
Bobby Brown, L (1, 5) OBP: 0.323, SLG: 0.323		0-0 G4-6-3		0-0 FC3-6 1B	4-0 F7 BB	0-0 FC6-4 BB 1B	0-0 1B 1B	0-0 1B 1B		5	1	4	3	1	0	1
Cliff Mapes, L (1, 8) OBP: 0.361, SLG: 0.441			0-0 3-1	0-0 FC3-6 FC6-4	0-0 F7	4-0 FC6-4 BB	0-0 1B 1B	0-0 P4		5	0	1	2	1	0	5
Jerry Coleman, R (1, 4) OBP: 0.377, SLG: 0.397			0-0 1B E 1B	0-0 FC6-4	4-0 BB	0-0 FC6-4	0-0 F3	0-0 F9		5	1	1	1	1	0	7
Ed Lopat, L (1, 1) OBP: 0.424, SLG: 0.367			0-0 E 1B		4-3	0-0 G3	0-0 BB 1B			5	0	2	1	0	0	5

Inning Stats	R: 0	H: 0	E: 0	K: 0	S: 3	R: 0	H: 0	E: 0	K: 0	S: 2	R: 1	H: 2	E: 1	K: 1	S: 8	R: 0	H: 1	E: 0	K: 0	S: 4	R: 4	H: 5	E: 0	K: 0	S: 8	R: 4	H: 4	E: 1	K: 0	S: 7	R: 5	H: 6	E: 1	K: 0	S: 10	R: 2	H: 3	E: 0	K: 1	S: 8	1B: 19	2B: 2	3B: 0	HR: 0	SF: 0	SAC: 0	DP: 1	HBP: 0	WP: 0	PB: 0	SB: 1	CS: 0	PA: 53
--------------	------	------	------	------	------	------	------	------	------	------	------	------	------	------	------	------	------	------	------	------	------	------	------	------	------	------	------	------	------	------	------	------	------	------	-------	------	------	------	------	------	--------	-------	-------	-------	-------	--------	-------	--------	-------	-------	-------	-------	--------


PITCHER	IP	WLS	BF	H	R	ER	SO	BB	IBB	HBP	BLK	WP	HR	S	P	ERA	WHIP
Al Widmar, R (1, 1) ERA: 4.31	5.0	L	27	8	5	4	1	4	0	0	0	0	0	25	41	7.20	2.400
Duane Pilette, R (6, 1) ERA: 8.05	1.1		14	7	8	7	0	2	0	0	0	0	0	12	20	47.25	6.750
Jack Bruner, L (7, 1) ERA: 2.66	0.0		1	1	0	0	0	0	0	0	0	0	0	1	1	∞	∞
Stubby Overmire, L (7, 1) ERA: 6.15	1.2		11	5	3	2	1	1	0	0	0	0	0	12	16	10.80	3.600

**BOTTOM**

**St. Louis Browns @ New York Yankees**  
 Yankee Stadium, Bronx, NY  
 Wed Jul 19 1950, 3:33 AM EDT  
 Unknown

livebaseballscorecards.com

<b>AB</b>	<b>46</b>
<b>R</b>	<b>16</b>
<b>H</b>	<b>21</b>
<b>RBI</b>	<b>15</b>
<b>BB</b>	<b>7</b>
<b>SO</b>	<b>2</b>
<b>LOB</b>	<b>29</b>









Batter	1	2	3	4	5	6	7	8	9	AB R H RBI BB SO LOB	TOP																									
Johnny Lipon, R (1, 6) OBP: 0.384, SLG: 0.377	0-3 K2-3		4-0 L4-3 BB		0-0 2B 1B	0-0 P2			4-0 FC5-4 BB	3 1 1 0 2 1 0																										
Jerry Priddy, R (1, 4) OBP: 0.369, SLG: 0.390	0-0 E4		0-0 L4-3		0-0 2B 1B		0-0 1-3		0-3 K	5 1 1 1 0 1 4																										
George Kell, R (1, 5) OBP: 0.420, SLG: 0.509	0-3 K			0-0 5-3	0-0 1B 2B		0-0 1-3		0-0 FC5-4	5 1 1 3 0 1 3																										
Pat Mullin, L (1, 9) OBP: 0.246, SLG: 0.259	0-3 K			0-0 P6	0-0 F7		0-0 3-1		0-0 P2	5 0 0 0 0 1 4																										
Hoot Evers, R (1, 7) OBP: 0.410, SLG: 0.637		0-0 P6		0-0 BB 1B	4-0 1B BB			0-3 K		3 0 1 0 1 1 0																										
Johnny Groth, R (1, 8) OBP: 0.398, SLG: 0.453		0-0 G3 1B		4-0 1-2 BB	0-0 1-2 2-H 1B			0-0 5-3		3 0 2 1 1 0 0																										
Aaron Robinson, L (1, 2) OBP: 0.424, SLG: 0.415 Frank House, L (8, 2)		0-0 G3		0-3 K	0-0 F9			0-0 P4		4 0 0 0 0 1 5 0 0 0 0 0 0 0																										
Don Kolloway, R (1, 3) OBP: 0.317, SLG: 0.446		0-0 P3			0-0 F9	0-0 G6-3 1B			0-0 BB FC5-4 1B	4 1 2 0 0 0 1																										
Ted Gray, S (1, 1) OBP: 0.250, SLG: 0.225 Marlin Stuart, L (3, 1) Paul Calvert, R (5, 1) Neil Berry, R (9, PH)			0-3 K		4-0 1B BB	0-0 G6-3			4-0 FC5-4 BB	1 0 0 0 0 1 0 0 1 0 0 1 0 0 1 0 0 0 0 0 1 0 0 0 0 1 0 0																										
<b>Inning Stats</b>	R: 0 E: 1 K: 3 S: 10	H: 0 LOB: 1 BB: 0 P: 10	R: 0 E: 0 K: 0 S: 4	H: 1 LOB: 1 BB: 0 P: 4	R: 0 E: 0 K: 1 S: 4	H: 0 LOB: 0 BB: 1 P: 8	R: 0 E: 0 K: 1 S: 6	H: 1 LOB: 2 BB: 1 P: 10	R: 4 E: 0 K: 0 S: 7	H: 4 LOB: 2 BB: 2 P: 15	R: 0 E: 0 K: 0 S: 3	H: 1 LOB: 0 BB: 0 P: 3	R: 0 E: 0 K: 0 S: 3	H: 0 LOB: 0 BB: 0 P: 3	R: 0 E: 0 K: 1 S: 5	H: 0 LOB: 0 BB: 0 P: 5	R: 1 E: 0 K: 1 S: 6	H: 1 LOB: 2 BB: 2 P: 14	1B: 7 2B: 2 3B: 0 HR: 0	SF: 0 SAC: 0 DP: 2 HBP: 0	WP: 0 PB: 0 SB: 0 CS: 0	PA: 40														
<b>PITCHER</b>	IP WLS BF H R ER SO BB IBB HBP BLK WP HR S P ERA WHIP																																			
Vic Raschi, R (1, 1) ERA: 4.19	4.2		24	6	4	4	5	4	0	0	0	0	0	30	46	7.71	2.143																			
Tom Ferrick, R (5, 1) ERA: 4.17	2.1	W	7	1	0	0	0	0	0	0	0	0	0	7	7	0.00	0.429																			
Joe Page, L (8, 1) ERA: 4.58	2.0	S	9	1	1	1	2	2	0	0	0	0	0	11	19	4.50	1.500																			

**Detroit Tigers @ New York Yankees**  
 Yankee Stadium, Bronx, NY  
 Fri Jul 21 1950, 3:33 AM EDT  
 Att: 62,823 - Unknown

[livebaseballscorecards.com](http://livebaseballscorecards.com)

<b>AB</b>	<b>34</b>
<b>R</b>	<b>5</b>
<b>H</b>	<b>8</b>
<b>RBI</b>	<b>5</b>
<b>BB</b>	<b>6</b>
<b>SO</b>	<b>7</b>
<b>LOB</b>	<b>18</b>





BOTTOM

Detroit Tigers @ New York Yankees  
Yankee Stadium, Bronx, NY  
Fri Jul 21 1950, 3:33 AM EDT  
Att. 62,823 - Unknown

livebaseballscorecards.com

AB 41  
R 14  
H 18  
RBI 14  
BB 6  
SO 0  
LOB 25



WP: 1 PA: 49  
PB: 0  
SB: 1  
CS: 1

AB R H RBI BB SO LOB

3 2 0 0 3 0 2

5 1 3 2 0 0 4

6 2 2 3 0 0 5

5 2 4 5 0 0 1

0 0 0 0 0 0 0

5 2 4 1 0 0 0

5 0 1 1 0 0 5

4 1 1 0 1 0 4

0 0 0 0 0 0 0

4 2 2 0 1 0 2

2 1 1 2 0 0 1

1 1 0 0 1 0 1

1 0 0 0 0 0 0

1B: 13 SF: 0  
2B: 2 SAC: 1  
3B: 1 DP: 0  
HR: 2 HBP: 0

Batter	1	2	3	4	5	6	7	8	9
Gene Woodling, L (1, 7) OBP: 0.401, SLG: 0.424	4-0 SH1-3 1B BB	0-0 P4	4-0 1-2 2-3 BB		4-0 1-2 HR BB		0-0 F8	0-0 3-1	
Phil Rizzuto, R (1, 6) OBP: 0.421, SLG: 0.427	0-0 SH1-3	0-0	0-0 F7		0-0 F9		0-0 HR 1B	0-0 2B	
Hank Bauer, R (1, 9) OBP: 0.388, SLG: 0.522	0-0 2-H 1B 1B	0-0 F9	0-0 F7		0-0 1-2 2-H HR 1B		0-0 L8	0-0 F9	
Johnny Mize, L (1, 3) OBP: 0.455, SLG: 0.740	0-0	0-0 P6		0-0 FC3-6 1B	0-0		0-0 HR		
Joe Collins, L (8, 3) OBP: 0.306, SLG: 0.437	1-3 BLK 1B 1B			1-2 FC3-6 1B	1-1 2-H HR				
Joe DiMaggio, R (1, 8) OBP: 0.383, SLG: 0.552	0-0 1-2 3-H BLK 1B		0-0 1B 2B	1-2 FC3-6 1B	0-0 P5		0-0 3B 1B		
Yogi Berra, L (1, 2) OBP: 0.381, SLG: 0.481	0-0 P6		0-0 P4	0-0 L8		0-0 6-3	0-0 3B		
Bobby Brown, L (1, 5) OBP: 0.330, SLG: 0.324	0-0 P5		0-0 S 1B	0-0 FC3-6 CS		0-0 F7	4-0 BB		
Billy Johnson, R (8, 5) OBP: 0.374, SLG: 0.398	1-2 2-3		2-3 1B 1B	1-2 2-3					
Jerry Coleman, R (1, 4) OBP: 0.376, SLG: 0.394		0-0 1B E 1B	4-0 BB 1B F7 BB	0-0 CS	0-0 F9	0-0 1B	0-0 4-3		
Vic Raschi, R (1, 1) OBP: 0.260, SLG: 0.213		0-0 FC6			4-0 WP 1B BB			0-0 4-3	
Tom Ferrick, R (5, 1) OBP: 0.300, SLG: 0.125		1-2 1B F9	1-2 BB 1B						
Joe Page, L (8, 1) OBP: 0.375, SLG: 0.429			1-2 2-H 3-H 1B						

Inning Stats	R: 2 E: 0 K: 0 S: 6	H: 3 LOB: 2 BB: 1 P: 10	R: 2 E: 1 K: 0 S: 6	H: 2 LOB: 1 BB: 0 P: 6	R: 3 E: 0 K: 0 S: 6	H: 3 LOB: 2 BB: 2 P: 14	R: 0 E: 0 K: 0 S: 4	H: 2 LOB: 1 BB: 0 P: 4	R: 4 E: 0 K: 0 S: 5	H: 2 LOB: 0 BB: 2 P: 13	R: 0 E: 0 K: 0 S: 4	H: 1 LOB: 1 BB: 0 P: 4	R: 3 E: 0 K: 0 S: 7	H: 4 LOB: 2 BB: 1 P: 11	R: 0 E: 0 K: 0 S: 4	H: 1 LOB: 1 BB: 0 P: 4
--------------	------------------------------	----------------------------------	------------------------------	---------------------------------	------------------------------	----------------------------------	------------------------------	---------------------------------	------------------------------	----------------------------------	------------------------------	---------------------------------	------------------------------	----------------------------------	------------------------------	---------------------------------

PITCHER	IP	WLS	BF	H	R	ER	SO	BB	IBB	HBP	BLK	WP	HR	S	P	ERA	WHIP
Ted Gray, L (1, 1) ERA: 4.12	2.1	L	18	8	7	5	0	2	0	0	1	0	0	16	24	19.29	4.286
Marlin Stuart, R (3, 1) ERA: 8.22	2.1		12	3	3	3	0	3	0	0	0	1	0	9	21	11.57	2.571
Paul Calvert, R (5, 1) ERA: 4.39	3.1		18	7	4	4	0	1	0	0	0	0	2	17	21	10.80	2.400

PITCHER	IP	WLS	BF	H	R	ER	SO	BB	IBB	HBP	BLK	WP	HR	S	P	ERA	WHIP
---------	----	-----	----	---	---	----	----	----	-----	-----	-----	----	----	---	---	-----	------

Detroit Tigers @ New York Yankees  
 Yankee Stadium, Bronx, NY

Sat Jul 22 1950, 3:33 AM EDT  
 Att. 42,685 - Unknown

AB	33
R	4
H	7
RBI	4
BB	8
SO	3
LOB	21



WP:	0	PA:	41
PB:	0		
SB:	0		
CS:	0		

AB	R	H	RBI	BB	SO	LOB
4	1	1	1	1	0	3
3	1	1	0	2	0	0
4	1	1	1	1	0	5
4	0	1	2	1	1	2
5	0	1	0	0	0	5
3	1	0	0	1	0	1
3	0	0	0	1	0	0
2	0	1	0	1	1	0
1	0	1	0	0	0	0
0	0	0	0	0	0	0
2	0	0	0	0	1	1

Batter	1	2	3	4	5	6	7	8	9										
Johnny Lipon, R (1, 6) OBP: 0.384, SLG: 0.376	0-0 BB 1B	0-0 F7 3-H		0-0 F7			4-0 BB 1B 1B BB		0-0 F8										
Jerry Priddy, R (1, 4) OBP: 0.372, SLG: 0.389	4-0 1-2 BB	4-0 1-2 2-3 BB			0-0 5-3		0-0 1-2 1B BB		0-0 F7										
George Kell, R (1, 5) OBP: 0.420, SLG: 0.514	0-0 F8	0-0 F7			0-0 F7		4-0 1-2 2-3 1B BB		0-0 HR										
Pat Mullin, L (1, 9) OBP: 0.257, SLG: 0.258	0-3 K		0-0 F9		0-0 3-1		0-0 1-2 2-H 3-H 1B		4-0 BB										
Hoot Evers, R (1, 7) OBP: 0.407, SLG: 0.630	0-0 F8		0-0 G4-6-3 1B			0-0 P6	0-0 F8		0-0 1-3										
Johnny Groth, R (1, 8) OBP: 0.396, SLG: 0.449		4-0 1B BB F7 BB	0-0 G4-6-3			0-0 P2		0-0 5-3											
Don Kolloway, R (1, 3) OBP: 0.315, SLG: 0.439		4-0 BB 1B 1-2 BB		0-0 P4		0-0 P3		0-0 6-3											
Aaron Robinson, L (1, 2) OBP: 0.427, SLG: 0.415		0-0 BB		4-0 BB			0-3 K	0-0 1B											
Bob Swift, R (7, 2) OBP: 0.333, SLG: 0.305		1-2 2-3 1B		0-0 BB			0-3 K	0-0 4-3											
Hal Newhouser, L (1, 1) OBP: 0.293, SLG: 0.243		0-0 F5		0-0 F7															
Eddie Lake, R (4, PH)																			
Fred Hutchinson, L (4, 1) OBP: 0.381, SLG: 0.393																			
Hal White, R (5, 1) OBP: 0.067, SLG: 0.067																			
<b>Inning Stats</b>	R: 0 E: 0 K: 1 S: 6	H: 1 LOB: 2 BB: 1 P: 10	R: 1 E: 0 K: 0 S: 4	H: 1 LOB: 3 BB: 3 P: 16	R: 0 E: 0 K: 0 S: 3	H: 1 LOB: 0 BB: 0 P: 3	R: 0 E: 0 K: 0 S: 3	H: 0 LOB: 1 BB: 1 P: 7	R: 0 E: 0 K: 0 S: 3	H: 0 LOB: 0 BB: 0 P: 3	R: 2 E: 0 K: 2 S: 9	H: 2 LOB: 2 BB: 2 P: 17	R: 0 E: 0 K: 0 S: 4	H: 1 LOB: 1 BB: 0 P: 4	R: 1 E: 0 K: 0 S: 4	H: 1 LOB: 1 BB: 1 P: 8	1B: 6 2B: 0 3B: 0 HR: 1	SF: 0 SAC: 0 DP: 1 HBP: 0	WP: 0 PA: 41
<b>PITCHER</b> Tommy Byrne, L (1, 1) ERA: 4.59	IP: 9.0 WLS: W BF: 41 H: 7 R: 4 ER: 4 SO: 3 BB: 8 IBB: 0 HBP: 0 BLK: 0 WP: 0 HR: 1 S: 39 P: 71 ERA: 4.00 WHIP: 1.667																		

livebaseballscores.com





**Detroit Tigers @ New York Yankees**  
 Yankee Stadium, Bronx, NY

Sun Jul 23 1950, 3:33 AM EDT  
 Att: 59,760 - Unknown

AB	38
R	6
H	13
RBI	6
BB	6
SO	4
LOB	24



Batter	1	2	3	4	5	6	7	8	9	AB R H RBI BB SO LOB
<b>Johnny Groth, R</b> (1, 8) OBP: 0.399, SLG: 0.451	0-0 1B	0-0 E6 FC6-4 1B		0-0 FC6-4 1B		0-0 G4-6-3 1B		0-0 G4-6-3 1-2f		5 0 3 0 0 0 1
<b>Johnny Lipon, R</b> (1, 6) OBP: 0.387, SLG: 0.379	0-0 G6-4-3 1-2 1B	0-0 FC6-4 1-2 1B		0-0 FC6-4 1-2f		0-0 G4-6-3 1-2f			0-0 FC3-6 1B	5 0 3 0 0 0 2
<b>Pat Mullin, L</b> (1, 9) OBP: 0.240, SLG: 0.239	0-0 F4	0-0 FC6-4 FC6-4 1-2f 2-3			0-3 K		0-0 1-3		0-0 FC3-6 FC4-6 1-2f	5 0 0 0 0 1 5
<b>George Kell, R</b> (1, 5) OBP: 0.417, SLG: 0.508	0-0 G6-4-3 1-2f	0-0 FC6-4 1-2f			0-0 5-3		4-0 FC4-6 BB		0-0 FC4-6 1B 1-2f	4 1 0 0 1 0 5
<b>Hoot Evers, R</b> (1, 7) OBP: 0.413, SLG: 0.631		0-0 2B HR 1B	4-0 CS BB		0-0 BB BB 1B		0-0 FC4-6 E 1-2f		0-0 1B 1B 1-2	4 2 3 0 1 0 1
<b>Jerry Priddy, R</b> (1, 4) OBP: 0.372, SLG: 0.387		0-3 K	0-0 F9 1-2		4-0 BB BB		0-0 E5 1-2		0-0 1B 1B 1-2 2-H	4 0 1 1 1 1 3
<b>Don Kolloway, R</b> (1, 3) OBP: 0.322, SLG: 0.445		0-0 HR 1-3 2B	0-0 F7		4-0 BB 1-2 2-3		0-0 1-3		0-0 1B 1-2 2-H	4 1 2 1 1 0 2
<b>Bob Swift, R</b> (1, 2) OBP: 0.338, SLG: 0.300		4-0 HR IBB		0-0 5-3		0-0 F5		0-0 F4	0-3 K	1 1 0 0 1 0 0
<b>Charlie Keller, L</b> (5, PH) OBP: 0.435, SLG: 0.400										1 0 0 0 0 0 3
<b>Aaron Robinson, L</b> (5, 2) OBP: 0.424, SLG: 0.411										2 0 0 0 0 1 2
<b>Saul Rogovin, R</b> (1, 1) OBP: 0.188, SLG: 0.375		0-0 HR		0-0 F8		0-3 K		4-0 G4-6-3 BB		3 1 1 4 0 1 0
<b>Dizzy Trout, R</b> (6, 1) OBP: 0.333, SLG: 0.391										0 0 0 0 0 0 0
<b>Dick Kryhoski, L</b> (8, PH) OBP: 0.256, SLG: 0.348										0 0 0 0 1 0 0
<b>Art Houtteman, R</b> (8, 1) OBP: 0.207, SLG: 0.185		1-H 2-H 3-H								0 0 0 0 0 0 0

Inning Stats	R: 0	H: 2	E: 0	K: 0	S: 4	P: 4	R: 4	H: 4	E: 1	K: 1	S: 10	P: 14	R: 0	H: 0	E: 0	K: 0	S: 2	P: 6	R: 0	H: 1	E: 0	K: 1	S: 4	P: 4	R: 0	H: 1	E: 0	K: 1	S: 6	P: 14	R: 0	H: 1	E: 0	K: 1	S: 5	P: 5	R: 0	H: 0	E: 1	K: 0	S: 4	P: 8	R: 0	H: 0	E: 0	K: 0	S: 2	P: 6	R: 2	H: 4	E: 0	K: 1	S: 9	P: 9	1B: 11	SF: 0	2B: 1	SAC: 0	3B: 0	DP: 3	HR: 1	HBP: 0	WP: 0	PA: 44
--------------	------	------	------	------	------	------	------	------	------	------	-------	-------	------	------	------	------	------	------	------	------	------	------	------	------	------	------	------	------	------	-------	------	------	------	------	------	------	------	------	------	------	------	------	------	------	------	------	------	------	------	------	------	------	------	------	--------	-------	-------	--------	-------	-------	-------	--------	-------	--------

PITCHER	IP	WLS	BF	H	R	ER	SO	BB	IBB	HBP	BLK	WP	HR	S	P	ERA	WHIP
<b>Ed Lopat, L</b> (1, 1) ERA: 3.69	2.0		13	6	4	4	1	0	1	0	0	0	1	14	18	18.00	3.000
<b>Joe Ostrowski, L</b> (3, 1) ERA: 3.54	1.0		3	0	0	0	0	1	0	0	0	0	0	2	6	0.00	1.000
<b>Tom Ferrick, R</b> (4, 1) ERA: 4.08	1.0		4	1	0	0	0	0	0	0	0	0	0	4	4	0.00	1.000
<b>Allie Reynolds, R</b> (5, 1) ERA: 3.67	4.2	L	22	5	2	2	2	4	0	0	0	0	0	22	38	3.86	1.929
<b>Joe Page, L</b> (9, 1) ERA: 4.54	0.1		2	1	0	0	1	0	0	0	0	0	0	4	4	0.00	3.000

WP: 0	PA: 44
PB: 0	
SB: 0	
CS: 1	



**BOTTOM**

**Detroit Tigers @ New York Yankees**  
 Yankee Stadium, Bronx, NY  
 Sun Jul 23 1950, 3:33 AM EDT  
 Att. 59,760 - Unknown

livebaseballscorecards.com

<b>AB</b>	<b>33</b>
<b>R</b>	<b>5</b>
<b>H</b>	<b>6</b>
<b>RBI</b>	<b>5</b>
<b>BB</b>	<b>4</b>
<b>SO</b>	<b>1</b>
<b>LOB</b>	<b>11</b>



WP:	0	PA:	37
PB:	0	SB:	0
CS:	0		

AB R H RBI BB SO LOB

5 0 1 0 0 0 1

3 1 1 0 1 0 1

3 1 1 3 1 0 2

4 0 0 0 0 0 3

4 1 1 1 0 0 0

4 1 2 1 0 0 0

4 0 0 0 0 0 1

2 1 0 0 2 0 0

0 0 0 0 0 0 0  
 0 0 0 0 0 0 0  
 1 0 0 0 0 1 1  
 0 0 0 0 0 0 0  
 1 0 0 0 0 0 2  
 1 0 0 0 0 0 0  
 0 0 0 0 0 0 0  
 1 0 0 0 0 0 0

1B: 3 SF: 0  
 2B: 0 SAC: 0  
 3B: 0 DP: 0  
 HR: 3 HBP: 0

WP: 0 PA: 37  
 PB: 0 SB: 0  
 CS: 0

Batter	1	2	3	4	5	6	7	8	9
Gene Woodling, L (1, 7) OBP: 0.401, SLG: 0.418	0-0 F7		0-0 F4		0-0 FC4-6 1B		0-0 4-3		0-0 4-3
Phil Rizzuto, R (1, 6) OBP: 0.420, SLG: 0.424	4-0 BB		0-0 IHR 1B		0-0 F7		0-0 6-3		
Hank Bauer, R (1, 9) OBP: 0.391, SLG: 0.532	0-0 F4		0-0 IHR 1-H 2-H		0-0 FC4-6 1-2f		4-0 BB		
Johnny Mize, L (1, 3) OBP: 0.423, SLG: 0.671	0-0 4-3		0-0 4-3		0-0 F8		0-0 6-3		
Joe DiMaggio, R (1, 8) OBP: 0.382, SLG: 0.556		0-0 F7		0-0 F7		0-0 HR		0-0 1-3	
Yogi Berra, L (1, 2) OBP: 0.386, SLG: 0.494		0-0 F8		0-0 BB 1B		0-0 HR		0-0 F9	
Bobby Brown, L (1, 5) OBP: 0.327, SLG: 0.331		0-0 F6		0-0 F7		0-0 6-3		0-0 3-1	
Jerry Coleman, R (1, 4) OBP: 0.378, SLG: 0.391		4-0 IHR BB	4-0 IHR BB	4-0 FC6-4 BB		0-0 5-3		0-0 5-3	
Ed Lopat, L (1, 1) OBP: 0.424, SLG: 0.367			0-3 K	0-0 FC6-4 1-2f		0-0 1-3		0-0 G1	
Joe Ostrowski, L (3, 1) OBP: 0.367, SLG: 0.348									
Billy Johnson, R (3, PH) OBP: 0.372, SLG: 0.395									
Tom Fenick, R (4, 1) OBP: 0.300, SLG: 0.125									
Joe Collins, L (4, PH) OBP: 0.300, SLG: 0.435									
Allie Reynolds, R (5, 1) OBP: 0.327, SLG: 0.267									
Joe Page, L (9, 1) OBP: 0.375, SLG: 0.429									
Tommy Henrich, L (9, PH) OBP: 0.405, SLG: 0.618									

Inning Stats	R: 0	H: 0	E: 0	LOB: 1	K: 0	S: 3	R: 0	H: 0	E: 0	LOB: 0	K: 0	S: 3	R: 3	H: 2	E: 0	LOB: 0	K: 1	S: 7	R: 0	H: 1	E: 0	LOB: 2	K: 0	S: 4	R: 0	H: 1	E: 0	LOB: 1	K: 0	S: 4	R: 2	H: 2	E: 0	LOB: 0	K: 0	S: 5	R: 0	H: 0	E: 0	LOB: 1	K: 0	S: 3	R: 0	H: 0	E: 0	LOB: 0	K: 0	S: 3	R: 0	H: 0	E: 0	LOB: 0	K: 0	S: 3	R: 0	H: 0	E: 0	LOB: 0	K: 0	S: 3	R: 0	H: 0	E: 0	LOB: 0	K: 0	S: 3	1B: 3	SF: 0	2B: 0	SAC: 0	3B: 0	DP: 0	HR: 3	HBP: 0	WP: 0	PA: 37
--------------	------	------	------	--------	------	------	------	------	------	--------	------	------	------	------	------	--------	------	------	------	------	------	--------	------	------	------	------	------	--------	------	------	------	------	------	--------	------	------	------	------	------	--------	------	------	------	------	------	--------	------	------	------	------	------	--------	------	------	------	------	------	--------	------	------	------	------	------	--------	------	------	-------	-------	-------	--------	-------	-------	-------	--------	-------	--------

PITCHER	IP	WLS	BF	H	R	ER	SO	BB	IBB	HBP	BLK	WP	HR	S	P	ERA	WHIP
Saul Rogovin, R (1, 1) ERA: 4.28	5.0		24	6	5	5	1	3	0	0	0	0	2	23	35	9.00	1.800
Dizzy Trout, R (6, 1) ERA: 5.04	2.0		7	0	0	0	0	1	0	0	0	0	0	6	10	0.00	0.500
Art Houtteman, R (8, 1) ERA: 3.41	2.0	W	6	0	0	0	0	0	0	0	0	0	0	6	6	0.00	0.000





Batter	1	2	3	4	5	6	7	8	9
Don Lenhardt, R (1, 3) OBP: 0.384, SLG: 0.497	0-0 F9			0-0 F7	0-0 2B		0-0 F3		
Jim Delsing, L (1, 8) OBP: 0.298, SLG: 0.268	0-0 F2			0-0 P6	0-0 P6			0-0 4-3	
Dick Kokos, L (1, 7) OBP: 0.389, SLG: 0.448	0-3 K			0-3 K		0-0 3-1		0-0 1B	
Ray Coleman, L (1, 9) OBP: 0.346, SLG: 0.439		0-0 4-3			0-0 1B	0-0 1B		0-0 F2	
Les Moss, R (1, 2) OBP: 0.314, SLG: 0.382		0-0 1-3			WP 1B	5-3		0-3 K	
Snuffy Stirrweiss, R (1, 5) OBP: 0.352, SLG: 0.283		0-0 4-3			0-3 K		0-0 1B		
Tom Upton, R (1, 6) OBP: 0.331, SLG: 0.269			0-3 K		0-0 WP	4-3			
Owen Friend, R (1, 4) OBP: 0.311, SLG: 0.332			0-0 P4		0-0 F8		0-0 F8		
Stubby Overmire, R (1, 1) OBP: 0.414, SLG: 0.190			0-0 6-3		0-0 1B		0-0 1-3		

Inning Stats	R: 0	H: 0	E: 0	K: 1	S: 5	R: 0	H: 0	E: 0	K: 0	S: 3	R: 0	H: 0	E: 0	K: 1	S: 5	R: 3	H: 5	E: 0	K: 1	S: 10	R: 1	H: 2	E: 0	K: 0	S: 5	R: 0	H: 0	E: 0	K: 0	S: 3	R: 0	H: 1	E: 0	K: 1	S: 6
	LOB: 0	BB: 0	LOB: 0	BB: 0	P: 5	LOB: 0	BB: 0	LOB: 0	BB: 0	P: 3	LOB: 0	BB: 0	LOB: 0	BB: 0	P: 5	LOB: 2	BB: 0	LOB: 1	BB: 0	P: 5	LOB: 0	BB: 0	LOB: 0	BB: 0	P: 3	LOB: 1	BB: 0	LOB: 1	BB: 0	P: 6	LOB: 0	BB: 0	LOB: 0	BB: 0	P: 6

PITCHER	IP	WLS	BF	H	R	ER	SO	BB	IBB	HBP	BLK	WP	HR	S	P	ERA	WHIP
Vic Raschi, R (1, 1) ERA: 4.24	7.0	L	28	7	4	4	4	0	0	0	0	1	0	36	36	5.14	1.000
Fred Sanford, R (8, 1) ERA: 4.92	1.0		4	1	0	0	1	0	0	0	0	0	0	6	6	0.00	1.000

**BOTTOM**

AB	R	H	RBI	BB	SO	LOB
4	0	1	0	0	0	0
4	0	0	0	0	0	2
4	0	1	0	0	2	0
4	2	2	0	0	0	1
4	1	1	0	0	1	2
3	0	1	1	0	1	2
3	1	1	1	0	1	1
3	0	0	0	0	0	2
3	0	1	2	0	0	0

<b>AB</b>	<b>32</b>
<b>R</b>	<b>4</b>
<b>H</b>	<b>8</b>
<b>RBI</b>	<b>4</b>
<b>BB</b>	<b>0</b>
<b>SO</b>	<b>5</b>
<b>LOB</b>	<b>10</b>



WP	PA
1	32
1	1
0	0
0	0

livebaseballscorecards.com

**New York Yankees @ St. Louis Browns**  
**Sportsman's Park, St. Louis, MO**  
 Tue Jul 25 1950, 4:33 AM EDT  
 Att. 7,715 - Unknown

Batter	1	2	3	4	5	6	7	8	9	AB R H RBI BB SO LOB	TOP
Gene Woodling, L (1, 7) OBP: 0.399, SLG: 0.427	0-0 E4 3B		0-0 4-3		0-0 2B		0-0 F7		0-3 K2-3	5 1 2 0 0 1 0	<b>New York Yankees @ St. Louis Browns</b> Sportsman's Park, St. Louis, MO Wed Jul 26 1950, 4:33 AM EDT Att. 9,042 - Unknown <a href="http://livebaseballscorecards.com">livebaseballscorecards.com</a>
Phil Rizzuto, R (1, 6) OBP: 0.419, SLG: 0.425	0-0 1B 4-3 1B		0-0 F8		0-0 F8		0-0 5-3		0-0 F8	5 1 1 0 0 0 1	
Hank Bauer, R (1, 9) OBP: 0.393, SLG: 0.526	0-0 4-3 1-3 1B		0-3 K		0-0 6-3			0-0 FC3-8 1B	0-3 K	5 0 2 0 0 2 1	
Johnny Mize, L (1, 3) OBP: 0.410, SLG: 0.663 Joe Collins, L (8, 3) OBP: 0.305, SLG: 0.435	0-0 4-3 1-3 3-H			0-0 4-3		4-0 HR BB		0-0 F3		3 1 0 1 1 0 2 0 0 0 0 0 0 0	
Joe DiMaggio, R (1, 8) OBP: 0.382, SLG: 0.567	0-3 K			0-0 P4		0-0 HR		0-0 FC3-6 1B 1-2f		4 2 1 2 0 1 2	
Yogi Berra, L (1, 2) OBP: 0.386, SLG: 0.491	0-0 4-3			0-0 1B 1B		0-0 F7		0-0 BB 1B 1B		4 1 2 0 0 0 1	
Bobby Brown, L (1, 5) OBP: 0.325, SLG: 0.326 Billy Johnson, R (8, 5) OBP: 0.370, SLG: 0.393		0-0 6-3		0-0 1-2 1B		0-0 L8		4-0 BB BB BB 1B 1-2 BB		3 0 1 0 1 0 0 0 0 0 0 0 0 0	
Jerry Coleman, R (1, 4) OBP: 0.372, SLG: 0.384		0-0 F8		0-0 1-3		0-0 2-3		0-0 1-3 2-H 3-H 1B		4 0 1 2 0 0 2	
Whitey Ford, L (1, 1) Tom Ferrick, R (6, 1) OBP: 0.250, SLG: 0.100		0-0 F7			0-0 B3		0-0 F8		0-0 1-3	2 0 0 0 0 0 0 2 0 0 0 0 0 2	
<b>Inning Stats</b>	R: 2 H: 3 E: 1 LOB: 1 K: 1 BB: 0 S: 8 P: 8	R: 0 H: 0 E: 0 LOB: 0 K: 0 BB: 0 S: 3 P: 3	R: 0 H: 0 E: 0 LOB: 0 K: 1 BB: 0 S: 5 P: 5	R: 0 H: 2 E: 0 LOB: 2 K: 0 BB: 0 S: 5 P: 5	R: 0 H: 1 E: 0 LOB: 1 K: 0 BB: 0 S: 4 P: 4	R: 2 H: 1 E: 0 LOB: 0 K: 0 BB: 1 S: 4 P: 8	R: 0 H: 0 E: 0 LOB: 0 K: 0 BB: 0 S: 3 P: 3	R: 2 H: 3 E: 0 LOB: 2 K: 0 BB: 1 S: 6 P: 10	R: 0 H: 0 E: 0 LOB: 0 K: 2 BB: 0 S: 7 P: 7	1B: 7 SF: 0 2B: 1 SAC: 0 3B: 1 DP: 0 HR: 1 HBP: 0	
<b>PITCHER</b> Ned Garver, R (1, 1) ERA: 3.76	IP WLS BF H R ER SO BB IBB HBP BLK WP HR S P ERA WHIP										
	9.0 L 39 10 6 6 4 2 0 0 0 0 0 1 45 53 6.00 1.333										













Batter	1	2	3	4	5	6	7	8	9	AB R H RBI BB SO LOB	TOP		
Gene Woodling, L (1, 7) OBP: 0.397, SLG: 0.433	0-0 4-3		0-0 6-3			0-3 K	0-0 4-3		4-0 BB	4 0 0 0 1 1 2			
Phil Rizzuto, R (1, 6) OBP: 0.419, SLG: 0.432	0-0 1B		0-0 L5			4-0 HR BB		0-0 HR	0-3 K	4 2 2 1 1 1 1			
Hank Bauer, R (1, 9) OBP: 0.391, SLG: 0.529	0-3 K				0-0 F8	0-0 HR		0-0 1B	0-0 F7	5 1 2 2 0 1 2			
Johnny Mize, L (1, 3) Joe Collins, L (9, 3) OBP: 0.407, SLG: 0.633 OBP: 0.305, SLG: 0.435	0-0 4-3				0-0 P5	0-0 G3		0-0 1B		4 1 1 0 0 0 1 0 0 0 0 0 0 0			
Joe DiMaggio, R (1, 8) OBP: 0.376, SLG: 0.556		0-0 6-3			0-0 5-3	0-0 1-3		0-0 1B		4 0 1 0 0 0 0			
Yogi Berra, L (1, 2) OBP: 0.383, SLG: 0.486		0-0 P4			0-0 L6		0-0 F8	0-0 1B		4 0 1 1 0 0 0			
Billy Johnson, R (1, 5) OBP: 0.363, SLG: 0.384		0-0 E3			0-0 5-3		0-0 6-3	0-0 F9		4 0 0 0 0 0 2			
Jerry Coleman, R (1, 4) OBP: 0.372, SLG: 0.387		0-0 6-3			0-0 2B		0-0 1B	0-0 P4		4 0 2 0 0 0 3			
Allie Reynolds, R (1, 1) OBP: 0.321, SLG: 0.265			0-0 4-3		0-0 6-3		0-0 1B		0-0 F7	4 0 1 0 0 0 1			
<b>Inning Stats</b>	R: 0 H: 1 E: 0 LOB: 1 K: 1 BB: 0 S: 6 P: 6	R: 0 H: 0 E: 1 LOB: 1 K: 0 BB: 0 S: 4 P: 4	R: 0 H: 0 E: 0 LOB: 0 K: 0 BB: 0 S: 3 P: 3	R: 0 H: 0 E: 0 LOB: 0 K: 0 BB: 0 S: 3 P: 3	R: 0 H: 1 E: 0 LOB: 1 K: 0 BB: 0 S: 4 P: 4	R: 2 H: 1 E: 0 LOB: 0 K: 1 BB: 1 S: 6 P: 10	R: 0 H: 2 E: 0 LOB: 2 K: 0 BB: 0 S: 5 P: 5	R: 2 H: 5 E: 0 LOB: 2 K: 0 BB: 0 S: 7 P: 7	R: 0 H: 0 E: 0 LOB: 1 K: 1 BB: 1 S: 5 P: 9	1B: 7 SF: 0 2B: 1 SAC: 0 3B: 0 DP: 0 HR: 2 HBP: 0	WP: 0 PA: 39 PB: 0 SB: 0 CS: 0		
<b>PITCHER</b>	IP WLS BF H R ER SO BB IBB HBP BLK WP HR S P ERA WHIP											<b>PITCHER</b>	IP WLS BF H R ER SO BB IBB HBP BLK WP HR S P ERA WHIP
Bill Wight, L (1, 1) ERA: 3.69	7.1 L 33 10 4 4 2 1 0 0 0 0 0 2 36 40 4.91 1.500												
Howie Judson, R (8, 1) ERA: 3.92	1.2 6 0 0 0 1 1 0 0 0 0 0 0 7 11 0.00 0.600												

**New York Yankees @ Chicago White Sox**  
Comiskey Park, Chicago, IL  
Fri Jul 28 1950, 4:33 AM EDT  
Att. 33,058 - Unknown

AB	37
R	4
H	10
RBI	4
BB	2
SO	3
LOB	12





Batter	1	2	3	4	5	6	7	8	9	AB R H RBI BB SO LOB
--------	---	---	---	---	---	---	---	---	---	----------------------

Nellie Fox, L OBP: 0.331, SLG: 0.323 (1, 4)	4-0 1B BB		4-0 SH5-4 BB	0-0 CS 1-2	0-0 F7			0-0 G1-6-3 1B	0-0 G3	3 0 1 0 2 0 1
Dave Philley, S OBP: 0.311, SLG: 0.398 (1, 9) (9, 8)	0-0 P4		4-0 SH5-4 BB		0-3 K			0-0 G1-6-3 1-2f		3 0 0 0 1 1 2
Chico Carrasquel, R OBP: 0.393, SLG: 0.390 (1, 6)	0-0 FC5-4 1B		0-0 SH5-4		0-0 P4			0-0 1B 1B		3 1 2 0 0 0 0
Eddie Robinson, L OBP: 0.378, SLG: 0.392 (1, 3)	0-0 F9		4-0 BB		0-0 G6-4-3 1B			0-0 1B 1B		3 0 2 0 1 0 2
Gus Zernial, R OBP: 0.337, SLG: 0.460 (1, 7)	0-0 FC5-4 1-2f		0-3 K		0-3 K			0-0 1-2 3-H 1B		4 0 1 1 0 2 6
Jerry Scala, L OBP: 0.245, SLG: 0.217 Gordon Goldsberry, L OBP: 0.438, SLG: 0.463 Mary Rickert, L OBP: 0.279, SLG: 0.304 (1, 8) (8, PH) (9, 9)		0-0 1-3	0-3 K		0-0 G6-4-3 1-2f			0-3 K		3 0 0 0 0 1 4 1 0 0 0 0 1 2 0 0 0 0 0 0 0
Hank Majeski, R OBP: 0.370, SLG: 0.391 (1, 5)		4-0 BB		0-0 4-3				0-0 F7		3 0 0 0 1 0 0
Phil Masi, R OBP: 0.372, SLG: 0.412 (1, 2)		0-3 K		0-0 6-3				0-3 K		3 0 0 0 1 2 1
Bill Wight, L Howie Judson, R OBP: 0.167, SLG: 0.182 Floyd Baker, L OBP: 0.400, SLG: 0.377 (1, 1) (8, 1) (9, PH)		0-3 K		0-3 K CS				0-0 4-3		3 0 0 0 0 2 1 0 0 0 0 0 0 0 1 0 0 0 0 0 1

Inning Stats	R: 0 E: 0 K: 4 S: 4	H: 1 LOB: 2 BB: 1 P: 8	R: 0 E: 0 K: 2 S: 7	H: 0 LOB: 1 BB: 1 P: 11	R: 0 E: 0 K: 2 S: 7	H: 0 LOB: 3 BB: 3 P: 19	R: 0 E: 1 K: 1 S: 5	H: 0 LOB: 0 BB: 0 P: 5	R: 0 E: 0 K: 1 S: 5	H: 0 LOB: 0 BB: 0 P: 5	R: 0 E: 0 K: 1 S: 5	H: 1 LOB: 0 BB: 0 P: 5	R: 0 E: 0 K: 1 S: 5	H: 0 LOB: 0 BB: 0 P: 5	R: 1 E: 0 K: 1 S: 8	H: 4 LOB: 2 BB: 0 P: 8	R: 0 E: 1 K: 0 S: 3	H: 0 LOB: 1 BB: 1 P: 7	1B: 6 2B: 0 3B: 0 HR: 0	SF: 0 SAC: 1 DP: 2 HBP: 0	WP: 0 PB: 0 SB: 0 CS: 1	PA: 38
--------------	------------------------------	---------------------------------	------------------------------	----------------------------------	------------------------------	----------------------------------	------------------------------	---------------------------------	------------------------------	---------------------------------	------------------------------	---------------------------------	------------------------------	---------------------------------	------------------------------	---------------------------------	------------------------------	---------------------------------	----------------------------------	------------------------------------	----------------------------------	--------

PITCHER	IP	WLS	BF	H	R	ER	SO	BB	IBB	HBP	BLK	WP	HR	S	P	ERA	WHIP	PITCHER	IP	WLS	BF	H	R	ER	SO	BB	IBB	HBP	BLK	WP	HR	S	P	ERA	WHIP	
Allie Reynolds, R ERA: 3.51 (1, 1)	9.0	W	37	6	1	1	9	6	0	0	0	0	0	49	73	1.00	1.333																			


**BOTTOM**

**New York Yankees @ Chicago White Sox**  
Comiskey Park, Chicago, IL  
Fri Jul 28 1950, 4:33 AM EDT  
Att. 33,058 - Unknown

livebaseballscorecards.com


AB	30
R	1
H	6
RBI	1
BB	6
SO	9
LOB	20



Batter	1	2	3	4	5	6	7	8	9	AB	R	H	RBI	BB	SO	LOB	TOP														
Gene Woodling, L (1, 7) OBP: 0.397, SLG: 0.433										0	0	0	0	0	0	0	<p><b>New York Yankees @ Chicago White Sox</b> Comiskey Park, Chicago, IL Sat Jul 29 1950, 4:33 AM EDT Att. 7,686 - Unknown</p> <p><a href="http://livebaseballscorecards.com">livebaseballscorecards.com</a></p> <table> <tr><td><b>AB</b></td><td><b>0</b></td></tr> <tr><td><b>R</b></td><td><b>0</b></td></tr> <tr><td><b>H</b></td><td><b>0</b></td></tr> <tr><td><b>RBI</b></td><td><b>0</b></td></tr> <tr><td><b>BB</b></td><td><b>0</b></td></tr> <tr><td><b>SO</b></td><td><b>0</b></td></tr> <tr><td><b>LOB</b></td><td><b>0</b></td></tr> </table> 	<b>AB</b>	<b>0</b>	<b>R</b>	<b>0</b>	<b>H</b>	<b>0</b>	<b>RBI</b>	<b>0</b>	<b>BB</b>	<b>0</b>	<b>SO</b>	<b>0</b>	<b>LOB</b>	<b>0</b>
<b>AB</b>	<b>0</b>																														
<b>R</b>	<b>0</b>																														
<b>H</b>	<b>0</b>																														
<b>RBI</b>	<b>0</b>																														
<b>BB</b>	<b>0</b>																														
<b>SO</b>	<b>0</b>																														
<b>LOB</b>	<b>0</b>																														
Phil Rizzuto, R (1, 6) OBP: 0.419, SLG: 0.432										0	0	0	0	0	0																
Hank Bauer, R (1, 9) OBP: 0.391, SLG: 0.529										0	0	0	0	0	0																
Johnny Mize, L (1, 3) OBP: 0.407, SLG: 0.633										0	0	0	0	0	0																
Joe DiMaggio, R (1, 8) OBP: 0.376, SLG: 0.556										0	0	0	0	0	0																
Yogi Berra, L (1, 2) OBP: 0.383, SLG: 0.486										0	0	0	0	0	0																
Bobby Brown, L (1, 5) OBP: 0.324, SLG: 0.325										0	0	0	0	0	0																
Jerry Coleman, R (1, 4) OBP: 0.372, SLG: 0.387										0	0	0	0	0	0																
Ed Lopat, L (1, 1) OBP: 0.424, SLG: 0.367										0	0	0	0	0	0																
<b>Inning Stats</b>																	1B: 0 SF: 0 2B: 0 SAC: 0 3B: 0 DP: 0 HR: 0 HBP: 0 WP: 0 PA: 0 PB: 0 SB: 0 CS: 0														
<b>PITCHER</b> Ray Scarborough, R (1, 1) ERA: 4.1	IP	WLS	BF	H	R	ER	SO	BB	IBB	HBP	BLK	WP	HR	S	P	ERA	WHIP	<b>PITCHER</b> IP WLS BF H R ER SO BB IBB HBP BLK WP HR S P ERA WHIP													





Batter	1	2	3	4	5	6	7	8	9	AB R H RBI BB SO LOB	TOP															
Gene Woodling, L (1, 7) OBP: 0.399, SLG: 0.440											0 0 0 0 0 0 0 0	<p><b>New York Yankees @ Chicago White Sox</b> Comiskey Park, Chicago, IL Sun Jul 30 1950, 4:33 AM EDT Unknown</p> <p><a href="http://livebaseballscorecards.com">livebaseballscorecards.com</a></p> <table border="0"> <tr><td><b>AB</b></td><td><b>0</b></td></tr> <tr><td><b>R</b></td><td><b>0</b></td></tr> <tr><td><b>H</b></td><td><b>0</b></td></tr> <tr><td><b>RBI</b></td><td><b>0</b></td></tr> <tr><td><b>BB</b></td><td><b>0</b></td></tr> <tr><td><b>SO</b></td><td><b>0</b></td></tr> <tr><td><b>LOB</b></td><td><b>0</b></td></tr> </table> 	<b>AB</b>	<b>0</b>	<b>R</b>	<b>0</b>	<b>H</b>	<b>0</b>	<b>RBI</b>	<b>0</b>	<b>BB</b>	<b>0</b>	<b>SO</b>	<b>0</b>	<b>LOB</b>	<b>0</b>
<b>AB</b>											<b>0</b>															
<b>R</b>											<b>0</b>															
<b>H</b>											<b>0</b>															
<b>RBI</b>											<b>0</b>															
<b>BB</b>											<b>0</b>															
<b>SO</b>											<b>0</b>															
<b>LOB</b>											<b>0</b>															
Phil Rizzuto, R (1, 6) OBP: 0.422, SLG: 0.433	0 0 0 0 0 0 0 0																									
Hank Bauer, R (1, 9) OBP: 0.398, SLG: 0.548	0 0 0 0 0 0 0 0																									
Johnny Mize, L (1, 3) OBP: 0.410, SLG: 0.624	0 0 0 0 0 0 0 0																									
Joe DiMaggio, R (1, 8) OBP: 0.380, SLG: 0.557	0 0 0 0 0 0 0 0																									
Yogi Berra, L (1, 2) OBP: 0.384, SLG: 0.489	0 0 0 0 0 0 0 0																									
Billy Johnson, R (1, 5) OBP: 0.363, SLG: 0.384	0 0 0 0 0 0 0 0																									
Jerry Coleman, R (1, 4) OBP: 0.368, SLG: 0.382	0 0 0 0 0 0 0 0																									
Vic Raschi, R (1, 1) OBP: 0.269, SLG: 0.208	0 0 0 0 0 0 0 0	<table border="0"> <tr><td>1B: 0</td><td>SF: 0</td><td>WP: 0</td><td>PA: 0</td></tr> <tr><td>2B: 0</td><td>SAC: 0</td><td>PB: 0</td><td></td></tr> <tr><td>3B: 0</td><td>DP: 0</td><td>SB: 0</td><td></td></tr> <tr><td>HR: 0</td><td>HBP: 0</td><td>CS: 0</td><td></td></tr> </table>	1B: 0	SF: 0	WP: 0	PA: 0	2B: 0	SAC: 0	PB: 0		3B: 0	DP: 0	SB: 0		HR: 0	HBP: 0	CS: 0									
1B: 0	SF: 0	WP: 0	PA: 0																							
2B: 0	SAC: 0	PB: 0																								
3B: 0	DP: 0	SB: 0																								
HR: 0	HBP: 0	CS: 0																								
<b>Inning Stats</b>																										
<b>PITCHER</b> Bob Cain, L (1, 1) ERA: 3.74	IP	WLS	BF	H	R	ER	SO	BB	IBB	HBP	BLK	WP	HR	S	P	ERA	WHIP		<b>PITCHER</b> IP WLS BF H R ER SO BB IBB HBP BLK WP HR S P ERA WHIP							
	0.0	L	0	0	0	0	0	0	0	0	0	0	0	0	0	∞	∞									











Batter	1	2	3	4	5	6	7	8	9	AB R H RBI BB SO LOB	TOP														
Gene Woodling, L (1, 7) OBP: 0.394, SLG: 0.449	0-3 K		0-0 G3		0-0 FC6-4		0-0 4-3			4 0 0 0 0 1 3															
Phil Rizzuto, R (1, 6) OBP: 0.417, SLG: 0.427	0-0 F7			0-0 P1		0-0 FC2-6 1B	0-3 K			4 0 1 0 0 1 0															
Hank Bauer, R (1, 9) OBP: 0.396, SLG: 0.534	0-3 K			0-0 P3		0-0 FC2-6 1-2f HR		0-0 6-3		4 1 0 0 0 1 1															
Johnny Mize, L (1, 3) OBP: 0.405, SLG: 0.651		0-0 F7		0-3 K		0-0 1-H HR		0-0 F7		4 1 1 2 0 1 0															
Joe DiMaggio, R (1, 8) OBP: 0.380, SLG: 0.568		0-0 L7			0-0 5-3	0-0 F8		0-0 F7		4 0 0 0 0 0 0															
Yogi Berra, L (1, 2) OBP: 0.392, SLG: 0.518		0-3 K			0-0 E 3B	1-0 1B HBP		0-0 G4-3 1B		3 1 2 0 0 1 0															
Bobby Brown, L (1, 5) OBP: 0.341, SLG: 0.337			0-0 4-3		4-0 FC4-6 E BB	0-0 1-3 1B		0-0 F7		3 0 1 0 1 0 1															
Jerry Coleman, R (1, 4) OBP: 0.364, SLG: 0.389			0-0 1-3		0-0 E3 FC4-6	0-0 4-3		0-0 G4-3		3 0 0 1 0 0 3															
Tommy Henrich, L (9, PH) OBP: 0.390, SLG: 0.591					1-2 3-H			0-0 1-2f		1 0 0 0 0 0 1															
Tommy Byrne, L (1, 1) OBP: 0.339, SLG: 0.456			0-0		0-0 FC4-6 FC6-4		0-0 6-3			2 0 1 0 0 0 2															
Whitey Ford, L (6, 1)					1-2f 2-3					1 0 0 0 0 0 0															
<b>Inning Stats</b>	R: 0 E: 0 K: 2 S: 7	H: 0 LOB: 0 BB: 0 P: 7	R: 0 E: 0 K: 1 S: 5	H: 0 LOB: 0 BB: 0 P: 5	R: 0 E: 0 K: 0 S: 4	H: 1 LOB: 1 BB: 0 P: 4	R: 0 E: 0 K: 1 S: 5	H: 0 LOB: 0 BB: 0 P: 5	R: 1 E: 1 K: 0 S: 5	H: 1 LOB: 2 BB: 1 P: 9	R: 2 E: 0 K: 0 S: 6	H: 3 LOB: 2 BB: 0 P: 7	R: 0 E: 0 K: 1 S: 5	H: 0 LOB: 0 BB: 0 P: 5	R: 0 E: 0 K: 0 S: 3	H: 0 LOB: 0 BB: 0 P: 3	R: 0 E: 0 K: 0 S: 3	H: 1 LOB: 0 BB: 0 P: 3	R: 0 E: 0 K: 0 S: 3	H: 1 LOB: 0 BB: 0 P: 3	1B: 4 2B: 0 3B: 1 HR: 1	SF: 0 SAC: 0 DP: 1 HBP: 1	WP: 0 PB: 0 SB: 0 CS: 0	PA: 35	
<b>PITCHER</b> Dizzy Trout, R (1, 1) ERA: 4.41	IP 9.0	WLS W	BF 35	H 6	R 3	ER 3	SO 5	BB 1	IBB 0	HBP 1	BLK 0	WP 0	HR 1	S 43	P 48	ERA 3.00	WHIP 0.778								

**New York Yankees @ Detroit Tigers**  
 Briggs Stadium, Detroit, MI  
 Tue Aug 01 1950, 4:33 AM EDT  
 Att: 54,087 - Unknown

livebaseballscorecards.com

<b>AB</b>	33
<b>R</b>	3
<b>H</b>	6
<b>RBI</b>	3
<b>BB</b>	1
<b>SO</b>	5
<b>LOB</b>	11





Batter	1	2	3	4	5	6	7	8	9
Johnny Lipon, R OBP: 0.392, SLG: 0.382 (1, 6)	0-0 CS 1B	0-0 4-3			4-0 BB BB BB BB	0-0 BB 1B		0-0 1-3	
Jerry Priddy, R OBP: 0.378, SLG: 0.389 (1, 4)	0-3 K 1-2		0-0 HR 1B		0-3 K BB BB BB	4-0 1B 1-2 2-3 BB			
George Kell, R OBP: 0.419, SLG: 0.517 (1, 5)	0-0 BB 1B 1B		0-0 F2		0-0 G6-4-3 1-2f	0-0 BB BB BB BB 1B			
Vic Wertz, L OBP: 0.390, SLG: 0.576 (1, 9)	0-0 BB 1-2 1B		0-0 1-H HR		0-0 BB BB BB BB HR	4-0 FC2-6 BB			
Hoot Evers, R OBP: 0.408, SLG: 0.602 (1, 7)	4-0 1-2 2-3 BB		0-0 6-3		0-0 BB BB BB BB 1B	0-0 FC2-6 G4-6-3			
Johnny Groth, R OBP: 0.405, SLG: 0.469 (1, 8)	0-0 F8		0-0 F9		0-0 F9	0-0 F9 G4-6-3			
Don Kolloway, R OBP: 0.328, SLG: 0.422 (1, 3)		0-0 6-3		0-0 F8		4-0 BB BB BB BB 1B BB		0-0 6-3	
Bob Swift, R OBP: 0.346, SLG: 0.284 (1, 2)		0-0 WP 1B		0-0 F7		4-0 BB BB BB BB 1B BB		0-0 L6	
Dizzy Trout, R OBP: 0.314, SLG: 0.333 (1, 1)		0-0 L8		0-0 F8		0-0 F3		0-0 1B	

Inning Stats	R: 0 E: 0 K: 1 S: 7	H: 3 LOB: 3 BB: 1 P: 11	R: 0 E: 0 K: 0 S: 4	H: 1 LOB: 1 BB: 0 P: 4	R: 2 E: 0 K: 0 S: 5	H: 2 LOB: 0 BB: 0 P: 5	R: 0 E: 0 K: 0 S: 3	H: 0 LOB: 0 BB: 0 P: 3	R: 0 E: 0 K: 1 S: 4	H: 0 LOB: 0 BB: 1 P: 8	R: 5 E: 0 K: 0 S: 6	H: 4 LOB: 2 BB: 3 P: 18	R: 0 E: 0 K: 0 S: 2	H: 0 LOB: 0 BB: 1 P: 6	R: 0 E: 0 K: 0 S: 4	H: 1 LOB: 1 BB: 0 P: 4
1B: 9 2B: 1 3B: 0 HR: 2	SF: 0 SAC: 0 DP: 3 HBP: 0	WP: 1 PB: 0 SB: 0 CS: 1	PA: 37	ERA: 11.12 WHIP: 2.471	ERA: 0.00 WHIP: 1.286											


PITCHER	IP	WLS	BF	H	R	ER	SO	BB	IBB	HBP	BLK	WP	HR	S	P	ERA	WHIP
Tommy Byrne, L ERA: 4.76 (1, 1)	5.2	L	29	9	7	7	2	5	0	0	0	1	2	28	48	11.12	2.471
Whitey Ford, L ERA: 5.53 (6, 1)	2.1		8	2	0	0	0	1	0	0	0	0	0	7	11	0.00	1.286

**BOTTOM**

**New York Yankees @ Detroit Tigers**  
 Briggs Stadium, Detroit, MI  
 Tue Aug 01 1950, 4:33 AM EDT  
 Att. 54,087 - Unknown

AB	R	H	RBI	BB	SO	LOB
4	1	2	2	1	0	2
3	1	1	0	1	2	2
4	0	2	2	0	0	2
3	2	3	3	1	0	0
3	1	1	0	1	0	1
4	0	0	0	0	0	5
3	1	0	0	1	0	0
3	1	1	0	1	0	0
4	0	1	0	0	0	4

AB	31
R	7
H	11
RBI	7
BB	6
SO	2
LOB	16



PITCHER	IP	WLS	BF	H	R	ER	SO	BB	IBB	HBP	BLK	WP	HR	S	P	ERA	WHIP
Tommy Byrne, L ERA: 4.76 (1, 1)	5.2	L	29	9	7	7	2	5	0	0	0	1	2	28	48	11.12	2.471
Whitey Ford, L ERA: 5.53 (6, 1)	2.1		8	2	0	0	0	1	0	0	0	0	0	7	11	0.00	1.286

Batter	1	2	3	4	5	6	7	8	9	AB R H RBI BB SO LOB	TOP																								
Gene Woodling, L (1, 7) OBP: 0.395, SLG: 0.447	4-0 SH3 BB		0-0 1B			0-0 G3			0-0 F7	3 0 1 0 1 0 0																									
Phil Rizzuto, R (1, 6) OBP: 0.419, SLG: 0.426	0-0 SH3 1-2		0-0 P6			4-0 FC5-4 BB			1-0 HBP	1 0 0 0 1 0 1																									
Hank Bauer, R (1, 9) OBP: 0.389, SLG: 0.524	0-3 K				0-0 6-3	0-0 FC5-4 1-2f			0-3 K	4 0 0 0 0 2 3																									
Johnny Mize, L (1, 3) OBP: 0.400, SLG: 0.637	0-0 4-3				0-0 G6-4-3 1B			0-0 L3	0-0 4-3	4 0 1 0 0 0 2																									
Joe DiMaggio, R (1, 8) OBP: 0.378, SLG: 0.563					0-0 G6-4-3 1-2f			0-0 F5		3 0 0 0 0 0 1																									
Yogi Berra, L (1, 2) OBP: 0.389, SLG: 0.514								0-0 F7		3 0 0 0 0 0 0																									
Billy Johnson, R (1, 5) OBP: 0.365, SLG: 0.386										2 0 0 0 0 0 0																									
Bobby Brown, L (8, PH) OBP: 0.339, SLG: 0.335										1 0 0 0 0 0 0																									
Jerry Coleman, R (1, 4) OBP: 0.362, SLG: 0.387										2 0 0 0 0 0 0																									
Cliff Mapes, L (8, PH) OBP: 0.356, SLG: 0.433										1 0 0 0 0 1 0																									
Billy Martin, R (8, 4) OBP: 0.333, SLG: 0.357										0 0 0 0 0 0 0																									
Allie Reynolds, R (1, 1) OBP: 0.310, SLG: 0.255										2 0 0 0 0 1 0																									
Tommy Henrich, L (8, PH) OBP: 0.387, SLG: 0.586										1 0 0 0 0 0 0																									
Joe Ostrowski, L (8, 1) OBP: 0.357, SLG: 0.348										0 0 0 0 0 0 0																									
<b>Inning Stats</b>	R: 0 E: 0 K: 1 S: 5	H: 0 LOB: 1 BB: 1 P: 9	R: 0 E: 0 K: 0 S: 3	H: 0 LOB: 0 BB: 0 P: 3	R: 0 E: 0 K: 1 S: 6	H: 1 LOB: 1 BB: 0 P: 6	R: 0 E: 0 K: 0 S: 3	H: 1 LOB: 0 BB: 0 P: 3	R: 0 E: 0 K: 0 S: 3	H: 0 LOB: 1 BB: 1 P: 7	R: 0 E: 0 K: 0 S: 3	H: 0 LOB: 0 BB: 0 P: 3	R: 0 E: 0 K: 1 S: 5	H: 0 LOB: 0 BB: 0 P: 5	R: 0 E: 0 K: 1 S: 5	H: 0 LOB: 1 BB: 0 P: 6	1B: 2 2B: 0 3B: 0 HR: 0	SF: 0 SAC: 1 DP: 1 HBP: 1	WP: 0 PB: 0 SB: 0 CS: 0	PA: 31															
<b>PITCHER</b> Hal White, R (1, 1) ERA: 4.54	IP: 9.0 WLS: W BF: 31 H: 2 R: 0 ER: 0 SO: 4 BB: 2 IBB: 0 HBP: 1 BLK: 0 WP: 0 HR: 0 S: 36 P: 45 ERA: 0.00 WHIP: 0.444																																		
<b>PITCHER</b>	IP	WLS	BF	H	R	ER	SO	BB	IBB	HBP	BLK	WP	HR	S	P	ERA	WHIP																		

**New York Yankees @ Detroit Tigers**  
 Briggs Stadium, Detroit, MI  
 Wed Aug 02 1950, 4:33 AM EDT  
 Att: 39,632 - Unknown

livebaseballscorecards.com

**AB 27**  
**R 0**  
**H 2**  
**RBI 0**  
**BB 2**  
**SO 4**  
**LOB 7**







Batter	1	2	3	4	5	6	7	8	9	AB R H RBI BB SO LOB	TOP																															
Gene Woodling, L (1, 7) OBP: 0.390, SLG: 0.441	0-0 F9		0-0 1-3		0-0 6-3			0-0 F8		4 0 0 0 0 0 0	<p><b>New York Yankees @ Detroit Tigers</b>            Briggs Stadium, Detroit, MI            Thu Aug 03 1950, 4:33 AM EDT            Att: 31,713 - Unknown</p>																															
Phil Rizzuto, R (1, 6) OBP: 0.415, SLG: 0.422	0-0 5-3		0-0 6-3			0-0 F9		0-0 P6		4 0 0 0 0 0 0																																
Hank Bauer, R (1, 9) OBP: 0.391, SLG: 0.522	0-3 K			4-0 WP HR BB		0-0 F5		0-0 1B		3 1 1 0 1 1 0																																
Johnny Mize, L (1, 3) OBP: 0.403, SLG: 0.655		0-0 F3		0-0 1-H HR		4-0 BB		0-0 P3		3 1 1 2 1 0 1																																
Joe DiMaggio, R (1, 8) OBP: 0.376, SLG: 0.560		0-0 2B 1B		0-0 6-3		0-0 4-3			0-0 P5	4 0 1 0 0 0 1																																
Yogi Berra, L (1, 2) OBP: 0.390, SLG: 0.516		0-0 1-3 2B		0-0 6-3			0-0 G4-3		0-0 1B	4 0 2 0 0 0 0																																
Bobby Brown, L (1, 5) OBP: 0.333, SLG: 0.329		0-0 F5		0-0 F8		0-3 K		0-0 F7		4 0 0 0 0 1 3																																
Jerry Coleman, R (1, 4) OBP: 0.362, SLG: 0.386 Cliff Mapes, L (9, PH) OBP: 0.355, SLG: 0.431		0-0 6-3			0-0 5-3		0-0 1B		0-0 F2	3 0 1 0 0 0 2 1 0 0 0 0 0 1																																
Ed Lopat, L (1, 1) OBP: 0.438, SLG: 0.404 Fred Sanford, S (1, 1) OBP: 0.281, SLG: 0.323 Tommy Henrich, L (7, PH) OBP: 0.384, SLG: 0.581 Joe Page, L (7, 1) OBP: 0.375, SLG: 0.429			0-3 K		0-3 K		0-0 4-3			0 0 0 0 0 0 0 2 0 0 0 0 2 0 1 0 0 0 0 0 1 0 0 0 0 0 0 0																																
<b>Inning Stats</b>	R: 0 E: 0 K: 1 S: 5	H: 0 LOB: 0 BB: 0 P: 5	R: 0 E: 0 K: 0 S: 5	H: 2 LOB: 2 BB: 0 P: 5	R: 0 E: 0 K: 1 S: 5	H: 0 LOB: 0 BB: 0 P: 5	R: 2 E: 0 K: 0 S: 4	H: 1 LOB: 0 BB: 1 P: 8	R: 0 E: 0 K: 1 S: 5	H: 0 LOB: 0 BB: 0 P: 5	R: 0 E: 0 K: 0 S: 3	H: 0 LOB: 1 BB: 1 P: 7	R: 0 E: 0 K: 1 S: 6	H: 1 LOB: 1 BB: 0 P: 6	R: 0 E: 0 K: 0 S: 4	H: 1 LOB: 1 BB: 0 P: 4	R: 0 E: 0 K: 0 S: 4	H: 1 LOB: 1 BB: 0 P: 4	R: 0 E: 0 K: 0 S: 4	H: 1 LOB: 1 BB: 0 P: 4	1B: 4 2B: 1 3B: 0 HR: 1	SF: 0 SAC: 0 DP: 0 HBP: 0	WP: 1 PB: 0 SB: 0 CS: 0	PA: 35																		
<b>PITCHER</b> Art Houtteman, R (1, 1) ERA: 3.22	IP 9.0	WLS W	BF 35	H 6	R 2	ER 2	SO 4	BB 2	IBB 0	HBP 0	BLK 0	WP 1	HR 1	S 41	P 49	ERA 2.00	WHIP 0.889								<b>PITCHER</b>	IP 9.0	WLS W	BF 35	H 6	R 2	ER 2	SO 4	BB 2	IBB 0	HBP 0	BLK 0	WP 1	HR 1	S 41	P 49	ERA 2.00	WHIP 0.889

livebaseballscorecards.com

<b>AB</b>	33
<b>R</b>	2
<b>H</b>	6
<b>RBI</b>	2
<b>BB</b>	2
<b>SO</b>	4
<b>LOB</b>	9





**BOTTOM**

**New York Yankees @ Detroit Tigers**  
 Briggs Stadium, Detroit, MI  
 Thu Aug 03 1950, 4:33 AM EDT  
 Att. 31,713 - Unknown

[livebaseballscorecards.com](http://livebaseballscorecards.com)

<b>AB</b>	<b>25</b>
<b>R</b>	<b>5</b>
<b>H</b>	<b>5</b>
<b>RBI</b>	<b>5</b>
<b>BB</b>	<b>6</b>
<b>SO</b>	<b>0</b>
<b>LOB</b>	<b>6</b>



WP: 0	PA: 33
PB: 0	
SB: 0	
CS: 0	

AB	R	H	RBI	BB	SO	LOB
3	1	1	0	1	0	3
3	1	0	0	1	0	1
3	2	1	0	0	0	0
2	1	1	2	1	0	0
4	0	0	2	0	0	2
4	0	2	1	0	0	0
2	0	0	0	1	0	0
2	0	0	0	1	0	0
2	0	0	0	1	0	0

1B: 3	SF: 0
2B: 2	SAC: 2
3B: 0	DP: 1
HR: 0	HBP: 0

WP	HR	S	P	ERA	WHIP
0	0	7	7	4.50	1.000

Batter	1	2	3	4	5	6	7	8	9
<b>Johnny Lipon, R</b> OBP: 0.391, SLG: 0.378 (1, 6)									
<b>Jerry Priddy, R</b> OBP: 0.376, SLG: 0.384 (1, 4)									
<b>George Kell, R</b> OBP: 0.416, SLG: 0.514 (1, 5)									
<b>Vic Wertz, L</b> OBP: 0.395, SLG: 0.576 (1, 9)									
<b>Hoot Evers, R</b> OBP: 0.402, SLG: 0.590 (1, 7)									
<b>Don Kolloway, R</b> OBP: 0.337, SLG: 0.427 (1, 3)									
<b>Johnny Groth, R</b> OBP: 0.406, SLG: 0.467 (1, 8)									
<b>Bob Swift, R</b> OBP: 0.345, SLG: 0.275 (1, 2)									
<b>Art Houtteman, R</b> OBP: 0.206, SLG: 0.172 (1, 1)									

Inning Stats	R: 4	H: 3	E: 1	K: 0	S: 6	L: 3	LOB: 3	BB: 4	P: 22	R: 0	H: 0	E: 0	K: 0	S: 3	R: 0	H: 0	E: 0	K: 0	S: 3	R: 0	H: 0	E: 0	K: 0	S: 2	R: 0	H: 0	E: 0	K: 0	S: 3	R: 0	H: 0	E: 0	K: 0	S: 3	R: 0	H: 2	E: 0	K: 0	S: 4	R: 1	H: 2	E: 0	K: 0	S: 4				
	0	0	0	0	0	0	0	0	0	0	0	0	0	0	0	0	0	0	0	0	0	0	0	0	0	0	0	0	0	0	0	0	0	0	0	0	0	0	0	0	0	0	0	0	0	0	0	0

PITCHER	IP	WLS	BF	H	R	ER	SO	BB	IBB	HBP	BLK	WP	HR	S	P	ERA	WHIP
<b>Ed Lopat, L</b> ERA: 3.82 (1, 1)	0.1	L	6	3	4	3	0	1	0	0	0	0	0	5	9	81.00	12.000
<b>Fred Sanford, R</b> ERA: 4.29 (1, 1)	5.2		20	0	0	0	0	5	0	0	0	0	0	15	35	0.00	0.882
<b>Joe Page, L</b> ERA: 4.54 (7, 1)	2.0		7	2	1	1	0	0	0	0	0	0	0	7	7	4.50	1.000

Batter	1	2	3	4	5	6	7	8	9	AB R H RBI BB SO LOB	TOP
Gene Woodling, L (1, 7) OBP: 0.390, SLG: 0.440	0-0 F8		0-0 F4		0-0 FC3-2 1B		0-0 1-2 1B		0-0 F4	5 1 2 0 0 0 2	
Phil Rizzuto, R (1, 6) OBP: 0.416, SLG: 0.421	1-0 BB HBP		0-0 FC6-4 1B		0-0 FC3-2 1B		0-0 F8			3 0 1 0 0 0 4	
Hank Bauer, R (1, 9) OBP: 0.393, SLG: 0.519	4-0 G4-6-3 BB		0-0 FC6-4		0-0 1-3 2-H 1B		0-3 K			3 0 1 1 1 1 4	
Johnny Mize, L (1, 3) OBP: 0.391, SLG: 0.633	0-0 G4-6-3			0-0 F3		0-0 F6		0-0 4-3		4 0 0 0 0 0 4	
Joe Collins, L (8, 3) OBP: 0.305, SLG: 0.433										0 0 0 0 0 0 0	
Joe DiMaggio, R (1, 8) OBP: 0.373, SLG: 0.553		0-0 F8		0-0 F2		0-0 6-3		0-0 F7		4 0 0 0 0 0 0	
Yogi Berra, L (1, 2) OBP: 0.389, SLG: 0.513		0-0 5-3		0-0 1B		0-0 F9		0-0 F7		4 0 1 0 0 0 0	
Bobby Brown, L (1, 5) OBP: 0.332, SLG: 0.327		0-0 F7		0-0 6-3		0-0 6-3				4 0 1 0 0 0 1	
Jackie Jensen, R (9, PR) OBP: 0.195, SLG: 0.135										0 0 0 0 0 0 0	
Billy Johnson, R (9, 5) OBP: 0.365, SLG: 0.386										0 0 0 0 0 0 0	
Jerry Coleman, R (1, 4) OBP: 0.358, SLG: 0.382			0-0 6-3		0-0 F2		0-3 K		0-0 F7	4 0 0 0 0 1 1	
Vic Raschi, R (1, 1) OBP: 0.295, SLG: 0.255			4-0 1B BB		0-0 1B FC3-2 2B		4-0 1B BB		0-0 F3	2 0 1 0 2 0 1	
<b>Inning Stats</b>	R: 0 E: 0 K: 0 S: 2 H: 0 LOB: 1 BB: 1 P: 7	R: 0 E: 0 K: 0 S: 3 H: 0 LOB: 0 BB: 0 P: 3	R: 0 E: 0 K: 0 S: 4 H: 1 LOB: 2 BB: 1 P: 8	R: 0 E: 0 K: 0 S: 4 H: 1 LOB: 1 BB: 0 P: 4	R: 1 E: 0 K: 0 S: 6 H: 3 LOB: 2 BB: 0 P: 6	R: 0 E: 0 K: 0 S: 3 H: 0 LOB: 0 BB: 0 P: 3	R: 0 E: 0 K: 2 S: 8 H: 1 LOB: 2 BB: 1 P: 12	R: 0 E: 0 K: 0 S: 3 H: 0 LOB: 0 BB: 0 P: 3	R: 0 E: 0 K: 0 S: 4 H: 1 LOB: 1 BB: 0 P: 4	1B: 6 2B: 1 3B: 0 HR: 0 SF: 0 SAC: 0 DP: 1 HBP: 1	WP: 0 PB: 0 SB: 0 CS: 0 PA: 37
<b>PITCHER</b> Bob Feller, R (1, 1) ERA: 3.7	IP: 9.0 WLS: L BF: 37 H: 7 R: 1 ER: 1 SO: 2 BB: 3 IBB: 0 HBP: 1 BLK: 0 WP: 0 HR: 0 S: 37 P: 50 ERA: 1.00 WHIP: 1.111										

**New York Yankees @ Cleveland Indians**  
Cleveland Municipal Stadium, Cleveland, OH

Fri Aug 04 1950, 3:33 AM EDT  
Att: 66,743 - Unknown

livebaseballscorecards.com

AB	33
R	1
H	7
RBI	1
BB	3
SO	2
LOB	17







Batter	1	2	3	4	5	6	7	8	9	AB R H RBI BB SO LOB	TOP											
Gene Woodling, L (1, 7) OBP: 0.390, SLG: 0.436	0-0 3-1		0-0 F6			4-0 BB	4-0 F7		0-0 L6	3 0 0 0 2 0 2												
Phil Rizzuto, R (1, 6) OBP: 0.411, SLG: 0.416	0-3 K		0-3 K			0-0 F6	0-0 F7		0-0 F2	5 0 0 1 0 2 5												
Hank Bauer, R (1, 9) OBP: 0.390, SLG: 0.513	0-3 K		0-0 4-3			4-0 BB	0-3 K			3 0 0 0 1 2 4												
Johnny Mize, L (1, 3) OBP: 0.394, SLG: 0.637		0-0 G3		0-0 F3		0-0 F6		0-0 1B		4 0 2 0 0 0 2												
Joe Collins, L (8, PR) OBP: 0.305, SLG: 0.433										0 0 0 0 0 0 0												
Joe DiMaggio, R (1, 8) OBP: 0.369, SLG: 0.547		0-0 F5		0-0 F8		0-0 F8		0-3 K		4 0 0 0 0 1 4												
Yogi Berra, L (1, 2) OBP: 0.387, SLG: 0.509		0-0 G3		0-0 4-3			4-0 1B	0-0 F9		3 1 0 0 1 0 2												
Bobby Brown, L (1, 5) OBP: 0.335, SLG: 0.330		0-0 1B			0-0 F5		0-0 G3	0-0 F8		4 1 2 0 0 0 1												
Jerry Coleman, R (1, 4) OBP: 0.356, SLG: 0.380		0-0 G3				0-3 K	4-0 F7		0-0 E6	2 0 0 0 0 1 2												
Tommy Henrich, L (7, PH) OBP: 0.388, SLG: 0.581										0 0 0 0 1 0 0												
Jackie Jensen, R (7, PR) OBP: 0.195, SLG: 0.135										0 0 0 0 0 0 0												
Billy Martin, R (7, 4) OBP: 0.313, SLG: 0.333										1 0 0 0 0 0 0												
Ed Lopat, L (1, 1) OBP: 0.433, SLG: 0.389			4-0 BB			0-0 F9			0-0 L7	2 0 0 1 1 0 3												
Allie Reynolds, R (7, 1) OBP: 0.310, SLG: 0.255										0 0 0 0 0 0 0												
Cliff Mapes, L (9, PH) OBP: 0.354, SLG: 0.430										1 0 0 0 0 0 1												
<b>Inning Stats</b>	R: 0 E: 0 K: 2 S: 7	H: 0 LOB: 0 BB: 0 P: 7	R: 0 E: 0 K: 0 S: 5	H: 2 LOB: 2 BB: 0 P: 5	R: 0 E: 0 K: 1 S: 5	H: 0 LOB: 1 BB: 1 P: 9	R: 0 E: 0 K: 0 S: 3	H: 0 LOB: 0 BB: 0 P: 3	R: 0 E: 1 K: 1 S: 5	H: 0 LOB: 0 BB: 0 P: 5	R: 0 E: 0 K: 0 S: 3	H: 0 LOB: 2 BB: 2 P: 11	R: 2 E: 0 K: 1 S: 6	H: 1 LOB: 3 BB: 3 P: 18	R: 0 E: 0 K: 1 S: 6	H: 1 LOB: 1 BB: 0 P: 6	R: 0 E: 1 K: 0 S: 4	H: 0 LOB: 1 BB: 0 P: 4	1B: 3 2B: 1 3B: 0 HR: 0	SF: 0 SAC: 0 DP: 0 HBP: 0	WP: 0 PB: 0 SB: 0 CS: 1	PA: 38
<b>PITCHER</b> Early Wynn, R (1, 1) ERA: 3.55	IP: 9.0 WLS: W BF: 38 H: 4 R: 2 ER: 2 SO: 6 BB: 5 IBB: 1 HBP: 0 BLK: 0 WP: 0 HR: 0 S: 44 P: 68 ERA: 2.00 WHIP: 1.000											<b>PITCHER</b>	IP: 9.0 WLS: W BF: 38 H: 4 R: 2 ER: 2 SO: 6 BB: 5 IBB: 1 HBP: 0 BLK: 0 WP: 0 HR: 0 S: 44 P: 68 ERA: 2.00 WHIP: 1.000									

**New York Yankees @ Cleveland Indians**  
**Cleveland Municipal Stadium, Cleveland, OH**  
 Sat Aug 05 1950, 3:33 AM EDT  
 Att: 40,987 - Unknown

livebaseballscorecards.com

AB	32
R	2
H	4
RBI	2
BB	6
SO	6
LOB	26





Batter	1	2	3	4	5	6	7	8	9	AB	R	H	RBI	BB	SO	LOB
Dale Mitchell, L (1, 7) OBP: 0.365, SLG: 0.369	0-0 F8 ①		0-0 4-3 ③			0-0 6-3 ①		0-0 F8 ②		4	0	0	0	0	0	0
Al Rosen, R (1, 5) OBP: 0.398, SLG: 0.589	0-0 F6 ②			0-0 4-3 ①		0-0 6-3 ②		0-0 HR 1B		4	1	1	0	0	0	0
Larry Doby, L (1, 8) OBP: 0.469, SLG: 0.573	0-0 G1 ③			0-0 HR		0-0 4-3 ③		0-0 HR		4	2	2	3	0	0	0
Lou Boudreau, R (1, 6) OBP: 0.343, SLG: 0.330		0-0 6-3 ①		0-0 F4 ②		0-0 6-3 ①		0-0 F4 ③		4	0	0	0	0	0	0
Luke Easter, L (1, 3) OBP: 0.400, SLG: 0.530		0-0 F7 ②		0-0 5-3 ③		0-0 4-3 ②				3	0	0	0	0	0	0
Joe Gordon, R (1, 4) OBP: 0.346, SLG: 0.440		4-0 BB			0-0 HR		0-0 WP BB 1B			2	1	2	1	1	0	0
Bob Kennedy, R (1, 9) OBP: 0.373, SLG: 0.452		0-0 F7 ③			0-0 4-6 SH1-4 1B		4-0 WP BB 1-2			2	0	1	0	1	0	1
Jim Hegan, R (1, 2) OBP: 0.320, SLG: 0.471			0-0 F7 ①		0-0 SH1-4 1-2		0-0 6-3 ③			2	0	0	0	0	0	2
Early Wynn, S (1, 1) OBP: 0.365, SLG: 0.500			0-3 K ②		0-0 4-6 2-3f ② ③		0-3 K ①			3	0	0	0	0	2	1

Inning Stats	R: 0	H: 0	E: 0	LOB: 0	K: 0	S: 3	P: 3	R: 0	H: 0	E: 0	LOB: 1	K: 0	BB: 1	S: 3	P: 7	R: 0	H: 0	E: 0	LOB: 0	K: 1	BB: 0	S: 5	P: 5	R: 1	H: 1	E: 0	LOB: 0	K: 0	BB: 0	S: 4	P: 4	R: 1	H: 2	E: 0	LOB: 0	K: 0	BB: 0	S: 4	P: 4	R: 0	H: 0	E: 0	LOB: 0	K: 0	BB: 0	S: 3	P: 3	R: 0	H: 1	E: 0	LOB: 2	K: 0	BB: 1	S: 4	P: 8	R: 2	H: 2	E: 0	LOB: 0	K: 1	BB: 0	S: 7	P: 7
1B: 3	SF: 0	2B: 1	SAC: 1	3B: 0	DP: 1	HR: 3	HBP: 0	WP: 1	PA: 31	PB: 0	SB: 0	CS: 0																																																			

PITCHER	IP	WLS	BF	H	R	ER	SO	BB	IBB	HBP	BLK	WP	HR	S	P	ERA	WHIP
Ed Lopat, L (1, 1) ERA: 3.77	6.2		25	4	2	2	1	2	0	0	0	0	2	25	33	2.70	0.900
Allie Reynolds, R (7, 1) ERA: 3.61	1.1	L	6	2	2	2	1	0	0	0	0	1	1	8	8	13.50	1.500


**BOTTOM**

**New York Yankees @ Cleveland Indians**  
Cleveland Municipal Stadium, Cleveland, OH

Sat Aug 05 1950, 3:33 AM EDT  
Att. 40,987 - Unknown

livebaseballscorecards.com

<b>AB</b>	<b>28</b>
<b>R</b>	<b>4</b>
<b>H</b>	<b>6</b>
<b>RBI</b>	<b>4</b>
<b>BB</b>	<b>2</b>
<b>SO</b>	<b>2</b>
<b>LOB</b>	<b>4</b>







Batter	1	2	3	4	5	6	7	8	9	AB	R	H	RBI	BB	SO	LOB
Dale Mitchell, L (1, 7) OBP: 0.364, SLG: 0.366	0-0 F6	0-0 F7			0-0 F7			4-0 1B BB		3	0	0	0	1	0	3
Al Rosen, R (1, 5) OBP: 0.397, SLG: 0.584	4-0 PB BB		0-0 5-3			0-3 K		0-0 F6		3	0	0	0	1	1	1
Larry Doby, L (1, 8) OBP: 0.469, SLG: 0.571	0-3 K 1-2		0-3 K			1-0 HBP		0-0 1B		3	0	1	0	0	2	1
Lou Boudreau, R (1, 6) OBP: 0.340, SLG: 0.327	0-0 6-3		0-0 F7			0-0 F9		0-3 K		2	0	0	0	0	0	1
Ray Boone, R (5, 6) OBP: 0.422, SLG: 0.471										2	0	0	0	0	1	3
Luke Easter, L (1, 3) OBP: 0.396, SLG: 0.523		0-0 F5			0-3 K			0-3 K		4	0	0	0	0	2	3
Joe Gordon, R (1, 4) OBP: 0.347, SLG: 0.439		4-0 BB BB BB			0-3 K			4-0 F9 1B BB		1	0	0	0	1	1	0
Bobby Avila, R (6, 4) OBP: 0.417, SLG: 0.385									0-0 1B	1	0	1	0	1	0	0
Bob Kennedy, R (1, 9) OBP: 0.371, SLG: 0.450		0-0 F9			0-0 6-3			0-0 L8		4	0	1	0	0	0	2
Jim Hegan, R (1, 2) OBP: 0.322, SLG: 0.471		4-0 BB BB			0-3 K			0-0 F9		0	0	0	0	1	0	0
Ray Murray, R (5, 2) OBP: 0.341, SLG: 0.440		1-2 BB BB						2-3 F9		3	0	0	0	0	1	3
Bob Lemon, L (1, 1) OBP: 0.347, SLG: 0.511		4-0 BB BB BB			0-3 K			0-0 G6-4-3		0	0	0	0	1	0	0
Sam Zoldak, L (3, 1) OBP: 0.353, SLG: 0.214										0	0	0	0	0	0	0
Early Wynn, S (5, PH) OBP: 0.358, SLG: 0.489										1	0	0	0	0	1	0
Marino Pieretti, R (6, 1) OBP: 0.250, SLG: 0.250										0	0	0	0	0	0	0
Allie Clark, R (7, PH) OBP: 0.250, SLG: 0.362										1	0	0	0	0	0	2
Dick Rozek, L (8, 1) OBP: 0.302, SLG: 0.229		1-2 2-3 BB								0	0	0	0	0	0	0
Thurman Tucker, L (9, PH)										1	0	0	0	0	1	1

Inning Stats	R: 0	H: 0	E: 0	K: 1	S: 5	LOB: 1	BB: 1	P: 9	R: 0	H: 0	E: 0	K: 0	S: 3	LOB: 3	BB: 3	P: 15	R: 0	H: 0	E: 0	K: 1	S: 5	LOB: 0	BB: 0	P: 5	R: 0	H: 0	E: 0	K: 2	S: 7	LOB: 0	BB: 0	P: 7	R: 0	H: 0	E: 0	K: 2	S: 7	LOB: 0	BB: 0	P: 7	R: 0	H: 0	E: 0	K: 1	S: 5	LOB: 1	BB: 0	P: 6	R: 0	H: 1	E: 0	K: 0	S: 3	LOB: 1	BB: 1	P: 7	R: 0	H: 1	E: 0	K: 2	S: 8	LOB: 2	BB: 1	P: 12	R: 0	H: 1	E: 0	K: 1	S: 6	LOB: 1	BB: 0	P: 6	1B: 3	2B: 0	3B: 0	HR: 0	SF: 0	SAC: 0	DP: 1	HBP: 1	WP: 0	PB: 1	SB: 0	CS: 0	PA: 36
PITCHER Tommy Byrne, L (1, 1) ERA: 4.49	IP	WLS	BF	H	R	ER	SO	BB	IBB	HBP	BLK	WP	HR	S	P	ERA	WHIP	IP	WLS	BF	H	R	ER	SO	BB	IBB	HBP	BLK	WP	HR	S	P	ERA	WHIP																																																			

**BOTTOM**

**New York Yankees @ Cleveland Indians**  
**Cleveland Municipal Stadium, Cleveland, OH**

Sun Aug 06 1950, 3:33 AM EDT  
 Att. 66,726 - Unknown

AB	29
R	0
H	3
RBI	0
BB	6
SO	10
LOB	20



WP: 0	PA: 36
PB: 1	
SB: 0	
CS: 0	





Batter	1	2	3	4	5	6	7	8	9	AB	R	H	RBI	BB	SO	LOB
Gene Woodling, L (1, 7) OBP: 0.388, SLG: 0.429	0-0 4-3		0-0 F8		0-0 3-1		0-0 F8		0-0 F8	5	0	0	0	0	0	0
Phil Rizzuto, R (1, 6) OBP: 0.418, SLG: 0.432	0-0 L7		0-0 6-3 1B		4-0 BB		0-0 1B		0-0 P4	4	1	2	0	1	0	0
Hank Bauer, R (1, 9) OBP: 0.384, SLG: 0.504	0-0 6-3		0-0 6-3		0-0 F7		0-0 P3			4	0	0	0	0	0	3
Tommy Henrich, L (1, 3) OBP: 0.378, SLG: 0.571		0-0 F9	0-0 1B		0-0 F8			0-0 4-3		4	0	1	1	0	0	1
Joe DiMaggio, R (1, 8) OBP: 0.370, SLG: 0.549		0-0 BB 1B	0-3 K		0-0 F9			0-0 4-3 3B		4	2	2	0	0	1	1
Yogi Berra, L (1, 2) OBP: 0.386, SLG: 0.510		4-0 BB 1B		0-0 P3		0-0 HR		0-0 4-3		3	1	1	2	1	0	0
Billy Johnson, R (1, 5) OBP: 0.367, SLG: 0.388		0-0 1-2 2-H 1B		0-0 F7		0-0 1-3		0-0 1B		4	0	2	1	0	0	0
Billy Martin, R (1, 4) OBP: 0.292, SLG: 0.409		0-0 F9		0-0 E6		0-0 F9		0-0 F7		4	0	0	0	0	0	3
Allie Reynolds, R (1, 1) OBP: 0.310, SLG: 0.255		0-0 FC5-4		0-0 5-3			0-0 P6		0-0 4-3	0	0	0	0	0	0	0
Fred Sanford, S (2, 1) OBP: 0.265, SLG: 0.303										2	0	0	0	0	0	3
Whitely Ford, L (6, 1) OBP: 0.375, SLG: 0.429										0	0	0	0	0	0	0
Bobby Brown, L (7, PH) OBP: 0.336, SLG: 0.332										1	0	0	0	0	0	0
Joe Page, L (8, 1) OBP: 0.375, SLG: 0.429										0	0	0	0	0	0	0
Jerry Coleman, R (9, PH) OBP: 0.355, SLG: 0.379		1-2f								1	0	0	0	0	0	0


Inning Stats	R: 0	H: 0	E: 0	K: 0	S: 3	R: 1	H: 2	E: 0	K: 0	S: 5	R: 1	H: 2	E: 0	K: 1	S: 7	R: 0	H: 0	E: 1	K: 0	S: 4	R: 0	H: 0	E: 0	K: 0	S: 3	R: 1	H: 1	E: 0	K: 0	S: 4	R: 0	H: 1	E: 0	K: 0	S: 4	R: 1	H: 2	E: 0	K: 0	S: 5	R: 0	H: 0	E: 0	K: 0	S: 3			
	0	0	0	0	3	1	2	0	0	5	1	2	0	1	7	0	0	1	0	4	0	0	0	0	1	0	3	1	1	0	4	0	1	0	4	1	2	0	5	0	0	0	3	0	0	0	0	0

**BOTTOM**

**Boston Red Sox @ New York Yankees**  
 Yankee Stadium, Bronx, NY  
 Tue Aug 08 1950, 3:33 AM EDT  
 Att. 58,771 - Unknown

livebaseballscorecards.com

AB	36
R	4
H	8
RBI	4
BB	2
SO	1
LOB	11



WP: 0	PA: 38
PB: 0	
SB: 0	
CS: 0	

Batter	1	2	3	4	5	6	7	8	9	AB R H RBI BB SO LOB	TOP
Dom DiMaggio, R (1, 8) OBP: 0.415, SLG: 0.435	0-0 F9			0-0 1-3			0-0 F7		0-0 1B	4 0 1 0 0 0 0	<b>Boston Red Sox @ New York Yankees</b> Yankee Stadium, Bronx, NY Wed Aug 09 1950, 3:33 AM EDT Att: 39,360 - Unknown  <a href="http://livebaseballscorecards.com">livebaseballscorecards.com</a>
6 Johnny Pesky, L (1, 5) OBP: 0.444, SLG: 0.411	0-3 K			0-0 P4			0-0 F2		0-0 P3	4 0 0 0 0 1 1	
Billy Goodman, L (1, 7) OBP: 0.415, SLG: 0.455	0-0 F8			0-0 6-3			0-0 1B		0-3 K	4 0 1 0 0 1 1	
Vern Stephens, R (1, 6) OBP: 0.361, SLG: 0.521		0-3 K			0-0 F7		0-0 P4			3 0 0 0 0 1 1	
Walt Dropo, R (1, 3) OBP: 0.382, SLG: 0.595		0-3 K			0-0 P4			0-3 K		3 0 0 0 0 2 0	
Bobby Doerr, R (1, 4) OBP: 0.373, SLG: 0.524		0-0 L6			0-0 1-3			0-0 F7		3 0 0 0 0 0 0	
Al Zarilla, L (1, 9) OBP: 0.427, SLG: 0.492			0-0 P4			0-0 F9		0-0 HR		3 1 1 1 0 0 0	
Birdie Tebbetts, R (1, 2) OBP: 0.394, SLG: 0.479			0-3 K			0-3 K		0-0 6-3		3 0 0 0 0 2 0	
Chuck Stobbs, L (1, 1) OBP: 0.429, SLG: 0.263 Tom Wright, L (9, PH) OBP: 0.351, SLG: 0.359			0-0 F8			0-3 K			0-3 K	2 0 0 0 0 1 0 1 0 0 0 0 1 0	
<b>Inning Stats</b>	R: 0 H: 0 E: 0 LOB: 0 K: 1 BB: 0 S: 5 P: 5	R: 0 H: 0 E: 0 LOB: 0 K: 2 BB: 0 S: 7 P: 7	R: 0 H: 0 E: 0 LOB: 0 K: 1 BB: 0 S: 5 P: 5	R: 0 H: 0 E: 0 LOB: 0 K: 0 BB: 0 S: 3 P: 3	R: 0 H: 0 E: 0 LOB: 0 K: 0 BB: 0 S: 3 P: 3	R: 0 H: 0 E: 0 LOB: 0 K: 2 BB: 0 S: 7 P: 7	R: 0 H: 1 E: 0 LOB: 1 K: 0 BB: 0 S: 4 P: 4	R: 1 H: 1 E: 0 LOB: 0 K: 1 BB: 0 S: 6 P: 6	R: 0 H: 1 E: 0 LOB: 1 K: 2 BB: 0 S: 8 P: 8	1B: 2 SF: 0 2B: 0 SAC: 0 3B: 0 DP: 0 HR: 1 HBP: 0	WP: 0 PA: 30 PB: 0 SB: 0 CS: 0
<b>PITCHER</b> Vic Raschi, R (1, 1) ERA: 4.04	IP WLS BF H R ER SO BB IBB HBP BLK WP HR S P ERA WHIP										
	9.0 W 30 3 1 1 9 0 0 0 0 0 0 1 48 48 1.00 0.333										

AB	30
R	1
H	3
RBI	1
BB	0
SO	9
LOB	3







Batter	1	2	3	4	5	6	7	8	9	AB R H RBI BB SO LOB	TOP											
<b>Eddie Joost, R</b> (1, 6) OBP: 0.382, SLG: 0.403	0-0 F2		0-0 F8 3B	4-0 1-2 BB			0-3 K	0-0 F7		4 1 1 0 1 1 2												
<b>Barney McCosky, L</b> (1, 7) OBP: 0.320, SLG: 0.325	0-0 G6-4-3 1B		0-0 F8	0-0 F8			0-0 1-3		0-0 L4	5 0 1 1 0 0 3												
<b>Paul Lehner, L</b> (1, 9) OBP: 0.364, SLG: 0.433	0-0 G6-4-3 1-2f		0-0 1B		0-3 K			0-0 HR	0-0 1B	5 1 3 1 0 1 1												
<b>Sam Chapman, R</b> (1, 8) OBP: 0.368, SLG: 0.499		0-0 HR	0-0 F7		0-0 G4-6-3 1B			0-3 K	0-0 L8	5 1 2 1 0 1 2												
<b>Ferris Fain, L</b> (1, 3) OBP: 0.423, SLG: 0.407		0-0 4-3	0-0 F8		0-0 G4-6-3 1-2f			0-0 1-3	0-0 4-3	5 0 0 0 0 0 3												
<b>Billy Hitchcock, R</b> (1, 4) OBP: 0.394, SLG: 0.416		0-0 BB 1B		0-0 SH5-4 2B		0-0 F8		0-0 3B 1B		4 1 3 0 0 0 0												
<b>Kermit Wahl, R</b> (1, 5) OBP: 0.311, SLG: 0.338		4-0 1-2 BB		0-0 SH5-4 2-3		4-0 CS BB		0-0 1H 1B 3B		1 1 1 1 2 0 0												
<b>Joe Tipton, R</b> (1, 2) OBP: 0.286, SLG: 0.319		0-0 F7		4-0 BB BB		0-3 K 1-2		4-0 1B BB		2 0 0 0 2 1 3												
<b>Alex Kellner, R</b> (1, 1) OBP: 0.237, SLG: 0.241		0-3 K		0-3 K			0-0 5-3	0-0 1-2 3-H 1B		4 0 1 1 0 2 4												
<b>Lou Brissie, L</b> (9, 1) OBP: 0.156, SLG: 0.129										0 0 0 0 0 0 0												
<b>Inning Stats</b>	R: 0 E: 0 K: 0 S: 3	H: 1 LOB: 0 BB: 0 P: 3	R: 1 E: 0 K: 1 S: 7	H: 2 LOB: 2 BB: 1 P: 11	R: 1 E: 0 K: 0 S: 5	H: 2 LOB: 1 BB: 0 P: 5	R: 0 E: 0 K: 1 S: 6	H: 1 LOB: 3 BB: 2 P: 14	R: 0 E: 0 K: 1 S: 5	H: 1 LOB: 0 BB: 0 P: 5	R: 0 E: 0 K: 1 S: 4	H: 0 LOB: 1 BB: 1 P: 8	R: 0 E: 0 K: 1 S: 5	H: 0 LOB: 0 BB: 0 P: 5	R: 3 E: 0 K: 1 S: 9	H: 4 LOB: 2 BB: 1 P: 13	R: 0 E: 0 K: 0 S: 4	H: 1 LOB: 1 BB: 0 P: 4	1B: 7 2B: 2 3B: 2 HR: 2	SF: 0 SAC: 1 DP: 3 HBP: 0	WP: 0 PB: 0 SB: 0 CS: 1	PA: 41
<b>PITCHER</b>	IP WLS BF H R ER SO BB IBB HBP BLK WP HR S P ERA WHIP																					
<b>Ed Lopat, L</b> (1, 1) ERA: 3.81	3.0 L 14 5 2 2 1 1 0 0 0 0 0 1 15 19 6.00 2.000																					
<b>Whitey Ford, L</b> (4, 1) ERA: 4.54	4.0 15 2 0 0 4 3 0 0 0 0 0 0 20 32 0.00 1.250																					
<b>Joe Ostrowski, L</b> (8, 1) ERA: 3.71	0.2 7 4 3 3 1 1 0 0 0 0 0 1 8 12 40.50 7.500																					
<b>Joe Page, L</b> (8, 1) ERA: 4.6	1.1 5 1 0 0 0 0 0 0 0 0 0 0 5 5 0.00 0.750																					

Philadelphia Athletics @ New York Yankees  
 Yankee Stadium, Bronx, NY  
 Thu Aug 10 1950, 3:33 AM EDT  
 Att. 9,399 - Unknown

AB	35
R	5
H	12
RBI	5
BB	5
SO	6
LOB	18











Batter	1	2	3	4	5	6	7	8	9
Gene Woodling, L (1, 7) OBP: 0.392, SLG: 0.425	4-0 S 1B BB	0-0 FC4-6 SH5-3 1B		0-0 BB 1B		4-0 5-3 BB		0-0 F8	
Phil Rizzuto, R (1, 6) OBP: 0.421, SLG: 0.431	4-0 1B F8-4-3 BB	0-0 SH5-3		4-0 1B BB		0-0 5-3		0-0 S 1B	
Hank Bauer, R (1, 9) OBP: 0.384, SLG: 0.498	0-0 BB 1B	0-0		0-0 1B		0-0 F8		0-0 6-3	
Johnny Mize, L (1, 3) OBP: 0.393, SLG: 0.615	4-0 F8-4-3 BB	0-3 K		0-0 P4			4-0 S HR BB		
Joe Collins, L (7, PR) OBP: 0.305, SLG: 0.433									
Yogi Berra, L (1, 2) OBP: 0.383, SLG: 0.500	0-0 F8-4-3			4-0 CS BB		0-0 P6		0-0 P4	
Bobby Brown, L (1, 5) OBP: 0.337, SLG: 0.330	4-0 BB			0-0 F9		0-0 4-3 1B		0-0 F8	
Cliff Mapes, L (1, 8) OBP: 0.350, SLG: 0.434	0-3 K			0-0 F9		0-0 4-3		0-0 2-H HR	
Jerry Coleman, R (1, 4) OBP: 0.357, SLG: 0.378		4-0 1B FC4-6 BB		0-0 5-3		0-0 6-3		0-3 K	
Tommy Byrne, L (1, 1) OBP: 0.324, SLG: 0.429		0-0		0-0 4-3				0-0 4-3	
Fred Sanford, S (5, 1) OBP: 0.265, SLG: 0.303									
Tom Ferrick, R (5, 1) OBP: 0.214, SLG: 0.083		1-3 FC4-6 1B							

Inning Stats	R: 2	H: 1	E: 0	K: 1	S: 5	LOB: 2	BB: 4	P: 21
	R: 2	H: 2	E: 0	K: 1	S: 7	LOB: 1	BB: 1	P: 11
	R: 0	H: 0	E: 0	K: 0	S: 2	LOB: 0	BB: 1	P: 6
	R: 1	H: 2	E: 0	K: 0	S: 5	LOB: 2	BB: 1	P: 9
	R: 0	H: 1	E: 0	K: 0	S: 4	LOB: 1	BB: 0	P: 4
	R: 0	H: 0	E: 0	K: 0	S: 3	LOB: 1	BB: 1	P: 7
	R: 2	H: 1	E: 0	K: 1	S: 6	LOB: 1	BB: 1	P: 10
	R: 0	H: 1	E: 0	K: 0	S: 4	LOB: 1	BB: 0	P: 4

PITCHER	IP	WLS	BF	H	R	ER	SO	BB	IBB	HBP	BLK	WP	HR	S	P	ERA	WHIP
Joe Coleman, R (1, 1) ERA: 8.56	8.0	L	39	8	7	7	3	9	0	0	0	0	1	36	72	7.88	2.125

**BOTTOM**

Philadelphia Athletics @ New York Yankees  
Yankee Stadium, Bronx, NY

Fri Aug 11 1950, 3:33 AM EDT  
Att. 27,002 - Unknown

AB	R	H	RBI	BB	SO	LOB
3	3	1	1	2	0	1
2	1	1	0	2	0	1
5	0	3	3	0	0	2
2	0	0	0	2	1	3
0	1	0	0	0	0	0
3	0	0	1	1	0	3
3	0	1	0	1	0	3
4	1	1	2	0	1	3
3	1	0	0	1	1	2
2	0	1	0	0	0	0
0	0	0	0	0	0	0
2	0	0	0	0	0	0

AB	29
R	7
H	8
RBI	7
BB	9
SO	3
LOB	18

livebaseballscorecards.com



WP	PA
0	39
0	
3	
1	

Batter	1	2	3	4	5	6	7	8	9	AB R H RBI BB SO LOB	TOP																						
<b>Eddie Joost, R</b> (1, 6) OBP: 0.380, SLG: 0.396	4-0 SH2-3 1B BB	0-0 F7		0-3 K		0-0 BB 1B		0-0 F3		4 1 1 0 1 1 3																							
<b>Barney McCosky, L</b> (1, 7) OBP: 0.328, SLG: 0.317	0-0 SH2-3 1-2	4-0 BB 1-2 2-3			4-0 BB BB	4-0 L4-3 BB		0-0 F8		1 0 0 0 3 0 0																							
<b>Paul Lehner, L</b> (1, 9) OBP: 0.365, SLG: 0.431	0-0 1B 1B	0-0 F5			0-0 F8	0-0 L4-3		0-0 F9		5 0 1 0 0 0 7																							
<b>Sam Chapman, R</b> (1, 8) OBP: 0.373, SLG: 0.499	0-0 1-2 2-H 1B		0-3 K		4-0 BB 1-2 BB		0-0 G6-4-3 1B	0-0 1B		4 0 3 1 1 1 0																							
<b>Ferris Fain, L</b> (1, 3) OBP: 0.423, SLG: 0.402	0-0 F3		0-0 F7		4-0 BB 1-2 2-3		0-0 F9	0-0 F9		4 0 0 0 1 0 4																							
<b>Billy Hitchcock, R</b> (1, 4) OBP: 0.384, SLG: 0.409	0-0 5-3		0-0 F3		0-3 K		0-0 G6-4-3			4 0 0 0 0 1 6																							
<b>Kermit Wahl, R</b> (1, 5) OBP: 0.314, SLG: 0.335		0-0 FC1-6 1B		0-0 5-3	0-0 F7		0-0 F4			4 0 1 0 0 0 3																							
<b>Joe Tipton, R</b> (1, 2) OBP: 0.301, SLG: 0.319		0-0 FC1-6 BB 1B 1-2f		0-0 F8		0-0 FC5-4 1B		4-0 BB		3 0 1 0 1 0 1																							
<b>Carl Scheib, R</b> (1, 1) OBP: 0.279, SLG: 0.381		0-0 BB 1B 1-2		0-0		0-0 FC5-4 BB 1B 1-2f		0-0 F2		1 0 1 0 0 0 0																							
<b>Bobby Shantz, R</b> (2, 1) OBP: 0.268, SLG: 0.260				HR						3 1 1 1 0 0 2																							
<b>Inning Stats</b>	R: 1 E: 0 K: 0 S: 5	H: 2 LOB: 2 BB: 1 P: 9	R: 0 E: 0 K: 0 S: 5	H: 2 LOB: 3 BB: 1 P: 9	R: 0 E: 0 K: 1 S: 5	H: 0 LOB: 0 BB: 0 P: 5	R: 1 E: 0 K: 1 S: 6	H: 1 LOB: 0 BB: 0 P: 6	R: 0 E: 0 K: 1 S: 5	H: 0 LOB: 3 BB: 3 P: 17	R: 0 E: 0 K: 0 S: 4	H: 2 LOB: 2 BB: 1 P: 8	R: 0 E: 0 K: 0 S: 3	H: 1 LOB: 0 BB: 0 P: 3	R: 0 E: 0 K: 0 S: 3	H: 0 LOB: 1 BB: 1 P: 7	R: 0 E: 0 K: 0 S: 4	H: 1 LOB: 1 BB: 0 P: 4	1B: 8 2B: 1 3B: 0 HR: 1	SF: 0 SAC: 1 DP: 2 HBP: 0	WP: 0 PB: 0 SB: 0 CS: 0	PA: 41											
<b>PITCHER</b> <b>Allie Reynolds, R</b> (1, 1) ERA: 3.6	IP 9.0	WLS W	BF 41	H 9	R 2	ER 2	SO 3	BB 7	IBB 0	HBP 0	BLK 0	WP 0	HR 1	S 40	P 68	ERA 2.00	WHIP 1.778																
											<b>PITCHER</b>	IP	WLS	BF	H	R	ER	SO	BB	IBB	HBP	BLK	WP	HR	S	P	ERA	WHIP					

Philadelphia Athletics @ New York Yankees  
 Yankee Stadium, Bronx, NY  
 Sat Aug 12 1950, 3:33 AM EDT  
 Att: 18,618 - Unknown

AB	33
R	2
H	9
RBI	2
BB	7
SO	3
LOB	26





Batter	1	2	3	4	5	6	7	8	9
Gene Woodling, L (1, 7) OBP: 0.395, SLG: 0.437	0-0 4-3	0-0 2B FC1-4 1B		0-0 IHR		0-0 FC4-6 BB 1B		0-0 F3	
Phil Rizzuto, R (1, 6) OBP: 0.421, SLG: 0.432	0-0 F2	0-0 FC1-4 1-3 2-H 2B		0-0 F5		4-0 BB FC4-6 BB		0-0 F7	
Hank Bauer, R (1, 9) OBP: 0.361, SLG: 0.490	0-0 E6	4-0 FC1-4 IBB		0-0 E4		0-0 FC4-6 1-2f 2-3		0-0 F5	
Johnny Mize, L (1, 3) OBP: 0.396, SLG: 0.602	0-0 F9	0-0 FC1-4 1-2f 2-3 3-H		0-0 4-3		0-3 K			
Joe Collins, L (5, 3) OBP: 0.304, SLG: 0.430									
Yogi Berra, L (1, 2) OBP: 0.382, SLG: 0.500		SH5-3 1B 2B 6-3				0-0 4-3		0-0 F4	
Bobby Brown, L (1, 5) OBP: 0.340, SLG: 0.339		BB BB 4-0 SH5-3 1B BB	0-0 3-1		0-0 1B 3B		0-0 4-3		
Cliff Mapes, L (1, 8) OBP: 0.347, SLG: 0.429		0-0 SH5-3 1-2 2-3	0-3 K		0-3 K		0-0 4-3		
Jerry Coleman, R (1, 4) OBP: 0.361, SLG: 0.380		4-0 1B 1B IBB	0-0 6-3		0-0 FC4-6 1B		0-0 1B		
Allie Reynolds, R (1, 1) OBP: 0.306, SLG: 0.255		0-0 1B 2B 1B 1-3 2-H 3-H		0-0 5-3		0-0 FC4-6 1-2f		0-0 6-3	

Inning Stats	R: 0	H: 0	E: 1	LOB: 1	K: 0	BB: 0	S: 4	P: 4
	R: 5	H: 4	E: 0	LOB: 2	K: 0	BB: 3	S: 7	P: 19
	R: 0	H: 0	E: 0	LOB: 0	K: 1	BB: 0	S: 5	P: 5
	R: 1	H: 1	E: 1	LOB: 1	K: 0	BB: 0	S: 5	P: 5
	R: 1	H: 2	E: 0	LOB: 1	K: 1	BB: 0	S: 7	P: 7
	R: 0	H: 1	E: 0	LOB: 2	K: 1	BB: 1	S: 6	P: 10
	R: 0	H: 1	E: 0	LOB: 1	K: 0	BB: 0	S: 4	P: 4
	R: 0	H: 0	E: 0	LOB: 0	K: 0	BB: 0	S: 3	P: 3

PITCHER	IP	WLS	BF	H	R	ER	SO	BB	IBB	HBP	BLK	WP	HR	S	P	ERA	WHIP
Carl Scheib, R (1, 1) ERA: 7.39	1.1	L	11	4	5	5	0	1	1	0	0	0	0	9	17	33.75	3.750
Bobby Shantz, L (2, 1) ERA: 4.79	6.2		28	5	2	2	3	1	1	0	0	0	0	32	40	2.70	0.900

AB R H RBI BB SO LOB

5	2	3	2	0	0	0
4	0	1	1	1	0	0
4	0	0	0	1	0	2
3	0	0	1	0	0	4
1	0	0	0	0	1	2
4	1	1	0	0	0	4
3	2	1	0	1	0	0
3	0	0	0	0	2	1
3	1	2	1	1	0	0
4	1	1	2	0	0	2

AB	R	H	RBI	BB	SO	LOB
34	7	9	7	4	3	15

WP	PA	39
WP: 0	PA: 39	

**Philadelphia Athletics @ New York Yankees**  
**Yankee Stadium, Bronx, NY**  
 Sat Aug 12 1950, 3:33 AM EDT  
 Att. 18,618 - Unknown

livebaseballscorecards.com

AB	34
R	7
H	9
RBI	7
BB	4
SO	3
LOB	15



Batter	1	2	3	4	5	6	7	8	9	AB R H RBI BB SO LOB	TOP									
Eddie Joost, R (1, 6) x OBP: 0.380, SLG: 0.395	0-0 F8 ①		4-0 BB		0-0 F8 ②		0-0 E7 HR 1B		0-3 K ②	4 1 1 0 1 1 0	<b>Philadelphia Athletics @ New York Yankees</b> Yankee Stadium, Bronx, NY Sun Aug 13 1950, 3:33 AM EDT Att: 25,251 - Unknown <a href="http://livebaseballscorecards.com">livebaseballscorecards.com</a>									
Barney McCosky, L (1, 7) x OBP: 0.324, SLG: 0.307	0-0 F3 ②		0-3 K ③		0-0 F9 ③		0-0 G3 ②		4-0 1B BB	4 0 0 0 1 1 4										
Paul Lehner, L (1, 9) x OBP: 0.373, SLG: 0.453	0-0 3-1 ③			0-0 FC6-4 1B		0-0 2B	0-0 HR ③		0-0 1B	5 1 4 3 0 0 0										
Sam Chapman, R (1, 8) x OBP: 0.369, SLG: 0.493		0-0 F7 ①		0-0 FC6-4 1B 2B		0-3 K ①	0-0 F7 ③		0-0 F3 ③	5 1 0 0 0 1 4										
Ferris Fain, L (1, 3) x OBP: 0.421, SLG: 0.398		0-0 6-3 ②		0-0 F9 ②		4-0 BB		0-0 G3 ①		3 0 0 0 1 0 1										
Billy Hitchcock, R (1, 4) x OBP: 0.385, SLG: 0.408		0-0 P4 ③		0-0 2B 1B		0-0 F9 ②		4-0 BB		3 1 1 0 1 0 2										
Kermit Wahl, R (1, 5) x OBP: 0.312, SLG: 0.340			0-0 F9 ①	0-0 2B		0-0 F7 ③		0-0 F9 ②		4 0 1 2 0 0 3										
Mike Guerra, R (1, 2) x OBP: 0.329, SLG: 0.367			0-0 5-3 ②	0-3 K ③			0-0 4-3 ①	0-0 P6 ③		4 0 0 0 0 1 2										
Lou Brissie, L (1, 1) x OBP: 0.176, SLG: 0.152			0-0 BB 1B		0-3 K ①		0-0 E 1B HR 1B		0-0 6-3 ①	4 1 2 0 0 1 0										
<b>Inning Stats</b>	R: 0 H: 0 E: 0 K: 0 S: 3	H: 0 LOB: 0 BB: 0 P: 3	R: 0 H: 0 E: 0 K: 0 S: 3	H: 0 LOB: 0 BB: 0 P: 3	R: 0 H: 1 E: 0 K: 1 S: 6	H: 1 LOB: 2 BB: 1 P: 10	R: 2 H: 3 E: 0 K: 1 S: 8	H: 3 LOB: 1 BB: 0 P: 8	R: 0 H: 0 E: 0 K: 1 S: 5	H: 0 LOB: 0 BB: 0 P: 5		R: 0 H: 1 E: 0 K: 1 S: 6	H: 1 LOB: 2 BB: 1 P: 10	R: 3 H: 3 E: 1 K: 0 S: 6	H: 3 LOB: 0 BB: 0 P: 6	R: 0 H: 0 E: 0 K: 0 S: 3	H: 0 LOB: 1 BB: 1 P: 7	R: 0 H: 1 E: 0 K: 1 S: 6	H: 1 LOB: 2 BB: 1 P: 10	1B: 6 SF: 0 2B: 2 SAC: 0 3B: 0 DP: 0 HR: 1 HBP: 0
<b>PITCHER</b>	IP WLS BF H R ER SO BB IBB HBP BLK WP HR S P ERA WHIP																			
Vic Raschi, R (1, 1) ERA: 4.13	7.0 L 31 8 5 5 4 2 0 0 0 0 0 1 37 45 6.43 1.429																			
Joe Page, L (8, 1) ERA: 4.4	2.0 9 1 0 0 1 2 0 0 0 0 0 0 9 17 0.00 1.500																			





Batter	1	2	3	4	5	6	7	8	9	AB	R	H	RBI	BB	SO	LOB
Gene Woodling, L (1, 7) OBP: 0.390, SLG: 0.430	0-0 4-3		0-0 L6		0-3 K		0-0 FC4		0-0 F8	5	0	0	0	0	1	3
Phil Rizzuto, R (1, 6) OBP: 0.421, SLG: 0.430	4-0 E BB		0-0 F8			0-0 F8		4-0 BB F8 BB		2	1	0	0	2	0	0
Hank Bauer, R (1, 9) OBP: 0.383, SLG: 0.490	0-0 5-3		0-0 P4			0-0 1B		0-0 BB 1B		4	0	2	0	0	0	1
Johnny Mize, L (1, 3) OBP: 0.382, SLG: 0.588	0-0 4-3			0-3 K		0-0 F8		4-0 BB BB BB BB		3	0	0	0	1	1	2
Joe Collins, L (8, PR) OBP: 0.304, SLG: 0.430								1-2 2-3 BB		0	0	0	0	0	0	0
Yogi Berra, L (1, 2) OBP: 0.381, SLG: 0.496		4-0 SH3-4 E F8 BB		0-3 K		0-0 F7		0-0 F8		3	1	0	1	1	1	3
Billy Johnson, R (1, 5) OBP: 0.367, SLG: 0.394		0-0 E1 F8 SH3-4		4-0 FC4-6 BB		0-0 G4-6-3 BB 1B		0-0 G6-4-3		3	0	1	0	1	0	3
Jerry Coleman, R (1, 4) OBP: 0.360, SLG: 0.378		0-0 SH3-4		0-0 FC4-6		4-0 G4-6-3 BB		0-0 4-3		2	0	0	0	1	0	1
Cliff Mapes, L (1, 8) OBP: 0.346, SLG: 0.434		0-0 F8		0-0 F2		0-0 G4-6-3		0-0 3B		4	0	1	1	0	0	3
Vic Raschi, R (1, 1) OBP: 0.277, SLG: 0.237		0-0 6-3		0-0 G3		4-0 FC4 BB		0-3 K		2	0	0	0	0	0	1
Tommy Henrich, L (7, PH) OBP: 0.377, SLG: 0.554										0	0	0	0	1	0	0
Jackie Jensen, R (7, PR) OBP: 0.195, SLG: 0.135										0	0	0	0	0	0	0
Joe Page, L (8, 1) OBP: 0.375, SLG: 0.429										0	0	0	0	0	0	0
Billy Martin, R (9, PH) OBP: 0.286, SLG: 0.385										1	0	0	0	0	1	1

Inning Stats	R: 0	H: 0	R: 1	H: 0	R: 0	H: 0	R: 0	H: 0	R: 0	H: 1	R: 0	H: 1	R: 1	H: 1	R: 0	H: 1	1B: 3	SF: 0	WP: 0	PA: 37	
E: 1	LOB: 1	E: 1	LOB: 1	E: 0	LOB: 1	E: 0	LOB: 0	E: 0	LOB: 1	E: 0	LOB: 1	E: 0	LOB: 2	E: 0	LOB: 2	E: 0	LOB: 1	2B: 0	SAC: 1	PB: 0	
K: 0	BB: 1	K: 0	BB: 1	K: 0	BB: 0	K: 2	BB: 1	K: 1	BB: 0	K: 0	BB: 2	K: 0	BB: 2	K: 1	BB: 0	K: 0	BB: 0	3B: 1	DP: 2	SB: 0	
S: 3	P: 7	S: 4	P: 8	S: 3	P: 3	S: 7	P: 11	S: 5	P: 5	S: 4	P: 4	S: 3	P: 11	S: 3	P: 11	S: 6	P: 6	HR: 0	HBP: 0	CS: 0	

PITCHER	IP	WLS	BF	H	R	ER	SO	BB	IBB	HBP	BLK	WP	HR	S	P	ERA	WHIP										
Lou Brissie, L (1, 1) ERA: 3.88	9.0	W	37	4	2	1	4	7	0	0	0	0	0	38	66	1.00	1.222										

**BOTTOM**

**Philadelphia Athletics @ New York Yankees**  
**Yankee Stadium, Bronx, NY**  
 Sun Aug 13 1950, 3:33 AM EDT  
 Att. 25,251 - Unknown

AB	29
R	2
H	4
RBI	2
BB	7
SO	4
LOB	18



WP	0	PA	37
PB	0	CS	0





BOTTOM

New York Yankees @ Washington Senators  
Griffith Stadium, Washington, DC

livebaseballscores.com

AB	40
R	10
H	18
RBI	9
BB	1
SO	2
LOB	19



WP	0	PA	43
PB	0		
SB	2		
CS	0		


Tue Aug 15 1950, 3:33 AM EDT  
Att. 4,209 - Unknown

AB R H RBI BB SO LOB

5	2	4	0	0	0	0	
5	1	1	1	0	0	4	
4	1	2	1	0	1	1	
4	1	1	0	1	0	2	
5	1	3	3	0	1	4	
5	1	2	2	0	0	3	
4	1	2	0	0	0	1	
3	0	1	1	0	0	1	
1	1	1	0	0	0	0	
0	0	0	0	0	0	0	
3	0	0	0	0	0	3	
1	1	1	1	0	0	0	
0	0	0	0	0	0	0	
1B:	16	SF:	0	WP:	0	PA:	43
2B:	2	SAC:	2	PB:	0		
3B:	0	DP:	2	SB:	2		
HR:	1	HBP:	0	CS:	0		

Batter	1	2	3	4	5	6	7	8	9							
Eddie Yost, R OBP: 0.422, SLG: 0.410 (1, 5)	0-0 FC5-4 1B	0-0 1-2 1B			0-0 4-3		0-0 SH5-4 1B	0-0 E5 F8 1-3 2-H 1B								
Cass Michaels, R OBP: 0.386, SLG: 0.415 (1, 4)	0-0 FC5-4 1-2f S	0-0 L5			0-0 2-3		0-0 1-2 1B	0-0 F8 2-3 3-H								
Irv Noren, L OBP: 0.382, SLG: 0.463 (1, 8)	0-3 K 1-2		0-0 G3		0-0 E 1B		0-0 SH5-4 1-2 2-3	0-0 E 1B 3-H								
Sam Mele, R OBP: 0.382, SLG: 0.472 (1, 3)	0-0 5-3		0-0 F4		0-0 E6 1-2		4-0 1B L9-2 IBB	0-0 E8 1-3 1B								
Johnny Ostrowski, R OBP: 0.325, SLG: 0.370 (1, 7)		0-0 HR	0-0 1B		0-0 F3		0-0 1-3 2-H 3-H S 1B	0-3 K 2								
Sam Dente, R OBP: 0.294, SLG: 0.293 (1, 6)		0-0 SH 6-3 2B	0-0 F7			0-0 5-3	0-0 L9-2 1-2 3-H	0-0 2-H 3-H 1B								
Bud Stewart, L OBP: 0.343, SLG: 0.360 (1, 9)		0-0 SH FC1-6 6-3 2-3		0-0 L4		0-0 1B 1B		0-0 1B 1B F7								
Len Okrie, R OBP: 0.429, SLG: 0.200 Sherry Robertson, L OBP: 0.376, SLG: 0.351 Al Evans, R OBP: 0.298, SLG: 0.293 (1, 2)		0-0 6-3		0-0 5-3		0-0 G4-6-3 1B		0-0 1B 1B E 1B								
Gene Bearden, L OBP: 0.320, SLG: 0.333 Gil Coan, L OBP: 0.320, SLG: 0.405 Mickey Harris, L OBP: 0.412, SLG: 0.286 (1, 1)		0-0 FC1-6 1B 2-3		0-0 4-3		0-0 G4-6-3 1-2f		0-0 1B F8 1B 1-2 3-H								
Inning Stats	R: 0 E: 0 K: 1 S: 6	H: 1 LOB: 1 BB: 0 P: 6	R: 2 E: 1 K: 0 S: 7	H: 3 LOB: 2 BB: 0 P: 7	R: 0 E: 0 K: 0 S: 4	H: 1 LOB: 1 BB: 0 P: 4	R: 0 E: 0 K: 0 S: 3	H: 0 LOB: 0 BB: 0 P: 3	R: 0 E: 1 K: 0 S: 5	H: 1 LOB: 2 BB: 0 P: 5	R: 0 E: 0 K: 0 S: 4	H: 2 LOB: 1 BB: 0 P: 4	R: 2 E: 0 K: 0 S: 5	H: 3 LOB: 1 BB: 1 P: 9	R: 6 E: 2 K: 1 S: 12	H: 7 LOB: 1 BB: 0 P: 12

PITCHER	IP	WLS	BF	H	R	ER	SO	BB	IBB	HBP	BLK	WP	HR	S	P	ERA	WHIP
Ed Lopat, L ERA: 3.86 (1, 1)	7.0		33	11	4	4	1	0	0	0	0	0	1	34	38	5.14	1.571
Tom Ferrick, R ERA: 4.09 (8, 1)	0.0	L	3	3	3	3	0	0	0	0	0	0	0	3	3	∞	∞
Joe Page, L ERA: 4.7 (8, 1)	1.0		7	4	3	2	1	0	0	0	0	0	0	9	9	18.00	4.000

Batter	1	2	3	4	5	6	7	8	9	AB R H RBI BB SO LOB	TOP											
Gene Woodling, L (1, 8) OBP: 0.393, SLG: 0.430	0-3 K		4-0 BB BB		4-0 BB 1B BB	0-0 F8		0-0 2B		3 1 1 1 2 1 2												
Phil Rizzuto, R (1, 6) OBP: 0.421, SLG: 0.427	0-0 F7		4-0 BB BB		0-0 1B BB 1B		0-0 6-3	0-3 K		4 0 1 1 1 1 1												
Hank Bauer, R (1, 9) OBP: 0.383, SLG: 0.498	0-3 K		0-0 F5		4-0 1B BB		0-0 F8		0-0 HR	4 1 1 1 1 1 3												
Yogi Berra, L (1, 2) OBP: 0.378, SLG: 0.490		0-0 F6		0-0 F9		0-0 1B		0-0 F9		5 0 1 1 0 0 0												
Billy Johnson, R (1, 5) OBP: 0.362, SLG: 0.391		0-0 F8		0-0 6-3		0-0 1B 2B		0-0 SH SH1-4 1B		5 2 2 0 0 0 0												
Jackie Jensen, R (1, 7) OBP: 0.200, SLG: 0.146		0-3 K		0-0 6-3		0-0 F7		0-0 SH1-4 1B		4 1 1 0 0 1 1												
Jerry Coleman, R (1, 4) OBP: 0.365, SLG: 0.381			0-0 BB BB 1B		0-0 F3	0-0 F9		0-0 E6 SH5-3 SH E 2B 1B		5 2 2 1 0 0 2	AB 37 R 9 H 12 RBI 8 BB 5 SO 6 LOB 13											
Joe Collins, L (1, 3) OBP: 0.313, SLG: 0.440			0-0 F4		0-0 S 1B 1B	4-0 1B IBB		0-0 SH E SH5-3 2B		3 2 2 2 1 0 1												
Whitey Ford, L (1, 1) OBP: 0.133, SLG: 0.071			0-3 K		0-3 K	0-0 1B		0-0 SH5-3	0-0 1-3	4 0 1 1 0 2 3												
Inning Stats	R: 0 E: 0 K: 2 S: 7	H: 0 LOB: 0 BB: 0 P: 7	R: 0 E: 0 K: 1 S: 5	H: 0 LOB: 0 BB: 0 P: 5	R: 0 E: 0 K: 1 S: 6	H: 1 LOB: 3 BB: 2 P: 14	R: 0 E: 0 K: 0 S: 3	H: 0 LOB: 0 BB: 0 P: 3	R: 2 E: 0 K: 1 S: 7	H: 3 LOB: 2 BB: 2 P: 15	R: 1 E: 0 K: 0 S: 5	H: 2 LOB: 2 BB: 1 P: 9	R: 0 E: 0 K: 0 S: 3	H: 0 LOB: 0 BB: 0 P: 3	R: 3 E: 2 K: 1 S: 9	H: 2 LOB: 1 BB: 0 P: 9	R: 3 E: 1 K: 0 S: 7	H: 4 LOB: 1 BB: 0 P: 7	1B: 8 2B: 3 3B: 0 HR: 1	SF: 0 SAC: 3 DP: 0 HBP: 0	WP: 0 PB: 0 SB: 2 CS: 0	PA: 45
PITCHER	IP WLS BF H R ER SO BB IBB HBP BLK WP HR S P ERA WHIP												PITCHER	IP WLS BF H R ER SO BB IBB HBP BLK WP HR S P ERA WHIP								
Bob Kuzava, L (1, 1) ERA: 3.93	7.2 L 37 8 6 4 5 4 1 0 0 0 0 0 42 62 4.70 1.565																					
Elmer Singleton, R (8, 1) ERA: 6.38	1.1 8 4 3 2 1 0 0 0 0 0 0 1 10 10 13.50 3.000																					

New York Yankees @ Washington Senators  
Griffith Stadium, Washington, DC  
Tue Aug 15 1950, 3:38 AM EDT  
Att: 12,523 - Unknown

AB	37
R	9
H	12
RBI	8
BB	5
SO	6
LOB	13





Batter	1	2	3	4	5	6	7	8	9	AB	R	H	RBI	BB	SO	LOB
<b>Eddie Yost, R</b> OBP: 0.423, SLG: 0.408 (1, 5) X	0-0 F9 ①		B B B B 4-0 BB		X 0-0 F7 ③			B B B B 4-0 SH5-3 BB		2	0	0	0	2	0	0
<b>Cass Michaels, R</b> OBP: 0.383, SLG: 0.410 (1, 4) X	0-0 5-3 ②		X 0-0 6-3 ③			X 0-0 F8 ①		X 0-0 F3 ①		4	0	0	0	0	0	2
<b>Irv Noren, L</b> OBP: 0.381, SLG: 0.460 (1, 8) X	0-0 F9 ③			X 0-0 F8 ①		B B B B 4-0 FC5 WP BB		X 0-0 SH5-3 ②		2	0	0	0	1	0	0
<b>Sam Mele, R</b> OBP: 0.383, SLG: 0.472 (1, 3) X		X 0-0 FC5-4 1B		X 0-0 BB 1B		X 0-0 F9 ②		X 0-0 5-3 ③		4	0	2	0	0	0	2
<b>Johnny Ostrowski, R</b> OBP: 0.329, SLG: 0.365 (1, 7) S S S S		0-3 K ①		B B B B 4-0 BB 1-2		B B B B 4-0 BB			X 0-0 L3 ①	2	0	0	0	2	1	1
<b>Sam Dente, R</b> OBP: 0.291, SLG: 0.290 (1, 6) X		0-0 FC5-4 ②		X 0-0 F8 ②		X 0-0 FC5 ③			X 0-0 F8 ②	4	0	0	0	0	0	5
<b>Bud Stewart, L</b> OBP: 0.341, SLG: 0.359 (1, 9) X		0-0 4-3 ③		X 0-0 F7 ③			X 0-0 5-3 ①		X 0-0 BB 1B	4	0	1	0	0	0	3
<b>Mickey Grasso, R</b> OBP: 0.387, SLG: 0.361 (1, 2) X			X 0-0 6-3 ①		S S S S 0-3 K ①		X 0-0 6-3 ②		X 0-0 5-3 ③	4	0	0	0	0	1	1
<b>Bob Kuzava, S</b> OBP: 0.241, SLG: 0.163 (1, 1) S S S S			0-3 K ②		S S S S 0-3 K ②					3	0	0	0	0	2	0
<b>Elmer Singleton, R</b> OBP: 0.333, SLG: 0.667 (8, 1) S S S S			K		K					0	0	0	0	0	0	0

<b>Inning Stats</b>	R: 0 E: 0 K: 0 S: 3	H: 0 LOB: 0 BB: 0 P: 3	R: 0 E: 0 K: 1 S: 6	H: 1 LOB: 1 BB: 0 P: 6	R: 0 E: 0 K: 1 S: 5	H: 0 LOB: 1 BB: 1 P: 9	R: 0 E: 0 K: 0 S: 4	H: 1 LOB: 2 BB: 1 P: 8	R: 0 E: 0 K: 2 S: 7	H: 0 LOB: 0 BB: 0 P: 7	R: 0 E: 0 K: 0 S: 3	H: 0 LOB: 0 BB: 0 P: 3	R: 0 E: 0 K: 0 S: 3	H: 0 LOB: 1 BB: 1 P: 7	R: 0 E: 0 K: 0 S: 4	H: 1 LOB: 1 BB: 0 P: 4	1B: 3 2B: 0 3B: 0 HR: 0	SF: 0 SAC: 1 DP: 0 HBP: 0
<b>PITCHER</b> <b>Whitey Ford, L</b> ERA: 3.59 (1, 1)	IP: 9.0	WLS: W	BF: 35	H: 3	R: 0	ER: 0	SO: 4	BB: 5	IBB: 0	HBP: 0	BLK: 0	WP: 1	HR: 0	S: 38	P: 58	ERA: 0.00	WHIP: 0.889	
<b>PITCHER</b>	IP	WLS	BF	H	R	ER	SO	BB	IBB	HBP	BLK	WP	HR	S	P	ERA	WHIP	


**BOTTOM**

**New York Yankees @ Washington Senators**  
Griffith Stadium, Washington, DC

Tue Aug 15 1950, 3:38 AM EDT  
Att. 12,523 - Unknown

livebaseballscorecards.com

<b>AB</b>	<b>29</b>
<b>R</b>	<b>0</b>
<b>H</b>	<b>3</b>
<b>RBI</b>	<b>0</b>
<b>BB</b>	<b>5</b>
<b>SO</b>	<b>4</b>
<b>LOB</b>	<b>14</b>



WP: 1 PA: 35  
PB: 0  
SB: 0  
CS: 0





BOTTOM

New York Yankees @ Washington Senators  
Griffith Stadium, Washington, DC  
Wed Aug 16 1950, 3:33 AM EDT  
Att. 9,802 - Unknown

livebaseballscorecards.com

AB 34  
R 4  
H 9  
RBI 4  
BB 8  
SO 5  
LOB 20



WP: 0 PA: 42  
PB: 0  
SB: 0  
CS: 0

AB R H RBI BB SO LOB

3	1	2	0	2	0	0
4	1	0	0	1	0	3
4	1	2	1	1	0	0
2	0	2	2	1	0	0
2	0	0	0	0	0	1
2	0	0	0	0	0	2
2	0	1	0	1	1	1
4	1	0	0	1	0	6
3	0	0	0	1	2	4
4	0	2	1	0	0	0
2	0	0	0	0	1	3
1	0	0	0	0	1	0
1	0	0	0	0	0	0

Batter	1	2	3	4	5	6	7	8	9
Eddie Yost, R OBP: 0.426, SLG: 0.412 (1, 5)	4-0 BB G6-4-3 BB		0-0 L3		0-0 BB 1B	0-0 2B		4-0 BB FC6-4 BB	
Cass Michaels, R OBP: 0.380, SLG: 0.406 (1, 4)	0-0 G6-4-3 1-2f		0-0 F8		4-0 1B BB	0-0 L1		0-0 FC6-4 1-2f	
Irv Noren, L OBP: 0.384, SLG: 0.463 (1, 8)	0-0 1B 2B		0-0 F2		0-0 BB 1B		4-0 1B G3 BB		0-0 F7
Sam Mele, R OBP: 0.388, SLG: 0.476 Gene Bearden, L OBP: 0.296, SLG: 0.304 (1, 3) (6, 3)	0-0 1B			4-0 G6-4-3 BB	0-0 L4-6 BB 1B		0-0 G3		0-0 E3
Johnny Ostrowski, R OBP: 0.326, SLG: 0.360 Gil Coan, L OBP: 0.324, SLG: 0.406 (1, 7) (5, PH) (6, 7)	0-0 F9			0-0 G6-4-3 1-2f	4-0 1-2 2-3 BB		0-0 2-3 1B		0-3 K
Sam Dente, R OBP: 0.290, SLG: 0.288 (1, 6)		0-0 6-3		4-0 BB 1B BB	0-0 L4-6		0-0 F8		0-0 1-3
Bud Stewart, L OBP: 0.340, SLG: 0.355 (1, 9)		0-3 K		4-0 1B BB	0-0 4-3		0-3 K		
Mickey Grasso, R OBP: 0.390, SLG: 0.366 (1, 2)		0-0 1B		0-0 1-3 2-H 1B		0-0 L9		0-0 F7	
Sandy Consuegra, R OBP: 0.214, SLG: 0.185 Shery Robertson, L OBP: 0.373, SLG: 0.347 Mickey Harris, L OBP: 0.389, SLG: 0.267 (1, 1) (6, PH) (7, 1)		0-0 4-3		0-3 K		0-3 K		0-0 4-3	

Inning Stats	R: 1	H: 2	E: 0	K: 0	S: 4	LOB: 1	BB: 1	P: 8	R: 0	H: 1	E: 0	K: 1	S: 6	LOB: 1	BB: 0	P: 6	R: 0	H: 0	E: 0	K: 0	S: 3	LOB: 0	BB: 0	P: 3	R: 1	H: 1	E: 0	K: 1	S: 5	LOB: 2	BB: 3	P: 17	R: 2	H: 3	E: 0	K: 0	S: 5	LOB: 2	BB: 2	P: 13	R: 0	H: 1	E: 0	K: 1	S: 6	LOB: 1	BB: 0	P: 6	R: 0	H: 1	E: 0	K: 1	S: 6	LOB: 2	BB: 1	P: 10	R: 0	H: 0	E: 0	K: 0	S: 3	LOB: 1	BB: 1	P: 7	R: 0	H: 0	E: 1	K: 1	S: 6	LOB: 1	BB: 0	P: 6
--------------	------	------	------	------	------	--------	-------	------	------	------	------	------	------	--------	-------	------	------	------	------	------	------	--------	-------	------	------	------	------	------	------	--------	-------	-------	------	------	------	------	------	--------	-------	-------	------	------	------	------	------	--------	-------	------	------	------	------	------	------	--------	-------	-------	------	------	------	------	------	--------	-------	------	------	------	------	------	------	--------	-------	------

PITCHER	IP	WLS	BF	H	R	ER	SO	BB	IBB	HBP	BLK	WP	HR	S	P	ERA	WHIP
Tommy Byrne, L ERA: 4.76 (1, 1)	4.0		22	7	4	4	2	5	0	0	0	0	0	21	41	9.00	3.000
Fred Sanford, R ERA: 4.2 (5, 1)	2.2		11	2	0	0	1	2	0	0	0	0	0	11	19	0.00	1.500
Tom Ferrick, R ERA: 3.92 (7, 1)	2.1	W	9	0	0	0	2	1	0	0	0	0	0	12	16	0.00	0.429

1B: 7 SF: 0  
2B: 3 SAC: 0  
3B: 0 DP: 3  
HR: 0 HBP: 0

WP: 0 PA: 42  
PB: 0  
SB: 0  
CS: 0

Batter	1	2	3	4	5	6	7	8	9	AB R H RBI BB SO LOB	TOP																													
Gene Woodling, L OBP: 0.385, SLG: 0.420 (1, 8) (8, 7)	0-3 K		0-0 F7		0-0 3-1		0-0 E9		0-0 E4 FC3-6	5 0 0 0 0 1 0	<b>New York Yankees @ Washington Senators</b> Griffith Stadium, Washington, DC Thu Aug 17 1950, 3:33 AM EDT Att. 4,247 - Unknown																													
Phil Rizzuto, R OBP: 0.424, SLG: 0.429 (1, 6)	0-0 5-3		0-0 1B 1B 1B		0-0 F9		4-0 BB		0-0 FC3-6 1-2f	4 1 1 0 1 0 1																														
Hank Bauer, R OBP: 0.386, SLG: 0.500 Cliff Mapes, L OBP: 0.341, SLG: 0.425 (1, 9) (3, PR) (3, 9)	0-0 F4		0-0 1B 1-3 1B		0-0 4-3		0-0 L8		0-3 K	2 0 1 0 0 0 0 3 0 0 0 0 1 3																														
Yogi Berra, L OBP: 0.376, SLG: 0.484 (1, 2)		0-0 E3 BB 1B	0-0 F2			0-0 F8		0-0 SH3-4 BB 1B	0-0 1-2 1B	5 0 2 0 0 0 2																														
Joe Collins, L OBP: 0.319, SLG: 0.440 Tommy Henrich, L OBP: 0.372, SLG: 0.545 (1, 3) (9, PH)		0-0 F8	0-0 S 1-3 3-H 1B			0-0 F3		4-0 SH3-4 BB 1-2	0-0 G3	3 0 1 1 1 0 1 1 0 0 0 0 0 2																														
Billy Johnson, R OBP: 0.362, SLG: 0.388 (1, 5)		0-0 BB 1-2 1B	0-3 K 1-2			4-0 BB		0-0 SH3-4 1-2 2-3		2 0 1 0 1 1 2																														
Jerry Coleman, R OBP: 0.366, SLG: 0.377 (1, 4)		4-0 BB 1-2 2-3		0-0 5-3		0-0 L6		4-0 IBB		2 0 0 0 2 0 1																														
Jackie Jensen, R OBP: 0.208, SLG: 0.128 Johnny Mize, L OBP: 0.370, SLG: 0.567 Joe DiMaggio, R OBP: 0.363, SLG: 0.537 (1, 7) (8, PH) (8, 8)		0-3 K		0-0 1-3			0-0 F2	0-0 F5		3 0 0 0 0 1 3 1 0 0 0 0 0 3 0 0 0 0 0 0 0																														
Allie Reynolds, R OBP: 0.288, SLG: 0.237 Joe Ostrowski, L OBP: 0.357, SLG: 0.348 (1, 1) (8, 1)		0-0 G3		0-3 K			0-3 K	0-3 K		4 0 0 0 0 3 6 0 0 0 0 0 0 0																														
<b>Inning Stats</b>	R: 0 E: 0 K: 1 S: 5	H: 0 LOB: 0 BB: 0 P: 5	R: 0 E: 1 K: 1 S: 7	H: 1 LOB: 3 BB: 1 P: 11	R: 1 E: 0 K: 1 S: 8	H: 3 LOB: 3 BB: 0 P: 8	R: 0 E: 0 K: 1 S: 5	H: 0 LOB: 0 BB: 0 P: 5	R: 0 E: 0 K: 0 S: 3	H: 0 LOB: 0 BB: 0 P: 3	R: 0 E: 0 K: 0 S: 3	H: 0 LOB: 1 BB: 1 P: 7	R: 0 E: 1 K: 1 S: 6	H: 0 LOB: 2 BB: 1 P: 10	R: 0 E: 0 K: 1 S: 6	H: 1 LOB: 3 BB: 2 P: 14	R: 0 E: 1 K: 1 S: 7	H: 1 LOB: 2 BB: 0 P: 7	1B: 6 2B: 0 3B: 0 HR: 0	SF: 0 SAC: 1 DP: 0 HBP: 0	WP: 0 PB: 0 SB: 1 CS: 0	PA: 41																		
<b>PITCHER</b> Sid Hudson, R ERA: 4.14 (1, 1)	IP 9.0	WLS W	BF 41	H 6	R 1	ER 1	SO 7	BB 4	IBB 1	HBP 0	BLK 0	WP 0	HR 0	S 50	P 70	ERA 1.00	WHIP 1.111						<b>PITCHER</b>	IP	WLS	BF	H	R	ER	SO	BB	IBB	HBP	BLK	WP	HR	S	P	ERA	WHIP

livebaseballscorecards.com

<b>AB</b>	35
<b>R</b>	1
<b>H</b>	6
<b>RBI</b>	1
<b>BB</b>	5
<b>SO</b>	7
<b>LOB</b>	24





Batter	1	2	3	4	5	6	7	8	9	AB	R	H	RBI	BB	SO	LOB
<b>Eddie Yost, R</b> OBP: 0.427, SLG: 0.411 (1, 5) X	0-0 F7 ①			4-0 FC4-6 BB		0-3 K ②		0-0 3B 1B		3	1	1	0	1	1	0
<b>Gil Coan, L</b> OBP: 0.323, SLG: 0.413 (1, 8) S S S	0-3 K ②			0-0 FC4-6 E 1-2f		0-3 K ③		0-0 3B 1B		4	0	1	2	0	2	1
<b>Irv Noren, L</b> OBP: 0.380, SLG: 0.458 (1, 3) X	0-0 L6 ③			0-0 F7 1-2			0-0 F4 ①	0-0 G3 ③		4	0	0	0	0	0	2
<b>Sherry Robertson, L</b> OBP: 0.372, SLG: 0.347 (1, 9) (8, 4)		0-3 K ①		0-0 4-3 ③			0-0 1B S ②			3	0	1	0	0	1	1
<b>Bud Stewart, L</b> OBP: 0.343, SLG: 0.354 (1, 7) (8, 9)		4-0 CS BB			4-0 CS BB		0-0 F6 1-2 ②			1	0	0	0	2	0	1
<b>Cass Michaels, R</b> OBP: 0.378, SLG: 0.403 <b>Johnny Ostrowski, R</b> OBP: 0.324, SLG: 0.358 (1, 4) (7, PH) (8, 7)		0-0 F7 1-2 ② ③			0-3 K 1-2 ① ②		0-0 5-3 ③			2	0	0	0	0	1	2
<b>Sam Dente, R</b> OBP: 0.290, SLG: 0.286 (1, 6)			0-0 F8 ①		4-0 BB			0-0 F7 ①		2	0	0	0	1	0	0
<b>Al Evans, R</b> OBP: 0.295, SLG: 0.290 (1, 2)			0-3 K ②		0-3 K ③			0-0 F8 ②		3	0	0	0	0	2	1
<b>Sid Hudson, R</b> OBP: 0.217, SLG: 0.235 (1, 1)			0-0 4-3 ③			0-0 5-3 ①		0-0 E6 1B 3B		3	1	0	0	0	0	0

Inning Stats	R: 0	H: 0	E: 0	LOB: 0	K: 1	BB: 0	S: 5	P: 5	R: 0	H: 0	E: 0	LOB: 0	K: 1	BB: 1	S: 4	P: 8	R: 0	H: 0	E: 0	LOB: 0	K: 1	BB: 0	S: 5	P: 5	R: 0	H: 0	E: 1	LOB: 1	K: 0	BB: 1	S: 3	P: 7	R: 0	H: 0	E: 0	LOB: 1	K: 2	BB: 2	S: 6	P: 14	R: 0	H: 0	E: 0	LOB: 0	K: 2	BB: 0	S: 7	P: 7	R: 0	H: 1	E: 0	LOB: 1	K: 0	BB: 0	S: 4	P: 4	R: 2	H: 2	E: 1	LOB: 1	K: 0	BB: 0	S: 6	P: 6
<b>PITCHER</b>	IP	WLS	BF	H	R	ER	SO	BB	IBB	HBP	BLK	WP	HR	S	P	ERA	WHIP																																															
<b>Allie Reynolds, R</b> ERA: 3.45 (1, 1)	7.2	L	29	3	2	0	7	4	0	0	0	0	0	39	55	0.00	0.913																																															
<b>Joe Ostrowski, L</b> ERA: 3.69 (8, 1)	0.1		1	0	0	0	0	0	0	0	0	0	0	1	1	0.00	0.000																																															


**BOTTOM**

**New York Yankees @ Washington Senators**  
Griffith Stadium, Washington, DC


Thu Aug 17 1950, 3:33 AM EDT  
Att. 4,247 - Unknown

AB	26
R	2
H	3
RBI	2
BB	4
SO	7
LOB	9

livebaseballscores.com



1B: 2	SF: 0	WP: 0	PA: 30
2B: 0	SAC: 0	PB: 0	
3B: 1	DP: 0	SB: 1	
HR: 0	HBP: 0	CS: 2	

Batter	1	2	3	4	5	6	7	8	9	AB R H RBI BB SO LOB	TOP														
Gene Woodling, L (1, 9) OBP: 0.385, SLG: 0.420										0 0 0 0 0 0 0 0	<p style="text-align: center;"><b>New York Yankees @ Philadelphia Athletics</b>            Shibe Park, Philadelphia, PA            Fri Aug 18 1950, 3:33 AM EDT            Att. 6,054 - Unknown</p> <p style="text-align: right;"><a href="http://livebaseballscorecards.com">livebaseballscorecards.com</a></p> <table border="0"> <tr><td><b>AB</b></td><td><b>0</b></td></tr> <tr><td><b>R</b></td><td><b>0</b></td></tr> <tr><td><b>H</b></td><td><b>0</b></td></tr> <tr><td><b>RBI</b></td><td><b>0</b></td></tr> <tr><td><b>BB</b></td><td><b>0</b></td></tr> <tr><td><b>SO</b></td><td><b>0</b></td></tr> <tr><td><b>LOB</b></td><td><b>0</b></td></tr> </table> 	<b>AB</b>	<b>0</b>	<b>R</b>	<b>0</b>	<b>H</b>	<b>0</b>	<b>RBI</b>	<b>0</b>	<b>BB</b>	<b>0</b>	<b>SO</b>	<b>0</b>	<b>LOB</b>	<b>0</b>
<b>AB</b>										<b>0</b>															
<b>R</b>										<b>0</b>															
<b>H</b>										<b>0</b>															
<b>RBI</b>										<b>0</b>															
<b>BB</b>										<b>0</b>															
<b>SO</b>										<b>0</b>															
<b>LOB</b>										<b>0</b>															
Phil Rizzuto, R (1, 6) OBP: 0.424, SLG: 0.429	0 0 0 0 0 0 0 0																								
Yogi Berra, L (1, 2) OBP: 0.376, SLG: 0.484	0 0 0 0 0 0 0 0																								
Joe DiMaggio, R (1, 8) OBP: 0.363, SLG: 0.537	0 0 0 0 0 0 0 0																								
Billy Johnson, R (1, 5) OBP: 0.362, SLG: 0.388	0 0 0 0 0 0 0 0																								
Johnny Mize, L (1, 3) OBP: 0.370, SLG: 0.567	0 0 0 0 0 0 0 0																								
Jerry Coleman, R (1, 4) OBP: 0.366, SLG: 0.377	0 0 0 0 0 0 0 0																								
Jackie Jensen, R (1, 7) OBP: 0.208, SLG: 0.128	0 0 0 0 0 0 0 0																								
Vic Raschi, R (1, 1) OBP: 0.277, SLG: 0.237	0 0 0 0 0 0 0 0	<table border="0"> <tr><td>1B: 0</td><td>SF: 0</td><td>WP: 0</td><td>PA: 0</td></tr> <tr><td>2B: 0</td><td>SAC: 0</td><td>PB: 0</td><td></td></tr> <tr><td>3B: 0</td><td>DP: 0</td><td>SB: 0</td><td></td></tr> <tr><td>HR: 0</td><td>HBP: 0</td><td>CS: 0</td><td></td></tr> </table>	1B: 0	SF: 0	WP: 0	PA: 0	2B: 0	SAC: 0	PB: 0		3B: 0	DP: 0	SB: 0		HR: 0	HBP: 0	CS: 0								
1B: 0	SF: 0	WP: 0	PA: 0																						
2B: 0	SAC: 0	PB: 0																							
3B: 0	DP: 0	SB: 0																							
HR: 0	HBP: 0	CS: 0																							
<b>Inning Stats</b>																									
PITCHER Lou Brissie, L (1, 1) ERA: 3.88	IP	WLS	BF	H	R	ER	SO	BB	IBB	HBP	BLK	WP	HR	S	P	ERA	WHIP	PITCHER IP WLS BF H R ER SO BB IBB HBP BLK WP HR S P ERA WHIP							
	0.0	L	0	0	0	0	0	0	0	0	0	0	0	0	0	∞	∞								



Batter	1	2	3	4	5	6	7	8	9	AB R H RBI BB SO LOB	BOTTOM
--------	---	---	---	---	---	---	---	---	---	----------------------	--------

<b>Eddie Joost, R</b> (1, 6) OBP: 0.378, SLG: 0.387										0 0 0 0 0 0 0	<b>New York Yankees @ Philadelphia Athletics</b> Shibe Park, Philadelphia, PA Fri Aug 18 1950, 3:33 AM EDT Att. 6,054 - Unknown <a href="http://livebaseballscorecards.com">livebaseballscorecards.com</a>
<b>Barney McCosky, L</b> (1, 7) OBP: 0.323, SLG: 0.309										0 0 0 0 0 0 0	
<b>Paul Lehner, L</b> (1, 9) OBP: 0.366, SLG: 0.439										0 0 0 0 0 0 0	
<b>Sam Chapman, R</b> (1, 8) OBP: 0.358, SLG: 0.480										0 0 0 0 0 0 0	
<b>Ferris Fain, L</b> (1, 3) OBP: 0.418, SLG: 0.399										0 0 0 0 0 0 0	
<b>Billy Hitchcock, R</b> (1, 4) OBP: 0.387, SLG: 0.402										0 0 0 0 0 0 0	
<b>Kermit Wahl, R</b> (1, 5) OBP: 0.332, SLG: 0.364										0 0 0 0 0 0 0	
<b>Mike Guerra, R</b> (1, 2) OBP: 0.332, SLG: 0.379										0 0 0 0 0 0 0	
<b>Lou Brissie, L</b> (1, 1) OBP: 0.176, SLG: 0.152										0 0 0 0 0 0 0	

<b>Inning Stats</b>	1B: 0	SF: 0	WP: 0	PA: 0
	2B: 0	SAC: 0	PB: 0	
	3B: 0	DP: 0	SB: 0	
	HR: 0	HBP: 0	CS: 0	

<b>PITCHER</b> <b>Vic Raschi, R</b> (1, 1) ERA: 4.13	IP 0.0 WLS W BF 0 H 0 R 0 ER 0 SO 0 BB 0 IBB 0 HBP 0 BLK 0 WP 0 HR 0 S 0 P 0 ERA ∞ WHIP ∞	<b>PITCHER</b> IP WLS BF H R ER SO BB IBB HBP BLK WP HR S P ERA WHIP
--	---	---







Batter	1	2	3	4	5	6	7	8	9	AB R H RBI BB SO LOB	TOP	
Gene Woodling, L (1, 7) X OBP: 0.384, SLG: 0.413	0-0 P3 BB	4-0 BB 1-2		4-0 2B E BB	0-0 F3			0-0 P6 BB		3 1 0 0 2 0 1		
Phil Rizzuto, R (1, 6) B B B OBP: 0.426, SLG: 0.432	4-0 BB HR BB	0-0 F8 BB		0-0 E 1-3 2-H 2B		0-0 6-3		0-0 CS 1B		4 2 2 1 1 0 2		
Yogi Berra, L (1, 2) B B B OBP: 0.376, SLG: 0.483	4-0 HR 1-2 BB		0-0 FC5-4 1B	0-0 E4 1B		0-0 F9 BB		0-0 F8 1-2		4 1 1 1 1 0 1		
Joe DiMaggio, R (1, 8) X OBP: 0.368, SLG: 0.554	0-0 HR 1-H 2-H		0-0 FC5-4 FC6-4 1B	0-0 F7 BB		0-0 1B			0-0 4-3 WP FC2 1B	5 1 3 3 0 0 2		
Hank Bauer, R (1, 9) X OBP: 0.386, SLG: 0.498	0-0 F8 BB		0-0 FC6-4 1B	0-0 1B		0-0 F7 BB			0-0 4-3 1-3	5 0 2 0 0 0 2		
Billy Johnson, R (1, 5) X OBP: 0.354, SLG: 0.378	0-0 F8 BB		0-0 FC6-4 FC6-4	0-0 F8 BB			0-0 5-3 BB		0-0 FC2 3-H	5 0 0 0 0 0 5		
Jerry Coleman, R (1, 4) S S S OBP: 0.363, SLG: 0.377		0-3 K BB	0-0 FC6-4 1-2f		0-0 F9 BB		0-0 1-4-3 2B		0-3 K S S S	5 0 1 0 0 2 3		
Joe Collins, L (1, 3) B B B OBP: 0.322, SLG: 0.432		4-0 BB BB		0-0 6-3	0-0 3-1		0-0 1-4-3 2-3			3 0 0 0 1 0 1		
Ed Lopat, L (1, 1) X OBP: 0.427, SLG: 0.426		0-0 F5 BB		0-0 2B BB	4-0 BB		0-0 4-3 BB			3 1 1 0 1 0 2		
<b>Inning Stats</b>	R: 3 H: 1 E: 0 LOB: 0 K: 0 BB: 2 S: 4 P: 12	R: 0 H: 0 E: 0 LOB: 2 K: 1 BB: 2 S: 5 P: 13	R: 0 H: 2 E: 0 LOB: 2 K: 0 BB: 0 S: 5 P: 5	R: 3 H: 3 E: 1 LOB: 2 K: 0 BB: 1 S: 7 P: 11	R: 0 H: 0 E: 0 LOB: 1 K: 0 BB: 1 S: 3 P: 7	R: 0 H: 1 E: 0 LOB: 1 K: 0 BB: 0 S: 4 P: 4	R: 0 H: 1 E: 0 LOB: 1 K: 0 BB: 0 S: 4 P: 4	R: 0 H: 1 E: 0 LOB: 0 K: 1 BB: 0 S: 3 P: 3	R: 0 H: 1 E: 0 LOB: 1 K: 1 BB: 0 S: 6 P: 6	1B: 6 SF: 0 2B: 3 SAC: 0 3B: 0 DP: 0 HR: 1 HBP: 0	WP: 1 PA: 43 PB: 0 SB: 0 CS: 1	
<b>PITCHER</b>	IP WLS BF H R ER SO BB IBB HBP BLK WP HR S P ERA WHIP											
Alex Kellner, L (1, 1) ERA: 5.09	7.0 L 36 8 6 5 1 6 0 0 0 0 0 1 32 56 6.43 2.000											
Carl Scheib, R (8, 1) ERA: 7.14	2.0 7 2 0 0 1 0 0 0 0 0 1 0 9 9 0.00 1.000											

**New York Yankees @ Philadelphia Athletics**  
 Shibe Park, Philadelphia, PA  
 Sun Aug 20 1950, 3:33 AM EDT  
 Unknown

AB	37
R	6
H	10
RBI	5
BB	6
SO	2
LOB	19














Batter	1	2	3	4	5	6	7	8	9	AB R H RBI BB SO LOB	TOP	
Jerry Priddy, R (1, 4) OBP: 0.376, SLG: 0.380	4-0 FC5-4 BB		0-0 6-3		0-0 1B		0-3 K		0-0 4-3	4 0 1 0 1 1 3		
Don Kolloway, R (1, 3) OBP: 0.339, SLG: 0.408	0-0 FC5-4 1-3 1-2f		0-0 F4		0-0 F3		0-0 FC		0-0 1B F9 1B	5 1 1 0 0 0 5		
George Kell, R (1, 5) OBP: 0.415, SLG: 0.500	0-0 1-3 1-2		0-0 1B		0-0 F8		0-0 BB 1B		0-0 1B	5 1 3 1 0 0 1		
Vic Wertz, L (1, 9) OBP: 0.405, SLG: 0.571	4-0 BB		0-0 F5		0-0 F9		4-0 2B HR BB		0-0 F9	3 1 0 1 2 0 2		
Hoot Evers, R (1, 7) OBP: 0.408, SLG: 0.576	0-0 F7		0-0 G3-6-3 1B		4-0 BB		0-0 HR 2B		0-0 F6	4 1 2 1 1 0 3		
Johnny Groth, R (1, 8) OBP: 0.413, SLG: 0.489		0-0 G4-6-3 1B		0-0 G3-6-3 1-2f		0-0 F8		0-0 HR		4 1 2 3 0 0 2		
Aaron Robinson, L (1, 2) OBP: 0.404, SLG: 0.371 Frank House, L (7, PR) (7, 2)		0-0 G4-6-3 1-2f		0-0 F9		0-0 BB 1B		0-3 K		3 0 1 0 0 0 1 1 0 0 0 0 1 0	AB 36 R 6 H 11 RBI 6 BB 5 SO 5 LOB 18	
Neil Berry, R (1, 6) OBP: 0.341, SLG: 0.263		0-0 F8		0-3 K		0-0 F6		0-3 K		4 0 0 0 0 2 1		
Hal White, R (1, 1) OBP: 0.138, SLG: 0.207 Marlin Stuart, L (3, 1) Bill Connelly, L (6, 1)		0-0 1B 2B		0-3 K		4-0 FC BB		0-0 F2		1 1 1 0 0 0 0 1 0 0 0 0 1 0 1 0 0 0 1 0 0		
<b>Inning Stats</b>	R: 0 H: 0 E: 0 LOB: 2 K: 0 BB: 2 S: 3 P: 11	R: 0 H: 1 E: 0 LOB: 0 K: 0 BB: 0 S: 3 P: 3	R: 1 H: 2 E: 0 LOB: 1 K: 0 BB: 0 S: 5 P: 5	R: 0 H: 1 E: 0 LOB: 0 K: 0 BB: 0 S: 3 P: 3	R: 0 H: 1 E: 0 LOB: 1 K: 2 BB: 0 S: 8 P: 8	R: 0 H: 0 E: 0 LOB: 1 K: 0 BB: 1 S: 3 P: 7	R: 0 H: 1 E: 0 LOB: 2 K: 1 BB: 1 S: 6 P: 10	R: 4 H: 3 E: 0 LOB: 0 K: 2 BB: 1 S: 10 P: 14	R: 1 H: 2 E: 0 LOB: 1 K: 0 BB: 0 S: 5 P: 5	1B: 8 SF: 0 2B: 2 SAC: 0 3B: 0 DP: 2 HR: 1 HBP: 0	WP: 0 PA: 41 PB: 0 SB: 0 CS: 0	
<b>PITCHER</b> Allie Reynolds, R (1, 1) ERA: 3.57	IP WLS BF H R ER SO BB IBB HBP BLK WP HR S P ERA WHIP	9.0 W 41 11 6 6 5 5 0 0 0 0 1 46 66 6.00 1.778										

**Detroit Tigers @ New York Yankees**  
 Yankee Stadium, Bronx, NY  
 Tue Aug 22 1950, 3:33 AM EDT  
 Att: 39,602 - Unknown

[livebaseballscorecards.com](http://livebaseballscorecards.com)




Batter	1	2	3	4	5	6	7	8	9
Gene Woodling, L (1, 7) OBP: 0.387, SLG: 0.419	4-0 PB SH3 1B BB	0-3 K		0-0 F3		0-0 HR		4-0 G1-5-3 1B BB	
Phil Rizzuto, R (1, 6) OBP: 0.430, SLG: 0.434	0-0 SH3 1-2		4-0 2B FC6-5-4 BB	0-0 5-3		0-0 G5-4-3 1B		0-0 G1-5-3 1B HR	
Hank Bauer, R (1, 9) OBP: 0.390, SLG: 0.500	0-0 PB 1B 1B		0-0 FC6-5-4 1-3 2B	1-0 1B HBP		0-0 G5-4-3 1-2f		0-0 G1-5-3 1-2 2-3f	
Joe DiMaggio, R (1, 8) OBP: 0.370, SLG: 0.553	4-0 1B 1-2 2-3 BB		0-0 FC6-5-4 3B	0-0 1-2 2-H 1B		0-0 1B 1B		4-0 HR BB	
Cliff Mapes, L (7, 8) OBP: 0.338, SLG: 0.417			0-0 1-3 3-H 1B	0-0 F8		0-0 1-2 1B		0-0 1-H 2-H HR	
Yogi Berra, L (1, 2) OBP: 0.382, SLG: 0.498	0-0 1-3 2-H 3-H 1B		0-0 1-H 3B	0-0 F8		0-0 1-2 1B		0-0 F4	
Johnny Mize, L (1, 3) OBP: 0.367, SLG: 0.574	0-0 F8		0-0 3-H HR		0-0 F7		0-0 4-3		
Joe Collins, L (7, 3) OBP: 0.329, SLG: 0.435									
Bobby Brown, L (1, 5) OBP: 0.335, SLG: 0.328	0-0 4-3		0-0 F2		4-0 1B 7-6-3 BB		0-0 5-3		
Jerry Coleman, R (1, 4) OBP: 0.367, SLG: 0.379		0-0 F8	0-0 F8		0-0 1-3 1B		0-3 K		
Allie Reynolds, R (1, 1) OBP: 0.286, SLG: 0.254		0-0 6-3		0-0 1B 2B	0-0 7-6-3		0-0 F7		

Inning Stats	R: 3	H: 2	E: 0	K: 5	LOB: 1	BB: 2	P: 13	R: 0	H: 0	E: 0	K: 1	S: 5	R: 0	H: 0	E: 0	K: 1	S: 5	R: 4	H: 3	E: 0	K: 0	S: 6	R: 1	H: 2	E: 0	K: 0	S: 5	R: 1	H: 4	E: 0	K: 0	S: 6	R: 0	H: 0	E: 0	K: 1	S: 5	R: 3	H: 2	E: 0	K: 0	S: 4	1B: 8	2B: 3	3B: 1	HR: 3	SF: 0	SAC: 1	DP: 3	HBP: 1
--------------	------	------	------	------	--------	-------	-------	------	------	------	------	------	------	------	------	------	------	------	------	------	------	------	------	------	------	------	------	------	------	------	------	------	------	------	------	------	------	------	------	------	------	------	-------	-------	-------	-------	-------	--------	-------	--------

PITCHER	IP	WLS	BF	H	R	ER	SO	BB	IBB	HBP	BLK	WP	HR	S	P	ERA	WHIP
Hal White, R (1, 1) ERA: 4.79	2.1	L	14	4	6	6	1	3	0	0	0	0	0	13	25	23.14	3.000
Marlin Stuart, R (3, 1) ERA: 4.7	2.2		15	6	4	4	0	1	0	1	0	0	2	13	18	13.50	2.625
Bill Connelly, R (6, 1) ERA: 8.53	3.0		13	4	3	3	1	2	0	0	0	0	1	13	21	9.00	2.000

**DETROIT TIGERS @ NEW YORK YANKEES**  
**Yankee Stadium, Bronx, NY**  
 Tue Aug 22 1950, 3:33 AM EDT  
 Att. 39,602 - Unknown

AB	34
R	13
H	14
RBI	13
BB	6
SO	2
LOB	13



WP	HR	S	P	ERA	WHIP
0	0	0	0	0	0







**Detroit Tigers @ New York Yankees**  
 Yankee Stadium, Bronx, NY

Thu Aug 24 1950, 3:33 AM EDT  
 Att: 38,929 - Unknown

[livebaseballscorecards.com](http://livebaseballscorecards.com)

AB	37
R	6
H	11
RBI	6
BB	5
SO	2
LOB	24



Batter	1	2	3	4	5	6	7	8	9	AB	R	H	RBI	BB	SO	LOB
Johnny Lipon, R (1, 6) OBP: 0.396, SLG: 0.381	F2		1B			1B	1B	1B		4	2	3	1	1	0	0
Jerry Priddy, R (1, 4) OBP: 0.376, SLG: 0.379	F3		F7			1B	1B	P4		4	1	1	0	1	0	4
George Kell, R (1, 5) OBP: 0.412, SLG: 0.496	6-3				P4	1B	1B	F7		5	0	2	2	0	0	3
Vic Wertz, L (1, 9) OBP: 0.405, SLG: 0.567		FC6-4 BB			F8	P5	4-3		3-1	4	0	0	0	1	0	5
Hoot Evers, R (1, 7) OBP: 0.406, SLG: 0.579		F9			2B	F7		6-3	G5-4-3 1B	5	0	2	1	0	0	3
Johnny Groth, R (1, 8) OBP: 0.413, SLG: 0.487		FC6-4 1-2f			6-3	3-H 0-0 1B		2B FC4 1B	G5-4-3 1-2f	5	1	2	1	0	0	3
Don Kolloway, R (1, 3) OBP: 0.335, SLG: 0.406		K			F9	F7		FC4 1B 2B		4	1	1	0	0	1	3
Bob Swift, R (1, 2) OBP: 0.369, SLG: 0.261			F8		6-3		BB 1B E BB	1B FC4 IBB		2	0	0	0	1	0	0
Eddie Lake, R (7, PR)										0	1	0	0	0	0	0
Aaron Robinson, L (7, 2) OBP: 0.407, SLG: 0.371										0	0	0	0	1	0	0
Hal Newhouser, L (1, 1) OBP: 0.264, SLG: 0.224			F8		K		B5	FC4 1B		4	0	0	1	0	1	3

Inning	1	2	3	4	5	6	7	8	9	1B	2B	3B	HR	SF	SAC	DP	HBP	WP	HR	S	P	ERA	WHIP
1	R: 0 E: 0 K: 0 S: 3	H: 0 LOB: 0 BB: 0 P: 3	R: 0 E: 0 K: 1 S: 5	H: 0 LOB: 1 BB: 1 P: 9	R: 0 E: 0 K: 0 S: 4	H: 1 LOB: 1 BB: 0 P: 4	R: 0 E: 0 K: 1 S: 5	H: 0 LOB: 0 BB: 0 P: 5	R: 2 E: 1 K: 0 S: 7	H: 4 LOB: 2 BB: 0 P: 7	R: 2 E: 1 K: 0 S: 3	H: 1 LOB: 2 BB: 3 P: 15	R: 2 E: 0 K: 0 S: 7	H: 3 LOB: 3 BB: 1 P: 11	R: 0 E: 0 K: 0 S: 3	H: 1 LOB: 0 BB: 0 P: 3	1B: 9 2B: 2 3B: 0 HR: 0	SF: 0 SAC: 0 DP: 1 HBP: 0	WP: 0 PB: 0 SB: 0 CS: 0	PA: 42	ERA: 5.68 4.73	WHIP: 1.421	

PITCHER	IP	WLS	BF	H	R	ER	SO	BB	IBB	HBP	BLK	WP	HR	S	P	ERA	WHIP
Tommy Byrne, L (1, 1) ERA: 4.73	6.1	L	28	6	4	4	2	3	0	0	0	0	0	29	41	5.68	1.421
Fred Sanford, R (7, 1) ERA: 4.2	0.0		1	0	0	0	0	1	0	0	0	0	0	4	∞	∞	
Joe Page, L (7, 1) ERA: 4.81	2.2		13	5	2	2	0	0	1	0	0	0	0	12	16	6.75	1.875




Batter	1	2	3	4	5	6	7	8	9	AB	R	H	RBI	BB	SO	LOB
Gene Woodling, L (1, 7) OBP: 0.378, SLG: 0.407	0-0 6-3		0-0 P6		0-0 P4		0-0 F7		0-0 4-3	5	0	0	0	0	0	0
Phil Rizzuto, R (1, 6) OBP: 0.431, SLG: 0.432	0-0 L6		0-0 E8 HR		0-0 P6		0-0 1-3			4	1	1	0	0	0	0
Yogi Berra, L (1, 2) OBP: 0.384, SLG: 0.510	0-0 F8		0-0 HR		0-0 1B		0-0 6-3			4	1	2	2	0	0	0
Joe DiMaggio, R (1, 8) OBP: 0.373, SLG: 0.555		0-0 1B 2B	0-0 FC6-4 1B		0-0 F8		0-0 6-3		0-0 6-3	4	1	2	0	0	0	1
Hank Bauer, R (1, 9) OBP: 0.386, SLG: 0.497		0-0 1B FC3-6	0-0 FC6-4		0-0 6-3		0-0 L4		0-0 L4	4	0	1	1	0	0	1
Johnny Mize, L (1, 3) OBP: 0.367, SLG: 0.568		0-0 F8		0-0 F2		0-0 F5		0-0 1B		4	0	1	0	0	0	1
Billy Johnson, R (1, 5) OBP: 0.355, SLG: 0.380		0-0 FC3-6		0-0 4-3		0-0 2B		0-0 F9		4	0	1	0	0	0	2
Jerry Coleman, R (1, 4) OBP: 0.368, SLG: 0.377		0-0 4-3		0-0 1B		4-0 BB			0-3 K	2	0	1	0	1	0	1
Bobby Brown, L (9, PH) OBP: 0.336, SLG: 0.326										1	0	0	0	0	1	0
Tommy Byrne, L (1, 1) OBP: 0.312, SLG: 0.403			0-3 K		0-0 4-3		0-0 F7		0-0 F8	3	0	0	0	0	1	3
Fred Sanford, S (7, 1) OBP: 0.265, SLG: 0.303										0	0	0	0	0	0	0
Joe Page, L (7, 1) OBP: 0.375, SLG: 0.429										0	0	0	0	0	0	0
Tommy Henrich, L (9, PH) OBP: 0.369, SLG: 0.541										1	0	0	0	0	0	0

Inning Stats	R: 0	H: 0	R: 1	H: 2	R: 2	H: 3	R: 0	H: 1	R: 0	H: 1	R: 0	H: 0	R: 0	H: 1	R: 0	H: 0	R: 0	H: 0	R: 0	H: 0	1B: 6	SF: 0	WP: 0	PA: 37
	E: 0	LOB: 0	E: 0	LOB: 1	E: 1	LOB: 1	E: 0	LOB: 1	E: 0	LOB: 2	E: 0	LOB: 0	E: 0	LOB: 1	E: 0	LOB: 0	E: 0	LOB: 0	E: 0	LOB: 0	2B: 2	SAC: 0	PB: 0	
	K: 0	BB: 0	K: 0	BB: 0	K: 1	BB: 0	K: 0	BB: 0	K: 0	BB: 1	K: 0	BB: 0	K: 0	BB: 0	K: 1	BB: 0	K: 0	BB: 0	K: 0	BB: 0	3B: 0	DP: 0	SB: 0	
	S: 3	P: 3	S: 5	P: 5	S: 8	P: 8	S: 4	P: 4	S: 4	P: 8	S: 3	P: 3	S: 4	P: 4	S: 5	P: 5	S: 4	P: 4	S: 5	P: 5	HR: 1	HBP: 0	CS: 0	

PITCHER	IP	WLS	BF	H	R	ER	SO	BB	IBB	HBP	BLK	WP	HR	S	P	ERA	WHIP	PITCHER	IP	WLS	BF	H	R	ER	SO	BB	IBB	HBP	BLK	WP	HR	S	P	ERA	WHIP	
Hal Newhouser, L (1, 1) ERA: 4.86	9.0	W	37	9	3	3	2	1	0	0	0	0	1	40	44	3.00	1.111																			

**DETROIT TIGERS @ NEW YORK YANKEES**  
 Yankee Stadium, Bronx, NY  
 Thu Aug 24 1950, 3:33 AM EDT  
 Att. 38,929 - Unknown

<b>AB</b>	<b>36</b>
<b>R</b>	<b>3</b>
<b>H</b>	<b>9</b>
<b>RBI</b>	<b>3</b>
<b>BB</b>	<b>1</b>
<b>SO</b>	<b>2</b>
<b>LOB</b>	<b>9</b>



Batter	1	2	3	4	5	6	7	8	9	AB	R	H	RBI	BB	SO	LOB	TOP																
<b>Jim Delsing, L</b> (1, 8) <small>OBP: 0.339, SLG: 0.321</small>																	0	0	0	0	0	0	0	0	0	0	0						
<b>Snuffy Stirweiss, R</b> (1, 4) <small>OBP: 0.333, SLG: 0.283</small>																	0	0	0	0	0	0	0	0	0	0	0	0	0	0	0	0	
<b>Don Lenhardt, R</b> (1, 3) <small>OBP: 0.400, SLG: 0.503</small>																	0	0	0	0	0	0	0	0	0	0	0	0	0	0	0	0	
<b>Roy Sievers, R</b> (1, 7) <small>OBP: 0.304, SLG: 0.392</small>																	0	0	0	0	0	0	0	0	0	0	0	0	0	0	0	0	
<b>Ken Wood, R</b> (1, 9) <small>OBP: 0.280, SLG: 0.374</small>																	0	0	0	0	0	0	0	0	0	0	0	0	0	0	0	0	
<b>Les Moss, R</b> (1, 2) <small>OBP: 0.327, SLG: 0.417</small>																	0	0	0	0	0	0	0	0	0	0	0	0	0	0	0	0	
<b>Owen Friend, R</b> (1, 5) <small>OBP: 0.315, SLG: 0.334</small>																	0	0	0	0	0	0	0	0	0	0	0	0	0	0	0	0	
<b>Billy DeMars, R</b> (1, 6) <small>OBP: 0.329, SLG: 0.278</small>																	0	0	0	0	0	0	0	0	0	0	0	0	0	0	0	0	
<b>Stubby Overmire, R</b> (1, 1) <small>OBP: 0.359, SLG: 0.167</small>																	0	0	0	0	0	0	0	0	0	0	0	0	0	0	0	0	
<b>Inning Stats</b>																	1B: 0    SF: 0 2B: 0    SAC: 0 3B: 0    DP: 0 HR: 0    HBP: 0	WP: 0    PA: 0 PB: 0 SB: 0 CS: 0															
<b>PITCHER</b> <b>Ed Lopat, L</b> (1, 1) <small>ERA: 3.77</small>	IP	WLS	BF	H	R	ER	SO	BB	IBB	HBP	BLK	WP	HR	S	P	ERA	WHIP	<b>PITCHER</b> IP    WLS    BF    H    R    ER    SO    BB    IBB    HBP    BLK    WP    HR    S    P    ERA    WHIP															
	0.0		0	0	0	0	0	0	0	0	0	0	0	0	0	∞	∞																

**St. Louis Browns @ New York Yankees**  
**Yankee Stadium, Bronx, NY**  
Sat Aug 26 1950, 3:33 AM EDT  
Att. 14,446 - Unknown

**AB**    0  
**R**     0  
**H**     0  
**RBI**   0  
**BB**    0  
**SO**    0  
**LOB**   0



[livebaseballscorecards.com](http://livebaseballscorecards.com)





Batter	1	2	3	4	5	6	7	8	9	10	AB R H RBI BB SO LOB	TOP												
Nellie Fox, L OBP: 0.313, SLG: 0.304 (1, 4) X	0-0 4-3			X 0-0 F8		X 0-0 G4-6-3			X 0-0 5-3		4 0 0 0 0 0 1	<b>Chicago White Sox @ New York Yankees</b> Yankee Stadium, Bronx, NY Sun Aug 27 1950, 3:33 AM EDT Att. 45,878 - Unknown <a href="http://livebaseballscorecards.com">livebaseballscorecards.com</a>												
Floyd Baker, L OBP: 0.374, SLG: 0.288 (1, 5) X	0-0 6-3			X 0-0 1B		S S S 0-3 K			X 0-0 F7		4 0 1 0 0 1 0													
Dave Philley, S OBP: 0.309, SLG: 0.382 (1, 8) X	0-0 P6			X 0-0 F9					S S S 0-3 K		4 0 0 0 0 1 1													
Eddie Robinson, L OBP: 0.380, SLG: 0.418 (1, 3)		X 0-0 F8		S S S 0-3 K				X 0-0 4-3		X 0-0 4-3	4 0 0 0 0 1 1													
Gus Zernial, R OBP: 0.333, SLG: 0.472 (1, 7)		X 0-0 5-3			S S S 0-3 K			X 0-0 F7		X 0-0 F8	4 0 0 0 0 1 0													
Mary Rickert, L OBP: 0.296, SLG: 0.341 (1, 9)		S S S 0-3 K			B B B 4-0 G6-4-3 BB			S S S 0-3 K		X 0-0 4-3	3 0 0 0 1 2 0													
Phil Masi, R OBP: 0.376, SLG: 0.407 (1, 2)			X 0-0 F8		X 0-0 G6-4-3			X 0-0 6-3			3 0 0 0 0 0 1													
Chico Carrasquel, R OBP: 0.376, SLG: 0.377 (1, 6)			S S S 0-3 K			B B B 4-0 E G4-6-3 BB		X 0-0 2B			2 1 1 0 1 1 0													
Bob Cain, L OBP: 0.250, SLG: 0.244 (1, 1)			S S S 0-3 K			X 0-0 E3		X 0-0 6-3			3 0 0 0 0 1 2													
<b>Inning Stats</b>	R: 0 E: 0 K: 0 S: 3	H: 0 LOB: 0 BB: 0 P: 3	R: 0 E: 0 K: 1 S: 5	H: 0 LOB: 0 BB: 0 P: 5	R: 0 E: 0 K: 2 S: 7	H: 0 LOB: 0 BB: 0 P: 7	R: 0 E: 0 K: 1 S: 6	H: 1 LOB: 1 BB: 0 P: 6	R: 0 E: 0 K: 1 S: 4	H: 0 LOB: 0 BB: 1 P: 8	R: 1 E: 1 K: 1 S: 5		H: 0 LOB: 0 BB: 1 P: 9	R: 0 E: 0 K: 0 S: 3	H: 0 LOB: 0 BB: 0 P: 3	R: 0 E: 0 K: 1 S: 6	H: 1 LOB: 1 BB: 0 P: 6	R: 0 E: 0 K: 1 S: 5	H: 0 LOB: 0 BB: 0 P: 5	R: 0 E: 0 K: 0 S: 3	H: 0 LOB: 0 BB: 0 P: 3	1B: 1 2B: 1 3B: 0 HR: 0	SF: 0 SAC: 0 DP: 2 HBP: 0	WP: 0 PB: 0 SB: 0 CS: 0
<b>PITCHER</b> Allie Reynolds, R ERA: 3.39 (1, 1)	IP 10.0	WLS W	BF 33	H 2	R 1	ER 0	SO 8	BB 2	IBB 0	HBP 0	BLK 0	WP 0	HR 0	S 47	P 55	ERA 0.00	WHIP 0.400							












Batter	1	2	3	4	5	6	7	8	9	10	AB R H RBI BB SO LOB	TOP												
Dale Mitchell, L (1, 7) OBP: 0.379, SLG: 0.365 Thurman Tucker, L (10, 7) OBP: 0.341, SLG: 0.311	0-0 6-3		0-0 1-3			0-0 F9	4-0 1B IBB		0-0 F9		4 0 0 0 1 0 3 0 0 0 0 0 0 0	<p><b>Cleveland Indians @ New York Yankees</b> Yankee Stadium, Bronx, NY Tue Aug 29 1950, 3:33 AM EDT Att. 57,871 - Unknown</p> <p>livebaseballscorecards.com</p> <p><b>AB 40</b> <b>R 5</b> <b>H 12</b> <b>RBI 5</b> <b>BB 1</b> <b>SO 7</b> <b>LOB 21</b></p> 												
Bobby Avila, R (1, 4) OBP: 0.414, SLG: 0.408 Joe Gordon, R (7, PR) OBP: 0.342, SLG: 0.427	0-3 K			0-0 G4-3-6 1B		0-0 1B 2B	0-0 1-2 2-H 3-H 1B		0-0 L5		4 1 3 2 0 1 0 1 0 0 0 0 0 2													
Larry Doby, L (1, 8) OBP: 0.467, SLG: 0.578	0-3 K			0-0 G4-3-6 1-2f		0-0 L7	0-0 3-1			0-0 4-3	5 0 0 1 0 1 4													
Luke Easter, L (1, 3) OBP: 0.387, SLG: 0.492		0-0 F4		0-3 K		0-0 FC6-4 1B		0-0 E4 CS		0-3 K	5 0 1 1 0 2 0													
Al Rosen, R (1, 5) OBP: 0.396, SLG: 0.558		0-0 1B 1B			0-3 K	0-0 FC6-4 1-2f		0-3 K		0-0 5-3	5 0 1 0 0 2 2													
Ray Boone, R (1, 6) OBP: 0.417, SLG: 0.469		0-0 L4-3 1B			0-0 1B 3B		0-0 FC3-6 1B		0-3 K		4 1 3 0 0 1 1													
Bob Kennedy, R (1, 9) OBP: 0.364, SLG: 0.432		0-0 L4-3			0-0 G6-4-3 1B		0-0 FC3-6 1B 1-2f		0-0 E 1B		4 1 2 1 0 0 3													
Jim Hegan, R (1, 2) OBP: 0.302, SLG: 0.412			0-0 5-3		0-0 G6-4-3 1-2f		0-0 1B 1B		0-0 E3		4 1 1 0 0 0 2													
Early Wynn, S (1, 1) OBP: 0.352, SLG: 0.468 Bob Lemon, L (10, 1) OBP: 0.336, SLG: 0.486			0-0 4-3			0-0 2B L7 1B	0-0 4-3		0-0 F4		4 1 1 0 0 0 4 0 0 0 0 0 0 0													
<b>Inning Stats</b>	R: 0 E: 0 K: 2 S: 7	H: 0 LOB: 0 BB: 0 P: 7	R: 0 E: 0 K: 0 S: 4	H: 2 LOB: 1 BB: 0 P: 4	R: 0 E: 0 K: 0 S: 3	H: 0 LOB: 0 BB: 0 P: 3	R: 0 E: 0 K: 1 S: 5	H: 1 LOB: 0 BB: 0 P: 5	R: 1 E: 0 K: 1 S: 6	H: 2 LOB: 0 BB: 0 P: 6	R: 2 E: 0 K: 0 S: 6		H: 3 LOB: 1 BB: 0 P: 6	R: 2 E: 0 K: 0 S: 6	H: 3 LOB: 2 BB: 1 P: 10	R: 0 E: 1 K: 2 S: 7	H: 0 LOB: 1 BB: 0 P: 7	R: 0 E: 1 K: 0 S: 5	H: 1 LOB: 2 BB: 0 P: 5	R: 0 E: 0 K: 1 S: 5	H: 0 LOB: 0 BB: 0 P: 5	1B: 10 2B: 3 3B: 1 HR: 0	SF: 0 SAC: 0 DP: 4 HBP: 0	WP: 0 PB: 0 SB: 0 CS: 1
<b>PITCHER</b> Vic Raschi, R (1, 1) ERA: 4.12	IP 10.0	WLS W	BF 41	H 12	R 5	ER 5	SO 7	BB 0	IBB 1	HBP 0	BLK 0	WP 0	HR 0	S 54	P 58	ERA 4.50	WHIP 1.200							



BOTTOM

Cleveland Indians @ New York Yankees  
Yankee Stadium, Bronx, NY  
Tue Aug 29 1950, 3:33 AM EDT  
Att: 57,871 - Unknown

livebaseballscorecards.com

AB 38  
R 6  
H 11  
RBI 6  
BB 3  
SO 2  
LOB 11



WP: 0 PA: 42  
PB: 1  
SB: 0  
CS: 0

AB R H RBI BB SO LOB

4 0 1 0 1 1 0

4 2 2 0 0 0 1

5 1 2 2 0 0 2

4 0 0 0 1 0 1

3 0 2 0 0 0 0

1 0 0 0 0 0 0

1 0 0 0 0 0 3

5 0 2 1 0 0 1

3 1 0 0 1 0 3

4 1 1 0 0 0 0

4 1 1 3 0 1 0

1B: 8 SF: 0  
2B: 1 SAC: 1  
3B: 0 DP: 2  
HR: 2 HBP: 0

R: 1 H: 2  
E: 1 LOB: 3  
K: 0 BB: 1  
S: 5 P: 9

1B: 8 SF: 0  
2B: 1 SAC: 1  
3B: 0 DP: 2  
HR: 2 HBP: 0

WP: 0 PA: 42  
PB: 1  
SB: 0  
CS: 0

Batter	1	2	3	4	5	6	7	8	9	10
Gene Woodling, L OBP: 0.378, SLG: 0.409 (1.7)	4-0 SH5-3 BB		x 0-0 2B		x 0-0 F2		s s s 0-3 K			x 0-0 F9
Phil Rizzuto, R OBP: 0.429, SLG: 0.427 (1.6)	x 0-0 SH5-3		x 0-0 F7		x 0-0 1B			x 0-0 HR 1B		x 0-0 E4 1B 1B
Yogi Berra, L OBP: 0.390, SLG: 0.521 (1.2)	x 0-0 F9			x 0-0 F7	x 0-0 F3			x 0-0 HR 1B		x 0-0 1B 1B
Joe DiMaggio, R OBP: 0.373, SLG: 0.556 (1.8)	x 0-0 F3			x 0-0 F2		x 0-0 F5		x 0-0 5-3		x 4-0 1B 1B
Johnny Mize, L OBP: 0.365, SLG: 0.542 (1.3)		x 0-0 G6-3 1B		x 0-0 F3		x 0-0 1B 1B		x 0-0 4-3		x 0-0 F4
Joe Collins, L OBP: 0.326, SLG: 0.426 (6, PR)										
Tommy Henrich, L OBP: 0.374, SLG: 0.540 (7, 3)										
Hank Bauer, R OBP: 0.391, SLG: 0.500 (1, 9)		x 0-0 F2		x 0-0 F6		x 0-0 G1-6-3 1B		x 0-0 F7		x 0-0 1B
Billy Johnson, R OBP: 0.358, SLG: 0.371 (1, 5)		x 0-0 G6-3		x 4-0 HR PB BB		x 0-0 G1-6-3			x 0-0 F2	
Jerry Coleman, R OBP: 0.362, SLG: 0.368 (1, 4)			x 0-0 F4		x 0-0 HR 1B		x 0-0 5-3		x 0-0 6-3	
Vic Raschi, R OBP: 0.263, SLG: 0.271 (1, 1)			s s s 0-3 K		x 0-0 HR		x 0-0 4-3		x 0-0 F4	

Inning Stats	R: 0	H: 0	E: 0	K: 0	S: 3	H: 1	LOB: 1	BB: 1	P: 7	R: 0	H: 1	E: 0	K: 0	S: 3	H: 0	LOB: 0	BB: 0	P: 3	R: 0	H: 1	E: 0	K: 1	S: 6	H: 1	LOB: 1	BB: 0	P: 6	R: 0	H: 0	E: 0	K: 0	S: 3	H: 0	LOB: 0	BB: 0	P: 3	R: 3	H: 3	E: 0	K: 0	S: 6	H: 3	LOB: 1	BB: 1	P: 10	R: 0	H: 2	E: 0	K: 0	S: 4	H: 2	LOB: 2	BB: 0	P: 4	R: 0	H: 0	E: 0	K: 1	S: 5	H: 0	LOB: 0	BB: 0	P: 5	R: 2	H: 2	E: 0	K: 0	S: 5	H: 2	LOB: 0	BB: 0	P: 5	R: 0	H: 0	E: 0	K: 0	S: 3	H: 0	LOB: 0	BB: 0	P: 3	R: 1	H: 2	E: 1	K: 0	S: 5	H: 2	LOB: 3	BB: 1	P: 9	1B: 8	SF: 0	2B: 1	SAC: 1	3B: 0	DP: 2	HR: 2	HBP: 0	WP: 0	PA: 42
--------------	------	------	------	------	------	------	--------	-------	------	------	------	------	------	------	------	--------	-------	------	------	------	------	------	------	------	--------	-------	------	------	------	------	------	------	------	--------	-------	------	------	------	------	------	------	------	--------	-------	-------	------	------	------	------	------	------	--------	-------	------	------	------	------	------	------	------	--------	-------	------	------	------	------	------	------	------	--------	-------	------	------	------	------	------	------	------	--------	-------	------	------	------	------	------	------	------	--------	-------	------	-------	-------	-------	--------	-------	-------	-------	--------	-------	--------

PITCHER	IP	WLS	BF	H	R	ER	SO	BB	IBB	HBP	BLK	WP	HR	S	P	ERA	WHIP
Early Wynn, R ERA: 3.38 (1, 1)	9.1	L	40	10	6	5	2	2	1	0	0	0	2	41	53	4.82	1.286
Bob Lemon, R ERA: 3.79 (10, 1)	0.1		2	1	0	0	0	0	0	0	0	0	0	2	2	0.00	3.000

Batter	1	2	3	4	5	6	7	8	9	AB R H RBI BB SO LOB	TOP	
<b>Thurman Tucker, L</b> (1, 8) <small>OBP: 0.341, SLG: 0.303</small> <b>Ray Murray, R</b> (6, PH) <small>OBP: 0.342, SLG: 0.410</small> <b>Dale Mitchell, L</b> (6, 7) <small>OBP: 0.380, SLG: 0.367</small>	4-0  BB 8-4-6 BB	0-3  K		0-0  F2		0-0  F2			0-0  4-3 1B	2 1 0 0 1 1 1 1 0 0 0 0 0 3 1 0 1 0 0 0 0		
<b>Lou Boudreau, R</b> (1, 6) <small>OBP: 0.337, SLG: 0.322</small>	4-0  8-4-6 BB 1-2 BB 1B BB		0-0  F9		0-0  F4		0-0  FC2-6 1B		0-0  4-3 1-2	4 1 1 0 1 0 1		
<b>Allie Clark, R</b> (1, 7) <small>OBP: 0.269, SLG: 0.390</small> <b>Larry Doby, L</b> (9, PH) <small>OBP: 0.466, SLG: 0.576</small>	4-0  8-4-6 BB 1-2 2-3 BB		0-0  HR		0-0  5-3		0-0  FC2-6 E3 E 1-2f		0-3  K	3 1 1 1 1 0 1 1 0 0 0 0 1 1		
<b>Luke Easter, L</b> (1, 3) <small>OBP: 0.384, SLG: 0.488</small>	0-0  8-4-6 1-2f 2-3 3-H		0-3  K		0-0  F8		0-0  E3 FC5-4 1-3			4 0 0 1 0 1 3		
<b>Al Rosen, R</b> (1, 5) <small>OBP: 0.398, SLG: 0.560</small>	0-0  1B 3-H		0-0  1B			0-0  SH1-4 1B		0-0  FC5-4 1-2f		4 0 3 1 0 0 1		
<b>Joe Gordon, R</b> (1, 4) <small>OBP: 0.341, SLG: 0.425</small>	0-0  F7		0-0  1B			0-0  E6 SH1-4 1-2		0-0  5-3		4 0 1 0 0 0 2		
<b>Bob Kennedy, R</b> (1, 9) <small>OBP: 0.362, SLG: 0.429</small> (6, 8)		0-0  6-3	0-0  6-3			0-0  SH1-4 1-2 2-3		0-0  6-3		3 0 0 0 0 0 2		
<b>Jim Hegan, R</b> (1, 2) <small>OBP: 0.304, SLG: 0.412</small>		0-0  SH3-4 1B		0-0  6-3		4-0  BB		0-0  L5		3 0 1 0 1 0 0		
<b>Bob Feller, R</b> (1, 1) <small>OBP: 0.157, SLG: 0.138</small> <b>Bob Lemon, L</b> (9, PH) <small>OBP: 0.333, SLG: 0.482</small>		0-0  SH3-4 1-2		0-0  F4		0-3  K		0-0  G3		2 0 0 0 0 1 3 1 0 0 0 0 0 0		
<b>Inning Stats</b>	R: 2 H: 1 E: 0 LOB: 1 K: 0 BB: 3 S: 3 P: 15	R: 0 H: 1 E: 0 LOB: 1 K: 1 BB: 0 S: 6 P: 6	R: 1 H: 3 E: 0 LOB: 2 K: 1 BB: 0 S: 8 P: 8	R: 0 H: 0 E: 0 LOB: 0 K: 0 BB: 0 S: 3 P: 3	R: 0 H: 0 E: 0 LOB: 0 K: 0 BB: 0 S: 3 P: 3	R: 0 H: 1 E: 1 LOB: 3 K: 1 BB: 1 S: 7 P: 11	R: 0 H: 1 E: 1 LOB: 1 K: 0 BB: 0 S: 4 P: 4	R: 0 H: 0 E: 0 LOB: 0 K: 0 BB: 0 S: 3 P: 3	R: 0 H: 1 E: 0 LOB: 1 K: 1 BB: 0 S: 6 P: 6	1B: 7 SF: 0 2B: 1 SAC: 2 3B: 0 DP: 1 HR: 1 HBP: 0	WP: 0 PA: 39 PB: 0 SB: 0 CS: 0	
<b>PITCHER</b> <b>Whitey Ford, L</b> (1, 1) <small>ERA: 2.79</small> <b>Tom Ferrick, R</b> (8, 1) <small>ERA: 3.5</small>	IP WLS BF H R ER SO BB IBB HBP BLK WP HR S P ERA WHIP 7.0 32 7 3 3 3 4 0 0 0 0 1 34 50 3.86 1.571											<b>PITCHER</b> IP WLS BF H R ER SO BB IBB HBP BLK WP HR S P ERA WHIP 2.0 W 7 1 0 0 1 0 0 0 0 0 0 9 9 0.00 0.500

**Cleveland Indians @ New York Yankees**  
 Yankee Stadium, Bronx, NY  
 Wed Aug 30 1950, 3:33 AM EDT  
 Unknown

<b>AB</b>	<b>33</b>
<b>R</b>	<b>3</b>
<b>H</b>	<b>8</b>
<b>RBI</b>	<b>3</b>
<b>BB</b>	<b>4</b>
<b>SO</b>	<b>4</b>
<b>LOB</b>	<b>18</b>



[livebaseballscorecards.com](http://livebaseballscorecards.com)



Batter	1	2	3	4	5	6	7	8	9	AB	R	H	RBI	BB	SO	LOB
Cliff Mapes, L (1, 7) OBP: 0.332, SLG: 0.408	0-0 L9	0-3 K		0-0 G3-6-1			0-0 6-3	0-0 F7		5	0	0	0	0	1	7
Phil Rizzuto, R (1, 6) OBP: 0.430, SLG: 0.431	0-0 2B		0-0 F8		0-0 1B 2B		0-0 5-3			4	1	2	0	0	0	0
Yogi Berra, L (1, 2) OBP: 0.388, SLG: 0.518	0-0 4-3		0-0 F7		0-0 F7		4-0 BB			3	0	0	0	1	0	2
Joe DiMaggio, R (1, 8) OBP: 0.372, SLG: 0.553	0-0 5-3		0-0 F9		0-0 1B		0-0 F8			4	0	1	1	0	0	2
Johnny Mize, L (1, 3) OBP: 0.372, SLG: 0.561		0-0 BB FC3-2 1B		0-0 HR		0-0 F3		4-0 BB 1B BB		3	1	2	1	1	0	1
Joe Collins, L (8, PR) OBP: 0.326, SLG: 0.426										0	1	0	0	0	0	0
Hank Bauer, R (1, 9) OBP: 0.390, SLG: 0.495		4-0 BB FC3-2 BB 1-2 BB		0-3 K		0-0 F8		0-0 F8		3	0	0	0	1	1	2
Billy Johnson, R (1, 5) OBP: 0.364, SLG: 0.372		4-0 BB FC3-2 1-2 2-3 BB		0-0 1B 1B		0-0 4-3		4-0 1B IBB		2	1	1	0	2	0	0
Jerry Coleman, R (1, 4) OBP: 0.362, SLG: 0.368		0-3 K		0-0 1B 1B		0-0 F7		0-0 1B		3	0	1	0	0	1	3
Tommy Henrich, L (8, PH) OBP: 0.378, SLG: 0.543										1	0	1	1	0	0	0
Billy Martin, R (8, PR) OBP: 0.286, SLG: 0.385										0	0	0	0	0	0	0
Whitey Ford, L (1, 1) OBP: 0.240, SLG: 0.174		0-0 FC3-2		0-0 G3-6-1 1B		0-0 F9		0-3 K		3	0	1	1	0	0	3
Tom Ferrick, R (8, 1) OBP: 0.235, SLG: 0.133										1	0	0	0	0	1	2

Inning Stats	R: 0	H: 1	E: 0	LOB: 1	K: 0	BB: 0	S: 4	P: 4
	R: 0	H: 1	E: 0	LOB: 3	K: 2	BB: 2	S: 8	P: 16
	R: 0	H: 0	E: 0	LOB: 0	K: 0	BB: 0	S: 3	P: 3
	R: 2	H: 4	E: 0	LOB: 1	K: 1	BB: 0	S: 8	P: 8
	R: 1	H: 2	E: 0	LOB: 1	K: 0	BB: 0	S: 5	P: 5
	R: 0	H: 0	E: 0	LOB: 0	K: 0	BB: 0	S: 3	P: 3
	R: 0	H: 0	E: 0	LOB: 1	K: 0	BB: 1	S: 3	P: 7
	R: 1	H: 1	E: 0	LOB: 2	K: 1	BB: 2	S: 6	P: 14

PITCHER	IP	WLS	BF	H	R	ER	SO	BB	IBB	HBP	BLK	WP	HR	S	P	ERA	WHIP
Bob Feller, R (1, 1) ERA: 3.88	8.0	L	37	9	4	4	4	4	1	0	0	0	1	40	60	4.50	1.625

**BOTTOM**

**Cleveland Indians @ New York Yankees**  
 Yankee Stadium, Bronx, NY  
 Wed Aug 30 1950, 3:33 AM EDT  
 Unknown

AB	32
R	4
H	9
RBI	4
BB	5
SO	4
LOB	22



WP	0	PA	37
PB	0	SB	1
CS	0		

Batter	1	2	3	4	5	6	7	8	9	AB R H RBI BB SO LOB	TOP
Dale Mitchell, L (1, 7) OBP: 0.377, SLG: 0.364	0-0 3-1		0-0 6-3			0-0 6-3		0-0 1-3		4 0 0 0 0 0 0	<b>Cleveland Indians @ New York Yankees</b> Yankee Stadium, Bronx, NY Wed Aug 30 1950, 3:38 AM EDT Att: 30,516 - Unknown
Lou Boudreau, R (1, 6) OBP: 0.336, SLG: 0.321 (4, 3)	0-0 FC6-4 BB 1B		0-0 4-3			0-0 6-3		0-0 L9		4 0 1 0 0 0 0	
Allie Clark, R (1, 9) OBP: 0.268, SLG: 0.381	4-0 FC6-4 BB 1-2			0-0 F5		0-0 F6		0-0 F9		3 0 0 0 1 0 0	
Luke Easter, L (1, 3) OBP: 0.385, SLG: 0.488 Ray Boone, R (4, PR) OBP: 0.417, SLG: 0.469 (4, 6)	0-0 FC6-4 1-2f 2-3			0-0 1B		0-0 FC5 1B 1B		0-0 5-3		2 0 1 0 0 0 2 2 0 1 0 0 0 0	
Al Rosen, R (1, 5) OBP: 0.397, SLG: 0.557	0-0 F7			0-0 F9		0-3 K		0-0 1B		4 0 1 0 0 1 4	
Joe Gordon, R (1, 4) OBP: 0.340, SLG: 0.422		0-0 1-3		0-0 F8		0-0 1-2 1B		0-0 L1		4 0 1 0 0 0 2	
Bob Kennedy, R (1, 8) OBP: 0.362, SLG: 0.429		0-0 F9			0-0 G5-4-3 1B		0-0 F8			3 0 1 0 0 0 2	
Jim Hegan, R (1, 2) OBP: 0.302, SLG: 0.409 Jim Lemon, R (7, PH) OBP: 0.111, SLG: 0.111 Ray Murray, R (7, 2) OBP: 0.342, SLG: 0.410		0-0 F5			0-0 G5-4-3 1-2f		0-0 FC5 2-3f			2 0 0 0 0 0 1 1 0 0 0 0 0 2 0 0 0 0 0 0 0	
Mike Garcia, R (1, 1) OBP: 0.226, SLG: 0.250 Thurman Tucker, L (8, PH) OBP: 0.337, SLG: 0.299 Steve Gromek, S (8, 1) OBP: 0.167, SLG: 0.138			0-0 6-3		0-0 4-3		0-3 K			2 0 0 0 0 0 0 1 0 0 0 0 1 0 0 0 0 0 0 0 0	
<b>Inning Stats</b>	R: 0 H: 1 E: 0 LOB: 2 K: 0 BB: 1 S: 4 P: 8	R: 0 H: 0 E: 0 LOB: 0 K: 0 BB: 0 S: 3 P: 3	R: 0 H: 0 E: 0 LOB: 0 K: 0 BB: 0 S: 3 P: 3	R: 0 H: 1 E: 0 LOB: 1 K: 0 BB: 0 S: 4 P: 4	R: 0 H: 1 E: 0 LOB: 0 K: 0 BB: 0 S: 3 P: 3	R: 0 H: 0 E: 0 LOB: 0 K: 0 BB: 0 S: 3 P: 3	R: 0 H: 2 E: 0 LOB: 2 K: 1 BB: 0 S: 7 P: 7	R: 0 H: 0 E: 0 LOB: 0 K: 1 BB: 0 S: 5 P: 5	R: 0 H: 1 E: 0 LOB: 1 K: 0 BB: 0 S: 4 P: 4	1B: 6 SF: 0 2B: 0 SAC: 0 3B: 0 DP: 1 HR: 0 HBP: 0	
<b>PITCHER</b> Ed Lopat, L (1, 1) ERA: 3.53	IP WLS BF H R ER SO BB IBB HBP BLK WP HR S P ERA WHIP										
	9.0 W 33 6 0 0 2 1 0 0 0 0 0 0 36 40 0.00 0.778										

AB	32
R	0
H	6
RBI	0
BB	1
SO	2
LOB	13





Batter	1	2	3	4	5	6	7	8	9	AB	R	H	RBI	BB	SO	LOB
Cliff Mapes, L OBP: 0.329, SLG: 0.403 (1, 7) (7, 8)	0-0 F7		0-0 E4 1B		0-0 3-1		0-0 G3			4	0	0	0	0	0	1
Phil Rizzuto, R OBP: 0.432, SLG: 0.434 (1, 6)	0-0 CS 1B		0-0 1-3 1B		0-0 E 1B		0-0 F4			4	1	3	0	0	0	1
Yogi Berra, L OBP: 0.387, SLG: 0.516 (1, 2)	0-0 F8		0-0 G3		0-0 E9 1B			0-0 F8		4	0	1	0	0	0	2
Joe DiMaggio, R OBP: 0.374, SLG: 0.552 Jackie Jensen, R OBP: 0.211, SLG: 0.176 (1, 8) (7, 7)	0-0 CS 1-2	0-0 HR 1B		4-0 BB 1B	0-0 6-3			0-0 3B		2	1	1	0	1	0	1
Johnny Mize, L OBP: 0.377, SLG: 0.580 Joe Collins, L OBP: 0.324, SLG: 0.424 (1, 3) (7, 3)		0-0 HR		0-0 1-2 1B		0-0 F9		0-3 K		3	1	2	2	0	0	0
Hank Bauer, R OBP: 0.385, SLG: 0.489 (1, 9)		0-0 F6		0-3 K		0-0 F4		0-0 F7		4	0	0	0	0	1	3
Billy Johnson, R OBP: 0.360, SLG: 0.368 (1, 5)		0-0 6-3		0-0 F5		0-0 4-3				3	0	0	0	0	0	2
Jerry Coleman, R OBP: 0.361, SLG: 0.368 (1, 4)		0-0 4-3		0-0 F8			0-0 SH3 1B			3	0	1	0	0	0	2
Ed Lopat, L OBP: 0.395, SLG: 0.388 (1, 1)			0-0 6-3		0-0 G3		0-0 SH3			2	0	0	0	0	0	0


Inning Stats	R: 0	H: 1	E: 0	LOB: 0	K: 0	P: 3	R: 2	H: 2	E: 0	LOB: 0	K: 0	P: 5	R: 0	H: 1	E: 1	LOB: 1	K: 0	P: 4	R: 0	H: 1	E: 0	LOB: 2	K: 1	P: 10	R: 1	H: 2	E: 1	LOB: 1	K: 0	P: 5	R: 0	H: 0	E: 0	LOB: 0	K: 0	P: 3	R: 0	H: 1	E: 0	LOB: 1	K: 1	P: 6	R: 0	H: 1	E: 0	LOB: 1	K: 1	P: 6
PITCHER	IP	WLS	BF	H	R	ER	SO	BB	IBB	HBP	BLK	WP	HR	S	P	ERA	WHIP																															
Mike Garcia, R ERA: 4.11 Steve Gromek, R ERA: 4.17	(1, 1) (8, 1)	7.0 1.0	L 4	29 1	8 0	3 0	2 1	1 0	0 0	0 0	0 0	0 0	0 0	1 6	34 6	2.57 0.00	1.286 1.000																															

**BOTTOM**

**Cleveland Indians @ New York Yankees**  
 Yankee Stadium, Bronx, NY  
 Wed Aug 30 1950, 3:38 AM EDT  
 Att. 30,516 - Unknown

AB	31
R	3
H	9
RBI	2
BB	1
SO	2
LOB	13

WP: 0 PA: 34  
 PB: 0  
 SB: 0  
 CS: 1



livebaseballscorecards.com

Batter	1	2	3	4	5	6	7	8	9	AB R H RBI BB SO LOB	TOP											
Dale Mitchell, L (1, 7) OBP: 0.378, SLG: 0.364	0-3 K		0-0 1-3		0-0 1-2 1B		0-0 FC5-4 E 1B		0-0 2B 1B	5 2 2 0 0 1 3	<b>Cleveland Indians @ New York Yankees</b> Yankee Stadium, Bronx, NY Thu Aug 31 1950, 3:33 AM EDT Att: 21,020 - Unknown											
Lou Boudreau, R (1, 3) OBP: 0.337, SLG: 0.326	0-0 6-3		0-0 F6		0-0 F3		0-0 E8 1B 1B	0-0 2B	5 1 2 3 0 0 3													
Allie Clark, R (1, 9) OBP: 0.273, SLG: 0.382	0-0 5-3			0-0 F7		0-0 FC6-4 1B	0-0 1B	0-0 F8	5 0 2 2 0 0 1													
Joe Gordon, R (1, 4) OBP: 0.338, SLG: 0.417	0-3 K			4-0 BB		0-0 F7	0-0 F7	0-0 F7	4 0 0 0 1 1 3													
Al Rosen, R (1, 5) OBP: 0.396, SLG: 0.554	1-0 HBP			0-0 F6		0-0 FC6-4 1-2f		0-3 K	3 0 0 0 0 1 2													
Ray Boone, R (1, 6) OBP: 0.415, SLG: 0.464	4-0 BB			0-0 F4		0-0 F9		0-0 6-3	3 0 0 0 1 0 2													
Bob Kennedy, R (1, 8) OBP: 0.361, SLG: 0.426	0-0 8-4-3				0-0 1-3		4-0 FC5-4 E BB BB	0-0 F7	3 1 0 0 1 0 2													
Jim Hegan, R (1, 2) OBP: 0.302, SLG: 0.407			4-0 BB		0-0 F5		0-0 F4	0-0 F9	2 0 0 0 1 0 1													
Ray Murray, R (9, PH) OBP: 0.339, SLG: 0.406									1 0 0 0 0 0 0													
Bob Lemon, L (1, 1) OBP: 0.341, SLG: 0.482			0-3 K		0-0 1B		4-0 FC5-4 BB	0-0 2B 1B	2 0 1 0 1 1 1													
Steve Gromek, S (8, 1) OBP: 0.167, SLG: 0.138									0 0 0 0 0 0 0													
Jim Lemon, R (9, PH) OBP: 0.200, SLG: 0.200									1 1 1 0 0 0 0													
<b>Inning Stats</b>	R: 0 E: 0 K: 1 S: 5	H: 0 LOB: 0 BB: 0 P: 5	R: 0 E: 0 K: 1 S: 4	H: 0 LOB: 1 BB: 1 P: 9	R: 0 E: 0 K: 1 S: 5	H: 0 LOB: 1 BB: 1 P: 9	R: 0 E: 0 K: 0 S: 3	H: 0 LOB: 1 BB: 1 P: 7	R: 0 E: 0 K: 0 S: 5	H: 2 LOB: 2 BB: 0 P: 5	R: 0 E: 0 K: 0 S: 4	H: 1 LOB: 1 BB: 0 P: 4	R: 3 E: 1 K: 0 S: 5	H: 2 LOB: 1 BB: 2 P: 13	R: 0 E: 0 K: 1 S: 5	H: 0 LOB: 0 BB: 0 P: 5	R: 2 E: 0 K: 0 S: 6	H: 3 LOB: 1 BB: 0 P: 6	1B: 7 2B: 2 3B: 0 HR: 0	SF: 0 SAC: 0 DP: 1 HBP: 1	WP: 0 PB: 0 SB: 0 CS: 0	PA: 40
<b>PITCHER</b>	IP WLS BF H R ER SO BB IBB HBP BLK WP HR S P ERA WHIP																					
Tommy Byrne, L (1, 1) ERA: 4.66	6.2 W 30 5 3 2 3 5 0 1 0 0 0 30 51 2.70 1.500																					
Joe Page, L (7, 1) ERA: 4.82	1.2 8 3 2 2 1 0 0 0 0 0 0 10 10 10.80 1.800																					
Tom Ferrick, R (9, 1) ERA: 3.46	0.2 S 2 0 0 0 0 0 0 0 0 0 0 2 2 0.00 0.000																					

livebaseballscorecards.com

AB	34
R	5
H	8
RBI	5
BB	5
SO	4
LOB	18





Batter	1	2	3	4	5	6	7	8	9	AB	R	H	RBI	BB	SO	LOB
Cliff Mapes, L OBP: 0.331, SLG: 0.414 (1, 8)	0-0 3-1		0-0 1-3 3-H 1B		0-0 HR		0-0 G1			4	1	2	2	0	0	1
Phil Rizzuto, R OBP: 0.431, SLG: 0.438 (1, 6)	0-0 4-3		0-0 FC1-6-4 1-2f 3-H		0-0 5-3			0-0 HR		4	1	1	2	0	0	1
Hank Bauer, R OBP: 0.386, SLG: 0.489 (1, 7) (9, 9)	0-0 CS 1B		0-0 F6			0-3 K		0-0 1B 3-1 1B		4	1	2	0	0	1	1
Yogi Berra, L OBP: 0.388, SLG: 0.522 (1, 2)	0-0 CS 1-2	0-0 L8		0-0 3-1		0-0 HR		0-0 1-3 3-1 1B		4	1	2	1	0	0	0
Johnny Mize, L OBP: 0.374, SLG: 0.590 Jackie Jensen, R OBP: 0.211, SLG: 0.176 (1, 3) (9, 7)		0-3 K		0-0 HR		0-3 K		0-0 1-2 3-H 3-1		4	1	1	2	0	2	1
Joe Collins, L OBP: 0.323, SLG: 0.421 (1, 9) (9, 3)		0-3 K		0-0 G5-4-3 1B		0-0 G3		0-3 1-2 3-H K		4	0	1	0	0	2	1
Billy Johnson, R OBP: 0.355, SLG: 0.362 (1, 5)			0-0 1-3	0-0 G5-4-3			0-0 F9	0-0 5-3		4	0	0	0	0	0	2
Jerry Coleman, R OBP: 0.361, SLG: 0.366 (1, 4)		4-0 BB BB BB	4-0 1B 1B BB		0-0 5-3		0-0 F2			2	1	0	0	1	0	0
Tommy Byrne, L OBP: 0.316, SLG: 0.405 Joe Page, L OBP: 0.444, SLG: 0.429 Tom Ferrick, R OBP: 0.235, SLG: 0.133 (1, 1) (7, 1) (9, 1)			0-0 1-3 FC1-6-4 1B		0-0 G1		4-0 BB BB BB	4-0 BB		2	1	1	0	0	0	0
										0	0	0	0	1	0	0
										0	0	0	0	0	0	0
<b>Inning Stats</b>	R: 0 E: 0 K: 0 S: 3	H: 1 LOB: 0 BB: 0 P: 3	R: 0 E: 0 K: 2 S: 7	H: 0 LOB: 0 BB: 0 P: 7	R: 2 E: 0 K: 0 S: 5	H: 2 LOB: 1 BB: 1 P: 9	R: 1 E: 0 K: 0 S: 4	H: 1 LOB: 0 BB: 0 P: 4	R: 1 E: 0 K: 2 S: 8	H: 1 LOB: 0 BB: 0 P: 8	R: 0 E: 0 K: 0 S: 3	H: 0 LOB: 1 BB: 1 P: 7	R: 2 E: 0 K: 1 S: 8	H: 3 LOB: 1 BB: 0 P: 8	1B: 6 2B: 0 3B: 0 HR: 4	SF: 0 SAC: 0 DP: 1 HBP: 0

**BOTTOM**

**Cleveland Indians @ New York Yankees**  
 Yankee Stadium, Bronx, NY  
 Thu Aug 31 1950, 3:33 AM EDT  
 Att. 21,020 - Unknown

[livebaseballscorecards.com](http://livebaseballscorecards.com)

<b>AB</b>	<b>32</b>
<b>R</b>	<b>7</b>
<b>H</b>	<b>10</b>
<b>RBI</b>	<b>7</b>
<b>BB</b>	<b>2</b>
<b>SO</b>	<b>5</b>
<b>LOB</b>	<b>7</b>



PITCHER	IP	WLS	BF	H	R	ER	SO	BB	IBB	HBP	BLK	WP	HR	S	P	ERA	WHIP
Bob Lemon, R ERA: 3.94 (1, 1)	7.0	L	31	10	7	7	4	2	0	0	0	0	4	37	45	9.00	1.714
Steve Gromek, R ERA: 4.12 (8, 1)	1.0		3	0	0	0	1	0	0	0	0	0	0	5	5	0.00	0.000

WP: 0	PA: 35
PB: 0	
SB: 0	
CS: 1	

Batter	1	2	3	4	5	6	7	8	9	AB R H RBI BB SO LOB	TOP	
Eddie Yost, R (1, 5) OBP: 0.434, SLG: 0.400	0-0 F7		4-0 BB		4-0 BB			4-0 WP BB		1 0 0 0 3 0 0	<b>Washington Senators @ New York Yankees</b> Yankee Stadium, Bronx, NY Fri Sep 01 1950, 3:33 AM EDT Att. 33,134 - Unknown <a href="http://livebaseballscores.com">livebaseballscores.com</a>	
Sherry Robertson, L (1, 9) OBP: 0.362, SLG: 0.387	0-0 F5		0-0 F9		0-0 G3			0-0 F3		4 0 0 0 0 0 3		
Irv Noren, L (1, 8) OBP: 0.387, SLG: 0.463	0-0 HR 1B		0-0 F6				0-0 5-3	0-3 K		4 1 1 0 0 1 1		
Mickey Vernon, L (1, 3) OBP: 0.383, SLG: 0.381	0-0 1-H HR			0-3 K			0-0 6-3	0-0 F3		4 1 1 2 0 1 0		
Bud Stewart, L (1, 7) OBP: 0.336, SLG: 0.348	0-3 K			0-0 F6			0-0 F9	0-0 F7		4 0 0 0 0 1 0		
Cass Michaels, R (1, 4) OBP: 0.372, SLG: 0.388		0-3 K		0-0 FC6-4 1B			0-0 1-3	4-0 BB		3 0 1 0 1 1 0		
Sam Dente, R (1, 6) OBP: 0.285, SLG: 0.283				0-0 FC6-4			0-0 5-3 1B	0-3 K		4 0 1 0 0 1 2		
Mickey Grasso, R (1, 2) OBP: 0.384, SLG: 0.362					0-0 6-3		0-0 5-3			3 0 0 0 0 0 1		
Al Sima, R (1, 1) OBP: 0.167, SLG: 0.167 Mickey Harris, L (8, 1) OBP: 0.350, SLG: 0.235				0-0 5-3			0-3 K			3 0 0 0 0 2 1 0 0 0 0 0 0 0		
<b>Inning Stats</b>	R: 2 H: 2 E: 0 LOB: 0 K: 1 BB: 0 S: 7 P: 7	R: 0 H: 0 E: 0 LOB: 0 K: 1 BB: 0 S: 5 P: 5	R: 0 H: 0 E: 0 LOB: 1 K: 0 BB: 1 S: 3 P: 7	R: 0 H: 1 E: 0 LOB: 1 K: 1 BB: 0 S: 6 P: 6	R: 0 H: 0 E: 0 LOB: 1 K: 1 BB: 1 S: 5 P: 9	R: 0 H: 0 E: 0 LOB: 0 K: 0 BB: 0 S: 3 P: 3	R: 0 H: 1 E: 0 LOB: 1 K: 1 BB: 0 S: 6 P: 6	R: 0 H: 0 E: 0 LOB: 0 K: 1 BB: 1 S: 4 P: 8	R: 0 H: 0 E: 0 LOB: 1 K: 1 BB: 1 S: 5 P: 9	1B: 3 SF: 0 2B: 0 SAC: 0 3B: 0 DP: 0 HR: 1 HBP: 0	WP: 1 PA: 34 PB: 0 SB: 0 CS: 0	
<b>PITCHER</b> Allie Reynolds, R (1, 1) ERA: 3.33	IP WLS BF H R ER SO BB IBB HBP BLK WP HR S P ERA WHIP	9.0 W 34 4 2 2 7 4 0 0 0 1 1 44 60 2.00 0.889										





Batter	1	2	3	4	5	6	7	8	9	AB	R	H	RBI	BB	SO	LOB
Jackie Jensen, R (1, 7) OBP: 0.210, SLG: 0.179 Gene Woodling, L (9, 7) OBP: 0.378, SLG: 0.409	0-0 F8		0-3 K		0-0 E 1B		0-0 F5	0-0 E4 1B 2-H		5	0	1	0	0	1	1
Phil Rizzuto, R (1, 6) OBP: 0.429, SLG: 0.436	0-0 1-3		0-0 F6		0-0 F9 1-3		0-0 5-3	0-0 1-3 1B		5	0	1	0	0	0	2
Yogi Berra, L (1, 2) OBP: 0.390, SLG: 0.523	0-0 2B 1B		0-0 1B		0-0 F8			0-0 HR 1B	0-0 F7	5	1	3	0	0	0	3
Joe DiMaggio, R (1, 8) OBP: 0.373, SLG: 0.552	0-0 1-3 2B		0-0 F4		0-0 F6			0-0 F7		4	0	1	0	0	0	2
Hank Bauer, R (1, 9) OBP: 0.385, SLG: 0.485	0-0 F3			0-0 4-3		0-0 6-3		4-0 HR BB		3	1	0	0	1	0	2
Johnny Mize, L (1, 3) OBP: 0.377, SLG: 0.604 Joe Collins, L (9, 3) OBP: 0.323, SLG: 0.421		0-3 K		0-0 G3		0-0 FC6-4 1B		0-0 1-H 2-H HR		4	1	2	3	0	1	0
Billy Johnson, R (1, 5) OBP: 0.360, SLG: 0.392		0-0 1B		0-0 HR		0-0 FC6-4 1-2f		0-0 HR		4	2	3	2	0	0	1
Jerry Coleman, R (1, 4) OBP: 0.362, SLG: 0.366		0-0 F8		0-0 L7			0-0 SH2-4 1B	1-0 SH3-4 E HBP		3	1	1	0	0	0	1
Allie Reynolds, R (1, 1) OBP: 0.270, SLG: 0.239		0-3 K			0-0 4-3		0-0 SH2-4 1-2	0-0 SH3-4 1-2		2	0	0	0	0	1	1

Inning Stats	R: 0	H: 2	E: 0	LOB: 2	K: 0	BB: 0	S: 5	P: 5	R: 0	H: 1	E: 0	LOB: 1	K: 2	BB: 0	S: 8	P: 8	R: 0	H: 1	E: 0	LOB: 1	K: 1	BB: 0	S: 6	P: 6	R: 1	H: 1	E: 0	LOB: 0	K: 0	BB: 0	S: 4	P: 4	R: 0	H: 1	E: 0	LOB: 1	K: 0	BB: 0	S: 4	P: 4	R: 0	H: 1	E: 0	LOB: 1	K: 0	BB: 0	S: 4	P: 4	R: 0	H: 1	E: 1	LOB: 2	K: 0	BB: 1	S: 8	P: 13
--------------	------	------	------	--------	------	-------	------	------	------	------	------	--------	------	-------	------	------	------	------	------	--------	------	-------	------	------	------	------	------	--------	------	-------	------	------	------	------	------	--------	------	-------	------	------	------	------	------	--------	------	-------	------	------	------	------	------	--------	------	-------	------	-------


PITCHER	IP	WLS	BF	H	R	ER	SO	BB	IBB	HBP	BLK	WP	HR	S	P	ERA	WHIP
Al Sima, L (1, 1) ERA: 5.09	7.1	L	35	11	6	5	3	1	0	1	0	0	3	39	44	6.14	1.636
Mickey Harris, L (8, 1) ERA: 3.8	0.2		4	1	0	0	0	0	0	0	0	0	0	4	4	0.00	1.500

**BOTTOM**

**Washington Senators @ New York Yankees**  
 Yankee Stadium, Bronx, NY

Fri Sep 01 1950, 3:33 AM EDT  
 Att. 33,134 - Unknown

AB	35
R	6
H	12
RBI	5
BB	1
SO	3
LOB	13



1B	8	SF	0	WP	0	PA	39
2B	1	SAC	2	PB	0		
3B	0	DP	0	SB	0		
HR	3	HBP	1	CS	0		

PITCHER	IP	WLS	BF	H	R	ER	SO	BB	IBB	HBP	BLK	WP	HR	S	P	ERA	WHIP
---------	----	-----	----	---	---	----	----	----	-----	-----	-----	----	----	---	---	-----	------

Batter	1	2	3	4	5	6	7	8	9	AB R H RBI BB SO LOB	TOP											
<b>Eddie Yost, R</b> (1, 5) OBP: 0.436, SLG: 0.406	4-0 BB		0-0 HR		0-0 F6		4-0 BB		0-0 F6	3 1 1 1 2 0 2	<b>Washington Senators @ New York Yankees</b> Yankee Stadium, Bronx, NY Sat Sep 02 1950, 3:33 AM EDT Att: 18,201 - Unknown <a href="http://livebaseballscorecards.com">livebaseballscorecards.com</a>											
<b>Cass Michaels, R</b> (1, 4) OBP: 0.369, SLG: 0.384	0-0 L9		0-0 5-3		0-0 4-3		0-3 K			4 0 0 0 0 1 2												
<b>Irv Noren, L</b> (1, 8) OBP: 0.386, SLG: 0.468	0-3 K		0-0 4-3		0-0 HR		0-3 K			4 1 1 1 0 2 1												
<b>Mickey Vernon, L</b> (1, 3) OBP: 0.385, SLG: 0.380	0-0 F4			0-0 F5		0-0 1B 1B		4-0 L4-3 BB		3 0 1 0 1 0 1												
<b>Johnny Ostrowski, R</b> (1, 9) OBP: 0.348, SLG: 0.385		0-3 K		4-0 BB BB		0-0 F9		0-0 L4-3		3 0 0 0 1 1 2												
<b>Gil Coan, L</b> (1, 7) OBP: 0.343, SLG: 0.415		0-0 G3		0-0 F9		0-0 1B		0-0 G3		4 0 1 0 0 0 1												
<b>Sam Dente, R</b> (1, 6) OBP: 0.289, SLG: 0.285		0-0 1B		4-0 1-2 BB		0-0 F9		0-0 5-3 1B 1B		3 0 2 0 1 0 1												
<b>Mickey Grasso, R</b> (1, 2) OBP: 0.381, SLG: 0.359		0-0 F7		0-3 K		0-0 F8		0-0 5-3 1B		4 0 1 0 0 1 3												
<b>Joe Haynes, R</b> (1, 1) OBP: 0.233, SLG: 0.433			0-0 1-3		0-0 4-3		0-3 K		0-0 5-3	3 0 0 0 0 1 0												
<b>Mickey Harris, L</b> (7, 1) OBP: 0.350, SLG: 0.235									1-2 2-3	0 0 0 0 0 0 0												
<b>Elmer Singleton, R</b> (8, 1) OBP: 0.429, SLG: 0.571										0 0 0 0 0 0 0												
<b>Sam Mele, R</b> (9, PH) OBP: 0.373, SLG: 0.454										1 0 0 0 0 0 2												
<b>Inning Stats</b>	R: 0 E: 0 K: 1 S: 5	H: 0 LOB: 1 BB: 1 P: 9	R: 0 E: 0 K: 1 S: 6	H: 1 LOB: 1 BB: 0 P: 6	R: 1 E: 0 K: 0 S: 4	H: 1 LOB: 0 BB: 0 P: 4	R: 0 E: 0 K: 1 S: 5	H: 0 LOB: 2 BB: 2 P: 13	R: 0 E: 0 K: 0 S: 3	H: 0 LOB: 0 BB: 0 P: 3	R: 1 E: 0 K: 0 S: 5	H: 3 LOB: 1 BB: 0 P: 5	R: 0 E: 0 K: 2 S: 7	H: 0 LOB: 1 BB: 1 P: 11	R: 0 E: 0 K: 1 S: 4	H: 0 LOB: 0 BB: 1 P: 8	R: 0 E: 0 K: 0 S: 5	H: 2 LOB: 2 BB: 0 P: 5	1B: 5 2B: 1 3B: 0 HR: 2	SF: 0 SAC: 0 DP: 1 HBP: 0	WP: 0 PB: 0 SB: 0 CS: 0	PA: 37
<b>PITCHER</b>	IP WLS BF H R ER SO BB IBB HBP BLK WP HR S P ERA WHIP																					
<b>Joe Ostrowski, L</b> (1, 1) ERA: 3.71	6.0 W 25 5 2 2 3 3 0 0 0 0 0 2 28 40 3.00 1.333																					
<b>Joe Page, L</b> (7, 1) ERA: 4.55	3.0 S 12 2 0 0 3 2 0 0 0 0 0 0 16 24 0.00 1.333																					





Batter	1	2	3	4	5	6	7	8	9	AB	R	H	RBI	BB	SO	LOB
Gene Woodling, L (1, 7) OBP: 0.378, SLG: 0.409	0-0 CS 1B		0-0 F8		0-0 1B	0-0 4-3	0-0 3-1			5	0	2	0	0	0	5
Phil Rizzuto, R (1, 6) OBP: 0.432, SLG: 0.436	4-0 G1-4-3 1-2 BB		4-0 HBP 1B BB		0-0 F1		0-0 E SH1-3 1B	4-0 CS BB		2	2	1	0	3	0	1
Hank Bauer, R (1, 9) OBP: 0.386, SLG: 0.484	0-0 G1-4-3 1-2f		1-0 1B 1B HBP		0-0 G4-3 1-3 1B		0-0 SH1-3 1-2	0-3 K 1-2		3	1	1	0	0	1	2
Joe DiMaggio, R (1, 8) OBP: 0.375, SLG: 0.559		0-0 HR	0-0 1B 1-H 2-H 3-H		0-0 G4-3 1-2f		0-0 HR 1B	0-0 5-3		5	2	3	5	0	0	2
Yogi Berra, L (1, 2) OBP: 0.389, SLG: 0.527		0-0 4-3	0-0 F8			0-0 F9	0-0 1-H HR			4	1	1	2	0	0	1
Johnny Mize, L (1, 3) OBP: 0.379, SLG: 0.608		0-0 F7		0-0 4-3		0-0 BB 2B	0-0 2B 1B			4	0	2	0	0	0	0
Joe Collins, L (7, PR) OBP: 0.323, SLG: 0.421 (8, 3)										0	1	0	0	0	0	0
Billy Johnson, R (1, 5) OBP: 0.359, SLG: 0.394		0-0 F2		0-0 F2		0-0 F4	0-0 1-H 1B 2B			4	1	1	1	0	0	1
Jerry Coleman, R (1, 4) OBP: 0.366, SLG: 0.368			0-3 K	0-0 1B		4-0 BB IBB	0-0 2-H 1B			3	0	2	1	1	1	0
Joe Ostrowski, L (1, 1) OBP: 0.355, SLG: 0.320			4-0 HBP 1B BB		0-0 F5	4-0 1-2 2-3 BB	0-3 K			1	1	0	0	1	0	1
Tommy Henrich, L (6, PH) OBP: 0.382, SLG: 0.543										0	0	0	0	1	0	0
Jackie Jensen, R (6, PR) OBP: 0.210, SLG: 0.179										0	0	0	0	0	0	0
Joe Page, L (7, 1) OBP: 0.400, SLG: 0.375										1	0	0	0	0	1	1

Inning Stats	R: 0	H: 1	R: 1	H: 1	R: 3	H: 1	R: 0	H: 2	R: 0	H: 1	R: 5	H: 6	R: 0	H: 0
	E: 0	LOB: 0	E: 0	LOB: 0	E: 0	LOB: 1	E: 0	LOB: 1	E: 0	LOB: 3	E: 1	LOB: 1	E: 0	LOB: 0
	K: 0	BB: 1	K: 0	BB: 0	K: 1	BB: 2	K: 0	BB: 0	K: 0	BB: 2	K: 1	BB: 0	K: 1	BB: 1
	S: 2	P: 6	S: 4	P: 4	S: 6	P: 15	S: 4	P: 4	S: 4	P: 12	S: 11	P: 11	S: 4	P: 8


PITCHER	IP	WLS	BF	H	R	ER	SO	BB	IBB	HBP	BLK	WP	HR	S	P	ERA	WHIP
Joe Haynes, R (1, 1) ERA: 5.82	6.1	L	32	10	7	6	1	4	1	1	0	0	2	28	49	8.53	2.211
Mickey Harris, L (7, 1) ERA: 3.98	0.2		5	3	2	2	1	0	0	0	0	0	0	7	7	27.00	4.500
Elmer Singleton, R (8, 1) ERA: 5.17	1.0		3	0	0	0	1	1	0	0	0	0	0	4	8	0.00	1.000

**BOTTOM**

**Washington Senators @ New York Yankees**  
 Yankee Stadium, Bronx, NY

Sat Sep 02 1950, 3:33 AM EDT  
 Att. 18,201 - Unknown

<b>AB</b>	<b>32</b>
<b>R</b>	<b>9</b>
<b>H</b>	<b>13</b>
<b>RBI</b>	<b>9</b>
<b>BB</b>	<b>6</b>
<b>SO</b>	<b>3</b>
<b>LOB</b>	<b>14</b>



WP	PA	ERA	WHIP
0	40		
0			
0			
2			

Batter	1	2	3	4	5	6	7	8	9	AB R H RBI BB SO LOB	TOP	
<b>Eddie Joost, R</b> OBP: 0.380, SLG: 0.395 (1, 6) X	0-0 F8		0-0 G4-6-3 1B			0-0 P2		0-0 1B		4 0 2 1 0 0 0	<b>Philadelphia Athletics @ New York Yankees</b> Yankee Stadium, Bronx, NY Mon Sep 04 1950, 3:33 AM EDT Unknown <a href="http://livebaseballscorecards.com">livebaseballscorecards.com</a>	
<b>Paul Lehner, L</b> OBP: 0.379, SLG: 0.440 (1, 7) X	0-0 1B		0-0 G4-6-3 1-2f			0-0 P6		0-0 G3		4 0 1 0 0 0 2		
<b>Ferris Fain, L</b> OBP: 0.420, SLG: 0.404 (1, 3) B B B	4-0 1-2 BB				0-0 L7		0-0 4-3		0-0 5-3	3 0 0 0 1 0 0		
<b>Sam Chapman, R</b> OBP: 0.348, SLG: 0.466 (1, 8) S S S	0-3 K				0-0 P2		0-3 K		0-0 P4	4 0 0 0 0 2 2		
<b>Elmer Valo, L</b> OBP: 0.406, SLG: 0.408 (1, 9) X	0-0 F7				0-0 CS 1B		0-0 1B		0-0 G3	4 0 2 0 0 0 2		
<b>Billy Hitchcock, R</b> OBP: 0.359, SLG: 0.379 (1, 4) X		0-0 6-3			0-0 CS 1-2		0-0 1-3			3 0 1 0 0 0 1		
<b>Kermit Wahl, R</b> OBP: 0.326, SLG: 0.338 (1, 5) X		0-0 5-3			0-0 G5-4-3 1-2f				0-0 WP 1B 2B	3 1 1 0 0 0 1		
<b>Joe Tipton, R</b> OBP: 0.331, SLG: 0.408 (1, 2) X		0-0 P2			0-3 K				0-3 K	3 0 0 0 0 2 1		
<b>Lou Brissie, L</b> OBP: 0.185, SLG: 0.167 (1, 1) <b>Wally Moses, L</b> OBP: 0.379, SLG: 0.406 (8, PH) <b>Bob Hooper, R</b> OBP: 0.170, SLG: 0.235 (8, 1) X			0-0 F7			0-0 6-3		0-3 K		2 0 0 0 0 0 0 1 0 0 0 0 1 1 0 0 0 0 0 0 0		
<b>Inning Stats</b>	R: 0 H: 1 E: 0 LOB: 2 K: 1 BB: 1 S: 6 P: 10	R: 0 H: 0 E: 0 LOB: 0 K: 0 BB: 0 S: 3 P: 3	R: 0 H: 1 E: 0 LOB: 0 K: 0 BB: 0 S: 3 P: 3	R: 0 H: 1 E: 0 LOB: 0 K: 0 BB: 0 S: 3 P: 3	R: 0 H: 1 E: 0 LOB: 0 K: 1 BB: 0 S: 5 P: 5	R: 0 H: 0 E: 0 LOB: 0 K: 0 BB: 0 S: 3 P: 3	R: 0 H: 1 E: 0 LOB: 1 K: 1 BB: 0 S: 6 P: 6	R: 1 H: 2 E: 0 LOB: 1 K: 2 BB: 0 S: 9 P: 9	R: 0 H: 0 E: 0 LOB: 0 K: 0 BB: 0 S: 3 P: 3	1B: 6 SF: 0 2B: 1 SAC: 0 3B: 0 DP: 2 HR: 0 HBP: 0	WP: 1 PA: 33 PB: 0 SB: 0 CS: 1	
<b>PITCHER</b> <b>Vic Raschi, R</b> ERA: 3.99 (1, 1)	IP WLS BF H R ER SO BB IBB HBP BLK WP HR S P ERA WHIP											<b>PITCHER</b> IP WLS BF H R ER SO BB IBB HBP BLK WP HR S P ERA WHIP
	9.0 W 32 7 1 1 5 1 0 0 0 1 0 41 45 1.00 0.889											



Batter	1	2	3	4	5	6	7	8	9	AB	R	H	RBI	BB	SO	LOB
Gene Woodling, L (1, 7) OBP: 0.379, SLG: 0.410	0-0 P2	0-0 BB 1-2 1B		0-0 FC5-4 3-H 1B		0-0 F7				4	0	2	1	0	0	2
Phil Rizzuto, R (1, 6) OBP: 0.432, SLG: 0.436	0-0 1B	4-0 BB 1-2 2-3 BB		0-0 FC5-4 1-2f		0-0 FC6-4 1-2f				3	0	1	0	1	0	3
Yogi Berra, L (1, 2) OBP: 0.388, SLG: 0.524	0-0 F9	0-0 3-1			4-0 BB			0-0 F7		3	0	0	0	1	0	4
Joe DiMaggio, R (1, 8) OBP: 0.376, SLG: 0.559	0-0 1B		0-0 6-3		0-0 F9			0-0 1B		4	0	2	0	0	0	1
Hank Bauer, R (1, 9) OBP: 0.382, SLG: 0.478	0-3 K		0-0 F9		0-0 P5			0-0 P6		4	0	0	0	0	1	4
Johnny Mize, L (1, 3) OBP: 0.377, SLG: 0.616		0-0 HR	0-0 F9		0-0 3-4-1			0-3 K		4	1	1	1	0	1	2
Joe Collins, L (8, 3) OBP: 0.323, SLG: 0.421										0	0	0	0	0	0	0
Billy Johnson, R (1, 5) OBP: 0.354, SLG: 0.388		0-0 P3		0-0 P4		0-0 L8		0-0 1-3		4	0	0	0	0	0	0
Jerry Coleman, R (1, 4) OBP: 0.369, SLG: 0.376		0-0 BB 1B 1B		0-0 1B 3B		0-0 SH 1B		0-0 F7		4	1	3	0	0	0	0
Vic Raschi, R (1, 1) OBP: 0.253, SLG: 0.260		0-0 F7		0-0 1-3		0-0 SH FC6-4		0-3 K		3	0	0	0	0	1	2

Inning Stats	R: 0	H: 2	E: 0	K: 1	S: 7	R: 1	H: 3	E: 0	K: 0	S: 6	R: 0	H: 0	E: 0	K: 0	S: 3	R: 1	H: 2	E: 0	K: 0	S: 5	R: 0	H: 0	E: 0	K: 0	S: 3	R: 0	H: 1	E: 0	K: 1	S: 6	R: 0	H: 0	E: 0	K: 1	S: 5	

PITCHER	IP	WLS	BF	H	R	ER	SO	BB	IBB	HBP	BLK	WP	HR	S	P	ERA	WHIP
Lou Brissie, L (1, 1) ERA: 3.8	7.0	L	33	9	2	2	2	2	2	0	0	0	1	35	43	2.57	1.571
Bob Hooper, R (8, 1) ERA: 4.98	1.0		3	0	0	0	1	0	0	0	0	0	0	5	5	0.00	0.000

**BOTTOM**

**Philadelphia Athletics @ New York Yankees**  
**Yankee Stadium, Bronx, NY**  
 Mon Sep 04 1950, 3:33 AM EDT  
 Unknown


AB	33
R	2
H	9
RBI	2
BB	2
SO	3
LOB	18



WP	HR	S	P	ERA	WHIP
36	0	0	0	0	0

livebaseballscorecards.com

Batter	1	2	3	4	5	6	7	8	9	AB R H RBI BB SO LOB	TOP									
Eddie Joost, R (1, 6) OBP: 0.377, SLG: 0.391	0-0 F8		0-0 P6			0-0 P4		0-0 6-3		4 0 0 0 0 0 1	<b>Philadelphia Athletics @ New York Yankees</b> Yankee Stadium, Bronx, NY Mon Sep 04 1950, 3:38 AM EDT Att: 59,773 - Unknown <a href="http://livebaseballscorecards.com">livebaseballscorecards.com</a>									
Paul Lehner, L (1, 7) OBP: 0.377, SLG: 0.438	0-0 F9			0-0 3-1		0-0 F7		0-0 G3 BB E 1B		4 1 1 0 0 0 0										
Ferris Fain, L (1, 3) OBP: 0.422, SLG: 0.403	0-3 K			4-0 FC BB		4-0 BB 2B BB		4-0 BB E G3 BB		1 2 0 0 3 1 0										
Sam Chapman, R (1, 8) OBP: 0.348, SLG: 0.464		0-0 P6		0-0 FC 1-2f		4-0 BB 2B BB		0-0 G3 1-2 2-3		3 1 0 0 1 0 3										
Elmer Valo, L (1, 9) OBP: 0.407, SLG: 0.412		0-0 G6-3 1B		0-0 4-3		0-0 2B 1-H 2-H		0-0 E4 FC5-4		4 0 2 2 0 0 1										
Billy Hitchcock, R (1, 4) OBP: 0.355, SLG: 0.374		0-0 G6-3 1-2f		0-0 F9		0-0 4-3		0-0 FC5-4 1-2f		4 0 0 0 0 0 3										
Kermit Wahl, R (1, 5) OBP: 0.325, SLG: 0.333			4-0 G6-3 BB		0-0 P5		0-0 F9		0-0 1-3	3 0 0 0 1 0 0										
Joe Astroth, R (1, 2) OBP: 0.412, SLG: 0.360			0-0 G6-3 1-2f		4-0 BB		0-0 F8		0-0 G4-6-3 1B	3 0 1 0 1 0 1										
Alex Kellner, R (1, 1) OBP: 0.219, SLG: 0.211			4-0 BB		0-0 F9		0-0 F8		0-0 G4-6-3 1-2f	3 0 0 0 1 0 2										
<b>Inning Stats</b>	R: 0 E: 0 K: 1 S: 5	H: 0 LOB: 0 BB: 0 P: 5	R: 0 E: 0 K: 0 S: 3	H: 1 LOB: 0 BB: 0 P: 3	R: 0 E: 0 K: 0 S: 2	H: 0 LOB: 1 BB: 2 P: 10	R: 0 E: 0 K: 0 S: 3	H: 0 LOB: 1 BB: 1 P: 7	R: 2 E: 0 K: 0 S: 4	H: 1 LOB: 1 BB: 2 P: 12	R: 0 E: 0 K: 0 S: 3	H: 0 LOB: 0 BB: 0 P: 3	R: 2 E: 1 K: 0 S: 5	H: 1 LOB: 1 BB: 1 P: 9	R: 0 E: 0 K: 0 S: 3	H: 1 LOB: 0 BB: 0 P: 3	1B: 3 2B: 1 3B: 0 HR: 0	SF: 0 SAC: 0 DP: 3 HBP: 0	WP: 0 PB: 0 SB: 0 CS: 0	PA: 36
<b>PITCHER</b>	IP WLS BF H R ER SO BB IBB HBP BLK WP HR S P ERA WHIP																			
Tommy Byrne, L (1, 1) ERA: 4.58	7.0 L 27 2 2 2 1 6 0 0 0 0 0 0 23 47 2.57 1.143																			
Tom Ferrick, R (8, 1) ERA: 3.36	2.0 9 2 2 0 0 1 0 0 0 0 0 0 8 12 0.00 1.500																			





Batter	1	2	3	4	5	6	7	8	9	AB	R	H	RBI	BB	SO	LOB
Gene Woodling, L (1, 7) OBP: 0.376, SLG: 0.406	0-0 P5		0-0 F8		0-3 K		0-0 G4-6-3			4	0	0	0	0	1	4
Phil Rizzuto, R (1, 6) OBP: 0.429, SLG: 0.432	0-3 K		0-0 F9		0-0 F9			0-0 F7		4	0	0	0	0	1	2
Yogi Berra, L (1, 2) OBP: 0.389, SLG: 0.521	0-0 P6			4-0 BB		4-0 BB		0-0 F8		2	0	0	0	2	0	0
Joe DiMaggio, R (1, 8) OBP: 0.375, SLG: 0.558		0-0 2B		0-0 F8		0-0 G6-4-3		0-0 P2		4	0	1	0	0	0	2
Hank Bauer, R (1, 9) OBP: 0.383, SLG: 0.485		0-3 K		4-0 BB		0-0 6-3			0-0 HR	3	1	1	1	1	1	1
Johnny Mize, L (1, 3) OBP: 0.374, SLG: 0.624		0-0 F8		0-0 F9			0-0 HR		0-0 4-3	4	1	1	1	0	0	3
Billy Johnson, R (1, 5) OBP: 0.356, SLG: 0.401		0-0 1-3		0-0 F7			0-0 SH		0-0 HR	4	1	2	1	0	0	3
Jerry Coleman, R (1, 4) OBP: 0.366, SLG: 0.373			0-0 F8		0-0 F9		0-0 SH		0-0 1-3	3	0	0	0	0	0	0
Tommy Byrne, L (1, 1) OBP: 0.333, SLG: 0.413			0-0		4-0 BB		4-0 BB		0-0 2-3	1	0	1	0	1	0	0
Tommy Henrich, L (7, PH) OBP: 0.386, SLG: 0.543										0	0	0	0	1	0	0
Jackie Jensen, R (7, PR) OBP: 0.210, SLG: 0.179										0	0	0	0	0	0	0
Tom Ferrick, R (8, 1) OBP: 0.235, SLG: 0.133										0	0	0	0	0	0	0
Hank Workman, L (9, PH)										1	0	0	0	0	0	0

Inning Stats	R: 0	H: 0	R: 0	H: 1	R: 0	H: 1	R: 0	H: 0	R: 0	H: 0	R: 1	H: 2	R: 0	H: 0	R: 2	H: 2	1B: 2	SF: 0	WP: 0	PA: 36
	E: 0	LOB: 0	E: 0	LOB: 1	E: 0	LOB: 1	E: 0	LOB: 2	E: 0	LOB: 0	E: 0	LOB: 2	E: 0	LOB: 0	E: 0	LOB: 0	2B: 1	SAC: 1	PB: 0	
	K: 1	BB: 0	K: 1	BB: 0	K: 0	BB: 2	K: 0	BB: 2	K: 1	BB: 1	K: 0	BB: 1	K: 0	BB: 0	K: 0	BB: 0	3B: 0	DP: 2	SB: 0	
	S: 5	P: 5	S: 6	P: 6	S: 4	P: 4	S: 3	P: 11	S: 5	P: 9	S: 4	P: 8	S: 3	P: 3	S: 5	P: 5	HR: 3	HBP: 0	CS: 0	

PITCHER	IP	WLS	BF	H	R	ER	SO	BB	IBB	HBP	BLK	WP	HR	S	P	ERA	WHIP
Alex Kellner, L (1, 1) ERA: 4.97	9.0	W	36	6	3	3	3	5	0	0	0	0	3	37	57	3.00	1.222

**BOTTOM**

**Philadelphia Athletics @ New York Yankees**  
**Yankee Stadium, Bronx, NY**  
 Mon Sep 04 1950, 3:38 AM EDT  
 Att. 59,773 - Unknown

AB	30
R	3
H	6
RBI	3
BB	5
SO	3
LOB	15



WP	PA	ERA	WHIP
0	36		

Batter	1	2	3	4	5	6	7	8	9	AB R H RBI BB SO LOB	TOP											
Gene Woodling, L (1, 7) OBP: 0.374, SLG: 0.404	0-0 1B S F9 1B		0-0 4-3		0-0 F8		0-0 G3		0-0 4-3	5 1 1 0 0 0 3												
Phil Rizzuto, R (1, 6) OBP: 0.428, SLG: 0.431	0-0 1-3 1B		0-0 L6		0-0 F9			0-0 L8		4 0 1 0 0 0 0												
Yogi Berra, L (1, 2) OBP: 0.386, SLG: 0.517	0-0 F9		0-0 E3		0-3 K			0-0 F9		4 0 0 1 0 1 1												
Joe DiMaggio, R (1, 8) OBP: 0.372, SLG: 0.553	0-3 3-H K		0-0 G3					0-0 P4		4 0 0 0 0 1 2												
Hank Bauer, R (1, 9) OBP: 0.387, SLG: 0.496	0-0 F7			4-0 BB 1B		0-0 HR			0-0 1B 1B 1B	3 1 2 1 1 0 1												
Johnny Mize, L (1, 3) OBP: 0.368, SLG: 0.611		0-0 F8		0-0 F9		0-0 G3			0-0 F9	4 0 0 0 0 0 2												
Billy Johnson, R (1, 5) OBP: 0.354, SLG: 0.398		0-0 FC6-4 1B		0-0 L8		0-0 6-3			0-0 F8	4 0 1 0 0 0 2												
Jerry Coleman, R (1, 4) OBP: 0.367, SLG: 0.374		0-0 FC6-4 1-2f 1B		0-0 1-2 1B			0-0 F9		0-0 1B 1B	4 0 2 0 0 0 1												
Ed Lopat, L (1, 1) OBP: 0.386, SLG: 0.377		0-0 4-3		0-0 4-3			0-3 K2-3		0-0 1B	2 0 0 0 0 0 3												
Billy Martin, R (7, PH) OBP: 0.276, SLG: 0.370									0-0	1 0 0 0 0 1 0												
Whitey Ford, L (7, 1) OBP: 0.240, SLG: 0.174										0 0 0 0 0 0 0												
Bobby Brown, L (9, PH) OBP: 0.332, SLG: 0.323									1-2 2-3 1B	1 0 1 0 0 0 0												
<b>Inning Stats</b>	R: 1 E: 0 K: 1 S: 7	H: 2 LOB: 1 BB: 0 P: 7	R: 0 E: 0 K: 0 S: 4	H: 1 LOB: 1 BB: 0 P: 4	R: 0 E: 1 K: 0 S: 4	H: 0 LOB: 1 BB: 0 P: 4	R: 0 E: 0 K: 0 S: 4	H: 1 LOB: 2 BB: 1 P: 8	R: 0 E: 0 K: 1 S: 5	H: 0 LOB: 0 BB: 0 P: 5	R: 1 E: 0 K: 0 S: 4	H: 1 LOB: 0 BB: 0 P: 4	R: 0 E: 0 K: 1 S: 5	H: 0 LOB: 0 BB: 0 P: 5	R: 0 E: 0 K: 0 S: 3	H: 0 LOB: 0 BB: 0 P: 3	R: 0 E: 0 K: 0 S: 6	H: 3 LOB: 3 BB: 0 P: 6	1B: 7 2B: 0 3B: 0 HR: 1	SF: 0 SAC: 0 DP: 0 HBP: 0	WP: 0 PB: 0 SB: 1 CS: 0	PA: 37
<b>PITCHER</b> Mel Parnell, L (1, 1) ERA: 3.87	IP: 9.0 WLS: W BF: 37 H: 8 R: 2 ER: 2 SO: 3 BB: 1 IBB: 0 HBP: 0 BLK: 0 WP: 0 HR: 1 S: 42 P: 46 ERA: 2.00 WHIP: 1.000																					

**New York Yankees @ Boston Red Sox**  
 Fenway Park, Boston, MA  
 Wed Sep 06 1950, 3:33 AM EDT  
 Att: 34,995 - Unknown

[livebaseballscorecards.com](http://livebaseballscorecards.com)

<b>AB</b>	36
<b>R</b>	2
<b>H</b>	8
<b>RBI</b>	2
<b>BB</b>	1
<b>SO</b>	3
<b>LOB</b>	15





Batter	1	2	3	4	5	6	7	8	9
Dom DiMaggio, R (1, 8) OBP: 0.422, SLG: 0.462	0-0 6-3	0-0 6 1B		0-0 F9		0-0 2B		4-0 6 1B 1-2 1B BB	
6 Johnny Pesky, L (1, 5) OBP: 0.435, SLG: 0.395	0-0 4-3	0-0 1-2 1B			0-0 1-3	0-0 6-3		0-0 1-3 2-H 1B 1B	
Billy Goodman, L (1, 7) OBP: 0.444, SLG: 0.484	0-3 K	0-3 K			1-0 HR HBP		0-0 1B G6-4-3	0-0 1-2 E 1B	
Vern Stephens, R (1, 6) OBP: 0.370, SLG: 0.539		0-0 1B 3B	0-0 1B		0-0 1-H HR		0-0 1-3 1B G6-4-3	0-0 F9	
Walt Dropo, R (1, 3) OBP: 0.380, SLG: 0.593		0-0 SH5-4 3B 1B	0-0 F8		0-0 L9		0-0 G6-4-3	0-0 E8	
Bobby Doerr, R (1, 4) OBP: 0.369, SLG: 0.512		4-0 1-2 3B SH5-4 BB	0-0 5-3		0-0 1B		0-0 1B	0-0 F9	
Al Zarilla, L (1, 9) OBP: 0.425, SLG: 0.499		0-0 SH5-4		0-0 4-3	0-0 F8		0-3 K		
Birdie Tebbetts, R (1, 2) OBP: 0.394, SLG: 0.479		0-0 1B 3B		0-3 K		0-0 5-3		0-0 FC1-6 1B	
Mel Parnell, L (1, 1) OBP: 0.244, SLG: 0.247		0-0 G3		0-0 2B		0-0 5-3		0-0 FC1-6 6 1B	

Inning Stats	R: 0	H: 0	E: 0	K: 1	S: 5	LOB: 0	BB: 0	P: 5	R: 4	H: 5	E: 0	K: 1	S: 10	LOB: 2	BB: 1	P: 14	R: 0	H: 1	E: 0	K: 0	S: 3	LOB: 0	BB: 0	P: 3	R: 0	H: 1	E: 0	K: 1	S: 6	LOB: 1	BB: 0	P: 6	R: 2	H: 2	E: 0	K: 0	S: 5	LOB: 1	BB: 0	P: 6	R: 0	H: 1	E: 0	K: 0	S: 4	LOB: 1	BB: 0	P: 4	R: 1	H: 3	E: 0	K: 1	S: 7	LOB: 1	BB: 0	P: 7	R: 4	H: 3	E: 1	K: 0	S: 7	LOB: 1	BB: 1	P: 11
1B: 11	SF: 0	2B: 2	SAC: 1	3B: 2	DP: 1	HR: 1	HBP: 1	WP: 0	PA: 42																																																							

PITCHER	IP	WLS	BF	H	R	ER	SO	BB	IBB	HBP	BLK	WP	HR	S	P	ERA	WHIP
Ed Lopat, L (1, 1) ERA: 3.69	6.0	L	29	10	6	6	3	1	0	1	0	0	1	33	38	9.00	1.833
Whitey Ford, L (7, 1) ERA: 3.1	2.0		13	6	5	3	1	1	0	0	0	0	0	14	18	13.50	3.500

BOTTOM

New York Yankees @ Boston Red Sox  
Fenway Park, Boston, MA  
Wed Sep 06 1950, 3:33 AM EDT  
Att. 34,995 - Unknown

livebaseballscorecards.com

AB	38
R	11
H	16
RBI	8
BB	2
SO	4
LOB	12








Batter	1	2	3	4	5	6	7	8	9	AB	R	H	RBI	BB	SO	LOB
Dom DiMaggio, R (1, 8) OBP: 0.422, SLG: 0.461	0-0 F6		0-0 FC4-2 1B	4-0 FC4-6 BB	0-0 FC6-4-3-2		0-0 1-3			4	1	1	1	1	0	2
6 Johnny Pesky, L (1, 5) OBP: 0.434, SLG: 0.394	4-0 BB BB		0-0 FC4-2 BB 2B	0-0 FC4-6 1B		0-0 6-3		0-0 G3		4	1	1	0	1	0	1
Billy Goodman, L (1, 7) OBP: 0.443, SLG: 0.481	4-0 1-2 BB		0-0 F7	0-0 FC4-6		0-3 K		0-0 2B 1B		4	1	1	1	1	1	2
Vern Stephens, R (1, 6) OBP: 0.371, SLG: 0.540	0-3 K		4-0 1-2 2B BB	0-0 5-3		0-0 HR 1B		0-0 BB 2B		4	2	2	1	1	1	3
Walt Dropo, R (1, 3) OBP: 0.384, SLG: 0.609	0-0 F4		0-0 1-H 2-H 1B 2B		0-0 HR	0-0 1-H HR		4-0 BB BB		4	3	3	5	1	0	2
Bobby Doerr, R (1, 4) OBP: 0.373, SLG: 0.513		4-0 FC4-6 BB	0-0 2B 1B		4-0 1B FC6-4-3-2 BB	0-0 1B		0-0 F9		3	2	2	1	2	0	2
Al Zarilla, L (1, 9) OBP: 0.427, SLG: 0.501		0-0 FC4-6	0-0 1-H 2B		0-0 1-3 FC6-4-3-2 1B	0-0 F9		4-0 1-2 2-3 BB		4	0	2	1	1	0	2
Birdie Tebbetts, R (1, 2) OBP: 0.387, SLG: 0.469		0-0 F8	0-0 6-3		0-0 1-3		0-0 F7	0-0 FC6-4		5	0	0	0	0	0	7
Ellis Kinder, R (1, 1) OBP: 0.203, SLG: 0.269		0-0 5-3		0-0 F8	4-0 FC6-4-3-2 BB		0-0 5-3			2	0	0	0	0	0	1
Willard Nixon, L (5, 1) OBP: 0.281, SLG: 0.179										0	0	0	0	0	0	0
Mickey McDermott, L (5, 1) OBP: 0.444, SLG: 0.487										0	0	0	0	0	0	0
Ted Williams, L (5, PH) OBP: 0.469, SLG: 0.690										0	0	0	0	1	0	0
Jim Piersall, R (5, PR)										0	0	0	0	0	0	0
Walt Masterson, R (6, 1) OBP: 0.190, SLG: 0.132										1	0	0	0	0	0	0
Joe Dobson, R (8, 1) OBP: 0.307, SLG: 0.231										0	0	0	0	0	0	0
Chuck Stobbs, L (9, 1) OBP: 0.393, SLG: 0.265										0	0	0	0	0	0	0

Inning Stats	R: 0	H: 0	E: 0	K: 1	S: 5	LOB: 2	BB: 2	P: 13	R: 0	H: 0	E: 0	K: 0	S: 3	LOB: 1	BB: 1	P: 7	R: 4	H: 4	E: 0	K: 0	S: 7	LOB: 1	BB: 1	P: 11	R: 1	H: 1	E: 0	K: 0	S: 4	LOB: 1	BB: 1	P: 8	R: 2	H: 2	E: 0	K: 0	S: 4	LOB: 1	BB: 2	P: 12	R: 2	H: 3	E: 0	K: 1	S: 8	LOB: 1	BB: 0	P: 8	R: 0	H: 0	E: 0	K: 0	S: 3	LOB: 0	BB: 0	P: 3	R: 1	H: 2	E: 0	K: 0	S: 5	LOB: 3	BB: 2	P: 13
--------------	------	------	------	------	------	--------	-------	-------	------	------	------	------	------	--------	-------	------	------	------	------	------	------	--------	-------	-------	------	------	------	------	------	--------	-------	------	------	------	------	------	------	--------	-------	-------	------	------	------	------	------	--------	-------	------	------	------	------	------	------	--------	-------	------	------	------	------	------	------	--------	-------	-------

PITCHER	IP	WLS	BF	H	R	ER	SO	BB	IBB	HBP	BLK	WP	HR	S	P	ERA	WHIP
Allie Reynolds, R (1, 1) ERA: 3.48	4.0		22	5	5	5	1	5	0	0	0	0	0	19	39	11.25	2.500
Joe Page, L (5, 1) ERA: 4.88	0.0	L	3	2	2	2	0	1	0	0	0	0	1	2	6	∞	∞
Tom Ferrick, R (5, 1) ERA: 3.47	3.0		12	3	2	2	1	1	0	0	0	0	1	13	17	6.00	1.333
Joe Ostrowski, L (8, 1) ERA: 3.76	1.0		7	2	1	1	0	2	0	0	0	0	0	5	13	9.00	4.000

**NEW YORK YANKEES @ BOSTON RED SOX**  
**Fenway Park, Boston, MA**  
 Thu Sep 07 1950, 3:33 AM EDT  
 Att. 29,897 - Unknown

<b>AB</b>	<b>35</b>
<b>R</b>	<b>10</b>
<b>H</b>	<b>12</b>
<b>RBI</b>	<b>10</b>
<b>BB</b>	<b>9</b>
<b>SO</b>	<b>2</b>
<b>LOB</b>	<b>22</b>



1B: 7	SF: 0	WP: 0	PA: 44
2B: 4	SAC: 0	PB: 0	
3B: 0	DP: 1	SB: 1	
HR: 2	HBP: 0	CS: 0	

**New York Yankees @ Washington Senators**  
 Griffith Stadium, Washington, DC

Sun Sep 10 1950, 3:33 AM EDT  
 Att. 23,354 - Overcast

AB	37
R	8
H	12
RBI	7
BB	3
SO	2
LOB	13



Batter	1	2	3	4	5	6	7	8	9	AB R H RBI BB SO LOB
Phil Rizzuto, R (1, 6) OBP: 0.428, SLG: 0.437	0-0 F7		0-0 FC6-4 1B		0-0 L5		0-0 6-3		0-0 6-3 1B	5 2 1 0 0 0 2
Johnny Hopp, L (1, 7) OBP: 0.418, SLG: 0.512	0-0 F8		0-0 BB 1-3 E 1B		0-0 F8		4-0 BB		0-0 6-3 1-2	4 1 1 0 1 0 1
Hank Bauer, R (1, 9) OBP: 0.385, SLG: 0.489	0-0 6-3		0-0 E1 1-2 3-H BB 1B		0-0 1-3		0-0 F7		0-0 HR 2-H 1B	5 1 2 2 0 0 2
Joe DiMaggio, R (1, 8) OBP: 0.376, SLG: 0.576		0-0 HR	4-0 E1 1-2 2-3 BB		0-0 HR		0-0 3B 2B		0-0 HR 1-H	4 4 4 4 1 0 0
Yogi Berra, L (1, 2) OBP: 0.385, SLG: 0.513		0-0 F8	0-0 E1 1-2 2-3 3-H		0-0 5-3 1B		0-0 L9		0-0	5 0 1 0 0 0 3
Tommy Henrich, L (1, 3) OBP: 0.392, SLG: 0.556		0-0 F9		0-0 G1-6-3 1B		0-0 5-3 1-2		0-0 3B 2-H		4 0 2 1 0 0 1
Joe Collins, L (8, 3) OBP: 0.326, SLG: 0.421										0 0 0 0 0 0 0
Billy Johnson, R (1, 5) OBP: 0.350, SLG: 0.391		0-3 K2-3		0-0 G1-6-3 1-2		0-0 6-3		0-3 K		4 0 0 0 0 2 3
Jerry Coleman, R (1, 4) OBP: 0.366, SLG: 0.373			0-0 5-3		0-0 4-3		0-0 SH3-4 1B		0-0 L4	4 0 1 0 0 0 1
Vic Raschi, R (1, 1) OBP: 0.259, SLG: 0.257			4-0 FC6-4 BB		0-0 6-3		0-0 SH3-4 1-2		0-0 F2	1 0 0 0 1 0 0
Tom Ferrick, R (8, 1) OBP: 0.222, SLG: 0.125										1 0 0 0 0 0 0

Inning Stats	R: 0	H: 0	E: 0	K: 0	S: 3	P: 3	R: 1	H: 1	E: 0	K: 1	S: 6	P: 6	R: 2	H: 2	E: 1	K: 0	S: 5	P: 13	R: 0	H: 1	E: 0	K: 0	S: 3	P: 3	R: 0	H: 0	E: 0	K: 0	S: 3	P: 3	R: 1	H: 2	E: 0	K: 0	S: 5	P: 5	R: 0	H: 1	E: 0	K: 0	S: 4	P: 8	R: 1	H: 2	E: 0	K: 1	S: 7	P: 7	R: 3	H: 3	E: 0	K: 0	S: 6	P: 6	1B: 7	SF: 0	2B: 1	SAC: 1	3B: 1	DP: 1	HR: 3	HBP: 0	WP: 0	PA: 41
--------------	------	------	------	------	------	------	------	------	------	------	------	------	------	------	------	------	------	-------	------	------	------	------	------	------	------	------	------	------	------	------	------	------	------	------	------	------	------	------	------	------	------	------	------	------	------	------	------	------	------	------	------	------	------	------	-------	-------	-------	--------	-------	-------	-------	--------	-------	--------

PITCHER	IP	WLS	BF	H	R	ER	SO	BB	IBB	HBP	BLK	WP	HR	S	P	ERA	WHIP
Sid Hudson, R (1, 1) ERA: 4.09	7.0	L	30	7	4	3	1	3	0	0	0	0	2	29	41	3.86	1.429
Mickey Harris, L (8, 1) ERA: 4.21	2.0		11	5	4	4	1	0	0	0	0	0	1	13	13	18.00	2.500

WP: 0	PA: 41
PB: 0	
SB: 0	
CS: 0	



BOTTOM

New York Yankees @ Washington Senators  
Griffith Stadium, Washington, DC

livebaseballscorecards.com

AB	29
R	1
H	4
RBI	1
BB	5
SO	6
LOB	11



WP:	0	PA:	34
PB:	0		
SB:	0		
CS:	1		

Sun Sep 10 1950, 3:33 AM EDT  
Att. 23,354 - Overcast

AB R H RBI BB SO LOB

1	0	0	0	3	1	1
2	0	0	0	0	0	0
3	0	0	0	0	2	2
4	0	0	0	0	0	0
5	0	0	0	0	0	0
6	0	0	0	0	0	0
7	0	0	0	0	0	0
8	0	0	0	0	0	0
9	0	0	0	0	0	0
TOTAL	1	0	0	1	1	0

Batter	1	2	3	4	5	6	7	8	9
Eddie Yost, R OBP: 0.443, SLG: 0.408 (1, 5)	4-0 CS BB		0-3 K			4-0 1B BB		4-0 L3 BB	
Bud Stewart, L OBP: 0.336, SLG: 0.346 (1, 7)	0-0 F7 1-2			0-3 K		0-0 FC6-4 1B		0-0 L3 1-2	
Irv Noren, L OBP: 0.384, SLG: 0.465 (1, 8)	0-3 K			0-0 4-3		0-0 F5		0-3 K	
Mickey Vernon, L OBP: 0.381, SLG: 0.376 (1, 3)		0-0 P1		0-0 F8		0-0 FC6-4 1-2f			0-0 4-3
Sam Mele, R OBP: 0.370, SLG: 0.448 (1, 9)		0-0 4-3			0-0 F9		0-0 6-3		0-0 F4
Cass Michaels, R OBP: 0.374, SLG: 0.389 (1, 4)		0-0 6-3			0-0 4-3		0-0 6-3	4-0 BB	
Sam Dente, R OBP: 0.288, SLG: 0.286 (1, 6)			0-0 4-3		0-0 F3		0-0 BB 1B	0-0 1-3	
Mickey Grasso, R OBP: 0.372, SLG: 0.345 (1, 2)			0-0 1B			0-3 K	4-0 1-2 BB		
Sid Hudson, R OBP: 0.232, SLG: 0.259 (1, 1)			0-0 F7			0-0 BB 1B	0-3 K		
Gil Coan, L OBP: 0.341, SLG: 0.406 (7, PH)									
Mickey Harris, L OBP: 0.350, SLG: 0.235 (8, 1)									

Inning Stats	R: 0	H: 0	E: 0	LOB: 0	K: 1	S: 4	P: 8	R: 0	H: 0	E: 0	LOB: 0	K: 0	S: 3	P: 3	R: 0	H: 1	E: 0	LOB: 1	K: 1	S: 6	P: 6	R: 0	H: 0	E: 0	LOB: 0	K: 1	S: 5	P: 5	R: 0	H: 0	E: 0	LOB: 0	K: 0	S: 3	P: 3	R: 1	H: 2	E: 0	LOB: 2	K: 1	S: 7	P: 11	R: 0	H: 1	E: 0	LOB: 2	K: 1	S: 6	P: 10	R: 0	H: 0	E: 0	LOB: 0	K: 1	S: 4	P: 8	R: 0	H: 0	E: 0	LOB: 1	K: 0	S: 3	P: 7	1B: 4	SF: 0	2B: 1	SAC: 0	3B: 0	DP: 1	HR: 0	HBP: 0	WP: 0	PA: 34
--------------	------	------	------	--------	------	------	------	------	------	------	--------	------	------	------	------	------	------	--------	------	------	------	------	------	------	--------	------	------	------	------	------	------	--------	------	------	------	------	------	------	--------	------	------	-------	------	------	------	--------	------	------	-------	------	------	------	--------	------	------	------	------	------	------	--------	------	------	------	-------	-------	-------	--------	-------	-------	-------	--------	-------	--------

PITCHER	IP	WLS	BF	H	R	ER	SO	BB	IBB	HBP	BLK	WP	HR	S	P	ERA	WHIP
Vic Raschi, R ERA: 3.91 (1, 1)	7.0	W	27	4	1	1	5	3	0	0	0	0	0	34	46	1.29	1.000
Tom Ferrick, R ERA: 3.38 (8, 1)	2.0	S	7	0	0	0	1	2	0	0	0	0	0	7	15	0.00	1.000

Batter	1	2	3	4	5	6	7	8	9	AB R H RBI BB SO LOB	TOP									
Jackie Jensen, R (1, 7) OBP: 0.239, SLG: 0.279	0-0 6-3			0-0 SH3 1B 2B	0-0 1-3 1B			0-0 HR	0-0 F9	5 2 3 1 0 0 0	<b>New York Yankees @ Washington Senators</b> Griffith Stadium, Washington, DC Mon Sep 11 1950, 3:33 AM EDT Unknown									
Phil Rizzuto, R (1, 6) OBP: 0.427, SLG: 0.435	0-0 F8			0-0 SH3 2-3	0-0 F3			4-0 BB 1B BB		2 1 0 0 1 0 1										
Yogi Berra, L (1, 2) OBP: 0.384, SLG: 0.511	0-0 5-3			0-0 1B 1B				0-0 F6		4 1 1 1 0 0 1										
Joe DiMaggio, R (1, 8) OBP: 0.377, SLG: 0.574		0-0 5-3		0-0 3-H 1B 1B				0-0 F8		3 1 1 0 1 0 0										
Hank Bauer, R (1, 9) OBP: 0.386, SLG: 0.489		0-0 F9		0-0 1-2 1B 1B				0-0 F7		4 0 2 2 0 0 0										
Johnny Mize, L (1, 3) OBP: 0.362, SLG: 0.592		0-0 F9		0-0 1-2 2-H 1B				0-0 5-3		4 0 1 1 0 1 2										
Joe Collins, L (8, PR) OBP: 0.326, SLG: 0.421		0-0 G3		0-3 K				0-0 4-3		0 0 0 0 0 0 0										
Billy Johnson, R (1, 5) OBP: 0.349, SLG: 0.388				0-0 1-2 2-H 1B				0-0 1B 1B		4 0 1 0 0 0 4										
Jerry Coleman, R (1, 4) OBP: 0.365, SLG: 0.372				0-0 F9	0-0 FC6-4 1-2f			0-0 G5-4-3 1B		4 0 1 0 0 0 1										
Whitey Ford, L (1, 1) OBP: 0.207, SLG: 0.148				0-0 F8				0-0 F9		4 0 0 0 0 1 2										
				0-0 F6	0-3 K			0-0 4-3		4 0 0 0 0 1 2										
<b>Inning Stats</b>	R: 0 E: 0 K: 0 S: 3	H: 0 LOB: 0 BB: 0 P: 3	R: 0 E: 0 K: 0 S: 3	H: 0 LOB: 0 BB: 0 P: 3	R: 2 E: 0 K: 1 S: 9	H: 4 LOB: 2 BB: 0 P: 9	R: 0 E: 0 K: 1 S: 6	H: 2 LOB: 1 BB: 0 P: 6	R: 0 E: 0 K: 0 S: 3	H: 0 LOB: 0 BB: 0 P: 3	R: 0 E: 0 K: 0 S: 4	H: 1 LOB: 1 BB: 0 P: 4	R: 3 E: 0 K: 0 S: 5	H: 3 LOB: 2 BB: 2 P: 13	R: 0 E: 0 K: 0 S: 3	H: 0 LOB: 0 BB: 0 P: 3	1B: 8 2B: 1 3B: 0 HR: 1	SF: 0 SAC: 1 DP: 1 HBP: 0	WP: 0 PB: 0 SB: 0 CS: 0	PA: 37
<b>PITCHER</b>	IP WLS BF H R ER SO BB IBB HBP BLK WP HR S P ERA WHIP																			
Al Sima, L (1, 1) ERA: 5.07	7.1 L 30 8 4 4 2 1 0 0 0 0 0 1 33 37 4.91 1.227																			
Connie Marrero, R (8, 1) ERA: 4.7	1.2 7 2 1 1 0 1 0 0 0 0 0 0 6 10 5.40 1.800																			

livebaseballscores.com





Batter	1	2	3	4	5	6	7	8	9	AB	R	H	RBI	BB	SO	LOB
Eddie Yost, R OBP: 0.441, SLG: 0.406 (1, 5)	0-0 5-3		4-0 1B BB		0-0 F2		0-0 F7			3	0	0	0	1	0	0
Cass Michaels, R OBP: 0.373, SLG: 0.386 (1, 4)	4-0 BB 1B BB		0-0 F8		0-0 F7			0-0 6-3		3	1	0	0	1	0	1
Irv Noren, L OBP: 0.365, SLG: 0.464 (1, 8)	0-0 F7		0-0 1-2 1B		4-0 BB			0-0 G3		3	0	1	0	1	0	1
Mickey Vernon, L OBP: 0.379, SLG: 0.373 (1, 3)	4-0 1B 1-2 BB		0-0 F5		0-0 4-3			0-0 3-1		3	0	0	0	1	0	3
Sam Mele, R OBP: 0.369, SLG: 0.446 (1, 9)	0-0 1-3 2-H 1B		0-0 F6		0-0 1-3			0-0 F8		4	0	1	1	0	0	2
Johnny Ostrowski, R OBP: 0.340, SLG: 0.365 (1, 7)	0-0 F9		0-0 F7		0-3 K			0-3 K		4	0	0	0	0	2	2
Sam Dente, R OBP: 0.286, SLG: 0.284 (1, 6)		0-0 6-3		0-0 F7		0-0 F2		0-0 L5		4	0	0	0	0	0	0
Mickey Grasso, R OBP: 0.372, SLG: 0.345 (1, 2)		0-0 5-3		0-0 1B		0-3 K				3	0	1	0	0	1	0
Al Sima, R OBP: 0.143, SLG: 0.143 (1, 1)		0-3 K		0-3 K				0-0 F9		3	0	0	0	0	2	1
Connie Marrero, R OBP: 0.235, SLG: 0.156 (8, 1)										0	0	0	0	0	0	0


<b>Inning Stats</b>	R: 1 E: 0 K: 0 S: 4	H: 1 LOB: 2 BB: 2 P: 12	R: 0 E: 0 K: 1 S: 5	H: 0 LOB: 0 BB: 0 P: 5	R: 0 E: 0 K: 0 S: 4	H: 1 LOB: 2 BB: 1 P: 8	R: 0 E: 0 K: 1 S: 6	H: 0 LOB: 1 BB: 0 P: 6	R: 0 E: 0 K: 0 S: 3	H: 0 LOB: 0 BB: 1 P: 7	R: 0 E: 0 K: 1 S: 5	H: 0 LOB: 0 BB: 0 P: 5	R: 0 E: 0 K: 0 S: 3	H: 0 LOB: 0 BB: 0 P: 3	R: 0 E: 0 K: 1 S: 5	H: 0 LOB: 0 BB: 0 P: 5	1B: 3 2B: 0 3B: 0 HR: 0	SF: 0 SAC: 0 DP: 0 HBP: 0
<b>PITCHER</b> Whitey Ford, L ERA: 2.86 (1, 1)	IP: 9.0 WLS: W BF: 34 H: 3 R: 1 ER: 1 SO: 5 BB: 4 IBB: 0 HBP: 0 BLK: 0 WP: 0 HR: 0 S: 40 P: 56 ERA: 1.00 WHIP: 0.778																	

**BOTTOM**

**New York Yankees @ Washington Senators**  
Griffith Stadium, Washington, DC

Mon Sep 11 1950, 3:33 AM EDT  
Unknown

<b>AB</b>	<b>30</b>
<b>R</b>	<b>1</b>
<b>H</b>	<b>3</b>
<b>RBI</b>	<b>1</b>
<b>BB</b>	<b>4</b>
<b>SO</b>	<b>5</b>
<b>LOB</b>	<b>10</b>



WP: 0 PA: 34  
PB: 0  
SB: 0  
CS: 0

livebaseballscorecards.com





Batter	1	2	3	4	5	6	7	8	9	AB	R	H	RBI	BB	SO	LOB
Eddie Yost, R OBP: 0.439, SLG: 0.402 (1, 5) x	0-0 L5 ①		0-3 K ①		4-0 1B FC4-6 BB ①		0-0 F2 ②		0-0 F7 ②	4	1	0	0	1	1	2
Cass Michaels, R OBP: 0.369, SLG: 0.382 (1, 4) x	0-0 5-3 ②		0-3 K ②		0-0 F9 ①		0-0 6-3 ③		0-0 F7 ③	5	0	0	0	0	1	3
Irv Noren, L OBP: 0.364, SLG: 0.463 (1, 8) x	0-0 F7 ③		0-0 G3 ③		0-0 FC4-6 1B ②				0-0 F8 ①	4	0	1	0	0	0	1
Mickey Vernon, L OBP: 0.378, SLG: 0.371 (1, 3) x		0-0 6-3 ①		0-0 1B 1B ①		0-0 FC4-6 1-2f 3-H ③		0-3 K ②		4	1	1	1	0	1	1
Sam Mele, R OBP: 0.368, SLG: 0.444 (1, 9) x		0-3 K ②		0-0 F2 ①		0-0 4-3 ③		0-0 2B 1B		4	0	1	0	0	1	2
Gil Coan, L OBP: 0.346, SLG: 0.412 (1, 7) x		4-0 BB BB		0-0 1B 1-2 1B ②		0-0 1-6-3 ①		0-0 1-3 2B		3	0	2	0	1	0	0
Sam Dente, R OBP: 0.286, SLG: 0.282 (1, 6) x		4-0 1-2 BB		0-0 F5 ②		0-0 6-3 ②		0-0 F7 ③		3	0	0	0	1	0	4
Mickey Grasso, R OBP: 0.374, SLG: 0.344 (1, 2) x		0-3 K ③		0-0 1-3 2-H 1B		0-0 F7 ③		4-0 BB		3	0	1	1	1	1	2
Sandy Consuegra, R OBP: 0.225, SLG: 0.211 (1, 1) x			4-0 BB BB		0-3 K ③		0-0 F9 ①		0-3 K ①	2	0	0	0	1	1	2
Johnny Ostrowski, R OBP: 0.338, SLG: 0.363 (9, PH) x										1	0	0	0	0	1	1

Inning Stats	R: 0	H: 0	E: 0	K: 0	S: 3	R: 0	H: 0	E: 0	K: 2	S: 7	R: 0	H: 0	E: 0	K: 2	S: 7	R: 1	H: 3	E: 0	K: 1	S: 8	R: 1	H: 1	E: 0	K: 0	S: 4	R: 0	H: 0	E: 0	K: 0	S: 3	R: 0	H: 2	E: 0	K: 1	S: 7	R: 0	H: 0	E: 0	K: 1	S: 5	1B: 5	SF: 0	2B: 1	SAC: 0	3B: 0	DP: 0	HR: 0	HBP: 0	WP: 0	PA: 38
PITCHER	IP	WLS	BF	H	R	ER	SO	BB	IBB	HBP	BLK	WP	HR	S	P	ERA	WHIP																																	
Tommy Byrne, L ERA: 4.57 (1, 1)	4.1		21	4	2	2	5	4	0	0	0	0	0	27	43	4.15	1.846																																	
Ed Lopat, L ERA: 3.61 (5, 1)	4.2	W	17	2	0	0	2	1	0	0	0	0	0	20	24	0.00	0.643																																	

BOTTOM

New York Yankees @ Washington Senators  
Griffith Stadium, Washington, DC  
Mon Sep 11 1950, 3:38 AM EDT  
Att. 6,222 - Unknown

livebaseballscorecards.com

AB	33
R	2
H	6
RBI	2
BB	5
SO	7
LOB	18



Batter	1	2	3	4	5	6	7	8	9	AB R H RBI BB SO LOB	TOP																
Phil Rizzuto, R OBP: 0.428, SLG: 0.440 (1, 6) X	0-0 BB HR 1B	0-0 HR	0-0 L7		0-0 G1-6-3 1-2 1B		0-0 4-3		0-0 L6-4 2-3	6 2 3 1 0 0 3																	
Johnny Hopp, L OBP: 0.415, SLG: 0.506 (1, 7) B B B	4-0 1-2 HR BB	0-0 E5 HR	4-0 BB		0-0 G1-6-3 1-2f		0-0 L1			3 2 0 0 2 0 3																	
Yogi Berra, L OBP: 0.380, SLG: 0.511 (1, 2) X	0-0 F3	0-0 1-H HR	0-0 F3				0-0 6-3		0-0 1B WP FC5-4 1B	5 2 2 2 0 0 4																	
Joe DiMaggio, R OBP: 0.382, SLG: 0.583 (1, 8) X	0-0 1-H 2-H HR	0-0 1B 1-3 1B		0-0 FC6-4 1B		4-0 BB BB		0-0 6-3 1-2		4 1 3 3 1 0 1																	
Johnny Mize, L OBP: 0.360, SLG: 0.585 Joe Collins, L OBP: 0.328, SLG: 0.422 (1, 3) H (6, 3)	1-0 1B HBP	0-0 1-3		0-3 K		0-0 F4		0-0 FC5-4 1B		3 0 0 0 0 1 3 1 0 1 0 0 0 0																	
Hank Bauer, R OBP: 0.385, SLG: 0.482 (1, 9) X	0-0 F4	0-0 2-3 1B		0-0 F7		4-0 1-2 BB		0-0 FC5-4 1-2f 3-H		4 0 1 1 1 0 3																	
Billy Johnson, R OBP: 0.352, SLG: 0.394 (1, 5) X	0-0 1-2 1B	0-0 F8		0-0 FC6-4 1-2f		0-0 1-3		0-0 F7		5 0 1 0 0 0 6																	
Jerry Coleman, R OBP: 0.371, SLG: 0.377 (1, 4) X	0-0 F6		4-0 SH3-4 BB		0-0 1B 1B		0-0 2B		0-0 L6-4 SH3-4 1B	4 0 3 0 1 0 2																	
Allie Reynolds, R OBP: 0.256, SLG: 0.225 Tom Ferrick, R OBP: 0.222, SLG: 0.125 (1, 1) (9, 1)		0-0 F7	0-0 SH3-4		0-3 K		0-0 F4		0-0 SH3-4	3 0 0 0 0 1 2 0 0 0 0 0 0 0																	
<b>Inning Stats</b>	R: 3 E: 0 K: 0 S: 6	H: 3 LOB: 2 BB: 1 P: 11	R: 3 E: 1 K: 0 S: 8	H: 4 LOB: 2 BB: 0 P: 8	R: 0 E: 0 K: 0 S: 3	H: 0 LOB: 2 BB: 2 P: 11	R: 0 E: 0 K: 1 S: 6	H: 1 LOB: 1 BB: 0 P: 6	R: 0 E: 0 K: 1 S: 6	H: 2 LOB: 1 BB: 0 P: 6	R: 0 E: 0 K: 0 S: 3	H: 0 LOB: 2 BB: 2 P: 11	R: 0 E: 0 K: 0 S: 4	H: 1 LOB: 1 BB: 0 P: 4	R: 1 E: 0 K: 0 S: 5	H: 2 LOB: 1 BB: 0 P: 5	R: 0 E: 0 K: 0 S: 3	H: 1 LOB: 0 BB: 0 P: 3	1B: 10 2B: 2 3B: 0 HR: 3	SF: 0 SAC: 2 DP: 2 HBP: 1	WP: 1 PB: 0 SB: 0 CS: 0	PA: 46					
<b>PITCHER</b>	IP WLS BF H R ER SO BB IBB HBP BLK WP HR S P ERA WHIP																										
Early Wynn, R ERA: 3.45 (1, 1)	1.1		12	5	6	5	0	1	0	1	0	0	3	10	15	33.75	4.500										
Sam Zoldak, L ERA: 4.14 (2, 1)	0.2		4	2	0	0	0	0	0	0	0	0	4	4	0.00	3.000											
Dick Weik, R ERA: 4.11 (3, 1)	4.0		18	3	0	0	2	4	0	0	0	0	18	34	0.00	1.750											
Steve Gromek, R ERA: 3.67 (7, 1)	3.0	W	12	4	1	1	0	0	0	0	0	1	0	12	12	3.00	1.333										

**New York Yankees @ Cleveland Indians**  
**Cleveland Municipal Stadium, Cleveland, OH**  
 Tue Sep 12 1950, 3:33 AM EDT  
 Att: 29,454 - Unknown

AB	38
R	7
H	14
RBI	7
BB	5
SO	2
LOB	27



WP	1	PA	46
PB	0		
SB	0		
CS	0		

1B	10	SF	0
2B	2	SAC	2
3B	0	DP	2
HR	3	HBP	1





**TOP**

**New York Yankees @ Cleveland Indians**  
**Cleveland Municipal Stadium, Cleveland, OH**

Wed Sep 13 1950, 3:33 AM EDT  
 Att: 10,490 - Unknown

<b>AB</b>	<b>39</b>
<b>R</b>	<b>10</b>
<b>H</b>	<b>10</b>
<b>RBI</b>	<b>6</b>
<b>BB</b>	<b>12</b>
<b>SO</b>	<b>8</b>
<b>LOB</b>	<b>26</b>



AB	R	H	RBI	BB	SO	LOB
6	1	1	0	0	1	3
4	2	2	1	1	0	0
1	0	0	0	0	1	0
4	1	1	0	2	2	2
4	1	1	1	2	1	2
6	4	3	2	0	0	5
1	0	1	1	3	0	0
2	0	0	0	0	1	2
5	0	0	0	0	0	5
2	0	1	1	3	1	1
4	1	0	0	1	1	6
0	0	0	0	0	0	0
0	0	0	0	0	0	0

R	H	ER	SO	BB	IBB	HBP	BLK	WP	HR	S	P	ERA	WHIP
3	1	0	0	0	0	0	0	1	1	28	52	7.36	3.000
0	0	0	0	1	0	0	0	0	0	5	9	0.00	1.500
0	1	1	0	1	0	0	0	0	0	10	14	4.50	2.500
0	0	0	3	4	0	0	0	1	0	12	28	0.00	2.000

R	H	ER	SO	BB	IBB	HBP	BLK	WP	HR	S	P	ERA	WHIP
0	0	0	0	0	0	0	0	0	0	15	15	0.00	1.000
0	0	0	0	1	0	0	0	0	0	2	2	0.00	1.000
0	0	0	0	2	0	0	0	0	0	2	2	0.00	1.000
0	0	0	3	4	0	0	0	1	0	12	28	0.00	2.000

R	H	ER	SO	BB	IBB	HBP	BLK	WP	HR	S	P	ERA	WHIP
0	0	0	0	0	0	0	0	0	0	9	9	0.00	1.000
0	0	0	0	1	0	0	0	0	0	2	2	0.00	1.000
0	0	0	0	2	0	0	0	0	0	2	2	0.00	1.000
0	0	0	0	2	0	0	0	0	0	2	2	0.00	1.000

R	H	ER	SO	BB	IBB	HBP	BLK	WP	HR	S	P	ERA	WHIP
0	0	0	0	0	0	0	0	0	0	11	11	0.00	1.000
0	0	0	0	1	0	0	0	0	0	1	1	0.00	1.000
0	0	0	0	1	0	0	0	0	0	1	1	0.00	1.000
0	0	0	0	1	0	0	0	0	0	1	1	0.00	1.000

R	H	ER	SO	BB	IBB	HBP	BLK	WP	HR	S	P	ERA	WHIP
0	0	0	0	0	0	0	0	0	0	8	8	0.00	1.000
0	0	0	0	1	0	0	0	0	0	1	1	0.00	1.000
0	0	0	0	1	0	0	0	0	0	1	1	0.00	1.000
0	0	0	0	1	0	0	0	0	0	1	1	0.00	1.000

R	H	ER	SO	BB	IBB	HBP	BLK	WP	HR	S	P	ERA	WHIP
0	0	0	0	0	0	0	0	0	0	11	11	0.00	1.000
0	0	0	0	0	0	0	0	0	0	1	1	0.00	1.000
0	0	0	0	0	0	0	0	0	0	1	1	0.00	1.000
0	0	0	0	0	0	0	0	0	0	1	1	0.00	1.000

R	H	ER	SO	BB	IBB	HBP	BLK	WP	HR	S	P	ERA	WHIP
0	0	0	0	0	0	0	0	0	0	5	5	0.00	1.000
0	0	0	0	1	0	0	0	0	0	1	1	0.00	1.000
0	0	0	0	1	0	0	0	0	0	1	1	0.00	1.000
0	0	0	0	1	0	0	0	0	0	1	1	0.00	1.000

R	H	ER	SO	BB	IBB	HBP	BLK	WP	HR	S	P	ERA	WHIP
0	0	0	0	0	0	0	0	0	0	25	25	0.00	1.000
0	0	0	0	0	0	0	0	0	0	0	0	0.00	1.000
0	0	0	0	0	0	0	0	0	0	0	0	0.00	1.000
0	0	0	0	0	0	0	0	0	0	0	0	0.00	1.000

R	H	ER	SO	BB	IBB	HBP	BLK	WP	HR	S	P	ERA	WHIP
0	0	0	0	0	0	0	0	0	0	3	3	0.00	1.000
0	0	0	0	0	0	0	0	0	0	0	0	0.00	1.000
0	0	0	0	0	0	0	0	0	0	0	0	0.00	1.000
0	0	0	0	0	0	0	0	0	0	0	0	0.00	1.000

Batter	1	2	3	4	5	6	7	8	9	AB	R	H	RBI	BB	SO	LOB						
<b>Phil Rizzuto, R</b> OBP: 0.425, SLG: 0.437 (1, 6)	0-0 4-3	0-0 4-3		0-0 F8 1B	0-0 F7		0-0 F1	0-3 K		6	1	1	0	0	1	3						
<b>Johnny Hopp, L</b> OBP: 0.418, SLG: 0.506 (1, 3)	4-0 BB 1B	0-0 3-1		0-0 F8 BB 1-3 E 1B	0-0		0-0 3-1		0-3 K	4	2	2	1	1	0	0						
<b>Joe Collins, L</b> OBP: 0.326, SLG: 0.420 (7, 3)										1	0	0	0	0	1	0						
<b>Hank Bauer, R</b> OBP: 0.387, SLG: 0.480 (1, 9)	0-3 K	0-3 K		4-0 E WP 1-2 BB	0-0 F4		0-0 1B		4-0 FC3-6 WP BB	4	1	1	0	2	2	2						
<b>Joe DiMaggio, R</b> OBP: 0.384, SLG: 0.580 (1, 8)	4-0 1B 1-2 E BB		0-3 K	0-0 F8		0-0 6-3			4-0 FC3-6 BB	4	1	1	1	2	1	2						
<b>Yogi Berra, L</b> OBP: 0.382, SLG: 0.516 (1, 2)	0-0 BB 1-3 2-H E 1B		0-0 HR	0-0 E5 WP 1-3 1B		0-0 F7 BB 1B			0-0 FC3-6 1-2f 2-3	6	4	3	2	0	0	5						
<b>Cliff Mapes, L</b> OBP: 0.340, SLG: 0.418 (1, 7)	4-0 E 1-2 BB		4-0 BB	0-0		4-0 1B 1-2 F7 BB			0-0 F9	1	0	1	1	3	0	0						
<b>Jackie Jensen, R</b> OBP: 0.232, SLG: 0.270 (8, PH) (8, 7)										2	0	0	0	0	1	2						
<b>Billy Johnson, R</b> OBP: 0.347, SLG: 0.387 (1, 5)	0-0 E6 1-3 2-H 3-H		0-0 F8	0-0 F9		0-0 F7			0-0 6-3	5	0	0	0	0	0	5						
<b>Jerry Coleman, R</b> OBP: 0.375, SLG: 0.378 (1, 4)	4-0 BB		0-3 K			4-0 FC5-4 BB			4-0 BB	2	0	1	1	3	1	1						
<b>Ed Lopat, L</b> OBP: 0.367, SLG: 0.347 (1, 1)	0-3 K					0-0 F9			4-0 BB	4	1	0	0	1	1	6						
<b>Bob Porterfield, R</b> OBP: 0.500, SLG: 0.333 (8, PR)						0-0 FC5-4 1-2f 1B			0-0 4-3	0	0	0	0	0	0	0						
<b>Whitey Ford, L</b> OBP: 0.207, SLG: 0.148 (8, 1)									0-0 1-2 BB	0	0	0	0	0	0	0						
<b>Inning Stats</b>	R: 3 E: 1 K: 2 S: 9	H: 1 LOB: 3 BB: 4 P: 25	R: 0 E: 0 K: 1 S: 5	H: 0 LOB: 0 BB: 0 P: 5	R: 1 E: 0 K: 2 S: 8	H: 1 LOB: 1 BB: 1 P: 12	R: 4 E: 1 K: 0 S: 7	H: 3 LOB: 1 BB: 1 P: 11	R: 1 E: 1 K: 0 S: 4	H: 1 LOB: 1 BB: 1 P: 8	R: 1 E: 0 K: 0 S: 5	H: 2 LOB: 2 BB: 1 P: 9	R: 0 E: 0 K: 0 S: 5	H: 2 LOB: 2 BB: 0 P: 5	R: 0 E: 0 K: 1 S: 5	H: 0 LOB: 2 BB: 2 P: 13	R: 0 E: 0 K: 1 S: 5	H: 0 LOB: 2 BB: 2 P: 13	1B: 9 2B: 0 3B: 0 HR: 1	SF: 0 SAC: 0 DP: 0 HBP: 0	WP: 2 PB: 0 SB: 0 CS: 0	PA: 51
<b>PITCHER</b>	IP	WLS	BF	H	R	ER	SO	BB	IBB	HBP	BLK	WP	HR	S	P	ERA	WHIP					
<b>Bob Lemon, R</b> ERA: 4.05 (1, 1)	3.2	L	24	5	8	3	5	6	0	0	0	1	1	28	52	7.36	3.000					
<b>Jesse Flores, R</b> ERA: 3.83 (4, 1)	1.1		6	1	1	0	0	1	0	0	0	0	0	5	9	0.00	1.500					
<b>Marino Pieretti, R</b> ERA: 4.35 (6, 1)	2.0		11	4	1	1	0	1	0	0	0	0	0	10	14	4.50	2.500					
<b>Dick Rozek, L</b> ERA: 3.86 (8, 1)	2.0		10	0	0	0	3	4	0	0	0	1	0	12	28	0.00	2.000					

livebaseballscorecards.com



Batter	1	2	3	4	5	6	7	8	9
<b>Thurman Tucker, L</b> (1, 7) OBP: 0.288, SLG: 0.237 <b>Marino Pieretti, R</b> (6, 1) OBP: 0.200, SLG: 0.200 <b>Joe Gordon, R</b> (7, PH) OBP: 0.344, SLG: 0.425 <b>Dick Rozek, L</b> (8, 1)	0-0 6-3		0-0 E4		0-0 4-3		0-0 1-H 3B		
<b>Bob Kennedy, R</b> (1, 9) OBP: 0.368, SLG: 0.429	0-0 F7		0-0 F4		0-0 5-3		0-0 6-3		
<b>Larry Doby, L</b> (1, 8) OBP: 0.444, SLG: 0.556	0-0 4-3			0-0 1B 1B		0-0 6-3	0-0 F7		
<b>Luke Easter, L</b> (1, 3) OBP: 0.378, SLG: 0.488		0-0 F5		0-0 F3		0-0 HR	0-3 K		
<b>Al Rosen, R</b> (1, 5) OBP: 0.404, SLG: 0.542		0-0 F9		0-0 1B 1-2 1B		0-0 L6-4 1B	0-0 6-3		
<b>Ray Boone, R</b> (1, 6) OBP: 0.399, SLG: 0.438		4-0 BB		0-0 F8		0-0 1-2 1B	0-3 K		
<b>Bobby Avila, R</b> (1, 4) OBP: 0.371, SLG: 0.356		0-0 F9		0-0 1-2 2-H 1B		0-0 L6-4 2-3			
<b>Jim Hegan, R</b> (1, 2) OBP: 0.290, SLG: 0.380			0-0 5-3		0-0 F6		0-0 3B 1B		
<b>Bob Lemon, L</b> (1, 1) OBP: 0.341, SLG: 0.463 <b>Jesse Flores, R</b> (4, 1) <b>Jim Lemon, R</b> (5, PH) OBP: 0.222, SLG: 0.235 (6, 7)			0-0 1-3		0-0 5-3		0-3 K		

AB	R	H	RBI	BB	SO	LOB
3	0	0	0	0	0	0
0	0	0	0	0	0	0
1	0	1	1	0	0	0
0	0	0	0	0	0	0

4	0	0	0	0	0	2
---	---	---	---	---	---	---

4	1	1	0	0	0	1
---	---	---	---	---	---	---

4	1	1	1	0	1	1
---	---	---	---	---	---	---

4	0	2	0	0	0	0
---	---	---	---	---	---	---

3	0	1	0	1	1	2
---	---	---	---	---	---	---

4	0	1	1	0	0	3
---	---	---	---	---	---	---

4	1	1	0	0	0	2
---	---	---	---	---	---	---

1	0	0	0	0	0	0
0	0	0	0	0	0	0
3	0	0	0	0	2	1

**BOTTOM**

**New York Yankees @ Cleveland Indians**  
 Cleveland Municipal Stadium, Cleveland, OH

Wed Sep 13 1950, 3:33 AM EDT  
 Att. 10,490 - Unknown


livebaseballscorecards.com

<b>AB</b>	<b>35</b>
<b>R</b>	<b>3</b>
<b>H</b>	<b>8</b>
<b>RBI</b>	<b>3</b>
<b>BB</b>	<b>1</b>
<b>SO</b>	<b>4</b>
<b>LOB</b>	<b>12</b>




Inning Stats	R: 0	H: 0	E: 0	LOB: 0	K: 0	S: 3	R: 0	H: 0	E: 0	LOB: 1	K: 0	S: 3	R: 0	H: 0	E: 1	LOB: 1	K: 0	S: 4	R: 1	H: 3	E: 0	LOB: 2	K: 0	S: 6	R: 0	H: 0	E: 0	LOB: 0	K: 0	S: 3	R: 1	H: 3	E: 0	LOB: 1	K: 0	S: 5	R: 1	H: 2	E: 0	LOB: 1	K: 1	S: 7	R: 0	H: 0	E: 0	LOB: 0	K: 2	S: 7	R: 0	H: 0	E: 0	LOB: 0	K: 1	S: 5	R: 0	H: 0	E: 0	LOB: 0	K: 1	S: 5
<b>1B</b>	6	<b>SF</b>	0	<b>2B</b>	1	<b>SAC</b>	0	<b>3B</b>	1	<b>DP</b>	1	<b>HR</b>	1	<b>HBP</b>	0	<b>WP</b>	0	<b>PA</b>	36	<b>ERA</b>	3.86	<b>WHIP</b>	1.286	<b>ERA</b>	0.00	<b>WHIP</b>	0.000	<b>ERA</b>	0.00	<b>WHIP</b>	0.000	<b>ERA</b>	0.00	<b>WHIP</b>	0.000	<b>ERA</b>	0.00	<b>WHIP</b>	0.000	<b>ERA</b>	0.00	<b>WHIP</b>	0.000	<b>ERA</b>	0.00	<b>WHIP</b>	0.000	<b>ERA</b>	0.00	<b>WHIP</b>	0.000	<b>ERA</b>	0.00	<b>WHIP</b>	0.000					

PITCHER	IP	WLS	BF	H	R	ER	SO	BB	IBB	HBP	BLK	WP	HR	S	P	ERA	WHIP
<b>Ed Lopat, L</b> (1, 1) ERA: 3.62	7.0	W	30	8	3	3	1	1	0	0	0	0	1	31	35	3.86	1.286
<b>Whitey Ford, L</b> (8, 1) ERA: 2.79	2.0	S	6	0	0	0	3	0	0	0	0	0	0	12	12	0.00	0.000

Batter	1	2	3	4	5	6	7	8	9	AB	R	H	RBI	BB	SO	LOB	TOP		
Cliff Mapes, L (1, 9) OBP: 0.340, SLG: 0.418											0	0	0	0	0	0	0	<b>New York Yankees @ Detroit Tigers</b> Briggs Stadium, Detroit, MI Thu Sep 14 1950, 4:33 AM EDT Att. 20,853 - Unknown  <a href="http://livebaseballscorecards.com">livebaseballscorecards.com</a>	
Phil Rizzuto, R (1, 6) OBP: 0.425, SLG: 0.437											0	0	0	0	0	0	0		0
Yogi Berra, L (1, 2) OBP: 0.382, SLG: 0.516											0	0	0	0	0	0	0		0
Joe DiMaggio, R (1, 8) OBP: 0.384, SLG: 0.580											0	0	0	0	0	0	0		0
Hank Bauer, R (1, 7) OBP: 0.387, SLG: 0.480											0	0	0	0	0	0	0		0
Johnny Mize, L (1, 3) OBP: 0.360, SLG: 0.585											0	0	0	0	0	0	0		0
Billy Johnson, R (1, 5) OBP: 0.347, SLG: 0.387											0	0	0	0	0	0	0		0
Jerry Coleman, R (1, 4) OBP: 0.375, SLG: 0.378											0	0	0	0	0	0	0		0
Vic Raschi, R (1, 1) OBP: 0.259, SLG: 0.257	0	0	0	0	0	0	0	0	0	0	0	0	0	0	0	AB 0 R 0 H 0 RBI 0 BB 0 SO 0 LOB 0  			
Inning Stats											1B: 0	SF: 0	WP: 0	PA: 0					
											2B: 0	SAC: 0	PB: 0						
											3B: 0	DP: 0	SB: 0						
											HR: 0	HBP: 0	CS: 0						
PITCHER Hal Newhouser, L (1, 1) ERA: 4.3	IP	WLS	BF	H	R	ER	SO	BB	IBB	HBP	BLK	WP	HR	S	P	ERA	WHIP		
	0.0	L	0	0	0	0	0	0	0	0	0	0	0	0	0	∞	∞		
PITCHER	IP	WLS	BF	H	R	ER	SO	BB	IBB	HBP	BLK	WP	HR	S	P	ERA	WHIP		





Batter	1	2	3	4	5	6	7	8	9	AB	R	H	RBI	BB	SO	LOB	TOP		
Cliff Mapes, L (1, 9) OBP: 0.341, SLG: 0.427											0	0	0	0	0	0	0	<b>New York Yankees @ Detroit Tigers</b> Briggs Stadium, Detroit, MI Fri Sep 15 1950, 4:33 AM EDT Att. 23,900 - Unknown  <a href="http://livebaseballscorecards.com">livebaseballscorecards.com</a>	
Phil Rizzuto, R (1, 6) OBP: 0.425, SLG: 0.437											0	0	0	0	0	0	0		0
Yogi Berra, L (1, 2) OBP: 0.380, SLG: 0.513											0	0	0	0	0	0	0		0
Joe DiMaggio, R (1, 8) OBP: 0.384, SLG: 0.583											0	0	0	0	0	0	0		0
Johnny Mize, L (1, 3) OBP: 0.358, SLG: 0.593											0	0	0	0	0	0	0		0
Hank Bauer, R (1, 7) OBP: 0.388, SLG: 0.478											0	0	0	0	0	0	0		0
Billy Johnson, R (1, 5) OBP: 0.345, SLG: 0.383											0	0	0	0	0	0	0		0
Jerry Coleman, R (1, 4) OBP: 0.374, SLG: 0.377											0	0	0	0	0	0	0		0
Tommy Byrne, L (1, 1) OBP: 0.337, SLG: 0.429	0	0	0	0	0	0	0	0	0	0	0	0	0	0	0	<b>AB</b> 0 <b>R</b> 0 <b>H</b> 0 <b>RBI</b> 0 <b>BB</b> 0 <b>SO</b> 0 <b>LOB</b> 0  			
<b>Inning Stats</b>											1B: 0	SF: 0	WP: 0	PA: 0					
											2B: 0	SAC: 0	PB: 0						
											3B: 0	DP: 0	SB: 0						
											HR: 0	HBP: 0	CS: 0						
PITCHER Art Houtteman, R (1, 1) ERA: 3.18	IP	WLS	BF	H	R	ER	SO	BB	IBB	HBP	BLK	WP	HR	S	P	ERA	WHIP	PITCHER IP WLS BF H R ER SO BB IBB HBP BLK WP HR S P ERA WHIP	
	0.0		0	0	0	0	0	0	0	0	0	0	0	0	0	∞	∞		









Batter	1	2	3	4	5	6	7	8	9	AB	R	H	RBI	BB	SO	LOB
--------	---	---	---	---	---	---	---	---	---	----	---	---	-----	----	----	-----

<b>Johnny Lipon, R</b> <small>OBP: 0.384, SLG: 0.373</small> (1, 6)										4	0	1	0	0	1	1
<b>Jerry Priddy, R</b> <small>OBP: 0.385, SLG: 0.412</small> (1, 4)										3	1	2	0	1	0	1
<b>George Kell, R</b> <small>OBP: 0.404, SLG: 0.490</small> (1, 5)										3	0	0	0	0	1	3
<b>Vic Wertz, L</b> <small>OBP: 0.410, SLG: 0.550</small> (1, 9)										3	0	2	1	1	0	1
<b>Hoot Evers, R</b> <small>OBP: 0.417, SLG: 0.579</small> (1, 7)										3	0	0	0	1	0	2
<b>Johnny Groth, R</b> <small>OBP: 0.410, SLG: 0.461</small> (1, 8)										4	0	0	0	0	0	5
<b>Don Kolloway, R</b> <small>OBP: 0.326, SLG: 0.383</small> (1, 3)										3	0	0	0	1	0	1
<b>Bob Swift, R</b> <small>OBP: 0.356, SLG: 0.298</small> <b>Eddie Lake, R</b> <small>(7, PR)</small> <b>Aaron Robinson, L</b> <small>OBP: 0.392, SLG: 0.344</small> (8, 2)										3	0	1	0	0	1	1
<b>Dizzy Trout, R</b> <small>OBP: 0.242, SLG: 0.279</small> <b>Hal Newhouser, L</b> <small>OBP: 0.224, SLG: 0.206</small> <b>Charlie Keller, L</b> <small>OBP: 0.488, SLG: 0.448</small> (9, PH)										3	0	0	0	0	2	1

Inning Stats	R: 0	H: 1	LOB: 3	K: 0	BB: 2	S: 4	P: 12	R: 0	H: 0	LOB: 0	K: 2	BB: 0	S: 7	P: 7	R: 0	H: 1	LOB: 1	K: 1	BB: 0	S: 6	P: 6	R: 0	H: 0	LOB: 1	K: 0	BB: 1	S: 3	P: 7	R: 0	H: 0	LOB: 1	K: 2	BB: 1	S: 7	P: 11	R: 0	H: 1	LOB: 1	K: 0	BB: 0	S: 4	P: 4	R: 0	H: 1	LOB: 1	K: 0	BB: 0	S: 3	P: 3	R: 1	H: 2	LOB: 1	K: 0	BB: 0	S: 5	P: 5	R: 0	H: 0	LOB: 0	K: 1	BB: 0	S: 5	P: 5	R: 0	H: 0	LOB: 0	K: 1	BB: 0	S: 5	P: 5	1B: 3	SF: 0	2B: 4	SAC: 1	3B: 0	DP: 1	HR: 0	HBP: 0	WP: 0	PA: 36
--------------	------	------	--------	------	-------	------	-------	------	------	--------	------	-------	------	------	------	------	--------	------	-------	------	------	------	------	--------	------	-------	------	------	------	------	--------	------	-------	------	-------	------	------	--------	------	-------	------	------	------	------	--------	------	-------	------	------	------	------	--------	------	-------	------	------	------	------	--------	------	-------	------	------	------	------	--------	------	-------	------	------	-------	-------	-------	--------	-------	-------	-------	--------	-------	--------

PITCHER	IP	WLS	BF	H	R	ER	SO	BB	IBB	HBP	BLK	WP	HR	S	P	ERA	WHIP
<b>Whitey Ford, L</b> <small>ERA: 2.61</small>	(1, 1)	9.0	W	36	6	1	1	6	4	0	0	0	0	44	60	1.00	1.111


**BOTTOM**

**New York Yankees @ Detroit Tigers**  
 Briggs Stadium, Detroit, MI  
 Sat Sep 16 1950, 4:33 AM EDT  
 Att. 56,548 - Unknown

AB	31
R	1
H	6
RBI	1
BB	4
SO	6
LOB	16



WP	PA
0	36

Batter	1	2	3	4	5	6	7	8	9	AB	R	H	RBI	BB	SO	LOB	TOP		
Gene Woodling, L (1, 7) OBP: 0.373, SLG: 0.402										0	0	0	0	0	0	0	<b>New York Yankees @ St. Louis Browns</b> Sportsman's Park, St. Louis, MO Sun Sep 17 1950, 4:33 AM EDT Unknown  <a href="http://livebaseballscorecards.com">livebaseballscorecards.com</a>		
Phil Rizzuto, R (1, 6) OBP: 0.426, SLG: 0.439										0	0	0	0	0	0	0			
Yogi Berra, L (1, 2) OBP: 0.381, SLG: 0.511										0	0	0	0	0	0	0			
Joe DiMaggio, R (1, 8) OBP: 0.385, SLG: 0.588										0	0	0	0	0	0	0			
Hank Bauer, R (1, 9) OBP: 0.386, SLG: 0.475										0	0	0	0	0	0	0			
Johnny Mize, L (1, 3) OBP: 0.360, SLG: 0.628										0	0	0	0	0	0	0			
Billy Johnson, R (1, 5) OBP: 0.345, SLG: 0.383										0	0	0	0	0	0	0			
Jerry Coleman, R (1, 4) OBP: 0.371, SLG: 0.373										0	0	0	0	0	0	0			
Ed Lopat, L (1, 1) OBP: 0.367, SLG: 0.347										0	0	0	0	0	0	0			
<b>Inning Stats</b>																		1B: 0 SF: 0 2B: 0 SAC: 0 3B: 0 DP: 0 HR: 0 HBP: 0	
<b>PITCHER</b> Stubby Overmire, L (1, 1) ERA: 4.38	IP	WLS	BF	H	R	ER	SO	BB	IBB	HBP	BLK	WP	HR	S	P	ERA	WHIP	0.0 W 0 0 0 0 0 0 0 0 0 0 0 0 0 0 ∞ ∞	<b>PITCHER</b> IP WLS BF H R ER SO BB IBB HBP BLK WP HR S P ERA WHIP

**AB** 0  
**R** 0  
**H** 0  
**RBI** 0  
**BB** 0  
**SO** 0  
**LOB** 0

WP: 0 PA: 0  
 PB: 0  
 SB: 0  
 CS: 0





Batter	1	2	3	4	5	6	7	8	9	AB R H RBI BB SO LOB	TOP											
Gene Woodling, L (1, 7) OBP: 0.373, SLG: 0.401	4-0 BB G4-6-3		0-0 L8		0-0 6-3			0-0 F8	0-0 1B	4 1 1 0 1 0 0	<p><b>New York Yankees @ St. Louis Browns</b> Sportsman's Park, St. Louis, MO</p> <p>Sun Sep 17 1950, 4:38 AM EDT Att: 21,082 - Unknown</p> <p>livebaseballscorecards.com</p>											
Phil Rizzuto, R (1, 6) OBP: 0.421, SLG: 0.432	4-0 BB G4-6-3		0-0 F3		0-0 6-3			0-0 F8	0-0 5-3	4 0 0 0 1 0 2												
Yogi Berra, L (1, 2) OBP: 0.380, SLG: 0.514	0-0 BB G4-6-3		0-0 F9				0-0 G3	0-0 1B	0-0 1B	5 0 2 1 0 0 2												
Joe DiMaggio, R (1, 8) OBP: 0.386, SLG: 0.588	4-0 BB			0-0 1B		4-0 BB		0-0 F7	0-0 6-3	3 1 1 0 2 0 2												
Johnny Mize, L (1, 3) OBP: 0.360, SLG: 0.628	0-0 4-3			0-0 F8		0-0 F2			0-0 HR	4 0 1 0 0 0 4												
Joe Collins, L (9, PR) OBP: 0.329, SLG: 0.420									HR	0 1 0 0 0 0 0												
Bobby Brown, L (1, 5) OBP: 0.336, SLG: 0.324		0-0 1-3		0-0 4-3		0-0 L1			0-0 SH	3 1 0 0 0 0 2												
Hank Bauer, R (1, 9) OBP: 0.384, SLG: 0.469		4-0 BB		0-0 2-3		0-0 1B		0-0 F4	0-0 F1	3 0 1 1 1 0 2												
Jerry Coleman, R (1, 4) OBP: 0.370, SLG: 0.374		0-0 BB		0-0 3-H		0-0 1B		0-0 F8	0-0 E4	3 0 0 0 0 0 2												
Tommy Henrich, L (9, PH) OBP: 0.385, SLG: 0.544		0-0 FC1-6		0-0 1-3				0-0 F8	0-0 HR	1 0 0 0 0 0 2												
Billy Martin, R (9, PR) OBP: 0.300, SLG: 0.370		0-0 FC6-4						0-0 F8	0-0 HR	0 1 0 0 0 0 0												
Allie Reynolds, R (1, 1) OBP: 0.241, SLG: 0.211		0-0 FC6-4				0-0 F6		0-0 F8	0-0 HR	3 0 0 0 0 0 1												
Johnny Hopp, L (9, PH) OBP: 0.418, SLG: 0.515									1-H 2-H 3-H	1 1 1 4 0 0 0												
Vic Raschi, R (9, 1) OBP: 0.262, SLG: 0.260										0 0 0 0 0 0 0												
<b>Inning Stats</b>	R: 0 E: 0 K: 0 S: 2	H: 0 LOB: 2 BB: 3 P: 14	R: 0 E: 0 K: 0 S: 3	H: 0 LOB: 1 BB: 1 P: 7	R: 0 E: 0 K: 0 S: 3	H: 0 LOB: 0 BB: 0 P: 3	R: 1 E: 0 K: 0 S: 5	H: 2 LOB: 1 BB: 0 P: 5	R: 0 E: 0 K: 0 S: 3	H: 0 LOB: 0 BB: 0 P: 3	R: 0 E: 0 K: 0 S: 3	H: 0 LOB: 1 BB: 1 P: 7	R: 0 E: 0 K: 0 S: 3	H: 0 LOB: 0 BB: 0 P: 3	R: 0 E: 0 K: 0 S: 4	H: 1 LOB: 1 BB: 0 P: 4	R: 5 E: 1 K: 0 S: 9	H: 4 LOB: 1 BB: 0 P: 9	1B: 4 2B: 2 3B: 0 HR: 1	SF: 0 SAC: 1 DP: 1 HBP: 0	WP: 0 PB: 0 SB: 0 CS: 0	PA: 40
<b>PITCHER</b>	IP WLS BF H R ER SO BB IBB HBP BLK WP HR S P ERA WHIP																					
Al Widmar, R (1, 1) ERA: 4.56	8.1 L 37 6 6 4 0 5 0 0 0 0 0 1 32 52 4.32 1.320																					
Don Johnson, R (9, 1) ERA: 7.03	0.0 0 0 0 0 0 0 0 0 0 0 0 0 0 0 ∞ ∞																					

**New York Yankees @ St. Louis Browns**  
Sportsman's Park, St. Louis, MO

Sun Sep 17 1950, 4:38 AM EDT  
Att: 21,082 - Unknown

livebaseballscorecards.com

AB	34
R	6
H	7
RBI	6
BB	5
SO	0
LOB	19





Batter	1	2	3	4	5	6	7	8	9	AB	R	H	RBI	BB	SO	LOB
Ken Wood, R OBP: 0.291, SLG: 0.396 (1, 9)	0-3 K		4-0 BB		0-0 F9		0-0 F7			3	0	0	0	1	1	1
Ray Coleman, L OBP: 0.339, SLG: 0.444 (1, 8)	0-0 4-3		0-0 6-3			0-0 2B F8 1B		0-0 F5		4	1	1	0	0	0	2
Sherm Lollar, R OBP: 0.402, SLG: 0.476 (1, 2)	4-0 BB		4-0 BB			0-0 1-3 2B		0-0 F8		2	0	1	0	2	0	0
Dick Kokos, L OBP: 0.373, SLG: 0.439 (1, 7)	0-3 K		0-0 F4			0-0 F5		0-0 6-3		4	0	0	0	0	1	6
Hank Arft, L OBP: 0.372, SLG: 0.351 (1, 3)		0-0 F5		0-0 F8		0-0 F8		0-0 6-3		4	0	0	1	0	0	1
Tom Upton, R OBP: 0.318, SLG: 0.278 (1, 6)		0-0 5-3		0-0 F8		0-3 K		0-0 6-3		4	0	0	0	0	1	1
Owen Friend, R OBP: 0.307, SLG: 0.336 (1, 4)		0-0 F9		0-0 F8			0-0 F7		4-0 BB	3	0	0	0	0	0	0
Jim Delsing, L OBP: 0.335, SLG: 0.308 (9, PH)									0-0 BB	0	0	0	0	1	0	0
Billy DeMars, R OBP: 0.326, SLG: 0.285 (1, 5)			4-0 BB		0-0 5-3		4-0 BB		4-0 BB	1	0	0	0	2	0	0
Don Lenhardt, R OBP: 0.394, SLG: 0.498 (9, PH)									1-2 BB	0	0	0	0	1	0	0
Duane Pilette, R OBP: 0.222, SLG: 0.235 (9, PR)									0-0 BB	0	0	0	0	0	0	0
Al Widmar, R OBP: 0.191, SLG: 0.185 (1, 1)			0-0 FC1-6		0-0 4-3		0-3 K		0-0 FC5-4	3	0	0	0	0	1	2
Don Johnson, R OBP: 0.100, SLG: 0.069 (9, 1)			6-3 BB						1- 1-	0	0	0	0	0	0	0
Les Moss, R OBP: 0.347, SLG: 0.407 (9, PH)										1	0	0	0	0	0	2

Inning Stats	R: 0	H: 0	E: 0	K: 2	S: 7	LOB: 1	BB: 1	P: 11	R: 0	H: 0	E: 0	K: 0	S: 3	LOB: 0	BB: 0	P: 3	R: 0	H: 0	E: 0	K: 0	S: 3	LOB: 0	BB: 0	P: 3	R: 1	H: 2	E: 0	K: 1	S: 7	LOB: 1	BB: 0	P: 7	R: 0	H: 0	E: 0	K: 1	S: 5	LOB: 1	BB: 1	P: 9	R: 0	H: 0	E: 0	K: 0	S: 3	LOB: 0	BB: 0	P: 3	R: 0	H: 0	E: 0	K: 0	S: 3	LOB: 2	BB: 2	P: 11	1B: 1	SF: 0	2B: 1	SAC: 0	3B: 0	DP: 0	HR: 0	HBP: 0	WP: 0	PA: 36
PITCHER	IP	WLS	BF	H	R	ER	SO	BB	IBB	HBP	BLK	WP	HR	S	P	ERA	WHIP																			PITCHER	IP	WLS	BF	H	R	ER	SO	BB	IBB	HBP	BLK	WP	HR	S	P	ERA	WHIP													
Allie Reynolds, R ERA: 3.69 (1, 1)	8.0	W	31	2	1	1	4	5	0	0	0	0	0	34	54	1.12	0.875																																																	
Vic Raschi, R ERA: 3.93 (9, 1)	1.0	S	5	0	0	0	0	2	0	0	0	0	0	3	11	0.00	2.000																																																	

**BOTTOM**

**New York Yankees @ St. Louis Browns**  
**Sportsman's Park, St. Louis, MO**  
 Sun Sep 17 1950, 4:38 AM EDT  
 Att. 21,082 - Unknown

livebaseballscorecards.com

<b>AB</b>	<b>29</b>
<b>R</b>	<b>1</b>
<b>H</b>	<b>2</b>
<b>RBI</b>	<b>1</b>
<b>BB</b>	<b>7</b>
<b>SO</b>	<b>4</b>
<b>LOB</b>	<b>15</b>



Batter	1	2	3	4	5	6	7	8	9	AB	R	H	RBI	BB	SO	LOB	TOP		
Gene Woodling, L (1, 7) OBP: 0.373, SLG: 0.401											0	0	0	0	0	0	0		
Phil Rizzuto, R (1, 6) OBP: 0.421, SLG: 0.432											0	0	0	0	0	0	0	0	
Yogi Berra, L (1, 2) OBP: 0.380, SLG: 0.514											0	0	0	0	0	0	0	0	
Joe DiMaggio, R (1, 8) OBP: 0.386, SLG: 0.588											0	0	0	0	0	0	0	0	
Johnny Mize, L (1, 3) OBP: 0.360, SLG: 0.628											0	0	0	0	0	0	0	0	
Hank Bauer, R (1, 9) OBP: 0.384, SLG: 0.469											0	0	0	0	0	0	0	0	
Billy Johnson, R (1, 5) OBP: 0.344, SLG: 0.381											0	0	0	0	0	0	0	0	
Jerry Coleman, R (1, 4) OBP: 0.370, SLG: 0.374											0	0	0	0	0	0	0	0	
Vic Raschi, R (1, 1) OBP: 0.262, SLG: 0.260	0	0	0	0	0	0	0	0											
<b>Inning Stats</b>											1B: 0	SF: 0	WP: 0	PA: 0					
											2B: 0	SAC: 0	PB: 0						
											3B: 0	DP: 0	SB: 0						
											HR: 0	HBP: 0	CS: 0						
<b>PITCHER</b> Bob Cain, L (1, 1) ERA: 4.05	IP	WLS	BF	H	R	ER	SO	BB	IBB	HBP	BLK	WP	HR	S	P	ERA	WHIP		
	0.0	W	0	0	0	0	0	0	0	0	0	0	0	0	0	∞	∞		
<b>PITCHER</b>	IP	WLS	BF	H	R	ER	SO	BB	IBB	HBP	BLK	WP	HR	S	P	ERA	WHIP		


**New York Yankees @ Chicago White Sox**  
 Comiskey Park, Chicago, IL  
 Tue Sep 19 1950, 4:33 AM EDT  
 Att. 24,025 - Unknown

**AB** 0  
**R** 0  
**H** 0  
**RBI** 0  
**BB** 0  
**SO** 0  
**LOB** 0







Batter	1	2	3	4	5	6	7	8	9	AB	R	H	RBI	BB	SO	LOB	TOP		
Gene Woodling, L (1, 7) OBP: 0.370, SLG: 0.398											0	0	0	0	0	0	0	<b>New York Yankees @ Chicago White Sox</b> Comiskey Park, Chicago, IL Wed Sep 20 1950, 4:33 AM EDT Att. 6,470 - Unknown  <a href="http://livebaseballscorecards.com">livebaseballscorecards.com</a>	
Phil Rizzuto, R (1, 6) OBP: 0.420, SLG: 0.431											0	0	0	0	0	0	0		0
Yogi Berra, L (1, 2) OBP: 0.381, SLG: 0.518											0	0	0	0	0	0	0		0
Joe DiMaggio, R (1, 8) OBP: 0.385, SLG: 0.591											0	0	0	0	0	0	0		0
Johnny Mize, L (1, 3) OBP: 0.355, SLG: 0.617											0	0	0	0	0	0	0		0
Bobby Brown, L (1, 5) OBP: 0.336, SLG: 0.324											0	0	0	0	0	0	0		0
Cliff Mapes, L (1, 9) OBP: 0.344, SLG: 0.424											0	0	0	0	0	0	0		0
Jerry Coleman, R (1, 4) OBP: 0.369, SLG: 0.372											0	0	0	0	0	0	0		0
Whitey Ford, L (1, 1) OBP: 0.250, SLG: 0.143	0	0	0	0	0	0	0	0	0	0	0	0	0	0	0				
<b>Inning Stats</b>	1B: 0	SF: 0	WP: 0	PA: 0															
PITCHER <b>Ray Scarborough, R</b> (1, 1) ERA: 4.77	IP	WLS	BF	H	R	ER	SO	BB	IBB	HBP	BLK	WP	HR	S	P	ERA	WHIP	PITCHER IP WLS BF H R ER SO BB IBB HBP BLK WP HR S P ERA WHIP	
0.0	L	0	0	0	0	0	0	0	0	0	0	0	0	0	0	∞	∞		

**AB** 0  
**R** 0  
**H** 0  
**RBI** 0  
**BB** 0  
**SO** 0  
**LOB** 0







Batter	1	2	3	4	5	6	7	8	9	AB R H RBI BB SO LOB	TOP										
Dom DiMaggio, R (1, 8) OBP: 0.413, SLG: 0.452	0-0 3B		0-0 F8			0-0 P6		0-0 6-3		4 0 1 0 0 0 0											
6 Johnny Pesky, L (1, 5) OBP: 0.437, SLG: 0.393	0-0 1-3			1-0 G5-4-3 1B HBP		0-0 1B		0-0 4-3	3 0 1 0 0 0 1												
Ted Williams, L (1, 7) OBP: 0.460, SLG: 0.666	0-0 F2			0-0 G5-4-3 1B 1-2		0-3 K		0-0 F7	4 0 1 0 0 1 2												
Vern Stephens, R (1, 6) OBP: 0.369, SLG: 0.530	0-0 F8			0-0 G5-4-3 1B 1-2f 2-3		0-0 1B		0-0 1B	4 0 2 0 0 0 3												
Walt Dropo, R (1, 3) OBP: 0.375, SLG: 0.599		0-0 F7		0-0 F7		0-3 K		0-0 4-3	4 0 0 0 0 1 3												
Bobby Doerr, R (1, 4) OBP: 0.371, SLG: 0.522		0-0 F8			0-0 4-3		0-0 F8		3 0 0 0 0 0 1												
Al Zarilla, L (1, 9) OBP: 0.420, SLG: 0.496		0-0 F7			0-0 5-3		0-0 F2		1 0 0 0 0 0 0												
Clyde Vollmer, R (4, 9) OBP: 0.360, SLG: 0.465									2 0 0 0 0 0 1												
Birdie Tebbetts, R (1, 2) OBP: 0.381, SLG: 0.450			0-0 5-3		0-0 F7		0-0 6-3		3 0 0 0 0 0 0												
Mel Parnell, L (1, 1) OBP: 0.245, SLG: 0.250			0-0 F9			0-0 F8		0-0 6-3	1 0 0 0 0 0 0												
Chuck Stobbs, L (4, 1) OBP: 0.385, SLG: 0.264									0 0 0 0 0 0 0												
Mickey McDermott, L (5, 1) OBP: 0.443, SLG: 0.463									1 0 0 0 0 0 0												
Lou Stringer, R (8, PH) OBP: 0.284, SLG: 0.353									1 0 0 0 0 0 0												
Harry Taylor, R (8, 1)									0 0 0 0 0 0 0												
<b>Inning Stats</b>	R: 0 E: 0 K: 0 S: 4	H: 1 LOB: 1 BB: 0 P: 4	R: 0 E: 0 K: 0 S: 3	H: 0 LOB: 0 BB: 0 P: 3	R: 0 E: 0 K: 0 S: 3	H: 1 LOB: 1 BB: 0 P: 4	R: 0 E: 0 K: 1 S: 6	H: 1 LOB: 1 BB: 0 P: 6	R: 0 E: 0 K: 1 S: 6	H: 1 LOB: 1 BB: 0 P: 6	R: 0 E: 0 K: 0 S: 3	H: 0 LOB: 0 BB: 0 P: 3	R: 0 E: 0 K: 0 S: 4	H: 1 LOB: 1 BB: 0 P: 4	R: 0 E: 0 K: 0 S: 4	H: 0 LOB: 0 BB: 0 P: 3	1B: 4 2B: 0 3B: 1 HR: 0	SF: 0 SAC: 0 DP: 1 HBP: 1	WP: 0 PB: 0 SB: 0 CS: 0	PA: 32	
<b>PITCHER</b> Ed Lopat, L (1, 1) ERA: 3.51	IP: 9.0 WLS: W BF: 32 H: 5 R: 0 ER: 0 SO: 2 BB: 0 IBB: 0 HBP: 1 BLK: 0 WP: 0 HR: 0 S: 35 P: 36 ERA: 0.00 WHIP: 0.556																			<b>PITCHER</b>	IP: WLS: BF: H: R: ER: SO: BB: IBB: HBP: BLK: WP: HR: S: P: ERA: WHIP:

**Boston Red Sox @ New York Yankees**  
 Yankee Stadium, Bronx, NY  
 Sat Sep 23 1950, 3:33 AM EDT  
 Att: 63,998 - Unknown

[livebaseballscorecards.com](http://livebaseballscorecards.com)

<b>AB</b>	31
<b>R</b>	0
<b>H</b>	5
<b>RBI</b>	0
<b>BB</b>	0
<b>SO</b>	2
<b>LOB</b>	11





Batter	1	2	3	4	5	6	7	8	9	AB	R	H	RBI	BB	SO	LOB
Billy Johnson, R OBP: 0.345, SLG: 0.377 (1, 5)	0-0 E6 FC		4-0 2B 1B BB	0-0 5-3		4-0 PB BB		0-0 1B		3	1	1	0	2	0	0
Phil Rizzuto, R OBP: 0.417, SLG: 0.429 (1, 6)	0-0 FC FC4-6 1-2f		0-0 1B 2B		0-0 1B 3B 1B	0-0 F7 1-2		0-3 K		5	2	2	0	0	1	3
Yogi Berra, L OBP: 0.379, SLG: 0.513 (1, 2) Charles Silvera, R OBP: 0.200, SLG: 0.167 (6, 2)	0-0 FC4-6 HR 1-2f		0-0 F3		1-0 1B 3B HBP 1-2	0-0 5-3		0-0 5-3		2	2	0	0	0	0	3
Joe DiMaggio, R OBP: 0.386, SLG: 0.594 (1, 8)	0-0 HR 1-H		4-0 1B 2B IBB		0-0 L3 1B 1-2 2-3		0-3 K			3	2	2	2	1	1	0
Johnny Mize, L OBP: 0.352, SLG: 0.605 (1, 3) Johnny Hopp, L OBP: 0.418, SLG: 0.515 (8, 3)	0-3 K		0-0 2B 1B 1-3 2-H 3-H		0-0 L3 1-1		0-0 3-1			4	0	1	2	0	1	3
Hank Bauer, R OBP: 0.387, SLG: 0.474 (1, 7)		0-0 P4	0-0 2B		4-0 3B BB		0-0 BB 1B			3	1	2	1	1	0	0
Jerry Coleman, R OBP: 0.371, SLG: 0.381 (1, 4)		0-3 K	0-0 F8		0-0 3B		4-0 BB 1B 1-2			3	0	1	3	1	1	2
Cliff Mapes, L OBP: 0.342, SLG: 0.429 (1, 9)		0-3 K		0-0 1-3		0-3 K		0-3 K		4	0	0	0	0	3	3
Ed Lopat, L OBP: 0.344, SLG: 0.321 (1, 1)			0-0 P4	0-0 P1		0-3 K		0-0 4-3		4	0	0	0	0	1	0

Inning Stats	R: 2	H: 1	E: 1	LOB: 0	K: 1	BB: 0	S: 7	R: 0	H: 0	E: 0	LOB: 0	K: 2	BB: 0	S: 7	R: 3	H: 3	E: 0	LOB: 2	K: 0	BB: 2	S: 6	R: 0	H: 0	E: 0	LOB: 0	K: 0	BB: 0	S: 3	R: 3	H: 3	E: 0	LOB: 1	K: 1	BB: 1	S: 5	R: 0	H: 1	E: 0	LOB: 2	K: 2	BB: 1	S: 8	R: 0	H: 1	E: 0	LOB: 1	K: 1	BB: 0	S: 6
--------------	------	------	------	--------	------	-------	------	------	------	------	--------	------	-------	------	------	------	------	--------	------	-------	------	------	------	------	--------	------	-------	------	------	------	------	--------	------	-------	------	------	------	------	--------	------	-------	------	------	------	------	--------	------	-------	------

PITCHER	IP	WLS	BF	H	R	ER	SO	BB	IBB	HBP	BLK	WP	HR	S	P	ERA	WHIP
Mel Parnell, L ERA: 3.74 (1, 1)	3.0	L	16	4	5	3	3	1	1	0	0	0	1	20	28	9.00	1.667
Chuck Stobbs, L ERA: 5.32 (4, 1)	1.2		9	3	3	3	0	1	0	1	0	0	0	7	12	16.20	2.400
Mickey McDermott, L ERA: 5.46 (5, 1)	2.1		10	1	0	0	4	2	0	0	0	0	0	16	24	0.00	1.286
Harry Taylor, R ERA: (8, 1)	1.0		4	1	0	0	1	0	0	0	0	0	0	6	6	0.00	1.000


**BOTTOM**

**Boston Red Sox @ New York Yankees**  
 Yankee Stadium, Bronx, NY

Sat Sep 23 1950, 3:33 AM EDT  
 Att. 63,998 - Unknown

livebaseballscorecards.com

AB	33
R	8
H	9
RBI	8
BB	5
SO	8
LOB	16



WP: 0	PA: 39
PB: 1	SB: 0
CS: 0	

Batter	1	2	3	4	5	6	7	8	9	AB R H RBI BB SO LOB	TOP	
Dom DiMaggio, R (1, 8) OBP: 0.412, SLG: 0.449	0-0 P3	0-3 K			0-0 E5		4-0 1B F7 BB	0-0 4-3		4 1 0 0 1 1 3		
Billy Goodman, L (1, 5) OBP: 0.429, SLG: 0.457	0-0 F8		0-0 6-3		0-0 G6-4-3		0-0 BB 1B		0-3 K	5 0 1 1 0 1 1		
Ted Williams, L (1, 7) OBP: 0.464, SLG: 0.686	0-0 HR		4-0 3-1 BB		0-0 HR		4-0 FC6-4 BB		0-0 4-3	3 2 2 2 2 0 0		
Vern Stephens, R (1, 6) OBP: 0.367, SLG: 0.529	0-0 2B		0-0 3-1		0-0 F2		0-0 F7		0-0 5-3	5 0 1 1 0 0 3		
Walt Dropo, R (1, 3) OBP: 0.374, SLG: 0.595	0-0 F9		0-0 6-3		4-0 L5-3 BB		0-0 FC6-4			3 0 0 0 1 0 4		
Bobby Doerr, R (1, 4) OBP: 0.370, SLG: 0.525		0-0 F7		0-3 K	0-0 L5-3		0-0 HR			4 1 1 1 0 1 1		
Al Zarilla, L (1, 9) OBP: 0.421, SLG: 0.494		4-0 1B BB		4-0 5-3 BB	0-3 K		0-0 F8			2 0 0 0 2 1 0		
Buddy Rosar, R (1, 2) OBP: 0.354, SLG: 0.319		0-0 1B		0-0 5-3	0-0 P6		0-0 F8			4 0 1 0 0 0 1		
Willard Nixon, L (1, 1) OBP: 0.244, SLG: 0.139 Ellis Kinder, R (3, 1) OBP: 0.194, SLG: 0.257 Walt Masterson, R (6, 1) OBP: 0.174, SLG: 0.159 6 Johnny Pesky, L (7, PH) OBP: 0.436, SLG: 0.393 Dick Littlefield, L (7, 1) Tom Wright, L (8, PH) OBP: 0.363, SLG: 0.387 Joe Dobbson, R (8, 1) OBP: 0.316, SLG: 0.246		0-3 K		0-0 F2	4-0 BB 1B		1-0 HBP			1 0 0 0 0 1 2 1 0 0 0 0 0 1 0 0 0 0 0 0 0 0 1 0 0 1 0		
<b>Inning Stats</b>	R: 1 H: 2 E: 0 LOB: 1 K: 0 BB: 0 S: 5 P: 5	R: 0 H: 1 E: 0 LOB: 2 K: 2 BB: 1 S: 8 P: 12	R: 0 H: 0 E: 0 LOB: 1 K: 0 BB: 1 S: 3 P: 7	R: 0 H: 0 E: 0 LOB: 1 K: 1 BB: 1 S: 5 P: 9	R: 1 H: 1 E: 1 LOB: 0 K: 0 BB: 0 S: 4 P: 4	R: 0 H: 0 E: 0 LOB: 0 K: 1 BB: 1 S: 4 P: 8	R: 2 H: 1 E: 0 LOB: 2 K: 0 BB: 3 S: 4 P: 16	R: 1 H: 1 E: 0 LOB: 1 K: 0 BB: 0 S: 4 P: 5	R: 0 H: 0 E: 0 LOB: 0 K: 1 BB: 0 S: 5 P: 5	1B: 2 SF: 0 2B: 2 SAC: 0 3B: 0 DP: 2 HR: 3 HBP: 1	WP: 0 PA: 40 PB: 0 SB: 0 CS: 0	
<b>PITCHER</b> Vic Raschi, R (1, 1) ERA: 3.95	IP WLS BF H R ER SO BB IBB HBP BLK WP HR S P ERA WHIP	9.0 W 40 6 5 5 5 7 0 1 0 0 3 42 71 5.00 1.444										

**Boston Red Sox @ New York Yankees**  
 Yankee Stadium, Bronx, NY  
 Sun Sep 24 1950, 3:33 AM EST  
 Att: 66,924 - Unknown

[livebaseballscorecards.com](http://livebaseballscorecards.com)

<b>AB</b>	<b>32</b>
<b>R</b>	<b>5</b>
<b>H</b>	<b>6</b>
<b>RBI</b>	<b>5</b>
<b>BB</b>	<b>7</b>
<b>SO</b>	<b>5</b>
<b>LOB</b>	<b>16</b>





Batter	1	2	3	4	5	6	7	8	9	AB	R	H	RBI	BB	SO	LOB
Gene Woodling, L (1, 7) OBP: 0.371, SLG: 0.396 Hank Bauer, R (7, PH) OBP: 0.386, SLG: 0.473 (8, 7)	4-0 1B BB G5-4-3 BB	0-0 2-H 1B	0-0 F8		0-0 P4		0-3 K			3	1	1	1	1	0	3
Phil Rizzuto, R (1, 6) OBP: 0.420, SLG: 0.438	4-0 G5-4-3 1B 1-2 2B BB	0-0 P4		0-0 HR		0-0 1B 2B	0-0 3B 1B			4	4	3	1	1	0	1
Yogi Berra, L (1, 2) OBP: 0.383, SLG: 0.520	0-0 G5-4-3 1B 1-2 2-3	0-0 F8		0-0 S 1B		0-0 1B E 1B 2-H	0-0 3B 1-H			5	1	4	2	0	0	1
Joe DiMaggio, R (1, 8) OBP: 0.384, SLG: 0.590	0-0 G5-4-3 1-2 2-3 3-H		0-0 1B BB F9 1B	0-3 K 1-2		0-0 F8	0-0 P4			5	1	1	0	0	1	5
Johnny Mize, L (1, 3) OBP: 0.356, SLG: 0.607 Johnny Hopp, L (9, 3) OBP: 0.418, SLG: 0.515	0-0 2B 3-H		4-0 1B 1B BB	0-0 F8		0-0 E 1B 1-3	0-0 F8			4	1	2	1	1	0	1
Bobby Brown, L (1, 5) OBP: 0.343, SLG: 0.331 Billy Johnson, R (8, 5) OBP: 0.344, SLG: 0.375	4-0 BB		0-0 5-3 1B 1-2 2-3 1B	0-0 6-3		0-0 E7 FC5-4 1-2 3-H	0-3 K			3	0	1	0	1	0	2
Cliff Mapes, L (1, 9) OBP: 0.338, SLG: 0.423	0-0 4-3		0-0 F9 3-H		0-0 F8	0-3 K	0-0 F8			5	0	0	1	0	1	6
Jerry Coleman, R (1, 4) OBP: 0.372, SLG: 0.382		0-0 SH5-4 1B	0-0 5-3 1B 1-2 2-H		0-0 F2	0-0 FC5-4 1-2f				4	1	2	1	0	0	2
Vic Raschi, R (1, 1) OBP: 0.258, SLG: 0.256		0-0 SH5-4 1-2	0-0 5-3		0-0 1B		0-0 P4			3	0	1	0	0	0	2

Inning Stats	R: 2	H: 2	E: 0	LOB: 2	K: 0	BB: 3	S: 4	R: 1	H: 2	E: 0	LOB: 1	K: 0	BB: 0	S: 5	R: 2	H: 3	E: 0	LOB: 2	K: 0	BB: 1	S: 6	R: 1	H: 2	E: 0	LOB: 1	K: 1	BB: 0	S: 7	R: 0	H: 1	E: 0	LOB: 1	K: 0	BB: 0	S: 4	R: 2	H: 3	E: 1	LOB: 2	K: 1	BB: 0	S: 9	R: 1	H: 2	E: 0	LOB: 1	K: 1	BB: 0	S: 7	R: 0	H: 0	E: 0	LOB: 0	K: 1	BB: 0	S: 5	1B: 11	SF: 0	2B: 2	SAC: 1	3B: 1	DP: 1	HR: 1	HBP: 0
--------------	------	------	------	--------	------	-------	------	------	------	------	--------	------	-------	------	------	------	------	--------	------	-------	------	------	------	------	--------	------	-------	------	------	------	------	--------	------	-------	------	------	------	------	--------	------	-------	------	------	------	------	--------	------	-------	------	------	------	------	--------	------	-------	------	--------	-------	-------	--------	-------	-------	-------	--------

PITCHER	IP	WLS	BF	H	R	ER	SO	BB	IBB	HBP	BLK	WP	HR	S	P	ERA	WHIP
Willard Nixon, R (1, 1) ERA: 5.74	2.0	L	15	6	5	5	0	4	0	0	0	0	0	11	27	22.50	5.000
Ellis Kinder, R (3, 1) ERA: 4.33	3.1		17	7	3	2	1	0	0	0	0	0	1	19	19	5.40	2.100
Walt Masterson, R (6, 1) ERA: 5.53	0.2		3	0	0	0	1	0	0	0	0	0	0	5	5	0.00	0.000
Dick Littlefield, L (7, 1) ERA: 9.0	1.0		5	2	1	1	1	0	0	0	0	0	0	7	7	9.00	2.000
Joe Dobson, R (8, 1) ERA: 4.13	1.0		3	0	0	0	1	0	0	0	0	0	0	5	5	0.00	0.000

**BOTTOM**

**Boston Red Sox @ New York Yankees**  
 Yankee Stadium, Bronx, NY

Sun Sep 24 1950, 3:33 AM EST  
 Att. 66,924 - Unknown

AB 38  
 R 9  
 H 15  
 RBI 7  
 BB 4  
 SO 4  
 LOB 23



WP	HR	S	P	ERA	WHIP
0	0	0	0	0	0

Batter	1	2	3	4	5	6	7	8	9	AB R H RBI BB SO LOB	TOP																													
<b>Eddie Yost, R</b> OBP: 0.435, SLG: 0.396 (1, 5)	0-3 K		0-0 F4		0-0 6-3		0-0 WP 1B		0-3 K	5 0 1 0 0 2 1	<b>Washington Senators @ New York Yankees</b> Yankee Stadium, Bronx, NY Mon Sep 25 1950, 3:33 AM EST Unknown <a href="http://livebaseballscorecards.com">livebaseballscorecards.com</a>																													
<b>Gil Coan, L</b> OBP: 0.351, SLG: 0.415 (1, 7)	0-0 F4		0-0 1-H 2B		0-0 1B 1B		0-0 F6			4 1 2 1 0 0 1																														
<b>Irv Noren, L</b> OBP: 0.388, SLG: 0.483 (1, 8)	4-0 S BB		0-0 1-3		0-0 2-H 1B 1B		0-3 K 1-2			3 0 1 1 1 1 2																														
<b>Mickey Vernon, L</b> OBP: 0.372, SLG: 0.366 (1, 3)	0-0 1-2 4-3			0-0 4-3	0-0 1-2 1B		0-0 G3			4 0 1 0 0 0 2																														
<b>Bud Stewart, L</b> OBP: 0.349, SLG: 0.369 (1, 9)		0-3 K		0-0 2B 2B	0-0 3-1		0-0 F4			4 1 1 0 0 1 2																														
<b>Cass Michaels, R</b> OBP: 0.353, SLG: 0.359 (1, 4)		0-0 F8		0-0 F8		0-0 1B 1B		0-0 5-3		4 0 1 0 0 0 1																														
<b>Sam Dente, R</b> OBP: 0.286, SLG: 0.291 (1, 6)		0-0 F7		0-0 2-H 2B		0-0 1-2 G4-6-3 1B		0-0 5-3		4 0 2 1 0 0 0																														
<b>Mickey Grasso, R</b> OBP: 0.370, SLG: 0.337 (1, 2)		4-0 2B BB	0-0 F9		0-0 F6		0-0 F5			3 1 0 0 1 0 3																														
<b>Sandy Consuegra, R</b> OBP: 0.214, SLG: 0.200 (1, 1)		0-0 B3		0-0 5-3	0-0 G4-6-3		0-0 F6			2 0 0 0 0 0 1																														
<b>Mickey Harris, L</b> OBP: 0.350, SLG: 0.235 (5, 1)										0 0 0 0 0 0 0																														
<b>Sherry Robertson, L</b> OBP: 0.371, SLG: 0.385 (6, PH)										1 0 0 0 0 0 2																														
<b>Joe Haynes, R</b> OBP: 0.235, SLG: 0.394 (6, 1)										0 0 0 0 0 0 0																														
<b>Sam Mele, R</b> OBP: 0.359, SLG: 0.431 (9, PH)										1 0 0 0 0 0 0																														
<b>Inning Stats</b>	R: 0 E: 0 K: 1 S: 5	H: 0 LOB: 1 BB: 1 P: 9	R: 0 E: 0 K: 1 S: 5	H: 0 LOB: 0 BB: 0 P: 5	R: 1 E: 0 K: 0 S: 4	H: 1 LOB: 1 BB: 1 P: 8	R: 1 E: 0 K: 0 S: 5	H: 2 LOB: 1 BB: 0 P: 5	R: 1 E: 1 K: 0 S: 6	H: 3 LOB: 2 BB: 0 P: 6	R: 0 E: 0 K: 0 S: 4	H: 2 LOB: 1 BB: 0 P: 4	R: 0 E: 0 K: 1 S: 6	H: 1 LOB: 1 BB: 0 P: 6	R: 0 E: 0 K: 0 S: 3	H: 0 LOB: 0 BB: 0 P: 3	R: 0 E: 0 K: 1 S: 5	H: 0 LOB: 0 BB: 0 P: 5	1B: 6 2B: 3 3B: 0 HR: 0	SF: 0 SAC: 0 DP: 1 HBP: 0	WP: 1 PB: 0 SB: 1 CS: 0	PA: 37																		
<b>PITCHER</b> <b>Allie Reynolds, R</b> ERA: 3.66 (1, 1)	IP 9.0	WLS W	BF 37	H 9	R 3	ER 3	SO 4	BB 2	IBB 0	HBP 0	BLK 0	WP 1	HR 0	S 43	P 51	ERA 3.00	WHIP 1.222						PITCHER	IP	WLS	BF	H	R	ER	SO	BB	IBB	HBP	BLK	WP	HR	S	P	ERA	WHIP





Batter	1	2	3	4	5	6	7	8	9
Gene Woodling, L (1, 7) OBP: 0.371, SLG: 0.395 Hank Bauer, R (5, PH) OBP: 0.386, SLG: 0.472 (6, 7)	0-0 6-3		0-0 FC6 1B	0-0 FC5-4 1B	0-0 F6		4-0 BB		
Phil Rizzuto, R (1, 6) OBP: 0.417, SLG: 0.434	0-0 5-3		0-0 L8	0-0 FC5-4 1B		0-0 L7	0-0 F2		
Yogi Berra, L (1, 2) OBP: 0.385, SLG: 0.519	0-0 F8		0-0 1B		4-0 1B	0-0 F8		0-0 G6-4-3 1B	
Joe DiMaggio, R (1, 8) OBP: 0.388, SLG: 0.591		4-0 G4-6-3 BB	0-0 1B		0-0 1B	0-0 1B		0-0 G6-4-3	
Johnny Mize, L (1, 3) OBP: 0.357, SLG: 0.603 Johnny Hopp, L (8, PR) OBP: 0.418, SLG: 0.515 (9, 3)		0-0 F7	0-0 G3		0-0 1B	0-0 F8		0-0 1B	
Bobby Brown, L (1, 5) OBP: 0.340, SLG: 0.327 Billy Johnson, R (6, 5) OBP: 0.345, SLG: 0.376		0-0 G4-6-3		0-0 6-3	0-0 F7		0-0 1B	0-0 F6	
Cliff Mapes, L (1, 9) OBP: 0.342, SLG: 0.425			4-0 E L8 BB	0-0 FC6-4 1B	0-3 K		0-0 CS 1B		
Jerry Coleman, R (1, 4) OBP: 0.373, SLG: 0.383			0-0 E 1B	0-0 FC6-4 BB 1B	0-0 1B		0-0 6-3		
Allie Reynolds, R (1, 1) OBP: 0.264, SLG: 0.253			0-3 K	4-0 1B	0-0 1B		0-0 3B		

Inning Stats	R: 0	H: 0	R: 0	H: 0	R: 3	H: 3	R: 1	H: 2	R: 3	H: 4	R: 0	H: 1	R: 1	H: 3	R: 0	H: 2
	E: 0	LOB: 0	E: 0	LOB: 0	E: 1	LOB: 2	E: 0	LOB: 2	E: 0	LOB: 2	E: 0	LOB: 1	E: 0	LOB: 2	E: 0	LOB: 1
	K: 0	BB: 0	K: 0	BB: 1	K: 1	BB: 1	K: 0	BB: 1	K: 1	BB: 1	K: 0	BB: 0	K: 0	BB: 1	K: 0	BB: 0
	S: 3	P: 3	S: 2	P: 6	S: 9	P: 13	S: 5	P: 9	S: 9	P: 13	S: 4	P: 4	S: 5	P: 9	S: 4	P: 4

PITCHER	IP	WLS	BF	H	R	ER	SO	BB	IBB	HBP	BLK	WP	HR	S	P	ERA	WHIP
Sandy Consuegra, R (1, 1) ERA: 4.4	4.2	L	27	9	7	4	2	4	0	0	0	0	0	27	43	7.71	2.786
Mickey Harris, L (5, 1) ERA: 4.76	0.1		1	0	0	0	0	0	0	0	0	0	0	1	1	0.00	0.000
Joe Haynes, R (6, 1) ERA: 5.49	3.0		14	6	1	1	0	1	0	0	0	0	0	13	17	3.00	2.333

**BOTTOM**

AB	R	H	RBI	BB	SO	LOB
3	1	1	1	0	0	2
1	0	0	0	1	0	2
5	0	0	1	0	0	6
4	1	2	1	1	0	0
4	1	3	1	1	0	1
5	1	2	1	0	0	4
0	0	0	0	0	0	0
3	0	0	0	0	0	3
2	1	1	0	0	0	1
3	1	2	0	1	1	2
4	2	2	1	0	0	3
3	0	2	2	1	1	2

<b>AB</b>	<b>37</b>
<b>R</b>	<b>8</b>
<b>H</b>	<b>15</b>
<b>RBI</b>	<b>8</b>
<b>BB</b>	<b>5</b>
<b>SO</b>	<b>2</b>
<b>LOB</b>	<b>26</b>



WP	PA	ERA	WHIP
0	42		
0			
0			
1			

**Washington Senators @ New York Yankees**  
**Yankee Stadium, Bronx, NY**  
 Mon Sep 25 1950, 3:33 AM EST  
 Unknown

livebaseballscorecards.com

Batter	1	2	3	4	5	6	7	8	9	AB R H RBI BB SO LOB	TOP	
<b>Eddie Yost, R</b> OBP: 0.437, SLG: 0.394 (1, 5) BB BB BB	4-0 HR BB		x 0-0 E6 FC4-6		BB BB BB 4-0 BB		x 0-0 F8		BB BB BB 4-0 BB	2 1 0 0 3 0 1		
<b>Gil Coan, L</b> OBP: 0.349, SLG: 0.418 (1, 7) SS SS	0-3 K		x 0-0 F8		SS SS SS 0-3 SS		x 0-0 K		x 0-0 G3	5 0 1 1 0 2 6		
<b>Irv Noren, L</b> OBP: 0.385, SLG: 0.480 (1, 8) X	0-0 F2		x 0-0 FC4-6 1-2f		x 0-0 F2		x 0-0 6-3			4 0 0 0 0 0 5		
<b>Mickey Vernon, L</b> OBP: 0.373, SLG: 0.383 (1, 3) X	0-0 1-H HR		SS SS SS 0-3 SS		x 0-0 K		x 0-0 HR		x 0-0 F9	4 2 2 3 0 1 1		
<b>Sam Mele, R</b> OBP: 0.355, SLG: 0.427 (1, 9) SS SS	0-3 K			x 0-0 F7		x 0-0 E6 G4-6-3		x 0-0 F9	x 0-0 F9	4 0 0 0 0 1 0		
<b>Cass Michaels, R</b> OBP: 0.350, SLG: 0.357 (1, 4) X		x 0-0 6-3		x 0-0 P4		x 0-0 G4-6-3 1-2f		x 0-0 F9		4 0 0 0 0 0 1		
<b>Sam Dente, R</b> OBP: 0.285, SLG: 0.293 (1, 6) SS SS		SS SS SS 0-3 SS		x 0-0 F7		x 0-0 F8		x 0-0 WP 2B		4 0 1 0 0 1 0		
<b>Al Evans, R</b> OBP: 0.308, SLG: 0.305 (1, 2) X		x 0-0 1B			x 0-0 2-3 2B		x 0-0 3B 1B		x 0-0 1-3 2-3	4 1 3 0 0 0 1		
<b>Bob Kuzava, S</b> OBP: 0.217, SLG: 0.150 (1, 1)		SS SS SS 0-3 SS		x 0-0 2-3			x 0-3 K		x 0-0 F8	2 0 0 0 0 1 2		
<b>Mickey Grasso, R</b> OBP: 0.368, SLG: 0.335 (7, PH)										1 0 0 0 0 1 1		
<b>Elmer Singleton, R</b> OBP: 0.429, SLG: 0.571 (7, 1)										0 0 0 0 0 0 0		
<b>Bud Stewart, L</b> OBP: 0.348, SLG: 0.368 (9, PH)										1 0 0 0 0 0 1		
<b>Inning Stats</b>	R: 2 H: 1 E: 0 LOB: 0 K: 2 BB: 1 S: 8 P: 12	R: 0 H: 1 E: 0 LOB: 1 K: 2 BB: 0 S: 8 P: 8	R: 0 H: 0 E: 1 LOB: 1 K: 1 BB: 0 S: 6 P: 6	R: 0 H: 0 E: 0 LOB: 0 K: 0 BB: 0 S: 3 P: 3	R: 0 H: 1 E: 0 LOB: 2 K: 1 BB: 1 S: 6 P: 10	R: 1 H: 1 E: 1 LOB: 0 K: 0 BB: 0 S: 4 P: 4	R: 1 H: 2 E: 0 LOB: 1 K: 1 BB: 0 S: 7 P: 7	R: 0 H: 0 E: 0 LOB: 0 K: 0 BB: 0 S: 3 P: 3	R: 0 H: 1 E: 0 LOB: 2 K: 0 BB: 1 S: 4 P: 8	1B: 2 SF: 0 2B: 2 SAC: 0 3B: 1 DP: 1 HR: 2 HBP: 0	WP: 1 PA: 38 PB: 0 SB: 0 CS: 0	
<b>PITCHER</b> <b>Whitey Ford, L</b> ERA: 2.59 (1, 1)	IP WLS BF H R ER SO BB IBB HBP BLK WP HR S P ERA WHIP	9.0 W 38 7 4 4 7 3 0 0 0 1 2 49 61 4.00 1.111										

**Washington Senators @ New York Yankees**  
**Yankee Stadium, Bronx, NY**  
 Mon Sep 25 1950, 3:38 AM EST  
 Att. 20,238 - Unknown

<b>AB</b>	35
<b>R</b>	4
<b>H</b>	7
<b>RBI</b>	4
<b>BB</b>	3
<b>SO</b>	7
<b>LOB</b>	19







Washington Senators @ New York Yankees  
 Yankee Stadium, Bronx, NY  
 Tue Sep 26 1950, 3:33 AM EST  
 Unknown

livebaseballscores.com

AB	34
R	11
H	8
RBI	11
BB	9
SO	9
LOB	14



WP:	0	PA:	44
PB:	0		
SB:	0		
CS:	1		

Batter	1	2	3	4	5	6	7	8	9	AB	R	H	RBI	BB	SO	LOB
Eddie Yost, R (1, 5) OBP: 0.435, SLG: 0.393	0-3 K	0-0 4-3		0-0 F2	0-0 1B		0-3 K			5	0	1	2	0	2	1
Gil Coan, L (1, 7) OBP: 0.350, SLG: 0.425	4-0 BB HBP BB	0-3 K		0-0 G3	0-0 F6			0-0 HR		4	2	1	1	1	1	2
Irv Noren, L (1, 8) OBP: 0.385, SLG: 0.477	0-0 F7	4-0 3B BB			0-3 K	4-0 6-3 1B BB		0-0 F4		3	2	0	0	2	1	1
Mickey Vernon, L (1, 3) OBP: 0.375, SLG: 0.396	1-0 BB BB 1-2 HBP	0-0 3B			0-0 HR	0-0 G3		0-0 F7		4	2	2	2	0	0	1
Sam Mele, R (1, 9) OBP: 0.356, SLG: 0.424	4-0 BB BB 1-2 2-3 1B BB	0-0 F8			4-0 BB 1B BB	0-0 6-3		0-0 4-3		3	2	0	0	2	0	2
Cass Michaels, R (1, 4) OBP: 0.353, SLG: 0.356	4-0 BB 1-2 2-3 3-H 1B BB		0-0 F7		4-0 1B 1-2 1B BB	0-0 1B		0-0 F4		3	2	1	2	2	0	0
Sam Dente, R (1, 6) OBP: 0.286, SLG: 0.292	4-0 1B 1-2 2-3 3-H BB		0-0 6-3		0-0 1-3 2-H 1B 1B	0-0 F6		0-3 K		4	1	1	2	1	1	1
Mickey Grasso, R (1, 2) OBP: 0.374, SLG: 0.339	0-0 1-3 2-H 3-H 1B		0-0 F7		4-0 1B BB		0-0 FC1-4 1B		0-3 K2-3	4	0	2	2	1	1	0
Al Sima, R (1, 1) OBP: 0.115, SLG: 0.115	0-3 K		0-3 K		0-3 K		0-0 FC1-4 CS			4	0	0	0	0	3	6
Julio Moreno, R (7, 1) OBP: 0.125, SLG: 0.125										0	0	0	0	0	0	0
Mickey Harris, L (7, 1) OBP: 0.350, SLG: 0.235										0	0	0	0	0	0	0

**Inning Stats**

Inning	R	H	E	K	S	P	WLS	BF	H	R	ER	SO	BB	IBB	HBP	BLK	WP	HR	S	P	ERA	WHIP
1	4	1	0	2	8	25	L	8	1	4	4	1	4	0	1	0	0	0	5	22	54.00	7.500
2	1	1	0	1	6	10		6	1	1	1	1	1	0	0	0	0	1	13	17	6.00	1.333
3	0	0	0	0	3	3		3	0	0	0	0	0	0	0	0	0	0	7	7	0.00	0.000
4	0	0	0	1	5	5		5	0	0	0	0	0	0	0	0	0	1	26	42	11.25	2.000
5	4	3	0	2	10	22		10	3	2	2	3	2	0	0	0	0	0	1	1	0.00	0.000
6	1	1	0	1	8	8		8	1	1	1	1	1	0	0	0	0	0	1	1	0.00	0.000
7	0	1	0	1	5	5		5	1	0	0	0	0	0	0	0	0	0	1	1	0.00	0.000
8	1	1	0	0	4	4		4	1	0	0	0	0	0	0	0	0	0	1	1	0.00	0.000
9	0	0	0	2	7	7		7	0	0	0	0	0	0	0	0	0	0	2	2	0.00	0.000

PITCHER	IP	WLS	BF	H	R	ER	SO	BB	IBB	HBP	BLK	WP	HR	S	P	ERA	WHIP
Tommy Byrne, L (1, 1) ERA: 4.79	0.2	L	8	1	4	4	1	4	0	1	0	0	0	5	22	54.00	7.500
Fred Sanford, R (1, 1) ERA: 4.55	4.0		20	4	5	5	5	4	0	0	0	0	1	26	42	11.25	2.000
Lew Burdette, R (5, 1) ERA:	0.1		1	0	0	0	0	0	0	0	0	0	0	1	1	0.00	0.000
Dave Madison, R (6, 1) ERA: 6.0	3.0		12	3	2	2	1	1	0	0	0	0	1	13	17	6.00	1.333
Ernie Nevel, R (9, 1) ERA:	1.0		3	0	0	0	2	0	0	0	0	0	0	7	7	0.00	0.000





Batter	1	2	3	4	5	6	7	8	9	AB	R	H	RBI	BB	SO	LOB	TOP								
Eddie Yost, R OBP: 0.437, SLG: 0.398 (1, 5) X	0-0 F2		0-0 E5 F7 1B FC4-6		0-0 FC4-6 1B	4-0 BB		0-0 1B 2B	0-0 1-3 2-H	5	3	3	1	1	0	0									
Gil Coan, L OBP: 0.352, SLG: 0.426 (1, 7) X	0-0 6-3		0-0 FC4-6 1B		0-0 FC4-6 1B			0-0 G3 2-H	0-0 1-3	6	0	3	1	0	0	3									
Irv Noren, L OBP: 0.384, SLG: 0.473 (1, 8) B B B	4-0 BB		0-0 F7 2-3		0-0 FC4-6 BB 1B 1-2f 2-3			0-0 F9		4	0	0	0	1	0	5									
Mickey Vernon, L OBP: 0.376, SLG: 0.395 (1, 3) X	0-0 1-3		0-0 FC4-6 FC6-4 1-2f 3-H		0-0 BB 1B 1-2 3-H			4-0 FC5-4 2B BB	0-0 G3 1-2	4	1	1	2	1	0	3									
Sam Mele, R OBP: 0.354, SLG: 0.422 Bud Stewart, L OBP: 0.348, SLG: 0.368 (1, 9) (5, PH) (5, 9)			0-0 F9 1-2f		0-0 FC6-4 1-2f			0-0 F7 FC5-4 1B	0-0 F4	2	0	0	0	0	0	1									
Cass Michaels, R OBP: 0.355, SLG: 0.358 (1, 4) X			0-0 BB 1B		0-0 1B			0-0 FC5-4 2B 1B 1-2f 2-3	0-0 F9	4	1	2	0	1	0	2									
Sam Dente, R OBP: 0.287, SLG: 0.295 (1, 6) X			0-0 F7		0-0 F7 1-2f			0-0 FC5-4 1B 2B 1-3 3-H	0-0 BB 2B 1B	5	2	2	1	0	0	5									
Al Evans, R OBP: 0.309, SLG: 0.304 (1, 2) B B B B			4-0 BB		0-0 F2			0-0 6-3 2-H 3-H	0-0 F9	4	0	1	2	1	0	2									
Sid Hudson, R OBP: 0.223, SLG: 0.247 Mickey Harris, L OBP: 0.350, SLG: 0.235 Shery Robertson, L OBP: 0.375, SLG: 0.385 (1, 1) (7, 1) (9, PH)			0-0 P6		0-0 P6			0-0 P4 2-H 3-H	0-0 1-3	4	0	0	0	0	0	4									
			0-0 BB		0-0 BB				4-0 2B 1-2	4	0	0	0	0	0	0									
			0-0 BB		0-0 BB				0-0 BB	0	0	0	0	0	0	0									
			0-0 BB		0-0 BB				0-0 BB	0	0	0	0	1	0	0									
Inning Stats	R: 0 E: 0 K: 0 S: 3	H: 0 LOB: 1 BB: 1 P: 7	R: 0 E: 0 K: 0 S: 4	H: 1 LOB: 2 BB: 1 P: 8	R: 1 E: 1 K: 0 S: 5	H: 1 LOB: 1 BB: 0 P: 5	R: 0 E: 0 K: 0 S: 4	H: 1 LOB: 1 BB: 0 P: 4	R: 1 E: 0 K: 0 S: 6	H: 3 LOB: 3 BB: 1 P: 10	R: 0 E: 0 K: 0 S: 3	H: 0 LOB: 1 BB: 1 P: 7	R: 3 E: 0 K: 0 S: 6	H: 3 LOB: 1 BB: 1 P: 10	R: 1 E: 0 K: 0 S: 5	H: 2 LOB: 1 BB: 0 P: 5	R: 1 E: 0 K: 0 S: 5	H: 2 LOB: 2 BB: 1 P: 9	1B: 10 2B: 3 3B: 0 HR: 0	SF: 0 SAC: 0 DP: 0 HBP: 0	WP: 0 PB: 0 SB: 0 CS: 0	PA: 47			
PITCHER	IP	WLS	BF	H	R	ER	SO	BB	IBB	HBP	BLK	WP	HR	S	P	ERA	WHIP								
Joe Ostrowski, L ERA: 3.65 (1, 1)	4.1		22	6	2	1	0	2	0	0	0	0	0	20	28	2.08	1.846								
Ernie Nevel, R ERA: 8.1 (5, 1)	2.1		13	3	3	3	0	3	0	0	0	0	0	10	22	11.57	2.571								
Tom Ferrick, R ERA: 3.79 (7, 1)	2.1	W	12	4	2	2	0	1	0	0	0	0	0	11	15	7.71	2.143								

Washington Senators @ New York Yankees  
 Yankee Stadium, Bronx, NY  
 Tue Sep 26 1950, 3:38 AM EST  
 Att: 19,610 - Unknown

AB	41
R	7
H	13
RBI	7
BB	6
SO	0
LOB	28





BOTTOM

Washington Senators @ New York Yankees  
Yankee Stadium, Bronx, NY

AB	37
R	10
H	14
RBI	8
BB	7
SO	2
LOB	34



WP:	0	PA:	48
PB:	0	SB:	0
CS:	0		

Tue Sep 26 1950, 3:38 AM EST  
Att. 19,610 - Unknown

AB	R	H	RBI	BB	SO	LOB
5	2	4	1	1	0	2
5	2	4	2	0	0	1
6	1	1	0	0	0	8
4	1	1	1	1	0	3
4	0	0	0	0	0	5
0	0	0	0	0	0	0
1	2	1	1	3	0	0
0	0	0	0	1	0	0
5	0	1	0	0	2	7
4	2	2	3	1	0	3
2	0	0	0	0	0	4
0	0	0	0	0	0	0
1	0	0	0	0	0	1
1B:	10	SF:	0			
2B:	3	SAC:	3			
3B:	1	DP:	0			
HR:	0	HBP:	1			

Batter	1	2	3	4	5	6	7	8	9
Gene Woodling, L (1, 7) OBP: 0.377, SLG: 0.404	0-0 FC6-4 1B BB 1B	4-0 3-1 5-3 BB		0-0 SH1-3 1B	0-0 F8		0-0 2B 3B	0-0 1B 1B	
Phil Rizzuto, R (1, 6) OBP: 0.417, SLG: 0.437	0-0 FC6-4 1B 1-2	0-0 5-3		0-0 SH1-3		0-0 1B 2B	0-0 1B E 2B	0-0 FC4-6 1B	
Yogi Berra, L (1, 2) OBP: 0.384, SLG: 0.523	0-0 FC6-4 BB E 1-2f 2-3	0-0 3-1		0-0 F7		0-0 L3	0-0 L6 1B	0-0 FC4-6	
Joe DiMaggio, R (1, 8) OBP: 0.390, SLG: 0.591	4-0 E BB 2B BB 1-2	0-0 6-3		0-0 F8		0-0 1B	0-0 L6		
Johnny Mize, L (1, 3) OBP: 0.352, SLG: 0.593	0-0 P5		H 1-0	1B HBP	0-0 P4	0-0 F7	0-0 P4		
Johnny Hopp, L (8, 3) OBP: 0.421, SLG: 0.518									
Bobby Brown, L (1, 5) OBP: 0.351, SLG: 0.330	4-0 E 2B BB 1-2 2-3 3-H		X 0-0	FC6-4 1B	4-0 1B BB	4-0 BB		4-0 FC1-4 BB	
Billy Johnson, R (8, 5) OBP: 0.349, SLG: 0.374									
Hank Bauer, R (1, 9) OBP: 0.386, SLG: 0.475	0-0 E5 2B 1-2 2-3 3-H		X 0-0	F2	0-0 SH3-4 1B 1-3	0-3 K		0-3 K	
Jerry Coleman, R (1, 4) OBP: 0.371, SLG: 0.381	0-0 2B 1-3 2-H 3-H		X 0-0	P4	0-0 SH3-4 1B 1-2 3-H		4-0 SH1-4 3B BB	0-0 FC1-4 1B E 1-2f 1B	
Joe Ostrowski, L (1, 1) OBP: 0.333, SLG: 0.296	0-0 1-3		X 0-0	FC6-4	0-0 SH3-4		0-0 SH1-4	0-0 E6 1B 1B 1-2	
Ernie Nevel, R (5, 1)									
Tom Ferrick, R (7, 1) OBP: 0.250, SLG: 0.222									

Inning Stats	R: 4	H: 3	E: 1	K: 0	S: 7	LOB: 2	BB: 2	P: 15	R: 0	H: 0	E: 0	K: 0	S: 3	LOB: 1	BB: 1	P: 7	R: 0	H: 1	E: 0	K: 0	S: 4	LOB: 2	BB: 0	P: 5	R: 0	H: 1	E: 0	K: 0	S: 4	R: 1	H: 2	E: 0	K: 1	S: 5	LOB: 2	BB: 1	P: 9	R: 1	H: 2	E: 0	K: 1	S: 7	LOB: 2	BB: 1	P: 11	R: 3	H: 3	E: 1	K: 0	S: 6	LOB: 1	BB: 1	P: 10	R: 1	H: 2	E: 1	K: 1	S: 8	LOB: 3	BB: 1	P: 12
--------------	------	------	------	------	------	--------	-------	-------	------	------	------	------	------	--------	-------	------	------	------	------	------	------	--------	-------	------	------	------	------	------	------	------	------	------	------	------	--------	-------	------	------	------	------	------	------	--------	-------	-------	------	------	------	------	------	--------	-------	-------	------	------	------	------	------	--------	-------	-------

PITCHER	IP	WLS	BF	H	R	ER	SO	BB	IBB	HBP	BLK	WP	HR	S	P	ERA	WHIP
Sid Hudson, R (1, 1) ERA: 4.13	6.1	L	38	11	9	5	1	6	0	1	0	0	0	33	58	7.11	2.684
Mickey Harris, L (7, 1) ERA: 4.75	1.2		10	3	1	0	1	1	0	0	0	0	0	11	15	0.00	2.400

**New York Yankees @ Philadelphia Athletics**  
 Shibe Park, Philadelphia, PA

Wed Sep 27 1950, 3:33 AM EST  
 Att. 2,418 - Unknown

AB	36
R	7
H	9
RBI	7
BB	6
SO	2
LOB	19



AB	R	H	RBI	BB	SO	LOB
5	1	2	2	0	1	2
5	1	0	0	0	0	5
5	2	2	4	0	0	1
3	0	0	0	2	0	0
4	1	1	1	0	0	2
1	0	1	0	0	0	0
3	0	1	0	1	0	1
1	0	0	0	0	0	1
4	0	0	0	0	1	4
4	1	1	0	0	0	3
0	0	0	0	2	0	0
1	1	1	0	1	0	0
1B: 5	SF: 0	2B: 2	SAC: 0	3B: 0	DP: 2	HR: 3
WP: 0	PA: 42	PB: 0		SB: 0		CS: 0

Batter	1	2	3	4	5	6	7	8	9									
Gene Woodling, L (1, 7) OBP: 0.377, SLG: 0.404	0-0 4-3		0-0 FC		0-3 K		0-0 FC4 HR 1B	0-0 1B										
Phil Rizzuto, R (1, 6) OBP: 0.414, SLG: 0.433	0-0 6-3		0-0 G2-3		0-0 F7		0-0 FC4 HR 1-2	0-0 FC6-4-6-4-3-2 1-2 3-H										
Yogi Berra, L (1, 2) OBP: 0.384, SLG: 0.532	0-0 F7			0-0 HR	0-0 6-3		0-0 HR 1-H 2-H		0-0 F6									
Joe DiMaggio, R (1, 8) OBP: 0.390, SLG: 0.588		4-0 BB		4-0 1B BB		0-0 F7	0-0 5-3		0-0 F8									
Johnny Mize, L (1, 3) Whitey Ford, L (7, 1) OBP: 0.350, SLG: 0.599 OBP: 0.275, SLG: 0.194		0-0 F6		0-0 F5		0-0 F9	0-0 HR		0-0 FC6-4 1B									
Bobby Brown, L (1, 5) Billy Johnson, R (7, 5) OBP: 0.353, SLG: 0.330 OBP: 0.348, SLG: 0.373		0-0 F3		0-0 1B E		4-0 BB	0-0 F6		0-0 FC6-4 1-2f									
Hank Bauer, R (1, 9) OBP: 0.383, SLG: 0.470		0-3 K		0-0 E5 G6-4-3 1-2 2-3		0-0 F9	0-0 F7											
Jerry Coleman, R (1, 4) OBP: 0.370, SLG: 0.380			0-0 4-3		0-0 G6-4-3 1-2f		0-0 2B 1B 1B	0-0 4-3										
Ed Lopat, L (1, 1) Johnny Hopp, L (7, PH) OBP: 0.357, SLG: 0.321 OBP: 0.424, SLG: 0.522		4-0 BB		4-0 BB FC BB		4-0 BB BB	0-0 1B 2B	4-0 BB 1B BB										
<b>Inning Stats</b>	R: 0 E: 0 K: 0 S: 3	H: 0 LOB: 0 BB: 0 P: 3	R: 0 E: 0 K: 1 S: 5	H: 0 LOB: 1 BB: 1 P: 9	R: 0 E: 0 K: 0 S: 3	H: 0 LOB: 1 BB: 1 P: 7	R: 1 E: 1 K: 0 S: 5	H: 2 LOB: 2 BB: 1 P: 9	R: 0 E: 0 K: 1 S: 5	H: 0 LOB: 1 BB: 1 P: 9	R: 0 E: 0 K: 0 S: 3	H: 0 LOB: 1 BB: 1 P: 7	R: 6 E: 0 K: 0 S: 9	H: 5 LOB: 0 BB: 0 P: 9	R: 0 E: 0 K: 0 S: 3	H: 1 LOB: 1 BB: 1 P: 7	R: 0 E: 0 K: 0 S: 4	H: 1 LOB: 1 BB: 0 P: 4

PITCHER	IP	WLS	BF	H	R	ER	SO	BB	IBB	HBP	BLK	WP	HR	S	P	ERA	WHIP
Joe Coleman, R (1, 1) ERA: 8.5	8.0		38	8	7	7	2	6	0	0	0	0	3	36	60	7.88	1.750
Bob Hooper, R (9, 1) ERA: 4.92	1.0	W	4	1	0	0	0	0	0	0	0	0	0	4	4	0.00	1.000

WP	PA
0	42















Batter	1	2	3	4	5	6	7	8	9	AB	R	H	RBI	BB	SO	LOB
Dom DiMaggio, R (1, 8) OBP: 0.414, SLG: 0.452	0-0 F8		0-0 F8		0-3 K		0-0 FC3 6 BB 1-3 1B	0-0 6-3		5	0	1	1	0	1	3
6 Johnny Pesky, L (1, 5) OBP: 0.437, SLG: 0.388	4-0 G3-6 BB		0-0 L8			4-0 1B BB 1B	4-0 1-2 E BB		4-0 1B E BB	1	2	0	0	4	0	1
Ted Williams, L (1, 7) OBP: 0.448, SLG: 0.641	0-0 G3-6 1-2f			0-0 F5		0-0 1B BB 1B	0-0 FC3 FC6-4		0-0 E S 1B	5	1	2	1	0	0	3
Vern Stephens, R (1, 6) OBP: 0.360, SLG: 0.513		0-0 F6		0-0 L6		0-0 F2	0-3 K		0-3 K	5	0	0	0	0	2	6
Walt Dropo, R (1, 3) OBP: 0.379, SLG: 0.587		0-0 F4		0-0 FC5-4 1B		4-0 1B BB 1-2	0-0 F4		4-0 BB BB	3	0	1	0	2	0	3
Jim Piersall, R (9, PR) OBP: 0.667, SLG: 0.333										0	0	0	0	0	0	0
Bobby Doerr, R (1, 4) OBP: 0.368, SLG: 0.522		0-3 K		0-0 FC5-4 1-2f		0-0 FC5 1B 1-3 2-3 3-H	0-0 FC6-4 1-2f		0-3 K	5	0	1	1	0	2	6
Al Zarilla, L (1, 9) OBP: 0.423, SLG: 0.493			4-0 FC1-6 E F8 BB			0-0 1B 1-2 3-H		0-3 K	4-0 1-2 BB	3	1	2	1	2	1	0
Birdie Tebbetts, R (1, 2) OBP: 0.377, SLG: 0.444			0-0 E8 FC1-6 1-2		0-0 F6	0-0 FC5 2-3f		0-0 F8	0-0 F5	4	0	0	0	0	0	4
Tom Wright, L (9, PH) OBP: 0.360, SLG: 0.383										1	0	0	0	0	0	3
Mel Parnell, L (1, 1) OBP: 0.240, SLG: 0.245			0-0 FC1-6 1-2f 2-3		0-0 L9		0-0 1B FC3 1B			2	0	0	0	0	0	3
Mickey McDermott, L (7, 1) OBP: 0.472, SLG: 0.477										1	1	1	0	1	0	0

Inning Stats	R: 0	H: 0	E: 0	K: 0	S: 2	R: 0	H: 0	E: 0	K: 1	S: 5	R: 1	H: 0	E: 1	K: 0	S: 4	R: 0	H: 1	E: 0	K: 0	S: 4	R: 0	H: 1	E: 0	K: 1	S: 6	R: 2	H: 3	E: 0	K: 0	S: 5	R: 1	H: 2	E: 1	K: 1	S: 8	R: 0	H: 0	E: 0	K: 1	S: 5	R: 1	H: 1	E: 0	K: 2	S: 8	R: 1	H: 1	E: 0	K: 2	S: 8	1B: 8	2B: 0	3B: 0	HR: 0	SF: 0	SAC: 0	DP: 1	HBP: 0	WP: 0	PB: 0	SB: 1	CS: 0	PA: 44
--------------	------	------	------	------	------	------	------	------	------	------	------	------	------	------	------	------	------	------	------	------	------	------	------	------	------	------	------	------	------	------	------	------	------	------	------	------	------	------	------	------	------	------	------	------	------	------	------	------	------	------	-------	-------	-------	-------	-------	--------	-------	--------	-------	-------	-------	-------	--------

PITCHER	IP	WLS	BF	H	R	ER	SO	BB	IBB	HBP	BLK	WP	HR	S	P	ERA	WHIP
Tommy Byrne, L (1, 1) ERA: 4.74	6.0	W	26	5	3	2	2	4	0	0	0	0	0	26	42	3.00	1.500
Allie Reynolds, R (7, 1) ERA: 3.66	3.0	S	18	3	2	2	4	5	0	0	0	0	0	21	41	6.00	2.667

**BOTTOM**


**New York Yankees @ Boston Red Sox**

Fenway Park, Boston, MA

Sat Sep 30 1950, 3:33 AM EST

Att. 26,130 - Unknown

AB	35
R	5
H	8
RBI	4
BB	9
SO	6
LOB	32



PITCHER	IP	WLS	BF	H	R	ER	SO	BB	IBB	HBP	BLK	WP	HR	S	P	ERA	WHIP
---------	----	-----	----	---	---	----	----	----	-----	-----	-----	----	----	---	---	-----	------

Batter	1	2	3	4	5	6	7	8	9	AB R H RBI BB SO LOB	TOP											
Gene Woodling, L (1, 8) OBP: 0.381, SLG: 0.412	0-0 G3 BB 1B		0-0 1B		0-0 F8	0-0 F7			0-0 1B	5 0 3 0 0 0 2												
Phil Rizzuto, R (1, 6) OBP: 0.418, SLG: 0.439 Billy Martin, R (2, 4) OBP: 0.308, SLG: 0.361	4-0 G3 BB 1-2		0-0 1-2 1B		0-0 F8		0-0 5-3		0-0 5-3	0 0 0 0 1 0 0 4 0 1 0 0 0 2												
Yogi Berra, L (1, 2) OBP: 0.383, SLG: 0.533 Ralph Houk, R (2, 2) OBP: 0.111, SLG: 0.222	0-0 G3 1-2 2-3		0-3 K		0-3 K		0-0 5-3			1 0 0 0 0 0 2 3 0 0 0 0 2 3												
Hank Workman, L (1, 3) OBP: 0.200, SLG: 0.200	0-3 K		0-0 F9			0-0 2B 1B		0-0 F7		4 1 1 0 0 1 4												
Bobby Brown, L (1, 5) OBP: 0.360, SLG: 0.339	0-0 1-3			0-0 1B		0-0 1B F9 2B		0-0 G5-4-3 1B		4 1 3 1 0 0 2												
Cliff Mapes, L (1, 9) OBP: 0.340, SLG: 0.421		0-0 4-3		0-0 F8		0-0 F8		0-0 F5		4 0 0 0 0 0 3												
Hank Bauer, R (1, 7) OBP: 0.380, SLG: 0.463 Jackie Jensen, R (2, 7) OBP: 0.247, SLG: 0.300		0-0 F8		0-0 F8		0-0 1B 1B		0-0 G5-4-3		1 0 0 0 0 0 0 3 1 1 0 0 0 2												
Jerry Coleman, R (1, 4) OBP: 0.372, SLG: 0.381		0-0 6-3		0-0 1-3		0-0 F9		0-0 G4-6-3 BB		3 0 0 1 1 0 2												
Ernie Nevel, R (1, 1) Lew Burdette, R (4, 1) Joe Collins, L (5, PH) Ed Lopat, L (5, 1) Whitey Ford, L (7, 1) Tommy Henrich, L (8, PH) OBP: 0.382, SLG: 0.536			0-0 4-3		4-0 BB BB	0-0 1B		0-0 G4-6-3		1 0 0 0 0 0 0 0 0 0 0 0 0 0 0 0 0 0 1 0 0 1 0 1 1 0 0 0 0 0 0 0 0 0 0 1 0 0 0 0 0 1												
<b>Inning Stats</b>	R: 0 E: 0 K: 1 S: 6	H: 1 LOB: 2 BB: 1 P: 10	R: 0 E: 0 K: 0 S: 3	H: 0 LOB: 0 BB: 0 P: 3	R: 0 E: 0 K: 1 S: 7	H: 2 LOB: 2 BB: 0 P: 7	R: 0 E: 0 K: 0 S: 4	H: 1 LOB: 1 BB: 0 P: 4	R: 0 E: 0 K: 1 S: 5	H: 0 LOB: 1 BB: 1 P: 9	R: 3 E: 0 K: 0 S: 7	H: 4 LOB: 1 BB: 0 P: 7	R: 0 E: 0 K: 0 S: 3	H: 0 LOB: 0 BB: 0 P: 3	R: 0 E: 0 K: 0 S: 3	H: 1 LOB: 0 BB: 0 P: 3	R: 0 E: 0 K: 0 S: 3	H: 1 LOB: 1 BB: 1 P: 7	1B: 9 2B: 1 3B: 0 HR: 0	SF: 0 SAC: 0 DP: 2 HBP: 0	WP: 0 PB: 0 SB: 1 CS: 0	PA: 38
<b>PITCHER</b> Harry Taylor, R (1, 1) ERA: 1.42	IP: 9.0 WLS: W BF: 38 H: 10 R: 3 ER: 3 SO: 3 BB: 3 IBB: 0 HBP: 0 BLK: 0 WP: 0 HR: 0 S: 41 P: 53 ERA: 3.00 WHIP: 1.444																				<b>PITCHER</b> IP: WLS: BF: H: R: ER: SO: BB: IBB: HBP: BLK: WP: HR: S: P: ERA: WHIP	

**New York Yankees @ Boston Red Sox**  
 Fenway Park, Boston, MA  
 Sun Oct 01 1950, 3:33 AM EST  
 Att: 27,729 - Unknown

livebaseballscorecards.com

<b>AB</b>	35
<b>R</b>	3
<b>H</b>	10
<b>RBI</b>	3
<b>BB</b>	3
<b>SO</b>	3
<b>LOB</b>	23







Batter	1	2	3	4	5	6	7	8	9	AB R H RBI BB SO LOB	TOP	
Gene Woodling, L (1, 7) OBP: 0.600, SLG: 0.333	4-0 F9 1B BB		4-0 SH3-4 BB		0-0 3-1		0-0 1-2 1B		0-0 2-3	3 0 1 0 2 0 1	<b>New York Yankees @ Philadelphia Phillies</b> Shibe Park, Philadelphia, PA Wed Oct 04 1950, 3:33 AM EST Att: 30,746 - Unknown <a href="http://livebaseballscorecards.com">livebaseballscorecards.com</a>	
Phil Rizzuto, R (1, 6) OBP: 0.333, SLG: 0.333	0-0 1-2 1B		0-0 SH3-4		0-0 F2		0-0 P5		0-0	3 0 1 0 0 0 2		
Yogi Berra, L (1, 2)	0-0 F9 2-3		0-0 F7		0-0 F3		0-0 G3		0-0	4 0 0 0 0 0 6		
Joe DiMaggio, R (1, 8)	0-0 P3		4-0 IBB		4-0 FC5-4 BB		0-0 P5		0-0 P5	2 0 0 0 2 0 2		
Johnny Mize, L (1, 3) Johnny Hopp, L (8, 3)	0-0 F9		0-0 P5		0-0 P5		0-0 4-3		0-0 4-3	4 0 0 0 0 0 6 0 0 0 0 0 0 0		
Bobby Brown, L (1, 5) Billy Johnson, R (8, 5)		0-0 F9		0-0 F8 F7 2B		0-0 L9		0-0 4-3		4 1 1 0 0 0 1 0 0 0 0 0 0 0		
Hank Bauer, R (1, 9) OBP: 0.250, SLG: 0.250		0-0 6-3		0-0 F8 2-3		0-0 FC5-4 1-2		0-0 SH1-4 1B		4 0 1 0 0 0 2		
Jerry Coleman, R (1, 4)		0-0 F7		0-0 F7 3-H		0-0 5-3		0-0 F8		4 0 0 1 0 0 1		
Vic Raschi, R (1, 1) OBP: 0.333, SLG: 0.333			0-0 SH3-4 BB 1B		0-0 5-3		0-0 E5 1B		0-0 SH1-4 1-2	3 0 1 0 0 0 0		
<b>Inning Stats</b>	R: 0 H: 1 E: 0 LOB: 2 K: 0 BB: 1 S: 4 P: 8	R: 0 H: 0 E: 0 LOB: 0 K: 0 BB: 0 S: 3 P: 3	R: 0 H: 1 E: 0 LOB: 3 K: 0 BB: 2 S: 4 P: 12	R: 1 H: 1 E: 0 LOB: 0 K: 0 BB: 0 S: 4 P: 4	R: 0 H: 0 E: 0 LOB: 0 K: 0 BB: 0 S: 3 P: 3	R: 0 H: 0 E: 0 LOB: 1 K: 0 BB: 1 S: 3 P: 7	R: 0 H: 1 E: 1 LOB: 2 K: 0 BB: 0 S: 5 P: 5	R: 0 H: 0 E: 0 LOB: 0 K: 0 BB: 0 S: 3 P: 3	R: 0 H: 1 E: 0 LOB: 1 K: 0 BB: 0 S: 4 P: 4	1B: 4 SF: 0 2B: 1 SAC: 2 3B: 0 DP: 0 HR: 0 HBP: 0		WP: 0 PA: 37 PB: 0 SB: 0 CS: 0
<b>PITCHER</b> Jim Konstanty, R (1, 1) ERA: 1.13 Russ Meyer, R (9, 1) ERA:	IP WLS BF H R ER SO BB IBB HBP BLK WP HR S P ERA WHIP											<b>PITCHER</b> IP WLS BF H R ER SO BB IBB HBP BLK WP HR S P ERA WHIP
	8.0 L 33 4 1 1 0 3 1 0 0 0 0 0 29 45 1.12 0.875											
	1.0 4 1 0 0 0 0 0 0 0 0 0 0 4 4 0.00 1.000											

**New York Yankees @ Philadelphia Phillies**  
 Shibe Park, Philadelphia, PA  
 Wed Oct 04 1950, 3:33 AM EST  
 Att: 30,746 - Unknown

<b>AB</b>	31
<b>R</b>	1
<b>H</b>	5
<b>RBI</b>	1
<b>BB</b>	4
<b>SO</b>	0
<b>LOB</b>	21







Batter	1	2	3	4	5	6	7	8	9	10	AB R H RBI BB SO LOB
Gene Woodling, L (1, 7) OBP: 0.500, SLG: 0.375	0-0 1B	0-0 1B		0-0 F7			0-0 F7		0-0 4-3		5 0 2 1 0 0 2
Phil Rizzuto, R (1, 6) OBP: 0.250, SLG: 0.143	0-0 F2	0-0 F8		0-0 L9			4-0 BB		0-0 4-3		4 0 0 0 1 0 5
Yogi Berra, L (1, 2) OBP: 0.111, SLG: 0.111	0-0 1B		0-3 K		0-0 P6		0-0 F8		0-0 F5		5 0 1 0 0 1 1
Joe DiMaggio, R (1, 8) OBP: 0.333, SLG: 0.571	0-0 P4		0-0 P4		0-0 P5		0-0 F3				5 1 1 1 0 0 3
Johnny Mize, L (1, 3) OBP: 0.125, SLG: 0.125 Billy Johnson, R (8, 5)	0-0 F2		0-0 1B		0-3 K			0-0 F3		0-3 K	4 0 1 0 0 1 2 1 0 0 0 0 1 0
Bobby Brown, L (1, 5) OBP: 0.375, SLG: 0.500 Johnny Hopp, L (8, PR) (8, 3)		0-0 L8	0-0 F8		0-0 1B			0-0 6-3 1B		0-0 F7	4 0 2 0 0 0 1 1 0 0 0 0 0 0
Hank Bauer, R (1, 9) OBP: 0.222, SLG: 0.222		0-0 F5		0-0 P6		0-0 F3		0-0 6-3 1B		0-0 6-3	5 0 1 0 0 0 1
Jerry Coleman, R (1, 4) OBP: 0.250, SLG: 0.286		4-0 1B BB		0-0 2B		0-0 P3		0-0 6-3			3 1 1 0 1 0 3
Allie Reynolds, R (1, 1) OBP: 0.500, SLG: 0.333		0-0 1B		4-0 BB		0-3 K		0-3 K			3 0 1 0 1 2 3

Inning Stats	R: 0	H: 2	E: 0	LOB: 2	K: 0	BB: 0	S: 5	P: 5	R: 1	H: 2	E: 0	LOB: 2	K: 0	BB: 1	S: 5	P: 9	R: 0	H: 1	E: 0	LOB: 1	K: 1	BB: 0	S: 6	P: 6	R: 0	H: 1	E: 0	LOB: 2	K: 0	BB: 1	S: 4	P: 8	R: 0	H: 0	E: 0	LOB: 0	K: 1	BB: 0	S: 5	P: 5	R: 0	H: 1	E: 0	LOB: 1	K: 1	BB: 0	S: 6	P: 6	R: 0	H: 0	E: 0	LOB: 1	K: 0	BB: 1	S: 3	P: 7	R: 0	H: 2	E: 0	LOB: 2	K: 1	BB: 0	S: 7	P: 7	R: 0	H: 0	E: 0	LOB: 0	K: 0	BB: 0	S: 3	P: 3	R: 1	H: 1	E: 0	LOB: 0	K: 1	BB: 0	S: 6	P: 6	1B: 8	SF: 0	2B: 1	SAC: 0	3B: 0	DP: 0	HR: 1	HBP: 0	WP: 0	PA: 43
--------------	------	------	------	--------	------	-------	------	------	------	------	------	--------	------	-------	------	------	------	------	------	--------	------	-------	------	------	------	------	------	--------	------	-------	------	------	------	------	------	--------	------	-------	------	------	------	------	------	--------	------	-------	------	------	------	------	------	--------	------	-------	------	------	------	------	------	--------	------	-------	------	------	------	------	------	--------	------	-------	------	------	------	------	------	--------	------	-------	------	------	-------	-------	-------	--------	-------	-------	-------	--------	-------	--------

PITCHER	IP	WLS	BF	H	R	ER	SO	BB	IBB	HBP	BLK	WP	HR	S	P	ERA	WHIP
Robin Roberts, R (1, 1) ERA: 1.8	10.0	L	43	10	2	2	5	3	0	0	0	0	1	50	62	1.80	1.300

**TOP**


**New York Yankees @ Philadelphia Phillies**

Shibe Park, Philadelphia, PA

Thu Oct 05 1950, 3:33 AM EST  
Att. 32,660 - Unknown

[livebaseballscorecards.com](http://livebaseballscorecards.com)

<b>AB</b>	<b>40</b>
<b>R</b>	<b>2</b>
<b>H</b>	<b>10</b>
<b>RBI</b>	<b>2</b>
<b>BB</b>	<b>3</b>
<b>SO</b>	<b>5</b>
<b>LOB</b>	<b>21</b>







Batter	1	2	3	4	5	6	7	8	9	AB R H RBI BB SO LOB	TOP	
Eddie Waitkus, L (1, 3) OBP: 0.308, SLG: 0.333	0-0 1-3 1B		0-0 F9		0-0 F5		0-0 F7		0-0 F9	5 0 1 0 0 0 3	<b>Philadelphia Phillies @ New York Yankees</b> Yankee Stadium, Bronx, NY Fri Oct 06 1950, 3:33 AM EST Att: 64,505 - Unknown <a href="http://livebaseballscorecards.com">livebaseballscorecards.com</a>	
Richie Ashburn, L (1, 8) OBP: 0.231, SLG: 0.308	0-3 K		0-3 K			0-3 K		0-0 SH3-4 1B	4 0 1 0 0 3 1			
Willie Jones, R (1, 5) OBP: 0.200, SLG: 0.200	0-0 1-3 1-2		0-0 1B			0-3 K		0-0 SH3-4 1-2	3 0 1 0 0 1 1			
Del Ennis, R (1, 9) OBP: 0.091, SLG: 0.182	0-0 5-3		0-0 P6			0-0 1B 2B		0-0 F8	4 1 1 0 0 0 3			
Dick Sister, L (1, 7) OBP: 0.077, SLG: 0.077 Jackie Mayo, L (8, 7)		0-0 4-3		0-0 G3		0-0 PO 1B 2-H		0-0 P3	4 0 1 1 0 0 1 0 0 0 0 0 0 0			
Granny Hamner, R (1, 6) OBP: 0.545, SLG: 0.900		0-0 1B 1B		0-0 F9		0-0 PO 1-2	0-0 SH1-4 1B	0-0 SH5-3 FC3-2 2B	4 1 3 0 0 0 0			
Andy Seminick, R (1, 2) OBP: 0.375, SLG: 0.286		0-0 1-3 1B		0-3 K			0-0 SH1-4 1-2	0-0 SH5-3 2-3	2 0 1 0 0 1 0			
Mike Goliat, R (1, 4) OBP: 0.273, SLG: 0.200 Putsy Caballero, R (9, PR) Jimmy Bloodworth, R (9, 4)		0-0 1-3 1-2		0-0 6-3			0-0 SH1-4 2-H 1B	4-0 FC3-2 IBB	3 0 1 1 1 0 2 0 0 0 0 0 0 0 0 0 0 0 0 0 0			
Ken Heintzelman, R (1, 1) Jim Konstanty, R (8, 1) Dick Whitman, L (9, PH) Russ Meyer, S (9, 1)		0-0 5-3		0-0 3-1			0-0 SH1-4 1-2	0-0 FC3-2 3-H	2 0 0 0 0 0 2 0 0 0 0 0 0 0 1 0 0 0 0 0 2 0 0 0 0 0 0 0			
<b>Inning Stats</b>	R: 0 H: 1 E: 0 LOB: 1 K: 1 BB: 0 S: 6 P: 6	R: 0 H: 2 E: 0 LOB: 2 K: 0 BB: 0 S: 5 P: 5	R: 0 H: 1 E: 0 LOB: 1 K: 1 BB: 0 S: 6 P: 6	R: 0 H: 0 E: 0 LOB: 0 K: 1 BB: 0 S: 5 P: 5	R: 0 H: 0 E: 0 LOB: 0 K: 0 BB: 0 S: 3 P: 3	R: 1 H: 2 E: 0 LOB: 0 K: 2 BB: 0 S: 8 P: 8	R: 1 H: 2 E: 0 LOB: 1 K: 0 BB: 0 S: 5 P: 5	R: 0 H: 1 E: 0 LOB: 1 K: 0 BB: 0 S: 4 P: 4	R: 0 H: 1 E: 0 LOB: 2 K: 0 BB: 1 S: 4 P: 8	1B: 8 SF: 0 2B: 2 SAC: 4 3B: 0 DP: 0 HR: 0 HBP: 0	WP: 0 PA: 38 PB: 0 SB: 0 CS: 0	
<b>PITCHER</b> Ed Lopat, L (1, 1) ERA: 2.25 Tom Ferrick, R (9, 1) ERA:	IP WLS BF H R ER SO BB IBB HBP BLK WP HR S P ERA WHIP											<b>PITCHER</b> IP WLS BF H R ER SO BB IBB HBP BLK WP HR S P ERA WHIP
	8.0 32 9 2 2 5 0 0 0 0 0 0 0 42 42 2.25 1.125											





BOTTOM

Philadelphia Phillies @ New York Yankees  
Yankee Stadium, Bronx, NY  
Fri Oct 06 1950, 3:33 AM EST  
Att. 64,505 - Unknown

livebaseballscorecards.com

AB	32
R	3
H	7
RBI	2
BB	6
SO	4
LOB	13



WP:	0	PA:	38
PB:	0		
SB:	1		
CS:	0		

AB R H RBI BB SO LOB

3	1	1	0	2	0	1
4	1	3	2	1	0	1
2	0	0	0	2	0	1
3	0	1	0	1	0	2
3	0	0	0	0	0	2
1	0	0	0	0	0	2
0	0	0	0	0	0	0
0	0	0	0	0	0	0
4	0	0	0	0	0	4
0	0	0	0	0	0	0
4	0	0	0	0	0	2
4	0	0	0	0	1	0
2	0	1	0	0	1	0
2	1	1	0	0	0	0

1B:	7	SF:	0
2B:	1	SAC:	0
3B:	0	DP:	1
HR:	0	HBP:	0

Batter	1	2	3	4	5	6	7	8	9
Phil Rizzuto, R OBP: 0.385, SLG: 0.200 (1, 6)	4-0 P6-3 BB		4-0 E S 1B BB		x 0-0 P4			x 0-0 5-3	0-0 1-2 1B 1B
Jerry Coleman, R OBP: 0.462, SLG: 0.455 (1, 4)	0-0 P6-3 1-2f		0-0 1-H 1B			x 0-0 1B		BB BB E BB	0-0 1-2 2-H 1B
Yogi Berra, L OBP: 0.231, SLG: 0.091 (1, 2)	4-0 BB			x 0-0 1-3		x 0-0 F2		BB BB E BB 1-2	
Joe DiMaggio, R OBP: 0.385, SLG: 0.500 (1, 8)	0-0 F9			x 0-0 1B		x 0-0 F7		BB BB E 1-2 2-3	
Hank Bauer, R OBP: 0.167, SLG: 0.167 (1, 7)		x 0-0 G1-3		x 0-0 F9		x 0-0 P4		x 0-0 E6 1-2 2-3 3-H	
Bobby Brown, L OBP: 0.333, SLG: 0.444 (8, PH)									
Jackie Jensen, R (8, PR)									
Tom Ferrick, R (9, 1)									
Johnny Mize, L OBP: 0.083, SLG: 0.083 (1, 3)		x 0-0 P4		x 0-0 G3		x 0-0 F9		x 0-0 F5	
Joe Collins, L (9, 3)									
Billy Johnson, R (1, 5)		0-0 K			x 0-0 5-3		0-0 K		x 0-0 L7
Cliff Mapes, L (1, 9)			x 0-0 P3		x 0-0 F7		x 0-0 4-3		0-0 K
Ed Lopat, L OBP: 0.500, SLG: 0.500 (1, 1)			0-0 K		x 0-0 1B			x 0-0 P6	0-0 1B 1B
Gene Woodling, L OBP: 0.500, SLG: 0.400 (8, PH)									

Inning Stats	R: 0 H: 0 E: 0 LOB: 1 K: 0 BB: 2 S: 2 P: 10	R: 0 H: 0 E: 0 LOB: 0 K: 1 BB: 0 S: 5 P: 5	R: 1 H: 1 E: 0 LOB: 1 K: 1 BB: 1 S: 5 P: 9	R: 0 H: 1 E: 0 LOB: 1 K: 0 BB: 0 S: 4 P: 4	R: 0 H: 1 E: 0 LOB: 1 K: 0 BB: 0 S: 4 P: 4	R: 0 H: 1 E: 0 LOB: 1 K: 0 BB: 0 S: 4 P: 4	R: 0 H: 0 E: 0 LOB: 0 K: 1 BB: 0 S: 5 P: 5	R: 1 H: 0 E: 1 LOB: 3 K: 0 BB: 3 S: 4 P: 16	R: 1 H: 3 E: 0 LOB: 2 K: 1 BB: 0 S: 7 P: 7	1B: 7 SF: 0 2B: 1 SAC: 0 3B: 0 DP: 1 HR: 0 HBP: 0
--------------	--	---	---	---	---	---	---	--	---	--

PITCHER	IP	WLS	BF	H	R	ER	SO	BB	IBB	HBP	BLK	WP	HR	S	P	ERA	WHIP
Ken Heintzelman, L ERA: 1.17 (1, 1)	7.2		31	4	2	1	3	6	0	0	0	0	0	31	55	1.17	1.304
Jim Konstanty, R ERA: 1.08 (8, 1)	0.1		2	0	0	0	0	0	0	0	0	0	0	2	2	0.00	0.000
Russ Meyer, R ERA: 5.4 (9, 1)	0.2	L	5	3	1	1	1	0	0	0	0	0	0	7	7	13.50	4.500

Batter	1	2	3	4	5	6	7	8	9	AB R H RBI BB SO LOB	TOP		
Eddie Waitkus, L (1, 3) OBP: 0.353, SLG: 0.333	4-0 FC5-2 2B BB		0-0 FC6-4 1B		0-0 F7			0-0 3-1		3 0 1 0 1 0 1	<b>Philadelphia Phillies @ New York Yankees</b> Yankee Stadium, Bronx, NY Sat Oct 07 1950, 3:33 AM EST Att: 68,098 - Unknown <a href="http://livebaseballscorecards.com">livebaseballscorecards.com</a>		
Richie Ashburn, L (1, 8) OBP: 0.176, SLG: 0.235	0-0 F7		0-3 K		0-0 P4			0-0 F8		4 0 0 0 0 1 3			
Willie Jones, R (1, 5) OBP: 0.286, SLG: 0.357	0-0 FC5-2 1-3 2B		0-0 FC6-4 1-2f						0-0 FC4-6 HBP 1B	4 1 2 0 0 1 1			
Del Ennis, R (1, 9) OBP: 0.200, SLG: 0.214	0-0 FC5-2 3-H			0-0 1B G3-2 1B				0-0 E5 G4-6-3	1-0 FC4-6 HBP	3 0 1 0 0 0 2			
Dick Sister, L (1, 7) OBP: 0.059, SLG: 0.059 Ken Johnson, L (9, PR)	0-3 K			0-0 F9				0-0 G4-6-3 1-2f	0-0 FC4-6 E 1-2f 2-3	4 0 0 0 0 1 6 0 1 0 0 0 0 0			
Granny Hamner, R (1, 6) OBP: 0.467, SLG: 0.714									0-3 K	4 0 1 0 0 2 2			
Andy Seminick, R (1, 2) OBP: 0.250, SLG: 0.182 Jackie Mayo, L (9, PR)									0-0 E7 1B 1-H 3-H	4 0 0 0 0 0 2 0 0 0 0 0 0 0			
Mike Goliat, R (1, 4) OBP: 0.267, SLG: 0.214									0-0 F7	4 0 1 0 0 1 0			
Bob Miller, R (1, 1) Jim Konstanty, R (1, 1) OBP: 0.250, SLG: 0.250 Putsy Caballero, R (8, PH) Robin Roberts, S (8, 1) Stan Lopata, R (9, PH)									0-0 4-3 K K	0 0 0 0 0 0 0 2 0 1 0 0 0 0 1 0 0 0 0 1 0 0 0 0 0 0 0 0 1 0 0 0 0 1 2			
<b>Inning Stats</b>	R: 0 H: 1 E: 0 LOB: 2 K: 1 BB: 1 S: 6 P: 10	R: 0 H: 0 E: 0 LOB: 0 K: 0 BB: 0 S: 3 P: 3	R: 0 H: 1 E: 0 LOB: 1 K: 1 BB: 0 S: 6 P: 6	R: 0 H: 2 E: 0 LOB: 1 K: 0 BB: 0 S: 4 P: 4	R: 0 H: 1 E: 0 LOB: 1 K: 1 BB: 0 S: 6 P: 6	R: 0 H: 0 E: 1 LOB: 0 K: 1 BB: 0 S: 5 P: 5	R: 0 H: 0 E: 0 LOB: 0 K: 1 BB: 0 S: 5 P: 5	R: 0 H: 0 E: 0 LOB: 0 K: 1 BB: 0 S: 5 P: 5	R: 2 H: 2 E: 1 LOB: 2 K: 2 BB: 0 S: 10 P: 11	1B: 6 SF: 0 2B: 2 SAC: 0 3B: 0 DP: 2 HR: 0 HBP: 1		WP: 0 PA: 36 PB: 0 SB: 0 CS: 0	
<b>PITCHER</b> Whitey Ford, L (1, 1) ERA: 0.923 Allie Reynolds, R (9, 1) ERA: 0.87	IP WLS BF H R ER SO BB IBB HBP BLK WP HR S P ERA WHIP	8.2 W 35 7 2 0 7 1 0 1 0 0 0 47 52 0.00 0.923	0.1 S 1 0 0 0 1 0 0 0 0 0 0 0 3 3 0.00 0.000										

AB	34
R	2
H	7
RBI	0
BB	1
SO	8
LOB	19





Batter	1	2	3	4	5	6	7	8	9	AB	R	H	RBI	BB	SO	LOB
Gene Woodling, L (1, 7) OBP: 0.500, SLG: 0.429	0-0 E4 1B		0-0 F8		0-0 1B		0-0 CS 1B			4	1	2	0	0	0	0
Phil Rizzuto, R (1, 6) OBP: 0.294, SLG: 0.143	0-0 5-3 1-2		0-0 5-3		0-0 G3		0-0 F8 1-2			4	0	0	0	0	0	3
Yogi Berra, L (1, 2) OBP: 0.294, SLG: 0.400	0-0 WP 2B 2-H		0-0 4-3			0-0 HR		0-0 F9		4	2	2	2	0	0	0
Joe DiMaggio, R (1, 8) OBP: 0.471, SLG: 0.615	0-0 4-3 1-H			0-3 K		1-0 3B HBP		0-0 FC6-4 1B		3	1	2	1	0	1	0
Johnny Mize, L (1, 3) OBP: 0.133, SLG: 0.133	0-0 4-3			0-0 FC5-4 1B		0-0 3-4-3		0-0 FC6-4		3	0	1	0	0	0	2
Johnny Hopp, L (7, 3)	0-0 2-3					1-2		1-2f FC6-4		1	0	0	0	0	0	1
Bobby Brown, L (1, 5) OBP: 0.333, SLG: 0.583	0-0 4-3			0-0 F8		0-0 L7 3B		0-0 FC6-4		3	1	1	1	0	0	2
Billy Johnson, R (7, 5)						2-H		1-2f		1	0	0	0	0	0	1
Hank Bauer, R (1, 9) OBP: 0.133, SLG: 0.133		0-0 P6		0-0 FC5-4 1-2f		0-0 L7				3	0	0	1	0	0	1
Jerry Coleman, R (1, 4) OBP: 0.375, SLG: 0.357		0-0 F7			0-0 5-3	3-H	0-0 P6			3	0	0	0	0	0	0
Whitey Ford, L (1, 1)		0-3 K			0-0 1-3					3	0	0	0	0	2	0
Allie Reynolds, R (9, 1) OBP: 0.500, SLG: 0.333							0-3 K			0	0	0	0	0	0	0

Inning Stats	R: 2	H: 2	E: 1	K: 0	S: 6	LOB: 1	BB: 0	P: 6	R: 0	H: 0	E: 0	K: 1	S: 5	LOB: 0	BB: 0	P: 5	R: 0	H: 0	E: 0	K: 0	S: 3	LOB: 0	BB: 0	P: 3	R: 0	H: 1	E: 0	K: 1	S: 6	LOB: 1	BB: 0	P: 6	R: 0	H: 1	E: 0	K: 0	S: 4	LOB: 1	BB: 0	P: 4	R: 3	H: 2	E: 0	K: 0	S: 5	LOB: 0	BB: 0	P: 6	R: 0	H: 1	E: 0	K: 1	S: 5	LOB: 0	BB: 0	P: 5	R: 0	H: 1	E: 0	K: 0	S: 4	LOB: 1	BB: 0	P: 4
PITCHER	IP	WLS	BF	H	R	ER	SO	BB	IBB	HBP	BLK	WP	HR	S	P	ERA	WHIP																																															
Bob Miller, R (1, 1) ERA: 27.0	0.1	L	4	2	2	1	0	0	0	0	0	1	0	4	4	27.00	6.000																																															
Jim Konstanty, R (1, 1) ERA: 2.4	6.2		25	5	3	3	3	0	0	1	0	0	1	30	31	4.05	0.750																																															
Robin Roberts, R (8, 1) ERA: 1.64	1.0		4	1	0	0	0	0	0	0	0	0	0	4	4	0.00	1.000																																															

**BOTTOM**

**Philadelphia Phillies @ New York Yankees**  
 Yankee Stadium, Bronx, NY

Sat Oct 07 1950, 3:33 AM EST  
 Att. 68,098 - Unknown

<b>AB</b>	<b>32</b>
<b>R</b>	<b>5</b>
<b>H</b>	<b>8</b>
<b>RBI</b>	<b>5</b>
<b>BB</b>	<b>0</b>
<b>SO</b>	<b>3</b>
<b>LOB</b>	<b>10</b>

[livebaseballscorecards.com](http://livebaseballscorecards.com)

WP	HR	S	P	ERA	WHIP
2	0	0	33		
0	0	0			
0	0	0			
1	1				