

New York Yankees - 1950

Batter	1	2	3	4	5	6	7	8	9	AB	R	H	RBI	BB	SO	LOB	TOP																		
Phil Rizzuto, R (1, 6)																	0	0	0	0	0	0	0	0	0	0	New York Yankees @ Boston Red Sox Fenway Park, Boston, MA Wed Apr 19 1950, 3:33 AM EST Att: 25,425 - Unknown livebaseballscorecards.com								
Tommy Henrich, L (1, 3) OBP: 0.333, SLG: 1.000																	0	0	0	0	0	0	0	0	0										
Gene Woodling, L (1, 7)																	0	0	0	0	0	0	0	0	0										
Joe DiMaggio, R (1, 8) OBP: 0.500, SLG: 1.000																	0	0	0	0	0	0	0	0	0										
Yogi Berra, L (1, 2) OBP: 0.667, SLG: 0.600																	0	0	0	0	0	0	0	0	0										
Bobby Brown, L (1, 5)																	0	0	0	0	0	0	0	0	0										
Cliff Mapes, L (1, 9)																	0	0	0	0	0	0	0	0	0										
Jerry Coleman, R (1, 4)																	0	0	0	0	0	0	0	0	0										
Vic Raschi, R (1, 1)																	0	0	0	0	0	0	0	0	0										
Inning Stats																	1B: 0 SF: 0 2B: 0 SAC: 0 3B: 0 DP: 0 HR: 0 HBP: 0	WP: 0 PA: 0 FB: 0 SB: 0 CS: 0																	
PITCHER Joe Dobson, R (1, 1) ERA: ∞	IP	WLS	BF	H	R	ER	SO	BB	IBB	HBP	BLK	WP	HR	S	P	ERA	WHIP	PITCHER	IP	WLS	BF	H	R	ER	SO	BB	IBB	HBP	BLK	WP	HR	S	P	ERA	WHIP

Batter	1	2	3	4	5	6	7	8	9	AB	R	H	RBI	BB	SO	LOB	BOTTOM																		
Dom DiMaggio, R (1, 8) OBP: 0.500, SLG: 0.400																	0	0	0	0	0	0	0	0	0	0	New York Yankees @ Boston Red Sox Fenway Park, Boston, MA Wed Apr 19 1950, 3:33 AM EST Att: 25,425 - Unknown livebaseballscorecards.com								
6 Johnny Pesky, L (1, 5) OBP: 0.500, SLG: 0.400																	0	0	0	0	0	0	0	0	0										
Ted Williams, L (1, 7) OBP: 0.833, SLG: 1.000																	0	0	0	0	0	0	0	0	0										
Vern Stephens, R (1, 6) OBP: 0.500, SLG: 0.667																	0	0	0	0	0	0	0	0	0										
Al Zarilla, L (1, 9) OBP: 0.500, SLG: 0.400																	0	0	0	0	0	0	0	0	0										
Bobby Doerr, R (1, 4) OBP: 0.800, SLG: 0.750																	0	0	0	0	0	0	0	0	0										
Billy Goodman, L (1, 3) OBP: 0.400, SLG: 1.000																	0	0	0	0	0	0	0	0	0										
Matt Batts, R (1, 2)																	0	0	0	0	0	0	0	0	0										
Joe Dobson, R (1, 1)																	0	0	0	0	0	0	0	0	0										
Inning Stats																	1B: 0 SF: 0 2B: 0 SAC: 0 3B: 0 DP: 0 HR: 0 HBP: 0	WP: 0 PA: 0 FB: 0 SB: 0 CS: 0																	
PITCHER Vic Raschi, R (1, 1) ERA: ∞	IP	WLS	BF	H	R	ER	SO	BB	IBB	HBP	BLK	WP	HR	S	P	ERA	WHIP	PITCHER	IP	WLS	BF	H	R	ER	SO	BB	IBB	HBP	BLK	WP	HR	S	P	ERA	WHIP

Batter	1	2	3	4	5	6	7	8	9	AB	R	H	RBI	BB	SO	LOB	TOP								
Phil Rizzuto, R (1,6)	0-0 6-3		0-3 K		0-0 SH5-3	4-0 BB BB	4-0 BB	4-0 BB 1B 2B BB		2	1	0	1	3	1	2	New York Yankees @ Boston Red Sox Fenway Park, Boston, MA Wed Apr 19 1950, 3:38 AM EST Att: 32,860 - Unknown								
Gene Woodling, L (1,7) Johnny Lindell, R (7,PH) Hank Bauer, R (7,7) OBP: 0.444, SLG: 0.167 OBP: 0.667, SLG: 0.333 OBP: 0.400, SLG: 0.400	4-0 BB		0-3 K		4-0 1B BB	0-0 F7	0-0 1-3	0-0 BB 2B 1B		2	0	0	0	2	1	5									
Tommy Henrich, L (1,3) Joe Collins, L (8,3)	0-0 F9		0-0 HR		0-0 1B 1B	4-0 BB		0-0 BB 1B		4	2	3	6	2	0	1									
Joe DiMaggio, R (1,8) OBP: 0.375, SLG: 0.625	0-0 F2		0-0 F8		0-0 1B 1B	0-0 F6		0-0 BB 1B		6	1	3	3	0	0	4									
Yogi Berra, L (1,2) OBP: 0.338, SLG: 0.467		0-0 G3		0-0 4-3		0-0 2B 1B	0-0 6-3	0-0 F8		6	1	1	0	0	0	4									
Bobby Brown, L (1,5) Billy Johnson, R (7,5) OBP: 0.714, SLG: 0.750	0-0 F9		0-0 F7		0-0 F4	4-0 1B BB	4-0 BB 4-3 BB	0-0		3	1	0	0	1	0	1									
Cliff Mapes, L (1,9) OBP: 0.333, SLG: 0.444	0-3 K		0-3 K		0-0 E 2B	0-0 BB 1B	0-0 4-3	0-0 BB 1B		5	1	2	1	0	2	2									
Jerry Coleman, R (1,4) OBP: 0.556, SLG: 0.571			0-0 1B HR 1B		0-0 SH5-3 1B 2B	4-0 E BB 1BB	0-0 BB 1B 1B	4-0 BB BB 1B 1BB		3	4	3	1	2	0	0									
Ed Lopat, L (1,1) Joe Page, L (7,1)			0-0 HR 1B		4-0 1B SH5-3 BB	0-0 E9 BB 1B	0-0 K	4-0 1B BB BB		3	2	2	2	1	1	2									
Inning Stats	R: 0 E: 0 K: 0 S: 3	H: 0 LOB: 1 BB: 1 P: 7	R: 0 E: 0 K: 1 S: 5	H: 0 LOB: 0 BB: 0 P: 5	R: 3 E: 0 K: 2 S: 10	H: 3 LOB: 0 BB: 0 P: 10	R: 0 E: 0 K: 1 S: 5	H: 0 LOB: 0 BB: 0 P: 5	R: 2 E: 0 K: 0 S: 4	H: 3 LOB: 2 BB: 2 P: 12	R: 3 E: 1 K: 0 S: 6	H: 3 LOB: 3 BB: 3 P: 18	R: 1 E: 0 K: 1 S: 7	H: 2 LOB: 2 BB: 2 P: 15	R: 7 E: 0 K: 0 S: 7	H: 4 LOB: 2 BB: 5 P: 27		R: 0 E: 0 K: 0 S: 0	H: 0 LOB: 0 BB: 0 P: 0	1B: 11 2B: 3 3B: 0 HR: 1	SF: 0 SAC: 1 DP: 0 HBP: 0	WP: 0 PB: 0 SB: 0 CS: 0	PA: 51		
PITCHER	IP WLS BF H R ER SO BB IBB HBP BLK WP HR S P ERA WHIP	5.1 L 27 9 8 8 4 3 1 0 0 0 1 31 47 13.50 2.250	1.0 8 2 1 1 0 0 3 0 0 0 0 0 5 17 9.00 5.000	1.1 10 2 5 5 1 3 1 0 0 0 0 0 8 24 33.75 3.750	0.1 6 2 2 2 0 2 0 0 0 0 0 0 3 11 54.00 12.000																				

AB	37
R	16
H	15
RBI	16
BB	13
SO	5
LOB	24



Batter	1	2	3	4	5	6	7	8	9	AB	R	H	RBI	BB	SO	LOB	BOTTOM							
Dom DiMaggio, R (1,8) OBP: 0.438, SLG: 0.357	0-0 6 1B F8	0-0 5-3			0-0 F6		4-0 BB 6 BB 1B	0-0 1B		4	2	2	0	1	0	0	New York Yankees @ Boston Red Sox Fenway Park, Boston, MA Wed Apr 19 1950, 3:38 AM EST Att: 32,860 - Unknown							
6 Johnny Pesky, L (1,5) OBP: 0.688, SLG: 0.545	0-0 1-3 3B 1B		0-0 F9		0-0 1B 1B		4-0 1B BB BB	0-0 F9		4	3	2	0	1	0	1								
Ted Williams, L (1,7) OBP: 0.800, SLG: 1.143	0-0 F8		4-0 BB		0-0 1B 1B		4-0 G6-4-3 1B BB			2	1	1	1	2	0	1								
Vern Stephens, R (1,6) OBP: 0.467, SLG: 0.500	0-0 F5		0-0 F5		0-0 F2		0-0 G6-4-3 1B BB			4	0	1	1	0	0	4								
Bobby Doerr, R (1,4) OBP: 0.538, SLG: 0.667	0-0 1-3 1B 3B		0-0 F6		0-0 1-3 2-H 1B		0-0 G6-4-3 1B BB			4	1	2	2	0	0	3								
Billy Goodman, L (1,3) OBP: 0.385, SLG: 0.583	0-0 3-H 1B				0-0 1-3 F8		0-0 3-H 1B			4	0	2	2	0	0	2								
Al Zarilla, L (1,9) Ken Keltner, R (7,PH) Tommy O'Brien, R (8,9) OBP: 0.286, SLG: 0.167 OBP: 0.385, SLG: 0.583	0-3 K			1-0 HBP		0-0 G3	0-3 K			2	0	0	0	0	1	1								
Matt Batts, R (1,2) OBP: 0.154, SLG: 0.154		0-0 F9		0-0 F2		0-0 5-3		0-0 6-3		4	0	0	0	0	0	1								
Ellis Kinder, R (1,1) Gordie Mueller, R (6,1) Earl Johnson, L (7,1) Charley Schanz, R (8,1) Lou Stringer, R (8,PH)		0-0 L4		0-0 5-3		0-0 6-3		0-0 F9		2	0	0	0	0	0	1								
Inning Stats	R: 3 E: 0 K: 1 S: 9	H: 4 LOB: 1 BB: 0 P: 9	R: 0 E: 0 K: 0 S: 3	H: 0 LOB: 0 BB: 0 P: 3	R: 0 E: 0 K: 0 S: 3	H: 0 LOB: 1 BB: 1 P: 7	R: 0 E: 0 K: 0 S: 3	H: 0 LOB: 0 BB: 0 P: 4	R: 1 E: 0 K: 0 S: 6	H: 3 LOB: 2 BB: 0 P: 6	R: 0 E: 0 K: 0 S: 3	H: 0 LOB: 0 BB: 0 P: 3	R: 3 E: 0 K: 1 S: 6	H: 2 LOB: 1 BB: 3 P: 18	R: 0 E: 0 K: 0 S: 4	H: 1 LOB: 1 BB: 0 P: 4		1B: 9 2B: 0 3B: 1 HR: 0	SF: 0 SAC: 0 DP: 1 HBP: 1	WP: 0 PB: 0 SB: 0 CS: 0	PA: 38			
PITCHER	IP WLS BF H R ER SO BB IBB HBP BLK WP HR S P ERA WHIP	6.0 W 30 7 7 7 1 4 0 1 0 0 0 10 10 0.00 1.500																						



Batter	1	2	3	4	5	6	7	8	9	AB	R	H	RBI	BB	SO	LOB	TOP			
Eddie Yost, R OBP: 0.308, SLG: 0.333 (1, 5)	F7	K2-3		F6		5-3	BLK 1B			5	0	1	1	0	1	2				
Sam Dente, R OBP: 0.287, SLG: 0.286 (1, 6)	F3		F6	F9			BB 1B			4	1	0	0	1	0	3				
Irv Noren, L OBP: 0.843, SLG: 0.375 (1, 8)	BB BLK BB		HR BB		FC6 BB		BB 1B	6-3		2	2	1	0	3	0	0				
Eddie Robinson, L OBP: 0.692, SLG: 1.000 (1, 3)	BB 1B		HR		FC6 BB		FC6-5 BB 1B	1-3		3	1	2	3	2	0	0				
Sam Mele, R OBP: 0.500, SLG: 0.333 (1, 9)	FC6-4 BB		F8	F4			BB FC6-5 1B BB	F8		3	1	0	0	2	0	2				
Clyde Vollmer, R OBP: 0.200, SLG: 0.200 (1, 7)	FC6-4 1-2				FC6 FC5-4		FC6-5 1B BB F9		F5	5	1	1	1	0	0	7				
Al Kozar, R OBP: 0.308, SLG: 0.250 (1, 4)		F3	F7		FC5-4		F9 1B BB	5-3		4	1	0	0	1	0	3				
Al Evans, R OBP: 0.444, SLG: 0.286 (1, 2)				FC1-6 BB		4-3	BLK 1B	5-3		3	0	1	1	2	0	0				
Joe Haynes, R Lloyd Hittle, R Roberto Ortiz, R Mickey Harris, L Jim Pearce, R Connie Marrero, R (1, 1) (5, 1) (7, PH) (7, 1) (7, 1) (8, 1)		F9		FC1-6 1-2		K	F9			2	0	0	0	0	0	2				
Inning Stats	R: 0 E: 0 K: 0 S: 3	H: 0 LOB: 3 BB: 3 P: 15	R: 0 E: 0 K: 1 S: 5	H: 0 LOB: 1 BB: 1 P: 9	R: 2 E: 0 K: 0 S: 5	H: 2 LOB: 1 BB: 1 P: 9	R: 0 E: 0 K: 0 S: 3	H: 0 LOB: 2 BB: 2 P: 11	R: 0 E: 0 K: 1 S: 5	H: 0 LOB: 0 BB: 0 P: 5	R: 5 E: 0 K: 0 S: 7	H: 4 LOB: 2 BB: 3 P: 19	R: 0 E: 0 K: 0 S: 3	H: 0 LOB: 0 BB: 0 P: 3	R: 0 E: 0 K: 0 S: 3	H: 0 LOB: 0 BB: 0 P: 3	1B: 5 2B: 0 3B: 0 HR: 1	SF: 0 SAC: 0 DP: 0 HBP: 0	WP: 0 PB: 0 SB: 0 CS: 0	PA: 44
PITCHER	IP WLS BF H R ER SO BB IBB HBP BLK WP HR S P ERA WHIP	IP WLS BF H R ER SO BB IBB HBP BLK WP HR S P ERA WHIP																		
Tommy Byrne, L ERA: 9.95 (1, 1)	6.1	35	5	7	7	2	11	0	0	0	1	0	1	28	72	9.95	2.526			
Joe Page, L ERA: (7, 1)	2.2	9	1	0	0	0	0	0	0	0	1	0	0	9	9	0.00	0.375			

Washington Senators @ New York Yankees
Yankee Stadium, Bronx, NY
Fri Apr 21 1950, 3:33 AM EST
Att: 27,877 - Unknown

AB	33
R	7
H	6
RBI	7
BB	11
SO	2
LOB	21



Batter	1	2	3	4	5	6	7	8	9	AB	R	H	RBI	BB	SO	LOB	BOTTOM			
Phil Rizzuto, R OBP: 0.400, SLG: 0.077 (1, 6)	BB E G6-4-3 BB	1-3			1B F7	5-3		4-3		4	2	1	1	1	0	2				
Gene Woodling, L OBP: 0.500, SLG: 0.364 (1, 7)	E4 G6-4-3 HR			G3-6-3 1B		F7		HR 1B		5	2	3	0	0	0	2				
Tommy Henrich, L OBP: 0.524, SLG: 1.000 (1, 3)	G6-4-3 1B		G3-6-3 1B					HR BB		2	2	1	2	3	0	1				
Joe DiMaggio, R OBP: 0.429, SLG: 0.762 (1, 8)	G6-4-3 1-2 2-3 3-H				F3			HR 1B		5	2	3	2	0	0	5				
Yogi Berra, L OBP: 0.524, SLG: 0.700 (1, 2)	HR			4-3 1B	F7			1B 8-3-4 1B		5	4	4	3	0	0	2				
Bobby Brown, L (1, 5)	4-3			4-3 1B	F2			4-3		3	0	0	0	0	0	3				
Billy Johnson, R OBP: 0.667, SLG: 0.667 (7, PH) (8, 5)				4-3				4-3		2	0	1	1	0	0	1				
Cliff Mapes, L OBP: 0.417, SLG: 0.455 (1, 9)		G3								2	1	1	1	1	0	0				
Hank Bauer, R OBP: 0.429, SLG: 0.429 (7, PH) (8, 9)						2B 5-3 BB		8-3-4 1B		2	0	1	2	0	0	1				
Jerry Coleman, R OBP: 0.571, SLG: 0.636 (1, 4)				F5				F8		4	0	2	0	1	0	1				
Tommy Byrne, L OBP: 0.333, SLG: 1.333 (1, 1)		FC3-6 1B								3	1	1	1	0	0	3				
Joe Page, L ERA: (7, 1)		FC3-6 1-2								1	0	0	0	0	1	1				
Inning Stats	R: 3 E: 1 K: 0 S: 4	H: 1 LOB: 0 BB: 2 P: 12	R: 0 E: 0 K: 0 S: 4	H: 1 LOB: 0 BB: 0 P: 4	R: 0 E: 0 K: 0 S: 3	H: 2 LOB: 1 BB: 0 P: 3	R: 1 E: 0 K: 0 S: 4	H: 2 LOB: 0 BB: 0 P: 4	R: 2 E: 0 K: 0 S: 6	H: 3 LOB: 2 BB: 1 P: 10	R: 1 E: 0 K: 0 S: 4	H: 1 LOB: 1 BB: 1 P: 8	R: 3 E: 0 K: 1 S: 7	H: 3 LOB: 1 BB: 2 P: 15	R: 4 E: 0 K: 0 S: 8	H: 5 LOB: 1 BB: 0 P: 8	1B: 13 2B: 2 3B: 0 HR: 4	SF: 0 SAC: 0 DP: 3 HBP: 0	WP: 0 PB: 0 SB: 0 CS: 0	PA: 44
PITCHER	IP WLS BF H R ER SO BB IBB HBP BLK WP HR S P ERA WHIP	IP WLS BF H R ER SO BB IBB HBP BLK WP HR S P ERA WHIP																		
Joe Haynes, R ERA: 6.75 (1, 1)	4.0	20	9	6	3	0	2	0	0	0	0	0	0	7	15	4.50	1.500			
Lloyd Hittle, L ERA: 4.5 (5, 1)	2.0	9	1	1	1	0	2	0	0	0	0	0	0	7	15	4.50	1.500			
Mickey Harris, L ERA: 12.27 (7, 1)	0.0	L	4	3	3	0	1	0	0	1	0	1	3	7	∞	∞				
Jim Pearce, R ERA: 27.0 (7, 1)	1.1	8	4	4	4	1	1	0	0	1	0	1	9	13	27.00	3.750				
Connie Marrero, R ERA: (8, 1)	0.2	3	1	0	0	0	0	0	0	0	0	0	3	3	0.00	1.500				

Washington Senators @ New York Yankees
Yankee Stadium, Bronx, NY
Fri Apr 21 1950, 3:33 AM EST
Att: 27,877 - Unknown

AB	38
R	14
H	18
RBI	13
BB	6
SO	1
LOB	22



Batter	1	2	3	4	5	6	7	8	9	10	AB	R	H	RBI	BB	SO	LOB				
Gil Coan, L OBP: 0.500, SLG: 0.615 (1, 7)											5	0	2	2	1	1	1				
Sam Dente, R OBP: 0.286, SLG: 0.263 (1, 6)											5	1	1	2	1	0	3				
Irv Noren, L OBP: 0.579, SLG: 0.462 (1, 8)												5	0	2	0	0	2				
Eddie Robinson, L OBP: 0.611, SLG: 0.727 (1, 3)												4	1	1	1	1	0	1			
Bud Stewart, L OBP: 0.250, SLG: 0.182 (1, 9)												5	0	0	0	0	1	5			
Eddie Yost, R OBP: 0.333, SLG: 0.412 (1, 5)											5	1	2	0	0	1	3				
Al Kozar, R OBP: 0.353, SLG: 0.375 (1, 4)											4	2	2	1	0	0	2				
Mickey Grasso, R (1, 2)											3	1	0	0	1	0	2				
Steve Nagy, L OBP: 0.400, SLG: 0.250 (1, 1)											4	1	1	1	1	0	2				
Inning Stats	R: 0 E: 0 K: 1 S: 5	H: 0 LOB: 0 BB: 0 P: 5	R: 4 E: 0 K: 0 S: 6	H: 4 LOB: 2 BB: 3 P: 18	R: 0 E: 0 K: 1 S: 5	H: 0 LOB: 0 BB: 0 P: 5	R: 1 E: 0 K: 0 S: 5	H: 2 LOB: 1 BB: 0 P: 5	R: 0 E: 0 K: 0 S: 3	H: 0 LOB: 1 BB: 0 P: 4	R: 1 E: 0 K: 1 S: 7	H: 2 LOB: 2 BB: 1 P: 11	R: 0 E: 0 K: 0 S: 3	H: 0 LOB: 0 BB: 0 P: 3	R: 0 E: 1 K: 0 S: 4	H: 0 LOB: 1 BB: 0 P: 4	R: 1 E: 0 K: 0 S: 5	H: 2 LOB: 2 BB: 1 P: 9	1B: 7 2B: 4 3B: 0 HR: 0	SF: 0 SAC: 1 DP: 0 HBP: 1	WP: 0 PA: 47
PITCHER	IP	WLS	BF	H	R	ER	SO	BB	IBB	HBP	BLK	WP	HR	S	P	ERA	WHIP				
Bob Porterfield, R ERA: 18.0 (1, 1)	2.0		12	4	4	4	1	3	0	0	0	0	0	11	23	18.00	3.500				
Fred Sanford, R ERA: 4.5 (3, 1)	6.0		25	5	2	2	2	1	0	1	0	0	0	27	32	3.00	1.000				
Joe Page, L ERA: 1.04 (9, 1)	2.0	L	10	2	1	1	0	1	0	0	0	0	0	9	13	4.50	1.500				


TOP

Washington Senators @ New York Yankees
Yankee Stadium, Bronx, NY

Sat Apr 22 1950, 3:33 AM EST
Att: 18,295 - Unknown

livebaseballscorecards.com

AB 40
R 7
H 11
RBI 7
BB 5
SO 3
LOB 21



Batter	1	2	3	4	5	6	7	8	9	10	AB	R	H	RBI	BB	SO	LOB				
Phil Rizzuto, R OBP: 0.417, SLG: 0.235 (1, 6)											4	2	2	0	0	0	3				
Hank Bauer, R OBP: 0.333, SLG: 0.417 (1, 9)										5	0	1	1	0	0	3					
Tommy Henrich, L OBP: 0.538, SLG: 1.000 (1, 3)										3	1	1	1	2	0	0					
Joe DiMaggio, R OBP: 0.348, SLG: 0.615 (1, 8)										5	0	0	1	0	0	5					
Yogi Berra, L OBP: 0.482, SLG: 0.640 (1, 2)										5	1	1	1	0	0	3					
Billy Johnson, R OBP: 0.571, SLG: 0.690 (1, 5)										4	0	1	1	1	0	2					
Johnny Lindell, R OBP: 0.364, SLG: 0.125 (1, 7)											5	0	0	0	0	2					
Jerry Coleman, R OBP: 0.528, SLG: 0.625 (1, 4)											5	1	2	0	0	0					
Bob Porterfield, R Jackie Jensen, R Fred Sanford, S Johnny Mize, L Snuffy Stirrweiss, R Joe Page, L (1, 1) (2, PR) (1, 1) (8, PR) (8, PR) (9, 1)											0	0	0	0	0	0	0				
Inning Stats	R: 1 E: 0 K: 0 S: 5	H: 2 LOB: 2 BB: 1 P: 9	R: 0 E: 0 K: 0 S: 3	H: 0 LOB: 0 BB: 0 P: 3	R: 0 E: 0 K: 0 S: 4	H: 1 LOB: 1 BB: 0 P: 4	R: 0 E: 0 K: 0 S: 3	H: 0 LOB: 0 BB: 0 P: 3	R: 0 E: 0 K: 0 S: 3	H: 1 LOB: 2 BB: 1 P: 8	R: 0 E: 0 K: 0 S: 3	H: 0 LOB: 1 BB: 1 P: 7	R: 0 E: 0 K: 0 S: 3	H: 0 LOB: 0 BB: 0 P: 3	1B: 3 2B: 6 3B: 1 HR: 0	SF: 0 SAC: 1 DP: 1 HBP: 0	WP: 0 PA: 44				
PITCHER	IP	WLS	BF	H	R	ER	SO	BB	IBB	HBP	BLK	WP	HR	S	P	ERA	WHIP				
Steve Nagy, L ERA: 2.7 (1, 1)	10.0	W	44	9	6	3	0	3	0	0	0	0	0	41	53	2.70	1.200				


BOTTOM

Washington Senators @ New York Yankees
Yankee Stadium, Bronx, NY

Sat Apr 22 1950, 3:33 AM EST
Att: 18,295 - Unknown


livebaseballscorecards.com


AB 40
R 6
H 9
RBI 5
BB 3
SO 0
LOB 20



Batter	1	2	3	4	5	6	7	8	9	AB	R	H	RBI	BB	SO	LOB	TOP
Billy Goodman, L OBP: 0.415, SLG: 0.432 (1, 3)										4	0	2	1	0	0	2	Boston Red Sox @ New York Yankees Yankee Stadium, Bronx, NY Wed Apr 26 1950, 3:33 AM EST Att: 21,534 - Unknown
6 Johnny Pesky, L OBP: 0.522, SLG: 0.382 (1, 5)										3	0	1	0	1	0	3	
Ted Williams, L OBP: 0.632, SLG: 0.727 (1, 7)										4	0	0	0	0	0	2	
Vern Stephens, R OBP: 0.356, SLG: 0.463 (1, 6)										4	0	0	0	0	0	1	
Bobby Doerr, R OBP: 0.268, SLG: 0.263 (1, 4)										4	1	1	0	0	0	0	
Al Zarilla, L OBP: 0.455, SLG: 0.564 (1, 9)										4	0	2	0	0	0	1	
Tommy O'Brien, R OBP: 0.273, SLG: 0.250 (1, 8)										4	0	0	0	0	1	2	
Matt Batts, R OBP: 0.278, SLG: 0.219 (1, 2)										3	1	1	0	1	0	0	
Mickey McDermott, L Walt Masterson, R Ken Keltner, R Gordie Mueller, R Lou Stringer, R Frank Quinn, R (1, 1) (2, 1) (5, PH) (5, 1) (7, PH) (7, 1)										0	0	0	0	0	0	0	
Inning Stats	R: 0 E: 0 K: 0 S: 4	H: 1 LOB: 1 BB: 0 P: 4	R: 0 E: 0 K: 0 S: 3	H: 1 LOB: 1 BB: 0 P: 3	R: 0 E: 0 K: 1 S: 6	H: 0 LOB: 0 BB: 0 P: 6	R: 0 E: 0 K: 0 S: 2	H: 0 LOB: 2 BB: 1 P: 6	R: 2 E: 0 K: 0 S: 7	H: 4 LOB: 2 BB: 0 P: 7	R: 0 E: 0 K: 0 S: 3	H: 0 LOB: 0 BB: 0 P: 5	R: 0 E: 0 K: 1 S: 5	H: 0 LOB: 0 BB: 0 P: 5	1B: 7 2B: 1 3B: 0 HR: 0	SF: 0 SAC: 0 DP: 1 HBP: 0	
PITCHER Ed Lopat, L ERA: 5.4 (1, 1)	IP: 9.0 WLS: W BF: 35 H: 8 R: 2 ER: 2 SO: 2 BB: 2 IBB: 0 HBP: 0 BLK: 0 WP: 0 HR: 0 S: 37 P: 45 ERA: 2.00 WHIP: 1.111																

Batter	1	2	3	4	5	6	7	8	9	AB	R	H	RBI	BB	SO	LOB	BOTTOM		
Phil Rizzuto, R OBP: 0.559, SLG: 0.583 (1, 6)										3	3	2	1	2	0	0	Boston Red Sox @ New York Yankees Yankee Stadium, Bronx, NY Wed Apr 26 1950, 3:33 AM EST Att: 21,534 - Unknown		
Johnny Lindell, R OBP: 0.383, SLG: 0.214 Gene Woodling, L OBP: 0.529, SLG: 0.538 (1, 7) (4, 7)										2	1	1	0	0	1	2			
Hank Bauer, R OBP: 0.409, SLG: 0.550 (1, 9)										3	1	2	3	1	0	1			
Joe DiMaggio, R OBP: 0.333, SLG: 0.571 (1, 8)										4	1	1	2	1	0	6			
Yogi Berra, L OBP: 0.417, SLG: 0.686 (1, 2)										5	1	1	3	0	0	6			
Billy Johnson, R OBP: 0.500, SLG: 0.529 (1, 5)										4	0	1	0	0	0	0			
Jerry Coleman, R OBP: 0.444, SLG: 0.500 (1, 4)										4	0	1	0	0	1	1			
Joe Collins, L OBP: 0.111, SLG: 0.222 (1, 3)										4	0	0	0	0	1	2			
Ed Lopat, L OBP: 0.625, SLG: 0.500 (1, 1)										3	2	1	0	1	0	1			
Inning Stats	R: 4 E: 0 K: 2 S: 11	H: 4 LOB: 1 BB: 1 P: 15	R: 1 E: 0 K: 1 S: 6	H: 1 LOB: 2 BB: 2 P: 14	R: 0 E: 0 K: 0 S: 3	H: 0 LOB: 0 BB: 0 P: 3	R: 2 E: 0 K: 0 S: 4	H: 2 LOB: 1 BB: 1 P: 9	R: 0 E: 0 K: 0 S: 4	H: 1 LOB: 1 BB: 0 P: 4	R: 1 E: 0 K: 0 S: 4	H: 1 LOB: 1 BB: 1 P: 8	R: 0 E: 0 K: 0 S: 3	H: 0 LOB: 0 BB: 0 P: 3	R: 2 E: 0 K: 0 S: 5	H: 2 LOB: 1 BB: 1 P: 9		1B: 4 2B: 3 3B: 2 HR: 2	SF: 0 SAC: 0 DP: 0 HBP: 1
PITCHER Mickey McDermott, L ERA: 6.1 Walt Masterson, R ERA: 10.38 Gordie Mueller, R ERA: 4.5 Frank Quinn, R ERA: 9.0 (1, 1) (2, 1) (5, 1) (7, 1)	IP: 1.1 WLS: L BF: 12 H: 5 R: 5 ER: 5 SO: 3 BB: 3 IBB: 0 HBP: 0 BLK: 0 WP: 0 HR: 0 S: 15 P: 27 ERA: 33.75 WHIP: 6.000																		

Batter	1	2	3	4	5	6	7	8	9	AB	R	H	RBI	BB	SO	LOB	TOP										
Billy Goodman, L (1, 3) OBP: 0.435, SLG: 0.512	G3		HR		FC1-5 WP BB	1B			F8	4	2	1	1	0	0		Boston Red Sox @ New York Yankees Yankee Stadium, Bronx, NY Thu Apr 27 1950, 3:33 AM EST Att: 19,696 - Unknown AB 30 R 7 H 6 RBI 6 BB 8 SO 5 LOB 12 										
6 Johnny Pesky, L (1, 5) OBP: 0.490, SLG: 0.342	BB 1B		K		FC1-5 BB WP	F9			F6	4	1	0	1	1	1	3											
Al Zarilla, L (1, 9) OBP: 0.469, SLG: 0.548	BB 1B		G6-4-3 BB		BLK BB	F8			4-3	3	1	1	0	2	0	1											
Vern Stephens, R (1, 6) OBP: 0.367, SLG: 0.442	BB 1B		G6-4-3		BLK 1B				4-3	2	1	0	1	2	0	1											
Bobby Doerr, R (1, 4) OBP: 0.267, SLG: 0.244	BB		1-3		K				4-3	3	0	0	0	1	1	2											
Tom Wright, L (1, 7) OBP: 0.417, SLG: 0.417	K		F7		1B				4-3	4	0	1	2	0	1	3											
Tommy O'Brien, R (1, 8) OBP: 0.231, SLG: 0.208			F8		F9				L5	4	0	0	0	0	1	1											
Birdie Tebbetts, R (1, 2) OBP: 0.571, SLG: 0.500	G6-4-3 1B				E BB	1B SH3-4 F9			F9	3	2	2	0	1	0	0											
Ellis Kinder, R (1, 1) OBP: 0.571, SLG: 0.500	G6-4-3				E3 FC1-5 1B	SH3-4			K	3	0	0	1	0	1	1											
Inning Stats	R: 0 E: 0 K: 1 S: 5	H: 1 LOB: 3 BB: 3 P: 17	R: 0 E: 0 K: 1 S: 5	H: 1 LOB: 0 BB: 0 P: 5	R: 1 E: 0 K: 1 S: 5	H: 1 LOB: 0 BB: 1 P: 9	R: 0 E: 0 K: 0 S: 3	H: 0 LOB: 0 BB: 0 P: 3	R: 5 E: 2 K: 1 S: 7	H: 1 LOB: 1 BB: 4 P: 23	R: 1 E: 0 K: 0 S: 5	H: 2 LOB: 1 BB: 0 P: 5	R: 0 E: 0 K: 0 S: 3	H: 0 LOB: 0 BB: 0 P: 3	R: 0 E: 0 K: 0 S: 3	H: 0 LOB: 0 BB: 0 P: 3	1B: 5 2B: 0 3B: 0 HR: 1	SF: 0 SAC: 1 DP: 2 HBP: 0	WP: 1 PB: 0 SB: 0 CS: 0	PA: 39							
PITCHER	IP	WLS	BF	H	R	ER	SO	BB	IBB	HBP	BLK	WP	HR	S	P	ERA	WHIP										
Tommy Byrne, L (1, 1) ERA: 7.15	5.0	L	25	4	6	2	4	8	0	0	1	1	1	25	57	3.60	2.400										
Bob Porterfield, R (6, 1) ERA: 9.0	3.0		11	2	1	1	1	0	0	0	0	0	0	13	13	3.00	0.667										
Don Johnson, R (9, 1) ERA: 1.8	1.0		3	0	0	0	0	0	0	0	0	0	0	3	3	0.00	0.000										

Batter	1	2	3	4	5	6	7	8	9	AB	R	H	RBI	BB	SO	LOB	BOTTOM										
Phil Rizzuto, R (1, 6) OBP: 0.590, SLG: 0.593	FC3-6 BB		P3		FC1-2 BB	1B				3	0	2	0	2	0	0	Boston Red Sox @ New York Yankees Yankee Stadium, Bronx, NY Thu Apr 27 1950, 3:33 AM EST Att: 19,696 - Unknown AB 35 R 2 H 8 RBI 2 BB 7 SO 3 LOB 28 										
Joe Collins, L (1, 3) OBP: 0.357, SLG: 0.583	K		HR		FC1-2 BB	1B				3	1	2	1	2	1	1											
Gene Woodling, L (1, 7) OBP: 0.409, SLG: 0.389	FC3-6 FC6 1B		6-3		FC1-2 BB	1B				5	0	0	0	0	0	9											
Joe DiMaggio, R (1, 8) OBP: 0.317, SLG: 0.525	1B		P3		P5					5	0	1	0	0	0	5											
Yogi Berra, L (1, 2) OBP: 0.366, SLG: 0.600	FC6				P6					5	0	0	0	0	0	7											
Bobby Brown, L (1, 5)	G3									5	0	0	0	0	0	0											
Cliff Mapes, L (1, 9) OBP: 0.563, SLG: 0.929	BB				3B					3	1	3	1	1	0	0											
Jerry Coleman, R (1, 4) OBP: 0.400, SLG: 0.444					F2					3	0	0	0	0	1	3											
Dick Wakefield, L (8, PH) OBP: 0.667, SLG: 0.500	K									0	0	0	0	0	1	0											
Snuffy Stirrweiss, R (9, 4)										0	0	0	0	0	0	0											
Tommy Byrne, L (1, 1) OBP: 0.250, SLG: 1.000	K									1	0	0	0	0	1	1											
Billy Martin, R (5, PH) OBP: 1.000, SLG: 1.500	K									0	0	0	0	1	0	0											
Bob Porterfield, R (6, 1)										1	0	0	0	0	0	1											
Johnny Mize, L (8, PH) OBP: 0.250, SLG: 0.500										1	0	0	0	0	0	1											
Don Johnson, R (9, 1)										0	0	0	0	0	0	0											
Inning Stats	R: 0 E: 0 K: 1 S: 6	H: 1 LOB: 2 BB: 1 P: 10	R: 0 E: 0 K: 2 S: 7	H: 0 LOB: 1 BB: 1 P: 11	R: 1 E: 0 K: 0 S: 4	H: 1 LOB: 0 BB: 0 P: 4	R: 0 E: 0 K: 0 S: 4	H: 1 LOB: 1 BB: 0 P: 4	R: 0 E: 0 K: 0 S: 4	H: 1 LOB: 3 BB: 2 P: 12	R: 0 E: 0 K: 0 S: 4	H: 1 LOB: 2 BB: 0 P: 4	R: 0 E: 0 K: 0 S: 4	H: 1 LOB: 1 BB: 1 P: 8	R: 0 E: 0 K: 0 S: 5	H: 2 LOB: 3 BB: 2 P: 13	R: 0 E: 0 K: 0 S: 3	H: 0 LOB: 0 BB: 0 P: 3	1B: 5 2B: 0 3B: 1 HR: 2	SF: 0 SAC: 0 DP: 0 HBP: 0	WP: 0 PB: 0 SB: 0 CS: 0	PA: 42					
PITCHER	IP	WLS	BF	H	R	ER	SO	BB	IBB	HBP	BLK	WP	HR	S	P	ERA	WHIP										
Ellis Kinder, R (1, 1) ERA: 5.12	9.0	W	42	8	2	2	3	7	0	0	0	0	2	41	69	2.00	1.667										

Batter	1	2	3	4	5	6	7	8	9	AB	R	H	RBI	BB	SO	LOB	TOP				
Phil Rizzuto, R OBP: 0.591, SLG: 0.581 (1, 6)	0-0 5-3		0-0 9-3-2 1B		0-0 F6		0-0 FC5-2 1B		4-0 1B BB	4	0	2	0	1	0	0					
Jerry Coleman, R OBP: 0.400, SLG: 0.438 (1, 4)	0-0 5-3		0-0 9-3-2 1B		0-0 E5		0-0 FC5-2 1B		0-0 1B	5	0	2	1	0	0	2					
Hank Bauer, R OBP: 0.370, SLG: 0.480 (1, 9)	0-0 1-3			0-0 1B G3 1B	0-0 F9		0-0 FC5-2		0-0 F8	5	1	1	0	0	0	6					
Joe DiMaggio, R OBP: 0.311, SLG: 0.568 (1, 8)		0-0 HR		0-0 F7		0-0 6-3		0-0 F8		4	1	1	1	0	0	4					
Yogi Berra, L OBP: 0.356, SLG: 0.568 (1, 2)		0-0 F8		0-0 G3 1B		0-0 F9		0-0 F5		4	0	1	0	0	0	0					
Billy Johnson, R OBP: 0.423, SLG: 0.429 (1, 5)		0-0 F2		0-0 G3		0-0 5-3		0-0 F3		4	0	0	1	0	0	1					
Johnny Lindell, R OBP: 0.381, SLG: 0.235 (1, 7)		0-0 5-3					0-0 1B 1B 1B		0-0 F8	3	1	1	0	1	0	0					
Joe Collins, L OBP: 0.353, SLG: 0.533 (9, PH)			0-0 2B 1B	0-0 F5			0-0 F8		0-0 G3	3	1	1	0	0	0	3					
Johnny Mize, L OBP: 0.200, SLG: 0.400 (9, PH)										1	0	0	0	0	0	0					
Fred Sanford, S OBP: 0.400, SLG: 0.600 (7, PH)										2	0	1	1	0	0	0					
Jackie Jensen, R OBP: 0.500, SLG: 0.500 (7, PH)										1	0	1	0	0	0	0					
Joe Page, L OBP: 0.750, SLG: 1.000 (9, PH)			0-0 1B 9-3-2 2B		0-0 5-3		0-0 1B FC5-2 1B		0-0 F7	0	0	0	0	0	0	0					
Billy Martin, R OBP: 0.750, SLG: 1.000 (9, PH)										1	0	0	0	0	0	0					
Inning Stats	R: 0 E: 0 K: 0 S: 3	H: 0 LOB: 0 BB: 0 P: 3	R: 1 E: 0 K: 0 S: 4	H: 1 LOB: 0 BB: 0 P: 4	R: 1 E: 0 K: 0 S: 4	H: 3 LOB: 0 BB: 0 P: 4	R: 1 E: 0 K: 0 S: 5	H: 2 LOB: 2 BB: 1 P: 9	R: 0 E: 1 K: 0 S: 4	H: 0 LOB: 1 BB: 0 P: 4	R: 0 E: 0 K: 0 S: 3	H: 0 LOB: 0 BB: 0 P: 3	R: 1 E: 0 K: 0 S: 7	H: 4 LOB: 3 BB: 0 P: 7	R: 0 E: 0 K: 0 S: 3	H: 0 LOB: 0 BB: 0 P: 3	R: 0 E: 0 K: 0 S: 4	H: 1 LOB: 2 BB: 1 P: 8	1B: 9 2B: 1 3B: 1 HR: 1	SF: 0 SAC: 0 DP: 0 HBP: 0	WP: 0 PA: 39 CS: 0
PITCHER Steve Nagy, L ERA: 3.32 (1, 1)	IP: 9.0 WLS: W BF: 39 H: 11 R: 4 ER: 4 SO: 0 BB: 1 IBB: 1 HBP: 0 BLK: 0 WP: 0 HR: 1 S: 37 P: 45 ERA: 4.00 WHIP: 1.333															PITCHER					

New York Yankees @ Washington Senators
 Griffith Stadium, Washington, DC
 Fri Apr 28 1950, 3:33 AM EST
 Att: 18,862 - Unknown

AB 37
R 4
H 11
RBI 4
BB 2
SO 0
LOB 16



Batter	1	2	3	4	5	6	7	8	9	AB	R	H	RBI	BB	SO	LOB	BOTTOM		
Gil Coan, L OBP: 0.407, SLG: 0.542 (1, 7)	0-0 1-3		0-0 3B 1B	0-3 K			4-0 HR BB	0-3 K		4	2	1	0	1	2	1			
Sam Dente, R OBP: 0.256, SLG: 0.222 (1, 6)	0-0 F8		0-0 F8		0-0 5-3		0-0 F8			4	0	0	0	0	0	2			
Irv Noren, L OBP: 0.472, SLG: 0.536 (1, 8)	4-0 BB 1B BB		0-0 1H F8 3B		0-0 F8		0-0 1H HR			3	2	2	3	1	0	0			
Eddie Robinson, L OBP: 0.441, SLG: 0.375 (1, 3)	4-0 1B BB		4-0 BB		0-0 F6		0-0 G3			2	0	0	0	2	0	0			
Bud Stewart, L OBP: 0.333, SLG: 0.364 (1, 9)	0-0 1-2 2H 1B		0-0 F8			4-0 SH5-4 BB	0-0 E3			3	0	1	1	1	0	1			
Eddie Yost, R OBP: 0.353, SLG: 0.433 (1, 5)		4-0 WP BB	0-0 F2			4-0 SH5-4 BB	0-0 1-4-3			2	0	0	0	2	0	2			
Al Kozar, R OBP: 0.375, SLG: 0.321 (1, 4)			0-0 F8		0-0 SH5-3 1B		0-0 F7			3	0	1	0	0	0	1			
Mickey Grasso, R (1, 2)			0-0 F3		0-0 SH5-3		0-0 F8			3	0	0	0	0	0	3			
Steve Nagy, L OBP: 0.333, SLG: 0.625 (1, 1)			0-3 K		0-3 K		0-0 F8		0-0 IHR	4	1	1	1	0	2	4			
Inning Stats	R: 0 E: 0 K: 0 S: 3	H: 1 LOB: 2 BB: 2 P: 11	R: 0 E: 0 K: 1 S: 5	H: 0 LOB: 1 BB: 1 P: 9	R: 2 E: 0 K: 0 S: 5	H: 2 LOB: 1 BB: 1 P: 9	R: 0 E: 0 K: 2 S: 8	H: 1 LOB: 0 BB: 0 P: 8	R: 0 E: 0 K: 0 S: 3	H: 0 LOB: 0 BB: 0 P: 3	R: 0 E: 0 K: 0 S: 3	H: 0 LOB: 2 BB: 2 P: 11	R: 2 E: 1 K: 0 S: 5	H: 1 LOB: 1 BB: 1 P: 9	R: 1 E: 0 K: 1 S: 6	H: 1 LOB: 0 BB: 0 P: 6	1B: 3 2B: 0 3B: 1 HR: 2	SF: 0 SAC: 2 DP: 0 HBP: 0	WP: 1 PA: 37 CS: 0
PITCHER Fred Sanford, R ERA: 3.86 (1, 1)	IP: 6.0 WLS: L BF: 27 H: 4 R: 2 ER: 2 SO: 3 BB: 6 IBB: 0 HBP: 0 BLK: 0 WP: 0 HR: 0 S: 27 P: 51 ERA: 3.00 WHIP: 1.667															PITCHER			
PITCHER Joe Page, L ERA: 3.35 (7, 1)	IP: 2.0 WLS: L BF: 10 H: 2 R: 3 ER: 3 SO: 1 BB: 1 IBB: 0 HBP: 0 BLK: 0 WP: 0 HR: 1 S: 11 P: 15 ERA: 13.50 WHIP: 1.500															PITCHER			

New York Yankees @ Washington Senators
 Griffith Stadium, Washington, DC
 Fri Apr 28 1950, 3:33 AM EST
 Att: 18,862 - Unknown

AB 28
R 5
H 6
RBI 5
BB 7
SO 4
LOB 14



Batter	1	2	3	4	5	6	7	8	9	AB	R	H	RBI	BB	SO	LOB	TOP				
Phil Rizzuto, R OBP: 0.591, SLG: 0.514 (1,6)	0-0 5-3		4-0 1B F9 BB		0-0 F7	0-0 1-3		0-0 F7		4	1	0	1	1	0	3	New York Yankees @ Washington Senators Griffith Stadium, Washington, DC Sat Apr 29 1950, 3:33 AM EST Att: 12,688 - Unknown livebaseballscorecards.com				
Cliff Mapes, L OBP: 0.524, SLG: 0.778 (1,9)	0-3 K		0-0 2B 1B		4-0 4-3 BB		0-0 4-3	0-0 F8		4	1	1	1	1	1	1					
Bobby Brown, L OBP: 0.136, SLG: 0.050 (1,5)	0-0 1-3		0-0 F9		0-0 4-3		0-0 3B 1B	4-0 FC3-6 BB		4	1	1	1	1	0	2					
Joe DiMaggio, R OBP: 0.360, SLG: 0.638 (1,8)		4-0 1B BB	0-0 2B		4-0 BB		0-0 3B	0-0 F8		3	0	2	2	2	0	1					
Yogi Berra, L OBP: 0.340, SLG: 0.531 (1,2)		0-0 1B	0-0 F2		0-0 4-3		0-0 G3	0-0 FC3-6		5	0	1	0	0	0	5					
Gene Woodling, L OBP: 0.407, SLG: 0.435 (1,7)		0-0 L5-3 1B		0-0 1B 2B		0-0 E 4-3 1B		0-0 F7		5	1	2	0	0	0	4					
Joe Collins, L OBP: 0.381, SLG: 0.526 (1,3)	0-3 K		0-0 G3-6 1B		0-0 4-3		0-0 1B	0-0 1B SH1-4 F7		4	1	2	1	0	1	2					
Jerry Coleman, R OBP: 0.368, SLG: 0.400 (1,4)			0-0 5-3 F9		0-0 L3		0-0 SH1-4	1-2		3	0	0	0	0	0	2					
Allie Reynolds, R OBP: 0.200, SLG: 0.200 (1,1)			0-0 E4 1B		0-0 G3-6-1		0-0 E6	0-0 1B		4	1	1	0	0	0	2					
Inning Stats	R: 0 E: 0 K: 1 S: 5	H: 0 LOB: 0 BB: 0 P: 5	R: 0 E: 0 K: 1 S: 5	H: 1 LOB: 1 BB: 1 P: 9	R: 3 E: 1 K: 0 S: 6	H: 2 LOB: 1 BB: 1 P: 10	R: 1 E: 0 K: 0 S: 4	H: 2 LOB: 0 BB: 0 P: 4	R: 0 E: 1 K: 0 S: 5	H: 1 LOB: 2 BB: 0 P: 5	R: 1 E: 0 K: 0 S: 5	H: 2 LOB: 1 BB: 0 P: 5	R: 1 E: 0 K: 0 S: 5	H: 2 LOB: 1 BB: 1 P: 7	R: 0 E: 0 K: 0 S: 3	H: 0 LOB: 1 BB: 1 P: 7	1B: 7 2B: 3 3B: 1 HR: 0	SF: 0 SAC: 1 DP: 2 HBP: 0	WP: 0 PB: 0 SB: 0 CS: 0	PA: 42	
PITCHER Ray Scarborough, R ERA: 2.7 (1,1)	IP: 9.0 WLS: L BF: 42	H: 10 R: 6 ER: 3 SO: 2	BB: 5 IBB: 0 HBP: 0 BLK: 0	WP: 0 HR: 0 S: 41 P: 61	ERA: 3.00 WHIP: 1.667											PITCHER	IP: 9.0 WLS: L BF: 42	H: 10 R: 6 ER: 3 SO: 2	BB: 5 IBB: 0 HBP: 0 BLK: 0	WP: 0 HR: 0 S: 41 P: 61	ERA: 3.00 WHIP: 1.667

Batter	1	2	3	4	5	6	7	8	9	AB	R	H	RBI	BB	SO	LOB	BOTTOM					
Gil Coan, L OBP: 0.406, SLG: 0.536 (1,7)	4-0 1B BB 3-6-3				0-3 K BB 1B		0-0 F9		0-0 F7	4	2	1	0	1	1	1	New York Yankees @ Washington Senators Griffith Stadium, Washington, DC Sat Apr 29 1950, 3:33 AM EST Att: 12,688 - Unknown livebaseballscorecards.com					
Sam Dente, R OBP: 0.250, SLG: 0.200 (1,6)	0-0 3-6-3		0-0 1-6-3		4-0 1B L7-2 BB		0-0 F6	0-0 G4-6-3		4	0	0	0	1	0	2						
Irv Noren, L OBP: 0.500, SLG: 0.533 (1,8)	4-0 BB 1B BB		4-0 1B BB		0-0 1B		0-0 F9			2	0	1	1	2	0	0						
Eddie Robinson, L OBP: 0.447, SLG: 0.370 (1,3)	0-0 BB 1B		0-0 F9		0-0 L7-2		4-0 E 4-3 BB			3	0	1	0	1	0	3						
Bud Stewart, L OBP: 0.357, SLG: 0.385 (1,9)	0-0 F6		0-0 1B		0-0 1B		0-0 4-3	0-0 4-3		4	0	2	0	0	0	4						
Eddie Yost, R OBP: 0.368, SLG: 0.424 (1,5)	4-0 1B BB		0-0 F7		0-0 4-3		0-0 E4 1B			3	0	1	1	1	0	4						
Al Kozar, R OBP: 0.343, SLG: 0.290 (1,4)			0-0 F8		0-0 F3		0-0 F6			3	0	0	0	0	1	3						
Sherry Robertson, L (8, PH) (9, 4)	0-3 K				0-0 F8		0-0 F6			1	0	0	0	0	0	2						
Al Evans, R OBP: 0.333, SLG: 0.476 (1,2)		0-0 F8		0-0 F6		0-0 F8		0-3 K		4	0	0	0	0	1	2						
Ray Scarborough, R George Genovese, L (9, PH)		0-3 K		0-0 F9		0-3 K		4-0 G4-6-3 BB		3	0	0	0	0	2	0						
Inning Stats	R: 1 E: 0 K: 1 S: 6	H: 1 LOB: 3 BB: 3 P: 18	R: 0 E: 0 K: 1 S: 5	H: 1 LOB: 0 BB: 0 P: 5	R: 0 E: 0 K: 0 S: 4	H: 1 LOB: 2 BB: 1 P: 8	R: 0 E: 0 K: 0 S: 3	H: 0 LOB: 0 BB: 0 P: 3	R: 1 E: 1 K: 1 S: 7	H: 2 LOB: 2 BB: 1 P: 11	R: 0 E: 0 K: 1 S: 5	H: 0 LOB: 0 BB: 0 P: 5	R: 0 E: 0 K: 0 S: 3	H: 0 LOB: 0 BB: 0 P: 3	R: 0 E: 1 K: 1 S: 6	H: 1 LOB: 2 BB: 1 P: 10	R: 0 E: 0 K: 0 S: 2	H: 0 LOB: 0 BB: 1 P: 6	1B: 5 2B: 2 3B: 0 HR: 0	SF: 0 SAC: 0 DP: 2 HBP: 0	WP: 0 PB: 0 SB: 0 CS: 0	PA: 38
PITCHER Allie Reynolds, R ERA: 6.0 (1,1)	IP: 9.0 WLS: W BF: 38	H: 6 R: 2 ER: 1 SO: 5	BB: 7 IBB: 0 HBP: 0 BLK: 0	WP: 0 HR: 0 S: 41 P: 69	ERA: 1.00 WHIP: 1.444											PITCHER	IP: 9.0 WLS: W BF: 38	H: 6 R: 2 ER: 1 SO: 5	BB: 7 IBB: 0 HBP: 0 BLK: 0	WP: 0 HR: 0 S: 41 P: 69	ERA: 1.00 WHIP: 1.444	

Batter	1	2	3	4	5	6	7	8	9	AB	R	H	RBI	BB	SO	LOB	TOP					
Herb Adams, L (1,8) OBP: 0.281, SLG: 0.276										5	2	2	0	0	1	4	Chicago White Sox @ New York Yankees Yankee Stadium, Bronx, NY Wed May 03 1950, 3:33 AM EDT Att: 7,457 - Unknown livebaseballscorecards.com					
Dave Philley, S (1,9) OBP: 0.385, SLG: 0.429										5	0	2	0	0	0	2						
Luke Appling, R (1,6) OBP: 0.327, SLG: 0.385										5	0	3	2	0	0	1						
Cass Michaels, R (1,4) OBP: 0.444, SLG: 0.483										5	0	1	0	0	2	4						
Gus Zernial, R (1,7) OBP: 0.172, SLG: 0.143										4	0	1	0	0	0	3						
Hank Majeski, R (1,5) OBP: 0.387, SLG: 0.621										3	0	0	0	1	0	1						
Gordon Goldsberry, L (1,3) OBP: 0.543, SLG: 0.590										2	1	0	0	2	1	0						
Phil Masi, R (1,2) OBP: 0.381, SLG: 0.389										3	0	1	0	1	1	2						
Bob Kuzava, S (1,1) Johnny Ostrowski, R (6, PH) Randy Gumpert, R (6, 1) Eddie Malone, R (9, PH) OBP: 0.444, SLG: 0.500										2	0	0	0	0	2	4						
Inning Stats	R: 0 E: 0 K: 0 S: 4	H: 2 LOB: 1 BB: 0 P: 4	R: 0 E: 0 K: 2 S: 7	H: 0 LOB: 3 BB: 3 P: 19	R: 0 E: 0 K: 0 S: 4	H: 2 LOB: 1 BB: 0 P: 4	R: 1 E: 1 K: 1 S: 7	H: 1 LOB: 0 BB: 0 P: 7	R: 0 E: 0 K: 0 S: 3	H: 0 LOB: 0 BB: 0 P: 3	R: 0 E: 0 K: 2 S: 8	H: 1 LOB: 2 BB: 1 P: 12	R: 1 E: 0 K: 1 S: 7	H: 3 LOB: 1 BB: 0 P: 7	R: 0 E: 0 K: 1 S: 5	H: 0 LOB: 0 BB: 0 P: 5		R: 1 E: 1 K: 1 S: 7	H: 1 LOB: 1 BB: 0 P: 7	1B: 8 2B: 2 3B: 1 HR: 0	SF: 0 SAC: 0 DP: 2 HBP: 0	WP: 1 PB: 0 SB: 0 CS: 0
PITCHER Vic Raschi, R (1,1) ERA: 4.09	IP: 9.0 WLS: W BF: 40	H: 10 R: 3 ER: 1 SO: 8	BB: 4 IBB: 0 HBP: 0 BLK: 4	WP: 1 HR: 0 S: 52 P: 68	ERA: 1.00 WHIP: 1.556	PITCHER	IP: 9.0 WLS: W BF: 40	H: 10 R: 3 ER: 1 SO: 8	BB: 4 IBB: 0 HBP: 0 BLK: 4	WP: 1 HR: 0 S: 52 P: 68	ERA: 1.00 WHIP: 1.556	PITCHER	IP: 9.0 WLS: W BF: 40	H: 10 R: 3 ER: 1 SO: 8	BB: 4 IBB: 0 HBP: 0 BLK: 4	WP: 1 HR: 0 S: 52 P: 68	ERA: 1.00 WHIP: 1.556					

Batter	1	2	3	4	5	6	7	8	9	AB	R	H	RBI	BB	SO	LOB	BOTTOM			
Phil Rizzuto, R (1,6) OBP: 0.547, SLG: 0.538										4	0	2	3	0	0	1	Chicago White Sox @ New York Yankees Yankee Stadium, Bronx, NY Wed May 03 1950, 3:33 AM EDT Att: 7,457 - Unknown livebaseballscorecards.com			
Jackie Jensen, R (1,7) Gene Woodling, L (7, PH) OBP: 0.200, SLG: 0.200 OBP: 0.393, SLG: 0.417										3	0	0	0	0	1	2				
Hank Bauer, R (1,9) Cliff Mages, L (6, PH) OBP: 0.522, SLG: 0.800										2	1	1	0	0	0	0				
Joe DiMaggio, R (1,8) OBP: 0.352, SLG: 0.627										4	0	1	1	0	0	1				
Yogi Berra, L (1,2) OBP: 0.352, SLG: 0.510										2	0	0	0	2	0	0				
Billy Johnson, R (1,5) OBP: 0.448, SLG: 0.409										1	0	0	0	2	0	2				
Jerry Coleman, R (1,4) OBP: 0.366, SLG: 0.421										3	1	1	0	0	0	2				
Joe Collins, L (1,3) OBP: 0.417, SLG: 0.500										1	2	0	0	2	1	0				
Vic Raschi, R (1,1) OBP: 0.286, SLG: 0.167										2	0	0	0	0	0	3				
Inning Stats	R: 0 E: 0 K: 1 S: 5	H: 1 LOB: 0 BB: 0 P: 5	R: 0 E: 0 K: 0 S: 2	H: 0 LOB: 1 BB: 2 P: 10	R: 0 E: 0 K: 1 S: 5	H: 0 LOB: 0 BB: 0 P: 5	R: 1 E: 0 K: 0 S: 4	H: 2 LOB: 0 BB: 0 P: 4	R: 2 E: 0 K: 0 S: 4	H: 2 LOB: 1 BB: 2 P: 12	R: 0 E: 0 K: 0 S: 3	H: 1 LOB: 1 BB: 1 P: 7	R: 1 E: 1 K: 0 S: 4	H: 0 LOB: 1 BB: 1 P: 8	R: 0 E: 0 K: 1 S: 5	H: 0 LOB: 0 BB: 0 P: 5		1B: 1 2B: 6 3B: 0 HR: 0	SF: 0 SAC: 1 DP: 4 HBP: 0	WP: 0 PB: 0 SB: 0 CS: 1
PITCHER Bob Kuzava, L (1,1) ERA: 8.53 Randy Gumpert, R (6, 1) ERA: 4.5	IP: 5.0 WLS: L BF: 20	H: 5 R: 3 ER: 3 SO: 2	BB: 4 IBB: 0 HBP: 0 BLK: 0	WP: 0 HR: 0 S: 12 P: 20	ERA: 5.40 WHIP: 1.800	PITCHER	IP: 3.0 WLS: L BF: 12	H: 1 R: 1 ER: 1 SO: 1	BB: 0 IBB: 0 HBP: 0 BLK: 0	WP: 0 HR: 0 S: 12 P: 20	ERA: 3.00 WHIP: 1.000	PITCHER	IP: 3.0 WLS: L BF: 12	H: 1 R: 1 ER: 1 SO: 1	BB: 0 IBB: 0 HBP: 0 BLK: 0	WP: 0 HR: 0 S: 12 P: 20	ERA: 3.00 WHIP: 1.000			

Batter	1	2	3	4	5	6	7	8	9	AB	R	H	RBI	BB	SO	LOB	TOP			
Jim Busby, R OBP: 0.364, SLG: 0.364 (1, 8)	1-3	6-3		E9 1B		E 1B	1B 1B		3B 1B	6	3	4	0	0	0	0	Chicago White Sox @ New York Yankees Yankee Stadium, Bronx, NY Thu May 04 1950, 3:33 AM EDT Att: 8,764 - Unknown livebaseballscorecards.com			
Dave Philley, S OBP: 0.381, SLG: 0.463 (1, 9)	4-3	F9		5-3		E4 1B	1B		1B 3B	6	1	2	2	0	0	1				
Luke Appling, R OBP: 0.324, SLG: 0.375 (1, 3)	1B 2B 1B	F2		6-3		E7 1B	5-3		P5	6	1	2	1	0	0	3				
Cass Michaels, R OBP: 0.452, SLG: 0.514 (1, 4)	2B 1B 1B		F8		HR 1B	K			P6 2B	6	3	3	0	0	1	3				
Gus Zernial, R OBP: 0.257, SLG: 0.324 (1, 7)	1B 2B		1B		F8	K			1B 3B 1B	6	2	4	3	0	1	3				
Hank Majeski, R OBP: 0.432, SLG: 0.706 (1, 5)	1B BB		G5-4-3 1B		HR	F2			FC6-4 1B F9	5	2	3	3	1	0	3				
Eddie Malone, R OBP: 0.357, SLG: 0.385 (1, 2)	1B		G5-4-3 1-2		F7		K		F2	5	0	1	2	0	1	3				
Chico Carrasquel, R OBP: 0.231, SLG: 0.200 (1, 6)	1B			1B E 1B	5-3		4-3		F8	5	1	2	1	0	0	1				
Bob Cain, L OBP: 0.400, SLG: 0.600 (1, 1)	1-3			F3		E 2B	1B 1B		FC6-4	5	2	2	0	0	0	4				
Inning Stats	R: 4 E: 0 K: 0 S: 8	H: 5 LOB: 2 BB: 1 P: 12	R: 0 E: 0 K: 0 S: 3	H: 0 LOB: 0 BB: 0 P: 3	R: 0 E: 0 K: 0 S: 4	H: 2 LOB: 1 BB: 0 P: 4	R: 2 E: 2 K: 0 S: 5	H: 2 LOB: 0 BB: 0 P: 5	R: 2 E: 0 K: 2 S: 11	H: 3 LOB: 2 BB: 0 P: 11	R: 1 E: 0 K: 1 S: 8	H: 3 LOB: 2 BB: 0 P: 8	R: 2 E: 0 K: 0 S: 6	H: 3 LOB: 1 BB: 0 P: 6	R: 2 E: 0 K: 0 S: 6	H: 3 LOB: 1 BB: 0 P: 6	1B: 17 2B: 3 3B: 2 HR: 1	SF: 0 SAC: 0 DP: 1 HBP: 0	WP: 0 PB: 0 SB: 0 CS: 0	PA: 51
PITCHER	IP WLS BF H R ER SO BB IBB HBP BLK WP HR S P ERA WHIP	5.0 L 26 11 8 6 0 0 0 0 0 0 1 25 29 10.80 2.400	4.0 L 25 12 7 6 3 0 0 0 0 0 0 0 31 31 13.50 3.000																	
Ed Lopat, L ERA: 6.75 (1, 1)																				
Don Johnson, R ERA: 7.0 (6, 1)																				

Batter	1	2	3	4	5	6	7	8	9	AB	R	H	RBI	BB	SO	LOB	BOTTOM			
Phil Rizzuto, R OBP: 0.561, SLG: 0.605 (1, 6)	P6								FC6-4 1B	4	0	3	0	0	0	0	Chicago White Sox @ New York Yankees Yankee Stadium, Bronx, NY Thu May 04 1950, 3:33 AM EDT Att: 8,764 - Unknown livebaseballscorecards.com			
Jerry Coleman, R OBP: 0.341, SLG: 0.390 (1, 4)	4-3		F8		6-3				FC6-4	3	0	0	0	0	0	2				
Billy Martin, R OBP: 0.600, SLG: 0.750 (7, 4)									1-2	1	0	0	0	0	0	1				
Jackie Jensen, R OBP: 0.333, SLG: 0.250 (1, 9)	BB			L5		F9 BB 1B			F7	3	0	1	0	1	0	1				
Joe DiMaggio, R OBP: 0.362, SLG: 0.604 (1, 8)	5-3			FC BB BB		G6-4-3 BB			6-3	2	0	0	0	2	0	2				
Yogi Berra, L OBP: 0.345, SLG: 0.481 (1, 2)			F7			F9			L9	3	0	0	0	1	0	2				
Billy Johnson, R OBP: 0.455, SLG: 0.400 (1, 5)			G5-4-3 BB		F7		G6-4-3			3	0	1	0	1	0	4				
Johnny Lindell, R OBP: 0.320, SLG: 0.190 (1, 7)			G5-4-3 1-2		FC		5-3		K	4	0	0	0	0	1	4				
Joe Collins, L OBP: 0.400, SLG: 0.476 (1, 3)										1	0	0	0	0	0	0				
Snuffy Stirrweiss, R (5, PH)										1	0	0	0	0	0	0				
Don Johnson, R (6, 1)										1	0	0	0	0	0	0				
Charles Silvera, R (9, PH)										1	0	0	0	0	0	1				
Ed Lopat, L OBP: 0.556, SLG: 0.429 (1, 1)										1	0	0	0	0	1	0				
Johnny Mize, L OBP: 0.143, SLG: 0.286 (6, 3)				K						2	0	0	0	0	2	0				
Inning Stats	R: 0 E: 0 K: 0 S: 3	H: 0 LOB: 0 BB: 1 P: 7	R: 0 E: 0 K: 0 S: 2	H: 0 LOB: 0 BB: 1 P: 6	R: 0 E: 0 K: 1 S: 6	H: 1 LOB: 0 BB: 0 P: 6	R: 0 E: 0 K: 0 S: 3	H: 0 LOB: 2 BB: 2 P: 11	R: 0 E: 0 K: 0 S: 6	H: 1 LOB: 1 BB: 0 P: 6	R: 0 E: 0 K: 1 S: 5	H: 0 LOB: 0 BB: 0 P: 5	R: 0 E: 0 K: 0 S: 4	H: 1 LOB: 1 BB: 0 P: 4	R: 0 E: 0 K: 1 S: 6	H: 1 LOB: 1 BB: 0 P: 6	1B: 3 2B: 2 3B: 0 HR: 0	SF: 0 SAC: 0 DP: 2 HBP: 0	WP: 0 PB: 0 SB: 0 CS: 0	PA: 35
PITCHER	IP WLS BF H R ER SO BB IBB HBP BLK WP HR S P ERA WHIP	9.0 W 35 5 0 0 0 4 5 0 0 0 0 38 58 0.00 1.111																		
Bob Cain, L ERA: (1, 1)																				

Batter	1	2	3	4	5	6	7	8	9	AB	R	H	RBI	BB	SO	LOB	TOP			
Dale Mitchell, L OBP: 0.365, SLG: 0.449	0-0 4-3		0-0 F8	0-0 1-3		0-0 F7		0-0 1-3	5 0 0 0 0 0 4								Cleveland Indians @ New York Yankees Yankee Stadium, Bronx, NY Sat May 06 1950, 3:33 AM EDT Unknown			
Mickey Vernon, L OBP: 0.208, SLG: 0.136	0-3 K		4-0 HR BB		0-0 L3	0-0 G1		0-3 K	4 1 0 0 1 2 1											
Luke Easter, L OBP: 0.405, SLG: 0.414 Bob Kennedy, R OBP: 0.286, SLG: 0.231	4-0 BB		0-0 HR		0-0 1B 2B		0-3 K	3 2 2 3 1 1 0 0 0 0 0 0 0 0												
Larry Doby, L OBP: 0.465, SLG: 0.568	0-0 4-3		4-0 FC5-4 BB		0-0 1B		0-0 6-3	3 0 1 1 1 0 1												
Joe Gordon, R OBP: 0.238, SLG: 0.342		0-0 6-3	0-0 FC5-4		0-0 F5		0-0 5-3	4 0 0 0 0 0 2												
Lou Boudreau, R OBP: 0.227, SLG: 0.214		0-0 F9		0-0 1-3	0-0 1-3		0-0 1-3	4 0 0 0 0 0 1												
Al Rosen, R OBP: 0.370, SLG: 0.389		0-0 F6		4-0 1B BB		0-0 1B BLK 2B		0-0 F6	3 1 1 0 1 0 0											
Jim Hegan, R OBP: 0.486, SLG: 0.606			0-0 SH1-3 HR 1B	0-0 1B BLK 1B		0-0 BLK 1B		0-3 K	4 1 3 0 0 1 0											
Early Wynn, S OBP: 0.667, SLG: 0.500 Jesse Flores, R OBP: 0.185, SLG: 0.120 Bob Lemon, L OBP: 0.357, SLG: 0.500			0-0 SH1-3	0-0 1B		0-0 F5		0-0 6-3	2 0 1 0 0 0 1 1 0 0 0 0 0 0 0 0 0 0 0 0 0											
Inning Stats	R: 0 E: 0 K: 1 S: 5	H: 0 LOB: 1 BB: 1 P: 9	R: 0 E: 0 K: 0 S: 3	H: 0 LOB: 0 BB: 0 P: 3	R: 3 E: 0 K: 0 S: 5	H: 2 LOB: 1 BB: 2 P: 13	R: 0 E: 0 K: 0 S: 4	H: 2 LOB: 2 BB: 1 P: 8	R: 1 E: 0 K: 0 S: 5	H: 2 LOB: 1 BB: 0 P: 5	R: 0 E: 0 K: 1 S: 5	H: 0 LOB: 0 BB: 0 P: 5	R: 0 E: 0 K: 1 S: 5	H: 0 LOB: 0 BB: 0 P: 5	R: 0 E: 0 K: 1 S: 5	H: 0 LOB: 0 BB: 0 P: 5		1B: 5 2B: 2 3B: 0 HR: 1	SF: 0 SAC: 1 DP: 0 HBP: 0	WP: 0 PB: 0 SB: 0 CS: 0
PITCHER	IP WLS BF H R ER SO BB IBB HBP BLK WP HR S P ERA WHIP	IP WLS BF H R ER SO BB IBB HBP BLK WP HR S P ERA WHIP																		
Allie Reynolds, R ERA: 6.16 Duane Pilette, R ERA:	(1, 1) 7.0 L 32 8 5 5 2 4 0 0 0 0 1 32 48 6.43 1.714	(8, 1) 2.0 6 0 0 0 2 0 0 0 0 0 0 10 10 0.00 0.000																		

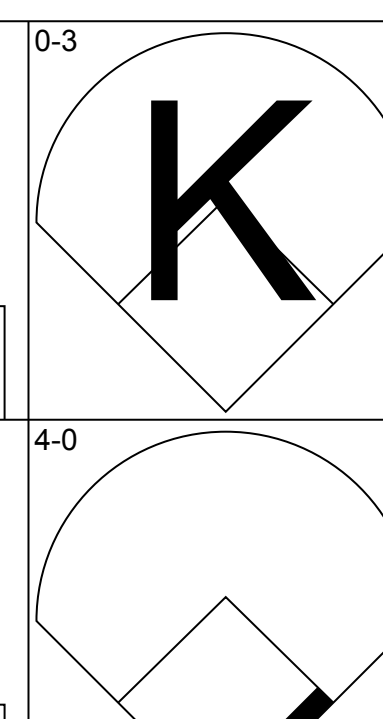
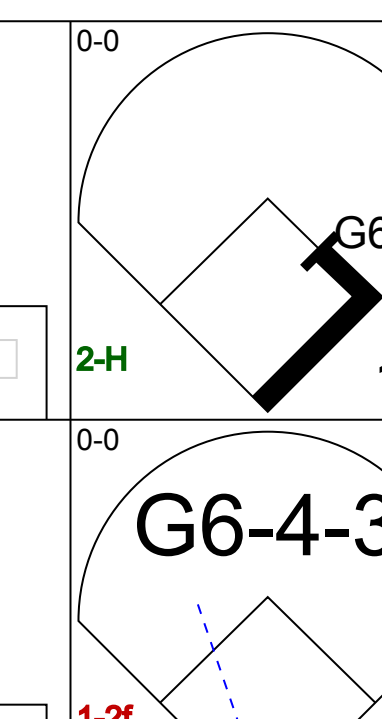
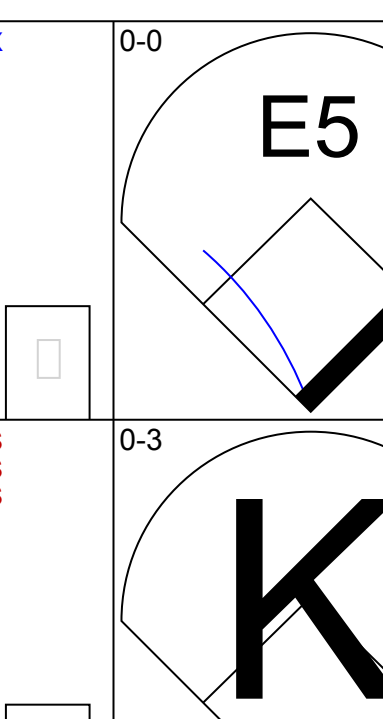
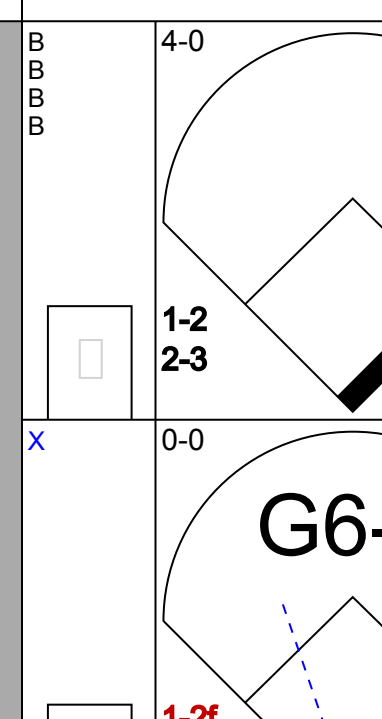
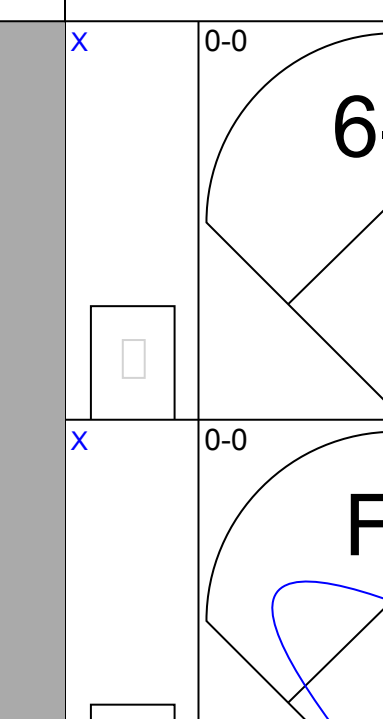
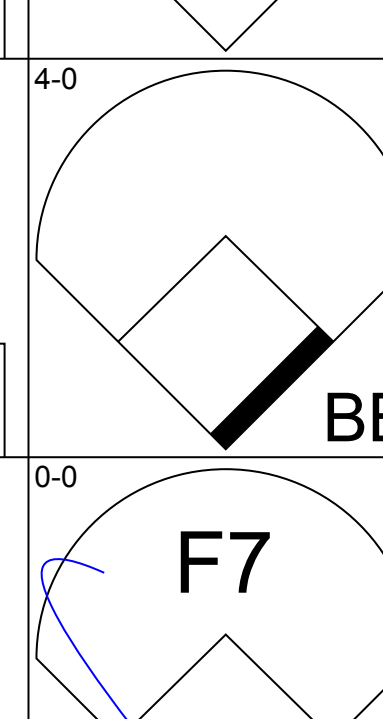
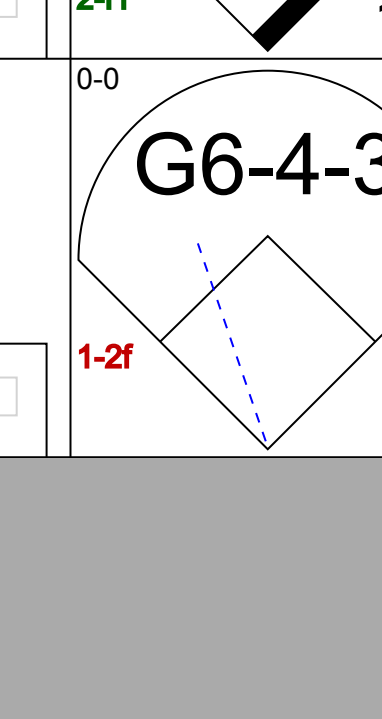
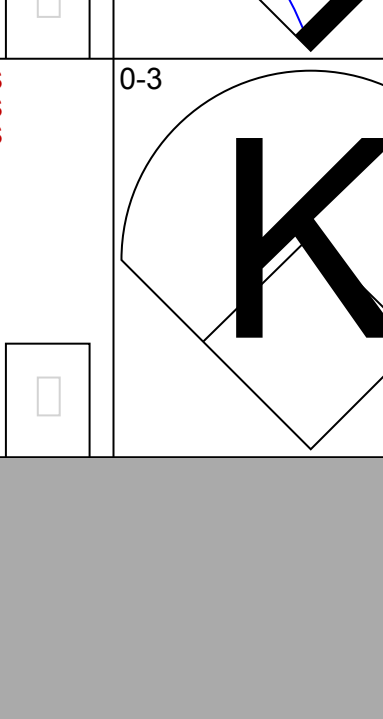
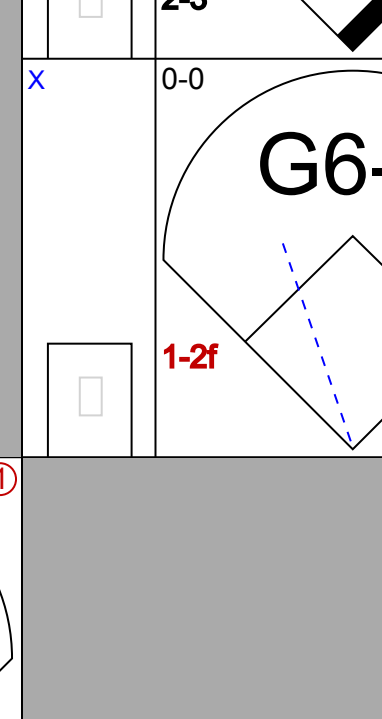
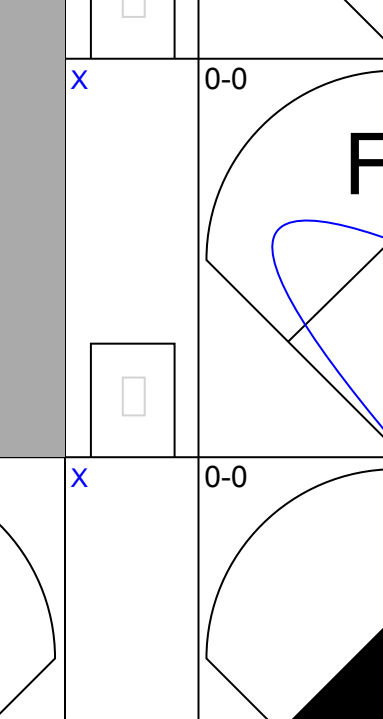
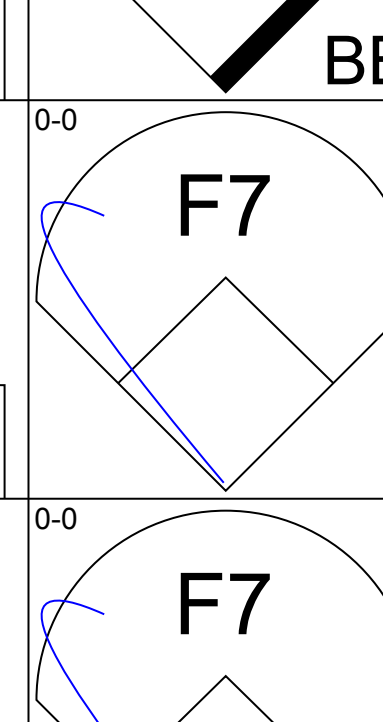
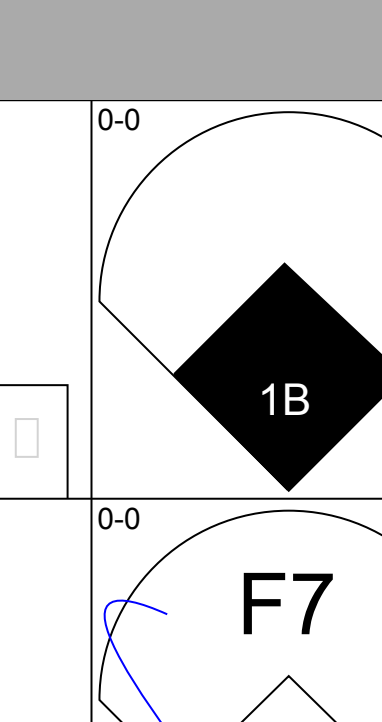
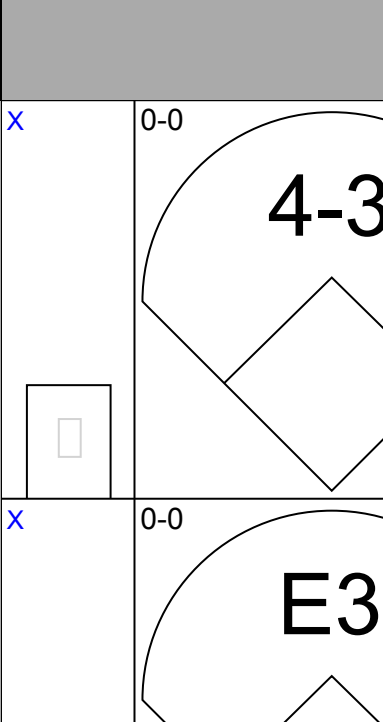
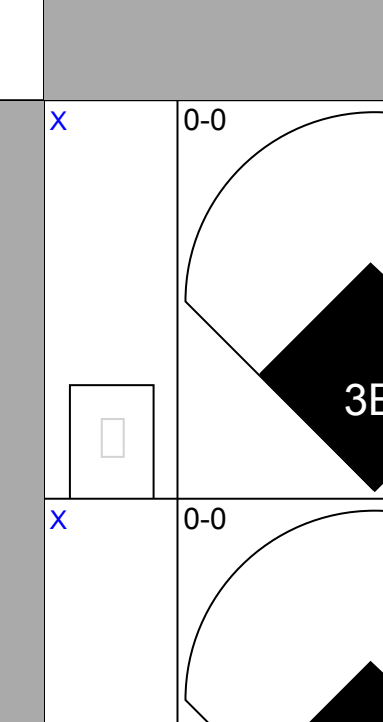
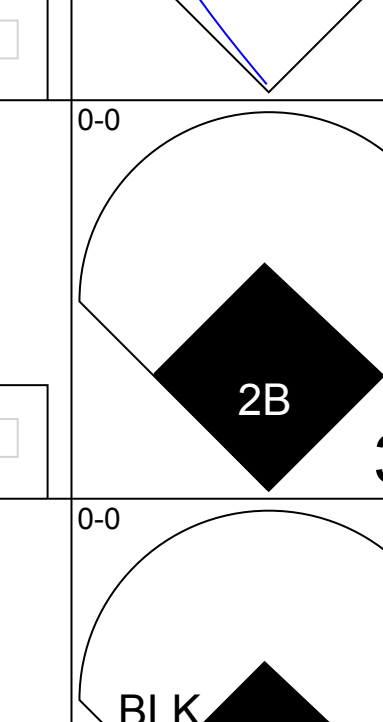
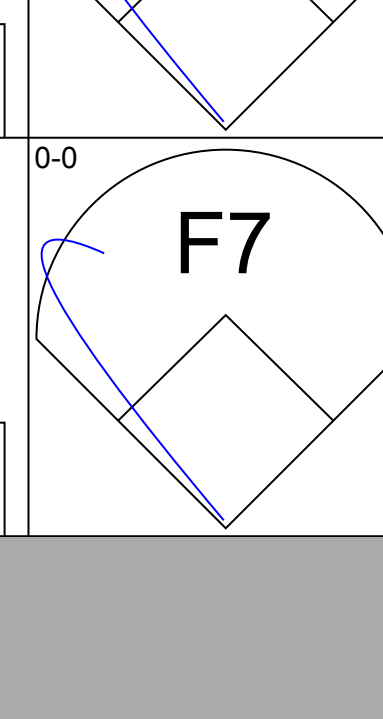
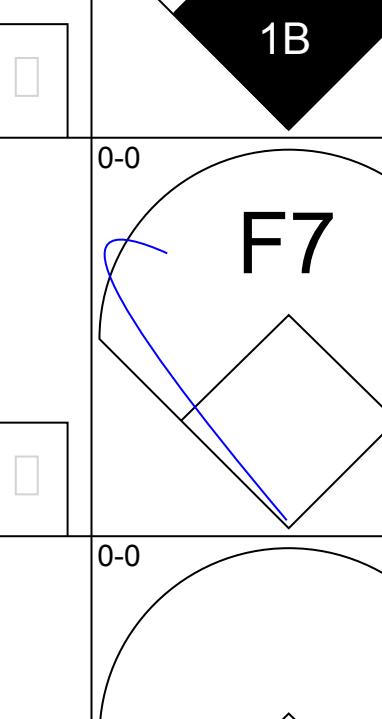
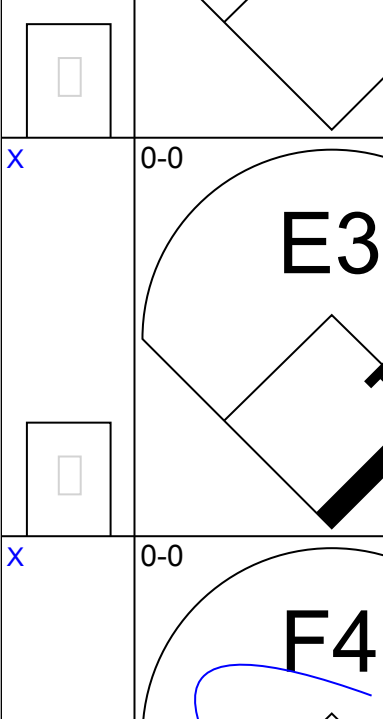
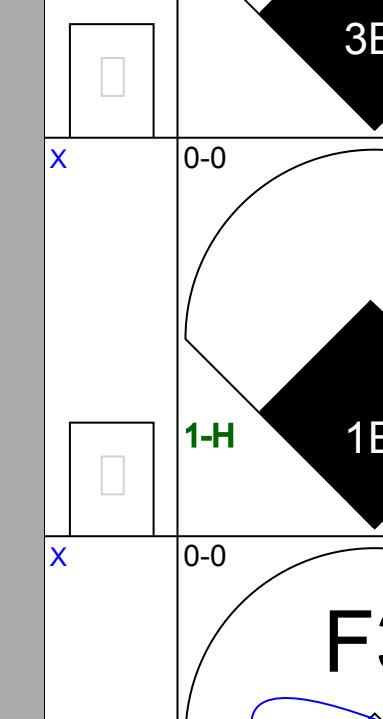
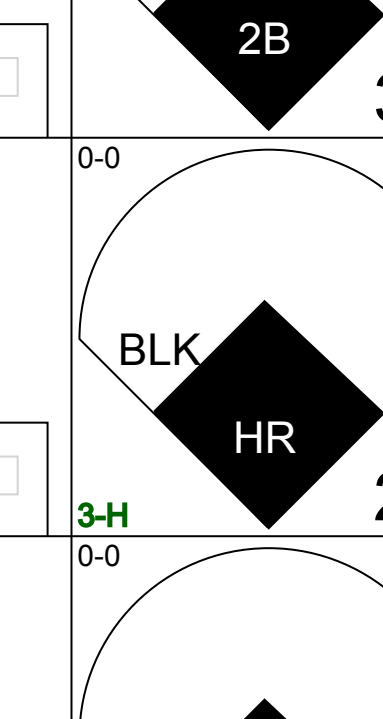
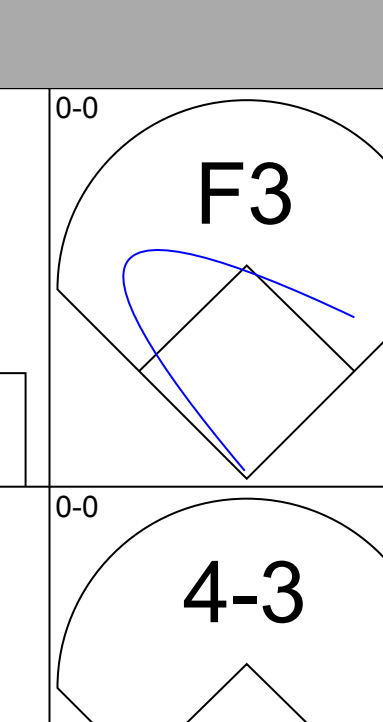
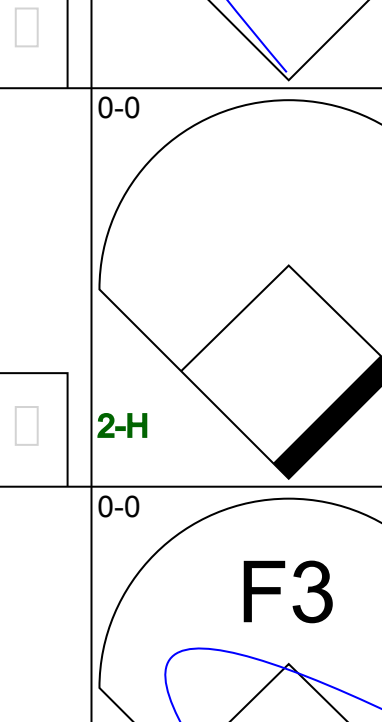
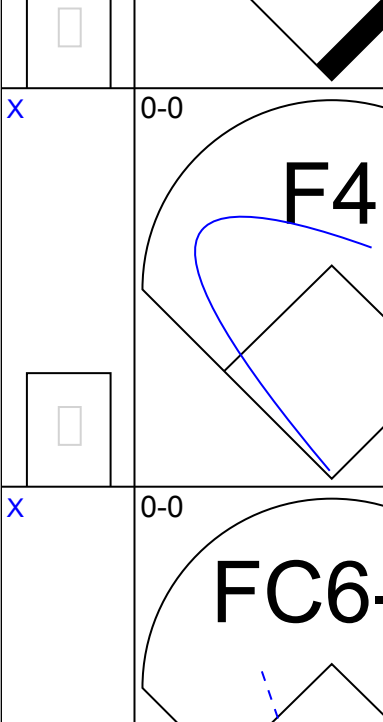
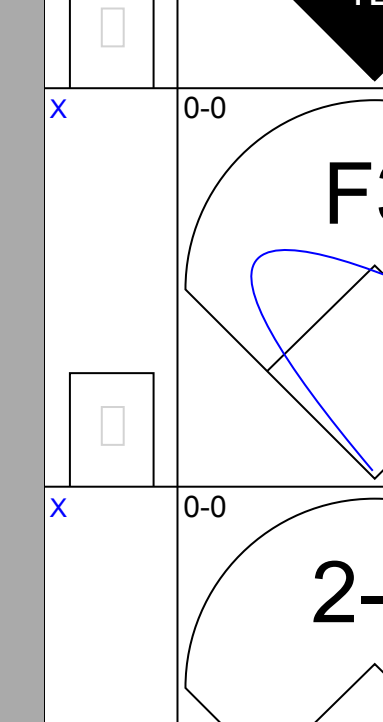
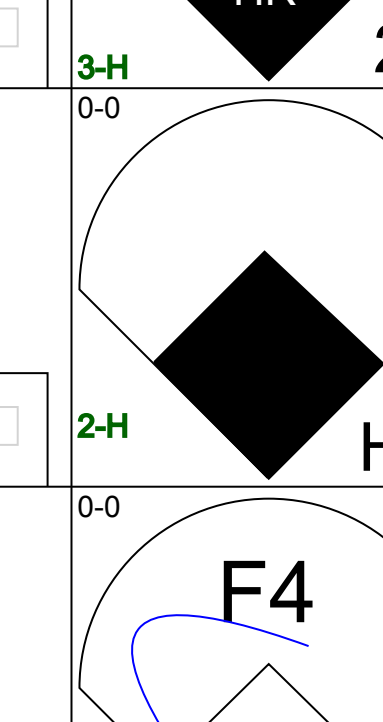
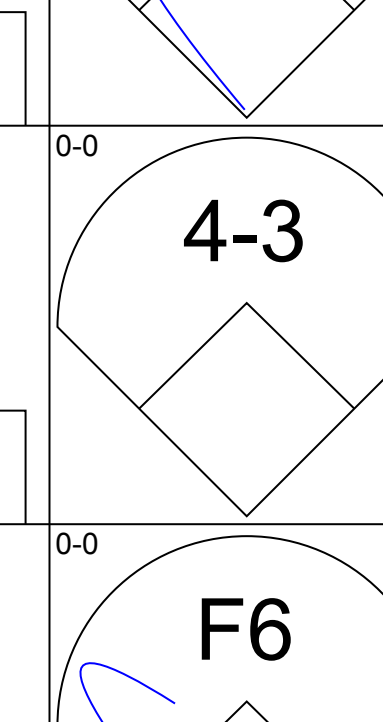
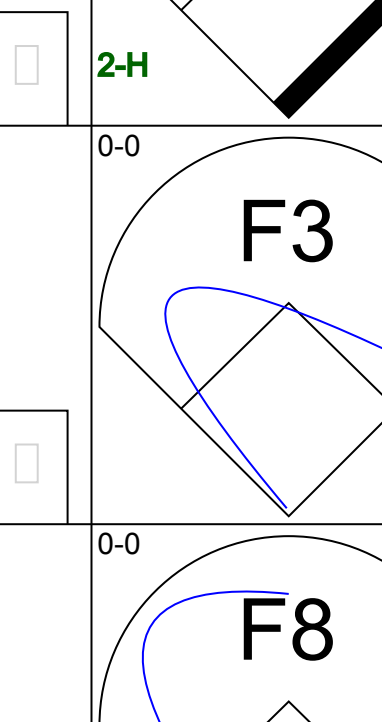
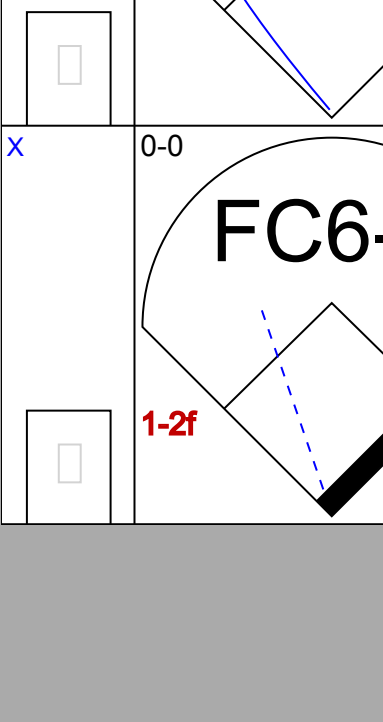
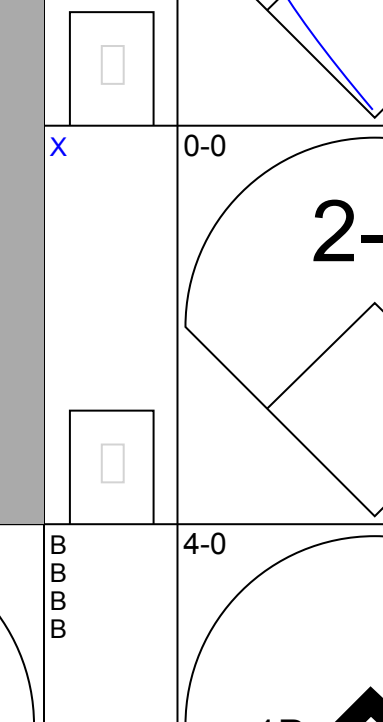
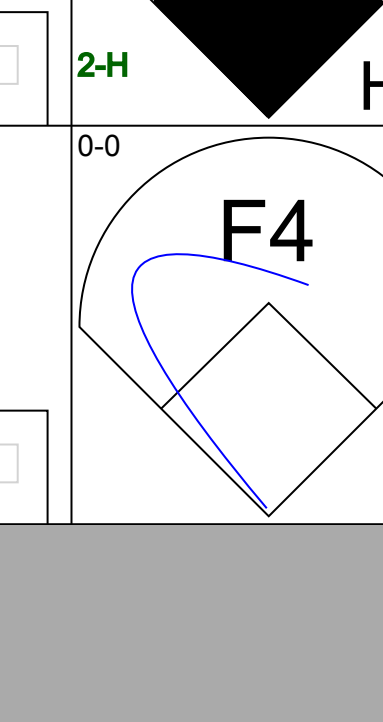
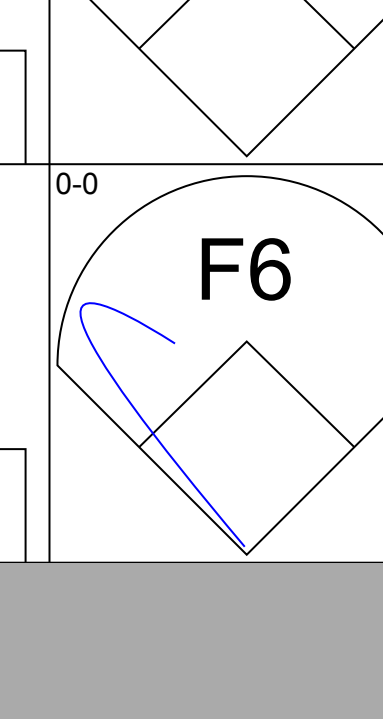
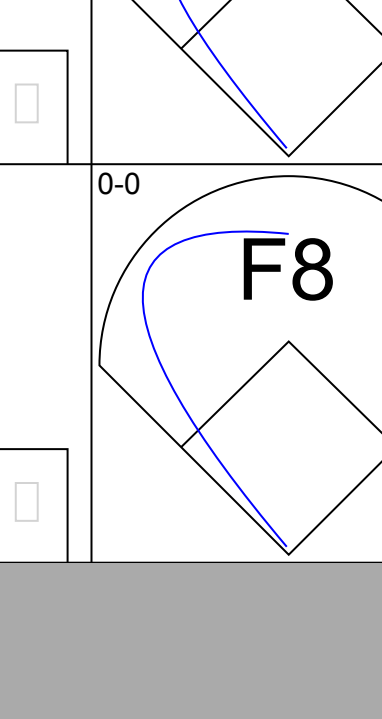
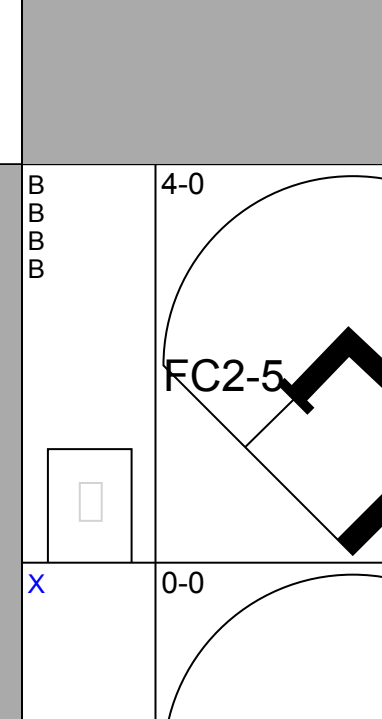
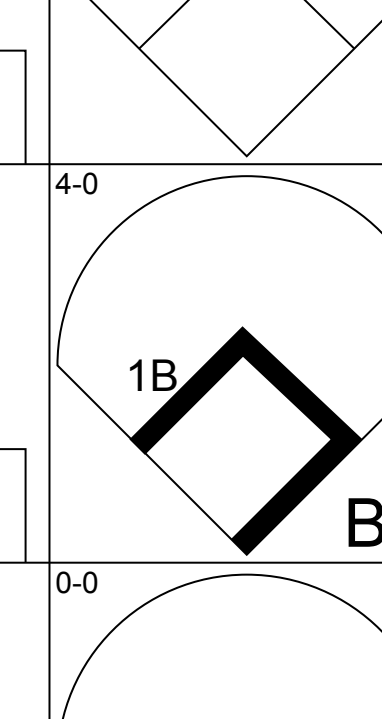
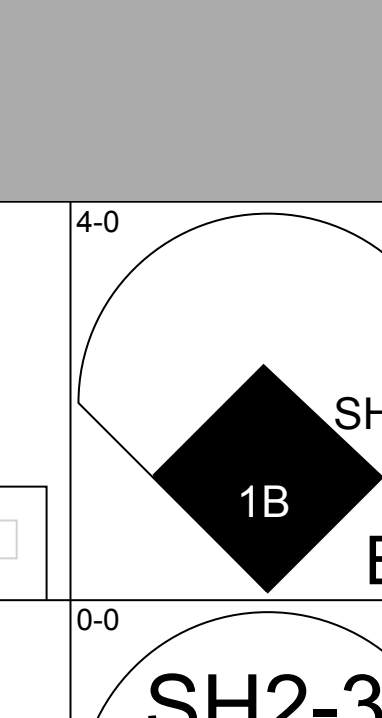
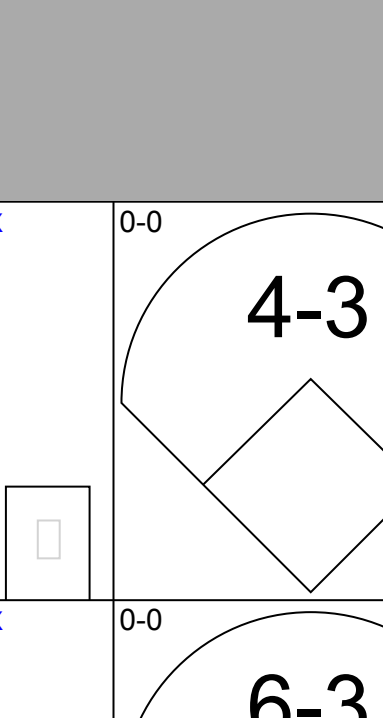
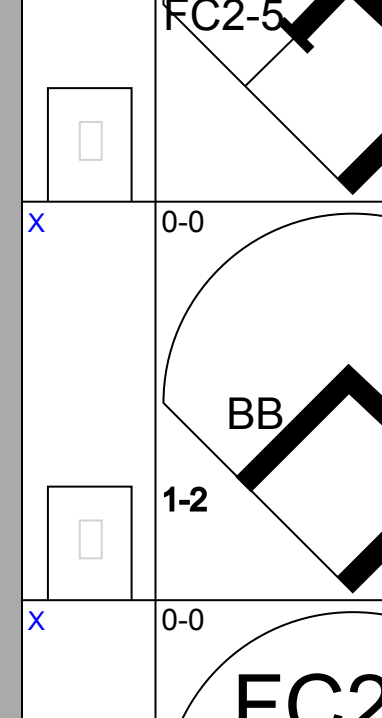
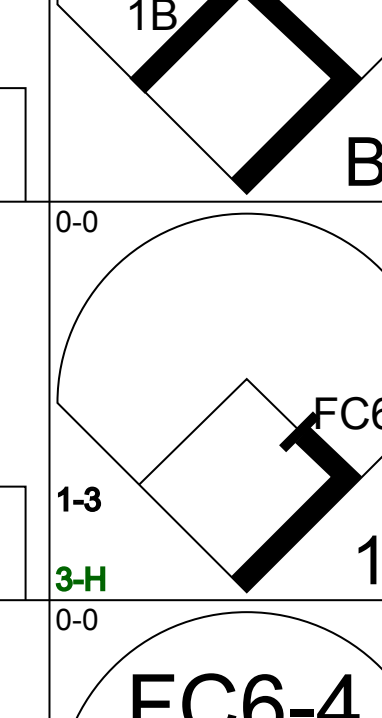
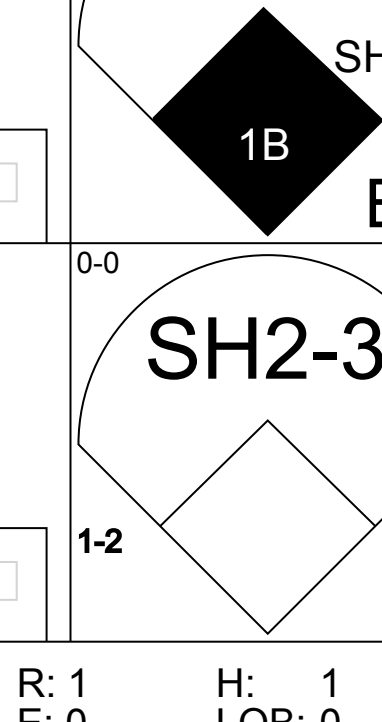
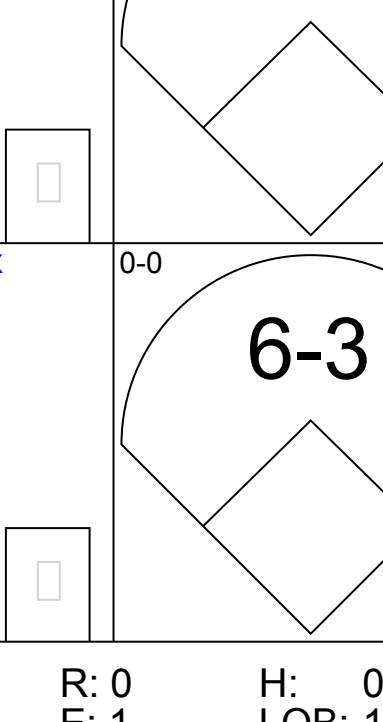
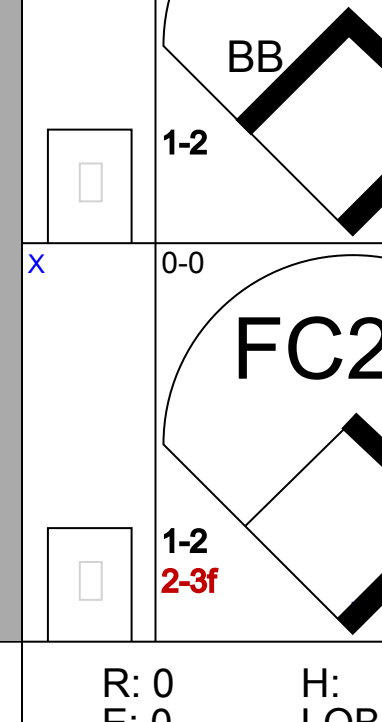
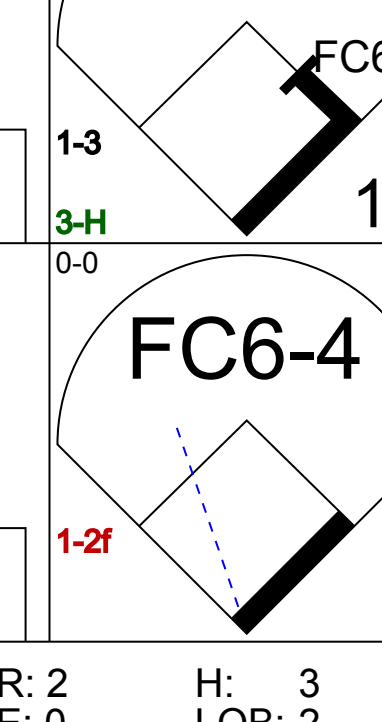
Batter	1	2	3	4	5	6	7	8	9	AB	R	H	RBI	BB	SO	LOB	BOTTOM			
Phil Rizzuto, R OBP: 0.548, SLG: 0.583	0-0 E4 G5-4-3		0-0 F9			0-3 K		0-0 1B 1B	5 1 2 2 0 1 1								Cleveland Indians @ New York Yankees Yankee Stadium, Bronx, NY Sat May 06 1950, 3:33 AM EDT Unknown			
Bobby Brown, L OBP: 0.185, SLG: 0.120 Snuffy Stirnweiss, R OBP: 0.125, SLG: 0.250	0-0 G5-4-3		0-0 F8			0-0 F8		0-0 1B 1B	5 0 2 1 0 0 2 0 0 0 0 0 0 0											
Tommy Henrich, L OBP: 0.548, SLG: 0.909	0-0 F8			4-0 CS BB		4-0 BB		0-0 F9	3 0 1 1 2 0 2											
Joe DiMaggio, R OBP: 0.339, SLG: 0.561		0-0 F9		0-3 K		0-0 F7		0-0 F8	4 0 0 0 0 1 4											
Yogi Berra, L OBP: 0.323, SLG: 0.448		0-0 F3		0-0 F7		0-0 3-1		0-0 G4-6-3	4 0 0 0 0 0 2											
Gene Woodling, L OBP: 0.406, SLG: 0.385		0-0 4-3			0-0 1-3		4-0 FC5-4 BB	0-0 1B BB	2 1 0 0 2 0 0											
Cliff Mapes, L OBP: 0.519, SLG: 0.739			0-0 2B 1B		0-0 4-3		0-0 FC5-4 BB	0-0 1B BB	3 1 1 0 1 0 1											
Jerry Coleman, R OBP: 0.383, SLG: 0.442 Joe Collins, L OBP: 0.365, SLG: 0.455			0-0 2B F9 1B		0-0 2B		4-0 BB	0-0 F2	2 1 2 0 1 0 0 1 0 0 0 0 0 2											
Allie Reynolds, R OBP: 0.286, SLG: 0.429 Johnny Mize, L OBP: 0.125, SLG: 0.250 Duane Pilette, R OBP: 0.357, SLG: 0.500 Jim Delsing, L OBP: 0.333, SLG: 0.333			0-0 F9 2B		0-0 K		0-0 F8	0-0 F8	2 0 1 0 0 1 1 1 0 0 0 0 0 2 0 0 0 0 0 0 0 1 0 0 0 0 0 2											
Inning Stats	R: 0 E: 1 K: 0 S: 3	H: 0 LOB: 0 BB: 0 P: 3	R: 0 E: 0 K: 0 S: 3	H: 0 LOB: 0 BB: 0 P: 3	R: 1 E: 0 K: 1 S: 5	H: 3 LOB: 1 BB: 0 P: 5	R: 0 E: 0 K: 1 S: 4	H: 0 LOB: 0 BB: 1 P: 8	R: 0 E: 0 K: 1 S: 6	H: 1 LOB: 1 BB: 0 P: 6	R: 0 E: 0 K: 1 S: 5	H: 0 LOB: 2 BB: 2 P: 11	R: 1 E: 0 K: 0 S: 5	H: 3 LOB: 1 BB: 0 P: 5	R: 2 E: 0 K: 0 S: 5	H: 2 LOB: 2 BB: 2 P: 13		1B: 7 2B: 3 3B: 0 HR: 0	SF: 0 SAC: 0 DP: 3 HBP: 0	WP: 0 PB: 0 SB: 0 CS: 1
PITCHER	IP WLS BF H R ER SO BB IBB HBP BLK WP HR S P ERA WHIP	IP WLS BF H R ER SO BB IBB HBP BLK WP HR S P ERA WHIP																		
Early Wynn, R ERA: 4.09 Jesse Flores, R ERA: 2.25 Bob Lemon, R ERA: 4.88	(1, 1) 7.0 W 29 6 2 2 3 4 0 0 0 0 0 31 47 2.57 1.429	(8, 1) 1.2 9 3 2 2 0 2 0 0 0 0 0 7 15 10.80 3.000	(9, 1) 0.1 S 1 0 0 0 0 0 0 0 0 0 1 1 0.00 0.000																	

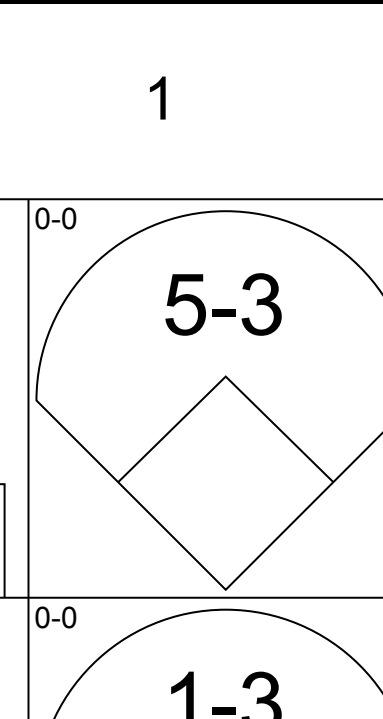
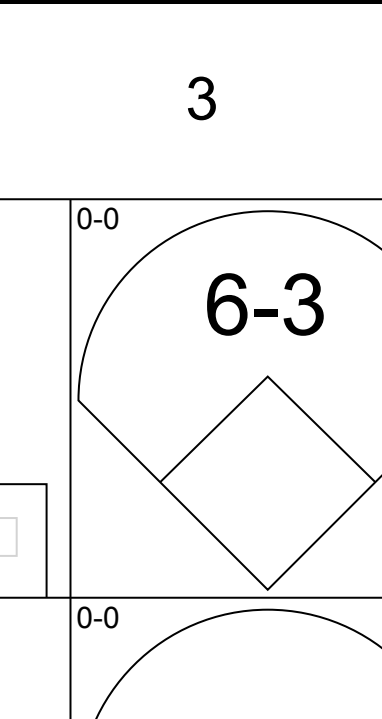
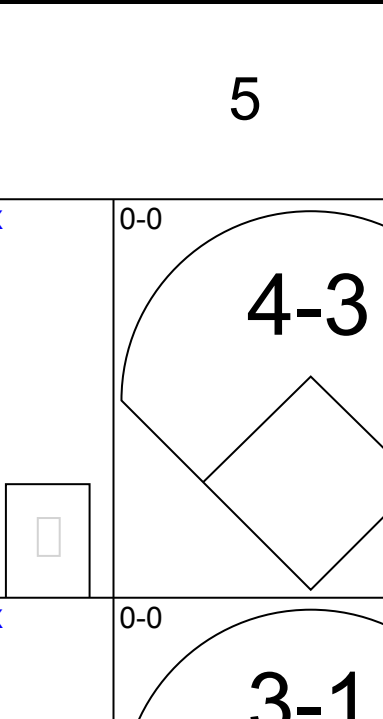
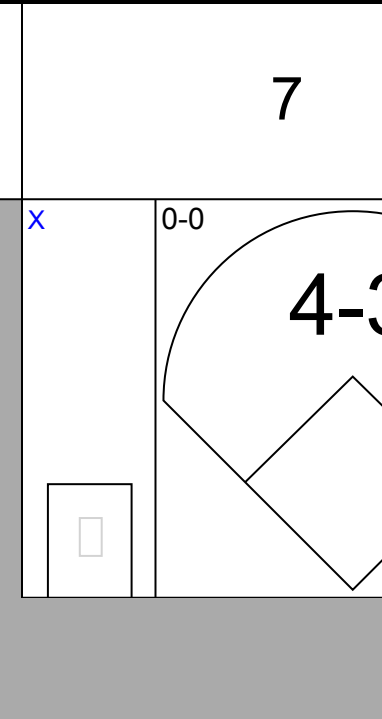
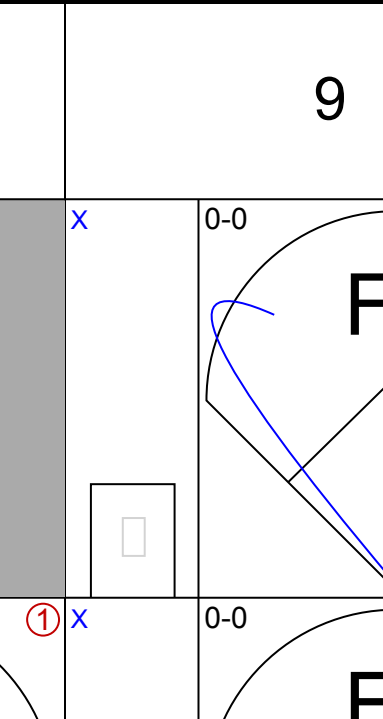
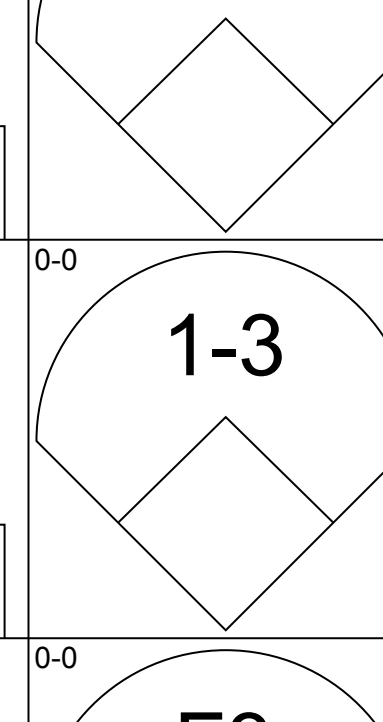
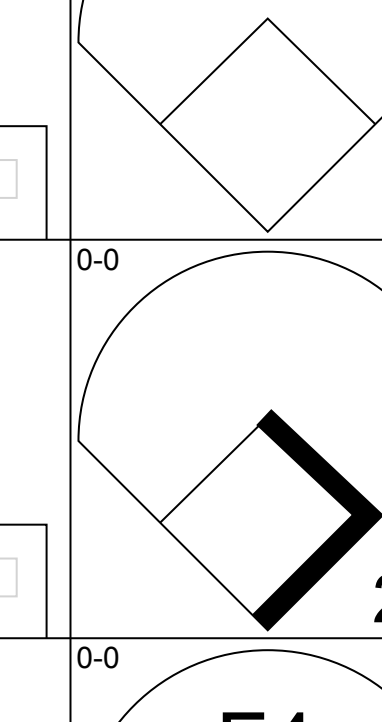
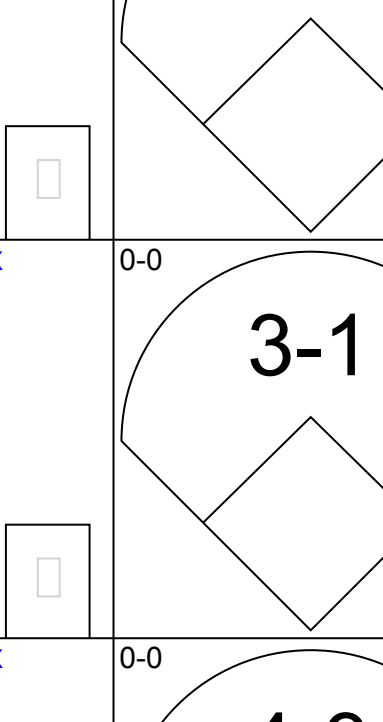
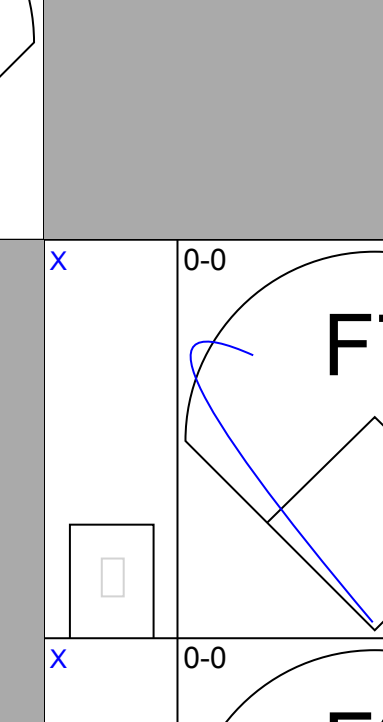
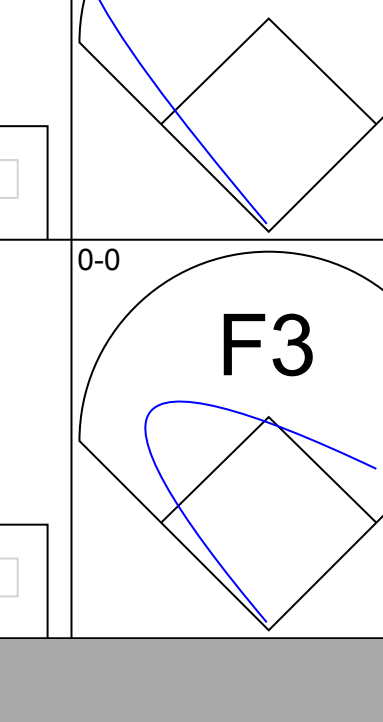
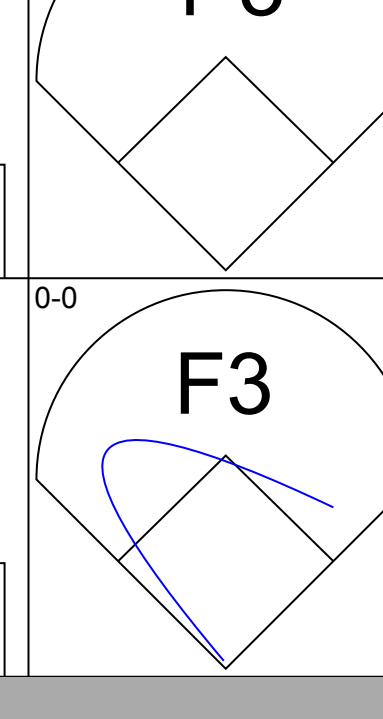
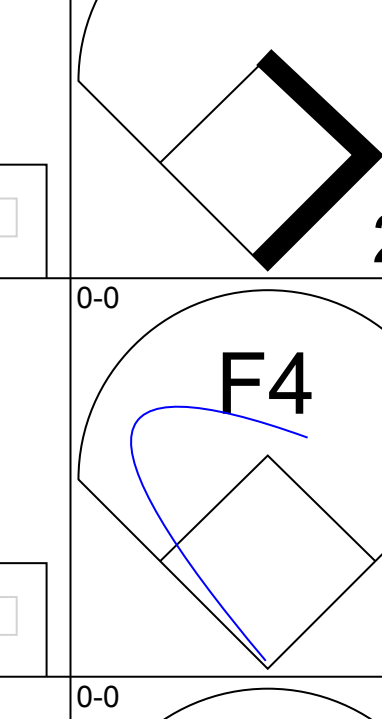
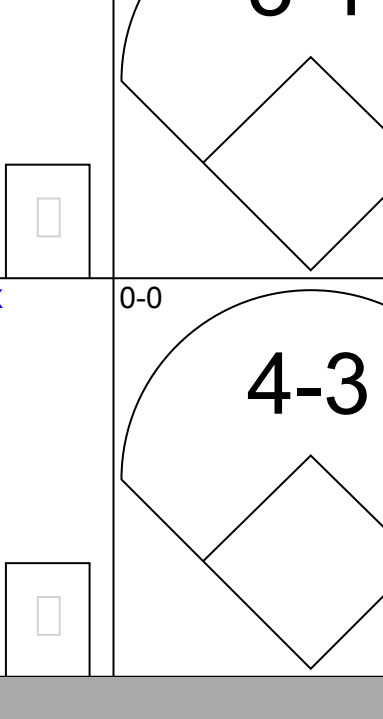
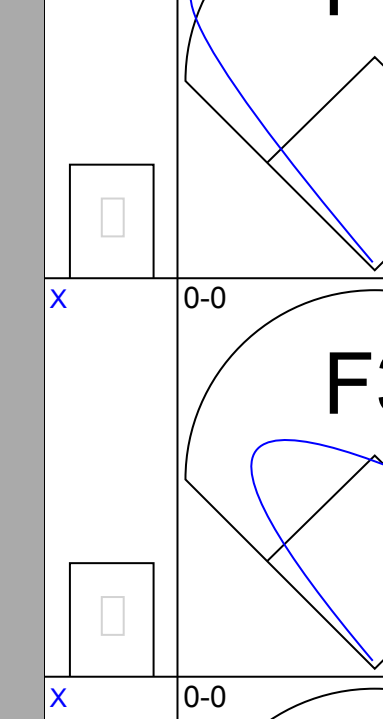
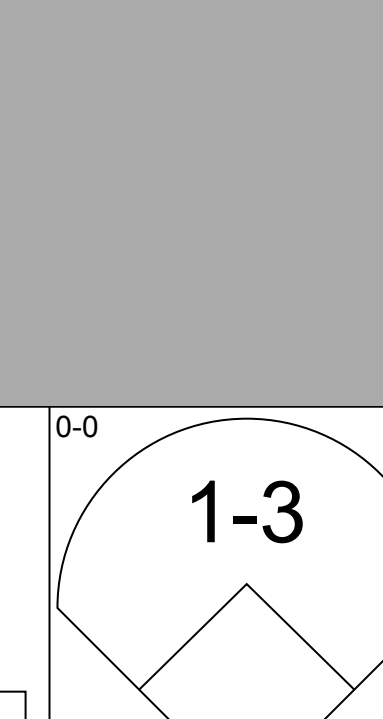
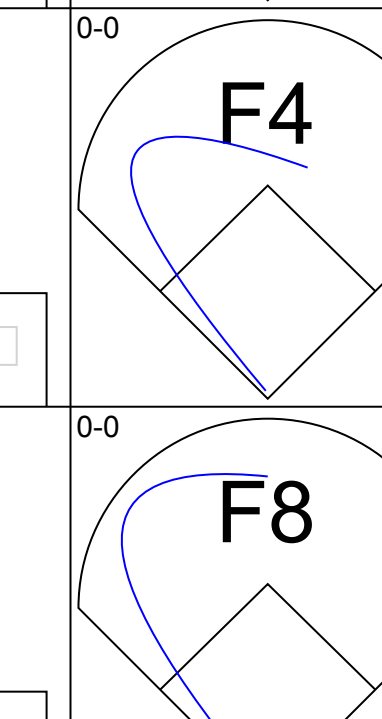
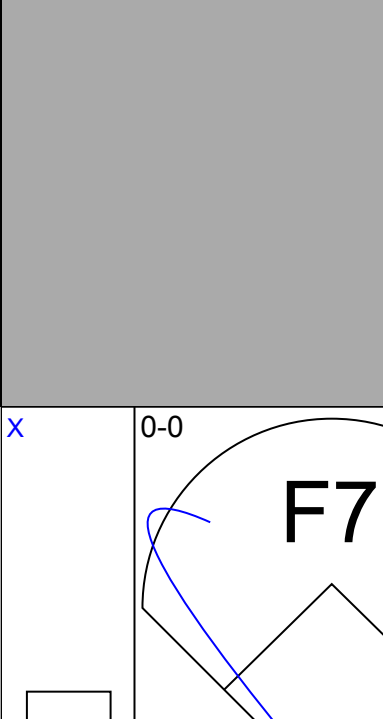
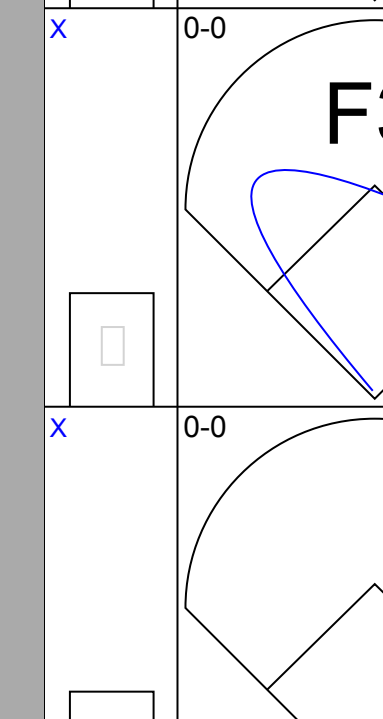
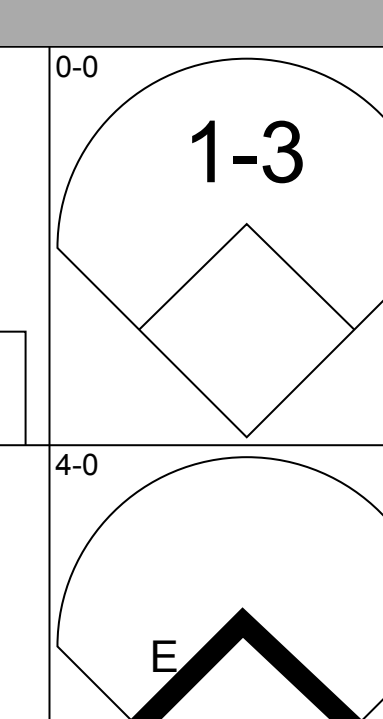
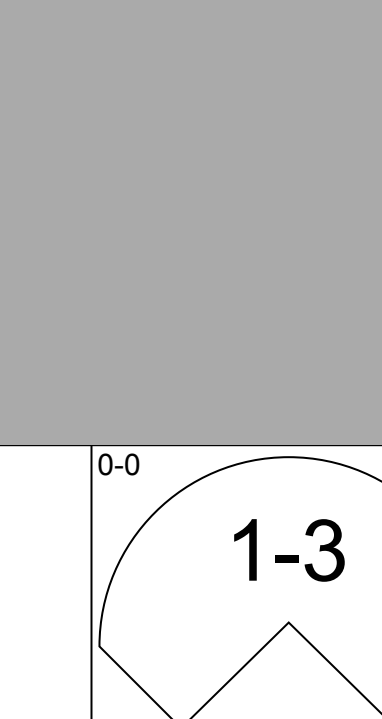
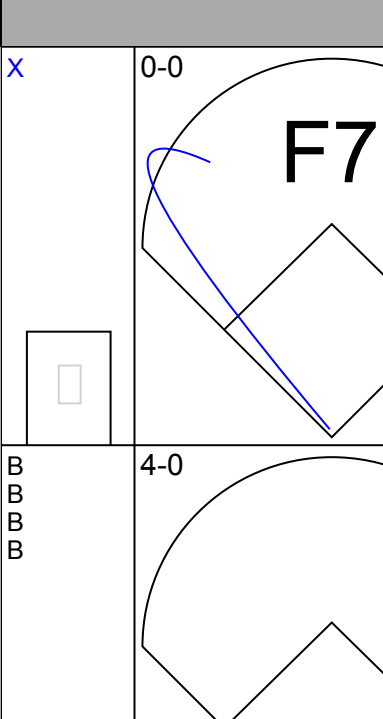
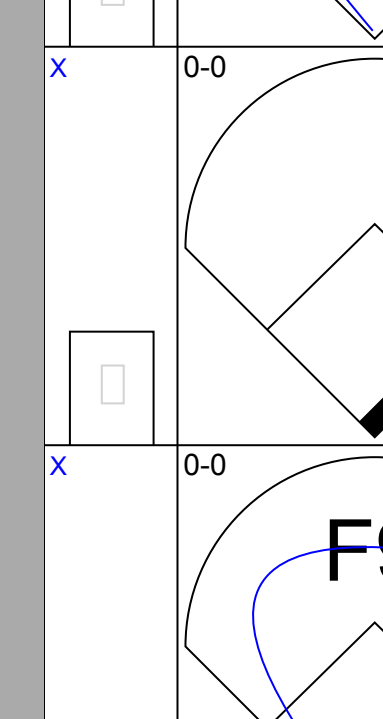
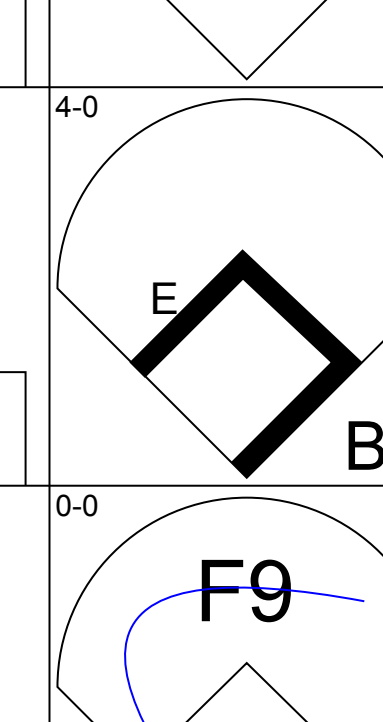
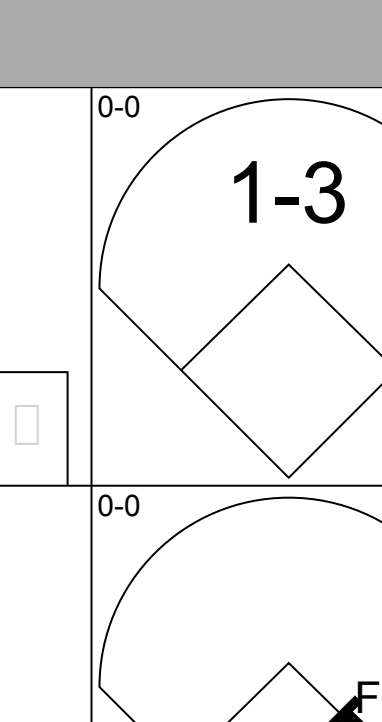
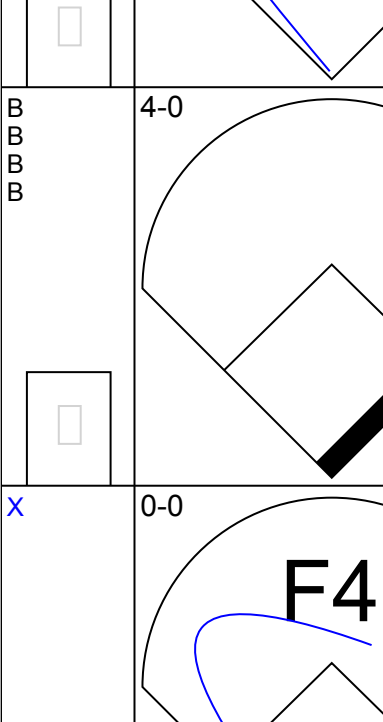
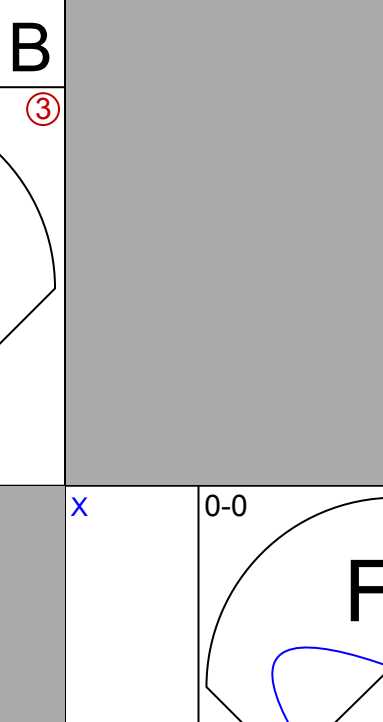
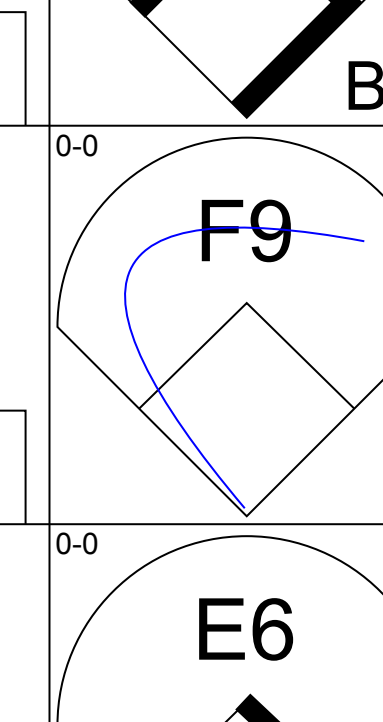
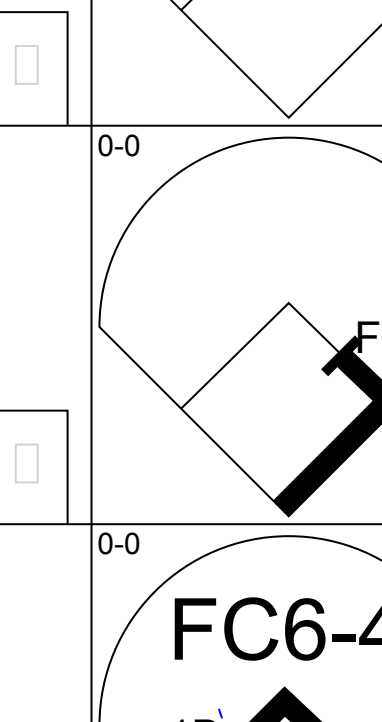
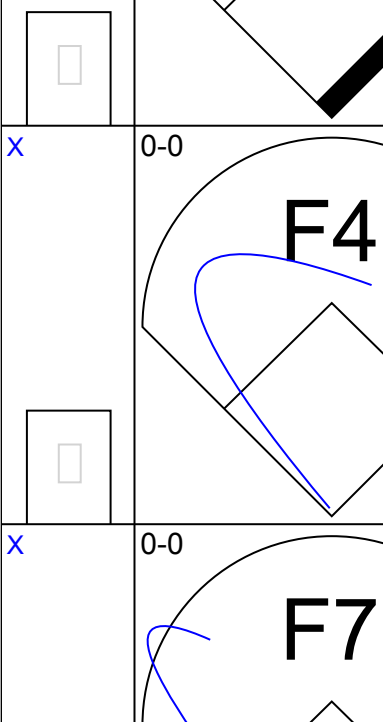


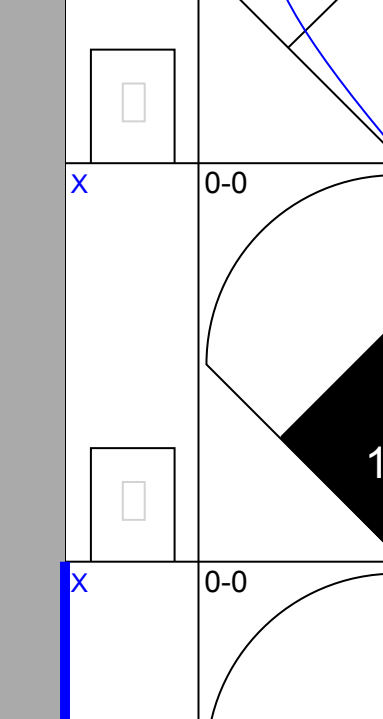
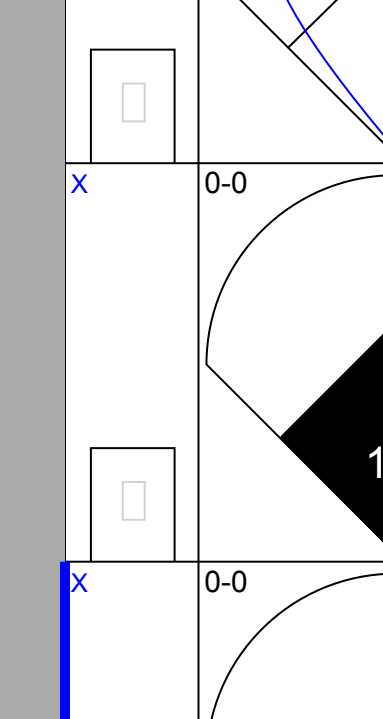
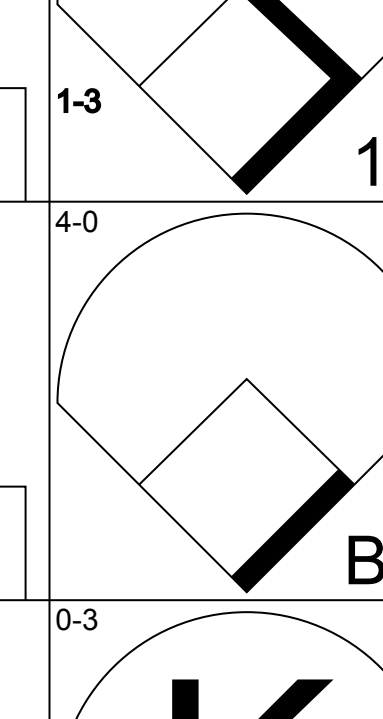
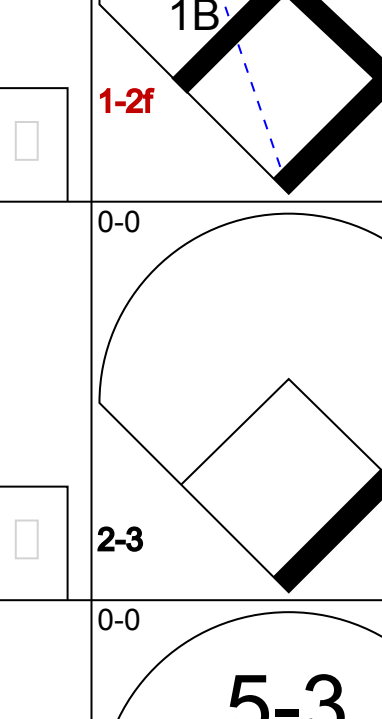
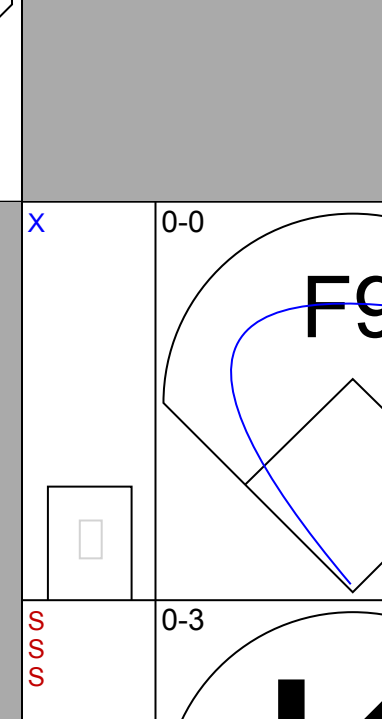
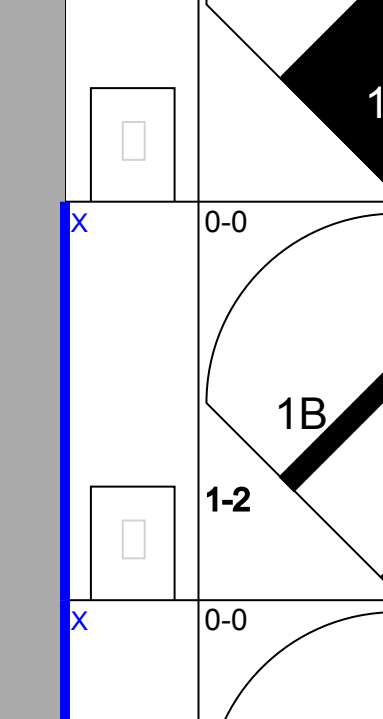
Batter	1	2	3	4	5	6	7	8	9	AB	R	H	RBI	BB	SO	LOB	TOP
Dale Mitchell, L OBP: 0.339, SLG: 0.415 (1, 7)	F8		F6		F7		L7			4	0	0	0	0	0	0	Cleveland Indians @ New York Yankees Yankee Stadium, Bronx, NY Sat May 06 1950, 3:38 AM EDT Att: 34,730 - Unknown
Mickey Vernon, L OBP: 0.231, SLG: 0.149 (1, 3)	HR		BLK BB		4-3		K			3	1	1	0	1	1	0	
Luke Easter, L OBP: 0.415, SLG: 0.500 (1, 9)	HR		K		K					3	1	1	2	1	2	1	
Larry Doby, L OBP: 0.447, SLG: 0.537 (1, 8)	4-3		K			BB 2B	K			4	1	1	0	0	2	2	
Joe Gordon, R OBP: 0.261, SLG: 0.366 (1, 4)	2B				F7	2B F7 BB		K		3	1	1	0	1	1	0	
Ray Boone, R OBP: 0.273, SLG: 0.364 (1, 6)	F7				F4	2B				4	0	2	1	0	0	1	
Al Rosen, R OBP: 0.380, SLG: 0.385 (1, 5)		G4-6-3 BB			BB 1B	F7		K		3	0	1	1	1	1	2	
Ray Murray, R OBP: 0.273, SLG: 0.300 (1, 2)	F7				BB	6-3		F8		3	0	0	0	1	0	3	
Sam Zoldak, L OBP: 0.300, SLG: 0.500 (1, 1)					1-3					1	0	0	0	0	0	1	
Steve Cromeck, S OBP: 0.222, SLG: 0.452 (3, 1)										0	0	0	0	0	0	0	
Bob Lemon, L OBP: 0.333, SLG: 0.452 (4, 1)										0	0	0	0	0	0	0	
Marino Pieretti, R OBP: 0.333, SLG: 0.452 (4, 1)										0	0	0	0	0	0	0	
Herb Conyers, L OBP: 0.447, SLG: 0.500 (6, 1)										0	0	0	0	0	0	0	
Al Benton, R OBP: 0.333, SLG: 0.250 (6, 1)										0	0	0	0	0	0	0	
Gene Bearden, L OBP: 0.333, SLG: 0.250 (7, 1)										0	0	0	0	0	0	0	
Inning Stats	R: 2 E: 0 K: 0 S: 6	H: 3 LOB: 1 BB: 0 P: 6	R: 0 E: 0 K: 0 S: 2	H: 0 LOB: 0 BB: 1 P: 6	R: 0 E: 0 K: 2 S: 7	H: 0 LOB: 1 BB: 1 P: 11	R: 0 E: 0 K: 0 S: 4	H: 1 LOB: 0 BB: 1 P: 8	R: 0 E: 0 K: 1 S: 5	H: 0 LOB: 0 BB: 0 P: 5	R: 2 E: 0 K: 1 S: 7	H: 2 LOB: 1 BB: 1 P: 11	R: 0 E: 0 K: 2 S: 7	H: 0 LOB: 1 BB: 1 P: 11	R: 0 E: 0 K: 2 S: 8	H: 1 LOB: 1 BB: 0 P: 8	1B: 4 2B: 2 3B: 0 HR: 1 SF: 0 SAC: 0 DP: 1 HBP: 0 WP: 0 PA: 35 CS: 0
PITCHER	IP WLS BF H R ER SO BB IBB HBP BLK WP HR S P ERA WHIP	IP WLS BF H R ER SO BB IBB HBP BLK WP HR S P ERA WHIP															
Fred Sanford, R ERA: 4.5 (1, 1)	6.0 W 27 6 4 4 4 4 0 0 0 0 1 0 31 47 6.00 1.667																
Joe Page, L ERA: 2.94 (7, 1)	2.0 S 8 1 0 0 4 1 0 0 0 0 0 0 15 19 0.00 1.000																


Batter	1	2	3	4	5	6	7	8	9	AB	R	H	RBI	BB	SO	LOB	BOTTOM
Phil Rizzuto, R OBP: 0.530, SLG: 0.549 (1, 6)	6-3					FC5-4				3	0	0	1	1	0	2	Cleveland Indians @ New York Yankees Yankee Stadium, Bronx, NY Sat May 06 1950, 3:38 AM EDT Att: 34,730 - Unknown
Cliff Mapes, L OBP: 0.516, SLG: 0.815 (1, 9)	HR				G1-6-3 BB					4	2	2	1	0	0	1	
Tommy Henrich, L OBP: 0.571, SLG: 1.077 (1, 3)	1B				BLK 1B					4	3	3	2	0	0	0	
Joe DiMaggio, R OBP: 0.318, SLG: 0.525 (1, 8)	5-3				F6					4	0	0	0	0	1	2	
Yogi Berra, L OBP: 0.333, SLG: 0.452 (1, 2)	1B				F8					4	0	2	1	0	0	1	
Billy Johnson, R OBP: 0.486, SLG: 0.429 (1, 5)	F7				BB					3	0	2	1	1	0	1	
Gene Woodling, L OBP: 0.400, SLG: 0.357 (1, 7)					F8					2	0	0	0	1	0	2	
Jerry Coleman, R OBP: 0.380, SLG: 0.435 (1, 4)					F3					3	1	1	0	0	0	3	
Fred Sanford, S OBP: 0.429, SLG: 0.714 ERA: 13.5 (1, 1)					F5					2	1	1	1	0	0	0	
Johnny Mize, L OBP: 0.222, SLG: 0.250 (6, PH)										0	0	0	0	1	0	0	
Jackie Jensen, R OBP: 0.333, SLG: 0.250 (6, PR)										0	0	0	0	0	0	0	
Joe Page, L ERA: 7.36 (7, 1)										0	0	0	0	0	0	0	
Inning Stats	R: 2 E: 0 K: 0 S: 6	H: 3 LOB: 1 BB: 0 P: 6	R: 2 E: 1 K: 0 S: 5	H: 2 LOB: 0 BB: 0 P: 5	R: 1 E: 0 K: 0 S: 5	H: 2 LOB: 2 BB: 1 P: 9	R: 0 E: 0 K: 0 S: 2	H: 0 LOB: 0 BB: 1 P: 6	R: 0 E: 0 K: 1 S: 5	H: 0 LOB: 0 BB: 0 P: 5	R: 0 E: 0 K: 0 S: 3	H: 0 LOB: 2 BB: 2 P: 11	R: 2 E: 0 K: 0 S: 6	H: 4 LOB: 1 BB: 0 P: 6	R: 0 E: 0 K: 0 S: 6	H: 0 LOB: 1 BB: 0 P: 6	1B: 6 2B: 3 3B: 0 HR: 2 SF: 0 SAC: 1 DP: 2 HBP: 0 WP: 0 PA: 34 CS: 0
PITCHER	IP WLS BF H R ER SO BB IBB HBP BLK WP HR S P ERA WHIP	IP WLS BF H R ER SO BB IBB HBP BLK WP HR S P ERA WHIP															
Sam Zoldak, L ERA: 13.5 (3, 1)	1.0 L 6 2 1 1 0 1 0 0 0 1 0 0 5 9 9.00 3.000																
Steve Cromeck, R ERA: 3.38 (4, 1)	2.0 6 0 0 0 1 1 0 0 0 0 0 0 7 11 0.00 0.500																
Al Benton, R ERA: (6, 1)	1.0 5 0 0 0 0 2 0 0 0 0 0 0 3 11 0.00 2.000																
Gene Bearden, L ERA: 7.36 (7, 1)	1.0 6 4 2 2 0 0 0 0 0 0 0 1 6 6 18.00 4.000																


Batter	1	2	3	4	5	6	7	8	9	AB	R	H	RBI	BB	SO	LOB	TOP			
Johnny Lipon, R OBP: 0.397, SLG: 0.415 (1, 6)	F9	1B BB				1B BB			F6	3	1	0	0	2	0	1	Detroit Tigers @ New York Yankees Yankee Stadium, Bronx, NY Sun May 07 1950, 3:33 AM EDT Att: 54,027 - Unknown			
Jerry Priddy, R OBP: 0.395, SLG: 0.397 (1, 4)	2B	1B 1-2 2-H			F8	K			5-3	5	1	2	1	0	1	2				
George Kell, R OBP: 0.391, SLG: 0.345 (1, 5)	1-H	2B			F8				5-3	5	0	2	1	0	1	3				
Vic Wertz, L OBP: 0.369, SLG: 0.548 (1, 9)	HBP				F7	HBP 1B			F8	4	0	1	0	0	0	1				
Hoot Evers, R OBP: 0.423, SLG: 0.667 (1, 7)	K				F8	HBP 1B				4	0	2	1	0	1	2				
Johnny Groth, R OBP: 0.417, SLG: 0.528 (1, 8)	F9				F8	HBP 1B			F8	3	0	0	0	0	0	3				
Dick Kryhoski, L OBP: 0.259, SLG: 0.364 (1, 3)					F4	F3				4	1	2	0	0	0	3				
Bob Swift, R (1, 2)		1-3			F8	SH1-4 BB			F7	3	0	0	0	1	0	2				
Ted Gray, S OBP: 0.250, SLG: 0.250 Paul Calvert, R (6, 1)	K				F8	SH1-4			F8	2	0	0	0	0	1	1				
										1	0	0	0	0	0	0				
Inning Stats	R: 1 E: 0 K: 1 S: 7	H: 2 LOB: 2 BB: 0 P: 8	R: 1 E: 0 K: 2 S: 9	H: 2 LOB: 2 BB: 1 P: 13	R: 0 E: 0 K: 0 S: 3	H: 0 LOB: 0 BB: 0 P: 3	R: 0 E: 0 K: 0 S: 3	H: 0 LOB: 0 BB: 0 P: 3	R: 1 E: 0 K: 1 S: 5	H: 2 LOB: 3 BB: 1 P: 10	R: 0 E: 0 K: 0 S: 4	H: 1 LOB: 1 BB: 0 P: 4	R: 0 E: 0 K: 0 S: 3	H: 1 LOB: 0 BB: 0 P: 3	R: 0 E: 0 K: 0 S: 4	H: 1 LOB: 1 BB: 0 P: 4	1B: 8 2B: 1 3B: 0 HR: 0	SF: 0 SAC: 1 DP: 0 HBP: 2	WP: 0 PB: 0 SB: 1 CS: 1	PA: 40
PITCHER Tommy Byrne, L ERA: 5.31 (1, 1)	IP: 9.0 WLS: W BF: 40 H: 9 R: 3 ER: 3 SO: 4 BB: 3 IBB: 0 HBP: 2 BLK: 0 WP: 0 HR: 0 S: 43 P: 57 ERA: 3.00 WHIP: 1.333																			

Batter	1	2	3	4	5	6	7	8	9	AB	R	H	RBI	BB	SO	LOB	BOTTOM			
Phil Rizzuto, R OBP: 0.507, SLG: 0.518 (1, 6)	F7		K			G5-4-3			3-1	5	0	1	0	0	1	2	Detroit Tigers @ New York Yankees Yankee Stadium, Bronx, NY Sun May 07 1950, 3:33 AM EDT Att: 54,027 - Unknown			
Cliff Mapes, L OBP: 0.500, SLG: 0.774 (1, 9)	F9		F7		BB	1-2 BB			F9	4	0	1	0	1	0	0				
Tommy Henrich, L OBP: 0.550, SLG: 0.966 (1, 3)	BB		BB		F8				F9	3	0	0	0	2	0	3				
Joe DiMaggio, R OBP: 0.314, SLG: 0.508 (1, 8)	BB		BB		F8				6-3	4	0	1	0	0	0	4				
Yogi Berra, L OBP: 0.357, SLG: 0.523 (1, 2)	F7				HR	1B 2B			BB	3	2	2	1	1	0	2				
Billy Johnson, R OBP: 0.475, SLG: 0.419 Bobby Brown, L (7, PH) (8, 5)	F9		K		K	2B F7 1B			4-3	3	1	1	0	0	1	0				
Gene Woodling, L OBP: 0.410, SLG: 0.387 (1, 7)	6-3		K		K	1-3 3-H 2B			E BB	3	1	1	1	1	1	0				
Jerry Coleman, R OBP: 0.407, SLG: 0.449 (1, 4)	FC4-8 1B		4-3		4-3	G5-4-3 BB			E8 E 1B	3	1	2	0	1	0	0				
Tommy Byrne, L OBP: 0.250, SLG: 0.625 (1, 1)	FC4-6				K	F7			E8 E 1B	4	1	1	3	0	1	3				
										4	1	1	3	0	1	3				
Inning Stats	R: 0 E: 0 K: 0 S: 4	H: 1 LOB: 2 BB: 1 P: 8	R: 0 E: 0 K: 0 S: 4	H: 1 LOB: 1 BB: 0 P: 4	R: 0 E: 0 K: 1 S: 5	H: 0 LOB: 1 BB: 1 P: 9	R: 1 E: 0 K: 2 S: 8	H: 1 LOB: 0 BB: 0 P: 8	R: 0 E: 0 K: 1 S: 6	H: 1 LOB: 2 BB: 1 P: 10	R: 2 E: 0 K: 0 S: 5	H: 3 LOB: 1 BB: 1 P: 9	R: 0 E: 0 K: 0 S: 4	H: 1 LOB: 2 BB: 1 P: 8	R: 3 E: 3 K: 0 S: 5	H: 2 LOB: 0 BB: 1 P: 9	1B: 6 2B: 3 3B: 0 HR: 1	SF: 0 SAC: 0 DP: 1 HBP: 0	WP: 0 PB: 0 SB: 0 CS: 0	PA: 39
PITCHER Ted Gray, L ERA: 3.8 Paul Calvert, R ERA: 2.35 (1, 1) (6, 1)	IP: 5.1 WLS: L BF: 27 H: 7 R: 3 ER: 3 SO: 4 BB: 4 IBB: 0 HBP: 0 BLK: 0 WP: 0 HR: 1 S: 31 P: 47 ERA: 5.06 WHIP: 2.062																			

Batter	1	2	3	4	5	6	7	8	9	AB	R	H	RBI	BB	SO	LOB	TOP					
Johnny Lipon, R (1, 6) OBP: 0.397, SLG: 0.404										4	0	1	1	1	1	0	<p>Detroit Tigers @ New York Yankees Yankee Stadium, Bronx, NY Mon May 08 1950, 3:33 AM EDT Att: 15,969 - Unknown</p>					
Jerry Priddy, R (1, 4) OBP: 0.357, SLG: 0.371										4	0	0	0	1	1	5						
George Kell, R (1, 5) OBP: 0.406, SLG: 0.417										5	3	3	0	0	0	1						
Vic Wertz, L (1, 9) OBP: 0.371, SLG: 0.582										5	2	2	2	0	0	2						
Hoot Evers, R (1, 7) OBP: 0.419, SLG: 0.724										5	1	2	3	0	0	2						
Johnny Groth, R (1, 8) OBP: 0.385, SLG: 0.483										5	0	0	0	0	0	3						
Dick Kryhoski, L (1, 3) OBP: 0.274, SLG: 0.351										2	0	0	0	2	0	1						
Aaron Robinson, L (1, 2) OBP: 0.529, SLG: 0.857										2	1	1	0	1	0	0						
Bob Swift, R (7, 2) Pat Mullin, L (8, PH) Neil Berry, R (8, PR) Joe Ginsberg, L (8, 2) Art Houtteman, R (1, 1) OBP: 0.273, SLG: 0.211										0	0	0	0	0	0	0						
Inning Stats	R: 0 E: 0 K: 1 S: 5	H: 0 LOB: 1 BB: 1 P: 9	R: 0 E: 0 K: 0 S: 3	H: 0 LOB: 0 BB: 0 P: 3	R: 1 E: 0 K: 0 S: 3	H: 1 LOB: 0 BB: 1 P: 7	R: 1 E: 0 K: 0 S: 5	H: 2 LOB: 1 BB: 0 P: 5	R: 0 E: 1 K: 1 S: 6	H: 0 LOB: 1 BB: 0 P: 6	R: 0 E: 1 K: 0 S: 4	H: 0 LOB: 1 BB: 0 P: 4	R: 0 E: 0 K: 0 S: 3	H: 1 LOB: 2 BB: 2 P: 11	R: 2 E: 0 K: 0 S: 6	H: 3 LOB: 2 BB: 1 P: 10		R: 3 E: 0 K: 0 S: 6	H: 3 LOB: 0 BB: 0 P: 6	1B: 5 2B: 2 3B: 2 HR: 1	SF: 0 SAC: 1 DP: 2 HBP: 0	WP: 0 PB: 0 SB: 0 CS: 0
PITCHER Vic Raschi, R (1, 1) ERA: 4.94	IP: 9.0 WLS: L BF: 42	H: 10 R: 7 ER: 7 SO: 2	BB: 5 IBB: 0 HBP: 0 BLK: 1	WP: 0 HR: 1 S: 41 P: 61	ERA: 7.00 WHIP: 1.667																	

Batter	1	2	3	4	5	6	7	8	9	AB	R	H	RBI	BB	SO	LOB	BOTTOM			
Phil Rizzuto, R (1, 6) OBP: 0.474, SLG: 0.475										5	0	0	0	0	0	2	<p>Detroit Tigers @ New York Yankees Yankee Stadium, Bronx, NY Mon May 08 1950, 3:33 AM EDT Att: 15,969 - Unknown</p>			
Cliff Mapes, L (1, 9) OBP: 0.483, SLG: 0.722										5	0	1	0	0	0	2				
Tommy Henrich, L (1, 3) OBP: 0.500, SLG: 0.848										4	0	0	0	0	0	1				
Joe DiMaggio, R (1, 8) OBP: 0.311, SLG: 0.493										4	0	1	0	0	0	1				
Yogi Berra, L (1, 2) OBP: 0.365, SLG: 0.507										2	0	0	0	2	0	1				
Bobby Brown, L (1, 5) OBP: 0.188, SLG: 0.133										4	0	1	0	0	0	2				
Gene Woodling, L (1, 7) OBP: 0.419, SLG: 0.490										4	1	2	0	0	0	2				
Jerry Coleman, R (1, 4) OBP: 0.421, SLG: 0.451										2	0	1	0	1	0	0				
Johnny Mize, L (9, PH) Jackie Jensen, R (9, PR) OBP: 0.300, SLG: 0.333										1	0	1	0	0	0	0				
Vic Raschi, R (1, 1) Jim Delsing, L (9, PH) OBP: 0.500, SLG: 0.500										3	0	0	0	0	2	5				
Inning Stats	R: 0 E: 0 K: 0 S: 3	H: 1 LOB: 3 BB: 2 P: 14	R: 0 E: 0 K: 0 S: 4	H: 1 LOB: 1 BB: 0 P: 4	R: 0 E: 0 K: 0 S: 5	H: 2 LOB: 2 BB: 0 P: 5	R: 0 E: 0 K: 0 S: 3	H: 0 LOB: 0 BB: 1 P: 7	R: 0 E: 0 K: 1 S: 5	H: 0 LOB: 0 BB: 0 P: 5	R: 0 E: 0 K: 0 S: 4	H: 1 LOB: 1 BB: 0 P: 4	R: 0 E: 0 K: 0 S: 6	H: 3 LOB: 2 BB: 0 P: 6	R: 1 E: 0 K: 0 S: 6	H: 3 LOB: 2 BB: 0 P: 6	1B: 7 2B: 1 3B: 0 HR: 0	SF: 0 SAC: 0 DP: 0 HBP: 0	WP: 0 PB: 0 SB: 0 CS: 0	PA: 38
PITCHER Art Houtteman, R (1, 1) ERA: 1.98	IP: 9.0 WLS: W BF: 38	H: 8 R: 1 ER: 1 SO: 2	BB: 3 IBB: 0 HBP: 0 BLK: 0	WP: 0 HR: 0 S: 39 P: 51	ERA: 1.00 WHIP: 1.222															

Batter	1	2	3	4	5	6	7	8	9	AB	R	H	RBI	BB	SO	LOB	TOP	
Billy DeMars, R (1, 6) OBP: 0.356, SLG: 0.289	0-0 6-3			0-0 6-3		0-0 F8			4-0 G6-4-3 BB	3	0	0	0	1	0	0	St. Louis Browns @ New York Yankees Yankee Stadium, Bronx, NY Tue May 09 1950, 3:33 AM EDT Att: 20,887 - Unknown livebaseballscorecards.com AB 29 R 2 H 3 RBI 2 BB 2 SO 7 LOB 6 	
Leo Thomas, R (1, 5) OBP: 0.379, SLG: 0.292	0-0 6-3			0-0 F9		0-0			0-0 G6-4-3 1-2f	4	0	1	0	0	0	1		
Don Lenhardt, R (1, 7) OBP: 0.390, SLG: 0.629	0-0 F9			0-0 F9		0-3 K			0-0 HR	4	1	1	1	0	1	1		
Ken Wood, R (1, 9) OBP: 0.387, SLG: 0.704		0-0 L6			4-0 E 1B 4-3 BB				0-0 K2-3	3	1	0	0	1	1	0		
Sherm Lollar, R (1, 2) OBP: 0.413, SLG: 0.683		0-0 6-3			0-0 E5 4-3 1-3 1B				0-0 P4	3	0	1	0	0	0	0		
Roy Sievers, R (1, 8) OBP: 0.261, SLG: 0.128		0-0 F7			0-3 K				0-3 K	3	0	0	0	0	2	2		
Hank Arft, L (1, 3) OBP: 0.438, SLG: 0.462				0-0 P6		0-0 4-3			0-3 K	3	0	0	1	0	1	1		
Owen Friend, R (1, 4) OBP: 0.306, SLG: 0.279				0-0 F9		0-0 L1			0-3 K	3	0	0	0	0	1	1		
Joe Ostrowski, L (1, 1) OBP: 0.200, SLG: 0.222				0-0 L1					0-0 4-3	2	0	0	0	0	1	0		
Tom Upton, R (8, PH) OBP: 0.300, SLG: 0.160										1	0	0	0	0	0	0		
Stubby Overmire, R (8, 1)										0	0	0	0	0	0	0		
Inning Stats	R: 0 E: 0 K: 0 S: 3	H: 0 LOB: 0 BB: 0 P: 3	R: 0 E: 0 K: 0 S: 3	H: 0 LOB: 0 BB: 0 P: 3	R: 0 E: 0 K: 0 S: 3	H: 0 LOB: 0 BB: 0 P: 3	R: 1 E: 1 K: 1 S: 6	H: 1 LOB: 1 BB: 1 P: 10	R: 0 E: 0 K: 1 S: 5	H: 0 LOB: 0 BB: 0 P: 5	R: 0 E: 0 K: 2 S: 7	H: 0 LOB: 0 BB: 0 P: 7	R: 1 E: 0 K: 1 S: 5	H: 1 LOB: 0 BB: 1 P: 9	1B: 2 2B: 0 3B: 0 HR: 1	SF: 0 SAC: 0 DP: 1 HBP: 0	WP: 0 PB: 0 SB: 0 CS: 0	PA: 31
PITCHER Ed Lopat, L (1, 1) ERA: 4.97	IP: 9.0 WLS: W BF: 31 H: 3 R: 2 ER: 1 SO: 7 BB: 2 IBB: 0 HBP: 0 BLK: 0 WP: 0 HR: 1 S: 43 P: 51 ERA: 1.00 WHIP: 0.556																	

Batter	1	2	3	4	5	6	7	8	9	AB	R	H	RBI	BB	SO	LOB	BOTTOM	
Phil Rizzuto, R (1, 6) OBP: 0.463, SLG: 0.462	0-0 F8			0-0 1-3					0-0 G4-6-3 1B	4	0	1	0	0	0	2	St. Louis Browns @ New York Yankees Yankee Stadium, Bronx, NY Tue May 09 1950, 3:33 AM EDT Att: 20,887 - Unknown livebaseballscorecards.com AB 32 R 4 H 9 RBI 4 BB 0 SO 2 LOB 9 	
Cliff Mapes, L (1, 9) OBP: 0.422, SLG: 0.650	0-3 K			0-0 3-1		0-0 F8			0-0 G4-6-3 1-2f	4	0	0	0	0	1	2		
Tommy Henrich, L (1, 3) OBP: 0.479, SLG: 0.784	0-0 E9 1B			0-0 F8		0-0 F4			0-0 4-3	4	0	1	0	0	0	0		
Joe DiMaggio, R (1, 8) OBP: 0.295, SLG: 0.466	0-0 5-3			0-0 F9		0-0 F9			0-0 5-3	4	0	0	0	0	0	1		
Yogi Berra, L (1, 2) OBP: 0.372, SLG: 0.507		0-0 S E 1B			0-0 F3				0-0 1-3	4	1	2	0	0	0	0		
Billy Johnson, R (1, 5) OBP: 0.465, SLG: 0.441		0-3 K 1-2			0-0 K 2B 2B				0-0 F3	3	1	1	0	0	1	1		
Hank Bauer, R (1, 7) OBP: 0.406, SLG: 0.567		0-0 E8 E G3 1B 2H			0-0 E 2B 2H				0-0 6-3	3	2	2	2	0	0	0		
Jerry Coleman, R (1, 4) OBP: 0.417, SLG: 0.444		0-0 E6 G3 2-3			0-0 E4 1B 2H				0-0 5-3	3	0	1	1	0	0	1		
Ed Lopat, L (1, 1) OBP: 0.500, SLG: 0.500		0-0 G3 1-2 3H			0-0 6-3				0-0 2B	3	0	1	1	0	0	2		
Inning Stats	R: 0 E: 1 K: 1 S: 6	H: 1 LOB: 1 BB: 0 P: 6	R: 2 E: 2 K: 1 S: 8	H: 2 LOB: 1 BB: 0 P: 8	R: 0 E: 0 K: 0 S: 3	H: 0 LOB: 0 BB: 0 P: 3	R: 2 E: 1 K: 0 S: 6	H: 3 LOB: 1 BB: 0 P: 6	R: 0 E: 0 K: 0 S: 3	H: 0 LOB: 0 BB: 0 P: 3	R: 0 E: 0 K: 0 S: 4	H: 2 LOB: 1 BB: 0 P: 4	R: 0 E: 0 K: 0 S: 3	H: 0 LOB: 0 BB: 0 P: 3	1B: 6 2B: 3 3B: 0 HR: 0	SF: 0 SAC: 0 DP: 1 HBP: 0		WP: 0 PB: 0 SB: 1 CS: 0
PITCHER Joe Ostrowski, L (1, 1) ERA: 1.8	IP: 7.0 WLS: L BF: 29 H: 9 R: 4 ER: 3 SO: 2 BB: 0 IBB: 0 HBP: 0 BLK: 0 WP: 0 HR: 0 S: 33 P: 33 ERA: 3.86 WHIP: 1.286																	
Stubby Overmire, L (8, 1) ERA: 5.0	IP: 1.0 WLS: L BF: 3 H: 0 R: 0 ER: 0 SO: 0 BB: 0 IBB: 0 HBP: 0 BLK: 0 WP: 0 HR: 0 S: 3 P: 3 ERA: 0.00 WHIP: 0.000																	


Batter	1	2	3	4	5	6	7	8	9	AB	R	H	RBI	BB	SO	LOB	TOP			
Billy DeMars, R OBP: 0.367, SLG: 0.310 (1, 6)										4	0	2	0	0	0	1	St. Louis Browns @ New York Yankees Yankee Stadium, Bronx, NY Thu May 11 1950, 3:33 AM EDT Unknown			
Ray Coleman, L OBP: 0.208, SLG: 0.304 (1, 8)										4	0	1	1	0	0	2				
Don Lenhardt, R OBP: 0.356, SLG: 0.564 (1, 7)										4	0	0	0	0	1	3				
Ken Wood, R OBP: 0.379, SLG: 0.667 (1, 9)										3	0	0	0	1	2	1				
Hank Arft, L OBP: 0.389, SLG: 0.400 (1, 3)										4	0	0	0	0	2	1				
Sherm Lollar, R OBP: 0.380, SLG: 0.622 (1, 2)										4	0	0	0	0	1	1				
Leo Thomas, R OBP: 0.375, SLG: 0.296 (1, 5)										3	0	1	0	0	0	0				
Owen Friend, R OBP: 0.314, SLG: 0.289 (1, 4)										2	1	1	0	0	0	0				
Dick Kokos, L OBP: 0.308, SLG: 0.366 (7, PH)										1	0	0	0	0	1	2				
Bill Sommers, R (7, 4)										0	0	0	0	0	0	0				
Al Widmar, R (1, 1)										1	0	0	0	0	1	0				
Tommy Fine, S OBP: 0.250, SLG: 0.500 (5, 1)										0	0	0	0	0	0	0				
Tom Upton, R OBP: 0.290, SLG: 0.154 (6, PH)										1	0	0	0	0	0	0				
Sid Schacht, R (8, 1)										0	0	0	0	0	0	0				
Inning Stats	R: 0 E: 0 K: 1 S: 6	H: 1 LOB: 1 BB: 0 P: 6	R: 0 E: 0 K: 0 S: 3	H: 0 LOB: 0 BB: 0 P: 3	R: 1 E: 0 K: 1 S: 7	H: 2 LOB: 1 BB: 0 P: 7	R: 0 E: 0 K: 1 S: 5	H: 0 LOB: 0 BB: 0 P: 5	R: 0 E: 0 K: 0 S: 3	H: 0 LOB: 0 BB: 0 P: 3	R: 0 E: 0 K: 2 S: 8	H: 1 LOB: 2 BB: 1 P: 12	R: 0 E: 0 K: 0 S: 4	H: 1 LOB: 1 BB: 0 P: 4	R: 0 E: 0 K: 2 S: 7	H: 0 LOB: 0 BB: 0 P: 7	1B: 5 2B: 0 3B: 0 HR: 0	SF: 0 SAC: 1 DP: 0 HBP: 0	WP: 1 PB: 0 SB: 0 CS: 0	PA: 33
PITCHER Allie Reynolds, R ERA: 4.5 (1, 1)	IP: 9.0 WLS: W BF: 33 H: 5 R: 1 ER: 1 SO: 8 BB: 1 IBB: 0 HBP: 0 BLK: 0 WP: 1 HR: 0 S: 48 P: 52 ERA: 1.00 WHIP: 0.667																			


AB	31
R	1
H	5
RBI	1
BB	1
SO	8
LOB	11



Batter	1	2	3	4	5	6	7	8	9	AB	R	H	RBI	BB	SO	LOB	BOTTOM			
Phil Rizzuto, R OBP: 0.476, SLG: 0.471 (1, 6)										3	1	2	0	1	0	0	St. Louis Browns @ New York Yankees Yankee Stadium, Bronx, NY Thu May 11 1950, 3:33 AM EDT Unknown			
Cliff Mapes, L OBP: 0.429, SLG: 0.698 (1, 9)										3	2	1	3	1	1	2				
Tommy Henrich, L OBP: 0.481, SLG: 0.805 (1, 3)										4	1	2	0	0	0	0				
Joe DiMaggio, R OBP: 0.293, SLG: 0.447 (1, 8)										3	0	0	0	1	1	3				
Yogi Berra, L OBP: 0.366, SLG: 0.493 (1, 2)										4	0	1	2	0	0	2				
Bobby Brown, L OBP: 0.194, SLG: 0.121 (1, 5)										3	0	0	0	1	2	2				
Gene Woodling, L OBP: 0.383, SLG: 0.359 (1, 7)										4	0	0	0	0	0	3				
Jerry Coleman, R OBP: 0.406, SLG: 0.431 (1, 4)										4	1	1	0	0	0	0				
Allie Reynolds, R OBP: 0.333, SLG: 0.444 (1, 1)										2	0	1	0	0	1	0				
Inning Stats	R: 0 E: 0 K: 1 S: 5	H: 0 LOB: 0 BB: 0 P: 5	R: 0 E: 0 K: 1 S: 5	H: 0 LOB: 1 BB: 1 P: 9	R: 0 E: 0 K: 1 S: 5	H: 1 LOB: 0 BB: 0 P: 5	R: 1 E: 0 K: 1 S: 6	H: 1 LOB: 2 BB: 2 P: 14	R: 4 E: 0 K: 0 S: 7	H: 4 LOB: 1 BB: 1 P: 11	R: 0 E: 0 K: 0 S: 3	H: 0 LOB: 0 BB: 0 P: 3	R: 0 E: 0 K: 1 S: 5	H: 0 LOB: 0 BB: 0 P: 5	R: 0 E: 0 K: 2 S: 7	H: 0 LOB: 0 BB: 0 P: 5		1B: 5 2B: 2 3B: 0 HR: 1	SF: 0 SAC: 1 DP: 0 HBP: 0	WP: 0 PB: 0 SB: 0 CS: 1
PITCHER Al Widmar, R ERA: 8.1 (1, 1)	IP: 4.1 WLS: L BF: 20 H: 4 R: 4 ER: 4 SO: 4 BB: 4 IBB: 0 HBP: 0 BLK: 0 WP: 0 HR: 1 S: 24 P: 40 ERA: 8.31 WHIP: 1.846																			
Tommy Fine, R ERA: 4.15 (5, 1)	IP: 2.2 WLS: L BF: 12 H: 4 R: 1 ER: 1 SO: 0 BB: 0 IBB: 0 HBP: 0 BLK: 0 WP: 0 HR: 0 S: 12 P: 12 ERA: 3.38 WHIP: 1.500																			
Sid Schacht, R ERA: 3.0 (8, 1)	IP: 1.0 WLS: L BF: 3 H: 0 R: 0 ER: 0 SO: 1 BB: 0 IBB: 0 HBP: 0 BLK: 0 WP: 0 HR: 0 S: 5 P: 5 ERA: 0.00 WHIP: 0.000																			




Batter	1	2	3	4	5	6	7	8	9	AB	R	H	RBI	BB	SO	LOB	TOP										
Billy DeMars, R (1,6) OBP: 0.370, SLG: 0.304	0-3 K		0-0 BB 1B	0-0 G1-4-3			4-0 HR BB		0-0 F7	4	2	1	0	1	1	2	St. Louis Browns @ New York Yankees Yankee Stadium, Bronx, NY Thu May 11 1950, 3:38 AM EDT Att: 14,560 - Unknown AB 30 R 5 H 6 RBI 4 BB 9 SO 8 LOB 11 										
Ray Coleman, L (1,8) OBP: 0.214, SLG: 0.407	0-0 F3		0-0 F8	0-0 6-3			0-0 HR BB		0-3 K	4	1	1	3	0	0	2											
Roy Sievers, R (9, PH) OBP: 0.255, SLG: 0.125							1-2 HR			1	0	0	0	0	1	0											
Dick Kokos, L (1,7) OBP: 0.321, SLG: 0.349	4-0 BB		4-0 1B BB				0-0 F5		0-3 K	2	0	0	0	2	0	0											
Frankie Gustine, R (9, PH) OBP: 0.238, SLG: 0.211							0-0 F5			1	0	0	0	0	1	0											
Ken Wood, R (1,9) OBP: 0.386, SLG: 0.650	4-0 1-2 BB		0-0 1-2 BB				0-0 F5			3	0	1	1	1	0	0											
Hank Arft, L (1,3) OBP: 0.400, SLG: 0.394	0-3 K		4-0 1-2 BB				0-0 F4		0-3 K	3	0	1	0	1	1	2											
Les Moss, R (1,2) OBP: 0.294, SLG: 0.143			4-0 G6-3 BB				0-0 4-3		0-0 FC5-4	3	0	0	0	1	0	4											
Bill Sommers, R (8,4)							0-0 FC5-4			0	0	0	0	0	0	0											
Leo Thomas, R (1,5) OBP: 0.361, SLG: 0.267			0-0 G6-3				0-3 K		0-0 F9	3	1	0	0	1	1	1											
Owen Friend, R (1,4) OBP: 0.315, SLG: 0.277			0-0 6-3				0-3 K			2	0	0	0	1	1	0											
Sherm Lollar, R (8, PH) OBP: 0.392, SLG: 0.652							0-3 K			1	0	1	0	0	0	0											
Dick Starr, R (1,1)			0-3 K				0-0 BLK HR 1B		0-3 K	1	0	0	0	0	1	0											
Stubby Overmire, R (3,1)										0	0	0	0	1	0	0											
Tom Ferrick, R (6,1) OBP: 0.500, SLG: 0.500										1	1	1	0	0	0	0											
Don Lenhardt, R (8, PH) OBP: 0.348, SLG: 0.550										1	0	0	0	0	1	0											
Joe Ostrowski, L (8,1) OBP: 0.200, SLG: 0.222										0	0	0	0	0	0	0											
Inning Stats	R: 0 E: 0 K: 2 S: 7	H: 0 LOB: 2 BB: 2 P: 15	R: 0 E: 0 K: 0 S: 2	H: 0 LOB: 0 BB: 1 P: 6	R: 1 E: 0 K: 1 S: 7	H: 2 LOB: 3 BB: 2 P: 15	R: 1 E: 0 K: 0 S: 2	H: 0 LOB: 1 BB: 3 P: 14	R: 0 E: 0 K: 0 S: 3	H: 0 LOB: 0 BB: 0 P: 3	R: 0 E: 0 K: 2 S: 7	H: 0 LOB: 0 BB: 0 P: 7	R: 3 E: 0 K: 0 S: 6	H: 3 LOB: 1 BB: 1 P: 10	R: 0 E: 0 K: 1 S: 5	H: 1 LOB: 0 BB: 0 P: 5	R: 0 E: 0 K: 2 S: 7	H: 0 LOB: 0 BB: 0 P: 7	1B: 4 2B: 1 3B: 0 HR: 1	SF: 0 SAC: 0 DP: 2 HBP: 0	WP: 0 PB: 0 SB: 0 CS: 0	PA: 39					
PITCHER	IP	WLS	BF	H	R	ER	SO	BB	IBB	HBP	BLK	WP	HR	S	P	ERA	WHIP										
Fred Sanford, R (1,1) ERA: 4.7	3.0		18	2	2	2	3	8	0	0	0	0	0	16	48	6.00	3.333										
Bob Porterfield, R (4,1) ERA: 8.0	4.0	W	15	3	3	3	2	1	0	0	1	0	1	18	22	6.75	1.000										
Joe Page, L (8,1) ERA: 2.45	2.0	S	6	1	0	0	3	0	0	0	0	0	0	12	12	0.00	0.500										

Batter	1	2	3	4	5	6	7	8	9	AB	R	H	RBI	BB	SO	LOB	BOTTOM										
Phil Rizzuto, R (1,6) OBP: 0.471, SLG: 0.465	0-0 F7		0-0 F9				0-0 SH3-4			3	1	1	0	0	0	0	St. Louis Browns @ New York Yankees Yankee Stadium, Bronx, NY Thu May 11 1950, 3:38 AM EDT Att: 14,560 - Unknown AB 32 R 6 H 11 RBI 5 BB 3 SO 0 LOB 12 										
Cliff Mapes, L (1,9) OBP: 0.434, SLG: 0.766	0-0 E2 3B		0-0 3B				0-0 F3			4	1	2	0	0	0	2											
Joe Collins, L (1,3) OBP: 0.414, SLG: 0.500	4-0 BB		0-0 4-3				0-0 2B			2	0	1	1	1	0	1											
Tommy Henrich, L (7, PH) OBP: 0.491, SLG: 0.810							2-H 2B			1	0	1	1	0	0	0											
Joe DiMaggio, R (1,8) OBP: 0.279, SLG: 0.425	0-0 F7		0-0 F8				0-0 F9			4	0	0	0	0	0	3											
Yogi Berra, L (1,2) OBP: 0.372, SLG: 0.500	0-0 4-3		4-0 BB				0-0 F9			3	1	1	0	1	0	1											
Bobby Brown, L (1,5) OBP: 0.216, SLG: 0.121			4-0 F4				0-0 1B 2B			0	1	0	0	1	0	0											
Billy Johnson, R (3, PH) OBP: 0.457, SLG: 0.432							0-0 1B			3	0	1	1	0	0	2											
Gene Woodling, L (1,7) OBP: 0.392, SLG: 0.419			0-0 F8 3B				0-0 G4-6-3			4	1	2	1	0	0	1											
Jerry Coleman, R (1,4) OBP: 0.397, SLG: 0.419			0-0 F8				0-0 F3			4	0	1	1	0	0	0											
Fred Sanford, S (1,1) OBP: 0.375, SLG: 0.625			0-0 F4				0-0 1B			1	0	0	0	0	0	0											
Bob Porterfield, R (4,1)										1	0	0	0	0	0	0											
Jim Delsing, L (7, PH) OBP: 0.600, SLG: 0.600							0-0 SH3-4			1	1	1	0	0	0	0											
Joe Page, L (8,1)							1B			1	0	0	0	0	0	2											
Inning Stats	R: 1 E: 1 K: 0 S: 4	H: 1 LOB: 1 BB: 1 P: 8	R: 2 E: 0 K: 0 S: 4	H: 1 LOB: 0 BB: 1 P: 8	R: 0 E: 0 K: 0 S: 3	H: 1 LOB: 2 BB: 1 P: 8	R: 0 E: 0 K: 0 S: 3	H: 0 LOB: 0 BB: 0 P: 3	R: 1 E: 0 K: 0 S: 4	H: 2 LOB: 0 BB: 0 P: 4	R: 1 E: 0 K: 0 S: 4	H: 2 LOB: 0 BB: 0 P: 4	R: 1 E: 0 K: 0 S: 5	H: 2 LOB: 1 BB: 0 P: 5	R: 0 E: 0 K: 0 S: 5	H: 2 LOB: 2 BB: 0 P: 5		R: 0 E: 0 K: 0 S: 4	H: 2 LOB: 0 BB: 0 P: 8	1B: 6 2B: 2 3B: 3 HR: 0	SF: 0 SAC: 1 DP: 1 HBP: 0	WP: 0 PB: 0 SB: 0 CS: 0	PA: 36				
PITCHER	IP	WLS	BF	H	R	ER	SO	BB	IBB	HBP	BLK	WP	HR	S	P	ERA		WHIP									
Dick Starr, R (1,1) ERA: 5.59	2.0		11	3	3	2	0	2	0	0	0	0	0	12	16	6.00	1.667										
Stubby Overmire, L (3,1) ERA: 5.25	3.0	L	13	4	2	2	0	1	0	0	0	0	0	7	7	4.50	1.000										
Tom Ferrick, R (6,1) ERA: 0.93	2.0		7	2	1	1	0	0	0	0	0	0	0	5	5	0.00	2.000										
Joe Ostrowski, L (8,1) ERA: 1.73	1.0		5	2	0	0	0	0	0	0	0	0	0	5	5	0.00	2.000										

Batter	1	2	3	4	5	6	7	8	9	AB	R	H	RBI	BB	SO	LOB	TOP					
Eddie Joost, R OBP: 0.415, SLG: 0.400 (1, 6)										5	0	1	0	0	0	2						
Paul Lehner, L OBP: 0.421, SLG: 0.642 (1, 7)										5	0	2	0	0	1	0						
Ferns Fain, L OBP: 0.411, SLG: 0.520 (1, 3)										2	1	0	0	1	0	1						
Sam Chapman, R OBP: 0.337, SLG: 0.364 (1, 8)										4	1	1	2	0	1	3						
Elmer Valo, L OBP: 0.386, SLG: 0.373 (1, 9)										2	0	1	0	2	0	2						
Kermit Wahl, R OBP: 0.333, SLG: 0.286 (1, 5)										4	0	2	0	0	0	2						
Pete Suder, R OBP: 0.292, SLG: 0.356 (1, 4)										4	0	1	0	0	1	4						
Joe Tipton, R OBP: 0.256, SLG: 0.323 (1, 2)										3	0	0	0	0	0	5						
Bob Weisman, R OBP: 0.455, SLG: 0.727 (8, PH)										1	0	0	0	0	1	1						
Mike Guerra, R OBP: 0.372, SLG: 0.500 (8, 2)										0	0	0	0	0	0	0						
Lou Brissie, L OBP: 0.375, SLG: 0.375 (9, PH)										3	0	0	0	0	1	4						
Carl Scheib, R OBP: 0.375, SLG: 0.375 (9, PH)										1	0	0	0	0	1	0						
Inning Stats	R: 0 E: 0 K: 0 S: 4	H: 2 LOB: 2 BB: 0 P: 5	R: 0 E: 0 K: 1 S: 7	H: 2 LOB: 2 BB: 0 P: 7	R: 0 E: 0 K: 1 S: 5	H: 0 LOB: 0 BB: 0 P: 5	R: 0 E: 0 K: 0 S: 4	H: 1 LOB: 1 BB: 0 P: 4	R: 0 E: 0 K: 0 S: 3	H: 0 LOB: 0 BB: 0 P: 3	R: 2 E: 0 K: 1 S: 7	H: 2 LOB: 2 BB: 2 P: 15	R: 0 E: 0 K: 0 S: 4	H: 1 LOB: 1 BB: 0 P: 4	R: 0 E: 0 K: 1 S: 5	H: 0 LOB: 1 BB: 1 P: 9	R: 0 E: 0 K: 2 S: 7	H: 0 LOB: 0 BB: 0 P: 7	1B: 7 2B: 0 3B: 0 HR: 1	SF: 0 SAC: 0 DP: 0 HBP: 1	WP: 0 PB: 0 SB: 0 CS: 0	PA: 38
PITCHER Tommy Byrne, L ERA: 4.3 (1, 1)	IP: 9.0 WLS: W BF: 38 H: 8 R: 2 ER: 2 SO: 6 BB: 3 IBB: 0 HBP: 1 BLK: 0 WP: 0 HR: 1 S: 46 P: 59 ERA: 2.00 WHIP: 1.222															PITCHER						

Philadelphia Athletics @ New York Yankees
Yankee Stadium, Bronx, NY
Fri May 12 1950, 3:33 AM EDT
Att: 38,958 - Unknown


AB	34
R	2
H	8
RBI	2
BB	3
SO	6
LOB	24



Batter	1	2	3	4	5	6	7	8	9	AB	R	H	RBI	BB	SO	LOB	BOTTOM			
Phil Rizzuto, R OBP: 0.462, SLG: 0.453 (1, 6)										4	0	1	0	0	0	1				
Cliff Mapes, L OBP: 0.421, SLG: 0.725 (1, 9)										4	0	1	0	0	2	3				
Tommy Henrich, L OBP: 0.474, SLG: 0.804 (1, 3)										4	0	1	0	0	0	1				
Joe DiMaggio, R OBP: 0.289, SLG: 0.415 (1, 8)										2	0	0	0	2	0	2				
Yogi Berra, L OBP: 0.378, SLG: 0.494 (1, 2)										3	0	1	0	1	0	1				
Billy Johnson, R OBP: 0.440, SLG: 0.415 (1, 5)										4	1	1	0	0	1	4				
Hank Bauer, R OBP: 0.361, SLG: 0.500 (1, 7)										4	1	0	0	0	0	3				
Jerry Coleman, R OBP: 0.394, SLG: 0.462 (1, 4)										3	1	1	3	0	0	0				
Tommy Byrne, L OBP: 0.364, SLG: 0.636 (1, 1)										3	0	2	0	0	0	0				
Inning Stats	R: 0 E: 0 K: 0 S: 4	H: 1 LOB: 1 BB: 0 P: 4	R: 0 E: 0 K: 0 S: 2	H: 0 LOB: 0 BB: 1 P: 6	R: 0 E: 0 K: 0 S: 3	H: 0 LOB: 0 BB: 0 P: 3	R: 0 E: 0 K: 0 S: 3	H: 1 LOB: 0 BB: 0 P: 3	R: 3 E: 1 K: 1 S: 9	H: 3 LOB: 1 BB: 0 P: 9	R: 0 E: 0 K: 0 S: 3	H: 0 LOB: 1 BB: 1 P: 7	R: 0 E: 0 K: 1 S: 7	H: 2 LOB: 2 BB: 0 P: 7	R: 0 E: 0 K: 1 S: 6	H: 1 LOB: 2 BB: 1 P: 10	1B: 6 2B: 0 3B: 1 HR: 1	SF: 0 SAC: 0 DP: 2 HBP: 0	WP: 0 PB: 0 SB: 0 CS: 0	PA: 34
PITCHER Lou Brissie, L ERA: 5.19 (1, 1)	IP: 8.0 WLS: L BF: 34 H: 8 R: 3 ER: 2 SO: 3 BB: 3 IBB: 0 HBP: 0 BLK: 0 WP: 0 HR: 1 S: 37 P: 49 ERA: 2.25 WHIP: 1.375															PITCHER				


Philadelphia Athletics @ New York Yankees
Yankee Stadium, Bronx, NY
Fri May 12 1950, 3:33 AM EDT
Att: 38,958 - Unknown

AB	31
R	3
H	8
RBI	3
BB	3
SO	3
LOB	15



Batter	1	2	3	4	5	6	7	8	9	AB	R	H	RBI	BB	SO	LOB	TOP									
Eddie Joost, R OBP: 0.419, SLG: 0.397 (1, 6)	F5		K			1B HBP		2B 1B		3	2	1	0	0	1	0	Philadelphia Athletics @ New York Yankees Yankee Stadium, Bronx, NY Sat May 13 1950, 3:33 AM EDT Att: 32,610 - Unknown livebaseballscorecards.com									
Paul Lehner, L OBP: 0.410, SLG: 0.614 (1, 7)	K		G3			1B		F8		4	0	1	0	0	1	1										
Elmer Valo, L OBP: 0.392, SLG: 0.387 (1, 9)	E4				F9 BLK BB		P4	1B		3	1	1	0	1	0	2										
Feris Fain, L OBP: 0.404, SLG: 0.506 (1, 3)	F3				F9		P4	1B		4	0	1	2	0	0	4										
Sam Chapman, R OBP: 0.333, SLG: 0.358 (1, 8)		F7			K			F7		4	0	1	1	0	1	2										
Bob Dillinger, R OBP: 0.348, SLG: 0.422 (1, 5)		4-3 S 1B			F8			6-3		4	0	1	0	0	1	4										
Pete Suder, R OBP: 0.294, SLG: 0.344 (1, 4)		4-3				G6-3 BB		F7		2	0	0	0	1	0	1										
Barney McCosky, L OBP: 0.390, SLG: 0.382 (9, PH)		1-3						6-3		1	0	0	0	0	0	0										
Joe Tipton, R OBP: 0.235, SLG: 0.294 (1, 2)		F8				F8		K		3	0	0	0	0	1	2										
Wally Moses, L OBP: 0.273, SLG: 0.111 (9, PH)								K		1	0	0	0	0	1	0										
Hank Wyse, R OBP: 0.222, SLG: 0.222 (1, 1)						G6-3		F2		0	0	0	0	0	0	0										
Carl Scheib, R OBP: 0.333, SLG: 0.333 (2, 1)						1-2		1-3		1	0	0	0	0	0	0										
Dick Fowler, R OBP: 0.417, SLG: 0.667 (3, 1)										2	0	0	0	0	0	1										
Bob Wellman, R OBP: 0.417, SLG: 0.667 (9, PH)										1	0	0	0	0	0	0										
Inning Stats	R: 0 E: 1 K: 1 S: 6	H: 0 LOB: 1 BB: 0 P: 6	R: 0 E: 0 K: 0 S: 4	H: 1 LOB: 1 BB: 0 P: 4	R: 0 E: 0 K: 1 S: 5	H: 0 LOB: 0 BB: 1 P: 5	R: 0 E: 0 K: 1 S: 5	H: 0 LOB: 1 BB: 1 P: 9	R: 0 E: 0 K: 0 S: 2	H: 0 LOB: 2 BB: 1 P: 6	R: 1 E: 0 K: 1 S: 7	H: 2 LOB: 2 BB: 0 P: 8	R: 0 E: 0 K: 1 S: 5	H: 0 LOB: 0 BB: 0 P: 5	R: 2 E: 0 K: 0 S: 6	H: 3 LOB: 1 BB: 0 P: 6	R: 0 E: 0 K: 1 S: 5	H: 0 LOB: 0 BB: 0 P: 5	1B: 5 2B: 1 3B: 0 HR: 0	SF: 0 SAC: 0 DP: 1 HBP: 1	WP: 0 PB: 0 SB: 1 CS: 0	PA: 36				
PITCHER	IP	WLS	BF	H	R	ER	SO	BB	IBB	HBP	BLK	WP	HR	S	P	ERA	WHIP									
Vic Raschi, R ERA: 4.38 (1, 1)	6.0	W	24	3	1	1	4	2	0	0	1	1	0	0	29	38	1.50	0.833								
Bob Porterfield, R ERA: 7.5 (7, 1)	3.0	S	12	3	2	2	2	0	0	0	0	0	0	0	16	16	6.00	1.000								


Batter	1	2	3	4	5	6	7	8	9	AB	R	H	RBI	BB	SO	LOB	BOTTOM								
Phil Rizzuto, R OBP: 0.458, SLG: 0.475 (1, 6)	5-3	E9 1B			F2		P2			5	1	2	2	0	0	1	Philadelphia Athletics @ New York Yankees Yankee Stadium, Bronx, NY Sat May 13 1950, 3:33 AM EDT Att: 32,610 - Unknown livebaseballscorecards.com								
Cliff Mapes, L OBP: 0.435, SLG: 0.745 (1, 9)	F7						K			4	0	2	1	1	1	1									
Tommy Henrich, L OBP: 0.459, SLG: 0.760 (1, 3)										4	0	1	0	0	1	3									
Joe Collins, L OBP: 0.400, SLG: 0.480 (6, 3)	P4	K			6-3		4-3			1	0	0	0	0	0	1									
Joe DiMaggio, R OBP: 0.305, SLG: 0.435 (1, 8)		HR BB						F8		3	2	1	0	2	0	2									
Yogi Berra, L OBP: 0.389, SLG: 0.553 (1, 2)		HR BB			F8		F7			4	2	2	2	1	0	2									
Bobby Brown, L OBP: 0.286, SLG: 0.250 (1, 5)		HR BB						F8		3	1	2	2	2	0	0									
Gene Woodling, L OBP: 0.375, SLG: 0.396 (1, 7)								F8		5	0	1	0	0	0	4									
Jerry Coleman, R OBP: 0.368, SLG: 0.429 (1, 4)								F9		5	1	0	0	0	0	5									
Vic Raschi, R OBP: 0.308, SLG: 0.182 (1, 1)								F9		2	2	1	0	1	0	2									
Bob Porterfield, R OBP: 0.333, SLG: 0.333 (7, 1)										1	0	1	0	0	0	0									
Inning Stats	R: 0 E: 0 K: 0 S: 3	H: 0 LOB: 0 BB: 0 P: 3	R: 4 E: 1 K: 1 S: 9	H: 4 LOB: 2 BB: 2 P: 17	R: 1 E: 0 K: 0 S: 4	H: 1 LOB: 2 BB: 2 P: 12	R: 0 E: 0 K: 0 S: 4	H: 1 LOB: 2 BB: 1 P: 8	R: 3 E: 0 K: 0 S: 6	H: 3 LOB: 2 BB: 2 P: 14	R: 0 E: 0 K: 0 S: 4	H: 1 LOB: 1 BB: 0 P: 4	R: 0 E: 0 K: 1 S: 6	H: 1 LOB: 1 BB: 0 P: 6	R: 1 E: 0 K: 0 S: 5	H: 2 LOB: 1 BB: 0 P: 5		1B: 7 2B: 0 3B: 4 HR: 2	SF: 0 SAC: 0 DP: 0 HBP: 0	WP: 0 PB: 0 SB: 0 CS: 0	PA: 44				
PITCHER	IP	WLS	BF	H	R	ER	SO	BB	IBB	HBP	BLK	WP	HR	S	P	ERA	WHIP								
Hank Wyse, R ERA: 7.99 (1, 1)	1.2	L	10	4	4	3	0	1	0	0	0	0	0	4	13	16.20	3.000								
Carl Scheib, R ERA: 4.32 (2, 1)	0.1		5	1	1	1	1	3	0	0	1	0	0	4	16	27.00	12.000								
Dick Fowler, R ERA: 12.38 (3, 1)	6.0		29	8	4	4	1	3	0	0	0	0	0	28	40	6.00	1.833								




Batter	1	2	3	4	5	6	7	8	9	AB	R	H	RBI	BB	SO	LOB	TOP					
Eddie Joost, R OBP: 0.427, SLG: 0.400	4-0 F8 BB		1-3					SH1-4		2	1	1	1	1	0	0	Philadelphia Athletics @ New York Yankees Yankee Stadium, Bronx, NY Sun May 14 1950, 3:33 AM EDT Att: 24,058 - Unknown					
Paul Lehner, L OBP: 0.405, SLG: 0.597	0-0 F8		F9					K		5	1	2	1	0	1	2						
Ferns Fain, L OBP: 0.404, SLG: 0.494	0-0 F7			4-3	E3					4	1	1	1	1	0	2						
Sam Chapman, R OBP: 0.316, SLG: 0.337		0-0 F7		F4	F8	FC6-4		F7		5	0	0	0	0	6							
Bob Dillinger, R OBP: 0.363, SLG: 0.455		0-0 1B 3B		F3				F7		5	1	3	2	0	0	0						
Elmer Valo, L OBP: 0.405, SLG: 0.375		0-0 F2								2	1	0	0	3	0	2						
Pete Suder, R OBP: 0.315, SLG: 0.364		0-0 1B								5	1	3	2	0	0	2						
Mike Guerra, R OBP: 0.354, SLG: 0.465		0-0 1-3								5	1	1	1	0	0	5						
Bob Hooper, R OBP: 0.222, SLG: 0.125			0-0 F3							1	0	0	0	0	0	0						
Bobby Shantz, R OBP: 0.429, SLG: 0.273										1	2	1	1	2	0	0						
Inning Stats	R: 0 E: 0 K: 0 S: 2	H: 0 LOB: 0 BB: 1 P: 6	R: 1 E: 0 K: 0 S: 5	H: 2 LOB: 1 BB: 0 P: 5	R: 0 E: 0 K: 0 S: 3	H: 0 LOB: 0 BB: 0 P: 3	R: 0 E: 0 K: 0 S: 3	H: 0 LOB: 0 BB: 0 P: 3	R: 7 E: 2 K: 0 S: 10	H: 7 LOB: 2 BB: 2 P: 18	R: 1 E: 0 K: 0 S: 4	H: 2 LOB: 1 BB: 1 P: 8	R: 0 E: 0 K: 0 S: 4	H: 1 LOB: 1 BB: 0 P: 4	R: 0 E: 0 K: 1 S: 5	H: 0 LOB: 2 BB: 2 P: 13	R: 0 E: 0 K: 0 S: 3	H: 0 LOB: 1 BB: 1 P: 7	1B: 11 2B: 0 3B: 1 HR: 0	SF: 0 SAC: 1 DP: 0 HBP: 0	WP: 0 PB: 0 SB: 1 CS: 1	PA: 44
PITCHER	IP	WLS	BF	H	R	ER	SO	BB	IBB	HBP	BLK	WP	HR	S	P	ERA	WHIP					
Ed Lopat, L ERA: 6.27	4.0	L	21	7	8	7	0	2	0	0	0	0	0	19	27	15.75	2.250					
Don Johnson, R ERA: 8.3	1.0	5	2	0	0	0	0	1	0	0	0	0	0	4	8	0.00	3.000					
Duane Pillette, R ERA: 1.5	2.0	9	3	1	1	0	1	0	0	0	0	0	0	8	12	4.50	2.000					
Joe Page, L ERA: 2.16	2.0	9	0	0	0	0	1	3	0	0	0	0	0	8	20	0.00	1.500					

Batter	1	2	3	4	5	6	7	8	9	AB	R	H	RBI	BB	SO	LOB	BOTTOM				
Phil Rizzuto, R OBP: 0.440, SLG: 0.452	0-0 6-3	0-0 6-3		SH1-3	F2			FC5-4		4	0	0	0	0	0	2	Philadelphia Athletics @ New York Yankees Yankee Stadium, Bronx, NY Sun May 14 1950, 3:33 AM EDT Att: 24,058 - Unknown				
Cliff Mapes, L OBP: 0.463, SLG: 0.741	0-0 S 2B	4-0 BB BB		1B BB	F8					3	2	2	1	2	0	0					
Tommy Henrich, L OBP: 0.485, SLG: 0.769	0-0 1B 1H 6-3	4-0 1-2 BB		BB 1B BB				F9		2	2	1	1	3	0	2					
Yogi Berra, L OBP: 0.380, SLG: 0.533	0-0 2-3 1B	0-0 4-3		K						5	1	1	0	0	1	6					
Bobby Brown, L OBP: 0.298, SLG: 0.268	0-0 6-3		0-0 C5-4-3 BB	1B BB						5	1	2	3	0	1	2					
Gene Woodling, L OBP: 0.393, SLG: 0.392	0-0 3H 1B		4-0 BB BB	1B BB						3	0	1	1	2	0	1					
Hank Bauer, R OBP: 0.390, SLG: 0.486	4-0 1-2 BB		0-0 G5-4-3 BB	1B BB						3	1	1	2	2	0	2					
Jerry Coleman, R OBP: 0.346, SLG: 0.400	0-0 1-3		0-0 F9	1-3						5	0	0	0	0	6						
Ed Lopat, L OBP: 0.200, SLG: 0.455		0-0 1-3								1	1	0	0	1	0	0					
Jackie Jensen, R OBP: 0.300, SLG: 0.222				BB SH1-3						0	0	0	0	0	0	0					
Duane Pillette, R OBP: 0.440, SLG: 0.429				BB 1B						0	0	0	0	0	0	0					
Billy Johnson, R OBP: 0.440, SLG: 0.429				BB 1B						0	0	0	0	0	0	0					
Joe Page, L OBP: 0.273, SLG: 0.300				BB 1B						0	0	0	0	0	0	0					
Inning Stats	R: 3 E: 0 K: 0 S: 7	H: 4 LOB: 2 BB: 1 P: 11	R: 0 E: 0 K: 0 S: 3	H: 0 LOB: 2 BB: 2 P: 11	R: 0 E: 0 K: 0 S: 3	H: 1 LOB: 1 BB: 1 P: 7	R: 4 E: 0 K: 1 S: 7	H: 2 LOB: 2 BB: 4 P: 23	R: 0 E: 0 K: 0 S: 3	H: 0 LOB: 0 BB: 1 P: 7	R: 0 E: 0 K: 0 S: 3	H: 0 LOB: 2 BB: 1 P: 9	R: 0 E: 0 K: 1 S: 5	H: 0 LOB: 0 BB: 0 P: 5	R: 0 E: 0 K: 0 S: 3	H: 0 LOB: 0 BB: 0 P: 3	1B: 8 2B: 1 3B: 0 HR: 0	SF: 0 SAC: 1 DP: 1 HBP: 0	WP: 0 PB: 0 SB: 1 CS: 0	PA: 45	
PITCHER	IP	WLS	BF	H	R	ER	SO	BB	IBB	HBP	BLK	WP	HR	S	P	ERA	WHIP				
Bob Hooper, R ERA: 3.25	3.1	W	21	4	2	2	3	7	0	0	0	0	0	14	42	16.20	3.600				
Bobby Shantz, L ERA: 4.23	5.2	W	24	4	2	2	3	3	0	0	0	0	0	27	39	3.18	1.235				

AB	35
R	9
H	12
RBI	9
BB	7
SO	1
LOB	19



AB	34
R	8
H	9
RBI	8
BB	10
SO	3
LOB	21



Batter	1	2	3	4	5	6	7	8	9	AB	R	H	RBI	BB	SO	LOB	TOP					
Phil Rizzuto, R OBP: 0.453, SLG: 0.478 (1, 6)	F7		1B		FC1-6		BB CS 1B	BB BB 2B	BB 1B	6	1	4	1	0	0	2	New York Yankees @ St. Louis Browns Sportsman's Park, St. Louis, MO Tue May 16 1950, 4:33 AM EDT Att: 9,711 - Unknown					
Cliff Mapes, L OBP: 0.466, SLG: 0.705 (1, 9)	F5		4-3		F7		BB BB	BB HR BB	BB	3	1	0	0	3	0	3						
Tommy Henrich, L Joe Collins, L OBP: 0.364, SLG: 0.429 (1, 3) (6, PR) (6, 3)	F8				3B		1B 1B	F7	K K	3	0	2	0	0	0	0						
Joe DiMaggio, R OBP: 0.317, SLG: 0.427 (1, 8)		E6 4-3 E			P6		1B 1B	1B	P5	4	3	1	1	2	0	3						
Yogi Berra, L OBP: 0.371, SLG: 0.511 (1, 2)	4-3				G3		F8	P3		4	1	0	1	1	0	7						
Billy Johnson, R OBP: 0.464, SLG: 0.511 (1, 5)	F8				F9		1B	CS		5	2	3	5	0	0	1						
Hank Bauer, R OBP: 0.391, SLG: 0.476 (1, 7)	F7				FC1-6 1B		F8			5	1	2	1	0	0	2						
Jerry Coleman, R OBP: 0.353, SLG: 0.405 (1, 4)			F8		FC1-6 1B					4	0	2	0	0	0	1						
Allie Reynolds, R OBP: 0.286, SLG: 0.357 (1, 1)			P4		K		F7		K	5	1	1	1	0	2	4						
Inning Stats	R: 0 E: 0 K: 0 S: 3	H: 0 LOB: 0 BB: 0 P: 3	R: 1 E: 2 K: 0 S: 4	H: 0 LOB: 0 BB: 0 P: 4	R: 0 E: 0 K: 0 S: 4	H: 1 LOB: 1 BB: 0 P: 4	R: 0 E: 0 K: 0 S: 4	H: 1 LOB: 1 BB: 0 P: 4	R: 0 E: 0 K: 1 S: 7	H: 2 LOB: 2 BB: 0 P: 7	R: 2 E: 0 K: 0 S: 7	H: 4 LOB: 2 BB: 0 P: 7	R: 0 E: 0 K: 0 S: 3	H: 1 LOB: 2 BB: 2 P: 11	R: 3 E: 1 K: 1 S: 11	H: 5 LOB: 1 BB: 3 P: 23	R: 0 E: 0 K: 2 S: 8	H: 1 LOB: 2 BB: 1 P: 12	1B: 12 2B: 1 3B: 1 HR: 1	SF: 0 SAC: 1 DP: 0 HBP: 0	WP: 0 PB: 0 SB: 0 CS: 1	PA: 50
PITCHER	IP WLS BF H R ER SO BB IBB HBP BLK WP HR S P ERA WHIP																					
Joe Ostrowski, L ERA: 1.99 (1, 1)	5.2 L 26 8 3 2 1 0 0 0 0 0 0 0 28 28 3.18 1.412																					
Tommy Fine, R ERA: 6.75 (6, 1)	1.2 12 5 5 5 0 3 0 0 0 0 0 0 9 21 27.00 4.800																					
Sid Schacht, R ERA: 9.82 (8, 1)	0.2 6 1 3 3 1 2 0 0 0 0 0 1 6 14 40.50 4.500																					
Cuddles Marshall, R ERA: (9, 1)	1.0 5 1 0 0 2 1 0 0 0 0 0 0 8 12 0.00 2.000																					

Batter	1	2	3	4	5	6	7	8	9	AB	R	H	RBI	BB	SO	LOB	BOTTOM					
Billy DeMars, R OBP: 0.338, SLG: 0.283 (1, 6)	G5-4-3 1B		1B			F9		F7		4	0	2	0	0	0	0	New York Yankees @ St. Louis Browns Sportsman's Park, St. Louis, MO Tue May 16 1950, 4:33 AM EDT Att: 9,711 - Unknown					
Dick Kokos, L OBP: 0.338, SLG: 0.327 (1, 7) (7, 9)	K		K					FC5-4 BB		3	0	1	0	1	2	2						
Sherm Lollar, R OBP: 0.385, SLG: 0.621 (1, 2)	G5-4-3				L7		F3	FC5-4		4	0	0	0	0	0	3						
Ken Wood, R OBP: 0.383, SLG: 0.588 Ray Coleman, L OBP: 0.200, SLG: 0.379 (1, 9) (6, PH) (7, 7)		BB			F7		K		4-3	1	0	0	0	1	0	0						
Roy Sievers, R OBP: 0.267, SLG: 0.212 (1, 8)		K			F8		4-3		F8	4	0	0	0	0	1	1						
Hank Aft, L OBP: 0.340, SLG: 0.326 (1, 3)		K				P6		FC5-4 1B		4	0	1	0	0	1	1						
Leo Thomas, R OBP: 0.306, SLG: 0.256 (1, 5)			P4					F8		3	0	1	0	0	0	2						
Owen Friend, R OBP: 0.318, SLG: 0.263 (1, 4)			1-4-3					FC5-4		3	0	0	0	0	1	2						
Joe Ostrowski, L OBP: 0.167, SLG: 0.182 Tommy Fine, S OBP: 0.250, SLG: 0.500 Sid Schacht, R Don Lenhardt, R Cuddles Marshall, R (1, 1) (6, 1) (8, 1) (8, PH) (9, 1)			K					K		2	0	0	0	0	2	1						
Inning Stats	R: 0 E: 0 K: 1 S: 5	H: 1 LOB: 0 BB: 0 P: 5	R: 0 E: 0 K: 2 S: 7	H: 0 LOB: 1 BB: 1 P: 11	R: 0 E: 0 K: 2 S: 8	H: 1 LOB: 1 BB: 0 P: 8	R: 0 E: 0 K: 0 S: 3	H: 0 LOB: 0 BB: 0 P: 3	R: 0 E: 0 K: 2 S: 8	H: 1 LOB: 1 BB: 0 P: 8	R: 0 E: 0 K: 1 S: 6	H: 1 LOB: 1 BB: 0 P: 6	R: 0 E: 0 K: 0 S: 4	H: 1 LOB: 1 BB: 0 P: 4	R: 0 E: 0 K: 1 S: 5	H: 0 LOB: 1 BB: 1 P: 9	R: 0 E: 0 K: 0 S: 3	H: 0 LOB: 0 BB: 0 P: 3	1B: 5 2B: 0 3B: 0 HR: 0	SF: 0 SAC: 0 DP: 1 HBP: 0	WP: 0 PB: 0 SB: 0 CS: 0	PA: 33
PITCHER	IP WLS BF H R ER SO BB IBB HBP BLK WP HR S P ERA WHIP																					
Allie Reynolds, R ERA: 3.41 (1, 1)	9.0 W 33 5 0 0 9 2 0 0 0 0 0 0 49 57 0.00 0.778																					



Batter	1	2	3	4	5	6	7	8	9	AB	R	H	RBI	BB	SO	LOB	TOP			
Phil Rizzuto, R OBP: 0.440, SLG: 0.480 (1, 6)	0-0 1-3		0-0 F5		0-0 F7			0-0 5-3		4	0	0	0	0	0	1	New York Yankees @ Chicago White Sox Comiskey Park, Chicago, IL Fri May 19 1950, 4:33 AM EDT Att: 23,691 - Unknown livebaseballscorecards.com			
Joe Collins, L OBP: 0.350, SLG: 0.412 (1, 3)	0-0 6-3		0-0 1B 2B		0-0 F9			0-3 K		4	1	1	0	0	1	0				
Hank Bauer, R OBP: 0.360, SLG: 0.435 (1, 7)	0-0 F7		0-3 K					0-0 5-3		4	0	0	0	0	1	2				
Joe DiMaggio, R OBP: 0.336, SLG: 0.469 (1, 8)		4-0 1B BB	0-0 1B					0-0 F7		3	0	1	2	1	0	0				
Yogi Berra, L OBP: 0.386, SLG: 0.529 (1, 2)		0-0 1B	0-0 F6					0-0 F7		3	0	1	0	1	0	1				
Billy Johnson, R OBP: 0.443, SLG: 0.471 (1, 5)		0-0 F2		0-3 K				0-3 K		4	0	0	0	0	2	4				
Cliff Mapes, L OBP: 0.451, SLG: 0.657 (1, 9)		0-3 K		0-0 4-3				0-0 E3		3	0	0	0	0	1	2				
Jerry Coleman, R OBP: 0.337, SLG: 0.376 (1, 4)		0-0 F8		0-0 F3				0-0 G1-6-3		3	0	0	0	0	0	3				
Tommy Byrne, L OBP: 0.357, SLG: 0.538 (1, 1)			4-0 2B 1B BB		0-3 K			0-0 5-3		2	1	0	0	1	1	0				
Inning Stats	R: 0 E: 0 K: 0 S: 3	H: 0 LOB: 0 BB: 0 P: 3	R: 0 E: 0 K: 1 S: 6	H: 1 LOB: 2 BB: 1 P: 10	R: 2 E: 0 K: 1 S: 7	H: 2 LOB: 1 BB: 1 P: 11	R: 0 E: 0 K: 1 S: 5	H: 0 LOB: 0 BB: 0 P: 5	R: 0 E: 0 K: 1 S: 5	H: 0 LOB: 0 BB: 0 P: 3	R: 0 E: 1 K: 1 S: 5	H: 0 LOB: 0 BB: 0 P: 5	R: 0 E: 0 K: 1 S: 5	H: 0 LOB: 0 BB: 0 P: 5	R: 0 E: 1 K: 0 S: 3	H: 0 LOB: 1 BB: 1 P: 7	1B: 2 2B: 2 3B: 0 HR: 0	SF: 0 SAC: 0 DP: 2 HBP: 0	WP: 0 PB: 0 CS: 0	PA: 33
PITCHER Bob Cain, L ERA: 1.67 (1, 1)	IP: 9.0 WLS: L BF: 33	H: 3 R: 2 ER: 2 SO: 6	BB: 3 IBB: 0 HBP: 0 BLK: 0	WP: 0 HR: 0 S: 42 P: 54	ERA: 2.00 WHIP: 0.667											ERA: 2.00 WHIP: 0.667				

Batter	1	2	3	4	5	6	7	8	9	AB	R	H	RBI	BB	SO	LOB	BOTTOM			
Jim Busby, R OBP: 0.231, SLG: 0.211 (1, 8)	4-0 E BB		0-0 F9		0-0 4-3			0-0 FC6-4		3	0	0	0	1	0	2	New York Yankees @ Chicago White Sox Comiskey Park, Chicago, IL Fri May 19 1950, 4:33 AM EDT Att: 23,691 - Unknown livebaseballscorecards.com			
Chico Carrasquel, R OBP: 0.397, SLG: 0.342 (1, 6)	0-3 K		0-0 WP 1B					0-0 6-3		4	0	1	0	0	1	1				
Johnny Ostrowski, R OBP: 0.389, SLG: 0.487 (1, 9)	0-3 K		0-3 K					0-0 F2		4	0	0	0	0	2	2				
Hank Majeski, R OBP: 0.394, SLG: 0.467 (1, 5)	4-0 BB		0-0 F9					0-0 E3		3	0	1	0	1	0	1				
Gus Zernial, R OBP: 0.276, SLG: 0.381 (1, 7)	0-0 F8			0-0 F5				0-3 K		4	0	0	0	0	1	4				
Cass Michaels, R OBP: 0.359, SLG: 0.447 (1, 4)		0-0 F4		0-0 F7				0-0 F7		4	0	0	0	0	0	0				
Eddie Malone, R OBP: 0.282, SLG: 0.229 (1, 2)		0-3 K		0-0 6-3				0-0 F9		3	0	0	0	1	1	0				
Dave Philley, S OBP: 0.323, SLG: 0.371 (9, PR)								0-0 F9		0	0	0	0	0	0	0				
Gordon Goldsberry, L OBP: 0.359, SLG: 0.200 (1, 3)		4-0 BB			0-0 F9			0-0 E4 1B		2	0	0	0	1	0	0				
Phil Masi, R OBP: 0.339, SLG: 0.333 (9, PH)								0-0 F7		1	0	0	0	0	0	1				
Bob Cain, L OBP: 0.273, SLG: 0.364 (1, 1)		0-3 K			0-0 1-3			0-0 F8		3	0	1	0	0	1	1				
Joe Erazut, R (9, PH)								0-0 FC6-4 1B		1	0	0	0	0	0	1				
Inning Stats	R: 0 E: 1 K: 2 S: 7	H: 0 LOB: 2 BB: 2 P: 15	R: 0 E: 0 K: 2 S: 7	H: 0 LOB: 1 BB: 1 P: 11	R: 0 E: 0 K: 1 S: 6	H: 1 LOB: 0 BB: 0 P: 6	R: 0 E: 0 K: 0 S: 3	H: 0 LOB: 0 BB: 0 P: 3	R: 0 E: 0 K: 1 S: 6	H: 0 LOB: 0 BB: 0 P: 6	R: 0 E: 1 K: 0 S: 5	H: 1 LOB: 2 BB: 0 P: 5	R: 0 E: 0 K: 0 S: 4	H: 1 LOB: 0 BB: 0 P: 4	R: 0 E: 0 K: 0 S: 3	H: 0 LOB: 1 BB: 1 P: 7	1B: 3 2B: 0 3B: 0 HR: 0	SF: 0 SAC: 0 DP: 0 HBP: 0	WP: 1 PB: 0 CS: 0	PA: 36
PITCHER Tommy Byrne, L ERA: 3.29 (1, 1)	IP: 9.0 WLS: W BF: 36	H: 3 R: 0 ER: 0 SO: 6	BB: 4 IBB: 0 HBP: 0 BLK: 0	WP: 1 HR: 0 S: 44 P: 60	ERA: 0.00 WHIP: 0.778											ERA: 0.00 WHIP: 0.778				

Batter	1	2	3	4	5	6	7	8	9	AB	R	H	RBI	BB	SO	LOB	TOP					
Phil Rizzuto, R OBP: 0.442, SLG: 0.490 (1, 6)	P3		P6														4 0 2 1 0 0 0					
Joe Collins, L OBP: 0.341, SLG: 0.395 (1, 3)	F2																4 0 1 0 0 0 3					
Hank Bauer, R OBP: 0.340, SLG: 0.408 Gene Woodling, L OBP: 0.388, SLG: 0.375 (8, PH) (8, 7)	F9		G5-4-3														3 0 0 0 0 0 1 1 0 0 0 0 0 0					
Joe DiMaggio, R OBP: 0.342, SLG: 0.459 (1, 8)																	2 1 0 0 2 0 0					
Yogi Berra, L OBP: 0.390, SLG: 0.524 (1, 2)																	3 0 1 0 1 0 1					
Billy Johnson, R OBP: 0.453, SLG: 0.500 Bobby Brown, L OBP: 0.283, SLG: 0.319 (9, PH) (9, 5)																	3 1 2 1 0 0 0 1 0 0 0 0 0 0					
Cliff Mapes, L OBP: 0.453, SLG: 0.644 (1, 9)																	3 1 1 1 1 0 2					
Jerry Coleman, R OBP: 0.323, SLG: 0.360 (1, 4)																	4 0 0 0 0 0 4					
Fred Sanford, S OBP: 0.364, SLG: 0.500 (1, 1)																	1 0 0 0 1 0 2					
Inning Stats	R: 0 E: 0 K: 0 S: 3	H: 0 LOB: 0 BB: 0 P: 3	R: 1 E: 0 K: 0 S: 5	H: 2 LOB: 2 BB: 1 P: 9	R: 0 E: 0 K: 0 S: 3	H: 1 LOB: 0 BB: 0 P: 3	R: 0 E: 0 K: 0 S: 3	H: 0 LOB: 0 BB: 0 P: 3	R: 1 E: 0 K: 0 S: 4	H: 1 LOB: 1 BB: 1 P: 8	R: 0 E: 0 K: 0 S: 2	H: 0 LOB: 0 BB: 0 P: 6	R: 1 E: 1 K: 0 S: 5	H: 3 LOB: 2 BB: 1 P: 9	R: 0 E: 0 K: 0 S: 2	H: 0 LOB: 0 BB: 1 P: 6	R: 0 E: 0 K: 0 S: 3	H: 0 LOB: 0 BB: 0 P: 3	1B: 5 2B: 2 3B: 0 HR: 0	SF: 0 SAC: 1 DP: 3 HBP: 0	WP: 0 PB: 0 CS: 1	PA: 36
PITCHER	IP WLS BF H R ER SO BB IBB HBP BLK WP HR S P ERA WHIP	IP WLS BF H R ER SO BB IBB HBP BLK WP HR S P ERA WHIP																				
Mickey Haefner, L ERA: 4.59 (1, 1)	7.0 L 29 7 3 3 0 4 0 0 0 0 0 25 41 3.86 1.571	2.0 6 0 0 0 0 1 0 0 0 0 0 5 9 0.00 0.500																				
Howie Judson, R ERA: 0.69 (8, 1)																						

New York Yankees @ Chicago White Sox
Comiskey Park, Chicago, IL
Sat May 20 1950, 4:33 AM EDT
Att: 7,093 - Unknown

AB 29
R 3
H 7
RBI 3
BB 5
SO 0
LOB 13



Batter	1	2	3	4	5	6	7	8	9	AB	R	H	RBI	BB	SO	LOB	BOTTOM			
Nellie Fox, L OBP: 0.222, SLG: 0.125 (1, 4)	G3		3-1														3 0 0 0 1 0 3			
Dave Philley, S OBP: 0.320, SLG: 0.359 (1, 9)	F9		F7														3 0 0 0 1 0 4			
Jim Busby, R OBP: 0.233, SLG: 0.214 (1, 8)																	4 0 1 0 0 0 3			
Hank Majeski, R OBP: 0.379, SLG: 0.447 (1, 5)	4-3																4 0 0 0 0 0 1			
Gus Zernial, R OBP: 0.264, SLG: 0.364 (1, 7)																	4 0 0 0 0 2 0			
Chico Carrasquel, R OBP: 0.341, SLG: 0.325 (1, 6)	P4																4 0 0 0 0 0 0			
Phil Masi, R OBP: 0.348, SLG: 0.350 (1, 2)	P6																3 1 1 0 1 0 0			
Gordon Goldsberry, L OBP: 0.395, SLG: 0.273 (1, 3)																	3 0 2 1 1 0 1			
Mickey Haefner, L OBP: 0.364, SLG: 0.222 Cass Michaels, R OBP: 0.365, SLG: 0.453 Howie Judson, R OBP: 0.281, SLG: 0.255 (9, PH) (8, 1)																	1 0 1 0 0 0 0 1 0 1 0 0 0 0 0 0 0 0 0 0 0 1 0 0 0 0 0 0			
Inning Stats	R: 0 E: 0 K: 0 S: 4	H: 1 LOB: 1 BB: 0 P: 4	R: 0 E: 0 K: 1 S: 5	H: 0 LOB: 0 BB: 0 P: 5	R: 0 E: 0 K: 1 S: 5	H: 0 LOB: 0 BB: 0 P: 5	R: 0 E: 0 K: 0 S: 4	H: 0 LOB: 3 BB: 2 P: 12	R: 0 E: 0 K: 0 S: 3	H: 0 LOB: 0 BB: 0 P: 3	R: 1 E: 0 K: 0 S: 6	H: 3 LOB: 3 BB: 1 P: 10	R: 0 E: 0 K: 0 S: 3	H: 0 LOB: 0 BB: 0 P: 3	R: 0 E: 0 K: 0 S: 2	H: 0 LOB: 1 BB: 1 P: 6	1B: 4 2B: 2 3B: 0 HR: 0	SF: 0 SAC: 1 DP: 1 HBP: 0	WP: 0 PB: 0 CS: 0	PA: 36
PITCHER	IP WLS BF H R ER SO BB IBB HBP BLK WP HR S P ERA WHIP	IP WLS BF H R ER SO BB IBB HBP BLK WP HR S P ERA WHIP																		
Fred Sanford, R ERA: 4.5 (1, 1)	9.0 W 36 6 1 1 2 4 0 0 0 0 0 36 52 1.00 1.111																			

New York Yankees @ Chicago White Sox
Comiskey Park, Chicago, IL
Sat May 20 1950, 4:33 AM EDT
Att: 7,093 - Unknown

AB 31
R 1
H 6
RBI 1
BB 4
SO 2
LOB 12



Batter	1	2	3	4	5	6	7	8	9	AB	R	H	RBI	BB	SO	LOB	TOP					
Phil Rizzuto, R OBP: 0.491, SLG: 0.492	4-0 1B F8 BB		0-0 F4		0-0 1B	0-0 9-5		0-3 K	4 1 1 0 1 1 3													
Cliff Mapes, L OBP: 0.407, SLG: 0.543	0-3 K		0-3 K		0-0 BB 1B HR		0-3 K	0-0 6-3	5 1 1 0 0 3 2													
Joe Collins, L OBP: 0.415, SLG: 0.455	0-0 1-3 1B		0-3 K		0-0 1-2 HR		0-0 F3		4 1 2 0 0 1 0													
Joe DiMaggio, R OBP: 0.370, SLG: 0.522	0-0 F8			0-0 3-1 1B 2B	0-0 1-2 2-3 HR		0-0 6-3		3 2 1 1 1 0 1													
Yogi Berra, L OBP: 0.403, SLG: 0.521	0-0 1-3			0-0 F9	0-0 1-1 2-2 3-4 HR		0-0 4-3		4 1 1 4 0 0 2													
Bobby Brown, L OBP: 0.282, SLG: 0.286		0-0 F3		0-0 3-1	0-0 F3		0-0 F1		4 0 0 0 0 0 1													
Gene Woodling, L OBP: 0.425, SLG: 0.417		0-0 4-3		0-0 1B		0-0 E4 9-5 SH3-4	0-0 F7		4 0 1 1 0 0 0													
Jerry Coleman, R OBP: 0.339, SLG: 0.364		0-0 1B		0-0 F6		0-0 SH3-4		0-0 S 1B	3 0 2 0 0 0 1													
Tommy Byrne, L OBP: 0.353, SLG: 0.467	0-3 K				0-0 4-3		0-0 HBP	0-3 K	2 0 0 0 0 1 1													
Joe Page, L (8, 1)								1-2 K	1 0 0 0 0 1 1													
Inning Stats	R: 1 E: 0 K: 1 S: 6	H: 1 LOB: 1 BB: 1 P: 10	R: 0 E: 0 K: 1 S: 6	H: 1 LOB: 1 BB: 0 P: 6	R: 0 E: 0 K: 2 S: 7	H: 0 LOB: 0 BB: 0 P: 7	R: 1 E: 0 K: 0 S: 5	H: 2 LOB: 1 BB: 0 P: 5	R: 4 E: 0 K: 0 S: 6	H: 4 LOB: 0 BB: 1 P: 10	R: 0 E: 1 K: 0 S: 3	H: 0 LOB: 1 BB: 0 P: 4	R: 0 E: 0 K: 1 S: 5	H: 0 LOB: 0 BB: 0 P: 5	R: 0 E: 0 K: 0 S: 3	H: 0 LOB: 0 BB: 0 P: 3	R: 0 E: 0 K: 2 S: 8	H: 1 LOB: 1 BB: 0 P: 8	1B: 7 2B: 2 3B: 0 HR: 1	SF: 0 SAC: 1 DP: 1 HBP: 1	WP: 0 PB: 0 SB: 1 CS: 0	PA: 38
PITCHER Art Houtteman, R ERA: 2.98	IP: 9.0 WLS: L BF: 38	H: 9 R: 6 ER: 6 SO: 7	BB: 2 IBB: 0 HBP: 1 BLK: 0	WP: 0 HR: 1 S: 49 P: 58	ERA: 6.00 WHIP: 1.222											PITCHER	IP: 9.0 WLS: L BF: 38	H: 9 R: 6 ER: 6 SO: 7	BB: 2 IBB: 0 HBP: 1 BLK: 0	WP: 0 HR: 1 S: 49 P: 58	ERA: 6.00 WHIP: 1.222	

New York Yankees @ Detroit Tigers
Briggs Stadium, Detroit, MI
Thu May 25 1950, 4:33 AM EDT
Att: 20,531 - Unknown

AB	34
R	6
H	9
RBI	6
BB	2
SO	7
LOB	12



Batter	1	2	3	4	5	6	7	8	9	AB	R	H	RBI	BB	SO	LOB	BOTTOM					
Johnny Lipon, R OBP: 0.421, SLG: 0.385	4-0 G6-4-3 BB		0-0 1-2 1B			0-0 FC6-4 1B	0-0 F9		0-0 F9	4 0 2 0 1 0 1												
Jerry Priddy, R OBP: 0.305, SLG: 0.292	0-0 G6-4-3 1-2		0-3 K			0-0 FC6-4 1B		0-0 HR 1B	0-0 FC6-4 1B	5 2 2 0 0 1 4												
George Kell, R OBP: 0.418, SLG: 0.492	0-0 5-3			4-0 BB		0-0 1B 1B		0-0 1H HR	0-0 FC6-4	4 1 2 2 1 0 1												
Vic Wertz, L OBP: 0.353, SLG: 0.516		0-0 F8		0-0 F3		0-0 1-2 2H 1B		0-3 K		4 0 1 1 0 1 1												
Hoot Evers, R OBP: 0.385, SLG: 0.568		0-0 6-3		0-3 K		0-0 F8		0-0 HR		4 1 1 1 0 1 3												
Johnny Groth, R OBP: 0.366, SLG: 0.450		0-0 5-3		0-0 4-3		0-3 K		0-0 6-3		4 0 0 0 0 1 3												
Aaron Robinson, L OBP: 0.424, SLG: 0.521			0-0 3-1		0-0 5-3		0-0 F8	4-0 BB		3 0 0 0 1 0 0												
Dick Kryhoski, L OBP: 0.261, SLG: 0.407			0-0 4-3		0-0 F2		0-0 4-3	0-0 F2		4 0 0 0 0 0 1												
Art Houtteman, R OBP: 0.286, SLG: 0.263			0-0 1B		0-0 F6		4-0 BB		0-0 6-3	2 0 1 0 1 0 0												
Don Kolloway, R OBP: 0.333, SLG: 0.400									0-0 6-3	1 0 0 0 0 0 0												
Inning Stats	R: 0 E: 0 K: 0 S: 2	H: 0 LOB: 0 BB: 1 P: 6	R: 0 E: 0 K: 0 S: 3	H: 0 LOB: 0 BB: 0 P: 3	R: 0 E: 0 K: 1 S: 7	H: 2 LOB: 2 BB: 0 P: 7	R: 0 E: 0 K: 1 S: 5	H: 0 LOB: 1 BB: 1 P: 9	R: 0 E: 0 K: 1 S: 3	H: 0 LOB: 0 BB: 0 P: 3	R: 1 E: 0 K: 1 S: 8	H: 3 LOB: 2 BB: 0 P: 8	R: 0 E: 0 K: 0 S: 3	H: 0 LOB: 1 BB: 1 P: 7	R: 3 E: 0 K: 1 S: 8	H: 3 LOB: 1 BB: 1 P: 12	R: 0 E: 0 K: 0 S: 4	H: 1 LOB: 1 BB: 0 P: 4	1B: 7 2B: 0 3B: 0 HR: 2	SF: 0 SAC: 0 DP: 1 HBP: 0	WP: 0 PB: 0 SB: 0 CS: 0	PA: 39
PITCHER Tommy Byrne, L ERA: 3.55	IP: 7.1 WLS: W BF: 32	H: 8 R: 4 ER: 4 SO: 4	BB: 3 IBB: 0 HBP: 0 BLK: 0	WP: 0 HR: 2 S: 37 P: 49	ERA: 4.91 WHIP: 1.500											PITCHER	IP: 1.2 WLS: S BF: 7	H: 1 R: 0 ER: 0 SO: 0	BB: 1 IBB: 0 HBP: 0 BLK: 0	WP: 0 HR: 0 S: 6 P: 10	ERA: 0.00 WHIP: 1.200	

New York Yankees @ Detroit Tigers
Briggs Stadium, Detroit, MI
Thu May 25 1950, 4:33 AM EDT
Att: 20,531 - Unknown

AB	35
R	4
H	9
RBI	4
BB	4
SO	4
LOB	14



Batter	1	2	3	4	5	6	7	8	9	AB	R	H	RBI	BB	SO	LOB	TOP			
Phil Rizzuto, R (1, 6) OBP: 0.438, SLG: 0.476	K		F7			6-3	F4			4	0	0	0	0	1	0				
Cliff Mapes, L (1, 9) OBP: 0.411, SLG: 0.546	K			B1		3B	2B	FC5-4	BB	3	1	1	0	1	1	0				
Hank Bauer, R (1, 7) OBP: 0.351, SLG: 0.453				F7		1B	3B	F7		4	1	2	1	0	0	1				
Joe DiMaggio, R (1, 8) OBP: 0.367, SLG: 0.508	K			F6		BB	1B	FC5-4	1-2	3	0	0	0	1	1	2				
Yogi Berra, L (1, 2) OBP: 0.406, SLG: 0.520			F9			G6-4-3	BB	2-3		4	0	2	1	0	0	1				
Billy Johnson, R (1, 5) OBP: 0.443, SLG: 0.508			G3			G6-4-3	1B	L9		3	0	0	0	1	0	1				
Jerry Coleman, R (1, 4) OBP: 0.336, SLG: 0.355			L8			L5	BB	4-3		3	0	0	0	1	0	3				
Joe Collins, L (1, 3) OBP: 0.391, SLG: 0.424			3-1			L9		L4		4	0	0	0	0	0	1				
Ed Lopat, L (1, 1) OBP: 0.391, SLG: 0.350			K			4-3				3	0	0	0	0	2	0				
Joe Page, L (9, 1)						K				0	0	0	0	0	0	0				
Inning Stats	R: 0 H: 1 E: 0 K: 3 S: 10	H: 1 LOB: 1 BB: 0 P: 10	R: 0 H: 0 E: 0 K: 0 S: 3	H: 0 LOB: 0 BB: 0 P: 3	R: 0 H: 0 E: 0 K: 1 S: 5	H: 0 LOB: 0 BB: 0 P: 5	R: 0 H: 0 E: 0 K: 0 S: 3	H: 0 LOB: 1 BB: 1 P: 7	R: 2 H: 3 E: 0 K: 0 S: 6	H: 3 LOB: 3 BB: 2 P: 14	R: 0 H: 0 E: 0 K: 1 S: 5	H: 0 LOB: 0 BB: 0 P: 5	R: 0 H: 0 E: 0 K: 0 S: 3	H: 0 LOB: 0 BB: 0 P: 3	R: 0 H: 0 E: 0 K: 0 S: 3	H: 0 LOB: 0 BB: 0 P: 3	1B: 3 2B: 1 3B: 1 HR: 0	SF: 0 SAC: 0 DP: 1 HBP: 0	WP: 0 PB: 0 SB: 0 CS: 0	PA: 35
PITCHER	IP	WLS	BF	H	R	ER	SO	BB	IBB	HBP	BLK	WP	HR	S	P	ERA	WHIP			
Alex Kellner, L (1, 1) ERA: 4.41	8.0	L	32	5	2	2	5	4	0	0	0	0	0	38	54	2.25	1.125			
Hank Wyse, R (9, 1) ERA: 8.6	1.0	S	3	0	0	0	0	0	0	0	0	0	0	3	3	0.00	0.000			

New York Yankees @ Philadelphia Athletics
 Shibe Park, Philadelphia, PA
 Fri May 26 1950, 3:33 AM EDT
 Att: 11,636 - Unknown

AB 31
 R 2
 H 5
 RBI 2
 BB 4
 SO 5
 LOB 9



Batter	1	2	3	4	5	6	7	8	9	AB	R	H	RBI	BB	SO	LOB	BOTTOM			
Eddie Joost, R (1, 6) OBP: 0.417, SLG: 0.400	K		K			1B		K		4	0	1	0	0	3	0				
Bob Dillinger, R (1, 5) OBP: 0.314, SLG: 0.396	6-3			1-3		F9		5-3		4	0	0	0	0	0	2				
Paul Lehner, L (1, 7) OBP: 0.405, SLG: 0.563	4-3			F7		4-3		P6		4	0	0	0	0	0	2				
Sam Chapman, R (1, 8) OBP: 0.304, SLG: 0.371				5-3		5-3		P4		4	0	1	0	0	0	0				
Elmer Valo, L (1, 9) OBP: 0.402, SLG: 0.372				L8		K		2B	1B	3	0	1	0	1	1	1				
Ferns Fain, L (1, 3) OBP: 0.403, SLG: 0.483				F5		L6-3	BB	BB	1B	2	0	1	0	2	0	1				
Pete Suder, R (1, 4) OBP: 0.291, SLG: 0.413				6-3		L6-3	BB	F3		4	0	0	0	0	0	6				
Mike Guerra, R (1, 2) OBP: 0.311, SLG: 0.368				4-3		5-3		F7		3	0	0	0	0	0	2				
Alex Kellner, R (1, 1) OBP: 0.348, SLG: 0.364				F3		1B	1B	L9		2	0	1	0	0	0	0				
Billy Hitchcock, R (8, PH) OBP: 0.286, SLG: 0.571										1	0	0	0	0	0	0				
Hank Wyse, R (9, 1) OBP: 0.182, SLG: 0.182										0	0	0	0	0	0	0				
Inning Stats	R: 0 H: 0 E: 0 K: 1 S: 5	H: 1 LOB: 1 BB: 0 P: 5	R: 0 H: 0 E: 0 K: 0 S: 4	H: 1 LOB: 1 BB: 0 P: 4	R: 0 H: 0 E: 0 K: 1 S: 5	H: 0 LOB: 0 BB: 0 P: 5	R: 0 H: 0 E: 0 K: 0 S: 3	H: 0 LOB: 0 BB: 0 P: 3	R: 0 H: 2 E: 0 K: 0 S: 5	H: 2 LOB: 2 BB: 0 P: 5	R: 0 H: 0 E: 0 K: 0 S: 3	H: 0 LOB: 2 BB: 2 P: 11	R: 0 H: 0 E: 0 K: 1 S: 5	H: 0 LOB: 0 BB: 0 P: 5	R: 0 H: 2 E: 0 K: 0 S: 5	H: 2 LOB: 2 BB: 0 P: 5	1B: 4 2B: 2 3B: 0 HR: 0	SF: 0 SAC: 0 DP: 1 HBP: 0	WP: 0 PB: 0 SB: 1 CS: 0	PA: 34
PITCHER	IP	WLS	BF	H	R	ER	SO	BB	IBB	HBP	BLK	WP	HR	S	P	ERA	WHIP			
Ed Lopat, L (1, 1) ERA: 4.73	8.2	W	33	5	0	0	4	3	0	0	0	0	0	38	50	0.00	0.923			
Joe Page, L (9, 1) ERA: 2.91	0.1	S	1	0	0	0	0	0	0	0	0	0	0	1	1	0.00	0.000			

New York Yankees @ Philadelphia Athletics
 Shibe Park, Philadelphia, PA
 Fri May 26 1950, 3:33 AM EDT
 Att: 11,636 - Unknown

AB 31
 R 0
 H 5
 RBI 0
 BB 3
 SO 4
 LOB 14



Batter	1	2	3	4	5	6	7	8	9	AB	R	H	RBI	BB	SO	LOB	TOP					
Phil Rizzuto, R OBP: 0.433, SLG: 0.469 (1, 6)	F9		B5-3		G6-4-3			1B		4	0	1	0	0	0	1						
Cliff Mapes, L OBP: 0.405, SLG: 0.530 (1, 9)	BB		4-3				L7	K		3	0	0	0	1	1	2						
Hank Bauer, R OBP: 0.328, SLG: 0.421 (1, 7)	F8		6-3				5-3	F6		4	0	0	0	0	0	3						
Joe DiMaggio, R OBP: 0.371, SLG: 0.500 (1, 8)	F3			G1-6-3				L7		2	0	0	0	2	0	3						
Yogi Berra, L OBP: 0.401, SLG: 0.512 (1, 2)		F5							L9	4	0	1	0	0	0	1						
Billy Johnson, R OBP: 0.446, SLG: 0.492 (1, 5)				G1-6-3						2	1	0	0	2	0	2						
Jerry Coleman, R OBP: 0.325, SLG: 0.342 (1, 4)							F8			4	0	0	0	0	0	3						
Joe Collins, L OBP: 0.384, SLG: 0.444 (1, 3)							F9			4	0	1	1	0	0	1						
Allie Reynolds, R OBP: 0.316, SLG: 0.333 (1, 1)										1	0	0	0	0	0	1						
Bobby Brown, L OBP: 0.292, SLG: 0.286 (8, PH)										0	0	0	0	1	0	0						
Bob Porterfield, R OBP: 0.333, SLG: 0.333 (8, 1)										0	0	0	0	0	0	0						
Inning Stats	R: 0 E: 0 K: 0 S: 3	H: 0 LOB: 1 BB: 1 P: 7	R: 1 E: 0 K: 0 S: 4	H: 1 LOB: 1 BB: 1 P: 8	R: 0 E: 0 K: 0 S: 3	H: 0 LOB: 0 BB: 0 P: 3	R: 0 E: 0 K: 0 S: 3	H: 1 LOB: 1 BB: 1 P: 7	R: 0 E: 0 K: 0 S: 2	H: 0 LOB: 0 BB: 0 P: 3	R: 0 E: 0 K: 0 S: 3	H: 0 LOB: 1 BB: 1 P: 7	R: 0 E: 0 K: 1 S: 6	H: 0 LOB: 0 BB: 0 P: 3	R: 0 E: 0 K: 1 S: 6	H: 1 LOB: 2 BB: 1 P: 10	R: 0 E: 0 K: 0 S: 3	H: 0 LOB: 1 BB: 1 P: 7	1B: 2 2B: 0 3B: 1 HR: 0	SF: 0 SAC: 0 DP: 2 HBP: 1	WP: 0 PB: 0 SB: 0 CS: 0	PA: 35
PITCHER Lou Brissie, L ERA: 4.17 (1, 1)	IP: 9.0 WLS: W BF: 35 H: 3 R: 1 ER: 1 SO: 1 BB: 6 IBB: 0 HBP: 1 BLK: 0 WP: 0 HR: 0 S: 30 P: 55 ERA: 1.00 WHIP: 1.000															PITCHER						

New York Yankees @ Philadelphia Athletics
Shibe Park, Philadelphia, PA
Sat May 27 1950, 3:33 AM EDT
Att: 7,482 - Unknown

AB 28
R 1
H 3
RBI 1
BB 6
SO 1
LOB 17



Batter	1	2	3	4	5	6	7	8	9	AB	R	H	RBI	BB	SO	LOB	BOTTOM					
Eddie Joost, R OBP: 0.417, SLG: 0.452 (1, 6)	K	F3		HR	1-3			HR		5	2	2	2	0	1	2						
Bob Dillinger, R OBP: 0.324, SLG: 0.409 (1, 5)	BB		K					5-3		3	1	1	0	2	1	0						
Paul Lehner, L OBP: 0.408, SLG: 0.565 (1, 7)	BB		1B							3	0	1	0	1	1	2						
Sam Chapman, R OBP: 0.319, SLG: 0.374 (1, 8)	BB		1B							2	1	1	0	2	0	1						
Elmer Valo, L OBP: 0.397, SLG: 0.367 (1, 9)	K		E9							4	0	1	0	0	1	4						
Ferns Fain, L OBP: 0.412, SLG: 0.496 (1, 3)	BB									3	1	2	2	1	1	0						
Pete Suder, R OBP: 0.298, SLG: 0.416 (1, 4)	K									4	1	2	1	0	1	5						
Joe Astroth, R OBP: 0.273, SLG: 0.300 (1, 2)		L4								3	0	0	0	1	0	0						
Lou Brissie, L OBP: 0.111, SLG: 0.059 (1, 1)		6-3								4	0	1	1	0	0	0						
Inning Stats	R: 1 E: 0 K: 3 S: 9	H: 0 LOB: 3 BB: 4 P: 25	R: 0 E: 0 K: 0 S: 3	H: 0 LOB: 0 BB: 0 P: 3	R: 1 E: 1 K: 1 S: 8	H: 4 LOB: 2 BB: 0 P: 8	R: 1 E: 0 K: 1 S: 7	H: 2 LOB: 1 BB: 0 P: 7	R: 2 E: 0 K: 0 S: 5	H: 3 LOB: 2 BB: 2 P: 13	R: 0 E: 0 K: 0 S: 2	H: 0 LOB: 0 BB: 1 P: 6	R: 0 E: 0 K: 1 S: 5	H: 1 LOB: 0 BB: 0 P: 5	R: 1 E: 0 K: 0 S: 4	H: 1 LOB: 0 BB: 0 P: 4	R: 1 E: 0 K: 0 S: 4	H: 1 LOB: 0 BB: 0 P: 4	1B: 6 2B: 2 3B: 1 HR: 2	SF: 0 SAC: 0 DP: 2 HBP: 0	WP: 0 PB: 0 SB: 2 CS: 1	PA: 39
PITCHER Allie Reynolds, R ERA: 3.74 (1, 1)	IP: 7.0 WLS: L BF: 34 H: 10 R: 5 ER: 4 SO: 6 BB: 7 IBB: 0 HBP: 0 BLK: 0 WP: 0 HR: 1 S: 39 P: 67 ERA: 5.14 WHIP: 2.429															PITCHER						
Bob Porterfield, R ERA: 8.1 (8, 1)	IP: 1.0 WLS: L BF: 4 H: 1 R: 1 ER: 1 SO: 0 BB: 0 IBB: 0 HBP: 0 BLK: 0 WP: 0 HR: 1 S: 4 P: 4 ERA: 9.00 WHIP: 1.000															PITCHER						

New York Yankees @ Philadelphia Athletics
Shibe Park, Philadelphia, PA
Sat May 27 1950, 3:33 AM EDT
Att: 7,482 - Unknown

AB 31
R 6
H 11
RBI 6
BB 7
SO 6
LOB 14



Batter	1	2	3	4	5	6	7	8	9	AB	R	H	RBI	BB	SO	LOB	TOP
Phil Rizzuto, R OBP: 0.440, SLG: 0.459 (1, 6)	4-3		G3 1B BB		6-3	4-3				3	1	0	0	1	0	3	New York Yankees @ Philadelphia Athletics Shibe Park, Philadelphia, PA Sun May 28 1950, 3:38 AM EDT Att: 26,833 - Unknown livebaseballscorecards.com
Bobby Brown, L OBP: 0.305, SLG: 0.296 (1, 5)	BB FC3-6 1B		G3 1-2		6-3		FC6-4 1B			4	1	2	0	0	0	1	
Joe Collins, L OBP: 0.377, SLG: 0.424 (1, 3)	FC3-6 1-2 BB		P6		F4		FC6-4 1B			3	0	0	0	1	0	2	
Joe DiMaggio, R OBP: 0.388, SLG: 0.520 (1, 8)	FC3-6 1-2 2-3 BB		2B 1B			SH5-3 1B BB	K			2	2	1	1	2	1	1	
Gene Woodling, L OBP: 0.436, SLG: 0.436 (1, 7)	FC3-6					SH5-3 1B BB				3	1	2	2	0	0	2	
Hank Bauer, R OBP: 0.333, SLG: 0.424 (7, PH)	1-2 2-3 3-H		2B			1B BB				1	0	1	0	0	0	0	
Cliff Mapes, L OBP: 0.407, SLG: 0.542 (1, 9)	F7					SH5-3 1B BB				2	0	0	0	0	1	3	
Billy Johnson, R OBP: 0.440, SLG: 0.484 (7, PH)			K			1-2 2-3	K			1	0	0	0	0	1	2	
Jerry Coleman, R OBP: 0.331, SLG: 0.347 (1, 4)					L9					2	0	1	0	0	0	0	
Jim Delsing, L OBP: 0.625, SLG: 0.500 (6, PH)						1-3 1B BB				0	0	0	0	1	0	0	
Snuffy Stirrweiss, R OBP: 0.273, SLG: 0.200 (6, 4)						1-2 2-H 3-H	1B			0	0	0	0	0	0	0	
Charles Silvera, R OBP: 0.500, SLG: 0.767 (6, PH)					P3					2	0	0	0	0	0	1	
Tommy Henrich, L OBP: 0.273, SLG: 0.200 (6, FR)						1-2 2-H 3-H	1B			1	0	1	2	0	0	0	
Jackie Jensen, R OBP: 0.273, SLG: 0.200 (6, FR)						1-2 2-3				0	0	0	0	0	0	0	
Ralph Houk, R OBP: 0.286, SLG: 0.385 (6, 1)						1-2 2-3				0	0	0	0	0	0	0	
Fred Sanford, S OBP: 0.286, SLG: 0.385 (6, 1)										3	0	0	0	0	1	3	
Joe Page, L OBP: 0.440, SLG: 0.484 (6, 1)										0	0	0	0	0	0	0	
Inning Stats	R: 1 E: 0 K: 0 S: 4	H: 1 LOB: 2 BB: 2 P: 12	R: 0 E: 0 K: 0 S: 3	H: 1 LOB: 0 BB: 0 P: 3	R: 2 E: 0 K: 1 S: 7	H: 2 LOB: 1 BB: 1 P: 11	R: 0 E: 0 K: 1 S: 5	H: 0 LOB: 0 BB: 0 P: 5	R: 0 E: 0 K: 0 S: 3	H: 0 LOB: 0 BB: 0 P: 3	R: 2 E: 0 K: 0 S: 5	H: 2 LOB: 2 BB: 2 P: 13	R: 0 E: 0 K: 2 S: 9	H: 2 LOB: 2 BB: 0 P: 9			
PITCHER	IP WLS BF H R ER SO BB IBB HBP BLK WP HR S P ERA WHIP																
Carl Scheib, R ERA: 6.97 (1, 1)	6.0 W 28 6 5 5 2 5 0 0 0 0 0 0 27 47 7.50 1.833																
Alex Kellner, L ERA: 4.34 (7, 1)	1.0 S 5 2 0 0 2 0 0 0 0 0 0 0 9 9 0.00 2.000																

AB	27
R	5
H	8
RBI	5
BB	5
SO	4
LOB	18



WP	0	PA	33
SB	0		
CS	0		

Batter	1	2	3	4	5	6	7	8	9	AB	R	H	RBI	BB	SO	LOB	BOTTOM
Eddie Joost, R OBP: 0.405, SLG: 0.431 (1, 6)	F7		K		K	F7				4	0	0	0	0	2	0	New York Yankees @ Philadelphia Athletics Shibe Park, Philadelphia, PA Sun May 28 1950, 3:38 AM EDT Att: 26,833 - Unknown livebaseballscorecards.com
Bob Dillinger, R OBP: 0.351, SLG: 0.462 (1, 5)	2B		E8 F7 2B		S 1B	HR				4	3	4	1	0	0	0	
Paul Lehner, L OBP: 0.419, SLG: 0.557 (1, 7)	K		F7 3-H		F7 1-2	BB				3	0	0	1	1	1	2	
Sam Chapman, R OBP: 0.315, SLG: 0.368 (1, 8)	2B		K		BB					3	0	1	1	1	2	1	
Elmer Valo, L OBP: 0.383, SLG: 0.352 (1, 9)	F9				1-3					3	0	0	0	0	1	3	
Fems Fain, L OBP: 0.413, SLG: 0.504 (1, 3)						3B 2B				2	1	1	0	1	0	0	
Pete Suder, R OBP: 0.281, SLG: 0.392 (1, 4)	1-4-3				F8	5-3				3	0	0	0	0	2		
Joe Astroth, R OBP: 0.467, SLG: 0.615 (1, 2)	FC6-4 1B					HR 3B				3	1	3	1	0	0	0	
Carl Scheib, R OBP: 0.214, SLG: 0.214 (1, 1)	FC6-4					HR				2	0	0	0	0	1	3	
Billy Hitchcock, R OBP: 0.333, SLG: 0.889 (6, PH)	1-2					3B				1	1	1	2	0	0	0	
Alex Kellner, R OBP: 0.348, SLG: 0.364 (7, 1)	1-2					HR				0	0	0	0	0	0	0	
Inning Stats	R: 1 E: 0 K: 1 S: 7	H: 2 LOB: 1 BB: 0 P: 7	R: 0 E: 0 K: 0 S: 4	H: 1 LOB: 0 BB: 0 P: 4	R: 1 E: 1 K: 2 S: 8	H: 1 LOB: 0 BB: 0 P: 8	R: 0 E: 0 K: 2 S: 8	H: 1 LOB: 2 BB: 1 P: 12	R: 0 E: 0 K: 1 S: 6	H: 1 LOB: 2 BB: 1 P: 10	R: 4 E: 0 K: 1 S: 9	H: 4 LOB: 1 BB: 1 P: 13	R: 0 E: 0 K: 1 S: 2	H: 0 LOB: 0 BB: 0 P: 10			
PITCHER	IP WLS BF H R ER SO BB IBB HBP BLK WP HR S P ERA WHIP																
Fred Sanford, R ERA: 4.57 (1, 1)	5.1 L 26 8 4 3 6 2 0 0 0 0 0 0 36 44 5.06 1.875																
Joe Page, L ERA: 3.33 (6, 1)	0.2 L 5 2 2 2 1 1 0 0 0 0 0 2 6 10 27.00 4.500																

AB	28
R	6
H	10
RBI	6
BB	3
SO	7
LOB	11

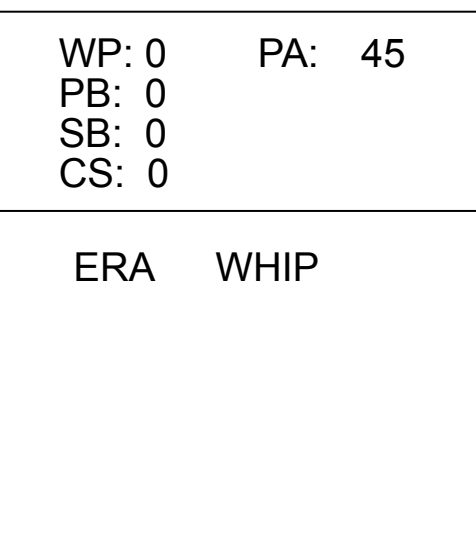


WP	0	PA	31
SB	0		
CS	0		

Batter	1	2	3	4	5	6	7	8	9	AB	R	H	RBI	BB	SO	LOB	TOP			
Dom DiMaggio, R (1, 8) OBP: 0.441, SLG: 0.425	1-0 6 2B HBP		0-0 E 1B		0-0 5-3	0-0 1-2 1B		0-0 BB 6 1B		4	2	3	0	0	0	0				
6 Johnny Pesky, L (1, 5) OBP: 0.470, SLG: 0.431	0-0 1-H 2B		0-0 F8		0-0 1B HR	0-0 4-3		0-0 BB 1B		5	1	3	1	0	0	3				
Ted Williams, L (1, 7) OBP: 0.442, SLG: 0.628	0-0 F7		0-0 F8		0-0 1-2 HR 1B		0-0 3-1	4-0 1-2 2-3 BB 1B		4	1	1	1	1	0	2				
Vern Stephens, R (1, 6) OBP: 0.374, SLG: 0.549	0-3 K		0-0 E8 1-H		0-0 1-2 HR 1B		0-0 5-3	0-0 P6		5	1	1	3	0	1	4				
Walt Dropo, R (1, 3) OBP: 0.405, SLG: 0.676	0-3 K		0-0 5-3		0-0 F9		0-0 2B		0-0 BB 1B	5	1	2	0	0	1	2				
Bobby Doerr, R (1, 4) OBP: 0.325, SLG: 0.362		0-0 F3		0-0 F8	0-3 K		0-0 F8		4-0 L6-4 1B 1-2 BB	4	0	0	0	1	1	1				
Clyde Vollmer, R (1, 9) OBP: 0.452, SLG: 0.667		4-0 BB		4-0 BB		0-3 K		0-0 P5	0-0 1-2 2-H 1B	3	0	1	1	2	1	0	AB 39			
Birdie Tebbetts, R (1, 2) OBP: 0.412, SLG: 0.529		0-0 F7		0-0 P4		0-0 6-3		0-0 F8	0-0 L6-4 2-3	5	0	0	0	0	0	4	R 7			
Mel Parnell, L (1, 1) OBP: 0.345, SLG: 0.280		0-3 K		0-3 K		4-0 1B		0-0 F7		0	0	0	0	0	0	0	H 12			
Walt Masterson, R (1, 1)										2	0	0	0	1	2	2	RBI 6			
Lou Stringer, R (8, PH) OBP: 0.250, SLG: 0.250										1	1	1	0	0	0	0	BB 5			
Al Papai, R (8, 1) OBP: 0.154, SLG: 0.083										1	0	0	0	0	0	0	SO 6			
Billy Goodman, L (9, PH) OBP: 0.410, SLG: 0.519										1	0	0	0	0	0	1	LOB 19			
Inning Stats	R: 1 E: 0 K: 2 S: 8	H: 1 LOB: 1 BB: 0 P: 9	R: 0 E: 0 K: 1 S: 5	H: 0 LOB: 1 BB: 1 P: 9	R: 1 E: 1 K: 0 S: 5	H: 1 LOB: 1 BB: 0 P: 5	R: 0 E: 0 K: 1 S: 5	H: 0 LOB: 1 BB: 1 P: 9	R: 3 E: 0 K: 1 S: 8	H: 3 LOB: 0 BB: 0 P: 8	R: 0 E: 0 K: 0 S: 4	H: 1 LOB: 2 BB: 1 P: 10	R: 0 E: 0 K: 0 S: 4	H: 1 LOB: 3 BB: 1 P: 10	R: 1 E: 0 K: 0 S: 4	H: 2 LOB: 1 BB: 1 P: 8	1B: 9 2B: 3 3B: 0 HR: 1	SF: 0 SAC: 0 DP: 1 HBP: 1	WP: 0 PB: 0 SB: 0 CS: 0	PA: 45
PITCHER	IP WLS BF H R ER SO BB IBB HBP BLK WP HR S P ERA WHIP																			
Tommy Byrne, L (1, 1) ERA: 3.88	7.2 W 39 10 6 5 6 4 0 1 0 0 0 1 46 63 5.87 1.826																			
Joe Page, L (8, 1) ERA: 3.51	1.1 S 6 2 1 1 0 1 0 0 0 0 0 0 5 9 6.75 2.250																			

Boston Red Sox @ New York Yankees
Yankee Stadium, Bronx, NY
Tue May 30 1950, 3:33 AM EDT
Unknown


livebaseballscorecards.com



Batter	1	2	3	4	5	6	7	8	9	AB	R	H	RBI	BB	SO	LOB	BOTTOM			
Phil Rizzuto, R (1, 6) OBP: 0.451, SLG: 0.464	0-0 1B BB		0-0 F9		4-0 FC5-4 BB		0-0 SH1-4 1B			3	1	2	2	2	0	1				
Hank Bauer, R (1, 7) OBP: 0.344, SLG: 0.433			0-0 3-H G1-6-3		0-0 FC5-4		0-0 SH1-4			1	1	1	0	0	0	0				
Gene Woodling, L (1, PH) OBP: 0.423, SLG: 0.420			0-0 1-2 1B		0-0 1-2		0-0 1-2			3	0	0	0	0	0	5				
Tommy Henrich, L (1, 3) OBP: 0.494, SLG: 0.785	0-0 1-3 2-H F9 2B	0-0 F7 3B		0-0 F8		0-0 1-3	0-0 F9			5	2	2	1	0	0	1				
Joe DiMaggio, R (1, 8) OBP: 0.395, SLG: 0.512	4-0 F9 1B IBB	4-0 BB BB		0-0 P4		4-0 1B BB E BB	0-0 F8			2	2	0	0	3	0	1				
Yogi Berra, L (1, 2) OBP: 0.401, SLG: 0.493	0-0 1-2 2-3 2-H 1B 1B	0-0 F7		4-0 BB		4-0 1B BB		0-0 3-1		3	2	1	2	2	0	1				
Billy Johnson, R (1, 5) OBP: 0.438, SLG: 0.470	0-0 F9	4-0 G1-6-3 BB		0-3 K		0-0 E1 5-3 1B		0-0 1-3		4	0	1	1	1	1	3				
Cliff Mapes, L (1, 9) OBP: 0.398, SLG: 0.527	0-0 F8	0-0 G1-6-3		0-0 E9 SH3 F8 1B		0-0 5-3		0-0 F8		5	1	1	1	0	0	4	AB 32			
Jerry Coleman, R (1, 4) OBP: 0.331, SLG: 0.341	4-0 BB 1B BB		0-0 E5 1B F9		0-0 SH3		0-0 F7			2	1	0	0	1	0	1	R 11			
Tommy Byrne, L (1, 1) OBP: 0.429, SLG: 0.526	0-0 BB		0-0 G1-6-3		0-0 F8		0-0 S 1B 1B			4	1	3	2	0	0	0	RBI 9			
Joe Page, L (8, 1)	1-2 1B		1-3		3-H					0	0	0	0	0	0	0	BB 9			
Inning Stats	R: 5 E: 0 K: 0 S: 8	H: 5 LOB: 3 BB: 3 P: 20	R: 1 E: 0 K: 0 S: 3	H: 1 LOB: 1 BB: 2 P: 11	R: 1 E: 1 K: 0 S: 4	H: 1 LOB: 0 BB: 0 P: 4	R: 0 E: 0 K: 1 S: 5	H: 0 LOB: 1 BB: 1 P: 9	R: 1 E: 1 K: 0 S: 4	H: 1 LOB: 1 BB: 1 P: 8	R: 2 E: 1 K: 0 S: 4	H: 1 LOB: 1 BB: 2 P: 12	R: 1 E: 0 K: 0 S: 5	H: 2 LOB: 1 BB: 0 P: 5	R: 0 E: 0 K: 0 S: 3	H: 0 LOB: 0 BB: 0 P: 3	1B: 9 2B: 1 3B: 1 HR: 0	SF: 0 SAC: 2 DP: 2 HBP: 0	WP: 0 PB: 0 SB: 1 CS: 0	PA: 43
PITCHER	IP WLS BF H R ER SO BB IBB HBP BLK WP HR S P ERA WHIP																			
Mel Parnell, L (1, 1) ERA: 3.36	0.2 L 9 5 5 5 0 0 0 0 0 0 0 0 7 15 67.50 9.000																			
Walt Masterson, R (1, 1) ERA: 6.75	6.1 31 6 6 4 1 7 0 0 0 0 0 0 26 54 5.68 2.053																			
Al Papai, R (8, 1) ERA: 4.45	1.0 3 0 0 0 0 0 0 0 0 0 0 0 3 3 0.00 0.000																			

Boston Red Sox @ New York Yankees
Yankee Stadium, Bronx, NY
Tue May 30 1950, 3:33 AM EDT
Unknown


livebaseballscorecards.com




Batter	1	2	3	4	5	6	7	8	9	AB	R	H	RBI	BB	SO	LOB	TOP																		
Dom DiMaggio, R (1, 8) OBP: 0.441, SLG: 0.425											0	0	0	0	0	0	0	Boston Red Sox @ New York Yankees Yankee Stadium, Bronx, NY Tue May 30 1950, 3:38 AM EDT Att: 73,728 - Unknown livebaseballscorecards.com																	
6 Johnny Pesky, L (1, 5) OBP: 0.470, SLG: 0.431											0	0	0	0	0	0	0																		
Ted Williams, L (1, 7) OBP: 0.442, SLG: 0.628											0	0	0	0	0	0	0																		
Vern Stephens, R (1, 6) OBP: 0.374, SLG: 0.549											0	0	0	0	0	0	0																		
Walt Dropo, R (1, 3) OBP: 0.405, SLG: 0.676											0	0	0	0	0	0	0																		
Bobby Doerr, R (1, 4) OBP: 0.325, SLG: 0.362											0	0	0	0	0	0	0																		
Clyde Vollmer, R (1, 9) OBP: 0.452, SLG: 0.667											0	0	0	0	0	0	0																		
Matt Batts, R (1, 2) OBP: 0.324, SLG: 0.311											0	0	0	0	0	0	0																		
Ellis Kinder, R (1, 1) OBP: 0.053, SLG: 0.053											0	0	0	0	0	0	0																		
Inning Stats											1B: 0	SF: 0	WP: 0	PA: 0	2B: 0	SAC: 0	FB: 0		3B: 0	DP: 0	SB: 0	CS: 0	HR: 0	HBP: 0											
PITCHER Ed Lopat, L (1, 1) ERA: 4.73	IP	WLS	BF	H	R	ER	SO	BB	IBB	HBP	BLK	WP	HR	S	P	ERA	WHIP	PITCHER	IP	WLS	BF	H	R	ER	SO	BB	IBB	HBP	BLK	WP	HR	S	P	ERA	WHIP



Batter	1	2	3	4	5	6	7	8	9	AB	R	H	RBI	BB	SO	LOB	BOTTOM																		
Phil Rizzuto, R (1, 6) OBP: 0.451, SLG: 0.464											0	0	0	0	0	0	0	Boston Red Sox @ New York Yankees Yankee Stadium, Bronx, NY Tue May 30 1950, 3:38 AM EDT Att: 73,728 - Unknown livebaseballscorecards.com																	
Cliff Mapes, L (1, 9) OBP: 0.398, SLG: 0.527											0	0	0	0	0	0	0																		
Joe Collins, L (1, 3) OBP: 0.377, SLG: 0.424											0	0	0	0	0	0	0																		
Joe DiMaggio, R (1, 8) OBP: 0.395, SLG: 0.512											0	0	0	0	0	0	0																		
Yogi Berra, L (1, 2) OBP: 0.401, SLG: 0.493											0	0	0	0	0	0	0																		
Gene Woodling, L (1, 7) OBP: 0.423, SLG: 0.420											0	0	0	0	0	0	0																		
Billy Johnson, R (1, 5) OBP: 0.438, SLG: 0.470											0	0	0	0	0	0	0																		
Jerry Coleman, R (1, 4) OBP: 0.331, SLG: 0.341											0	0	0	0	0	0	0																		
Ed Lopat, L (1, 1) OBP: 0.391, SLG: 0.350											0	0	0	0	0	0	0																		
Inning Stats											1B: 0	SF: 0	WP: 0	PA: 0	2B: 0	SAC: 0	FB: 0		3B: 0	DP: 0	SB: 0	CS: 0	HR: 0	HBP: 0											
PITCHER Ellis Kinder, R (1, 1) ERA: 3.9	IP	WLS	BF	H	R	ER	SO	BB	IBB	HBP	BLK	WP	HR	S	P	ERA	WHIP	PITCHER	IP	WLS	BF	H	R	ER	SO	BB	IBB	HBP	BLK	WP	HR	S	P	ERA	WHIP


Batter	1	2	3	4	5	6	7	8	9	10	AB	R	H	RBI	BB	SO	LOB	TOP									
Chico Carrasquel, R OBP: 0.368, SLG: 0.333 (1, 6)	K		1B HBP		1B HBP	2B		K			3	0	1	2	0	2	1	Chicago White Sox @ New York Yankees Yankee Stadium, Bronx, NY Thu Jun 01 1950, 3:33 AM EDT Att: 17,554 - Unknown AB 40 R 5 H 12 RBI 5 BB 3 SO 8 LOB 22 									
Dave Philley, S OBP: 0.340, SLG: 0.362 (1, 8)	E4 C4-6-3		1B		1B	F8		F7			5	0	2	1	0	0	1										
Mary Rickert, L OBP: 0.216, SLG: 0.194 (1, 9)	G4-6-3		K		K		4-3	4-3			5	0	0	0	0	2	5										
Gus Zernial, R OBP: 0.333, SLG: 0.486 (1, 7)		F9		F7	K		L5		2B		5	0	1	0	0	1	2										
Eddie Robinson, L OBP: 0.368, SLG: 0.321 (1, 3)	4-3		BB 1B	1-3		2B 1B		F8			5	2	2	0	0	0	3										
Hank Majeski, R OBP: 0.358, SLG: 0.458 (1, 5)	K		P3			F7-6 BB 1B	1-H 2B		5-3		5	0	2	1	0	1	1										
Phil Masi, R OBP: 0.402, SLG: 0.409 (1, 2)			FC1-5 2B	1B BB		1-2 2B BB	3-1		FC5-4 1B		3	1	2	0	2	0	1										
Nellie Fox, L OBP: 0.250, SLG: 0.167 Eddie Malone, R OBP: 0.316, SLG: 0.255 Al Kozar, R OBP: 0.287, SLG: 0.218 (10, PH)			FC1-5 HBP 1B	1-3 2-H 1B		F7-6 BB 2B		F7		FC5-4 1B	4	1	1	1	0	0	3										
Billy Pierce, L OBP: 0.300, SLG: 0.263 Bill Wight, L (9, 1)	K		K		K	2B BB		CS 1B		F8	1	0	0	0	0	0	1										
Inning Stats	R: 0 E: 1 K: 1 S: 5	H: 0 LOB: 0 BB: 0 P: 5	R: 0 E: 0 K: 1 S: 5	H: 0 LOB: 0 BB: 0 P: 5	R: 1 E: 0 K: 2 S: 9	H: 2 LOB: 2 BB: 0 P: 10	R: 1 E: 0 K: 1 S: 7	H: 2 LOB: 2 BB: 1 P: 11	R: 0 E: 0 K: 2 S: 8	H: 1 LOB: 2 BB: 0 P: 9	R: 2 E: 0 K: 0 S: 4	H: 2 LOB: 1 BB: 2 P: 12	R: 1 E: 0 K: 0 S: 5	H: 2 LOB: 1 BB: 0 P: 5	R: 0 E: 0 K: 1 S: 5	H: 1 LOB: 1 BB: 0 P: 5	R: 0 E: 0 K: 0 S: 4		H: 1 LOB: 1 BB: 0 P: 4	R: 0 E: 0 K: 0 S: 4	H: 1 LOB: 1 BB: 0 P: 4	1B: 8 2B: 6 3B: 0 HR: 0	SF: 0 SAC: 0 DP: 3 HBP: 2	WP: 0 PB: 0 SB: 0 CS: 1	PA: 45		
PITCHER	IP 7.0	WLS 34	BF 9	H 5	R 5	ER 5	SO 7	BB 3	IBB 0	HBP 2	BLK 0	WP 0	HR 0	S 43	P 57	ERA 6.43	WHIP 1.714										
Allie Reynolds, R ERA: 4.03 Bob Porterfield, R ERA: 7.04 Joe Page, L ERA: 3.38 (10, 1)	2.0	7	2	0	0	1	0	0	0	0	0	0	0	9	9	0.00	1.000										
1.0	W	4	1	0	0	0	0	0	0	0	0	0	0	4	4	0.00	1.000										


Batter	1	2	3	4	5	6	7	8	9	10	AB	R	H	RBI	BB	SO	LOB	BOTTOM									
Phil Rizzuto, R OBP: 0.451, SLG: 0.455 (1, 6)	5-3		K		1B 2-H			1B F9 BB	5-3 1B		4	1	2	2	1	1	1	Chicago White Sox @ New York Yankees Yankee Stadium, Bronx, NY Thu Jun 01 1950, 3:33 AM EDT Att: 17,554 - Unknown AB 38 R 6 H 10 RBI 5 BB 6 SO 2 LOB 20 									
Cliff Mapes, L OBP: 0.387, SLG: 0.500 (1, 9)	K		BB		F7		1B 1B	F8			4	0	1	0	1	1	4										
Joe Collins, L OBP: 0.369, SLG: 0.452 Tommy Henrich, L OBP: 0.476, SLG: 0.750 (8, 3)	6-3		P4		F8		F9	5-3			3	0	0	0	0	0	4										
Joe DiMaggio, R OBP: 0.380, SLG: 0.482 (1, 8)		F8		P6		P4		F9	BB		4	0	0	0	1	0	1										
Yogi Berra, L OBP: 0.398, SLG: 0.483 (1, 2)	3-1		P3		P3		1-3	F9	BB		5	0	1	0	0	0	3										
Billy Johnson, R OBP: 0.414, SLG: 0.438 (1, 5)	P4		4-3		4-3		6-3	FC6-4 1B			5	0	1	0	0	0	2										
Hank Bauer, R OBP: 0.348, SLG: 0.422 (1, 7)			3B 1B		6-3		6-3		1B BB	FC6 1B	4	3	1	0	1	0	1										
Jerry Coleman, R OBP: 0.350, SLG: 0.387 (1, 4)			1B BB		BB 1B BB		F8	F8	1B BB	E8	4	2	3	1	1	0	0										
Allie Reynolds, R OBP: 0.333, SLG: 0.316 Bobby Brown, L OBP: 0.310, SLG: 0.297 Bob Porterfield, R OBP: 0.333, SLG: 0.333 Jim Delsing, L OBP: 0.697, SLG: 0.571 Joe Page, L (10, 1)	1-3		1-3		1B BB		F8		5-3 1B		1	0	0	0	1	0	1										
Inning Stats	R: 0 E: 0 K: 1 S: 5	H: 0 LOB: 0 BB: 0 P: 5	R: 0 E: 0 K: 0 S: 3	H: 0 LOB: 0 BB: 0 P: 3	R: 1 E: 0 K: 1 S: 7	H: 2 LOB: 2 BB: 1 P: 11	R: 0 E: 0 K: 0 S: 3	H: 0 LOB: 0 BB: 0 P: 3	R: 1 E: 0 K: 0 S: 5	H: 2 LOB: 2 BB: 1 P: 9	R: 0 E: 0 K: 0 S: 3	H: 0 LOB: 0 BB: 0 P: 3	R: 1 E: 0 K: 0 S: 5	H: 2 LOB: 2 BB: 1 P: 9	R: 2 E: 0 K: 0 S: 6	H: 3 LOB: 3 BB: 2 P: 14	R: 1 E: 1 K: 0 S: 3		H: 2 LOB: 1 BB: 0 P: 3	1B: 9 2B: 0 3B: 1 HR: 0	SF: 0 SAC: 0 DP: 0 HBP: 0	WP: 0 PB: 0 SB: 0 CS: 0	PA: 44				
PITCHER	IP 8.0	WLS 35	BF 6	H 5	R 5	ER 5	SO 2	BB 5	IBB 0	HBP 0	BLK 0	WP 0	HR 0	S 34	P 54	ERA 5.62	WHIP 1.375										
Billy Pierce, L ERA: 3.86 Bill Wight, L ERA: 4.12 (9, 1)	1.2	L	9	4	1	0	0	1	0	0	0	0	0	8	12	0.00	3.000										

Batter	1	2	3	4	5	6	7	8	9	10	11	12	AB R H RBI BB SO LOB	TOP											
Chico Carrasquel, R OBP: 0.367, SLG: 0.339	F9		HBP	F9		F4			BB 1B		FC6-4		5 0 1 0 0 0 2	Chicago White Sox @ New York Yankees Yankee Stadium, Bronx, NY Fri Jun 02 1950, 3:33 AM EDT Att. 10,886 - Unknown											
Dave Philley, S OBP: 0.333, SLG: 0.351	K		F5	F9			1-3		FC6 BB		F4		5 0 0 0 1 1 4												
Mary Rickert, L OBP: 0.233, SLG: 0.195			F8				F8		FC6			1B 2B 1B	5 1 1 1 1 1 4												
Gus Zernial, R OBP: 0.333, SLG: 0.479 Herb Adams, L OBP: 0.274, SLG: 0.299	BB K		3-H K				F3		1-2 FC6		6-3	1B 2B 1B	6 1 2 0 0 2 3 0 0 0 0 0 0 0												
Eddie Robinson, L OBP: 0.371, SLG: 0.353		F6							FC6-4 BB		1-3	1B 2B	5 1 2 3 1 1 0												
Hank Majeski, R OBP: 0.363, SLG: 0.440	K		6-3				F9					1-H 2-H	6 0 0 0 0 1 3												
Phil Masi, R OBP: 0.398, SLG: 0.408		5-3									5-3	BB	5 1 1 0 1 0 2												
Nellie Fox, L OBP: 0.308, SLG: 0.182			F8 BB	1B 1B			F9				F8	FC6-4 BB	1-5-3		4 2 1 0 2 0 2										
Ray Scarborough, R OBP: 0.154, SLG: 0.160			E5				K				F1		5 0 1 2 0 2 2												
Inning Stats	R: 0 E: 0 K: 2 S: 7	H: 0 LOB: 1 BB: 1 P: 11	R: 0 E: 0 K: 1 S: 5	H: 0 LOB: 0 BB: 0 P: 5	R: 1 E: 1 K: 1 S: 6	H: 0 LOB: 2 BB: 1 P: 11	R: 3 E: 0 K: 0 S: 7	H: 4 LOB: 1 BB: 0 P: 7	R: 0 E: 0 K: 1 S: 6	H: 1 LOB: 2 BB: 1 P: 10	R: 0 E: 0 K: 1 S: 5	H: 0 LOB: 0 BB: 0 P: 3	R: 0 E: 0 K: 1 S: 6		H: 1 LOB: 2 BB: 1 P: 10	R: 0 E: 0 K: 0 S: 3	H: 0 LOB: 0 BB: 0 P: 3	R: 0 E: 0 K: 0 S: 3	R: 0 E: 0 K: 0 S: 6	H: 0 LOB: 1 BB: 1 P: 7	R: 2 E: 0 K: 0 S: 6	H: 3 LOB: 2 BB: 1 P: 10	1B: 6 2B: 2 3B: 0 HR: 1	SF: 0 SAC: 0 DP: 0 HBP: 1	WP: 0 PB: 0 CS: 0
PITCHER Vic Raschi, R ERA: 3.88	IP: 12.0 WLS: 5 BF: 53 H: 9 R: 6 ER: 5 SO: 8 BB: 6 IBB: 0 HBP: 1 BLK: 0 WP: 0 HR: 1 S: 62 P: 87 ERA: 3.75 WHIP: 1.250																								

Batter	1	2	3	4	5	6	7	8	9	10	11	12	AB R H RBI BB SO LOB	BOTTOM												
Phil Rizzuto, R OBP: 0.453, SLG: 0.460	2B 2B	F8				G4-6-3 HBP			FC4-6 1B		K		F4	5 1 2 0 0 1 1	Chicago White Sox @ New York Yankees Yankee Stadium, Bronx, NY Fri Jun 02 1950, 3:33 AM EDT Att. 10,886 - Unknown											
Cliff Mapes, L OBP: 0.392, SLG: 0.516	1B 2B		4-3			G4-6-3		F7		WP 1B				6 1 3 1 0 0 2												
Joe Collins, L OBP: 0.344, SLG: 0.418	F4		5-3			F3		FC4-6 HR		F3		F3	6 1 0 0 0 0 4													
Joe DiMaggio, R OBP: 0.374, SLG: 0.493	F2		F7			F8			1-H HR		F8			5 1 1 2 0 0 2												
Yogi Berra, L OBP: 0.398, SLG: 0.480				F8		F9		F9				8-4-3 1B	5 0 2 1 0 0 0													
Bobby Brown, L OBP: 0.292, SLG: 0.278	4-3			F4		K		4-3			F1		5 0 0 0 0 1 2													
Gene Woodling, L OBP: 0.434, SLG: 0.433		F7				4-3		E9 1B 1B			8-4-3		5 0 2 0 0 0 1													
Jerry Coleman, R OBP: 0.359, SLG: 0.371				SH1-4 1B		6-3						6-3	4 0 2 0 1 0 0													
Vic Raschi, R OBP: 0.217, SLG: 0.143 Tommy Henrich, L OBP: 0.482, SLG: 0.797		SH1-4				K		K		2-H 1B	F8		3 0 0 0 0 2 3 1 1 1 1 0 0 0													
Inning Stats	R: 2 E: 0 K: 0 S: 6	H: 3 LOB: 1 BB: 0 P: 6	R: 0 E: 0 K: 0 S: 4	H: 1 LOB: 1 BB: 0 P: 4	R: 0 E: 0 K: 0 S: 3	H: 0 LOB: 0 BB: 0 P: 3	R: 0 E: 0 K: 1 S: 6	H: 1 LOB: 2 BB: 1 P: 10	R: 0 E: 0 K: 0 S: 2	H: 0 LOB: 0 BB: 0 P: 3	R: 0 E: 0 K: 1 S: 5	H: 0 LOB: 0 BB: 0 P: 5	R: 2 E: 0 K: 0 S: 5	H: 2 LOB: 0 BB: 0 P: 5		R: 0 E: 1 K: 0 S: 4	H: 2 LOB: 1 BB: 0 P: 4	R: 0 E: 0 K: 0 S: 6	H: 1 LOB: 1 BB: 0 P: 6	R: 0 E: 0 K: 0 S: 3	H: 1 LOB: 0 BB: 0 P: 3	R: 1 E: 0 K: 0 S: 6	H: 2 LOB: 1 BB: 0 P: 6	1B: 8 2B: 4 3B: 0 HR: 2	SF: 0 SAC: 1 DP: 2 HBP: 1	WP: 1 PB: 0 CS: 0
PITCHER Ray Scarborough, R ERA: 3.97	IP: 12.0 WLS: 7 BF: 48 H: 13 R: 5 ER: 5 SO: 4 BB: 1 IBB: 0 HBP: 1 BLK: 0 WP: 1 HR: 2 S: 54 P: 59 ERA: 3.75 WHIP: 1.167																									



Batter	1	2	3	4	5	6	7	8	9	AB	R	H	RBI	BB	SO	LOB	TOP			
Herb Adams, L (1, 8) OBP: 0.280, SLG: 0.297	4-0 1B BB		0-0 1B		0-0 5-3		0-3 K		0-0 L7	4	0	1	0	1	1	1	<p>Chicago White Sox @ New York Yankees Yankee Stadium, Bronx, NY Sat Jun 03 1950, 3:33 AM EDT Unknown</p> <p>livebaseballscorecards.com</p> <p>AB 35 R 1 H 9 RBI 1 BB 3 SO 5 LOB 26</p> 			
Dave Philley, S (1, 9) OBP: 0.325, SLG: 0.346	0-3 K		0-0 G1-4-6-3		0-0 3-1		0-0 1B		0-0 F7	5	0	1	0	0	1	2				
Al Kozar, R (1, 4) Joe Eruatt, R (7, PH) Nellie Fox, L (7, 4) OBP: 0.286, SLG: 0.293 OBP: 0.308, SLG: 0.182	0-0 F8		0-0 1B		0-0 HR		0-0 P6			3	1	2	1	0	0	1				
Eddie Robinson, L (1, 3) OBP: 0.380, SLG: 0.359	0-0 FC4-6 1B		0-0 F8		4-0 BB		0-0 1B		0-0 1B	3	0	2	0	1	0	1				
Hank Majeski, R (1, 5) OBP: 0.386, SLG: 0.442	0-0 FC4-6			0-0 E 1B		0-0 F8		0-0 1B	4	0	2	0	0	0	3					
Eddie Malone, R (1, 2) OBP: 0.311, SLG: 0.255		0-0 1B		0-0 FC6 G5-4-3 1B		0-0 F7		0-0 F5	4	0	1	0	0	0	4					
Mary Rickert, L (1, 7) Luke Appling, R (8, PH) Floyd Baker, L (8, 7) OBP: 0.217, SLG: 0.182 OBP: 0.304, SLG: 0.306 OBP: 0.667, SLG: 0.714	0-3 K		0-3 K		0-0 P3				3	0	0	0	0	2	4					
Chico Carrasquel, R (1, 6) OBP: 0.357, SLG: 0.318	0-0 F8		0-0 G5-4-3				0-0 P6	0-0 FC6-4	4	0	0	0	0	0	5					
Bob Cain, L (1, 1) Gordon Goldsberry, L (8, PH) OBP: 0.368, SLG: 0.353 OBP: 0.456, SLG: 0.468	0-3 K			0-0 1-3			4-0 1B BB		0-0 F5	2	0	0	0	1	1	1				
Inning Stats	R: 0 E: 0 K: 1 S: 6	H: 1 LOB: 2 BB: 1 P: 10	R: 0 E: 0 K: 2 S: 8	H: 1 LOB: 1 BB: 0 P: 8	R: 0 E: 1 K: 1 S: 4	H: 2 LOB: 1 BB: 0 P: 4	R: 0 E: 0 K: 0 S: 3	H: 1 LOB: 0 BB: 0 P: 3	R: 1 E: 0 K: 0 S: 4	H: 1 LOB: 1 BB: 1 P: 8	R: 0 E: 0 K: 1 S: 6	H: 1 LOB: 2 BB: 1 P: 10	R: 0 E: 0 K: 0 S: 5	H: 2 LOB: 2 BB: 0 P: 5	R: 0 E: 0 K: 0 S: 3	H: 0 LOB: 0 BB: 0 P: 3		1B: 8 2B: 0 3B: 0 HR: 1	SF: 0 SAC: 0 DP: 2 HBP: 0	WP: 0 PB: 0 SB: 0 CS: 0
PITCHER Tommy Byrne, L (1, 1) ERA: 3.47	IP: 9.0 WLS: W BF: 38 H: 9 R: 1 ER: 1 SO: 5 BB: 3 IBB: 0 HBP: 0 BLK: 0 WP: 0 HR: 1 S: 45 P: 57 ERA: 1.00 WHIP: 1.333															PITCHER				

Batter	1	2	3	4	5	6	7	8	9	AB	R	H	RBI	BB	SO	LOB	BOTTOM			
Phil Rizzuto, R (1, 6) OBP: 0.462, SLG: 0.487	0-0 P6		0-0 3B		0-0 S 1B	4-0 1B		0-0 1-2 BB		0-0 1-1 2-H 2B	4	1	3	2	1	0	<p>Chicago White Sox @ New York Yankees Yankee Stadium, Bronx, NY Sat Jun 03 1950, 3:33 AM EDT Unknown</p> <p>livebaseballscorecards.com</p> <p>AB 32 R 3 H 10 RBI 3 BB 6 SO 4 LOB 25</p> 			
Gene Woodling, L (1, 7) OBP: 0.423, SLG: 0.415	4-0 2B BB		0-3 K		0-0 F8	0-0 F8		0-0 G3	4	0	0	0	1	1	6					
Hank Bauer, R (1, 9) OBP: 0.370, SLG: 0.456	0-0 1-3 2B		0-3 K		0-0 L6-4 2-H 1B		0-0 G6-4-3 1B		0-0 G6-4-3	4	0	3	1	0	1					
Joe DiMaggio, R (1, 8) OBP: 0.377, SLG: 0.486	4-0 BB		0-0 5-3		4-0 1-2 1B		0-0 G6-4-3	2	0	0	0	2	0	2						
Yogi Berra, L (1, 2) OBP: 0.389, SLG: 0.468	0-0 F8			0-0 F8	0-0 L6-4		0-3 K		0-0 0-0 BB 1B	4	0	0	0	0	1	5				
Billy Johnson, R (1, 5) OBP: 0.418, SLG: 0.455	0-0			0-0 2B		0-0 F7		0-0 BB 1B	4	1	2	0	0	0	3					
Jerry Coleman, R (1, 4) OBP: 0.356, SLG: 0.368		0-0 P6		0-0 P4		0-0 1B 1B		0-0 F2	4	0	1	0	0	0	2					
Joe Collins, L (1, 3) OBP: 0.362, SLG: 0.420	0-3 K		0-0 BB	4-0 BB		0-0 1-3 1B		4-0 1-2 2B BB	2	1	1	0	2	1	0					
Tommy Byrne, L (1, 1) OBP: 0.360, SLG: 0.435	0-0 P5			0-0 F8		0-0 F7		0-0 F7	4	0	0	0	0	0	6					
Inning Stats	R: 0 E: 0 K: 0 S: 4	H: 1 LOB: 3 BB: 2 P: 12	R: 0 E: 0 K: 1 S: 5	H: 0 LOB: 0 BB: 0 P: 5	R: 0 E: 0 K: 2 S: 8	H: 1 LOB: 1 BB: 0 P: 8	R: 0 E: 0 K: 0 S: 4	H: 1 LOB: 2 BB: 1 P: 8	R: 1 E: 0 K: 0 S: 4	H: 2 LOB: 3 BB: 1 P: 9	R: 0 E: 0 K: 1 S: 5	H: 1 LOB: 0 BB: 0 P: 5	R: 2 E: 0 K: 0 S: 5	H: 2 LOB: 1 BB: 1 P: 9	R: 0 E: 0 K: 0 S: 5	H: 2 LOB: 1 BB: 1 P: 9		1B: 6 2B: 4 3B: 1 HR: 0	SF: 0 SAC: 0 DP: 2 HBP: 0	WP: 0 PB: 0 SB: 1 CS: 0
PITCHER Bob Cain, L (1, 1) ERA: 2.25	IP: 8.0 WLS: L BF: 38 H: 10 R: 3 ER: 3 SO: 4 BB: 5 IBB: 1 HBP: 0 BLK: 0 WP: 0 HR: 0 S: 40 P: 64 ERA: 3.38 WHIP: 1.875															PITCHER				

Batter	1	2	3	4	5	6	7	8	9	AB	R	H	RBI	BB	SO	LOB	TOP					
Herb Adams, L (1, 8) OBP: 0.295, SLG: 0.305										4	1	2	0	1	0	3	<p>Chicago White Sox @ New York Yankees Yankee Stadium, Bronx, NY</p> <p>Sat Jun 03 1950, 3:38 AM EDT Att: 29,990 - Unknown</p> <p>livebaseballscores.com</p> <p>AB 34 R 3 H 9 RBI 3 BB 4 SO 4 LOB 13</p>					
Dave Philley, S (1, 9) OBP: 0.331, SLG: 0.360										5	0	2	2	0	0	1						
Manly Rickert, L (1, 7) OBP: 0.200, SLG: 0.167										4	0	0	0	0	0	1						
Phil Masi, R (9, PH) OBP: 0.395, SLG: 0.404										1	0	0	0	0	0	3						
Eddie Robinson, L (1, 3) OBP: 0.377, SLG: 0.356										4	0	1	0	0	0	0						
Hank Majeski, R (1, 5) OBP: 0.379, SLG: 0.433										3	0	0	0	0	0	0						
Floyd Baker, L (7, 5) OBP: 0.700, SLG: 0.714										0	0	0	0	0	1	0						
Nellie Fox, L (1, 4) OBP: 0.310, SLG: 0.240										3	1	1	0	0	1	0						
Luke Appling, R (8, PH) OBP: 0.300, SLG: 0.302										1	0	0	0	0	1	2						
Chico Carrasquel, R (1, 6) OBP: 0.361, SLG: 0.331										4	0	2	1	0	0	0						
Eddie Malone, R (1, 2) OBP: 0.308, SLG: 0.254										4	1	1	0	0	1	2						
Bill Wight, L (1, 1)										1	0	0	0	1	1	1						
Howie Judson, R (8, 1) OBP: 0.200, SLG: 0.400										0	0	0	0	0	0	0						
Joe Erazut, R (9, PH)										0	0	0	0	0	1	0						
Inning Stats	R: 0 E: 0 K: 0 S: 3	H: 1 LOB: 0 BB: 0 P: 3	R: 0 E: 0 K: 1 S: 5	H: 0 LOB: 0 BB: 0 P: 5	R: 2 E: 0 K: 1 S: 8	H: 3 LOB: 1 BB: 0 P: 8	R: 0 E: 0 K: 0 S: 3	H: 0 LOB: 1 BB: 0 P: 3	R: 0 E: 0 K: 1 S: 6	H: 1 LOB: 1 BB: 0 P: 6	R: 0 E: 0 K: 0 S: 3	H: 0 LOB: 0 BB: 0 P: 3	R: 1 E: 0 K: 0 S: 5	H: 2 LOB: 2 BB: 1 P: 9	R: 0 E: 0 K: 1 S: 6	H: 1 LOB: 2 BB: 1 P: 10		R: 0 E: 0 K: 0 S: 4	H: 1 LOB: 3 BB: 2 P: 12	1B: 6 2B: 2 3B: 1 HR: 0	SF: 0 SAC: 1 DP: 1 HBP: 0	WP: 0 PB: 0 SB: 0 CS: 0
PITCHER	IP WLS BF H R ER SO BB IBB HBP BLK WP HR S P ERA WHIP																	PITCHER	IP WLS BF H R ER SO BB IBB HBP BLK WP HR S P ERA WHIP			
Fred Sanford, R (1, 1) ERA: 4.47	7.0 W 28 7 3 3 3 1 0 0 0 0 0 0 33 37 3.86 1.143																					
Joe Page, L (8, 1) ERA: 3.14	2.0 S 11 2 0 0 1 3 0 0 0 0 0 0 10 22 0.00 2.500																					


Batter	1	2	3	4	5	6	7	8	9	AB	R	H	RBI	BB	SO	LOB	BOTTOM				
Phil Rizzuto, R (1, 6) OBP: 0.460, SLG: 0.481										4	0	1	0	1	0	0	<p>Chicago White Sox @ New York Yankees Yankee Stadium, Bronx, NY</p> <p>Sat Jun 03 1950, 3:38 AM EDT Att: 29,990 - Unknown</p> <p>livebaseballscores.com</p> <p>AB 33 R 6 H 9 RBI 6 BB 5 SO 1 LOB 17</p>				
Gene Woodling, L (1, 7) OBP: 0.422, SLG: 0.402										3	2	0	0	2	1	4					
Hank Bauer, R (1, 9) OBP: 0.377, SLG: 0.458										4	2	2	0	0	0	2					
Joe DiMaggio, R (1, 8) OBP: 0.385, SLG: 0.510										3	1	2	4	1	0	0					
Yogi Berra, L (1, 2) OBP: 0.385, SLG: 0.462										4	0	1	1	0	0	1					
Billy Johnson, R (1, 5) OBP: 0.411, SLG: 0.444										4	0	1	0	0	0	2					
Jerry Coleman, R (1, 4) OBP: 0.353, SLG: 0.360										3	1	0	0	1	0	4					
Joe Collins, L (1, 3) OBP: 0.357, SLG: 0.412										4	0	1	0	0	0	3					
Fred Sanford, S (1, 1) OBP: 0.250, SLG: 0.333										2	0	0	0	0	0	1					
Jackie Jensen, R (7, PH) OBP: 0.250, SLG: 0.182										1	0	0	0	0	0	0					
Joe Page, L (8, 1) OBP: 0.333, SLG: 0.400										1	0	1	1	0	0	0					
Inning Stats	R: 0 E: 0 K: 0 S: 3	H: 0 LOB: 0 BB: 0 P: 3	R: 0 E: 0 K: 0 S: 3	H: 0 LOB: 0 BB: 0 P: 3	R: 0 E: 0 K: 0 S: 3	H: 0 LOB: 0 BB: 0 P: 3	R: 2 E: 0 K: 0 S: 6	H: 3 LOB: 2 BB: 1 P: 10	R: 0 E: 0 K: 1 S: 7	H: 2 LOB: 2 BB: 0 P: 7	R: 0 E: 0 K: 0 S: 4	H: 1 LOB: 1 BB: 1 P: 8	R: 3 E: 0 K: 0 S: 5	H: 2 LOB: 0 BB: 1 P: 9	R: 1 E: 0 K: 0 S: 4	H: 1 LOB: 2 BB: 2 P: 12		1B: 7 2B: 1 3B: 0 HR: 1	SF: 0 SAC: 0 DP: 0 HBP: 0	WP: 0 PB: 0 SB: 0 CS: 0	PA: 38
PITCHER	IP WLS BF H R ER SO BB IBB HBP BLK WP HR S P ERA WHIP																	PITCHER	IP WLS BF H R ER SO BB IBB HBP BLK WP HR S P ERA WHIP		
Bill Wight, L (1, 1) ERA: 4.36	7.0 L 32 8 5 5 1 2 0 0 0 0 0 0 31 43 6.43 1.571																				
Howie Judson, R (8, 1) ERA: 2.14	1.0 6 1 1 1 0 2 0 0 0 0 0 0 4 12 9.00 3.000																				


Batter	1	2	3	4	5	6	7	8	9	AB	R	H	RBI	BB	SO	LOB	TOP			
Dale Mitchell, L (1.7) OBP: 0.389, SLG: 0.415	0-0 4-3		0-0 6-3			0-0 BB 1B		0-0 1-3		4	0	1	0	0	0	0	Cleveland Indians @ New York Yankees Yankee Stadium, Bronx, NY Sun Jun 04 1950, 3:33 AM EDT Att: 44,781 - Unknown			
Bob Kennedy, R (1.9) OBP: 0.396, SLG: 0.505	0-0 6-3			0-0 F5		0-0 F8		0-0 F8		4	0	0	0	0	0	1				
Luke Easter, L (1.3) OBP: 0.384, SLG: 0.455	0-3 K			0-0 1B		0-0 F9		0-0 F9		4	0	1	0	0	1	1				
Larry Doby, L (1.8) OBP: 0.482, SLG: 0.605		0-0 BB 1B		0-0 F9		4-0 FC6-4 BB		0-0 G1-4-3 1B		3	0	2	0	1	0	1				
Al Rosen, R (1.5) OBP: 0.343, SLG: 0.537	0-0 F6			0-0 L6		0-0 FC6-4		0-0 G1-4-3		4	0	0	0	0	0	5				
Joe Gordon, R (1.4) OBP: 0.305, SLG: 0.375	4-0 BB G5-4-3			0-0 FC4-6 1B		0-0 5-3		0-0 5-3		3	0	1	0	1	0	0				
Ray Boone, R (1.6) OBP: 0.410, SLG: 0.365	0-0 G5-4-3			0-0 F8		0-0 1B		0-0 1B		3	0	1	0	0	0	3				
Jim Hegan, R (1.2) OBP: 0.336, SLG: 0.389			0-3 K		0-0 FC4-6		0-0 L7			3	0	0	0	0	1	2				
Bob Lemon, L (1.1) OBP: 0.317, SLG: 0.447			0-3 K		0-3 K		0-0 6-3			2	0	0	0	0	2	1				
Al Benton, R (5.1) OBP: 1.000, SLG: 1.000										0	0	0	0	0	0	0				
Bobby Avila, R (7. PH) OBP: 0.474, SLG: 0.333										1	0	0	0	0	0	1				
Steve Gromek, S (7.1) OBP: 0.400, SLG: 0.333										0	0	0	0	0	0	0				
Inning Stats	R: 0 E: 0 K: 1 S: 5	H: 0 LOB: 0 BB: 0 P: 5	R: 0 E: 0 K: 0 S: 3	H: 1 LOB: 1 BB: 1 P: 7	R: 0 E: 0 K: 2 S: 7	H: 0 LOB: 0 BB: 0 P: 7	R: 0 E: 0 K: 0 S: 4	H: 1 LOB: 1 BB: 0 P: 4	R: 0 E: 0 K: 1 S: 6	H: 1 LOB: 0 BB: 0 P: 6	R: 0 E: 0 K: 0 S: 4	H: 1 LOB: 1 BB: 0 P: 8	R: 0 E: 0 K: 0 S: 3	H: 0 LOB: 0 BB: 0 P: 3	R: 0 E: 0 K: 0 S: 3	H: 1 LOB: 0 BB: 0 P: 3	1B: 6 2B: 0 3B: 0 HR: 0	SF: 0 SAC: 0 DP: 2 HBP: 0	WP: 0 PB: 0 SB: 0 CS: 0	PA: 33
PITCHER Ed Lopat, L (1.1) ERA: 3.91	IP: 9.0 WLS: W BF: 33 H: 6 R: 0 ER: 0 SO: 4 BB: 2 IBB: 0 HBP: 0 BLK: 0 WP: 0 HR: 0 S: 39 P: 47 ERA: 0.00 WHIP: 0.889															PITCHER				

Batter	1	2	3	4	5	6	7	8	9	AB	R	H	RBI	BB	SO	LOB	BOTTOM			
Phil Rizzuto, R (1.6) OBP: 0.454, SLG: 0.472	0-0 BB E 1B	0-0 G4-6-3		0-0 F8		0-3 K		0-0 5-3		5	1	1	0	0	1	3	Cleveland Indians @ New York Yankees Yankee Stadium, Bronx, NY Sun Jun 04 1950, 3:33 AM EDT Att: 44,781 - Unknown			
Bobby Brown, L (1.5) OBP: 0.290, SLG: 0.277	0-0 F9	0-0 4-3			0-0 6-3	0-0 1B				4	0	1	0	0	0	1				
Joe Collins, L (1.3) OBP: 0.363, SLG: 0.449	0-3 K		0-0 HR		0-0 BB 1B	0-0 F5				4	2	2	1	0	1	3				
Joe DiMaggio, R (1.8) OBP: 0.388, SLG: 0.503	4-0 BB E 1B		0-0 F8		4-0 BB 1B	0-0 F7				2	2	0	0	2	0	0				
Yogi Berra, L (1.2) OBP: 0.383, SLG: 0.457	0-0 E6 1B		0-0 F8		0-0 BB 1B	0-0 F7				4	1	1	1	0	0	1				
Gene Woodling, L (1.7) OBP: 0.433, SLG: 0.410	0-0 1B		0-3 K		0-0 FC6-4 1B	0-0 F7				3	0	2	2	1	1	0				
Hank Bauer, R (1.9) OBP: 0.370, SLG: 0.447	0-0 L7			0-0 SH1 1B	0-0 FC6-4 1B	0-0 F4				4	0	1	1	0	0	4				
Jerry Coleman, R (1.4) OBP: 0.359, SLG: 0.383		0-0 HR		0-0 SH1	0-0 CS	0-0 1-3		4-0 L4-3 BB		2	1	1	1	1	0	0				
Ed Lopat, L (1.1) OBP: 0.379, SLG: 0.346		0-0 G4-6-3 1B		0-0 1-4-3		0-0 1B		0-0 L4-3		4	0	2	0	0	0	2				
Inning Stats	R: 2 E: 1 K: 1 S: 8	H: 2 LOB: 2 BB: 1 P: 12	R: 1 E: 0 K: 0 S: 4	H: 2 LOB: 0 BB: 0 P: 4	R: 1 E: 0 K: 1 S: 6	H: 1 LOB: 0 BB: 0 P: 6	R: 0 E: 0 K: 0 S: 4	H: 1 LOB: 1 BB: 0 P: 4	R: 3 E: 0 K: 0 S: 5	H: 3 LOB: 0 BB: 1 P: 9	R: 0 E: 0 K: 1 S: 7	H: 2 LOB: 2 BB: 0 P: 7	R: 0 E: 0 K: 0 S: 3	H: 0 LOB: 1 BB: 1 P: 7	R: 0 E: 0 K: 0 S: 2	H: 0 LOB: 0 BB: 1 P: 6		1B: 9 2B: 1 3B: 0 HR: 2	SF: 0 SAC: 1 DP: 2 HBP: 0	WP: 0 PB: 0 SB: 0 CS: 1
PITCHER Bob Lemon, R (1.1) ERA: 4.28	IP: 4.1 WLS: L BF: 24 H: 9 R: 7 ER: 5 SO: 2 BB: 2 IBB: 0 HBP: 0 BLK: 0 WP: 0 HR: 2 S: 26 P: 34 ERA: 10.38 WHIP: 2.538															PITCHER				
Al Benton, R (5.1) ERA: 5.02	1.2 6 2 0 0 1 0 0 0 0 0 0 8 8 0.00 1.200																			
Steve Gromek, R (7.1) ERA: 4.56	2.0 7 0 0 0 0 2 0 0 0 0 0 5 13 0.00 1.000																			

Batter	1	2	3	4	5	6	7	8	9	AB	R	H	RBI	BB	SO	LOB	TOP			
Dale Mitchell, L (1, 7) OBP: 0.380, SLG: 0.405 Thurman Tucker, L (9, 7) OBP: 0.368, SLG: 0.294	F4		F7		F8			F8		4	0	0	0	0	0	0	Cleveland Indians @ New York Yankees Yankee Stadium, Bronx, NY Mon Jun 05 1950, 3:33 AM EDT Att: 57,629 - Unknown			
Bob Kennedy, R (1, 9) OBP: 0.370, SLG: 0.530	1B		F4		HR			5-3		4	2	2	1	0	0					
Luke Easter, L (1, 3) OBP: 0.380, SLG: 0.442	1B		6-3		K			K		3	0	0	0	1	2					
Larry Doby, L (1, 8) OBP: 0.483, SLG: 0.595	K			CS	BB			4-3		2	0	0	0	2	1					
Al Rosen, R (1, 5) OBP: 0.353, SLG: 0.536	1B			BB	BB			F3		2	1	1	1	2	0					
Lou Boudreau, R (1, 6) OBP: 0.319, SLG: 0.267	1-3			1-2	BB			FC6-4		4	0	1	0	0	5					
Joe Gordon, R (1, 4) OBP: 0.297, SLG: 0.364		4-3		F9				6-3		4	0	0	0	0	3					
Jim Hegan, R (1, 2) OBP: 0.333, SLG: 0.384		K			5-3			F9		4	0	1	1	0	1					
Bob Feller, R (1, 1) OBP: 0.136, SLG: 0.200		K			K			6-3		4	0	0	0	2	2					
Inning Stats	R: 1 E: 0 K: 1 S: 7	H: 2 LOB: 2 BB: 1 P: 11	R: 0 E: 0 K: 2 S: 7	H: 0 LOB: 0 BB: 0 P: 7	R: 0 E: 0 K: 0 S: 3	H: 0 LOB: 1 BB: 2 P: 3	R: 0 E: 0 K: 0 S: 2	H: 0 LOB: 1 BB: 2 P: 10	R: 0 E: 0 K: 1 S: 5	H: 1 LOB: 1 BB: 1 P: 10	R: 0 E: 0 K: 0 S: 3	H: 0 LOB: 0 BB: 0 P: 3	R: 0 E: 0 K: 1 S: 5	H: 0 LOB: 0 BB: 0 P: 5	R: 0 E: 0 K: 0 S: 5	H: 2 LOB: 2 BB: 1 P: 9	1B: 4 2B: 0 3B: 0 HR: 1	SF: 0 SAC: 0 DP: 0 HBP: 0	WP: 0 PB: 0 SB: 1 CS: 1	PA: 36
PITCHER	IP WLS BF H R ER SO BB IBB HBP BLK WP HR S P ERA WHIP																			
Allie Reynolds, R (1, 1) ERA: 3.82	8.0 L 30 3 2 2 6 4 0 0 0 0 1 38 54 2.25 0.875																			
Joe Page, L (9, 1) ERA: 3.34	1.0 6 2 1 1 0 1 0 0 0 0 0 5 9 9.00 3.000																			

Batter	1	2	3	4	5	6	7	8	9	AB	R	H	RBI	BB	SO	LOB	BOTTOM			
Phil Rizzuto, R (1, 6) OBP: 0.455, SLG: 0.470	G3		BB		4-3			1B		3	0	1	0	1	0	0	Cleveland Indians @ New York Yankees Yankee Stadium, Bronx, NY Mon Jun 05 1950, 3:33 AM EDT Att: 57,629 - Unknown			
Bobby Brown, L (1, 5) OBP: 0.276, SLG: 0.264	F8		K					F8		4	0	0	0	0	1	2				
Joe Collins, L (1, 3) OBP: 0.358, SLG: 0.441	BB		K					K		4	0	1	0	0	2	2				
Joe DiMaggio, R (1, 8) OBP: 0.390, SLG: 0.520	1B				6-3			4-3		3	1	1	1	1	0	0				
Yogi Berra, L (1, 2) OBP: 0.380, SLG: 0.452	F7				F7			1B		4	0	1	0	0	0	2				
Gene Woodling, L (1, 7) OBP: 0.427, SLG: 0.398		L4			E3			F7		3	1	0	0	1	0	1				
Hank Bauer, R (1, 9) OBP: 0.361, SLG: 0.436 Tommy Henrich, L (7, PH) OBP: 0.477, SLG: 0.786 Cliff Mapes, L (8, 9) OBP: 0.396, SLG: 0.528		F9			FC6-4			F9		2	0	0	0	0	0	1				
Jerry Coleman, R (1, 4) OBP: 0.352, SLG: 0.375 Ed Lopat, L (9, PH) OBP: 0.367, SLG: 0.333		F3						4-3		1	0	0	0	0	0	1				
Allie Reynolds, R (1, 1) OBP: 0.304, SLG: 0.286 Jim Deising, L (8, PH) OBP: 0.600, SLG: 0.500 Joe Page, L (9, 1) OBP: 0.333, SLG: 0.400 Tommy Byrne, L (8, PH) OBP: 0.346, SLG: 0.417					F9			F5		2	0	0	0	0	0	0				
Inning Stats	R: 0 E: 0 K: 0 S: 4	H: 1 LOB: 2 BB: 1 P: 8	R: 0 E: 0 K: 0 S: 3	H: 0 LOB: 0 BB: 0 P: 3	R: 0 E: 0 K: 2 S: 7	H: 0 LOB: 1 BB: 1 P: 11	R: 0 E: 1 K: 0 S: 4	H: 0 LOB: 1 BB: 0 P: 4	R: 0 E: 0 K: 0 S: 3	H: 0 LOB: 0 BB: 0 P: 3	R: 0 E: 0 K: 0 S: 3	H: 1 LOB: 1 BB: 0 P: 3	R: 0 E: 0 K: 1 S: 6	H: 1 LOB: 1 BB: 0 P: 6	R: 2 E: 0 K: 1 S: 7	H: 2 LOB: 1 BB: 1 P: 11	1B: 3 2B: 1 3B: 0 HR: 1	SF: 0 SAC: 0 DP: 0 HBP: 0	WP: 0 PB: 0 SB: 0 CS: 0	PA: 36
PITCHER	IP WLS BF H R ER SO BB IBB HBP BLK WP HR S P ERA WHIP																			
Bob Feller, R (1, 1) ERA: 3.49	9.0 W 36 5 2 2 4 3 0 0 0 0 1 41 53 2.00 0.889																			


Batter	1	2	3	4	5	6	7	8	9	AB	R	H	RBI	BB	SO	LOB	TOP										
Dale Mitchell, L (1, 7) OBP: 0.384, SLG: 0.408	1-3	1B	FC4-6				6-3		1B	6	2	3	1	0	0	1	Cleveland Indians @ New York Yankees Yankee Stadium, Bronx, NY Tue Jun 06 1950, 3:33 AM EDT Att: 17,867 - Unknown										
Bob Kennedy, R (1, 9) OBP: 0.383, SLG: 0.537	1B	1B		CS	F8		6-3		1B	6	3	4	3	0	0	1											
Luke Easter, L (1, 3) OBP: 0.400, SLG: 0.486	E9	1B							1B	5	4	4	2	1	0	0											
Larry Doby, L (1, 8) OBP: 0.470, SLG: 0.575	F7	4-3							1B	6	1	1	3	0	1	3											
Al Rosen, R (1, 5) OBP: 0.369, SLG: 0.542	2B	1B							1B	4	1	3	1	2	1	2											
Lou Boudreau, R (1, 6) OBP: 0.311, SLG: 0.271	2B	CS							1B	6	0	1	2	0	0	5											
Joe Gordon, R (1, 4) OBP: 0.307, SLG: 0.397	F7								1B	4	2	2	1	1	1	1											
Jim Hegan, R (1, 2) OBP: 0.336, SLG: 0.413		1B							1B	5	2	2	1	0	0	2											
Mike Garcia, R (1, 1) OBP: 0.158, SLG: 0.158									1B	5	1	2	0	0	3	1											
Inning Stats	R: 3 E: 1 K: 0 S: 7	H: 4 LOB: 1 BB: 0 P: 7	R: 4 E: 0 K: 1 S: 9	H: 5 LOB: 0 BB: 0 P: 9	R: 1 E: 0 K: 1 S: 7	H: 2 LOB: 1 BB: 0 P: 7	R: 0 E: 0 K: 1 S: 5	H: 1 LOB: 2 BB: 2 P: 13	R: 1 E: 0 K: 1 S: 7	H: 2 LOB: 1 BB: 0 P: 7	R: 2 E: 1 K: 1 S: 8	H: 3 LOB: 1 BB: 0 P: 8	R: 0 E: 0 K: 1 S: 5	H: 0 LOB: 0 BB: 0 P: 5	R: 0 E: 0 K: 0 S: 3	H: 0 LOB: 1 BB: 1 P: 7		R: 5 E: 0 K: 0 S: 8	H: 5 LOB: 1 BB: 1 P: 12	1B: 16 2B: 3 3B: 1 HR: 2	SF: 0 SAC: 0 DP: 0 HBP: 0	WP: 0 PB: 0 SB: 0 CS: 2	PA: 52				
PITCHER	IP	WLS	BF	H	R	ER	SO	BB	IBB	HBP	BLK	WP	HR	S	P	ERA	WHIP										
Bob Porterfield, R (1, 1) ERA: 9.87	2.0	L	14	9	7	7	1	0	0	0	0	0	0	16	16	31.50	4.500										
Don Johnson, R (3, 1) ERA: 8.0	7.0		37	13	9	9	5	4	0	0	0	0	2	43	59	11.57	2.429										

Batter	1	2	3	4	5	6	7	8	9	AB	R	H	RBI	BB	SO	LOB	BOTTOM										
Phil Rizzuto, R (1, 6) OBP: 0.448, SLG: 0.459	5-3		F8				F7		F7	4	0	0	0	1	0	0	Cleveland Indians @ New York Yankees Yankee Stadium, Bronx, NY Tue Jun 06 1950, 3:33 AM EDT Att: 17,867 - Unknown										
Hank Bauer, R (1, 9) OBP: 0.352, SLG: 0.422	K		K				1-3		1B	5	0	1	0	0	2	1											
Joe Collins, L (1, 3) OBP: 0.351, SLG: 0.449	5-3		G3						G3	5	0	1	0	0	0	2											
Joe DiMaggio, R (1, 8) OBP: 0.398, SLG: 0.542		1B					6-3			3	2	2	1	1	0	1											
Yogi Berra, L (1, 2) OBP: 0.382, SLG: 0.453		F9					F3			4	0	2	0	0	0	3											
Gene Woodling, L (1, 7) OBP: 0.438, SLG: 0.406		FC6-4					1-3		F7	3	0	2	0	1	0	1											
Billy Johnson, R (1, 5) OBP: 0.404, SLG: 0.435		1B					1-3		F8	4	0	1	1	0	0	4											
Jerry Coleman, R (1, 4) OBP: 0.350, SLG: 0.367		FC6-4							F9	3	0	0	0	1	1	5											
Bob Porterfield, R (1, 1) OBP: 0.333, SLG: 0.333										0	0	0	0	0	0	0											
Charles Silvera, R (2, PH)										1	0	0	0	0	1	2											
Don Johnson, R (3, 1)										2	0	0	0	0	1	4											
Jackie Jensen, R (8, PH)										1	0	0	0	0	1	0											
Inning Stats	R: 0 E: 0 K: 1 S: 5	H: 0 LOB: 0 BB: 0 P: 5	R: 1 E: 0 K: 1 S: 8	H: 3 LOB: 2 BB: 0 P: 8	R: 0 E: 0 K: 1 S: 5	H: 0 LOB: 0 BB: 0 P: 5	R: 1 E: 0 K: 2 S: 10	H: 3 LOB: 2 BB: 0 P: 10	R: 0 E: 0 K: 0 S: 3	H: 0 LOB: 2 BB: 2 P: 11	R: 0 E: 0 K: 0 S: 2	H: 0 LOB: 1 BB: 2 P: 10	R: 0 E: 0 K: 0 S: 4	H: 1 LOB: 1 BB: 0 P: 4	R: 0 E: 0 K: 0 S: 4	H: 1 LOB: 1 BB: 0 P: 4	R: 0 E: 0 K: 1 S: 6	H: 1 LOB: 1 BB: 0 P: 6	1B: 7 2B: 0 3B: 1 HR: 1	SF: 0 SAC: 0 DP: 1 HBP: 0	WP: 0 PB: 0 SB: 0 CS: 0	PA: 39					
PITCHER	IP	WLS	BF	H	R	ER	SO	BB	IBB	HBP	BLK	WP	HR	S	P	ERA	WHIP										
Mike Garcia, R (1, 1) ERA: 4.18	9.0	W	39	9	2	2	6	4	0	0	0	0	1	47	63	2.00	1.444										

Batter	1	2	3	4	5	6	7	8	9	AB	R	H	RBI	BB	SO	LOB	TOP						
Johnny Lipon, R OBP: 0.425, SLG: 0.407 (1, 6)	1-3	F9	FC5-4			F7			4-3	5	0	0	0	0	0	4							
Jerry Priddy, R OBP: 0.326, SLG: 0.309 (1, 4)	1-3	K				G6-3 BB			K	3	0	0	0	2	2	1							
George Kell, R OBP: 0.451, SLG: 0.575 (1, 5)	BB 3B 1B		6-3			G6-3 1-2			SH3-4 BB	4	1	1	0	0	0	1							
Vic Wertz, L OBP: 0.361, SLG: 0.519 (1, 9)	BB 3B BB					F7			K	2	1	0	0	2	1	1							
Hoot Evers, R OBP: 0.430, SLG: 0.649 (1, 7)	1-H 2-H 3B		K						E4 1B SH3-4 1B	4	1	2	2	0	2	2							
Johnny Groth, R OBP: 0.388, SLG: 0.481 (1, 8)	G3		FC6-4			SH3-4 2-3 1B			4-3	4	0	1	0	0	0	2							
Aaron Robinson, L OBP: 0.433, SLG: 0.536 Eddie Lake, R Bob Swift, R OBP: 0.273, SLG: 0.179 (8, PR) (8, 2)						F7			F8	3	1	1	1	1	0	2	AB 30						
Dick Kryhoski, L OBP: 0.269, SLG: 0.380 Pat Mullin, L OBP: 0.250, SLG: 0.184 Don Kolloway, R OBP: 0.243, SLG: 0.206 (8, PH) (8, 3)									BB	0	0	0	0	0	0	0	R 4						
Hal Newhouser, L OBP: 0.235, SLG: 0.188 Charlie Keller, L Hal White, R (8, PH) (8, 1)						FC1-6 1B			F2	2	0	1	0	1	0	0	H 6						
						FC1-6 FC5-4			4-3	1	0	0	0	0	0	1	RBI 4						
									4-3	1	0	0	0	0	0	1	BB 7						
										0	0	0	0	0	0	0	SO 5						
										1	0	0	1	1	0	1	LOB 16						
										1	0	0	0	0	0	1							
										0	0	0	0	0	0	0							
Inning Stats	R: 2 E: 0 K: 0 S: 5	H: 2 LOB: 1 BB: 1 P: 9	R: 1 E: 0 K: 1 S: 6	H: 1 LOB: 1 BB: 1 P: 10	R: 0 E: 0 K: 1 S: 5	H: 0 LOB: 1 BB: 1 P: 9	R: 0 E: 0 K: 0 S: 4	H: 1 LOB: 1 BB: 0 P: 4	R: 0 E: 0 K: 0 S: 2	H: 0 LOB: 0 BB: 1 P: 6	R: 1 E: 1 K: 0 S: 5	H: 2 LOB: 2 BB: 1 P: 9	R: 0 E: 0 K: 2 S: 7	H: 0 LOB: 1 BB: 1 P: 11	R: 0 E: 0 K: 0 S: 3	H: 0 LOB: 1 BB: 1 P: 7	R: 0 E: 0 K: 1 S: 5	H: 0 LOB: 0 BB: 0 P: 5	1B: 4 2B: 0 3B: 1 HR: 1	SF: 0 SAC: 2 DP: 1 HBP: 0	WP: 0 PB: 0 SB: 0 CS: 0	PA: 39	
PITCHER Vic Raschi, R ERA: 3.77 (1, 1)	IP: 9.0 WLS: W BF: 39 H: 6 R: 4 ER: 3 SO: 5 BB: 7 IBB: 0 HBP: 0 BLK: 0 WP: 0 HR: 1 S: 42 P: 70 ERA: 3.00 WHIP: 1.444											PITCHER	IP: 9.0 WLS: W BF: 39 H: 6 R: 4 ER: 3 SO: 5 BB: 7 IBB: 0 HBP: 0 BLK: 0 WP: 0 HR: 1 S: 42 P: 70 ERA: 3.00 WHIP: 1.444										

Detroit Tigers @ New York Yankees
Yankee Stadium, Bronx, NY
Wed Jun 07 1950, 3:33 AM EDT
Att: 29,534 - Unknown


AB	30
R	4
H	6
RBI	4
BB	7
SO	5
LOB	16



Batter	1	2	3	4	5	6	7	8	9	AB	R	H	RBI	BB	SO	LOB	BOTTOM						
Phil Rizzuto, R OBP: 0.449, SLG: 0.477 (1, 6)	F7		G4-6-3 1B						F9	4	1	2	1	0	0	0							
Cliff Mapes, L OBP: 0.405, SLG: 0.534 (1, 9)	1B F8		G4-6-3						1B	4	2	3	0	0	0	1							
Hank Bauer, R OBP: 0.359, SLG: 0.425 (1, 7)	1-3 1B								1B	4	0	2	0	0	0	1							
Joe DiMaggio, R OBP: 0.400, SLG: 0.557 (1, 8)	F8								1B	3	1	1	2	1	0	1							
Yogi Berra, L OBP: 0.379, SLG: 0.448 (1, 2)	3-H 4-3								1B	4	0	1	1	0	0	1							
Billy Johnson, R OBP: 0.408, SLG: 0.472 (1, 5)									F8	4	1	2	1	0	1	3							
Jerry Coleman, R OBP: 0.341, SLG: 0.358 (1, 4)									K	4	0	0	0	0	1	1	AB 35						
Joe Collins, L OBP: 0.339, SLG: 0.431 (1, 3)									4-3	4	0	0	0	0	1	1	R 5						
Vic Raschi, R OBP: 0.222, SLG: 0.160 (1, 1)									1B	4	0	0	0	0	0	0	H 12						
									4-3	4	0	0	0	0	1	1	RBI 5						
										4	0	0	0	0	0	0	BB 1						
										4	0	1	0	0	0	0	SO 3						
										4	0	1	0	0	0	0	LOB 9						
Inning Stats	R: 1 E: 0 K: 0 S: 5	H: 2 LOB: 1 BB: 0 P: 5	R: 0 E: 0 K: 1 S: 5	H: 0 LOB: 0 BB: 0 P: 5	R: 0 E: 0 K: 0 S: 3	H: 2 LOB: 0 BB: 0 P: 3	R: 1 E: 0 K: 0 S: 5	H: 2 LOB: 1 BB: 0 P: 5	R: 1 E: 0 K: 0 S: 5	H: 1 LOB: 1 BB: 0 P: 5	R: 1 E: 1 K: 0 S: 5	H: 3 LOB: 3 BB: 1 P: 12	R: 0 E: 0 K: 1 S: 5	H: 0 LOB: 0 BB: 0 P: 5	R: 0 E: 0 K: 1 S: 5	H: 0 LOB: 0 BB: 0 P: 5	1B: 9 2B: 0 3B: 0 HR: 3	SF: 0 SAC: 0 DP: 1 HBP: 0	WP: 0 PB: 0 SB: 0 CS: 0	PA: 36			
PITCHER Hal Newhouser, L ERA: 2.93 Hal White, R ERA: 8.16 (1, 1) (8, 1)	IP: 7.0 WLS: L BF: 33 H: 12 R: 5 ER: 5 SO: 2 BB: 1 IBB: 0 HBP: 0 BLK: 0 WP: 0 HR: 3 S: 36 P: 40 ERA: 6.43 WHIP: 1.857											PITCHER	IP: 7.0 WLS: L BF: 33 H: 12 R: 5 ER: 5 SO: 2 BB: 1 IBB: 0 HBP: 0 BLK: 0 WP: 0 HR: 3 S: 36 P: 40 ERA: 6.43 WHIP: 1.857										

Detroit Tigers @ New York Yankees
Yankee Stadium, Bronx, NY
Wed Jun 07 1950, 3:33 AM EDT
Att: 29,534 - Unknown

AB	35
R	5
H	12
RBI	5
BB	1
SO	3
LOB	9



Batter	1	2	3	4	5	6	7	8	9	AB	R	H	RBI	BB	SO	LOB	TOP					
Johnny Lipon, R OBP: 0.420, SLG: 0.401 (1, 6)	5-3		BB 1B		P3		F8		K	5	0	1	0	0	1	1						
Jerry Priddy, R OBP: 0.337, SLG: 0.322 (1, 4)	6-3		BB BB BB BB		1B			F8 3B		2	1	1	0	2	0	0						
George Kell, R OBP: 0.447, SLG: 0.567 (1, 5)	F7		6-3		1B			F8		4	0	1	2	0	0	3						
Vic Wertz, L OBP: 0.354, SLG: 0.508 (1, 9)		4-1			K		F7	4-3		4	0	0	0	0	1	2						
Hoot Evers, R OBP: 0.432, SLG: 0.642 (1, 7)	F3				G4-6-3 1B		4-3	3B BB		3	1	1	0	1	0	0						
Johnny Groth, R OBP: 0.385, SLG: 0.488 (1, 8)	F3				G4-6-3 1-2		F7	3B		4	0	1	1	0	0	1						
Don Kolloway, R OBP: 0.268, SLG: 0.316 (1, 3)			BB 1B				K	F8		4	1	2	1	0	1	1						
Bob Swift, R OBP: 0.243, SLG: 0.156 (1, 2)			F8		E6 SH5-4 1B		F7	1-3		4	1	0	0	0	0	1						
Art Houtteman, R OBP: 0.276, SLG: 0.259 Hal White, R (6, 1) Pat Mullin, L OBP: 0.244, SLG: 0.179 (9, PH)	P6				SH5-4		6-3	F8		1	0	0	0	0	0	1						
					1-2					1	0	0	0	0	0	0						
										1	0	0	0	0	0	0						
Inning Stats	R: 0 E: 0 K: 0 S: 3	H: 0 LOB: 0 BB: 0 P: 3	R: 0 E: 0 K: 0 S: 3	H: 0 LOB: 0 BB: 0 P: 3	R: 0 E: 0 K: 0 S: 5	H: 2 LOB: 3 BB: 1 P: 9	R: 0 E: 0 K: 1 S: 5	H: 1 LOB: 0 BB: 0 P: 5	R: 2 E: 1 K: 0 S: 6	H: 2 LOB: 2 BB: 1 P: 10	R: 0 E: 0 K: 1 S: 5	H: 0 LOB: 0 BB: 0 P: 5	R: 0 E: 0 K: 0 S: 3	H: 0 LOB: 0 BB: 0 P: 3	R: 2 E: 0 K: 0 S: 5	H: 2 LOB: 1 BB: 1 P: 9	R: 0 E: 0 K: 1 S: 5	H: 0 LOB: 0 BB: 0 P: 5	1B: 4 2B: 0 3B: 2 HR: 1	SF: 0 SAC: 1 DP: 1 HBP: 0	WP: 0 PB: 0 SB: 0 CS: 0	PA: 37
PITCHER Tommy Byrne, L ERA: 3.41 (1, 1)	IP: 9.0 WLS: W BF: 37 H: 7 R: 4 ER: 3 SO: 3 BB: 3 IBB: 0 HBP: 0 BLK: 0 WP: 0 HR: 1 S: 40 P: 52 ERA: 3.00 WHIP: 1.111															PITCHER						

Detroit Tigers @ New York Yankees
Yankee Stadium, Bronx, NY
Thu Jun 08 1950, 3:33 AM EDT
Att: 62,264 - Unknown

AB 33
R 4
H 7
RBI 4
BB 3
SO 3
LOB 10





Batter	1	2	3	4	5	6	7	8	9	AB	R	H	RBI	BB	SO	LOB	BOTTOM			
Phil Rizzuto, R OBP: 0.453, SLG: 0.475 (1, 6)	6-3			6-3		1B HBP	SH5-3 HR	1B		3	2	1	1	1	0	0				
Cliff Mapes, L OBP: 0.401, SLG: 0.526 (1, 9)	4-3			F2		1B 2B	SH5-3	F8		4	1	1	0	0	0	1				
Joe Collins, L OBP: 0.345, SLG: 0.462 (1, 3)	G3			F8		2B 1B	HR			4	2	2	3	0	0	0				
Joe DiMaggio, R OBP: 0.397, SLG: 0.556 (1, 8)		6-3			L7	1B 2B	6-3			4	1	1	1	0	0	0				
Yogi Berra, L OBP: 0.382, SLG: 0.446 (1, 2)		F7			FC6-4 1B	1B 2B	P6			3	1	1	0	1	0	0				
Gene Woodling, L OBP: 0.438, SLG: 0.409 (1, 7)		F7			FC6-4 1-2	2B 1B		3B 1B		4	2	2	2	0	0	1				
Bobby Brown, L OBP: 0.277, SLG: 0.256 (1, 5)			4-3		4-3	2B BB		F7		3	1	0	0	1	0	2				
Jerry Coleman, R OBP: 0.339, SLG: 0.361 (1, 4)			4-3			1-3		F8		4	0	1	3	0	0	1				
Tommy Byrne, L OBP: 0.333, SLG: 0.464 (1, 1)			P6			6-3		1B 3B		4	1	1	1	0	1	1				
										4	1	1	1	0	1	1				
Inning Stats	R: 0 E: 0 K: 0 S: 3	H: 0 LOB: 0 BB: 0 P: 3	R: 0 E: 0 K: 0 S: 3	H: 0 LOB: 0 BB: 0 P: 3	R: 0 E: 0 K: 0 S: 3	H: 0 LOB: 0 BB: 0 P: 3	R: 0 E: 0 K: 0 S: 3	H: 0 LOB: 0 BB: 0 P: 3	R: 0 E: 0 K: 0 S: 4	H: 1 LOB: 1 BB: 0 P: 4	R: 7 E: 0 K: 1 S: 10	H: 5 LOB: 1 BB: 2 P: 19	R: 2 E: 0 K: 0 S: 4	H: 1 LOB: 0 BB: 1 P: 8	R: 2 E: 0 K: 0 S: 6	H: 3 LOB: 1 BB: 0 P: 6	1B: 6 2B: 2 3B: 1 HR: 1	SF: 0 SAC: 1 DP: 0 HBP: 1	WP: 0 PB: 0 SB: 0 CS: 0	PA: 38
PITCHER Art Houtteman, R ERA: 3.27 Hal White, R ERA: 9.15 (6, 1)	IP: 5.2 WLS: L BF: 26 H: 6 R: 7 ER: 7 SO: 0 BB: 1 IBB: 1 HBP: 1 BLK: 0 WP: 0 HR: 0 S: 23 P: 32 ERA: 11.12 WHIP: 2.143															PITCHER				

Detroit Tigers @ New York Yankees
Yankee Stadium, Bronx, NY
Thu Jun 08 1950, 3:33 AM EDT
Att: 62,264 - Unknown

AB 33
R 11
H 10
RBI 11
BB 3
SO 1
LOB 6




Batter	1	2	3	4	5	6	7	8	9	AB	R	H	RBI	BB	SO	LOB	TOP																		
Don Lenhardt, R (1, 7) OBP: 0.380, SLG: 0.534											0	0	0	0	0	0	0	St. Louis Browns @ New York Yankees Yankee Stadium, Bronx, NY Sat Jun 10 1950, 3:33 AM EDT Att: 13,765 - Unknown livebaseballscorecards.com																	
Dick Kokos, L (1, 9) OBP: 0.383, SLG: 0.444											0	0	0	0	0	0	0																		
Sherm Lollar, R (1, 2) OBP: 0.362, SLG: 0.507											0	0	0	0	0	0	0																		
Roy Sievers, R (1, 8) OBP: 0.325, SLG: 0.355											0	0	0	0	0	0	0																		
Hank Arft, L (1, 3) OBP: 0.408, SLG: 0.416											0	0	0	0	0	0	0																		
Owen Friend, R (1, 4) OBP: 0.369, SLG: 0.371											0	0	0	0	0	0	0																		
Tom Upton, R (1, 6) OBP: 0.333, SLG: 0.247											0	0	0	0	0	0	0																		
Bill Sommers, R (1, 5) OBP: 0.625, SLG: 0.833											0	0	0	0	0	0	0																		
Dick Starr, R (1, 1)											0	0	0	0	0	0	0																		
Inning Stats											1B: 0	SF: 0	WP: 0	PA: 0	2B: 0	SAC: 0	FB: 0	3B: 0	DP: 0	SB: 0	CS: 0	HR: 0	HBP: 0												
PITCHER Allie Reynolds, R (1, 1) ERA: 3.82	IP	WLS	BF	H	R	ER	SO	BB	IBB	HBP	BLK	WP	HR	S	P	ERA	WHIP	PITCHER	IP	WLS	BF	H	R	ER	SO	BB	IBB	HBP	BLK	WP	HR	S	P	ERA	WHIP

Batter	1	2	3	4	5	6	7	8	9	AB	R	H	RBI	BB	SO	LOB	BOTTOM																		
Phil Rizzuto, R (1, 6) OBP: 0.447, SLG: 0.473											0	0	0	0	0	0	0	St. Louis Browns @ New York Yankees Yankee Stadium, Bronx, NY Sat Jun 10 1950, 3:33 AM EDT Att: 13,765 - Unknown livebaseballscorecards.com																	
Cliff Mapes, L (1, 9) OBP: 0.395, SLG: 0.511											0	0	0	0	0	0	0																		
Joe Collins, L (1, 3) OBP: 0.341, SLG: 0.482											0	0	0	0	0	0	0																		
Joe DiMaggio, R (1, 8) OBP: 0.394, SLG: 0.548											0	0	0	0	0	0	0																		
Yogi Berra, L (1, 2) OBP: 0.376, SLG: 0.439											0	0	0	0	0	0	0																		
Gene Woodling, L (1, 7) OBP: 0.438, SLG: 0.409											0	0	0	0	0	0	0																		
Bobby Brown, L (1, 5) OBP: 0.277, SLG: 0.256											0	0	0	0	0	0	0																		
Jerry Coleman, R (1, 4) OBP: 0.343, SLG: 0.361											0	0	0	0	0	0	0																		
Allie Reynolds, R (1, 1) OBP: 0.304, SLG: 0.286											0	0	0	0	0	0	0																		
Inning Stats											1B: 0	SF: 0	WP: 0	PA: 0	2B: 0	SAC: 0	FB: 0	3B: 0	DP: 0	SB: 0	CS: 0	HR: 0	HBP: 0												
PITCHER Dick Starr, R (1, 1) ERA: 5.34	IP	WLS	BF	H	R	ER	SO	BB	IBB	HBP	BLK	WP	HR	S	P	ERA	WHIP	PITCHER	IP	WLS	BF	H	R	ER	SO	BB	IBB	HBP	BLK	WP	HR	S	P	ERA	WHIP


Batter	1	2	3	4	5	6	7	8	9	AB	R	H	RBI	BB	SO	LOB	TOP					
Don Lenhardt, R (1, 7) OBP: 0.377, SLG: 0.528	F8		K		FC5-4		F9			4	0	0	0	0	1	4	St. Louis Browns @ New York Yankees Yankee Stadium, Bronx, NY Sun Jun 11 1950, 3:33 AM EDT Unknown					
Dick Kokos, L (1, 9) OBP: 0.391, SLG: 0.460	FC3-6 BB			G5-4-3 1B		FC3-6 BB		K		2	0	1	0	2	1	0						
Sherm Lollar, R (1, 2) OBP: 0.361, SLG: 0.500	FC3-6			G5-4-3		FC3-6		F7		4	0	0	0	0	0	3						
Roy Sievers, R (1, 8) OBP: 0.319, SLG: 0.345	F8			1B		F9		F7		4	0	1	0	0	0	2						
Hank Arft, L (1, 3) OBP: 0.396, SLG: 0.402 Ray Coleman, L (9, PH) OBP: 0.293, SLG: 0.404		F5		F5		K		F9		3	0	0	0	0	1	2						
Owen Friend, R (1, 4) OBP: 0.364, SLG: 0.379		F4			K			K		4	0	1	0	0	2	0						
Tom Upton, R (1, 6) OBP: 0.306, SLG: 0.224		F9			F8			F9		4	0	0	0	0	0	1						
Bill Sommers, R (1, 5) OBP: 0.533, SLG: 0.583			K		E5 BB			6-3		3	0	0	0	0	1	1						
Stubby Overmire, R (1, 1) OBP: 0.636, SLG: 0.333		F7			FC5-4 BB					1	0	0	0	2	0	0						
Inning Stats	R: 0 E: 0 K: 0 S: 3	H: 0 LOB: 1 BB: 1 P: 7	R: 0 E: 0 K: 0 S: 3	H: 0 LOB: 0 BB: 0 P: 3	R: 0 E: 0 K: 2 S: 7	H: 0 LOB: 0 BB: 0 P: 7	R: 0 E: 0 K: 0 S: 4	H: 2 LOB: 1 BB: 0 P: 4	R: 0 E: 1 K: 1 S: 6	H: 0 LOB: 2 BB: 1 P: 10	R: 0 E: 0 K: 0 S: 5	H: 0 LOB: 1 BB: 1 P: 9	R: 0 E: 0 K: 0 S: 4	H: 1 LOB: 2 BB: 1 P: 8	R: 0 E: 0 K: 1 S: 5	H: 0 LOB: 0 BB: 0 P: 5		R: 0 E: 0 K: 1 S: 5	H: 0 LOB: 0 BB: 0 P: 5	1B: 2 2B: 1 3B: 0 HR: 0	SF: 0 SAC: 0 DP: 1 HBP: 0	WP: 0 PB: 0 SB: 0 CS: 0
PITCHER Vic Raschi, R (1, 1) ERA: 3.36	IP: 9.0 WLS: W BF: 34 H: 3 R: 0 ER: 0 SO: 6 BB: 4 IBB: 0 HBP: 0 BLK: 0 WP: 0 HR: 0 S: 42 P: 58 ERA: 0.00 WHIP: 0.778															PITCHER						

Batter	1	2	3	4	5	6	7	8	9	AB	R	H	RBI	BB	SO	LOB	BOTTOM			
Phil Rizzuto, R (1, 6) OBP: 0.434, SLG: 0.455	F4			F9		F8		F8		4	0	0	0	0	0	0	St. Louis Browns @ New York Yankees Yankee Stadium, Bronx, NY Sun Jun 11 1950, 3:33 AM EDT Unknown			
Cliff Mapes, L (1, 9) OBP: 0.392, SLG: 0.500	6-3			1B 2B		1-3		E1		4	1	1	0	0	0	0				
Hank Bauer, R (1, 7) OBP: 0.350, SLG: 0.411	6-3			1B		5-3		F7		4	0	1	1	0	0	1				
Joe DiMaggio, R (1, 8) OBP: 0.384, SLG: 0.534		F7		F9		1B 2B		P3		4	0	1	0	0	0	2				
Yogi Berra, L (1, 2) OBP: 0.373, SLG: 0.435		F9		F3		F9				3	0	0	0	0	0	2				
Billy Johnson, R (1, 5) OBP: 0.409, SLG: 0.474		F7			F7		E 1B			3	0	1	0	0	0	0				
Jerry Coleman, R (1, 4) OBP: 0.343, SLG: 0.366			F3		1B		F9			3	0	1	0	0	0	2				
Joe Collins, L (1, 3) OBP: 0.338, SLG: 0.461			6-3		F8		E5			3	0	0	0	0	0	3				
Vic Raschi, R (1, 1) OBP: 0.200, SLG: 0.143			5-3		F3		4-3			3	0	0	0	0	0	4				
Inning Stats	R: 0 E: 0 K: 0 S: 3	H: 0 LOB: 0 BB: 0 P: 3	R: 0 E: 0 K: 0 S: 3	H: 0 LOB: 0 BB: 0 P: 3	R: 1 E: 0 K: 0 S: 5	H: 2 LOB: 1 BB: 0 P: 5	R: 0 E: 0 K: 0 S: 3	H: 1 LOB: 1 BB: 0 P: 4	R: 0 E: 1 K: 0 S: 6	H: 0 LOB: 3 BB: 0 P: 6	R: 0 E: 1 K: 0 S: 4	H: 0 LOB: 1 BB: 0 P: 4	R: 0 E: 0 K: 0 S: 6	H: 2 LOB: 3 BB: 0 P: 6	R: 0 E: 1 K: 0 S: 4	H: 0 LOB: 1 BB: 0 P: 4		1B: 3 2B: 2 3B: 0 HR: 0	SF: 0 SAC: 0 DP: 0 HBP: 0	WP: 0 PB: 0 SB: 0 CS: 0
PITCHER Stubby Overmire, L (1, 1) ERA: 7.27	IP: 8.0 WLS: L BF: 31 H: 5 R: 1 ER: 1 SO: 0 BB: 0 IBB: 0 HBP: 0 BLK: 0 WP: 0 HR: 0 S: 31 P: 31 ERA: 1.12 WHIP: 0.625															PITCHER				

AB 30
R 0
H 3
RBI 0
BB 4
SO 6
LOB 13



AB 31
R 1
H 5
RBI 1
BB 0
SO 0
LOB 14



Batter	1	2	3	4	5	6	7	8	9	AB	R	H	RBI	BB	SO	LOB	TOP			
Don Lenhardt, R (1,7) OBP: 0.380, SLG: 0.519	4-0 BB		0-0 F6		4-0 BB			0-3 K		2	0	0	0	2	1	0	St. Louis Browns @ New York Yankees Yankee Stadium, Bronx, NY Sun Jun 11 1950, 3:38 AM EDT Att: 37,148 - Unknown			
Dick Kokos, L (1,9) OBP: 0.388, SLG: 0.451	0-0 F7		4-0 CS BB		0-3 K			0-0 3-1		3	0	0	0	1	1	2				
Sherm Lollar, R (1,2) OBP: 0.358, SLG: 0.514	0-3 K		0-3 K		0-0 F7			0-0 HR		4	1	1	1	0	2	2				
Roy Sievers, R (1,8) OBP: 0.309, SLG: 0.333	0-3 K		0-0 6-3		0-0 F7			0-0 4-3		4	0	0	0	0	1	1				
Hank Arft, L (1,3) OBP: 0.399, SLG: 0.396	0-0 6-3		4-0 BB		4-0 BB			0-0 F2		2	0	0	0	2	0	0				
Owen Friend, R (1,4) OBP: 0.361, SLG: 0.375	1B F7 1B		0-3 K		0-0 F7			0-3 K		4	1	1	0	0	2	2				
Tom Upton, R (1,6) OBP: 0.304, SLG: 0.225	0-0 1B		0-0 F9		0-3 K			0-0 6-3		4	0	1	0	0	1	1				
Bill Sommers, R (1,5) OBP: 0.500, SLG: 0.533	0-0 F7		0-0 G3-6-4 1B		0-0 F7			0-0 F7		3	0	1	1	0	0	1				
Al Widmar, R (1,1) OBP: 0.167, SLG: 0.118	0-3 K		0-0 G3-6-4		0-0 6-3			0-0 6-3		3	0	0	0	0	1	2				
Inning Stats	R: 0 E: 0 K: 2 S: 7	H: 0 LOB: 1 BB: 1 P: 11	R: 1 E: 0 K: 1 S: 7	H: 2 LOB: 1 BB: 0 P: 7	R: 0 E: 0 K: 1 S: 4	H: 0 LOB: 1 BB: 1 P: 8	R: 0 E: 0 K: 1 S: 5	H: 0 LOB: 1 BB: 1 P: 9	R: 0 E: 0 K: 0 S: 3	H: 0 LOB: 1 BB: 1 P: 7	R: 0 E: 0 K: 1 S: 5	H: 0 LOB: 0 BB: 0 P: 5	R: 1 E: 0 K: 1 S: 6	H: 1 LOB: 0 BB: 0 P: 6	R: 0 E: 0 K: 1 S: 5	H: 0 LOB: 0 BB: 0 P: 5	1B: 3 2B: 1 3B: 0 HR: 1	SF: 0 SAC: 0 DP: 2 HBP: 0	WP: 0 PB: 0 SB: 0 CS: 1	PA: 34
PITCHER Fred Sanford, R (1,1) ERA: 3.94	IP: 9.0 WLS: W BF: 34	H: 4 R: 2 ER: 2 SO: 9	BB: 5 IBB: 0 HBP: 0 BLK: 0	WP: 0 HR: 1 S: 47 P: 67	ERA: 2.00 WHIP: 1.000	PITCHER										IP: 9.0 WLS: W BF: 34	H: 4 R: 2 ER: 2 SO: 9	BB: 5 IBB: 0 HBP: 0 BLK: 0	WP: 0 HR: 1 S: 47 P: 67	ERA: 2.00 WHIP: 1.000

Batter	1	2	3	4	5	6	7	8	9	AB	R	H	RBI	BB	SO	LOB	BOTTOM			
Phil Rizzuto, R (1,6) OBP: 0.435, SLG: 0.469	0-0 F8	0-0 PO	0-0 F8		4-0 1B BB		0-0 IHR			3	1	1	1	1	0	0	St. Louis Browns @ New York Yankees Yankee Stadium, Bronx, NY Sun Jun 11 1950, 3:38 AM EDT Att: 37,148 - Unknown			
Cliff Mapes, L (1,9) OBP: 0.388, SLG: 0.513	0-0 F6		0-0 HR		0-0 F7		0-0 F8			4	1	1	1	0	0	2				
Gene Woodling, L (1,7) OBP: 0.443, SLG: 0.415	0-0 1B		0-0 P6		0-0 1B		0-0 F7			4	0	2	1	0	0	0				
Joe DiMaggio, R (1,8) OBP: 0.377, SLG: 0.522	0-0 F9		0-0 F2		0-3 K		0-0 F8			4	0	0	0	0	1	3				
Yogi Berra, L (1,2) OBP: 0.371, SLG: 0.432	0-0 1B	0-0 S 1B		0-0 F9		0-0 4-3		0-0 G3		4	1	1	0	0	0	0				
Bobby Brown, L (1,5) OBP: 0.276, SLG: 0.281	4-0 1B BB		0-0 4-3		0-3 K					2	0	0	0	1	1	0				
Joe Collins, L (1,3) OBP: 0.331, SLG: 0.449	0-0 F2		0-0 P4		0-0 F8					3	0	0	0	0	0	2				
Jerry Coleman, R (1,4) OBP: 0.342, SLG: 0.365	0-3 K		0-0 FC6 1B		0-0 F8					3	0	1	0	0	1	2				
Fred Sanford, S (1,1) OBP: 0.263, SLG: 0.333	0-0 PO 1B		0-0 FC6 BB 1B		0-0 P4					3	1	1	1	0	0	1				
Inning Stats	R: 0 E: 0 K: 0 S: 4	H: 1 LOB: 1 BB: 0 P: 4	R: 1 E: 0 K: 1 S: 6	H: 2 LOB: 1 BB: 1 P: 10	R: 1 E: 0 K: 0 S: 4	H: 1 LOB: 0 BB: 0 P: 4	R: 0 E: 0 K: 0 S: 3	H: 0 LOB: 0 BB: 0 P: 3	R: 1 E: 0 K: 1 S: 7	H: 2 LOB: 2 BB: 1 P: 11	R: 0 E: 0 K: 1 S: 5	H: 0 LOB: 0 BB: 0 P: 5	R: 1 E: 0 K: 0 S: 4	H: 1 LOB: 0 BB: 0 P: 4	R: 0 E: 0 K: 0 S: 3	H: 0 LOB: 0 BB: 0 P: 3	1B: 5 2B: 0 3B: 0 HR: 2	SF: 0 SAC: 0 DP: 0 HBP: 0	WP: 0 PB: 0 SB: 1 CS: 0	PA: 33
PITCHER Al Widmar, R (1,1) ERA: 4.53	IP: 8.0 WLS: L BF: 32	H: 7 R: 4 ER: 4 SO: 3	BB: 2 IBB: 0 HBP: 0 BLK: 0	WP: 0 HR: 1 S: 36 P: 44	ERA: 4.50 WHIP: 1.125	PITCHER										IP: 8.0 WLS: L BF: 32	H: 7 R: 4 ER: 4 SO: 3	BB: 2 IBB: 0 HBP: 0 BLK: 0	WP: 0 HR: 1 S: 36 P: 44	ERA: 4.50 WHIP: 1.125

Batter	1	2	3	4	5	6	7	8	9	AB	R	H	RBI	BB	SO	LOB	TOP					
Phil Rizzuto, R (1, 6) OBP: 0.436, SLG: 0.467										3	0	1	0	1	0	0						
Cliff Mapes, L (1, 9) OBP: 0.382, SLG: 0.503										3	0	0	0	0	1	1						
Tommy Henrich, L (8, PH) OBP: 0.466, SLG: 0.764										1	0	0	1	0	0	1						
Gene Woodling, L (8, 7) OBP: 0.443, SLG: 0.415										0	0	0	0	0	0	0						
Hank Bauer, R (1, 7) OBP: 0.356, SLG: 0.444										4	1	2	1	0	0	0						
Joe DiMaggio, R (1, 8) OBP: 0.374, SLG: 0.522										4	1	1	0	0	0	1						
Yogi Berra, L (1, 2) OBP: 0.364, SLG: 0.423										4	0	0	0	0	0	2						
Billy Johnson, R (1, 5) OBP: 0.412, SLG: 0.464										2	1	0	0	2	1	0						
Jerry Coleman, R (1, 4) OBP: 0.346, SLG: 0.386										4	1	2	3	0	0	0						
Joe Collins, L (1, 3) OBP: 0.324, SLG: 0.438										3	0	0	0	0	0	0						
Tommy Byrne, L (1, 1) OBP: 0.333, SLG: 0.484										3	1	1	0	0	1	0						
Joe Page, L (9, 1) OBP: 0.333, SLG: 0.400										0	0	0	0	0	0	0						
Inning Stats	R: 0 E: 0 K: 0 S: 2	H: 0 LOB: 0 BB: 1 P: 6	R: 3 E: 0 K: 0 S: 5	H: 2 LOB: 0 BB: 1 P: 9	R: 0 E: 0 K: 0 S: 3	H: 0 LOB: 0 BB: 0 P: 3	R: 0 E: 0 K: 0 S: 3	H: 1 LOB: 2 BB: 1 P: 7	R: 0 E: 0 K: 1 S: 5	H: 0 LOB: 0 BB: 0 P: 5	R: 0 E: 0 K: 1 S: 6	H: 1 LOB: 1 BB: 0 P: 6	R: 0 E: 0 K: 1 S: 5	H: 0 LOB: 0 BB: 0 P: 5	R: 2 E: 0 K: 0 S: 5	H: 3 LOB: 0 BB: 0 P: 5	R: 0 E: 0 K: 0 S: 3	H: 0 LOB: 0 BB: 0 P: 3	1B: 3 2B: 2 3B: 0 HR: 2	SF: 0 SAC: 0 DP: 1 HBP: 0	WP: 0 PB: 0 CS: 1	PA: 34
PITCHER Bob Cain, L (1, 1) ERA: 2.9	IP: 9.0 WLS: W BF: 34 H: 7 R: 5 ER: 5 SO: 3 BB: 3 IBB: 0 HBP: 0 BLK: 0 WP: 0 HR: 2 S: 37 P: 49 ERA: 5.00 WHIP: 1.111															PITCHER	IP: 9.0 WLS: W BF: 34 H: 7 R: 5 ER: 5 SO: 3 BB: 3 IBB: 0 HBP: 0 BLK: 0 WP: 0 HR: 2 S: 37 P: 49 ERA: 5.00 WHIP: 1.111					

New York Yankees @ Chicago White Sox
Comiskey Park, Chicago, IL
Tue Jun 13 1950, 4:33 AM EDT
Att: 42,970 - Unknown

AB 31
R 5
H 7
RBI 5
BB 3
SO 3
LOB 5



Batter	1	2	3	4	5	6	7	8	9	AB	R	H	RBI	BB	SO	LOB	BOTTOM					
Chico Carrasquel, R (1, 6) OBP: 0.377, SLG: 0.363										4	3	2	0	1	0	0						
Dave Philley, S (1, 9) OBP: 0.324, SLG: 0.350										3	1	1	0	1	1	1						
Phil Masi, R (1, 2) OBP: 0.388, SLG: 0.414										4	0	1	1	0	0	2						
Gus Zernial, R (1, 7) OBP: 0.339, SLG: 0.497										2	1	1	2	2	0	1						
Eddie Robinson, L (1, 3) OBP: 0.373, SLG: 0.367										1	0	0	0	1	0	0						
Luke Appling, R (5, PH) OBP: 0.237, SLG: 0.288										0	0	0	1	1	0	0						
Gordon Goldsberry, L (5, PR) OBP: 0.443, SLG: 0.459										1	0	0	0	0	0	1						
Hank Majeski, R (1, 5) OBP: 0.361, SLG: 0.418										4	1	2	2	0	0	3						
Jerry Scala, L (1, 8) OBP: 0.200, SLG: 0.200										4	0	1	0	0	0	3						
Nellie Fox, L (1, 4) OBP: 0.271, SLG: 0.222										4	0	0	0	0	1	3						
Bob Cain, L (1, 1) OBP: 0.308, SLG: 0.261										4	0	0	0	0	2	3						
Inning Stats	R: 2 E: 0 K: 1 S: 6	H: 1 LOB: 1 BB: 1 P: 10	R: 0 E: 0 K: 1 S: 6	H: 1 LOB: 1 BB: 0 P: 6	R: 0 E: 0 K: 0 S: 3	H: 0 LOB: 1 BB: 1 P: 7	R: 0 E: 0 K: 0 S: 4	H: 1 LOB: 2 BB: 1 P: 8	R: 2 E: 0 K: 0 S: 5	H: 2 LOB: 2 BB: 2 P: 13	R: 0 E: 0 K: 1 S: 5	H: 0 LOB: 0 BB: 0 P: 5	R: 0 E: 0 K: 0 S: 3	H: 0 LOB: 1 BB: 1 P: 7	R: 1 E: 0 K: 1 S: 6	H: 1 LOB: 0 BB: 0 P: 6	R: 1 E: 0 K: 0 S: 3	H: 2 LOB: 1 BB: 0 P: 3	1B: 6 2B: 0 3B: 0 HR: 2	SF: 0 SAC: 2 DP: 0 HBP: 0	WP: 0 PB: 0 CS: 0	PA: 39
PITCHER Tommy Byrne, L (1, 1) ERA: 3.63	IP: 8.0 WLS: L BF: 36 H: 6 R: 5 ER: 5 SO: 4 BB: 5 IBB: 1 HBP: 0 BLK: 0 WP: 0 HR: 2 S: 38 P: 62 ERA: 5.62 WHIP: 1.375															PITCHER	IP: 8.0 WLS: L BF: 36 H: 6 R: 5 ER: 5 SO: 4 BB: 5 IBB: 1 HBP: 0 BLK: 0 WP: 0 HR: 2 S: 38 P: 62 ERA: 5.62 WHIP: 1.375					
Joe Page, L (9, 1) ERA: 3.6	0.1 L 3 2 1 1 0 0 0 0 0 0 3 3 27.00 6.000																					

New York Yankees @ Chicago White Sox
Comiskey Park, Chicago, IL
Tue Jun 13 1950, 4:33 AM EDT
Att: 42,970 - Unknown

AB 31
R 6
H 8
RBI 6
BB 6
SO 4
LOB 17




Batter	1	2	3	4	5	6	7	8	9	AB	R	H	RBI	BB	SO	LOB	TOP					
Phil Rizzuto, R OBP: 0.431, SLG: 0.460	5-3		5-3		F7		FC3-6 1B		1-3	5	0	1	0	0	0	1						
Cliff Mapes, L OBP: 0.384, SLG: 0.497	FC6-4 BB		K				FC3-6 FC5-4 1-2			2	0	0	0	2	1	1						
Hank Bauer, R OBP: 0.352, SLG: 0.437	FC6-4 1-2 1B				F6		FC5-4 1-2			4	1	1	0	0	0	3						
Joe DiMaggio, R OBP: 0.372, SLG: 0.516					6-3		E6 1B		F3	4	0	1	1	0	0	1						
Yogi Berra, L OBP: 0.362, SLG: 0.419	6-3						F8		4-3	4	1	1	0	0	0	2						
Billy Johnson, R OBP: 0.407, SLG: 0.465							K		K	4	0	1	1	0	2	1						
Jerry Coleman, R OBP: 0.354, SLG: 0.387							FC4-6 1B		G4-6-3 BB	2	0	1	0	2	0	0						
Joe Collins, L OBP: 0.314, SLG: 0.424					5-3		FC4-6 1-2		G4-6-3 1-2	4	0	0	0	0	0	5						
Allie Reynolds, R OBP: 0.300, SLG: 0.259					5-3				F8	3	0	0	0	1	0	0						
Joe Page, L OBP: 0.333, SLG: 0.400									BB	0	0	0	0	0	0	0						
Inning Stats	R: 1 E: 1 K: 0 S: 4	H: 1 LOB: 1 BB: 1 P: 8	R: 0 E: 0 K: 0 S: 3	H: 0 LOB: 0 BB: 0 P: 3	R: 0 E: 0 K: 1 S: 5	H: 0 LOB: 0 BB: 0 P: 5	R: 1 E: 0 K: 0 S: 5	H: 3 LOB: 2 BB: 1 P: 9	R: 0 E: 0 K: 0 S: 3	H: 0 LOB: 1 BB: 0 P: 7	R: 0 E: 0 K: 1 S: 7	H: 1 LOB: 2 BB: 0 P: 7	R: 0 E: 0 K: 0 S: 4	H: 1 LOB: 1 BB: 0 P: 4	R: 0 E: 0 K: 1 S: 5	H: 0 LOB: 0 BB: 0 P: 5	R: 0 E: 0 K: 0 S: 2	H: 0 LOB: 1 BB: 2 P: 10	1B: 5 2B: 1 3B: 0 HR: 0	SF: 0 SAC: 0 DP: 1 HBP: 0	WP: 0 PB: 0 CS: 0	PA: 37
PITCHER Bill Wight, L ERA: 3.75	IP: 9.0 WLS: W BF: 37 H: 6 R: 2 ER: 1 SO: 3 BB: 5 IBB: 0 HBP: 0 BLK: 0 WP: 0 HR: 0 S: 38 P: 58 ERA: 1.00 WHIP: 1.222															PITCHER						

New York Yankees @ Chicago White Sox
Comiskey Park, Chicago, IL
Wed Jun 14 1950, 4:33 AM EDT
Att: 7,675 - Unknown

livebaseballscores.com

AB 32
R 2
H 6
RBI 2
BB 5
SO 3
LOB 14




Batter	1	2	3	4	5	6	7	8	9	AB	R	H	RBI	BB	SO	LOB	BOTTOM					
Chico Carrasquel, R OBP: 0.382, SLG: 0.386	F8		FC1-2 1B		6-3 BB		6-3		1-2 2-H HR 1B	4	1	2	1	1	0	0						
Dave Philley, S OBP: 0.326, SLG: 0.371	1B 2B		FC1-2 1-2 3-H		F5		K		1-H 2-H HR	5	2	2	3	0	1	3						
Jerry Scala, L OBP: 0.222, SLG: 0.222	G5-4-3 2-H 1B		3-1		6-3				K	4	0	1	1	0	1	3						
Gus Zernial, R OBP: 0.337, SLG: 0.492	G5-4-3 1-2				F7				F3	4	0	1	0	0	0	2						
Eddie Robinson, L OBP: 0.375, SLG: 0.370					F9				F2	4	0	2	0	0	0	1						
Hank Majeski, R OBP: 0.358, SLG: 0.415									F5	4	0	1	0	0	1	2						
Phil Masi, R OBP: 0.391, SLG: 0.412									6-3	3	0	1	0	1	0	1						
Nellie Fox, L OBP: 0.282, SLG: 0.234										1	0	1	0	0	0	0						
Many Rickert, L OBP: 0.212, SLG: 0.242										1	0	0	0	0	0	3						
Al Kozar, R OBP: 0.281, SLG: 0.288										1	0	0	0	0	0	2						
Floyd Baker, L OBP: 0.500, SLG: 0.429									1B 1B	1	1	1	0	0	0	0						
Bill Wight, L										3	0	0	0	0	1	4						
Luke Appling, R OBP: 0.307, SLG: 0.288										0	0	0	0	1	0	0						
Billy Pierce, L OBP: 0.304, SLG: 0.238									1-2 HR BB	0	1	0	0	0	0	0						
Inning Stats	R: 1 E: 0 K: 0 S: 4	H: 2 LOB: 0 BB: 0 P: 4	R: 0 E: 0 K: 0 S: 3	H: 1 LOB: 0 BB: 0 P: 3	R: 0 E: 0 K: 1 S: 7	H: 2 LOB: 2 BB: 0 P: 7	R: 0 E: 0 K: 0 S: 5	H: 2 LOB: 3 BB: 1 P: 9	R: 0 E: 0 K: 0 S: 3	H: 0 LOB: 1 BB: 1 P: 7	R: 0 E: 0 K: 1 S: 6	H: 2 LOB: 1 BB: 0 P: 6	R: 0 E: 0 K: 1 S: 5	H: 0 LOB: 0 BB: 0 P: 5	R: 0 E: 0 K: 1 S: 5	H: 0 LOB: 0 BB: 0 P: 5	R: 4 E: 0 K: 0 S: 5	H: 3 LOB: 1 BB: 1 P: 9	1B: 10 2B: 1 3B: 0 HR: 1	SF: 0 SAC: 0 DP: 3 HBP: 0	WP: 0 PB: 0 CS: 0	PA: 38
PITCHER Allie Reynolds, R ERA: 4.02	IP: 8.2 WLS: L BF: 37 H: 11 R: 4 ER: 4 SO: 4 BB: 3 IBB: 0 HBP: 0 BLK: 0 WP: 0 HR: 0 S: 42 P: 54 ERA: 4.15 WHIP: 1.615															PITCHER						
Joe Page, L ERA: 3.9	IP: 0.0 WLS: 1 BF: 1 H: 1 R: 1 ER: 1 SO: 0 BB: 0 IBB: 0 HBP: 0 BLK: 0 WP: 0 HR: 1 S: 1 P: 1 ERA: ∞ WHIP: ∞															PITCHER						

New York Yankees @ Chicago White Sox
Comiskey Park, Chicago, IL
Wed Jun 14 1950, 4:33 AM EDT
Att: 7,675 - Unknown

livebaseballscores.com

AB 35
R 5
H 12
RBI 5
BB 3
SO 4
LOB 21



Batter	1	2	3	4	5	6	7	8	9	AB	R	H	RBI	BB	SO	LOB	TOP			
Phil Rizzuto, R OBP: 0.424, SLG: 0.451 (1, 6)	F1		F4		F5			K		4	0	0	0	0	1	3				
Cliff Mays, L OBP: 0.381, SLG: 0.487 (1, 9)	F9				K			K		3	0	0	0	1	2	0				
Hank Bauer, R OBP: 0.339, SLG: 0.421 (1, 7)	4-3			6-3			F6	5-3		4	0	0	0	0	0	1				
Joe DiMaggio, R OBP: 0.370, SLG: 0.508 (1, 8)		K					F8		K	3	0	0	0	1	2	1				
Yogi Berra, L OBP: 0.356, SLG: 0.411 (1, 2)	F8		F5				F9		F9	4	0	0	0	0	0	2				
Billy Johnson, R OBP: 0.410, SLG: 0.462 (1, 5) (7, 3)	F9						1-3 BB		K	3	0	1	0	1	1	0				
Jerry Coleman, R OBP: 0.354, SLG: 0.383 (1, 4)			5-3				1-3 BB		FC6-4	2	0	0	0	1	0	1				
Joe Collins, L OBP: 0.310, SLG: 0.417 (1, 3) Bobby Brown, L OBP: 0.275, SLG: 0.278 (7, PH) (7, 5)	4-3		4-3				K		F8	2	0	0	0	0	1	2				
Ed Lopat, L OBP: 0.371, SLG: 0.387 (1, 1)				1-3 BB			1-3		F7	2	0	0	0	1	0	3				
Inning Stats	R: 0 E: 0 K: 0 S: 3	H: 0 LOB: 0 BB: 0 P: 3	R: 0 E: 0 K: 1 S: 5	H: 0 LOB: 0 BB: 1 P: 5	R: 0 E: 0 K: 0 S: 3	H: 0 LOB: 1 BB: 1 P: 7	R: 0 E: 0 K: 1 S: 5	H: 1 LOB: 2 BB: 1 P: 9	R: 0 E: 0 K: 0 S: 3	H: 0 LOB: 1 BB: 1 P: 7	R: 0 E: 0 K: 0 S: 3	H: 0 LOB: 0 BB: 0 P: 7	R: 0 E: 0 K: 2 S: 7	H: 0 LOB: 0 BB: 0 P: 7	R: 0 E: 0 K: 0 S: 7	H: 0 LOB: 0 BB: 0 P: 7	1B: 1 2B: 0 3B: 0 HR: 0	SF: 0 SAC: 0 DP: 0 HBP: 0	WP: 0 PB: 1 CS: 0	PA: 33
PITCHER Billy Pierce, L ERA: 5.09 (1, 1)	IP: 9.0 WLS: W BF: 33 H: 1 R: 0 ER: 0 SO: 7 BB: 5 IBB: 0 HBP: 0 BLK: 0 WP: 0 HR: 0 S: 42 P: 62 ERA: 0.00 WHIP: 0.667															PITCHER				

New York Yankees @ Chicago White Sox
Comiskey Park, Chicago, IL
Thu Jun 15 1950, 4:33 AM EDT
Att: 6,349 - Unknown

AB 28
R 0
H 1
RBI 0
BB 5
SO 7
LOB 14



Batter	1	2	3	4	5	6	7	8	9	AB	R	H	RBI	BB	SO	LOB	BOTTOM	
Chico Carrasquel, R OBP: 0.385, SLG: 0.385 (1, 6)	HR	1-3			SH		F4			4	2	2	1	0	0	0		
Dave Philley, S OBP: 0.326, SLG: 0.370 (1, 9)	F3		F8		SH					3	1	1	0	0	0	0		
Phil Masi, R OBP: 0.390, SLG: 0.406 (1, 2)	1B		F6		SH		F7			2	0	0	0	1	0	1		
Gus Zernial, R OBP: 0.340, SLG: 0.497 (8, PR) Mary Rickert, L OBP: 0.212, SLG: 0.242 (9, 7)	FC5-2		F7		G6-4-3					4	1	2	0	0	0	1		
Eddie Robinson, L OBP: 0.373, SLG: 0.372 (1, 3)	1B						F8		1B	0	1	0	0	0	0	3		
Hank Majeski, R OBP: 0.361, SLG: 0.416 (1, 5)				1B						4	0	2	2	0	1	1		
Jerry Scala, L OBP: 0.231, SLG: 0.167 (1, 8)	F3						F8		F3	3	0	0	0	1	0	4		
Nellie Fox, L OBP: 0.267, SLG: 0.221 (1, 4)			F3						F3	4	0	0	0	0	1	4		
Billy Pierce, L OBP: 0.308, SLG: 0.250 (1, 1)	K						4-3			3	0	1	0	0	1	0		
Inning Stats	R: 2 E: 0 K: 0 S: 6	H: 3 LOB: 2 BB: 1 P: 10	R: 0 E: 0 K: 1 S: 5	H: 0 LOB: 0 BB: 0 P: 5	R: 0 E: 0 K: 2 S: 8	H: 2 LOB: 3 BB: 1 P: 12	R: 2 E: 1 K: 0 S: 5	H: 1 LOB: 0 BB: 0 P: 5	R: 0 E: 0 K: 0 S: 3	H: 0 LOB: 0 BB: 0 P: 3	R: 0 E: 0 K: 0 S: 4	H: 1 LOB: 1 BB: 0 P: 4	R: 1 E: 0 K: 0 S: 5	H: 2 LOB: 2 BB: 0 P: 5	1B: 6 2B: 2 3B: 0 HR: 1	SF: 0 SAC: 2 DP: 1 HBP: 0	WP: 0 PB: 0 CS: 0	PA: 35
PITCHER Ed Lopat, L ERA: 4.61 (1, 1)	IP: 8.0 WLS: L BF: 35 H: 9 R: 5 ER: 3 SO: 3 BB: 2 IBB: 0 HBP: 0 BLK: 0 WP: 0 HR: 1 S: 39 P: 47 ERA: 3.38 WHIP: 1.375															PITCHER		

New York Yankees @ Chicago White Sox
Comiskey Park, Chicago, IL
Thu Jun 15 1950, 4:33 AM EDT
Att: 6,349 - Unknown

AB 31
R 5
H 9
RBI 3
BB 2
SO 3
LOB 14



Batter	1	2	3	4	5	6	7	8	9	AB	R	H	RBI	BB	SO	LOB	TOP								
Phil Rizzuto, R OBP: 0.413, SLG: 0.439 (1, 6)	F8		E 1B 1-2	G4-6-3 1B			F7	G3		5	1	2	0	0	0	0	New York Yankees @ Cleveland Indians Cleveland Municipal Stadium, Cleveland, OH Tue Jun 20 1950, 3:33 AM EDT Att: 57,733 - Unknown livebaseballscores.com								
Gene Woodling, L OBP: 0.426, SLG: 0.457 (1, 7)	4-3		E8 1B 1-3 2-H	G4-6-3 1B			1B	1-3		5	2	2	1	0	0	1									
Joe Collins, L OBP: 0.335, SLG: 0.497 (1, 3)	K		1B 1-2	1B			F2		G5-4-3 1B	4	1	1	0	1	2	1									
Joe DiMaggio, R OBP: 0.371, SLG: 0.531 (1, 8)		F3	1B 1B 1-2 2-H 3-H	1B		F4	BB BB 1B	G5-4-3	5	1	2	3	0	0	1										
Yogi Berra, L OBP: 0.382, SLG: 0.452 (1, 2)		HR	1B 1-2 2-H	1B		4-3	BB BB 1B	4-3	4	1	2	1	1	0	0										
Bobby Brown, L OBP: 0.305, SLG: 0.295 (1, 5)	F8		K			K	BB 1-2 2-3			3	0	0	0	1	2	3									
Cliff Mapes, L OBP: 0.387, SLG: 0.494 (1, 9)		HR	1B 1-2 2-3	1B		4-3	BB 1-2 2-3 3-H			3	1	2	3	1	0	0									
Jerry Coleman, R OBP: 0.346, SLG: 0.369 (1, 4)	4-3		F9			1B	K2-3			4	0	1	0	0	1	5									
Ed Lopat, L OBP: 0.359, SLG: 0.353 (1, 1)			E 1B	F9		K		6-3		3	1	0	0	1	1										
Inning Stats	R: 0 E: 0 K: 1 S: 5	H: 0 LOB: 0 BB: 0 P: 5	R: 2 E: 0 K: 0 S: 5	H: 2 LOB: 0 BB: 0 P: 5	R: 4 E: 1 K: 1 S: 9	H: 5 LOB: 2 BB: 2 P: 17	R: 0 E: 0 K: 0 S: 3	H: 1 LOB: 0 BB: 0 P: 3	R: 0 E: 0 K: 1 S: 5	H: 0 LOB: 0 BB: 0 P: 5	R: 0 E: 0 K: 2 S: 8	H: 1 LOB: 1 BB: 0 P: 8	R: 2 E: 0 K: 1 S: 7	H: 2 LOB: 3 BB: 3 P: 19	R: 0 E: 0 K: 0 S: 3	H: 0 LOB: 0 BB: 0 P: 3	R: 0 E: 0 K: 0 S: 3	H: 1 LOB: 0 BB: 0 P: 3	1B: 10 2B: 1 3B: 0 HR: 1	SF: 0 SAC: 0 DP: 2 HBP: 0	WP: 0 PB: 0 SB: 0 CS: 0	PA: 41			
PITCHER	IP	WLS	BF	H	R	ER	SO	BB	IBB	HBP	BLK	WP	HR	S	P	ERA	WHIP								
Bob Lemon, R ERA: 4.59 (1, 1)	2.0	L	13	5	6	6	1	2	0	0	0	0	1	13	21	27.00	3.500								
Dick Weik, R ERA: 4.39 (3, 1)	4.0		14	4	0	0	4	0	0	0	0	0	0	22	22	0.00	1.000								
Marino Pieretti, R ERA: 3.42 (7, 1)	0.2		6	2	2	2	0	2	0	0	0	0	0	4	12	27.00	6.000								
Al Benton, R ERA: 4.43 (7, 1)	2.1		8	1	0	0	1	1	0	0	0	0	0	9	13	0.00	0.857								

Batter	1	2	3	4	5	6	7	8	9	AB	R	H	RBI	BB	SO	LOB	BOTTOM								
Dale Mitchell, L OBP: 0.379, SLG: 0.387 (1, 7)	4-3		3-1		4-3				G6-4-3 1B	5	0	2	0	0	0	0	New York Yankees @ Cleveland Indians Cleveland Municipal Stadium, Cleveland, OH Tue Jun 20 1950, 3:33 AM EDT Att: 57,733 - Unknown livebaseballscores.com								
Bob Kennedy, R OBP: 0.380, SLG: 0.506 (1, 9)	FC6-4 BB		F8		HR		L9	G6-4-3	4	1	1	1	1	0	2										
Luke Easter, L OBP: 0.393, SLG: 0.470 (1, 3)	FC6-4 1-2		F8		F8		F7			4	0	0	0	0	2										
Larry Doby, L OBP: 0.474, SLG: 0.557 (1, 8)	K			F7 1B	BB		4-3 FC G3 1B	1-2 BB		2	1	1	0	2	1	1									
Al Rosen, R OBP: 0.375, SLG: 0.596 (1, 5)		5-3		1-2 1B		FC G3 4-3	L7			4	0	1	0	0	3										
Joe Gordon, R OBP: 0.305, SLG: 0.363 (1, 4)		F8 1B BB		F7		4-3		6-3		3	0	0	0	1	4										
Ray Boone, R OBP: 0.446, SLG: 0.479 (1, 6)				F3		G3 BB		G6-4-3 1B		3	0	2	0	1	2										
Jim Hegan, R OBP: 0.313, SLG: 0.436 (1, 2)		F8		F7		G3		G6-4-3		4	0	0	1	0	7										
Bob Lemon, L OBP: 0.366, SLG: 0.500 (1, 1) Dick Weik, R OBP: 0.413, SLG: 0.443 (3, 1) Alle Clark, R OBP: 0.228, SLG: 0.329 (6, PH) Marino Pieretti, R OBP: 0.350, SLG: 0.329 (7, 1) Al Benton, R OBP: 0.305, SLG: 1.000 (7, 1) Ray Murray, R OBP: 0.351, SLG: 0.440 (6, PH)		F2			K		F3		5-3	1	0	0	0	0	2										
Inning Stats	R: 0 E: 0 K: 1 S: 5	H: 0 LOB: 1 BB: 1 P: 9	R: 0 E: 0 K: 0 S: 4	H: 1 LOB: 2 BB: 1 P: 8	R: 0 E: 0 K: 0 S: 3	H: 0 LOB: 0 BB: 0 P: 3	R: 0 E: 0 K: 0 S: 4	H: 1 LOB: 2 BB: 1 P: 8	R: 1 E: 0 K: 1 S: 6	H: 1 LOB: 0 BB: 0 P: 6	R: 1 E: 0 K: 0 S: 5	H: 1 LOB: 2 BB: 1 P: 9	R: 0 E: 0 K: 0 S: 4	H: 1 LOB: 2 BB: 1 P: 8	R: 0 E: 0 K: 0 S: 3	H: 1 LOB: 0 BB: 0 P: 3	R: 0 E: 0 K: 0 S: 3	H: 1 LOB: 0 BB: 0 P: 3	1B: 6 2B: 0 3B: 0 HR: 1	SF: 0 SAC: 0 DP: 2 HBP: 0	WP: 0 PB: 0 SB: 0 CS: 0	PA: 38			
PITCHER	IP	WLS	BF	H	R	ER	SO	BB	IBB	HBP	BLK	WP	HR	S	P	ERA	WHIP								
Ed Lopat, L ERA: 4.35 (1, 1)	9.0	W	38	7	2	2	2	5	0	0	0	0	1	37	57	2.00	1.333								

Batter	1	2	3	4	5	6	7	8	9	AB	R	H	RBI	BB	SO	LOB	TOP			
Phil Rizzuto, R (1, 6) OBP: 0.407, SLG: 0.432	F2		K			F3		F4		4	0	0	0	0	1	3	New York Yankees @ Cleveland Indians Cleveland Municipal Stadium, Cleveland, OH Wed Jun 21 1950, 3:33 AM EDT Att: 16,737 - Unknown			
Gene Woodling, L (1, 7) OBP: 0.428, SLG: 0.462	K				F2	2B		BB		3	0	1	0	1	1	0				
Joe Collins, L (1, 3) OBP: 0.329, SLG: 0.486	K				F4			BB		3	0	0	0	0	2	2				
Johnny Mize, L (6, PH) OBP: 0.333, SLG: 0.300										0	0	0	0	1	0	0				
Hank Bauer, R (8, FR) OBP: 0.339, SLG: 0.411										0	0	0	0	0	0	0				
Joe Page, L (8, 1) OBP: 0.333, SLG: 0.400								BB		0	0	0	0	0	0	0				
Joe DiMaggio, R (1, 8) OBP: 0.365, SLG: 0.521		5-3		K			6-3	G1-2-3		4	0	0	0	0	1	3				
Yogi Berra, L (1, 2) OBP: 0.376, SLG: 0.444		1-3				F2				4	0	0	0	0	0	0				
Bobby Brown, L (1, 5) OBP: 0.311, SLG: 0.322		1-3				K				3	1	1	1	1	1	0				
Cliff Mapes, L (1, 9) OBP: 0.384, SLG: 0.489			K			G3				4	0	1	0	0	1	0				
Jerry Coleman, R (1, 4) OBP: 0.347, SLG: 0.367							6-3			1	0	0	0	1	0	0				
Tommy Henrich, L (7, PH) OBP: 0.457, SLG: 0.727			SH1-3					F8		1	0	0	0	0	0	2				
Billy Martin, R (7, 4) OBP: 0.571, SLG: 0.667			BB							1	0	0	0	0	0	2				
Vic Raschi, R (1, 1) OBP: 0.212, SLG: 0.161										1	0	1	0	0	0	0				
Billy Johnson, R (8, PH) OBP: 0.402, SLG: 0.444			SH1-3					BB		0	0	0	0	1	0	0				
			1-2				2B	1B		BB				G1-2-3	BB					
Inning Stats	R: 0 E: 0 K: 2 S: 7	H: 0 LOB: 0 BB: 0 P: 7	R: 0 E: 0 K: 0 S: 3	H: 0 LOB: 0 BB: 0 P: 3	R: 0 E: 0 K: 2 S: 7	H: 0 LOB: 1 BB: 1 P: 11	R: 0 E: 0 K: 1 S: 5	H: 0 LOB: 0 BB: 0 P: 5	R: 0 E: 0 K: 1 S: 5	H: 2 LOB: 2 BB: 0 P: 7	R: 0 E: 0 K: 0 S: 4	H: 1 LOB: 2 BB: 1 P: 8	R: 0 E: 0 K: 0 S: 2	H: 0 LOB: 2 BB: 3 P: 14	R: 1 E: 0 K: 0 S: 4	H: 1 LOB: 0 BB: 0 P: 4	1B: 2 2B: 1 3B: 0 HR: 1	SF: 0 SAC: 1 DP: 1 HBP: 0	WP: 0 PB: 0 SB: 0 CS: 0	PA: 35
PITCHER	IP: 9.0 WLS: W BF: 35 ERA: 3.86	H: 4 R: 1 ER: 1 SO: 7	BB: 5 IBB: 0 HBP: 0 BLK: 0	WP: 0 HR: 1 S: 44 P: 64	ERA: 1.00 WHIP: 1.000	PITCHER														

Batter	1	2	3	4	5	6	7	8	9	AB	R	H	RBI	BB	SO	LOB	BOTTOM			
Dale Mitchell, L (1, 7) OBP: 0.376, SLG: 0.387	F8		F7					FC4-6	L7	5	0	1	1	0	0	4	New York Yankees @ Cleveland Indians Cleveland Municipal Stadium, Cleveland, OH Wed Jun 21 1950, 3:33 AM EDT Att: 16,737 - Unknown			
Bob Kennedy, R (1, 9) OBP: 0.382, SLG: 0.500	F8				BB	1B	BB			2	1	0	0	2	1	1				
Luke Easter, L (1, 3) OBP: 0.395, SLG: 0.467	K									3	1	1	0	1	1	2				
Larry Doby, L (1, 8) OBP: 0.475, SLG: 0.554										3	1	1	0	1	0	2				
Al Rosen, R (1, 5) OBP: 0.377, SLG: 0.592										3	1	1	1	1	1	3				
Ray Boone, R (1, 6) OBP: 0.448, SLG: 0.473										3	0	1	1	1	0	3				
Bobby Avila, R (1, 4) OBP: 0.378, SLG: 0.270										3	0	0	0	1	0	5				
Jim Hegan, R (1, 2) OBP: 0.311, SLG: 0.438										4	1	1	1	0	1	3				
Early Wynn, S (1, 1) OBP: 0.435, SLG: 0.412										2	0	0	0	2	1	2				
Inning Stats	R: 0 E: 0 K: 1 S: 5	H: 0 LOB: 0 BB: 0 P: 5	R: 0 E: 0 K: 0 S: 2	H: 0 LOB: 0 BB: 1 P: 6	R: 0 E: 0 K: 1 S: 5	H: 0 LOB: 1 BB: 1 P: 9	R: 1 E: 0 K: 1 S: 6	H: 1 LOB: 2 BB: 2 P: 14	R: 1 E: 0 K: 0 S: 5	H: 2 LOB: 2 BB: 1 P: 9	R: 0 E: 0 K: 1 S: 5	H: 0 LOB: 1 BB: 1 P: 9	R: 0 E: 0 K: 0 S: 4	H: 0 LOB: 0 BB: 1 P: 8	R: 3 E: 1 K: 0 S: 6	H: 3 LOB: 2 BB: 2 P: 14		1B: 4 2B: 2 3B: 0 HR: 0	SF: 0 SAC: 0 DP: 0 HBP: 0	WP: 0 PB: 0 SB: 0 CS: 2
PITCHER	IP: 7.0 WLS: L BF: 29 ERA: 3.54	H: 3 R: 2 ER: 2 SO: 5	BB: 7 IBB: 0 HBP: 0 BLK: 0	WP: 0 HR: 0 S: 32 P: 60	ERA: 2.57 WHIP: 1.429	PITCHER														



Batter	1	2	3	4	5	6	7	8	9	AB	R	H	RBI	BB	SO	LOB	TOP					
Phil Rizzuto, R OBP: 0.404, SLG: 0.429 (1, 6)	F9		G4-6-3				F2			4	0	1	0	0	0	3	New York Yankees @ Cleveland Indians Cleveland Municipal Stadium, Cleveland, OH Thu Jun 22 1950, 3:33 AM EDT Att: 18,407 - Unknown livebaseballscorecards.com					
Cliff Mapes, L OBP: 0.382, SLG: 0.483 (1, 9)	F5		K				F6			4	0	1	0	0	1	4						
Gene Woodling, L OBP: 0.424, SLG: 0.452 (1, 7)	K		F7				F8			3	0	0	0	1	1	2						
Joe DiMaggio, R OBP: 0.367, SLG: 0.532 (1, 8)		HR		K			F2			3	1	1	1	1	1	2						
Yogi Berra, L OBP: 0.370, SLG: 0.437 (1, 2)	F9		F3				F6			4	0	0	0	0	0	3						
Johnny Mize, L OBP: 0.313, SLG: 0.500 (1, 3)	K			HR			F8			4	1	1	1	0	1	3						
Bobby Brown, L OBP: 0.301, SLG: 0.311 (1, 5)	F2		4-3				K			4	0	0	0	0	1	0						
Jerry Coleman, R OBP: 0.350, SLG: 0.370 (1, 4)			1B		5-3		1B			4	0	2	0	0	0	0						
Joe Ostrowski, L OBP: 0.400, SLG: 0.400 (1, 1)			K							2	0	1	0	1	1	1						
Tommy Henrich, L (9, PH) OBP: 0.453, SLG: 0.718					G4-6-3		1B			1	0	0	0	0	0	0						
Inning Stats	R: 0 E: 0 K: 1 S: 5	H: 0 LOB: 0 BB: 0 P: 5	R: 1 E: 0 K: 1 S: 6	H: 1 LOB: 0 BB: 0 P: 6	R: 0 E: 0 K: 2 S: 9	H: 2 LOB: 2 BB: 0 P: 9	R: 1 E: 0 K: 1 S: 6	H: 1 LOB: 0 BB: 0 P: 6	R: 0 E: 0 K: 0 S: 2	H: 0 LOB: 0 BB: 1 P: 6	R: 0 E: 0 K: 0 S: 4	H: 1 LOB: 2 BB: 1 P: 8	R: 0 E: 0 K: 1 S: 7	H: 2 LOB: 2 BB: 0 P: 7	R: 0 E: 0 K: 0 S: 3	H: 0 LOB: 1 BB: 1 P: 7	R: 0 E: 0 K: 0 S: 3	H: 0 LOB: 0 BB: 0 P: 3	1B: 5 2B: 0 3B: 0 HR: 2	SF: 0 SAC: 0 DP: 1 HBP: 0	WP: 0 PB: 0 SB: 0 CS: 0	PA: 36
PITCHER Bob Feller, R ERA: 3.66 (1, 1)	IP: 9.0 WLS: W BF: 36 H: 7 R: 2 ER: 2 SO: 6 BB: 3 IBB: 0 HBP: 0 BLK: 0 WP: 0 HR: 2 S: 45 P: 57 ERA: 2.00 WHIP: 1.111															PITCHER	IP: 9.0 WLS: W BF: 36 H: 7 R: 2 ER: 2 SO: 6 BB: 3 IBB: 0 HBP: 0 BLK: 0 WP: 0 HR: 2 S: 45 P: 57 ERA: 2.00 WHIP: 1.111					

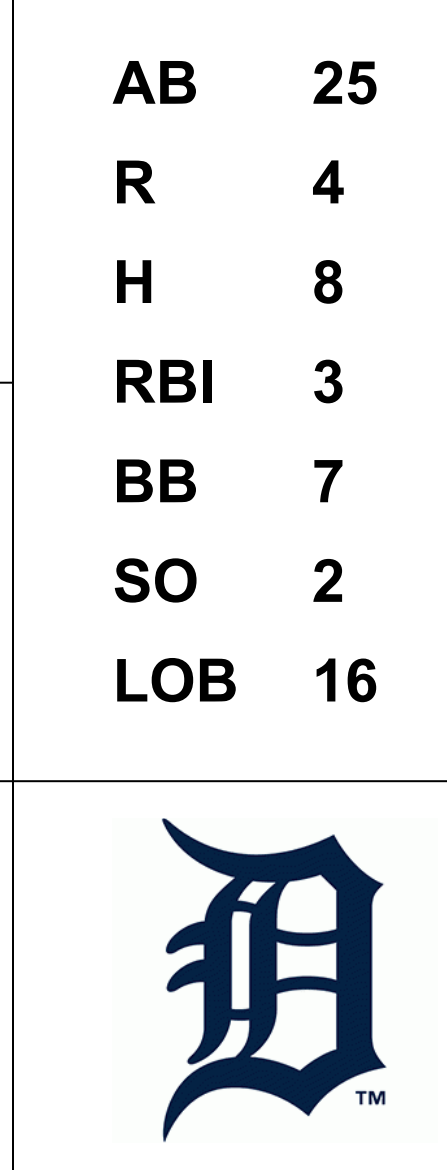
Batter	1	2	3	4	5	6	7	8	9	AB	R	H	RBI	BB	SO	LOB	BOTTOM					
Dale Mitchell, L OBP: 0.369, SLG: 0.381 (1, 7)	F8		F8		4-3		F7			4	0	0	0	0	0	0	New York Yankees @ Cleveland Indians Cleveland Municipal Stadium, Cleveland, OH Thu Jun 22 1950, 3:33 AM EDT Att: 18,407 - Unknown livebaseballscorecards.com					
Bob Kennedy, R OBP: 0.375, SLG: 0.489 (1, 9)	F8		5-3		F9					4	0	0	0	0	1	0						
Luke Easter, L OBP: 0.397, SLG: 0.503 (1, 3)	K				F8					4	2	2	2	0	1	0						
Larry Doby, L OBP: 0.475, SLG: 0.558 (1, 8)		E9	K				F3			4	1	2	0	0	1	0						
Al Rosen, R OBP: 0.375, SLG: 0.586 (1, 5)		L8			L8		L7			4	0	1	0	0	0	1						
Ray Boone, R OBP: 0.444, SLG: 0.506 (1, 6)		1B			HR		5-3			3	1	1	1	0	0	2						
Bobby Avila, R OBP: 0.354, SLG: 0.250 (1, 4)		L8			K		1-3			3	0	0	1	0	1	1						
Jim Hegan, R OBP: 0.324, SLG: 0.487 (1, 2)		3-H								3	2	3	2	0	0	0						
Bob Feller, R OBP: 0.121, SLG: 0.161 (1, 1)		1B			HR		HR			3	0	0	0	0	1	2						
Inning Stats	R: 0 E: 0 K: 1 S: 5	H: 3 LOB: 2 BB: 0 P: 6	R: 1 E: 1 K: 0 S: 6	H: 3 LOB: 2 BB: 0 P: 6	R: 1 E: 0 K: 1 S: 6	H: 1 LOB: 0 BB: 0 P: 6	R: 2 E: 0 K: 2 S: 9	H: 2 LOB: 0 BB: 0 P: 9	R: 0 E: 0 K: 0 S: 3	H: 0 LOB: 0 BB: 0 P: 3	R: 0 E: 0 K: 0 S: 3	H: 0 LOB: 0 BB: 0 P: 3	R: 1 E: 0 K: 0 S: 4	H: 1 LOB: 0 BB: 0 P: 4	R: 1 E: 0 K: 1 S: 6	H: 2 LOB: 0 BB: 0 P: 6	R: 1 E: 0 K: 0 S: 6	H: 2 LOB: 0 BB: 0 P: 6	1B: 3 2B: 1 3B: 0 HR: 5	SF: 0 SAC: 0 DP: 1 HBP: 0	WP: 0 PB: 0 SB: 0 CS: 0	PA: 32
PITCHER Joe Ostrowski, L ERA: 2.87 (1, 1)	IP: 8.0 WLS: L BF: 32 H: 9 R: 6 ER: 6 SO: 5 BB: 0 IBB: 0 HBP: 0 BLK: 0 WP: 0 HR: 5 S: 42 P: 42 ERA: 6.75 WHIP: 1.125															PITCHER	IP: 8.0 WLS: L BF: 32 H: 9 R: 6 ER: 6 SO: 5 BB: 0 IBB: 0 HBP: 0 BLK: 0 WP: 0 HR: 5 S: 42 P: 42 ERA: 6.75 WHIP: 1.125					

Batter	1	2	3	4	5	6	7	8	9	AB	R	H	RBI	BB	SO	LOB	TOP			
Phil Rizzuto, R OBP: 0.407, SLG: 0.431 (1, 6)	0-3 K		0-0 1B			0-0 1-3		0-0 1B		4	0	2	0	0	1	0	New York Yankees @ Detroit Tigers Briggs Stadium, Detroit, MI Sat Jun 24 1950, 4:33 AM EDT Att: 32,665 - Unknown			
Bobby Brown, L OBP: 0.305, SLG: 0.315 (1, 5)	0-0 4-3		0-0 G3			0-0 1B		0-0 1B		4	0	1	0	0	0	3				
Gene Woodling, L OBP: 0.420, SLG: 0.447 (1, 7)	0-0 4-3					0-0 1B		0-0 1B		4	0	2	0	0	0	0				
Joe DiMaggio, R OBP: 0.362, SLG: 0.538 (1, 8)		0-0 6-3			0-0 F8			0-0 F2		4	0	0	0	0	0	3				
Yogi Berra, L OBP: 0.373, SLG: 0.458 (1, 2)		4-0 BB			0-0 G4-6-3			0-0 HR		3	1	1	1	1	0	1				
Johnny Mize, L OBP: 0.280, SLG: 0.478 (1, 3)		0-0 G4-6-3			0-0 1-3			0-0 2B		4	0	1	0	0	0	2				
Cliff Mapes, L OBP: 0.380, SLG: 0.478 (1, 9)					0-0 4-3			0-0 1B		4	0	2	0	0	0	1				
Jerry Coleman, R OBP: 0.349, SLG: 0.383 (1, 4)					0-0 L6			0-0 G3		3	0	0	0	0	0	2				
Tommy Henrich, L OBP: 0.454, SLG: 0.750 (9, PH)					0-0 F9			0-0 G3		1	0	0	0	0	0	2				
Allie Reynolds, R OBP: 0.243, SLG: 0.206 (1, 1)					0-0 FC4-6			0-0 5-3		3	0	0	0	0	0	1				
Inning Stats	R: 0 E: 0 K: 1 S: 5	H: 0 LOB: 0 BB: 0 P: 5	R: 0 E: 0 K: 0 S: 2	H: 0 LOB: 0 BB: 1 P: 6	R: 0 E: 0 K: 0 S: 5	H: 2 LOB: 2 BB: 0 P: 5	R: 0 E: 0 K: 0 S: 3	H: 1 LOB: 0 BB: 0 P: 3	R: 0 E: 0 K: 0 S: 3	H: 0 LOB: 0 BB: 0 P: 3	R: 0 E: 0 K: 0 S: 4	H: 0 LOB: 1 BB: 0 P: 4	R: 0 E: 0 K: 0 S: 3	H: 1 LOB: 0 BB: 0 P: 3	R: 1 E: 0 K: 0 S: 6	H: 3 LOB: 2 BB: 0 P: 6	1B: 7 2B: 1 3B: 0 HR: 1	SF: 0 SAC: 0 DP: 3 HBP: 0	WP: 0 PB: 0 SB: 0 CS: 0	PA: 35
PITCHER Art Houtteman, R ERA: 3.1 (1, 1)	IP: 9.0 WLS: W BF: 35 H: 9 R: 1 ER: 1 SO: 1 BB: 1 IBB: 0 HBP: 0 BLK: 0 WP: 0 HR: 1 S: 36 P: 40 ERA: 1.00 WHIP: 1.111															PITCHER				

AB	34
R	1
H	9
RBI	1
BB	1
SO	1
LOB	15



Batter	1	2	3	4	5	6	7	8	9	AB	R	H	RBI	BB	SO	LOB	BOTTOM			
Johnny Lipon, R OBP: 0.415, SLG: 0.404 (1, 6)	0-0 SH3-4 2B									4	2	3	0	0	0	1	New York Yankees @ Detroit Tigers Briggs Stadium, Detroit, MI Sat Jun 24 1950, 4:33 AM EDT Att: 32,665 - Unknown			
Jerry Priddy, R OBP: 0.372, SLG: 0.379 (1, 4)	4-0 SH3-4 2B									1	1	1	0	3	0	0				
George Kell, R OBP: 0.448, SLG: 0.538 (1, 5)	0-0 SH3-4									3	0	1	0	0	0	3				
Vic Wertz, L OBP: 0.362, SLG: 0.514 (1, 9)	0-0 2B									3	1	1	2	1	0	2				
Hoot Evers, R OBP: 0.408, SLG: 0.653 (1, 7)	0-0 4-6									4	0	2	1	0	1	3				
Johnny Groth, R OBP: 0.386, SLG: 0.473 (1, 8)	0-0 4-6									3	0	0	0	1	0	2				
Aaron Robinson, L OBP: 0.458, SLG: 0.517 (1, 2)										2	0	0	0	2	0	2				
Don Kolloway, R OBP: 0.276, SLG: 0.357 (1, 3)										3	0	0	0	0	0	2				
Art Houtteman, R OBP: 0.282, SLG: 0.257 (1, 1)										2	0	0	0	0	1	1				
Inning Stats	R: 3 E: 0 K: 0 S: 5	H: 3 LOB: 0 BB: 1 P: 9	R: 0 E: 0 K: 0 S: 3	H: 0 LOB: 1 BB: 1 P: 7	R: 0 E: 0 K: 0 S: 3	H: 1 LOB: 1 BB: 1 P: 7	R: 0 E: 0 K: 0 S: 3	H: 0 LOB: 1 BB: 1 P: 7	R: 1 E: 0 K: 1 S: 5	H: 1 LOB: 2 BB: 2 P: 13	R: 0 E: 0 K: 0 S: 2	H: 0 LOB: 0 BB: 1 P: 6	R: 0 E: 0 K: 1 S: 6	H: 2 LOB: 1 BB: 0 P: 6	R: 0 E: 0 K: 0 S: 4	H: 1 LOB: 1 BB: 0 P: 4		1B: 6 2B: 4 3B: 0 HR: 0	SF: 0 SAC: 2 DP: 4 HBP: 0	WP: 1 PB: 0 SB: 0 CS: 0
PITCHER Allie Reynolds, R ERA: 3.71 (1, 1)	IP: 8.0 WLS: L BF: 34 H: 8 R: 4 ER: 4 SO: 2 BB: 7 IBB: 0 HBP: 0 BLK: 0 WP: 1 HR: 0 S: 31 P: 59 ERA: 4.50 WHIP: 1.875															PITCHER				



Batter	1	2	3	4	5	6	7	8	9	AB	R	H	RBI	BB	SO	LOB	TOP			
Phil Rizzuto, R (1, 6) OBP: 0.405, SLG: 0.427	F2		2B		5-3		K			4	1	1	0	0	1	1	New York Yankees @ Detroit Tigers Briggs Stadium, Detroit, MI Sun Jun 25 1950, 4:38 AM EDT Att: 55,628 - Unknown livebaseballscorecards.com			
Gene Woodling, L (1, 7) OBP: 0.428, SLG: 0.465	2B		1B		F1			HR	BB	3	1	2	1	1	0	0				
Joe Collins, L (1, 3) OBP: 0.323, SLG: 0.477 Tommy Henrich, L (8, PH) OBP: 0.466, SLG: 0.776 (8, 3)	3-1		4-3		F9			HR	HR	3	0	0	0	0	0	1				
Joe DiMaggio, R (1, 8) OBP: 0.369, SLG: 0.551	F5			FC4-6	1B			5-3		4	0	2	0	0	0	1				
Hank Bauer, R (1, 9) OBP: 0.364, SLG: 0.508		F8		FC4-6	1B		F7		K	4	0	1	0	0	1	1				
Bobby Brown, L (1, 5) OBP: 0.299, SLG: 0.307 Billy Johnson, R (8, PH) OBP: 0.382, SLG: 0.419 (8, 5)	1-3		FC4-6	1B	4-3				K	3	0	0	0	0	0	3				
Jerry Coleman, R (1, 4) OBP: 0.346, SLG: 0.379	E9		1B				F6		F7	4	0	2	0	0	0	0				
Charles Silvera, R (1, 2) OBP: 0.100, SLG: 0.100 Yogi Berra, L (9, PH) OBP: 0.394, SLG: 0.446 (9, PH)	5-3		F2				6-3		4-3	3	0	0	0	0	0	3				
Vic Raschi, R (1, 1) OBP: 0.222, SLG: 0.176 Johnny Mize, L (9, PH) OBP: 0.269, SLG: 0.458 (9, PH)			6-3		1-3				G3	3	0	1	0	0	0	0				
Inning Stats	R: 0 E: 0 K: 0 S: 4	H: 1 LOB: 1 BB: 0 P: 4	R: 0 E: 1 K: 0 S: 4	H: 1 LOB: 1 BB: 0 P: 4	R: 1 E: 0 K: 0 S: 4	H: 2 LOB: 0 BB: 0 P: 4	R: 0 E: 0 K: 0 S: 5	H: 3 LOB: 2 BB: 0 P: 5	R: 0 E: 0 K: 0 S: 3	H: 0 LOB: 0 BB: 0 P: 3	R: 0 E: 0 K: 1 S: 6	H: 1 LOB: 1 BB: 0 P: 6	R: 0 E: 0 K: 2 S: 8	H: 1 LOB: 0 BB: 1 P: 12	R: 0 E: 0 K: 0 S: 3	H: 0 LOB: 0 BB: 0 P: 3	1B: 7 2B: 2 3B: 0 HR: 1	SF: 0 SAC: 0 DP: 1 HBP: 0	WP: 0 PB: 0 SB: 0 CS: 0	PA: 36
PITCHER	IP WLS BF H R ER SO BB IBB HBP BLK WP HR S P ERA WHIP																			
Fred Hutchinson, R (1, 1) ERA: 4.71 Ted Gray, L (8, 1) ERA: 3.86	7.0 29 9 2 2 1 1 0 0 0 0 0 30 34 2.57 1.429																			
	2.0 W 7 1 1 1 2 0 0 0 0 0 1 11 11 4.50 0.500																			

Batter	1	2	3	4	5	6	7	8	9	AB	R	H	RBI	BB	SO	LOB	BOTTOM			
Johnny Lipon, R (1, 6) OBP: 0.412, SLG: 0.406	1B	F5			6-3					4	1	2	0	0	0	0	New York Yankees @ Detroit Tigers Briggs Stadium, Detroit, MI Sun Jun 25 1950, 4:38 AM EDT Att: 55,628 - Unknown livebaseballscorecards.com			
Jerry Priddy, R (1, 4) OBP: 0.374, SLG: 0.384 Neil Berry, R (5, FR) OBP: 0.442, SLG: 0.527 (6, 4)	3B		F9					F8		3	1	2	0	0	0	0				
George Kell, R (1, 5) OBP: 0.442, SLG: 0.527	F8		6-3		4-3			HR	BB	3	1	0	1	1	0	2				
Vic Wertz, L (1, 9) OBP: 0.366, SLG: 0.524	F5		5-3			SH5-4		HR	1B	3	1	1	0	1	0	1				
Hoot Evers, R (1, 7) OBP: 0.413, SLG: 0.673	1B		F9			SH5-4		HR	1B	3	2	2	4	0	0	0				
Johnny Groth, R (1, 8) OBP: 0.394, SLG: 0.474	3B							HR		2	0	2	1	2	0	0				
Aaron Robinson, L (1, 2) OBP: 0.452, SLG: 0.504	1B					G6-3		BB	BB	3	0	0	0	1	0	4				
Don Kolloway, R (1, 3) OBP: 0.263, SLG: 0.348		4-3			F4				F4	4	0	0	0	0	0	3				
Fred Hutchinson, L (1, 1) OBP: 0.373, SLG: 0.391 Ted Gray, S (8, 1) OBP: 0.242, SLG: 0.226 (8, 1)	K2-3								K	3	0	0	0	0	2	1				
Inning Stats	R: 3 E: 0 K: 0 S: 7	H: 4 LOB: 1 BB: 0 P: 7	R: 0 E: 0 K: 1 S: 5	H: 0 LOB: 0 BB: 0 P: 5	R: 0 E: 0 K: 0 S: 3	H: 0 LOB: 0 BB: 0 P: 3	R: 0 E: 0 K: 0 S: 4	H: 1 LOB: 1 BB: 0 P: 4	R: 0 E: 0 K: 1 S: 6	H: 1 LOB: 1 BB: 0 P: 6	R: 0 E: 0 K: 0 S: 2	H: 0 LOB: 1 BB: 2 P: 10	R: 0 E: 1 K: 0 S: 3	H: 1 LOB: 1 BB: 0 P: 3	R: 3 E: 0 K: 1 S: 7	H: 2 LOB: 2 BB: 3 P: 19	1B: 6 2B: 1 3B: 1 HR: 1	SF: 0 SAC: 1 DP: 1 HBP: 0	WP: 0 PB: 0 SB: 0 CS: 0	PA: 36
PITCHER	IP WLS BF H R ER SO BB IBB HBP BLK WP HR S P ERA WHIP																			
Vic Raschi, R (1, 1) ERA: 3.78	8.0 L 36 9 6 6 3 5 0 0 0 0 0 1 37 57 6.75 1.750																			

Batter	1	2	3	4	5	6	7	8	9	10	11	12	AB	R	H	RBI	BB	SO	LOB	TOP								
Eddie Yost, R OBP: 0.435, SLG: 0.479 (1.5)	P3		K		G4-6-3			HR		G3 1B		HR 3B	6	2	3	1	0	1	2									
Merl Combs, L OBP: 0.423, SLG: 0.286 (1.6)	P6		6-3					F8		G3		HR BB	5	1	1	0	1	0	2									
Irv Noren, L OBP: 0.420, SLG: 0.503 (1.8)	G3			K				FC5 HBP BB		F9		F2	5	0	0	0	1	1	4									
Mickey Vernon, L OBP: 0.315, SLG: 0.257 (1.3)		4-3		HBP BB		4-3		HBP				3-1 HR	4	1	1	3	0	0	0									
Sam Mele, R OBP: 0.390, SLG: 0.491 (1.9)		1B F9-2 BB		BB				F3		FC5		2B 1B F7	4	0	1	0	2	0	2									
Johnny Ostrowski, R OBP: 0.235, SLG: 0.376 (1.7)				F9									4	0	2	0	2	1	2									
Sam Dente, R OBP: 0.278, SLG: 0.288 (1.4)		F9-2		F9				F8		G1-6-3 1B		F7	6	0	1	0	0	0	8									
Al Evans, R OBP: 0.288, SLG: 0.312 (1.2)			P5					F8		G1-6-3 1B		1BB	4	0	1	0	1	0	2									
Bob Kuzava, S OBP: 0.235, SLG: 0.037 (1.1)													3	0	0	0	0	2	1									
Roberto Ortiz, R OBP: 0.283, SLG: 0.288 (11, PH)													1	0	0	0	0	0	3									
Mickey Harris, L OBP: 0.400, SLG: 0.250 (11.1)													0	0	0	0	0	0	0									
Inning Stats	R: 0 E: 0 K: 0 S: 3	H: 0 LOB: 0 BB: 0 P: 3	R: 0 E: 0 K: 0 S: 3	H: 1 LOB: 1 BB: 1 P: 7	R: 0 E: 0 K: 1 S: 5	H: 0 LOB: 1 BB: 1 P: 6	R: 0 E: 0 K: 1 S: 5	H: 0 LOB: 2 BB: 1 P: 10	R: 0 E: 0 K: 0 S: 3	H: 1 LOB: 0 BB: 0 P: 3	R: 0 E: 0 K: 0 S: 3	H: 0 LOB: 1 BB: 1 P: 7	R: 1 E: 0 K: 1 S: 6	H: 1 LOB: 2 BB: 1 P: 11	R: 0 E: 0 K: 1 S: 5	H: 1 LOB: 0 BB: 0 P: 5	R: 0 E: 0 K: 1 S: 6	H: 1 LOB: 1 BB: 0 P: 6	R: 0 E: 0 K: 0 S: 5	H: 2 LOB: 3 BB: 1 P: 9	R: 3 E: 0 K: 0 S: 5	H: 2 LOB: 1 BB: 2 P: 13	1B: 6 2B: 2 3B: 1 HR: 2	SF: 0 SAC: 0 DP: 4 HBP: 3	WP: 0 PB: 0 SB: 0 CS: 0	PA: 52		
PITCHER Tommy Byrne, L ERA: 4.07 (1.1)	IP: 12.0 WLS: 12 BF: 52 H: 10 R: 4 ER: 4 SO: 5	BB: 6 IBB: 1 HBP: 3 BLK: 0	WP: 0 HR: 2 S: 52 P: 83	ERA: 3.00 WHIP: 1.333																								

Washington Senators @ New York Yankees
Yankee Stadium, Bronx, NY
Tue Jun 27 1950, 3:33 AM EDT
Alt. 31,297 - Unknown

AB 42
R 4
H 10
RBI 4
BB 7
SO 5
LOB 26



Batter	1	2	3	4	5	6	7	8	9	10	11	12	AB	R	H	RBI	BB	SO	LOB	BOTTOM								
Phil Rizzuto, R OBP: 0.497, SLG: 0.427 (1.6)	F7		BB 1B		HBP BB			CS 1B		F9		G6-4-3	5	1	2	0	1	0	2									
Cliff Mapes, L OBP: 0.378, SLG: 0.466 (1.9)	F7		1B BB		FC4 HBP			CS		F9		F7	3	0	0	0	1	0	0									
Hank Bauer, R OBP: 0.365, SLG: 0.504 (1.7)	K		BB 1B		F9			G5-4-3 1B				P5	5	0	2	1	0	1	2									
Joe DiMaggio, R OBP: 0.366, SLG: 0.542 (1.8)		F8		BB		FC4		G5-4-3				P4	4	0	0	0	1	0	3									
Yogi Berra, L OBP: 0.361, SLG: 0.439 (1.2)		K		F7				F2		4-1		1B BB	4	1	0	0	1	1	3									
Billy Johnson, R OBP: 0.390, SLG: 0.417 (1.5)				6-3				1-3 BB		K		BB 1B	3	1	1	0	2	1	0									
Jerry Coleman, R OBP: 0.343, SLG: 0.372 (1.4)		P4		6-3				L3		F8		1B BB	4	0	0	0	1	0	2									
Joe Collins, L OBP: 0.318, SLG: 0.467 (1.3)								6-3				P6	3	0	0	0	0	1	0									
Billy Martin, R OBP: 0.590, SLG: 0.571 (10, PH)								K				P6	1	0	0	0	0	0	3									
Tommy Henrich, L OBP: 0.462, SLG: 0.767 (11.3)								K				P6	1	0	0	0	0	0	3									
Tommy Byrne, L OBP: 0.330, SLG: 0.525 (1.1)								6-3					4	0	0	0	0	2	0									
Johnny Mize, L OBP: 0.296, SLG: 0.480 (12, PH)													1	0	1	2	0	0	0									
Jackie Jensen, R OBP: 0.294, SLG: 0.267 (12, PR)													0	0	0	0	0	0	0									
Inning Stats	R: 0 E: 0 K: 1 S: 5	H: 0 LOB: 0 BB: 0 P: 5	R: 0 E: 0 K: 1 S: 5	H: 0 LOB: 1 BB: 1 P: 9	R: 1 E: 0 K: 1 S: 7	H: 2 LOB: 3 BB: 2 P: 15	R: 0 E: 0 K: 0 S: 3	H: 0 LOB: 0 BB: 0 P: 3	R: 0 E: 0 K: 0 S: 3	H: 0 LOB: 2 BB: 1 P: 6	R: 0 E: 0 K: 1 S: 5	H: 1 LOB: 0 BB: 0 P: 5	R: 0 E: 0 K: 1 S: 5	H: 1 LOB: 0 BB: 0 P: 5	R: 0 E: 0 K: 1 S: 5	H: 0 LOB: 0 BB: 0 P: 5	R: 0 E: 0 K: 0 S: 3	H: 0 LOB: 0 BB: 0 P: 3	R: 0 E: 0 K: 0 S: 4	H: 0 LOB: 0 BB: 0 P: 3	R: 2 E: 0 K: 0 S: 4	H: 2 LOB: 2 BB: 2 P: 12	1B: 6 2B: 1 3B: 0 HR: 0	SF: 0 SAC: 0 DP: 3 HBP: 1	WP: 0 PB: 0 SB: 0 CS: 1	PA: 47		
PITCHER Bob Kuzava, L ERA: 4.53 (1.1)	IP: 10.0 WLS: 10 BF: 37 H: 4 R: 1 ER: 1 SO: 6	BB: 5 IBB: 0 HBP: 1 BLK: 0	WP: 0 HR: 0 S: 43 P: 64	ERA: 0.90 WHIP: 0.900																								
PITCHER Mickey Harris, L ERA: 3.65 (11.1)	IP: 2.0 WLS: 2 BF: 9 H: 2 R: 2 ER: 2 SO: 0	BB: 2 IBB: 0 HBP: 0 BLK: 0	WP: 0 HR: 0 S: 7 P: 15	ERA: 9.00 WHIP: 2.000																								

Washington Senators @ New York Yankees
Yankee Stadium, Bronx, NY
Tue Jun 27 1950, 3:33 AM EDT
Alt. 31,297 - Unknown

AB 38
R 3
H 6
RBI 3
BB 7
SO 6
LOB 15



Batter	1	2	3	4	5	6	7	8	9	AB	R	H	RBI	BB	SO	LOB	TOP					
Eddie Yost, R OBP: 0.432, SLG: 0.473 (1, 5)										3	0	0	0	1	0	1	Washington Senators @ New York Yankees Yankee Stadium, Bronx, NY Wed Jun 28 1950, 3:33 AM EDT Att: 11,252 - Unknown					
Mert Combs, L OBP: 0.426, SLG: 0.288 (1, 6)										3	0	1	0	1	2	1						
Irv Noren, L OBP: 0.421, SLG: 0.497 (1, 8)										2	0	0	0	2	0	2						
Mickey Vernon, L OBP: 0.313, SLG: 0.252 (1, 3)										3	0	0	1	1	0	2						
Sam Mele, R OBP: 0.382, SLG: 0.479 (1, 9)										4	0	0	0	0	1	4						
Bud Stewart, L OBP: 0.348, SLG: 0.362 (1, 7)										3	0	1	0	1	0	0						
Sam Dente, R OBP: 0.277, SLG: 0.265 (1, 4)										3	0	0	0	1	0	2						
Al Evans, R OBP: 0.292, SLG: 0.305 (1, 2)										4	0	0	0	0	0	1						
Al Sima, R OBP: 0.333, SLG: 0.333 (1, 1)										3	1	1	0	0	2	0						
Shery Robertson, L OBP: 0.349, SLG: 0.354 (9, PH)										1	0	0	0	0	0	0						
Inning Stats	R: 0 E: 0 K: 1 S: 5	H: 0 LOB: 1 BB: 1 P: 9	R: 0 E: 0 K: 0 S: 3	H: 0 LOB: 1 BB: 1 P: 7	R: 0 E: 0 K: 2 S: 7	H: 0 LOB: 0 BB: 0 P: 7	R: 0 E: 0 K: 1 S: 6	H: 1 LOB: 2 BB: 1 P: 10	R: 1 E: 0 K: 0 S: 4	H: 1 LOB: 3 BB: 3 P: 16	R: 0 E: 0 K: 0 S: 3	H: 0 LOB: 0 BB: 0 P: 3	R: 0 E: 0 K: 1 S: 6	H: 1 LOB: 1 BB: 0 P: 6	R: 0 E: 0 K: 0 S: 2	H: 0 LOB: 0 BB: 1 P: 6	R: 0 E: 0 K: 0 S: 3	H: 0 LOB: 0 BB: 0 P: 3	1B: 3 2B: 0 3B: 0 HR: 0	SF: 0 SAC: 0 DP: 0 HBP: 0	WP: 0 PB: 1 CS: 1	PA: 37
PITCHER Allie Reynolds, R ERA: 3.49 (1, 1)	IP: 9.0 WLS: W BF: 36 H: 3 R: 1 ER: 1 SO: 5 BB: 7 IBB: 0 HBP: 0 BLK: 0 WP: 0 HR: 0 S: 39 P: 67 ERA: 1.00 WHIP: 1.111															PITCHER						

Batter	1	2	3	4	5	6	7	8	9	AB	R	H	RBI	BB	SO	LOB	BOTTOM			
Phil Rizzuto, R OBP: 0.409, SLG: 0.430 (1, 6)										3	1	2	0	0	0	0	Washington Senators @ New York Yankees Yankee Stadium, Bronx, NY Wed Jun 28 1950, 3:33 AM EDT Att: 11,252 - Unknown			
Jerry Coleman, R OBP: 0.350, SLG: 0.389 (1, 4)										3	1	2	2	1	0	1				
Hank Bauer, R OBP: 0.355, SLG: 0.489 (1, 7)										4	0	0	0	0	0	4				
Joe DiMaggio, R OBP: 0.364, SLG: 0.535 (1, 8)										3	1	0	0	1	0	1				
Yogi Berra, L OBP: 0.363, SLG: 0.444 (1, 2)										4	1	2	0	0	0	0				
Billy Johnson, R OBP: 0.379, SLG: 0.403 (1, 5)										4	1	0	1	0	0	2				
Cliff Mapes, L OBP: 0.376, SLG: 0.459 (1, 9)										3	0	0	1	1	0	2				
Joe Collins, L OBP: 0.318, SLG: 0.465 (1, 3)										3	0	1	0	0	1	1				
Allie Reynolds, R OBP: 0.250, SLG: 0.216 (1, 1)										3	0	1	1	0	0	0				
Inning Stats	R: 0 E: 0 K: 0 S: 4	H: 1 LOB: 1 BB: 0 P: 4	R: 2 E: 1 K: 0 S: 7	H: 3 LOB: 3 BB: 1 P: 11	R: 0 E: 0 K: 0 S: 3	H: 0 LOB: 0 BB: 0 P: 3	R: 0 E: 0 K: 1 S: 5	H: 0 LOB: 0 BB: 0 P: 5	R: 0 E: 0 K: 0 S: 3	H: 1 LOB: 0 BB: 0 P: 3	R: 0 E: 0 K: 0 S: 3	H: 0 LOB: 0 BB: 0 P: 3	R: 0 E: 0 K: 0 S: 2	H: 0 LOB: 1 BB: 1 P: 6	R: 3 E: 0 K: 0 S: 6	H: 3 LOB: 1 BB: 1 P: 10		1B: 6 2B: 1 3B: 0 HR: 1	SF: 0 SAC: 1 DP: 1 HBP: 0	WP: 0 PB: 0 CS: 0
PITCHER Al Sima, L ERA: 4.5 (1, 1)	IP: 8.0 WLS: L BF: 34 H: 8 R: 5 ER: 4 SO: 1 BB: 3 IBB: 0 HBP: 0 BLK: 0 WP: 0 HR: 1 S: 33 P: 45 ERA: 4.50 WHIP: 1.375															PITCHER				

Batter	1	2	3	4	5	6	7	8	9	AB	R	H	RBI	BB	SO	LOB	TOP								
Eddie Yost, R OBP: 0.430, SLG: 0.474 (1, 5)										6	2	2	0	0	0	3	Washington Senators @ New York Yankees Yankee Stadium, Bronx, NY Thu Jun 29 1950, 3:33 AM EDT Att: 9,262 - Unknown								
Mert Combs, L OBP: 0.430, SLG: 0.294 (1, 6)										5	2	2	2	1	1	4									
Irv Noren, L OBP: 0.419, SLG: 0.505 (1, 8)										5	2	1	4	1	0	1									
Mickey Vernon, L OBP: 0.331, SLG: 0.260 (1, 3)										3	2	2	1	3	0	0									
Sam Mele, R OBP: 0.386, SLG: 0.483 (1, 9)										5	1	2	1	1	0	4									
Johnny Ostrowski, R OBP: 0.328, SLG: 0.381 (1, 7)										4	1	2	1	0	1	2									
Bud Stewart, L OBP: 0.350, SLG: 0.380 (7, 7)										1	0	0	0	1	0	2									
Sam Dente, R OBP: 0.279, SLG: 0.266 (1, 4)										6	0	2	2	0	0	5									
Al Evans, R OBP: 0.308, SLG: 0.330 (1, 2)										5	1	4	0	1	0	2									
Sid Hudson, R OBP: 0.318, SLG: 0.349 (1, 1)										4	1	1	1	1	0	6									
Inning Stats	R: 1 E: 0 K: 0 S: 4	H: 1 LOB: 0 BB: 4 P: 4	R: 2 E: 0 K: 1 S: 9	H: 4 LOB: 2 BB: 0 P: 9	R: 0 E: 0 K: 1 S: 7	H: 2 LOB: 2 BB: 0 P: 7	R: 6 E: 0 K: 0 S: 9	H: 6 LOB: 2 BB: 2 P: 17	R: 0 E: 1 K: 0 S: 3	H: 0 LOB: 2 BB: 2 P: 11	R: 0 E: 0 K: 0 S: 4	H: 1 LOB: 1 BB: 0 P: 4	R: 2 E: 0 K: 0 S: 5	H: 2 LOB: 2 BB: 2 P: 13	R: 0 E: 0 K: 0 S: 4	H: 1 LOB: 1 BB: 0 P: 4	R: 1 E: 0 K: 0 S: 4	H: 1 LOB: 3 BB: 3 P: 16	1B: 14 2B: 2 3B: 1 HR: 1	SF: 0 SAC: 1 DP: 0 HBP: 0	WP: 1 PB: 0 SB: 0 CS: 0	PA: 54			
PITCHER	IP	WLS	BF	H	R	ER	SO	BB	IBB	HBP	BLK	WP	HR	S	P	ERA	WHIP								
Joe Ostrowski, L ERA: 3.2 (1, 1)	1.1		9	5	3	3	0	0	0	0	0	0	0	9	9	20.25	3.750								
Tom Ferrick, R ERA: 4.54 (2, 1)	1.2	L	13	6	6	6	2	2	0	0	0	0	1	15	23	32.40	4.800								
Fred Sanford, R ERA: 4.85 (4, 1)	6.0		32	7	3	3	0	7	0	0	0	1	0	25	53	4.50	2.333								

Batter	1	2	3	4	5	6	7	8	9	AB	R	H	RBI	BB	SO	LOB	BOTTOM								
Phil Rizzuto, R OBP: 0.406, SLG: 0.425 (1, 6)										5	1	1	0	0	1	0	Washington Senators @ New York Yankees Yankee Stadium, Bronx, NY Thu Jun 29 1950, 3:33 AM EDT Att: 9,262 - Unknown								
Jerry Coleman, R OBP: 0.351, SLG: 0.391 (1, 4)										4	1	1	0	1	0	0									
Gene Woodling, L OBP: 0.422, SLG: 0.463 (1, 7)										5	1	1	1	0	0	2									
Joe DiMaggio, R OBP: 0.362, SLG: 0.529 (1, 8)										3	1	0	0	1	1	2									
Yogi Berra, L OBP: 0.362, SLG: 0.441 (1, 2)										4	1	1	0	0	0	1									
Bobby Brown, L OBP: 0.311, SLG: 0.323 (1, 5)										3	1	2	1	1	0	0									
Cliff Mapes, L OBP: 0.378, SLG: 0.475 (1, 9)										4	1	2	3	0	1	3									
Joe Collins, L OBP: 0.311, SLG: 0.453 (1, 3)										4	0	0	0	0	0	3									
Joe Ostrowski, L OBP: 0.400, SLG: 0.400 (1, 1)										0	0	0	0	0	0	0									
Tom Ferrick, R OBP: 0.167, SLG: 0.167 (2, 1)										1	0	0	0	0	0	0									
Fred Sanford, S OBP: 0.217, SLG: 0.273 (4, 1)										2	0	0	0	0	0	0									
Johnny Mize, L OBP: 0.288, SLG: 0.462 (8, PH)										1	0	0	0	0	0	0									
Inning Stats	R: 5 E: 1 K: 1 S: 10	H: 4 LOB: 0 BB: 0 P: 10	R: 0 E: 0 K: 0 S: 3	H: 0 LOB: 0 BB: 0 P: 3	R: 1 E: 1 K: 0 S: 4	H: 1 LOB: 2 BB: 2 P: 12	R: 0 E: 0 K: 1 S: 5	H: 0 LOB: 0 BB: 0 P: 5	R: 1 E: 0 K: 1 S: 7	H: 2 LOB: 1 BB: 0 P: 7	R: 0 E: 0 K: 0 S: 3	H: 0 LOB: 0 BB: 0 P: 3	R: 0 E: 0 K: 0 S: 3	H: 0 LOB: 0 BB: 0 P: 3	R: 0 E: 0 K: 0 S: 4	H: 1 LOB: 1 BB: 0 P: 4	R: 0 E: 0 K: 0 S: 3	H: 0 LOB: 1 BB: 1 P: 7	1B: 4 2B: 3 3B: 0 HR: 1	SF: 0 SAC: 0 DP: 0 HBP: 0	WP: 0 PB: 0 SB: 0 CS: 0	PA: 39			
PITCHER	IP	WLS	BF	H	R	ER	SO	BB	IBB	HBP	BLK	WP	HR	S	P	ERA	WHIP								
Sid Hudson, R ERA: 3.96 (1, 1)	9.0	W	39	8	7	3	3	3	0	0	0	0	1	42	54	3.00	1.222								



Batter	1	2	3	4	5	6	7	8	9	AB	R	H	RBI	BB	SO	LOB	TOP			
Phil Rizzuto, R (1, 6) OBP: 0.414, SLG: 0.431	4-0 BB G4-6-3	4-0 BB 1-2			0-0 6-3		0-3 K		4-0 BB	2	0	0	0	3	1	0	New York Yankees @ Boston Red Sox Fenway Park, Boston, MA Fri Jun 30 1950, 3:38 AM EDT Att: 32,539 - Unknown			
Gene Woodling, L (1, 7) OBP: 0.411, SLG: 0.446	0-0 G4-6-3	0-0 F3			0-0 F8		0-0 F7		0-0 F7	5	0	0	0	0	0	3				
Hank Bauer, R (1, 9) OBP: 0.360, SLG: 0.521	0-0 1B 1B				0-0 F8		0-3 K		0-0 F8	4	1	1	0	0	1	0				
Joe DiMaggio, R (1, 8) OBP: 0.372, SLG: 0.548	0-0 BB 1B 1B				0-0 F5		0-0 6-3		0-0 HR	4	1	2	1	0	0	0				
Yogi Berra, L (1, 2) OBP: 0.368, SLG: 0.456	0-0 BB 1B				0-0 1-3		0-0 1-3		0-0 FC6-4 1B	4	0	3	1	0	0	0				
Bobby Brown, L (1, 5) OBP: 0.316, SLG: 0.323	4-0 BB 1B				0-0 F9		0-0 E7 1B		0-0 F7	3	0	1	0	1	0	2				
Billy Johnson, R (1, 3) OBP: 0.377, SLG: 0.417	0-3 K				0-0 F5		4-0 BB		0-0 FC6-4 1-2	3	0	0	0	1	1	4				
Jerry Coleman, R (1, 4) OBP: 0.342, SLG: 0.378					0-0 F9		0-0 1-4-3		0-0 4-3	4	0	0	0	0	1	2				
Ed Lopat, L (1, 1) OBP: 0.409, SLG: 0.361					0-0 F9				0-0 5-3	1	0	0	0	1	0	0				
Joe Ostrowski, L (6, 1) OBP: 0.400, SLG: 0.400							0-3 K			0	0	0	0	0	0	0				
Joe Collins, L (7, PH) OBP: 0.309, SLG: 0.450										1	0	0	0	0	1	0				
Tom Ferrick, R (7, 1) OBP: 0.167, SLG: 0.167										0	0	0	0	0	0	0				
Jackie Jensen, R (9, PH) OBP: 0.276, SLG: 0.250										1	0	0	0	0	0	0				
Inning Stats	R: 1 E: 0 K: 1 S: 7	H: 3 LOB: 3 BB: 2 P: 15	R: 0 E: 0 K: 1 S: 4	H: 0 LOB: 1 BB: 2 P: 12	R: 0 E: 0 K: 0 S: 4	H: 1 LOB: 1 BB: 0 P: 4	R: 0 E: 0 K: 0 S: 3	H: 0 LOB: 0 BB: 0 P: 3	R: 0 E: 0 K: 1 S: 5	H: 1 LOB: 2 BB: 1 P: 8	R: 0 E: 0 K: 2 S: 7	H: 0 LOB: 0 BB: 0 P: 7	R: 1 E: 0 K: 0 S: 5	H: 2 LOB: 1 BB: 0 P: 5	R: 0 E: 0 K: 0 S: 3	H: 0 LOB: 1 BB: 1 P: 7	1B: 6 2B: 0 3B: 0 HR: 1	SF: 0 SAC: 0 DP: 1 HBP: 0	WP: 0 PB: 0 SB: 0 CS: 0	PA: 38
PITCHER Walt Masterson, R (1, 1) ERA: 5.73	IP: 9.0 WLS: W BF: 38 H: 7 R: 2 ER: 2 SO: 5 BB: 6 IBB: 0 HBP: 0 BLK: 0 WP: 0 HR: 1 S: 42 P: 66 ERA: 2.00 WHIP: 1.444															PITCHER				

Batter	1	2	3	4	5	6	7	8	9	AB	R	H	RBI	BB	SO	LOB	BOTTOM			
Dom DiMaggio, R (1, 8) OBP: 0.404, SLG: 0.417	0-0 6-3		0-0 F7	0-0 E8 2H 1B		0-0 HR	4-0 BB BB		4-1 2-2 1 0 0	4	1	2	2	1	0	0	New York Yankees @ Boston Red Sox Fenway Park, Boston, MA Fri Jun 30 1950, 3:38 AM EDT Att: 32,539 - Unknown			
Billy Goodman, L (1, 5) OBP: 0.391, SLG: 0.463	4-0 FC5 BB BB		0-0 2B F9 1B	4-0 BB BB		0-0 F8	0-0 F7		3 1 1 0 2 0 1	3	1	1	0	2	0	1				
Ted Williams, L (1, 7) OBP: 0.465, SLG: 0.711	0-0 F7		0-0 F9 1-3 2B	0-0 F4		0-0 F7	4-0 1-2 BB		4 0 1 0 1 0 3	4	0	1	0	1	0	3				
Vern Stephens, R (1, 6) OBP: 0.375, SLG: 0.543	4-0 BB 1-2 BB		0-0 F9		4-0 2B 5-3 BB	0-0 HR 1B	0-0 G3		3 2 1 1 2 0 3	3	2	1	1	2	0	3				
Walt Dropo, R (1, 3) OBP: 0.396, SLG: 0.633	0-0 FC5 2-3f		0-0 6-3		0-0 5-3	0-0 HR 1-2 HR	0-0 FC6-4 1B		5 1 2 2 0 0 4	5	1	2	2	0	0	4				
Bobby Doerr, R (1, 4) OBP: 0.382, SLG: 0.479		0-0 5-3		0-0 F7	0-0 1B 2B	0-0 F9	0-0 FC6-4 G6-4-3		5 1 1 1 0 0 1	5	1	1	1	0	0	1				
Al Zarilla, L (1, 9) OBP: 0.435, SLG: 0.487		0-0 E4 1B		0-0 E	0-0 6-3 2H 1B		0-0 HR BB		4 2 2 1 1 0 1	4	2	2	1	1	0	1				
Matt Batts, R (1, 2) OBP: 0.279, SLG: 0.354		0-0 1-3 1B		0-0 E	0-0 6-3 2-3		0-0 HR 1-2 HR		4 2 2 2 0 0 1	4	2	2	2	0	0	1				
Walt Masterson, R (1, 1) OBP: 0.111, SLG: 0.118		0-3 K		0-0 F8		0-3 K			4 0 0 0 0 2 3	4	0	0	0	0	2	3				
Inning Stats	R: 0 E: 0 K: 0 S: 3	H: 0 LOB: 2 BB: 2 P: 11	R: 0 E: 1 K: 1 S: 6	H: 1 LOB: 1 BB: 0 P: 6	R: 1 E: 0 K: 0 S: 5	H: 2 LOB: 1 BB: 0 P: 5	R: 2 E: 2 K: 0 S: 6	H: 2 LOB: 2 BB: 1 P: 10	R: 2 E: 0 K: 1 S: 7	H: 2 LOB: 1 BB: 1 P: 11	R: 3 E: 0 K: 0 S: 6	H: 3 LOB: 0 BB: 0 P: 6	R: 2 E: 0 K: 0 S: 4	H: 1 LOB: 2 BB: 3 P: 16	R: 0 E: 0 K: 0 S: 3	H: 1 LOB: 0 BB: 0 P: 3		1B: 6 2B: 3 3B: 0 HR: 3	SF: 0 SAC: 0 DP: 1 HBP: 0	WP: 0 PB: 0 SB: 0 CS: 0
PITCHER Ed Lopat, L (1, 1) ERA: 4.11	IP: 5.0 WLS: L BF: 27 H: 7 R: 5 ER: 3 SO: 2 BB: 4 IBB: 0 HBP: 0 BLK: 0 WP: 0 HR: 0 S: 27 P: 43 ERA: 5.40 WHIP: 2.200															PITCHER				
Joe Ostrowski, L (6, 1) ERA: 3.53	IP: 1.0 WLS: L BF: 6 H: 3 R: 3 ER: 3 SO: 0 BB: 0 IBB: 0 HBP: 0 BLK: 0 WP: 0 HR: 2 S: 6 P: 6 ERA: 27.00 WHIP: 3.000																			
Tom Ferrick, R (7, 1) ERA: 5.18	IP: 2.0 WLS: L BF: 10 H: 2 R: 2 ER: 2 SO: 0 BB: 3 IBB: 0 HBP: 0 BLK: 0 WP: 0 HR: 1 S: 7 P: 19 ERA: 9.00 WHIP: 2.500																			

AB	32
R	2
H	7
RBI	2
BB	6
SO	5
LOB	11



Batter	1	2	3	4	5	6	7	8	9	AB	R	H	RBI	BB	SO	LOB	TOP						
Phil Rizzuto, R OBP: 0.414, SLG: 0.434	0-0 1B G4-6-3		0-0 F9		0-0 5-3			0-0 1B	0-0 FC1-2 BB	5	2	2	0	0	0	3	New York Yankees @ Boston Red Sox Fenway Park, Boston, MA Sat Jul 01 1950, 3:33 AM EDT Att: 31,081 - Unknown						
Jerry Coleman, R OBP: 0.355, SLG: 0.380	0-0 1B G4-6-3		4-0 BB		4-0 BB			4-0 1B BB	4-0 BB	1	1	1	1	4	0	0							
Tommy Henrich, L OBP: 0.425, SLG: 0.695 Johnny Mize, L OBP: 0.323, SLG: 0.464	0-0 G4-6-3		0-0 4-3		0-0 F9			0-0 1B	0-0 F8	3	0	0	0	0	0	3							
Joe DiMaggio, R OBP: 0.370, SLG: 0.543	0-0 L6				0-0 6-3			0-0 1B G4-6-3	0-0 F7	4	0	1	1	0	0	1							
Yogi Berra, L OBP: 0.367, SLG: 0.459 Ralph Houk, R OBP: 0.333, SLG: 0.667		0-0 4-3 2B		0-0 F8				0-0 G4-6-3	0-0 F3	3	0	1	0	0	0	2							
Hank Bauer, R OBP: 0.370, SLG: 0.527		0-0 6-3		0-0 1B				0-0 1B G6-4-3	0-0 FC1-2 1B	4	0	3	0	0	0	1							
Billy Johnson, R OBP: 0.380, SLG: 0.419		0-0 4-3		0-0 1B				0-0 F8	0-0 FC1-2 1B	4	0	2	0	0	0	2							
Cliff Mapes, L OBP: 0.378, SLG: 0.473 Jackie Jensen, R OBP: 0.238, SLG: 0.211		0-0 1-3		0-0 F8				0-0 G6-4-3	0-0 FC1-2 1B	1	0	0	0	0	0	1							
Tommy Byrne, L OBP: 0.326, SLG: 0.525 Whitey Ford, L OBP: 0.385, SLG: 0.381 Billy Martin, R OBP: 0.500, SLG: 0.556			0-0 6-3		0-0 G3			0-0 6-3	0-0 BB FC1-2 1B	0	0	0	0	0	0	0							
Inning Stats	R: 1 E: 0 K: 0 S: 4	H: 2 LOB: 0 BB: 0 P: 4	R: 0 E: 0 K: 0 S: 4	H: 1 LOB: 1 BB: 0 P: 4	R: 0 E: 0 K: 0 S: 3	H: 0 LOB: 1 BB: 1 P: 7	R: 0 E: 0 K: 0 S: 4	H: 2 LOB: 2 BB: 0 P: 4	R: 0 E: 0 K: 0 S: 3	H: 1 LOB: 0 BB: 1 P: 7	R: 0 E: 0 K: 0 S: 3	H: 1 LOB: 0 BB: 0 P: 3	R: 0 E: 0 K: 0 S: 3	H: 1 LOB: 0 BB: 0 P: 3	R: 2 E: 0 K: 0 S: 5	H: 2 LOB: 1 BB: 1 P: 9		R: 1 E: 0 K: 0 S: 6	H: 3 LOB: 3 BB: 1 P: 10	1B: 10 2B: 2 3B: 0 HR: 0	SF: 0 SAC: 0 DP: 3 HBP: 0	WP: 0 PB: 0 SB: 0 CS: 0	PA: 39
PITCHER Mel Parnell, L ERA: 4.12	IP: 9.0 WLS: W BF: 39 H: 12 R: 4 ER: 4 SO: 0 BB: 4 IBB: 0 HBP: 0 BLK: 0 WP: 0 HR: 0 S: 35 P: 51 ERA: 4.00 WHIP: 1.778											PITCHER	IP: 9.0 WLS: W BF: 39 H: 12 R: 4 ER: 4 SO: 0 BB: 4 IBB: 0 HBP: 0 BLK: 0 WP: 0 HR: 0 S: 35 P: 51 ERA: 4.00 WHIP: 1.778										

AB	35
R	4
H	12
RBI	3
BB	4
SO	0
LOB	20



Batter	1	2	3	4	5	6	7	8	9	AB	R	H	RBI	BB	SO	LOB	BOTTOM						
Dom DiMaggio, R OBP: 0.416, SLG: 0.421	4-0 1B HR	4-0 BB SH1-3 1B BB	4-0 4-3 BB		4-0 BB S BB	0-0 1B 2B 1B		0-0 G4-6-3 1B		2	4	2	0	4	0	0	New York Yankees @ Boston Red Sox Fenway Park, Boston, MA Sat Jul 01 1950, 3:33 AM EDT Att: 31,081 - Unknown						
Billy Goodman, L OBP: 0.392, SLG: 0.458	0-0 1-3 HR 1B	0-0 SH1-3	0-0 4-3		4-0 BB BB WP BB	0-0 F8		0-0 F4		4	2	1	0	1	0	3							
Ted Williams, L OBP: 0.466, SLG: 0.704	0-3 1-2 K	4-0 BB 1B BB	0-0 F8		4-0 WP F8 BB BB	0-0 2B 1B		0-0 G4-6-3		4	2	1	0	2	1	4							
Vern Stephens, R OBP: 0.384, SLG: 0.549	4-0 HR BB	4-0 PB 1B BB			0-0 FC1-6 1B	4-0 1B WP BB		0-0 1-3 2B		2	3	2	2	3	0	0							
Walt Dropo, R OBP: 0.399, SLG: 0.643	0-0 1-1H 2H 3H HR	0-0 1-2 2H 3H 1B 1B			4-0 FC1-6 BB	0-0 F8		0-0 F3		4	2	2	7	1	0	3							
Bobby Doerr, R OBP: 0.385, SLG: 0.485	0-0 2B	0-0 1-1H 2H 3H 1B			0-0 F9	0-0 1B		0-0 6-3		5	0	3	2	0	0	2							
Al Zarilla, L OBP: 0.431, SLG: 0.480	0-0 F6	0-0 F4			0-0 FC1-6	0-0 1B		0-0 4-3		5	0	1	1	0	0	4							
Matt Batts, R OBP: 0.283, SLG: 0.350	4-0 BB	0-3 K			0-0 F2	0-3 K		0-0 1B		4	0	1	0	1	2	5							
Mel Parnell, L OBP: 0.283, SLG: 0.265	0-3 K		0-3 K		0-0 L4	0-0 L6		0-3 K		5	0	0	0	0	3	3							
Inning Stats	R: 4 E: 0 K: 2 S: 10	H: 3 LOB: 3 BB: 3 P: 22	R: 4 E: 0 K: 1 S: 7	H: 2 LOB: 1 BB: 3 P: 19	R: 0 E: 0 K: 1 S: 5	H: 0 LOB: 1 BB: 1 P: 9	R: 0 E: 0 K: 0 S: 4	H: 1 LOB: 2 BB: 1 P: 8	R: 4 E: 0 K: 1 S: 7	H: 2 LOB: 4 BB: 2 P: 23	R: 1 E: 0 K: 0 S: 6	H: 3 LOB: 0 BB: 0 P: 6	R: 0 E: 0 K: 1 S: 6	H: 1 LOB: 1 BB: 0 P: 6	R: 0 E: 0 K: 0 S: 3	H: 1 LOB: 0 BB: 0 P: 3		1B: 10 2B: 2 3B: 0 HR: 1	SF: 0 SAC: 1 DP: 1 HBP: 0	WP: 1 PB: 1 SB: 2 CS: 0	PA: 48		
PITCHER Tommy Byrne, L ERA: 4.72 Whitey Ford, L ERA: 5.64 Joe Ostrowski, L ERA: 3.44	IP: 1.1 WLS: L BF: 14 H: 4 R: 8 ER: 8 SO: 2 BB: 6 IBB: 0 HBP: 0 BLK: 0 WP: 1 HR: 1 S: 12 P: 36 ERA: 54.00 WHIP: 7.500											PITCHER	IP: 4.2 WLS: 27 BF: 7 H: 5 R: 5 ER: 5 SO: 3 BB: 6 IBB: 0 HBP: 0 BLK: 0 WP: 1 HR: 0 S: 27 P: 51 ERA: 9.64 WHIP: 2.786										



Batter	1	2	3	4	5	6	7	8	9	AB	R	H	RBI	BB	SO	LOB	TOP								
Phil Rizzuto, R OBP: 0.412, SLG: 0.423										3	3	1	1	1	3	0	2								
Bobby Brown, L OBP: 0.316, SLG: 0.324										4	0	1	0	0	0	4									
Billy Johnson, R OBP: 0.386, SLG: 0.420										1	1	1	2	0	0	0									
Gene Woodling, L OBP: 0.417, SLG: 0.444										5	3	2	2	1	0	3									
Jackie Jensen, R OBP: 0.200, SLG: 0.174										0	0	0	0	0	0	0									
Joe DiMaggio, R OBP: 0.367, SLG: 0.548										6	1	2	3	0	0	2									
Yogi Berra, L OBP: 0.372, SLG: 0.477										6	2	3	2	0	0	2									
Johnny Mize, L OBP: 0.390, SLG: 0.556										3	1	2	2	1	0	1									
Joe Collins, L OBP: 0.307, SLG: 0.447										1	0	0	0	0	0	0									
Cliff Mapes, L OBP: 0.381, SLG: 0.469										3	3	2	2	2	0	1									
Jerry Coleman, R OBP: 0.366, SLG: 0.390										4	1	2	2	1	1	3									
Vic Raschi, R OBP: 0.262, SLG: 0.225										3	0	1	0	0	0	2									
Joe Page, L OBP: 0.429, SLG: 0.500										0	0	0	0	0	0	0									
Tom Ferrick, R OBP: 0.286, SLG: 0.167										0	1	0	0	1	0	0									
Inning Stats	R: 0 E: 0 K: 0 S: 2	H: 0 LOB: 0 BB: 1 P: 6	R: 1 E: 0 K: 0 S: 5	H: 2 LOB: 1 BB: 0 P: 5	R: 0 E: 1 K: 0 S: 4	H: 1 LOB: 1 BB: 0 P: 4	R: 0 E: 0 K: 0 S: 3	H: 1 LOB: 0 BB: 0 P: 3	R: 1 E: 0 K: 0 S: 5	H: 2 LOB: 1 BB: 0 P: 5	R: 2 E: 0 K: 1 S: 8	H: 3 LOB: 2 BB: 1 P: 12	R: 5 E: 0 K: 0 S: 7	H: 5 LOB: 1 BB: 1 P: 11	R: 1 E: 0 K: 0 S: 4	H: 1 LOB: 1 BB: 1 P: 8	R: 6 E: 0 K: 0 S: 5	H: 2 LOB: 1 BB: 5 P: 25	1B: 11 2B: 5 3B: 1 HR: 0	SF: 0 SAC: 2 DP: 3 HBP: 0	WP: 1 PB: 0 CS: 0 SB: 0	PA: 50			
PITCHER	IP	WLS	BF	H	R	ER	SO	BB	IBB	HBP	BLK	WP	HR	S	P	ERA	WHIP								
Sid Hudson, R ERA: 4.21	6.1	L	30	11	6	6	1	2	0	0	0	0	0	30	38	8.53	2.053								
Elmer Singleton, R ERA: 54.0	0.1		3	1	0	0	0	0	1	0	0	1	0	2	6	0.00	3.000								
Mickey Harris, L ERA: 3.28	1.1		7	3	4	4	0	1	0	0	0	0	0	6	10	27.00	3.000								
Jim Pearce, R ERA: 7.58	0.2		6	0	4	4	0	4	0	0	0	0	0	2	18	54.00	6.000								
Bob Ross, L ERA: 8.49	0.1		4	2	2	2	0	1	0	0	0	0	0	3	7	54.00	9.000								

New York Yankees @ Washington Senators
Griffith Stadium, Washington, DC
Tue Jul 04 1950, 3:33 AM EDT
Unknown


AB 39
R 16
H 17
RBI 16
BB 9
SO 1
LOB 20



Batter	1	2	3	4	5	6	7	8	9	AB	R	H	RBI	BB	SO	LOB	BOTTOM								
Eddie Yost, R OBP: 0.429, SLG: 0.465										5	2	1	0	1	0	1									
Bud Stewart, L OBP: 0.370, SLG: 0.401										5	2	3	1	1	1	2									
Irv Noren, L OBP: 0.409, SLG: 0.486										5	2	2	1	1	1	2									
Mickey Vernon, L OBP: 0.360, SLG: 0.291										4	2	2	3	0	1	1									
Sam Mele, R OBP: 0.386, SLG: 0.464										3	0	2	2	2	0	1									
Sherry Robertson, L OBP: 0.366, SLG: 0.358										2	0	1	1	3	0	1									
Sam Dente, R OBP: 0.295, SLG: 0.291										5	0	1	1	0	1	8									
Al Evans, R OBP: 0.293, SLG: 0.307										5	0	0	0	0	0	7									
Sid Hudson, R OBP: 0.238, SLG: 0.326										3	0	0	0	0	0	3									
Elmer Singleton, R ERA: 54.0										0	0	0	0	0	0	0									
Mickey Harris, L ERA: 3.28										0	0	0	0	0	0	0									
Cass Michaels, R OBP: 0.333, SLG: 0.422										1	0	1	0	0	0	0									
Sandy Consuegra, R OBP: 0.250, SLG: 0.143										0	1	0	0	0	0	0									
Jim Pearce, R ERA: 7.58										0	0	0	0	0	0	0									
Bob Ross, L ERA: 8.49										0	0	0	0	0	0	0									
Johnny Ostrowski, R OBP: 0.320, SLG: 0.386										1	0	0	0	0	0	0									
Inning Stats	R: 0 E: 0 K: 1 S: 5	H: 0 LOB: 0 BB: 0 P: 5	R: 1 E: 0 K: 0 S: 4	H: 1 LOB: 2 BB: 2 P: 12	R: 2 E: 0 K: 0 S: 6	H: 3 LOB: 1 BB: 0 P: 6	R: 0 E: 0 K: 0 S: 4	H: 1 LOB: 1 BB: 0 P: 4	R: 1 E: 0 K: 0 S: 4	H: 1 LOB: 2 BB: 2 P: 12	R: 1 E: 0 K: 0 S: 4	H: 1 LOB: 1 BB: 1 P: 8	R: 0 E: 0 K: 1 S: 6	H: 1 LOB: 1 BB: 1 P: 10	R: 4 E: 0 K: 2 S: 12	H: 5 LOB: 2 BB: 1 P: 16	R: 0 E: 0 K: 0 S: 3	H: 0 LOB: 1 BB: 1 P: 7	1B: 9 2B: 2 3B: 2 HR: 0	SF: 0 SAC: 1 DP: 0 HBP: 0	WP: 1 PB: 0 CS: 0 SB: 0	PA: 48			
PITCHER	IP	WLS	BF	H	R	ER	SO	BB	IBB	HBP	BLK	WP	HR	S	P	ERA	WHIP								
Vic Raschi, R ERA: 4.39	7.1	W	39	11	8	8	3	6	0	0	0	1	0	39	63	9.82	2.318								
Joe Page, L ERA: 4.58	0.0		3	2	1	1	0	1	0	0	0	0	0	2	6	∞	∞								
Tom Ferrick, R ERA: 5.15	1.2	S	6	0	0	0	1	1	0	0	0	0	0	7	11	0.00	0.600								

New York Yankees @ Washington Senators
Griffith Stadium, Washington, DC
Tue Jul 04 1950, 3:33 AM EDT
Unknown

AB 39
R 9
H 13
RBI 9
BB 8
SO 4
LOB 26



Batter	1	2	3	4	5	6	7	8	9	AB	R	H	RBI	BB	SO	LOB	TOP										
Phil Rizzuto, R OBP: 0.409, SLG: 0.419 (1, 6)										5	1	1	0	0	1	3											
Cliff Mapes, L OBP: 0.375, SLG: 0.461 (1, 9)										4	0	0	0	0	0	1											
Jackie Jensen, R OBP: 0.207, SLG: 0.154 (1, 7)										3	1	0	1	1	0	0											
Joe DiMaggio, R OBP: 0.369, SLG: 0.546 (1, 8)										3	0	1	0	1	0	1											
Billy Johnson, R OBP: 0.382, SLG: 0.415 (1, 5)										4	1	1	1	0	0	2											
Johnny Mize, L OBP: 0.400, SLG: 0.550 (1, 3)										4	0	2	0	0	1	0											
Jerry Coleman, R OBP: 0.364, SLG: 0.388 (1, 4)										4	0	1	1	0	0	3											
Charles Silvera, R OBP: 0.143, SLG: 0.077 (1, 2)										3	0	0	0	1	0	2											
Joe Collins, L OBP: 0.307, SLG: 0.447 (9, PR)										0	0	0	0	0	0	0											
Ralph Houk, R OBP: 0.333, SLG: 0.667 (9, 2)										0	0	0	0	0	0	0											
Ed Lopat, L OBP: 0.417, SLG: 0.359 (1, 1)										3	0	1	0	1	1	0											
Inning Stats	R: 1 E: 1 K: 0 S: 4	H: 1 LOB: 0 BB: 0 P: 4	R: 0 E: 0 K: 1 S: 6	H: 1 LOB: 1 BB: 0 P: 6	R: 0 E: 0 K: 0 S: 3	H: 0 LOB: 0 BB: 0 P: 3	R: 2 E: 0 K: 0 S: 5	H: 2 LOB: 1 BB: 1 P: 9	R: 0 E: 0 K: 0 S: 2	H: 0 LOB: 0 BB: 1 P: 6	R: 0 E: 0 K: 0 S: 5	H: 2 LOB: 2 BB: 0 P: 5	R: 0 E: 0 K: 1 S: 5	H: 0 LOB: 0 BB: 0 P: 5	R: 0 E: 0 K: 0 S: 3	H: 0 LOB: 1 BB: 1 P: 7	R: 0 E: 0 K: 1 S: 6	H: 1 LOB: 2 BB: 1 P: 10	1B: 7 2B: 1 3B: 0 HR: 0	SF: 0 SAC: 0 DP: 1 HBP: 0	WP: 0 PB: 0 CS: 2	PA: 37					
PITCHER Bob Kuzava, L ERA: 4.4 (1, 1)	IP: 9.0	WLS: 37	BF: 7	H: 7	R: 3	ER: 2	SO: 3	BB: 4	IBB: 0	HBP: 0	BLK: 0	WP: 0	HR: 0	S: 39	P: 55	ERA: 2.00	WHIP: 1.222										

New York Yankees @ Washington Senators
Griffith Stadium, Washington, DC
Tue Jul 04 1950, 3:38 AM EDT
Att: 25,229 - Unknown

AB	33
R	3
H	7
RBI	3
BB	4
SO	3
LOB	12



Batter	1	2	3	4	5	6	7	8	9	AB	R	H	RBI	BB	SO	LOB	BOTTOM										
Eddie Yost, R OBP: 0.423, SLG: 0.457 (1, 5)										5	0	0	0	0	0	1											
Cass Michaels, R OBP: 0.359, SLG: 0.429 (1, 4)										4	1	3	0	1	0	0											
Sherry Robertson, L OBP: 0.366, SLG: 0.358 (9, PR)										0	0	0	0	0	0	0											
Irv Noren, L OBP: 0.409, SLG: 0.481 (1, 8)										4	0	1	1	1	0	3											
Mickey Vernon, L OBP: 0.358, SLG: 0.290 (1, 3)										4	0	1	0	0	1	3											
Sam Mele, R OBP: 0.383, SLG: 0.457 (1, 9)										3	0	0	0	1	1	2											
Johnny Ostrowski, R OBP: 0.326, SLG: 0.370 (1, 7)										4	1	2	0	0	0	1											
Sam Dente, R OBP: 0.294, SLG: 0.290 (1, 6)										4	0	1	0	0	0	3											
Mickey Grasso, R OBP: 0.333, SLG: 0.349 (1, 2)										4	0	0	1	0	0	4											
Bob Kuzava, S OBP: 0.256, SLG: 0.161 (1, 1)										3	1	0	0	1	2	1											
Inning Stats	R: 0 E: 0 K: 0 S: 3	H: 0 LOB: 1 BB: 1 P: 7	R: 1 E: 0 K: 1 S: 7	H: 2 LOB: 1 BB: 0 P: 7	R: 0 E: 0 K: 1 S: 5	H: 0 LOB: 1 BB: 1 P: 9	R: 0 E: 0 K: 0 S: 3	H: 0 LOB: 0 BB: 0 P: 3	R: 0 E: 0 K: 1 S: 6	H: 1 LOB: 1 BB: 0 P: 6	R: 0 E: 0 K: 1 S: 7	H: 2 LOB: 2 BB: 0 P: 7	R: 0 E: 0 K: 0 S: 4	H: 1 LOB: 1 BB: 0 P: 4	1B: 8 2B: 0 3B: 0 HR: 0	SF: 0 SAC: 0 DP: 0 HBP: 0	WP: 0 PB: 0 CS: 0	PA: 39									
PITCHER Ed Lopat, L ERA: 3.95 (1, 1)	IP: 9.0	WLS: 39	BF: 8	H: 8	R: 3	ER: 2	SO: 4	BB: 4	IBB: 0	HBP: 0	BLK: 0	WP: 0	HR: 0	S: 43	P: 59	ERA: 2.00	WHIP: 1.333										

New York Yankees @ Washington Senators
Griffith Stadium, Washington, DC
Tue Jul 04 1950, 3:38 AM EDT
Att: 25,229 - Unknown


AB	35
R	3
H	8
RBI	2
BB	4
SO	4
LOB	18



Batter	1	2	3	4	5	6	7	8	9	AB	R	H	RBI	BB	SO	LOB	TOP																						
Bob Dillinger, R OBP: 0.384, SLG: 0.465 (1, 5)										4	2	3	1	2	0	2																							
Elmer Valo, L OBP: 0.395, SLG: 0.396 (1, 9)										5	1	1	2	0	1	6																							
Paul Lehner, L OBP: 0.358, SLG: 0.425 (1, 7)										5	0	0	0	1	0	5																							
Sam Chapman, R OBP: 0.355, SLG: 0.474 (1, 8)										3	1	2	3	1	0	0																							
Fernis Fain, L OBP: 0.422, SLG: 0.411 (1, 3)										2	0	0	0	1	0	2																							
Eddie Joest, R OBP: 0.398, SLG: 0.418 (1, 6)										3	0	1	1	1	0	5																							
Kermit Wahl, R OBP: 0.313, SLG: 0.241 (8, 6)										1	0	0	0	0	0	0																							
Billy Hitchcock, R OBP: 0.402, SLG: 0.469 (1, 4)										4	1	2	0	1	0	2																							
Mike Guerra, R OBP: 0.329, SLG: 0.359 (1, 2)										5	1	2	0	0	0	6																							
Alex Kellner, R OBP: 0.282, SLG: 0.289 (1, 1)										2	0	1	0	0	0	0																							
Hank Wyse, R OBP: 0.227, SLG: 0.190 (5, 1)										0	1	0	0	1	0	0																							
Carl Scheib, R OBP: 0.217, SLG: 0.304 (7, PH)										2	1	1	1	0	0	2																							
Carl Scheib, R OBP: 0.217, SLG: 0.304 (7, 1)										2	1	1	1	0	0	2																							
Inning Stats	R: 1 E: 0 K: 0 S: 4	H: 2 LOB: 2 BB: 0 P: 6	R: 0 E: 0 K: 0 S: 5	H: 2 LOB: 2 BB: 0 P: 5	R: 1 E: 0 K: 0 S: 4	H: 1 LOB: 2 BB: 0 P: 6	R: 0 E: 0 K: 1 S: 5	H: 1 LOB: 0 BB: 0 P: 5	R: 0 E: 0 K: 0 S: 2	H: 0 LOB: 3 BB: 4 P: 18	R: 2 E: 0 K: 0 S: 4	H: 1 LOB: 1 BB: 0 P: 16	R: 1 E: 0 K: 0 S: 5	H: 3 LOB: 1 BB: 0 P: 5	R: 0 E: 0 K: 0 S: 3	H: 0 LOB: 0 BB: 0 P: 3	R: 3 E: 0 K: 0 S: 6	H: 3 LOB: 1 BB: 1 P: 10	1B: 11 2B: 1 3B: 2 HR: 0	SF: 0 SAC: 0 DP: 3 HBP: 4	WP: 0 PB: 0 SB: 0 CS: 1	PA: 48																	
PITCHER	IP	WLS	BF	H	R	ER	SO	BB	IBB	HBP	BLK	WP	HR	S	P	ERA	WHIP					PITCHER	IP	WLS	BF	H	R	ER	SO	BB	IBB	HBP	BLK	WP	HR	S	P	ERA	WHIP
Tommy Byrne, L ERA: 4.83 (1, 1)	5.0	W	28	6	4	4	1	6	0	4	0	0	0	20	48	7.20	2.400																						
Joe Ostrowski, L ERA: 3.69 (6, 1)	4.0	S	20	7	4	4	0	2	0	0	0	0	0	18	26	9.00	2.250																						

Philadelphia Athletics @ New York Yankees
Yankee Stadium, Bronx, NY
Wed Jul 05 1950, 3:33 AM EDT
Att: 13,330 - Unknown


AB 36
R 8
H 13
RBI 8
BB 8
SO 1
LOB 30



Batter	1	2	3	4	5	6	7	8	9	AB	R	H	RBI	BB	SO	LOB	BOTTOM																						
Phil Rizzuto, R OBP: 0.416, SLG: 0.430 (1, 6)										4	1	3	0	2	0	1																							
Gene Woodling, L OBP: 0.412, SLG: 0.438 (1, 7)										5	2	1	1	0	0	6																							
Yogi Berra, L OBP: 0.376, SLG: 0.475 (1, 2)										3	1	1	1	2	0	1																							
Joe DiMaggio, R OBP: 0.366, SLG: 0.543 (1, 8)										5	0	1	2	0	0	3																							
Johnny Mize, L OBP: 0.400, SLG: 0.512 (1, 3)										3	1	0	1	2	0	2																							
Joe Collins, L OBP: 0.307, SLG: 0.447 (8, PR)										0	1	0	0	0	0	0																							
Billy Johnson, R OBP: 0.400, SLG: 0.444 (1, 5)										4	2	4	0	1	0	0																							
Jerry Coleman, R OBP: 0.368, SLG: 0.387 (1, 4)										3	2	1	1	2	0	3																							
Cliff Mapes, L OBP: 0.380, SLG: 0.477 (1, 9)										3	1	2	5	1	0	1																							
Tommy Byrne, L OBP: 0.304, SLG: 0.488 (1, 1)										3	0	0	0	0	0	3																							
Joe Ostrowski, L OBP: 0.357, SLG: 0.348 (6, 1)										2	1	0	1	0	0	2																							
Inning Stats	R: 0 E: 0 K: 0 S: 3	H: 1 LOB: 1 BB: 1 P: 7	R: 1 E: 0 K: 0 S: 5	H: 2 LOB: 3 BB: 2 P: 13	R: 0 E: 0 K: 0 S: 3	H: 0 LOB: 0 BB: 0 P: 3	R: 5 E: 0 K: 0 S: 8	H: 5 LOB: 1 BB: 1 P: 12	R: 0 E: 0 K: 0 S: 4	H: 1 LOB: 1 BB: 0 P: 4	R: 2 E: 0 K: 0 S: 4	H: 1 LOB: 2 BB: 3 P: 16	R: 1 E: 0 K: 0 S: 4	H: 1 LOB: 1 BB: 1 P: 8	R: 3 E: 0 K: 0 S: 5	H: 2 LOB: 1 BB: 2 P: 13	1B: 7 2B: 6 3B: 0 HR: 1	SF: 0 SAC: 1 DP: 1 HBP: 0	WP: 0 PB: 0 SB: 0 CS: 0	PA: 46																			
PITCHER	IP	WLS	BF	H	R	ER	SO	BB	IBB	HBP	BLK	WP	HR	S	P	ERA	WHIP					PITCHER	IP	WLS	BF	H	R	ER	SO	BB	IBB	HBP	BLK	WP	HR	S	P	ERA	WHIP
Alex Kellner, L ERA: 5.53 (1, 1)	4.0	L	23	8	6	6	0	4	0	0	0	0	0	19	35	13.50	3.000																						
Hank Wyse, R ERA: 7.72 (5, 1)	2.0		11	2	2	2	0	3	0	0	0	0	0	8	20	9.00	2.500																						
Carl Scheib, R ERA: 8.52 (7, 1)	2.0		12	3	4	4	0	3	0	0	0	0	0	9	21	18.00	3.000																						

Philadelphia Athletics @ New York Yankees
Yankee Stadium, Bronx, NY
Wed Jul 05 1950, 3:33 AM EDT
Att: 13,330 - Unknown

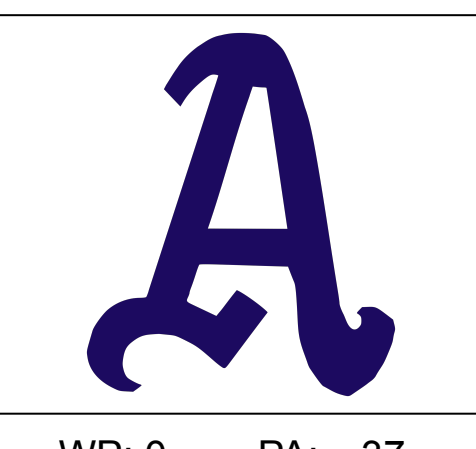
AB 35
R 12
H 13
RBI 12
BB 10
SO 0
LOB 22



Batter	1	2	3	4	5	6	7	8	9	AB	R	H	RBI	BB	SO	LOB	TOP					
Bob Dillinger, R (1, 5) OBP: 0.378, SLG: 0.457	5-3		F7		G4-6-3		F9		G3	5	0	0	1	0	0	2						
Wally Moses, L (1, 9) OBP: 0.390, SLG: 0.435	G3				F2		SH1-4 BB			3	0	1	0	1	0	0						
Elmer Valo, L (1, 7) OBP: 0.385, SLG: 0.400					F8		SH1-4 BB		G3	3	0	1	0	0	0	1						
Sam Chapman, R (1, 8) OBP: 0.357, SLG: 0.472	6-3				PB 1B BB		F8		G4-6-3 1B	3	1	1	0	1	0	2						
Feris Fain, L (1, 3) OBP: 0.424, SLG: 0.411										0	0	0	0	1	0	0						
Pete Suder, R (3, 3) OBP: 0.290, SLG: 0.363									G4-6-3	2	0	0	0	1	0	2						
Billy Hitchcock, R (1, 4) OBP: 0.405, SLG: 0.471									F8	4	1	2	1	0	1	1						
Kermit Wahl, R (1, 6) OBP: 0.306, SLG: 0.242									F8	4	1	1	0	0	0	2						
Mike Guerra, R (1, 2) OBP: 0.327, SLG: 0.369									F8	4	1	1	2	0	0	0						
Bobby Shantz, R (1, 1) OBP: 0.279, SLG: 0.231									5-3	3	0	1	0	0	0	1						
Paul Lehner, L (9, PH) OBP: 0.361, SLG: 0.433										1	0	1	0	0	0	0						
Lou Brissie, L (9, 1) OBP: 0.119, SLG: 0.075										0	0	0	0	0	0	0						
Inning Stats	R: 0 E: 0 K: 0 S: 4	H: 1 LOB: 1 BB: 0 P: 4	R: 0 E: 0 K: 1 S: 4	H: 0 LOB: 0 BB: 1 P: 8	R: 0 E: 0 K: 0 S: 3	H: 0 LOB: 0 BB: 0 P: 3	R: 1 E: 0 K: 0 S: 4	H: 1 LOB: 2 BB: 2 P: 12	R: 0 E: 0 K: 0 S: 3	H: 1 LOB: 0 BB: 1 P: 3	R: 0 E: 0 K: 0 S: 3	H: 0 LOB: 1 BB: 1 P: 7	R: 3 E: 1 K: 0 S: 7	H: 4 LOB: 1 BB: 0 P: 7	R: 0 E: 0 K: 0 S: 3	H: 1 LOB: 0 BB: 0 P: 3	R: 0 E: 0 K: 0 S: 4	H: 1 LOB: 1 BB: 0 P: 4	1B: 5 2B: 3 3B: 1 HR: 0	SF: 0 SAC: 1 DP: 2 HBP: 0	WP: 0 PB: 1 SB: 0 CS: 1	PA: 37
PITCHER	IP WLS BF H R ER SO BB IBB HBP BLK WP HR S P ERA WHIP																					
Whitey Ford, L (1, 1) ERA: 6.94	7.0	30	7	4	4	1	4	0	0	0	0	0	0	0	28	44	5.14	1.571				
Tom Ferrick, R (8, 1) ERA: 4.89	2.0	W 7	2	0	0	0	0	0	0	0	0	0	0	7	7	0.00	1.000					

Philadelphia Athletics @ New York Yankees
Yankee Stadium, Bronx, NY
Thu Jul 06 1950, 3:33 AM EDT
Att: 12,027 - Unknown


AB 32
R 4
H 9
RBI 4
BB 4
SO 1
LOB 11



Batter	1	2	3	4	5	6	7	8	9	AB	R	H	RBI	BB	SO	LOB	BOTTOM					
Phil Rizzuto, R (1, 6) OBP: 0.416, SLG: 0.430	F9		1B FC3-2 1B		FC1-5 1B		4-3		F7	5	1	2	0	0	0	0						
Gene Woodling, L (1, 7) OBP: 0.416, SLG: 0.439			FC3-2 1B 1-3		FC1-5 1B 1-2 2-3F		4-3		2B 1B	4	2	2	0	1	0	2						
Yogi Berra, L (1, 2) OBP: 0.376, SLG: 0.478	F8		FC3-2 1B 1-3 3-H		1B 1-2 2-H				P6 2B	5	0	2	2	0	0	3						
Joe DiMaggio, R (1, 8) OBP: 0.371, SLG: 0.550										4	2	3	1	0	0	1						
Johnny Mize, L (1, 3) OBP: 0.389, SLG: 0.489										4	0	1	1	0	1	3						
Joe Collins, L (8, PR) OBP: 0.307, SLG: 0.447										0	0	0	0	0	0	0						
Billy Johnson, R (1, 5) OBP: 0.402, SLG: 0.442										3	0	1	0	1	0	0						
Jerry Coleman, R (1, 4) OBP: 0.370, SLG: 0.387										3	0	1	1	1	0	3						
Cliff Mapes, L (1, 9) OBP: 0.378, SLG: 0.473										4	0	1	0	0	0	4						
Whitey Ford, L (1, 1) ERA: 4.38										1	0	0	0	1	0	0						
Bobby Brown, L (7, PH) OBP: 0.314, SLG: 0.321										1	0	0	0	0	0	0						
Tom Ferrick, R (8, 1) OBP: 0.286, SLG: 0.167										0	0	0	0	0	0	0						
Billy Martin, R (9, PH) OBP: 0.455, SLG: 0.500										1	0	0	0	0	0	0						
Inning Stats	R: 0 E: 0 K: 0 S: 3	H: 0 LOB: 1 BB: 1 P: 7	R: 0 E: 0 K: 1 S: 5	H: 0 LOB: 1 BB: 1 P: 9	R: 1 E: 0 K: 0 S: 6	H: 3 LOB: 2 BB: 0 P: 6	R: 0 E: 1 K: 0 S: 3	H: 0 LOB: 0 BB: 0 P: 3	R: 1 E: 0 K: 0 S: 3	H: 2 LOB: 1 BB: 1 P: 7	R: 1 E: 0 K: 0 S: 4	H: 2 LOB: 1 BB: 1 P: 8	R: 0 E: 0 K: 0 S: 3	H: 0 LOB: 0 BB: 0 P: 3	R: 1 E: 0 K: 0 S: 6	H: 4 LOB: 3 BB: 0 P: 6	R: 1 E: 0 K: 0 S: 4	H: 2 LOB: 1 BB: 0 P: 4	1B: 11 2B: 3 3B: 0 HR: 0	SF: 0 SAC: 0 DP: 2 HBP: 0	WP: 0 PB: 0 SB: 0 CS: 0	PA: 39
PITCHER	IP WLS BF H R ER SO BB IBB HBP BLK WP HR S P ERA WHIP																					
Bobby Shantz, L (1, 1) ERA: 4.38	8.0	35	11	4	4	1	4	0	0	0	0	0	0	33	49	4.50	1.875					
Lou Brissie, L (9, 1) ERA: 4.49	0.2	L 4	2	1	1	0	0	0	0	0	0	4	4	13.50	3.000							

Philadelphia Athletics @ New York Yankees
Yankee Stadium, Bronx, NY
Thu Jul 06 1950, 3:33 AM EDT
Att: 12,027 - Unknown

AB 35
R 5
H 13
RBI 5
BB 4
SO 1
LOB 16



Batter	1	2	3	4	5	6	7	8	9	AB	R	H	RBI	BB	SO	LOB	TOP					
Dom DiMaggio, R (1, 8) OBP: 0.426, SLG: 0.421	0-3 K		4-0 BB		0-0 4-3			4-0 HR BB		2	1	0	0	2	1	0	Boston Red Sox @ New York Yankees Yankee Stadium, Bronx, NY Fri Jul 07 1950, 3:33 AM EDT Att: 58,375 - Unknown					
6 Johnny Pesky, L (1, 5) OBP: 0.430, SLG: 0.400	0-0 6-3		0-0 F9			0-0 3-1		0-0 F8		4	0	0	0	0	0	2						
Ted Williams, L (1, 7) OBP: 0.471, SLG: 0.705	4-0 1B BB		0-0 4-3			4-0 BB		0-0 HR		2	1	1	2	2	0	1						
Vern Stephens, R (1, 6) OBP: 0.378, SLG: 0.536	0-0 1-2 1B			0-0 6-3		0-0 P5		0-0 6-3		4	0	1	0	0	0	1						
Walt Dropo, R (1, 3) OBP: 0.402, SLG: 0.646	0-0 P4			0-0 P4		0-0 F9		0-0 6-3		4	0	0	0	0	0	3						
Bobby Doerr, R (1, 4) OBP: 0.379, SLG: 0.476		0-0 F7			0-0 1B			0-0 2-3		4	0	2	0	0	0	0						
Al Zarilla, L (1, 9) OBP: 0.429, SLG: 0.477		0-0 4-3		0-0 P4			0-0 1-3		0-0 F8	4	0	0	0	0	0	2						
Matt Batts, R (1, 2) OBP: 0.291, SLG: 0.355 Clyde Vollmer, R (9, PH) OBP: 0.379, SLG: 0.488		0-0 4-3			0-0 F7			0-3 K		3	0	1	0	0	0	0						
Dick Littlefield, L (1, 1) Ellis Kinder, R (6, 1) Billy Goodman, L (7, PH) Willard Nixon, L (7, 1) Tom Wright, L (9, PH) OBP: 0.343, SLG: 0.359			0-3 K			0-3 K		0-0 F7		2	0	0	0	0	2	0						
Inning Stats	R: 0 E: 0 K: 1 S: 6	H: 1 LOB: 2 BB: 1 P: 10	R: 0 E: 0 K: 0 S: 3	H: 0 LOB: 0 BB: 0 P: 3	R: 0 E: 0 K: 1 S: 5	H: 0 LOB: 1 BB: 1 P: 9	R: 0 E: 0 K: 0 S: 4	H: 1 LOB: 1 BB: 0 P: 4	R: 0 E: 0 K: 1 S: 5	H: 0 LOB: 0 BB: 1 P: 5	R: 0 E: 0 K: 0 S: 3	H: 0 LOB: 1 BB: 1 P: 7	R: 0 E: 0 K: 0 S: 4	H: 1 LOB: 1 BB: 0 P: 4	R: 2 E: 0 K: 0 S: 4	H: 1 LOB: 0 BB: 1 P: 8		R: 0 E: 0 K: 1 S: 6	H: 1 LOB: 1 BB: 0 P: 6	1B: 4 2B: 0 3B: 0 HR: 1	SF: 0 SAC: 0 DP: 0 HBP: 0	WP: 0 PB: 0 SB: 0 CS: 0
PITCHER Allie Reynolds, R (1, 1) ERA: 3.52	IP: 9.0 WLS: W BF: 36 H: 5 R: 2 ER: 2 SO: 4 BB: 4 IBB: 0 HBP: 0 BLK: 0 WP: 0 HR: 1 S: 40 P: 56 ERA: 2.00 WHIP: 1.000															PITCHER						

Batter	1	2	3	4	5	6	7	8	9	AB	R	H	RBI	BB	SO	LOB	BOTTOM					
Phil Rizzuto, R (1, 6) OBP: 0.416, SLG: 0.426	4-0 HR BB		0-3 K		0-3 K	0-0 CS	0-0 1-3	4-0 BB		3	1	0	0	2	2	3	Boston Red Sox @ New York Yankees Yankee Stadium, Bronx, NY Fri Jul 07 1950, 3:33 AM EDT Att: 58,375 - Unknown					
Gene Woodling, L (1, 7) OBP: 0.411, SLG: 0.449	0-0 1-H HR		0-0 1-3		0-3 K		0-0 P4	0-0 F7		5	1	1	2	0	1	3						
Yogi Berra, L (1, 2) OBP: 0.375, SLG: 0.473	0-3 K		0-3 K		0-0 P5		4-0 1B BB			3	0	0	0	1	2	1						
Joe DiMaggio, R (1, 8) OBP: 0.369, SLG: 0.545	0-0 5-3		0-0 6-3			0-0 F9	0-0 1-2 1B			4	0	1	0	0	0	0						
Billy Johnson, R (1, 5) OBP: 0.393, SLG: 0.430	0-0 F8			0-0 F8		0-0 F7	0-0 4-3			4	0	0	0	0	0	2						
Johnny Mize, L (1, 3) OBP: 0.386, SLG: 0.469 Joe Collins, L (7, 3) OBP: 0.311, SLG: 0.447		0-0 G3		0-0 F7		4-0 HR BB		4-0 SH3-4 BB		2	1	0	0	1	0	0						
Cliff Mapes, L (1, 9) OBP: 0.382, SLG: 0.487		0-0 4-3		4-0 BB		0-0 HR		0-0 SH3-4		2	1	1	2	1	0	0						
Jerry Coleman, R (1, 4) OBP: 0.375, SLG: 0.390		4-0 1B BB		0-0 F8		0-0 CS BB	0-0 1B	0-0 1B		3	0	2	1	1	0	1						
Allie Reynolds, R (1, 1) OBP: 0.327, SLG: 0.279		0-0 E7 1-3 1B			4-0 BB	4-0 BB		0-0 BB		2	0	2	0	2	0	0						
Inning Stats	R: 2 E: 0 K: 1 S: 6	H: 1 LOB: 0 BB: 1 P: 10	R: 0 E: 1 K: 1 S: 6	H: 1 LOB: 2 BB: 1 P: 10	R: 0 E: 0 K: 1 S: 5	H: 0 LOB: 0 BB: 0 P: 5	R: 0 E: 0 K: 0 S: 3	H: 0 LOB: 1 BB: 1 P: 7	R: 0 E: 0 K: 2 S: 7	H: 0 LOB: 1 BB: 1 P: 11	R: 2 E: 0 K: 0 S: 4	H: 2 LOB: 1 BB: 2 P: 12	R: 0 E: 0 K: 0 S: 4	H: 1 LOB: 2 BB: 1 P: 8	R: 1 E: 0 K: 0 S: 4	H: 2 LOB: 2 BB: 2 P: 12		R: 0 E: 0 K: 0 S: 6	H: 1 LOB: 2 BB: 2 P: 6	1B: 5 2B: 0 3B: 0 HR: 2	SF: 0 SAC: 1 DP: 0 HBP: 0	WP: 0 PB: 0 SB: 0 CS: 1
PITCHER Dick Littlefield, L (1, 1) ERA: 6.35 Ellis Kinder, R (6, 1) ERA: 4.91 Willard Nixon, R (7, 1) ERA: 4.5	IP: 5.2 WLS: L BF: 27 H: 4 R: 4 ER: 4 SO: 5 BB: 6 IBB: 0 HBP: 0 BLK: 0 WP: 0 HR: 2 S: 31 P: 55 ERA: 6.35 WHIP: 1.765															PITCHER						

Batter	1	2	3	4	5	6	7	8	9	AB	R	H	RBI	BB	SO	LOB	TOP					
Dom DiMaggio, R OBP: 0.424, SLG: 0.419	0-0 WP 5-3 1B	0-0 5-3			0-3 K		0-3 K			4	1	1	0	0	2	0	Boston Red Sox @ New York Yankees Yankee Stadium, Bronx, NY Sat Jul 08 1950, 3:33 AM EDT Att: 41,579 - Unknown livebaseballscorecards.com					
6 Johnny Pesky, L OBP: 0.427, SLG: 0.395	4-0 5-3 WP E BB		0-0 P4		0-0 G3		0-0 P2			3	1	0	0	1	0	0						
Ted Williams, L OBP: 0.472, SLG: 0.701	4-0 5-3 1-2 2-3 BB		0-0 P4		0-0 HR 1B		0-0 G3			3	1	1	0	1	0	0						
Vern Stephens, R OBP: 0.377, SLG: 0.542	0-0 F8		0-0 F8		0-0 HR 1B		0-0 P4			4	1	1	2	0	0	3						
Walt Dropo, R OBP: 0.397, SLG: 0.637	0-0 5-3			0-0 6-3		0-0 P4		0-0 5-3		4	0	0	1	0	0	2						
Bobby Doerr, R OBP: 0.374, SLG: 0.470	0-0 E6			0-0 6-3		0-0 1-3			0-0 1-3	4	0	0	0	0	0	1						
Al Zarilla, L OBP: 0.430, SLG: 0.482	0-0 P6								0-0 P2	4	0	2	0	0	0	2						
Birdie Tebbetts, R OBP: 0.404, SLG: 0.494			0-3 K		0-3 K				0-0 P2	4	0	2	0	0	0	2						
Walt Masterson, R OBP: 0.095, SLG: 0.100					0-3 K				0-0 6-3	4	0	0	0	0	2	2						
Inning Stats	R: 2 E: 1 K: 0 S: 5	H: 1 LOB: 2 BB: 2 P: 13	R: 0 E: 0 K: 0 S: 7	H: 0 LOB: 0 BB: 0 P: 7	R: 0 E: 0 K: 1 S: 3	H: 0 LOB: 1 BB: 0 P: 3	R: 0 E: 0 K: 1 S: 6	H: 1 LOB: 1 BB: 0 P: 6	R: 0 E: 0 K: 2 S: 7	H: 0 LOB: 0 BB: 0 P: 7	R: 2 E: 0 K: 0 S: 6	H: 3 LOB: 1 BB: 0 P: 6	R: 0 E: 0 K: 0 S: 7	H: 0 LOB: 0 BB: 0 P: 7	R: 0 E: 0 K: 0 S: 3	H: 0 LOB: 0 BB: 0 P: 3	R: 0 E: 0 K: 0 S: 3	H: 0 LOB: 0 BB: 0 P: 3	1B: 3 2B: 1 3B: 0 HR: 1	SF: 0 SAC: 0 DP: 0 HBP: 0	WP: 1 PB: 0 SB: 1 CS: 0	PA: 35
PITCHER Vic Raschi, R ERA: 4.29	IP: 9.0 WLS: L BF: 35	H: 5 R: 4 ER: 3 SO: 7	BB: 2 IBB: 0 HBP: 0 BLK: 0	WP: 1 HR: 1 S: 47 P: 55	ERA: 3.00 WHIP: 0.778	PITCHER										ERA: 3.00 WHIP: 0.778						

AB 33
R 4
H 5
RBI 3
BB 2
SO 7
LOB 10

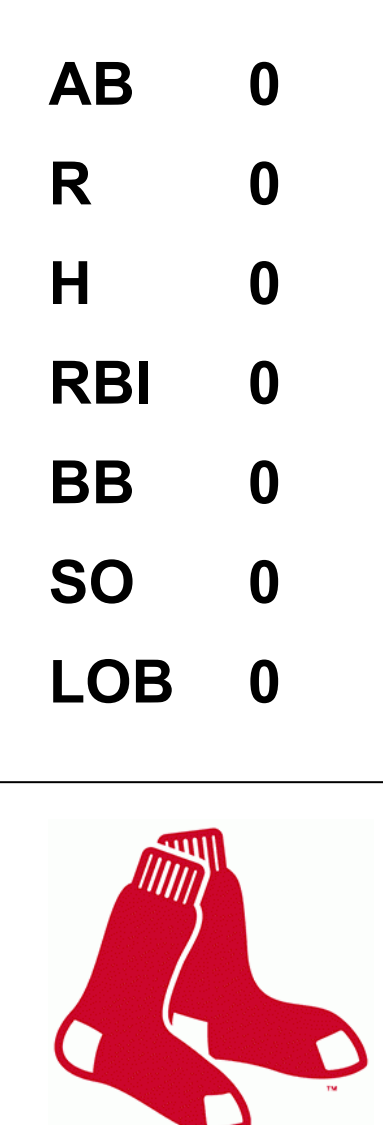


Batter	1	2	3	4	5	6	7	8	9	AB	R	H	RBI	BB	SO	LOB	BOTTOM					
Phil Rizzuto, R OBP: 0.418, SLG: 0.427	0-0 F7		4-0 1-2 BB		0-0 CS 1B		0-0 F7		0-0 1B	4	0	2	0	1	0	1	Boston Red Sox @ New York Yankees Yankee Stadium, Bronx, NY Sat Jul 08 1950, 3:33 AM EDT Att: 41,579 - Unknown livebaseballscorecards.com					
Gene Woodling, L OBP: 0.420, SLG: 0.449	4-0 BB		0-0 P6		4-0 1-2 BB		4-0 1-2 BB		0-0 1-2 BB	2	0	1	0	3	0	2						
Cliff Mapes, L OBP: 0.378, SLG: 0.478	0-0 F8		0-3 K		4-0 1-2 BB		0-0 F8		0-0 F7	4	0	0	0	1	1	7						
Joe DiMaggio, R OBP: 0.371, SLG: 0.543	0-3 K			0-0 BB 1B	0-0 G6-4-3 BB				4-0 BB	3	1	1	0	1	1	3						
Yogi Berra, L OBP: 0.373, SLG: 0.468		0-0 4-3		4-0 1B G1-6-3 BB		0-0 F9		0-0 P4		3	1	0	0	1	0	1						
Johnny Mize, L OBP: 0.377, SLG: 0.453		0-0 P6		0-0 G1-6-3 1B		0-0 F9		0-0 F9		4	0	1	1	0	0	1						
Billy Johnson, R OBP: 0.385, SLG: 0.420		0-0 5-3		0-0 G1-6-3 1-2 3-H		0-0 P5		0-0 P2		4	0	0	0	0	0	2						
Jerry Coleman, R OBP: 0.378, SLG: 0.393			0-0 BB		0-0 FC4-6 1B		0-3 K		0-0 F9	3	0	2	0	0	1	0						
Bobby Brown, L OBP: 0.315, SLG: 0.319			0-0 BB 1B		0-0 FC4-6 1B				0-0 F8	1	0	0	0	0	0	0						
Vic Raschi, R OBP: 0.267, SLG: 0.214			0-3 K		0-0 FC4-6 1-2		4-0 BB		0-0 F8	2	0	0	0	1	1	2						
Tommy Henrich, L OBP: 0.421, SLG: 0.688										1	0	0	0	0	0	0						
Inning Stats	R: 0 E: 0 K: 1 S: 5	H: 0 LOB: 1 BB: 1 P: 9	R: 0 E: 0 K: 0 S: 3	H: 0 LOB: 0 BB: 0 P: 3	R: 0 E: 0 K: 2 S: 8	H: 1 LOB: 2 BB: 1 P: 12	R: 2 E: 0 K: 0 S: 5	H: 3 LOB: 1 BB: 1 P: 9	R: 0 E: 0 K: 0 S: 2	H: 1 LOB: 1 BB: 2 P: 10	R: 0 E: 0 K: 0 S: 3	H: 0 LOB: 0 BB: 0 P: 3	R: 0 E: 0 K: 1 S: 5	H: 0 LOB: 2 BB: 2 P: 13	R: 0 E: 0 K: 0 S: 3	H: 0 LOB: 1 BB: 1 P: 7	R: 0 E: 0 K: 0 S: 5	H: 2 LOB: 2 BB: 0 P: 5	1B: 7 2B: 0 3B: 0 HR: 0	SF: 0 SAC: 0 DP: 2 HBP: 0	WP: 0 PB: 0 SB: 0 CS: 1	PA: 39
PITCHER Walt Masterson, R ERA: 5.15	IP: 9.0 WLS: W BF: 39	H: 7 R: 2 ER: 2 SO: 4	BB: 8 IBB: 0 HBP: 0 BLK: 0	WP: 0 HR: 0 S: 39 P: 71	ERA: 2.00 WHIP: 1.667	PITCHER										ERA: 2.00 WHIP: 1.667						

AB 31
R 2
H 7
RBI 1
BB 8
SO 4
LOB 19



Batter	1	2	3	4	5	6	7	8	9	AB	R	H	RBI	BB	SO	LOB	TOP																		
Dom DiMaggio, R (1, 8) OBP: 0.424, SLG: 0.419											0	0	0	0	0	0	0	Boston Red Sox @ New York Yankees Yankee Stadium, Bronx, NY Sun Jul 09 1950, 3:33 AM EDT Att: 53,097 - Unknown livebaseballscorecards.com																	
6 Johnny Pesky, L (1, 5) OBP: 0.427, SLG: 0.395											0	0	0	0	0	0	0																		
Ted Williams, L (1, 7) OBP: 0.472, SLG: 0.701											0	0	0	0	0	0	0																		
Vern Stephens, R (1, 6) OBP: 0.377, SLG: 0.542											0	0	0	0	0	0	0																		
Walt Dropo, R (1, 3) OBP: 0.397, SLG: 0.637											0	0	0	0	0	0	0																		
Bobby Doerr, R (1, 4) OBP: 0.374, SLG: 0.470											0	0	0	0	0	0	0																		
Clyde Vollmer, R (1, 9) OBP: 0.379, SLG: 0.488											0	0	0	0	0	0	0																		
Birdie Tebbetts, R (1, 2) OBP: 0.404, SLG: 0.494											0	0	0	0	0	0	0																		
Joe Dobson, R (1, 1) OBP: 0.319, SLG: 0.205											0	0	0	0	0	0	0																		
Inning Stats											1B: 0	SF: 0	WP: 0	PA: 0	2B: 0	SAC: 0	FB: 0		3B: 0	DP: 0	SB: 0	HR: 0	HBP: 0	CS: 0											
PITCHER Ed Lopat, L (1, 1) ERA: 3.95	IP	WLS	BF	H	R	ER	SO	BB	IBB	HBP	BLK	WP	HR	S	P	ERA	WHIP	PITCHER	IP	WLS	BF	H	R	ER	SO	BB	IBB	HBP	BLK	WP	HR	S	P	ERA	WHIP



Batter	1	2	3	4	5	6	7	8	9	AB	R	H	RBI	BB	SO	LOB	BOTTOM																		
Phil Rizzuto, R (1, 6) OBP: 0.418, SLG: 0.427											0	0	0	0	0	0	0	Boston Red Sox @ New York Yankees Yankee Stadium, Bronx, NY Sun Jul 09 1950, 3:33 AM EDT Att: 53,097 - Unknown livebaseballscorecards.com																	
Gene Woodling, L (1, 7) OBP: 0.420, SLG: 0.449											0	0	0	0	0	0	0																		
Yogi Berra, L (1, 2) OBP: 0.373, SLG: 0.468											0	0	0	0	0	0	0																		
Joe DiMaggio, R (1, 8) OBP: 0.371, SLG: 0.543											0	0	0	0	0	0	0																		
Johnny Mize, L (1, 3) OBP: 0.377, SLG: 0.453											0	0	0	0	0	0	0																		
Cliff Mapes, L (1, 9) OBP: 0.378, SLG: 0.478											0	0	0	0	0	0	0																		
Billy Johnson, R (1, 5) OBP: 0.385, SLG: 0.420											0	0	0	0	0	0	0																		
Jerry Coleman, R (1, 4) OBP: 0.378, SLG: 0.393											0	0	0	0	0	0	0																		
Ed Lopat, L (1, 1) OBP: 0.417, SLG: 0.359											0	0	0	0	0	0	0																		
Inning Stats											1B: 0	SF: 0	WP: 0	PA: 0	2B: 0	SAC: 0	FB: 0		3B: 0	DP: 0	SB: 0	HR: 0	HBP: 0	CS: 0											
PITCHER Joe Dobson, R (1, 1) ERA: 3.97	IP	WLS	BF	H	R	ER	SO	BB	IBB	HBP	BLK	WP	HR	S	P	ERA	WHIP	PITCHER	IP	WLS	BF	H	R	ER	SO	BB	IBB	HBP	BLK	WP	HR	S	P	ERA	WHIP



Batter	1	2	3	4	5	6	7	8	9	10	AB	R	H	RBI	BB	SO	LOB	TOP									
Dale Mitchell, L OBP: 0.374, SLG: 0.371 (1, 7)	K		3-1		SH1-4 1B BB		1B SH1-3 1B		FC5-6 1B		4	1	2	0	1	1	0	Cleveland Indians @ New York Yankees Yankee Stadium, Bronx, NY Sat Jul 15 1950, 3:33 AM EDT Att: 26,124 - Unknown									
Bob Kennedy, R OBP: 0.364, SLG: 0.450 (1, 9)	FC6-4 1B		F3		SH1-4		SH1-3		FC5-6		3	0	1	0	0	0	1										
Luke Easter, L OBP: 0.408, SLG: 0.563 (1, 3)	FC6-4		K		F3		1B		F8		5	0	1	0	0	1	3										
Al Rosen, R OBP: 0.402, SLG: 0.627 (1, 5)	F6				6-3		F5		F7		5	0	1	1	0	0	4										
Larry Doby, L OBP: 0.472, SLG: 0.533 (1, 8)					G3		F8				5	0	2	0	0	0	3										
Ray Boone, R OBP: 0.438, SLG: 0.484 (1, 6)					G3		F8				5	0	2	0	0	0	3										
Joe Gordon, R OBP: 0.316, SLG: 0.369 (1, 4)					2B 3B BB		F8		5-3		3	1	0	0	1	0	1										
Jim Hegan, R OBP: 0.333, SLG: 0.489 (1, 2)					2B		E5 FC5-4		6-3		4	1	1	0	1	0	1										
Bob Feller, R OBP: 0.111, SLG: 0.119 Lou Boudreau, R OBP: 0.342, SLG: 0.347 Early Wynn, S OBP: 0.400, SLG: 0.500 (10, PH)					2B 3B		FC5-4		6-3		5	0	3	2	0	0	3										
					3B		F8		6-3		4	0	0	0	0	2	5										
					K		F8		F2		1	0	0	0	0	0	2										
					K						0	0	0	0	0	0	0										
Inning Stats	R: 0 E: 0 K: 1 S: 6	H: 1 LOB: 1 BB: 0 P: 6	R: 0 E: 0 K: 1 S: 7	H: 2 LOB: 2 BB: 0 P: 7	R: 0 E: 0 K: 1 S: 5	H: 0 LOB: 0 BB: 5	R: 2 E: 0 K: 1 S: 7	H: 2 LOB: 1 BB: 1 P: 11	R: 1 E: 0 K: 0 S: 4	H: 1 LOB: 1 BB: 0 P: 4	R: 0 E: 0 K: 0 S: 5	H: 2 LOB: 2 BB: 0 P: 5	R: 0 E: 0 K: 0 S: 4	H: 1 LOB: 1 BB: 0 P: 4	R: 0 E: 0 K: 0 S: 4	H: 1 LOB: 0 BB: 0 P: 4	R: 0 E: 0 K: 0 S: 4	H: 1 LOB: 2 BB: 1 P: 8	R: 0 E: 0 K: 0 S: 4	H: 1 LOB: 1 BB: 0 P: 8	R: 0 E: 0 K: 0 S: 4	H: 1 LOB: 2 BB: 1 P: 8	R: 0 E: 0 K: 0 S: 4	H: 1 LOB: 1 BB: 1 P: 8	1B: 8 2B: 2 3B: 1 HR: 0	SF: 0 SAC: 3 DP: 0 HBP: 0	WP: 0 PA: 45
PITCHER Ed Lopat, L ERA: 3.65 (1, 1)	IP: 10.0 WLS: 10 BF: 45 H: 11 R: 3 ER: 3 SO: 4 BB: 3 IBB: 0 HBP: 0 BLK: 0 WP: 0 HR: 0 S: 50 P: 62 ERA: 2.70 WHIP: 1.400																										

Batter	1	2	3	4	5	6	7	8	9	10	AB	R	H	RBI	BB	SO	LOB	BOTTOM					
Gene Woodling, L OBP: 0.408, SLG: 0.430 (1, 7)	K	4-3		FC6		K		HBP BB		1B 1B	5	0	1	0	1	2	4	Cleveland Indians @ New York Yankees Yankee Stadium, Bronx, NY Sat Jul 15 1950, 3:33 AM EDT Att: 26,124 - Unknown					
Phil Rizzuto, R OBP: 0.418, SLG: 0.426 (1, 6)	F8		6-3		SH 2B		F8		HBP	1B	5	0	2	1	0	0	0						
Cliff Mapes, L OBP: 0.374, SLG: 0.467 (1, 8)	1B		G3		SH 2B		F6			1B	3	0	1	0	1	0	3						
Tommy Henrich, L OBP: 0.417, SLG: 0.660 (1, 3)	G3		BB		FC3-2-5-2 1B		F9		F9		4	1	0	0	1	0	4						
Bobby Brown, L OBP: 0.319, SLG: 0.333 (1, 5)		1B 2B	F8		1B		1B		4-3		5	1	3	1	0	0	1						
Jackie Jensen, R OBP: 0.216, SLG: 0.152 (1, 9)		WP FC5-6 1B	1-3		L9		F9		F7		5	1	1	1	0	0	3						
Jerry Coleman, R OBP: 0.374, SLG: 0.390 (1, 4)		FC5-6 WP BB	F8		F8		F9		HBP SH5-3 1B		4	0	1	0	1	0	0						
Charles Silvera, R OBP: 0.158, SLG: 0.111 Yogi Berra, L OBP: 0.373, SLG: 0.470 Ralph Houk, R OBP: 0.250, SLG: 0.500 (8, PH)		FC5-6		1B		6-3		F7		F5	3	0	1	1	0	0	1						
Ed Lopat, L OBP: 0.426, SLG: 0.364 Billy Martin, R OBP: 0.455, SLG: 0.500 (10, PR)		F2		FC6 1B				SH5-3		1B 1B	3	0	2	0	1	0	1						
											0	1	0	0	0	0	0						
Inning Stats	R: 0 E: 0 K: 1 S: 6	H: 2 LOB: 1 BB: 1 P: 9	R: 0 E: 0 K: 0 S: 3	H: 0 LOB: 1 BB: 1 P: 7	R: 0 E: 0 K: 0 S: 5	H: 2 LOB: 2 BB: 0 P: 5	R: 1 E: 0 K: 1 S: 5	H: 2 LOB: 1 BB: 1 P: 9	R: 0 E: 0 K: 0 S: 4	H: 1 LOB: 2 BB: 1 P: 8	R: 0 E: 0 K: 0 S: 4	H: 1 LOB: 3 BB: 1 P: 9	R: 0 E: 0 K: 0 S: 3	H: 0 LOB: 0 BB: 0 P: 3	R: 1 E: 0 K: 0 S: 5	H: 3 LOB: 2 BB: 0 P: 5	R: 0 E: 0 K: 0 S: 5	H: 0 LOB: 0 BB: 0 P: 3	R: 1 E: 0 K: 0 S: 5	H: 3 LOB: 2 BB: 0 P: 5	1B: 10 2B: 3 3B: 0 HR: 0	SF: 0 SAC: 2 DP: 1 HBP: 1	WP: 1 PA: 47
PITCHER Bob Feller, R ERA: 3.82 Early Wynn, R ERA: 3.64 (10, 1)	IP: 9.0 WLS: 0.2 BF: 42 H: 9 R: 3 ER: 3 SO: 2 BB: 5 IBB: 0 HBP: 1 BLK: 0 WP: 1 HR: 0 S: 40 P: 61 ERA: 3.00 WHIP: 1.556																						

Batter	1	2	3	4	5	6	7	8	9	AB	R	H	RBI	BB	SO	LOB	TOP		
Chico Carrasquel, R OBP: 0.383, SLG: 0.357 (1, 6)	0-0 6-3		0-0 4-3		0-0 1-2 1B		0-0 F6		0-0 6-3	5	0	1	0	0	0	1			
Dave Philley, S OBP: 0.302, SLG: 0.382 (1, 8)	0-3 K		0-0 F9		0-0 F8			0-0 F9		4	0	0	0	0	1	2			
Mary Rickert, L OBP: 0.287, SLG: 0.308 (1, 9)	0-3 K		0-0 4-3			0-0 G3 1B		0-0 1B		4	0	2	0	0	1	0			
Gus Zernial, R OBP: 0.345, SLG: 0.487 (1, 7)		0-0 6-3		0-0 6-3		0-0 G3 1B		0-0 P6		4	0	1	0	0	0	1			
Eddie Robinson, L OBP: 0.395, SLG: 0.418 (1, 3)		4-0 BB 1B BB		0-0 P6		0-0 G3		0-0 1-2 1B		3	1	1	0	1	0	2			
Hank Majeski, R OBP: 0.264, SLG: 0.385 (1, 5)		4-0 FC4-6 1B BB		0-0 F8		0-3 K		0-3 K		2	0	0	0	1	1	2			
Gordon Goldsberry, L OBP: 0.443, SLG: 0.461 (8, PH)										1	0	0	0	0	1	2			
Floyd Baker, L OBP: 0.405, SLG: 0.361 (8, 5)										0	0	0	0	0	0	0			
Phil Masi, R OBP: 0.390, SLG: 0.431 (1, 2)		0-0 FC4-6 1B		0-0 F2		0-0 6-3		0-0 F2		4	0	1	1	0	0	2			
Nellie Fox, L OBP: 0.332, SLG: 0.328 (1, 4)		0-0 FC4-6		0-0 F7		0-0 F8		4-0 BB		3	0	0	0	1	0	2			
Billy Pierce, L OBP: 0.302, SLG: 0.250 (1, 1)		0-0 F7		0-0 F7		0-0 1B		0-3 K		3	0	1	0	0	0	2			
Mike McCormick, R OBP: 0.273, SLG: 0.167 (9, PH)										1	0	0	0	0	1	1			
Inning Stats	R: 0 E: 0 K: 2 S: 7	H: 0 LOB: 0 BB: 0 P: 7	R: 1 E: 0 K: 0 S: 4	H: 1 LOB: 2 BB: 2 P: 12	R: 0 E: 0 K: 0 S: 3	H: 0 LOB: 0 BB: 0 P: 3	R: 0 E: 0 K: 0 S: 3	H: 2 LOB: 2 BB: 0 P: 5	R: 0 E: 0 K: 1 S: 7	H: 2 LOB: 2 BB: 0 P: 7	R: 0 E: 0 K: 0 S: 3	R: 0 E: 0 K: 1 S: 7	H: 2 LOB: 2 BB: 0 P: 7	R: 0 E: 0 K: 1 S: 5	H: 0 LOB: 1 BB: 1 P: 9	1B: 7 2B: 0 3B: 0 HR: 0	SF: 0 SAC: 0 DP: 0 HBP: 0	WP: 0 PB: 0 SB: 0 CS: 0	PA: 37
PITCHER Vic Raschi, R ERA: 4.07 (1, 1)	IP: 9.0 WLS: W BF: 37 H: 7 R: 1 ER: 1 SO: 5 BB: 3 IBB: 0 HBP: 0 BLK: 0 WP: 0 HR: 0 S: 44 P: 56 ERA: 1.00 WHIP: 1.111																		

Chicago White Sox @ New York Yankees
Yankee Stadium, Bronx, NY
Sun Jul 16 1950, 3:33 AM EDT
Unknown

AB	34
R	1
H	7
RBI	1
BB	3
SO	5
LOB	17



Batter	1	2	3	4	5	6	7	8	9	AB	R	H	RBI	BB	SO	LOB	BOTTOM		
Gene Woodling, L OBP: 0.409, SLG: 0.433 (1, 7)	0-3 K	0-0 2B			0-0 F8		4-0 BB			3	0	1	2	1	1	0			
Phil Rizzuto, R OBP: 0.417, SLG: 0.422 (1, 6)	4-0 E BB	0-0 F7			0-0 P4		0-0 FC5			3	0	0	0	1	0	3			
Tommy Henrich, L OBP: 0.411, SLG: 0.644 (1, 3)	0-0 F2		0-0 F9		0-0 P4			0-0 FC6-4 1B		4	0	1	0	0	0	1			
Joe Collins, L OBP: 0.304, SLG: 0.436 (8, PR)	1-2									0	0	0	0	0	0	0			
Joe DiMaggio, R OBP: 0.377, SLG: 0.545 (1, 8)	4-0 BB		0-0 1B		4-0 FC4-6 BB		0-0 FC6-4 G3			2	0	1	0	2	0	1			
Bobby Brown, L OBP: 0.312, SLG: 0.325 (1, 5)	0-0 1-3		0-0 F9		0-0 FC4-6 G4-6-3		0-0 G3			4	0	0	0	0	0	5			
Cliff Mages, L OBP: 0.369, SLG: 0.459 (1, 9)		0-3 K	0-0 F8		0-0 G4-6-3		0-0 5-3			4	0	0	0	0	1	4			
Jerry Coleman, R OBP: 0.374, SLG: 0.389 (1, 4)		0-0 6-3 1B 2B 1B		0-0 F8		0-0 5-3				3	1	1	0	0	0	0			
Charles Silveira, R OBP: 0.227, SLG: 0.190 (1, 2)		0-0 6-3 2B 1B		0-0 P6		0-0 FC1-6 1B				3	1	2	0	0	0	0			
Vic Raschi, R OBP: 0.250, SLG: 0.200 (1, 1)		0-0 6-3		0-0 F9		0-0 FC1-6 FC5 BB				3	0	0	0	0	0	3			
Inning Stats	R: 0 E: 0 K: 1 S: 5	H: 0 LOB: 2 BB: 2 P: 13	R: 2 E: 0 K: 1 S: 8	H: 3 LOB: 1 BB: 0 P: 8	R: 0 E: 0 K: 0 S: 4	H: 1 LOB: 1 BB: 0 P: 4	R: 0 E: 0 K: 0 S: 3	H: 0 LOB: 0 BB: 0 P: 3	R: 0 E: 0 K: 0 S: 2	H: 0 LOB: 1 BB: 1 P: 6	R: 0 E: 0 K: 0 S: 4	R: 0 E: 0 K: 0 S: 4	H: 1 LOB: 2 BB: 1 P: 8	R: 0 E: 0 K: 0 S: 4	H: 1 LOB: 2 BB: 0 P: 4	1B: 5 2B: 1 3B: 0 HR: 0	SF: 0 SAC: 0 DP: 1 HBP: 0	WP: 0 PB: 0 SB: 0 CS: 0	PA: 33
PITCHER Billy Pierce, L ERA: 4.61 (1, 1)	IP: 8.0 WLS: L BF: 33 H: 6 R: 2 ER: 2 SO: 2 BB: 4 IBB: 0 HBP: 0 BLK: 0 WP: 0 HR: 0 S: 33 P: 49 ERA: 2.25 WHIP: 1.250																		

Chicago White Sox @ New York Yankees
Yankee Stadium, Bronx, NY
Sun Jul 16 1950, 3:33 AM EDT
Unknown

AB	29
R	2
H	6
RBI	2
BB	4
SO	2
LOB	17



Batter	1	2	3	4	5	6	7	8	9	AB	R	H	RBI	BB	SO	LOB	TOP																		
Tom Upton, R (1, 6) OBP: 0.331, SLG: 0.274											0	0	0	0	0	0	0	St. Louis Browns @ New York Yankees Yankee Stadium, Bronx, NY Wed Jul 19 1950, 3:38 AM EDT Att: 22,824 - Unknown livebaseballscorecards.com																	
Snuffy Stirrweiss, R (1, 4) OBP: 0.341, SLG: 0.286											0	0	0	0	0	0	0																		
Sherm Lollar, R (1, 2) OBP: 0.387, SLG: 0.502											0	0	0	0	0	0	0																		
Jim Delsing, L (1, 8) OBP: 0.330, SLG: 0.299											0	0	0	0	0	0	0																		
Ray Coleman, L (1, 9) OBP: 0.341, SLG: 0.430											0	0	0	0	0	0	0																		
Roy Sievers, R (1, 7) OBP: 0.306, SLG: 0.379											0	0	0	0	0	0	0																		
Bill Sommers, R (1, 5) OBP: 0.305, SLG: 0.250											0	0	0	0	0	0	0																		
Hank Arft, L (1, 3) OBP: 0.395, SLG: 0.376											0	0	0	0	0	0	0																		
Ned Garver, R (1, 1) OBP: 0.360, SLG: 0.341											0	0	0	0	0	0	0																		
Inning Stats											1B: 0	SF: 0	WP: 0	PA: 0	2B: 0	SAC: 0	FB: 0		3B: 0	DP: 0	SB: 0	CS: 0	HR: 0	HBP: 0											
PITCHER Fred Sanford, R (1, 1) ERA: 4.97	IP	WLS	BF	H	R	ER	SO	BB	IBB	HBP	BLK	WP	HR	S	P	ERA	WHIP	PITCHER	IP	WLS	BF	H	R	ER	SO	BB	IBB	HBP	BLK	WP	HR	S	P	ERA	WHIP

Batter	1	2	3	4	5	6	7	8	9	AB	R	H	RBI	BB	SO	LOB	BOTTOM																		
Gene Woodling, L (1, 7) OBP: 0.405, SLG: 0.437											0	0	0	0	0	0	0	St. Louis Browns @ New York Yankees Yankee Stadium, Bronx, NY Wed Jul 19 1950, 3:38 AM EDT Att: 22,824 - Unknown livebaseballscorecards.com																	
Phil Rizzuto, R (1, 6) OBP: 0.421, SLG: 0.420											0	0	0	0	0	0	0																		
Hank Bauer, R (1, 9) OBP: 0.399, SLG: 0.541											0	0	0	0	0	0	0																		
Johnny Mize, L (1, 3) OBP: 0.418, SLG: 0.603											0	0	0	0	0	0	0																		
Yogi Berra, L (1, 2) OBP: 0.382, SLG: 0.479											0	0	0	0	0	0	0																		
Bobby Brown, L (1, 5) OBP: 0.323, SLG: 0.323											0	0	0	0	0	0	0																		
Cliff Mapes, L (1, 8) OBP: 0.361, SLG: 0.441											0	0	0	0	0	0	0																		
Jerry Coleman, R (1, 4) OBP: 0.377, SLG: 0.397											0	0	0	0	0	0	0																		
Fred Sanford, S (1, 1) OBP: 0.240, SLG: 0.292											0	0	0	0	0	0	0																		
Inning Stats											1B: 0	SF: 0	WP: 0	PA: 0	2B: 0	SAC: 0	FB: 0		3B: 0	DP: 0	SB: 0	CS: 0	HR: 0	HBP: 0											
PITCHER Ned Garver, R (1, 1) ERA: 3.57	IP	WLS	BF	H	R	ER	SO	BB	IBB	HBP	BLK	WP	HR	S	P	ERA	WHIP	PITCHER	IP	WLS	BF	H	R	ER	SO	BB	IBB	HBP	BLK	WP	HR	S	P	ERA	WHIP

Batter	1	2	3	4	5	6	7	8	9	AB	R	H	RBI	BB	SO	LOB	TOP			
Johnny Lipon, R OBP: 0.384, SLG: 0.376										4	1	1	1	1	0	3	<p>Detroit Tigers @ New York Yankees Yankee Stadium, Bronx, NY</p> <p>Sat Jul 22 1950, 3:33 AM EDT Att: 42,685 - Unknown</p> <p>livebaseballscores.com</p> <p>AB 33 R 4 H 7 RBI 4 BB 8 SO 3 LOB 21</p>			
Jerry Priddy, R OBP: 0.372, SLG: 0.389										3	1	1	0	2	0	0				
George Kell, R OBP: 0.420, SLG: 0.514										4	1	1	1	1	0	5				
Pat Mullin, L OBP: 0.257, SLG: 0.258										4	0	1	2	1	1	2				
Hoot Evers, R OBP: 0.407, SLG: 0.630										5	0	1	0	0	0	5				
Johnny Groth, R OBP: 0.396, SLG: 0.449										3	1	0	0	1	0	1				
Don Kolloway, R OBP: 0.315, SLG: 0.439										3	0	0	0	1	0	0				
Aaron Robinson, L OBP: 0.427, SLG: 0.415										2	0	1	0	1	1	0				
Bob Swift, R OBP: 0.333, SLG: 0.305										1	0	1	0	0	0	0				
Hal Newhouser, L OBP: 0.293, SLG: 0.243										1	0	0	0	0	0	3				
Eddie Lake, R (4, PH)										1	0	0	0	0	0	1				
Fred Hutchinson, L OBP: 0.381, SLG: 0.393										0	0	0	0	0	0	0				
Hal White, R OBP: 0.067, SLG: 0.067										2	0	0	0	0	1	1				
Inning Stats	R: 0 E: 0 K: 1 S: 6	H: 1 LOB: 2 BB: 1 P: 10	R: 1 E: 0 K: 0 S: 4	H: 1 LOB: 3 BB: 3 P: 16	R: 0 E: 0 K: 0 S: 3	H: 1 LOB: 0 BB: 0 P: 3	R: 0 E: 0 K: 0 S: 3	H: 0 LOB: 1 BB: 1 P: 7	R: 0 E: 0 K: 0 S: 3	H: 0 LOB: 0 BB: 0 P: 3	R: 0 E: 0 K: 2 S: 9	H: 2 LOB: 2 BB: 2 P: 17	R: 0 E: 0 K: 0 S: 4	H: 1 LOB: 1 BB: 0 P: 4	R: 1 E: 0 K: 0 S: 4	H: 1 LOB: 1 BB: 1 P: 8	1B: 6 2B: 0 3B: 0 HR: 1	SF: 0 SAC: 0 DP: 1 HBP: 0	WP: 0 PB: 0 SB: 0 CS: 0	PA: 41
PITCHER Tommy Byrne, L ERA: 4.59	IP: 9.0 WLS: W BF: 41 H: 7 R: 4 ER: 4 SO: 3 BB: 8 IBB: 0 HBP: 0 BLK: 0 WP: 0 HR: 1 S: 39 P: 71 ERA: 4.00 WHIP: 1.667															PITCHER				

Batter	1	2	3	4	5	6	7	8	9	AB	R	H	RBI	BB	SO	LOB	BOTTOM			
Gene Woodling, L OBP: 0.404, SLG: 0.422										3	1	1	0	1	0	1	<p>Detroit Tigers @ New York Yankees Yankee Stadium, Bronx, NY</p> <p>Sat Jul 22 1950, 3:33 AM EDT Att: 42,685 - Unknown</p> <p>livebaseballscores.com</p> <p>AB 36 R 10 H 12 RBI 9 BB 2 SO 2 LOB 21</p>			
Phil Rizzuto, R OBP: 0.420, SLG: 0.425										4	1	1	0	0	0	3				
Hank Bauer, R OBP: 0.389, SLG: 0.519										5	1	2	1	0	0	2				
Johnny Mize, L OBP: 0.441, SLG: 0.704										4	2	0	0	1	0	4				
Joe Collins, L OBP: 0.306, SLG: 0.437										0	0	0	0	0	0	0				
Joe DiMaggio, R OBP: 0.384, SLG: 0.550										5	4	2	1	0	0	3				
Yogi Berra, L OBP: 0.385, SLG: 0.485										4	0	3	3	0	0	1				
Bobby Brown, L OBP: 0.333, SLG: 0.339										4	1	2	4	0	0	2				
Jerry Coleman, R OBP: 0.376, SLG: 0.393										3	0	1	0	0	1	2				
Tommy Byrne, L OBP: 0.316, SLG: 0.442										4	0	0	0	0	1	3				
Inning Stats	R: 0 E: 0 K: 0 S: 3	H: 0 LOB: 1 BB: 1 P: 7	R: 1 E: 0 K: 2 S: 9	H: 2 LOB: 1 BB: 0 P: 9	R: 4 E: 0 K: 0 S: 8	H: 6 LOB: 2 BB: 0 P: 8	R: 0 E: 0 K: 0 S: 3	H: 0 LOB: 1 BB: 0 P: 4	R: 3 E: 2 K: 0 S: 7	H: 2 LOB: 2 BB: 1 P: 11	R: 2 E: 1 K: 0 S: 6	H: 2 LOB: 1 BB: 0 P: 6	R: 0 E: 0 K: 0 S: 3	H: 0 LOB: 0 BB: 0 P: 3	R: 0 E: 0 K: 0 S: 3	H: 0 LOB: 0 BB: 0 P: 3	1B: 11 2B: 0 3B: 1 HR: 0	SF: 0 SAC: 2 DP: 0 HBP: 1	WP: 0 PB: 0 SB: 0 CS: 0	PA: 41
PITCHER Hal Newhouser, L ERA: 4.98	IP: 3.0 WLS: L BF: 17 H: 8 R: 5 ER: 5 SO: 2 BB: 1 IBB: 0 HBP: 0 BLK: 0 WP: 0 HR: 0 S: 20 P: 24 ERA: 15.00 WHIP: 3.000															PITCHER				
Fred Hutchinson, R ERA: 4.98	IP: 1.0 WLS: L BF: 8 H: 2 R: 3 ER: 1 SO: 0 BB: 1 IBB: 0 HBP: 1 BLK: 0 WP: 0 HR: 0 S: 6 P: 11 ERA: 9.00 WHIP: 3.000																			
Hal White, R ERA: 5.06	IP: 4.0 WLS: L BF: 16 H: 2 R: 2 ER: 0 SO: 0 BB: 0 IBB: 0 HBP: 0 BLK: 0 WP: 0 HR: 0 S: 16 P: 16 ERA: 0.00 WHIP: 0.500																			

Batter	1	2	3	4	5	6	7	8	9	AB	R	H	RBI	BB	SO	LOB	TOP					
Johnny Groth, R OBP: 0.399, SLG: 0.451 (1, 8)										5	0	3	0	0	0	1						
Johnny Ligon, R OBP: 0.387, SLG: 0.379 (1, 6)										5	0	3	0	0	0	2						
Pat Mullin, L OBP: 0.240, SLG: 0.239 (1, 9)										5	0	0	0	0	1	5						
George Kell, R OBP: 0.417, SLG: 0.508 (1, 5)										4	1	0	0	1	0	5						
Hoot Evers, R OBP: 0.413, SLG: 0.631 (1, 7)										4	2	3	0	1	0	1						
Jerry Priddy, R OBP: 0.372, SLG: 0.387 (1, 4)										4	0	1	1	1	1	3						
Don Kolloway, R OBP: 0.322, SLG: 0.445 (1, 3)										4	1	2	1	1	0	2						
Bob Swift, R OBP: 0.338, SLG: 0.300 (5, PH)										1	1	0	0	1	0	0						
Charlie Keller, L OBP: 0.435, SLG: 0.400 (5, 2)										1	0	0	0	0	0	3						
Aaron Robinson, L OBP: 0.424, SLG: 0.411 (5, 1)										2	0	0	0	0	1	2						
Saul Rogovin, R OBP: 0.188, SLG: 0.375 (6, 1)										3	1	1	4	0	1	0						
Dizzy Trout, R OBP: 0.333, SLG: 0.391 (6, PH)										0	0	0	0	0	0	0						
Dick Knyhoski, L OBP: 0.256, SLG: 0.348 (8, 1)										0	0	0	0	1	0	0						
Art Houtteman, R OBP: 0.207, SLG: 0.185 (8, 1)										0	0	0	0	0	0	0						
Inning Stats	R: 0 E: 0 K: 0 S: 4	H: 2 LOB: 1 BB: 0 P: 4	R: 4 E: 1 K: 1 S: 10	H: 4 LOB: 2 BB: 1 P: 14	R: 0 E: 0 K: 0 S: 2	H: 0 LOB: 1 BB: 1 P: 6	R: 0 E: 0 K: 0 S: 4	H: 1 LOB: 1 BB: 0 P: 4	R: 0 E: 0 K: 1 S: 6	H: 1 LOB: 3 BB: 2 P: 14	R: 0 E: 0 K: 1 S: 5	H: 1 LOB: 0 BB: 0 P: 5	R: 0 E: 1 K: 0 S: 4	H: 0 LOB: 2 BB: 1 P: 8	R: 0 E: 0 K: 0 S: 2	H: 0 LOB: 0 BB: 1 P: 6	R: 2 E: 0 K: 1 S: 9	H: 4 LOB: 2 BB: 0 P: 9	1B: 11 2B: 1 3B: 0 HR: 1	SF: 0 SAC: 0 DP: 3 HBP: 0	WP: 0 PB: 0 SB: 0 CS: 1	PA: 44
PITCHER	IP WLS BF H R ER SO BB IBB HBP BLK WP HR S P ERA WHIP																					
Ed Lopat, L ERA: 3.69 (1, 1)	2.0 13 6 4 4 1 0 1 0 0 0 1 14 18 18.00 3.000																					
Joe Ostrowski, L ERA: 3.54 (3, 1)	1.0 3 0 0 0 0 1 0 0 0 0 0 2 6 0.00 1.000																					
Tom Ferrick, R ERA: 4.08 (4, 1)	1.0 4 1 0 0 0 0 0 0 0 0 0 4 4 0.00 1.000																					
Allie Reynolds, R ERA: 3.67 (5, 1)	4.2 L 22 5 2 2 2 4 0 0 0 0 0 22 38 3.86 1.929																					
Joe Page, L ERA: 4.54 (9, 1)	0.1 2 1 0 0 1 0 0 0 0 0 0 4 4 0.00 3.000																					

Detroit Tigers @ New York Yankees
Yankee Stadium, Bronx, NY
Sun Jul 23 1950, 3:33 AM EDT
Att: 59,760 - Unknown

AB 38
R 6
H 13
RBI 6
BB 6
SO 4
LOB 24



Batter	1	2	3	4	5	6	7	8	9	AB	R	H	RBI	BB	SO	LOB	BOTTOM					
Gene Woodling, L OBP: 0.401, SLG: 0.418 (1, 7)										5	0	1	0	0	0	1						
Phil Rizzuto, R OBP: 0.420, SLG: 0.424 (1, 6)										3	1	1	0	1	0	1						
Hank Bauer, R OBP: 0.391, SLG: 0.532 (1, 9)										3	1	1	3	1	0	2						
Johnny Mize, L OBP: 0.423, SLG: 0.671 (1, 3)										4	0	0	0	0	0	3						
Joe DiMaggio, R OBP: 0.382, SLG: 0.556 (1, 8)										4	1	1	1	0	0	0						
Yogi Berra, L OBP: 0.386, SLG: 0.494 (1, 2)										4	1	2	1	0	0	0						
Bobby Brown, L OBP: 0.327, SLG: 0.331 (1, 5)										4	0	0	0	0	0	1						
Jerry Coleman, R OBP: 0.378, SLG: 0.391 (1, 4)										2	1	0	0	2	0	0						
Ed Lopat, L OBP: 0.424, SLG: 0.367 (3, 1)										0	0	0	0	0	0	0						
Billy Johnson, L OBP: 0.307, SLG: 0.348 (3, PH)										1	0	0	0	0	0	1						
Tom Ferrick, R OBP: 0.395, SLG: 0.425 (4, 1)										1	0	0	0	0	0	0						
Joe Collins, L OBP: 0.327, SLG: 0.425 (4, PH)										1	0	0	0	0	0	2						
Allie Reynolds, R OBP: 0.327, SLG: 0.287 (5, 1)										1	0	0	0	0	0	0						
Joe Page, L OBP: 0.375, SLG: 0.429 (9, 1)										1	0	0	0	0	0	0						
Tommy Heath, R OBP: 0.406, SLG: 0.618 (9, PH)										1	0	0	0	0	0	0						
Inning Stats	R: 0 E: 0 K: 0 S: 3	H: 0 LOB: 1 BB: 1 P: 7	R: 0 E: 0 K: 0 S: 3	H: 0 LOB: 0 BB: 0 P: 3	R: 3 E: 0 K: 1 S: 7	H: 2 LOB: 0 BB: 1 P: 11	R: 0 E: 0 K: 0 S: 4	H: 1 LOB: 2 BB: 1 P: 8	R: 0 E: 0 K: 0 S: 4	H: 1 LOB: 1 BB: 0 P: 4	R: 2 E: 0 K: 0 S: 5	H: 2 LOB: 1 BB: 0 P: 5	R: 0 E: 0 K: 0 S: 3	H: 0 LOB: 1 BB: 1 P: 7	R: 0 E: 0 K: 0 S: 3	H: 0 LOB: 0 BB: 0 P: 3	R: 0 E: 0 K: 0 S: 3	H: 0 LOB: 0 BB: 0 P: 3	1B: 3 2B: 0 3B: 0 HR: 3	SF: 0 SAC: 0 DP: 0 HBP: 0	WP: 0 PB: 0 SB: 0 CS: 0	PA: 37
PITCHER	IP WLS BF H R ER SO BB IBB HBP BLK WP HR S P ERA WHIP																					
Saul Rogovin, R ERA: 4.28 (1, 1)	5.0 24 6 5 5 1 3 0 0 0 0 0 2 23 35 9.00 1.800																					
Dizzy Trout, R ERA: 5.04 (6, 1)	2.0 7 0 0 0 0 1 0 0 0 0 0 6 10 0.00 0.500																					
Art Houtteman, R ERA: 3.41 (8, 1)	2.0 W 6 0 0 0 0 0 0 0 0 0 0 6 6 0.00 0.000																					

Detroit Tigers @ New York Yankees
Yankee Stadium, Bronx, NY
Sun Jul 23 1950, 3:33 AM EDT
Att: 59,760 - Unknown

AB 33
R 5
H 6
RBI 5
BB 4
SO 1
LOB 11



Batter	1	2	3	4	5	6	7	8	9	AB	R	H	RBI	BB	SO	LOB	TOP		
Gene Woodling, L (1,7) OBP: 0.399, SLG: 0.415	0-0 4-3		0-0 FC9-4 BB			0-0 F7		0-0 FC5-4 1B		4	0	1	0	0	0	1	New York Yankees @ St. Louis Browns Sportsman's Park, St. Louis, MO Tue Jul 25 1950, 4:33 AM EDT Att: 7,715 - Unknown livebaseballscorecards.com		
Phil Rizzuto, R (1,6) OBP: 0.421, SLG: 0.429	0-0 8-2 3B		4-0 1-2 BB			0-0 F7		0-0 FC5-4 1-2		3	0	1	0	1	0	1			
Hank Bauer, R (1,9) OBP: 0.393, SLG: 0.529	0-0 8-2		0-0 4-3			4-0 BB			0-0 HR 1B	3	1	1	0	1	0	3			
Johnny Mize, L (1,3) OBP: 0.416, SLG: 0.685		0-0 4-3		0-0 P4		0-0 F8			0-0 HR 1B	4	1	1	2	0	0	1			
Joe DiMaggio, R (1,8) OBP: 0.383, SLG: 0.561		0-0 2B		0-0 F3			0-0 P5		0-0 1B F7 2B	4	1	2	0	0	0	0			
Yogi Berra, L (1,2) OBP: 0.385, SLG: 0.491		0-0 F8		0-0 L8			0-0 F9		0-0 E 1B	4	0	1	0	0	0	1			
Bobby Brown, L (1,5) Fred Sanford, S (8,1) Billy Johnson, R (9,PH) OBP: 0.322, SLG: 0.326 OBP: 0.259, SLG: 0.308 OBP: 0.370, SLG: 0.393		0-0 L3			0-0 L5			0-0 F6	0-0 F7	3	0	0	0	0	0	1			
Jerry Coleman, R (1,4) OBP: 0.373, SLG: 0.386			0-0 F2		0-0 5-3			0-0 4-3	0-0 F9	4	0	0	0	0	0	1			
Vic Raschi, R (1,1) Billy Martin, R (8,PH) OBP: 0.269, SLG: 0.208 OBP: 0.357, SLG: 0.385			4-0 FC9-4 BB		0-0 F9			0-0 F8	0-0 F8	1	0	0	0	1	0	0			
Inning Stats	R: 0 E: 0 K: 0 S: 3	H: 1 LOB: 0 BB: 0 P: 3	R: 0 E: 0 K: 0 S: 4	H: 1 LOB: 1 BB: 0 P: 4	R: 0 E: 0 K: 0 S: 3	H: 0 LOB: 2 BB: 2 P: 11	R: 0 E: 0 K: 0 S: 3	H: 0 LOB: 0 BB: 0 P: 3	R: 0 E: 0 K: 0 S: 3	H: 0 LOB: 1 BB: 1 P: 7	R: 0 E: 0 K: 0 S: 3	H: 0 LOB: 0 BB: 0 P: 3	R: 0 E: 0 K: 0 S: 4	H: 1 LOB: 1 BB: 0 P: 4	R: 3 E: 1 K: 0 S: 7	H: 4 LOB: 1 BB: 0 P: 7		1B: 3 2B: 3 3B: 1 HR: 1	SF: 0 SAC: 0 DP: 1 HBP: 0
PITCHER Stubby Overmire, L (1,1) ERA: 5.81	IP: 9.0 WLS: W BF: 36 H: 7 R: 3 ER: 3 SO: 0 BB: 3 IBB: 0 HBP: 0 BLK: 0 WP: 0 HR: 1 S: 33 P: 45 ERA: 3.00 WHIP: 1.111											PITCHER	IP: 9.0 WLS: W BF: 36 H: 7 R: 3 ER: 3 SO: 0 BB: 3 IBB: 0 HBP: 0 BLK: 0 WP: 0 HR: 1 S: 33 P: 45 ERA: 3.00 WHIP: 1.111						

Batter	1	2	3	4	5	6	7	8	9	AB	R	H	RBI	BB	SO	LOB	BOTTOM
Don Lenhardt, R (1,3) OBP: 0.384, SLG: 0.497	0-0 F9			0-0 F7	0-0 2B		0-0 F3			4	0	1	0	0	0	0	New York Yankees @ St. Louis Browns Sportsman's Park, St. Louis, MO Tue Jul 25 1950, 4:33 AM EDT Att: 7,715 - Unknown livebaseballscorecards.com
Jim Delsing, L (1,8) OBP: 0.286, SLG: 0.268	0-0 F2			0-0 P6	0-0 P6			0-0 4-3		4	0	0	0	0	0	2	
Dick Kokos, L (1,7) OBP: 0.389, SLG: 0.448	0-3 K		0-3 K			0-0 3-1		0-0 S 1B		4	0	1	0	0	2	0	
Ray Coleman, L (1,9) OBP: 0.346, SLG: 0.439		0-0 4-3			0-0 1B 1B	0-0 1B 2B		0-0 F2		4	2	2	0	0	0	1	
Les Moss, R (1,2) OBP: 0.314, SLG: 0.382		0-0 1-3			0-0 WP 1B 1B	0-0 5-3		0-3 K		4	1	1	0	0	1	2	
Snuffy Stirrweiss, R (1,5) OBP: 0.352, SLG: 0.283		0-0 4-3			0-3 K		0-0 2H 1B			3	0	1	1	0	1	2	
Tom Upton, R (1,6) OBP: 0.331, SLG: 0.269			0-3 K		0-0 1B 1B	0-0 4-3				3	1	1	1	0	1	1	
Owen Friend, R (1,4) OBP: 0.311, SLG: 0.332			0-0 P4		0-0 F8		0-0 F8			3	0	0	0	0	0	2	
Stubby Overmire, R (1,1) OBP: 0.414, SLG: 0.190			0-0 6-3		0-0 2B 1B		0-0 1-3			3	0	1	2	0	0	0	
Inning Stats	R: 0 E: 0 K: 1 S: 5	H: 0 LOB: 0 BB: 0 P: 5	R: 0 E: 0 K: 0 S: 3	H: 0 LOB: 0 BB: 0 P: 3	R: 0 E: 0 K: 1 S: 5	H: 0 LOB: 0 BB: 0 P: 5	R: 0 E: 0 K: 1 S: 5	H: 2 LOB: 1 BB: 0 P: 5	R: 0 E: 0 K: 1 S: 6	H: 0 LOB: 0 BB: 0 P: 3	R: 0 E: 0 K: 1 S: 6	H: 1 LOB: 1 BB: 0 P: 6	1B: 6 2B: 2 3B: 0 HR: 0	SF: 0 SAC: 0 DP: 0 HBP: 0	WP: 1 PA: 32 CS: 0		
PITCHER Vic Raschi, R (1,1) ERA: 4.24 Fred Sanford, R (8,1) ERA: 4.92	IP: 7.0 WLS: L BF: 28 H: 7 R: 4 ER: 4 SO: 4 BB: 0 IBB: 0 HBP: 0 BLK: 0 WP: 1 HR: 0 S: 36 P: 36 ERA: 5.14 WHIP: 1.000											PITCHER	IP: 7.0 WLS: L BF: 28 H: 7 R: 4 ER: 4 SO: 4 BB: 0 IBB: 0 HBP: 0 BLK: 0 WP: 1 HR: 0 S: 36 P: 36 ERA: 5.14 WHIP: 1.000				

Batter	1	2	3	4	5	6	7	8	9	AB	R	H	RBI	BB	SO	LOB	TOP					
Gene Woodling, L (1,7) OBP: 0.399, SLG: 0.427										5	1	2	0	0	1	0	New York Yankees @ St. Louis Browns Sportsman's Park, St. Louis, MO Wed Jul 26 1950, 4:33 AM EDT Att: 9,042 - Unknown livebaseballscorecards.com					
Phil Rizzuto, R (1,6) OBP: 0.419, SLG: 0.425										5	1	1	0	0	0	1						
Hank Bauer, R (1,9) OBP: 0.393, SLG: 0.526										5	0	2	0	0	2	1						
Johnny Mize, L (1,3) OBP: 0.410, SLG: 0.663										3	1	0	1	1	0	2						
Joe Collins, L (8,3) OBP: 0.305, SLG: 0.435										0	0	0	0	0	0	0						
Joe DiMaggio, R (1,8) OBP: 0.382, SLG: 0.567										4	2	1	2	0	1	2						
Yogi Berra, L (1,2) OBP: 0.386, SLG: 0.491										4	1	2	0	0	0	1						
Bobby Brown, L (1,5) OBP: 0.325, SLG: 0.326										3	0	1	0	1	0	0						
Billy Johnson, R (8,5) OBP: 0.370, SLG: 0.393										0	0	0	0	0	0	0						
Jerry Coleman, R (1,4) OBP: 0.372, SLG: 0.384										4	0	1	2	0	0	2						
Whitey Ford, L (1,1)										2	0	0	0	0	0	0						
Tom Ferrick, R (6,1) OBP: 0.250, SLG: 0.100										2	0	0	0	0	0	2						
Inning Stats	R: 2 E: 1 K: 1 S: 8	H: 3 LOB: 1 BB: 0 P: 8	R: 0 E: 0 K: 0 S: 3	H: 0 LOB: 0 BB: 0 P: 3	R: 0 E: 0 K: 1 S: 5	H: 0 LOB: 0 BB: 0 P: 5	R: 0 E: 0 K: 0 S: 5	H: 2 LOB: 2 BB: 0 P: 5	R: 0 E: 0 K: 0 S: 4	H: 1 LOB: 1 BB: 0 P: 4	R: 2 E: 0 K: 0 S: 4	H: 1 LOB: 0 BB: 1 P: 8	R: 0 E: 0 K: 0 S: 3	H: 0 LOB: 0 BB: 0 P: 3	R: 2 E: 0 K: 0 S: 6	H: 3 LOB: 2 BB: 1 P: 10	R: 0 E: 0 K: 2 S: 7	H: 0 LOB: 0 BB: 0 P: 7	1B: 7 2B: 1 3B: 1 HR: 1	SF: 0 SAC: 0 DP: 0 HBP: 0	WP: 0 PB: 0 SB: 1 CS: 0	PA: 39
PITCHER Ned Garver, R (1,1) ERA: 3.76	IP: 9.0 WLS: L BF: 39 H: 10 R: 6 ER: 6 SO: 4 BB: 2 IBB: 0 HBP: 0 BLK: 0 WP: 0 HR: 1 S: 45 P: 53 ERA: 6.00 WHIP: 1.333															PITCHER	IP: 9.0 WLS: L BF: 39 H: 10 R: 6 ER: 6 SO: 4 BB: 2 IBB: 0 HBP: 0 BLK: 0 WP: 0 HR: 1 S: 45 P: 53 ERA: 6.00 WHIP: 1.333					

Batter	1	2	3	4	5	6	7	8	9	AB	R	H	RBI	BB	SO	LOB	BOTTOM					
Tom Upton, R (1,6) OBP: 0.325, SLG: 0.264														5	0	0	0	0	0	2	New York Yankees @ St. Louis Browns Sportsman's Park, St. Louis, MO Wed Jul 26 1950, 4:33 AM EDT Att: 9,042 - Unknown livebaseballscorecards.com	
Dick Kokos, L (1,7) OBP: 0.390, SLG: 0.445										2	0	0	0	2	1	0						
Don Lenhardt, R (1,3) OBP: 0.385, SLG: 0.495										3	0	1	0	1	0	1						
Roy Sievers, R (1,8) OBP: 0.300, SLG: 0.366										4	1	1	0	0	1	4						
Snuffy Stirrweiss, R (1,5) OBP: 0.349, SLG: 0.282										4	0	1	0	0	0	4						
Les Moss, R (1,2) OBP: 0.308, SLG: 0.374										2	0	0	0	0	0	1						
Sherm Lollar, R (6,2) OBP: 0.390, SLG: 0.496										2	0	1	1	0	0	0						
Ray Coleman, L (1,9) OBP: 0.342, SLG: 0.434										2	0	0	0	0	2	0						
Ken Wood, R (6,PH) OBP: 0.293, SLG: 0.409										2	1	2	1	0	0	0						
Owen Friend, R (1,4) OBP: 0.308, SLG: 0.329										3	0	0	0	0	1	0						
Bill Sommers, R (9,PH) OBP: 0.337, SLG: 0.273										1	0	0	0	0	0	1						
Ned Garver, R (1,1) OBP: 0.393, SLG: 0.400										3	0	1	0	0	0	0						
Jim Delsing, L (9,PH) OBP: 0.305, SLG: 0.276										1	0	1	1	0	0	0						
Inning Stats	R: 0 E: 0 K: 1 S: 6	H: 1 LOB: 2 BB: 1 P: 10	R: 0 E: 0 K: 1 S: 5	H: 0 LOB: 0 BB: 0 P: 5	R: 0 E: 0 K: 0 S: 3	H: 0 LOB: 0 BB: 0 P: 3	R: 0 E: 0 K: 0 S: 3	H: 0 LOB: 1 BB: 1 P: 7	R: 0 E: 0 K: 1 S: 6	H: 1 LOB: 1 BB: 0 P: 6	R: 2 E: 0 K: 1 S: 8	H: 4 LOB: 2 BB: 0 P: 8	R: 0 E: 0 K: 1 S: 5	H: 0 LOB: 0 BB: 0 P: 5	R: 0 E: 0 K: 0 S: 3	H: 0 LOB: 1 BB: 1 P: 7	R: 1 E: 0 K: 0 S: 5	H: 2 LOB: 1 BB: 0 P: 5	1B: 6 2B: 2 3B: 0 HR: 0	SF: 0 SAC: 0 DP: 0 HBP: 0	WP: 0 PB: 0 SB: 1 CS: 0	PA: 37
PITCHER Whitey Ford, L (1,1) ERA: 5.04	IP: 5.2 WLS: W BF: 24 H: 5 R: 2 ER: 2 SO: 2 BB: 2 IBB: 0 HBP: 0 BLK: 0 WP: 0 HR: 0 S: 30 P: 38 ERA: 3.18 WHIP: 1.235															PITCHER	IP: 3.1 WLS: S BF: 13 H: 3 R: 1 ER: 1 SO: 1 BB: 1 IBB: 0 HBP: 0 BLK: 0 WP: 0 HR: 0 S: 14 P: 18 ERA: 2.70 WHIP: 1.200					



Batter	1	2	3	4	5	6	7	8	9	AB	R	H	RBI	BB	SO	LOB	TOP			
Gene Woodling, L (1,7) OBP: 0.397, SLG: 0.433	4-3		6-3			K	4-3			4	0	0	0	1	1	2				
Phil Rizzuto, R (1,6) OBP: 0.419, SLG: 0.432	1B		L5			HR				4	2	2	1	1	1	1				
Hank Bauer, R (1,9) OBP: 0.391, SLG: 0.529	K			F8		HR				5	1	2	2	0	1	2				
Johnny Mize, L (1,3) OBP: 0.407, SLG: 0.633 Joe Collins, L (9,3) OBP: 0.305, SLG: 0.435	4-3			P5		G3				4	1	1	0	0	0	1				
Joe DiMaggio, R (1,8) OBP: 0.376, SLG: 0.556		6-3		5-3		1-3				4	0	1	0	0	0	0				
Yogi Berra, L (1,2) OBP: 0.383, SLG: 0.486		P4			L6			F8		4	0	1	1	0	0	0				
Billy Johnson, R (1,5) OBP: 0.363, SLG: 0.384		E3			5-3			6-3	F9	4	0	0	0	0	0	2				
Jerry Coleman, R (1,4) OBP: 0.372, SLG: 0.387		6-3							P4	4	0	2	0	0	0	3				
Allie Reynolds, R (1,1) OBP: 0.321, SLG: 0.265			4-3			6-3			F7	4	0	1	0	0	0	1				
Inning Stats	R: 0 E: 0 K: 1 S: 6	H: 1 LOB: 1 BB: 0 P: 6	R: 0 E: 1 K: 0 S: 4	H: 0 LOB: 1 BB: 0 P: 4	R: 0 E: 0 K: 0 S: 3	H: 0 LOB: 0 BB: 0 P: 3	R: 0 E: 0 K: 0 S: 3	H: 0 LOB: 0 BB: 0 P: 3	R: 0 E: 0 K: 1 S: 6	H: 1 LOB: 1 BB: 1 P: 10	R: 0 E: 0 K: 0 S: 5	H: 2 LOB: 2 BB: 0 P: 5	R: 0 E: 0 K: 0 S: 7	H: 5 LOB: 5 BB: 0 P: 7	R: 0 E: 0 K: 1 S: 5	H: 0 LOB: 1 BB: 1 P: 9	1B: 7 2B: 1 3B: 0 HR: 2	SF: 0 SAC: 0 DP: 0 HBP: 0	WP: 0 PB: 0 CS: 0	PA: 39
PITCHER	IP WLS BF H R ER SO BB IBB HBP BLK WP HR S P ERA WHIP																			
Bill Wight, L (1,1) ERA: 3.69	7.1 L 33 10 4 4 2 1 0 0 0 0 2 36 40 4.91 1.500																			
Howie Judson, R (8,1) ERA: 3.92	1.2 6 0 0 0 1 1 0 0 0 0 0 7 11 0.00 0.600																			

New York Yankees @ Chicago White Sox
Comiskey Park, Chicago, IL
Fri Jul 28 1950, 4:33 AM EDT
Att: 33,058 - Unknown

AB 37
R 4
H 10
RBI 4
BB 2
SO 3
LOB 12





Batter	1	2	3	4	5	6	7	8	9	AB	R	H	RBI	BB	SO	LOB	BOTTOM			
Nellie Fox, L (1,4) OBP: 0.331, SLG: 0.323	1B		SH5-4	CS	F7			G1-6-3	G3	3	0	1	0	2	0	1				
Dave Philley, S (1,9) OBP: 0.317, SLG: 0.398	P4		SH5-4		K			G1-6-3		3	0	0	0	1	1	2				
Chico Carrasquel, R (1,6) OBP: 0.393, SLG: 0.390	1B		SH5-4		P4			1B		3	1	2	0	0	0	0				
Eddie Robinson, L (1,3) OBP: 0.378, SLG: 0.392	F9							1B		3	0	2	0	1	0	2				
Gus Zernial, R (1,7) OBP: 0.337, SLG: 0.460	FC5-4		K					1B		4	0	1	1	0	2	6				
Jerry Scala, L (1,8) OBP: 0.245, SLG: 0.217 Gordon Goldsberry, L (8,PH) OBP: 0.438, SLG: 0.463 Mary Rickert, L (9,9) OBP: 0.279, SLG: 0.304		1-3								3	0	0	0	0	1	4				
Hank Majeski, R (1,5) OBP: 0.370, SLG: 0.391				4-3						3	0	0	0	1	0	0				
Phil Masi, R (1,2) OBP: 0.372, SLG: 0.412	K			6-3						3	0	0	0	1	2	1				
Bill Wight, L (1,1) Howie Judson, R (8,1) Floyd Baker, L (9,PH) OBP: 0.400, SLG: 0.377					K					3	0	0	0	0	2	1				
Inning Stats	R: 0 E: 0 K: 0 S: 4	H: 1 LOB: 2 BB: 1 P: 8	R: 0 E: 0 K: 2 S: 7	H: 0 LOB: 1 BB: 1 P: 11	R: 0 E: 0 K: 2 S: 7	H: 0 LOB: 3 BB: 3 P: 19	R: 0 E: 1 K: 1 S: 5	H: 0 LOB: 0 BB: 0 P: 5	R: 0 E: 0 K: 1 S: 5	H: 1 LOB: 0 BB: 0 P: 5	R: 0 E: 0 K: 1 S: 5	H: 0 LOB: 0 BB: 0 P: 5	R: 0 E: 0 K: 1 S: 8	H: 4 LOB: 2 BB: 0 P: 8	R: 0 E: 1 K: 0 S: 3	H: 0 LOB: 1 BB: 1 P: 7	1B: 6 2B: 0 3B: 0 HR: 0	SF: 0 SAC: 1 DP: 2 HBP: 0	WP: 0 PB: 0 CS: 1	PA: 38
PITCHER	IP WLS BF H R ER SO BB IBB HBP BLK WP HR S P ERA WHIP																			
Allie Reynolds, R (1,1) ERA: 3.51	9.0 W 37 6 1 1 9 6 0 0 0 0 0 49 73 1.00 1.333																			

New York Yankees @ Chicago White Sox
Comiskey Park, Chicago, IL
Fri Jul 28 1950, 4:33 AM EDT
Att: 33,058 - Unknown

AB 30
R 1
H 6
RBI 1
BB 6
SO 9
LOB 20

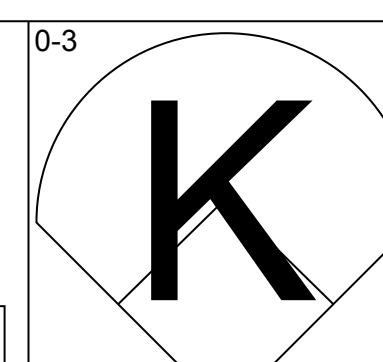
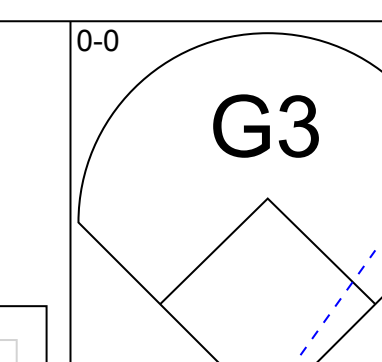
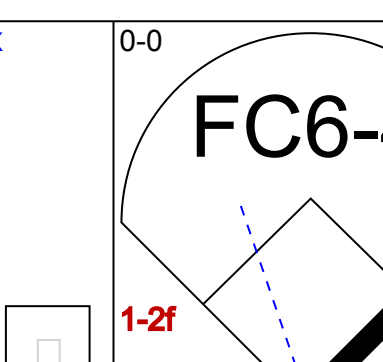
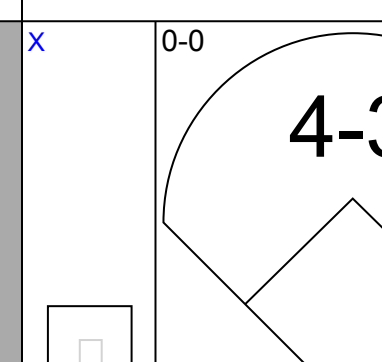
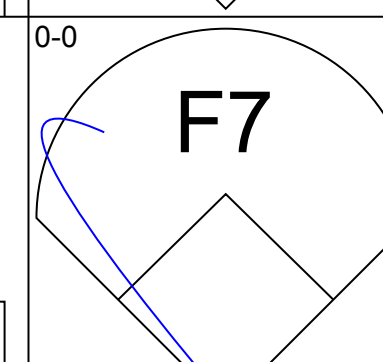
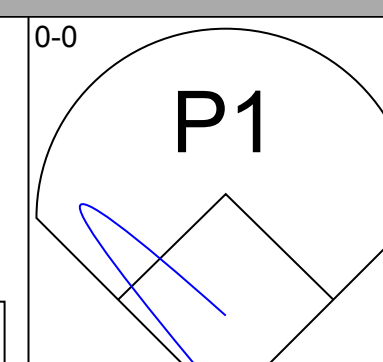
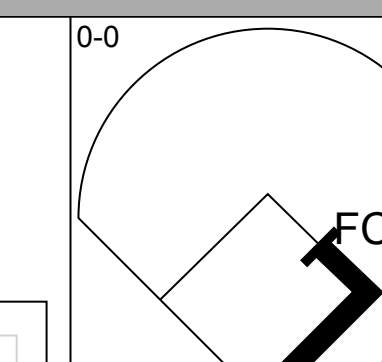
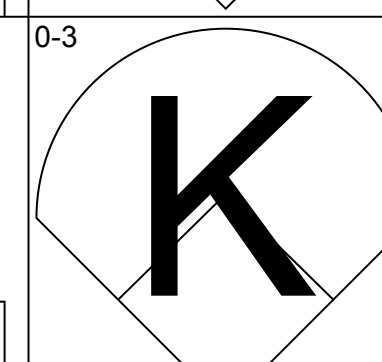
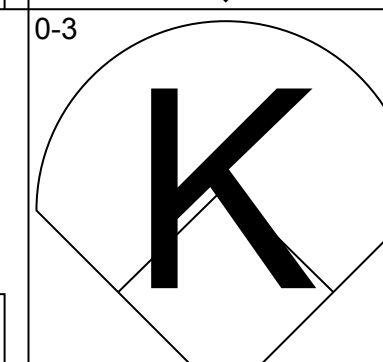
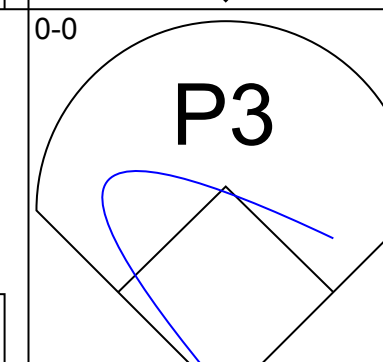
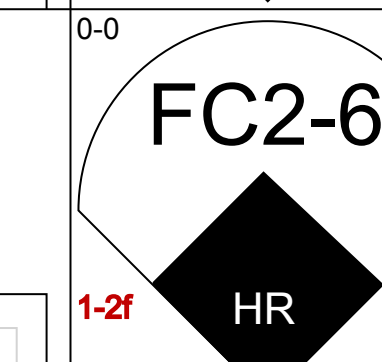
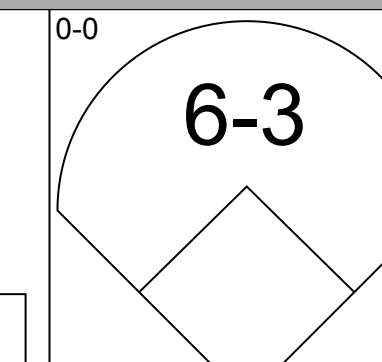
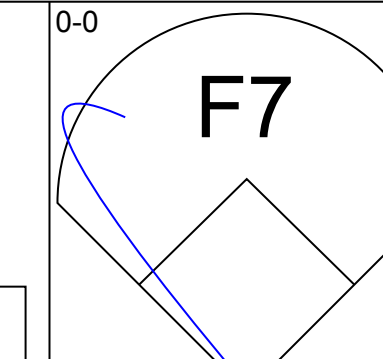
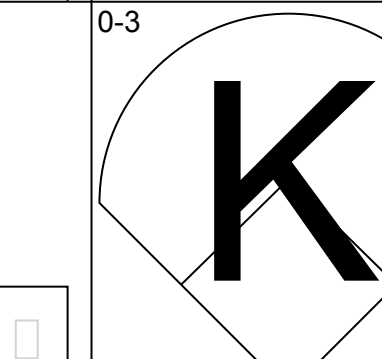
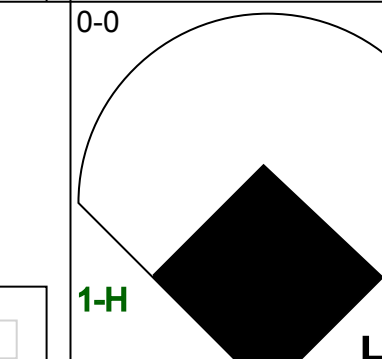
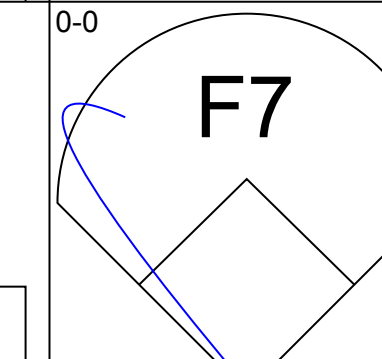
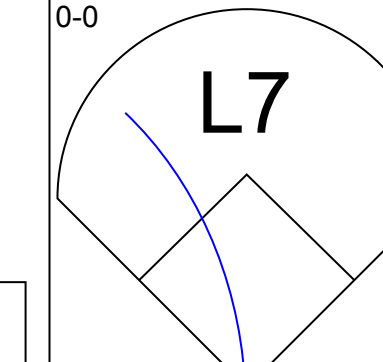
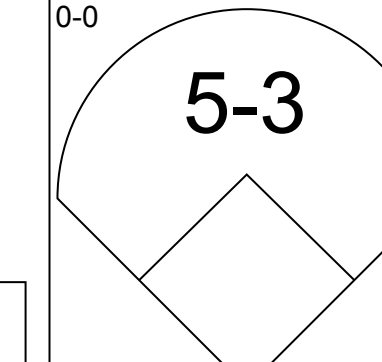
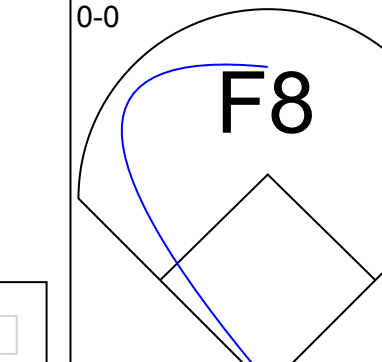
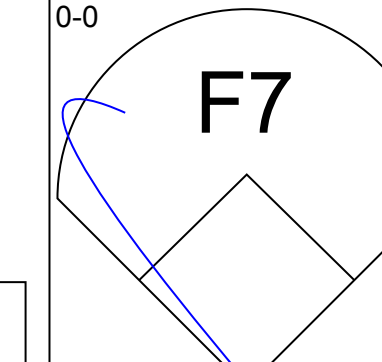
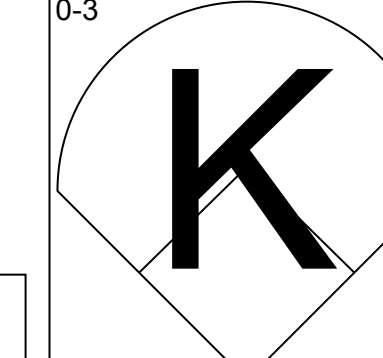
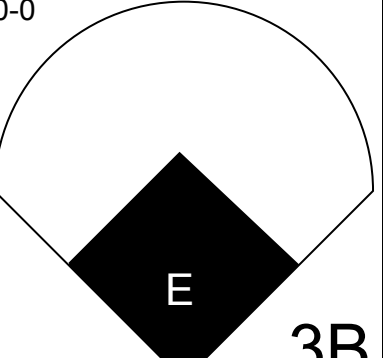
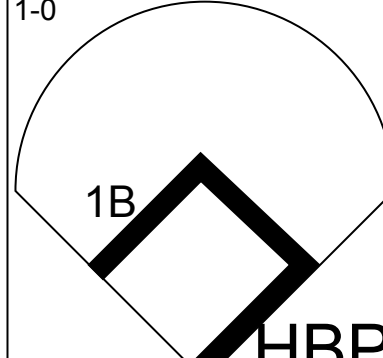
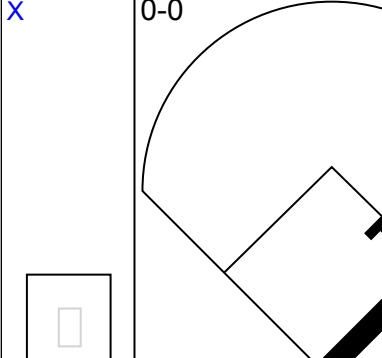
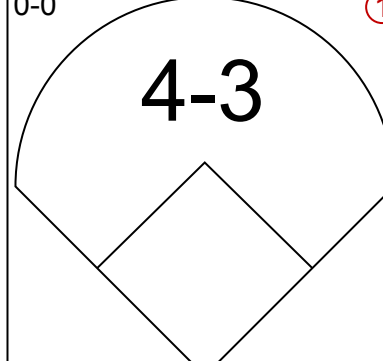
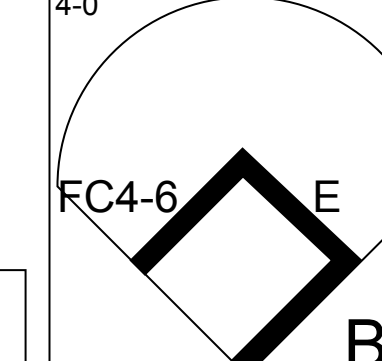
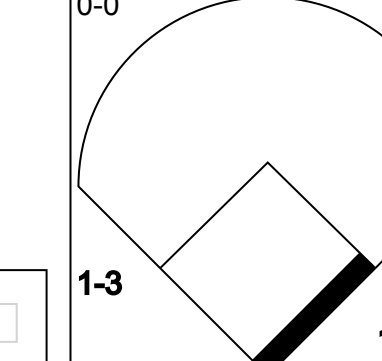
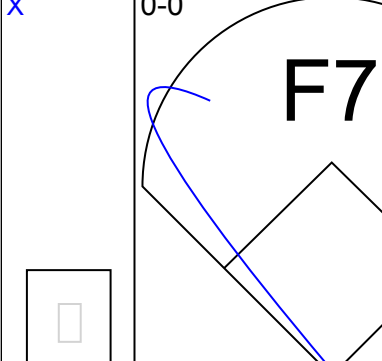
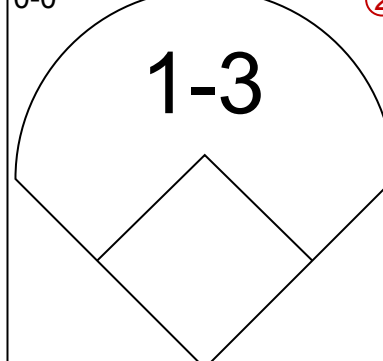
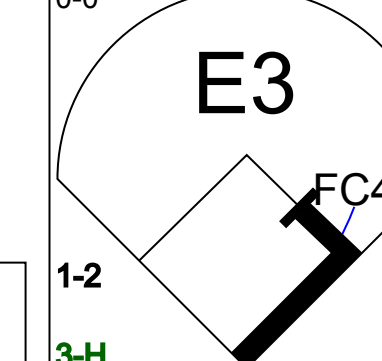
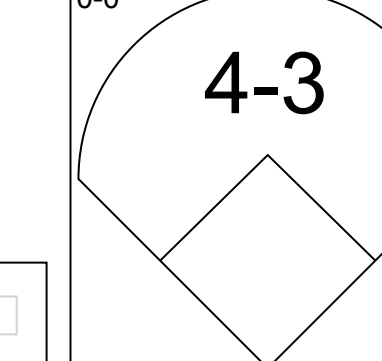
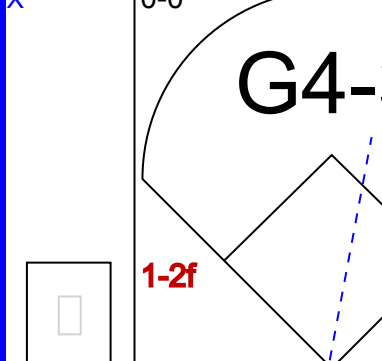
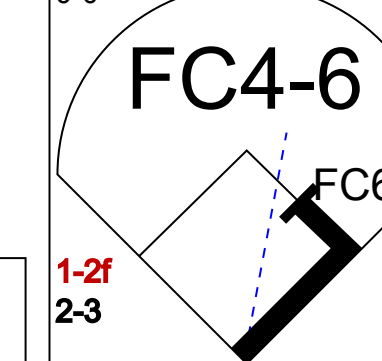
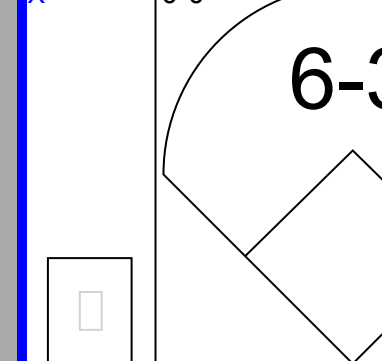


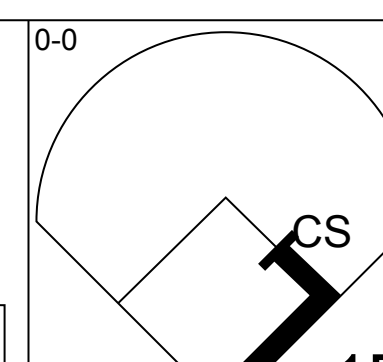
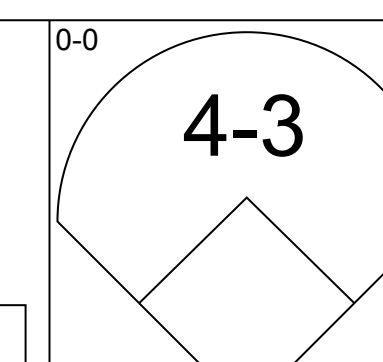
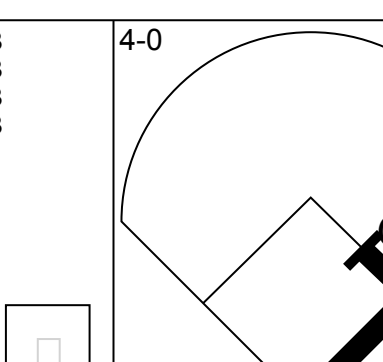
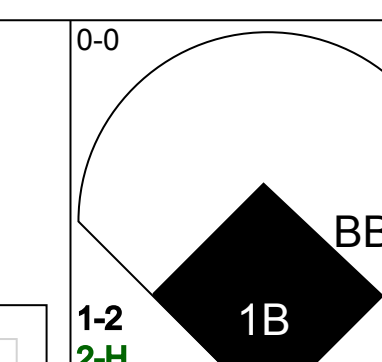
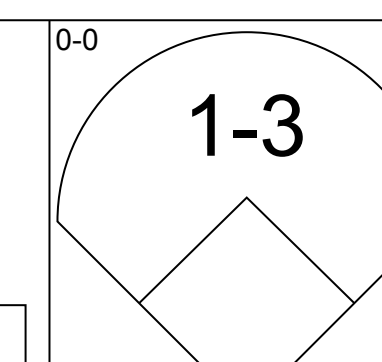
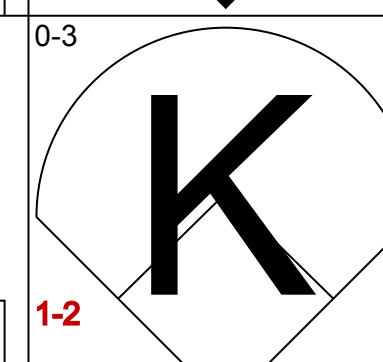
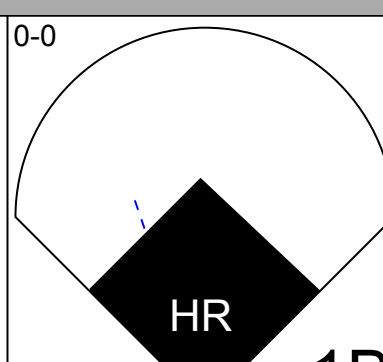
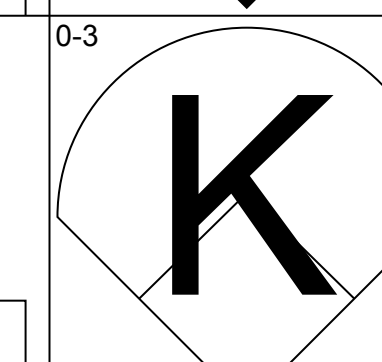
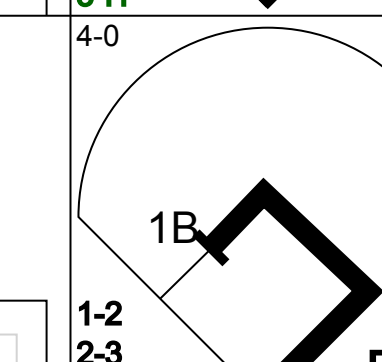
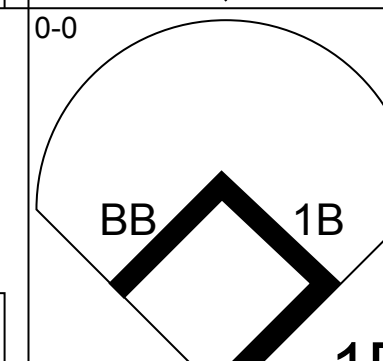
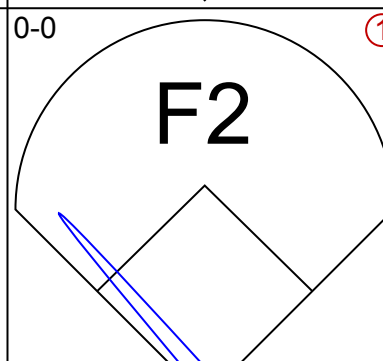
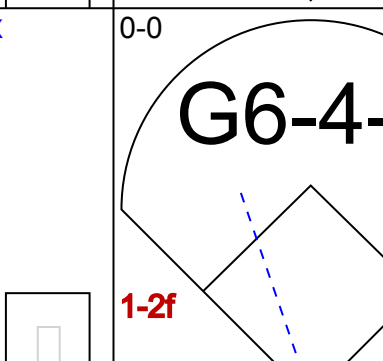
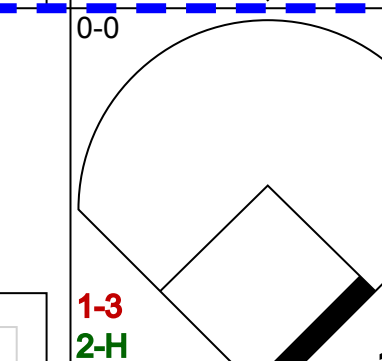
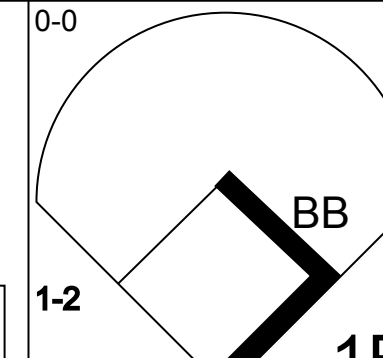
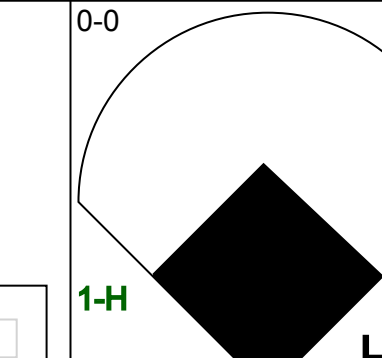

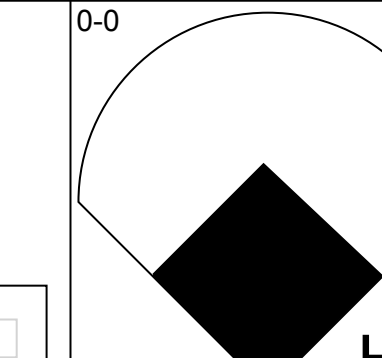
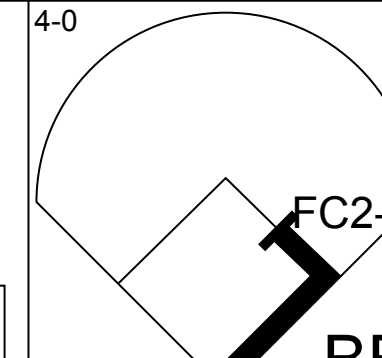
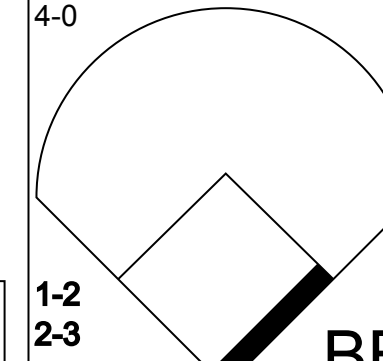
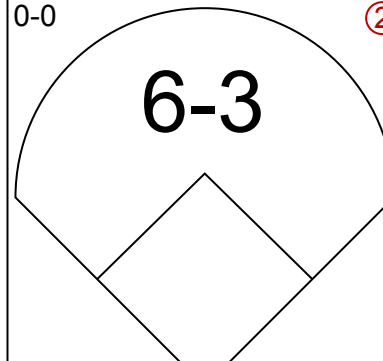

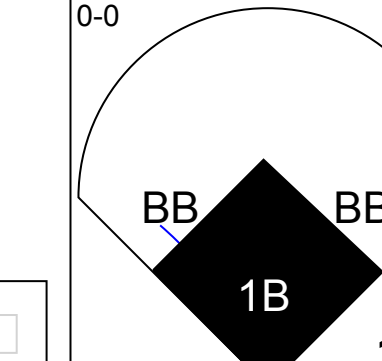
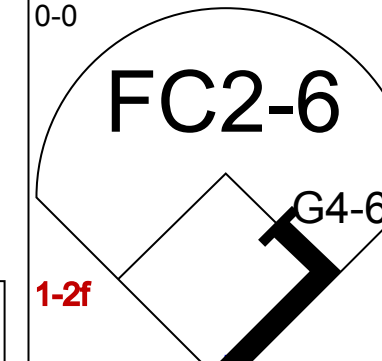
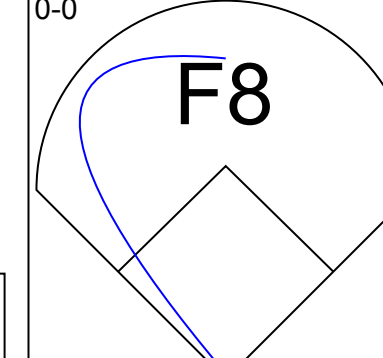
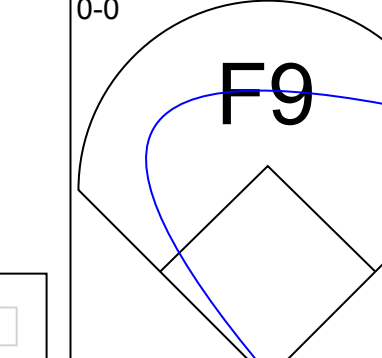

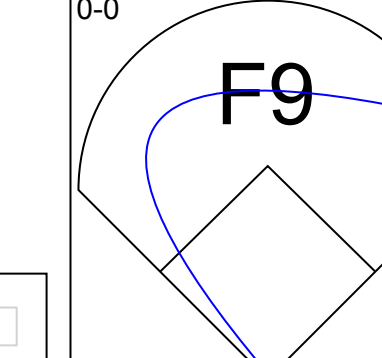
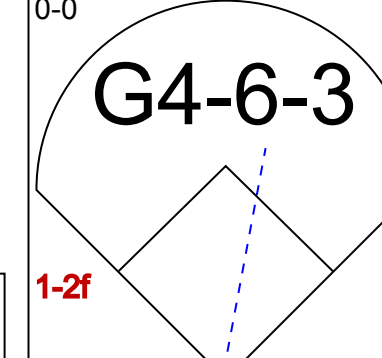
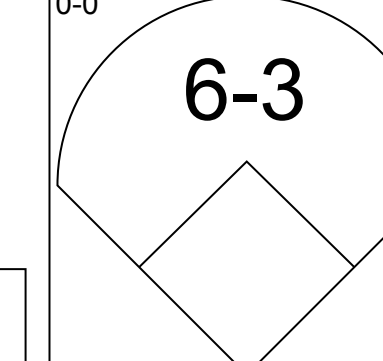
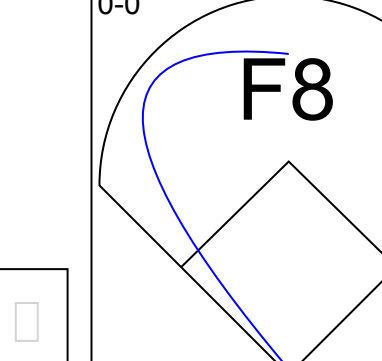
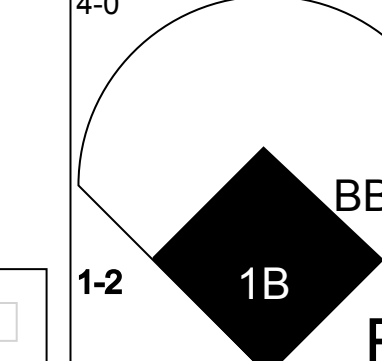
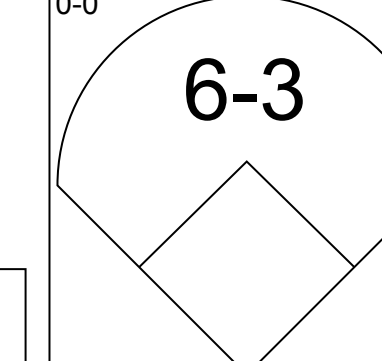
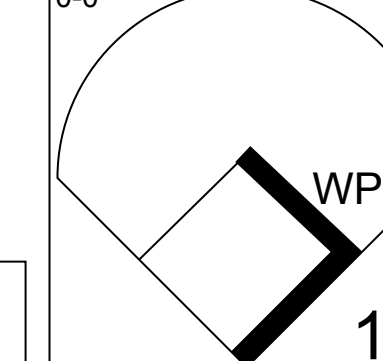
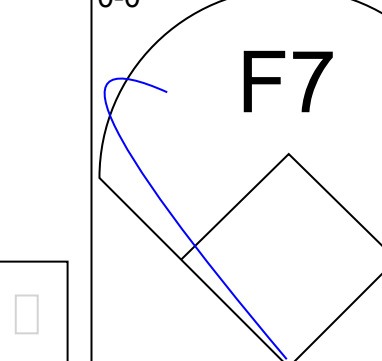
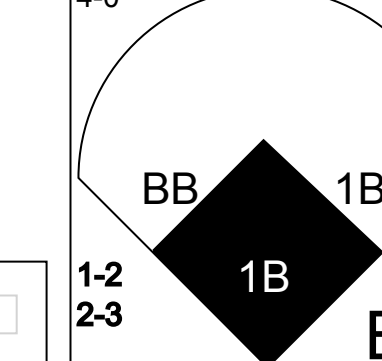
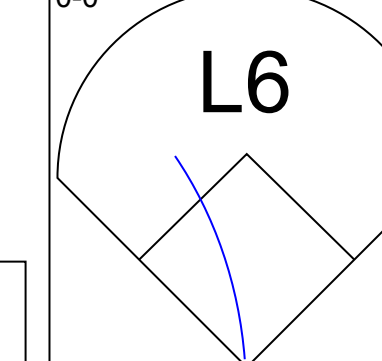
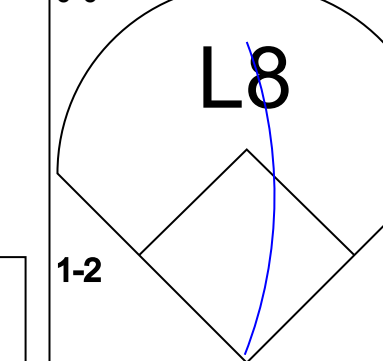
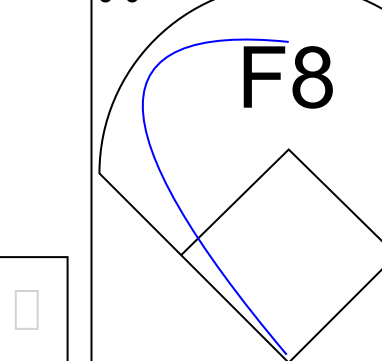
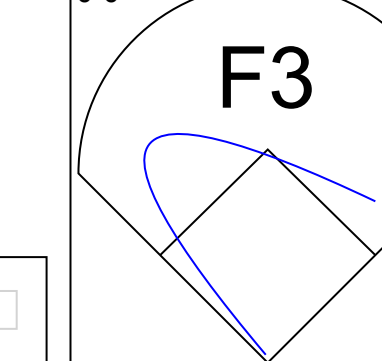
Batter	1	2	3	4	5	6	7	8	9	AB	R	H	RBI	BB	SO	LOB	TOP																	
Gene Woodling, L (1, 7) OBP: 0.399, SLG: 0.440											0	0	0	0	0	0	0	New York Yankees @ Chicago White Sox Comiskey Park, Chicago, IL Sun Jul 30 1950, 4:33 AM EDT Unknown livebaseballscorecards.com																
Phil Rizzuto, R (1, 6) OBP: 0.422, SLG: 0.433											0	0	0	0	0	0	0																	
Hank Bauer, R (1, 9) OBP: 0.398, SLG: 0.548											0	0	0	0	0	0	0																	
Johnny Mize, L (1, 3) OBP: 0.410, SLG: 0.624											0	0	0	0	0	0	0																	
Joe DiMaggio, R (1, 8) OBP: 0.380, SLG: 0.557											0	0	0	0	0	0	0																	
Yogi Berra, L (1, 2) OBP: 0.384, SLG: 0.489											0	0	0	0	0	0	0																	
Billy Johnson, R (1, 5) OBP: 0.363, SLG: 0.384											0	0	0	0	0	0	0																	
Jerry Coleman, R (1, 4) OBP: 0.368, SLG: 0.382											0	0	0	0	0	0	0																	
Vic Raschi, R (1, 1) OBP: 0.269, SLG: 0.208											0	0	0	0	0	0	0																	
Inning Stats											1B: 0	SF: 0	WP: 0	PA: 0	2B: 0	SAC: 0	FB: 0		3B: 0	DP: 0	SB: 0	CS: 0	HR: 0	HBP: 0										
PITCHER Bob Cain, L (1, 1) ERA: 3.74	IP	WLS	BF	H	R	ER	SO	BB	IBB	HBP	BLK	WP	HR	S	P	ERA	WHIP																	
PITCHER																		IP	WLS	BF	H	R	ER	SO	BB	IBB	HBP	BLK	WP	HR	S	P	ERA	WHIP

Batter	1	2	3	4	5	6	7	8	9	AB	R	H	RBI	BB	SO	LOB	BOTTOM																	
Nellie Fox, L (1, 4) OBP: 0.329, SLG: 0.319											0	0	0	0	0	0	0	New York Yankees @ Chicago White Sox Comiskey Park, Chicago, IL Sun Jul 30 1950, 4:33 AM EDT Unknown livebaseballscorecards.com																
Dave Philley, S (1, 9) OBP: 0.312, SLG: 0.399											0	0	0	0	0	0	0																	
Luke Appling, R (1, 6) OBP: 0.282, SLG: 0.263											0	0	0	0	0	0	0																	
Eddie Robinson, L (1, 3) OBP: 0.374, SLG: 0.388											0	0	0	0	0	0	0																	
Gus Zernial, R (1, 7) OBP: 0.333, SLG: 0.455											0	0	0	0	0	0	0																	
Hank Majeski, R (1, 5) OBP: 0.374, SLG: 0.405											0	0	0	0	0	0	0																	
Phil Masi, R (1, 2) OBP: 0.373, SLG: 0.425											0	0	0	0	0	0	0																	
Jerry Scala, L (1, 8) OBP: 0.245, SLG: 0.217											0	0	0	0	0	0	0																	
Bob Cain, L (1, 1) OBP: 0.262, SLG: 0.256											0	0	0	0	0	0	0																	
Inning Stats											1B: 0	SF: 0	WP: 0	PA: 0	2B: 0	SAC: 0	FB: 0		3B: 0	DP: 0	SB: 0	CS: 0	HR: 0	HBP: 0										
PITCHER Vic Raschi, R (1, 1) ERA: 4.24	IP	WLS	BF	H	R	ER	SO	BB	IBB	HBP	BLK	WP	HR	S	P	ERA	WHIP																	
PITCHER																		IP	WLS	BF	H	R	ER	SO	BB	IBB	HBP	BLK	WP	HR	S	P	ERA	WHIP

Batter	1	2	3	4	5	6	7	8	9	AB	R	H	RBI	BB	SO	LOB	TOP
Gene Woodling, L (1,7) OBP: 0.399, SLG: 0.455	F7		SH2-3 1-H 2B	4-3		FC4-6 1-2				4	0	1	1	0	0	3	New York Yankees @ Chicago White Sox Comiskey Park, Chicago, IL Sun Jul 30 1950, 4:38 AM EDT Att: 29,925 - Unknown livebaseballscorecards.com
Phil Rizzuto, R (1,6) OBP: 0.419, SLG: 0.429	K		SH2-3 2-3		6-3		P3			3	0	0	0	0	1	0	
Hank Bauer, R (1,9) OBP: 0.403, SLG: 0.544	K		G4-6-3 BB		FC4-6 1B		1-3			3	0	1	0	1	1	0	
Tommy Henrich, L (1,3) OBP: 0.393, SLG: 0.596		4-3	G4-6-3 1-2		FC4-6 1-2		P3			4	0	0	0	0	0	3	
Joe Collins, L (8,3) OBP: 0.305, SLG: 0.433										0	0	0	0	0	0	0	
Joe DiMaggio, R (1,8) OBP: 0.384, SLG: 0.575				F7	3-1			P4		4	1	1	1	0	0	1	
Yogi Berra, L (1,2) OBP: 0.388, SLG: 0.511				HR						4	2	3	1	0	0	0	
Bobby Brown, L (1,5) OBP: 0.338, SLG: 0.337				2B	2B					4	0	3	1	0	0	1	
Jerry Coleman, R (1,4) OBP: 0.367, SLG: 0.393				F7	1B			FC5-4 1B		4	0	0	0	0	2	4	
Whitey Ford, L (1,1) Fred Sanford, S (1,1) Tom Ferrick, R (8,1) OBP: 0.290, SLG: 0.100				5-3	K			FC5-4 1-2		0	0	0	0	0	0	0	
				2B	1B			K		3	1	2	0	0	1	1	
				1B	1B			K		0	0	0	0	0	0	0	
Inning Stats	R: 0 E: 0 K: 2 S: 7	H: 0 LOB: 0 BB: 0 P: 7	R: 1 E: 0 K: 0 S: 5	H: 2 LOB: 1 BB: 0 P: 5	R: 1 E: 0 K: 0 S: 4	H: 2 LOB: 1 BB: 1 P: 8	R: 1 E: 0 K: 1 S: 8	H: 3 LOB: 2 BB: 0 P: 8	R: 0 E: 0 K: 0 S: 4	H: 1 LOB: 1 BB: 0 P: 4	R: 1 E: 0 K: 2 S: 9	H: 2 LOB: 1 BB: 0 P: 9	R: 0 E: 0 K: 0 S: 3	H: 0 LOB: 0 BB: 0 P: 3	R: 0 E: 0 K: 0 S: 4	H: 1 LOB: 1 BB: 0 P: 4	1B: 6 2B: 3 3B: 0 HR: 2 SF: 0 SAC: 1 DP: 1 HBP: 0 WP: 0 PA: 35 CS: 0
PITCHER Ken Holcombe, R (1,1) ERA: 6.75	IP: 8.0 WLS: L BF: 35 H: 11 R: 4 ER: 4 SO: 5 BB: 1 IBB: 0 HBP: 0 BLK: 0 WP: 0 HR: 2 S: 44 P: 48 ERA: 4.50 WHIP: 1.500																

Batter	1	2	3	4	5	6	7	8	9	AB	R	H	RBI	BB	SO	LOB	BOTTOM
Nellie Fox, L (1,4) OBP: 0.322, SLG: 0.308	F7		1-3							4	0	0	0	0	0	2	New York Yankees @ Chicago White Sox Comiskey Park, Chicago, IL Sun Jul 30 1950, 4:38 AM EDT Att: 29,925 - Unknown livebaseballscorecards.com
Dave Philley, S (1,9) OBP: 0.312, SLG: 0.400			P3							4	1	1	0	0	0	1	
Luke Appling, R (1,6) OBP: 0.290, SLG: 0.310										4	1	3	1	0	0	0	
Gus Zernial, R (1,7) OBP: 0.339, SLG: 0.486										4	1	3	2	0	1	1	
Hank Majeski, R (1,5) OBP: 0.378, SLG: 0.408										3	0	1	0	0	0	1	
Mary Rickert, L (8,PH) OBP: 0.278, SLG: 0.302										1	0	0	0	0	0	2	
Eddie Robinson, L (1,3) OBP: 0.372, SLG: 0.393										2	0	0	0	1	0	1	
Billy Pierce, L (6,FR) OBP: 0.286, SLG: 0.261										0	0	0	0	0	0	0	
Jerry Scala, L (7,8) OBP: 0.255, SLG: 0.213										0	0	0	0	0	0	0	
Mike McCormick, R (1,8) OBP: 0.308, SLG: 0.314										2	0	0	0	0	0	0	
Gordon Goldsberry, L (6,PH) OBP: 0.440, SLG: 0.475										1	0	0	0	0	1	2	
Gus Niarhos, R (1,2) OBP: 0.426, SLG: 0.366										1	0	0	0	1	0	0	
Phil Masi, R (7,2) OBP: 0.373, SLG: 0.429										1	0	1	0	0	0	0	
Ken Holcombe, R (1,1) OBP: 0.278, SLG: 0.333										2	0	0	0	0	0	1	
Inning Stats	R: 3 E: 0 K: 0 S: 6	H: 4 LOB: 0 BB: 0 P: 6	R: 0 E: 0 K: 0 S: 3	H: 0 LOB: 0 BB: 0 P: 3	R: 0 E: 0 K: 1 S: 6	H: 1 LOB: 0 BB: 0 P: 6	R: 0 E: 0 K: 0 S: 3	H: 0 LOB: 0 BB: 0 P: 3	R: 0 E: 0 K: 0 S: 3	H: 0 LOB: 1 BB: 1 P: 7	R: 0 E: 0 K: 1 S: 6	H: 1 LOB: 1 BB: 1 P: 10	R: 0 E: 0 K: 0 S: 3	H: 1 LOB: 0 BB: 0 P: 3	R: 0 E: 0 K: 0 S: 4	H: 2 LOB: 1 BB: 0 P: 4	1B: 5 2B: 3 3B: 1 HR: 1 SF: 0 SAC: 1 DP: 3 HBP: 0 WP: 0 PA: 32 CS: 0
PITCHER Whitey Ford, L (1,1) ERA: 6.04	IP: 7.0 WLS: W BF: 26 H: 5 R: 0 ER: 0 SO: 2 BB: 2 IBB: 0 HBP: 0 BLK: 0 WP: 0 HR: 0 S: 28 P: 36 ERA: 0.00 WHIP: 1.000																
PITCHER Fred Sanford, R (1,1) ERA: 4.55	IP: 0.2 WLS: S BF: 1 H: 0 R: 0 ER: 0 SO: 0 BB: 0 IBB: 0 HBP: 0 BLK: 0 WP: 0 HR: 0 S: 1 P: 1 ERA: 0.00 WHIP: 0.000																

Batter	1	2	3	4	5	6	7	8	9	AB	R	H	RBI	BB	SO	LOB	TOP			
Gene Woodling, L (1, 7) OBP: 0.394, SLG: 0.449										4	0	0	0	0	1	3	<p>New York Yankees @ Detroit Tigers Briggs Stadium, Detroit, MI Tue Aug 01 1950, 4:33 AM EDT Att: 54,087 - Unknown</p>			
Phil Rizzuto, R (1, 6) OBP: 0.417, SLG: 0.427										4	0	1	0	0	1	0				
Hank Bauer, R (1, 9) OBP: 0.396, SLG: 0.534										4	1	0	0	0	1	1				
Johnny Mize, L (1, 3) OBP: 0.405, SLG: 0.651										4	1	1	2	0	1	0				
Joe DiMaggio, R (1, 8) OBP: 0.380, SLG: 0.568										4	0	0	0	0	0	0				
Yogi Berra, L (1, 2) OBP: 0.392, SLG: 0.518										3	1	2	0	0	1	0				
Bobby Brown, L (1, 5) OBP: 0.341, SLG: 0.337										3	0	1	0	1	0	1				
Jerry Coleman, R (1, 4) OBP: 0.364, SLG: 0.389 Tommy Henrich, L (9, PH) OBP: 0.390, SLG: 0.591										3	0	0	1	0	0	3				
Tommy Byrne, L (1, 1) OBP: 0.339, SLG: 0.456 Whitey Ford, L (6, 1)										2	0	1	0	0	0	2				
Inning Stats	R: 0 E: 0 K: 2 S: 7	H: 0 LOB: 0 BB: 0 P: 7	R: 0 E: 0 K: 1 S: 5	H: 0 LOB: 0 BB: 0 P: 5	R: 0 E: 0 K: 0 S: 4	H: 1 LOB: 1 BB: 0 P: 4	R: 0 E: 0 K: 1 S: 5	H: 0 LOB: 0 BB: 0 P: 5	R: 1 E: 1 K: 0 S: 5	H: 1 LOB: 2 BB: 1 P: 9	R: 2 E: 0 K: 0 S: 6	H: 3 LOB: 2 BB: 0 P: 7	R: 0 E: 0 K: 1 S: 5	H: 0 LOB: 0 BB: 0 P: 5	R: 0 E: 0 K: 0 S: 3	H: 1 LOB: 0 BB: 0 P: 3		1B: 4 2B: 0 3B: 1 HR: 1	SF: 0 SAC: 0 DP: 1 HBP: 1	WP: 0 PB: 0 SB: 0 CS: 0
PITCHER Dizzy Trout, R (1, 1) ERA: 4.41	IP: 9.0 WLS: W BF: 35 H: 6 R: 3 ER: 3 SO: 5 BB: 1 IBB: 0 HBP: 1 BLK: 0 WP: 0 HR: 1 S: 43 P: 48 ERA: 3.00 WHIP: 0.778															PITCHER				

Batter	1	2	3	4	5	6	7	8	9	AB	R	H	RBI	BB	SO	LOB	BOTTOM			
Johnny Lipon, R (1, 6) OBP: 0.392, SLG: 0.382										4	1	2	2	1	0	2	<p>New York Yankees @ Detroit Tigers Briggs Stadium, Detroit, MI Tue Aug 01 1950, 4:33 AM EDT Att: 54,087 - Unknown</p>			
Jerry Priddy, R (1, 4) OBP: 0.376, SLG: 0.389										3	1	1	0	1	2	2				
George Kell, R (1, 5) OBP: 0.419, SLG: 0.517										4	0	2	2	0	0	2				
Vic Wertz, L (1, 9) OBP: 0.390, SLG: 0.576										3	2	3	3	1	0	0				
Hoot Evers, R (1, 7) OBP: 0.408, SLG: 0.602										3	1	1	0	1	0	1				
Johnny Groth, R (1, 8) OBP: 0.405, SLG: 0.469										4	0	0	0	0	0	5				
Don Kolloway, R (1, 3) OBP: 0.328, SLG: 0.422										3	1	0	0	1	0	0				
Bob Swift, R (1, 2) OBP: 0.346, SLG: 0.284										3	1	1	0	1	0	0				
Dizzy Trout, R (1, 1) OBP: 0.314, SLG: 0.333										4	0	1	0	0	0	4				
Inning Stats	R: 0 E: 0 K: 1 S: 7	H: 3 LOB: 3 BB: 1 P: 11	R: 0 E: 0 K: 0 S: 4	H: 1 LOB: 1 BB: 0 P: 4	R: 2 E: 0 K: 0 S: 5	H: 2 LOB: 0 BB: 0 P: 5	R: 0 E: 0 K: 0 S: 3	H: 0 LOB: 0 BB: 0 P: 3	R: 0 E: 0 K: 1 S: 4	H: 0 LOB: 0 BB: 1 P: 8	R: 5 E: 0 K: 0 S: 6	H: 4 LOB: 2 BB: 3 P: 18	R: 0 E: 0 K: 0 S: 2	H: 0 LOB: 0 BB: 1 P: 6	R: 0 E: 0 K: 0 S: 4	H: 1 LOB: 1 BB: 0 P: 4		1B: 9 2B: 1 3B: 0 HR: 2	SF: 0 SAC: 0 DP: 3 HBP: 0	WP: 1 PB: 0 SB: 0 CS: 1
PITCHER Tommy Byrne, L (1, 1) ERA: 4.76 Whitey Ford, L (6, 1) ERA: 5.53	IP: 5.2 WLS: L BF: 29 H: 9 R: 7 ER: 7 SO: 2 BB: 5 IBB: 0 HBP: 0 BLK: 0 WP: 1 HR: 2 S: 28 P: 48 ERA: 11.12 WHIP: 2.471															PITCHER				

AB	33
R	3
H	6
RBI	3
BB	1
SO	5
LOB	11



AB	31
R	7
H	11
RBI	7
BB	6
SO	2
LOB	16



Batter	1	2	3	4	5	6	7	8	9	AB	R	H	RBI	BB	SO	LOB	TOP				
Gene Woodling, L (1, 7) OBP: 0.395, SLG: 0.447	4-0 SH3 BB		0-0 1B			0-0 G3			0-0 F7	3	0	1	0	1	0	0	New York Yankees @ Detroit Tigers Briggs Stadium, Detroit, MI Wed Aug 02 1950, 4:33 AM EDT Att: 39,632 - Unknown livebaseballscorecards.com				
Phil Rizzuto, R (1, 6) OBP: 0.419, SLG: 0.426	0-0 SH3		0-0 P6			4-0 FC5-4 BB			1-0 HBP	1	0	0	0	1	0	1					
Hank Bauer, R (1, 9) OBP: 0.389, SLG: 0.524	0-3 K			0-0 6-3		0-0 FC5-4			0-3 K	4	0	0	0	0	2	3					
Johnny Mize, L (1, 3) OBP: 0.400, SLG: 0.637	0-0 4-3			0-0 G6-4-3 1B					0-0 L3	4	0	1	0	0	0	2					
Joe DiMaggio, R (1, 8) OBP: 0.378, SLG: 0.563		0-0 F7		0-0 G6-4-3					0-0 F5	3	0	0	0	0	0	1					
Yogi Berra, L (1, 2) OBP: 0.389, SLG: 0.514		0-0 P4							0-0 4-3	3	0	0	0	0	0	0					
Billy Johnson, R (1, 5) Bobby Brown, L (8, PH) OBP: 0.339, SLG: 0.335	0-0 1-3								0-0 6-3	2	0	0	0	0	0	0					
Jerry Coleman, R (1, 4) Cliff Mapes, L (8, PH) Billy Martin, R (8, 4) OBP: 0.362, SLG: 0.387 OBP: 0.356, SLG: 0.433 OBP: 0.333, SLG: 0.357			0-0 P5						0-3 K	2	0	0	0	0	0	0					
Allie Reynolds, R (1, 1) Tommy Henrich, L (8, PH) Joe Ostrowski, L (8, 1) OBP: 0.310, SLG: 0.255 OBP: 0.397, SLG: 0.586 OBP: 0.357, SLG: 0.348			0-3 K						0-0 G3	2	0	0	0	0	1	0					
Inning Stats	R: 0 E: 0 K: 1 S: 5	H: 0 LOB: 1 BB: 1 P: 9	R: 0 E: 0 K: 0 S: 3	H: 0 LOB: 0 BB: 0 P: 3	R: 0 E: 0 K: 1 S: 6	H: 1 LOB: 1 BB: 0 P: 6	R: 0 E: 0 K: 0 S: 3	H: 0 LOB: 0 BB: 0 P: 3	R: 0 E: 0 K: 0 S: 3	H: 0 LOB: 1 BB: 1 P: 7	R: 0 E: 0 K: 0 S: 3	H: 0 LOB: 0 BB: 0 P: 3	R: 0 E: 0 K: 1 S: 5	H: 0 LOB: 0 BB: 0 P: 5	R: 0 E: 0 K: 1 S: 5	H: 0 LOB: 1 BB: 0 P: 6		1B: 2 2B: 0 3B: 0 HR: 0	SF: 0 SAC: 1 DP: 1 HBP: 1	WP: 0 PB: 0 SB: 0 CS: 0	PA: 31
PITCHER Hal White, R (1, 1) ERA: 4.54	IP: 9.0 WLS: W BF: 31 H: 2 R: 0 ER: 0 SO: 4 BB: 2 IBB: 0 HBP: 1 BLK: 0 WP: 0 HR: 0 S: 36 P: 45 ERA: 0.00 WHIP: 0.444															PITCHER					


Batter	1	2	3	4	5	6	7	8	9	AB	R	H	RBI	BB	SO	LOB	BOTTOM				
Johnny Lipon, R (1, 6) OBP: 0.390, SLG: 0.378	4-0 5-3 BB		0-0 F7		0-0 4-3				0-0 4-3	4	0	0	0	1	0	3	New York Yankees @ Detroit Tigers Briggs Stadium, Detroit, MI Wed Aug 02 1950, 4:33 AM EDT Att: 39,632 - Unknown livebaseballscorecards.com				
Jerry Priddy, R (1, 4) OBP: 0.377, SLG: 0.387	0-3 K		0-0 F9						0-0 F2	4	1	1	0	0	1	3					
George Kell, R (1, 5) OBP: 0.416, SLG: 0.513	0-0 5-3			0-0 5-3					0-0 E5 BB	3	0	0	0	0	0	1					
Vic Wertz, L (1, 9) OBP: 0.393, SLG: 0.574	4-0 1-2								0-3 K	1	0	0	0	3	1	1					
Hoot Evers, R (1, 7) OBP: 0.406, SLG: 0.596	0-0 F9								0-0 FC5-4 1B	3	1	0	0	1	0	5					
Johnny Groth, R (1, 8) OBP: 0.406, SLG: 0.469			0-0 6-3		0-0 5-3				0-0 FC5-4 1B	4	1	2	1	0	0	2					
Don Kolloway, R (1, 3) OBP: 0.335, SLG: 0.425			4-0 BB 1B		0-0 1B				0-0 E1	3	1	2	1	1	0	0					
Aaron Robinson, L (1, 2) OBP: 0.416, SLG: 0.386			4-0 1B BB		0-0 P6				4-0 SH3 BB	2	0	0	0	2	0	0					
Hal White, R (1, 1) OBP: 0.091, SLG: 0.091			0-0 1-2 1B		0-3 K				0-0 SH3	3	0	1	1	0	1	0					
Inning Stats	R: 0 E: 0 K: 1 S: 5	H: 0 LOB: 2 BB: 2 P: 13	R: 1 E: 0 K: 0 S: 4	H: 1 LOB: 2 BB: 2 P: 12	R: 0 E: 0 K: 0 S: 4	H: 2 LOB: 1 BB: 1 P: 8	R: 0 E: 0 K: 1 S: 5	H: 0 LOB: 0 BB: 0 P: 5	R: 0 E: 1 K: 1 S: 6	H: 0 LOB: 2 BB: 1 P: 10	R: 0 E: 0 K: 0 S: 3	H: 0 LOB: 1 BB: 1 P: 7	R: 3 E: 1 K: 0 S: 5	H: 3 LOB: 1 BB: 1 P: 9	R: 0 E: 0 K: 0 S: 3	H: 0 LOB: 0 BB: 0 P: 3		1B: 6 2B: 0 3B: 0 HR: 0	SF: 0 SAC: 2 DP: 0 HBP: 0	WP: 0 PB: 0 SB: 0 CS: 0	PA: 37
PITCHER Allie Reynolds, R (1, 1) ERA: 3.53 Joe Ostrowski, L (8, 1) ERA: 3.42	IP: 7.0 WLS: L BF: 34 H: 6 R: 4 ER: 3 SO: 3 BB: 7 IBB: 1 HBP: 0 BLK: 0 WP: 0 HR: 0 S: 32 P: 64 ERA: 3.86 WHIP: 1.857															PITCHER					


Batter	1	2	3	4	5	6	7	8	9	AB	R	H	RBI	BB	SO	LOB	TOP			
Gene Woodling, L (1, 7) OBP: 0.390, SLG: 0.441	F9		1-3		6-3			F8		4	0	0	0	0	0	0	New York Yankees @ Detroit Tigers Briggs Stadium, Detroit, MI Thu Aug 03 1950, 4:33 AM EDT Att: 31,713 - Unknown			
Phil Rizzuto, R (1, 6) OBP: 0.415, SLG: 0.422	5-3		6-3			F9		P6		4	0	0	0	0	0					
Hank Bauer, R (1, 9) OBP: 0.391, SLG: 0.522	K			WP HR BB		F5		1B		3	1	1	0	1	1					
Johnny Mize, L (1, 3) OBP: 0.403, SLG: 0.655		F3		HR				P3		3	1	1	2	1	0					
Joe DiMaggio, R (1, 8) OBP: 0.376, SLG: 0.560		2B 1B		6-3		4-3		P5		4	0	1	0	0	0					
Yogi Berra, L (1, 2) OBP: 0.390, SLG: 0.516		1-3 2B		6-3			G4-3	1B		4	0	2	0	0	0					
Bobby Brown, L (1, 5) OBP: 0.333, SLG: 0.329		F5		F8			K	F7		4	0	0	0	0	1					
Jerry Coleman, R (1, 4) OBP: 0.362, SLG: 0.386		6-3			5-3			F2		3	0	1	0	0	0					
Cliff Mapes, L (9, PH) OBP: 0.355, SLG: 0.431										1	0	0	0	0	0					
Ed Lopat, L (1, 1) OBP: 0.438, SLG: 0.404			K					4-3		0	0	0	0	0	0					
Fred Sanford, S (1, 1) OBP: 0.281, SLG: 0.323										2	0	0	0	0	2					
Tommy Henrich, L (7, PH) OBP: 0.384, SLG: 0.581										1	0	0	0	0	1					
Joe Page, L (7, 1) OBP: 0.375, SLG: 0.429										0	0	0	0	0	0					
Inning Stats	R: 0 E: 0 K: 1 S: 5	H: 0 LOB: 0 BB: 0 P: 5	R: 0 E: 0 K: 0 S: 5	H: 2 LOB: 2 BB: 0 P: 5	R: 0 E: 0 K: 1 S: 5	H: 0 LOB: 0 BB: 0 P: 5	R: 2 E: 0 K: 0 S: 4	H: 1 LOB: 0 BB: 1 P: 8	R: 0 E: 0 K: 0 S: 3	H: 0 LOB: 1 BB: 1 P: 7	R: 0 E: 0 K: 1 S: 6	H: 1 LOB: 1 BB: 0 P: 6	R: 0 E: 0 K: 0 S: 4	H: 1 LOB: 1 BB: 0 P: 4	R: 0 E: 0 K: 0 S: 4	H: 1 LOB: 1 BB: 0 P: 4	1B: 4 2B: 1 3B: 0 HR: 1	SF: 0 SAC: 0 DP: 0 HBP: 0	WP: 1 PB: 0 SB: 0 CS: 0	PA: 35
PITCHER Art Houtteman, R (1, 1) ERA: 3.22	IP: 9.0 WLS: W BF: 35 H: 6 R: 2 ER: 2 SO: 4 BB: 2 IBB: 0 HBP: 0 BLK: 0 WP: 1 HR: 1 S: 41 P: 49 ERA: 2.00 WHIP: 0.889																			


Batter	1	2	3	4	5	6	7	8	9	AB	R	H	RBI	BB	SO	LOB	BOTTOM			
Johnny Lipon, R (1, 6) OBP: 0.391, SLG: 0.378				G5-4-3 BB			P4			3	1	1	0	1	0	3	New York Yankees @ Detroit Tigers Briggs Stadium, Detroit, MI Thu Aug 03 1950, 4:33 AM EDT Att: 31,713 - Unknown			
Jerry Priddy, R (1, 4) OBP: 0.376, SLG: 0.384	SH 2B BB	6-3		G5-4-3 1-2			P4			3	1	0	0	1	0					
George Kell, R (1, 5) OBP: 0.416, SLG: 0.514	SH 2B F4	6-3			F7			SH5-3 L7 2B		3	2	1	0	0	0					
Vic Wertz, L (1, 9) OBP: 0.395, SLG: 0.576	F4 1B 2B		FC5-4 BB		F8			SH5-3 2-3		2	1	1	2	1	0					
Hoot Evers, R (1, 7) OBP: 0.402, SLG: 0.590	F4 2-3 3-H	FC5-4 1-2			P4			L7 3-H		4	0	0	2	0	0					
Don Kolloway, R (1, 3) OBP: 0.337, SLG: 0.427	BB BB 1B		P5			F7		1B		4	0	2	1	0	0					
Johnny Groth, R (1, 8) OBP: 0.406, SLG: 0.467	BB BB 1B		P4			F2				2	0	0	0	1	0					
Bob Swift, R (1, 2) OBP: 0.345, SLG: 0.275	BB BB		6-3			L7				2	0	0	0	1	0					
Art Houtteman, R (1, 1) OBP: 0.206, SLG: 0.172	BB			6-3			F8			2	0	0	0	1	0					
Inning Stats	R: 4 E: 1 K: 0 S: 6	H: 3 LOB: 3 BB: 4 P: 22	R: 0 E: 0 K: 0 S: 3	H: 0 LOB: 1 BB: 1 P: 7	R: 0 E: 0 K: 0 S: 3	H: 0 LOB: 0 BB: 0 P: 3	R: 0 E: 0 K: 0 S: 2	H: 0 LOB: 0 BB: 1 P: 6	R: 0 E: 0 K: 0 S: 3	H: 0 LOB: 0 BB: 0 P: 3	R: 0 E: 0 K: 0 S: 3	H: 0 LOB: 0 BB: 0 P: 3	R: 0 E: 0 K: 0 S: 4	H: 2 LOB: 1 BB: 0 P: 4	R: 1 E: 0 K: 0 S: 4	H: 2 LOB: 1 BB: 0 P: 4		1B: 3 2B: 2 3B: 0 HR: 0	SF: 0 SAC: 2 DP: 1 HBP: 0	WP: 0 PB: 0 SB: 0 CS: 0
PITCHER Ed Lopat, L (1, 1) ERA: 3.82	IP: 0.1 WLS: L BF: 6 H: 3 R: 4 ER: 3 SO: 0 BB: 1 IBB: 0 HBP: 0 BLK: 0 WP: 0 HR: 0 S: 5 P: 9 ERA: 81.00 WHIP: 12.000																			
PITCHER Fred Sanford, R (1, 1) ERA: 4.29	IP: 5.2 WLS: W BF: 20 H: 0 R: 0 ER: 0 SO: 0 BB: 5 IBB: 0 HBP: 0 BLK: 0 WP: 0 HR: 0 S: 15 P: 35 ERA: 0.00 WHIP: 0.882																			
PITCHER Joe Page, L (7, 1) ERA: 4.54	IP: 2.0 WLS: W BF: 7 H: 2 R: 1 ER: 1 SO: 0 BB: 0 IBB: 0 HBP: 0 BLK: 0 WP: 0 HR: 0 S: 7 P: 7 ERA: 4.50 WHIP: 1.000																			


Batter	1	2	3	4	5	6	7	8	9	AB	R	H	RBI	BB	SO	LOB	TOP					
Gene Woodling, L (1, 7) OBP: 0.390, SLG: 0.440	F8		F4		FC3-2 1B				F4	5	1	2	0	0	0	2	New York Yankees @ Cleveland Indians Cleveland Municipal Stadium, Cleveland, OH Fri Aug 04 1950, 3:33 AM EDT Att: 66,743 - Unknown livebaseballscorecards.com					
Phil Rizzuto, R (1, 6) OBP: 0.416, SLG: 0.421	BB HBP		FC6-4 1B		FC3-2 1B		F8			3	0	1	0	0	0	4						
Hank Bauer, R (1, 9) OBP: 0.393, SLG: 0.519	G4-6-3 BB		FC6-4				K			3	0	1	1	1	1	4						
Johnny Mize, L (1, 3) OBP: 0.391, SLG: 0.633	G4-6-3				F3				4-3	4	0	0	0	0	0	4						
Joe Collins, L (8, 3) OBP: 0.305, SLG: 0.433					F6					0	0	0	0	0	0	0						
Joe DiMaggio, R (1, 8) OBP: 0.373, SLG: 0.553		F8		F2			6-3		F7	4	0	0	0	0	0	0						
Yogi Berra, L (1, 2) OBP: 0.389, SLG: 0.513		5-3					F9		F7	4	0	1	0	0	0	0						
Bobby Brown, L (1, 5) OBP: 0.332, SLG: 0.327										4	0	1	0	0	0	1						
Jackie Jensen, R (9, PR) OBP: 0.195, SLG: 0.135	F7			6-3			6-3			0	0	0	0	0	0	0						
Billy Johnson, R (9, 5) OBP: 0.365, SLG: 0.386									1B	0	0	0	0	0	0	0						
Jerry Coleman, R (1, 4) OBP: 0.356, SLG: 0.382			6-3		F2		K		F7	4	0	0	0	0	1	1						
Vic Raschi, R (1, 1) OBP: 0.295, SLG: 0.255			1B BB		1B FC3-2 2B		1B BB		F3	2	0	1	0	2	0	1						
Inning Stats	R: 0 E: 0 K: 0 S: 2	H: 0 LOB: 1 BB: 1 P: 7	R: 0 E: 0 K: 0 S: 3	H: 0 LOB: 0 BB: 0 P: 3	R: 0 E: 0 K: 0 S: 4	H: 1 LOB: 2 BB: 1 P: 8	R: 0 E: 0 K: 0 S: 4	H: 1 LOB: 1 BB: 0 P: 4	R: 1 E: 0 K: 0 S: 6	H: 3 LOB: 2 BB: 0 P: 6	R: 0 E: 0 K: 2 S: 3	H: 0 LOB: 0 BB: 1 P: 3	R: 0 E: 0 K: 2 S: 8	H: 1 LOB: 2 BB: 1 P: 12	R: 0 E: 0 K: 0 S: 3	H: 0 LOB: 0 BB: 0 P: 3	R: 0 E: 0 K: 0 S: 4	H: 1 LOB: 1 BB: 0 P: 4	1B: 6 2B: 1 3B: 0 HR: 0	SF: 0 SAC: 0 DP: 1 HBP: 1	WP: 0 PB: 0 SB: 0 CS: 0	PA: 37
PITCHER Bob Feller, R (1, 1) ERA: 3.7	IP: 9.0 WLS: L BF: 37	H: 7 R: 1 ER: 1 SO: 2	BB: 3 IBB: 0 HBP: 1 BLK: 0	WP: 0 HR: 0 S: 37 P: 50	ERA: 1.00 WHIP: 1.111	PITCHER																

Batter	1	2	3	4	5	6	7	8	9	AB	R	H	RBI	BB	SO	LOB	BOTTOM					
Dale Mitchell, L (1, 7) OBP: 0.368, SLG: 0.373	F7		G6-4-3			F7			L8	4	0	0	0	0	0	2	New York Yankees @ Cleveland Indians Cleveland Municipal Stadium, Cleveland, OH Fri Aug 04 1950, 3:33 AM EDT Att: 66,743 - Unknown livebaseballscorecards.com					
Lou Boudreau, R (1, 6) OBP: 0.349, SLG: 0.337	K				6-3					3	0	0	0	0	1	1						
Bob Lemon, L (9, PH) OBP: 0.340, SLG: 0.511						FC6-4			K	1	0	0	0	0	1	0						
Larry Doby, L (1, 8) OBP: 0.469, SLG: 0.556										1	0	0	0	2	0	0						
Al Rosen, R (1, 5) OBP: 0.400, SLG: 0.593	L9									3	0	0	0	0	2	2						
Luke Easter, L (1, 3) OBP: 0.403, SLG: 0.534										3	0	0	0	0	2	0						
Joe Gordon, R (1, 4) OBP: 0.340, SLG: 0.425										3	0	0	0	0	1	0						
Bob Kennedy, R (1, 9) OBP: 0.370, SLG: 0.452										3	0	1	0	0	0	0						
Jim Hegan, R (1, 2) OBP: 0.322, SLG: 0.475										3	0	1	0	0	0	0						
Bob Feller, R (1, 1) OBP: 0.121, SLG: 0.127										2	0	1	0	0	1	1						
Thurman Tucker, L (9, PH) OBP: 0.308, SLG: 0.234										1	0	0	0	0	0	0						
Inning Stats	R: 0 E: 0 K: 1 S: 5	H: 0 LOB: 1 BB: 1 P: 9	R: 0 E: 0 K: 1 S: 5	H: 1 LOB: 0 BB: 0 P: 5	R: 0 E: 0 K: 0 S: 3	H: 1 LOB: 0 BB: 0 P: 3	R: 0 E: 0 K: 1 S: 4	H: 0 LOB: 0 BB: 1 P: 8	R: 0 E: 0 K: 2 S: 7	H: 0 LOB: 0 BB: 0 P: 7	R: 0 E: 0 K: 1 S: 6	H: 1 LOB: 1 BB: 0 P: 6	R: 0 E: 0 K: 1 S: 5	H: 0 LOB: 0 BB: 0 P: 5	R: 0 E: 0 K: 0 S: 3	H: 0 LOB: 0 BB: 0 P: 3	R: 0 E: 0 K: 1 S: 5	H: 0 LOB: 0 BB: 0 P: 5	1B: 3 2B: 0 3B: 0 HR: 0	SF: 0 SAC: 0 DP: 1 HBP: 0	WP: 0 PB: 0 SB: 0 CS: 2	PA: 30
PITCHER Vic Raschi, R (1, 1) ERA: 4.21	IP: 9.0 WLS: W BF: 29	H: 3 R: 0 ER: 0 SO: 8	BB: 2 IBB: 0 HBP: 0 BLK: 0	WP: 0 HR: 0 S: 43 P: 51	ERA: 0.00 WHIP: 0.556	PITCHER																

Batter	1	2	3	4	5	6	7	8	9	AB	R	H	RBI	BB	SO	LOB	TOP				
Gene Woodling, L (1, 7) OBP: 0.390, SLG: 0.436	3-1		F6			F6	F7		L6	3	0	0	0	2	0	2	<p>New York Yankees @ Cleveland Indians Cleveland Municipal Stadium, Cleveland, OH</p> <p>Sat Aug 05 1950, 3:33 AM EDT Att: 40,987 - Unknown</p> <p>livebaseballscorecards.com</p> <p>AB 32 R 2 H 4 RBI 2 BB 6 SO 6 LOB 26</p> 				
Phil Rizzuto, R (1, 6) OBP: 0.411, SLG: 0.416	K		K			F6	F7		F2	5	0	0	1	0	2	5					
Hank Bauer, R (1, 9) OBP: 0.390, SLG: 0.513	K		4-3			F6	K			3	0	0	0	1	2	4					
Johnny Mize, L (1, 3) OBP: 0.394, SLG: 0.637 Joe Collins, L (8, PR) OBP: 0.305, SLG: 0.433		G3				F6			1B	4	0	2	0	0	0	2					
Joe DiMaggio, R (1, 8) OBP: 0.369, SLG: 0.547	F5		F8			F8			K	4	0	0	0	0	1	4					
Yogi Berra, L (1, 2) OBP: 0.387, SLG: 0.509	G3		4-3						F9	3	1	0	0	1	0	2					
Bobby Brown, L (1, 5) OBP: 0.335, SLG: 0.330						F5			F8	4	1	2	0	0	0	1					
Jerry Coleman, R (1, 4) OBP: 0.356, SLG: 0.380 Tommy Henrich, L (7, PH) OBP: 0.389, SLG: 0.581 Jackie Jensen, R (7, PR) OBP: 0.195, SLG: 0.135 Billy Martin, R (7, 4) OBP: 0.313, SLG: 0.333	G3					K			E6	2	0	0	0	0	1	2					
Ed Lopat, L (1, 1) OBP: 0.433, SLG: 0.389 Allie Reynolds, R (7, 1) OBP: 0.310, SLG: 0.255 Cliff Mages, L (9, PH) OBP: 0.354, SLG: 0.430						F9			L7	2	0	0	1	1	0	3					
										1B: 3	SF: 0	2B: 1	SAC: 0	3B: 0	DP: 0	HR: 0		WP: 0 PA: 38			
Inning Stats	R: 0 E: 0 K: 2 S: 7	H: 0 LOB: 0 BB: 0 P: 7	R: 0 E: 0 K: 0 S: 5	H: 2 LOB: 2 BB: 0 P: 5	R: 0 E: 0 K: 1 S: 5	H: 0 LOB: 1 BB: 1 P: 9	R: 0 E: 0 K: 0 S: 3	H: 0 LOB: 0 BB: 0 P: 3	R: 0 E: 1 K: 1 S: 5	H: 0 LOB: 0 BB: 0 P: 5	R: 0 E: 0 K: 0 S: 3	H: 0 LOB: 2 BB: 2 P: 11	R: 2 E: 0 K: 1 S: 6	H: 1 LOB: 3 BB: 3 P: 18	R: 0 E: 0 K: 1 S: 6	H: 1 LOB: 1 BB: 0 P: 6	R: 0 E: 1 K: 0 S: 4	H: 0 LOB: 1 BB: 0 P: 4	1B: 3 2B: 1 3B: 0 HR: 0	SF: 0 SAC: 0 DP: 0 HBP: 0	WP: 0 PA: 38 CS: 1
PITCHER	IP WLS BF H R ER SO BB IBB HBP BLK WP HR S P ERA WHIP																				
Early Wynn, R (1, 1) ERA: 3.55	9.0 W 38 4 2 2 6 5 1 0 0 0 0 44 68 2.00 1.000																				


Batter	1	2	3	4	5	6	7	8	9	AB	R	H	RBI	BB	SO	LOB	BOTTOM		
Dale Mitchell, L (1, 7) OBP: 0.365, SLG: 0.369	F8		4-3			6-3			F8	4	0	0	0	0	0	0	<p>New York Yankees @ Cleveland Indians Cleveland Municipal Stadium, Cleveland, OH</p> <p>Sat Aug 05 1950, 3:33 AM EDT Att: 40,987 - Unknown</p> <p>livebaseballscorecards.com</p> <p>AB 28 R 4 H 6 RBI 4 BB 2 SO 2 LOB 4</p> 		
Al Rosen, R (1, 5) OBP: 0.398, SLG: 0.589	F6					6-3			HR	4	1	1	0	0	0	0			
Larry Doby, L (1, 8) OBP: 0.469, SLG: 0.573	G1					4-3			HR	4	2	2	3	0	0	0			
Lou Boudreau, R (1, 6) OBP: 0.343, SLG: 0.330						F4			F4	4	0	0	0	0	0	0			
Luke Easter, L (1, 3) OBP: 0.400, SLG: 0.530						5-3				3	0	0	0	0	0	0			
Joe Gordon, R (1, 4) OBP: 0.346, SLG: 0.440									HR	2	1	2	1	1	0	0			
Bob Kennedy, R (1, 9) OBP: 0.373, SLG: 0.452									F7	2	0	1	0	1	0	1			
Jim Hegan, R (1, 2) OBP: 0.320, SLG: 0.471									F7	2	0	0	0	0	0	2			
Early Wynn, S (1, 1) OBP: 0.365, SLG: 0.500									K	3	0	0	0	0	2	1			
										1B: 3	SF: 0	2B: 1	SAC: 1	3B: 0	DP: 1	HR: 3		WP: 1 PA: 31	
Inning Stats	R: 0 E: 0 K: 0 S: 3	H: 0 LOB: 0 BB: 1 P: 7	R: 0 E: 0 K: 1 S: 5	H: 0 LOB: 0 BB: 0 P: 5	R: 1 E: 0 K: 0 S: 4	H: 1 LOB: 0 BB: 0 P: 4	R: 1 E: 0 K: 0 S: 4	H: 2 LOB: 0 BB: 0 P: 4	R: 0 E: 0 K: 0 S: 3	H: 0 LOB: 0 BB: 0 P: 3	R: 0 E: 0 K: 0 S: 4	H: 1 LOB: 2 BB: 1 P: 8	R: 2 E: 0 K: 1 S: 7	H: 2 LOB: 0 BB: 0 P: 7	R: 0 E: 1 K: 0 S: 4	H: 0 LOB: 0 BB: 0 P: 4	1B: 3 2B: 1 3B: 0 HR: 3	SF: 0 SAC: 1 DP: 1 HBP: 0	WP: 1 PA: 31 CS: 0
PITCHER	IP WLS BF H R ER SO BB IBB HBP BLK WP HR S P ERA WHIP																		
Ed Lopat, L (1, 1) ERA: 3.77 Allie Reynolds, R (7, 1) ERA: 3.61	6.2 L 6 2 2 2 1 0 0 0 0 1 1 8 8 2.70 1.500																		


Batter	1	2	3	4	5	6	7	8	9	AB	R	H	RBI	BB	SO	LOB	TOP																	
Dom DiMaggio, R (1, 8) OBP: 0.416, SLG: 0.437	4-0 FC5-4 2B BB	0-0 SH1-3 1B		0-3 K	0-0 1-2 1B			0-0 HR 1B		4	2	3	0	1	1	0	<p>Boston Red Sox @ New York Yankees Yankee Stadium, Bronx, NY Tue Aug 08 1950, 3:33 AM EDT Att: 58,771 - Unknown</p> <p>livebaseballscorecards.com</p> <p>AB 38 R 7 H 13 RBI 5 BB 4 SO 5 LOB 16</p> 																	
6 Johnny Pesky, L (1, 5) OBP: 0.449, SLG: 0.416	0-0 E 2B	0-0 SH1-3		0-0 G3	0-3 K			0-0 P2		4	1	1	0	0	1	3																		
Billy Goodman, L (1, 7) OBP: 0.418, SLG: 0.458	4-0 FC5-4 BB	4-0 G5-4-3 BB		0-0 F7		0-0 6-3		0-0 HR 1B		3	1	1	2	2	0	0																		
Vern Stephens, R (1, 6) OBP: 0.363, SLG: 0.524	0-0 FC5-4 1B	0-0 G5-4-3			0-0 E 3B	0-0 P4		0-0 F8		5	1	1	1	0	0	4																		
Walt Dropo, R (1, 3) OBP: 0.384, SLG: 0.600	0-0 5-3 1B		0-0 F7		0-0 F8	0-3 K		0-0 P4		5	0	1	0	0	1	1																		
Bobby Doerr, R (1, 4) OBP: 0.376, SLG: 0.528	0-0 5-3 1-2 2-3		0-0 6-3		0-0 E8 HR		0-0 F7		0-0 5-3	5	1	0	0	0	2																			
Al Zarilla, L (1, 9) OBP: 0.428, SLG: 0.484	4-0 BB		0-0 1B		0-0 HR		0-0 G6-4-3 1B		0-3 K	4	1	3	2	1	1	0																		
Birdie Tebbetts, R (1, 2) OBP: 0.399, SLG: 0.486	0-3 K		0-0 1B		0-0 6-3		0-0 G6-4-3			4	0	1	0	0	1	4																		
Mel Parnell, L (1, 1) OBP: 0.262, SLG: 0.246		0-0 SH1-3 1B	0-0 4-3		0-0 1B		0-0 1B		0-0 P6	4	0	2	0	0	2																			
Inning Stats	R: 2 E: 1 K: 1 S: 7	H: 2 LOB: 3 BB: 3 P: 19	R: 0 E: 0 K: 0 S: 4	H: 2 LOB: 2 BB: 1 P: 8	R: 0 E: 0 K: 0 S: 5	H: 2 LOB: 2 BB: 0 P: 5	R: 0 E: 0 K: 1 S: 5	H: 0 LOB: 0 BB: 0 P: 5	R: 3 E: 1 K: 1 S: 10	H: 4 LOB: 2 BB: 0 P: 10	R: 0 E: 0 K: 0 S: 3	H: 1 LOB: 0 BB: 0 P: 3	R: 2 E: 0 K: 0 S: 5	H: 2 LOB: 0 BB: 0 P: 5	R: 0 E: 0 K: 1 S: 5	H: 0 LOB: 0 BB: 0 P: 5	1B: 9 2B: 1 3B: 1 HR: 2	SF: 0 SAC: 1 DP: 2 HBP: 0	WP: 0 PB: 0 SB: 0 CS: 0	PA: 43														
PITCHER	IP WLS BF H R ER SO BB IBB HBP BLK WP HR S P ERA WHIP	IP WLS BF H R ER SO BB IBB HBP BLK WP HR S P ERA WHIP																																
Allie Reynolds, R (1, 1) ERA: 3.69	1.1	12	4	2	2	1	4	0	0	0	0	0	0	10	26	13.50	6.000																	
Fred Sanford, R (2, 1) ERA: 4.31	3.2	L 17	6	3	2	2	0	0	0	0	0	0	1	21	21	4.91	1.636																	
Whitey Ford, L (6, 1) ERA: 5.16	2.0	6	1	0	0	1	0	0	0	0	0	0	0	8	8	0.00	0.500																	
Joe Page, L (8, 1) ERA: 4.75	2.0	8	2	2	2	1	0	0	0	0	0	0	1	10	10	9.00	1.000																	

Batter	1	2	3	4	5	6	7	8	9	AB	R	H	RBI	BB	SO	LOB	BOTTOM																	
Gene Woodling, L (1, 7) OBP: 0.388, SLG: 0.429	0-0 4-3		0-0 F8		0-0 3-1		0-0 F8		0-0 F8	5	0	0	0	0	0	0	<p>Boston Red Sox @ New York Yankees Yankee Stadium, Bronx, NY Tue Aug 08 1950, 3:33 AM EDT Att: 58,771 - Unknown</p> <p>livebaseballscorecards.com</p> <p>AB 36 R 4 H 8 RBI 4 BB 2 SO 1 LOB 11</p> 																	
Phil Rizzuto, R (1, 6) OBP: 0.418, SLG: 0.432	0-0 L7		0-0 6-3 1B		4-0 BB		0-0 1B		0-0 P4	4	1	2	0	1	0	0																		
Hank Bauer, R (1, 9) OBP: 0.384, SLG: 0.504	0-0 6-3		0-0 6-3		0-0 F7		0-0 P3			4	0	0	0	0	0	3																		
Tommy Henrich, L (1, 3) OBP: 0.378, SLG: 0.571		0-0 F9	0-0 1B		0-0 F8		0-0 4-3			4	0	1	1	0	0	1																		
Joe DiMaggio, R (1, 8) OBP: 0.370, SLG: 0.549		0-0 BB 1B	0-3 K		0-0 F9		0-0 4-3 3B			4	2	2	0	0	1	1																		
Yogi Berra, L (1, 2) OBP: 0.386, SLG: 0.510		4-0 1B BB		0-0 P3		0-0 HR		0-0 4-3		3	1	1	2	1	0	0																		
Billy Johnson, R (1, 5) OBP: 0.367, SLG: 0.388		0-0 FC5-4 1B		0-0 F7		0-0 1-3		0-0 1B		4	0	2	1	0	0	0																		
Billy Martin, R (1, 4) OBP: 0.292, SLG: 0.409		0-0 F9		0-0 E6		0-0 F9		0-0 F7		4	0	0	0	0	0	3																		
Allie Reynolds, R (1, 1) ERA: 3.69	1.1	12	4	2	2	1	4	0	0	0	0	0	0	10	26	13.50		6.000																
Fred Sanford, R (2, 1) ERA: 4.31	3.2	L 17	6	3	2	2	0	0	0	0	0	0	1	21	21	4.91	1.636																	
Whitey Ford, L (6, 1) ERA: 5.16	2.0	6	1	0	0	1	0	0	0	0	0	0	0	8	8	0.00	0.500																	
Joe Page, L (8, 1) ERA: 4.75	2.0	8	2	2	2	1	0	0	0	0	0	0	1	10	10	9.00	1.000																	
Inning Stats	R: 0 E: 0 K: 0 S: 3	H: 0 LOB: 0 BB: 0 P: 3	R: 1 E: 0 K: 0 S: 5	H: 2 LOB: 2 BB: 1 P: 9	R: 1 E: 0 K: 1 S: 7	H: 2 LOB: 1 BB: 0 P: 7	R: 0 E: 0 K: 0 S: 4	H: 0 LOB: 1 BB: 0 P: 4	R: 1 E: 0 K: 0 S: 4	H: 1 LOB: 0 BB: 0 P: 4	R: 0 E: 0 K: 0 S: 4	H: 1 LOB: 1 BB: 0 P: 4	R: 1 E: 0 K: 0 S: 5	H: 2 LOB: 1 BB: 0 P: 5	R: 0 E: 0 K: 0 S: 3	H: 0 LOB: 0 BB: 0 P: 3	1B: 6 2B: 0 3B: 1 HR: 1	SF: 0 SAC: 0 DP: 0 HBP: 0	WP: 0 PB: 0 SB: 0 CS: 0	PA: 38														
PITCHER	IP WLS BF H R ER SO BB IBB HBP BLK WP HR S P ERA WHIP	IP WLS BF H R ER SO BB IBB HBP BLK WP HR S P ERA WHIP																																
Mel Parnell, L (1, 1) ERA: 4.07	9.0	W 38	8	4	4	1	2	0	0	0	0	0	1	38	46	4.00	1.111																	

Batter	1	2	3	4	5	6	7	8	9	AB	R	H	RBI	BB	SO	LOB	TOP			
Dom DiMaggio, R OBP: 0.415, SLG: 0.435	F9			1-3			F7		1B	4	0	1	0	0	0	0	Boston Red Sox @ New York Yankees Yankee Stadium, Bronx, NY Wed Aug 09 1950, 3:33 AM EDT Att: 39,360 - Unknown			
6 Johnny Pesky, L OBP: 0.444, SLG: 0.411	K			P4			F2		P3	4	0	0	0	0	1	1				
Billy Goodman, L OBP: 0.415, SLG: 0.455	F8			6-3					K	4	0	1	0	0	1	1				
Vern Stephens, R OBP: 0.361, SLG: 0.521		K			F7		P4			3	0	0	0	0	1	1				
Walt Dropo, R OBP: 0.382, SLG: 0.595		K			P4			K		3	0	0	0	0	2	0				
Bobby Doerr, R OBP: 0.373, SLG: 0.524		L6			1-3			F7		3	0	0	0	0	0	0				
Al Zarilla, L OBP: 0.427, SLG: 0.492			P4			F9			HR	3	1	1	1	0	0	0				
Birdie Tebbetts, R OBP: 0.394, SLG: 0.479			K			K			6-3	3	0	0	0	0	2	0				
Chuck Stobbs, L OBP: 0.429, SLG: 0.263			F8			K				2	0	0	0	0	1	0				
Tom Wright, L OBP: 0.351, SLG: 0.359									K	1	0	0	0	0	1	0				
Inning Stats	R: 0 E: 0 K: 1 S: 5	H: 0 LOB: 0 BB: 0 P: 5	R: 0 E: 0 K: 2 S: 7	H: 0 LOB: 0 BB: 0 P: 7	R: 0 E: 0 K: 1 S: 5	H: 0 LOB: 0 BB: 0 P: 5	R: 0 E: 0 K: 0 S: 3	H: 0 LOB: 0 BB: 0 P: 3	R: 0 E: 0 K: 2 S: 7	H: 0 LOB: 0 BB: 0 P: 7	R: 0 E: 0 K: 0 S: 4	H: 1 LOB: 1 BB: 0 P: 4	R: 1 E: 0 K: 1 S: 6	H: 1 LOB: 0 BB: 0 P: 6	R: 0 E: 0 K: 2 S: 8	H: 1 LOB: 1 BB: 0 P: 8	1B: 2 2B: 0 3B: 0 HR: 1	SF: 0 SAC: 0 DP: 0 HBP: 0	WP: 0 PB: 0 SB: 0 CS: 0	PA: 30
PITCHER Vic Raschi, R ERA: 4.04	IP: 9.0 WLS: W BF: 30 H: 3 R: 1 ER: 1 SO: 9 BB: 0 IBB: 0 HBP: 0 BLK: 0 WP: 0 HR: 1 S: 48 P: 48 ERA: 1.00 WHIP: 0.333															PITCHER				


Batter	1	2	3	4	5	6	7	8	9	AB	R	H	RBI	BB	SO	LOB	BOTTOM			
Gene Woodling, L OBP: 0.392, SLG: 0.431	S 1B BB			1B			F8		BLK SH3-4 1B	3	1	2	0	1	0	2	Boston Red Sox @ New York Yankees Yankee Stadium, Bronx, NY Wed Aug 09 1950, 3:33 AM EDT Att: 39,360 - Unknown			
Phil Rizzuto, R OBP: 0.419, SLG: 0.433	F8			1B			SH3		SH3-4	2	0	1	1	0	0	1				
Hank Bauer, R OBP: 0.382, SLG: 0.500			F9				F8		5-3	4	0	1	1	0	0	4				
Tommy Henrich, L OBP: 0.375, SLG: 0.558	P3									3	0	0	0	1	1	3				
Joe Collins, L OBP: 0.305, SLG: 0.433			3-1						BB	0	0	0	0	0	0	0				
Joe DiMaggio, R OBP: 0.367, SLG: 0.543	P3			K			5-3		P4	4	0	0	0	0	1	3				
Yogi Berra, L OBP: 0.384, SLG: 0.506			3-1				F7			3	0	0	0	0	0	0				
Billy Johnson, R OBP: 0.362, SLG: 0.382			5-3				P3		K	3	0	0	0	0	1	0				
Billy Martin, R OBP: 0.296, SLG: 0.400			L1				F8 SH SH3 1B		F8	3	1	1	0	0	0	0				
Vic Raschi, R OBP: 0.286, SLG: 0.246			5-3				SH SH3		1-3	2	0	0	0	0	0	0				
Inning Stats	R: 1 E: 0 K: 0 S: 4	H: 1 LOB: 1 BB: 1 P: 8	R: 0 E: 0 K: 0 S: 3	H: 0 LOB: 0 BB: 0 P: 3	R: 0 E: 0 K: 1 S: 5	H: 2 LOB: 2 BB: 0 P: 5	R: 0 E: 0 K: 1 S: 5	H: 0 LOB: 0 BB: 0 P: 5	R: 1 E: 1 K: 0 S: 5	H: 1 LOB: 1 BB: 0 P: 5	R: 0 E: 0 K: 1 S: 5	H: 0 LOB: 0 BB: 0 P: 5	R: 0 E: 0 K: 1 S: 4	H: 1 LOB: 2 BB: 1 P: 8	R: 0 E: 0 K: 0 S: 4	H: 1 LOB: 2 BB: 1 P: 8	1B: 5 2B: 0 3B: 0 HR: 0	SF: 0 SAC: 3 DP: 0 HBP: 0	WP: 0 PB: 0 SB: 1 CS: 0	PA: 32
PITCHER Chuck Stobbs, L ERA: 5.53	IP: 8.0 WLS: L BF: 32 H: 5 R: 2 ER: 1 SO: 3 BB: 2 IBB: 0 HBP: 0 BLK: 1 WP: 0 HR: 0 S: 36 P: 44 ERA: 1.12 WHIP: 0.875															PITCHER				

Batter	1	2	3	4	5	6	7	8	9	AB	R	H	RBI	BB	SO	LOB	TOP										
Eddie Joost, R OBP: 0.380, SLG: 0.398 (1, 6)	0-0 P6		0-0 F9		4-0 1B BB BB	0-3 K		0-0 5-3	4 1 0 0 1 1 0	Philadelphia Athletics @ New York Yankees Yankee Stadium, Bronx, NY Fri Aug 11 1950, 3:33 AM EDT Att: 27,002 - Unknown livebaseballscorecards.com	AB 35 R 6 H 8 RBI 6 BB 7 SO 7 LOB 17																
Barney McCosky, L OBP: 0.316, SLG: 0.320 (1, 7)	0-0 F9		0-0 4-3		0-3 K	0-0 F9		0-0 F 1B 4-3 1B	5 1 1 0 0 1 2																		
Paul Lehner, L OBP: 0.368, SLG: 0.436 (1, 9)	0-0 BB 1B		0-0 G3		0-0 BB 1B 1-2 2-H	0-3 K		0-0 4-3 E 1-2 1B	5 1 3 1 0 1 0																		
Sam Chapman, R OBP: 0.368, SLG: 0.496 (1, 8)	4-0 1-2 BB		0-0 4-3	0-0 4-3	0-0 BB 1-2 2-3 1B	0-0 6-3		0-0 E1 4-3	4 1 1 0 1 0 2																		
Ferris Fain, L OBP: 0.425, SLG: 0.406 (1, 3)	0-3 K		0-0 1B 1B	0-0 1B BB	4-0 BB 1-2 2-3 3-H	4-0 BB		0-0 4-3	3 1 1 2 2 1 4																		
Billy Hitchcock, R OBP: 0.390, SLG: 0.416 (1, 4)		0-0 5-3		0-0 F9	0-0 2B	0-0 1-3		0-0 K	5 0 1 3 0 1 4																		
Kermit Wahl, R OBP: 0.315, SLG: 0.338 (1, 5)		0-0		0-0	0-0 1B BB G6-4-3	0-3 K			3 0 1 0 1 1 0																		
Joe Tipton, R OBP: 0.293, SLG: 0.319 Mike Guerra, R OBP: 0.335, SLG: 0.374 (2, 2)		4-0 BB		0-0 F9	0-0 G6-4-3 1-2	0-0 P3			0 0 0 0 1 0 0 3 0 0 0 0 0 4																		
Joe Coleman, R (1, 1)	0-3 K				4-0 BB 1B	0-0 5-3		0-0 F2	3 1 0 0 1 1 1																		
Inning Stats	R: 0 E: 0 K: 1 S: 6	H: 1 LOB: 2 BB: 1 P: 10	R: 0 E: 0 K: 1 S: 5	H: 0 LOB: 1 BB: 1 P: 9	R: 0 E: 0 K: 0 S: 3	H: 0 LOB: 0 BB: 0 P: 3	R: 0 E: 0 K: 0 S: 5	H: 2 LOB: 2 BB: 0 P: 5	R: 5 E: 0 K: 1 S: 7				H: 3 LOB: 1 BB: 4 P: 23	R: 0 E: 0 K: 1 S: 5	H: 0 LOB: 1 BB: 1 P: 9	R: 0 E: 0 K: 1 S: 5	H: 0 LOB: 0 BB: 0 P: 5	R: 0 E: 0 K: 1 S: 5	H: 0 LOB: 1 BB: 1 P: 9	R: 1 E: 1 K: 1 S: 8	H: 2 LOB: 2 BB: 0 P: 8	1B: 7 2B: 1 3B: 0 HR: 0	SF: 0 SAC: 0 DP: 1 HBP: 0	WP: 0 PB: 0 SB: 0 CS: 0	PA: 42		
PITCHER	IP	WLS	BF	H	R	ER	SO	BB	IBB	HBP	BLK	WP	HR	S	P	ERA	WHIP										
Tommy Byrne, L ERA: 4.65 (1, 1)	4.1		23	5	5	5	3	5	0	0	0	0	0	24	44	10.38	2.308										
Fred Sanford, R ERA: 4.31 (5, 1)	0.0		2	1	0	0	0	1	0	0	0	0	0	1	5	∞	∞										
Tom Ferrick, R ERA: 3.6 (5, 1)	4.2	W	17	2	1	0	4	1	0	0	0	0	0	24	28	0.00	0.643										

Batter	1	2	3	4	5	6	7	8	9	AB	R	H	RBI	BB	SO	LOB	BOTTOM										
Gene Woodling, L OBP: 0.392, SLG: 0.425 (1, 7)	4-0 S 1B BB	0-0 FC4-6 SH5-3 1-2 1B 3-H		0-0 BB 1B		4-0 5-3 BB		0-0 F8	3 3 1 1 2 0 1	Philadelphia Athletics @ New York Yankees Yankee Stadium, Bronx, NY Fri Aug 11 1950, 3:33 AM EDT Att: 27,002 - Unknown livebaseballscorecards.com	AB 29 R 7 H 8 RBI 7 BB 9 SO 3 LOB 18																
Phil Rizzuto, R OBP: 0.421, SLG: 0.431 (1, 6)	4-0 1B 1-2 F8-4-3 BB	0-0 SH5-3 1-2		4-0 1B 1-2 BB		0-0 5-3		0-0 S 1B	2 1 1 0 2 0 1																		
Hank Bauer, R OBP: 0.384, SLG: 0.498 (1, 9)	0-0 1-3 2-H 1B	0-0 2-H 1B		0-0 1-3 2-H 1B		0-0 F8		0-0 6-3	5 0 3 3 0 0 2																		
Johnny Mize, L OBP: 0.393, SLG: 0.615 Joe Collins, L OBP: 0.305, SLG: 0.433 (7, PR) (8, 3)	4-0 F8-4-3 BB	0-3 K		0-0 P4		4-0 S HR BB			2 0 0 0 2 1 3 0 1 0 0 0 0 0																		
Yogi Berra, L OBP: 0.383, SLG: 0.500 (1, 2)	0-0 F8-4-3 1-1 1B 3-H		4-0 CS BB		0-0 P6		0-0 P4		3 0 0 1 1 0 3																		
Bobby Brown, L OBP: 0.337, SLG: 0.330 (1, 5)	4-0 BB		0-0 F9		0-0 4-3 1B		0-0 F8		3 0 1 0 1 0 3																		
Cliff Mapes, L OBP: 0.350, SLG: 0.434 (1, 8)	0-3 K		0-0 F9		0-0 4-3		0-0 2-H HR		4 1 1 2 0 1 3																		
Jerry Coleman, R OBP: 0.357, SLG: 0.378 (1, 4)		4-0 1B FC4-6 BB		0-0 5-3		0-0 6-3		0-3 K	3 1 0 0 1 1 2																		
Tommy Byrne, L OBP: 0.324, SLG: 0.429 Fred Sanford, S OBP: 0.265, SLG: 0.303 Tom Ferrick, R OBP: 0.214, SLG: 0.083 (5, 1)		0-0 FC4-6 1-3 1B		0-0 4-3		0-0 F8		0-0 4-3	2 0 1 0 0 0 0 0 0 0 0 0 0 0 2 0 0 0 0 0 0																		
Inning Stats	R: 2 E: 0 K: 1 S: 5	H: 1 LOB: 2 BB: 4 P: 21	R: 2 E: 0 K: 1 S: 7	H: 2 LOB: 1 BB: 1 P: 11	R: 0 E: 0 K: 0 S: 2	H: 0 LOB: 0 BB: 1 P: 6	R: 1 E: 0 K: 0 S: 5	H: 2 LOB: 2 BB: 1 P: 9	R: 0 E: 0 K: 0 S: 4				H: 1 LOB: 1 BB: 0 P: 4	R: 0 E: 0 K: 0 S: 3	H: 0 LOB: 1 BB: 1 P: 7	R: 2 E: 0 K: 1 S: 6	H: 1 LOB: 1 BB: 1 P: 10	R: 0 E: 0 K: 0 S: 4	H: 1 LOB: 1 BB: 0 P: 4	1B: 7 2B: 1 3B: 0 HR: 1	SF: 0 SAC: 1 DP: 1 HBP: 0	WP: 0 PB: 0 SB: 3 CS: 1	PA: 39				
PITCHER	IP	WLS	BF	H	R	ER	SO	BB	IBB	HBP	BLK	WP	HR	S	P	ERA	WHIP										
Joe Coleman, R ERA: 8.56 (1, 1)	8.0	L	39	8	7	7	3	9	0	0	0	0	1	36	72	7.88	2.125										

Batter	1	2	3	4	5	6	7	8	9	AB	R	H	RBI	BB	SO	LOB	TOP					
Eddie Joost, R OBP: 0.380, SLG: 0.396 (1, 6)										4	1	1	0	1	1	3	Philadelphia Athletics @ New York Yankees Yankee Stadium, Bronx, NY Sat Aug 12 1950, 3:33 AM EDT Att: 18,618 - Unknown					
Barney McCosky, L OBP: 0.328, SLG: 0.317 (1, 7)										1	0	0	0	3	0							
Paul Lehner, L OBP: 0.365, SLG: 0.431 (1, 9)										5	0	1	0	0	7							
Sam Chapman, R OBP: 0.373, SLG: 0.499 (1, 8)										4	0	3	1	1	1	0						
Fernis Fain, L OBP: 0.423, SLG: 0.402 (1, 3)										4	0	0	0	1	0	4						
Billy Hitchcock, R OBP: 0.384, SLG: 0.409 (1, 4)										4	0	0	0	0	1	6						
Kermit Wahl, R OBP: 0.314, SLG: 0.335 (1, 5)										4	0	1	0	0	0	3						
Joe Tipton, R OBP: 0.301, SLG: 0.319 (1, 2)										3	0	1	0	1	0	1						
Carl Scheib, R OBP: 0.279, SLG: 0.381 (1, 1)										1	0	1	0	0	0	0						
Bobby Shantz, R OBP: 0.268, SLG: 0.260 (2, 1)										3	1	1	1	0	0	2						
Inning Stats	R: 1 E: 0 K: 0 S: 5	H: 2 LOB: 2 BB: 1 P: 9	R: 0 E: 0 K: 0 S: 5	H: 2 LOB: 2 BB: 1 P: 9	R: 0 E: 0 K: 1 S: 5	H: 0 LOB: 0 BB: 0 P: 5	R: 1 E: 0 K: 1 S: 6	H: 1 LOB: 0 BB: 0 P: 6	R: 0 E: 0 K: 1 S: 5	H: 0 LOB: 3 BB: 3 P: 17	R: 0 E: 0 K: 0 S: 4	H: 2 LOB: 2 BB: 1 P: 8	R: 0 E: 0 K: 0 S: 3	H: 1 LOB: 0 BB: 0 P: 3	R: 0 E: 0 K: 0 S: 3	H: 0 LOB: 1 BB: 1 P: 7	R: 0 E: 0 K: 0 S: 4	H: 1 LOB: 1 BB: 0 P: 4	1B: 8 2B: 1 3B: 0 HR: 1	SF: 0 SAC: 1 DP: 2 HBP: 0	WP: 0 PB: 0 SB: 0 CS: 0	PA: 41
PITCHER Allie Reynolds, R ERA: 3.6 (1, 1)	IP: 9.0 WLS: W BF: 41 H: 9 R: 2 ER: 2 SO: 3 BB: 7 IBB: 0 HBP: 0 BLK: 0 WP: 0 HR: 1 S: 40 P: 68 ERA: 2.00 WHIP: 1.778															PITCHER Allie Reynolds, R ERA: 3.6 (1, 1)	IP: 9.0 WLS: W BF: 41 H: 9 R: 2 ER: 2 SO: 3 BB: 7 IBB: 0 HBP: 0 BLK: 0 WP: 0 HR: 1 S: 40 P: 68 ERA: 2.00 WHIP: 1.778					

Batter	1	2	3	4	5	6	7	8	9	AB	R	H	RBI	BB	SO	LOB	BOTTOM			
Gene Woodling, L OBP: 0.395, SLG: 0.437 (1, 7)										5	2	3	2	0	0	0	Philadelphia Athletics @ New York Yankees Yankee Stadium, Bronx, NY Sat Aug 12 1950, 3:33 AM EDT Att: 18,618 - Unknown			
Phil Rizzuto, R OBP: 0.421, SLG: 0.432 (1, 6)										4	0	1	1	1	0	0				
Hank Bauer, R OBP: 0.381, SLG: 0.490 (1, 9)										4	0	0	0	1	0	2				
Johnny Mize, L OBP: 0.386, SLG: 0.602 (1, 3)										3	0	0	1	0	0	4				
Joe Collins, L OBP: 0.304, SLG: 0.430 (5, 3)										1	0	0	0	0	1	2				
Yogi Berra, L OBP: 0.382, SLG: 0.500 (1, 2)										4	1	1	0	0	0	4				
Bobby Brown, L OBP: 0.340, SLG: 0.339 (1, 5)										3	2	1	0	1	0	0				
Cliff Mapes, L OBP: 0.347, SLG: 0.429 (1, 8)										3	0	0	0	0	2	1				
Jerry Coleman, R OBP: 0.361, SLG: 0.380 (1, 4)										3	1	2	1	1	0	0				
Allie Reynolds, R OBP: 0.306, SLG: 0.255 (1, 1)										4	1	1	2	0	0	2				
Inning Stats	R: 0 E: 1 K: 0 S: 4	H: 0 LOB: 1 BB: 0 P: 4	R: 5 E: 0 K: 0 S: 7	H: 4 LOB: 2 BB: 3 P: 19	R: 0 E: 0 K: 1 S: 5	H: 0 LOB: 0 BB: 0 P: 5	R: 1 E: 1 K: 0 S: 5	H: 1 LOB: 1 BB: 0 P: 5	R: 1 E: 0 K: 1 S: 7	H: 2 LOB: 1 BB: 0 P: 7	R: 0 E: 0 K: 1 S: 6	H: 1 LOB: 2 BB: 1 P: 10	R: 0 E: 0 K: 0 S: 4	H: 1 LOB: 1 BB: 0 P: 4	R: 0 E: 0 K: 0 S: 3	H: 0 LOB: 0 BB: 0 P: 3	1B: 5 2B: 2 3B: 1 HR: 1	SF: 0 SAC: 1 DP: 0 HBP: 0	WP: 0 PB: 0 SB: 0 CS: 0	PA: 39
PITCHER Carl Scheib, R ERA: 7.39 Bobby Shantz, L ERA: 4.79 (2, 1)	IP: 1.1 WLS: L BF: 11 H: 4 R: 5 ER: 5 SO: 0 BB: 1 IBB: 0 HBP: 0 BLK: 0 WP: 0 HR: 0 S: 9 P: 17 ERA: 33.75 WHIP: 3.750															PITCHER Carl Scheib, R ERA: 7.39 Bobby Shantz, L ERA: 4.79 (2, 1)	IP: 6.2 WLS: L BF: 28 H: 5 R: 2 ER: 2 SO: 3 BB: 1 IBB: 1 HBP: 0 BLK: 0 WP: 0 HR: 0 S: 32 P: 40 ERA: 2.70 WHIP: 0.900			



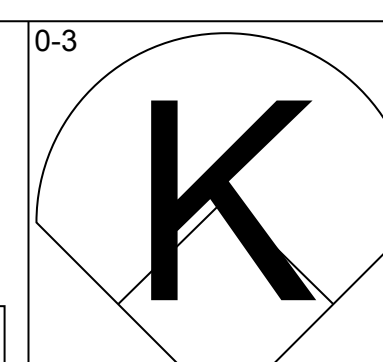
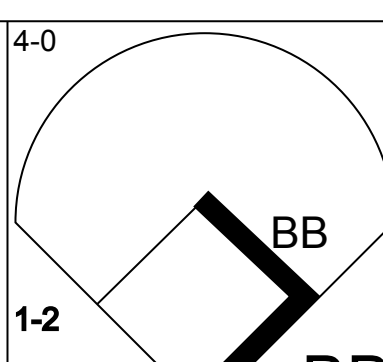
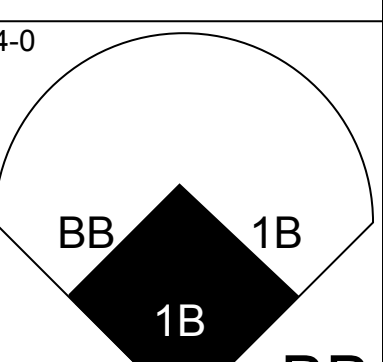
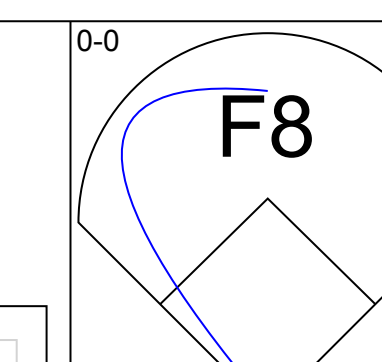
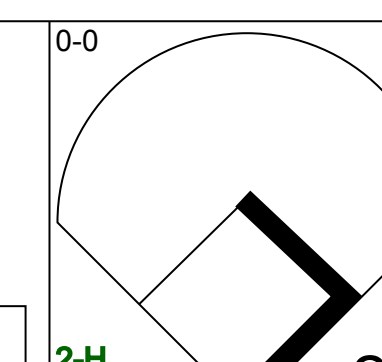

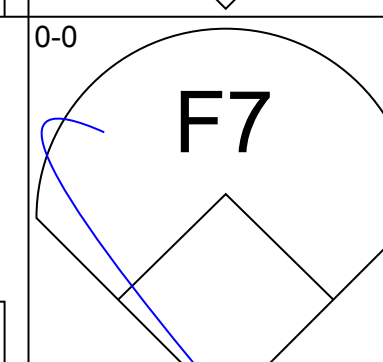
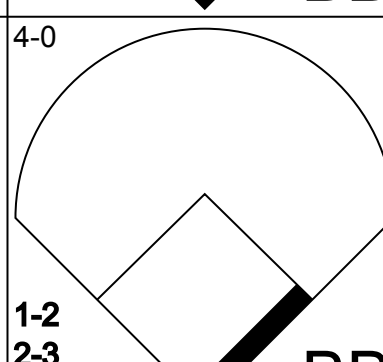

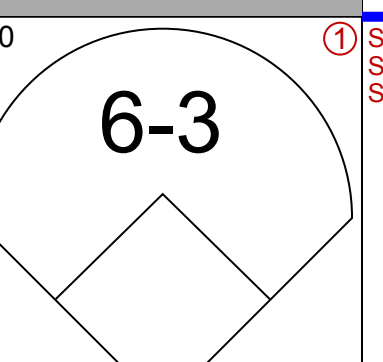
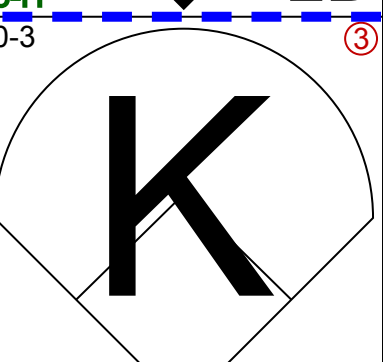
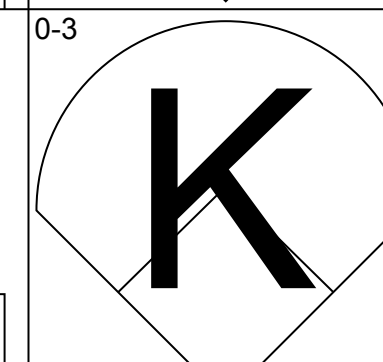
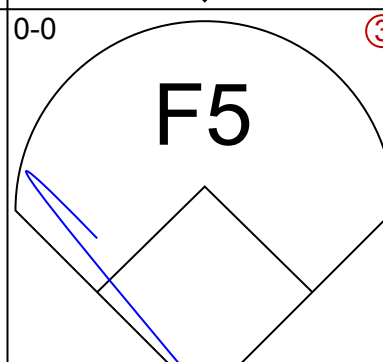

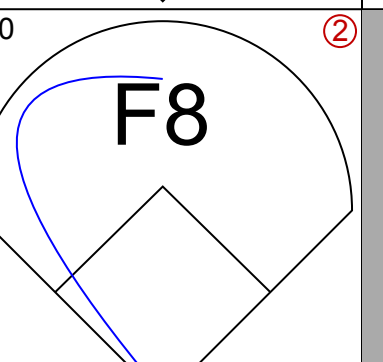
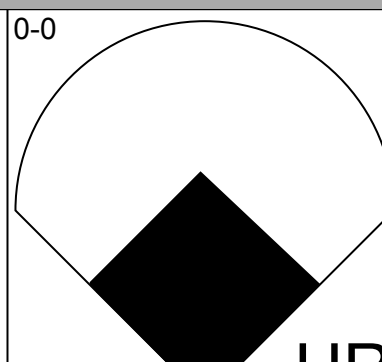
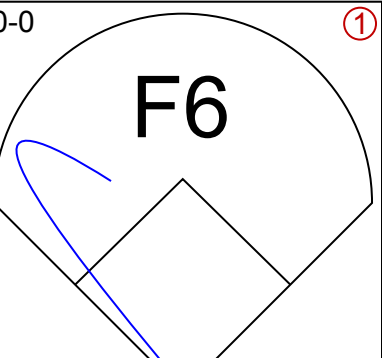
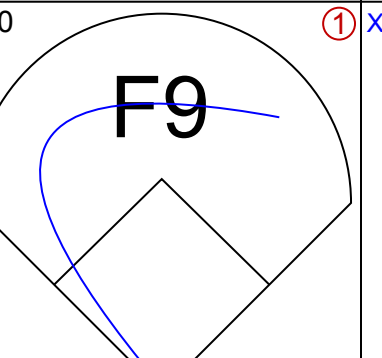

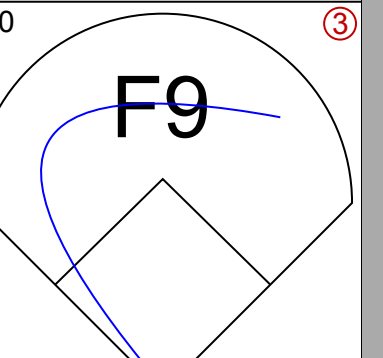
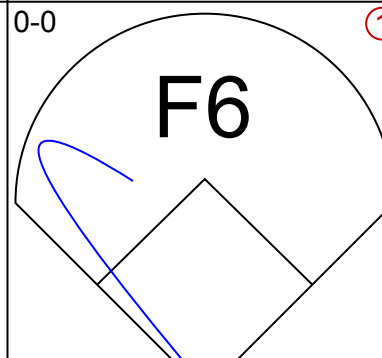
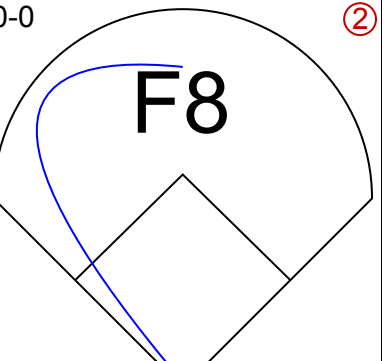
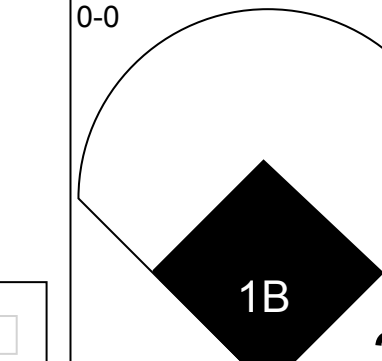
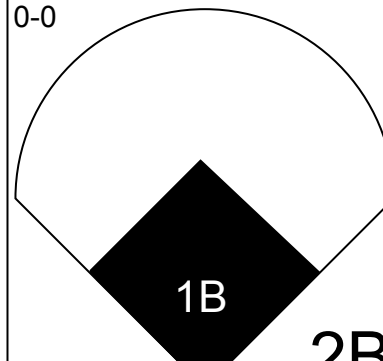
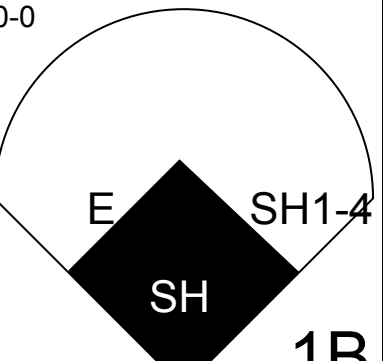
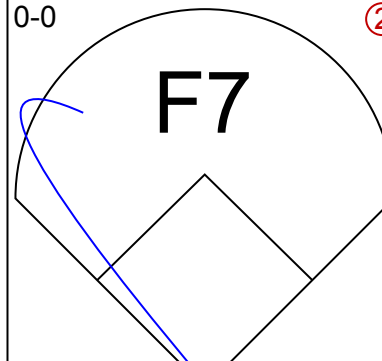
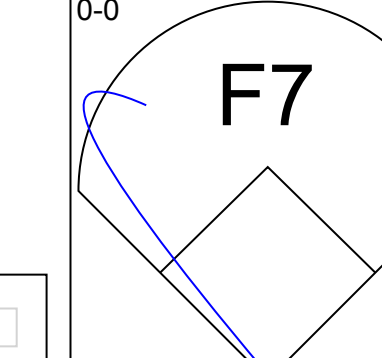
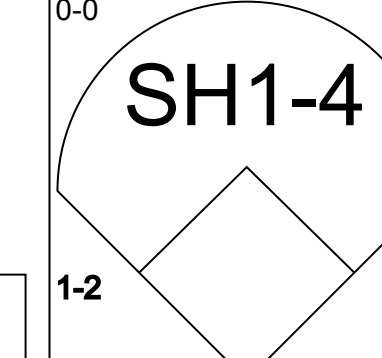
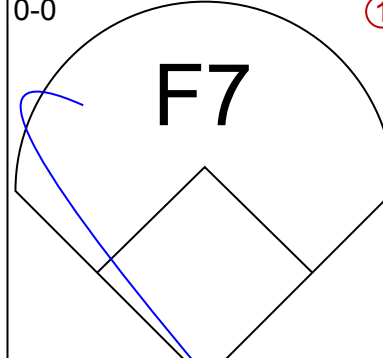
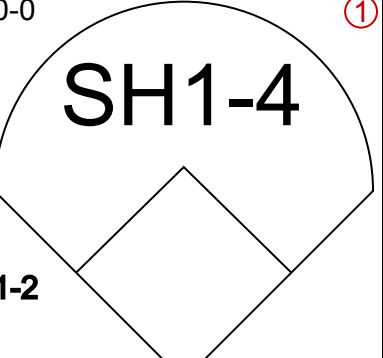
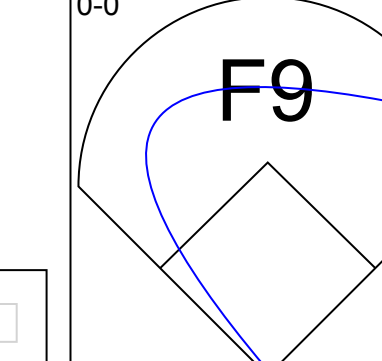
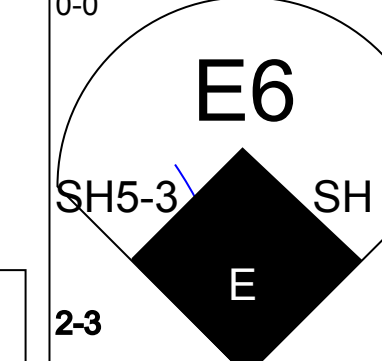
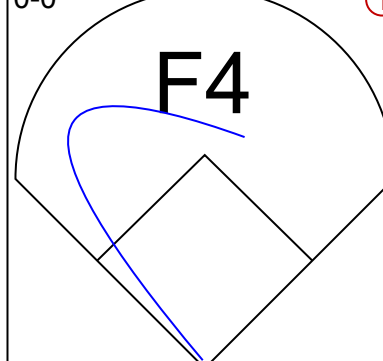
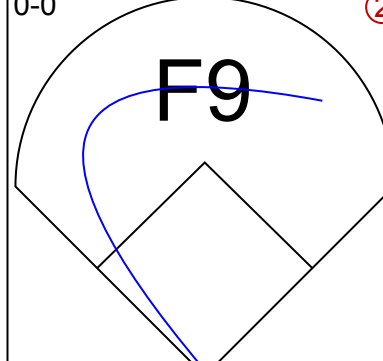
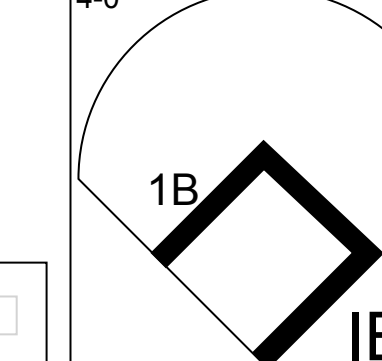
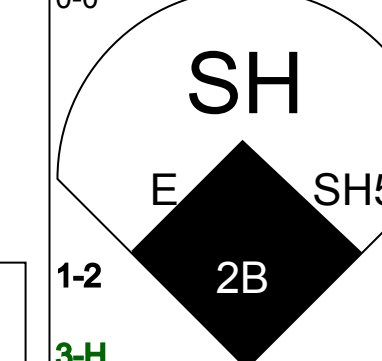

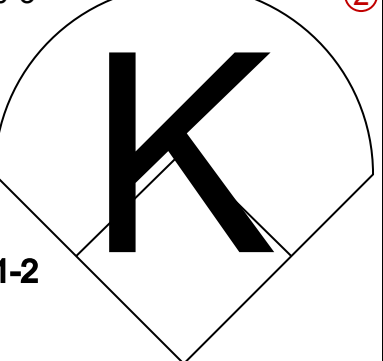
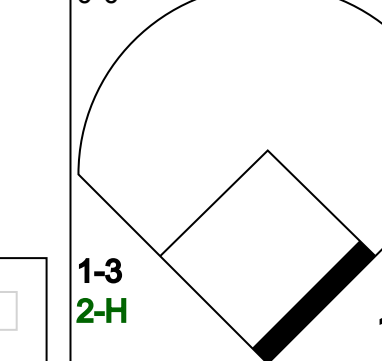
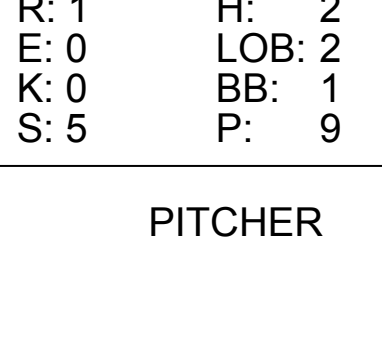
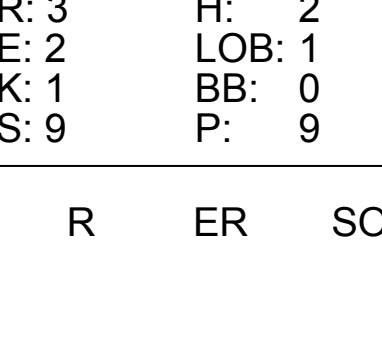
Batter	1	2	3	4	5	6	7	8	9	AB	R	H	RBI	BB	SO	LOB	TOP																					
Eddie Joost, R OBP: 0.380, SLG: 0.395 (1, 6)	F8		BB		F8		E7 HR		K	4	1	1	0	1	1	0	Philadelphia Athletics @ New York Yankees Yankee Stadium, Bronx, NY Sun Aug 13 1950, 3:33 AM EDT Att: 25,251 - Unknown livebaseballscorecards.com																					
Barney McCosky, L OBP: 0.324, SLG: 0.307 (1, 7)	F3		BB		F9		G3		BB	4	0	0	0	1	1	4																						
Paul Lehner, L OBP: 0.373, SLG: 0.453 (1, 9)	3-1				FC6-4 1B		2B		HR	5	1	4	3	0	0	0																						
Sam Chapman, R OBP: 0.369, SLG: 0.493 (1, 8)		F7			FC6-4 1B 2B		K		F7	5	1	0	0	0	1	4																						
Fernis Fain, L OBP: 0.421, SLG: 0.398 (1, 3)	6-3				F9		BB		G3	3	0	0	0	1	0	1																						
Billy Hitchcock, R OBP: 0.385, SLG: 0.408 (1, 4)	P4				2B		F9		BB	3	1	1	0	1	0	2																						
Kermit Wahl, R OBP: 0.312, SLG: 0.340 (1, 5)			F9		2B		F7		F9	4	0	1	2	0	0	3																						
Mike Guerra, R OBP: 0.329, SLG: 0.367 (1, 2)			5-3		K		4-3		P6	4	0	0	0	0	1	2																						
Lou Brissie, L OBP: 0.176, SLG: 0.152 (1, 1)			BB		K		E HR		6-3	4	1	2	0	0	1	0																						
Inning Stats	R: 0 E: 0 K: 0 S: 3	H: 0 LOB: 0 BB: 0 P: 3	R: 0 E: 0 K: 0 S: 3	H: 0 LOB: 0 BB: 0 P: 3	R: 0 E: 0 K: 1 S: 6	H: 1 LOB: 2 BB: 1 P: 10	R: 2 E: 0 K: 1 S: 8	H: 3 LOB: 1 BB: 0 P: 8	R: 0 E: 0 K: 1 S: 5	H: 0 LOB: 0 BB: 0 P: 5	R: 0 E: 0 K: 0 S: 6	H: 1 LOB: 2 BB: 1 P: 10	R: 3 E: 1 K: 0 S: 6	H: 3 LOB: 0 BB: 0 P: 6	R: 0 E: 0 K: 0 S: 3	H: 0 LOB: 1 BB: 1 P: 7	R: 0 E: 0 K: 1 S: 6	H: 1 LOB: 2 BB: 1 P: 10	1B: 6 2B: 2 3B: 0 HR: 1	SF: 0 SAC: 0 DP: 0 HBP: 0	WP: 0 PB: 0 SB: 0 CS: 0	PA: 40																
PITCHER	IP	WLS	BF	H	R	ER	SO	BB	IBB	HBP	BLK	WP	HR	S	P	ERA	WHIP	PITCHER				IP	WLS	BF	H	R	ER	SO	BB	IBB	HBP	BLK	WP	HR	S	P	ERA	WHIP
Vic Raschi, R ERA: 4.13 (1, 1)	7.0	L	31	8	5	5	4	2	0	0	0	0	1	37	45	6.43	1.429					7.0	L	31	8	5	5	4	2	0	0	0	0	1	37	45	6.43	1.429
Joe Page, L ERA: 4.4 (8, 1)	2.0		9	1	0	0	1	2	0	0	0	0	0	9	17	0.00	1.500					2.0		9	1	0	0	1	2	0	0	0	0	9	17	0.00	1.500	

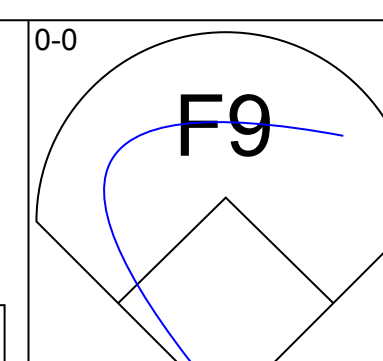
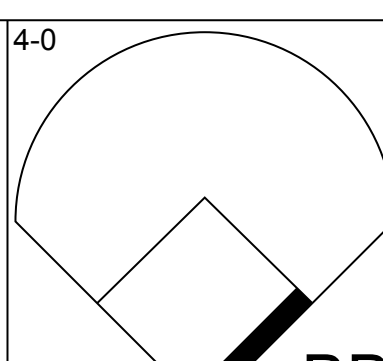
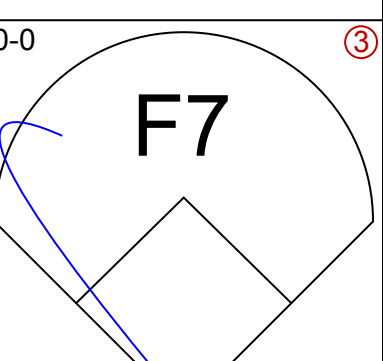
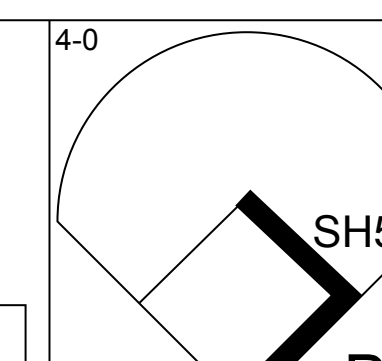

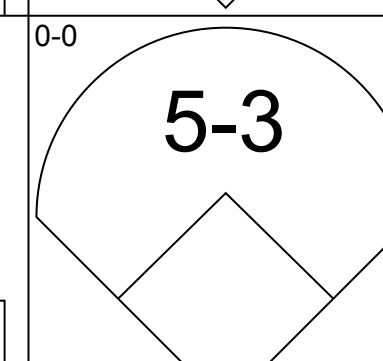
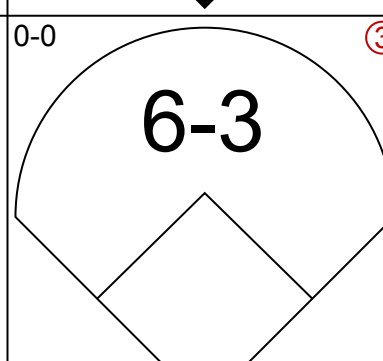
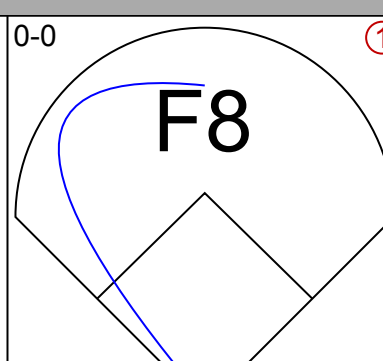
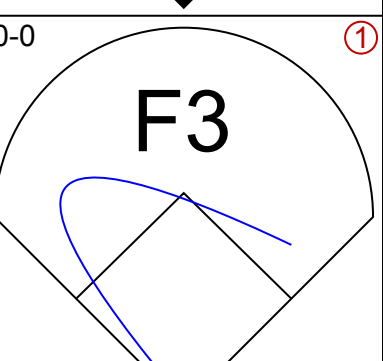
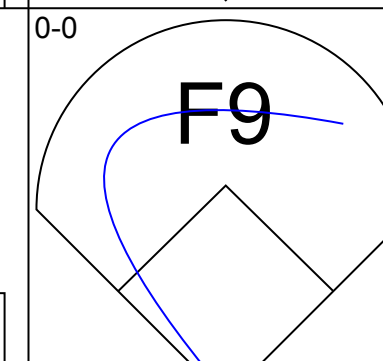
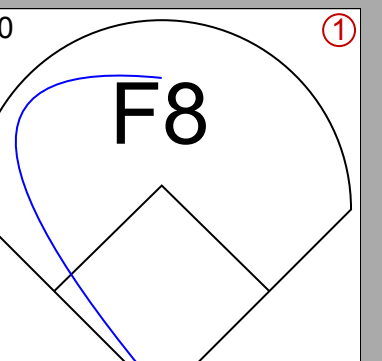
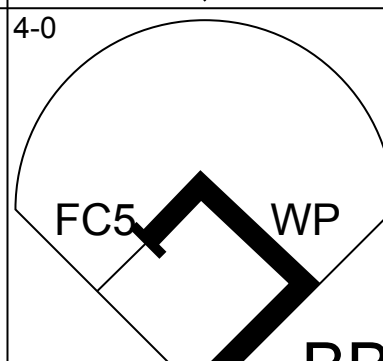
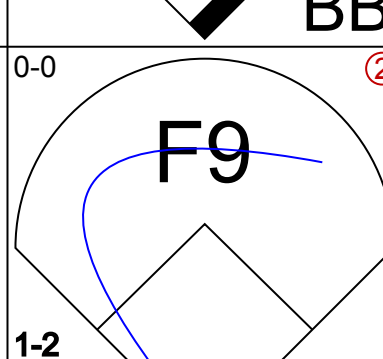
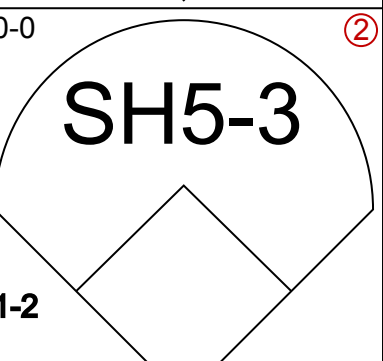
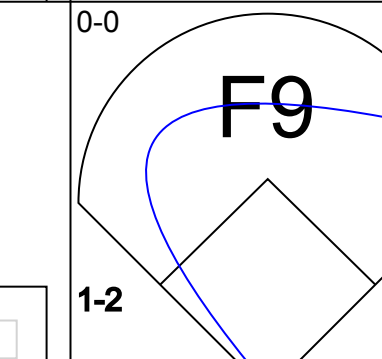
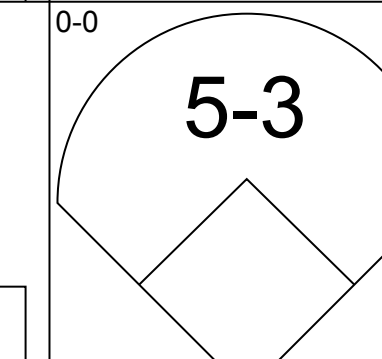
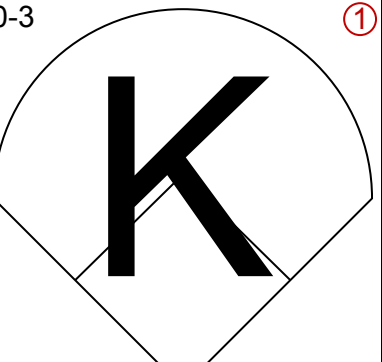
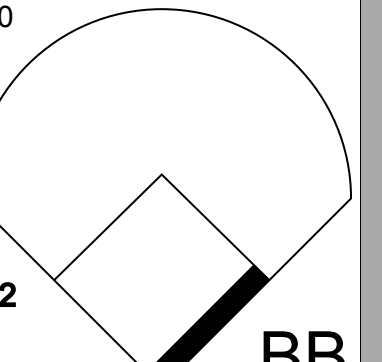

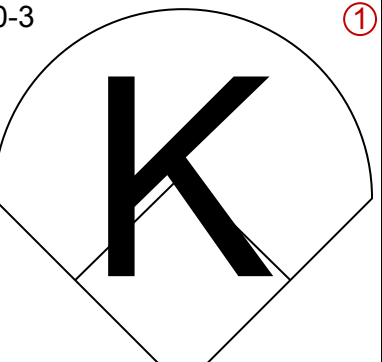
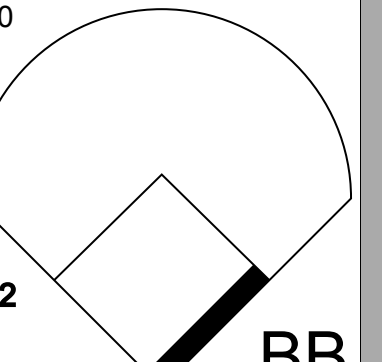

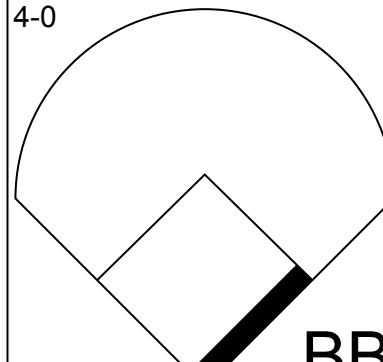
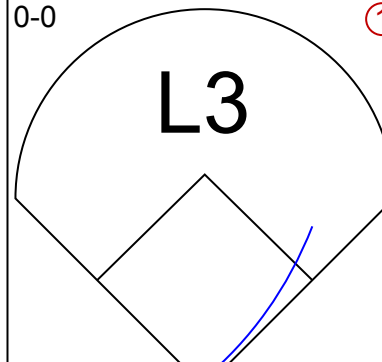

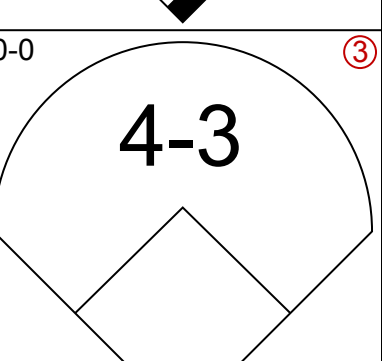
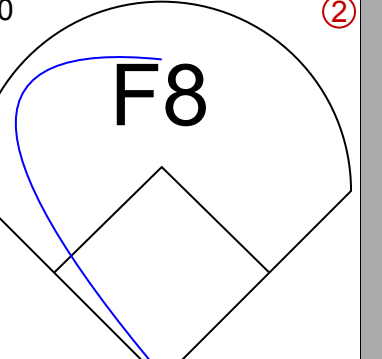
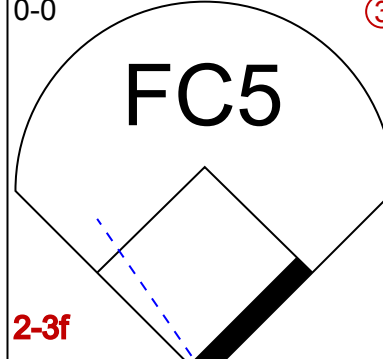

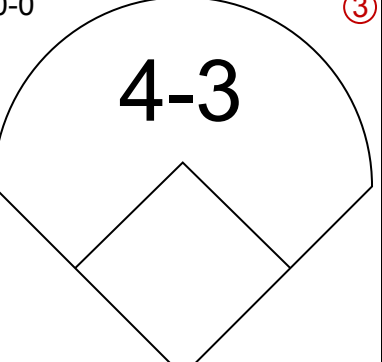

Batter	1	2	3	4	5	6	7	8	9	AB	R	H	RBI	BB	SO	LOB	BOTTOM																					
Gene Woodling, L OBP: 0.390, SLG: 0.430 (1, 7)	4-3		L6		K		FC4		F8	5	0	0	0	0	1	3	Philadelphia Athletics @ New York Yankees Yankee Stadium, Bronx, NY Sun Aug 13 1950, 3:33 AM EDT Att: 25,251 - Unknown livebaseballscorecards.com																					
Phil Rizzuto, R OBP: 0.421, SLG: 0.430 (1, 6)	E BB		F8		F8		BB 1B		BB 1B	2	1	0	0	2	0	0																						
Hank Bauer, R OBP: 0.383, SLG: 0.490 (1, 9)	5-3		P4		1B		1B		BB 1B	4	0	2	0	0	0	1																						
Johnny Mize, L OBP: 0.382, SLG: 0.588 (1, 3)	4-3		K		F8		BB 1B		G6-4-3 BB	3	0	0	0	1	1	2																						
Joe Collins, L OBP: 0.304, SLG: 0.430 (8, PR) (9, 3)			K		F7		F8		1-2 2-3 BB	0	0	0	0	0	0	0																						
Yogi Berra, L OBP: 0.381, SLG: 0.496 (1, 2)		SH3-4 E F8 BB	K		K		F8		3-H F8	3	1	0	1	1	1	3																						
Billy Johnson, R OBP: 0.367, SLG: 0.394 (1, 5)	E1 F8 SH3-4		FC4-6 BB		G4-6-3 BB 1B		G6-4-3 BB		G6-4-3	3	0	1	0	1	0	3																						
Jerry Coleman, R OBP: 0.360, SLG: 0.378 (1, 4)	SH3-4		FC4-6 BB		FC4-6 BB		G4-6-3 BB 1B		4-3	2	0	0	0	1	0	1																						
Cliff Mapes, L OBP: 0.346, SLG: 0.434 (1, 8)	F8		F2		F2		G4-6-3		3B	4	0	1	1	0	0	3																						
Vic Raschi, R OBP: 0.277, SLG: 0.237 (1, 1)			G3		G3		FC4 BB		K	2	0	0	0	0	0	1																						
Tommy Henrich, L OBP: 0.377, SLG: 0.554 (7, PH)	6-3									0	0	0	0	1	0	0																						
Jackie Jensen, R OBP: 0.195, SLG: 0.135 (7, PR)										0	0	0	0	0	0	0																						
Joe Page, L OBP: 0.375, SLG: 0.429 (8, 1)										0	0	0	0	0	0	0																						
Billy Martin, R OBP: 0.286, SLG: 0.385 (9, PH)										1	0	0	0	0	1	1																						
Inning Stats	R: 0 E: 1 K: 0 S: 3	H: 0 LOB: 1 BB: 1 P: 7	R: 1 E: 1 K: 0 S: 4	H: 0 LOB: 1 BB: 1 P: 8	R: 0 E: 0 K: 2 S: 7	H: 0 LOB: 0 BB: 1 P: 11	R: 0 E: 0 K: 1 S: 5	H: 0 LOB: 0 BB: 0 P: 5	R: 0 E: 0 K: 0 S: 4	H: 1 LOB: 1 BB: 0 P: 4	R: 0 E: 0 K: 0 S: 3	H: 1 LOB: 2 BB: 2 P: 11	R: 0 E: 0 K: 0 S: 3	H: 1 LOB: 2 BB: 2 P: 11	R: 0 E: 0 K: 1 S: 6	H: 1 LOB: 1 BB: 0 P: 6	1B: 3 2B: 0 3B: 1 HR: 0	SF: 0 SAC: 1 DP: 2 HBP: 0	WP: 0 PB: 0 SB: 0 CS: 0	PA: 37																		
PITCHER	IP	WLS	BF	H	R	ER	SO	BB	IBB	HBP	BLK	WP	HR	S	P	ERA	WHIP	PITCHER				IP	WLS	BF	H	R	ER	SO	BB	IBB	HBP	BLK	WP	HR	S	P	ERA	WHIP
Lou Brissie, L ERA: 3.88 (1, 1)	9.0	W	37	4	2	1	4	7	0	0	0	0	0	38	66	1.00	1.222					9.0	W	37	4	2	1	4	7	0	0	0	0	38	66	1.00	1.222	




Batter	1	2	3	4	5	6	7	8	9	AB	R	H	RBI	BB	SO	LOB	TOP			
Gene Woodling, L (1,7) OBP: 0.390, SLG: 0.428	6-3		F8						F8	4	0	1	1	1	0	0	New York Yankees @ Washington Senators Griffith Stadium, Washington, DC Tue Aug 15 1950, 3:33 AM EDT Att: 4,209 - Unknown livebaseballscorecards.com			
Phil Rizzuto, R (1,6) OBP: 0.421, SLG: 0.428	5-3						L9		5-3	4	0	1	1	1	0	1				
Hank Bauer, R (1,9) OBP: 0.383, SLG: 0.490			6-3		FC6-4				F7	4	1	1	0	1	0	3				
Johnny Mize, L (1,3) OBP: 0.373, SLG: 0.571	F5								F3	4	0	0	0	0	0	2				
Joe Collins, L (8,3) OBP: 0.344, SLG: 0.430										0	0	0	0	0	0	0				
Yogi Berra, L (1,2) OBP: 0.380, SLG: 0.494		G3								4	1	1	1	0	0	0				
Billy Johnson, R (1,5) OBP: 0.361, SLG: 0.386										4	0	0	0	0	0	1				
Jackie Jensen, R (8, PR) OBP: 0.195, SLG: 0.135	5-3								E4	0	1	0	0	0	0	0				
Bobby Brown, L (8,5) OBP: 0.340, SLG: 0.339										0	0	0	0	0	0	0				
Jerry Coleman, R (1,4) OBP: 0.364, SLG: 0.381									E6	3	0	2	1	1	0	1				
Cliff Mapes, L (1,8) OBP: 0.344, SLG: 0.429										3	1	0	0	1	0	3				
Ed Lopat, L (1,1) OBP: 0.423, SLG: 0.414										3	1	1	0	0	0	1				
Tommy Henrich, L (8, PH) OBP: 0.374, SLG: 0.550										1	0	0	1	0	0	2				
Tom Ferrick, R (8,1) OBP: 0.214, SLG: 0.083										0	0	0	0	0	0	0				
Joe Page, L (8,1) OBP: 0.375, SLG: 0.429										0	0	0	0	0	0	0				
Inning Stats	R: 0 E: 0 K: 0 S: 3	H: 0 LOB: 1 BB: 1 P: 7	R: 0 E: 0 K: 0 S: 3	H: 0 LOB: 1 BB: 1 P: 7	R: 0 E: 0 K: 0 S: 3	H: 0 LOB: 0 BB: 0 P: 3	R: 1 E: 0 K: 0 S: 5	H: 2 LOB: 2 BB: 1 P: 9	R: 0 E: 0 K: 0 S: 3	H: 0 LOB: 0 BB: 0 P: 3	R: 1 E: 0 K: 0 S: 5	H: 3 LOB: 1 BB: 0 P: 5	R: 3 E: 2 K: 0 S: 6	H: 2 LOB: 1 BB: 1 P: 10	R: 0 E: 0 K: 0 S: 3	H: 0 LOB: 0 BB: 0 P: 3		1B: 5 2B: 2 3B: 1 HR: 0	SF: 0 SAC: 0 DP: 2 HBP: 0	WP: 0 PB: 0 SB: 2 CS: 0
PITCHER	IP WLS BF H R ER SO BB IBB HBP BLK WP HR S P ERA WHIP																			
Gene Bearden, L (1,1) ERA: 5.25	8.0 W 36 7 5 3 0 5 0 0 0 0 0 0 0 31 51 3.38 1.500																			
Mickey Harris, L (9,1) ERA: 3.99	1.0 S 3 0 0 0 0 0 0 0 0 0 0 0 0 3 3 0.00 0.000																			

Batter	1	2	3	4	5	6	7	8	9	AB	R	H	RBI	BB	SO	LOB	BOTTOM				
Eddie Yost, R (1,5) OBP: 0.422, SLG: 0.410					4-3					5	2	4	0	0	0	0	New York Yankees @ Washington Senators Griffith Stadium, Washington, DC Tue Aug 15 1950, 3:33 AM EDT Att: 4,209 - Unknown livebaseballscorecards.com				
Cass Michaels, R (1,4) OBP: 0.386, SLG: 0.415										5	1	1	1	0	0	4					
Irv Noren, L (1,8) OBP: 0.382, SLG: 0.463										4	1	2	1	0	1	1					
Sam Mele, R (1,3) OBP: 0.382, SLG: 0.472										4	1	1	0	1	0	2					
Johnny Ostrowski, R (1,7) OBP: 0.325, SLG: 0.370										5	1	3	3	0	1	4					
Sam Dente, R (1,6) OBP: 0.294, SLG: 0.293										5	1	2	2	0	0	3					
Bud Stewart, L (1,9) OBP: 0.343, SLG: 0.360										4	1	2	0	0	0	1					
Len Okrie, R (1,2) OBP: 0.429, SLG: 0.200										3	0	1	1	0	0	1					
Shery Robertson, L (8, PH) OBP: 0.376, SLG: 0.351										1	1	1	0	0	0	0					
Al Evans, R (9,2) OBP: 0.266, SLG: 0.293										0	0	0	0	0	0	0					
Gene Bearden, L (1,1) OBP: 0.320, SLG: 0.333										3	0	0	0	0	0	3					
Gil Coan, L (8, PH) OBP: 0.320, SLG: 0.405										1	1	1	1	0	0	0					
Mickey Harris, L (9,1) OBP: 0.412, SLG: 0.286										0	0	0	0	0	0	0					
Inning Stats	R: 0 E: 0 K: 1 S: 6	H: 1 LOB: 1 BB: 0 P: 6	R: 2 E: 1 K: 0 S: 7	H: 3 LOB: 2 BB: 0 P: 7	R: 0 E: 0 K: 0 S: 4	H: 1 LOB: 1 BB: 0 P: 4	R: 0 E: 0 K: 0 S: 3	H: 0 LOB: 0 BB: 0 P: 3	R: 0 E: 1 K: 0 S: 5	H: 1 LOB: 2 BB: 0 P: 5	R: 0 E: 0 K: 0 S: 4	H: 2 LOB: 1 BB: 0 P: 4	R: 2 E: 0 K: 0 S: 5	H: 3 LOB: 1 BB: 1 P: 9	R: 6 E: 2 K: 1 S: 12	H: 7 LOB: 1 BB: 0 P: 12		1B: 16 2B: 2 3B: 0 HR: 1	SF: 0 SAC: 2 DP: 2 HBP: 0	WP: 0 PB: 0 SB: 2 CS: 0	PA: 43
PITCHER	IP WLS BF H R ER SO BB IBB HBP BLK WP HR S P ERA WHIP																				
Ed Lopat, L (1,1) ERA: 3.86	7.0 L 33 11 4 4 1 0 0 0 0 0 0 0 0 34 38 5.14 1.571																				
Tom Ferrick, R (8,1) ERA: 4.09	0.0 L 3 3 3 3 0 0 0 0 0 0 0 0 0 3 3 ∞ ∞																				
Joe Page, L (8,1) ERA: 4.7	1.0 7 4 3 2 1 0 0 0 0 0 0 0 0 9 9 18.00 4.000																				

Batter	1	2	3	4	5	6	7	8	9	AB	R	H	RBI	BB	SO	LOB	TOP					
Gene Woodling, L (1.8) OBP: 0.393, SLG: 0.430											3	1	1	1	2	1	<p>New York Yankees @ Washington Senators Griffith Stadium, Washington, DC</p> <p>Tue Aug 15 1950, 3:38 AM EDT Att: 12,523 - Unknown</p> <p>livebaseballscores.com</p>					
Phil Rizzuto, R (1.6) OBP: 0.421, SLG: 0.427											4	0	1	1	1	1						
Hank Bauer, R (1.9) OBP: 0.383, SLG: 0.498											4	1	1	1	1	1						
Yogi Berra, L (1.2) OBP: 0.378, SLG: 0.490											5	0	1	1	0	0						
Billy Johnson, R (1.5) OBP: 0.362, SLG: 0.391											5	2	2	0	0	0						
Jackie Jensen, R (1.7) OBP: 0.200, SLG: 0.146											4	1	1	0	0	1						
Jerry Coleman, R (1.4) OBP: 0.365, SLG: 0.381											5	2	2	1	0	2						
Joe Collins, L (1.3) OBP: 0.313, SLG: 0.440											3	2	2	2	1	0						
Whitey Ford, L (1.1) OBP: 0.133, SLG: 0.071											4	0	1	1	0	2						
Inning Stats	R: 0 E: 0 K: 2 S: 7	H: 0 LOB: 0 BB: 0 P: 7	R: 0 E: 0 K: 1 S: 5	H: 0 LOB: 0 BB: 0 P: 5	R: 0 E: 0 K: 1 S: 6	H: 1 LOB: 3 BB: 2 P: 14	R: 0 E: 0 K: 0 S: 3	H: 0 LOB: 0 BB: 0 P: 3	R: 2 E: 0 K: 1 S: 7	H: 3 LOB: 2 BB: 2 P: 15	R: 1 E: 0 K: 0 S: 5	H: 2 LOB: 2 BB: 1 P: 9	R: 0 E: 0 K: 0 S: 3	H: 0 LOB: 0 BB: 0 P: 3	R: 3 E: 2 K: 1 S: 9	H: 2 LOB: 1 BB: 0 P: 9	R: 3 E: 1 K: 0 S: 7	H: 4 LOB: 1 BB: 0 P: 7	1B: 8 2B: 3 HR: 1	SF: 0 SAC: 3 DP: 0 HBP: 0	WP: 0 PB: 0 CS: 2	PA: 45
PITCHER	IP WLS BF H R ER SO BB IBB HBP BLK WP HR S P ERA WHIP																					
Bob Kuzava, L (1.1) ERA: 3.93	7.2 L 37 8 6 4 5 4 1 0 0 0 0 0 42 62 4.70 1.565																					
Elmer Singleton, R (8.1) ERA: 6.38	1.1 8 4 3 2 1 0 0 0 0 0 0 1 10 10 13.50 3.000																					

Batter	1	2	3	4	5	6	7	8	9	AB	R	H	RBI	BB	SO	LOB	BOTTOM					
Eddie Yost, R (1.5) OBP: 0.423, SLG: 0.408										2	0	0	0	2	0	0	<p>New York Yankees @ Washington Senators Griffith Stadium, Washington, DC</p> <p>Tue Aug 15 1950, 3:38 AM EDT Att: 12,523 - Unknown</p> <p>livebaseballscores.com</p>					
Cass Michaels, R (1.4) OBP: 0.383, SLG: 0.410										4	0	0	0	0	2							
Irv Noren, L (1.8) OBP: 0.381, SLG: 0.460										2	0	0	0	1	0							
Sam Mele, R (1.3) OBP: 0.383, SLG: 0.472											4	0	2	0	0	2						
Johnny Ostrowski, R (1.7) OBP: 0.329, SLG: 0.365										2	0	0	0	2	1							
Sam Dente, R (1.6) OBP: 0.291, SLG: 0.290										4	0	0	0	0	5							
Bud Stewart, L (1.9) OBP: 0.341, SLG: 0.359										4	0	1	0	0	3							
Mickey Grasso, R (1.2) OBP: 0.387, SLG: 0.361										4	0	0	0	0	1							
Bob Kuzava, S (1.1) OBP: 0.241, SLG: 0.163										3	0	0	0	0	2							
Elmer Singleton, R (8.1) OBP: 0.333, SLG: 0.667										0	0	0	0	0	0							
Inning Stats	R: 0 E: 0 K: 0 S: 3	H: 0 LOB: 0 BB: 0 P: 3	R: 0 E: 0 K: 1 S: 6	H: 1 LOB: 1 BB: 0 P: 6	R: 0 E: 0 K: 1 S: 5	H: 0 LOB: 1 BB: 1 P: 9	R: 0 E: 0 K: 0 S: 4	H: 1 LOB: 2 BB: 1 P: 8	R: 0 E: 0 K: 2 S: 7	H: 0 LOB: 0 BB: 0 P: 7	R: 0 E: 0 K: 0 S: 3	H: 0 LOB: 2 BB: 2 P: 11	R: 0 E: 0 K: 0 S: 3	H: 0 LOB: 0 BB: 0 P: 3	R: 0 E: 0 K: 0 S: 3	H: 0 LOB: 1 BB: 1 P: 7	R: 0 E: 0 K: 0 S: 4	H: 1 LOB: 1 BB: 0 P: 4	1B: 3 2B: 0 HR: 0	SF: 0 SAC: 1 DP: 0 HBP: 0	WP: 1 PB: 0 CS: 0	PA: 35
PITCHER	IP WLS BF H R ER SO BB IBB HBP BLK WP HR S P ERA WHIP																					
Whitey Ford, L (1.1) ERA: 3.59	9.0 W 35 3 0 0 4 5 0 0 0 0 1 0 38 58 0.00 0.889																					

Batter	1	2	3	4	5	6	7	8	9	AB	R	H	RBI	BB	SO	LOB	TOP						
Gene Woodling, L (1, 8) OBP: 0.390, SLG: 0.427	0-0 SH3-4 G3 1B	0-0 4-3		0-0 G3		0-0 4-3		0-0 FC1-6 1B 4-3		5	2	1	1	0	0	4	New York Yankees @ Washington Senators Griffith Stadium, Washington, DC Wed Aug 16 1950, 3:33 AM EDT Att: 9,802 - Unknown livebaseballscorecards.com						
Phil Rizzuto, R (1, 6) OBP: 0.425, SLG: 0.431	0-0 G3 SH3-4 1B		0-0 1-3	0-0 E 1B		0-0 E2 1B		0-0 4-3 1B		5	1	4	2	0	0	0							
Hank Bauer, R (1, 9) OBP: 0.385, SLG: 0.500	0-0 SH3-4 1-2 2-3		0-0 F9 2B 2B	0-0 G3-1 E BB		0-0 F7 1B		0-0 4-3 1-2 3-H		3	2	1	1	1	0	2							
Yogi Berra, L (1, 2) OBP: 0.376, SLG: 0.485	4-0 G3 BB		0-0 F9 2-3	0-0 G3-1 1-H 2-H		0-0 F7 1B		0-0 F2 1B		4	0	0	1	1	0	3							
Joe Collins, L (1, 3) OBP: 0.315, SLG: 0.441	0-0 G3 1-2 2-3 3-H		0-0 2B 3-H	4-0 BB BB		0-0 4-3 1B		0-0 E1 1B G5-4-3		4	1	1	2	1	0	2							
Billy Johnson, R (1, 5) OBP: 0.358, SLG: 0.387	0-0 F9 1B		0-0 6-3	0-0 5-3		0-0 F8 1B		0-0 G5-4-3 2-3 1B		5	0	1	0	0	0	4							
Jerry Coleman, R (1, 4) OBP: 0.365, SLG: 0.379		0-0 6-3		1-0 1B E G3 HBP	0-0 6-3		0-0 E5 1B	0-0 G5-4-3 1-2 3-H		4	1	1	0	0	0	1							
Jackie Jensen, R (1, 7) OBP: 0.220, SLG: 0.136		4-0 BB		4-0 G3 1B BB	0-0 6-3		0-0 F8 1B	0-0 F8 1B		3	1	0	0	2	0	1							
Tommy Byrne, L (1, 1) OBP: 0.324, SLG: 0.424		0-0 F7		0-0 G3 1B 1B	0-3 K			0-0 FC1-6 1B		3	1	1	0	0	1	1							
Fred Sanford, S (5, 1) OBP: 0.265, SLG: 0.303										0	0	0	0	0	0	0							
Tom Ferrick, R (7, 1) OBP: 0.267, SLG: 0.154										1	0	1	0	0	0	0							
Inning Stats	R: 1 E: 0 K: 0 S: 5	H: 2 LOB: 2 BB: 1 P: 9	R: 0 E: 0 K: 0 S: 3	H: 0 LOB: 1 BB: 1 P: 7	R: 1 E: 0 K: 0 S: 5	H: 2 LOB: 1 BB: 0 P: 5	R: 5 E: 1 K: 0 S: 5	H: 2 LOB: 1 BB: 3 P: 18	R: 0 E: 0 K: 0 S: 4	H: 1 LOB: 0 BB: 0 P: 4	R: 0 E: 1 K: 0 S: 4	H: 1 LOB: 1 BB: 0 P: 4	R: 1 E: 0 K: 0 S: 5	H: 2 LOB: 1 BB: 0 P: 5	R: 1 E: 1 K: 0 S: 4	H: 1 LOB: 0 BB: 0 P: 4	1B: 9 2B: 2 3B: 0 HR: 0	SF: 0 SAC: 1 DP: 1 HBP: 1	WP: 0 PB: 0 SB: 0 CS: 0	PA: 44			
PITCHER	IP WLS BF H R ER SO BB IBB HBP BLK WP HR S P ERA WHIP	IP WLS BF H R ER SO BB IBB HBP BLK WP HR S P ERA WHIP																					
Sandy Consuegra, R (1, 1) ERA: 4.78	6.0	L	31	7	7	6	1	5	0	1	0	0	0	0	0	0	0	0	0	27	48	9.00	2.000
Mickey Harris, L (7, 1) ERA: 3.95	3.0		13	4	2	1	0	0	0	0	0	0	0	0	0	0	0	0	0	13	13	3.00	1.333

Batter	1	2	3	4	5	6	7	8	9	AB	R	H	RBI	BB	SO	LOB	BOTTOM						
Eddie Yost, R (1, 5) OBP: 0.426, SLG: 0.412	4-0 G6-4-3 BB		0-0 L3		0-0 BB 1B			4-0 FC6-4 BB		3	1	2	0	2	0	0	New York Yankees @ Washington Senators Griffith Stadium, Washington, DC Wed Aug 16 1950, 3:33 AM EDT Att: 9,802 - Unknown livebaseballscorecards.com						
Cass Michaels, R (1, 4) OBP: 0.380, SLG: 0.406	0-0 G6-4-3 1-2		0-0 F8		4-0 1B BB		0-0 L1	0-0 FC6-4 1-2		4	1	0	0	1	0	3							
Irv Noren, L (1, 8) OBP: 0.384, SLG: 0.463	0-0 1B 2B		0-0 F2		0-0 BB 1B 1-3 2-H		4-0 1B G3 BB	0-0 F7		4	1	2	1	1	0	0							
Sam Mele, R (1, 3) OBP: 0.388, SLG: 0.476	0-0 2-H 1B			4-0 G6-4-3 BB	0-0 L4-6 BB 1B		0-0 G3	0-0 E3		2	0	2	2	1	0	0							
Gene Bearden, L (6, 3) OBP: 0.296, SLG: 0.304				0-0 G6-4-3 BB	0-0 L4-6 BB 1B		1-2 G3	0-0 E3		2	0	0	0	0	0	1							
Johnny Ostrowski, R (1, 7) OBP: 0.328, SLG: 0.360	0-0 F9			0-0 G6-4-3 1-2	0-0 BB 1B		0-0 G3	0-0 K		2	0	0	0	0	0	2							
Gil Coan, L (5, Ph) OBP: 0.324, SLG: 0.406				0-0 G6-4-3 1-2	0-0 BB 1B		1-2 2-3 BB	0-0 K		2	0	1	0	1	1	1							
Sam Dente, R (1, 6) OBP: 0.290, SLG: 0.288		0-0 6-3		4-0 BB 1B BB	0-0 L4-6 2-3		0-0 F8	0-0 1-3		4	1	0	0	1	0	6							
Bud Stewart, L (1, 9) OBP: 0.340, SLG: 0.355		0-3 K		4-0 1B BB	0-0 4-3		0-3 K			3	0	0	0	1	2	4							
Mickey Grasso, R (1, 2) OBP: 0.390, SLG: 0.366		0-0 1B		0-0 1B 1-3 2-H		0-0 L9		0-0 F7		4	0	2	1	0	0	0							
Sandy Consuegra, R (1, 1) OBP: 0.214, SLG: 0.185		0-0 4-3		0-0 K		0-3 K		0-0 4-3		2	0	0	0	0	1	3							
Shery Robertson, L (6, Ph) OBP: 0.373, SLG: 0.347										1	0	0	0	0	1	0							
Mickey Harris, L (7, 1) OBP: 0.389, SLG: 0.267										1	0	0	0	0	0	0							
Inning Stats	R: 1 E: 0 K: 0 S: 4	H: 2 LOB: 1 BB: 1 P: 8	R: 0 E: 0 K: 1 S: 6	H: 1 LOB: 0 BB: 0 P: 6	R: 0 E: 0 K: 0 S: 3	H: 0 LOB: 0 BB: 0 P: 3	R: 1 E: 0 K: 1 S: 5	H: 1 LOB: 2 BB: 3 P: 17	R: 2 E: 0 K: 0 S: 5	H: 3 LOB: 2 BB: 2 P: 13	R: 0 E: 0 K: 1 S: 6	H: 1 LOB: 1 BB: 0 P: 6	R: 0 E: 0 K: 1 S: 6	H: 1 LOB: 2 BB: 1 P: 10	R: 0 E: 0 K: 0 S: 3	H: 0 LOB: 1 BB: 1 P: 7	R: 0 E: 1 K: 1 S: 6	H: 0 LOB: 1 BB: 0 P: 6	1B: 7 2B: 3 3B: 0 HR: 0	SF: 0 SAC: 0 DP: 3 HBP: 0	WP: 0 PB: 0 SB: 0 CS: 0	PA: 42	
PITCHER	IP WLS BF H R ER SO BB IBB HBP BLK WP HR S P ERA WHIP	IP WLS BF H R ER SO BB IBB HBP BLK WP HR S P ERA WHIP																					
Tommy Byrne, L (1, 1) ERA: 4.76	4.0		22	7	4	4	2	5	0	0	0	0	0	0	0	0	0	0	0	21	41	9.00	3.000
Fred Sanford, R (5, 1) ERA: 4.2	2.2	W	11	2	0	0	1	2	0	0	0	0	0	0	0	0	0	0	0	11	19	0.00	1.500
Tom Ferrick, R (7, 1) ERA: 3.92	2.1		9	0	0	0	2	1	0	0	0	0	0	0	0	0	0	0	0	12	16	0.00	0.429




Batter	1	2	3	4	5	6	7	8	9	AB	R	H	RBI	BB	SO	LOB	TOP			
Gene Woodling, L OBP: 0.395, SLG: 0.420 (1, 8)										5	0	0	0	0	1	0	New York Yankees @ Washington Senators Griffith Stadium, Washington, DC Thu Aug 17 1950, 3:33 AM EDT Att: 4,247 - Unknown livebaseballscorecards.com			
Phil Rizzuto, R OBP: 0.424, SLG: 0.429 (1, 6)										4	1	1	0	1	0	1				
Hank Bauer, R Cliff Mages, L OBP: 0.366, SLG: 0.500 OBP: 0.341, SLG: 0.425 (3, PR) (3, 9)										2	0	1	0	0	0	0				
Yogi Berra, L OBP: 0.376, SLG: 0.484 (1, 2)										5	0	2	0	0	0	2				
Joe Collins, L Tommy Henrich, L OBP: 0.319, SLG: 0.440 OBP: 0.372, SLG: 0.545 (9, PH) (9, PH)										3	0	1	1	1	0	1				
Billy Johnson, R OBP: 0.362, SLG: 0.388 (1, 5)										2	0	1	0	1	1	2				
Jerry Coleman, R OBP: 0.366, SLG: 0.377 (1, 4)										2	0	0	0	2	0	1				
Jackie Jensen, R Johnny Mize, L Joe DiMaggio, R OBP: 0.208, SLG: 0.128 OBP: 0.370, SLG: 0.567 OBP: 0.363, SLG: 0.537 (8, PH) (8, 8) (8, 8)										3	0	0	0	0	1	3				
Allie Reynolds, R Joe Ostrowski, L OBP: 0.288, SLG: 0.237 OBP: 0.357, SLG: 0.348 (1, 1) (8, 1)										4	0	0	0	0	3	6				
Inning Stats	R: 0 E: 0 K: 1 S: 5	H: 0 LOB: 0 BB: 0 P: 5	R: 0 E: 1 K: 1 S: 7	H: 1 LOB: 3 BB: 1 P: 11	R: 1 E: 0 K: 1 S: 8	H: 3 LOB: 3 BB: 0 P: 8	R: 0 E: 0 K: 1 S: 5	H: 0 LOB: 0 BB: 0 P: 5	R: 0 E: 0 K: 0 S: 3	H: 0 LOB: 1 BB: 1 P: 7	R: 0 E: 1 K: 1 S: 6	H: 0 LOB: 2 BB: 1 P: 10	R: 0 E: 0 K: 1 S: 6	H: 1 LOB: 3 BB: 2 P: 14	R: 0 E: 1 K: 1 S: 7	H: 1 LOB: 2 BB: 0 P: 7		1B: 6 2B: 0 3B: 0 HR: 0	SF: 0 SAC: 1 DP: 0 HBP: 0	WP: 0 PB: 0 SB: 1 CS: 0
PITCHER Sid Hudson, R ERA: 4.14 (1, 1)	IP: 9.0 WLS: W BF: 41	H: 6 R: 1 ER: 1 SO: 7	BB: 4 IBB: 1 HBP: 0 BLK: 0	WP: 0 HR: 0 S: 50 P: 70	ERA: 1.00 WHIP: 1.111	PITCHER										IP: 9.0 WLS: W BF: 41	H: 6 R: 1 ER: 1 SO: 7	BB: 4 IBB: 1 HBP: 0 BLK: 0	WP: 0 HR: 0 S: 50 P: 70	ERA: 1.00 WHIP: 1.111

Batter	1	2	3	4	5	6	7	8	9	AB	R	H	RBI	BB	SO	LOB	BOTTOM					
Eddie Yost, R OBP: 0.427, SLG: 0.411 (1, 5)										3	1	1	0	1	1	0	New York Yankees @ Washington Senators Griffith Stadium, Washington, DC Thu Aug 17 1950, 3:33 AM EDT Att: 4,247 - Unknown livebaseballscorecards.com					
Gil Coan, L OBP: 0.323, SLG: 0.413 (1, 8)										4	0	1	2	0	2	1						
Irv Noren, L OBP: 0.380, SLG: 0.458 (1, 3)										4	0	0	0	0	0	2						
Sherry Robertson, L OBP: 0.372, SLG: 0.347 (1, 9) (8, 4)										3	0	1	0	0	1	1						
Bud Stewart, L OBP: 0.343, SLG: 0.354 (1, 7) (8, 9)										1	0	0	0	2	0	1						
Cass Michaels, R Johnny Ostrowski, R OBP: 0.378, SLG: 0.403 OBP: 0.324, SLG: 0.358 (1, 4) (7, PH) (8, 7)										2	0	0	0	0	1	2						
Sam Dente, R OBP: 0.290, SLG: 0.286 (1, 6)										2	0	0	0	1	0	0						
Al Evans, R OBP: 0.295, SLG: 0.290 (1, 2)										3	0	0	0	0	2	1						
Sid Hudson, R OBP: 0.217, SLG: 0.235 (1, 1)										3	1	0	0	0	0	0						
Inning Stats	R: 0 E: 0 K: 1 S: 5	H: 0 LOB: 0 BB: 0 P: 5	R: 0 E: 0 K: 1 S: 4	H: 0 LOB: 0 BB: 1 P: 8	R: 0 E: 0 K: 1 S: 5	H: 0 LOB: 0 BB: 0 P: 5	R: 0 E: 1 K: 0 S: 3	H: 0 LOB: 1 BB: 1 P: 7	R: 0 E: 0 K: 2 S: 6	H: 0 LOB: 0 BB: 2 P: 14	R: 0 E: 0 K: 2 S: 7	H: 0 LOB: 0 BB: 0 P: 7	R: 0 E: 0 K: 0 S: 4	H: 1 LOB: 1 BB: 0 P: 4	R: 2 E: 1 K: 0 S: 6	H: 2 LOB: 1 BB: 0 P: 6		1B: 2 2B: 0 3B: 1 HR: 0	SF: 0 SAC: 0 DP: 0 HBP: 0	WP: 0 PB: 0 SB: 1 CS: 2	PA: 30	
PITCHER Allie Reynolds, R ERA: 3.45 Joe Ostrowski, L ERA: 3.69 (1, 1) (8, 1)	IP: 7.2 WLS: L	BF: 29	H: 3 R: 2 ER: 0 SO: 7	BB: 4 IBB: 0 HBP: 0 BLK: 0	WP: 0 HR: 0 S: 39 P: 55	ERA: 0.00 WHIP: 0.913	PITCHER										IP: 0.1 WLS: 1	BF: 1	H: 0 R: 0 ER: 0 SO: 0	BB: 0 IBB: 0 HBP: 0 BLK: 0	WP: 0 HR: 0 S: 1 P: 1	ERA: 0.00 WHIP: 0.000


Batter	1	2	3	4	5	6	7	8	9	AB	R	H	RBI	BB	SO	LOB	TOP					
Gene Woodling, L (1,7) OBP: 0.384, SLG: 0.416										4	2	2	0	1	0	1	New York Yankees @ Philadelphia Athletics Shibe Park, Philadelphia, PA Sat Aug 19 1950, 3:33 AM EDT Att: 3,105 - Unknown livebaseballscorecards.com					
Phil Rizzuto, R (1,6) OBP: 0.425, SLG: 0.429										3	1	1	1	2	0	1						
Yogi Berra, L (1,2) OBP: 0.375, SLG: 0.485										4	0	0	0	1	0	4						
Joe DiMaggio, R (1,8) OBP: 0.365, SLG: 0.545										5	1	3	2	0	0	1						
Joe Collins, L (1,3) OBP: 0.324, SLG: 0.439										4	1	2	0	1	0	3						
Bobby Brown, L (1,5) OBP: 0.337, SLG: 0.336										2	1	0	0	0	0	3						
Billy Johnson, R (6, PH) OBP: 0.361, SLG: 0.386										2	0	1	1	0	0	0						
Cliff Mapes, L (1,9) OBP: 0.340, SLG: 0.422										4	0	1	1	0	1	2						
Jerry Coleman, R (1,4) OBP: 0.365, SLG: 0.377										4	0	1	0	0	1	3						
Tommy Byrne, L (1,1) OBP: 0.324, SLG: 0.420										3	0	1	0	0	1	0						
Tom Ferrick, R (7,1) OBP: 0.250, SLG: 0.143										1	0	0	0	0	0	2						
Inning Stats	R: 2 E: 0 K: 0 S: 5	H: 3 LOB: 1 BB: 1 P: 9	R: 0 E: 0 K: 0 S: 3	H: 0 LOB: 0 BB: 0 P: 3	R: 0 E: 0 K: 0 S: 2	H: 0 LOB: 1 BB: 2 P: 10	R: 2 E: 0 K: 0 S: 6	H: 3 LOB: 1 BB: 0 P: 6	R: 0 E: 0 K: 1 S: 4	H: 1 LOB: 1 BB: 0 P: 4	R: 0 E: 0 K: 1 S: 5	H: 1 LOB: 1 BB: 0 P: 5	R: 0 E: 0 K: 1 S: 5	H: 0 LOB: 1 BB: 1 P: 9	R: 1 E: 1 K: 1 S: 8	H: 2 LOB: 2 BB: 0 P: 8	R: 1 E: 0 K: 0 S: 4	H: 2 LOB: 1 BB: 1 P: 8	1B: 10 2B: 3 3B: 0 HR: 0	SF: 0 SAC: 0 DP: 4 HBP: 0	WP: 0 PB: 0 SB: 2 CS: 0	PA: 41
PITCHER	IP WLS BF H R ER SO BB IBB HBP BLK WP HR S P ERA WHIP	5.0 L 23 7 4 3 0 3 0 0 0 0 0 20 32 5.40 2.000	4.0 18 5 2 1 3 2 0 0 0 0 0 22 30 2.25 1.750																			
Hank Wyse, R (1,1) ERA: 6.3																						
Bobby Shantz, L (6,1) ERA: 4.78																						


Batter	1	2	3	4	5	6	7	8	9	AB	R	H	RBI	BB	SO	LOB	BOTTOM						
Eddie Joost, R (1,6) OBP: 0.380, SLG: 0.397										3	0	1	0	1	0	1	New York Yankees @ Philadelphia Athletics Shibe Park, Philadelphia, PA Sat Aug 19 1950, 3:33 AM EDT Att: 3,105 - Unknown livebaseballscorecards.com						
Barney McCosky, L (1,7) OBP: 0.331, SLG: 0.317										3	0	0	0	1	1	4							
Paul Lehner, L (1,9) OBP: 0.366, SLG: 0.437										4	1	1	0	0	0	6							
Sam Chapman, R (1,8) OBP: 0.358, SLG: 0.484										3	1	2	2	1	0	0							
Ferris Fain, L (1,3) OBP: 0.418, SLG: 0.404										4	0	1	0	0	1	1							
Billy Hitchcock, R (1,4) OBP: 0.380, SLG: 0.398										4	0	1	0	0	0	1							
Kermit Wahl, R (1,5) OBP: 0.328, SLG: 0.359										4	0	2	0	0	2	2							
Joe Tipton, R (1,2) OBP: 0.311, SLG: 0.385										3	0	0	0	1	0	2							
Hank Wyse, R (1,1) OBP: 0.179, SLG: 0.158										1	0	0	0	0	0	0							
Roberto Ortiz, R (5, PH) OBP: 0.298, SLG: 0.276										1	0	0	0	0	1	1							
Bobby Shantz, R (6,1) OBP: 0.276, SLG: 0.269										1	0	1	0	0	0	0							
Wally Moses, L (8, PH) OBP: 0.387, SLG: 0.421										1	0	0	0	0	0	1							
Inning Stats	R: 0 E: 0 K: 0 S: 2	H: 0 LOB: 0 BB: 1 P: 6	R: 0 E: 0 K: 1 S: 6	H: 2 LOB: 1 BB: 0 P: 6	R: 0 E: 0 K: 0 S: 3	H: 0 LOB: 0 BB: 0 P: 3	R: 2 E: 0 K: 1 S: 7	H: 2 LOB: 0 BB: 0 P: 7	R: 0 E: 0 K: 1 S: 7	H: 2 LOB: 3 BB: 1 P: 11	R: 0 E: 0 K: 1 S: 5	H: 1 LOB: 1 BB: 1 P: 9	R: 0 E: 0 K: 1 S: 6	H: 1 LOB: 2 BB: 1 P: 10	R: 0 E: 0 K: 0 S: 3	R: 0 E: 0 K: 0 S: 4	H: 0 LOB: 0 BB: 0 P: 3	R: 0 E: 0 K: 0 S: 4	H: 1 LOB: 1 BB: 0 P: 4	1B: 5 2B: 3 3B: 0 HR: 1	SF: 0 SAC: 1 DP: 3 HBP: 0	WP: 0 PB: 0 SB: 0 CS: 0	PA: 37
PITCHER	IP WLS BF H R ER SO BB IBB HBP BLK WP HR S P ERA WHIP	6.0 W 27 8 2 2 4 4 0 0 0 0 0 31 47 3.00 2.000	3.0 S 10 1 0 0 1 0 0 0 0 0 0 12 12 0.00 0.333																				
Tommy Byrne, L (1,1) ERA: 4.69																							
Tom Ferrick, R (7,1) ERA: 3.73																							



Batter	1	2	3	4	5	6	7	8	9	AB	R	H	RBI	BB	SO	LOB	TOP			
Gene Woodling, L (1,7) OBP: 0.394, SLG: 0.413	P3				F3			P6		3	1	0	0	2	0	1	New York Yankees @ Philadelphia Athletics Shibe Park, Philadelphia, PA Sun Aug 20 1950, 3:33 AM EDT Unknown livebaseballscorecards.com			
Phil Rizzuto, R (1,6) OBP: 0.426, SLG: 0.432						6-3				4	2	2	1	1	0	2				
Yogi Berra, L (1,2) OBP: 0.376, SLG: 0.483										4	1	1	1	1	0	1				
Joe DiMaggio, R (1,8) OBP: 0.368, SLG: 0.554										5	1	3	3	0	0	2				
Hank Bauer, R (1,9) OBP: 0.386, SLG: 0.498										5	0	2	0	0	0	2				
Billy Johnson, R (1,5) OBP: 0.354, SLG: 0.378										5	0	0	0	0	0	5				
Jerry Coleman, R (1,4) OBP: 0.363, SLG: 0.377										5	0	1	0	0	2	3				
Joe Collins, L (1,3) OBP: 0.322, SLG: 0.432										3	0	0	0	1	0	1				
Ed Lopat, L (1,1) OBP: 0.427, SLG: 0.426										3	1	1	0	1	0	2				
Inning Stats	R: 3 E: 0 K: 0 S: 4	H: 1 LOB: 0 BB: 2 P: 12	R: 0 E: 0 K: 1 S: 5	H: 0 LOB: 2 BB: 2 P: 13	R: 0 E: 0 K: 0 S: 5	H: 2 LOB: 2 BB: 0 P: 5	R: 3 E: 1 K: 0 S: 7	H: 3 LOB: 2 BB: 1 P: 11	R: 0 E: 0 K: 0 S: 3	H: 0 LOB: 1 BB: 0 P: 7	R: 0 E: 0 K: 0 S: 4	H: 1 LOB: 1 BB: 0 P: 4	R: 0 E: 0 K: 0 S: 4	H: 1 LOB: 0 BB: 0 P: 4	R: 0 E: 0 K: 1 S: 6	H: 1 LOB: 1 BB: 0 P: 6	1B: 6 2B: 3 3B: 0 HR: 1	SF: 0 SAC: 0 DP: 0 HBP: 0	WP: 1 PB: 0 SB: 0 CS: 1	PA: 43
PITCHER	IP WLS BF H R ER SO BB IBB HBP BLK WP HR S P ERA WHIP																			
Alex Kellner, L (1,1) ERA: 5.09	7.0 L 36 8 6 5 1 6 0 0 0 0 0 1 32 56 6.43 2.000																			
Carl Scheib, R (8,1) ERA: 7.14	2.0 7 2 0 0 1 0 0 0 0 0 1 0 9 9 0.00 1.000																			

Batter	1	2	3	4	5	6	7	8	9	AB	R	H	RBI	BB	SO	LOB	BOTTOM					
Eddie Joost, R (1,6) OBP: 0.378, SLG: 0.394	P6				F8					5	1	1	0	0	0	1	New York Yankees @ Philadelphia Athletics Shibe Park, Philadelphia, PA Sun Aug 20 1950, 3:33 AM EDT Unknown livebaseballscorecards.com					
Paul Lehner, L (1,9) OBP: 0.383, SLG: 0.433										5	1	1	0	0	0	3						
Roberto Ortiz, R (1,7) OBP: 0.295, SLG: 0.275										4	1	1	2	0	0	1						
Sam Chapman, R (1,8) OBP: 0.359, SLG: 0.488										4	0	2	0	0	0	3						
Ferris Fain, L (1,3) OBP: 0.418, SLG: 0.408										4	0	2	2	0	0	2						
Billy Hitchcock, R (1,4) OBP: 0.378, SLG: 0.395										4	0	1	0	0	0	3						
Kermit Wahl, R (1,5) OBP: 0.332, SLG: 0.355										2	0	0	0	2	0	1						
Mike Guerra, R (1,2) OBP: 0.329, SLG: 0.383										4	0	1	0	0	1	5						
Alex Kellner, R (1,1) OBP: 0.219, SLG: 0.222										2	0	0	0	0	1	3						
Joe Tipton, R (7,PH) OBP: 0.317, SLG: 0.391										1	1	1	0	0	0	0						
Carl Scheib, R (8,1) OBP: 0.271, SLG: 0.362										1	0	0	0	0	0	1						
Inning Stats	R: 2 E: 1 K: 0 S: 6	H: 2 LOB: 1 BB: 0 P: 6	R: 0 E: 0 K: 1 S: 5	H: 0 LOB: 0 BB: 0 P: 5	R: 0 E: 0 K: 0 S: 3	H: 0 LOB: 0 BB: 0 P: 3	R: 0 E: 0 K: 0 S: 5	H: 2 LOB: 3 BB: 1 P: 9	R: 0 E: 0 K: 0 S: 3	H: 0 LOB: 0 BB: 0 P: 3	R: 0 E: 0 K: 1 S: 6	H: 1 LOB: 2 BB: 1 P: 10	R: 2 E: 0 K: 0 S: 5	H: 3 LOB: 0 BB: 0 P: 5	R: 0 E: 0 K: 0 S: 3	H: 1 LOB: 0 BB: 0 P: 3	R: 0 E: 0 K: 0 S: 4	H: 1 LOB: 1 BB: 0 P: 4	1B: 6 2B: 4 3B: 0 HR: 0	SF: 0 SAC: 0 DP: 2 HBP: 0	WP: 0 PB: 0 SB: 0 CS: 0	PA: 38
PITCHER	IP WLS BF H R ER SO BB IBB HBP BLK WP HR S P ERA WHIP																					
Ed Lopat, L (1,1) ERA: 3.77	9.0 W 38 10 4 2 2 2 2 0 0 0 0 0 40 48 2.00 1.333																					

Batter	1	2	3	4	5	6	7	8	9	AB	R	H	RBI	BB	SO	LOB	TOP			
Jerry Priddy, R OBP: 0.376, SLG: 0.380	4-0 FC5-4 BB		0-0 6-3		0-0 1B		0-3 K		0-0 4-3	4	0	1	0	1	1	3	<p>Detroit Tigers @ New York Yankees Yankee Stadium, Bronx, NY Tue Aug 22 1950, 3:33 AM EDT Att: 39,602 - Unknown</p> <p>livebaseballscorecards.com</p> <p>AB 36 R 6 H 11 RBI 6 BB 5 SO 5 LOB 18</p> 			
Don Kolloway, R OBP: 0.339, SLG: 0.408	0-0 FC5-4 1-3 1-2		0-0 F4		0-0 F3		0-0 FC		0-0 1B F9 1B	5	1	1	0	0	0	5				
George Kell, R OBP: 0.415, SLG: 0.500	0-0 1-3 1-2		0-0 1B		0-0 F8				0-0 BB 2B 1B	5	1	3	1	0	0	1				
Vic Wertz, L OBP: 0.405, SLG: 0.571	4-0 BB		0-0 F5		0-0 F9				4-0 2B 1-2 HR BB	3	1	0	1	2	0	2				
Hoot Evers, R OBP: 0.408, SLG: 0.576	0-0 F7				4-0 BB				0-0 3-H F9	4	1	2	1	1	0	3				
Johnny Groth, R OBP: 0.413, SLG: 0.489		0-0 G4-6-3 1B		0-0 G3-6-3 1B		0-0 F8			0-0 HR	4	1	2	3	0	0	2				
Aaron Robinson, L OBP: 0.404, SLG: 0.371 Frank House, L (7, PR)		0-0 G4-6-3 1-2		0-0 F9					0-0 BB K	3	0	1	0	0	0	1				
Neil Berry, R OBP: 0.341, SLG: 0.263		0-0 F8				0-3 K			0-3 K	4	0	0	0	0	2	1				
Hal White, R OBP: 0.138, SLG: 0.207 Martin Stuart, L (3, 1) Bill Connelly, L (6, 1)						0-3 K			4-0 FC BB F2	1	1	1	0	0	0	0				
									1-2 BB	1	0	0	0	0	1	0				
									1-2 BB	1	0	0	0	1	0	0				
Inning Stats	R: 0 E: 0 K: 0 S: 3	H: 0 LOB: 2 BB: 2 P: 11	R: 0 E: 0 K: 0 S: 3	H: 1 LOB: 0 BB: 0 P: 3	R: 1 E: 0 K: 0 S: 5	H: 2 LOB: 1 BB: 0 P: 5	R: 0 E: 0 K: 0 S: 3	H: 1 LOB: 2 BB: 0 P: 3	R: 0 E: 0 K: 2 S: 8	H: 1 LOB: 1 BB: 1 P: 8	R: 0 E: 0 K: 1 S: 6	H: 1 LOB: 2 BB: 1 P: 10	R: 4 E: 0 K: 2 S: 10	H: 3 LOB: 0 BB: 1 P: 14	R: 1 E: 0 K: 0 S: 5	H: 2 LOB: 1 BB: 0 P: 5	1B: 8 2B: 2 3B: 0 HR: 1	SF: 0 SAC: 0 DP: 2 HBP: 0	WP: 0 PB: 0 SB: 0 CS: 0	PA: 41
PITCHER Allie Reynolds, R ERA: 3.57	IP: 9.0 WLS: W BF: 41 H: 11 R: 6 ER: 6 SO: 5 BB: 5 IBB: 0 HBP: 0 BLK: 0 WP: 0 HR: 1 S: 46 P: 66 ERA: 6.00 WHIP: 1.778															PITCHER				

Batter	1	2	3	4	5	6	7	8	9	AB	R	H	RBI	BB	SO	LOB	BOTTOM		
Gene Woodling, L OBP: 0.397, SLG: 0.419	4-0 PB SH3 1B BB				0-0 F3					3	2	1	1	2	1	1	<p>Detroit Tigers @ New York Yankees Yankee Stadium, Bronx, NY Tue Aug 22 1950, 3:33 AM EDT Att: 39,602 - Unknown</p> <p>livebaseballscorecards.com</p> <p>AB 34 R 13 H 14 RBI 13 BB 6 SO 2 LOB 13</p> 		
Phil Rizzuto, R OBP: 0.430, SLG: 0.434	0-0 SH3 1-2		4-0 2B FC5-4 BB		0-0 5-3				0-0 G1-5-3 BB HR	3	2	2	0	1	0	1			
Hank Bauer, R OBP: 0.390, SLG: 0.500	0-0 PB 1B 1B		0-0 FC6-5-4 2B		1-0 1B HBP				0-0 G5-4-3 1B G1-5-3 1B	4	1	2	0	0	0	3			
Joe DiMaggio, R OBP: 0.370, SLG: 0.553 Cliff Mapes, L OBP: 0.338, SLG: 0.417	4-0 1B F8 BB		0-0 FC6-5-4 3B		0-0 1-2 2-H 3-H 1B				4-0 1B HR BB	3	2	2	2	1	0	1			
Yogi Berra, L OBP: 0.382, SLG: 0.498	0-0 1-3 2-H 3-H 1B		0-0 1-H HR 3B		0-0 F8				0-0 1-2 1B HR	5	2	4	6	0	0	2			
Johnny Mize, L OBP: 0.367, SLG: 0.574 Joe Collins, L OBP: 0.329, SLG: 0.435	0-0 F8		0-0 HR		0-0 F7				0-0 4-3 F4	4	1	1	3	0	0	3			
Bobby Brown, L OBP: 0.335, SLG: 0.328	0-0 4-3		0-0 F2		4-0 1B 7-6-3 BB				0-0 5-3	3	1	0	0	1	0	1			
Jerry Coleman, R OBP: 0.367, SLG: 0.379		0-0 F8	0-0 F8		0-0 7-6-3 1B				0-3 K	4	0	1	0	0	1	0			
Allie Reynolds, R OBP: 0.286, SLG: 0.254		0-0 6-3		0-0 1B 2B		0-0 7-6-3			0-0 F7	4	1	1	1	0	0	1			
									1-2 3-H	4	1	1	1	0	0	1			
Inning Stats	R: 3 E: 0 K: 0 S: 5	H: 2 LOB: 1 BB: 2 P: 13	R: 0 E: 0 K: 1 S: 5	H: 0 LOB: 0 BB: 0 P: 5	R: 4 E: 0 K: 0 S: 6	H: 3 LOB: 0 BB: 1 P: 10	R: 1 E: 0 K: 0 S: 5	H: 2 LOB: 2 BB: 0 P: 6	R: 1 E: 0 K: 0 S: 6	H: 4 LOB: 0 BB: 0 P: 6	R: 0 E: 0 K: 1 S: 5	H: 0 LOB: 0 BB: 0 P: 5	R: 3 E: 0 K: 0 S: 4	H: 2 LOB: 0 BB: 2 P: 12	R: 1 E: 0 K: 0 S: 5	H: 2 LOB: 3 BB: 1 HR: 3	SF: 0 SAC: 1 DP: 3 HBP: 1	WP: 0 PB: 1 SB: 0 CS: 0	PA: 42
PITCHER Hal White, R ERA: 4.79 Martin Stuart, R ERA: 4.7 Bill Connelly, R ERA: 8.53	IP: 2.1 WLS: L BF: 14 H: 6 R: 4 ER: 4 SO: 0 BB: 1 IBB: 0 HBP: 1 BLK: 0 WP: 0 HR: 0 S: 13 P: 25 ERA: 23.14 WHIP: 3.000															PITCHER			

Batter	1	2	3	4	5	6	7	8	9	AB	R	H	RBI	BB	SO	LOB	TOP							
Jerry Priddy, R OBP: 0.376, SLG: 0.380	0-3 K		0-0 FC5-4 1B		0-0 FC5-2		0-0 PB 1B	0-0 F9		5	0	2	0	0	1	4								
Don Kolloway, R OBP: 0.336, SLG: 0.405	0-0 1-3		0-0 FC5-4 1-2		0-0 F3		0-0 F7		0-0 FC6-4 1B	5	0	1	0	0	0	4								
George Kell, R OBP: 0.413, SLG: 0.497	0-3 K		0-0 1-3			0-0 HR 1B		0-0 F4	0-0 F6	5	1	1	0	0	1	2								
Vic Wertz, L OBP: 0.407, SLG: 0.572		0-0 BB 1B		4-0 G5-4-3 BB		0-0 F7		0-0 1B	0-0 F8	4	1	2	0	1	0	2								
Hoot Evers, R OBP: 0.406, SLG: 0.579		0-0 F8		0-0 G5-4-3 1-2		0-0 HR		0-0 F8	0-0 FC6-4	5	1	1	2	0	0	4								
Johnny Groth, R OBP: 0.413, SLG: 0.488		4-0 BB 1-2		0-0 F8		0-3 K		0-0 BB 1B		3	1	1	1	1	1	0								
Aaron Robinson, L OBP: 0.405, SLG: 0.371		0-3 K			4-0 SH5-4 FC5-2 BB		0-0 F9		0-0 BB 1B	3	1	1	0	1	1	2								
Neil Berry, R OBP: 0.348, SLG: 0.275		0-0			0-0 SH			0-0 F9	4-0 BB 1B	2	0	1	0	0	0	0								
Charlie Keller, L OBP: 0.448, SLG: 0.450					1-2 2H 1B				1-2 2-3 BB	0	0	0	0	1	0	0								
Eddie Lake, R										0	0	0	0	0	0	0								
Art Houtteman, R OBP: 0.171, SLG: 0.141				0-0 4-3						1	0	0	0	0	0	0								
Hank Borowy, R OBP: 0.091, SLG: 0.091					0-0 SH5-4					0	0	0	0	0	0	0								
Pat Mullin, L OBP: 0.256, SLG: 0.247					1-2 2-3					1	0	0	0	1	1	0								
Fred Hutchinson, L OBP: 0.407, SLG: 0.414									1-2 2H 1B	1	0	1	2	0	0	0								
Inning Stats	R: 0 E: 0 K: 2 S: 7	H: 0 LOB: 0 BB: 0 P: 7	R: 0 E: 0 K: 1 S: 6	H: 2 LOB: 2 BB: 1 P: 10	R: 0 E: 0 K: 0 S: 4	H: 1 LOB: 1 BB: 0 P: 4	R: 0 E: 0 K: 0 S: 2	H: 0 LOB: 0 BB: 1 P: 6	R: 0 E: 1 K: 0 S: 4	H: 0 LOB: 2 BB: 1 P: 8	R: 2 E: 0 K: 1 S: 7	H: 2 LOB: 0 BB: 0 P: 7	R: 0 E: 0 K: 1 S: 6	H: 1 LOB: 1 BB: 0 P: 6	R: 3 E: 0 K: 0 S: 7	H: 4 LOB: 2 BB: 1 P: 11	R: 0 E: 0 K: 0 S: 4	H: 1 LOB: 1 BB: 0 P: 4	1B: 9 2B: 1 3B: 0 HR: 1	SF: 0 SAC: 2 DP: 1 HBP: 0	WP: 0 PB: 1 SB: 0 CS: 0	PA: 41		
PITCHER	IP WLS BF H R ER SO BB IBB HBP BLK WP HR S P ERA WHIP	7.2 W 36 10 5 5 5 4 0 0 0 0 1 42 58 5.87 1.826	1.1 S 5 1 0 0 0 0 0 0 0 0 0 0 5 5 0.00 0.750																					

Detroit Tigers @ New York Yankees
 Yankee Stadium, Bronx, NY
 Wed Aug 23 1950, 3:33 AM EDT
 Att: 44,196 - Unknown

AB	35
R	5
H	11
RBI	5
BB	4
SO	5
LOB	18



Batter	1	2	3	4	5	6	7	8	9	AB	R	H	RBI	BB	SO	LOB	BOTTOM							
Gene Woodling, L OBP: 0.382, SLG: 0.413	0-0 F7	0-0 4-3		0-0 F6	0-0 5-3			0-0 4-3		5	0	0	0	0	0	5								
Phil Rizzuto, R OBP: 0.432, SLG: 0.433	0-0 4-3		4-0 FC6 BB		1-0 2B HBP	0-0 SH3-4 FC5-2 1B		0-0 F8		3	1	1	0	1	0	0								
Hank Bauer, R OBP: 0.388, SLG: 0.500	0-3 K2-3		0-0 FC6 BB 1-2		0-0 2B	0-0 SH3-4		0-0 1-3		4	1	1	0	0	1	1								
Joe DiMaggio, R OBP: 0.372, SLG: 0.553		0-0 E 1B	0-0 BB 1-2		0-0 5-3	0-0 FC5-2 HR				4	2	2	0	0	0	3								
Yogi Berra, L OBP: 0.383, SLG: 0.503		0-0 F9	0-0 F3		4-0 2B	0-0 1B IBB		0-0 HR		3	2	1	2	1	0	3								
Johnny Mize, L OBP: 0.370, SLG: 0.576		0-0 E3 BB 1-2	4-0 BB 1-2 2-3		0-0 1B	0-0 F9				3	1	1	2	1	0	1								
Joe Collins, L OBP: 0.329, SLG: 0.435					1-3 2H 3H 2B					0	0	0	0	0	0	0								
Bobby Brown, L OBP: 0.337, SLG: 0.328		0-0 BB 1-2 2H	0-0 FC4-6 BB		0-0 1B					3	0	1	1	1	0	3								
Billy Johnson, R OBP: 0.357, SLG: 0.378			0-0 FC4-6 1-2		0-0 WP 1B BB			0-0 F5		0	0	0	0	0	0	0								
Jerry Coleman, R OBP: 0.366, SLG: 0.377		4-0 BB 1-2 2-3		0-0 5-3	0-0 F4			0-0 F8		3	0	0	0	1	0	3								
Vic Raschi, R OBP: 0.264, SLG: 0.227		0-0 F5		0-0 4-3				0-0 F5		4	0	1	2	0	0	3								
Tom Ferrick, R OBP: 0.250, SLG: 0.143					1-2 2H 3H 1B					0	0	0	0	0	0	0								
Inning Stats	R: 0 E: 0 K: 1 S: 5	H: 0 LOB: 0 BB: 0 P: 5	R: 1 E: 1 K: 0 S: 6	H: 2 LOB: 3 BB: 1 P: 10	R: 0 E: 0 K: 0 S: 4	H: 1 LOB: 2 BB: 2 P: 12	R: 0 E: 0 K: 0 S: 3	H: 0 LOB: 0 BB: 0 P: 3	R: 4 E: 0 K: 0 S: 6	H: 3 LOB: 2 BB: 2 P: 15	R: 2 E: 0 K: 0 S: 5	H: 2 LOB: 0 BB: 0 P: 5	R: 0 E: 0 K: 0 S: 3	H: 0 LOB: 0 BB: 0 P: 3	R: 0 E: 0 K: 0 S: 3	H: 0 LOB: 0 BB: 0 P: 3	1B: 5 2B: 2 3B: 0 HR: 1	SF: 0 SAC: 1 DP: 0 HBP: 1	WP: 1 PB: 0 SB: 1 CS: 0	PA: 39				
PITCHER	IP WLS BF H R ER SO BB IBB HBP BLK WP HR S P ERA WHIP	4.2 L 27 6 5 5 5 4 1 1 0 0 1 23 44 9.64 2.143	1.1 6 2 2 2 0 0 0 0 0 0 0 0 6 6 13.50 1.500	2.0 6 0 0 0 0 0 0 0 0 0 0 0 6 6 0.00 0.000																				


Detroit Tigers @ New York Yankees
 Yankee Stadium, Bronx, NY
 Wed Aug 23 1950, 3:33 AM EDT
 Att: 44,196 - Unknown


AB	32
R	7
H	8
RBI	7
BB	5
SO	1
LOB	22



Batter	1	2	3	4	5	6	7	8	9	AB	R	H	RBI	BB	SO	LOB	TOP					
Johnny Lipon, R OBP: 0.396, SLG: 0.381	F2		1B			1B	1B	1B		4	2	3	1	1	0	0	Detroit Tigers @ New York Yankees Yankee Stadium, Bronx, NY Thu Aug 24 1950, 3:33 AM EDT Att: 38,929 - Unknown					
Jerry Priddy, R OBP: 0.376, SLG: 0.379	F3		F7			1B	1B	P4		4	1	1	0	1	0	4						
George Kell, R OBP: 0.412, SLG: 0.496	6-3				P4	1B	1B	F7		5	0	2	2	0	0	3						
Vic Wertz, L OBP: 0.405, SLG: 0.567		FC6-4 BB			F8	P5	4-3		3-1	4	0	0	0	1	0	5						
Hoot Evers, R OBP: 0.406, SLG: 0.579		F9				F7		6-3	G5-4-3 1B	5	0	2	1	0	0	3						
Johnny Groth, R OBP: 0.413, SLG: 0.487		FC6-4 1-2f			6-3				G5-4-3 2B FC4 1B	5	1	2	1	0	0	3						
Don Kolloway, R OBP: 0.335, SLG: 0.406						F9	F7		FC4 1B 2B	4	1	1	0	0	1	3						
Bob Swift, R OBP: 0.369, SLG: 0.261			F8							2	0	0	0	1	0	0						
Eddie Lake, R (7, PR)					6-3					0	1	0	0	0	0	0						
Aaron Robinson, L OBP: 0.407, SLG: 0.371							BB 1B BB	1B FC4 IBB		0	0	0	0	1	0	0						
Hal Newhouser, L OBP: 0.264, SLG: 0.224			F8				B5	FC4 1B		4	0	0	1	0	1	3						
Inning Stats	R: 0 E: 0 K: 0 S: 3	H: 0 LOB: 0 BB: 0 P: 3	R: 0 E: 0 K: 1 S: 5	H: 0 LOB: 1 BB: 1 P: 9	R: 0 E: 0 K: 0 S: 4	H: 1 LOB: 1 BB: 0 P: 4	R: 0 E: 0 K: 0 S: 4	H: 1 LOB: 1 BB: 0 P: 4	R: 0 E: 0 K: 1 S: 5	H: 0 LOB: 0 BB: 0 P: 5	R: 2 E: 0 K: 0 S: 7	H: 4 LOB: 2 BB: 0 P: 7	R: 2 E: 1 K: 0 S: 3	H: 1 LOB: 2 BB: 3 P: 15	R: 2 E: 0 K: 0 S: 7	H: 3 LOB: 3 BB: 1 P: 11	R: 0 E: 0 K: 0 S: 3	H: 1 LOB: 0 BB: 0 P: 3	1B: 9 2B: 2 3B: 0 HR: 0	SF: 0 SAC: 0 DP: 1 HBP: 0	WP: 0 PB: 0 SB: 0 CS: 0	PA: 42
PITCHER	IP WLS BF H R ER SO BB IBB HBP BLK WP HR S P ERA WHIP	6.1 L 28 6 4 4 2 3 0 0 0 0 0 29 41 5.68 1.421	0.0 1 0 0 0 0 1 0 0 0 0 0 0 4 ∞ ∞	2.2 13 5 2 2 0 0 1 0 0 0 0 0 12 16 6.75 1.875	PITCHER										IP WLS BF H R ER SO BB IBB HBP BLK WP HR S P ERA WHIP							

Batter	1	2	3	4	5	6	7	8	9	AB	R	H	RBI	BB	SO	LOB	BOTTOM			
Gene Woodling, L OBP: 0.378, SLG: 0.407	6-3		P6						4-3	5	0	0	0	0	0	0	Detroit Tigers @ New York Yankees Yankee Stadium, Bronx, NY Thu Aug 24 1950, 3:33 AM EDT Att: 38,929 - Unknown			
Phil Rizzuto, R OBP: 0.431, SLG: 0.432	L6		E8 HR 1B							4	1	1	0	0	0	0				
Yogi Berra, L OBP: 0.384, SLG: 0.510	F8		2-H HR							4	1	2	2	0	0	0				
Joe DiMaggio, R OBP: 0.373, SLG: 0.555		1B 2B	FC6-4 1B							4	1	2	0	0	0	1				
Hank Bauer, R OBP: 0.386, SLG: 0.497		FC3-6 1B	FC6-4 1-2f							4	0	1	1	0	0	1				
Johnny Mize, L OBP: 0.397, SLG: 0.568		F8			F2					4	0	1	0	0	0	1				
Billy Johnson, R OBP: 0.355, SLG: 0.380		FC3-6 1-2f			4-3					4	0	1	0	0	0	2				
Jerry Coleman, R OBP: 0.368, SLG: 0.377		4-3								2	0	1	0	1	0	1				
Bobby Brown, L OBP: 0.336, SLG: 0.326										1	0	0	0	0	1	0				
Tommy Byrne, L OBP: 0.312, SLG: 0.403										3	0	0	0	0	1	3				
Fred Sanford, S OBP: 0.265, SLG: 0.303										0	0	0	0	0	0	0				
Joe Page, L OBP: 0.375, SLG: 0.429										0	0	0	0	0	0	0				
Tommy Henrich, L OBP: 0.369, SLG: 0.541										1	0	0	0	0	0	0				
Inning Stats	R: 0 E: 0 K: 0 S: 3	H: 0 LOB: 0 BB: 0 P: 3	R: 1 E: 0 K: 0 S: 5	H: 2 LOB: 1 BB: 0 P: 5	R: 2 E: 1 K: 1 S: 8	H: 3 LOB: 1 BB: 0 P: 8	R: 0 E: 0 K: 0 S: 4	H: 1 LOB: 1 BB: 0 P: 4	R: 0 E: 0 K: 0 S: 4	H: 1 LOB: 2 BB: 1 P: 8	R: 0 E: 0 K: 0 S: 3	H: 0 LOB: 0 BB: 0 P: 3	R: 0 E: 0 K: 0 S: 4	H: 1 LOB: 1 BB: 0 P: 4	R: 0 E: 0 K: 1 S: 5	H: 0 LOB: 0 BB: 0 P: 5	1B: 6 2B: 2 3B: 0 HR: 1	SF: 0 SAC: 0 DP: 0 HBP: 0	WP: 0 PB: 0 SB: 0 CS: 0	PA: 37
PITCHER	IP WLS BF H R ER SO BB IBB HBP BLK WP HR S P ERA WHIP	9.0 W 37 9 3 3 2 1 0 0 0 0 1 40 44 3.00 1.111	PITCHER										IP WLS BF H R ER SO BB IBB HBP BLK WP HR S P ERA WHIP							

Batter	1	2	3	4	5	6	7	8	9	AB	R	H	RBI	BB	SO	LOB	TOP																		
Jim Delsing, L (1, 8) OBP: 0.339, SLG: 0.321											0	0	0	0	0	0	0	St. Louis Browns @ New York Yankees Yankee Stadium, Bronx, NY Sat Aug 26 1950, 3:33 AM EDT Att: 14,446 - Unknown livebaseballscorecards.com																	
Snuffy Stirrweiss, R (1, 4) OBP: 0.333, SLG: 0.283											0	0	0	0	0	0	0																		
Don Lenhardt, R (1, 3) OBP: 0.400, SLG: 0.503											0	0	0	0	0	0	0																		
Roy Sievers, R (1, 7) OBP: 0.304, SLG: 0.392											0	0	0	0	0	0	0																		
Ken Wood, R (1, 9) OBP: 0.280, SLG: 0.374											0	0	0	0	0	0	0																		
Les Moss, R (1, 2) OBP: 0.327, SLG: 0.417											0	0	0	0	0	0	0																		
Owen Friend, R (1, 5) OBP: 0.315, SLG: 0.334											0	0	0	0	0	0	0																		
Billy DeMars, R (1, 6) OBP: 0.329, SLG: 0.278											0	0	0	0	0	0	0																		
Stubby Overmire, R (1, 1) OBP: 0.359, SLG: 0.167											0	0	0	0	0	0	0																		
Inning Stats											1B: 0	SF: 0	WP: 0	PA: 0	2B: 0	SAC: 0	FB: 0		3B: 0	DP: 0	SB: 0	CS: 0	HR: 0	HBP: 0											
PITCHER Ed Lopat, L (1, 1) ERA: 3.77	IP	WLS	BF	H	R	ER	SO	BB	IBB	HBP	BLK	WP	HR	S	P	ERA	WHIP	PITCHER	IP	WLS	BF	H	R	ER	SO	BB	IBB	HBP	BLK	WP	HR	S	P	ERA	WHIP

Batter	1	2	3	4	5	6	7	8	9	AB	R	H	RBI	BB	SO	LOB	BOTTOM																		
Gene Woodling, L (1, 7) OBP: 0.378, SLG: 0.415											0	0	0	0	0	0	0	St. Louis Browns @ New York Yankees Yankee Stadium, Bronx, NY Sat Aug 26 1950, 3:33 AM EDT Att: 14,446 - Unknown livebaseballscorecards.com																	
Phil Rizzuto, R (1, 6) OBP: 0.430, SLG: 0.432											0	0	0	0	0	0	0																		
Yogi Berra, L (1, 2) OBP: 0.388, SLG: 0.519											0	0	0	0	0	0	0																		
Joe DiMaggio, R (1, 8) OBP: 0.371, SLG: 0.549											0	0	0	0	0	0	0																		
Hank Bauer, R (1, 9) OBP: 0.396, SLG: 0.512											0	0	0	0	0	0	0																		
Johnny Mize, L (1, 3) OBP: 0.372, SLG: 0.567											0	0	0	0	0	0	0																		
Billy Johnson, R (1, 5) OBP: 0.355, SLG: 0.380											0	0	0	0	0	0	0																		
Jerry Coleman, R (1, 4) OBP: 0.369, SLG: 0.377											0	0	0	0	0	0	0																		
Ed Lopat, L (1, 1) OBP: 0.427, SLG: 0.426											0	0	0	0	0	0	0																		
Inning Stats											1B: 0	SF: 0	WP: 0	PA: 0	2B: 0	SAC: 0	FB: 0		3B: 0	DP: 0	SB: 0	CS: 0	HR: 0	HBP: 0											
PITCHER Stubby Overmire, L (1, 1) ERA: 5.08	IP	WLS	BF	H	R	ER	SO	BB	IBB	HBP	BLK	WP	HR	S	P	ERA	WHIP	PITCHER	IP	WLS	BF	H	R	ER	SO	BB	IBB	HBP	BLK	WP	HR	S	P	ERA	WHIP


Batter	1	2	3	4	5	6	7	8	9	10	AB	R	H	RBI	BB	SO	LOB	TOP	
Nellie Fox, L OBP: 0.313, SLG: 0.304 (1.4)	0-0 4-3			0-0 F8		0-0 G4-6-3		0-0 5-3			4	0	0	0	0	0	1	Chicago White Sox @ New York Yankees Yankee Stadium, Bronx, NY Sun Aug 27 1950, 3:33 AM EDT Att: 45,878 - Unknown	
Floyd Baker, L OBP: 0.374, SLG: 0.288 (1.5)	0-0 6-3			0-0 1B		0-0 K		0-0 F7			4	0	1	0	0	1	0		
Dave Philley, S OBP: 0.309, SLG: 0.382 (1.8)	0-0 P6			0-0 F9		0-0 K		0-0 1-3			4	0	0	0	0	1	1		
Eddie Robinson, L OBP: 0.380, SLG: 0.418 (1.3)		0-0 F8		0-3 K		0-0 K		0-0 4-3			4	0	0	0	0	1	1		
Gus Zernial, R OBP: 0.333, SLG: 0.472 (1.7)		0-0 5-3			0-3 K		0-0 F7				4	0	0	0	0	1	0		
Mary Rickert, L OBP: 0.296, SLG: 0.341 (1.9)		0-3 K			4-0 G6-4-3 BB			0-3 K			3	0	0	0	1	2	0		
Phil Masi, R OBP: 0.376, SLG: 0.407 (1.2)			0-0 F8		0-0 G6-4-3			0-0 6-3			3	0	0	0	0	0	1		
Chico Carrasquel, R OBP: 0.376, SLG: 0.377 (1.6)			0-3 K		4-0 E G4-6-3 BB			0-0 K			2	1	1	0	1	1	0		
Bob Cain, L OBP: 0.250, SLG: 0.244 (1.1)			0-3 K		0-0 E3			0-0 6-3			3	0	0	0	0	1	2		
Inning Stats	R: 0 E: 0 K: 0 S: 3	H: 0 LOB: 0 BB: 0 P: 3	R: 0 E: 0 K: 1 S: 5	H: 0 LOB: 0 BB: 0 P: 5	R: 0 E: 0 K: 2 S: 7	H: 1 LOB: 1 BB: 0 P: 6	R: 0 E: 0 K: 1 S: 4	H: 0 LOB: 0 BB: 1 P: 8	R: 1 E: 1 K: 1 S: 5	H: 0 LOB: 0 BB: 1 P: 9	R: 0 E: 0 K: 0 S: 3	H: 0 LOB: 0 BB: 0 P: 3	R: 0 E: 0 K: 1 S: 5	H: 0 LOB: 1 BB: 0 P: 5	R: 0 E: 0 K: 0 S: 3	H: 0 LOB: 0 BB: 0 P: 3	1B: 1 2B: 1 3B: 0 HR: 0	SF: 0 SAC: 0 DP: 2 HBP: 0	WP: 0 PA: 33 PB: 0 SB: 0 CS: 0
PITCHER Allie Reynolds, R ERA: 3.39 (1.1)	IP: 10.0 WLS: W BF: 33 H: 2 R: 1 ER: 0 SO: 8 BB: 2 IBB: 0 HBP: 0 BLK: 0 WP: 0 HR: 0 S: 47 P: 55 ERA: 0.00 WHIP: 0.400																		

Batter	1	2	3	4	5	6	7	8	9	10	AB	R	H	RBI	BB	SO	LOB	BOTTOM			
Gene Woodling, L OBP: 0.376, SLG: 0.409 (1.7)	0-0 P4		0-0 4-3		0-0 P6		4-0 BB		4-0 FC6-4 BB		3	0	0	0	2	0	0	Chicago White Sox @ New York Yankees Yankee Stadium, Bronx, NY Sun Aug 27 1950, 3:33 AM EDT Att: 45,878 - Unknown			
Phil Rizzuto, R OBP: 0.430, SLG: 0.429 (1.6)	0-0 F2		4-0 BB		4-0 S BB		0-0 F7		0-0 FC6-4		3	0	0	0	2	0	4				
Yogi Berra, L OBP: 0.391, SLG: 0.520 (1.2)	4-0 3B BB		0-0 4-3		0-0 F8		0-0 1B		0-0 4-3		4	1	1	0	1	0	2				
Joe DiMaggio, R OBP: 0.374, SLG: 0.557 (1.8)	0-0 3B			0-0 P4		0-0 G6-4-3 1B		0-0 F8		0-0 1B	5	1	3	1	0	0	1				
Hank Bauer, R OBP: 0.393, SLG: 0.505 (1.9)	0-0 F7			0-0 E 1B		0-0 G6-4-3		0-0 F8		0-0 1B	5	0	2	0	0	0	3				
Johnny Mize, L OBP: 0.362, SLG: 0.543 Joe Collins, L OBP: 0.329, SLG: 0.431 (1.3) (9.3)		0-0 F8		0-0 E5		0-0 1-3		0-0 4-3		4-0 1B	4	0	0	0	0	0	3				
Billy Johnson, R OBP: 0.360, SLG: 0.376 Jackie Jensen, R OBP: 0.196, SLG: 0.120 Bobby Brown, L OBP: 0.335, SLG: 0.325 Tommy Henrich, L OBP: 0.373, SLG: 0.545 (1.5) (9. PR) (10. 5) (10. PH)		0-0 F7		0-0 F7		4-0 WP SH1-4 BB		4-0 SH1-4 BB		0-0 1B	2	0	0	0	2	0	2				
Jerry Coleman, R OBP: 0.365, SLG: 0.372 (1.4)		0-0 P4		0-0 F7		0-0 F7		0-0 F3		1-2 2-3 3-H P: 8	4	0	0	0	0	0	4				
Allie Reynolds, R OBP: 0.278, SLG: 0.246 (1.1)			0-0 F7		0-3 K		0-0 SH1-4		0-0 SH1-4		2	0	0	0	0	1	0				
Inning Stats	R: 1 E: 0 K: 0 S: 4	H: 1 LOB: 1 BB: 1 P: 8	R: 0 E: 0 K: 0 S: 3	H: 0 LOB: 0 BB: 0 P: 3	R: 0 E: 0 K: 0 S: 3	H: 0 LOB: 1 BB: 1 P: 7	R: 0 E: 1 K: 0 S: 5	H: 1 LOB: 2 BB: 0 P: 5	R: 0 E: 0 K: 1 S: 5	H: 0 LOB: 0 BB: 1 P: 9	R: 0 E: 1 K: 0 S: 3	H: 0 LOB: 2 BB: 2 P: 11	R: 0 E: 0 K: 0 S: 4	H: 1 LOB: 1 BB: 0 P: 4	R: 0 E: 0 K: 0 S: 3	H: 0 LOB: 2 BB: 1 P: 11	R: 1 E: 0 K: 0 S: 4	H: 3 LOB: 3 BB: 1 P: 8	1B: 6 2B: 0 3B: 1 HR: 0	SF: 0 SAC: 2 DP: 1 HBP: 0	WP: 1 PA: 43 PB: 0 SB: 1 CS: 0
PITCHER Bob Cain, L ERA: 4.4 (1.1)	IP: 9.1 WLS: L BF: 43 H: 7 R: 2 ER: 2 SO: 1 BB: 7 IBB: 1 HBP: 0 BLK: 0 WP: 1 HR: 0 S: 37 P: 69 ERA: 1.93 WHIP: 1.500																				

Batter	1	2	3	4	5	6	7	8	9	AB	R	H	RBI	BB	SO	LOB	TOP					
Nellie Fox, L OBP: 0.317, SLG: 0.304 (1, 4)										3	1	1	0	2	0	0						
Floyd Baker, L OBP: 0.375, SLG: 0.294 (1, 5)										5	0	2	0	0	0	3						
Dave Philley, S OBP: 0.308, SLG: 0.383 (1, 8) (5, 9)											5	0	1	1	0	2						
Eddie Robinson, L OBP: 0.380, SLG: 0.416 (1, 3)											4	2	1	0	1	2						
Gus Zernial, R OBP: 0.333, SLG: 0.480 (1, 7)											5	1	2	2	0	1						
Mary Rickert, L OBP: 0.288, SLG: 0.340 Mike McCormick, R OBP: 0.356, SLG: 0.329 (5, PH) (5, 8)											1	1	0	0	1	0						
Phil Masi, R OBP: 0.374, SLG: 0.403 (1, 2)											3	0	0	0	1	0						
Chico Carrasquel, R OBP: 0.373, SLG: 0.374 (1, 6)										4	1	0	1	0	0	3						
Ray Scarborough, R OBP: 0.213, SLG: 0.175 (1, 1)										4	0	1	1	0	0	0						
Inning Stats	R: 1 E: 0 K: 1 S: 6	H: 1 LOB: 1 BB: 1 P: 10	R: 0 E: 0 K: 0 S: 3	H: 0 LOB: 0 BB: 0 P: 3	R: 0 E: 0 K: 1 S: 4	H: 1 LOB: 1 BB: 0 P: 4	R: 3 E: 1 K: 1 S: 6	H: 1 LOB: 2 BB: 4 P: 22	R: 2 E: 0 K: 0 S: 6	H: 3 LOB: 1 BB: 0 P: 6	R: 0 E: 0 K: 1 S: 6	H: 1 LOB: 2 BB: 1 P: 10	R: 0 E: 0 K: 0 S: 3	H: 0 LOB: 0 BB: 0 P: 3	R: 0 E: 0 K: 0 S: 4	H: 1 LOB: 1 BB: 0 P: 4	1B: 6 2B: 2 3B: 0 HR: 1	SF: 0 SAC: 0 DP: 1 HBP: 0	WP: 0 PB: 0 SB: 1 CS: 0	PA: 41		
PITCHER	IP WLS BF H R ER SO BB IBB HBP BLK WP HR S P ERA WHIP	IP WLS BF H R ER SO BB IBB HBP BLK WP HR S P ERA WHIP																				
Fred Sanford, R ERA: 4.31 (1, 1)	3.2 L 18 3 4 3 2 4 0 0 0 0 0 18 34 7.36 1.909	Joe Ostrowski, L ERA: 3.75 (4, 1)	3.1 16 5 2 2 1 2 0 0 0 0 1 16 24 5.40 2.100	Joe Page, L ERA: 4.62 (8, 1)	2.0 7 1 0 0 0 0 0 0 0 0 0 7 7 0.00 0.500																	

Chicago White Sox @ New York Yankees
Yankee Stadium, Bronx, NY
Mon Aug 28 1950, 3:33 AM EDT
Att: 9,760 - Unknown


AB	35
R	6
H	9
RBI	5
BB	6
SO	3
LOB	16



Batter	1	2	3	4	5	6	7	8	9	AB	R	H	RBI	BB	SO	LOB	BOTTOM			
Gene Woodling, L OBP: 0.377, SLG: 0.408 (1, 7)										3	2	1	0	1	1	0				
Phil Rizzuto, R OBP: 0.429, SLG: 0.426 (1, 6)										3	0	0	0	1	0	1				
Hank Bauer, R OBP: 0.391, SLG: 0.502 (1, 9)										4	0	1	0	0	0	3				
Joe DiMaggio, R OBP: 0.375, SLG: 0.561 (1, 8)										4	1	2	2	0	0	2				
Yogi Berra, L OBP: 0.389, SLG: 0.516 (1, 2)										3	1	0	1	1	0	2				
Tommy Henrich, L OBP: 0.377, SLG: 0.543 (1, 3)										4	0	2	0	0	0	0				
Bobby Brown, L OBP: 0.330, SLG: 0.320 (1, 5)										4	0	0	0	0	0	3				
Jerry Coleman, R OBP: 0.363, SLG: 0.369 Joe Collins, L OBP: 0.327, SLG: 0.429 (9, PH) (1, 4)										3	0	0	1	0	0	2				
Fred Sanford, S OBP: 0.257, SLG: 0.294 Joe Ostrowski, L OBP: 0.345, SLG: 0.333 Cliff Mages, L OBP: 0.337, SLG: 0.415 Joe Page, L OBP: 0.375, SLG: 0.429 Johnny Mize, L OBP: 0.360, SLG: 0.539 (9, PH) (8, 1) (9, PH)											1	0	0	0	0	1				
Inning Stats	R: 1 E: 0 K: 0 S: 4	H: 1 LOB: 1 BB: 0 P: 8	R: 0 E: 0 K: 0 S: 4	H: 1 LOB: 1 BB: 0 P: 4	R: 0 E: 0 K: 1 S: 6	H: 1 LOB: 1 BB: 0 P: 6	R: 1 E: 0 K: 0 S: 4	H: 1 LOB: 1 BB: 1 P: 8	R: 0 E: 0 K: 0 S: 3	H: 0 LOB: 0 BB: 0 P: 3	R: 0 E: 0 K: 1 S: 5	H: 0 LOB: 0 BB: 0 P: 5	R: 0 E: 0 K: 0 S: 4	H: 1 LOB: 0 BB: 0 P: 4	R: 0 E: 0 K: 0 S: 3	H: 0 LOB: 0 BB: 0 P: 3	1B: 5 2B: 0 3B: 1 HR: 0	SF: 0 SAC: 0 DP: 0 HBP: 0	WP: 0 PB: 0 SB: 0 CS: 0	PA: 36
PITCHER	IP WLS BF H R ER SO BB IBB HBP BLK WP HR S P ERA WHIP	IP WLS BF H R ER SO BB IBB HBP BLK WP HR S P ERA WHIP																		
Ray Scarborough, R ERA: 4.48 (1, 1)	9.0 W 36 6 4 4 2 3 0 0 0 0 0 37 49 4.00 1.000																			

Chicago White Sox @ New York Yankees
Yankee Stadium, Bronx, NY
Mon Aug 28 1950, 3:33 AM EDT
Att: 9,760 - Unknown

AB	33
R	4
H	6
RBI	4
BB	3
SO	2
LOB	15



Batter	1	2	3	4	5	6	7	8	9	10	AB	R	H	RBI	BB	SO	LOB	TOP						
Dale Mitchell, L OBP: 0.379, SLG: 0.365 Thurman Tucker, L OBP: 0.341, SLG: 0.311	(1, 7) X 0-0 6-3		(1, 3) X 0-0 1-3			(1, 1) X 0-0 F9	(1, 4) X 4-0 IBB		(1, 2) X 0-0 F9		4	0	0	0	1	0	3	Cleveland Indians @ New York Yankees Yankee Stadium, Bronx, NY Tue Aug 29 1950, 3:33 AM EDT Att: 57,871 - Unknown						
Bobby Avila, R OBP: 0.414, SLG: 0.408 Joe Gordon, R OBP: 0.342, SLG: 0.427	(1, 4) X 0-3 K		(7, 4) X 0-0 G4-3-6 1B			(1, 3) X 0-0 1B	(1, 2) X 0-0 2B	(1, 2) X 1-2 2-H 3-H 0-0 1B	(1, 3) X 0-0 L5		4	1	3	2	0	1	0							
Larry Doby, L OBP: 0.467, SLG: 0.578	(1, 8) X 0-3 K		(1, 2) X 0-0 G4-3-6 1-2			(1, 2) X 0-0 L7	(1, 3) X 0-0 3-1			(1, 1) X 0-0 4-3	5	0	0	1	0	1	4							
Luke Easter, L OBP: 0.387, SLG: 0.482	(1, 3) X 0-0 F4		(1, 3) X 0-3 K			(1, 1) X 0-0 FC6-4 1B		(1, 1) X 0-0 E4 CS	(1, 3) X 0-3 K		5	0	1	1	0	2	0							
Al Rosen, R OBP: 0.398, SLG: 0.558	(1, 5) X 0-0 1B			(1, 3) X 0-3 K		(1, 3) X 0-0 FC6-4 1-2		(1, 1) X 0-0 K	(1, 3) X 0-0 5-3		5	0	1	0	0	2	2							
Ray Boone, R OBP: 0.417, SLG: 0.469	(1, 6) X 0-0 1B			(1, 3) X 0-0 1B		(1, 3) X 0-0 3B		(1, 3) X 0-0 FC3-6 1B	(1, 2) X 0-3 K		4	1	3	0	0	1	1							
Bob Kennedy, R OBP: 0.364, SLG: 0.432	(1, 9) X 0-0 L4-3			(1, 3) X 0-0 1B		(1, 2) X 0-0 FC3-6 1B		(1, 1) X 0-0 E	(1, 3) X 0-0 1B		4	1	2	1	0	0	3							
Jim Hegan, R OBP: 0.302, SLG: 0.412	(1, 2) X 0-0 5-3			(1, 3) X 0-0 1B		(1, 2) X 0-0 G6-4-3 1B		(1, 3) X 0-0 E3	(1, 2) X 0-0 1B		4	1	1	0	0	0	2							
Early Wynn, S OBP: 0.352, SLG: 0.488 Bob Lemon, R OBP: 0.336, SLG: 0.486	(1, 1) X 0-0 4-3			(1, 3) X 0-0 1B		(1, 2) X 0-0 2B L7 1B		(1, 2) X 0-0 4-3	(1, 1) X 0-0 F4		4	1	1	0	0	0	4							
											0	0	0	0	0	0	0							
Inning Stats	R: 0 E: 0 K: 2 S: 7	H: 0 LOB: 0 BB: 0 P: 7	R: 0 E: 0 K: 0 S: 4	H: 2 LOB: 1 BB: 0 P: 4	R: 0 E: 0 K: 1 S: 3	H: 0 LOB: 0 BB: 0 P: 3	R: 0 E: 0 K: 1 S: 5	H: 1 LOB: 0 BB: 0 P: 5	R: 1 E: 0 K: 1 S: 6	H: 2 LOB: 0 BB: 0 P: 6	R: 2 E: 0 K: 0 S: 6	H: 3 LOB: 1 BB: 0 P: 6	R: 2 E: 0 K: 0 S: 6	H: 3 LOB: 2 BB: 1 P: 10	R: 0 E: 1 K: 2 S: 7	H: 0 LOB: 1 BB: 0 P: 7	R: 0 E: 1 K: 0 S: 5	H: 1 LOB: 2 BB: 0 P: 5	R: 0 E: 0 K: 1 S: 5	H: 0 LOB: 0 BB: 0 P: 5	1B: 10 2B: 3 3B: 1 HR: 0	SF: 0 SAC: 0 DP: 4 HBP: 0	WP: 0 PB: 0 SB: 0 CS: 1	PA: 41
PITCHER Vic Raschi, R ERA: 4.12	(1, 1)	IP 10.0 WLS W BF 41 H 12 R 5 ER 5 SO 7 BB 0 IBB 1 HBP 0 BLK 0 WP 0 HR 0 S 54 P 58 ERA 4.50 WHIP 1.200																						

Batter	1	2	3	4	5	6	7	8	9	10	AB	R	H	RBI	BB	SO	LOB	BOTTOM				
Gene Woodling, L OBP: 0.378, SLG: 0.409	(1, 7) X 4-0 SH5-3 BB		(1, 3) X 0-0 2B			(1, 1) X 0-0 F2			(1, 3) X 0-3 K		4	0	1	0	1	1	0	Cleveland Indians @ New York Yankees Yankee Stadium, Bronx, NY Tue Aug 29 1950, 3:33 AM EDT Att: 57,871 - Unknown				
Phil Rizzuto, R OBP: 0.429, SLG: 0.427	(1, 6) X 0-0 SH5-3 1-2		(1, 3) X 0-0 F7			(1, 1) X 0-0 1B		(1, 3) X 0-0 HR 1B	(1, 3) X 0-0 E4 1B 1B		4	2	2	0	0	0	1					
Yogi Berra, L OBP: 0.390, SLG: 0.521	(1, 2) X 0-0 F9			(1, 3) X 0-0 F7		(1, 1) X 0-0 F3		(1, 3) X 0-0 HR 1B	(1, 2) X 0-0 1B 1B		5	1	2	2	0	0	2					
Joe DiMaggio, R OBP: 0.373, SLG: 0.556	(1, 8) X 0-0 F3			(1, 3) X 0-0 F2		(1, 1) X 0-0 F5		(1, 3) X 0-0 5-3	(1, 3) X 4-0 1B 1B		4	0	0	0	1	0	1					
Johnny Mize, L OBP: 0.365, SLG: 0.542 Joe Collins, L OBP: 0.326, SLG: 0.426	(1, 3) X 0-0 G6-3 1B			(1, 3) X 0-0 F3		(1, 1) X 0-0 1B		(1, 2) X 0-0 4-3	(1, 3) X 0-0 F4		3	0	2	0	0	0	0					
Tommy Henrich, L OBP: 0.374, SLG: 0.540	(10, PH)					(1, 1) X 0-0 1B			(1, 2) X 0-0 1B		1	0	0	0	0	0	0					
Hank Bauer, R OBP: 0.381, SLG: 0.500	(1, 9) X 0-0 F2					(1, 1) X 0-0 F6		(1, 3) X 0-0 F7	(1, 3) X 0-0 1B		5	0	2	1	0	0	1					
Billy Johnson, R OBP: 0.358, SLG: 0.371	(1, 5) X 0-0 G6-3 1-2			(1, 3) X 4-0 PB HR BB		(1, 2) X 0-0 G1-6-3 1B			(1, 2) X 0-0 F2		3	1	0	0	1	0	3					
Jerry Coleman, R OBP: 0.362, SLG: 0.388	(1, 4) X 0-0 F4					(1, 1) X 0-0 5-3			(1, 2) X 0-0 6-3		4	1	1	0	0	0	0					
Vic Raschi, R OBP: 0.263, SLG: 0.271	(1, 1) X 0-3 K					(1, 1) X 0-0 4-3			(1, 3) X 0-0 F4		4	1	1	3	0	1	0					
Inning Stats	R: 0 E: 0 K: 0 S: 3	H: 0 LOB: 1 BB: 1 P: 7	R: 0 E: 0 K: 0 S: 3	H: 1 LOB: 0 BB: 0 P: 3	R: 0 E: 0 K: 1 S: 6	H: 1 LOB: 1 BB: 0 P: 6	R: 0 E: 0 K: 0 S: 3	H: 0 LOB: 0 BB: 0 P: 3	R: 3 E: 0 K: 0 S: 6	H: 3 LOB: 1 BB: 1 P: 10	R: 0 E: 0 K: 1 S: 5	H: 0 LOB: 0 BB: 0 P: 5	R: 2 E: 0 K: 0 S: 5	H: 2 LOB: 0 BB: 0 P: 5	R: 0 E: 0 K: 0 S: 3	H: 0 LOB: 0 BB: 0 P: 3	R: 1 E: 1 K: 0 S: 5	H: 2 LOB: 3 BB: 1 P: 9	1B: 8 2B: 1 3B: 0 HR: 2	SF: 0 SAC: 1 DP: 2 HBP: 0	WP: 0 PB: 1 SB: 0 CS: 0	PA: 42
PITCHER Early Wynn, R ERA: 3.38 Bob Lemon, R ERA: 3.79	(1, 1)	IP 9.1 WLS L BF 40 H 10 R 6 ER 5 SO 2 BB 2 IBB 1 HBP 0 BLK 0 WP 0 HR 2 S 41 P 53 ERA 4.82 WHIP 1.286																				

Batter	1	2	3	4	5	6	7	8	9	AB	R	H	RBI	BB	SO	LOB	TOP
Thurman Tucker, L (1, 8) <small>OBP: 0.341, SLG: 0.303</small> Ray Murray, R (6, FH) <small>OBP: 0.342, SLG: 0.410</small> Dale Mitchell, L (6, 7) <small>OBP: 0.380, SLG: 0.367</small>	 <small>8-4-6 BB BB</small>	 <small>K</small>		 <small>F2</small>		 <small>F2</small>		 <small>4-3</small>	 <small>4-3</small>	2	1	0	0	1	1	1	Cleveland Indians @ New York Yankees Yankee Stadium, Bronx, NY Wed Aug 30 1950, 3:33 AM EDT Unknown livebaseballscores.com
Lou Boudreau, R (1, 6) <small>OBP: 0.337, SLG: 0.322</small>	 <small>8-4-6 BB BB 1B</small>		 <small>F9</small>		 <small>F4</small>		 <small>FC2-6 1B</small>	 <small>4-3</small>	 <small>4-3</small>	4	1	1	0	1	0	1	
Allie Clark, R (1, 7) <small>OBP: 0.289, SLG: 0.390</small> Larry Doby, L (9, FH) <small>OBP: 0.466, SLG: 0.576</small>	 <small>8-4-6 BB</small>		 <small>HR</small>		 <small>5-3</small>		 <small>FC2-6 E3 E 1-2</small>	 <small>K</small>	 <small>K</small>	3	1	1	1	1	0	1	
Luke Easter, L (1, 3) <small>OBP: 0.384, SLG: 0.488</small>	 <small>8-4-6 1-2 2-3 3-H</small>		 <small>K</small>		 <small>F8</small>		 <small>E3 FC5-4</small>			4	0	0	1	0	1	3	
Al Rosen, R (1, 5) <small>OBP: 0.398, SLG: 0.560</small>	 <small>1B</small>		 <small>1B</small>			 <small>SH1-4 E 1B</small>	 <small>FC5-4 1-2</small>			4	0	3	1	0	0	1	
Joe Gordon, R (1, 4) <small>OBP: 0.341, SLG: 0.425</small>	 <small>F7</small>		 <small>1B</small>			 <small>E6 SH1-4 1-2</small>		 <small>5-3</small>		4	0	1	0	0	0	2	
Bob Kennedy, R (1, 9) <small>OBP: 0.362, SLG: 0.429</small> Jim Hegan, R (1, 2) <small>OBP: 0.304, SLG: 0.412</small>		 <small>6-3</small>	 <small>6-3</small>		 <small>6-3</small>	 <small>SH1-4 1-2 2-3</small>		 <small>6-3</small>	 <small>6-3</small>	3	0	0	0	0	0	2	
Bob Feller, R (1, 1) <small>OBP: 0.157, SLG: 0.138</small> Bob Lemon, L (9, FH) <small>OBP: 0.333, SLG: 0.482</small>	 <small>SH3-4 1-2</small>	 <small>SH3-4 1B</small>		 <small>F4</small>		 <small>K</small>		 <small>G3</small>	 <small>G3</small>	2	0	0	0	0	1	3	
Inning Stats	R: 2 H: 1 E: 0 LOB: 1 K: 0 BB: 3 S: 3 P: 15	R: 0 H: 1 E: 0 LOB: 1 K: 1 BB: 0 S: 6 P: 6	R: 1 H: 3 E: 0 LOB: 2 K: 1 BB: 0 S: 8 P: 8	R: 0 H: 0 E: 0 LOB: 0 K: 0 BB: 0 S: 3 P: 3	R: 0 H: 0 E: 0 LOB: 0 K: 0 BB: 0 S: 3 P: 3	R: 0 H: 1 E: 1 LOB: 3 K: 1 BB: 1 S: 7 P: 11	R: 0 H: 1 E: 0 LOB: 0 K: 0 BB: 0 S: 4 P: 4	R: 0 H: 0 E: 0 LOB: 0 K: 0 BB: 0 S: 3 P: 3	R: 0 H: 1 E: 0 LOB: 1 K: 1 BB: 0 S: 6 P: 6	1B: 7 SF: 0 2B: 1 SAC: 2 3B: 0 DP: 1 HR: 1 HBP: 0	WP: 0 PA: 39 SB: 0 CS: 0						
PITCHER	IP WLS BF H R ER SO BB IBB HBP BLK WP HR S P ERA WHIP Whitey Ford, L (1, 1) <small>ERA: 2.79</small> Tom Ferrick, R (8, 1) <small>ERA: 3.5</small>															PITCHER	IP WLS BF H R ER SO BB IBB HBP BLK WP HR S P ERA WHIP

Batter	1	2	3	4	5	6	7	8	9	AB	R	H	RBI	BB	SO	LOB	BOTTOM
Cliff Mapes, L (1, 7) <small>OBP: 0.332, SLG: 0.408</small>	 <small>L9</small>	 <small>K</small>		 <small>G3-6-1 1-2</small>			 <small>6-3</small>	 <small>F7</small>		5	0	0	0	0	1	7	Cleveland Indians @ New York Yankees Yankee Stadium, Bronx, NY Wed Aug 30 1950, 3:33 AM EDT Unknown livebaseballscores.com
Phil Rizzuto, R (1, 6) <small>OBP: 0.430, SLG: 0.431</small>	 <small>2B</small>		 <small>F8</small>		 <small>1B 2B</small>		 <small>5-3</small>		4	1	2	0	0	0	0		
Yogi Berra, L (1, 2) <small>OBP: 0.388, SLG: 0.518</small>	 <small>4-3</small>		 <small>F7</small>		 <small>F7</small>	 <small>BB</small>	 <small>BB</small>	 <small>BB</small>	3	0	0	0	1	0	2		
Joe DiMaggio, R (1, 8) <small>OBP: 0.372, SLG: 0.553</small>	 <small>5-3</small>		 <small>F9</small>		 <small>2H 1B</small>		 <small>F8</small>		4	0	1	1	0	0	2		
Johnny Mize, L (1, 3) <small>OBP: 0.372, SLG: 0.561</small> Joe Collins, L (8, PR) <small>OBP: 0.326, SLG: 0.426</small>		 <small>BB FC3-2 1B</small>		 <small>HR</small>	 <small>F3</small>		 <small>S 1B BB</small>	 <small>S 1B BB</small>	3	1	2	1	1	0	1		
Hank Bauer, R (1, 9) <small>OBP: 0.390, SLG: 0.495</small>		 <small>FC3-2 BB BB</small>		 <small>K</small>	 <small>F8</small>		 <small>F8</small>	 <small>F8</small>	3	0	0	0	1	1	2		
Billy Johnson, R (1, 5) <small>OBP: 0.364, SLG: 0.372</small>		 <small>FC3-2 BB BB</small>		 <small>1B 1B</small>		 <small>4-3</small>		 <small>1B IBB</small>	2	1	1	0	2	0	0		
Jerry Coleman, R (1, 4) <small>OBP: 0.362, SLG: 0.368</small> Tommy Henrich, L (8, PH) <small>OBP: 0.378, SLG: 0.543</small> Billy Martin, R (8, PR) <small>OBP: 0.286, SLG: 0.385</small>		 <small>K</small>		 <small>1B 1B</small>	 <small>F7</small>		 <small>1-3 2H 1B</small>	 <small>1-3 2H 1B</small>	3	0	1	0	0	1	3		
Whitey Ford, L (1, 1) <small>OBP: 0.240, SLG: 0.174</small> Tom Ferrick, R (8, 1) <small>OBP: 0.235, SLG: 0.133</small>	 <small>FC3-2 1-2 2-3 3-H</small>		 <small>G3-6-1 1B</small>	 <small>F9</small>		 <small>K</small>	 <small>K</small>	3	0	1	1	0	0	3			
Inning Stats	R: 0 H: 1 E: 0 LOB: 1 K: 0 BB: 0 S: 4 P: 4	R: 0 H: 1 E: 0 LOB: 3 K: 2 BB: 2 S: 8 P: 16	R: 0 H: 0 E: 0 LOB: 0 K: 0 BB: 0 S: 3 P: 3	R: 2 H: 4 E: 0 LOB: 1 K: 1 BB: 0 S: 8 P: 8	R: 1 H: 2 E: 0 LOB: 1 K: 0 BB: 0 S: 5 P: 5	R: 0 H: 0 E: 0 LOB: 0 K: 0 BB: 0 S: 3 P: 3	R: 0 H: 0 E: 0 LOB: 1 K: 0 BB: 1 S: 3 P: 7	R: 1 H: 1 E: 0 LOB: 2 K: 1 BB: 2 S: 6 P: 14	1B: 6 SF: 0 2B: 2 SAC: 0 3B: 0 DP: 1 HR: 1 HBP: 0	WP: 0 PA: 37 SB: 0 CS: 0							
PITCHER	IP WLS BF H R ER SO BB IBB HBP BLK WP HR S P ERA WHIP Bob Feller, R (1, 1) <small>ERA: 3.88</small>															PITCHER	IP WLS BF H R ER SO BB IBB HBP BLK WP HR S P ERA WHIP

Batter	1	2	3	4	5	6	7	8	9	AB	R	H	RBI	BB	SO	LOB	TOP
Dale Mitchell, L OBP: 0.377, SLG: 0.364 (1, 7)	0-0 3-1		0-0 6-3			0-0 6-3		0-0 1-3		4	0	0	0	0	0	0	
Lou Boudreau, R OBP: 0.336, SLG: 0.321 (1, 6) (4, 3)	0-0 FC6-4 BB 1B		0-0 4-3			0-0 6-3		0-0 L9		4	0	1	0	0	0	0	
Allie Clark, R OBP: 0.288, SLG: 0.381 (1, 9) BB	4-0 FC6-4 BB 1-2			0-0 F5		0-0 F6			0-0 F9	3	0	0	0	1	0	0	
Luke Easter, L OBP: 0.385, SLG: 0.488 Ray Boone, R OBP: 0.417, SLG: 0.469 (1, 3) (4, PR) (4, 6)	0-0 FC6-4 1-2 2-3			0-0 1B			0-0 FC5 1B 1B		0-0 5-3	2	0	1	0	0	0	2	
Al Rosen, R OBP: 0.397, SLG: 0.557 (1, 5)	0-0 F7			0-0 F9			0-3 K		0-0 1B	4	0	1	0	0	1	4	
Joe Gordon, R OBP: 0.340, SLG: 0.422 (1, 4)		0-0 1-3		0-0 F8			0-0 1B		0-0 L1	4	0	1	0	0	0	2	
Bob Kennedy, R OBP: 0.362, SLG: 0.429 (1, 8)		0-0 F9			0-0 G5-4-3 1B		0-0 F8			3	0	1	0	0	0	2	
Jim Hegan, R OBP: 0.302, SLG: 0.409 Jim Lemon, R OBP: 0.111, SLG: 0.111 Ray Murray, R OBP: 0.342, SLG: 0.410 (1, 2) (7, PH) (7, 2)		0-0 F5			0-0 G5-4-3 1-2		0-0 FC5 2-3f			2	0	0	0	0	0	1	
Mike Garcia, R OBP: 0.226, SLG: 0.250 Thurman Tucker, L OBP: 0.337, SLG: 0.299 Steve Gromek, S OBP: 0.167, SLG: 0.138 (1, 1) (8, PH) (8, 1)			0-0 6-3			0-0 4-3		0-3 K		2	0	0	0	0	0	0	
Inning Stats	R: 0 E: 0 K: 0 S: 4	H: 1 LOB: 2 BB: 1 P: 8	R: 0 E: 0 K: 0 S: 3	H: 0 LOB: 0 BB: 0 P: 3	R: 0 E: 0 K: 0 S: 3	H: 1 LOB: 1 BB: 0 P: 4	R: 0 E: 0 K: 0 S: 3	H: 2 LOB: 2 BB: 0 P: 7	R: 0 E: 0 K: 1 S: 5	H: 0 LOB: 0 BB: 0 P: 5	R: 0 E: 0 K: 0 S: 4	H: 1 LOB: 1 BB: 0 P: 4	1B: 6 2B: 0 3B: 0 HR: 0	SF: 0 SAC: 0 DP: 1 HBP: 0	WP: 0 PB: 0 SB: 0 CS: 0	PA: 33	AB 32 R 0 H 6 RBI 0 BB 1 SO 2 LOB 13
PITCHER Ed Lopat, L ERA: 3.53 (1, 1)	IP: 9.0 WLS: W BF: 33 H: 6 R: 0 ER: 0 SO: 2 BB: 1 IBB: 0 HBP: 0 BLK: 0 WP: 0 HR: 0 S: 36 P: 40 ERA: 0.00 WHIP: 0.778																

Cleveland Indians @ New York Yankees
Yankee Stadium, Bronx, NY
Wed Aug 30 1950, 3:38 AM EDT
Att: 30,516 - Unknown

AB 32
R 0
H 6
RBI 0
BB 1
SO 2
LOB 13



Batter	1	2	3	4	5	6	7	8	9	AB	R	H	RBI	BB	SO	LOB	BOTTOM			
Cliff Mapes, L OBP: 0.329, SLG: 0.403 (1, 7) (7, 8)	0-0 F7		0-0 E4 1B		0-0 3-1		0-0 G3			4	0	0	0	0	0	1				
Phil Rizzuto, R OBP: 0.432, SLG: 0.434 (1, 6)	0-0 CS 1B		0-0 1-3 1B		0-0 E 1B		0-0 F4			4	1	3	0	0	0	1				
Yogi Berra, L OBP: 0.387, SLG: 0.516 (1, 2)	0-0 F8		0-0 G3		0-0 E9 1-H 1B			0-0 F8		4	0	1	0	0	0	2				
Joe DiMaggio, R OBP: 0.374, SLG: 0.552 Jackie Jensen, R OBP: 0.211, SLG: 0.176 (1, 8) (7, 7)	0-0 CS 1-2	0-0 HR 1B		4-0 1B BB	0-0 6-3			0-0 3B		2	1	1	0	1	0	1				
Johnny Mize, L OBP: 0.377, SLG: 0.580 Joe Collins, L OBP: 0.324, SLG: 0.424 (1, 3) (7, 3)		0-0 1-H HR		0-0 1-2 1B		0-0 F9		0-3 K		3	1	2	2	0	0	0				
Hank Bauer, R OBP: 0.385, SLG: 0.489 (1, 9)		0-0 F6		0-3 K		0-0 F4		0-0 F7		4	0	0	0	0	1	3				
Billy Johnson, R OBP: 0.360, SLG: 0.368 (1, 5)		0-0 6-3		0-0 F5		0-0 4-3				3	0	0	0	0	0	2				
Jerry Coleman, R OBP: 0.361, SLG: 0.368 (1, 4)		0-0 4-3		0-0 F8			0-0 SH3 1B			3	0	1	0	0	0	2				
Ed Lopat, L OBP: 0.395, SLG: 0.388 (1, 1)			0-0 6-3		0-0 G3		0-0 SH3 1-2			2	0	0	0	0	0	0				
Inning Stats	R: 0 E: 0 K: 0 S: 3	H: 1 LOB: 0 BB: 0 P: 3	R: 2 E: 0 K: 0 S: 5	H: 2 LOB: 0 BB: 0 P: 5	R: 0 E: 1 K: 0 S: 4	H: 1 LOB: 1 BB: 0 P: 4	R: 0 E: 0 K: 1 S: 6	H: 1 LOB: 2 BB: 1 P: 10	R: 1 E: 1 K: 0 S: 5	H: 2 LOB: 1 BB: 0 P: 5	R: 0 E: 0 K: 0 S: 3	H: 0 LOB: 0 BB: 0 P: 3	R: 0 E: 0 K: 0 S: 4	H: 1 LOB: 1 BB: 0 P: 4	R: 0 E: 0 K: 1 S: 6	H: 1 LOB: 1 BB: 0 P: 6	1B: 7 2B: 0 3B: 1 HR: 1	SF: 0 SAC: 1 DP: 0 HBP: 0	WP: 0 PB: 0 SB: 0 CS: 1	PA: 34
PITCHER Mike Garcia, R ERA: 4.11 Steve Gromek, R ERA: 4.17 (1, 1) (8, 1)	IP: 7.0 WLS: L BF: 29 H: 8 R: 3 ER: 2 SO: 1 BB: 1 IBB: 0 HBP: 0 BLK: 0 WP: 1 HR: 1 S: 30 P: 34 ERA: 2.57 WHIP: 1.286																			

Cleveland Indians @ New York Yankees
Yankee Stadium, Bronx, NY
Wed Aug 30 1950, 3:38 AM EDT
Att: 30,516 - Unknown

AB 31
R 3
H 9
RBI 2
BB 1
SO 2
LOB 13



Batter	1	2	3	4	5	6	7	8	9	AB	R	H	RBI	BB	SO	LOB	TOP		
Eddie Yost, R OBP: 0.434, SLG: 0.400 (1, 5)	F7		BB		BB			WP BB		1	0	0	0	3	0	0	Washington Senators @ New York Yankees Yankee Stadium, Bronx, NY Fri Sep 01 1950, 3:33 AM EDT Att: 33,134 - Unknown		
Shery Robertson, L OBP: 0.362, SLG: 0.387 (1, 9)	F5		F9		G3			F3		4	0	0	0	0	0	3			
Irv Noren, L OBP: 0.387, SLG: 0.463 (1, 8)	HR		F6					K		4	1	1	0	0	1	1			
Mickey Vernon, L OBP: 0.383, SLG: 0.381 (1, 3)	HR				K			F3		4	1	1	2	0	1	0			
Bud Stewart, L OBP: 0.336, SLG: 0.348 (1, 7)	K				F6			F7		4	0	0	0	0	1	0			
Cass Michaels, R OBP: 0.372, SLG: 0.388 (1, 4)					FC6-4 1B			1-3		3	0	1	0	1	1	0			
Sam Dente, R OBP: 0.285, SLG: 0.283 (1, 6)					FC6-4 1-2			BB		4	0	1	0	0	1	2			
Mickey Grasso, R OBP: 0.384, SLG: 0.362 (1, 2)								K		3	0	0	0	0	0	1			
Al Sima, R OBP: 0.167, SLG: 0.167 Mickey Harris, L OBP: 0.350, SLG: 0.235 (8, 1)					5-3			K		3	0	0	0	0	2	1			
										0	0	0	0	0	0	0			
Inning Stats	R: 2 E: 0 K: 1 S: 7	H: 2 LOB: 0 BB: 0 P: 7	R: 0 E: 0 K: 1 S: 5	H: 0 LOB: 0 BB: 0 P: 5	R: 0 E: 0 K: 0 S: 3	H: 0 LOB: 1 BB: 1 P: 7	R: 0 E: 0 K: 1 S: 6	H: 1 LOB: 1 BB: 0 P: 6	R: 0 E: 0 K: 1 S: 5	H: 0 LOB: 0 BB: 0 P: 3	R: 0 E: 0 K: 1 S: 6	H: 1 LOB: 1 BB: 0 P: 6	R: 0 E: 0 K: 1 S: 4	H: 0 LOB: 0 BB: 1 P: 8	R: 0 E: 0 K: 1 S: 5	H: 0 LOB: 1 BB: 1 P: 9	1B: 3 2B: 0 3B: 0 HR: 1	SF: 0 SAC: 0 DP: 0 HBP: 0	WP: 1 PA: 34 CS: 0
PITCHER Allie Reynolds, R ERA: 3.33 (1, 1)	IP: 9.0 WLS: W BF: 34 H: 4 R: 2 ER: 2 SO: 7 BB: 4 IBB: 0 HBP: 0 BLK: 0 WP: 1 HR: 1 S: 44 P: 60 ERA: 2.00 WHIP: 0.889															PITCHER Allie Reynolds, R ERA: 3.33 (1, 1)	IP: 9.0 WLS: W BF: 34 H: 4 R: 2 ER: 2 SO: 7 BB: 4 IBB: 0 HBP: 0 BLK: 0 WP: 1 HR: 1 S: 44 P: 60 ERA: 2.00 WHIP: 0.889		

Batter	1	2	3	4	5	6	7	8	9	AB	R	H	RBI	BB	SO	LOB	BOTTOM		
Jackie Jensen, R OBP: 0.210, SLG: 0.179 Gene Woodling, L OBP: 0.378, SLG: 0.409 (1, 7)	F8		K		E 1B			F5	E4 1B	5	0	1	0	0	1	1	Washington Senators @ New York Yankees Yankee Stadium, Bronx, NY Fri Sep 01 1950, 3:33 AM EDT Att: 33,134 - Unknown		
Phil Rizzuto, R OBP: 0.429, SLG: 0.436 (1, 6)	1-3		F6		F9			5-3	1-3 1B	5	0	1	0	0	0	2			
Yogi Berra, L OBP: 0.390, SLG: 0.523 (1, 2)	2B 1B				F8				HR 1B F7	5	1	3	0	0	0	3			
Joe DiMaggio, R OBP: 0.373, SLG: 0.552 (1, 8)			F4					F6	F7	4	0	1	0	0	0	2			
Hank Bauer, R OBP: 0.385, SLG: 0.485 (1, 9)	F3				4-3			6-3	1-2 HR BB	3	1	0	0	1	0	2			
Johnny Mize, L OBP: 0.377, SLG: 0.604 Joe Collins, L OBP: 0.323, SLG: 0.421 (1, 3)			K		G3				FC6-4 1B	4	1	2	3	0	1	0			
Billy Johnson, R OBP: 0.360, SLG: 0.392 (1, 5)									FC6-4 1-2	0	0	0	0	0	0	0			
Jerry Coleman, R OBP: 0.362, SLG: 0.366 (1, 4)									SH2-4 1B	3	1	1	0	0	0	1			
Allie Reynolds, R OBP: 0.270, SLG: 0.239 (1, 1)									SH2-4 1-2	2	0	0	0	0	1	1			
Inning Stats	R: 0 E: 0 K: 0 S: 5	H: 2 LOB: 2 BB: 0 P: 5	R: 0 E: 0 K: 2 S: 8	H: 1 LOB: 1 BB: 0 P: 8	R: 0 E: 0 K: 1 S: 6	H: 1 LOB: 1 BB: 0 P: 6	R: 1 E: 0 K: 0 S: 4	H: 1 LOB: 0 BB: 0 P: 4	R: 0 E: 0 K: 0 S: 4	H: 1 LOB: 1 BB: 0 P: 4	R: 0 E: 0 K: 0 S: 4	H: 1 LOB: 1 BB: 0 P: 4	R: 0 E: 1 K: 0 S: 8	H: 4 LOB: 2 BB: 1 P: 13	R: 5 E: 1 K: 0 S: 8	H: 4 LOB: 2 BB: 1 P: 13	1B: 8 2B: 1 3B: 0 HR: 3	SF: 0 SAC: 2 DP: 0 HBP: 1	WP: 0 PA: 39 CS: 0
PITCHER Al Sima, L ERA: 5.09 Mickey Harris, L ERA: 3.6 (8, 1)	IP: 7.1 WLS: L BF: 35 H: 11 R: 6 ER: 5 SO: 3 BB: 1 IBB: 0 HBP: 0 BLK: 0 WP: 0 HR: 3 S: 39 P: 44 ERA: 6.14 WHIP: 1.636															PITCHER Allie Reynolds, R ERA: 3.33 (1, 1)	IP: 9.0 WLS: W BF: 34 H: 4 R: 2 ER: 2 SO: 7 BB: 4 IBB: 0 HBP: 0 BLK: 0 WP: 1 HR: 1 S: 44 P: 60 ERA: 2.00 WHIP: 0.889		

Batter	1	2	3	4	5	6	7	8	9	AB	R	H	RBI	BB	SO	LOB	TOP								
Eddie Yost, R (1, 5) OBP: 0.436, SLG: 0.406	4-0 BB		0-0 HR		0-0 F6		4-0 BB		0-0 F6	3	1	1	1	2	0	2	Washington Senators @ New York Yankees Yankee Stadium, Bronx, NY Sat Sep 02 1950, 3:33 AM EDT Att: 18,201 - Unknown livebaseballscores.com								
Cass Michaels, R (1, 4) OBP: 0.389, SLG: 0.384	0-0 L9		0-0 5-3		0-0 4-3		0-3 K			4	0	0	0	0	1	2									
Irv Noren, L (1, 8) OBP: 0.386, SLG: 0.468	0-3 K		0-0 4-3			0-0 HR		0-3 K		4	1	1	1	0	2	1									
Mickey Vernon, L (1, 3) OBP: 0.385, SLG: 0.380	0-0 F4			0-0 F5		0-0 1B		4-0 L4-3		3	0	1	0	1	0	1									
Johnny Ostrowski, R (1, 9) OBP: 0.348, SLG: 0.385		0-3 K		4-0 BB		0-0 F9		0-0 L4-3		3	0	0	0	1	1	2									
Gil Coan, L (1, 7) OBP: 0.343, SLG: 0.415	0-0 G3			0-0 F9		0-0 1B			0-0 G3	4	0	1	0	0	0	1									
Sam Dente, R (1, 6) OBP: 0.289, SLG: 0.285				4-0 1B		0-0 F9			0-0 5-3	3	0	2	0	1	0	1									
Mickey Grasso, R (1, 2) OBP: 0.381, SLG: 0.359	0-0 F7			0-3 K			0-0 F8		0-0 5-3	4	0	1	0	0	1	3									
Joe Haynes, R (1, 1) OBP: 0.233, SLG: 0.433					0-0 4-3			0-3 K		3	0	0	0	0	1	0									
Mickey Harris, L (7, 1) OBP: 0.350, SLG: 0.235									0-0 5-3	0	0	0	0	0	0	0									
Elmer Singleton, R (8, 1) OBP: 0.429, SLG: 0.571			1-3							0	0	0	0	0	0	0									
Sam Mele, R (9, PH) OBP: 0.373, SLG: 0.454									1-2 2-3	1	0	0	0	0	0	2									
Inning Stats	R: 0 E: 0 K: 1 S: 5	H: 0 LOB: 1 BB: 1 P: 9	R: 0 E: 0 K: 1 S: 6	H: 1 LOB: 1 BB: 0 P: 6	R: 1 E: 0 K: 0 S: 4	H: 1 LOB: 0 BB: 0 P: 4	R: 0 E: 0 K: 1 S: 5	H: 0 LOB: 2 BB: 0 P: 13	R: 0 E: 0 K: 0 S: 3	H: 0 LOB: 0 BB: 0 P: 3	R: 1 E: 0 K: 0 S: 5	H: 3 LOB: 1 BB: 0 P: 5	R: 0 E: 0 K: 2 S: 7	H: 0 LOB: 1 BB: 1 P: 11	R: 0 E: 0 K: 1 S: 4	H: 0 LOB: 0 BB: 1 P: 8	R: 0 E: 0 K: 0 S: 5	H: 2 LOB: 2 BB: 0 P: 5	1B: 5 2B: 1 3B: 0 HR: 2	SF: 0 SAC: 0 DP: 1 HBP: 0	WP: 0 PB: 0 SB: 0 CS: 0	PA: 37			
PITCHER	IP	WLS	BF	H	R	ER	SO	BB	IBB	HBP	BLK	WP	HR	S	P	ERA	WHIP								
Joe Ostrowski, L (1, 1) ERA: 3.71	6.0	W	25	5	2	2	3	3	0	0	0	0	2	28	40	3.00	1.333								
Joe Page, L (7, 1) ERA: 4.55	3.0	S	12	2	0	0	3	2	0	0	0	0	0	16	24	0.00	1.333								

Batter	1	2	3	4	5	6	7	8	9	AB	R	H	RBI	BB	SO	LOB	BOTTOM								
Gene Woodling, L (1, 7) OBP: 0.378, SLG: 0.409	0-0 CS		0-0 F8		0-0 1B		0-0 4-3		0-0 3-1	5	0	2	0	0	0	5	Washington Senators @ New York Yankees Yankee Stadium, Bronx, NY Sat Sep 02 1950, 3:33 AM EDT Att: 18,201 - Unknown livebaseballscores.com								
Phil Rizzuto, R (1, 6) OBP: 0.432, SLG: 0.436	4-0 G1-4-3		4-0 HBP		0-0 F1		0-0 SH1-3		4-0 CS	2	2	1	0	3	0	1									
Hank Bauer, R (1, 9) OBP: 0.386, SLG: 0.484	0-0 G1-4-3		1-0 HBP		0-0 G4-3		0-0 SH1-3		0-3 K	3	1	1	0	0	1	2									
Joe DiMaggio, R (1, 8) OBP: 0.375, SLG: 0.559		0-0 HR		0-0 1B		0-0 G4-3		0-0 5-3		5	2	3	5	0	0	2									
Yogi Berra, L (1, 2) OBP: 0.389, SLG: 0.527	0-0 4-3		0-0 F8		0-0 F9		0-0 HR			4	1	1	2	0	0	1									
Johnny Mize, L (1, 3) OBP: 0.379, SLG: 0.608	0-0 F7			0-0 4-3		0-0 BB		0-0 2B		4	0	2	0	0	0	0									
Joe Collins, L (7, PR) OBP: 0.323, SLG: 0.421							0-0 2B		0-0 1B	0	1	0	0	0	0	0									
Billy Johnson, R (1, 5) OBP: 0.359, SLG: 0.394	0-0 F2			0-0 F2		0-0 F4		0-0 1B		4	1	1	1	0	0	1									
Jerry Coleman, R (1, 4) OBP: 0.366, SLG: 0.368			0-3 K		0-0 1B		4-0 BB		0-0 1B	3	0	2	1	1	1	0									
Joe Ostrowski, L (1, 1) OBP: 0.355, SLG: 0.320			4-0 HBP		0-0 F5		4-0 IBB		0-3 K	1	1	0	0	1	0	1									
Tommy Henrich, L (6, PH) OBP: 0.392, SLG: 0.543										0	0	0	0	1	0	0									
Jackie Jensen, R (6, PR) OBP: 0.210, SLG: 0.179										0	0	0	0	0	0	0									
Joe Page, L (7, 1) OBP: 0.400, SLG: 0.375										1	0	0	0	0	1	1									
Inning Stats	R: 0 E: 0 K: 0 S: 2	H: 1 LOB: 0 BB: 1 P: 6	R: 1 E: 0 K: 0 S: 4	H: 1 LOB: 0 BB: 0 P: 4	R: 3 E: 0 K: 1 S: 6	H: 1 LOB: 1 BB: 2 P: 15	R: 0 E: 0 K: 0 S: 4	H: 1 LOB: 1 BB: 0 P: 4	R: 0 E: 0 K: 0 S: 4	H: 2 LOB: 1 BB: 0 P: 4	R: 0 E: 0 K: 0 S: 4	H: 1 LOB: 3 BB: 2 P: 12	R: 5 E: 1 K: 1 S: 11	H: 6 LOB: 1 BB: 0 P: 11	R: 0 E: 0 K: 1 S: 4	H: 0 LOB: 0 BB: 1 P: 8	R: 0 E: 0 K: 0 S: 5	H: 0 LOB: 0 BB: 1 P: 5	1B: 9 2B: 2 3B: 0 HR: 2	SF: 0 SAC: 1 DP: 2 HBP: 1	WP: 0 PB: 0 SB: 0 CS: 2	PA: 40			
PITCHER	IP	WLS	BF	H	R	ER	SO	BB	IBB	HBP	BLK	WP	HR	S	P	ERA	WHIP								
Joe Haynes, R (1, 1) ERA: 5.82	6.1	L	32	10	7	6	1	4	1	0	0	0	0	28	49	8.53	2.211								
Mickey Harris, L (7, 1) ERA: 3.98	0.2		5	3	2	2	1	0	0	0	0	0	0	7	7	27.00	4.500								
Elmer Singleton, R (8, 1) ERA: 5.17	1.0		3	0	0	0	1	1	0	0	0	0	0	4	8	0.00	1.000								


Batter	1	2	3	4	5	6	7	8	9	AB	R	H	RBI	BB	SO	LOB	TOP
Eddie Joost, R OBP: 0.380, SLG: 0.395 (1, 6)										4	0	2	1	0	0	0	Philadelphia Athletics @ New York Yankees Yankee Stadium, Bronx, NY Mon Sep 04 1950, 3:33 AM EDT Unknown livebaseballscorecards.com
Paul Lehner, L OBP: 0.379, SLG: 0.440 (1, 7)										4	0	1	0	0	0	2	
Ferns Fain, L OBP: 0.420, SLG: 0.404 (1, 3)										3	0	0	0	1	0	0	
Sam Chapman, R OBP: 0.348, SLG: 0.466 (1, 8)										4	0	0	0	0	2	2	
Elmer Valo, L OBP: 0.406, SLG: 0.408 (1, 9)										4	0	2	0	0	0	2	
Billy Hitchcock, R OBP: 0.359, SLG: 0.379 (1, 4)										3	0	1	0	0	0	1	
Kermit Wahl, R OBP: 0.326, SLG: 0.338 (1, 5)										3	1	1	0	0	0	1	
Joe Tipton, R OBP: 0.331, SLG: 0.408 (1, 2)										3	0	0	0	0	2	1	
Lou Brissie, L OBP: 0.185, SLG: 0.167 (1, 1)										2	0	0	0	0	0	0	
Wally Moses, L OBP: 0.379, SLG: 0.406 (8, PH)										1	0	0	0	0	1	1	
Bob Hooper, R OBP: 0.170, SLG: 0.235 (8, 1)										0	0	0	0	0	0	0	
Inning Stats	R: 0 E: 0 K: 1 S: 6	H: 1 LOB: 2 BB: 1 P: 10	R: 0 E: 0 K: 0 S: 3	H: 0 LOB: 0 BB: 0 P: 3	R: 0 E: 0 K: 0 S: 3	H: 1 LOB: 0 BB: 0 P: 3	R: 0 E: 0 K: 1 S: 5	H: 0 LOB: 0 BB: 0 P: 5	R: 0 E: 0 K: 1 S: 6	H: 1 LOB: 1 BB: 0 P: 6	R: 1 E: 0 K: 2 S: 9	H: 2 LOB: 1 BB: 0 P: 9	R: 0 E: 0 K: 0 S: 3	H: 0 LOB: 0 BB: 0 P: 3	1B: 6 2B: 1 3B: 0 HR: 0	SF: 0 SAC: 0 DP: 2 HBP: 0	WP: 1 PA: 33 CS: 1
PITCHER Vic Raschi, R ERA: 3.99 (1, 1)	IP: 9.0 WLS: W BF: 32 H: 7 R: 1 ER: 1 SO: 5 BB: 1 IBB: 0 HBP: 0 BLK: 0 WP: 1 HR: 0 S: 41 P: 45 ERA: 1.00 WHIP: 0.889											PITCHER	IP: 9.0 WLS: W BF: 32 H: 7 R: 1 ER: 1 SO: 5 BB: 1 IBB: 0 HBP: 0 BLK: 0 WP: 1 HR: 0 S: 41 P: 45 ERA: 1.00 WHIP: 0.889				

Batter	1	2	3	4	5	6	7	8	9	AB	R	H	RBI	BB	SO	LOB	BOTTOM
Gene Woodling, L OBP: 0.379, SLG: 0.410 (1, 7)										4	0	2	1	0	0	2	Philadelphia Athletics @ New York Yankees Yankee Stadium, Bronx, NY Mon Sep 04 1950, 3:33 AM EDT Unknown livebaseballscorecards.com
Phil Rizzuto, R OBP: 0.432, SLG: 0.436 (1, 6)										3	0	1	0	1	0	3	
Yogi Berra, L OBP: 0.388, SLG: 0.524 (1, 2)										3	0	0	0	1	0	4	
Joe DiMaggio, R OBP: 0.376, SLG: 0.559 (1, 8)										4	0	2	0	0	0	1	
Hank Bauer, R OBP: 0.382, SLG: 0.478 (1, 9)										4	0	0	0	0	1	4	
Johnny Mize, L OBP: 0.377, SLG: 0.616 (1, 3)										4	1	1	1	0	1	2	
Joe Collins, L OBP: 0.323, SLG: 0.421 (8, 3)										0	0	0	0	0	0	0	
Billy Johnson, R OBP: 0.354, SLG: 0.388 (1, 5)										4	0	0	0	0	0	0	
Jerry Coleman, R OBP: 0.369, SLG: 0.376 (1, 4)										4	1	3	0	0	0	0	
Vic Raschi, R OBP: 0.253, SLG: 0.260 (1, 1)										3	0	0	0	0	1	2	
Inning Stats	R: 0 E: 0 K: 1 S: 7	H: 2 LOB: 0 BB: 0 P: 7	R: 1 E: 0 K: 0 S: 6	H: 3 LOB: 3 BB: 1 P: 10	R: 0 E: 0 K: 0 S: 3	H: 0 LOB: 0 BB: 0 P: 3	R: 1 E: 0 K: 0 S: 5	H: 2 LOB: 1 BB: 0 P: 5	R: 0 E: 0 K: 0 S: 3	H: 0 LOB: 1 BB: 1 P: 7	R: 0 E: 0 K: 1 S: 6	H: 1 LOB: 2 BB: 0 P: 6	R: 0 E: 0 K: 1 S: 5	H: 0 LOB: 0 BB: 0 P: 5	1B: 7 2B: 0 3B: 1 HR: 1	SF: 0 SAC: 1 DP: 0 HBP: 0	WP: 0 PA: 36 CS: 0
PITCHER Lou Brissie, L ERA: 3.8 (1, 1)	IP: 7.0 WLS: L BF: 33 H: 9 R: 2 ER: 2 SO: 2 BB: 2 IBB: 0 HBP: 0 BLK: 0 WP: 0 HR: 1 S: 35 P: 43 ERA: 2.57 WHIP: 1.571											PITCHER Bob Hooper, R ERA: 4.99 (8, 1)	IP: 1.0 WLS: 3 BF: 0 H: 0 R: 0 ER: 0 SO: 1 BB: 0 IBB: 0 HBP: 0 BLK: 0 WP: 0 HR: 0 S: 5 P: 5 ERA: 0.00 WHIP: 0.000				

Batter	1	2	3	4	5	6	7	8	9	AB	R	H	RBI	BB	SO	LOB	TOP				
Eddie Joost, R OBP: 0.377, SLG: 0.391 (1, 6)										4	0	0	0	0	0	1					
Paul Lehner, L OBP: 0.377, SLG: 0.438 (1, 7)										4	1	1	0	0	0	0					
Fernis Fain, L OBP: 0.422, SLG: 0.403 (1, 3)										1	2	0	0	3	1	0					
Sam Chapman, R OBP: 0.348, SLG: 0.464 (1, 8)										3	1	0	0	1	0	3					
Elmer Valo, L OBP: 0.407, SLG: 0.412 (1, 9)										4	0	2	2	0	0	1					
Billy Hitchcock, R OBP: 0.355, SLG: 0.374 (1, 4)										4	0	0	0	0	0	3					
Kermit Wahl, R OBP: 0.325, SLG: 0.333 (1, 5)										3	0	0	0	1	0	0					
Joe Astroth, R OBP: 0.412, SLG: 0.360 (1, 2)										3	0	1	0	1	0	1					
Alex Kellner, R OBP: 0.219, SLG: 0.211 (1, 1)										3	0	0	0	1	0	2					
Inning Stats	R: 0 E: 0 K: 1 S: 5	H: 0 LOB: 0 BB: 0 P: 5	R: 0 E: 0 K: 0 S: 3	H: 1 LOB: 0 BB: 0 P: 3	R: 0 E: 0 K: 0 S: 2	H: 0 LOB: 1 BB: 2 P: 10	R: 0 E: 0 K: 0 S: 3	H: 0 LOB: 1 BB: 1 P: 7	R: 0 E: 0 K: 0 S: 4	H: 1 LOB: 1 BB: 2 P: 12	R: 0 E: 0 K: 0 S: 3	H: 0 LOB: 0 BB: 0 P: 3	R: 2 E: 1 K: 0 S: 5	H: 1 LOB: 1 BB: 0 P: 9	R: 0 E: 0 K: 0 S: 3	H: 1 LOB: 0 BB: 0 P: 3	1B: 3 2B: 1 3B: 0 HR: 0	SF: 0 SAC: 0 DP: 3 HBP: 0	WP: 0 PB: 0 SB: 0 CS: 0	PA: 36	
PITCHER	IP	WLS	BF	H	R	ER	SO	BB	IBB	HBP	BLK	WP	HR	S	P	ERA	WHIP				
Tommy Byrne, L ERA: 4.58 (1, 1)	7.0	L	27	2	2	2	1	6	0	0	0	0	0	23	47	2.57	1.143				
Tom Ferrick, R ERA: 3.36 (8, 1)	2.0		9	2	2	0	0	1	0	0	0	0	0	8	12	0.00	1.500				

Philadelphia Athletics @ New York Yankees
Yankee Stadium, Bronx, NY
Mon Sep 04 1950, 3:38 AM EDT
Att: 59,773 - Unknown

AB 29
R 4
H 4
RBI 2
BB 7
SO 1
LOB 11



Batter	1	2	3	4	5	6	7	8	9	AB	R	H	RBI	BB	SO	LOB	BOTTOM				
Gene Woodling, L OBP: 0.376, SLG: 0.406 (1, 7)										4	0	0	0	0	1	4					
Phil Rizzuto, R OBP: 0.429, SLG: 0.432 (1, 6)										4	0	0	0	0	1	2					
Yogi Berra, L OBP: 0.389, SLG: 0.521 (1, 2)										2	0	0	0	2	0	0					
Joe DiMaggio, R OBP: 0.375, SLG: 0.558 (1, 8)										4	0	1	0	0	0	2					
Hank Bauer, R OBP: 0.383, SLG: 0.485 (1, 9)										3	1	1	1	1	1	1					
Johnny Mize, L OBP: 0.374, SLG: 0.624 (1, 3)										4	1	1	1	0	0	3					
Billy Johnson, R OBP: 0.356, SLG: 0.401 (1, 5)										4	1	2	1	0	0	3					
Jerry Coleman, R OBP: 0.366, SLG: 0.373 (1, 4)										3	0	0	0	0	0	0					
Tommy Byrne, L OBP: 0.333, SLG: 0.413 (1, 1)										1	0	1	0	1	0	0					
Tommy Henrich, L OBP: 0.396, SLG: 0.543 (7, PH)										0	0	0	0	1	0	0					
Jackie Jensen, R OBP: 0.210, SLG: 0.179 (7, PR)										0	0	0	0	0	0	0					
Tom Ferrick, R OBP: 0.235, SLG: 0.133 (8, 1)										0	0	0	0	0	0	0					
Hank Workman, L (9, PH)										1	0	0	0	0	0	0					
Inning Stats	R: 0 E: 0 K: 1 S: 5	H: 0 LOB: 0 BB: 0 P: 5	R: 0 E: 0 K: 1 S: 6	H: 1 LOB: 1 BB: 0 P: 6	R: 0 E: 0 K: 0 S: 4	H: 1 LOB: 1 BB: 0 P: 4	R: 0 E: 0 K: 0 S: 3	H: 0 LOB: 2 BB: 2 P: 11	R: 0 E: 0 K: 0 S: 2	H: 0 LOB: 0 BB: 1 P: 6	R: 1 E: 0 K: 0 S: 4	H: 2 LOB: 2 BB: 1 P: 8	R: 0 E: 0 K: 0 S: 3	H: 0 LOB: 0 BB: 0 P: 3	R: 2 E: 0 K: 0 S: 5	H: 2 LOB: 2 BB: 0 P: 5	1B: 2 2B: 1 3B: 0 HR: 3	SF: 0 SAC: 1 DP: 2 HBP: 0	WP: 0 PB: 0 SB: 0 CS: 0	PA: 36	
PITCHER	IP	WLS	BF	H	R	ER	SO	BB	IBB	HBP	BLK	WP	HR	S	P	ERA	WHIP				
Alex Kellner, L ERA: 4.97 (1, 1)	9.0	W	36	6	3	3	3	5	0	0	0	0	3	37	57	3.00	1.222				

Philadelphia Athletics @ New York Yankees
Yankee Stadium, Bronx, NY
Mon Sep 04 1950, 3:38 AM EDT
Att: 59,773 - Unknown

AB 30
R 3
H 6
RBI 3
BB 5
SO 3
LOB 15




Batter	1	2	3	4	5	6	7	8	9	AB	R	H	RBI	BB	SO	LOB	TOP
Jackie Jensen, R OBP: 0.239, SLG: 0.279 (1, 7)	0-0 6-3			0-0 SH3 1B 2B	0-0 1-3 1B			0-0 HR	0-0 F9	5	2	3	1	0	0	0	New York Yankees @ Washington Senators Griffith Stadium, Washington, DC Mon Sep 11 1950, 3:33 AM EDT Unknown livebaseballscorecards.com
Phil Rizzuto, R OBP: 0.427, SLG: 0.435 (1, 6)	0-0 F8			0-0 SH3 2-3	0-0 F3			4-0 BB 1B BB		2	1	0	0	1	0	1	
Yogi Berra, L OBP: 0.384, SLG: 0.511 (1, 2)	0-0 5-3			0-0 1B 1B		0-0 F8		0-0 F6		4	1	1	1	0	0	1	
Joe DiMaggio, R OBP: 0.377, SLG: 0.574 (1, 8)		0-0 5-3		0-0 1B 1B		0-0 F7		4-0 1B 1B BB		3	1	1	0	1	0	0	
Hank Bauer, R OBP: 0.386, SLG: 0.489 (1, 9)		0-0 F9		0-0 1B 1B		0-0 5-3		0-0 1B 1B		4	0	2	2	0	0	0	
Johnny Mize, L OBP: 0.362, SLG: 0.592 Joe Collins, L OBP: 0.326, SLG: 0.421 (8, PR) (8, 3)	0-0 G3			0-3 K		0-0 4-3		0-0 G5-4-3 1B		4	0	1	1	0	1	2	
Billy Johnson, R OBP: 0.349, SLG: 0.388 (1, 5)			0-0 F9	0-0 FC6-4 1-2		0-0 1B		0-0 G5-4-3 1B		4	0	1	0	0	0	4	
Jerry Coleman, R OBP: 0.365, SLG: 0.372 (1, 4)			0-0 F8		0-0 1B 1B		0-0 F9		0-0 5-3	4	0	1	0	0	0	1	
Whitey Ford, L OBP: 0.207, SLG: 0.148 (1, 1)	0-0 F6			0-3 K		0-0 4-3		0-0 3-1		4	0	0	0	0	1	2	
Inning Stats	R: 0 E: 0 K: 0 S: 3	H: 0 LOB: 0 BB: 0 P: 3	R: 0 E: 0 K: 0 S: 3	H: 0 LOB: 0 BB: 0 P: 3	R: 0 E: 0 K: 1 S: 9	H: 4 LOB: 2 BB: 0 P: 9	R: 0 E: 0 K: 1 S: 6	H: 2 LOB: 1 BB: 0 P: 6	R: 0 E: 0 K: 0 S: 4	H: 1 LOB: 1 BB: 0 P: 4	R: 3 E: 0 K: 0 S: 5	H: 3 LOB: 2 BB: 2 P: 13	R: 0 E: 0 K: 0 S: 3	H: 0 LOB: 0 BB: 0 P: 3	1B: 8 2B: 1 3B: 0 HR: 1	SF: 0 SAC: 1 DP: 1 HBP: 0	
PITCHER	IP WLS BF H R ER SO BB IBB HBP BLK WP HR S P ERA WHIP	7.1 L 30 8 4 4 2 1 0 0 0 0 1 33 37 4.91 1.227	8.1 L 7 2 1 1 0 1 0 0 0 0 0 6 10 5.40 1.800	PITCHER													

Batter	1	2	3	4	5	6	7	8	9	AB	R	H	RBI	BB	SO	LOB	BOTTOM		
Eddie Yost, R OBP: 0.441, SLG: 0.406 (1, 5)	0-0 5-3		4-0 1B BB		0-0 F2		0-0 F7			3	0	0	0	1	0	0	New York Yankees @ Washington Senators Griffith Stadium, Washington, DC Mon Sep 11 1950, 3:33 AM EDT Unknown livebaseballscorecards.com		
Cass Michaels, R OBP: 0.373, SLG: 0.386 (1, 4)	4-0 BB 1B BB		0-0 F8		0-0 F7		0-0 6-3			3	1	0	0	1	0	1			
Irv Noren, L OBP: 0.385, SLG: 0.464 (1, 8)	0-0 F7		0-0 1-2 1B		4-0 BB		0-0 G3			3	0	1	0	1	0	1			
Mickey Vernon, L OBP: 0.379, SLG: 0.373 (1, 3)	4-0 1B 1-2 BB		0-0 F5		0-0 4-3		0-0 3-1			3	0	0	0	1	0	3			
Sam Mele, R OBP: 0.369, SLG: 0.446 (1, 9)	0-0 1-3 2-H 1B		0-0 F6		0-0 1-3 1B		0-0 F8			4	0	1	1	0	0	2			
Johnny Ostrowski, R OBP: 0.340, SLG: 0.265 (1, 7)	0-0 F9		0-0 F7		0-3 K		0-3 K		0-3 K	4	0	0	0	0	2	2			
Sam Dente, R OBP: 0.286, SLG: 0.284 (1, 6)		0-0 6-3		0-0 F7		0-0 F2		0-0 L5		4	0	0	0	0	0	0			
Mickey Grasso, R OBP: 0.372, SLG: 0.345 (1, 2)		0-0 5-3		0-0 1B		0-3 K				3	0	1	0	0	1	0			
Al Sima, R OBP: 0.143, SLG: 0.143 Connie Marrero, R OBP: 0.235, SLG: 0.156 (8, 1)	0-3 K		0-3 K		0-0 F9					3	0	0	0	0	2	1			
Inning Stats	R: 1 E: 0 K: 0 S: 4	H: 1 LOB: 2 BB: 2 P: 12	R: 0 E: 0 K: 1 S: 5	H: 0 LOB: 0 BB: 0 P: 5	R: 0 E: 0 K: 1 S: 4	H: 1 LOB: 1 BB: 0 P: 8	R: 0 E: 0 K: 1 S: 6	H: 1 LOB: 1 BB: 0 P: 6	R: 0 E: 0 K: 1 S: 3	H: 0 LOB: 0 BB: 1 P: 7	R: 0 E: 0 K: 1 S: 5	H: 0 LOB: 0 BB: 0 P: 5	R: 0 E: 0 K: 0 S: 5	H: 0 LOB: 0 BB: 0 P: 5	R: 0 E: 0 K: 1 S: 5	H: 0 LOB: 0 BB: 0 P: 5		1B: 3 2B: 0 3B: 0 HR: 0	SF: 0 SAC: 0 DP: 0 HBP: 0
PITCHER	IP WLS BF H R ER SO BB IBB HBP BLK WP HR S P ERA WHIP	9.0 W 34 3 1 1 5 4 0 0 0 0 0 40 56 1.00 0.778	PITCHER																

Batter	1	2	3	4	5	6	7	8	9	AB	R	H	RBI	BB	SO	LOB	TOP					
Johnny Hopp, L (1,7) OBP: 0.415, SLG: 0.511	0-0 3-1	0-0 F7		0-0 4-3			0-3 K		0-0 2B	5	0	1	1	0	1	1	New York Yankees @ Washington Senators Griffith Stadium, Washington, DC Mon Sep 11 1950, 3:38 AM EDT Att: 6,222 - Unknown livebaseballscorecards.com					
Phil Rizzuto, R (1,6) OBP: 0.427, SLG: 0.434	0-0 1-3		0-0 F3		4-0 BB		0-0 1B		0-0 F7	4	0	1	1	1	0	1						
Yogi Berra, L (1,2) OBP: 0.380, SLG: 0.506	0-0 4-3		0-0 F7		0-0 F9		0-0 G4-6-3		0-0 F8	5	0	0	0	0	0	3						
Joe DiMaggio, R (1,8)		0-0 F9 1B	4-0 2B		0-3 K				0-3 K	3	2	1	0	1	2	1						
Johnny Mize, L (1,3) OBP: 0.362, SLG: 0.593		0-0 F9	0-0 BB		0-0 F7				0-3 K	3	0	1	1	0	0	2						
Joe Collins, L (5,3) OBP: 0.325, SLG: 0.419		2-3 2B	1-H 2B							1	0	0	0	0	1	0						
Hank Bauer, R (1,9) OBP: 0.385, SLG: 0.485		0-0 F5	4-0 BB			0-0 4-3			0-0 5-3	3	0	0	0	1	0	1						
Billy Johnson, R (1,5) OBP: 0.354, SLG: 0.397		0-0 1B 2B	0-0 F8			0-0 1B			0-0 FC1-5 2B	4	1	3	1	0	0	2						
Jerry Coleman, R (1,4) OBP: 0.366, SLG: 0.372		0-0 2B 1B		0-0 5-3		0-0 F6			4-0 FC1-5 2B BB	3	2	1	0	1	0	1						
Tommy Byrne, L (1,1) OBP: 0.337, SLG: 0.429		0-0 2B		0-0 F7		0-0 6-3			0-0 FC1-5 2B F7	2	0	1	2	0	0	0						
Ed Lopat, L (5,1) OBP: 0.376, SLG: 0.366		1-H 2-H 2B							1-2 2-3F	2	1	0	0	0	0	3						
Inning Stats	R: 0 E: 0 K: 0 S: 3	H: 0 LOB: 0 BB: 0 P: 3	R: 3 E: 0 K: 0 S: 7	H: 4 LOB: 1 BB: 0 P: 7	R: 1 E: 0 K: 0 S: 4	H: 1 LOB: 2 BB: 2 P: 12	R: 0 E: 0 K: 0 S: 3	H: 0 LOB: 0 BB: 0 P: 3	R: 0 E: 0 K: 1 S: 5	H: 1 LOB: 1 BB: 1 P: 9	R: 0 E: 0 K: 0 S: 4	H: 1 LOB: 1 BB: 0 P: 4	R: 0 E: 0 K: 1 S: 5	H: 1 LOB: 0 BB: 0 P: 5	R: 0 E: 0 K: 2 S: 7	H: 0 LOB: 0 BB: 0 P: 7	R: 2 E: 0 K: 0 S: 5	H: 2 LOB: 1 BB: 1 P: 9	1B: 4 2B: 5 3B: 0 HR: 0	SF: 0 SAC: 0 DP: 1 HBP: 0	WP: 0 PB: 0 SB: 1 CS: 0	PA: 39
PITCHER Sandy Consuegra, R (1,1) ERA: 4.12	IP: 9.0 WLS: L BF: 39 H: 9 R: 6 ER: 6 SO: 4 BB: 4 IBB: 0 HBP: 0 BLK: 0 WP: 0 HR: 0 S: 43 P: 59 ERA: 6.00 WHIP: 1.444															PITCHER						

Batter	1	2	3	4	5	6	7	8	9	AB	R	H	RBI	BB	SO	LOB	BOTTOM			
Eddie Yost, R (1,5) OBP: 0.439, SLG: 0.402	0-0 L5		0-3 K		4-0 1B FC4-6 BB		0-0 F2		0-0 F7	4	1	0	0	1	1	2	New York Yankees @ Washington Senators Griffith Stadium, Washington, DC Mon Sep 11 1950, 3:38 AM EDT Att: 6,222 - Unknown livebaseballscorecards.com			
Cass Michaels, R (1,4) OBP: 0.369, SLG: 0.382	0-0 5-3		0-3 K		0-0 F9		0-0 6-3		0-0 F7	5	0	0	0	0	1	3				
Irv Noren, L (1,8) OBP: 0.384, SLG: 0.463	0-0 F7		0-0 G3		0-0 FC4-6 1B			0-0 F8		4	0	1	0	0	0	1				
Mickey Vernon, L (1,3) OBP: 0.378, SLG: 0.371		0-0 6-3		0-0 1B 1B	0-0 FC4-6		0-3 K			4	1	1	1	0	1	1				
Sam Mele, R (1,9) OBP: 0.368, SLG: 0.444		0-3 K		0-0 F2	0-0 4-3			0-0 2B 1B		4	0	1	0	0	1	2				
Gil Coan, L (1,7) OBP: 0.346, SLG: 0.412		4-0 BB BB		0-0 1B 1B		0-0 1-6-3		0-0 1-3 2B		3	0	2	0	1	0	0				
Sam Dente, R (1,6) OBP: 0.286, SLG: 0.282		4-0 1-2 BB		0-0 F5		0-0 6-3		0-0 F7		3	0	0	0	1	0	4				
Mickey Grasso, R (1,2) OBP: 0.374, SLG: 0.344		0-3 K		0-0 1-3 2-H 1B		0-0 F7			4-0 BB	3	0	1	1	1	2					
Sandy Consuegra, R (1,1) OBP: 0.225, SLG: 0.211			4-0 BB		0-3 K				0-3 K	2	0	0	0	1	1	2				
Johnny Ostrowski, R (9,PH) OBP: 0.339, SLG: 0.363				0-3 K					0-3 K	1	0	0	0	0	1	1				
Inning Stats	R: 0 E: 0 K: 0 S: 3	H: 0 LOB: 0 BB: 0 P: 3	R: 0 E: 0 K: 2 S: 7	H: 0 LOB: 2 BB: 2 P: 15	R: 0 E: 0 K: 2 S: 7	H: 0 LOB: 1 BB: 1 P: 11	R: 1 E: 0 K: 1 S: 8	H: 3 LOB: 2 BB: 0 P: 8	R: 1 E: 0 K: 0 S: 4	H: 1 LOB: 1 BB: 1 P: 8	R: 0 E: 0 K: 0 S: 3	H: 0 LOB: 0 BB: 0 P: 3	R: 0 E: 0 K: 1 S: 7	H: 2 LOB: 2 BB: 0 P: 7	R: 0 E: 0 K: 1 S: 5	H: 0 LOB: 1 BB: 1 P: 9	1B: 5 2B: 1 3B: 0 HR: 0	SF: 0 SAC: 0 DP: 0 HBP: 0	WP: 0 PB: 0 SB: 0 CS: 0	PA: 38
PITCHER Tommy Byrne, L (1,1) ERA: 4.57	IP: 4.1 WLS: W BF: 17 H: 4 R: 2 ER: 2 SO: 5 BB: 4 IBB: 0 HBP: 0 BLK: 0 WP: 0 HR: 0 S: 27 P: 43 ERA: 4.15 WHIP: 1.846															PITCHER				
Ed Lopat, L (5,1) ERA: 3.61	IP: 4.2 WLS: W BF: 17 H: 2 R: 0 ER: 0 SO: 2 BB: 1 IBB: 0 HBP: 0 BLK: 0 WP: 0 HR: 0 S: 20 P: 24 ERA: 0.00 WHIP: 0.643															PITCHER				



Batter	1	2	3	4	5	6	7	8	9	AB	R	H	RBI	BB	SO	LOB	TOP				
Phil Rizzuto, R OBP: 0.428, SLG: 0.440 (1, 6)										6	2	3	1	0	0	3	New York Yankees @ Cleveland Indians Cleveland Municipal Stadium, Cleveland, OH Tue Sep 12 1950, 3:33 AM EDT Att: 29,454 - Unknown				
Johnny Hopp, L OBP: 0.415, SLG: 0.506 (1, 7)										3	2	0	0	2	0	3					
Yogi Berra, L OBP: 0.380, SLG: 0.511 (1, 2)										5	2	2	2	0	0	4					
Joe DiMaggio, R OBP: 0.382, SLG: 0.583 (1, 8)										4	1	3	3	1	0	1					
Johnny Mize, L OBP: 0.360, SLG: 0.585 Joe Collins, L OBP: 0.328, SLG: 0.422 (1, 3) (6, 3)										3	0	0	0	0	1	3					
Hank Bauer, R OBP: 0.385, SLG: 0.482 (1, 9)										4	0	1	1	1	0	3					
Billy Johnson, R OBP: 0.352, SLG: 0.394 (1, 5)										5	0	1	0	0	0	6					
Jerry Coleman, R OBP: 0.371, SLG: 0.377 (1, 4)										4	0	3	0	1	0	2					
Allie Reynolds, R OBP: 0.256, SLG: 0.225 Tom Ferrick, R OBP: 0.222, SLG: 0.125 (1, 1) (9, 1)										3	0	0	0	0	1	2					
Inning Stats	R: 3 E: 0 K: 0 S: 6	H: 3 LOB: 2 BB: 1 P: 11	R: 3 E: 1 K: 0 S: 8	H: 4 LOB: 2 BB: 0 P: 8	R: 0 E: 0 K: 0 S: 3	H: 0 LOB: 2 BB: 2 P: 11	R: 0 E: 0 K: 1 S: 6	H: 1 LOB: 1 BB: 0 P: 6	R: 0 E: 0 K: 0 S: 3	H: 2 LOB: 1 BB: 0 P: 6	R: 0 E: 0 K: 0 S: 4	H: 1 LOB: 1 BB: 0 P: 4	R: 1 E: 0 K: 0 S: 5	H: 2 LOB: 1 BB: 0 P: 5	R: 0 E: 0 K: 0 S: 3	H: 1 LOB: 0 BB: 3 P: 3		1B: 10 2B: 2 3B: 0 HR: 3	SF: 0 SAC: 2 DP: 2 HBP: 1	WP: 1 PB: 0 SB: 0 CS: 0	PA: 46
PITCHER	IP WLS BF H R ER SO BB IBB HBP BLK WP HR S P ERA WHIP																				
Early Wynn, R ERA: 3.45 Sam Zoldak, L ERA: 4.14 Dick Weik, R ERA: 4.11 Steve Gromek, R ERA: 3.67 (1, 1) (2, 1) (3, 1) (7, 1)	1.1 0.2 4.0 3.0	WLS 4 18 W	BF 12 3 12	H 5 2 4	R 6 0 1	ER 5 0 1	SO 0 0 2	BB 1 0 0	IBB 0 0 0	HBP 1 0 0	BLK 0 0 0	WP 0 0 0	HR 3 4 18	S 10 4 18	P 15 4 34	ERA 33.75 0.00 0.00 3.00	WHIP 4.500 3.000 1.750 1.333				

AB	38
R	7
H	14
RBI	7
BB	5
SO	2
LOB	27



Batter	1	2	3	4	5	6	7	8	9	AB	R	H	RBI	BB	SO	LOB	BOTTOM					
Thurman Tucker, L OBP: 0.296, SLG: 0.245 (1, 7)										4	1	0	0	1	0	3	New York Yankees @ Cleveland Indians Cleveland Municipal Stadium, Cleveland, OH Tue Sep 12 1950, 3:33 AM EDT Att: 29,454 - Unknown					
Bob Kennedy, R OBP: 0.370, SLG: 0.433 (1, 9)										5	2	2	1	0	1	0						
Larry Doby, L OBP: 0.446, SLG: 0.559 (1, 8)										5	1	1	2	0	3	3						
Luke Easter, L OBP: 0.379, SLG: 0.483 (1, 3)										4	2	2	4	1	2	1						
Al Rosen, R OBP: 0.404, SLG: 0.542 (1, 5)										3	1	0	0	0	1	1						
Ray Boone, R OBP: 0.398, SLG: 0.439 (1, 6)										3	0	1	0	1	0	1						
Bobby Avila, R OBP: 0.373, SLG: 0.359 (1, 4)										3	0	0	0	1	2	2						
Jim Hegan, R OBP: 0.291, SLG: 0.381 (1, 2)										3	0	0	1	1	0	0						
Early Wynn, S ERA: 3.59 Sam Zoldak, L ERA: 3.61 Bob Lemon, L ERA: 3.43 Dick Weik, R ERA: 4.07 Ray Murray, R ERA: 3.79 Steve Gromek, R ERA: 3.67 Joe Gordon, R ERA: 3.48 (1, 1) (2, 1) (2, PH) (3, 1) (5, PH) (7, 1) (9, PH)	8.1 0.1	WLS L	BF 37 3	H 4 2	R 6 2	ER 6 2	SO 10 1	BB 6 0	IBB 0 0	HBP 1 0	BLK 0 0	WP 0 0	HR 2 5	S 50 5	P 75 5	ERA 6.48 54.00		WHIP 1.200 6.000				
Inning Stats	R: 0 E: 0 K: 2 S: 7	H: 0 LOB: 0 BB: 0 P: 7	R: 1 E: 0 K: 2 S: 7	H: 0 LOB: 3 BB: 3 P: 20	R: 2 E: 0 K: 1 S: 7	H: 2 LOB: 1 BB: 1 P: 11	R: 0 E: 0 K: 1 S: 5	H: 0 LOB: 0 BB: 0 P: 5	R: 1 E: 1 K: 0 S: 4	H: 1 LOB: 0 BB: 0 P: 4	R: 0 E: 1 K: 1 S: 6	H: 0 LOB: 1 BB: 0 P: 6	R: 0 E: 0 K: 2 S: 8	H: 0 LOB: 1 BB: 0 P: 8	R: 0 E: 0 K: 1 S: 5	H: 1 LOB: 0 BB: 0 P: 5		R: 4 E: 0 K: 1 S: 6	H: 2 LOB: 2 BB: 2 P: 14	1B: 2 2B: 1 3B: 0 HR: 3	SF: 0 SAC: 0 DP: 1 HBP: 1	WP: 0 PB: 0 SB: 0 CS: 0
PITCHER	IP WLS BF H R ER SO BB IBB HBP BLK WP HR S P ERA WHIP																					
Allie Reynolds, R ERA: 3.59 Tom Ferrick, R ERA: 3.61 (1, 1) (9, 1)	8.1 0.1	L	37 3	4 2	6 2	6 2	10 1	6 0	0 0	1 0	0 0	0 0	2 5	50 5	75 5	6.48 54.00	1.200 6.000					



Batter	1	2	3	4	5	6	7	8	9	AB	R	H	RBI	BB	SO	LOB	TOP		
Phil Rizzuto, R OBP: 0.425, SLG: 0.437 (1, 6)	4-3	4-3		F8	F7		F1	K		6	1	1	0	0	1	3			
Johnny Hopp, L OBP: 0.416, SLG: 0.506 Joe Collins, L OBP: 0.326, SLG: 0.420 (1, 3) (7, 3)	4-0	3-1		F8	3-1		3-1	K		4	2	2	1	1	0	0			
Hank Bauer, R OBP: 0.387, SLG: 0.480 (1, 9)	K	K		E	F4		1B	FC3-6	WP	4	1	1	0	2	2	2			
Joe DiMaggio, R OBP: 0.384, SLG: 0.580 (1, 8)	1B			F8	6-3		6-3	FC3-6	BB	4	1	1	1	2	1	2			
Yogi Berra, L OBP: 0.382, SLG: 0.516 (1, 2)	1B			E5	F9		F9	FC3-6	BB	6	4	3	2	0	0	5			
Cliff Mages, L OBP: 0.340, SLG: 0.418 Jackie Jensen, R OBP: 0.232, SLG: 0.270 (1, 7) (8, 7)	4-0			HR	1B		1B	K	F9	1	0	1	1	3	0	0			
Billy Johnson, R OBP: 0.347, SLG: 0.387 (1, 5)	E6			F8	F9		F7	6-3		5	0	0	0	0	0	5			
Jerry Coleman, R OBP: 0.375, SLG: 0.378 (1, 4)	BB			K	FC5-4		1B	BB	BB	2	0	1	1	3	1	1			
Ed Lopat, L OBP: 0.367, SLG: 0.347 Bob Porterfield, R OBP: 0.500, SLG: 0.333 Whitney Ford, L OBP: 0.207, SLG: 0.148 (1, 1) (8, PR) (8, 1)	K			F9	FC5-4		4-3	1B	BB	4	1	0	0	1	1	6			
Inning Stats	R: 3 E: 1 K: 2 S: 9	H: 1 LOB: 3 BB: 4 P: 25	R: 0 E: 0 K: 1 S: 5	H: 0 LOB: 0 BB: 0 P: 5	R: 1 E: 0 K: 2 S: 8	H: 1 LOB: 1 BB: 1 P: 12	R: 4 E: 1 K: 0 S: 7	H: 3 LOB: 1 BB: 1 P: 11	R: 1 E: 1 K: 0 S: 4	H: 1 LOB: 1 BB: 1 P: 8	R: 1 E: 0 K: 0 S: 5	H: 2 LOB: 2 BB: 1 P: 9	R: 0 E: 0 K: 2 S: 7	H: 0 LOB: 2 BB: 2 P: 15	R: 0 E: 0 K: 1 S: 5	H: 0 LOB: 2 BB: 2 P: 13	1B: 9 2B: 0 3B: 0 HR: 1	SF: 0 SAC: 0 DP: 0 HBP: 0	WP: 2 PA: 51 CS: 0
PITCHER	IP WLS BF H R ER SO BB IBB HBP BLK WP HR S P ERA WHIP																		
Bob Lemon, R ERA: 4.05 (1, 1)	3.2 L 24 5 8 3 5 6 0 0 0 0 1 1 28 52 7.36 3.000																		
Jesse Flores, R ERA: 3.53 (4, 1)	1.1 6 1 1 0 0 1 0 0 0 0 0 0 5 9 0.00 1.500																		
Marino Pieretti, R ERA: 4.35 (6, 1)	2.0 11 4 1 1 0 1 0 0 0 0 0 0 10 14 4.50 2.500																		
Dick Rozek, L ERA: 3.86 (8, 1)	2.0 10 0 0 0 3 4 0 0 0 0 1 0 12 28 0.00 2.000																		

New York Yankees @ Cleveland Indians
Cleveland Municipal Stadium, Cleveland, OH
Wed Sep 13 1950, 3:33 AM EDT
Att: 10,490 - Unknown

AB 39
R 10
H 10
RBI 6
BB 12
SO 8
LOB 26





Batter	1	2	3	4	5	6	7	8	9	AB	R	H	RBI	BB	SO	LOB	BOTTOM				
Thurman Tucker, L OBP: 0.288, SLG: 0.237 Marino Pieretti, R OBP: 0.200, SLG: 0.200 Joe Gordon, R OBP: 0.344, SLG: 0.425 Dick Rozek, L (1, 7) (6, 1) (7, PH) (8, 1)	6-3		E4		4-3		3B			3	0	0	0	0	0	0					
Bob Kennedy, R OBP: 0.388, SLG: 0.429 (1, 9)	F7		F4		5-3		6-3			4	0	0	0	0	0	2					
Larry Doby, L OBP: 0.444, SLG: 0.556 (1, 8)	4-3			1B	6-3		F7			4	1	1	0	0	0	1					
Luke Easter, L OBP: 0.378, SLG: 0.488 (1, 3)		F5		F3		HR	K			4	1	1	1	0	1	1					
Al Rosen, R OBP: 0.404, SLG: 0.542 (1, 5)		F9		1B	1B		6-3			4	0	2	0	0	0	0					
Ray Boone, R OBP: 0.399, SLG: 0.438 (1, 6)		BB		F8		1B	K			3	0	1	0	1	1	2					
Bobby Avila, R OBP: 0.371, SLG: 0.356 (1, 4)		F9		1B	L6-4		6-3			4	0	1	1	0	0	3					
Jim Hegan, R OBP: 0.290, SLG: 0.380 (1, 2)			5-3	F6		3B	5-3			4	1	1	0	0	0	2					
Bob Lemon, L OBP: 0.341, SLG: 0.463 Jesse Flores, R (1, 1) (4, 1)			1-3		5-3		K			1	0	0	0	0	0	0					
Jim Lemon, R OBP: 0.222, SLG: 0.235 (5, PH) (6, 7)							K			3	0	0	0	0	2	1					
Inning Stats	R: 0 E: 0 K: 0 S: 3	H: 0 LOB: 0 BB: 0 P: 3	R: 0 E: 0 K: 0 S: 3	H: 0 LOB: 1 BB: 1 P: 7	R: 0 E: 1 K: 0 S: 4	H: 0 LOB: 1 BB: 0 P: 4	R: 1 E: 0 K: 0 S: 6	H: 3 LOB: 2 BB: 0 P: 6	R: 0 E: 0 K: 0 S: 3	H: 0 LOB: 0 BB: 0 P: 3	R: 1 E: 0 K: 0 S: 5	H: 3 LOB: 1 BB: 0 P: 5	R: 1 E: 0 K: 2 S: 7	H: 2 LOB: 1 BB: 0 P: 7	R: 0 E: 0 K: 2 S: 7	H: 0 LOB: 0 BB: 0 P: 7	R: 0 E: 0 K: 1 S: 5	H: 0 LOB: 0 BB: 0 P: 5	1B: 6 2B: 1 3B: 1 HR: 1	SF: 0 SAC: 0 DP: 1 HBP: 0	WP: 0 PA: 36 CS: 0
PITCHER	IP WLS BF H R ER SO BB IBB HBP BLK WP HR S P ERA WHIP																				
Ed Lopat, L ERA: 3.62 Whitney Ford, L ERA: 2.79 (1, 1) (8, 1)	7.0 W 30 8 3 3 1 0 0 0 0 0 0 12 12 0.00 0.000																				


New York Yankees @ Cleveland Indians
Cleveland Municipal Stadium, Cleveland, OH
Wed Sep 13 1950, 3:33 AM EDT
Att: 10,490 - Unknown


AB 35
R 3
H 8
RBI 3
BB 1
SO 4
LOB 12





Batter	1	2	3	4	5	6	7	8	9	AB	R	H	RBI	BB	SO	LOB	TOP																		
Gene Woodling, L (1, 7) OBP: 0.373, SLG: 0.402											0	0	0	0	0	0	0	New York Yankees @ St. Louis Browns Sportsman's Park, St. Louis, MO Sun Sep 17 1950, 4:33 AM EDT Unknown livebaseballscorecards.com																	
Phil Rizzuto, R (1, 6) OBP: 0.426, SLG: 0.439											0	0	0	0	0	0	0																		
Yogi Berra, L (1, 2) OBP: 0.381, SLG: 0.511											0	0	0	0	0	0	0																		
Joe DiMaggio, R (1, 8) OBP: 0.385, SLG: 0.588											0	0	0	0	0	0	0																		
Hank Bauer, R (1, 9) OBP: 0.386, SLG: 0.475											0	0	0	0	0	0	0																		
Johnny Mize, L (1, 3) OBP: 0.360, SLG: 0.628											0	0	0	0	0	0	0																		
Billy Johnson, R (1, 5) OBP: 0.345, SLG: 0.383											0	0	0	0	0	0	0																		
Jerry Coleman, R (1, 4) OBP: 0.371, SLG: 0.373											0	0	0	0	0	0	0																		
Ed Lopat, L (1, 1) OBP: 0.367, SLG: 0.347											0	0	0	0	0	0	0																		
Inning Stats											1B: 0	SF: 0	WP: 0	PA: 0	2B: 0	SAC: 0	FB: 0	3B: 0	DP: 0	SB: 0	CS: 0	HR: 0	HBP: 0												
PITCHER Stubby Overmire, L (1, 1) ERA: 4.38	IP	WLS	BF	H	R	ER	SO	BB	IBB	HBP	BLK	WP	HR	S	P	ERA	WHIP																		
																		PITCHER	IP	WLS	BF	H	R	ER	SO	BB	IBB	HBP	BLK	WP	HR	S	P	ERA	WHIP

Batter	1	2	3	4	5	6	7	8	9	AB	R	H	RBI	BB	SO	LOB	BOTTOM																		
Ray Coleman, L (1, 8) OBP: 0.339, SLG: 0.446											0	0	0	0	0	0	0	New York Yankees @ St. Louis Browns Sportsman's Park, St. Louis, MO Sun Sep 17 1950, 4:33 AM EDT Unknown livebaseballscorecards.com																	
Snuffy Stirrweiss, R (1, 4) OBP: 0.322, SLG: 0.290											0	0	0	0	0	0	0																		
Les Moss, R (1, 2) OBP: 0.347, SLG: 0.407											0	0	0	0	0	0	0																		
Ken Wood, R (1, 9) OBP: 0.287, SLG: 0.387											0	0	0	0	0	0	0																		
Dick Kokos, L (1, 7) OBP: 0.375, SLG: 0.442											0	0	0	0	0	0	0																		
Hank Arft, L (1, 3) OBP: 0.375, SLG: 0.346											0	0	0	0	0	0	0																		
Tom Upton, R (1, 6) OBP: 0.322, SLG: 0.282											0	0	0	0	0	0	0																		
Billy DeMars, R (1, 5) OBP: 0.324, SLG: 0.290											0	0	0	0	0	0	0																		
Stubby Overmire, R (1, 1) OBP: 0.327, SLG: 0.154											0	0	0	0	0	0	0																		
Inning Stats											1B: 0	SF: 0	WP: 0	PA: 0	2B: 0	SAC: 0	FB: 0	3B: 0	DP: 0	SB: 0	CS: 0	HR: 0	HBP: 0												
PITCHER Ed Lopat, L (1, 1) ERA: 3.62	IP	WLS	BF	H	R	ER	SO	BB	IBB	HBP	BLK	WP	HR	S	P	ERA	WHIP																		
																		PITCHER	IP	WLS	BF	H	R	ER	SO	BB	IBB	HBP	BLK	WP	HR	S	P	ERA	WHIP

Batter	1	2	3	4	5	6	7	8	9	AB	R	H	RBI	BB	SO	LOB	TOP				
Gene Woodling, L (1, 7) OBP: 0.373, SLG: 0.401	4-0 G4-6-3 BB BB		0-0 L8		0-0 6-3			0-0 F8	0-0 1B 2B	4	1	1	0	1	0	0	New York Yankees @ St. Louis Browns Sportsman's Park, St. Louis, MO Sun Sep 17 1950, 4:38 AM EDT Att: 21,082 - Unknown AB 34 R 6 H 7 RBI 6 BB 5 SO 0 LOB 19 				
Phil Rizzuto, R (1, 6) OBP: 0.421, SLG: 0.432	4-0 G4-6-3 BB 1-2 BB		0-0 F3		0-0 6-3			0-0 F8	0-0 5-3	4	0	0	0	1	0	2					
Yogi Berra, L (1, 2) OBP: 0.380, SLG: 0.514	0-0 G4-6-3 1-2 2-3		0-0 F9			0-0 G3		0-0 1B	0-0 1B 2H	5	0	2	1	0	0	2					
Joe DiMaggio, R (1, 8) OBP: 0.386, SLG: 0.588	4-0 BB			0-0 4-3 1B 2B		0-0 BB		0-0 F7	0-0 6-3	3	1	1	0	2	0	2					
Johnny Mize, L (1, 3) OBP: 0.360, SLG: 0.628 Joe Collins, L (9, PR) OBP: 0.329, SLG: 0.420	0-0 4-3		0-0 F8		0-0 F2			0-0 SH HR 1B		4	0	1	0	0	0	4					
Bobby Brown, L (1, 5) OBP: 0.336, SLG: 0.324		0-0 1-3		0-0 4-3 2-3		0-0 L1		0-0 SH HR E		3	1	0	0	0	0	2					
Hank Bauer, R (1, 9) OBP: 0.384, SLG: 0.469		4-0 FC1-6 BB		0-0 1B 3H		0-0 F4		0-0 F1		3	0	1	1	1	0	2					
Jerry Coleman, R (1, 4) OBP: 0.370, SLG: 0.374 Tommy Henrich, L (9, PH) OBP: 0.365, SLG: 0.544 Billy Martin, R (9, PR) OBP: 0.300, SLG: 0.370		0-0 FC1-6 FC6-4 1-2		0-0 1-3		0-0 F8		0-0 E4 HR 1-2 2-3		3	0	0	0	0	0	2					
Allie Reynolds, R (1, 1) OBP: 0.241, SLG: 0.211 Johnny Hopp, L (9, PH) OBP: 0.416, SLG: 0.515 Vic Raschi, R (9, 1) OBP: 0.262, SLG: 0.260		0-0 FC6-4 1-2		0-0 F6		0-0 F8		0-0 HR 1-H 2-H 3-H		3	0	0	0	0	0	1					
Inning Stats	R: 0 E: 0 K: 0 S: 2	H: 0 LOB: 2 BB: 3 P: 14	R: 0 E: 0 K: 0 S: 3	H: 0 LOB: 1 BB: 1 P: 7	R: 0 E: 0 K: 0 S: 3	H: 0 LOB: 0 BB: 0 P: 3	R: 1 E: 0 K: 0 S: 5	H: 2 LOB: 1 BB: 0 P: 5	R: 0 E: 0 K: 0 S: 3	H: 0 LOB: 0 BB: 0 P: 3	R: 0 E: 0 K: 0 S: 3	H: 0 LOB: 0 BB: 0 P: 7	R: 0 E: 0 K: 0 S: 4	H: 1 LOB: 1 BB: 0 P: 4	R: 5 E: 1 K: 0 S: 9	H: 4 LOB: 1 BB: 0 P: 9		1B: 4 2B: 2 3B: 0 HR: 1	SF: 0 SAC: 1 DP: 1 HBP: 0	WP: 0 PB: 0 SB: 0 CS: 0	PA: 40
PITCHER	IP WLS BF H R ER SO BB IBB HBP BLK WP HR S P ERA WHIP																				
Ai Widmar, R (1, 1) ERA: 4.56 Don Johnson, R (9, 1) ERA: 7.03	8.1 L 37 6 6 4 0 5 0 0 0 0 0 1 32 52 4.32 1.320																				

Batter	1	2	3	4	5	6	7	8	9	AB	R	H	RBI	BB	SO	LOB	BOTTOM		
Ken Wood, R (1, 9) OBP: 0.291, SLG: 0.396	0-3 K		4-0 1-2 BB 6-3		0-0 F9		0-0 F7			3	0	0	0	1	1	1	New York Yankees @ St. Louis Browns Sportsman's Park, St. Louis, MO Sun Sep 17 1950, 4:38 AM EDT Att: 21,082 - Unknown AB 29 R 1 H 2 RBI 1 BB 7 SO 4 LOB 15 		
Ray Coleman, L (1, 8) OBP: 0.338, SLG: 0.444	0-0 4-3		0-0 6-3 1-2 2-3			0-0 2B F8 1B		0-0 F5		4	1	1	0	0	0	2			
Sherm Lollar, R (1, 2) OBP: 0.402, SLG: 0.476	4-0 BB		4-0 BB			0-0 1-3 2B		0-0 F8		2	0	1	0	2	0	0			
Dick Kokos, L (1, 7) OBP: 0.373, SLG: 0.439	0-3 K		0-0 F4			0-0 F5		0-0 6-3		4	0	0	0	0	1	6			
Hank Airt, L (1, 3) OBP: 0.372, SLG: 0.351		0-0 F5		0-0 F8		0-0 F8 3H		0-0 6-3		4	0	0	1	0	0	1			
Tom Upton, R (1, 6) OBP: 0.318, SLG: 0.278		0-0 5-3		0-0 F8		0-3 K		0-0 6-3		4	0	0	0	0	1	1			
Owen Friend, R (1, 4) OBP: 0.307, SLG: 0.336 Jim Delsing, L (9, PH) OBP: 0.335, SLG: 0.308		0-0 F9		0-0 F8			0-0 F7		4-0 BB BB	3	0	0	0	0	0	0			
Billy DeMars, R (1, 5) OBP: 0.326, SLG: 0.285 Don Lenhardt, R (9, PH) OBP: 0.394, SLG: 0.498 Duane Pilette, R (9, PR) OBP: 0.222, SLG: 0.235			4-0 FC1-6 BB		0-0 5-3		4-0 BB		4-0 BB 1-2	1	0	0	0	2	0	0			
Ai Widmar, R (1, 1) OBP: 0.191, SLG: 0.185 Don Johnson, R (9, 1) OBP: 0.100, SLG: 0.069 Les Moss, R (9, PH) OBP: 0.347, SLG: 0.407			0-0 FC1-6 6-3 BB 1-2		0-0 4-3		0-3 K		0-0 FC5-4	3	0	0	0	0	1	2			
Inning Stats	R: 0 E: 0 K: 2 S: 7	H: 0 LOB: 1 BB: 1 P: 11	R: 0 E: 0 K: 0 S: 3	H: 0 LOB: 0 BB: 0 P: 3	R: 0 E: 0 K: 0 S: 3	H: 0 LOB: 0 BB: 0 P: 3	R: 1 E: 0 K: 1 S: 7	H: 2 LOB: 1 BB: 0 P: 7	R: 0 E: 0 K: 1 S: 5	H: 0 LOB: 1 BB: 1 P: 9	R: 0 E: 0 K: 0 S: 3	H: 0 LOB: 0 BB: 0 P: 3	R: 0 E: 0 K: 0 S: 3	H: 0 LOB: 2 BB: 2 P: 11	1B: 1 2B: 1 3B: 0 HR: 0	SF: 0 SAC: 0 DP: 0 HBP: 0		WP: 0 PB: 0 SB: 0 CS: 0	PA: 36
PITCHER	IP WLS BF H R ER SO BB IBB HBP BLK WP HR S P ERA WHIP																		
Allie Reynolds, R (1, 1) ERA: 3.69 Vic Raschi, R (9, 1) ERA: 3.93	1.0 S 5 0 0 0 0 2 0 0 0 0 0 0 3 11 0.00 2.000																		

Batter	1	2	3	4	5	6	7	8	9	AB	R	H	RBI	BB	SO	LOB	TOP																		
Gene Woodling, L (1, 7) OBP: 0.373, SLG: 0.401											0	0	0	0	0	0	0	New York Yankees @ Chicago White Sox Comiskey Park, Chicago, IL Tue Sep 19 1950, 4:33 AM EDT Att: 24,025 - Unknown livebaseballscorecards.com																	
Phil Rizzuto, R (1, 6) OBP: 0.421, SLG: 0.432											0	0	0	0	0	0	0																		
Yogi Berra, L (1, 2) OBP: 0.380, SLG: 0.514											0	0	0	0	0	0	0																		
Joe DiMaggio, R (1, 8) OBP: 0.386, SLG: 0.588											0	0	0	0	0	0	0																		
Johnny Mize, L (1, 3) OBP: 0.360, SLG: 0.628											0	0	0	0	0	0	0																		
Hank Bauer, R (1, 9) OBP: 0.384, SLG: 0.469											0	0	0	0	0	0	0																		
Billy Johnson, R (1, 5) OBP: 0.344, SLG: 0.381											0	0	0	0	0	0	0																		
Jerry Coleman, R (1, 4) OBP: 0.370, SLG: 0.374											0	0	0	0	0	0	0																		
Vic Raschi, R (1, 1) OBP: 0.262, SLG: 0.260											0	0	0	0	0	0	0																		
Inning Stats											1B: 0	SF: 0	WP: 0	PA: 0	2B: 0	SAC: 0	FB: 0	3B: 0	DP: 0	SB: 0	CS: 0	HR: 0	HBP: 0												
PITCHER Bob Cain, L (1, 1) ERA: 4.05	IP	WLS	BF	H	R	ER	SO	BB	IBB	HBP	BLK	WP	HR	S	P	ERA	WHIP																		
																		PITCHER	IP	WLS	BF	H	R	ER	SO	BB	IBB	HBP	BLK	WP	HR	S	P	ERA	WHIP


Batter	1	2	3	4	5	6	7	8	9	AB	R	H	RBI	BB	SO	LOB	BOTTOM																		
Nellie Fox, L (1, 4) OBP: 0.299, SLG: 0.289											0	0	0	0	0	0	0	New York Yankees @ Chicago White Sox Comiskey Park, Chicago, IL Tue Sep 19 1950, 4:33 AM EDT Att: 24,025 - Unknown livebaseballscorecards.com																	
Floyd Baker, L (1, 5) OBP: 0.404, SLG: 0.321											0	0	0	0	0	0	0																		
Dave Philley, S (1, 9) OBP: 0.303, SLG: 0.371											0	0	0	0	0	0	0																		
Eddie Robinson, L (1, 3) OBP: 0.388, SLG: 0.435											0	0	0	0	0	0	0																		
Gus Zernial, R (1, 7) OBP: 0.329, SLG: 0.467											0	0	0	0	0	0	0																		
Mike McCormick, R (1, 8) OBP: 0.338, SLG: 0.339											0	0	0	0	0	0	0																		
Chico Carrasquel, R (1, 6) OBP: 0.369, SLG: 0.364											0	0	0	0	0	0	0																		
Gus Niarhos, R (1, 2) OBP: 0.426, SLG: 0.382											0	0	0	0	0	0	0																		
Bob Cain, L (1, 1) OBP: 0.241, SLG: 0.236											0	0	0	0	0	0	0																		
Inning Stats											1B: 0	SF: 0	WP: 0	PA: 0	2B: 0	SAC: 0	FB: 0	3B: 0	DP: 0	SB: 0	CS: 0	HR: 0	HBP: 0												
PITCHER Vic Raschi, R (1, 1) ERA: 3.93	IP	WLS	BF	H	R	ER	SO	BB	IBB	HBP	BLK	WP	HR	S	P	ERA	WHIP																		
																		PITCHER	IP	WLS	BF	H	R	ER	SO	BB	IBB	HBP	BLK	WP	HR	S	P	ERA	WHIP


Batter	1	2	3	4	5	6	7	8	9	AB	R	H	RBI	BB	SO	LOB	TOP										
Gene Woodling, L (1, 7) OBP: 0.370, SLG: 0.398																	0	0	0	0	0	0	0	New York Yankees @ Chicago White Sox Comiskey Park, Chicago, IL Wed Sep 20 1950, 4:33 AM EDT Att: 6,470 - Unknown livebaseballscorecards.com			
Phil Rizzuto, R (1, 6) OBP: 0.420, SLG: 0.431																	0	0	0	0	0	0	0				
Yogi Berra, L (1, 2) OBP: 0.381, SLG: 0.518																	0	0	0	0	0	0	0				
Joe DiMaggio, R (1, 8) OBP: 0.385, SLG: 0.591																	0	0	0	0	0	0	0				
Johnny Mize, L (1, 3) OBP: 0.355, SLG: 0.617																	0	0	0	0	0	0	0				
Bobby Brown, L (1, 5) OBP: 0.336, SLG: 0.324																	0	0	0	0	0	0	0				
Cliff Mapes, L (1, 9) OBP: 0.344, SLG: 0.424																	0	0	0	0	0	0	0				
Jerry Coleman, R (1, 4) OBP: 0.369, SLG: 0.372																	0	0	0	0	0	0	0				
Whitey Ford, L (1, 1) OBP: 0.250, SLG: 0.143																	0	0	0	0	0	0	0				
Inning Stats																	1B: 0 SF: 0 2B: 0 SAC: 0 3B: 0 DP: 0 HR: 0 HBP: 0	WP: 0 PA: 0 FB: 0 SB: 0 CS: 0									
PITCHER Ray Scarborough, R (1, 1) ERA: 4.77	IP	WLS	BF	H	R	ER	SO	BB	IBB	HBP	BLK	WP	HR	S	P	ERA	WHIP										

Batter	1	2	3	4	5	6	7	8	9	AB	R	H	RBI	BB	SO	LOB	BOTTOM										
Chico Carrasquel, R (1, 6) OBP: 0.370, SLG: 0.366																	0	0	0	0	0	0	0	New York Yankees @ Chicago White Sox Comiskey Park, Chicago, IL Wed Sep 20 1950, 4:33 AM EDT Att: 6,470 - Unknown livebaseballscorecards.com			
Dave Philley, S (1, 9) OBP: 0.301, SLG: 0.368																	0	0	0	0	0	0	0				
Mike McCormick, R (1, 8) OBP: 0.338, SLG: 0.333																	0	0	0	0	0	0	0				
Eddie Robinson, L (1, 3) OBP: 0.389, SLG: 0.441																	0	0	0	0	0	0	0				
Gus Zernial, R (1, 7) OBP: 0.327, SLG: 0.464																	0	0	0	0	0	0	0				
Hank Majeski, R (1, 5) OBP: 0.376, SLG: 0.405																	0	0	0	0	0	0	0				
Gus Niarhos, R (1, 2) OBP: 0.433, SLG: 0.402																	0	0	0	0	0	0	0				
Nellie Fox, L (1, 4) OBP: 0.300, SLG: 0.294																	0	0	0	0	0	0	0				
Ray Scarborough, R (1, 1) OBP: 0.203, SLG: 0.169																	0	0	0	0	0	0	0				
Inning Stats																	1B: 0 SF: 0 2B: 0 SAC: 0 3B: 0 DP: 0 HR: 0 HBP: 0	WP: 0 PA: 0 FB: 0 SB: 0 CS: 0									
PITCHER Whitey Ford, L (1, 1) ERA: 2.61	IP	WLS	BF	H	R	ER	SO	BB	IBB	HBP	BLK	WP	HR	S	P	ERA	WHIP										

Batter	1	2	3	4	5	6	7	8	9	AB	R	H	RBI	BB	SO	LOB	TOP
Dom DiMaggio, R OBP: 0.413, SLG: 0.452 (1, 8)										4	0	1	0	0	0	0	Boston Red Sox @ New York Yankees Yankee Stadium, Bronx, NY Sat Sep 23 1950, 3:33 AM EDT Att: 63,998 - Unknown
6 Johnny Pesky, L OBP: 0.437, SLG: 0.393 (1, 5)										3	0	1	0	0	0	1	
Ted Williams, L OBP: 0.460, SLG: 0.666 (1, 7)										4	0	1	0	0	1	2	
Vern Stephens, R OBP: 0.369, SLG: 0.530 (1, 6)										4	0	2	0	0	0	3	
Walt Dropo, R OBP: 0.375, SLG: 0.599 (1, 3)										4	0	0	0	0	1	3	
Bobby Doerr, R OBP: 0.371, SLG: 0.522 (1, 4)										3	0	0	0	0	0	1	
Al Zarilla, L OBP: 0.420, SLG: 0.496 Clyde Vollmer, R OBP: 0.360, SLG: 0.465 (1, 9) (4, 9)										1	0	0	0	0	0	0	
Birdie Tebbetts, R OBP: 0.381, SLG: 0.450 (1, 2)										3	0	0	0	0	0	0	
Mel Parnell, L OBP: 0.245, SLG: 0.250 Chuck Stobbs, L OBP: 0.355, SLG: 0.254 Mickey McDermott, L OBP: 0.449, SLG: 0.463 Lou Stringer, R OBP: 0.294, SLG: 0.353 Harry Taylor, R (8, 1)										1	0	0	0	0	0	0	
Inning Stats	R: 0 E: 0 K: 0 S: 4	H: 1 LOB: 1 BB: 0 P: 4	R: 0 E: 0 K: 0 S: 3	H: 0 LOB: 0 BB: 0 P: 3	R: 0 E: 0 K: 0 S: 3	H: 1 LOB: 1 BB: 0 P: 4	R: 0 E: 0 K: 0 S: 3	H: 0 LOB: 0 BB: 0 P: 3	R: 0 E: 0 K: 1 S: 6	H: 1 LOB: 1 BB: 0 P: 6	R: 0 E: 0 K: 1 S: 6	H: 1 LOB: 1 BB: 0 P: 6	R: 0 E: 0 K: 0 S: 3	H: 0 LOB: 0 BB: 0 P: 3	R: 0 E: 0 K: 0 S: 4	H: 1 LOB: 1 BB: 0 P: 4	
PITCHER Ed Lopat, L ERA: 3.51 (1, 1)	IP: 9.0 WLS: W BF: 32 H: 5 R: 0 ER: 0 SO: 2 BB: 0 IBB: 0 HBP: 1 BLK: 0 WP: 0 HR: 0 S: 35 P: 36 ERA: 0.00 WHIP: 0.556											PITCHER	IP: 9.0 WLS: W BF: 32 H: 5 R: 0 ER: 0 SO: 2 BB: 0 IBB: 0 HBP: 1 BLK: 0 WP: 0 HR: 0 S: 35 P: 36 ERA: 0.00 WHIP: 0.556				

Batter	1	2	3	4	5	6	7	8	9	AB	R	H	RBI	BB	SO	LOB	BOTTOM
Billy Johnson, R OBP: 0.345, SLG: 0.377 (1, 5)										3	1	1	0	2	0	0	Boston Red Sox @ New York Yankees Yankee Stadium, Bronx, NY Sat Sep 23 1950, 3:33 AM EDT Att: 63,998 - Unknown
Phil Rizzuto, R OBP: 0.417, SLG: 0.429 (1, 6)										5	2	2	0	0	1	3	
Yogi Berra, L OBP: 0.379, SLG: 0.513 Charles Silvera, R OBP: 0.200, SLG: 0.167 (1, 2) (6, 2)										2	2	0	0	0	0	3	
Joe DiMaggio, R OBP: 0.386, SLG: 0.594 (1, 8)										3	2	2	2	1	1	0	
Johnny Mize, L OBP: 0.352, SLG: 0.605 Johnny Hopp, L OBP: 0.416, SLG: 0.515 (1, 3) (8, 3)										4	0	1	2	0	1	3	
Hank Bauer, R OBP: 0.387, SLG: 0.474 (1, 7)										3	1	2	1	1	0	0	
Jerry Coleman, R OBP: 0.371, SLG: 0.381 (1, 4)										3	0	1	3	1	1	2	
Cliff Mapes, L OBP: 0.342, SLG: 0.429 (1, 9)										4	0	0	0	0	3	3	
Ed Lopat, L OBP: 0.344, SLG: 0.321 (1, 1)										4	0	0	0	0	1	0	
Inning Stats	R: 2 E: 1 K: 1 S: 7	H: 1 LOB: 0 BB: 0 P: 7	R: 0 E: 0 K: 2 S: 7	H: 0 LOB: 0 BB: 0 P: 7	R: 3 E: 0 K: 0 S: 6	H: 3 LOB: 2 BB: 2 P: 14	R: 0 E: 0 K: 0 S: 3	H: 0 LOB: 0 BB: 0 P: 3	R: 3 E: 0 K: 1 S: 7	H: 3 LOB: 1 BB: 1 P: 12	R: 0 E: 0 K: 1 S: 5	H: 0 LOB: 1 BB: 1 P: 9	R: 0 E: 0 K: 2 S: 8	H: 1 LOB: 2 BB: 1 P: 12	R: 0 E: 0 K: 1 S: 6	H: 1 LOB: 1 BB: 0 P: 6	
PITCHER Mel Parnell, L ERA: 3.74 Chuck Stobbs, L ERA: 5.32 Mickey McDermott, L ERA: 5.46 Harry Taylor, R ERA: 3.51 (1, 1) (4, 1) (5, 1) (8, 1)	IP: 3.0 WLS: L BF: 16 H: 4 R: 5 ER: 3 SO: 3 BB: 1 IBB: 0 HBP: 0 BLK: 0 WP: 1 HR: 1 S: 20 P: 28 ERA: 9.00 WHIP: 1.667											PITCHER	IP: 3.0 WLS: L BF: 16 H: 4 R: 5 ER: 3 SO: 3 BB: 1 IBB: 0 HBP: 0 BLK: 0 WP: 1 HR: 1 S: 20 P: 28 ERA: 9.00 WHIP: 1.667				

Batter	1	2	3	4	5	6	7	8	9	AB	R	H	RBI	BB	SO	LOB	TOP			
Dom DiMaggio, R OBP: 0.412, SLG: 0.449	P3	K			E5		1B F7	4-3		4	1	0	0	1	1	3	Boston Red Sox @ New York Yankees Yankee Stadium, Bronx, NY Sun Sep 24 1950, 3:33 AM EST Att: 66,924 - Unknown AB 32 R 5 H 6 RBI 5 BB 7 SO 5 LOB 16 			
Billy Goodman, L OBP: 0.429, SLG: 0.457	F8		6-3		G6-4-3		BB		K	5	0	1	1	0	1	1				
Ted Williams, L OBP: 0.464, SLG: 0.686	HR		3-1		HR		FC6-4		4-3	3	2	2	2	2	0	0				
Vern Stephens, R OBP: 0.367, SLG: 0.529	2B		3-1		F2		F7		5-3	5	0	1	1	0	0	3				
Walt Dropo, R OBP: 0.374, SLG: 0.595	F9		6-3			L5-3	FC6-4			3	0	0	0	1	0	4				
Bobby Doerr, R OBP: 0.370, SLG: 0.525		F7		K		L5-3			HR	4	1	1	1	0	1	1				
Al Zarilla, L OBP: 0.421, SLG: 0.494	1B	BB		5-3		K			F8	2	0	0	0	2	1	0				
Buddy Rosar, R OBP: 0.354, SLG: 0.319				5-3			P6		F8	4	0	1	0	0	0	1				
Willard Nixon, L ERA: 5.74 Ellis Kinder, R ERA: 4.33 Walt Masterson, R ERA: 5.63 Dick Littlefield, L ERA: 9.0 Tom Wright, L ERA: 9.0 Joe Dobson, R ERA: 4.15	K			F2			BB	1B		1	0	0	0	0	1	2				
Inning Stats	R: 1 E: 0 K: 0 S: 5	H: 2 LOB: 1 BB: 0 P: 5	R: 0 E: 0 K: 2 S: 8	H: 1 LOB: 1 BB: 1 P: 12	R: 0 E: 0 K: 0 S: 3	H: 0 LOB: 1 BB: 1 P: 7	R: 0 E: 0 K: 1 S: 5	H: 0 LOB: 0 BB: 1 P: 9	R: 1 E: 1 K: 0 S: 4	H: 1 LOB: 0 BB: 1 P: 8	R: 2 E: 0 K: 0 S: 4	H: 1 LOB: 2 BB: 3 P: 16	R: 1 E: 0 K: 0 S: 4	H: 1 LOB: 1 BB: 0 P: 5	R: 0 E: 0 K: 1 S: 5	H: 0 LOB: 0 BB: 0 P: 5	1B: 2 2B: 2 3B: 0 HR: 3	SF: 0 SAC: 0 DP: 2 HBP: 1	WP: 0 PB: 0 SB: 0 CS: 0	PA: 40
PITCHER Vic Raschi, R ERA: 3.95	IP: 9.0 WLS: W BF: 40 H: 6 R: 5 ER: 5 SO: 5 BB: 7 IBB: 0 HBP: 1 BLK: 0 WP: 0 HR: 3 S: 42 P: 71 ERA: 5.00 WHIP: 1.444															PITCHER				

Batter	1	2	3	4	5	6	7	8	9	AB	R	H	RBI	BB	SO	LOB	BOTTOM			
Gene Woodling, L OBP: 0.371, SLG: 0.396 Hank Bauer, R OBP: 0.386, SLG: 0.473	1B BB		F8		P4		K			3	1	1	1	1	0	3	Boston Red Sox @ New York Yankees Yankee Stadium, Bronx, NY Sun Sep 24 1950, 3:33 AM EST Att: 66,924 - Unknown AB 38 R 9 H 15 RBI 7 BB 4 SO 4 LOB 23 			
Phil Rizzuto, R OBP: 0.420, SLG: 0.438	1B BB	2B		HR		1B	3B			4	4	3	1	1	0	1				
Yogi Berra, L OBP: 0.383, SLG: 0.520	1B	F8		S		1B	3B			5	1	4	2	0	0	1				
Joe DiMaggio, R OBP: 0.384, SLG: 0.590	G5-4-3		1B BB	K		F8	P4			5	1	1	0	0	1	5				
Johnny Mize, L OBP: 0.356, SLG: 0.607 Johnny Hopp, L OBP: 0.418, SLG: 0.515	2B		1B BB	F8		E			F8	4	1	2	1	1	0	1				
Bobby Brown, L OBP: 0.343, SLG: 0.331 Billy Johnson, R OBP: 0.344, SLG: 0.375	2B		1B BB	F8		1B			F8	0	0	0	0	0	0	0				
Bobby Brown, L OBP: 0.343, SLG: 0.331 Billy Johnson, R OBP: 0.344, SLG: 0.375	BB		1B	6-3		E7			K	3	0	1	0	1	0	2				
Cliff Mapes, L OBP: 0.338, SLG: 0.423	4-3		F9		F8		K		F8	5	0	0	1	0	1	6				
Jerry Coleman, R OBP: 0.372, SLG: 0.382		SH5-4		5-3		F2	FC5-4			4	1	2	1	0	0	2				
Vic Raschi, R OBP: 0.258, SLG: 0.256	SH5-4		5-3				P4			3	0	1	0	0	0	2				
Inning Stats	R: 2 E: 0 K: 0 S: 4	H: 2 LOB: 3 BB: 3 P: 16	R: 1 E: 0 K: 0 S: 5	H: 2 LOB: 0 BB: 0 P: 5	R: 2 E: 0 K: 0 S: 6	H: 3 LOB: 2 BB: 1 P: 10	R: 1 E: 0 K: 1 S: 7	H: 2 LOB: 0 BB: 0 P: 7	R: 0 E: 0 K: 0 S: 4	H: 1 LOB: 1 BB: 0 P: 4	R: 2 E: 1 K: 1 S: 9	H: 3 LOB: 2 BB: 0 P: 9	R: 1 E: 0 K: 1 S: 7	H: 2 LOB: 1 BB: 0 P: 7	R: 0 E: 0 K: 1 S: 5	H: 0 LOB: 0 BB: 0 P: 5	1B: 11 2B: 2 3B: 1 HR: 1	SF: 0 SAC: 1 DP: 1 HBP: 0	WP: 0 PB: 0 SB: 1 CS: 0	PA: 43
PITCHER Willard Nixon, R ERA: 5.74 Ellis Kinder, R ERA: 4.33 Walt Masterson, R ERA: 5.63 Dick Littlefield, L ERA: 9.0 Joe Dobson, R ERA: 4.15	IP: 2.0 WLS: L BF: 15 H: 6 R: 5 ER: 5 SO: 0 BB: 4 IBB: 0 HBP: 0 BLK: 0 WP: 0 HR: 0 S: 11 P: 27 ERA: 22.50 WHIP: 5.000															PITCHER				

Batter	1	2	3	4	5	6	7	8	9	AB	R	H	RBI	BB	SO	LOB	TOP					
Eddie Yost, R OBP: 0.435, SLG: 0.396 (1, 5)										5	0	1	0	0	2	1	Washington Senators @ New York Yankees Yankee Stadium, Bronx, NY Mon Sep 25 1950, 3:33 AM EST Unknown					
Gil Coan, L OBP: 0.351, SLG: 0.415 (1, 7)										4	1	2	1	0	0	1						
Irv Noren, L OBP: 0.388, SLG: 0.483 (1, 8)										3	0	1	1	1	1	2						
Mickey Vernon, L OBP: 0.372, SLG: 0.366 (1, 3)										4	0	1	0	0	0	2						
Bud Stewart, L OBP: 0.349, SLG: 0.369 (1, 9)										4	1	1	0	0	1	2						
Cass Michaels, R OBP: 0.353, SLG: 0.359 (1, 4)										4	0	1	0	0	0	1						
Sam Dente, R OBP: 0.286, SLG: 0.291 (1, 6)										4	0	2	1	0	0	0						
Mickey Grasso, R OBP: 0.370, SLG: 0.337 (1, 2)										3	1	0	0	1	0	3						
Sandy Consuegra, R OBP: 0.214, SLG: 0.200 (1, 1)										2	0	0	0	0	0	1						
Mickey Harris, L OBP: 0.330, SLG: 0.235 (5, PH)										0	0	0	0	0	0	0						
Shery Robertson, L OBP: 0.371, SLG: 0.385 (6, PH)										1	0	0	0	0	0	2						
Joe Haynes, R OBP: 0.235, SLG: 0.394 (6, 1)										0	0	0	0	0	0	0						
Sam Mele, R OBP: 0.359, SLG: 0.431 (9, PH)										1	0	0	0	0	0	0						
Inning Stats	R: 0 E: 0 K: 1 S: 5	H: 0 LOB: 1 BB: 1 P: 9	R: 0 E: 0 K: 1 S: 5	H: 0 LOB: 0 BB: 0 P: 5	R: 1 E: 0 K: 0 S: 4	H: 1 LOB: 1 BB: 1 P: 8	R: 1 E: 0 K: 0 S: 5	H: 2 LOB: 1 BB: 0 P: 5	R: 1 E: 0 K: 0 S: 6	H: 3 LOB: 2 BB: 0 P: 6	R: 0 E: 0 K: 0 S: 4	H: 2 LOB: 1 BB: 0 P: 4	R: 0 E: 0 K: 1 S: 6	H: 1 LOB: 0 BB: 0 P: 6	R: 0 E: 0 K: 0 S: 3	H: 0 LOB: 0 BB: 0 P: 3	R: 0 E: 0 K: 1 S: 5	H: 0 LOB: 0 BB: 0 P: 5	1B: 6 2B: 3 3B: 0 HR: 0	SF: 0 SAC: 0 DP: 1 HBP: 0	WP: 1 PB: 0 SB: 1 CS: 0	PA: 37
PITCHER	IP WLS BF H R ER SO BB IBB HBP BLK WP HR S P ERA WHIP																					
Allie Reynolds, R ERA: 3.66 (1, 1)	9.0 W 37 9 3 3 4 2 0 0 0 1 0 43 51 3.00 1.222																					

Batter	1	2	3	4	5	6	7	8	9	AB	R	H	RBI	BB	SO	LOB	BOTTOM			
Gene Woodling, L OBP: 0.371, SLG: 0.395 (1, 7)										3	1	1	1	0	0	2	Washington Senators @ New York Yankees Yankee Stadium, Bronx, NY Mon Sep 25 1950, 3:33 AM EST Unknown			
Hank Bauer, R OBP: 0.386, SLG: 0.472 (5, PH)										1	0	0	0	1	0	2				
Phil Rizzuto, R OBP: 0.417, SLG: 0.434 (1, 6)										5	0	0	1	0	0	6				
Yogi Berra, L OBP: 0.385, SLG: 0.519 (1, 2)										4	1	2	1	1	0	0				
Joe DiMaggio, R OBP: 0.388, SLG: 0.591 (1, 8)										4	1	3	1	1	0	1				
Johnny Mize, L OBP: 0.357, SLG: 0.603 (8, PR)										5	1	2	1	0	0	4				
Johnny Hopp, L OBP: 0.418, SLG: 0.515 (9, 3)										0	0	0	0	0	0	0				
Bobby Brown, L OBP: 0.340, SLG: 0.327 (1, 5)										3	0	0	0	0	0	3				
Billy Johnson, R OBP: 0.345, SLG: 0.376 (6, 5)										2	1	1	0	0	0	1				
Cliff Mapes, L OBP: 0.342, SLG: 0.425 (1, 9)										3	1	2	0	1	1	2				
Jerry Coleman, R OBP: 0.373, SLG: 0.383 (1, 4)										4	2	2	1	0	0	3				
Allie Reynolds, R OBP: 0.264, SLG: 0.253 (1, 1)										3	0	2	2	1	1	2				
Inning Stats	R: 0 E: 0 K: 0 S: 3	H: 0 LOB: 0 BB: 0 P: 3	R: 0 E: 0 K: 0 S: 2	H: 0 LOB: 0 BB: 1 P: 6	R: 3 E: 1 K: 1 S: 9	H: 3 LOB: 2 BB: 1 P: 13	R: 1 E: 0 K: 0 S: 5	H: 2 LOB: 2 BB: 1 P: 9	R: 3 E: 0 K: 1 S: 9	H: 4 LOB: 2 BB: 1 P: 13	R: 0 E: 0 K: 0 S: 4	H: 1 LOB: 1 BB: 0 P: 4	R: 1 E: 0 K: 0 S: 5	H: 3 LOB: 2 BB: 1 P: 9	R: 0 E: 0 K: 0 S: 4	H: 2 LOB: 1 BB: 0 P: 4	1B: 14 2B: 0 3B: 1 HR: 0	SF: 0 SAC: 0 DP: 2 HBP: 0	WP: 0 PB: 0 SB: 0 CS: 1	PA: 42
PITCHER	IP WLS BF H R ER SO BB IBB HBP BLK WP HR S P ERA WHIP																			
Sandy Consuegra, R ERA: 4.4 (1, 1)	4.2 L 27 9 7 4 2 4 0 0 0 0 0 0 1 1 0.00 0.000																			
Mickey Harris, L ERA: 4.75 (5, 1)	0.1 1 0 0 0 0 0 0 0 0 0 0 0 1 1 0.00 0.000																			
Joe Haynes, R ERA: 5.49 (6, 1)	3.0 14 6 1 1 0 1 0 0 0 0 0 0 13 17 3.00 2.333																			

Batter	1	2	3	4	5	6	7	8	9	AB	R	H	RBI	BB	SO	LOB	TOP										
Eddie Yost, R OBP: 0.437, SLG: 0.398 (1, 5)	F2		E5 F7 1B FC4-6		FC4-6 1B			1B 2B		5	3	3	1	1	0	0	Washington Senators @ New York Yankees Yankee Stadium, Bronx, NY Tue Sep 26 1950, 3:38 AM EST Att: 19,610 - Unknown										
Gil Coan, L OBP: 0.352, SLG: 0.426 (1, 7)	6-3		FC4-6 1B		FC4-6 1B		G3		1-3 2B	6	0	3	1	0	0	3											
Irv Noren, L OBP: 0.384, SLG: 0.473 (1, 8)			F7		FC4-6 BB 1B		1-3		F9	4	0	0	0	1	0	5											
Mickey Vernon, L OBP: 0.376, SLG: 0.395 (1, 3)	1-3		FC4-6 FC6-4		BB 1B		FC5-4 2B		G3	4	1	1	2	1	0	3											
Sam Mele, R OBP: 0.354, SLG: 0.422 Bud Stewart, L OBP: 0.348, SLG: 0.368 (5, PH) (5, 9)		F9	FC6-4		F7		FC5-4 1B		F4	2	0	0	0	0	0	1											
Cass Michaels, R OBP: 0.355, SLG: 0.358 (1, 4)		BB 1B			FC5-4 BB		FC5-4 2B 1B		F9	4	1	2	0	1	0	2											
Sam Dente, R OBP: 0.287, SLG: 0.295 (1, 6)		F7			FC5-4		1-3 2B		BB 1B	5	2	2	1	0	0	5											
Al Evans, R OBP: 0.309, SLG: 0.304 (1, 2)			F2		F2		6-3		F9	4	0	1	2	1	0	2											
Sid Hudson, R OBP: 0.223, SLG: 0.247 Mickey Harris, L OBP: 0.350, SLG: 0.235 Sherry Robertson, L OBP: 0.375, SLG: 0.385 (1, 1) (7, 1) (9, PH)		P6			P6		P4		1-3 2B	4	0	0	0	0	0	4											
Inning Stats	R: 0 E: 0 K: 0 S: 3	H: 0 LOB: 1 BB: 1 P: 7	R: 0 E: 0 K: 0 S: 4	H: 1 LOB: 2 BB: 1 P: 8	R: 1 E: 1 K: 0 S: 5	H: 1 LOB: 1 BB: 0 P: 5	R: 0 E: 0 K: 0 S: 4	H: 1 LOB: 1 BB: 0 P: 4	R: 1 E: 0 K: 0 S: 6	H: 3 LOB: 3 BB: 1 P: 10	R: 0 E: 0 K: 0 S: 3	H: 0 LOB: 1 BB: 1 P: 7	R: 3 E: 0 K: 0 S: 6	H: 3 LOB: 1 BB: 1 P: 10	R: 1 E: 0 K: 0 S: 5	H: 2 LOB: 1 BB: 0 P: 5		R: 1 E: 0 K: 0 S: 5	H: 2 LOB: 2 BB: 1 P: 9	1B: 10 2B: 3 3B: 0 HR: 0	SF: 0 SAC: 0 DP: 0 HBP: 0	WP: 0 PB: 0 SB: 0 CS: 0	PA: 47				
PITCHER	IP	WLS	BF	H	R	ER	SO	BB	IBB	HBP	BLK	WP	HR	S	P	ERA	WHIP										
Joe Ostrowski, L ERA: 3.65 (1, 1)	4.1		22	6	2	1	0	2	0	0	0	0	0	20	28	2.08	1.846										
Ernie Nevel, R ERA: 8.1 (5, 1)	2.1		13	3	3	3	0	3	0	0	0	0	0	10	22	11.57	2.571										
Tom Ferrick, R ERA: 3.79 (7, 1)	2.1	W	12	4	2	2	0	1	0	0	0	0	0	11	15	7.71	2.143										

Batter	1	2	3	4	5	6	7	8	9	AB	R	H	RBI	BB	SO	LOB	BOTTOM										
Gene Woodling, L OBP: 0.377, SLG: 0.404 (1, 7)	FC6-4 BB 1B	3-1 5-3 BB		SH1-3 1B	F8		2B 3B	1B		5	2	4	1	1	0	2	Washington Senators @ New York Yankees Yankee Stadium, Bronx, NY Tue Sep 26 1950, 3:38 AM EST Att: 19,610 - Unknown										
Phil Rizzuto, R OBP: 0.417, SLG: 0.437 (1, 6)	FC6-4 1B	5-3		SH1-3		1B	2B	1B	FC4-6 1B	5	2	4	2	0	0	1											
Yogi Berra, L OBP: 0.384, SLG: 0.523 (1, 2)	FC6-4 BB E	3-1		F7		L3	L6	FC4-6		6	1	1	0	0	0	8											
Joe DiMaggio, R OBP: 0.390, SLG: 0.591 (1, 8)	E 2B BB	6-3		F8		L6				4	1	1	1	1	0	3											
Johnny Mize, L OBP: 0.352, SLG: 0.593 Johnny Hopp, L OBP: 0.421, SLG: 0.518 (1, 3) (8, 3)	P5			1B HBP	P4	F7	P4			4	0	0	0	0	0	5											
Bobby Brown, L OBP: 0.351, SLG: 0.330 Billy Johnson, R OBP: 0.349, SLG: 0.374 (1, 5) (8, 5)	E 2B BB			FC6-4 1B	1B		BB	FC1-4 BB		1	2	1	1	3	0	0											
Hank Bauer, R OBP: 0.386, SLG: 0.475 (1, 9)	E5 2B			F2	SH3-4 1B	K		K		5	0	1	0	0	2	7											
Jerry Coleman, R OBP: 0.371, SLG: 0.381 (1, 4)				P4	SH3-4 1B		SH1-4 3B BB	FC1-4 1B E		4	2	2	3	1	0	3											
Joe Ostrowski, L OBP: 0.333, SLG: 0.296 Ernie Nevel, R OBP: 0.250, SLG: 0.222 (1, 1) (5, 1) (7, 1)	1-3			FC6-4	SH3-4		SH1-4	E6 1B 1B		2	0	0	0	0	0	4											
Inning Stats	R: 4 E: 1 K: 0 S: 7	H: 3 LOB: 2 BB: 2 P: 15	R: 0 E: 0 K: 0 S: 3	H: 0 LOB: 1 BB: 1 P: 7	R: 0 E: 0 K: 0 S: 4	H: 1 LOB: 2 BB: 0 P: 5	R: 0 E: 0 K: 0 S: 4	H: 1 LOB: 1 BB: 0 P: 4	R: 1 E: 0 K: 1 S: 7	H: 2 LOB: 1 BB: 1 P: 11	R: 3 E: 1 K: 0 S: 6	H: 3 LOB: 1 BB: 1 P: 10	R: 1 E: 1 K: 1 S: 8	H: 2 LOB: 3 BB: 1 P: 12	1B: 10 2B: 3 3B: 1 HR: 0	SF: 0 SAC: 3 DP: 0 HBP: 1		WP: 0 PB: 0 SB: 0 CS: 0	PA: 48								
PITCHER	IP	WLS	BF	H	R	ER	SO	BB	IBB	HBP	BLK	WP	HR	S	P	ERA	WHIP										
Sid Hudson, R ERA: 4.13 (1, 1)	6.1	L	38	11	9	5	1	6	0	1	0	0	0	33	58	7.11	2.684										
Mickey Harris, L ERA: 4.75 (7, 1)	1.2		10	3	1	0	1	1	0	0	0	0	0	11	15	0.00	2.400										

Batter	1	2	3	4	5	6	7	8	9	AB	R	H	RBI	BB	SO	LOB	TOP				
Gene Woodling, L (1,7) OBP: 0.377, SLG: 0.404	0-0 4-3		0-0 FC		0-3 K		0-0 FC4 HR 1B	0-0 FC4-4-3-2 1B		5	1	2	2	0	1	2					
Phil Rizzuto, R (1,6) OBP: 0.414, SLG: 0.433	0-0 6-3		0-0 G2-3		0-0 F7		0-0 FC4 HR	0-0 FC6-4-6-4-3-2 1-2 3-H		5	1	0	0	0	0	5					
Yogi Berra, L (1,2) OBP: 0.384, SLG: 0.532	0-0 F7			0-0 HR	0-0 6-3		0-0 HR		0-0 F6		5	2	2	4	0	1					
Joe DiMaggio, R (1,8) OBP: 0.390, SLG: 0.588		4-0 BB		4-0 BB		0-0 F7	0-0 5-3		0-0 F8		3	0	0	0	2	0					
Johnny Mize, L (1,3) OBP: 0.350, SLG: 0.599		0-0 F6		0-0 F5		0-0 F9	0-0 HR		0-0 FC6-4 1B		4	1	1	1	0	0	2				
Whitely Ford, L (7,1) OBP: 0.275, SLG: 0.194											1	0	1	0	0	0					
Bobby Brown, L (1,5) OBP: 0.353, SLG: 0.330		0-0 F3		0-0 1B		4-0 BB	0-0 F6		0-0 FC6-4 1-2		3	0	1	0	1	0	1				
Billy Johnson, R (7,5) OBP: 0.348, SLG: 0.373				1-2 1B							1	0	0	0	0	1					
Hank Bauer, R (1,9) OBP: 0.383, SLG: 0.470		0-3 K		0-0 E5		0-0 F9	0-0 F7				4	0	0	0	0	1	4				
Jerry Coleman, R (1,4) OBP: 0.370, SLG: 0.380			0-0 4-3	0-0 G6-4-3				0-0 2B 1B	0-0 4-3		4	1	1	0	0	0	3				
Ed Lopat, L (1,1) OBP: 0.357, SLG: 0.321			4-0 BB		4-0 BB		0-0 1B	4-0 2B	0-0 1B BB		0	0	0	0	2	0					
Johnny Hopp, L (7,PH) OBP: 0.424, SLG: 0.522											1	1	1	0	1	0					
Inning Stats	R: 0 E: 0 K: 0 S: 3	H: 0 LOB: 0 BB: 3 P: 3	R: 0 E: 0 K: 1 S: 5	H: 0 LOB: 1 BB: 1 P: 9	R: 0 E: 0 K: 0 S: 3	H: 2 LOB: 2 BB: 1 P: 7	R: 0 E: 1 K: 0 S: 5	H: 0 LOB: 1 BB: 1 P: 9	R: 0 E: 0 K: 0 S: 3	H: 0 LOB: 1 BB: 1 P: 7	R: 6 E: 0 K: 0 S: 9	H: 5 LOB: 0 BB: 0 P: 9	R: 0 E: 0 K: 0 S: 3	H: 1 LOB: 1 BB: 1 P: 7	R: 0 E: 0 K: 0 S: 4	H: 1 LOB: 1 BB: 0 P: 4	1B: 5 2B: 2 3B: 0 HR: 3	SF: 0 SAC: 0 DP: 2 HBP: 0	WP: 0 PB: 0 SB: 0 CS: 0	PA: 42	
PITCHER	IP	WLS	BF	H	R	ER	SO	BB	IBB	HBP	BLK	WP	HR	S	P	ERA	WHIP				
Joe Coleman, R (1,1) ERA: 8.5	8.0		38	8	7	7	2	6	0	0	0	0	3	36	60	7.88	1.750				
Bob Hooper, R (9,1) ERA: 4.92	1.0	W	4	1	0	0	0	0	0	0	0	0	0	4	4	0.00	1.000				

New York Yankees @ Philadelphia Athletics
 Shibe Park, Philadelphia, PA
 Wed Sep 27 1950, 3:33 AM EST
 Att: 2,418 - Unknown


AB	36
R	7
H	9
RBI	7
BB	6
SO	2
LOB	19





Batter	1	2	3	4	5	6	7	8	9	AB	R	H	RBI	BB	SO	LOB	BOTTOM				
Paul Lehner, L (1,7) OBP: 0.356, SLG: 0.434	0-0 1B FC5-2	0-0 G3		0-0 4-3			0-0 G3	0-0 F3		5	0	1	0	0	0	1					
Elmer Valo, L (1,9) OBP: 0.404, SLG: 0.413	0-0 FC5-2 E 1-3	0-0 G3-6-3 1B			0-0 F9		0-0 1B E		0-0 4-3		5	2	3	0	0	0					
Fernis Fain, L (1,3) OBP: 0.432, SLG: 0.407	4-0 E 1-2	0-0 G3-6-3 1-2					0-0 1B		4-0 HR BB		3	2	2	0	2	0	1				
Sam Chapman, R (1,8) OBP: 0.340, SLG: 0.439	0-0 FC5-2 E 1-2 2-3 3-H		0-0 5-3		0-0 F6		0-0 F4		0-0 HR		5	2	1	2	0	0	6				
Billy Hitchcock, R (1,4) OBP: 0.345, SLG: 0.358	0-0 E6 1B		0-0 F8		0-0 F7		0-0 E5				4	0	0	1	0	0	4				
Pete Suder, R (1,5) OBP: 0.308, SLG: 0.382	0-0 1B					0-0 4-3	0-0 4-3				4	2	2	3	0	0	2				
Eddie Joost, R (1,6) OBP: 0.369, SLG: 0.378	0-0 1B				0-0 F9				0-0 L1		4	0	1	1	0	0					
Joe Tipton, R (1,2) OBP: 0.327, SLG: 0.381	0-0 1B				0-0 F6		4-0 BB		0-0 F7		3	0	1	0	1	0					
Joe Coleman, R (1,1) OBP: 0.158, SLG: 0.235	0-3 K				0-0 F7		0-0 F7		4-0 BB		3	0	0	0	0	1	3				
Joe Astroth, R (8,PH) OBP: 0.411, SLG: 0.387											0	0	0	0	1	0	0				
Bob Hooper, R (9,1) OBP: 0.155, SLG: 0.214											0	0	0	0	0	0	0				
Inning Stats	R: 4 E: 1 K: 1 S: 10	H: 5 LOB: 2 BB: 1 P: 14	R: 0 E: 0 K: 0 S: 3	H: 1 LOB: 0 BB: 0 P: 3	R: 1 E: 0 K: 0 S: 4	H: 1 LOB: 0 BB: 0 P: 4	R: 0 E: 0 K: 0 S: 3	H: 0 LOB: 0 BB: 0 P: 3	R: 0 E: 0 K: 0 S: 3	H: 0 LOB: 1 BB: 1 P: 7	R: 1 E: 1 K: 0 S: 6	H: 2 LOB: 2 BB: 0 P: 6	R: 0 E: 0 K: 0 S: 3	H: 0 LOB: 1 BB: 1 P: 7	R: 2 E: 0 K: 0 S: 2	H: 1 LOB: 0 BB: 1 P: 6	1B: 9 2B: 0 3B: 0 HR: 2	SF: 0 SAC: 0 DP: 1 HBP: 0	WP: 0 PB: 0 SB: 0 CS: 0	PA: 40	
PITCHER	IP	WLS	BF	H	R	ER	SO	BB	IBB	HBP	BLK	WP	HR	S	P	ERA	WHIP				
Ed Lopat, L (1,1) ERA: 3.53	6.0		27	8	5	3	1	2	0	0	0	0	1	27	35	4.50	1.667				
Whitely Ford, L (7,1) ERA: 2.7	2.1	L	13	3	3	2	0	2	0	0	0	0	1	11	19	7.71	2.143				

New York Yankees @ Philadelphia Athletics
 Shibe Park, Philadelphia, PA
 Wed Sep 27 1950, 3:33 AM EST
 Att: 2,418 - Unknown

AB	36
R	8
H	11
RBI	7
BB	4
SO	1
LOB	17



Batter	1	2	3	4	5	6	7	8	9	AB	R	H	RBI	BB	SO	LOB	TOP										
Gene Woodling, L (1, 7) OBP: 0.377, SLG: 0.404											0	0	0	0	0	0	0	New York Yankees @ Philadelphia Athletics Shibe Park, Philadelphia, PA Thu Sep 28 1950, 3:33 AM EST Att: 2,273 - Unknown livebaseballscorecards.com									
Phil Rizzuto, R (1, 6) OBP: 0.414, SLG: 0.433											0	0	0	0	0	0	0										
Yogi Berra, L (1, 2) OBP: 0.384, SLG: 0.532											0	0	0	0	0	0	0										
Joe DiMaggio, R (1, 8) OBP: 0.390, SLG: 0.588											0	0	0	0	0	0	0										
Johnny Mize, L (1, 3) OBP: 0.350, SLG: 0.599											0	0	0	0	0	0	0										
Bobby Brown, L (1, 5) OBP: 0.353, SLG: 0.330											0	0	0	0	0	0	0										
Hank Bauer, R (1, 9) OBP: 0.383, SLG: 0.470											0	0	0	0	0	0	0										
Jerry Coleman, R (1, 4) OBP: 0.370, SLG: 0.380											0	0	0	0	0	0	0										
Vic Raschi, R (1, 1) OBP: 0.258, SLG: 0.256											0	0	0	0	0	0	0										
Inning Stats											1B: 0	SF: 0	WP: 0	PA: 0	2B: 0	SAC: 0	FB: 0		3B: 0	DP: 0	SB: 0	CS: 0	HR: 0	HBP: 0			
PITCHER Bob Hooper, R (1, 1) ERA: 4.92	IP	WLS	BF	H	R	ER	SO	BB	IBB	HBP	BLK	WP	HR	S	P	ERA	WHIP	PITCHER									
	0.0		0	0	0	0	0	0	0	0	0	0	0	0	0	∞	∞										

Batter	1	2	3	4	5	6	7	8	9	AB	R	H	RBI	BB	SO	LOB	BOTTOM										
Paul Lehner, L (1, 7) OBP: 0.356, SLG: 0.434											0	0	0	0	0	0	0	New York Yankees @ Philadelphia Athletics Shibe Park, Philadelphia, PA Thu Sep 28 1950, 3:33 AM EST Att: 2,273 - Unknown livebaseballscorecards.com									
Elmer Valo, L (1, 9) OBP: 0.404, SLG: 0.413											0	0	0	0	0	0	0										
Ferris Fain, L (1, 3) OBP: 0.432, SLG: 0.407											0	0	0	0	0	0	0										
Sam Chapman, R (1, 8) OBP: 0.340, SLG: 0.439											0	0	0	0	0	0	0										
Billy Hitchcock, R (1, 4) OBP: 0.345, SLG: 0.358											0	0	0	0	0	0	0										
Pete Suder, R (1, 5) OBP: 0.308, SLG: 0.382											0	0	0	0	0	0	0										
Eddie Joost, R (1, 6) OBP: 0.369, SLG: 0.378											0	0	0	0	0	0	0										
Joe Tipton, R (1, 2) OBP: 0.327, SLG: 0.381											0	0	0	0	0	0	0										
Bob Hooper, R (1, 1) OBP: 0.155, SLG: 0.214											0	0	0	0	0	0	0										
Inning Stats											1B: 0	SF: 0	WP: 0	PA: 0	2B: 0	SAC: 0	FB: 0		3B: 0	DP: 0	SB: 0	CS: 0	HR: 0	HBP: 0			
PITCHER Vic Raschi, R (1, 1) ERA: 3.95	IP	WLS	BF	H	R	ER	SO	BB	IBB	HBP	BLK	WP	HR	S	P	ERA	WHIP	PITCHER									
	0.0		0	0	0	0	0	0	0	0	0	0	0	0	0	∞	∞										

Batter	1	2	3	4	5	6	7	8	9	AB	R	H	RBI	BB	SO	LOB	TOP					
Gene Woodling, L (1,7) OBP: 0.379, SLG: 0.410	FC4-6 K BB	FC4-6 FC5-4		2B		E 2B	G3			4	1	2	1	1	0	4	New York Yankees @ Boston Red Sox Fenway Park, Boston, MA Sat Sep 30 1950, 3:33 AM EST Att: 26,130 - Unknown					
Phil Rizzuto, R (1,6) OBP: 0.417, SLG: 0.439		FC5-4				E2 HR 1B		L6		2	0	1	0	1	0	2						
Billy Martin, R (5,4) OBP: 0.314, SLG: 0.375	FC4-6 1B									2	1	1	0	0	0	0						
Yogi Berra, L (1,2) OBP: 0.383, SLG: 0.534	FC4-6 BB		G3	F5		HR		K		4	1	1	2	0	0	4						
Charles Silvera, R (7,2) OBP: 0.192, SLG: 0.160										1	0	0	0	0	1	0						
Ralph Houk, R (9,2) OBP: 0.167, SLG: 0.333	FC4-6 BB					HR				0	0	0	0	0	0	0						
Joe DiMaggio, R (1,8) OBP: 0.394, SLG: 0.585					5-3					1	1	0	0	4	0	0						
Johnny Mize, L (1,3) OBP: 0.351, SLG: 0.595										3	0	0	0	1	1	4						
Johnny Hopp, L (7,3) OBP: 0.426, SLG: 0.528	K				F5	4-3				1	0	1	1	0	0	0						
Hank Bauer, R (1,9) OBP: 0.381, SLG: 0.464					F8			K		4	1	0	0	1	2	3						
Billy Johnson, R (1,5) OBP: 0.346, SLG: 0.376						F8				5	0	1	0	0	0	3						
Jerry Coleman, R (1,4) OBP: 0.372, SLG: 0.383					F4					5	1	2	0	0	0	1						
Tommy Byrne, L (1,1) OBP: 0.322, SLG: 0.407										3	0	0	1	0	0	2						
Jackie Jensen, R (7,PH) OBP: 0.243, SLG: 0.299					5-3					0	0	0	0	1	0	0						
Allie Reynolds, R (7,1) OBP: 0.258, SLG: 0.247	FC FC4-6					6-3				1	0	0	0	0	1	0						
Inning Stats	R: 0 E: 0 K: 1 S: 5	H: 1 LOB: 2 BB: 2 P: 13	R: 1 E: 0 K: 0 S: 5	H: 1 LOB: 2 BB: 1 P: 9	R: 0 E: 0 K: 0 S: 3	H: 0 LOB: 2 BB: 2 P: 11	R: 0 E: 0 K: 0 S: 4	H: 1 LOB: 2 BB: 1 P: 8	R: 0 E: 0 K: 0 S: 3	H: 0 LOB: 0 BB: 0 P: 3	R: 4 E: 1 K: 0 S: 7	H: 4 LOB: 1 BB: 1 P: 11	R: 0 E: 0 K: 1 S: 6	H: 1 LOB: 2 BB: 1 P: 10	R: 1 E: 0 K: 2 S: 8	H: 1 LOB: 1 BB: 1 P: 12	R: 0 E: 0 K: 1 S: 5	H: 0 LOB: 0 BB: 0 P: 5	1B: 3 2B: 3 3B: 2 HR: 1	SF: 0 SAC: 0 DP: 0 HBP: 0	WP: 0 PB: 0 SB: 0 CS: 0	PA: 45
PITCHER	IP WLS BF H R ER SO BB IBB HBP BLK WP HR S P ERA WHIP																					
Mel Parnell, L (1,1) ERA: 3.54	6.0 L 32 7 5 2 1 7 0 0 0 0 0 1 27 55 3.00 2.333																					
Mickey McDermott, L (7,1) ERA: 5.19	3.0 S 13 2 1 1 4 2 0 0 0 0 0 0 19 27 3.00 1.333																					

Batter	1	2	3	4	5	6	7	8	9	AB	R	H	RBI	BB	SO	LOB	BOTTOM					
Dom DiMaggio, R (1,8) OBP: 0.414, SLG: 0.452	F8		F8		K			6-3		5	0	1	1	0	1	3	New York Yankees @ Boston Red Sox Fenway Park, Boston, MA Sat Sep 30 1950, 3:33 AM EST Att: 26,130 - Unknown					
6 Johnny Pesky, L (1,5) OBP: 0.437, SLG: 0.388			L8			1B BB				1	2	0	0	4	0	1						
Ted Williams, L (1,7) OBP: 0.448, SLG: 0.641	G3-6 BB					1B BB				5	1	2	1	0	0	3						
Vern Stephens, R (1,6) OBP: 0.360, SLG: 0.513			F6		L6					5	0	0	0	0	2	6						
Walt Dropo, R (1,3) OBP: 0.379, SLG: 0.587			F4							3	0	1	0	2	0	3						
Jim Piersall, R (9,PR) OBP: 0.667, SLG: 0.333						1B BB				0	0	0	0	0	0	0						
Bobby Doerr, R (1,4) OBP: 0.388, SLG: 0.522			K		FC5-4					5	0	1	1	0	2	6						
Al Zarilla, L (1,9) OBP: 0.423, SLG: 0.493						1B				3	1	2	1	2	1	0						
Birdie Tebbetts, R (1,2) OBP: 0.377, SLG: 0.444			E8 FC1-6							4	0	0	0	0	0	4						
Tom Wright, L (9,PH) OBP: 0.360, SLG: 0.383					F6	FC5				1	0	0	0	0	0	3						
Mel Parnell, L (1,1) OBP: 0.240, SLG: 0.245			FC1-6							2	0	0	0	0	0	3						
Mickey McDermott, L (7,1) OBP: 0.472, SLG: 0.477					L9					1	1	1	0	1	0	0						
Inning Stats	R: 0 E: 0 K: 0 S: 2	H: 0 LOB: 0 BB: 1 P: 6	R: 0 E: 0 K: 1 S: 5	H: 0 LOB: 0 BB: 0 P: 5	R: 1 E: 1 K: 0 S: 4	H: 0 LOB: 1 BB: 1 P: 8	R: 0 E: 0 K: 0 S: 4	H: 1 LOB: 1 BB: 0 P: 4	R: 0 E: 0 K: 1 S: 6	H: 1 LOB: 1 BB: 0 P: 6	R: 2 E: 0 K: 0 S: 5	H: 3 LOB: 2 BB: 2 P: 13	R: 1 E: 1 K: 1 S: 8	H: 2 LOB: 3 BB: 1 P: 12	R: 0 E: 0 K: 1 S: 5	H: 0 LOB: 1 BB: 1 P: 9	R: 1 E: 0 K: 2 S: 8	H: 1 LOB: 3 BB: 3 P: 20	1B: 8 2B: 0 3B: 0 HR: 0	SF: 0 SAC: 0 DP: 1 HBP: 0	WP: 0 PB: 0 SB: 1 CS: 0	PA: 44
PITCHER	IP WLS BF H R ER SO BB IBB HBP BLK WP HR S P ERA WHIP																					
Tommy Byrne, L (1,1) ERA: 4.74	6.0 W 26 5 3 2 2 4 4 0 0 0 0 0 0 26 42 3.00 1.500																					
Allie Reynolds, R (7,1) ERA: 3.66	3.0 S 18 3 2 2 4 5 0 0 0 0 0 0 0 21 41 6.00 2.667																					

Batter	1	2	3	4	5	6	7	8	9	AB	R	H	RBI	BB	SO	LOB	TOP					
Gene Woodling, L OBP: 0.391, SLG: 0.412	0-0 G3 BB 1B		0-0 1B		0-0 F8	0-0 F7			0-0 1B	5	0	3	0	0	0	2	New York Yankees @ Boston Red Sox Fenway Park, Boston, MA Sun Oct 01 1950, 3:33 AM EST Att: 27,729 - Unknown					
Phil Rizzuto, R OBP: 0.418, SLG: 0.439	4-0 1B		0-0 1B		0-0 F8		0-0 5-3		0-0 5-3	0	0	0	0	1	0	0						
Billy Martin, R OBP: 0.308, SLG: 0.361	1-2 G3 BB		1-2 1B		0-3 K		0-0 5-3			1	0	0	0	0	2							
Yogi Berra, L OBP: 0.383, SLG: 0.533	0-0 G3		0-3 K		0-3 K					3	0	0	0	0	2							
Ralph Houk, R OBP: 0.111, SLG: 0.222	1-2 2-3									4	1	1	0	0	1	4						
Hank Workman, L OBP: 0.200, SLG: 0.200	0-3 K		0-0 F9			0-0 2B 1B				4	1	3	1	0	0	2						
Bobby Brown, L OBP: 0.360, SLG: 0.339	0-0 1-3				0-0 1B				0-0 G5-4-3 1B	4	0	0	0	0	3							
Cliff Mages, L OBP: 0.340, SLG: 0.421		0-0 4-3		0-0 F8		0-0 F8			0-0 F5	1	0	0	0	0	0	0						
Hank Bauer, R OBP: 0.380, SLG: 0.463		0-0 F8		0-0 F8		0-0 S 1B			0-0 G5-4-3	3	1	1	0	0	0	2						
Jackie Jensen, R OBP: 0.247, SLG: 0.300						2-3 1B			1-2	3	0	0	1	1	0	2						
Jerry Coleman, R OBP: 0.372, SLG: 0.381		0-0 6-3		0-0 1-3		0-0 F9			4-0 G4-6-3 BB	1	0	0	0	0	0	0						
Ernie Nevel, R Lew Burdette, R Joe Collins, L Ed Lopat, L Whitey Ford, L Tommy Henrich, L			0-0 4-3		4-0 BB	0-0 1B			0-0 G4-6-3 1-2	1	0	0	0	0	0	0						
Inning Stats	R: 0 E: 0 K: 1 S: 6	H: 1 LOB: 2 BB: 1 P: 10	R: 0 E: 0 K: 0 S: 3	H: 0 LOB: 0 BB: 0 P: 3	R: 0 E: 0 K: 1 S: 7	H: 2 LOB: 2 BB: 0 P: 7	R: 0 E: 0 K: 0 S: 4	H: 1 LOB: 1 BB: 0 P: 4	R: 0 E: 0 K: 0 S: 5	H: 0 LOB: 1 BB: 1 P: 9	R: 3 E: 0 K: 0 S: 7	H: 4 LOB: 1 BB: 0 P: 7	R: 0 E: 0 K: 0 S: 3	H: 0 LOB: 0 BB: 0 P: 3	R: 0 E: 0 K: 0 S: 3	H: 1 LOB: 0 BB: 0 P: 3	R: 0 E: 0 K: 0 S: 3	H: 1 LOB: 1 BB: 1 P: 7	1B: 9 2B: 1 3B: 0 HR: 0	SF: 0 SAC: 0 DP: 2 HBP: 0	WP: 0 PB: 0 CS: 1	PA: 38
PITCHER Harry Taylor, R ERA: 1.42	IP: 9.0 WLS: W BF: 38 H: 10 R: 3 ER: 3 SO: 3 BB: 3 IBB: 0 HBP: 0 BLK: 0 WP: 0 HR: 0 S: 41 P: 53 ERA: 3.00 WHIP: 1.444															PITCHER	IP: 9.0 WLS: W BF: 38 H: 10 R: 3 ER: 3 SO: 3 BB: 3 IBB: 0 HBP: 0 BLK: 0 WP: 0 HR: 0 S: 41 P: 53 ERA: 3.00 WHIP: 1.444					

AB	35
R	3
H	10
RBI	3
BB	3
SO	3
LOB	23



Batter	1	2	3	4	5	6	7	8	9	AB	R	H	RBI	BB	SO	LOB	BOTTOM			
Jim Piersall, R OBP: 0.545, SLG: 0.286	0-0 BB 1B	4-0 FC4-6 BB	0-0 FC6-4 1-2			0-0 1-3	0-0 F8			4	1	1	0	1	0	2	New York Yankees @ Boston Red Sox Fenway Park, Boston, MA Sun Oct 01 1950, 3:33 AM EST Att: 27,729 - Unknown			
Fred Hatfield, L OBP: 0.400, SLG: 0.250	4-0 1B 1-2	0-0 FC4-6 2B	0-0 G1-4-3 1B			0-0 1B		4-0 1B E BB		3	2	2	1	2	0	2				
Ted Williams, L OBP: 0.452, SLG: 0.647	0-0 FC5-4 1B	0-0 FC5 2B	0-0 G1-4-3 1B			0-0 1B		0-0 4-3		5	0	4	3	0	0	1				
Vern Stephens, R OBP: 0.361, SLG: 0.511	0-0 F7	4-0 BB	0-0 G1-4-3 1B			0-0 F6		0-0 2-3 1B		4	0	1	0	1	0	5				
Walt Dropo, R OBP: 0.378, SLG: 0.583	0-0 L8	0-0 FC5 2-3	0-0 1B			0-0 L8		0-3 K		5	0	1	0	0	1	8				
Bobby Doerr, R OBP: 0.387, SLG: 0.519	0-0 FC5-4 1-2		0-3 K		0-0 F9		0-0 HR 1B		0-0 F7	5	1	1	0	0	1	5				
Charlie Maxwell, L		0-0 4-3	0-0 1-3		0-3 K		0-3 K			4	0	0	0	0	2	1				
Buddy Rosar, R OBP: 0.352, SLG: 0.357		0-0 BB FC4-6 1B	0-0 1B		0-0 F9		1-2 HR			4	2	3	2	0	0	0				
Harry Taylor, R OBP: 0.286, SLG: 0.286		0-0 FC4-6 2B 1B	0-0 FC6-4 1B		0-0 1-3		0-0 1-3			4	1	2	0	0	0	0				
Inning Stats	R: 1 E: 0 K: 0 S: 5	H: 2 LOB: 2 BB: 1 P: 9	R: 3 E: 0 K: 0 S: 6	H: 3 LOB: 2 BB: 2 P: 14	R: 0 E: 0 K: 1 S: 7	H: 2 LOB: 2 BB: 0 P: 7	R: 1 E: 0 K: 0 S: 5	H: 3 LOB: 1 BB: 0 P: 5	R: 0 E: 0 K: 0 S: 5	H: 0 LOB: 0 BB: 0 P: 5	R: 0 E: 0 K: 0 S: 5	H: 2 LOB: 2 BB: 0 P: 5	R: 2 E: 0 K: 1 S: 7	H: 2 LOB: 0 BB: 0 P: 7	R: 0 E: 1 K: 1 S: 6	H: 1 LOB: 2 BB: 1 P: 10		1B: 13 2B: 1 3B: 0 HR: 1	SF: 0 SAC: 0 DP: 1 HBP: 0	WP: 0 PB: 0 CS: 0
PITCHER Ernie Nevel, R ERA: 9.95 Lew Burdette, R ERA: 6.75 Ed Lopat, L ERA: 3.5 Whitey Ford, L ERA: 2.81	IP: 3.0 WLS: L BF: 19 H: 7 R: 4 ER: 4 SO: 1 BB: 0 IBB: 0 HBP: 0 BLK: 0 WP: 0 HR: 0 S: 18 P: 30 ERA: 12.00 WHIP: 3.333															PITCHER	IP: 3.0 WLS: L BF: 19 H: 7 R: 4 ER: 4 SO: 1 BB: 0 IBB: 0 HBP: 0 BLK: 0 WP: 0 HR: 0 S: 18 P: 30 ERA: 12.00 WHIP: 3.333			



Batter	1	2	3	4	5	6	7	8	9	AB	R	H	RBI	BB	SO	LOB	TOP				
Gene Woodling, L (1,7) OBP: 0.600, SLG: 0.333										3	0	1	0	2	0	1	New York Yankees @ Philadelphia Phillies Shibe Park, Philadelphia, PA Wed Oct 04 1950, 3:33 AM EST Att: 30,746 - Unknown livebaseballscorecards.com				
Phil Rizzuto, R (1,6) OBP: 0.333, SLG: 0.333										3	0	1	0	0	0	2					
Yogi Berra, L (1,2)										4	0	0	0	0	0	6					
Joe DiMaggio, R (1,8)										2	0	0	0	2	0	2					
Johnny Mize, L (1,3) Johnny Hopp, L (8,3)										4	0	0	0	0	0	6					
Bobby Brown, L (1,5) Billy Johnson, R (8,5)										4	1	1	0	0	0	1					
Hank Bauer, R (1,9) OBP: 0.250, SLG: 0.250										4	0	1	0	0	0	2					
Jerry Coleman, R (1,4)										4	0	0	1	0	0	1					
Vic Raschi, R (1,1) OBP: 0.333, SLG: 0.333										3	0	1	0	0	0	0					
Inning Stats	R: 0 E: 0 K: 0 S: 4	H: 1 LOB: 2 BB: 1 P: 8	R: 0 E: 0 K: 0 S: 3	H: 0 LOB: 0 BB: 0 P: 3	R: 0 E: 0 K: 0 S: 4	H: 1 LOB: 3 BB: 2 P: 12	R: 1 E: 0 K: 0 S: 4	H: 1 LOB: 0 BB: 0 P: 4	R: 0 E: 0 K: 0 S: 3	H: 0 LOB: 0 BB: 0 P: 3	R: 0 E: 1 K: 0 S: 5	H: 1 LOB: 2 BB: 0 P: 5	R: 0 E: 0 K: 0 S: 3	H: 0 LOB: 0 BB: 0 P: 3	R: 0 E: 0 K: 0 S: 4	H: 1 LOB: 1 BB: 0 P: 4		1B: 4 2B: 1 3B: 0 HR: 0	SF: 0 SAC: 2 DP: 0 HBP: 0	WP: 0 PB: 0 SB: 0 CS: 0	PA: 37
PITCHER	IP WLS BF H R ER SO BB IBB HBP BLK WP HR S P ERA WHIP																				
Jim Konstanty, R (1,1) ERA: 1.13	8.0 L 33 4 1 1 0 3 1 0 0 0 0 0 29 45 1.12 0.875																				
Russ Meyer, R (9,1) ERA:	1.0 4 1 0 0 0 0 0 0 0 0 0 0 4 4 0.00 1.000																				

Batter	1	2	3	4	5	6	7	8	9	AB	R	H	RBI	BB	SO	LOB	BOTTOM				
Eddie Waitkus, L (1,3)										3	0	0	0	1	0	0	New York Yankees @ Philadelphia Phillies Shibe Park, Philadelphia, PA Wed Oct 04 1950, 3:33 AM EST Att: 30,746 - Unknown livebaseballscorecards.com				
Richie Ashburn, L (1,8)										4	0	0	0	0	0	1					
Dick Sisler, L (1,7)										4	0	0	0	0	2	1					
Del Ennis, R (1,9)										3	0	0	0	0	0	0					
Willie Jones, R (1,5) OBP: 0.333, SLG: 0.333										3	0	1	0	0	0	0					
Granny Hamner, R (1,6)										3	0	0	0	0	0	1					
Andy Seminick, R (1,2) OBP: 0.333, SLG: 0.333										3	0	1	0	0	1	0					
Mike Goliat, R (1,4)										3	0	0	0	0	1	2					
Jim Konstanty, R (1,1) Dick Whitman, L (8,PH) Russ Meyer, S (9,1)										2	0	0	0	0	1	0					
Inning Stats	R: 0 E: 0 K: 0 S: 3	H: 0 LOB: 0 BB: 0 P: 3	R: 0 E: 0 K: 0 S: 3	H: 0 LOB: 0 BB: 0 P: 3	R: 0 E: 0 K: 1 S: 5	H: 0 LOB: 0 BB: 0 P: 5	R: 0 E: 0 K: 1 S: 5	H: 2 LOB: 2 BB: 0 P: 7	R: 0 E: 0 K: 1 S: 5	H: 0 LOB: 1 BB: 1 P: 9	R: 0 E: 0 K: 0 S: 3	H: 0 LOB: 0 BB: 0 P: 3	R: 0 E: 0 K: 0 S: 3	H: 0 LOB: 0 BB: 0 P: 3	R: 0 E: 0 K: 1 S: 5	H: 0 LOB: 0 BB: 0 P: 5		1B: 2 2B: 0 3B: 0 HR: 0	SF: 0 SAC: 0 DP: 0 HBP: 0	WP: 0 PB: 0 SB: 0 CS: 0	PA: 30
PITCHER	IP WLS BF H R ER SO BB IBB HBP BLK WP HR S P ERA WHIP																				
Vic Raschi, R (1,1) ERA:	9.0 W 30 2 0 0 5 1 0 0 0 0 0 0 39 43 0.00 0.333																				

Batter	1	2	3	4	5	6	7	8	9	10	AB	R	H	RBI	BB	SO	LOB	
Gene Woodling, L OBP: 0.500, SLG: 0.375 (1, 7)											5	0	2	1	0	0	2	
Phil Rizzuto, R OBP: 0.250, SLG: 0.143 (1, 6)											4	0	0	0	1	0	5	
Yogi Berra, L OBP: 0.111, SLG: 0.111 (1, 2)											5	0	1	0	0	1	1	
Joe DiMaggio, R OBP: 0.333, SLG: 0.571 (1, 8)											5	1	1	1	0	0	3	
Johnny Mize, L OBP: 0.125, SLG: 0.125 Billy Johnson, R (8, 5)											4	0	1	0	0	1	2	
Bobby Brown, L OBP: 0.375, SLG: 0.500 Johnny Hoop, L (8, 3)											4	0	2	0	0	0	1	
Hank Bauer, R OBP: 0.222, SLG: 0.222 (1, 9)											5	0	1	0	0	0	1	
Jerry Coleman, R OBP: 0.250, SLG: 0.286 (1, 4)											3	1	1	0	1	0	3	
Allie Reynolds, R OBP: 0.500, SLG: 0.333 (1, 1)											3	0	1	0	1	2	3	
Inning Stats	R: 0 E: 0 K: 0 S: 5	H: 2 LOB: 2 BB: 0 P: 5	R: 1 E: 0 K: 0 S: 5	H: 2 LOB: 1 BB: 1 P: 9	R: 0 E: 0 K: 1 S: 6	H: 1 LOB: 1 BB: 0 P: 6	R: 0 E: 0 K: 0 S: 4	H: 1 LOB: 2 BB: 1 P: 8	R: 0 E: 0 K: 1 S: 6	H: 0 LOB: 0 BB: 0 P: 5	R: 0 E: 0 K: 1 S: 6	H: 1 LOB: 1 BB: 0 P: 6	R: 0 E: 0 K: 0 S: 3	H: 0 LOB: 0 BB: 0 P: 3	R: 1 E: 0 K: 1 S: 6	H: 1 LOB: 0 BB: 0 P: 6	1B: 8 2B: 1 3B: 0 HR: 1	SF: 0 SAC: 0 DP: 0 HBP: 0
PITCHER Robin Roberts, R ERA: 1.8 (1, 1)	IP: 10.0 WLS: L BF: 43 H: 10 R: 2 ER: 2 SO: 5 BB: 3 IBB: 0 HBP: 0 BLK: 0 WP: 0 HR: 1 S: 50 P: 62 ERA: 1.80 WHIP: 1.300																	

TOP

New York Yankees @ Philadelphia Phillies
Shibe Park, Philadelphia, PA
Thu Oct 05 1950, 3:33 AM EST
Att: 32,660 - Unknown

AB 40
R 2
H 10
RBI 2
BB 3
SO 5
LOB 21

WP: 0 PA: 43
PB: 0
SB: 0
CS: 0

Batter	1	2	3	4	5	6	7	8	9	10	AB	R	H	RBI	BB	SO	LOB			
Eddie Waitkus, L OBP: 0.375, SLG: 0.429 (1, 3)											4	0	2	0	0	0	2			
Richie Ashburn, L OBP: 0.222, SLG: 0.333 (1, 8)											5	0	2	1	0	0	3			
Dick Sisler, L (1, 7)											5	0	0	0	0	2	5			
Del Ennis, R (1, 9)											4	0	0	0	0	1	2			
Willie Jones, R OBP: 0.143, SLG: 0.143 (1, 5)											4	0	0	0	0	1	0			
Granny Hamner, R OBP: 0.429, SLG: 0.833 (1, 6)											3	0	2	0	1	0	0			
Andy Seminick, R OBP: 0.333, SLG: 0.200 Putsy Caballero, R (7, PR)											2	0	0	0	1	1	2			
Ken Silvestri, S (8, 2) Dick Whitman, L (9, PH) Stan Lopata, R (10, 2)											0	0	0	0	0	0	0			
Mike Goliat, R OBP: 0.143, SLG: 0.143 (1, 4)											4	1	1	0	0	0	4			
Robin Roberts, S Jackie Mayo, L (10, PH)											2	0	0	0	0	1	1			
Inning Stats	R: 0 E: 0 K: 1 S: 6	H: 1 LOB: 1 BB: 0 P: 6	R: 0 E: 0 K: 1 S: 6	H: 1 LOB: 1 BB: 0 P: 6	R: 0 E: 0 K: 1 S: 6	H: 1 LOB: 1 BB: 0 P: 6	R: 0 E: 0 K: 2 S: 7	H: 0 LOB: 1 BB: 1 P: 11	R: 0 E: 0 K: 0 S: 5	H: 2 LOB: 1 BB: 0 P: 5	R: 0 E: 0 K: 0 S: 3	H: 0 LOB: 0 BB: 0 P: 3	R: 0 E: 0 K: 0 S: 3	H: 1 LOB: 0 BB: 0 P: 3	R: 0 E: 0 K: 0 S: 3	H: 1 LOB: 1 BB: 1 P: 7	R: 0 E: 0 K: 1 S: 5	H: 0 LOB: 1 BB: 1 P: 9	1B: 3 2B: 3 3B: 1 HR: 0	SF: 0 SAC: 2 DP: 2 HBP: 0
PITCHER Allie Reynolds, R ERA: 0.9 (1, 1)	IP: 10.0 WLS: W BF: 39 H: 7 R: 1 ER: 1 SO: 6 BB: 3 IBB: 1 HBP: 0 BLK: 0 WP: 0 HR: 0 S: 47 P: 63 ERA: 0.90 WHIP: 1.000																			

BOTTOM

New York Yankees @ Philadelphia Phillies
Shibe Park, Philadelphia, PA
Thu Oct 05 1950, 3:33 AM EST
Att: 32,660 - Unknown

AB 33
R 1
H 7
RBI 1
BB 4
SO 6
LOB 19

WP: 0 PA: 39
PB: 0
SB: 1
CS: 0

Batter	1	2	3	4	5	6	7	8	9	AB	R	H	RBI	BB	SO	LOB	TOP					
Eddie Waitkus, L (1, 3) OBP: 0.353, SLG: 0.333	4-0 2B FC5-2 BB		0-0 FC6-4 1B		0-0 F7			0-0 3-1		3	0	1	0	1	0	1	Philadelphia Phillies @ New York Yankees Yankee Stadium, Bronx, NY Sat Oct 07 1950, 3:33 AM EST Att: 68,098 - Unknown					
Richie Ashburn, L (1, 8) OBP: 0.176, SLG: 0.235	0-0 F7		0-3 K		0-0 P4			0-0 F8		4	0	0	0	0	1	3						
Willie Jones, R (1, 5) OBP: 0.286, SLG: 0.357	0-0 1-3 2B		0-0 FC6-4 1-2		0-3 K			0-0 FC4-6 HBP 1B		4	1	2	0	0	1	1						
Del Ennis, R (1, 9) OBP: 0.200, SLG: 0.214	0-0 FC5-2			0-0 1B G3-2 1B		0-0 E5 G4-6-3		0-0 FC4-6 HBP		3	0	1	0	0	0	2						
Dick Sisler, L (1, 7) OBP: 0.059, SLG: 0.059 Ken Johnson, L (9, PR)	0-3 K		0-0 F9		0-0 G4-6-3 1-2			0-0 FC4-6 E		4	0	0	0	0	1	6						
Granny Hamner, R (1, 6) OBP: 0.487, SLG: 0.714		0-0 6-3		0-0 1B			0-3 K		0-3 K	4	0	1	0	0	2	2						
Andy Seminick, R (1, 2) Jackie Mayo, L (9, PR)		0-0 6-3		0-0 G3-2			0-0 F7		0-0 E7 1B	4	0	0	0	0	0	2						
Mike Goliat, R (1, 4) OBP: 0.267, SLG: 0.214		0-0 F7			0-3 K			0-0 F3		4	0	1	0	0	1	0						
Bob Miller, R (1, 1) Jim Konstanty, R (1, 1) OBP: 0.250, SLG: 0.250 Putsy Caballero, R (8, PH) Robin Roberts, S (8, 1) Stan Lopata, R (9, PH)			0-0 4-3					0-3 K		0	0	0	0	0	0	0						
										2	0	1	0	0	0	0						
										1	0	0	0	0	1	0						
										0	0	0	0	0	0	0						
										1	0	0	0	0	1	2						
Inning Stats	R: 0 E: 0 K: 1 S: 6	H: 1 LOB: 2 BB: 1 P: 10	R: 0 E: 0 K: 0 S: 3	H: 0 LOB: 0 BB: 0 P: 3	R: 0 E: 0 K: 1 S: 6	H: 1 LOB: 1 BB: 0 P: 6	R: 0 E: 0 K: 0 S: 4	H: 2 LOB: 1 BB: 0 P: 4	R: 0 E: 0 K: 1 S: 6	H: 1 LOB: 0 BB: 0 P: 6	R: 0 E: 1 K: 1 S: 5	H: 0 LOB: 0 BB: 0 P: 5	R: 0 E: 0 K: 1 S: 5	H: 0 LOB: 0 BB: 0 P: 5	R: 0 E: 0 K: 1 S: 5	H: 0 LOB: 0 BB: 0 P: 5	R: 2 E: 1 K: 2 S: 10	H: 2 LOB: 2 BB: 0 P: 11	1B: 6 2B: 2 3B: 0 HR: 0	SF: 0 SAC: 0 DP: 2 HBP: 1	WP: 0 PB: 0 SB: 0 CS: 0	PA: 36
PITCHER	IP WLS BF H R ER SO BB IBB HBP BLK WP HR S P ERA WHIP																					
Whitely Ford, L (1, 1) ERA: 0.00	8.2 W 35 7 2 0 7 1 0 1 0 0 0 47 52 0.00 0.923																					
Allie Reynolds, R (9, 1) ERA: 0.67	0.1 S 1 0 0 0 1 0 0 0 0 0 0 0 3 3 0.00 0.000																					

Batter	1	2	3	4	5	6	7	8	9	AB	R	H	RBI	BB	SO	LOB	BOTTOM					
Gene Woodling, L (1, 7) OBP: 0.500, SLG: 0.429	0-0 E4 1B		0-0 F8							4	1	2	0	0	0	0	Philadelphia Phillies @ New York Yankees Yankee Stadium, Bronx, NY Sat Oct 07 1950, 3:33 AM EST Att: 68,098 - Unknown					
Phil Rizzuto, R (1, 6) OBP: 0.294, SLG: 0.143	0-0 5-3 1-2		0-0 5-3		0-0 G3			0-0 F8 1-2		4	0	0	0	0	0	3						
Yogi Berra, L (1, 2) OBP: 0.294, SLG: 0.400	0-0 WP 2B 2H		0-0 4-3			0-0 HR		0-0 F9		4	2	2	2	0	0	0						
Joe DiMaggio, R (1, 8) OBP: 0.471, SLG: 0.615	0-0 4-3 1H			0-3 K		1-0 3B HBP		0-0 FC6-4 1B		3	1	2	1	0	1	0						
Johnny Mize, L (1, 3) OBP: 0.133, SLG: 0.133 Johnny Hopp, L (7, 3)	0-0 4-3 2-3			0-0 FC5-4 1B		0-0 3-4-3		0-0 FC6-4 FC6-4		3	0	1	0	0	0	2						
Bobby Brown, L (1, 5) OBP: 0.333, SLG: 0.583 Billy Johnson, R (7, 5)	0-0 4-3			0-0 F8		0-0 L7 3B		0-0 FC6-4		3	1	1	1	0	0	2						
Hank Bauer, R (1, 9) OBP: 0.133, SLG: 0.133		0-0 P6		0-0 FC5-4 1-2		0-0 L7				3	0	0	1	0	0	1						
Jerry Coleman, R (1, 4) OBP: 0.375, SLG: 0.357		0-0 F7			0-0 5-3		0-0 P6			3	0	0	0	0	0	0						
Whitely Ford, L (1, 1) Allie Reynolds, R (9, 1) OBP: 0.500, SLG: 0.333		0-3 K			0-0 1-3			0-3 K		3	0	0	0	0	2	0						
										0	0	0	0	0	0	0						
Inning Stats	R: 2 E: 1 K: 0 S: 6	H: 2 LOB: 1 BB: 0 P: 6	R: 0 E: 0 K: 1 S: 5	H: 0 LOB: 0 BB: 0 P: 5	R: 0 E: 0 K: 0 S: 3	H: 0 LOB: 0 BB: 0 P: 3	R: 0 E: 0 K: 1 S: 6	H: 1 LOB: 1 BB: 0 P: 6	R: 0 E: 0 K: 0 S: 4	H: 1 LOB: 1 BB: 0 P: 4	R: 3 E: 0 K: 0 S: 5	H: 2 LOB: 0 BB: 0 P: 6	R: 0 E: 0 K: 1 S: 5	H: 1 LOB: 0 BB: 0 P: 5	R: 0 E: 0 K: 0 S: 4	H: 1 LOB: 1 BB: 0 P: 4	R: 0 E: 0 K: 0 S: 4	H: 1 LOB: 1 BB: 0 P: 4	1B: 5 2B: 1 3B: 1 HR: 1	SF: 0 SAC: 0 DP: 0 HBP: 1	WP: 2 PB: 0 SB: 0 CS: 1	PA: 33
PITCHER	IP WLS BF H R ER SO BB IBB HBP BLK WP HR S P ERA WHIP																					
Bob Miller, R (1, 1) ERA: 27.0	0.1 L 4 2 2 1 0 0 0 0 0 0 0 4 4 27.00 6.000																					
Jim Konstanty, R (1, 1) ERA: 2.5	6.2 25 5 3 3 3 0 0 1 0 0 1 30 31 4.05 0.750																					
Robin Roberts, R (8, 1) ERA: 1.64	1.0 4 1 0 0 0 0 0 0 0 0 0 4 4 0.00 1.000																					