

**New York Yankees - 1954**





BOTTOM

New York Yankees @ Washington Senators  
Griffith Stadium, Washington, DC

Tue Apr 13 1954, 3:33 AM EST  
Att: 27,160 - Unknown

livebaseballscorecards.com

AB 33  
R 5  
H 5  
RBI 5  
BB 5  
SO 9  
LOB 13



WP: 0 PA: 39  
PB: 1  
SB: 0  
CS: 0

AB R H RBI BB SO LOB

2 1 0 0 3 0 0

2 0 1 0 0 1 0  
3 0 0 0 0 3 4

5 1 1 2 0 0 2

4 1 1 0 0 1 1

4 1 1 1 0 1 0

2 1 0 0 1 0 0

4 0 0 1 0 1 2

3 0 0 0 1 2 2

3 0 1 1 0 0 1  
1 0 0 0 0 0 1

1B: 3 SF: 0  
2B: 2 SAC: 1  
3B: 0 DP: 1  
HR: 1 HBP: 0

Batter	1	2	3	4	5	6	7	8	9	10
Eddie Yost, R (1, 5) X	0-0 6-3 ①		4-0 1B BB	4-0 1-2 BB			0-0 F8 ②			4-0 HR BB
Tom Umphlett, R (1, 9) S S S S S	0-3 K ②		0-0 L3 1B	0-3 K ③			0-3 K ③			0-3 K ①
Tom Wright, L (4, PH) (5, 9)										
Mickey Vernon, L (1, 3) X	0-0 P3 ③		0-0 L3 ① ②			0-0 F8 ①		0-0 F8 ①		0-0 1-H HR
Roy Sievers, R (1, 7) OBP: 0.250, SLG: 0.250		0-0 PB 2B 1B	0-3 K ③			0-0 P6 ②		0-0 F8 ②		
Jim Busby, R (1, 8) OBP: 0.250, SLG: 0.500		0-0 SH1-3 1-H FC4 2B		0-0 P4 ① S S S S S		0-3 K ③		0-0 P4 ③		
Pete Runnels, L (1, 6) X	0-0 SH1-3 ①		0-0 E4 BB 1B			0-0 1-3 ①			4-0 FC3-6 BB	
Ed Fitz Gerald, R (1, 2) X	0-0 FC4 FC6-4		0-0 F9 ②			0-3 K ②		0-0 FC3-6 ①		
Wayne Terwilliger, R (1, 4) S S S S S	0-3 K ②		4-0 1B BB			0-3 K ③		0-0 FC4-6 ②		
Chuck Stobbs, L (1, 1) OBP: 0.333, SLG: 0.333	0-0 FC6-4 ③		0-0 BB 1B					0-0 F3 ③		
Sonny Dixon, S (9, 1) X	1-2r		1-3 2-H				0-0 4-3 ①			

Inning Stats	R: 0	H: 0	E: 0	K: 1	S: 5	P: 5	R: 2	H: 2	E: 0	K: 1	S: 8	P: 8	R: 0	H: 1	E: 0	K: 1	S: 5	R: 1	H: 1	E: 0	K: 1	S: 7	P: 15	R: 0	H: 0	E: 0	K: 1	S: 5	R: 0	H: 0	E: 0	K: 2	S: 7	P: 7	R: 0	H: 0	E: 0	K: 1	S: 5	R: 0	H: 0	E: 0	K: 1	S: 5	R: 0	H: 0	E: 0	K: 0	S: 3	R: 0	H: 0	E: 0	K: 0	S: 3	R: 2	H: 1	E: 0	K: 1	S: 4	P: 8
--------------	------	------	------	------	------	------	------	------	------	------	------	------	------	------	------	------	------	------	------	------	------	------	-------	------	------	------	------	------	------	------	------	------	------	------	------	------	------	------	------	------	------	------	------	------	------	------	------	------	------	------	------	------	------	------	------	------	------	------	------	------

PITCHER	IP	WLS	BF	H	R	ER	SO	BB	IBB	HBP	BLK	WP	HR	S	P	ERA	WHIP
Whitey Ford, L (1, 1) ERA: 4.91	3.2		19	4	3	2	3	3	0	0	0	0	0	22	34	4.91	1.909
Tom Gorman, R (4, 1) ERA:	0.1		1	0	0	0	1	0	0	0	0	0	0	3	3	0.00	0.000
Bob Kuzava, L (5, 1) ERA:	2.0		6	0	0	0	3	0	0	0	0	0	0	12	12	0.00	0.000
Johnny Sain, R (7, 1) ERA:	2.0		6	0	0	0	1	0	0	0	0	0	0	8	8	0.00	0.000
Allie Reynolds, R (9, 1) ERA: 13.5	1.1	L	7	1	2	2	1	2	0	0	0	0	1	7	15	13.50	2.250



Batter	1	2	3	4	5	6	7	8	9	AB R H RBI BB SO LOB	TOP
Hank Bauer, R (1, 9) OBP: 0.300, SLG: 0.300	0-0 E8 BB 1B	0-0 5-3			0-0 F9		0-0 F7		0-0 E4 FC6-4	5 0 1 0 0 0 2	
Bill Skowron, R (1, 3) Joe Collins, L (9, 3)	0-0 5-3		0-0 5-3		0-0 6-3			0-0 P3	0-0 FC6-4	5 0 0 0 0 0 3 0 0 0 0 0 0 0	
Mickey Mantle, S (1, 8) Irv Noren, L (9, 8)	4-0 BB BB		4-0 BB BB		0-0 P5			0-0 1B SF9	0-0 P6	3 1 1 0 2 0 2 0 0 0 0 0 0 0	
Yogi Berra, L (1, 2) OBP: 0.111, SLG: 0.111	0-3 K		0-0 F5		0-0 L8			0-0 1-3 1B		4 0 1 0 0 1 3	
Gil McDougald, R (1, 5) OBP: 0.444, SLG: 0.400	4-0 1-2 2-3 BB		0-0 F3		0-0 2B			0-0 3-H SF9		2 0 1 1 1 0 1	
Bob Cerv, R (1, 7) Gene Woodling, L (9, 7)	0-0 F3		0-3 K		0-0 L7			0-0 F9		4 0 0 0 0 1 5 0 0 0 0 0 0 0	
Jerry Coleman, R (1, 4) OBP: 0.375, SLG: 0.500		0-0 S 1B		0-0 1-3		0-0 4-3			0-0 6-3	4 0 1 0 0 0 1	
Phil Rizzuto, R (1, 6) OBP: 0.375, SLG: 0.429		0-0 F8		0-0 2B			0-0 F5		4-0 E E BB	3 1 1 0 1 0 1	
Ed Lopat, L (1, 1) Enos Slaughter, L (9, PR) Johnny Sain, R (9, 1)		0-3 K		0-0 L7			0-3 K		0-0 FC6-4 E	4 0 0 0 0 2 3 0 0 0 0 0 0 0 0 0 0 0 0 0 0	
<b>Inning Stats</b>	R: 0 H: 1 E: 1 LOB: 3 K: 1 BB: 2 S: 6 P: 14	R: 0 H: 1 E: 0 LOB: 1 K: 1 BB: 0 S: 6 P: 6	R: 0 H: 0 E: 0 LOB: 1 K: 0 BB: 1 S: 3 P: 7	R: 0 H: 1 E: 0 LOB: 1 K: 1 BB: 0 S: 6 P: 6	R: 0 H: 0 E: 0 LOB: 0 K: 0 BB: 0 S: 3 P: 3	R: 0 H: 1 E: 0 LOB: 1 K: 0 BB: 0 S: 4 P: 4	R: 0 H: 0 E: 0 LOB: 0 K: 1 BB: 0 S: 5 P: 5	R: 1 H: 2 E: 0 LOB: 1 K: 0 BB: 0 S: 5 P: 5	R: 1 H: 0 E: 2 LOB: 2 K: 0 BB: 1 S: 5 P: 9	1B: 4 SF: 1 2B: 2 SAC: 0 3B: 0 DP: 0 HR: 0 HBP: 0	WP: 0 PA: 39 PB: 0 SB: 1 CS: 0
<b>PITCHER</b> Johnny Schmitz, L (1, 1) ERA: 1.0	IP WLS BF H R ER SO BB IBB HBP BLK WP HR S P ERA WHIP										
	9.0 L 39 6 2 1 4 4 0 0 0 0 0 0 43 59 1.00 1.111										

**New York Yankees @ Washington Senators**  
Griffith Stadium, Washington, DC  
Wed Apr 14 1954, 3:33 AM EST  
Att. 5,715 - Unknown


<b>AB</b>	34
<b>R</b>	2
<b>H</b>	6
<b>RBI</b>	1
<b>BB</b>	4
<b>SO</b>	4
<b>LOB</b>	21







Batter	1	2	3	4	5	6	7	8	9	AB R H RBI BB SO LOB	TOP											
Joe Demaestri, R (1, 6) OBP: 0.222, SLG: 0.222	0-0 6-3		0-0 1B		0-0 6-3		0-0 1-3			4 0 1 0 0 0 0	<b>Philadelphia Athletics @ New York Yankees</b> Yankee Stadium, Bronx, NY Thu Apr 15 1954, 3:33 AM EST Att. 23,494 - Unknown <a href="http://livebaseballscorecards.com">livebaseballscorecards.com</a>											
Spook Jacobs, R (1, 4) OBP: 0.667, SLG: 0.667	0-0 1B		0-0 P4			0-0 1-3		0-0 1B		4 0 2 0 0 0 1												
Vic Power, R (1, 8) OBP: 0.333, SLG: 0.333	0-0 1B		0-0 F9			0-0 BB		0-0 F5		4 0 2 0 0 0 2												
Gus Zernial, R (1, 7) OBP: 0.333, SLG: 0.625	0-3 K		0-0 4-3			0-0 F7		0-0 1B		4 0 1 0 0 1 4												
Don Bollweg, L (1, 3) OBP: 0.444, SLG: 0.429	0-3 K			0-0 G3		0-0 BB		0-0 G4-6-3		3 0 0 0 1 1 4												
Bill Renna, R (1, 9) OBP: 0.667, SLG: 1.000		0-0 5-3		0-0 4-3		0-0 BB		0-0 G6-4-3		3 0 1 0 1 0 0												
Pete Suder, R (1, 5)		0-0 4-3		0-0 L9		0-0 P4		0-0 G6-4-3		4 0 0 0 0 0 4												
Jim Robertson, R (1, 2) OBP: 0.500, SLG: 0.667		0-0 2B			0-0 2-3		0-0 F8		0-0 BB	3 0 1 0 1 0 0												
Alex Kellner, R (1, 1) Elmer Valo, L (9, PH)		0-0 1-3			0-0 P1		0-0 6-3		0-3 K	3 0 0 0 0 0 1 1 0 0 0 0 1 1												
<b>Inning Stats</b>	R: 0 E: 0 K: 2 S: 9	H: 2 LOB: 2 BB: 0 P: 9	R: 0 E: 0 K: 0 S: 4	H: 1 LOB: 1 BB: 0 P: 4	R: 0 E: 0 K: 0 S: 4	H: 1 LOB: 1 BB: 0 P: 4	R: 0 E: 0 K: 0 S: 3	H: 0 LOB: 0 BB: 0 P: 3	R: 0 E: 0 K: 0 S: 4	H: 0 LOB: 0 BB: 0 P: 3	R: 0 E: 0 K: 0 S: 4	H: 1 LOB: 3 BB: 2 P: 12	R: 0 E: 0 K: 0 S: 3	H: 0 LOB: 0 BB: 0 P: 3	R: 0 E: 0 K: 0 S: 4	H: 2 LOB: 1 BB: 0 P: 4	R: 0 E: 0 K: 1 S: 5	H: 1 LOB: 1 BB: 1 P: 9	1B: 7 2B: 1 3B: 0 HR: 0	SF: 0 SAC: 0 DP: 2 HBP: 0	WP: 0 PB: 0 SB: 0 CS: 0	PA: 36
<b>PITCHER</b> Tom Morgan, R (1, 1) ERA:	IP 9.0	WLS W	BF 36	H 8	R 0	ER 0	SO 3	BB 3	IBB 0	HBP 0	BLK 0	WP 0	HR 0	S 39	P 51	ERA 0.00	WHIP 1.222					



Batter	1	2	3	4	5	6	7	8	9	AB	R	H	RBI	BB	SO	LOB
Hank Bauer, R OBP: 0.357, SLG: 0.571 (1, 9)	0-0 L8		0-0 HBP 1B		0-0 F4			0-0 HR		4	1	2	1	0	0	0
Bill Skowron, R OBP: 0.273, SLG: 0.700 (1, 3) Joe Collins, L (9, 3)	0-0 8-2 3B		1-0 HBP		0-0 F4			0-0 HR		3	1	2	1	0	0	0
Mickey Mantle, S OBP: 0.214, SLG: 0.083 (1, 8)	0-0 8-2 3-Hr		0-0 L9		0-0 5-3			0-0 6-3		4	0	0	0	0	0	3
Yogi Berra, L OBP: 0.154, SLG: 0.154 (1, 2)		0-0 FC6-4 1B	0-0 F9		0-0 F8			0-0 F5		4	0	1	0	0	0	2
Gil McDougald, R OBP: 0.308, SLG: 0.222 (1, 5)		0-0 FC6-4 4-3 1B		0-0 E5 FC6-4		0-0 6-3		0-0 F7		4	1	0	0	0	0	1
Bob Cerv, R (1, 7) Gene Woodling, L (9, 7)		0-0 4-3	0-0 FC6-4 CS		0-0 F3					3	0	0	0	0	0	2
Jerry Coleman, R OBP: 0.364, SLG: 0.455 (1, 4)		0-0 2-H 1B	0-0 F8		0-0 F8			0-0 F7		3	0	1	1	0	0	1
Phil Rizzuto, R OBP: 0.364, SLG: 0.333 (1, 6)		0-0 F3	0-0 BB BB BB	4-0 BB			0-0 F7			2	0	0	0	1	0	1
Tom Morgan, R (1, 1)			0-0 F7	0-0 5-3			0-3 K			3	0	0	0	0	1	2

Inning Stats	R: 0	H: 1	R: 1	H: 2	R: 0	H: 1	R: 0	H: 0	R: 0	H: 0	R: 0	H: 0	R: 2	H: 2	R: 0	H: 0	R: 0	H: 0	R: 0	H: 0	R: 0	H: 0	R: 0	H: 0	R: 0	H: 0	R: 0	H: 0	R: 0	H: 0	R: 0	H: 0	R: 0	H: 0	R: 0	H: 0	
E: 0	LOB: 0	E: 0	LOB: 1	E: 0	LOB: 2	E: 1	LOB: 2	E: 0	LOB: 0	E: 0	LOB: 0	E: 0	LOB: 0	E: 0	LOB: 0	E: 0	LOB: 0	E: 0	LOB: 0	E: 0	LOB: 0	E: 0	LOB: 0	E: 0	LOB: 0	E: 0	LOB: 0	E: 0	LOB: 0	E: 0	LOB: 0	E: 0	LOB: 0	E: 0	LOB: 0	E: 0	LOB: 0
K: 0	BB: 0	K: 0	BB: 0	K: 0	BB: 0	K: 0	BB: 1	K: 0	BB: 0	K: 0	BB: 0	K: 0	BB: 0	K: 1	BB: 0	K: 1	BB: 0	K: 0	BB: 0	K: 0	BB: 0	K: 0	BB: 0	K: 0	BB: 0	K: 0	BB: 0	K: 0	BB: 0	K: 0	BB: 0	K: 0	BB: 0	K: 0	BB: 0	K: 0	BB: 0
S: 3	P: 3	S: 5	P: 5	S: 4	P: 5	S: 4	P: 8	S: 3	P: 3	S: 3	P: 3	S: 5	P: 5	S: 5	P: 5	S: 5	P: 5	S: 5	P: 5	S: 5	P: 5	S: 5	P: 5	S: 5	P: 5	S: 5	P: 5	S: 5	P: 5	S: 5	P: 5	S: 5	P: 5	S: 5	P: 5		

**BOTTOM**

**Philadelphia Athletics @ New York Yankees**  
 Yankee Stadium, Bronx, NY

Thu Apr 15 1954, 3:33 AM EST  
 Att. 23,494 - Unknown

AB	30
R	3
H	6
RBI	3
BB	1
SO	1
LOB	12

WP: 0 PA: 32  
 PB: 0  
 SB: 0  
 CS: 1

1B: 3 SF: 0  
 2B: 1 SAC: 0  
 3B: 1 DP: 1  
 HR: 2 HBP: 1

PITCHER  
 Alex Kellner, L (1, 1)  
 ERA: 3.38

IP	WLS	BF	H	R	ER	SO	BB	IBB	HBP	BLK	WP	HR	S	P	ERA	WHIP
8.0	L	32	6	3	3	1	1	0	1	0	0	2	32	37	3.38	0.875

PITCHER  
 IP WLS BF H R ER SO BB IBB HBP BLK WP HR S P ERA WHIP





Batter	1	2	3	4	5	6	7	8	9	AB R H RBI BB SO LOB	TOP											
Eddie Yost, R OBP: 0.471, SLG: 0.385 (1, 5) X	0-0 P4			4-0 G3 1B FC5-2 BB	0-0 SH1-4		0-0 WP 2B 1B	0-0 E 1B		3 2 2 0 1 0 0												
Tom Wright, L OBP: 0.250, SLG: 0.375 (1, 9) SSS	0-3 K			0-0 FC5-2 G3 1B	0-0 8-2		0-0 2B 2B	0-0 E4		5 1 2 1 0 1 2												
Mickey Vernon, L OBP: 0.222, SLG: 0.313 (1, 3) X	0-0 1-3			0-0 G3		4-0 4-3 PB SF7 BB	4-0 2B IBB	0-0 4-3		3 1 0 0 2 0 3												
Roy Sievers, R OBP: 0.294, SLG: 0.357 (1, 7) X		0-0 P5		0-0 FC5-2		0-0 4-3	0-3 K		4-0 FC5-6 BB	4 0 0 0 1 1 5												
Jim Busby, R OBP: 0.125, SLG: 0.267 (1, 8) X		0-0 F2		0-3 K		0-0 SF7	0-0 2B		0-0 F9	4 0 1 2 0 1 3												
Pete Runnels, L OBP: 0.231, SLG: 0.167 (1, 6) X		0-0 4-3				0-0 1B 1B	0-0 1B		0-0 FC5-6 BB 1-2f	5 2 2 0 0 1 3												
Mickey McDermott, L OBP: 0.250, SLG: 0.250 (1, 1) SSS			0-3 K2-3		0-0 1B 1B	0-0 6-3		0-0 6-3	4-0 1B BB	4 1 1 0 0 1 1												
Clyde Vollmer, R (9, PH)					1-2 1B 1B				1-2 1B BB	0 0 0 0 1 0 0												
Sonny Dixon, S (9, 1)										0 0 0 0 0 0 0												
Joe Tipton, R OBP: 0.667, SLG: 0.500 (1, 2) X			0-0 P3		0-0 SH1-4 1B 8-2 1B		0-0 P5		0-0 FC3-6 1B	5 0 3 2 0 0 0												
Wayne Terwilliger, R OBP: 0.375, SLG: 0.286 (1, 4) SSS			0-3 K		0-0 SH1-4 1B		0-0 WP 1B		0-3 FC3-6 1B E 1-2f	5 2 2 1 0 2 3												
<b>Inning Stats</b>	R: 0 E: 0 K: 1 S: 5	H: 0 LOB: 0 BB: 0 P: 5	R: 0 E: 0 K: 0 S: 3	H: 0 LOB: 0 BB: 0 P: 3	R: 0 E: 0 K: 2 S: 7	H: 0 LOB: 0 BB: 0 P: 7	R: 0 E: 0 K: 1 S: 6	H: 1 LOB: 2 BB: 1 P: 10	R: 2 E: 0 K: 0 S: 6	H: 4 LOB: 1 BB: 0 P: 6	R: 1 E: 0 K: 0 S: 4	H: 1 LOB: 1 BB: 1 P: 8	R: 3 E: 0 K: 2 S: 11	H: 4 LOB: 2 BB: 1 P: 15	R: 2 E: 1 K: 0 S: 6	H: 2 LOB: 1 BB: 0 P: 6	R: 1 E: 0 K: 1 S: 6	H: 1 LOB: 2 BB: 2 P: 14	1B: 11 2B: 3 3B: 0 HR: 0	SF: 1 SAC: 1 DP: 1 HBP: 0	WP: 2 PB: 1 SB: 0 CS: 0	PA: 45
<b>PITCHER</b>	IP WLS BF H R ER SO BB IBB HBP BLK WP HR S P ERA WHIP																					
Bob Grim, R ERA: 6.75 (1, 1)	6.2 L 32 10 6 5 5 2 1 0 0 1 0 39 51 6.75 1.800																					
Bob Kuzava, L ERA: (7, 1)	0.1 1 0 0 0 1 0 0 0 0 0 0 3 3 0.00 0.000																					
Art Schallack, L ERA: 4.5 (8, 1)	2.0 12 3 3 1 1 2 0 0 0 0 0 12 20 4.50 2.500																					

Washington Senators @ New York Yankees  
 Yankee Stadium, Bronx, NY  
 Sun Apr 18 1954, 3:33 AM EST  
 Att. 16,952 - Unknown

AB	38
R	9
H	13
RBI	6
BB	5
SO	7
LOB	20



Batter	1	2	3	4	5	6	7	8	9	AB R H RBI BB SO LOB
Hank Bauer, R OBP: 0.368, SLG: 0.667 (1, 9)	0-0 L4			4-0 1B BB	0-0 F7			0-0 HR	0-0 F7	4 2 1 1 1 0 1
Bill Skowron, R OBP: 0.333, SLG: 0.615 (1, 3)	0-0 1-3			0-0 1B 1B		4-0 BB BB		0-0 F2		3 0 1 0 1 0 0
Mickey Mantle, S OBP: 0.222, SLG: 0.250 (1, 8)	0-0 L9			0-0 F3		0-0 P4		0-0 SF9 3B		4 1 1 0 0 0 3
Yogi Berra, L OBP: 0.176, SLG: 0.188 (1, 2)		0-0 P6		0-0 BB 1B		0-0 F9		0-0 SF9		3 0 1 2 0 0 1
Gil McDougald, R OBP: 0.353, SLG: 0.250 (1, 5)		0-0 F8		0-3 K		4-0 BB		0-0 BB 1B		3 0 1 0 1 1 2
Bob Cerv, R (1, 7)		0-0 1-3		4-0 FC6-4 BB		0-0 4-3		0-0 F8		3 0 0 0 1 0 3
Jerry Coleman, R OBP: 0.286, SLG: 0.357 (1, 4) Enos Slaughter, L (9, PH)			0-0 F8	0-0 FC6-4		0-0 F7			4-0 BB	3 0 0 0 0 0 3 0 0 0 0 1 0 0
Phil Rizzuto, R OBP: 0.286, SLG: 0.250 (1, 6) Eddie Robinson, L (9, PH)			0-0 F8		0-0 1-3		0-0 5-3		0-3 K	3 0 0 0 0 0 0 1 0 0 0 0 1 1
Bob Grim, R (1, 1) Bob Kuzava, S (7, 1) Irv Noren, L (7, PH) Art Schallack, L (8, 1) Gene Woodling, L (9, PH)			0-3 K		0-3 K		0-0 F8		0-0 4-3	2 0 0 0 0 2 0 0 0 0 0 0 0 0 1 0 0 0 0 0 0 0 0 0 0 0 0 0 1 0 0 0 0 0 1

Inning Stats	R: 0 E: 0 K: 0 S: 3	H: 0 LOB: 0 BB: 0 P: 3	R: 0 E: 0 K: 0 S: 3	H: 0 LOB: 0 BB: 0 P: 3	R: 0 E: 0 K: 1 S: 5	H: 0 LOB: 0 BB: 0 P: 5	R: 1 E: 0 K: 1 S: 7	H: 2 LOB: 3 BB: 2 P: 15	R: 0 E: 0 K: 1 S: 5	H: 0 LOB: 0 BB: 0 P: 5	R: 0 E: 0 K: 0 S: 3	H: 0 LOB: 2 BB: 2 P: 11	R: 0 E: 0 K: 0 S: 3	H: 0 LOB: 0 BB: 0 P: 3	R: 2 E: 0 K: 0 S: 6	H: 3 LOB: 1 BB: 0 P: 6	R: 0 E: 0 K: 1 S: 5	H: 0 LOB: 1 BB: 1 P: 9	1B: 3 2B: 0 3B: 1 HR: 1	SF: 1 SAC: 0 DP: 0 HBP: 0	WP: 0 PB: 0 SB: 0 CS: 0	PA: 37
--------------	------------------------------	---------------------------------	------------------------------	---------------------------------	------------------------------	---------------------------------	------------------------------	----------------------------------	------------------------------	---------------------------------	------------------------------	----------------------------------	------------------------------	---------------------------------	------------------------------	---------------------------------	------------------------------	---------------------------------	----------------------------------	------------------------------------	----------------------------------	--------

PITCHER	IP	WLS	BF	H	R	ER	SO	BB	IBB	HBP	BLK	WP	HR	S	P	ERA	WHIP
Mickey McDermott, L ERA: 3.38 (1, 1)	8.0	W	33	5	3	3	3	4	0	0	0	0	1	35	51	3.38	1.125
Sonny Dixon, R ERA: (9, 1)	1.0	S	4	0	0	0	1	1	0	0	0	0	0	5	9	0.00	1.000

**BOTTOM**

**Washington Senators @ New York Yankees**  
 Yankee Stadium, Bronx, NY

Sun Apr 18 1954, 3:33 AM EST  
 Att. 16,952 - Unknown

livebaseballscorecards.com

AB	31
R	3
H	5
RBI	3
BB	5
SO	4
LOB	15





Batter	1	2	3	4	5	6	7	8	9	AB R H RBI BB SO LOB	TOP	
Hank Bauer, R OBP: 0.333, SLG: 0.545 (1, 9) X	0-0 F8		0-0 F8		4-0 BB			0-0 6-3	0-0 FC6-4 BB	4 0 0 0 1 0 2	<b>New York Yankees @ Boston Red Sox</b> Fenway Park, Boston, MA Mon Apr 19 1954, 3:33 AM EST Att: 18,682 - Unknown	
Joe Collins, L OBP: 0.429, SLG: 0.200 (1, 3) X	0-0 BB 1B		0-3 K		0-0 F8			4-0 BB 1B	4-0 BB	3 0 1 0 2 1 2		
Mickey Mantle, S OBP: 0.217, SLG: 0.200 (1, 8) BBB	4-0 BB		0-3 K					0-3 K	0-3 K	4 0 0 0 1 4 4		
Yogi Berra, L OBP: 0.190, SLG: 0.200 (1, 2) X	0-0 F8				0-0 F8			0-0 BB 1B		4 0 1 0 0 0 2		
Gene Woodling, L OBP: 0.111, SLG: 0.111 (1, 7) X	0-0 F8				0-0 CS 1B			0-0 4-3	0-0 G3	4 0 1 0 0 0 4		
Gil McDougald, R OBP: 0.333, SLG: 0.313 (1, 5) SSS			0-3 K		0-3 K 1-2			0-3 K	0-0 E E 2B	4 1 1 0 0 3 1		
Jerry Coleman, R OBP: 0.294, SLG: 0.313 Enos Slaughter, L (9, PH)			0-0 G3					4-0 BB	0-0 FC6-4 E 2-3	2 0 0 0 1 1 0 1 0 0 0 0 0 1		
Phil Rizzuto, R OBP: 0.353, SLG: 0.286 Eddie Robinson, L (9, PH)			4-0 BB					0-0 F9	0-0 F5	2 0 1 0 1 0 1 1 0 0 0 0 0 2		
Harry Byrd, R OBP: 0.313, SLG: 0.571 Tom Gorman, R (7, 1) Irv Noren, L (9, PH)			0-3 K		0-0 F7			0-3 K	0-0 FC6 FC6-4	2 0 0 0 0 1 2 1 0 0 0 0 1 1 0 0 0 0 0 0 0 1 0 0 1 0 0 1		
<b>Inning Stats</b>	R: 0 E: 0 K: 0 S: 4 H: 1 LOB: 2 BB: 1 P: 8	R: 0 E: 0 K: 2 S: 7 H: 0 LOB: 1 BB: 1 P: 11	R: 0 E: 0 K: 2 S: 7 H: 0 LOB: 0 BB: 0 P: 7	R: 0 E: 0 K: 1 S: 5 H: 1 LOB: 1 BB: 0 P: 5	R: 0 E: 0 K: 1 S: 6 H: 1 LOB: 2 BB: 1 P: 10	R: 0 E: 0 K: 1 S: 5 H: 0 LOB: 0 BB: 0 P: 5	R: 0 E: 0 K: 2 S: 7 H: 0 LOB: 1 BB: 1 P: 11	R: 0 E: 0 K: 1 S: 6 H: 1 LOB: 2 BB: 1 P: 10	R: 1 E: 2 K: 1 S: 8 H: 1 LOB: 3 BB: 1 P: 12	1B: 4 2B: 2 3B: 0 HR: 0 SF: 0 SAC: 0 DP: 1 HBP: 0		WP: 0 PB: 0 SB: 0 CS: 1 PA: 39
<b>PITCHER</b> Willard Nixon, R (1, 1) ERA: Ellis Kinder, R (9, 1) ERA:	IP WLS BF H R ER SO BB IBB HBP BLK WP HR S P ERA WHIP											<b>PITCHER</b> IP WLS BF H R ER SO BB IBB HBP BLK WP HR S P ERA WHIP
	8.1 W 36 5 1 0 10 5 0 0 0 0 0 0 51 71 0.00 1.200											
	0.2 S 3 0 0 0 1 1 0 0 0 0 0 0 4 8 0.00 1.500											


livebaseballscorecards.com

<b>AB</b>	33
<b>R</b>	1
<b>H</b>	5
<b>RBI</b>	1
<b>BB</b>	6
<b>SO</b>	11
<b>LOB</b>	23







Batter	1	2	3	4	5	6	7	8	9	AB R H RBI BB SO LOB	TOP														
Gil McDougald, R (1, 5) OBP: 0.308, SLG: 0.333	0-0 6-3		0-0 P3		0-0 5-3		0-0 2B		0-0 G3	5 0 1 1 0 0 3	<p><b>New York Yankees @ Boston Red Sox</b> Fenway Park, Boston, MA Mon Apr 19 1954, 3:38 AM EST Att: 27,762 - Unknown</p> <p>livebaseballscorecards.com</p> <table border="1"> <tr><td>AB</td><td>36</td></tr> <tr><td>R</td><td>5</td></tr> <tr><td>H</td><td>11</td></tr> <tr><td>RBI</td><td>5</td></tr> <tr><td>BB</td><td>2</td></tr> <tr><td>SO</td><td>6</td></tr> <tr><td>LOB</td><td>14</td></tr> </table> 	AB	36	R	5	H	11	RBI	5	BB	2	SO	6	LOB	14
AB	36																								
R	5																								
H	11																								
RBI	5																								
BB	2																								
SO	6																								
LOB	14																								
Hank Bauer, R (1, 9) OBP: 0.379, SLG: 0.667	0-0 6-3		0-0 1B		0-0 HR		0-0 4-3		0-0 1B	5 1 3 3 0 0 1															
Mickey Mantle, S (1, 8) OBP: 0.250, SLG: 0.360	0-0 5-3		0-0 4-3		0-0 WP 1B		0-0 HR		0-3 K	5 1 2 1 0 1 2															
Yogi Berra, L (1, 2) OBP: 0.160, SLG: 0.167		0-0 G3		0-0 F7		0-3 K		0-0 F7		4 0 0 0 0 1 1															
Eddie Robinson, L (1, 3) OBP: 0.429, SLG: 0.500		4-0 BB		0-0 F6		0-0 P6		0-0 1B 2B		3 0 1 0 1 0 1															
Joe Collins, L (8, PR) OBP: 0.429, SLG: 0.200										0 0 0 0 0 0 0															
Gene Woodling, L (1, 7) OBP: 0.154, SLG: 0.154		0-3 K2-3		0-0 6-3		0-3 K		0-0 WP 1B		4 0 1 0 0 2 2															
Jerry Coleman, R (1, 4) OBP: 0.238, SLG: 0.250		0-0 L4		0-0 P3		0-0 5-3		0-0 4-3		4 0 0 0 0 0 2															
Phil Rizzuto, R (1, 6) OBP: 0.429, SLG: 0.471			0-0 SH1-3 1B 2B		0-0 2B		4-0 2B BB		0-0 P5	3 2 2 0 1 0 0															
Jim McDonald, R (1, 1) OBP: 0.333, SLG: 0.333			0-0 SH1-3 2-3		0-3 K		0-3 K		0-0 G3 1B	3 1 1 0 0 2 2															
<b>Inning Stats</b>	R: 0 E: 0 K: 0 S: 3	H: 0 LOB: 0 BB: 0 P: 3	R: 0 E: 0 K: 1 S: 5	H: 0 LOB: 1 BB: 1 P: 9	R: 1 E: 0 K: 0 S: 5	H: 2 LOB: 1 BB: 0 P: 5	R: 0 E: 0 K: 0 S: 3	H: 0 LOB: 0 BB: 0 P: 3	R: 0 E: 0 K: 1 S: 6	H: 1 LOB: 1 BB: 0 P: 6	R: 1 E: 0 K: 2 S: 9	H: 2 LOB: 1 BB: 0 P: 9	R: 1 E: 0 K: 1 S: 6	H: 1 LOB: 1 BB: 1 P: 10	R: 1 E: 0 K: 0 S: 5	H: 3 LOB: 2 BB: 0 P: 5	R: 1 E: 0 K: 1 S: 7	H: 2 LOB: 1 BB: 0 P: 7	1B: 5 2B: 4 3B: 0 HR: 2	SF: 0 SAC: 1 DP: 0 HBP: 0	WP: 2 PB: 0 SB: 0 CS: 0	PA: 39			
<b>PITCHER</b>	IP WLS BF H R ER SO BB IBB HBP BLK WP HR S P ERA WHIP	(1, 1) Mel Parnell, L ERA: 5.54	(9, 1) Tom Herrin, R ERA: 3.0	<b>PITCHER</b>										IP WLS BF H R ER SO BB IBB HBP BLK WP HR S P ERA WHIP											

Batter	1	2	3	4	5	6	7	8	9	AB	R	H	RBI	BB	SO	LOB
<b>Billy Goodman, L</b> OBP: 0.429, SLG: 0.440 (1, 4) X	0-0 1-3 ①		4-0 1-2 BB			0-0 4-3 ①		0-0 6-3 ②		3	0	0	0	1	0	0
<b>Charlie Maxwell, L</b> OBP: 0.235, SLG: 0.250 (1, 7) X	0-0 4-3 ②		0-0 F5 ②			0-0 F8 ②		0-0 3-1 ③		4	0	0	0	0	0	2
<b>Jackie Jensen, R</b> OBP: 0.483, SLG: 1.000 (1, 8) B B B B	4-0 BB		0-0 F9 ③			4-0 BB		0-0 6-3 ①		2	0	0	0	2	0	2
<b>George Kell, R</b> OBP: 0.259, SLG: 0.167 (1, 5) X	0-0 1-3 ③			4-0 FC3-6 BB		0-0 F6 ③		0-0 6-3 ②		3	0	0	0	1	0	2
<b>Harry Agganis, L</b> OBP: 0.381, SLG: 0.667 (1, 3) X		0-0 FC1-4 1B		0-0 FC3-6 CS 1-2f		0-3 K ①		0-3 K ③		4	0	1	0	0	2	1
<b>Sammy White, R</b> OBP: 0.500, SLG: 1.000 (1, 2) X		0-0 FC1-4 L4-3 1-2f		0-3 K 1-2		0-0 6-3 ②		0-0 6-3 ②		3	0	0	0	0	1	2
<b>Jim Piersall, R</b> OBP: 0.214, SLG: 0.231 (1, 9) X		0-0 L4-3 1-2			0-0 6-3 ①		0-0 E3 FC5-6-4			3	0	0	0	0	0	1
<b>Ted Lepcio, R</b> OBP: 0.278, SLG: 0.250 (1, 6) X			0-0 6-3 ①		0-0 5-3 ②		0-0 FC5-6-4 1-2f			3	0	0	0	0	0	1
<b>Mel Parnell, L</b> (1, 1)			4-0 S BB		0-3 K ③			0-0 F8 ①		1	0	0	0	1	1	0
<b>Floyd Baker, L</b> (8, PH)										1	0	0	0	0	0	0
<b>Tom Herrin, R</b> (9, 1)										0	0	0	0	0	0	0


Inning Stats	R: 0	H: 0	E: 0	K: 0	S: 3	R: 0	H: 1	E: 0	K: 0	S: 3	R: 0	H: 0	E: 0	K: 0	S: 3	R: 0	H: 0	E: 0	K: 1	S: 4	R: 0	H: 0	E: 0	K: 1	S: 5	R: 0	H: 0	E: 1	K: 1	S: 6	R: 0	H: 0	E: 0	K: 0	S: 3	R: 0	H: 0	E: 0	K: 1	S: 5	
	LOB: 1	BB: 1	P: 7	LOB: 0	BB: 0	P: 3	LOB: 2	BB: 2	P: 11	LOB: 1	BB: 1	P: 8	LOB: 0	BB: 0	P: 5	LOB: 1	BB: 1	P: 7	LOB: 1	BB: 0	P: 6	LOB: 0	BB: 0	P: 3	LOB: 0	BB: 0	P: 5	LOB: 0	BB: 0	P: 3	LOB: 0	BB: 0	P: 5	1B: 1	SF: 0	2B: 2	SAC: 0	3B: 0	DP: 2	HR: 0	HBP: 0

PITCHER	IP	WLS	BF	H	R	ER	SO	BB	IBB	HBP	BLK	WP	HR	S	P	ERA	WHIP
<b>Jim McDonald, R</b> ERA:	(1, 1)	9.0	W	32	1	0	0	4	5	0	0	0	0	35	55	0.00	0.667

**BOTTOM**

**New York Yankees @ Boston Red Sox**  
Fenway Park, Boston, MA  
Mon Apr 19 1954, 3:38 AM EST  
Att. 27,762 - Unknown


<b>AB</b>	<b>27</b>
<b>R</b>	<b>0</b>
<b>H</b>	<b>1</b>
<b>RBI</b>	<b>0</b>
<b>BB</b>	<b>5</b>
<b>SO</b>	<b>4</b>
<b>LOB</b>	<b>11</b>



<b>WP: 0</b>	<b>PA: 32</b>
<b>PB: 0</b>	
<b>SB: 1</b>	
<b>CS: 1</b>	

livebaseballscorecards.com



Batter	1	2	3	4	5	6	7	8	9	AB R H RBI BB SO LOB	TOP
Billy Goodman, L (1, 4) OBP: 0.394, SLG: 0.400	0-0 1-3		0-0 F7		0-0 1B			0-0 F9	0-0 F9	5 0 1 1 0 0 1	
Hoot Evers, R (1, 7)	0-0 F5		0-0 F8		0-0 F9			0-0 5-3		4 0 0 0 0 0 1	
Jackie Jensen, R (1, 9) OBP: 0.515, SLG: 1.000	4-0 BB			0-0 FC6-5 2B		0-0 P6		0-0 BB 1B		3 0 2 0 1 0 0	
George Kell, R (1, 5) OBP: 0.258, SLG: 0.179	0-0 F8			0-0 FC6-5 1B 2-3		0-0 E4		0-0 BB 1B		4 0 1 0 0 0 2	
Dick Gernert, R (1, 3) OBP: 0.455, SLG: 0.143		0-0 1-3		0-0 G6-4-3 1B		0-3 K		4-0 BB 1B		3 0 1 0 1 1 1	
Sammy White, R (1, 2) OBP: 0.455, SLG: 0.864		0-0 1B		0-0 G6-4-3 1-2f		0-3 K		0-0 P6		4 0 1 0 0 1 6	
Jim Piersall, R (1, 8) OBP: 0.219, SLG: 0.233		0-0 F9			0-0 S 1B 1B		0-0 F9		0-0 F7	4 1 1 0 0 0 1	AB 35 R 1 H 8 RBI 1 BB 2 SO 4 LOB 15
Ted Lepcio, R (1, 6) OBP: 0.227, SLG: 0.200		0-0 F8			0-3 K		0-0 1-4-3		0-0 P4	4 0 0 0 0 1 2	
Leo Kiely, L (1, 1)			0-3 K		0-0 F8		0-0 F7		0-0 1B	2 0 0 0 0 1 1	
Billy Consolo, R (7, PH) OBP: 0.200, SLG: 0.200										1 0 0 0 0 0 0	
Tom Brewer, R (7, 1)										0 0 0 0 0 0 0	
Frank Sullivan, R (7, 1)										0 0 0 0 0 0 0	
Karl Olson, R (9, PH) OBP: 0.400, SLG: 0.600										1 0 1 0 0 0 0	
<b>Inning Stats</b>	R: 0 E: 0 K: 0 S: 3 H: 0 LOB: 1 BB: 1 P: 7	R: 0 E: 0 K: 0 S: 4 H: 1 LOB: 1 BB: 0 P: 4	R: 0 E: 0 K: 1 S: 5 H: 0 LOB: 0 BB: 0 P: 5	R: 0 E: 0 K: 0 S: 4 H: 2 LOB: 1 BB: 0 P: 4	R: 1 E: 0 K: 1 S: 7 H: 2 LOB: 1 BB: 0 P: 7	R: 0 E: 1 K: 2 S: 8 H: 0 LOB: 1 BB: 0 P: 8	R: 0 E: 0 K: 0 S: 3 H: 0 LOB: 0 BB: 0 P: 3	R: 0 E: 0 K: 0 S: 5 H: 2 LOB: 3 BB: 1 P: 9	R: 0 E: 0 K: 0 S: 4 H: 1 LOB: 1 BB: 0 P: 4	1B: 7 2B: 1 3B: 0 HR: 0 SF: 0 SAC: 0 DP: 1 HBP: 0	WP: 0 PB: 0 SB: 1 CS: 0 PA: 37
<b>PITCHER</b> Ed Lopat, L (1, 1) ERA: 1.06	IP 9.0 WLS W BF 37 H 8 R 1 ER 1 SO 4 BB 2 IBB 0 HBP 0 BLK 0 WP 0 HR 0 S 43 P 51 ERA 1.00 WHIP 1.111	<b>PITCHER</b> IP WLS BF H R ER SO BB IBB HBP BLK WP HR S P ERA WHIP									

**Boston Red Sox @ New York Yankees**  
**Yankee Stadium, Bronx, NY**  
 Wed Apr 21 1954, 3:33 AM EST  
 Att. 26,356 - Unknown

[livebaseballscorecards.com](http://livebaseballscorecards.com)

Batter	1	2	3	4	5	6	7	8	9	AB	R	H	RBI	BB	SO	LOB
<b>Gil McDougald, R</b> OBP: 0.323, SLG: 0.462 (1, 5)	0-0 HR		0-0 3B 1B		0-0 6-3	0-3 K2-3		0-0 6-3		5	2	2	1	0	1	1
<b>Hank Bauer, R</b> OBP: 0.394, SLG: 0.700 (1, 9)	0-0 L4		0-0 1-H 3B		0-0 F8		4-0 BB 1B BB			3	1	1	1	1	0	0
<b>Mickey Mantle, S</b> OBP: 0.281, SLG: 0.464 (1, 8)	0-3 K		0-0 P5		0-0 HR		4-0 1-3 1B BB			3	1	1	1	1	1	1
<b>Yogi Berra, L</b> OBP: 0.241, SLG: 0.357 (1, 2)	0-0 FC4-6 1B		0-0 FC4 CS		0-0 HR		0-0 1-3 1B			4	1	3	2	0	0	1
<b>Bill Skowron, R</b> OBP: 0.316, SLG: 0.529 <b>Joe Collins, L</b> OBP: 0.375, SLG: 0.167 (1, 3) (7, PH) (8, 3)	0-0 FC4-6 1-2f		0-3 K 1-2		0-0 1B		0-0 F9			3	0	1	0	0	1	3
<b>Gene Woodling, L</b> OBP: 0.176, SLG: 0.176 (1, 7)		0-3 K		0-0 FC6-4 1B		0-0 F3		0-0 1-3		4	0	1	0	0	1	3
<b>Jerry Coleman, R</b> OBP: 0.200, SLG: 0.208 (1, 4)		0-0 F8		0-0 FC6-4 SH2-3 1-2f		0-0 F7		0-0 F3		4	0	0	0	0	0	3
<b>Phil Rizzuto, R</b> OBP: 0.417, SLG: 0.450 (1, 6)		0-0 1B		0-0 SH2-3 1-2		0-0 F8		0-0 P6		3	0	1	0	0	0	0
<b>Ed Lopat, L</b> OBP: 0.125, SLG: 0.125 (1, 1)		0-0 L3		0-0 1-4-3		0-0 1B		0-3 K		4	0	1	0	0	1	2


Inning Stats		R: 1	H: 2	E: 0	K: 1	S: 7	R: 0	H: 1	E: 0	K: 1	S: 6	R: 0	H: 2	E: 0	K: 1	S: 7	R: 0	H: 1	E: 0	K: 0	S: 4	R: 2	H: 3	E: 0	K: 0	S: 6	R: 0	H: 1	E: 0	K: 1	S: 6	R: 1	H: 1	E: 0	K: 0	S: 4	R: 0	H: 0	E: 0	K: 1	S: 5
R: 1 H: 2 E: 0 K: 1 S: 7		H: 2 LOB: 1 BB: 0 P: 7		R: 0 H: 1 E: 0 K: 1 S: 6		H: 1 LOB: 1 BB: 0 P: 6		R: 0 H: 2 E: 0 K: 1 S: 7		H: 2 LOB: 2 BB: 0 P: 7		R: 0 H: 1 E: 0 K: 0 S: 4		H: 1 LOB: 1 BB: 0 P: 4		R: 2 H: 3 E: 0 K: 0 S: 6		H: 3 LOB: 1 BB: 0 P: 6		R: 0 H: 1 E: 0 K: 1 S: 6		H: 1 LOB: 2 BB: 2 P: 12		R: 0 H: 0 E: 0 K: 1 S: 5		H: 0 LOB: 0 BB: 0 P: 5		R: 0 H: 0 E: 0 K: 1 S: 5		R: 0 H: 0 E: 0 K: 1 S: 5		R: 0 H: 0 E: 0 K: 1 S: 5		R: 0 H: 0 E: 0 K: 1 S: 5		R: 0 H: 0 E: 0 K: 1 S: 5		R: 0 H: 0 E: 0 K: 1 S: 5			

**BOTTOM**

**Boston Red Sox @ New York Yankees**  
Yankee Stadium, Bronx, NY  
Wed Apr 21 1954, 3:33 AM EST  
Att. 26,356 - Unknown

AB	34
R	5
H	11
RBI	5
BB	2
SO	5
LOB	16

livebaseballscorecards.com



WP: 0	PA: 37
PB: 0	
SB: 0	
CS: 1	



Batter	1	2	3	4	5	6	7	8	9	AB R H RBI BB SO LOB	TOP
Gil McDougald, R (1, 5) OBP: 0.286, SLG: 0.400	0-0 F7		0-3 K			0-0 F8	0-0 F7			4 0 0 0 0 1 3	<b>New York Yankees @ Philadelphia Athletics</b> Connie Mack Stadium, Philadelphia, PA Sat Apr 24 1954, 3:33 AM EST Att. 4,292 - Unknown <a href="http://livebaseballscorecards.com">livebaseballscorecards.com</a>
Hank Bauer, R (1, 9) OBP: 0.405, SLG: 0.676	0-0 1B			0-0 5-3		0-0 BB 1B		0-0 6-3		4 0 2 0 0 0 0	
Mickey Mantle, S (1, 8) OBP: 0.278, SLG: 0.419	0-0 F7			0-3 K		4-0 1-2 BB		0-3 K		3 0 0 0 1 2 1	
Yogi Berra, L (1, 2) OBP: 0.212, SLG: 0.313	0-0 F5			0-0 F8		0-0 F7		0-0 F6		4 0 0 0 0 0 3	
Eddie Robinson, L (1, 3) OBP: 0.500, SLG: 0.500 Bill Skowron, R (7, PR) OBP: 0.350, SLG: 0.556		0-0 3-1			0-0 G4-6-3 BB 1B		4-0 BB BB 6-3 1B BB		0-0 1B	2 0 1 0 1 0 0 1 0 1 0 0 0 0	
Gene Woodling, L (1, 7) OBP: 0.238, SLG: 0.158		4-0 BB BB BB BB G4-6-3 BB			4-0 1-2 BB BB G4-6-3		0-0 L8		0-0 F8	2 0 0 0 2 0 2	
Jerry Coleman, R (1, 4) OBP: 0.214, SLG: 0.222 Irv Noren, L (9, PH)		0-0 G4-6-3 1-2f			0-0 G4-6-3 1-2f 2-3		0-0 1-2 6-3 1B		0-0 F7	3 0 1 0 0 0 3 1 0 0 0 0 0 1	
Phil Rizzuto, R (1, 6) OBP: 0.407, SLG: 0.435 Joe Collins, L (9, PH) OBP: 0.333, SLG: 0.143			0-0 SH1-4-5-6 1B		0-0 F6		0-0 6-3 1-2 2-3		0-0 F9	3 0 1 0 0 0 3 1 0 0 0 0 0 1	
Harry Byrd, R (1, 1) Enos Slaughter, L (7, PH) Johnny Sain, R (7, 1)			0-0 SH1-4-5-6 1-3f			0-0 3-1	4-0 IBB			1 0 0 0 0 0 0 0 0 0 0 1 0 0 0 0 0 0 0 0 0	
<b>Inning Stats</b>	R: 0 E: 0 K: 0 S: 4 H: 1 LOB: 1 BB: 0 P: 4	R: 0 E: 0 K: 0 S: 2 H: 0 LOB: 0 BB: 1 P: 6	R: 0 E: 0 K: 1 S: 5 H: 1 LOB: 0 BB: 0 P: 5	R: 0 E: 0 K: 1 S: 5 H: 0 LOB: 0 BB: 0 P: 5	R: 0 E: 0 K: 0 S: 3 H: 1 LOB: 1 BB: 1 P: 7	R: 0 E: 0 K: 0 S: 4 H: 1 LOB: 2 BB: 1 P: 8	R: 0 E: 0 K: 0 S: 4 H: 1 LOB: 3 BB: 2 P: 12	R: 0 E: 0 K: 1 S: 5 H: 0 LOB: 0 BB: 0 P: 5	R: 0 E: 0 K: 0 S: 4 H: 1 LOB: 1 BB: 0 P: 4	1B: 6 2B: 1 3B: 0 HR: 0 SF: 0 SAC: 1 DP: 3 HBP: 0	WP: 0 PB: 0 SB: 0 CS: 0 PA: 35
<b>PITCHER</b> Bob Trice, R (1, 1) ERA: 2.0	IP: 9.0 WLS: W BF: 35 H: 6 R: 0 ER: 0 SO: 3 BB: 4 IBB: 1 HBP: 0 BLK: 0 WP: 0 HR: 0 S: 36 P: 56 ERA: 0.00 WHIP: 1.111										







Batter	1	2	3	4	5	6	7	8	9	AB R H RBI BB SO LOB	TOP											
Gil McDougald, R (1, 5) OBP: 0.350, SLG: 0.438	0-0 2B		4-0 CS BB		0-0 F9		4-0 BB BB	4-0 BB		2 0 1 0 3 0 1												
Hank Bauer, R (1, 9) OBP: 0.357, SLG: 0.590	0-0 5-3		0-0 6-3		0-0 FC6-4 BB		0-0 F3	0-0 L7		5 0 0 0 0 0 5												
Mickey Mantle, S (1, 8) OBP: 0.293, SLG: 0.382	0-0 L8			0-0 6-3	4-0 BB		4-0 BB		0-0 F6	3 0 0 0 2 0 1												
Yogi Berra, L (1, 2) OBP: 0.184, SLG: 0.270	0-0 1-3			0-0 3-1	0-0 4-3		0-0 F3		0-0 F3	5 0 0 0 0 0 5												
Bill Skowron, R (1, 3) OBP: 0.375, SLG: 0.682		0-0 5-3		0-0 1B		0-0 6-3		0-0 HR	4-0 BB	4 1 2 1 0 0 0												
Joe Collins, L (8, 3) OBP: 0.400, SLG: 0.143										0 0 0 0 1 0 0												
Gene Woodling, L (1, 7) OBP: 0.269, SLG: 0.174		0-0 1B 1B		0-0 4-3		0-0 F6		4-0 1B WP BB	0-0 6-3	4 1 1 0 1 0 2												
Jerry Coleman, R (1, 4) OBP: 0.313, SLG: 0.452		0-0 G1-6-3 1B			0-0 HR	0-0 1B 2B		0-0 E SF7 1B		4 3 4 1 0 0 0												
Phil Rizzuto, R (1, 6) OBP: 0.419, SLG: 0.577		0-0 G1-6-3			0-0 HR	0-0 CS 1B		0-0 SF7		3 1 2 3 0 0 2												
Jim McDonald, R (1, 1) OBP: 0.286, SLG: 0.286			0-3 K		0-0 FC6-4 1B	0-0 CS	0-3 K	0-0 F4		4 0 1 0 0 2 0												
Johnny Sain, R (8, 1)										0 0 0 0 0 0 0												
<b>Inning Stats</b>	R: 0 E: 0 K: 0 S: 4	H: 1 LOB: 1 BB: 0 P: 4	R: 0 E: 0 K: 0 S: 4	H: 2 LOB: 1 BB: 0 P: 4	R: 0 E: 0 K: 1 S: 4	H: 0 LOB: 0 BB: 1 P: 8	R: 0 E: 0 K: 0 S: 4	H: 1 LOB: 1 BB: 0 P: 4	R: 2 E: 0 K: 0 S: 6	H: 3 LOB: 2 BB: 1 P: 10	R: 1 E: 0 K: 0 S: 4	H: 2 LOB: 0 BB: 0 P: 4	R: 0 E: 0 K: 1 S: 5	H: 0 LOB: 2 BB: 2 P: 13	R: 3 E: 0 K: 0 S: 5	H: 2 LOB: 1 BB: 2 P: 13	R: 0 E: 0 K: 0 S: 3	H: 0 LOB: 1 BB: 1 P: 7	1B: 6 2B: 2 3B: 0 HR: 3	SF: 1 SAC: 0 DP: 1 HBP: 0	WP: 1 PB: 0 SB: 0 CS: 2	PA: 43
<b>PITCHER</b>	IP WLS BF H R ER SO BB IBB HBP BLK WP HR S P ERA WHIP																					
Alex Kellner, L (1, 1) ERA: 2.38	5.2 L 26 9 3 3 1 2 0 0 0 0 2 26 34 4.76 1.941																					
Arnie Portocarrero, R (6, 1) ERA: 4.82	1.1 8 2 3 2 1 3 0 0 0 0 1 7 19 13.50 3.750																					
Dick Rozek, L (8, 1) ERA:	1.0 4 0 0 0 0 1 0 0 0 1 0 3 7 0.00 1.000																					
Moe Burtchschy, R (9, 1) ERA: 1.8	1.0 4 0 0 0 0 1 0 0 0 0 0 3 7 0.00 1.000																					

**New York Yankees @ Philadelphia Athletics**  
 Connie Mack Stadium, Philadelphia, PA  
 Sun Apr 25 1954, 3:33 AM EDT  
 Unknown

<b>AB</b>	34
<b>R</b>	6
<b>H</b>	11
<b>RBI</b>	5
<b>BB</b>	7
<b>SO</b>	2
<b>LOB</b>	16



WP: 1	PA: 43
PB: 0	
SB: 0	
CS: 2	

PITCHER	IP	WLS	BF	H	R	ER	SO	BB	IBB	HBP	BLK	WP	HR	S	P	ERA	WHIP
Alex Kellner, L	5.2	L	26	9	3	3	1	2	0	0	0	0	2	26	34	4.76	1.941
Arnie Portocarrero, R	1.1		8	2	3	2	1	3	0	0	0	0	1	7	19	13.50	3.750
Dick Rozek, L	1.0		4	0	0	0	0	1	0	0	0	1	0	3	7	0.00	1.000
Moe Burtchschy, R	1.0		4	0	0	0	0	1	0	0	0	0	0	3	7	0.00	1.000

Batter	1	2	3	4	5	6	7	8	9	AB	R	H	RBI	BB	SO	LOB
Eddie Joost, R (1, 5) OBP: 0.333, SLG: 0.143 Marion Fricano, R (8, PR) Jim Finigan, R (9, 5)	0-0 CS 1B		0-0 F8		4-0 L3 IBB			4-0 FC6-4 BB		2	0	1	0	2	0	0
Spook Jacobs, R (1, 4) OBP: 0.425, SLG: 0.474	0-0 5-3 1-2			0-0 2B	0-0 L3 1-2			0-0 FC6-4 FC6-4 1-2f 2-3		4	0	1	0	0	0	6
Vic Power, R (1, 8) OBP: 0.268, SLG: 0.350	0-0 6-3			0-0 1-3		0-0 6-3		0-0 F2		4	0	0	0	0	0	3
Gus Zernial, R (1, 7) OBP: 0.387, SLG: 0.679		0-0 L4		0-0 F4		0-0 G1-6-3 1B		0-0 FC6-4 1-2f		4	0	1	0	0	0	3
Don Bollweg, L (1, 3) OBP: 0.300, SLG: 0.212		0-0 L8		0-0 4-3		0-0 G1-6-3 1-2f			0-0 F6	4	0	0	0	0	0	2
Bill Renna, R (1, 9) OBP: 0.400, SLG: 0.412		0-0 E5			4-0 1B 1B BB		0-0 F6		0-0 F7	3	1	0	0	1	0	0
Joe Demaestri, R (1, 6) OBP: 0.275, SLG: 0.400		0-0 1-3			0-0 SH3 1B 1-3 1B		0-0 5-3		0-0 1B	4	0	2	0	0	0	1
Billy Shantz, R (1, 2) OBP: 0.333, SLG: 0.333			0-0 F7		0-0 SH3 1B 1-2 3-H		0-0 5-3		0-0 F4	4	0	1	1	0	0	1
Alex Kellner, R (1, 1) Arnie Portocarrero, R (6, 1) Dick Rozek, L (8, 1) Lou Limmer, L (8, PH) Moe Burtzschy, R (9, 1)			0-0 5-3		0-0 SH3 1-2 2-3			4-0 FC6-4 BB BB		1	0	0	0	0	0	0

Inning Stats	R: 0	H: 1	E: 0	LOB: 0	K: 0	S: 3	P: 3	R: 0	H: 0	E: 1	LOB: 1	K: 0	S: 4	P: 4	R: 0	H: 0	E: 0	LOB: 0	K: 0	S: 3	P: 3	R: 0	H: 2	E: 0	LOB: 2	K: 0	S: 4	P: 12	R: 0	H: 1	E: 0	LOB: 0	K: 0	S: 3	P: 3	R: 0	H: 0	E: 0	LOB: 0	K: 0	S: 3	P: 3	R: 0	H: 0	E: 0	LOB: 2	K: 0	S: 3	P: 11	R: 0	H: 1	E: 0	LOB: 1	K: 0	S: 4	P: 4	1B: 5	SF: 0	2B: 2	SAC: 1	3B: 0	DP: 2	HR: 0	HBP: 0	WP: 0	PA: 35
--------------	------	------	------	--------	------	------	------	------	------	------	--------	------	------	------	------	------	------	--------	------	------	------	------	------	------	--------	------	------	-------	------	------	------	--------	------	------	------	------	------	------	--------	------	------	------	------	------	------	--------	------	------	-------	------	------	------	--------	------	------	------	-------	-------	-------	--------	-------	-------	-------	--------	-------	--------


PITCHER	IP	WLS	BF	H	R	ER	SO	BB	IBB	HBP	BLK	WP	HR	S	P	ERA	WHIP
Jim McDonald, R (1, 1) ERA: 0.56	7.0	W	28	5	1	1	0	3	1	0	0	0	0	24	40	1.29	1.143
Johnny Sain, R (8, 1) ERA:	2.0	S	7	1	0	0	0	0	0	0	0	0	0	7	7	0.00	0.500

**BOTTOM**

**New York Yankees @ Philadelphia Athletics**  
**Connie Mack Stadium, Philadelphia, PA**

Sun Apr 25 1954, 3:33 AM EDT  
 Unknown

<b>AB</b>	<b>30</b>
<b>R</b>	<b>1</b>
<b>H</b>	<b>6</b>
<b>RBI</b>	<b>1</b>
<b>BB</b>	<b>4</b>
<b>SO</b>	<b>0</b>
<b>LOB</b>	<b>16</b>



livebaseballscorecards.com











BOTTOM

Chicago White Sox @ New York Yankees  
Yankee Stadium, Bronx, NY  
Tue Apr 27 1954, 3:33 AM EDT  
Att. 4,641 - Cloudy

livebaseballscorecards.com

AB	34
R	3
H	7
RBI	3
BB	2
SO	6
LOB	11



WP:	0	PA:	36
PB:	0		
SB:	0		
CS:	0		

AB R H RBI BB SO LOB

4	0	1	0	0	0	0
4	0	0	0	0	0	1
4	0	1	0	0	0	1
4	1	2	0	0	1	1
4	0	0	0	0	2	3
2	0	0	0	2	0	0
4	0	0	0	0	3	3
3	1	1	0	0	0	0
1	0	1	1	0	0	0
1	0	0	0	0	0	0
1	0	0	0	0	0	0
0	0	0	0	0	0	0
1	0	0	0	0	0	2

Batter	1	2	3	4	5	6	7	8	9
Irv Noren, L (1, 8) OBP: 0.125, SLG: 0.125	0-0 P6		0-0 4-3		0-0 1-3			0-0 1B	
Jerry Coleman, R (1, 4) OBP: 0.256, SLG: 0.368	0-0 F9			0-0 F9		0-0 4-3		0-0 F8	
Enos Slaughter, L (1, 9) OBP: 0.500, SLG: 0.500	0-0 4-3			0-0 G3 2B		0-0 3-1		0-0 4-3	
Yogi Berra, L (1, 2) OBP: 0.217, SLG: 0.333		0-3 K		0-0 G3 2-3		0-0 1B		0-0 4-3 1B 2B	
Eddie Robinson, L (1, 3) OBP: 0.357, SLG: 0.333		0-3 K		0-3 K		0-0 F8		0-0 4-3 2-3	
Gene Woodling, L (1, 7) OBP: 0.300, SLG: 0.160		4-0 BB			0-0 F7		0-0 F9	4-0 1B BB	
Gil McDougald, R (1, 5) OBP: 0.313, SLG: 0.400		0-3 K			0-0 F9		0-3 K	0-3 K	
Phil Rizzuto, R (1, 6) OBP: 0.378, SLG: 0.500			0-0 1-3		0-0 HR 1B		0-0 L9	0-0 1B	
Hank Bauer, R (9, PH) OBP: 0.340, SLG: 0.545					0-0 HR 1B			0-0 1B	
Whitey Ford, L (1, 1) Joe Collins, L (5, PH) OBP: 0.455, SLG: 0.625 Bill Miller, L (6, 1) Bill Skowron, R (8, PH) OBP: 0.414, SLG: 0.720 Tom Gorman, R (9, 1) Bob Cerv, R (9, PH)			0-0 F7		0-0 HR			0-0 P4	0-0 G3

Inning Stats	R: 0	H: 0	R: 0	H: 0	R: 0	H: 1	R: 2	H: 2	R: 0	H: 1	R: 0	H: 0	R: 0	H: 1	R: 1	H: 2
	E: 0	LOB: 0	E: 0	LOB: 1	E: 0	LOB: 1	E: 0	LOB: 0	E: 0	LOB: 1	E: 0	LOB: 0	E: 0	LOB: 0	E: 0	LOB: 2
	K: 0	BB: 0	K: 3	BB: 1	K: 1	BB: 0	K: 0	BB: 0	K: 1	BB: 0	K: 1	BB: 0	K: 0	BB: 0	K: 1	BB: 1
	S: 3	P: 3	S: 9	P: 13	S: 6	P: 6	S: 5	P: 5	S: 4	P: 4	S: 5	P: 5	S: 4	P: 4	S: 7	P: 11

PITCHER	IP	WLS	BF	H	R	ER	SO	BB	IBB	HBP	BLK	WP	HR	S	P	ERA	WHIP
Don Johnson, R (1, 1) ERA: 2.31	7.2	W	29	5	2	2	5	1	0	0	0	0	1	38	42	2.35	0.783
Al Sima, L (8, 1) ERA: 3.0	0.1		2	1	1	1	0	0	0	0	0	0	0	2	2	27.00	3.000
Sandy Consuegra, R (9, 1) ERA:	0.2		4	1	0	0	1	1	0	0	0	0	0	5	9	0.00	3.000
Harry Dorish, R (9, 1) ERA: 0.82	0.1	S	1	0	0	0	0	0	0	0	0	0	0	1	1	0.00	0.000

1B:	4	SF:	0
2B:	2	SAC:	0
3B:	0	DP:	0
HR:	1	HBP:	0



Chicago White Sox @ New York Yankees  
 Yankee Stadium, Bronx, NY

Thu Apr 29 1954, 3:33 AM EDT  
 Att. 9,943 - Unknown

livebaseballscorecards.com

AB	33
R	4
H	8
RBI	4
BB	1
SO	5
LOB	8



Batter	1	2	3	4	5	6	7	8	9	AB	R	H	RBI	BB	SO	LOB
Chico Carrasquel, R OBP: 0.351, SLG: 0.412 (1, 6)	0-0 F2	0-0 5-3			0-0 6-3		0-0 4-3			4	0	0	0	0	0	2
Nellie Fox, L OBP: 0.386, SLG: 0.365 (1, 4)	0-0 1-3		0-0 6-3		0-0 F9			4-0 BB		3	0	0	0	1	0	0
Minnie Minoso, R OBP: 0.309, SLG: 0.608 (1, 9)	0-0 5-3		0-0 F8		0-0 6-3			0-0 F7		4	0	0	0	0	0	1
Ferris Fain, L OBP: 0.364, SLG: 0.460 (1, 3)		0-0 1B 1B	0-0 F4		0-0 F2			0-0 L9		4	1	1	0	0	0	1
Sherm Lollar, R OBP: 0.383, SLG: 0.368 (1, 2)		0-0 F2		0-0 FC5-4 1B		0-0 2B 1B		0-3 K		4	0	2	0	0	1	2
Cass Michaels, R OBP: 0.474, SLG: 0.438 (1, 5)		0-0 1B 1B		0-0 FC5-4 HR		0-0 F9		0-3 K		3	2	1	0	0	0	2
Grady Hatton, L OBP: 0.214, SLG: 0.250 (9, PH)		1-2 1B 1B		1-2 HR						1	0	0	0	0	1	0
Johnny Groth, R OBP: 0.375, SLG: 0.574 (1, 8)		0-0 SH1-4 1B 1B		0-0 HR		0-0 2B		0-3 K		4	1	3	3	0	1	0
Bill Wilson, R OBP: 0.357, SLG: 0.500 (1, 7)		0-0 SH1-4 1B		0-0 P4			0-0 F9		0-0 1-3	2	0	1	1	0	0	0
Bob Boyd, L OBP: 0.313, SLG: 0.310 (7, PH)		1-2 SH1-4 1B								2	0	0	0	0	0	0
Billy Pierce, L OBP: 0.250, SLG: 0.143 (1, 1)		0-0 SH1-4		0-3 K			0-3 K			1	0	0	0	0	0	1
Sandy Consuegra, R OBP: 0.222, SLG: 0.125 (6, 1)										0	0	0	0	0	0	0
Willard Marshall, L OBP: 0.222, SLG: 0.125 (7, PH)										1	0	0	0	0	0	1
Harry Dorish, R (7, 1)		1-2 2-3								0	0	0	0	0	0	0

Inning Stats	R: 0	H: 0	E: 0	K: 0	S: 3	P: 3	R: 2	H: 4	E: 0	K: 0	S: 7	P: 7	R: 0	H: 0	E: 0	K: 0	S: 3	P: 3	R: 2	H: 2	E: 0	K: 1	S: 7	P: 7	R: 0	H: 0	E: 0	K: 0	S: 3	P: 3	R: 0	H: 2	E: 0	K: 0	S: 4	P: 4	R: 0	H: 0	E: 0	K: 1	S: 5	P: 5	R: 0	H: 0	E: 0	K: 1	S: 5	P: 5	R: 0	H: 0	E: 0	K: 1	S: 5	P: 9	R: 0	H: 0	E: 0	K: 2	S: 7	P: 7	1B: 6	SF: 0	2B: 1	SAC: 1	3B: 0	DP: 0	HR: 1	HBP: 0	WP: 0	PA: 35
--------------	------	------	------	------	------	------	------	------	------	------	------	------	------	------	------	------	------	------	------	------	------	------	------	------	------	------	------	------	------	------	------	------	------	------	------	------	------	------	------	------	------	------	------	------	------	------	------	------	------	------	------	------	------	------	------	------	------	------	------	------	-------	-------	-------	--------	-------	-------	-------	--------	-------	--------

PITCHER	IP	WLS	BF	H	R	ER	SO	BB	IBB	HBP	BLK	WP	HR	S	P	ERA	WHIP
Ed Lopat, L ERA: 2.35 (1, 1)	6.0	W	25	8	4	4	1	0	0	0	0	0	1	27	27	6.00	1.333
Allie Reynolds, R ERA: 3.38 (7, 1)	3.0	S	10	0	0	0	4	1	0	0	0	0	0	17	21	0.00	0.333

Batter	1	2	3	4	5	6	7	8	9
Jerry Coleman, R (1, 4) Eddie Robinson, L (6, PH) Andy Carey, R (7, 5)	0-0 6-3	0-0 F7			0-0 F9	0-0 FC6-4 1B			
Hank Bauer, R (1, 9) OBP: 0.353, SLG: 0.542	0-0 1B SF9 1B		0-3 K		0-0 1B	0-0 FC6-4 1B			
Mickey Mantle, S (1, 8) OBP: 0.327, SLG: 0.375	0-0 1-3 1B		0-0 5-3		0-0 F8		0-0 F7		
Yogi Berra, L (1, 2) OBP: 0.220, SLG: 0.396	0-0 SF9		0-0 HR		0-3 K		0-0 G3		
Bill Skowron, R (1, 3) Joe Collins, L (8, 3) OBP: 0.455, SLG: 0.625	0-0 F7		0-0 4-3			0-0 F8	0-0 F7		
Gil McDougald, R (1, 5) OBP: 0.327, SLG: 0.395		0-0 SH2-3 SF8 1B		0-0 F9		4-0 E S 1B BB	0-0 F9		
Gene Woodling, L (1, 7) OBP: 0.324, SLG: 0.179		4-0 SH2-3 BB		0-0 G6-4-3 1B		0-3 K	0-0 5-3		
Phil Rizzuto, R (1, 6) OBP: 0.375, SLG: 0.471		0-0 SH2-3		0-0 G6-4-3		4-0 1B BB	0-0 F7		
Ed Lopat, L (1, 1) Enos Slaughter, L (6, PH) Allie Reynolds, R (7, 1) OBP: 0.556, SLG: 0.571		0-0 SF8			4-0 1B BB	0-0 1B			

Inning Stats	R: 1 E: 0 K: 0 S: 5	H: 2 LOB: 1 BB: 0 P: 5	R: 1 E: 0 K: 0 S: 4	H: 1 LOB: 1 BB: 1 P: 8	R: 1 E: 0 K: 1 S: 6	H: 1 LOB: 0 BB: 0 P: 6	R: 0 E: 0 K: 0 S: 3	H: 1 LOB: 0 BB: 0 P: 3	R: 0 E: 0 K: 1 S: 6	H: 1 LOB: 2 BB: 1 P: 10	R: 2 E: 0 K: 1 S: 7	H: 2 LOB: 2 BB: 2 P: 15	R: 0 E: 0 K: 0 S: 3	H: 0 LOB: 0 BB: 0 P: 3	R: 0 E: 0 K: 0 S: 3	H: 0 LOB: 0 BB: 0 P: 3
--------------	------------------------------	---------------------------------	------------------------------	---------------------------------	------------------------------	---------------------------------	------------------------------	---------------------------------	------------------------------	----------------------------------	------------------------------	----------------------------------	------------------------------	---------------------------------	------------------------------	---------------------------------

PITCHER	IP	WLS	BF	H	R	ER	SO	BB	IBB	HBP	BLK	WP	HR	S	P	ERA	WHIP
Billy Pierce, L (1, 1) ERA: 4.5	5.2	L	27	7	5	5	3	4	0	0	0	0	1	29	45	7.94	1.941
Sandy Consuegra, R (6, 1) ERA:	0.1		2	1	0	0	0	0	0	0	0	0	0	2	2	0.00	3.000
Harry Dorish, R (7, 1) ERA: 0.69	2.0		6	0	0	0	0	0	0	0	0	0	0	6	6	0.00	0.000


**BOTTOM**

**Chicago White Sox @ New York Yankees**  
 Yankee Stadium, Bronx, NY  
 Thu Apr 29 1954, 3:33 AM EDT  
 Att. 9,943 - Unknown

AB	R	H	RBI	BB	SO	LOB
3	0	0	0	0	0	2
1	0	1	1	0	0	0
0	0	0	0	0	0	0
4	1	2	0	0	1	2
4	0	1	0	0	0	2
3	1	1	2	0	1	2
4	0	0	0	0	0	1
0	0	0	0	0	0	0
3	2	1	0	1	0	0
3	0	1	0	1	1	1
2	1	0	0	1	0	1
0	0	0	1	1	0	0
1	0	1	1	0	0	0
0	0	0	0	0	0	0

AB	28
R	5
H	8
RBI	5
BB	4
SO	3
LOB	11

WP: 0 PA: 35  
 PB: 0  
 SB: 2  
 CS: 0



PITCHER	IP	WLS	BF	H	R	ER	SO	BB	IBB	HBP	BLK	WP	HR	S	P	ERA	WHIP
---------	----	-----	----	---	---	----	----	----	-----	-----	-----	----	----	---	---	-----	------









Batter	1	2	3	4	5	6	7	8	9	AB R H RBI BB SO LOB	TOP		
<b>Bobby Avila, R</b> (1, 4) OBP: 0.443, SLG: 0.462	0-0 F9		0-0 1B SF8 1B	0-3 K	0-0 F9			0-3 K		5 1 1 0 0 2 2			
<b>Al Smith, R</b> (1, 5) OBP: 0.333, SLG: 0.273	0-3 K		0-0 1B E 1B	0-0 G6-4-3				0-0 F3		5 1 1 0 0 1 1			
<b>Wally Westlake, R</b> (1, 7) OBP: 0.395, SLG: 0.649	0-3 K		0-0 SF8		0-0 F9	1-0 G4-3 HBP		0-0 5-3		3 0 0 1 0 1 0			
<b>Al Rosen, R</b> (1, 3) OBP: 0.379, SLG: 0.440		0-0 5-3	0-0 1B E 1B		4-0 1B E BB	0-0 G4-3		0-0 F8		4 2 1 1 1 0 1			
<b>Larry Doby, L</b> (1, 8) OBP: 0.421, SLG: 0.532		0-0 P6	0-0 E 2B 1B		0-0 FC3 1B		0-0 4-3 3B	4-0 BB		4 3 2 0 1 0 1			
<b>Dave Philley, S</b> (1, 9) OBP: 0.261, SLG: 0.366		0-0 1B	0-0 E6 2B 1B		0-0 L7		0-0 4-3	0-0 F7		5 1 2 1 0 0 3			
<b>George Strickland, R</b> (1, 6) OBP: 0.358, SLG: 0.405		0-0 1B	0-0 2B		0-0 1B 1B		4-0 BB	0-0 F9		4 1 3 3 1 0 1			
<b>Jim Hegan, R</b> (1, 2) OBP: 0.282, SLG: 0.371	0-0 P3		0-0 F5		0-0 1B 1B		0-0 F8			4 1 1 1 0 0 4			
<b>Early Wynn, S</b> (1, 1) OBP: 0.455, SLG: 0.500			0-3 K	4-0 BB	0-0 1B		0-0 1-3			3 0 1 2 1 1 1			
<b>Inning Stats</b>	R: 0 E: 0 K: 2 S: 7 H: 0 LOB: 0 BB: 0 P: 7	R: 0 E: 0 K: 0 S: 5 H: 2 LOB: 2 BB: 0 P: 5	R: 5 E: 2 K: 1 S: 11 H: 6 LOB: 1 BB: 0 P: 11	R: 0 E: 0 K: 1 S: 4 H: 0 LOB: 0 BB: 1 P: 8	R: 4 E: 1 K: 0 S: 7 H: 3 LOB: 1 BB: 1 P: 11	R: 0 E: 0 K: 0 S: 2 H: 0 LOB: 0 BB: 0 P: 3	R: 1 E: 0 K: 0 S: 4 H: 1 LOB: 1 BB: 1 P: 8	R: 0 E: 0 K: 1 S: 5 H: 0 LOB: 0 BB: 0 P: 5	R: 0 E: 0 K: 0 S: 3 H: 0 LOB: 1 BB: 1 P: 7	1B: 10 2B: 1 3B: 1 HR: 0 SF: 1 SAC: 0 DP: 2 HBP: 1	WP: 0 PB: 0 SB: 0 CS: 0 PA: 43		
<b>PITCHER</b>	IP WLS BF H R ER SO BB IBB HBP BLK WP HR S P ERA WHIP											<b>PITCHER</b>	IP WLS BF H R ER SO BB IBB HBP BLK WP HR S P ERA WHIP
<b>Bill Miller, L</b> (1, 1) ERA: 6.35	2.2 L 14 6 4 4 3 0 0 0 0 0 0 0 20 20 13.50 2.250												
<b>Tom Gorman, R</b> (3, 1) ERA: 1.17	2.1 14 5 5 1 1 2 0 0 0 0 0 0 14 22 3.86 3.000												
<b>Bob Grim, R</b> (6, 1) ERA: 6.59	2.0 8 1 1 1 0 1 0 1 0 0 0 0 6 11 4.50 1.000												
<b>Art Schallack, L</b> (8, 1) ERA: 2.25	2.0 7 0 0 0 1 1 0 0 0 0 0 0 8 12 0.00 0.500												

**Cleveland Indians @ New York Yankees**  
 Yankee Stadium, Bronx, NY  
 Sat May 01 1954, 3:33 AM EDT  
 Att: 20,938 - Unknown

[livebaseballscorecards.com](http://livebaseballscorecards.com)

**AB 37**  
**R 10**  
**H 12**  
**RBI 9**  
**BB 4**  
**SO 5**  
**LOB 14**







Batter	1	2	3	4	5	6	7	8	9	AB R H RBI BB SO LOB	TOP	
<b>Frank Bolling, R</b> (1, 4) <small>OBP: 0.310, SLG: 0.377</small> <b>Fred Hatfield, L</b> (9, PH) <small>OBP: 0.500, SLG: 0.333</small>	0-0 P3	0-0 4-3		0-0 P5			0-3 K		0-0 4-3	4 0 0 0 0 1 3 1 0 0 0 0 0 0	<b>Detroit Tigers @ New York Yankees</b> <b>Yankee Stadium, Bronx, NY</b> Sun May 02 1954, 3:33 AM EDT Unknown  <a href="http://livebaseballscorecards.com">livebaseballscorecards.com</a>	
<b>Harvey Kuenn, R</b> (1, 6) <small>OBP: 0.321, SLG: 0.396</small>	0-0 BB 2B 1B		0-0 L9	0-0 SF9			0-0 1-3			3 1 1 1 0 0 0		
<b>Bob Nieman, R</b> (1, 7) <small>OBP: 0.400, SLG: 0.250</small>	4-0 BB 1-2 2B BB		0-0 4-3	0-3 K			0-0 6-3			3 1 0 0 1 1 2		
<b>Ray Boone, R</b> (1, 5) <small>OBP: 0.423, SLG: 0.415</small>	0-0 F8		4-0 FC6-4 BB				0-0 F8		0-0 6-3	3 0 0 0 1 0 2		
<b>Walt Dropo, R</b> (1, 3) <small>OBP: 0.345, SLG: 0.481</small>	0-0 BB 1-1 2-1 2B		0-0 FC6-4				0-0 F8		0-0 FC5-4 1B	4 0 2 2 0 0 1		
<b>Al Kaline, R</b> (1, 9) <small>OBP: 0.304, SLG: 0.264</small>	4-0 FC6 BB			4-0 BB 1B BB			0-0 L6		0-0 FC5-4 FC4-6	2 1 0 0 2 0 1		
<b>Bill Tuttle, R</b> (1, 8) <small>OBP: 0.464, SLG: 0.560</small>	0-0 FC6			4-0 BB 1B 1-2 SF9 BB			0-0 G3		0-0 FC4-6	3 1 0 0 1 0 3		
<b>Matt Batts, R</b> (1, 2) <small>OBP: 0.250, SLG: 0.273</small>		0-0 F8		4-0 BB 1-2 2-3 BB			0-0 4-3		0-0 F8	3 0 0 0 1 0 0		
<b>Ted Gray, S</b> (1, 1) <b>Ray Herbert, R</b> (3, 1) <b>Chuck Kress, L</b> (4, PH) <small>OBP: 0.167, SLG: 0.167</small> <b>Dick Donovan, L</b> (4, 1) <b>Dick Marlowe, R</b> (8, 1) <b>Johnny Pesky, L</b> (9, PH)		0-0 4-3		0-0 BB 1-2 2-3 3-H 1B			0-3 K		0-0 G3	1 0 0 0 0 0 0 0 0 0 0 0 0 0 1 0 1 1 0 0 0 1 0 0 0 0 1 0 0 0 0 0 0 0 0 1 0 0 0 0 0 0		
<b>Inning Stats</b>	R: 2 H: 2 E: 0 LOB: 2 K: 0 BB: 2 S: 5 P: 13	R: 0 H: 0 E: 0 LOB: 0 K: 0 BB: 0 S: 3 P: 3	R: 0 H: 0 E: 0 LOB: 1 K: 0 BB: 1 S: 3 P: 7	R: 2 H: 1 E: 0 LOB: 2 K: 1 BB: 3 S: 6 P: 18	R: 0 H: 0 E: 0 LOB: 0 K: 0 BB: 0 S: 3 P: 3	R: 0 H: 0 E: 0 LOB: 0 K: 1 BB: 0 S: 5 P: 5	R: 0 H: 0 E: 0 LOB: 0 K: 1 BB: 0 S: 5 P: 5	R: 0 H: 1 E: 0 LOB: 1 K: 0 BB: 0 S: 4 P: 4	R: 0 H: 0 E: 0 LOB: 0 K: 0 BB: 0 S: 3 P: 3	1B: 3 SF: 1 2B: 1 SAC: 0 3B: 0 DP: 0 HR: 0 HBP: 0	WP: 0 PA: 37 PB: 0 SB: 0 CS: 0	
<b>PITCHER</b> <b>Jim McDonald, R</b> (1, 1) <small>ERA: 2.37</small> <b>Allie Reynolds, R</b> (4, 1) <small>ERA: 1.59</small>	IP WLS BF H R ER SO BB IBB HBP BLK WP HR S P ERA WHIP											<b>PITCHER</b> IP WLS BF H R ER SO BB IBB HBP BLK WP HR S P ERA WHIP

**Detroit Tigers @ New York Yankees**  
**Yankee Stadium, Bronx, NY**  
 Sun May 02 1954, 3:33 AM EDT  
 Unknown

AB	30
R	4
H	4
RBI	4
BB	6
SO	3
LOB	12







Batter	1	2	3	4	5	6	7	8	9	AB R H RBI BB SO LOB	TOP																								
Frank Bolling, R (1, 4) OBP: 0.311, SLG: 0.375	0-0 P4		0-0 5-3		0-0 E6 1B 1-2 2-H					3 0 1 0 0 0 0	<b>Detroit Tigers @ New York Yankees</b> Yankee Stadium, Bronx, NY Sun May 02 1954, 3:38 AM EDT Att. 24,416 - Unknown																								
Harvey Kuenn, R (1, 6) OBP: 0.322, SLG: 0.393	0-0 G4-6-3 1B		0-0 L5		0-0 P7					3 0 1 0 0 0 2																									
Bob Nieman, R (1, 7) OBP: 0.375, SLG: 0.286 Don Lund, R (5, 7)	0-0 G4-6-3 1-2f		0-0 F8		0-0 FC6-4 1B 1-3 2-H					3 0 1 1 0 0 1 0 0 0 0 0 0 0																									
Ray Boone, R (1, 5) OBP: 0.418, SLG: 0.477		0-0 HR		0-0 5-3	0-3 K S S					3 1 1 1 0 1 2																									
Walt Dropo, R (1, 3) OBP: 0.328, SLG: 0.455		0-0 6-3		0-0 F9	0-0 FC6-4 1-2f					3 0 0 0 0 0 2																									
Al Kaline, R (1, 9) OBP: 0.310, SLG: 0.259		0-0 L6-3		4-0 S BB						1 0 0 0 1 0 0																									
Bill Tuttle, R (1, 8) OBP: 0.466, SLG: 0.558		0-0 E8 E 1B		0-0 1-3 1-2						2 1 1 0 0 0 1																									
Frank House, L (1, 2) OBP: 0.333, SLG: 0.273		0-0 E8 WP 2-H 1B			0-0 E4 1B E E					2 1 1 1 0 0 0																									
Billy Hoelt, L (1, 1)		0-3 K 2-3			0-0 FC3 1B E					2 1 0 0 0 1 2																									
<b>Inning Stats</b>	R: 0 E: 0 K: 0 S: 3	H: 1 LOB: 0 BB: 0 P: 3	R: 2 E: 2 K: 1 S: 8	H: 3 LOB: 1 BB: 0 P: 8	R: 0 E: 0 K: 0 S: 3	H: 0 LOB: 0 BB: 0 P: 3	R: 0 E: 0 K: 0 S: 3	H: 0 LOB: 1 BB: 1 P: 7	R: 2 E: 3 K: 1 S: 9	H: 2 LOB: 2 BB: 0 P: 9	1B: 5 2B: 0 3B: 0 HR: 1	SF: 0 SAC: 0 DP: 1 HBP: 0	WP: 1 PB: 0 SB: 1 CS: 0	PA: 23																					
<b>PITCHER</b> Harry Byrd, R (1, 1) ERA: 1.59	IP 5.0	WLS L	BF 23	H 6	R 4	ER 1	SO 2	BB 1	IBB 0	HBP 0	BLK 0	WP 1	HR 1	S 26	P 30	ERA 1.80	WHIP 1.400	<b>PITCHER</b>	IP 5.0	WLS L	BF 23	H 6	R 4	ER 1	SO 2	BB 1	IBB 0	HBP 0	BLK 0	WP 1	HR 1	S 26	P 30	ERA 1.80	WHIP 1.400

livebaseballscorecards.com

<b>AB</b>	22
<b>R</b>	4
<b>H</b>	6
<b>RBI</b>	3
<b>BB</b>	1
<b>SO</b>	2
<b>LOB</b>	10



Batter	1	2	3	4	5	6	7	8	9	AB	R	H	RBI	BB	SO	LOB
Phil Rizzuto, R (1, 6) OBP: 0.327, SLG: 0.419 Eddie Robinson, L (4, PH) OBP: 0.353, SLG: 0.333 Willy Miranda, S (5, 6)	0-0 6-3			0-3 K						1	0	0	0	0	0	0
Hank Bauer, R (1, 9) OBP: 0.349, SLG: 0.474	0-0 5-3			0-0 5-3						2	0	0	0	0	0	0
Mickey Mantle, S (1, 8) OBP: 0.339, SLG: 0.367	0-3 K			4-0 E BB						1	0	0	0	1	1	0
Yogi Berra, L (1, 2) OBP: 0.262, SLG: 0.419		0-0 F2		0-0 E4						2	0	0	0	0	0	1
Bill Skowron, R (1, 3) OBP: 0.325, SLG: 0.556		0-0 L9		0-0 L9						2	0	0	0	0	0	2
Gil McDougald, R (1, 4) OBP: 0.299, SLG: 0.339		0-0 5-3			0-0 F8					2	0	0	0	0	0	0
Bob Cerv, R (1, 7) OBP: 0.130, SLG: 0.200			0-3 K		0-3 K					2	0	0	0	0	2	0
Andy Carey, R (1, 5) OBP: 0.375, SLG: 0.571			0-3 K		0-0 2B					2	0	1	0	0	1	0
Harry Byrd, R (1, 1) Enos Slaughter, L (5, PH) OBP: 0.400, SLG: 0.438			0-3 K		0-0 F8					1	0	0	0	0	1	0
										1	0	0	0	0	0	1

<b>Inning Stats</b>	R: 0 E: 0 K: 1 S: 5	H: 0 LOB: 0 BB: 0 P: 5	R: 0 E: 0 K: 0 S: 3	H: 0 LOB: 0 BB: 0 P: 3	R: 0 E: 0 K: 3 S: 9	H: 0 LOB: 0 BB: 0 P: 9	R: 0 E: 1 K: 1 S: 6	H: 0 LOB: 2 BB: 1 P: 10	R: 0 E: 0 K: 1 S: 6	H: 1 LOB: 1 BB: 0 P: 6	1B: 0 2B: 1 3B: 0 HR: 0	SF: 0 SAC: 0 DP: 0 HBP: 0	WP: 0 PB: 0 SB: 0 CS: 0	PA: 18
---------------------	------------------------------	---------------------------------	------------------------------	---------------------------------	------------------------------	---------------------------------	------------------------------	----------------------------------	------------------------------	---------------------------------	----------------------------------	------------------------------------	----------------------------------	--------

<b>PITCHER</b> Billy Hoef, L (1, 1) ERA: 6.91	IP: 5.0 WLS: W BF: 18 H: 1 R: 0 ER: 0 SO: 6 BB: 1 IBB: 0 HBP: 0 BLK: 0 WP: 0 HR: 0 S: 29 P: 33 ERA: 0.00 WHIP: 0.400	<b>PITCHER</b>	IP: WLS: BF: H: R: ER: SO: BB: IBB: HBP: BLK: WP: HR: S: P: ERA: WHIP:
---	--	----------------	--

**BOTTOM**

**Detroit Tigers @ New York Yankees**  
Yankee Stadium, Bronx, NY  
Sun May 02 1954, 3:38 AM EDT  
Att. 24,416 - Unknown


<b>AB</b>	17
<b>R</b>	0
<b>H</b>	1
<b>RBI</b>	0
<b>BB</b>	1
<b>SO</b>	6
<b>LOB</b>	4



WP: 0 PB: 0 SB: 0 CS: 0	PA: 18
----------------------------------	--------

livebaseballscorecards.com



Batter	1	2	3	4	5	6	7	8	9	AB R H RBI BB SO LOB	TOP														
Chico Garcia, R OBP: 0.111, SLG: 0.111 (1, 4) X	0-0 1-3 ①		0-0 6-3 ③			0-0 6-3 ① X	0-0 F9 ③			4 0 0 0 0 0 2	<p><b>Baltimore Orioles @ New York Yankees</b>  <b>Yankee Stadium, Bronx, NY</b>            Wed May 05 1954, 3:33 AM EDT            Att. 6,253 - Unknown</p> <p>livebaseballscorecards.com</p> <table border="1"> <tr><td>AB</td><td>34</td></tr> <tr><td>R</td><td>2</td></tr> <tr><td>H</td><td>6</td></tr> <tr><td>RBI</td><td>2</td></tr> <tr><td>BB</td><td>2</td></tr> <tr><td>SO</td><td>4</td></tr> <tr><td>LOB</td><td>8</td></tr> </table> 	AB	34	R	2	H	6	RBI	2	BB	2	SO	4	LOB	8
AB	34																								
R	2																								
H	6																								
RBI	2																								
BB	2																								
SO	4																								
LOB	8																								
Chuck Diering, R OBP: 0.158, SLG: 0.111 (1, 8) X	0-0 L5 ②			0-3 K ①		0-0 6-3 ②		0-0 5-3 ①		4 0 0 0 0 1 0															
Jim Fridley, R OBP: 0.308, SLG: 0.455 (1, 7) S S S	0-3 K ③			0-0 HR ②		4-0 1B BB		0-0 F7 ②		3 1 1 1 1 1 0															
Sam Mele, R OBP: 0.195, SLG: 0.275 (1, 9) X		0-0 P5 ①		0-0 F8 ②		0-0 FC6-4 1B		0-0 E5 1B		4 1 1 0 0 0 0															
Vern Stephens, R OBP: 0.310, SLG: 0.500 (1, 5) S S S		0-3 K ②		0-0 5-3 ③		0-0 FC6-4 1-2f		0-0 FC6-4 1B 2-H		4 0 1 1 0 1 2															
Don Lenhardt, R OBP: 0.235, SLG: 0.194 (1, 3) B B B B		4-0 BB ②			0-0 F8 ①		0-0 F8 ①	0-0 FC6-4 1-2f		3 0 0 0 1 0 1															
Ray Murray, R OBP: 0.267, SLG: 0.400 (1, 2) X		0-0 F7 ③			0-0 F7 ②		0-0 2B 1B		0-0 4-3 ①	4 0 1 0 0 0 1															
Billy Hunter, R OBP: 0.212, SLG: 0.208 (1, 6) X			0-0 L8 ①		0-0 1B ②		0-0 F9 ②		0-0 P4 ②	4 0 1 0 0 0 1															
Bob Turley, R (1, 1) X			0-0 6-3 ②		0-3 K ③		0-0 1-3 2B		0-0 P4 ③	2 0 0 0 0 1 1															
Bob Kennedy, R (7, PH) OBP: 1.000, SLG: 2.000										1 0 1 0 0 0 0															
Dick Littlefield, L (7, 1)										0 0 0 0 0 0 0															
Les Moss, R (9, PH) OBP: 0.400, SLG: 0.600										1 0 0 0 0 0 0															
<b>Inning Stats</b>	R: 0 H: 0 E: 0 LOB: 0 K: 1 BB: 0 S: 5 P: 5	R: 0 H: 0 E: 0 LOB: 1 K: 1 BB: 1 S: 5 P: 9	R: 0 H: 0 E: 0 LOB: 0 K: 0 BB: 0 S: 3 P: 3	R: 1 H: 1 E: 0 LOB: 0 K: 1 BB: 0 S: 6 P: 6	R: 0 H: 1 E: 0 LOB: 1 K: 1 BB: 0 S: 6 P: 6	R: 0 H: 1 E: 0 LOB: 2 K: 0 BB: 1 S: 4 P: 8	R: 0 H: 2 E: 0 LOB: 2 K: 0 BB: 0 S: 5 P: 5	R: 1 H: 1 E: 1 LOB: 1 K: 0 BB: 0 S: 5 P: 5	R: 0 H: 0 E: 0 LOB: 0 K: 0 BB: 0 S: 3 P: 3	1B: 4 SF: 0 2B: 1 SAC: 0 3B: 0 DP: 0 HR: 1 HBP: 0	WP: 0 PA: 36 PB: 0 SB: 0 CS: 0														
<b>PITCHER</b> Ed Lopat, L (1, 1) ERA: 1.97	IP WLS BF H R ER SO BB IBB HBP BLK WP HR S P ERA WHIP	9.0 W 36 6 2 1 4 2 0 0 0 0 0 1 42 50 1.00 0.889																							

Batter	1	2	3	4	5	6	7	8	9	AB	R	H	RBI	BB	SO	LOB
Hank Bauer, R (1, 7) OBP: 0.358, SLG: 0.458	0-0 F2		0-0 F8													
Joe Collins, L (1, 3) OBP: 0.385, SLG: 0.421	0-3 K															
Irv Noren, L (1, 8) OBP: 0.222, SLG: 0.235	0-3 K															
Yogi Berra, L (1, 2) OBP: 0.275, SLG: 0.415																
Enos Slaughter, L (1, 9) OBP: 0.417, SLG: 0.389																
Gil McDougald, R (1, 4) OBP: 0.300, SLG: 0.328																
Andy Carey, R (1, 5) OBP: 0.273, SLG: 0.400																
Phil Rizzuto, R (1, 6) OBP: 0.327, SLG: 0.400																
Ed Lopat, L (1, 1) OBP: 0.167, SLG: 0.100																


Inning Stats		R: 0	H: 0	E: 0	LOB: 0	K: 2	BB: 0	S: 7	R: 0	H: 0	E: 0	LOB: 1	K: 1	BB: 1	S: 5	R: 0	H: 0	E: 0	LOB: 0	K: 0	BB: 0	S: 3	R: 0	H: 0	E: 0	LOB: 0	K: 1	BB: 1	S: 4	R: 4	H: 1	E: 0	LOB: 1	K: 1	BB: 4	S: 6	R: 0	H: 1	E: 0	LOB: 2	K: 0	BB: 1	S: 4	R: 0	H: 0	E: 0	LOB: 1	K: 1	BB: 1	S: 5	R: 0	H: 0	E: 0	LOB: 0	K: 0	BB: 0	S: 3
PITCHER	IP	WLS	BF	H	R	ER	SO	BB	IBB	HBP	BLK	WP	HR	S	P	ERA	WHIP																																								
Bob Turley, R (1, 1) ERA: 2.18	6.0	L	26	2	4	4	5	7	0	0	0	1	0	29	57	6.00	1.500																																								
Dick Littlefield, L (7, 1) ERA:	2.0		7	0	0	0	1	1	0	0	0	0	0	8	12	0.00	0.500																																								

**BOTTOM**

**Baltimore Orioles @ New York Yankees**  
 Yankee Stadium, Bronx, NY  
 Wed May 05 1954, 3:33 AM EDT  
 Att. 6,253 - Unknown

AB	23
R	4
H	2
RBI	4
BB	8
SO	6
LOB	13

livebaseballscorecards.com



Inning Stats		1B: 1	SF: 0	2B: 0	SAC: 2	3B: 1	DP: 0	HR: 0	HBP: 0	WP: 1	PA: 33						
PITCHER	IP	WLS	BF	H	R	ER	SO	BB	IBB	HBP	BLK	WP	HR	S	P	ERA	WHIP



Batter	1	2	3	4	5	6	7	8	9	AB R H RBI BB SO LOB	TOP									
<b>Bobby Young, L</b> (1, 4) OBP: 0.345, SLG: 0.300	0-0 G4-6-3 1B		0-0 1-3			4-0 BB		0-0 1-2 1B		3 0 2 0 1 0 0	<p><b>Baltimore Orioles @ New York Yankees</b>  <b>Yankee Stadium, Bronx, NY</b>          Thu May 06 1954, 3:33 AM EDT          Att. 4,610 - Unknown</p>									
<b>Gil Coan, L</b> (1, 8) OBP: 0.286, SLG: 0.256	0-0 F4			0-3 K		0-0 F9		0-0 F9		4 0 0 0 0 1 4										
<b>Eddie Waitkus, L</b> (1, 3) OBP: 0.214, SLG: 0.170 <b>Dick Littlefield, L</b> (6, 1) <b>Marin Stuart, L</b> (8, 1) <b>Jim Fridley, R</b> (9, PH) OBP: 0.266, SLG: 0.417	0-0 G4-6-3 1-2f			0-0 6-3		0-0 F5		0-3 K		3 0 0 0 0 0 2 0 0 0 0 0 0 0 0 0 0 0 0 0 0 1 0 0 0 0 1 0										
<b>Vic Wertz, L</b> (1, 9) OBP: 0.370, SLG: 0.282		0-0 P5		0-3 K		0-0 3-1		0-0 1B		4 0 1 0 0 1 0										
<b>Vern Stephens, R</b> (1, 5) OBP: 0.295, SLG: 0.475 <b>Bob Kennedy, R</b> (7, 5) OBP: 0.667, SLG: 1.000		0-0 B5-3			0-0 F8		0-0 F7		0-0 P5	3 0 0 0 0 0 0 1 0 0 0 0 0 1										
<b>Dick Kokos, L</b> (1, 7) OBP: 0.333, SLG: 0.500		4-0 FC6 BB			4-0 FC6-4 BB		0-0 F8		0-0 P4	2 0 0 0 2 0 1										
<b>Clint Courtney, L</b> (1, 2) OBP: 0.308, SLG: 0.432		0-0 FC6 1-2f			0-0 P6			0-0 4-3		3 0 0 0 0 0 2										
<b>Billy Hunter, R</b> (1, 6) OBP: 0.204, SLG: 0.200 <b>Sam Mele, R</b> (8, PH) OBP: 0.190, SLG: 0.268 <b>Neil Berry, R</b> (8, 6)			0-3 K		0-0 FC6-4 1-2f			0-0 F8		2 0 0 0 0 1 1 1 0 0 0 0 0 0 0 0 0 0 0 0 0										
<b>Joe Coleman, R</b> (1, 1) OBP: 0.167, SLG: 0.167 <b>Dave Koslo, L</b> (1, 1) <b>Dick Kryhoski, L</b> (6, PH) OBP: 0.500, SLG: 0.500			0-3 K		0-3 K			0-0 1B 1B		0 0 0 0 0 0 0 1 0 0 0 0 1 0 2 0 1 0 0 1 0										
<b>Inning Stats</b>	R: 0 E: 0 K: 0 S: 3	H: 1 LOB: 0 BB: 0 P: 3	R: 0 E: 0 K: 0 S: 3	H: 0 LOB: 1 BB: 1 P: 7	R: 0 E: 0 K: 2 S: 7	H: 0 LOB: 0 BB: 0 P: 7	R: 0 E: 0 K: 2 S: 7	H: 0 LOB: 0 BB: 0 P: 7	R: 0 E: 0 K: 1 S: 5	H: 0 LOB: 1 BB: 1 P: 9	R: 0 E: 0 K: 0 S: 3	H: 0 LOB: 0 BB: 0 P: 3	R: 0 E: 0 K: 0 S: 5	H: 2 LOB: 2 BB: 0 P: 5	R: 0 E: 0 K: 1 S: 6	H: 1 LOB: 1 BB: 0 P: 6	1B: 4 2B: 0 3B: 0 HR: 0	SF: 0 SAC: 0 DP: 1 HBP: 0	WP: 0 PB: 0 SB: 0 CS: 0	PA: 33
<b>PITCHER</b>	IP WLS BF H R ER SO BB IBB HBP BLK WP HR S P ERA WHIP																			
<b>Allie Reynolds, R</b> (1, 1) ERA: 0.98	7.0 W 24 1 0 0 5 3 0 0 0 0 0 0 0 31 43 0.00 0.571																			
<b>Bob Kuzava, L</b> (8, 1) ERA:	1.0 5 2 0 0 0 0 0 0 0 0 0 0 0 5 5 0.00 2.000																			
<b>Bob Grim, R</b> (9, 1) ERA: 6.14	1.0 S 4 1 0 0 1 0 0 0 0 0 0 0 0 6 6 0.00 1.000																			

livebaseballscorecards.com

<b>AB</b>	30
<b>R</b>	0
<b>H</b>	4
<b>RBI</b>	0
<b>BB</b>	3
<b>SO</b>	6
<b>LOB</b>	11







Batter	1	2	3	4	5	6	7	8	9	AB R H RBI BB SO LOB	TOP	
Joe Demaestri, R (1, 6) OBP: 0.217, SLG: 0.304	0-0 P6		0-0 FC1-6		0-0 5-3			0-0 F7		4 0 0 0 0 0 2	<b>Philadelphia Athletics @ New York Yankees</b> Yankee Stadium, Bronx, NY Fri May 07 1954, 3:33 AM EDT Att. 5,805 - Unknown	
Spook Jacobs, R (1, 4) OBP: 0.350, SLG: 0.333	4-0 BB		0-0 FC4-6			0-0 1-3		0-0 1-3		3 0 0 0 1 0 1		
Vic Power, R (1, 8) OBP: 0.325, SLG: 0.442	0-0 F9		0-0 F9			0-0 4-3		0-0 2B		4 0 1 0 0 0 2		
Gus Zernial, R (1, 7) OBP: 0.338, SLG: 0.410	4-0 BB			0-0 F9		4-0 FC5 BB		0-0 F8		2 0 0 0 2 0 1		
Don Bollweg, L (1, 3) OBP: 0.293, SLG: 0.180 Lou Limmer, L (9, PH) OBP: 0.375, SLG: 0.167	0-0 L6			0-3 K		4-0 BB		0-0 F9		2 0 0 0 1 1 2 1 0 0 0 0 0 0		
Bill Renna, R (1, 9) OBP: 0.408, SLG: 0.438		0-0 F8		0-0 6-3		0-0 FC5		0-0 FC5-4 1B		4 0 1 0 0 0 2		
Pete Suder, R (1, 5) OBP: 0.267, SLG: 0.279		0-0 P4			0-0 2B		0-0 6-3	0-0 FC5-4 1B		4 0 2 0 0 0 0		
Joe Astroth, R (1, 2) OBP: 0.150, SLG: 0.158 Elmer Valo, L (9, PH) OBP: 0.333, SLG: 0.143		0-0 P2			0-0 L3		0-0 5-3	0-0 FC5-4		3 0 0 0 0 0 1 1 0 0 0 0 0 2		
Morrie Martin, L (1, 1) OBP: 0.300, SLG: 0.400 Ed McGhee, R (9, PH) OBP: 0.083, SLG: 0.091			0-0 FC1-6 1B		0-0 4-3		0-0 F7	0-0 1-3		3 0 1 0 0 0 1 1 0 0 0 0 0 2		
<b>Inning Stats</b>	R: 0 H: 0 E: 0 LOB: 2 K: 0 BB: 2 S: 3 P: 11	R: 0 H: 0 E: 0 LOB: 0 K: 0 BB: 0 S: 3 P: 3	R: 0 H: 1 E: 0 LOB: 1 K: 0 BB: 0 S: 4 P: 4	R: 0 H: 0 E: 0 LOB: 0 K: 1 BB: 0 S: 5 P: 5	R: 0 H: 1 E: 0 LOB: 1 K: 0 BB: 0 S: 4 P: 4	R: 0 H: 0 E: 0 LOB: 2 K: 0 BB: 2 S: 3 P: 11	R: 0 H: 0 E: 0 LOB: 0 K: 0 BB: 0 S: 3 P: 3	R: 0 H: 1 E: 0 LOB: 1 K: 0 BB: 0 S: 4 P: 4	R: 0 H: 2 E: 0 LOB: 2 K: 0 BB: 0 S: 5 P: 5	1B: 3 SF: 0 2B: 2 SAC: 0 3B: 0 DP: 0 HR: 0 HBP: 0	WP: 0 PA: 36 PB: 0 SB: 1 CS: 0	
<b>PITCHER</b> Tom Morgan, R (1, 1) ERA: 1.77	IP WLS BF H R ER SO BB IBB HBP BLK WP HR S P ERA WHIP											<b>PITCHER</b> IP WLS BF H R ER SO BB IBB HBP BLK WP HR S P ERA WHIP

livebaseballscorecards.com

<b>AB</b>	32
<b>R</b>	0
<b>H</b>	5
<b>RBI</b>	0
<b>BB</b>	4
<b>SO</b>	1
<b>LOB</b>	16







Batter	1	2	3	4	5	6	7	8	9	AB R H RBI BB SO LOB	TOP									
Spook Jacobs, R (1, 4) OBP: 0.345, SLG: 0.329	0-0 5-3		0-0 1B			0-0 5-3	0-0 1-3			4 0 1 0 0 0 0	<b>Philadelphia Athletics @ New York Yankees</b> Yankee Stadium, Bronx, NY Sun May 09 1954, 3:33 AM EDT Unknown									
Pete Suder, R (1, 5) OBP: 0.265, SLG: 0.277	0-0 F7		0-0 F9			0-0 6-3		0-0 1B		4 0 1 0 0 0 1										
Vic Power, R (1, 8) OBP: 0.321, SLG: 0.432	0-0 1B			0-0 E6 1B		0-0 5-3		0-0 F3		4 0 1 0 0 0 1										
Lou Limmer, L (1, 3) OBP: 0.250, SLG: 0.100	0-0 F7			0-0 F5			0-0 F8	0-0 F9		4 0 0 0 0 0 3										
Gus Zernial, R (1, 7) OBP: 0.360, SLG: 0.422		BB BB BB 4-0 G5-4-3 BB		0-0 1-2 1B		0-0 1B HR 1B		0-0 5-3		3 1 2 0 1 0 1										
Bill Renna, R (1, 9) OBP: 0.388, SLG: 0.412		0-0 P5		0-0 G6-4-3 1-2f		0-0 E5 1B HR		0-0 F7		4 1 0 0 0 0 4										
Joe Demaestri, R (1, 6) OBP: 0.219, SLG: 0.301		0-0 G5-4-3 1-2f			0-0 5-3		0-0 1-2 2-3 HR 1B	0-0 5-3		4 1 1 0 0 0 1										
Billy Shantz, R (1, 2) OBP: 0.324, SLG: 0.455			0-0 P6		0-0 G1-6-3 1B		0-0 1-H 2-H 3-H HR	0-0 6-3		4 1 2 4 0 0 0										
Bob Trice, R (1, 1) OBP: 0.385, SLG: 0.273			0-0 F2		0-0 G1-6-3 1-2f		0-0 1-3			1 0 0 0 0 0 0										
Lee Wheat, R (3, 1)										1 0 0 0 0 0 1										
Elmer Valo, L (7, PH) OBP: 0.300, SLG: 0.125										1 0 0 0 0 0 0										
Art Ditmar, R (7, 1)										0 0 0 0 0 0 0										
<b>Inning Stats</b>	R: 0 E: 0 K: 0 S: 4	H: 1 LOB: 1 BB: 0 P: 4	R: 0 E: 0 K: 0 S: 2	H: 0 LOB: 0 BB: 1 P: 6	R: 0 E: 0 K: 0 S: 4	H: 1 LOB: 1 BB: 0 P: 4	R: 0 E: 1 K: 0 S: 4	H: 1 LOB: 1 BB: 0 P: 4	R: 0 E: 0 K: 0 S: 3	H: 1 LOB: 0 BB: 0 P: 3	R: 4 E: 1 K: 0 S: 7	H: 3 LOB: 0 BB: 0 P: 7	R: 0 E: 0 K: 0 S: 4	H: 1 LOB: 1 BB: 0 P: 4	R: 0 E: 0 K: 0 S: 3	H: 0 LOB: 0 BB: 0 P: 3	1B: 7 2B: 0 3B: 0 HR: 1	SF: 0 SAC: 0 DP: 3 HBP: 0	WP: 0 PB: 0 SB: 0 CS: 0	PA: 35
<b>PITCHER</b>	IP WLS BF H R ER SO BB IBB HBP BLK WP HR S P ERA WHIP																			
Harry Byrd, R (1, 1) ERA: 2.25	7.0 W 29 8 4 3 0 1 0 0 0 0 1 28 32 3.86 1.286																			
Johnny Sain, R (8, 1) ERA:	2.0 S 6 0 0 0 0 0 0 0 0 0 0 6 6 0.00 0.000																			

livebaseballscorecards.com

AB	34
R	4
H	8
RBI	4
BB	1
SO	0
LOB	12



Batter	1	2	3	4	5	6	7	8	9
Phil Rizzuto, R (1, 6) Wily Miranda, S (7, 6) Eddie Robinson, L (8, PH) Jerry Coleman, R (9, 6)	0-0 F8	0-0 P4	0-0 4-3			0-0 P1		0-0 1B	
Irv Noren, L (1, 8)	0-0 4-3	0-0 F7			0-0 F9	0-0 2B		0-3 K	
Joe Collins, L (1, 3)	4-0 BB		4-0 HR		0-0 F3	0-0 F3			
Yogi Berra, L (1, 2)	0-0 4-1		0-0 HR		0-0 1B		0-0 F5		
Enos Slaughter, L (1, 9)		4-0 2B	0-0 HR		0-0 F7		0-0 5-3		
Gene Woodling, L (1, 7)		4-0 2B	0-0 1B		0-0 4-3		0-0 4-3		
Gil McDougald, R (1, 4)		0-0 HR	4-0 1B		0-0 5-3		0-0 L7		
Andy Carey, R (1, 5)		0-0 HR	0-0 1B		0-0 F8		4-0 1B		
Harry Byrd, R (1, 1) Johnny Sain, R (8, 1)		0-0 4-3	0-0 5-3			0-0 5-3		0-3 K	

AB	R	H	RBI	BB	SO	LOB
4	0	0	0	0	0	2
0	0	0	0	0	0	0
1	0	1	0	0	0	0
0	0	0	0	0	0	0
5	0	1	0	0	1	2
2	1	0	0	2	0	1
4	1	2	2	0	0	1
3	2	1	1	1	0	1
3	1	1	0	1	0	0
3	1	1	1	1	0	0
3	1	2	3	1	0	0
3	0	0	0	0	0	2
1	0	0	0	0	1	1

**BOTTOM**

**Philadelphia Athletics @ New York Yankees**  
**Yankee Stadium, Bronx, NY**  
 Sun May 09 1954, 3:33 AM EDT  
 Unknown

AB	32
R	7
H	9
RBI	7
BB	6
SO	2
LOB	10



1B:	4	SF:	0
2B:	2	SAC:	0
3B:	0	DP:	0
HR:	3	HBP:	0

WP:	0	PA:	38
PB:	0		
SB:	0		
CS:	0		

Inning	R	H	E	K	S	LOB	BB	IBB	HBP	BLK	WP	HR	S	P	ERA	WHIP
1	0	0	0	0	3	1	0	0	0	0	0	0	10	26	31.50	4.000
2	4	2	0	0	5	0	0	0	0	0	0	0	15	19	0.00	1.250
3	0	0	0	0	6	2	0	0	0	0	0	0	11	15	0.00	1.000

PITCHER	IP	WLS	BF	H	R	ER	SO	BB	IBB	HBP	BLK	WP	HR	S	P	ERA	WHIP
Bob Trice, R (1, 1) ERA: 3.32	2.0	L	14	4	7	7	0	4	0	0	0	0	3	10	26	31.50	4.000
Lee Wheat, R (3, 1) ERA: 7.71	4.0		16	4	0	0	0	1	0	0	0	0	0	15	19	0.00	1.250
Art Ditmar, R (7, 1) ERA: 7.5	2.0		8	1	0	0	2	1	0	0	0	0	0	11	15	0.00	1.000

Inning	R	H	E	K	S	LOB	BB	IBB	HBP	BLK	WP	HR	S	P	ERA	WHIP
1	0	1	0	0	4	0	0	0	0	0	0	0	4	3	0.00	1.000
2	0	0	0	0	3	0	0	0	0	0	0	0	15	19	0.00	1.250
3	0	0	0	0	6	2	0	0	0	0	0	0	11	15	0.00	1.000

PITCHER	IP	WLS	BF	H	R	ER	SO	BB	IBB	HBP	BLK	WP	HR	S	P	ERA	WHIP
Bob Trice, R (1, 1) ERA: 3.32	2.0	L	14	4	7	7	0	4	0	0	0	0	3	10	26	31.50	4.000
Lee Wheat, R (3, 1) ERA: 7.71	4.0		16	4	0	0	0	1	0	0	0	0	0	15	19	0.00	1.250
Art Ditmar, R (7, 1) ERA: 7.5	2.0		8	1	0	0	2	1	0	0	0	0	0	11	15	0.00	1.000



Batter	1	2	3	4	5	6	7	8	9	AB R H RBI BB SO LOB	TOP																									
Spook Jacobs, R (1, 4) OBP: 0.330, SLG: 0.313	0-0 F9		0-0 6-3			0-0 6-3		0-3 K		4 0 0 0 0 1 1	<b>Philadelphia Athletics @ New York Yankees</b> Yankee Stadium, Bronx, NY Sun May 09 1954, 3:38 AM EDT Att. 23,909 - Unknown <a href="http://livebaseballscorecards.com">livebaseballscorecards.com</a>																									
Pete Suder, R (1, 5) OBP: 0.264, SLG: 0.275	0-0 F9			0-0 4-3		0-0 1B		0-0 F3	4 0 1 0 0 0 0																											
Vic Power, R (1, 8) OBP: 0.307, SLG: 0.412	0-0 F3			0-0 5-3		0-0 F9		0-0 1-3	4 0 0 0 0 0 1																											
Lou Limmer, L (1, 3) OBP: 0.313, SLG: 0.214		0-0 FC4-6 1B		0-0 PO 1B		0-0 F7		0-3 K	4 0 2 0 0 1 0																											
Gus Zernial, R (1, 7) OBP: 0.346, SLG: 0.403		0-3 K		0-0 PO 1-2	0-0 F8		0-0 L7		3 0 0 0 0 1 1																											
Bill Renna, R (1, 9) OBP: 0.386, SLG: 0.451		0-0 FC4-6 1-2f FC6-4			0-0 HR		0-0 F9		3 1 1 1 0 0 1																											
Joe Demaestri, R (1, 6) OBP: 0.211, SLG: 0.289		0-0 FC6-4 1-2f			0-0 F8		0-0 F5		3 0 0 0 0 0 1																											
Jim Robertson, R (1, 2) OBP: 0.333, SLG: 0.235			0-0 P4		0-0 1-3		0-0 E5		3 0 0 0 0 0 0																											
Alex Kellner, R (1, 1) OBP: 0.059, SLG: 0.059			0-0 4-3			0-0 5-3		0-0 F5	3 0 0 0 0 0 1																											
<b>Inning Stats</b>	R: 0 E: 0 K: 0 S: 3	H: 0 LOB: 0 BB: 0 P: 3	R: 0 E: 0 K: 1 S: 6	H: 1 LOB: 1 BB: 0 P: 6	R: 0 E: 0 K: 0 S: 3	H: 0 LOB: 0 BB: 0 P: 3	R: 0 E: 0 K: 0 S: 3	H: 1 LOB: 0 BB: 0 P: 3	R: 1 E: 0 K: 0 S: 4	H: 1 LOB: 0 BB: 0 P: 4	R: 0 E: 0 K: 0 S: 4	H: 1 LOB: 1 BB: 0 P: 4	R: 0 E: 1 K: 1 S: 6	H: 0 LOB: 1 BB: 0 P: 6	R: 0 E: 0 K: 1 S: 5	H: 0 LOB: 0 BB: 0 P: 5	1B: 3 2B: 0 3B: 0 HR: 1	SF: 0 SAC: 0 DP: 0 HBP: 0	WP: 0 PB: 0 SB: 0 CS: 0	PA: 32																
<b>PITCHER</b>	IP WLS BF H R ER SO BB IBB HBP BLK WP HR S P ERA WHIP																																			
Jim McDonald, R (1, 1) ERA: 2.08	7.0	24	4	1	1	1	0	0	0	0	0	0	1	26	26	1.29	0.571																			
Tom Gorman, R (8, 1) ERA: 0.93	2.0	7	0	0	0	2	0	0	0	0	0	0	0	11	11	0.00	0.000																			







Batter	1	2	3	4	5	6	7	8	9	AB R H RBI BB SO LOB	TOP																
Phil Rizzuto, R (1, 6) OBP: 0.356, SLG: 0.413 Mickey Mantle, S (8, PH) OBP: 0.333, SLG: 0.429 Joe Collins, L (8, PH) OBP: 0.417, SLG: 0.500 Johnny Sain, R (8, 1)	0-0 E 1B	0-0 BB 1B 1B	0-0 CS 1B			4-0 BB		0-0 P6		3 2 3 0 1 0 0 0 0 0 0 0 0 0 1 0 0 0 0 0 2 0 0 0 0 0 0 0																	
Irv Noren, L (1, 8) OBP: 0.333, SLG: 0.419	0-0 E2 2B	0-0 1B BB 1B	0-0 F9			0-0 F7		0-0 F7		5 1 2 2 0 0 4																	
Enos Slaughter, L (1, 9) OBP: 0.410, SLG: 0.433	0-0 E4 2B	4-0 1B BB		0-0 P6		0-0 G3			0-0 P4	4 1 0 0 1 0 1																	
Yogi Berra, L (1, 2) OBP: 0.291, SLG: 0.500 Charles Silvera, R (1, 2) OBP: 0.600, SLG: 0.500 Bob Cerv, R (9, PR) OBP: 0.130, SLG: 0.200	0-0 F2	0-0 1B		0-0 CS 1B		0-0 F8			4-0 1B BB	1 0 0 0 0 0 1 3 0 2 1 1 0 0 0 0 0 0 0 0 0																	
Gene Woodling, L (1, 7) OBP: 0.400, SLG: 0.306	0-0 2B	0-0 P6		0-3 K		0-0 F8			0-0 1B	5 0 2 1 0 1 4																	
Eddie Robinson, L (1, 3) OBP: 0.292, SLG: 0.273	0-0 4-3	0-0 1-3			0-0 F8		0-3 K		0-0 P6	5 0 0 0 0 1 6																	
Gil McDougald, R (1, 4) OBP: 0.319, SLG: 0.324	0-0 6-3		0-0 PB 2B		0-0 F9			0-0 F8	0-0 F9	5 1 1 0 0 0 3																	
Andy Carey, R (1, 5) OBP: 0.355, SLG: 0.593		0-0 1B E 1B 1B	0-0 HR		0-3 K			4-0 BB BB		3 2 2 1 1 1 0																	
Whitey Ford, L (1, 1) Bob Kuzava, S (1, 1) Bob Grim, R (1, 1) Hank Bauer, R (8, PH) OBP: 0.347, SLG: 0.439 Willy Miranda, S (8, 6)		0-3 K	0-0 G2		0-3 K		0-3 K	4-0 BB		0 0 0 0 0 0 0 0 0 0 0 0 0 0 3 0 0 0 0 2 1 0 0 0 0 1 0 0 0 0 0 0 0 0 0																	
<b>Inning Stats</b>	R: 3 E: 2 K: 0 S: 7	H: 3 LOB: 1 BB: 0 P: 7	R: 2 E: 1 K: 1 S: 9	H: 4 LOB: 3 BB: 1 P: 13	R: 2 E: 0 K: 0 S: 5	H: 3 LOB: 0 BB: 0 P: 5	R: 0 E: 0 K: 1 S: 5	H: 1 LOB: 1 BB: 0 P: 5	R: 0 E: 0 K: 1 S: 5	H: 0 LOB: 0 BB: 0 P: 5	R: 0 E: 0 K: 1 S: 5	H: 0 LOB: 1 BB: 1 P: 9	R: 0 E: 0 K: 1 S: 5	H: 0 LOB: 0 BB: 0 P: 5	R: 0 E: 0 K: 0 S: 3	H: 0 LOB: 2 BB: 2 P: 11	R: 0 E: 0 K: 0 S: 4	H: 1 LOB: 2 BB: 1 P: 8	1B: 8 2B: 4 3B: 0 HR: 1	SF: 0 SAC: 0 DP: 1 HBP: 0	WP: 0 PB: 2 SB: 0 CS: 2	PA: 43					
<b>PITCHER</b>	IP WLS BF H R ER SO BB IBB HBP BLK WP HR S P ERA WHIP																										
Bob Lemon, R (1, 1) ERA: 2.86	1.1		13	7	5	4	1	1	0	0	0	0	0	14	18	27.00	6.000										
Don Mossi, L (2, 1) ERA: 3.38	6.0	W	23	4	2	2	4	3	0	0	0	0	1	28	40	3.00	1.167										
Mike Garcia, R (8, 1) ERA: 3.89	1.2	S	7	1	0	0	0	1	0	0	0	0	0	6	10	0.00	1.200										

**New York Yankees @ Cleveland Indians**  
**Cleveland Municipal Stadium, Cleveland, OH**  
 Mon May 10 1954, 3:33 AM EDT  
 Att: 22,456 - Cloudy

[livebaseballscorecards.com](http://livebaseballscorecards.com)

<b>AB</b>	<b>38</b>
<b>R</b>	<b>7</b>
<b>H</b>	<b>12</b>
<b>RBI</b>	<b>5</b>
<b>BB</b>	<b>5</b>
<b>SO</b>	<b>5</b>
<b>LOB</b>	<b>22</b>



BOTTOM

New York Yankees @ Cleveland Indians  
Cleveland Municipal Stadium, Cleveland, OH

Mon May 10 1954, 3:33 AM EDT  
Att. 22,456 - Cloudy

livebaseballscorecards.com

AB	29
R	8
H	7
RBI	8
BB	4
SO	3
LOB	7



WP:	0	PA:	34
PB:	0	SB:	0
CS:	0		

AB R H RBI BB SO LOB

3	1	1	1	0	0	1
3	1	1	0	1	0	0
3	1	1	0	1	1	2
4	1	1	2	0	1	3
3	1	0	0	1	0	0
4	1	1	4	0	0	0
4	1	1	0	0	0	0
3	1	1	1	0	0	0
1	0	0	0	0	0	1
1	0	0	0	1	1	0
0	0	0	0	0	0	0

1B:	4	SF:	1
2B:	1	SAC:	0
3B:	1	DP:	1
HR:	1	HBP:	0

Batter	1	2	3	4	5	6	7	8	9
<b>Bobby Avila, R</b> OBP: 0.417, SLG: 0.429 (1, 4)									
<b>Al Smith, R</b> OBP: 0.413, SLG: 0.474 (1, 5)									
<b>Wally Westlake, R</b> OBP: 0.342, SLG: 0.515 (1, 7)									
<b>Al Rosen, R</b> OBP: 0.374, SLG: 0.434 (1, 3)									
<b>Larry Doby, L</b> OBP: 0.367, SLG: 0.456 (1, 8)									
<b>Dave Philley, S</b> OBP: 0.241, SLG: 0.389 (1, 9)									
<b>George Strickland, R</b> OBP: 0.298, SLG: 0.310 (1, 6)									
<b>Jim Hegan, R</b> OBP: 0.241, SLG: 0.370 (1, 2)									
<b>Bob Lemon, L</b> (1, 1)									
<b>Don Mossi, L</b> (2, 1)									
<b>Mike Garcia, R</b> (8, 1)									

Inning Stats	R: 8	H: 5	LOB: 0	K: 0	S: 8	P: 20	R: 0	H: 0	LOB: 0	K: 0	S: 3	R: 0	H: 0	LOB: 0	K: 0	S: 3	R: 0	H: 1	LOB: 0	K: 0	S: 3	R: 0	H: 0	LOB: 0	K: 0	S: 3	R: 0	H: 1	LOB: 2	K: 2	S: 8	R: 0	H: 0	LOB: 0	K: 0	S: 3

PITCHER	IP	WLS	BF	H	R	ER	SO	BB	IBB	HBP	BLK	WP	HR	S	P	ERA	WHIP
<b>Whitey Ford, L</b> ERA: 9.24 (1, 1)	0.0		3	1	3	3	0	2	0	0	0	0	0	1	9	∞	∞
<b>Bob Kuzava, L</b> ERA: 6.43 (1, 1)	0.0	L	5	4	4	4	0	1	0	0	0	0	1	4	8	∞	∞
<b>Bob Grim, R</b> ERA: 4.15 (1, 1)	7.0		23	2	1	1	3	1	0	0	0	0	0	28	32	1.29	0.429
<b>Johnny Sain, R</b> ERA: (8, 1)	1.0		3	0	0	0	0	0	0	0	0	0	0	3	3	0.00	0.000



Batter	1	2	3	4	5	6	7	8	9	AB R H RBI BB SO LOB	TOP	
Phil Rizzuto, R OBP: 0.364, SLG: 0.409 (1, 6) X	0-0 FC6 1B		0-0 SH3-4 1-2	4-0 BB 1-2		0-0 4-1			0-3 K	3 0 1 0 1 1 3		
Irv Noren, L OBP: 0.289, SLG: 0.361 (1, 8) X (9, 7)	0-0 FC6 BB 1-2f		0-0 F9 2	0-0 L3 3			0-0 F3 1		0-0 F9 2	5 0 0 0 0 0 5		
Joe Collins, L OBP: 0.390, SLG: 0.452 (1, 3) X	0-0 F3 2		0-3 K 3		0-0 G3 1		0-0 F3 2		0-0 2B 1B 1-3	5 1 1 0 0 1 2		
Yogi Berra, L OBP: 0.319, SLG: 0.518 (1, 2) B B B	4-0 BB 1-2			4-0 1B BB	0-0 F2 2		0-0 1B		0-0 2B 1-H 3-H	3 1 2 2 2 0 0		
Gene Woodling, L OBP: 0.393, SLG: 0.300 Hank Bauer, R OBP: 0.342, SLG: 0.429 (1, 7) X (1, 7) X (9, 9)	0-0 4-3 3			0-0 1B BB 1-2 6-3 1B	0-0 5-3 3		0-3 K 3		0-0 F8 3	1 0 0 0 0 0 2 4 1 1 0 0 1 2		
Enos Slaughter, L OBP: 0.419, SLG: 0.441 Mickey Mantle, S OBP: 0.333, SLG: 0.429 (1, 9) X (9, 8)		0-0 CS 1B		0-0 1B BB 1-3 2-H 1B		0-0 F9 1		0-0 3-1 1		4 1 2 1 0 0 0 0 0 0 0 0 0 0		
Gil McDougald, R OBP: 0.316, SLG: 0.312 (1, 4) X		0-0 P5 1		0-0 P4 1		4-0 1B BB 1-3		0-0 F9 2		3 0 0 0 1 0 3		
Andy Carey, R OBP: 0.343, SLG: 0.548 (1, 5) S S		0-3 K 1-2 2 3		0-0 6-3 2 1-2 3-H 1B		0-0 1-3 1B 1-2		0-0 1-3 3		4 0 1 1 0 1 2		
Allie Reynolds, R OBP: 0.500, SLG: 0.444 Bill Skowron, R OBP: 0.333, SLG: 0.523 Johnny Sain, R (9, 1) (9, 1)			0-0 SH3-4 1B	0-0 BB 1-2 2-H 1B		0-0 1-3 2 1-2 2-3 1B			0-0 1B 2B	3 0 2 1 0 0 2 1 1 1 0 0 0 0 0 0 0 0 0 0 0		
Inning Stats	R: 0 H: 1 E: 0 LOB: 2 K: 0 BB: 1 S: 4 P: 8	R: 0 H: 1 E: 0 LOB: 1 K: 1 BB: 0 S: 5 P: 5	R: 0 H: 1 E: 0 LOB: 1 K: 1 BB: 0 S: 6 P: 6	R: 3 H: 3 E: 0 LOB: 2 K: 0 BB: 2 S: 6 P: 14	R: 0 H: 0 E: 0 LOB: 0 K: 0 BB: 0 S: 3 P: 3	R: 0 H: 1 E: 0 LOB: 2 K: 0 BB: 1 S: 4 P: 8	R: 0 H: 1 E: 0 LOB: 1 K: 1 BB: 0 S: 6 P: 6	R: 0 H: 0 E: 0 LOB: 0 K: 0 BB: 0 S: 3 P: 3	R: 2 H: 3 E: 0 LOB: 1 K: 1 BB: 0 S: 8 P: 8	1B: 10 SF: 0 2B: 2 SAC: 1 3B: 0 DP: 1 HR: 0 HBP: 0	WP: 0 PA: 41 PB: 0 SB: 0 CS: 1	
PITCHER Early Wynn, R ERA: 4.38 Dave Hoskins, R ERA: 3.12	IP WLS BF H R ER SO BB IBB HBP BLK WP HR S P ERA WHIP											PITCHER IP WLS BF H R ER SO BB IBB HBP BLK WP HR S P ERA WHIP
	(1, 1) 3.2 19 6 3 3 2 3 0 0 0 0 0 0 20 32 7.36 2.455											
	(4, 1) 5.1 L 22 5 2 2 2 1 0 0 0 0 0 0 25 29 3.38 1.125											

New York Yankees @ Cleveland Indians  
Cleveland Municipal Stadium, Cleveland, OH  
Tue May 11 1954, 3:33 AM EDT  
Att. 15,581 - Unknown

livebaseballscorecards.com

AB 36  
R 5  
H 11  
RBI 5  
BB 4  
SO 4  
LOB 21







Batter	1	2	3	4	5	6	7	8	9	AB R H RBI BB SO LOB	TOP	
Phil Rizzuto, R (1, 6) OBP: 0.366, SLG: 0.391	4-0 1B BB		0-0 5-3		0-0 F5		4-0 1B BB	0-0 F7		3 1 0 0 2 0 0		
Hank Bauer, R (1, 9) OBP: 0.333, SLG: 0.405	0-0 F8		4-0 BB BB		0-0 4-3		0-0 5-3		0-0 F9	4 0 0 0 1 0 2		
Irv Noren, L (1, 8) OBP: 0.326, SLG: 0.375	0-0 F8		4-0 1-2 BB			0-0 1B BB	0-0 1B 1B		0-3 K	4 1 2 1 1 1 1		
Yogi Berra, L (1, 2) OBP: 0.323, SLG: 0.511	0-0 1-3 1B		0-0 F7			0-0 F2	0-0 1-3 1B		0-0 F8	5 0 2 0 0 0 3		
Eddie Robinson, L (1, 3) OBP: 0.296, SLG: 0.250	0-0 F9			0-0 F9		4-0 1B FC6-4 BB	0-3 K			2 1 0 0 1 0 2		
Bill Skowron, R (7, PH) OBP: 0.327, SLG: 0.511										1 0 0 0 0 1 2		
Gene Woodling, L (1, 7) OBP: 0.415, SLG: 0.321		0-3 K		0-0 1B		0-0 1-3 2-H 1B	4-0 CS BB			3 0 2 1 1 1 0		
Gil McDougald, R (1, 4) OBP: 0.313, SLG: 0.321		0-0 F8		0-0 P6		0-0 FC6-4	0-0 E7		0-0 1-2 HR 2B	4 1 1 1 0 0 2		
Andy Carey, R (1, 5) OBP: 0.333, SLG: 0.600		0-0 5-3		0-0 F7		0-3 K2-3	0-0 HR			4 1 1 2 0 1 2		
Ed Lopat, L (1, 1) OBP: 0.125, SLG: 0.071			0-0 6-3			0-0 F9		0-0 6-3	0-0 4-3	4 0 0 0 0 0 0		
Johnny Sain, R (8, 1)										0 0 0 0 0 0 0		
<b>Inning Stats</b>	R: 0 H: 1 E: 0 LOB: 2 K: 0 BB: 1 S: 4 P: 8	R: 0 H: 0 E: 0 LOB: 0 K: 1 BB: 0 S: 5 P: 5	R: 0 H: 0 E: 0 LOB: 2 K: 0 BB: 2 S: 3 P: 11	R: 0 H: 1 E: 0 LOB: 1 K: 0 BB: 0 S: 4 P: 4	R: 0 H: 0 E: 0 LOB: 0 K: 0 BB: 0 S: 3 P: 3	R: 2 H: 2 E: 0 LOB: 1 K: 1 BB: 1 S: 7 P: 11	R: 1 H: 2 E: 0 LOB: 2 K: 1 BB: 1 S: 7 P: 11	R: 2 H: 2 E: 1 LOB: 0 K: 0 BB: 1 S: 4 P: 8	R: 0 H: 0 E: 0 LOB: 0 K: 1 BB: 0 S: 5 P: 5	1B: 6 SF: 0 2B: 1 SAC: 0 3B: 0 DP: 0 HR: 1 HBP: 0	WP: 0 PA: 40 PB: 0 SB: 0 CS: 1	
<b>PITCHER</b>	IP WLS BF H R ER SO BB IBB HBP BLK WP HR S P ERA WHIP											
Mike Garcia, R (1, 1) ERA: 3.92	6.2 L 31 6 3 3 2 5 0 0 0 0 0 0 30 50 4.05 1.650											
Don Mossi, L (7, 1) ERA: 3.29	0.1 1 0 0 0 1 0 0 0 0 0 0 0 3 3 0.00 0.000											
Ray Narleski, R (8, 1) ERA: 1.69	1.0 5 2 2 2 0 1 0 0 0 0 0 1 4 8 18.00 3.000											
Bob Lemon, R (9, 1) ERA: 2.8	1.0 3 0 0 0 0 1 0 0 0 0 0 0 5 5 0.00 0.000											

**New York Yankees @ Cleveland Indians**  
**Cleveland Municipal Stadium, Cleveland, OH**  
 Wed May 12 1954, 3:33 AM EDT  
 Att. 7,544 - Unknown

[livebaseballscorecards.com](http://livebaseballscorecards.com)

<b>AB</b>	<b>34</b>
<b>R</b>	<b>5</b>
<b>H</b>	<b>8</b>
<b>RBI</b>	<b>5</b>
<b>BB</b>	<b>6</b>
<b>SO</b>	<b>4</b>
<b>LOB</b>	<b>14</b>







Batter	1	2	3	4	5	6	7	8	9	10	AB R H RBI BB SO LOB	TOP												
Jerry Coleman, R OBP: 0.232, SLG: 0.333 (1, 6) X	0-0 FC5-4 1B		0-0 6-3		0-0 6-3		0-0 6-3		0-0 G4-6-3 1-2f		5 0 1 0 0 0 2	<p><b>New York Yankees @ Detroit Tigers</b>            Briggs Stadium, Detroit, MI            Thu May 13 1954, 4:33 AM EDT            Att. 50,916 - Unknown</p>												
Hank Bauer, R OBP: 0.337, SLG: 0.418 (1, 9) X	0-0 FC5-4 1B 1-2f		0-0 3-1		0-0 6-3			0-0 HR 2B		0-0 HR 1B	5 2 2 0 0 0 1													
Irv Noren, L OBP: 0.333, SLG: 0.444 (1, 8) X	0-0 F7			0-0 1B 1B		0-0 L8		0-0 HR 2-H		0-0 F7	5 2 2 2 0 0 2													
Yogi Berra, L OBP: 0.337, SLG: 0.548 (1, 2) X	0-0 1B 1-3			0-0 F5		0-0 1B		0-0 F8		0-0 HR 1-H	5 1 3 2 0 0 1													
Gene Woodling, L OBP: 0.414, SLG: 0.316 (1, 7) X	0-0 F8			0-0 1B 1-2		0-0 P4		4-0 G3 BB		0-0 3-1	4 0 1 0 1 0 3													
Eddie Robinson, L OBP: 0.313, SLG: 0.310 (1, 3) X		0-0 G3		0-0 PB 1B 1-3 2-H		0-0 F3		0-0 G3 1-2		0-0 2B	5 0 2 1 0 0 2													
Gil McDougald, R OBP: 0.298, SLG: 0.302 (1, 4) X		0-0 6-3		0-3 K 1-2			0-0 L6	0-0 5-3		0-0 6-3	5 0 0 0 0 1 4													
Andy Carey, R OBP: 0.302, SLG: 0.538 (1, 5) X		0-0 5-3		0-0 F7			0-0 F2		0-0 L9		4 0 0 0 0 0 2													
Tom Morgan, R OBP: 0.200, SLG: 0.222 (1, 1) X			0-0 6-3		0-3 K		0-0 2B		4-0 G4-6-3 BB		3 0 1 0 1 1 0													
<b>Inning Stats</b>	R: 0 E: 0 K: 0 S: 5	H: 2 LOB: 2 BB: 0 P: 5	R: 0 E: 0 K: 0 S: 3	H: 0 LOB: 0 BB: 0 P: 3	R: 0 E: 0 K: 1 S: 3	H: 0 LOB: 0 BB: 0 P: 3	R: 1 E: 0 K: 1 S: 8	H: 3 LOB: 2 BB: 0 P: 8	R: 0 E: 0 K: 1 S: 5	H: 0 LOB: 0 BB: 0 P: 5	R: 0 E: 0 K: 0 S: 4		H: 1 LOB: 1 BB: 0 P: 4	R: 0 E: 0 K: 0 S: 4	H: 1 LOB: 1 BB: 0 P: 4	R: 2 E: 0 K: 0 S: 5	H: 2 LOB: 1 BB: 1 P: 9	R: 0 E: 0 K: 0 S: 2	H: 0 LOB: 0 BB: 1 P: 6	R: 2 E: 0 K: 0 S: 6	H: 3 LOB: 1 BB: 0 P: 6	1B: 7 2B: 3 3B: 0 HR: 2	SF: 0 SAC: 0 DP: 1 HBP: 0	WP: 0 PB: 1 SB: 0 CS: 0
<b>PITCHER</b>	IP 9.0	WLS 37	BF 37	H 9	R 3	ER 3	SO 2	BB 2	IBB 0	HBP 0	BLK 0	WP 0	HR 1	S 39	P 47	ERA 3.00	WHIP 1.222							
<b>PITCHER</b>	IP 1.0	WLS L	BF 6	H 3	R 2	ER 2	SO 0	BB 0	IBB 0	HBP 0	BLK 0	WP 0	HR 1	S 6	P 6	ERA 18.00	WHIP 3.000							

livebaseballscorecards.com

AB 41  
R 5  
H 12  
RBI 5  
BB 2  
SO 2  
LOB 17



Batter	1	2	3	4	5	6	7	8	9	10	AB	R	H	RBI	BB	SO	LOB
Frank Bolling, R (1, 4) OBP: 0.319, SLG: 0.366 Chuck Kress, L (10, PH) OBP: 0.375, SLG: 0.375	0-0 5-3	0-0 P6			0-0 6-3		0-3 K			0-0 FC5-4 1B	4	0	0	0	0	1	2
Jim Delsing, L (1, 7) OBP: 0.386, SLG: 0.403	0-0 1-3		0-0 4-3		0-0 4-3			0-0 3-1		0-0 F7	5	0	0	0	0	0	1
Harvey Kuenn, R (1, 6) OBP: 0.303, SLG: 0.395	0-0 6-3		0-0 3B		0-0 6-3			0-0 1B 1B		0-0 FC5-4 1-2f	5	0	2	0	0	0	1
Ray Boone, R (1, 5) OBP: 0.463, SLG: 0.552		0-0 2B 1B	0-0 F9		0-0 5-3			0-0 1-2 1B		0-0 G5-4-3 1B	4	1	2	0	0	0	1
Walt Dropo, R (1, 3) OBP: 0.301, SLG: 0.397		0-0 SH1-3 1-H 1B 2B	0-0 F8		0-0 6-3			0-0 G5-4-3 1-2f			4	1	1	1	0	0	3
Al Kaline, R (1, 9) OBP: 0.325, SLG: 0.304		0-0 SH1-3 2-3 1B		0-0 L9		0-0 L6-3			0-0 L6-3		3	0	0	0	0	0	0
Bill Tuttle, R (1, 8) OBP: 0.446, SLG: 0.514		0-0 3-1 1B 1B		0-0 4-3			0-0 F8		0-0 5-3		4	1	1	1	0	0	0
Frank House, L (1, 2) OBP: 0.375, SLG: 0.411		0-0 3-1 1-2 1B		0-0 1B			0-0 FC5-4 1B		0-0 L8		4	0	2	0	0	0	1
Ned Garver, R (1, 1) OBP: 0.235, SLG: 0.188 Ray Herbert, R (10, 1) Johnny Pesky, L (10, PH)		0-0 2-H 1B	0-0 F9		0-0 F9		0-0 FC5-4 1-2f			0-0 F7	3	0	1	1	0	0	2

Inning Stats	R: 0	H: 0	E: 0	K: 0	S: 3	H: 0	LOB: 0	BB: 0	P: 3	R: 3	H: 4	E: 0	K: 0	S: 7	H: 1	LOB: 1	BB: 0	P: 7	R: 0	H: 1	E: 0	K: 0	S: 4	H: 0	LOB: 0	BB: 0	P: 3	R: 0	H: 0	E: 0	K: 0	S: 3	H: 0	LOB: 0	BB: 0	P: 3	R: 0	H: 1	E: 0	K: 1	S: 6	H: 2	LOB: 1	BB: 0	P: 4	R: 0	H: 0	E: 0	K: 0	S: 3	H: 1	LOB: 1	BB: 0	P: 4	R: 0	H: 1	E: 0	K: 0	S: 4	H: 1	LOB: 1	BB: 0	P: 4
--------------	------	------	------	------	------	------	--------	-------	------	------	------	------	------	------	------	--------	-------	------	------	------	------	------	------	------	--------	-------	------	------	------	------	------	------	------	--------	-------	------	------	------	------	------	------	------	--------	-------	------	------	------	------	------	------	------	--------	-------	------	------	------	------	------	------	------	--------	-------	------


PITCHER	IP	WLS	BF	H	R	ER	SO	BB	IBB	HBP	BLK	WP	HR	S	P	ERA	WHIP
Tom Morgan, R (1, 1) ERA: 2.08	10.0	W	39	10	3	3	1	0	0	0	0	0	0	41	41	2.70	1.000

**BOTTOM**

**New York Yankees @ Detroit Tigers**  
 Briggs Stadium, Detroit, MI  
 Thu May 13 1954, 4:33 AM EDT  
 Att: 50,916 - Unknown

livebaseballscorecards.com

AB	38
R	3
H	10
RBI	3
BB	0
SO	1
LOB	11



WP: 0	PA: 39
PB: 0	
SB: 0	
CS: 0	









Batter	1	2	3	4	5	6	7	8	9	AB R H RBI BB SO LOB	TOP									
Phil Rizzuto, R OBP: 0.374, SLG: 0.403 (1, 6)	0-0 BB SF9 1B	0-0 SH1 2-3 1B		0-0 E 1B		0-0 F8		0-0 3-1		4 2 2 0 0 0 0										
Hank Bauer, R OBP: 0.343, SLG: 0.416 (1, 9)	0-0 SF9 E 1B	0-3 K 1B		0-0 E SF8 1B		0-0 L9		0-0 P4	5 2 2 0 0 1 1											
Mickey Mantle, S OBP: 0.338, SLG: 0.417 (1, 8)	4-0 E BB 1B	0-0 1B 1B		0-0 E3 SF8 1-3 2-H 1B		0-3 K		0-0 6-3	4 1 1 1 1 1 1											
Yogi Berra, L OBP: 0.333, SLG: 0.539 (1, 2)	0-0 P6	0-0 1-3 1B		0-0 SF8 2-3 3-H 1B			0-0 G3	0-0 4-3	4 0 1 1 0 0 3											
Bill Skowron, R OBP: 0.314, SLG: 0.500 Eddie Robinson, L OBP: 0.316, SLG: 0.294 (1, 3) (4, PH) (4, 3)	0-0 SF9 2-3 3-H 1B	0-0 L9		0-0 P6		4-0 BB FC3-4-6			1 0 0 1 0 0 2 1 0 0 0 1 0 1											
Gene Woodling, L OBP: 0.405, SLG: 0.379 (1, 7)	0-0 E5 1-H 3-H 1B 2B		0-0 1-3	0-0 4-3		0-0 FC3-4-6 1-2f			4 1 1 2 0 0 2											
Gil McDougald, R OBP: 0.313, SLG: 0.323 (1, 4)	0-0 1B 3-H		0-3 K		4-0 BB G5-4-3		0-3 K		3 0 1 1 1 2 1											
Andy Carey, R OBP: 0.294, SLG: 0.489 (1, 5)	0-0 P4		4-0 BB		0-0 G5-4-3 1-2f		0-0 L9		3 0 0 0 1 0 2											
Jim McDonald, R OBP: 0.417, SLG: 0.400 Tom Gorman, R Whitey Ford, L Johnny Sain, R (1, 1) (2, 1) (5, 1) (9, 1)		0-0 SH1 1B 2B	0-3 K		0-0 P4		0-0 4-3		1 1 1 0 0 0 0 2 0 0 0 0 1 1 1 0 0 0 0 0 0 0 0 0 0 0 0 0											
Inning Stats	R: 4 E: 1 K: 0 S: 7	H: 4 LOB: 1 BB: 1 P: 11	R: 1 E: 0 K: 1 S: 8	H: 3 LOB: 2 BB: 0 P: 8	R: 0 E: 0 K: 2 S: 7	H: 0 LOB: 1 BB: 1 P: 11	R: 2 E: 1 K: 0 S: 6	H: 2 LOB: 1 BB: 0 P: 6	R: 0 E: 0 K: 1 S: 5	H: 0 LOB: 0 BB: 0 P: 5	R: 0 E: 0 K: 1 S: 5	H: 0 LOB: 1 BB: 1 P: 9	R: 0 E: 0 K: 0 S: 3	H: 0 LOB: 0 BB: 0 P: 3	R: 0 E: 0 K: 0 S: 3	H: 0 LOB: 0 BB: 0 P: 3	1B: 7 2B: 2 3B: 0 HR: 0	SF: 2 SAC: 1 DP: 1 HBP: 0	WP: 0 PB: 0 SB: 0 CS: 0	PA: 40
PITCHER	IP WLS BF H R ER SO BB IBB HBP BLK WP HR S P ERA WHIP																			
Billy Hoedt, L ERA: 5.04 George Zuverink, R ERA: 6.97 Dick Marlowe, R ERA: 1.5 Bob Miller, L Al Aber, L ERA: 1.42	(1, 1) (1, 1) (3, 1) (7, 1) (9, 1)	0.2 1.1 4.0 2.0 1.0	L 7 16 7 3	4 3 2 0 0	4 1 2 0 0	3 1 1 0 0	0 1 3 1 0	1 0 2 1 0	0 0 0 0 0	0 0 0 0 0	0 0 0 0 0	0 0 20 8 3	10 9 28 12 3	40.50 6.75 2.25 0.00 0.00	7.500 2.250 1.000 0.500 0.000					

**New York Yankees @ Detroit Tigers**  
 Briggs Stadium, Detroit, MI  
 Sat May 15 1954, 4:33 AM EDT  
 Att: 27,115 - Unknown

[livebaseballscorecards.com](http://livebaseballscorecards.com)

AB	33
R	7
H	9
RBI	6
BB	4
SO	5
LOB	14







Batter	1	2	3	4	5	6	7	8	9	AB R H RBI BB SO LOB	TOP
Phil Rizzuto, R (1, 6) OBP: 0.358, SLG: 0.383	0-0 P3	0-0 F7			0-3 K		0-0 5-3			4 0 0 0 0 1 1	<p><b>New York Yankees @ Baltimore Orioles</b>  <b>Memorial Stadium, Baltimore, MD</b>  Sun May 16 1954, 3:33 AM EDT  Unknown</p>
Gil McDougald, R (1, 4) OBP: 0.328, SLG: 0.340	0-0 BB 2B 1B		0-0 4-3		0-0 G6-4-3 1B			0-0 1B 1B		4 1 3 0 0 0 0	
Mickey Mantle, S (1, 8) OBP: 0.320, SLG: 0.391	0-0 F9		0-0 6-3		0-0 G6-4-3 1-2f			0-0 F9		4 0 0 0 0 0 4	
Yogi Berra, L (1, 2) OBP: 0.357, SLG: 0.571	4-0 2B 1-2 BB		0-0 3B		0-0 G4-3 1B			0-0 1-3 1B		3 0 3 0 1 0 0	
Hank Bauer, R (1, 9) OBP: 0.340, SLG: 0.419	0-0 1-3 2-H 2B			0-0 L9		0-0 G4-3 1-2f		0-0 P4		4 0 1 1 0 0 3	
Gene Woodling, L (1, 7) OBP: 0.398, SLG: 0.386	0-0 4-3			0-0 F8		0-0 2B		0-3 K		4 0 1 0 0 1 4	
Bill Skowron, R (1, 3) OBP: 0.327, SLG: 0.490		0-0 5-3		4-0 FC6-4 BB		0-0 F8			0-0 CS 1B	3 0 1 0 1 0 1	
Andy Carey, R (1, 5) OBP: 0.291, SLG: 0.531		0-0 HR		0-0 FC6-4 1-2f			0-0 P6		0-0 F9	4 1 1 1 0 0 2	
Allie Reynolds, R (1, 1) OBP: 0.429, SLG: 0.462		0-0 G3			0-0 2B		0-3 K		0-3 K 1-2	4 0 1 0 0 2 1	
<b>Inning Stats</b>	R: 1 H: 2 E: 0 LOB: 2 K: 0 BB: 1 S: 5 P: 9	R: 1 H: 1 E: 0 LOB: 0 K: 0 BB: 0 S: 4 P: 4	R: 0 H: 1 E: 0 LOB: 1 K: 0 BB: 0 S: 3 P: 3	R: 0 H: 0 E: 0 LOB: 1 K: 0 BB: 1 S: 3 P: 7	R: 0 H: 2 E: 0 LOB: 1 K: 1 BB: 0 S: 6 P: 6	R: 0 H: 2 E: 0 LOB: 1 K: 0 BB: 0 S: 4 P: 4	R: 0 H: 0 E: 0 LOB: 0 K: 1 BB: 0 S: 5 P: 5	R: 0 H: 2 E: 0 LOB: 2 K: 1 BB: 0 S: 7 P: 7	R: 0 H: 1 E: 0 LOB: 0 K: 1 BB: 0 S: 5 P: 5	1B: 6 SF: 0 2B: 3 SAC: 0 3B: 1 DP: 2 HR: 1 HBP: 0	WP: 0 PA: 36 PB: 0 SB: 0 CS: 1
<b>PITCHER</b>	IP WLS BF H R ER SO BB IBB HBP BLK WP HR S P ERA WHIP										
Dave Koslo, L (1, 1) ERA: 1.46	8.0 L 33 10 2 2 3 2 0 0 0 0 0 1 37 45 2.25 1.500										
Lou Kretlow, R (9, 1) ERA: 3.38	1.0 3 1 0 0 1 0 0 0 0 0 0 0 5 5 0.00 1.000										

<b>AB</b>	34
<b>R</b>	2
<b>H</b>	11
<b>RBI</b>	2
<b>BB</b>	2
<b>SO</b>	4
<b>LOB</b>	16



Batter	1	2	3	4	5	6	7	8	9	AB R H RBI BB SO LOB
<b>Bobby Young, L</b> (1, 4) OBP: 0.352, SLG: 0.308	4-0 FC2-6 BB		0-0 G4-6-3 1B			0-0 G3			4-0 FC5-4 BB	2 0 1 0 2 0 0
<b>Gil Coan, L</b> (1, 8) OBP: 0.254, SLG: 0.212	0-0 FC2-6 1-2f		0-0 F8			0-0 4-3			0-0 FC5-4 1-2f	4 0 0 0 0 0 3
<b>Dick Kryhoski, L</b> (1, 3) OBP: 0.389, SLG: 0.455	4-0 G5-4-3 BB		0-0 G4-6-3 1-2f			0-0 P5			0-3 K	3 0 0 0 1 1 2
<b>Sam Mele, R</b> (1, 7) OBP: 0.203, SLG: 0.300	0-0 G5-4-3 1-2f			0-0 5-3			0-0 F5		0-0 F7	4 0 0 0 0 0 3
<b>Vic Wertz, L</b> (1, 9) OBP: 0.320, SLG: 0.246		0-0 L9		0-0 P6			0-0 6-3			3 0 0 0 0 0 0
<b>Vern Stephens, R</b> (1, 5) OBP: 0.311, SLG: 0.443		0-0 FC4-6 1B		0-0 P5			0-3 K			3 0 1 0 0 1 0
<b>Clint Courtney, L</b> (1, 2) OBP: 0.254, SLG: 0.350		0-0 FC4-6 1B 1-2f			0-0 L7			0-0 E4 G4-6-3		3 0 0 0 0 0 1
<b>Billy Hunter, R</b> (1, 6) OBP: 0.206, SLG: 0.203		0-0 1B			0-0 P6			0-0 G4-6-3 1-2f		3 0 1 0 0 0 1
<b>Dave Koslo, L</b> (1, 1) <b>Bob Kennedy, R</b> (8, PH) <b>Lou Kretlow, R</b> (9, 1)		0-0 1-3			0-3 K			0-3 K		2 0 0 0 0 1 2 1 0 0 0 0 1 0 0 0 0 0 0 0 0


Inning Stats	R: 0 E: 0 K: 0 S: 2	H: 0 LOB: 1 BB: 2 P: 10	R: 0 E: 0 K: 0 S: 5	H: 2 LOB: 2 BB: 0 P: 5	R: 0 E: 0 K: 0 S: 3	H: 1 LOB: 0 BB: 0 P: 3	R: 0 E: 0 K: 0 S: 3	H: 0 LOB: 0 BB: 0 P: 3	R: 0 E: 0 K: 1 S: 5	H: 0 LOB: 0 BB: 0 P: 5	R: 0 E: 0 K: 0 S: 3	H: 0 LOB: 0 BB: 0 P: 3	R: 0 E: 0 K: 1 S: 5	H: 0 LOB: 0 BB: 0 P: 5	R: 0 E: 0 K: 1 S: 5	H: 0 LOB: 0 BB: 0 P: 5	R: 0 E: 0 K: 1 S: 5	H: 0 LOB: 1 BB: 1 P: 9	1B: 3 2B: 0 3B: 0 HR: 0	SF: 0 SAC: 0 DP: 3 HBP: 0
--------------	------------------------------	----------------------------------	------------------------------	---------------------------------	------------------------------	---------------------------------	------------------------------	---------------------------------	------------------------------	---------------------------------	------------------------------	---------------------------------	------------------------------	---------------------------------	------------------------------	---------------------------------	------------------------------	---------------------------------	----------------------------------	------------------------------------

PITCHER	IP	WLS	BF	H	R	ER	SO	BB	IBB	HBP	BLK	WP	HR	S	P	ERA	WHIP
<b>Allie Reynolds, R</b> (1, 1) ERA: 1.27	9.0	W	31	3	0	0	4	3	0	0	0	0	0	36	48	0.00	0.667

**BOTTOM**

**New York Yankees @ Baltimore Orioles**  
**Memorial Stadium, Baltimore, MD**  
 Sun May 16 1954, 3:33 AM EDT  
 Unknown

<b>AB</b>	<b>28</b>
<b>R</b>	<b>0</b>
<b>H</b>	<b>3</b>
<b>RBI</b>	<b>0</b>
<b>BB</b>	<b>3</b>
<b>SO</b>	<b>4</b>
<b>LOB</b>	<b>12</b>



WP	PA	ERA	WHIP
0	31		



Batter	1	2	3	4	5	6	7	8	9	AB R H RBI BB SO LOB	TOP											
Hank Bauer, R (1, 9) OBP: 0.336, SLG: 0.412	0-3 K		0-0 L6			0-0 F8			0-0 HR	4 1 1 0 0 1 1												
Phil Rizzuto, R (1, 6) OBP: 0.351, SLG: 0.373	0-0 F9			0-0 F9		0-3 K			0-0 HR	2 0 0 0 0 0 0												
Bill Skowron, R (6, PH) OBP: 0.321, SLG: 0.480										1 0 0 0 0 1 1												
Jim McDonald, R (6, 1) OBP: 0.417, SLG: 0.400										0 0 0 0 0 0 0												
Bob Cerv, R (9, PH) OBP: 0.167, SLG: 0.381										1 1 1 2 0 0 0												
Irv Noren, L (1, 8) OBP: 0.333, SLG: 0.404	4-0 BB			0-0 F9			0-0 F2		0-0 F5	3 0 0 0 1 0 0												
Yogi Berra, L (1, 2) OBP: 0.345, SLG: 0.550	0-0 F8			0-0 G3			0-0 F9		0-0 F7	4 0 0 0 0 0 1												
Gene Woodling, L (1, 7) OBP: 0.379, SLG: 0.365		0-0 F8			0-0 P4		0-0 4-3		0-0 F9	4 0 0 0 0 0 0												
Eddie Robinson, L (1, 3) OBP: 0.293, SLG: 0.270		0-3 K			0-0 F3			0-0 F9		3 0 0 0 0 1 0												
Gil McDougald, R (1, 4) OBP: 0.325, SLG: 0.337		0-3 K			0-0 F2			0-0 F7		1 0 0 0 0 1 0												
Jerry Coleman, R (3, 4) OBP: 0.224, SLG: 0.321										2 0 0 0 0 0 0												
Andy Carey, R (1, 5) OBP: 0.293, SLG: 0.519			0-3 K			0-0 F3		0-0 1B		3 0 1 0 0 1 0												
Bob Kuzava, S (1, 1)			0-3 K			4-0 BB		0-0 F5		1 0 0 0 0 1 0												
Tom Gorman, R (4, 1)										0 0 0 0 0 0 0												
Bobby Brown, L (6, PH)										0 0 0 0 1 0 0												
Willy Miranda, S (6, 6)										1 0 0 0 0 0 1												
<b>Inning Stats</b>	R: 0 E: 0 K: 1 S: 5	H: 0 LOB: 1 BB: 1 P: 9	R: 0 E: 0 K: 2 S: 7	H: 0 LOB: 0 BB: 0 P: 7	R: 0 E: 0 K: 2 S: 7	H: 0 LOB: 0 BB: 0 P: 7	R: 0 E: 0 K: 0 S: 3	H: 0 LOB: 0 BB: 0 P: 3	R: 0 E: 0 K: 0 S: 3	H: 0 LOB: 0 BB: 0 P: 3	R: 0 E: 0 K: 1 S: 5	H: 0 LOB: 1 BB: 1 P: 9	R: 0 E: 0 K: 0 S: 3	H: 0 LOB: 0 BB: 0 P: 3	R: 0 E: 0 K: 0 S: 4	H: 1 LOB: 1 BB: 0 P: 4	R: 2 E: 0 K: 0 S: 5	H: 2 LOB: 0 BB: 0 P: 5	1B: 2 2B: 0 3B: 0 HR: 1	SF: 0 SAC: 0 DP: 0 HBP: 0	WP: 0 PB: 0 SB: 0 CS: 0	PA: 32
<b>PITCHER</b> Don Larsen, R (1, 1) ERA: 4.03	IP: 9.0 WLS: W BF: 32 H: 3 R: 2 ER: 2 SO: 6 BB: 2 IBB: 0 HBP: 0 BLK: 0 WP: 0 HR: 1 S: 42 P: 50 ERA: 2.00 WHIP: 0.556											<b>PITCHER</b>	IP: 9.0 WLS: W BF: 32 H: 3 R: 2 ER: 2 SO: 6 BB: 2 IBB: 0 HBP: 0 BLK: 0 WP: 0 HR: 1 S: 42 P: 50 ERA: 2.00 WHIP: 0.556									

**New York Yankees @ Baltimore Orioles**  
**Memorial Stadium, Baltimore, MD**  
 Sun May 16 1954, 3:38 AM EDT  
 Att: 46,796 - Unknown

[livebaseballscorecards.com](http://livebaseballscorecards.com)

<b>AB</b>	<b>30</b>
<b>R</b>	<b>2</b>
<b>H</b>	<b>3</b>
<b>RBI</b>	<b>2</b>
<b>BB</b>	<b>2</b>
<b>SO</b>	<b>6</b>
<b>LOB</b>	<b>4</b>



Batter	1	2	3	4	5	6	7	8	9
<b>Bobby Young, L</b> (1, 4) OBP: 0.347, SLG: 0.296	0-0 F8		0-0 F9		0-0 4-3	4-0 BB			
<b>Chuck Diering, R</b> (1, 8) OBP: 0.259, SLG: 0.240	0-0 F9		0-0 1B		0-0 P4	0-3 K			
<b>Vic Wertz, L</b> (6, PH) OBP: 0.316, SLG: 0.242									
<b>Gil Coan, L</b> (7, 8) OBP: 0.254, SLG: 0.212									
<b>Dick Kryhoski, L</b> (1, 3) OBP: 0.375, SLG: 0.432	0-0 F8		0-0 1B		0-0 4-3		0-0 F9		
<b>Sam Mele, R</b> (1, 7) OBP: 0.205, SLG: 0.297		0-0 F3	0-0 F7			0-0 F8	0-0 G6-4-3	1B	
<b>Bob Kennedy, R</b> (1, 9) OBP: 0.500, SLG: 0.500		0-0 6-3		0-0 2B	1B	0-0 1B	0-0 G6-4-3	1B	1-2
<b>Vern Stephens, R</b> (1, 5) OBP: 0.330, SLG: 0.500		0-0 1B	2B	0-0 F8		0-0 1B		0-0 HR	
<b>Les Moss, R</b> (1, 2) OBP: 0.538, SLG: 0.667		0-0 1B	2B	0-0 1B	2B	0-0 E	1B	0-0 P6	
<b>Billy Hunter, R</b> (1, 6) OBP: 0.208, SLG: 0.206		0-0 F2		0-3 K		0-0 E7	1B	0-0 P6	
<b>Don Larsen, R</b> (1, 1) OBP: 0.200, SLG: 0.267			0-0 F2	0-0 1-3		0-0 F5		0-0 6-3	

AB	R	H	RBI	BB	SO	LOB
3	0	0	0	1	0	0
3	1	1	0	0	0	0
1	0	0	0	0	1	3
0	0	0	0	0	0	0
4	0	1	1	0	0	0
4	0	1	0	0	0	1
4	2	2	0	0	0	1
4	3	3	1	0	0	1
4	0	3	3	0	0	0
4	0	1	1	0	1	2
4	0	0	0	0	0	3

AB	R	H	RBI	BB	SO	LOB
35	6	12	6	1	2	11

Inning Stats	R: 0	H: 0	E: 0	K: 0	S: 3	LOB: 0	BB: 0	P: 3
<b>Bob Kuzava, L</b> (1, 1) ERA: 6.97	3.1	WLS: L	16	6	3	3	0	0
<b>Tom Gorman, R</b> (4, 1) ERA: 1.93	1.2		5	0	0	0	1	0
<b>Jim McDonald, R</b> (6, 1) ERA: 3.52	3.0		15	6	3	3	1	1

WP	HR	S	P	ERA	WHIP
0	0	0	0	8.10	1.800
0	0	7	7	0.00	0.000
0	1	16	20	9.00	2.333

**BOTTOM**

**New York Yankees @ Baltimore Orioles**  
**Memorial Stadium, Baltimore, MD**  
 Sun May 16 1954, 3:38 AM EDT  
 Att. 46,796 - Unknown

[livebaseballscorecards.com](http://livebaseballscorecards.com)

1B:	8	SF:	0
2B:	3	SAC:	0
3B:	0	DP:	1
HR:	1	HBP:	0
WP:	0	PA:	36
PB:	0	SB:	0
CS:	0		





**TOP**

**New York Yankees @ Chicago White Sox**

Comiskey Park, Chicago, IL

Tue May 18 1954, 4:33 AM EDT  
Att. 37,158 - Unknown

<b>AB</b>	<b>36</b>
<b>R</b>	<b>4</b>
<b>H</b>	<b>7</b>
<b>RBI</b>	<b>4</b>
<b>BB</b>	<b>5</b>
<b>SO</b>	<b>4</b>
<b>LOB</b>	<b>23</b>



AB R H RBI BB SO LOB

4	0	0	0	0	2	4	3	0	0	0	0	2	4	0	1	0	1	0	3	5	0	2	1	0	0	1	4	1	0	0	1	1	4	3	2	1	2	1	0	1	3	0	1	0	1	0	1	4	0	1	1	0	0	2	1	0	0	0	0	0	1	1	0	0	0	0	0	2	0	0	1	0	0	0	0	0	0	0	0	0	0	0	0	0	0	0	0	0	0	1	0	0	0	0	0	0
---	---	---	---	---	---	---	---	---	---	---	---	---	---	---	---	---	---	---	---	---	---	---	---	---	---	---	---	---	---	---	---	---	---	---	---	---	---	---	---	---	---	---	---	---	---	---	---	---	---	---	---	---	---	---	---	---	---	---	---	---	---	---	---	---	---	---	---	---	---	---	---	---	---	---	---	---	---	---	---	---	---	---	---	---	---	---	---	---	---	---	---	---	---	---	---	---

Batter	1	2	3	4	5	6	7	8	9
Hank Bauer, R (1, 9) OBP: 0.324, SLG: 0.396 Willy Miranda, S (7, 6)	0-0 6-3		0-3 K		0-3 K		0-0 P4		4-0 BB 1B BB
Phil Rizzuto, R (1, 6) OBP: 0.340, SLG: 0.360 Mickey Mantle, S (7, PH) (7, 9)	0-0 F7			0-0 P6	0-0 E4		0-0 P5		0-3 K
Irv Noren, L (1, 8) OBP: 0.339, SLG: 0.393	0-0 F9			0-0 1B	0-0 6-3			0-0 F2	4-0 1B BB
Yogi Berra, L (1, 2) OBP: 0.347, SLG: 0.553		0-0 P3		0-0 P5		0-0 G3 2B		0-0 F8	0-0 1B BB
Eddie Robinson, L (1, 3) OBP: 0.283, SLG: 0.244		0-0 3-1		0-3 K		0-0 G3		4-0 HR BB	0-0 6-3
Gene Woodling, L (1, 7) OBP: 0.385, SLG: 0.403		0-0 6-3			4-0 2B E BB	0-0 G3		0-0 HR	
Gil McDougald, R (1, 4) OBP: 0.331, SLG: 0.347			0-0 5-3		0-0 E 2B	0-0 L6		4-0 FC6-4 BB	
Andy Carey, R (1, 5) OBP: 0.290, SLG: 0.500			0-0 1B		0-0 E5 E		0-0 F7	0-0 FC6-4	
Tom Morgan, R (1, 1) OBP: 0.182, SLG: 0.200 Bobby Brown, L (5, PH) Whitey Ford, L (5, 1) Enos Slaughter, L (7, PH) (7, 1) Tom Gorman, R Johnny Sain, R (8, 1)			0-0 F2		0-0 F7		0-0 1B		0-0 6-3

Inning Stats	R: 0	H: 0	E: 0	K: 0	S: 3	R: 0	H: 0	E: 0	K: 0	S: 3	R: 0	H: 1	E: 0	K: 1	S: 6	R: 0	H: 1	E: 0	K: 1	S: 6	R: 1	H: 1	E: 2	K: 1	S: 8	R: 0	H: 1	E: 0	K: 0	S: 4	R: 0	H: 1	E: 0	K: 0	S: 4	R: 2	H: 1	E: 0	K: 0	S: 4	R: 1	H: 1	E: 0	K: 1	S: 6	1B: 4	SF: 0	2B: 2	3B: 0	HR: 1	WP: 0	PA: 41
--------------	------	------	------	------	------	------	------	------	------	------	------	------	------	------	------	------	------	------	------	------	------	------	------	------	------	------	------	------	------	------	------	------	------	------	------	------	------	------	------	------	------	------	------	------	------	-------	-------	-------	-------	-------	-------	--------

PITCHER	IP	WLS	BF	H	R	ER	SO	BB	IBB	HBP	BLK	WP	HR	S	P	ERA	WHIP
Virgil Trucks, R (1, 1) ERA: 2.48	8.0		35	6	3	3	3	3	0	0	0	0	1	38	50	3.38	1.125
Don Johnson, R (9, 1) ERA: 1.86	1.0	L	6	1	1	1	1	2	0	0	0	0	0	6	14	9.00	3.000

WP: 0	PA: 41
PB: 0	
SB: 0	
CS: 0	

BOTTOM

New York Yankees @ Chicago White Sox  
Comiskey Park, Chicago, IL  
Tue May 18 1954, 4:33 AM EDT  
Att. 37,158 - Unknown

livebaseballscorecards.com

AB	34
R	3
H	9
RBI	3
BB	4
SO	2
LOB	18



WP	0	PA	40
PB	0		
SB	2		
CS	1		

AB R H RBI BB SO LOB

3	0	0	0	1	0	2
5	0	1	0	0	0	6
4	1	2	0	1	0	2
3	2	2	1	1	0	1
4	0	1	2	0	0	4
4	0	0	0	0	2	1
4	0	1	0	0	0	0
3	0	0	0	1	0	1
0	0	0	0	0	0	0
3	0	1	0	0	0	1
1	0	1	0	0	0	0
0	0	0	0	0	0	0

Batter	1	2	3	4	5	6	7	8	9
Chico Carrasquel, R (1, 6) OBP: 0.319, SLG: 0.349	1-0 G4-6-3 HBP	0-0 F7			0-0 1-3	4-0 1-2 2-3 BB			0-0 1-3
Nellie Fox, L (1, 4) OBP: 0.362, SLG: 0.328	0-0 G4-6-3 1-2f		0-0 F7		0-0 BB 1B 1B	0-0 4-3			0-0 P4
Minnie Minoso, R (1, 7) OBP: 0.391, SLG: 0.579	0-0 1B 1B		0-0 G3		0-0 1-2 BB 1B		4-0 BB FC3-6 BB		0-0 F8
Ferris Fain, L (1, 3) OBP: 0.368, SLG: 0.438	0-0 1-3 S 1B		0-0 HR		4-0 1-2 2-3 FC6 BB		0-0 1-2f FC3-6 FC6-4		
Cass Michaels, R (1, 5) OBP: 0.487, SLG: 0.548	0-0 1-H 3-H S 1B		0-0 P6		0-0 1-2f FC6		0-0 1-2f FC6-4 CS		
Sherm Lollar, R (1, 2) OBP: 0.365, SLG: 0.413	0-3 1-2 K		0-0 6-3		0-0 L7		0-0 1-2 CS	0-3 K	
Jim Rivera, L (1, 9) OBP: 0.273, SLG: 0.396		0-0 5-3 1B		0-0 L8	0-0 F8			0-0 G3	
Johnny Groth, R (1, 8) OBP: 0.342, SLG: 0.425		0-0 5-3		0-0 5-3	4-0 BB 1B BB			0-0 F5	
Don Johnson, R (9, 1) OBP: 0.100, SLG: 0.100		0-0 F2			0-0 F8				0-0 1-3 1B
Virgil Trucks, R (1, 1) OBP: 0.158, SLG: 0.158									
Willard Marshall, L (9, 9) OBP: 0.300, SLG: 0.176									
Bob Boyd, L (9, PR) OBP: 0.233, SLG: 0.232									

Inning Stats	R: 2	H: 3	E: 0	K: 1	S: 7	H: 3	LOB: 1	BB: 0	P: 8	R: 0	H: 1	E: 0	K: 0	S: 4	H: 1	LOB: 0	BB: 0	P: 4	R: 0	H: 0	E: 0	K: 0	S: 3	H: 0	LOB: 0	BB: 0	P: 3	R: 0	H: 2	E: 0	K: 0	S: 5	H: 1	LOB: 3	BB: 1	P: 9	R: 0	H: 1	E: 0	K: 0	S: 4	H: 0	LOB: 0	BB: 1	P: 6	R: 0	H: 0	E: 0	K: 1	S: 5	H: 0	LOB: 0	BB: 0	P: 5	R: 0	H: 1	E: 0	K: 0	S: 4	H: 1	LOB: 2	BB: 0	P: 4	1B: 8	2B: 0	3B: 0	HR: 1	SF: 0	SAC: 0	DP: 1	HBP: 1	WP: 0	PB: 0	SB: 2	CS: 1
--------------	------	------	------	------	------	------	--------	-------	------	------	------	------	------	------	------	--------	-------	------	------	------	------	------	------	------	--------	-------	------	------	------	------	------	------	------	--------	-------	------	------	------	------	------	------	------	--------	-------	------	------	------	------	------	------	------	--------	-------	------	------	------	------	------	------	------	--------	-------	------	-------	-------	-------	-------	-------	--------	-------	--------	-------	-------	-------	-------

PITCHER	IP	WLS	BF	H	R	ER	SO	BB	IBB	HBP	BLK	WP	HR	S	P	ERA	WHIP
Tom Morgan, R (1, 1) ERA: 2.62	4.0		17	5	3	3	1	0	0	1	0	0	1	18	19	6.75	1.250
Whitey Ford, L (5, 1) ERA: 6.27	2.0		12	3	0	0	0	3	0	0	0	0	0	9	21	0.00	3.000
Tom Gorman, R (7, 1) ERA: 1.8	1.0		3	0	0	0	0	1	0	0	0	0	0	2	6	0.00	1.000
Johnny Sain, R (8, 1) ERA:	2.0	W	7	1	0	0	1	0	0	0	0	0	0	9	9	0.00	0.500





Batter	1	2	3	4	5	6	7	8	9	AB	R	H	RBI	BB	SO	LOB
Chico Carrasquel, R (1, 6) OBP: 0.315, SLG: 0.344	0-0 L5-4 1B	0-3 K		0-0 4-3			0-0 F8		0-0 6-3	5	0	1	0	0	1	2
Nellie Fox, L (1, 4) OBP: 0.371, SLG: 0.346	0-0 BB 1-2 1B	0-0 1-H 2B				0-0 G4-6-3 1B	0-0 F2		0-0 G3	5	0	3	1	0	0	0
Minnie Minoso, R (1, 7) OBP: 0.387, SLG: 0.568	0-0 L5-4 2-3	0-0 L4				0-0 G4-6-3 1-2f 1B	0-0 1B			4	0	1	0	0	0	4
Ferris Fain, L (1, 3) OBP: 0.380, SLG: 0.444	0-0 BB 1-2 1B		0-0 1-3			0-0 1B		4-0 SH3-4 BB		3	0	2	0	1	0	0
Bob Boyd, L (8, PR) (9, 3) OBP: 0.233, SLG: 0.232										0	0	0	0	0	0	0
Cass Michaels, R (1, 5) OBP: 0.481, SLG: 0.531	4-0 1-2 2-3 BB		0-0 6-3			0-0 F8		0-0 SH3-4		2	0	0	0	1	0	1
Sherm Lollar, R (1, 2) OBP: 0.360, SLG: 0.417	0-0 F2		0-0 P4				0-0 2B	0-0 F8		4	0	1	0	0	0	5
Jim Rivera, L (1, 9) OBP: 0.288, SLG: 0.392		0-0 1B FC4 1B				0-0 F8	0-0 F7	4-0 FC6-4 IBB		3	1	1	0	1	0	1
Johnny Groth, R (1, 8) OBP: 0.339, SLG: 0.419		0-0 FC4 1-3 1B				0-0 G3	0-0 6-3	0-0 FC6-4		4	0	1	0	0	0	3
Billy Pierce, L (1, 1) OBP: 0.250, SLG: 0.211		0-0 FC4				0-0 1B	0-0 G3									
Willard Marshall, L (9, PH) OBP: 0.286, SLG: 0.167		0-0 1-2f 3-H 2B						0-3 K		3	1	1	1	0	0	2
										1	0	0	0	0	1	0

Inning Stats	R: 0	H: 3	E: 0	LOB: 3	K: 0	BB: 1	S: 5	R: 2	H: 3	E: 0	LOB: 1	K: 1	BB: 0	S: 8	R: 0	H: 0	E: 0	LOB: 0	K: 0	BB: 0	S: 3	R: 0	H: 1	E: 0	LOB: 1	K: 0	BB: 0	S: 4	R: 0	H: 2	E: 0	LOB: 1	K: 0	BB: 0	S: 4	R: 0	H: 1	E: 0	LOB: 1	K: 0	BB: 0	S: 3	R: 0	H: 0	E: 0	LOB: 2	K: 0	BB: 2	S: 3	R: 0	H: 0	E: 0	LOB: 0	K: 1	BB: 0	S: 5	1B: 9	SF: 0	2B: 3	SAC: 1	3B: 0	DP: 2	HR: 0	HBP: 0	WP: 0	PA: 38
--------------	------	------	------	--------	------	-------	------	------	------	------	--------	------	-------	------	------	------	------	--------	------	-------	------	------	------	------	--------	------	-------	------	------	------	------	--------	------	-------	------	------	------	------	--------	------	-------	------	------	------	------	--------	------	-------	------	------	------	------	--------	------	-------	------	-------	-------	-------	--------	-------	-------	-------	--------	-------	--------

PITCHER	IP	WLS	BF	H	R	ER	SO	BB	IBB	HBP	BLK	WP	HR	S	P	ERA	WHIP
Ed Lopat, L (1, 1) ERA: 2.51	7.0		30	11	2	2	1	1	0	0	0	0	0	31	35	2.57	1.714
Bob Grim, R (8, 1) ERA: 3.58	1.0	W	5	0	0	0	0	1	1	0	0	0	0	3	11	0.00	1.000
Allie Reynolds, R (9, 1) ERA: 1.24	1.0	S	3	0	0	0	1	0	0	0	0	0	0	5	5	0.00	0.000


**BOTTOM**

**New York Yankees @ Chicago White Sox**  
Comiskey Park, Chicago, IL

Wed May 19 1954, 4:33 AM EDT  
Att. 10,938 - Unknown

livebaseballscorecards.com

<b>AB</b>	<b>34</b>
<b>R</b>	<b>2</b>
<b>H</b>	<b>11</b>
<b>RBI</b>	<b>2</b>
<b>BB</b>	<b>3</b>
<b>SO</b>	<b>2</b>
<b>LOB</b>	<b>18</b>











Batter	1	2	3	4	5	6	7	8	9	AB R H RBI BB SO LOB	TOP	
Harry Agganis, L (1, 3) OBP: 0.383, SLG: 0.464	0-3 K		0-0 CS	0-0 1B		0-0 F8		0-3 K		4 0 1 0 0 2 3	<b>Boston Red Sox @ New York Yankees</b> Yankee Stadium, Bronx, NY Sat May 22 1954, 3:33 AM EDT Att. 22,953 - Cloudy - 62 F	
Jim Piersall, R (1, 8) OBP: 0.302, SLG: 0.304	0-0 1B			0-0 F9		0-0 2B		0-0 B2-3		4 0 2 0 0 0 3		
Ted Williams, L (1, 7) OBP: 0.531, SLG: 0.741 Karl Olson, R (9, PR) OBP: 0.273, SLG: 0.381	0-0 L3			G6-4-3 1B		0-3 K			3 0 1 0 1 1 3 0 0 0 0 0 0 0			
Jackie Jensen, R (1, 9) OBP: 0.293, SLG: 0.422		0-0 E9		G6-4-3		0-0 6-3			4 0 0 0 0 0 3			
George Kell, R (1, 5) OBP: 0.343, SLG: 0.273		0-0 5-3			0-0 5-3		0-0 6-3		4 0 0 0 0 0 1			
Sammy White, R (1, 2) OBP: 0.212, SLG: 0.357		0-0 P6			0-0 P6		0-3 K		3 0 0 0 0 1 0			
Ted Lepcio, R (1, 4) OBP: 0.333, SLG: 0.333			0-0 FC6-4 1B		0-3 K				3 0 2 0 0 1 0			
Milt Bolling, R (1, 6) OBP: 0.270, SLG: 0.296			0-0 FC6-4 CS			0-0 F8			3 0 1 0 0 0 1			
Tex Clevenger, R (1, 1) OBP: 0.167, SLG: 0.333 Charlie Maxwell, L (8, PH) OBP: 0.338, SLG: 0.305 Tom Brewer, R (8, 1) Billy Goodman, L (8, PH) OBP: 0.348, SLG: 0.404 Tom Herrin, R (8, 1) Bill Werle, L (8, 1)			0-3 K			4-0 2B BB			1 0 0 0 0 0 1 1 0 0 0 0 0 1 0 0 0 0 0 0 0 0 0 0 1 0 0 0 0 0 0 2 0 0 0 0 0 0 0 0 0 0 0 0 0 0 0 0			
<b>Inning Stats</b>	R: 0 H: 1 E: 0 LOB: 0 K: 1 BB: 0 S: 5 P: 5	R: 0 H: 0 E: 1 LOB: 0 K: 0 BB: 0 S: 3 P: 3	R: 0 H: 1 E: 0 LOB: 0 K: 1 BB: 0 S: 5 P: 5	R: 0 H: 2 E: 0 LOB: 1 K: 0 BB: 0 S: 4 P: 4	R: 0 H: 0 E: 0 LOB: 0 K: 1 BB: 0 S: 5 P: 5	R: 0 H: 1 E: 0 LOB: 2 K: 1 BB: 1 S: 6 P: 10	R: 0 H: 0 E: 0 LOB: 0 K: 1 BB: 0 S: 5 P: 5	R: 0 H: 2 E: 0 LOB: 2 K: 1 BB: 0 S: 7 P: 7	R: 0 H: 0 E: 0 LOB: 1 K: 0 BB: 1 S: 2 P: 6	1B: 6 SF: 0 2B: 2 SAC: 0 3B: 0 DP: 3 HR: 0 HBP: 0	WP: 0 PA: 33 PB: 0 SB: 0 CS: 1	
<b>PITCHER</b> Allie Reynolds, R (1, 1) ERA: 0.99	IP WLS BF H R ER SO BB IBB HBP BLK WP HR S P ERA WHIP	9.0 W 32 7 0 0 6 2 0 0 0 0 0 0 42 50 0.00 1.000										

livebaseballscorecards.com

<b>AB</b>	30
<b>R</b>	0
<b>H</b>	7
<b>RBI</b>	0
<b>BB</b>	2
<b>SO</b>	6
<b>LOB</b>	17



Batter	1	2	3	4	5	6	7	8	9
Hank Bauer, R OBP: 0.328, SLG: 0.402 (1, 9)	0-3 K		0-0 6-3 1B 2B		0-0 SH3-4 HR 1B	0-3 K		0-0 SF8	
Phil Rizzuto, R OBP: 0.321, SLG: 0.337 (1, 6) Willy Miranda, S (8, 6)	0-0 6-3		0-0 6-3		0-0 SH3-4		0-0 3B 1B	0-3 K	
Enos Slaughter, L OBP: 0.404, SLG: 0.421 (8, PH) Jerry Coleman, R OBP: 0.220, SLG: 0.316 (9, 6)			2-3		1-2				
Mickey Mantle, S OBP: 0.344, SLG: 0.519 (1, 8)	0-0 1B		0-0 1B S E 1B		0-0 HR		0-0 3B	0-0 5-3	
Yogi Berra, L OBP: 0.338, SLG: 0.524 (1, 2)	0-0 3-1		0-0 E 1-3 1B		0-0 FC3-6 1B		0-0 L6		
Eddie Robinson, L OBP: 0.273, SLG: 0.240 (1, 3) Joe Collins, L OBP: 0.381, SLG: 0.438 (8, 3)		0-0 F8	0-0 E3 FC4-6		0-0 FC3-6 FC3		0-0 P6		
Gene Woodling, L OBP: 0.379, SLG: 0.386 (1, 7)		0-0 1-3	0-0 FC4-6		0-0 FC3 FC6-4		0-0 F7		
Gil McDougald, R OBP: 0.321, SLG: 0.321 (1, 4)		0-0 L5		0-0 F7	0-0 FC6-4		4-0 SH 1B SF8 BB		
Andy Carey, R OBP: 0.301, SLG: 0.470 (1, 5)			1-0 SH3-4 2B HBP	0-0 6-3		0-0 4-3	0-0 SH 1-2 1B		
Allie Reynolds, R OBP: 0.375, SLG: 0.400 (1, 1)			0-0 SH3-4	0-3 K		0-0 4-3	0-0 SH 1-2 2-3		

AB	R	H	RBI	BB	SO	LOB
4	2	2	2	0	2	0
3	1	1	0	0	0	1
0	0	0	0	0	0	0
1	0	0	0	0	1	2
0	0	0	0	0	0	0
5	2	4	4	0	0	2
4	0	2	0	0	0	2
4	0	0	0	0	0	3
0	0	0	0	0	0	0
4	0	0	0	0	0	4
3	1	0	0	1	0	2
3	1	1	0	0	0	0
2	0	0	0	0	1	0

**BOTTOM**

**Boston Red Sox @ New York Yankees**  
 Yankee Stadium, Bronx, NY  
 Sat May 22 1954, 3:33 AM EDT  
 Att. 22,953 - Cloudy - 62 F

[livebaseballscorecards.com](http://livebaseballscorecards.com)

<b>AB</b>	<b>33</b>
<b>R</b>	<b>7</b>
<b>H</b>	<b>10</b>
<b>RBI</b>	<b>6</b>
<b>BB</b>	<b>1</b>
<b>SO</b>	<b>4</b>
<b>LOB</b>	<b>16</b>



Inning	R	H	E	K	S	P	BB	IBB	HBP	BLK	WP	HR	S	P	ERA	WHIP
1	0	1	0	1	6											
2	0	0	0	3	3											
3	3	3	1	0	7											
4	0	0	0	1	5											
5	2	3	1	0	7											
6	0	0	0	1	5											
7	1	2	0	0	5											
8	1	1	0	1	7											
9	0	0	0	0	0											

PITCHER	IP	WLS	BF	H	R	ER	SO	BB	IBB	HBP	BLK	WP	HR	S	P	ERA	WHIP
Tex Clevenger, R ERA: 3.54 (1, 1)	5.0	L	25	7	5	4	2	0	0	0	0	0	1	28	29	7.20	1.400
Tom Brewer, R ERA: 3.38 (6, 1)	2.0		8	2	1	1	1	0	0	0	0	0	0	10	10	4.50	1.000
Tom Herrin, R ERA: 5.4 (8, 1)	0.1		4	1	1	1	0	1	0	0	0	0	0	3	7	27.00	6.000
Bill Werle, L ERA: 4.7 (8, 1)	0.2		2	0	0	0	1	0	0	0	0	0	0	4	4	0.00	0.000

WP	PA	ERA	WHIP
0	39		
0			
1			
0			



Batter	1	2	3	4	5	6	7	8	9	AB R H RBI BB SO LOB	TOP																									
Harry Agganis, L (1, 3) OBP: 0.380, SLG: 0.456	0-0 FC6 FC5-2 1B	0-0 F9		0-0 F8		0-3 K		0-0 F9	0-0 1B 1B	6 1 2 0 0 1 2																										
Jim Piersall, R (1, 8) OBP: 0.315, SLG: 0.318	0-0 FC6 FC5-2 1B	0-0 4-3		0-0 BB 1B			0-0 5-3	0-0 BB 1B	0-0 1B 1B	6 3 3 0 0 0 2																										
Ted Williams, L (1, 7) OBP: 0.579, SLG: 0.733	4-0 FC5-2 1B IBB		0-0 G3	4-0 BB 1B			0-0 BB 1B	4-0 1B 1B	0-0 L5-4 1B	3 3 2 1 3 0 0																										
Jackie Jensen, R (1, 9) OBP: 0.283, SLG: 0.406	0-0 FC5-2 1B		0-3 K	0-0 G3			0-0 F8	0-0 P6	0-0 1B	4 0 0 0 0 1 7																										
Floyd Baker, L (8, PH) OBP: 0.250, SLG: 0.375	1-2 2-3 3-H								1-2 2-H	1 0 0 0 0 0 2																										
Karl Olson, R (8, 9) OBP: 0.304, SLG: 0.409	1-2 2-3 3-H								1-2 2-H	1 0 1 1 0 0 0																										
George Kell, R (1, 5) OBP: 0.361, SLG: 0.290	0-0 FC1-2-5-2 2B 1B		4-0 BB			0-0 F8		0-0 BB 1B	0-0 BB 1B	5 2 3 3 1 0 2																										
Sammy White, R (1, 2) OBP: 0.233, SLG: 0.364	0-0 FC1-2-5-2 1-2 3-H 2B		0-0 BB			0-0 F8		4-0 1B 1B	0-0 BB 1B	4 1 2 1 1 0 2																										
Ted Lepcio, R (1, 4) OBP: 0.358, SLG: 0.370	0-0 1-H 2-H 2B		0-0 5-3			0-0 6-3		0-0 1B 1B	4-0 1B 1B	4 0 2 2 1 0 2																										
Milt Bolling, R (1, 6) OBP: 0.288, SLG: 0.316		0-0 FC1-6 1B		0-0 FC6 1B		0-0 F7		0-0 1B 1B	0-0 F7	3 0 2 0 0 0 0																										
Billy Goodman, L (7, PH) OBP: 0.351, SLG: 0.406								1-2 2-H 3-H 1B		2 0 1 2 0 0 3																										
Bill Henry, L (1, 1) OBP: 0.211, SLG: 0.167		0-0 FC1-6 1B		0-0 FC6 1B		0-0 F8		0-0 6-3		2 0 0 0 0 0 2																										
Charlie Maxwell, L (6, PH) OBP: 0.333, SLG: 0.300									0-0 L3	1 0 0 0 0 0 0																										
Hal Brown, R (6, 1) OBP: 0.286, SLG: 0.167										0 0 0 0 0 0 0																										
Don Lenhardt, R (7, PH) OBP: 0.237, SLG: 0.176										1 0 0 0 0 0 2																										
Ellis Kinder, R (7, 1) OBP: 0.200, SLG: 0.200										1 0 0 0 0 0 0																										
<b>Inning Stats</b>	R: 3 E: 1 K: 0 S: 6	H: 3 LOB: 2 BB: 1 P: 10	R: 0 E: 0 K: 0 S: 4	H: 1 LOB: 1 BB: 0 P: 4	R: 0 E: 0 K: 1 S: 6	H: 1 LOB: 2 BB: 1 P: 10	R: 0 E: 0 K: 0 S: 5	H: 2 LOB: 3 BB: 1 P: 9	R: 0 E: 0 K: 1 S: 5	H: 0 LOB: 0 BB: 0 P: 5	R: 3 E: 0 K: 0 S: 7	H: 4 LOB: 2 BB: 1 P: 11	R: 2 E: 0 K: 0 S: 6	H: 3 LOB: 3 BB: 2 P: 14	R: 2 E: 0 K: 0 S: 6	H: 4 LOB: 1 BB: 0 P: 6	1B: 17 2B: 2 3B: 0 HR: 0	SF: 0 SAC: 0 DP: 1 HBP: 0	WP: 0 PB: 0 SB: 0 CS: 0	PA: 50																
<b>PITCHER</b>	IP WLS BF H R ER SO BB IBB HBP BLK WP HR S P ERA WHIP																																			
Tom Morgan, R (1, 1) ERA: 2.82	4.0		22	7	3	2	1	2	1	0	0	0	0	21	33	4.50	2.250																			
Johnny Sain, R (5, 1) ERA: 2.37	3.2	L	19	6	5	5	1	2	0	0	0	0	0	19	27	12.27	2.182																			
Tom Gorman, R (8, 1) ERA: 1.69	0.0		2	1	0	0	0	1	0	0	0	0	0	1	5	∞	∞																			
Bob Kuzava, L (8, 1) ERA: 6.59	1.1		7	4	2	2	0	0	0	0	0	0	0	7	7	13.50	3.000																			

**Boston Red Sox @ New York Yankees**  
 Yankee Stadium, Bronx, NY

Sun May 23 1954, 3:33 AM EDT  
 Att. 38,524 - Cloudy - 66 F

AB	44
R	10
H	18
RBI	10
BB	6
SO	2
LOB	26



Batter	1	2	3	4	5	6	7	8	9	AB	R	H	RBI	BB	SO	LOB
Hank Bauer, R (1, 9) OBP: 0.354, SLG: 0.443	0-0 1B		4-0 HR BB	4-0 1B BB	0-0 2B		0-0 SH1-3		0-0 HR 3B	3	3	3	1	2	0	0
Phil Rizzuto, R (1, 6) OBP: 0.327, SLG: 0.337 Enos Slaughter, L (7, PH) OBP: 0.396, SLG: 0.410 Willy Miranda, S (8, 6) Irv Noren, L (9, PH) OBP: 0.359, SLG: 0.466	0-0 F9		0-0 FC6 HR	0-0 FC4-6 1B	4-0 2B BB		0-0 P4		0-0 HR	3	1	1	1	1	0	2
Mickey Mantle, S (1, 8) OBP: 0.354, SLG: 0.548	0-0 P4		0-0 HR	0-0 FC4-6 1B	4-0 1B BB			0-0 B5-3	0-3 K	5	1	2	4	1	1	1
Yogi Berra, L (1, 2) OBP: 0.326, SLG: 0.504	0-0 F2		0-0 4-3	0-0 FC4-6 FC6-4	0-0 F9			0-0 F7		5	0	0	0	0	0	6
Bill Skowron, R (1, 3) OBP: 0.313, SLG: 0.466 Joe Collins, L (7, 3) OBP: 0.395, SLG: 0.455		0-0 4-3 2B	0-0 BB 1B	0-0 FC6-4		0-0 6-3		0-0 BB 1B		4	0	2	0	0	0	2
Gene Woodling, L (1, 7) OBP: 0.380, SLG: 0.374		0-0 4-3	4-0 BB		0-3 K	0-0 G3		4-0 BB		3	0	0	0	2	1	1
Andy Carey, R (1, 5) OBP: 0.299, SLG: 0.449 Eddie Robinson, L (8, PH) OBP: 0.268, SLG: 0.235 Gil McDougald, R (9, 5) OBP: 0.321, SLG: 0.321		0-3 K	0-0 F7		4-0 1B 2B BB	0-0 4-3		0-3 K		3	1	0	0	1	1	3
Jerry Coleman, R (1, 4) OBP: 0.219, SLG: 0.306	0-0 P3			0-0 E6 1-4-3 1B	0-0 2B S E 1B		0-0 L3		0-0 1-3	5	2	1	0	0	0	1
Tom Morgan, R (1, 1) OBP: 0.182, SLG: 0.182 Bob Cerv, R (4, PH) OBP: 0.192, SLG: 0.391 Johnny Sain, R (5, 1) OBP: 0.250, SLG: 0.250 Tom Gorman, R (8, 1) Bob Kuzava, S (8, 1) Bobby Brown, L (9, PH) OBP: 0.500, SLG: 0.333			0-0 F7	0-0 1-4-3	0-0 F9		0-0 SH1-3 1B		0-0 F8	1	0	0	0	0	0	0

Inning Stats	R: 0	H: 1	E: 0	LOB: 1	K: 0	BB: 0	S: 4	P: 4
	R: 0	H: 1	E: 0	LOB: 1	K: 1	BB: 0	S: 6	P: 6
	R: 3	H: 2	E: 1	LOB: 2	K: 0	BB: 2	S: 6	P: 14
	R: 2	H: 2	E: 1	LOB: 2	K: 0	BB: 1	S: 6	P: 10
	R: 2	H: 2	E: 1	LOB: 3	K: 1	BB: 3	S: 7	P: 19
	R: 0	H: 0	E: 0	LOB: 0	K: 0	BB: 0	S: 3	P: 3
	R: 0	H: 1	E: 0	LOB: 1	K: 0	BB: 0	S: 4	P: 4
	R: 2	H: 2	E: 0	LOB: 0	K: 1	BB: 0	S: 7	P: 7

PITCHER	IP	WLS	BF	H	R	ER	SO	BB	IBB	HBP	BLK	WP	HR	S	P	ERA	WHIP
Bill Henry, L (1, 1) ERA: 3.56	5.0		31	8	7	4	2	5	1	0	0	0	1	29	53	7.20	2.600
Hal Brown, R (6, 1) ERA: 2.95	1.0		3	0	0	0	0	0	0	0	0	0	0	3	3	0.00	0.000
Ellis Kinder, R (7, 1) ERA: 5.14	3.0	W	14	4	2	2	2	1	0	0	0	0	1	17	21	6.00	1.667

**BOTTOM**

**Boston Red Sox @ New York Yankees**  
 Yankee Stadium, Bronx, NY

Sun May 23 1954, 3:33 AM EDT  
 Att: 38,524 - Cloudy - 66 F

AB	40
R	9
H	12
RBI	8
BB	7
SO	4
LOB	22



WP	PA	ERA	WHIP
0	48		
0			
1			
0			
0			
0			
0			
1			



Batter	1	2	3	4	5	6	7	8	9	AB R H RBI BB SO LOB	TOP
Joe Demaestri, R (1, 6) OBP: 0.216, SLG: 0.256	0-0 P6		0-0 6-3		0-0 F7		0-0 5-3			4 0 0 0 0 0 0	<b>Philadelphia Athletics @ New York Yankees</b> <b>Yankee Stadium, Bronx, NY</b> Mon May 24 1954, 3:33 AM EDT Att. 10,598 - Unknown
Spook Jacobs, R (1, 4) OBP: 0.345, SLG: 0.312	4-0 BB			4-0 BB 1B		4-0 FC6-4 BB	0-0 5-3			1 1 0 0 3 0 0	
Don Bollweg, L (1, 3) OBP: 0.320, SLG: 0.283	0-0 F8			4-0 1B 1-2 BB		0-3 K		4-0 G6-3 BB		2 0 0 0 2 1 2	
Gus Zernial, R (1, 7) OBP: 0.341, SLG: 0.421	0-3 K			0-0 1B 1-2 2-H		0-0 FC6-4 1B BB 1-2f	0-3 K	0-3 K		4 1 1 1 0 2 3	
Elmer Valo, L (1, 9) OBP: 0.343, SLG: 0.296		0-3 K		0-0 F8		4-0 1B 1-2 BB		0-0 G6-3 1-2f		3 1 0 0 1 1 3	
Vic Power, R (1, 8) OBP: 0.282, SLG: 0.352		0-0 5-3		0-0 F3		0-0 1B 1-2 2-3 1B		0-0 F8		4 0 1 0 0 0 2	
Jim Finigan, R (1, 5) OBP: 0.431, SLG: 0.500		0-0 F9		0-0 1-3		0-0 1B 1-3 2-H 3-H		0-0 6-3		4 0 1 2 0 0 2	
Joe Astroth, R (1, 2) OBP: 0.148, SLG: 0.120			0-0 6-3		0-0 F7	0-0 6-3		0-0 6-3		4 0 0 0 0 0 2	
Alex Kellner, R (1, 1) OBP: 0.136, SLG: 0.095			0-3 K		0-3 K		0-3 K			1 0 0 0 0 1 0	
Ozzie Van Brabant, R (4, 1)										1 0 0 0 0 1 0	
Ed McGhee, R (7, PH) OBP: 0.217, SLG: 0.238										1 0 0 0 0 1 0	
Moe Birtschy, R (7, 1) OBP: 0.500, SLG: 0.500										0 0 0 0 0 0 0	
<b>Inning Stats</b>	R: 0 H: 0 E: 0 LOB: 1 K: 1 BB: 1 S: 5 P: 9	R: 0 H: 0 E: 0 LOB: 0 K: 1 BB: 0 S: 5 P: 5	R: 0 H: 0 E: 0 LOB: 0 K: 1 BB: 0 S: 5 P: 5	R: 1 H: 1 E: 0 LOB: 2 K: 0 BB: 2 S: 4 P: 12	R: 0 H: 0 E: 0 LOB: 0 K: 1 BB: 0 S: 5 P: 5	R: 2 H: 2 E: 0 LOB: 2 K: 1 BB: 2 S: 7 P: 15	R: 0 H: 0 E: 0 LOB: 0 K: 1 BB: 0 S: 5 P: 5	R: 0 H: 0 E: 0 LOB: 0 K: 1 BB: 1 S: 4 P: 8	R: 0 H: 0 E: 0 LOB: 0 K: 0 BB: 0 S: 3 P: 3	1B: 3 SF: 0 2B: 0 SAC: 0 3B: 0 DP: 1 HR: 0 HBP: 0	WP: 0 PA: 35 PB: 0 SB: 0 CS: 0
<b>PITCHER</b> Bob Grim, R (1, 1) ERA: 3.44	IP WLS BF H R ER SO BB IBB HBP BLK WP HR S P ERA WHIP										
	9.0 W 35 3 3 3 7 6 0 0 0 0 0 0 43 67 3.00 1.000										

livebaseballscorecards.com

AB	29
R	3
H	3
RBI	3
BB	6
SO	7
LOB	14



Batter	1	2	3	4	5	6	7	8	9	AB R H RBI BB SO LOB
Hank Bauer, R OBP: 0.363, SLG: 0.467 (1, 9)	0-0 2B		0-0 2B E 1B	0-0 E7 2B	0-0 6-3			0-0 6-3		5 2 3 0 0 0 0
Phil Rizzuto, R OBP: 0.322, SLG: 0.340 (1, 6)	0-0 6-3		0-0 E SF7 2B	0-0 F7	0-0 6-3			0-0 6-3		5 1 1 0 0 0 1
Mickey Mantle, S OBP: 0.347, SLG: 0.528 (1, 8)	0-3 K		0-0 E5 1B 1B	0-0 BB 1-3 E 1B	0-3 K			0-3 K		5 2 1 1 0 3 2
Yogi Berra, L OBP: 0.317, SLG: 0.493 (1, 2)	0-0 6-3		0-0 SF7	0-0 1-3				0-0 G1		3 0 0 1 0 0 2
Bill Skowron, R OBP: 0.343, SLG: 0.483 (1, 3)		0-0 1B	0-0 1B	4-0 BB E BB				0-0 4-3		2 2 2 0 1 0 0
Joe Collins, L OBP: 0.386, SLG: 0.441 (6, PH) (7, 3)		0-0 1B	1-3 1B	BB BB BB BB				0-0 1-3		1 0 0 0 0 0 0
Gene Woodling, L OBP: 0.384, SLG: 0.366 (1, 7)	0-0 F8		4-0 1B BB	4-0 E BB				0-0 1-3		2 0 0 0 2 0 1
Gil McDougald, R OBP: 0.319, SLG: 0.319 (1, 4)	0-0 P6		0-0 F7	0-0 E8 1B				0-3 K		4 0 1 2 0 1 4
Andy Carey, R OBP: 0.321, SLG: 0.458 (1, 5)	0-0 1B		0-0 FC6-4 1B	4-0 IBB				0-3 K		3 0 2 2 1 1 0
Bob Grim, R (1, 1)	0-3 K		0-0 FC6-4	0-3 K				0-0 6-3		4 0 0 0 0 2 7

Inning Stats	R: 0 E: 0 K: 1 S: 6	H: 1 LOB: 1 BB: 0 P: 6	R: 0 E: 0 K: 1 S: 7	H: 2 LOB: 2 BB: 0 P: 7	R: 4 E: 1 K: 0 S: 8	H: 4 LOB: 2 BB: 1 P: 12	R: 3 E: 2 K: 1 S: 8	H: 3 LOB: 3 BB: 3 P: 20	R: 0 E: 0 K: 1 S: 5	H: 0 LOB: 0 BB: 0 P: 5	R: 0 E: 0 K: 0 S: 3	H: 0 LOB: 0 BB: 0 P: 3	R: 0 E: 0 K: 2 S: 7	H: 0 LOB: 0 BB: 0 P: 7	R: 0 E: 0 K: 1 S: 5	H: 0 LOB: 0 BB: 0 P: 5
--------------	------------------------------	---------------------------------	------------------------------	---------------------------------	------------------------------	----------------------------------	------------------------------	----------------------------------	------------------------------	---------------------------------	------------------------------	---------------------------------	------------------------------	---------------------------------	------------------------------	---------------------------------

PITCHER	IP	WLS	BF	H	R	ER	SO	BB	IBB	HBP	BLK	WP	HR	S	P	ERA	WHIP
Alex Kellner, L (1, 1)	3.2	L	24	9	7	5	2	3	0	0	0	0	0	25	37	12.27	3.273
Ozzie Van Brabant, R (4, 1)	2.1		9	1	0	0	2	0	1	0	0	0	0	12	16	0.00	0.429
Moe Burtzschy, R (7, 1)	2.0		6	0	0	0	3	0	0	0	0	0	0	12	12	0.00	0.000

**BOTTOM**

**Philadelphia Athletics @ New York Yankees**  
 Yankee Stadium, Bronx, NY

Mon May 24 1954, 3:33 AM EDT  
 Att. 10,598 - Unknown

AB	34
R	7
H	10
RBI	6
BB	4
SO	7
LOB	17

livebaseballscorecards.com



PITCHER	IP	WLS	BF	H	R	ER	SO	BB	IBB	HBP	BLK	WP	HR	S	P	ERA	WHIP
Alex Kellner, L (1, 1)	3.2	L	24	9	7	5	2	3	0	0	0	0	0	25	37	12.27	3.273
Ozzie Van Brabant, R (4, 1)	2.1		9	1	0	0	2	0	1	0	0	0	0	12	16	0.00	0.429
Moe Burtzschy, R (7, 1)	2.0		6	0	0	0	3	0	0	0	0	0	0	12	12	0.00	0.000



**New York Yankees @ Washington Senators**  
 Griffith Stadium, Washington, DC  
 Tue May 25 1954, 3:33 AM EDT  
 Att. 12,664 - Unknown

AB	40
R	9
H	17
RBI	9
BB	6
SO	7
LOB	23



WP	0	PA	49
PB	0		
SB	0		
CS	0		

AB R H RBI BB SO LOB

4	1	1	1	2	1	2
4	1	1	0	1	0	2
5	2	3	1	1	2	3
5	1	2	1	1	0	6
3	0	2	3	1	1	1
2	0	0	0	0	0	1
3	0	1	1	0	1	5
5	2	2	0	0	0	1
5	1	3	1	0	1	1
4	1	2	1	0	1	1

1B	12	SF	0
2B	3	SAC	3
3B	1	DP	1
HR	1	HBP	0

R	1	H	1
E	0	LOB	1
K	2	BB	1
S	8	P	12

R	0	H	1
E	0	LOB	2
K	0	BB	2
S	3	P	11

R	2	H	3
E	0	LOB	1
K	1	BB	0
S	7	P	7

R	1	H	2
E	1	LOB	1
K	1	BB	0
S	7	P	7

R	0	H	2
E	0	LOB	2
K	1	BB	0
S	7	P	7

R	0	H	1
E	0	LOB	1
K	0	BB	0
S	4	P	4

R	0	H	2
E	0	LOB	2
K	1	BB	0
S	7	P	7

R	0	H	1
E	0	LOB	1
K	0	BB	0
S	4	P	4

R	0	H	2
E	0	LOB	2
K	1	BB	0
S	7	P	7

R	0	H	1
E	0	LOB	1
K	0	BB	0
S	4	P	4

R	0	H	2
E	0	LOB	2
K	1	BB	0
S	7	P	7

R	0	H	1
E	0	LOB	1
K	0	BB	0
S	4	P	4

R	0	H	2
E	0	LOB	2
K	1	BB	0
S	7	P	7

R	0	H	1
E	0	LOB	1
K	0	BB	0
S	4	P	4

R	0	H	2
E	0	LOB	2
K	1	BB	0
S	7	P	7

R	0	H	1
E	0	LOB	1
K	0	BB	0
S	4	P	4

R	0	H	2
E	0	LOB	2
K	1	BB	0
S	7	P	7

R	0	H	1
E	0	LOB	1
K	0	BB	0
S	4	P	4

R	0	H	2
E	0	LOB	2
K	1	BB	0
S	7	P	7

R	0	H	1
E	0	LOB	1
K	0	BB	0
S	4	P	4

R	0	H	2
E	0	LOB	2
K	1	BB	0
S	7	P	7

R	0	H	1
E	0	LOB	1
K	0	BB	0
S	4	P	4

R	0	H	2
E	0	LOB	2
K	1	BB	0
S	7	P	7

R	0	H	1
E	0	LOB	1
K	0	BB	0
S	4	P	4

R	0	H	2
E	0	LOB	2
K	1	BB	0
S	7	P	7

R	0	H	1
E	0	LOB	1
K	0	BB	0
S	4	P	4

R	0	H	2
E	0	LOB	2
K	1	BB	0
S	7	P	7

R	0	H	1
E	0	LOB	1
K	0	BB	0
S	4	P	4

R	0	H	2
E	0	LOB	2
K	1	BB	0
S	7	P	7

R	0	H	1
E	0	LOB	1
K	0	BB	0
S	4	P	4

R	0	H	2
E	0	LOB	2
K	1	BB	0
S	7	P	7

R	0	H	1
E	0	LOB	1
K	0	BB	0
S	4	P	4

R	0	H	2
E	0	LOB	2
K	1	BB	0
S	7	P	7

R	0	H	1
E	0	LOB	1
K	0	BB	0
S	4	P	4

R	0	H	2
E	0	LOB	2
K	1	BB	0
S	7	P	7

R	0	H	1
E	0	LOB	1
K	0	BB	0
S	4	P	4

R	0	H	2
E	0	LOB	2
K	1	BB	0
S	7	P	7

R	0	H	1
E	0	LOB	1
K	0	BB	0
S	4	P	4

R	0	H	2
E	0	LOB	2
K	1	BB	0
S	7	P	7

R	0	H	1
E	0	LOB	1
K	0	BB	0
S	4	P	4

R	0	H	2
E	0	LOB	2
K	1	BB	0
S	7	P	7

R	0	H	1
E	0	LOB	1
K	0	BB	0
S	4	P	4

R	0	H	2
E	0	LOB	2
K	1	BB	0
S	7	P	7

R	0	H	1
E	0	LOB	1
K	0	BB	0
S	4	P	4

R	0	H	2
E	0	LOB	2
K	1	BB	0
S	7	P	7

R	0	H	1
E	0	LOB	1
K	0	BB	0
S	4	P	4

R	0	H	2
E	0	LOB	2
K	1	BB	0
S	7	P	7

R	0	H	1
E	0	LOB	1
K	0	BB	0
S	4	P	4

R	0	H	2
E	0	LOB	2
K	1	BB	0
S	7	P	7

R	0	H	1
E	0	LOB	1
K	0	BB	0
S	4	P	4

R	0	H	2
E	0	LOB	2
K	1	BB	0
S	7	P	7

R	0	H	1
E	0	LOB	1
K	0	BB	0
S	4	P	4

R	0	H	2
E	0	LOB	2
K	1	BB	0
S	7	P	7

R	0	H	1
E	0	LOB	1
K	0	BB	0
S	4	P	4

R	0	H	2
E	0	LOB	2
K	1	BB	0
S	7	P	7

R	0	H	1
E	0	LOB	1
K	0	BB	0
S	4	P	4

R	0	H	2
E	0	LOB	2
K	1	BB	0
S	7	P	7

R	0	H	1
E	0	LOB	1
K	0	BB	0
S	4	P	4

R	0	H	2
E	0	LOB	2
K	1	BB	0
S	7	P	7

R	0	H	1
E	0	LOB	1
K	0	BB	0
S	4	P	4

R	0	H	2
E	0	LOB	2
K	1	BB	0
S	7	P	7

R	0	H	1
E	0	LOB	1
K	0	BB	0
S	4	P	4

R	0	H	2
E	0	LOB	2
K	1	BB	0
S	7	P	7

R	0	H	1
E	0	LOB	1
K	0	BB	0
S	4	P	4

R	0	H	2
E	0	LOB	2
K	1	BB	0
S	7	P	7

R	0	H	1
E	0	LOB	1
K	0	BB	0
S	4	P	4

R	0	H	2
E	0	LOB	2
K	1	BB	0
S	7	P	7

R	0	H	1
E	0	LOB	1
K	0	BB	0
S	4	P	4

R	0	H	2
E	0	LOB	2
K	1	BB	0
S	7	P	7

R	0	H	1
E	0	LOB	1
K	0	BB	0
S	4	P	4

R	0	H	2
E	0	LOB	2
K	1	BB	0
S	7	P	7

R	0	H	1
E	0	LOB	1
K	0	BB	0
S	4	P	4

R	0	H	2
E	0	LOB	2
K	1	BB	0
S	7	P	7

R	0	H	1
---	---	---	---

Batter	1	2	3	4	5	6	7	8	9	AB R H RBI BB SO LOB
Eddie Yost, R OBP: 0.351, SLG: 0.305 (1, 5)	0-0 F8		4-0 BB 3B BB		0-0 F7		0-0 F9		0-0 P4	4 1 0 0 1 0 2
Tom Umphlett, R OBP: 0.232, SLG: 0.259 (1, 9)	0-3 K		0-0 F9		0-0 5-3		0-3 K		0-0 F8	5 0 0 0 0 2 3
Mickey Vernon, L OBP: 0.348, SLG: 0.592 (1, 3)	4-0 BB BB		0-0 F9		0-0 4-3			0-0 F2		3 0 0 0 1 0 1
Roy Sievers, R OBP: 0.348, SLG: 0.518 (1, 7)	4-0 1-2 BB		4-0 1-2 3B BB		0-0 SF9 3B			4-0 1B BB		1 2 1 0 3 0 0
Jim Busby, R OBP: 0.366, SLG: 0.515 (1, 8)	0-0 1-3		0-0 1-H 2-H 3B		0-0 SF9			0-0 F9		3 0 1 3 0 0 3
Pete Runnels, L OBP: 0.385, SLG: 0.389 (1, 6)		0-0 FC5-6 1B	0-0 F5		0-0 G4-6-3 1B			0-0 1-3 1B		4 0 3 0 0 0 1
Mickey McDermott, L OBP: 0.292, SLG: 0.273 (1, 1)		0-0 FC5-6		0-3 K		0-0 G4-6-3		0-0 4-3		1 0 0 0 0 0 1
Camilo Pascual, R (4, 1)		1-2				1-2				0 0 0 0 0 0 0
Johnny Schmitz, R (4, 1)										1 0 0 0 0 0 1
Clyde Vollmer, R (8, PH)										0 0 0 0 0 0 0
Sonny Dixon, S (7, 1)										1 0 0 0 0 0 2
Spec Shea, R (8, 1)										
Joe Tipton, R OBP: 0.356, SLG: 0.350 (1, 2)		0-0 F8		0-3 K			0-0 F3		0-0 3B	4 0 1 0 0 1 1
Jerry Snyder, R (9, PR)										0 0 0 0 0 0 0
Wayne Terwilliger, R OBP: 0.269, SLG: 0.226 (1, 4)		0-0 F8		0-0 F7					0-0 F8	4 0 1 0 0 0 2

Inning Stats	R: 0	H: 0	E: 0	K: 1	S: 5	R: 0	H: 1	E: 0	K: 0	S: 4	R: 2	H: 1	E: 0	K: 0	S: 4	R: 0	H: 0	E: 0	K: 2	S: 7	R: 0	H: 0	E: 0	K: 0	S: 3	R: 1	H: 2	E: 0	K: 0	S: 4	R: 0	H: 1	E: 0	K: 1	S: 6	R: 0	H: 1	E: 0	K: 0	S: 4	R: 0	H: 1	E: 0	K: 0	S: 4	R: 0	H: 1	E: 0	K: 0	S: 4
	LOB: 2	BB: 2	P: 13	LOB: 1	BB: 0	LOB: 1	BB: 0	LOB: 0	BB: 0	P: 7	LOB: 0	BB: 0	LOB: 0	BB: 0	P: 3	LOB: 0	BB: 0	LOB: 0	BB: 0	P: 4	LOB: 1	BB: 0	LOB: 2	BB: 1	P: 8	LOB: 1	BB: 0	LOB: 1	BB: 0	P: 4	LOB: 0	BB: 0	LOB: 1	BB: 0	P: 6	LOB: 1	BB: 1	P: 8	LOB: 1	BB: 0	LOB: 1	BB: 0	P: 4	LOB: 1	BB: 0	LOB: 1	BB: 0	P: 4		
	1B: 4	2B: 0	3B: 3	HR: 0	SF: 1	SAC: 0	DP: 1	HBP: 0	WP: 0	PA: 38	1B: 4	2B: 0	3B: 3	HR: 0	SF: 1	SAC: 0	DP: 1	HBP: 0	WP: 0	PA: 38	1B: 4	2B: 0	3B: 3	HR: 0	SF: 1	SAC: 0	DP: 1	HBP: 0	WP: 0	PA: 38	1B: 4	2B: 0	3B: 3	HR: 0	SF: 1	SAC: 0	DP: 1	HBP: 0	WP: 0	PA: 38	1B: 4	2B: 0	3B: 3	HR: 0	SF: 1	SAC: 0	DP: 1	HBP: 0	WP: 0	PA: 38


**BOTTOM**

**New York Yankees @ Washington Senators**  
Griffith Stadium, Washington, DC

Tue May 25 1954, 3:33 AM EDT  
Att. 12,664 - Unknown

livebaseballscorecards.com

AB	32
R	3
H	7
RBI	3
BB	5
SO	4
LOB	17





Batter	1	2	3	4	5	6	7	8	9	AB R H RBI BB SO LOB	TOP	
Hank Bauer, R (1, 9) OBP: 0.368, SLG: 0.484	0-0 F5		0-0 F7		0-0 1B		0-0 L7		0-0 FC5	5 0 1 0 0 0 3		
Phil Rizzuto, R (1, 6) OBP: 0.320, SLG: 0.330 Jerry Coleman, R (4, 6) OBP: 0.227, SLG: 0.328	0-0 F3		0-0 5-3		0-0 4-3			0-0 4-3 2B		2 0 0 0 0 0 0 2 0 1 0 0 0 1		
Mickey Mantle, S (1, 8) OBP: 0.360, SLG: 0.551	0-3 K		0-0 1B		0-0 1-3			0-3 K		4 0 1 0 0 2 1		
Yogi Berra, L (1, 2) OBP: 0.323, SLG: 0.490		0-0 FC1-6 1B	0-0 F8		0-0 1-3			0-0 4-3		4 0 1 0 0 0 2		
Gene Woodling, L (1, 7) OBP: 0.380, SLG: 0.363		0-0 FC1-6 BB BB FC6-4		0-3 K		0-0 1B		0-3 K		4 1 1 0 0 2 2		
Joe Collins, L (1, 3) OBP: 0.392, SLG: 0.475		4-0 FC6-4 BB 1-2 BB		0-0 4-3		0-0 F8		0-0 FC5 2B		3 0 1 0 1 0 1		
Gil McDougald, R (1, 4) OBP: 0.324, SLG: 0.308		4-0 FC6-4 BB 1-2 2-3		0-0 F8			0-0 5-3		0-0 F7	3 0 0 0 1 0 1		
Andy Carey, R (1, 5) OBP: 0.344, SLG: 0.463		0-0 FC6-4 1-2f 2-3 3-H		0-0 1-3		0-0 SH1-3 1B		4-0 BB		3 0 1 1 1 0 2		
Ed Lopat, L (1, 1) OBP: 0.095, SLG: 0.053		0-0 F7		0-0 3-1		0-0 SH1-3		0-3 K		3 0 0 0 0 1 4		
<b>Inning Stats</b>	R: 0 H: 0 E: 0 LOB: 0 K: 1 BB: 0 S: 5 P: 5	R: 1 H: 1 E: 0 LOB: 2 K: 0 BB: 2 S: 4 P: 12	R: 0 H: 1 E: 0 LOB: 1 K: 0 BB: 0 S: 4 P: 4	R: 0 H: 0 E: 0 LOB: 0 K: 1 BB: 0 S: 5 P: 5	R: 0 H: 1 E: 0 LOB: 1 K: 0 BB: 0 S: 4 P: 4	R: 0 H: 1 E: 0 LOB: 1 K: 0 BB: 0 S: 4 P: 4	R: 0 H: 1 E: 0 LOB: 1 K: 0 BB: 0 S: 4 P: 4	R: 0 H: 1 E: 0 LOB: 1 K: 2 BB: 0 S: 8 P: 8	R: 0 H: 1 E: 0 LOB: 2 K: 1 BB: 1 S: 6 P: 10	1B: 5 SF: 0 2B: 2 SAC: 1 3B: 0 DP: 0 HR: 0 HBP: 0	WP: 0 PA: 37 PB: 0 SB: 0 CS: 0	
<b>PITCHER</b> Bob Porterfield, R (1, 1) ERA: 2.06	IP WLS BF H R ER SO BB IBB HBP BLK WP HR S P ERA WHIP	9.0 W 37 7 1 1 5 3 0 0 0 0 0 0 44 56 1.00 1.111										

**New York Yankees @ Washington Senators**  
Griffith Stadium, Washington, DC  
Wed May 26 1954, 3:33 AM EDT  
Att. 6,791 - Unknown

AB	33
R	1
H	7
RBI	1
BB	3
SO	5
LOB	17



Batter	1	2	3	4	5	6	7	8	9	AB	R	H	RBI	BB	SO	LOB
Eddie Yost, R OBP: 0.349, SLG: 0.303 (1, 5)	0-0 F8		0-0 E6 SF8		0-0 5-3			0-0 G3 1B		4	0	1	0	0	0	1
Tom Umphlett, R OBP: 0.233, SLG: 0.263 (1, 9)	0-0 1B		0-0 SF8		0-0 F8			0-0 G3		3	0	1	1	0	0	1
Mickey Vernon, L OBP: 0.338, SLG: 0.573 (1, 3)	0-0 F7		0-0 3-1				0-0 F2	0-3 K		4	0	0	0	0	1	3
Roy Sievers, R OBP: 0.338, SLG: 0.500 (1, 7)	0-0 F8			0-0 6-3			0-0 F3		0-0 5-3	4	0	0	0	0	0	1
Jim Busby, R OBP: 0.356, SLG: 0.500 (1, 8)		0-0 F9		0-0 F8			0-0 5-3		0-0 5-3	4	0	0	0	0	0	0
Pete Runnels, L OBP: 0.389, SLG: 0.394 (1, 6)		0-0 F8		0-0 1B 1B			0-0 F2		0-0 1B 1B	4	1	2	0	0	0	0
Ed Fitz Gerald, R OBP: 0.288, SLG: 0.250 (1, 2)		0-0 F8		0-0 1-2 1B			0-3 K		0-0 1B 1B	4	0	2	0	0	1	0
Wayne Terwilliger, R OBP: 0.270, SLG: 0.229 (1, 4) Jim Lemon, R OBP: 0.500, SLG: 0.500 (9, PH)			0-0 E SH3-4 SF8 1B	0-3 K			0-0 P4		0-0 1-2 2-H 1B	3	1	1	0	0	1	2
Bob Porterfield, R OBP: 0.111, SLG: 0.200 (1, 1)			0-0 SH3-4		0-0 F5			0-0 F8		2	0	0	0	0	0	0

Inning Stats	R: 0	H: 1	E: 0	LOB: 1	K: 0	BB: 0	S: 4	P: 4	R: 0	H: 0	E: 0	LOB: 0	K: 0	BB: 0	S: 3	P: 3	R: 1	H: 1	E: 1	LOB: 1	K: 0	BB: 0	S: 5	P: 5	R: 0	H: 2	E: 0	LOB: 2	K: 1	BB: 0	S: 7	P: 7	R: 0	H: 0	E: 0	LOB: 0	K: 0	BB: 0	S: 3	P: 3	R: 0	H: 0	E: 0	LOB: 0	K: 1	BB: 0	S: 5	P: 5	R: 0	H: 1	E: 0	LOB: 1	K: 1	BB: 0	S: 6	P: 6	R: 1	H: 3	E: 0	LOB: 2	K: 0	BB: 0	S: 5	P: 5	1B: 8	SF: 1	2B: 0	SAC: 1	3B: 0	DP: 0	HR: 0	HBP: 0	WP: 0	PA: 35
PITCHER Ed Lopat, L ERA: 2.28 (1, 1)	IP	WLS	BF	H	R	ER	SO	BB	IBB	HBP	BLK	WP	HR	S	P	ERA	WHIP	IP	WLS	BF	H	R	ER	SO	BB	IBB	HBP	BLK	WP	HR	S	P	ERA	WHIP																																								

BOTTOM

New York Yankees @ Washington Senators  
Griffith Stadium, Washington, DC  
Wed May 26 1954, 3:33 AM EDT  
Att. 6,791 - Unknown

livebaseballscores.com

AB	33
R	2
H	8
RBI	2
BB	0
SO	3
LOB	8





Batter	1	2	3	4	5	6	7	8	9	AB R H RBI BB SO LOB	TOP																													
Gil McDougald, R (1, 4) OBP: 0.327, SLG: 0.306	0-0 F5		4-0 CS BB		0-0 1B		0-3 K		0-0 P3	4 0 1 0 1 1 0																														
Jerry Coleman, R (1, 6) OBP: 0.229, SLG: 0.324	0-0 FC1-4 1B		0-0 4-3		0-0 1-3		0-0 F8			4 0 1 0 0 0 2																														
Mickey Mantle, S (1, 8) OBP: 0.365, SLG: 0.549	0-0 FC1-4 BB 2B		0-0 1B		0-0 1B		0-0 1B 1B		0-3 K	4 2 2 0 0 1 1																														
Hank Bauer, R (1, 9) OBP: 0.365, SLG: 0.473	4-0 2B 1-2 BB		0-0 F7		0-0 F7		0-0 6-3			3 0 0 0 1 0 2																														
Bill Skowron, R (1, 3) OBP: 0.342, SLG: 0.477	0-0 1-3 2-H 2B			0-0 F7		0-0 F8		4-0 1B S BB		3 1 1 1 1 0 1																														
Gene Woodling, L (1, 7) OBP: 0.384, SLG: 0.368	0-0 4-3			0-0 6-3		0-0 1B 1-2 1B		0-0 1B 1-H 1B		4 0 2 1 0 0 2																														
Andy Carey, R (1, 5) OBP: 0.340, SLG: 0.452		0-3 K		0-0 6-3		0-0 1B		0-0 L8		4 0 1 1 0 1 1																														
Charles Silvera, R (1, 2) OBP: 0.444, SLG: 0.375		0-0 G4-6-3 1B			0-0 1-3		0-0 F8		0-0 5-3	4 0 1 0 0 0 2																														
Bob Kuzava, S (1, 1) Tom Gorman, R (5, 1) Bob Cerv, R (7, PH) Jim McDonald, R (7, 1) Eddie Robinson, L (9, PH)		0-0 G4-6-3			0-3 K		0-3 K		0-0 P5	2 0 0 0 0 1 1 0 0 0 0 0 0 0 1 0 0 0 0 1 0 0 0 0 0 0 0 0 1 0 0 0 0 0 0																														
<b>Inning Stats</b>	R: 1 E: 0 K: 0 S: 5	H: 2 LOB: 2 BB: 1 P: 9	R: 0 E: 0 K: 1 S: 5	H: 1 LOB: 0 BB: 0 P: 5	R: 0 E: 0 K: 0 S: 3	H: 1 LOB: 1 BB: 1 P: 7	R: 0 E: 0 K: 0 S: 3	H: 0 LOB: 0 BB: 0 P: 3	R: 0 E: 0 K: 1 S: 6	H: 1 LOB: 1 BB: 0 P: 6	R: 1 E: 0 K: 0 S: 6	H: 3 LOB: 2 BB: 0 P: 6	R: 0 E: 0 K: 2 S: 7	H: 0 LOB: 0 BB: 0 P: 7	R: 1 E: 0 K: 1 S: 6	H: 1 LOB: 1 BB: 1 P: 10	R: 0 E: 0 K: 0 S: 3	H: 0 LOB: 0 BB: 0 P: 3	1B: 8 2B: 1 3B: 0 HR: 0	SF: 0 SAC: 0 DP: 1 HBP: 0	WP: 0 PB: 0 SB: 1 CS: 1	PA: 37																		
<b>PITCHER</b> Chuck Stobbs, L (1, 1) ERA: 4.76	IP 9.0	WLS W	BF 37	H 9	R 3	ER 3	SO 5	BB 3	IBB 0	HBP 0	BLK 0	WP 0	HR 0	S 44	P 56	ERA 3.00	WHIP 1.333						<b>PITCHER</b>	IP 9.0	WLS W	BF 37	H 9	R 3	ER 3	SO 5	BB 3	IBB 0	HBP 0	BLK 0	WP 0	HR 0	S 44	P 56	ERA 3.00	WHIP 1.333

New York Yankees @ Washington Senators  
Griffith Stadium, Washington, DC  
Thu May 27 1954, 3:33 AM EDT  
Att. 8,003 - Unknown

AB	34
R	3
H	9
RBI	3
BB	3
SO	5
LOB	12



Batter	1	2	3	4	5	6	7	8	9	AB	R	H	RBI	BB	SO	LOB
Eddie Yost, R OBP: 0.355, SLG: 0.312 (1, 5) X	0-0 1B 1B	0-3 K				0-0 E 1B 1B			0-0 SH1-4	3	2	2	0	0	1	0
Tom Umphlett, R OBP: 0.234, SLG: 0.262 (1, 9) S S S	0-3 K		0-0 6-3			0-0 E 1B 1B			0-0 FC6-2-5-3	4	1	1	0	0	1	2
Mickey Vernon, L OBP: 0.329, SLG: 0.555 (1, 3) X	0-0 P5		0-0 F9			0-0 FC3 1B 1B			0-0 4-3	4	1	0	0	0	0	3
Roy Sievers, R OBP: 0.342, SLG: 0.508 (1, 7) X	0-0 1B 1-2 1B		0-0 F9			0-3 K			0-0 6-3 1B 2B	4	1	2	0	0	1	3
Jim Busby, R OBP: 0.360, SLG: 0.500 (1, 8) X	0-0 1-3 2-H BB 1B			0-0 F7		0-0 1B WP 1B			0-0 6-3	4	1	2	3	0	0	1
Pete Runnels, L OBP: 0.402, SLG: 0.402 (1, 6) B B B	4-0 1-2 BB			0-0 F6		0-0 1-3 2-H 3-H WP 1B 1B			0-0 CS 1B	3	1	2	2	1	0	0
Ed Fitz Gerald, R OBP: 0.299, SLG: 0.254 (1, 2) X	0-0 P4			4-0 BB		0-0 1-H 3-H E6 PB 1B			0-0 CS	3	0	1	1	1	0	3
Wayne Terwilliger, R OBP: 0.262, SLG: 0.221 (1, 4) X			0-0 F7			0-0 1-H E6			0-0 F9	4	0	0	0	0	0	2
Chuck Stobbs, L OBP: 0.200, SLG: 0.267 (1, 1) S S S		0-3 K				0-0 F2			0-0 SH1-4 FC6-2-5-3 2B	4	0	1	0	0	1	0

Inning Stats	R: 1	H: 3	E: 0	K: 1	S: 8	LOB: 3	BB: 1	P: 12	R: 0	H: 0	E: 0	K: 2	S: 7	LOB: 0	BB: 0	P: 7	R: 0	H: 0	E: 0	K: 0	S: 3	LOB: 0	BB: 0	P: 3	R: 0	H: 0	E: 0	K: 0	S: 3	LOB: 1	BB: 1	P: 7	R: 5	H: 5	E: 2	K: 1	S: 11	LOB: 2	BB: 0	P: 11	R: 0	H: 1	E: 0	K: 0	S: 3	LOB: 0	BB: 0	P: 3	R: 1	H: 2	E: 0	K: 0	S: 4	LOB: 0	BB: 0	P: 4	R: 0	H: 0	E: 0	K: 0	S: 3	LOB: 0	BB: 0	P: 3	1B: 9	2B: 3	3B: 0	HR: 0	SF: 0	SAC: 1	DP: 1	HBP: 0	WP: 1	PB: 1	SB: 0	CS: 1	PA: 37
--------------	------	------	------	------	------	--------	-------	-------	------	------	------	------	------	--------	-------	------	------	------	------	------	------	--------	-------	------	------	------	------	------	------	--------	-------	------	------	------	------	------	-------	--------	-------	-------	------	------	------	------	------	--------	-------	------	------	------	------	------	------	--------	-------	------	------	------	------	------	------	--------	-------	------	-------	-------	-------	-------	-------	--------	-------	--------	-------	-------	-------	-------	--------

PITCHER	IP	WLS	BF	H	R	ER	SO	BB	IBB	HBP	BLK	WP	HR	S	P	ERA	WHIP
Bob Kuzava, L ERA: 5.4 (1, 1)	4.2	L	24	7	6	1	4	2	0	0	0	0	0	30	38	1.93	1.929
Tom Gorman, R ERA: 1.56 (5, 1)	1.1		5	2	0	0	0	0	0	0	0	1	0	5	5	0.00	1.500
Jim McDonald, R ERA: 3.58 (7, 1)	2.0		7	2	1	1	0	0	0	0	0	0	0	7	7	4.50	1.000


**BOTTOM**

**New York Yankees @ Washington Senators**  
Griffith Stadium, Washington, DC

Thu May 27 1954, 3:33 AM EDT  
Att. 8,003 - Unknown

livebaseballscorecards.com

<b>AB</b>	<b>33</b>
<b>R</b>	<b>7</b>
<b>H</b>	<b>11</b>
<b>RBI</b>	<b>6</b>
<b>BB</b>	<b>2</b>
<b>SO</b>	<b>4</b>
<b>LOB</b>	<b>14</b>











Batter	1	2	3	4	5	6	7	8	9	AB R H RBI BB SO LOB	TOP		
Hank Bauer, R (1, 9) OBP: 0.359, SLG: 0.460	0-0 P3		0-0 F9		0-0 2B 1B	0-0 P6		0-0 SH1-4 HR 1B	0-3 K	6 2 2 0 0 1 2			
Jerry Coleman, R (1, 6) OBP: 0.235, SLG: 0.354	0-0 B2-3		0-3 K		0-0 2B 1B		0-3 K	0-0 SH1-4	0-0 F4	5 1 1 0 0 2 1			
Mickey Mantle, S (1, 8) OBP: 0.392, SLG: 0.587	0-0 1B		0-0 HR		0-0 1B 2B		0-3 K	4-0 HR IBB		4 3 3 2 1 1 0			
Yogi Berra, L (1, 2) OBP: 0.333, SLG: 0.503	0-0 5-3		0-0 F7		0-0 FC4-6 1B		4-0 PB 1B BB	0-0 HR		4 1 2 6 1 0 1			
Gene Woodling, L (1, 7) OBP: 0.393, SLG: 0.363		0-0 F8		0-0 F7	0-0 FC4-6 1B		0-0 PB 1B	0-0 FC6-4 1B		5 0 2 0 0 0 1			
Joe Collins, L (1, 3) OBP: 0.373, SLG: 0.426		0-0 L7		0-0 3-1	0-0 G4-6-3 1B		4-0 1B	0-0 FC6-4		3 0 0 0 0 0 1			
Bill Skowron, R (7, PH) OBP: 0.347, SLG: 0.470					1-2f		1-2 2-3 BB	1-2f		1 0 0 0 1 0 1			
Gil McDougald, R (1, 4) OBP: 0.333, SLG: 0.321		0-0 1B 2B		4-0 2B BB		0-0 2B	0-0 P5	0-0 F9		4 1 2 0 1 0 4			
Andy Carey, R (1, 5) OBP: 0.365, SLG: 0.484		0-0 1B		0-0 2B		0-0 F9		0-0 1B 2B	0-0 5-3	5 1 3 1 0 0 1			
Harry Byrd, R (1, 1) OBP: 0.167, SLG: 0.167		2-H		1-3 2B		0-0 6-3		0-0 SH1-4 HR 1B		3 0 0 0 0 1 4			
Johnny Sain, R (7, 1) OBP: 0.500, SLG: 0.500		0-0 F7		0-3 K				0-0 1B	0-0 1B	2 1 2 1 0 0 0			
<b>Inning Stats</b>	R: 0 H: 1 E: 0 LOB: 1 K: 0 BB: 0 S: 4 P: 4	R: 1 H: 2 E: 0 LOB: 1 K: 0 BB: 0 P: 5	R: 1 H: 1 E: 0 LOB: 0 K: 1 BB: 0 P: 6	R: 0 H: 1 E: 0 LOB: 2 K: 1 BB: 1 P: 10	R: 3 H: 4 E: 0 LOB: 0 K: 0 BB: 0 P: 6	R: 0 H: 1 E: 0 LOB: 1 K: 0 BB: 0 P: 4	R: 0 H: 1 E: 0 LOB: 3 K: 2 BB: 2 P: 16	R: 5 H: 5 E: 0 LOB: 1 K: 0 BB: 1 P: 12	R: 0 H: 1 E: 0 LOB: 1 K: 1 BB: 0 P: 6	1B: 10 SF: 0 2B: 5 SAC: 1 3B: 0 DP: 1 HR: 2 HBP: 0	WP: 0 PA: 47 PB: 1 SB: 0 CS: 0		
<b>PITCHER</b>	IP WLS BF H R ER SO BB IBB HBP BLK WP HR S P ERA WHIP											<b>PITCHER</b>	IP WLS BF H R ER SO BB IBB HBP BLK WP HR S P ERA WHIP
Sid Hudson, R (1, 1) ERA: 4.5	5.0 L 24 9 5 5 2 1 0 0 0 0 0 1 27 31 9.00 2.000												
Leo Kiely, L (6, 1) ERA: 4.55	2.0 10 2 0 0 2 2 0 0 0 0 0 0 12 20 0.00 2.000												
Hal Brown, R (8, 1) ERA: 3.81	0.1 5 3 4 4 0 0 0 1 0 0 0 0 4 8 108.00 9.000												
Bill Werle, L (8, 1) ERA: 4.82	1.2 8 3 1 1 1 0 0 0 0 0 0 1 10 10 5.40 1.800												

**New York Yankees @ Boston Red Sox**  
**Fenway Park, Boston, MA**  
 Sat May 29 1954, 3:33 AM EDT  
 Att: 21,992 - Unknown

livebaseballscorecards.com

<b>AB</b>	<b>42</b>
<b>R</b>	<b>10</b>
<b>H</b>	<b>17</b>
<b>RBI</b>	<b>10</b>
<b>BB</b>	<b>4</b>
<b>SO</b>	<b>5</b>
<b>LOB</b>	<b>16</b>




Batter	1	2	3	4	5	6	7	8	9	AB	R	H	RBI	BB	SO	LOB
Harry Agganis, L (1, 3) OBP: 0.370, SLG: 0.458	0-0 4-3		0-0 F9		0-3 K			0-0 F9		4	0	0	0	0	1	1
Jim Piersall, R (1, 9) OBP: 0.318, SLG: 0.337	0-0 F9		0-0 F9			0-0 6-3		0-0 P3		4	0	0	0	0	0	1
Ted Williams, L (1, 7) OBP: 0.554, SLG: 0.667	4-0 BB			0-3 K		0-0 HR		0-0 4-3		3	1	1	1	1	1	0
Jackie Jensen, R (1, 8) OBP: 0.304, SLG: 0.437	0-0 F8			4-0 1B BB		0-0 P6		0-0 F7		3	1	0	0	1	0	1
Billy Goodman, L (1, 5) OBP: 0.341, SLG: 0.393		0-0 P6		0-0 4-3		0-0 L7		0-0 F8		4	0	0	0	0	0	1
Sammy White, R (1, 2) OBP: 0.241, SLG: 0.371		0-0 6-3		0-0 1B		0-0 P4		0-0 5-3		4	0	1	1	0	0	0
Ted Lepcio, R (1, 4) OBP: 0.333, SLG: 0.377		0-3 K		0-0 6-3		0-0 E6 FC5-4		0-0 F2		3	0	0	0	0	1	1
Milt Bolling, R (1, 6) OBP: 0.291, SLG: 0.273			4-0 5-3 BB		0-3 K		0-0 F7		0-0 FC5-4		2	0	0	0	1	1
Sid Hudson, R (1, 1) OBP: 0.187, SLG: 0.167			0-0 5-3		0-0 F7					1	0	0	0	0	0	1
Charlie Maxwell, L (5, PH) OBP: 0.324, SLG: 0.290										1	0	0	0	0	0	0
Leo Kiely, L (6, 1) OBP: 0.083, SLG: 0.083										0	0	0	0	0	0	0
Don Lenhardt, R (7, PH) OBP: 0.249, SLG: 0.270										1	0	0	0	0	0	1
Hal Brown, R (8, 1) OBP: 0.330, SLG: 0.125										0	0	0	0	0	0	0
Bill Werle, L (8, 1)			1-2							0	0	0	0	0	0	0

Inning Stats	R: 0	H: 0	E: 0	K: 0	S: 3	R: 0	H: 0	E: 0	K: 1	S: 5	R: 0	H: 0	E: 0	K: 0	S: 3	R: 1	H: 1	E: 0	K: 1	S: 6	R: 0	H: 0	E: 0	K: 2	S: 7	R: 1	H: 1	E: 0	K: 0	S: 4	R: 0	H: 0	E: 1	K: 0	S: 4	R: 0	H: 0	E: 0	K: 0	S: 3	R: 0	H: 0	E: 0	K: 0	S: 3	R: 0	H: 0	E: 0	K: 0	S: 3	1B: 1	2B: 0	3B: 0	HR: 1	SF: 0	SAC: 0	DP: 0	HBP: 0	WP: 0	PB: 0	SB: 1	CS: 0	PA: 33
PITCHER	IP	WLS	BF	H	R	ER	SO	BB	IBB	HBP	BLK	WP	HR	S	P	ERA	WHIP																																														
Harry Byrd, R (1, 1) ERA: 2.41	6.0	W	23	2	2	2	4	3	0	0	0	0	1	28	40	3.00	0.833																																														
Johnny Sain, R (7, 1) ERA: 2.05	3.0	S	10	0	0	0	0	0	0	0	0	0	0	10	10	0.00	0.000																																														

**BOTTOM**

**New York Yankees @ Boston Red Sox**  
Fenway Park, Boston, MA  
Sat May 29 1954, 3:33 AM EDT  
Att. 21,992 - Unknown

<b>AB</b>	<b>30</b>
<b>R</b>	<b>2</b>
<b>H</b>	<b>2</b>
<b>RBI</b>	<b>2</b>
<b>BB</b>	<b>3</b>
<b>SO</b>	<b>4</b>
<b>LOB</b>	<b>8</b>



livebaseballscorecards.com



Batter	1	2	3	4	5	6	7	8	9	AB R H RBI BB SO LOB	TOP	
Hank Bauer, R (1, 9) OBP: 0.352, SLG: 0.451 Enos Slaughter, L (8, PH) OBP: 0.415, SLG: 0.390 (8, 9)	0-0 6-3		0-0 L7		0-0 FC5-4			0-0 L9		3 0 0 0 0 0 1 1 0 0 0 0 0 0		
Jerry Coleman, R (1, 6) OBP: 0.226, SLG: 0.341 Eddie Robinson, L (8, PH) OBP: 0.271, SLG: 0.241 Willy Miranda, S (8, PR) (8, 6)	0-0 F9			0-0 6-3		0-3 K		0-0 1B		3 0 0 0 0 1 0 1 0 1 0 0 0 0 0 0 0 0 0 0 0		
Mickey Mantle, S (1, 8) OBP: 0.395, SLG: 0.607	0-3 K			4-0 BB BB		0-0 HR		0-3 K		3 1 1 1 1 2 1		
Yogi Berra, L (1, 2) OBP: 0.325, SLG: 0.490		0-0 F7		0-0 F2		0-0 4-3		0-0 3-1		4 0 0 0 0 0 1		
Gene Woodling, L (1, 7) OBP: 0.396, SLG: 0.362		0-0 FC3-6 1B		4-0 1-2 BB		0-0 1-3		0-0 P6		3 0 1 0 1 0 0		
Joe Collins, L (1, 3) OBP: 0.365, SLG: 0.412		0-0 FC3-6 1-2		0-0 L9		0-0 F6		0-0 BB 1B		4 0 1 0 0 0 3		
Gil McDougald, R (1, 4) OBP: 0.327, SLG: 0.313 Bobby Brown, L (9, PH) OBP: 0.667, SLG: 0.500		0-0 1-3			0-0 P5	0-3 K		4-0 1-2 BB		3 0 0 0 0 1 1 0 0 0 0 1 0 0		
Andy Carey, R (1, 5) OBP: 0.361, SLG: 0.469			0-0 4-3		0-0 6-3	1-0 CS HBP		0-0 1-3		3 0 0 0 0 0 2		
Jim McDonald, R (1, 1) OBP: 0.429, SLG: 0.364 Irv Noren, L (8, PH) OBP: 0.354, SLG: 0.458 Allie Reynolds, R (8, 1) OBP: 0.353, SLG: 0.375			0-0 F9		4-0 FC5-4 BB	0-0 CS	0-0 4-3			1 0 0 0 1 0 0 1 0 0 0 0 0 0 0 0 0 0 0 0 0		
<b>Inning Stats</b>	R: 0 H: 0 E: 0 LOB: 0 K: 1 BB: 0 S: 5 P: 5	R: 0 H: 1 E: 0 LOB: 1 K: 0 BB: 0 S: 4 P: 4	R: 0 H: 0 E: 0 LOB: 0 K: 0 BB: 0 S: 3 P: 3	R: 0 H: 0 E: 0 LOB: 2 K: 0 BB: 2 S: 3 P: 11	R: 0 H: 0 E: 0 LOB: 1 K: 0 BB: 1 S: 3 P: 7	R: 1 H: 1 E: 0 LOB: 0 K: 1 BB: 0 S: 6 P: 6	R: 0 H: 0 E: 0 LOB: 0 K: 1 BB: 0 S: 4 P: 5	R: 0 H: 1 E: 0 LOB: 1 K: 1 BB: 0 S: 6 P: 6	R: 0 H: 1 E: 0 LOB: 2 K: 0 BB: 1 S: 4 P: 8	1B: 3 SF: 0 2B: 0 SAC: 0 3B: 0 DP: 0 HR: 1 HBP: 1	WP: 0 PA: 36 PB: 0 SB: 0 CS: 1	
<b>PITCHER</b> Willard Nixon, R (1, 1) ERA: 2.57	IP WLS BF H R ER SO BB IBB HBP BLK WP HR S P ERA WHIP											<b>PITCHER</b> IP WLS BF H R ER SO BB IBB HBP BLK WP HR S P ERA WHIP

**New York Yankees @ Boston Red Sox**  
**Fenway Park, Boston, MA**  
 Sun May 30 1954, 3:33 AM EDT  
 Att: 27,407 - Unknown

livebaseballscorecards.com

**AB 30**  
**R 1**  
**H 4**  
**RBI 1**  
**BB 4**  
**SO 4**  
**LOB 9**



Batter	1	2	3	4	5	6	7	8	9	AB	R	H	RBI	BB	SO	LOB
<b>Billy Goodman, L</b> (1, 5) OBP: 0.343, SLG: 0.389	4-0 BB 4-3 BB	0-0 4-3			0-0 1-3		0-0 BB 1B	0-0 4-3		4	1	1	0	1	0	2
<b>Jim Piersall, R</b> (1, 9) OBP: 0.316, SLG: 0.333	0-0 4-3 1-2		0-0 F9		0-0 BB 1B		0-0 F8			4	0	1	0	0	0	2
<b>Ted Williams, L</b> (1, 7) OBP: 0.567, SLG: 0.651	4-0 FC5 BB BB		0-3 K		4-0 G6-4-3 BB		4-0 BB 1B	1-2 BB		1	1	0	0	3	1	0
<b>Jackie Jensen, R</b> (1, 8) OBP: 0.303, SLG: 0.431	0-0 F9		0-0 5-3		0-0 G6-4-3 1-2f		0-0 BB 1B	1-2 2-H BB 1B		4	0	1	1	0	0	4
<b>Harry Agganis, L</b> (1, 3) OBP: 0.374, SLG: 0.455	4-0 1-2 2-3 BB			0-0 6-3		0-0 F7	0-0 BB 1B	1-2 2-H BB 1B		3	0	1	1	1	0	0
<b>Sammy White, R</b> (1, 2) OBP: 0.241, SLG: 0.376	0-0 FC5 2-3f			0-0 E 2B		0-0 E6	0-0 F8			4	1	1	0	0	0	5
<b>Ted Lepcio, R</b> (1, 4) OBP: 0.329, SLG: 0.369		0-0 F8		0-0 L9		0-0 F9		0-0 SH1-4 BB 1B		4	0	1	0	0	0	2
<b>Milt Bolling, R</b> (1, 6) OBP: 0.280, SLG: 0.261		0-0 4-3		0-0 E4 2-H		0-0 L7		0-0 SH1-4 1-2		3	0	0	0	0	0	1
<b>Willard Nixon, L</b> (1, 1)		4-0 BB		0-0 6-3			0-3 K	0-0 1-3		3	0	0	0	1	1	2


Inning Stats	R: 0	H: 0	E: 0	K: 0	S: 3	LOB: 3	BB: 3	P: 15
	R: 0	H: 0	E: 0	K: 0	S: 3	LOB: 1	BB: 1	P: 7
	R: 0	H: 0	E: 0	K: 1	S: 5	LOB: 0	BB: 0	P: 5
	R: 1	H: 1	E: 1	K: 0	S: 5	LOB: 1	BB: 0	P: 5
	R: 0	H: 1	E: 0	K: 0	S: 3	LOB: 1	BB: 1	P: 7
	R: 0	H: 0	E: 1	K: 0	S: 4	LOB: 1	BB: 0	P: 4
	R: 2	H: 3	E: 0	K: 1	S: 8	LOB: 2	BB: 1	P: 12
	R: 0	H: 1	E: 0	K: 0	S: 4	LOB: 1	BB: 0	P: 4

PITCHER	IP	WLS	BF	H	R	ER	SO	BB	IBB	HBP	BLK	WP	HR	S	P	ERA	WHIP
<b>Jim McDonald, R</b> (1, 1) ERA: 3.4	7.0	L	33	5	3	2	2	6	0	0	0	0	0	31	55	2.57	1.571
<b>Allie Reynolds, R</b> (8, 1) ERA: 1.82	1.0		4	1	0	0	0	0	0	0	0	0	0	4	4	0.00	1.000

**BOTTOM**

**New York Yankees @ Boston Red Sox**  
 Fenway Park, Boston, MA  
 Sun May 30 1954, 3:33 AM EDT  
 Att. 27,407 - Unknown

AB	30
R	3
H	6
RBI	2
BB	6
SO	2
LOB	18



1B: 5	SF: 0	WP: 0	PA: 37
2B: 1	SAC: 1	PB: 0	
3B: 0	DP: 1	SB: 0	
HR: 0	HBP: 0	CS: 0	

livebaseballscorecards.com



Batter	1	2	3	4	5	6	7	8	9	AB R H RBI BB SO LOB	TOP		
Eddie Yost, R (1, 5) OBP: 0.383, SLG: 0.319	0-0 E1 4-3 1B		4-0 FC5-4 1-2 BB		0-0 5-3			0-0 6-3		3 1 1 0 1 0 0	<p><b>Washington Senators @ New York Yankees</b>  <b>Yankee Stadium, Bronx, NY</b>            Mon May 31 1954, 3:33 AM EDT            Unknown</p>		
Jim Busby, R (1, 8) OBP: 0.343, SLG: 0.488	0-0 4-3		0-0 FC5-4 1-2 2-3			0-0 CS 1B		0-0 F7		4 0 1 0 0 0 3			
Mickey Vernon, L (1, 3) OBP: 0.351, SLG: 0.604	0-0 L6-4 1B		0-3 K			0-0 1-2 1B		0-0 1-3		4 0 2 1 0 1 2			
Roy Sievers, R (1, 7) OBP: 0.361, SLG: 0.507 Tom Umphlett, R (9, 7) OBP: 0.231, SLG: 0.258	0-0 1-2 1B		0-3 K			0-0 F7		0-0 SH1-4 1B		4 0 2 0 0 1 4 0 0 0 0 0 0 0			
Jim Lemon, R (1, 9) OBP: 0.370, SLG: 0.348	0-0 L6-4 2-3		0-0 P5			0-0 F7 2-3		0-0 SH1-4		3 0 0 0 0 0 4			
Pete Runnels, L (1, 6) OBP: 0.381, SLG: 0.402		0-0 4-3		0-3 K			0-0 F2		4-0 IBB	3 0 0 0 1 1 0			
Ed Fitz Gerald, R (1, 2) OBP: 0.300, SLG: 0.277		0-0 L4		0-0 F9			0-0 1B		0-0 F9	4 0 1 0 0 0 2			
Wayne Terwilliger, R (1, 4) OBP: 0.288, SLG: 0.313 Tom Wright, L (9, PH) OBP: 0.317, SLG: 0.321 Mel Hoderlein, S (9, 4) OBP: 0.160, SLG: 0.200		0-3 K			0-0 5-3		0-3 K		0-3 K	3 0 0 0 0 2 1 1 0 0 0 0 1 2 0 0 0 0 0 0 0			
Johnny Schmitz, R (1, 1) OBP: 0.182, SLG: 0.100			0-0 FC5-4 BB 1B			0-0 1-3		0-3 K		3 0 1 0 0 1 1			
<b>Inning Stats</b>	R: 1 H: 3 E: 1 LOB: 1 K: 0 BB: 0 S: 5 P: 5	R: 0 H: 0 E: 0 LOB: 0 K: 1 BB: 0 S: 5 P: 5	R: 0 H: 1 E: 0 LOB: 2 K: 2 BB: 1 S: 8 P: 12	R: 0 H: 0 E: 0 LOB: 0 K: 1 BB: 0 S: 5 P: 5	R: 0 H: 0 E: 0 LOB: 0 K: 0 BB: 0 S: 3 P: 3	R: 0 H: 2 E: 0 LOB: 1 K: 0 BB: 0 S: 4 P: 4	R: 0 H: 1 E: 0 LOB: 1 K: 2 BB: 0 S: 8 P: 8	R: 0 H: 0 E: 0 LOB: 0 K: 0 BB: 0 S: 3 P: 3	R: 0 H: 1 E: 0 LOB: 2 K: 1 BB: 1 S: 6 P: 10	1B: 8 SF: 0 2B: 1 SAC: 1 3B: 0 DP: 1 HR: 0 HBP: 0		WP: 0 PA: 35 PB: 0 SB: 0 CS: 1	
<b>PITCHER</b>	IP WLS BF H R ER SO BB IBB HBP BLK WP HR S P ERA WHIP											<b>PITCHER</b>	IP WLS BF H R ER SO BB IBB HBP BLK WP HR S P ERA WHIP
Whitey Ford, L (1, 1) ERA: 4.97	8.0 L 30 7 1 1 6 1 0 0 0 0 0 0 41 45 1.12 1.000												
Johnny Sain, R (9, 1) ERA: 1.96	1.0 5 1 0 0 1 0 1 0 0 0 0 0 6 10 0.00 1.000												

livebaseballscores.com

AB	32
R	1
H	8
RBI	1
BB	2
SO	7
LOB	19



Batter	1	2	3	4	5	6	7	8	9	AB	R	H	RBI	BB	SO	LOB
<b>Gil McDougald, R</b> OBP: 0.325, SLG: 0.307 (1, 4)	0-0 1-3		4-0 1-2 BB			0-0 4-3			0-0 F3	3	0	0	0	1	0	0
<b>Jerry Coleman, R</b> OBP: 0.216, SLG: 0.326 (1, 6)	0-0 6-3		0-0 L6			0-0 4-3			0-0 6-3	4	0	0	0	0	0	2
<b>Mickey Mantle, S</b> OBP: 0.383, SLG: 0.586 (1, 8)	0-0 F3					0-0 6-3			0-0 F7	4	0	0	0	0	0	0
<b>Yogi Berra, L</b> OBP: 0.320, SLG: 0.481 (1, 2)		0-3 K				0-0 E9			0-0 E4	3	0	0	0	0	1	0
<b>Hank Bauer, R</b> OBP: 0.352, SLG: 0.448 (1, 9)		0-0 G1-6-3 1B				0-0 G6-4-3			0-0 F8	3	0	1	0	0	0	2
<b>Bill Skowron, R</b> OBP: 0.333, SLG: 0.449 (1, 3)		0-0 G1-6-3				0-0 5-3			0-0 G6-4-3	3	0	0	0	0	0	2
<b>Gene Woodling, L</b> OBP: 0.387, SLG: 0.353 (1, 7)			0-0 P4			0-0 1-3			0-0 3-1	3	0	0	0	0	0	0
<b>Andy Carey, R</b> OBP: 0.360, SLG: 0.465 (1, 5)			0-0 3-1			0-0 1B			0-0 F3	3	0	1	0	0	0	0
<b>Whitey Ford, L</b> OBP: 0.333, SLG: 0.273 <b>Bobby Brown, L</b> OBP: 0.571, SLG: 0.400 <b>Johnny Sain, R</b> OBP: 0.500, SLG: 0.500 (1, 1) (8, PH) (9, 1)			0-0 BB 1B			0-3 K			0-0 4-3	2	0	1	0	0	1	1
										1	0	0	0	0	0	0
										0	0	0	0	0	0	0

<b>Inning Stats</b>	R: 0 E: 0 K: 0 S: 3	H: 0 LOB: 0 BB: 0 P: 3	R: 0 E: 0 K: 1 S: 5	H: 1 LOB: 0 BB: 0 P: 5	R: 0 E: 0 K: 0 S: 4	H: 1 LOB: 2 BB: 1 P: 8	R: 0 E: 1 K: 0 S: 3	H: 0 LOB: 0 BB: 0 P: 3	R: 0 E: 0 K: 1 S: 6	H: 1 LOB: 1 BB: 0 P: 6	R: 0 E: 0 K: 0 S: 3	H: 0 LOB: 0 BB: 0 P: 3	R: 0 E: 1 K: 0 S: 3	H: 0 LOB: 0 BB: 0 P: 3	R: 0 E: 0 K: 0 S: 3	H: 0 LOB: 0 BB: 0 P: 3	R: 0 E: 0 K: 0 S: 3	H: 0 LOB: 0 BB: 0 P: 3	R: 0 E: 0 K: 0 S: 3	H: 0 LOB: 0 BB: 0 P: 3	1B: 3 2B: 0 3B: 0 HR: 0	SF: 0 SAC: 0 DP: 3 HBP: 0	WP: 0 PB: 0 SB: 0 CS: 0	PA: 30
---------------------	------------------------------	---------------------------------	------------------------------	---------------------------------	------------------------------	---------------------------------	------------------------------	---------------------------------	------------------------------	---------------------------------	------------------------------	---------------------------------	------------------------------	---------------------------------	------------------------------	---------------------------------	------------------------------	---------------------------------	------------------------------	---------------------------------	----------------------------------	------------------------------------	----------------------------------	--------

<b>PITCHER</b> <b>Johnny Schmitz, L</b> ERA: 1.7 (1, 1)	IP 9.0	WLS W	BF 30	H 3	R 0	ER 0	SO 2	BB 1	IBB 0	HBP 0	BLK 0	WP 0	HR 0	S 33	P 37	ERA 0.00	WHIP 0.444	<b>PITCHER</b>	IP	WLS	BF	H	R	ER	SO	BB	IBB	HBP	BLK	WP	HR	S	P	ERA	WHIP
--	-----------	----------	----------	--------	--------	---------	---------	---------	----------	----------	----------	---------	---------	---------	---------	-------------	---------------	----------------	----	-----	----	---	---	----	----	----	-----	-----	-----	----	----	---	---	-----	------

**BOTTOM**

**Washington Senators @ New York Yankees**  
Yankee Stadium, Bronx, NY  
Mon May 31 1954, 3:33 AM EDT  
Unknown

[livebaseballscorecards.com](http://livebaseballscorecards.com)

<b>AB</b>	<b>29</b>
<b>R</b>	<b>0</b>
<b>H</b>	<b>3</b>
<b>RBI</b>	<b>0</b>
<b>BB</b>	<b>1</b>
<b>SO</b>	<b>2</b>
<b>LOB</b>	<b>7</b>





TOP

Washington Senators @ New York Yankees  
Yankee Stadium, Bronx, NY

Mon May 31 1954, 3:38 AM EDT  
Att. 36,256 - Unknown

livebaseballscores.com

AB	43
R	6
H	13
RBI	5
BB	4
SO	12
LOB	23



AB R H RBI BB SO LOB

6	1	1	0	0	1	1
6	3	4	0	0	0	1
6	1	2	0	0	0	2
5	1	2	2	0	1	3
4	0	1	1	1	1	3
4	0	2	2	1	1	2
4	0	1	0	0	2	5
4	0	0	0	0	3	2
0	0	0	0	1	0	0
1	0	0	0	0	0	0
1	0	0	0	0	1	2
1	0	0	0	0	1	0
1	0	0	0	0	1	2
0	0	0	0	0	0	0

<b>Eddie Yost, R</b> OBP: 0.376, SLG: 0.320 (1, 5) X	0-0 F8 1-2f	0-0 FC5-4 2B		0-0 6-3		0-3 K		0-0 G3 PB 2B		0-0 F7
<b>Jim Busby, R</b> OBP: 0.354, SLG: 0.500 (1, 8) X	0-0 E FC3 1B	0-0		0-0 1B 1B		0-0 1B 1B		0-0 P1		0-0 F2
<b>Mickey Vernon, L</b> OBP: 0.351, SLG: 0.594 (1, 3) X	0-0 FC3 1B BB 1-3		0-0 P6	0-0 1B 1B		0-0 1B 1B		0-0 G3 2-3		0-0 P4
<b>Roy Sievers, R</b> OBP: 0.362, SLG: 0.511 (1, 7) X	0-0 P4		0-0 6-3 2B	0-0 1B 1B 1-2 3-H		0-0 E5 1-2 3-H		0-3 K 3-H		
<b>Jim Lemon, R</b> OBP: 0.375, SLG: 0.333 (1, 9) B B B	4-0 1B BB 1-2		0-0 6-3 2-3	0-0 SH5-4 1B 1-3 2-H		0-3 K		0-0 4-3		
<b>Pete Runnels, L</b> OBP: 0.388, SLG: 0.405 (1, 6) X	0-0 1-2 2-3 3-H 1B		4-0 BB	0-0 SH5-4 1B 1-2 3-H		0-0 4-3		0-3 K		
<b>Joe Tipton, R</b> OBP: 0.293, SLG: 0.302 (1, 2) 0 0 0	0-3 K		0-0 P6	0-0 SH5-4 1-2 2-3		0-3 K		0-0 2B		
<b>Wayne Terwilliger, R</b> OBP: 0.280, SLG: 0.304 (1, 4)		0-3 K		0-0 F9		0-3 K		0-3 K		4-0 IBB
<b>Clyde Vollmer, R</b> OBP: 0.250, SLG: 0.333 (9, PH)				0-0 P4		0-3 K		0-3 K		0-3 K2-3
<b>Mel Hoderlein, S</b> OBP: 0.160, SLG: 0.200 (9, 4)										
<b>Bunky Stewart, L</b> (1, 1)										
<b>Camilo Pascual, R</b> (3, 1)										
<b>Tom Wright, L</b> OBP: 0.311, SLG: 0.316 (5, PH)										
<b>Sonny Dixon, S</b> (5, 1)										
<b>Tom Umphlett, R</b> OBP: 0.227, SLG: 0.254 (9, PH)										
<b>Spec Shea, R</b> (9, 1)										


<b>Inning Stats</b>	R: 1 E: 1 K: 1 S: 8	H: 2 LOB: 3 BB: 1 P: 12	R: 0 E: 0 K: 1 S: 5	H: 1 LOB: 2 BB: 1 P: 9	R: 0 E: 0 K: 0 S: 4	H: 1 LOB: 2 BB: 1 P: 8	R: 0 E: 0 K: 0 S: 3	H: 0 LOB: 0 BB: 0 P: 3	R: 3 E: 0 K: 2 S: 12	H: 5 LOB: 2 BB: 0 P: 12	R: 1 E: 1 K: 2 S: 10	H: 2 LOB: 2 BB: 0 P: 10	R: 0 E: 0 K: 3 S: 9	H: 0 LOB: 0 BB: 0 P: 9	R: 1 E: 0 K: 1 S: 6	H: 1 LOB: 0 BB: 0 P: 6	R: 0 E: 0 K: 2 S: 8	H: 1 LOB: 2 BB: 1 P: 12	R: 0 E: 0 K: 0 S: 3	H: 0 LOB: 0 BB: 0 P: 3	1B: 9 2B: 4 3B: 0 HR: 0	SF: 0 SAC: 1 DP: 0 HBP: 0	WP: 0 PB: 1 SB: 0 CS: 0	PA: 48
---------------------	------------------------------	----------------------------------	------------------------------	---------------------------------	------------------------------	---------------------------------	------------------------------	---------------------------------	-------------------------------	----------------------------------	-------------------------------	----------------------------------	------------------------------	---------------------------------	------------------------------	---------------------------------	------------------------------	----------------------------------	------------------------------	---------------------------------	----------------------------------	------------------------------------	----------------------------------	--------

<b>PITCHER</b>	IP	WLS	BF	H	R	ER	SO	BB	IBB	HBP	BLK	WP	HR	S	P	ERA	WHIP
<b>Bob Kuzava, L</b> ERA: 4.64 (1, 1)	3.0		16	4	1	0	2	3	0	0	0	0	0	17	29	0.00	2.333
<b>Tom Morgan, R</b> ERA: 4.14 (4, 1)	1.0		8	5	3	3	0	0	0	0	0	0	0	8	8	27.00	5.000
<b>Tom Gorman, R</b> ERA: 1.61 (5, 1)	5.0		21	4	2	1	10	0	1	0	0	0	0	40	44	1.80	0.800
<b>Johnny Sain, R</b> ERA: 1.88 (10, 1)	1.0	W	3	0	0	0	0	0	0	0	0	0	0	3	3	0.00	0.000

<b>PITCHER</b>	IP	WLS	BF	H	R	ER	SO	BB	IBB	HBP	BLK	WP	HR	S	P	ERA	WHIP
----------------	----	-----	----	---	---	----	----	----	-----	-----	-----	----	----	---	---	-----	------





Batter	1	2	3	4	5	6	7	8	9	AB R H RBI BB SO LOB	TOP														
Eddie Yost, R (1, 5) OBP: 0.379, SLG: 0.327	0-0 1B 2B		0-0 P5		4-0 FC6-4 BB		0-0 P3			3 1 1 0 1 0 0	<p><b>Washington Senators @ New York Yankees</b>  Yankee Stadium, Bronx, NY  Tue Jun 01 1954, 3:33 AM EDT  Att. 5,062 - Unknown</p> <p>livebaseballscorecards.com</p> <table border="1"> <tr><td>AB</td><td>31</td></tr> <tr><td>R</td><td>3</td></tr> <tr><td>H</td><td>6</td></tr> <tr><td>RBI</td><td>3</td></tr> <tr><td>BB</td><td>4</td></tr> <tr><td>SO</td><td>2</td></tr> <tr><td>LOB</td><td>13</td></tr> </table> 	AB	31	R	3	H	6	RBI	3	BB	4	SO	2	LOB	13
AB	31																								
R	3																								
H	6																								
RBI	3																								
BB	4																								
SO	2																								
LOB	13																								
Jim Busby, R (1, 8) OBP: 0.346, SLG: 0.488	0-0 1-3		0-0 F9		0-0 FC6-4 G1-6-3		0-0 F7			4 0 0 0 0 0 2															
Mickey Vernon, L (1, 3) OBP: 0.343, SLG: 0.579	0-0 P6		0-0 5-3		0-0 G1-6-3			0-0 P6		4 0 0 0 0 0 2															
Roy Sievers, R (1, 7) OBP: 0.360, SLG: 0.503	0-0 2-H 1B			0-0 5-3		0-3 K		0-0 F7		4 0 1 1 0 1 0															
Pete Runnels, L (1, 6) OBP: 0.385, SLG: 0.395	0-0 L9			4-0 1B 1B BB		0-0 G3		0-0 L4		3 1 0 0 1 0 1															
Tom Wright, L (1, 9) OBP: 0.338, SLG: 0.367		0-0 1B 3B		0-0 1B 1B		4-0 BB BB		0-0 P6		3 1 2 0 1 0 0															
Ed Fitz Gerald, R (1, 2) OBP: 0.309, SLG: 0.279		0-0 5-3		0-0 1B 1B		4-0 BB BB		0-0 1-3		3 0 1 1 1 0 1															
Wayne Terwilliger, R (1, 4) OBP: 0.279, SLG: 0.302		0-0 G1-6-3 1B		0-0 F8		0-0 F7		0-0 F8		4 0 1 1 0 0 4															
Chuck Stobbs, L (1, 1) OBP: 0.200, SLG: 0.267 Connie Marrero, R (1, 1) OBP: 0.241, SLG: 0.222 Mickey McDermott, L (4, PH) Bunky Stewart, L (4, 1) Tom Umphlett, R (7, PH) Camilo Pascual, R (7, 1)		0-0 G1-6-3		0-0 3-1		0-3 K				0 0 0 0 0 0 0 1 0 0 0 0 0 1 1 0 0 0 0 0 2 0 0 0 0 0 0 0 1 0 0 0 0 1 0 0 0 0 0 0 0 0															
<b>Inning Stats</b>	R: 1 E: 0 K: 0 S: 5	H: 2 LOB: 1 BB: 0 P: 5	R: 1 E: 0 K: 0 S: 4	H: 2 LOB: 0 BB: 0 P: 4	R: 0 E: 0 K: 0 S: 3	H: 0 LOB: 0 BB: 0 P: 3	R: 1 E: 0 K: 0 S: 5	H: 2 LOB: 2 BB: 1 P: 9	R: 0 E: 0 K: 0 S: 2	H: 0 LOB: 0 BB: 1 P: 6	R: 0 E: 0 K: 1 S: 5	H: 0 LOB: 2 BB: 2 P: 13	R: 0 E: 0 K: 1 S: 5	H: 0 LOB: 0 BB: 0 P: 5	R: 0 E: 0 K: 0 S: 3	H: 0 LOB: 0 BB: 0 P: 3	R: 0 E: 0 K: 0 S: 3	H: 0 LOB: 0 BB: 0 P: 3	R: 0 E: 0 K: 0 S: 3	H: 0 LOB: 0 BB: 0 P: 3	1B: 4 2B: 1 3B: 1 HR: 0	SF: 0 SAC: 0 DP: 2 HBP: 0	WP: 0 PB: 0 SB: 0 CS: 0	PA: 35	
<b>PITCHER</b> Bob Grim, R (1, 1) ERA: 3.08	IP: 9.0 WLS: W BF: 35 H: 6 R: 3 ER: 3 SO: 2 BB: 4 IBB: 0 HBP: 0 BLK: 0 WP: 0 HR: 0 S: 35 P: 51 ERA: 3.00 WHIP: 1.111											<b>PITCHER</b>	IP: WLS: BF: H: R: ER: SO: BB: IBB: HBP: BLK: WP: HR: S: P: ERA: WHIP:												

Batter	1	2	3	4	5	6	7	8	9	AB	R	H	RBI	BB	SO	LOB
<b>Gil McDougald, R</b> OBP: 0.335, SLG: 0.315 (1, 5)	0-0 BB 1B	0-0 5-3 HR 1B		0-0 5-3 1B	0-0 F7		0-0 1-3			5	2	3	0	0	0	2
<b>Willy Miranda, S</b> (1, 6)	4-0 1B 1-2 BB	0-0 5-3		0-0 5-3 1-2	0-0 F8		0-3 K			4	1	0	0	1	1	4
<b>Mickey Mantle, S</b> OBP: 0.397, SLG: 0.602 (1, 8)	0-0 1B 1-3 2-H	4-0 HR IBB		0-0 F7		0-0 4-3		0-0 F7		4	2	1	1	1	0	1
<b>Irv Noren, L</b> OBP: 0.358, SLG: 0.459 (9, 8)	0-0 1B 1-3 2-H	4-0 HR IBB		0-0 F7		0-0 4-3		0-0 F7		0	0	0	0	0	0	0
<b>Hank Bauer, R</b> OBP: 0.373, SLG: 0.477 (1, 9)	0-0 1B 1-2 3-H	0-0 HR		4-0 IBB		4-0 E S 1B BB		4-0 BB		2	2	2	4	3	0	0
<b>Bill Skowron, R</b> OBP: 0.341, SLG: 0.493 (1, 3)	0-3 K	0-0 F7		0-0 F7		0-3 K		0-0 F8		2	0	0	0	0	1	2
<b>Joe Collins, L</b> OBP: 0.338, SLG: 0.375 (3, 3)	0-3 K	0-0 F7		0-0 F7		0-3 K		0-0 F8		3	0	0	0	0	1	4
<b>Gene Woodling, L</b> OBP: 0.389, SLG: 0.347 (1, 7)	0-0 F9		4-0 S BB		4-0 5-3 1B BB		0-0 1B		0-3 K	1	0	0	0	1	0	2
<b>Enos Slaughter, L</b> OBP: 0.407, SLG: 0.370 (5, 9)	0-0 F9		4-0 S BB		4-0 5-3 1B BB		0-0 1B		0-3 K	2	1	1	1	1	1	1
<b>Jerry Coleman, R</b> OBP: 0.237, SLG: 0.337 (1, 4)	0-0 1B 1-3 2-H		0-0 3-1		0-0 3-1		0-0 F9			4	1	2	1	0	0	2
<b>Charles Silvera, R</b> OBP: 0.375, SLG: 0.286 (1, 2)	0-0 5-3		0-3 K		0-0 5-3		0-0 SH5-3 1B			4	0	1	0	0	1	5
<b>Bob Grim, R</b> OBP: 0.056, SLG: 0.056 (1, 1)		0-0 F8		0-0 F5		0-0 1B		0-0 SH5-3		3	0	1	2	0	0	1

Inning Stats	R: 3	H: 4	E: 0	LOB: 2	K: 1	BB: 1	S: 9	P: 13	R: 3	H: 2	E: 0	LOB: 0	K: 0	BB: 1	S: 5	P: 9	R: 0	H: 0	E: 0	LOB: 1	K: 1	BB: 1	S: 5	P: 9	R: 0	H: 1	E: 0	LOB: 2	K: 0	BB: 1	S: 4	P: 8	R: 2	H: 2	E: 0	LOB: 1	K: 0	BB: 1	S: 5	P: 9	R: 1	H: 1	E: 0	LOB: 1	K: 1	BB: 1	S: 6	P: 10	R: 0	H: 1	E: 0	LOB: 1	K: 1	BB: 0	S: 6	P: 6	R: 0	H: 0	E: 0	LOB: 1	K: 1	BB: 1	S: 5	P: 9
--------------	------	------	------	--------	------	-------	------	-------	------	------	------	--------	------	-------	------	------	------	------	------	--------	------	-------	------	------	------	------	------	--------	------	-------	------	------	------	------	------	--------	------	-------	------	------	------	------	------	--------	------	-------	------	-------	------	------	------	--------	------	-------	------	------	------	------	------	--------	------	-------	------	------

PITCHER	IP	WLS	BF	H	R	ER	SO	BB	IBB	HBP	BLK	WP	HR	S	P	ERA	WHIP
<b>Chuck Stobbs, L</b> ERA: 5.28 (1, 1)	0.2	L	7	4	3	3	1	1	1	0	0	0	0	8	12	40.50	7.500
<b>Connie Marrero, R</b> ERA: 5.4 (1, 1)	2.1		11	2	3	3	1	1	1	0	0	0	1	11	19	11.57	1.286
<b>Bunky Stewart, L</b> ERA: 10.03 (4, 1)	3.0		16	4	3	3	1	2	1	0	0	0	0	15	27	9.00	2.000
<b>Camilo Pascual, R</b> ERA: 4.64 (7, 1)	2.0		8	1	0	0	2	1	0	0	0	0	0	11	15	0.00	1.000


**BOTTOM**

**Washington Senators @ New York Yankees**  
Yankee Stadium, Bronx, NY

Tue Jun 01 1954, 3:33 AM EDT  
Att. 5,062 - Unknown

<b>AB</b>	<b>34</b>
<b>R</b>	<b>9</b>
<b>H</b>	<b>11</b>
<b>RBI</b>	<b>9</b>
<b>BB</b>	<b>7</b>
<b>SO</b>	<b>5</b>
<b>LOB</b>	<b>24</b>

WP: 0 PA: 42  
PB: 0  
SB: 2  
CS: 0



PITCHER	IP	WLS	BF	H	R	ER	SO	BB	IBB	HBP	BLK	WP	HR	S	P	ERA	WHIP
---------	----	-----	----	---	---	----	----	----	-----	-----	-----	----	----	---	---	-----	------









Batter	1	2	3	4	5	6	7	8	9	AB R H RBI BB SO LOB	TOP
Al Smith, R (1, 7) OBP: 0.395, SLG: 0.371	0-0 P3	0-0 F7		0-0 P4			0-0 P3		0-0 FC4-6	5 0 0 0 0 0 5	<b>Cleveland Indians @ New York Yankees</b> Yankee Stadium, Bronx, NY Thu Jun 03 1954, 3:33 AM EDT Att. 15,141 - Unknown
Bobby Avila, R (1, 4) OBP: 0.441, SLG: 0.509	0-0 E4		0-0 P6		0-0 4-3		0-0 F6			4 0 0 0 0 0 0	
Larry Doby, L (1, 8) OBP: 0.339, SLG: 0.405	0-3 K		0-0 1B		0-0 G3		0-0 G5-3 1B			4 0 2 0 0 1 1	
Al Rosen, R (1, 3) OBP: 0.419, SLG: 0.635	0-0 5-3		0-3 K		0-0 5-3		0-0 1-2 1B			4 0 1 0 0 1 2	
Dave Philley, S (1, 9) OBP: 0.272, SLG: 0.360		0-0 1-3	0-0 1-3 1B		0-0 5-3		0-0 G5-3			4 0 1 0 0 0 2	
Rudy Regalado, R (1, 5) OBP: 0.368, SLG: 0.419		0-0 F8	0-0 1-3		0-3 K		0-0 FC6-4 1B			4 0 1 0 0 1 2	
Dave Pope, L (9, PR) OBP: 0.222, SLG: 0.176								0-0 FC6-4 1B		0 0 0 0 0 0 0	
George Strickland, R (1, 6) OBP: 0.345, SLG: 0.367		0-0 1B		0-0 G6-3 1B		0-3 K		0-0 F7		4 1 2 0 0 1 1	
Jim Hegan, R (1, 2) OBP: 0.310, SLG: 0.454		0-0 1B		0-0 G6-3		0-0 F7		0-0 FC6-4 1B		4 0 2 0 0 0 1	
Bob Lemon, L (1, 1) OBP: 0.156, SLG: 0.133		0-0 1B		0-0 1-2 1B		0-3 K		0-0 FC6-4		3 0 2 1 0 1 0	
Dale Mitchell, L (9, PH) OBP: 0.303, SLG: 0.179		1-3 2-H 1B		0-0 2B				1-2 2-3 FC4-6		1 0 0 0 0 0 2	
<b>Inning Stats</b>	R: 0 H: 0 E: 1 LOB: 1 K: 1 BB: 0 S: 6 P: 6	R: 1 H: 3 E: 0 LOB: 2 K: 0 BB: 0 S: 6 P: 6	R: 0 H: 2 E: 0 LOB: 2 K: 1 BB: 0 S: 7 P: 7	R: 0 H: 2 E: 0 LOB: 1 K: 0 BB: 0 S: 4 P: 4	R: 0 H: 0 E: 0 LOB: 0 K: 0 BB: 0 S: 3 P: 3	R: 0 H: 0 E: 0 LOB: 0 K: 2 BB: 0 S: 7 P: 7	R: 0 H: 0 E: 0 LOB: 0 K: 1 BB: 0 S: 5 P: 5	R: 0 H: 2 E: 0 LOB: 1 K: 0 BB: 0 S: 4 P: 4	R: 0 H: 2 E: 0 LOB: 2 K: 0 BB: 0 S: 5 P: 5	1B: 10 SF: 0 2B: 1 SAC: 0 3B: 0 DP: 2 HR: 0 HBP: 0	WP: 0 PA: 37 PB: 0 SB: 0 CS: 0
<b>PITCHER</b> Ed Lopat, L (1, 1) ERA: 2.1	IP WLS BF H R ER SO BB IBB HBP BLK WP HR S P ERA WHIP										

livebaseballscorecards.com

<b>AB</b>	37
<b>R</b>	1
<b>H</b>	11
<b>RBI</b>	1
<b>BB</b>	0
<b>SO</b>	5
<b>LOB</b>	16









Batter	1	2	3	4	5	6	7	8	9
Phil Rizzuto, R OBP: 0.319, SLG: 0.322 (1, 6)	0-0 HR 1B	0-0 5-3		0-0 5-3		0-3 K2-3		0-0 1B 1B	
Joe Collins, L OBP: 0.359, SLG: 0.403 (1, 3)	0-0 P3 1-2	4-0 BB BB			0-0 P6		0-0 F8	4-0 1B BB	
Mickey Mantle, S OBP: 0.406, SLG: 0.579 (1, 8)	4-0 HR BB	4-0 BB BB			0-3 K		4-0 1B BB	0-0 G3-6-3 1B	
Yogi Berra, L OBP: 0.328, SLG: 0.491 (1, 2)	0-0 HR 1-H 2-H	0-0 P5			4-0 BB		0-0 FC4-6 1B 1-3	0-0 G3-6-3 1-2f	
Enos Slaughter, L OBP: 0.352, SLG: 0.298 (1, 9)	0-0 4-3		0-0 4-3		0-0 F9		0-0 FC4-6 1B 1-2 3-H		
Hank Bauer, R OBP: 0.377, SLG: 0.477 (7, 9)									
Irv Noren, L OBP: 0.365, SLG: 0.463 (1, 7)	4-0 BB		0-3 K			0-0 SH5-4 1B 2B	0-0 FC4-6 1-2f 2-3		
Gil McDougald, R OBP: 0.322, SLG: 0.301 (1, 5)	0-0 F2		0-0 F9			0-0 SH5-4 2-3	0-0 F3		
Jerry Coleman, R OBP: 0.238, SLG: 0.330 (1, 4)		0-0 BB SH2-3 1B		0-0 F3		0-0 S 1B 3-H	0-0 4-3		
Whitey Ford, L OBP: 0.333, SLG: 0.286 (1, 1)		0-0 SH2-3		0-0 4-3		0-3 K	0-0 BB 1B 1B		
Johnny Sain, R OBP: 0.625, SLG: 0.500 (9, 1)									

AB	R	H	RBI	BB	SO	LOB
5	2	2	0	0	1	2
3	1	0	0	2	0	1
2	2	1	2	3	1	0
4	1	2	3	1	0	4
3	0	0	0	0	0	1
1	0	1	1	0	0	0
3	1	1	0	1	1	2
3	0	0	0	0	0	3
4	0	2	1	0	0	0
3	1	1	0	0	1	1
0	0	0	0	0	0	0

AB	R	H	RBI	BB	SO	LOB
31	8	10	7	7	4	14


Inning	1	2	3	4	5	6	7	8	9
R: 3	R: 0	R: 0	R: 0	R: 0	R: 0	R: 1	R: 1	R: 3	R: 0
H: 2	H: 1	H: 0	H: 0	H: 0	H: 2	H: 2	H: 2	H: 3	H: 0
E: 0	E: 0	E: 0	E: 0	E: 0	E: 0	E: 0	E: 0	E: 0	E: 0
K: 0	K: 0	K: 1	K: 0	K: 0	K: 2	K: 0	K: 0	K: 0	K: 0
S: 5	S: 4	S: 5	S: 3	S: 5	S: 9	S: 5	S: 9	S: 5	S: 9
LOB: 1	LOB: 3	LOB: 0	LOB: 0	LOB: 0	LOB: 1	LOB: 1	LOB: 2	LOB: 0	LOB: 0
BB: 2	BB: 2	BB: 0	BB: 0	BB: 0	BB: 0	BB: 0	BB: 1	BB: 1	BB: 0
P: 13	P: 12	P: 5	P: 3	P: 9	P: 9	P: 9	P: 9	P: 9	P: 9

PITCHER	IP	WLS	BF	H	R	ER	SO	BB	IBB	HBP	BLK	WP	HR	S	P	ERA	WHIP
Early Wynn, R ERA: 4.09 (1, 1)	6.1	L	32	7	5	5	4	6	0	0	0	0	1	34	58	7.11	2.053
Don Mossi, L ERA: 3.86 (7, 1)	0.2		2	0	0	0	0	0	0	0	0	0	0	2	2	0.00	0.000
Ray Narleski, R ERA: 2.95 (8, 1)	1.0		6	3	3	3	0	1	0	0	0	0	0	5	9	27.00	4.000

**Cleveland Indians @ New York Yankees**  
 Yankee Stadium, Bronx, NY  
 Fri Jun 04 1954, 3:33 AM EDT  
 Att. 10,372 - Unknown

[livebaseballscorecards.com](http://livebaseballscorecards.com)

**AB** 31  
**R** 8  
**H** 10  
**RBI** 7  
**BB** 7  
**SO** 4  
**LOB** 14



**WP:** 0    **PA:** 40  
**PB:** 0  
**SB:** 2  
**CS:** 0



Batter	1	2	3	4	5	6	7	8	9	AB R H RBI BB SO LOB	TOP										
Cal Abrams, L OBP: 0.349, SLG: 0.287 (1, 8) BB BB	4-0 1B 1B BB	0-0 F7			0-0 F7			4-0 1-2 2-3 BB		2 1 0 0 2 0 1											
Billy Hunter, R OBP: 0.241, SLG: 0.255 (1, 6) X	0-0 1B 1B 1-2 G5-2-3 1B		0-0 F3			0-0 L8	0-0 F7			4 0 1 0 0 0 3											
Eddie Waitkus, L OBP: 0.304, SLG: 0.368 (1, 3) X	0-0 G5-2-3 1-2 2-H 1B 1B		0-0 F2			0-0 HR		0-0 G6-4-3 1B		4 1 3 2 0 0 0											
Sam Mele, R OBP: 0.286, SLG: 0.358 (1, 9) (7, 7) X	0-0 G5-2-3 1-2 2-3 1B		0-3 K			0-0 F8		0-0 G6-4-3 1-2f		4 0 1 0 0 1 1											
Vern Stephens, R OBP: 0.345, SLG: 0.487 (1, 5) X	0-0 G5-2-3 1-2 2-3 3-Hf		0-3 K			0-0 5-3		0-0 6-3		4 0 0 0 0 1 3											
Jim Fridley, R OBP: 0.327, SLG: 0.468 (1, 7) Bob Kennedy, R OBP: 0.364, SLG: 0.420 (7, 9) SS	0-3 K		0-0 F8			0-0 5-3		0-0 F9		3 0 0 0 0 1 2 1 0 0 0 0 0 0											
Clint Courtney, L OBP: 0.296, SLG: 0.379 (1, 2) X		0-0 F2		0-0 4-3		0-0 4-3		0-0 5-3		4 0 0 0 0 0 0											
Bobby Young, L OBP: 0.352, SLG: 0.390 (1, 4) X		0-0 1B			0-0 4-3		4-0 BB 1B BB	0-0 FC6 1B		3 0 2 0 1 0 0											
Bob Turley, R OBP: 0.129, SLG: 0.100 (1, 1) X		0-0 F2		0-3 K		0-0 BB 1B		0-0 FC6 1-2f		4 0 1 0 0 1 2											
<b>Inning Stats</b>	R: 1 E: 0 K: 1 S: 7	H: 3 LOB: 2 BB: 1 P: 11	R: 0 E: 0 K: 0 S: 4	H: 1 LOB: 1 BB: 0 P: 4	R: 0 E: 0 K: 1 S: 5	H: 0 LOB: 0 BB: 0 P: 5	R: 0 E: 0 K: 1 S: 5	H: 0 LOB: 0 BB: 0 P: 5	R: 1 E: 0 K: 0 S: 4	H: 1 LOB: 0 BB: 0 P: 4	R: 0 E: 0 K: 0 S: 4	H: 1 LOB: 3 BB: 2 P: 12	R: 0 E: 0 K: 0 S: 3	H: 1 LOB: 0 BB: 0 P: 3	R: 0 E: 0 K: 0 S: 4	H: 1 LOB: 1 BB: 0 P: 4	1B: 7 2B: 0 3B: 0 HR: 1	SF: 0 SAC: 0 DP: 2 HBP: 0	WP: 0 PB: 0 SB: 0 CS: 0	PA: 36	
<b>PITCHER</b> Harry Byrd, R ERA: 2.38 (1, 1) Tom Morgan, R ERA: 4.04 (9, 1)	IP 8.0 1.0	WLS L 4	BF 32 4	H 7 1	R 2 0	ER 2 0	SO 4 0	BB 3 0	IBB 0 0	HBP 0 0	BLK 0 0	WP 0 0	HR 1 0	S 37 4	P 49 4	ERA 2.25 0.00	WHIP 1.250 1.000				

Baltimore Orioles @ New York Yankees  
Yankee Stadium, Bronx, NY  
Sat Jun 05 1954, 3:33 AM EDT  
Unknown

livebaseballscorecards.com

AB	33
R	2
H	8
RBI	2
BB	3
SO	4
LOB	12



Batter	1	2	3	4	5	6	7	8	9
Phil Rizzuto, R (1, 6) OBP: 0.312, SLG: 0.315 Bobby Brown, L (8, PH) OBP: 0.500, SLG: 0.333 Tom Morgan, R (9, 1) OBP: 0.167, SLG: 0.182	0-0 F8		0-0 F8			0-0 F7		0-0 F9	
Hank Bauer, R (1, 9) OBP: 0.374, SLG: 0.472	0-0 F9			0-3 K		0-0 FC6-4		0-0 1B	
Mickey Mantle, S (1, 8) OBP: 0.396, SLG: 0.562	0-3 K			0-0 B5-3		0-3 K		0-0 F8	
Yogi Berra, L (1, 2) OBP: 0.326, SLG: 0.485		0-0 4-3		0-0 1B		0-0 F9		0-0 P6	
Joe Collins, L (1, 3) OBP: 0.354, SLG: 0.394		0-3 K		0-3 K		0-0 F2		0-0 3B 1B	
Irv Noren, L (1, 7) OBP: 0.346, SLG: 0.437		0-0 P4			0-0 6-3		0-0 E1	0-3 K	
Gil McDougald, R (1, 5) OBP: 0.317, SLG: 0.295 Bill Skowron, R (9, PH) OBP: 0.345, SLG: 0.520			0-0 F7		0-0 F9		0-0 P6	0-0 3B	
Jerry Coleman, R (1, 4) OBP: 0.241, SLG: 0.324 Gene Woodling, L (9, PH) OBP: 0.387, SLG: 0.344			4-0 BB		0-3 K		0-0 P6	0-0 P6	
Harry Byrd, R (1, 1) OBP: 0.214, SLG: 0.214 Eddie Robinson, L (8, PH) OBP: 0.292, SLG: 0.254 Willy Miranda, S (8, PR) (9, 6)			0-0 P6			0-0 FC6-4 1B		0-0 1B 1B	

AB	R	H	RBI	BB	SO	LOB
3	0	0	0	0	0	2
1	0	0	0	0	0	1
0	0	0	0	0	0	0

4	0	1	0	0	1	1
---	---	---	---	---	---	---

4	0	0	0	0	2	3
---	---	---	---	---	---	---

4	0	1	0	0	0	0
---	---	---	---	---	---	---

4	1	1	0	0	2	1
---	---	---	---	---	---	---

4	0	0	0	0	1	1
---	---	---	---	---	---	---

3	0	0	0	0	0	1
1	0	1	1	0	0	0

2	0	0	0	1	1	0
1	0	0	0	0	0	1

2	0	1	0	0	0	1
1	0	1	0	0	0	0
0	0	0	0	0	0	0

**BOTTOM**

**Baltimore Orioles @ New York Yankees**  
 Yankee Stadium, Bronx, NY  
 Sat Jun 05 1954, 3:33 AM EDT  
 Unknown

[livebaseballscorecards.com](http://livebaseballscorecards.com)

AB	34
R	1
H	6
RBI	1
BB	1
SO	7
LOB	12



Inning Stats	R: 0 E: 0 K: 1 S: 5	H: 0 LOB: 0 BB: 0 P: 5	R: 0 E: 0 K: 1 S: 5	H: 0 LOB: 0 BB: 0 P: 5	R: 0 E: 0 K: 0 S: 3	H: 0 LOB: 1 BB: 1 P: 7	R: 0 E: 0 K: 2 S: 8	H: 1 LOB: 1 BB: 0 P: 8	R: 0 E: 0 K: 1 S: 5	H: 0 LOB: 0 BB: 0 P: 5	R: 0 E: 0 K: 1 S: 6	H: 1 LOB: 1 BB: 0 P: 6	R: 0 E: 1 K: 0 S: 4	H: 0 LOB: 1 BB: 0 P: 4	R: 0 E: 0 K: 0 S: 5	H: 2 LOB: 2 BB: 0 P: 5	R: 1 E: 0 K: 1 S: 7	H: 2 LOB: 1 BB: 0 P: 7	1B: 5 2B: 0 3B: 1 HR: 0	SF: 0 SAC: 0 DP: 0 HBP: 0
--------------	------------------------------	---------------------------------	------------------------------	---------------------------------	------------------------------	---------------------------------	------------------------------	---------------------------------	------------------------------	---------------------------------	------------------------------	---------------------------------	------------------------------	---------------------------------	------------------------------	---------------------------------	------------------------------	---------------------------------	----------------------------------	------------------------------------

PITCHER	Bob Turley, R (1, 1) ERA: 2.57	IP: 9.0 WLS: W BF: 35 H: 6 R: 1 ER: 1 SO: 7 BB: 1 IBB: 0 HBP: 0 BLK: 0 WP: 0 HR: 0 S: 48 P: 52 ERA: 1.00 WHIP: 0.778
PITCHER		IP: 0.0 WLS: 0 BF: 0 H: 0 R: 0 ER: 0 SO: 0 BB: 0 IBB: 0 HBP: 0 BLK: 0 WP: 0 HR: 0 S: 0 P: 0 ERA: 0.00 WHIP: 0.000

WP: 0	PA: 35
PB: 0	
SB: 0	
CS: 0	



Batter	1	2	3	4	5	6	7	8	9	AB R H RBI BB SO LOB	TOP							
Cal Abrams, L (1, 9) OBP: 0.336, SLG: 0.275	0-0 4-3		0-3 K		0-0 G1		0-0 F8			4 0 0 0 0 1 0	<p><b>Baltimore Orioles @ New York Yankees</b>  Yankee Stadium, Bronx, NY  Sat Jun 05 1954, 3:38 AM EDT  Att. 17,304 - Unknown</p>							
Billy Hunter, R (1, 6) OBP: 0.233, SLG: 0.245	0-0 4-3		0-0 E4		0-0 F8			0-0 4-3		4 0 0 0 0 0 0								
Eddie Waitkus, L (1, 3) OBP: 0.292, SLG: 0.352	0-3 K		0-0 G6-4-3					0-0 6-3		4 0 0 0 0 1 1								
Bob Kennedy, R (1, 5) OBP: 0.339, SLG: 0.389		0-3 K		0-0 6-3		0-0 F9		0-0 1-3		4 0 0 0 0 1 0								
Jim Fridley, R (1, 7) OBP: 0.339, SLG: 0.460		0-0 1B		0-0 P5		4-0 1B		0-0 F8		3 1 1 0 1 0 0								
Gil Coan, L (1, 8) OBP: 0.289, SLG: 0.209		0-0 F7		0-0 HBP		0-0 1B		0-0 F8		4 0 2 0 0 0 1								
Clint Courtney, L (1, 2) OBP: 0.302, SLG: 0.378		0-0 1B		1-0 1B		0-0 F8		0-0 4-3		3 0 1 0 0 0 2								
Bobby Young, L (1, 4) OBP: 0.351, SLG: 0.389		0-0 1B		0-0 P6		0-3 K				3 0 1 1 0 1 2								
Duane Pillette, R (1, 1) OBP: 0.158, SLG: 0.167		0-0 F8		0-3 K		0-0 5-3				3 0 0 0 0 1 2								
<b>Inning Stats</b>	R: 0 E: 0 K: 1 S: 5	H: 0 LOB: 0 BB: 0 P: 5	R: 1 E: 0 K: 1 S: 8	H: 3 LOB: 2 BB: 0 P: 8	R: 0 E: 1 K: 1 S: 5	H: 0 LOB: 0 BB: 0 P: 5	R: 0 E: 0 K: 0 S: 4	H: 1 LOB: 2 BB: 1 P: 8	R: 0 E: 0 K: 1 S: 5	H: 0 LOB: 0 BB: 0 P: 5	R: 0 E: 0 K: 0 S: 3	H: 0 LOB: 0 BB: 0 P: 3	R: 0 E: 0 K: 0 S: 3	H: 0 LOB: 0 BB: 0 P: 3	1B: 5 2B: 0 3B: 0 HR: 0	SF: 0 SAC: 0 DP: 1 HBP: 1	WP: 0 PB: 0 SB: 0 CS: 0	PA: 34
<b>PITCHER</b> Jim McDonald, R (1, 1) ERA: 2.96	IP: 9.0 WLS: W BF: 34 H: 5 R: 1 ER: 1 SO: 5 BB: 1 IBB: 0 HBP: 1 BLK: 0 WP: 0 HR: 0 S: 42 P: 47 ERA: 1.00 WHIP: 0.667																	

livebaseballscorecards.com

<b>AB</b>	32
<b>R</b>	1
<b>H</b>	5
<b>RBI</b>	1
<b>BB</b>	1
<b>SO</b>	5
<b>LOB</b>	8



Batter	1	2	3	4	5	6	7	8	9	AB	R	H	RBI	BB	SO	LOB
Hank Bauer, R OBP: 0.377, SLG: 0.469 (1, 9)	4-0 S 1B BB	0-0 P5			0-0 1B 1B		0-0 6-3			3	1	1	0	1	0	0
Phil Rizzuto, R OBP: 0.317, SLG: 0.315 (1, 6)	4-0 1B SF7 BB		0-0 F7		0-0 BB 1B		0-0 F2			3	1	1	0	1	0	0
Mickey Mantle, S OBP: 0.399, SLG: 0.557 (1, 8)	0-0 SF7 1B		0-0 F6		4-0 G4-6-3 BB		0-0 P6			3	1	1	1	1	0	0
Yogi Berra, L OBP: 0.319, SLG: 0.477 (1, 2)	0-0 SF7		0-0 F3		0-0 G4-6-3		0-0 F9			3	0	0	1	0	0	3
Irv Noren, L OBP: 0.366, SLG: 0.453 (1, 7)	0-0 4-3 1B			0-0 1B		0-0 P5		0-0 1B		4	0	3	1	0	0	0
Joe Collins, L OBP: 0.349, SLG: 0.386 (1, 3)	0-0 4-3		0-0 L7		0-0 FC6-4 1B		0-0 F9			4	0	1	0	0	0	3
Gil McDougald, R OBP: 0.312, SLG: 0.289 (1, 5)	0-3 K		0-3 K		0-0 FC6-4 E S		0-0 1-3			3	0	0	0	0	2	3
Jerry Coleman, R OBP: 0.234, SLG: 0.315 (1, 4)		0-0 F9		0-0 1-3		0-0 1-3				3	0	0	0	0	0	2
Jim McDonald, R OBP: 0.353, SLG: 0.286 (1, 1)		0-0 L5			0-0 1-3		0-0 F8			3	0	0	0	0	0	0

Inning Stats	R: 3	H: 2	E: 0	LOB: 1	K: 1	S: 7	P: 15	R: 0	H: 0	E: 0	LOB: 0	K: 0	S: 3	R: 0	H: 0	E: 0	LOB: 0	K: 0	S: 3	R: 0	H: 1	E: 0	LOB: 1	K: 1	S: 6	R: 0	H: 2	E: 0	LOB: 2	K: 0	S: 4	R: 0	H: 1	E: 0	LOB: 1	K: 0	S: 4	R: 0	H: 0	E: 0	LOB: 0	K: 0	S: 3	R: 0	H: 1	E: 0	LOB: 1	K: 0	S: 4
--------------	------	------	------	--------	------	------	-------	------	------	------	--------	------	------	------	------	------	--------	------	------	------	------	------	--------	------	------	------	------	------	--------	------	------	------	------	------	--------	------	------	------	------	------	--------	------	------	------	------	------	--------	------	------

PITCHER	IP	WLS	BF	H	R	ER	SO	BB	IBB	HBP	BLK	WP	HR	S	P	ERA	WHIP
Duane Pillette, R ERA: 3.61 (1, 1)	8.0	L	33	7	3	3	2	3	0	0	0	0	0	34	46	3.38	1.250


**BOTTOM**

**Baltimore Orioles @ New York Yankees**  
 Yankee Stadium, Bronx, NY

Sat Jun 05 1954, 3:38 AM EDT  
 Att. 17,304 - Unknown

livebaseballscorecards.com

AB	29
R	3
H	7
RBI	3
BB	3
SO	2
LOB	11



WP: 0	PA: 33
PB: 0	
SB: 2	
CS: 0	



Batter	1	2	3	4	5	6	7	8	9	AB R H RBI BB SO LOB	TOP														
Cal Abrams, L (1, 9) OBP: 0.357, SLG: 0.305	0-0 SH3-1 4-3 2B		0-0 G6-4-3 1B		4-0 BB BB BB BB			0-0 E 1B	0-0 F7	4 2 3 0 1 0 0	<p><b>Baltimore Orioles @ New York Yankees</b>  <b>Yankee Stadium, Bronx, NY</b>  Sun Jun 06 1954, 3:33 AM EDT  Unknown</p> <p>livebaseballscorecards.com</p> <table border="0"> <tr><td><b>AB</b></td><td><b>32</b></td></tr> <tr><td><b>R</b></td><td><b>7</b></td></tr> <tr><td><b>H</b></td><td><b>11</b></td></tr> <tr><td><b>RBI</b></td><td><b>7</b></td></tr> <tr><td><b>BB</b></td><td><b>2</b></td></tr> <tr><td><b>SO</b></td><td><b>3</b></td></tr> <tr><td><b>LOB</b></td><td><b>9</b></td></tr> </table>	<b>AB</b>	<b>32</b>	<b>R</b>	<b>7</b>	<b>H</b>	<b>11</b>	<b>RBI</b>	<b>7</b>	<b>BB</b>	<b>2</b>	<b>SO</b>	<b>3</b>	<b>LOB</b>	<b>9</b>
<b>AB</b>	<b>32</b>																								
<b>R</b>	<b>7</b>																								
<b>H</b>	<b>11</b>																								
<b>RBI</b>	<b>7</b>																								
<b>BB</b>	<b>2</b>																								
<b>SO</b>	<b>3</b>																								
<b>LOB</b>	<b>9</b>																								
Billy Hunter, R (1, 6) OBP: 0.235, SLG: 0.248	0-0 SH3-1 2-3		0-0 G6-4-3 1-2f		0-0 F3			0-0 E 1-2 3B 1B		3 1 1 0 0 0 2															
Eddie Waitkus, L (1, 3) OBP: 0.310, SLG: 0.379	0-0 4-3 1B		0-0 F8					0-0 E2 1-3 2-H 3B 1B		4 2 3 1 0 0 0															
Bob Kennedy, R (1, 5) OBP: 0.333, SLG: 0.414	0-0 4-3 1-2 3-H			0-0 5-3				0-0 SF8 2-H 3-H 3B		4 1 1 3 0 0 2															
Clint Courtney, L (1, 2) OBP: 0.308, SLG: 0.385	0-0 2-H 1B			0-0 1B SF8 1B				0-0 SF8 3-H		3 1 2 2 0 0 1															
Jim Fridley, R (1, 7) OBP: 0.333, SLG: 0.444	0-3 K			0-0 1-3 CS 1B				0-0 4-3		4 0 1 0 0 2 2															
Chuck Diering, R (8, 8) OBP: 0.314, SLG: 0.267										0 0 0 0 0 0 0															
Gil Coan, L (1, 8) OBP: 0.287, SLG: 0.205		4-0 BB BB BB BB	0-0 G6-4-3 BB		0-0 3-H SF8			0-0 F8	0-0 6-3	2 0 0 1 1 0 0															
Bobby Young, L (1, 4) OBP: 0.343, SLG: 0.378			0-0 F8		0-0 1-2 CS 3	0-0 4-3		0-0 F7	0-0 F8	4 0 0 0 0 0 1															
Joe Coleman, R (1, 1) OBP: 0.161, SLG: 0.207			0-0 G6-4-3 1-2f		0-0 1-2 F6			0-0 L3	0-3 K	4 0 0 0 0 1 1															
<b>Inning Stats</b>	R: 2 H: 3 E: 0 LOB: 1 K: 1 BB: 0 S: 8 P: 8	R: 0 H: 0 E: 0 LOB: 0 K: 0 BB: 1 S: 2 P: 6	R: 0 H: 1 E: 0 LOB: 0 K: 0 BB: 0 S: 3 P: 3	R: 1 H: 2 E: 0 LOB: 0 K: 0 BB: 0 S: 4 P: 4	R: 0 H: 0 E: 0 LOB: 1 K: 0 BB: 1 S: 3 P: 7	R: 0 H: 1 E: 0 LOB: 1 K: 1 BB: 0 S: 6 P: 6	R: 0 H: 0 E: 0 LOB: 0 K: 0 BB: 0 S: 3 P: 3	R: 4 H: 4 E: 1 LOB: 0 K: 0 BB: 0 S: 7 P: 7	R: 0 H: 0 E: 0 LOB: 0 K: 1 BB: 0 S: 5 P: 5	1B: 8 SF: 2 2B: 2 SAC: 1 3B: 1 DP: 2 HR: 0 HBP: 0	WP: 0 PA: 38 PB: 0 SB: 0 CS: 1														
<b>PITCHER</b>	IP WLS BF H R ER SO BB IBB HBP BLK WP HR S P ERA WHIP											<b>PITCHER</b>	IP WLS BF H R ER SO BB IBB HBP BLK WP HR S P ERA WHIP												
Bob Grim, R (1, 1) ERA: 3.65	7.0 L 30 10 6 6 2 2 2 0 0 0 0 0 0 32 40 7.71 1.714																								
Tom Gorman, R (8, 1) ERA: 1.85	2.0 7 1 1 1 1 0 0 0 0 0 0 0 0 9 9 4.50 0.500																								

Batter	1	2	3	4	5	6	7	8	9	AB R H RBI BB SO LOB
Phil Rizzuto, R (1, 6) OBP: 0.320, SLG: 0.313	0-3 K ①		4-0 2B BB		0-0 FC4-6 1B		0-0 F8 ①		0-0 F2 ②	4 1 1 0 1 1 0
Joe Collins, L (1, 3) Eddie Robinson, L (6, 3) OBP: 0.360, SLG: 0.411 OBP: 0.284, SLG: 0.246	0-0 1B		0-0 1-3 E 2B		0-0 FC4-6 1B F4 ①		0-0 F8 ②		0-0 4-3 ③	3 2 2 1 0 0 1 2 0 0 0 0 0 0
Mickey Mantle, S (1, 8) OBP: 0.395, SLG: 0.549	0-3 K ②		0-0 1-3 ①		0-0 F4 1B		0-0 L9 ③			4 0 1 0 0 1 2
Yogi Berra, L (1, 2) OBP: 0.313, SLG: 0.466	0-0 5-3 ③		0-0 6-3 ②		0-0 F4 ②		0-0 F8 ①			4 0 0 1 0 0 3
Irv Noren, L (1, 7) OBP: 0.384, SLG: 0.487		0-0 1B CS 1B	0-0 E8 3B		0-0 IBB		0-0 F9 ②			3 1 2 1 1 0 0
Hank Bauer, R (1, 9) OBP: 0.380, SLG: 0.467		0-0 1-3 1B	0-0 4-3 ③		0-0 6-3 ③		0-0 2B BB			3 1 1 0 1 0 2
Gil McDougald, R (1, 5) Bobby Brown, L (8, PH) OBP: 0.307, SLG: 0.284 OBP: 0.556, SLG: 0.571		0-0 P6 ①		0-3 K ①		0-3 K ①		0-0 1-H 2B		3 0 0 0 0 2 2 1 0 1 1 0 0 0
Jerry Coleman, R (1, 4) Gene Woodling, L (8, PH) Willy Miranda, S (9, 4) OBP: 0.237, SLG: 0.309 OBP: 0.384, SLG: 0.341		4-0 IBB		0-0 F8 ②		0-0 4-3 ②		0-3 K ③		2 0 0 0 1 0 0 1 0 0 0 0 1 1 0 0 0 0 0 0 0
Bob Grim, R (1, 1) Tom Gorman, R (8, 1) Bill Skowron, R (9, PH) OBP: 0.048, SLG: 0.048		0-3 K ② ③		0-3 K ③		0-0 F2 ③			0-0 3-1 ①	3 0 0 0 0 2 3 0 0 0 0 0 0 0 1 0 0 0 0 0 0

Inning Stats	R: 0	H: 1	E: 0	LOB: 1	K: 2	BB: 0	S: 8	P: 8	R: 0	H: 2	E: 0	LOB: 3	K: 1	BB: 1	S: 6	P: 10	R: 3	H: 2	E: 1	LOB: 0	K: 0	BB: 1	S: 5	P: 9	R: 0	H: 0	E: 0	LOB: 0	K: 2	BB: 0	S: 7	P: 7	R: 1	H: 2	E: 0	LOB: 2	K: 0	BB: 1	S: 5	P: 9	R: 0	H: 0	E: 0	LOB: 0	K: 1	BB: 0	S: 5	P: 5	R: 0	H: 0	E: 0	LOB: 0	K: 0	BB: 0	S: 3	P: 3	R: 1	H: 1	E: 0	LOB: 1	K: 1	BB: 1	S: 6	P: 10	R: 0	H: 0	E: 0	LOB: 0	K: 0	BB: 0	S: 3	P: 3	R: 0	H: 0	E: 0	LOB: 0	K: 0	BB: 0	S: 3	P: 3
--------------	------	------	------	--------	------	-------	------	------	------	------	------	--------	------	-------	------	-------	------	------	------	--------	------	-------	------	------	------	------	------	--------	------	-------	------	------	------	------	------	--------	------	-------	------	------	------	------	------	--------	------	-------	------	------	------	------	------	--------	------	-------	------	------	------	------	------	--------	------	-------	------	-------	------	------	------	--------	------	-------	------	------	------	------	------	--------	------	-------	------	------


PITCHER	IP	WLS	BF	H	R	ER	SO	BB	IBB	HBP	BLK	WP	HR	S	P	ERA	WHIP
Joe Coleman, R (1, 1) ERA: 2.72	9.0	W	38	8	5	4	7	2	2	0	0	0	0	48	64	4.00	1.111

**BOTTOM**

**Baltimore Orioles @ New York Yankees**  
 Yankee Stadium, Bronx, NY  
 Sun Jun 06 1954, 3:33 AM EDT  
 Unknown

AB	R	H	RBI	BB	SO	LOB
34	5	8	4	4	7	14

livebaseballscorecards.com



WP	PA	ERA	WHIP
0	38		



Batter	1	2	3	4	5	6	7	8	9	AB R H RBI BB SO LOB	TOP											
Cal Abrams, L (1, 9) OBP: 0.345, SLG: 0.293	0-3 K		0-3 K		0-3 K		0-0 G1			4 0 0 0 0 3 0	<p><b>Baltimore Orioles @ New York Yankees</b>  <b>Yankee Stadium, Bronx, NY</b>  Sun Jun 06 1954, 3:38 AM EDT  Att. 26,768 - Unknown</p>											
Billy Hunter, R (1, 6) OBP: 0.226, SLG: 0.239	0-0 6-3		0-0 F3		0-0 F9			0-3 K		4 0 0 0 0 1 0												
Eddie Waitkus, L (1, 3) OBP: 0.317, SLG: 0.388	4-0 CS BB		0-0 2B		0-0 E3			0-0 B2-3		3 0 1 0 1 0 0												
Bob Kennedy, R (1, 5) OBP: 0.328, SLG: 0.403	0-0 CS 1-2	0-0 F8	0-3 K		0-3 K			0-0 1B		4 0 1 0 0 2 2												
Clint Courtney, L (1, 2) OBP: 0.314, SLG: 0.384		0-0 1B 1B 1B		H 1-0 4-3 HBP		0-0 F7		0-0 F5		3 1 1 0 0 0 1												
Jim Fridley, R (1, 7) OBP: 0.328, SLG: 0.431		0-0 1B SH 1B		0-0 F9		0-0 6-3		0-0 5-3		4 1 1 0 0 0 1												
Gil Coan, L (1, 8) OBP: 0.286, SLG: 0.207		0-0 CS SH 1B		0-0 4-3 1-2		0-3 K		0-0 F8		4 0 1 1 0 1 1												
Bobby Young, L (1, 4) OBP: 0.343, SLG: 0.373		0-0 SH 1-2 3-H		4-0 BB BB BB BB BB		0-3 K		0-0 4-3		2 0 0 1 1 1 0												
Don Larsen, R (1, 1) OBP: 0.235, SLG: 0.250		0-0 F8 2-3		0-0 P4		0-0 1-3				3 0 0 0 0 0 4												
<b>Inning Stats</b>	R: 0 E: 0 K: 1 S: 4	H: 0 LOB: 0 BB: 1 P: 8	R: 2 E: 0 K: 0 S: 6	H: 3 LOB: 1 BB: 0 P: 6	R: 0 E: 0 K: 2 S: 8	H: 1 LOB: 1 BB: 0 P: 8	R: 0 E: 0 K: 0 S: 3	H: 0 LOB: 2 BB: 1 P: 8	R: 0 E: 1 K: 2 S: 8	H: 0 LOB: 1 BB: 0 P: 8	R: 0 E: 0 K: 1 S: 5	H: 0 LOB: 0 BB: 0 P: 5	R: 0 E: 0 K: 1 S: 5	H: 0 LOB: 0 BB: 0 P: 5	R: 0 E: 0 K: 1 S: 6	H: 1 LOB: 1 BB: 0 P: 6	R: 0 E: 0 K: 0 S: 3	H: 0 LOB: 0 BB: 0 P: 3	1B: 4 2B: 1 3B: 0 HR: 0	SF: 0 SAC: 1 DP: 0 HBP: 1	WP: 0 PB: 0 SB: 0 CS: 2	PA: 36
PITCHER Allie Reynolds, R (1, 1) ERA: 2.44	IP 9.0	WLS W	BF 35	H 5	R 2	ER 2	SO 8	BB 2	IBB 0	HBP 1	BLK 0	WP 0	HR 0	S 48	P 57	ERA 2.00	WHIP 0.778					

livebaseballscorecards.com

AB	31
R	2
H	5
RBI	2
BB	2
SO	8
LOB	9



Batter	1	2	3	4	5	6	7	8	9	AB	R	H	RBI	BB	SO	LOB
Phil Rizzuto, R OBP: 0.318, SLG: 0.311 (1, 6)	0-0 F9	0-0 2-H 1B			0-0 6-3			0-0 5-3		4	0	1	1	0	0	0
Irv Noren, L OBP: 0.389, SLG: 0.488 (1, 9)	0-0 1B 1B		0-0 4-3		0-0 F2			0-0 HR 1B		4	2	2	0	0	0	0
Mickey Mantle, S OBP: 0.398, SLG: 0.568 (1, 8)	0-0 1B 4-3 1B		0-0 P3		0-3 K			0-0 1-H HR		4	2	2	2	0	1	0
Yogi Berra, L OBP: 0.317, SLG: 0.467 (1, 2)	0-0 1-3 4-3 1B		0-0 4-3		0-0			0-0 F6		4	0	2	1	0	0	0
Gene Woodling, L OBP: 0.374, SLG: 0.331 (1, 7)	0-0 1-2 3-H 4-3		0-0 3-1		0-0 F2			0-0 F8		4	0	0	1	0	0	2
Eddie Robinson, L OBP: 0.286, SLG: 0.238 (1, 3)	0-0 L3		4-0 BB BB BB BB G5-3 1B BB		0-0 G3					2	0	0	0	1	0	2
Gil McDougald, R OBP: 0.313, SLG: 0.291 (1, 5)		0-0 P6		0-0 1-2 1B				0-0 G6-3 1B		3	0	2	0	0	0	0
Jerry Coleman, R OBP: 0.239, SLG: 0.310 (1, 4)		0-0 SH1-4 1B		0-0 G5-3				0-0 F8		3	1	1	0	0	0	3
Allie Reynolds, R OBP: 0.273, SLG: 0.286 (1, 1)		0-0 SH1-4		0-0 2-3f				0-0 G6-3		2	0	0	0	0	0	1


Inning Stats	R: 2	H: 3	E: 0	LOB: 1	K: 0	P: 6	R: 1	H: 2	E: 0	LOB: 1	K: 0	P: 4	R: 0	H: 0	E: 0	LOB: 0	K: 0	P: 3	R: 0	H: 1	E: 0	LOB: 1	K: 0	P: 7	R: 0	H: 0	E: 0	LOB: 0	K: 0	P: 3	R: 0	H: 1	E: 0	LOB: 1	K: 1	P: 6	R: 0	H: 2	E: 0	LOB: 0	K: 0	P: 5						
PITCHER Don Larsen, R ERA: 4.29 (1, 1)	IP	WLS	BF	H	R	ER	SO	BB	IBB	HBP	BLK	WP	HR	S	P	ERA	WHIP													IP	WLS	BF	H	R	ER	SO	BB	IBB	HBP	BLK	WP	HR	S	P	ERA	WHIP		
	8.0	L	32	10	5	5	1	1	0	0	0	0	1	33	37	5.62	1.375																															

**BOTTOM**

**Baltimore Orioles @ New York Yankees**  
 Yankee Stadium, Bronx, NY  
 Sun Jun 06 1954, 3:38 AM EDT  
 Att. 26,768 - Unknown

livebaseballscorecards.com

AB	30
R	5
H	10
RBI	5
BB	1
SO	1
LOB	8



WP: 0	PA: 32
PB: 0	
SB: 0	
CS: 0	



Batter	1	2	3	4	5	6	7	8	9	AB R H RBI BB SO LOB	TOP			
Frank Bolling, R (1, 4) OBP: 0.313, SLG: 0.352	0-0 G4-6-3 1B		4-0 FC5-4 BB		0-0 F2	0-0 L6		0-0 F6		4 0 1 0 1 0 1				
Bill Tuttle, R (1, 8) OBP: 0.405, SLG: 0.473	0-0 G4-6-3 1-2f		0-0 F9		0-0 P6		0-0 1B 3B	0-0 4-3		5 1 1 0 0 0 2				
Bob Nieman, R (1, 7) OBP: 0.340, SLG: 0.404	0-0 F9		0-0 FC5-4 1-2f			0-0 F5	0-0 L5		0-0 FC5-4 1B	5 0 1 0 0 0 2				
Ray Boone, R (1, 5) OBP: 0.405, SLG: 0.484		0-0 FC4-6 1B		0-0 SH 1B		0-0 HR	4-0 1B 1B BB		0-0 FC5-4 FC6-4 1B 1-2f	4 3 3 1 1 0 1				
Walt Dropo, R (1, 3) OBP: 0.313, SLG: 0.380		0-0 F9		0-0 SH 1-2		0-0 2B 3B	0-0 1-3 3-H 1B		0-0 FC6-4 1B 1-2	4 1 3 1 0 0 1				
Al Kaline, R (1, 9) OBP: 0.290, SLG: 0.286		0-0 FC4-6 1-2f 2B		0-0 B2		4-0 2B E BB	4-0 1B BB		0-0 FC6-4 1B 1-2f 2-3	3 2 0 0 2 0 5				
Harvey Kuenn, R (1, 6) OBP: 0.288, SLG: 0.351		0-0 2B 1-H		0-0 P4		0-0 E2 2B 1-H 3-H 2B	0-0 1-3 3-H 1B		0-0 1B 1-2 3-H	5 1 4 4 0 0 2				
Red Wilson, R (1, 2) OBP: 0.340, SLG: 0.366		0-0 6-3		0-0 F5		0-0 FC6-5 2-H 2B	0-0 F7		0-0 5-3	5 0 1 1 0 0 7				
Billy Hoelt, L (1, 1) OBP: 0.174, SLG: 0.227			0-3 K		0-3 K	0-0 FC6-5 2-3		0-0 F8		4 0 0 0 0 2 1				
<b>Inning Stats</b>	R: 0 E: 0 K: 0 S: 3 H: 1 LOB: 0 BB: 0 P: 3	R: 1 E: 0 K: 0 S: 5 H: 2 LOB: 1 BB: 0 P: 5	R: 0 E: 0 K: 1 S: 5 H: 0 LOB: 1 BB: 1 P: 9	R: 0 E: 0 K: 0 S: 5 H: 1 LOB: 2 BB: 0 P: 5	R: 0 E: 1 K: 0 S: 7 H: 0 LOB: 0 BB: 0 P: 5	R: 4 E: 1 K: 0 S: 7 H: 4 LOB: 1 BB: 1 P: 11	R: 2 E: 0 K: 0 S: 5 H: 3 LOB: 2 BB: 2 P: 13	R: 0 E: 0 K: 0 S: 3 H: 0 LOB: 0 BB: 0 P: 3	R: 1 E: 0 K: 0 S: 6 H: 3 LOB: 2 BB: 0 P: 6	1B: 8 2B: 3 3B: 2 HR: 1 SF: 0 SAC: 1 DP: 1 HBP: 0	WP: 0 PB: 0 SB: 0 CS: 0 PA: 44			
<b>PITCHER</b>	IP WLS BF H R ER SO BB IBB HBP BLK WP HR S P ERA WHIP												<b>PITCHER</b>	IP WLS BF H R ER SO BB IBB HBP BLK WP HR S P ERA WHIP
Ed Lopat, L (1, 1) ERA: 2.43	6.0 L 28 8 5 4 2 2 0 0 0 0 0 1 30 38 6.00 1.667													
Bob Kuzava, L (7, 1) ERA: 5.01	2.0 10 3 2 2 0 2 0 0 0 0 0 0 8 16 9.00 2.500													
Tom Gorman, R (9, 1) ERA: 2.13	1.0 6 3 1 1 0 0 0 0 0 0 0 0 6 6 9.00 3.000													

**Detroit Tigers @ New York Yankees**  
 Yankee Stadium, Bronx, NY  
 Tue Jun 08 1954, 3:33 AM EDT  
 Att. 21,753 - Unknown

[livebaseballscorecards.com](http://livebaseballscorecards.com)

<b>AB</b>	39
<b>R</b>	8
<b>H</b>	14
<b>RBI</b>	7
<b>BB</b>	4
<b>SO</b>	2
<b>LOB</b>	22



BOTTOM

Detroit Tigers @ New York Yankees  
Yankee Stadium, Bronx, NY  
Tue Jun 08 1954, 3:33 AM EDT  
Att. 21,753 - Unknown

livebaseballscores.com

AB	28
R	0
H	2
RBI	0
BB	1
SO	3
LOB	5



WP:	0	PA:	30
PB:	0	SB:	0
CS:	0		

AB	R	H	RBI	BB	SO	LOB
4	0	0	0	0	0	0
4	0	1	0	0	0	0
3	0	0	0	1	0	1
2	0	0	0	0	0	1
3	0	0	0	0	0	1
3	0	0	0	0	0	0
3	0	1	0	0	1	0
2	0	0	0	0	0	0
1	0	0	0	0	0	1
1	0	0	0	0	0	1
0	0	0	0	0	0	0
1	0	0	0	0	0	1
0	0	0	0	0	0	0

Batter	1	2	3	4	5	6	7	8	9
Phil Rizzuto, R OBP: 0.310, SLG: 0.302 (1, 6)	0-0 F7 ①		0-0 6-3 ③			0-0 L9 ③			0-0 P5 ①
Irv Noren, L OBP: 0.383, SLG: 0.477 (1, 7)	0-0 F8 ②			0-0 F2 ①			0-0 SH1-3 1B		0-0 4-3 ②
Mickey Mantle, S OBP: 0.394, SLG: 0.556 (1, 8)	4-0 BB			0-0 6-3 ②			0-0 P4 ①		0-0 F8 ③
Yogi Berra, L OBP: 0.313, SLG: 0.462 (1, 2)	0-0 F7 ③			0-0 P2 ③			0-0 SH1-3 1-2 ②		
Hank Bauer, R OBP: 0.374, SLG: 0.458 (1, 9)		0-0 P4 ①			0-0 L4 ①			0-0 F8 ③	
Bill Skowron, R OBP: 0.330, SLG: 0.494 (1, 3)		0-0 L9 ②			0-0 F8 ②			0-0 F8 ①	
Jerry Coleman, R OBP: 0.242, SLG: 0.319 (1, 4)		0-3 K ③			0-0 F8 ③			0-0 2B	
Andy Carey, R OBP: 0.341, SLG: 0.427 Bobby Brown, L OBP: 0.500, SLG: 0.500 (1, 5) (7, 5)			0-0 F7 ①			0-0 P4 ①		0-0 F5 ②	
Ed Lopat, L OBP: 0.080, SLG: 0.043 Bob Cerv, R OBP: 0.167, SLG: 0.333 Bob Kuzava, S (6, PH) (7, 1) Gil McDougald, R OBP: 0.311, SLG: 0.289 Tom Gorman, R (8, PH) (9, 1)			0-3 K ②			0-3 K ②		0-0 P3 ③	

Batter	1	2	3	4	5	6	7	8	9
Phil Rizzuto, R OBP: 0.310, SLG: 0.302 (1, 6)	0-0 F7 ①		0-0 6-3 ③			0-0 L9 ③			0-0 P5 ①
Irv Noren, L OBP: 0.383, SLG: 0.477 (1, 7)	0-0 F8 ②			0-0 F2 ①			0-0 SH1-3 1B		0-0 4-3 ②
Mickey Mantle, S OBP: 0.394, SLG: 0.556 (1, 8)	4-0 BB			0-0 6-3 ②			0-0 P4 ①		0-0 F8 ③
Yogi Berra, L OBP: 0.313, SLG: 0.462 (1, 2)	0-0 F7 ③			0-0 P2 ③			0-0 SH1-3 1-2 ②		
Hank Bauer, R OBP: 0.374, SLG: 0.458 (1, 9)		0-0 P4 ①			0-0 L4 ①			0-0 F8 ③	
Bill Skowron, R OBP: 0.330, SLG: 0.494 (1, 3)		0-0 L9 ②			0-0 F8 ②			0-0 F8 ①	
Jerry Coleman, R OBP: 0.242, SLG: 0.319 (1, 4)		0-3 K ③			0-0 F8 ③			0-0 2B	
Andy Carey, R OBP: 0.341, SLG: 0.427 Bobby Brown, L OBP: 0.500, SLG: 0.500 (1, 5) (7, 5)			0-0 F7 ①			0-0 P4 ①		0-0 F5 ②	
Ed Lopat, L OBP: 0.080, SLG: 0.043 Bob Cerv, R OBP: 0.167, SLG: 0.333 Bob Kuzava, S (6, PH) (7, 1) Gil McDougald, R OBP: 0.311, SLG: 0.289 Tom Gorman, R (8, PH) (9, 1)			0-3 K ②			0-3 K ②		0-0 P3 ③	

Batter	1	2	3	4	5	6	7	8	9
Phil Rizzuto, R OBP: 0.310, SLG: 0.302 (1, 6)	0-0 F7 ①		0-0 6-3 ③			0-0 L9 ③			0-0 P5 ①
Irv Noren, L OBP: 0.383, SLG: 0.477 (1, 7)	0-0 F8 ②			0-0 F2 ①			0-0 SH1-3 1B		0-0 4-3 ②
Mickey Mantle, S OBP: 0.394, SLG: 0.556 (1, 8)	4-0 BB			0-0 6-3 ②			0-0 P4 ①		0-0 F8 ③
Yogi Berra, L OBP: 0.313, SLG: 0.462 (1, 2)	0-0 F7 ③			0-0 P2 ③			0-0 SH1-3 1-2 ②		
Hank Bauer, R OBP: 0.374, SLG: 0.458 (1, 9)		0-0 P4 ①			0-0 L4 ①			0-0 F8 ③	
Bill Skowron, R OBP: 0.330, SLG: 0.494 (1, 3)		0-0 L9 ②			0-0 F8 ②			0-0 F8 ①	
Jerry Coleman, R OBP: 0.242, SLG: 0.319 (1, 4)		0-3 K ③			0-0 F8 ③			0-0 2B	
Andy Carey, R OBP: 0.341, SLG: 0.427 Bobby Brown, L OBP: 0.500, SLG: 0.500 (1, 5) (7, 5)			0-0 F7 ①			0-0 P4 ①		0-0 F5 ②	
Ed Lopat, L OBP: 0.080, SLG: 0.043 Bob Cerv, R OBP: 0.167, SLG: 0.333 Bob Kuzava, S (6, PH) (7, 1) Gil McDougald, R OBP: 0.311, SLG: 0.289 Tom Gorman, R (8, PH) (9, 1)			0-3 K ②			0-3 K ②		0-0 P3 ③	

Batter	1	2	3	4	5	6	7	8	9
Phil Rizzuto, R OBP: 0.310, SLG: 0.302 (1, 6)	0-0 F7 ①		0-0 6-3 ③			0-0 L9 ③			0-0 P5 ①
Irv Noren, L OBP: 0.383, SLG: 0.477 (1, 7)	0-0 F8 ②			0-0 F2 ①			0-0 SH1-3 1B		0-0 4-3 ②
Mickey Mantle, S OBP: 0.394, SLG: 0.556 (1, 8)	4-0 BB			0-0 6-3 ②			0-0 P4 ①		0-0 F8 ③
Yogi Berra, L OBP: 0.313, SLG: 0.462 (1, 2)	0-0 F7 ③			0-0 P2 ③			0-0 SH1-3 1-2 ②		
Hank Bauer, R OBP: 0.374, SLG: 0.458 (1, 9)		0-0 P4 ①			0-0 L4 ①			0-0 F8 ③	
Bill Skowron, R OBP: 0.330, SLG: 0.494 (1, 3)		0-0 L9 ②			0-0 F8 ②			0-0 F8 ①	
Jerry Coleman, R OBP: 0.242, SLG: 0.319 (1, 4)		0-3 K ③			0-0 F8 ③			0-0 2B	
Andy Carey, R OBP: 0.341, SLG: 0.427 Bobby Brown, L OBP: 0.500, SLG: 0.500 (1, 5) (7, 5)			0-0 F7 ①			0-0 P4 ①		0-0 F5 ②	
Ed Lopat, L OBP: 0.080, SLG: 0.043 Bob Cerv, R OBP: 0.167, SLG: 0.333 Bob Kuzava, S (6, PH) (7, 1) Gil McDougald, R OBP: 0.311, SLG: 0.289 Tom Gorman, R (8, PH) (9, 1)			0-3 K ②			0-3 K ②		0-0 P3 ③	

Batter	1	2	3	4	5	6	7	8	9
Phil Rizzuto, R OBP: 0.310, SLG: 0.302 (1, 6)	0-0 F7 ①		0-0 6-3 ③			0-0 L9 ③			0-0 P5 ①
Irv Noren, L OBP: 0.383, SLG: 0.477 (1, 7)	0-0 F8 ②			0-0 F2 ①			0-0 SH1-3 1B		0-0 4-3 ②
Mickey Mantle, S OBP: 0.394, SLG: 0.556 (1, 8)	4-0 BB			0-0 6-3 ②			0-0 P4 ①		0-0 F8 ③
Yogi Berra, L OBP: 0.313, SLG: 0.462 (1, 2)	0-0 F7 ③			0-0 P2 ③			0-0 SH1-3 1-2 ②		
Hank Bauer, R OBP: 0.374, SLG: 0.458 (1, 9)		0-0 P4 ①			0-0 L4 ①			0-0 F8 ③	
Bill Skowron, R OBP: 0.330, SLG: 0.494 (1, 3)		0-0 L9 ②			0-0 F8 ②			0-0 F8 ①	
Jerry Coleman, R OBP: 0.242, SLG: 0.319 (1, 4)		0-3 K ③			0-0 F8 ③			0-0 2B	
Andy Carey, R OBP: 0.341, SLG: 0.427 Bobby Brown, L OBP: 0.500, SLG: 0.500 (1, 5) (7, 5)			0-0 F7 ①			0-0 P4 ①		0-0 F5 ②	
Ed Lopat, L OBP: 0.080, SLG: 0.043 Bob Cerv, R OBP: 0.167, SLG: 0.333 Bob Kuzava, S (6, PH) (7, 1) Gil McDougald, R OBP: 0.311, SLG: 0.289 Tom Gorman, R (8, PH) (9, 1)			0-3 K ②			0-3 K ②		0-0 P3 ③	

Inning Stats	R: 0	H: 0	E: 0	LOB: 1	K: 0	S: 3
	0	1	0	1	0	7

Inning Stats	R: 0	H: 0	E: 0	LOB: 0	K: 1	S: 5
	0	0	0	0	1	5

Inning Stats	R: 0	H: 0	E: 0	LOB: 0	K: 1	S: 5
	0	0	0	0	1	5

Inning Stats	R: 0	H: 0	E: 0	LOB: 0	K: 0	S: 3
	0	0	0	0	0	3

Inning Stats	R: 0	H: 1	E: 0	LOB: 1	K: 0	S: 4
	0	1	0	1	0	4

Inning Stats	R: 0	H: 1	E: 0	LOB: 1	K: 0	S: 4
	0	1	0	1	0	4

Inning Stats	R: 0	H: 0	E: 0	LOB: 0	K: 0	S: 3
	0	0	0	0	0	3

PITCHER	IP	WLS	BF	H	R	ER	SO	BB	IBB	HBP	BLK	WP	HR	S	P	ERA	WHIP
Billy Hoef, L ERA: 3.69 (1, 1)	9.0	W	30	2	0	0	3	1	0	0	0	0	0	35	39	0.00	0.333





Batter	1	2	3	4	5	6	7	8	9
Irv Noren, L OBP: 0.374, SLG: 0.456 (1, 9)	0-0 G3		0-0 F8		0-0 FC3-6		0-0 F7	4-0 FC6-4 BB	
Phil Rizzuto, R OBP: 0.301, SLG: 0.292 (1, 6)	0-3 K		0-3 K		0-0 L9		0-0 E6 2B	0-0 FC6-4	
Mickey Mantle, S OBP: 0.391, SLG: 0.545 (1, 8)	0-0 F7			0-0 F8	0-0 FC5-4		4-0 2B BB		
Yogi Berra, L OBP: 0.312, SLG: 0.463 (1, 2)		0-0 F7		0-0 3-1		0-0 F8	0-0 2B		
Gene Woodling, L OBP: 0.377, SLG: 0.331 (1, 7)		4-0 FC6 BB		0-0 1B 1B		0-0 3-1	0-0 5-3		
Eddie Robinson, L OBP: 0.311, SLG: 0.313 (1, 3)		0-0 P3		0-0 1B 1B		0-0 HR		0-0 BB 1B	
Bobby Brown, L OBP: 0.500, SLG: 0.455 (1, 5)		0-0 FC6		0-0 FC5-4 1B		0-0 6-3		4-0 BB BB	
Gil McDougald, R OBP: 0.311, SLG: 0.289 (9, 5)				1-3 2-H 1B				1-2 BB	
Jerry Coleman, R OBP: 0.242, SLG: 0.311 (1, 4)			0-0 6-3	0-0 FC5-4			4-0 SH1-4 2B BB	0-3 K	
Whitey Ford, L OBP: 0.333, SLG: 0.286 (1, 1)			0-0 1B		0-0 FC3-6 1B		0-0 SH1-4	0-0 FC3-6-3-2 BB	
Tom Morgan, R OBP: 0.267, SLG: 0.286 (3, 1)								1-2 2-H	

Inning Stats	R: 0	H: 0	E: 0	K: 1	S: 5	R: 0	H: 0	E: 0	K: 0	S: 3	R: 0	H: 1	E: 0	K: 1	S: 6	R: 1	H: 3	E: 0	K: 0	S: 6	R: 0	H: 1	E: 0	K: 0	S: 4	R: 1	H: 1	E: 0	K: 0	S: 4	R: 3	H: 1	E: 1	K: 0	S: 5	R: 0	H: 1	E: 0	K: 1	S: 6
	LOB: 0	BB: 0	P: 5	LOB: 1	BB: 1	P: 7	LOB: 1	BB: 0	P: 6	LOB: 2	BB: 0	LOB: 1	BB: 0	P: 4	LOB: 1	BB: 0	LOB: 1	BB: 0	P: 13	LOB: 3	BB: 2	P: 14	LOB: 0	BB: 0	P: 4	LOB: 1	BB: 1	P: 1	LOB: 1	BB: 2	P: 1	LOB: 1	BB: 2	P: 14	SF: 0	SAC: 1	DP: 0	HBP: 0		


PITCHER	IP	WLS	BF	H	R	ER	SO	BB	IBB	HBP	BLK	WP	HR	S	P	ERA	WHIP
George Zuberink, R ERA: 3.44 (1, 1)	7.0	L	32	7	5	2	2	3	0	0	0	0	1	33	45	2.57	1.429
Ray Herbert, R ERA: 6.53 (8, 1)	1.0		6	1	0	0	1	2	0	0	0	0	0	6	14	0.00	3.000

**DETROIT TIGERS @ NEW YORK YANKEES**  
**Yankee Stadium, Bronx, NY**  
 Wed Jun 09 1954, 3:33 AM EDT  
 Att. 8,788 - Unknown

AB	R	H	RBI	BB	SO	LOB
4	0	0	0	1	0	3
5	1	0	0	0	2	6
3	1	0	0	1	0	1
4	0	1	3	0	0	0
3	1	1	0	1	0	1
4	1	3	1	0	0	1
3	0	1	1	1	0	1
0	0	0	0	0	0	0
3	1	0	0	1	1	4
0	0	0	0	0	0	0
3	0	2	0	0	0	2

AB	32
R	5
H	8
RBI	5
BB	5
SO	3
LOB	19

WP: 0 PA: 38  
 PB: 0  
 SB: 0  
 CS: 0





Batter	1	2	3	4	5	6	7	8	9	AB R H RBI BB SO LOB	TOP	
Frank Bolling, R (1, 4) OBP: 0.307, SLG: 0.340	0-0 6-3			0-0 P4	0-0 SH1-4		4-0 G5-4-3 BB			2 0 0 0 1 0 0		
Bill Tuttle, R (1, 8) OBP: 0.409, SLG: 0.465	4-0 CS BB			4-0 3-1 1B BB	0-0 P4		0-0 G5-4-3 1-2f			2 1 0 0 2 0 2		
Jim Delsing, L (1, 7) OBP: 0.341, SLG: 0.351	0-3 K 1-2			0-0 3-1	0-3 K			0-0 4-3		4 0 0 0 0 2 3		
Ray Boone, R (1, 5) OBP: 0.394, SLG: 0.467		0-0 6-3		0-0 1B BB 1B		0-3 K		0-0 F6		4 1 1 1 0 1 0		
Wayne Belardi, L (1, 3) OBP: 0.353, SLG: 0.214		0-0 F7		4-0 1B BB		0-0 P4		0-3 K		3 1 0 0 1 1 0		
Al Kaline, R (1, 9) OBP: 0.286, SLG: 0.282		0-0 L5-3		0-0 1B 1B		0-0 L4-3		0-0 L6-3		4 0 1 0 0 0 0		
Harvey Kuenn, R (1, 6) OBP: 0.302, SLG: 0.367			0-0 5-3	0-0 1B 1B		0-0 HR 1B		0-0 L8		4 1 2 2 0 0 0		
Frank House, L (1, 2) OBP: 0.388, SLG: 0.492			0-0 3-1	0-0 1B		0-0 HR		0-0 P4		4 1 2 2 0 0 0		
Al Aber, L (1, 1) OBP: 0.250, SLG: 0.250			0-0 3-1				0-0 4-3			0 0 0 0 0 0 0		
Ralph Branca, R (1, 1) OBP: 0.400, SLG: 0.385										0 0 0 0 0 0 0		
Johnny Pesky, L (7, PH) OBP: 0.235, SLG: 0.286										1 0 0 0 0 0 0		
Bob Miller, R (7, 1) OBP: 0.500, SLG: 0.500										0 0 0 0 0 0 0		
<b>Inning Stats</b>	R: 0 E: 0 K: 1 S: 4 H: 0 LOB: 1 BB: 1 P: 8	R: 0 E: 0 K: 0 S: 3 H: 0 LOB: 0 BB: 0 P: 3	R: 0 E: 0 K: 0 S: 3 H: 0 LOB: 0 BB: 0 P: 3	R: 3 E: 0 K: 0 S: 6 H: 4 LOB: 2 BB: 2 P: 14	R: 0 E: 0 K: 1 S: 6 H: 1 LOB: 1 BB: 0 P: 6	R: 0 E: 0 K: 1 S: 5 H: 0 LOB: 0 BB: 0 P: 5	R: 2 E: 0 K: 0 S: 4 H: 2 LOB: 0 BB: 1 P: 8	R: 0 E: 0 K: 1 S: 5 H: 0 LOB: 0 BB: 0 P: 5	R: 0 E: 0 K: 0 S: 3 H: 0 LOB: 0 BB: 0 P: 3	1B: 6 2B: 1 3B: 0 HR: 1 SF: 0 SAC: 1 DP: 2 HBP: 0	WP: 0 PB: 0 SB: 0 CS: 1 PA: 35	
<b>PITCHER</b> Jim McDonald, R (1, 1) ERA: 3.25 Bob Grim, R (5, 1) ERA: 3.65	IP WLS BF H R ER SO BB IBB HBP BLK WP HR S P ERA WHIP	4.0 17 4 3 3 1 3 0 0 0 0 0 0 16 28 6.75 1.750	5.0 18 3 2 2 3 1 0 0 0 0 0 1 23 27 3.60 0.800	<b>PITCHER</b> IP WLS BF H R ER SO BB IBB HBP BLK WP HR S P ERA WHIP								

**Detroit Tigers @ New York Yankees**  
 Yankee Stadium, Bronx, NY  
 Thu Jun 10 1954, 3:33 AM EDT  
 Att. 7,058 - Unknown

[livebaseballscorecards.com](http://livebaseballscorecards.com)

**AB** 28  
**R** 5  
**H** 6  
**RBI** 5  
**BB** 4  
**SO** 4  
**LOB** 5



Batter	1	2	3	4	5	6	7	8	9
Phil Rizzuto, R OBP: 0.315, SLG: 0.306 Willy Miranda, S (8, 6)	4-0 1B BB	0-0 1B		0-0 1-3		4-0 HR BB	0-0 2B		
Bobby Brown, L OBP: 0.421, SLG: 0.563 Gil McDougald, R OBP: 0.311, SLG: 0.289 (8, 5)	0-0 4-3 1-2	0-0 F7			0-0 F8	0-0 HR	0-3 K		
Mickey Mantle, S OBP: 0.391, SLG: 0.560 (1, 8)	0-0 1B 2-H		0-3 K		0-0 1-3	0-0 HR		0-0 L9	
Yogi Berra, L OBP: 0.319, SLG: 0.482 (1, 2)	0-0 1B PB		0-3 K		0-0 HR	0-0 F5		0-0 1B	
Hank Bauer, R OBP: 0.374, SLG: 0.462 (1, 9)	0-0 F8 1-2		0-0 2B		0-0 1B		0-0 5-3	0-0 L7	
Bill Skowron, R OBP: 0.330, SLG: 0.494 Eddie Robinson, L OBP: 0.329, SLG: 0.333 (2, 3)	0-0 1B		0-0 P4		0-0 1B		0-0 1B BB	0-0 4-3	
Bob Cerv, R OBP: 0.167, SLG: 0.333 Irv Noren, L OBP: 0.369, SLG: 0.441 (2, 7)	0-0 4-3			0-0 P6	0-0 L9		4-0 1B BB		
Jerry Coleman, R OBP: 0.250, SLG: 0.311 (1, 4)		0-0 5-3		4-0 BB		0-0 F3	0-0 1B 1-3 2-H		
Jim McDonald, R OBP: 0.333, SLG: 0.267 Joe Collins, L OBP: 0.356, SLG: 0.405 Bob Grim, R OBP: 0.087, SLG: 0.087 (5, 1)		0-0 F7		0-0 F5		0-0 3-1	0-0 2B 1B 2-H		

AB	R	H	RBI	BB	SO	LOB
3	2	2	0	2	0	1
0	0	0	0	0	0	0
5	1	1	2	0	1	4
0	0	0	0	0	0	0
5	2	2	2	0	1	0
5	2	3	1	0	1	0
5	0	2	0	0	0	3
0	0	0	0	0	0	0
5	1	3	2	0	0	2
0	0	0	0	0	0	0
3	0	0	0	1	0	3
3	1	1	1	1	0	0
1	0	0	0	0	0	0
1	0	0	0	0	0	1
2	0	1	1	0	0	0

AB	R	H	RBI	BB	SO	LOB
38	9	15	9	4	3	14


Inning	R	H	E	K	S	BB	IBB	HBP	BLK	WP	HR	S	P	ERA	WHIP
1	3	3	0	6	10	0	0	0	0	0	0	3	7	54.00	9.000
2	0	1	0	4	10	0	0	0	0	0	0	2	16	9.00	3.000
3	0	1	0	2	8	0	0	0	0	0	0	3	37	6.35	1.765
4	0	0	0	2	8	0	0	0	0	0	0	0	12	9.00	3.000
5	1	3	0	6	6	0	0	0	0	0	0	0	16	9.00	3.000
6	3	2	0	5	9	0	0	0	0	0	0	0	16	9.00	3.000
7	0	2	0	8	12	0	0	0	0	0	0	0	16	9.00	3.000
8	0	1	0	4	12	0	0	0	0	0	0	0	16	9.00	3.000
9	0	1	0	4	4	0	0	0	0	0	0	0	16	9.00	3.000

PITCHER	IP	WLS	BF	H	R	ER	SO	BB	IBB	HBP	BLK	WP	HR	S	P	ERA	WHIP
Al Aber, L ERA: 2.95	0.1		4	2	3	2	0	1	0	0	0	0	0	3	7	54.00	9.000
Ralph Branca, R ERA: 4.74	5.2	L	27	8	4	4	2	2	0	0	0	0	3	29	37	6.35	1.765
Bob Miller, L ERA: 4.26	2.0		11	5	2	2	1	1	0	0	0	0	0	12	16	9.00	3.000

**Detroit Tigers @ New York Yankees**  
 Yankee Stadium, Bronx, NY  
 Thu Jun 10 1954, 3:33 AM EDT  
 Att. 7,058 - Unknown

[livebaseballscorecards.com](http://livebaseballscorecards.com)

**AB 38**  
**R 9**  
**H 15**  
**RBI 9**  
**BB 4**  
**SO 3**  
**LOB 14**





Batter	1	2	3	4	5	6	7	8	9	AB R H RBI BB SO LOB	TOP	
Chico Carrasquel, R OBP: 0.346, SLG: 0.402 (1, 6)	0-0 P4		0-0 F3		0-3 K		0-0 2B		0-0 F8	5 0 1 0 0 1 4		
Nellie Fox, L OBP: 0.387, SLG: 0.379 (1, 4)	0-0 L5		0-0 F9		0-0 1B		0-0 4-3		0-0 BB 1B	5 0 2 2 0 0 3		
Minnie Minoso, R OBP: 0.406, SLG: 0.585 (1, 7)	0-0 F3			0-0 6-3	0-0 5-3		0-0 L7		4-0 BB 1B	4 0 0 0 1 0 4		
Ferris Fain, L OBP: 0.386, SLG: 0.436 (1, 3)		4-0 BB		0-0 F9		0-0 F9		0-0 FC3-6 1B	0-0 F7	4 0 1 0 1 0 2		
George Kell, R OBP: 0.331, SLG: 0.295 (1, 5)		0-0 F8		0-0 F7		0-0 CS 1B		0-0 FC3-6 1B		4 0 1 0 0 0 2		
Sherm Lollar, R OBP: 0.382, SLG: 0.446 (1, 2)		0-0 F8			0-0 BB 1B	4-0 BB 1B		0-0 FC3-6 1B		3 1 2 0 1 0 1		
Jim Rivera, L OBP: 0.356, SLG: 0.465 (1, 9)		0-0 F9			0-0 FC4 1B	0-0 G3		0-0 FC3-6 1B		4 1 0 0 0 0 5		
Johnny Groth, R OBP: 0.360, SLG: 0.420 (1, 8)			0-0 SH1-4 WP 1B		0-3 K		0-0 2B 1B		0-0 FC6-4	4 0 2 0 0 1 4		
Don Johnson, R OBP: 0.048, SLG: 0.050 (1, 1)			0-0 SH1-4		4-0 1B		0-0 F2		0-0 5-3	0 0 0 0 0 0 0		
Phil Cavarretta, L (5, PH)					1-2 2-3 BB					0 0 0 0 1 0 0		
Mike Fornieles, R OBP: 0.143, SLG: 0.143 (5, 1)										1 0 0 0 0 0 1		
Morrie Martin, L OBP: 0.235, SLG: 0.294 (8, 1)										0 0 0 0 0 0 0		
Cass Michaels, R OBP: 0.456, SLG: 0.490 (9, PH)										1 0 0 0 0 0 0		
<b>Inning Stats</b>	R: 0 H: 0 E: 0 LOB: 0 K: 0 BB: 0 S: 3 P: 3	R: 0 H: 0 E: 0 LOB: 1 K: 0 BB: 1 S: 3 P: 7	R: 0 H: 1 E: 0 LOB: 1 K: 0 BB: 0 S: 4 P: 4	R: 0 H: 0 E: 0 LOB: 0 K: 0 BB: 0 S: 3 P: 3	R: 2 H: 2 E: 1 LOB: 2 K: 2 BB: 1 S: 10 P: 14	R: 0 H: 1 E: 0 LOB: 1 K: 0 BB: 1 S: 3 P: 7	R: 0 H: 2 E: 0 LOB: 2 K: 0 BB: 0 S: 5 P: 5	R: 0 H: 2 E: 0 LOB: 2 K: 0 BB: 0 S: 5 P: 5	R: 0 H: 1 E: 0 LOB: 2 K: 0 BB: 1 S: 4 P: 8	1B: 8 SF: 0 2B: 1 SAC: 1 3B: 0 DP: 0 HR: 0 HBP: 0	WP: 1 PA: 40 PB: 0 SB: 0 CS: 1	
<b>PITCHER</b> Allie Reynolds, R (1, 1) ERA: 2.16 Johnny Sain, R (9, 1) ERA: 2.36	IP WLS BF H R ER SO BB IBB HBP BLK WP HR S P ERA WHIP											
	8.2 W 39 9 2 0 2 4 0 0 0 1 0 39 55 0.00 1.500											
	0.1 S 1 0 0 0 0 0 0 0 0 0 0 0 1 1 0.00 0.000											

Chicago White Sox @ New York Yankees  
 Yankee Stadium, Bronx, NY  
 Fri Jun 11 1954, 3:33 AM EDT  
 Att. 44,445 - Unknown

AB	35
R	2
H	9
RBI	2
BB	4
SO	2
LOB	26



Batter	1	2	3	4	5	6	7	8	9
Hank Bauer, R (1, 9) OBP: 0.372, SLG: 0.455	0-0 6-3		4-0 BB		0-0 F8			0-0 B3	
Phil Rizzuto, R (1, 6) OBP: 0.320, SLG: 0.302	0-0 6-3		0-0 6-3		4-0 BB			4-0 G3 S 1B BB	
Mickey Mantle, S (1, 8) OBP: 0.388, SLG: 0.552	0-0 1B		0-0 G3		0-3 K			0-0 G3	
Yogi Berra, L (1, 2) OBP: 0.322, SLG: 0.495	0-0 P3			0-0 HR		0-3 K		4-0 BB 1B IBB	
Irv Noren, L (1, 7) OBP: 0.374, SLG: 0.443		0-0 4-3		0-0 1B		0-0 4-3		0-0 BB 1B	
Eddie Robinson, L (1, 3) OBP: 0.337, SLG: 0.347		0-0		0-0 F7		0-0 G3		0-0 BB 1B	
Bob Cerv, R (8, PR) OBP: 0.167, SLG: 0.333		4-3 1B 2B						0-0 FC5-4 BB	
Joe Collins, L (9, 3) OBP: 0.356, SLG: 0.405								0-0 FC5-4	
Bobby Brown, L (1, 5) OBP: 0.348, SLG: 0.450		0-0 4-3		0-0 L7		0-0 F9		0-0 FC5-4	
Gil McDougald, R (9, 5) OBP: 0.311, SLG: 0.289		2-3						0-0 1-2 2-3	
Jerry Coleman, R (1, 4) OBP: 0.252, SLG: 0.312		0-0		0-0 F2		0-0 P3		0-0	
Allie Reynolds, R (1, 1) OBP: 0.240, SLG: 0.250		3-H				0-0 P5			
Johnny Sain, R (9, 1) OBP: 0.625, SLG: 0.500		0-3 K					0-0 P6		

AB	R	H	RBI	BB	SO	LOB
3	0	0	0	1	0	0
2	1	0	0	2	0	1
4	0	1	0	0	1	2
3	1	1	1	1	1	1
4	0	2	1	0	0	0
3	1	1	0	1	0	1
0	0	0	0	0	0	0
0	0	0	0	0	0	0
4	0	0	0	0	0	5
0	0	0	0	0	0	0
3	0	1	1	0	0	1
3	0	0	0	0	1	1
0	0	0	0	0	0	0


**BOTTOM**

**Chicago White Sox @ New York Yankees**  
 Yankee Stadium, Bronx, NY

Fri Jun 11 1954, 3:33 AM EDT  
 Att. 44,445 - Unknown

livebaseballscorecards.com

<b>AB</b>	<b>29</b>
<b>R</b>	<b>3</b>
<b>H</b>	<b>6</b>
<b>RBI</b>	<b>3</b>
<b>BB</b>	<b>5</b>
<b>SO</b>	<b>3</b>
<b>LOB</b>	<b>12</b>



Inning Stats	R: 0	H: 1	E: 0	K: 0	S: 4	LOB: 1	BB: 0	P: 4
	R: 1	H: 2	E: 0	K: 1	S: 7 <td>LOB: 1</td> <td>BB: 0</td> <td>P: 7 </td>	LOB: 1	BB: 0	P: 7
	R: 0	H: 0	E: 0	K: 0	S: 2 <td>LOB: 0</td> <td>BB: 1</td> <td>P: 6 </td>	LOB: 0	BB: 1	P: 6
	R: 1	H: 2	E: 0	K: 0	S: 5 <td>LOB: 1</td> <td>BB: 0</td> <td>P: 5 </td>	LOB: 1	BB: 0	P: 5
	R: 0	H: 0	E: 0	K: 1	S: 5 <td>LOB: 1</td> <td>BB: 1</td> <td>P: 9 </td>	LOB: 1	BB: 1	P: 9
	R: 0	H: 0	E: 0	K: 1	S: 5 <td>LOB: 0</td> <td>BB: 0</td> <td>P: 5 </td>	LOB: 0	BB: 0	P: 5
	R: 0	H: 0	E: 0	K: 0	S: 3 <td>LOB: 0</td> <td>BB: 0</td> <td>P: 3 </td>	LOB: 0	BB: 0	P: 3
	R: 1	H: 1	E: 0	K: 0	S: 4 <td>LOB: 3</td> <td>BB: 3</td> <td>P: 16 </td>	LOB: 3	BB: 3	P: 16

1B	2B	3B	HR	SF	SAC	DP	HBP
4	1	0	1	0	0	0	0

WP	PA
0	34

PITCHER	IP	WLS	BF	H	R	ER	SO	BB	IBB	HBP	BLK	WP	HR	S	P	ERA	WHIP
Don Johnson, R (1, 1) ERA: 2.96	4.0		17	5	2	2	1	1	0	0	0	0	1	18	22	4.50	1.500
Mike Fornieles, R (5, 1) ERA: 2.93	3.2	L	15	1	1	1	2	2	1	0	0	0	0	16	28	2.46	0.818
Morrie Martin, L (8, 1) ERA: 5.43	0.1		2	0	0	0	0	1	0	0	0	0	0	1	5	0.00	3.000



Batter	1	2	3	4	5	6	7	8	9	AB R H RBI BB SO LOB	TOP																				
Chico Carrasquel, R OBP: 0.344, SLG: 0.404 (1, 6)	0-3 K			0-0 FC1-6 2B	0-3 K			0-0 1-3		4 0 1 0 0 2 1																					
Nellie Fox, L OBP: 0.384, SLG: 0.373 (1, 4)	0-0 4-3			1-0 FC1-6 HBP		0-0 L7		0-0 4-3		3 0 0 0 0 0 0																					
Minnie Minoso, R OBP: 0.399, SLG: 0.574 (1, 7)	0-0 5-3			0-0 FC1-6 BB 1-2f 2-3		0-0 L8		0-0 F2		4 0 0 0 0 0 2																					
Ferris Fain, L OBP: 0.384, SLG: 0.429 (1, 3)		0-0 6-3		4-0 FC6-4 BB 1-2		0-0 P4		0-0 F8		3 0 0 0 1 0 0																					
George Kell, R OBP: 0.331, SLG: 0.295 (1, 5)		0-3 K		0-0 P5			0-0 F8		0 0 0 0 0 0 0																						
Cass Michaels, R OBP: 0.445, SLG: 0.475 (2, PH)									3 0 0 0 0 1 3																						
Matt Batts, R OBP: 0.275, SLG: 0.250 (1, 2)		0-3 K		0-0 FC6-4 1-2f			0-3 K		3 0 0 0 0 2 3																						
Jim Rivera, L OBP: 0.349, SLG: 0.455 (1, 9)			0-0 P3		0-3 K		0-3 K		3 0 0 0 0 2 0																						
Johnny Groth, R OBP: 0.359, SLG: 0.418 (1, 8)			0-0 6-3		0-0 1B			0-0 F8		3 0 1 0 0 0 0																					
Jack Harshman, L OBP: 0.333, SLG: 0.111 (1, 1)			0-0 3-1		0-3 K			0-0 5-3		2 0 0 0 0 1 1																					
Sherm Lollar, R OBP: 0.379, SLG: 0.443 (8, PH)									1 0 0 0 0 0 0																						
Harry Dorish, R OBP: 0.111, SLG: 0.111 (8, 1)									0 0 0 0 0 0 0																						
<b>Inning Stats</b>	R: 0 E: 0 K: 1 S: 5	H: 0 LOB: 0 BB: 0 P: 5	R: 0 E: 0 K: 2 S: 7	H: 0 LOB: 0 BB: 0 P: 7	R: 0 E: 0 K: 0 S: 3	H: 0 LOB: 0 BB: 0 P: 3	R: 0 E: 0 K: 0 S: 4	H: 1 LOB: 3 BB: 1 P: 9	R: 0 E: 0 K: 3 S: 10	H: 1 LOB: 1 BB: 0 P: 10	R: 0 E: 0 K: 0 S: 3	H: 0 LOB: 0 BB: 0 P: 3	R: 0 E: 0 K: 2 S: 7	H: 0 LOB: 0 BB: 0 P: 7	R: 0 E: 0 K: 0 S: 3	H: 0 LOB: 0 BB: 0 P: 3	R: 0 E: 0 K: 0 S: 3	H: 0 LOB: 0 BB: 0 P: 3	1B: 1 2B: 1 3B: 0 HR: 0	SF: 0 SAC: 0 DP: 0 HBP: 1	WP: 0 PB: 0 SB: 0 CS: 0	PA: 31									
<b>PITCHER</b> Whitey Ford, L ERA: 3.82 (1, 1)	IP 9.0	WLS W	BF 31	H 2	R 0	ER 0	SO 8	BB 1	IBB 0	HBP 1	BLK 0	WP 0	HR 0	S 45	P 50	ERA 0.00	WHIP 0.333														
											<b>PITCHER</b>	IP	WLS	BF	H	R	ER	SO	BB	IBB	HBP	BLK	WP	HR	S	P	ERA	WHIP			

Chicago White Sox @ New York Yankees  
 Yankee Stadium, Bronx, NY  
 Sat Jun 12 1954, 3:33 AM EDT  
 Att. 24,870 - Unknown

AB	29
R	0
H	2
RBI	0
BB	1
SO	8
LOB	10



Batter	1	2	3	4	5	6	7	8	9	AB	R	H	RBI	BB	SO	LOB
<b>Gil McDougald, R</b> OBP: 0.310, SLG: 0.288 (1, 5)	0-3 K		0-0 5-3		0-0 1B 1-3 2-H		0-0 F9			4	0	1	1	0	1	1
<b>Phil Rizzuto, R</b> OBP: 0.318, SLG: 0.301 (1, 6)	0-0 F6		0-0 6-3		0-0 1B 1-2 3-H			0-0 F8		4	0	1	1	0	0	1
<b>Mickey Mantle, S</b> OBP: 0.380, SLG: 0.539 (1, 8)	0-0 F4			0-0 5-3	0-0 F2			0-0 4-3		4	0	0	0	0	0	2
<b>Yogi Berra, L</b> OBP: 0.317, SLG: 0.485 (1, 2)		0-0 1-3		0-0 L3		0-0 F2		0-0 F7		4	0	0	0	0	0	0
<b>Hank Bauer, R</b> OBP: 0.376, SLG: 0.455 (1, 9)		0-0 5-3		4-0 CS BB		0-0 1B				2	0	1	0	1	0	0
<b>Bill Skowron, R</b> OBP: 0.341, SLG: 0.500 <b>Joe Collins, L</b> OBP: 0.356, SLG: 0.405 (1, 3) (9, 3)		0-0 1B		0-0 CS	0-0 1B 1B	0-0 F9				3	1	2	0	0	0	1
<b>Irv Noren, L</b> OBP: 0.364, SLG: 0.430 (1, 7)		0-0 1-3		0-0 1-2	0-3 K	0-0 P5				3	0	0	0	0	1	3
<b>Jerry Coleman, R</b> OBP: 0.261, SLG: 0.315 (1, 4)			4-0 SH1-4 BB		0-0 1B 1-2 1B		0-0 F3			2	1	1	0	1	0	0
<b>Whitey Ford, L</b> OBP: 0.294, SLG: 0.250 (1, 1)			0-0 SH1-4		0-3 K		0-3 K			2	0	0	0	0	2	2

Inning Stats		R: 0	H: 0	E: 0	K: 1	S: 5	R: 0	H: 1	E: 0	K: 0	S: 4	R: 0	H: 0	E: 0	K: 0	S: 3	R: 2	H: 4	E: 0	K: 2	S: 11	R: 0	H: 1	E: 0	K: 0	S: 4	R: 0	H: 0	E: 0	K: 1	S: 5	R: 0	H: 0	E: 0	K: 0	S: 3
<b>Jack Harshman, L</b> ERA: 4.09 (1, 1)	IP	WLS	BF	H	R	ER	SO	BB	IBB	HBP	BLK	WP	HR	S	P	ERA	WHIP																			
<b>Harry Dorish, R</b> ERA: 3.38 (8, 1)	1.0	3	0	0	0	0	0	0	0	0	0	0	0	3	3	0.00	0.000																			

**BOTTOM**

**Chicago White Sox @ New York Yankees**  
Yankee Stadium, Bronx, NY

Sat Jun 12 1954, 3:33 AM EDT  
Att. 24,870 - Unknown

livebaseballscorecards.com

<b>AB</b>	<b>28</b>
<b>R</b>	<b>2</b>
<b>H</b>	<b>6</b>
<b>RBI</b>	<b>2</b>
<b>BB</b>	<b>2</b>
<b>SO</b>	<b>4</b>
<b>LOB</b>	<b>10</b>



WP: 0	PA: 32
PB: 0	
SB: 0	
CS: 1	









Chicago White Sox @ New York Yankees  
 Yankee Stadium, Bronx, NY

Sun Jun 13 1954, 3:38 AM EDT  
 Att: 60,070 - Unknown

livebaseballscorecards.com

AB	38
R	8
H	12
RBI	7
BB	5
SO	6
LOB	18



WP	1	PA	45
PB	0		
SB	1		
CS	1		

Batter	1	2	3	4	5	6	7	8	9	AB	R	H	RBI	BB	SO	LOB	TOP										
Chico Carrasquel, R OBP: 0.340, SLG: 0.391 (1, 6) B B B	4-0 HBP FC3-6 1B BB	0-0 F5	0-0 5-3		0-0 6-3			0-0 F9		4	1	0	0	1	0	2											
Nellie Fox, L OBP: 0.386, SLG: 0.394 (1, 4) X	0-0 FC3-6 HBP SF9 1B	0-0 HR		0-0 F9		0-0 3-1		0-0 E 3-1 1B		5	3	3	1	0	0	0											
Minnie Minoso, R OBP: 0.405, SLG: 0.567 (1, 7) H	1-0 FC3-6 HBP	0-0 B1-3		4-0 1B BB		0-0 6-3		0-0 E7 3-1 1B		3	0	1	0	1	0	0											
Ferris Fain, L OBP: 0.377, SLG: 0.420 (1, 3) X	0-0 FC3-6 SF9 1B	0-0 G3		0-0 1-2 1B		0-0 BB 1B		0-0 3-1		5	1	2	2	0	0	3											
Jim Rivera, L OBP: 0.361, SLG: 0.482 (1, 9) X	0-0 SF9		0-0 3B 1B	0-3 K		4-0 1-2 BB		0-0 F9		3	1	1	1	1	1	3											
Carl Sawatski, L OBP: 0.269, SLG: 0.325 (1, 2) X	4-0 1B IBB		0-0 1-H WP 3B	0-3 K		0-0 4-3			0-3 K	4	2	1	1	1	2	4											
Cass Michaels, R OBP: 0.438, SLG: 0.473 (1, 5) X	0-0 1-2 2-H 1B		0-0 1-3		0-0 S 1B		0-0 1-3		0-3 K	5	0	2	1	0	1	0											
Johnny Groth, R OBP: 0.353, SLG: 0.405 (1, 8) X	0-0 1-2 2-H 1B		0-0 1-3		0-0 F9		0-0 E6 CS		4-0 BB	4	0	1	1	1	0	1											
Virgil Trucks, R OBP: 0.150, SLG: 0.154 (1, 1) X	0-0 G3		0-0 1B		0-0 F4		0-3 K		0-3 K	5	0	1	0	0	2	5											
Inning Stats	R: 4 E: 0 K: 0 S: 6	H: 3 LOB: 2 BB: 2 P: 15	R: 1 E: 0 K: 0 S: 4	H: 1 LOB: 0 BB: 0 P: 4	R: 2 E: 0 K: 0 S: 6	H: 3 LOB: 1 BB: 0 P: 6	R: 0 E: 0 K: 2 S: 8	H: 1 LOB: 2 BB: 1 P: 12	R: 0 E: 0 K: 0 S: 4	H: 1 LOB: 1 BB: 0 P: 4	R: 0 E: 1 K: 1 S: 5	H: 0 LOB: 0 BB: 0 P: 5	R: 1 E: 1 K: 0 S: 5	H: 2 LOB: 1 BB: 0 P: 5	R: 0 E: 0 K: 3 S: 9	H: 0 LOB: 1 BB: 1 P: 13	1B: 10 2B: 0 3B: 1 HR: 1	SF: 1 SAC: 0 DP: 0 HBP: 1	WP: 1 PA: 45								
PITCHER	IP	WLS	BF	H	R	ER	SO	BB	IBB	HBP	BLK	WP	HR	S	P	ERA	WHIP										
Harry Byrd, R ERA: 3.19 (1, 1)	0.2	L	7	2	4	4	0	1	1	1	0	0	0	4	13	54.00	4.500										
Tom Morgan, R ERA: 4.01 (1, 1)	2.1		12	5	3	3	0	0	0	0	0	1	1	12	12	11.57	2.143										
Bob Kuzava, L ERA: 4.62 (4, 1)	2.0		9	2	0	0	2	1	0	0	0	0	0	12	16	0.00	1.500										
Jim McDonald, R ERA: 3.13 (6, 1)	2.0		8	1	0	0	1	1	0	0	0	0	0	9	13	0.00	1.000										
Bob Grim, R ERA: 3.68 (8, 1)	2.0		9	2	1	1	3	1	0	0	0	0	0	14	18	4.50	1.500										

**BOTTOM**

**Chicago White Sox @ New York Yankees**  
 Yankee Stadium, Bronx, NY  
 Sun Jun 13 1954, 3:38 AM EDT  
 Att. 60,070 - Unknown

livebaseballscorecards.com

<b>AB</b>	<b>35</b>
<b>R</b>	<b>0</b>
<b>H</b>	<b>9</b>
<b>RBI</b>	<b>0</b>
<b>BB</b>	<b>0</b>
<b>SO</b>	<b>5</b>
<b>LOB</b>	<b>14</b>



WP:	0	PA:	35
PB:	0	SB:	0
CS:	0		

AB R H RBI BB SO LOB

4	0	1	0	0	0	1
2	0	0	0	0	1	1
2	0	1	0	0	0	1
4	0	0	0	0	1	2
2	0	1	0	0	1	0
2	0	1	0	0	0	1
4	0	1	0	0	0	3
4	0	1	0	0	1	1
4	0	2	0	0	0	1
4	0	0	0	0	1	2
0	0	0	0	0	0	0
0	0	0	0	0	0	0
1	0	1	0	0	0	0
0	0	0	0	0	0	0
1	0	0	0	0	0	0
0	0	0	0	0	0	0
1	0	0	0	0	0	1
0	0	0	0	0	0	0

1B:	9	SF:	0
2B:	1	SAC:	0
3B:	0	DP:	1
HR:	0	HBP:	0

1B: 9 SF: 0  
 2B: 1 SAC: 0  
 3B: 0 DP: 1  
 HR: 0 HBP: 0

WP: 0 PA: 35  
 PB: 0 SB: 0  
 CS: 0

1B:	9	SF:	0
2B:	1	SAC:	0
3B:	0	DP:	1
HR:	0	HBP:	0

WP: 0 PA: 35  
 PB: 0 SB: 0  
 CS: 0

Batter	1	2	3	4	5	6	7	8	9
Irv Noren, L OBP: 0.356, SLG: 0.417 (1, 9)	0-0 4-3 ①		0-0 L8 ②			0-0 FC3-6 1B ①		0-0 F9 ①	
Phil Rizzuto, R OBP: 0.309, SLG: 0.291 Willy Miranda, S OBP: 0.400, SLG: 0.143 (1, 6) (5, 6)	0-3 K ②		0-0 4-3 ③			0-0 FC3-6 1B 1-2f ①		0-0 1B ①	
Mickey Mantle, S OBP: 0.375, SLG: 0.523 (1, 8)	0-0 B1-3 ③			0-0 3-1 ①		0-3 K ②		0-0 F2 ②	
Yogi Berra, L OBP: 0.321, SLG: 0.490 Charles Silvera, R OBP: 0.409, SLG: 0.316 (1, 2) (5, 2)		0-0 L6-3 1B ②		0-3 K ②		0-0 1-2 1B ①		0-0 4-3 ③	
Gene Woodling, L OBP: 0.371, SLG: 0.348 (1, 7)		0-0 L6-3 1-2 ① ②		0-0 1B ③		0-0 L9 ③		0-0 F8 ①	
Eddie Robinson, L OBP: 0.322, SLG: 0.329 (1, 3)		0-0 1B ③		0-0 P4 ③		0-3 K ①		0-0 F8 ②	
Bobby Brown, L OBP: 0.333, SLG: 0.407 (1, 5)		0-0 P3 ③			0-0 P5 ①		0-0 FC5-4 1B ①		0-0 1B ①
Jerry Coleman, R OBP: 0.262, SLG: 0.321 (1, 4)			0-0 F9 ①		0-3 K ②		0-0 F8 ②		0-0 F5 ③
Harry Byrd, R OBP: 0.214, SLG: 0.214 Tom Morgan, R OBP: 0.287, SLG: 0.286 Bob Cerv, R OBP: 0.194, SLG: 0.357 Bob Kuzava, S OBP: 0.362, SLG: 0.400 Joe Collins, L OBP: 0.333, SLG: 0.267 Jim McDonald, R OBP: 0.327, SLG: 0.494 Bill Skowron, R OBP: 0.087, SLG: 0.087 (1, 1) (1, 1) (3, PH) (4, 1) (5, PH) (6, 1) (7, PH) (8, 1)			0-0 1B ①		0-0 F2 ③		0-0 FC5-4 1-2f ③		

Inning Stats	R: 0	H: 0	E: 0	K: 1	S: 5	R: 0	H: 2	E: 0	K: 0	S: 4	R: 0	H: 1	E: 0	K: 0	S: 4	R: 0	H: 1	E: 0	K: 1	S: 6	R: 0	H: 0	E: 0	K: 1	S: 5	R: 0	H: 2	E: 0	K: 1	S: 7	R: 0	H: 1	E: 0	K: 0	S: 4	R: 0	H: 1	E: 0	K: 0	S: 4	R: 0	H: 1	E: 0	K: 0	S: 4
--------------	------	------	------	------	------	------	------	------	------	------	------	------	------	------	------	------	------	------	------	------	------	------	------	------	------	------	------	------	------	------	------	------	------	------	------	------	------	------	------	------	------	------	------	------	------

PITCHER Virgil Trucks, R (1, 1) IP 9.0 WLS W BF 35 H 9 R 0 ER 0 SO 5 BB 0 IBB 0 HBP 0 BLK 0 WP 0 HR 0 S 45 P 45 ERA 0.00 WHIP 1.000

PITCHER	IP	WLS	BF	H	R	ER	SO	BB	IBB	HBP	BLK	WP	HR	S	P	ERA	WHIP
---------	----	-----	----	---	---	----	----	----	-----	-----	-----	----	----	---	---	-----	------

PITCHER Virgil Trucks, R (1, 1) IP 9.0 WLS W BF 35 H 9 R 0 ER 0 SO 5 BB 0 IBB 0 HBP 0 BLK 0 WP 0 HR 0 S 45 P 45 ERA 0.00 WHIP 1.000



Batter	1	2	3	4	5	6	7	8	9	AB R H RBI BB SO LOB	TOP											
Phil Rizzuto, R (1, 6) OBP: 0.310, SLG: 0.288	0-0 5-3		4-0 1B BB		0-0 SH1-4		0-0 4-3			2 1 0 0 1 0 0												
Joe Collins, L (1, 3) OBP: 0.368, SLG: 0.456	0-0 1B		0-0 3B 1B		0-0 HR		0-3 K2-3			4 2 3 4 0 1 0												
Mickey Mantle, S (1, 8) OBP: 0.377, SLG: 0.531	0-0 F5		0-0 3B		4-0 3B BB		0-0 F9			3 1 1 1 1 0 1												
Yogi Berra, L (1, 2) OBP: 0.320, SLG: 0.495	0-0 F8		0-0 F9		0-0 3B		0-0 F9			4 0 1 1 0 0 2												
Gene Woodling, L (1, 7) OBP: 0.363, SLG: 0.338		0-0 F8		0-0 F8	0-0 1-3		0-3 K			4 0 0 0 0 1 1												
Irv Noren, L (1, 9) OBP: 0.352, SLG: 0.411		0-0 F7		0-0 3-1	0-0 G3		0-0 CS 1B			4 0 1 0 0 0 1												
Bobby Brown, L (1, 5) OBP: 0.294, SLG: 0.355		0-0 P6		0-3 K		0-0 1-3		0-0 CS	0-0 1-3	4 0 0 0 0 1 0 0 0 0 0 0 0 0	AB 32 R 6 H 7 RBI 6 BB 2 SO 6 LOB 5											
Gil McDougald, R (9, 5) OBP: 0.310, SLG: 0.288																						
Jerry Coleman, R (1, 4) OBP: 0.262, SLG: 0.319			0-0 5-3		0-0 SH1-4 HR 1B		0-0 6-3		0-3 K	4 1 1 0 0 1 0												
Allie Reynolds, R (1, 1) OBP: 0.214, SLG: 0.222			0-0 5-3		0-0 SH HR		0-3 K		0-3 K	3 1 0 0 0 2 0 0 0 0 0 0 0 0												
Johnny Sain, R (9, 1) OBP: 0.625, SLG: 0.500																						
<b>Inning Stats</b>	R: 0 E: 0 K: 0 S: 4	H: 1 LOB: 1 BB: 0 P: 4	R: 0 E: 0 K: 0 S: 3	H: 0 LOB: 0 BB: 0 P: 3	R: 2 E: 0 K: 0 S: 5	H: 2 LOB: 1 BB: 1 P: 9	R: 0 E: 0 K: 1 S: 5	H: 0 LOB: 0 BB: 0 P: 5	R: 4 E: 0 K: 0 S: 7	H: 3 LOB: 1 BB: 1 P: 11	R: 0 E: 0 K: 1 S: 5	H: 0 LOB: 0 BB: 0 P: 5	R: 0 E: 0 K: 1 S: 5	H: 0 LOB: 0 BB: 0 P: 5	R: 0 E: 0 K: 2 S: 7	H: 1 LOB: 0 BB: 0 P: 7	R: 0 E: 0 K: 2 S: 7	H: 0 LOB: 0 BB: 0 P: 7	1B: 4 2B: 0 3B: 2 HR: 1	SF: 0 SAC: 2 DP: 0 HBP: 0	WP: 0 PB: 0 SB: 1 CS: 1	PA: 37
<b>PITCHER</b>	IP WLS BF H R ER SO BB IBB HBP BLK WP HR S P ERA WHIP																					
Joe Coleman, R (1, 1) ERA: 2.93	7.0 L 30 6 6 6 3 2 0 0 0 0 0 1 34 42 7.71 1.143																					
Howie Fox, R (8, 1) ERA: 3.27	2.0 6 1 0 0 3 0 0 0 0 0 0 0 12 12 0.00 0.500																					

**New York Yankees @ Baltimore Orioles**  
 Memorial Stadium, Baltimore, MD  
 Tue Jun 15 1954, 3:33 AM EDT  
 Att: 29,840 - Unknown

livebaseballscorecards.com







New York Yankees @ Baltimore Orioles  
 Memorial Stadium, Baltimore, MD

Wed Jun 16 1954, 3:33 AM EDT  
 Att: 25,782 - Unknown

AB	28
R	2
H	3
RBI	1
BB	3
SO	2
LOB	7



Batter	1	2	3	4	5	6	7	8	9	AB R H RBI BB SO LOB	TOP									
Phil Rizzuto, R (1, 6) OBP: 0.309, SLG: 0.282	0-0 P6			0-0 5-3		4-0 BB			0-0 6-3	3 0 0 0 1 0 0										
Joe Collins, L (1, 3) OBP: 0.354, SLG: 0.434	0-0 4-3			0-0 4-3		0-3 K			0-0 E3	4 0 0 0 0 1 1										
Mickey Mantle, S (1, 8) OBP: 0.370, SLG: 0.519	0-0 F8			0-0 F7			0-0 4-3		0-0 P4	4 0 0 0 0 0 1										
Yogi Berra, L (1, 2) OBP: 0.323, SLG: 0.493		4-0 BB			0-0 E9			0-0 F8	0-0 F7	3 1 1 0 1 0 1										
Gene Woodling, L (1, 7) OBP: 0.368, SLG: 0.347		0-0 G1-6-3			0-0 1B			4-0 BB		2 1 1 1 1 0 1										
Irv Noren, L (1, 9) OBP: 0.352, SLG: 0.409		0-0 L3			0-0 2B			0-0 BB		3 0 1 0 0 0 1										
Bobby Brown, L (1, 5) OBP: 0.270, SLG: 0.324			0-0 L7		0-0 FC6-4			0-0 P6		3 0 0 0 0 0 1										
Gil McDougald, R (8, 5) OBP: 0.310, SLG: 0.288				0-0 FC6-4		0-0 G6-4-3		0-0 6-3		0 0 0 0 0 0 0										
Jerry Coleman, R (1, 4) OBP: 0.257, SLG: 0.312			0-0 F7		0-0 G6-4-3			0-3 K		3 0 0 0 0 1 1										
Whitey Ford, L (1, 1) OBP: 0.250, SLG: 0.211			0-0 4-3			0-0 B3		0-0 6-3		3 0 0 0 0 0 0										
<b>Inning Stats</b>	R: 0 E: 0 K: 0 S: 3	H: 0 LOB: 0 BB: 0 P: 3	R: 0 E: 0 K: 0 S: 2	H: 0 LOB: 0 BB: 1 P: 6	R: 0 E: 0 K: 0 S: 3	H: 0 LOB: 0 BB: 0 P: 3	R: 2 E: 1 K: 0 S: 5	H: 3 LOB: 0 BB: 0 P: 5	R: 0 E: 0 K: 1 S: 4	H: 0 LOB: 0 BB: 1 P: 8	R: 0 E: 0 K: 0 S: 3	H: 0 LOB: 1 BB: 1 P: 7	R: 0 E: 0 K: 1 S: 5	H: 0 LOB: 0 BB: 0 P: 5	R: 0 E: 1 K: 0 S: 4	H: 0 LOB: 1 BB: 0 P: 4	1B: 2 2B: 1 3B: 0 HR: 0	SF: 0 SAC: 0 DP: 2 HBP: 0	WP: 0 PB: 0 SB: 0 CS: 0	PA: 31
<b>PITCHER</b>	IP WLS BF H R ER SO BB IBB HBP BLK WP HR S P ERA WHIP																			
Duane Pilette, R (1, 1) ERA: 3.06	8.0 L 27 3 2 2 2 3 0 0 0 0 0 0 28 40 2.25 0.750																			
Marlin Stuart, R (9, 1) ERA: 4.55	1.0 4 0 0 0 0 0 0 0 0 0 0 0 4 4 0.00 0.000																			

livebaseballscorecards.com





**New York Yankees @ Baltimore Orioles**  
**Memorial Stadium, Baltimore, MD**  
 Thu Jun 17 1954, 3:33 AM EDT  
 Att. 13,228 - Unknown

[livebaseballscorecards.com](http://livebaseballscorecards.com)

<b>AB</b>	<b>35</b>
<b>R</b>	<b>9</b>
<b>H</b>	<b>10</b>
<b>RBI</b>	<b>8</b>
<b>BB</b>	<b>7</b>
<b>SO</b>	<b>5</b>
<b>LOB</b>	<b>17</b>



WP: 0	PA: 45
PB: 0	
SB: 0	
CS: 0	

AB R H RBI BB SO LOB

3	1	1	0	1	0	2
0	0	0	0	0	0	0

4	1	1	1	1	1	3
---	---	---	---	---	---	---

4	1	2	3	1	1	1
---	---	---	---	---	---	---

3	1	1	0	2	0	2
---	---	---	---	---	---	---

4	0	1	2	0	1	4
---	---	---	---	---	---	---

5	0	1	1	0	0	2
---	---	---	---	---	---	---

4	0	0	0	0	0	2
1	1	1	1	0	0	0

4	1	1	0	1	0	0
---	---	---	---	---	---	---

3	3	1	0	1	2	1
---	---	---	---	---	---	---

1B: 6	SF: 1
2B: 3	SAC: 2
3B: 0	DP: 0
HR: 1	HBP: 0

Batter	1	2	3	4	5	6	7	8	9
Phil Rizzuto, R (1, 6) OBP: 0.313, SLG: 0.283 Willy Miranda, S (7, 6) OBP: 0.400, SLG: 0.143	0-0 2B 1B		0-0 SH3-4 1-2		4-0 E SF8 BB	0-0 4-3 1-2 2-3	0-0 P6		
Joe Collins, L (1, 3) OBP: 0.356, SLG: 0.437	0-0 F5		0-0 2-H 2B		0-0 F9	4-0 1B BB		0-3 K	
Mickey Mantle, S (1, 8) OBP: 0.376, SLG: 0.519	0-3 K		4-0 BB		0-0 E9 SF8 1B	0-0 1B 1B		0-0 1-3	
Yogi Berra, L (1, 2) OBP: 0.329, SLG: 0.495	0-0 1-3 2B		0-0 F9		4-0 BB	4-0 1B 2B BB		0-0 F9	
Gene Woodling, L (1, 7) OBP: 0.363, SLG: 0.344	0-3 K		0-0 F3		0-0 SF8	0-0 2B 1B		0-0 3-1	
Irv Noren, L (1, 9) OBP: 0.346, SLG: 0.408		0-0 F7		0-0 L1	0-0 P4	0-0 1-3 3-H 2B		0-0 F9	
Bobby Brown, L (1, 5) OBP: 0.244, SLG: 0.289 Gil McDougald, R (6, 5) OBP: 0.313, SLG: 0.310		0-0 F5		0-0 F7		0-0 F8 3-1		0-0 HR	
Jerry Coleman, R (1, 4) OBP: 0.261, SLG: 0.310		0-0 5-3		0-0 F9		4-0 4-3 1B SH BB	0-0 F9	0-0 1B	
Jim McDonald, R (1, 1) OBP: 0.364, SLG: 0.278			0-0 SH3-4 2B 1B		4-0 1B E BB	0-0 SH 4-3 1B	0-3 K	0-3 K	

Inning Stats	R: 0	H: 2	E: 0	LOB: 2	K: 2	BB: 0	S: 9	P: 9	R: 0	H: 0	E: 0	LOB: 0	K: 0	BB: 0	S: 3	P: 3	R: 1	H: 2	E: 0	LOB: 2	K: 0	BB: 1	S: 5	P: 9	R: 0	H: 0	E: 0	LOB: 0	K: 0	BB: 0	S: 3	P: 3	R: 2	H: 1	E: 1	LOB: 2	K: 0	BB: 3	S: 4	P: 16	R: 5	H: 3	E: 0	LOB: 2	K: 0	BB: 3	S: 7	P: 19	R: 0	H: 0	E: 0	LOB: 0	K: 1	BB: 0	S: 5	P: 5	R: 0	H: 0	E: 0	LOB: 0	K: 1	BB: 0	S: 5	P: 5	R: 1	H: 2	E: 0	LOB: 1	K: 1	BB: 0	S: 7	P: 7	1B: 6	SF: 1	2B: 3	SAC: 2	3B: 0	DP: 0	HR: 1	HBP: 0	WP: 0	PA: 45
--------------	------	------	------	--------	------	-------	------	------	------	------	------	--------	------	-------	------	------	------	------	------	--------	------	-------	------	------	------	------	------	--------	------	-------	------	------	------	------	------	--------	------	-------	------	-------	------	------	------	--------	------	-------	------	-------	------	------	------	--------	------	-------	------	------	------	------	------	--------	------	-------	------	------	------	------	------	--------	------	-------	------	------	-------	-------	-------	--------	-------	-------	-------	--------	-------	--------

PITCHER	IP	WLS	BF	H	R	ER	SO	BB	IBB	HBP	BLK	WP	HR	S	P	ERA	WHIP
Bob Turley, R (1, 1) ERA: 3.46	5.2	L	31	6	8	8	2	7	0	0	0	0	0	28	56	12.71	2.294
Howie Fox, R (6, 1) ERA: 3.09	1.1		6	2	0	0	1	0	0	0	0	0	0	8	8	0.00	1.500
Marlin Stuart, R (8, 1) ERA: 4.55	2.0		8	2	1	1	2	0	0	0	0	0	1	12	12	4.50	1.000

PITCHER	IP	WLS	BF	H	R	ER	SO	BB	IBB	HBP	BLK	WP	HR	S	P	ERA	WHIP
---------	----	-----	----	---	---	----	----	----	-----	-----	-----	----	----	---	---	-----	------







BOTTOM

New York Yankees @ Chicago White Sox  
Comiskey Park, Chicago, IL  
Fri Jun 18 1954, 4:33 AM EDT  
Att. 45,216 - Unknown

livebaseballscorecards.com

AB 35  
R 6  
H 12  
RBI 6  
BB 4  
SO 5  
LOB 18



WP: 0 PA: 42  
PB: 0  
SB: 0  
CS: 2

AB R H RBI BB SO LOB

3	1	2	0	0	0	0
1	0	1	0	0	0	0
0	1	0	0	0	0	0
5	2	4	1	0	0	0
4	0	2	2	1	0	4
2	0	2	2	2	0	0
0	0	0	0	0	0	0
5	0	0	0	0	1	8
4	0	0	0	0	1	2
4	0	0	0	0	1	2
4	0	0	0	0	0	1
1	0	0	0	0	1	0
0	1	0	0	1	0	0
1	0	0	0	0	1	1
0	0	0	0	0	0	0
1	1	1	1	0	0	0

Batter	1	2	3	4	5	6	7	8	9
Chico Carrasquel, R (1, 6) OBP: 0.361, SLG: 0.414 Carl Sawatski, L (9, PH) OBP: 0.314, SLG: 0.356 Fred Marsh, R (9, PR) OBP: 0.286, SLG: 0.167	0-0 1B 1B		0-0 1B 1B		0-0 SH1-3 1-2		0-0 P4 1		0-0 1B FC5-4 2B
Nellie Fox, L (1, 4) OBP: 0.396, SLG: 0.420	0-0 1B 1B		0-0 CS 1B		0-0 SF9 2-H 3B		0-0 F7 2		0-0 FC5-4 1B
Minnie Minoso, R (1, 7) OBP: 0.413, SLG: 0.559	0-0 1B 1B		0-0 L8 1		4-0 FC6-4 BB		0-0 CS 1B		0-0 FC5-4 1B 1-2f 3-H
Ferris Fain, L (1, 3) OBP: 0.395, SLG: 0.435 Cass Michaels, R (9, PR) OBP: 0.427, SLG: 0.451	0-0 1B 1B		4-0 BB 2		0-0 SF9 3-H 2		0-0 CS 1-2 3		0-0 BB 1B 1-2
George Kell, R (1, 5) OBP: 0.322, SLG: 0.266	0-0 L3 1-2		0-0 BB 3		0-0 FC6-4 1-2f 3		0-3 K 1		0-0 5-3 3
Sherm Lollar, R (1, 2) OBP: 0.361, SLG: 0.417	0-0 6-3 3		0-0 F9 1		0-0 E6 4-3		0-3 K 2		0-0 K 2
Jim Rivera, L (1, 9) OBP: 0.333, SLG: 0.441		0-0 F8 1		0-0 6-4-3 2		0-3 K 1		0-0 F2 3	
Johnny Groth, R (1, 8) OBP: 0.361, SLG: 0.418		0-0 6-3 2		0-0 4-3 3		0-0 4-3 2		0-0 5-3 1	
Virgil Trucks, R (1, 1) OBP: 0.146, SLG: 0.150 Willard Marshall, L (5, PH) OBP: 0.351, SLG: 0.258 Morrie Martin, L (6, 1) OBP: 0.222, SLG: 0.278 Mike Fornieles, R (9, 1) OBP: 0.143, SLG: 0.143 Phil Cavarretta, L (9, PH) OBP: 0.500, SLG: 0.750		0-3 K 3		4-0 SH1-3 3B BB		0-3 K 3		0-0 HR	

Inning Stats	R: 2	H: 4	E: 0	LOB: 1	K: 0	S: 6	P: 6	R: 0	H: 0	E: 0	LOB: 0	K: 1	S: 5	R: 0	H: 2	E: 0	LOB: 2	K: 0	S: 4	R: 0	H: 0	E: 0	LOB: 0	K: 0	S: 3	R: 2	H: 1	E: 0	LOB: 1	K: 0	S: 4	R: 0	H: 0	E: 1	LOB: 1	K: 2	S: 8	R: 0	H: 1	E: 0	LOB: 0	K: 0	S: 3	R: 0	H: 0	E: 0	LOB: 1	K: 2	S: 7	R: 2	H: 4	E: 0	LOB: 2	K: 0	S: 7	1B: 9	SF: 1	2B: 2	SAC: 1	3B: 1	DP: 1	HR: 1	HBP: 0
--------------	------	------	------	--------	------	------	------	------	------	------	--------	------	------	------	------	------	--------	------	------	------	------	------	--------	------	------	------	------	------	--------	------	------	------	------	------	--------	------	------	------	------	------	--------	------	------	------	------	------	--------	------	------	------	------	------	--------	------	------	-------	-------	-------	--------	-------	-------	-------	--------

PITCHER	IP	WLS	BF	H	R	ER	SO	BB	IBB	HBP	BLK	WP	HR	S	P	ERA	WHIP
Harry Byrd, R (1, 1) ERA: 3.61	0.0		4	4	2	2	0	0	0	0	0	0	0	4	4	∞	∞
Tom Morgan, R (1, 1) ERA: 4.02	4.1		17	3	2	2	1	3	0	0	0	0	0	16	28	4.15	1.385
Bob Grim, R (5, 1) ERA: 3.72	4.0	W	16	3	2	2	4	1	0	0	0	0	1	23	27	4.50	1.000
Johnny Sain, R (9, 1) ERA: 2.25	0.2	S	4	2	0	0	0	0	0	0	0	0	0	4	4	0.00	3.000





Batter	1	2	3	4	5	6	7	8	9
Chico Carrasquel, R OBP: 0.359, SLG: 0.415 (1, 6)	0-0 2B		0-0 4-3		0-0 F8		0-0 5-3		
Nellie Fox, L OBP: 0.394, SLG: 0.415 (1, 4)	0-0 4-3			4-0 SH1-4 1B BB		0-0 L9	0-0 3-1		
Minnie Minoso, R OBP: 0.409, SLG: 0.552 (1, 7)	0-0 L6			0-0 SH1-4 1-2		0-0 F7	0-0 P4		
Ferris Fain, L OBP: 0.397, SLG: 0.433 (1, 3)		0-0 6-3		0-0 F7		0-0 HBP 1B 1B		4-0 SH1-3 BB	
George Kell, R OBP: 0.328, SLG: 0.293 (1, 5)		0-0 F7		0-0 1B		0-0 HBP 1B 1B		0-0 SH1-3	
Sherm Lollar, R OBP: 0.359, SLG: 0.408 (1, 2)		0-0 5-3		0-0 5-3		1-0 1B HBP		0-0 F8	
Jim Rivera, L OBP: 0.337, SLG: 0.442 (1, 9)			0-0 1B		0-0 5-3	0-0 1B HBP		0-0 6-3	
Johnny Groth, R OBP: 0.365, SLG: 0.416 (1, 8)			0-0 F7		4-0 SH5-4 BB	4-0 IBB			
Sandy Consuegra, R OBP: 0.200, SLG: 0.158 (1, 1)			0-0 P5		0-0 SH5-4 1-2	0-0 6-3			

Inning Stats	R: 0 E: 0 K: 0 S: 3	H: 1 LOB: 0 BB: 0 P: 3	R: 0 E: 0 K: 0 S: 3	H: 0 LOB: 0 BB: 0 P: 3	R: 0 E: 0 K: 0 S: 4	H: 1 LOB: 1 BB: 0 P: 4	R: 1 E: 0 K: 0 S: 4	H: 1 LOB: 1 BB: 1 P: 8	R: 0 E: 0 K: 0 S: 3	H: 0 LOB: 1 BB: 1 P: 7	R: 2 E: 0 K: 0 S: 6	H: 3 LOB: 3 BB: 1 P: 11	R: 0 E: 0 K: 0 S: 3	H: 0 LOB: 0 BB: 0 P: 3	R: 0 E: 0 K: 0 S: 3	H: 0 LOB: 1 BB: 1 P: 7
1B: 5 2B: 1 3B: 0 HR: 0	SF: 0 SAC: 3 DP: 0 HBP: 1	WP: 0 PB: 0 SB: 0 CS: 0	PA: 34													

PITCHER	IP	WLS	BF	H	R	ER	SO	BB	IBB	HBP	BLK	WP	HR	S	P	ERA	WHIP
Ed Lopat, L ERA: 2.51 (1, 1)	7.0	L	30	6	3	3	0	2	1	1	0	0	0	26	39	3.86	1.143
Bob Kuzava, L ERA: 4.44 (8, 1)	1.0		4	0	0	0	0	1	0	0	0	0	0	3	7	0.00	1.000

BOTTOM

New York Yankees @ Chicago White Sox  
Comiskey Park, Chicago, IL  
Sat Jun 19 1954, 4:33 AM EDT  
Att. 27,595 - Unknown

livebaseballscorecards.com

AB	26
R	3
H	6
RBI	3
BB	4
SO	0
LOB	11





**TOP**

**New York Yankees @ Chicago White Sox**

Comiskey Park, Chicago, IL

Sun Jun 20 1954, 4:33 AM EDT  
Unknown

Batter	1	2	3	4	5	6	7	8	9	AB	R	H	RBI	BB	SO	LOB	TOP					
Phil Rizzuto, R (1, 6) OBP: 0.328, SLG: 0.301 Willy Miranda, S (9, PR) OBP: 0.400, SLG: 0.143 (9, 6)	0-0 FC4-6 1B	0-0 1B		0-0 1-3 2-H 2B		0-0 F7 1B	0-0 1-2 1B		4-0 2B 3B BB	5	0	4	1	1	0	0						
Irv Noren, L (1, 7) OBP: 0.359, SLG: 0.424 (8, 9)	0-0 FC4-6 G3 BB 1-2f 1B	0-0 F7		0-3 K		0-0 HR 1B	0-0 FC5 2-3f		0-0 1-3 3B 2B	6	3	2	0	0	1	6						
Mickey Mantle, S (1, 8) OBP: 0.386, SLG: 0.536 B B B	4-0 G3 1-2 1B BB		0-0 5-3	4-0 G4-6-3 IBB		0-0 1-H HR		0-0 WP 1B	4-0 3B BB	3	4	2	2	3	0	0						
Yogi Berra, L (1, 2) OBP: 0.329, SLG: 0.493 Frank Leja, L (9, PR) Charles Silvera, R (9, 2) OBP: 0.409, SLG: 0.316	0-0 G3 1-2 2-3		4-0 BB	0-0 G4-6-3 1-2f		0-0 F8		0-0 F8 1B	0-0 1-H 2-H 3-H 1B 3B	5	0	1	3	1	0	6						
Hank Bauer, R (1, 9) OBP: 0.383, SLG: 0.457 Gene Woodling, L (8, PH) OBP: 0.363, SLG: 0.346 (8, 7)	0-0 HR 2-H 3-H 1B		0-0 F9		4-0 1B SF8 BB	0-0 1B		0-0 FC5 1-H 1B	0-0 3-H HR 1B	3	2	2	2	1	0	1						
Bill Skowron, R (1, 3) OBP: 0.340, SLG: 0.523 Joe Collins, L (7, 3) OBP: 0.368, SLG: 0.469	0-0 1-H HR		0-3 K		0-0 1-3 1B	0-0 F6		0-0 FC5 1-2 1B	0-0 1-H HR	4	1	2	2	0	1	2						
Gil McDougald, R (1, 5) OBP: 0.317, SLG: 0.331 Bobby Brown, L (5, PH) OBP: 0.255, SLG: 0.283 (5, 5)	0-0 F8			0-0 HR		0-0 SF8 3-H		0-0 CS 1B	0-3 1-2 2-3f K	2	1	1	1	0	0	0						
Jerry Coleman, R (1, 4) OBP: 0.273, SLG: 0.301 B B B B		4-0 G6-4-3 BB		4-0 2B FC6 BB		0-0 P4		0-3 1-2 K	0-0 F7	4	1	0	0	2	1	6						
Allie Reynolds, R (1, 1) OBP: 0.207, SLG: 0.214 Bob Grim, R (3, 1) OBP: 0.179, SLG: 0.286 Johnny Sain, R (7, 1) OBP: 0.556, SLG: 0.429 Bob Kuzava, S (9, 1)		0-0 G6-4-3 1-2f		0-0 2B FC6		0-0 B1		0-0 FC5 1B	0-0 F4	1	0	0	0	0	0	1						
<b>Inning Stats</b>	R: 4 E: 0 K: 0 S: 6	H: 3 LOB: 0 BB: 1 P: 10	R: 0 E: 0 K: 0 S: 3	H: 1 LOB: 1 BB: 1 P: 7	R: 0 E: 0 K: 1 S: 5	H: 0 LOB: 1 BB: 1 P: 9	R: 2 E: 0 K: 1 S: 7	H: 2 LOB: 2 BB: 2 P: 15	R: 1 E: 0 K: 0 S: 4	H: 1 LOB: 1 BB: 1 P: 8	R: 2 E: 0 K: 0 S: 6	H: 3 LOB: 1 BB: 0 P: 6	R: 0 E: 0 K: 1 S: 7	H: 3 LOB: 2 BB: 0 P: 7	R: 1 E: 0 K: 0 S: 6	H: 3 LOB: 2 BB: 0 P: 6	R: 6 E: 0 K: 1 S: 9	H: 4 LOB: 2 BB: 2 P: 17	1B: 13 2B: 2 3B: 1 HR: 4	SF: 1 SAC: 0 DP: 2 HBP: 0	WP: 1 PB: 0 SB: 0 CS: 1	PA: 53
<b>PITCHER</b>	IP	WLS	BF	H	R	ER	SO	BB	IBB	HBP	BLK	WP	HR	S	P	ERA	WHIP					
Billy Pierce, L (1, 1) ERA: 3.42	2.1		13	4	4	4	0	3	0	0	0	0	1	10	22	15.43	3.000					
Mike Fomiele, R (3, 1) ERA: 3.89	0.2		6	2	2	2	1	1	0	0	0	0	1	7	11	27.00	4.500					
Jack Harshman, L (4, 1) ERA: 4.5	1.0	L	5	1	1	1	1	1	1	0	0	0	0	5	13	9.00	2.000					
Don Johnson, R (5, 1) ERA: 3.27	2.0		9	3	2	2	0	0	0	0	0	0	1	9	9	9.00	1.500					
Harry Dorish, R (7, 1) ERA: 3.65	2.0		11	6	1	1	1	0	0	0	0	1	0	13	13	4.50	3.000					
<b>PITCHER</b>	IP	WLS	BF	H	R	ER	SO	BB	IBB	HBP	BLK	WP	HR	S	P	ERA	WHIP					
Vito Valentinetti, R (9, 1) ERA: 54.0	1.0		9	4	6	6	1	2	0	0	0	0	1	9	17	54.00	6.000					

livebaseballscores.com

<b>AB</b>	44
<b>R</b>	16
<b>H</b>	20
<b>RBI</b>	16
<b>BB</b>	8
<b>SO</b>	4
<b>LOB</b>	28



Batter	1	2	3	4	5	6	7	8	9	AB	R	H	RBI	BB	SO	LOB
Chico Carrasquel, R (1, 6) OBP: 0.364, SLG: 0.424	4-0 BB G6-4-3		0-0 1B 2B	0-0 F8		0-0 2B			0-0 F8	4	1	2	1	1	0	0
Nellie Fox, L (1, 4) OBP: 0.391, SLG: 0.411	0-0 P4		0-0 HR 1B	0-0 1-3		0-0 4-3			0-0 F7	5	1	1	1	0	0	2
Minnie Minoso, R (1, 7) OBP: 0.412, SLG: 0.564	0-0 G6-4-3 1-2f		0-0 HR		1-0 FC4-6 HBP			0-0 1B 1B	0-3 K	4	1	2	2	0	1	1
Ferris Fain, L (1, 3) OBP: 0.398, SLG: 0.432		0-0 F8	4-0 HR BB		0-0 FC4-6 BB 1-2f			0-0 1B G3-6-3		3	1	1	0	1	0	1
George Kell, R (1, 5) OBP: 0.326, SLG: 0.288		4-0 BB BB	0-0 F5		0-0 F5			0-0 F8		3	0	0	0	1	0	4
Carl Sawatski, L (1, 2) OBP: 0.345, SLG: 0.426		4-0 BB BB	0-0 HR		4-0 BB 1-2			0-0 G3-6-3 1-2f		2	1	1	2	2	0	2
Jim Rivera, L (1, 9) OBP: 0.335, SLG: 0.438		0-0 F5	0-0 G6-4-3 1B		0-3 K			0-0 6-3		4	0	1	0	0	1	4
Johnny Groth, R (1, 8) OBP: 0.358, SLG: 0.408		0-3 K	0-0 G6-4-3		0-0 P6			0-0 F2		4	0	0	0	0	1	3
Billy Pierce, L (1, 1) Mike Fornieles, R (3, 1) Jack Harshman, L (4, 1) Don Johnson, R (5, 1) Willard Marshall, L (6, PH) Harry Dorish, R (7, 1) Phil Cavarretta, L (8, PH) Vito Valentineti, R (9, 1)			0-0 2B 1B	0-3 K	0-3 K			0-0 4-3		0	0	0	0	0	0	0

**BOTTOM**

**New York Yankees @ Chicago White Sox**  
Comiskey Park, Chicago, IL  
Sun Jun 20 1954, 4:33 AM EDT  
Unknown

livebaseballscorecards.com

<b>AB</b>	<b>33</b>
<b>R</b>	<b>6</b>
<b>H</b>	<b>9</b>
<b>RBI</b>	<b>6</b>
<b>BB</b>	<b>5</b>
<b>SO</b>	<b>5</b>
<b>LOB</b>	<b>17</b>



Inning Stats	R: 0	H: 0	E: 0	LOB: 0	K: 0	S: 2	P: 6	R: 0	H: 0	E: 0	LOB: 2	K: 1	S: 5	P: 13	R: 6	H: 6	E: 0	LOB: 0	K: 0	S: 8	R: 0	H: 0	E: 0	LOB: 0	K: 1	S: 5	R: 0	H: 0	E: 0	LOB: 2	K: 1	S: 5	R: 0	H: 1	E: 0	LOB: 1	K: 1	S: 6	R: 0	H: 2	E: 0	LOB: 1	K: 0	S: 4	R: 0	H: 0	E: 0	LOB: 0	K: 0	S: 3	R: 0	H: 0	E: 0	LOB: 0	K: 1	S: 5	P: 5	1B: 5	SF: 0	2B: 2	SAC: 0	3B: 0	DP: 3	HR: 2	HBP: 1	WP: 0	PA: 39
--------------	------	------	------	--------	------	------	------	------	------	------	--------	------	------	-------	------	------	------	--------	------	------	------	------	------	--------	------	------	------	------	------	--------	------	------	------	------	------	--------	------	------	------	------	------	--------	------	------	------	------	------	--------	------	------	------	------	------	--------	------	------	------	-------	-------	-------	--------	-------	-------	-------	--------	-------	--------

PITCHER	IP	WLS	BF	H	R	ER	SO	BB	IBB	HBP	BLK	WP	HR	S	P	ERA	WHIP
Allie Reynolds, R (1, 1) ERA: 2.73	2.0		12	4	4	4	1	3	0	0	0	0	1	11	23	18.00	3.500
Bob Grim, R (3, 1) ERA: 3.75	4.1	W	20	5	2	2	3	2	0	1	0	0	1	23	32	4.15	1.615
Johnny Sain, R (7, 1) ERA: 2.12	1.2		4	0	0	0	0	0	0	0	0	0	0	4	4	0.00	0.000
Bob Kuzava, L (9, 1) ERA: 4.28	1.0	S	3	0	0	0	1	0	0	0	0	0	0	5	5	0.00	0.000





Batter	1	2	3	4	5	6	7	8	9
Chico Carrasquel, R OBP: 0.366, SLG: 0.423 (1, 6)	0-0 SH5-3 1B	0-0 F2			4-0 BB	0-0 E6			
Nellie Fox, L OBP: 0.387, SLG: 0.406 (1, 4)	0-0 SH5-3 1-2		0-0 F7		0-0 F7	0-0 P5			
Minnie Minoso, R OBP: 0.410, SLG: 0.556 (1, 7)	0-0 5-3		0-0 6-3		0-0 F2		4-0 FC3-6 BB		
Ferris Fain, L OBP: 0.402, SLG: 0.435 (1, 3)	0-0		0-3 K			0-0 SH1-4 BB 1B	0-0 FC3-6 HR		
Fred Marsh, R OBP: 0.286, SLG: 0.167 (6, PR)									
Ed McGhee, R OBP: 0.238, SLG: 0.328 (7, 9)	2-H 1B								
George Kell, R OBP: 0.330, SLG: 0.311 (1, 5)	0-0 F9			0-0 HR		0-0 BB SH1-4 SF8 1B	0-0 P4		
Sherm Lollar, R OBP: 0.364, SLG: 0.430 (1, 2)		4-0 BB 2B 4-3 BB		0-0 F8		0-0 SH1-4	0-0 HR		
Jim Rivera, L OBP: 0.339, SLG: 0.442 (7, 8)		0-0 4-3 1-3 2B		0-0 3-1		4-0 E BB IBB	0-0 4-3		
Johnny Groth, R OBP: 0.355, SLG: 0.404 (1, 8)		0-0 4-3		0-0 F4		4-0 E BB			
Phil Cavarretta, L OBP: 0.455, SLG: 0.667 (6, PH)						1-2 2-3 3-H			
Cass Michaels, R OBP: 0.430, SLG: 0.451 (6, PH)		2-3 3-H							
Jack Harshman, L OBP: 0.313, SLG: 0.154 (7, 3)									
Bob Keegan, R OBP: 0.208, SLG: 0.256 (1, 1)		0-3 K			0-0 4-3	0-0 SF8			

AB	R	H	RBI	BB	SO	LOB
3	1	1	0	1	0	3
3	0	0	0	0	0	4
3	0	0	0	1	0	2
3	0	2	1	0	1	0
0	1	0	0	0	0	0
1	1	0	0	0	0	1
4	2	2	1	0	0	2
2	2	1	2	1	0	0
3	0	1	0	1	0	0
2	0	0	1	0	0	1
0	0	0	0	0	0	0
0	0	0	1	1	0	0
0	0	0	0	0	0	0
2	0	0	1	0	1	1

AB	R	H	RBI	BB	SO	LOB
26	7	7	7	5	2	14


Inning	1	2	3	4	5	6	7	8	9
R	1	1	0	1	0	2	2	0	0
H	2	1	0	1	0	1	1	0	1
E	0	0	0	0	0	1	0	0	0
K	0	1	1	0	0	0	0	0	0
S	5	6	5	4	3	6	4	4	8

PITCHER	IP	WLS	BF	H	R	ER	SO	BB	IBB	HBP	BLK	WP	HR	S	P	ERA	WHIP
Whitey Ford, L ERA: 3.46 (1, 1)	5.0		21	4	3	3	2	2	0	0	0	0	1	23	31	5.40	1.200
Tom Morgan, R ERA: 4.31 (6, 1)	0.1	L	4	2	2	2	0	0	1	0	0	0	0	3	7	54.00	6.000
Bob Kuzava, L ERA: 4.66 (6, 1)	1.2		9	1	2	2	0	2	0	0	0	0	1	7	15	10.80	1.800

**NEW YORK YANKEES @ CHICAGO WHITE SOX**  
 Comiskey Park, Chicago, IL  
 Sun Jun 20 1954, 4:38 AM EDT  
 Att. 37,075 - Unknown

livebaseballscorecards.com

WP: 0 PA: 34  
 PB: 0  
 SB: 0  
 CS: 0





Batter	1	2	3	4	5	6	7	8	9	AB R H RBI BB SO LOB	TOP											
Phil Rizzuto, R (1, 6) OBP: 0.327, SLG: 0.300 Bobby Brown, L (8, PH) OBP: 0.259, SLG: 0.286 Willy Miranda, S (8, 6) OBP: 0.333, SLG: 0.111	0-0 1B		0-0 F7		0-0 L7			0-0 P6		3 0 1 0 0 0 2 1 0 0 0 0 0 0 0 0 0 0 0 0 0	<p><b>New York Yankees @ Detroit Tigers</b></p> <p>Briggs Stadium, Detroit, MI</p> <p>Tue Jun 22 1954, 4:33 AM EDT</p> <p>Att. 9,141 - Unknown</p>											
Joe Collins, L (1, 3) OBP: 0.369, SLG: 0.462	0-0 L9		0-0 1B			0-0 F3		0-0 2B SF8 1B		4 1 2 0 0 0 1												
Mickey Mantle, S (1, 8) OBP: 0.386, SLG: 0.532	0-3 K			0-3 K		0-0 1B		0-0 1-3 2B		4 0 2 0 0 2 1												
Yogi Berra, L (1, 2) OBP: 0.327, SLG: 0.487	0-0 P6			0-0 FC6-4 1B		0-0 1-3 1B		0-0 SF8		3 0 2 1 0 0 1												
Irv Noren, L (1, 9) OBP: 0.353, SLG: 0.417		0-0 F8		0-0 F8		0-3 K		0-0 4-3		4 0 0 0 0 1 4												
Gene Woodling, L (1, 7) OBP: 0.354, SLG: 0.331		0-0 P6		0-0 FC6-4 1-2f		0-0 FC6 1-2f		0-0 F5		4 0 0 0 0 0 3												
Gil McDougald, R (1, 5) OBP: 0.318, SLG: 0.331		0-0 F8			0-0 F7		0-3 K		0-3 K	4 0 0 0 0 2 0												
Jerry Coleman, R (1, 4) OBP: 0.276, SLG: 0.304 Eddie Robinson, L (9, PH) OBP: 0.312, SLG: 0.318			0-0 SH2-4 1B 1B		0-0 5-3		0-0 L9		0-3 K	3 0 1 0 0 0 0 1 0 0 0 0 1 0												
Bob Wiesler, S (1, 1) OBP: 0.500, SLG: 0.500 Tom Gorman, R (8, 1)			0-0 SH2-4 1-2		0-0 1B		0-0 4-3			2 0 1 0 0 0 0 0 0 0 0 0 0 0												
<b>Inning Stats</b>	R: 0 E: 0 K: 1 S: 6	H: 1 LOB: 1 BB: 0 P: 6	R: 0 E: 0 K: 0 S: 3	H: 0 LOB: 0 BB: 0 P: 3	R: 0 E: 0 K: 0 S: 4	H: 2 LOB: 2 BB: 0 P: 4	R: 0 E: 0 K: 1 S: 6	H: 1 LOB: 1 BB: 0 P: 6	R: 0 E: 0 K: 1 S: 4	H: 1 LOB: 1 BB: 0 P: 4	R: 0 E: 0 K: 1 S: 7	H: 2 LOB: 2 BB: 0 P: 7	R: 0 E: 0 K: 1 S: 5	H: 0 LOB: 0 BB: 0 P: 5	R: 1 E: 0 K: 0 S: 5	H: 2 LOB: 1 BB: 0 P: 5	R: 0 E: 0 K: 2 S: 7	H: 0 LOB: 0 BB: 0 P: 7	1B: 8 2B: 1 3B: 0 HR: 0	SF: 1 SAC: 1 DP: 0 HBP: 0	WP: 0 PB: 0 SB: 0 CS: 0	PA: 35
<b>PITCHER</b> Steve Gromek, R (1, 1) ERA: 2.89	IP: 9.0 WLS: W BF: 35 H: 9 R: 1 ER: 1 SO: 6 BB: 0 IBB: 0 HBP: 0 BLK: 0 WP: 0 HR: 0 S: 47 P: 47 ERA: 1.00 WHIP: 1.000											<b>PITCHER</b>	IP: 9.0 WLS: W BF: 35 H: 9 R: 1 ER: 1 SO: 6 BB: 0 IBB: 0 HBP: 0 BLK: 0 WP: 0 HR: 0 S: 47 P: 47 ERA: 1.00 WHIP: 1.000									

livebaseballscorecards.com

<b>AB</b>	33
<b>R</b>	1
<b>H</b>	9
<b>RBI</b>	1
<b>BB</b>	0
<b>SO</b>	6
<b>LOB</b>	12




Batter	1	2	3	4	5	6	7	8	9	AB	R	H	RBI	BB	SO	LOB
Harvey Kuenn, R OBP: 0.279, SLG: 0.340 (1, 6)	F9		F9	FC6-4			G3	G1		5	0	0	0	0	0	4
Frank Bolling, R OBP: 0.302, SLG: 0.333 (1, 4)	K		1B BLK 1-2 3-H 1B			K	K			4	0	1	1	0	3	0
Bob Nieman, R OBP: 0.316, SLG: 0.361 (1, 7)	2B		K			F8	1B 1B BB			3	1	1	0	1	1	2
Ray Boone, R OBP: 0.392, SLG: 0.522 (1, 5)	6-3		1B			1B	1B 1B			4	1	3	1	0	0	1
Walt Dropo, R OBP: 0.315, SLG: 0.384 (1, 3)		F9	F9			5-3	1B 1-2 2-H 1B			4	0	1	1	0	0	3
Bill Tuttle, R OBP: 0.407, SLG: 0.476 (1, 8)		K		CS BB		BB BB	BB 1-3 2-H 1B			2	0	1	1	2	1	0
Al Kaline, R OBP: 0.283, SLG: 0.297 (1, 9)		K		BB 1-2 BB		K	L9			3	0	0	0	1	2	3
Red Wilson, R OBP: 0.377, SLG: 0.365 (1, 2)			1B BLK 1B		F3		F8	K		4	1	1	0	0	1	2
Steve Gromek, S OBP: 0.256, SLG: 0.147 (1, 1)			BLK 1B 1B		FC6-4 BB		F8	6-3		3	1	1	0	1	0	1

Inning Stats	R: 0	H: 1	E: 0	K: 1	S: 6	LOB: 1	BB: 0	P: 6	R: 0	H: 0	E: 0	K: 2	S: 7	LOB: 0	BB: 0	P: 7	R: 2	H: 4	E: 0	K: 1	S: 9	LOB: 2	BB: 0	P: 9	R: 0	H: 0	E: 0	K: 0	S: 2	LOB: 2	BB: 3	P: 14	R: 0	H: 1	E: 0	K: 1	S: 6	LOB: 1	BB: 0	P: 6	R: 0	H: 0	E: 0	K: 1	S: 5	LOB: 1	BB: 1	P: 9	R: 2	H: 3	E: 0	K: 1	S: 8	LOB: 2	BB: 1	P: 12	R: 0	H: 0	E: 0	K: 1	S: 5	LOB: 0	BB: 0	P: 5
<b>PITCHER</b>	IP	WLS	BF	H	R	ER	SO	BB	IBB	HBP	BLK	WP	HR	S	P	ERA	WHIP																																															
Bob Wiesler, L ERA: 5.14 (1, 1)	7.0	L	34	9	4	4	7	5	0	0	2	0	0	43	63	5.14	2.000																																															
Tom Gorman, R ERA: 2.05 (8, 1)	1.0		3	0	0	0	1	0	0	0	0	0	0	5	5	0.00	0.000																																															

**BOTTOM**

**New York Yankees @ Detroit Tigers**  
 Briggs Stadium, Detroit, MI  
 Tue Jun 22 1954, 4:33 AM EDT  
 Att. 9,141 - Unknown

AB	32
R	4
H	9
RBI	4
BB	5
SO	8
LOB	16



WP: 0	PA: 37
PB: 0	
SB: 2	
CS: 1	

livebaseballscorecards.com



Batter	1	2	3	4	5	6	7	8	9	AB R H RBI BB SO LOB	TOP																									
<b>Gil McDougald, R</b> (1, 4) OBP: 0.333, SLG: 0.362	0-0 2B		H 1-0 G6-3 HBP		X 0-0 FC6-5-2 1-3 2-H 3-H 2B	X 0-0 1B 2B		X 0-0 1B		4 0 4 4 0 0 0																										
<b>Andy Carey, R</b> (1, 5) OBP: 0.333, SLG: 0.409	0-0 P3		X 0-0 G6-3		X 0-0 FC6-5-2 BB	X 4-0 1B BB		X 0-0 L5		4 0 0 0 1 0 6																										
<b>Mickey Mantle, S</b> (1, 8) OBP: 0.390, SLG: 0.529	0-3 K			S 0-3 K	X 4-0 BB	X 0-0 BB			B 4-0 1B BB	3 1 1 1 2 2 1																										
<b>Yogi Berra, L</b> (1, 2) OBP: 0.325, SLG: 0.481	0-0 F7			X 0-0 3-1	X 0-0 F8	X 0-0 L6			X 0-0 1B BB	5 1 1 0 0 0 6																										
<b>Hank Bauer, R</b> (1, 9) OBP: 0.388, SLG: 0.473		X 0-0 HR		X 0-0 P3		X 4-0 1B BB	X 0-0 F8		X 0-0 FC5 1B 1B	4 2 2 2 1 0 0																										
<b>Bill Skowron, R</b> (1, 3) <b>Joe Collins, L</b> (6, PH) OBP: 0.368, SLG: 0.453		X 0-0 P4			B 4-0 SH1-4 2B BB	B 4-0 6-3 1B BB	X 0-0 F9		S 0-3 K	1 1 0 0 1 0 0 2 1 0 0 1 1 2																										
<b>Irv Noren, L</b> (1, 7) OBP: 0.361, SLG: 0.415		X 0-0 1-3			B 4-0 SH1-4 2B BB	B 0-0 6-3 2B 1B	B 4-0 CS BB		X 0-0 F7	3 2 1 1 2 0 2																										
<b>Phil Rizzuto, R</b> (1, 6) <b>Willy Miranda, S</b> (8, 6) OBP: 0.385, SLG: 0.200		X 0-0 4-3			X 0-0 SH1-4	X 0-0 6-3	X 0-0 CS	X 0-0 4-3	X 0-0 FC5 1B	3 0 0 0 0 0 2 1 0 1 1 0 0 0																										
<b>Jim McDonald, R</b> (1, 1) <b>Eddie Robinson, L</b> (5, PH) <b>Frank Leja, L</b> (5, PR) <b>Whitey Ford, L</b> (5, 1) OBP: 0.292, SLG: 0.227			X 0-0 P6		B 4-0 FC6-5-2 2B BB	B 4-0 2B 1B BB		S 0-3 K	X 0-0 FC5	1 0 0 0 0 0 0 0 0 0 0 1 0 0 0 0 0 0 0 0 0 2 1 0 0 1 1 2																										
<b>Inning Stats</b>	R: 0 E: 0 K: 1 S: 6	H: 1 LOB: 1 BB: 0 P: 6	R: 1 E: 0 K: 0 S: 4	H: 1 LOB: 0 BB: 0 P: 4	R: 0 E: 0 K: 0 S: 2	H: 0 LOB: 0 BB: 0 P: 3	R: 0 E: 0 K: 1 S: 5	H: 0 LOB: 0 BB: 0 P: 5	R: 2 E: 0 K: 0 S: 4	H: 1 LOB: 3 BB: 4 P: 20	R: 4 E: 0 K: 0 S: 5	H: 3 LOB: 2 BB: 4 P: 21	R: 0 E: 0 K: 0 S: 2	H: 0 LOB: 0 BB: 1 P: 6	R: 0 E: 0 K: 1 S: 6	H: 1 LOB: 1 BB: 0 P: 6	R: 2 E: 0 K: 1 S: 8	H: 3 LOB: 2 BB: 1 P: 12	1B: 6 2B: 3 3B: 0 HR: 1	SF: 0 SAC: 1 DP: 1 HBP: 1	WP: 0 PB: 0 SB: 0 CS: 1	PA: 46														
<b>PITCHER</b>	IP WLS BF H R ER SO BB IBB HBP BLK WP HR S P ERA WHIP																																			
<b>Billy Hoelt, L</b> (1, 1) ERA: 3.74	4.1		18	2	3	3	2	3	0	1	0	0	1	18	31	6.23	1.154																			
<b>Ralph Branca, R</b> (5, 1) ERA: 5.67	0.0	L	0	0	0	0	0	0	0	0	0	0	0	0	∞	∞																				
<b>Dick Marlowe, R</b> (6, 1) ERA: 4.13	0.1		4	1	0	0	0	2	0	0	0	0	2	10	0.00	9.000																				
<b>Ray Herbert, R</b> (6, 1) ERA: 6.25	0.2		2	1	1	1	0	0	0	0	0	0	2	2	13.50	1.500																				
<b>Bob Miller, L</b> (7, 1) ERA: 4.6	3.0		14	4	2	2	2	2	0	0	0	0	16	24	6.00	2.000																				

**New York Yankees @ Detroit Tigers**  
 Briggs Stadium, Detroit, MI  
 Wed Jun 23 1954, 4:33 AM EDT  
 Att. 12,887 - Unknown

[livebaseballscorecards.com](http://livebaseballscorecards.com)

<b>AB</b>	33
<b>R</b>	9
<b>H</b>	10
<b>RBI</b>	9
<b>BB</b>	10
<b>SO</b>	4
<b>LOB</b>	21







Batter	1	2	3	4	5	6	7	8	9	AB R H RBI BB SO LOB	TOP									
Gil McDougald, R (1, 4) OBP: 0.338, SLG: 0.363	0-0 1B	4-0 1B BB		0-0 2B 1B	0-0 P4		0-0 F7	0-0 6-3		5 2 2 0 1 0 2										
Joe Collins, L (1, 3) OBP: 0.385, SLG: 0.464 Frank Leja, L (9, PH) (9, 3)	0-0 1B	0-0 1B 1B		4-0 2B BB		0-0 6-3	0-0 2B 1B		0-0 F7	4 2 3 0 1 0 0 1 0 0 0 0 0 0										
Mickey Mantle, S (1, 8) OBP: 0.393, SLG: 0.538	0-0 F6	0-0 1B		0-0 1B 2B	1-3 2-H	0-0 P4	0-0 1B 2B		0-3 K	6 2 3 4 0 1 2										
Yogi Berra, L (1, 2) OBP: 0.330, SLG: 0.482 Charles Silvera, R (7, 2) OBP: 0.435, SLG: 0.350	0-0 F9	0-0 L3		0-0 FC5 E 1B	2-H	4-0 3B BB	0-0 1B E 1B		0-0 1B	4 2 2 2 1 0 4 1 0 1 0 0 0 0										
Gene Woodling, L (1, 7) OBP: 0.358, SLG: 0.345	0-0 F7		4-0 CS F8 BB	0-0 E4 FC5 1B	1-2	0-0 1B 3B	0-0 1-3 1B		0-0 F7	5 1 2 1 1 0 4										
Hank Bauer, R (1, 9) OBP: 0.384, SLG: 0.464		0-0 F2	0-0 F8	0-0 FC5	1-2 2-3f	4-0 1B BB	0-0 P6			4 0 0 0 1 0 4										
Bobby Brown, L (1, 5) OBP: 0.271, SLG: 0.283 Andy Carey, R (8, 5) OBP: 0.333, SLG: 0.409		0-0 F7	0-0 F7		0-0 5-3	0-0 1-3 3-H 1B		4-0 1-3 BB		4 0 1 1 1 0 1 0 0 0 0 0 0 0										
Phil Rizzuto, R (1, 6) OBP: 0.326, SLG: 0.296 Willy Miranda, S (6, 6) OBP: 0.357, SLG: 0.182		0-0 HR 1B		0-0 F9	4-0 BB	0-0 P3		0-0 F7		3 1 1 0 1 0 2 1 0 0 0 0 0 1										
Tom Morgan, R (1, 1) OBP: 0.227, SLG: 0.381		0-0 HR		0-3 K	0-0 F9		0-0 P4	0-0 1-3		5 1 1 2 0 1 2										
<b>Inning Stats</b>	R: 0 E: 0 K: 0 S: 5	H: 2 LOB: 2 BB: 0 P: 5	R: 3 E: 0 K: 0 S: 7	H: 4 LOB: 2 BB: 1 P: 11	R: 0 E: 0 K: 0 S: 2	H: 0 LOB: 0 BB: 1 P: 6	R: 3 E: 1 K: 1 S: 9	H: 3 LOB: 2 BB: 1 P: 13	R: 0 E: 0 K: 0 S: 3	H: 0 LOB: 1 BB: 1 P: 7	R: 2 E: 0 K: 0 S: 5	H: 2 LOB: 2 BB: 2 P: 13	R: 3 E: 1 K: 0 S: 7	H: 4 LOB: 1 BB: 0 P: 7	R: 0 E: 0 K: 0 S: 3	H: 0 LOB: 1 BB: 1 P: 7	R: 0 E: 0 K: 1 S: 6	H: 1 LOB: 1 BB: 0 P: 6	1B: 12 SF: 0 2B: 2 SAC: 0 3B: 1 DP: 0 HR: 1 HBP: 0	WP: 0 PA: 50 PB: 0 SB: 0 CS: 1
<b>PITCHER</b>	IP WLS BF H R ER SO BB IBB HBP BLK WP HR S P ERA WHIP																			
Ned Garver, R (1, 1) ERA: 1.92	5.0 L 28 9 6 6 1 4 0 0 0 0 0 1 26 42 10.80 2.600																			
Dick Weik, R (6, 1) ERA: 5.93	2.0 14 6 5 4 0 2 0 0 0 0 0 0 12 20 18.00 4.000																			
Ray Herbert, R (8, 1) ERA: 5.92	2.0 8 1 0 0 0 1 1 0 0 0 0 0 9 13 0.00 1.000																			

**New York Yankees @ Detroit Tigers**  
 Briggs Stadium, Detroit, MI  
 Thu Jun 24 1954, 4:33 AM EDT  
 Att. 8,962 - Unknown

[livebaseballscorecards.com](http://livebaseballscorecards.com)

<b>AB</b>	43
<b>R</b>	11
<b>H</b>	16
<b>RBI</b>	10
<b>BB</b>	7
<b>SO</b>	2
<b>LOB</b>	22







Batter	1	2	3	4	5	6	7	8	9	AB R H RBI BB SO LOB	TOP											
<b>Gil McDougald, R</b> (1, 4) OBP: 0.338, SLG: 0.359	0-0 P5		0-0 F9			0-0 F7		4-0 HR	0-0 F8	5 2 1 0 1 0 2												
<b>Joe Collins, L</b> (1, 3) OBP: 0.393, SLG: 0.496	0-0 6-3		0-0 1B 1B	0-0 3-1		0-0 1B 1B		0-0 HR		5 2 3 4 0 0 0												
<b>Mickey Mantle, S</b> (1, 8) OBP: 0.397, SLG: 0.539	0-3 K		0-0 P6	0-0 CS 1B		0-0 1B 1B		0-0 1B 1B		5 1 3 0 0 1 2												
<b>Yogi Berra, L</b> (1, 2) OBP: 0.331, SLG: 0.478		0-0 F7	4-0 1B E BB	0-0 P2		0-0 F7		0-0 1B 1B		4 1 1 0 1 0 3												
<b>Gene Woodling, L</b> (1, 7) OBP: 0.368, SLG: 0.360		0-0 2B	0-0 E BB SF9 1B		0-0 F7		4-0 G4-6-3 BB	0-0 FC6-4 1B		4 1 3 3 1 0 0												
<b>Bobby Brown, L</b> (1, 5) OBP: 0.286, SLG: 0.273	0-0 6-3		4-0 1B BB		4-0 BB		0-0 G4-6-3	0-0 FC6-4		2 1 0 0 2 0 2												
<b>Andy Carey, R</b> (7, 5) OBP: 0.331, SLG: 0.405			1-2 1B BB				1-2f	1-2f		1 0 0 0 0 0 2												
<b>Irv Noren, L</b> (1, 9) OBP: 0.359, SLG: 0.413	0-3 K		0-0 E3 1B		0-0 F2		0-3 K		0-0 SF8 3B	1 0 0 0 0 1 1												
<b>Hank Bauer, R</b> (3, PH) OBP: 0.381, SLG: 0.469			1-2 2-3 3-H							4 1 1 0 0 1 3												
<b>Phil Rizzuto, R</b> (1, 6) OBP: 0.324, SLG: 0.293			0-0 1B BB		0-0 1-3			0-0 4-3	0-0 SF8	2 1 0 1 1 0 1												
<b>Willy Miranda, S</b> (8, 6) OBP: 0.333, SLG: 0.182			0-0 SF9						3-H	0 0 0 1 0 0 0												
<b>Allie Reynolds, R</b> (1, 1) OBP: 0.235, SLG: 0.242			0-0 1B 1B			0-0 F8		0-0 1-3	0-0 6-3	5 1 2 1 0 0 0												
<b>Inning Stats</b>	R: 0 E: 0 K: 1 S: 5	H: 0 LOB: 0 BB: 0 P: 5	R: 0 E: 0 K: 1 S: 6	H: 1 LOB: 1 BB: 0 P: 6	R: 7 E: 1 K: 0 S: 9	H: 5 LOB: 2 BB: 3 P: 21	R: 0 E: 0 K: 0 S: 3	H: 1 LOB: 0 BB: 0 P: 3	R: 0 E: 0 K: 0 S: 3	H: 0 LOB: 1 BB: 1 P: 7	R: 0 E: 0 K: 0 S: 5	H: 2 LOB: 2 BB: 0 P: 5	R: 0 E: 0 K: 1 S: 4	H: 0 LOB: 0 BB: 1 P: 8	R: 3 E: 0 K: 0 S: 7	H: 4 LOB: 2 BB: 1 P: 11	R: 1 E: 0 K: 0 S: 4	H: 1 LOB: 0 BB: 0 P: 4	1B: 11 2B: 1 3B: 1 HR: 1	SF: 2 SAC: 0 DP: 1 HBP: 0	WP: 0 PB: 0 SB: 0 CS: 1	PA: 46
<b>PITCHER</b>	IP WLS BF H R ER SO BB IBB HBP BLK WP HR S P ERA WHIP																					
<b>Mike Garcia, R</b> (1, 1) ERA: 2.34	2.1 L 14 5 6 4 2 2 0 0 0 0 0 0 16 24 15.43 3.000																					
<b>Don Mossi, L</b> (3, 1) ERA: 2.56	0.2 5 1 1 0 0 1 0 0 0 0 0 0 4 8 0.00 3.000																					
<b>Ray Narleski, R</b> (4, 1) ERA: 2.76	2.0 7 1 0 0 0 1 0 0 0 0 0 0 6 10 0.00 1.000																					
<b>Dave Hoskins, R</b> (6, 1) ERA: 2.19	2.0 8 2 0 0 1 1 0 0 0 0 0 0 9 13 0.00 1.500																					
<b>Bob Hooper, R</b> (8, 1) ERA: 3.78	2.0 12 5 4 4 0 1 0 0 0 0 0 1 11 15 18.00 3.000																					

**New York Yankees @ Cleveland Indians**  
**Cleveland Municipal Stadium, Cleveland, OH**

Fri Jun 25 1954, 3:33 AM EDT  
 Att: 49,808 - Unknown

AB	38
R	11
H	14
RBI	10
BB	6
SO	3
LOB	16



livebaseballscorecards.com





**New York Yankees @ Cleveland Indians**  
 Cleveland Municipal Stadium, Cleveland, OH

Sat Jun 26 1954, 3:33 AM EDT  
 Att: 46,192 - Unknown

AB	38
R	11
H	13
RBI	9
BB	4
SO	3
LOB	19



Batter	1	2	3	4	5	6	7	8	9	AB R H RBI BB SO LOB												
<b>Gil McDougald, R</b> (1, 4) OBP: 0.342, SLG: 0.372	0-0 HR	0-0 F5		4-0 1B 2B BB		0-0 F8		1-0 SH1-3 HBP	0-0 F9	4 2 1 1 1 0 4												
<b>Joe Collins, L</b> (1, 3) OBP: 0.388, SLG: 0.487	0-3 K		0-0 F9	0-0 2B 1B		0-0 4-3		0-0 SH1-3		4 0 1 1 0 1 0												
<b>Mickey Mantle, S</b> (1, 8) OBP: 0.397, SLG: 0.554	0-0 1-3		0-0 F8	0-0 2B			0-0 HR	0-0 F7		5 1 2 2 0 0 1												
<b>Yogi Berra, L</b> (1, 2) OBP: 0.325, SLG: 0.469	0-0 P4		0-0 4-3	0-0 4-3			0-0 F8	0-0 F4		5 0 0 0 0 0 3												
<b>Gene Woodling, L</b> (1, 7) OBP: 0.379, SLG: 0.365				4-0 SH 1B E BB		0-0 E4 1B			0-0 2B FC6-4 1B	3 4 2 0 2 0 0												
<b>Irv Noren, L</b> (1, 9) OBP: 0.366, SLG: 0.419				0-0 E 1-2 1B		0-0 1B SF8 1B		0-0 F8	0-0 F7	5 1 3 0 0 0 2												
<b>Andy Carey, R</b> (1, 5) OBP: 0.343, SLG: 0.433				0-0 SH 1-3 2-H		0-0 1B 4-3 1B		0-0 F7	0-0 E 2B	4 3 3 1 0 0 1												
<b>Phil Rizzuto, R</b> (1, 6) OBP: 0.323, SLG: 0.291				0-0 P4		0-0 SF8		0-0 2B	4-0 FC6-4 IBB	1 0 0 0 0 0 2												
<b>Eddie Robinson, L</b> (4, PH) OBP: 0.316, SLG: 0.318						0-0 P3				0 0 0 1 0 0 0												
<b>Willy Miranda, S</b> (4, 6) OBP: 0.353, SLG: 0.308										2 0 1 2 0 0 1												
<b>Bobby Brown, L</b> (9, PH) OBP: 0.297, SLG: 0.273										0 0 0 0 1 0 0												
<b>Bob Cerv, R</b> (9, PR) OBP: 0.182, SLG: 0.333										0 0 0 0 0 0 0												
<b>Jerry Coleman, R</b> (9, 6) OBP: 0.276, SLG: 0.304										0 0 0 0 0 0 0												
<b>Ed Lopat, L</b> (1, 1) OBP: 0.061, SLG: 0.032				0-0 F2		0-0 4-3		0-3 K	0-3 K	2 0 0 0 0 0 3												
<b>Bob Grim, R</b> (5, 1) OBP: 0.167, SLG: 0.267									0-0 FC6-4	2 0 0 0 0 2 1												
<b>Johnny Sain, R</b> (7, 1) OBP: 0.500, SLG: 0.375									1-2 2-H 3-H	1 0 0 1 0 0 1												
<b>Inning Stats</b>	R: 1 E: 0 K: 1 S: 6	H: 1 LOB: 0 BB: 0 P: 6	R: 1 E: 1 K: 0 S: 5	H: 1 LOB: 2 BB: 1 P: 9	R: 0 E: 0 K: 0 S: 3	H: 0 LOB: 0 BB: 0 P: 3	R: 4 E: 0 K: 0 S: 7	H: 4 LOB: 2 BB: 2 P: 15	R: 0 E: 1 K: 0 S: 4	H: 1 LOB: 1 BB: 0 P: 4	R: 0 E: 0 K: 1 S: 5	H: 0 LOB: 0 BB: 0 P: 5	R: 3 E: 0 K: 1 S: 9	H: 4 LOB: 1 BB: 0 P: 9	R: 0 E: 0 K: 0 S: 3	H: 0 LOB: 1 BB: 0 P: 4	R: 2 E: 1 K: 0 S: 5	H: 2 LOB: 2 BB: 1 P: 9	1B: 7 2B: 4 3B: 0 HR: 2	SF: 1 SAC: 2 DP: 0 HBP: 1	WP: 0 PB: 0 SB: 0 CS: 0	PA: 46
<b>PITCHER</b>	IP WLS BF H R ER SO BB IBB HBP BLK WP HR S P ERA WHIP																					
<b>Early Wynn, R</b> (1, 1) ERA: 3.82	3.0 L 16 4 5 4 1 2 0 0 0 0 0 1 16 24 12.00 2.000																					
<b>Don Mossi, L</b> (4, 1) ERA: 2.76	1.0 6 2 1 1 0 1 0 0 0 0 0 0 5 9 9.00 3.000																					
<b>Bob Hooper, R</b> (5, 1) ERA: 4.66	2.2 13 5 3 3 1 0 0 0 0 0 0 1 15 15 10.12 1.875																					
<b>Hal Newhouser, L</b> (7, 1) ERA: 1.17	0.1 1 0 0 0 1 0 0 0 0 0 0 0 3 3 0.00 0.000																					
<b>Mike Garcia, R</b> (8, 1) ERA: 2.38	2.0 10 2 2 1 0 0 1 1 0 0 0 0 8 13 4.50 1.000																					

livebaseballscorecards.com





Batter	1	2	3	4	5	6	7	8	9	AB R H RBI BB SO LOB	TOP																
<b>Gil McDougald, R</b> (1, 4) OBP: 0.340, SLG: 0.374	0-0 G3 4-3 2B		0-0 6-3		0-0 6-3		0-0 P6			4 1 1 0 0 0 2	<b>New York Yankees @ Cleveland Indians</b> <b>Cleveland Municipal Stadium, Cleveland, OH</b> Sun Jun 27 1954, 3:33 AM EDT Att. 47,782 - Unknown																
<b>Joe Collins, L</b> (1, 3) OBP: 0.378, SLG: 0.472	0-0 G3 2-3		0-0 3-1			0-0 4-3		0-0 F7		4 0 0 0 0 0 2																	
<b>Mickey Mantle, S</b> (1, 8) OBP: 0.398, SLG: 0.551	0-0 4-3 3-H			0-0 BB 1B		4-0 BB BB		0-0 F9		3 0 1 1 1 0 0																	
<b>Yogi Berra, L</b> (1, 2) OBP: 0.327, SLG: 0.479	0-0 6-3			4-0 BB FC6-4 1-2		0-0 F9		0-0 HR		3 1 1 1 1 0 1																	
<b>Gene Woodling, L</b> (1, 7) OBP: 0.372, SLG: 0.357		0-0 P4		0-3 K		0-0 F8		0-0 G1		4 0 0 0 0 1 3																	
<b>Irv Noren, L</b> (1, 9) OBP: 0.370, SLG: 0.430		0-0 K 2B		0-0 F9		4-0 2B BB		0-0 F8		1 0 1 0 0 0 0																	
<b>Hank Bauer, R</b> (4, PH) OBP: 0.381, SLG: 0.465										2 1 0 0 1 0 2																	
<b>Andy Carey, R</b> (1, 5) OBP: 0.336, SLG: 0.423		0-3 K		0-0 FC6-4		0-0 F3		0-0 F9		3 0 0 0 0 1 4																	
<b>Bobby Brown, L</b> (9, PH) OBP: 0.292, SLG: 0.268		2-3		1-2						1 0 0 0 0 0 0																	
<b>Phil Rizzuto, R</b> (1, 6) OBP: 0.327, SLG: 0.302			0-0 SH3-4 1B		0-0 P4		0-0 1-H 2B		0-0 P5	3 0 2 1 0 0 0																	
<b>Eddie Robinson, L</b> (9, PH) OBP: 0.313, SLG: 0.314										1 0 0 0 0 0 0																	
<b>Whitey Ford, L</b> (1, 1) OBP: 0.280, SLG: 0.217			0-0 SH3-4 1B		0-0 6-3		0-0 F7			0 0 0 0 0 0 0																	
<b>Tom Morgan, R</b> (6, 1) OBP: 0.227, SLG: 0.381										1 0 0 0 0 0 1																	
<b>Bob Cerv, R</b> (7, PH) OBP: 0.176, SLG: 0.323			1-2							0 0 0 0 0 0 0																	
<b>Bob Grim, R</b> (7, 1) OBP: 0.167, SLG: 0.267										0 0 0 0 0 0 0																	
<b>Inning Stats</b>	R: 1 E: 0 K: 0 S: 4	H: 1 LOB: 0 BB: 0 P: 4	R: 0 E: 0 K: 1 S: 5	H: 1 LOB: 0 BB: 0 P: 5	R: 0 E: 0 K: 0 S: 4	H: 1 LOB: 1 BB: 0 P: 4	R: 0 E: 0 K: 1 S: 6	H: 1 LOB: 2 BB: 1 P: 10	R: 0 E: 0 K: 0 S: 3	H: 0 LOB: 0 BB: 0 P: 3	R: 0 E: 0 K: 0 S: 3	H: 0 LOB: 1 BB: 1 P: 7	R: 1 E: 0 K: 0 S: 4	H: 1 LOB: 1 BB: 1 P: 8	R: 1 E: 0 K: 0 S: 4	H: 1 LOB: 0 BB: 0 P: 4	R: 0 E: 0 K: 0 S: 3	H: 0 LOB: 0 BB: 0 P: 3	1B: 2 2B: 3 3B: 0 HR: 1	SF: 0 SAC: 1 DP: 0 HBP: 0	WP: 0 PB: 0 SB: 0 CS: 0	PA: 35					
<b>PITCHER</b>	IP WLS BF H R ER SO BB IBB HBP BLK WP HR S P ERA WHIP																										
<b>Bob Lemon, R</b> (1, 1) ERA: 3.07	2.0		7	2	1	1	1	0	0	0	0	0	0	9	9	4.50	1.000										
<b>Hal Newhouser, L</b> (3, 1) ERA: 1.69	6.0	W	25	4	2	2	1	3	0	0	0	0	1	24	36	3.00	1.167										
<b>Mike Garcia, R</b> (9, 1) ERA: 2.36	1.0	S	3	0	0	0	0	0	0	0	0	0	0	3	3	0.00	0.000										

livebaseballscorecards.com

<b>AB</b>	<b>31</b>
<b>R</b>	<b>3</b>
<b>H</b>	<b>6</b>
<b>RBI</b>	<b>3</b>
<b>BB</b>	<b>3</b>
<b>SO</b>	<b>2</b>
<b>LOB</b>	<b>15</b>



BOTTOM

New York Yankees @ Cleveland Indians  
Cleveland Municipal Stadium, Cleveland, OH

Sun Jun 27 1954, 3:33 AM EDT  
Att. 47,782 - Unknown

livebaseballscorecards.com

AB	29
R	4
H	9
RBI	4
BB	8
SO	3
LOB	29



WP:	0	PA:	40
PB:	0	SB:	0
CS:	0		

AB	R	H	RBI	BB	SO	LOB
4	0	2	1	0	0	0
3	0	0	0	2	0	6
4	0	0	0	1	1	7
3	1	1	0	1	0	2
3	1	2	2	1	0	0
4	2	3	1	0	0	1
3	0	1	0	0	2	4
2	0	0	0	2	0	4
1	0	0	0	0	0	2
2	0	0	0	0	0	3
0	0	0	0	1	0	0
0	0	0	0	0	0	0
0	0	0	0	0	0	0

1B:	7	SF:	0
2B:	0	SAC:	2
3B:	0	DP:	2
HR:	2	HBP:	0

WP	HR	S	P	ERA	WHIP
0	0	0	0	0.00	1.500
0	0	0	0	0.00	2.000

Batter	1	2	3	4	5	6	7	8	9
Al Smith, R OBP: 0.412, SLG: 0.452 (1, 5)	0-0 G3 1B		0-0 F2		0-0 P3	0-0 1B		0-0 SH3	
Bobby Avila, R OBP: 0.427, SLG: 0.505 (1, 4)	0-0 G3 1-2		4-0 1-3 BB		4-0 BB BB	0-0 F5		0-0 P5	
Larry Doby, L OBP: 0.354, SLG: 0.433 (1, 8)	0-0 F8		0-0 1-3		4-0 1-2 PO BB	0-0 F8		0-3 K	
Al Rosen, R OBP: 0.413, SLG: 0.588 (1, 3)	0-0 F9		0-0 P2		0-0 PO 1-2	0-0 HR 1B	4-0 1B BB		
Wally Westlake, R OBP: 0.347, SLG: 0.512 (1, 7)		4-0 BB BB		0-0 P3		0-0 HR 1-H	0-0 1B 1-2		
Dave Philley, S OBP: 0.284, SLG: 0.375 (1, 9)		0-0 F7		0-0 HR		0-0 BB SH 1B	0-0 G6-4-3 1B		
George Strickland, R OBP: 0.328, SLG: 0.352 (1, 6)		0-3 K		0-0 G1-4-3 1B		0-0 SH 1B BB	0-3 K		
Jim Hegan, R OBP: 0.290, SLG: 0.391 (1, 2)		4-0 1-2 BB		0-0 G1-4-3 1-2f		4-0 1B BB	0-0 G6-4-3 1-2f		
Bob Lemon, L OBP: 0.205, SLG: 0.293 (1, 1)		0-0 P5			0-0 4-3	0-0 P6		4-0 SH3 BB	
Hal Newhouser, L (3, 1)									
Vic Wertz, L (8, PH) OBP: 0.325, SLG: 0.295									
Dave Pope, L (8, PR) OBP: 0.318, SLG: 0.250									
Mike Garcia, R (9, 1) OBP: 0.108, SLG: 0.057									

Inning Stats	R: 0	H: 1	E: 0	K: 0	S: 4	LOB: 1	BB: 0	P: 4	R: 0	H: 0	E: 0	K: 1	S: 5	LOB: 2	BB: 2	P: 13	R: 0	H: 0	E: 0	K: 0	S: 3	LOB: 1	BB: 1	P: 7	R: 1	H: 2	E: 0	K: 0	S: 4	LOB: 0	BB: 0	P: 4	R: 0	H: 0	E: 0	K: 0	S: 2	LOB: 1	BB: 2	P: 10	R: 3	H: 4	E: 0	K: 0	S: 8	LOB: 3	BB: 1	P: 12	R: 0	H: 2	E: 0	K: 1	S: 6	LOB: 2	BB: 1	P: 10	R: 0	H: 0	E: 0	K: 1	S: 5	LOB: 2	BB: 1	P: 9
--------------	------	------	------	------	------	--------	-------	------	------	------	------	------	------	--------	-------	-------	------	------	------	------	------	--------	-------	------	------	------	------	------	------	--------	-------	------	------	------	------	------	------	--------	-------	-------	------	------	------	------	------	--------	-------	-------	------	------	------	------	------	--------	-------	-------	------	------	------	------	------	--------	-------	------

PITCHER	IP	WLS	BF	H	R	ER	SO	BB	IBB	HBP	BLK	WP	HR	S	P	ERA	WHIP
Whitey Ford, L (1, 1) ERA: 3.57	5.1	L	27	6	4	4	1	6	0	0	0	0	2	23	47	6.75	2.250
Tom Morgan, R (6, 1) ERA: 3.95	0.2		3	1	0	0	0	0	0	0	0	0	0	3	3	0.00	1.500
Bob Grim, R (7, 1) ERA: 3.94	2.0		9	2	0	0	2	2	0	0	0	0	0	11	19	0.00	2.000



Batter	1	2	3	4	5	6	7	8	9	AB	R	H	RBI	BB	SO	LOB	TOP								
<b>Gil McDougald, R</b> (1, 4) <small>OBP: 0.347, SLG: 0.380</small> <b>Jerry Coleman, R</b> (5, 4) <small>OBP: 0.273, SLG: 0.300</small>	1-0 1B HBP	0-3 K	0-0 PB 3B 2B	4-0 BB		0-0 F7		0-3 K		2	2	1	0	1	1	0									
<b>Joe Collins, L</b> (1, 3) <small>OBP: 0.383, SLG: 0.465</small>	0-0 1B 1B	0-3 K	4-0 3B BB	0-3 K			0-0 L8	4-0 BLK BB		4	2	1	0	2	2	2									
<b>Mickey Mantle, S</b> (1, 8) <small>OBP: 0.408, SLG: 0.565</small>	0-0 BB 1B 1B		2-3 3-H BB		0-0 BB 1B		0-0 1B 1B	0-3 K		5	2	4	3	1	1	1									
<b>Yogi Berra, L</b> (1, 2) <small>OBP: 0.332, SLG: 0.481</small> <b>Charles Silvera, R</b> (7, 2) <small>OBP: 0.417, SLG: 0.333</small>	0-0 BB 1B		1-2 2-H 3B		0-0 F2		0-0 1B 1B		0-0 L5	5	2	3	1	0	0	2									
<b>Hank Bauer, R</b> (1, 9) <small>OBP: 0.384, SLG: 0.470</small>	4-0 FC6-4 BB		0-0 SF8	0-0 2B 2B	0-3 K		0-0 1B SF9	0-0 F7		4	2	2	2	1	1	1									
<b>Gene Woodling, L</b> (1, 7) <small>OBP: 0.375, SLG: 0.368</small>	0-0 P2		0-0 1B 3B	5-3	4-0 BB		0-0 1B 1B	0-0 4-3		5	1	2	2	1	0	4									
<b>Andy Carey, R</b> (1, 5) <small>OBP: 0.336, SLG: 0.433</small>	0-0 L9		0-0 1B 1B	5-6-3 2B	0-0 F7		0-0 SF9			4	2	2	3	0	0	5									
<b>Phil Rizzuto, R</b> (1, 6) <small>OBP: 0.325, SLG: 0.299</small> <b>Willy Miranda, S</b> (7, 6) <small>OBP: 0.353, SLG: 0.308</small>	0-0 FC6-4		0-0 5-6-3	WP 1B		0-3 K	0-0 F7			5	0	1	1	0	1	5									
<b>Harry Byrd, R</b> (1, 1) <small>OBP: 0.211, SLG: 0.211</small> <b>Tom Gorman, R</b> (8, 1)		0-0 6-3	0-0 2B PB 1B	P4		0-0 6-3		0-3 K		5	1	1	1	0	1	1									
<b>Inning Stats</b>	R: 2 E: 0 K: 0 S: 6	H: 3 LOB: 3 BB: 1 P: 11	R: 0 E: 0 K: 2 S: 7	H: 0 LOB: 0 BB: 0 P: 7	R: 7 E: 0 K: 0 S: 9	H: 6 LOB: 1 BB: 2 P: 17	R: 2 E: 0 K: 1 S: 8	H: 3 LOB: 2 BB: 1 P: 12	R: 0 E: 0 K: 1 S: 6	H: 1 LOB: 2 BB: 1 P: 10	R: 0 E: 0 K: 1 S: 5	H: 0 LOB: 0 BB: 0 P: 5	R: 3 E: 0 K: 0 S: 7	H: 4 LOB: 1 BB: 0 P: 7	R: 0 E: 0 K: 3 S: 9	H: 0 LOB: 1 BB: 1 P: 13	R: 0 E: 0 K: 0 S: 3	H: 0 LOB: 0 BB: 0 P: 3	1B: 12 2B: 3 3B: 2 HR: 0	SF: 2 SAC: 0 DP: 0 HBP: 1	WP: 1 PB: 1 SB: 0 CS: 0	PA: 51			
<b>PITCHER</b>	IP WLS BF H R ER SO BB IBB HBP BLK WP HR S P ERA WHIP	IP WLS BF H R ER SO BB IBB HBP BLK WP HR S P ERA WHIP	IP WLS BF H R ER SO BB IBB HBP BLK WP HR S P ERA WHIP	IP WLS BF H R ER SO BB IBB HBP BLK WP HR S P ERA WHIP	IP WLS BF H R ER SO BB IBB HBP BLK WP HR S P ERA WHIP	IP WLS BF H R ER SO BB IBB HBP BLK WP HR S P ERA WHIP	IP WLS BF H R ER SO BB IBB HBP BLK WP HR S P ERA WHIP	IP WLS BF H R ER SO BB IBB HBP BLK WP HR S P ERA WHIP	IP WLS BF H R ER SO BB IBB HBP BLK WP HR S P ERA WHIP	IP WLS BF H R ER SO BB IBB HBP BLK WP HR S P ERA WHIP	IP WLS BF H R ER SO BB IBB HBP BLK WP HR S P ERA WHIP	IP WLS BF H R ER SO BB IBB HBP BLK WP HR S P ERA WHIP	IP WLS BF H R ER SO BB IBB HBP BLK WP HR S P ERA WHIP	IP WLS BF H R ER SO BB IBB HBP BLK WP HR S P ERA WHIP	IP WLS BF H R ER SO BB IBB HBP BLK WP HR S P ERA WHIP	IP WLS BF H R ER SO BB IBB HBP BLK WP HR S P ERA WHIP	IP WLS BF H R ER SO BB IBB HBP BLK WP HR S P ERA WHIP	IP WLS BF H R ER SO BB IBB HBP BLK WP HR S P ERA WHIP	IP WLS BF H R ER SO BB IBB HBP BLK WP HR S P ERA WHIP	IP WLS BF H R ER SO BB IBB HBP BLK WP HR S P ERA WHIP	IP WLS BF H R ER SO BB IBB HBP BLK WP HR S P ERA WHIP	IP WLS BF H R ER SO BB IBB HBP BLK WP HR S P ERA WHIP	IP WLS BF H R ER SO BB IBB HBP BLK WP HR S P ERA WHIP	IP WLS BF H R ER SO BB IBB HBP BLK WP HR S P ERA WHIP	IP WLS BF H R ER SO BB IBB HBP BLK WP HR S P ERA WHIP

**New York Yankees @ Boston Red Sox**  
 Fenway Park, Boston, MA  
 Tue Jun 29 1954, 3:33 AM EDT  
 Att. 24,828 - Unknown

AB	42
R	14
H	17
RBI	13
BB	6
SO	8
LOB	21



livebaseballscorecards.com

Batter	1	2	3	4	5	6	7	8	9	AB	R	H	RBI	BB	SO	LOB
Grady Hatton, L (1, 5) OBP: 0.318, SLG: 0.261	0-0 P4		0-0 F8			0-3 K		0-0 G3	4-0 G4-6-3 BB	4	0	0	0	1	1	1
Jim Piersall, R (1, 9) OBP: 0.322, SLG: 0.356	0-0 5-3			0-0 1-3		0-3 K		0-0 1B 1B	0-3 K	5	1	1	0	0	2	3
Ted Williams, L (1, 7) OBP: 0.477, SLG: 0.600 Don Lenhardt, R (8, PR) OBP: 0.309, SLG: 0.419 (9, 7)	0-0 G3			0-0 F7		0-0 F9		0-0 1B 1B BB	0-0 G4-6-3	4	0	1	0	0	0	1
Karl Olson, R (1, 8) OBP: 0.369, SLG: 0.431		0-0 4-3		0-0 F7			0-0 2B 1B 1B	0-0 BB 1B		4	1	2	1	0	0	0
Billy Goodman, L (1, 3) OBP: 0.346, SLG: 0.359		0-0 1B			0-0 3-1		0-0 1B 2B	0-0 L9		4	1	2	0	0	0	2
Sammy White, R (1, 2) OBP: 0.312, SLG: 0.433		0-0 P5			0-0 F7		0-0 1B	0-0 BB 1B		4	0	2	2	0	0	1
Ted Lepcio, R (1, 4) OBP: 0.362, SLG: 0.398		0-3 K			0-0 P4		0-3 K	0-0 BB		3	0	0	1	1	2	2
Milt Bolling, R (1, 6) OBP: 0.333, SLG: 0.404			0-0 1-3			0-0 1B 2B	0-0 F2	0-0 5-3		4	1	1	0	0	0	4
Hal Brown, R (1, 1) OBP: 0.250, SLG: 0.100 Tex Clevenger, R (1, 1) OBP: 0.273, SLG: 0.364 Bill Henry, L (3, 1) OBP: 0.212, SLG: 0.133 Charlie Maxwell, L (6, PH) OBP: 0.213, SLG: 0.294 Russ Kemmerer, R (7, 1) Harry Agganis, L (9, PH) OBP: 0.324, SLG: 0.396			0-3 K			0-0 1B	0-3 K		0-0 BB 1B	0	0	0	0	0	0	0

**BOTTOM**

**New York Yankees @ Boston Red Sox**  
 Fenway Park, Boston, MA  
 Tue Jun 29 1954, 3:33 AM EDT  
 Att. 24,828 - Unknown

livebaseballscorecards.com

<b>AB</b>	<b>37</b>
<b>R</b>	<b>5</b>
<b>H</b>	<b>11</b>
<b>RBI</b>	<b>5</b>
<b>BB</b>	<b>2</b>
<b>SO</b>	<b>7</b>
<b>LOB</b>	<b>17</b>



Inning Stats																																																		
R: 0		H: 0		R: 0		H: 1		R: 0		H: 0		R: 0		H: 0		R: 1		H: 2		R: 2		H: 4		R: 0		H: 1		1B: 9		SF: 0		WP: 0		PA: 39																
E: 0		LOB: 0		E: 0		LOB: 1		E: 0		LOB: 0		E: 0		LOB: 0		E: 0		LOB: 1		E: 0		LOB: 3		E: 0		LOB: 1		2B: 2		SAC: 0		PB: 0																		
K: 0		BB: 0		K: 1		BB: 0		K: 0		BB: 0		K: 0		BB: 0		K: 2		BB: 0		K: 2		BB: 1		K: 1		BB: 1		3B: 0		DP: 1		SB: 0																		
S: 3		P: 3		S: 6		P: 6		S: 5		P: 5		S: 3		P: 3		S: 9		P: 9		S: 10		P: 10		S: 7		P: 11		HR: 0		HBP: 0		CS: 0																		
<b>PITCHER</b>																	<b>PITCHER</b>																																	
Harry Byrd, R (1, 1) ERA: 3.96	7.2	WLS	W	BF	34	H	10	R	5	ER	5	SO	6	BB	1	IBB	0	HBP	0	BLK	0	WP	0	HR	0	S	45	P	49	ERA	5.87	WHIP	1.435																	
Tom Gorman, R (8, 1) ERA: 1.95	1.1	S	5	1	0	0	1	0	0	0	0	0	0	1	0	0	0	0	0	0	0	0	0	0	0	6	10	0.00	1.500																					



Batter	1	2	3	4	5	6	7	8	9	AB R H RBI BB SO LOB	TOP											
<b>Gil McDougald, R</b> OBP: 0.344, SLG: 0.376 (1, 4) X	0-0 F4		0-3 K		0-3 K	0-3 K			0-0 FC4-6 1B	5 0 1 0 0 3 3												
<b>Joe Collins, L</b> OBP: 0.377, SLG: 0.450 (1, 3) BBB	4-0 FC3-6 BB BB		0-0 F2		0-0 4-3		0-0 F9		0-0 FC4-6 1-2f	4 0 0 0 1 0 1												
<b>Mickey Mantle, S</b> OBP: 0.410, SLG: 0.575 (1, 8) BBB	4-0 FC3-6 1-2 BB		0-3 K		0-0 HR		0-0 4-1			3 1 1 1 1 1 0												
<b>Yogi Berra, L</b> OBP: 0.328, SLG: 0.474 (1, 2) X	0-0 FC3-6 1-2f 2-3			0-3 K	0-0 G3		0-0 F8			4 0 0 0 0 1 2												
<b>Gene Woodling, L</b> OBP: 0.377, SLG: 0.368 (1, 7) X	0-0 F9			4-0 G3 BB BB		0-0 E3 BB 1B		0-0 G3-6 1B		3 0 1 0 1 0 2												
<b>Hank Bauer, R</b> OBP: 0.381, SLG: 0.463 (1, 9)		0-0 F2		4-0 G3 1-2 BB		0-0 F7		0-3 K		3 0 0 0 1 1 2												
<b>Bobby Brown, L</b> OBP: 0.304, SLG: 0.283 (1, 5)		0-0 2-3 1B		0-0 G3 1-2 2-3		0-0 BB 1B		0-0 G3-6 1-2f		4 0 2 0 0 0 3												
<b>Phil Rizzuto, R</b> OBP: 0.326, SLG: 0.298 (1, 6)		0-0 2-3		1-0 HBP		0-0 F8			0-0 G1-4-3 1B	1 0 0 0 0 0 1												
<b>Irv Noren, L</b> OBP: 0.368, SLG: 0.427 (6, PH)		0-0 2-3								1 0 0 0 0 0 2												
<b>Willy Miranda, S</b> OBP: 0.353, SLG: 0.308 (6, 6)		1-2								0 0 0 0 0 0 0												
<b>Bob Cery, R</b> OBP: 0.200, SLG: 0.344 (9, PH)		0-3 K		0-0 L9		4-0 BB			0-0 G1-4-3 1-2f	1 0 1 0 0 0 0												
<b>Tom Morgan, R</b> OBP: 0.217, SLG: 0.364 (1, 1)										1 0 0 0 0 0 1												
<b>Eddie Robinson, L</b> OBP: 0.309, SLG: 0.310 (4, PH)										1 0 0 0 0 0 3												
<b>Tom Gorman, R</b> (4, 1)										0 0 0 0 0 0 0												
<b>Bill Skowron, R</b> OBP: 0.347, SLG: 0.511 (6, PH)										0 0 0 0 0 1 0 0												
<b>Jim McDonald, R</b> OBP: 0.348, SLG: 0.283 (6, 1)										0 0 0 0 0 0 0												
<b>Bob Kuzava, S</b> (8, 1)										0 0 0 0 0 0 0												
<b>Andy Carey, R</b> OBP: 0.336, SLG: 0.430 (9, PH)										1 0 0 0 0 0 1												
<b>Inning Stats</b>	R: 0 E: 0 K: 0 S: 3	H: 0 LOB: 2 BB: 2 P: 11	R: 0 E: 0 K: 1 S: 6	H: 1 LOB: 1 BB: 0 P: 6	R: 0 E: 0 K: 2 S: 7	H: 0 LOB: 0 BB: 0 P: 7	R: 0 E: 0 K: 1 S: 5	H: 0 LOB: 3 BB: 2 P: 14	R: 1 E: 0 K: 1 S: 6	H: 1 LOB: 0 BB: 0 P: 6	R: 0 E: 1 K: 1 S: 7	H: 1 LOB: 3 BB: 1 P: 11	R: 0 E: 0 K: 0 S: 3	H: 0 LOB: 0 BB: 0 P: 3	R: 0 E: 0 K: 1 S: 5	H: 1 LOB: 0 BB: 0 P: 5	R: 0 E: 0 K: 0 S: 4	H: 2 LOB: 1 BB: 0 P: 4	1B: 5 2B: 0 3B: 0 HR: 1	SF: 0 SAC: 0 DP: 2 HBP: 1	WP: 0 PB: 0 SB: 0 CS: 0	PA: 38
<b>PITCHER</b> <b>Willard Nixon, R</b> ERA: 5.16 (1, 1)	IP 9.0	WLS W	BF 38	H 6	R 1	ER 1	SO 7	BB 5	IBB 0	HBP 1	BLK 0	WP 0	HR 1	S 46	P 67	ERA 1.00	WHIP 1.222					

**New York Yankees @ Boston Red Sox**  
**Fenway Park, Boston, MA**  
 Wed Jun 30 1954, 3:33 AM EDT  
 Att. 9,399 - Unknown

[livebaseballscorecards.com](http://livebaseballscorecards.com)

<b>AB</b>	<b>32</b>
<b>R</b>	<b>1</b>
<b>H</b>	<b>6</b>
<b>RBI</b>	<b>1</b>
<b>BB</b>	<b>5</b>
<b>SO</b>	<b>7</b>
<b>LOB</b>	<b>21</b>



Batter	1	2	3	4	5	6	7	8	9	AB	R	H	RBI	BB	SO	LOB
Grady Hatton, L OBP: 0.313, SLG: 0.269 (1, 5)	0-0 F7		0-0 FC6-4 1B	0-0 F5		0-0 F8		0-0 4-3		5	1	1	0	0	0	1
Jim Piersall, R OBP: 0.315, SLG: 0.348 (1, 9)	0-0 4-3		0-0 F4	0-0 6-3		0-0 FC6-4 1-2f		0-0 5-3		5	0	0	0	0	0	2
Ted Williams, L OBP: 0.482, SLG: 0.586 (1, 7)	0-0 4-3		4-0 FC6-4 IBB	4-0 BB			4-0 5-3 1B BB	0-0 F3		2	1	0	0	3	0	0
Karl Olson, R OBP: 0.365, SLG: 0.425 (1, 8)		0-0 1B	0-0 FC6-4 1B HBP	0-3 K			0-0 5-3			4	1	1	0	0	1	4
Billy Goodman, L OBP: 0.349, SLG: 0.359 (1, 3)		0-0 1B 1B	1-0 1B HBP		0-0 6-3		0-0 F8			3	2	1	0	0	0	1
Sammy White, R OBP: 0.315, SLG: 0.434 (1, 2)		0-0 P3	0-0 HBP HBP 1B		0-0 1-3		0-0 E 1B 1B			4	1	2	3	0	0	1
Ted Lepcio, R OBP: 0.364, SLG: 0.397 (1, 4)		0-0 1B 1-2 1B	1-0 HBP HBP		0-0 6-3		0-0 E6 1B			3	0	1	0	0	0	1
Milt Bolling, R OBP: 0.341, SLG: 0.408 (1, 6)		0-0 1-3 2-H 1B	1-0 1-2 3-H HBP			0-0 F7		0-0 1-2 3-H 1B		3	0	2	3	0	0	0
Willard Nixon, L OBP: 0.281, SLG: 0.179 (1, 1)		0-0 F8	0-0 5-3			0-0 FC6-4 1B		0-0 4-3		4	0	1	0	0	0	7


Inning Stats	R: 0	H: 0	E: 0	K: 0	S: 3	LOB: 0	BB: 3	P: 3	R: 1	H: 4	E: 0	K: 0	S: 6	LOB: 2	BB: 0	P: 6	R: 3	H: 2	E: 0	K: 0	S: 5	LOB: 3	BB: 1	P: 12	R: 0	H: 0	E: 0	K: 1	S: 5	LOB: 1	BB: 1	P: 9	R: 0	H: 1	E: 0	K: 0	S: 4	LOB: 1	BB: 0	P: 4	R: 2	H: 2	E: 1	K: 0	S: 6	LOB: 2	BB: 1	P: 10	R: 0	H: 0	E: 0	K: 0	S: 3	LOB: 0	BB: 0	P: 3
--------------	------	------	------	------	------	--------	-------	------	------	------	------	------	------	--------	-------	------	------	------	------	------	------	--------	-------	-------	------	------	------	------	------	--------	-------	------	------	------	------	------	------	--------	-------	------	------	------	------	------	------	--------	-------	-------	------	------	------	------	------	--------	-------	------

PITCHER	IP	WLS	BF	H	R	ER	SO	BB	IBB	HBP	BLK	WP	HR	S	P	ERA	WHIP
Tom Morgan, R ERA: 4.3 (1, 1)	3.0	L	18	6	4	4	0	0	0	0	0	0	0	14	21	12.00	2.000
Tom Gorman, R ERA: 1.82 (4, 1)	2.0		7	0	0	0	1	1	0	0	0	0	0	8	12	0.00	0.500
Jim McDonald, R ERA: 3.1 (6, 1)	2.0		11	3	2	1	0	1	0	0	0	0	0	10	14	4.50	2.000
Bob Kuzava, L ERA: 4.5 (8, 1)	1.0		3	0	0	0	0	0	0	0	0	0	0	3	3	0.00	0.000

**BOTTOM**

**New York Yankees @ Boston Red Sox**  
 Fenway Park, Boston, MA  
 Wed Jun 30 1954, 3:33 AM EDT  
 Att. 9,399 - Unknown

AB	33
R	6
H	9
RBI	6
BB	3
SO	1
LOB	17



1B:	8	SF:	0	WP:	0	PA:	39
2B:	1	SAC:	0	PB:	0		
3B:	0	DP:	0	SB:	0		
HR:	0	HBP:	3	CS:	0		

PITCHER	IP	WLS	BF	H	R	ER	SO	BB	IBB	HBP	BLK	WP	HR	S	P	ERA	WHIP
---------	----	-----	----	---	---	----	----	----	-----	-----	-----	----	----	---	---	-----	------



Batter	1	2	3	4	5	6	7	8	9	AB	R	H	RBI	BB	SO	LOB	TOP										
Gil McDougald, R OBP: 0.349, SLG: 0.381 (1, 4) X	0-0 1B 1B		0-3 K	0-0 6-3		0-0 BB 1B		0-0 FC6 1B		5	1	3	0	0	1	0											
Joe Collins, L OBP: 0.389, SLG: 0.455 Eddie Robinson, L OBP: 0.313, SLG: 0.307 (1, 3) X (5, 3)	0-0 G3 1-2 6-3 1B		4-0 HR BB	4-0 E BB		4-0 8-3-4 BB		0-0 P5		1	3	1	0	2	0	0											
Mickey Mantle, S OBP: 0.409, SLG: 0.584 (1, 8) X	0-0 G3 1-2 2-H 1B		0-0 HR	0-0 F7		0-0 F8		0-3 K		5	1	2	3	0	1	4											
Yogi Berra, L OBP: 0.326, SLG: 0.469 (1, 2) X	0-0 G3 1-2 2-3		0-0 F8	0-0 E8 1B		0-0 8-3-4		0-0 FC6		5	0	1	0	0	0	5											
Hank Bauer, R OBP: 0.386, SLG: 0.478 (1, 9) X	0-0 6-3		0-0 HR	0-3 K				0-0 E 1B		4	1	2	2	1	1	2											
Gene Woodling, L OBP: 0.378, SLG: 0.371 (1, 7) X	0-0 1-3		4-0 HR BB		0-0 2B		0-3 K		0-0 G6-3	4	1	1	0	1	1	3											
Andy Carey, R OBP: 0.336, SLG: 0.451 (1, 5) X		0-0 1-3	0-0 1-H HR		0-0 5-3		0-3 K		0-0 1B	5	1	2	2	0	1	2											
Phil Rizzuto, R OBP: 0.328, SLG: 0.294 (1, 6) X		0-0 6-3	4-0 FC5-4 BB		0-3 K		4-0 K		0-0 4-3	3	0	0	0	2	1	2											
Allie Reynolds, R OBP: 0.222, SLG: 0.229 Bob Grim, R OBP: 0.156, SLG: 0.250 Johnny Sain, R OBP: 0.500, SLG: 0.375 (1, 1) (4, 1) (7, 1)		0-3 K	0-0 FC5-4		0-3 K		0-0 P4			2	0	0	0	0	1	1											
										2	0	0	0	0	1	3											
										0	0	0	0	0	0	0											
Inning Stats	R: 2 E: 0 K: 0 S: 6	H: 3 LOB: 1 BB: 0 P: 6	R: 0 E: 0 K: 1 S: 5	H: 0 LOB: 0 BB: 0 P: 5	R: 5 E: 0 K: 1 S: 8	H: 3 LOB: 1 BB: 3 P: 20	R: 1 E: 1 K: 1 S: 6	H: 1 LOB: 1 BB: 1 P: 10	R: 0 E: 0 K: 2 S: 8	H: 1 LOB: 1 BB: 1 P: 8	R: 0 E: 0 K: 0 S: 3	H: 1 LOB: 1 BB: 1 P: 7	R: 0 E: 0 K: 2 S: 8	H: 1 LOB: 2 BB: 1 P: 12	R: 0 E: 0 K: 1 S: 6	H: 1 LOB: 1 BB: 1 P: 6	R: 0 E: 0 K: 0 S: 3	H: 1 LOB: 1 BB: 1 P: 7	1B: 8 2B: 2 3B: 0 HR: 3	SF: 0 SAC: 0 DP: 2 HBP: 0	WP: 0 PB: 0 SB: 0 CS: 0	PA: 44					
PITCHER	IP	WLS	BF	H	R	ER	SO	BB	IBB	HBP	BLK	WP	HR	S	P	ERA	WHIP										
Frank Sullivan, R ERA: 3.47 (1, 1)	3.0	L	18	6	7	7	2	3	0	0	0	0	3	19	31	21.00	3.000										
Hal Brown, R ERA: 4.53 (4, 1)	1.0		5	1	1	0	1	1	0	0	0	0	0	6	10	0.00	2.000										
Ellis Kinder, R ERA: 3.45 (5, 1)	2.0		8	2	0	0	2	1	0	0	0	0	0	11	15	0.00	1.500										
Sid Hudson, R ERA: 4.18 (7, 1)	3.0		13	3	0	0	3	1	1	0	0	0	0	17	25	0.00	1.333										

**New York Yankees @ Boston Red Sox**  
 Fenway Park, Boston, MA  
 Thu Jul 01 1954, 3:33 AM EDT  
 Att. 8,118 - Unknown

AB	37
R	8
H	12
RBI	7
BB	7
SO	8
LOB	23



Batter	1	2	3	4	5	6	7	8	9	AB	R	H	RBI	BB	SO	LOB
Milt Bolling, R OBP: 0.342, SLG: 0.405 (1, 6)	0-0 5-3		0-0 WP 1B	4-0 1B BB		0-0 F2		0-0 5-3		4	1	1	0	1	0	2
Billy Goodman, L OBP: 0.350, SLG: 0.357 (1, 3)	0-0 6-3		0-3 K	0-0 1B		4-0 BB		0-0 2-3		4	0	1	1	1	1	2
Ted Williams, L OBP: 0.479, SLG: 0.578 (1, 7)	0-0 P5		0-0 1B	0-0 F8		0-0 SF8		4-0 BB		3	0	1	3	1	0	2
Jackie Jensen, R OBP: 0.323, SLG: 0.430 (1, 9)		0-0 2B	0-0 5-3		0-3 K	0-0 L9		0-0 F2		5	0	1	0	0	1	4
Karl Olson, R OBP: 0.375, SLG: 0.441 (1, 8)		0-3 K		0-0 1B 2B	0-0 L7		0-0 FC1-5 BB 1B		0-0 G6-4-3 1B	5	1	3	0	0	1	1
Billy Consolo, R OBP: 0.206, SLG: 0.143 (9, PR)										0	0	0	0	0	0	0
Sammy White, R OBP: 0.317, SLG: 0.431 (1, 2)		0-3 K		0-0 BB 1B G6-3 1B	0-0 P5		4-0 FC1-5 BB		0-0 P3	4	1	1	1	1	1	2
Ted Lepcio, R OBP: 0.365, SLG: 0.397 (1, 4)			0-3 K		0-0 G6-3 BB 1B 1B		0-0 FC1-5		0-0 G6-4-3	5	2	2	0	0	1	4
Grady Hatton, L OBP: 0.328, SLG: 0.274 (1, 5)				0-0 WP 1B 1B	4-0 G6-3 BB	4-0 BB 1B 1B	0-0 F8			2	2	1	0	2	0	2
Frank Sullivan, R OBP: 0.174, SLG: 0.050 (1, 1)			0-0 F8		0-0 G6-3		0-0 BB		0-3 K	0	0	0	0	0	0	0
Floyd Baker, L OBP: 0.211, SLG: 0.316 (3, PH)										1	0	0	0	0	0	1
Hal Brown, R OBP: 0.250, SLG: 0.100 (4, 1)										0	0	0	0	0	0	0
Charlie Maxwell, L OBP: 0.231, SLG: 0.290 (4, PH)										1	0	0	0	0	0	2
Ellis Kinder, R OBP: 0.231, SLG: 0.231 (5, 1)										0	0	0	0	0	0	0
Harry Agonis, L OBP: 0.327, SLG: 0.399 (6, PH)										1	0	1	1	0	0	0
Sid Hudson, R OBP: 0.143, SLG: 0.143 (7, 1)										1	0	0	0	0	1	2

Inning Stats	R: 0	H: 0	E: 0	K: 0	S: 3	P: 3	R: 0	H: 1	E: 0	K: 3	S: 10	R: 2	H: 3	E: 0	K: 1	S: 8	R: 3	H: 4	E: 0	K: 0	S: 6	R: 0	H: 0	E: 0	K: 1	S: 5	R: 2	H: 2	E: 0	K: 0	S: 5	R: 0	H: 1	E: 0	K: 1	S: 6	R: 0	H: 0	E: 0	K: 0	S: 3	R: 0	H: 1	E: 0	K: 0	S: 3	1B: 10	SF: 1	2B: 2	SAC: 0	3B: 0	DP: 2	HR: 0	HBP: 0	WP: 1	PA: 43
--------------	------	------	------	------	------	------	------	------	------	------	-------	------	------	------	------	------	------	------	------	------	------	------	------	------	------	------	------	------	------	------	------	------	------	------	------	------	------	------	------	------	------	------	------	------	------	------	--------	-------	-------	--------	-------	-------	-------	--------	-------	--------

PITCHER	IP	WLS	BF	H	R	ER	SO	BB	IBB	HBP	BLK	WP	HR	S	P	ERA	WHIP
Allie Reynolds, R ERA: 2.84 (1, 1)	3.2		20	8	5	5	4	2	0	0	0	1	0	26	34	12.27	2.727
Bob Grim, R ERA: 4.06 (4, 1)	2.1		13	3	2	2	1	3	0	0	0	0	0	12	24	7.71	2.571
Johnny Sain, R ERA: 2.02 (7, 1)	3.0	W	10	1	0	0	1	1	0	0	0	0	0	11	15	0.00	0.667

**BOTTOM**

**New York Yankees @ Boston Red Sox**


Fenway Park, Boston, MA

Thu Jul 01 1954, 3:33 AM EDT

Att: 8,118 - Unknown

livebaseballscorecards.com

AB	36
R	7
H	12
RBI	6
BB	6
SO	6
LOB	24





Batter	1	2	3	4	5	6	7	8	9	10	11	AB R H RBI BB SO LOB	TOP																
Eddie Yost, R OBP: 0.396, SLG: 0.377 (1, 5)	0-0 1-3		0-0 1B 1B		0-0 HR	4-0 IBB			0-0 G3 1B 1B		0-0 E6 4-3	5 3 3 1 1 0 0	<p>Washington Senators @ New York Yankees</p> <p>Yankee Stadium, Bronx, NY</p> <p>Fri Jul 02 1954, 3:33 AM EDT</p> <p>Unknown</p>																
Wayne Terwilliger, R OBP: 0.267, SLG: 0.269 (1, 4)	0-0 F7		0-0 F7		0-0 1-3	0-0 F9			0-0 G3 E 1B		0-0 4-3	6 1 1 0 0 0 5																	
Mickey Vernon, L OBP: 0.367, SLG: 0.582 (1, 3)	0-3 K		0-0 1B 1-2 2-H		0-0 3B		0-0 P4		0-0 G3		4-0 L5-3 IBB	5 0 2 1 1 1 2																	
Roy Sievers, R OBP: 0.333, SLG: 0.416 Tom Wright, L OBP: 0.339, SLG: 0.366 (9, PH) (9, 7)		0-0 6-3	0-0 1B 1-3 2-H		0-0 6-3		0-0 6-3		0-3 K		0-0 L5-3	4 0 1 1 0 0 1 2 0 0 0 0 1 4																	
Jim Busby, R OBP: 0.344, SLG: 0.453 (1, 8)		0-0 G3 1B		0-0 F9	4-0 IBB		0-3 K		0-0 E6 2-H 3-H 1B			4 0 2 1 1 1 0																	
Pete Runnels, L OBP: 0.367, SLG: 0.416 (1, 6)		0-0 G3 1-2		0-0 L7	0-0 4-3 IBB			0-0 4-3 1B	0-0 F8			5 0 1 0 0 0 4																	
Tom Umphlett, R OBP: 0.280, SLG: 0.296 (1, 9)		0-0 P4		0-0 1B 1B		0-0 F6		0-0 4-3 1-2		0-0 2-3		5 0 1 0 0 0 2																	
Ed Fitz Gerald, R OBP: 0.356, SLG: 0.326 (1, 2)			0-0 L5	0-0 1-2 1B	4-0 SH1-4 BB	0-0 F9		0-0 F9		0-0 P4		4 0 1 0 1 0 1																	
Johnny Schmitz, R OBP: 0.227, SLG: 0.190 Clyde Volmer, R OBP: 0.269, SLG: 0.344 Gus Kenazakos, R OBP: 0.269, SLG: 0.344 Bunky Stewart, L OBP: 0.321, SLG: 0.320 Johnny Pesky, L OBP: 0.321, SLG: 0.320 Camilo Pascual, R OBP: 0.321, SLG: 0.320 (8, PH) (8, 1) (8, 1) (10, PH) (10, 1)			0-0 1B 1B	0-3 K	0-0 SH1-4 BB	0-0 L8		0-0 L8		0-0 L9		2 1 1 0 0 0 1 2 1 0 0 0 0 0 0 1 0 0 0 0 0 0 0 0 0 0 0 0 0 0 0 0 1 0 0 0 0 0 0 0 0 0 0 0 0 0 0 0																	
<b>Inning Stats</b>	R: 0 E: 0 K: 1 S: 5	H: 0 LOB: 0 BB: 0 P: 5	R: 0 E: 0 K: 0 S: 4	H: 1 LOB: 1 BB: 0 P: 4	R: 2 E: 0 K: 0 S: 6	H: 4 LOB: 2 BB: 0 P: 6	R: 0 E: 0 K: 1 S: 7	H: 2 LOB: 2 BB: 0 P: 7	R: 1 E: 0 K: 0 S: 5	H: 2 LOB: 2 BB: 1 P: 9	R: 0 E: 0 K: 1 S: 5	H: 0 LOB: 0 BB: 0 P: 5		R: 0 E: 0 K: 0 S: 4	H: 1 LOB: 1 BB: 0 P: 4	R: 2 E: 1 K: 1 S: 8	H: 3 LOB: 1 BB: 0 P: 8	R: 0 E: 0 K: 0 S: 3	H: 0 LOB: 0 BB: 0 P: 3	R: 0 E: 1 K: 0 S: 3	H: 0 LOB: 1 BB: 1 P: 7	1B: 11 2B: 1 3B: 1 HR: 1	SF: 0 SAC: 1 DP: 1 HBP: 0	WP: 0 PB: 0 SB: 0 CS: 0	PA: 49				
<b>PITCHER</b>	IP WLS BF H R ER SO BB IBB HBP BLK WP HR S P ERA WHIP													<b>PITCHER</b>	IP WLS BF H R ER SO BB IBB HBP BLK WP HR S P ERA WHIP														
Ed Lopat, L ERA: 2.91 (1, 1)	8.1	39	12	5	4	3	1	2	0	0	0	0	0	1	42	54	4.32	1.560											
Johnny Sain, R ERA: 1.98 (9, 1)	0.2	3	1	0	0	1	0	0	0	0	0	0	0	5	5	0.00	1.500												
Tom Morgan, R ERA: 4.18 (10, 1)	2.0	W	7	0	0	0	0	1	0	0	0	0	0	6	10	0.00	0.000												

AB	44
R	5
H	13
RBI	4
BB	4
SO	4
LOB	22



livebaseballscorecards.com





Batter	1	2	3	4	5	6	7	8	9	AB R H RBI BB SO LOB	TOP			
Eddie Yost, R OBP: 0.396, SLG: 0.375 (1, 5) X	0-0 F2		0-0 F2		0-0 F2		0-0 FC6-4		4-0 1B SH1-4 SF8 BB	4 2 1 0 1 0 2				
Wayne Terwilliger, R OBP: 0.267, SLG: 0.274 (1, 4) X	0-0 6-3		0-0 1B 2B		0-0 G5-4-3		0-0 4-3		0-0 SH1-4	4 1 1 0 0 0 2				
Mickey Vernon, L OBP: 0.368, SLG: 0.577 (1, 3) S S S	0-3 K		0-0 1B WP BB 1B		0-0 P4		0-0 F9		4-0 BB 1B IBB	4 1 1 2 1 1 0				
Roy Sievers, R OBP: 0.334, SLG: 0.428 (1, 7)		0-0 HR	0-0 E6 BB 1B FC5-4		0-0 P6		0-0 P5		0-0 BB 1B	5 2 2 1 0 0 1				
Jim Busby, R OBP: 0.345, SLG: 0.453 (1, 8)		0-0 5-3	0-0 FC5-4 BB 1B		0-0 1B 1B		0-0 F9		0-0 SF8	4 1 2 1 0 0 0				
Pete Runnels, L OBP: 0.371, SLG: 0.415 (1, 6)		0-0 5-3	4-0 FC5-4 BB		0-0 1B				4-0 E4	3 0 1 2 2 0 0				
Tom Umphlett, R OBP: 0.277, SLG: 0.293 (1, 9)		0-0 1B	0-0 FC5-4		0-0 1-3				0-0 P6	5 0 1 1 0 0 7				
Joe Tipton, R OBP: 0.324, SLG: 0.300 (1, 2)		0-0 6-3	0-3 K						0-0 F2	3 0 0 0 1 1 4				
Dean Stone, L OBP: 0.222, SLG: 0.280 (1, 1)			0-3 K		4-0 G5-4-3 BB				0-3 K	3 0 0 0 1 3 2				
<b>Inning Stats</b>	R: 0 H: 0 E: 0 K: 1 S: 5	R: 1 H: 2 E: 0 K: 0 S: 5	R: 4 H: 4 E: 1 K: 2 S: 12	R: 0 H: 0 E: 0 K: 0 S: 2	R: 1 H: 2 E: 0 K: 0 S: 5	R: 0 H: 0 E: 0 K: 1 S: 5	R: 0 H: 0 E: 0 K: 0 S: 3	R: 0 H: 0 E: 1 K: 1 S: 6	R: 1 H: 1 E: 0 K: 0 S: 4	1B: 7 SF: 1 2B: 1 SAC: 1 3B: 0 DP: 1 HR: 1 HBP: 0	WP: 1 PA: 43 PB: 0 SB: 1 CS: 0			
<b>PITCHER</b>	IP WLS BF H R ER SO BB IBB HBP BLK WP HR S P ERA WHIP												<b>PITCHER</b>	IP WLS BF H R ER SO BB IBB HBP BLK WP HR S P ERA WHIP
Whitey Ford, L ERA: 3.78 (1, 1)	2.1 L 15 6 5 3 2 1 0 0 0 1 1 18 22 11.57 3.000													
Harry Byrd, R ERA: 3.93 (3, 1)	2.2 10 2 1 1 1 1 0 0 0 0 0 11 15 3.38 1.125													
Bob Kuzava, L ERA: 4.35 (6, 1)	1.0 4 0 0 0 1 1 0 0 0 0 0 5 9 0.00 1.000													
Tom Gorman, R ERA: 1.71 (7, 1)	2.0 7 0 0 0 1 0 0 0 0 0 0 9 9 0.00 0.000													
Jim McDonald, R ERA: 3.18 (9, 1)	1.0 7 1 1 1 0 2 1 0 0 0 0 4 16 9.00 3.000													

Washington Senators @ New York Yankees  
 Yankee Stadium, Bronx, NY

Fri Jul 02 1954, 3:38 AM EDT  
 Att: 10,934 - Unknown

AB	35
R	7
H	9
RBI	7
BB	6
SO	5
LOB	18



BOTTOM

Washington Senators @ New York Yankees  
Yankee Stadium, Bronx, NY  
Fri Jul 02 1954, 3:38 AM EDT  
Att. 10,934 - Unknown

livebaseballscorecards.com

AB	37
R	4
H	11
RBI	4
BB	2
SO	5
LOB	18



WP:	1	PA:	40
PB:	0		
SB:	0		
CS:	0		

AB R H RBI BB SO LOB

5	0	1	1	0	1	2
5	0	0	0	0	0	3
5	0	2	0	0	2	0
0	0	0	0	0	0	0
3	0	1	0	1	0	1
4	1	1	0	0	0	4
4	1	1	1	0	0	2
2	2	2	0	0	0	0
0	0	0	0	0	0	0
0	0	0	0	1	0	0
0	0	0	0	0	0	0
0	0	0	0	0	0	0
1	0	0	0	0	0	0
0	0	0	0	0	0	0
2	0	0	0	0	1	2
2	0	1	1	0	0	1
0	0	0	0	0	0	0
1	0	1	1	0	0	0
3	0	1	0	0	1	3

1B:	10	SF:	0
2B:	2	SAC:	0
3B:	0	DP:	2
HR:	0	HBP:	1

1B:	10	SF:	0
2B:	2	SAC:	0
3B:	0	DP:	2
HR:	0	HBP:	1

WP:	1	PA:	40
PB:	0		
SB:	0		
CS:	0		

1B:	10	SF:	0
2B:	2	SAC:	0
3B:	0	DP:	2
HR:	0	HBP:	1

WP:	1	PA:	40
PB:	0		
SB:	0		
CS:	0		

WP:	1	PA:	40
PB:	0		
SB:	0		
CS:	0		

WP:	1	PA:	40
PB:	0		
SB:	0		
CS:	0		

WP:	1	PA:	40
PB:	0		
SB:	0		
CS:	0		

WP:	1	PA:	40
PB:	0		
SB:	0		
CS:	0		

WP:	1	PA:	40
PB:	0		
SB:	0		
CS:	0		

WP:	1	PA:	40
PB:	0		
SB:	0		
CS:	0		

WP:	1	PA:	40
PB:	0		
SB:	0		
CS:	0		

WP:	1	PA:	40
PB:	0		
SB:	0		
CS:	0		

WP:	1	PA:	40
PB:	0		
SB:	0		
CS:	0		

WP:	1	PA:	40
PB:	0		
SB:	0		
CS:	0		

WP:	1	PA:	40
PB:	0		
SB:	0		
CS:	0		

WP:	1	PA:	40
PB:	0		
SB:	0		
CS:	0		

WP:	1	PA:	40
PB:	0		
SB:	0		
CS:	0		

WP:	1	PA:	40
PB:	0		
SB:	0		
CS:	0		

WP:	1	PA:	40
PB:	0		
SB:	0		
CS:	0		

WP:	1	PA:	40
PB:	0		
SB:	0		
CS:	0		

WP:	1	PA:	40
PB:	0		
SB:	0		
CS:	0		

WP:	1	PA:	40
PB:	0		
SB:	0		
CS:	0		

WP:	1	PA:	40
PB:	0		
SB:	0		
CS:	0		

WP:	1	PA:	40
PB:	0		
SB:	0		
CS:	0		

WP:	1	PA:	40
PB:	0		
SB:	0		
CS:	0		

WP:	1	PA:	40
PB:	0		
SB:	0		
CS:	0		

WP:	1	PA:	40
PB:	0		
SB:	0		
CS:	0		

WP:	1	PA:	40
PB:	0		
SB:	0		
CS:	0		

WP:	1	PA:	40
PB:	0		
SB:	0		
CS:	0		

WP:	1	PA:	40
PB:	0		
SB:	0		
CS:	0		

WP:	1	PA:	40
PB:	0		
SB:	0		
CS:	0		

WP:	1	PA:	40
PB:	0		
SB:	0		
CS:	0		

WP:	1	PA:	40
PB:	0		
SB:	0		
CS:	0		

WP:	1	PA:	40
PB:	0		
SB:	0		
CS:	0		

WP:	1	PA:	40
PB:	0		
SB:	0		
CS:	0		

WP:	1	PA:	40
PB:	0		
SB:	0		
CS:	0		

WP:	1	PA:	40
PB:	0		
SB:	0		
CS:	0		

WP:	1	PA:	40
PB:	0		
SB:	0		
CS:	0		

WP:	1	PA:	40
PB:	0		
SB:	0		
CS:	0		

WP:	1	PA:	40
PB:	0		
SB:	0		
CS:	0		

WP:	1	PA:	40
PB:	0		
SB:	0		
CS:	0		

WP:	1	PA:	40
PB:	0		
SB:	0		
CS:	0		

WP:	1	PA:	40
PB:	0		
SB:	0		
CS:	0		

WP:	1	PA:	40
PB:	0		
SB:	0		
CS:	0		

WP:	1	PA:	40
PB:	0		
SB:	0		
CS:	0		

WP:	1	PA:	40
PB:	0		
SB:	0		
CS:	0		

WP:	1	PA:	40
PB:	0		
SB:	0		
CS:	0		

WP:	1	PA:	40
PB:	0		
SB:	0		
CS:	0		

WP:	1	PA:	40
PB:	0		
SB:	0		
CS:	0		

WP:	1	PA:	40
PB:	0		
SB:	0		
CS:	0		

WP:	1	PA:	40
PB:	0		
SB:	0		
CS:	0		

WP:	1	PA:	40
PB:	0		
SB:	0		
CS:	0		

WP:	1	PA:	40
PB:	0		
SB:	0		
CS:	0		

WP:	1	PA:	40
PB:	0		
SB:	0		
CS:	0		

WP:	1	PA:	40
PB:	0		
SB:	0		
CS:	0		

WP:	1	PA:	40
PB:	0		
SB:	0		
CS:	0		

WP:	1	PA:	40
PB:	0		
SB:	0		
CS:	0		

WP:	1	PA:	40
PB:	0		
SB:	0		
CS:	0		

WP:	1	PA:	40
PB:	0		
SB:	0		
CS:	0		

WP:	1	PA:	40
PB:	0		
SB:	0		
CS:	0		

WP:	1	PA:	40
PB:	0		
SB:	0		
CS:	0		

WP:	1	PA:	40
PB:	0		
SB:	0		
CS:	0		

WP:	1	PA:	40
PB:	0		
SB:	0		
CS:	0		

WP:	1	PA:	40
PB:	0		
SB:	0		
CS:	0		

WP:	1	PA:	40
PB:	0		
SB:	0		
CS:	0		

WP:	1	PA:	40
PB:	0		
SB:	0		
CS:	0		

WP:	1	PA:	40
PB:	0		
SB:	0		
CS:	0		

WP:	1	PA:	40
PB:	0		
SB:	0		
CS:	0		

WP:	1	PA:	40
PB:	0		
SB:	0		
CS:	0		

WP:	1	PA:	40
PB:	0		
SB:	0		
CS:	0		

WP:	1	PA:	40
PB:	0		
SB:	0		
CS:	0		

WP:	1	PA:	40
PB:	0		
SB:	0		
CS:	0		

WP:	1	PA:	40



Washington Senators @ New York Yankees  
 Yankee Stadium, Bronx, NY

Sat Jul 03 1954, 3:33 AM EDT  
 Att. 20,011 - Unknown

livebaseballscores.com

AB	31
R	2
H	6
RBI	2
BB	5
SO	9
LOB	20



WP:	0	PA:	36
PB:	0		
SB:	0		
CS:	0		

Batter	1	2	3	4	5	6	7	8	9	AB	R	H	RBI	BB	SO	LOB
Eddie Yost, R (1, 5) OBP: 0.397, SLG: 0.375	F2		FC6-4			1B BB		BB 1B BB 1B		3	1	1	0	1	0	1
Johnny Pesky, L (1, 4) OBP: 0.318, SLG: 0.316	5-3			F8		K		BB BB 1B		4	0	1	0	0	1	3
Mickey Vernon, L (1, 3) OBP: 0.366, SLG: 0.572	K			F9		1B		K		4	0	1	1	0	2	2
Roy Sievers, R (1, 7) OBP: 0.333, SLG: 0.423		F8		K		K		FC5 BB BB BB 1B BB		3	0	0	0	1	2	3
Jim Busby, R (1, 8) OBP: 0.347, SLG: 0.452		G6-3 1B			5-3	K		1B BB		3	0	1	1	1	1	3
Pete Runnels, L (1, 6) OBP: 0.370, SLG: 0.410		G6-3			1-3		FC1-6 BB	FC5		3	0	0	0	1	0	4
Tom Umphlett, R (1, 9) OBP: 0.276, SLG: 0.292			FC5-4 1B		K		FC1-6 G6-4-3		L7	4	0	1	0	0	1	1
Ed Fitz Gerald, R (1, 2) OBP: 0.353, SLG: 0.324			FC5-4 FC6-4			BB BB 1B 1B	G6-4-3	F2		4	1	1	0	0	0	2
Bob Porterfield, R (1, 1) OBP: 0.113, SLG: 0.104			F8			1B BB BB BB		K		2	0	0	0	1	1	1
Tom Wright, L (9, PH) OBP: 0.336, SLG: 0.363								K		1	0	0	0	0	1	0

Inning Stats	R: 0 E: 0 K: 1 S: 5	H: 0 LOB: 0 BB: 0 P: 5	R: 0 E: 0 K: 0 S: 3	H: 1 LOB: 0 BB: 0 P: 3	R: 0 E: 0 K: 0 S: 4	H: 1 LOB: 1 BB: 0 P: 4	R: 0 E: 0 K: 1 S: 5	H: 0 LOB: 0 BB: 0 P: 5	R: 0 E: 0 K: 1 S: 5	H: 0 LOB: 0 BB: 0 P: 5	R: 1 E: 0 K: 3 S: 11	H: 2 LOB: 3 BB: 2 P: 19	R: 0 E: 0 K: 0 S: 2	H: 0 LOB: 0 BB: 1 P: 6	R: 1 E: 0 K: 2 S: 9	H: 2 LOB: 3 BB: 2 P: 17	R: 0 E: 0 K: 1 S: 5	H: 0 LOB: 0 BB: 0 P: 5	1B: 6 2B: 0 3B: 0 HR: 0	SF: 0 SAC: 0 DP: 2 HBP: 0	WP: 0 PB: 0 SB: 0 CS: 0	PA: 36
--------------	------------------------------	---------------------------------	------------------------------	---------------------------------	------------------------------	---------------------------------	------------------------------	---------------------------------	------------------------------	---------------------------------	-------------------------------	----------------------------------	------------------------------	---------------------------------	------------------------------	----------------------------------	------------------------------	---------------------------------	----------------------------------	------------------------------------	----------------------------------	--------

PITCHER	IP	WLS	BF	H	R	ER	SO	BB	IBB	HBP	BLK	WP	HR	S	P	ERA	WHIP
Bob Wiesler, L (1, 1) ERA: 3.6	8.0	W	33	6	2	2	8	5	0	0	0	0	0	44	64	2.25	1.375
Allie Reynolds, R (9, 1) ERA: 2.81	1.0	S	3	0	0	0	1	0	0	0	0	0	0	5	5	0.00	0.000

Batter	1	2	3	4	5	6	7	8	9	AB	R	H	RBI	BB	SO	LOB
<b>Gil McDougald, R</b> OBP: 0.351, SLG: 0.379 (1, 4) S S	0-3 K		0-0 1B 1B		0-0 FC3 FC4-6 1B		0-0 F9			4	2	2	0	0	1	0
<b>Joe Collins, L</b> OBP: 0.390, SLG: 0.445 (1, 3) X	0-0 P4		0-0 1B 1B		0-0 FC3 FC4-6 1-3			0-0 1-3		4	0	1	0	0	0	1
<b>Mickey Mantle, S</b> OBP: 0.409, SLG: 0.593 (1, 8) X	0-0 HR		0-0 1B		0-0 FC4-6 FC6-4 1-2f 3-H			0-0 L3		4	1	2	3	0	0	1
<b>Yogi Berra, L</b> OBP: 0.330, SLG: 0.464 (1, 2) X	0-0 4-3		0-0 P6		0-0 FC6-4 1-2f			0-0 1B		4	0	1	0	0	0	3
<b>Irv Noren, L</b> OBP: 0.374, SLG: 0.429 (1, 7) X		0-0 3-1		0-0 F8		0-0 F2		0-0 G3		4	0	0	0	0	0	1
<b>Hank Bauer, R</b> OBP: 0.387, SLG: 0.477 (1, 9) X		0-0 F5		0-0 1B		0-0 G5-4-3 1B				3	0	2	0	0	0	0
<b>Andy Carey, R</b> OBP: 0.325, SLG: 0.448 (1, 5) X		0-0 F9		0-0 F7		0-0 G5-4-3 1-2f				3	0	0	0	0	0	2
<b>Phil Rizzuto, R</b> OBP: 0.325, SLG: 0.285 (1, 6) X			0-0 5-3	0-0 L7			0-0 F2			3	0	0	0	0	0	1
<b>Bob Wiesler, S</b> OBP: 0.200, SLG: 0.200 (1, 1) X			0-0 6-3		0-0 4-3		0-3 K			3	0	0	0	0	1	0
<b>Allie Reynolds, R</b> OBP: 0.222, SLG: 0.229 (9, 1) X										0	0	0	0	0	0	0

<b>Inning Stats</b>	R: 1 E: 0 K: 1 S: 6	H: 1 LOB: 0 BB: 0 P: 6	R: 0 E: 0 K: 0 S: 3	H: 0 LOB: 0 BB: 0 P: 3	R: 1 E: 0 K: 0 S: 6	H: 3 LOB: 2 BB: 0 P: 6	R: 0 E: 0 K: 0 S: 4	H: 1 LOB: 1 BB: 0 P: 4	R: 1 E: 0 K: 0 S: 5	H: 1 LOB: 1 BB: 0 P: 5	R: 0 E: 0 K: 0 S: 3	H: 1 LOB: 0 BB: 0 P: 3	R: 0 E: 0 K: 1 S: 5	H: 0 LOB: 0 BB: 0 P: 5	R: 0 E: 0 K: 0 S: 4	H: 1 LOB: 1 BB: 0 P: 4	1B: 7 2B: 0 3B: 0 HR: 1	SF: 0 SAC: 0 DP: 1 HBP: 0	
<b>PITCHER</b> <b>Bob Porterfield, R</b> ERA: 2.39 (1, 1)	IP 8.0	WLS L	BF 32	H 8	R 3	ER 2	SO 2	BB 0	IBB 0	HBP 0	BLK 0	WP 0	HR 1	S 36	P 36	ERA 2.25	WHIP 1.000	WP: 0 PB: 0 SB: 0 CS: 0	PA: 32
<b>PITCHER</b>	IP	WLS	BF	H	R	ER	SO	BB	IBB	HBP	BLK	WP	HR	S	P	ERA	WHIP		


**BOTTOM**

**Washington Senators @ New York Yankees**  
Yankee Stadium, Bronx, NY

Sat Jul 03 1954, 3:33 AM EDT  
Att. 20,011 - Unknown

livebaseballscorecards.com

<b>AB</b>	<b>32</b>
<b>R</b>	<b>3</b>
<b>H</b>	<b>8</b>
<b>RBI</b>	<b>3</b>
<b>BB</b>	<b>0</b>
<b>SO</b>	<b>2</b>
<b>LOB</b>	<b>9</b>





Batter	1	2	3	4	5	6	7	8	9	AB R H RBI BB SO LOB	TOP
Eddie Yost, R OBP: 0.395, SLG: 0.370 (1, 5) X	0-0 5-3		0-3 K		0-3 K			4-0 3-1 1B BB		3 0 0 0 1 2 1	<b>Washington Senators @ New York Yankees</b> Yankee Stadium, Bronx, NY Sun Jul 04 1954, 3:33 AM EDT Att. 12,152 - Unknown <a href="http://livebaseballscorecards.com">livebaseballscorecards.com</a>
Johnny Pesky, L OBP: 0.326, SLG: 0.337 (1, 4) X	0-0 2B		0-0 P6			0-0 F9		0-0 3-1 1B 1-2		4 0 2 0 0 0 0	
Mickey Vernon, L OBP: 0.365, SLG: 0.567 (1, 3) X	0-0 P5		0-0 F9			4-0 BB		0-0 3-1 1-2 2-3		3 0 0 0 1 0 3	
Pete Runnels, L OBP: 0.368, SLG: 0.405 (1, 6) B B B	4-0 BB			0-3 K		0-0 L7		0-0 5-3		3 0 0 0 1 1 3	
Jim Busby, R OBP: 0.343, SLG: 0.446 (1, 8) X	0-0 F8			0-0 P6		0-0 F7			0-0 F7	4 0 0 0 0 0 3	
Tom Wright, L OBP: 0.333, SLG: 0.358 (1, 7) S S S		0-3 K		0-0 4-3			0-0 P6		0-0 G4-6-3 1B	4 0 1 0 0 1 0	
Tom Umphlett, R OBP: 0.276, SLG: 0.291 (1, 9) X		0-0 BB 1B			0-0 6-3		0-3 K		0-0 G4-6-3 1-2	4 0 1 0 0 1 1	
Joe Tipton, R OBP: 0.333, SLG: 0.304 (1, 2) B B B		4-0 G3-6-1 BB			0-0 1B		0-0 5-3			2 0 1 0 1 0 0	
Mickey McDermott, L OBP: 0.232, SLG: 0.212 (1, 1) X		0-0 G3-6-1 1-2			0-0 F8			0-0 G3		3 0 0 0 0 0 3	
<b>Inning Stats</b>	R: 0 E: 0 K: 0 S: 4 H: 1 LOB: 2 BB: 1 P: 8	R: 0 E: 0 K: 1 S: 5 H: 1 LOB: 1 BB: 1 P: 9	R: 0 E: 0 K: 1 S: 5 H: 0 LOB: 0 BB: 0 P: 5	R: 0 E: 0 K: 1 S: 5 H: 0 LOB: 0 BB: 0 P: 5	R: 0 E: 0 K: 1 S: 6 H: 1 LOB: 1 BB: 0 P: 6	R: 0 E: 0 K: 0 S: 3 H: 0 LOB: 1 BB: 1 P: 7	R: 0 E: 0 K: 1 S: 5 H: 0 LOB: 0 BB: 0 P: 5	R: 0 E: 0 K: 0 S: 4 H: 1 LOB: 2 BB: 1 P: 8	R: 0 E: 0 K: 0 S: 3 H: 1 LOB: 0 BB: 0 P: 3	1B: 4 2B: 1 3B: 0 HR: 0 SF: 0 SAC: 0 DP: 2 HBP: 0	WP: 0 PB: 0 SB: 0 CS: 0 PA: 34
<b>PITCHER</b> Bob Grim, R ERA: 3.63 (1, 1)	IP: 9.0 WLS: W BF: 34 H: 5 R: 0 ER: 0 SO: 5 BB: 4 IBB: 0 HBP: 0 BLK: 0 WP: 0 HR: 0 S: 40 P: 56 ERA: 0.00 WHIP: 1.000	<b>PITCHER</b>									

AB	30
R	0
H	5
RBI	0
BB	4
SO	5
LOB	14



Batter	1	2	3	4	5	6	7	8	9
Jerry Coleman, R OBP: 0.271, SLG: 0.296 (1, 4)	0-0 F7			0-0 6-3		0-0 FC5-2 1B 1-2 1B		0-0 F8	
Irv Noren, L OBP: 0.382, SLG: 0.433 (1, 7)	0-0 4-3			0-0 FC6-4 1B		0-0 FC5-2 1B 1-2 2-3 1B		4-0 6-3 BB	
Mickey Mantle, S OBP: 0.403, SLG: 0.584 (1, 8)	0-3 K			0-0 FC6-4 1-2f		0-0 FC5-2 1B 1-2 2-3 3-Hf		0-0 6-3 1-2	
Yogi Berra, L OBP: 0.332, SLG: 0.463 (1, 2)		4-0 5-3-5 SH1-3 BB		0-0 P6		0-0 1-3 2-H 3-H 1B		0-0 P3	
Hank Bauer, R OBP: 0.384, SLG: 0.473 (1, 9)		0-0 SH1-3 1-2			0-0 F8		0-3 K		
Bill Skowron, R OBP: 0.354, SLG: 0.539 (1, 3)		0-0 5-3-5 2-3f			0-0 G4-6-3 1B		0-0 2B		
Joe Collins, L OBP: 0.390, SLG: 0.445 (8, 3)									
Andy Carey, R OBP: 0.325, SLG: 0.453 (1, 5)			0-0 1-3		0-0 G4-6-3 1-2f		0-0 6-3 2-H 5-3-2 2B		
Phil Rizzuto, R OBP: 0.321, SLG: 0.281 (1, 6)			0-0 6-3			0-0 5-3	0-0 6-3 2-3		
Bob Grim, R OBP: 0.171, SLG: 0.235 (1, 1)			0-0 F8			4-0 1B FC5-2 1B BB	0-0 5-3-2 3-Hf		

Inning Stats	R: 0	H: 0	E: 0	K: 1	S: 5	R: 0	H: 0	E: 0	K: 0	S: 2	R: 0	H: 0	E: 0	K: 0	S: 3	R: 0	H: 1	E: 0	K: 0	S: 4	R: 0	H: 1	E: 0	K: 0	S: 3	R: 2	H: 3	E: 0	K: 1	S: 8	R: 1	H: 2	E: 0	K: 0	S: 4	R: 0	H: 0	E: 0	K: 0	S: 3
	LOB: 0	BB: 0	LOB: 0	BB: 0	P: 5	LOB: 0	BB: 1	LOB: 0	BB: 0	P: 6	LOB: 1	BB: 0	LOB: 0	BB: 0	P: 3	LOB: 2	BB: 1	LOB: 0	BB: 0	P: 4	LOB: 2	BB: 1	LOB: 0	BB: 0	P: 3	LOB: 0	BB: 2	LOB: 0	BB: 0	P: 4	LOB: 1	BB: 1	LOB: 1	BB: 1	P: 7	LOB: 0	BB: 0	LOB: 0	BB: 0	P: 7

PITCHER	IP	WLS	BF	H	R	ER	SO	BB	IBB	HBP	BLK	WP	HR	S	P	ERA	WHIP
Mickey McDermott, L ERA: 3.47 (1, 1)	8.0	L	31	7	3	3	2	3	0	0	0	0	0	32	44	3.38	1.250


**BOTTOM**

**Washington Senators @ New York Yankees**  
 Yankee Stadium, Bronx, NY

Sun Jul 04 1954, 3:33 AM EDT  
 Att. 12,152 - Unknown

AB	27
R	3
H	7
RBI	3
BB	3
SO	2
LOB	13

livebaseballscorecards.com



WP: 0	PA: 31
PB: 0	SB: 0
CS: 0	



Batter	1	2	3	4	5	6	7	8	9	AB R H RBI BB SO LOB	TOP											
Gil McDougald, R (1, 4) OBP: 0.351, SLG: 0.378	0-0 2B 1B	0-0 FC5-4 1B 1-2f		0-0 4-3	0-0 F8			0-0 F6	0-0 G3-6 1B 2-H	6 1 2 1 0 0 3												
Joe Collins, L (1, 3) OBP: 0.400, SLG: 0.490	0-0 BB 1-H 2B	0-0 1-2 1B		0-0 2B			0-0 4-3	0-0 HR	0-0 G3-6 1-2f	6 1 4 2 0 0 1												
Mickey Mantle, S (1, 8) OBP: 0.400, SLG: 0.588	0-3 K	0-3 K		0-0 F2			0-0 G3	0-0 HR		5 1 1 1 0 2 4												
Yogi Berra, L (1, 2) OBP: 0.340, SLG: 0.465	4-0 BB BB		0-0 BB 2B 1B	0-0 F8			4-0 BB BB	0-0 2B 1B		3 2 2 0 2 0 1												
Irv Noren, L (1, 9) OBP: 0.383, SLG: 0.429	0-0 F5		4-0 2B 1-2 BB		0-0 1B 1B		0-0 F8	0-0 L9		4 1 1 0 1 0 4												
Gene Woodling, L (1, 7) OBP: 0.381, SLG: 0.376	4-0 1-2 2-3 BB		0-0 F9		0-0 F7		0-0 1B	0-0 1-H 2B		4 0 2 1 1 0 3												
Andy Carey, R (1, 5) OBP: 0.321, SLG: 0.451	0-0 P3		0-0 1-3 2-H 2B		0-0 F8		0-0 F2	0-0 6-3		5 0 1 1 0 0 6												
Phil Rizzuto, R (1, 6) OBP: 0.324, SLG: 0.282		0-3 K	4-0 G6-4-3 BB		0-0 1B 1B		0-0 P5		0-0 SH3 1B	3 0 1 0 1 1 1 1 1 1 0 0 0 0												
Willy Miranda, S (8, 6) OBP: 0.350, SLG: 0.313																						
Harry Byrd, R (1, 1) OBP: 0.292, SLG: 0.261		4-0 FC5-4 BB	0-0 G6-4-3 1-2f		0-0 1-2 2-H 1B		0-0 L9		0-0 SH3	3 0 1 1 1 0 4 0 0 0 0 0 0 0												
Johnny Sain, R (8, 1) OBP: 0.500, SLG: 0.375																						
<b>Inning Stats</b>	R: 1 E: 0 K: 1 S: 7	H: 2 LOB: 3 BB: 2 P: 15	R: 0 E: 0 K: 2 S: 8	H: 1 LOB: 2 BB: 1 P: 12	R: 1 E: 0 K: 0 S: 4	H: 2 LOB: 2 BB: 2 P: 12	R: 0 E: 0 K: 0 S: 4	H: 1 LOB: 1 BB: 0 P: 4	R: 1 E: 0 K: 0 S: 6	H: 3 LOB: 2 BB: 0 P: 6	R: 0 E: 0 K: 0 S: 3	H: 0 LOB: 1 BB: 1 P: 7	R: 0 E: 0 K: 0 S: 4	H: 1 LOB: 1 BB: 0 P: 4	R: 3 E: 0 K: 0 S: 7	H: 4 LOB: 1 BB: 0 P: 7	R: 1 E: 0 K: 0 S: 4	H: 2 LOB: 0 BB: 0 P: 4	1B: 10 2B: 4 3B: 0 HR: 2	SF: 0 SAC: 1 DP: 2 HBP: 0	WP: 0 PB: 0 SB: 0 CS: 0	PA: 47
<b>PITCHER</b>	IP WLS BF H R ER SO BB IBB HBP BLK WP HR S P ERA WHIP																				ERA WHIP	
Arnie Portocarrero, R (1, 1) ERA: 3.31	7.2 L 42 14 6 6 3 6 0 0 0 0 0 2 42 66 7.04 2.609																					
Dutch Romberger, R (8, 1) ERA: 8.0	1.1 5 2 1 1 0 0 0 0 0 0 0 0 5 5 6.75 1.500																					

New York Yankees @ Philadelphia Athletics  
 Connie Mack Stadium, Philadelphia, PA  
 Mon Jul 05 1954, 3:33 AM EDT  
 Unknown

AB	40
R	7
H	16
RBI	7
BB	6
SO	3
LOB	27




BOTTOM

New York Yankees @ Philadelphia Athletics  
Connie Mack Stadium, Philadelphia, PA

livebaseballscorecards.com

AB 34  
R 4  
H 8  
RBI 4  
BB 3  
SO 3  
LOB 16



WP: 1 PA: 38  
PB: 0  
SB: 0  
CS: 0

ERA WHIP

Mon Jul 05 1954, 3:33 AM EDT  
Unknown

AB R H RBI BB SO LOB

5 1 2 0 0 0 1

5 0 1 0 0 0 3

3 1 1 0 1 1 1

4 0 0 0 0 1 3

4 1 2 1 0 0 0

2 1 1 3 1 0 0

4 0 1 0 0 0 4

3 0 0 0 0 0 4

1 0 0 0 0 0 0

3 0 0 0 0 1 0

0 0 0 0 0 0 0

0 0 0 0 1 0 0

1B: 6 SF: 0  
2B: 1 SAC: 0  
3B: 0 DP: 1  
HR: 1 HBP: 1

1B: 6  
2B: 1  
3B: 0  
HR: 1

SF: 0  
SAC: 0  
DP: 1  
HBP: 1

SF: 0  
SAC: 0  
DP: 1  
HBP: 1

0-0

0-0

0-0

0-0

0-0

0-0

0-0

0-0

0-0

0-0

4-0

4-0

4-0

0-0

0-0

4-0

0-0

0-0

0-0

0-0

0-0

0-0

0-0

0-0

0-0

0-0

0-0

0-0

0-3

0-0

0-0

0-0

0-0

0-0

0-0

0-0

0-0

0-0

0-0

0-0

0-0

0-3

0-3

0-0

0-0

0-0

0-0

0-0

0-3

0-0

0-0

0-0

0-0

0-0

0-3

0-3

0-0

0-0

0-0

0-0

0-0

0-3

0-0

0-0

0-0

0-0

0-0

0-0

0-0

0-0

4-0

0-0

0-0

0-0

0-3

0-0

0-0

0-0

0-0

0-0

0-0

0-0

0-0

4-0

0-0

0-0

0-0

0-3

0-0

0-0

0-0

0-0

0-0

0-0

0-0

0-0

4-0

0-0

0-0

0-0

0-3

0-0

0-0

0-0

0-0

0-0

0-0

0-0

0-0

4-0

0-0

0-0

0-0

0-3

0-0

0-0

0-0

0-0

0-0

0-0

0-0

0-0

1-0

0-0

0-0

0-0

0-0

0-0

0-0

0-0

0-0

0-0

0-0

0-0

0-0

1-0

0-0

0-0

0-0

0-0

0-0

0-0

0-0

0-0

0-0

0-0

0-0

0-0

1-0

0-0

0-0

0-0

0-0

0-0

0-0

0-0

0-0

0-0

0-0

0-0

0-0

1-0

0-0

0-0

0-0

0-0

0-0

0-0

0-0

0-0

0-0

0-0

0-0

0-0

1-0

0-0

0-0

0-0

0-0

0-0

0-0

0-0

R: 0 H: 0  
E: 0 LOB: 0  
K: 0 BB: 0  
S: 3 P: 3

R: 0 H: 0  
E: 0 LOB: 1  
K: 0 BB: 0  
S: 3 P: 4

R: 0 H: 1  
E: 0 LOB: 1  
K: 0 BB: 0  
S: 4 P: 4

R: 0 H: 2  
E: 0 LOB: 3  
K: 0 BB: 1  
S: 5 P: 9

R: 0 H: 1  
E: 0 LOB: 1  
K: 2 BB: 0  
S: 8 P: 8

R: 0 H: 0  
E: 0 LOB: 0  
K: 1 BB: 0  
S: 5 P: 5

R: 0 H: 1  
E: 0 LOB: 0  
K: 0 BB: 0  
S: 3 P: 3

R: 4 H: 3  
E: 0 LOB: 0  
K: 0 BB: 1  
S: 6 P: 10

R: 0 H: 0  
E: 0 LOB: 1  
K: 0 BB: 1  
S: 3 P: 7

1B: 6 SF: 0  
2B: 1 SAC: 0  
3B: 0 DP: 1  
HR: 1 HBP: 1

1B: 6  
2B: 1  
3B: 0  
HR: 1

SF: 0  
SAC: 0  
DP: 1  
HBP: 1

R: 0 H: 0  
E: 0 LOB: 0  
K: 0 BB: 0  
S: 3 P: 3

R: 0 H: 0  
E: 0 LOB: 0  
K: 0 BB: 0  
S: 3 P: 3

R: 0 H: 1  
E: 0 LOB: 0  
K: 0 BB: 0  
S: 3 P: 3

R: 0 H: 3  
E: 0 LOB: 0  
K: 0 BB: 1  
S: 6 P: 10

R: 0 H: 0  
E: 0 LOB: 1  
K: 0 BB: 1  
S: 3 P: 7

1B: 6 SF: 0  
2B: 1 SAC: 0  
3B: 0 DP: 1  
HR: 1 HBP: 1

1B: 6  
2B: 1  
3B: 0  
HR: 1

SF: 0  
SAC: 0  
DP: 1  
HBP: 1

R: 0 H: 0  
E: 0 LOB: 0  
K: 1 BB: 0  
S: 5 P: 5

R: 0 H: 0  
E: 0 LOB: 0  
K: 1 BB: 0  
S: 5 P: 5

R: 0 H: 1  
E: 0 LOB: 0  
K: 0 BB: 0  
S: 3 P: 3

R: 4 H: 3  
E: 0 LOB: 0  
K: 0 BB: 1  
S: 6 P: 10

R: 0 H: 0  
E: 0 LOB: 1  
K: 0 BB: 1  
S: 3 P: 7

1B: 6 SF: 0  
2B: 1 SAC: 0  
3B: 0 DP: 1  
HR: 1 HBP: 1

1B: 6  
2B: 1  
3B: 0  
HR: 1

SF: 0  
SAC: 0  
DP: 1  
HBP: 1

R: 0 H: 0  
E: 0 LOB: 1  
K: 0 BB: 1  
S: 3 P: 7

1B: 6 SF: 0  
2B: 1 SAC: 0  
3B: 0 DP: 1  
HR: 1 HBP: 1

1B: 6  
2B: 1  
3B: 0  
HR: 1

SF: 0  
SAC: 0  
DP: 1  
HBP: 1

WP: 1 PA: 38  
PB: 0  
SB: 0  
CS: 0

WP: 1 PA: 38  
PB: 0  
SB: 0  
CS: 0

ERA WHIP

ERA WHIP

PITCHER  
Harry Byrd, R (1, 1)  
ERA: 4.03

Johnny Sain, R (8, 1)  
ERA: 1.91

IP WLS BF H R ER SO BB IBB HBP BLK WP HR S P ERA WHIP  
7.2 W 33 8 4 4 3 2 0 1 0 1 1 36 45 4.70 1.304

1.1 S 5 0 0 0 0 1 0 0 0 0 0 4 8 0.00 0.750

PITCHER  
IP WLS BF H R ER SO BB IBB HBP BLK WP HR S P ERA WHIP



Batter	1	2	3	4	5	6	7	8	9	AB R H RBI BB SO LOB	TOP											
Gil McDougald, R (1, 4) OBP: 0.348, SLG: 0.374	0-0 5-3		0-3 K		0-0 F7	0-3 K			0-0 1B 2B 1B	5 1 1 0 0 2 3												
Joe Collins, L (1, 3) Eddie Robinson, L (9, 3) OBP: 0.400, SLG: 0.483 OBP: 0.317, SLG: 0.303	0-0 F2			0-0 L8		4-0 E BB	0-0 4-3		0-0 2B 1B	4 2 1 0 1 0 0 0 0 0 0 0 0 0												
Mickey Mantle, S (1, 8) OBP: 0.400, SLG: 0.590	0-0 F8			4-0 3B BB		0-0 E9 3B	0-0 4-3		0-0 P4	4 2 1 1 1 0 2												
Yogi Berra, L (1, 2) Charles Silvera, R (9, 2) OBP: 0.344, SLG: 0.476 OBP: 0.429, SLG: 0.333		0-0 G3		0-0 SF9 3B		4-0 HR BB	0-0 L8		0-0 1B 2B	4 3 2 3 1 0 0 0 0 0 0 0 0 0												
Irv Noren, L (1, 9) OBP: 0.388, SLG: 0.471		0-0 F8		0-0 SF9		0-0 HR		0-0 HR	0-0 FC6-4 1B	4 2 3 5 0 0 0												
Gene Woodling, L (1, 7) Hank Bauer, R (8, 9) OBP: 0.379, SLG: 0.374 OBP: 0.383, SLG: 0.471		0-0 4-3		0-0 L8		0-0 3B 1B		0-0 6-3	0-3 K	4 1 1 0 0 0 0 1 0 0 0 0 1 1												
Andy Carey, R (1, 5) OBP: 0.329, SLG: 0.465			4-0 G6-4-3 BB		0-0 FC3-4 1B	0-0 3B		0-0 F2	0-0 FC6-4	4 0 2 1 1 0 1												
Phil Rizzuto, R (1, 6) Willy Miranda, S (7, 6) OBP: 0.320, SLG: 0.278 OBP: 0.381, SLG: 0.353			0-0 G6-4-3		0-0 FC3-4 5-3	0-0 F5		0-0 1B		3 0 0 0 0 0 3 1 0 1 0 0 0 0												
Tom Morgan, R (1, 1) Tom Gorman, R (7, 1) OBP: 0.231, SLG: 0.360			0-0 1B		0-0 5-3	0-3 K		0-0 F9		3 0 1 0 0 1 2 1 0 0 0 0 0 1												
<b>Inning Stats</b>	R: 0 E: 0 K: 0 S: 3	H: 0 LOB: 0 BB: 0 P: 3	R: 0 E: 0 K: 0 S: 3	H: 0 LOB: 0 BB: 0 P: 3	R: 0 E: 0 K: 1 S: 5	H: 1 LOB: 1 BB: 1 P: 9	R: 2 E: 0 K: 0 S: 4	H: 1 LOB: 0 BB: 1 P: 8	R: 0 E: 0 K: 0 S: 4	H: 1 LOB: 1 BB: 0 P: 4	R: 5 E: 1 K: 2 S: 11	H: 4 LOB: 1 BB: 2 P: 19	R: 0 E: 0 K: 0 S: 3	H: 0 LOB: 0 BB: 0 P: 3	R: 1 E: 0 K: 0 S: 5	H: 2 LOB: 1 BB: 0 P: 5	R: 3 E: 0 K: 1 S: 9	H: 4 LOB: 1 BB: 0 P: 9	1B: 7 2B: 1 3B: 3 HR: 2	SF: 1 SAC: 0 DP: 1 HBP: 0	WP: 0 PB: 0 SB: 0 CS: 0	PA: 43
<b>PITCHER</b>	IP WLS BF H R ER SO BB IBB HBP BLK WP HR S P ERA WHIP																					
Marion Fricano, R (1, 1) ERA: 5.66	5.0 L 23 5 6 6 1 4 0 0 0 0 0 1 21 37 10.80 1.800																					
Moe Burtzsch, R (6, 1) ERA: 4.39	2.0 8 2 1 1 2 0 0 0 0 0 0 0 12 12 4.50 1.000																					
Sonny Dixon, R (8, 1) ERA: 3.88	2.0 12 6 4 4 1 0 0 0 0 0 0 1 14 14 18.00 3.000																					

New York Yankees @ Philadelphia Athletics  
 Connie Mack Stadium, Philadelphia, PA

Mon Jul 05 1954, 3:38 AM EDT  
 Att: 19,661 - Unknown

AB	38
R	11
H	13
RBI	10
BB	4
SO	4
LOB	13



WP: 0	PA: 43
PB: 0	
SB: 0	
CS: 0	

ERA	WHIP

livebaseballscorecards.com





Batter	1	2	3	4	5	6	7	8	9	AB R H RBI BB SO LOB	TOP											
Milt Bolling, R (1, 6) OBP: 0.333, SLG: 0.375	0-0 F7		4-0 SH SF9 BB	0-0 FC6-4			0-0 F7		0-0 5-3	4 1 0 0 1 0 2												
Billy Goodman, L (1, 3) OBP: 0.347, SLG: 0.359 Harry Agganis, L (9, PH) OBP: 0.325, SLG: 0.397	0-0 3B		0-0 SH		0-0 F7		0-0 1B		0-0 3-1	3 0 2 0 0 0 0 1 0 0 0 0 0 0												
Ted Williams, L (1, 7) OBP: 0.497, SLG: 0.566	4-0 G6-4-3 BB		0-0 SF9		0-0 6-3		0-3 K			2 0 0 1 1 1 1												
Jackie Jensen, R (1, 9) OBP: 0.326, SLG: 0.440	0-0 G6-4-3 1-2f		0-0 P4		0-0 P6			0-0 1B 1B		4 0 1 0 0 0 3												
Karl Olson, R (1, 8) OBP: 0.354, SLG: 0.420		0-0 FC4-6 1B	0-0 5-3		0-0 F8		0-0 F8			4 0 1 0 0 0 2												
Sammy White, R (1, 2) OBP: 0.320, SLG: 0.434		0-0 F7		0-0 FC4-6 1B		0-0 5-3		0-3 K		4 0 1 0 0 1 2												
Ted Lepcio, R (1, 4) OBP: 0.375, SLG: 0.438		0-0 FC4-6 BB 1-2f		0-3 K		0-0 S 1B		0-0 1-2 1B		4 0 2 0 0 1 2												
Grady Hatton, L (1, 5) OBP: 0.362, SLG: 0.330 Don Lenhardt, R (8, PH) OBP: 0.301, SLG: 0.408 Billy Consolo, R (8, 5) OBP: 0.230, SLG: 0.149		4-0 BB BB BB BB	0-0 FC4-6 BB	0-0 FC4-6 BB 1-2f		0-3 K 1-2		0-0 P4		2 0 0 0 1 1 2 1 0 0 0 0 0 2 0 0 0 0 0 0 0												
Frank Sullivan, R (1, 1) OBP: 0.192, SLG: 0.045 Charlie Maxwell, L (9, PH) OBP: 0.306, SLG: 0.276		0-3 K		4-0 FC6-4 BB 1-2		0-3 K		0-3 K		2 0 0 0 1 2 2 1 0 0 0 0 1 0												
<b>Inning Stats</b>	R: 0 E: 0 K: 0 S: 3	H: 1 LOB: 1 BB: 1 P: 7	R: 0 E: 0 K: 1 S: 6	H: 1 LOB: 2 BB: 1 P: 10	R: 1 E: 1 K: 0 S: 4	H: 0 LOB: 1 BB: 1 P: 8	R: 0 E: 0 K: 1 S: 6	H: 1 LOB: 2 BB: 1 P: 10	R: 0 E: 0 K: 0 S: 3	H: 0 LOB: 0 BB: 0 P: 3	R: 0 E: 0 K: 1 S: 6	H: 1 LOB: 1 BB: 0 P: 6	R: 0 E: 0 K: 2 S: 8	H: 1 LOB: 1 BB: 0 P: 8	R: 0 E: 0 K: 1 S: 7	H: 2 LOB: 2 BB: 0 P: 7	R: 0 E: 0 K: 1 S: 5	H: 0 LOB: 0 BB: 0 P: 5	1B: 6 2B: 0 3B: 1 HR: 0	SF: 1 SAC: 1 DP: 1 HBP: 0	WP: 0 PB: 0 SB: 1 CS: 0	PA: 38
<b>PITCHER</b>	IP WLS BF H R ER SO BB IBB HBP BLK WP HR S P ERA WHIP																					
Whitey Ford, L (1, 1) ERA: 3.47	8.0 W 35 7 1 0 6 4 0 0 0 0 0 0 43 59 0.00 1.375																					
Johnny Sain, R (9, 1) ERA: 1.86	1.0 S 3 0 0 0 1 0 0 0 0 0 0 0 5 5 0.00 0.000																					

**Boston Red Sox @ New York Yankees**  
 Yankee Stadium, Bronx, NY  
 Tue Jul 06 1954, 3:33 AM EDT  
 Att. 26,253 - Unknown - 76 F

[livebaseballscorecards.com](http://livebaseballscorecards.com)

<b>AB</b>	<b>32</b>
<b>R</b>	<b>1</b>
<b>H</b>	<b>7</b>
<b>RBI</b>	<b>1</b>
<b>BB</b>	<b>4</b>
<b>SO</b>	<b>7</b>
<b>LOB</b>	<b>18</b>



Batter	1	2	3	4	5	6	7	8	9	AB	R	H	RBI	BB	SO	LOB
<b>Gil McDougald, R</b> OBP: 0.354, SLG: 0.376 (1, 4)	4-0 BB		0-0 1B		0-0 F2		4-0 BB			2	0	1	0	2	0	0
<b>Joe Collins, L</b> OBP: 0.397, SLG: 0.497 (1, 3)	0-0 F8		0-3 K		0-0 HR		0-0 4-3			4	1	1	1	0	1	3
<b>Mickey Mantle, S</b> OBP: 0.398, SLG: 0.585 (1, 8)	0-0 P5			0-0 1B	0-0 F7			0-3 K		4	0	1	0	0	1	1
<b>Yogi Berra, L</b> OBP: 0.343, SLG: 0.473 (1, 2)	0-0 P5			0-0 P5		0-0 4-3		0-0 3B	1B	4	1	1	0	0	0	2
<b>Irv Noren, L</b> OBP: 0.391, SLG: 0.483 (1, 9)		0-0 4-3		0-0 S	1B	0-0 4-3		0-0 1B	3B	4	1	2	1	0	0	0
<b>Gene Woodling, L</b> OBP: 0.381, SLG: 0.373 (1, 7)		0-0 F8		4-0 BB	1-2 BB	0-0 3-1		0-0 CS	1B	3	0	1	1	1	0	0
<b>Andy Carey, R</b> OBP: 0.328, SLG: 0.478 (1, 5)		0-0 5-3		0-0 F9			0-0 HR	0-0 F8	1-2	4	1	1	1	0	0	4
<b>Phil Rizzuto, R</b> OBP: 0.316, SLG: 0.274 <b>Willy Miranda, S</b> OBP: 0.381, SLG: 0.353 (1, 6) (8, 6)			0-0 P6	0-0 1-3			0-0 F2			3	0	0	0	0	0	3
<b>Whitey Ford, L</b> OBP: 0.250, SLG: 0.192 <b>Johnny Sain, R</b> OBP: 0.500, SLG: 0.375 (1, 1) (9, 1)			0-3 K		0-0 1-3		0-0 F7			0	0	0	0	0	0	0

Inning Stats	R: 0	H: 0	E: 0	K: 0	S: 3	LOB: 1	BB: 1	P: 7	R: 0	H: 0	E: 0	K: 0	S: 3	LOB: 0	BB: 0	P: 3	R: 0	H: 1	E: 0	K: 2	S: 8	LOB: 1	BB: 0	P: 8	R: 0	H: 2	E: 0	K: 0	S: 5	LOB: 3	BB: 1	P: 9	R: 1	H: 1	E: 0	K: 0	S: 4	LOB: 0	BB: 0	P: 4	R: 0	H: 0	E: 0	K: 0	S: 3	LOB: 0	BB: 0	P: 3	R: 1	H: 1	E: 0	K: 0	S: 4	LOB: 1	BB: 1	P: 8	R: 2	H: 3	E: 0	K: 1	S: 7	LOB: 0	BB: 0	P: 7
<b>PITCHER</b> <b>Frank Sullivan, R</b> ERA: 3.48 (1, 1)	IP	WLS	BF	H	R	ER	SO	BB	IBB	HBP	BLK	WP	HR	S	P	ERA	WHIP																																															
	8.0	L	34	8	4	4	3	3	0	0	0	0	2	37	49	4.50	1.375																																															

**BOTTOM**


**Boston Red Sox @ New York Yankees**  
Yankee Stadium, Bronx, NY

Tue Jul 06 1954, 3:33 AM EDT  
Att: 26,253 - Unknown - 76 F

livebaseballscorecards.com

<b>AB</b>	<b>31</b>
<b>R</b>	<b>4</b>
<b>H</b>	<b>8</b>
<b>RBI</b>	<b>4</b>
<b>BB</b>	<b>3</b>
<b>SO</b>	<b>3</b>
<b>LOB</b>	<b>13</b>

WP: 0 PA: 34  
PB: 0 SB: 1  
CS: 1













Batter	1	2	3	4	5	6	7	8	9	AB R H RBI BB SO LOB
Eddie Yost, R OBP: 0.406, SLG: 0.392 (1, 5)	0-0 G4-3 1B		0-0 L3-6 SH5-3 1B		0-0 1B 3B	0-0 F3			0-0 F7	5 1 3 0 0 0 3
Wayne Terwilliger, R OBP: 0.269, SLG: 0.275 (1, 4)	0-0 G4-3 1-2f		0-0 SH5-3 1-2		0-0 1B 3-H			0-0 F5		3 0 1 1 0 0 1
Mickey Vernon, L OBP: 0.368, SLG: 0.570 (1, 3)	0-0 1-3		0-0 L3-6 2-3			0-0 1B BB 1B		0-0 F8		4 1 1 0 0 0 1
Roy Sievers, R OBP: 0.334, SLG: 0.436 (1, 7)		0-0 F4		0-0 F9 SF7 2B		0-0 BB BB 1B		0-0 F8		4 2 2 0 0 0 0
Jim Busby, R OBP: 0.338, SLG: 0.437 (1, 8)		0-0 E5 1B		0-0 F9 2-3		0-3 K		0-0 6-3		4 0 1 0 0 1 3
Pete Runnels, L OBP: 0.366, SLG: 0.408 (1, 6)		0-0 1B 2-H		0-0 SF7 3-H		0-0 BB BB 1B		0-3 K		3 1 2 1 0 1 0
Tom Umphlett, R OBP: 0.270, SLG: 0.283 (1, 9)		0-0 1B 1-H		0-0 F7		0-3 K		0-0 F8		4 0 1 1 0 1 3
Joe Tipton, R OBP: 0.357, SLG: 0.305 (1, 2)		0-0 1B			0-0 F5	4-0 BB BB		0-0 F5		2 0 1 1 1 0 0
Johnny Pesky, L OBP: 0.317, SLG: 0.348 (9, PH)		1-2 1B			1-2 2-3 3-H	BB BB				1 0 0 0 0 0 0
Dean Stone, L OBP: 0.233, SLG: 0.259 (1, 1)		0-3 K			0-3 K	4-0 BB BB		0-0 3-1		2 0 0 1 1 2 2
Mickey McDermott, L OBP: 0.228, SLG: 0.208 (9, PH)					1-2 2-3 3-H	BB				1 0 0 0 0 0 0

Inning Stats	R: 0	H: 1	E: 0	K: 0	S: 3	LOB: 0	BB: 0	P: 3	R: 1	H: 4	E: 1	K: 1	S: 8	LOB: 2	BB: 0	P: 8	R: 0	H: 1	E: 0	K: 0	S: 3	LOB: 0	BB: 0	P: 3	R: 1	H: 1	E: 0	K: 0	S: 4	LOB: 0	BB: 0	P: 4	R: 1	H: 2	E: 0	K: 1	S: 6	LOB: 1	BB: 0	P: 6	R: 2	H: 3	E: 0	K: 0	S: 10	LOB: 3	BB: 2	P: 18	R: 0	H: 0	E: 0	K: 0	S: 3	LOB: 0	BB: 0	P: 3	R: 0	H: 0	E: 0	K: 1	S: 5	LOB: 0	BB: 0	P: 5	R: 0	H: 0	E: 0	K: 0	S: 3	LOB: 0	BB: 0	P: 3	R: 0	H: 0	E: 0	K: 0	S: 3	LOB: 0	BB: 0	P: 3
--------------	------	------	------	------	------	--------	-------	------	------	------	------	------	------	--------	-------	------	------	------	------	------	------	--------	-------	------	------	------	------	------	------	--------	-------	------	------	------	------	------	------	--------	-------	------	------	------	------	------	-------	--------	-------	-------	------	------	------	------	------	--------	-------	------	------	------	------	------	------	--------	-------	------	------	------	------	------	------	--------	-------	------	------	------	------	------	------	--------	-------	------

PITCHER	IP	WLS	BF	H	R	ER	SO	BB	IBB	HBP	BLK	WP	HR	S	P	ERA	WHIP
Ed Lopat, L ERA: 3.19 (1, 1)	5.1		24	12	5	5	3	0	0	0	0	0	0	30	30	8.44	2.250
Tom Gorman, R ERA: 1.54 (6, 1)	0.2		4	0	0	0	1	2	0	0	0	0	0	4	12	0.00	3.000
Bob Kuzava, L ERA: 4.09 (7, 1)	2.0	W	6	0	0	0	1	0	0	0	0	0	0	8	8	0.00	0.000
Johnny Sain, R ERA: 1.82 (9, 1)	1.0	S	3	0	0	0	0	0	0	0	0	0	0	3	3	0.00	0.000


**BOTTOM**

**New York Yankees @ Washington Senators**  
Griffith Stadium, Washington, DC

Fri Jul 09 1954, 3:33 AM EDT  
Att. 14,268 - Unknown


<b>AB</b>	<b>33</b>
<b>R</b>	<b>5</b>
<b>H</b>	<b>12</b>
<b>RBI</b>	<b>5</b>
<b>BB</b>	<b>2</b>
<b>SO</b>	<b>5</b>
<b>LOB</b>	<b>13</b>

livebaseballscorecards.com



<b>WP: 0</b>	<b>PA: 37</b>
<b>PB: 0</b>	<b>SB: 0</b>
<b>CS: 0</b>	



Batter	1	2	3	4	5	6	7	8	9	AB	R	H	RBI	BB	SO	LOB	TOP										
<b>Gil McDougald, R</b> (1, 4) OBP: 0.364, SLG: 0.394	0-0 F8	0-0 HR		0-0 1B			SH1-4 1B			4	2	3	4	1	0	0											
<b>Joe Collins, L</b> (1, 3) OBP: 0.399, SLG: 0.519	0-0 1B	0-0 2B		0-3 K			SH1-4			4	0	2	0	0	2	4											
<b>Mickey Mantle, S</b> (1, 8) OBP: 0.398, SLG: 0.587	0-0 F8	0-0 F8			0-0 1-3		0-0 1B	0-0 F8		5	1	1	0	0	0	2											
<b>Yogi Berra, L</b> (1, 2) OBP: 0.348, SLG: 0.487	0-0 F8		0-0 G3		1-0 HBP		0-0 1B	0-0 2B		4	1	2	1	0	0	1											
<b>Irv Noren, L</b> (1, 9) OBP: 0.388, SLG: 0.511		0-0 HR	0-3 K2-3		0-0 G1-6-3		0-0 F8	0-3 K		5	1	1	1	0	2	4											
<b>Gene Woodling, L</b> (1, 7) <b>Hank Bauer, R</b> (7, PH) OBP: 0.385, SLG: 0.474		0-0 4-3	4-0 BB		0-0 G1-6-3	4-0 SH1-4	0-0 1B	0-0 F3		1	0	0	0	2	0	0											
<b>Andy Carey, R</b> (1, 5) OBP: 0.328, SLG: 0.468		0-3 K	0-0 5-3		0-0 G1-6-3	0-0 SH1-4	0-0 1B		0-0 3-1	4	1	1	1	0	1	1	<b>AB 38</b>										
<b>Phil Rizzuto, R</b> (1, 6) <b>Bill Skowron, R</b> (7, PH) <b>Willy Miranda, S</b> (7, 6) OBP: 0.364, SLG: 0.333		0-0 HR		0-0 F7		0-3 K	0-0 BB	0-0 F7		3	1	1	0	0	1	1	<b>R 9</b>										
<b>Bob Wiesler, S</b> (1, 1) <b>Harry Byrd, R</b> (6, 1) <b>Bob Cerv, R</b> (7, PH) <b>Whitey Ford, L</b> (7, 1) OBP: 0.241, SLG: 0.185		0-0 HR		0-3 K		0-0 G3	4-0 BB	0-3 K		1	0	1	1	0	0	0	<b>H 14</b>										
<b>Inning Stats</b>	R: 0 E: 0 K: 0 S: 4	H: 1 LOB: 1 BB: 0 P: 4	R: 4 E: 0 K: 1 S: 10	H: 5 LOB: 1 BB: 0 P: 10	R: 0 E: 0 K: 1 S: 5	H: 0 LOB: 1 BB: 1 P: 9	R: 0 E: 0 K: 2 S: 8	H: 1 LOB: 1 BB: 0 P: 8	R: 0 E: 0 K: 1 S: 2	H: 0 LOB: 0 BB: 0 P: 3	R: 0 E: 0 K: 1 S: 5	H: 0 LOB: 1 BB: 1 P: 9	R: 5 E: 0 K: 1 S: 11	H: 6 LOB: 3 BB: 2 P: 19	R: 0 E: 0 K: 1 S: 6	H: 1 LOB: 1 BB: 0 P: 6	R: 0 E: 0 K: 1 S: 5	H: 0 LOB: 0 BB: 0 P: 5	1B: 10 2B: 2 3B: 0 HR: 2	SF: 0 SAC: 2 DP: 1 HBP: 1	WP: 0 PB: 0 SB: 0 CS: 0	PA: 45					
<b>PITCHER</b>	IP	WLS	BF	H	R	ER	SO	BB	IBB	HBP	BLK	WP	HR	S	P	ERA	WHIP										
<b>Bob Porterfield, R</b> (1, 1) ERA: 2.62	2.0	L	12	6	4	4	1	0	0	0	0	0	2	14	14	18.00	3.000										
<b>Bunky Stewart, L</b> (3, 1) ERA: 7.02	4.2		24	7	5	5	4	3	0	1	0	0	0	28	41	9.64	2.143										
<b>Camilo Pascual, R</b> (7, 1) ERA: 5.82	0.1		2	0	0	0	1	1	0	0	0	0	0	3	7	0.00	3.000										
<b>Gus Keriazkos, R</b> (8, 1) ERA: 4.2	2.0		7	1	0	0	2	0	0	0	0	0	0	11	11	0.00	0.500										

**New York Yankees @ Washington Senators**  
Griffith Stadium, Washington, DC  
Sat Jul 10 1954, 3:33 AM EDT  
Att: 19,866 - Unknown

<b>AB</b>	38
<b>R</b>	9
<b>H</b>	14
<b>RBI</b>	9
<b>BB</b>	4
<b>SO</b>	8
<b>LOB</b>	15



Batter	1	2	3	4	5	6	7	8	9	AB	R	H	RBI	BB	SO	LOB
<b>Eddie Yost, R</b> OBP: 0.407, SLG: 0.391 (1, 5) BB	4-0 BB		0-0 G6-4-3 1-2f			0-0 1B		0-0 G3		3	0	1	0	1	0	1
<b>Wayne Terwilliger, R</b> OBP: 0.264, SLG: 0.270 (1, 4) SS	0-3 K		0-0 6-3			0-0 F9		0-0 4-3		4	0	0	0	0	1	2
<b>Mickey Vernon, L</b> OBP: 0.370, SLG: 0.566 (1, 3) X	0-0 F5					4-0 FC5 BB BB		4-0 FC5 BB BB		2	0	0	0	2	1	1
<b>Roy Sievers, R</b> OBP: 0.336, SLG: 0.433 (1, 7) X	0-0 L7					4-0 1-2 BB		4-0 E SF8 BB		2	1	0	0	2	0	1
<b>Jim Busby, R</b> OBP: 0.337, SLG: 0.434 (1, 8)						0-3 K		0-0 FC5 2B 1-3 2-3f		4	0	1	0	0	1	4
<b>Pete Runnels, L</b> OBP: 0.365, SLG: 0.405 (1, 6)						0-0 F7		0-0 SF8		2	0	0	1	1	1	2
<b>Tom Umphlett, R</b> OBP: 0.275, SLG: 0.299 (1, 9)						0-0 FC5		0-0 2B		4	0	2	0	0	0	4
<b>Ed Fitz Gerald, R</b> OBP: 0.345, SLG: 0.323 (1, 2)						0-0 6-3		0-0 4-3		4	0	0	0	0	0	4
<b>Bob Porterfield, R</b> OBP: 0.113, SLG: 0.104 (3, 1) <b>Bunky Stewart, L</b> (7, 1) <b>Camilo Pascual, R</b> OBP: 0.278, SLG: 0.348 (7, PH) <b>Gus Keriazakos, R</b> (8, 1) <b>Joe Tipton, R</b> OBP: 0.353, SLG: 0.302 (9, PH)						4-0 K		0-3 K		0	0	0	0	0	0	0

Inning Stats	R: 0	H: 0	E: 0	K: 1	S: 5	R: 0	H: 1	E: 0	K: 0	S: 3	R: 0	H: 0	E: 0	K: 0	S: 2	R: 0	H: 0	E: 0	K: 1	S: 5	R: 1	H: 1	E: 1	K: 0	S: 4	R: 0	H: 0	E: 0	K: 1	S: 5	R: 0	H: 0	E: 0	K: 1	S: 6	R: 0	H: 0	E: 0	K: 1	S: 5	R: 0	H: 1	E: 0	K: 1	S: 6	R: 0	H: 1	E: 0	K: 1	S: 6	R: 0	H: 0	E: 0	K: 1	S: 5	R: 0	H: 1	E: 0	K: 1	S: 6	1B: 2	2B: 2	3B: 0	HR: 0	SF: 1	SAC: 0	DP: 2	HBP: 0	WP: 0	PB: 0	SB: 0	CS: 0	PA: 36
--------------	------	------	------	------	------	------	------	------	------	------	------	------	------	------	------	------	------	------	------	------	------	------	------	------	------	------	------	------	------	------	------	------	------	------	------	------	------	------	------	------	------	------	------	------	------	------	------	------	------	------	------	------	------	------	------	------	------	------	------	------	-------	-------	-------	-------	-------	--------	-------	--------	-------	-------	-------	-------	--------

PITCHER	IP	WLS	BF	H	R	ER	SO	BB	IBB	HBP	BLK	WP	HR	S	P	ERA	WHIP
<b>Bob Wiesler, L</b> ERA: 3.15 (1, 1)	5.0	W	22	2	1	1	3	7	0	0	0	0	0	21	49	1.80	1.800
<b>Harry Byrd, R</b> ERA: 3.96 (6, 1)	1.0		4	1	0	0	0	0	0	0	0	0	0	4	4	0.00	1.000
<b>Whitey Ford, L</b> ERA: 3.36 (7, 1)	3.0	S	10	1	0	0	3	0	0	0	0	0	0	16	16	0.00	0.333


**BOTTOM**

**New York Yankees @ Washington Senators**  
Griffith Stadium, Washington, DC

Sat Jul 10 1954, 3:33 AM EDT  
Att. 19,866 - Unknown

livebaseballscorecards.com

<b>AB</b>	<b>28</b>
<b>R</b>	<b>1</b>
<b>H</b>	<b>4</b>
<b>RBI</b>	<b>1</b>
<b>BB</b>	<b>7</b>
<b>SO</b>	<b>6</b>
<b>LOB</b>	<b>20</b>






Batter	1	2	3	4	5	6	7	8	9	AB R H RBI BB SO LOB	TOP											
Irv Noren, L (1, 7) OBP: 0.389, SLG: 0.508	0-3 K		0-3 K		0-0 F8		0-0 1B		0-0 SH 1B	5 1 2 1 0 2 0	<b>New York Yankees @ Washington Senators</b> Griffith Stadium, Washington, DC Sun Jul 11 1954, 3:33 AM EDT Att: 12,117 - Unknown											
Phil Rizzuto, R (1, 6) Wily Miranda, S (8, 6) OBP: 0.316, SLG: 0.273 OBP: 0.364, SLG: 0.333	4-0 FC5-4 BB		0-0 6-3		0-0 F9		0-0 F4		0-0 SH 1B 1B	3 0 0 0 1 0 2 0 1 0 0 0 0 0												
Mickey Mantle, S (1, 8) OBP: 0.398, SLG: 0.587	0-0 FC5-4 FC4-6 1-2f			0-0 4-3		0-0 F9		0-0 E7 SF8 2B	0-0 SH 1B 1B	5 1 2 1 0 0 1												
Hank Bauer, R (1, 9) OBP: 0.386, SLG: 0.487	0-0 FC4-6 1-2f			0-0 IHR		0-0 F8		0-0 SF8	0-0 SH 1B	4 1 2 3 0 0 1												
Gil McDougald, R (1, 4) OBP: 0.365, SLG: 0.391		0-0 5-3		0-0 F8		0-0 FC6-4 1B		0-0 2B FC5-6-4 BB	0-0 F9	4 1 1 0 1 0 2												
Bill Skowron, R (1, 3) Joe Collins, L (7, 3) OBP: 0.377, SLG: 0.550 OBP: 0.400, SLG: 0.525		0-0 BB 1B		0-0 E6 1B		0-0 FC6-4 1-2f		0-0 FC5-6-4 1-3 2B	0-0 F8	3 1 2 0 0 0 1 2 0 1 0 0 0 2												
Andy Carey, R (1, 5) OBP: 0.340, SLG: 0.469		4-0 G4-6-3 BB		0-0 1B			1-0 SH1-4 1B HBP	4-0 FC5-6-4 IBB	0-0 F9	2 1 1 1 2 0 2												
Charles Silvera, R (1, 2) OBP: 0.406, SLG: 0.321		0-0 G4-6-3 1-2f		0-0 6-3			0-0 1B SH1-4 1B	0-0 FC5-6-4 1-2f 2-3 3-H		4 0 1 1 0 0 5												
Bob Grim, R (1, 1) Johnny Sain, R (7, 1) OBP: 0.162, SLG: 0.222 OBP: 0.455, SLG: 0.333			0-0 F6		0-0 F5		0-0 SH1-4 1-2 2-3	0-0 F8		2 0 0 0 0 0 0 1 0 0 0 0 0 2												
<b>Inning Stats</b>	R: 0 E: 0 K: 1 S: 5	H: 0 LOB: 1 BB: 1 P: 9	R: 0 E: 0 K: 0 S: 3	H: 1 LOB: 1 BB: 1 P: 7	R: 0 E: 0 K: 1 S: 5	H: 0 LOB: 0 BB: 0 P: 5	R: 2 E: 1 K: 0 S: 6	H: 3 LOB: 1 BB: 0 P: 6	R: 0 E: 0 K: 0 S: 3	H: 0 LOB: 0 BB: 0 P: 3		R: 0 E: 0 K: 0 S: 4	H: 1 LOB: 1 BB: 0 P: 4	R: 1 E: 0 K: 0 S: 4	H: 2 LOB: 1 BB: 0 P: 5	R: 2 E: 1 K: 0 S: 5	H: 2 LOB: 2 BB: 2 P: 13	R: 2 E: 0 K: 0 S: 7	H: 3 LOB: 2 BB: 0 P: 7	1B: 9 2B: 2 3B: 0 HR: 1	SF: 1 SAC: 2 DP: 1 HBP: 1	WP: 0 PB: 0 SB: 0 CS: 0
<b>PITCHER</b>	IP WLS BF H R ER SO BB IBB HBP BLK WP HR S P ERA WHIP																					
Mickey McDermott, L (1, 1) ERA: 3.54	8.0 L 36 9 5 4 2 3 1 1 0 0 0 0 35 52 4.50 1.500																					
Chuck Stobbs, L (9, 1) ERA: 5.14	1.0 7 3 2 2 0 0 0 0 0 0 0 0 7 7 18.00 3.000																					

<b>AB</b>	35
<b>R</b>	7
<b>H</b>	12
<b>RBI</b>	7
<b>BB</b>	4
<b>SO</b>	2
<b>LOB</b>	18







Batter	1	2	3	4	5	6	7	8	9	AB R H RBI BB SO LOB	TOP	
Cal Abrams, L (1, 9) OBP: 0.395, SLG: 0.394	0-3 K		0-0 3-1		4-0 CS BB			0-0 G3		3 0 0 0 1 1 1		
Jim Brideweser, R (1, 4) OBP: 0.344, SLG: 0.319	4-0 G4-6-3 BB		0-0 5-3		0-0 PB 1B			0-3 K		3 0 1 0 1 1 1		
Dick Kryhoski, L (1, 3) OBP: 0.318, SLG: 0.362 Sam Mele, R (8, PH) OBP: 0.289, SLG: 0.380	0-0 G4-6-3 1-2f		0-0 4-3		0-3 K			0-0 2B 1B		3 0 0 0 0 1 3 1 0 1 0 0 0 0		
Bob Kennedy, R (1, 5) OBP: 0.295, SLG: 0.341		0-3 K		0-0 F8		0-0 F8		0-0 2B		4 0 1 0 0 1 0		
Chuck Diering, R (1, 8) OBP: 0.385, SLG: 0.371		0-3 K		0-0 6-3		0-0 5-3		4-0 BB		3 0 0 0 1 1 0		
Jim Fridley, R (1, 7) OBP: 0.302, SLG: 0.389 Clint Courtney, L (8, PH) OBP: 0.329, SLG: 0.380 Eddie Waitkus, L (8, 3) OBP: 0.319, SLG: 0.387		4-0 1B BB		4-0 BB 1B BB		0-0 6-3		0-0 F2		1 1 0 0 2 0 0 1 0 0 0 0 0 3 0 0 0 0 0 0 0		
Les Moss, R (1, 2) OBP: 0.288, SLG: 0.267 Gil Coan, L (9, PH) OBP: 0.293, SLG: 0.283		0-0 1B		4-0 1B BB		0-0 P4			0-0 4-3	2 0 1 0 1 0 0 1 0 0 0 0 0 0	AB 30 R 1 H 7 RBI 1 BB 6 SO 6 LOB 11	
Billy Hunter, R (1, 6) OBP: 0.261, SLG: 0.265		0-3 K		0-0 1B		0-0 L6 2B			0-0 P6	4 0 2 1 0 1 2		
Don Larsen, R (1, 1) OBP: 0.256, SLG: 0.325 Bobby Young, L (9, PH) OBP: 0.349, SLG: 0.344			0-0 3B		0-0 P6		0-0 L6		0-0 F8	3 0 1 0 0 0 1 1 0 0 0 0 0 0		
Inning Stats	R: 0 E: 0 K: 1 S: 4 H: 0 LOB: 0 BB: 1 P: 8	R: 0 E: 0 K: 3 S: 10 H: 1 LOB: 2 BB: 1 P: 14	R: 0 E: 0 K: 0 S: 4 H: 1 LOB: 1 BB: 0 P: 4	R: 1 E: 0 K: 0 S: 3 H: 1 LOB: 2 BB: 2 P: 11	R: 0 E: 0 K: 1 S: 5 H: 1 LOB: 1 BB: 1 P: 9	R: 0 E: 0 K: 0 S: 3 H: 0 LOB: 0 BB: 0 P: 3	R: 0 E: 0 K: 0 S: 3 H: 1 LOB: 0 BB: 0 P: 3	R: 0 E: 0 K: 1 S: 7 H: 2 LOB: 3 BB: 1 P: 11	R: 0 E: 0 K: 0 S: 3 H: 0 LOB: 0 BB: 0 P: 3	1B: 4 2B: 3 3B: 1 HR: 0 SF: 0 SAC: 0 DP: 2 HBP: 0	WP: 0 PB: 1 SB: 0 CS: 1 PA: 36	
PITCHER	IP WLS BF H R ER SO BB IBB HBP BLK WP HR S P ERA WHIP											
Bob Wiesler, L (1, 1) ERA: 2.6	7.2 W 32 7 1 1 6 6 0 0 0 0 0 0 38 62 1.17 1.696											
Johnny Sain, R (8, 1) ERA: 2.05	1.1 S 4 0 0 0 0 0 0 0 0 0 0 0 4 4 0.00 0.000											

Baltimore Orioles @ New York Yankees  
 Yankee Stadium, Bronx, NY  
 Thu Jul 15 1954, 3:33 AM EDT  
 Att: 16,731 - Unknown

livebaseballscorecards.com





Batter	1	2	3	4	5	6	7	8	9	AB R H RBI BB SO LOB	TOP
Cal Abrams, L (1, 9) OBP: 0.400, SLG: 0.395	4-0 BB 1B BB		4-0 BB G5-4-3 BB		0-0 P6			0-0 G4-3 1B		2 1 1 0 2 0 1	
Jim Brideweser, R (1, 4) OBP: 0.333, SLG: 0.309	0-0 F2		0-0 G5-4-3 1-2f			0-0 5-3		0-0 G4-3 1-2f		4 0 0 0 0 0 3	
Chuck Diering, R (1, 8) OBP: 0.387, SLG: 0.374	0-0 1B 1B		0-0 E8 CS			0-0 FC5-4 1B		0-0 5-3		4 1 2 0 0 0 0	
Bob Kennedy, R (1, 5) OBP: 0.294, SLG: 0.338	0-0 1B		0-0 CS 1-2	0-0 5-3		0-3 K		0-0 L7		4 0 1 2 0 1 1	
Jim Fridley, R (1, 7) OBP: 0.300, SLG: 0.385	0-0 P5			0-0 G6-4-3 1B		0-0 FC5-4 1-2f		0-0 P6		4 0 1 0 0 0 2	
Ray Murray, R (1, 2) OBP: 0.282, SLG: 0.350	0-3 K			0-0 G6-4-3 1-2f			0-0 B5-4-6 1B			1 0 0 0 0 1 1	
Les Moss, R (2, 2) OBP: 0.293, SLG: 0.273										2 0 1 0 0 0 1	
Dick Kryhoski, L (1, 3) OBP: 0.314, SLG: 0.357		0-0 6-3			0-0 F7		0-0 B5-4-6 1-2f			3 0 0 0 0 0 1	
Billy Hunter, R (1, 6) OBP: 0.262, SLG: 0.276		0-0 P6			0-0 3B		0-0 F7			3 0 1 0 0 0 0	
Joe Coleman, R (1, 1) OBP: 0.182, SLG: 0.302		0-0 F7			0-0 1-3			0-0 G3		3 0 0 0 0 0 1	
<b>Inning Stats</b>	R: 2 E: 0 K: 1 S: 7 H: 2 LOB: 1 BB: 1 P: 11	R: 0 E: 0 K: 0 S: 3 H: 0 LOB: 0 BB: 0 P: 3	R: 0 E: 1 K: 0 S: 2 H: 0 LOB: 0 BB: 1 P: 6	R: 0 E: 0 K: 0 S: 3 H: 1 LOB: 0 BB: 0 P: 3	R: 0 E: 0 K: 0 S: 4 H: 1 LOB: 1 BB: 0 P: 4	R: 0 E: 0 K: 1 S: 6 H: 1 LOB: 1 BB: 0 P: 6	R: 0 E: 0 K: 0 S: 3 H: 1 LOB: 0 BB: 0 P: 3	R: 0 E: 0 K: 0 S: 3 H: 1 LOB: 0 BB: 0 P: 3	R: 0 E: 0 K: 0 S: 3 H: 0 LOB: 0 BB: 0 P: 3	1B: 6 2B: 1 3B: 1 HR: 0 SF: 0 SAC: 0 DP: 4 HBP: 0	WP: 0 PB: 0 SB: 0 CS: 1 PA: 33
<b>PITCHER</b> Whitey Ford, L (1, 1) ERA: 3.25	IP: 9.0 WLS: W BF: 32 H: 7 R: 2 ER: 2 SO: 2 BB: 2 IBB: 0 HBP: 0 BLK: 0 WP: 0 HR: 0 S: 34 P: 42 ERA: 2.00 WHIP: 1.000										
<b>PITCHER</b>	IP: WLS: BF: H: R: ER: SO: BB: IBB: HBP: BLK: WP: HR: S: P: ERA: WHIP:										

Baltimore Orioles @ New York Yankees  
 Yankee Stadium, Bronx, NY  
 Fri Jul 16 1954, 3:33 AM EDT  
 Att. 8,376 - Unknown

livebaseballscorecards.com

AB	30
R	2
H	7
RBI	2
BB	2
SO	2
LOB	11



Batter	1	2	3	4	5	6	7	8	9	AB	R	H	RBI	BB	SO	LOB
<b>Gil McDougald, R</b> OBP: 0.362, SLG: 0.382 (1, 4)	4-0 2B 4-3 BB	0-0 F7		0-3 K		0-0 FC4 1-2f 2-3		0-0 5-3		4	1	0	0	1	1	2
<b>Joe Collins, L</b> OBP: 0.392, SLG: 0.520 (1, 3)	0-0 4-3 1-3 1B 2B	0-0 E 2B		0-0 L8		0-0 F7		0-0 P4		5	1	2	0	0	0	2
<b>Mickey Mantle, S</b> OBP: 0.399, SLG: 0.582 (1, 8)	0-3 K	4-0 E BB		0-3 K		0-0 4-3 2B		0-0 F7		4	0	1	0	1	2	2
<b>Yogi Berra, L</b> OBP: 0.345, SLG: 0.478 (1, 2)	0-0 4-3	0-0 F7 1-2 2-3		0-0 F5		0-0 F5		0-0 G3		5	0	0	1	0	0	4
<b>Irv Noren, L</b> OBP: 0.405, SLG: 0.547 (1, 9)	0-0 2B 1B 3-H		0-0 FC6-4 1B		0-0 1B		4-0 4-3 BB		0-0 HR	4	1	4	2	1	0	0
<b>Gene Woodling, L</b> OBP: 0.383, SLG: 0.383 (1, 7)	0-0 1-3 2B		0-0 F9		0-0 L4		0-0 4-3 1-2 2-3			4	0	1	0	0	0	4
<b>Andy Carey, R</b> OBP: 0.351, SLG: 0.475 (1, 5)	4-0 IBB		0-0 FC6-4 1-2f		4-0 FC4 SH3-4 BB		4-0 IBB			1	0	0	0	3	0	1
<b>Phil Rizzuto, R</b> OBP: 0.309, SLG: 0.266 (1, 6)	0-0 P5		0-0 P4		0-0 SH3-4 1-2		0-0 3-1			2	0	0	0	0	0	4
<b>Eddie Robinson, L</b> OBP: 0.308, SLG: 0.293 (7, PH)										1	0	0	0	0	0	3
<b>Willy Miranda, S</b> OBP: 0.364, SLG: 0.333 (8, 6)										0	0	0	0	0	0	0
<b>Whitey Ford, L</b> OBP: 0.242, SLG: 0.167 (1, 1)		0-3 K		0-0 F7		4-0 FC4 BB		0-0 4-3		3	0	0	0	1	1	0

**BOTTOM**

**Baltimore Orioles @ New York Yankees**  
Yankee Stadium, Bronx, NY  
Fri Jul 16 1954, 3:33 AM EDT  
Att. 8,376 - Unknown

[livebaseballscorecards.com](http://livebaseballscorecards.com)


<b>AB</b>	<b>33</b>
<b>R</b>	<b>3</b>
<b>H</b>	<b>8</b>
<b>RBI</b>	<b>3</b>
<b>BB</b>	<b>7</b>
<b>SO</b>	<b>4</b>
<b>LOB</b>	<b>22</b>



Inning Stats	R: 2	H: 3	LOB: 3	K: 1	P: 16	R: 0	H: 1	LOB: 2	K: 1	P: 10	R: 0	H: 1	LOB: 1	K: 0	P: 4	R: 0	H: 0	LOB: 0	K: 1	P: 5	R: 0	H: 1	LOB: 1	K: 1	P: 6	R: 0	H: 0	LOB: 2	K: 0	P: 11	R: 0	H: 1	LOB: 3	K: 0	P: 12	R: 0	H: 0	LOB: 0	K: 0	P: 3	R: 1	H: 1	LOB: 0	K: 0	P: 3	1B: 3	SF: 0	2B: 4	SAC: 1	3B: 0	DP: 0	HR: 1	HBP: 0	WP: 0	PA: 41	PB: 0	SB: 0	CS: 0
--------------	------	------	--------	------	-------	------	------	--------	------	-------	------	------	--------	------	------	------	------	--------	------	------	------	------	--------	------	------	------	------	--------	------	-------	------	------	--------	------	-------	------	------	--------	------	------	------	------	--------	------	------	-------	-------	-------	--------	-------	-------	-------	--------	-------	--------	-------	-------	-------

PITCHER	IP	WLS	BF	H	R	ER	SO	BB	IBB	HBP	BLK	WP	HR	S	P	ERA	WHIP
<b>Joe Coleman, R</b> ERA: 3.05 (1, 1)	8.2	L	41	8	3	3	4	5	2	0	0	0	1	42	70	3.12	1.500



Batter	1	2	3	4	5	6	7	8	9	AB R H RBI BB SO LOB	TOP														
Cal Abrams, L (1, 9) OBP: 0.404, SLG: 0.402	0-0 2B		0-0 1B G4-6-3	0-0 F8		4-0 BB 1-2		0-0 FC3-6 FC6-4 1-2f 2-3		4 1 2 0 1 0 4	<p><b>Baltimore Orioles @ New York Yankees</b>  Yankee Stadium, Bronx, NY</p> <p>Sat Jul 17 1954, 3:33 AM EDT  Att: 12,806 - Unknown</p> <p>livebaseballscorecards.com</p> <table border="1"> <tr><td>AB</td><td>38</td></tr> <tr><td>R</td><td>3</td></tr> <tr><td>H</td><td>14</td></tr> <tr><td>RBI</td><td>2</td></tr> <tr><td>BB</td><td>3</td></tr> <tr><td>SO</td><td>2</td></tr> <tr><td>LOB</td><td>26</td></tr> </table> 	AB	38	R	3	H	14	RBI	2	BB	3	SO	2	LOB	26
AB	38																								
R	3																								
H	14																								
RBI	2																								
BB	3																								
SO	2																								
LOB	26																								
Chuck Diering, R (1, 8) OBP: 0.393, SLG: 0.377	0-0 1B G4-6-3		0-0 1B G4-6-3		0-0 E6 SH1-3	4-0 BB 1-2 2-3		0-0 FC6-4 1-2f 3-H		4 0 2 1 1 0 1															
Dick Kryhoski, L (1, 3) OBP: 0.309, SLG: 0.351	0-0 L9		0-0 G4-6-3 1-2f 3-H		0-0 SH1-3 1-2	0-0 P5		0-0 P6		4 0 0 0 0 0 7															
Bob Kennedy, R (1, 5) OBP: 0.291, SLG: 0.333	0-0 G4-6-3 1-2f		0-0 5-3		0-3 K		0-0 G5-4-3 1B		0-0 F6	5 0 1 0 0 1 3															
Jim Fridley, R (1, 7) OBP: 0.296, SLG: 0.377		0-0 L6		0-0 1B 1B		0-0 FC5 2-3		0-0 G5-4-3 1-2f		5 1 1 0 0 0 2															
Les Moss, R (1, 2) OBP: 0.299, SLG: 0.280		0-0 1B 1B		0-0 F7		0-0 5-3		0-0 1B		5 0 2 0 0 0 3															
Jim Brideweser, R (1, 4) OBP: 0.333, SLG: 0.310		0-0 1B		0-0 P4		0-0 5-3		0-0 F7		3 0 1 0 0 0 1															
Bobby Young, L (7, PH) OBP: 0.348, SLG: 0.343		1-2 1B								1 0 0 0 0 0 1															
Billy Hunter, R (1, 6) OBP: 0.271, SLG: 0.285		0-0 L7		0-0 1B 1-2		0-0 1B 1B		0-0 FC3-6 FC6-4 1B		4 1 3 0 0 0 2															
Lou Kretlow, R (1, 1) OBP: 0.240, SLG: 0.174		0-3 K		0-0 1B 1-3 2-H		0-0 BB BB 1B 1-3		4-0 FC3-6 BB		2 0 1 1 0 1 2															
Gil Coan, L (6, PH) OBP: 0.296, SLG: 0.287										1 0 1 0 0 0 0															
Mike Blyzka, R (6, 1) OBP: 0.111, SLG: 0.111										0 0 0 0 0 0 0															
Eddie Waitkus, L (8, PH) OBP: 0.324, SLG: 0.387										0 0 0 0 1 0 0															
Howie Fox, R (8, 1) OBP: 0.222, SLG: 0.222										0 0 0 0 0 0 0															
<b>Inning Stats</b>	R: 0 E: 0 K: 0 S: 4	H: 2 LOB: 1 BB: 0 P: 4	R: 0 E: 0 K: 1 S: 7	H: 2 LOB: 2 BB: 0 P: 7	R: 1 E: 0 K: 0 S: 4	H: 2 LOB: 0 BB: 0 P: 4	R: 1 E: 0 K: 0 S: 6	H: 3 LOB: 2 BB: 0 P: 6	R: 0 E: 2 K: 1 S: 7	H: 0 LOB: 2 BB: 0 P: 7	R: 0 E: 0 K: 0 S: 4	H: 2 LOB: 3 BB: 2 P: 12	R: 0 E: 0 K: 0 S: 4	H: 2 LOB: 1 BB: 0 P: 4	R: 1 E: 0 K: 0 S: 4	H: 1 LOB: 1 BB: 1 P: 8	R: 0 E: 0 K: 0 S: 3	H: 0 LOB: 0 BB: 0 P: 3	1B: 13 2B: 1 3B: 0 HR: 0	SF: 0 SAC: 1 DP: 3 HBP: 0	WP: 0 PB: 0 SB: 0 CS: 0	PA: 42			
<b>PITCHER</b>	IP WLS BF H R ER SO BB IBB HBP BLK WP HR S P ERA WHIP																								
Ed Lopat, L (1, 1) ERA: 3.21	5.0 W 24 9 2 2 2 0 0 0 0 0 0 0 28 28 3.60 1.800																								
Marlin Stuart, R (6, 1) ERA: 4.53	4.0 S 18 5 1 1 0 3 0 0 0 0 0 0 15 27 2.25 2.000																								

Batter	1	2	3	4	5	6	7	8	9
<b>Gil McDougald, R</b> OBP: 0.362, SLG: 0.384 (1, 4)	0-0 F9		0-0 E7 SF7 2B		4-0 FC3-6 BB		0-0 P6	0-0 P4	
<b>Joe Collins, L</b> OBP: 0.387, SLG: 0.509 (1, 3)	0-0 F9		0-0 F9		0-0 FC3-6 3B		4-0 1B BB	0-0 F8	
<b>Mickey Mantle, S</b> OBP: 0.399, SLG: 0.587 (1, 8)	0-0 1B		0-0 SF7		0-0 1B 3B		0-0 F8	0-0 4-3	
<b>Yogi Berra, L</b> OBP: 0.349, SLG: 0.484 (1, 2)	0-0 6-3		0-0 1B 2B		0-0 1B		0-0 1B E 1B		
<b>Irv Noren, L</b> OBP: 0.411, SLG: 0.549 (1, 9)		4-0 5-3 BB	0-0 1B		0-0 F7		0-0 E 1B		
<b>Gene Woodling, L</b> OBP: 0.381, SLG: 0.389 (1, 7)		0-0 F8	0-0 4-3		0-0 F8		0-0 E6 3B		
<b>Andy Carey, R</b> OBP: 0.350, SLG: 0.467 (1, 5)		0-0 5-3 1-2		0-3 K		0-0 5-3	4-0 BB		
<b>Phil Rizzuto, R</b> OBP: 0.305, SLG: 0.261 (1, 6)		0-0 L6		0-0 1-3		0-0 5-3	0-3 K		
<b>Willy Miranda, S</b> OBP: 0.364, SLG: 0.333 (8, 6)									
<b>Ed Lopat, L</b> OBP: 0.100, SLG: 0.028 (1, 1)			4-0 2B E WP BB		0-0 5-3			0-0 WP 1B	
<b>Marlin Stuart, L</b> OBP: 0.143, SLG: 0.143 (6, 1)									

AB	R	H	RBI	BB	SO	LOB
4	1	1	0	1	0	1
4	2	0	0	1	0	3
4	1	2	2	0	0	2
4	2	3	1	0	0	1
3	1	2	2	1	0	1
4	1	1	2	0	0	3
3	0	0	0	1	1	1
4	0	0	0	0	1	2
0	0	0	0	0	0	0
1	1	0	0	1	0	0
2	0	1	0	0	0	0

AB	R	H	RBI	BB	SO	LOB
33	9	10	7	5	2	14

1B	2B	3B	HR	SF	SAC	DP	HBP
6	2	2	0	1	0	0	0

WP	PA
2	39

PITCHER	IP	WLS	BF	H	R	ER	SO	BB	IBB	HBP	BLK	WP	HR	S	P	ERA	WHIP
<b>Lou Kretlow, R</b> ERA: 5.28 (1, 1)	5.0	L	24	6	5	5	1	3	0	0	0	1	0	23	35	9.00	1.800
<b>Mike Blyzka, R</b> ERA: 5.84 (6, 1)	2.0		11	3	4	3	1	2	0	0	0	0	0	11	19	13.50	2.500
<b>Howie Fox, R</b> ERA: 2.29 (8, 1)	1.0		4	1	0	0	0	0	0	0	0	1	0	4	4	0.00	1.000

**Baltimore Orioles @ New York Yankees**  
 Yankee Stadium, Bronx, NY  
 Sat Jul 17 1954, 3:33 AM EDT  
 Att. 12,806 - Unknown

livebaseballscorecards.com





Batter	1	2	3	4	5	6	7	8	9	AB R H RBI BB SO LOB	TOP											
Harvey Kuenn, R (1, 6) OBP: 0.288, SLG: 0.346	0-0 F7		0-0 G5-4-3			0-0 F9		0-0 G6-4-3		4 0 0 0 0 0 3	<b>Detroit Tigers @ New York Yankees</b> Yankee Stadium, Bronx, NY Sun Jul 18 1954, 3:33 AM EDT Unknown  <a href="http://livebaseballscorecards.com">livebaseballscorecards.com</a>											
Bill Tuttle, R (1, 8) OBP: 0.372, SLG: 0.440	0-0 6-3			0-0 FC5 BB 1B		0-0 5-3		0-0 6-3	4 0 1 0 0 0 0													
Don Lund, R (1, 7) OBP: 0.200, SLG: 0.171	0-0 6-3			0-3 K		0-0 1B		0-0 1B	4 0 2 0 0 1 1													
Ray Boone, R (1, 5) OBP: 0.385, SLG: 0.473		0-0 5-3		0-0 F3-2		0-0 L5		0-3 K	4 0 0 0 0 1 3													
Wayne Belardi, L (1, 3) OBP: 0.372, SLG: 0.419		0-0 5-3		4-0 FC5 BB 1-2		0-0 F2		0-0 F9	3 0 0 0 1 0 1													
Al Kaline, R (1, 9) OBP: 0.274, SLG: 0.279		0-0 L5-3		0-0 FC5 1-2 2-3f		0-0 L5			3 0 0 0 0 0 2													
Frank Bolling, R (1, 4) OBP: 0.286, SLG: 0.308			0-0 5-3		0-0 5-3		0-0 F7		3 0 0 0 0 0 0													
Red Wilson, R (1, 2) OBP: 0.344, SLG: 0.321			0-0		0-0 4-3			0-0 G6-4-3 1B	1 0 1 0 0 0 0													
Frank House, L (5, PH) OBP: 0.321, SLG: 0.390									2 0 1 0 0 0 0													
Billy Hoef, L (1, 1) OBP: 0.229, SLG: 0.226			4-0 G5-4-3 BB		0-0 5-3			0-3 K	0 0 0 0 1 0 0													
Steve Souchock, R (5, PH) OBP: 0.235, SLG: 0.133									1 0 0 0 0 0 0													
Dick Marlowe, R (5, 1) OBP: 0.333, SLG: 0.375									1 0 0 0 0 1 1													
<b>Inning Stats</b>	R: 0 E: 0 K: 0 S: 3	H: 0 LOB: 0 BB: 0 P: 3	R: 0 E: 0 K: 0 S: 3	H: 0 LOB: 0 BB: 0 P: 3	R: 0 E: 0 K: 0 S: 3	H: 1 LOB: 1 BB: 1 P: 7	R: 0 E: 0 K: 1 S: 6	H: 1 LOB: 2 BB: 1 P: 10	R: 0 E: 0 K: 0 S: 3	H: 0 LOB: 0 BB: 0 P: 3	R: 0 E: 0 K: 0 S: 4	H: 1 LOB: 1 BB: 0 P: 4	R: 0 E: 0 K: 0 S: 3	H: 0 LOB: 0 BB: 0 P: 3	R: 0 E: 0 K: 1 S: 5	H: 1 LOB: 0 BB: 0 P: 5	R: 0 E: 0 K: 1 S: 6	H: 1 LOB: 1 BB: 0 P: 6	1B: 4 2B: 1 3B: 0 HR: 0	SF: 0 SAC: 0 DP: 2 HBP: 0	WP: 0 PB: 0 SB: 0 CS: 0	PA: 32
<b>PITCHER</b> Harry Byrd, R (1, 1) ERA: 3.45	IP 9.0	WLS W	BF 32	H 5	R 0	ER 0	SO 3	BB 2	IBB 0	HBP 0	BLK 0	WP 0	HR 0	S 36	P 44	ERA 0.00	WHIP 0.778					

AB	30
R	0
H	5
RBI	0
BB	2
SO	3
LOB	11



Batter	1	2	3	4	5	6	7	8	9	AB	R	H	RBI	BB	SO	LOB	BOTTOM	
<b>Gil McDougald, R</b> (1, 4) <small>OBP: 0.363, SLG: 0.393</small>	0-0 5-3	0-0 FC5-6		0-0 HR		4-0 BB		0-0 F7		4	1	1	3	1	0	2	<b>Detroit Tigers @ New York Yankees</b> Yankee Stadium, Bronx, NY Sun Jul 18 1954, 3:33 AM EDT Unknown	
<b>Bill Skowron, R</b> (1, 3) <small>OBP: 0.384, SLG: 0.549</small> <b>Joe Collins, L</b> (6, PH) <small>OBP: 0.385, SLG: 0.506</small> (7, 3)	0-0 3B		0-0 6-3	4-0 BB		0-0 F5				2	1	1	0	1	0	0		
<b>Mickey Mantle, S</b> (1, 8) <small>OBP: 0.398, SLG: 0.589</small>	0-0 SF9		0-0 5-3	0-0 F7		0-3 K				4	1	1	1	0	1	3		
<b>Yogi Berra, L</b> (1, 2) <small>OBP: 0.348, SLG: 0.483</small>	0-0 SF9		0-0 1B		0-0 L9		0-0 F2			3	0	1	1	0	0	0		
<b>Hank Bauer, R</b> (1, 9) <small>OBP: 0.384, SLG: 0.483</small>	0-0 F2		0-0 P5		0-3 K		0-0 1B			4	0	1	0	0	1	1		
<b>Andy Carey, R</b> (1, 5) <small>OBP: 0.348, SLG: 0.462</small>		0-0 5-3		0-0 S 1B HR		0-0 5-3		0-0 F2		4	1	1	0	0	0	1		
<b>Irv Noren, L</b> (1, 7) <small>OBP: 0.417, SLG: 0.567</small>		0-0 FC5-6 1B		0-0 1-2 HR		0-0 HR		0-0 L9		4	2	3	1	0	0	1		
<b>Willy Miranda, S</b> (1, 6) <small>OBP: 0.346, SLG: 0.286</small>		0-3 K		0-0 F5		4-0 SH2-3 BB		0-0 6-3		3	0	0	0	1	1	3		
<b>Harry Byrd, R</b> (1, 1) <small>OBP: 0.296, SLG: 0.269</small>		0-0 FC5-6 1B		0-3 K		0-0 SH2-3		0-0 5-3		3	0	1	0	0	1	2		
<b>Inning Stats</b>	R: 2 H: 2 E: 0 LOB: 0 K: 0 BB: 0 S: 5 P: 5	R: 0 H: 2 E: 0 LOB: 2 K: 1 BB: 0 S: 7 P: 7	R: 0 H: 1 E: 0 LOB: 1 K: 0 BB: 0 S: 4 P: 4	R: 3 H: 3 E: 0 LOB: 1 K: 1 BB: 1 S: 8 P: 12	R: 0 H: 0 E: 0 LOB: 0 K: 1 BB: 0 S: 5 P: 5	R: 1 H: 1 E: 0 LOB: 2 K: 1 BB: 2 S: 6 P: 14	R: 0 H: 1 E: 0 LOB: 1 K: 0 BB: 0 S: 4 P: 4	R: 0 H: 0 E: 0 LOB: 0 K: 0 BB: 0 S: 3 P: 3	1B: 7 SF: 1 2B: 0 SAC: 1 3B: 1 DP: 0 HR: 2 HBP: 0	WP: 0 PA: 37 PB: 0 SB: 1 CS: 0								
<b>PITCHER</b> <b>Billy Hoefl, L</b> (1, 1) <small>ERA: 4.78</small> <b>Dick Marlowe, R</b> (5, 1) <small>ERA: 3.74</small>	IP WLS BF H R ER SO BB IBB HBP BLK WP HR S P ERA WHIP 4.0 L 21 8 5 5 2 1 0 0 0 0 1 24 28 11.25 2.250	IP WLS BF H R ER SO BB IBB HBP BLK WP HR S P ERA WHIP 4.0 16 2 1 1 2 2 0 0 0 0 0 1 18 26 2.25 1.000	<b>PITCHER</b> IP WLS BF H R ER SO BB IBB HBP BLK WP HR S P ERA WHIP															

livebaseballscorecards.com

AB	32
R	6
H	10
RBI	6
BB	3
SO	4
LOB	15





Batter	1	2	3	4	5	6	7	8	9	AB	R	H	RBI	BB	SO	LOB	TOP								
Harvey Kuenn, R (1, 6) OBP: 0.289, SLG: 0.343	0-3 K		0-0 F9	0-0 FC6-4		0-0 SH BB HBP 1B	0-3 K		0-0 SH 6-3	5	0	1	0	0	1	5									
Bill Tuttle, R (1, 8) OBP: 0.378, SLG: 0.447	0-0 CS 1B		0-0 1B		0-0 SH3-4 1B	1-0 1B BB HBP		0-0 2B 1B	0-0 F8	6	1	4	1	0	0	5									
Don Lund, R (1, 7) OBP: 0.191, SLG: 0.163	0-3 K		0-0 F8		0-0 SH3-4	0-0 F3		0-0 2B	0-0 6-3	2	0	0	0	0	1	2									
Jim Delsing, L (6, PH) OBP: 0.327, SLG: 0.314	1-2 K				1-2 SH3-4	1-2 F3		1-3 2B	1-2 2-3 3-H	2	0	0	1	1	0	4									
Ray Boone, R (1, 5) OBP: 0.388, SLG: 0.474		0-0 E 3B 1B	0-0 5-3		0-0 F9	4-0 1B BB		0-0 F7	0-0 F9	4	1	2	1	1	0	2									
Wayne Belardi, L (1, 3) OBP: 0.379, SLG: 0.453		0-0 F2		0-0 HR	4-0 1B L IBB	0-0 1-2 2-3 3-H		4-0 FC6-4 IBB		2	1	1	1	1	0	1									
Bob Nieman, R (6, PH) OBP: 0.311, SLG: 0.364										1	0	0	0	0	1	3									
Walt Dropo, R (6, 3) OBP: 0.319, SLG: 0.382										1	0	0	0	0	1	3									
Al Kaline, R (1, 9) OBP: 0.276, SLG: 0.292		0-0 L7		0-0 L1-3	0-0 1-3 2-H	0-3 K		0-3 K		5	1	2	2	0	0	4									
Frank Bolling, R (1, 4) OBP: 0.285, SLG: 0.306		0-0 E5 3B		0-0 P4	0-0 L		0-0 K	0-0 FC6-4		6	2	1	0	0	0	3									
Red Wilson, R (1, 2) OBP: 0.366, SLG: 0.364		0-0 1B 3B		4-0 1B BB		0-0 5-3	0-0 F7		0-0 SH 6-3 1B	4	1	3	2	1	0	0									
Al Aber, L (1, 1) OBP: 0.222, SLG: 0.176		0-0 4-3		0-0 FC6-4 1B		0-0 HBP SH BB 1B	0-0 F7		0-0 6-3 E 1B	3	1	1	0	0	1	1									
George Zuverink, R (7, 1) OBP: 0.171, SLG: 0.200										0	0	0	0	0	0	0									
<b>Inning Stats</b>	R: 0 E: 0 K: 2 S: 7	H: 1 LOB: 0 BB: 0 P: 7	R: 2 E: 1 K: 0 S: 6	H: 2 LOB: 1 BB: 0 P: 6	R: 0 E: 0 K: 0 S: 4	H: 1 LOB: 1 BB: 0 P: 4	R: 1 E: 0 K: 0 S: 5	H: 2 LOB: 2 BB: 1 P: 9	R: 1 E: 0 K: 0 S: 4	H: 2 LOB: 2 BB: 1 P: 8	R: 2 E: 0 K: 1 S: 8	H: 2 LOB: 3 BB: 1 P: 13	R: 1 E: 0 K: 1 S: 6	H: 1 LOB: 0 BB: 0 P: 6	R: 0 E: 0 K: 1 S: 7	H: 2 LOB: 3 BB: 1 P: 11	R: 1 E: 1 K: 0 S: 6	H: 2 LOB: 2 BB: 0 P: 6	1B: 11 2B: 1 3B: 1 HR: 2	SF: 0 SAC: 3 DP: 0 HBP: 1	WP: 0 PB: 0 SB: 1 CS: 1	PA: 49			
<b>PITCHER</b>	IP	WLS	BF	H	R	ER	SO	BB	IBB	HBP	BLK	WP	HR	S	P	ERA	WHIP								
Bob Grim, R (1, 1) ERA: 3.42	2.0	L	9	3	2	0	2	0	0	0	0	0	0	13	13	0.00	1.500								
Tom Morgan, R (3, 1) ERA: 4.08	2.0		10	3	1	1	0	1	0	0	0	0	1	9	13	4.50	2.000								
Tom Gorman, R (5, 1) ERA: 2.21	1.2		13	4	3	3	0	1	1	1	0	0	0	9	18	16.20	3.000								
Bob Kuzava, L (6, 1) ERA: 4.19	1.1		5	1	1	1	2	0	0	0	0	0	1	9	9	6.75	0.750								
Marlin Stuart, R (8, 1) ERA: 4.34	2.0		12	4	1	0	1	0	1	0	0	0	0	13	17	0.00	2.000								

**Detroit Tigers @ New York Yankees**  
 Yankee Stadium, Bronx, NY  
 Sun Jul 18 1954, 3:38 AM EDT  
 Att: 28,387 - Unknown

[livebaseballscorecards.com](http://livebaseballscorecards.com)

<b>AB</b>	41
<b>R</b>	8
<b>H</b>	15
<b>RBI</b>	8
<b>BB</b>	4
<b>SO</b>	5
<b>LOB</b>	33



BOTTOM

Detroit Tigers @ New York Yankees  
Yankee Stadium, Bronx, NY  
Sun Jul 18 1954, 3:38 AM EDT  
Att. 28,387 - Unknown

livebaseballscorecards.com

AB	36
R	6
H	8
RBI	6
BB	4
SO	3
LOB	19



WP:	0	PA:	41
PB:	0	SB:	0
CS:	0		

AB	R	H	RBI	BB	SO	LOB
----	---	---	-----	----	----	-----

4	0	1	1	1	0	3
4	0	0	1	0	0	2
1	0	0	0	0	0	0
5	0	1	0	0	0	1
5	0	1	0	0	0	4
5	1	1	0	0	1	3
3	3	1	0	1	0	0
3	0	0	0	1	1	3
0	0	0	0	0	0	0
1	0	1	1	0	0	0
0	0	0	0	0	0	0
1	0	1	0	0	1	0
0	1	0	0	1	0	0
1	0	1	2	0	0	0
0	0	0	0	0	0	0
0	0	0	0	0	0	0
2	1	1	0	0	0	1

1B:	6	SF:	0
2B:	2	SAC:	1
3B:	0	DP:	0
HR:	0	HBP:	0

PITCHER	IP	WLS	BF	H	R	ER	SO	BB	IBB	HBP	BLK	WP	HR	S	P	ERA	WHIP
---------	----	-----	----	---	---	----	----	----	-----	-----	-----	----	----	---	---	-----	------

Al Aber, L	(1, 1)	6.0	W	27	5	4	3	2	3	0	0	0	0	0	28	40	4.50	1.333
George Zuverink, R	(7, 1)	3.0	S	14	3	2	2	1	1	0	0	0	0	0	15	19	6.00	1.333

Batter	1	2	3	4	5	6	7	8	9	AB	R	H	RBI	BB	SO	LOB
Gil McDougald, R OBP: 0.364, SLG: 0.391 (1, 4)	4-0 F7 6-3 BB		0-0 G3 1B	0-0 L5			0-0 4-3	0-0 F8		4	0	1	1	1	0	3
Bill Skowron, R OBP: 0.372, SLG: 0.530 Marlin Stuart, L OBP: 0.125, SLG: 0.125 (1, 3)	0-0 6-3		0-0 F8		0-0 6-3		0-0 4-3		0-0 5-3	4	0	0	1	0	0	2
Mickey Mantle, S OBP: 0.395, SLG: 0.583 (1, 8)	0-0 F7		0-0 G3 1B		0-0 F8		0-0 E1		0-0 F8	5	0	1	0	0	0	1
Yogi Berra, L OBP: 0.346, SLG: 0.479 (1, 2)	0-0 G3		0-0 G3		0-0 L9		0-0 P6		0-0 1B	5	0	1	0	0	0	4
Hank Bauer, R OBP: 0.380, SLG: 0.477 (1, 9)		0-0 6-3	0-0 5-3			0-0 6-3		0-0 G3 BB 1B	0-3 K	5	1	1	0	0	1	3
Andy Carey, R OBP: 0.350, SLG: 0.460 (1, 5)		0-0 5-3 2B 1B		0-0 E5 SH1-3 BB FC5		0-0 F7		4-0 G3 1B BB		3	3	1	0	1	0	0
Irv Noren, L OBP: 0.414, SLG: 0.559 (1, 7)		0-0 5-3		4-0 FC5 SH1-3 1-2 BB		0-3 K		0-0 G3		3	0	0	0	1	1	3
Willy Miranda, S OBP: 0.346, SLG: 0.286 Bob Cerv, R OBP: 0.262, SLG: 0.421 (2, PH)		0-0 2B		0-0 SH1-3		4-0 2B 4-3 BB		0-0 1B		0	0	0	0	0	0	0
Phil Rizzuto, R OBP: 0.307, SLG: 0.261 Gene Woodling, L OBP: 0.383, SLG: 0.392 (8, PH)		2-H 2B		1-2 2-3 FC5		0-0 4-3 2B		2-H 3-H F9		1	0	1	0	0	0	0
Jerry Coleman, R OBP: 0.271, SLG: 0.296 (9, 6)		0-3 K		0-0 FC5		0-0 4-3 2B		0-0 F9		0	0	0	0	0	0	0
Bob Grim, R Eddie Robinson, L Tom Morgan, R Charles Spillane, R Frank Leta, L Tom Gorman, R Bob Kuzava, S Joe Collins, L										0	0	0	0	0	0	0
R: 0 H: 0 E: 0 LOB: 1 K: 0 BB: 1 S: 3 P: 7	R: 1 H: 2 E: 0 LOB: 1 K: 1 BB: 0 S: 7 P: 7	R: 0 H: 2 E: 0 LOB: 2 K: 0 BB: 0 S: 5 P: 5	R: 1 H: 0 E: 1 LOB: 1 K: 0 BB: 1 S: 4 P: 8	R: 0 H: 0 E: 0 LOB: 0 K: 0 BB: 0 S: 3 P: 3	R: 0 H: 0 E: 0 LOB: 0 K: 1 BB: 0 S: 5 P: 5	R: 2 H: 1 E: 1 LOB: 1 K: 0 BB: 1 S: 5 P: 9	R: 2 H: 2 E: 0 LOB: 1 K: 0 BB: 1 S: 5 P: 9	R: 0 H: 1 E: 0 LOB: 1 K: 1 BB: 0 S: 6 P: 6	1B: 6 SF: 0 2B: 2 SAC: 1 3B: 0 DP: 0 HR: 0 HBP: 0							

PITCHER	IP	WLS	BF	H	R	ER	SO	BB	IBB	HBP	BLK	WP	HR	S	P	ERA	WHIP
---------	----	-----	----	---	---	----	----	----	-----	-----	-----	----	----	---	---	-----	------

Al Aber, L	(1, 1)	6.0	W	27	5	4	3	2	3	0	0	0	0	0	28	40	4.50	1.333
George Zuverink, R	(7, 1)	3.0	S	14	3	2	2	1	1	0	0	0	0	0	15	19	6.00	1.333

WP:	0	PA:	41
PB:	0	SB:	0
CS:	0		



Batter	1	2	3	4	5	6	7	8	9	AB R H RBI BB SO LOB	TOP										
Harvey Kuenn, R (1, 6) OBP: 0.286, SLG: 0.340	0-0 F9		0-0 4-3			0-0 5-3			0-0 6-3	4 0 0 0 0 0 0											
Bill Tuttle, R (1, 8) OBP: 0.376, SLG: 0.445	0-0 6-3			0-0 G5-4-3 1B		0-0 4-3			0-0 F8	4 0 1 0 0 0 0											
Don Lund, R (1, 7) OBP: 0.176, SLG: 0.149	0-0 6-3			0-0 F9		0-0 P5			0-0 6-3	4 0 0 0 0 0 1											
Ray Boone, R (1, 5) OBP: 0.387, SLG: 0.476 Reno Bertoia, R (7, 5) OBP: 0.286, SLG: 0.333		0-0 L1-6-3 2B		0-0 G5-4-3 1-2f		0-0 F8				3 0 1 0 0 0 1 0 0 0 0 0 0 0											
Wayne Belardi, L (1, 3) OBP: 0.387, SLG: 0.464		4-0 L1-6-3 BB			0-0 1-3			0-0 2B		2 0 1 0 1 0 0											
Al Kaline, R (1, 9) OBP: 0.273, SLG: 0.289		0-0 L1-6-3 1-2 2-3			0-0 L8			0-0 L6		3 0 0 0 0 0 3											
Red Wilson, R (1, 2) OBP: 0.356, SLG: 0.352		0-0 6-3			0-3 K			0-0 6-3		3 0 0 0 0 1 2											
Frank Bolling, R (1, 4) OBP: 0.285, SLG: 0.303			0-0 F8			0-0 1-3		4-0 BB		2 0 0 0 1 0 0											
Ted Gray, S (1, 1) OBP: 0.083, SLG: 0.083 Bob Miller, R (7, 1) OBP: 0.250, SLG: 0.250			0-3 K			0-0 4-3		0-0 G3		2 0 0 0 0 1 0 1 0 0 0 0 0 2											
<b>Inning Stats</b>	R: 0 E: 0 K: 0 S: 3	H: 0 LOB: 0 BB: 0 P: 3	R: 0 E: 0 K: 0 S: 3	H: 1 LOB: 1 BB: 1 P: 7	R: 0 E: 0 K: 1 S: 5	H: 0 LOB: 0 BB: 0 P: 5	R: 0 E: 0 K: 1 S: 5	H: 0 LOB: 0 BB: 0 P: 5	R: 0 E: 0 K: 0 S: 3	H: 0 LOB: 0 BB: 0 P: 3	R: 0 E: 0 K: 0 S: 3	H: 0 LOB: 0 BB: 0 P: 3	R: 0 E: 0 K: 0 S: 4	H: 1 LOB: 2 BB: 1 P: 8	R: 0 E: 0 K: 0 S: 3	H: 0 LOB: 0 BB: 0 P: 3	1B: 1 2B: 2 3B: 0 HR: 0	SF: 0 SAC: 0 DP: 2 HBP: 0	WP: 0 PB: 0 SB: 0 CS: 0	PA: 30	
<b>PITCHER</b> Allie Reynolds, R (1, 1) ERA: 2.97	IP 9.0	WLS W	BF 30	H 3	R 0	ER 0	SO 2	BB 2	IBB 0	HBP 0	BLK 0	WP 0	HR 0	S 32	P 40	ERA 0.00	WHIP 0.556				
<b>PITCHER</b>	IP	WLS	BF	H	R	ER	SO	BB	IBB	HBP	BLK	WP	HR	S	P	ERA	WHIP				

**Detroit Tigers @ New York Yankees**  
 Yankee Stadium, Bronx, NY  
 Mon Jul 19 1954, 3:33 AM EDT  
 Att. 7,462 - Unknown

[livebaseballscorecards.com](http://livebaseballscorecards.com)

<b>AB</b>	28
<b>R</b>	0
<b>H</b>	3
<b>RBI</b>	0
<b>BB</b>	2
<b>SO</b>	2
<b>LOB</b>	9




Batter	1	2	3	4	5	6	7	8	9	AB	R	H	RBI	BB	SO	LOB
<b>Gil McDougald, R</b> OBP: 0.361, SLG: 0.385 (1, 4)	4-0 1B BB	0-0 6-3			0-0 F7		0-0 L5	0-0 1-3		4	1	0	0	1	0	1
<b>Bill Skowron, R</b> OBP: 0.376, SLG: 0.525 (1, 3)	0-0 1B 1-3 1B		0-0 P4		0-3 K		4-0 BB E BB	0-0 L9		3	1	1	0	1	1	0
<b>Joe Collins, L</b> OBP: 0.385, SLG: 0.508 (8, 3)										1	0	0	0	0	0	1
<b>Mickey Mantle, S</b> OBP: 0.396, SLG: 0.590 (1, 8)	0-0 L6		0-0 HR			4-0 2B 1B BB	0-0 P6			3	2	1	1	1	0	3
<b>Yogi Berra, L</b> OBP: 0.348, SLG: 0.477 (1, 2)	0-0 1B 1-2 1B		0-0 L9			0-3 K	4-0 1B E 1B BB			3	1	1	1	1	1	1
<b>Hank Bauer, R</b> OBP: 0.386, SLG: 0.486 (1, 9)	0-0 1B 1-2 2-3 1B		0-3 K			0-0 1B 2B	0-0 1B 1-3 2-H 1B			4	1	3	0	0	1	0
<b>Andy Carey, R</b> OBP: 0.353, SLG: 0.461 (1, 5)	0-0 P4			0-0 F7		0-0 6-3 HR 1B	0-0 1B 1-2 3-H 1B			4	1	2	3	0	0	3
<b>Irv Noren, L</b> OBP: 0.407, SLG: 0.548 (1, 7)	0-3 K			0-3 K		0-0 6-3	0-0 L9			4	0	0	0	0	2	6
<b>Willy Miranda, S</b> OBP: 0.367, SLG: 0.440 (1, 6)		0-0 4-3		0-3 K		0-0 HR		0-0 SH2-4 1B		4	1	2	2	0	1	0
<b>Allie Reynolds, R</b> OBP: 0.200, SLG: 0.205 (1, 1)		0-0 4-3			0-0 L7		0-0 6-3		0-0 SH2-4	3	0	0	0	0	0	0

Inning Stats	R: 1	H: 3	E: 0	K: 1	S: 8	LOB: 3	BB: 1	P: 12	R: 0	H: 0	E: 0	K: 0	S: 3	LOB: 0	BB: 0	P: 3	R: 1	H: 1	E: 0	K: 1	S: 6	LOB: 0	BB: 0	P: 6	R: 0	H: 0	E: 0	K: 2	S: 7	LOB: 0	BB: 0	P: 7	R: 0	H: 0	E: 0	K: 1	S: 5	LOB: 0	BB: 0	P: 5	R: 4	H: 3	E: 0	K: 1	S: 8	LOB: 0	BB: 1	P: 12	R: 2	H: 2	E: 1	K: 0	S: 5	LOB: 2	BB: 2	P: 13	R: 0	H: 1	E: 0	K: 0	S: 4	LOB: 1	BB: 0	P: 4
<b>Ted Gray, L</b> ERA: 5.59 (1, 1)	IP	WLS	BF	H	R	ER	SO	BB	IBB	HBP	BLK	WP	HR	S	P	ERA	WHIP																																															
<b>Bob Miller, L</b> ERA: 3.21 (7, 1)	2.0		11	3	2	1	0	2	0	0	0	0	0	9	17	4.50	2.500																																															

**DETROIT TIGERS @ NEW YORK YANKEES**  
 Yankee Stadium, Bronx, NY  
 Mon Jul 19 1954, 3:33 AM EDT  
 Att. 7,462 - Unknown

<b>AB</b>	<b>33</b>
<b>R</b>	<b>8</b>
<b>H</b>	<b>10</b>
<b>RBI</b>	<b>7</b>
<b>BB</b>	<b>4</b>
<b>SO</b>	<b>6</b>
<b>LOB</b>	<b>15</b>

[livebaseballscorecards.com](http://livebaseballscorecards.com)



<b>WP:</b> 0	<b>PA:</b> 38
<b>PB:</b> 0	
<b>SB:</b> 0	
<b>CS:</b> 0	



Batter	1	2	3	4	5	6	7	8	9	AB R H RBI BB SO LOB	TOP									
Chico Carrasquel, R OBP: 0.359, SLG: 0.388 (1, 6) X	0-0 G3-6-3 1B		0-0 L6			0-0 F7		0-0 G4-6-3 1B		4 0 2 0 0 0 0										
Nellie Fox, L OBP: 0.357, SLG: 0.390 (1, 4) X	0-0 G3-6-3 1-2f			0-0 4-3		0-0 P4		0-0 G4-6-3 1-2f		4 0 0 0 0 0 2										
Minnie Minoso, R OBP: 0.411, SLG: 0.551 (1, 7) X	0-0 F7			0-3 K		0-0 1B 3B		0-0 1B		4 1 2 0 0 1 0										
Johnny Groth, R OBP: 0.348, SLG: 0.375 (1, 8) X		0-0 P4		0-0 5-3		0-0 1B 1B 3-H		0-3 K		4 0 1 1 0 1 1										
Matt Batts, R OBP: 0.337, SLG: 0.397 (1, 2) X		0-3 K			0-0 1B 1B	0-0 1B 1B		0-0 5-3		4 0 2 0 0 1 0										
Jim Rivera, L OBP: 0.347, SLG: 0.440 (1, 9) X		4-0 BB			0-0 1B 1B	0-0 4-3		0-0 L9		3 0 1 0 1 0 2										
Cass Michaels, R OBP: 0.415, SLG: 0.469 (1, 5) X		0-0 L7			0-0 F9		0-0 6-3	0-0 P5		4 0 0 0 0 0 3										
Ron Jackson, R OBP: 0.396, SLG: 0.568 (1, 3) X			0-3 K		0-3 K		4-0 BB BB			2 0 0 0 1 2 2										
Bob Keegan, R OBP: 0.175, SLG: 0.193 (1, 1) X			0-0 P6		0-0 F7		0-0 G6-4-3 BB			2 0 0 0 0 0 2										
Ed McGhee, R OBP: 0.229, SLG: 0.308 (7, PH)										1 0 0 0 0 0 1										
Jack Harshman, L OBP: 0.364, SLG: 0.385 (7, 1) X										0 0 0 0 0 0 0										
<b>Inning Stats</b>	R: 0 E: 0 K: 0 S: 3	H: 1 LOB: 0 BB: 0 P: 3	R: 0 E: 0 K: 1 S: 5	H: 0 LOB: 1 BB: 1 P: 9	R: 0 E: 0 K: 1 S: 5	H: 0 LOB: 0 BB: 0 P: 5	R: 0 E: 0 K: 1 S: 7	H: 2 LOB: 2 BB: 0 P: 7	R: 1 E: 0 K: 0 S: 6	H: 3 LOB: 2 BB: 0 P: 6	R: 0 E: 0 K: 0 S: 2	H: 0 LOB: 0 BB: 1 P: 6	R: 0 E: 0 K: 1 S: 6	H: 2 LOB: 1 BB: 0 P: 6	R: 0 E: 0 K: 0 S: 3	H: 0 LOB: 0 BB: 0 P: 3	1B: 7 2B: 0 3B: 1 HR: 0	SF: 0 SAC: 0 DP: 3 HBP: 0	WP: 0 PB: 0 SB: 0 CS: 0	PA: 34
<b>PITCHER</b> Whitey Ford, L ERA: 3.08 (1, 1)	IP: 9.0 WLS: W BF: 34 H: 8 R: 1 ER: 1 SO: 5 BB: 2 IBB: 0 HBP: 0 BLK: 0 WP: 0 HR: 0 S: 42 P: 50 ERA: 1.00 WHIP: 1.111																			<b>PITCHER</b> IP: WLS: BF: H: R: ER: SO: BB: IBB: HBP: BLK: WP: HR: S: P: ERA: WHIP

Chicago White Sox @ New York Yankees  
Yankee Stadium, Bronx, NY  
Tue Jul 20 1954, 3:33 AM EDT  
Att: 38,072 - Unknown

livebaseballscorecards.com

AB	32
R	1
H	8
RBI	1
BB	2
SO	5
LOB	13









Batter	1	2	3	4	5	6	7	8	9	AB	R	H	RBI	BB	SO	LOB
Gil McDougald, R OBP: 0.356, SLG: 0.387 Jerry Coleman, R OBP: 0.269, SLG: 0.294	0-0 G3 3B	0-0 FC6-4 1-2f			0-0 L6		0-3 K	0-0 F9		4	1	1	0	0	1	1
Joe Collins, L OBP: 0.387, SLG: 0.497	0-0 G3 3-H		0-3 K		4-0 E 1B BB		4-0 1B BB		0-0 P4	3	1	0	1	2	1	0
Mickey Mantle, S OBP: 0.400, SLG: 0.589	0-0 2B SF7 1B		0-3 K		0-0 E9 1B 1B		0-0 1-2 1B		0-3 K	5	1	3	0	0	2	0
Yogi Berra, L OBP: 0.348, SLG: 0.476 Charles Silvera, R OBP: 0.362, SLG: 0.300	0-0 1-3 2B		0-0 F9		0-0 1B		0-0 G3		0-0 5-3	4	0	2	1	0	0	2
Irv Noren, L OBP: 0.398, SLG: 0.536	0-0 SF7 3-H			0-3 K	0-0 4-3			0-0 B5-3		3	0	0	1	0	1	2
Gene Woodling, L OBP: 0.379, SLG: 0.385	0-0 4-3		0-0 4-3			0-0 F5		4-0 BB 1B BB		3	0	0	0	1	0	1
Andy Carey, R OBP: 0.354, SLG: 0.458		0-0 4-3		0-0 1B		0-0 P3		0-0 BB 1B		4	0	2	0	0	0	0
Willy Miranda, S OBP: 0.297, SLG: 0.344 Bob Cerv, R OBP: 0.256, SLG: 0.410 Phil Rizzuto, R OBP: 0.307, SLG: 0.261		0-0 1-3		0-0 1-3		0-0 G3		0-3 K		3	0	0	0	0	0	1
Bob Wiesler, S OBP: 0.273, SLG: 0.364 Marlin Stuart, L OBP: 0.222, SLG: 0.222 Bob Kuzava, S		0-0 FC6-4 1B			0-3 K		0-3 K	4-0 1-2 2-3 BB		1	0	1	0	0	0	0
										2	0	0	0	1	2	0

Inning Stats	R: 2	H: 3	E: 0	K: 0	S: 6	LOB: 1	BB: 0	P: 6	R: 0	H: 1	E: 0	K: 0	S: 4	LOB: 1	BB: 0	P: 4	R: 0	H: 0	E: 0	K: 2	S: 7	LOB: 0	BB: 0	P: 7	R: 0	H: 1	E: 0	K: 1	S: 6	LOB: 1	BB: 1	P: 6	R: 1	H: 2	E: 1	K: 1	S: 7	LOB: 2	BB: 1	P: 11	R: 0	H: 0	E: 0	K: 0	S: 3	LOB: 0	BB: 0	P: 3	R: 0	H: 1	E: 0	K: 2	S: 8	LOB: 2	BB: 1	P: 12	R: 0	H: 1	E: 0	K: 1	S: 6	LOB: 3	BB: 2	P: 14	R: 0	H: 0	E: 0	K: 1	S: 5	LOB: 0	BB: 0	P: 5	1B: 7	SF: 1	2B: 1	SAC: 0	3B: 1	DP: 0	HR: 0	HBP: 0	WP: 0	PA: 40	PB: 0	SB: 0	CS: 0
--------------	------	------	------	------	------	--------	-------	------	------	------	------	------	------	--------	-------	------	------	------	------	------	------	--------	-------	------	------	------	------	------	------	--------	-------	------	------	------	------	------	------	--------	-------	-------	------	------	------	------	------	--------	-------	------	------	------	------	------	------	--------	-------	-------	------	------	------	------	------	--------	-------	-------	------	------	------	------	------	--------	-------	------	-------	-------	-------	--------	-------	-------	-------	--------	-------	--------	-------	-------	-------


PITCHER	IP	WLS	BF	H	R	ER	SO	BB	IBB	HBP	BLK	WP	HR	S	P	ERA	WHIP
Virgil Trucks, R ERA: 2.64	(1, 1)	6.2	29	7	3	3	6	2	0	0	0	0	0	39	47	4.05	1.350
Morrie Martin, L ERA: 4.64	(7, 1)	1.0	7	2	0	0	1	2	0	0	0	0	0	7	15	0.00	4.000
Harry Dorish, R ERA: 2.9	(8, 1)	1.1	4	0	0	0	1	0	0	0	0	0	0	6	6	0.00	0.000

**BOTTOM**

**Chicago White Sox @ New York Yankees**  
 Yankee Stadium, Bronx, NY

Wed Jul 21 1954, 3:33 AM EDT  
 Att. 18,597 - Sunny

<b>AB</b>	<b>35</b>
<b>R</b>	<b>3</b>
<b>H</b>	<b>9</b>
<b>RBI</b>	<b>3</b>
<b>BB</b>	<b>4</b>
<b>SO</b>	<b>8</b>
<b>LOB</b>	<b>12</b>





Batter	1	2	3	4	5	6	7	8	9	10	AB	R	H	RBI	BB	SO	LOB	TOP						
Chico Carrasquel, R OBP: 0.369, SLG: 0.382 (1, 6)	0-0 5-3	0-0 P6			0-0 E5 1B FC6-2		0-0 F7			0-0 5-3	5	0	0	0	0	0	5							
Nellie Fox, L OBP: 0.360, SLG: 0.395 (1, 4)	0-0 CS 1B		0-0 G3		0-0 FC6-2 1B		0-0 1-H 3B			0-0 3-1	5	0	3	2	0	0	0							
Minnie Minoso, R OBP: 0.410, SLG: 0.554 (1, 7)	0-0 F8 1-2		0-0 F7		0-0 FC6-2 1-2 3-H		0-0 F7			0-0 F5	5	0	0	0	0	0	4							
Phil Cavarretta, L OBP: 0.436, SLG: 0.439 (1, 3)		4-0 WP E BB	0-0 4-3		0-0 5-3			0-3 K			3	1	0	0	1	1	2							
Jim Rivera, L OBP: 0.349, SLG: 0.436 (1, 9)		0-3 K 1-2		0-3 K		0-0 F9		0-0 G6-3 1B			4	0	1	0	0	2	1							
Carl Sawatski, L OBP: 0.325, SLG: 0.352 (1, 2)		0-0 E1 1B 2-H 1B		0-3 K		0-0 F9		0-0 G6-3 1-2f			4	0	1	0	0	1	1							
Cass Michaels, R OBP: 0.410, SLG: 0.451 (1, 5)		0-0 F3		0-3 K		0-0 L5			0-0 5-3		4	0	0	0	0	1	1							
Johnny Groth, R OBP: 0.361, SLG: 0.383 (1, 8)		4-0 1B IBB			4-0 E 1B BB		0-0 3B 1B		0-0 P4		2	2	1	0	2	0	0							
Sandy Consuegra, R OBP: 0.222, SLG: 0.200 (1, 1)		0-0 1B			0-3 K		0-0 F7		0-0 1-3		3	0	1	0	0	1	2							
Jack Harshman, L OBP: 0.353, SLG: 0.370 (8, 1)											1	0	0	0	0	0	0							
Don Johnson, R OBP: 0.094, SLG: 0.034 (9, 1)		1-2 2-3 1B									0	0	0	0	0	0	0							
<b>Inning Stats</b>	R: 0 E: 0 K: 0 S: 3	H: 1 LOB: 0 BB: 0 P: 3	R: 1 E: 1 K: 1 S: 7	H: 2 LOB: 3 BB: 2 P: 15	R: 0 E: 0 K: 0 S: 3	H: 0 LOB: 0 BB: 0 P: 3	R: 0 E: 0 K: 3 S: 9	H: 0 LOB: 0 BB: 0 P: 9	R: 1 E: 1 K: 1 S: 7	H: 1 LOB: 2 BB: 1 P: 11	R: 0 E: 0 K: 0 S: 3	H: 0 LOB: 0 BB: 0 P: 3	R: 1 E: 0 K: 0 S: 5	H: 2 LOB: 1 BB: 0 P: 5	R: 0 E: 0 K: 1 S: 5	H: 1 LOB: 0 BB: 0 P: 5	R: 0 E: 0 K: 0 S: 3	H: 0 LOB: 0 BB: 0 P: 3	R: 0 E: 0 K: 0 S: 3	H: 0 LOB: 0 BB: 0 P: 3	1B: 6 2B: 0 3B: 1 HR: 0	SF: 0 SAC: 0 DP: 1 HBP: 0	WP: 1 PB: 0 SB: 0 CS: 1	PA: 39
<b>PITCHER</b> Bob Grim, R ERA: 3.33 Johnny Sain, R ERA: 1.96	IP 8.0	WLS 3	BF 33	H 7	R 3	ER 2	SO 6	BB 2	IBB 1	HBP 0	BLK 0	WP 1	HR 0	S 42	P 54	ERA 2.25	WHIP 1.125							
	IP 2.0	WLS 6	BF 6	H 0	R 0	ER 0	SO 0	BB 0	IBB 0	HBP 0	BLK 0	WP 0	HR 0	S 6	P 6	ERA 0.00	WHIP 0.000							

Chicago White Sox @ New York Yankees  
 Yankee Stadium, Bronx, NY  
 Thu Jul 22 1954, 3:33 AM EDT  
 Unknown

livebaseballscorecards.com

AB	36
R	3
H	7
RBI	2
BB	3
SO	6
LOB	16



Batter	1	2	3	4	5	6	7	8	9	10	AB	R	H	RBI	BB	SO	LOB
<b>Gil McDougald, R</b> (1, 4) OBP: 0.357, SLG: 0.387 <b>Jerry Coleman, R</b> (3, PR) OBP: 0.268, SLG: 0.292 <b>Bill Skowron, R</b> (8, PH) OBP: 0.378, SLG: 0.521	0-0 5-3		0-0 FC7-4 1B		0-0 F9			4-0 1-3 1B BB		0-0 5-3	2	0	1	0	0	0	0
<b>Joe Collins, L</b> (1, 3) OBP: 0.386, SLG: 0.495 <b>Hank Bauer, R</b> (8, PH) OBP: 0.383, SLG: 0.482	0-0 1B		0-0 FC7-4 1-2			0-0 L7		0-0 1-3 1-2		0-0 4-3	3	0	1	0	0	0	1
<b>Mickey Mantle, S</b> (1, 8) OBP: 0.400, SLG: 0.596	0-0 F7		0-0 L9			0-0 F8		0-0 BB 1B		0-0 HR	5	1	2	2	0	0	1
<b>Yogi Berra, L</b> (1, 2) OBP: 0.350, SLG: 0.484		0-0 HR			0-0 F8		0-0 F8	4-0 1-2 BB BB			3	1	1	1	1	0	0
<b>Irv Noren, L</b> (1, 9) OBP: 0.391, SLG: 0.526		0-0 1-3			0-0 L9			0-0 F7 F7			4	0	0	0	0	0	2
<b>Gene Woodling, L</b> (1, 7) OBP: 0.374, SLG: 0.378		0-0 F7			0-0 F8			0-0 F5 F5		0-0 F5	4	0	0	0	0	0	0
<b>Andy Carey, R</b> (1, 5) OBP: 0.357, SLG: 0.463		0-0 1B			0-0 F7			0-3 K K S S		0-0 2B	4	0	2	0	0	1	0
<b>Willy Miranda, S</b> (1, 6) OBP: 0.282, SLG: 0.324 <b>Enos Slaughter, L</b> (8, PH) OBP: 0.347, SLG: 0.293 <b>Phil Rizzuto, R</b> (9, 4) OBP: 0.306, SLG: 0.260		0-0 F8			0-0 6-3			0-0 1-3 1-3		0-0 L5	2	0	0	0	0	0	1
<b>Bob Grim, R</b> (1, 1) OBP: 0.179, SLG: 0.237 <b>Eddie Robinson, L</b> (8, PH) OBP: 0.311, SLG: 0.330 <b>Johnny Sain, R</b> (9, 1) OBP: 0.417, SLG: 0.300			0-0 5-3		0-0 1B			0-0 HR		0-0 6-3	2	0	1	0	0	0	0

Inning Stats	R: 0	H: 1	E: 0	K: 0	S: 3	P: 3	R: 1	H: 2	E: 0	K: 0	S: 5	P: 5	R: 0	H: 1	E: 0	K: 0	S: 4	P: 4	R: 0	H: 0	E: 0	K: 0	S: 3	P: 3	R: 0	H: 1	E: 0	K: 0	S: 4	P: 4	R: 0	H: 0	E: 0	K: 1	S: 5	P: 5	R: 2	H: 2	E: 0	K: 0	S: 5	P: 13	R: 0	H: 1	E: 0	K: 0	S: 4	P: 4	R: 1	H: 1	E: 0	K: 0	S: 3	P: 3	1B: 5	SF: 0	2B: 1	SAC: 0	3B: 0	DP: 0	HR: 3	HBP: 0	WP: 0	PA: 39
--------------	------	------	------	------	------	------	------	------	------	------	------	------	------	------	------	------	------	------	------	------	------	------	------	------	------	------	------	------	------	------	------	------	------	------	------	------	------	------	------	------	------	-------	------	------	------	------	------	------	------	------	------	------	------	------	-------	-------	-------	--------	-------	-------	-------	--------	-------	--------

PITCHER	IP	WLS	BF	H	R	ER	SO	BB	IBB	HBP	BLK	WP	HR	S	P	ERA	WHIP
<b>Sandy Consuegra, R</b> (1, 1) ERA: 2.78	7.1		28	6	3	3	1	1	0	0	0	0	2	29	33	3.68	0.955
<b>Jack Harshman, L</b> (8, 1) ERA: 3.59	1.0		6	2	0	0	0	1	0	0	0	0	0	5	9	0.00	3.000
<b>Don Johnson, R</b> (9, 1) ERA: 3.1	1.1	L	5	1	1	1	0	0	0	0	0	0	1	5	5	6.75	0.750


**BOTTOM**

**Chicago White Sox @ New York Yankees**  
Yankee Stadium, Bronx, NY

Thu Jul 22 1954, 3:33 AM EDT  
Unknown

[livebaseballscorecards.com](http://livebaseballscorecards.com)

<b>AB</b>	37
<b>R</b>	4
<b>H</b>	9
<b>RBI</b>	4
<b>BB</b>	2
<b>SO</b>	1
<b>LOB</b>	9





Batter	1	2	3	4	5	6	7	8	9	AB R H RBI BB SO LOB	TOP	
Chico Carrasquel, R OBP: 0.357, SLG: 0.378 (1, 6) H	1-0 BB G3 HBP		X 0-0 5-3		X 0-0 F8		X 0-0 F9		X 0-0 F7	4 0 0 0 0 0 4		
Nellie Fox, L OBP: 0.358, SLG: 0.393 (1, 4) X	0-0 G3 1-2		X 0-0 F9		X 0-0 FC6-4 1B			0-3 K	X 0-0 F8	5 0 1 0 0 1 4		
Minnie Minoso, R OBP: 0.408, SLG: 0.549 (1, 7) B B B	4-0 BB BB		X 0-0 F8		X 0-0 FC6-4 1-2f			X 0-0 F7		3 0 0 0 1 0 1		
Phil Cavarretta, L OBP: 0.420, SLG: 0.420 Ron Jackson, R OBP: 0.388, SLG: 0.556 (1, 3) X (6, 3)	0-0 P4			X 0-0 4-3		X 0-0 F7		X 0-0 5-3		3 0 0 0 0 0 2 1 0 0 0 0 0 0		
Jim Rivera, L OBP: 0.351, SLG: 0.435 (1, 9) B B B (6, 8)	4-0 1-2 2-3 BB			X 0-0 1B 1B		X 0-0 1-3			X 0-0 4-3	3 0 1 0 1 0 0		
Matt Batts, R OBP: 0.333, SLG: 0.402 (1, 2) X	0-0 F8			X 0-0 FC5-4 1-2 1B		X 0-0 F8			X 0-0 BB 1B BB 1B	4 1 2 0 0 0 3		
Cass Michaels, R OBP: 0.407, SLG: 0.446 (1, 5)		X 0-0 F7		X 0-0 F8		X 0-0 F8			X 0-0 BB BB 1-2 1B	4 0 1 0 0 0 2		
Johnny Groth, R OBP: 0.359, SLG: 0.380 Willard Marshall, L OBP: 0.340, SLG: 0.211 (1, 8) X (6, 9)		X 0-0 F9		X 0-0 FC5-4 1-2f		B B B B 4-0 1-3 BB			B B B B 4-0 BB 1-2 2-3 BB	2 0 0 0 0 0 2 0 0 0 0 2 0 0		
Billy Pierce, L OBP: 0.270, SLG: 0.250 Carl Sawatski, L OBP: 0.333, SLG: 0.352 (1, 1) X (9, PH)		X 0-0 P6			X 0-0 6-3		X 0-0 1-3		B B B B 4-0 BB 1-2 2-3 3-H	3 0 0 0 0 0 1 0 0 0 1 1 0 0		
<b>Inning Stats</b>	R: 0 H: 0 E: 0 LOB: 3 K: 0 BB: 2 S: 3 P: 12	R: 0 H: 0 E: 0 LOB: 0 K: 0 BB: 0 S: 3 P: 3	R: 0 H: 0 E: 0 LOB: 0 K: 0 BB: 0 S: 3 P: 3	R: 0 H: 2 E: 0 LOB: 2 K: 0 BB: 0 S: 5 P: 5	R: 0 H: 1 E: 0 LOB: 1 K: 0 BB: 0 S: 4 P: 4	R: 0 H: 0 E: 0 LOB: 0 K: 0 BB: 0 S: 3 P: 3	R: 0 H: 0 E: 0 LOB: 1 K: 0 BB: 1 S: 3 P: 7	R: 0 H: 0 E: 0 LOB: 0 K: 1 BB: 0 S: 5 P: 5	R: 1 H: 2 E: 0 LOB: 3 K: 0 BB: 2 S: 5 P: 13	1B: 5 SF: 0 2B: 0 SAC: 0 3B: 0 DP: 0 HR: 0 HBP: 1	WP: 0 PA: 38 PB: 0 SB: 0 CS: 0	
<b>PITCHER</b> Harry Byrd, R ERA: 3.18 (1, 1)	IP WLS BF H R ER SO BB IBB HBP BLK WP HR S P ERA WHIP	9.0 W 38 5 1 1 1 1 5 0 1 0 0 0 34 55 1.00 1.111										

Chicago White Sox @ New York Yankees  
 Yankee Stadium, Bronx, NY  
 Thu Jul 22 1954, 3:38 AM EDT  
 Att: 36,722 - Unknown

AB	32
R	1
H	5
RBI	1
BB	5
SO	1
LOB	19







Batter	1	2	3	4	5	6	7	8	9	AB R H RBI BB SO LOB	TOP											
Al Smith, R (1, 7) OBP: 0.416, SLG: 0.471	0-3 K		0-0 2B			0-0 F9	0-0 HR		0-0 1B	5 1 3 5 0 1 0	<b>Cleveland Indians @ New York Yankees</b> Yankee Stadium, Bronx, NY Fri Jul 23 1954, 3:33 AM EDT Att: 61,446 - Unknown											
Bobby Avila, R (1, 4) OBP: 0.384, SLG: 0.458	0-0 F2		0-0 F7			0-0 F8	0-3 K		0-0 G1-4-6-3	5 0 0 0 0 1 4												
Larry Doby, L (1, 8) OBP: 0.366, SLG: 0.482	0-3 K		0-0 F2			0-0 HR		0-0 HR	4-0 BB	4 2 2 2 1 1 1												
Al Rosen, R (1, 5) OBP: 0.403, SLG: 0.540		0-0 1B		0-0 F7		0-0 F8		0-0 F8	0-0 P3	5 0 1 0 0 0 2												
Vic Wertz, L (1, 3) OBP: 0.327, SLG: 0.324		0-3 K		0-0 P4			0-0 1B	0-0 G3		3 0 1 0 0 1 1												
Bill Glynn, L (7, PR) OBP: 0.310, SLG: 0.413										1 1 0 0 0 0 0												
Dave Philley, S (1, 9) OBP: 0.309, SLG: 0.375		0-0 E6		0-0 P2			0-0 1B	0-0 1-3		4 0 1 0 0 0 1												
George Strickland, R (1, 6) OBP: 0.330, SLG: 0.339		0-0 F2			0-0 E3		0-0 1B		0-0 SH	4 1 2 1 0 0 2												
Sam Dente, R (9, PR) OBP: 0.286, SLG: 0.394							0-0 HR		0-0 1B	0 1 0 0 0 0 0												
Jim Hegan, R (1, 2) OBP: 0.311, SLG: 0.419		0-0 F9			0-0 1B		0-0 F5		0-0 SH	4 1 2 0 0 0 4												
Early Wynn, S (1, 1) OBP: 0.276, SLG: 0.264			0-0 1-3		0-0 G4-6-3		0-0 FC6-5		0-0 SH	3 1 0 0 0 0 3												
<b>Inning Stats</b>	R: 0 E: 0 K: 2 S: 7	H: 0 LOB: 0 BB: 0 P: 7	R: 0 E: 1 K: 1 S: 7	H: 1 LOB: 2 BB: 0 P: 7	R: 0 E: 0 K: 0 S: 4	H: 1 LOB: 1 BB: 0 P: 4	R: 0 E: 1 K: 0 S: 3	H: 0 LOB: 0 BB: 0 P: 3	R: 0 E: 1 K: 0 S: 3	H: 1 LOB: 0 BB: 0 P: 3	R: 1 E: 0 K: 0 S: 4	H: 1 LOB: 0 BB: 0 P: 4	R: 4 E: 0 K: 1 S: 9	H: 4 LOB: 1 BB: 0 P: 9	R: 1 E: 0 K: 0 S: 4	H: 1 LOB: 0 BB: 0 P: 4	R: 2 E: 0 K: 0 S: 6	H: 3 LOB: 2 BB: 1 P: 10	1B: 8 2B: 1 3B: 0 HR: 3	SF: 0 SAC: 1 DP: 2 HBP: 0	WP: 0 PB: 0 SB: 0 CS: 0	PA: 40
<b>PITCHER</b>	IP WLS BF H R ER SO BB IBB HBP BLK WP HR S P ERA WHIP																					
Ed Lopat, L (1, 1) ERA: 3.45	8.0 L 33 9 6 6 4 0 0 0 0 0 0 3 41 41 6.75 1.125																					
Marlin Stuart, R (9, 1) ERA: 4.7	1.0 7 3 2 2 0 1 0 0 0 0 0 0 6 10 18.00 4.000																					

livebaseballscores.com

<b>AB</b>	38
<b>R</b>	8
<b>H</b>	12
<b>RBI</b>	8
<b>BB</b>	1
<b>SO</b>	4
<b>LOB</b>	18



Batter	1	2	3	4	5	6	7	8	9	AB	R	H	RBI	BB	SO	LOB
Irv Noren, L OBP: 0.391, SLG: 0.525 (1, 9)	0-0 1B		0-0 2B	0-0 1B			0-0 1B	0-0 F9		5	0	4	2	0	0	2
Joe Collins, L OBP: 0.381, SLG: 0.485 (1, 3)	0-0 F9		0-0 F5	0-0 P4			0-0 F9		0-0 G4-3 1B	5	0	1	0	0	0	5
Mickey Mantle, S OBP: 0.400, SLG: 0.587 (1, 8)	0-0 F7		4-0 BB				0-0 F8		0-0 G4-3 1-2f	4	0	0	0	1	0	3
Yogi Berra, L OBP: 0.349, SLG: 0.487 (1, 2)	0-0 F8		0-0 P6				0-0 F2		0-0 1B	5	0	2	0	0	0	3
Gene Woodling, L OBP: 0.371, SLG: 0.374 (1, 7)		0-3 K		0-0 SH3 1B 1B			0-0 4-3		0-0 4-3	5	1	1	0	0	1	3
Andy Carey, R OBP: 0.357, SLG: 0.460 (1, 5)		0-0 P4		0-0 SH3 1B 1B			0-0 G3 1B		0-0 4-3	4	1	2	0	0	0	0
Jerry Coleman, R OBP: 0.274, SLG: 0.294 (1, 4)		0-0 2B 1B		0-0 SH3 1-2 2-3			0-0 G3 1-2		0-0 6-3	3	0	1	0	0	0	1
Willy Miranda, S OBP: 0.300, SLG: 0.371 (1, 6)		0-0 1-H 2B		4-0 1B IBB			0-0 F9		0-0 2B 1B	1	0	1	0	0	0	0
Enos Slaughter, L OBP: 0.356, SLG: 0.293 (4, PH)										0	0	0	0	1	0	0
Phil Rizzuto, R OBP: 0.314, SLG: 0.267 (5, 6)										2	0	1	0	0	0	1
Ed Lopat, L OBP: 0.093, SLG: 0.026 (1, 1)			0-0 4-3	0-0 F2			0-0 4-3		0-0 1-3 2B	3	0	0	0	0	0	4
Eddie Robinson, L OBP: 0.318, SLG: 0.347 (8, PH)										1	0	1	0	0	0	0
Marlin Stuart, L OBP: 0.222, SLG: 0.222 (9, 1)										0	0	0	0	0	0	0

Inning Stats	R: 0	H: 1	E: 0	K: 0	S: 4	R: 0	H: 2	E: 0	K: 1	S: 6	R: 0	H: 1	E: 0	K: 0	S: 4	R: 0	H: 0	E: 0	K: 0	S: 3	R: 0	H: 1	E: 0	K: 0	S: 4	R: 0	H: 2	E: 0	K: 0	S: 5	R: 0	H: 2	E: 0	K: 0	S: 5	R: 0	H: 2	E: 0	K: 0	S: 4	1B: 11	SF: 0	2B: 3	SAC: 1	3B: 0	DP: 1	HR: 0	HBP: 0	WP: 0	PA: 41	PB: 0	SB: 0	CS: 0
Early Wynn, R ERA: 3.41 (1, 1)	IP	WLS	BF	H	R	ER	SO	BB	IBB	HBP	BLK	WP	HR	S	P	ERA	WHIP													IP	WLS	BF	H	R	ER	SO	BB	IBB	HBP	BLK	WP	HR	S	P	ERA	WHIP							

BOTTOM

Cleveland Indians @ New York Yankees  
 Yankee Stadium, Bronx, NY  
 Fri Jul 23 1954, 3:33 AM EDT  
 Att. 61,446 - Unknown

livebaseballscores.com

AB	38
R	2
H	14
RBI	2
BB	2
SO	1
LOB	22





Batter	1	2	3	4	5	6	7	8	9	10	AB R H RBI BB SO LOB	TOP															
Al Smith, R OBP: 0.414, SLG: 0.468 (1, 7) X	0-0 SH5-3 1B	0-0 F9		0-0 6-3			0-0 F8			0-0 SH2-4 1-2	4 1 1 0 0 0 1	<b>Cleveland Indians @ New York Yankees</b> Yankee Stadium, Bronx, NY Sat Jul 24 1954, 3:33 AM EDT Att. 39,117 - Unknown															
Bobby Avila, R OBP: 0.382, SLG: 0.454 (1, 4) X	0-0 SH5-3 1-2		4-0 5-3 1B BB			0-0 F7	0-0 4-3			0-0 P4	3 1 0 0 1 0 2																
Larry Doby, L OBP: 0.369, SLG: 0.490 (1, 8) X	0-0 1B E 2-H 1B		0-0 F5			4-0 G5-4-3 BB		0-0 4-3		0-0 HR	4 1 2 3 1 0 1																
Al Rosen, R OBP: 0.400, SLG: 0.534 (1, 5) X	0-0 E5 1-2 1B		0-0 5-3			0-0 G5-4-3 1-2		0-0 5-3		0-0 1B	5 0 1 0 0 0 3																
Vic Wertz, L OBP: 0.327, SLG: 0.324 Bill Glynn, L OBP: 0.306, SLG: 0.407 (1, 3) X (6, 3)	0-0 F8		0-0 1B			0-0 F8		0-3 K		0-3 K	3 0 1 1 0 0 2 2 0 0 0 0 2 1																
Dave Philley, S OBP: 0.311, SLG: 0.377 (1, 9) X	0-0 1-2 2-3 1B		0-0 4-3			0-0 CS 1B		0-0 6-3			4 0 2 0 0 0 1																
Sam Dente, R OBP: 0.256, SLG: 0.351 (1, 6) X	0-0 P4					0-0 F9 1-2		0-3 K		0-3 K	4 0 0 0 0 2 4																
Jim Hegan, R OBP: 0.314, SLG: 0.433 (1, 2) X		0-3 K		0-0 HR				0-0 SH3-4 1B		0-3 K	4 1 2 1 0 2 0																
Don Mossi, L Bob Lemon, L Hal Newhouser, L Ray Narleski, R (1, 1) (7, 1) (10, 1) (10, 1)		0-3 K		0-0 L6				0-0 SH3-4 1-2		0-0 SH2-4 HR 1B	2 0 0 0 0 1 0 1 1 1 0 0 0 0 0 0 0 0 0 0 0 0 0 0 0 0 0 0																
<b>Inning Stats</b>	R: 1 E: 1 K: 0 S: 7	H: 3 LOB: 3 BB: 0 P: 7	R: 0 E: 0 K: 2 S: 7	H: 0 LOB: 0 BB: 0 P: 7	R: 1 E: 0 K: 0 S: 4	H: 1 LOB: 1 BB: 1 P: 8	R: 1 E: 0 K: 1 S: 6	H: 1 LOB: 0 BB: 0 P: 6	R: 0 E: 0 K: 0 S: 2	H: 0 LOB: 0 BB: 1 P: 6	R: 0 E: 0 K: 0 S: 3		H: 1 LOB: 0 BB: 0 P: 3	R: 0 E: 0 K: 0 S: 4	H: 1 LOB: 1 BB: 0 P: 4	R: 0 E: 0 K: 1 S: 5	H: 0 LOB: 0 BB: 0 P: 5	R: 0 E: 0 K: 2 S: 7	H: 0 LOB: 0 BB: 0 P: 7	R: 2 E: 0 K: 1 S: 8	H: 3 LOB: 1 BB: 0 P: 8	1B: 8 2B: 0 3B: 0 HR: 2	SF: 0 SAC: 3 DP: 1 HBP: 0	WP: 0 PB: 0 SB: 0 CS: 1	PA: 41		
<b>PITCHER</b>	IP WLS BF H R ER SO BB IBB HBP BLK WP HR S P ERA WHIP												IP WLS BF H R ER SO BB IBB HBP BLK WP HR S P ERA WHIP														
Allie Reynolds, R ERA: 3.03 Johnny Sain, R ERA: 2.2	(1, 1) (8, 1)	7.0 3.0	L L	29 12	7 3	3 2	3 2	4 4	0 0	0 0	0 0	0 0	0 1	20 20	3.86 6.00	1.286 1.000											

livebaseballscorecards.com

AB	36
R	5
H	10
RBI	5
BB	2
SO	7
LOB	15



BOTTOM

Cleveland Indians @ New York Yankees  
Yankee Stadium, Bronx, NY  
Sat Jul 24 1954, 3:33 AM EDT  
Att. 39,117 - Unknown

livebaseballscorecards.com

AB 38  
R 4  
H 10  
RBI 3  
BB 5  
SO 6  
LOB 22



WP: 0 PA: 44  
PB: 0  
SB: 0  
CS: 0

AB R H RBI BB SO LOB

4 1 2 1 1 0 2  
4 0 1 1 0 2 4  
1 0 0 0 0 0 0

5 1 2 0 0 1 1

4 0 2 1 1 0 1

5 0 0 0 0 1 3

4 1 1 0 0 1 2

2 1 1 0 1 0 0  
1 0 0 0 1 0 1

2 0 0 0 1 0 1  
1 0 0 0 0 0 2  
0 0 0 0 0 0 0

1 0 0 0 0 1 2  
2 0 1 0 0 0 1  
1 0 0 0 0 0 2  
1 0 0 0 0 0 0

1B: 6 SF: 0  
2B: 2 SAC: 1  
3B: 2 DP: 3  
HR: 0 HBP: 0

Batter	1	2	3	4	5	6	7	8	9	10							
Irv Noren, L OBP: 0.395, SLG: 0.529 (1, 7) (9, 8)	4-0 BB G6-4-3		X 0-0 1B		X 0-0 G3		X 0-0 3B 2B		X 0-0 1-3								
Bill Skowron, R OBP: 0.378, SLG: 0.550 Johnny Sain, R OBP: 0.385, SLG: 0.273 (1, 3) (8, 1)	0-0 G6-4-3		0-3 K		0-3 K		0-0 3B		0-0 6-3								
Mickey Mantle, S OBP: 0.400, SLG: 0.593 (1, 8) (9, 6) (10, 4)	0-0 3B			0-3 K		0-0 5-3	0-0 G3			0-0 1B 2B							
Yogi Berra, L OBP: 0.352, SLG: 0.487 (1, 2)	0-0 P4			4-0 BB		0-0 P3		0-0 SH1-3 1B		0-0 FC3-6 1B							
Hank Bauer, R OBP: 0.378, SLG: 0.473 (1, 9)		0-3 K		0-0 F7		0-0 F9		0-0 F7		0-0 FC3-6 BLK							
Andy Carey, R OBP: 0.355, SLG: 0.456 (1, 5)		0-3 K		0-0 F9			0-0 BB BB G4-6-3 1B	0-0 SH1-3		0-0 F7							
Jerry Coleman, R OBP: 0.280, SLG: 0.296 Gene Woodling, L OBP: 0.372, SLG: 0.373 (1, 4) (8, PH) (9, 7)		0-0 F9			0-0 G3 1B 1B		4-0 G4-6-3 BB 1-2 2B BB	4-0 IBB		0-0 E6							
Phil Rizzuto, R OBP: 0.314, SLG: 0.265 Enos Slaughter, L OBP: 0.351, SLG: 0.288 Willy Miranda, S OBP: 0.300, SLG: 0.371 (1, 6) (8, PH) (9, 4) (10, 6)			X 0-0 E5		X 0-0 F7		4-0 G4-6-3 BB 1-2 2-3 BB	0-0 3-1		0-3 K							
Gil McDougald, R OBP: 0.356, SLG: 0.386 (10, PH)																	
Allie Reynolds, R OBP: 0.214, SLG: 0.220 Eddie Robinson, L OBP: 0.315, SLG: 0.344 Joe Collins, L OBP: 0.379, SLG: 0.482 (1, 1) (7, PH) (8, 3)			X 0-0 G4-3		X 0-0 G3 1B		X 0-0 G4-6-3		X 0-0 F9								
Inning Stats	R: 0 H: 1 E: 0 LOB: 1 K: 0 BB: 1 S: 3 P: 7	R: 0 H: 0 E: 0 LOB: 0 K: 2 BB: 0 S: 7 P: 7	R: 0 H: 1 E: 1 LOB: 1 K: 1 BB: 0 S: 6 P: 6	R: 0 H: 0 E: 0 LOB: 1 K: 1 BB: 1 S: 5 P: 9	R: 0 H: 2 E: 0 LOB: 2 K: 1 BB: 0 S: 7 P: 7	R: 0 H: 0 E: 0 LOB: 0 K: 0 BB: 0 S: 3 P: 3	R: 3 H: 3 E: 0 LOB: 1 K: 0 BB: 2 S: 5 P: 13	R: 0 H: 1 E: 0 LOB: 2 K: 0 BB: 1 S: 4 P: 8	R: 0 H: 0 E: 0 LOB: 0 K: 0 BB: 0 S: 3 P: 3	R: 1 H: 2 E: 1 LOB: 2 K: 1 BB: 0 S: 8 P: 8							
PITCHER	IP WLS BF H R ER SO BB IBB HBP BLK WP HR S P ERA WHIP																
Don Mossi, L ERA: 2.31 (1, 1)	6.2	29	7	3	3	5	4	0	0	0	0	0	0	35	51	4.05	1.650
Bob Lemon, R ERA: 3.49 (7, 1)	2.1	10	2	1	1	0	0	1	0	0	0	0	0	9	13	3.86	0.857
Hal Newhouser, L ERA: 2.59 (10, 1)	0.0	1	1	0	0	0	0	0	0	0	0	0	0	1	1	∞	∞
Ray Narleski, R ERA: 2.04 (10, 1)	1.0	4	0	0	0	1	0	0	0	1	0	0	0	6	6	0.00	0.000



Batter	1	2	3	4	5	6	7	8	9	10	11	AB R H RBI BB SO LOB	TOP				
Al Smith, R OBP: 0.414, SLG: 0.466 (1, 7)	F7			K		K						5 0 2 0 0 2 1	<b>Cleveland Indians @ New York Yankees</b> <b>Yankee Stadium, Bronx, NY</b> Sun Jul 25 1954, 3:33 AM EDT Att. 57,259 - Unknown				
Bobby Avila, R OBP: 0.380, SLG: 0.450 (1, 4)	F8			F9		BB 1B	FC5					5 1 1 1 0 1 3					
Larry Doby, L OBP: 0.367, SLG: 0.485 (1, 8)	G3			F7		BB 1B						4 1 0 0 1 0 0					
Al Rosen, R OBP: 0.403, SLG: 0.532 (1, 5)												3 0 1 0 2 1 0					
Vic Wertz, L OBP: 0.327, SLG: 0.324 (1, 3)												3 0 1 2 0 1 1					
Bill Glynn, L OBP: 0.302, SLG: 0.401 (6, PR)												2 0 0 0 0 1 1					
Dave Philley, S OBP: 0.310, SLG: 0.373 (1, 9)												3 0 0 0 1 0 3					
Sam Dente, R OBP: 0.233, SLG: 0.317 (1, 6)												4 0 0 0 0 0 1					
Jim Hegan, R OBP: 0.313, SLG: 0.427 (1, 2)												3 1 0 0 1 0 0					
Mike Garcia, R OBP: 0.157, SLG: 0.104 (1, 1)												2 0 1 0 0 0 0					
Ray Narleski, R (7, 1)												1 0 0 0 0 0 0					
Don Mossi, L (11, 1)												0 0 0 0 0 0 0					
Art Houtteman, R OBP: 0.289, SLG: 0.381 (11, 1)												0 0 0 0 0 0 0					
<b>Inning Stats</b>	R: 0 H: 0 E: 0 K: 0 S: 3	R: 0 H: 1 E: 0 K: 0 S: 3	R: 0 H: 0 E: 0 K: 0 S: 3	R: 0 H: 0 E: 0 K: 1 S: 5	R: 0 H: 0 E: 0 K: 1 S: 5	R: 0 H: 0 E: 0 K: 1 S: 5	R: 3 H: 2 E: 0 K: 1 S: 7	R: 0 H: 2 E: 0 K: 0 S: 5	R: 0 H: 0 E: 0 K: 0 S: 2	R: 0 H: 0 E: 0 K: 0 S: 3	R: 0 H: 1 E: 0 K: 1 S: 5	R: 0 H: 0 E: 0 K: 2 S: 7	1B: 6 SF: 0 2B: 1 SAC: 1 3B: 0 DP: 3 HR: 0 HBP: 0	WP: 0 PA: 41 PB: 0 SB: 1 CS: 1			
<b>PITCHER</b>	IP WLS BF H R ER SO BB IBB HBP BLK WP HR S P ERA WHIP																
Whitey Ford, L ERA: 3.12 (1, 1)	7.0	29	5	3	3	3	4	0	0	0	0	0	0	31	47	3.86	1.286
Bob Grim, R ERA: 3.21 (8, 1)	4.0	12	1	0	0	3	1	0	0	0	0	0	0	17	21	0.00	0.500

livebaseballscorecards.com

AB	35
R	3
H	6
RBI	3
BB	5
SO	6
LOB	10



BOTTOM

Cleveland Indians @ New York Yankees  
Yankee Stadium, Bronx, NY  
Sun Jul 25 1954, 3:33 AM EDT  
Att. 57,259 - Unknown

livebaseballscores.com

AB	37
R	4
H	8
RBI	4
BB	5
SO	2
LOB	9



WP	0	PA	43
PB	0		
SB	0		
CS	0		

AB R H RBI BB SO LOB

4	0	0	0	0	0	1
1	0	0	0	0	1	1
0	0	0	0	0	0	0
5	0	0	0	0	1	1
3	2	1	0	2	0	0
5	0	1	0	0	0	2
4	1	3	1	0	0	0
4	0	0	0	1	0	3
4	1	1	1	1	0	1
2	0	0	0	0	0	0
0	0	0	0	1	0	0
1	0	0	0	0	0	0
2	0	0	0	0	0	0
1	0	1	2	0	0	0
1	0	1	0	0	0	0

11

R: 1	H: 2	1B: 5	SF: 1
E: 0	LOB: 3	2B: 2	SAC: 0
K: 0	BB: 2	3B: 1	DP: 0
S: 3	P: 11	HR: 0	HBP: 0

10

R: 0	H: 1	1B: 5	SF: 1
E: 0	LOB: 1	2B: 2	SAC: 0
K: 1	BB: 0	3B: 1	DP: 0
S: 6	P: 6	HR: 0	HBP: 0

9

R: 0	H: 0	1B: 5	SF: 1
E: 0	LOB: 0	2B: 2	SAC: 0
K: 0	BB: 0	3B: 1	DP: 0
S: 3	P: 3	HR: 0	HBP: 0

8

R: 0	H: 0	1B: 5	SF: 1
E: 0	LOB: 0	2B: 2	SAC: 0
K: 0	BB: 0	3B: 1	DP: 0
S: 3	P: 3	HR: 0	HBP: 0

7

R: 2	H: 2	1B: 5	SF: 1
E: 0	LOB: 1	2B: 2	SAC: 0
K: 0	BB: 2	3B: 1	DP: 0
S: 4	P: 12	HR: 0	HBP: 0

6

R: 0	H: 1	1B: 5	SF: 1
E: 0	LOB: 1	2B: 2	SAC: 0
K: 1	BB: 0	3B: 1	DP: 0
S: 6	P: 6	HR: 0	HBP: 0

5

R: 0	H: 0	1B: 5	SF: 1
E: 0	LOB: 0	2B: 2	SAC: 0
K: 0	BB: 0	3B: 1	DP: 0
S: 3	P: 3	HR: 0	HBP: 0

4

R: 1	H: 1	1B: 5	SF: 1
E: 0	LOB: 1	2B: 2	SAC: 0
K: 0	BB: 1	3B: 1	DP: 0
S: 4	P: 8	HR: 0	HBP: 0

3

R: 0	H: 0	1B: 5	SF: 1
E: 0	LOB: 0	2B: 2	SAC: 0
K: 0	BB: 0	3B: 1	DP: 0
S: 3	P: 3	HR: 0	HBP: 0

2

R: 0	H: 1	1B: 5	SF: 1
E: 0	LOB: 1	2B: 2	SAC: 0
K: 0	BB: 0	3B: 1	DP: 0
S: 4	P: 4	HR: 0	HBP: 0

1

R: 0	H: 0	1B: 5	SF: 1
E: 0	LOB: 0	2B: 2	SAC: 0
K: 0	BB: 0	3B: 1	DP: 0
S: 3	P: 3	HR: 0	HBP: 0

Batter

Jerry Coleman, R (1, 4) OBP: 0.274, SLG: 0.290	F8
Hank Bauer, R (10, PH) OBP: 0.377, SLG: 0.471	6-3
Gil McDougald, R (11, 4) OBP: 0.356, SLG: 0.386	F8
Joe Collins, L (1, 3) OBP: 0.371, SLG: 0.470	4-3
Mickey Mantle, S (1, 8) OBP: 0.403, SLG: 0.591	F8
Yogi Berra, L (1, 2) OBP: 0.350, SLG: 0.483	4-3
Irv Noren, L (1, 9) OBP: 0.399, SLG: 0.537	2B
Gene Woodling, L (1, 7) OBP: 0.369, SLG: 0.367	F9
Andy Carey, R (1, 5) OBP: 0.356, SLG: 0.452	3-1
Phil Rizzuto, R (1, 6) OBP: 0.312, SLG: 0.263	F7
Enos Slaughter, L (7, PH) OBP: 0.360, SLG: 0.288	F7
Bob Grim, R (8, 1) OBP: 0.175, SLG: 0.231	F7
Whitey Ford, L (1, 1) OBP: 0.289, SLG: 0.182	4-3
Eddie Robinson, L (7, PH) OBP: 0.321, SLG: 0.361	4-3
Willy Miranda, S (7, PR) OBP: 0.317, SLG: 0.444	4-3

Inning Stats

IP	WLS	BF	H	R	ER	SO	BB	IBB	HBP	BLK	WP	HR	S	P	ERA	WHIP
6.1	L	26	4	3	3	1	3	0	0	0	0	0	25	37	4.26	1.105

IP	WLS	BF	H	R	ER	SO	BB	IBB	HBP	BLK	WP	HR	S	P	ERA	WHIP
4.0	L	14	2	1	1	1	1	0	0	0	0	0	15	19	2.25	0.750
0.0		2	1	0	0	0	1	0	0	0	0	0	1	5	∞	∞
0.0		1	1	0	0	0	0	0	0	0	0	0	1	1	∞	∞

PITCHER	IP	WLS	BF	H	R	ER	SO	BB	IBB	HBP	BLK	WP	HR	S	P	ERA	WHIP
Mike Garcia, R (1, 1) ERA: 2.35	6.1	L	26	4	3	3	1	3	0	0	0	0	0	25	37	4.26	1.105
Ray Narleski, R (7, 1) ERA: 2.05	4.0	L	14	2	1	1	1	1	0	0	0	0	0	15	19	2.25	0.750
Don Mossi, L (11, 1) ERA: 2.31	0.0		2	1	0	0	0	1	0	0	0	0	0	1	5	∞	∞
Art Houtteman, R (11, 1) ERA: 3.87	0.0		1	1	0	0	0	0	0	0	0	0	0	1	1	∞	∞



Batter	1	2	3	4	5	6	7	8	9	AB R H RBI BB SO LOB	TOP									
Gene Woodling, L (1, 7) OBP: 0.364, SLG: 0.361	0-0 4-3		0-0 L4		0-0 F8			0-0 F7		4 0 0 0 0 0 0										
Joe Collins, L (1, 3) OBP: 0.369, SLG: 0.463	4-0 BB		0-0 F7			0-0 F5		0-0 4-3		3 0 0 0 1 0 0										
Mickey Mantle, S (1, 8) OBP: 0.404, SLG: 0.589	0-3 K		0-0 4-3			0-0 G4-6-3 1B			4-0 G5-3 1B BB	3 0 1 0 1 1 1										
Yogi Berra, L (1, 2) OBP: 0.347, SLG: 0.478	0-0 L4			0-0 F8		0-0 G4-6-3 1-2f			0-0 F9	4 0 0 0 0 0 3										
Irv Noren, L (1, 9) OBP: 0.404, SLG: 0.540		0-0 FC5-4 1B		0-0 1B			0-0 B4-3		0-0 1-2 1B	4 0 3 0 0 0 0										
Andy Carey, R (1, 5) OBP: 0.351, SLG: 0.444		0-0 FC5-4 1-2f E		0-0 F8			0-0 F9		0-0 G5-3 2-3f	4 0 0 0 0 0 4										
Jerry Coleman, R (1, 4) OBP: 0.275, SLG: 0.290		0-0 E5 1-2		0-0 6-3			0-0 1B			3 0 1 0 0 0 2										
Phil Rizzuto, R (1, 6) OBP: 0.310, SLG: 0.261		0-0 P4			0-0 F8		0-3 K			2 0 0 0 0 0 2										
Eddie Robinson, L (7, PH) OBP: 0.318, SLG: 0.357										1 0 0 0 0 1 1										
Willy Miranda, S (7, 6) OBP: 0.317, SLG: 0.444										0 0 0 0 0 0 0										
Harry Byrd, R (1, 1) OBP: 0.281, SLG: 0.258		0-3 K			0-0 5-3			0-3 K		2 0 0 0 0 1 2										
Bob Cerv, R (8, PH) OBP: 0.250, SLG: 0.400										1 0 0 0 0 1 0										
Ralph Branca, R (8, 1) OBP: 0.400, SLG: 0.385										0 0 0 0 0 0 0										
<b>Inning Stats</b>	R: 0 E: 0 K: 1 S: 5	H: 0 LOB: 1 BB: 1 P: 9	R: 0 E: 1 K: 1 S: 7	H: 1 LOB: 2 BB: 0 P: 7	R: 0 E: 0 K: 0 S: 3	H: 0 LOB: 0 BB: 0 P: 3	R: 0 E: 0 K: 0 S: 4	H: 1 LOB: 1 BB: 0 P: 4	R: 0 E: 0 K: 0 S: 3	H: 0 LOB: 0 BB: 0 P: 3	R: 0 E: 0 K: 1 S: 6	H: 1 LOB: 1 BB: 0 P: 6	R: 0 E: 0 K: 1 S: 5	H: 0 LOB: 0 BB: 0 P: 5	R: 0 E: 0 K: 0 S: 3	H: 1 LOB: 1 BB: 1 P: 7	1B: 5 2B: 0 3B: 0 HR: 0	SF: 0 SAC: 0 DP: 2 HBP: 0	WP: 0 PB: 0 SB: 0 CS: 0	PA: 33
<b>PITCHER</b> Virgil Trucks, R (1, 1) ERA: 2.47	IP: 9.0 WLS: W BF: 33 H: 5 R: 0 ER: 0 SO: 4 BB: 2 IBB: 0 HBP: 0 BLK: 0 WP: 0 HR: 0 S: 39 P: 47 ERA: 0.00 WHIP: 0.778																			

**New York Yankees @ Chicago White Sox**  
 Comiskey Park, Chicago, IL  
 Tue Jul 27 1954, 4:33 AM EDT  
 Att: 53,067 - Unknown

AB	31
R	0
H	5
RBI	0
BB	2
SO	4
LOB	15



WP: 0	PA: 33
-------	--------

livebaseballscorecards.com





Batter	1	2	3	4	5	6	7	8	9	AB R H RBI BB SO LOB	TOP																							
Irv Noren, L (1, 7) OBP: 0.401, SLG: 0.531	0-0 F5		0-0 5-3		0-0 F5		0-3 K		4-0 1B HR BB	4 1 0 0 1 1 3																								
Bill Skowron, R (1, 3) OBP: 0.377, SLG: 0.545 Joe Collins, L (7, PH) OBP: 0.370, SLG: 0.463 (7, 3)	0-0 1B 1B		0-3 K		0-0 F9		0-0 P6		0-0 1-2 HR 1B	3 0 1 0 0 1 0 2 1 1 0 0 0 2																								
Mickey Mantle, S (1, 8) OBP: 0.406, SLG: 0.598	0-0 F9		0-0 5-3		0-0 1B FC5-4 1B		0-0 E4 2B 1B		0-0 1-H 2-H HR	5 3 3 3 0 0 1																								
Yogi Berra, L (1, 2) OBP: 0.352, SLG: 0.488	0-0 FC5-4 1-2 1B			0-0 FC6-5 2B		0-0 FC5-4 1B		0-0 2-H 2B	0-3 K	5 1 4 1 0 1 0																								
Hank Bauer, R (1, 9) OBP: 0.377, SLG: 0.477	0-0 FC5-4 1-2f			0-0 FC6-5 G4-3 2-3		0-0 FC5-4 1-2f 3-H		0-0 2-H 1B 3B	0-0 FC4-6 1B	5 1 2 2 0 0 4																								
Andy Carey, R (1, 5) OBP: 0.348, SLG: 0.439		0-3 K		0-0 G4-3 1-2f		0-0 5-3		0-0 3-H SH3 1B	0-0 FC4-6 1-2f	5 0 1 1 0 1 3																								
Jerry Coleman, R (1, 4) OBP: 0.279, SLG: 0.295 (8, 6)		0-0 5-3			0-0 E7 1B		0-0 1B 1B		0-0 SH3 1-2 G3	4 0 2 0 0 0 1																								
Willy Miranda, S (1, 6) OBP: 0.328, SLG: 0.500 Enos Slaughter, L (7, PH) OBP: 0.358, SLG: 0.300 Phil Rizzuto, R (7, 6) OBP: 0.319, SLG: 0.261 Bob Cerv, R (8, PH) OBP: 0.248, SLG: 0.390 Bob Griffin, S (8, 1) OBP: 0.176, SLG: 0.231 Johnny Sain, R (9, 1) OBP: 0.385, SLG: 0.273		0-0 3B			0-0 5-3		0-0 5-3		0-0 P5	2 0 1 0 0 0 1 1 0 1 0 0 0 0 0 0 0 0 0 0 0 1 0 0 0 0 0 1 0 0 0 0 0 0 0 0 0 0 0 0 0 0																								
Ed Lopat, L (1, 1) OBP: 0.091, SLG: 0.025 Tom Morgan, R (2, 1) OBP: 0.222, SLG: 0.346 Gene Woodling, L (7, PH) OBP: 0.362, SLG: 0.360 Marlin Stuart, L (7, 1) OBP: 0.222, SLG: 0.222 Gil McDougald, R (8, PH) OBP: 0.355, SLG: 0.385 (8, 4)		0-0 6-3			0-0 5-3		0-0 F8		0-3 K	1 0 0 0 0 0 1 1 0 0 0 0 0 1 1 0 0 0 0 0 2 0 0 0 0 0 0 0 1 0 0 0 0 1 1																								
<b>Inning Stats</b>	R: 0 H: 2 E: 0 LOB: 2 K: 0 BB: 0 S: 5 P: 5	R: 0 H: 1 E: 0 LOB: 1 K: 1 BB: 0 S: 6 P: 6	R: 0 H: 0 E: 0 LOB: 0 K: 1 BB: 0 S: 5 P: 5	R: 0 H: 1 E: 0 LOB: 0 K: 0 BB: 0 S: 3 P: 3	R: 0 H: 1 E: 1 LOB: 1 K: 0 BB: 0 S: 4 P: 4	R: 1 H: 2 E: 0 LOB: 1 K: 0 BB: 0 S: 5 P: 5	R: 0 H: 2 E: 0 LOB: 2 K: 1 BB: 0 S: 7 P: 7	R: 3 H: 4 E: 1 LOB: 1 K: 1 BB: 0 S: 9 P: 9	R: 3 H: 3 E: 0 LOB: 1 K: 1 BB: 1 S: 8 P: 12	1B: 11 SF: 0 2B: 2 SAC: 1 3B: 2 DP: 1 HR: 1 HBP: 0	WP: 0 PA: 43 PB: 0 SB: 0 CS: 0																							
<b>PITCHER</b>	IP WLS BF H R ER SO BB IBB HBP BLK WP HR S P ERA WHIP											<b>PITCHER</b>	IP WLS BF H R ER SO BB IBB HBP BLK WP HR S P ERA WHIP																					
Billy Pierce, L (1, 1) ERA: 3.33	6.0	24	7	1	1	2	0	0	0	0	0	0	0	28	28	1.50	1.167	Jack Harshman, L (9, 1) ERA: 3.72	0.1	L	5	3	3	3	1	1	0	0	0	1	6	10	81.00	12.000
Bob Keegan, R (7, 1) ERA: 2.99	0.0	2	2	0	0	0	0	0	0	0	0	0	0	2	2	∞	∞	Don Johnson, R (9, 1) ERA: 3.09	0.2		2	0	0	0	0	0	0	0	2	2	0.00	0.000		
Morrie Martin, L (7, 1) ERA: 4.56	0.2	2	0	0	0	1	0	0	0	0	0	0	0	4	4	0.00	0.000																	
Sandy Consuegra, R (7, 1) ERA: 2.93	0.1	5	4	3	3	0	0	0	0	0	0	0	0	5	5	81.00	12.000																	
Harry Dorish, R (8, 1) ERA: 2.67	1.0	3	0	0	0	1	0	0	0	0	0	0	0	5	5	0.00	0.000																	

**New York Yankees @ Chicago White Sox**  
Comiskey Park, Chicago, IL  
Wed Jul 28 1954, 4:33 AM EDT  
Att: 38,056 - Unknown

AB	41
R	7
H	16
RBI	7
BB	1
SO	5
LOB	21







Batter	1	2	3	4	5	6	7	8	9	AB R H RBI BB SO LOB	TOP									
Irv Noren, L (1, 7) OBP: 0.397, SLG: 0.525	0-3 K	0-0 4-1			0-0 F3	0-0 4-3			0-0 FC6-4 1B	5 0 1 1 0 1 1										
Hank Bauer, R (1, 9) OBP: 0.371, SLG: 0.468	0-0 F9	0-0 1-3			0-3 K			0-0 F6	0-0 FC6-4 1B	5 1 0 0 0 1 2										
Mickey Mantle, S (1, 8) OBP: 0.406, SLG: 0.594	0-0 6-3		0-0 3-1		0-0 1B 2B 1B			0-0 F5	4-0 1B 1B BB	4 2 1 0 1 0 0										
Yogi Berra, L (1, 2) OBP: 0.353, SLG: 0.487		0-0 F4	0-0 6-3		0-0 2B 1B 1B			0-0 G3	0-0 1B 2B 1B	5 2 2 1 0 0 0										
Bill Skowron, R (1, 3) OBP: 0.385, SLG: 0.552		0-0 1B 1B	0-0 E6 1B		0-0 1B 2B			0-0 F8	0-0 2B 1B	2 1 2 0 0 0 0 3 1 2 2 0 0 0										
Joe Collins, L (5, PH) OBP: 0.373, SLG: 0.471		0-0 1B 1B	0-0 4-3		0-0 1B			0-0 1-3	0-0 1B 2B	5 1 3 3 0 0 1										
Andy Carey, R (1, 5) OBP: 0.352, SLG: 0.447		0-0 BB 2B 1B	0-0 4-3		0-0 2B 1B			0-0 1-3	0-0 2B	5 1 3 3 0 0 1										
Jerry Coleman, R (1, 4) OBP: 0.287, SLG: 0.295		0-0 2B 1B		0-3 K	0-0 5-3			4-0 BB	4-0 BB	3 1 1 1 2 1 1	AB 40 R 10 H 13 RBI 10 BB 4 SO 4 LOB 9									
Willy Miranda, S (1, 6) OBP: 0.326, SLG: 0.500		4-0 2B 4-1 BB		0-0 5-3		0-0 F5		0-0 F7	0-0 P4	0 0 0 0 0 0 0 0 1 0 0 1 0 0 4 0 0 0 0 0 4										
Gene Woodling, L (2, PH) OBP: 0.365, SLG: 0.360		0-0 4-1 2B		0-0 F6		0-3 K			0-0 5-3	4 0 1 2 0 1 0										
Phil Rizzuto, R (2, 6) OBP: 0.305, SLG: 0.257		0-0 4-1 2B		0-0 F6		0-3 K			0-0 5-3	4 0 1 2 0 1 0										
Whitey Ford, L (1, 1) OBP: 0.286, SLG: 0.216		0-0 4-1 2B		0-0 F6		0-3 K			0-0 5-3	4 0 1 2 0 1 0										
Inning Stats	R: 0 E: 0 K: 1 S: 5	H: 0 LOB: 0 BB: 0 P: 5	R: 4 E: 0 K: 0 S: 7	H: 4 LOB: 1 BB: 1 P: 11	R: 0 E: 1 K: 0 S: 4	H: 1 LOB: 1 BB: 0 P: 4	R: 0 E: 0 K: 1 S: 5	H: 0 LOB: 0 BB: 0 P: 5	R: 3 E: 0 K: 1 S: 9	H: 4 LOB: 1 BB: 0 P: 9	R: 0 E: 0 K: 0 S: 3	H: 0 LOB: 0 BB: 0 P: 3	R: 0 E: 0 K: 0 S: 3	H: 0 LOB: 1 BB: 1 P: 7	R: 3 E: 0 K: 0 S: 7	H: 4 LOB: 3 BB: 2 P: 15	1B: 10 2B: 3 3B: 0 HR: 0	SF: 0 SAC: 0 DP: 0 HBP: 0	WP: 0 PB: 0 SB: 0 CS: 0	PA: 44
PITCHER	IP WLS BF H R ER SO BB IBB HBP BLK WP HR S P ERA WHIP																			
Jack Harshman, L (1, 1) ERA: 3.97	1.1 L 7 3 3 3 1 0 0 0 0 0 0 0 9 9 20.25 2.250																			
Don Johnson, R (2, 1) ERA: 3.15	0.2 4 1 1 1 0 1 0 0 0 0 0 0 3 7 13.50 3.000																			
Harry Dorish, R (3, 1) ERA: 2.98	3.0 14 5 3 3 2 0 0 0 0 0 0 0 18 18 9.00 1.667																			
Dick Strahs, R (6, 1) ERA: 5.4	4.0 19 4 3 3 1 3 0 0 0 0 0 0 18 30 6.75 1.750																			

**New York Yankees @ Chicago White Sox**  
 Comiskey Park, Chicago, IL  
 Thu Jul 29 1954, 4:33 AM EDT  
 Att. 22,995 - Unknown

AB	40
R	10
H	13
RBI	10
BB	4
SO	4
LOB	9



Batter	1	2	3	4	5	6	7	8	9	AB	R	H	RBI	BB	SO	LOB
Chico Carrasquel, R OBP: 0.358, SLG: 0.382 (1, 6)	0-0 P4	0-0 F8			0-0 F8			0-0 6-3		4	0	0	0	0	0	3
Nellie Fox, L OBP: 0.358, SLG: 0.387 (1, 4)	4-0 1B BB		0-0 F7		0-0 G6-4-3			0-0 G3		3	0	0	0	1	0	1
Minnie Minoso, R OBP: 0.416, SLG: 0.551 (1, 7)	0-0 1-2 1B		0-0 1-3			0-0 5-3		0-0 1B		4	0	2	0	0	0	0
Phil Cavarretta, L OBP: 0.420, SLG: 0.407 (1, 3)	0-0 F8		0-0 F3			0-0 F9		0-0 1-3		3	0	0	0	0	0	2
Ron Jackson, R OBP: 0.368, SLG: 0.585 (8, PH) (9, 3)										1	0	0	0	0	0	1
Matt Batts, R OBP: 0.328, SLG: 0.360 (1, 2)	0-3 K			0-0 F9		0-0 F3			0-0 F2	4	0	0	0	0	1	2
Cass Michaels, R OBP: 0.398, SLG: 0.422 (1, 5)		0-0 6-3		4-0 G3 BB		0-0 F7		0-0 F7		3	0	0	0	1	0	0
Jim Rivera, L OBP: 0.356, SLG: 0.445 (1, 9)		0-0 3B		0-0 G3		0-0 L4		0-0 4-3		4	0	1	0	0	0	1
Johnny Groth, R OBP: 0.347, SLG: 0.363 (1, 8)		0-3 K		0-0 F2			0-0 1B			3	0	1	0	0	1	2
Jack Harshman, L OBP: 0.316, SLG: 0.323 (2, 1)		4-0 BB			4-0 G6-4-3 BB					0	0	0	0	0	0	0
Don Johnson, R OBP: 0.088, SLG: 0.032 (2, PH)										0	0	0	0	0	0	0
Ed McChesne, R OBP: 0.239, SLG: 0.308 (3, 1)										0	0	0	0	1	0	0
Harry Dorish, R OBP: 0.118, SLG: 0.118 (5, PH)										0	0	0	0	0	0	0
Fred Marsh, R OBP: 0.286, SLG: 0.280 (6, 1)										0	0	0	0	1	0	0
Dick Strahs, L										1	0	0	0	0	1	1

Inning Stats	R: 0	H: 1	E: 0	LOB: 2	K: 1	BB: 1	S: 6	P: 10	R: 0	H: 1	E: 0	LOB: 2	K: 1	BB: 1	S: 6	P: 10	R: 0	H: 0	E: 0	LOB: 0	K: 0	BB: 0	S: 3	P: 3	R: 0	H: 0	E: 0	LOB: 1	K: 0	BB: 1	S: 2	P: 6	R: 0	H: 0	E: 0	LOB: 0	K: 0	BB: 0	S: 3	P: 3	R: 0	H: 1	E: 0	LOB: 1	K: 1	BB: 0	S: 6	P: 6	R: 0	H: 1	E: 0	LOB: 1	K: 0	BB: 0	S: 4	P: 4	R: 0	H: 0	E: 0	LOB: 0	K: 0	BB: 0	S: 3	P: 3	1B: 3	SF: 0	2B: 0	SAC: 0	3B: 1	DP: 1	HR: 0	HBP: 0	WP: 0	PA: 34
--------------	------	------	------	--------	------	-------	------	-------	------	------	------	--------	------	-------	------	-------	------	------	------	--------	------	-------	------	------	------	------	------	--------	------	-------	------	------	------	------	------	--------	------	-------	------	------	------	------	------	--------	------	-------	------	------	------	------	------	--------	------	-------	------	------	------	------	------	--------	------	-------	------	------	-------	-------	-------	--------	-------	-------	-------	--------	-------	--------


PITCHER	IP	WLS	BF	H	R	ER	SO	BB	IBB	HBP	BLK	WP	HR	S	P	ERA	WHIP
Whitey Ford, L ERA: 2.91 (1, 1)	9.0	W	34	4	0	0	3	4	0	0	0	0	0	36	52	0.00	0.889

**BOTTOM**

**New York Yankees @ Chicago White Sox**  
Comiskey Park, Chicago, IL

Thu Jul 29 1954, 4:33 AM EDT  
Att. 22,995 - Unknown

AB	30
R	0
H	4
RBI	0
BB	4
SO	3
LOB	13



PITCHER	IP	WLS	BF	H	R	ER	SO	BB	IBB	HBP	BLK	WP	HR	S	P	ERA	WHIP
---------	----	-----	----	---	---	----	----	----	-----	-----	-----	----	----	---	---	-----	------





Batter	1	2	3	4	5	6	7	8	9	AB	R	H	RBI	BB	SO	LOB
Cal Abrams, L OBP: 0.399, SLG: 0.387 (1, 9)	4-0 1B BB	0-3 K		0-0 E3 BB 1B FC1-2		0-0 SH1-4 FC6-2 1B	0-0 P6			4	1	1	0	1	1	5
Eddie Waitkus, L OBP: 0.312, SLG: 0.359 (1, 3)	0-0 F5	0-0 6-3		0-0 FC1-2 1-2 HR 1B		0-0 SH FC6-2 SH1-4 1B	4-0 BB BB BB BB 1-2 2-3 3-H BB			3	2	1	1	1	0	3
Chuck Diering, R OBP: 0.371, SLG: 0.341 (1, 8)	0-0 1B 1-2 1B		0-0 F9	4-0 1-2 2-3 HR BB		0-0 SH1-4 1-2 2-3	0-0 F8			3	1	1	0	1	0	3
Vern Stephens, R OBP: 0.313, SLG: 0.400 Jim Fridley, R OBP: 0.269, SLG: 0.377 (1, 5) (5, 7)	0-0 F2		0-0 BB 3B 1B	0-0 FC1-2 HR		0-0 FC6-2 1B	0-0 F9			3	2	1	0	0	0	5
Bob Kennedy, R OBP: 0.311, SLG: 0.356 (1, 7) (5, 5)	0-0 1-3 2-H 1B		4-0 1-2 3B BB	0-0 1-H 2-H 3-H HR		0-0 1-2 3-H 1B	4-0 S BB E BB			3	3	3	6	2	0	0
Clint Courtney, L OBP: 0.327, SLG: 0.383 (1, 2)	0-0 4-3		0-0 1-H 2-H FC 3B	0-0 L6		0-0 F6	0-0 P5			5	0	1	2	0	0	5
Billy Hunter, R OBP: 0.280, SLG: 0.305 (1, 6)		0-3 K	0-3 FC		0-0 F9		4-0 BB BB BB BB BB BB BB 1-2 S BB			3	1	0	0	2	1	1
Chico Garcia, R OBP: 0.207, SLG: 0.157 (1, 4)		4-0 1B BB	0-0 5-3		0-0 F8		4-0 BB BB BB BB BB BB BB 1-2 BB BB 1-3 2-H			3	0	0	0	2	1	2
Don Larsen, R OBP: 0.310, SLG: 0.481 (1, 1)		0-0 1-2 1B		0-0 4-3	0-0 F2		4-0 BB BB BB BB BB BB BB 1-2 2-3 BB BB			4	0	1	0	1	0	1

Inning Stats	R: 1	H: 2	E: 0	LOB: 2	K: 0	BB: 1	S: 5	R: 0	H: 1	E: 0	LOB: 2	K: 2	BB: 1	S: 8	R: 2	H: 2	E: 1	LOB: 1	K: 0	BB: 1	S: 7	R: 4	H: 2	E: 1	LOB: 0	K: 0	BB: 1	S: 6	R: 0	H: 0	E: 0	LOB: 0	K: 0	BB: 0	S: 3	R: 1	H: 2	E: 0	LOB: 2	K: 0	BB: 0	S: 6	R: 1	H: 0	E: 0	LOB: 3	K: 0	BB: 4	S: 3	R: 1	H: 0	E: 0	LOB: 1	K: 1	BB: 2	S: 5	P: 13
1B: 7	SF: 0	2B: 0	SAC: 2	3B: 1	DP: 0	HR: 1	HBP: 0	WP: 0	PA: 45																																																

PITCHER	IP	WLS	BF	H	R	ER	SO	BB	IBB	HBP	BLK	WP	HR	S	P	ERA	WHIP
Allie Reynolds, R ERA: 3.15 (1, 1)	4.0	L	24	7	7	3	3	4	0	0	0	0	1	26	42	6.75	2.750
Marlin Stuart, R ERA: 4.61 (5, 1)	2.0		9	2	1	1	0	0	0	0	0	0	0	9	9	4.50	1.000
Bob Wiesler, L ERA: 4.15 (7, 1)	2.0		12	0	2	1	1	6	0	0	0	0	0	8	32	4.50	3.000

BOTTOM

New York Yankees @ Baltimore Orioles  
Memorial Stadium, Baltimore, MD  
Fri Jul 30 1954, 3:33 AM EDT  
Att. 27,385 - Unknown

livebaseballscores.com

AB	33
R	10
H	9
RBI	9
BB	10
SO	3
LOB	30





# New York Yankees @ Baltimore Orioles

## Memorial Stadium, Baltimore, MD

Sat Jul 31 1954, 3:33 AM EDT  
Att. 12,557 - Unknown

[livebaseballscorecards.com](http://livebaseballscorecards.com)



Batter	1	2	3	4	5	6	7	8	9	AB	R	H	RBI	BB	SO	LOB	TOP							
<b>Gil McDougald, R</b> (1, 4) OBP: 0.356, SLG: 0.392	0-0 F9		0-0 E6		0-0 F2	0-0 1B		0-0 FC3-2 3B		5	0	2	0	0	0	1								
<b>Joe Collins, L</b> (1, 3) OBP: 0.368, SLG: 0.465	0-0 4-3		0-0 CS	0-0 1B 2B	0-0 F2	0-0 F5		0-0 E4 FC3-6 FC3-2		5	1	1	0	0	0	3								
<b>Mickey Mantle, S</b> (1, 8) OBP: 0.407, SLG: 0.588	0-0 F9			4-0 1B BB SF7 BB	4-0 E BB		0-0 3B 1B	0-0 FC3-2 FC3-8		3	3	1	0	2	0	2								
<b>Yogi Berra, L</b> (1, 2) OBP: 0.355, SLG: 0.491		0-0 F9		0-0 F8	4-0 E BB		0-0 1B 3B	0-0 FC3-6 FC6-4		4	1	1	1	1	0	4								
<b>Irv Noren, L</b> (1, 9) OBP: 0.391, SLG: 0.513		0-0 P6		4-0 1B BB	0-0 FC2		0-0 5-3	0-0 FC6-4		2	0	0	0	1	0	1								
<b>Hank Bauer, R</b> (5, 9) OBP: 0.368, SLG: 0.465				1-2 2-3	1-3 2-H 3-H			1-2f		2	0	0	0	0	0	3								
<b>Gene Woodling, L</b> (1, 7) OBP: 0.380, SLG: 0.375		0-0 1B		1-2 2-3 3-H	4-0 1B IBB		0-0 FC3-6 1B	4-0 B3-4 BB		3	0	3	2	2	0	0								
<b>Andy Carey, R</b> (1, 5) OBP: 0.344, SLG: 0.436		0-0 F2		0-0 SF7	0-0 F8		0-0 FC3-6 BB	0-0 F8		4	0	0	1	0	0	6								
<b>Phil Rizzuto, R</b> (1, 6) OBP: 0.304, SLG: 0.253			0-0 F9	0-0 F7		0-0 P6	4-0 1-2 BB	0-0 B3-4		4	0	0	0	1	0	3								
<b>Bob Grim, R</b> (1, 1) OBP: 0.182, SLG: 0.214			0-3 K		4-0 BB WP E BB	0-3 K	0-3 K			3	1	0	0	1	3	2								
<b>Johnny Sain, R</b> (9, 1) OBP: 0.385, SLG: 0.273										0	0	0	0	0	0	0								
<b>Inning Stats</b>	R: 0 E: 0 K: 0 S: 3	H: 0 LOB: 0 BB: 0 P: 3	R: 0 E: 0 K: 0 S: 4	H: 1 LOB: 1 BB: 0 P: 4	R: 0 E: 1 K: 1 S: 5	H: 0 LOB: 0 BB: 0 P: 5	R: 2 E: 0 K: 0 S: 5	H: 2 LOB: 2 BB: 2 P: 13	R: 2 E: 1 K: 0 S: 4	H: 0 LOB: 3 BB: 4 P: 20	R: 0 E: 0 K: 1 S: 6	H: 1 LOB: 1 BB: 0 P: 6	R: 2 E: 0 K: 1 S: 8	H: 3 LOB: 2 BB: 1 P: 12	R: 0 E: 1 K: 0 S: 5	H: 1 LOB: 2 BB: 0 P: 5	R: 0 E: 0 K: 0 S: 2	H: 0 LOB: 0 BB: 1 P: 6	1B: 5 2B: 2 3B: 2 HR: 0	SF: 1 SAC: 0 DP: 1 HBP: 0	WP: 1 PB: 0 SB: 0 CS: 1	PA: 45		
<b>PITCHER</b>	IP	WLS	BF	H	R	ER	SO	BB	IBB	HBP	BLK	WP	HR	S	P	ERA	WHIP							
<b>Bob Turley, R</b> (1, 1) ERA: 3.93	5.0	L	25	3	4	2	1	5	1	0	0	1	0	21	45	3.60	1.600							
<b>Howie Fox, R</b> (6, 1) ERA: 3.06	2.0		11	4	2	2	2	1	0	0	0	0	0	14	18	9.00	2.500							
<b>Mike Blyzka, R</b> (8, 1) ERA: 5.72	2.0		8	1	0	0	0	1	0	0	0	0	0	7	11	0.00	1.000							

Batter	1	2	3	4	5	6	7	8	9	AB R H RBI BB SO LOB
Cal Abrams, L (1, 9) OBP: 0.396, SLG: 0.387	0-3 K		0-0 6-3		0-0 3-1		0-0 P6		0-0 1B 2B	5 1 1 0 0 1 2
Eddie Waitkus, L (1, 3) OBP: 0.319, SLG: 0.359	4-0 5-3 HR BB		4-0 BB			0-0 F7		0-0 F7	2-H 1B	3 1 1 1 2 0 0
Chuck Diering, R (1, 8) OBP: 0.367, SLG: 0.338	0-0 5-3 1-2		0-0 F4			0-0 L4-6 1B 1B		0-0 F9	5-3	5 0 1 0 0 0 3
Bob Kennedy, R (1, 5) OBP: 0.320, SLG: 0.381	0-0 2-H HR			0-0 5-3		0-0 1-2 1B		0-0 1B		4 1 3 2 0 0 0
Clint Courtney, L (1, 2) OBP: 0.326, SLG: 0.378	0-0 P4			4-0 BB		0-0 L4-6 2-3		0-3 K		3 0 0 0 1 1 3
Jim Fridley, R (1, 7) OBP: 0.295, SLG: 0.376		0-0 F7		0-0 F7		4-0 1B BB		0-0 HR 1B		3 1 1 0 1 0 1
Billy Hunter, R (1, 6) OBP: 0.287, SLG: 0.323		0-0 CS 1B		0-0 F9		0-0 1-2 1B		0-0 1-H HR		4 1 3 2 0 0 1
Chico Garcia, R (1, 4) OBP: 0.200, SLG: 0.151		0-0 P3			0-0 F3		0-0 P5	0-3 K		2 0 0 0 0 0 1
Gil Coan, L (7, PH) OBP: 0.305, SLG: 0.295		1-2								1 0 0 0 0 0 2
Jim Brideweser, R (8, 4) OBP: 0.350, SLG: 0.352										1 0 0 0 0 1 0
Bob Turley, R (1, 1) OBP: 0.146, SLG: 0.148			0-3 K			0-0 4-3		0-0 P6		1 0 0 0 0 0 1 0
Bobby Young, L (5, PH) OBP: 0.346, SLG: 0.341										1 0 0 0 0 0 0 0
Howie Fox, R (6, 1) OBP: 0.300, SLG: 0.300										0 0 0 0 0 0 0 0
Dick Kyjhoski, L (7, PH) OBP: 0.307, SLG: 0.345										1 0 0 0 0 0 0 2
Mike Blyzka, R (8, 1) OBP: 0.111, SLG: 0.111										0 0 0 0 0 0 0 0
Les Moss, R (9, PH) OBP: 0.312, SLG: 0.294										1 0 0 0 0 0 0 0

**BOTTOM**

**New York Yankees @ Baltimore Orioles**  
Memorial Stadium, Baltimore, MD

Sat Jul 31 1954, 3:33 AM EDT  
Att. 12,557 - Unknown

livebaseballscorecards.com

<b>AB</b>	<b>35</b>
<b>R</b>	<b>5</b>
<b>H</b>	<b>10</b>
<b>RBI</b>	<b>5</b>
<b>BB</b>	<b>4</b>
<b>SO</b>	<b>4</b>
<b>LOB</b>	<b>15</b>



Inning Stats	R: 2	H: 1	E: 0	K: 1	S: 6	LOB: 0	BB: 1	P: 10	R: 0	H: 1	E: 0	K: 0	S: 3	LOB: 0	BB: 0	P: 3	R: 0	H: 0	E: 0	K: 1	S: 5	LOB: 1	BB: 1	P: 9	R: 0	H: 0	E: 0	K: 0	S: 3	LOB: 0	BB: 0	P: 3	R: 0	H: 2	E: 0	K: 0	S: 4	LOB: 1	BB: 0	P: 4	R: 0	H: 1	E: 0	K: 0	S: 4	LOB: 2	BB: 1	P: 8	R: 0	H: 1	E: 0	K: 1	S: 6	LOB: 1	BB: 0	P: 6	R: 3	H: 4	E: 0	K: 1	S: 9	LOB: 1	BB: 0	P: 9	1B: 7	2B: 2	3B: 0	HR: 2	SF: 0	SAC: 0	DP: 1	HBP: 0	WP: 0	PB: 0	SB: 0	CS: 1	PA: 39
--------------	------	------	------	------	------	--------	-------	-------	------	------	------	------	------	--------	-------	------	------	------	------	------	------	--------	-------	------	------	------	------	------	------	--------	-------	------	------	------	------	------	------	--------	-------	------	------	------	------	------	------	--------	-------	------	------	------	------	------	------	--------	-------	------	------	------	------	------	------	--------	-------	------	-------	-------	-------	-------	-------	--------	-------	--------	-------	-------	-------	-------	--------

PITCHER	IP	WLS	BF	H	R	ER	SO	BB	IBB	HBP	BLK	WP	HR	S	P	ERA	WHIP
Bob Grim, R (1, 1) ERA: 3.27	8.0	W	34	8	4	4	3	4	0	0	0	0	2	36	52	4.50	1.500
Johnny Sain, R (9, 1) ERA: 2.29	1.0	S	5	2	1	1	1	0	0	0	0	0	0	7	7	9.00	2.000









New York Yankees @ Baltimore Orioles  
 Memorial Stadium, Baltimore, MD

Sun Aug 01 1954, 3:38 AM EDT  
 Att: 28,643 - Unknown

AB	33
R	2
H	9
RBI	2
BB	6
SO	4
LOB	17



AB R H RBI BB SO LOB

3	0	1	0	2	1	2	
5	0	1	0	0	0	5	
5	0	0	0	0	2	4	
4	0	1	0	1	0	1	
4	1	3	0	0	0	0	
3	1	0	0	1	1	3	
2	0	0	0	0	0	1	
1	0	1	1	0	0	0	
1	0	0	0	0	0	0	
2	0	1	0	0	0	0	
0	0	0	0	0	0	0	
1	0	1	1	0	0	0	
0	0	0	0	0	0	0	
0	0	0	0	0	0	0	
1B: 5	SF: 0	2B: 4	SAC: 1	3B: 1	DP: 1	HR: 0	HBP: 0

Batter	1	2	3	4	5	6	7	8	9
<b>Gil McDougald, R</b> (1, 4) OBP: 0.363, SLG: 0.392 (6, 5)	0-0 2B		0-0 F3		4-0 1B BB	4-0 1-2 2-3 BB		0-3 K	
<b>Joe Collins, L</b> (1, 3) OBP: 0.365, SLG: 0.458	0-0 F8		0-0 F7		0-0 1-2 1B	0-0 4-3		0-0 G3	
<b>Mickey Mantle, S</b> (1, 8) OBP: 0.398, SLG: 0.573	0-0 L3		0-0 4-3		0-3 K		0-0 F8	0-3 K	
<b>Yogi Berra, L</b> (1, 2) OBP: 0.360, SLG: 0.500	0-0 F2			4-0 1B BB		0-0 F3	0-0 4-3	0-0 2B	
<b>Irv Noren, L</b> (1, 9) OBP: 0.393, SLG: 0.518		0-0 4-3		0-0 1-2 1B L4-3		0-0 2B 1B	0-0 3B		
<b>Gene Woodling, L</b> (1, 7) OBP: 0.375, SLG: 0.380		0-0 F2		0-0 1-2 L4-3		4-0 2B 1B BB	0-3 K		
<b>Andy Carey, R</b> (1, 5) OBP: 0.346, SLG: 0.435 <b>Enos Slaughter, L</b> (6, PH) OBP: 0.385, SLG: 0.328 <b>Jerry Coleman, R</b> (6, 4) OBP: 0.290, SLG: 0.294		0-0 E5		0-0 F8		0-0 1-3 2-H 1B 2B		0-0 F9	
<b>Phil Rizzuto, R</b> (1, 6) OBP: 0.300, SLG: 0.249 <b>Eddie Robinson, L</b> (6, PH) OBP: 0.327, SLG: 0.360 <b>Willy Miranda, S</b> (6, PR) OBP: 0.319, SLG: 0.463 (6, 6)		0-0 F5			0-0 4-3	4-0 BB 1B IBB		4-0 SH1-4 BB	
<b>Ralph Branca, R</b> (1, 1) OBP: 0.412, SLG: 0.400 <b>Marlin Stuart, L</b> (5, 1) OBP: 0.222, SLG: 0.222 <b>Bill Skowron, R</b> (6, PH) OBP: 0.387, SLG: 0.551 <b>Ed Lopat, L</b> (6, 1) OBP: 0.091, SLG: 0.025 <b>Allie Reynolds, R</b> (9, 1) OBP: 0.209, SLG: 0.214			0-0 1B		0-0 F2	0-0 1-2 2-H 3-H 1B		0-0 SH1-4	

Inning Stats	R: 0	H: 1	E: 0	K: 0	S: 4	P: 4	R: 0	H: 0	E: 1	K: 0	S: 4	P: 4	R: 0	H: 1	E: 0	K: 0	S: 4	P: 4	R: 0	H: 1	E: 0	K: 1	S: 6	P: 10	R: 2	H: 3	E: 0	K: 0	S: 5	P: 17	R: 0	H: 1	E: 0	K: 1	S: 6	P: 6	R: 0	H: 0	E: 0	K: 1	S: 5	P: 9	R: 0	H: 1	E: 0	K: 1	S: 5	P: 5
		LOB: 1						LOB: 1						LOB: 1						LOB: 2						LOB: 3							LOB: 1															

PITCHER	IP	WLS	BF	H	R	ER	SO	BB	IBB	HBP	BLK	WP	HR	S	P	ERA	WHIP
<b>Joe Coleman, R</b> (1, 1) ERA: 3.46	5.1	L	26	6	2	2	1	3	1	0	0	0	0	24	40	3.38	1.688
<b>Bob Chakales, R</b> (6, 1) ERA: 3.78	3.2		14	3	0	0	3	2	0	0	0	0	0	18	26	0.00	1.364

WP: 0	PA: 40
PB: 0	
SB: 0	
CS: 0	

BOTTOM

New York Yankees @ Baltimore Orioles  
Memorial Stadium, Baltimore, MD

Sun Aug 01 1954, 3:38 AM EDT  
Att. 28,643 - Unknown

livebaseballscorecards.com

AB	29
R	1
H	5
RBI	1
BB	8
SO	2
LOB	25



WP:	0	PA:	41
PB:	0		
SB:	0		
CS:	0		

AB R H RBI BB SO LOB

3 0 0 0 1 0 0

4 0 0 0 1 0 3

2 0 1 0 3 0 0

3 1 1 0 2 1 4

5 0 2 1 0 0 3

2 0 1 0 1 0 3

3 0 0 0 0 0 5

2 0 0 0 0 0 2

1 0 0 0 0 0 1

0 0 0 0 0 0 0

2 0 0 0 0 1 4

2 0 0 0 0 0 0

1B: 3 SF: 0

2B: 1 SAC: 2

3B: 1 DP: 2

HR: 0 HBP: 2

R: 0 H: 0

E: 0 LOB: 0

K: 1 BB: 1

S: 4 P: 8

R: 0 H: 0

E: 0 LOB: 0

K: 0 BB: 0

S: 3 P: 3

R: 0 H: 1

E: 0 LOB: 1

K: 0 BB: 0

S: 4 P: 4

R: 0 H: 0

E: 0 LOB: 0

K: 0 BB: 0

S: 3 P: 8

R: 0 H: 0

E: 0 LOB: 0

K: 1 BB: 1

S: 4 P: 8

R: 0 H: 0

E: 0 LOB: 0

K: 0 BB: 0

S: 3 P: 3

R: 0 H: 1

E: 0 LOB: 2

K: 0 BB: 2

S: 3 P: 11

R: 0 H: 1

E: 0 LOB: 3

K: 0 BB: 1

S: 4 P: 9

R: 0 H: 1

E: 0 LOB: 1

K: 0 BB: 0

S: 4 P: 4

R: 0 H: 0

E: 0 LOB: 0

K: 0 BB: 0

S: 3 P: 3

R: 0 H: 0

E: 0 LOB: 0

K: 1 BB: 1

S: 4 P: 8

R: 0 H: 0

E: 0 LOB: 0

K: 0 BB: 0

S: 3 P: 3

R: 0 H: 1

E: 0 LOB: 2

K: 1 BB: 2

S: 5 P: 14

R: 0 H: 0

E: 0 LOB: 3

K: 0 BB: 1

S: 5 P: 11

R: 0 H: 1

E: 0 LOB: 1

K: 0 BB: 0

S: 4 P: 4

R: 0 H: 0

E: 0 LOB: 0

K: 0 BB: 0

S: 3 P: 3

R: 0 H: 0

E: 0 LOB: 0

K: 1 BB: 1

S: 4 P: 8

R: 0 H: 0

E: 0 LOB: 0

K: 0 BB: 0

S: 3 P: 3

R: 0 H: 1

E: 0 LOB: 2

K: 0 BB: 2

S: 5 P: 14

R: 0 H: 0

E: 0 LOB: 3

K: 1 BB: 1

S: 5 P: 11

R: 0 H: 1

E: 0 LOB: 1

K: 0 BB: 0

S: 4 P: 4

R: 0 H: 0

E: 0 LOB: 0

K: 0 BB: 0

S: 3 P: 3

R: 0 H: 0

E: 0 LOB: 0

K: 1 BB: 1

S: 4 P: 8

R: 0 H: 0

E: 0 LOB: 0

K: 0 BB: 0

S: 3 P: 3

R: 0 H: 1

E: 0 LOB: 2

K: 0 BB: 2

S: 5 P: 14

R: 0 H: 0

E: 0 LOB: 3

K: 0 BB: 1

S: 5 P: 11

R: 0 H: 1

E: 0 LOB: 1

K: 0 BB: 0

S: 4 P: 4

R: 0 H: 0

E: 0 LOB: 0

K: 0 BB: 0

S: 3 P: 3

R: 0 H: 0

E: 0 LOB: 0

K: 1 BB: 1

S: 4 P: 8

R: 0 H: 0

E: 0 LOB: 0

K: 0 BB: 0

S: 3 P: 3

R: 0 H: 1

E: 0 LOB: 2

K: 0 BB: 2

S: 5 P: 14

R: 0 H: 0

E: 0 LOB: 3

K: 0 BB: 1

S: 5 P: 11

R: 0 H: 1

E: 0 LOB: 1

K: 0 BB: 0

S: 4 P: 4

R: 0 H: 0

E: 0 LOB: 0

K: 0 BB: 0

S: 3 P: 3

R: 0 H: 0

E: 0 LOB: 0

K: 1 BB: 1

S: 4 P: 8

R: 0 H: 0

E: 0 LOB: 0

K: 0 BB: 0

S: 3 P: 3

R: 0 H: 1

E: 0 LOB: 2

K: 0 BB: 2

S: 5 P: 14

R: 0 H: 0

E: 0 LOB: 3

K: 0 BB: 1

S: 5 P: 11

R: 0 H: 1

E: 0 LOB: 1

K: 0 BB: 0

S: 4 P: 4

R: 0 H: 0

E: 0 LOB: 0

K: 0 BB: 0

S: 3 P: 3

R: 0 H: 0

E: 0 LOB: 0

K: 1 BB: 1

S: 4 P: 8

R: 0 H: 0

E: 0 LOB: 0

K: 0 BB: 0

S: 3 P: 3

R: 0 H: 1

E: 0 LOB: 2

K: 0 BB: 2

S: 5 P: 14

R: 0 H: 0

E: 0 LOB: 3

K: 0 BB: 1

S: 5 P: 11

R: 0 H: 1

E: 0 LOB: 1

K: 0 BB: 0

S: 4 P: 4

R: 0 H: 0

E: 0 LOB: 0

K: 0 BB: 0

S: 3 P: 3

R: 0 H: 0

E: 0 LOB: 0

K: 1 BB: 1

S: 4 P: 8

R: 0 H: 0

E: 0 LOB: 0

K: 0 BB: 0

S: 3 P: 3

R: 0 H: 1

E: 0 LOB: 2

K: 0 BB: 2

S: 5 P: 14

R: 0 H: 0

E: 0 LOB: 3

K: 0 BB: 1

S: 5 P: 11

R: 0 H: 1

E: 0 LOB: 1

K: 0 BB: 0

S: 4 P: 4

R: 0 H: 0

E: 0 LOB: 0

K: 0 BB: 0

S: 3 P: 3

R: 0 H: 0

E: 0 LOB: 0

K: 1 BB: 1

S: 4 P: 8

R: 0 H: 0

E: 0 LOB: 0

K: 0 BB: 0

S: 3 P: 3

R: 0 H: 1

E: 0 LOB: 2

K: 0 BB: 2

S: 5 P: 14

R: 0 H: 0

E: 0 LOB: 3

K: 0 BB: 1

S: 5 P: 11

R: 0 H: 1

E: 0 LOB: 1

K: 0 BB: 0

S: 4 P: 4

R: 0 H: 0

E: 0 LOB: 0

K: 0 BB: 0

S: 3 P: 3

R: 0 H: 0

E: 0 LOB: 0

K: 1 BB: 1

S: 4 P: 8

R: 0 H: 0

E: 0 LOB: 0

K: 0 BB: 0

S: 3 P: 3

R: 0 H: 1

E: 0 LOB: 2

K: 0 BB: 2

S: 5 P: 14

R: 0 H: 0

E: 0 LOB: 3

K: 0 BB: 1

S: 5 P: 11

R



Batter	1	2	3	4	5	6	7	8	9	AB R H RBI BB SO LOB	TOP								
Hank Bauer, R (1, 9) OBP: 0.365, SLG: 0.460 Gene Woodling, L (7, PH) OBP: 0.373, SLG: 0.377 (7, 7)	0-3 K	0-0 F7			0-0 6-3		0-0 F8		0-0 F9	3 0 0 0 0 1 1 2 0 0 0 0 0 1									
Irv Noren, L (1, 7) OBP: 0.389, SLG: 0.513 (7, 9)	0-0 E4 BB BB		0-0 2B 1B		0-0 L6		0-0 4-3		0-3 K	5 1 1 0 0 1 1									
Mickey Mantle, S (1, 8) OBP: 0.404, SLG: 0.578 BB BB BB	4-0 1-2 BB BB		0-0 1B 2B		0-0 S 1B		4-0 BB			2 1 2 0 2 0 0									
Yogi Berra, L (1, 2) OBP: 0.362, SLG: 0.499 BB BB BB	4-0 1-2 2-3 BB		0-0 G5-4-3 1B		0-0 4-3		0-0 1-3			3 0 1 2 1 0 2									
Bill Skowron, R (1, 3) OBP: 0.384, SLG: 0.547 Joe Collins, L (3, PH) OBP: 0.361, SLG: 0.452 (3, 3)	0-3 K		0-0 L6		0-0 F5		0-0 F7			1 0 0 0 0 1 3 3 0 0 0 0 0 1									
Gil McDougald, R (1, 4) OBP: 0.364, SLG: 0.393 X	0-0 F5		0-0 G5-4-3 1-2f		0-0 3-1 1B 1B		0-0 G5-4-3 1B			4 0 2 0 0 0 4									
Andy Carey, R (1, 5) OBP: 0.350, SLG: 0.434 X		0-0 F7		4-0 G4-6-3 BB		0-0 3-1 1B		0-0 G5-4-3 1-2f		3 0 1 0 1 0 1									
Phil Rizzuto, R (1, 6) OBP: 0.298, SLG: 0.247 Enos Slaughter, L (6, PH) OBP: 0.380, SLG: 0.323 Willy Miranda, S (6, 6) OBP: 0.319, SLG: 0.463 Eddie Robinson, L (9, PH) OBP: 0.325, SLG: 0.356 Jerry Coleman, R (9, 6) OBP: 0.290, SLG: 0.294		0-0 P5		0-0 G4-6-3 1-2f		0-0 3-1		0-0 F2		2 0 0 0 0 0 1 1 0 0 0 0 0 2 0 0 0 0 0 0 0 1 0 0 0 0 0 0 0 0 0 0 0 0 0									
Whitey Ford, L (1, 1) OBP: 0.304, SLG: 0.205 BB BB BB	4-0 BB		0-0 4-3		0-3 K		0-3 K		4-0 F9 BB	2 0 0 0 2 1 2									
<b>Inning Stats</b>	R: 0 E: 1 K: 2 S: 8	H: 0 LOB: 3 BB: 2 P: 16	R: 0 E: 0 K: 0 S: 3	H: 0 LOB: 1 BB: 1 P: 7	R: 2 E: 0 K: 0 S: 5	H: 3 LOB: 0 BB: 0 P: 5	R: 0 E: 0 K: 0 S: 2	H: 0 LOB: 0 BB: 1 P: 6	R: 0 E: 0 K: 1 S: 7	H: 2 LOB: 2 BB: 0 P: 7	R: 0 E: 0 K: 0 S: 3	H: 0 LOB: 1 BB: 1 P: 7	R: 0 E: 0 K: 1 S: 5	H: 0 LOB: 1 BB: 1 P: 9	1B: 6 2B: 1 3B: 0 HR: 0	SF: 0 SAC: 0 DP: 3 HBP: 0	WP: 0 PB: 0 SB: 1 CS: 0	PA: 38	
<b>PITCHER</b> Don Mossi, L (1, 1) ERA: 2.27 Art Houtteman, R (2, 1) ERA: 3.77 Ray Narleski, R (8, 1) ERA: 1.89	IP WLS BF H R ER SO BB IBB HBP BLK WP HR S P ERA WHIP	1.0 L 25 6 2 2 1 3 0 0 0 0 0 24 36 3.00 1.500	2.0 7 1 0 0 1 1 0 0 0 0 0 0 8 12 0.00 1.000																

**New York Yankees @ Cleveland Indians**  
**Cleveland Municipal Stadium, Cleveland, OH**  
 Tue Aug 03 1954, 3:33 AM EDT  
 Att: 60,643 - Unknown

AB	32
R	2
H	7
RBI	2
BB	6
SO	4
LOB	19



WP: 0	PA: 38
-------	--------

ERA	WHIP
-----	------

Batter	1	2	3	4	5	6	7	8	9	AB	R	H	RBI	BB	SO	LOB
Al Smith, R OBP: 0.397, SLG: 0.443 (1, 7)	0-3 K		0-0 E3		4-0 SH1-3 BB		4-0 BB BB			2	0	0	0	2	1	0
Bobby Avila, R OBP: 0.384, SLG: 0.452 (1, 4)	0-3 K		0-0 F8		0-0 SH1-3 1-2		0-0 P5			3	0	0	0	0	1	2
Larry Doby, L OBP: 0.361, SLG: 0.492 (1, 8)	0-0 HR			0-0 F7		0-3 K		0-0 4-3		4	1	1	1	0	1	1
Al Rosen, R OBP: 0.398, SLG: 0.534 (1, 5)	0-0 P4			0-0 F8		0-0 F2		0-0 L6		4	0	0	0	0	0	0
Vic Wertz, L OBP: 0.339, SLG: 0.364 (1, 3)		0-0 F5		0-0 BB BB 1B		0-3 K		0-0 4-3		4	0	1	0	0	1	0
Wally Westlake, R OBP: 0.326, SLG: 0.477 (1, 9)		0-0 4-3		4-0 BB 1-2 BB		0-0 1B		0-0 F8		3	0	1	0	1	0	0
Sam Dente, R OBP: 0.246, SLG: 0.292 (1, 6)		0-0 F7		4-0 BB 1-2 2-3 BB		0-0 F5		0-0 4-3		2	0	0	0	1	0	1
Dave Philley, S OBP: 0.307, SLG: 0.363 (9, PH)										1	0	0	0	0	0	0
Jim Hegan, R OBP: 0.316, SLG: 0.428 (1, 2)			0-0 G5-4-3 1B		0-3 K		0-0 F8		0-3 K	4	0	1	0	0	2	3
Don Mossi, L (1, 1)			0-0 G5-4-3		0-0 6-3		0-0 6-3			0	0	0	0	0	0	0
Art Houtteman, R OBP: 0.275, SLG: 0.354 (2, 1)										2	0	0	0	0	0	1
Hank Majeski, R OBP: 0.375, SLG: 0.426 (7, PH)										1	0	0	0	0	0	0
Ray Narleski, R (8, 1)			1-2f							0	0	0	0	0	0	0

Inning Stats	R: 1	H: 1	E: 0	K: 2	S: 8	LOB: 0	BB: 0	P: 8	R: 0	H: 0	E: 0	K: 0	S: 3	LOB: 0	BB: 0	P: 3	R: 0	H: 1	E: 1	K: 0	S: 4	LOB: 1	BB: 0	P: 4	R: 0	H: 1	E: 0	K: 1	S: 6	LOB: 3	BB: 2	P: 14	R: 0	H: 0	E: 0	K: 1	S: 5	LOB: 1	BB: 1	P: 9	R: 0	H: 1	E: 0	K: 1	S: 6	LOB: 1	BB: 0	P: 6	R: 0	H: 0	E: 0	K: 0	S: 3	LOB: 1	BB: 1	P: 7	R: 0	H: 0	E: 0	K: 0	S: 3	LOB: 0	BB: 0	P: 3	R: 0	H: 0	E: 0	K: 1	S: 5	LOB: 0	BB: 0	P: 5	1B: 3	2B: 0	3B: 0	HR: 1	SF: 0	SAC: 1	DP: 1	HBP: 0	WP: 0	PB: 0	SB: 0	CS: 0	PA: 35
--------------	------	------	------	------	------	--------	-------	------	------	------	------	------	------	--------	-------	------	------	------	------	------	------	--------	-------	------	------	------	------	------	------	--------	-------	-------	------	------	------	------	------	--------	-------	------	------	------	------	------	------	--------	-------	------	------	------	------	------	------	--------	-------	------	------	------	------	------	------	--------	-------	------	------	------	------	------	------	--------	-------	------	-------	-------	-------	-------	-------	--------	-------	--------	-------	-------	-------	-------	--------

PITCHER	IP	WLS	BF	H	R	ER	SO	BB	IBB	HBP	BLK	WP	HR	S	P	ERA	WHIP
Whitey Ford, L ERA: 2.79 (1, 1)	9.0	W	35	4	1	1	6	4	0	0	0	0	1	43	59	1.00	0.889


**BOTTOM**

**New York Yankees @ Cleveland Indians**  
Cleveland Municipal Stadium, Cleveland, OH

Tue Aug 03 1954, 3:33 AM EDT  
Att. 60,643 - Unknown

livebaseballscorecards.com

AB	30
R	1
H	4
RBI	1
BB	4
SO	6
LOB	8





Batter	1	2	3	4	5	6	7	8	9	AB R H RBI BB SO LOB	TOP									
<b>Gil McDougald, R</b> (1, 4) OBP: 0.363, SLG: 0.389	4-0 1B BB		0-0 P7		0-0 F3		0-0 FC4			3 1 0 0 1 0 4										
<b>Joe Collins, L</b> (1, 3) OBP: 0.360, SLG: 0.449	0-0 1B SF7 1B		0-0 L4			0-0 F7		0-0 F9		4 1 1 0 0 0 0										
<b>Mickey Mantle, S</b> (1, 8) OBP: 0.400, SLG: 0.572	0-3 K		0-0 F9			0-0 P6		0-3 K		4 0 0 0 0 2 2										
<b>Yogi Berra, L</b> (1, 2) OBP: 0.375, SLG: 0.496	0-0 1B			0-0 3-1		0-0 G3		0-0 P6		4 0 1 1 0 0 0										
<b>Irv Noren, L</b> (1, 9) OBP: 0.384, SLG: 0.507	0-0 SF7			0-0 3-1			0-0 P4		0-0 F7	3 0 0 1 0 0 0										
<b>Gene Woodling, L</b> (1, 7) OBP: 0.375, SLG: 0.379	0-3 K			0-3 K			0-0 BB 1B 1B		0-0 1B	4 0 2 0 0 2 1										
<b>Andy Carey, R</b> (1, 5) OBP: 0.349, SLG: 0.429		4-0 CS BB			0-0 1-3		0-3 K		0-0 B1-4-3-6-4	3 0 0 0 1 1 2										
<b>Phil Rizzuto, R</b> (1, 6) OBP: 0.296, SLG: 0.245		0-3 K			0-0 6-3		0-0 BB 1B			2 0 0 0 0 1 1										
<b>Enos Slaughter, L</b> (7, PH) OBP: 0.388, SLG: 0.333							1-2 1B			1 0 1 0 0 0 0										
<b>Art Schallcock, L</b> (7, 1)										0 0 0 0 0 0 0										
<b>Allie Reynolds, R</b> (1, 1) OBP: 0.205, SLG: 0.209							0-0 1B			1 0 0 0 0 0 0										
<b>Bob Cerv, R</b> (5, PH) OBP: 0.255, SLG: 0.395										1 0 1 0 0 0 0										
<b>Ed Lopat, L</b> (5, 1) OBP: 0.091, SLG: 0.025										0 0 0 0 0 0 0										
<b>Eddie Robinson, L</b> (7, PH) OBP: 0.330, SLG: 0.356										0 0 0 0 1 0 0										
<b>Willy Miranda, S</b> (7, PR) OBP: 0.319, SLG: 0.463							1-2 2-3 BB			0 0 0 0 0 0 0										
<b>Inning Stats</b>	R: 2 E: 0 K: 2 S: 9	H: 2 LOB: 1 BB: 1 P: 13	R: 0 E: 0 K: 1 S: 4	H: 0 LOB: 0 BB: 1 P: 8	R: 0 E: 0 K: 0 S: 3	H: 0 LOB: 0 BB: 0 P: 3	R: 0 E: 0 K: 1 S: 5	H: 0 LOB: 0 BB: 0 P: 5	R: 0 E: 0 K: 0 S: 3	H: 0 LOB: 0 BB: 0 P: 3	R: 0 E: 0 K: 1 S: 7	H: 2 LOB: 3 BB: 1 P: 11	R: 0 E: 0 K: 1 S: 5	H: 0 LOB: 0 BB: 0 P: 5	R: 0 E: 0 K: 0 S: 3	H: 1 LOB: 0 BB: 0 P: 3	1B: 6 2B: 2 3B: 0 HR: 0	SF: 1 SAC: 0 DP: 2 HBP: 0	WP: 0 PB: 0 SB: 0 CS: 1	PA: 34
<b>PITCHER</b>	IP WLS BF H R ER SO BB IBB HBP BLK WP HR S P ERA WHIP																			
<b>Bob Lemon, R</b> (1, 1) ERA: 3.17	7.0 W 28 5 2 2 5 3 0 0 0 0 0 0 35 47 2.57 1.143																			
<b>Mike Garcia, R</b> (8, 1) ERA: 2.46	2.0 S 6 1 0 0 1 0 0 0 0 0 0 0 8 8 0.00 0.500																			

**New York Yankees @ Cleveland Indians**  
**Cleveland Municipal Stadium, Cleveland, OH**  
 Wed Aug 04 1954, 3:33 AM EDT  
 Att: 58,091 - Unknown

<b>AB</b>	<b>30</b>
<b>R</b>	<b>2</b>
<b>H</b>	<b>6</b>
<b>RBI</b>	<b>2</b>
<b>BB</b>	<b>3</b>
<b>SO</b>	<b>6</b>
<b>LOB</b>	<b>10</b>



WP: 0	PA: 34
PB: 0	
SB: 0	
CS: 1	

ERA	WHIP

ERA	WHIP





Batter	1	2	3	4	5	6	7	8	9	AB R H RBI BB SO LOB	TOP									
<b>Gil McDougald, R</b> (1, 4) OBP: 0.358, SLG: 0.383	0-0 1-3			0-0 P4		0-0 6-3		0-0 P9	0-0 F7	5 0 0 0 0 0 1										
<b>Joe Collins, L</b> (1, 3) OBP: 0.368, SLG: 0.469	0-0 F2 1B			0-0 4-3		0-0 BB 1B		0-0 HR	0-0 BB 1B	5 1 4 1 0 0 0										
<b>Mickey Mantle, S</b> (1, 8) OBP: 0.405, SLG: 0.589	0-0 F2 1-2			0-0 HR		4-0 BB 1-2 BB		0-0 HR	4-0 BB 1-2 2-3 BB	3 2 2 2 2 0 1										
<b>Yogi Berra, L</b> (1, 2) OBP: 0.359, SLG: 0.492		0-0 F8		0-0 1B		0-3 K		0-0 P9	0-3 K	5 0 1 0 0 2 5										
<b>Irv Noren, L</b> (1, 9) OBP: 0.386, SLG: 0.510		0-0 4-3		0-0 4-3			0-0 1B 2B	0-0 BB 1B		4 2 2 0 0 0 1										
<b>Gene Woodling, L</b> (1, 7) OBP: 0.373, SLG: 0.375		0-0 4-3			0-0 F7		0-3 K	4-0 BB 1-2 BB		3 0 0 0 1 1 1										
<b>Andy Carey, R</b> (1, 5) OBP: 0.347, SLG: 0.426			0-0 F7		0-0 P3		0-0 5-3	0-0 BB 1B 2-H		4 0 1 1 0 0 1										
<b>Phil Rizzuto, R</b> (1, 6) OBP: 0.298, SLG: 0.246			4-0 BB P2		0-0 F8		0-0 BB 1B 2-H		0-0 5-3	3 0 1 1 1 0 0										
<b>Bob Grim, R</b> (1, 1) OBP: 0.170, SLG: 0.200			0-0 P2		0-0 4-1		0-0 F7		0-0 BB 1B 1B	3 0 0 0 0 0 2										
<b>Johnny Sain, R</b> (7, 1) OBP: 0.429, SLG: 0.333			1-2							1 0 1 0 0 0 0										
<b>Inning Stats</b>	R: 0 E: 0 K: 0 S: 3	H: 1 LOB: 0 BB: 0 P: 3	R: 0 E: 0 K: 0 S: 3	H: 0 LOB: 0 BB: 0 P: 3	R: 0 E: 0 K: 0 S: 2	H: 0 LOB: 1 BB: 1 P: 6	R: 1 E: 0 K: 0 S: 5	H: 2 LOB: 1 BB: 0 P: 5	R: 0 E: 0 K: 1 S: 6	H: 1 LOB: 2 BB: 1 P: 10	R: 1 E: 0 K: 1 S: 7	H: 2 LOB: 1 BB: 0 P: 7	R: 3 E: 0 K: 0 S: 6	H: 4 LOB: 1 BB: 1 P: 10	R: 0 E: 0 K: 1 S: 7	H: 2 LOB: 3 BB: 1 P: 11	1B: 8 2B: 1 3B: 0 HR: 3	SF: 0 SAC: 0 DP: 0 HBP: 0	WP: 0 PB: 0 SB: 0 CS: 0	PA: 40
<b>PITCHER</b>	IP WLS BF H R ER SO BB IBB HBP BLK WP HR S P ERA WHIP																			
<b>Early Wynn, R</b> (1, 1) ERA: 3.14	7.0 L 27 6 2 2 2 2 2 0 0 0 0 1 29 37 2.57 1.143																			
<b>Ray Narleski, R</b> (8, 1) ERA: 2.27	0.2 6 3 3 3 0 1 0 0 0 0 0 2 5 9 40.50 6.000																			
<b>Dave Hoskins, R</b> (8, 1) ERA: 2.49	1.0 6 3 0 0 0 1 0 0 0 0 0 0 5 9 0.00 4.000																			
<b>Don Mossi, L</b> (9, 1) ERA: 2.26	0.1 1 0 0 0 0 1 0 0 0 0 0 0 3 3 0.00 0.000																			

**New York Yankees @ Cleveland Indians**  
**Cleveland Municipal Stadium, Cleveland, OH**

Thu Aug 05 1954, 3:33 AM EDT  
 Att: 32,144 - Unknown

AB	36
R	5
H	12
RBI	5
BB	4
SO	3
LOB	12



WP	0	PA	40
PB	0		
SB	0		
CS	0		

PITCHER	IP	WLS	BF	H	R	ER	SO	BB	IBB	HBP	BLK	WP	HR	S	P	ERA	WHIP
---------	----	-----	----	---	---	----	----	----	-----	-----	-----	----	----	---	---	-----	------







Batter	1	2	3	4	5	6	7	8	9	AB	R	H	RBI	BB	SO	LOB
Harvey Kuenn, R OBP: 0.315, SLG: 0.378 (1, 6)	0-0 6-3	0-0 F9		0-0 1B 1-2 2B 1B		0-0 4-3		0-0 6-3		5	1	1	0	0	0	3
Bill Tuttle, R OBP: 0.371, SLG: 0.429 (1, 8)	0-0 1-3		0-0 5-3	0-0 2B 1-2 2-3 1B		0-0 5-3			0-3 K	5	0	1	0	0	1	0
Hoot Evers, R OBP: 0.214, SLG: 0.280 (1, 7)	1-0 HBP		0-0 F8	0-0 1-3 2-H 3-H 2B		4-0 2B FC1-2-5 BB		0-0 F8		3	0	1	2	1	0	0
Ray Boone, R OBP: 0.389, SLG: 0.474 (1, 5)	0-0 5-3		0-0 E3 WP	0-0 F5		0-0 F8		0-0 1B		5	0	1	0	0	0	4
Wayne Belardi, L OBP: 0.382, SLG: 0.496 (1, 3)		0-0 G3	4-0 1-2 IBB		0-0 F9		0-0 FC1-2-5 2B	0-0 G3		4	0	1	0	1	0	1
Al Kaline, R OBP: 0.282, SLG: 0.317 (1, 9)		0-3 K	0-3 K		0-0 2B		0-0 FC1-2-5 2-3 3-H			4	0	1	0	0	2	4
Frank House, L OBP: 0.305, SLG: 0.365 (1, 2)		0-0 BB BB 1B		0-0 E1 1B 1B 2B	0-0 F7		0-0 F3			4	1	1	0	0	0	1
Frank Bolling, R OBP: 0.303, SLG: 0.334 (1, 4)		4-0 BB BB		0-0 F9	0-0 F8		0-0 P4			2	0	0	0	1	0	2
Jim Delsing, L OBP: 0.323, SLG: 0.332 (8, PH)		1-2 BB BB		0-0 F9						1	0	0	0	0	0	0
Reno Bertoia, R OBP: 0.243, SLG: 0.250 (9, 4)		1-2 BB BB		0-0 P6						0	0	0	0	0	0	0
Al Aber, L OBP: 0.240, SLG: 0.182 (1, 1)		4-0 BB BB		0-0 K				0-0 HR		2	0	0	0	1	1	1
Dick Marlowe, R OBP: 0.308, SLG: 0.333 (8, 1)										0	0	0	0	0	0	0
Bob Nieman, R OBP: 0.318, SLG: 0.432 (8, PH)										1	1	1	1	0	0	0
Bob Miller, R OBP: 0.100, SLG: 0.100 (9, 1)		1-2 2-3 BB								0	0	0	0	0	0	0

Inning Stats	R: 0	H: 0	E: 0	K: 0	S: 3	H: 0	LOB: 1	BB: 0	P: 4	R: 0	H: 1	E: 0	K: 1	S: 6	H: 0	LOB: 2	BB: 1	P: 10	R: 2	H: 3	E: 1	K: 0	S: 7	H: 0	LOB: 2	BB: 0	P: 7	R: 0	H: 1	E: 0	K: 0	S: 4	H: 0	LOB: 0	BB: 0	P: 5	R: 0	H: 1	E: 0	K: 0	S: 3	H: 1	LOB: 1	BB: 1	P: 7	R: 1	H: 1	E: 0	K: 0	S: 4	H: 0	LOB: 0	BB: 0	P: 4	R: 0	H: 1	E: 0	K: 1	S: 6	H: 1	LOB: 1	BB: 0	P: 6	1B: 4	SF: 0	2B: 4	SAC: 0	3B: 0	DP: 1	HR: 1	HBP: 1	WP: 1	PA: 41
--------------	------	------	------	------	------	------	--------	-------	------	------	------	------	------	------	------	--------	-------	-------	------	------	------	------	------	------	--------	-------	------	------	------	------	------	------	------	--------	-------	------	------	------	------	------	------	------	--------	-------	------	------	------	------	------	------	------	--------	-------	------	------	------	------	------	------	------	--------	-------	------	-------	-------	-------	--------	-------	-------	-------	--------	-------	--------

PITCHER	IP	WLS	BF	H	R	ER	SO	BB	IBB	HBP	BLK	WP	HR	S	P	ERA	WHIP
Harry Byrd, R ERA: 3.21 (1, 1)	6.0		29	5	2	0	3	2	1	1	0	1	0	31	44	0.00	1.167
Marlin Stuart, R ERA: 4.45 (7, 1)	1.0	W	4	1	0	0	0	1	0	0	0	0	0	3	7	0.00	2.000
Johnny Sain, R ERA: 2.53 (8, 1)	2.0	S	8	2	1	1	1	0	0	0	0	0	1	10	10	4.50	1.000

**NEW YORK YANKEES @ DETROIT TIGERS**  
 Briggs Stadium, Detroit, MI  
 Fri Aug 06 1954, 4:33 AM EDT  
 Att. 43,982 - Unknown

AB	36
R	3
H	8
RBI	3
BB	4
SO	4
LOB	16



WP	1	PA	41
PB	0		
SB	0		
CS	0		

livebaseballscorecards.com



Batter	1	2	3	4	5	6	7	8	9	AB R H RBI BB SO LOB	TOP	
<b>Gil McDougald, R</b> OBP: 0.358, SLG: 0.400 (1, 4) X	0-0 HR	0-0 5-3			0-0 P1		0-0 F3			4 1 1 1 0 0 2		
<b>Joe Collins, L</b> OBP: 0.361, SLG: 0.459 (1, 3) X	0-0 4-3		0-0 4-3		0-0 F7			0-0 4-3		4 0 0 0 0 0 0		
<b>Mickey Mantle, S</b> OBP: 0.401, SLG: 0.580 (1, 8) X	0-0 BB 1B 1B		0-0 F7		0-0 3-1			0-0 F7		4 0 1 0 0 0 0		
<b>Yogi Berra, L</b> OBP: 0.361, SLG: 0.491 (1, 2) X	0-0 BB 1-2 1B		0-0 F7		0-0 6-3			0-0 P3		4 0 2 0 0 0 0		
<b>Irv Noren, L</b> OBP: 0.378, SLG: 0.497 (1, 9) X	0-0 F2		0-0 F7		0-0 L9				0-0 3-1	4 0 0 0 0 0 3		
<b>Gene Woodling, L</b> OBP: 0.372, SLG: 0.371 (1, 7) B B B	4-0 1-2 2-3 BB			0-3 K2-3		0-0 3-1			0-0 3-1	3 0 0 0 1 1 0		
<b>Andy Carey, R</b> OBP: 0.346, SLG: 0.423 (1, 5) X	0-0 L7			0-0 1-3		4-0 BB 1B BB			0-0 4-3	3 0 0 0 1 0 3		
<b>Willy Miranda, S</b> OBP: 0.320, SLG: 0.455 (1, 6) X		0-0 1-3		0-0 4-3		0-0 1-2 1B				2 0 0 0 0 0 0		
<b>Eddie Robinson, L</b> OBP: 0.336, SLG: 0.363 (7, PH)										1 0 1 0 0 0 0		
<b>Phil Rizzuto, R</b> OBP: 0.297, SLG: 0.245 (7, PR) (7, 6)										0 0 0 0 0 0 0		
<b>Tom Morgan, R</b> OBP: 0.194, SLG: 0.300 (1, 1)		0-3 K			0-0 1-3		0-0 P6			2 0 0 0 0 1 0		
<b>Enos Slaughter, L</b> OBP: 0.390, SLG: 0.328 (7, PH)										1 0 0 0 0 0 2		
<b>Bob Grim, R</b> OBP: 0.170, SLG: 0.200 (7, 1)										0 0 0 0 0 0 0		
<b>Inning Stats</b>	R: 1 H: 3 E: 0 LOB: 3 K: 0 BB: 1 S: 6 P: 10	R: 0 H: 0 E: 0 LOB: 0 K: 1 BB: 0 S: 5 P: 5	R: 0 H: 1 E: 0 LOB: 1 K: 0 BB: 0 S: 4 P: 4	R: 0 H: 0 E: 0 LOB: 0 K: 1 BB: 0 S: 5 P: 5	R: 0 H: 0 E: 0 LOB: 0 K: 0 BB: 0 S: 3 P: 3	R: 0 H: 0 E: 0 LOB: 0 K: 0 BB: 0 S: 3 P: 3	R: 0 H: 1 E: 0 LOB: 2 K: 0 BB: 1 S: 4 P: 8	R: 0 H: 0 E: 0 LOB: 0 K: 0 BB: 0 S: 3 P: 3	R: 0 H: 0 E: 0 LOB: 0 K: 0 BB: 0 S: 3 P: 3	R: 0 H: 0 E: 0 LOB: 0 K: 0 BB: 0 S: 3 P: 3	1B: 4 SF: 0 2B: 0 SAC: 0 3B: 0 DP: 0 HR: 1 HBP: 0	WP: 0 PA: 34 PB: 0 SB: 0 CS: 0
<b>PITCHER</b> <b>George Zuverink, R</b> ERA: 3.22 (1, 1)	IP WLS BF H R ER SO BB IBB HBP BLK WP HR S P ERA WHIP	9.0 W 34 5 1 1 2 2 0 0 0 0 0 1 36 44 1.00 0.778										

**New York Yankees @ Detroit Tigers**  
 Briggs Stadium, Detroit, MI  
 Sat Aug 07 1954, 4:33 AM EDT  
 Att: 15,896 - Unknown

livebaseballscorecards.com

AB	32
R	1
H	5
RBI	1
BB	2
SO	2
LOB	10









BOTTOM

New York Yankees @ Detroit Tigers  
Briggs Stadium, Detroit, MI  
Sun Aug 08 1954, 4:33 AM EDT  
Att: 24,431 - Unknown

livebaseballscorecards.com

AB	41
R	10
H	18
RBI	9
BB	2
SO	5
LOB	12



WP	0	PA	45
PB	0		
SB	0		
CS	1		

AB R H RBI BB SO LOB

4 2 2 0 1 0 1

4 2 3 0 0 0 1

5 1 2 1 0 0 3

4 2 3 4 0 0 0

3 0 2 2 0 1 0

2 0 0 0 0 0 2

5 0 2 0 0 2 2

5 2 1 0 1 0 2

4 0 1 0 0 0 1

1 1 1 2 0 0 0

3 0 1 0 0 2 0

0 0 0 0 0 0 0

1 0 0 0 0 0 0

1B: 11 SF: 1

2B: 6 SAC: 1

3B: 0 DP: 2

HR: 2 HBP: 0

WP: 0 PA: 45

PB: 0

SB: 0

CS: 1

1B: 11 SF: 1

2B: 6 SAC: 1

3B: 0 DP: 2

HR: 2 HBP: 0

WP: 0 PA: 45

PB: 0

SB: 0

CS: 1

1B: 11 SF: 1

2B: 6 SAC: 1

3B: 0 DP: 2

HR: 2 HBP: 0

WP: 0 PA: 45

PB: 0

SB: 0

CS: 1

1B: 11 SF: 1

2B: 6 SAC: 1

3B: 0 DP: 2

HR: 2 HBP: 0

WP: 0 PA: 45

PB: 0

SB: 0

CS: 1

1B: 11 SF: 1

2B: 6 SAC: 1

3B: 0 DP: 2

HR: 2 HBP: 0

WP: 0 PA: 45

PB: 0

SB: 0

CS: 1

1B: 11 SF: 1

2B: 6 SAC: 1

3B: 0 DP: 2

HR: 2 HBP: 0

WP: 0 PA: 45

PB: 0

SB: 0

CS: 1

1B: 11 SF: 1

2B: 6 SAC: 1

3B: 0 DP: 2

HR: 2 HBP: 0

WP: 0 PA: 45

PB: 0

SB: 0

CS: 1

1B: 11 SF: 1

2B: 6 SAC: 1

3B: 0 DP: 2

HR: 2 HBP: 0

WP: 0 PA: 45

PB: 0

SB: 0

CS: 1

1B: 11 SF: 1

2B: 6 SAC: 1

3B: 0 DP: 2

HR: 2 HBP: 0

WP: 0 PA: 45

PB: 0

SB: 0

CS: 1

1B: 11 SF: 1

2B: 6 SAC: 1

3B: 0 DP: 2

HR: 2 HBP: 0

WP: 0 PA: 45

PB: 0

SB: 0

CS: 1

1B: 11 SF: 1

2B: 6 SAC: 1

3B: 0 DP: 2

HR: 2 HBP: 0

WP: 0 PA: 45

PB: 0

SB: 0

CS: 1

1B: 11 SF: 1

2B: 6 SAC: 1

3B: 0 DP: 2

HR: 2 HBP: 0

WP: 0 PA: 45

PB: 0

SB: 0

CS: 1

1B: 11 SF: 1

2B: 6 SAC: 1

3B: 0 DP: 2

HR: 2 HBP: 0

WP: 0 PA: 45

PB: 0

SB: 0

CS: 1

1B: 11 SF: 1

2B: 6 SAC: 1

3B: 0 DP: 2

HR: 2 HBP: 0

WP: 0 PA: 45

PB: 0

SB: 0

CS: 1

1B: 11 SF: 1

2B: 6 SAC: 1

3B: 0 DP: 2

HR: 2 HBP: 0

WP: 0 PA: 45

PB: 0

SB: 0

CS: 1

1B: 11 SF: 1

2B: 6 SAC: 1

3B: 0 DP: 2

HR: 2 HBP: 0

WP: 0 PA: 45

PB: 0

SB: 0

CS: 1

1B: 11 SF: 1

2B: 6 SAC: 1

3B: 0 DP: 2

HR: 2 HBP: 0

WP: 0 PA: 45

PB: 0

SB: 0

CS: 1

1B: 11 SF: 1

2B: 6 SAC: 1

3B: 0 DP: 2

HR: 2 HBP: 0

WP: 0 PA: 45

PB: 0

SB: 0

CS: 1

1B: 11 SF: 1

2B: 6 SAC: 1

3B: 0 DP: 2

HR: 2 HBP: 0

WP: 0 PA: 45

PB: 0

SB: 0

CS: 1

1B: 11 SF: 1

2B: 6 SAC: 1

3B: 0 DP: 2

HR: 2 HBP: 0

WP: 0 PA: 45

PB: 0

SB: 0

CS: 1

1B: 11 SF: 1

2B: 6 SAC: 1

3B: 0 DP: 2

HR: 2 HBP: 0

WP: 0 PA: 45

PB: 0

SB: 0

CS: 1

1B: 11 SF: 1

2B: 6 SAC: 1

3B: 0 DP: 2

HR: 2 HBP: 0

WP: 0 PA: 45

PB: 0

SB: 0

CS: 1

1B: 11 SF: 1

2B: 6 SAC: 1

3B: 0 DP: 2

HR: 2 HBP: 0

WP: 0 PA: 45

PB: 0

SB: 0

CS: 1

1B: 11 SF: 1

2B: 6 SAC: 1

3B: 0 DP: 2

HR: 2 HBP: 0

WP: 0 PA: 45

PB: 0

SB: 0

CS: 1

1B: 11 SF: 1

2B: 6 SAC: 1

3B: 0 DP: 2

HR: 2 HBP: 0

WP: 0 PA: 45

PB: 0

SB: 0

CS: 1

1B: 11 SF: 1

2B: 6 SAC: 1

3B: 0 DP: 2

HR: 2 HBP: 0

WP: 0 PA: 45

PB: 0

SB: 0

CS: 1

1B: 11 SF: 1

2B: 6 SAC: 1

3B: 0 DP: 2

HR: 2 HBP: 0

WP: 0 PA: 45

PB: 0

SB: 0

CS: 1

1B: 11 SF: 1

2B: 6 SAC: 1

3B: 0 DP: 2

HR: 2 HBP: 0

WP: 0 PA: 45

PB: 0

SB: 0

CS: 1

1B: 11 SF: 1

2B: 6 SAC: 1

3B: 0 DP: 2

HR: 2 HBP: 0

WP: 0 PA: 45

PB: 0

SB: 0

CS: 1

1B: 11 SF: 1

2B: 6 SAC: 1

3B: 0 DP: 2

HR: 2 HBP: 0

WP: 0 PA: 45

PB: 0

SB: 0

CS: 1

1B: 11 SF: 1

2B: 6 SAC: 1

3B: 0 DP: 2

HR: 2 HBP: 0

WP: 0 PA: 45

PB: 0

SB: 0

CS: 1

1B: 11 SF: 1

2B: 6 SAC: 1

3B: 0 DP: 2

HR: 2 HBP: 0

WP: 0 PA: 45

PB: 0

SB: 0

CS: 1


1B: 11 SF: 1

2B: 6 SAC: 1

3B: 0 DP: 2



Batter	1	2	3	4	5	6	7	8	9	AB R H RBI BB SO LOB	TOP											
Joe Demaestri, R (1, 6) OBP: 0.258, SLG: 0.314	0-0 E 2B		0-0 WP 1B 1B		4-0 BB BB		0-0 F7		0-0 1B	4 1 3 0 1 0 0	<b>Philadelphia Athletics @ New York Yankees</b> Yankee Stadium, Bronx, NY Tue Aug 10 1954, 3:33 AM EDT Att: 16,850 - Unknown <a href="http://livebaseballscorecards.com">livebaseballscorecards.com</a>											
Don Bollweg, L (1, 3) OBP: 0.326, SLG: 0.354	0-0 E9 4-3 2-H 1B		0-0 WP 1B		0-0 F9		0-3 K		0-0 F7	5 0 2 1 0 1 2												
Jim Finigan, R (1, 5) OBP: 0.381, SLG: 0.409	0-0 4-3 2-3		0-0 6-3 1-2 1B		0-3 K		0-0 1B			4 0 1 0 0 1 4												
Elmer Valo, L (1, 7) OBP: 0.374, SLG: 0.361	0-0 6-3		4-0 BB		0-0 1-3		0-0 P5			3 0 0 0 1 0 3												
Bill Renna, R (1, 9) OBP: 0.303, SLG: 0.376	0-0 F8		0-0 F8		0-0 1B		0-0 F2			4 0 1 0 0 0 4												
Vic Power, R (1, 8) OBP: 0.265, SLG: 0.323		0-0 6-3		0-0 F9		0-0 1B 2B		0-0 F7		4 1 1 0 0 0 0												
Pete Suder, R (1, 4) OBP: 0.245, SLG: 0.295		0-3 K		0-0 2B		0-0 L7		0-0 1-3		4 0 1 0 0 1 1												
Billy Shantz, R (1, 2) OBP: 0.321, SLG: 0.377		0-0 F7		0-0 F9		0-0 2-H 1B		0-3 K		4 0 1 1 0 1 1												
Charlie Bishop, R (1, 1) OBP: 0.182, SLG: 0.182		0-3 K		0-3 K		0-3 K		0-0 F7		2 0 0 0 0 2 1												
Lou Limmer, L (6, PH) OBP: 0.289, SLG: 0.416										1 0 0 0 0 1 1												
Marion Fricano, R (6, 1) OBP: 0.161, SLG: 0.133										0 0 0 0 0 0 0												
Bill Wilson, R (9, PH) OBP: 0.348, SLG: 0.424										1 0 0 0 0 0 0												
<b>Inning Stats</b>	R: 1 E: 1 K: 0 S: 5	H: 2 LOB: 1 BB: 0 P: 5	R: 0 E: 0 K: 1 S: 5	H: 0 LOB: 0 BB: 0 P: 5	R: 0 E: 0 K: 1 S: 7	H: 2 LOB: 3 BB: 1 P: 11	R: 0 E: 0 K: 1 S: 6	H: 1 LOB: 1 BB: 0 P: 6	R: 0 E: 0 K: 1 S: 5	H: 0 LOB: 1 BB: 1 P: 9	R: 1 E: 0 K: 1 S: 7	H: 3 LOB: 1 BB: 0 P: 7	R: 0 E: 0 K: 1 S: 6	H: 1 LOB: 1 BB: 0 P: 6	R: 0 E: 0 K: 0 S: 3	H: 0 LOB: 0 BB: 0 P: 3	R: 0 E: 0 K: 1 S: 6	H: 1 LOB: 1 BB: 0 P: 6	1B: 7 2B: 3 3B: 0 HR: 0	SF: 0 SAC: 0 DP: 0 HBP: 0	WP: 1 PB: 0 SB: 0 CS: 0	PA: 38
<b>PITCHER</b> Bob Grim, R (1, 1) ERA: 3.04	IP: 9.0 WLS: W BF: 38 H: 10 R: 2 ER: 2 SO: 7 BB: 2 IBB: 0 HBP: 0 BLK: 0 WP: 1 HR: 0 S: 50 P: 58 ERA: 2.00 WHIP: 1.333											<b>PITCHER</b>	IP: WLS: BF: H: R: ER: SO: BB: IBB: HBP: BLK: WP: HR: S: P: ERA: WHIP:									



Batter	1	2	3	4	5	6	7	8	9
Andy Carey, R OBP: 0.346, SLG: 0.414 (1, 5) X	0-0 5-3 ①		0-0 2-H 1B ② H	1-0 1-2 HBP		0-0 6-3 ①		0-0 P4 ①	
Joe Collins, L OBP: 0.359, SLG: 0.450 (1, 3) X	0-0 F8 ②		4-0 BB 1B BB	0-0 F9 ③		0-0 G3 ②		0-0 G3 ②	
Mickey Mantle, S OBP: 0.400, SLG: 0.580 (1, 8) X	0-0 3-1 ③		4-0 1B 1B BB		0-3 K ①	4-0 BB		0-0 P6 ③	
Yogi Berra, L OBP: 0.360, SLG: 0.488 (1, 2) X		0-0 F7 ① X	0-0 1B 1B ② H		0-0 F9 ② X	0-0 3-1 ③			
Irv Noren, L OBP: 0.383, SLG: 0.502 (1, 9) X		0-0 1B ② X	0-0 1B 1B ② H		4-0 BB		0-0 4-3 ①		
Gene Woodling, L OBP: 0.370, SLG: 0.368 (1, 7) X		0-0 L9 ② X	0-0 F8 ③		0-0 F8 ③		0-0 E 1B		
Jerry Coleman, R OBP: 0.288, SLG: 0.289 (1, 4) X		0-3 K ③		0-0 1-5-3 ①		4-0 E 1B BB	0-0 4-3 ②		
Phil Rizzuto, R OBP: 0.301, SLG: 0.248 (1, 6) X			0-0 SH5-4 1B 1B	4-0 HBP BB		0-0 E 1B	0-0 P6 ③		
Bob Grim, R OBP: 0.180, SLG: 0.208 (1, 1) X			0-0 SH5-4 1B	0-0 F7 ②		0-0 E1 1B		0-0 G3 1B	

AB	R	H	RBI	BB	SO	LOB
4	0	1	1	0	0	2
4	1	0	0	1	0	4
3	1	0	0	2	1	1
4	0	1	1	0	0	2
3	0	2	1	1	0	0
4	0	1	0	0	0	4
3	1	0	0	1	1	2
3	2	2	0	1	0	1
3	0	1	0	0	0	1

**BOTTOM**

**Philadelphia Athletics @ New York Yankees**  
**Yankee Stadium, Bronx, NY**  
 Tue Aug 10 1954, 3:33 AM EDT  
 Att. 16,850 - Unknown

[livebaseballscorecards.com](http://livebaseballscorecards.com)

<b>AB</b>	<b>31</b>
<b>R</b>	<b>5</b>
<b>H</b>	<b>8</b>
<b>RBI</b>	<b>3</b>
<b>BB</b>	<b>6</b>
<b>SO</b>	<b>2</b>
<b>LOB</b>	<b>17</b>



1B: 8	SF: 0	WP: 0	PA: 39
2B: 0	SAC: 1	PB: 0	
3B: 0	DP: 0	SB: 0	
HR: 0	HBP: 1	CS: 0	

Inning Stats	R: 0	H: 0	E: 0	K: 0	S: 3	R: 0	H: 1	E: 0	K: 1	S: 6	R: 3	H: 4	E: 0	K: 0	S: 6	R: 0	H: 0	E: 0	K: 0	S: 3	R: 0	H: 0	E: 0	K: 1	S: 5	R: 2	H: 1	E: 1	K: 0	S: 5	R: 0	H: 1	E: 1	K: 0	S: 4	R: 0	H: 1	E: 0	K: 0	S: 4	R: 0	H: 1	E: 0	K: 0	S: 4
--------------	------	------	------	------	------	------	------	------	------	------	------	------	------	------	------	------	------	------	------	------	------	------	------	------	------	------	------	------	------	------	------	------	------	------	------	------	------	------	------	------	------	------	------	------	------

PITCHER	IP	WLS	BF	H	R	ER	SO	BB	IBB	HBP	BLK	WP	HR	S	P	ERA	WHIP
Charlie Bishop, R ERA: 6.34 (1, 1)	5.0	L	24	5	3	3	2	4	0	1	0	0	0	23	40	5.40	1.800
Marion Fricano, R ERA: 5.4 (6, 1)	3.0		15	3	2	0	0	2	0	0	0	0	0	13	21	0.00	1.667

PITCHER	IP	WLS	BF	H	R	ER	SO	BB	IBB	HBP	BLK	WP	HR	S	P	ERA	WHIP
---------	----	-----	----	---	---	----	----	----	-----	-----	-----	----	----	---	---	-----	------



Batter	1	2	3	4	5	6	7	8	9	AB R H RBI BB SO LOB	TOP
Joe Demaestri, R (1, 6) OBP: 0.255, SLG: 0.310	0-0 L8		0-0 F5		0-0 5-3		0-3 K		0-0 5-3	5 0 0 0 0 1 1	<b>Philadelphia Athletics @ New York Yankees</b> Yankee Stadium, Bronx, NY Wed Aug 11 1954, 3:33 AM EDT Att. 9,733 - Unknown <a href="http://livebaseballscorecards.com">livebaseballscorecards.com</a>
Don Bollweg, L (1, 3) OBP: 0.325, SLG: 0.352	0-0 1-3		0-0 BB BB 1B		0-3 K		0-0 F2		0-0	4 0 1 0 0 1 0	
Jim Finigan, R (1, 5) OBP: 0.385, SLG: 0.408	4-0 BB BB		4-0 BB BB 1-2		4-0 BB BB		0-0 F3		0-0	1 0 0 0 3 0 0	
Elmer Valo, L (1, 9) OBP: 0.372, SLG: 0.355	0-0 F4		4-0 BB BB 1-2 2-3		0-0 F2		0-0 F3		0-0	3 0 0 0 1 0 2	
Bill Wilson, R (1, 8) OBP: 0.342, SLG: 0.416		0-0 F2	0-0 FC5-4 1-2f		0-0 F8		0-0 5-3		0-0	4 0 0 0 0 0 3	
Vic Power, R (1, 7) OBP: 0.271, SLG: 0.327		0-0 1B		0-0 FC6-4 1B		1-0 3B HBP		0-0 6-3		3 1 2 0 0 0 0	
Pete Suder, R (1, 4) OBP: 0.245, SLG: 0.308		0-0 F9		0-0 F3		0-0 1-H 3B			0-0 1-3	4 0 1 1 0 0 2	
Billy Shantz, R (1, 2) OBP: 0.320, SLG: 0.369		0-3 K		0-3 K		0-3 K			4-0 BB	3 0 0 0 1 3 3	
Johnny Gray, R (1, 1) OBP: 0.118, SLG: 0.063 Lou Limmer, L (9, PH) OBP: 0.288, SLG: 0.414			0-3 K		0-0 FC6-4 1-2f		0-0 5-3		0-3 K	3 0 0 0 0 1 2 1 0 0 0 0 1 1	
<b>Inning Stats</b>	R: 0 H: 0 E: 0 LOB: 1 K: 0 BB: 1 S: 3 P: 7	R: 0 H: 1 E: 0 LOB: 1 K: 1 BB: 0 S: 6 P: 6	R: 0 H: 1 E: 0 LOB: 3 K: 1 BB: 2 S: 6 P: 14	R: 0 H: 1 E: 0 LOB: 1 K: 1 BB: 0 S: 6 P: 6	R: 0 H: 0 E: 0 LOB: 1 K: 1 BB: 1 S: 5 P: 9	R: 1 H: 1 E: 0 LOB: 1 K: 1 BB: 0 S: 6 P: 7	R: 0 H: 0 E: 0 LOB: 0 K: 1 BB: 0 S: 5 P: 5	R: 0 H: 0 E: 0 LOB: 0 K: 0 BB: 0 S: 3 P: 3	R: 0 H: 0 E: 0 LOB: 1 K: 1 BB: 1 S: 5 P: 9	1B: 3 SF: 0 2B: 0 SAC: 0 3B: 1 DP: 0 HR: 0 HBP: 1	WP: 0 PA: 37 PB: 0 SB: 0 CS: 0
<b>PITCHER</b> Harry Byrd, R (1, 1) ERA: 3.05	IP WLS BF H R ER SO BB IBB HBP BLK WP HR S P ERA WHIP										
	9.0 W 37 4 1 1 7 5 0 1 0 0 0 0 45 66 1.00 1.000										







Batter	1	2	3	4	5	6	7	8	9	AB R H RBI BB SO LOB	TOP											
Joe Demaestri, R (1, 6) OBP: 0.255, SLG: 0.312	0-0 F4		0-0 F9		0-0 6-3			0-0 4-3 1B 2B		4 1 1 0 0 0 1	<b>Philadelphia Athletics @ New York Yankees</b> Yankee Stadium, Bronx, NY Thu Aug 12 1954, 3:33 AM EDT Unknown <a href="http://livebaseballscorecards.com">livebaseballscorecards.com</a>											
Don Bollweg, L (1, 3) OBP: 0.327, SLG: 0.354	0-0 4-3		0-0 1B			0-0 E8 1B		0-0 4-3		4 1 2 0 0 0 1												
Jim Finigan, R (1, 5) OBP: 0.389, SLG: 0.412	0-0 HR 1B		0-0 4-3			0-0 CS 1B		0-0 L5-3 1B		4 1 3 2 0 0 1												
Bill Renna, R (1, 9) OBP: 0.302, SLG: 0.383	0-0 1-H HR			0-0 L9		0-3 3-H K 1-2		0-0 L5-3 1-2		4 1 1 2 0 1 2												
Vic Power, R (1, 7) OBP: 0.268, SLG: 0.322	0-0 6-3			0-0 5-3		0-0 6-3			0-0 L7	4 0 0 0 0 0 0												
Bill Wilson, R (1, 8) OBP: 0.337, SLG: 0.409		0-3 K		0-0 6-3			0-3 K		0-0 F7	4 0 0 0 0 2 0												
Pete Suder, R (1, 4) OBP: 0.238, SLG: 0.299		0-0 F5			0-0 6-3		0-0 F7		0-0 F8	4 0 0 0 0 0 0												
Billy Shantz, R (1, 2) OBP: 0.326, SLG: 0.371		0-0 F7			0-0 SH5-3 1B		4-0 BB FC6-4			2 0 1 0 1 0 0												
Arnie Portocarrero, R (1, 1) OBP: 0.186, SLG: 0.218			0-3 K		0-0 SH5-3 1-2		0-0 FC6-4 1-2f			2 0 0 0 0 1 1												
<b>Inning Stats</b>	R: 2 E: 0 K: 0 S: 5	H: 2 LOB: 0 BB: 0 P: 5	R: 0 E: 0 K: 1 S: 5	H: 0 LOB: 0 BB: 0 P: 5	R: 0 E: 0 K: 1 S: 6	H: 1 LOB: 1 BB: 0 P: 6	R: 0 E: 0 K: 0 S: 3	H: 0 LOB: 0 BB: 0 P: 3	R: 0 E: 0 K: 0 S: 4	H: 1 LOB: 1 BB: 0 P: 4	R: 1 E: 1 K: 1 S: 6	H: 2 LOB: 0 BB: 0 P: 6	R: 0 E: 0 K: 1 S: 5	H: 0 LOB: 1 BB: 1 P: 9	R: 1 E: 0 K: 0 S: 4	H: 2 LOB: 0 BB: 0 P: 4	R: 0 E: 0 K: 0 S: 3	H: 0 LOB: 0 BB: 0 P: 3	1B: 6 2B: 2 3B: 0 HR: 1	SF: 0 SAC: 1 DP: 1 HBP: 0	WP: 0 PB: 0 SB: 0 CS: 1	PA: 34
<b>PITCHER</b> Ed Lopat, L (1, 1) ERA: 3.47	IP 9.0 WLS W BF 34 H 8 R 4 ER 3 SO 4 BB 1 IBB 0 HBP 0 BLK 0 WP 0 HR 1 S 41 P 45 ERA 3.00 WHIP 1.000											<b>PITCHER</b>	IP WLS BF H R ER SO BB IBB HBP BLK WP HR S P ERA WHIP									



Batter	1	2	3	4	5	6	7	8	9
Jerry Coleman, R (1, 4) OBP: 0.284, SLG: 0.282	0-0 F9		4-0 1B BB		0-0 F4		0-0 F9		
Joe Collins, L (1, 3) OBP: 0.362, SLG: 0.455	4-0 BB 3B BB		0-0 4-3		0-0 L3			0-0 F8	
Mickey Mantle, S (1, 8) OBP: 0.403, SLG: 0.584	4-0 1-2 3B BB		0-0 CS 1B		0-0 F7			0-0 HR	
Yogi Berra, L (1, 2) OBP: 0.360, SLG: 0.489	0-0 F6		0-0 F6		0-0 F8			4-0 1B BB	
Irv Noren, L (1, 9) OBP: 0.391, SLG: 0.524	0-0 1-H 2-H 3B		0-0 F8		0-0 HR			0-0 1-2 1B	
Gene Woodling, L (1, 7) OBP: 0.367, SLG: 0.361	0-0 F6		0-3 K		0-0 2-3			0-3 K	
Andy Carey, R (1, 5) OBP: 0.349, SLG: 0.413		0-0 F9		4-0 BB BB			0-0 FC4-6 1B	0-0 F8	
Phil Rizzuto, R (1, 6) OBP: 0.299, SLG: 0.246		0-0 F6		0-0 4-3			0-0 FC4-6		
Enos Slaughter, L (7, PH) OBP: 0.386, SLG: 0.318							1-2f		
Willy Miranda, S (8, 6) OBP: 0.327, SLG: 0.444									
Ed Lopat, L (1, 1) OBP: 0.085, SLG: 0.023		0-0 F5			0-0 4-3		0-3 K		

AB	R	H	RBI	BB	SO	LOB
3	1	0	0	1	0	1
3	1	0	0	1	0	1
3	2	2	2	1	0	0
3	0	0	0	1	0	3
4	1	3	3	0	0	0
4	0	0	0	0	2	3
3	0	1	0	1	0	2
2	0	0	0	0	0	1
1	0	0	0	0	0	1
0	0	0	0	0	0	0
3	0	0	0	0	1	1

AB	29
R	5
H	6
RBI	5
BB	5
SO	3
LOB	13

Inning Stats	R: 2	H: 1	E: 0	K: 0	S: 4	LOB: 1	BB: 2	P: 12
	R: 0	H: 0	E: 0	K: 0	S: 3	LOB: 0	BB: 0	P: 3
	R: 1	H: 1	E: 0	K: 0	S: 3	LOB: 0	BB: 1	P: 7
	R: 0	H: 0	E: 0	K: 1	S: 5	LOB: 1	BB: 1	P: 9
	R: 0	H: 0	E: 0	K: 0	S: 3	LOB: 0	BB: 0	P: 3
	R: 1	H: 1	E: 0	K: 0	S: 4	LOB: 0	BB: 0	P: 4
	R: 0	H: 1	E: 0	K: 1	S: 6	LOB: 1	BB: 0	P: 6
	R: 1	H: 2	E: 0	K: 1	S: 7	LOB: 2	BB: 1	P: 11

WP	PA
0	34
0	
0	
1	

**Philadelphia Athletics @ New York Yankees**  
**Yankee Stadium, Bronx, NY**  
 Thu Aug 12 1954, 3:33 AM EDT  
 Unknown

PITCHER	IP	WLS	BF	H	R	ER	SO	BB	IBB	HBP	BLK	WP	HR	S	P	ERA	WHIP
Amie Portocarrero, R (1, 1) ERA: 3.71	8.0	L	34	6	5	5	3	5	0	0	0	0	2	35	55	5.62	1.375












Batter	1	2	3	4	5	6	7	8	9	AB R H RBI BB SO LOB	TOP											
Jim Piersall, R (1, 9) OBP: 0.338, SLG: 0.390	0-0 P3		0-0 4-3	0-3 K			0-0 F9		0-0 1-2 1B	5 0 1 0 0 1 1												
Ted Williams, L (1, 7) OBP: 0.518, SLG: 0.679	0-0 6-3		0-0 1B SF9 1B		4-0 BB		0-0 FC6-4 1B		0-0 F8	4 1 2 0 1 0 2												
Sam Mele, R (1, 3) OBP: 0.296, SLG: 0.377	0-0 6-3		0-0 1B SF9 1B		0-0 L6		0-0 FC6-4 1-2f			4 1 1 0 0 0 2												
Jackie Jensen, R (1, 8) OBP: 0.354, SLG: 0.488 Karl Olson, R (2, 8) OBP: 0.327, SLG: 0.382		4-0 FC6-4 BB	0-0 1-2 SF9 3-H		0-3 K			0-0 F8		0 0 0 0 1 0 0 2 0 0 1 0 1 1												
Billy Goodman, L (1, 4) OBP: 0.349, SLG: 0.368		0-0 FC6-4 2B 1-2f	0-0 2-H 1B		0-0 P6			0-0 F7		4 0 1 1 0 0 2												
Sammy White, R (1, 2) OBP: 0.309, SLG: 0.411		0-0 1-3 2B	0-3 K		0-3 K			0-0 G3		4 0 1 0 0 2 1												
Ted Lepcio, R (1, 5) OBP: 0.339, SLG: 0.402		0-0 6-3		0-0 1B 1B		4-0 G4-6-3 BB		0-0 F7		3 0 1 0 1 0 2	AB 33 R 2 H 9 RBI 2 BB 4 SO 8 LOB 16											
Billy Conso, R (1, 6) OBP: 0.313, SLG: 0.276		4-0 IBB		0-3 K		0-0 G4-6-3 1-2f		0-3 K		3 0 0 0 1 2 2												
Leo Kiely, L (1, 1) OBP: 0.182, SLG: 0.238 Milt Bolling, R (7, PH) OBP: 0.334, SLG: 0.360 Tex Clevenger, R (7, 1) OBP: 0.214, SLG: 0.286 Don Lenhardt, R (9, PH) OBP: 0.295, SLG: 0.398		0-3 K		0-0 1-3 1B			0-3 K		0-0 1B 1B	2 0 1 0 0 1 3 1 0 0 0 0 1 0 0 0 0 0 0 0 0 1 0 1 0 0 0 0												
<b>Inning Stats</b>	R: 0 E: 0 K: 0 S: 3	H: 0 LOB: 0 BB: 0 P: 3	R: 0 E: 0 K: 1 S: 6	H: 1 LOB: 3 BB: 2 P: 14	R: 2 E: 0 K: 1 S: 8	H: 3 LOB: 1 BB: 0 P: 8	R: 0 E: 0 K: 2 S: 8	H: 2 LOB: 1 BB: 0 P: 8	R: 0 E: 0 K: 1 S: 5	H: 0 LOB: 1 BB: 1 P: 9	R: 0 E: 0 K: 1 S: 4	H: 0 LOB: 0 BB: 1 P: 8	R: 0 E: 0 K: 1 S: 6	H: 1 LOB: 1 BB: 0 P: 6	R: 0 E: 0 K: 0 S: 3	H: 0 LOB: 0 BB: 0 P: 3	R: 0 E: 0 K: 1 S: 7	H: 2 LOB: 2 BB: 0 P: 7	1B: 8 2B: 1 3B: 0 HR: 0	SF: 1 SAC: 0 DP: 1 HBP: 0	WP: 0 PB: 0 SB: 0 CS: 0	PA: 38
<b>PITCHER</b> Whitey Ford, L (1, 1) ERA: 2.96	IP 9.0 WLS W BF 38 H 9 R 2 ER 2 SO 8 BB 3 IBB 1 HBP 0 BLK 0 WP 0 HR 0 S 50 P 66 ERA 2.00 WHIP 1.333											<b>PITCHER</b>	IP WLS BF H R ER SO BB IBB HBP BLK WP HR S P ERA WHIP									

**Boston Red Sox @ New York Yankees**  
 Yankee Stadium, Bronx, NY  
 Fri Aug 13 1954, 3:33 AM EDT  
 Att. 29,213 - Sunny - 76 F

[livebaseballscorecards.com](http://livebaseballscorecards.com)

Batter	1	2	3	4	5	6	7	8	9
Hank Bauer, R OBP: 0.370, SLG: 0.474 (1, 9)	0-3 K		0-0 F8		0-0 G6-4-3 1B	0-0 F9		0-0 F7	
Bob Cerv, R OBP: 0.250, SLG: 0.375 (1, 7)	0-0 1B		0-3 K		0-0 G6-4-3		0-0 4-3		
Irv Noren, L OBP: 0.388, SLG: 0.519 (7, PH) (8, 7)									
Mickey Mantle, S OBP: 0.400, SLG: 0.576 (1, 8)	0-0 P6			0-0 5-3		0-0 F2	4-0 BB		
Yogi Berra, L OBP: 0.362, SLG: 0.488 (1, 2)	0-0 5-3			0-0 F7		4-0 E FC3 3B BB	0-0 F7		
Bill Skowron, R OBP: 0.394, SLG: 0.573 (1, 3)		0-0 1B		0-0 2B		0-0 FC3 3B	0-3 K		
Joe Collins, L OBP: 0.361, SLG: 0.453 (7, PH) (8, 3)									
Andy Carey, R OBP: 0.350, SLG: 0.408 (1, 5)	0-3 K			0-0 6-3		4-0 3B IBB	0-0 G3 HR 1B		
Jerry Coleman, R OBP: 0.288, SLG: 0.304 (1, 4)		0-0 1B			0-0 FC6 FC1-6 2B	0-0 F9	0-0 G3		
Willy Miranda, S OBP: 0.310, SLG: 0.412 (1, 6)		0-0 G5-4-3 1B			0-0 FC6 FC1-6 2B	0-0 1B 3B	0-0 HR		
Enos Slaughter, L OBP: 0.395, SLG: 0.358 (6, PH)					0-0 FC1-6 1B				
Phil Rizzuto, R OBP: 0.301, SLG: 0.260 (7, 6)									
Whitey Ford, L OBP: 0.294, SLG: 0.205 (1, 1)			0-0 4-3		0-0 FC1-6 1B	0-0 1B	0-0 4-3		

AB	R	H	RBI	BB	SO	LOB
5	0	1	0	0	1	1
3	0	1	0	0	1	2
1	0	0	0	0	0	0
3	0	0	0	1	0	1
3	1	0	0	1	0	2
3	2	2	0	0	0	1
1	0	0	0	0	1	1
3	2	1	0	1	1	2
4	1	2	1	0	0	4
2	0	0	0	0	0	2
1	1	1	3	0	0	0
1	1	1	2	0	0	0
4	0	1	2	0	0	1

1B	2B	3B	SF	SAC	DP	HBP
5	2	2	0	0	2	0
WP: 0	PA: 37					

Inning Stats	R: 0	H: 1	E: 0	K: 1	S: 6	R: 1	H: 2	E: 0	K: 1	S: 6	R: 0	H: 0	E: 0	K: 1	S: 5	R: 0	H: 1	E: 0	K: 0	S: 4	R: 1	H: 2	E: 0	K: 0	S: 5	R: 4	H: 2	E: 1	K: 0	S: 6	R: 0	H: 0	E: 0	K: 1	S: 5	R: 2	H: 2	E: 0	K: 0	S: 5
	LOB: 1	BB: 0	P: 6	LOB: 0	BB: 0	P: 6	LOB: 0	BB: 0	P: 5	LOB: 1	BB: 0	P: 4	LOB: 1	BB: 0	P: 5	LOB: 1	BB: 2	P: 14	LOB: 1	BB: 2	P: 9	LOB: 0	BB: 1	P: 5	LOB: 0	BB: 1	P: 9	LOB: 0	BB: 0	P: 5	LOB: 0	BB: 0	P: 5	LOB: 0	BB: 0	P: 5	LOB: 0	BB: 0	P: 5	

PITCHER	IP	WLS	BF	H	R	ER	SO	BB	IBB	HBP	BLK	WP	HR	S	P	ERA	WHIP
Leo Kiely, L ERA: 3.42 (1, 1)	6.0	L	28	8	6	2	3	1	1	0	0	0	0	32	40	3.00	1.500
Tex Clevenger, R ERA: 5.02 (7, 1)	2.0		9	2	2	2	1	1	0	0	0	0	1	10	14	9.00	1.500

PITCHER	IP	WLS	BF	H	R	ER	SO	BB	IBB	HBP	BLK	WP	HR	S	P	ERA	WHIP

**Boston Red Sox @ New York Yankees**  
 Yankee Stadium, Bronx, NY  
 Fri Aug 13 1954, 3:33 AM EDT  
 Att. 29,213 - Sunny - 76 F

livebaseballscores.com

AB	34
R	8
H	10
RBI	8
BB	3
SO	4
LOB	17





Batter	1	2	3	4	5	6	7	8	9	AB R H RBI BB SO LOB	TOP							
Jim Piersall, R (1, 9) OBP: 0.336, SLG: 0.388	0-0 F2		0-0 F3		0-0 BB 1B		0-0 F8		0-0 F9	5 0 1 0 0 0 1								
Ted Williams, L (1, 7) OBP: 0.520, SLG: 0.674	0-0 L6		4-0 1B BB		4-0 FC6-4 BB		4-0 BB		0-0 4-3	2 0 0 0 3 0 0								
Billy Goodman, L (1, 4) OBP: 0.348, SLG: 0.366	0-0 F5		0-0 1B		0-0 FC6-4 1-2f		0-0 F5			4 0 1 0 0 0 4								
Harry Agganis, L (1, 3) OBP: 0.316, SLG: 0.400		0-0 F2	0-0 4-3			0-0 1B		0-0 F5		4 0 1 0 0 0 4								
Grady Hatton, L (1, 5) OBP: 0.367, SLG: 0.369		0-0 F2		0-0 F4		0-0 F9		0-0 3-1		4 0 0 0 0 0 1								
Karl Olson, R (1, 8) OBP: 0.326, SLG: 0.375		4-0 1B BB		0-0 F8		0-3 K		0-0 6-3		3 0 0 0 1 1 1								
Mickey Owen, R (1, 2) OBP: 0.288, SLG: 0.295		0-0 1B		0-0 5-3		0-3 K		0-0 E6		4 0 1 0 0 1 1								
Billy Consolo, R (1, 6) OBP: 0.311, SLG: 0.281		0-3 K		0-0 5-3		0-0 2B		0-3 K		4 1 1 0 0 2 3								
Russ Kemmerer, R (1, 1) OBP: 0.214, SLG: 0.083			0-3 K		0-3 K		0-0 2B		0-0 F5	2 0 0 0 0 2 0								
Mel Parnell, L (5, 1)										0 0 0 0 0 0 0								
Charlie Maxwell, L (7, PH) OBP: 0.310, SLG: 0.289										1 0 1 1 0 0 0								
Ellis Kinder, R (7, 1) OBP: 0.190, SLG: 0.238										0 0 0 0 0 0 0								
Sammy White, R (9, PH) OBP: 0.309, SLG: 0.409										1 0 0 0 0 0 0								
<b>Inning Stats</b>	R: 0 E: 0 K: 0 S: 3	H: 0 LOB: 0 BB: 0 P: 3	R: 0 E: 0 K: 1 S: 6	H: 1 LOB: 2 BB: 1 P: 10	R: 0 E: 0 K: 1 S: 6	H: 0 LOB: 0 BB: 0 P: 3	R: 0 E: 0 K: 2 S: 8	H: 1 LOB: 1 BB: 0 P: 8	R: 1 E: 0 K: 0 S: 5	H: 2 LOB: 2 BB: 1 P: 9	R: 0 E: 1 K: 1 S: 6	H: 0 LOB: 1 BB: 0 P: 6	R: 0 E: 0 K: 0 S: 3	H: 0 LOB: 0 BB: 0 P: 3	1B: 4 2B: 2 3B: 0 HR: 0	SF: 0 SAC: 0 DP: 0 HBP: 0	WP: 0 PB: 0 SB: 0 CS: 0	PA: 38
<b>PITCHER</b>	IP WLS BF H R ER SO BB IBB HBP BLK WP HR S P ERA WHIP															IP WLS BF H R ER SO BB IBB HBP BLK WP HR S P ERA WHIP		
Ralph Branca, R (1, 1) ERA: 4.79	6.0 W 25 4 0 0 5 3 0 0 0 0 0 32 44 0.00 1.167															3.0 S 13 2 1 1 1 1 0 0 0 0 0 14 18 3.00 1.000		

**Boston Red Sox @ New York Yankees**  
 Yankee Stadium, Bronx, NY  
 Sat Aug 14 1954, 3:33 AM EDT  
 Att: 45,150 - Unknown

[livebaseballscorecards.com](http://livebaseballscorecards.com)

<b>AB</b>	34
<b>R</b>	1
<b>H</b>	6
<b>RBI</b>	1
<b>BB</b>	4
<b>SO</b>	6
<b>LOB</b>	15



Batter	1	2	3	4	5	6	7	8	9
Phil Rizzuto, R OBP: 0.303, SLG: 0.263 (1, 6)	0-0 4-3 1B		0-0 F7		0-0 BB E 1B	0-0 F9			
Joe Collins, L OBP: 0.359, SLG: 0.450 (1, 3)	0-0 4-3 1-2			0-0 FC3-6 1B	0-0 E8 BB	0-0 F4			
Mickey Mantle, S OBP: 0.399, SLG: 0.572 (1, 8)	0-0 4-3 2-3			0-0 F5 BB	4-0 G4-6-3 BB	0-0 F9			
Yogi Berra, L OBP: 0.361, SLG: 0.486 (1, 2)		0-0 F6		0-0 FC3-6 1B	0-0 G4-6-3	0-3 K			
Irv Noren, L OBP: 0.386, SLG: 0.516 (1, 7)		0-0 F7		0-0 FC3-6 S 1-2f 2-3		0-0 BB SH1-3 1B		0-0 3-1	
Enos Slaughter, L OBP: 0.382, SLG: 0.343 (1, 9)		0-0 F8		0-0 F8		0-0 SH1-3		0-0 4-3	
Hank Bauer, R OBP: 0.370, SLG: 0.474 (9, 9)						1-2		1-2	
Andy Carey, R OBP: 0.355, SLG: 0.408 (1, 5)			0-0 S 1B		4-0 BB BB BB 1B S BB	4-0 BB BB 1B BB		0-0 F4	
Jerry Coleman, R OBP: 0.287, SLG: 0.300 (1, 4)			0-0 F6		0-0 5-3	4-0 BB BB 1B BB		0-3 K	
Ralph Branca, R OBP: 0.421, SLG: 0.412 (1, 1)			0-0 F9		0-0 E 1B	0-0 1B			
Bill Skowron, R OBP: 0.398, SLG: 0.576 (6, PH)					2-3	1-2 2-3 3-H			
Johnny Sain, R OBP: 0.412, SLG: 0.333 (7, 1)									

AB	R	H	RBI	BB	SO	LOB
4	0	2	1	0	0	4
4	0	1	0	0	0	5
3	0	0	0	1	0	2
4	0	1	0	0	1	3
4	1	1	0	0	0	2
3	0	0	0	0	0	2
0	0	0	0	0	0	0
2	1	1	0	2	0	0
3	0	0	0	1	1	2
2	1	1	0	0	0	1
1	0	1	1	0	0	0
0	0	0	0	0	0	0
1B: 8	SF: 0					
2B: 0	SAC: 1					
3B: 0	DP: 1					
HR: 0	HBP: 0					

**BOTTOM**

**Boston Red Sox @ New York Yankees**  
 Yankee Stadium, Bronx, NY  
 Sat Aug 14 1954, 3:33 AM EDT  
 Att. 45,150 - Unknown

AB	30
R	3
H	8
RBI	2
BB	4
SO	2
LOB	21




Inning Stats	R: 0	H: 1	E: 0	LOB: 0	K: 0	BB: 0	S: 3	P: 3	R: 0	H: 0	E: 0	LOB: 0	K: 0	BB: 0	S: 3	P: 3	R: 0	H: 1	E: 0	LOB: 1	K: 0	BB: 0	S: 4	P: 4	R: 0	H: 2	E: 0	LOB: 2	K: 0	BB: 0	S: 5	P: 5	R: 2	H: 2	E: 1	LOB: 2	K: 0	BB: 2	S: 5	P: 13	R: 1	H: 2	E: 0	LOB: 3	K: 1	BB: 2	S: 5	P: 5	R: 0	H: 0	E: 0	LOB: 0	K: 1	BB: 0	S: 5	P: 5	R: 0	H: 0	E: 0	LOB: 0	K: 1	BB: 0	S: 5	P: 5
--------------	------	------	------	--------	------	-------	------	------	------	------	------	--------	------	-------	------	------	------	------	------	--------	------	-------	------	------	------	------	------	--------	------	-------	------	------	------	------	------	--------	------	-------	------	-------	------	------	------	--------	------	-------	------	------	------	------	------	--------	------	-------	------	------	------	------	------	--------	------	-------	------	------

PITCHER	IP	WLS	BF	H	R	ER	SO	BB	IBB	HBP	BLK	WP	HR	S	P	ERA	WHIP
Russ Kemmerer, R ERA: 3.97 (1, 1)	4.1	L	19	6	2	1	0	1	0	0	0	0	0	18	22	2.08	1.615
Mel Parnell, L ERA: 3.44 (5, 1)	1.2		10	2	1	1	0	3	0	0	0	0	0	7	19	5.40	3.000
Ellis Kinder, R ERA: 3.32 (7, 1)	2.0		6	0	0	0	2	0	0	0	0	0	0	10	10	0.00	0.000

WP	PA
0	35

ERA	WHIP
0.00	0.000



Batter	1	2	3	4	5	6	7	8	9	AB R H RBI BB SO LOB	TOP														
Jim Piersall, R (1, 9) OBP: 0.339, SLG: 0.393	0-0 G1-6-3 1B		0-0 F8			0-0 BB HR 1B	0-0 F9 1-3 SF7 2B	0-0 G5-4-3 1-2f		5 2 3 0 0 0 4	<p><b>Boston Red Sox @ New York Yankees</b>  Yankee Stadium, Bronx, NY</p> <p>Sun Aug 15 1954, 3:33 AM EDT  Att. 23,822 - Cloudy - 69 F</p> <p>livebaseballscorecards.com</p> <table border="1"> <tr><td>AB</td><td>37</td></tr> <tr><td>R</td><td>9</td></tr> <tr><td>H</td><td>13</td></tr> <tr><td>RBI</td><td>8</td></tr> <tr><td>BB</td><td>3</td></tr> <tr><td>SO</td><td>1</td></tr> <tr><td>LOB</td><td>12</td></tr> </table> 	AB	37	R	9	H	13	RBI	8	BB	3	SO	1	LOB	12
AB	37																								
R	9																								
H	13																								
RBI	8																								
BB	3																								
SO	1																								
LOB	12																								
Ted Williams, L (1, 7) OBP: 0.515, SLG: 0.663	0-0 G1-6-3 1-2f		0-0 3-1			4-0 BB HR BB	0-0 F9 2-3 3-H		0-0 6-3	4 1 0 1 1 0 4															
Billy Goodman, L (1, 4) OBP: 0.349, SLG: 0.366	0-0 6-3					4-0 1-2 2-3 HR BB	0-0 SF7 3-H		0-0 4-3	3 2 1 1 1 0 0															
Harry Agganis, L (1, 3) OBP: 0.320, SLG: 0.412						0-0 1-3 HR 1B	0-0 F8 3-H		0-0 4-3	5 1 3 4 0 0 0															
Karl Olson, R (1, 8) OBP: 0.322, SLG: 0.376						0-0 G4-6-3 1-2f			0-0 5-3 HR 2B	5 1 1 0 0 1 2															
Grady Hatton, L (1, 5) OBP: 0.362, SLG: 0.362						0-0 3-H P3			0-0 F9 2B	4 0 0 0 0 0 1															
Sammy White, R (1, 2) OBP: 0.308, SLG: 0.416						0-0 F7			0-0 F9	4 1 1 2 0 0 0															
Billy Consolo, R (1, 6) OBP: 0.315, SLG: 0.287						0-0 BB 1B			0-0 F9 2-H HR 1B 1B	4 0 2 0 0 0 1															
Tom Brewer, R (1, 1) OBP: 0.326, SLG: 0.378						4-0 BB 1B			0-0 G5-4-3 1-2 1B	0 0 0 0 0 0 0 0															
Tom Hurd, R (1, 1) OBP: 0.233, SLG: 0.235										0 0 0 0 0 0 0 0															
Hal Brown, R (7, PH) OBP: 0.259, SLG: 0.380										1 0 0 0 0 1 0 0															
Sam Mele, R (7, 1) OBP: 0.214, SLG: 0.286										1 1 1 0 0 0 0 0															
Tex Clevenger, R (8, PH) OBP: 0.317, SLG: 0.297										0 0 0 0 0 0 0 0															
Charlie Maxwell, L (8, PH) OBP: 0.317, SLG: 0.297										1 0 1 0 0 0 0 0															
Sid Hudson, R (8, 1) OBP: 0.182, SLG: 0.182										0 0 0 0 0 0 0 0															
<b>Inning Stats</b>	R: 0 H: 1 E: 0 LOB: 0 K: 0 BB: 0 S: 3 P: 3	R: 0 H: 0 E: 0 LOB: 0 K: 1 BB: 0 S: 5 P: 5	R: 0 H: 1 E: 0 LOB: 2 K: 0 BB: 1 S: 4 P: 8	R: 1 H: 2 E: 0 LOB: 0 K: 0 BB: 0 S: 4 P: 4	R: 0 H: 0 E: 0 LOB: 0 K: 0 BB: 0 S: 3 P: 3	R: 4 H: 2 E: 1 LOB: 1 K: 0 BB: 2 S: 6 P: 14	R: 2 H: 2 E: 0 LOB: 0 K: 0 BB: 0 S: 5 P: 5	R: 2 H: 4 E: 0 LOB: 1 K: 0 BB: 0 S: 6 P: 6	R: 0 H: 1 E: 0 LOB: 1 K: 0 BB: 0 S: 4 P: 4	1B: 9 SF: 1 2B: 2 SAC: 0 3B: 0 DP: 3 HR: 2 HBP: 0	WP: 0 PA: 41 PB: 0 SB: 0 CS: 0														
<b>PITCHER</b>	IP WLS BF H R ER SO BB IBB HBP BLK WP HR S P ERA WHIP												<b>PITCHER</b>	IP WLS BF H R ER SO BB IBB HBP BLK WP HR S P ERA WHIP											
Bob Grim, R (1, 1) ERA: 3.33	7.0 W 31 8 7 7 1 3 0 0 0 0 0 1 30 42 9.00 1.571																								
Art Schalllock, L (8, 1) ERA: 4.26	0.1 3 2 2 2 0 0 0 0 0 0 0 1 3 3 54.00 6.000																								
Tom Morgan, R (8, 1) ERA: 3.59	1.2 S 7 3 0 0 0 0 0 0 0 0 0 0 7 7 0.00 1.800																								





**New York Yankees @ Philadelphia Athletics**  
**Connie Mack Stadium, Philadelphia, PA**

Tue Aug 17 1954, 3:33 AM EDT  
 Att. 9,885 - Unknown

AB	39
R	11
H	15
RBI	11
BB	7
SO	8
LOB	13



WP:	0	PA:	47
PB:	0		
SB:	0		
CS:	0		

AB R H RBI BB SO LOB

Batter	1	2	3	4	5	6	7	8	9	
<b>Jerry Coleman, R</b> (1, 4) OBP: 0.298, SLG: 0.305	0-3 K		0-0 F8		0-0 2B SF7 1B	4-0 4-3 BB		0-0 G4-6-3 1-2f	0-0 1B	5 1 2 0 1 1 1
<b>Joe Collins, L</b> (1, 3) OBP: 0.365, SLG: 0.459	0-0 2B 2B		4-0 BB		0-0 1B 2B	0-0 4-3		0-0 4-3	0-0 K	5 2 2 0 1 1 2
<b>Mickey Mantle, S</b> (1, 8) OBP: 0.405, SLG: 0.578	0-3 K		0-3 K		0-0 SF7	4-0 BB		0-0 BB 1B 2B 1B	0-0 1B 1B	3 1 1 1 1 2 2
<b>Yogi Berra, L</b> (1, 2) OBP: 0.365, SLG: 0.489	0-0 1B 2B		0-0 F9		0-0 4-3	0-0 F7		0-0 BB 1B	0-0 2B 1B	5 2 2 1 0 0 4
<b>Irv Noren, L</b> (1, 7) OBP: 0.389, SLG: 0.515	0-0 2-H 1B			0-3 K	0-0 BB 1B		0-0 2-3	4-0 2B HR BB	4-0 1B 1B	4 2 2 2 1 1 0
<b>Enos Slaughter, L</b> (1, 9) OBP: 0.388, SLG: 0.346	0-3 K2-3			0-0 F9 1B	4-0 1B BB		0-0 1-3	0-0 HR 2B	0-0 HR 2B	3 0 1 0 1 1 1 1 1 1 2 0 0 0
<b>Hank Bauer, R</b> (9, PH) OBP: 0.372, SLG: 0.479										
<b>Andy Carey, R</b> (1, 5) OBP: 0.353, SLG: 0.403			0-0 F7		0-0 F9 1B	0-0 1B	0-0 P3	4-0 HR IBB	4-0 HR	4 1 1 1 1 0 1
<b>Willy Miranda, S</b> (1, 6) OBP: 0.306, SLG: 0.400			0-3 K		0-0 1B 1B	0-0 F2		0-0 1-3	0-0 HR	4 0 1 0 0 1 2 1 1 1 4 0 0 0 0 0 0 0 0 0 0
<b>Bill Skowron, R</b> (9, PH) OBP: 0.401, SLG: 0.599										
<b>Phil Rizzuto, R</b> (9, 6) OBP: 0.307, SLG: 0.260										
<b>Harry Byrd, R</b> (1, 1) OBP: 0.267, SLG: 0.214			0-0 4-3		0-0 1B	0-0 5-3		4-0 G4-6-3 BB	0-3 K	4 0 1 0 1 1 0

Inning Stats	R: 2	H: 3	E: 0	K: 3	S: 12	P: 12	R: 0	H: 0	E: 0	K: 1	S: 5	P: 5	R: 0	H: 0	E: 0	K: 1	S: 5	P: 9	R: 0	H: 3	E: 0	K: 1	S: 7	P: 7	R: 3	H: 4	E: 0	K: 0	S: 7	P: 11	R: 0	H: 0	E: 0	K: 0	S: 3	P: 11	R: 0	H: 0	E: 0	K: 0	S: 3	P: 3	R: 0	H: 0	E: 0	K: 0	S: 2	P: 6	R: 6	H: 5	E: 0	K: 2	S: 12	P: 20	1B: 10	SF: 1	2B: 4	SAC: 0	3B: 0	DP: 1	HR: 1	HBP: 0	WP: 0	PA: 47
--------------	------	------	------	------	-------	-------	------	------	------	------	------	------	------	------	------	------	------	------	------	------	------	------	------	------	------	------	------	------	------	-------	------	------	------	------	------	-------	------	------	------	------	------	------	------	------	------	------	------	------	------	------	------	------	-------	-------	--------	-------	-------	--------	-------	-------	-------	--------	-------	--------

PITCHER	IP	WLS	BF	H	R	ER	SO	BB	IBB	HBP	BLK	WP	HR	S	P	ERA	WHIP
<b>Arnie Portocarrero, R</b> (1, 1) ERA: 3.85	5.0	L	26	10	5	5	6	2	0	0	0	0	0	36	44	9.00	2.400
<b>Marion Fricano, R</b> (6, 1) ERA: 5.15	2.0		8	0	0	0	0	2	0	0	0	0	0	6	14	0.00	1.000
<b>Al Sima, L</b> (8, 1) ERA: 5.19	2.0		13	5	6	6	2	2	1	0	0	0	1	14	26	27.00	3.500

PITCHER	IP	WLS	BF	H	R	ER	SO	BB	IBB	HBP	BLK	WP	HR	S	P	ERA	WHIP
---------	----	-----	----	---	---	----	----	----	-----	-----	-----	----	----	---	---	-----	------





Batter	1	2	3	4	5	6	7	8	9	AB R H RBI BB SO LOB	TOP											
Irv Noren, L (1, 9) OBP: 0.387, SLG: 0.514	0-0 F7	0-0 6-3			0-0 1B 2B		0-0 4-3	0-0 P6		5 1 1 0 0 0 0												
Bob Cerv, R (1, 7) Gene Woodling, L (8, PH) OBP: 0.268, SLG: 0.404 OBP: 0.366, SLG: 0.360	0-0 BB 2B		0-0 6-3		0-3 K		0-0 FC6-4 1B	0-0 F7		4 0 2 0 0 1 1 1 0 0 0 0 0 0												
Mickey Mantle, S (1, 8) OBP: 0.407, SLG: 0.576	4-0 BB IBB		0-0 1B		4-0 1B SF9 IBB		0-0 FC6-4 3B		0-0 F5	3 2 1 0 2 0 1												
Yogi Berra, L (1, 2) OBP: 0.365, SLG: 0.487	0-0 F5		0-0 F7		0-0 1B		4-0 3B BB		0-0 F5	4 1 1 1 1 0 3												
Bill Skowron, R (1, 3) Joe Collins, L (8, 3) OBP: 0.404, SLG: 0.610 OBP: 0.367, SLG: 0.459	4-0 1-2 2-3 BB		0-0 L4		0-0 SF9		0-0 1B 3B		4-0 S BB	2 1 1 3 1 0 1 0 0 0 0 1 0 0												
Andy Carey, R (1, 5) OBP: 0.357, SLG: 0.411	0-0 P6			0-0 3B	0-0 F7		0-0 BB 1B		4-0 1-2 BB	4 0 2 1 1 0 4												
Jerry Coleman, R (1, 4) OBP: 0.300, SLG: 0.304		0-0 WP SF8 1B		0-0 1-3		0-0 F9		4-0 1-2 BB	0-0 P4	4 1 1 0 1 0 3												
Willy Miranda, S (1, 6) Eddie Robinson, L (7, PH) Phil Rizzuto, R (7, 6) OBP: 0.292, SLG: 0.386 OBP: 0.339, SLG: 0.359 OBP: 0.307, SLG: 0.260		0-0 SF8		0-0 6-3		0-0 4-3	0-0 3-1			2 0 0 1 0 0 1 1 0 0 0 0 0 2 0 0 0 0 0 0 0												
Whitey Ford, L (1, 1) OBP: 0.273, SLG: 0.188		0-3 K		0-0 L6		0-3 K		0-0 F8		4 0 0 0 0 2 1												
<b>Inning Stats</b>	R: 0 E: 0 K: 0 S: 4	H: 1 LOB: 3 BB: 2 P: 12	R: 1 E: 0 K: 1 S: 6	H: 1 LOB: 0 BB: 0 P: 6	R: 0 E: 0 K: 0 S: 4	H: 1 LOB: 1 BB: 0 P: 4	R: 0 E: 0 K: 0 S: 4	H: 1 LOB: 1 BB: 0 P: 4	R: 2 E: 0 K: 1 S: 7	H: 2 LOB: 1 BB: 1 P: 11	R: 0 E: 0 K: 1 S: 5	H: 0 LOB: 0 BB: 0 P: 5	R: 3 E: 0 K: 0 S: 6	H: 3 LOB: 2 BB: 2 P: 14	R: 0 E: 0 K: 0 S: 3	H: 0 LOB: 0 BB: 0 P: 3	R: 0 E: 0 K: 0 S: 3	H: 0 LOB: 2 BB: 2 P: 11	1B: 5 2B: 2 3B: 2 HR: 0	SF: 2 SAC: 0 DP: 0 HBP: 0	WP: 2 PB: 0 SB: 2 CS: 0	PA: 43
<b>PITCHER</b>	IP WLS BF H R ER SO BB IBB HBP BLK WP HR S P ERA WHIP																					
Alex Kellner, L (1, 1) ERA: 5.18	6.2 L 34 9 6 6 3 3 2 0 0 1 0 35 55 8.10 1.800																					
Sonny Dixon, R (7, 1) ERA: 4.27	2.1 9 0 0 0 0 2 0 0 0 0 0 7 15 0.00 0.857																					

**New York Yankees @ Philadelphia Athletics**  
**Connie Mack Stadium, Philadelphia, PA**  
 Wed Aug 18 1954, 3:33 AM EDT  
 Att. 7,367 - Unknown

AB	34
R	6
H	9
RBI	6
BB	7
SO	3
LOB	17



Batter	1	2	3	4	5	6	7	8	9	AB R H RBI BB SO LOB
Spook Jacobs, R (1, 4) OBP: 0.327, SLG: 0.291	0-3 K ①		0-0 CS 1B		0-0 1-3 ②		0-0 G1-4-6-3 ①②		0-0 L4-3 ②③	5 0 1 0 0 1 3
Lou Limmer, L (1, 3) OBP: 0.293, SLG: 0.406	0-3 K ②		0-3 K ②③		0-0 4-3 ③		0-0 6-3 ③			4 0 0 0 0 2 2
Jim Finigan, R (1, 5) OBP: 0.387, SLG: 0.401	0-0 F7 ③			4-0 CS BB		0-0 E3 BB ①		0-0 3-1 ①		3 0 0 0 1 0 0
Bill Renna, R (1, 9) OBP: 0.306, SLG: 0.380		0-0 4-3 ①		0-0 F8 ①②		0-0 F3 ①		4-0 2B BB		3 0 0 0 1 0 2
Vic Power, R (1, 7) OBP: 0.277, SLG: 0.338		0-0 1B SF9 2B		4-0 1B BB BB		0-3 K ②		0-0 1-3 2B		3 1 2 0 1 1 1
Bill Wilson, R (1, 8) OBP: 0.336, SLG: 0.406		0-0 2-3 1B		4-0 FC5 1B BB		4-0 1-2 BB		0-3 K ②		2 0 1 0 2 1 2
Joe Demaestri, R (1, 6) OBP: 0.255, SLG: 0.315		0-0 SF9 ②		0-0 1-2 2-3 1B		0-3 K ③		0-3 K ③		3 0 1 1 0 2 4
Joe Astroth, R (1, 2) OBP: 0.274, SLG: 0.238		0-3 K ③		0-0 FC5 ③		4-0 G1-4-6-3 BB BB		0-0 L4 ①		3 0 0 0 1 1 4
Alex Kellner, R (1, 1) OBP: 0.200, SLG: 0.192			0-3 K ①		0-0 F8 ①		4-0 1-2 G1-4-6-3 BB		4-0 L4-3 BB	2 0 0 0 0 1 0
Sonny Dixon, S (7, 1) OBP: 0.269, SLG: 0.320										0 0 0 0 1 0 0
Jim Robertson, R (9, PH) OBP: 0.279, SLG: 0.216										0 0 0 0 1 0 0

Inning Stats	R: 0	H: 0	E: 0	K: 2	S: 7	R: 1	H: 2	E: 0	K: 1	S: 7	R: 0	H: 1	E: 0	K: 2	S: 7	R: 0	H: 1	E: 0	K: 0	S: 3	R: 0	H: 0	E: 1	K: 2	S: 8	R: 0	H: 0	E: 0	K: 0	S: 2	R: 0	H: 1	E: 0	K: 2	S: 8	R: 0	H: 0	E: 0	K: 0	S: 2	R: 0	H: 0	E: 0	K: 0	S: 2	1B: 3	2B: 3	3B: 0	HR: 0	SF: 1	SAC: 0	DP: 2	HBP: 0	WP: 0	PA: 37
PITCHER Whitey Ford, L (1, 1) ERA: 2.85	IP	WLS	BF	H	R	ER	SO	BB	IBB	HBP	BLK	WP	HR	S	P	ERA	WHIP																			IP	WLS	BF	H	R	ER	SO	BB	IBB	HBP	BLK	WP	HR	S	P	ERA	WHIP			

**BOTTOM**

**New York Yankees @ Philadelphia Athletics**  
**Connie Mack Stadium, Philadelphia, PA**

Wed Aug 18 1954, 3:33 AM EDT  
 Att. 7,367 - Unknown

livebaseballscorecards.com

**AB 28**  
**R 1**  
**H 5**  
**RBI 1**  
**BB 8**  
**SO 9**  
**LOB 18**

**A**



Batter	1	2	3	4	5	6	7	8	9	AB R H RBI BB SO LOB	TOP											
<b>Andy Carey, R</b> (1, 5) <small>OBP: 0.358, SLG: 0.408</small> <b>Bill Skowron, R</b> (6, PR) <small>OBP: 0.401, SLG: 0.606</small> <b>Phil Rizzuto, R</b> (9, 6) <small>OBP: 0.307, SLG: 0.260</small>	0-0 5-3		4-0 2B 1B BB	0-0 E3 E 1B		1-0 1B 2B HBP		0-0 L6		2 2 0 0 1 0 0 1 1 0 0 0 0 0 0 0 0 0 0 0 0												
<b>Joe Collins, L</b> (1, 3) <small>OBP: 0.370, SLG: 0.465</small>	0-0 FC4-6 1B		0-0 1B 2B	0-0 F8		0-0 2B 1B		0-0 F3		5 2 3 0 0 0 1												
<b>Mickey Mantle, S</b> (1, 8) <small>OBP: 0.410, SLG: 0.581</small>	0-0 FC4-6 WP 1-2f		0-0 2B 1B	0-0 1B		0-0 2B		0-0 FC5-4 1B		5 1 4 4 0 0 1												
<b>Yogi Berra, L</b> (1, 2) <small>OBP: 0.364, SLG: 0.486</small>	0-0 F7 1-2		0-0 3-1 1B 2B 2-H 3-H	0-0 F7		0-0 F8		0-0 F9		5 1 1 2 0 0 5												
<b>Irv Noren, L</b> (1, 9) <small>OBP: 0.384, SLG: 0.507</small>		4-0 CS E BB	0-3 K		0-0 L5		0-0 F7		0-0 FC5-4 1-2f	4 0 0 0 1 1 2												
<b>Gene Woodling, L</b> (1, 7) <small>OBP: 0.362, SLG: 0.355</small>		0-0 E3 1-3 1B	0-0 3-1		0-0 F8		0-0 F3			4 1 0 0 0 0 2												
<b>Jerry Coleman, R</b> (1, 4) <small>OBP: 0.300, SLG: 0.303</small>		0-0 1-3 1-2 2-3	0-0 3-H 1B		0-3 K		0-0 P4			4 0 1 1 0 1 2												
<b>Willy Miranda, S</b> (1, 6) <small>OBP: 0.304, SLG: 0.393</small> (9, 5)		0-0 FC6-4 2-H 1B	0-0 F8			0-0 F8		0-0 CS 1B		4 0 2 1 0 0 1												
<b>Ed Lopat, L</b> (1, 1) <small>OBP: 0.078, SLG: 0.021</small> <b>Johnny Sain, R</b> (8, 1) <small>OBP: 0.412, SLG: 0.333</small>		0-0 FC6-4 1-2f		0-0 F8		0-0 F7		0-0 1-6-3 1-2		4 0 0 0 0 0 2 0 0 0 0 0 0 0												
<b>Inning Stats</b>	R: 0 E: 0 K: 0 S: 4	H: 1 LOB: 1 BB: 0 P: 4	R: 1 E: 1 K: 0 S: 4	H: 1 LOB: 1 BB: 1 P: 8	R: 4 E: 0 K: 1 S: 9	H: 4 LOB: 1 BB: 1 P: 13	R: 1 E: 2 K: 0 S: 5	H: 1 LOB: 1 BB: 0 P: 5	R: 0 E: 0 K: 1 S: 5	H: 0 LOB: 0 BB: 0 P: 5	R: 2 E: 0 K: 0 S: 5	H: 2 LOB: 2 BB: 0 P: 6	R: 0 E: 0 K: 0 S: 3	H: 0 LOB: 0 BB: 0 P: 3	R: 0 E: 0 K: 0 S: 3	H: 1 LOB: 0 BB: 0 P: 3	R: 0 E: 0 K: 0 S: 4	H: 1 LOB: 1 BB: 0 P: 4	1B: 8 2B: 3 3B: 0 HR: 0	SF: 0 SAC: 0 DP: 0 HBP: 1	WP: 1 PB: 0 SB: 0 CS: 2	PA: 41
<b>PITCHER</b>	IP WLS BF H R ER SO BB IBB HBP BLK WP HR S P ERA WHIP																					
<b>Johnny Gray, R</b> (1, 1) <small>ERA: 7.17</small> <b>Moe Burtchschy, R</b> (3, 1) <small>ERA: 3.97</small> <b>Al Sima, L</b> (7, 1) <small>ERA: 5.03</small> <b>Sonny Dixon, R</b> (9, 1) <small>ERA: 4.23</small>	2.0 L 13 5 5 4 0 2 0 0 0 1 0 11 19 18.00 3.500																					
	4.0 18 4 3 2 2 0 0 1 0 0 0 21 22 4.50 1.000																					
	2.0 6 1 0 0 0 0 0 0 0 0 0 6 6 0.00 0.500																					
	1.0 4 1 0 0 0 0 0 0 0 0 0 4 4 0.00 1.000																					

New York Yankees @ Philadelphia Athletics  
 Connie Mack Stadium, Philadelphia, PA  
 Thu Aug 19 1954, 3:33 AM EDT  
 Att. 3,116 - Unknown

livebaseballscorecards.com

<b>AB</b>	38
<b>R</b>	8
<b>H</b>	11
<b>RBI</b>	8
<b>BB</b>	2
<b>SO</b>	2
<b>LOB</b>	16




BOTTOM

New York Yankees @ Philadelphia Athletics  
Connie Mack Stadium, Philadelphia, PA

livebaseballscores.com

AB 34  
R 5  
H 9  
RBI 5  
BB 3  
SO 3  
LOB 17



WP: 0 PA: 38  
PB: 0  
SB: 0  
CS: 0

ERA WHIP

Thu Aug 19 1954, 3:33 AM EDT  
Att. 3,116 - Unknown

AB R H RBI BB SO LOB

3 1 1 1 2 0 2

2 0 0 0 0 1 1

1 0 1 2 0 0 0

1 1 0 0 0 0 2

4 0 0 0 0 0 4

4 0 1 2 0 0 1

4 0 1 0 0 0 2

4 0 0 0 0 2 3

4 1 1 0 0 0 1

4 1 1 0 0 0 1

0 0 0 0 0 0 0

1 0 1 0 0 0 0

1 0 1 0 0 0 0

0 0 0 0 0 0 0

0 0 0 0 0 0 0

1 1 1 0 0 0 0

0 0 0 0 0 0 0

0 0 0 0 1 0 0

1B: 8 SF: 0

2B: 1 SAC: 1

3B: 0 DP: 1

HR: 0 HBP: 0

Table with 9 columns (Batter, 1-9) and 10 rows of player data. Each cell contains a batting order diagram with player name, stats, and game events.

Inning Stats table with columns for R, H, E, K, S, W, L, BF, H, R, ER, SO, BB, IBB, HBP, BLK, WP, HR, S, P, ERA, WHIP.

Pitcher stats table with columns for PITCHER, IP, WLS, BF, H, R, ER, SO, BB, IBB, HBP, BLK, WP, HR, S, P, ERA, WHIP.



Batter	1	2	3	4	5	6	7	8	9	AB R H RBI BB SO LOB	TOP									
Bill Skowron, R (1, 5) OBP: 0.403, SLG: 0.623	0-3 K		0-0 HR		0-0 G3-6 1B			0-0 F7		4 1 2 1 0 1 0	<b>New York Yankees @ Boston Red Sox</b> Fenway Park, Boston, MA Fri Aug 20 1954, 3:33 AM EDT Att: 30,174 - Unknown									
Joe Collins, L (1, 3) OBP: 0.366, SLG: 0.459	0-3 K		0-3 K		0-0 G3-6 1-2f			0-0 L6		4 0 0 0 0 2 1										
Mickey Mantle, S (1, 8) OBP: 0.413, SLG: 0.582	0-0 FC6 1B			0-0 FC3 FC1 1B			0-0 F8	4-0 G4-6-3 BB		3 1 2 0 1 0 0										
Yogi Berra, L (1, 2) OBP: 0.361, SLG: 0.481	0-0 FC6 1-2f			0-0 FC3 E FC1 4-3			0-0 F3	0-0 F2		4 1 0 0 0 0 3										
Irv Noren, L (1, 9) OBP: 0.380, SLG: 0.501		0-0 4-3		0-0 FC1 CS 4-3 1-3 3-H			0-0 L5	0-0 G4-6-3 1-2f		4 0 0 0 0 0 2										
Gene Woodling, L (1, 7) OBP: 0.359, SLG: 0.351		0-3 K		0-0 4-3 1-2 3-H			0-0 F3			3 0 0 1 0 1 1										
Jerry Coleman, R (1, 4) OBP: 0.296, SLG: 0.300		0-0 5-3		0-0 F3			0-0 5-3			3 0 0 0 0 0 1										
Willy Miranda, S (1, 6) OBP: 0.306, SLG: 0.381			0-3 K	4-0 BB			0-0 4-3			2 0 0 0 1 1 0										
Bob Grim, R (1, 1) OBP: 0.196, SLG: 0.222			0-0 F5	0-0 CS 2-3	0-0 5-3			0-0 F8		3 0 0 0 0 0 0										
<b>Inning Stats</b>	R: 0 E: 0 K: 2 S: 8	H: 1 LOB: 1 BB: 0 P: 8	R: 0 E: 0 K: 1 S: 5	H: 0 LOB: 0 BB: 0 P: 5	R: 1 E: 0 K: 2 S: 8	H: 1 LOB: 0 BB: 0 P: 8	R: 2 E: 2 K: 0 S: 5	H: 1 LOB: 1 BB: 1 P: 9	R: 0 E: 0 K: 0 S: 3	H: 1 LOB: 0 BB: 0 P: 3	R: 0 E: 0 K: 0 S: 3	H: 0 LOB: 0 BB: 0 P: 3	R: 0 E: 0 K: 0 S: 3	H: 0 LOB: 0 BB: 0 P: 3	R: 0 E: 0 K: 0 S: 2	H: 0 LOB: 0 BB: 1 P: 6	1B: 3 2B: 0 3B: 0 HR: 1	SF: 0 SAC: 0 DP: 2 HBP: 0	WP: 0 PB: 0 SB: 0 CS: 1	PA: 33
<b>PITCHER</b>	IP WLS BF H R ER SO BB IBB HBP BLK WP HR S P ERA WHIP																			
Willard Nixon, R (1, 1) ERA: 4.06	8.0 W 29 4 3 1 5 1 0 0 0 0 1 38 42 1.12 0.625																			
Sid Hudson, R (9, 1) ERA: 4.07	1.0 S 3 0 0 0 0 1 0 0 0 0 0 0 2 6 0.00 1.000																			

livebaseballscorecards.com

<b>AB</b>	30
<b>R</b>	3
<b>H</b>	4
<b>RBI</b>	2
<b>BB</b>	2
<b>SO</b>	5
<b>LOB</b>	8



Batter	1	2	3	4	5	6	7	8	9	AB R H RBI BB SO LOB
<b>Billy Goodman, L</b> OBP: 0.353, SLG: 0.371 (1, 4) X	0-0 G4-6-3 1B		0-0 4-3		0-0 4-3		0-0 G4-6-3 1-2f			4 0 1 0 0 0 1
<b>Ted Williams, L</b> OBP: 0.515, SLG: 0.651 (1, 7) X	0-0 G4-6-3 1-2 1B		4-0 FC5-4 BB		0-0 1B 5-3 1B		0-0 2B			3 1 3 0 1 0 0
<b>Jackie Jensen, R</b> OBP: 0.359, SLG: 0.484 (1, 8) X	0-0 G4-6-3 1-2f 2-3		0-0 FC5-4 1-2f		0-0 5-3 1-2		4-0 2B BB			3 1 0 0 1 0 4
<b>Harry Agganis, L</b> OBP: 0.326, SLG: 0.416 (1, 3) S S S	0-3 K		0-3 K		0-0 FC5-4 2-3 1B		0-0 1-H 2-H 2B			4 0 2 2 0 2 2
<b>Karl Olson, R</b> OBP: 0.318, SLG: 0.382 (1, 9) X		0-0 E SF8 1B		0-0 F8 1-2f		0-0 FC5-4 1-2f		0-0 L4		4 1 1 0 0 0 3
<b>Grady Hatton, L</b> OBP: 0.368, SLG: 0.367 (1, 5) X		0-0 E8 1-3		0-0 F2		0-0 4-3		0-0 5-3 2B 1B		4 1 1 0 0 0 1
<b>Sammy White, R</b> OBP: 0.313, SLG: 0.420 (1, 2) X		0-0 SF8 3-H		4-0 BB BB		0-3 K		0-0 5-3 1-2		2 0 0 1 1 1 1
<b>Billy Consolo, R</b> OBP: 0.320, SLG: 0.282 (1, 6) X		0-0 E6 G6-4-3		4-0 1-2 BB		0-0 F7		0-0 F8		3 0 0 0 1 0 2
<b>Willard Nixon, L</b> OBP: 0.322, SLG: 0.296 (1, 1) X		0-0 G6-4-3 1-2f		0-3 K			0-0 G4-6-3 1B			4 0 2 1 0 1 4
<b>Sid Hudson, R</b> OBP: 0.167, SLG: 0.167 (9, 1) X								0-0 2-H 2B		0 0 0 0 0 0 0

<b>Inning Stats</b>	R: 0 H: 2 E: 0 LOB: 1 K: 1 BB: 0 S: 6 P: 6	R: 1 H: 1 E: 2 LOB: 1 K: 0 BB: 0 S: 5 P: 5	R: 0 H: 0 E: 0 LOB: 1 K: 1 BB: 1 S: 5 P: 9	R: 0 H: 0 E: 0 LOB: 2 K: 1 BB: 2 S: 5 P: 13	R: 0 H: 2 E: 0 LOB: 2 K: 0 BB: 0 S: 5 P: 5	R: 0 H: 0 E: 0 LOB: 0 K: 1 BB: 0 S: 5 P: 5	R: 2 H: 3 E: 0 LOB: 1 K: 0 BB: 1 S: 5 P: 9	R: 1 H: 2 E: 0 LOB: 1 K: 0 BB: 0 S: 4 P: 4	1B: 7 SF: 1 2B: 3 SAC: 0 3B: 0 DP: 3 HR: 0 HBP: 0
---------------------	---	---	---	--	---	---	---	---	--

<b>PITCHER</b> <b>Bob Grim, R</b> ERA: 3.34 (1, 1)	IP 8.0 WLS L BF 36 H 10 R 4 ER 3 SO 4 BB 4 IBB 0 HBP 0 BLK 0 WP 0 HR 0 S 40 P 56 ERA 3.38 WHIP 1.750	<b>PITCHER</b>	IP WLS BF H R ER SO BB IBB HBP BLK WP HR S P ERA WHIP
--	--	----------------	---

**BOTTOM**

**New York Yankees @ Boston Red Sox**  
Fenway Park, Boston, MA  
Fri Aug 20 1954, 3:33 AM EDT  
Att. 30,174 - Unknown

<b>AB</b>	<b>31</b>
<b>R</b>	<b>4</b>
<b>H</b>	<b>10</b>
<b>RBI</b>	<b>4</b>
<b>BB</b>	<b>4</b>
<b>SO</b>	<b>4</b>
<b>LOB</b>	<b>18</b>



WP: 0	PA: 36
PB: 0	SB: 0
CS: 0	



Batter	1	2	3	4	5	6	7	8	9	10	11	12	AB	R	H	RBI	BB	SO	LOB	TOP					
Irv Noren, L OBP: 0.379, SLG: 0.501 (1, 9)	0-0 4-3 1B		0-0 1B		0-0 2B		0-0 F9		0-3 K		0-0 5-3		6	0	2	0	0	1	1						
Joe Collins, L OBP: 0.368, SLG: 0.463 (1, 3)	0-0 2B		0-3 K		0-0 P5			0-0 1B 1B	0-0 P1		0-0 1B		6	2	3	0	0	1	3						
Mickey Mantle, S OBP: 0.412, SLG: 0.580 (1, 8)	0-0 2B		0-3 K			0-3 K		0-0 F8	0-0 4-3		4-0 BB		5	0	1	1	1	2	2						
Yogi Berra, L OBP: 0.361, SLG: 0.478 Charles Silvera, R OBP: 0.342, SLG: 0.265 (1, 2) (10, 2)	0-0 F9			0-0 F3		4-0 BB		4-0 1B 2B BB		0-3 K	0-0 F9		3	1	0	0	2	1	1						
Bill Skowron, R OBP: 0.400, SLG: 0.613 Andy Carey, R OBP: 0.362, SLG: 0.418 (1, 5) (8, 5)	0-0 F8			0-0 6-3		0-0 F9		0-0 2B HR 1B		0-0 BB 1B		4	1	1	1	0	0	0	2						
Gene Woodling, L OBP: 0.358, SLG: 0.352 Bob Cerv, R OBP: 0.268, SLG: 0.404 (1, 7) (12, 7)		0-0 F8		0-3 K		0-0 4-3		0-0 HR 2B		4-0 1B BB		5	2	1	1	1	2	2							
Jerry Coleman, R OBP: 0.396, SLG: 0.301 Eddie Robinson, L OBP: 0.336, SLG: 0.356 Ralph Branca, R OBP: 0.421, SLG: 0.412 Hank Bauer, R OBP: 0.374, SLG: 0.491 Johnny Sain, R OBP: 0.389, SLG: 0.313 Whitney Ford, L OBP: 0.288, SLG: 0.188 (1, 4) (7, PH) (7, 1) (8, PH) (8, 1) (10, 1)		0-0 6-3			0-0 1B		0-0 F3	0-0 HR		0-0 F3		2	0	1	0	0	0	0	0						
Willy Miranda, S OBP: 0.321, SLG: 0.391 (1, 6) (7, 4)	0-0 F7			0-0 2B 1B		0-0 6-3	0-0 4-3		0-0 E1		0-0 WP 1B		6	0	3	1	0	0	0						
Tom Morgan, R OBP: 0.162, SLG: 0.250 Allie Reynolds, R OBP: 0.205, SLG: 0.209 Enos Slaughter, L OBP: 0.394, SLG: 0.346 Phil Rizzuto, R OBP: 0.304, SLG: 0.258 (1, 1) (6, 1) (7, PH) (7, 6)		0-0 6-3		0-3 K		0-0 BB	4-0 5-3		0-0 CS	0-0 F2	0-0 P6		2	0	0	0	0	1	1						
<b>Inning Stats</b>	R: 1 E: 0 K: 0 S: 5	H: 2 LOB: 1 BB: 0 P: 5	R: 0 E: 0 K: 0 S: 3	H: 0 LOB: 0 BB: 0 P: 3	R: 0 E: 0 K: 2 S: 8	H: 0 LOB: 0 BB: 0 P: 8	R: 0 E: 0 K: 1 S: 7	H: 3 LOB: 2 BB: 0 P: 7	R: 0 E: 0 K: 1 S: 5	H: 0 LOB: 1 BB: 1 P: 9	R: 5 E: 0 K: 0 S: 7	H: 4 LOB: 0 BB: 1 P: 11	R: 0 E: 0 K: 1 S: 5	H: 0 LOB: 0 BB: 0 P: 5	R: 2 E: 1 K: 1 S: 6	H: 2 LOB: 0 BB: 1 P: 10	R: 0 E: 0 K: 0 S: 4	H: 1 LOB: 2 BB: 1 P: 8	R: 1 E: 0 K: 1 S: 7	H: 2 LOB: 1 BB: 0 P: 7	1B: 9 2B: 4 3B: 1 HR: 1	SF: 1 SAC: 0 DP: 0 HBP: 0	WP: 1 PB: 0 SB: 0 CS: 1	PA: 55	
<b>PITCHER</b>	IP	WLS	BF	H	R	E	SO	BB	IBB	HBP	BLK	WP	HR	S	P	ERA	WHIP								
Ellis Kinder, R ERA: 3.55 (1, 1)	7.1		33	9	5	5	5	3	0	0	0	0	0	40	52	6.14	1.636								
Sid Hudson, R ERA: 4.18 (8, 1)	0.2		3	1	1	1	0	0	0	0	0	0	1	3	3	13.50	1.500								
Leo Kiely, L ERA: 3.58 (9, 1)	0.2		2	0	0	0	1	0	0	0	0	0	0	4	4	0.00	0.000								
Russ Kemmerer, R ERA: 4.07 (9, 1)	3.1	W	16	5	3	2	2	2	0	0	0	1	0	18	26	5.40	2.100								

**New York Yankees @ Boston Red Sox**  
 Fenway Park, Boston, MA  
 Sat Aug 21 1954, 3:33 AM EDT  
 Att. 25,003 - Unknown

AB	48
R	9
H	15
RBI	8
BB	5
SO	8
LOB	17





Batter	1	2	3	4	5	6	7	8	9	10	11	12	AB	R	H	RBI	BB	SO	LOB
<b>Billy Goodman, L</b> OBP: 0.355, SLG: 0.371 (1, 4)	4-0 BB		0-0 FC3-6 P3 1B 1-2f		0-0 3B 2B	0-0 4-3			0-0 5-3	4-0 BB		0-0 L1	5	2	1	0	2	0	4
<b>Ted Williams, L</b> OBP: 0.516, SLG: 0.646 (1, 7)	0-3 K		0-0 P3		4-0 3B IBB		4-0 SH1-4 BB SF8		4-0 3B BB	0-3 K		0-0 1B 1-2 2-H 3-H	2	2	0	0	3	1	2
<b>Jim Piersall, R</b> OBP: 0.339, SLG: 0.393 (9, PR)													0	1	0	0	0	0	0
<b>Don Lenhardt, R</b> OBP: 0.299, SLG: 0.400 (10, 7)													2	0	1	2	0	1	1
<b>Jackie Jensen, R</b> OBP: 0.361, SLG: 0.488 (1, 8)	0-0 L6		0-0 FC3-6 1B 2-H		0-0 2B 3B 1-H 2-H		4-0 SF8 SH1-4 BB		0-0 F8		0-3 K		5	1	2	3	1	1	2
<b>Harry Agganis, L</b> OBP: 0.324, SLG: 0.418 (1, 3)	0-0 F8		0-0 FC3-6 1B 1-2f		0-0 L4		0-0 SH1-4		0-0 1-3		0-0 1-3		5	0	1	1	0	0	3
<b>Karl Olson, R</b> OBP: 0.309, SLG: 0.372 (1, 9)		0-0 F8		0-0 F8	0-0 F9		0-0 SF8		0-0 1-3		0-0 6-3		5	0	0	1	0	0	3
<b>Grady Hatton, L</b> OBP: 0.376, SLG: 0.380 (1, 5)		0-0 FC5-4 1B		0-0 FC5-4 1B	0-0 2B 3-H		0-0 P6			0-0 HR 1B		0-3 K	5	1	4	1	0	0	1
<b>Ted Lepcio, R</b> OBP: 0.338, SLG: 0.403 (12, PH)													1	0	0	0	0	1	0
<b>Sammy White, R</b> OBP: 0.314, SLG: 0.427 (1, 2)		0-0 FC5-4 1B 1-2f		0-0 FC5-4 1B 1-2f	0-0 5-6-3			0-0 L6		0-0 HR		0-0 BB BB 1B	6	2	2	2	0	0	3
<b>Billy Consolo, R</b> OBP: 0.320, SLG: 0.280 (1, 6)		0-0 B2-3		0-0 1B			0-0 F2	0-3 K		0-3 K		4-0 BB BB BB 1B BB	5	1	1	0	1	2	1
<b>Ellis Kinder, R</b> OBP: 0.208, SLG: 0.217 (1, 1)			4-0 FC3-6 BB		0-0 1-3 1B		0-0 6-3	0-3 K		0-3 K		4-0 BB BB BB 1B BB	2	0	0	0	1	0	2
<b>Sid Hudson, R</b> OBP: 0.167, SLG: 0.167 (8, 1)													0	0	0	0	0	0	0
<b>Sam Meigs, R</b> OBP: 0.290, SLG: 0.373 (8, PH)													1	0	0	0	0	1	0
<b>Leo Kelly, L</b> OBP: 0.196, SLG: 0.250 (8, 1)													0	0	0	0	0	0	0
<b>Russ Kammmerer, R</b> OBP: 0.200, SLG: 0.077 (8, 1)													1	0	0	0	0	1	0
<b>Mickey Owen, R</b> OBP: 0.307, SLG: 0.323 (12, PH)													0	0	0	0	1	0	0
<b>Tom Erewiler, R</b> OBP: 0.316, SLG: 0.370 (12, PR)													0	0	0	0	0	0	0

Inning Stats	R: 0	H: 0	E: 0	LOB: 1	K: 1	S: 5	R: 0	H: 1	E: 0	LOB: 1	K: 0	S: 4	R: 1	H: 1	E: 0	LOB: 1	K: 0	S: 4	R: 0	H: 2	E: 0	LOB: 2	K: 0	S: 5	R: 3	H: 3	E: 0	LOB: 1	K: 0	S: 6	R: 0	H: 0	E: 0	LOB: 0	K: 0	S: 3	R: 1	H: 0	E: 0	LOB: 1	K: 0	S: 3	R: 0	H: 0	E: 0	LOB: 0	K: 2	S: 7	R: 1	H: 1	E: 0	LOB: 2	K: 0	S: 4	R: 2	H: 2	E: 0	LOB: 1	K: 3	S: 11	R: 0	H: 0	E: 0	LOB: 0	K: 1	S: 5	R: 0	H: 0	E: 0	LOB: 0	K: 1	S: 5	R: 2	H: 2	E: 0	LOB: 2	K: 1	S: 6	R: 2	H: 2	E: 0	LOB: 2	K: 1	S: 6	R: 2	H: 2	E: 0	LOB: 2	K: 1	S: 6	1B: 7	SF: 1	2B: 2	3B: 2	HR: 1	WP: 0	PA: 56
--------------	------	------	------	--------	------	------	------	------	------	--------	------	------	------	------	------	--------	------	------	------	------	------	--------	------	------	------	------	------	--------	------	------	------	------	------	--------	------	------	------	------	------	--------	------	------	------	------	------	--------	------	------	------	------	------	--------	------	------	------	------	------	--------	------	-------	------	------	------	--------	------	------	------	------	------	--------	------	------	------	------	------	--------	------	------	------	------	------	--------	------	------	------	------	------	--------	------	------	-------	-------	-------	-------	-------	-------	--------

PITCHER	IP	WLS	BF	H	R	ER	SO	BB	IBB	HBP	BLK	WP	HR	S	P	ERA	WHIP
<b>Tom Morgan, R</b> ERA: 3.75 (1, 1)	5.0		25	7	4	4	1	2	1	0	0	0	0	24	36	7.20	1.800
<b>Allie Reynolds, R</b> ERA: 3.35 (6, 1)	1.0		3	0	0	0	0	0	0	0	0	0	0	3	3	0.00	0.000
<b>Ralph Branca, R</b> ERA: 4.87 (7, 1)	1.0		5	0	1	1	0	2	0	0	0	0	0	3	11	9.00	2.000
<b>Johnny Sain, R</b> ERA: 2.94 (8, 1)	2.0		10	3	3	3	2	1	0	0	0	0	1	13	17	13.50	2.000
<b>Whitey Ford, L</b> ERA: 2.92 (10, 1)	2.2	L	13	2	2	2	5	3	0	0	0	0	0	20	32	6.75	1.875


**BOTTOM**

**New York Yankees @ Boston Red Sox**  
Fenway Park, Boston, MA


Sat Aug 21 1954, 3:33 AM EDT  
Att: 25,003 - Unknown

livebaseballscorecards.com

AB	45
R	10
H	12
RBI	10
BB	9
SO	8
LOB	22





Batter	1	2	3	4	5	6	7	8	9	AB R H RBI BB SO LOB	TOP														
Andy Carey, R (1, 5) OBP: 0.363, SLG: 0.418	0-0 F7		0-0 FC5-4		0-0 1B		0-0 E2		0-3 K	5 0 2 0 0 1 2	<p><b>New York Yankees @ Boston Red Sox</b> Fenway Park, Boston, MA</p> <p>Sun Aug 22 1954, 3:33 AM EDT Att: 30,046 - Unknown</p> <p>livebaseballscorecards.com</p> <table border="1"> <tr><td>AB</td><td>35</td></tr> <tr><td>R</td><td>2</td></tr> <tr><td>H</td><td>10</td></tr> <tr><td>RBI</td><td>1</td></tr> <tr><td>BB</td><td>4</td></tr> <tr><td>SO</td><td>4</td></tr> <tr><td>LOB</td><td>24</td></tr> </table> 	AB	35	R	2	H	10	RBI	1	BB	4	SO	4	LOB	24
AB	35																								
R	2																								
H	10																								
RBI	1																								
BB	4																								
SO	4																								
LOB	24																								
Joe Collins, L (1, 3) OBP: 0.366, SLG: 0.457	4-0 BB		0-0 E3		0-0 F9		0-0 P4		0-0 F8	4 0 0 0 1 0 4															
Mickey Mantle, S (1, 8) (8, 6)	0-0 P6		0-0 4-3		0-0 F9		4-0 BB		0-0 3-1	4 0 0 0 1 0 5															
Yogi Berra, L (1, 2) OBP: 0.359, SLG: 0.474	0-0 4-3				0-0 F3		0-0 4-3		0-0 F7	4 0 0 0 0 0 3															
Enos Slaughter, L (1, 9) (8, 7)					0-0 1B		0-0 1B		0-0 4-3	4 1 3 0 0 0 2															
Irv Noren, L (1, 7) OBP: 0.378, SLG: 0.499					0-0 1B		0-0 F8		0-0 1B	4 0 1 0 0 1 3															
Jerry Coleman, R (1, 4) OBP: 0.301, SLG: 0.305					0-0 1B		0-0 1B		0-0 G5-4-3	4 0 2 1 0 0 2															
Willy Miranda, S (1, 6) OBP: 0.329, SLG: 0.391					0-0 3-1		0-3 K		0-0 4-3	0 0 0 0 1 0 0															
Eddie Robinson, L (4, PH) OBP: 0.333, SLG: 0.352										1 0 0 0 0 0 2															
Phil Rizzuto, R (4, 6) OBP: 0.303, SLG: 0.257										1 0 0 0 0 1 1															
Hank Bauer, R (8, PH) OBP: 0.373, SLG: 0.490										1 0 0 0 0 0 0															
Harry Byrd, R (1, 1) OBP: 0.277, SLG: 0.209										1 0 0 0 1 1 0															
Bob Cerv, R (7, PH) OBP: 0.281, SLG: 0.434										1 1 1 0 0 0 0															
Allie Reynolds, R (7, 1) OBP: 0.205, SLG: 0.209										0 0 0 0 0 0 0															
Bill Skowron, R (9, PH) OBP: 0.403, SLG: 0.622										1 0 1 0 0 0 0															
<b>Inning Stats</b>	R: 0 E: 0 K: 0 S: 3	H: 0 LOB: 1 BB: 1 P: 7	R: 0 E: 0 K: 0 S: 3	H: 1 LOB: 0 BB: 0 P: 3	R: 0 E: 1 K: 0 S: 3	H: 0 LOB: 2 BB: 2 P: 11	R: 0 E: 0 K: 1 S: 7	H: 2 LOB: 2 BB: 0 P: 7	R: 0 E: 0 K: 1 S: 6	H: 1 LOB: 1 BB: 0 P: 6	R: 1 E: 0 K: 1 S: 7	H: 2 LOB: 1 BB: 0 P: 7	R: 1 E: 1 K: 0 S: 5	H: 2 LOB: 2 BB: 1 P: 9	R: 0 E: 0 K: 0 S: 3	H: 1 LOB: 0 BB: 0 P: 3	R: 0 E: 0 K: 1 S: 6	H: 1 LOB: 1 BB: 0 P: 6	1B: 7 2B: 3 3B: 0 HR: 0	SF: 0 SAC: 0 DP: 2 HBP: 0	WP: 0 PB: 0 SB: 0 CS: 1	PA: 39			
<b>PITCHER</b> Frank Sullivan, R (1, 1) ERA: 2.94	IP: 9.0 WLS: W BF: 39 H: 10 R: 2 ER: 1 SO: 4 BB: 4 IBB: 0 HBP: 0 BLK: 0 WP: 0 HR: 0 S: 43 P: 59 ERA: 1.00 WHIP: 1.556											<b>PITCHER</b>	IP: 9.0 WLS: W BF: 39 H: 10 R: 2 ER: 1 SO: 4 BB: 4 IBB: 0 HBP: 0 BLK: 0 WP: 0 HR: 0 S: 43 P: 59 ERA: 1.00 WHIP: 1.556												

Batter	1	2	3	4	5	6	7	8	9
<b>Billy Goodman, L</b> (1, 4) OBP: 0.358, SLG: 0.373	4-0 BB		0-0 HR 1B		0-0 2B 1B	0-0 F3		0-0 F3	
<b>Ted Williams, L</b> (1, 7) OBP: 0.520, SLG: 0.663	0-0 F3		0-0 HR		0-0 2B		4-0 SH3-4 1B BB	0-0 1B	
<b>Jackie Jensen, R</b> (1, 8) OBP: 0.362, SLG: 0.485 <b>Charlie Maxwell, L</b> (8, 8) OBP: 0.311, SLG: 0.290	0-0 P3		1-0 HBP		0-0 F7		4-0 SH3-4 1B BB	0-0 F8	
<b>Harry Agganis, L</b> (1, 3) OBP: 0.324, SLG: 0.416	0-0 F8		4-0 BB		0-0 F5		0-0 SH3-4		
<b>Karl Olson, R</b> (1, 9) OBP: 0.308, SLG: 0.366		0-0 E6	0-0 G6-4-3		0-0 5-3		4-0 1B SF8 BB		
<b>Grady Hatton, L</b> (1, 5) OBP: 0.378, SLG: 0.382		0-0 F8		0-0 1B		0-0 F3	0-0 1B		
<b>Sammy White, R</b> (1, 2) OBP: 0.313, SLG: 0.429		0-0 F9		0-0 G6-4-3		0-0 1B E 2B	0-0 SF8		
<b>Billy Consolo, R</b> (1, 6) OBP: 0.319, SLG: 0.280		0-3 K		0-0 F9		0-0 K 1B	0-3 K		
<b>Frank Sullivan, R</b> (1, 1) OBP: 0.211, SLG: 0.196			0-0 P6		0-0 1B 2B 1B	0-3 K		0-0 F8	

Inning Stats	R: 0	H: 0	E: 0	K: 0	S: 3	LOB: 1	BB: 1	P: 7
	R: 0	H: 0	E: 1	K: 1	S: 6 <td>LOB: 1</td> <td>BB: 0</td> <td>P: 6 </td>	LOB: 1	BB: 0	P: 6
	R: 2	H: 2	E: 0	K: 0	S: 4 <td>LOB: 1</td> <td>BB: 1</td> <td>P: 9 </td>	LOB: 1	BB: 1	P: 9
	R: 0	H: 1	E: 0	K: 0	S: 3 <td>LOB: 0</td> <td>BB: 0</td> <td>P: 3 </td>	LOB: 0	BB: 0	P: 3
	R: 2	H: 3	E: 0	K: 0	S: 6 <td>LOB: 1</td> <td>BB: 0</td> <td>P: 6 </td>	LOB: 1	BB: 0	P: 6
	R: 1	H: 2	E: 0	K: 1	S: 7 <td>LOB: 1</td> <td>BB: 0</td> <td>P: 7 </td>	LOB: 1	BB: 0	P: 7
	R: 3	H: 1	E: 0	K: 1	S: 6 <td>LOB: 1</td> <td>BB: 3</td> <td>P: 18 </td>	LOB: 1	BB: 3	P: 18
	R: 0	H: 1	E: 0	K: 0	S: 4 <td>LOB: 1</td> <td>BB: 0</td> <td>P: 4 </td>	LOB: 1	BB: 0	P: 4

PITCHER										PITCHER																								
IP	WLS	BF	H	R	ER	SO	BB	IBB	HBP	BLK	WP	HR	S	P	ERA	WHIP	IP	WLS	BF	H	R	ER	SO	BB	IBB	HBP	BLK	WP	HR	S	P	ERA	WHIP	
<b>Harry Byrd, R</b> (1, 1) ERA: 3.04	6.0	L	28	8	5	4	2	2	0	1	0	1	29	38	6.00	1.667																		
<b>Allie Reynolds, R</b> (7, 1) ERA: 3.5	2.0		11	2	3	3	1	3	0	0	0	0	10	22	13.50	2.500																		

AB R H RBI BB SO LOB

4	2	2	0	1	0	1
4	2	3	4	1	0	1
2	1	0	0	1	0	2
1	0	0	0	0	0	1
2	0	0	0	1	0	2
3	1	0	0	1	0	3
4	0	2	2	0	0	1
3	1	1	1	0	0	2
4	0	1	0	0	2	2
4	1	1	0	0	1	1

1B: 7	SF: 1	WP: 0	PA: 39
2B: 2	SAC: 1	PB: 0	
3B: 0	DP: 2	SB: 1	
HR: 1	HBP: 1	CS: 0	

**New York Yankees @ Boston Red Sox**  
 Fenway Park, Boston, MA  
 Sun Aug 22 1954, 3:33 AM EDT  
 Att. 30,046 - Unknown

livebaseballscorecards.com

AB	31
R	8
H	10
RBI	7
BB	5
SO	3
LOB	16





Batter	1	2	3	4	5	6	7	8	9	AB R H RBI BB SO LOB	TOP									
Cal Abrams, L (1, 9) OBP: 0.398, SLG: 0.393	0-3 K		0-0 1-3			4-0 BB		0-0 1B		3 0 1 0 1 1 0	<p><b>Baltimore Orioles @ New York Yankees</b>  Yankee Stadium, Bronx, NY</p> <p>Tue Aug 24 1954, 3:33 AM EDT  Att: 15,553 - Unknown</p> <p>livebaseballscorecards.com</p>									
Chuck Diering, R (1, 8) OBP: 0.367, SLG: 0.328	0-0 F8			0-0 6-3		0-0 F7		0-0 F9		4 0 0 0 0 0 2										
Eddie Waitkus, L (1, 3) OBP: 0.336, SLG: 0.383	0-0 1-3			0-0 5-3		0-0 G3				4 1 1 0 0 0 1										
Vern Stephens, R (1, 5) OBP: 0.314, SLG: 0.400		0-0 G4-3 1B		0-0 2B		0-0 6-3		0-3 K		4 1 2 0 0 1 2										
Jim Fridley, R (1, 7) OBP: 0.304, SLG: 0.374		0-0 G4-3 1-2f		0-0 2B		0-3 K		0-0 1B		4 0 2 1 0 1 1										
Ray Murray, R (1, 2) OBP: 0.250, SLG: 0.315		0-0 1B		0-0 P6		0-0 P5		0-0 1B		3 0 1 0 0 0 1										
Clint Courtney, L (9, PH) OBP: 0.330, SLG: 0.362								1-3 3-H		1 0 1 1 0 0 0										
Bobby Young, L (1, 4) OBP: 0.334, SLG: 0.341		0-0 F8			0-0 F7		0-3 K		0-0 1-3	4 0 0 0 0 1 2										
Billy Hunter, R (1, 6) OBP: 0.281, SLG: 0.311			0-0 P3		0-0 5-3			0-0 4-3		3 0 0 0 0 0 0										
Don Larsen, R (1, 1) OBP: 0.274, SLG: 0.406			0-3 K		0-3 K			0-0 4-3		2 0 0 0 0 2 0										
Howie Fox, R (6, 1) OBP: 0.286, SLG: 0.357										0 0 0 0 0 0 0										
Dick Kryhoski, L (8, PH) OBP: 0.304, SLG: 0.332										1 0 0 0 0 0 0										
Bob Chakales, R (8, 1) OBP: 0.409, SLG: 0.429										0 0 0 0 0 0 0										
<b>Inning Stats</b>	R: 0 E: 0 K: 1 S: 5	H: 0 LOB: 0 BB: 0 P: 5	R: 0 E: 0 K: 0 S: 4	H: 2 LOB: 1 BB: 0 P: 4	R: 0 E: 0 K: 1 S: 5	H: 0 LOB: 0 BB: 0 P: 5	R: 1 E: 0 K: 0 S: 5	H: 2 LOB: 1 BB: 0 P: 5	R: 0 E: 0 K: 1 S: 5	H: 0 LOB: 0 BB: 0 P: 5	R: 0 E: 0 K: 2 S: 7	H: 0 LOB: 0 BB: 0 P: 7	R: 0 E: 0 K: 0 S: 4	H: 1 LOB: 1 BB: 0 P: 4	R: 1 E: 0 K: 1 S: 7	H: 3 LOB: 1 BB: 0 P: 7	1B: 7 2B: 1 3B: 0 HR: 0	SF: 0 SAC: 0 DP: 1 HBP: 0	WP: 0 PB: 0 SB: 0 CS: 0	PA: 34
<b>PITCHER</b>	IP WLS BF H R ER SO BB IBB HBP BLK WP HR S P ERA WHIP																			
Whitey Ford, L (1, 1) ERA: 2.88	5.1 W 20 4 1 1 3 1 0 0 0 0 0 0 25 29 1.69 0.938																			
Allie Reynolds, R (6, 1) ERA: 3.48	3.2 S 14 4 1 1 3 0 0 0 0 0 0 0 20 20 2.46 1.091																			

AB	33
R	2
H	8
RBI	2
BB	1
SO	6
LOB	9



Batter	1	2	3	4	5	6	7	8	9
Hank Bauer, R OBP: 0.373, SLG: 0.488 (1, 9)	0-0 6-3		0-0 5-3	0-0 2-H 1B		0-0 F5		0-0 1B SF8 1B	
Joe Collins, L OBP: 0.366, SLG: 0.456 (1, 3)	0-3 K		0-0 1B BB 1B	0-0 F7		0-0 F8		0-0 1-3 1B	
Mickey Mantle, S OBP: 0.412, SLG: 0.574 (1, 8)	0-3 K		4-0 1B 1-2 BB		4-0 HR BB		0-0 2B 1B BB	0-0 SF8 3-H	
Yogi Berra, L OBP: 0.361, SLG: 0.481 (1, 2)		0-0 F7	0-0 1-3 2-H 1B		0-0 1-H HR		4-0 2B 1-2 SF8 BB	0-0 L3	
Irv Noren, L OBP: 0.379, SLG: 0.500 (1, 7)		0-0 4-3	0-0 G3		4-0 CS BB		0-0 SF8 1-3 2-H WP 2B		
Andy Carey, R OBP: 0.364, SLG: 0.425 (1, 5)		4-0 BB BB		0-0 1B 3B		0-0 F7		0-0 SF8 2-3 3-H	
Jerry Coleman, R OBP: 0.304, SLG: 0.305 (1, 4)		4-0 FC6-4 1-2 BB		0-0 6-3		0-0 FC6-4 1-2 1B		0-0 6-3 3-H	
Willy Miranda, S OBP: 0.325, SLG: 0.384 (1, 6)		0-0 FC6-4 1-2f		0-0 5-3 1B 3-H		0-0 FC6-4 1-2f		0-0 F7	
Whitey Ford, L OBP: 0.259, SLG: 0.180 (1, 1)			0-0 F7		0-0 5-3		0-3 K	0-0 P6	
Allie Reynolds, R OBP: 0.196, SLG: 0.200 (6, 1)				1-2					

Inning Stats	R: 0	H: 0	E: 0	K: 2	S: 7	LOB: 0	BB: 0	P: 7
	R: 0	H: 0	E: 0	K: 0	S: 3	LOB: 2	BB: 2	P: 11
	R: 1	H: 2	E: 0	K: 0	S: 5	LOB: 2	BB: 1	P: 9
	R: 2	H: 3	E: 0	K: 0	S: 6	LOB: 1	BB: 0	P: 6
	R: 2	H: 2	E: 0	K: 0	S: 4	LOB: 1	BB: 2	P: 12
	R: 0	H: 0	E: 0	K: 1	S: 5	LOB: 0	BB: 0	P: 5
	R: 3	H: 2	E: 0	K: 0	S: 5	LOB: 0	BB: 1	P: 9
	R: 1	H: 2	E: 0	K: 0	S: 5	LOB: 1	BB: 0	P: 5

PITCHER	IP	WLS	BF	H	R	ER	SO	BB	IBB	HBP	BLK	WP	HR	S	P	ERA	WHIP
Don Larsen, R ERA: 4.32 (1, 1)	5.0	L	26	7	5	5	2	5	0	0	0	0	1	25	45	9.00	2.400
Howie Fox, R ERA: 3.44 (6, 1)	2.0		9	2	3	3	1	1	0	0	0	1	0	10	14	13.50	1.500
Bob Chakales, R ERA: 3.56 (8, 1)	1.0		5	2	1	1	0	0	0	0	0	0	0	5	5	9.00	2.000


**BOTTOM**

**Baltimore Orioles @ New York Yankees**  
 Yankee Stadium, Bronx, NY

Tue Aug 24 1954, 3:33 AM EDT  
 Att. 15,553 - Unknown

AB	32
R	9
H	11
RBI	8
BB	6
SO	3
LOB	10

WP: 1 PA: 40  
 PB: 0  
 SB: 0  
 CS: 1



1B	2B	3B	HR	SF	SAC	DP	HBP
8	1	1	1	2	0	0	0



Batter	1	2	3	4	5	6	7	8	9	AB R H RBI BB SO LOB	TOP							
Cal Abrams, L (1, 9) OBP: 0.394, SLG: 0.389	0-0 F9		0-0 4-3			0-0 4-3			0-3 K	4 0 0 0 0 1 0	<p><b>Baltimore Orioles @ New York Yankees</b>  <b>Yankee Stadium, Bronx, NY</b>  Wed Aug 25 1954, 3:33 AM EDT  Att. 8,411 - Unknown</p>							
Chuck Diering, R (1, 8) OBP: 0.365, SLG: 0.325	4-0 CS BB			0-0 L8		0-0 5-3			0-0 6-3	3 0 0 0 1 0 0								
Eddie Waitkus, L (1, 3) OBP: 0.336, SLG: 0.380	0-3 K 1-2			0-0 4-3						2 0 0 0 1 1 1								
Vern Stephens, R (1, 5) OBP: 0.312, SLG: 0.396		0-0 5-3		0-0 L7						3 0 0 0 0 0 1								
Jim Fridley, R (1, 7) OBP: 0.304, SLG: 0.374		0-0 F9			0-0 G5-4-3 1B					3 0 1 0 0 0 1								
Ray Murray, R (1, 2) OBP: 0.254, SLG: 0.316		0-0 1B			0-0 P4					3 0 1 0 0 0 1								
Billy Hunter, R (1, 6) OBP: 0.279, SLG: 0.308		0-0 B2-3			0-0 G5-4-3 1-2f					3 0 0 0 0 0 2								
Bobby Young, L (1, 4) OBP: 0.334, SLG: 0.350			0-0 4-3			0-0 HR				3 1 1 1 0 0 0								
Joe Coleman, R (1, 1) OBP: 0.188, SLG: 0.273			0-0 F7			0-0 F8				1 0 0 0 0 0 0								
Bob Kennedy, R (6, PH) OBP: 0.302, SLG: 0.357									0-0 P4	1 0 0 0 0 0 0								
Mike Blyzka, R (6, 1) OBP: 0.167, SLG: 0.167										0 0 0 0 0 0 0								
Don Larsen, R (9, PH) OBP: 0.270, SLG: 0.400										1 0 0 0 0 0 0								
<b>Inning Stats</b>	R: 0 E: 0 K: 1 S: 4	H: 0 LOB: 1 BB: 1 P: 8	R: 0 E: 0 K: 0 S: 4	H: 1 LOB: 1 BB: 0 P: 4	R: 0 E: 0 K: 0 S: 3	H: 0 LOB: 0 BB: 0 P: 3	R: 0 E: 0 K: 0 S: 3	H: 0 LOB: 0 BB: 0 P: 3	R: 0 E: 0 K: 0 S: 2	H: 0 LOB: 0 BB: 1 P: 6	R: 0 E: 0 K: 0 S: 3	H: 0 LOB: 0 BB: 0 P: 3	R: 0 E: 0 K: 1 S: 5	H: 0 LOB: 0 BB: 0 P: 5	1B: 2 2B: 1 3B: 0 HR: 1	SF: 0 SAC: 0 DP: 3 HBP: 0	WP: 0 PB: 0 SB: 0 CS: 1	PA: 29
<b>PITCHER</b> Ed Lopat, L (1, 1) ERA: 3.46	IP: 9.0 WLS: W BF: 29 H: 3 R: 1 ER: 1 SO: 2 BB: 2 IBB: 0 HBP: 0 BLK: 0 WP: 0 HR: 1 S: 31 P: 39 ERA: 1.00 WHIP: 0.556											<b>PITCHER</b>	IP: 9.0 WLS: W BF: 29 H: 3 R: 1 ER: 1 SO: 2 BB: 2 IBB: 0 HBP: 0 BLK: 0 WP: 0 HR: 1 S: 31 P: 39 ERA: 1.00 WHIP: 0.556					

livebaseballscorecards.com

<b>AB</b>	27
<b>R</b>	1
<b>H</b>	3
<b>RBI</b>	1
<b>BB</b>	2
<b>SO</b>	2
<b>LOB</b>	6



Batter	1	2	3	4	5	6	7	8	9	AB R H RBI BB SO LOB
Hank Bauer, R OBP: 0.375, SLG: 0.498 (1, 9)	0-0 F7 ①		0-0 HR ②		0-0 P6 ②		0-0 4-3 1B 2-H			4 1 2 2 0 0 0
Joe Collins, L OBP: 0.368, SLG: 0.453 (1, 3)	4-0 HR BB BBB		0-0 L9 ②		4-0 BB BBB		0-0 4-3 ②			2 1 0 0 2 0 1
Mickey Mantle, S OBP: 0.411, SLG: 0.571 (1, 8)	0-0 F8 ②		0-0 1B ③		0-0 L7 ③		0-0 F7 ③			4 0 1 0 0 0 3
Yogi Berra, L OBP: 0.360, SLG: 0.485 (1, 2)	0-0 HR 1-H		0-3 K ③			0-0 F8 ①		0-0 F9 ①		4 1 1 2 0 1 1
Irv Noren, L OBP: 0.380, SLG: 0.507 (1, 7)	0-0 P5 ③			0-0 HR ①		4-0 BB S BBB		0-0 F7 ②		3 1 1 1 1 0 0
Andy Carey, R OBP: 0.363, SLG: 0.423 (1, 5)		0-0 B1-3 ①		0-0 F9 ①		0-0 F8 ②		0-0 1B ③		4 0 1 0 0 0 1
Jerry Coleman, R OBP: 0.303, SLG: 0.312 (1, 4)		0-0 5-3 ②		0-0 8-2 3B ③		0-3 K ③		0-0 1-3 ③		4 0 1 0 0 1 2
Willy Miranda, S OBP: 0.326, SLG: 0.382 (1, 6)		0-0 P6 ③		0-0 8-2 ② ③			0-0 SH1-4 1B ①			3 1 1 0 0 0 1
Ed Lopat, L OBP: 0.075, SLG: 0.020 (1, 1)			0-0 4-3 ①		0-0 G3 ①		0-0 SH1-4 ①			2 0 0 0 0 0 0

Inning Stats	R: 2	H: 1	E: 0	LOB: 0	K: 0	P: 8	R: 0	H: 0	E: 0	LOB: 0	K: 0	P: 3	R: 1	H: 2	E: 0	LOB: 1	K: 1	P: 7	R: 1	H: 2	E: 0	LOB: 0	K: 0	P: 4	R: 0	H: 0	E: 0	LOB: 1	K: 1	P: 9	R: 1	H: 2	E: 0	LOB: 1	K: 0	P: 5	R: 0	H: 1	E: 0	LOB: 1	K: 0	P: 4
	S: 4	BB: 8	S: 3	BB: 3	S: 7	BB: 0	S: 3	BB: 7	S: 5	BB: 1	S: 3	BB: 1	S: 4	BB: 4	S: 3	BB: 1	S: 5	BB: 9	S: 5	BB: 0	S: 4	BB: 0	S: 5	BB: 1	S: 4	BB: 1	S: 4	BB: 0	S: 4	BB: 4	S: 5	BB: 5	S: 4	BB: 4	S: 4	BB: 0	S: 4	BB: 1	S: 4	BB: 0	S: 4	BB: 4

PITCHER	IP	WLS	BF	H	R	ER	SO	BB	IBB	HBP	BLK	WP	HR	S	P	ERA	WHIP
Joe Coleman, R ERA: 3.75 (1, 1)	5.0	L	21	5	4	4	1	2	0	0	0	0	3	21	29	7.20	1.400
Mike Blyzka, R ERA: 4.54 (6, 1)	3.0		13	3	1	1	1	1	0	0	0	0	0	14	18	3.00	1.333

**BOTTOM**

**Baltimore Orioles @ New York Yankees**  
 Yankee Stadium, Bronx, NY  
 Wed Aug 25 1954, 3:33 AM EDT  
 Att: 8,411 - Unknown

AB	30
R	5
H	8
RBI	5
BB	3
SO	2
LOB	9

livebaseballscorecards.com



PITCHER	IP	WLS	BF	H	R	ER	SO	BB	IBB	HBP	BLK	WP	HR	S	P	ERA	WHIP
Joe Coleman, R ERA: 3.75 (1, 1)	5.0	L	21	5	4	4	1	2	0	0	0	0	3	21	29	7.20	1.400
Mike Blyzka, R ERA: 4.54 (6, 1)	3.0		13	3	1	1	1	1	0	0	0	0	0	14	18	3.00	1.333



Batter	1	2	3	4	5	6	7	8	9	AB R H RBI BB SO LOB	TOP	
Harvey Kuenn, R (1, 6) OBP: 0.325, SLG: 0.386	0-0 F9	0-0 F8			0-0 P5		0-0 1B			4 0 1 0 0 0 2	<b>Detroit Tigers @ New York Yankees</b> Yankee Stadium, Bronx, NY Thu Aug 26 1954, 3:33 AM EDT Att. 9,801 - Unknown <a href="http://livebaseballscorecards.com">livebaseballscorecards.com</a>	
Fred Hatfield, L (1, 4) OBP: 0.384, SLG: 0.339	4-0 1B BB		0-0 6-3		0-3 K		0-0 1-3			3 0 0 0 1 1 1		
Bob Nieman, R (1, 7) OBP: 0.325, SLG: 0.455	0-0 1-3 1B		0-0 P5		0-0 6-3			0-0 5-3		4 0 1 0 0 0 0		
Ray Boone, R (1, 5) OBP: 0.385, SLG: 0.482	0-3 K		0-0 1B		4-0 8-4 1B BB			0-3 K		3 1 1 0 1 2 1		
Wayne Belardi, L (1, 3) OBP: 0.360, SLG: 0.465		4-0 1B 1B SF7 BB	0-0 1B		0-0 P6			0-0 F8		3 1 1 1 1 0 1		
Jim Delsing, L (1, 8) OBP: 0.329, SLG: 0.346		0-0 1B 1B	0-0 P6		0-0 1-2 1B			0-0 2B		4 0 3 0 0 0 1		
Hoot Evers, R (1, 9) OBP: 0.187, SLG: 0.239		0-3 K		0-0 F7		0-0 8-4		0-0 5-3		4 0 0 0 0 1 5		
Frank House, L (1, 2) OBP: 0.297, SLG: 0.353		0-0 1-2 2-3 1B		0-0 F8		0-0 5-3		0-0 P6		4 0 1 0 0 0 1		
Billy Hoelt, L (1, 1) OBP: 0.305, SLG: 0.306		0-0 SF7		0-0 5-3		0-0 P5		0-0 6-3		0 0 0 1 0 0 0		
Ray Herbert, R (3, 1) OBP: 0.278, SLG: 0.500										1 0 0 0 0 0 0		
Walt Dropo, R (7, PH) OBP: 0.344, SLG: 0.393										1 0 0 0 0 0 0		
Dick Marlowe, R (7, 1) OBP: 0.286, SLG: 0.308										0 0 0 0 0 0 0		
Steve Souchock, R (9, PH) OBP: 0.229, SLG: 0.455										1 0 0 0 0 0 1		
<b>Inning Stats</b>	R: 0 H: 1 E: 0 LOB: 1 K: 1 BB: 1 S: 5 P: 9	R: 1 H: 2 E: 0 LOB: 2 K: 1 BB: 1 S: 7 P: 11	R: 1 H: 2 E: 0 LOB: 1 K: 0 BB: 0 S: 5 P: 5	R: 0 H: 0 E: 0 LOB: 0 K: 0 BB: 0 S: 3 P: 3	R: 0 H: 0 E: 0 LOB: 0 K: 1 BB: 0 S: 5 P: 5	R: 0 H: 1 E: 0 LOB: 1 K: 0 BB: 1 S: 3 P: 7	R: 0 H: 1 E: 0 LOB: 1 K: 0 BB: 0 S: 4 P: 4	R: 0 H: 0 E: 0 LOB: 0 K: 1 BB: 0 S: 5 P: 5	R: 0 H: 1 E: 0 LOB: 1 K: 0 BB: 0 S: 4 P: 4	1B: 6 SF: 1 2B: 2 SAC: 0 3B: 1 DP: 1 HR: 0 HBP: 0	WP: 0 PA: 36 PB: 0 SB: 1 CS: 0	
<b>PITCHER</b> Bob Grim, R (1, 1) ERA: 3.26	IP WLS BF H R ER SO BB IBB HBP BLK WP HR S P ERA WHIP	9.0 W 36 8 2 2 4 3 0 0 0 0 0 0 41 53 2.00 1.222										





Batter	1	2	3	4	5	6	7	8	9	AB R H RBI BB SO LOB	TOP											
Harvey Kuenn, R (1, 6) OBP: 0.323, SLG: 0.383	0-0 E5		0-0 4-3			0-0 4-3		0-0 F8		4 0 0 0 0 0 1	<b>Detroit Tigers @ New York Yankees</b> Yankee Stadium, Bronx, NY Fri Aug 27 1954, 3:33 AM EDT Att: 21,724 - Unknown											
Fred Hatfield, L (1, 4) OBP: 0.380, SLG: 0.345	0-0 P6			0-0 F7		0-0 2B		0-0 FC3-6		4 0 1 0 0 0 2												
Bob Nieman, R (1, 7) OBP: 0.319, SLG: 0.445	0-0 F7			0-0 F9		0-0 F8		0-0 6-3		4 0 0 0 0 0 3												
Ray Boone, R (1, 5) OBP: 0.384, SLG: 0.480	0-0 F7			0-0 1B		0-0 6-3		0-0 F7		4 0 1 0 0 0 2												
Walt Dropo, R (1, 3) OBP: 0.347, SLG: 0.399		0-0 6-3		0-3 K		0-0 2B		0-0 FC5-4 1B		4 0 2 0 0 1 1												
Jim Delsing, L (1, 9) OBP: 0.325, SLG: 0.341		0-0 1-6-3		0-3 K		0-3 K		0-0 FC8 FC5-4		4 0 0 0 0 2 2												
Chick King, R (1, 8) OBP: 0.250, SLG: 0.250		0-0 1-3		0-0 FC4-6 1B		0-0 F9		0-0 FC5-4		4 0 1 0 0 0 3												
Red Wilson, R (1, 2) OBP: 0.349, SLG: 0.322			0-0 3-1		0-0 FC4-6		0-0 F8		0-0 F8	2 0 0 0 0 0 1												
Frank House, L (7, PH) OBP: 0.295, SLG: 0.351				0-0 F9		0-0 F7		0-0 FC3-6 1B		2 0 0 0 0 0 0												
George Zuverink, R (1, 1) OBP: 0.135, SLG: 0.137										1 0 1 0 0 0 0												
Bob Miller, R (7, 1) OBP: 0.100, SLG: 0.100										0 0 0 0 0 0 0												
Wayne Belardi, L (8, PH) OBP: 0.363, SLG: 0.468										0 0 0 0 0 0 0												
Ted Gray, S (8, 1) OBP: 0.083, SLG: 0.083										0 0 0 0 0 0 0												
<b>Inning Stats</b>	R: 0 E: 1 K: 0 S: 4	H: 0 LOB: 1 BB: 0 P: 4	R: 0 E: 0 K: 0 S: 3	H: 0 LOB: 0 BB: 0 P: 3	R: 0 E: 0 K: 0 S: 3	H: 0 LOB: 0 BB: 0 P: 3	R: 0 E: 0 K: 1 S: 6	H: 1 LOB: 1 BB: 0 P: 6	R: 0 E: 0 K: 1 S: 6	H: 1 LOB: 1 BB: 0 P: 6	R: 0 E: 0 K: 1 S: 4	H: 1 LOB: 1 BB: 0 P: 4	R: 0 E: 0 K: 1 S: 6	H: 1 LOB: 1 BB: 0 P: 6	R: 0 E: 0 K: 0 S: 4	H: 1 LOB: 1 BB: 0 P: 4	R: 0 E: 1 K: 0 S: 5	H: 1 LOB: 2 BB: 0 P: 5	1B: 4 2B: 2 3B: 0 HR: 0	SF: 0 SAC: 0 DP: 0 HBP: 0	WP: 0 PB: 0 SB: 0 CS: 0	PA: 35
<b>PITCHER</b> Tom Morgan, R (1, 1) ERA: 3.47	IP: 9.0 WLS: W BF: 35 H: 6 R: 0 ER: 0 SO: 3 BB: 0 IBB: 0 HBP: 0 BLK: 0 WP: 0 HR: 0 S: 41 P: 41 ERA: 0.00 WHIP: 0.667											<b>PITCHER</b>	IP: WLS: BF: H: R: ER: SO: BB: IBB: HBP: BLK: WP: HR: S: P: ERA: WHIP:									

livebaseballscorecards.com

AB	35
R	0
H	6
RBI	0
BB	0
SO	3
LOB	19




Batter	1	2	3	4	5	6	7	8	9	AB R H RBI BB SO LOB
Hank Bauer, R OBP: 0.382, SLG: 0.508 (1, 9) X	0-0 1B 2-3 1B		0-0 F9		0-3 K		0-0 1B FC3 1B			4 2 2 0 0 1 0
Joe Collins, L OBP: 0.374, SLG: 0.457 (1, 3) X	0-0 1-3 1B		4-0 1B BB		0-0 4-3		0-0 BB FC3 1B 1-3 2-H			3 0 2 1 1 0 0
Mickey Mantle, S OBP: 0.409, SLG: 0.564 (1, 8) X	0-0 2-3 1-2 3-H		0-0 1-2 1B			0-3 K	0-0 FC3 BB 1-2 3-H			4 0 1 2 0 1 2
Yogi Berra, L OBP: 0.360, SLG: 0.483 (1, 2) X	0-0 F8		0-0 F2			0-0 L4	0-3 K			4 0 0 0 0 1 5
Irv Noren, L OBP: 0.388, SLG: 0.521 (1, 7) X	0-0 1-3			0-0 HR		4-0 1B BB	4-0 FC6-4 BB 1-2 2-3			2 1 1 1 2 0 1
Andy Carey, R OBP: 0.366, SLG: 0.425 (1, 5) X		0-0 F8		0-0 CS 1B		0-0 1-2 1B	0-0 FC6-4 1-2f			4 0 2 0 0 0 3
Jerry Coleman, R OBP: 0.297, SLG: 0.302 (1, 4) X		0-0 4-3		0-3 K 1-2		0-0 3-1		0-0 F9		4 0 0 0 0 1 3
Willy Miranda, S OBP: 0.340, SLG: 0.386 (1, 6) X		0-0 1-3		0-0 4-3			0-0 1B 1B	4-0 CS BB		3 1 1 0 1 0 0
Tom Morgan, R OBP: 0.146, SLG: 0.225 (1, 1) X			0-3 K		0-3 K		0-3 K	0-0 F9 1-2		4 0 0 0 0 3 2

Inning Stats	R: 1 E: 0 K: 0 S: 5	H: 2 LOB: 1 BB: 0 P: 5	R: 0 E: 0 K: 0 S: 3	H: 0 LOB: 0 BB: 0 P: 3	R: 0 E: 0 K: 1 S: 6	H: 1 LOB: 2 BB: 1 P: 10	R: 1 E: 0 K: 1 S: 6	H: 2 LOB: 0 BB: 0 P: 6	R: 0 E: 0 K: 2 S: 7	H: 0 LOB: 0 BB: 0 P: 7	R: 0 E: 0 K: 1 S: 6	H: 1 LOB: 2 BB: 1 P: 10	R: 2 E: 0 K: 2 S: 11	H: 3 LOB: 3 BB: 1 P: 15	R: 0 E: 0 K: 0 S: 2	H: 0 LOB: 0 BB: 1 P: 6	1B: 8 2B: 0 3B: 0 HR: 1	SF: 0 SAC: 0 DP: 0 HBP: 0	WP: 0 PB: 0 SB: 0 CS: 2	PA: 36
--------------	------------------------------	---------------------------------	------------------------------	---------------------------------	------------------------------	----------------------------------	------------------------------	---------------------------------	------------------------------	---------------------------------	------------------------------	----------------------------------	-------------------------------	----------------------------------	------------------------------	---------------------------------	----------------------------------	------------------------------------	----------------------------------	--------

PITCHER	IP	WLS	BF	H	R	ER	SO	BB	IBB	HBP	BLK	WP	HR	S	P	ERA	WHIP
George Zuberink, R ERA: 3.52 (1, 1)	6.1	L	30	9	4	4	6	2	0	0	0	0	1	40	48	5.68	1.737
Bob Miller, L ERA: 2.86 (7, 1)	0.2		3	0	0	0	1	1	0	0	0	0	0	4	8	0.00	1.500
Ted Gray, L ERA: 6.39 (8, 1)	1.0		3	0	0	0	0	1	0	0	0	0	0	2	6	0.00	1.000

**DETROIT TIGERS @ NEW YORK YANKEES**  
**Yankee Stadium, Bronx, NY**  
 Fri Aug 27 1954, 3:33 AM EDT  
 Att. 21,724 - Unknown

AB	32
R	4
H	9
RBI	4
BB	4
SO	7
LOB	16





Batter	1	2	3	4	5	6	7	8	9	AB R H RBI BB SO LOB	TOP
Harvey Kuenn, R (1, 6) OBP: 0.323, SLG: 0.383	0-0 6-3		0-0 SH3		0-0 G3			0-0 G4-6-3 1B		3 0 1 0 0 0 1	<b>Detroit Tigers @ New York Yankees</b> Yankee Stadium, Bronx, NY Sat Aug 28 1954, 3:33 AM EDT Att: 15,749 - Unknown
Fred Hatfield, L (1, 4) OBP: 0.370, SLG: 0.336	0-0 G3		0-0 SF7		0-0 4-3			0-0 G4-6-3 1-2f		3 0 0 1 0 0 2	
Bob Nieman, R (1, 7) OBP: 0.322, SLG: 0.462	0-0 1B		0-3 K			0-0 HR		0-0 F8		4 1 2 1 0 1 1	
Ray Boone, R (1, 5) OBP: 0.383, SLG: 0.480	0-0 F7			0-0 5-3		0-0 L8-6 2B		0-0 F9		4 0 1 0 0 0 1	
Wayne Belardi, L (1, 3) OBP: 0.357, SLG: 0.458		0-0 F5		0-0 F9		0-0 F7		0-0 F8		4 0 0 0 0 0 1	
Jim Delsing, L (1, 9) OBP: 0.324, SLG: 0.340		0-3 K		0-0 1B		0-0 L8-6 2-3		0-0 F8		4 0 1 0 0 1 1	
Chick King, R (1, 8) OBP: 0.143, SLG: 0.143		0-0 F9		0-3 K			0-0 F7			3 0 0 0 0 1 1	
Frank House, L (1, 2) OBP: 0.299, SLG: 0.354			0-0 SH3 E SF7 1B		0-0 E8 SH2-4 1B		0-0 G3			3 1 2 0 0 0 0	
Al Aber, L (1, 1) OBP: 0.184, SLG: 0.143			0-0 FC3 SH3		0-0 SH2-4		0-3 K			2 0 0 0 0 1 1	
<b>Inning Stats</b>	R: 0 H: 1 E: 0 LOB: 1 K: 0 BB: 0 S: 4 P: 4	R: 0 H: 0 E: 0 LOB: 0 K: 1 BB: 0 S: 5 P: 5	R: 1 H: 1 E: 1 LOB: 1 K: 1 BB: 0 S: 7 P: 7	R: 0 H: 1 E: 0 LOB: 1 K: 1 BB: 0 S: 6 P: 6	R: 0 H: 1 E: 1 LOB: 1 K: 0 BB: 0 S: 4 P: 4	R: 1 H: 2 E: 0 LOB: 0 K: 0 BB: 0 S: 4 P: 4	R: 0 H: 0 E: 0 LOB: 0 K: 1 BB: 0 S: 5 P: 5	R: 0 H: 1 E: 0 LOB: 0 K: 0 BB: 0 S: 3 P: 3	R: 0 H: 0 E: 0 LOB: 0 K: 0 BB: 0 S: 3 P: 3	1B: 5 SF: 1 2B: 2 SAC: 2 3B: 0 DP: 2 HR: 1 HBP: 0	WP: 0 PA: 33 PB: 0 SB: 0 CS: 0
<b>PITCHER</b>	IP WLS BF H R ER SO BB IBB HBP BLK WP HR S P ERA WHIP										
Harry Byrd, R (1, 1) ERA: 2.97	6.0 W 24 6 2 1 3 0 0 0 0 0 0 1 30 30 1.50 1.000										
Allie Reynolds, R (7, 1) ERA: 3.4	3.0 S 9 1 0 0 1 0 0 0 0 0 0 0 11 11 0.00 0.333										

<b>AB</b>	30
<b>R</b>	2
<b>H</b>	7
<b>RBI</b>	2
<b>BB</b>	0
<b>SO</b>	4
<b>LOB</b>	9



livebaseballscorecards.com

Batter	1	2	3	4	5	6	7	8	9	AB	R	H	RBI	BB	SO	LOB
Hank Bauer, R OBP: 0.383, SLG: 0.508 (1, 9)	0-0 5-3			0-0 1B		0-0 SH5-3 1B		0-0 F8		4	1	2	0	0	0	0
Irv Noren, L OBP: 0.386, SLG: 0.516 (1, 7)	0-0 F8			0-0 P6		0-0 SH5-3 1-2		0-0 P6		3	0	0	0	0	0	1
Mickey Mantle, S OBP: 0.406, SLG: 0.559 (1, 8)	0-0 P2			0-0 F9		0-0 F9		0-0 1-3		4	0	0	0	0	0	2
Yogi Berra, L OBP: 0.361, SLG: 0.484 (1, 2)		0-0 G5-4-3 1B		0-0 P3		0-0 1B 2-H				3	0	2	1	0	0	1
Bill Skowron, R OBP: 0.410, SLG: 0.629 (1, 3)		0-0 G5-4-3 1-2			0-0 1B 2B			0-0 P6		3	1	1	0	0	0	2
Andy Carey, R OBP: 0.368, SLG: 0.433 (1, 5)		0-0 5-3			0-0 4-3 SF8 1B 2-H			0-0 SF8 3B		3	2	2	1	0	0	0
Jerry Coleman, R OBP: 0.294, SLG: 0.299 (1, 4)			0-0 F7		0-0 4-3			0-0 L8		3	0	0	0	0	0	2
Willy Miranda, S OBP: 0.330, SLG: 0.381 (1, 6)			0-0 P6		0-0 SF8 2-3			0-0 SF8		1	0	0	2	0	0	0
Harry Byrd, R OBP: 0.265, SLG: 0.200 (1, 1)			0-0 4-3		0-0 1-3			0-0 G3		2	0	0	0	0	0	0
Allie Reynolds, R OBP: 0.191, SLG: 0.196 (7, 1)										1	0	0	0	0	0	0

Inning Stats	R: 0	H: 0	R: 0	H: 1	R: 0	H: 0	R: 0	H: 1	R: 2	H: 2	R: 1	H: 2	R: 1	H: 1	R: 0	H: 0
	E: 0	LOB: 0	E: 0	LOB: 0	E: 0	LOB: 0	E: 0	LOB: 1	E: 0	LOB: 0	E: 0	LOB: 1	E: 0	LOB: 0	E: 0	LOB: 0
	K: 0	BB: 0	K: 0	BB: 0	K: 0	BB: 0	K: 0	BB: 0	K: 0	BB: 0	K: 0	BB: 0	K: 0	BB: 0	K: 0	BB: 0
	S: 3	P: 3	S: 3	P: 3	S: 3	P: 3	S: 4	P: 4	S: 5	P: 5	S: 5	P: 5	S: 4	P: 4	S: 3	P: 3

PITCHER	IP	WLS	BF	H	R	ER	SO	BB	IBB	HBP	BLK	WP	HR	S	P	ERA	WHIP
Al Aber, L ERA: 3.43 (1, 1)	8.0	L	30	7	4	4	0	0	0	0	0	0	0	30	30	4.50	0.875


**BOTTOM**

**Detroit Tigers @ New York Yankees**  
 Yankee Stadium, Bronx, NY

Sat Aug 28 1954, 3:33 AM EDT  
 Att. 15,749 - Unknown

livebaseballscores.com

AB	27
R	4
H	7
RBI	4
BB	0
SO	0
LOB	8



WP: 0	PA: 30
PB: 0	
SB: 0	
CS: 0	



Batter	1	2	3	4	5	6	7	8	9	AB R H RBI BB SO LOB	TOP											
Chico Carrasquel, R (1, 6) OBP: 0.357, SLG: 0.383	0-3 K		4-0 CS BB		0-0 5-3		0-0 G3 2B		0-0 6-3	4 0 1 1 1 1 0												
Nellie Fox, L (1, 4) OBP: 0.372, SLG: 0.398	0-0 4-3		0-0 1-3		0-0 BB 1B		0-0 G3			4 0 1 0 0 0 2												
Minnie Minoso, R (1, 8) OBP: 0.423, SLG: 0.550	0-3 K			0-0 L7	4-0 BB 1-2 BB		0-0 4-3			3 0 0 0 1 1 1												
George Kell, R (1, 3) OBP: 0.347, SLG: 0.380		0-0 5-3		0-0 5-3	4-0 1-2 2-3 BB			0-0 6-3		3 0 0 0 1 0 0												
Jim Rivera, L (1, 9) OBP: 0.355, SLG: 0.437		0-0 BB 1B 1B		0-0 E 1B	0-0 4-3			4-0 BB		3 0 2 0 1 0 3												
Sherm Lollar, R (1, 2) OBP: 0.328, SLG: 0.347		0-0 BB 1B		0-0 FC6 1-2		0-0 6-3		0-0 L7		4 0 1 0 0 0 2												
Johnny Groth, R (1, 7) OBP: 0.340, SLG: 0.366		4-0 BB 1-2 2-3 BB		0-0 F8		0-0 L5		0-0 F9		3 0 0 0 1 0 3												
Fred Marsh, R (1, 5) OBP: 0.355, SLG: 0.393		0-0 G6-4-3 1-2 2-3			0-0 SH5-3 5-3 2B		0-0 P3		0-0 6-3	4 1 1 0 0 0 3												
Virgil Trucks, R (1, 1) OBP: 0.181, SLG: 0.200			0-3 K		0-0 SH5-3		0-0 6-3		0-0 F7	2 0 0 0 0 1 0												
Matt Batts, R (9, PH) OBP: 0.314, SLG: 0.340					2-3					1 0 0 0 0 0 0												
<b>Inning Stats</b>	R: 0 E: 0 K: 2 S: 7	H: 0 LOB: 0 BB: 0 P: 7	R: 0 E: 0 K: 0 S: 4	H: 2 LOB: 2 BB: 1 P: 8	R: 0 E: 0 K: 1 S: 4	H: 0 LOB: 0 BB: 1 P: 8	R: 0 E: 1 K: 0 S: 5	H: 1 LOB: 2 BB: 0 P: 5	R: 1 E: 0 K: 0 S: 5	H: 2 LOB: 3 BB: 2 P: 13	R: 0 E: 0 K: 0 S: 3	H: 0 LOB: 0 BB: 0 P: 3	R: 0 E: 0 K: 0 S: 4	H: 1 LOB: 1 BB: 0 P: 4	R: 0 E: 0 K: 0 S: 3	H: 0 LOB: 1 BB: 1 P: 7	R: 0 E: 0 K: 0 S: 3	H: 0 LOB: 0 BB: 0 P: 3	1B: 4 2B: 2 3B: 0 HR: 0	SF: 0 SAC: 1 DP: 1 HBP: 0	WP: 0 PB: 0 SB: 0 CS: 1	PA: 37
<b>PITCHER</b> Whitey Ford, L (1, 1) ERA: 2.78	IP: 9.0 WLS: W BF: 37 H: 6 R: 1 ER: 1 SO: 3 BB: 5 IBB: 0 HBP: 0 BLK: 0 WP: 0 HR: 0 S: 38 P: 58 ERA: 1.00 WHIP: 1.222											<b>PITCHER</b>	IP: 9.0 WLS: W BF: 37 H: 6 R: 1 ER: 1 SO: 3 BB: 5 IBB: 0 HBP: 0 BLK: 0 WP: 0 HR: 0 S: 38 P: 58 ERA: 1.00 WHIP: 1.222									

Chicago White Sox @ New York Yankees  
 Yankee Stadium, Bronx, NY  
 Sun Aug 29 1954, 3:33 AM EDT  
 Att: 41,782 - Unknown

livebaseballscorecards.com

AB	31
R	1
H	6
RBI	1
BB	5
SO	3
LOB	14













Batter	1	2	3	4	5	6	7	8	9	AB R H RBI BB SO LOB	TOP
Al Smith, R OBP: 0.389, SLG: 0.430 (1, 7) X	0-0 B1-3 ①		0-0 F8 ②			0-0 BB 1-2 1B X	0-0 F7 ③			4 0 1 0 0 0 2	<b>Cleveland Indians @ New York Yankees</b> Yankee Stadium, Bronx, NY Wed Sep 01 1954, 3:33 AM EDT Att: 43,367 - Unknown <a href="http://livebaseballscorecards.com">livebaseballscorecards.com</a>
Bobby Avila, R OBP: 0.394, SLG: 0.468 (1, 4) X (7, 6)	0-0 B1-3 ②		0-0 F8 ③			4-0 BB 1-2 2-3 BB X		0-0 L7 ①		3 0 0 0 1 0 0	
Larry Doby, L OBP: 0.357, SLG: 0.481 (1, 8) X	0-0 G3 ③			0-3 K ①		0-3 K ①		0-0 P4 ②		4 0 0 0 0 2 3	
Al Rosen, R OBP: 0.388, SLG: 0.504 (1, 5)		0-0 G4-6-3 1B X		0-0 F8 ②		0-0 P5 ②		0-0 1B X		4 0 2 0 0 0 3	
Vic Wertz, L OBP: 0.336, SLG: 0.394 (1, 3) X	0-0 G4-6-3 ① ② 1-2f		0-0 L6 ③		0-0 4-3 ③		0-3 K ③			4 0 0 0 0 1 5	
Dave Philley, S OBP: 0.315, SLG: 0.367 (1, 9) X		0-0 1B X		0-0 6-3 ①		0-0 1B 1B X		0-0 G6-4-3 1B X		4 0 3 0 0 0 0	
Sam Dente, R OBP: 0.327, SLG: 0.333 (1, 6) Hank Majeski, R OBP: 0.360, SLG: 0.410 (7, PH) (7, 4)	0-0 B2 ③			0-0 F6 ②		0-0 1B 1-2 1B X		0-0 F8 ①		2 0 0 0 0 0 1 2 0 1 0 0 0 1	
Jim Hegan, R OBP: 0.307, SLG: 0.396 (1, 2) X			0-0 SF7 3B ①		0-0 P5 ③		0-0 F8 ①		0-0 G6-4-3 ② ③ 1-2f	4 1 1 0 0 0 3	
Mike Garcia, R OBP: 0.211, SLG: 0.154 (1, 1) Rudy Regalado, R OBP: 0.339, SLG: 0.323 (7, PH) Don Mossi, L OBP: 0.235, SLG: 0.071 (7, 1)	0-0 SF7 ① 3-H				0-0 BB 1B 1B X	0-0 P4 ②				1 0 1 1 0 0 0 1 0 0 0 0 0 2 0 0 0 0 0 0 0	
<b>Inning Stats</b>	R: 0 E: 0 K: 0 S: 3 H: 0 LOB: 0 BB: 0 P: 3	R: 0 E: 0 K: 0 S: 4 H: 2 LOB: 1 BB: 0 P: 4	R: 1 E: 0 K: 0 S: 4 H: 1 LOB: 0 BB: 0 P: 4	R: 0 E: 0 K: 1 S: 5 H: 0 LOB: 0 BB: 0 P: 5	R: 0 E: 0 K: 0 S: 3 H: 0 LOB: 0 BB: 0 P: 3	R: 0 E: 0 K: 1 S: 7 H: 2 LOB: 3 BB: 1 P: 11	R: 0 E: 0 K: 0 S: 5 H: 2 LOB: 2 BB: 0 P: 5	R: 0 E: 0 K: 1 S: 6 H: 1 LOB: 1 BB: 0 P: 6	R: 0 E: 0 K: 0 S: 3 H: 1 LOB: 0 BB: 0 P: 3	1B: 8 2B: 0 3B: 1 HR: 0 SF: 1 SAC: 0 DP: 2 HBP: 0	
<b>PITCHER</b> Ed Lopat, L ERA: 3.32 (1, 1)	IP: 9.0 WLS: W BF: 35 H: 9 R: 1 ER: 1 SO: 3 BB: 1 IBB: 0 HBP: 0 BLK: 0 WP: 0 HR: 0 S: 40 P: 44 ERA: 1.00 WHIP: 1.111	<b>PITCHER</b> IP WLS BF H R ER SO BB IBB HBP BLK WP HR S P ERA WHIP									







Batter	1	2	3	4	5	6	7	8	9	AB R H RBI BB SO LOB	TOP											
Al Smith, R (1, 7) OBP: 0.386, SLG: 0.426	0-0 5-3			0-3 K		0-0 P4		0-0 P4		4 0 0 0 0 1 1	<b>Cleveland Indians @ New York Yankees</b> Yankee Stadium, Bronx, NY Thu Sep 02 1954, 3:33 AM EDT Att: 39,494 - Unknown <a href="http://livebaseballscorecards.com">livebaseballscorecards.com</a>											
Bobby Avila, R (1, 4) OBP: 0.393, SLG: 0.467	0-0 5-3			0-0 WP 1B		0-0 F7			0-3 K	4 0 1 0 0 1 0												
Larry Doby, L (1, 8) OBP: 0.356, SLG: 0.485	0-3 K			0-0 P6 1-2			0-0 P4		0-0 HR	4 1 1 1 0 1 1												
Al Rosen, R (1, 5) OBP: 0.389, SLG: 0.501		0-0 6-3		0-0 6-3			4-0 FC5-4 BB		4-0 FC3-6 BB	2 0 0 0 2 0 1												
Vic Wertz, L (1, 3) OBP: 0.332, SLG: 0.389		0-0 F7			0-0 6-3		0-0 P4		0-0 F5	4 0 0 0 0 0 2												
Dave Philley, S (1, 9) OBP: 0.312, SLG: 0.364		0-0 6-3			0-0 F9		0-0 FC5-4 1-2f		0-0 FC3-6 1-2f	4 0 0 0 0 0 2												
Sam Dente, R (1, 6) OBP: 0.328, SLG: 0.352			0-0 4-3		0-0 HR			0-0 B1-3		3 1 1 1 0 0 0												
Jim Hegan, R (1, 2) OBP: 0.306, SLG: 0.394			0-3 K		0-0 5-3			4-0 BB		2 0 0 0 0 1 0												
Rudy Regalado, R (8, PH) OBP: 0.342, SLG: 0.323										0 0 0 0 1 0 0												
Mickey Grasso, R (8, 2)										0 0 0 0 0 0 0												
Bob Lemon, L (1, 1) OBP: 0.244, SLG: 0.318			0-0 4-3		0-3 K			0-0 F7		2 0 0 0 0 1 0												
Hank Majeski, R (8, PH) OBP: 0.356, SLG: 0.405										1 0 0 0 0 0 1												
Hal Newhouser, L (8, 1) OBP: 0.154, SLG: 0.154										0 0 0 0 0 0 0												
<b>Inning Stats</b>	R: 0 E: 0 K: 1 S: 5	H: 0 LOB: 0 BB: 0 P: 5	R: 0 E: 0 K: 0 S: 3	H: 0 LOB: 0 BB: 0 P: 3	R: 0 E: 0 K: 1 S: 5	H: 0 LOB: 0 BB: 0 P: 5	R: 0 E: 0 K: 1 S: 6	H: 1 LOB: 1 BB: 0 P: 6	R: 1 E: 0 K: 0 S: 4	H: 1 LOB: 0 BB: 0 P: 4	R: 0 E: 0 K: 1 S: 5	H: 0 LOB: 0 BB: 0 P: 5	R: 0 E: 0 K: 0 S: 3	H: 0 LOB: 1 BB: 1 P: 7	R: 0 E: 0 K: 0 S: 3	H: 0 LOB: 1 BB: 1 P: 7	R: 1 E: 0 K: 1 S: 6	H: 1 LOB: 1 BB: 1 P: 10	1B: 1 2B: 0 3B: 0 HR: 2	SF: 0 SAC: 0 DP: 0 HBP: 0	WP: 1 PB: 0 SB: 0 CS: 0	PA: 33
<b>PITCHER</b>	IP WLS BF H R ER SO BB IBB HBP BLK WP HR S P ERA WHIP																					
Whitey Ford, L (1, 1) ERA: 2.76	8.1 W 30 3 2 2 5 2 0 0 0 1 2 38 46 2.16 0.600																					
Allie Reynolds, R (9, 1) ERA: 3.38	0.2 S 3 0 0 0 0 1 0 0 0 0 0 0 2 6 0.00 1.500																					

AB	30
R	2
H	3
RBI	2
BB	3
SO	5
LOB	8



Batter	1	2	3	4	5	6	7	8	9	AB	R	H	RBI	BB	SO	LOB
Mickey Mantle, S OBP: 0.404, SLG: 0.556 (1, 8) X	0-0 G3 ①		0-0 4-3 ②			0-0 HR	0-3 K ②			4	1	1	1	0	1	0
Enos Slaughter, L OBP: 0.389, SLG: 0.359 Hank Bauer, R OBP: 0.373, SLG: 0.494 (1, 9) X (8, 9)	0-0 G3 ②		0-3 K ③			0-0 4-3 ① X	0-0 1-3 ③			4	0	0	0	0	1	0
Joe Collins, L OBP: 0.372, SLG: 0.457 (1, 3) X	0-0 4-3 ③			4-0 BB BB		0-0 E3 1B		0-0 5-3 ①		3	1	0	0	1	0	0
Yogi Berra, L OBP: 0.363, SLG: 0.489 (1, 2) X		0-0 F8 ①		0-0 F7 ①		0-0 6-3 ②		0-0 1-3 ②		4	0	0	0	0	0	2
Irv Noren, L OBP: 0.388, SLG: 0.521 (1, 7) X		0-0 4-3 ②		4-0 BB BB BB BB	4-0 G6-4-3 1-2 BB	4-0 1B E IBB		0-0 F5 ③		2	1	0	0	2	0	0
Andy Carey, R OBP: 0.365, SLG: 0.422 (1, 5) X		4-0 2B BB		0-0 G6-4-3 ② ③ 1-2f		0-0 E 1B				2	0	1	1	1	0	2
Willy Miranda, S OBP: 0.311, SLG: 0.366 Eddie Robinson, L OBP: 0.333, SLG: 0.361 Phil Rizzuto, R OBP: 0.302, SLG: 0.256 (1, 6) X (6, PH) (7, 6)		0-0 1-3 2B			0-3 K ① X	0-0 E3 1-2 3-H				2	0	1	0	0	1	0
Jerry Coleman, R OBP: 0.282, SLG: 0.286 (1, 4) X		0-0 5-3 ③			0-0 1-3 ② S S	0-3 K ③				1	0	0	0	0	0	1
Whitey Ford, L OBP: 0.246, SLG: 0.175 Allie Reynolds, R OBP: 0.191, SLG: 0.196 (1, 1) X (9, 1)			0-0 4-3 ①		0-3 K ③		0-0 4-3 ①			3	0	0	0	0	1	0

Inning Stats	R: 0	H: 0	E: 0	K: 0	S: 3	R: 0	H: 1	E: 0	K: 0	S: 4	R: 0	H: 0	E: 0	K: 1	S: 5	R: 0	H: 0	E: 0	K: 2	S: 7	R: 3	H: 2	E: 2	K: 1	S: 9	R: 0	H: 0	E: 0	K: 1	S: 5	R: 0	H: 0	E: 0	K: 0	S: 3	
	LOB: 0	BB: 0	P: 3			LOB: 2	BB: 1				LOB: 1	BB: 2		LOB: 0	BB: 0	LOB: 2	BB: 1		LOB: 2	BB: 1	LOB: 0	BB: 0	LOB: 2	BB: 1		LOB: 0	BB: 0	LOB: 0	BB: 0	LOB: 0	LOB: 0	BB: 0	LOB: 0	BB: 0	LOB: 0	
	WP: 0	HR: 0	S: 3			WP: 0	HR: 0				WP: 0	HR: 0				WP: 0	HR: 0				WP: 0	HR: 0					WP: 0	HR: 0								


**BOTTOM**

**Cleveland Indians @ New York Yankees**  
 Yankee Stadium, Bronx, NY

Thu Sep 02 1954, 3:33 AM EDT  
 Att. 39,494 - Unknown

livebaseballscorecards.com

AB	28
R	3
H	3
RBI	2
BB	4
SO	5
LOB	9



WP: 0	PA: 32
PB: 0	
SB: 0	
CS: 0	



New York Yankees @ Washington Senators  
Griffith Stadium, Washington, DC

Fri Sep 03 1954, 3:33 AM EDT  
Att. 12,587 - Unknown

AB	39
R	9
H	12
RBI	9
BB	4
SO	10
LOB	13



Batter	1	2	3	4	5	6	7	8	9	AB R H RBI BB SO LOB	TOP											
Irv Noren, L (1, 7) OBP: 0.386, SLG: 0.516	4-0 BB BB		0-3 K		0-3 K	0-3 K		0-0 6-3		4 0 0 0 1 3 2												
Hank Bauer, R (1, 9) OBP: 0.376, SLG: 0.495	0-0 F7		0-0 WP 1B		0-0 1B FC6	0-0 1B		0-0 F8		5 2 3 0 0 0 1												
Mickey Mantle, S (1, 8) OBP: 0.404, SLG: 0.554	0-3 K		0-0 1B		0-0 1B FC6	0-3 K		0-0 F9		5 1 2 2 0 2 2												
Yogi Berra, L (1, 2) OBP: 0.364, SLG: 0.489	4-0 1-2 BB		0-0 F9		0-0 FC6 3B		0-0 P4	0-0 BB 2B		4 2 1 1 1 0 2												
Bill Skowron, R (1, 3) Joe Collins, L (7, 3) OBP: 0.404, SLG: 0.629 OBP: 0.374, SLG: 0.457	0-3 K			0-0 F9	0-0 1B 3B		0-0 1-3	4-0 BB 2B IBB		4 1 1 2 0 1 2 0 1 0 0 1 0 0												
Andy Carey, R (1, 5) OBP: 0.366, SLG: 0.420		0-3 K		0-0 P6	0-0 1B 1B		0-0 F8	4-0 BB 2B BB		4 1 1 1 1 1 0												
Willy Miranda, S (1, 6) Eddie Robinson, L (9, PH) Phil Rizzuto, R (9, PR) OBP: 0.318, SLG: 0.381 OBP: 0.339, SLG: 0.376 OBP: 0.302, SLG: 0.256		0-3 K		0-0 F7	0-0 1B			0-0 SH1-3 2B	0-0 1-2 2-3 BB	4 0 2 0 0 1 0 1 0 1 3 0 0 0 0 0 0 0 0 0 0												
Jerry Coleman, R (1, 4) Enos Slaughter, L (5, PH) Gil McDougald, R (5, 4) OBP: 0.280, SLG: 0.284 OBP: 0.386, SLG: 0.355 OBP: 0.362, SLG: 0.409		0-0 4-3			5-3 K			0-0 SH1-3	0-3 K	2 0 0 0 0 0 0 1 0 0 0 0 1 2 1 0 0 0 0 1 1												
Harry Byrd, R (1, 1) Bob Cerv, R (5, PH) Jim Konstanty, R (5, 1) OBP: 0.260, SLG: 0.196 OBP: 0.293, SLG: 0.463			0-0 1-3		0-0 1B 2B	0-0 4-3		0-0 F2		1 0 0 0 0 0 0 1 1 1 0 0 0 0 2 0 0 0 0 0 1												
<b>Inning Stats</b>	R: 0 E: 0 K: 2 S: 7	H: 0 LOB: 2 BB: 2 P: 15	R: 0 E: 0 K: 2 S: 7	H: 0 LOB: 0 BB: 0 P: 7	R: 1 E: 0 K: 1 S: 7	H: 2 LOB: 1 BB: 0 P: 7	R: 0 E: 0 K: 0 S: 3	H: 0 LOB: 0 BB: 0 P: 3	R: 5 E: 0 K: 2 S: 14	H: 6 LOB: 2 BB: 0 P: 14	R: 0 E: 0 K: 2 S: 8	H: 1 LOB: 1 BB: 0 P: 8	R: 0 E: 0 K: 0 S: 3	H: 0 LOB: 0 BB: 0 P: 3	R: 0 E: 0 K: 0 S: 4	H: 1 LOB: 1 BB: 0 P: 4	R: 3 E: 0 K: 1 S: 7	H: 2 LOB: 1 BB: 2 P: 15	1B: 7 2B: 4 3B: 1 HR: 0	SF: 0 SAC: 1 DP: 0 HBP: 0	WP: 1 PB: 0 SB: 0 CS: 0	PA: 44
<b>PITCHER</b>	IP WLS BF H R ER SO BB IBB HBP BLK WP HR S P ERA WHIP																					
Chuck Stobbs, L (1, 1) ERA: 4.61	4.2 L 25 8 6 6 6 2 0 0 0 1 0 35 43 11.57 2.143																					
Camilo Pascual, R (5, 1) ERA: 4.82	4.1 19 4 3 3 4 1 1 0 0 0 0 25 33 6.23 1.154																					

livebaseballscores.com

BOTTOM

New York Yankees @ Washington Senators  
Griffith Stadium, Washington, DC

livebaseballscorecards.com

AB 34  
R 2  
H 9  
RBI 1  
BB 1  
SO 0  
LOB 14



WP: 0 PA: 35  
PB: 0  
SB: 1  
CS: 0

ERA WHIP

ERA 4.50 WHIP 1.500  
ERA 0.00 WHIP 0.800

AB R H RBI BB SO LOB

4 0 1 0 0 0 2

4 1 1 0 0 0 1

4 0 1 1 0 0 1

3 1 0 0 1 0 2

4 0 1 0 0 0 2

4 0 1 0 0 0 1

4 0 2 0 0 0 1

4 0 1 0 0 0 3

1 0 0 0 0 0 1

2 0 1 0 0 0 0

1B: 7 SF: 0  
2B: 2 SAC: 0  
3B: 0 DP: 2  
HR: 0 HBP: 0

IP WLS BF H R ER SO BB IBB HBP BLK WP HR S P ERA WHIP

IP WLS BF H R ER SO BB IBB HBP BLK WP HR S P ERA WHIP

9

0-0



0-0



0-0



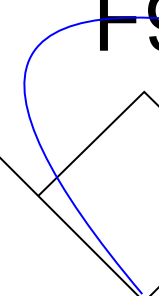
0-0



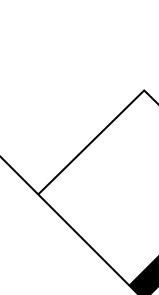
0-0



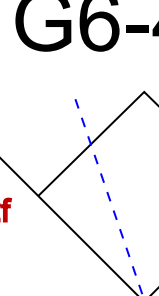
0-0



0-0



0-0



0-0



R: 0 H: 1  
E: 0 LOB: 0  
K: 0 BB: 0  
S: 3 P: 3

R: 0 H: 1  
E: 0 LOB: 0  
K: 0 BB: 0  
S: 3 P: 3


IP WLS BF H R ER SO BB IBB HBP BLK WP HR S P ERA WHIP

8

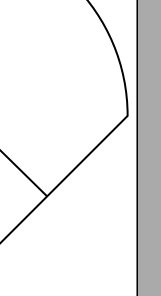
0-0



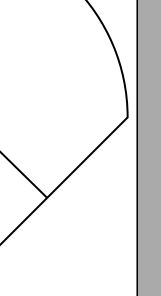
0-0



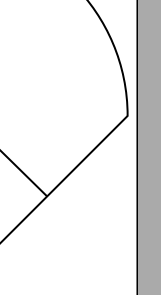
0-0



0-0



0-0



0-0



0-0



0-0



0-0



R: 0 H: 1  
E: 0 LOB: 1  
K: 0 BB: 0  
S: 4 P: 4

R: 0 H: 1  
E: 0 LOB: 0  
K: 0 BB: 0  
S: 3 P: 3

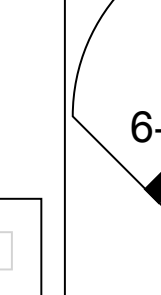
IP WLS BF H R ER SO BB IBB HBP BLK WP HR S P ERA WHIP

7

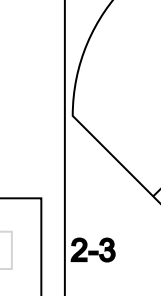
0-0



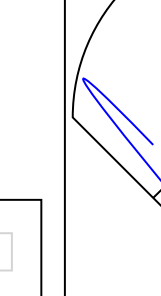
0-0



0-0



0-0



0-0



0-0



0-0



0-0



0-0



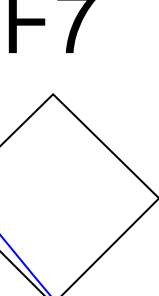
R: 0 H: 2  
E: 0 LOB: 2  
K: 0 BB: 0  
S: 5 P: 5

R: 0 H: 2  
E: 0 LOB: 0  
K: 0 BB: 0  
S: 3 P: 3

IP WLS BF H R ER SO BB IBB HBP BLK WP HR S P ERA WHIP

6

0-0



0-0



0-0



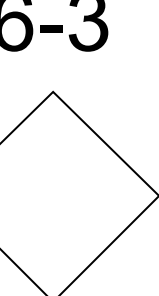
0-0



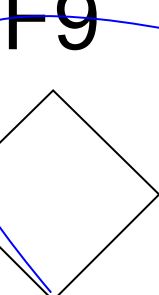
0-0



0-0




0-0



0-0



0-0



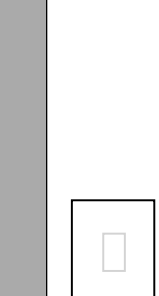
R: 0 H: 0  
E: 0 LOB: 0  
K: 0 BB: 0  
S: 3 P: 3

R: 0 H: 0  
E: 0 LOB: 0  
K: 0 BB: 0  
S: 3 P: 3


IP WLS BF H R ER SO BB IBB HBP BLK WP HR S P ERA WHIP

5

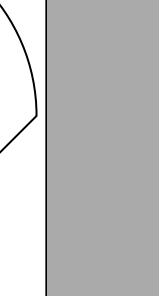
0-0



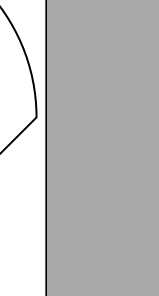
0-0



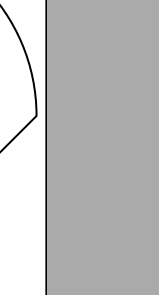
0-0



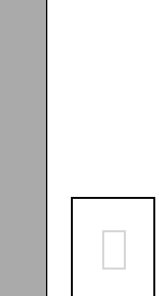
0-0



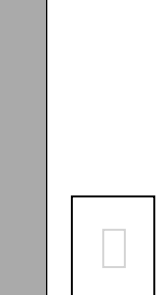
0-0



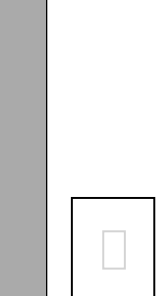
0-0



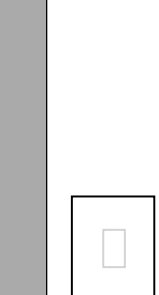
0-0



0-0



0-0



R: 0 H: 0  
E: 0 LOB: 0  
K: 0 BB: 0  
S: 3 P: 3

R: 0 H: 0  
E: 0 LOB: 0  
K: 0 BB: 0  
S: 3 P: 3

IP WLS BF H R ER SO BB IBB HBP BLK WP HR S P ERA WHIP

4

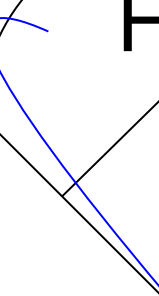
0-0



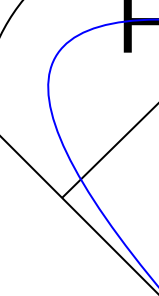
0-0



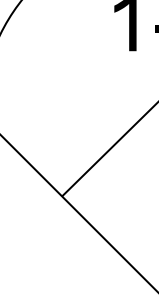
0-0



4-0



0-0



0-0



0-0



0-0



0-0



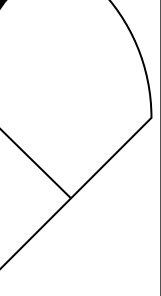
R: 1 H: 2  
E: 0 LOB: 1  
K: 0 BB: 1  
S: 4 P: 8

R: 1 H: 2  
E: 0 LOB: 0  
K: 0 BB: 0  
S: 3 P: 3

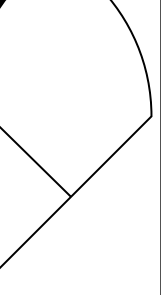
IP WLS BF H R ER SO BB IBB HBP BLK WP HR S P ERA WHIP

3

0-0



0-0



0-0



0-0



0-0



0-0



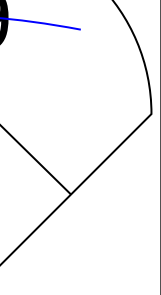
0-0



0-0



0-0



R: 0 H: 0  
E: 0 LOB: 0  
K: 0 BB: 0  
S: 3 P: 3

R: 0 H: 0  
E: 0 LOB: 0  
K: 0 BB: 0  
S: 3 P: 3

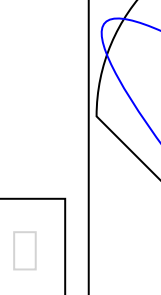
IP WLS BF H R ER SO BB IBB HBP BLK WP HR S P ERA WHIP

2

0-0



0-0



0-0



0-0



0-0



0-0



0-0



0-0



0-0



R: 0 H: 1  
E: 0 LOB: 1  
K: 0 BB: 0  
S: 4 P: 4

R: 0 H: 1  
E: 0 LOB: 0  
K: 0 BB: 0  
S: 3 P: 3

IP WLS BF H R ER SO BB IBB HBP BLK WP HR S P ERA WHIP

1

0-0



0-0




0-0



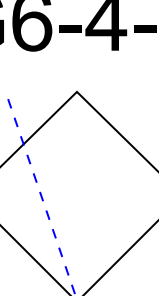
0-0




0-0



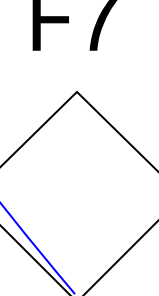
0-0



0-0



0-0



0-0



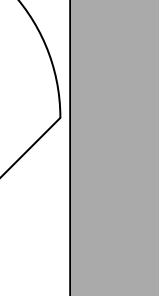
R: 1 H: 2  
E: 0 LOB: 1  
K: 0 BB: 0  
S: 5 P: 5

R: 0 H: 1  
E: 0 LOB: 1  
K: 0 BB: 0  
S: 4 P: 4

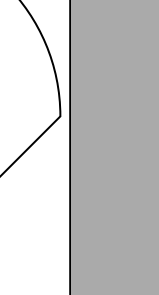
IP WLS BF H R ER SO BB IBB HBP BLK WP HR S P ERA WHIP

Batter

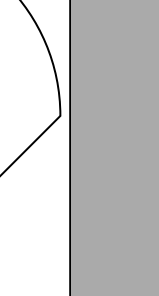
(1, 5)




(1, 8)



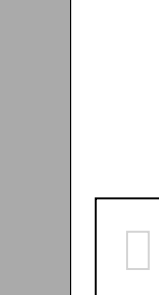
(1, 3)




(1, 4)



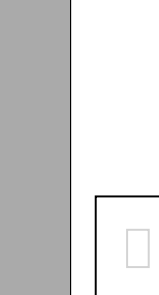
(1, 7)




(1, 9)



(1, 2)



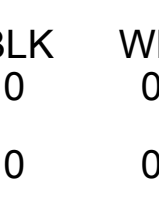
(1, 6)



(1, 1)



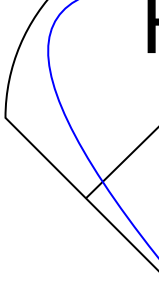
(5, 1)



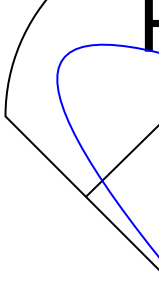
(5, 1)

FC3-6

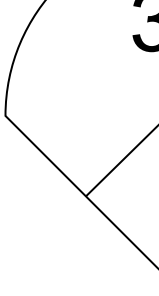
FC3-6



FC3-6



FC3-6



FC3-6



FC3-6



FC3-6





Batter	1	2	3	4	5	6	7	8	9
Eddie Yost, R OBP: 0.409, SLG: 0.395 (1, 5)	0-0 F7	0-3 K		0-0 F3		0-0 4-3 WP 2B		0-0 1B	
Jim Busby, R OBP: 0.340, SLG: 0.391 (1, 8)	0-0 4-3	4-0 1-2 BB BB		0-0 1-3		0-0 4-3 2-3		0-0 5-3	
Mickey Vernon, L OBP: 0.370, SLG: 0.521 (1, 3)	0-0 E 2B	4-0 1-2 2-3 3-H BB			4-0 FC4-6 BB	0-0 5-3 3-H			
Pete Runnels, L OBP: 0.363, SLG: 0.391 (1, 4)	0-0 E7 1B 2-H	0-0 4-3			0-0 FC4-6 1B 1-2f		0-0 1-3		
Tom Wright, L OBP: 0.320, SLG: 0.318 (1, 7)	0-0 3-1		4-0 BB		0-0 1-2 1B		0-0 F9		
Tom Umphlett, R OBP: 0.255, SLG: 0.276 (7, 7)									
Jim Lemon, R OBP: 0.333, SLG: 0.391 (1, 9)		0-0 3B 3B	0-0 F7	0-0 K	0-3 K		0-0 1B		
Ed Fitz Gerald, R OBP: 0.348, SLG: 0.388 (1, 2)		0-0 BB 3B 3-H	0-3 K		0-0 6-3		0-0 5-3		
Jerry Snyder, R OBP: 0.301, SLG: 0.261 (1, 6)		0-0 L7	0-0 F9			0-0 SH1-4 2B 1B		0-0 F9	
Dean Stone, L OBP: 0.191, SLG: 0.167 (1, 1)		4-0 BB BB BB		0-3 K		0-0 SH1-4 1-2		0-3 K	

Inning Stats	R: 1	H: 2	E: 1	K: 0	S: 5	LOB: 1	BB: 0	P: 5	R: 2	H: 2	E: 0	K: 1	S: 7	LOB: 3	BB: 3	P: 19	R: 0	H: 0	E: 0	K: 1	S: 5	LOB: 1	BB: 1	P: 9	R: 0	H: 0	E: 0	K: 1	S: 5	LOB: 0	BB: 0	P: 5	R: 0	H: 1	E: 0	K: 1	S: 6	LOB: 2	BB: 1	P: 10	R: 2	H: 2	E: 0	K: 0	S: 5	LOB: 0	BB: 0	P: 5	R: 0	H: 1	E: 0	K: 0	S: 4	LOB: 1	BB: 0	P: 4	R: 0	H: 1	E: 0	K: 1	S: 6	LOB: 1	BB: 0	P: 6
--------------	------	------	------	------	------	--------	-------	------	------	------	------	------	------	--------	-------	-------	------	------	------	------	------	--------	-------	------	------	------	------	------	------	--------	-------	------	------	------	------	------	------	--------	-------	-------	------	------	------	------	------	--------	-------	------	------	------	------	------	------	--------	-------	------	------	------	------	------	------	--------	-------	------

PITCHER	IP	WLS	BF	H	R	ER	SO	BB	IBB	HBP	BLK	WP	HR	S	P	ERA	WHIP
Tom Morgan, R ERA: 3.65 (1, 1)	1.1	L	9	4	3	3	0	1	0	0	0	0	0	8	12	20.25	3.750
Jim McDonald, R ERA: 3.17 (2, 1)	0.1		3	0	0	0	1	2	0	0	0	0	0	3	11	0.00	6.000
Allie Reynolds, R ERA: 3.41 (2, 1)	4.1		18	3	2	2	3	2	0	0	0	1	0	22	30	4.15	1.154
Art Schallock, L ERA: 3.24 (7, 1)	2.0		8	2	0	0	1	0	0	0	0	0	0	10	10	0.00	1.000

**BOTTOM**

**New York Yankees @ Washington Senators**  
Griffith Stadium, Washington, DC

Sat Sep 04 1954, 3:33 AM EDT  
Att. 11,694 - Unknown

AB	32
R	5
H	9
RBI	4
BB	5
SO	5
LOB	18

livebaseballscorecards.com

1B	5	SF	0
2B	2	SAC	1
3B	2	DP	0
HR	0	HBP	0

WP	1	PA	38
PB	0	SB	0
CS	0		







BOTTOM

New York Yankees @ Washington Senators  
Griffith Stadium, Washington, DC  
Sun Sep 05 1954, 3:33 AM EDT  
Att. 17,296 - Unknown

livebaseballscorecards.com

AB 31  
R 5  
H 9  
RBI 3  
BB 4  
SO 4  
LOB 11



WP: 0 PA: 37  
PB: 0  
SB: 0  
CS: 0

AB R H RBI BB SO LOB

3 0 1 1 2 1 0

2 1 0 0 1 1 1

4 1 1 0 0 0 1

4 1 2 1 0 0 2

2 1 1 1 0 1 0

2 0 0 0 0 0 0

4 0 2 0 0 1 0

3 1 2 0 1 0 1

3 0 0 0 0 0 4

2 0 0 0 0 0 1

1 0 0 0 0 0 0

1 0 0 0 0 0 1

1B: 7 SF: 0  
2B: 1 SAC: 2  
3B: 0 DP: 1  
HR: 1 HBP: 0

Batter	1	2	3	4	5	6	7	8	9
Eddie Yost, R OBP: 0.410, SLG: 0.394 (1, 5)	0-3 K	0-0 P6			4-0 SH2-4 BB		4-0 G1-4-3 BB		0-0 1B
Jim Busby, R OBP: 0.340, SLG: 0.390 (1, 8)	4-0 2B E BB	0-3 K			0-0 SH2-4 1-2		0-0 G1-4-3 1-2f		3-H 1B
Mickey Vernon, L OBP: 0.369, SLG: 0.521 (1, 3)	0-0 E7 1B 2B		0-0 3-1		0-0 F7			0-0 P5	
Pete Runnels, L OBP: 0.364, SLG: 0.399 (1, 4)	0-0 L5		0-0 1B		0-0 F8			0-0 HR	
Tom Wright, L OBP: 0.322, SLG: 0.321 (1, 7)	0-0 1B E 1B		0-3 K			0-0 1-3		0-0 L5	
Tom Umphlett, R OBP: 0.254, SLG: 0.275 (6, PH) (7, 7)									
Jim Lemon, R OBP: 0.345, SLG: 0.400 (1, 9)	0-0 E8 1B			0-0 F9		0-0 FC5-4 1B		0-3 K	
Ed Fitz Gerald, R OBP: 0.353, SLG: 0.391 (1, 2)	4-0 FC4-6 BB			0-0 1B		0-0 F3			0-0 1-3 SH3-4 1B 1B
Jerry Snyder, R OBP: 0.292, SLG: 0.253 (1, 6)	0-0 FC4-6 1-2f			0-0 F9		0-0 FC5-4 1-2f			0-0 SH3-4 1-2
Mickey McDermott, L OBP: 0.237, SLG: 0.218 (1, 1)		0-0 F2			0-0 G3				0-0 1-3 2-3
Bob Porterfield, R OBP: 0.120, SLG: 0.113 (7, 1)									
Roy Sievers, R OBP: 0.335, SLG: 0.460 (9, PH)									

Inning Stats	R: 3	H: 3	E: 2	K: 1	S: 8	LOB: 2	BB: 2	P: 16	R: 0	H: 0	E: 0	K: 1	S: 5	LOB: 0	BB: 0	P: 5	R: 0	H: 1	E: 0	K: 1	S: 5	LOB: 0	BB: 0	P: 5	R: 0	H: 0	E: 0	K: 0	S: 3	LOB: 1	BB: 1	P: 7	R: 0	H: 1	E: 0	K: 0	S: 4	LOB: 1	BB: 0	P: 4	R: 0	H: 0	E: 0	K: 0	S: 2	LOB: 0	BB: 1	P: 6	R: 1	H: 1	E: 0	K: 1	S: 6	LOB: 0	BB: 0	P: 6	R: 1	H: 2	E: 0	K: 0	S: 4	LOB: 1	BB: 0	P: 4	1B: 7	SF: 0	2B: 1	SAC: 2	3B: 0	DP: 1	HR: 1	HBP: 0	WP: 0	PA: 37
--------------	------	------	------	------	------	--------	-------	-------	------	------	------	------	------	--------	-------	------	------	------	------	------	------	--------	-------	------	------	------	------	------	------	--------	-------	------	------	------	------	------	------	--------	-------	------	------	------	------	------	------	--------	-------	------	------	------	------	------	------	--------	-------	------	------	------	------	------	------	--------	-------	------	-------	-------	-------	--------	-------	-------	-------	--------	-------	--------

PITCHER	IP	WLS	BF	H	R	ER	SO	BB	IBB	HBP	BLK	WP	HR	S	P	ERA	WHIP
Ralph Branca, R ERA: 5.12 (1, 1)	0.2		6	3	3	2	1	1	0	0	0	0	0	7	11	27.00	6.000
Jim Konstanty, R ERA: 3.12 (1, 1)	4.1		16	2	0	0	2	2	0	0	0	0	0	18	26	0.00	0.923
Ed Lopat, L ERA: 3.28 (6, 1)	2.0		7	1	0	0	0	1	0	0	0	0	0	6	10	0.00	1.000
Johnny Sain, R ERA: 3.13 (8, 1)	1.2	L	8	3	2	2	1	0	0	0	0	0	1	10	10	10.80	1.800



Batter	1	2	3	4	5	6	7	8	9	AB R H RBI BB SO LOB	TOP																	
<b>Billy Goodman, L</b> (1, 4) OBP: 0.365, SLG: 0.372	0-0 6-3		0-0 3B 1B		0-0 F8		0-0 1B SF9 1B	0-0 L8		5 2 2 0 0 0 0	<b>Boston Red Sox @ New York Yankees</b> Yankee Stadium, Bronx, NY Mon Sep 06 1954, 3:33 AM EDT Unknown																	
<b>Ted Williams, L</b> (1, 7) OBP: 0.523, SLG: 0.665	0-0 L6		0-0 1B 3B		0-0 F9		0-0 BB BB 1B	4-0 FC1-6 BB	4 1 2 1 1 0 0																			
<b>Jackie Jensen, R</b> (1, 8) OBP: 0.367, SLG: 0.492	4-0 BB BB		0-0 CS 1B		0-0 1B 1B		0-0 SF9	0-0 FC1-6 G4-6-3	3 1 2 2 1 0 1																			
<b>Harry Agganis, L</b> (1, 3) OBP: 0.328, SLG: 0.398	4-0 1-2 BB		4-0 3-H 1B BB		0-0 1B SF7 1B		4-0 3-H BB BB	0-0 G4-6-3	2 1 1 0 3 0 1																			
<b>Sam Mele, R</b> (1, 9) OBP: 0.303, SLG: 0.391	0-3 K		0-0 P4		0-0 1B 1B		0-0 F8		4 0 1 1 0 1 5																			
<b>Jim Piersall, R</b> (9, 9) OBP: 0.334, SLG: 0.384					1-3 2-H				0 0 0 0 0 0 0																			
<b>Grady Hatton, L</b> (1, 5) OBP: 0.384, SLG: 0.380		0-0 6-3		4-0 0-3 BB		0-0 F2	4-0 1-2 2-3 BB		2 0 0 0 2 0 2																			
<b>Sammy White, R</b> (1, 2) OBP: 0.310, SLG: 0.423		0-3 K		0-0 9-3 1-2f		0-0 SF7	0-0 1-3		3 0 0 1 0 1 4																			
<b>Milt Bolling, R</b> (1, 6) OBP: 0.344, SLG: 0.378		0-3 K		0-3 K		0-0 1B		0-0 F8	4 0 1 0 0 2 0																			
<b>Mel Parnell, L</b> (1, 1) OBP: 0.160, SLG: 0.130			0-0 F3		0-3 K	0-0 4-3		0-0 4-3	3 0 0 0 0 1 2																			
<b>Ellis Kinder, R</b> (7, 1) OBP: 0.214, SLG: 0.259									1 0 0 0 0 0 0																			
<b>Sid Hudson, R</b> (9, 1) OBP: 0.154, SLG: 0.154									0 0 0 0 0 0 0																			
<b>Inning Stats</b>	R: 0 E: 0 K: 1 S: 5	H: 0 LOB: 2 BB: 2 P: 13	R: 0 E: 0 K: 2 S: 7	H: 0 LOB: 0 BB: 0 P: 7	R: 2 E: 0 K: 0 S: 5	H: 3 LOB: 1 BB: 1 P: 9	R: 0 E: 0 K: 1 S: 4	H: 0 LOB: 0 BB: 1 P: 8	R: 0 E: 0 K: 1 S: 5	H: 0 LOB: 0 BB: 0 P: 5	R: 2 E: 0 K: 0 S: 7	H: 4 LOB: 2 BB: 0 P: 7	R: 1 E: 0 K: 0 S: 5	H: 2 LOB: 3 BB: 2 P: 13	R: 0 E: 0 K: 0 S: 3	H: 0 LOB: 0 BB: 0 P: 3	R: 0 E: 0 K: 0 S: 2	H: 0 LOB: 0 BB: 1 P: 6	1B: 8 2B: 1 3B: 1 HR: 0	SF: 2 SAC: 0 DP: 2 HBP: 0	WP: 0 PB: 0 SB: 0 CS: 1	PA: 40						
<b>PITCHER</b>	IP WLS BF H R ER SO BB IBB HBP BLK WP HR S P ERA WHIP																											
<b>Bob Grim, R</b> (1, 1) ERA: 3.52	6.0		27	7	4	4	5	4	0	0	0	0	0	0	33	49	6.00	1.833										
<b>Tom Morgan, R</b> (7, 1) ERA: 3.72	0.1		4	2	1	1	0	1	0	0	0	0	0	0	3	7	27.00	9.000										
<b>Jim Konstanty, R</b> (7, 1) ERA: 3.03	1.2		6	0	0	0	0	1	0	0	0	0	0	0	5	9	0.00	0.600										
<b>Allie Reynolds, R</b> (9, 1) ERA: 3.38	1.0	W	3	0	0	0	0	1	0	0	0	0	0	0	2	6	0.00	1.000										

livebaseballscorecards.com

<b>AB</b>	<b>31</b>
<b>R</b>	<b>5</b>
<b>H</b>	<b>9</b>
<b>RBI</b>	<b>5</b>
<b>BB</b>	<b>7</b>
<b>SO</b>	<b>5</b>
<b>LOB</b>	<b>15</b>



Batter	1	2	3	4	5	6	7	8	9	AB	R	H	RBI	BB	SO	LOB
Hank Bauer, R (1, 9) OBP: 0.369, SLG: 0.481	0-0 F5		0-0 SH5-3 1B		4-0 1B BB		0-0 E6 BB 1B	0-0 5-3		4	2	1	0	1	0	0
Irv Noren, L (1, 7) OBP: 0.386, SLG: 0.513	4-0 1B WP BB		0-0 SH5-3		0-0 F8		0-3 K		0-0 BB BB 4-3 1B	3	2	1	0	1	1	2
Mickey Mantle, S (1, 8) OBP: 0.404, SLG: 0.547	0-0 F8		0-0 6-3		0-0 FC4-6 1B		4-0 BB 1B BB		4-0 4-3 BB 1B BB	3	1	1	0	2	0	2
Yogi Berra, L (1, 2) OBP: 0.366, SLG: 0.485	0-0 FC5 1B 1-3		0-0 FC5-4 1B 2-H		0-0 FC4-6 1-2f		0-0 BB 1B		4-0 1B 4-3 BB 1-2 2-3	4	0	3	2	1	0	2
Bill Skowron, R (1, 3) OBP: 0.388, SLG: 0.594	0-0 1-2 3-H 1B		0-0 FC5-4 1-2f		0-0 F8		4-0 1-2 2-3 BB		0-0 4-3 1-2 2-3 3-H 4-0	4	0	1	2	1	0	3
Gil McDougald, R (1, 4) OBP: 0.364, SLG: 0.427	0-0 FC5 2-3f		0-0 F8		0-0 L6		0-3 K		4-0 1B IBB	3	0	0	0	0	0	2
Eddie Robinson, L (7, PH) OBP: 0.346, SLG: 0.373										1	0	0	0	0	1	3
Jerry Coleman, R (8, 4) OBP: 0.282, SLG: 0.284										0	0	0	0	1	0	0
Andy Carey, R (1, 5) OBP: 0.364, SLG: 0.419		0-0 5-3		0-0 4-3		0-0 2B		0-3 K	0-0 1-2 2-3 3-H 1B	5	0	2	1	0	1	0
Willy Miranda, S (1, 6) OBP: 0.322, SLG: 0.382		0-0 F9		0-0 F7		4-0 BB PO		0-0 HR		2	0	0	0	0	0	0
Enos Slaughter, R (6, PH) OBP: 0.493, SLG: 0.375										0	0	0	0	1	0	0
Tom Morgan, R (7, 1) OBP: 0.143, SLG: 0.220										0	0	0	0	0	0	0
Jim Konstanty, R (7, 1) OBP: 0.374, SLG: 0.465										0	0	0	0	0	0	0
Joe Collins, L (8, PH) OBP: 0.374, SLG: 0.465										1	1	1	0	0	0	0
Allie Reynolds, R (9, 1) OBP: 0.188, SLG: 0.191										0	0	0	0	0	0	0
Bob Grim, R (1, 1) OBP: 0.188, SLG: 0.210		0-3 K		0-0 P4		0-0 PO	0-3 K	0-0 F7		2	0	0	0	0	1	0
Bob Cerv, R (6, PH) OBP: 0.308, SLG: 0.500						1-2				0	0	0	0	0	0	0
Phil Rizzuto, R (7, 6) OBP: 0.301, SLG: 0.255										1	0	0	0	0	1	0
Tommy Byrne, L (8, PH)										1	0	0	0	0	0	0
Woodie Held, R (9, 6)										0	0	0	0	0	0	0

Inning Stats	R: 1	H: 2	E: 0	LOB: 2	K: 0	BB: 1	S: 5	R: 0	H: 0	E: 0	LOB: 0	K: 1	BB: 0	S: 5	R: 1	H: 2	E: 0	LOB: 1	K: 0	BB: 0	S: 5	R: 0	H: 0	E: 0	LOB: 0	K: 0	BB: 0	S: 3	R: 0	H: 1	E: 0	LOB: 2	K: 0	BB: 1	S: 4	R: 0	H: 1	E: 0	LOB: 1	K: 3	BB: 1	S: 3	R: 1	H: 1	E: 1	LOB: 3	K: 3	BB: 2	S: 11	R: 1	H: 1	E: 0	LOB: 0	K: 1	BB: 0	S: 6	R: 2	H: 2	E: 0	LOB: 3	K: 0	BB: 3	S: 3	1B: 8	SF: 0	2B: 1	SAC: 1	3B: 0	DP: 0	HR: 1	HBP: 0
--------------	------	------	------	--------	------	-------	------	------	------	------	--------	------	-------	------	------	------	------	--------	------	-------	------	------	------	------	--------	------	-------	------	------	------	------	--------	------	-------	------	------	------	------	--------	------	-------	------	------	------	------	--------	------	-------	-------	------	------	------	--------	------	-------	------	------	------	------	--------	------	-------	------	-------	-------	-------	--------	-------	-------	-------	--------

PITCHER	IP	WLS	BF	H	R	ER	SO	BB	IBB	HBP	BLK	WP	HR	S	P	ERA	WHIP
Mel Parnell, L (1, 1) ERA: 4.1	6.2		32	7	3	2	3	5	0	0	0	1	0	33	53	2.70	1.800
Ellis Kinder, R (7, 1) ERA: 3.51	1.1	L	8	2	3	3	2	2	0	0	0	0	1	10	18	20.25	3.000
Sid Hudson, R (9, 1) ERA: 4.62	0.1		3	1	0	0	0	0	1	0	0	0	0	2	6	0.00	3.000

**BOTTOM**

**Boston Red Sox @ New York Yankees**  
 Yankee Stadium, Bronx, NY  
 Mon Sep 06 1954, 3:33 AM EDT  
 Unknown

AB	34
R	6
H	10
RBI	6
BB	8
SO	5
LOB	14

livebaseballscorecards.com





Batter	1	2	3	4	5	6	7	8	9	AB R H RBI BB SO LOB	TOP												
<b>Billy Goodman, L</b> (1, 4) OBP: 0.368, SLG: 0.373	0-0 1B		0-0 F7		0-0 FC1-6		0-0 HR	4-0 BB		4 1 2 1 1 0 1													
<b>Ted Williams, L</b> (1, 7) OBP: 0.526, SLG: 0.670	0-0 FC6-4 1B		0-0 FC5-4 1B			0-0 1B 2B	0-0 HR 1B	0-0 F8		5 2 4 1 0 0 1													
<b>Jackie Jensen, R</b> (1, 8) OBP: 0.365, SLG: 0.495	0-0 P4		0-0 FC5-4			0-0 1-3	0-0 HR		0-0 G3	5 1 1 3 0 0 4													
<b>Sam Mele, R</b> (1, 3) OBP: 0.304, SLG: 0.391	0-0 F9			0-0 P6		0-0 1B	0-0 F8		0-0	3 0 1 0 0 0 2													
<b>Harry Agganis, L</b> (7, PH) OBP: 0.329, SLG: 0.401						2-3 1B			0-0	2 0 1 0 0 0 0													
<b>Karl Olson, R</b> (1, 9) OBP: 0.306, SLG: 0.359	0-0 FC6-4			0-3 K		0-0 G4-6-3 1B	0-3 K		0-0 P4	3 0 1 1 0 0 1 2													
<b>Charlie Maxwell, L</b> (7, PH) OBP: 0.315, SLG: 0.296						1-2 3-H 1B			0-0	1 0 0 0 0 1 0													
<b>Tom Hurd, R</b> (7, 1) OBP: 0.667, SLG: 0.500									0-0	1 0 0 0 0 0 1													
<b>Sammy White, R</b> (1, 2) OBP: 0.307, SLG: 0.418		0-0 3-1		0-0 4-3		0-0 G4-6-3		0-0 F7	0-0 6-3	5 0 0 0 0 0 3													
<b>Ted Lepcio, R</b> (1, 5) OBP: 0.329, SLG: 0.388		0-3 K			0-0 F8		4-0 5-3 1B BB	0-0 HR 1B		3 1 1 0 1 1 0													
<b>Billy Conzolo, R</b> (8, PR) OBP: 0.312, SLG: 0.268										0 1 0 0 0 0 0													
<b>Milt Bolling, R</b> (1, 6) OBP: 0.344, SLG: 0.378		0-3 K			0-0 1-3		0-0 1B 5-3 1B	0-0 F8		3 1 1 0 0 1 0													
<b>Grady Hatton, L</b> (8, PH) OBP: 0.383, SLG: 0.378							1-2 1B			1 0 0 0 0 0 1													
<b>Leo Kiely, L</b> (1, 1) OBP: 0.208, SLG: 0.261			0-3 K		0-0 FC1-6 1B		0-0 5-3	0-0 HR		2 0 1 0 0 1 0													
<b>Tex Clevenger, R</b> (5, 1) OBP: 0.214, SLG: 0.286							1-2 2-3			0 0 0 0 0 0 0													
<b>Don Lenhardt, R</b> (7, PH) OBP: 0.287, SLG: 0.383										1 0 0 0 0 0 2													
<b>Jim Piersall, R</b> (7, 9) OBP: 0.336, SLG: 0.393										1 1 1 2 0 0 0													
<b>Inning Stats</b>	R: 0 E: 0 K: 0 S: 5	H: 2 LOB: 2 BB: 0 P: 5	R: 0 E: 0 K: 2 S: 7	H: 0 LOB: 0 BB: 0 P: 7	R: 0 E: 0 K: 1 S: 6	H: 1 LOB: 1 BB: 0 P: 6	R: 0 E: 0 K: 1 S: 5	H: 0 LOB: 0 BB: 0 P: 5	R: 0 E: 0 K: 0 S: 4	H: 1 LOB: 1 BB: 0 P: 4	R: 1 E: 0 K: 0 S: 5	H: 3 LOB: 1 BB: 0 P: 5	R: 5 E: 0 K: 1 S: 9	H: 4 LOB: 0 BB: 1 P: 13	R: 2 E: 0 K: 0 S: 5	H: 2 LOB: 1 BB: 1 P: 9	R: 0 E: 0 K: 0 S: 4	H: 1 LOB: 1 BB: 0 P: 4	1B: 10 2B: 2 3B: 0 HR: 2	SF: 0 SAC: 0 DP: 1 HBP: 0	WP: 0 PB: 0 SB: 0 CS: 0	PA: 42	
<b>PITCHER</b>	IP WLS BF H R ER SO BB IBB HBP BLK WP HR S P ERA WHIP																						
<b>Whitey Ford, L</b> (1, 1) ERA: 2.9	6.1		29	10	5	5	4	1	0	0	0	0	0	36	40	7.11	1.737						
<b>Allie Reynolds, R</b> (7, 1) ERA: 3.43	0.2		3	1	1	1	1	0	0	0	0	0	1	5	5	13.50	1.500						
<b>Johnny Sain, R</b> (8, 1) ERA: 3.3	2.0	L	10	3	2	2	0	1	0	0	0	0	1	9	13	9.00	2.000						

**Boston Red Sox @ New York Yankees**  
**Yankee Stadium, Bronx, NY**  
 Mon Sep 06 1954, 3:38 AM EDT  
 Att: 39,959 - Unknown

[livebaseballscorecards.com](http://livebaseballscorecards.com)

<b>AB</b>	40
<b>R</b>	8
<b>H</b>	14
<b>RBI</b>	8
<b>BB</b>	2
<b>SO</b>	5
<b>LOB</b>	17



Batter	1	2	3	4	5	6	7	8	9
Hank Bauer, R (1, 9) OBP: 0.369, SLG: 0.478 (6, 7)	0-3 K		0-0 G1		4-0 E 2B IBB	0-0 SH1-3 1B		0-0 F8	
Irv Noren, L (1, 7) OBP: 0.387, SLG: 0.512 Bob Cerv, R (5, PH) OBP: 0.303, SLG: 0.492 Phil Rizzuto, R (6, 6) OBP: 0.301, SLG: 0.255 Tommy Byrne, L (8, PH)	4-0 1B BB		0-0 F7		0-0 2B	0-0 SH1-3		0-0 F7	
Jerry Coleman, R (9, 6) OBP: 0.282, SLG: 0.284			0-0 6-3		1-3 2-H 3-H 4-0 2B BB	1-2 K		0-0 L9	
Mickey Mantle, S (1, 8) OBP: 0.402, SLG: 0.542	0-0 F8								
Yogi Berra, L (1, 2) OBP: 0.368, SLG: 0.488	0-0 1-2 1B			0-0 P5	0-0 1-H 2-H 3-H 1B 2B		0-0 1B FC6-2-4-1-5 1B	0-0 F2	
Bill Skowron, R (1, 3) OBP: 0.392, SLG: 0.595 Joe Collins, L (7, PH) OBP: 0.372, SLG: 0.462 (8, 3)	0-0 1-2 2-H 1B			0-0 1B	0-0 6-3		0-0 F6	0-3 K	
Gil McDougald, R (1, 4) OBP: 0.365, SLG: 0.426	0-0 1-3			0-3 K	0-0 2-H 1B 1B		0-0 FC6-2-4-1-5 1-3 1B	0-3 K	
Andy Carey, R (1, 5) OBP: 0.365, SLG: 0.419		0-0 G4-3 1B			4-3 1B		0-0 FC6-2-4-1-5 1-3 3-H 1B		
Willy Miranda, S (1, 6) OBP: 0.325, SLG: 0.385 Enos Slaughter, L (5, PH) OBP: 0.405, SLG: 0.371 (6, 9)		0-0 G4-3			SH E 1B		4-0 IBB		
Whitey Ford, L (1, 1) OBP: 0.239, SLG: 0.169 Allie Reynolds, R (7, 1) OBP: 0.188, SLG: 0.191 Eddie Robinson, L (7, PH) OBP: 0.344, SLG: 0.369 Johnny Sain, R (8, 1) OBP: 0.389, SLG: 0.313		0-0 4-3			0-0 SH E 1B	0-0 SH 4-3	0-0 F9		

AB	R	H	RBI	BB	SO	LOB
4	1	1	0	1	1	0
1	1	0	0	1	0	0
1	1	0	1	0	0	1
0	0	0	0	0	0	0
1	0	0	0	0	0	0
0	0	0	0	0	0	0
4	1	0	0	1	1	2
5	1	3	3	0	0	0
3	0	2	1	0	0	1
2	0	0	0	0	1	1
5	0	2	1	0	2	2
4	0	2	0	0	0	2
2	1	1	0	0	0	1
1	0	0	0	1	0	2
2	1	0	0	0	0	0
0	0	0	0	0	0	0
1	0	0	0	0	0	3
0	0	0	0	0	0	0

WP	PA
0	42
0	0
0	0

Inning Stats	R	H	E	K	S	R	H	E	K	S	R	H	E	K	S	R	H	E	K	S	R	H	E	K	S	R	H	E	K	S	R	H	E	K	S		
	1	2	0	1	7	0	1	0	0	3	0	1	0	1	5	6	4	2	9	0	1	0	2	5	0	0	0	0	0	0	0	0	0	0	0	0	0

AB	R	H	RBI	BB	SO	LOB
36	7	11	6	4	5	15

**Boston Red Sox @ New York Yankees**  
 Yankee Stadium, Bronx, NY  
 Mon Sep 06 1954, 3:38 AM EDT  
 Att. 39,959 - Unknown



PITCHER	IP	WLS	BF	H	R	ER	SO	BB	IBB	HBP	BLK	WP	HR	S	P	ERA	WHIP
Leo Kiely, L ERA: 3.43	(1, 1)		4.1	6	7	1	2	2	1	0	0	0	0	23	35	2.08	1.846
Tex Clevenger, R ERA: 4.79	(5, 1)		1.2	8	3	0	1	0	0	0	0	0	0	10	10	0.00	1.800
Tom Hurd, R ERA: 2.95	(7, 1)	W	3.0	12	2	0	2	0	1	0	0	0	0	15	19	0.00	0.667





Batter	1	2	3	4	5	6	7	8	9	AB	R	H	RBI	BB	SO	LOB
Cal Abrams, L (1, 9) OBP: 0.394, SLG: 0.396	0-0 F2		0-0 4-3	0-0 1-2 1B			0-0 F8			4	0	1	0	0	0	0
Chuck Diering, R (1, 8) OBP: 0.366, SLG: 0.322	0-0 F8		4-0 1B E BB	0-0 F9			0-0 1B			3	1	1	0	1	0	2
Dick Kryhoski, L (1, 3) OBP: 0.303, SLG: 0.330	0-3 K		0-0 E8 1B 1B				0-0 F8			4	1	1	0	0	1	1
Bob Kennedy, R (1, 5) OBP: 0.312, SLG: 0.362		4-0 1B BB	0-0 1B BB	2-H 1B		0-0 4-3		0-0 1B G6-4-3		3	0	2	1	1	0	0
Jim Fridley, R (1, 7) OBP: 0.311, SLG: 0.374		0-0 P6	4-0 1B BB	1-2 BB		0-0 F7		0-0 1B G6-4-3		3	0	0	0	1	0	2
Clint Courtney, L (1, 2) OBP: 0.320, SLG: 0.364		0-3 K	0-0 4-3					0-0 F5		4	0	0	0	0	1	3
Billy Hunter, R (1, 6) OBP: 0.282, SLG: 0.309		0-0 1B		0-0 P3						3	0	1	0	1	0	0
Bobby Young, L (1, 4) OBP: 0.331, SLG: 0.345		0-0 F5		0-0 F7						4	0	0	0	0	0	3
Bob Turley, R (1, 1) OBP: 0.145, SLG: 0.135			0-3 K	0-0 1B						2	0	1	0	0	1	0
Don Larsen, R (7, PH) OBP: 0.306, SLG: 0.438										1	0	0	0	0	0	0
Mike Blyzka, R (8, 1) OBP: 0.143, SLG: 0.143										0	0	0	0	0	0	0
Jim Brideweser, R (9, PH) OBP: 0.327, SLG: 0.327										1	0	0	0	0	1	0

**BOTTOM**

**New York Yankees @ Baltimore Orioles**  
**Memorial Stadium, Baltimore, MD**  
 Wed Sep 08 1954, 3:33 AM EDT  
 Att. 28,670 - Unknown

[livebaseballscorecards.com](http://livebaseballscorecards.com)

<b>AB</b>	<b>32</b>
<b>R</b>	<b>2</b>
<b>H</b>	<b>7</b>
<b>RBI</b>	<b>1</b>
<b>BB</b>	<b>4</b>
<b>SO</b>	<b>4</b>
<b>LOB</b>	<b>11</b>



<b>Inning Stats</b>	R: 0 H: 0 E: 0 K: 1 S: 5	H: 0 LOB: 0 BB: 0 P: 5	R: 0 H: 1 E: 0 K: 1 S: 6	H: 1 LOB: 2 BB: 1 P: 10	R: 2 H: 2 E: 1 K: 1 S: 7	H: 2 LOB: 2 BB: 2 P: 15	R: 0 H: 2 E: 0 K: 0 S: 5	H: 2 LOB: 2 BB: 0 P: 5	R: 0 H: 0 E: 0 K: 0 S: 3	H: 0 LOB: 0 BB: 0 P: 3	R: 0 H: 0 E: 0 K: 0 S: 2	H: 0 LOB: 0 BB: 1 P: 6	R: 0 H: 1 E: 0 K: 0 S: 4	H: 1 LOB: 1 BB: 0 P: 4	R: 0 H: 1 E: 0 K: 0 S: 3	H: 1 LOB: 0 BB: 0 P: 3	R: 0 H: 0 E: 0 K: 1 S: 5	H: 0 LOB: 0 BB: 0 P: 5	1B: 7 2B: 0 3B: 0 HR: 0	SF: 0 SAC: 0 DP: 2 HBP: 0	WP: 0 PB: 0 SB: 0 CS: 0	PA: 36
---------------------	--------------------------	------------------------	--------------------------	-------------------------	--------------------------	-------------------------	--------------------------	------------------------	--------------------------	------------------------	--------------------------	------------------------	--------------------------	------------------------	--------------------------	------------------------	--------------------------	------------------------	-------------------------	---------------------------	-------------------------	--------

<b>PITCHER</b> Tommy Byrne, L (1, 1) ERA: 1.0	IP: 9.0 WLS: W BF: 36 H: 7 R: 2 ER: 1 SO: 4 BB: 4 IBB: 0 HBP: 0 BLK: 0 WP: 0 HR: 0 S: 40 P: 56 ERA: 1.00 WHIP: 1.222	<b>PITCHER</b>	IP: WLS: BF: H: R: ER: SO: BB: IBB: HBP: BLK: WP: HR: S: P: ERA: WHIP:
---	--	----------------	--





Batter	1	2	3	4	5	6	7	8	9
Cal Abrams, L (1, 9) OBP: 0.391, SLG: 0.392	0-0 3-1		0-0 4-3-2		0-0 L1			0-0 3-1	
Gil Coan, L (1, 7) OBP: 0.305, SLG: 0.319	0-0 F9			0-0 FC4-6 1B		0-0 F8		0-0 3-1	
Dick Kryhoski, L (1, 3) OBP: 0.300, SLG: 0.326	0-0 F8			0-0 FC4-6 1-2f 1B		0-0 4-3			
Bob Kennedy, R (1, 5) OBP: 0.309, SLG: 0.358		0-0 F8		0-0 1-3 1-2		0-0 6-3			
Clint Courtney, L (1, 2) OBP: 0.320, SLG: 0.364		0-0 5-3		0-0 2-H 1B		0-0 1-3			
Bobby Young, L (1, 4) OBP: 0.333, SLG: 0.345		0-0 1B		0-0 4-3		4-0 BB BB BB			
Chuck Diering, R (1, 8) OBP: 0.365, SLG: 0.320		0-0 3-1			4-0 BB BB BB	0-0 CS 1B BB		0-0 G6-4-3 BB	
Billy Hunter, R (1, 6) OBP: 0.287, SLG: 0.315			0-0 4-3-2 SH1-3 1B		0-0 SH1 1-2			0-0 3-1 SH2-4 1B	
Joe Coleman, R (1, 1) OBP: 0.205, SLG: 0.300			0-0 SH1-3 1-2		0-0 SH1 1-2 2-3			0-0 SH2-4 1-2	

Inning Stats	R: 0	H: 0	E: 0	K: 0	S: 3	R: 0	H: 1	E: 0	K: 0	S: 4	R: 0	H: 1	E: 0	K: 0	S: 3	R: 1	H: 2	E: 0	K: 0	S: 5	R: 0	H: 1	E: 0	K: 0	S: 3	R: 0	H: 0	E: 0	K: 0	S: 3	R: 0	H: 0	E: 0	K: 0	S: 2	R: 0	H: 1	E: 0	K: 0	S: 4
	LOB: 0	BB: 0	P: 3	LOB: 1	BB: 0	P: 4	LOB: 0	BB: 0	P: 3	LOB: 1	BB: 0	P: 3	LOB: 1	BB: 0	P: 4	LOB: 1	BB: 0	P: 5	LOB: 1	BB: 0	P: 5	LOB: 1	BB: 1	P: 7	LOB: 0	BB: 0	P: 3	LOB: 0	BB: 1	P: 6	LOB: 1	BB: 0	P: 4	LOB: 0	BB: 0	P: 4	LOB: 1	BB: 0	P: 4	


PITCHER	IP	WLS	BF	H	R	ER	SO	BB	IBB	HBP	BLK	WP	HR	S	P	ERA	WHIP
Tom Morgan, R (1, 1) ERA: 3.59	7.0	L	25	5	1	1	0	2	0	0	0	0	0	23	31	1.29	1.000
Jim Konstanty, R (8, 1) ERA: 2.98	1.0		4	1	0	0	0	0	0	0	0	0	0	4	4	0.00	1.000

**BOTTOM**

**New York Yankees @ Baltimore Orioles**  
**Memorial Stadium, Baltimore, MD**  
 Thu Sep 09 1954, 3:33 AM EDT  
 Att. 5,866 - Unknown

AB	24
R	1
H	6
RBI	1
BB	2
SO	0
LOB	9

livebaseballscorecards.com



Inning Stats	R: 0	H: 0	E: 0	K: 0	S: 3	R: 0	H: 1	E: 0	K: 0	S: 4	R: 0	H: 1	E: 0	K: 0	S: 3	R: 1	H: 2	E: 0	K: 0	S: 5	R: 0	H: 1	E: 0	K: 0	S: 3	R: 0	H: 0	E: 0	K: 0	S: 3	R: 0	H: 0	E: 0	K: 0	S: 2	R: 0	H: 1	E: 0	K: 0	S: 4
	LOB: 0	BB: 0	P: 3	LOB: 1	BB: 0	P: 4	LOB: 0	BB: 0	P: 3	LOB: 1	BB: 0	P: 3	LOB: 1	BB: 0	P: 4	LOB: 1	BB: 0	P: 5	LOB: 1	BB: 0	P: 5	LOB: 1	BB: 1	P: 7	LOB: 0	BB: 0	P: 3	LOB: 0	BB: 1	P: 6	LOB: 1	BB: 0	P: 4	LOB: 0	BB: 0	P: 4	LOB: 1	BB: 0	P: 4	

PITCHER	IP	WLS	BF	H	R	ER	SO	BB	IBB	HBP	BLK	WP	HR	S	P	ERA	WHIP
Tom Morgan, R (1, 1) ERA: 3.59	7.0	L	25	5	1	1	0	2	0	0	0	0	0	23	31	1.29	1.000
Jim Konstanty, R (8, 1) ERA: 2.98	1.0		4	1	0	0	0	0	0	0	0	0	0	4	4	0.00	1.000





BOTTOM

New York Yankees @ Chicago White Sox  
Comiskey Park, Chicago, IL  
Fri Sep 10 1954, 4:33 AM EDT  
Att. 22,352 - Unknown

livebaseballscorecards.com

AB	36
R	3
H	9
RBI	3
BB	5
SO	7
LOB	26



WP:	0	PA:	41
PB:	0	SB:	0
CS:	0		

AB R H RBI BB SO LOB

5 0 2 1 0 0 3

5 0 2 2 0 0 2

5 0 1 0 0 2 3

3 0 0 0 2 0 0

4 0 0 0 1 1 5

4 1 1 0 0 1 3

3 1 2 0 1 0 0

2 1 1 0 1 1 2

1 0 0 0 0 1 2

0 0 0 0 0 0 0

2 0 0 0 0 0 4

1 0 0 0 0 1 0

1 0 0 0 0 0 2

0 0 0 0 0 0 0

1B: 6 SF: 0

2B: 2 SAC: 0

3B: 1 DP: 1

HR: 0 HBP: 0

1B: 6 SF: 0

2B: 2 SAC: 0

3B: 1 DP: 1

HR: 0 HBP: 0

1B: 6 SF: 0

2B: 2 SAC: 0

3B: 1 DP: 1

HR: 0 HBP: 0

1B: 6 SF: 0

2B: 2 SAC: 0

3B: 1 DP: 1

HR: 0 HBP: 0

1B: 6 SF: 0

2B: 2 SAC: 0

3B: 1 DP: 1

HR: 0 HBP: 0

1B: 6 SF: 0

2B: 2 SAC: 0

3B: 1 DP: 1

HR: 0 HBP: 0

1B: 6 SF: 0

2B: 2 SAC: 0

3B: 1 DP: 1

HR: 0 HBP: 0

1B: 6 SF: 0

2B: 2 SAC: 0

3B: 1 DP: 1

HR: 0 HBP: 0

1B: 6 SF: 0

2B: 2 SAC: 0

3B: 1 DP: 1

HR: 0 HBP: 0

1B: 6 SF: 0

2B: 2 SAC: 0

3B: 1 DP: 1

HR: 0 HBP: 0

1B: 6 SF: 0

2B: 2 SAC: 0

3B: 1 DP: 1

HR: 0 HBP: 0

1B: 6 SF: 0

2B: 2 SAC: 0

3B: 1 DP: 1

HR: 0 HBP: 0

1B: 6 SF: 0

2B: 2 SAC: 0

3B: 1 DP: 1

HR: 0 HBP: 0

1B: 6 SF: 0

2B: 2 SAC: 0

3B: 1 DP: 1

HR: 0 HBP: 0

1B: 6 SF: 0

2B: 2 SAC: 0

3B: 1 DP: 1

HR: 0 HBP: 0

1B: 6 SF: 0

2B: 2 SAC: 0

3B: 1 DP: 1

HR: 0 HBP: 0

1B: 6 SF: 0

2B: 2 SAC: 0

3B: 1 DP: 1

HR: 0 HBP: 0

1B: 6 SF: 0

2B: 2 SAC: 0

3B: 1 DP: 1

HR: 0 HBP: 0

1B: 6 SF: 0

2B: 2 SAC: 0

3B: 1 DP: 1

HR: 0 HBP: 0

1B: 6 SF: 0

2B: 2 SAC: 0

3B: 1 DP: 1

HR: 0 HBP: 0

1B: 6 SF: 0

2B: 2 SAC: 0

3B: 1 DP: 1

HR: 0 HBP: 0

1B: 6 SF: 0

2B: 2 SAC: 0

3B: 1 DP: 1

HR: 0 HBP: 0

1B: 6 SF: 0

2B: 2 SAC: 0

3B: 1 DP: 1

HR: 0 HBP: 0

1B: 6 SF: 0

2B: 2 SAC: 0

3B: 1 DP: 1

HR: 0 HBP: 0

1B: 6 SF: 0

2B: 2 SAC: 0

3B: 1 DP: 1

HR: 0 HBP: 0

1B: 6 SF: 0

2B: 2 SAC: 0

3B: 1 DP: 1

HR: 0 HBP: 0

1B: 6 SF: 0

2B: 2 SAC: 0

3B: 1 DP: 1

HR: 0 HBP: 0

1B: 6 SF: 0

2B: 2 SAC: 0

3B: 1 DP: 1

HR: 0 HBP: 0

1B: 6 SF: 0

2B: 2 SAC: 0

3B: 1 DP: 1

HR: 0 HBP: 0

1B: 6 SF: 0

2B: 2 SAC: 0

3B: 1 DP: 1

HR: 0 HBP: 0

1B: 6 SF: 0

2B: 2 SAC: 0

3B: 1 DP: 1

HR: 0 HBP: 0

1B: 6 SF: 0

2B: 2 SAC: 0

3B: 1 DP: 1

HR: 0 HBP: 0

1B: 6 SF: 0

2B: 2 SAC: 0

3B: 1 DP: 1

HR: 0 HBP: 0

1B: 6 SF: 0

2B: 2 SAC: 0

3B: 1 DP: 1

HR: 0 HBP: 0

1B: 6 SF: 0

2B: 2 SAC: 0

3B: 1 DP: 1

HR: 0 HBP: 0

1B: 6 SF: 0

2B: 2 SAC: 0

3B: 1 DP: 1

HR: 0 HBP: 0

1B: 6 SF: 0

2B: 2 SAC: 0

3B: 1 DP: 1

HR: 0 HBP: 0

1B: 6 SF: 0

2B: 2 SAC: 0

3B: 1 DP: 1

HR: 0 HBP: 0

1B: 6 SF: 0

2B: 2 SAC: 0

3B: 1 DP: 1

HR: 0 HBP: 0

1B: 6 SF: 0

2B: 2 SAC: 0

3B: 1 DP: 1

HR: 0 HBP: 0

1B: 6 SF: 0

2B: 2 SAC: 0

3B: 1 DP: 1

HR: 0 HBP: 0

1B: 6 SF: 0

2B: 2 SAC: 0

3B: 1 DP: 1

HR: 0 HBP: 0

1B: 6 SF: 0

2B: 2 SAC: 0

3B: 1 DP: 1

HR: 0 HBP: 0

1B: 6 SF: 0

2B: 2 SAC: 0

3B: 1 DP: 1

HR: 0 HBP: 0

1B: 6 SF: 0

2B: 2 SAC: 0

3B: 1 DP: 1

HR: 0 HBP: 0

1B: 6 SF: 0

2B: 2 SAC: 0

3B: 1 DP: 1

HR: 0 HBP: 0

1B: 6 SF: 0

2B: 2 SAC: 0

3B: 1 DP: 1

HR: 0 HBP: 0

1B: 6 SF: 0

2B: 2 SAC: 0

3B: 1 DP: 1

HR: 0 HBP: 0

1B: 6 SF: 0

2B: 2 SAC: 0

3B: 1 DP: 1

HR: 0 HBP: 0

1B: 6 SF: 0

2B: 2 SAC: 0

3B: 1 DP: 1

HR: 0 HBP: 0

1B: 6 SF: 0

2B: 2 SAC: 0

3B: 1 DP: 1

HR: 0 HBP: 0

1B: 6 SF: 0

2B: 2 SAC: 0

3B: 1 DP: 1

HR: 0 HBP: 0

1B: 6 SF: 0

2B: 2 SAC: 0

3B: 1 DP: 1

HR: 0 HBP: 0

1B: 6 SF: 0

2B: 2 SAC: 0

3B: 1 DP: 1

HR: 0 HBP: 0

1B: 6 SF: 0

2B: 2 SAC: 0

3B: 1 DP: 1

HR: 0 HBP: 0

1B: 6 SF: 0

2B: 2 SAC: 0

3B: 1 DP: 1

HR: 0 HBP: 0

1B: 6 SF: 0

2B: 2 SAC: 0

3B: 1 DP: 1

HR: 0 HBP: 0

1B: 6 SF: 0

2B: 2 SAC: 0

3B: 1 DP: 1

HR: 0 HBP: 0

1B: 6 SF: 0

2B: 2 SAC: 0

3B: 1 DP: 1

HR: 0 HBP: 0

1B: 6 SF: 0

2B: 2 SAC: 0

3B: 1 DP: 1

HR: 0 HBP: 0

1B: 6 SF: 0

2B: 2 SAC: 0

3B: 1 DP: 1

HR: 0 HBP: 0

1B: 6 SF: 0

2B: 2 SAC: 0

3B: 1 DP: 1

HR: 0 HBP: 0


1B:









Batter	1	2	3	4	5	6	7	8	9	AB R H RBI BB SO LOB	TOP														
Gil McDougald, R OBP: 0.364, SLG: 0.419 (1, 4) X	0-0 F4 ① X	0-0 F4 ③			0-0 1B X		0-0 F7 ③ X			4 0 1 0 0 0 3	<p><b>New York Yankees @ Cleveland Indians</b> Cleveland Municipal Stadium, Cleveland, OH</p> <p>Sun Sep 12 1954, 3:33 AM EDT Unknown</p> <p>livebaseballscorecards.com</p> <table border="1"> <tr><td>AB</td><td>31</td></tr> <tr><td>R</td><td>1</td></tr> <tr><td>H</td><td>6</td></tr> <tr><td>RBI</td><td>1</td></tr> <tr><td>BB</td><td>2</td></tr> <tr><td>SO</td><td>5</td></tr> <tr><td>LOB</td><td>12</td></tr> </table> 	AB	31	R	1	H	6	RBI	1	BB	2	SO	5	LOB	12
AB	31																								
R	1																								
H	6																								
RBI	1																								
BB	2																								
SO	5																								
LOB	12																								
Joe Collins, L OBP: 0.368, SLG: 0.451 (1, 3) X	0-0 1B 1B		0-0 1-3 ① X		0-0 1-3 ③ X			0-0 F4 ① X		4 0 1 0 0 0 1															
Mickey Mantle, S OBP: 0.402, SLG: 0.537 (1, 8) S S S	0-3 K ②		0-3 K ② S S S			0-0 1B SF8 2B		0-3 K ② S S S		4 1 1 0 0 3 1															
Yogi Berra, L OBP: 0.372, SLG: 0.490 (1, 2) X	0-0 1B 1-3		0-0 G3 ③ X		0-0 1B CS 2-3			4-0 BB B B B B		3 0 2 0 1 0 0															
Irv Noren, L OBP: 0.378, SLG: 0.499 (1, 7) X	0-0 L3 ③			0-0 F5 ① X		0-0 SF8 ① X		0-3 K ③ S S S		3 0 0 1 0 1 3															
Enos Slaughter, L OBP: 0.385, SLG: 0.342 (1, 9) S S S		0-3 K ① S S S		0-0 F4 ② X		0-0 F9 ② ③ 3-H 1-2		0-0 1-3 ① X		4 0 0 0 0 1 1															
Andy Carey, R OBP: 0.364, SLG: 0.418 (1, 5) B B B B		4-0 SH1-3 E BB		0-0 F8 ③ X		0-0 FC6-4 1B		0-0 F7 ② X		3 0 1 0 1 0 0															
Willy Miranda, S OBP: 0.297, SLG: 0.348 Hank Bauer, R OBP: 0.368, SLG: 0.473 (9, PH) X		0-0 E4 SH1-3		0-0 F4 ① X		0-0 FC6-4 ① X 1-2f		0-0 F7 ③ X		3 0 0 0 0 0 2 1 0 0 0 0 0 0															
Whitey Ford, L OBP: 0.235, SLG: 0.167 Eddie Robinson, L OBP: 0.341, SLG: 0.360 Allie Reynolds, R OBP: 0.188, SLG: 0.191 (7, 1) X		0-0 SH1-3 ② X 1-2 2-3		0-0 F4 ② X		0-0 F9 ② X				1 0 0 0 0 0 0 1 0 0 0 0 0 1 0 0 0 0 0 0 0															
<b>Inning Stats</b>	R: 0 E: 0 K: 1 S: 7 H: 2 LOB: 2 BB: 0 P: 7	R: 0 E: 1 K: 1 S: 6 H: 0 LOB: 2 BB: 1 P: 10	R: 0 E: 0 K: 1 S: 5 H: 0 LOB: 0 BB: 0 P: 5	R: 0 E: 0 K: 0 S: 3 H: 0 LOB: 0 BB: 0 P: 3	R: 0 E: 0 K: 0 S: 4 H: 1 LOB: 1 BB: 0 P: 4	R: 1 E: 0 K: 0 S: 4 H: 2 LOB: 0 BB: 0 P: 4	R: 0 E: 0 K: 0 S: 4 H: 1 LOB: 1 BB: 0 P: 4	R: 0 E: 0 K: 2 S: 7 H: 0 LOB: 1 BB: 1 P: 11	R: 0 E: 0 K: 0 S: 3 H: 0 LOB: 0 BB: 0 P: 3	1B: 5 2B: 1 3B: 0 HR: 0 SF: 1 SAC: 1 DP: 0 HBP: 0	WP: 0 PB: 0 SB: 0 CS: 1 PA: 35														
<b>PITCHER</b> Bob Lemon, R ERA: 2.66 (1, 1)	IP 9.0 WLS W BF 35 H 6 R 1 ER 1 SO 5 BB 2 IBB 0 HBP 0 BLK 0 WP 0 HR 0 S 43 P 51 ERA 1.00 WHIP 0.889											<b>PITCHER</b> IP WLS BF H R ER SO BB IBB HBP BLK WP HR S P ERA WHIP													

Batter	1	2	3	4	5	6	7	8	9	AB R H RBI BB SO LOB
Al Smith, R OBP: 0.389, SLG: 0.427 (1, 7)	0-0 F5		0-0 F8		0-0 F5		0-0 3-1 BB 2B 1B	0-0 E6		5 2 1 0 0 0 3
Bobby Avila, R OBP: 0.398, SLG: 0.470 (1, 4)	0-0 F6		0-0 F8		0-0 BB 1B 1B		4-0 3-1 BB 2B	0-0 E9		4 1 2 1 1 0 2
Larry Doby, L OBP: 0.359, SLG: 0.479 (1, 8)	0-3 K			4-0 1B BB	0-0 1-2 BB 1B		0-0 3-1 1-2 2-3	0-0 F4		4 0 1 0 1 1 3
Al Rosen, R OBP: 0.401, SLG: 0.509 (1, 5)		0-0 1-3		0-0 BB 1B	4-0 1-2 2-3 BB		0-0 BB 2B			3 0 2 2 1 0 0
Vic Wertz, L OBP: 0.330, SLG: 0.414 (1, 3)		0-3 K		0-3 K	0-3 K		4-0 BB BB			3 0 0 0 1 3 5
Bill Glynn, L OBP: 0.303, SLG: 0.391 (7, PR) (8, 3)										0 0 0 0 0 0 0
Dave Philley, S OBP: 0.316, SLG: 0.360 (1, 9)		0-0 F2		4-0 G4-6-3 BB		0-0 F5	4-0 1-2 2-3 BB			2 0 0 0 2 0 0
George Strickland, R OBP: 0.321, SLG: 0.324 (1, 6)			0-0 FC4-6 1B	0-0 G4-6-3 1-2f		0-0 F6	0-3 K			4 0 1 0 0 1 6
Jim Hegan, R OBP: 0.302, SLG: 0.385 (1, 2)			0-0 FC4-6 BB 1-2f		0-0 SH3-4 1B	0-0 F6		0-0 F2		4 1 1 0 0 0 1
Bob Lemon, L OBP: 0.263, SLG: 0.348 (1, 1)			4-0 BB 1-2		0-0 SH3-4 1-2		0-0 F8	0-0 F9		2 0 0 0 1 0 0

Inning Stats	R: 0	H: 0	E: 0	K: 1	S: 5	R: 0	H: 0	E: 0	K: 1	S: 5	R: 0	H: 1	E: 0	K: 0	S: 4	R: 0	H: 1	E: 0	K: 1	S: 5	R: 1	H: 3	E: 0	K: 1	S: 8	R: 0	H: 0	E: 0	K: 0	S: 3	R: 2	H: 2	E: 0	K: 1	S: 7	R: 1	H: 1	E: 2	K: 0	S: 5	1B: 7	2B: 1	3B: 0	HR: 0	SF: 0	SAC: 1	DP: 1	HBP: 0	WP: 0	PB: 0	SB: 0	CS: 0	PA: 39
--------------	------	------	------	------	------	------	------	------	------	------	------	------	------	------	------	------	------	------	------	------	------	------	------	------	------	------	------	------	------	------	------	------	------	------	------	------	------	------	------	------	-------	-------	-------	-------	-------	--------	-------	--------	-------	-------	-------	-------	--------

PITCHER	IP	WLS	BF	H	R	ER	SO	BB	IBB	HBP	BLK	WP	HR	S	P	ERA	WHIP
Whitey Ford, L ERA: 2.86 (1, 1)	6.0		26	5	1	1	4	4	0	0	0	0	0	30	46	1.50	1.500
Allie Reynolds, R ERA: 3.51 (7, 1)	2.0	L	13	3	3	2	1	3	0	0	0	0	0	12	24	9.00	3.000

BOTTOM

New York Yankees @ Cleveland Indians  
Cleveland Municipal Stadium, Cleveland, OH  
Sun Sep 12 1954, 3:33 AM EDT  
Unknown

livebaseballscorecards.com

AB	31
R	4
H	8
RBI	3
BB	7
SO	5
LOB	20





Batter	1	2	3	4	5	6	7	8	9	AB R H RBI BB SO LOB	TOP	
Hank Bauer, R (1, 9) OBP: 0.367, SLG: 0.470	0-3 K		0-3 K			0-0 SH3-4 1B		0-0 F7		4 0 1 0 0 2 0		
Andy Carey, R (1, 5) Enos Slaughter, L (9, PH) OBP: 0.382, SLG: 0.339	0-0 HR 2B		0-0 3-1			0-0 SH3-4 1-2		0-3 K	2 1 1 0 0 0 0 1 0 0 0 0 1 0			
Mickey Mantle, S (1, 8) OBP: 0.401, SLG: 0.534	0-3 K			4-0 BB		0-3 K		0-3 K	3 0 0 0 1 3 2			
Yogi Berra, L (1, 2) OBP: 0.371, SLG: 0.494	0-0 HR 2-H			0-0 P4		0-0 F8		0-3 K	4 1 1 2 0 1 2			
Eddie Robinson, L (1, 3) OBP: 0.333, SLG: 0.350	0-0 F9			0-3 K		0-3 K		0-3 K	3 0 0 0 0 2 1			
Irv Noren, L (1, 7) OBP: 0.377, SLG: 0.496		4-0 BB CS BB		0-0 F9		0-0 F5		0-0 F5	2 0 0 0 1 0 1			
Gil McDougald, R (1, 4) OBP: 0.361, SLG: 0.415		0-0 F1 1-2		0-0 F5		0-0 F5		0-3 K	3 0 0 0 0 1 1			
Phil Rizzuto, R (1, 6) OBP: 0.302, SLG: 0.254		0-0 F5		0-3 K		0-3 K		0-0 F4	3 0 0 0 0 1 0			
Tommy Byrne, L (1, 1) OBP: 0.222, SLG: 0.556			0-3 K		0-0 F5		0-0 F5	0-0 P5	3 0 0 0 0 1 0			
<b>Inning Stats</b>	R: 2 H: 2 E: 0 LOB: 0 K: 2 BB: 0 S: 9 P: 9	R: 0 H: 0 E: 0 LOB: 0 K: 0 BB: 1 S: 2 P: 6	R: 0 H: 0 E: 0 LOB: 0 K: 2 BB: 0 S: 7 P: 7	R: 0 H: 0 E: 0 LOB: 1 K: 1 BB: 1 S: 5 P: 9	R: 0 H: 0 E: 0 LOB: 0 K: 1 BB: 0 S: 5 P: 5	R: 0 H: 1 E: 0 LOB: 1 K: 1 BB: 0 S: 6 P: 6	R: 0 H: 0 E: 0 LOB: 0 K: 2 BB: 0 S: 7 P: 7	R: 0 H: 0 E: 0 LOB: 0 K: 0 BB: 0 S: 3 P: 3	R: 0 H: 0 E: 0 LOB: 0 K: 3 BB: 0 S: 9 P: 9	1B: 1 SF: 0 2B: 1 SAC: 1 3B: 0 DP: 0 HR: 1 HBP: 0	WP: 0 PA: 31 PB: 0 SB: 0 CS: 1	
<b>PITCHER</b> Early Wynn, R (1, 1) ERA: 2.79	IP WLS BF H R ER SO BB IBB HBP BLK WP HR S P ERA WHIP	9.0 W 31 3 2 2 12 2 0 0 0 0 0 1 53 61 2.00 0.556										

**New York Yankees @ Cleveland Indians**  
**Cleveland Municipal Stadium, Cleveland, OH**  
 Sun Sep 12 1954, 3:38 AM EDT  
 Att: 84,587 - Unknown

<b>AB</b>	28
<b>R</b>	2
<b>H</b>	3
<b>RBI</b>	2
<b>BB</b>	2
<b>SO</b>	12
<b>LOB</b>	7







**New York Yankees @ Detroit Tigers**  
 Briggs Stadium, Detroit, MI  
 Tue Sep 14 1954, 4:33 AM EDT  
 Att. 3,460 - Unknown

[livebaseballscorecards.com](http://livebaseballscorecards.com)

<b>AB</b>	41
<b>R</b>	11
<b>H</b>	16
<b>RBI</b>	11
<b>BB</b>	4
<b>SO</b>	5
<b>LOB</b>	13



WP:	0	PA:	45
PB:	0		
SB:	0		
CS:	0		

AB	R	H	RBI	BB	SO	LOB
4	0	3	0	1	0	0
4	1	0	0	1	0	5
5	2	2	0	0	1	2
5	3	3	0	0	0	1
0	0	0	0	0	0	0
4	3	3	6	1	0	0
0	0	0	0	0	0	0
4	2	2	5	1	1	1
5	0	1	0	0	0	2
5	0	1	0	0	0	1
5	0	1	0	0	3	1

1B	SF	2B	SAC	3B	DP	HR	HBP
11	0	3	0	0	1	3	0

Batter	1	2	3	4	5	6	7	8	9
<b>Gil McDougald, R</b> (1, 4) OBP: 0.366, SLG: 0.422	4-0 L6-3 BB		x 0-0 1B	x 0-0 1B		x 0-0 F8		x 0-0 2B	
<b>Hank Bauer, R</b> (1, 9) OBP: 0.365, SLG: 0.465	0-0 L6-3 1-2		x 0-0 P4	x 0-0 F7		4-0 1B HR BB		x 0-0 6-3	
<b>Mickey Mantle, S</b> (1, 8) OBP: 0.401, SLG: 0.532	0-3 K			x 0-0 1B 1B	x 0-0 2B 1B	x 0-0 F5		x 0-0 F2	
<b>Yogi Berra, L</b> (1, 2) OBP: 0.373, SLG: 0.494		x 0-0 G3		x 0-0 1B HR 1B	x 0-0 2B 1B	x 0-0 HR 1B		x 0-0 3-1	
<b>Gus Triandos, R</b> (8, 2)									
<b>Eddie Robinson, L</b> (1, 3) OBP: 0.350, SLG: 0.397		4-0 FC6-4 BB		x 0-0 HR 1B	x 0-0 HR 2B	x 0-0 HR		x 0-0 P5	
<b>Frank Leja, L</b> (9, 3)				1-3 3-H	1-H 2-H	1-H 3-H			
<b>Bob Cerv, R</b> (1, 7) OBP: 0.319, SLG: 0.576		x 0-0 FC6-4 1-2f		x 0-0 HR	x 0-0 HR	x 0-3 K		x 4-0 FC5-4 BB	
<b>Andy Carey, R</b> (1, 5) OBP: 0.363, SLG: 0.418				1-H 3-H	2-H				
<b>Andy Carey, R</b> (1, 5) OBP: 0.363, SLG: 0.418		x 0-0 4-3		x 0-0 FC4 1B	x 0-0 G3		x 0-0 L9	x 0-0 FC5-4 1B 1-2f	
<b>Jerry Coleman, R</b> (1, 6) OBP: 0.281, SLG: 0.282			x 0-0 5-3	x 0-0 FC4 1B 1-2f	x 0-0 4-3		x 0-0 F7	x 0-0 1B 1B	
<b>Tom Morgan, R</b> (1, 1) OBP: 0.163, SLG: 0.213			x 0-0 5-3	x 0-3 K	x 0-3 K		x 0-3 K	x 0-0 1B 1-2 2-H	

Inning Stats	R: 0	H: 0	E: 0	K: 1	S: 4	R: 0	H: 0	E: 0	K: 0	S: 3	R: 0	H: 1	E: 0	K: 0	S: 4	R: 4	H: 6	E: 0	K: 1	S: 11	R: 4	H: 4	E: 0	K: 1	S: 9	R: 3	H: 2	E: 0	K: 1	S: 7	R: 0	H: 0	E: 0	K: 1	S: 5	R: 0	H: 1	E: 0	K: 0	S: 4	R: 0	H: 2	E: 0	K: 0	S: 4	R: 0	H: 2	E: 0	K: 0	S: 4	1B: 11	SF: 0	2B: 3	SAC: 0	3B: 0	DP: 1	HR: 3	HBP: 0	WP: 0	PA: 45
--------------	------	------	------	------	------	------	------	------	------	------	------	------	------	------	------	------	------	------	------	-------	------	------	------	------	------	------	------	------	------	------	------	------	------	------	------	------	------	------	------	------	------	------	------	------	------	------	------	------	------	------	--------	-------	-------	--------	-------	-------	-------	--------	-------	--------

PITCHER	IP	WLS	BF	H	R	ER	SO	BB	IBB	HBP	BLK	WP	HR	S	P	ERA	WHIP
<b>Al Aber, L</b> (1, 1) ERA: 3.93	3.0	L	16	6	4	4	1	2	0	0	0	0	1	16	24	12.00	2.667
<b>Ray Herbert, R</b> (4, 1) ERA: 6.19	2.0		11	5	4	4	2	0	0	0	0	0	1	15	15	18.00	2.500
<b>Dick Marlowe, R</b> (6, 1) ERA: 4.33	3.0		13	3	3	3	2	1	0	0	0	0	1	16	20	9.00	1.333
<b>Frank Lary, R</b> (9, 1) ERA:	1.0		5	2	0	0	0	1	0	0	0	0	0	4	8	0.00	3.000





Batter	1	2	3	4	5	6	7	8	9	AB R H RBI BB SO LOB	TOP
<b>Gil McDougald, R</b> OBP: 0.364, SLG: 0.421 (1, 4) X	0-0 P6	0-0 FC5-4			0-0 G2		0-0		0-3 K	5 1 1 0 0 1 2	
<b>Irv Noren, L</b> OBP: 0.380, SLG: 0.494 (1, 9) (3, 8) B B B B	4-0 1B HR BB		0-0 F5		4-0 IBB		4-0 1B BB		0-0 3-1	2 1 0 0 3 0 0	
<b>Mickey Mantle, S</b> OBP: 0.401, SLG: 0.532 (1, 8) X	0-0 1B HR		0-3 K		0-0 F8		0-0 1B		0-0 5-3	2 1 1 0 0 1 0 3 0 1 1 0 0 2	
<b>Hank Bauer, R</b> OBP: 0.365, SLG: 0.464 (3, 9)	1-2 1B						1-2 2-H 1B				
<b>Yogi Berra, L</b> OBP: 0.373, SLG: 0.498 (1, 2) X	0-0 1B HR		0-0 L3		0-0 L9		0-0 F7			4 1 1 3 0 0 2	
<b>Eddie Robinson, L</b> OBP: 0.347, SLG: 0.392 (1, 3) X	0-0 1B G6-4-3				0-0 F8		0-0 1-3		0-0 4-3	4 0 1 0 0 0 0	
<b>Bob Cerv, R</b> OBP: 0.329, SLG: 0.571 (1, 7) X	0-0 1B G6-4-3				0-0 P4		0-0 1B		0-0 1B	4 0 2 0 0 0 1	
<b>Andy Carey, R</b> OBP: 0.362, SLG: 0.416 (1, 5) X					0-0 F8		0-0 4-3		0-0 F7	4 0 1 0 0 0 2	
<b>Jerry Coleman, R</b> OBP: 0.281, SLG: 0.282 (1, 6) X					0-0 F7		0-0 E6 SH1-4		0-0 1B	4 0 1 0 0 0 1	
<b>Bob Grim, R</b> OBP: 0.171, SLG: 0.191 (1, 1) X					0-3 K		0-0 SH1-4		0-0 F7	3 0 0 0 0 1 3	
<b>Inning Stats</b>	R: 3 H: 3 E: 0 LOB: 0 K: 0 BB: 1 S: 5 P: 9	R: 0 H: 1 E: 0 LOB: 1 K: 1 BB: 0 S: 6 P: 6	R: 0 H: 0 E: 0 LOB: 0 K: 1 BB: 0 S: 5 P: 5	R: 0 H: 0 E: 0 LOB: 0 K: 0 BB: 0 S: 3 P: 3	R: 0 H: 0 E: 1 LOB: 2 K: 0 BB: 1 S: 4 P: 8	R: 0 H: 1 E: 0 LOB: 1 K: 0 BB: 0 S: 4 P: 4	R: 1 H: 2 E: 0 LOB: 2 K: 0 BB: 1 S: 5 P: 9	R: 0 H: 2 E: 0 LOB: 2 K: 0 BB: 0 S: 5 P: 5	R: 0 H: 0 E: 0 LOB: 0 K: 1 BB: 0 S: 5 P: 5	1B: 7 SF: 0 2B: 1 SAC: 1 3B: 0 DP: 1 HR: 1 HBP: 0	WP: 0 PA: 39 PB: 0 SB: 0 CS: 0
<b>PITCHER</b> <b>George Zuverink, R</b> ERA: 3.61 (1, 1)	IP WLS BF H R ER SO BB IBB HBP BLK WP HR S P ERA WHIP										
	9.0 L 39 9 4 4 3 2 1 0 0 0 1 42 54 4.00 1.222										

**New York Yankees @ Detroit Tigers**  
 Briggs Stadium, Detroit, MI  
 Thu Sep 16 1954, 4:33 AM EDT  
 Att. 2,514 - Unknown

[livebaseballscorecards.com](http://livebaseballscorecards.com)

AB	35
R	4
H	9
RBI	4
BB	3
SO	3
LOB	13







Batter	1	2	3	4	5	6	7	8	9	AB R H RBI BB SO LOB	TOP											
Gil McDougald, R OBP: 0.363, SLG: 0.418 (1, 4) X	0-0 P3 1B	0-3 K 1B			0-0 F7 1B		0-3 K 1B		0-0 HR 1B	5 1 1 0 0 2 2												
Irv Noren, L OBP: 0.380, SLG: 0.491 (1, 9) B B B	4-0 BB 2B	0-0 F9 1B			0-3 K 1B		0-0 6-3 1B		0-0 HR 1B	4 2 1 1 1 1 2												
Mickey Mantle, S OBP: 0.401, SLG: 0.530 (1, 8) B B B	4-0 BB 2B		0-0 FC3-6 1B		0-0 F9 1B		0-3 K 1B	0-3 K 1B	0-0 P5 1B	4 1 1 0 0 1 1 2												
Yogi Berra, L OBP: 0.373, SLG: 0.505 Lou Berberet, L (1, 2) X (9, 2)	0-0 BB 2B		0-0 FC3-6 1B		0-0 P3 1B		0-0 P3 1B	0-0 HR 1B	0-0 HR 1B	5 2 2 5 0 0 1 0 0 0 0 0 0 0												
Eddie Robinson, L OBP: 0.349, SLG: 0.400 Frank Leja, L (1, 3) X (9, 3)	0-0 FC 2B		0-0 G6-4-3 1B		0-3 K 1B		0-0 1-3 1B	0-0 F8 1B	0-0 F8 1B	5 0 2 1 0 1 0 0 0 0 0 0 0 0												
Bob Cerv, R OBP: 0.313, SLG: 0.541 (1, 7) X	0-0 FC 2B		0-0 G6-4-3 1B		0-0 F8 1B		0-0 F8 1B		0-0 1-3 1B	4 0 0 0 0 0 3												
Andy Carey, R OBP: 0.363, SLG: 0.417 (1, 5) X	0-0 F8 1B			0-0 5-3 1B			0-0 SH2-3 1B		0-0 1B 1B	4 2 2 0 0 0 1												
Jerry Coleman, R OBP: 0.281, SLG: 0.282 Woodie Held, R (1, 6) X (9, 6)		0-0 F8 1B		0-0 F9 1B			0-0 SH2-3 1B		0-0 2B 1B	3 1 1 0 0 0 0 0 0 0 0 0 0 0												
Tommy Byrne, L OBP: 0.385, SLG: 0.769 (1, 1) X		0-0 E7 2B		0-0 F6 1B			0-0 2B 1B		0-0 1B 2B	4 1 3 3 0 0 0												
<b>Inning Stats</b>	R: 3 E: 0 K: 0 S: 5	H: 2 LOB: 1 BB: 2 P: 13	R: 0 E: 1 K: 1 S: 6	H: 1 LOB: 1 BB: 0 P: 6	R: 0 E: 0 K: 0 S: 4	H: 2 LOB: 1 BB: 0 P: 4	R: 0 E: 0 K: 0 S: 3	H: 0 LOB: 0 BB: 0 P: 3	R: 0 E: 0 K: 1 S: 5	H: 0 LOB: 0 BB: 0 P: 5	R: 0 E: 0 K: 1 S: 5	H: 0 LOB: 0 BB: 0 P: 5	R: 1 E: 0 K: 1 S: 7	H: 2 LOB: 1 BB: 0 P: 7	R: 0 E: 0 K: 1 S: 5	H: 0 LOB: 0 BB: 0 P: 5	R: 6 E: 0 K: 0 S: 9	H: 6 LOB: 0 BB: 0 P: 9	1B: 8 2B: 4 3B: 0 HR: 1	SF: 0 SAC: 1 DP: 1 HBP: 0	WP: 0 PB: 0 SB: 0 CS: 0	PA: 41
<b>PITCHER</b>	IP WLS BF H R ER SO BB IBB HBP BLK WP HR S P ERA WHIP																					
Johnny Gray, R ERA: 6.33 (1, 1)	0.1 L 5 2 3 3 0 2 0 0 0 0 0 0 3 11 81.00 12.000																					
Charlie Bishop, R ERA: 4.55 (1, 1)	4.2 16 3 0 0 2 0 0 0 0 0 0 20 20 0.00 0.643																					
Sonny Dixon, R ERA: 4.4 (6, 1)	3.2 19 8 7 7 3 0 0 0 0 0 1 25 25 17.18 2.182																					
Al Sima, L ERA: 5.17 (9, 1)	0.1 1 0 0 0 0 0 0 0 0 0 0 1 1 0.00 0.000																					

**New York Yankees @ Philadelphia Athletics**  
**Connie Mack Stadium, Philadelphia, PA**

Fri Sep 17 1954, 3:33 AM EDT  
 Att. 3,047 - Unknown

AB	38
R	10
H	13
RBI	10
BB	2
SO	5
LOB	11



livebaseballscores.com





Batter	1	2	3	4	5	6	7	8	9	AB R H RBI BB SO LOB	TOP											
<b>Gil McDougald, R</b> (1, 4) OBP: 0.365, SLG: 0.418	0-0 1B 1B	0-3 K		4-0 BB		0-0 G5-4-3 1-2f 2-3			4-0 BB SF9 BB	3 2 1 0 2 1 3												
<b>Irv Noren, L</b> (1, 9) OBP: 0.380, SLG: 0.489	0-0 1B 1-2 1B	0-0 F9		0-3 K			0-0 F9		4-0 BB 1-2 BB	4 1 1 0 1 1 2												
<b>Mickey Mantle, S</b> (1, 8) OBP: 0.401, SLG: 0.528	0-0 F8		0-0 4-3 1B		0-3 K		0-0 F4		4-0 1-2 2-3 BB	4 0 1 0 1 1 2												
<b>Yogi Berra, L</b> (1, 2) OBP: 0.373, SLG: 0.504	0-0 1B 1-3 2-H 1B		0-0 4-3		0-0 F9		0-0 1B		0-0 F4	5 1 2 1 0 0 4												
<b>Eddie Robinson, L</b> (1, 3) OBP: 0.338, SLG: 0.388	0-0 F6		0-0 F5		0-0 F4		0-0 4-3		0-0 SF9	4 0 0 1 0 0 4												
<b>Bob Cerv, R</b> (1, 7) OBP: 0.329, SLG: 0.538	0-0 1B 2-3 3-H		4-0 FC5-4 BB			0-0 2B 1B		0-0 F8	0-0 5-3	4 1 2 1 1 0 2												
<b>Andy Carey, R</b> (1, 5) OBP: 0.365, SLG: 0.420	0-0 F8 3-H		0-0 FC5-4			0-0 1B 2B		0-0 BB 1B		4 1 2 0 0 0 3												
<b>Jerry Coleman, R</b> (1, 6) OBP: 0.283, SLG: 0.284		0-0		0-0 6-3		0-0 CS E 1B		4-0 BB 1B		2 0 1 0 0 0 0												
<b>Joe Collins, L</b> (6, PH) OBP: 0.370, SLG: 0.452						2-H 3-H		1-2 BB		1 0 1 2 0 0 0												
<b>Willy Miranda, S</b> (6, 6) OBP: 0.297, SLG: 0.348								G4-6-3		0 0 0 0 0 0 0												
<b>Bill Skowron, R</b> (8, PH) OBP: 0.388, SLG: 0.582								BB		0 0 0 0 1 0 0												
<b>Phil Rizzuto, R</b> (8, 6) OBP: 0.302, SLG: 0.254										0 0 0 0 0 0 0												
<b>Ed Lopat, L</b> (1, 1) OBP: 0.066, SLG: 0.018		0-3 K		0-0 F8		0-0 E4 G5-4-3		0-0 G4-6-3		1 0 0 0 0 1 1												
<b>Harry Byrd, R</b> (3, 1) OBP: 0.260, SLG: 0.196								1-2f		0 0 0 0 0 0 0												
<b>Enos Slaughter, L</b> (4, PH) OBP: 0.379, SLG: 0.336										1 0 0 0 0 0 0												
<b>Allie Reynolds, R</b> (4, 1) OBP: 0.180, SLG: 0.184										2 0 0 0 0 0 3												
<b>Inning Stats</b>	R: 3 E: 0 K: 0 S: 7	H: 4 LOB: 1 BB: 0 P: 7	R: 0 E: 0 K: 2 S: 8	H: 1 LOB: 1 BB: 0 P: 8	R: 0 E: 0 K: 0 S: 4	H: 1 LOB: 2 BB: 1 P: 8	R: 0 E: 0 K: 1 S: 5	H: 0 LOB: 1 BB: 1 P: 9	R: 0 E: 0 K: 1 S: 5	H: 0 LOB: 0 BB: 0 P: 5	R: 2 E: 1 K: 0 S: 5	H: 3 LOB: 0 BB: 0 P: 5	R: 0 E: 0 K: 0 S: 4	H: 1 LOB: 1 BB: 0 P: 4	R: 0 E: 0 K: 0 S: 3	H: 1 LOB: 1 BB: 1 P: 7	R: 1 E: 0 K: 0 S: 3	H: 0 LOB: 2 BB: 3 P: 15	1B: 10 2B: 1 3B: 0 HR: 0	SF: 1 SAC: 0 DP: 2 HBP: 0	WP: 1 PB: 0 SB: 0 CS: 1	PA: 42
<b>PITCHER</b> <b>Arnie Portocarrero, R</b> (1, 1) ERA: 4.18	IP: 9.0 WLS: L BF: 42 H: 11 R: 6 ER: 6 SO: 4 BB: 6 IBB: 0 HBP: 0 BLK: 0 WP: 1 HR: 0 S: 44 P: 68 ERA: 6.00 WHIP: 1.889											<b>PITCHER</b>	IP: WLS: BF: H: R: ER: SO: BB: IBB: HBP: BLK: WP: HR: S: P: ERA: WHIP:									

**New York Yankees @ Philadelphia Athletics**  
**Connie Mack Stadium, Philadelphia, PA**

livebaseballscorecards.com

**AB 35**  
**R 6**  
**H 11**  
**RBI 5**  
**BB 6**  
**SO 4**  
**LOB 24**



Sat Sep 18 1954, 3:33 AM EDT  
 Att. 1,834 - Unknown





**New York Yankees @ Philadelphia Athletics**  
**Connie Mack Stadium, Philadelphia, PA**

Sun Sep 19 1954, 3:33 AM EDT  
 Att. 1,715 - Unknown

AB	36
R	4
H	11
RBI	4
BB	6
SO	0
LOB	25



Batter	1	2	3	4	5	6	7	8	9	AB R H RBI BB SO LOB
<b>Gil McDougald, R</b> (1, 4) OBP: 0.370, SLG: 0.429	0-0 FC3-6 1B		0-0 F3		0-0 BB 1B		4-0 BB BB	0-0 HR 2-H 3-H		4 1 3 3 1 0 1
<b>Irv Noren, L</b> (1, 9) OBP: 0.380, SLG: 0.487	0-0 L8		0-0 L8		0-0 BB 1B		4-0 L9-3 BB	0-0 4-3		4 0 1 0 1 0 3
<b>Mickey Mantle, S</b> (1, 8) OBP: 0.399, SLG: 0.524	0-0 FC3-6 1-2f		0-0 L9		4-0 BB 1-2 2-3		0-0 F3		0-0 5-3	4 0 0 0 1 0 4
<b>Yogi Berra, L</b> (1, 2) OBP: 0.370, SLG: 0.499	0-0 4-3			0-0 F4	0-0 L9		0-0 L9-3 1-2		0-0 F8	5 0 0 0 0 0 6
<b>Eddie Robinson, L</b> (1, 3) OBP: 0.335, SLG: 0.384		0-0 F5		0-0 4-1		0-0 F9		0-0 1B 1B	0-0 1B	4 0 1 0 0 0 0
<b>Frank Leja, L</b> (8, PR) OBP: 0.333, SLG: 0.333										1 1 1 0 0 0 0
<b>Bob Cerv, R</b> (1, 7) OBP: 0.344, SLG: 0.531		4-0 BB BB		4-0 BB BB		0-0 1B 1B		0-0 L8	0-0 F4	3 0 1 0 2 0 2
<b>Andy Carey, R</b> (1, 5) OBP: 0.366, SLG: 0.422		4-0 BB BB		0-0 F9		0-0 1B 1-2		0-0 1-3 1B HR 1B		3 1 2 0 1 0 1
<b>Jerry Coleman, R</b> (1, 6) OBP: 0.281, SLG: 0.282		0-0 G1-6-3		0-0 F6	0-0 F7		0-0 HR 1-2 2-H 1B			2 0 0 0 0 0 2
<b>Enos Slaughter, L</b> (6, PH) OBP: 0.277, SLG: 0.333										1 0 0 0 0 0 2
<b>Willy Miranda, S</b> (6, 6) OBP: 0.287, SLG: 0.348										0 0 0 0 0 0 0
<b>Lou Berberet, L</b> (8, PH) OBP: 1.000, SLG: 1.000										1 0 1 1 0 0 0
<b>Phil Rizzuto, R</b> (8, PR) OBP: 0.302, SLG: 0.254										0 1 0 0 0 0 0
<b>Tom Morgan, R</b> (1, 1) OBP: 0.176, SLG: 0.224		0-0 1B		0-0 F2	0-0 F8			0-0 1-3		2 0 1 0 0 0 0
<b>Joe Collins, L</b> (6, PH) OBP: 0.369, SLG: 0.451										1 0 0 0 0 0 2
<b>Johnny Sain, R</b> (6, 1) OBP: 0.389, SLG: 0.313										0 0 0 0 0 0 0
<b>Bill Skowron, R</b> (8, PH) OBP: 0.386, SLG: 0.579										1 0 0 0 0 0 2
<b>Jim Konstanty, R</b> (8, 1)										0 0 0 0 0 0 0

Inning Stats	R: 0	H: 1	R: 0	H: 0	R: 0	H: 1	R: 0	H: 0	R: 0	H: 2	R: 0	H: 2	R: 0	H: 0	R: 4	H: 4	R: 0	H: 1	1B: 10	SF: 0	WP: 0	PA: 42
	E: 0	LOB: 1	E: 0	LOB: 1	E: 0	LOB: 1	E: 0	LOB: 1	E: 0	LOB: 2	E: 0	LOB: 2	E: 0	LOB: 1	E: 0	LOB: 1	E: 0	LOB: 1	2B: 1	SAC: 0	PB: 0	
	K: 0	BB: 0	K: 0	BB: 2	K: 0	BB: 1	K: 0	BB: 1	K: 0	BB: 0	K: 0	BB: 2	K: 0	BB: 0	K: 0	BB: 0	K: 0	BB: 0	3B: 0	DP: 2	SB: 0	
	S: 4	P: 4	S: 2	P: 10	S: 4	P: 4	S: 3	P: 7	S: 5	P: 9	S: 5	P: 5	S: 2	P: 10	S: 7	P: 7	S: 4	P: 4	HR: 1	HBP: 0	CS: 0	

PITCHER	IP	WLS	BF	H	R	ER	SO	BB	IBB	HBP	BLK	WP	HR	S	P	ERA	WHIP
<b>Art Ditmar, R</b> (1, 1) ERA: 6.35	5.0		22	4	0	0	0	4	0	0	0	0	0	18	34	0.00	1.600
<b>Charlie Bishop, R</b> (6, 1) ERA: 4.45	2.0		9	2	0	0	0	2	0	0	0	0	0	7	15	0.00	2.000
<b>Moe Burtch, R</b> (8, 1) ERA: 3.88	1.0	L	7	4	4	4	0	0	0	0	0	0	1	7	7	36.00	4.000
<b>Al Sima, L</b> (9, 1) ERA: 5.11	1.0		4	1	0	0	0	0	0	0	0	0	0	4	4	0.00	1.000

WP: 0	PA: 42
PB: 0	
SB: 0	
CS: 0	

Batter	1	2	3	4	5	6	7	8	9	AB	R	H	RBI	BB	SO	LOB
<b>Pete Suder, R</b> (1, 4) OBP: 0.235, SLG: 0.282	0-0 6-3			0-0 1B	0-0 1B		0-0 F4			4	0	2	2	0	0	0
<b>Lou Limmer, L</b> (1, 3) OBP: 0.301, SLG: 0.402	0-0 L8			0-0 1B	0-0 L3		0-0 1B			4	0	2	0	0	0	2
<b>Jim Finigan, R</b> (1, 5) OBP: 0.377, SLG: 0.408	0-0 L9			0-0 L9		0-0 L7	0-3 K			4	0	0	0	0	1	3
<b>Gus Zernial, R</b> (1, 7) OBP: 0.319, SLG: 0.425		0-0 F6		0-0 G6-4-3		4-0 1B		0-0 F9		3	0	0	0	1	0	2
<b>Vic Power, R</b> (1, 9) OBP: 0.281, SLG: 0.342		0-0 6-3			0-0 L4	0-0 1B		0-0 F5		4	0	1	0	0	0	0
<b>Bill Wilson, R</b> (1, 8) OBP: 0.340, SLG: 0.430		0-3 K			0-3 K	0-0 1B		0-3 K		4	0	1	0	0	3	0
<b>Jack Littrell, R</b> (1, 6) OBP: 0.400, SLG: 0.385			0-0 F9		4-0 1B	0-0 F6			0-0 6-3	3	1	0	0	1	0	3
<b>Jim Robertson, R</b> (1, 2) OBP: 0.300, SLG: 0.234			0-0 L5		0-0 1B	0-3 K			0-0 F4	4	1	1	0	0	1	3
<b>Art Ditmar, R</b> (1, 1) OBP: 0.318, SLG: 0.368			0-0 6-3		0-0 E3		0-0 F5		0-0 F8	1	0	0	0	0	0	0
<b>Don Bollweg, L</b> (5, PH) OBP: 0.128, SLG: 0.105					1-2 1B					1	0	0	0	0	0	2
<b>Marion Fricano, R</b> (5, PR) OBP: 0.121, SLG: 0.152										0	0	0	0	0	0	0
<b>Charlie Bishop, R</b> (6, 1) OBP: 0.121, SLG: 0.152										0	0	0	0	0	0	0
<b>Elmer Valo, L</b> (7, PH) OBP: 0.167, SLG: 0.118										1	0	0	0	0	0	0
<b>Moe Burtzsch, R</b> (8, 1) OBP: 0.045, SLG: 0.045										0	0	0	0	0	0	0
<b>Al Sima, R</b> (9, 1) OBP: 0.255, SLG: 0.314										1	0	0	0	0	0	0

Inning Stats	R: 0	H: 0	E: 0	LOB: 0	K: 0	S: 3	R: 0	H: 0	E: 0	LOB: 0	K: 0	S: 3	R: 0	H: 2	E: 0	LOB: 1	K: 0	S: 4	R: 2	H: 2	E: 1	LOB: 2	K: 1	S: 8	R: 0	H: 2	E: 0	LOB: 3	K: 1	S: 7	R: 0	H: 1	E: 0	LOB: 1	K: 1	S: 6	R: 0	H: 0	E: 0	LOB: 0	K: 1	S: 5	R: 0	H: 0	E: 0	LOB: 0	K: 0	S: 3	R: 0	H: 0	E: 0	LOB: 0	K: 0	S: 3	1B: 7	SF: 0	2B: 0	SAC: 0	3B: 0	DP: 1	HR: 0	HBP: 0	WP: 0	PA: 36
<b>PITCHER</b>	IP	WLS	BF	H	R	ER	SO	BB	IBB	HBP	BLK	WP	HR	S	P	ERA	WHIP																																															
<b>Tom Morgan, R</b> (1, 1) ERA: 3.23	5.0		20	4	2	0	2	1	0	0	0	0	0	23	27	0.00	1.000																																															
<b>Johnny Sain, R</b> (6, 1) ERA: 3.21	2.0	W	10	3	0	0	2	1	0	0	0	0	0	13	17	0.00	2.000																																															
<b>Jim Konstanty, R</b> (8, 1) ERA: 2.93	2.0	S	6	0	0	0	1	0	0	0	0	0	0	8	8	0.00	0.000																																															

**BOTTOM**


**New York Yankees @ Philadelphia Athletics**

Connie Mack Stadium, Philadelphia, PA

Sun Sep 19 1954, 3:33 AM EDT

Att. 1,715 - Unknown


<b>AB</b>	<b>34</b>
<b>R</b>	<b>2</b>
<b>H</b>	<b>7</b>
<b>RBI</b>	<b>2</b>
<b>BB</b>	<b>2</b>
<b>SO</b>	<b>5</b>
<b>LOB</b>	<b>15</b>



<b>WP: 0</b>	<b>PA: 36</b>
<b>PB: 0</b>	
<b>SB: 1</b>	
<b>CS: 0</b>	
<b>ERA</b>	<b>WHIP</b>

livebaseballscorecards.com



Batter	1	2	3	4	5	6	7	8	9	AB R H RBI BB SO LOB	TOP														
Roy Dietzel, R (1, 5) OBP: 0.316, SLG: 0.235 Eddie Yost, R (2, 5) OBP: 0.406, SLG: 0.381 Wayne Terwilliger, R (2, 5) OBP: 0.288, SLG: 0.273	0-3 K		0-0 6-3		0-0 FC4-6 1B		0-0 5-3		4-0 BB 1-2 2-3 BB	1 0 0 0 0 1 0 0 0 0 0 0 0 0 3 0 1 0 1 0 1	<p><b>Washington Senators @ New York Yankees</b>  <b>Yankee Stadium, Bronx, NY</b>            Mon Sep 20 1954, 3:33 AM EDT            Att. 7,072 - Unknown</p> <p>livebaseballscorecards.com</p> <table border="1"> <tr><td>AB</td><td>30</td></tr> <tr><td>R</td><td>3</td></tr> <tr><td>H</td><td>7</td></tr> <tr><td>RBI</td><td>3</td></tr> <tr><td>BB</td><td>8</td></tr> <tr><td>SO</td><td>4</td></tr> <tr><td>LOB</td><td>22</td></tr> </table> 	AB	30	R	3	H	7	RBI	3	BB	8	SO	4	LOB	22
AB	30																								
R	3																								
H	7																								
RBI	3																								
BB	8																								
SO	4																								
LOB	22																								
Pete Runnels, L (1, 4) OBP: 0.367, SLG: 0.387	0-0 5-3		0-0 6-3		0-0 F8		0-0 PO	0-0 SH2-3 1B	4-0 FC6-4 BB	4 0 1 1 1 0 1															
Mickey Vernon, L (1, 3) OBP: 0.367, SLG: 0.508	0-0 P6		4-0 BB BB		0-0 FC4-6 1-2f			0-0 SH2-3 1-2	0-0 P4	3 0 0 0 1 0 4															
Jim Busby, R (1, 8) OBP: 0.338, SLG: 0.384		0-0 2B 5-3 1B	4-0 FC6-4 1-2 BB		0-0 F8			0-0 5-3	0-0 FC6-4 1-2f	4 1 1 0 1 0 5															
Roy Sievers, R (1, 7) OBP: 0.332, SLG: 0.448 Tom Umphlett, R (9, 7) OBP: 0.253, SLG: 0.269		0-0 1B 2B	0-0 FC6-4 1-2f		4-0 G5-4-3 BB			4-0 IBB		2 1 1 0 2 0 2 0 0 0 0 0 0 0															
Jim Lemon, R (1, 9) OBP: 0.289, SLG: 0.349		0-0 5-3		0-0 5-3		0-0 G5-4-3 1-2f		0-0 L1-4		4 0 0 1 0 0 4															
Ed Fitz Gerald, R (1, 2) OBP: 0.352, SLG: 0.395		4-0 1B BB		0-0 F7		0-0 F7			0-0 BB BB 1B	3 1 1 0 1 0 0															
Jerry Snyder, R (1, 6) OBP: 0.303, SLG: 0.272		0-0 1-3 2-H 1B		4-0 BB			0-0 PO 5-3 1B		0-0 SH BB BB	2 0 2 1 1 0 0															
Johnny Schmitz, R (1, 1) OBP: 0.150, SLG: 0.121	0-3 K		0-0 1-3		0-0 K		0-3 K		0-3 K	4 0 0 0 0 3 5															
<b>Inning Stats</b>	R: 0 E: 0 K: 1 S: 5 H: 0 LOB: 0 BB: 0 P: 5	R: 2 E: 0 K: 1 S: 7 H: 3 LOB: 1 BB: 1 P: 11	R: 0 E: 0 K: 0 S: 3 H: 0 LOB: 2 BB: 2 P: 11	R: 0 E: 0 K: 0 S: 3 H: 0 LOB: 1 BB: 1 P: 7	R: 0 E: 0 K: 0 S: 4 H: 1 LOB: 1 BB: 0 P: 4	R: 0 E: 0 K: 0 S: 2 H: 0 LOB: 0 BB: 1 P: 6	R: 0 E: 0 K: 1 S: 5 H: 1 LOB: 0 BB: 0 P: 5	R: 0 E: 0 K: 0 S: 4 H: 1 LOB: 2 BB: 1 P: 8	R: 1 E: 1 K: 1 S: 7 H: 1 LOB: 3 BB: 2 P: 15	1B: 6 2B: 1 3B: 0 HR: 0 SF: 0 SAC: 2 DP: 1 HBP: 0	WP: 0 PB: 0 SB: 0 CS: 0 PA: 41														
<b>PITCHER</b> Whitey Ford, L (1, 1) ERA: 2.82	IP 9.0 WLS L BF 40 H 7 R 3 ER 2 SO 4 BB 7 IBB 1 HBP 0 BLK 0 WP 0 HR 0 S 40 P 72 ERA 2.00 WHIP 1.556											<b>PITCHER</b> IP WLS BF H R ER SO BB IBB HBP BLK WP HR S P ERA WHIP													

Batter	1	2	3	4	5	6	7	8	9	AB	R	H	RBI	BB	SO	LOB
<b>Gil McDougald, R</b> OBP: 0.371, SLG: 0.430 (1, 4)	0-0 F9		0-0 FC5-4		0-0 1B			0-0 1B		4	0	2	0	0	0	2
<b>Hank Bauer, R</b> OBP: 0.364, SLG: 0.470 (1, 9)	0-0 5-3			0-0 HR	0-0 P5			0-0 P3		4	1	1	1	0	0	3
<b>Mickey Mantle, S</b> OBP: 0.397, SLG: 0.520 (1, 8)	0-0 F9			0-0 F8		0-0 F8		0-0 P6		4	0	0	0	0	0	1
<b>Bill Skowron, R</b> OBP: 0.384, SLG: 0.571 (1, 3)		4-0 BB		0-0 F9		0-0 6-3		0-0 F7		3	0	0	0	1	0	0
<b>Bob Cerv, R</b> OBP: 0.330, SLG: 0.506 (1, 7)		0-0 F9		0-0 6-3		0-0 1-3		0-0 6-3		4	0	0	0	0	0	1
<b>Andy Carey, R</b> OBP: 0.369, SLG: 0.423 (1, 5)		0-0 G3-6-3			0-0 G3 1B		0-0 G5-4-3 1B		0-0 L5		4	1	2	0	0	1
<b>Jerry Coleman, R</b> OBP: 0.279, SLG: 0.280 (1, 6)			0-0 L8		0-0 G3		0-3 K			2	0	0	0	0	0	1
<b>Yogi Berra, L</b> OBP: 0.369, SLG: 0.498 (7, PH)					1-2					1	0	0	0	0	1	1
<b>Willy Miranda, S</b> OBP: 0.297, SLG: 0.348 (8, 6)										0	0	0	0	0	0	0
<b>Charles Silvera, R</b> OBP: 0.341, SLG: 0.297 (1, 2)			0-0 FC5-4 2B		0-0 F7		0-0 G5-4-3			3	0	1	0	0	0	2
<b>Whitey Ford, L</b> OBP: 0.254, SLG: 0.177 (1, 1)			4-0 FC5-4 BB		0-0 2-H 1B			0-0 G3		2	0	1	1	1	0	0

Inning Stats	R: 0	H: 0	E: 0	K: 0	S: 3	R: 0	H: 0	E: 0	K: 0	S: 2	R: 0	H: 1	E: 0	K: 0	S: 3	R: 1	H: 1	E: 0	K: 0	S: 4	R: 1	H: 3	E: 0	K: 0	S: 6	R: 0	H: 0	E: 0	K: 1	S: 5	R: 0	H: 1	E: 0	K: 0	S: 4	R: 0	H: 0	E: 0	K: 0	S: 3	R: 0	H: 1	E: 0	K: 0	S: 4	1B: 5	SF: 0	2B: 1	3B: 0	HR: 1	WP: 0	PA: 33
	LOB: 0	BB: 0	P: 3	ER: 0	SO: 1	LOB: 0	BB: 1	ER: 0	SO: 0	P: 6	LOB: 0	BB: 0	ER: 0	SO: 0	P: 4	LOB: 2	BB: 0	ER: 0	SO: 0	P: 3	LOB: 0	BB: 0	ER: 0	SO: 0	P: 5	LOB: 1	BB: 0	ER: 0	SO: 0	P: 4	LOB: 0	BB: 0	ER: 0	SO: 0	P: 3	LOB: 0	BB: 0	ER: 0	SO: 0	P: 3	LOB: 0	BB: 0	ER: 0	SO: 0	P: 3	SAC: 0	DP: 3	HBP: 0	CS: 0			


PITCHER	IP	WLS	BF	H	R	ER	SO	BB	IBB	HBP	BLK	WP	HR	S	P	ERA	WHIP
<b>Johnny Schmitz, L</b> ERA: 2.81 (1, 1)	9.0	W	33	7	2	2	1	2	0	0	0	0	1	33	41	2.00	1.000

**BOTTOM**

**Washington Senators @ New York Yankees**  
Yankee Stadium, Bronx, NY

Mon Sep 20 1954, 3:33 AM EDT  
Att. 7,072 - Unknown

<b>AB</b>	<b>31</b>
<b>R</b>	<b>2</b>
<b>H</b>	<b>7</b>
<b>RBI</b>	<b>2</b>
<b>BB</b>	<b>2</b>
<b>SO</b>	<b>1</b>
<b>LOB</b>	<b>12</b>





Batter	1	2	3	4	5	6	7	8	9	AB R H RBI BB SO LOB	TOP											
<b>Jesse Levan, L</b> (1, 5) OBP: 0.286, SLG: 0.286 <b>Eddie Yost, R</b> (1, 5) OBP: 0.406, SLG: 0.381 <b>Wayne Terwilliger, R</b> (2, 5) OBP: 0.288, SLG: 0.274	0-0 1B		0-3 K		0-0 1-3 2-H 1B			0-0 P3		1 0 1 0 0 0 0 0 0 0 0 0 0 0 3 0 1 1 0 1 0	<b>Washington Senators @ New York Yankees</b> Yankee Stadium, Bronx, NY Tue Sep 21 1954, 3:33 AM EDT Att. 1,912 - Unknown											
<b>Pete Runnels, L</b> (1, 4) OBP: 0.367, SLG: 0.386	0-3 K			0-0 1B	0-0 6-3			0-0 P6		4 0 1 0 0 1 3												
<b>Mickey Vernon, L</b> (1, 3) OBP: 0.364, SLG: 0.504	0-0 F5			0-0 F9			0-0 4-3		0-0 F5	4 0 0 0 0 0 2												
<b>Jim Busby, R</b> (1, 8) OBP: 0.337, SLG: 0.383	0-0 P6			0-0 F9			0-0 5-3		0-0 G4-6-3 1B	4 0 1 0 0 0 2												
<b>Tom Wright, L</b> (1, 7) OBP: 0.316, SLG: 0.325		0-3 K		0-0 F8			0-0 4-3		0-0 G4-6-3 1-2f	4 0 0 0 0 1 2												
<b>Jim Lemon, R</b> (1, 9) OBP: 0.291, SLG: 0.343		0-0 6-3			4-0 1-4-3 1B BB		0-3 K			2 1 0 0 1 1 0												
<b>Ed Fitz Gerald, R</b> (1, 2) OBP: 0.350, SLG: 0.391		0-0 6-3			0-0 1-4-3 1-2		0-0 F8			3 0 0 0 0 0 1												
<b>Jerry Snyder, R</b> (1, 6) OBP: 0.303, SLG: 0.268			0-0 5-3		4-0 1B BB		0-3 K			2 0 0 0 1 1 0												
<b>Dean Stone, L</b> (1, 1) OBP: 0.179, SLG: 0.220			0-0 4-3		0-3 K			0-3 K		3 0 0 0 0 2 2												
<b>Inning Stats</b>	R: 0 E: 0 K: 1 S: 6	H: 1 LOB: 1 BB: 0 P: 6	R: 0 E: 0 K: 1 S: 5	H: 0 LOB: 0 BB: 0 P: 5	R: 0 E: 0 K: 1 S: 5	H: 0 LOB: 0 BB: 0 P: 5	R: 0 E: 0 K: 0 S: 4	H: 1 LOB: 1 BB: 0 P: 4	R: 1 E: 0 K: 1 S: 6	H: 1 LOB: 2 BB: 2 P: 14	R: 0 E: 0 K: 0 S: 3	H: 0 LOB: 0 BB: 0 P: 3	R: 0 E: 0 K: 2 S: 7	H: 0 LOB: 0 BB: 0 P: 7	R: 0 E: 0 K: 1 S: 5	H: 0 LOB: 0 BB: 0 P: 5	R: 0 E: 0 K: 0 S: 3	H: 1 LOB: 0 BB: 0 P: 3	1B: 4 2B: 0 3B: 0 HR: 0	SF: 0 SAC: 0 DP: 1 HBP: 0	WP: 0 PB: 0 SB: 0 CS: 0	PA: 32
<b>PITCHER</b> <b>Bob Grim, R</b> (1, 1) ERA: 3.34	IP: 9.0 WLS: W BF: 32 H: 4 R: 1 ER: 1 SO: 7 BB: 2 IBB: 0 HBP: 0 BLK: 0 WP: 0 HR: 0 S: 44 P: 52 ERA: 1.00 WHIP: 0.667											<b>PITCHER</b> IP: WLS: BF: H: R: ER: SO: BB: IBB: HBP: BLK: WP: HR: S: P: ERA: WHIP										

livebaseballscores.com

<b>AB</b>	30
<b>R</b>	1
<b>H</b>	4
<b>RBI</b>	1
<b>BB</b>	2
<b>SO</b>	7
<b>LOB</b>	12




Batter	1	2	3	4	5	6	7	8	9
Hank Bauer, R OBP: 0.363, SLG: 0.466 (1, 9)	0-0 F9		0-0 F8			4-0 FC1-6 BB		0-0 4-3	
Gil McDougald, R OBP: 0.370, SLG: 0.427 (1, 4)	0-3 K		0-0 F8			0-0 FC1-6 1B		4-0 FC4 BB	
Mickey Mantle, S OBP: 0.399, SLG: 0.522 (1, 8)	0-3 K			0-0 FC5-4 1B		0-0 FC4-6 1B		0-0 E 1B	
Yogi Berra, L OBP: 0.367, SLG: 0.495 (1, 2)		0-0 P5		0-0 F3		0-0 FC4-6		0-0 FC4 1B	
Bill Skowron, R OBP: 0.386, SLG: 0.574 (1, 3)		0-0 F8 2B		0-0 F9		0-0 F8		0-0 FC4-6 1B	
Bob Cerv, R OBP: 0.337, SLG: 0.494 (1, 7)		4-0 BB		0-0 FC5-4		4-0 CS BB		0-0 FC4-6	
Andy Carey, R OBP: 0.367, SLG: 0.420 (1, 5)		0-0 F8			0-0 F8		0-0 F7		
Phil Rizzuto, R OBP: 0.299, SLG: 0.252 (1, 6)		0-0 F7			0-0 4-3		0-0 F7		
Bob Grim, R OBP: 0.164, SLG: 0.183 (1, 1)			0-3 K		0-0 5-3			0-3 K	

Inning Stats	R: 0	H: 0	E: 0	K: 2	S: 7	R: 0	H: 1	E: 0	K: 0	S: 4	R: 0	H: 0	E: 0	K: 1	S: 5	R: 0	H: 1	E: 0	K: 0	S: 4	R: 0	H: 0	E: 0	K: 0	S: 3	R: 1	H: 1	E: 1	K: 0	S: 4	R: 0	H: 0	E: 0	K: 0	S: 2	R: 2	H: 2	E: 1	K: 1	S: 8
	LOB: 0	BB: 0	BB: 0	BB: 1	BB: 7	LOB: 2	BB: 1	LOB: 0	BB: 0	BB: 5	LOB: 1	BB: 0	LOB: 0	BB: 0	BB: 3	LOB: 1	BB: 1	LOB: 0	BB: 0	BB: 4	LOB: 0	LOB: 0	LOB: 0	LOB: 0	LOB: 1	LOB: 0	LOB: 0	LOB: 1	LOB: 0	LOB: 0	LOB: 0	LOB: 0	LOB: 2	LOB: 2	LOB: 0	LOB: 1	LOB: 12			
PITCHER Dean Stone, L ERA: 3.13 (1, 1)	IP: 8.0	WLS: L	BF: 33	H: 5	R: 3	ER: 0	SO: 4	BB: 4	IBB: 0	HBP: 0	BLK: 0	WP: 0	HR: 0	S: 37	P: 53	ERA: 0.00	WHIP: 1.125																							
	1B: 4	2B: 1	3B: 0	HR: 0	SF: 0	SAC: 0	DP: 0	HBP: 0	WP: 0	PA: 33																														
	1B: 4	2B: 1	3B: 0	HR: 0	SF: 0	SAC: 0	DP: 0	HBP: 0	WP: 0	PA: 33																														

**BOTTOM**

Washington Senators @ New York Yankees  
 Yankee Stadium, Bronx, NY  
 Tue Sep 21 1954, 3:33 AM EDT  
 Att. 1,912 - Unknown

AB	29
R	3
H	5
RBI	2
BB	4
SO	4
LOB	14



AB	R	H	RBI	BB	SO	LOB
3	0	0	0	1	0	0
3	2	0	0	1	1	1
4	1	3	1	0	1	0
4	0	0	0	0	0	3
4	0	2	1	0	0	2
2	0	0	0	2	0	3
3	0	0	0	0	0	2
3	0	0	0	0	2	0



Batter	1	2	3	4	5	6	7	8	9	AB R H RBI BB SO LOB	TOP											
<b>Bob Oldis, R</b> (1, 5) <small>OBP: 0.333, SLG: 0.348</small> <b>Eddie Yost, R</b> (2, 5) <small>OBP: 0.406, SLG: 0.381</small> <b>Wayne Terwilliger, R</b> (2, 6) <small>OBP: 0.289, SLG: 0.274</small>	0-0 F7		0-0 P3			0-0 L3-6 1B		0-0 5-3		1 0 0 0 0 0 0	<b>Washington Senators @ New York Yankees</b> Yankee Stadium, Bronx, NY Wed Sep 22 1954, 3:33 AM EDT Att. 2,117 - Unknown											
<b>Pete Runnels, L</b> (1, 4) <small>OBP: 0.369, SLG: 0.388</small>	0-0 1B 1B		0-0 L7			0-0 1-2 1B		4-0 BB		3 0 2 0 1 0 0												
<b>Mickey Vernon, L</b> (1, 3) <small>OBP: 0.362, SLG: 0.501</small>	0-0 P3			0-0 P4		0-0 L3-6 1-2 2-3		0-0 4-3		4 0 0 0 0 0 5												
<b>Jim Busby, R</b> (1, 8) <small>OBP: 0.337, SLG: 0.382</small>	0-0 1-2 1B			0-0 B2			0-0 F8		0-0 5-3	4 0 1 0 0 0 0												
<b>Roy Sievers, R</b> (1, 7) <small>OBP: 0.333, SLG: 0.448</small>	0-0 F8			0-0 E7 1B			4-0 BB		0-0 F9	3 0 1 0 1 0 2												
<b>Jim Lemon, R</b> (1, 9) <small>OBP: 0.289, SLG: 0.333</small>		4-0 BB G6-4-3		0-0 5-3			0-0 F2		0-3 K	3 0 0 0 1 1 2												
<b>Ed Fitz Gerald, R</b> (1, 2) <small>OBP: 0.347, SLG: 0.388</small>		0-0 F9			0-3 K		0-0 L4			3 0 0 0 0 1 2												
<b>Jerry Snyder, R</b> (1, 6) <small>OBP: 0.301, SLG: 0.266</small> <b>Roy Dietzel, R</b> (2, 5) <small>OBP: 0.333, SLG: 0.222</small>		0-0 G6-4-3 1-2f			0-0 F9			4-0 5-3 BB		1 0 0 0 0 0 1 1 0 0 0 1 0 0												
<b>Mickey McDermott, L</b> (1, 1) <small>OBP: 0.255, SLG: 0.232</small> <b>Carlos Paula, R</b> (8, PH) <small>OBP: 0.200, SLG: 0.167</small> <b>Camilo Pascual, R</b> (8, 1) <small>OBP: 0.148, SLG: 0.192</small>			0-0 4-3		0-0 1-3			0-3 K		2 0 0 0 0 0 0 1 0 0 0 0 1 1 0 0 0 0 0 0 0												
<b>Inning Stats</b>	R: 0 E: 0 K: 0 S: 5	H: 2 LOB: 2 BB: 0 P: 5	R: 0 E: 0 K: 0 S: 2	H: 0 LOB: 0 BB: 1 P: 6	R: 0 E: 0 K: 0 S: 3	H: 0 LOB: 0 BB: 0 P: 3	R: 0 E: 1 K: 0 S: 4	H: 1 LOB: 1 BB: 0 P: 4	R: 0 E: 0 K: 1 S: 5	H: 0 LOB: 0 BB: 0 P: 5		R: 0 E: 0 K: 0 S: 3	H: 2 LOB: 0 BB: 0 P: 3	R: 0 E: 0 K: 0 S: 3	H: 0 LOB: 1 BB: 1 P: 7	R: 0 E: 0 K: 1 S: 5	H: 0 LOB: 2 BB: 2 P: 13	R: 0 E: 0 K: 1 S: 5	H: 0 LOB: 0 BB: 0 P: 5	1B: 5 2B: 0 3B: 1 HR: 0	SF: 0 SAC: 0 DP: 1 HBP: 0	WP: 0 PB: 0 SB: 0 CS: 0
<b>PITCHER</b> <b>Tommy Byrne, L</b> (1, 1) <small>ERA: 1.8</small>	IP: 9.0 WLS: W BF: 33 H: 5 R: 0 ER: 0 SO: 3 BB: 4 IBB: 0 HBP: 0 BLK: 0 WP: 0 HR: 0 S: 35 P: 51 ERA: 0.00 WHIP: 1.000																				<b>PITCHER</b> IP: WLS: BF: H: R: ER: SO: BB: IBB: HBP: BLK: WP: HR: S: P: ERA: WHIP	

AB	29
R	0
H	5
RBI	0
BB	4
SO	3
LOB	14



Batter	1	2	3	4	5	6	7	8	9	AB	R	H	RBI	BB	SO	LOB			
Hank Bauer, R OBP: 0.361, SLG: 0.462 (1, 9)	0-0 F7	0-0 1-3		0-0 P3						3	1	0	0	1	0	3			
Gil McDougald, R OBP: 0.369, SLG: 0.425 (1, 4)	0-0 F9	0-0 6-3				0-0 4-3				4	0	1	0	0	0	2			
Mickey Mantle, S OBP: 0.401, SLG: 0.524 (1, 8)	0-0 1B					0-0 2B				3	2	2	1	1	0	1			
Yogi Berra, L OBP: 0.369, SLG: 0.496 (1, 2)	0-0 1B					0-0 BB				3	0	2	0	1	1	1			
Bill Skowron, R OBP: 0.383, SLG: 0.568 (1, 3)	0-0 1B					0-0 BB				4	0	1	2	0	0	4			
Joe Collins, L OBP: 0.369, SLG: 0.451 (9, 3)	0-0 1B					0-0 BB				0	0	0	0	0	0	0			
Bob Cerv, R OBP: 0.324, SLG: 0.473 (1, 7)	0-0 FC4					0-0 BB				4	0	0	0	0	0	4			
Andy Carey, R OBP: 0.370, SLG: 0.420 (1, 5)						0-0 BB				2	0	1	0	2	0	0			
Jerry Coleman, R OBP: 0.276, SLG: 0.276 (1, 6)						0-0 BB				4	0	0	0	0	1	3			
Tommy Byrne, L OBP: 0.353, SLG: 0.647 (1, 1)						0-0 BB				4	0	1	0	0	1	2			
<b>Inning Stats</b>	R: 1 E: 0 K: 0 S: 6	H: 3 LOB: 2 BB: 0 P: 6	R: 0 E: 0 K: 0 S: 5	H: 2 LOB: 2 BB: 0 P: 5	R: 0 E: 0 K: 1 S: 5	H: 0 LOB: 1 BB: 1 P: 9	R: 0 E: 0 K: 1 S: 5	H: 0 LOB: 1 BB: 1 P: 9	R: 0 E: 0 K: 0 S: 3	H: 1 LOB: 1 BB: 1 P: 7	R: 0 E: 0 K: 0 S: 3	H: 0 LOB: 1 BB: 1 P: 7	R: 2 E: 0 K: 0 S: 5	H: 2 LOB: 1 BB: 1 P: 9	R: 0 E: 0 K: 1 S: 5	H: 0 LOB: 0 BB: 0 P: 5	1B: 7 2B: 1 3B: 0 HR: 0	SF: 0 SAC: 0 DP: 1 HBP: 0	
<b>PITCHER</b>	IP WLS L	WLS BF	H R	ER SO	BB IBB	HBP BLK	WP HR	S P	ERA WHIP								WP PB SB CS	ERA WHIP	
Mickey McDermott, L ERA: 3.44 (1, 1)	7.0	33	8	3	2	5	0	0	3.86	1.857								0	
Camilo Pascual, R ERA: 4.25 (8, 1)	1.0	3	0	0	1	0	0	5	0.00	0.000								0	

**BOTTOM**

**Washington Senators @ New York Yankees**  
 Yankee Stadium, Bronx, NY  
 Wed Sep 22 1954, 3:33 AM EDT  
 Att. 2,117 - Unknown

[livebaseballscorecards.com](http://livebaseballscorecards.com)

<b>AB</b>	<b>31</b>
<b>R</b>	<b>3</b>
<b>H</b>	<b>8</b>
<b>RBI</b>	<b>3</b>
<b>BB</b>	<b>5</b>
<b>SO</b>	<b>3</b>
<b>LOB</b>	<b>20</b>



WP: 0	PA: 36
PB: 0	
SB: 0	
CS: 0	



Batter	1	2	3	4	5	6	7	8	9	AB R H RBI BB SO LOB	TOP											
<b>Pete Suder, R</b> (1, 4) OBP: 0.223, SLG: 0.263	0-3 K	0-0 FC5-2		0-0 F9			0-0 6-3	4-0 BB		4 0 0 0 1 1 4												
<b>Lou Limmer, L</b> (1, 3) OBP: 0.301, SLG: 0.404 <b>Bill Renna, R</b> (8, PH) OBP: 0.300, SLG: 0.376	0-0 HR		4-0 BB	0-3 K			0-0 4-3	0-0 F6		3 1 1 1 1 1 2 1 0 0 0 0 0 3												
<b>Jim Finigan, R</b> (1, 5) OBP: 0.377, SLG: 0.417	4-0 BB		0-0 F8		4-0 BB		0-0 1B		0-0 G3	3 0 1 0 2 0 1												
<b>Gus Zernial, R</b> (1, 7) OBP: 0.320, SLG: 0.416	0-0 F9		4-0 BB		0-0 G6-4-3		0-0 F7		1-0 1B FC5-2 HBP	3 0 0 0 1 0 3												
<b>Vic Power, R</b> (1, 9) OBP: 0.286, SLG: 0.358	0-3 K		0-0 F9		0-0 F9			0-0 F9	0-0 FC5-2 HR 1B	5 1 1 0 0 1 3												
<b>Bill Wilson, R</b> (1, 8) OBP: 0.336, SLG: 0.416		0-0 FC5-2 1B	0-0 5-3		0-0 6-3			4-0 1B BB	0-0 FC5-2 HR	4 2 1 0 1 0 4												
<b>Jack Littrell, R</b> (1, 6) OBP: 0.370, SLG: 0.520		0-3 K		0-0 FC 1B		0-0 2B		0-0 5-3 1B	0-0 HR	5 1 4 3 0 1 1												
<b>Joe Astroth, R</b> (1, 2) OBP: 0.294, SLG: 0.276		0-0 1B		0-0 FC 1B		0-0 F7		0-0 5-3 1B	0-0 5-3	5 0 2 1 0 0 2												
<b>Arnie Portocarrero, R</b> (1, 1) OBP: 0.163, SLG: 0.173		0-3 K		0-3 K		0-0 5-3		0-0 5-3		4 0 0 0 0 2 7												
<b>Inning Stats</b>	R: 1 E: 0 K: 2 S: 8	H: 1 LOB: 1 BB: 1 P: 12	R: 0 E: 0 K: 2 S: 9	H: 2 LOB: 2 BB: 0 P: 9	R: 0 E: 0 K: 0 S: 3	H: 0 LOB: 2 BB: 2 P: 11	R: 0 E: 0 K: 2 S: 9	H: 1 LOB: 2 BB: 0 P: 9	R: 0 E: 0 K: 0 S: 2	H: 0 LOB: 0 BB: 1 P: 6	R: 0 E: 0 K: 0 S: 4	H: 1 LOB: 1 BB: 0 P: 4	R: 0 E: 0 K: 0 S: 4	H: 1 LOB: 1 BB: 0 P: 4	R: 1 E: 0 K: 0 S: 5	H: 2 LOB: 3 BB: 2 P: 13	R: 3 E: 0 K: 0 S: 5	H: 2 LOB: 0 BB: 0 P: 6	1B: 7 2B: 1 3B: 0 HR: 2	SF: 0 SAC: 0 DP: 1 HBP: 1	WP: 0 PB: 0 SB: 0 CS: 0	PA: 44
<b>PITCHER</b> <b>Art Schallack, L</b> (1, 1) ERA: 4.15	IP 9.0	WLS L	BF 44	H 10	R 5	ER 5	SO 6	BB 6	IBB 0	HBP 1	BLK 0	WP 0	HR 2	S 49	P 74	ERA 5.00	WHIP 1.778					<b>PITCHER</b> IP WLS BF H R ER SO BB IBB HBP BLK WP HR S P ERA WHIP

Philadelphia Athletics @ New York Yankees  
 Yankee Stadium, Bronx, NY

Fri Sep 24 1954, 3:33 AM EDT  
 Att. 2,032 - Unknown

AB	37
R	5
H	10
RBI	5
BB	6
SO	6
LOB	30













Batter	1	2	3	4	5	6	7	8	9	AB R H RBI BB SO LOB	TOP			
<b>Pete Suder, R</b> OBP: 0.225, SLG: 0.263 (1, 4) <b>Joe Demaestri, R</b> OBP: 0.258, SLG: 0.315 (6, 5)	0-0 6-3	0-0 G1-6-3 1-2 2-H 3-H 1B		0-0 F9		0-0 BB SF7 1B	0-0 E 1B		0-3 K	4 1 2 2 0 0 1 2 0 1 2 0 1 0				
<b>Vic Power, R</b> OBP: 0.287, SLG: 0.366 (1, 3) <b>Lou Limmer, L</b> OBP: 0.305, SLG: 0.415 (9, PH) (9, 3)	0-0 F8	0-0 G1-6-3 1-2f			0-0 2B 3B	0-0 F2 1B	0-0 E4 1-2		0-0 G3 1B 1B	5 1 1 0 0 0 4 1 0 1 0 0 0 0				
<b>Jim Finigan, R</b> OBP: 0.381, SLG: 0.421 (1, 5) <b>Eddie Joost, R</b> OBP: 0.474, SLG: 0.489 (2, 4)	0-0 E 1B		0-0 FC6-4 1B		0-0 2B 2B	4-0 BB 1-2 BB	0-3 K		0-0 G3 1-2 1B	1 0 1 0 0 0 0 4 1 3 1 1 1 2				
<b>Gus Zernial, R</b> OBP: 0.316, SLG: 0.411 (1, 7)	0-0 E1 1-2		0-0 F9		0-0 2B 2B	4-0 BB 1-2 2-3 BB	0-0 4-3		0-0 G3 1-2 2-3	5 1 1 1 1 0 6				
<b>Bill Renna, R</b> OBP: 0.302, SLG: 0.379 (1, 9)	0-3 K		0-0 F7		0-0 FC4-6 1B 2-H	0-0 SF7		4-0 1B BB	0-0 F9	4 0 1 2 1 1 5				
<b>Bill Wilson, R</b> OBP: 0.333, SLG: 0.411 (1, 8)		0-3 K	0-0 FC6-4 1-2f		0-0 FC4-6 1B 1-2f	0-0 4-3		0-0 1B 1-2		5 0 1 0 0 1 4				
<b>Jack Littrell, R</b> OBP: 0.417, SLG: 0.467 (1, 6)		4-0 BB 1B BB		0-0 6-3	4-0 1-2 BB		0-0 SH5-3 1B 1B	0-0 F5		3 2 1 0 2 0 2				
<b>Joe Astroth, R</b> OBP: 0.296, SLG: 0.279 (1, 2)		0-0 BB 1-2 1B 1B		0-0 4-3	0-3 K		0-0 SH5-3 1B 1B	0-0 F2		5 2 2 0 0 1 4				
<b>Art Ditmar, R</b> OBP: 0.300, SLG: 0.125 (1, 1) <b>Marion Fricano, R</b> OBP: 0.119, SLG: 0.098 (6, 1)		4-0 BB 1-2 2-3 BB		0-0 1B	0-3 K		0-0 SH5-3 1-2 2-3	0-0 4-3		2 0 1 0 1 1 2 1 0 0 0 0 0 2				
<b>Inning Stats</b>	R: 0 E: 1 K: 1 S: 7 H: 1 LOB: 2 BB: 0 P: 7	R: 2 E: 0 K: 1 S: 6 H: 2 LOB: 1 BB: 2 P: 14	R: 0 E: 0 K: 0 S: 4 H: 1 LOB: 1 BB: 0 P: 4	R: 0 E: 0 K: 0 S: 4 H: 1 LOB: 1 BB: 0 P: 4	R: 3 E: 0 K: 2 S: 11 H: 4 LOB: 2 BB: 1 P: 15	R: 1 E: 0 K: 0 S: 4 H: 1 LOB: 2 BB: 2 P: 12	R: 2 E: 1 K: 1 S: 9 H: 3 LOB: 2 BB: 0 P: 9	R: 0 E: 0 K: 0 S: 4 H: 1 LOB: 2 BB: 1 P: 8	R: 0 E: 0 K: 1 S: 7 H: 2 LOB: 2 BB: 0 P: 7	1B: 13 2B: 2 3B: 1 HR: 0 SF: 1 SAC: 1 DP: 1 HBP: 0	WP: 0 PB: 0 SB: 0 CS: 0 PA: 50			
<b>PITCHER</b>	IP WLS BF H R ER SO BB IBB HBP BLK WP HR S P ERA WHIP												<b>PITCHER</b>	IP WLS BF H R ER SO BB IBB HBP BLK WP HR S P ERA WHIP
<b>Tommy Byrne, L</b> ERA: 2.7 (1, 1)	5.0 L 27 9 5 5 4 3 0 0 0 0 0 0 32 44 9.00 2.400													
<b>Jim Konstanty, R</b> ERA: 3.01 (6, 1)	1.0 6 1 1 1 0 2 0 0 0 0 0 0 4 12 9.00 3.000													
<b>Tom Morgan, R</b> ERA: 3.34 (7, 1)	1.0 7 3 2 2 1 0 0 0 0 0 0 0 9 9 18.00 3.000													
<b>Bob Grim, R</b> ERA: 3.3 (8, 1)	2.0 10 3 0 0 0 1 1 0 0 0 0 0 0 11 15 0.00 2.000													

Philadelphia Athletics @ New York Yankees  
 Yankee Stadium, Bronx, NY  
 Sun Sep 26 1954, 3:33 AM EST  
 Att: 11,670 - Unknown

AB	42
R	8
H	16
RBI	8
BB	6
SO	6
LOB	32



livebaseballscorecards.com

