

New York Yankees - 1955

Batter	1	2	3	4	5	6	7	8	9	AB	R	H	RBI	BB	SO	LOB	TOP					
Eddie Yost, R OBP: 0.444, SLG: 0.167 (1, 5)										4	0	0	0	0	0	0	Washington Senators @ New York Yankees Yankee Stadium, Bronx, NY Wed Apr 13 1955, 3:33 AM EST Att: 11,251 - Unknown 					
Jim Busby, R OBP: 0.444, SLG: 0.500 (1, 8)										3	0	0	0	1	1	0						
Mickey Vernon, L (1, 3)										3	1	0	0	1	1	1						
Pete Runnels, L OBP: 0.222, SLG: 0.125 (1, 4)										4	0	1	0	0	1	1						
Roy Sievers, R OBP: 0.667, SLG: 0.400 (1, 7)										3	0	1	0	1	0	0						
Tom Umphlett, R OBP: 0.333, SLG: 0.375 (1, 9)										3	0	0	0	1	0	2						
Ed Fitz Gerald, R Bob Oldis, R (1, 2) (7, 2)										2	0	0	0	1	1	1						
Bobby Kline, R (1, 6)										3	0	0	0	0	2	1						
Mickey McDermott, L Ted Abernathy, R Carlos Paula, R Bill Currie, R Tony Roig, R Vince Gonzales, L (1, 1) (4, 1) (5, PH) (5, 1) (7, PH) (7, 1)										1	0	0	0	0	1	0						
Inning Stats	R: 0 E: 0 K: 0 S: 3	H: 0 LOB: 0 BB: 0 P: 3	R: 0 E: 0 K: 0 S: 3	H: 0 LOB: 1 BB: 1 P: 7	R: 0 E: 0 K: 2 S: 7	H: 0 LOB: 0 BB: 0 P: 7	R: 0 E: 1 K: 2 S: 7	H: 1 LOB: 1 BB: 1 P: 11	R: 0 E: 0 K: 0 S: 3	H: 0 LOB: 1 BB: 1 P: 7	R: 1 E: 0 K: 0 S: 4	H: 1 LOB: 2 BB: 2 P: 12	R: 0 E: 0 K: 3 S: 9	H: 0 LOB: 0 BB: 0 P: 9	R: 0 E: 0 K: 1 S: 5	H: 0 LOB: 0 BB: 0 P: 5		R: 0 E: 0 K: 0 S: 3	H: 0 LOB: 0 BB: 0 P: 3	1B: 2 2B: 0 3B: 0 HR: 0	SF: 0 SAC: 0 DP: 0 HBP: 0	WP: 0 PB: 0 CS: 0
PITCHER Whitey Ford, L ERA: 1.0 (1, 1)	IP: 9.0 WLS: W BF: 33 H: 2 R: 1 ER: 1 SO: 8 BB: 5 IBB: 0 HBP: 0 BLK: 1 WP: 0 HR: 0 S: 44 P: 64 ERA: 1.00 WHIP: 0.778															PITCHER Whitey Ford, L ERA: 1.0 (1, 1)	IP: 9.0 WLS: W BF: 33 H: 2 R: 1 ER: 1 SO: 8 BB: 5 IBB: 0 HBP: 0 BLK: 1 WP: 0 HR: 0 S: 44 P: 64 ERA: 1.00 WHIP: 0.778					

Batter	1	2	3	4	5	6	7	8	9	AB	R	H	RBI	BB	SO	LOB	BOTTOM			
Gil McDougald, R OBP: 0.500, SLG: 0.333 Jerry Coleman, R (1, 4) (6, 4)										3	2	1	0	1	1	2	Washington Senators @ New York Yankees Yankee Stadium, Bronx, NY Wed Apr 13 1955, 3:33 AM EST Att: 11,251 - Unknown 			
Andy Carey, R OBP: 0.333, SLG: 0.667 (1, 5)										6	1	2	2	0	1	4				
Mickey Mantle, S OBP: 0.667, SLG: 1.200 (1, 8)										5	3	3	4	0	0	1				
Yogi Berra, L OBP: 0.500, SLG: 1.000 (1, 2)										4	2	1	2	2	0	3				
Bill Skowron, R OBP: 0.500, SLG: 1.000 (1, 3)										6	2	3	3	0	0	2				
Hank Bauer, R OBP: 0.667, SLG: 0.333 (1, 9)										3	3	1	0	3	0	0				
Bob Cerv, R OBP: 0.500, SLG: 0.800 (1, 7)										5	2	2	4	0	0	3				
Phil Rizzuto, R Billy Hunter, R (1, 6) (7, PH) (8, 6)										0	2	0	0	2	0	0				
Whitey Ford, L OBP: 0.600, SLG: 0.600 (1, 1)										5	2	3	4	0	0	2				
Inning Stats	R: 0 E: 1 K: 0 S: 3	H: 0 LOB: 0 BB: 0 P: 4	R: 0 E: 0 K: 0 S: 3	H: 0 LOB: 0 BB: 0 P: 3	R: 2 E: 0 K: 0 S: 4	H: 1 LOB: 2 BB: 3 P: 16	R: 5 E: 0 K: 1 S: 9	H: 4 LOB: 0 BB: 0 P: 10	R: 2 E: 0 K: 1 S: 6	H: 1 LOB: 2 BB: 2 P: 15	R: 4 E: 1 K: 0 S: 8	H: 4 LOB: 1 BB: 0 P: 8	R: 3 E: 0 K: 1 S: 7	H: 2 LOB: 1 BB: 2 P: 15	R: 3 E: 0 K: 0 S: 7	H: 4 LOB: 2 BB: 1 P: 11		1B: 11 2B: 0 3B: 2 HR: 3	SF: 0 SAC: 1 DP: 0 HBP: 3	WP: 1 PB: 1 CS: 0
PITCHER Mickey McDermott, L ERA: 16.2 Ted Abernathy, R ERA: 13.5 Bill Currie, R ERA: 22.5 Vince Gonzales, L ERA: 27.0 (1, 1) (4, 1) (5, 1) (7, 1)	IP: 3.1 WLS: L BF: 19 H: 4 R: 6 ER: 6 SO: 0 BB: 3 IBB: 0 HBP: 2 BLK: 0 WP: 0 HR: 0 S: 14 P: 28 ERA: 16.20 WHIP: 2.100															PITCHER Mickey McDermott, L ERA: 16.2 Ted Abernathy, R ERA: 13.5 Bill Currie, R ERA: 22.5 Vince Gonzales, L ERA: 27.0 (1, 1) (4, 1) (5, 1) (7, 1)	IP: 3.1 WLS: L BF: 19 H: 4 R: 6 ER: 6 SO: 0 BB: 3 IBB: 0 HBP: 2 BLK: 0 WP: 0 HR: 0 S: 14 P: 28 ERA: 16.20 WHIP: 2.100			

Batter	1	2	3	4	5	6	7	8	9	AB	R	H	RBI	BB	SO	LOB	TOP					
Hank Bauer, R OBP: 0.444, SLG: 0.167 Joe Collins, L OBP: 0.500, SLG: 0.500	(1,9) X 0-0 F5		(3) X 0-0 FC6-4		(2) X 0-3 K			(2) X 0-3 K		3	0	0	0	0	1	3	New York Yankees @ Boston Red Sox Fenway Park, Boston, MA Thu Apr 14 1955, 3:33 AM EST Att: 22,246 - Unknown					
Andy Carey, R OBP: 0.273, SLG: 0.400	(1,5) X 0-0 F8			(3) X 4-0 1B 1B BB	(3) X 0-0 FC6-4		(3) X 0-0 F5		(3) X 0-0 F8	4	0	0	0	1	0	3						
Mickey Mantle, S OBP: 0.700, SLG: 1.000	(1,8) X 0-0 4-1			(1) X 0-0 G5-3 1B 1B		(1) X 4-0 FC6-4 BB		(1) X 4-0 BB 1B BB		2	1	1	0	2	0	0						
Yogi Berra, L OBP: 0.300, SLG: 0.500	(1,2) X 0-0 F9			(1) X 0-3 K		(1) X 0-0 FC6-4 1B		(1) X 0-0 F6		4	1	0	0	0	1	4						
Bill Skowron, R OBP: 0.600, SLG: 0.889	(1,3) X 0-0 F1			(1) X 0-0 1B		(1) X 0-0 2B 1B		(1) X 4-0 1B BB		3	2	2	0	1	0	0						
Bob Cerv, R OBP: 0.429, SLG: 0.667 Irv Noren, L OBP: 0.500, SLG: 1.000	(1,7) X (4, PH) (4,7) 0-0 5-3			(3) X 0-0 G5-3		(3) X 0-0 1B		(3) X 0-0 L1-6 1B		1	0	0	0	0	0	0						
Elston Howard, R OBP: 1.000, SLG: 1.000	(6,7) X 0-0 1B			(3) X 0-0 2B		(3) X 1-2 2B 1B		(3) X 1-2 2B 1B		1	0	1	1	0	0	0						
Jerry Coleman, R OBP: 0.333, SLG: 0.333	(1,4) X 0-0 4-3			(1) X 0-0 6-3		(2) X 0-0 CS 1B		(2) X 0-0 1B		4	0	2	1	0	0	0						
Phil Rizzuto, R OBP: 0.833, SLG: 0.500 Eddie Robinson, L (8, PH) Billy Hunter, R (8,6)	(1,6) X (8, PH) (8,6) 0-0 FC6-4 BB			(3) X 4-0 HBP 1B		(3) X 0-0 CS		(3) X 0-0 F7	(3) X 0-0 L1-6	2	0	1	0	1	0	0						
Bob Grim, R Enos Slaughter, L Tom Sturdivant, L Tommy Byrne, L	(1,1) X (7, PH) (7,1) (9, PH) 0-0 K			(2) X 0-3 K		(2) X 1-0 FC6-4 HBP		(2) X 0-3 K	(1) X 0-0 F8	1	0	0	0	0	1	1						
Inning Stats	R: 0 E: 0 K: 0 S: 3	H: 0 LOB: 0 BB: 0 P: 3	R: 0 E: 0 K: 0 S: 3	H: 0 LOB: 0 BB: 0 P: 3	R: 0 E: 0 K: 1 S: 5	H: 0 LOB: 1 BB: 1 P: 9	R: 0 E: 0 K: 1 S: 6	H: 2 LOB: 2 BB: 1 P: 10	R: 0 E: 0 K: 1 S: 6	H: 1 LOB: 2 BB: 0 P: 7	R: 2 E: 0 K: 0 S: 4	H: 3 LOB: 0 BB: 1 P: 8	R: 0 E: 0 K: 1 S: 6	H: 1 LOB: 1 BB: 0 P: 6	R: 2 E: 0 K: 0 S: 4	H: 2 LOB: 1 BB: 2 P: 12	R: 0 E: 0 K: 1 S: 5	H: 0 LOB: 0 BB: 0 P: 5	1B: 8 2B: 2 3B: 0 HR: 0	SF: 0 SAC: 0 DP: 2 HBP: 1	WP: 0 PB: 0 SB: 0 CS: 1	PA: 39
PITCHER	IP WLS BF H R ER SO BB IBB HBP BLK WP HR S P ERA WHIP	7.1 W 34 9 4 4 4 5 0 1 0 0 0 0 36 57 4.91 1.909	1.2 S 4 0 0 0 1 0 0 0 0 0 0 0 6 6 0.00 0.000	PITCHER	IP WLS BF H R ER SO BB IBB HBP BLK WP HR S P ERA WHIP	7.1 L 26 7 5 5 5 1 0 0 0 0 0 0 2 35 7.50 1.333	2.0 L 12 3 3 3 2 2 0 1 0 0 0 0 13 22 13.50 2.500															


AB 32
R 4
H 9
RBI 4
BB 5
SO 5
LOB 16



Batter	1	2	3	4	5	6	7	8	9	AB	R	H	RBI	BB	SO	LOB	BOTTOM					
Billy Goodman, L OBP: 0.500, SLG: 0.667	(1,4) X 0-0 1B SF9 2B				(1) X 0-0 4-3			(2) X 4-0 2B BB	(2) X 0-0 B1	4	1	2	1	1	0	1	New York Yankees @ Boston Red Sox Fenway Park, Boston, MA Thu Apr 14 1955, 3:33 AM EST Att: 22,246 - Unknown					
Eddie Joest, R OBP: 0.300, SLG: 0.222	(1,6) X 0-0 BB 1B			(3) X 0-3 K		(2) X 0-0 6-3	(1) X 0-3 K	(3) X 0-0 F2		5	0	1	0	0	2	4						
Faye Throneberry, L OBP: 0.222, SLG: 0.500	(1,7) X 0-0 SF9			(1) X 0-0 4-3		(3) X 0-0 6-3		(3) X 1-3 3-H 2B		3	0	1	2	0	0	0						
Jackie Jensen, R OBP: 0.444, SLG: 0.375	(1,9) X 0-0 F3			(2) X 0-3 K		(2) X 0-0 HR 1B	(2) X 0-3 K			4	1	1	0	0	2	3						
Sammy White, R OBP: 0.333, SLG: 0.625	(1,2) X 4-0 1B BB			(3) X 0-0 F3		(3) X 0-0 HR	(3) X 0-0 L4			3	1	1	2	1	0	2						
Norm Zauchin, R (1,3) X 0-0 F4				(1) X 0-0 L5		(1) X 0-0 F3		(1) X 4-0 SH5-3 1B HBP BB		3	1	0	0	1	0	2						
Ted Lepcio, R OBP: 0.500, SLG: 1.429	(1,5) X 0-0 F4 1B 2B			(2) X 0-3 K		(2) X 0-0 F9		(2) X 1-0 SH5-3 1B HBP		3	2	1	0	0	1	0						
Jim Piersall, R OBP: 0.714, SLG: 1.333	(1,8) X 0-0 F4			(1) X 0-0 HR		(3) X 0-3 K		(1) X 0-0 SH5-3		3	1	1	1	0	1	1						
Willard Nixon, L OBP: 0.333, SLG: 1.000 Ellis Kinder, R OBP: 1.000, SLG: 1.000	(1,1) X (8,1) 0-0 1-3			(3) X 0-3 K		(3) X 0-0 2B 3B		(3) X 0-0 2B 3B	(3) X 0-0 1B	3	1	1	0	0	1	1						
Inning Stats	R: 1 E: 0 K: 0 S: 5	H: 2 LOB: 2 BB: 1 P: 9	R: 1 E: 0 K: 1 S: 7	H: 2 LOB: 1 BB: 0 P: 7	R: 0 E: 0 K: 1 S: 5	H: 0 LOB: 0 BB: 0 P: 5	R: 1 E: 0 K: 2 S: 8	H: 1 LOB: 0 BB: 0 P: 8	R: 0 E: 0 K: 0 S: 3	H: 0 LOB: 0 BB: 0 P: 3	R: 2 E: 0 K: 1 S: 7	H: 2 LOB: 0 BB: 0 P: 7	R: 1 E: 0 K: 2 S: 9	H: 2 LOB: 2 BB: 1 P: 13	R: 2 E: 0 K: 0 S: 4	H: 1 LOB: 1 BB: 1 P: 9		R: 2 E: 0 K: 0 S: 4	H: 1 LOB: 1 BB: 1 P: 9	1B: 4 2B: 3 3B: 1 HR: 2	SF: 1 SAC: 1 DP: 0 HBP: 1	WP: 0 PB: 0 SB: 0 CS: 0
PITCHER	IP WLS BF H R ER SO BB IBB HBP BLK WP HR S P ERA WHIP	6.0 L 26 7 5 5 5 1 0 0 0 0 0 0 2 35 7.50 1.333	2.0 L 12 3 3 3 2 2 0 1 0 0 0 0 13 22 13.50 2.500	PITCHER	IP WLS BF H R ER SO BB IBB HBP BLK WP HR S P ERA WHIP	6.0 L 26 7 5 5 5 1 0 0 0 0 0 0 2 35 7.50 1.333	2.0 L 12 3 3 3 2 2 0 1 0 0 0 0 13 22 13.50 2.500															

AB 32
R 8
H 10
RBI 8
BB 3
SO 7
LOB 14



Batter	1	2	3	4	5	6	7	8	9	AB	R	H	RBI	BB	SO	LOB	TOP																			
Hank Bauer, R OBP: 0.429, SLG: 0.500 (1, 7)	K	FC6-4							K	4	1	1	1	1	2	2	New York Yankees @ Boston Red Sox Fenway Park, Boston, MA Fri Apr 15 1955, 3:33 AM EST Att: 8,770 - Unknown																			
Andy Carey, R OBP: 0.186, SLG: 0.267 (1, 5)	K		K		6-3		G5-4-3		6-3	5	0	0	0	0	2	3																				
Mickey Mantle, S OBP: 0.571, SLG: 0.727 (1, 8)	1B HR		K					K		4	1	1	0	0	2	0																				
Yogi Berra, L OBP: 0.357, SLG: 0.583 (1, 2)	HR 1B		4-3				F9			4	1	2	0	0	0	0																				
Bill Skowron, R OBP: 0.571, SLG: 1.000 (1, 3)	HR				6-3		F7		2B	4	1	2	3	0	0	1																				
Joe Collins, L OBP: 0.500, SLG: 1.000 (1, 9)	4-3		6-3		6-3		CS 1B		FC6-5-4	3	1	1	1	1	0	0																				
Jerry Coleman, R OBP: 0.400, SLG: 0.333 (1, 4)			1-3				HR		IBB	3	1	1	0	1	0	2																				
Phil Rizzuto, R OBP: 0.700, SLG: 0.400 (1, 6)							F9 1B WP		4-3	3	0	1	0	1	0	1																				
Bob Turley, R (1, 1)							F6		SH1-4 BB	3	0	1	0	1	0	1																				
							K		SH1-4	3	0	0	0	0	1	3																				
Inning Stats	R: 3 E: 0 K: 2 S: 10	H: 3 LOB: 0 BB: 0 P: 10	R: 0 E: 0 K: 0 S: 3	H: 0 LOB: 1 BB: 1 P: 7	R: 0 E: 0 K: 2 S: 7	H: 0 LOB: 0 BB: 0 P: 7	R: 0 E: 0 K: 0 S: 3	H: 0 LOB: 0 BB: 0 P: 3	R: 1 E: 0 K: 1 S: 6	H: 1 LOB: 0 BB: 0 P: 6	R: 0 E: 0 K: 0 S: 3	H: 1 LOB: 1 BB: 1 P: 3	R: 2 E: 0 K: 0 S: 5	H: 3 LOB: 1 BB: 1 P: 9	R: 0 E: 0 K: 1 S: 6	H: 1 LOB: 2 BB: 1 P: 10		R: 0 E: 0 K: 1 S: 5	H: 0 LOB: 1 BB: 1 P: 9	1B: 5 2B: 1 3B: 0 HR: 3	SF: 0 SAC: 1 DP: 1 HBP: 0	WP: 1 PB: 0 SB: 0 CS: 1	PA: 39													
PITCHER	IP	WLS	BF	H	R	ER	SO	BB	IBB	HBP	BLK	WP	HR	S	P	ERA	WHIP	PITCHER		IP	WLS	BF	H	R	ER	SO	BB	IBB	HBP	BLK	WP	HR	S	P	ERA	WHIP
Tom Brewer, R ERA: 6.75 (1, 1)	8.0	L	34	9	6	6	6	2	1	0	0	1	3	43	55	6.75	1.375																			
George Susce, R ERA: (9, 1)	1.0		4	0	0	0	1	1	0	0	0	0	0	5	9	0.00	1.000																			

Batter	1	2	3	4	5	6	7	8	9	AB	R	H	RBI	BB	SO	LOB	BOTTOM																			
Billy Goodman, L OBP: 0.429, SLG: 0.500 (1, 4)	L6		F7							3	1	0	0	1	0	1	New York Yankees @ Boston Red Sox Fenway Park, Boston, MA Fri Apr 15 1955, 3:33 AM EST Att: 8,770 - Unknown																			
Eddie Joest, R OBP: 0.214, SLG: 0.154 (1, 6)	F8		K				F3		F1	4	0	0	0	0	1	2																				
Faye Throneberry, L OBP: 0.300, SLG: 1.000 (1, 7)	HR						F5		HR	4	2	2	3	0	0	0																				
Jackie Jensen, R OBP: 0.385, SLG: 0.583 (1, 9)	K						1-3		6-3	4	1	1	1	0	1	0																				
Sammy White, R OBP: 0.308, SLG: 0.500 (1, 2)			L5-3				BB 1B		F5	4	0	1	0	0	1	0																				
Norm Zauchin, R (1, 3)	K						K		K	4	0	0	0	0	4	1																				
Ted Lepcio, R OBP: 0.417, SLG: 1.000 (1, 5)	K						5-3		K	3	0	0	0	1	2	0																				
Jim Piersall, R OBP: 0.500, SLG: 0.889 (1, 8)			F7				F9		FC6-4	3	0	0	0	0	0	2																				
Tom Brewer, R OBP: 0.500, SLG: 0.500 Grady Hatton, L (8, PH) George Susce, R (9, 1)							K		F5	2	0	1	0	0	1	0																				
Inning Stats	R: 1 E: 0 K: 1 S: 6	H: 1 LOB: 0 BB: 0 P: 6	R: 0 E: 0 K: 2 S: 7	H: 0 LOB: 0 BB: 0 P: 7	R: 0 E: 0 K: 1 S: 6	H: 1 LOB: 1 BB: 0 P: 6	R: 1 E: 0 K: 2 S: 8	H: 1 LOB: 0 BB: 0 P: 8	R: 0 E: 0 K: 1 S: 5	H: 0 LOB: 0 BB: 0 P: 5	R: 0 E: 0 K: 0 S: 3	H: 0 LOB: 0 BB: 0 P: 3	R: 0 E: 0 K: 1 S: 6	H: 1 LOB: 2 BB: 1 P: 10	R: 2 E: 0 K: 0 S: 4	H: 1 LOB: 0 BB: 1 P: 8	R: 0 E: 0 K: 2 S: 7	H: 0 LOB: 0 BB: 0 P: 7	1B: 2 2B: 0 3B: 0 HR: 3	SF: 0 SAC: 0 DP: 0 HBP: 0	WP: 0 PB: 0 SB: 0 CS: 0	PA: 34														
PITCHER	IP	WLS	BF	H	R	ER	SO	BB	IBB	HBP	BLK	WP	HR	S	P	ERA	WHIP	PITCHER		IP	WLS	BF	H	R	ER	SO	BB	IBB	HBP	BLK	WP	HR	S	P	ERA	WHIP
Bob Turley, R ERA: 4.0 (1, 1)	9.0	W	34	5	4	4	10	2	0	0	0	0	3	52	60	4.00	0.778																			



Batter	1	2	3	4	5	6	7	8	9	AB	R	H	RBI	BB	SO	LOB	TOP			
Hank Bauer, R (1,7) OBP: 0.421, SLG: 0.385			L6-3	F2		F8			E WP 1B BB	3	1	0	0	2	0	2				
Andy Carey, R (1,5) OBP: 0.190, SLG: 0.211	F8		L6-3			F8	L6-3		1B BB E BB	4	1	0	0	1	0	1				
Mickey Mantle, S (1,8) OBP: 0.579, SLG: 0.667	F9		2B 1B				1B		E4 BB 1B	4	1	2	0	1	0	3				
Yogi Berra, L (1,2) OBP: 0.368, SLG: 0.588	4-3		2B 2B			L6	L4-3		BB 1B	5	1	2	1	0	0	3				
Bill Skowron, R (1,3) OBP: 0.526, SLG: 0.889		4-3 BB 1B	E 2B			1-3			5-3 K	5	1	2	2	0	1	4				
Joe Collins, L (1,9) OBP: 0.636, SLG: 0.875		4-3 BB 1B	E9 1B				FC1-6 1B		F3	3	0	2	2	2	0	0				
Jerry Coleman, R (1,4) OBP: 0.333, SLG: 0.286	4-3		F8			FC1-6 1B			F9	5	0	1	0	0	0	7				
Phil Rizzuto, R (1,6) OBP: 0.571, SLG: 0.333	F2			5-3			4-3 1B		F7	4	0	1	0	0	0	3				
Tommy Byrne, L (1,1)	F7			5-3			4-3 1B													
Tom Morgan, R (7,1)							4-3		F7	3	0	0	0	0	0	4				
Inning Stats	R: 0 E: 1 K: 0 S: 3	H: 0 LOB: 1 BB: 1 P: 7	R: 0 E: 0 K: 0 S: 4	H: 1 LOB: 2 BB: 1 P: 8	R: 3 E: 1 K: 0 S: 7	H: 4 LOB: 1 BB: 0 P: 7	R: 0 E: 0 K: 0 S: 3	H: 0 LOB: 0 BB: 0 P: 3	R: 0 E: 0 K: 0 S: 5	H: 2 LOB: 2 BB: 0 P: 5	R: 0 E: 0 K: 0 S: 3	H: 1 LOB: 0 BB: 0 P: 3	R: 0 E: 0 K: 0 S: 4	H: 1 LOB: 1 BB: 0 P: 4	R: 2 E: 1 K: 1 S: 7	H: 1 LOB: 3 BB: 3 P: 19	1B: 8 2B: 3 3B: 0 HR: 0	SF: 0 SAC: 0 DP: 1 HBP: 0	WP: 1 PB: 0 CS: 0	PA: 43
PITCHER	IP	WLS	BF	H	R	ER	SO	BB	IBB	HBP	BLK	WP	HR	S	P	ERA	WHIP			
Bob Porterfield, R (1,1) ERA: 2.65	8.0	L	35	9	3	3	0	3	0	0	0	0	0	32	44	3.38	1.500			
Camilo Pascual, R (9,1) ERA: 9.0	1.0		8	1	2	1	1	3	0	0	0	1	0	7	19	9.00	4.000			


New York Yankees @ Washington Senators
Griffith Stadium, Washington, DC
Sat Apr 16 1955, 3:33 AM EST
Att: 13,586 - Unknown

AB 37
R 5
H 10
RBI 5
BB 6
SO 1
LOB 27

Batter	1	2	3	4	5	6	7	8	9	AB	R	H	RBI	BB	SO	LOB	BOTTOM			
Eddie Yost, R (1,5) OBP: 0.500, SLG: 0.300	F8			BB 1B		F8 1B		F7		4	1	2	1	1	0	0				
Jim Busby, R (1,8) OBP: 0.425, SLG: 0.417		F2		1B BB		F8 1B		5-3		4	0	1	0	1	0	4				
Mickey Vernon, L (1,3) OBP: 0.357, SLG: 0.364									F8	4	0	3	1	1	0	0				
Pete Runnels, L (1,4) OBP: 0.143, SLG: 0.077	P6	F9				1-3	P5		4-3	5	0	0	0	0	0	8				
Roy Sievers, R (1,7) OBP: 0.643, SLG: 0.375				G4-6-3 1B		FC6-4 BB		F9	6-3	3	0	1	0	2	0	0				
Tom Umphlett, R (1,9) OBP: 0.306, SLG: 0.273	F9		G4-6-3			F4		FC1-6 BB		3	0	0	0	1	0	5				
Bruce Edwards, R (1,2)						FC6-4		FC1-6		3	0	0	0	0	0	1				
Jesse Levan, L (7,PH) OBP: 0.500, SLG: 0.500		F2		1-3						1	0	0	0	0	0	1	AB 34			
Jerry Snyder, R (7,FR) OBP: 1.000, SLG: 2.000										0	0	0	0	0	0	0	R 2			
Bobby Kline, R (1,6)										2	1	0	0	1	0	0	H 9			
Ernie Oravetz, S (7,PH)										1	0	0	0	0	0	1	RBI 2			
Bob Oldis, R (8,2)										0	0	0	0	0	0	0	BB 7			
Bob Porterfield, R (1,1) OBP: 0.429, SLG: 0.667										3	0	2	0	0	0	0	SO 0			
Juan Delis, R (8,PH)										1	0	0	0	0	0	0	LOB 20			
Camilo Pascual, R (9,1)										0	0	0	0	0	0	0				
Inning Stats	R: 0 E: 0 K: 0 S: 5	H: 2 LOB: 3 BB: 1 P: 9	R: 1 E: 0 K: 0 S: 6	H: 3 LOB: 3 BB: 1 P: 10	R: 0 E: 0 K: 0 S: 3	H: 1 LOB: 0 BB: 0 P: 3	R: 1 E: 0 K: 0 S: 3	H: 1 LOB: 2 BB: 2 P: 11	R: 0 E: 0 K: 0 S: 5	H: 2 LOB: 3 BB: 1 P: 9	R: 0 E: 0 K: 0 S: 3	H: 0 LOB: 1 BB: 1 P: 7	R: 0 E: 0 K: 0 S: 3	H: 0 LOB: 0 BB: 0 P: 3	R: 0 E: 0 K: 0 S: 3	H: 0 LOB: 0 BB: 0 P: 3	1B: 8 2B: 1 3B: 0 HR: 0	SF: 0 SAC: 0 DP: 1 HBP: 0	WP: 0 PB: 0 CS: 0	PA: 41
PITCHER	IP	WLS	BF	H	R	ER	SO	BB	IBB	HBP	BLK	WP	HR	S	P	ERA	WHIP			
Tommy Byrne, L (1,1) ERA: 2.84	6.1	W	33	9	2	2	0	7	0	0	0	0	0	26	54	2.84	2.526			
Tom Morgan, R (7,1) ERA:	2.2	S	8	0	0	0	0	0	0	0	0	0	0	8	8	0.00	0.000			

New York Yankees @ Washington Senators
Griffith Stadium, Washington, DC
Sat Apr 16 1955, 3:33 AM EST
Att: 13,586 - Unknown

AB 34
R 2
H 9
RBI 2
BB 7
SO 0
LOB 20

Batter	1	2	3	4	5	6	7	8	9	AB	R	H	RBI	BB	SO	LOB	TOP			
Irv Noren, L OBP: 0.429, SLG: 0.714 (1, 7)	0-3 K		0-0 SH3-4 1-H 2-H HBP 2B	0-0 HR 1B		0-0 L9		0-3 K	5 2 2 3 0 2 0								New York Yankees @ Baltimore Orioles Memorial Stadium, Baltimore, MD Mon Apr 18 1955, 3:33 AM EST Att: 35,372 - Unknown			
Andy Carey, R OBP: 0.200, SLG: 0.214 (1, 5)	0-0 F8		0-0 SH3-4	0-0 F7		0-0 F3		0-0 G3	4 0 0 0 0 0 1											
Mickey Mantle, S OBP: 0.556, SLG: 0.700 (1, 8)	0-3 K		4-0 HBP BB	0-0 HR		0-0 F7			3 1 1 2 1 1 0											
Yogi Berra, L OBP: 0.333, SLG: 0.500 (1, 2)		0-0 F8	4-0 HBP 1-2 BB	0-0 6-3		0-0 F2			3 0 0 0 1 0 0											
Bill Skowron, R OBP: 0.481, SLG: 0.808 (1, 3)		0-0 3B	0-0 F5		0-0 1B		0-0 5-3		4 0 2 0 0 0 3											
Hank Bauer, R OBP: 0.464, SLG: 0.400 (1, 9)	4-0 BB L8-3	1-0 HBP	1-0 HBP		0-0 P6			0-0 F3	2 0 0 1 1 0 1											
Jerry Coleman, R OBP: 0.261, SLG: 0.227 (1, 4)	0-0 L8-3	0-0 BB	0-0 6-3		0-3 K			0-0 G6-4-3 1B	4 0 1 0 0 1 6											
Phil Rizzuto, R OBP: 0.500, SLG: 0.286 (1, 6)			0-0 E6 1B 2B	0-0 SH3-4 1B	0-3 K			0-0 G6-4-3 1B	4 2 1 0 0 1 2											
Whitey Ford, L OBP: 0.500, SLG: 0.500 (1, 1)			0-0 2B 1B	0-0 SH3-4		0-0 F7		0-0 2-3	3 1 1 0 0 0 0											
Inning Stats	R: 0 E: 0 K: 2 S: 7	H: 0 LOB: 0 BB: 0 P: 7	R: 0 E: 0 K: 0 S: 3	H: 1 LOB: 1 BB: 1 P: 7	R: 3 E: 1 K: 0 S: 6	H: 2 LOB: 3 BB: 2 P: 15	R: 3 E: 0 K: 0 S: 6	H: 3 LOB: 0 BB: 0 P: 6	R: 0 E: 0 K: 2 S: 8	H: 1 LOB: 1 BB: 0 P: 8	R: 0 E: 0 K: 0 S: 3	H: 0 LOB: 0 BB: 0 P: 3	R: 0 E: 0 K: 0 S: 3	H: 1 LOB: 0 BB: 0 P: 3	R: 0 E: 0 K: 1 S: 5	H: 0 LOB: 0 BB: 0 P: 5		1B: 5 2B: 2 3B: 1 HR: 1	SF: 0 SAC: 0 DP: 2 HBP: 1	WP: 0 PB: 0 SB: 0 CS: 0
PITCHER	IP WLS BF H R ER SO BB IBB HBP BLK WP HR S P ERA WHIP	IP WLS BF H R ER SO BB IBB HBP BLK WP HR S P ERA WHIP	IP WLS BF H R ER SO BB IBB HBP BLK WP HR S P ERA WHIP	IP WLS BF H R ER SO BB IBB HBP BLK WP HR S P ERA WHIP	IP WLS BF H R ER SO BB IBB HBP BLK WP HR S P ERA WHIP	IP WLS BF H R ER SO BB IBB HBP BLK WP HR S P ERA WHIP	IP WLS BF H R ER SO BB IBB HBP BLK WP HR S P ERA WHIP	IP WLS BF H R ER SO BB IBB HBP BLK WP HR S P ERA WHIP	IP WLS BF H R ER SO BB IBB HBP BLK WP HR S P ERA WHIP	IP WLS BF H R ER SO BB IBB HBP BLK WP HR S P ERA WHIP	IP WLS BF H R ER SO BB IBB HBP BLK WP HR S P ERA WHIP	IP WLS BF H R ER SO BB IBB HBP BLK WP HR S P ERA WHIP	IP WLS BF H R ER SO BB IBB HBP BLK WP HR S P ERA WHIP	IP WLS BF H R ER SO BB IBB HBP BLK WP HR S P ERA WHIP	IP WLS BF H R ER SO BB IBB HBP BLK WP HR S P ERA WHIP	IP WLS BF H R ER SO BB IBB HBP BLK WP HR S P ERA WHIP	IP WLS BF H R ER SO BB IBB HBP BLK WP HR S P ERA WHIP	IP WLS BF H R ER SO BB IBB HBP BLK WP HR S P ERA WHIP		
Ray Moore, R ERA: 3.86 (1, 1)	2.1 L	13 3	3 3	1 2	2 2	3 3	0 0	0 0	0 0	0 0	0 0	1 16	26 17	3.86 10.12	2.571 1.500					
Harry Byrd, R ERA: 5.98 (3, 1)	2.2	13	4	3	3	2	0	0	1	0	0	1	16	17	10.12	1.500				
Jim Wilson, R ERA: (6, 1)	4.0	12	1	0	0	1	0	0	0	0	0	0	14	14	0.00	0.250				

Batter	1	2	3	4	5	6	7	8	9	AB	R	H	RBI	BB	SO	LOB	BOTTOM			
Billy Cox, R OBP: 0.286, SLG: 0.481 (1, 5)	0-0 5-3			0-0 P6		0-0 F7		0-0 FC6-4	4 0 0 0 0 0 2								New York Yankees @ Baltimore Orioles Memorial Stadium, Baltimore, MD Mon Apr 18 1955, 3:33 AM EST Att: 35,372 - Unknown			
Cal Abrams, L OBP: 0.211, SLG: 0.063 (1, 8) (7, 9)	0-3 K			0-3 K		0-0 F9		0-0 1-3	4 0 0 0 0 2 1											
Hoot Evers, R OBP: 0.375, SLG: 0.643 Chuck Diering, R (7, 8)	0-0 1-3			4-0 BB		0-0 F8		0-0 F3	2 0 0 0 1 0 1 1 0 0 0 0 0 0											
Gene Woodling, L OBP: 0.160, SLG: 0.261 (1, 7)		0-3 K		0-3 K		0-0 P5		0-0 F3	4 0 0 0 0 2 1											
Hal Smith, R OBP: 0.400, SLG: 0.400 (1, 2)		0-0 1B			0-0 L4		0-0 P6		3 0 1 0 0 0 0											
Gus Triandos, R OBP: 0.313, SLG: 0.313 (1, 3)		0-0 4-3			0-0 F3		0-0 F9		3 0 0 0 0 0 0											
Fred Marsh, R OBP: 0.333, SLG: 0.333 (1, 4)			0-0 5-3		0-0 1B		0-0 4-3		3 0 1 0 0 0 0											
Willy Miranda, S OBP: 0.333, SLG: 0.250 (1, 6)			0-3 K		0-0 F7		0-0 L8		3 0 0 0 0 1 1											
Ray Moore, R Harry Byrd, R Jim Wilson, R OBP: 1.000, SLG: 1.000 (6, 1)			0-3 K		4-0 BB		0-0 FC6-4 1B		0 0 0 0 0 0 0 1 0 0 0 0 1 0 1 0 1 0 1 0 0											
Inning Stats	R: 0 E: 0 K: 1 S: 5	H: 0 LOB: 0 BB: 0 P: 5	R: 0 E: 0 K: 1 S: 5	H: 1 LOB: 0 BB: 0 P: 5	R: 0 E: 0 K: 2 S: 7	H: 0 LOB: 0 BB: 0 P: 7	R: 0 E: 0 K: 2 S: 7	H: 0 LOB: 1 BB: 1 P: 11	R: 0 E: 0 K: 0 S: 4	H: 1 LOB: 1 BB: 0 P: 4	R: 0 E: 0 K: 0 S: 3	H: 0 LOB: 0 BB: 0 P: 3	R: 0 E: 0 K: 0 S: 4	H: 1 LOB: 0 BB: 0 P: 4	R: 0 E: 0 K: 0 S: 3	H: 0 LOB: 0 BB: 0 P: 3	1B: 3 2B: 0 3B: 0 HR: 0	SF: 0 SAC: 0 DP: 0 HBP: 0	WP: 0 PB: 0 SB: 0 CS: 0	PA: 31
PITCHER	IP WLS BF H R ER SO BB IBB HBP BLK WP HR S P ERA WHIP	IP WLS BF H R ER SO BB IBB HBP BLK WP HR S P ERA WHIP	IP WLS BF H R ER SO BB IBB HBP BLK WP HR S P ERA WHIP	IP WLS BF H R ER SO BB IBB HBP BLK WP HR S P ERA WHIP	IP WLS BF H R ER SO BB IBB HBP BLK WP HR S P ERA WHIP	IP WLS BF H R ER SO BB IBB HBP BLK WP HR S P ERA WHIP	IP WLS BF H R ER SO BB IBB HBP BLK WP HR S P ERA WHIP	IP WLS BF H R ER SO BB IBB HBP BLK WP HR S P ERA WHIP	IP WLS BF H R ER SO BB IBB HBP BLK WP HR S P ERA WHIP	IP WLS BF H R ER SO BB IBB HBP BLK WP HR S P ERA WHIP	IP WLS BF H R ER SO BB IBB HBP BLK WP HR S P ERA WHIP	IP WLS BF H R ER SO BB IBB HBP BLK WP HR S P ERA WHIP	IP WLS BF H R ER SO BB IBB HBP BLK WP HR S P ERA WHIP	IP WLS BF H R ER SO BB IBB HBP BLK WP HR S P ERA WHIP	IP WLS BF H R ER SO BB IBB HBP BLK WP HR S P ERA WHIP	IP WLS BF H R ER SO BB IBB HBP BLK WP HR S P ERA WHIP	IP WLS BF H R ER SO BB IBB HBP BLK WP HR S P ERA WHIP	IP WLS BF H R ER SO BB IBB HBP BLK WP HR S P ERA WHIP		
Whitey Ford, L ERA: 0.5 (1, 1)	9.0 W	31 3	3 0	0 0	6 6	2 2	0 0	0 0	0 0	0 41	49 49	0.00 0.556								



Batter	1	2	3	4	5	6	7	8	9	AB	R	H	RBI	BB	SO	LOB	TOP					
Fred Marsh, R OBP: 0.500, SLG: 0.333 (1, 5)										3	0	1	0	2	1	0	<p>Baltimore Orioles @ New York Yankees Yankee Stadium, Bronx, NY Thu Apr 21 1955, 3:33 AM EST Att: 2,932 - Unknown</p> <p>livebaseballscorecards.com</p> <p>AB 30 R 2 H 5 RBI 1 BB 8 SO 7 LOB 19</p>					
Cal Abrams, L OBP: 0.345, SLG: 0.095 (1, 8)										2	0	0	0	3	1	4						
Gil Coan, L OBP: 0.294, SLG: 0.333 (1, 7)										4	0	0	0	0	1	5						
Gene Woodling, L OBP: 0.235, SLG: 0.300 (1, 9)										4	1	1	0	0	0	3						
Les Moss, R OBP: 0.421, SLG: 0.765 (1, 2)										4	1	2	1	0	0	2						
Gus Triandos, R OBP: 0.208, SLG: 0.208 (1, 3)										4	0	0	0	0	0	2						
Bobby Young, L OBP: 0.476, SLG: 0.353 (1, 4)										2	0	1	0	2	0	0						
Willy Miranda, S OBP: 0.238, SLG: 0.167 Jim Pyburn, R (5, 5)										2	0	0	0	0	1	2						
Lou Kretlow, R OBP: 0.143, SLG: 0.143 Bob Kuzava, S (4, 1)										1	0	0	0	0	1	0						
Charlie Maxwell, L (8, PH) Bob Alexander, R (8, 1) Eddie Waitkus, L (9, PH)										1	0	0	0	0	0	0						
Inning Stats	R: 0 E: 0 K: 1 S: 4	H: 0 LOB: 0 BB: 1 P: 8	R: 0 E: 0 K: 1 S: 6	H: 1 LOB: 2 BB: 1 P: 10	R: 0 E: 0 K: 1 S: 5	H: 0 LOB: 1 BB: 1 P: 9	R: 1 E: 0 K: 0 S: 3	H: 1 LOB: 0 BB: 1 P: 7	R: 0 E: 0 K: 0 S: 3	H: 0 LOB: 0 BB: 0 P: 3	R: 0 E: 0 K: 1 S: 5	H: 0 LOB: 0 BB: 1 P: 9	R: 0 E: 0 K: 0 S: 3	H: 0 LOB: 0 BB: 0 P: 3	R: 0 E: 0 K: 1 S: 6	H: 1 LOB: 2 BB: 1 P: 10	R: 1 E: 0 K: 2 S: 9	H: 2 LOB: 3 BB: 2 P: 17	1B: 3 2B: 1 3B: 0 HR: 1	SF: 0 SAC: 0 DP: 0 HBP: 0	WP: 0 PB: 0 SB: 0 CS: 3	PA: 39
PITCHER	IP WLS BF H R ER SO BB IBB HBP BLK WP HR S P ERA WHIP																					
Bob Turley, R ERA: 3.0 (1, 1)	9.0 W 38 5 2 2 7 8 0 0 0 0 0 1 44 76 2.00 1.444																					

Batter	1	2	3	4	5	6	7	8	9	AB	R	H	RBI	BB	SO	LOB	BOTTOM			
Hank Bauer, R OBP: 0.459, SLG: 0.607 (1, 9)										5	2	2	3	0	0	3	<p>Baltimore Orioles @ New York Yankees Yankee Stadium, Bronx, NY Thu Apr 21 1955, 3:33 AM EST Att: 2,932 - Unknown</p> <p>livebaseballscorecards.com</p> <p>AB 37 R 14 H 16 RBI 12 BB 3 SO 0 LOB 14</p>			
Andy Carey, R OBP: 0.231, SLG: 0.243 (1, 5)										5	2	2	0	0	0	1				
Mickey Mantle, S OBP: 0.528, SLG: 0.593 (1, 8)										4	2	1	1	1	0	0				
Yogi Berra, L OBP: 0.306, SLG: 0.455 (1, 2)										5	1	2	3	0	0	0				
Bill Skowron, R OBP: 0.500, SLG: 0.735 (1, 3)										5	3	3	1	0	0	2				
Irv Noren, L OBP: 0.412, SLG: 0.538 (1, 7)										3	1	2	1	1	0	1				
Jerry Coleman, R OBP: 0.300, SLG: 0.286 (1, 4)										4	1	2	2	0	0	2				
Billy Hunter, R OBP: 0.600, SLG: 0.500 (1, 6)										3	1	2	0	1	0	1				
Bob Turley, R (1, 1)										3	1	0	1	0	0	4				
Inning Stats	R: 4 E: 0 K: 0 S: 6	H: 3 LOB: 0 BB: 1 P: 10	R: 0 E: 0 K: 0 S: 3	H: 1 LOB: 0 BB: 0 P: 3	R: 0 E: 0 K: 0 S: 3	H: 0 LOB: 0 BB: 0 P: 3	R: 6 E: 1 K: 0 S: 9	H: 5 LOB: 0 BB: 0 P: 9	R: 1 E: 0 K: 0 S: 5	H: 2 LOB: 2 BB: 1 P: 9	R: 0 E: 0 K: 0 S: 3	H: 0 LOB: 0 BB: 0 P: 3	R: 1 E: 0 K: 0 S: 5	H: 2 LOB: 1 BB: 0 P: 5	R: 2 E: 0 K: 0 S: 6	H: 3 LOB: 2 BB: 1 P: 10		1B: 12 2B: 4 3B: 0 HR: 1	SF: 2 SAC: 1 DP: 1 HBP: 0	WP: 1 PB: 0 SB: 1 CS: 0
PITCHER	IP WLS BF H R ER SO BB IBB HBP BLK WP HR S P ERA WHIP																			
Lou Kretlow, R ERA: 11.81 Bob Kuzava, L ERA: 6.75 Bob Alexander, R ERA: 14.73	3.0 L 16 7 7 7 0 0 1 0 0 0 1 0 19 23 6.75 1.500																			


Batter	1	2	3	4	5	6	7	8	9	AB	R	H	RBI	BB	SO	LOB	TOP					
Billy Goodman, L (1, 4) OBP: 0.452, SLG: 0.438	F5		G6-4-3 BB		L7			4-3		3	0	0	0	1	0	2	Boston Red Sox @ New York Yankees Yankee Stadium, Bronx, NY Fri Apr 22 1955, 3:33 AM EST Att: 7,241 - Unknown					
Jim Piersall, R (1, 8) OBP: 0.250, SLG: 0.375	F8		G6-4-3 1-2f		F9			L6		4	0	0	0	0	0	3						
Faye Throneberry, L (1, 7) OBP: 0.444, SLG: 0.886			F4			G5-4-3 BB				3	0	2	0	1	0	0						
Jackie Jensen, R (1, 9) OBP: 0.395, SLG: 0.588	F2			1-3		G5-4-3 1-2f		F7		4	0	0	0	0	0	3						
Sammy White, R (1, 2) OBP: 0.436, SLG: 0.629		4-3		6-3		6-3			G6-4-3 1B	4	0	1	0	0	0	0						
Norm Zauchin, R (1, 3) OBP: 0.143, SLG: 0.100		2B 1B		F8			F9		F7	4	0	1	0	0	0	1						
Ted Lepcio, R (1, 5) OBP: 0.405, SLG: 0.645		K			2B BB		F8		G6-4-3 1-2f	3	0	0	0	1	1	2						
Owen Friend, R (1, 6) OBP: 0.529, SLG: 0.667										3	0	3	0	0	0	0						
Frank Sullivan, R (1, 1) OBP: 0.333, SLG: 0.500										2	0	0	0	0	1	4						
Sam Mele, R (7, PH) OBP: 0.200, SLG: 0.200		5-3								1	0	0	0	0	0	1						
George Susce, R (7, 1)										0	0	0	0	0	0	0						
Inning Stats	R: 0 E: 0 K: 0 S: 4	H: 1 LOB: 1 BB: 0 P: 4	R: 0 E: 0 K: 1 S: 7	H: 2 LOB: 2 BB: 0 P: 7	R: 0 E: 0 K: 0 S: 2	H: 0 LOB: 0 BB: 1 P: 6	R: 0 E: 0 K: 0 S: 3	H: 0 LOB: 0 BB: 0 P: 3	R: 0 E: 0 K: 1 S: 6	H: 1 LOB: 2 BB: 1 P: 10	R: 0 E: 0 K: 0 S: 2	H: 0 LOB: 0 BB: 1 P: 6	R: 0 E: 0 K: 0 S: 4	H: 1 LOB: 1 BB: 0 P: 4	R: 0 E: 0 K: 0 S: 4	H: 1 LOB: 1 BB: 0 P: 4	R: 0 E: 0 K: 0 S: 3	H: 1 LOB: 0 BB: 0 P: 3	1B: 5 2B: 2 3B: 0 HR: 0	SF: 0 SAC: 0 DP: 3 HBP: 0	WP: 0 PB: 0 SB: 0 CS: 0	PA: 34
PITCHER Whitey Ford, L (1, 1) ERA: 0.33	IP: 9.0 WLS: W BF: 34 H: 7 R: 0 ER: 0 SO: 2 BB: 3 IBB: 0 HBP: 0 BLK: 0 WP: 0 HR: 0 S: 35 P: 47 ERA: 0.00 WHIP: 1.111															PITCHER						


AB	31
R	0
H	7
RBI	0
BB	3
SO	2
LOB	16



Batter	1	2	3	4	5	6	7	8	9	AB	R	H	RBI	BB	SO	LOB	BOTTOM			
Hank Bauer, R (1, 9) OBP: 0.463, SLG: 0.677	F2									3	1	1	1	1	0	1	Boston Red Sox @ New York Yankees Yankee Stadium, Bronx, NY Fri Apr 22 1955, 3:33 AM EST Att: 7,241 - Unknown			
Andy Carey, R (1, 5) OBP: 0.205, SLG: 0.220	L6		2-6-2-5-6 3H		F9			F9		4	0	0	0	0	0	0				
Mickey Mantle, S (1, 8) OBP: 0.475, SLG: 0.516	K					4-3		F6		4	0	0	0	0	2	0				
Yogi Berra, L (1, 2) OBP: 0.325, SLG: 0.541		F3						1-3		4	1	2	1	0	0	0				
Bill Skowron, R (1, 3) OBP: 0.462, SLG: 0.676		5-3								3	0	0	0	0	0	1				
Irv Noren, L (1, 7) OBP: 0.350, SLG: 0.438		F8								3	0	0	0	0	0	0				
Jerry Coleman, R (1, 4) OBP: 0.323, SLG: 0.286										0	0	0	0	1	0	0				
Gil McDougald, R (4, 4) OBP: 0.500, SLG: 0.400			4-3 SH5-3 BB					1-3		2	0	1	0	0	0	0				
Billy Hunter, R (1, 6) OBP: 0.429, SLG: 0.333			SH5-3 1-2					F6		2	1	0	0	0	0	1				
Whitey Ford, L (1, 1) OBP: 0.455, SLG: 0.455			4-3 2-3					F9		3	0	1	1	0	0	2				
Inning Stats	R: 0 E: 0 K: 1 S: 5	H: 0 LOB: 0 BB: 0 P: 5	R: 0 E: 0 K: 0 S: 3	H: 0 LOB: 0 BB: 0 P: 3	R: 0 E: 0 K: 0 S: 2	H: 0 LOB: 2 BB: 2 P: 10	R: 1 E: 0 K: 1 S: 6	H: 1 LOB: 0 BB: 0 P: 6	R: 0 E: 0 K: 0 S: 4	H: 1 LOB: 1 BB: 0 P: 4	R: 1 E: 0 K: 0 S: 5	H: 2 LOB: 1 BB: 1 P: 5	R: 1 E: 1 K: 0 S: 5	H: 1 LOB: 1 BB: 0 P: 5	R: 0 E: 0 K: 0 S: 3	H: 0 LOB: 0 BB: 0 P: 3	1B: 3 2B: 0 3B: 0 HR: 2	SF: 0 SAC: 1 DP: 0 HBP: 0	WP: 0 PB: 0 SB: 0 CS: 0	PA: 31
PITCHER Frank Sullivan, R (1, 1) ERA: 2.25	IP: 6.0 WLS: L BF: 24 H: 4 R: 2 ER: 2 SO: 2 BB: 2 IBB: 0 HBP: 0 BLK: 0 WP: 0 HR: 2 S: 25 P: 33 ERA: 3.00 WHIP: 1.000															PITCHER				
George Susce, R (7, 1)	IP: 2.0 WLS: 8 BF: 1 H: 1 R: 1 ER: 0 SO: 0 BB: 0 IBB: 0 HBP: 0 BLK: 0 WP: 0 HR: 8 S: 8 P: 8 ERA: 0.00 WHIP: 0.500															PITCHER				



Batter	1	2	3	4	5	6	7	8	9	AB	R	H	RBI	BB	SO	LOB	TOP			
Billy Goodman, L (1.4) OBP: 0.457, SLG: 0.472	0-0 6-3 1B		0-0 L6			0-0 4-3 2B		0-0 F7		4	1	2	0	0	0	0	Boston Red Sox @ New York Yankees Yankee Stadium, Bronx, NY Sat Apr 23 1955, 3:33 AM EST Att: 17,634 - Unknown AB 33 R 2 H 7 RBI 2 BB 1 SO 3 LOB 12 			
Jim Piersall, R (1.8) OBP: 0.225, SLG: 0.333	0-0 6-3 1-2			0-0 1-4-3		0-0 4-3		0-0 F7		4	0	0	0	0	0	2				
Faye Throneberry, L (1.7) OBP: 0.400, SLG: 0.714	0-0 4-3			0-0 F6		0-0 4-3		0-0 F7		4	0	0	1	0	0	1				
Jackie Jensen, R (1.9) OBP: 0.381, SLG: 0.579	0-3 K			0-3 K		0-0 2B			0-0 L8	4	0	1	0	0	2	1				
Sammy White, R (1.2) OBP: 0.465, SLG: 0.658		0-0 G4-6-3 1B			0-0 6-3 1B	4-0 2B		0-0 F5		3	1	2	0	1	0	0				
Harry Agganis, L (1.3) OBP: 0.318, SLG: 0.381		0-0 G4-6-3 1-2			0-0 6-3	0-0 1-3			0-0 2B	4	0	1	0	0	0	4				
Ted Lepcio, R (1.5) OBP: 0.390, SLG: 0.588		0-0 6-3			0-0 F4		0-0 F9		1-0 FC6 HBP	3	0	0	0	0	0	1				
Owen Friend, R (1.6) OBP: 0.476, SLG: 0.579			0-0 L9		0-0 FC4 1B		0-0 1-3		0-0 FC6 1-2	4	0	1	1	0	0	2				
Ike Delock, R (1.1) Ellis Kinder, R (7.1) OBP: 0.500, SLG: 0.500			0-0 1-3		0-0 FC4 1-2		0-3 K			3	0	0	0	0	1	1				
										0	0	0	0	0	0	0				
Inning Stats	R: 0 E: 0 K: 1 S: 6	H: 1 LOB: 1 BB: 0 P: 6	R: 0 E: 0 K: 0 S: 3	H: 1 LOB: 0 BB: 0 P: 3	R: 0 E: 0 K: 0 S: 3	H: 0 LOB: 0 BB: 0 P: 3	R: 0 E: 0 K: 1 S: 5	H: 0 LOB: 0 BB: 0 P: 5	R: 1 E: 0 K: 0 S: 5	H: 2 LOB: 1 BB: 0 P: 5	R: 1 E: 0 K: 0 S: 5	H: 2 LOB: 2 BB: 1 P: 9	R: 0 E: 0 K: 1 S: 5	H: 0 LOB: 0 BB: 0 P: 5	R: 0 E: 0 K: 0 S: 3	H: 1 LOB: 2 BB: 0 P: 5	1B: 3 2B: 4 3B: 0 HR: 0	SF: 0 SAC: 0 DP: 1 HBP: 1	WP: 0 PB: 0 SB: 0 CS: 0	PA: 35
PITCHER	IP WLS BF H R ER SO BB IBB HBP BLK WP HR S P ERA WHIP																			
Johnny Kucks, R (1.1) ERA: 2.7	5.2 W 23 6 2 2 2 1 0 0 0 0 0 26 30 3.18 1.235																			
Tom Morgan, R (6.1) ERA: 1.13	3.1 S 12 1 0 0 1 0 0 1 0 0 0 13 14 0.00 0.300																			

Batter	1	2	3	4	5	6	7	8	9	AB	R	H	RBI	BB	SO	LOB	BOTTOM	
Hank Bauer, R (1.9) OBP: 0.457, SLG: 0.639	0-0 F2		0-0 HBP HR 1B		0-0 2B 1B		0-3 K	0-0 F7		5	1	2	0	0	1	0	Boston Red Sox @ New York Yankees Yankee Stadium, Bronx, NY Sat Apr 23 1955, 3:33 AM EST Att: 17,634 - Unknown AB 33 R 7 H 9 RBI 7 BB 4 SO 8 LOB 16 	
Andy Carey, R (1.5) OBP: 0.225, SLG: 0.239	0-0 BB 1B		0-0 F9		0-0 F7		0-0 1B 2B	0-0 L7		5	1	2	0	0	0	2		
Mickey Mantle, S (1.8) OBP: 0.500, SLG: 0.559	0-3 K		1-0 HR HBP		0-0 1-3 2B		0-0 1-3 2B 1B			3	2	2	0	0	1	1		
Yogi Berra, L (1.2) OBP: 0.364, SLG: 0.526	4-0 1-2 BB		0-3 K		4-0 1-3 IBB		4-0 2B 1B IBB			1	1	0	0	3	1	2		
Bill Skowron, R (1.3) OBP: 0.465, SLG: 0.756	0-3 K		1-1 2-H HR		0-3 K		1-3 2-H 3-H 1B 2B			4	2	2	5	0	2	5		
Irv Noren, L (1.7) OBP: 0.333, SLG: 0.400		0-0 6-3	0-0 F9		0-0 6-3		0-0 2-H 3-H 1B			4	0	1	2	0	0	3		
Gil McDougald, R (1.4) OBP: 0.300, SLG: 0.222		0-0 L5		0-0 5-3		0-0 6-3	0-0 F8			4	0	0	0	0	0	1		
Billy Hunter, R (1.6) OBP: 0.364, SLG: 0.222		4-0 BB		0-0 F4		0-0 F4	0-0 F9			3	0	0	0	1	0	1		
Johnny Kucks, R (1.1) Tom Morgan, R (6.1)		0-3 K		0-3 K		0-0 6-3		0-3 K		2	0	0	0	0	2	1		
										2	0	0	0	0	1	0		
Inning Stats	R: 0 E: 0 K: 2 S: 8	H: 1 LOB: 2 BB: 1 P: 12	R: 0 E: 0 K: 1 S: 5	H: 0 LOB: 1 BB: 1 P: 9	R: 3 E: 0 K: 1 S: 7	H: 2 LOB: 0 BB: 0 P: 8	R: 0 E: 0 K: 1 S: 5	H: 0 LOB: 0 BB: 0 P: 5	R: 0 E: 0 K: 0 S: 3	H: 0 LOB: 0 BB: 0 P: 3	R: 4 E: 0 K: 1 S: 9	H: 4 LOB: 1 BB: 1 P: 13	R: 0 E: 0 K: 1 S: 5	H: 0 LOB: 0 BB: 0 P: 5	1B: 6 2B: 2 3B: 0 HR: 1	SF: 0 SAC: 0 DP: 0 HBP: 1	WP: 0 PB: 0 SB: 0 CS: 0	PA: 38
PITCHER	IP WLS BF H R ER SO BB IBB HBP BLK WP HR S P ERA WHIP																	
Ike Delock, R (1.1) ERA: 4.15	6.1 L 30 7 5 5 7 2 1 1 0 0 0 1 40 53 7.11 1.421																	
Ellis Kinder, R (7.1) ERA: 4.76	1.2 8 2 2 2 1 0 1 0 0 0 0 9 13 10.80 1.200																	

Batter	1	2	3	4	5	6	7	8	9	AB	R	H	RBI	BB	SO	LOB	TOP			
Billy Goodman, L (1.4) OBP: 0.440, SLG: 0.450	0-0 1-3 1B		0-0 6-3			0-0 4-3		0-0 F5		4	0	1	0	0	0	0	Boston Red Sox @ New York Yankees Yankee Stadium, Bronx, NY Sun Apr 24 1955, 3:33 AM EDT Att. 13,363 - Overcast			
Jim Piersall, R (1.8) OBP: 0.227, SLG: 0.350	0-0 F7			0-0 F8 FC6-2 2B		0-0 4-3		0-0 6-3	4	0	1	0	0	0	1					
Faye Throneberry, L (1.7) OBP: 0.409, SLG: 0.684	0-0 1-3 1-2			0-0 F8 2-3		4-0 BB		0-0 G3 1B	3	1	1	0	1	0	2					
Jackie Jensen, R (1.9) OBP: 0.348, SLG: 0.524	0-0 5-3			0-0 FC6-2 S		0-0 L4		0-0 G3 1B	4	0	0	0	0	0	4					
Sammy White, R (1.2) OBP: 0.447, SLG: 0.610		0-0 F3		0-0 F3 1-2		0-0 L5		4-0 1B IBB	3	0	0	0	1	0	1					
Norm Zauchin, R (1.3) OBP: 0.200, SLG: 0.167		0-0 4-3			0-0 5-3		0-0 G5-4-3 1B	0-0 FC6-4 1B	4	0	2	1	0	0	0					
Ted Lepcio, R (1.5) OBP: 0.356, SLG: 0.526		0-0 F8			0-3 K		0-0 G5-4-3 1-2 1B	0-0 FC6-4 1-2 1B	4	0	0	0	0	1	3					
Owen Friend, R (1.6) OBP: 0.500, SLG: 0.591			0-0 F7		0-0 FC6-4 1B		0-0 1B		3	0	2	0	0	0	0					
Willard Nixon, L (1.1) OBP: 0.111, SLG: 0.333			0-3 K		0-0 FC6-4 1-2 1B		0-3 K		3	0	0	0	0	2	1					
Inning Stats	R: 0 E: 0 K: 0 S: 4	H: 1 LOB: 1 BB: 0 P: 4	R: 0 E: 0 K: 0 S: 3	H: 0 LOB: 0 BB: 0 P: 3	R: 0 E: 0 K: 1 S: 5	H: 0 LOB: 0 BB: 0 P: 5	R: 0 E: 0 K: 0 S: 4	H: 1 LOB: 1 BB: 0 P: 4	R: 0 E: 0 K: 1 S: 6	H: 1 LOB: 1 BB: 0 P: 6	R: 0 E: 0 K: 0 S: 3	H: 1 LOB: 0 BB: 0 P: 3	R: 0 E: 0 K: 0 S: 5	H: 1 LOB: 0 BB: 0 P: 5	R: 1 E: 0 K: 0 S: 5	H: 2 LOB: 2 BB: 1 P: 9	1B: 6 2B: 1 3B: 0 HR: 0	SF: 0 SAC: 0 DP: 1 HBP: 0	WP: 0 PB: 0 SB: 1 CS: 0	PA: 34
PITCHER Ed Lopat, L (1.1) ERA: 3.21	IP: 9.0 WLS: L BF: 34	H: 7 R: 1 ER: 1 SO: 3	BB: 1 IBB: 1 HBP: 0 BLK: 0	WP: 0 HR: 0 S: 38 P: 46	ERA: 1.00 WHIP: 0.889															

Batter	1	2	3	4	5	6	7	8	9	AB	R	H	RBI	BB	SO	LOB	BOTTOM			
Hank Bauer, R (1.9) OBP: 0.420, SLG: 0.575	0-0 L6		0-0 5-3			0-3 K		0-0 L4		4	0	0	0	0	1	1	Boston Red Sox @ New York Yankees Yankee Stadium, Bronx, NY Sun Apr 24 1955, 3:33 AM EDT Att. 13,363 - Overcast			
Andy Carey, R (1.5) OBP: 0.212, SLG: 0.220	0-0 1-3		0-0 F7			0-0 6-3		0-0 4-3	4	0	0	0	0	0	1					
Mickey Mantle, S (1.8) OBP: 0.458, SLG: 0.500	0-3 K			0-0 G3		0-3 K		0-0 F7	4	0	0	0	0	2	0					
Yogi Berra, L (1.2) OBP: 0.354, SLG: 0.488		0-0 F5		4-0 FC6-4 BB		0-0 G3		0-0 4-3	3	0	0	0	1	0	0					
Bill Skowron, R (1.3) OBP: 0.447, SLG: 0.711		0-0 BB 1B		0-0 FC6-4 1-2 1B		0-0 F2		0-0 F8	4	0	1	0	0	0	1					
Irv Noren, L (1.7) OBP: 0.333, SLG: 0.364		0-0 F5		0-0 1-3		4-0 BB			2	0	0	0	1	0	2					
Gil McDougald, R (1.4) OBP: 0.308, SLG: 0.182		4-0 FC6-4 1-2 BB			0-0 6-3		0-0 5-3		2	0	0	0	1	0	1					
Billy Hunter, R (1.6) OBP: 0.286, SLG: 0.167		0-0 FC6-4 1-2 1B			0-0 1-3			0-0 F7	3	0	0	0	0	0	2					
Ed Lopat, L (1.1) OBP: 0.400, SLG: 0.250			0-3 K		0-0 3-1			0-0 1B	3	0	1	0	0	1	0					
Inning Stats	R: 0 E: 0 K: 1 S: 5	H: 0 LOB: 0 BB: 0 P: 5	R: 0 E: 0 K: 0 S: 4	H: 1 LOB: 2 BB: 1 P: 8	R: 0 E: 0 K: 1 S: 5	H: 0 LOB: 0 BB: 0 P: 5	R: 0 E: 0 K: 0 S: 3	H: 0 LOB: 1 BB: 1 P: 7	R: 0 E: 0 K: 2 S: 7	H: 0 LOB: 0 BB: 0 P: 7	R: 0 E: 0 K: 0 S: 3	H: 0 LOB: 1 BB: 1 P: 7	R: 0 E: 0 K: 0 S: 4	H: 1 LOB: 1 BB: 0 P: 4	R: 0 E: 0 K: 0 S: 3	H: 0 LOB: 0 BB: 0 P: 3	1B: 2 2B: 0 3B: 0 HR: 0	SF: 0 SAC: 0 DP: 0 HBP: 0	WP: 0 PB: 0 SB: 0 CS: 0	PA: 32
PITCHER Willard Nixon, R (1.1) ERA: 1.42	IP: 9.0 WLS: W BF: 32	H: 2 R: 0 ER: 0 SO: 4	BB: 3 IBB: 0 HBP: 0 BLK: 0	WP: 0 HR: 0 S: 37 P: 49	ERA: 0.00 WHIP: 0.556															

Batter	1	2	3	4	5	6	7	8	9	AB	R	H	RBI	BB	SO	LOB	TOP			
Hank Bauer, R (1.9) OBP: 0.426, SLG: 0.558										3	1	1	0	1	0	1				
Andy Carey, R (1.5) OBP: 0.232, SLG: 0.241										4	1	2	0	0	0	1				
Mickey Mantle, S (1.8) OBP: 0.481, SLG: 0.525										2	2	1	0	2	0	0				
Yogi Berra, L (1.2) OBP: 0.327, SLG: 0.444										4	0	0	0	0	0	6				
Bill Skowron, R (1.3) OBP: 0.451, SLG: 0.771										3	1	2	3	0	0	2				
Irv Noren, L (1.7) OBP: 0.323, SLG: 0.385										4	0	1	2	0	0	1				
Gil McDougald, R (1.4) OBP: 0.294, SLG: 0.143										3	0	0	0	1	0	1				
Billy Hunter, R (1.6) OBP: 0.333, SLG: 0.250										4	0	2	0	0	0	0				
Bob Turley, R (1.1) OBP: 0.292, SLG: 0.292										3	0	0	0	0	2	2				
Inning Stats	R: 3 E: 0 K: 0 S: 5	H: 2 LOB: 1 BB: 2 P: 13	R: 0 E: 0 K: 1 S: 5	H: 0 LOB: 0 BB: 0 P: 5	R: 0 E: 0 K: 0 S: 3	H: 1 LOB: 1 BB: 1 P: 7	R: 0 E: 0 K: 0 S: 3	H: 0 LOB: 0 BB: 0 P: 3	R: 0 E: 0 K: 0 S: 4	H: 2 LOB: 0 BB: 0 P: 4	R: 0 E: 0 K: 0 S: 4	H: 1 LOB: 1 BB: 0 P: 4	R: 0 E: 0 K: 0 S: 3	H: 0 LOB: 0 BB: 0 P: 3	R: 1 E: 1 K: 1 S: 6	H: 2 LOB: 1 BB: 1 P: 10	1B: 6 2B: 2 3B: 0 HR: 1	SF: 1 SAC: 1 DP: 3 HBP: 0	WP: 0 PB: 0 CS: 0	PA: 36
PITCHER	IP WLS BF H R ER SO BB IBB HBP BLK WP HR S P ERA WHIP																			
Mike Fomieses, R (1.1) ERA: 1.83	2.0 L 12 3 3 3 1 3 0 0 0 0 0 0 11 23 13.50 3.000																			
Sandy Consuegra, R (3.1) ERA: 1.09	6.0 19 4 1 1 0 0 0 0 0 0 0 0 19 19 1.50 0.667																			
Bob Chakales, R (9.1) ERA: 4.5	1.0 5 2 1 1 1 1 0 0 0 0 0 1 6 10 9.00 3.000																			

New York Yankees @ Chicago White Sox
Comiskey Park, Chicago, IL
Tue Apr 26 1955, 4:33 AM EDT
Att: 12,297 - Unknown

AB 30
R 5
H 9
RBI 5
BB 4
SO 2
LOB 14



Batter	1	2	3	4	5	6	7	8	9	AB	R	H	RBI	BB	SO	LOB	BOTTOM					
Chico Carrasquel, R (1.6) OBP: 0.444, SLG: 0.610										1	0	0	0	1	1	0						
Jim Brideweser, R (5.6) OBP: 0.292, SLG: 0.292										2	0	0	0	0	0	0						
Nellie Fox, L (1.4) OBP: 0.413, SLG: 0.575										2	0	0	0	2	0	0						
Minnie Minoso, R (1.9) OBP: 0.319, SLG: 0.357										3	0	0	0	1	1	3						
George Kell, R (1.5) OBP: 0.326, SLG: 0.324										4	0	0	0	0	1	2						
Jim Rivera, L (1.8) OBP: 0.293, SLG: 0.250										3	0	0	0	1	2	0						
Walt Dropo, R (1.3) OBP: 0.395, SLG: 0.429										3	0	0	0	1	2	1						
Bob Nieman, R (1.7) OBP: 0.495, SLG: 0.964										2	0	0	0	2	1	1						
Sherm Lollar, R (1.2) OBP: 0.425, SLG: 0.600										3	0	1	0	0	1	1						
Mike Fomieses, R (1.1) OBP: 0.143, SLG: 0.286										1	0	0	0	0	0	2						
Sandy Consuegra, R (3.1) OBP: 0.197, SLG: 0.167										1	0	0	0	0	0	0						
Willard Marshall, L (8.6) OBP: 0.292, SLG: 0.292										0	0	0	0	1	0	0						
Bob Chakales, R (9.1) OBP: 0.292, SLG: 0.292										0	0	0	0	0	0	0						
Inning Stats	R: 0 E: 0 K: 2 S: 7	H: 0 LOB: 1 BB: 1 P: 11	R: 0 E: 0 K: 2 S: 8	H: 1 LOB: 2 BB: 1 P: 12	R: 0 E: 0 K: 0 S: 2	H: 0 LOB: 1 BB: 2 P: 10	R: 0 E: 0 K: 2 S: 7	H: 0 LOB: 0 BB: 0 P: 7	R: 0 E: 0 K: 2 S: 7	H: 0 LOB: 0 BB: 0 P: 7	R: 0 E: 0 K: 0 S: 3	H: 0 LOB: 0 BB: 0 P: 3	R: 0 E: 0 K: 0 S: 2	H: 0 LOB: 1 BB: 2 P: 10	R: 0 E: 0 K: 1 S: 4	H: 0 LOB: 1 BB: 2 P: 12	R: 0 E: 0 K: 1 S: 5	H: 0 LOB: 1 BB: 1 P: 9	1B: 1 2B: 0 3B: 0 HR: 0	SF: 0 SAC: 0 DP: 3 HBP: 0	WP: 0 PB: 0 CS: 0	PA: 34
PITCHER	IP WLS BF H R ER SO BB IBB HBP BLK WP HR S P ERA WHIP																					
Bob Turley, R (1.1) ERA: 2.0	9.0 W 34 1 0 0 10 9 0 0 0 0 0 0 45 81 0.00 1.111																					

New York Yankees @ Chicago White Sox
Comiskey Park, Chicago, IL
Tue Apr 26 1955, 4:33 AM EDT
Att: 12,297 - Unknown

AB 25
R 0
H 1
RBI 0
BB 9
SO 10
LOB 11



Batter	1	2	3	4	5	6	7	8	9	AB	R	H	RBI	BB	SO	LOB	TOP																	
Hank Bauer, R OBP: 0.424, SLG: 0.604 (1, 9)										5	1	2	2	0	0	1	New York Yankees @ Chicago White Sox Comiskey Park, Chicago, IL Wed Apr 27 1955, 4:33 AM EDT Att. 10,043 - Overcast AB 36 R 4 H 10 RBI 4 BB 2 SO 8 LOB 12																	
Andy Carey, R OBP: 0.246, SLG: 0.305 (1, 5)										5	1	2	1	0	1	3																		
Mickey Mantle, S OBP: 0.446, SLG: 0.477 (1, 8)										4	0	0	0	0	1	1																		
Yogi Berra, L OBP: 0.333, SLG: 0.468 Elston Howard, R OBP: 0.400, SLG: 0.400 (5, PH) (5, 2)										2	1	1	0	0	0	0																		
Bill Skowron, R OBP: 0.463, SLG: 0.804 Eddie Robinson, L (6, 3)										3	0	2	1	0	0	0																		
Irv Noren, L OBP: 0.333, SLG: 0.370 Bob Cerv, R OBP: 0.357, SLG: 0.462 (6, PH) (6, 7)										1	0	0	0	1	1	1																		
Gil McDougald, R OBP: 0.286, SLG: 0.167 (1, 4)										4	1	1	0	0	2	3																		
Billy Hunter, R OBP: 0.316, SLG: 0.250 (1, 6)										4	0	1	0	0	1	1																		
Whitey Ford, L OBP: 0.455, SLG: 0.455 Johnny Sain, R (1, 1)										0	0	0	0	0	0	0																		
Tommy Byrne, L Charles Silvera, R (9, PH) Phil Rizzuto, R (9, PR) (9, 2)										2	0	0	0	0	0	1																		
Inning Stats	R: 2 E: 0 K: 1 S: 8	H: 3 LOB: 2 BB: 1 P: 12	R: 0 E: 0 K: 0 S: 4	H: 1 LOB: 1 BB: 0 P: 4	R: 1 E: 0 K: 2 S: 9	H: 2 LOB: 1 BB: 0 P: 9	R: 0 E: 0 K: 0 S: 3	H: 0 LOB: 0 BB: 0 P: 3	R: 0 E: 0 K: 0 S: 3	H: 0 LOB: 0 BB: 0 P: 3	R: 0 E: 0 K: 1 S: 5	H: 0 LOB: 0 BB: 0 P: 5	R: 0 E: 0 K: 0 S: 4	H: 2 LOB: 1 BB: 1 P: 4	R: 1 E: 0 K: 1 S: 7	H: 2 LOB: 2 BB: 1 P: 11	1B: 6 2B: 1 3B: 1 HR: 2	SF: 0 SAC: 0 DP: 0 HBP: 0	WP: 0 PB: 0 CS: 0	PA: 38														
PITCHER	IP WLS BF H R ER SO BB IBB HBP BLK WP HR S P ERA WHIP																																	
Virgil Trucks, R ERA: 6.33 Billy Pierce, L ERA: 3.27	(1, 1) (3, 1)	2.1 6.2	W L	14 24	H 4	R 1	ER 1	SO 7	BB 1	IBB 0	HBP 0	BLK 0	WP 0	HR 2	S 15	P 19	11.57 1.35	3.000 0.750																

Batter	1	2	3	4	5	6	7	8	9	AB	R	H	RBI	BB	SO	LOB	BOTTOM																		
Chico Carrasquel, R OBP: 0.460, SLG: 0.622 (1, 6)										4	2	2	0	1	0	1	New York Yankees @ Chicago White Sox Comiskey Park, Chicago, IL Wed Apr 27 1955, 4:33 AM EDT Att. 10,043 - Overcast AB 35 R 13 H 14 RBI 12 BB 4 SO 4 LOB 12																		
Nellie Fox, L OBP: 0.412, SLG: 0.568 (1, 4)										4	2	1	1	1	0	3																			
Minnie Minoso, R OBP: 0.327, SLG: 0.362 (8, 7)										5	1	2	1	0	0	1																			
George Kell, R OBP: 0.354, SLG: 0.366 (1, 5)										4	1	2	2	1	0	1																			
Bob Nieman, R OBP: 0.459, SLG: 0.875 Jim Rivera, L OBP: 0.310, SLG: 0.250 (8, 9)										4	0	1	1	0	1	2																			
Walt Dropo, R OBP: 0.438, SLG: 0.641 (1, 3)										4	4	3	3	0	0	3																			
Sherm Lollar, R OBP: 0.409, SLG: 0.641 (1, 2)										4	2	1	2	0	0	1																			
Johnny Groth, R OBP: 0.167, SLG: 0.200 (1, 8)										3	0	1	1	0	2	0																			
Virgil Trucks, R ERA: 1.63 Johnny Sain, R ERA: 5.4 Tommy Byrne, L ERA: 5.23	(1, 1) (1, 1) (5, 1)	0.2 3.1 4.0	W L	6 13 23	H 3 6	R 2 7	ER 4 4	SO 4 1	BB 4 4	IBB 0 0	HBP 0 1	BLK 0 0	WP 0 1	HR 0 2	S 6 18	P 6 22		54.00 5.40 9.00	7.500 1.200 2.250																
Inning Stats	R: 5 E: 0 K: 1 S: 10	H: 6 LOB: 0 BB: 0 P: 10	R: 0 E: 0 K: 1 S: 5	H: 0 LOB: 0 BB: 0 P: 5	R: 0 E: 0 K: 1 S: 4	H: 0 LOB: 1 BB: 1 P: 8	R: 1 E: 0 K: 0 S: 5	H: 2 LOB: 1 BB: 0 P: 5	R: 3 E: 0 K: 0 S: 5	H: 2 LOB: 0 BB: 1 P: 9	R: 0 E: 0 K: 1 S: 5	H: 0 LOB: 1 BB: 1 P: 9	R: 0 E: 0 K: 0 S: 3	H: 0 LOB: 0 BB: 0 P: 3	R: 4 E: 1 K: 0 S: 8	H: 4 LOB: 3 BB: 1 P: 13		1B: 7 2B: 4 3B: 0 HR: 3	SF: 1 SAC: 1 DP: 0 HBP: 1	WP: 1 PB: 0 SB: 0 CS: 1	PA: 42														
PITCHER	IP WLS BF H R ER SO BB IBB HBP BLK WP HR S P ERA WHIP																																		

Batter	1	2	3	4	5	6	7	8	9	AB	R	H	RBI	BB	SO	LOB	TOP								
Hank Bauer, R OBP: 0.415, SLG: 0.574 (1, 9)	6-3		3B	F7		2-3	BB 1B		6-3	6	2	2	0	0	0	0	New York Yankees @ Kansas City Athletics Municipal Stadium, Kansas City, MO Thu Apr 28 1955, 4:33 AM EDT Att: 32,559 - Unknown livebaseballscorecards.com								
Andy Carey, R OBP: 0.295, SLG: 0.354 (1, 5)	G1		1B	E6		K	1B		1-2-3	6	3	3	1	0	1	0									
Mickey Mantle, S OBP: 0.484, SLG: 0.553 (1, 8)	L8		BB	BB		BB	HBP			3	3	2	2	2	0	0									
Elston Howard, R OBP: 0.545, SLG: 0.500 (1, 2)		1B	SF8	K		BB	HBP		1-3	5	2	3	2	0	1	1									
Joe Collins, L OBP: 0.529, SLG: 0.583 (1, 3)	K	1B	SF8			BB	HBP			3	1	0	1	2	1	3									
Irv Noren, L OBP: 0.333, SLG: 0.379 Bob Cerv, R OBP: 0.313, SLG: 0.400 (6, PH) (6, 7)	1B		SF8			BB	E9		FC6-4	2	0	1	1	0	0	0									
Gil McDougald, R OBP: 0.423, SLG: 0.211 (1, 4)	1B		SF8			BB	E9		FC6-4	2	0	0	0	0	0	2									
Billy Hunter, R OBP: 0.333, SLG: 0.217 (1, 6)	G5-4-3		F2			BB	F8			3	0	0	1	2	0	6									
Bob Grim, R Don Larsen, R (2, 1)			F9	L9		K	1-3		F9	0	0	0	0	0	0	0									
										5	0	0	0	0	1	6									
Inning Stats	R: 0 E: 0 K: 0 S: 3	H: 0 LOB: 0 BB: 0 P: 3	R: 1 E: 0 K: 1 S: 7	H: 3 LOB: 1 BB: 0 P: 7	R: 3 E: 0 K: 0 S: 6	H: 3 LOB: 3 BB: 3 P: 18	R: 2 E: 1 K: 1 S: 7	H: 2 LOB: 0 BB: 0 P: 7	R: 0 E: 0 K: 1 S: 5	H: 0 LOB: 2 BB: 1 P: 10	R: 3 E: 1 K: 1 S: 6	H: 0 LOB: 3 BB: 3 P: 20	R: 2 E: 0 K: 0 S: 5	H: 3 LOB: 1 BB: 1 P: 9	R: 0 E: 0 K: 0 S: 2	H: 0 LOB: 1 BB: 1 P: 6	R: 0 E: 0 K: 0 S: 4	H: 1 LOB: 1 BB: 0 P: 4	1B: 10 2B: 1 3B: 1 HR: 1	SF: 1 SAC: 0 DP: 2 HBP: 3	WP: 1 PB: 0 CS: 1	PA: 49			
PITCHER	IP	WLS	BF	H	R	ER	SO	BB	IBB	HBP	BLK	WP	HR	S	P	ERA	WHIP								
Johnny Gray, R ERA: 15.88 Charlie Bishop, R ERA: 3.95 Lou Sleater, L ERA: 54.0 Moe Burtzschy, R ERA: 24.55 Marion Fricano, R ERA: 1.29	2.1	L	14	6	4	4	1	2	0	0	0	0	0	14	22	15.43	3.429								
	3.1		18	2	5	2	3	2	1	3	0	0	1	18	33	5.40	1.200								
	0.1		7	2	2	2	0	3	0	0	0	0	0	4	16	54.00	15.000								
	1.0		3	1	0	0	0	0	0	0	0	0	0	3	3	0.00	1.000								
	2.0		7	1	0	0	0	1	0	0	0	1	0	6	10	0.00	1.000								

Batter	1	2	3	4	5	6	7	8	9	AB	R	H	RBI	BB	SO	LOB	BOTTOM								
Vic Power, R OBP: 0.446, SLG: 0.750 Jack Littrell, R OBP: 0.125, SLG: 0.125 Marion Fricano, R OBP: 1.000, SLG: 1.000 (7, PR) (8, 1)	E		G5-4-3				1-2			3	2	2	1	1	0	1	New York Yankees @ Kansas City Athletics Municipal Stadium, Kansas City, MO Thu Apr 28 1955, 4:33 AM EDT Att: 32,559 - Unknown livebaseballscorecards.com								
Elmer Valo, L OBP: 0.600, SLG: 0.600 (1, 9)	F8		E			HR			F9	4	1	1	0	0	0	3									
Jim Finigan, R OBP: 0.370, SLG: 0.700 (1, 5)	E6		E7						F7	4	1	2	2	0	0	0									
Gus Zernial, R OBP: 0.283, SLG: 0.479 (1, 7)	SF7		4-3						F2	3	0	0	1	0	0	1									
Bill Wilson, R OBP: 0.370, SLG: 0.583 (1, 8)	F7								5-3	3	0	0	0	1	1	0									
Pete Suder, R OBP: 0.163, SLG: 0.186 (1, 4)			F8			6-3				4	0	1	0	0	1	1									
Joe Demaestri, R OBP: 0.167, SLG: 0.190 (1, 6)			F5			F9			6-3	4	0	0	0	0	0	1									
Joe Astroth, R OBP: 0.459, SLG: 0.393 (1, 2)			1-3			2-3			6-3	4	0	0	0	0	1	0									
Johnny Gray, R ERA: 15.88 Charlie Bishop, R ERA: 3.95 Lou Sleater, L ERA: 54.0 Moe Burtzschy, R ERA: 24.55 Don Bollweg, L OBP: 0.444, SLG: 0.167 (8, 3)						K				0	0	0	0	0	0	0									
										2	0	0	0	0	1	0									
Inning Stats	R: 2 E: 1 K: 0 S: 5	H: 2 LOB: 0 BB: 0 P: 5	R: 0 E: 0 K: 0 S: 3	H: 0 LOB: 0 BB: 0 P: 3	R: 1 E: 1 K: 0 S: 5	H: 3 LOB: 1 BB: 0 P: 5	R: 0 E: 0 K: 1 S: 5	H: 0 LOB: 0 BB: 0 P: 5	R: 1 E: 0 K: 1 S: 6	H: 1 LOB: 0 BB: 0 P: 6	R: 0 E: 0 K: 1 S: 5	H: 0 LOB: 1 BB: 1 P: 9	R: 0 E: 0 K: 0 S: 3	H: 0 LOB: 2 BB: 2 P: 11	R: 0 E: 0 K: 0 S: 3	H: 0 LOB: 0 BB: 0 P: 3	R: 0 E: 0 K: 1 S: 5	H: 1 LOB: 0 BB: 0 P: 5	1B: 4 2B: 2 3B: 0 HR: 1	SF: 1 SAC: 0 DP: 2 HBP: 0	WP: 0 PB: 0 CS: 0	PA: 35			
PITCHER	IP	WLS	BF	H	R	ER	SO	BB	IBB	HBP	BLK	WP	HR	S	P	ERA	WHIP								
Bob Grim, R ERA: 8.64 Don Larsen, R ERA: 1.6	1.0	W	30	5	2	2	4	3	0	0	0	0	1	35	47	2.25	1.000								

Batter	1	2	3	4	5	6	7	8	9	AB	R	H	RBI	BB	SO	LOB	TOP		
Hank Bauer, R OBP: 0.406, SLG: 0.544 (1, 9)										3	0	0	0	1	1	0			
Andy Carey, R OBP: 0.282, SLG: 0.353 (1, 5)										3	0	1	0	1	0	1			
Mickey Mantle, S OBP: 0.485, SLG: 0.531 (1, 8)										2	0	0	0	2	0	2			
Elston Howard, R OBP: 0.467, SLG: 0.429 (1, 2)										4	0	1	0	0	0	2			
Bob Cerv, R OBP: 0.250, SLG: 0.316 (1, 7)										4	0	0	0	0	1	3			
Gil McDougald, R OBP: 0.414, SLG: 0.227 (1, 4)										3	0	1	0	0	0	0			
Joe Collins, L OBP: 0.450, SLG: 0.467 (1, 3)										3	0	0	0	0	0	2			
Billy Hunter, R OBP: 0.300, SLG: 0.192 (1, 6)										3	0	0	0	0	0	0			
Johnny Kucks, R (1, 1)										0	0	0	0	0	0	0			
Enos Slaughter, L (3, PH)										1	0	0	0	0	0	0			
Tom Sturdivant, L (3, 1)										1	0	0	0	0	0	0			
Eddie Robinson, L (8, PH)										1	0	0	0	0	0	0			
Art Schallcock, L (8, 1)										0	0	0	0	0	0	0			
Inning Stats	R: 0 E: 0 K: 1 S: 5	H: 1 LOB: 0 BB: 0 P: 5	R: 0 E: 0 K: 1 S: 5	H: 0 LOB: 0 BB: 0 P: 5	R: 0 E: 0 K: 0 S: 3	H: 0 LOB: 0 BB: 0 P: 3	R: 0 E: 0 K: 0 S: 3	H: 0 LOB: 1 BB: 1 P: 7	R: 0 E: 0 K: 0 S: 3	H: 0 LOB: 0 BB: 0 P: 3	R: 0 E: 0 K: 0 S: 3	H: 1 LOB: 2 BB: 1 P: 8	R: 0 E: 0 K: 0 S: 3	H: 0 LOB: 0 BB: 0 P: 3	R: 0 E: 0 K: 0 S: 3	H: 1 LOB: 1 BB: 1 P: 7	1B: 3 2B: 1 3B: 0 HR: 0	SF: 0 SAC: 0 DP: 2 HBP: 0	WP: 0 PA: 32
PITCHER Bobby Shantz, L ERA: 6.62 (1, 1)	IP: 9.0 WLS: W BF: 32 H: 3 R: 0 ER: 0 SO: 2 BB: 4 IBB: 0 HBP: 0 BLK: 0 WP: 0 HR: 0 S: 32 P: 48 ERA: 0.00 WHIP: 0.778															PITCHER	IP: 9.0 WLS: W BF: 32 H: 3 R: 0 ER: 0 SO: 2 BB: 4 IBB: 0 HBP: 0 BLK: 0 WP: 0 HR: 0 S: 32 P: 48 ERA: 0.00 WHIP: 0.778		

New York Yankees @ Kansas City Athletics
Municipal Stadium, Kansas City, MO
Fri Apr 29 1955, 4:33 AM EDT
Att: 33,471 - Unknown


AB	28
R	0
H	3
RBI	0
BB	4
SO	2
LOB	10



Batter	1	2	3	4	5	6	7	8	9	AB	R	H	RBI	BB	SO	LOB	BOTTOM		
Vic Power, R OBP: 0.467, SLG: 0.778 (1, 3)										2	2	1	1	2	0	1			
Elmer Valo, L OBP: 0.621, SLG: 0.591 (1, 9)										2	1	1	1	2	0	0			
Jim Finigan, R OBP: 0.345, SLG: 0.648 (1, 5)										4	0	0	0	0	0	6			
Gus Zernial, R OBP: 0.281, SLG: 0.451 (1, 7)										3	0	0	2	1	0	1			
Bill Wilson, R OBP: 0.379, SLG: 0.635 (1, 8)										4	1	2	2	0	1	3			
Pete Suder, R OBP: 0.191, SLG: 0.217 (1, 4)										3	0	1	0	1	0	1			
Joe Demaestri, R OBP: 0.152, SLG: 0.174 (1, 6)										4	0	0	0	0	1	2			
Billy Shantz, R OBP: 0.200, SLG: 0.300 (1, 2)										4	0	1	0	0	0	1			
Bobby Shantz, R OBP: 0.333, SLG: 0.200 (1, 1)										3	2	1	0	1	0	2			
Inning Stats	R: 2 E: 0 K: 0 S: 4	H: 1 LOB: 1 BB: 2 P: 12	R: 2 E: 0 K: 0 S: 6	H: 3 LOB: 0 BB: 0 P: 6	R: 1 E: 0 K: 0 S: 3	H: 1 LOB: 0 BB: 1 P: 7	R: 1 E: 0 K: 1 S: 5	H: 0 LOB: 3 BB: 4 P: 21	R: 0 E: 0 K: 0 S: 3	H: 0 LOB: 0 BB: 0 P: 3	R: 0 E: 0 K: 0 S: 3	H: 0 LOB: 0 BB: 0 P: 3	R: 0 E: 0 K: 1 S: 6	H: 1 LOB: 1 BB: 0 P: 6	R: 0 E: 0 K: 0 S: 6	H: 1 LOB: 1 BB: 0 P: 6	1B: 4 2B: 1 3B: 1 HR: 1	SF: 0 SAC: 0 DP: 1 HBP: 0	WP: 1 PA: 36
PITCHER Johnny Kucks, R ERA: 6.23 (1, 1)	IP: 2.0 WLS: L BF: 12 H: 4 R: 4 ER: 4 SO: 0 BB: 2 IBB: 0 HBP: 0 BLK: 0 WP: 1 HR: 0 S: 10 P: 18 ERA: 18.00 WHIP: 3.000															PITCHER	IP: 2.0 WLS: L BF: 12 H: 4 R: 4 ER: 4 SO: 0 BB: 2 IBB: 0 HBP: 0 BLK: 0 WP: 1 HR: 0 S: 10 P: 18 ERA: 18.00 WHIP: 3.000		
PITCHER Tom Sturdivant, R ERA: 5.0 (3, 1)	IP: 5.0 WLS: L BF: 20 H: 2 R: 2 ER: 2 SO: 1 BB: 5 IBB: 0 HBP: 0 BLK: 0 WP: 0 HR: 1 S: 17 P: 37 ERA: 3.60 WHIP: 1.400															PITCHER	IP: 5.0 WLS: L BF: 20 H: 2 R: 2 ER: 2 SO: 1 BB: 5 IBB: 0 HBP: 0 BLK: 0 WP: 0 HR: 1 S: 17 P: 37 ERA: 3.60 WHIP: 1.400		
PITCHER Art Schallcock, L ERA: 6.0 (8, 1)	IP: 1.0 WLS: L BF: 4 H: 1 R: 0 ER: 0 SO: 1 BB: 0 IBB: 0 HBP: 0 BLK: 0 WP: 0 HR: 0 S: 6 P: 6 ERA: 0.00 WHIP: 1.000															PITCHER	IP: 1.0 WLS: L BF: 4 H: 1 R: 0 ER: 0 SO: 1 BB: 0 IBB: 0 HBP: 0 BLK: 0 WP: 0 HR: 0 S: 6 P: 6 ERA: 0.00 WHIP: 1.000		

New York Yankees @ Kansas City Athletics
Municipal Stadium, Kansas City, MO
Fri Apr 29 1955, 4:33 AM EDT
Att: 33,471 - Unknown

AB	29
R	6
H	7
RBI	6
BB	7
SO	2
LOB	17



Batter	1	2	3	4	5	6	7	8	9	AB	R	H	RBI	BB	SO	LOB	TOP																	
Hank Bauer, R OBP: 0.495, SLG: 0.532 (1, 9)										5	1	2	0	0	1	1	New York Yankees @ Detroit Tigers Briggs Stadium, Detroit, MI Sun May 01 1955, 4:33 AM EDT Att: 48,813 - Unknown																	
Andy Carey, R OBP: 0.276, SLG: 0.342 (1, 5)										5	0	1	0	0	1	3																		
Mickey Mantle, S OBP: 0.465, SLG: 0.500 (1, 8)										5	1	1	0	0	1	3																		
Yogi Berra, L OBP: 0.305, SLG: 0.423 (1, 2)										5	0	0	0	0	0	4																		
Joe Collins, L OBP: 0.458, SLG: 0.632 (1, 3)										4	2	2	3	0	0	0																		
Irv Noren, L OBP: 0.375, SLG: 0.438 (1, 7)										3	0	2	1	1	0	0																		
Gil McDougald, R OBP: 0.394, SLG: 0.200 (1, 4)										3	0	0	0	1	0	2																		
Billy Hunter, R OBP: 0.303, SLG: 0.207 (1, 6)										3	1	1	0	0	0	2																		
Bob Turley, R OBP: 0.071, SLG: 0.154 (1, 1)										4	1	1	1	0	1	1																		
Inning Stats	R: 0 E: 0 K: 1 S: 6	H: 1 LOB: 1 BB: 0 P: 6	R: 1 E: 0 K: 0 S: 4	H: 1 LOB: 0 BB: 0 P: 4	R: 0 E: 0 K: 2 S: 8	H: 1 LOB: 1 BB: 0 P: 8	R: 0 E: 0 K: 0 S: 4	H: 1 LOB: 1 BB: 0 P: 4	R: 1 E: 0 K: 1 S: 6	H: 2 LOB: 0 BB: 0 P: 6	R: 0 E: 0 K: 0 S: 3	H: 0 LOB: 0 BB: 0 P: 3	R: 0 E: 0 K: 0 S: 3	H: 0 LOB: 1 BB: 1 P: 7	R: 3 E: 0 K: 0 S: 7	H: 4 LOB: 2 BB: 1 P: 11		R: 1 E: 3 K: 0 S: 5	H: 0 LOB: 1 BB: 0 P: 5	1B: 7 2B: 2 3B: 0 HR: 1	SF: 0 SAC: 1 DP: 0 HBP: 0	WP: 0 PB: 0 SB: 1 CS: 0	PA: 40											
PITCHER	IP WLS BF H R ER SO BB IBB HBP BLK WP HR S P ERA WHIP																																	
Ned Garver, R ERA: 5.11 Van Fletcher, R ERA: 2.25	(1, 1) (9, 1)	8.0 5	L 0	35 1	10 0	5 1	5 0	4 0	1 0	0 0	0 0	0 0	0 0	0 0	0 5	0 5	0.00 0.000	1.375 0.000																

Batter	1	2	3	4	5	6	7	8	9	AB	R	H	RBI	BB	SO	LOB	BOTTOM																	
Harvey Kuenn, R OBP: 0.411, SLG: 0.537 (1, 6)										4	0	0	0	0	0	1	New York Yankees @ Detroit Tigers Briggs Stadium, Detroit, MI Sun May 01 1955, 4:33 AM EDT Att: 48,813 - Unknown																	
Fred Hatfield, L OBP: 0.344, SLG: 0.333 (1, 4)										3	0	0	0	1	0	0																		
Al Kaline, R OBP: 0.500, SLG: 0.767 (1, 9)										4	0	1	0	0	1	0																		
Ferris Fain, L OBP: 0.426, SLG: 0.263 (1, 3)										4	0	0	0	0	1	2																		
Ray Boone, R OBP: 0.382, SLG: 0.491 (1, 5)										3	0	0	0	1	1	2																		
Jim Delsing, L OBP: 0.423, SLG: 0.477 (1, 7)										3	1	1	0	1	1	2																		
Bill Tuttle, R OBP: 0.348, SLG: 0.302 (1, 8)										3	0	1	0	1	1	2																		
Frank House, L OBP: 0.359, SLG: 0.438 (1, 2)										3	0	1	1	0	1	3																		
Ned Garver, R OBP: 0.167, SLG: 0.111 Van Fletcher, R (9, 1)										2	0	0	0	0	0	3																		
Inning Stats	R: 0 E: 0 K: 1 S: 6	H: 1 LOB: 2 BB: 1 P: 10	R: 1 E: 0 K: 0 S: 3	H: 1 LOB: 0 BB: 1 P: 7	R: 0 E: 0 K: 1 S: 5	H: 0 LOB: 0 BB: 0 P: 5	R: 0 E: 1 K: 2 S: 7	H: 0 LOB: 1 BB: 0 P: 7	R: 0 E: 0 K: 0 S: 4	H: 1 LOB: 1 BB: 0 P: 4	R: 0 E: 0 K: 0 S: 3	H: 0 LOB: 0 BB: 0 P: 3	R: 0 E: 0 K: 1 S: 6	H: 1 LOB: 2 BB: 1 P: 10	R: 0 E: 0 K: 0 S: 3	H: 0 LOB: 0 BB: 0 P: 3	R: 0 E: 0 K: 1 S: 5	H: 0 LOB: 1 BB: 1 P: 9	1B: 4 2B: 1 3B: 0 HR: 0	SF: 0 SAC: 1 DP: 2 HBP: 0	WP: 1 PB: 0 SB: 2 CS: 1	PA: 34												
PITCHER	IP WLS BF H R ER SO BB IBB HBP BLK WP HR S P ERA WHIP																																	
Bob Turley, R ERA: 1.75	(1, 1)	9.0 W	34	4	1	1	6	4	0	0	0	0	0	1	0	42	58	1.00 0.889																



Batter	1	2	3	4	5	6	7	8	9	AB	R	H	RBI	BB	SO	LOB	TOP			
Hank Bauer, R OBP: 0.410, SLG: 0.530 (1,9)	F7			F8		F8			G3 1B SF7 1B	4	1	2	0	0	0	0	New York Yankees @ Detroit Tigers Briggs Stadium, Detroit, MI Mon May 02 1955, 4:33 AM EDT Att: 7,563 - Unknown			
Andy Carey, R OBP: 0.275, SLG: 0.338 (1,5)	K			K		F8			G3 1B 1-2	4	0	1	0	0	2	1				
Mickey Mantle, S OBP: 0.440, SLG: 0.466 (1,8)	K			F3			F3		G3 1-2 2-3	4	0	0	0	0	1	2				
Yogi Berra, L OBP: 0.302, SLG: 0.418 (1,2)		F4			FC4-6 1B		L9		SF7 3-H	3	0	1	1	0	0	0				
Joe Collins, L OBP: 0.429, SLG: 0.565 (1,3)		L7			FC4-6 4-3 1-2				L9	4	0	1	0	0	0	2				
Irv Noren, L OBP: 0.349, SLG: 0.400 (1,7)		F7			4-3 1-2		F7			3	0	0	0	0	0	2				
Gil McDougald, R OBP: 0.389, SLG: 0.214 (1,4)			6-3		L9				G5-4-3 1B	3	0	1	0	0	0	1				
Billy Hunter, R OBP: 0.286, SLG: 0.194 (8, PH)				F8		F2		L9		2	0	0	0	0	0	0				
Eddie Robinson, L (8, PH)										1	0	0	0	0	0	1				
Phil Rizzuto, R OBP: 0.478, SLG: 0.294 (8,6)										0	0	0	0	0	0	0				
Bob Wiesler, S Jim Konstanty, R Enos Slaughter, L Bob Grim, R Tommy Byrne, L Johnny Sain, R (1,1) (3,1) (6, PH) (6,1) (8, PH) (8,1)			3-1			4-3		G5-4-3 1-2		1	0	0	0	0	0	0				
Inning Stats	R: 0 E: 0 K: 2 S: 7	H: 0 LOB: 0 BB: 0 P: 7	R: 0 E: 0 K: 0 S: 3	H: 0 LOB: 0 BB: 0 P: 3	R: 0 E: 0 K: 1 S: 3	H: 0 LOB: 0 BB: 0 P: 3	R: 0 E: 0 K: 1 S: 5	H: 0 LOB: 0 BB: 0 P: 5	R: 0 E: 0 K: 0 S: 4	H: 1 LOB: 1 BB: 0 P: 4	R: 0 E: 0 K: 0 S: 4	H: 1 LOB: 1 BB: 0 P: 4	R: 0 E: 0 K: 0 S: 3	H: 1 LOB: 0 BB: 0 P: 3	R: 1 E: 0 K: 0 S: 5	H: 2 LOB: 1 BB: 0 P: 5	1B: 6 2B: 0 3B: 0 HR: 0	SF: 1 SAC: 0 DP: 1 HBP: 0	WP: 0 PB: 0 SB: 0 CS: 0	PA: 32
PITCHER Steve Gromek, R ERA: 2.48 (1,1)	IP: 9.0 WLS: W BF: 32 H: 6 R: 1 ER: 1 SO: 3 BB: 0 IBB: 0 HBP: 0 BLK: 0 WP: 0 HR: 0 S: 38 P: 38 ERA: 1.00 WHIP: 0.667															PITCHER Steve Gromek, R ERA: 2.48 (1,1)	IP: 9.0 WLS: W BF: 32 H: 6 R: 1 ER: 1 SO: 3 BB: 0 IBB: 0 HBP: 0 BLK: 0 WP: 0 HR: 0 S: 38 P: 38 ERA: 1.00 WHIP: 0.667			

Batter	1	2	3	4	5	6	7	8	9	AB	R	H	RBI	BB	SO	LOB	BOTTOM	
Harvey Kuenn, R OBP: 0.429, SLG: 0.557 (1,6)	BB 2B 1B		BB E 3-6-1 BB		5-3		1B 2B			3	3	2	1	1	0	0	New York Yankees @ Detroit Tigers Briggs Stadium, Detroit, MI Mon May 02 1955, 4:33 AM EDT Att: 7,563 - Unknown	
Bill Tuttle, R OBP: 0.343, SLG: 0.286 (1,8)	F9		BB E BB		4-3		5-3			3	1	0	0	1	0	2		
Al Kaline, R OBP: 0.513, SLG: 0.758 (1,9)	BB 2B BB		BB E BB		L4-3		1B			2	1	1	1	2	0	0		
Ferris Fain, L OBP: 0.414, SLG: 0.286 (1,3)	CS 1-H 2-H		BB E BB		G3		4-3			4	0	1	2	0	0	2		
Ray Boone, R OBP: 0.361, SLG: 0.458 (1,5)	F9 2-3		BB E BB		6-3		K			4	0	0	0	0	1	2		
Jay Porter, R OBP: 0.287, SLG: 0.192 Jim Delsing, L OBP: 0.434, SLG: 0.556 (1,7) (7,7)		G4-3 BB		F8		1B		HR		2	0	1	0	1	0	0		
Red Wilson, R OBP: 0.323, SLG: 0.429 (1,2)		G4-3 1-2		6-3		5-3		FC4-6 1B		4	0	1	0	0	0	2		
Harry Malmberg, R OBP: 0.308, SLG: 0.100 (1,4)		5-3		BB		F8		F9		3	0	0	0	1	0	1		
Steve Gromek, S OBP: 0.316, SLG: 0.188 (1,1)			K		F6		2B 1B	FC4-6 1-2		4	1	1	0	0	1	2		
Inning Stats	R: 2 E: 0 K: 0 S: 4	H: 2 LOB: 0 BB: 1 P: 8	R: 0 E: 0 K: 0 S: 2	H: 0 LOB: 0 BB: 1 P: 6	R: 2 E: 2 K: 1 S: 5	H: 0 LOB: 1 BB: 3 P: 17	R: 0 E: 0 K: 0 S: 3	H: 0 LOB: 1 BB: 1 P: 7	R: 0 E: 0 K: 0 S: 4	H: 1 LOB: 1 BB: 0 P: 4	R: 2 E: 0 K: 0 S: 6	H: 3 LOB: 1 BB: 0 P: 6	R: 1 E: 0 K: 1 S: 7	H: 2 LOB: 1 BB: 0 P: 7	1B: 5 2B: 2 3B: 0 HR: 1	SF: 0 SAC: 0 DP: 1 HBP: 0		WP: 0 PB: 0 SB: 0 CS: 1
PITCHER Bob Wiesler, L ERA: 7.71 Jim Konstanty, R ERA Bob Grim, R ERA: 8.71 Johnny Sain, R ERA: 6.23 (1,1) (3,1) (6,1) (8,1)	IP: 2.1 WLS: L BF: 12 H: 2 R: 4 ER: 2 SO: 1 BB: 5 IBB: 0 HBP: 0 BLK: 0 WP: 0 HR: 0 S: 9 P: 29 ERA: 7.71 WHIP: 3.000															PITCHER Bob Wiesler, L ERA: 7.71 Jim Konstanty, R ERA Bob Grim, R ERA: 8.71 Johnny Sain, R ERA: 6.23 (1,1) (3,1) (6,1) (8,1)	IP: 2.1 WLS: L BF: 12 H: 2 R: 4 ER: 2 SO: 1 BB: 5 IBB: 0 HBP: 0 BLK: 0 WP: 0 HR: 0 S: 9 P: 29 ERA: 7.71 WHIP: 3.000	



Batter	1	2	3	4	5	6	7	8	9	AB	R	H	RBI	BB	SO	LOB	TOP					
Hank Bauer, R (1,9) OBP: 0.422, SLG: 0.549	F4		6-3			1B HR	1B		1-3 2B	5	1	3	0	0	0	0	New York Yankees @ Cleveland Indians Cleveland Municipal Stadium, Cleveland, OH Tue May 03 1955, 3:33 AM EDT Att: 24,813 - Unknown					
Inv Noren, L (1,7) OBP: 0.340, SLG: 0.385 Bob Cerv, R (9, PH) OBP: 0.238, SLG: 0.300	4-3			L6		1-3 HR 1B	K		K	4	1	1	0	0	1	1						
Mickey Mantle, S (1,8)	B1-3			F7		1-H 3-H HR			6-3	4	1	1	3	0	0	0						
Yogi Berra, L (1,2) OBP: 0.299, SLG: 0.397		K		L9					BB	3	0	0	0	1	2	0						
Joe Collins, L (1,3) OBP: 0.406, SLG: 0.556	F4				1B 2B	G3			F2	4	1	1	0	0	0	1						
Andy Carey, R (1,5) OBP: 0.286, SLG: 0.338					F7				F9	3	0	1	0	1	0	2						
Gil McDougald, R (1,4) OBP: 0.350, SLG: 0.188					K				F7	4	0	0	0	0	1	3						
Billy Hunter, R (1,6) OBP: 0.316, SLG: 0.212 Enos Slaughter, L (9, PH)							F2		5-3	2	0	1	1	1	0	0						
Ed Lopat, L (1,1) OBP: 0.250, SLG: 0.143 Tom Morgan, R (7,1) Eddie Robinson, L (9, PH)			G4-6-3			2-H 1B				3	0	0	0	0	0	2						
					6-3		L8		2B BB	0	0	0	0	0	0	0						
Inning Stats	R: 0 E: 0 K: 0 S: 3	H: 0 LOB: 0 BB: 0 P: 3	R: 0 E: 0 K: 1 S: 6	H: 1 LOB: 1 BB: 0 P: 6	R: 0 E: 0 K: 0 S: 2	H: 0 LOB: 0 BB: 1 P: 6	R: 0 E: 0 K: 0 S: 3	H: 0 LOB: 0 BB: 0 P: 3	R: 1 E: 0 K: 1 S: 7	H: 2 LOB: 1 BB: 0 P: 7	R: 3 E: 0 K: 1 S: 8	H: 3 LOB: 1 BB: 1 P: 12	R: 0 E: 0 K: 1 S: 6	H: 1 LOB: 1 BB: 0 P: 6	R: 0 E: 0 K: 0 S: 3	H: 0 LOB: 1 BB: 1 P: 7	R: 0 E: 0 K: 1 S: 6	H: 1 LOB: 2 BB: 1 P: 10	1B: 5 2B: 2 3B: 0 HR: 1	SF: 0 SAC: 0 DP: 1 HBP: 0	WP: 0 PB: 0 SB: 0 CS: 0	PA: 38
PITCHER	IP WLS BF H R ER SO BB IBB HBP BLK WP HR S P ERA WHIP																					
Mike Garcia, R (1,1) ERA: 4.89	7.0 W 29 7 4 4 4 2 0 0 0 0 1 35 43 5.14 1.286																					
Hal Newhouser, L (8,1) ERA:	1.2 8 1 0 0 0 2 0 0 0 0 0 6 14 0.00 1.800																					
Ray Narleski, R (9,1) ERA: 7.88	0.1 S 1 0 0 0 1 0 0 0 0 0 0 3 3 0.00 0.000																					

Batter	1	2	3	4	5	6	7	8	9	AB	R	H	RBI	BB	SO	LOB	BOTTOM					
Al Smith, R (1,9) OBP: 0.391, SLG: 0.434	HR		6-3				F9		E BB	3	2	1	1	1	0	0	New York Yankees @ Cleveland Indians Cleveland Municipal Stadium, Cleveland, OH Tue May 03 1955, 3:33 AM EDT Att: 24,813 - Unknown					
Bobby Avila, R (1,4) OBP: 0.432, SLG: 0.444	6-3		F8				L5		E2 1B	4	1	1	1	0	0	0						
Vic Wertz, L (1,3) OBP: 0.451, SLG: 0.468 Joe Altobelli, L (7, PR) OBP: 0.273, SLG: 0.286	K						F5		1-H 2-H 3-H 1B	4	1	2	1	0	1	0						
Ralph Kiner, R (1,7) OBP: 0.393, SLG: 0.453	F3						HR 1B		3-H 1B	4	1	1	2	0	1	1						
Dave Pope, L (1,8) OBP: 0.333, SLG: 0.583		P3							K	4	0	1	0	0	1	0						
Hank Majeski, R (1,5) OBP: 0.231, SLG: 0.091 Sam Dente, R (8,5)							G5-4-3 1B		G5-4-3 1B	3	0	1	0	0	0	1						
George Strickland, R (1,6) OBP: 0.333, SLG: 0.322							F4		1B 1B	3	1	1	0	1	1	1						
Hank Foiles, R (1,2) OBP: 0.583, SLG: 0.625 Jim Hegan, R (8,2) OBP: 0.287, SLG: 0.308							F2		1B E 2B	3	1	2	0	0	0	1						
Mike Garcia, R (1,1) OBP: 0.333, SLG: 0.273 Al Rosen, R (7, PH) OBP: 0.351, SLG: 0.435 Hal Newhouser, L (8,1) Ray Narleski, R (9,1) OBP: 0.500, SLG: 0.500							5-3		F3	2	0	0	0	0	0	0						
									F9	1	0	0	0	0	0	2						
Inning Stats	R: 1 E: 0 K: 1 S: 6	H: 1 LOB: 0 BB: 0 P: 6	R: 0 E: 0 K: 0 S: 4	H: 1 LOB: 1 BB: 0 P: 4	R: 0 E: 0 K: 0 S: 3	H: 0 LOB: 0 BB: 0 P: 3	R: 2 E: 0 K: 0 S: 6	H: 5 LOB: 2 BB: 0 P: 6	R: 0 E: 0 K: 0 S: 3	H: 0 LOB: 0 BB: 0 P: 3	R: 0 E: 0 K: 2 S: 7	H: 0 LOB: 0 BB: 0 P: 7	R: 4 E: 1 K: 0 S: 6	H: 3 LOB: 1 BB: 2 P: 14	R: 0 E: 0 K: 2 S: 7	H: 0 LOB: 0 BB: 0 P: 7	R: 0 E: 0 K: 2 S: 7	H: 0 LOB: 0 BB: 0 P: 7	1B: 7 2B: 1 3B: 0 HR: 2	SF: 0 SAC: 0 DP: 1 HBP: 0	WP: 0 PB: 0 SB: 0 CS: 0	PA: 34
PITCHER	IP WLS BF H R ER SO BB IBB HBP BLK WP HR S P ERA WHIP																					
Ed Lopat, L (1,1) ERA: 3.92	6.2 L 30 10 7 4 3 2 0 0 0 0 0 2 34 42 5.40 1.800																					
Tom Morgan, R (7,1) ERA: 0.96	1.1 4 0 0 0 2 0 0 0 0 0 0 8 8 0.00 0.000																					



Batter	1	2	3	4	5	6	7	8	9	AB	R	H	RBI	BB	SO	LOB	TOP					
Hank Bauer, R (1,9) OBP: 0.420, SLG: 0.579	0-0 WP 1B	0-0 L7			0-3 K2-3			0-0 F3	0-0 HR	5	2	2	1	0	1	1	New York Yankees @ Cleveland Indians Cleveland Municipal Stadium, Cleveland, OH Wed May 04 1955, 3:33 AM EDT Att: 27,160 - Unknown AB 37 R 11 H 10 RBI 11 BB 6 SO 9 LOB 9					
Irv Noren, L (1,7) OBP: 0.327, SLG: 0.364	0-0 P8	0-0 L3			0-0 G3			0-0 BB 1B	0-3 K	5	1	1	0	0	1	2						
Mickey Mantle, S (1,8) OBP: 0.417, SLG: 0.470	4-0 1B BB		0-3 K		0-3 K			0-0 F9	0-0 F6	4	1	0	0	1	2	1						
Yogi Berra, L (1,2) OBP: 0.333, SLG: 0.468	0-0 1B 6-3		0-0 HR		0-0 G3			4-0 1B BB	0-0 WP BB 1B	4	4	3	2	1	0	0						
Joe Collins, L (1,3) OBP: 0.432, SLG: 0.533	0-0 6-3		0-3 K		0-0 F6			4-0 BB 1B	4-0 WP 1B BB	3	2	1	1	2	1	0						
Andy Carey, R (1,5) OBP: 0.292, SLG: 0.341	0-0 6-3		0-0 F5		0-0 F6			0-0 BB	0-0 BB	5	1	2	4	0	0	1						
Gil McDougald, R (1,4) OBP: 0.333, SLG: 0.167	0-3 K			0-0 6-3			0-0 5-3	4-0 1-2 2-3 3-H	0-3 K	4	0	0	1	1	2	2						
Billy Hunter, R (1,6) OBP: 0.300, SLG: 0.200		0-0 5-3		0-3 K			0-0 P8	0-0 1-2 2-3 3-H		2	0	0	0	0	1	0						
Enos Slaughter, L (7,PH) Phil Rizzuto, R (7,6) OBP: 0.500, SLG: 0.333										1	0	0	0	0	0	0						
Whitey Ford, L (1,1) OBP: 0.500, SLG: 0.455		4-0 BB		0-0 1-6-3			0-0 F7	0-3 K		0	0	0	0	1	0	0						
Bob Grim, R (3,1) Tommy Byrne, L (7,PH) Tom Morgan, R (7,1)										1	0	0	0	0	0	0						
										1	0	0	0	0	0	0						
										1	0	0	0	0	1	2						
Inning Stats	R: 3 E: 0 K: 1 S: 8	H: 3 LOB: 1 BB: 1 P: 12	R: 0 E: 0 K: 0 S: 3	H: 0 LOB: 1 BB: 1 P: 7	R: 1 E: 0 K: 2 S: 8	H: 1 LOB: 0 BB: 0 P: 8	R: 0 E: 0 K: 1 S: 5	H: 0 LOB: 0 BB: 0 P: 5	R: 0 E: 0 K: 0 S: 7	H: 0 LOB: 0 BB: 0 P: 7	R: 0 E: 0 K: 0 S: 3	H: 0 LOB: 0 BB: 0 P: 3	R: 0 E: 0 K: 0 S: 3	H: 0 LOB: 0 BB: 0 P: 3	R: 4 E: 0 K: 1 S: 8	H: 3 LOB: 2 BB: 3 P: 20	R: 3 E: 0 K: 2 S: 10	H: 3 LOB: 1 BB: 1 P: 14	1B: 8 2B: 0 3B: 0 HR: 2	SF: 0 SAC: 0 DP: 0 HBP: 0	WP: 2 PB: 0 SB: 0 CS: 0	PA: 43
PITCHER	IP WLS BF H R ER SO BB IBB HBP BLK WP HR S P ERA WHIP																					
Bob Lemon, R (1,1) ERA: 3.18	7.2 L 34 6 8 8 6 5 0 0 0 0 1 1 41 61 9.39 1.435																					
Ray Narleski, R (8,1) ERA: 9.64	1.1 9 4 3 3 3 1 0 0 0 1 1 14 18 20.25 3.750																					

Batter	1	2	3	4	5	6	7	8	9	AB	R	H	RBI	BB	SO	LOB	BOTTOM					
Al Smith, R (1,9) OBP: 0.385, SLG: 0.438	0-0 F3		0-0 FC4-6 BB	0-3 K			0-0 F8			4	1	1	0	0	1	0	New York Yankees @ Cleveland Indians Cleveland Municipal Stadium, Cleveland, OH Wed May 04 1955, 3:33 AM EDT Att: 27,160 - Unknown AB 32 R 5 H 5 RBI 5 BB 3 SO 10 LOB 8					
Bobby Avila, R (1,4) OBP: 0.435, SLG: 0.440	0-0 F9		1-0 FC4-6 HBP		0-0 6-3			0-0 1B	0-0 1B	3	0	1	0	0	0	0						
Vic Wertz, L (1,3) OBP: 0.403, SLG: 0.431	0-0 F7		0-0 FC4-6 BB 1B		0-0 F7			0-0 F7		4	1	0	0	0	3							
Ralph Kiner, R (1,7) OBP: 0.398, SLG: 0.439		4-0 HR BB	4-0 BB 1B BB		0-3 K			0-3 K		2	2	0	0	2	2	1						
Dave Pope, L (1,8) OBP: 0.438, SLG: 0.800		0-0 1-H HR	4-0 1-2 2-3 3-H		0-3 K			0-0 FC6-4 1B		3	1	2	3	1	1	0						
Hank Majeski, R (1,5) Dale Mitchell, L (3,PH) Sam Denton, R (4,5)	0-0 F6		0-0 1-2 2-3 3-H		0-3 K			0-0 FC6-4		1	0	0	0	0	0	0						
Al Rosen, R (8,PH) Dave Finley, S (9,9)			1-2 2-H 3-H		0-3 K			0-0 1-2		1	0	0	0	0	2	0						
George Strickland, R (1,6) Joe Altobelli, L (9,PH)		0-3 K	0-3 K		0-0 6-3			0-3 K		3	0	0	0	0	2	2						
Jim Hegan, R (1,2) Harry Simpson, L (9,PH)		0-3 K		0-0 F5			0-0 6-3		0-0 F5	3	0	0	0	0	1	0						
Bob Lemon, L (1,1) Ray Narleski, R (8,1) Wally Westlake, R (9,PH)			0-0 3-1		0-0 F8			0-3 K		3	0	0	0	0	0	0						
										1	0	0	0	0	1	0						
Inning Stats	R: 0 E: 0 K: 0 S: 3	H: 0 LOB: 0 BB: 0 P: 3	R: 2 E: 0 K: 2 S: 8	H: 1 LOB: 0 BB: 1 P: 12	R: 3 E: 0 K: 1 S: 7	H: 2 LOB: 2 BB: 2 P: 16	R: 0 E: 0 K: 1 S: 5	H: 0 LOB: 0 BB: 0 P: 5	R: 0 E: 0 K: 1 S: 5	H: 0 LOB: 0 BB: 0 P: 5	R: 0 E: 0 K: 2 S: 7	H: 0 LOB: 0 BB: 0 P: 7	R: 0 E: 0 K: 0 S: 3	H: 0 LOB: 0 BB: 0 P: 3	R: 0 E: 0 K: 1 S: 7	H: 2 LOB: 2 BB: 0 P: 7	R: 0 E: 0 K: 2 S: 7	H: 0 LOB: 0 BB: 0 P: 7	1B: 3 2B: 1 3B: 0 HR: 1	SF: 0 SAC: 0 DP: 0 HBP: 1	WP: 0 PB: 0 SB: 0 CS: 0	PA: 36
PITCHER	IP WLS BF H R ER SO BB IBB HBP BLK WP HR S P ERA WHIP																					
Whitey Ford, L (1,1) ERA: 2.97	2.2 14 1 0 0 5 0 0 0 0 0 0 21 21 0.00 0.300																					
Bob Grim, R (3,1) ERA: 6.59	3.1 11 1 0 0 5 0 0 0 0 0 0 21 21 0.00 0.300																					
Tom Morgan, R (7,1) ERA: 0.73	3.0 W 11 2 0 0 3 0 0 0 0 0 0 17 17 0.00 0.667																					

Batter	1	2	3	4	5	6	7	8	9	AB	R	H	RBI	BB	SO	LOB	TOP			
Hank Bauer, R OBP: 0.424, SLG: 0.558 (1, 9)										5	1	3	0	1	0	3	New York Yankees @ Boston Red Sox Fenway Park, Boston, MA Sat May 07 1955, 3:33 AM EDT Att: 29,925 - Unknown			
Joe Collins, L OBP: 0.383, SLG: 0.447 (1, 3)										4	1	0	1	1	2	3				
Mickey Mantle, S OBP: 0.421, SLG: 0.547 (1, 8)										5	2	2	1	1	0	6				
Yogi Berra, L OBP: 0.329, SLG: 0.458 (1, 2)										6	0	2	2	0	0	4				
Elston Howard, R OBP: 0.524, SLG: 0.650 (1, 7)										6	1	4	2	0	0	4				
Andy Carey, R OBP: 0.296, SLG: 0.326 (1, 5)										4	2	1	0	1	1	4				
Gil McDougald, R OBP: 0.333, SLG: 0.182 (1, 4)										4	1	2	0	1	0	3				
Billy Hunter, R OBP: 0.277, SLG: 0.262 (7, PH)										3	0	0	0	0	0	5				
Irv Noren, L OBP: 0.345, SLG: 0.362 (7, 6)										1	0	0	0	0	0	2				
Phil Rizzuto, R OBP: 0.480, SLG: 0.316 (7, 6)										1	0	0	0	0	0	0				
Don Larsen, R Jim Konstanty, R Bob Carpenter, R Johnny Sain, R Eddie Robinson, L Tom Carroll, R Tom Sturdivant, L Tommy Byrne, L Tom Morgan, R										8	0	0	0	0	0	0				
Inning Stats	R: 0 E: 0 K: 0 S: 3	H: 1 LOB: 2 BB: 0 P: 3	R: 0 E: 1 K: 0 S: 5	H: 1 LOB: 2 BB: 0 P: 5	R: 0 E: 0 K: 1 S: 6	H: 3 LOB: 3 BB: 2 P: 14	R: 1 E: 0 K: 0 S: 5	H: 2 LOB: 1 BB: 0 P: 5	R: 1 E: 0 K: 0 S: 3	H: 0 LOB: 2 BB: 3 P: 15	R: 2 E: 0 K: 0 S: 6	H: 2 LOB: 2 BB: 1 P: 10	R: 1 E: 0 K: 2 S: 10	H: 3 LOB: 2 BB: 0 P: 10	R: 3 E: 1 K: 0 S: 6	H: 3 LOB: 1 BB: 1 P: 10		1B: 12 2B: 2 3B: 0 HR: 2	SF: 2 SAC: 0 DP: 2 HBP: 0	WP: 0 PA: 50 SB: 0 CS: 0
PITCHER	IP WLS BF H R ER SO BB IBB HBP BLK WP HR S P ERA WHIP	IP WLS BF H R ER SO BB IBB HBP BLK WP HR S P ERA WHIP																		
Leo Kiely, L ERA: 5.59 (1, 1)	5.1	27	8	3	3	1	4	0	0	0	0	0	0	0	25	41		5.06	2.250	
Tom Hurd, R ERA: 3.98 (6, 1)	1.0	7	2	2	2	0	2	0	0	0	0	0	0	1	5	13		18.00	4.000	
Ike Delock, R ERA: 4.13 (7, 1)	2.0	L	12	5	3	2	0	0	0	0	0	1	16	16	13.50	2.500				
Ellis Kinder, R ERA: 2.7 (9, 1)	0.2	4	1	1	0	0	1	0	0	0	0	0	3	7	0.00	3.000				

Batter	1	2	3	4	5	6	7	8	9	AB	R	H	RBI	BB	SO	LOB	BOTTOM			
Billy Goodman, L OBP: 0.330, SLG: 0.279 (1, 4)										2	1	1	1	2	0	0	New York Yankees @ Boston Red Sox Fenway Park, Boston, MA Sat May 07 1955, 3:33 AM EDT Att: 29,925 - Unknown			
Harry Agganis, L OBP: 0.347, SLG: 0.364 (1, 3)										5	0	3	0	0	0	1				
Faye Throneberry, L OBP: 0.344, SLG: 0.529 Sam Mele, R OBP: 0.125, SLG: 0.188 (1, 7) (4, 7)										1	0	0	1	0	1	2				
Sammy White, R OBP: 0.330, SLG: 0.422 (1, 2)										4	0	0	0	1	1	5				
Jackie Jensen, R OBP: 0.292, SLG: 0.449 (1, 9)										4	1	2	1	0	0	2				
Ted Lepcio, R OBP: 0.329, SLG: 0.507 (1, 5)										3	1	1	1	0	1	2				
Jim Piersall, R OBP: 0.308, SLG: 0.308 (1, 8)										4	1	2	1	0	2	0				
Billy Klaus, L OBP: 0.296, SLG: 0.190 (1, 6)										4	1	1	0	0	0	1				
Leo Kiely, L OBP: 0.500, SLG: 0.333 Tom Hurd, R Ike Delock, R Ellis Kinder, R Grady Hatton, L OBP: 0.174, SLG: 0.143 (1, 1) (6, 1) (7, 1) (9, 1) (9, PH)										1	1	0	0	1	0	0				
Inning Stats	R: 1 E: 0 K: 2 S: 9	H: 2 LOB: 2 BB: 1 P: 13	R: 3 E: 2 K: 0 S: 6	H: 2 LOB: 2 BB: 2 P: 14	R: 1 E: 0 K: 1 S: 6	H: 1 LOB: 0 BB: 0 P: 6	R: 0 E: 0 K: 1 S: 5	H: 1 LOB: 1 BB: 1 P: 9	R: 0 E: 0 K: 1 S: 5	H: 0 LOB: 0 BB: 0 P: 5	R: 0 E: 0 K: 1 S: 5	H: 0 LOB: 0 BB: 0 P: 5	R: 0 E: 0 K: 0 S: 4	H: 2 LOB: 0 BB: 0 P: 4	R: 0 E: 0 K: 0 S: 5	H: 2 LOB: 2 BB: 0 P: 5		1B: 7 2B: 3 3B: 0 HR: 1	SF: 2 SAC: 1 DP: 2 HBP: 0	WP: 0 PA: 40 SB: 1 CS: 0
PITCHER	IP WLS BF H R ER SO BB IBB HBP BLK WP HR S P ERA WHIP	IP WLS BF H R ER SO BB IBB HBP BLK WP HR S P ERA WHIP																		
Don Larsen, R ERA: 3.27 (1, 1)	1.0	5	0	0	0	0	1	0	0	0	0	0	4	8	0.00	1.000				
Jim Konstanty, R ERA: 6.75 (3, 1)	1.0	4	1	1	1	1	0	0	0	0	1	6	6	9.00	1.000					
Johnny Sain, R ERA: 5.06 (4, 1)	2.0	7	1	0	0	2	1	0	0	0	0	10	14	0.00	1.000					
Tom Sturdivant, R ERA: 4.5 (6, 1)	1.0	3	0	0	0	1	0	0	0	0	0	5	5	0.00	0.000					

Batter	1	2	3	4	5	6	7	8	9	AB	R	H	RBI	BB	SO	LOB	TOP			
Hank Bauer, R (1, 9) OBP: 0.427, SLG: 0.589										4	2	2	2	0	0	1	New York Yankees @ Boston Red Sox Fenway Park, Boston, MA Sun May 08 1955, 3:33 AM EDT Att: 16,097 - Overcast			
Joe Collins, L (1, 3) OBP: 0.392, SLG: 0.548										4	1	2	2	0	1	1				
Mickey Mantle, S (1, 8) OBP: 0.408, SLG: 0.526										3	0	0	0	0	1	1				
Yogi Berra, L (1, 2) OBP: 0.314, SLG: 0.434										4	0	0	0	0	0	1				
Elston Howard, R (1, 7) OBP: 0.480, SLG: 0.565										3	1	0	0	1	0	0				
Irv Noren, L (8, 7) OBP: 0.345, SLG: 0.362										0	0	0	0	0	0	0				
Andy Carey, R (1, 5) OBP: 0.294, SLG: 0.323										4	0	1	0	0	0	1				
Gil McDougald, R (1, 4) OBP: 0.328, SLG: 0.188										4	0	1	1	0	2	1				
Billy Hunter, R (1, 6) OBP: 0.275, SLG: 0.261										4	1	1	0	0	0	1				
Bob Grim, R (1, 1) OBP: 0.400, SLG: 0.250										2	0	1	0	0	0	0				
Jim Konstanty, R (9, 1) ERA:										0	0	0	0	0	0	0				
Inning Stats	R: 2 E: 0 K: 0 S: 5	H: 2 LOB: 0 BB: 0 P: 5	R: 0 E: 0 K: 1 S: 5	H: 1 LOB: 0 BB: 0 P: 5	R: 0 E: 0 K: 0 S: 4	H: 1 LOB: 1 BB: 0 P: 4	R: 1 E: 0 K: 0 S: 3	H: 1 LOB: 1 BB: 1 P: 7	R: 2 E: 1 K: 0 S: 6	H: 2 LOB: 1 BB: 0 P: 6	R: 0 E: 0 K: 1 S: 6	H: 1 LOB: 1 BB: 0 P: 6	R: 0 E: 0 K: 0 S: 5	H: 0 LOB: 0 BB: 0 P: 5	R: 0 E: 0 K: 0 S: 3	H: 0 LOB: 0 BB: 0 P: 3	1B: 5 2B: 1 3B: 0 HR: 2	SF: 0 SAC: 2 DP: 1 HBP: 0	WP: 0 PB: 0 SB: 0 CS: 0	PA: 35
PITCHER	IP WLS BF H R ER SO BB IBB HBP BLK WP HR S P ERA WHIP																			
Willard Nixon, R (1, 1) ERA: 2.98	6.0 L 25 7 5 5 2 1 0 0 0 0 2 28 32 7.50 1.333																			
Bill Henry, L (7, 1) ERA: 2.7	2.0 7 1 0 0 2 0 0 0 0 0 0 11 11 0.00 0.500																			
Joe Trimble, R (9, 1) ERA:	1.0 3 0 0 0 0 0 0 0 0 0 0 3 3 0.00 0.000																			

AB	32
R	5
H	8
RBI	5
BB	1
SO	4
LOB	7



Batter	1	2	3	4	5	6	7	8	9	AB	R	H	RBI	BB	SO	LOB	BOTTOM					
Billy Goodman, L (1, 4) OBP: 0.327, SLG: 0.278										4	0	1	0	0	1	1	New York Yankees @ Boston Red Sox Fenway Park, Boston, MA Sun May 08 1955, 3:33 AM EDT Att: 16,097 - Overcast					
Grady Hatton, L (1, 5) OBP: 0.185, SLG: 0.125										3	0	0	0	1	1	2						
Harry Agganis, L (1, 3) OBP: 0.358, SLG: 0.383										3	0	1	0	1	1	0						
Sammy White, R (1, 2) OBP: 0.317, SLG: 0.404										4	0	0	0	0	1	3						
Jackie Jensen, R (1, 9) OBP: 0.280, SLG: 0.430										4	0	0	0	0	1	2						
Sam Mele, R (1, 7) OBP: 0.105, SLG: 0.158										3	0	0	0	0	0	1						
Jim Piersall, R (1, 8) OBP: 0.298, SLG: 0.296										3	0	0	0	0	0	0						
Billy Klaus, L (1, 6) OBP: 0.333, SLG: 0.250										3	0	2	0	0	0	0						
Willard Nixon, L (1, 1) OBP: 0.200, SLG: 0.286										1	0	0	0	0	0	1						
Gene Stephens, L (6, PH) Bill Henry, L (7, 1) Norm Zauchin, R (8, PH) Joe Trimble, R (9, 1) ERA:										1	0	0	0	0	0	0						
Inning Stats	R: 0 E: 0 K: 3 S: 9	H: 0 LOB: 0 BB: 0 P: 9	R: 0 E: 0 K: 0 S: 3	H: 0 LOB: 0 BB: 0 P: 3	R: 0 E: 0 K: 0 S: 3	H: 1 LOB: 0 BB: 0 P: 3	R: 0 E: 0 K: 0 S: 3	H: 0 LOB: 0 BB: 0 P: 3	R: 0 E: 0 K: 2 S: 7	H: 0 LOB: 0 BB: 0 P: 7	R: 0 E: 0 K: 1 S: 7	H: 2 LOB: 2 BB: 0 P: 7	R: 0 E: 0 K: 0 S: 4	H: 1 LOB: 1 BB: 0 P: 4	R: 0 E: 0 K: 0 S: 4	H: 1 LOB: 1 BB: 0 P: 4	R: 0 E: 0 K: 0 S: 2	H: 0 LOB: 1 BB: 2 P: 10	1B: 4 2B: 1 3B: 0 HR: 0	SF: 0 SAC: 0 DP: 2 HBP: 0	WP: 1 PB: 0 SB: 0 CS: 0	PA: 32
PITCHER	IP WLS BF H R ER SO BB IBB HBP BLK WP HR S P ERA WHIP																					
Bob Grim, R (1, 1) ERA: 4.15	8.0 W 30 5 0 0 6 2 0 0 0 0 1 0 40 48 0.00 0.875																					
Jim Konstanty, R (9, 1) ERA:	1.0 S 2 0 0 0 0 0 0 0 0 0 0 2 2 0.00 0.000																					


AB	30
R	0
H	5
RBI	0
BB	2
SO	6
LOB	11



Batter	1	2	3	4	5	6	7	8	9	AB	R	H	RBI	BB	SO	LOB	TOP					
Al Smith, R OBP: 0.424, SLG: 0.562 (1, 5)	4-0 BB WP BB BB		0-3 K	0-0 BB 1B			4-0 5-3 SH3-4 BB		0-0 1B	3	1	2	2	2	1	0						
Bobby Avila, R OBP: 0.437, SLG: 0.459 (1, 4)	4-0 WP BB BB 1-2		0-0 F6	4-0 BB 1B			0-0 SH3-4		0-0 F8	2	0	0	0	2	0	1						
Al Rosen, R OBP: 0.330, SLG: 0.418 (1, 3)	4-0 WP BB 1-2 2-3		0-0 1-3	0-3 K			0-0 5-3			3	0	0	0	1	1	4						
Ralph Kiner, R OBP: 0.398, SLG: 0.414 (1, 7)	0-3 K			4-0 BB 1B SF7 BB			0-0 F2		0-0 F3	3	1	0	0	1	1	3						
Dave Philley, S OBP: 0.667, SLG: 0.667 (7, 7)	1-2 2-3 3-H			0-0 P8			0-3 K			0	0	0	0	0	0	0						
Dave Pope, L OBP: 0.429, SLG: 0.771 (1, 9)	0-3 K			0-0 P8			0-3 K		1-0 G4-6-3 HBP	3	0	0	0	0	2	3						
Larry Doby, L OBP: 0.333, SLG: 0.423 (1, 8)	0-3 K			0-0 SF7 BB 1B			0-3 K		0-0 G4-6-3 1-2	4	1	1	0	0	2	3						
George Strickland, R OBP: 0.330, SLG: 0.321 (1, 6)		0-3 K		4-0 BB 1B BB			0-0 F9		0-3 K	3	1	0	0	1	2	0						
Jim Hegan, R OBP: 0.234, SLG: 0.241 (1, 2)		0-0 F3		0-0 SF7			0-3 K		0-0 F3	3	0	0	1	0	1	0						
Early Wynn, S OBP: 0.214, SLG: 0.231 (1, 1)		0-3 K		2-3 3-H 4-0 BB 1B BB			0-0 4-3		0-0 F9	3	0	0	0	1	1	0						
Inning Stats	R: 1 E: 0 K: 3 S: 9	H: 0 LOB: 2 BB: 3 P: 21	R: 0 E: 0 K: 2 S: 7	H: 0 LOB: 0 BB: 0 P: 7	R: 0 E: 0 K: 1 S: 5	H: 0 LOB: 0 BB: 0 P: 5	R: 3 E: 0 K: 1 S: 7	H: 2 LOB: 3 BB: 4 P: 23	R: 0 E: 0 K: 2 S: 7	H: 0 LOB: 0 BB: 0 P: 7	R: 0 E: 0 K: 1 S: 5	H: 0 LOB: 1 BB: 1 P: 7	R: 0 E: 0 K: 1 S: 4	H: 0 LOB: 0 BB: 0 P: 5	R: 0 E: 0 K: 0 S: 4	H: 1 LOB: 1 BB: 0 P: 4	1B: 3 2B: 0 3B: 0 HR: 0	SF: 1 SAC: 1 DP: 1 HBP: 1	WP: 1 PB: 0 CS: 0	PA: 38		
PITCHER Bob Turley, R ERA: 1.83 (1, 1)	IP: 9.0 WLS: L BF: 38 H: 3 R: 4 ER: 4 SO: 11 BB: 8 IBB: 0 HBP: 1 BLK: 0 WP: 1 HR: 0 S: 51 P: 84 ERA: 4.00 WHIP: 1.222																					
Batter	1	2	3	4	5	6	7	8	9	AB	R	H	RBI	BB	SO	LOB	BOTTOM					
Hank Bauer, R OBP: 0.411, SLG: 0.551 (1, 9)	4-0 G3 1B BB		0-0 F6		0-0 1B			0-0 5-3		3	1	1	0	1	0	0						
Joe Collins, L OBP: 0.367, SLG: 0.540 (1, 3)	0-0 G3 1-2		0-0 BB		0-3 K			0-0 3-1		3	0	0	0	1	1	2						
Mickey Mantle, S OBP: 0.402, SLG: 0.535 (1, 8)	0-0 2H 1B		0-0 F8		0-3 K			0-0 HR		4	1	2	2	0	1	2						
Yogi Berra, L OBP: 0.326, SLG: 0.429 (1, 2)	0-0 1-2 1B		0-0 4-3				0-0 P9		0-0 F8	4	0	1	0	0	0	1						
Irv Noren, L OBP: 0.303, SLG: 0.309 (1, 7)	0-0 F7			0-0 P9			0-0 F5		0-0 F8	4	0	0	0	0	0	2						
Andy Carey, R OBP: 0.300, SLG: 0.375 (1, 5)	0-0 5-3			0-0 HR			0-0 5-3		0-0 F7	4	1	1	1	0	0	2						
Gil McDougald, R OBP: 0.333, SLG: 0.268 (1, 4)		0-0 6-3		0-0 F6			0-0 F8		0-0 F7	4	0	0	0	0	0	0						
Billy Hunter, R OBP: 0.259, SLG: 0.245 (1, 6)		0-0 F7		0-0 F8			0-0 F7			2	0	0	0	0	0	0						
Enos Slaughter, L OBP: 0.200, SLG: 0.111 (7, PH)										1	0	0	0	0	0	0						
Phil Rizzuto, R OBP: 0.462, SLG: 0.300 (8, 6)										0	0	0	0	0	0	0						
Bob Turley, R OBP: 0.095, SLG: 0.150 (1, 1)		0-0 F8			0-0 F2			0-0 5-3		3	0	0	0	0	0	0						
Inning Stats	R: 1 E: 0 K: 0 S: 5	H: 2 LOB: 2 BB: 1 P: 9	R: 0 E: 0 K: 0 S: 3	H: 0 LOB: 0 BB: 0 P: 3	R: 0 E: 0 K: 0 S: 3	H: 0 LOB: 1 BB: 1 P: 7	R: 1 E: 0 K: 0 S: 4	H: 1 LOB: 0 BB: 0 P: 4	R: 0 E: 0 K: 2 S: 8	H: 1 LOB: 1 BB: 0 P: 8	R: 0 E: 0 K: 0 S: 3	H: 0 LOB: 0 BB: 0 P: 3	R: 0 E: 0 K: 0 S: 3	H: 0 LOB: 0 BB: 0 P: 3	R: 1 E: 0 K: 0 S: 4	H: 1 LOB: 0 BB: 0 P: 4	R: 0 E: 0 K: 0 S: 3	H: 0 LOB: 0 BB: 0 P: 3	1B: 3 2B: 0 3B: 0 HR: 2	SF: 0 SAC: 0 DP: 0 HBP: 0	WP: 0 PB: 0 CS: 0	PA: 34
PITCHER Early Wynn, R ERA: 3.41 (1, 1)	IP: 9.0 WLS: W BF: 34 H: 5 R: 3 ER: 3 SO: 2 BB: 2 IBB: 0 HBP: 0 BLK: 0 WP: 0 HR: 2 S: 36 P: 44 ERA: 3.00 WHIP: 0.778																					


Cleveland Indians @ New York Yankees
Yankee Stadium, Bronx, NY
Wed May 11 1955, 3:33 AM EDT
Att: 16,012 - Unknown

AB 27
R 4
H 3
RBI 3
BB 8
SO 11
LOB 14



Cleveland Indians @ New York Yankees
Yankee Stadium, Bronx, NY
Wed May 11 1955, 3:33 AM EDT
Att: 16,012 - Unknown

AB 32
R 3
H 5
RBI 3
BB 2
SO 2
LOB 9



Batter	1	2	3	4	5	6	7	8	9	AB	R	H	RBI	BB	SO	LOB	TOP					
Harvey Kuenn, R (1, 6) OBP: 0.407, SLG: 0.504	F9			G6-4-3 BB		6-3		G1-4-3		3	0	0	0	1	0	2						
Bill Tuttle, R (1, 8) OBP: 0.402, SLG: 0.372	6-3			G6-4-3			FC4 1B		G3 BB	3	0	1	0	1	0	1						
Al Kaline, R (1, 9) OBP: 0.455, SLG: 0.673	L9			K			L7		L8	4	0	0	0	0	1	2						
Jay Porter, R (1, 3) OBP: 0.310, SLG: 0.222		K			K		FC4 HR		G3	4	1	0	0	0	2	2						
Ray Boone, R (1, 5) OBP: 0.330, SLG: 0.408		G4-3 BB			FC1-6 1B		HR		F9	3	1	2	2	1	0	1						
Bubba Phillips, R (1, 7) OBP: 0.235, SLG: 0.214		G4-3			FC1-6		6-3			3	0	0	0	0	0	2						
Red Wilson, R (1, 2) OBP: 0.294, SLG: 0.333				5-3		6-3			3-1	3	0	0	0	0	0	1						
Harry Malmberg, R (1, 4) OBP: 0.304, SLG: 0.290				6-3		1-3			BB HBP	2	0	0	0	0	0	0						
Fred Hatfield, L (8, PH) OBP: 0.323, SLG: 0.300				6-3						0	0	0	0	0	0	0						
Steve Gromek, S (1, 1) OBP: 0.375, SLG: 0.250				6-3		5-3			G1-4-3 BB	1	0	0	0	0	0	0						
Fernis Fain, L (6, PH) OBP: 0.435, SLG: 0.273										1	0	0	0	0	0	0						
Al Aber, L (6, PH) OBP: 0.345, SLG: 0.442										0	0	0	0	0	0	0						
Jim Delsing, L (8, PH) OBP: 0.345, SLG: 0.442										0	0	0	0	1	0	0						
Bob Miller, R (8, 1)										0	0	0	0	0	0	0						
Inning Stats	R: 0 E: 0 K: 0 S: 3	H: 0 LOB: 0 BB: 0 P: 3	R: 0 E: 0 K: 1 S: 4	H: 0 LOB: 0 BB: 1 P: 8	R: 0 E: 0 K: 0 S: 3	H: 0 LOB: 0 BB: 0 P: 3	R: 0 E: 0 K: 1 S: 4	H: 0 LOB: 0 BB: 1 P: 8	R: 0 E: 0 K: 1 S: 6	H: 1 LOB: 1 BB: 0 P: 6	R: 0 E: 0 K: 0 S: 3	H: 0 LOB: 0 BB: 0 P: 3	R: 2 E: 0 K: 0 S: 5	H: 2 LOB: 0 BB: 0 P: 5	R: 0 E: 0 K: 0 S: 2	H: 0 LOB: 1 BB: 1 P: 7	R: 0 E: 0 K: 0 S: 3	H: 0 LOB: 1 BB: 1 P: 7	1B: 2 2B: 0 3B: 0 HR: 1	SF: 0 SAC: 0 DP: 3 HBP: 1	WP: 0 PB: 0 SB: 0 CS: 0	PA: 32
PITCHER	IP WLS BF H R ER SO BB IBB HBP BLK WP HR S P ERA WHIP																					
Whitey Ford, L (1, 1) ERA: 3.66	7.0 W 24 3 2 2 3 2 0 0 0 0 1 28 36 2.57 0.714																					
Tom Morgan, R (8, 1) ERA: 0.98	2.0 S 8 0 0 0 0 2 0 1 0 0 0 5 14 0.00 1.000																					

Detroit Tigers @ New York Yankees
Yankee Stadium, Bronx, NY
Fri May 13 1955, 3:33 AM EDT
Att: 7,177 - Unknown

AB	27
R	2
H	3
RBI	2
BB	4
SO	3
LOB	11





Batter	1	2	3	4	5	6	7	8	9	AB	R	H	RBI	BB	SO	LOB	BOTTOM			
Hank Bauer, R (1, 9) OBP: 0.414, SLG: 0.549	F3		SH1-3 1B		L7		S 1B			4	1	2	0	0	0	0				
Andy Carey, R (1, 5) OBP: 0.301, SLG: 0.374	HR 1B		SH1-3		L9		K			3	1	1	0	0	1	1				
Mickey Mantle, S (1, 8) OBP: 0.423, SLG: 0.656	HR		4-3 1B		HR				HR	4	3	4	5	0	0	0				
Yogi Berra, L (1, 2) OBP: 0.313, SLG: 0.409	F4		4-3		4-3				F2	4	0	0	0	0	0	1				
Joe Collins, L (1, 3) OBP: 0.344, SLG: 0.500	4-3		F8				K		L9	4	0	0	0	0	1	1				
Inv Noren, L (1, 7) OBP: 0.300, SLG: 0.305		E 1B			L9		G3		K	4	0	1	0	0	1	0				
Gil McDougald, R (1, 4) OBP: 0.333, SLG: 0.271		6-3		SH5-3 1B		F7				3	0	1	0	0	0	1				
Billy Hunter, R (1, 6) OBP: 0.250, SLG: 0.235		F7		SH5-3			5-3			2	0	0	0	0	0	1				
Whitey Ford, L (1, 1) OBP: 0.467, SLG: 0.385		6-3		3-1					F8	2	0	0	0	0	0	2				
Elston Howard, R (7, PH) OBP: 0.444, SLG: 0.520										1	0	0	0	0	0	0				
Tom Morgan, R (8, 1) OBP: 0.200, SLG: 0.200										0	0	0	0	0	0	0				
Inning Stats	R: 2 E: 0 K: 0 S: 5	H: 2 LOB: 0 BB: 0 P: 5	R: 0 E: 1 K: 0 S: 4	H: 1 LOB: 1 BB: 0 P: 4	R: 1 E: 0 K: 0 S: 5	H: 2 LOB: 1 BB: 0 P: 5	R: 0 E: 0 K: 0 S: 4	H: 1 LOB: 1 BB: 0 P: 4	R: 1 E: 0 K: 0 S: 4	H: 1 LOB: 0 BB: 0 P: 4	R: 0 E: 0 K: 1 S: 5	H: 0 LOB: 0 BB: 0 P: 5	R: 0 E: 0 K: 1 S: 6	H: 1 LOB: 1 BB: 0 P: 6	R: 1 E: 0 K: 1 S: 6	H: 1 LOB: 0 BB: 0 P: 6	1B: 6 2B: 0 3B: 0 HR: 3	SF: 0 SAC: 2 DP: 0 HBP: 0	WP: 0 PB: 0 SB: 1 CS: 0	PA: 33
PITCHER	IP WLS BF H R ER SO BB IBB HBP BLK WP HR S P ERA WHIP																			
Steve Gromek, R (1, 1) ERA: 2.5	5.0 L 22 7 4 4 0 2 0 0 0 0 0 0 11 11 0.00 0.500																			
Al Aber, L (6, 1) ERA: 2.51	2.0 7 1 0 0 2 0 0 0 0 0 0 11 11 0.00 0.500																			
Bob Miller, L (8, 1) ERA: 3.38	1.0 4 1 1 1 1 0 0 0 0 0 1 6 6 9.00 1.000																			

Detroit Tigers @ New York Yankees
Yankee Stadium, Bronx, NY
Fri May 13 1955, 3:33 AM EDT
Att: 7,177 - Unknown

AB	31
R	5
H	9
RBI	5
BB	0
SO	3
LOB	7



Batter	1	2	3	4	5	6	7	8	9	AB	R	H	RBI	BB	SO	LOB	TOP								
Harvey Kuenn, R (1, 6) OBP: 0.398, SLG: 0.492	F3		F8			F8			F9	5	1	1	0	0	0	0	<p>Detroit Tigers @ New York Yankees Yankee Stadium, Bronx, NY Sat May 14 1955, 3:33 AM EDT Att: 18,577 - Unknown</p> <p>livebaseballscores.com</p> <p>AB 33 R 6 H 9 RBI 5 BB 4 SO 3 LOB 12</p> 								
Fred Hatfield, L (1, 4) OBP: 0.316, SLG: 0.310	1B		4-3			SF9			F9	4	1	1	1	0	0										
Al Kaline, R (1, 9) OBP: 0.460, SLG: 0.676	2B								L8	4	2	2	2	1	0										
Ferris Fain, L (1, 3) OBP: 0.458, SLG: 0.294	1B								L4-3	2	1	2	0	2	0										
Ray Boone, R (1, 5) OBP: 0.336, SLG: 0.422	G6-4-3								1B	4	0	2	2	0	0										
Jim Deising, L (1, 7) OBP: 0.341, SLG: 0.425										3	0	0	0	0	1										
Bill Tuttle, R (1, 8) OBP: 0.397, SLG: 0.367										4	0	1	0	0	2										
Frank House, L (1, 2) OBP: 0.290, SLG: 0.333	L6								F9	4	0	0	0	0	0										
Billy Hoelt, L (1, 1) OBP: 0.150, SLG: 0.105									L4	3	1	0	0	1	0										
Al Aber, L (9, 1)										0	0	0	0	0	0										
Inning Stats	R: 1 E: 0 K: 0 S: 4	H: 2 LOB: 1 BB: 1 P: 8	R: 0 E: 0 K: 1 S: 5	H: 0 LOB: 0 BB: 0 P: 5	R: 0 E: 0 K: 0 S: 3	H: 0 LOB: 0 BB: 0 P: 3	R: 2 E: 0 K: 0 S: 4	H: 2 LOB: 1 BB: 1 P: 9	R: 3 E: 0 K: 2 S: 10	H: 3 LOB: 2 BB: 2 P: 18	R: 0 E: 0 K: 0 S: 3	H: 0 LOB: 0 BB: 0 P: 3	R: 0 E: 0 K: 0 S: 4	H: 1 LOB: 1 BB: 0 P: 4	R: 0 E: 0 K: 0 S: 4	H: 1 LOB: 1 BB: 0 P: 4	R: 0 E: 0 K: 0 S: 3	H: 0 LOB: 0 BB: 0 P: 3	1B: 6 2B: 3 3B: 0 HR: 0	SF: 1 SAC: 0 DP: 2 HBP: 1	WP: 0 PB: 0 SB: 0 CS: 0	PA: 39			
PITCHER	IP	WLS	BF	H	R	ER	SO	BB	IBB	HBP	BLK	WP	HR	S	P	ERA	WHIP								
Bob Grim, R (1, 1) ERA: 5.54	4.1		21	6	6	6	1	3	0	1	0	0	0	19	32	12.46	2.077								
Tom Sturdivant, R (5, 1) ERA: 3.29	1.2		7	1	0	0	2	1	0	0	0	0	0	10	14	0.00	1.200								
Jim Konstanty, R (7, 1) ERA: 0.87	3.0	W	11	2	0	0	0	0	0	0	0	0	0	11	11	0.00	0.667								

Batter	1	2	3	4	5	6	7	8	9	AB	R	H	RBI	BB	SO	LOB	BOTTOM								
Hank Bauer, R (1, 9) OBP: 0.413, SLG: 0.589	L9		4-3						F2	5	2	2	1	0	0	1	<p>Detroit Tigers @ New York Yankees Yankee Stadium, Bronx, NY Sat May 14 1955, 3:33 AM EDT Att: 18,577 - Unknown</p> <p>livebaseballscores.com</p> <p>AB 37 R 7 H 12 RBI 7 BB 3 SO 4 LOB 13</p> 								
Joe Collins, L (1, 3) OBP: 0.348, SLG: 0.474	G3		4-3						1B	3	1	0	1	2	0	0									
Mickey Mantle, S (1, 8) OBP: 0.431, SLG: 0.670	BB		F8						3B	4	1	2	1	1	0	1									
Elston Howard, R (1, 7) OBP: 0.438, SLG: 0.633	K		1B						1B	5	1	2	2	0	1	3									
Yogi Berra, L (1, 2) OBP: 0.320, SLG: 0.413			2B						L9	4	1	2	1	0	0	0									
Andy Carey, R (1, 5) OBP: 0.299, SLG: 0.369	K		F7						L9	4	0	1	0	0	1	2									
Gil McDougald, R (1, 4) OBP: 0.329, SLG: 0.270	F7								F7	4	0	1	0	0	0	1									
Billy Hunter, R (1, 6) OBP: 0.250, SLG: 0.255									L6	4	0	1	1	0	0	2									
Bob Grim, R (1, 1) OBP: 0.286, SLG: 0.167										2	0	0	0	0	2	1									
Tom Sturdivant, L (5, 1) OBP: 0.268, SLG: 0.273										0	0	0	0	0	0	0									
Bob Cerv, R (6, PH) OBP: 0.268, SLG: 0.273										1	0	0	0	0	0	2									
Jim Konstanty, R (7, 1) OBP: 0.300, SLG: 0.333										0	0	0	0	0	0	0									
Eddie Robinson, L (6, PH) OBP: 0.300, SLG: 0.333										1	0	1	0	0	0	0									
Frank Leja, L (6, PH)										0	1	0	0	0	0	0									
Inning Stats	R: 0 E: 0 K: 1 S: 5	H: 0 LOB: 1 BB: 1 P: 9	R: 1 E: 0 K: 2 S: 9	H: 2 LOB: 1 BB: 0 P: 9	R: 2 E: 0 K: 0 S: 6	H: 3 LOB: 1 BB: 0 P: 6	R: 0 E: 0 K: 1 S: 5	H: 0 LOB: 0 BB: 0 P: 5	R: 1 E: 0 K: 0 S: 3	H: 1 LOB: 0 BB: 1 P: 7	R: 0 E: 0 K: 0 S: 5	H: 2 LOB: 2 BB: 0 P: 5	R: 0 E: 0 K: 0 S: 4	H: 1 LOB: 1 BB: 0 P: 4	R: 0 E: 0 K: 0 S: 3	H: 0 LOB: 0 BB: 0 P: 3	R: 0 E: 0 K: 0 S: 5	H: 3 LOB: 2 BB: 1 P: 9	1B: 6 2B: 1 3B: 4 HR: 1	SF: 0 SAC: 0 DP: 1 HBP: 0	WP: 0 PB: 0 SB: 0 CS: 0	PA: 40			
PITCHER	IP	WLS	BF	H	R	ER	SO	BB	IBB	HBP	BLK	WP	HR	S	P	ERA	WHIP								
Billy Hoelt, L (1, 1) ERA: 2.91	8.2	L	39	11	7	7	4	3	0	0	0	0	0	44	56	7.27	1.615								
Al Aber, L (9, 1) ERA: 2.61	0.0		1	1	0	0	0	0	0	0	0	0	0	1	1	∞	∞								

Batter	1	2	3	4	5	6	7	8	9	AB	R	H	RBI	BB	SO	LOB	TOP				
Joe Demaestri, R (1, 6) OBP: 0.204, SLG: 0.229										5	1	3	0	0	1	1	Kansas City Athletics @ New York Yankees Yankee Stadium, Bronx, NY Sun May 15 1955, 3:33 AM EDT Unknown livebaseballscorecards.com				
Bill Renza, R (1, 9) OBP: 0.381, SLG: 0.520										3	0	0	0	0	0	2					
Enos Slaughter, L (7, PH) OBP: 0.313, SLG: 0.154										0	0	0	0	1	0	0					
Jim Finigan, R (1, 5) OBP: 0.339, SLG: 0.505										4	1	1	0	0	0	3					
Gus Zernial, R (1, 7) OBP: 0.336, SLG: 0.596										4	1	2	1	0	1	0					
Bill Wilson, R (1, 8) OBP: 0.328, SLG: 0.523										4	1	1	3	0	1	0					
Vic Power, R (1, 3) OBP: 0.340, SLG: 0.699										4	0	1	0	0	0	0					
Hector Lopez, R (1, 4) OBP: 0.250, SLG: 0.313										4	0	0	0	0	1	1					
Billy Shantz, R (1, 2) OBP: 0.372, SLG: 0.366										3	0	2	0	1	0	0					
Bobby Shantz, R (1, 1) OBP: 0.167, SLG: 0.091										2	0	0	0	0	0	1					
Inning Stats	R: 4 E: 0 K: 0 S: 7	H: 4 LOB: 0 BB: 0 P: 7	R: 0 E: 0 K: 0 S: 4	H: 1 LOB: 1 BB: 0 P: 4	R: 0 E: 0 K: 0 S: 3	H: 0 LOB: 0 BB: 0 P: 3	R: 0 E: 0 K: 0 S: 4	H: 2 LOB: 1 BB: 0 P: 4	R: 0 E: 0 K: 0 S: 3	H: 1 LOB: 0 BB: 0 P: 3	R: 0 E: 0 K: 1 S: 6	H: 1 LOB: 2 BB: 2 P: 14	R: 0 E: 0 K: 2 S: 7	H: 0 LOB: 0 BB: 0 P: 7	R: 0 E: 0 K: 1 S: 6	H: 1 LOB: 1 BB: 0 P: 6	1B: 7 2B: 2 3B: 0 HR: 1	SF: 0 SAC: 2 DP: 1 HBP: 0	WP: 0 PB: 0 SB: 0 CS: 0	PA: 37	
PITCHER	IP WLS BF H R ER SO BB IBB HBP BLK WP HR S P ERA WHIP	6.0 L 24 8 4 4 0 0 0 0 0 0 1 24 24 6.00 1.333	2.0 9 1 0 0 3 2 0 0 0 0 0 13 21 0.00 1.500	1.0 4 1 0 0 1 0 0 0 0 0 0 6 6 0.00 1.000																	

Batter	1	2	3	4	5	6	7	8	9	AB	R	H	RBI	BB	SO	LOB	BOTTOM					
Hank Bauer, R (1, 9) OBP: 0.421, SLG: 0.582										3	0	1	0	2	0	3	Kansas City Athletics @ New York Yankees Yankee Stadium, Bronx, NY Sun May 15 1955, 3:33 AM EDT Unknown livebaseballscorecards.com					
Joe Collins, L (1, 3) OBP: 0.351, SLG: 0.450										3	0	0	0	2	0	2						
Mickey Mantle, S (1, 8) OBP: 0.430, SLG: 0.657										5	1	2	0	0	1	4						
Elston Howard, R (1, 7) OBP: 0.432, SLG: 0.588										4	0	1	0	1	0	2						
Andy Carey, R (1, 5) OBP: 0.298, SLG: 0.363										2	1	0	1	1	0	2						
Gil McDougald, R (1, 4) OBP: 0.338, SLG: 0.262										2	1	0	0	2	0	1						
Charles Silveira, R (1, 2) OBP: 0.269, SLG: 0.292										2	0	0	0	0	0	2						
Bob Cerv, R (6, PH) OBP: 0.269, SLG: 0.292										2	0	1	1	0	0	0						
Billy Hunter, R (1, 6) OBP: 0.345, SLG: 0.248										2	0	0	0	0	1	0						
Eddie Robinson, L (6, PH) OBP: 0.345, SLG: 0.248										1	0	0	0	0	0	2						
Tom Sturdivant, L (7, 1) OBP: 0.327, SLG: 0.413										0	0	0	0	0	0	0						
Yogi Berra, L (8, PH) OBP: 0.327, SLG: 0.413										0	0	0	0	0	0	0						
Frank Leja, L (8, PH) OBP: 0.327, SLG: 0.413										0	0	0	0	0	0	0						
Tom Morgan, R (8, 1) OBP: 0.200, SLG: 0.200										0	0	0	0	0	0	0						
Ed Lopat, L (1, 1) OBP: 0.200, SLG: 0.111										2	0	0	0	0	1	0						
Bill Skowron, R (6, PH) OBP: 0.473, SLG: 0.808										1	0	1	1	0	0	0						
Phil Rizzuto, R (6, PH) OBP: 0.444, SLG: 0.286										1	0	0	0	0	0	1						
Inning Stats	R: 0 E: 0 K: 0 S: 3	H: 0 LOB: 1 BB: 1 P: 7	R: 0 E: 0 K: 0 S: 3	H: 0 LOB: 0 BB: 0 P: 3	R: 0 E: 0 K: 1 S: 6	H: 1 LOB: 1 BB: 0 P: 6	R: 0 E: 0 K: 0 S: 3	H: 1 LOB: 2 BB: 2 P: 11	R: 0 E: 0 K: 2 S: 7	H: 0 LOB: 2 BB: 2 P: 15	R: 2 E: 0 K: 0 S: 5	H: 2 LOB: 1 BB: 2 P: 13	R: 1 E: 0 K: 0 S: 5	H: 2 LOB: 1 BB: 0 P: 5	R: 0 E: 0 K: 0 S: 3	H: 0 LOB: 1 BB: 1 P: 7	R: 0 E: 0 K: 0 S: 2	H: 0 LOB: 0 BB: 1 P: 6	1B: 6 2B: 0 3B: 0 HR: 0	SF: 1 SAC: 0 DP: 2 HBP: 0	WP: 0 PB: 0 SB: 0 CS: 0	PA: 40
PITCHER	IP WLS BF H R ER SO BB IBB HBP BLK WP HR S P ERA WHIP	9.0 W 40 6 3 3 3 9 0 0 0 0 0 37 73 3.00 1.667																				

Batter	1	2	3	4	5	6	7	8	9	AB	R	H	RBI	BB	SO	LOB	TOP					
Joe Demaestri, R OBP: 0.204, SLG: 0.220 (1, 6)	1-3		K		F9		F8		BB BB BB BB	4	0	0	0	1	1	3	Kansas City Athletics @ New York Yankees Yankee Stadium, Bronx, NY Sun May 15 1955, 3:38 AM EDT Att: 36,324 - Unknown livebaseballscores.com					
Enos Slaughter, L OBP: 0.391, SLG: 0.375 (1, 9)	HR		WP BB		4-3		K		BB BB BB BB	3	1	1	2	2	1	2						
Jim Finigan, R OBP: 0.333, SLG: 0.486 (1, 5)	K		K						BB BB BB BB	4	0	0	0	1	2	5						
Gus Zernial, R OBP: 0.333, SLG: 0.583 Bill Renna, R OBP: 0.369, SLG: 0.520 (8, 7)	K				K				BB BB BB BB	4	0	1	0	0	3	1						
Harry Simpson, L (1, 8)		E1 CS							BB BB BB BB	4	0	0	0	1	1	5						
Vic Power, R OBP: 0.436, SLG: 0.686 Billy Shantz, R OBP: 0.378, SLG: 0.357 (7, 2)	K				FC1-6				BB BB BB BB	3	1	1	0	0	1	2						
Hector Lopez, R OBP: 0.250, SLG: 0.300 (1, 4)					F9				BB BB BB BB	4	0	1	0	0	0	3						
Joe Astroth, R OBP: 0.400, SLG: 0.375 Elmer Valo, L OBP: 0.628, SLG: 0.647 Cloyd Boyer, R OBP: 0.182, SLG: 0.100 Pete Suder, R OBP: 0.238, SLG: 0.295 (9, PH)									BB BB BB BB	1	0	0	0	1	1	0						
Ray Herbert, R (1, 1) Dick Kryhoski, L OBP: 0.256, SLG: 0.229 (7, PH)									BB BB BB BB	1	1	0	0	1	1	2						
Inning Stats	R: 1 E: 0 K: 2 S: 8	H: 1 LOB: 0 BB: 0 P: 8	R: 0 E: 1 K: 1 S: 5	H: 0 LOB: 0 BB: 0 P: 5	R: 0 E: 0 K: 2 S: 7	H: 0 LOB: 2 BB: 2 P: 15	R: 0 E: 1 K: 1 S: 5	H: 0 LOB: 1 BB: 1 P: 9	R: 0 E: 0 K: 2 S: 7	H: 0 LOB: 0 BB: 0 P: 7	R: 0 E: 0 K: 2 S: 7	H: 0 LOB: 0 BB: 0 P: 11	R: 1 E: 0 K: 2 S: 10	H: 3 LOB: 2 BB: 0 P: 10	R: 0 E: 0 K: 0 S: 4	H: 1 LOB: 2 BB: 1 P: 8		R: 2 E: 1 K: 1 S: 6	H: 0 LOB: 3 BB: 4 P: 22	1B: 4 2B: 0 3B: 0 HR: 1	SF: 0 SAC: 0 DP: 0 HBP: 0	WP: 1 PB: 0 SB: 0 CS: 1
PITCHER	IP WLS BF H R ER SO BB IBB HBP BLK WP HR S P ERA WHIP	8.0 W 38 5 4 3 12 8 0 0 0 1 1 54 86 3.38 1.625	1.0 S 4 0 0 0 1 1 0 0 0 0 0 0 5 9 0.00 1.000											IP WLS BF H R ER SO BB IBB HBP BLK WP HR S P ERA WHIP								
Bob Turley, R ERA: 2.03 Jim Konstanty, R ERA: 0.73 (9, 1)																						

Batter	1	2	3	4	5	6	7	8	9	AB	R	H	RBI	BB	SO	LOB	BOTTOM			
Hank Bauer, R OBP: 0.423, SLG: 0.584 (1, 9)	WP BB		G4-3		K					3	2	1	0	1	1	2	Kansas City Athletics @ New York Yankees Yankee Stadium, Bronx, NY Sun May 15 1955, 3:38 AM EDT Att: 36,324 - Unknown livebaseballscores.com			
Andy Carey, R OBP: 0.296, SLG: 0.368 (1, 5)	K				4-3				BB BB BB BB	4	0	1	2	0	1	0				
Mickey Mantle, S OBP: 0.432, SLG: 0.670 (1, 8)	K2-3								BB BB BB BB	4	1	2	0	0	1	1				
Yogi Berra, L OBP: 0.324, SLG: 0.406 (1, 2)	4-3								BB BB BB BB	4	1	1	0	0	0	1				
Joe Collins, L OBP: 0.359, SLG: 0.435 (1, 3)			G3		F4				BB BB BB BB	2	1	0	0	2	0	2				
Inv Noren, L OBP: 0.311, SLG: 0.365 (1, 7)	K				F8				BB BB BB BB	4	2	2	4	0	1	2				
Gil McDougald, R OBP: 0.321, SLG: 0.246 (1, 4)									BB BB BB BB	4	0	0	0	0	0	1				
Billy Hunter, R OBP: 0.242, SLG: 0.246 (1, 6)					K				BB BB BB BB	4	0	1	1	0	1	0				
Bob Turley, R OBP: 0.200, SLG: 0.217 Jim Konstanty, R ERA: 7.56 (9, 1)									BB BB BB BB	3	1	2	0	1	0	1				
Inning Stats	R: 1 E: 0 K: 2 S: 7	H: 0 LOB: 0 BB: 1 P: 11	R: 0 E: 0 K: 1 S: 5	H: 0 LOB: 0 BB: 0 P: 5	R: 0 E: 0 K: 0 S: 5	H: 2 LOB: 2 BB: 0 P: 5	R: 0 E: 0 K: 1 S: 6	H: 1 LOB: 1 BB: 0 P: 6	R: 4 E: 0 K: 0 S: 6	H: 2 LOB: 0 BB: 1 P: 10	R: 2 E: 0 K: 0 S: 5	H: 3 LOB: 0 BB: 0 P: 5	R: 1 E: 0 K: 0 S: 4	H: 2 LOB: 1 BB: 1 P: 8	R: 0 E: 0 K: 0 S: 4	H: 0 LOB: 1 BB: 1 P: 8		1B: 6 2B: 3 3B: 1 HR: 1	SF: 0 SAC: 0 DP: 2 HBP: 0	WP: 2 PB: 0 SB: 2 CS: 1
PITCHER	IP WLS BF H R ER SO BB IBB HBP BLK WP HR S P ERA WHIP	6.0 L 26 5 5 5 5 2 1 0 0 0 0 0 33 45 7.50 1.167	2.0 10 5 3 3 0 1 0 0 0 0 0 0 9 13 13.50 3.000											IP WLS BF H R ER SO BB IBB HBP BLK WP HR S P ERA WHIP						
Ray Herbert, R ERA: 7.5 Cloyd Boyer, R ERA: 7.56 (7, 1)																				

Batter	1	2	3	4	5	6	7	8	9	AB	R	H	RBI	BB	SO	LOB	TOP					
Chico Carrasquel, R OBP: 0.339, SLG: 0.404 (1, 6)										4	0	0	0	0	1	3						
Nelle Fox, L OBP: 0.386, SLG: 0.459 (1, 4)										4	0	2	0	0	0	0						
Minnie Minoso, R OBP: 0.363, SLG: 0.352 (1, 7) (6, 9)										4	0	2	0	0	0	1						
George Kell, R OBP: 0.372, SLG: 0.404 (1, 5)										3	0	0	0	1	0	2						
Bob Nieman, R OBP: 0.381, SLG: 0.542 (1, 9) (6, 7)										4	0	0	0	0	0	2						
Ron Jackson, R OBP: 0.357, SLG: 0.500 (1, 3)										3	0	0	0	0	0	0						
Sherm Lollar, R OBP: 0.416, SLG: 0.612 (8, PR)										3	0	1	0	0	0	0						
Ed McGhee, R OBP: 0.389, SLG: 0.083 (8, PR)										0	0	0	0	0	0	0						
Clint Courtney, L OBP: 0.333, SLG: 0.417 (8, 2)										0	0	0	0	0	0	0						
Johnny Groth, R OBP: 0.368, SLG: 0.412 (1, 8)										3	0	1	0	0	1	1						
Billy Pierce, L OBP: 0.300, SLG: 0.125 (1, 1)										2	0	0	0	0	0	1						
Walt Dropo, R OBP: 0.343, SLG: 0.495 (8, PR)										1	0	1	0	0	0	0						
Jim Rivera, L OBP: 0.330, SLG: 0.349 (8, PR)										0	0	0	0	0	0	0						
Harry Dorish, R OBP: 0.333, SLG: 0.333 (8, 1)										0	0	0	0	0	0	0						
Morrie Martin, L OBP: 0.333, SLG: 0.333 (8, 1)										0	0	0	0	0	0	0						
Inning Stats	R: 0 E: 0 K: 0 S: 3	H: 1 LOB: 0 BB: 0 P: 3	R: 0 E: 0 K: 0 S: 3	H: 0 LOB: 0 BB: 0 P: 3	R: 0 E: 0 K: 0 S: 3	H: 0 LOB: 0 BB: 0 P: 3	R: 0 E: 0 K: 0 S: 4	H: 1 LOB: 1 BB: 0 P: 4	R: 0 E: 0 K: 0 S: 3	H: 0 LOB: 0 BB: 0 P: 3	R: 0 E: 0 K: 1 S: 5	H: 1 LOB: 0 BB: 0 P: 5	R: 0 E: 0 K: 0 S: 3	H: 0 LOB: 1 BB: 1 P: 7	R: 0 E: 0 K: 1 S: 7	H: 2 LOB: 2 BB: 0 P: 7	R: 0 E: 0 K: 0 S: 4	H: 2 LOB: 1 BB: 0 P: 4	1B: 7 2B: 0 3B: 0 HR: 0	SF: 0 SAC: 0 DP: 0 HBP: 0	WP: 0 PB: 0 SB: 0 CS: 1	PA: 33
PITCHER Whitey Ford, L ERA: 2.98 (1, 1)	IP: 9.0 WLS: W BF: 32 H: 7 R: 0 ER: 0 SO: 2 BB: 1 IBB: 0 HBP: 0 BLK: 0 WP: 0 HR: 0 S: 35 P: 39 ERA: 0.00 WHIP: 0.889											PITCHER	IP: 9.0 WLS: W BF: 32 H: 7 R: 0 ER: 0 SO: 2 BB: 1 IBB: 0 HBP: 0 BLK: 0 WP: 0 HR: 0 S: 35 P: 39 ERA: 0.00 WHIP: 0.889									

Chicago White Sox @ New York Yankees
Yankee Stadium, Bronx, NY
Tue May 17 1955, 3:33 AM EDT
Att: 21,206 - Unknown - 59 F

AB 31
R 0
H 7
RBI 0
BB 1
SO 2
LOB 10

Batter	1	2	3	4	5	6	7	8	9	AB	R	H	RBI	BB	SO	LOB	BOTTOM			
Hank Bauer, R OBP: 0.410, SLG: 0.564 (1, 9)										4	0	0	0	0	0	0				
Andy Carey, R OBP: 0.295, SLG: 0.364 (1, 5)										4	0	1	0	0	1	0				
Mickey Mantle, S OBP: 0.434, SLG: 0.660 (1, 8)										3	1	1	0	1	1	2				
Yogi Berra, L OBP: 0.330, SLG: 0.398 (1, 2)										2	0	0	0	2	0	1				
Elston Howard, R OBP: 0.439, SLG: 0.568 (1, 7)										3	0	1	0	1	1	0				
Irv Noren, L OBP: 0.311, SLG: 0.365 (9, 7)										0	0	0	0	0	0	0				
Eddie Robinson, L OBP: 0.467, SLG: 0.273 (1, 3)										4	0	1	1	0	0	3				
Gil McDougald, R OBP: 0.321, SLG: 0.239 (1, 4)										2	0	0	0	1	0	1				
Billy Hunter, R OBP: 0.232, SLG: 0.234 (1, 6)										3	0	0	0	0	0	2				
Whitey Ford, L OBP: 0.389, SLG: 0.313 (1, 1)										3	0	0	0	0	1	0				
Inning Stats	R: 0 E: 0 K: 0 S: 4	H: 1 LOB: 1 BB: 0 P: 4	R: 0 E: 0 K: 1 S: 5	H: 0 LOB: 0 BB: 0 P: 5	R: 0 E: 1 K: 2 S: 9	H: 1 LOB: 2 BB: 0 P: 9	R: 0 E: 0 K: 0 S: 4	H: 1 LOB: 2 BB: 1 P: 8	R: 0 E: 0 K: 1 S: 5	H: 0 LOB: 0 BB: 0 P: 5	R: 1 E: 0 K: 0 S: 2	H: 0 LOB: 1 BB: 3 P: 14	R: 0 E: 0 K: 0 S: 3	H: 0 LOB: 0 BB: 0 P: 3	R: 0 E: 0 K: 0 S: 4	H: 1 LOB: 2 BB: 1 P: 8	1B: 4 2B: 0 3B: 0 HR: 0	SF: 0 SAC: 0 DP: 0 HBP: 0	WP: 0 PB: 0 SB: 1 CS: 0	PA: 33
PITCHER Billy Pierce, L ERA: 2.87 Harry Dorish, R Morrie Martin, L ERA:	IP: 7.0 WLS: L BF: 28 H: 3 R: 1 ER: 1 SO: 4 BB: 3 IBB: 1 HBP: 1 BLK: 4 WP: 0 HR: 0 S: 32 P: 48 ERA: 1.29 WHIP: 1.000											PITCHER	IP: 7.0 WLS: L BF: 28 H: 3 R: 1 ER: 1 SO: 4 BB: 3 IBB: 1 HBP: 1 BLK: 4 WP: 0 HR: 0 S: 32 P: 48 ERA: 1.29 WHIP: 1.000							

Chicago White Sox @ New York Yankees
Yankee Stadium, Bronx, NY
Tue May 17 1955, 3:33 AM EDT
Att: 21,206 - Unknown - 59 F

AB 28
R 1
H 4
RBI 1
BB 5
SO 4
LOB 9


Batter	1	2	3	4	5	6	7	8	9	AB	R	H	RBI	BB	SO	LOB	TOP					
Nellie Fox, L OBP: 0.371, SLG: 0.440 (1, 4)	F9		K		F9		1-3		F8	5	0	0	0	0	1	1	Chicago White Sox @ New York Yankees Yankee Stadium, Bronx, NY Wed May 18 1955, 3:33 AM EDT Att: 10,600 - Unknown - 72 F livebaseballscorecards.com					
George Kell, R OBP: 0.374, SLG: 0.406 Vern Stephens, R OBP: 0.286, SLG: 0.692 (1, 5) (4, 5)	2B SF9 1B		K		HR		HR		K	2	1	1	0	0	1	0						
Jim Rivera, L OBP: 0.347, SLG: 0.414 (1, 8)	SF9 1-3 2B				6-3		HR			4	1	3	1	0	0	0						
Minnie Minoso, R OBP: 0.368, SLG: 0.352 Bob Nieman, R OBP: 0.370, SLG: 0.523 (1, 7) (1, 7)	HBP		F9		F8		F5			0	0	0	0	0	0	0						
Willard Marshall, L OBP: 0.333, SLG: 0.133 (1, 9)	SF9 2-3 3-H			4-3 WP HR 1B		F9		4-3		3	1	1	1	0	0	0						
Walt Dropo, R OBP: 0.348, SLG: 0.490 (1, 3)	F8			4-3 1-3		FC5-4 BB		G6-4-3 1B		3	0	1	0	1	0	3						
Clint Courtney, L OBP: 0.313, SLG: 0.563 (1, 2)			4-3		HR		F3		G6-4-3 1-2	4	1	1	2	0	0	2						
Chico Carrasquel, R OBP: 0.326, SLG: 0.390 (1, 6)	L7			F5 3-H		FC5-4 1-2		F6		4	0	0	0	0	0	1						
Virgil Trucks, R Jack Harshman, L Morrie Martin, L Ron Jackson, R Mike Fomies, R Sherm Lollar, R (1, 1) (3, 1) (4, 1) (7, PH) (7, 1) (8, PH)	K		K		K		K		1B	1	0	0	0	0	1	0						
Inning Stats	R: 1 E: 0 K: 0 S: 5	H: 2 LOB: 2 BB: 0 P: 6	R: 0 E: 0 K: 1 S: 5	H: 0 LOB: 0 BB: 0 P: 5	R: 0 E: 0 K: 2 S: 8	H: 1 LOB: 1 BB: 0 P: 8	R: 2 E: 0 K: 1 S: 7	H: 2 LOB: 0 BB: 0 P: 7	R: 1 E: 0 K: 0 S: 4	H: 1 LOB: 0 BB: 0 P: 4	R: 0 E: 0 K: 0 S: 3	H: 0 LOB: 1 BB: 1 P: 7	R: 2 E: 0 K: 1 S: 7	H: 2 LOB: 0 BB: 0 P: 7	R: 0 E: 0 K: 0 S: 3	H: 1 LOB: 0 BB: 0 P: 3		R: 0 E: 0 K: 1 S: 6	H: 1 LOB: 1 BB: 0 P: 6	1B: 5 2B: 1 3B: 0 HR: 4	SF: 1 SAC: 0 DP: 1 HBP: 1	WP: 1 PA: 38 PB: 0 CS: 0
PITCHER	IP WLS BF H R ER SO BB IBB HBP BLK WP HR S P ERA WHIP	6.2 W 30 8 6 6 5 1 0 1 0 1 4 38 43 8.10 1.350	2.1 S 8 2 0 0 1 0 0 0 0 0 0 10 10 0.00 0.857											IP WLS BF H R ER SO BB IBB HBP BLK WP HR S P ERA WHIP								


Batter	1	2	3	4	5	6	7	8	9	AB	R	H	RBI	BB	SO	LOB	BOTTOM			
Hank Bauer, R OBP: 0.417, SLG: 0.579 (1, 9)	K		BB 1B	SF 3B	6-3		FC4 IBB			4	2	2	0	1	1	1	Chicago White Sox @ New York Yankees Yankee Stadium, Bronx, NY Wed May 18 1955, 3:33 AM EDT Att: 10,600 - Unknown - 72 F livebaseballscorecards.com			
Andy Carey, R OBP: 0.294, SLG: 0.352 (1, 5)	6-3		L9	SF 4-3		L6 1-2	FC4 HR			4	2	0	1	0	0	4				
Mickey Mantle, S OBP: 0.448, SLG: 0.685 (1, 8)	K		1B BB	4-3 BB		1B BB	HR			2	2	1	4	3	1	0				
Yogi Berra, L OBP: 0.333, SLG: 0.398 (1, 2)		1-3	1B 1B	4-3		1B	F8			5	1	2	2	0	0	1				
Irv Noren, L OBP: 0.304, SLG: 0.353 (1, 7)	F6		1B SF7 1B	K		F2		F9		5	1	1	1	0	1	3				
Eddie Robinson, L OBP: 0.450, SLG: 0.500 (1, 3)	HR		1-3 2-H 1B	1-3		4-3		3-1		5	1	2	2	0	0	3				
Gil McDougald, R OBP: 0.315, SLG: 0.240 (1, 4)	E5 1B		SF7		F8		1B HR 1B		5-3	4	1	1	1	0	0	0				
Billy Hunter, R OBP: 0.274, SLG: 0.269 (1, 6)			1-2 1B	1-2 BB		SH2-4 1B	S HR 1B			3	1	3	0	1	0	0				
Bob Grim, R OBP: 0.222, SLG: 0.125 Tom Morgan, R OBP: 0.167, SLG: 0.167 (1, 1) (7, 1)	K		F2		SH2-4 1B		K			2	0	0	0	0	1	4				
Inning Stats	R: 0 E: 0 K: 2 S: 7	H: 0 LOB: 0 BB: 0 P: 7	R: 1 E: 1 K: 1 S: 8	H: 2 LOB: 2 BB: 0 P: 8	R: 4 E: 0 K: 0 S: 7	H: 4 LOB: 2 BB: 2 P: 15	R: 2 E: 1 K: 1 S: 7	H: 1 LOB: 1 BB: 1 P: 11	R: 0 E: 0 K: 0 S: 4	H: 1 LOB: 2 BB: 1 P: 8	R: 4 E: 0 K: 1 S: 8	H: 3 LOB: 0 BB: 1 P: 12	R: 0 E: 0 K: 0 S: 3	H: 0 LOB: 0 BB: 0 P: 3	R: 0 E: 0 K: 1 S: 3	H: 0 LOB: 0 BB: 0 P: 3		1B: 9 2B: 0 3B: 1 HR: 2	SF: 2 SAC: 1 DP: 0 HBP: 0	WP: 0 PA: 43 PB: 0 SB: 1 CS: 0
PITCHER	IP WLS BF H R ER SO BB IBB HBP BLK WP HR S P ERA WHIP	2.1 L 14 5 5 5 3 1 0 0 0 0 0 5 13 13.50 6.000	3.0 L 12 2 0 0 1 1 0 0 0 0 0 13 17 0.00 1.000	7.1 L 10 3 4 4 1 0 1 0 0 0 1 11 15 18.00 1.500											IP WLS BF H R ER SO BB IBB HBP BLK WP HR S P ERA WHIP					

Batter	1	2	3	4	5	6	7	8	9	AB	R	H	RBI	BB	SO	LOB	TOP				
Billy Cox, R OBP: 0.270, SLG: 0.328 (1, 5)										4	1	2	1	1	1	3	Baltimore Orioles @ New York Yankees Yankee Stadium, Bronx, NY Fri May 20 1955, 3:33 AM EDT Att: 16,614 - Unknown - 68 F				
Eddie Waitkus, L OBP: 0.400, SLG: 0.353 (1, 3)										3	1	1	0	2	0	4					
Gil Coan, L OBP: 0.372, SLG: 0.371 Don Johnson, R (6, 1) Gus Triandos, R OBP: 0.307, SLG: 0.386 (8, FH) Jim McDonald, R (8, 1)										4	0	1	1	0	0	5					
Gene Woodling, L OBP: 0.337, SLG: 0.349 (6, 7)										4	0	2	2	0	0	2					
Hal Smith, R OBP: 0.320, SLG: 0.374 (1, 2)										5	0	0	1	0	0	6					
Bobby Young, L OBP: 0.276, SLG: 0.235 (1, 4)										4	0	1	0	1	1	1					
Chuck Diering, R OBP: 0.301, SLG: 0.349 (1, 8)										2	1	0	0	2	0	2					
Willy Miranda, S OBP: 0.330, SLG: 0.350 (1, 6)										3	1	1	0	2	1	1					
Lou Kretlow, R OBP: 0.111, SLG: 0.111 (4, PH) Jim Kosterly, R OBP: 0.338, SLG: 0.317 (4, PH) Saul Rogovin, R (4, 1) Harry Byrd, R OBP: 0.365, SLG: 0.383 (5, 1) Art Schallack, L OBP: 0.303, SLG: 0.303 (5, 9)										0	0	0	0	0	0	0					
Inning Stats	R: 2 E: 0 K: 0 S: 5	H: 2 LOB: 2 BB: 2 P: 13	R: 0 E: 0 K: 0 S: 3	H: 0 LOB: 1 BB: 1 P: 7	R: 0 E: 0 K: 0 S: 4	H: 1 LOB: 1 BB: 0 P: 4	R: 0 E: 0 K: 2 S: 7	H: 0 LOB: 3 BB: 2 P: 16	R: 0 E: 0 K: 1 S: 5	H: 0 LOB: 0 BB: 0 P: 5	R: 3 E: 0 K: 0 S: 4	H: 1 LOB: 2 BB: 4 P: 20	R: 0 E: 0 K: 0 S: 4	H: 2 LOB: 1 BB: 0 P: 4	R: 0 E: 0 K: 1 S: 7	H: 2 LOB: 2 BB: 0 P: 7		R: 0 E: 0 K: 0 S: 3	H: 0 LOB: 0 BB: 3 P: 3	1B: 8 2B: 0 3B: 0 HR: 0	SF: 1 SAC: 2 DP: 0 HBP: 1
PITCHER	IP WLS BF H R ER SO BB IBB HBP BLK WP HR S P ERA WHIP																				
Bob Turley, R ERA: 2.55 Jim Kosterly, R ERA: 0.68 Tom Morgan, R ERA: 0.76	(1, 1) (6, 1) (8, 1)	5.0 2.0 2.0	W 8 S	28 3 8	3 0 2	5 0 0	5 0 0	3 0 1	9 0 0	0 0 0	1 0 0	0 0 0	0 0 0	0 0 10	24 8 10	61 8 10	9.00 0.00 0.00	2.400 1.500 1.000			

Batter	1	2	3	4	5	6	7	8	9	AB	R	H	RBI	BB	SO	LOB	BOTTOM		
Hank Bauer, R OBP: 0.424, SLG: 0.576 (1, 9)										4	1	2	1	0	0	2	Baltimore Orioles @ New York Yankees Yankee Stadium, Bronx, NY Fri May 20 1955, 3:33 AM EDT Att: 16,614 - Unknown - 68 F		
Andy Carey, R OBP: 0.275, SLG: 0.341 (1, 5)										4	0	0	0	0	0	4			
Mickey Mantle, S OBP: 0.468, SLG: 0.700 (1, 8)										2	2	2	1	3	0	0			
Yogi Berra, L OBP: 0.344, SLG: 0.430 (1, 2)										4	1	2	3	1	0	3			
Irv Noren, L OBP: 0.298, SLG: 0.356 (1, 7)										5	1	1	0	0	1	3			
Eddie Robinson, L OBP: 0.500, SLG: 0.500 (1, 3) Phil Rizzuto, R OBP: 0.444, SLG: 0.286 (7, PR) (8, 6)										2	1	1	0	2	0	1			
Gil McDougald, R OBP: 0.333, SLG: 0.247 (1, 4)										2	0	1	1	2	0	2			
Billy Hunter, R OBP: 0.276, SLG: 0.271 Joe Collins, L OBP: 0.354, SLG: 0.429 (7, PH) (8, 3)										3	0	1	0	0	0	1			
Bob Turley, R OBP: 0.179, SLG: 0.192 (5, 1) Bill Skowron, R OBP: 0.442, SLG: 0.808 (7, PR) Tom Carroll, R (7, PR) Bob Cerv, R OBP: 0.268, SLG: 0.292 Tom Morgan, R OBP: 0.107, SLG: 0.187 (8, 1)										3	0	0	0	0	2	3			
Inning Stats	R: 0 E: 0 K: 0 S: 3	H: 1 LOB: 1 BB: 1 P: 7	R: 1 E: 1 K: 2 S: 7	H: 0 LOB: 1 BB: 2 P: 15	R: 2 E: 0 K: 0 S: 6	H: 3 LOB: 2 BB: 1 P: 10	R: 0 E: 0 K: 1 S: 5	H: 0 LOB: 1 BB: 0 P: 6	R: 3 E: 0 K: 0 S: 7	H: 5 LOB: 1 BB: 0 P: 7	R: 0 E: 0 K: 0 S: 3	H: 0 LOB: 2 BB: 2 P: 11	R: 1 E: 0 K: 0 S: 4	H: 1 LOB: 2 BB: 2 P: 12	R: 0 E: 0 K: 0 S: 2	H: 0 LOB: 0 BB: 1 P: 6		1B: 7 2B: 3 3B: 0 HR: 1	SF: 0 SAC: 1 DP: 2 HBP: 1
PITCHER	IP WLS BF H R ER SO BB IBB HBP BLK WP HR S P ERA WHIP																		
Lou Kretlow, R ERA: 8.13 Harry Byrd, R ERA: 4.2 Art Schallack, L ERA: 4.91 Don Johnson, R ERA: 7.71 Jim McDonald, R ERA: 6.48	(1, 1) (4, 1) (5, 1) (6, 1) (8, 1)	3.0 1.1 0.2 2.0 1.0	L	16 10 1 11 3	4 5 0 1 0	2 3 0 1 0	2 3 0 0 0	2 1 0 0 0	2 1 0 3 1	4 0 0 1 0	0 0 0 1 0	0 0 0 0 0	0 0 0 1 0	0 0 0 7 2	16 12 1 23 6	6.00 20.25 0.00 4.50 0.00	2.667 3.750 0.000 2.000 1.000		



Batter	1	2	3	4	5	6	7	8	9	AB	R	H	RBI	BB	SO	LOB	TOP			
Billy Cox, R OBP: 0.263, SLG: 0.317 (1, 5)	0-0 5-3			0-0 6-3			0-0 F8		0-0 5-3	4	0	0	0	0	0	0	Baltimore Orioles @ New York Yankees Yankee Stadium, Bronx, NY Sun May 22 1955, 3:33AM EDT Unknown - 71 F livebaseballscorecards.com AB 28 R 0 H 4 RBI 0 BB 0 SO 3 LOB 4 			
Bob Kennedy, R OBP: 0.245, SLG: 0.167 (1, 9)	0-0 G4-3 1B			0-0 F7			0-0 F5			3	0	1	0	0	0	0				
Hoot Evers, R OBP: 0.381, SLG: 0.592 (1, 7)	0-0 G4-3 1-2			0-0 F8			0-0 FC6-4 1B			3	0	1	0	0	0	1				
Gus Triandos, R OBP: 0.315, SLG: 0.391 (1, 3)		0-0 G5-4-3 1B			0-0 6-3		0-0 FC6-4 1-2			3	0	1	0	0	0	1				
Hal Smith, R OBP: 0.318, SLG: 0.388 (1, 2)		0-0 G5-4-3 1-2			0-3 K			0-0 F7		3	0	0	0	0	1	1				
Chuck Diering, R OBP: 0.293, SLG: 0.337 (1, 8)		0-3 K			0-0 F8			0-0 F8		3	0	0	0	0	1	0				
Bobby Young, L OBP: 0.268, SLG: 0.227 (1, 4)			0-3 K			0-0 G6-4-3 1B			0-0 F9	3	0	1	0	0	1	0				
Willy Miranda, S OBP: 0.322, SLG: 0.340 (9, PH)				0-0 F8					0-0 F7	2	0	0	0	0	0	1				
Les Moss, R OBP: 0.349, SLG: 0.475 (9, PH)					0-0 G6-4-3 1-2					1	0	0	0	0	0	0				
Erv Palica, R OBP: 0.250, SLG: 0.250 (9, PH)				0-0 6-3			0-0 F8		0-0 1-3	2	0	0	0	0	0	0				
Jim Pyburn, R OBP: 0.306, SLG: 0.295 (9, PH)										1	0	0	0	0	0	0				
Inning Stats	R: 0 E: 0 K: 0 S: 3	H: 1 LOB: 0 BB: 0 P: 3	R: 0 E: 0 K: 1 S: 5	H: 1 LOB: 0 BB: 0 P: 5	R: 0 E: 0 K: 1 S: 5	H: 0 LOB: 0 BB: 0 P: 5	R: 0 E: 0 K: 0 S: 3	H: 0 LOB: 0 BB: 0 P: 3	R: 0 E: 0 K: 0 S: 5	H: 1 LOB: 0 BB: 0 P: 5	R: 0 E: 0 K: 0 S: 4	H: 1 LOB: 1 BB: 0 P: 4	R: 0 E: 0 K: 0 S: 3	H: 0 LOB: 0 BB: 0 P: 3	R: 0 E: 0 K: 0 S: 3	H: 0 LOB: 0 BB: 0 P: 3	1B: 4 2B: 0 3B: 0 HR: 0	SF: 0 SAC: 0 DP: 3 HBP: 0	WP: 0 PB: 0 SB: 0 CS: 0	PA: 28
PITCHER Ed Lopat, L ERA: 3.28 (1, 1)	IP: 9.0 WLS: W BF: 28 H: 4 R: 0 ER: 0 SO: 3 BB: 0 IBB: 0 HBP: 0 BLK: 0 WP: 0 HR: 0 S: 34 P: 34 ERA: 0.00 WHIP: 0.444															PITCHER				


Batter	1	2	3	4	5	6	7	8	9	AB	R	H	RBI	BB	SO	LOB	BOTTOM			
Hank Bauer, R OBP: 0.412, SLG: 0.556 (1, 9)	0-0 L5		0-0 F7		0-0 G6-4-3 1-2			4-0 2B SF9 BB		3	1	0	0	1	0	1	Baltimore Orioles @ New York Yankees Yankee Stadium, Bronx, NY Sun May 22 1955, 3:33AM EDT Unknown - 71 F livebaseballscorecards.com AB 27 R 5 H 5 RBI 3 BB 3 SO 3 LOB 6 			
Andy Carey, R OBP: 0.286, SLG: 0.358 (1, 5)	0-0 F9		0-0 F9			0-0 1B		0-0 SF9 PB 2B		4	1	2	0	0	0	0				
Mickey Mantle, S OBP: 0.476, SLG: 0.719 (1, 8)	4-0 HR BB			0-0 4-3 WP 2B		0-3 K		0-0 SF9		2	2	1	1	1	1	1				
Yogi Berra, L OBP: 0.346, SLG: 0.478 (1, 2)	0-0 1-H HR			0-0 4-3		0-0 F6		0-0 F9 2-3 3-H		4	1	1	2	0	0	2				
Irv Noren, L OBP: 0.275, SLG: 0.325 (1, 7)	0-0 1-3			0-0 G3		0-0 F9				3	0	0	0	0	0	1				
Eddie Robinson, L OBP: 0.484, SLG: 0.708 (1, 3)		0-3 K2-3		0-0 FC6-4 BB			0-0 4-3			2	0	0	0	1	1	0				
Gil McDougald, R OBP: 0.330, SLG: 0.241 (1, 4)		0-3 K		0-0 FC6-4 1-2			0-0 L4			3	0	0	0	0	1	1				
Billy Hunter, R OBP: 0.253, SLG: 0.247 (1, 6)		0-0 6-3			0-0 B2-3			0-0 F7		3	0	0	0	0	0	0				
Ed Lopat, L OBP: 0.231, SLG: 0.167 (1, 1)			0-0 4-3		0-0 G6-4-3 1B			0-0 4-3		3	0	1	0	0	0	0				
Inning Stats	R: 2 E: 0 K: 0 S: 4	H: 1 LOB: 1 BB: 1 P: 8	R: 0 E: 0 K: 2 S: 7	H: 0 LOB: 0 BB: 0 P: 7	R: 0 E: 0 K: 0 S: 3	H: 0 LOB: 0 BB: 0 P: 3	R: 1 E: 0 K: 0 S: 4	H: 1 LOB: 1 BB: 1 P: 8	R: 0 E: 0 K: 0 S: 3	H: 1 LOB: 0 BB: 0 P: 3	R: 0 E: 0 K: 1 S: 6	H: 1 LOB: 1 BB: 0 P: 6	R: 0 E: 0 K: 0 S: 3	H: 0 LOB: 0 BB: 0 P: 3	R: 2 E: 0 K: 0 S: 4	H: 1 LOB: 1 BB: 1 P: 8		1B: 2 2B: 2 3B: 0 HR: 1	SF: 1 SAC: 0 DP: 1 HBP: 0	WP: 1 PB: 1 SB: 0 CS: 0
PITCHER Erv Palica, R ERA: 4.03 (1, 1)	IP: 8.0 WLS: L BF: 31 H: 5 R: 5 ER: 5 SO: 3 BB: 3 IBB: 0 HBP: 0 BLK: 0 WP: 1 HR: 1 S: 34 P: 46 ERA: 5.62 WHIP: 1.000															PITCHER				


Batter	1	2	3	4	5	6	7	8	9	AB	R	H	RBI	BB	SO	LOB	TOP								
Billy Cox, R OBP: 0.268, SLG: 0.315 (1, 5)	6-3		BB			F9			1-3	4	0	1	1	1	0	2	Baltimore Orioles @ New York Yankees Yankee Stadium, Bronx, NY Sun May 22 1955, 3:38 AM EDT Att: 25,409 - Overcast - 73 F								
Bob Kennedy, R OBP: 0.224, SLG: 0.151 (1, 9) (2, 3)	5-3		F4			F6			F3	5	0	0	0	0	1	4									
Hoot Evers, R OBP: 0.382, SLG: 0.575 (1, 7)	F7									4	0	1	1	1	1	0									
Gus Triandos, R OBP: 0.312, SLG: 0.386 (1, 3) Gene Woodling, L OBP: 0.330, SLG: 0.333 (2, 9)	6-3					K			4-3	1	0	0	0	0	0	0									
Les Moss, R OBP: 0.362, SLG: 0.477 (1, 2)	1B					1B			F5	4	1	2	0	0	0	0									
Chuck Diering, R OBP: 0.311, SLG: 0.365 (1, 8)	1B					1B			K	4	1	3	0	0	1	0									
Bobby Young, L OBP: 0.257, SLG: 0.217 (1, 4)	4-3					F7			4-3	4	0	0	0	0	0	4									
Willy Miranda, S OBP: 0.314, SLG: 0.330 (1, 6) Gil Coan, L OBP: 0.398, SLG: 0.403 (9, PH)	F3					E5			HR	3	1	0	0	0	1	3									
Saul Rogovin, R OBP: 0.133, SLG: 0.071 (1, 1) Ray Moore, R OBP: 0.333, SLG: 0.250 (6, 1) Art Schallcock, L OBP: 0.389, SLG: 0.333 (8, PH) Cal Abrams, L OBP: 0.389, SLG: 0.333 (9, PH)	F7					E5			HR	0	0	0	0	0	0	0									
Inning Stats	R: 0 E: 0 K: 0 S: 3	H: 0 LOB: 0 BB: 0 P: 3	R: 0 E: 0 K: 0 S: 4	H: 2 LOB: 1 BB: 0 P: 4	R: 0 E: 0 K: 0 S: 3	H: 0 LOB: 1 BB: 1 P: 7	R: 0 E: 0 K: 0 S: 3	H: 0 LOB: 0 BB: 0 P: 3	R: 2 E: 2 K: 1 S: 10	H: 3 LOB: 3 BB: 0 P: 10	R: 1 E: 0 K: 2 S: 8	H: 3 LOB: 2 BB: 0 P: 8	R: 0 E: 0 K: 2 S: 7	H: 0 LOB: 0 BB: 0 P: 7	R: 0 E: 0 K: 1 S: 5	H: 0 LOB: 0 BB: 0 P: 5		R: 2 E: 0 K: 0 S: 4	H: 1 LOB: 1 BB: 2 P: 12	1B: 7 2B: 1 3B: 0 HR: 1	SF: 0 SAC: 0 DP: 0 HBP: 0	WP: 0 PB: 0 SB: 0 CS: 0	PA: 40		
PITCHER	IP	WLS	BF	H	R	ER	SO	BB	IBB	HBP	BLK	WP	HR	S	P	ERA	WHIP								
Whitey Ford, L ERA: 2.82 (1, 1)	6.0		28	8	3	1	2	1	0	0	0	0	0	31	35	1.50	1.500								
Tom Sturdivant, R ERA: 3.57 (7, 1)	2.0	W	8	1	2	2	3	1	0	0	0	0	1	13	17	9.00	1.000								
Tom Morgan, R ERA: 0.73 (9, 1)	1.0	S	4	0	0	0	0	1	0	0	0	0	0	3	7	0.00	1.000								

Batter	1	2	3	4	5	6	7	8	9	AB	R	H	RBI	BB	SO	LOB	BOTTOM								
Hank Bauer, R OBP: 0.405, SLG: 0.543 (1, 9)	6-3		K			F6				5	1	1	2	0	1	4	Baltimore Orioles @ New York Yankees Yankee Stadium, Bronx, NY Sun May 22 1955, 3:38 AM EDT Att: 25,409 - Overcast - 73 F								
Andy Carey, R OBP: 0.285, SLG: 0.348 (1, 5)	5-3		F9			PB			1-3	4	0	0	0	1	0	1									
Mickey Mantle, S OBP: 0.480, SLG: 0.718 (1, 8)	1B		G3			K			HR	3	2	1	1	2	1	2									
Yogi Berra, L OBP: 0.363, SLG: 0.538 (1, 2)	1B					L3				4	2	3	4	1	0	0									
Irv Noren, L OBP: 0.281, SLG: 0.341 (1, 7)	6-3					F7			F2	5	0	2	0	0	0	2									
Eddie Robinson, L OBP: 0.486, SLG: 0.667 (1, 3)	FC6-4									3	0	1	0	1	1	2									
Gil McDougald, R OBP: 0.337, SLG: 0.244 (1, 4)	FC6-4					K				3	1	1	0	1	1	2									
Billy Hunter, R OBP: 0.259, SLG: 0.253 (1, 6) Bill Skowron, R OBP: 0.474, SLG: 0.792 (6, PH) Tom Sturdivant, L OBP: 0.500, SLG: 0.500 (7, 1) Tom Morgan, R OBP: 0.167, SLG: 0.167 (9, 1)	1B					F3			SH3-4	2	0	1	0	0	0	0									
Whitey Ford, L OBP: 0.400, SLG: 0.333 (1, 1) Joe Collins, L OBP: 0.363, SLG: 0.429 (6, PH) Phil Rizzuto, R OBP: 0.444, SLG: 0.286 (7, 6)	K					PB			SH3-4	2	0	1	0	0	1	2									
Inning Stats	R: 1 E: 0 K: 0 S: 3	H: 1 LOB: 1 BB: 1 P: 7	R: 0 E: 0 K: 1 S: 7	H: 2 LOB: 2 BB: 0 P: 7	R: 0 E: 0 K: 1 S: 5	H: 0 LOB: 0 BB: 0 P: 5	R: 0 E: 0 K: 1 S: 5	H: 0 LOB: 1 BB: 1 P: 9	R: 0 E: 0 K: 1 S: 6	H: 1 LOB: 2 BB: 1 P: 10	R: 1 E: 0 K: 1 S: 8	H: 3 LOB: 3 BB: 1 P: 12	R: 2 E: 0 K: 1 S: 6	H: 2 LOB: 1 BB: 1 P: 10	R: 3 E: 0 K: 0 S: 6	H: 3 LOB: 2 BB: 2 P: 14		1B: 8 2B: 3 3B: 0 HR: 2	SF: 0 SAC: 1 DP: 1 HBP: 0	WP: 0 PB: 1 SB: 3 CS: 1	PA: 41				
PITCHER	IP	WLS	BF	H	R	ER	SO	BB	IBB	HBP	BLK	WP	HR	S	P	ERA	WHIP								
Saul Rogovin, R ERA: 4.19 (1, 1)	5.1		25	7	2	2	4	3	0	0	0	0	1	30	42	3.38	1.875								
Ray Moore, R ERA: 4.88 (6, 1)	2.1	L	14	5	5	5	2	3	0	0	0	0	1	15	27	19.29	3.429								
Art Schallcock, L ERA: 4.5 (8, 1)	0.1		2	0	0	0	0	1	0	0	0	0	0	1	5	0.00	3.000								

Batter	1	2	3	4	5	6	7	8	9	AB	R	H	RBI	BB	SO	LOB	TOP			
Juan Delis, R OBP: 0.340, SLG: 0.409										4	0	3	1	1	0	2	Washington Senators @ New York Yankees Yankee Stadium, Bronx, NY Tue May 24 1955, 3:33 AM EDT Att: 14,229 - Unknown - 82 F livebaseballscorecards.com			
Ed Fitz Gerald, R OBP: 0.311, SLG: 0.298										3	0	1	1	0	1	3				
Pete Runnels, L OBP: 0.330, SLG: 0.266										3	0	0	0	1	0	5				
Roy Sievers, R OBP: 0.292, SLG: 0.267										0	0	0	0	1	0	0				
Mickey McDonnell, L OBP: 0.333, SLG: 0.364										0	0	0	0	0	0	0				
Bobby Kline, R OBP: 0.259, SLG: 0.236										0	0	0	0	0	0	0				
Mickey Vernon, L OBP: 0.363, SLG: 0.484										3	0	0	1	1	2	2				
Carlos Paula, R OBP: 0.385, SLG: 0.444										5	0	1	0	0	0	7				
Jim Busby, R OBP: 0.303, SLG: 0.422										4	0	0	0	0	2	1				
Tom Umphlett, R OBP: 0.354, SLG: 0.365										4	0	2	0	0	0	0				
Tony Roig, R OBP: 0.268, SLG: 0.308										4	1	2	0	0	1	0				
Chuck Stobbs, L OBP: 0.277										2	2	0	0	2	1	2				
Inning Stats	R: 0 E: 0 K: 1 S: 6	H: 1 LOB: 2 BB: 1 P: 10	R: 2 E: 1 K: 1 S: 9	H: 4 LOB: 2 BB: 0 P: 9	R: 0 E: 0 K: 1 S: 6	H: 2 LOB: 2 BB: 0 P: 6	R: 0 E: 0 K: 0 S: 4	H: 1 LOB: 2 BB: 1 P: 8	R: 0 E: 0 K: 2 S: 7	H: 0 LOB: 0 BB: 0 P: 7	R: 0 E: 0 K: 0 S: 4	H: 1 LOB: 2 BB: 1 P: 8	R: 0 E: 0 K: 0 S: 3	H: 0 LOB: 0 BB: 0 P: 3	R: 1 E: 0 K: 0 S: 3	H: 0 LOB: 2 BB: 3 P: 15	1B: 8 2B: 1 3B: 0 HR: 0	SF: 1 SAC: 2 DP: 1 HBP: 0	WP: 0 PB: 0 CS: 0	PA: 41
PITCHER	IP WLS BF H R ER SO BB IBB HBP BLK WP HR S P ERA WHIP																			
Bob Grim, R ERA: 5.45	(1, 1) 7.0 0 32 9 2 2 7 2 1 0 0 0 0 0 43 55 2.57 1.571																			
Tom Sturdivant, R ERA: 3.95	(8, 1) 1.0 L 4 0 1 1 0 1 0 0 0 0 0 0 3 7 9.00 1.000																			
Whitey Ford, L ERA: 2.77	(9, 1) 1.0 5 0 0 0 0 0 2 0 0 0 0 0 0 3 11 0.00 2.000																			

Batter	1	2	3	4	5	6	7	8	9	AB	R	H	RBI	BB	SO	LOB	BOTTOM			
Hank Bauer, R OBP: 0.407, SLG: 0.536										2	1	0	0	2	0	0	Washington Senators @ New York Yankees Yankee Stadium, Bronx, NY Tue May 24 1955, 3:33 AM EDT Att: 14,229 - Unknown - 82 F livebaseballscorecards.com			
Andy Carey, R OBP: 0.294, SLG: 0.352										4	1	1	0	0	2	3				
Mickey Mantle, S OBP: 0.487, SLG: 0.733										3	0	2	1	1	0	0				
Yogi Berra, L OBP: 0.360, SLG: 0.528										4	0	1	1	0	0	3				
Elston Howard, R OBP: 0.455, SLG: 0.553										1	0	0	0	2	0	1				
Eddie Robinson, L OBP: 0.436, SLG: 0.581										4	0	0	0	0	0	6				
Gil McDougald, R OBP: 0.333, SLG: 0.244										4	0	1	0	0	0	0				
Billy Hunter, R OBP: 0.253, SLG: 0.247										2	0	0	0	0	0	0				
Bill Skowron, R OBP: 0.466, SLG: 0.778										1	0	0	0	0	1	0				
Bob Grim, R OBP: 0.182, SLG: 0.100										2	0	0	0	0	1	1				
Bob Cerv, R OBP: 0.259, SLG: 0.280										1	0	0	0	0	1	0				
Tom Sturdivant, L OBP: 0.500, SLG: 0.500										0	0	0	0	0	0	0				
Whitey Ford, L OBP: 0.400, SLG: 0.333										0	0	0	0	0	0	0				
Charles Silveira, R OBP: 0.466, SLG: 0.778										1	0	0	0	0	0	0				
Inning Stats	R: 1 E: 0 K: 1 S: 6	H: 1 LOB: 2 BB: 1 P: 14	R: 0 E: 0 K: 1 S: 5	H: 0 LOB: 0 BB: 0 P: 5	R: 0 E: 0 K: 0 S: 3	H: 0 LOB: 0 BB: 0 P: 3	R: 0 E: 0 K: 0 S: 3	H: 1 LOB: 0 BB: 0 P: 3	R: 0 E: 0 K: 1 S: 6	H: 1 LOB: 2 BB: 1 P: 10	R: 0 E: 0 K: 0 S: 3	H: 0 LOB: 1 BB: 1 P: 7	R: 0 E: 0 K: 1 S: 5	H: 0 LOB: 0 BB: 0 P: 5	R: 1 E: 0 K: 0 S: 5	H: 2 LOB: 2 BB: 1 P: 9	1B: 2 2B: 4 3B: 0 HR: 0	SF: 0 SAC: 2 DP: 1 HBP: 0	WP: 0 PB: 0 CS: 0	PA: 36
PITCHER	IP WLS BF H R ER SO BB IBB HBP BLK WP HR S P ERA WHIP																			
Chuck Stobbs, L ERA: 3.5	(1, 1) 9.0 W 36 5 2 2 5 4 1 0 0 0 0 0 41 61 2.00 1.000																			

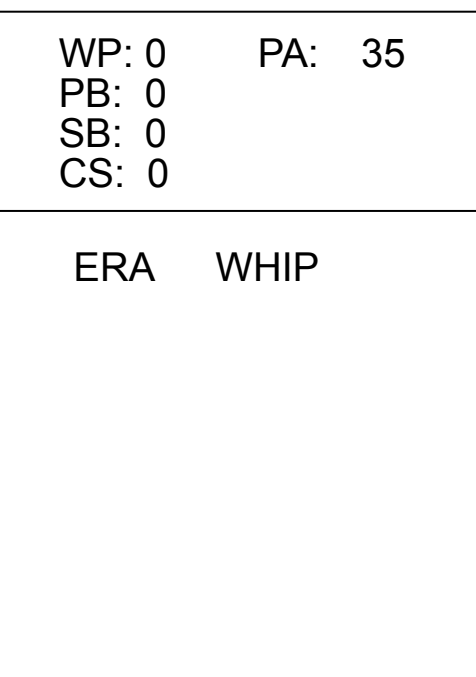
Batter	1	2	3	4	5	6	7	8	9	AB	R	H	RBI	BB	SO	LOB	TOP			
Juan Delis, R OBP: 0.333, SLG: 0.396 (1, 5)	0-0 5-3		0-3 K			0-0 E7 IHR 1B		0-0 F8		4	1	1	0	0	1	0	<p>Washington Senators @ New York Yankees Yankee Stadium, Bronx, NY Wed May 25 1955, 3:33 AM EDT Att: 5,970 - Unknown</p> <p>AB 29 R 2 H 3 RBI 2 BB 4 SO 6 LOB 8</p> 			
Ed Fitz Gerald, R OBP: 0.309, SLG: 0.327 (1, 2)	0-0 F9			0-0 6-3		0-0 IHR		0-0 F8		4	1	1	2	0	0	0				
Pete Runnels, L OBP: 0.340, SLG: 0.276 (1, 4)	0-3 K			0-0 2B		4-0 3-1 BB		0-0 4-3		3	0	1	0	1	1	0				
Mickey Vernon, L OBP: 0.360, SLG: 0.473 (1, 3)		0-0 F3		4-0 G6-4-3 BB		0-0 3-1		0-0 4-3		3	0	0	0	1	0	1				
Carlos Paula, R OBP: 0.372, SLG: 0.410 (1, 9)		4-0 BB		0-0 G6-4-3 1-2		0-3 K		0-0 5-3		3	0	0	0	1	1	3				
Jim Busby, R OBP: 0.295, SLG: 0.410 (1, 8)		0-0 F4		0-0 BB		0-0 6-3		0-3 K		4	0	0	0	0	1	1				
Tom Umphlett, R OBP: 0.353, SLG: 0.355 (1, 7)		0-3 K		0-0 F9		0-0 F3		4-0 BB		2	0	0	0	1	1	1				
Tony Roig, R OBP: 0.250, SLG: 0.286 (1, 6)			0-0 F8		0-0 F3		0-0 L6			3	0	0	0	0	0	1				
Mickey McDermott, L OBP: 0.308, SLG: 0.333 Pedro Ramos, S (6, 1) Bunky Stewart, L (6, 1) Ernie Oravetz, S OBP: 0.386, SLG: 0.320 Ted Abernathy, R (7, 1)		0-0 F7		0-3 K		0-0 F8		0-3 K		2	0	0	0	0	1	0				
Inning Stats	R: 0 E: 0 K: 1 S: 5	H: 0 LOB: 0 BB: 0 P: 5	R: 0 E: 0 K: 1 S: 5	H: 0 LOB: 1 BB: 1 P: 9	R: 0 E: 0 K: 1 S: 5	H: 0 LOB: 0 BB: 0 P: 5	R: 0 E: 0 K: 0 S: 3	H: 1 LOB: 1 BB: 1 P: 7	R: 0 E: 0 K: 0 S: 3	H: 0 LOB: 0 BB: 0 P: 3	R: 2 E: 1 K: 2 S: 9	H: 2 LOB: 1 BB: 1 P: 13	R: 0 E: 0 K: 1 S: 5	H: 0 LOB: 1 BB: 1 P: 9	R: 0 E: 0 K: 0 S: 3	H: 0 LOB: 0 BB: 0 P: 3		1B: 1 2B: 1 3B: 0 HR: 1	SF: 0 SAC: 0 DP: 1 HBP: 0	WP: 0 PB: 0 SB: 0 CS: 0
PITCHER Bob Turley, R ERA: 2.49 (1, 1)	IP: 9.0 WLS: W BF: 33 H: 3 R: 2 ER: 2 SO: 6 BB: 4 IBB: 0 HBP: 0 BLK: 0 WP: 0 HR: 0 S: 41 P: 57 ERA: 2.00 WHIP: 0.778															PITCHER				

Batter	1	2	3	4	5	6	7	8	9	AB	R	H	RBI	BB	SO	LOB	BOTTOM			
Gil McDougald, R OBP: 0.354, SLG: 0.258 (1, 4)	0-0 1B HR	0-0 1B		0-3 K		4-0 BB		4-0 BB		3	1	2	0	2	1	1	<p>Washington Senators @ New York Yankees Yankee Stadium, Bronx, NY Wed May 25 1955, 3:33 AM EDT Att: 5,970 - Unknown</p> <p>AB 26 R 6 H 8 RBI 6 BB 7 SO 3 LOB 11</p> 			
Andy Carey, R OBP: 0.302, SLG: 0.361 (1, 5)	0-0 1B HR	0-0 1B		4-0 BB		4-0 BB		0-0 PO		2	1	2	1	2	0	0				
Yogi Berra, L OBP: 0.357, SLG: 0.543 (1, 2)	0-0 1B HR	0-0 G6-4-3		0-0 BB		0-0 K		0-3 2-3 3H		4	1	1	3	0	1	6				
Mickey Mantle, S OBP: 0.481, SLG: 0.734 (1, 8)	0-0 3B SF9		0-0 F9		0-0 F9		0-3 K			4	1	1	0	0	1	0				
Hank Bauer, R OBP: 0.398, SLG: 0.521 (1, 9)	0-0 F3		0-0 F7		0-0 L7		0-0 6-3			4	0	0	0	0	0	1				
Elston Howard, R OBP: 0.417, SLG: 0.512 Irv Noren, L OBP: 0.281, SLG: 0.341 (8, 7)	0-0 SF9		0-0 6-3		0-0 E6 1B		0-0 4-3			3	1	0	1	0	0	0				
Eddie Robinson, L OBP: 0.498, SLG: 0.594 (1, 3)	4-0 BB		0-0 SH1-3 1B		4-0 SH1-3 1B BB		4-0 G1-6-3 BB			1	1	1	0	3	0	0				
Billy Hunter, R OBP: 0.253, SLG: 0.247 (1, 6)	0-0 F9		0-0 F7		0-0 BB SH1-3 1B		0-0 G1-6-3			4	0	1	1	0	0	3				
Bob Turley, R OBP: 0.200, SLG: 0.185 (1, 1)		0-0 6-3		0-0 SH1-3		0-0 SH1-3		1-0 PO BB HBP		1	0	0	0	0	0	0				
Inning Stats	R: 4 E: 0 K: 0 S: 7	H: 4 LOB: 1 BB: 1 P: 11	R: 0 E: 0 K: 0 S: 4	H: 2 LOB: 1 BB: 0 P: 4	R: 0 E: 0 K: 0 S: 3	H: 0 LOB: 0 BB: 0 P: 3	R: 0 E: 0 K: 1 S: 6	H: 1 LOB: 1 BB: 0 P: 6	R: 0 E: 0 K: 0 S: 2	H: 0 LOB: 0 BB: 1 P: 6	R: 2 E: 1 K: 1 S: 7	H: 1 LOB: 3 BB: 3 P: 19	R: 0 E: 0 K: 1 S: 5	H: 0 LOB: 0 BB: 0 P: 5	R: 0 E: 0 K: 0 S: 1	H: 0 LOB: 1 BB: 2 P: 10		1B: 6 2B: 0 3B: 1 HR: 1	SF: 1 SAC: 2 DP: 3 HBP: 1	WP: 0 PB: 0 SB: 0 CS: 0
PITCHER Mickey McDermott, L ERA: 3.79 Pedro Ramos, R Bunky Stewart, L Ted Abernathy, R ERA: 4.5 (7, 1)	IP: 5.1 WLS: L BF: 26 H: 8 R: 6 ER: 4 SO: 1 BB: 4 IBB: 4 HBP: 1 BLK: 1 WP: 1 HR: 1 S: 25 P: 37 ERA: 6.75 WHIP: 2.062															PITCHER				

Batter	1	2	3	4	5	6	7	8	9	AB	R	H	RBI	BB	SO	LOB	TOP					
Juan Delis, R OBP: 0.309, SLG: 0.365 (1, 5)	0-0 6-3		0-0 4-3		0-0 F8		0-0 F7			4	0	0	0	0	0	1						
Ed Fitz Gerald, R OBP: 0.286, SLG: 0.314 (1, 2)	0-0 1-3			0-0 F3		0-0 F8		0-0 6-3		4	0	0	0	0	0	0						
Pete Runnels, L OBP: 0.344, SLG: 0.282 (1, 4)	0-0 L9			0-0 HR 1B		0-0 BB 1B		0-0 4-3		4	2	2	0	0	0	0						
Mickey Vernon, L OBP: 0.364, SLG: 0.493 (1, 3)		0-0 4-3		0-0 HR 1B		4-0 BB 1B		0-0 F9		3	1	1	2	1	0	0						
Carlos Paula, R OBP: 0.340, SLG: 0.372 (1, 9)	0-3 K		0-0 5-3		0-0 L7			0-0 5-3		4	0	0	0	0	1	2						
Jim Busby, R OBP: 0.301, SLG: 0.434 (1, 8)	0-0 HR		0-0 6-3		0-0 1B			0-0 L7		4	1	2	2	0	0	0						
Tom Umphlett, R OBP: 0.348, SLG: 0.350 (1, 7)	0-0 PO 1B		0-0 2-3		0-0 4-3			0-0 5-3		4	0	1	0	0	0	2						
Tony Roig, R OBP: 0.250, SLG: 0.286 (3, PH)	0-0 PO		0-0 L5-3		0-0 2B			0-0 L6-3		0	0	0	0	0	0	0						
Bobby Kline, R OBP: 0.252, SLG: 0.259 (3, 6)	1-2		0-0 5-3		0-0 F9			0-3 K		3	0	1	0	0	0	0						
Johnny Schmitz, R OBP: 0.150, SLG: 0.150 (3, 1)			0-0 5-3		0-0 F9					1	0	0	0	0	0	0						
Pedro Ramos, S OBP: 0.260, SLG: 0.289 (5, PH)										0	0	0	0	0	0	0						
Eddie Yost, R OBP: 0.260, SLG: 0.289 (5, 1)										0	0	0	0	0	0	0						
Bunky Stewart, L OBP: 0.278, SLG: 0.337 (7, PH)										0	0	0	0	0	0	0						
Ernie Cravetz, S OBP: 0.278, SLG: 0.337 (7, PH)										1	0	0	0	0	1	0						
Spec Shea, R OBP: 0.278, SLG: 0.337 (7, 1)										0	0	0	0	0	0	0						
Inning Stats	R: 0 E: 0 K: 0 S: 3	H: 0 LOB: 0 BB: 0 P: 3	R: 1 E: 0 K: 1 S: 6	H: 2 LOB: 0 BB: 0 P: 6	R: 0 E: 0 K: 0 S: 3	H: 0 LOB: 0 BB: 0 P: 3	R: 2 E: 0 K: 0 S: 5	H: 2 LOB: 1 BB: 0 P: 5	R: 0 E: 0 K: 0 S: 4	H: 1 LOB: 1 BB: 0 P: 4	R: 1 E: 0 K: 0 S: 5	H: 2 LOB: 2 BB: 1 P: 9	R: 0 E: 0 K: 1 S: 5	H: 0 LOB: 0 BB: 0 P: 5	R: 0 E: 0 K: 0 S: 3	H: 0 LOB: 0 BB: 0 P: 3	R: 0 E: 0 K: 0 S: 3	H: 0 LOB: 0 BB: 0 P: 3	1B: 4 2B: 1 3B: 0 HR: 2	SF: 0 SAC: 0 DP: 0 HBP: 0	WP: 0 PB: 0 SB: 0 CS: 0	PA: 35
PITCHER Johnny Kucks, R ERA: 4.4 (1, 1)	IP: 9.0 WLS: W BF: 34 H: 7 R: 4 ER: 4 SO: 2 BB: 1 IBB: 0 HBP: 0 BLK: 0 WP: 0 HR: 2 S: 37 P: 41 ERA: 4.00 WHIP: 0.889																					

Washington Senators @ New York Yankees
Yankee Stadium, Bronx, NY
Thu May 26 1955, 3:33 AM EDT
Overcast - 78 F

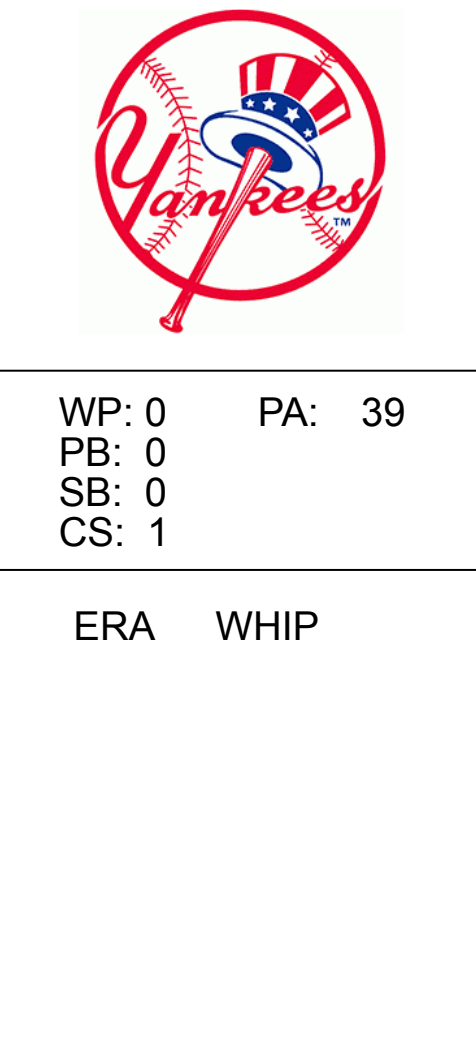
AB	33
R	4
H	7
RBI	4
BB	1
SO	2
LOB	6



Batter	1	2	3	4	5	6	7	8	9	AB	R	H	RBI	BB	SO	LOB	BOTTOM			
Gil McDougald, R OBP: 0.364, SLG: 0.268 (1, 4)	0-0 1B 1B	0-0 CS 1B		0-0 F9		0-0 F3		4-0 BB		4	1	2	1	1	0	1				
Andy Carey, R OBP: 0.293, SLG: 0.351 (1, 5)	0-0 F7	0-0 SF8		0-0 L6		0-0 5-3		0-0 F9		4	0	0	1	0	0	3				
Yogi Berra, L OBP: 0.361, SLG: 0.542 (1, 2)	0-0 1B 1-2	0-0 CS 1-2	0-0 4-3	0-0 F9		0-0 1B				4	0	2	0	0	0	1				
Mickey Mantle, S OBP: 0.482, SLG: 0.724 (1, 8)	0-0 1B 1-2 2H		4-0 1B HR BB		0-3 K		0-0 5-3			3	1	1	1	1	1	1				
Hank Bauer, R OBP: 0.400, SLG: 0.520 (1, 9)	0-0 L7		0-0 HR 1B		0-0 BB 1B			0-0 L6-3		4	2	2	0	0	0	2				
Elston Howard, R OBP: 0.412, SLG: 0.488 (7, PH)	0-0 F8		0-0 F5		4-0 1B SH5-3 BB		0-0 4-3			2	1	0	0	1	0	4				
Irv Noren, L OBP: 0.278, SLG: 0.337 (8, 7)										1	0	0	0	0	0	0				
Eddie Robinson, L OBP: 0.511, SLG: 0.686 (1, 3)		1-0 2B 1B HBP	0-0 HR		0-0 1B SH5-3		0-0 F2			3	2	2	4	0	0	0				
Billy Hunter, R OBP: 0.255, SLG: 0.261 (1, 6)		0-0 1B SF8 2B	0-0 B1-3		0-0 SH5-3		0-3 K			3	1	1	1	0	1	0				
Johnny Kucks, R OBP: 0.100, SLG: 0.200 (1, 1)	0-0 6-3			0-0 2B		0-0 4-3		0-0 F2		4	0	1	0	0	0	3				
Inning Stats	R: 1 E: 0 K: 0 S: 6	H: 3 LOB: 2 BB: 0 P: 6	R: 2 E: 0 K: 0 S: 4	H: 2 LOB: 0 BB: 0 P: 5	R: 3 E: 0 K: 0 S: 5	H: 2 LOB: 1 BB: 1 P: 9	R: 0 E: 0 K: 0 S: 4	H: 1 LOB: 1 BB: 0 P: 4	R: 2 E: 0 K: 1 S: 7	H: 2 LOB: 1 BB: 1 P: 11	R: 0 E: 0 K: 0 S: 4	H: 1 LOB: 0 BB: 0 P: 4	R: 0 E: 0 K: 0 S: 3	H: 0 LOB: 0 BB: 0 P: 3	R: 0 E: 0 K: 1 S: 5	H: 0 LOB: 1 BB: 1 P: 9	1B: 8 2B: 2 3B: 0 HR: 1	SF: 1 SAC: 1 DP: 0 HBP: 1	WP: 0 PB: 0 SB: 0 CS: 1	PA: 39
PITCHER Johnny Schmitz, L ERA: 2.68 (1, 1)	IP: 2.1 WLS: L BF: 14 H: 6 R: 5 ER: 5 SO: 0 BB: 1 IBB: 0 HBP: 1 BLK: 0 WP: 0 HR: 0 S: 12 P: 17 ERA: 19.29 WHIP: 3.000																			
PITCHER Pedro Ramos, R ERA: 1.09 (3, 1)	IP: 1.2 WLS: W BF: 7 H: 2 R: 1 ER: 1 SO: 0 BB: 0 IBB: 0 HBP: 0 BLK: 0 WP: 0 HR: 1 S: 7 P: 7 ERA: 5.40 WHIP: 1.200																			
PITCHER Bunky Stewart, L ERA: 7.71 (5, 1)	IP: 2.0 WLS: W BF: 10 H: 3 R: 2 ER: 2 SO: 1 BB: 1 IBB: 0 HBP: 0 BLK: 0 WP: 0 HR: 0 S: 11 P: 15 ERA: 9.00 WHIP: 2.000																			
PITCHER Spec Shea, R ERA: 9.0 (7, 1)	IP: 2.0 WLS: W BF: 7 H: 0 R: 0 ER: 0 SO: 1 BB: 1 IBB: 0 HBP: 0 BLK: 0 WP: 0 HR: 0 S: 8 P: 12 ERA: 0.00 WHIP: 0.500																			

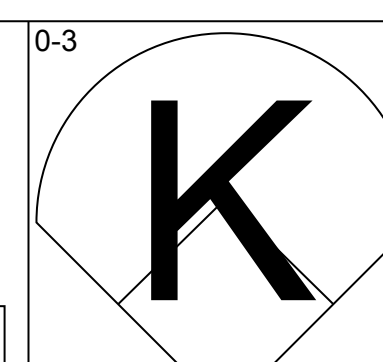
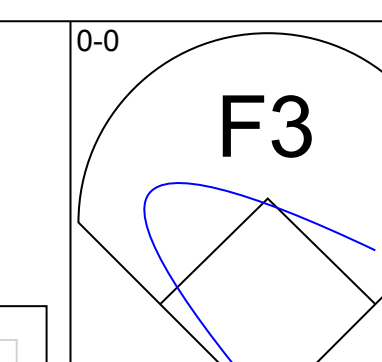
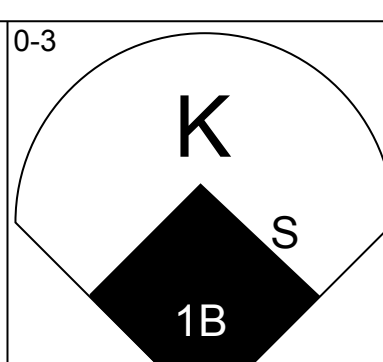
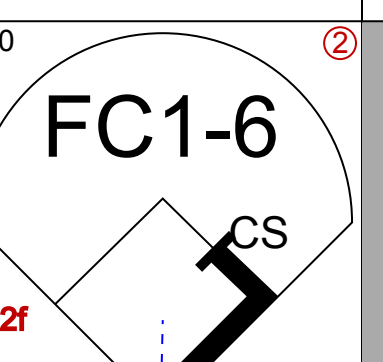
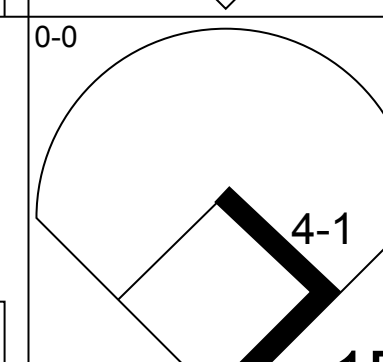
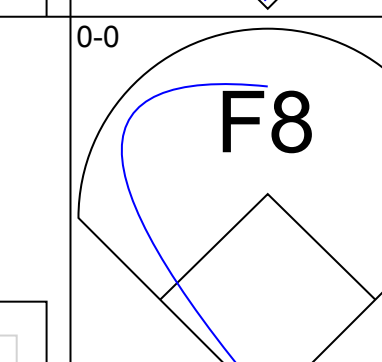
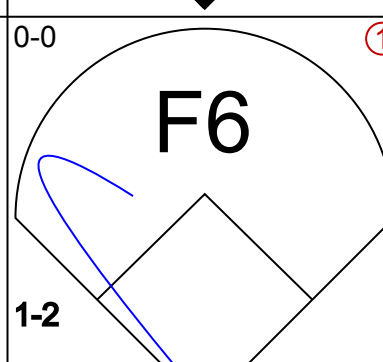
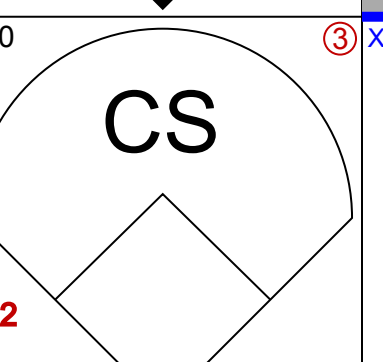
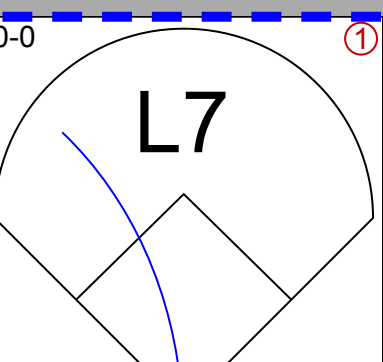
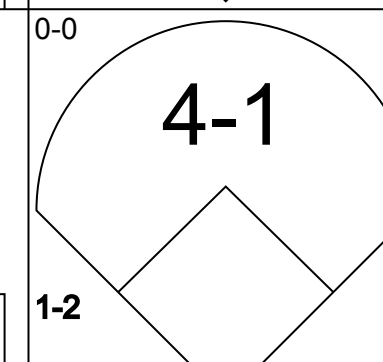
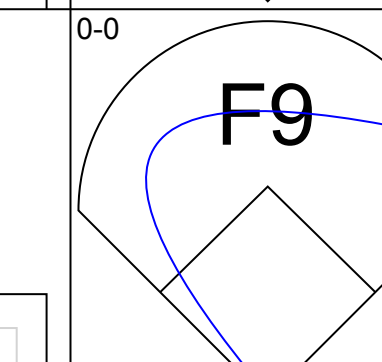
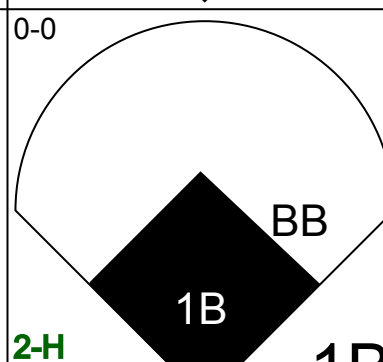
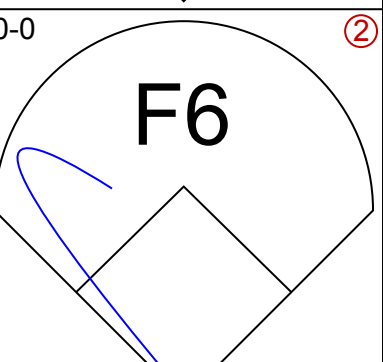
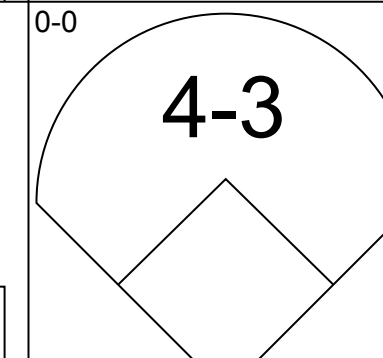
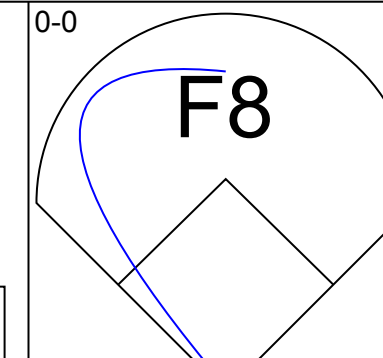
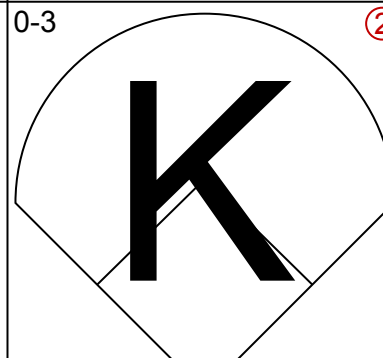
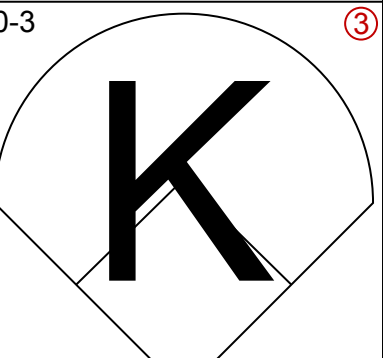
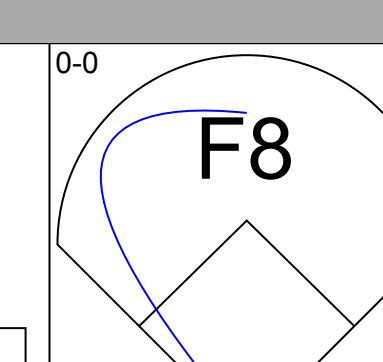
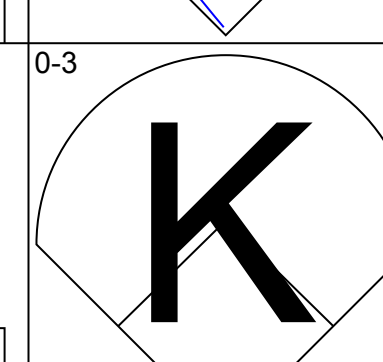
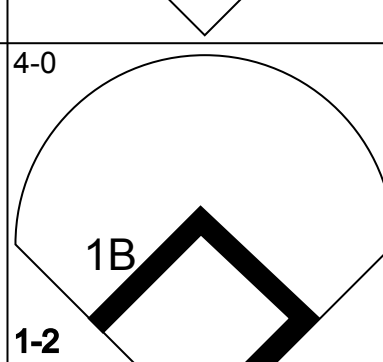
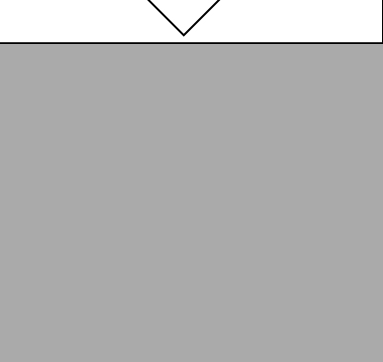
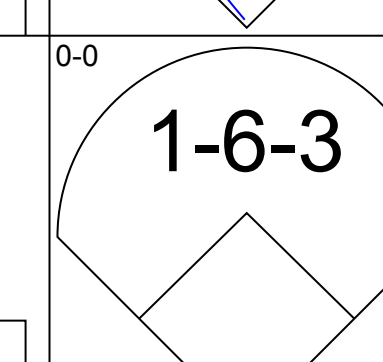
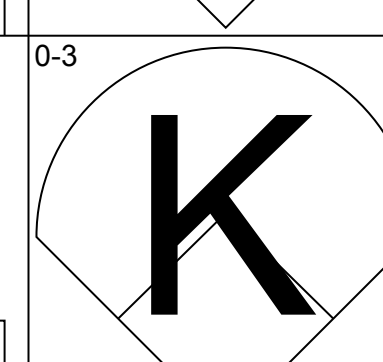
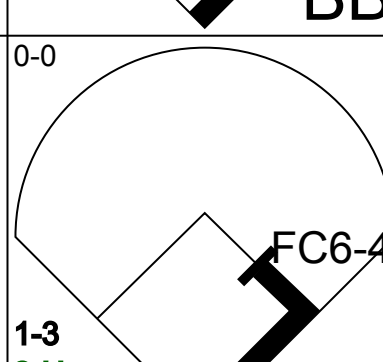

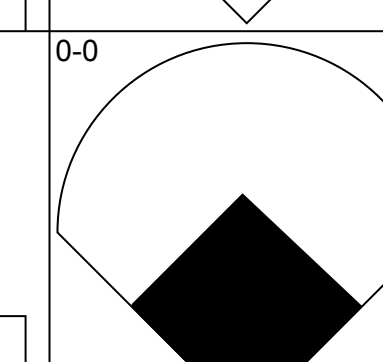
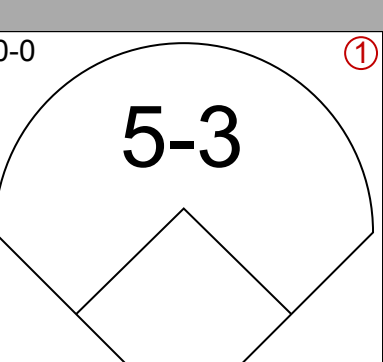
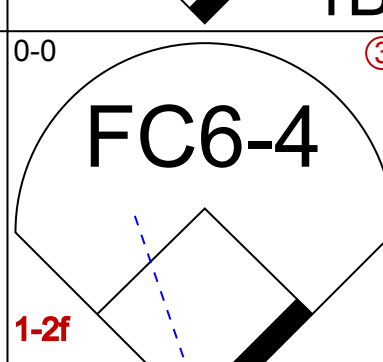

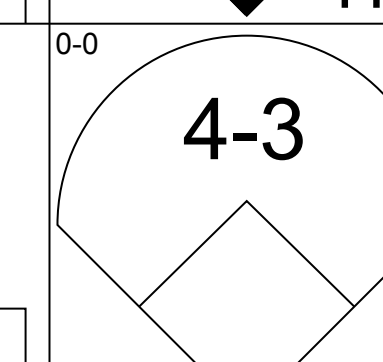
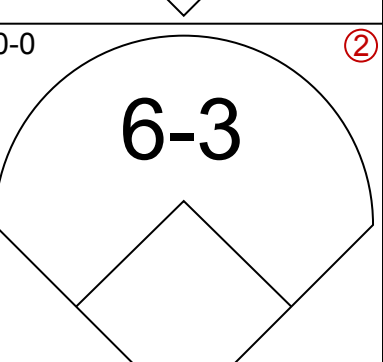
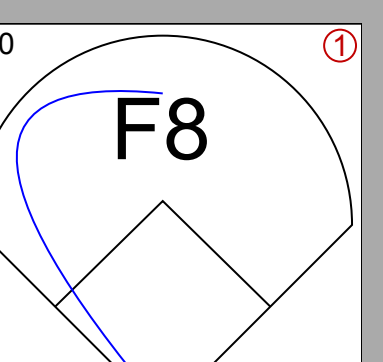
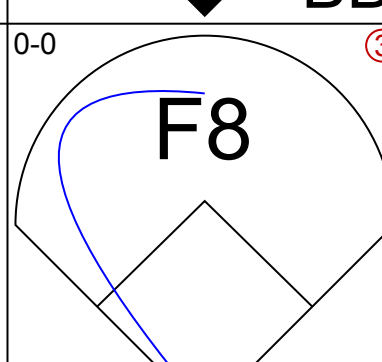
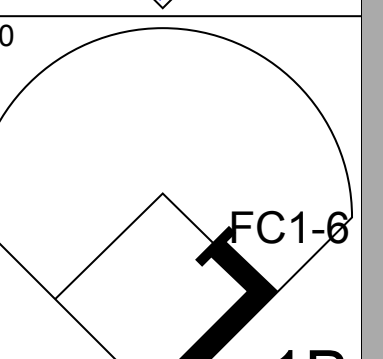
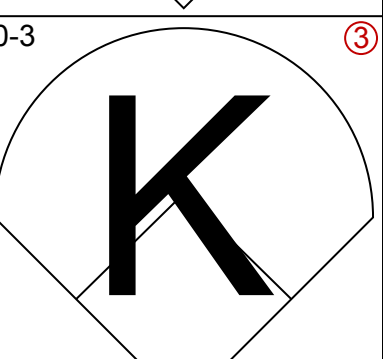
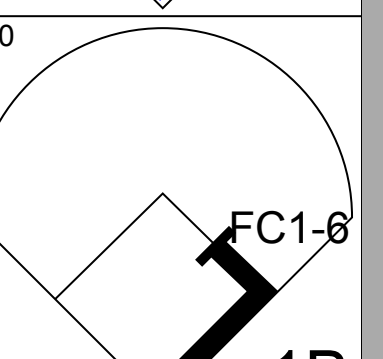
Washington Senators @ New York Yankees
Yankee Stadium, Bronx, NY
Thu May 26 1955, 3:33 AM EDT
Overcast - 78 F

AB	32
R	8
H	11
RBI	8
BB	3
SO	2
LOB	15



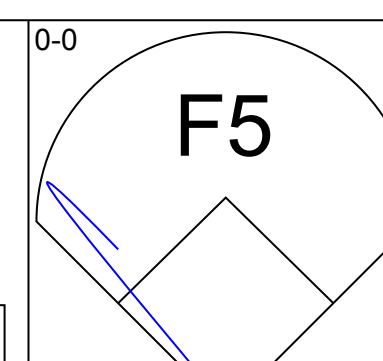
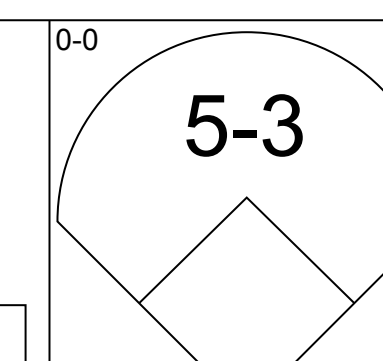
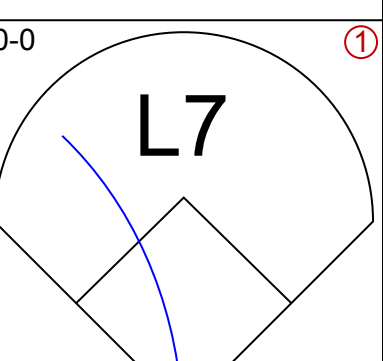
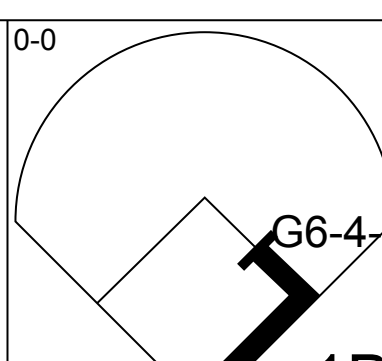
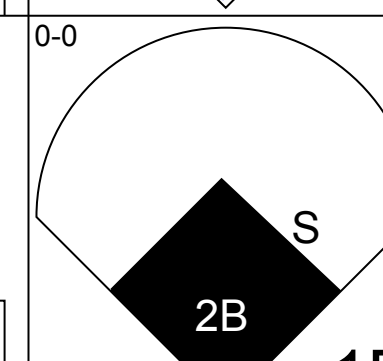
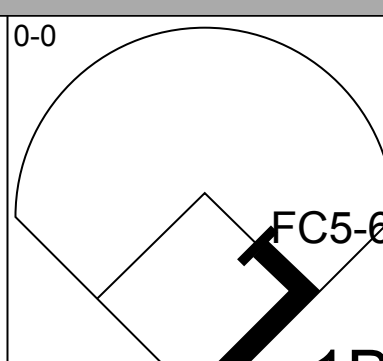
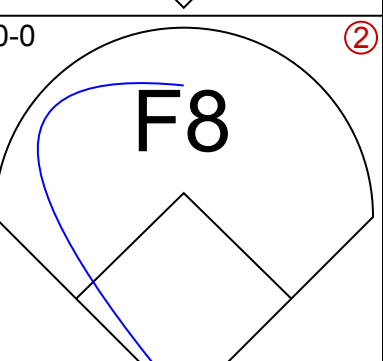
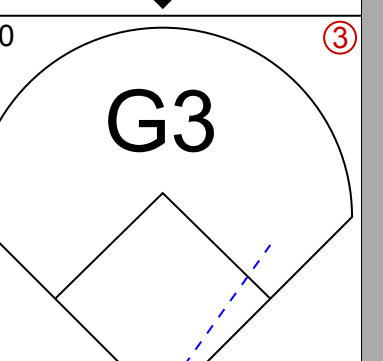
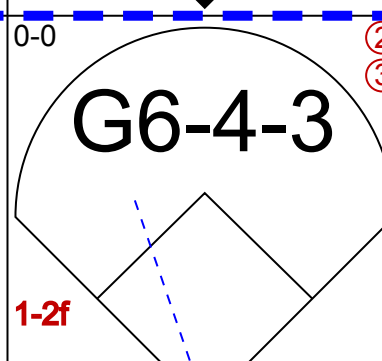
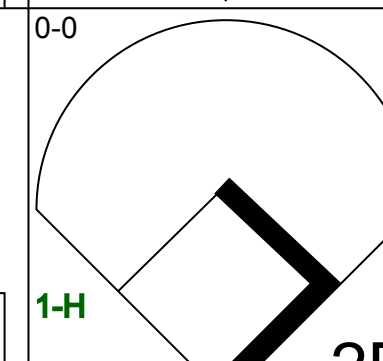
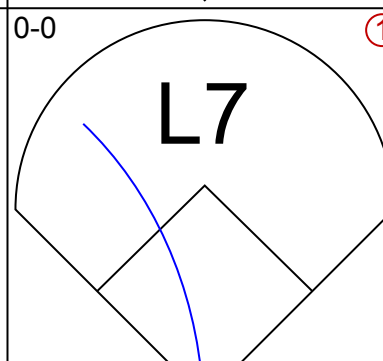
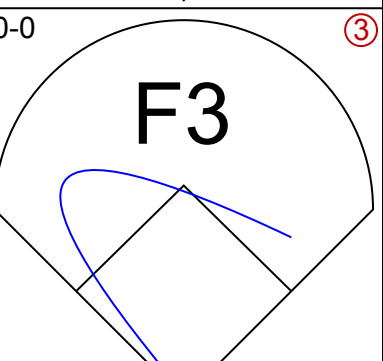
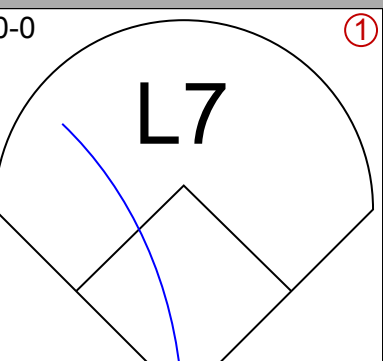
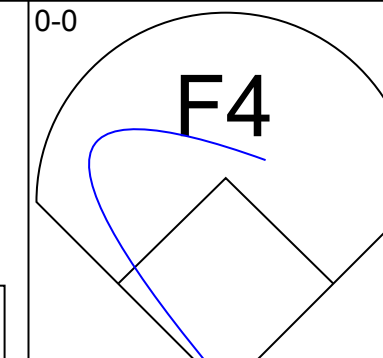
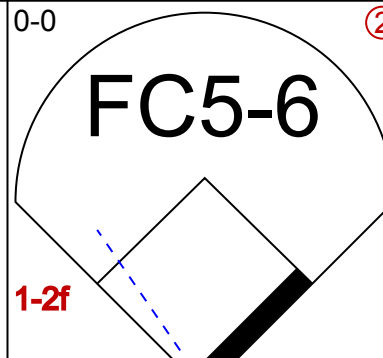

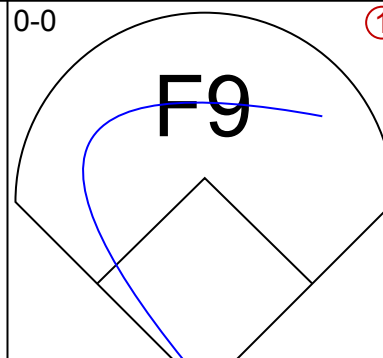
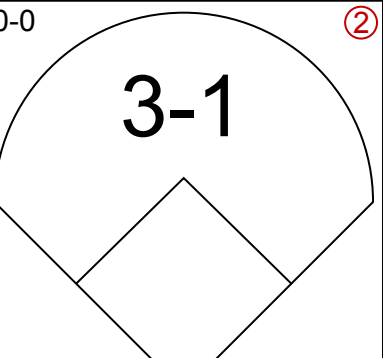
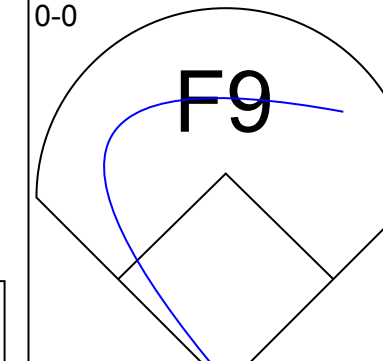
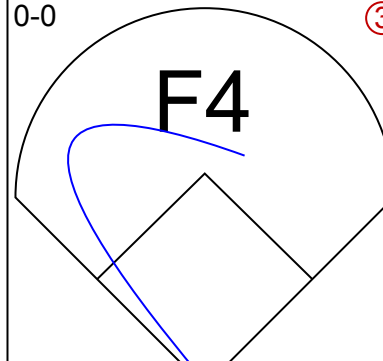
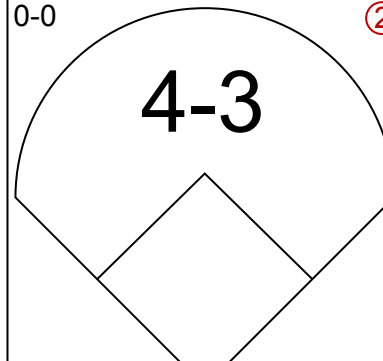
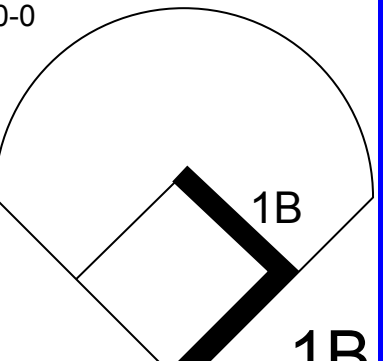
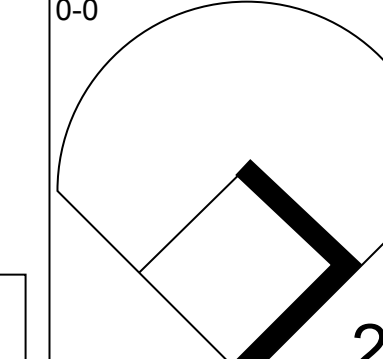
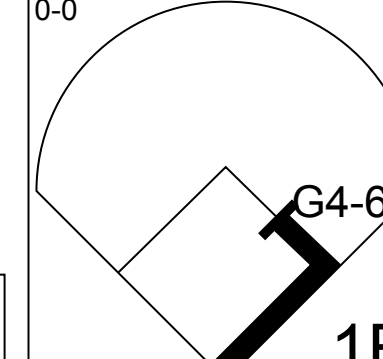
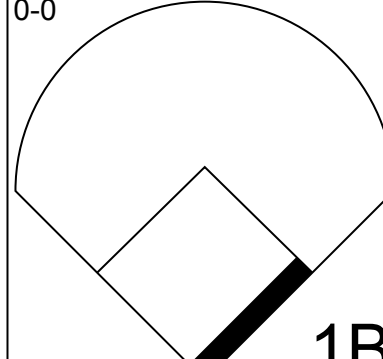
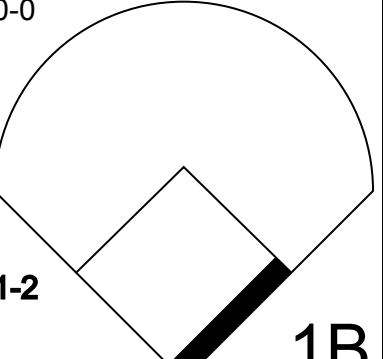
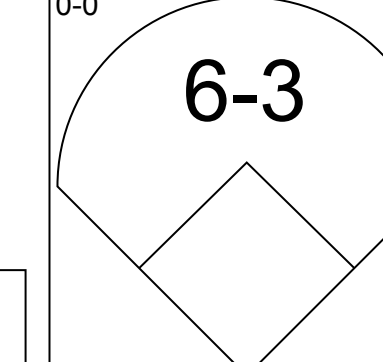
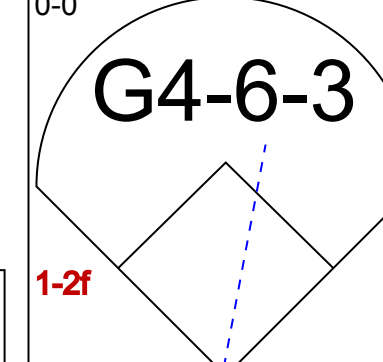
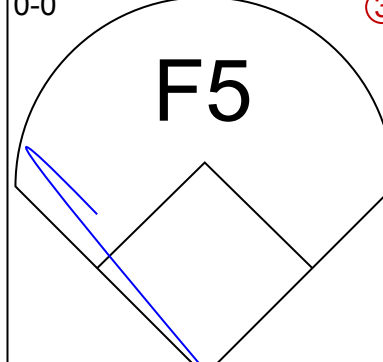
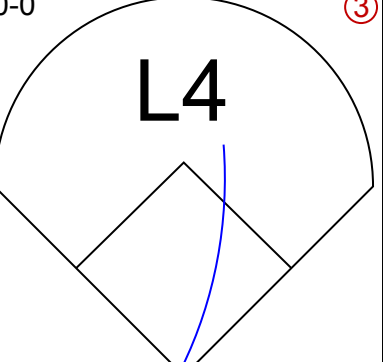
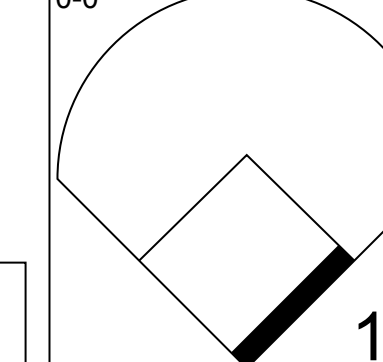
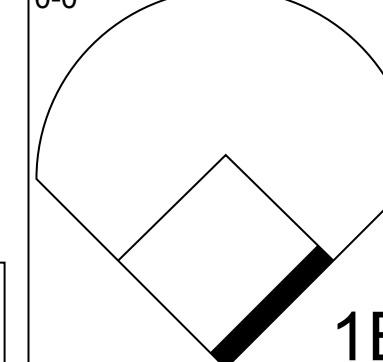
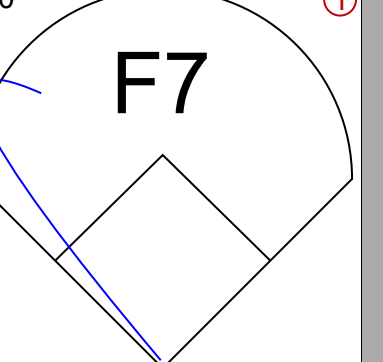
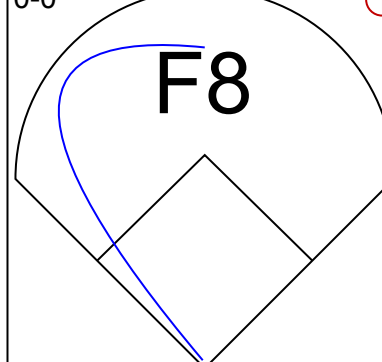

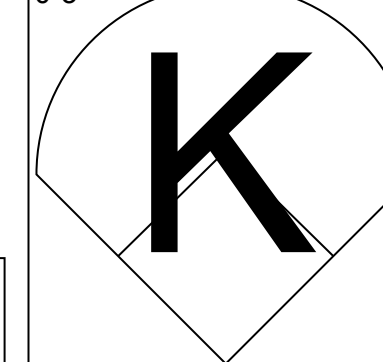
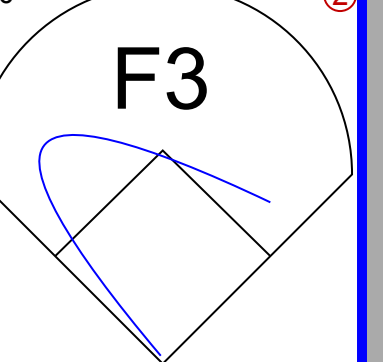

Batter	1	2	3	4	5	6	7	8	9	AB	R	H	RBI	BB	SO	LOB	TOP										
Juan Delis, R OBP: 0.298, SLG: 0.352 Harmon Killebrew, R (3, 5)	0-0 4-3		0-0 L3		0-3 K		0-0 F7	0-0 F7		2	0	0	0	0	0	0	<p>Washington Senators @ New York Yankees</p> <p>Yankee Stadium, Bronx, NY</p> <p>Thu May 26 1955, 3:38 AM EDT</p> <p>Alt: 8,324 - Unknown - 76 F</p> <p>livebaseballscorecards.com</p>										
Tom Umphlett, R OBP: 0.351, SLG: 0.345 (1, 9)	0-3 K		0-0 4-3		4-0 BB BB		0-0 1B	0-0 F3		4	0	1	0	1	1	0											
Mickey Vernon, L OBP: 0.371, SLG: 0.496 (1, 3)	4-0 BB BB			0-0 4-3	4-0 BB BB		0-3 K	0-0 2B		3	0	1	1	2	1	2											
Roy Sievers, R OBP: 0.306, SLG: 0.270 (1, 7)	4-0 FC5-4 BB			0-0 SH1-3 1B	4-0 FC6-4 BB		0-0 F8	0-0 F4		3	0	1	1	2	0	3											
Jim Busby, R OBP: 0.293, SLG: 0.422 (1, 8)	0-0 FC5-4			0-0 SH1-3 1B	0-0 FC6-4			0-0 F3	0-0 1-3	4	0	0	0	0	0	6											
Pete Runnels, L OBP: 0.342, SLG: 0.276 (1, 4)		4-0 G6-4-3 BB		0-3 K		0-3 K		0-0 1-3		3	0	0	0	1	2	1											
Bruce Edwards, R OBP: 0.419, SLG: 0.227 (1, 2)		0-0 G6-4-3			4-0 BB BB BB		4-0 L6-4-3 BB	4-0 1B BB		1	2	0	0	3	0	1											
Bobby Kline, R OBP: 0.266, SLG: 0.250 Carlos Paula, R OBP: 0.354, SLG: 0.386 Bunky Stewart, L (8, PH)	0-3 K				4-0 BB BB BB		0-0 L6-4-3	0-0 1B		2	1	0	0	1	1	1											
Dean Stone, L Ted Abernathy, R Eddie Yost, R Spec Shea, R Tony Rosa, R (8, PH)			0-0 6-3		0-3 K		4-0 1B BB	0-0 1B		2	0	0	0	0	1	2											
Inning Stats	R: 0 E: 0 K: 1 S: 5	H: 0 LOB: 2 BB: 2 P: 13	R: 0 E: 0 K: 1 S: 4	H: 0 LOB: 0 BB: 1 P: 8	R: 0 E: 0 K: 0 S: 3	H: 1 LOB: 1 BB: 0 P: 6	R: 2 E: 0 K: 2 S: 7	H: 0 LOB: 3 BB: 5 P: 27	R: 0 E: 0 K: 1 S: 4	H: 0 LOB: 2 BB: 1 P: 8	R: 0 E: 0 K: 1 S: 6	H: 1 LOB: 2 BB: 1 P: 10	R: 1 E: 0 K: 0 S: 5	H: 2 LOB: 2 BB: 1 P: 9	R: 0 E: 0 K: 0 S: 4	H: 1 LOB: 1 BB: 0 P: 4		1B: 4 2B: 1 3B: 0 HR: 0	SF: 0 SAC: 1 DP: 2 HBP: 0	WP: 0 PB: 0 SB: 0 CS: 0	PA: 41						
PITCHER	IP	WLS	BF	H	R	ER	SO	BB	IBB	HBP	BLK	WP	HR	S	P	ERA	WHIP										
Bob Wiesler, L ERA: 5.14	(1, 1)	4.2	22	1	2	2	5	8	0	0	0	0	0	24	56	3.86	1.929										
Jim Konstanty, R ERA: 1.02	(5, 1)	4.1	W	19	4	1	1	2	3	0	0	0	0	20	32	2.08	1.615										

Batter	1	2	3	4	5	6	7	8	9	AB	R	H	RBI	BB	SO	LOB	BOTTOM										
Gil McDougald, R OBP: 0.366, SLG: 0.267 (1, 4)	0-0 1B HR	4-0 FC1-2 SH BB		0-0 1-3	0-3 K		0-0 L6			4	2	1	0	1	1	2	<p>Washington Senators @ New York Yankees</p> <p>Yankee Stadium, Bronx, NY</p> <p>Thu May 26 1955, 3:38 AM EDT</p> <p>Alt: 8,324 - Unknown - 76 F</p> <p>livebaseballscorecards.com</p>										
Andy Carey, R OBP: 0.295, SLG: 0.361 (1, 5)	0-0 HR 1B	0-0 SH BB FC1-2		0-0 F8 2B	0-3 K		0-0 1-3			4	2	2	0	0	1	1											
Yogi Berra, L OBP: 0.368, SLG: 0.563 (1, 2)	0-0 HR	0-0 FC1-2 WP BB		4-0 FC6-4 BB		0-0 F9 BB		0-0 L9		4	1	2	3	1	0	3											
Mickey Mantle, S OBP: 0.485, SLG: 0.715 (1, 8)	0-0 FC6-4 1B	4-0 FC5-2 WP BB		0-0 F8		4-0 1B BB		0-0 5-3		3	0	1	1	2	0	2											
Hank Bauer, R OBP: 0.391, SLG: 0.507 (1, 9)	0-0 FC6-4 1B	0-0 FC5-2		0-0 FC6-4		0-0 F1				4	0	0	0	0	0	7											
Elston Howard, R OBP: 0.426, SLG: 0.565 Irv Noren, L (6, PH)	0-0 1B	0-0 L6			0-0 HR		0-0 F9			3	1	2	1	0	0	2											
Eddie Robinson, L OBP: 0.490, SLG: 0.632 (1, 3)	0-3 K		0-0 G3		4-0 2B BB		0-0 4-3			3	1	0	0	1	1	4											
Billy Hunter, R OBP: 0.265, SLG: 0.283 (1, 6)	0-0 FC5				0-0 CS 2B		0-0 F4			4	0	2	1	0	0	2											
Bob Wiesler, S Jim Konstanty, R (5, 1)		0-0 L6 SH BB		0-0 5-3	1-0 HBP		0-0 L6-3			2	0	0	0	0	0	1											
Inning Stats	R: 3 E: 0 K: 1 S: 10	H: 5 LOB: 2 BB: 0 P: 10	R: 2 E: 1 K: 0 S: 5	H: 0 LOB: 2 BB: 2 P: 13	R: 0 E: 0 K: 0 S: 3	H: 1 LOB: 2 BB: 1 P: 8	R: 0 E: 0 K: 0 S: 4	H: 1 LOB: 2 BB: 1 P: 8	R: 0 E: 0 K: 0 S: 3	H: 0 LOB: 0 BB: 0 P: 3	R: 0 E: 0 K: 0 S: 3	H: 0 LOB: 0 BB: 0 P: 3	R: 0 E: 0 K: 0 S: 3	H: 0 LOB: 0 BB: 0 P: 3	R: 0 E: 0 K: 0 S: 3	H: 0 LOB: 0 BB: 0 P: 3		1B: 6 2B: 2 3B: 0 HR: 2	SF: 0 SAC: 1 DP: 0 HBP: 1	WP: 2 PB: 0 SB: 0 CS: 1	PA: 40						
PITCHER	IP	WLS	BF	H	R	ER	SO	BB	IBB	HBP	BLK	WP	HR	S	P	ERA	WHIP										
Dean Stone, L ERA: 3.8	(1, 1)	4.0	L	26	9	7	5	1	4	0	1	0	0	10	15	0.00	1.000										
Ted Abernathy, R ERA: 3.5	(5, 1)	2.0		8	1	0	0	2	1	0	1	0	0	3	3	0.00	0.000										
Spec Shea, R ERA: 7.71	(7, 1)	1.0		3	0	0	0	0	0	0	0	0	0	3	3	0.00	0.000										
Bunky Stewart, L ERA: 5.4	(8, 1)	1.0		3	0	0	0	0	0	0	0	0	0	3	3	0.00	0.000										

Batter	1	2	3	4	5	6	7	8	9	AB	R	H	RBI	BB	SO	LOB	TOP					
Hank Bauer, R OBP: 0.383, SLG: 0.491						 1B				4	1	0	0	0	2	2	<p>New York Yankees @ Baltimore Orioles Memorial Stadium, Baltimore, MD</p> <p>Sat May 28 1955, 3:33 AM EDT Att: 22,169 - Unknown</p>					
Andy Carey, R OBP: 0.305, SLG: 0.366	 1B					 1-2	 1-2			4	0	1	0	0	0	2						
Yogi Berra, L OBP: 0.367, SLG: 0.554 Charles Rivera, R OBP: 0.286, SLG: 0.167	 1-2					 1B				1	0	0	0	0	0	1						
Mickey Mantle, S OBP: 0.472, SLG: 0.705										4	0	0	0	0	2	2						
Irv Noren, L OBP: 0.274, SLG: 0.319						 1-2 BB				3	0	0	0	1	1	0						
Eddie Robinson, L OBP: 0.475, SLG: 0.644						 1-3 2-H 1B				4	0	1	1	0	1	0						
Gil McDougald, R OBP: 0.359, SLG: 0.287							 1-2			3	1	1	1	1	0	2						
Billy Hunter, R OBP: 0.255, SLG: 0.280										4	0	0	0	0	0	1						
Ed Lopat, L OBP: 0.313, SLG: 0.267 Tom Morgan, R OBP: 0.167, SLG: 0.167							 1B			3	0	2	0	0	1	0						
Inning Stats	R: 0 E: 0 K: 1 S: 6	H: 1 LOB: 1 BB: 0 P: 6	R: 1 E: 0 K: 0 S: 4	H: 1 LOB: 0 BB: 0 P: 4	R: 0 E: 0 K: 0 S: 4	H: 1 LOB: 1 BB: 0 P: 4	R: 0 E: 0 K: 2 S: 7	H: 0 LOB: 0 BB: 0 P: 7	R: 0 E: 0 K: 1 S: 5	H: 0 LOB: 0 BB: 0 P: 5	R: 2 E: 1 K: 2 S: 10	H: 2 LOB: 2 BB: 1 P: 14	R: 0 E: 0 K: 0 S: 3	H: 1 LOB: 0 BB: 0 P: 3	R: 0 E: 0 K: 1 S: 5	H: 0 LOB: 0 BB: 0 P: 5		R: 0 E: 0 K: 0 S: 3	H: 0 LOB: 1 BB: 1 P: 7	1B: 5 2B: 0 3B: 0 HR: 1	SF: 0 SAC: 0 DP: 0 HBP: 0	WP: 0 PB: 0 SB: 1 CS: 1
PITCHER	IP WLS BF H R ER SO BB IBB HBP BLK WP HR S P ERA WHIP																					
Saul Rogovin, R ERA: 4.01 Ray Moore, R ERA: 4.29	(1, 1) 7.0 L 28 6 3 3 6 1 0 0 0 0 0 1 39 43 3.86 1.000																					

AB	33
R	3
H	6
RBI	3
BB	2
SO	7
LOB	11



Batter	1	2	3	4	5	6	7	8	9	AB	R	H	RBI	BB	SO	LOB	BOTTOM							
Billy Cox, R OBP: 0.268, SLG: 0.316									 1B	5	0	1	0	0	0	2	<p>New York Yankees @ Baltimore Orioles Memorial Stadium, Baltimore, MD</p> <p>Sat May 28 1955, 3:33 AM EDT Att: 22,169 - Unknown</p>							
Chuck Diering, R OBP: 0.328, SLG: 0.404	 2B		 1B					 1-2		5	1	2	0	0	0	2								
Hoot Evers, R OBP: 0.383, SLG: 0.547	 2B									4	0	1	1	0	0	1								
Gene Woodling, L OBP: 0.328, SLG: 0.315			 1-2							4	0	0	0	0	0	2								
Les Moss, R OBP: 0.375, SLG: 0.451 Gil Coan, L OBP: 0.379, SLG: 0.382 Hal Smith, R OBP: 0.317, SLG: 0.375								 1B		4	0	1	0	0	0	2								
Gus Triandos, R OBP: 0.340, SLG: 0.424				 1B				 1-2 1B		4	0	4	0	0	0	0								
Jim Pyburn, R OBP: 0.313, SLG: 0.268				 1-2						4	0	0	0	0	0	5								
Willy Miranda, S OBP: 0.315, SLG: 0.338										4	0	2	0	0	0	0								
Saul Rogovin, R OBP: 0.167, SLG: 0.118 Bob Kennedy, R OBP: 0.250, SLG: 0.157 Ray Moore, R OBP: 0.364, SLG: 0.300 Cal Abrams, L OBP: 0.460, SLG: 0.474										2	0	0	0	0	1	3								
Inning Stats	R: 1 E: 0 K: 0 S: 5	H: 2 LOB: 1 BB: 0 P: 5	R: 0 E: 0 K: 0 S: 5	H: 2 LOB: 2 BB: 0 P: 5	R: 0 E: 0 K: 0 S: 4	H: 1 LOB: 1 BB: 0 P: 4	R: 0 E: 0 K: 1 S: 6	H: 2 LOB: 1 BB: 0 P: 6	R: 0 E: 0 K: 0 S: 3	H: 0 LOB: 0 BB: 0 P: 3	R: 0 E: 0 K: 0 S: 4	H: 1 LOB: 1 BB: 0 P: 4	R: 0 E: 1 K: 0 S: 4	H: 0 LOB: 1 BB: 0 P: 4	R: 0 E: 0 K: 0 S: 5	H: 2 LOB: 2 BB: 0 P: 5		R: 0 E: 0 K: 0 S: 4	H: 2 LOB: 0 BB: 0 P: 4	R: 1 E: 0 K: 0 S: 4	H: 2 LOB: 0 BB: 0 P: 4	1B: 9 2B: 2 3B: 0 HR: 1	SF: 0 SAC: 0 DP: 2 HBP: 0	WP: 0 PB: 0 SB: 1 CS: 0
PITCHER	IP WLS BF H R ER SO BB IBB HBP BLK WP HR S P ERA WHIP																							
Ed Lopat, L ERA: 3.07 Tom Morgan, R ERA: 0.71	(1, 1) 8.1 W 37 12 2 2 1 0 0 0 0 0 0 0 39 39 2.16 1.440																							



Batter	1	2	3	4	5	6	7	8	9	AB	R	H	RBI	BB	SO	LOB	TOP			
Gil McDougald, R OBP: 0.356, SLG: 0.279 (1,4)	5-3		CS BB		6-3			K		3	0	0	0	1	1	0	New York Yankees @ Baltimore Orioles Memorial Stadium, Baltimore, MD Sun May 29 1955, 3:33 AM EDT Att: 20,900 - Unknown			
Andy Carey, R OBP: 0.305, SLG: 0.365 (1,5)	1B BB		FC5-4 1B		F8			F6		3	0	1	0	1	0	0				
Yogi Berra, L OBP: 0.370, SLG: 0.549 (1,2)	1B		F9		G4-3 HBP			6-3		3	0	1	0	0	0	1				
Mickey Mantle, S OBP: 0.467, SLG: 0.692 (1,8)	F7		FC5-4		G4-3			6-3 1B		4	1	1	0	0	0	4				
Hank Bauer, R OBP: 0.380, SLG: 0.482 (1,9)	K				F5			6-3		3	0	0	0	1	1	3				
Elston Howard, R OBP: 0.431, SLG: 0.560 (9, PR)					F8					4	0	2	1	0	0	1				
Irv Noren, L OBP: 0.274, SLG: 0.319 (9, 7)	1B				F8			1B		0	0	0	0	0	0	0				
Eddie Robinson, L OBP: 0.444, SLG: 0.592 (1,3)	F6				F2			K		4	0	0	0	0	1	3				
Billy Hunter, R OBP: 0.257, SLG: 0.282 (1,6)	F6				5-3					3	0	1	0	0	0	1				
Bob Grim, R OBP: 0.143, SLG: 0.077 (1,1)	F2				K			F3		3	0	0	0	0	1	1				
Inning Stats	R: 0 E: 0 K: 1 S: 6	H: 1 LOB: 2 BB: 1 P: 10	R: 0 E: 0 K: 0 S: 4	H: 1 LOB: 1 BB: 0 P: 4	R: 0 E: 0 K: 0 S: 3	H: 1 LOB: 1 BB: 1 P: 7	R: 0 E: 0 K: 0 S: 3	H: 0 LOB: 0 BB: 0 P: 3	R: 0 E: 0 K: 1 S: 5	H: 0 LOB: 0 BB: 0 P: 5	R: 0 E: 0 K: 0 S: 2	H: 1 LOB: 2 BB: 1 P: 7	R: 0 E: 0 K: 1 S: 5	H: 0 LOB: 0 BB: 0 P: 5	R: 1 E: 0 K: 1 S: 7	H: 2 LOB: 1 BB: 0 P: 7	1B: 6 2B: 0 3B: 0 HR: 0	SF: 0 SAC: 0 DP: 1 HBP: 1	WP: 0 PB: 0 SB: 0 CS: 1	PA: 34
PITCHER Art Schallock, L ERA: 1.42 (1,1)	IP: 9.0 WLS: L BF: 34	H: 6 R: 1 ER: 1 SO: 4	BB: 3 IBB: 0 HBP: 1 BLK: 0	WP: 0 HR: 0 S: 38 P: 51	ERA: 1.00 WHIP: 1.000															


Batter	1	2	3	4	5	6	7	8	9	AB	R	H	RBI	BB	SO	LOB	BOTTOM					
Billy Cox, R OBP: 0.268, SLG: 0.310 (1,4)	4-3		6-3		BB			F9		3	0	0	0	1	0	0	New York Yankees @ Baltimore Orioles Memorial Stadium, Baltimore, MD Sun May 29 1955, 3:33 AM EDT Att: 20,900 - Unknown					
Cal Abrams, L OBP: 0.444, SLG: 0.439 (1,8)	4-3				L7			K		3	0	0	0	1	1	2						
Eddie Waitkus, L OBP: 0.391, SLG: 0.350 (1,3)	F9				L8 S 1B			CS		4	0	2	0	0	0	0						
Gene Woodling, L OBP: 0.326, SLG: 0.322 (1,9)					L8			G3		4	0	1	0	0	0	2						
Gil Coan, L OBP: 0.374, SLG: 0.367 (1,7)	F5				L8			F7		3	0	0	0	1	0	2						
Chuck Diering, R OBP: 0.328, SLG: 0.404 (9, 8)					BB			E1 1B		0	0	0	0	0	0	0						
Hal Smith, R OBP: 0.315, SLG: 0.371 (1,2)	F9				L9					4	0	1	0	0	0	3						
Jim Pyburn, R OBP: 0.299, SLG: 0.254 (1,5)								F8		3	0	0	0	0	2	4						
Gus Triandos, R OBP: 0.337, SLG: 0.419 (9, PH)	K							K		1	0	0	0	0	1	0						
Willy Miranda, S OBP: 0.315, SLG: 0.338 (1,6)										3	0	1	0	0	0	3						
Les Moss, R OBP: 0.368, SLG: 0.442 (9, PH)					B1-3			F7		1	0	0	0	0	0	0						
Art Schallock, L (1,1)					K					2	0	0	0	0	1	0						
Inning Stats	R: 0 E: 0 K: 0 S: 3	H: 0 LOB: 0 BB: 0 P: 3	R: 0 E: 0 K: 1 S: 6	H: 1 LOB: 0 BB: 0 P: 6	R: 0 E: 0 K: 1 S: 5	H: 0 LOB: 0 BB: 0 P: 5	R: 0 E: 0 K: 0 S: 4	H: 1 LOB: 2 BB: 1 P: 8	R: 0 E: 0 K: 1 S: 6	H: 1 LOB: 2 BB: 1 P: 10	R: 0 E: 1 K: 1 S: 8	H: 2 LOB: 3 BB: 0 P: 8	R: 0 E: 0 K: 0 S: 2	H: 0 LOB: 0 BB: 1 P: 6	R: 0 E: 0 K: 0 S: 3	H: 0 LOB: 0 BB: 0 P: 3	R: 0 E: 0 K: 1 S: 5	H: 0 LOB: 0 BB: 0 P: 5	1B: 4 2B: 1 3B: 0 HR: 0	SF: 0 SAC: 1 DP: 0 HBP: 0	WP: 0 PB: 0 SB: 1 CS: 1	PA: 36
PITCHER Bob Grim, R ERA: 4.44 (1,1)	IP: 9.0 WLS: W BF: 35	H: 5 R: 0 ER: 0 SO: 5	BB: 3 IBB: 0 HBP: 0 BLK: 0	WP: 0 HR: 0 S: 42 P: 54	ERA: 0.00 WHIP: 0.889																	

Batter	1	2	3	4	5	6	7	8	9	10	AB	R	H	RBI	BB	SO	LOB	TOP	
Hank Bauer, R OBP: 0.377, SLG: 0.476 (1, 9)	L6		1B			F7		G3			4	0	1	0	0	0	0	New York Yankees @ Washington Senators Griffith Stadium, Washington, DC Mon May 30 1955, 3:33 AM EDT Unknown livebaseballscores.com	
Andy Carey, R OBP: 0.303, SLG: 0.357 (1, 5)	F3		4-3			5-3			1-3		4	0	0	0	0	0	2		
Yogi Berra, L OBP: 0.373, SLG: 0.575 (1, 2)	F8					E3			HR		4	1	2	1	0	0	0		
Mickey Mantle, S OBP: 0.462, SLG: 0.680 (1, 8)			4-3			4-3		K	F6		4	0	1	0	0	1	2		
Irv Noren, L OBP: 0.294, SLG: 0.306 (1, 7)			L3-6			F4			3-1		4	0	0	0	0	1	2		
Eddie Robinson, L OBP: 0.433, SLG: 0.623 (1, 3)			F3			1-3			3-1		4	1	1	1	0	0	1		
Gil McDougald, R OBP: 0.345, SLG: 0.270 (1, 4)						5-3			5-3		4	0	0	0	0	2	0		
Billy Hunter, R OBP: 0.248, SLG: 0.271 (1, 6)			1-4-3			L6-3			K		4	0	0	0	0	1	0		
Bob Turley, R OBP: 0.206, SLG: 0.167 Tom Morgan, R OBP: 0.167, SLG: 0.167 (10, 1)						1B			6-3		3	0	0	0	1	1	0		
									6-3		0	0	0	0	0	0	0		
Inning Stats	R: 0 E: 0 K: 0 S: 3	H: 0 LOB: 0 BB: 0 P: 3	R: 0 E: 0 K: 0 S: 3	H: 1 LOB: 0 BB: 0 P: 3	R: 0 E: 0 K: 0 S: 4	H: 1 LOB: 2 BB: 1 P: 8	R: 0 E: 0 K: 1 S: 5	H: 0 LOB: 0 BB: 0 P: 5	R: 0 E: 0 K: 1 S: 6	H: 0 LOB: 0 BB: 0 P: 5	R: 0 E: 0 K: 1 S: 5	H: 0 LOB: 0 BB: 0 P: 5	R: 1 E: 0 K: 1 S: 6	H: 1 LOB: 0 BB: 0 P: 6	R: 1 E: 0 K: 1 S: 6	H: 1 LOB: 0 BB: 0 P: 6	1B: 2 2B: 1 3B: 0 HR: 2	SF: 0 SAC: 0 DP: 1 HBP: 0	WP: 0 PA: 36 PB: 0 SB: 0 CS: 0
PITCHER Bob Porterfield, R ERA: 4.28 (1, 1)	IP 10.0	WLS W 36	BF H 5	R ER 2 2	SO 6	BB 1	IBB 0	HBP 0	BLK 0	WP 0	HR 2	S 47	P 51	ERA 1.80	WHIP 0.600				

Batter	1	2	3	4	5	6	7	8	9	10	AB	R	H	RBI	BB	SO	LOB	BOTTOM			
Ernie Oravetz, S OBP: 0.375, SLG: 0.304 (1, 9)	6-3		F7			G4-6-3		SH1-4			4	1	1	0	1	0	1	New York Yankees @ Washington Senators Griffith Stadium, Washington, DC Mon May 30 1955, 3:33 AM EDT Unknown livebaseballscores.com			
Jim Busby, R OBP: 0.287, SLG: 0.411 (1, 8)			6-3			L5		SH1-4	F9		3	0	0	0	1	0	2				
Pete Runnels, L OBP: 0.356, SLG: 0.316 (1, 4)			K			F7		FC6-4			5	0	2	1	0	1	1				
Mickey Vernon, L OBP: 0.379, SLG: 0.483 (1, 3)			K					FC6-4			1	1	0	0	4	1	1				
Juan Delis, R OBP: 0.297, SLG: 0.336 (1, 5)			F7			K		FC6-4			5	1	1	0	0	1	5				
Tom Umpshett, R OBP: 0.342, SLG: 0.323 (1, 7)								F7			3	0	2	1	2	0	2				
Bob Oldis, R (1, 2)								SH3-4			2	0	0	0	1	0	2				
Pedro Ramos, S (9, PR)			F8			G6-4-3		SH3-4			0	0	0	0	0	0	0				
Bruce Edwards, R OBP: 0.400, SLG: 0.231 Roy Sievers, R OBP: 0.352, SLG: 0.364 (10, PH)								SH3-4			0	0	0	0	0	0	0				
Bobby Kline, R OBP: 0.282, SLG: 0.264 Eddie Yost, R OBP: 0.362, SLG: 0.286 Tony Roig, R OBP: 0.297, SLG: 0.302 Mickey McDermott, L OBP: 0.323, SLG: 0.448 (10, PH)						L4					2	0	0	0	0	1	1				
Bob Porterfield, R OBP: 0.214, SLG: 0.308 (1, 1)			F3					SH3-4			1	0	0	0	0	0	1				
Inning Stats	R: 0 E: 0 K: 1 S: 5	H: 0 LOB: 2 BB: 2 P: 13	R: 0 E: 0 K: 1 S: 5	H: 0 LOB: 1 BB: 1 P: 9	R: 0 E: 0 K: 1 S: 6	H: 1 LOB: 1 BB: 0 P: 6	R: 0 E: 0 K: 0 S: 3	H: 1 LOB: 0 BB: 0 P: 5	R: 0 E: 0 K: 0 S: 3	H: 0 LOB: 1 BB: 1 P: 7	R: 0 E: 0 K: 1 S: 5	H: 0 LOB: 1 BB: 1 P: 9	R: 1 E: 0 K: 0 S: 5	H: 2 LOB: 2 BB: 1 P: 9	R: 0 E: 0 K: 1 S: 5	H: 0 LOB: 2 BB: 2 P: 13	R: 2 E: 0 K: 0 S: 4	H: 3 LOB: 3 BB: 2 P: 12	1B: 7 2B: 1 3B: 0 HR: 0	SF: 0 SAC: 3 DP: 2 HBP: 0	WP: 0 PA: 44 PB: 1 SB: 1 CS: 0
PITCHER Bob Turley, R ERA: 2.53 Tom Morgan, R ERA: 0.71 (10, 1)	IP 9.1	WLS L 41	BF H 6	R ER 3 3	SO 6	BB 8	IBB 1	HBP 0	BLK 0	WP 0	HR 0	S 44	P 80	ERA 2.89	WHIP 1.500						

Batter	1	2	3	4	5	6	7	8	9	AB	R	H	RBI	BB	SO	LOB	TOP																	
Gil McDougald, R OBP: 0.350, SLG: 0.277 (1, 4)										4	2	2	0	0	0	1	New York Yankees @ Washington Senators Griffith Stadium, Washington, DC Mon May 30 1955, 3:38 AM EDT Att: 24,070 - Overcast																	
Andy Carey, R OBP: 0.305, SLG: 0.358 (1, 5)										5	1	2	0	0	0	3																		
Yogi Berra, L OBP: 0.380, SLG: 0.573 (1, 2)										4	1	2	2	1	0	1																		
Mickey Mantle, S OBP: 0.471, SLG: 0.678 (1, 8)										2	0	1	1	3	0	1																		
Hank Bauer, R OBP: 0.371, SLG: 0.468 (7, PH)										3	0	0	0	0	1	4																		
Irv Noren, L OBP: 0.268, SLG: 0.310 (7, 7)										2	0	1	2	0	0	1																		
Elston Howard, R OBP: 0.444, SLG: 0.556 (7, 9)										4	0	2	0	1	0	1																		
Eddie Robinson, L OBP: 0.408, SLG: 0.579 (1, 3)										4	0	0	0	0	1	5																		
Billy Hunter, R OBP: 0.248, SLG: 0.270 (1, 6)										4	0	1	0	0	0	0																		
Tommy Byrne, L OBP: 0.154, SLG: 0.091 (1, 1)										4	1	1	0	0	1	2																		
Inning Stats	R: 1 E: 0 K: 0 S: 5	H: 2 LOB: 1 BB: 0 P: 5	R: 0 E: 0 K: 0 S: 3	H: 1 LOB: 0 BB: 0 P: 3	R: 1 E: 0 K: 0 S: 5	H: 2 LOB: 1 BB: 0 P: 5	R: 0 E: 0 K: 0 S: 3	H: 1 LOB: 2 BB: 0 P: 3	R: 1 E: 0 K: 2 S: 10	H: 3 LOB: 3 BB: 1 P: 14	R: 0 E: 1 K: 1 S: 6	H: 0 LOB: 1 BB: 0 P: 6	R: 2 E: 0 K: 0 S: 4	H: 2 LOB: 2 BB: 3 P: 16	R: 0 E: 0 K: 0 S: 4	H: 1 LOB: 1 BB: 1 P: 4	R: 0 E: 0 K: 0 S: 3	H: 0 LOB: 1 BB: 1 P: 7	1B: 12 2B: 0 3B: 0 HR: 0	SF: 0 SAC: 1 DP: 3 HBP: 0	WP: 2 PB: 0 SB: 3 CS: 0	PA: 42												
PITCHER	IP WLS BF H R ER SO BB IBB HBP BLK WP HR S P ERA WHIP																																	
Johnny Schmitz, L ERA: 2.92	(1, 1)	4.2	22	9	3	3	1	1	0	0	0	0	1	0	23	27	5.79	2.143																
Camilo Pascual, R ERA: 4.33	(5, 1)	1.2	L	10	2	2	2	2	0	0	0	0	0	0	12	20	10.80	2.400																
Mickey McDermott, L ERA: 3.25	(7, 1)	2.2		10	1	0	0	0	1	1	0	0	1	0	8	16	0.00	0.750																

Batter	1	2	3	4	5	6	7	8	9	AB	R	H	RBI	BB	SO	LOB	BOTTOM																	
Juan Delis, R OBP: 0.295, SLG: 0.324 (1, 5)										3	0	0	0	1	1	0	New York Yankees @ Washington Senators Griffith Stadium, Washington, DC Mon May 30 1955, 3:38 AM EDT Att: 24,070 - Overcast																	
Jim Busby, R OBP: 0.281, SLG: 0.401 (1, 8)										4	0	0	0	0	0	1																		
Pete Runnels, L OBP: 0.365, SLG: 0.325 (1, 4)										3	1	2	0	1	1	0																		
Roy Sievers, R OBP: 0.349, SLG: 0.353 (1, 3)										3	1	0	0	1	0	2																		
Carlos Paula, R OBP: 0.389, SLG: 0.438 (1, 9)										2	1	1	1	2	1	0																		
Tom Umphlett, R OBP: 0.330, SLG: 0.311 (1, 7)										4	0	0	1	0	0	3																		
Bruce Edwards, R OBP: 0.368, SLG: 0.207										3	0	0	0	0	0	2																		
Mickey Vernon, L OBP: 0.376, SLG: 0.480 (9, PH)										1	0	0	0	0	1	1																		
Bobby Kline, R OBP: 0.284, SLG: 0.267										3	0	1	1	0	0	0																		
Eddie Yost, R OBP: 0.359, SLG: 0.283 (9, PH)										1	0	0	0	0	0	1																		
Johnny Schmitz, R OBP: 0.136, SLG: 0.136										2	0	0	0	0	1	2																		
Camilo Pascual, R OBP: 0.250, SLG: 0.250										0	0	0	0	0	0	0																		
Mickey McDermott, L OBP: 0.313, SLG: 0.433 (7, 1)										1	0	0	0	0	1	0																		
Inning Stats	R: 0 E: 0 K: 0 S: 3	H: 1 LOB: 1 BB: 1 P: 7	R: 0 E: 0 K: 1 S: 5	H: 0 LOB: 0 BB: 0 P: 5	R: 0 E: 0 K: 0 S: 3	H: 0 LOB: 0 BB: 0 P: 3	R: 3 E: 1 K: 1 S: 9	H: 3 LOB: 2 BB: 1 P: 13	R: 0 E: 0 K: 1 S: 5	H: 0 LOB: 0 BB: 0 P: 5	R: 0 E: 0 K: 0 S: 2	H: 0 LOB: 0 BB: 1 P: 6	R: 0 E: 0 K: 1 S: 5	H: 0 LOB: 0 BB: 0 P: 5	R: 0 E: 0 K: 1 S: 5	H: 0 LOB: 1 BB: 1 P: 9	R: 0 E: 0 K: 1 S: 5	H: 0 LOB: 1 BB: 1 P: 9	1B: 3 2B: 2 3B: 0 HR: 0	SF: 0 SAC: 0 DP: 2 HBP: 0	WP: 0 PB: 0 SB: 0 CS: 0	PA: 35												
PITCHER	IP WLS BF H R ER SO BB IBB HBP BLK WP HR S P ERA WHIP																																	
Tommy Byrne, L ERA: 3.72	(1, 1)	9.0	W	35	4	3	2	6	5	0	0	0	0	0	42	62	2.00	1.000																



Batter	1	2	3	4	5	6	7	8	9	AB	R	H	RBI	BB	SO	LOB	TOP		
Hank Bauer, R (1, 9) OBP: 0.364, SLG: 0.457	F7		F3			5-3		F4		4	0	0	0	0	0	1			
Andy Carey, R (1, 5) OBP: 0.314, SLG: 0.363	5-3									3	1	2	0	1	0	0			
Yogi Berra, L (1, 2) OBP: 0.371, SLG: 0.558	G3									4	0	0	0	0	0	3			
Mickey Mantle, S (1, 8) OBP: 0.467, SLG: 0.664										3	1	0	0	1	0	2			
Irv Noren, L (1, 7) OBP: 0.267, SLG: 0.308										4	0	1	1	0	1	2			
Eddie Robinson, L (1, 3) OBP: 0.400, SLG: 0.550										3	0	0	0	1	1	2			
Gil McDougald, R (1, 4) OBP: 0.352, SLG: 0.275										1	0	0	0	1	1	0			
Bill Skowron, R (8, PH) OBP: 0.475, SLG: 0.836										1	1	1	1	0	0	0			
Phil Rizzuto, R (8, 4) OBP: 0.429, SLG: 0.273										1	0	0	0	0	0	3			
Billy Hunter, R (1, 6) OBP: 0.248, SLG: 0.270										4	0	1	1	0	0	1			
Johnny Kucks, R (1, 1) OBP: 0.083, SLG: 0.167										2	0	0	0	0	1	0			
Tommy Byrne, L (9, PH) OBP: 0.143, SLG: 0.083										1	0	0	0	0	0	3			
Tom Morgan, R (9, 1) OBP: 0.167, SLG: 0.167										0	0	0	0	0	0	0			
Inning Stats	R: 0 E: 0 K: 0 S: 3	H: 0 LOB: 0 BB: 0 P: 3	R: 0 E: 0 K: 1 S: 5	H: 0 LOB: 0 BB: 0 P: 5	R: 0 E: 0 K: 0 S: 3	H: 0 LOB: 1 BB: 1 P: 7	R: 0 E: 0 K: 0 S: 2	H: 0 LOB: 0 BB: 0 P: 6	R: 0 E: 0 K: 1 S: 5	H: 0 LOB: 0 BB: 0 P: 5	R: 0 E: 1 K: 1 S: 7	H: 1 LOB: 2 BB: 0 P: 7	R: 1 E: 0 K: 0 S: 4	H: 1 LOB: 0 BB: 0 P: 4	R: 2 E: 0 K: 0 S: 6	H: 3 LOB: 3 BB: 2 P: 14	1B: 4 2B: 0 3B: 0 HR: 1	SF: 0 SAC: 1 DP: 1 HBP: 0	WP: 0 PA: 36 CS: 0
PITCHER Ray Herbert, R (1, 1) ERA: 5.96	IP: 9.0 WLS: L BF: 36 H: 5 R: 3 ER: 3 SO: 4 BB: 2 IBB: 2 HBP: 0 BLK: 0 WP: 0 HR: 1 S: 40 P: 56 ERA: 3.00 WHIP: 0.778																		

New York Yankees @ Kansas City Athletics
Municipal Stadium, Kansas City, MO
Wed Jun 01 1955, 4:33 AM EDT
Att: 16,503 - Sunny

AB	31
R	3
H	5
RBI	3
BB	4
SO	4
LOB	17



Batter	1	2	3	4	5	6	7	8	9	AB	R	H	RBI	BB	SO	LOB	BOTTOM		
Vic Power, R (1, 3) OBP: 0.390, SLG: 0.571	F9									3	0	0	0	1	0	0			
Hector Lopez, R (1, 4) OBP: 0.285, SLG: 0.246	K									3	0	0	0	0	1	2			
Elmer Valo, L (9, PH) OBP: 0.551, SLG: 0.613	K									1	0	0	0	0	0	0			
Bill Renna, R (1, 9) OBP: 0.346, SLG: 0.448	K									4	0	0	0	0	1	0			
Gus Zernial, R (1, 7) OBP: 0.342, SLG: 0.597										3	1	1	1	0	0	0			
Bill Wilson, R (1, 8) OBP: 0.311, SLG: 0.467										3	0	0	0	0	2	0			
Jim Finigan, R (1, 5) OBP: 0.352, SLG: 0.484										3	0	0	0	0	0	0			
Jack Littrell, R (1, 6) OBP: 0.214, SLG: 0.259										3	0	1	0	0	0	0			
Billy Shantz, R (1, 2) OBP: 0.364, SLG: 0.356										2	0	0	0	0	0	0			
Ray Herbert, R (1, 1)										3	0	0	0	0	0	1			
Inning Stats	R: 0 E: 0 K: 2 S: 7	H: 0 LOB: 0 BB: 0 P: 7	R: 0 E: 0 K: 1 S: 5	H: 0 LOB: 0 BB: 0 P: 5	R: 0 E: 0 K: 0 S: 3	H: 0 LOB: 0 BB: 0 P: 3	R: 0 E: 0 K: 0 S: 3	H: 0 LOB: 0 BB: 0 P: 3	R: 0 E: 0 K: 1 S: 5	H: 0 LOB: 0 BB: 0 P: 5	R: 1 E: 0 K: 0 S: 4	H: 1 LOB: 2 BB: 1 P: 8	R: 1 E: 0 K: 0 S: 4	H: 1 LOB: 0 BB: 0 P: 4	R: 0 E: 0 K: 0 S: 3	H: 0 LOB: 0 BB: 0 P: 3	1B: 1 2B: 0 3B: 0 HR: 1	SF: 0 SAC: 1 DP: 0 HBP: 0	WP: 0 PA: 30 CS: 0
PITCHER Johnny Kucks, R (1, 1) ERA: 3.68	IP: 8.0 WLS: W BF: 27 H: 2 R: 1 ER: 1 SO: 4 BB: 0 IBB: 1 HBP: 0 BLK: 0 WP: 0 HR: 1 S: 34 P: 38 ERA: 1.12 WHIP: 0.250																		
Tom Morgan, R (9, 1) ERA: 0.69	IP: 1.0 WLS: S BF: 3 H: 0 R: 0 ER: 0 SO: 0 BB: 0 IBB: 0 HBP: 0 BLK: 0 WP: 0 HR: 0 S: 3 P: 3 ERA: 0.00 WHIP: 0.000																		

New York Yankees @ Kansas City Athletics
Municipal Stadium, Kansas City, MO
Wed Jun 01 1955, 4:33 AM EDT
Att: 16,503 - Sunny

AB	28
R	1
H	2
RBI	1
BB	1
SO	4
LOB	3



Batter	1	2	3	4	5	6	7	8	9	AB	R	H	RBI	BB	SO	LOB	TOP										
Gil McDougald, R OBP: 0.353, SLG: 0.268 (1, 4)	0-3 K		0-0 F7	4-0 HR BB		0-3 K			4-0 BB HBP 1B BB	3	2	0	0	2	2	1											
Andy Carey, R OBP: 0.322, SLG: 0.383 (1, 5)	0-0 G1-4-3 1B		0-3 K	0-0 HR			0-0 F7		1-0 BB HBP 1B	4	2	2	3	0	1	0											
Hank Bauer, R OBP: 0.355, SLG: 0.444 (1, 9)	0-0 G1-4-3		0-0 E1 HBP BB	0-3 K			0-0 L4		0-0 F7	5	0	0	0	0	1	3											
Mickey Mantle, S OBP: 0.470, SLG: 0.656 (1, 8)		4-0 2B BB	4-0 HBP BB		0-0 F8				4-0 1B 2-3 BB	2	1	0	0	3	0	0											
Bill Skowron, R OBP: 0.500, SLG: 0.847 (1, 3)		0-0 2B 1-H	1-0 HBP		0-0 5-3				0-0 FC5-4 1B	4	0	3	3	0	0	0											
Elston Howard, R OBP: 0.433, SLG: 0.552 (9, PH)			0-0 F8		0-0 6-3				0-0 FC5-4 FC6-4 1-2	4	0	1	0	0	0	4											
Irv Noren, L OBP: 0.274, SLG: 0.308 (9, 7)									4-0 1-2 BB	0	0	0	0	1	0	0											
Billy Hunter, R OBP: 0.238, SLG: 0.258 (1, 6)				0-0 6-3		0-0 E3			0-0 FC6-4 1-2	5	0	0	0	0	0	6											
Charles Silveira, R OBP: 0.364, SLG: 0.222 (1, 2)		4-0 G6-4-3 BB		0-0 FC2-4 1B		0-0 F9			0-0 F9	3	0	1	0	1	0	2											
Whitey Ford, L OBP: 0.286, SLG: 0.231 (1, 1)		0-0 G6-4-3 1-2		0-0 FC2-4 BB HR		0-0 F9			0-0 3-1	4	1	0	0	0	0	5											
Inning Stats	R: 0 E: 0 K: 1 S: 5	H: 1 LOB: 0 BB: 0 P: 5	R: 1 E: 0 K: 0 S: 4	H: 2 LOB: 2 BB: 2 P: 12	R: 0 E: 1 K: 1 S: 6	H: 0 LOB: 3 BB: 1 P: 11	R: 3 E: 0 K: 1 S: 7	H: 2 LOB: 0 BB: 1 P: 11	R: 0 E: 0 K: 0 S: 3	H: 0 LOB: 0 BB: 0 P: 3	R: 0 E: 1 K: 1 S: 6	H: 0 LOB: 1 BB: 0 P: 6	R: 0 E: 0 K: 0 S: 3	H: 0 LOB: 0 BB: 0 P: 3	R: 0 E: 0 K: 0 S: 4	H: 1 LOB: 1 BB: 0 P: 4	R: 2 E: 0 K: 0 S: 4	H: 1 LOB: 3 BB: 3 P: 17	1B: 4 2B: 2 3B: 0 HR: 1	SF: 0 SAC: 0 DP: 2 HBP: 2	WP: 0 PB: 0 CS: 1	PA: 43					
PITCHER	IP	WLS	BF	H	R	ER	SO	BB	IBB	HBP	BLK	WP	HR	S	P	ERA	WHIP										
Alex Kellner, L ERA: 3.65 (1, 1)	8.0	L	35	6	4	4	4	4	0	1	0	0	1	38	55	4.50	1.250										
Cloyd Boyer, R ERA: 7.75 (9, 1)	0.2		5	0	2	2	0	2	0	1	0	0	0	2	11	27.00	3.000										
Art Ditmar, R ERA: 5.74 (9, 1)	0.1		3	1	0	0	0	1	0	0	0	0	0	2	6	0.00	6.000										

New York Yankees @ Kansas City Athletics
Municipal Stadium, Kansas City, MO
Wed Jun 01 1955, 4:38 AM EDT
Att: 28,359 - Unknown

AB 34
R 6
H 7
RBI 6
BB 7
SO 4
LOB 21



Batter	1	2	3	4	5	6	7	8	9	AB	R	H	RBI	BB	SO	LOB	BOTTOM										
Vic Power, R OBP: 0.387, SLG: 0.567 (1, 3)	0-0 5-3		0-0 3-1		0-0 F8				4-0 G6-4-3 BB	1	0	0	0	0	0	0											
Dick Kryhoski, L OBP: 0.304, SLG: 0.250 (2, 3)										2	0	0	0	1	0	1											
Hector Lopez, R OBP: 0.294, SLG: 0.235 (1, 4)	0-0 B3-1		0-0 6-3			4-0 G5-4-3 BB		0-0 G6-4-3 1-2		3	0	0	0	1	0	1											
Bill Renna, R OBP: 0.342, SLG: 0.440 (1, 9)	0-0 1B		0-0 F8			0-0 F4			0-0 F6	4	0	1	0	0	0	1											
Gus Zernial, R OBP: 0.340, SLG: 0.587 (1, 7)	0-0 F4			0-0 G5-4-3 1B		0-0 G5-4-3 1-2			0-3 K	4	0	1	0	0	1	2											
Bill Wilson, R OBP: 0.309, SLG: 0.461 (1, 8)		0-0 WP 1B 1B		0-0 F9			0-0 F7		0-0 F8	4	1	1	0	0	0	1											
Jim Finigan, R OBP: 0.357, SLG: 0.485 (1, 5)			0-0 CS 1B		0-0 G5-4-3 1-2					2	0	1	1	1	0	1											
Jack Littrell, R OBP: 0.226, SLG: 0.267 (1, 6)			0-0 L9			0-0 G6-4-3 1B			0-0 F4	3	0	1	0	0	0	2											
Joe Astroth, R OBP: 0.397, SLG: 0.349 (1, 2)			0-0 FC6-4 1B			0-0 G6-4-3 1-2			0-0 F4	3	0	1	0	0	0	2											
Alex Kellner, R OBP: 0.391, SLG: 0.476 (1, 1)			0-0 FC6-4						0-3 K	2	0	1	0	0	0	1											
Billy Shantz, R OBP: 0.359, SLG: 0.351 (8, PH)										1	0	0	0	0	1	0											
Cloyd Boyer, R OBP: 0.182, SLG: 0.100 (9, 1)										0	0	0	0	0	0	0											
Art Ditmar, R OBP: 0.467, SLG: 0.467 (9, 1)										0	0	0	0	0	0	0											
Inning Stats	R: 0 E: 0 K: 0 S: 4	H: 1 LOB: 1 BB: 0 P: 4	R: 1 E: 0 K: 0 S: 5	H: 3 LOB: 1 BB: 0 P: 5	R: 0 E: 0 K: 0 S: 3	H: 0 LOB: 0 BB: 0 P: 3	R: 0 E: 0 K: 0 S: 3	H: 1 LOB: 0 BB: 0 P: 3	R: 0 E: 0 K: 0 S: 4	H: 2 LOB: 1 BB: 0 P: 4	R: 0 E: 0 K: 0 S: 2	H: 0 LOB: 0 BB: 1 P: 6	R: 0 E: 0 K: 0 S: 3	H: 0 LOB: 1 BB: 1 P: 7	R: 0 E: 0 K: 1 S: 4	H: 0 LOB: 0 BB: 1 P: 8	R: 0 E: 0 K: 1 S: 5	H: 0 LOB: 0 BB: 0 P: 5	1B: 7 2B: 0 3B: 0 HR: 0	SF: 0 SAC: 0 DP: 4 HBP: 0	WP: 1 PB: 0 CS: 1	PA: 32					
PITCHER	IP	WLS	BF	H	R	ER	SO	BB	IBB	HBP	BLK	WP	HR	S	P	ERA	WHIP										
Whitey Ford, L ERA: 2.45 (1, 1)	9.0	W	32	7	1	1	2	3	0	0	0	1	0	33	45	1.00	1.111										

New York Yankees @ Kansas City Athletics
Municipal Stadium, Kansas City, MO
Wed Jun 01 1955, 4:38 AM EDT
Att: 28,359 - Unknown

AB 29
R 1
H 7
RBI 1
BB 3
SO 2
LOB 12

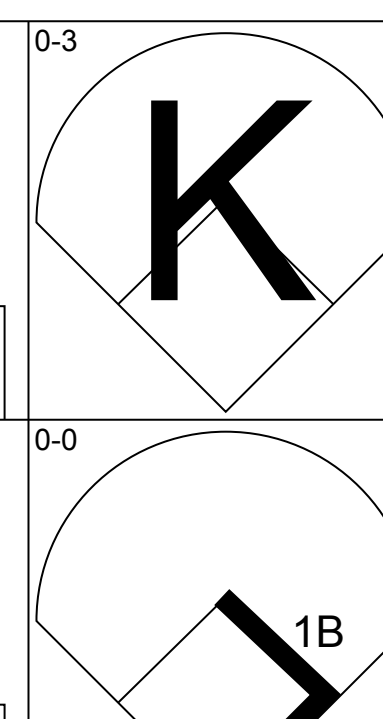
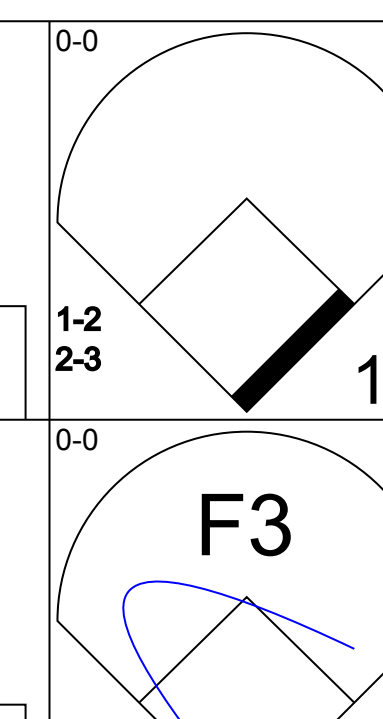
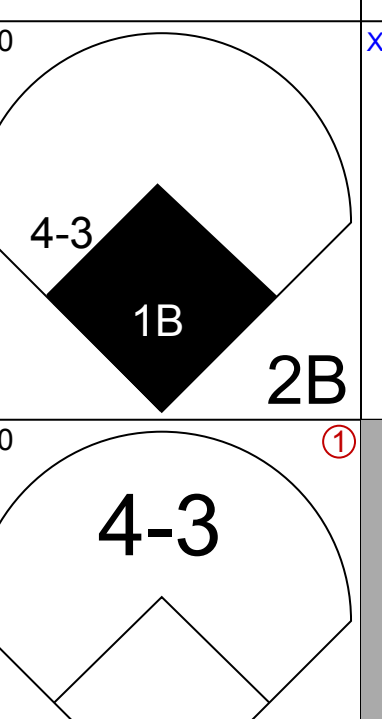
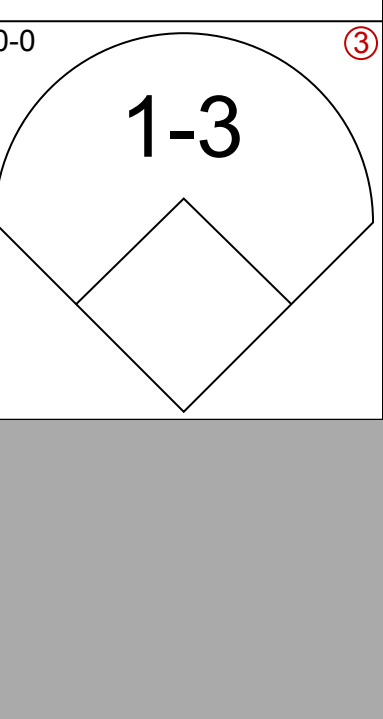
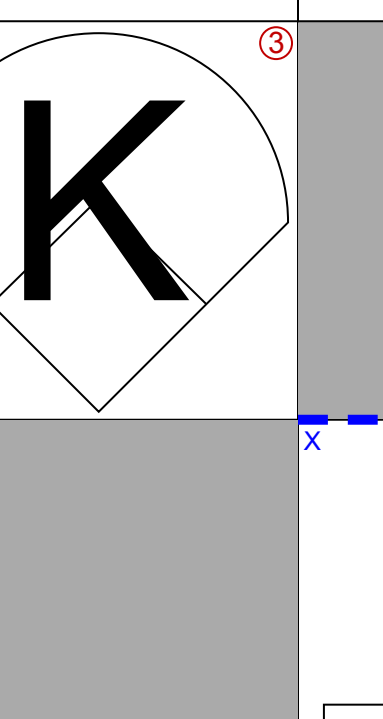
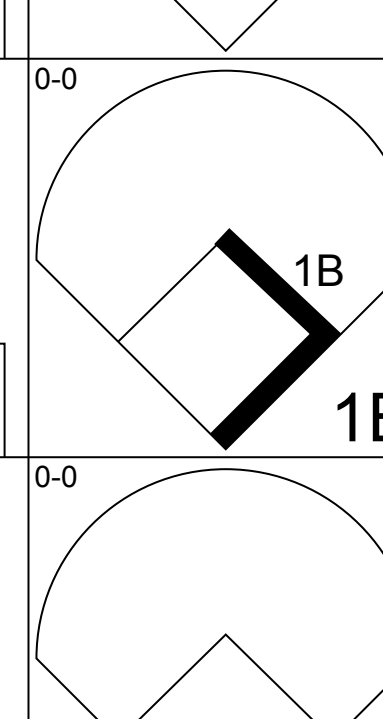
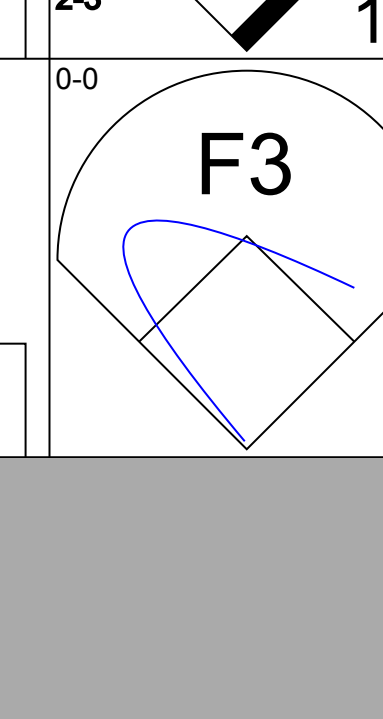

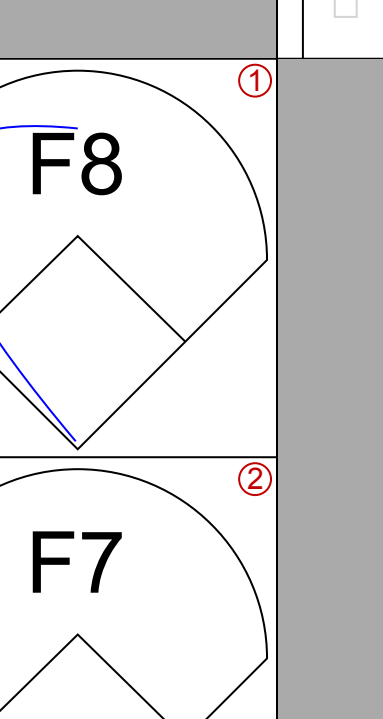
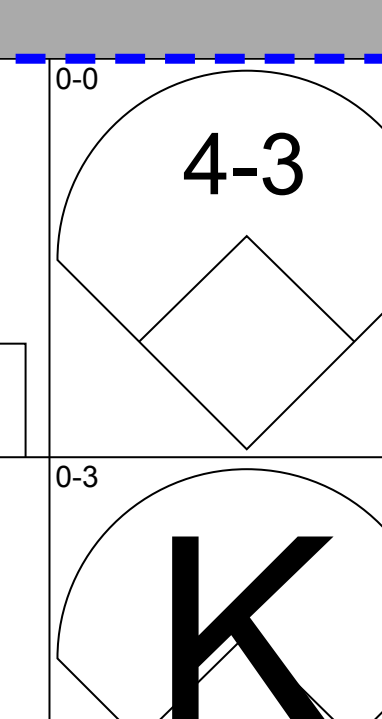
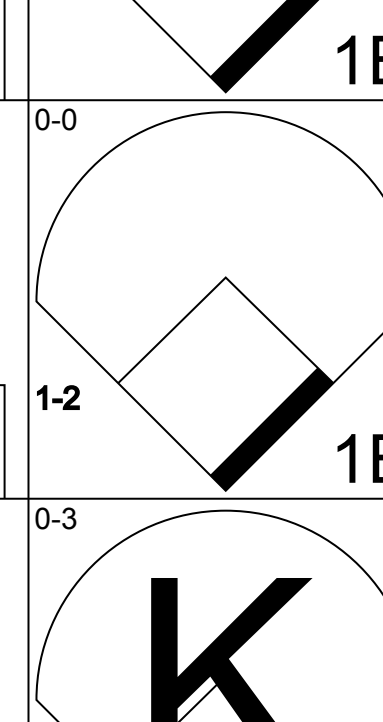
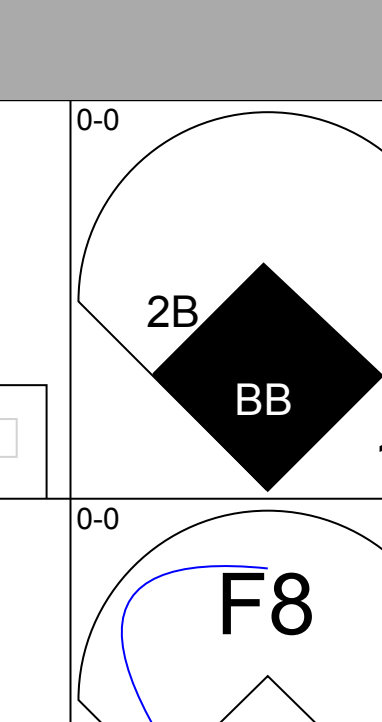
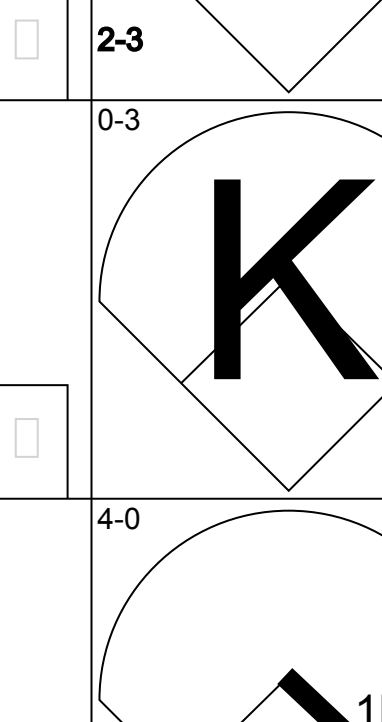
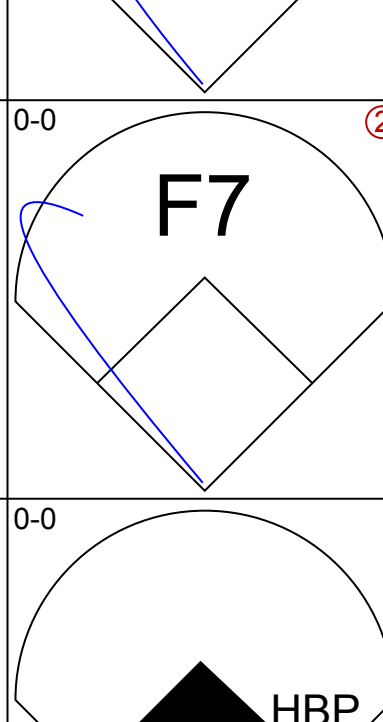
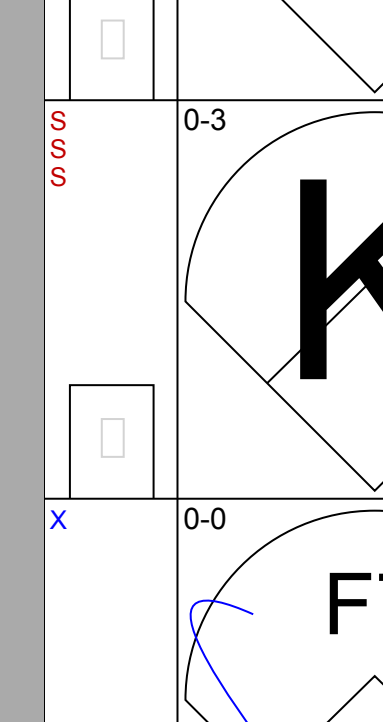
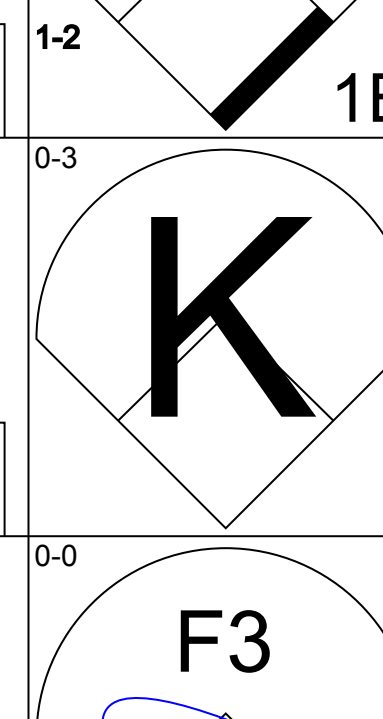
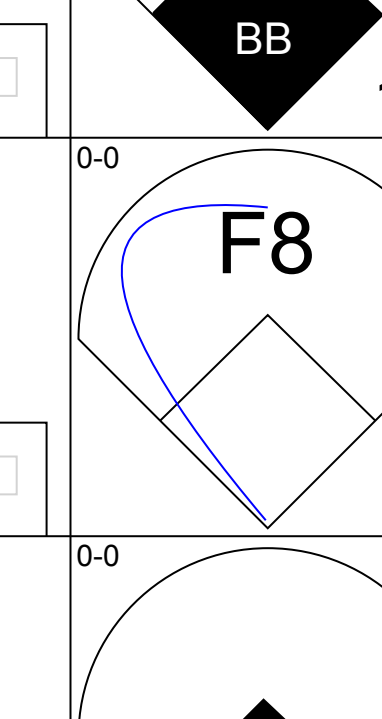
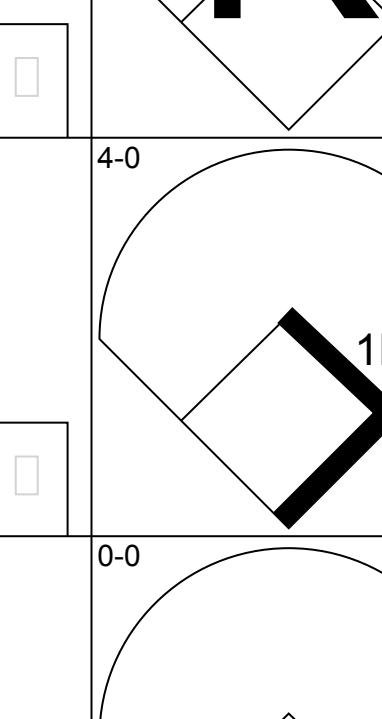
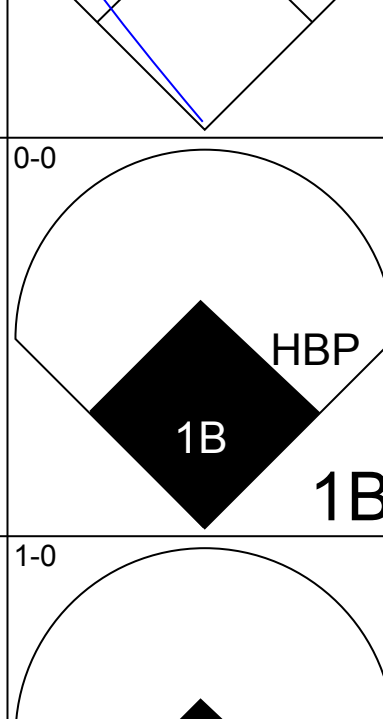
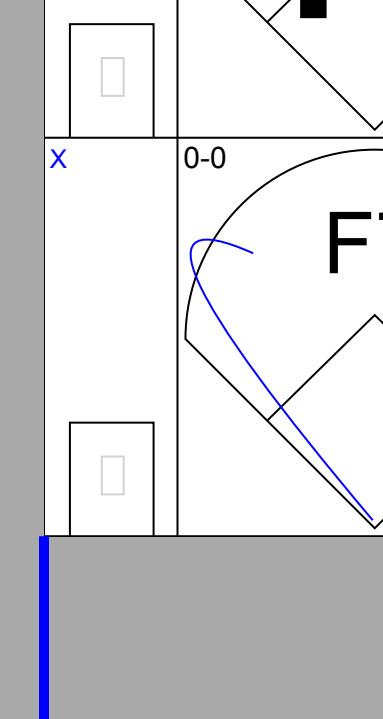
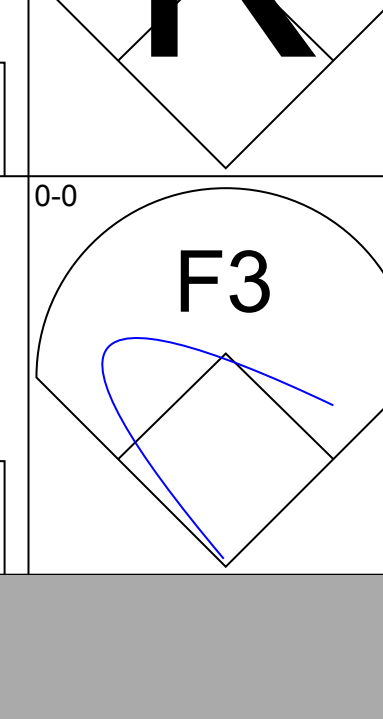
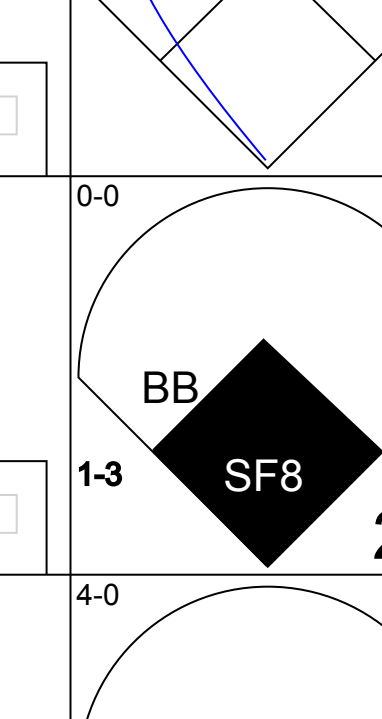
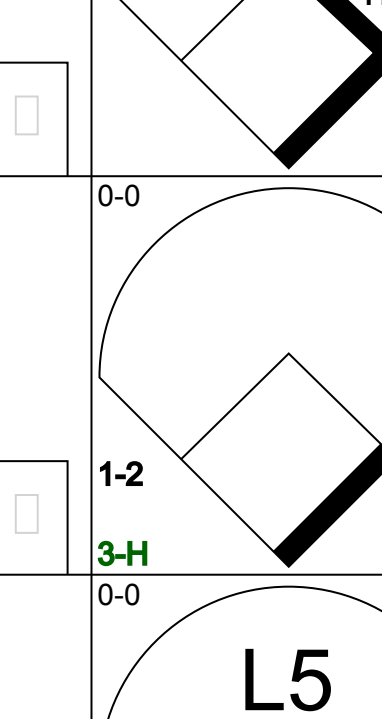
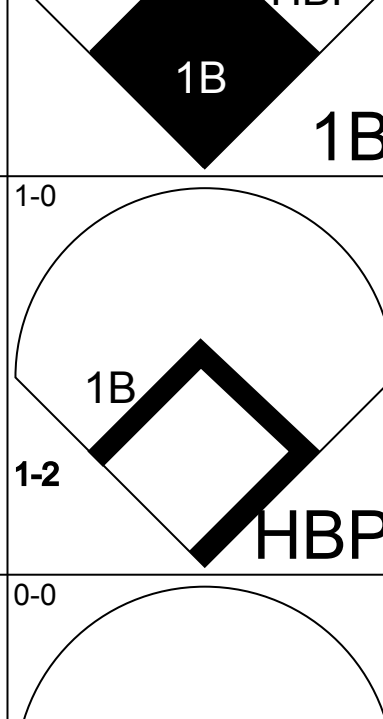

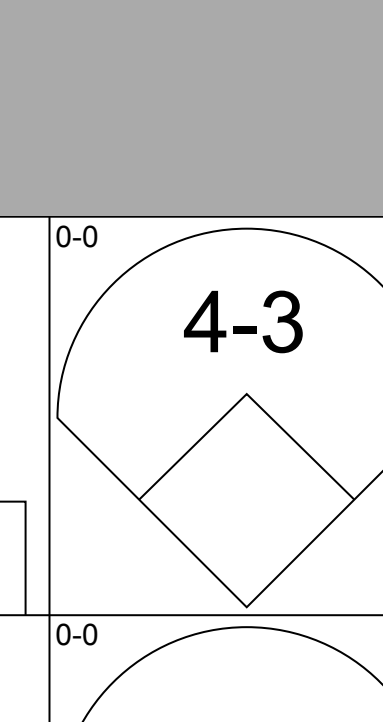
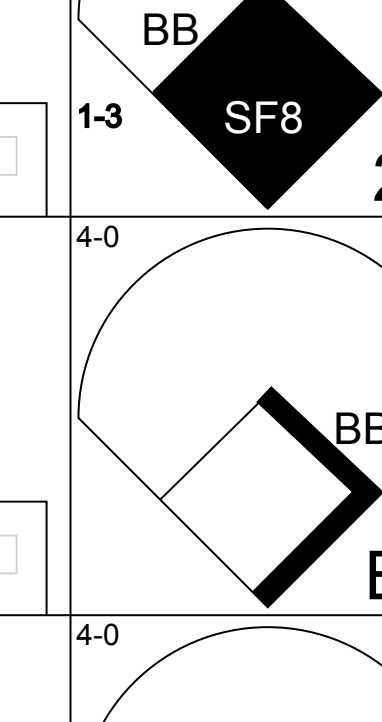
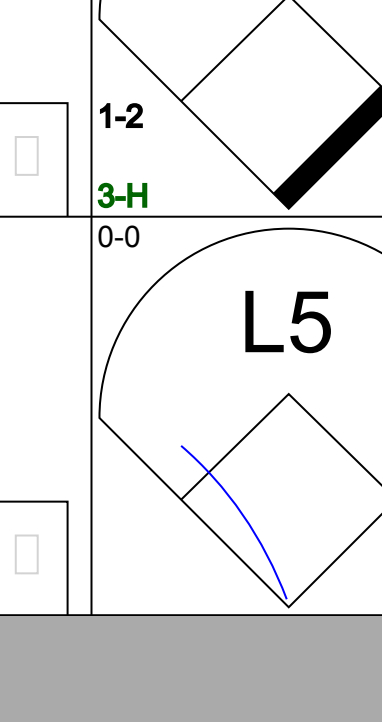


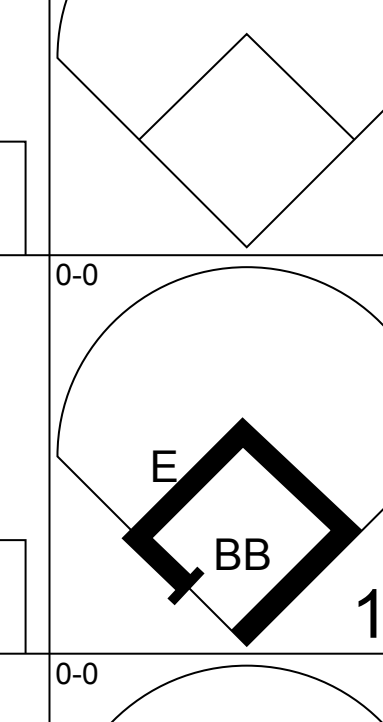
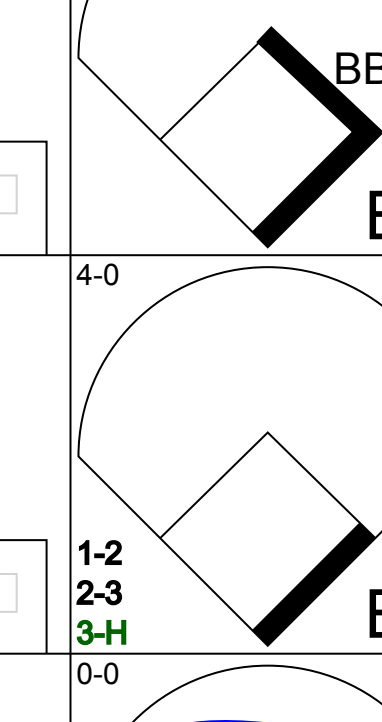
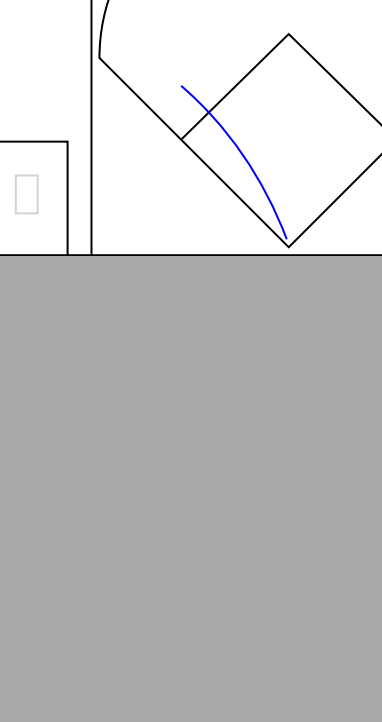
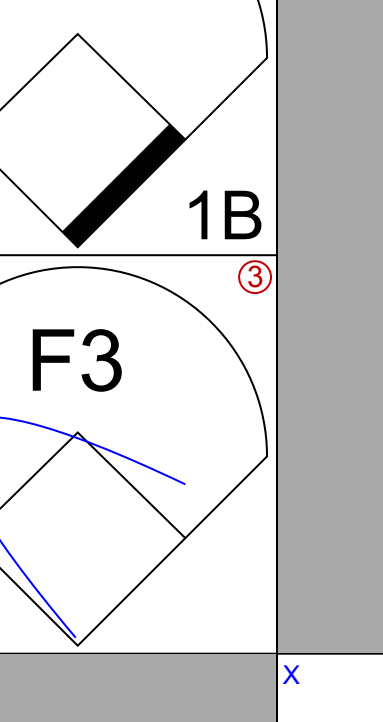
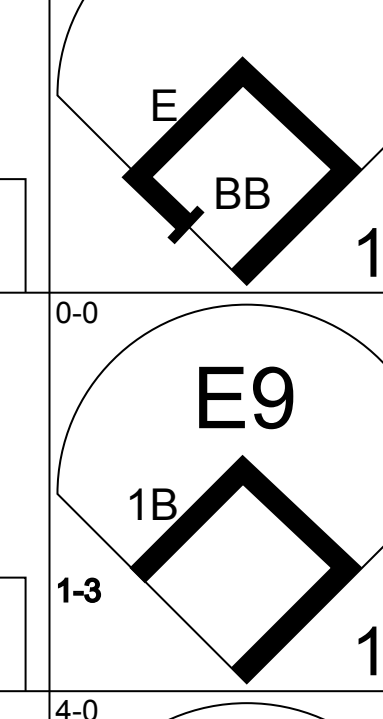
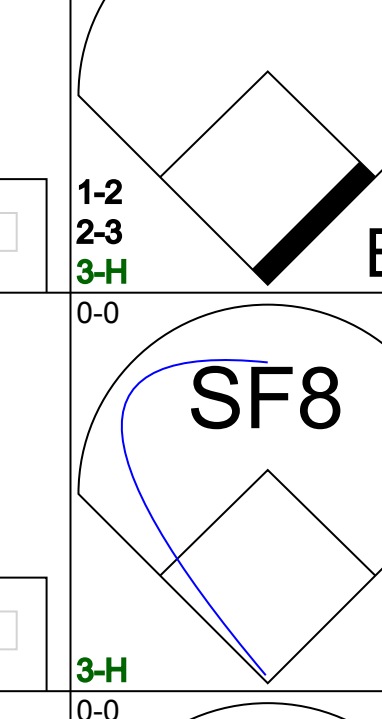

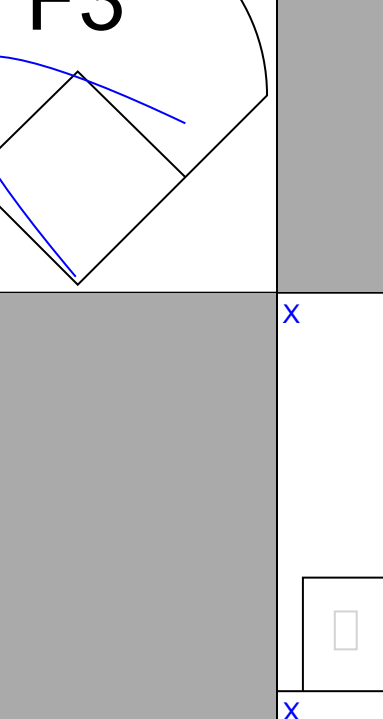
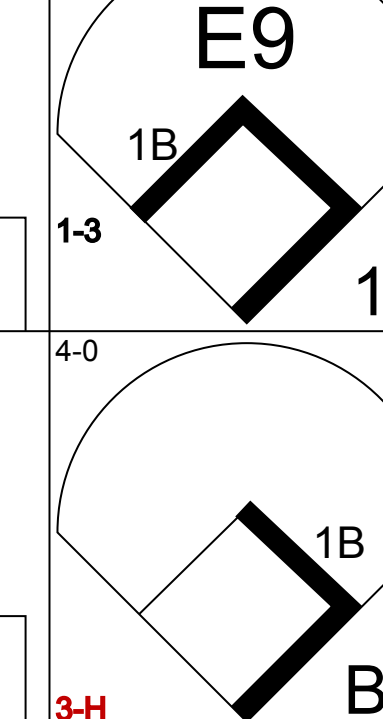
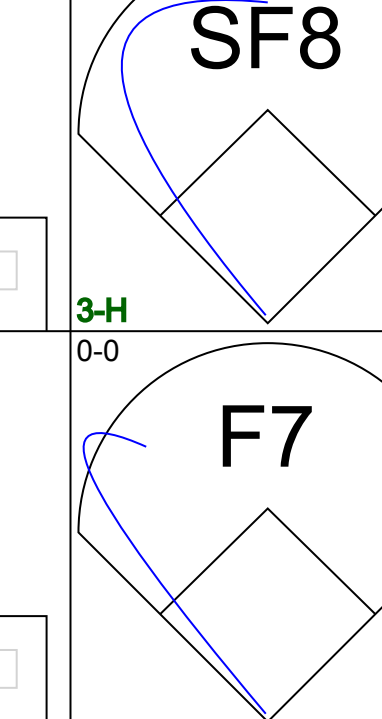

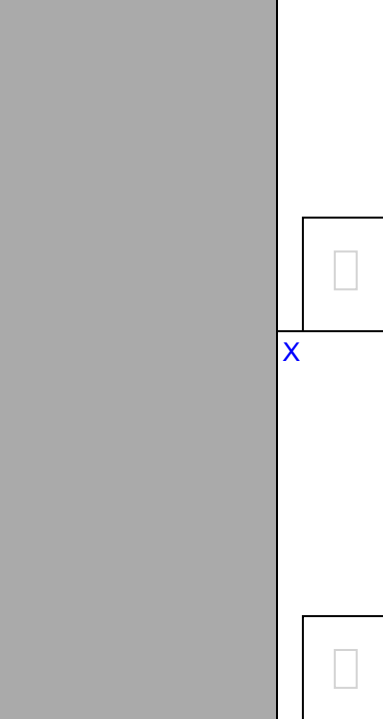


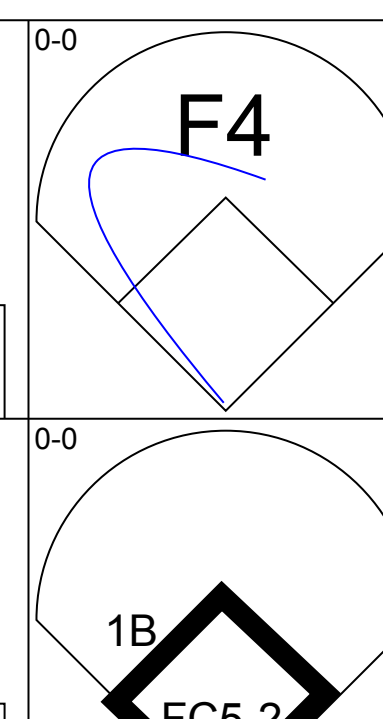
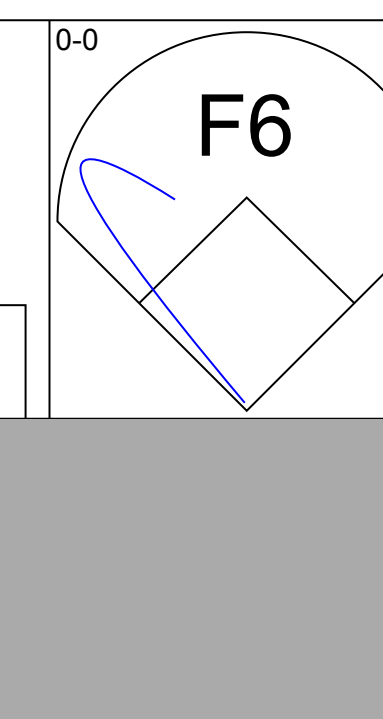
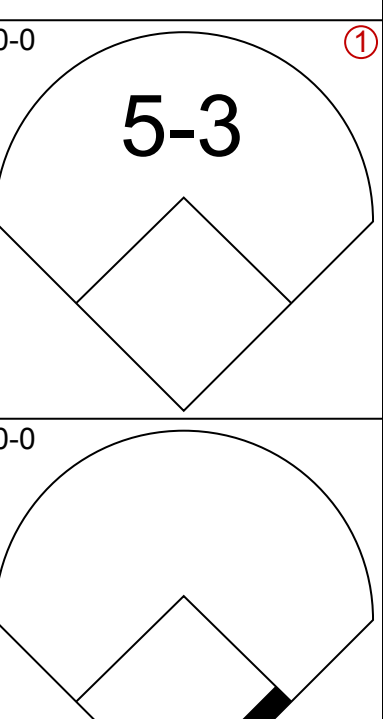
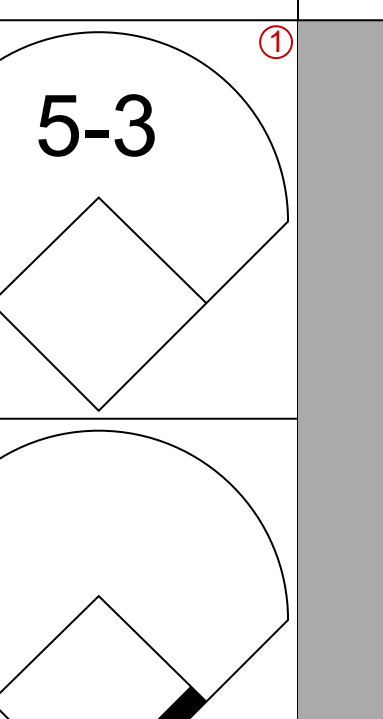
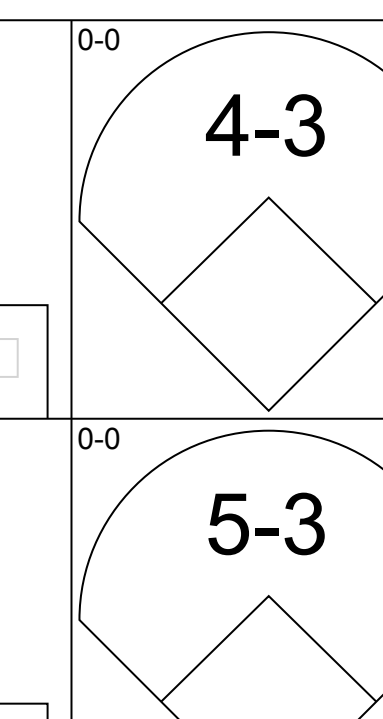
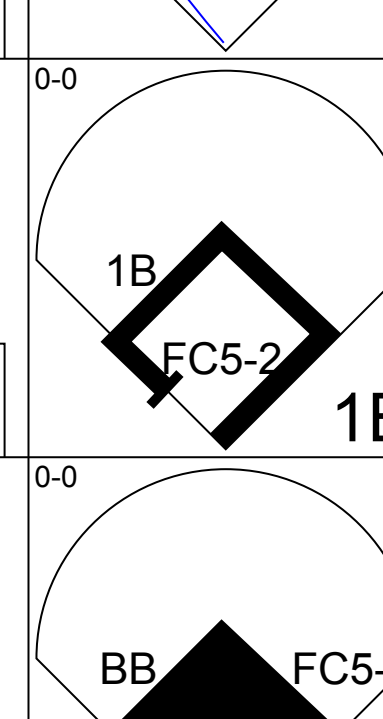
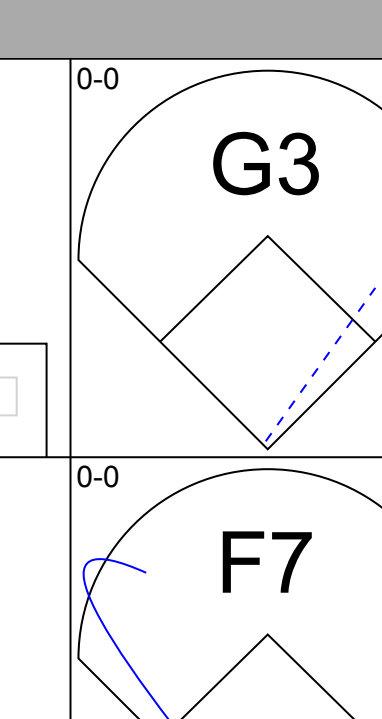
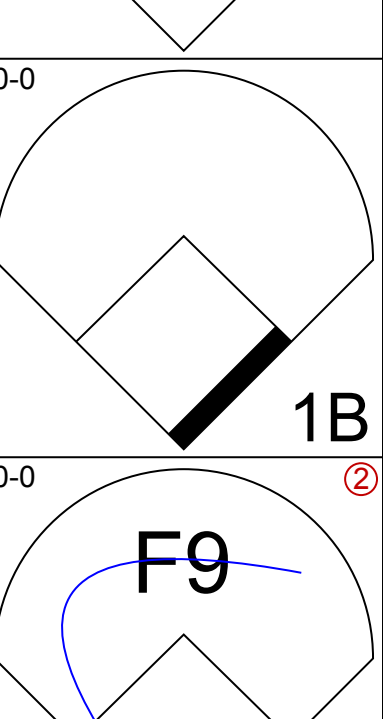

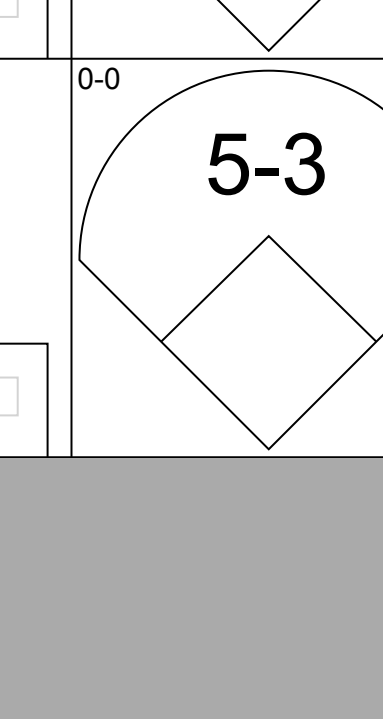
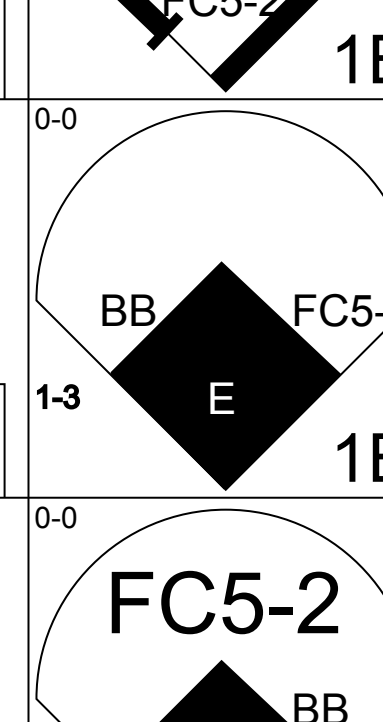
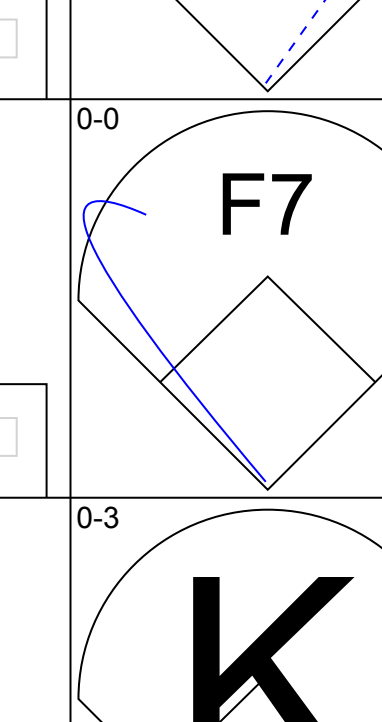
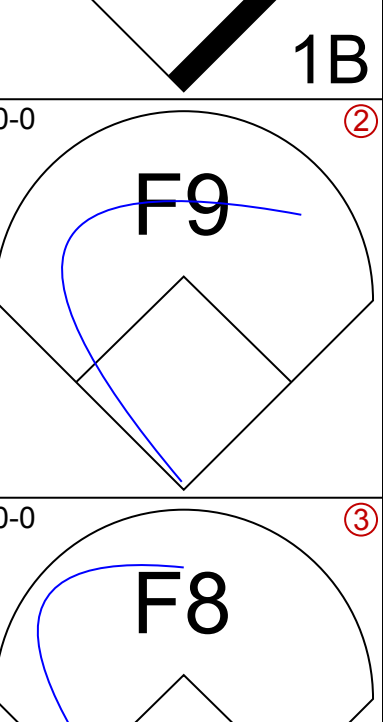
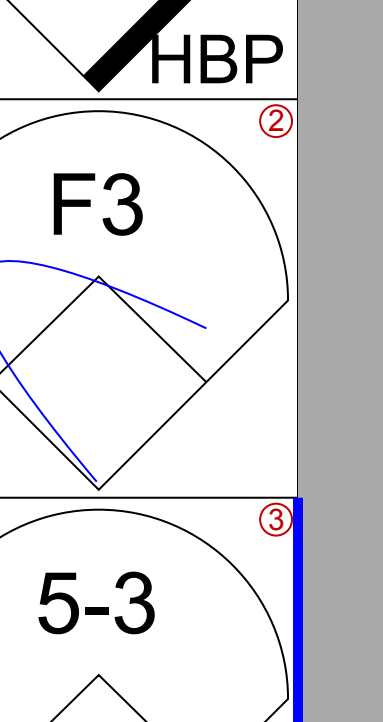
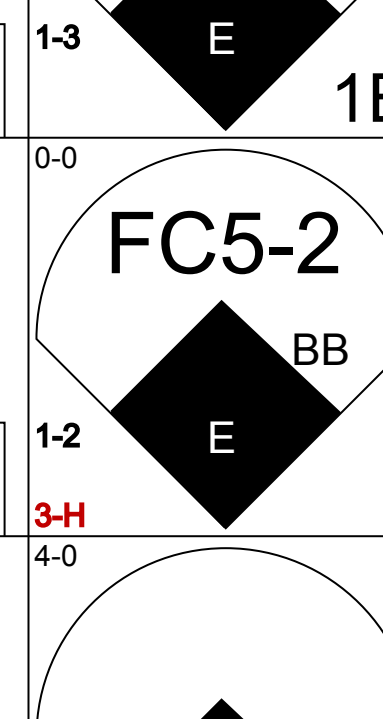
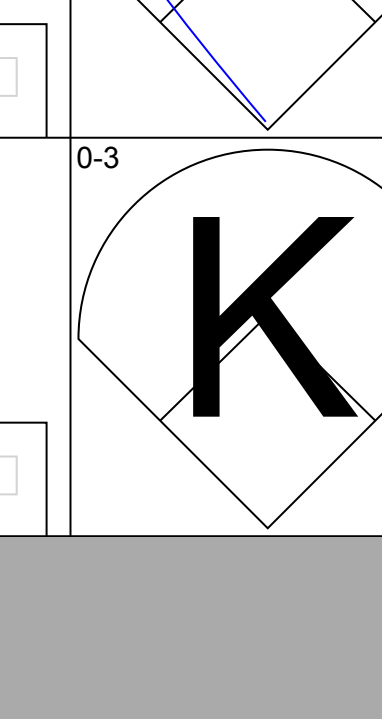
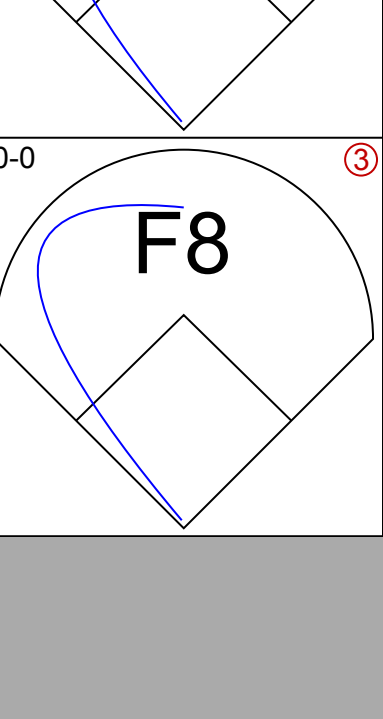
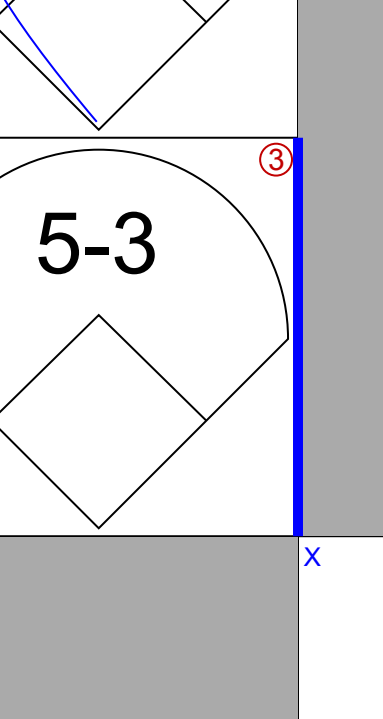
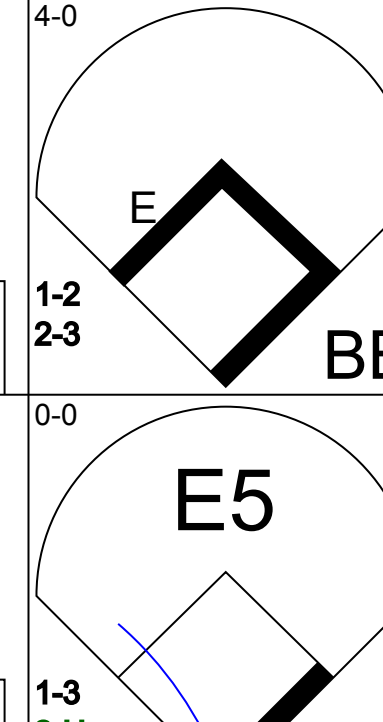
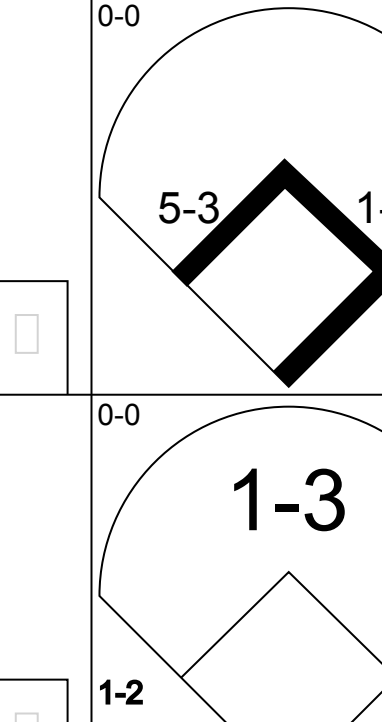
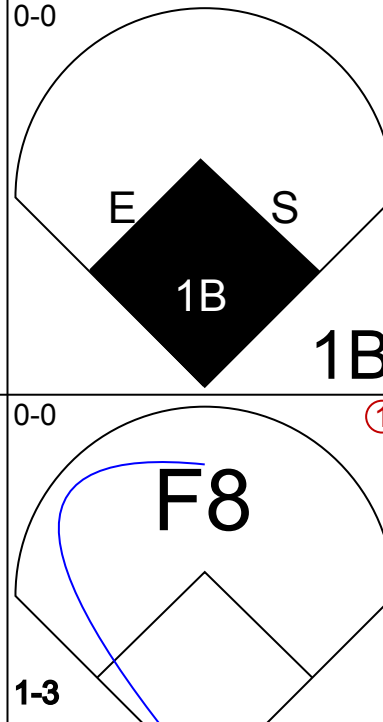
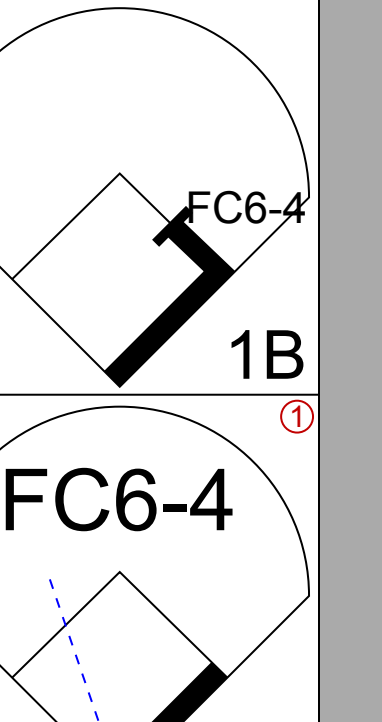
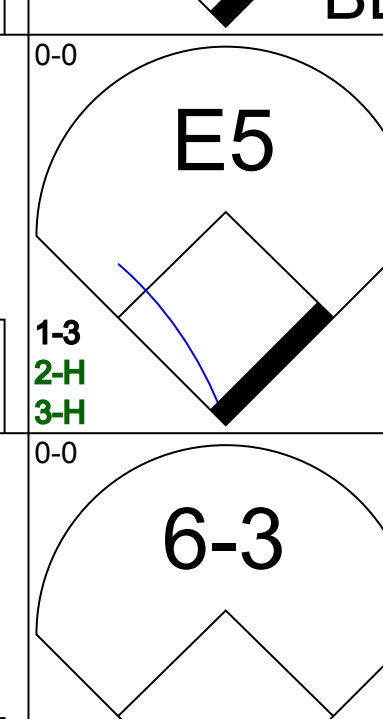
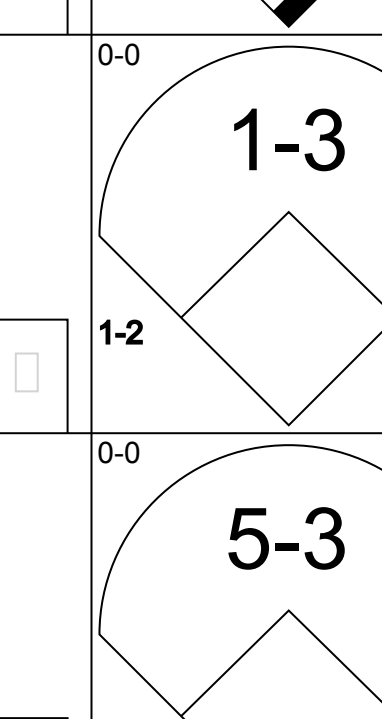
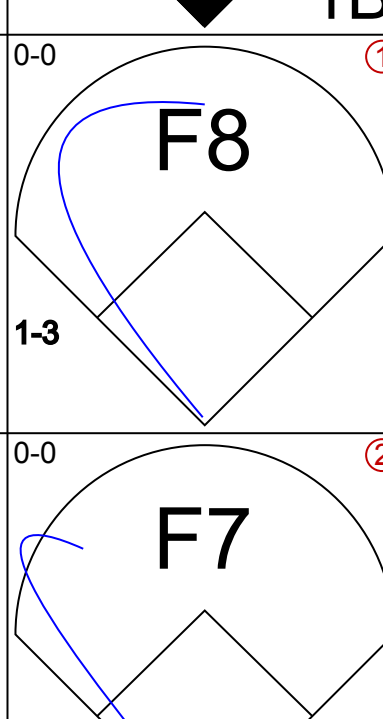
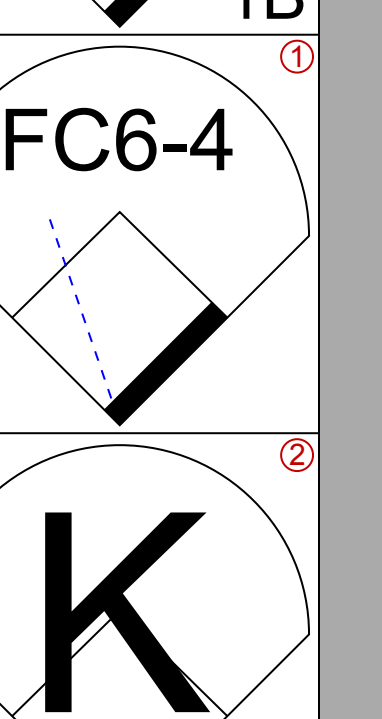
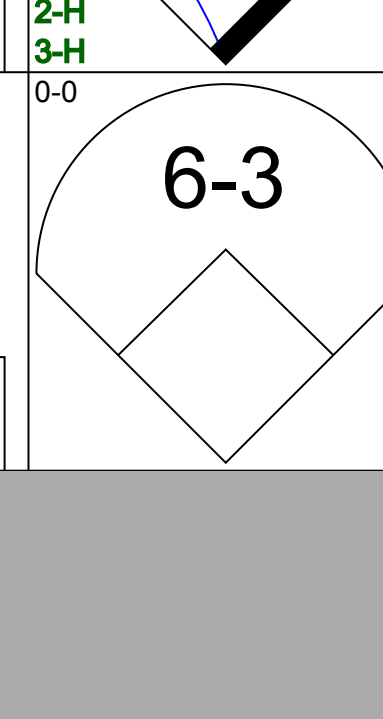
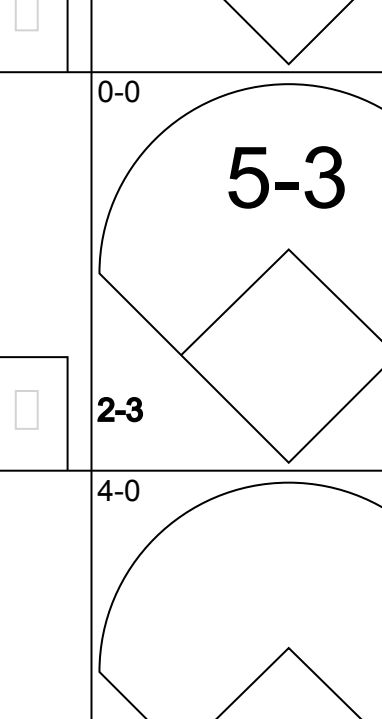
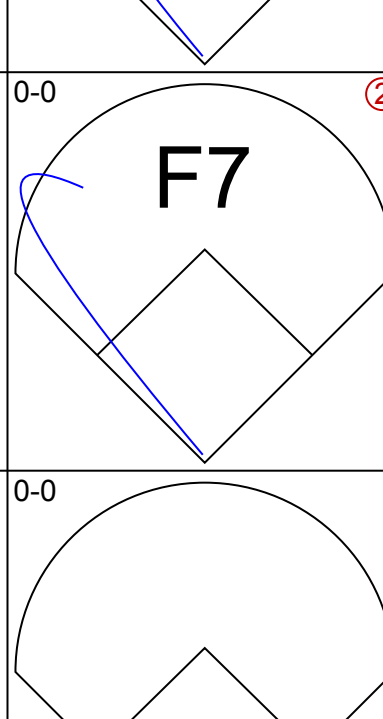
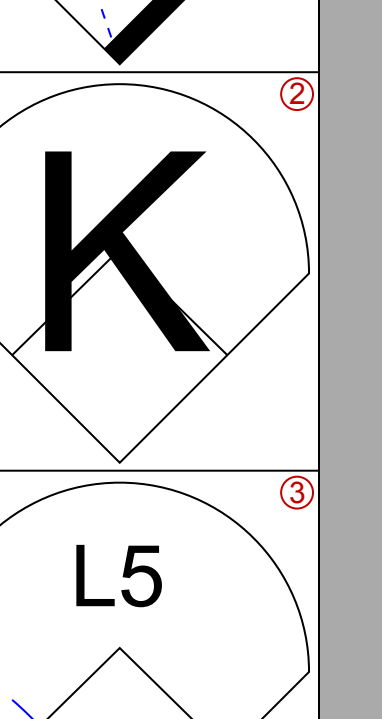
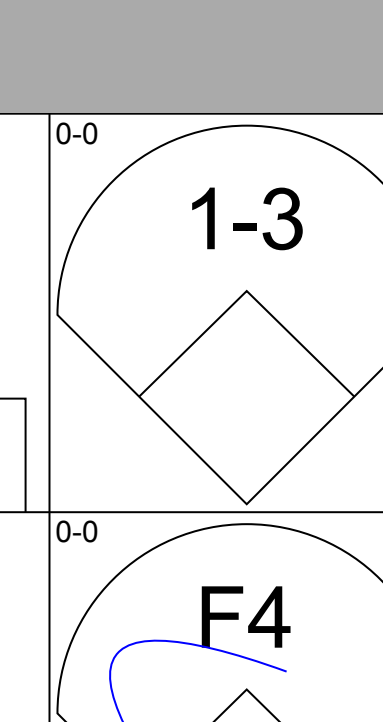
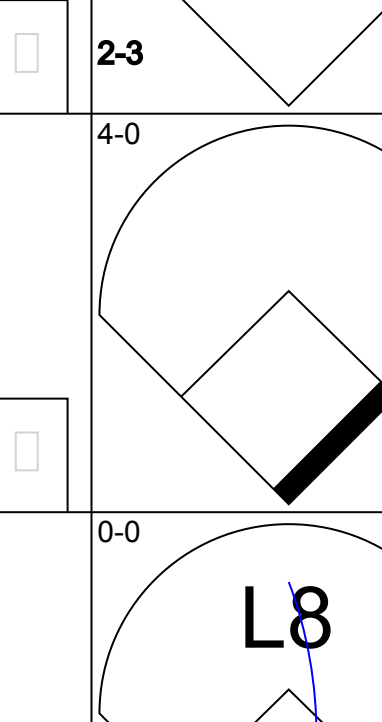
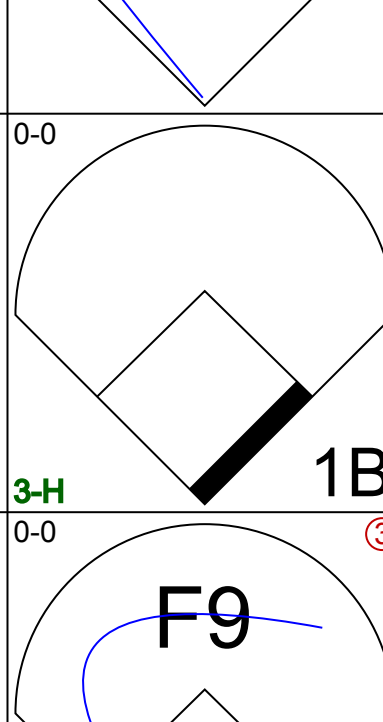
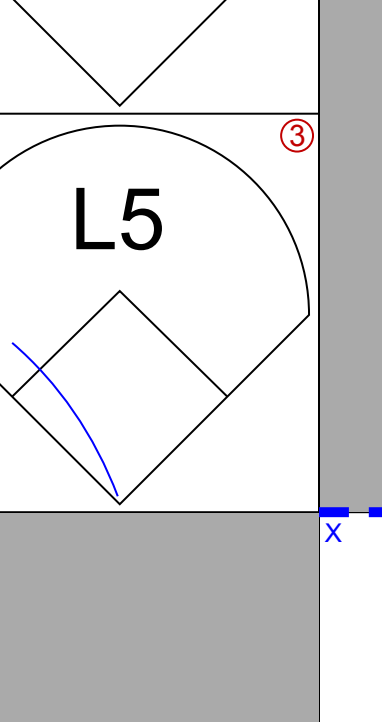
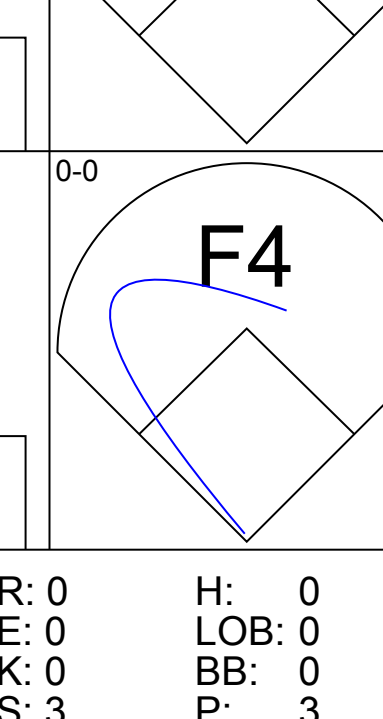
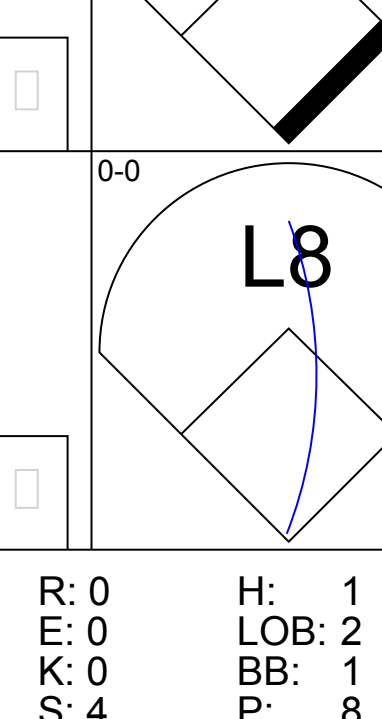
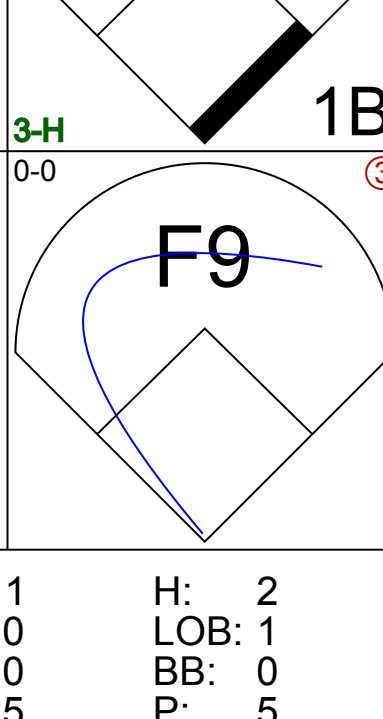

Batter	1	2	3	4	5	6	7	8	9	AB	R	H	RBI	BB	SO	LOB	TOP		
Gil McDougald, R (1,4) OBP: 0.365, SLG: 0.294	4-0 BB		0-0 1-H HR		0-3 K	0-0 F4	4-0 1B BB	4-0 BB		3	2	1	3	3	1	3	New York Yankees @ Kansas City Athletics Municipal Stadium, Kansas City, MO Thu Jun 02 1955, 4:33 AM EDT Att: 29,265 - Unknown livebaseballscorecards.com		
Andy Carey, R (1,5) OBP: 0.322, SLG: 0.386	0-0 F3		0-0 F9 2B		0-0 5-3	0-0 F3	0-0 1B BB	0-0 F7		6	0	2	1	0	0	7			
Hank Bauer, R (1,9) OBP: 0.364, SLG: 0.462	0-0 F8		4-0 BB		0-0 HR		FC4-6 HBP	0-0 5-3		4	1	2	3	1	0	1			
Mickey Mantle, S (1,8) OBP: 0.461, SLG: 0.635	0-0 F8		0-0 F9 2-3		0-0 F4		FC4-6 BB K	4-0 BB		5	1	0	0	1	1	6			
Bill Skowron, R (1,3) OBP: 0.429, SLG: 0.823		0-0 F9	0-3 K2-4-3-2		4-0 E BB 1B	0-0 BB BB 1B	4-0 BB 1B	0-0 F9		3	2	1	0	1	1	2			
Eddie Robinson, L (7,3) OBP: 0.403, SLG: 0.541			1-2							1	1	0	0	1	0	1			
Elston Howard, R (1,7) OBP: 0.500, SLG: 0.590	0-0 F4			0-0 HR	0-3 K	4-0 1B BB	0-0 BB BB 1B	0-0 L8		3	1	1	1	0	1	1			
Irv Noren, L (7,7) OBP: 0.283, SLG: 0.311						1-2 2-3	1-2 BB BB	1-2 BB 1B		2	1	1	0	1	0	1			
Charles Silvera, R (1,2) OBP: 0.426, SLG: 0.200	4-0 BB			0-3 K	4-0 1B E BB	4-0 1B BB	0-0 L7			1	0	0	0	2	1	0			
Yogi Berra, L (7,7) OBP: 0.373, SLG: 0.555						1-2 BB	1-2 2-3 3-H			1	1	0	1	1	0	2			
Billy Hunter, R (1,6) OBP: 0.233, SLG: 0.252	0-0 F8			0-0 5-3	0-0 E4 1B	0-0 1B BB	4-0 BB			3	0	0	0	0	0	3			
Bob Cerv, R (7,7) OBP: 0.295, SLG: 0.308					1-2 2-3	1-2 2-3 3-H	1-2 2-3			1	1	1	2	0	0	0			
Phil Rizzuto, R (7,6) OBP: 0.448, SLG: 0.273					0-0 F2	0-0 F6				0	0	0	0	1	0	0			
Bob Grim, R (1,1) OBP: 0.211, SLG: 0.118			4-0 HR BB	0-3 K	1-2 2-3 3-H	1B				4	1	1	1	1	1	5			
Jim Konstanty, R (8,1)										0	0	0	0	0	0	0			
Inning Stats	R: 0 E: 0 K: 0 S: 3	H: 0 LOB: 1 BB: 1 P: 7	R: 0 E: 0 K: 0 S: 3	H: 0 LOB: 1 BB: 1 P: 7	R: 2 E: 0 K: 1 S: 6	H: 2 LOB: 2 BB: 2 P: 14	R: 1 E: 0 K: 2 S: 8	H: 1 LOB: 0 BB: 0 P: 8	R: 1 E: 0 K: 1 S: 6	H: 1 LOB: 0 BB: 0 P: 6	R: 6 E: 0 K: 1 S: 9	H: 4 LOB: 2 BB: 3 P: 22	R: 1 E: 0 K: 0 S: 4	H: 1 LOB: 3 BB: 1 P: 16	R: 0 E: 0 K: 0 S: 3	H: 0 LOB: 1 BB: 1 P: 7	1B: 6 2B: 2 3B: 0 HR: 3	SF: 0 SAC: 0 DP: 1 HBP: 1	WP: 0 PA: 51 CS: 0
PITCHER	IP WLS BF H R ER SO	IP WLS BF H R ER SO	IP WLS BF H R ER SO	IP WLS BF H R ER SO	IP WLS BF H R ER SO	IP WLS BF H R ER SO	IP WLS BF H R ER SO	IP WLS BF H R ER SO	IP WLS BF H R ER SO	IP WLS BF H R ER SO	IP WLS BF H R ER SO	IP WLS BF H R ER SO	IP WLS BF H R ER SO	IP WLS BF H R ER SO	IP WLS BF H R ER SO	IP WLS BF H R ER SO	ERA WHIP	ERA WHIP	
Art Ceccarelli, L (1,1) ERA: 5.73	5.1 L	27 5	5 5	5 5	5 5	6 0	0 0	0 0	0 0	0 0	0 0	2 2	7 81.00	6.000 6.000				8.44 2.062	
Johnny Sain, R (6,1) ERA: 5.09	0.2	2	0	0	0	0	0	0	0	0	0	2	2	0.00	0.000				
Tom Gorman, R (7,1) ERA: 5.32	0.1	4	1	3	3	0	1	0	1	0	0	2	7	81.00	6.000				
Lou Slesater, L (7,1) ERA: 10.45	0.1	6	3	3	3	0	2	0	0	0	4	12	81.00	15.000					
Bill Harrington, R (7,1) ERA: 6.75	1.1	8	1	1	1	1	3	0	0	0	7	19	6.75	3.000					

Batter	1	2	3	4	5	6	7	8	9	AB	R	H	RBI	BB	SO	LOB	BOTTOM				
Hector Lopez, R (1,4) OBP: 0.260, SLG: 0.233	0-3 K		0-3 K			0-0 L8		0-0 5-3	0-0 1B	5	0	1	0	0	2	2	New York Yankees @ Kansas City Athletics Municipal Stadium, Kansas City, MO Thu Jun 02 1955, 4:33 AM EDT Att: 29,265 - Unknown livebaseballscorecards.com				
Harry Simpson, L (1,8) OBP: 0.382, SLG: 0.333	0-0 4-3			0-0 4-3		0-0 2B		4-0 1B HR BB	0-3 K	4	1	1	1	1	1	1					
Elmer Valo, L (1,9) OBP: 0.530, SLG: 0.576	0-0 1-3			0-0 6-3		4-0 BB		0-0 L4	0-0 3-1	4	0	0	0	1	0	3					
Gus Zernial, R (1,7) OBP: 0.337, SLG: 0.578		0-3 K		0-3 K		0-3 K		0-0 HR 1B		4	1	1	1	0	3	2					
Jim Finigan, R (1,5) OBP: 0.360, SLG: 0.503		0-0 F1			0-0 5-3		0-0 FC5-4 1B	0-0 1H 2H HR		4	1	2	3	0	0	0					
Dick Kryhoski, L (1,3) OBP: 0.320, SLG: 0.273		0-0 CS 1B		0-0 4-3		0-3 K		0-0 1B		4	0	2	0	0	1	1					
Jack Littrell, R (1,6) OBP: 0.229, SLG: 0.265		0-0 CS	0-3 K		0-0 5-3		0-0 FC5-4 1-2	1-2 1B		4	0	1	0	0	1	1					
Billy Shantz, R (1,2) OBP: 0.366, SLG: 0.385			0-0 PB 3B		0-0 5-3		0-0 F9	0-0 F8		4	2	2	0	0	0	3					
Art Ceccarelli, R (1,1) ERA: 5.73			0-0 4-3		0-3 K		0-0 K	0-3 K		1	0	0	0	0	0	0					
Johnny Sain, R (6,1) ERA: 5.09										0	0	0	0	0	0	0					
Tom Gorman, R (7,1) ERA: 5.32										0	0	0	0	0	0	0					
Lou Slesater, L (7,1) ERA: 10.45										0	0	0	0	0	0	0					
Bill Harrington, R (7,1) ERA: 6.75										0	0	0	0	0	0	0					
Inning Stats	R: 0 E: 0 K: 1 S: 5	H: 0 LOB: 0 BB: 0 P: 5	R: 0 E: 0 K: 1 S: 5	H: 1 LOB: 0 BB: 0 P: 5	R: 1 E: 0 K: 2 S: 8	H: 1 LOB: 0 BB: 0 P: 8	R: 0 E: 0 K: 1 S: 5	H: 0 LOB: 0 BB: 0 P: 5	R: 0 E: 0 K: 0 S: 3	H: 0 LOB: 0 BB: 0 P: 3	R: 1 E: 0 K: 2 S: 9	H: 2 LOB: 1 BB: 1 P: 13	R: 0 E: 0 K: 1 S: 6	H: 1 LOB: 1 BB: 0 P: 6	R: 4 E: 0 K: 0 S: 8	H: 5 LOB: 2 BB: 1 P: 12	R: 0 E: 0 K: 2 S: 8	H: 1 LOB: 1 BB: 0 P: 8	1B: 7 2B: 1 3B: 2 HR: 1	SF: 0 SAC: 0 DP: 0 HBP: 0	WP: 0 PA: 40 CS: 1
PITCHER	IP WLS BF H R ER SO	IP WLS BF H R ER SO	IP WLS BF H R ER SO	IP WLS BF H R ER SO	IP WLS BF H R ER SO	IP WLS BF H R ER SO	IP WLS BF H R ER SO	IP WLS BF H R ER SO	IP WLS BF H R ER SO	IP WLS BF H R ER SO	IP WLS BF H R ER SO	IP WLS BF H R ER SO	IP WLS BF H R ER SO	IP WLS BF H R ER SO	IP WLS BF H R ER SO	IP WLS BF H R ER SO	ERA WHIP	ERA WHIP			
Bob Grim, R (1,1) ERA: 4.79	7.2	32	8	6	6	8	2	0	0	0	0	0	0	0	0	0					
Jim Konstanty, R (8,1) ERA: 0.95	1.1	7	3	0	0	2	0	0	0	0	0	11	11	0.00	2.250						

Batter	1	2	3	4	5	6	7	8	9	AB	R	H	RBI	BB	SO	LOB	TOP					
Hank Bauer, R (1, 9) OBP: 0.364, SLG: 0.457	F2				5-3				F3	4	0	1	0	1	0	0	New York Yankees @ Chicago White Sox Comiskey Park, Chicago, IL Fri Jun 03 1955, 4:33 AM EDT Att: 40,020 - Unknown livebaseballscorecards.com					
Andy Carey, R (1, 5) OBP: 0.321, SLG: 0.383	K		F3		6-3					4	0	1	0	0	1	2						
Yogi Berra, L (1, 2) OBP: 0.370, SLG: 0.544	F8		F6		F8					3	0	0	0	1	0	2						
Mickey Mantle, S (1, 8) OBP: 0.457, SLG: 0.644		B1		6-3						4	1	1	1	0	0	3						
Bill Skowron, R (1, 3) OBP: 0.500, SLG: 0.864										4	1	2	1	0	0	0						
Elston Howard, R (1, 7) OBP: 0.432, SLG: 0.585										4	0	2	0	0	1	0						
Gil McDougald, R (1, 4) OBP: 0.356, SLG: 0.285										4	0	0	0	0	0	2						
Billy Hunter, R (1, 6) OBP: 0.237, SLG: 0.256										2	0	1	0	0	0	0						
Bob Cerv, R (7, PH) OBP: 0.276, SLG: 0.296										1	0	0	0	0	0	0						
Jim Konstanty, R (7, 1) OBP: 0.133, SLG: 0.077										1	0	0	0	0	0	0						
Bob Turley, R (1, 1) OBP: 0.222, SLG: 0.219										2	0	1	0	0	1	2						
Eddie Robinson, L (7, PH) OBP: 0.397, SLG: 0.532										1	0	0	0	0	0	0						
Phil Rizzuto, R (7, 6) OBP: 0.433, SLG: 0.261										1	0	0	0	0	0	0						
Inning Stats	R: 0 E: 0 K: 1 S: 5	H: 0 LOB: 0 BB: 0 P: 5	R: 0 E: 0 K: 0 S: 4	H: 2 LOB: 1 BB: 0 P: 4	R: 0 E: 0 K: 0 S: 4	H: 1 LOB: 2 BB: 1 P: 8	R: 1 E: 0 K: 1 S: 8	H: 3 LOB: 2 BB: 0 P: 8	R: 0 E: 0 K: 0 S: 3	H: 0 LOB: 0 BB: 0 P: 3	R: 1 E: 0 K: 0 S: 6	H: 1 LOB: 0 BB: 0 P: 6	R: 0 E: 0 K: 0 S: 5	H: 2 LOB: 2 BB: 1 P: 9	R: 0 E: 0 K: 0 S: 3	H: 0 LOB: 0 BB: 0 P: 3	R: 0 E: 0 K: 1 S: 5	H: 0 LOB: 0 BB: 0 P: 5	1B: 5 2B: 2 3B: 0 HR: 2	SF: 0 SAC: 0 DP: 0 HBP: 0	WP: 0 PB: 0 CS: 0	PA: 37
PITCHER Jack Harshman, L (1, 1) ERA: 3.07	IP: 9.0 WLS: W BF: 37 H: 9 R: 2 ER: 2 SO: 4 BB: 2 IBB: 0 HBP: 0 BLK: 0 WP: 0 HR: 2 S: 43 P: 51 ERA: 2.00 WHIP: 1.222															PITCHER						

Batter	1	2	3	4	5	6	7	8	9	AB	R	H	RBI	BB	SO	LOB	BOTTOM			
Chico Carrasquel, R (1, 6) OBP: 0.363, SLG: 0.392	F7				F7					3	0	0	0	1	0	2	New York Yankees @ Chicago White Sox Comiskey Park, Chicago, IL Fri Jun 03 1955, 4:33 AM EDT Att: 40,020 - Unknown livebaseballscorecards.com			
Nellie Fox, L (1, 4) OBP: 0.337, SLG: 0.417	F4				F7					4	0	2	1	0	0	0				
Jim Rivera, L (1, 9) OBP: 0.352, SLG: 0.408	6-3				F2					4	0	0	0	0	1	4				
George Kell, R (1, 5) OBP: 0.364, SLG: 0.380		K			1-3					4	0	0	0	0	1	4				
Willard Marshall, L (1, 7) OBP: 0.385, SLG: 0.184										2	1	0	0	2	0	0				
Clint Courtney, L (1, 2) OBP: 0.497, SLG: 0.541										3	1	1	0	1	0	1				
Ron Jackson, R (1, 3) OBP: 0.375, SLG: 0.517										3	0	1	0	0	1	2				
Walt Dropo, R (7, 3) OBP: 0.315, SLG: 0.400										0	0	0	0	1	0	0				
Johnny Groth, R (1, 8) OBP: 0.375, SLG: 0.538										2	1	0	0	2	0	3				
Jack Harshman, L (1, 1) OBP: 0.480, SLG: 0.500										2	0	2	2	0	0	0				
Inning Stats	R: 0 E: 0 K: 0 S: 3	H: 0 LOB: 0 BB: 0 P: 3	R: 0 E: 0 K: 1 S: 4	H: 0 LOB: 0 BB: 1 P: 8	R: 1 E: 0 K: 1 S: 7	H: 2 LOB: 3 BB: 2 P: 15	R: 1 E: 0 K: 1 S: 7	H: 2 LOB: 2 BB: 1 P: 11	R: 0 E: 0 K: 0 S: 3	H: 0 LOB: 0 BB: 0 P: 3	R: 1 E: 0 K: 0 S: 3	H: 1 LOB: 1 BB: 2 P: 11	R: 0 E: 0 K: 0 S: 4	H: 1 LOB: 1 BB: 0 P: 4	R: 0 E: 0 K: 0 S: 3	H: 0 LOB: 1 BB: 1 P: 7	1B: 6 2B: 0 3B: 0 HR: 0	SF: 1 SAC: 0 DP: 1 HBP: 0	WP: 0 PB: 0 CS: 0	PA: 36
PITCHER Bob Turley, R (1, 1) ERA: 2.66	IP: 6.0 WLS: L BF: 27 H: 5 R: 3 ER: 3 SO: 3 BB: 6 IBB: 0 HBP: 0 BLK: 0 WP: 0 HR: 0 S: 27 P: 51 ERA: 4.50 WHIP: 1.833															PITCHER				
Jim Konstanty, R (7, 1) ERA: 0.66	IP: 2.0 WLS: 8 BF: 1 H: 0 R: 0 ER: 0 SO: 0 BB: 1 IBB: 0 HBP: 0 BLK: 0 WP: 0 HR: 0 S: 7 P: 11 ERA: 0.00 WHIP: 1.000															PITCHER				


Batter	1	2	3	4	5	6	7	8	9	AB	R	H	RBI	BB	SO	LOB	TOP		
Elston Howard, R OBP: 0.430, SLG: 0.586 (1, 9)										5	1	2	0	0	2	1	New York Yankees @ Chicago White Sox Comiskey Park, Chicago, IL Sat Jun 04 1955, 4:33 AM EDT Att: 19,899 - Unknown livebaseballscorecards.com		
Andy Carey, R OBP: 0.316, SLG: 0.379 (1, 5)										5	0	1	0	0	0	4			
Mickey Mantle, S OBP: 0.456, SLG: 0.637 (1, 8)										5	1	2	0	0	2	1			
Yogi Berra, L OBP: 0.371, SLG: 0.537 (1, 2)										4	1	1	0	1	1	3			
Bill Skowron, R OBP: 0.513, SLG: 0.870 Eddie Robinson, L OBP: 0.392, SLG: 0.524 (1, 3)										3	1	2	1	0	0	2			
Edie Robinson, L OBP: 0.392, SLG: 0.524 (7, 3)										1	0	0	0	0	0	0			
Irv Noren, L OBP: 0.288, SLG: 0.309 (1, 7)										4	0	1	1	1	0	2			
Gil McDougald, R OBP: 0.364, SLG: 0.291 (1, 4)										4	0	2	1	1	0	2			
Billy Hunter, R OBP: 0.237, SLG: 0.258 (1, 6)										3	0	1	1	0	0	1			
Ed Lopat, L OBP: 0.300, SLG: 0.222 Tom Morgan, R OBP: 0.167, SLG: 0.167 (9, 1)										3	0	0	0	1	0	3			
Inning Stats	R: 0 E: 0 K: 2 S: 9	H: 2 LOB: 2 BB: 0 P: 9	R: 0 E: 1 K: 0 S: 5	H: 3 LOB: 3 BB: 1 P: 9	R: 2 E: 0 K: 0 S: 5	H: 2 LOB: 2 BB: 2 P: 13	R: 1 E: 0 K: 1 S: 7	H: 2 LOB: 2 BB: 1 P: 11	R: 0 E: 0 K: 0 S: 4	H: 1 LOB: 1 BB: 0 P: 4	R: 1 E: 0 K: 0 S: 5	H: 2 LOB: 2 BB: 0 P: 6	R: 0 E: 0 K: 1 S: 5	H: 0 LOB: 0 BB: 0 P: 5	R: 0 E: 0 K: 0 S: 3	H: 0 LOB: 0 BB: 0 P: 3	1B: 10 2B: 2 3B: 0 HR: 0	SF: 1 SAC: 0 DP: 0 HBP: 1	WP: 0 PA: 43 CS: 0
PITCHER	IP	WLS	BF	H	R	ER	SO	BB	IBB	HBP	BLK	WP	HR	S	P	ERA	WHIP		
Bob Keegan, R ERA: 6.38 (1, 1)	4.0	L	24	9	3	3	3	4	0	0	0	0	0	26	42	6.75	3.250		
Mike Fomiele, R ERA: 4.07 (5, 1)	3.0		13	3	1	1	1	0	0	1	0	0	0	14	15	3.00	1.000		
Sandy Consuegra, R ERA: 1.37 (8, 1)	2.0		6	0	0	0	1	0	0	0	0	0	0	8	8	0.00	0.000		

Batter	1	2	3	4	5	6	7	8	9	AB	R	H	RBI	BB	SO	LOB	BOTTOM				
Johnny Groth, R OBP: 0.355, SLG: 0.507 Willard Marshall, L OBP: 0.377, SLG: 0.179 (9, PH)										4	0	0	0	0	0	0	New York Yankees @ Chicago White Sox Comiskey Park, Chicago, IL Sat Jun 04 1955, 4:33 AM EDT Att: 19,899 - Unknown livebaseballscorecards.com				
Nellie Fox, L OBP: 0.343, SLG: 0.418 (1, 4)										4	0	2	0	0	0	0					
Vern Stephens, R OBP: 0.375, SLG: 0.551 (1, 5)										4	1	1	0	0	0	2					
Bob Nieman, R OBP: 0.351, SLG: 0.489 Mike Fomiele, R OBP: 0.125, SLG: 0.188 Bob Kennedy, R OBP: 0.247, SLG: 0.155 Sandy Consuegra, R OBP: 0.133, SLG: 0.133 (8, 1)										2	1	0	0	0	1	2					
Jim Rivera, L OBP: 0.368, SLG: 0.421 (1, 9)										3	1	3	0	1	0	0					
Sherm Lollar, R OBP: 0.408, SLG: 0.550 (1, 2)										4	0	0	0	0	0	4					
Chico Carrasquel, R OBP: 0.355, SLG: 0.352 (1, 6)										4	0	0	0	0	1	5					
Walt Dropo, R OBP: 0.320, SLG: 0.398 (1, 3)										3	0	1	1	1	0	1					
Bob Keegan, R OBP: 0.625, SLG: 0.571 Minnie Minoso, R OBP: 0.359, SLG: 0.342 (5, 7)										1	0	0	0	0	0	0					
Inning Stats	R: 2 E: 1 K: 0 S: 6	H: 2 LOB: 2 BB: 1 P: 10	R: 0 E: 0 K: 0 S: 3	H: 0 LOB: 0 BB: 0 P: 3	R: 0 E: 0 K: 1 S: 5	H: 0 LOB: 0 BB: 0 P: 5	R: 0 E: 0 K: 0 S: 4	H: 1 LOB: 2 BB: 1 P: 8	R: 0 E: 0 K: 0 S: 4	H: 1 LOB: 1 BB: 0 P: 4	R: 1 E: 0 K: 0 S: 5	H: 2 LOB: 1 BB: 0 P: 5	R: 0 E: 0 K: 0 S: 3	H: 0 LOB: 0 BB: 0 P: 4	R: 0 E: 0 K: 1 S: 6	H: 1 LOB: 1 BB: 0 P: 6	R: 0 E: 0 K: 0 S: 3	H: 0 LOB: 0 BB: 0 P: 3	1B: 7 2B: 0 3B: 0 HR: 0	SF: 0 SAC: 0 DP: 0 HBP: 1	WP: 0 PA: 38 CS: 0
PITCHER	IP	WLS	BF	H	R	ER	SO	BB	IBB	HBP	BLK	WP	HR	S	P	ERA	WHIP				
Ed Lopat, L ERA: 2.77 (1, 1)	8.0	W	35	7	3	1	2	2	0	1	0	0	0	36	45	1.12	1.125				
Tom Morgan, R ERA: 0.66 (9, 1)	1.0	S	3	0	0	0	0	0	0	0	0	0	0	3	3	0.00	0.000				

Batter	1	2	3	4	5	6	7	8	9	AB	R	H	RBI	BB	SO	LOB	TOP			
Irv Noren, L OBP: 0.295, SLG: 0.333 (1, 7)										4	1	2	0	0	0	0				
Andy Carey, R OBP: 0.317, SLG: 0.391 (1, 5)										4	1	1	2	0	0	1				
Mickey Mantle, S OBP: 0.461, SLG: 0.633 (1, 8)										1	0	0	0	3	0	0				
Yogi Berra, L OBP: 0.363, SLG: 0.524 (1, 2)										4	0	0	0	0	0	3				
Joe Collins, L OBP: 0.357, SLG: 0.409 (1, 9)										3	0	0	0	1	0	1				
Eddie Robinson, L OBP: 0.373, SLG: 0.493 (1, 3)										4	0	0	0	0	0	3				
Gil McDougald, R OBP: 0.367, SLG: 0.319 (1, 4)										4	1	2	1	0	1	0				
Billy Hunter, R OBP: 0.234, SLG: 0.254 (7, PH)										2	0	0	0	0	1	0				
Hank Bauer, R OBP: 0.363, SLG: 0.455 (7, 6)										1	0	0	0	0	0	1				
Phil Rizzuto, R OBP: 0.433, SLG: 0.261 (7, 6)										0	0	0	0	0	0	0				
Tommy Byrne, L OBP: 0.133, SLG: 0.077 (1, 1)										0	0	0	0	0	0	0				
Tom Sturdivant, L OBP: 0.250, SLG: 0.250 (7, PH)										2	0	0	0	0	1	0				
Bill Skowron, R OBP: 0.506, SLG: 0.857 (7, 1)										1	0	0	0	0	0	1				
Jim Konstanty, R (7, 1)										0	0	0	0	0	0	0				
Inning Stats	R: 2 E: 0 K: 0 S: 5	H: 2 LOB: 1 BB: 1 P: 9	R: 1 E: 0 K: 0 S: 4	H: 1 LOB: 0 BB: 0 P: 4	R: 0 E: 0 K: 1 S: 3	H: 0 LOB: 0 BB: 0 P: 3	R: 0 E: 0 K: 2 S: 5	H: 0 LOB: 0 BB: 0 P: 5	R: 0 E: 0 K: 1 S: 8	H: 1 LOB: 1 BB: 2 P: 8	R: 0 E: 0 K: 0 S: 2	H: 0 LOB: 1 BB: 2 P: 10	R: 0 E: 0 K: 0 S: 3	H: 1 LOB: 0 BB: 0 P: 3	R: 0 E: 0 K: 0 S: 3	H: 0 LOB: 0 BB: 0 P: 3	1B: 2 2B: 1 3B: 1 HR: 2	SF: 0 SAC: 0 DP: 2 HBP: 0	WP: 0 PB: 0 CS: 1	PA: 34
PITCHER Dick Donovan, R ERA: 2.1 (1, 1)	IP: 9.0 WLS: W BF: 34 H: 5 R: 3 ER: 3 SO: 3 BB: 4 IBB: 0 HBP: 0 BLK: 0 WP: 0 HR: 2 S: 36 P: 52 ERA: 3.00 WHIP: 1.000															PITCHER				

New York Yankees @ Chicago White Sox
Comiskey Park, Chicago, IL
Sun Jun 05 1955, 4:33 AM EDT
Unknown


AB 30
R 3
H 5
RBI 3
BB 4
SO 3
LOB 10



Batter	1	2	3	4	5	6	7	8	9	AB	R	H	RBI	BB	SO	LOB	BOTTOM			
Johnny Groth, R OBP: 0.363, SLG: 0.507 (1, 8)										4	1	2	0	0	1	0				
Nellie Fox, L OBP: 0.346, SLG: 0.417 (1, 4)										3	1	1	0	0	0	0				
Minnie Minoso, R OBP: 0.348, SLG: 0.330 (1, 7)										4	0	0	0	0	1	4				
George Kell, R OBP: 0.373, SLG: 0.382 (1, 5)										2	1	1	0	2	1	2				
Jim Rivera, L OBP: 0.365, SLG: 0.436 (1, 9)										4	1	1	4	0	1	4				
Sherm Lollar, R OBP: 0.407, SLG: 0.569 (1, 2)										3	1	1	1	0	0	1				
Chico Carrasquel, R OBP: 0.355, SLG: 0.376 (1, 6)										2	0	0	0	1	2	0				
Walt Dropo, R OBP: 0.314, SLG: 0.390 (1, 3)										3	0	0	0	0	1	1				
Dick Donovan, L OBP: 0.214, SLG: 0.083 (1, 1)										3	0	0	0	0	1	1				
Inning Stats	R: 5 E: 0 K: 1 S: 8	H: 3 LOB: 1 BB: 2 P: 17	R: 0 E: 0 K: 1 S: 5	H: 0 LOB: 0 BB: 0 P: 5	R: 0 E: 0 K: 1 S: 5	H: 1 LOB: 0 BB: 0 P: 5	R: 0 E: 0 K: 2 S: 7	H: 0 LOB: 0 BB: 0 P: 7	R: 0 E: 0 K: 1 S: 5	H: 0 LOB: 0 BB: 0 P: 5	R: 0 E: 0 K: 0 S: 2	H: 0 LOB: 1 BB: 1 P: 6	R: 0 E: 0 K: 1 S: 5	H: 0 LOB: 0 BB: 0 P: 5	R: 0 E: 0 K: 1 S: 7	H: 2 LOB: 2 BB: 0 P: 7	1B: 4 2B: 1 3B: 0 HR: 2	SF: 0 SAC: 0 DP: 2 HBP: 1	WP: 1 PB: 0 CS: 1	PA: 32
PITCHER Tommy Byrne, L ERA: 5.95 (1, 1)	IP: 0.1 WLS: L BF: 6 H: 3 R: 3 ER: 5 SO: 0 BB: 1 IBB: 0 HBP: 1 BLK: 0 WP: 1 HR: 2 S: 4 P: 9 ERA: 135.00 WHIP: 12.000															PITCHER				
PITCHER Tom Sturdivant, R ERA: 2.95 (1, 1)	IP: 5.2 WLS: 18 BF: 1 H: 0 R: 0 ER: 0 SO: 6 BB: 2 IBB: 0 HBP: 0 BLK: 0 WP: 0 HR: 0 S: 28 P: 36 ERA: 0.00 WHIP: 0.529															PITCHER				
PITCHER Jim Konstanty, R ERA: 0.78 (7, 1)	IP: 2.0 WLS: 8 BF: 2 H: 0 R: 0 ER: 0 SO: 2 BB: 0 IBB: 0 HBP: 0 BLK: 0 WP: 0 HR: 0 S: 12 P: 12 ERA: 0.00 WHIP: 1.000															PITCHER				

New York Yankees @ Chicago White Sox
Comiskey Park, Chicago, IL
Sun Jun 05 1955, 4:33 AM EDT
Unknown

AB 28
R 5
H 6
RBI 5
BB 3
SO 8
LOB 13




Batter	1	2	3	4	5	6	7	8	9	10	AB	R	H	RBI	BB	SO	LOB					
Bill McDougald, R OBP: 0.356, SLG: 0.308 (1, 4)	5-3		F9		L6			5-3		6-3	5	0	0	0	0	0	0					
Andy Carey, R OBP: 0.315, SLG: 0.403 (1, 5)	HR		K			K		F7			4	1	1	1	0	2	0					
Yogi Berra, L OBP: 0.361, SLG: 0.518 (1, 2)	G3				F9			F5			4	0	1	0	0	0	0					
Mickey Mantle, S OBP: 0.457, SLG: 0.642 (1, 8)	5-3					F7		1B		6-3	4	1	1	1	0	0	1					
Bill Skowron, R OBP: 0.481, SLG: 0.811 (1, 3)						HR				6-3	4	0	0	0	0	0	1					
Joe Collins, L OBP: 0.357, SLG: 0.409 (10, 3)					F9			5-3		6-3	0	0	0	0	0	0	0					
Hank Bauer, R OBP: 0.361, SLG: 0.448 (1, 9)								F5		L7	3	0	0	0	1	0	0					
Elston Howard, R OBP: 0.422, SLG: 0.581 (1, 7)						BB					4	0	1	0	0	2	1					
Irv Noren, L OBP: 0.295, SLG: 0.333 (10, 7)					K			K		F4	0	0	0	0	0	0	0					
Billy Hunter, R OBP: 0.248, SLG: 0.299 (1, 6)											4	1	3	1	0	0	1					
Whitey Ford, L OBP: 0.258, SLG: 0.207 (1, 1)											3	0	0	0	0	2	2					
Tom Morgan, R OBP: 0.167, SLG: 0.167 (7, 1)											0	0	0	0	0	0	0					
Bob Cerv, R OBP: 0.267, SLG: 0.286 (10, PH)											1	0	0	0	0	0	0					
Jim Konstanty, R OBP: 0.267, SLG: 0.286 (10, 1)											0	0	0	0	0	0	0					
Inning Stats	R: 1 E: 0 K: 0 S: 4	H: 1 LOB: 0 BB: 0 P: 4	R: 0 E: 0 K: 0 S: 4	H: 1 LOB: 1 BB: 0 P: 4	R: 0 E: 0 K: 2 S: 7	H: 0 LOB: 0 BB: 0 P: 7	R: 1 E: 0 K: 1 S: 6	H: 1 LOB: 1 BB: 1 P: 10	R: 0 E: 0 K: 1 S: 5	H: 1 LOB: 0 BB: 0 P: 5	R: 0 E: 0 K: 1 S: 6	H: 1 LOB: 1 BB: 0 P: 6	R: 0 E: 0 K: 0 S: 3	H: 0 LOB: 0 BB: 0 P: 3	R: 0 E: 0 K: 0 S: 3	H: 0 LOB: 0 BB: 0 P: 3	R: 1 E: 0 K: 0 S: 4	H: 1 LOB: 0 BB: 0 P: 4	1B: 2 2B: 2 3B: 0 HR: 3	SF: 0 SAC: 0 DP: 0 HBP: 0	WP: 0 PB: 0 SB: 0 CS: 0	PA: 37
PITCHER Billy Pierce, L ERA: 2.12 (1, 1)	IP 10.0	WLS L	BF 37	H 7	R 3	ER 3	SO 6	BB 1	IBB 0	HBP 0	BLK 0	WP 0	HR 2	S 48	P 52	ERA 2.70	WHIP 0.800					

TOP

New York Yankees @ Chicago White Sox
Comiskey Park, Chicago, IL
Sun Jun 05 1955, 4:38 AM EDT
Att: 37,561 - Unknown

AB	36
R	3
H	7
RBI	3
BB	1
SO	6
LOB	6

livebaseballscorecards.com




Batter	1	2	3	4	5	6	7	8	9	10	AB	R	H	RBI	BB	SO	LOB					
Johnny Groh, R OBP: 0.376, SLG: 0.506 (1, 8)	6-3				F8						4	0	2	1	1	0	0					
Nellie Fox, L OBP: 0.343, SLG: 0.411 (1, 4)	L3										5	0	1	0	0	0	4					
Minnie Minoso, R OBP: 0.343, SLG: 0.319 (1, 7)	K										4	0	0	0	1	1	1					
Sherm Lollar, R OBP: 0.407, SLG: 0.563 (1, 2)											5	0	2	0	0	0	3					
Jim Rivera, L OBP: 0.366, SLG: 0.431 (1, 9)											4	0	1	0	1	1	1					
Vern Stephens, R OBP: 0.350, SLG: 0.509 (1, 5)											4	0	0	0	0	1	5					
Ron Jackson, R OBP: 0.333, SLG: 0.455 (1, 3)											4	0	0	0	0	3	1					
Wall Droppo, R OBP: 0.314, SLG: 0.390 (9, 3)											0	0	0	0	0	0	0					
Chico Carrasquel, R OBP: 0.353, SLG: 0.392 (1, 6)											4	2	1	1	0	0	0					
Billy Pierce, L OBP: 0.273, SLG: 0.200 (1, 1)											4	0	0	0	0	1	1					
Inning Stats	R: 0 E: 0 K: 1 S: 5	H: 0 LOB: 0 BB: 0 P: 5	R: 0 E: 0 K: 2 S: 8	H: 1 LOB: 1 BB: 0 P: 8	R: 0 E: 0 K: 0 S: 3	H: 0 LOB: 1 BB: 1 P: 7	R: 0 E: 0 K: 1 S: 6	H: 1 LOB: 1 BB: 0 P: 6	R: 1 E: 3 K: 0 S: 6	H: 1 LOB: 3 BB: 1 P: 10	R: 0 E: 0 K: 1 S: 5	H: 0 LOB: 0 BB: 0 P: 5	R: 0 E: 0 K: 0 S: 4	H: 1 LOB: 1 BB: 0 P: 4	R: 0 E: 0 K: 0 S: 3	H: 0 LOB: 0 BB: 0 P: 3	1B: 6 2B: 0 3B: 0 HR: 1	SF: 0 SAC: 0 DP: 1 HBP: 0	WP: 0 PB: 0 SB: 0 CS: 0	PA: 41		
PITCHER Whitey Ford, L ERA: 2.36 (1, 1)	IP 6.2	WLS W	BF 29	H 6	R 2	ER 1	SO 6	BB 2	IBB 0	HBP 0	BLK 0	WP 0	HR 1	S 39	P 47	ERA 1.35	WHIP 1.200					
Tom Morgan, R ERA: 0.81 (7, 1)	IP 2.1	WLS W	BF 9	H 1	R 0	ER 0	SO 1	BB 1	IBB 0	HBP 0	BLK 0	WP 0	HR 0	S 10	P 14	ERA 0.00	WHIP 0.857					
Jim Konstanty, R ERA: 0.75 (10, 1)	IP 1.0	WLS S	BF 3	H 0	R 0	ER 0	SO 0	BB 0	IBB 0	HBP 0	BLK 0	WP 0	HR 0	S 3	P 3	ERA 0.00	WHIP 0.000					

BOTTOM

New York Yankees @ Chicago White Sox
Comiskey Park, Chicago, IL
Sun Jun 05 1955, 4:38 AM EDT
Att: 37,561 - Unknown

AB	38
R	2
H	7
RBI	2
BB	3
SO	7
LOB	16



Batter	1	2	3	4	5	6	7	8	9	10	11	12	AB	R	H	RBI	BB	SO	LOB	TOP							
Irv Noren, L OBP: 0.284, SLG: 0.319 (1.7)	3-1			F8		F8		3-1		L4-3			5	0	0	0	0	0	2								
Andy Carey, R OBP: 0.303, SLG: 0.386 (1.5)	L7			F3		5-3		F7			F6		5	0	0	0	0	0	1								
Yogi Berra, L OBP: 0.360, SLG: 0.506 (1.2)	F4			G3									4	0	2	0	0	0	0								
Mickey Mantle, S OBP: 0.448, SLG: 0.637 (1.8)		4-3			HR	L9			F8		FC3-6		5	1	1	0	0	0	3								
Eddie Robinson, L OBP: 0.391, SLG: 0.608 (1.3)		3-1			HR				K		F5		4	1	1	2	1	1	1								
Joe Collins, L OBP: 0.380, SLG: 0.451 (1.9)		F5			HR				F3				5	1	2	1	0	0	0								
Gil McDougald, R OBP: 0.344, SLG: 0.316 (1.4)			F8		6-3				F8				5	0	0	0	0	1	2								
Billy Hunter, R OBP: 0.253, SLG: 0.322 (1.6)			F7		4-3								5	0	2	0	0	0	1								
Bob Grim, R Tom Morgan, R Eliott Howard, R Jim Konstanty, R Bill Skowron, F Tom Sturdivant, S (1.1) (7.1) (10.1) (10.1) (12.1) (12.1)			5-3		1-3				F1				2	0	0	0	0	0	0								
Inning Stats	R: 0 E: 0 K: 0 S: 3	H: 0 LOB: 0 BB: 0 P: 3	R: 0 E: 0 K: 0 S: 3	H: 0 LOB: 0 BB: 0 P: 3	R: 0 E: 0 K: 0 S: 3	H: 0 LOB: 0 BB: 0 P: 3	R: 0 E: 0 K: 0 S: 3	H: 0 LOB: 0 BB: 0 P: 3	R: 3 E: 0 K: 0 S: 6	H: 3 LOB: 0 BB: 0 P: 6	R: 0 E: 0 K: 1 S: 5	H: 1 LOB: 1 BB: 0 P: 4	R: 0 E: 0 K: 0 S: 6	H: 2 LOB: 2 BB: 1 P: 10	R: 0 E: 0 K: 0 S: 3	H: 1 LOB: 0 BB: 0 P: 3	R: 0 E: 1 K: 0 S: 4	H: 1 LOB: 1 BB: 0 P: 4	R: 0 E: 0 K: 0 S: 4	H: 0 LOB: 1 BB: 0 P: 4	1B: 6 2B: 1 3B: 0 HR: 2	SF: 0 SAC: 0 DP: 1 HBP: 1	WP: 0 PB: 0 SB: 0 CS: 0	PA: 45			
PITCHER Ned Garver, R ERA: 3.54 (1.1)	IP 12.0	WLS W 45	BF 45	H 8	R 3	ER 3	SO 2	BB 1	IBB 0	HBP 1	BLK 1	WP 0	HR 2	S 47	P 52	ERA 2.25	WHIP 0.750										

New York Yankees @ Detroit Tigers
Briggs Stadium, Detroit, MI
Tue Jun 07 1955, 4:33 AM EDT
Att. 5,259 - Unknown

AB	43
R	3
H	8
RBI	3
BB	1
SO	2
LOB	13



Batter	1	2	3	4	5	6	7	8	9	10	11	12	AB	R	H	RBI	BB	SO	LOB	BOTTOM							
Harvey Kuenn, R OBP: 0.390, SLG: 0.464 (1.6)	5-3		F9					5-3		F6			5	0	1	0	0	0	0								
Bill Tuttle, R OBP: 0.355, SLG: 0.349 (1.8)	1-3			F9				4-3			F9		5	0	0	0	0	0	1								
Al Kaline, R OBP: 0.459, SLG: 0.607 (1.9)	L5			L6-3									5	1	3	0	0	0	0								
Ferris Fain, L OBP: 0.432, SLG: 0.331 (1.3)		4-3		G3									4	1	1	1	0	0	1								
Jim Delsing, L OBP: 0.361, SLG: 0.458 (1.7)		5-3			F2								4	1	1	2	1	0	0								
Fred Hatfield, L OBP: 0.325, SLG: 0.357 (1.5)					G3								4	1	1	1	1	0	2								
Red Wilson, R OBP: 0.307, SLG: 0.377 (1.2)		5-3			F6			1-3		FC5			4	0	0	0	0	0	3								
Harry Malmberg, R OBP: 0.327, SLG: 0.344 (1.4)			4-3			6-3		F9			6-3		4	0	0	0	0	0	0								
Ned Garver, R OBP: 0.226, SLG: 0.200 (1.1)			6-3			F7				F8		F2	4	0	0	0	0	0	0								
Inning Stats	R: 0 E: 0 K: 0 S: 3	H: 0 LOB: 0 BB: 0 P: 3	R: 0 E: 0 K: 0 S: 3	H: 0 LOB: 1 BB: 1 P: 7	R: 0 E: 0 K: 0 S: 3	H: 0 LOB: 0 BB: 0 P: 3	R: 0 E: 0 K: 0 S: 3	H: 0 LOB: 0 BB: 0 P: 3	R: 0 E: 0 K: 0 S: 4	H: 1 LOB: 1 BB: 0 P: 4	R: 3 E: 0 K: 0 S: 6	H: 3 LOB: 0 BB: 0 P: 6	R: 0 E: 0 K: 0 S: 3	H: 0 LOB: 0 BB: 0 P: 3	R: 0 E: 0 K: 0 S: 4	H: 1 LOB: 2 BB: 1 P: 8	R: 0 E: 0 K: 0 S: 3	H: 0 LOB: 0 BB: 0 P: 3	R: 0 E: 0 K: 0 S: 3	H: 1 LOB: 0 BB: 0 P: 3	R: 1 E: 0 K: 0 S: 2	H: 1 LOB: 0 BB: 0 P: 2	1B: 4 2B: 2 3B: 0 HR: 2	SF: 0 SAC: 1 DP: 1 HBP: 0	WP: 0 PB: 0 SB: 0 CS: 0	PA: 42	
PITCHER Bob Grim, R ERA: 4.76 (7.1) Tom Morgan, R ERA: 0.55 (10.1) Jim Konstanty, R ERA: 0.68 (12.1) Tom Sturdivant, R ERA: 3.28	IP 6.0	WLS 23	BF 4	H 4	R 3	ER 3	SO 0	BB 1	IBB 0	HBP 0	BLK 0	WP 0	HR 1	S 22	P 26	ERA 4.50	WHIP 0.833										

New York Yankees @ Detroit Tigers
Briggs Stadium, Detroit, MI
Tue Jun 07 1955, 4:33 AM EDT
Att. 5,259 - Unknown

AB	39
R	4
H	7
RBI	4
BB	2
SO	0
LOB	7



Batter	1	2	3	4	5	6	7	8	9	AB	R	H	RBI	BB	SO	LOB	TOP			
Gil McDougald, R (1, 4) OBP: 0.348, SLG: 0.321	0-3 K		0-0 BB 1B		0-0 1B		0-0 F5			4	1	2	0	0	1	1	New York Yankees @ Detroit Tigers Briggs Stadium, Detroit, MI Wed Jun 08 1955, 4:33 AM EDT Att: 43,139 - Unknown			
Andy Carey, R (1, 5) OBP: 0.306, SLG: 0.382	4-0 CS BB		4-0 1B BB		0-0 F8		0-0 F8			2	0	0	0	2	0	2				
Mickey Mantle, S (1, 8) OBP: 0.449, SLG: 0.634	0-3 K		0-0 HBP 1B		0-0 1B		0-3 K			4	0	2	1	0	2	2				
Yogi Berra, L (1, 2) OBP: 0.362, SLG: 0.503		0-0 3-1	1-0 HBP 1B		0-0 F5			0-0 G4-6-3 1B		3	0	1	0	0	0	2				
Eddie Robinson, L (1, 3) OBP: 0.375, SLG: 0.577	0-3 K		0-0 L9		0-0 L9			0-0 G4-6-3 1B		4	0	0	0	0	1	6				
Joe Collins, L (1, 9) OBP: 0.366, SLG: 0.453	0-0 1B			0-0 1B		0-0 F6		0-0 3-1		4	0	2	0	0	0	0				
Irv Noren, L (1, 7) OBP: 0.283, SLG: 0.317	0-0 F7			0-0 1B		0-0 F6		0-0 4-3		4	0	1	0	0	0	1				
Billy Hunter, R (1, 6) OBP: 0.255, SLG: 0.317			4-0 BB	0-3 K		0-0 1-3		0-0 1-3		2	0	0	0	1	1	2				
Bill Skowron, R (9, PH) OBP: 0.470, SLG: 0.789			0-0 G4-6-3 BB	0-0 K		0-0 1-3		0-0 K		1	0	0	0	0	0	0				
Bob Turley, R (1, 1) OBP: 0.211, SLG: 0.206			0-0 G4-6-3	0-0 G4-3			4-0 BB	0-3 K		2	0	0	0	0	0	3				
Tommy Byrne, L (7, PH) OBP: 0.168, SLG: 0.077										0	0	0	0	1	0	0				
Tom Carroll, R (7, PR)										0	0	0	0	0	0	0				
Tom Sturdivant, L (7, 1) OBP: 0.250, SLG: 0.250			1-2 1B	1-2 1B						0	0	0	0	0	0	0				
Hank Bauer, R (9, PH) OBP: 0.359, SLG: 0.446										1	0	0	0	0	1	0				
Inning Stats	R: 0 E: 0 K: 2 S: 6	H: 0 LOB: 1 BB: 1 P: 10	R: 0 E: 0 K: 1 S: 6	H: 1 LOB: 1 BB: 0 P: 6	R: 1 E: 0 K: 0 S: 4	H: 2 LOB: 3 BB: 2 P: 13	R: 0 E: 0 K: 1 S: 6	H: 2 LOB: 2 BB: 0 P: 6	R: 0 E: 0 K: 0 S: 3	H: 0 LOB: 0 BB: 0 P: 3	R: 0 E: 0 K: 1 S: 5	H: 0 LOB: 1 BB: 1 P: 9	R: 0 E: 0 K: 0 S: 3	H: 1 LOB: 0 BB: 0 P: 3	R: 0 E: 0 K: 1 S: 5	H: 0 LOB: 0 BB: 0 P: 5	1B: 8 2B: 1 3B: 0 HR: 0	SF: 0 SAC: 0 DP: 4 HBP: 1	WP: 0 PB: 0 SB: 0 CS: 1	PA: 36
PITCHER Frank Lary, R (1, 1) ERA: 2.73	IP: 9.0 WLS: W BF: 36 H: 8 R: 1 ER: 1 SO: 6 BB: 4 IBB: 0 HBP: 1 BLK: 0 WP: 0 HR: 0 S: 43 P: 60 ERA: 1.00 WHIP: 1.333																			

Batter	1	2	3	4	5	6	7	8	9	AB	R	H	RBI	BB	SO	LOB	BOTTOM				
Harvey Kuenn, R (1, 6) OBP: 0.390, SLG: 0.474	0-0 2B		0-0 SH1-4 2B	0-0 FC1-4 1B		0-0 F7	0-0 4-3			5	0	2	1	0	0	5	New York Yankees @ Detroit Tigers Briggs Stadium, Detroit, MI Wed Jun 08 1955, 4:33 AM EDT Att: 43,139 - Unknown				
Bill Tuttle, R (1, 8) OBP: 0.357, SLG: 0.353	0-0 5-3		0-0 SH1-4	0-0 FC1-4 1B		0-0 G3 BB 1B		0-3 K		4	0	2	1	0	1	1					
Al Kaline, R (1, 9) OBP: 0.457, SLG: 0.598	4-0 G4-6-3 BB		0-3 K	0-0 FC1-4 BB		4-0 G3 BB		0-3 K		3	0	0	0	2	2	3					
Ferris Fain, L (1, 3) OBP: 0.437, SLG: 0.331	0-0 G4-6-3		4-0 S BB	4-0 1B BB		0-0 G3		0-0 PB BB 1B		3	0	1	1	2	0	4					
Jim Delsing, L (1, 7) OBP: 0.362, SLG: 0.449		0-0 F7	4-0 BB	0-3 K		0-0 F4		4-0 PB BB		3	0	0	0	2	1	5					
Fred Hatfield, L (1, 5) OBP: 0.327, SLG: 0.351	0-3 K		0-3 K		0-0 G3		4-0 SH1 BB	4-0 FC6-4 BB		3	0	0	0	2	2	3					
Red Wilson, R (1, 2) OBP: 0.314, SLG: 0.370	4-0 1B BB			4-0 BB FC6-4 BB		0-0 5-3		0-0 SH1 BB	0-0 FC6-4	2	1	0	0	2	0	3					
Harry Malmberg, R (1, 4) OBP: 0.343, SLG: 0.347	0-0 1B			4-0 FC6-4 BB		0-0 F8		4-0 BB		2	1	1	0	2	0	0					
Frank Lary, R (1, 1) OBP: 0.355, SLG: 0.357	0-3 K			4-0 FC6-4 BB		4-0 BB G3 BB		0-0 F3		2	1	0	0	2	1	4					
Inning Stats	R: 0 E: 0 K: 0 S: 3	H: 1 LOB: 1 BB: 1 P: 7	R: 0 E: 0 K: 2 S: 8	H: 1 LOB: 2 BB: 1 P: 12	R: 0 E: 0 K: 2 S: 8	H: 1 LOB: 3 BB: 2 P: 16	R: 2 E: 0 K: 1 S: 6	H: 1 LOB: 4 BB: 4 P: 22	R: 0 E: 0 K: 0 S: 3	H: 0 LOB: 0 BB: 0 P: 3	R: 1 E: 0 K: 0 S: 4	H: 1 LOB: 2 BB: 2 P: 12	R: 0 E: 0 K: 0 S: 3	H: 0 LOB: 2 BB: 2 P: 11	R: 0 E: 0 K: 2 S: 8	H: 1 LOB: 3 BB: 2 P: 16		1B: 4 2B: 2 3B: 0 HR: 0	SF: 0 SAC: 2 DP: 1 HBP: 0	WP: 0 PB: 1 SB: 1 CS: 0	PA: 43
PITCHER Bob Turley, R (1, 1) ERA: 2.77	IP: 6.0 WLS: L BF: 32 H: 5 R: 3 ER: 3 SO: 3 BB: 10 IBB: 0 HBP: 0 BLK: 0 WP: 0 HR: 0 S: 32 P: 72 ERA: 4.50 WHIP: 2.500																				
Tom Sturdivant, R (7, 1) ERA: 3.04	IP: 2.0 WLS: L BF: 11 H: 1 R: 0 ER: 0 SO: 2 BB: 4 IBB: 0 HBP: 0 BLK: 0 WP: 0 HR: 0 S: 11 P: 27 ERA: 0.00 WHIP: 2.500																				

Batter	1	2	3	4	5	6	7	8	9	AB	R	H	RBI	BB	SO	LOB	TOP										
Gil McDougald, R OBP: 0.354, SLG: 0.321 (1, 4)	0-0 4-3 1B	0-0 K	0-0 BB	4-0 3B BB	4-0 BB	4-0 BB			0-0 6-3	3	2	1	0	2	1	0											
Andy Carey, R OBP: 0.304, SLG: 0.387 (1, 5)	0-0 4-3 1-2		0-0 F8	0-0 1B 3B		0-0 F8			0-3 K	5	1	1	1	0	1	2											
Irv Noren, L OBP: 0.296, SLG: 0.325 (1, 7)	0-0 1B HR 2H		4-0 2B BB	0-0 1B			0-0 F7			3	2	2	2	1	0	0											
Mickey Mantle, S OBP: 0.446, SLG: 0.632 (1, 8)	0-0 L9		0-0 4-1 1H	0-0 2B			0-0 F3			4	0	1	1	0	0	2											
Yogi Berra, L OBP: 0.360, SLG: 0.497 (1, 2)	0-0 HR 1B		0-0 4-1				0-0 G3			4	1	1	0	0	0	1											
Eddie Robinson, L OBP: 0.380, SLG: 0.605 Joe Collins, L OBP: 0.366, SLG: 0.453 (1, 3) (9, 3)	0-0 HR		4-0 IBB				0-0 L9		0-0 G3	3	1	1	3	1	0	0											
Hank Bauer, R OBP: 0.353, SLG: 0.437 (1, 9)	0-0 6-3		0-0 F7				0-0 F5		0-3 K	4	0	0	0	0	1	2											
Billy Hunter, R OBP: 0.248, SLG: 0.309 (1, 6)			0-0 F4			0-0 F7			0-0 6-3	4	0	0	0	0	0	0											
Whitey Ford, L OBP: 0.242, SLG: 0.194 Jim Konstanty, R (5, 1)			0-0 F2		0-3 K		0-0 F8		0-0 F7	2	0	0	0	0	1	0											
Inning Stats	R: 4 E: 0 K: 0 S: 7	H: 4 LOB: 0 BB: 0 P: 7	R: 0 E: 0 K: 1 S: 5	H: 0 LOB: 0 BB: 0 P: 5	R: 1 E: 0 K: 0 S: 4	H: 1 LOB: 2 BB: 2 P: 12	R: 2 E: 0 K: 1 S: 7	H: 2 LOB: 1 BB: 1 P: 11	R: 0 E: 0 K: 0 S: 3	H: 0 LOB: 1 BB: 1 P: 7	R: 0 E: 0 K: 0 S: 3	H: 0 LOB: 0 BB: 0 P: 3	R: 0 E: 0 K: 1 S: 5	H: 0 LOB: 0 BB: 0 P: 5	R: 0 E: 0 K: 1 S: 5	H: 0 LOB: 0 BB: 0 P: 5	1B: 4 2B: 1 3B: 1 HR: 1	SF: 0 SAC: 0 DP: 0 HBP: 0	WP: 0 PB: 0 SB: 1 CS: 0	PA: 38							
PITCHER	IP	WLS	BF	H	R	ER	SO	BB	IBB	HBP	BLK	WP	HR	S	P	ERA	WHIP										
Steve Gromek, R ERA: 3.09 Leo Cristante, R ERA: 3.31 George Zuverink, R ERA: 5.75	(1, 1) (4, 1) (7, 1)	3.2 2.1 3.0	L 8 9	7 0 0	7 0 0	7 0 0	2 0 2	2 1 0	1 0 0	0 0 0	0 0 0	0 0 0	1 0 0	0 7 13	22 11 13	34 0.00 0.00	2.455 0.429 0.000										

New York Yankees @ Detroit Tigers
 Briggs Stadium, Detroit, MI
 Thu Jun 09 1955, 4:33 AM EDT
 Att: 10,777 - Unknown

AB	34
R	7
H	7
RBI	7
BB	4
SO	4
LOB	7



Batter	1	2	3	4	5	6	7	8	9	AB	R	H	RBI	BB	SO	LOB	BOTTOM										
Harvey Kuenn, R OBP: 0.385, SLG: 0.483 (1, 6)	0-0 F8		0-0 F8						0-0 F9	5	1	1	1	0	0	1											
Bill Tuttle, R OBP: 0.356, SLG: 0.347 (1, 8)	0-0 E6 HR		0-0 5-3							3	1	0	0	1	0	0											
Al Kaline, R OBP: 0.462, SLG: 0.614 (1, 9)	0-0 HR		4-0 BB							3	1	2	2	1	0	0											
Jack Phillips, R OBP: 0.375, SLG: 0.500 (1, 3)	4-0 L3 BB		0-0 6-3							3	0	0	0	1	0	3											
Bubba Phillips, R OBP: 0.277, SLG: 0.349 Jim Delsing, L OBP: 0.358, SLG: 0.443 (6, PH) (7, 7)	0-0 L3									2	0	0	0	0	1	1											
Red Wilson, R OBP: 0.320, SLG: 0.364 (1, 2)			0-0 F4							2	0	0	0	0	1	1											
Harry Malmberg, R OBP: 0.349, SLG: 0.347 (1, 4)			4-0 BB							3	0	1	0	1	1	1											
Fred Hatfield, L OBP: 0.320, SLG: 0.343 (1, 5)			0-0 F7							4	0	0	0	0	0	4											
Steve Gromek, S OBP: 0.414, SLG: 0.304 Leo Cristante, R Charlie Maxwell, L George Zuverink, R Ferns Fain, L Billy Hoelt, L (1, 1) (4, 1) (6, PH) (7, 1) (9, PH) (9, PH)			0-3 K							1	0	0	0	0	1	1											
Inning Stats	R: 2 E: 1 K: 0 S: 4	H: 1 LOB: 0 BB: 1 P: 8	R: 0 E: 0 K: 1 S: 5	H: 0 LOB: 1 BB: 1 P: 9	R: 0 E: 0 K: 1 S: 5	H: 0 LOB: 1 BB: 1 P: 7	R: 0 E: 0 K: 1 S: 5	H: 0 LOB: 1 BB: 1 P: 9	R: 1 E: 0 K: 1 S: 6	H: 2 LOB: 1 BB: 1 P: 10	R: 0 E: 0 K: 1 S: 6	H: 1 LOB: 2 BB: 1 P: 10	R: 0 E: 0 K: 0 S: 3	R: 0 E: 0 K: 0 S: 3	R: 0 E: 0 K: 1 S: 5	H: 0 LOB: 0 BB: 0 P: 3	R: 0 E: 0 K: 0 S: 3	R: 0 E: 0 K: 1 S: 5	H: 0 LOB: 1 BB: 1 P: 9	1B: 2 2B: 1 3B: 0 HR: 2	SF: 0 SAC: 0 DP: 2 HBP: 0	WP: 0 PB: 0 SB: 0 CS: 0	PA: 37				
PITCHER	IP	WLS	BF	H	R	ER	SO	BB	IBB	HBP	BLK	WP	HR	S	P	ERA	WHIP										
Whitey Ford, L ERA: 2.45 Jim Konstanty, R ERA: 0.57	(1, 1) (5, 1)	4.1 4.2	L W	21 16	3 1	3 0	2 0	3 2	0 0	0 0	0 0	0 0	0 0	2 18	22 26	4.15 0.00	1.846 0.643										


New York Yankees @ Detroit Tigers
 Briggs Stadium, Detroit, MI
 Thu Jun 09 1955, 4:33 AM EDT
 Att: 10,777 - Unknown

AB	30
R	3
H	4
RBI	3
BB	7
SO	5
LOB	13

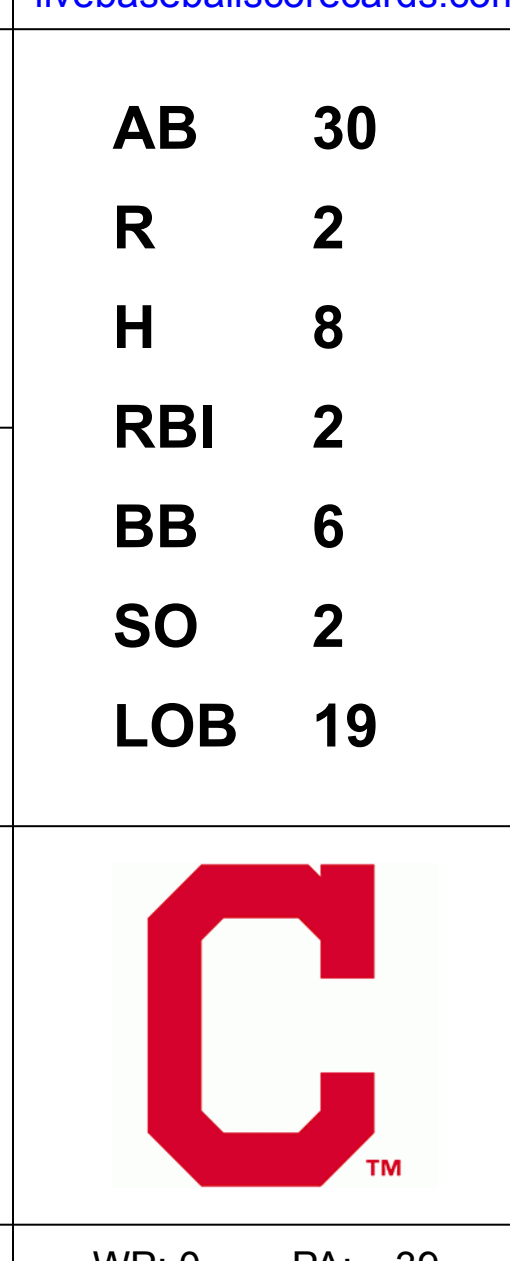


Batter	1	2	3	4	5	6	7	8	9	AB	R	H	RBI	BB	SO	LOB	TOP										
Gil McDougald, R OBP: 0.365, SLG: 0.327 (1, 4)										3	1	2	0	2	1	3	New York Yankees @ Cleveland Indians Cleveland Municipal Stadium, Cleveland, OH Fri Jun 10 1955, 3:33 AM EDT Att: 35,614 - Unknown										
Andy Carey, R OBP: 0.383, SLG: 0.383 (1, 5)										5	1	1	0	0	2	5											
Irv Noren, L OBP: 0.293, SLG: 0.321 (1, 7)										5	0	1	1	0	2	2											
Mickey Mantle, S OBP: 0.453, SLG: 0.632 (1, 8)										3	1	2	1	2	1	0											
Yogi Berra, L OBP: 0.352, SLG: 0.484 (1, 2)										5	0	0	0	0	1	6											
Eddie Robinson, L OBP: 0.385, SLG: 0.590 (1, 3)										2	0	0	0	2	1	0											
Joe Collins, L OBP: 0.362, SLG: 0.447 (8, 3)										1	0	0	0	0	1	1											
Hank Bauer, R OBP: 0.346, SLG: 0.428 (1, 9)										4	0	0	0	0	1	3											
Billy Hunter, R OBP: 0.255, SLG: 0.314 (1, 6)										4	0	2	1	0	0	1											
Tommy Byrne, L OBP: 0.211, SLG: 0.067 (1, 1)										2	0	0	0	1	0	0											
Tom Morgan, R OBP: 0.250, SLG: 0.250 (7, 1)										1	0	1	0	0	0	0											
Jim Konstanty, R (9, 1)										0	0	0	0	0	0	0											
Inning Stats	R: 0 E: 0 K: 2 S: 6	H: 0 LOB: 1 BB: 1 P: 10	R: 1 E: 0 K: 3 S: 11	H: 2 LOB: 3 BB: 2 P: 19	R: 0 E: 0 K: 2 S: 7	H: 0 LOB: 0 BB: 0 P: 7	R: 0 E: 0 K: 0 S: 3	H: 0 LOB: 1 BB: 1 P: 7	R: 0 E: 0 K: 0 S: 5	H: 2 LOB: 3 BB: 1 P: 9	R: 0 E: 0 K: 0 S: 3	H: 0 LOB: 0 BB: 0 P: 3	R: 2 E: 0 K: 0 S: 6	H: 3 LOB: 0 BB: 0 P: 6	R: 0 E: 0 K: 1 S: 7	H: 2 LOB: 3 BB: 1 P: 11	R: 0 E: 0 K: 2 S: 7	H: 0 LOB: 1 BB: 1 P: 11	1B: 9 2B: 1 3B: 0 HR: 0	SF: 0 SAC: 0 DP: 1 HBP: 0	WP: 1 PB: 1 SB: 1 CS: 0	PA: 42					
PITCHER	IP	WLS	BF	H	R	ER	SO	BB	IBB	HBP	BLK	WP	HR	S	P	ERA	WHIP										
Mike Garcia, R ERA: 3.75 (1, 1)	7.0	L	32	7	3	3	7	4	1	0	0	1	0	41	61	3.86	1.571										
Bill Wright, L ERA: 2.08 (8, 1)	0.2		4	2	0	0	1	0	0	0	0	0	0	6	6	0.00	3.000										
Ray Narleski, R ERA: 6.0 (8, 1)	1.1		6	0	0	0	2	2	0	0	0	0	0	8	16	0.00	1.500										

AB	35
R	3
H	9
RBI	3
BB	7
SO	10
LOB	21



Batter	1	2	3	4	5	6	7	8	9	AB	R	H	RBI	BB	SO	LOB	BOTTOM										
Al Smith, R OBP: 0.391, SLG: 0.505 (1, 9)										4	0	0	0	1	1	5	New York Yankees @ Cleveland Indians Cleveland Municipal Stadium, Cleveland, OH Fri Jun 10 1955, 3:33 AM EDT Att: 35,614 - Unknown										
Bobby Avila, R OBP: 0.392, SLG: 0.413 (1, 4)										4	1	1	0	1	0	6											
Ralph Kiner, R OBP: 0.388, SLG: 0.461 (1, 7)										4	0	1	0	0	1	2											
Al Rosen, R OBP: 0.365, SLG: 0.399 (1, 5)										3	0	0	0	1	0	2											
Vic Wertz, L OBP: 0.331, SLG: 0.458 (1, 3)										3	0	0	1	0	0	2											
Larry Doby, L OBP: 0.331, SLG: 0.378 (1, 8)										3	0	2	0	0	0	0											
Dave Philley, S OBP: 0.425, SLG: 0.554 (7, PR)										1	1	1	0	0	0	0											
George Strickland, R OBP: 0.326, SLG: 0.379 (1, 6)										2	0	0	0	0	0	1											
Hank Majeski, R OBP: 0.333, SLG: 0.372 (7, PH)										0	0	0	0	0	0	0											
Jim Hegan, R OBP: 0.296, SLG: 0.216 (7, PH)										0	0	0	0	0	0	0											
Ray Narleski, R OBP: 0.333, SLG: 0.333 (8, 1)										0	0	0	0	0	0	0											
Dale Mitchell, L OBP: 0.231, SLG: 0.250 (8, PH)										1	0	0	0	0	0	1											
Hank Foiles, R OBP: 0.431, SLG: 0.415 (1, 2)										2	0	1	0	0	0	0											
Dave Pope, L OBP: 0.374, SLG: 0.525 (8, PH)										1	0	1	1	0	0	0											
Mike Garcia, R OBP: 0.333, SLG: 0.407 (1, 1)										2	0	1	0	0	0	0											
Wally Westlake, R OBP: 0.348, SLG: 0.300 (7, PH)										0	0	0	0	1	0	0											
Sam Dentle, R OBP: 0.289, SLG: 0.238 (8, 6)										0	0	0	0	0	0	0											
Bob Lemon, L OBP: 0.349, SLG: 0.324 (8, PH)										0	0	0	0	1	0	0											
Inning Stats	R: 0 E: 0 K: 1 S: 4	H: 0 LOB: 1 BB: 1 P: 8	R: 0 E: 0 K: 0 S: 4	H: 1 LOB: 0 BB: 0 P: 4	R: 0 E: 0 K: 0 S: 3	H: 0 LOB: 0 BB: 0 P: 3	R: 1 E: 0 K: 0 S: 3	H: 1 LOB: 0 BB: 1 P: 7	R: 0 E: 0 K: 0 S: 4	H: 2 LOB: 1 BB: 0 P: 4	R: 0 E: 0 K: 0 S: 4	H: 1 LOB: 2 BB: 1 P: 8	R: 0 E: 0 K: 1 S: 6	H: 1 LOB: 3 BB: 2 P: 14	R: 0 E: 0 K: 0 S: 3	H: 0 LOB: 0 BB: 0 P: 3	R: 1 E: 0 K: 0 S: 5	H: 2 LOB: 2 BB: 1 P: 9	1B: 7 2B: 2 3B: 0 HR: 0	SF: 1 SAC: 1 DP: 1 HBP: 0	WP: 0 PB: 0 SB: 0 CS: 2	PA: 39					
PITCHER	IP	WLS	BF	H	R	ER	SO	BB	IBB	HBP	BLK	WP	HR	S	P	ERA	WHIP										
Tommy Byrne, L ERA: 4.85 (1, 1)	6.1	W	27	6	1	1	1	5	0	0	0	0	0	24	44	1.42	1.737										
Tom Morgan, R ERA: 0.79 (7, 1)	2.0		9	2	1	1	1	1	0	0	0	0	0	10	14	4.50	1.500										
Jim Konstanty, R ERA: 0.56 (8, 1)	0.2	S	2	0	0	0	0	0	0	0	0	0	0	2	2	0.00	0.000										



Batter	1	2	3	4	5	6	7	8	9	AB	R	H	RBI	BB	SO	LOB	TOP					
Gil McDougald, R OBP: 0.361, SLG: 0.323 (1, 4)										5	1	1	0	0	0	1	New York Yankees @ Cleveland Indians Cleveland Municipal Stadium, Cleveland, OH Sat Jun 11 1955, 3:33 AM EDT Att: 22,413 - Unknown					
Andy Carey, R OBP: 0.300, SLG: 0.379 (1, 5)										5	0	1	0	0	0	1						
Hank Bauer, R OBP: 0.349, SLG: 0.426 Phil Rizzuto, R OBP: 0.433, SLG: 0.261 (6, 6)										3	1	1	0	0	0	0						
Mickey Mantle, S OBP: 0.454, SLG: 0.628 (1, 8)										3	1	1	1	1	1	1						
Yogi Berra, L OBP: 0.359, SLG: 0.490 (1, 2)										4	2	3	1	0	0	1						
Elston Howard, R OBP: 0.416, SLG: 0.563 Irv Noren, L OBP: 0.293, SLG: 0.321 (1, 7)										1	0	0	0	0	0	2						
Eddie Robinson, L OBP: 0.380, SLG: 0.609 (1, 3)										4	1	1	3	0	0	3						
Billy Hunter, R OBP: 0.264, SLG: 0.323 Joe Collins, L OBP: 0.354, SLG: 0.442 (6, PH)										2	0	2	0	0	0	0						
Ed Lopat, L OBP: 0.273, SLG: 0.200 Tom Sturdivant, L OBP: 0.250, SLG: 0.250 Bill Skowron, R OBP: 0.464, SLG: 0.779 Johnny Kucks, R OBP: 0.059, SLG: 0.118 (6, PH)										2	0	0	0	0	0	2						
Inning Stats	R: 5 E: 0 K: 0 S: 9	H: 6 LOB: 1 BB: 0 P: 9	R: 0 E: 0 K: 0 S: 3	H: 0 LOB: 0 BB: 0 P: 3	R: 0 E: 0 K: 0 S: 2	H: 0 LOB: 0 BB: 1 P: 6	R: 0 E: 0 K: 0 S: 4	H: 1 LOB: 0 BB: 0 P: 4	R: 0 E: 0 K: 1 S: 5	H: 0 LOB: 0 BB: 0 P: 5	R: 1 E: 0 K: 0 S: 5	H: 2 LOB: 1 BB: 0 P: 5	R: 0 E: 0 K: 1 S: 6	H: 1 LOB: 1 BB: 0 P: 6	R: 0 E: 0 K: 0 S: 4	H: 1 LOB: 1 BB: 0 P: 4		R: 0 E: 0 K: 0 S: 3	H: 0 LOB: 0 BB: 0 P: 3	1B: 10 2B: 1 3B: 0 HR: 1	SF: 1 SAC: 1 DP: 1 HBP: 0	WP: 0 PB: 0 SB: 0 CS: 0
PITCHER	IP WLS BF H R ER SO BB IBB HBP BLK WP HR S P ERA WHIP																					
Don Mossi, L ERA: 1.93 Art Houtteman, R ERA: 2.33 (2, 1)	1.0 W 29 5 1 1 2 1 0 0 0 0 0 1 9 9 45.00 6.000																					

AB	35
R	6
H	11
RBI	6
BB	1
SO	2
LOB	14



Batter	1	2	3	4	5	6	7	8	9	AB	R	H	RBI	BB	SO	LOB	BOTTOM					
Al Smith, R OBP: 0.384, SLG: 0.493 (1, 9)										5	0	0	0	0	1	3	New York Yankees @ Cleveland Indians Cleveland Municipal Stadium, Cleveland, OH Sat Jun 11 1955, 3:33 AM EDT Att: 22,413 - Unknown					
Bobby Avila, R OBP: 0.388, SLG: 0.407 (1, 4)										5	0	1	1	0	1	2						
Larry Doby, L OBP: 0.335, SLG: 0.401 (1, 8)										4	2	2	1	0	0	0						
Al Rosen, R OBP: 0.362, SLG: 0.415 (1, 5)										4	1	1	2	0	0	0						
Ralph Kiner, R OBP: 0.391, SLG: 0.462 (1, 7)										4	1	2	0	0	1	0						
Vic Wertz, L OBP: 0.336, SLG: 0.479 (1, 3)										3	1	1	2	1	0	1						
George Strickland, R OBP: 0.313, SLG: 0.306 (1, 6)										4	0	0	0	0	1	2						
Jim Hegan, R OBP: 0.262, SLG: 0.274 (1, 2)										4	2	3	1	0	0	0						
Don Mossi, L OBP: 0.500, SLG: 0.250 Art Houtteman, R OBP: 0.308, SLG: 0.182 (2, 1)										0	0	0	0	0	0	0						
Inning Stats	R: 0 E: 0 K: 0 S: 3	H: 0 LOB: 0 BB: 0 P: 3	R: 0 E: 0 K: 0 S: 4	H: 1 LOB: 1 BB: 0 P: 4	R: 0 E: 0 K: 1 S: 6	H: 1 LOB: 1 BB: 0 P: 6	R: 5 E: 0 K: 1 S: 10	H: 5 LOB: 1 BB: 1 P: 14	R: 1 E: 0 K: 1 S: 6	H: 1 LOB: 1 BB: 1 P: 10	R: 0 E: 0 K: 0 S: 3	H: 0 LOB: 0 BB: 0 P: 3	R: 0 E: 0 K: 1 S: 5	H: 0 LOB: 0 BB: 0 P: 5	R: 0 E: 0 K: 0 S: 4	H: 0 LOB: 1 BB: 0 P: 4		R: 1 E: 0 K: 0 S: 4	H: 2 LOB: 1 BB: 0 P: 4	1B: 5 2B: 1 3B: 0 HR: 4	SF: 0 SAC: 1 DP: 0 HBP: 0	WP: 0 PB: 0 SB: 0 CS: 0
PITCHER	IP WLS BF H R ER SO BB IBB HBP BLK WP HR S P ERA WHIP																					
Ed Lopat, L ERA: 3.42 Tom Sturdivant, R ERA: 3.18 Johnny Kucks, R ERA: 3.7 (6, 1)	3.1 17 7 5 5 1 2 2 0 0 0 0 0 1 10 18 5.40 1.800																					



Batter	1	2	3	4	5	6	7	8	9	AB	R	H	RBI	BB	SO	LOB	TOP			
Gil McDougald, R (1,4) OBP: 0.359, SLG: 0.322										4	0	1	0	0	1	2				
Joe Collins, L (1,9) OBP: 0.350, SLG: 0.432										4	1	1	0	0	2	1				
Irv Noren, L (1,7) OBP: 0.292, SLG: 0.341										4	1	1	2	0	0	0				
Mickey Mantle, S (1,8) OBP: 0.455, SLG: 0.621										2	0	0	0	2	1	0				
Yogi Berra, L (1,2) OBP: 0.359, SLG: 0.487										3	0	1	0	0	0	1				
Elaston Howard, R (7,2) OBP: 0.411, SLG: 0.556										1	0	0	0	0	0	0				
Eddie Robinson, L (1,3) OBP: 0.366, SLG: 0.582										4	0	0	0	0	1	3				
Andy Carey, R (1,5) OBP: 0.296, SLG: 0.374										3	0	0	0	0	0	0				
Billy Hunter, R (1,6) OBP: 0.265, SLG: 0.323										3	0	1	0	0	0	1				
Bob Turley, R (1,1) OBP: 0.200, SLG: 0.194										2	0	0	0	0	0	2				
Bill Skowron, R (8, PH) OBP: 0.459, SLG: 0.769										1	0	0	0	0	0	0				
Bob Wiesler, S (8, 1) OBP: 0.459, SLG: 0.769										0	0	0	0	0	0	0				
Inning Stats	R: 0 E: 0 K: 1 S: 5	H: 1 LOB: 0 BB: 0 P: 5	R: 0 E: 0 K: 1 S: 4	H: 0 LOB: 1 BB: 1 P: 8	R: 0 E: 1 K: 1 S: 6	H: 0 LOB: 1 BB: 0 P: 6	R: 0 E: 0 K: 0 S: 4	H: 1 LOB: 2 BB: 1 P: 8	R: 0 E: 0 K: 0 S: 4	H: 0 LOB: 0 BB: 0 P: 5	R: 0 E: 0 K: 0 S: 3	H: 0 LOB: 0 BB: 0 P: 3	R: 0 E: 0 K: 0 S: 3	H: 0 LOB: 0 BB: 0 P: 3	R: 2 E: 0 K: 1 S: 7	H: 2 LOB: 0 BB: 0 P: 7	1B: 4 2B: 2 3B: 0 HR: 1	SF: 0 SAC: 0 DP: 2 HBP: 0	WP: 0 PB: 0 SB: 0 CS: 2	PA: 33
PITCHER Early Wynn, R (1,1) ERA: 2.51	IP: 9.0 WLS: W BF: 33 H: 5 R: 2 ER: 2 SO: 5 BB: 2 IBB: 0 HBP: 0 BLK: 0 WP: 0 HR: 1 S: 41 P: 49 ERA: 2.00 WHIP: 0.778															PITCHER Early Wynn, R (1,1) ERA: 2.51	IP: 9.0 WLS: W BF: 33 H: 5 R: 2 ER: 2 SO: 5 BB: 2 IBB: 0 HBP: 0 BLK: 0 WP: 0 HR: 1 S: 41 P: 49 ERA: 2.00 WHIP: 0.778			

New York Yankees @ Cleveland Indians
Cleveland Municipal Stadium, Cleveland, OH
Sun Jun 12 1955, 3:33 AM EDT
Unknown

AB 31
R 2
H 5
RBI 2
BB 2
SO 5
LOB 10



Batter	1	2	3	4	5	6	7	8	9	AB	R	H	RBI	BB	SO	LOB	BOTTOM			
Al Smith, R (1,9) OBP: 0.384, SLG: 0.489										4	0	1	0	0	0	2				
Bobby Avila, R (1,4) OBP: 0.384, SLG: 0.399										4	1	0	0	1	1	3				
Larry Doby, L (1,8) OBP: 0.343, SLG: 0.427										5	2	3	1	0	0	1				
Al Rosen, R (1,5) OBP: 0.363, SLG: 0.411										4	1	1	1	1	0	2				
Vic Wertz, L (1,3) OBP: 0.340, SLG: 0.500										3	2	1	2	1	1	2				
Dave Pope, L (1,7) OBP: 0.373, SLG: 0.519										3	1	1	0	0	1	2				
Dave Philley, S (7,9) OBP: 0.422, SLG: 0.554										0	0	0	1	0	0	0				
George Strickland, R (1,6) OBP: 0.314, SLG: 0.337										3	1	1	2	0	1	2				
Jim Hegan, R (1,2) OBP: 0.278, SLG: 0.294										3	1	2	1	1	0	0				
Early Wynn, S (1,1) OBP: 0.250, SLG: 0.333										3	1	1	2	0	1	1				
Inning Stats	R: 0 E: 0 K: 0 S: 3	H: 0 LOB: 1 BB: 0 P: 4	R: 0 E: 0 K: 3 S: 9	H: 0 LOB: 0 BB: 0 P: 9	R: 0 E: 0 K: 1 S: 6	H: 1 LOB: 1 BB: 0 P: 6	R: 0 E: 0 K: 0 S: 4	H: 1 LOB: 2 BB: 1 P: 8	R: 0 E: 0 K: 0 S: 4	H: 1 LOB: 1 BB: 0 P: 4	R: 4 E: 0 K: 0 S: 7	H: 4 LOB: 1 BB: 1 P: 11	R: 6 E: 0 K: 0 S: 7	H: 4 LOB: 0 BB: 2 P: 15	R: 0 E: 0 K: 1 S: 5	H: 0 LOB: 0 BB: 0 P: 5	1B: 6 2B: 1 3B: 0 HR: 4	SF: 1 SAC: 2 DP: 0 HBP: 1	WP: 0 PB: 0 SB: 0 CS: 0	PA: 40
PITCHER Bob Turley, R (1,1) ERA: 3.45	IP: 7.0 WLS: L BF: 37 H: 11 R: 10 ER: 10 SO: 4 BB: 4 IBB: 0 HBP: 1 BLK: 0 WP: 0 HR: 4 S: 40 P: 57 ERA: 12.86 WHIP: 2.143															PITCHER Bob Wiesler, L (8, 1) ERA: 4.5	IP: 1.0 WLS: L BF: 3 H: 0 R: 0 ER: 0 SO: 1 BB: 0 IBB: 0 HBP: 0 BLK: 0 WP: 0 HR: 5 S: 5 ERA: 0.00 WHIP: 0.000			

New York Yankees @ Cleveland Indians
Cleveland Municipal Stadium, Cleveland, OH
Sun Jun 12 1955, 3:33 AM EDT
Unknown

AB 32
R 10
H 11
RBI 10
BB 4
SO 5
LOB 15



Batter	1	2	3	4	5	6	7	8	9	10	AB	R	H	RBI	BB	SO	LOB	TOP						
Harvey Kuenn, R OBP: 0.371, SLG: 0.474 (1, 6)	5-3		1-3		1B	F7			2B		5	2	2	1	0	0	0	Detroit Tigers @ New York Yankees Yankee Stadium, Bronx, NY Tue Jun 14 1955, 3:33 AM EDT Att: 21,024 - Unknown						
Bill Tuttle, R OBP: 0.364, SLG: 0.366 (1, 8)	1-3		5-3		1B	1-3			2B		3	2	0	0	2	0	0							
Al Kaline, R OBP: 0.464, SLG: 0.617 (1, 9)	1B			L7	K			B2-3	L8		5	0	1	0	0	1	5							
Jack Phillips, R OBP: 0.333, SLG: 0.438 (1, 3)	F9			L9	K			6-3			4	0	0	0	0	1	4							
Jim Delsing, L OBP: 0.371, SLG: 0.452 (9, PH)					K						1	0	1	2	0	0	0							
Fernis Fain, L OBP: 0.441, SLG: 0.336 (9, 3)									2B		0	0	0	0	0	0	0							
Bubba Phillips, R OBP: 0.286, SLG: 0.340 (1, 7)		6-3		E	1B	BB		4-3		K	4	0	1	2	1	1	0							
Red Wilson, R OBP: 0.336, SLG: 0.362 (1, 2)	F8			E5	1B	BB		5-3		1B	4	0	2	0	1	0	0							
Harry Malmberg, R OBP: 0.328, SLG: 0.312 (1, 4)				F9	1B	BB		5-3		F9	3	0	0	1	2	0	3							
Reno Bertola, R OBP: 0.286, SLG: 0.286 (1, 5)								6-3		E6	5	1	1	0	0	0	5							
Ned Garver, R OBP: 0.229, SLG: 0.207 (1, 1)				F4							4	1	1	0	0	0	0							
Al Aber, L (9, 1)					2B	1B			6-3	F8	0	0	0	0	0	0	0							
Charlie Maxwell, L OBP: 0.190, SLG: 0.333 (10, PH)											1	0	0	0	0	0	2							
George Zuverink, R (10, 1)											0	0	0	0	0	0	0							
Inning Stats	R: 0 E: 0 K: 0 S: 4	H: 1 LOB: 1 BB: 0 P: 4	R: 0 E: 0 K: 0 S: 3	H: 0 LOB: 1 BB: 1 P: 7	R: 0 E: 0 K: 0 S: 3	H: 0 LOB: 0 BB: 0 P: 3	R: 0 E: 1 K: 0 S: 4	H: 1 LOB: 2 BB: 1 P: 8	R: 4 E: 0 K: 2 S: 11	H: 4 LOB: 3 BB: 3 P: 23	R: 0 E: 0 K: 0 S: 3	H: 0 LOB: 0 BB: 0 P: 3	R: 0 E: 0 K: 0 S: 3	H: 0 LOB: 0 BB: 0 P: 3	R: 2 E: 0 K: 0 S: 4	H: 2 LOB: 1 BB: 1 P: 8	R: 0 E: 1 K: 1 S: 7	H: 1 LOB: 2 BB: 0 P: 7	1B: 6 2B: 2 3B: 1 HR: 0	SF: 0 SAC: 0 DP: 0 HBP: 0	WP: 0 PB: 0 SB: 0 CS: 0	PA: 45		
PITCHER	IP	WLS	BF	H	R	ER	SO	BB	IBB	HBP	BLK	WP	HR	S	P	ERA	WHIP							
Bob Wiesler, L ERA: 5.68 (1, 1)	4.2		24	6	4	4	2	4	0	0	0	0	0	24	40	7.71	2.143							
Bob Grim, R ERA: 4.98 (5, 1)	1.1		5	0	0	0	0	1	0	0	0	0	0	4	8	0.00	0.750							
Jim Konstanty, R ERA: 1.03 (7, 1)	3.0		11	2	2	2	0	1	0	0	0	0	0	10	14	6.00	1.000							
Tom Morgan, R ERA: 0.76 (10, 1)	1.0	W	5	1	0	0	1	0	0	0	0	0	0	7	7	0.00	1.000							

Batter	1	2	3	4	5	6	7	8	9	10	AB	R	H	RBI	BB	SO	LOB	BOTTOM						
Gil McDougald, R OBP: 0.364, SLG: 0.343 (1, 4)	6-3		K		1B			5-3		F3	5	0	1	0	1	1	1	Detroit Tigers @ New York Yankees Yankee Stadium, Bronx, NY Tue Jun 14 1955, 3:33 AM EDT Att: 21,024 - Unknown						
Joe Collins, L OBP: 0.355, SLG: 0.430 (1, 9)	3-1		HR		F7	K		2-3		1B	5	2	1	0	1	1	5							
Irv Noren, L OBP: 0.309, SLG: 0.388 (1, 7)	F6		HR		F4			F5		1B	6	2	3	3	0	0	1							
Mickey Mantle, S OBP: 0.451, SLG: 0.606 (1, 8)		L9	F3		1B			BB		E3	5	1	2	1	1	0	0							
Yogi Berra, L OBP: 0.332, SLG: 0.471 (1, 2)		F7	1-3		4-3			F3		4-3	5	0	0	0	0	0	4							
Eddie Robinson, L OBP: 0.393, SLG: 0.573 (1, 3)				4-3				F5			3	1	1	0	1	0	1							
Hank Bauer, R OBP: 0.345, SLG: 0.420 (10, 9)		E	1B	HBP		FC1-5	1B	1-2	BB		0	0	0	0	0	0	0							
Andy Carey, R OBP: 0.300, SLG: 0.381 (1, 5)		E5				BB	FC1-5	1B	5-3		5	1	2	0	0	0	2							
Billy Hunter, R OBP: 0.265, SLG: 0.321 (1, 6)											2	0	1	1	0	0	1							
Bill Skowron, R OBP: 0.448, SLG: 0.750 (6, PH)				6-3		FC1-5	BB	SH3-4		L7	1	0	0	0	0	0	2							
Phil Rizzuto, R OBP: 0.424, SLG: 0.269 (7, 6)											2	0	1	0	0	0	0							
Bob Wiesler, S (1, 1)											2	0	0	0	0	0	3							
Bob Grim, R OBP: 0.227, SLG: 0.150 (5, 1)				6-3				SH3-4			0	0	0	0	0	0	0							
Tommy Byrne, L OBP: 0.200, SLG: 0.063 (6, PH)											1	0	0	0	0	1	2							
Jim Konstanty, R (7, 1)											0	0	0	0	0	0	0							
Tom Morgan, R OBP: 0.222, SLG: 0.222 (10, 1)											1	0	0	0	0	0	0							
Inning Stats	R: 0 E: 0 K: 0 S: 3	H: 0 LOB: 0 BB: 0 P: 3	R: 1 E: 1 K: 0 S: 5	H: 1 LOB: 2 BB: 0 P: 6	R: 2 E: 0 K: 1 S: 7	H: 2 LOB: 0 BB: 0 P: 7	R: 0 E: 0 K: 0 S: 4	H: 1 LOB: 1 BB: 0 P: 4	R: 0 E: 0 K: 0 S: 5	H: 2 LOB: 2 BB: 5 P: 5	R: 0 E: 0 K: 2 S: 9	H: 0 LOB: 3 BB: 1 P: 13	R: 0 E: 0 K: 0 S: 3	H: 0 LOB: 2 BB: 2 P: 11	R: 0 E: 0 K: 0 S: 4	H: 1 LOB: 1 BB: 0 P: 4	R: 3 E: 2 K: 0 S: 6	H: 1 LOB: 0 BB: 0 P: 6	R: 1 E: 0 K: 0 S: 4	H: 2 LOB: 2 BB: 1 P: 8	1B: 8 2B: 2 3B: 0 HR: 2	SF: 0 SAC: 1 DP: 0 HBP: 1	WP: 0 PB: 0 SB: 0 CS: 0	PA: 49
PITCHER	IP	WLS	BF	H	R	ER	SO	BB	IBB	HBP	BLK	WP	HR	S	P	ERA	WHIP							
Ned Garver, R ERA: 3.53 (1, 1)	8.0		40	10	5	3	3	3	0	0	0	0	0	42	55	3.38	1.625							
Al Aber, L ERA: 2.91 (9, 1)	1.0		4	0	1	0	0	0	0	0	0	0	0	4	4	0.00	0.000							
George Zuverink, R ERA: 6.0 (10, 1)	0.2	L	5	2	1	1	0	1	0	0	0	0	0	4	8	13.50	4.500							

Batter	1	2	3	4	5	6	7	8	9	AB	R	H	RBI	BB	SO	LOB	TOP											
Harvey Kuenn, R OBP: 0.374, SLG: 0.474 Reno Bertoia, R OBP: 0.267, SLG: 0.267										4	0	2	1	0	1	3												
Bill Tuttle, R OBP: 0.361, SLG: 0.359										4	0	0	0	1	0	1												
Al Kaline, R OBP: 0.459, SLG: 0.606										4	1	0	0	0	0	3												
Feris Fain, L OBP: 0.445, SLG: 0.341										4	2	2	1	1	0	0												
Jim Delsing, L OBP: 0.376, SLG: 0.471										4	2	2	2	1	0	1												
Frank House, L OBP: 0.293, SLG: 0.386										5	2	2	1	0	0	3												
Fred Hatfield, L OBP: 0.321, SLG: 0.335										4	0	2	0	0	1	1												
Harry Malmberg, R OBP: 0.333, SLG: 0.313										3	1	1	2	1	0	1												
Billy Hoelt, L OBP: 0.176, SLG: 0.097 Babe Birrer, R OBP: 0.250, SLG: 0.500										4	0	0	0	0	1	6												
										0	0	0	0	0	0	0												
Inning Stats	R: 0 E: 0 K: 0 S: 3	H: 1 LOB: 0 BB: 0 P: 3	R: 3 E: 2 K: 0 S: 7	H: 4 LOB: 3 BB: 1 P: 12	R: 1 E: 0 K: 1 S: 7	H: 2 LOB: 2 BB: 2 P: 15	R: 4 E: 0 K: 0 S: 7	H: 4 LOB: 1 BB: 0 P: 8	R: 0 E: 0 K: 1 S: 5	H: 0 LOB: 1 BB: 1 P: 9	R: 0 E: 0 K: 0 S: 3	H: 0 LOB: 0 BB: 0 P: 3	R: 0 E: 0 K: 0 S: 3	H: 0 LOB: 0 BB: 0 P: 3	R: 0 E: 0 K: 0 S: 3	H: 0 LOB: 0 BB: 0 P: 3	1B: 9 2B: 0 3B: 0 HR: 2	SF: 0 SAC: 0 DP: 1 HBP: 2	WP: 0 PB: 0 SB: 1 CS: 0	PA: 43								
PITCHER	IP	WLS	BF	H	R	ER	SO	BB	IBB	HBP	BLK	WP	HR	S	P	ERA	WHIP											
Johanny Kucks, R ERA: 4.24	(1, 1)	2.1	L	16	7	4	4	0	2	0	1	0	0	0	13	22	15.43	3.857										
Tom Sturdivant, R ERA: 3.5	(3, 1)	5.2		24	4	4	4	3	2	0	1	0	0	2	27	36	6.35	1.059										
Jim Konstanty, R ERA: 1.0	(9, 1)	1.0		3	0	0	0	0	0	0	0	0	0	0	3	3	0.00	0.000										

Detroit Tigers @ New York Yankees
Yankee Stadium, Bronx, NY
Wed Jun 15 1955, 3:33 AM EDT
Att: 9,635 - Unknown

AB 37
R 8
H 11
RBI 7
BB 4
SO 3
LOB 19



Batter	1	2	3	4	5	6	7	8	9	AB	R	H	RBI	BB	SO	LOB	BOTTOM											
Gil McDougald, R OBP: 0.369, SLG: 0.349										5	2	3	0	0	0	0												
Andy Carey, R OBP: 0.302, SLG: 0.377										3	1	0	0	2	0	1												
Hank Bauer, R OBP: 0.351, SLG: 0.424 Joe Collins, L OBP: 0.352, SLG: 0.425										3	0	2	0	1	0	1												
Mickey Mantle, S OBP: 0.446, SLG: 0.608										4	1	1	1	0	0	4												
Elston Howard, R OBP: 0.394, SLG: 0.536 Irv Noren, L OBP: 0.313, SLG: 0.399										3	0	0	1	0	1	2												
Eddie Robinson, L OBP: 0.402, SLG: 0.634										5	2	3	2	0	1	1												
Charles Silveira, R OBP: 0.389, SLG: 0.214										4	0	1	0	0	1	0												
Billy Hunter, R OBP: 0.263, SLG: 0.319 Phil Rizzuto, R OBP: 0.417, SLG: 0.276										1	0	0	0	0	1	0												
Johnny Kucks, R OBP: 0.059, SLG: 0.118 Tom Sturdivant, L OBP: 0.143, SLG: 0.143 Bill Skowron, R OBP: 0.443, SLG: 0.741 Jim Konstanty, R ERA: 1.0										0	0	0	0	0	0	0												
										3	0	0	0	0	1	1												
										1	0	0	0	0	1	2												
										0	0	0	0	0	0	0												
Inning Stats	R: 0 E: 0 K: 0 S: 4	H: 1 LOB: 1 BB: 0 P: 4	R: 1 E: 0 K: 1 S: 6	H: 1 LOB: 0 BB: 0 P: 6	R: 1 E: 0 K: 0 S: 4	H: 1 LOB: 2 BB: 2 P: 12	R: 0 E: 0 K: 2 S: 8	H: 1 LOB: 1 BB: 0 P: 8	R: 0 E: 0 K: 0 S: 4	H: 1 LOB: 1 BB: 0 P: 4	R: 1 E: 0 K: 2 S: 8	H: 1 LOB: 0 BB: 0 P: 8	R: 0 E: 0 K: 0 S: 8	H: 3 LOB: 2 BB: 0 P: 8	R: 2 E: 0 K: 0 S: 5	H: 2 LOB: 1 BB: 1 P: 9	1B: 8 2B: 1 3B: 1 HR: 2	SF: 2 SAC: 0 DP: 0 HBP: 0	WP: 0 PB: 0 SB: 0 CS: 0	PA: 42								
PITCHER	IP	WLS	BF	H	R	ER	SO	BB	IBB	HBP	BLK	WP	HR	S	P	ERA	WHIP											
Billy Hoelt, L ERA: 3.55	(1, 1)	8.0	W	38	11	6	6	6	3	0	0	0	0	4	47	59	6.75	1.750										
Babe Birrer, R ERA: 1.64	(9, 1)	1.0	S	4	1	0	0	0	0	0	0	0	0	4	4	0.00	1.000											

Detroit Tigers @ New York Yankees
Yankee Stadium, Bronx, NY
Wed Jun 15 1955, 3:33 AM EDT
Att: 9,635 - Unknown


AB 37
R 6
H 12
RBI 6
BB 3
SO 6
LOB 16



Batter	1	2	3	4	5	6	7	8	9	AB	R	H	RBI	BB	SO	LOB	TOP					
Harvey Kuenn, R OBP: 0.370, SLG: 0.465	F3		FC6-4		5-3			2B E BB	F7	4	1	0	0	1	0	2						
Earl Torgeson, L OBP: 0.385, SLG: 0.351	K				F9		B1-3	K		4	0	0	0	0	2	1						
Al Kaline, R OBP: 0.460, SLG: 0.608	K				1B SF7 1B		K	E 1-3 2B		4	1	2	0	0	2	0						
Bill Tuttle, R OBP: 0.363, SLG: 0.358		5-3			1-3 1B		K	E IBB		3	0	1	0	1	1	0						
Bubba Phillips, R OBP: 0.286, SLG: 0.327	F1				SF7		4-3 BB	E5		2	0	0	1	1	0	2						
Red Wilson, R OBP: 0.326, SLG: 0.350	F6				3-H F5		0-3 K	0-3 K		4	0	0	0	0	2	5						
Frank House, L OBP: 0.293, SLG: 0.386							0-3 K	0-3 K		0	0	0	0	0	0	0						
Harry Malmberg, R OBP: 0.331, SLG: 0.304			FC6-4 BB		F7		4-3 1-2	F8		3	0	0	0	1	0	4						
Reno Bertoia, R OBP: 0.316, SLG: 0.278			F8		SH1-4 1B		4-0 IBB	K		3	0	1	0	1	1	1						
Frank Lary, R OBP: 0.324, SLG: 0.323	K				SH1-4 1-2		0-0 5-3	6-3		3	0	0	0	0	1	3						
Inning Stats	R: 0 E: 0 K: 2 S: 7	H: 0 LOB: 0 BB: 0 P: 7	R: 0 E: 0 K: 0 S: 3	H: 0 LOB: 0 BB: 0 P: 3	R: 0 E: 0 K: 1 S: 5	H: 0 LOB: 1 BB: 1 P: 9	R: 1 E: 0 K: 0 S: 5	H: 2 LOB: 1 BB: 0 P: 5	R: 0 E: 0 K: 0 S: 4	H: 1 LOB: 1 BB: 0 P: 4	R: 0 E: 0 K: 2 S: 7	H: 0 LOB: 0 BB: 0 P: 7	R: 0 E: 0 K: 1 S: 5	H: 0 LOB: 2 BB: 2 P: 13	R: 1 E: 1 K: 2 S: 9	H: 1 LOB: 3 BB: 2 P: 17	R: 0 E: 0 K: 1 S: 5	H: 0 LOB: 0 BB: 0 P: 5	1B: 3 2B: 1 3B: 0 HR: 0	SF: 1 SAC: 1 DP: 0 HBP: 0	WP: 0 PB: 0 SB: 0 CS: 0	PA: 37
PITCHER Tommy Byrne, L ERA: 3.86	IP: 9.0 WLS: W BF: 37 H: 4 R: 2 ER: 1 SO: 9 BB: 3 IBB: 2 HBP: 0 BLK: 0 WP: 0 HR: 0 S: 50 P: 70 ERA: 1.00 WHIP: 0.778															PITCHER						

Detroit Tigers @ New York Yankees
Yankee Stadium, Bronx, NY
Thu Jun 16 1955, 3:33 AM EDT
Att: 16,955 - Unknown


AB 30
R 2
H 4
RBI 1
BB 5
SO 9
LOB 18



Batter	1	2	3	4	5	6	7	8	9	AB	R	H	RBI	BB	SO	LOB	BOTTOM			
Gil McDougald, R OBP: 0.363, SLG: 0.342	6-3		G6-4-3			F4		L9		4	0	0	0	0	0	1				
Andy Carey, R OBP: 0.301, SLG: 0.375	K				F8		1B	L9		4	0	1	0	0	1	0				
Mickey Mantle, S OBP: 0.447, SLG: 0.605	1B				G3		K	HR BB		3	1	1	0	1	1	1				
Yogi Berra, L OBP: 0.354, SLG: 0.486	1-3				1B		F4	HR		4	1	2	2	0	0	2				
Irv Noren, L OBP: 0.318, SLG: 0.397		F8			L1		G4-6-3 BB	BB HBP 1B 1B		3	1	1	0	1	0	1				
Eddie Robinson, L OBP: 0.397, SLG: 0.615	6-3				F4		G4-6-3	1B BB		3	0	0	0	0	0	1				
Bob Cerv, R OBP: 0.257, SLG: 0.273							1-2	HBP		0	0	0	0	0	0	0				
Hank Bauer, R OBP: 0.347, SLG: 0.418	K				K		L9	1B BB		3	0	0	0	0	2	0				
Joe Collins, L OBP: 0.358, SLG: 0.425								1-2 2-3 3-H		0	0	0	0	1	0	0				
Phil Rizzuto, R OBP: 0.421, SLG: 0.290			F4					F8		2	0	1	0	0	0	0				
Bill Skowron, R OBP: 0.438, SLG: 0.732										1	0	0	0	0	0	0				
Billy Hunter, R OBP: 0.263, SLG: 0.319										0	0	0	0	0	0	0				
Elston Howard, R OBP: 0.400, SLG: 0.541					1B			1-2 2-3 3-H		1	0	1	1	0	0	0				
Tommy Byrne, L OBP: 0.217, SLG: 0.105			G6-4-3 1B		L4			K		3	0	1	0	0	1	1				
Inning Stats	R: 0 E: 0 K: 1 S: 6	H: 1 LOB: 1 BB: 0 P: 6	R: 0 E: 0 K: 1 S: 5	H: 0 LOB: 0 BB: 0 P: 5	R: 0 E: 0 K: 0 S: 3	H: 1 LOB: 0 BB: 0 P: 3	R: 0 E: 0 K: 0 S: 4	H: 1 LOB: 1 BB: 0 P: 4	R: 0 E: 0 K: 1 S: 6	H: 1 LOB: 1 BB: 0 P: 6	R: 0 E: 0 K: 1 S: 2	H: 0 LOB: 0 BB: 1 P: 6	R: 0 E: 0 K: 1 S: 5	H: 0 LOB: 0 BB: 0 P: 5	R: 3 E: 0 K: 0 S: 4	H: 3 LOB: 3 BB: 2 P: 13	1B: 7 2B: 0 3B: 0 HR: 1	SF: 0 SAC: 0 DP: 2 HBP: 1	WP: 0 PB: 0 SB: 0 CS: 0	PA: 35
PITCHER Frank Lary, R ERA: 2.78	IP: 8.1 WLS: L BF: 35 H: 8 R: 3 ER: 3 SO: 5 BB: 3 IBB: 0 HBP: 1 BLK: 0 WP: 0 HR: 1 S: 41 P: 54 ERA: 3.24 WHIP: 1.320															PITCHER				

Detroit Tigers @ New York Yankees
Yankee Stadium, Bronx, NY
Thu Jun 16 1955, 3:33 AM EDT
Att: 16,955 - Unknown

AB 31
R 3
H 8
RBI 3
BB 3
SO 5
LOB 7




Batter	1	2	3	4	5	6	7	8	9	AB	R	H	RBI	BB	SO	LOB	TOP			
Chico Carrasquel, R (1,6) OBP: 0.354, SLG: 0.384	0-3 K		0-0 E5		0-0 F5		0-0 F9			4	0	0	0	0	1	1				
Nellie Fox, L (1,4) OBP: 0.383, SLG: 0.476	0-0 F7		0-0 F6		0-0 L4			0-0 SH1-4 1B		4	1	1	0	0	0	1				
Minnie Minoso, R (1,7) OBP: 0.327, SLG: 0.281	0-0 4-3		0-0 1-3		0-3 K			0-0 SH1-4 1-2		3	0	0	0	0	1	1				
George Kell, R (1,5) OBP: 0.376, SLG: 0.382		0-0 1B		0-0 1-3		0-0 5-3		0-0 1B		4	0	2	1	0	0	0				
Jim Rivera, L (1,9) OBP: 0.345, SLG: 0.405	0-3 K		0-0 F7		4-0 L4-3 BB		0-0 F2		0-0 2H 1B	2	0	0	0	1	1	1				
Bob Nieman, R (9, PH) OBP: 0.342, SLG: 0.493										1	0	0	0	0	0	1				
Bob Kennedy, R (9, 9) OBP: 0.236, SLG: 0.190										0	0	0	0	0	0	0				
Sherm Lollar, R (1,2) OBP: 0.412, SLG: 0.522	0-0 F9		0-0 F6		0-0 L4-3 1-2		0-0 F7			4	0	0	0	0	0	3				
Jim Busby, R (1,8) OBP: 0.270, SLG: 0.342	0-0 F7			0-0 4-3		0-0 E1 4-3 1B				3	0	1	0	0	0	1				
Walt Dropo, R (1,3) OBP: 0.323, SLG: 0.417			0-0 HR		0-0 6-3		0-3 K			3	1	1	1	0	1	1				
Dick Donovan, L (1,1) OBP: 0.176, SLG: 0.067			0-0 4-3		0-3 K		0-0 4-3			3	0	0	0	0	1	1				
Sandy Consuegra, R (9, 1) OBP: 0.133, SLG: 0.133										0	0	0	0	0	0	0				
Inning Stats	R: 0 E: 0 K: 1 S: 5	H: 0 LOB: 0 BB: 0 P: 5	R: 0 E: 0 K: 1 S: 6	H: 1 LOB: 1 BB: 0 P: 6	R: 1 E: 1 K: 0 S: 5	H: 1 LOB: 1 BB: 0 P: 5	R: 0 E: 0 K: 0 S: 3	H: 0 LOB: 0 BB: 0 P: 3	R: 0 E: 0 K: 1 S: 5	H: 0 LOB: 0 BB: 0 P: 5	R: 0 E: 0 K: 0 S: 2	H: 0 LOB: 0 BB: 1 P: 6	R: 0 E: 1 K: 1 S: 6	H: 1 LOB: 1 BB: 0 P: 6	R: 1 E: 0 K: 0 S: 5	H: 2 LOB: 1 BB: 0 P: 5	1B: 4 2B: 1 3B: 0 HR: 1	SF: 0 SAC: 1 DP: 1 HBP: 0	WP: 0 PB: 0 SB: 0 CS: 0	PA: 33
PITCHER Whitey Ford, L (1,1) ERA: 2.64	IP: 9.0 WLS: L BF: 33 H: 5 R: 2 ER: 2 SO: 5 BB: 1 IBB: 0 HBP: 0 BLK: 0 WP: 0 HR: 1 S: 42 P: 46 ERA: 2.00 WHIP: 0.667															PITCHER				

Chicago White Sox @ New York Yankees
Yankee Stadium, Bronx, NY
Fri Jun 17 1955, 3:33 AM EDT
Att: 33,744 - Unknown - 76 F

livebaseballscorecards.com

AB 31
R 2
H 5
RBI 2
BB 1
SO 5
LOB 11



Batter	1	2	3	4	5	6	7	8	9	AB	R	H	RBI	BB	SO	LOB	BOTTOM			
Gil McDougald, R (1,4) OBP: 0.357, SLG: 0.335	0-0 F7		0-0 F9		0-3 K			0-0 6-3		4	0	0	0	0	1	3				
Andy Carey, R (1,5) OBP: 0.297, SLG: 0.369	0-0 F9		0-0 E6 1-2 2-3		0-0 F6			0-3 K		4	0	0	0	0	1	3				
Mickey Mantle, S (1,8) OBP: 0.444, SLG: 0.612	0-3 K		0-3 K		0-0 G3			0-0 HR K		4	1	1	1	0	2	3				
Yogi Berra, L (1,2) OBP: 0.353, SLG: 0.481		0-3 K		0-0 1B		0-0 F3		0-3 K		4	0	1	0	0	2	0				
Irv Noren, L (1,7) OBP: 0.316, SLG: 0.394		0-0 G3		0-0 F7		0-0 F8			0-0 FC4-6 1B	4	0	1	0	0	0	1				
Eddie Robinson, L (1,3) OBP: 0.385, SLG: 0.593									0-0 FC4-6 FC6-4 1-2	4	0	0	0	0	0	2				
Frank Leja, L (9, FR)										0	0	0	0	0	0	0				
Joe Collins, L (1,9) OBP: 0.345, SLG: 0.407			0-0 4-3		0-0 2-3		0-0 F5		0-0 F7	4	0	0	0	0	0	2				
Phil Rizzuto, R (1,6) OBP: 0.439, SLG: 0.303			1-0 E PB HBP		0-3 K		0-0 BLK 1B		0-0 FC6-4 1-2	2	0	1	0	0	1	0				
Bill Skowron, R (9, PH) OBP: 0.433, SLG: 0.723										1	0	0	0	0	0	1				
Whitey Ford, L (1,1) OBP: 0.263, SLG: 0.176			4-0 E BB		4-0 BB		0-0 F7 1-2			1	0	0	0	2	0	1				
Inning Stats	R: 0 E: 0 K: 1 S: 5	H: 0 LOB: 0 BB: 0 P: 5	R: 0 E: 0 K: 1 S: 5	H: 0 LOB: 0 BB: 0 P: 5	R: 0 E: 1 K: 1 S: 6	H: 0 LOB: 3 BB: 1 P: 11	R: 0 E: 0 K: 0 S: 4	H: 1 LOB: 1 BB: 0 P: 4	R: 0 E: 0 K: 0 S: 3	H: 0 LOB: 0 BB: 0 P: 3	R: 0 E: 0 K: 0 S: 4	H: 1 LOB: 1 BB: 0 P: 4	R: 1 E: 0 K: 2 S: 8	H: 1 LOB: 0 BB: 0 P: 8	R: 0 E: 0 K: 0 S: 4	H: 1 LOB: 1 BB: 0 P: 4	1B: 3 2B: 0 3B: 0 HR: 1	SF: 0 SAC: 0 DP: 0 HBP: 1	WP: 0 PB: 1 SB: 0 CS: 0	PA: 35
PITCHER Dick Donovan, R (1,1) ERA: 2.1	IP: 8.0 WLS: W BF: 32 H: 4 R: 1 ER: 1 SO: 7 BB: 2 IBB: 0 HBP: 1 BLK: 0 WP: 0 HR: 1 S: 43 P: 52 ERA: 1.12 WHIP: 0.750															PITCHER				
PITCHER Sandy Consuegra, R (9, 1) ERA: 1.41	IP: 1.0 WLS: S BF: 3 H: 0 R: 0 ER: 0 SO: 0 BB: 0 IBB: 0 HBP: 0 BLK: 0 WP: 0 HR: 0 S: 3 P: 3 ERA: 0.00 WHIP: 0.000															PITCHER				

Chicago White Sox @ New York Yankees
Yankee Stadium, Bronx, NY
Fri Jun 17 1955, 3:33 AM EDT
Att: 33,744 - Unknown - 76 F

livebaseballscorecards.com

AB 32
R 1
H 4
RBI 1
BB 2
SO 7
LOB 16



Batter	1	2	3	4	5	6	7	8	9	AB	R	H	RBI	BB	SO	LOB	TOP			
Chico Carrasquel, R (1.6) OBP: 0.359, SLG: 0.378	5-3	F3						1B BB		3	0	1	0	1	0	2				
Nellie Fox, L (1.4) OBP: 0.386, SLG: 0.470	1B FC6-4		1-3		G3-6-3			K		4	0	1	0	0	1	2				
Minnie Minoso, R (1.7) OBP: 0.331, SLG: 0.290	1B FC6-4							L7		3	1	1	0	1	0	2				
George Kell, R (1.5) OBP: 0.388, SLG: 0.392	1B							1B		3	0	3	1	0	0	0				
Jim Rivera, L (1.9) OBP: 0.340, SLG: 0.394	K							4-3		4	0	0	0	0	1	5				
Sherm Lollar, R (1.2) OBP: 0.415, SLG: 0.518										3	0	0	0	0	0	0				
Les Moss, R (6.2) OBP: 0.406, SLG: 0.456										1	0	0	0	0	0	0				
Jim Busby, R (1.8) OBP: 0.268, SLG: 0.335										4	0	0	0	0	0	0				
Walt Dropo, R (1.3) OBP: 0.327, SLG: 0.413										4	0	1	0	0	0	0				
Billy Pierce, L (1.1) OBP: 0.222, SLG: 0.160										1	0	0	0	0	0	2				
Mike Fomiele, R (4.1) OBP: 0.105, SLG: 0.158										1	0	0	0	0	1	0				
Bob Kennedy, R (7, PH) OBP: 0.233, SLG: 0.188										1	0	0	0	0	1	0				
Dixie Howell, L (7.1) OBP: 0.233, SLG: 0.188										0	0	0	0	0	0	0				
Inning Stats	R: 0 E: 0 K: 1 S: 7	H: 2 LOB: 2 BB: 0 P: 7	R: 0 E: 1 K: 0 S: 5	H: 1 LOB: 2 BB: 0 P: 5	R: 0 E: 0 K: 0 S: 4	H: 1 LOB: 1 BB: 0 P: 4	R: 0 E: 0 K: 0 S: 3	H: 0 LOB: 0 BB: 0 P: 3	R: 0 E: 0 K: 1 S: 5	H: 1 LOB: 0 BB: 1 P: 7	R: 0 E: 0 K: 1 S: 5	H: 0 LOB: 0 BB: 0 P: 5	R: 0 E: 0 K: 1 S: 6	H: 1 LOB: 2 BB: 1 P: 10	R: 0 E: 0 K: 0 S: 3	H: 0 LOB: 0 BB: 0 P: 3	1B: 7 2B: 0 3B: 0 HR: 0	SF: 0 SAC: 1 DP: 1 HBP: 0	WP: 0 PB: 1 SB: 0 CS: 0	PA: 35
PITCHER Ed Lopat, L (1.1) ERA: 2.94	IP: 9.0 WLS: W BF: 35 H: 7 R: 1 ER: 0 SO: 4 BB: 2 IBB: 0 HBP: 0 BLK: 0 WP: 0 HR: 0 S: 41 P: 49 ERA: 0.00 WHIP: 1.000																			

Chicago White Sox @ New York Yankees
Yankee Stadium, Bronx, NY
Sun Jun 19 1955, 3:33 AM EDT
Overcast - 77 F

AB 32
R 1
H 7
RBI 1
BB 2
SO 4
LOB 13

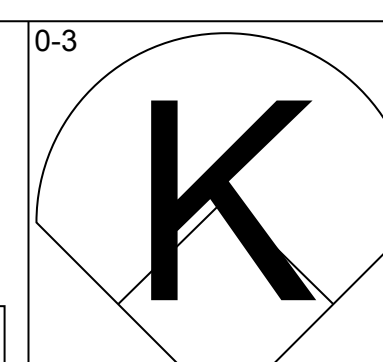
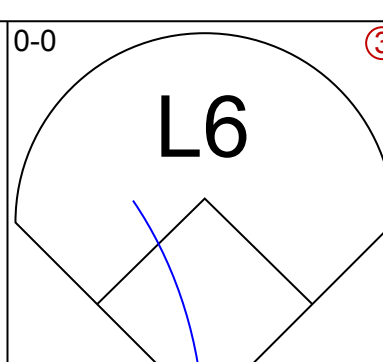
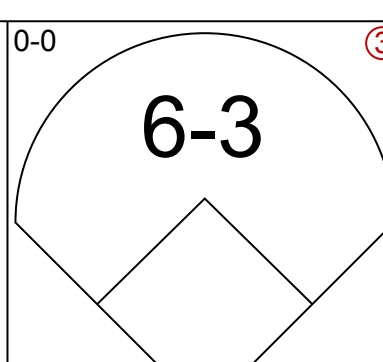
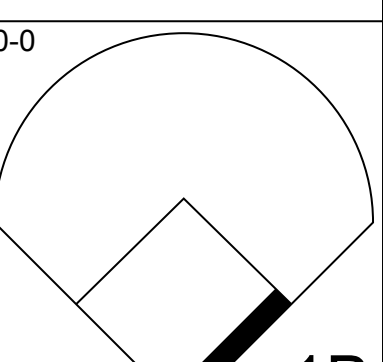
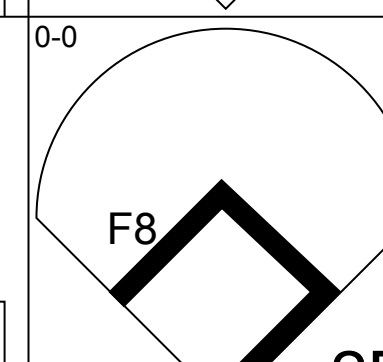
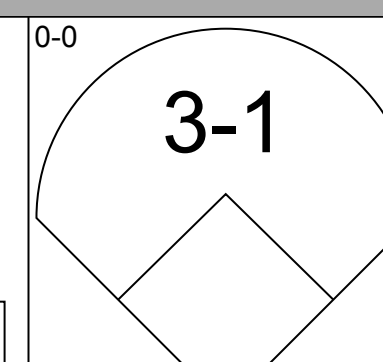
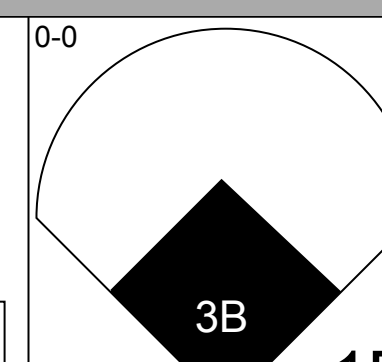
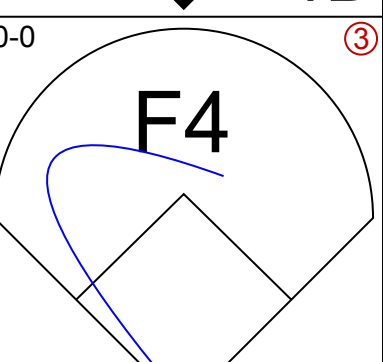
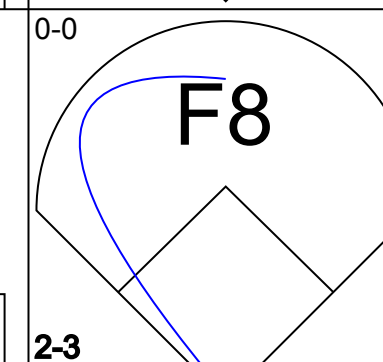
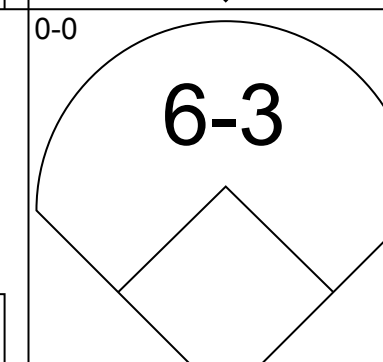
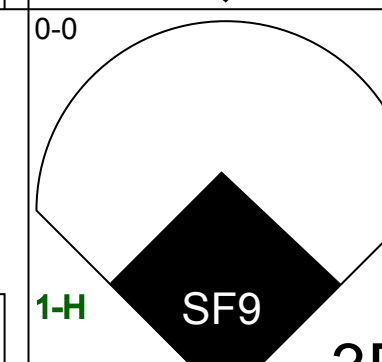
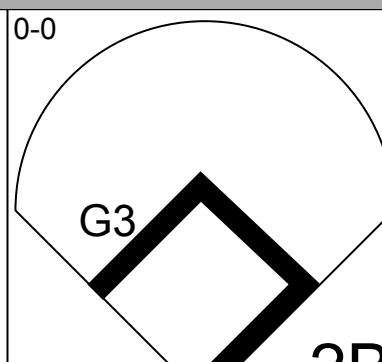
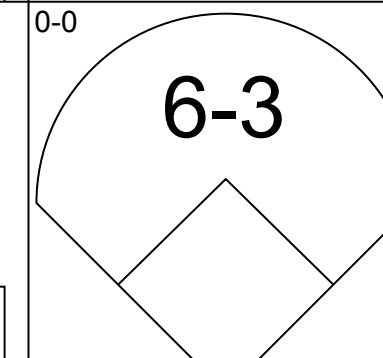
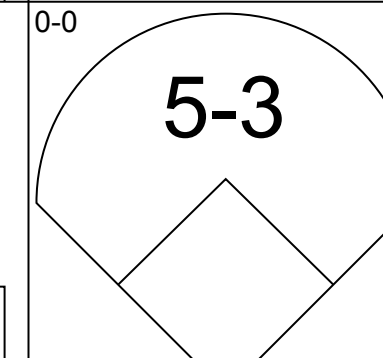
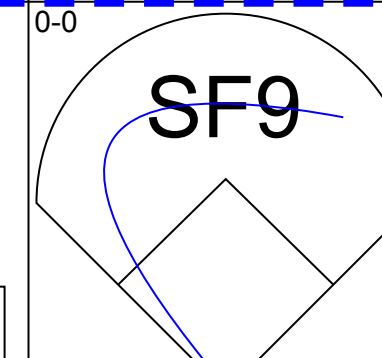
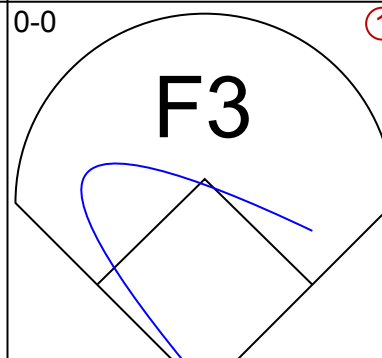
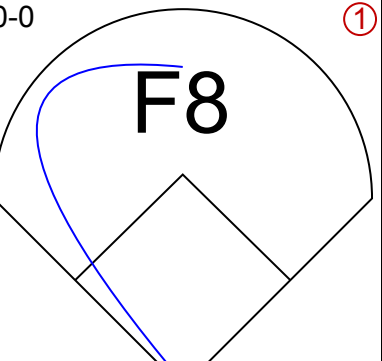
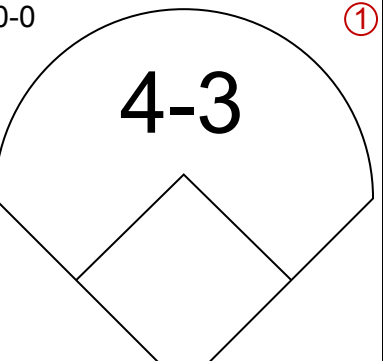
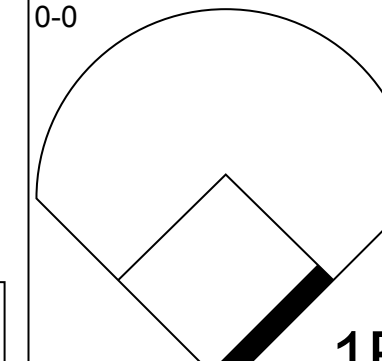
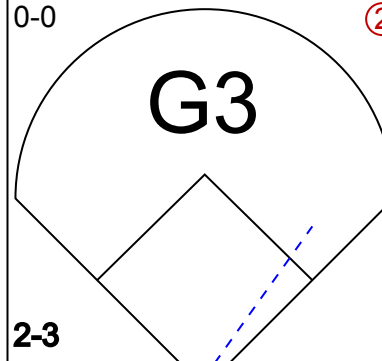


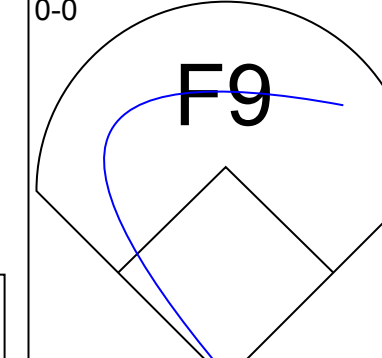
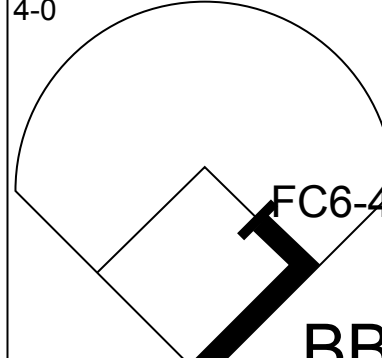


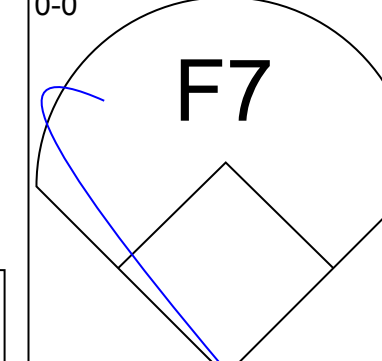
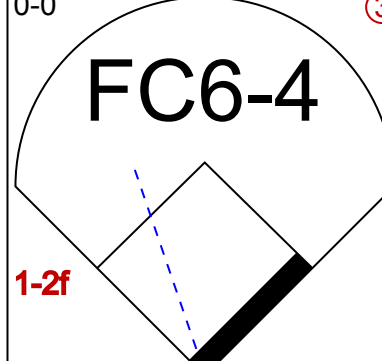
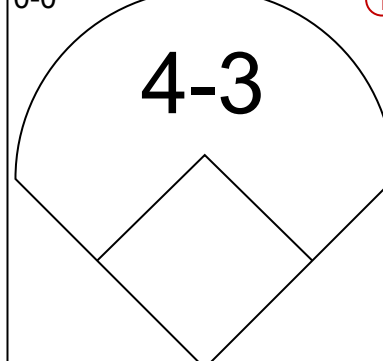
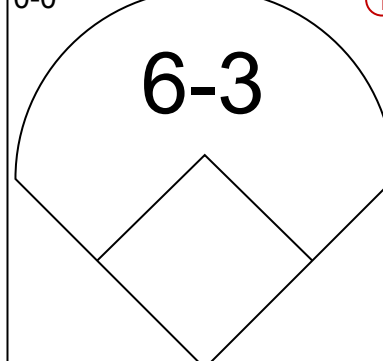
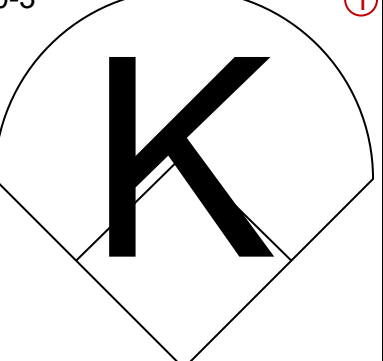
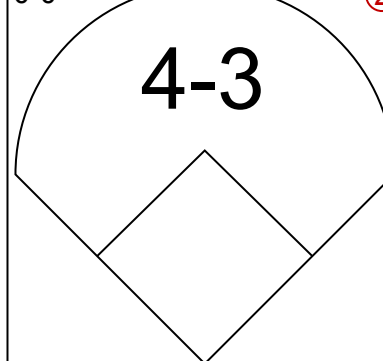
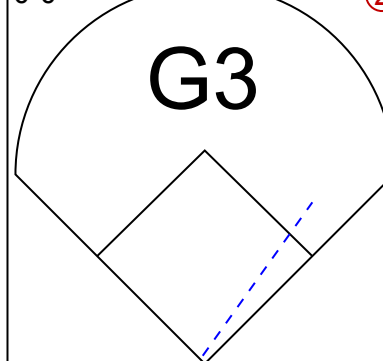
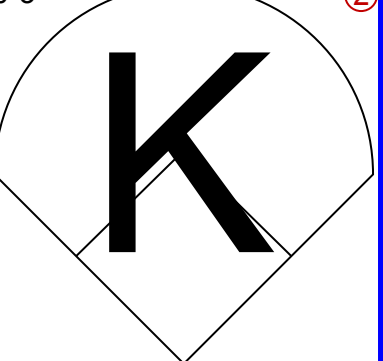


Batter	1	2	3	4	5	6	7	8	9	AB	R	H	RBI	BB	SO	LOB	BOTTOM			
Gil McDougald, R (1.4) OBP: 0.357, SLG: 0.347	SF8		K							4	1	1	0	0	1	0				
Hank Bauer, R (1.9) OBP: 0.346, SLG: 0.417	SF8		2B							3	1	1	1	0	0	0				
Mickey Mantle, S (1.8) OBP: 0.435, SLG: 0.595	6-3		K							4	0	0	0	0	2	1				
Yogi Berra, L (1.2) OBP: 0.349, SLG: 0.477	F9									4	0	1	1	0	0	0				
Bill Skowron, R (1.3) OBP: 0.442, SLG: 0.761	HR		6-3							4	3	3	1	0	0	1				
Elaston Howard, R (1.7) OBP: 0.414, SLG: 0.584										3	1	3	2	0	0	0				
Irv Noren, L (7.7) OBP: 0.313, SLG: 0.394	HR									1	1	1	0	0	0	0				
Andy Carey, R (1.5) OBP: 0.296, SLG: 0.360	4-3									3	0	0	0	1	0	2				
Billy Hunter, R (1.6) OBP: 0.259, SLG: 0.313										3	0	0	0	0	1	2				
Joe Collins, L (8, PH) OBP: 0.247, SLG: 0.400										0	0	0	1	1	0	0				
Phil Rizzuto, R (9.6) OBP: 0.419, SLG: 0.286										0	0	0	0	0	0	0				
Ed Lopat, L (1.1) OBP: 0.231, SLG: 0.167	4-3									4	0	0	0	0	0	3				
Inning Stats	R: 1 E: 0 K: 0 S: 4	H: 1 LOB: 0 BB: 0 P: 4	R: 2 E: 0 K: 1 S: 7	H: 2 LOB: 0 BB: 0 P: 7	R: 1 E: 0 K: 2 S: 9	H: 2 LOB: 1 BB: 0 P: 9	R: 0 E: 0 K: 0 S: 4	H: 1 LOB: 1 BB: 0 P: 4	R: 0 E: 0 K: 0 S: 3	H: 0 LOB: 0 BB: 0 P: 3	R: 1 E: 0 K: 0 S: 5	H: 2 LOB: 1 BB: 0 P: 5	R: 0 E: 0 K: 0 S: 3	H: 0 LOB: 0 BB: 0 P: 3	R: 2 E: 0 K: 1 S: 7	H: 2 LOB: 2 BB: 2 P: 15	1B: 4 2B: 3 3B: 1 HR: 2	SF: 1 SAC: 0 DP: 0 HBP: 0	WP: 0 PB: 0 SB: 0 CS: 0	PA: 36
PITCHER Billy Pierce, L (1.1) ERA: 2.22	IP: 3.0 WLS: L BF: 15 H: 6 R: 4 ER: 4 SO: 3 BB: 0 IBB: 0 HBP: 0 BLK: 0 WP: 0 HR: 1 S: 21 P: 21 ERA: 12.00 WHIP: 2.000																			
PITCHER Mike Fomiele, R (4.1) ERA: 3.59	IP: 3.0 WLS: L BF: 11 H: 2 R: 1 ER: 1 SO: 0 BB: 0 IBB: 0 HBP: 0 BLK: 0 WP: 0 HR: 1 S: 11 P: 11 ERA: 3.00 WHIP: 0.667																			
PITCHER Dixie Howell, R (7.1) ERA: 6.0	IP: 2.0 WLS: L BF: 10 H: 2 R: 2 ER: 2 SO: 1 BB: 1 IBB: 1 HBP: 0 BLK: 1 WP: 0 HR: 0 S: 10 P: 18 ERA: 9.00 WHIP: 1.500																			

Chicago White Sox @ New York Yankees
Yankee Stadium, Bronx, NY
Sun Jun 19 1955, 3:33 AM EDT
Overcast - 77 F

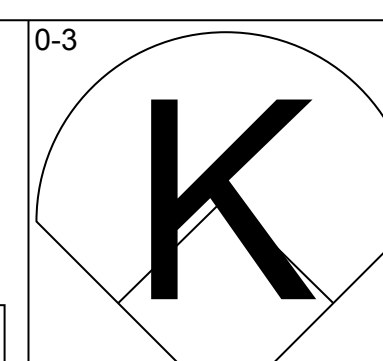
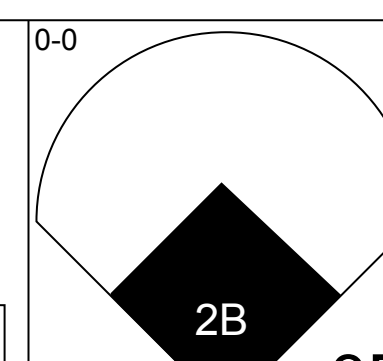
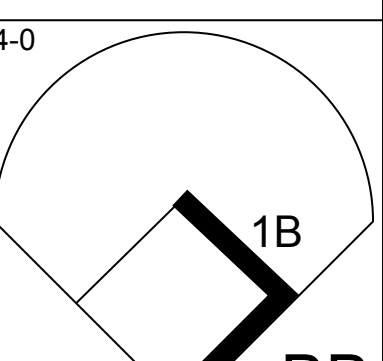
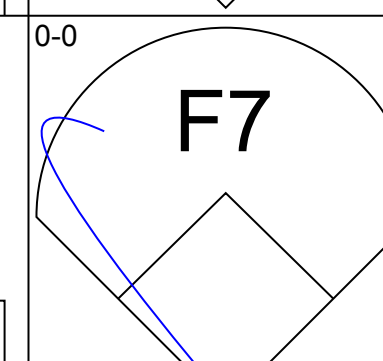
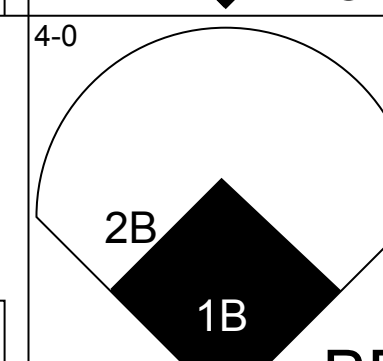
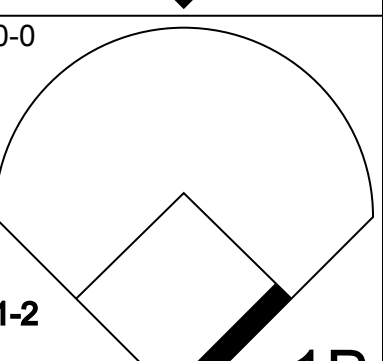
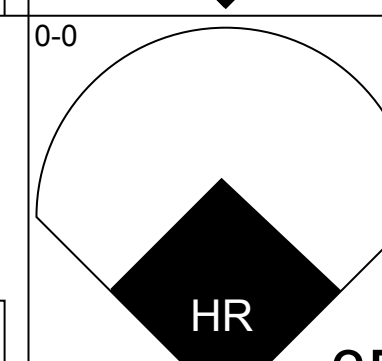
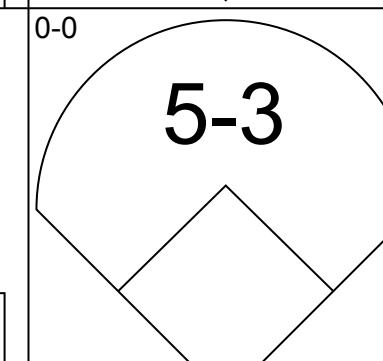
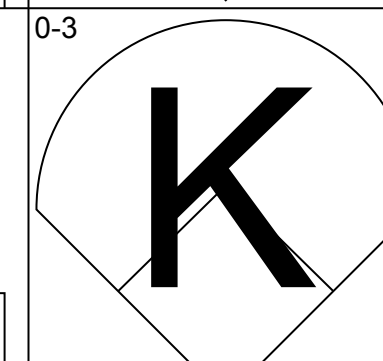
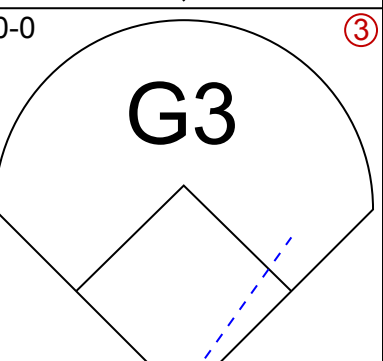
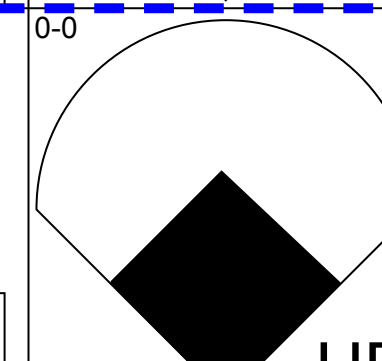
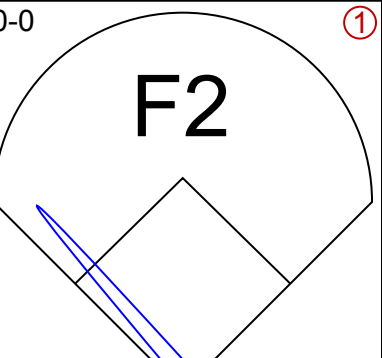
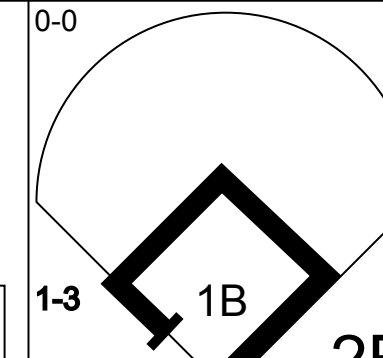

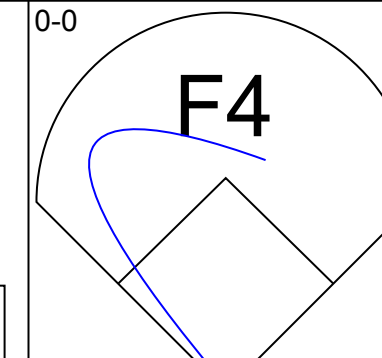

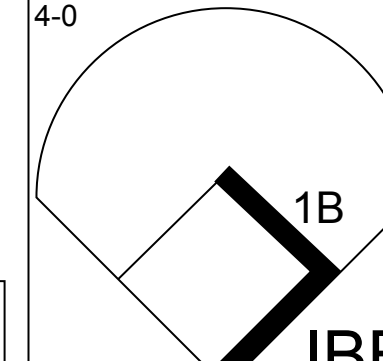


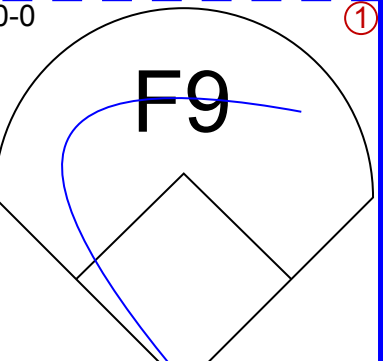

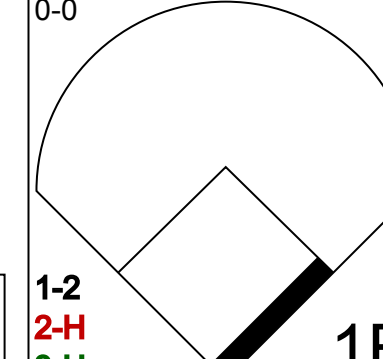


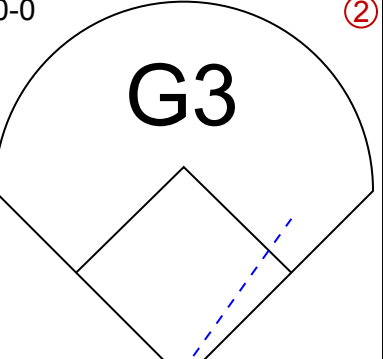
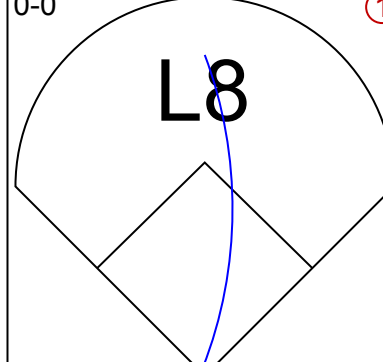
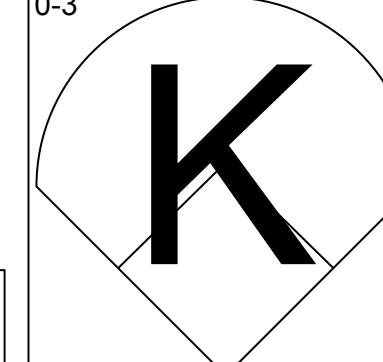
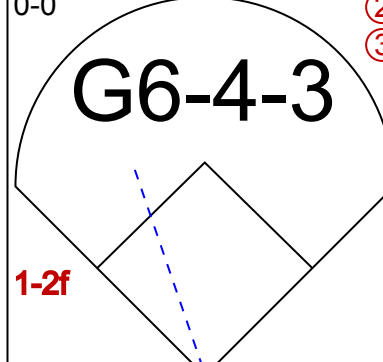
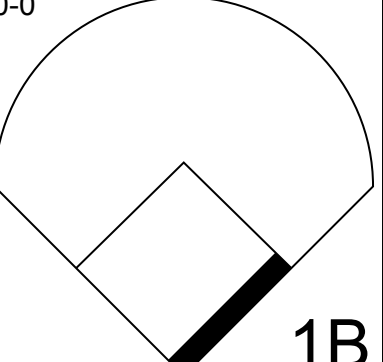
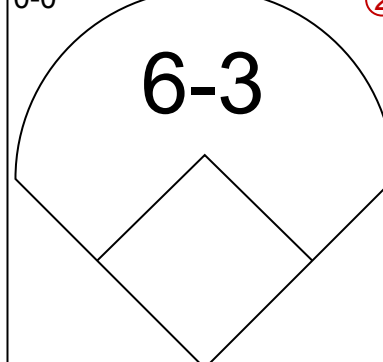
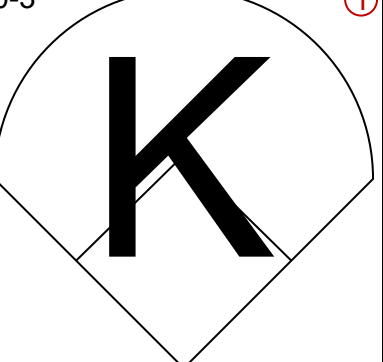
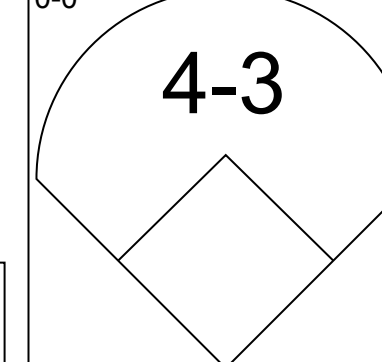
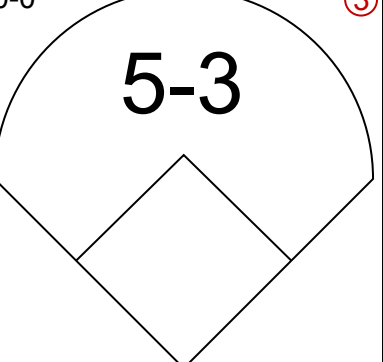


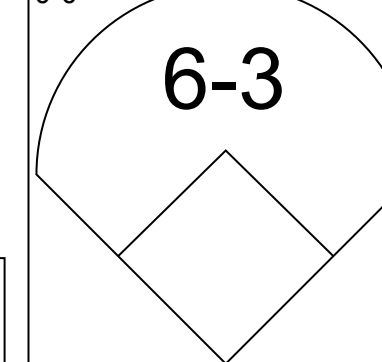
AB 33
R 7
H 10
RBI 6
BB 2
SO 4
LOB 9



Batter	1	2	3	4	5	6	7	8	9	AB	R	H	RBI	BB	SO	LOB	TOP			
Chico Carrasquel, R OBP: 0.358, SLG: 0.376 (1, 6)										4	0	1	0	0	1	0	Chicago White Sox @ New York Yankees Yankee Stadium, Bronx, NY Sun Jun 19 1955, 3:38 AM EDT Att: 44,060 - Overcast - 79 F			
Nellie Fox, L OBP: 0.390, SLG: 0.475 (1, 4)										4	1	2	0	0	0	1				
Minnie Minoso, R OBP: 0.335, SLG: 0.314 (1, 7)										4	1	2	1	0	0	1				
George Kell, R OBP: 0.380, SLG: 0.385 (1, 5)										3	0	0	1	0	0	2				
Jim Rivera, L OBP: 0.338, SLG: 0.391 (1, 9)										4	0	1	0	0	0	1				
Sherm Lollar, R OBP: 0.412, SLG: 0.509 Bob Kennedy, R OBP: 0.233, SLG: 0.188 (9, PR)										3	0	0	0	1	1	1				
Jim Busby, R OBP: 0.264, SLG: 0.329 (1, 8)										4	0	0	0	0	0	3				
Ron Jackson, R OBP: 0.297, SLG: 0.386 Walt Dropo, R OBP: 0.325, SLG: 0.411 (7, 3)										2	0	0	0	0	0	0				
Jack Harshman, L OBP: 0.455, SLG: 0.440 Sandy Consuegra, R OBP: 0.125, SLG: 0.125 Bob Nieman, R OBP: 0.344, SLG: 0.500 Morrie Martin, L (8, 1)										2	0	0	0	0	0	0				
Inning Stats	R: 0 E: 0 K: 1 S: 6	H: 1 LOB: 1 BB: 0 P: 6	R: 0 E: 0 K: 1 S: 5	H: 0 LOB: 0 BB: 0 P: 5	R: 0 E: 0 K: 0 S: 3	H: 0 LOB: 0 BB: 0 P: 3	R: 0 E: 0 K: 0 S: 3	H: 0 LOB: 0 BB: 0 P: 3	R: 0 E: 0 K: 0 S: 3	H: 0 LOB: 0 BB: 0 P: 3	R: 2 E: 0 K: 0 S: 6	H: 3 LOB: 1 BB: 0 P: 6	R: 0 E: 0 K: 2 S: 8	H: 1 LOB: 1 BB: 1 P: 8	R: 0 E: 0 K: 0 S: 4	H: 1 LOB: 2 BB: 1 P: 8		1B: 3 2B: 2 3B: 1 HR: 0	SF: 1 SAC: 0 DP: 0 HBP: 0	WP: 0 PB: 0 SB: 0 CS: 0
PITCHER	IP WLS BF H R ER SO BB IBB HBP BLK WP HR S P ERA WHIP																			
Johnny Kucks, R ERA: 4.11 Jim Konstanty, R ERA: 0.92	(1, 1) 6.0 21 3 2 2 2 0 0 0 0 0 0 25 25 3.00 0.500	(7, 1) 3.0 W 13 3 0 0 2 1 0 0 0 0 0 16 20 0.00 1.333																		

AB	32
R	2
H	6
RBI	2
BB	1
SO	4
LOB	9



Batter	1	2	3	4	5	6	7	8	9	AB	R	H	RBI	BB	SO	LOB	BOTTOM			
Gil McDougald, R OBP: 0.364, SLG: 0.376 (1, 4)										3	2	2	1	1	1	0	Chicago White Sox @ New York Yankees Yankee Stadium, Bronx, NY Sun Jun 19 1955, 3:38 AM EDT Att: 44,060 - Overcast - 79 F			
Hank Bauer, R OBP: 0.352, SLG: 0.429 (1, 9)										3	2	2	0	1	0	0				
Mickey Mantle, S OBP: 0.433, SLG: 0.602 (1, 8)										4	1	1	2	0	1	4				
Yogi Berra, L OBP: 0.352, SLG: 0.487 (1, 2)										4	0	2	1	0	0	0				
Bill Skowron, R OBP: 0.444, SLG: 0.747 Joe Collins, L OBP: 0.347, SLG: 0.400 (9, 3)										3	0	1	0	1	0	1				
Elston Howard, R OBP: 0.422, SLG: 0.582 Irv Noren, L OBP: 0.311, SLG: 0.391 (8, 7)										2	0	1	1	1	1	1				
Andy Carey, R OBP: 0.295, SLG: 0.358 (1, 5)										4	0	1	0	0	1	4				
Billy Hunter, R OBP: 0.256, SLG: 0.310 Bob Cerv, R OBP: 0.270, SLG: 0.314 Phil Rizzuto, R OBP: 0.409, SLG: 0.278 (8, 6)										2	0	0	0	0	1	0				
Johnny Kucks, R OBP: 0.053, SLG: 0.105 Jim Konstanty, R (7, 1)										2	0	0	0	0	0	0				
Inning Stats	R: 0 E: 0 K: 1 S: 5	H: 0 LOB: 0 BB: 0 P: 5	R: 0 E: 0 K: 1 S: 5	H: 1 LOB: 1 BB: 0 P: 5	R: 0 E: 0 K: 0 S: 3	H: 0 LOB: 0 BB: 0 P: 3	R: 2 E: 0 K: 2 S: 9	H: 3 LOB: 2 BB: 2 P: 17	R: 0 E: 0 K: 1 S: 6	H: 1 LOB: 2 BB: 1 P: 10	R: 0 E: 0 K: 0 S: 3	H: 1 LOB: 1 BB: 1 P: 7	R: 3 E: 0 K: 0 S: 6	H: 3 LOB: 0 BB: 0 P: 6	R: 0 E: 0 K: 0 S: 4	H: 1 LOB: 1 BB: 0 P: 4		1B: 4 2B: 3 3B: 2 HR: 2	SF: 0 SAC: 0 DP: 2 HBP: 0	WP: 0 PB: 0 SB: 0 CS: 0
PITCHER	IP WLS BF H R ER SO BB IBB HBP BLK WP HR S P ERA WHIP																			
Jack Harshman, L ERA: 2.83 Sandy Consuegra, R ERA: 1.92 Morrie Martin, L ERA: 4.76	(1, 1) 6.2 L 29 8 4 4 4 0 2 0 0 0 0 1 35 51 5.40 1.500	(7, 1) 0.1 2 1 1 1 0 0 0 0 0 0 0 1 2 2 27.00 3.000	(8, 1) 1.0 4 1 0 0 0 0 0 0 0 0 0 0 4 4 0.00 1.000																	

AB	31
R	5
H	10
RBI	5
BB	4
SO	5
LOB	11



Batter	1	2	3	4	5	6	7	8	9	AB	R	H	RBI	BB	SO	LOB	TOP			
Joe Demaestri, R (1,6) OBP: 0.248, SLG: 0.245	0-0 6-3		0-3 K		0-0 F4			0-0 F8		4	0	0	0	0	1	0				
Bill Renno, R (1,9) OBP: 0.316, SLG: 0.425	0-0 1-3			0-0 G3		0-0 5-3		0-0 F6		4	0	0	0	0	0	0				
Gus Zernial, R (1,7) OBP: 0.312, SLG: 0.503	0-3 K			0-0 1B 1B		0-0 F2			0-3 K	4	1	1	0	0	2	0				
Bill Wilson, R (1,8) OBP: 0.304, SLG: 0.475		0-0 HR		0-3 K		0-0 F4			0-0 F7	4	1	1	1	0	1	1				
Vic Power, R (1,3) OBP: 0.376, SLG: 0.519		0-0 F2		0-0 1B 1B			0-0 F4			4	0	2	0	0	0	0				
Jim Finigan, R (1,4) OBP: 0.365, SLG: 0.500		0-0 CS 1B		0-0 1B		4-0 BB			0-0 F6	3	0	2	1	1	0	1				
Hector Lopez, R (1,5) OBP: 0.284, SLG: 0.235	0-3 K			0-3 K			0-0 F8			3	0	0	0	0	2	4				
Joe Astroth, R (1,2) OBP: 0.371, SLG: 0.313			0-0 F2		0-0 F3		0-0 F8			3	0	0	0	0	0	1				
Alex Kellner, R (1,1) OBP: 0.310, SLG: 0.370			0-0 1-3					0-0 5-3		1	0	0	0	0	0	0				
Ray Herbert, R (4,1) OBP: 0.250, SLG: 0.333					0-0 4-3					0	0	0	0	0	0	0				
Tom Gorman, R (4,1)										1	0	0	0	0	0	0				
Clete Boyer, R (8, PH) OBP: 0.400, SLG: 0.400										1	0	0	0	0	0	0				
Art Ceccarelli, R (8,1)										0	0	0	0	0	0	0				
Inning Stats	R: 0 E: 0 K: 1 S: 5	H: 0 LOB: 0 BB: 0 P: 5	R: 1 E: 0 K: 1 S: 6	H: 2 LOB: 1 BB: 0 P: 6	R: 0 E: 0 K: 1 S: 5	H: 0 LOB: 0 BB: 0 P: 5	R: 1 E: 0 K: 2 S: 10	H: 3 LOB: 2 BB: 0 P: 10	R: 0 E: 0 K: 0 S: 3	H: 0 LOB: 0 BB: 0 P: 3	R: 0 E: 0 K: 0 S: 3	H: 0 LOB: 1 BB: 1 P: 7	R: 0 E: 0 K: 0 S: 3	H: 0 LOB: 0 BB: 0 P: 3	R: 0 E: 0 K: 1 S: 6	H: 1 LOB: 1 BB: 0 P: 6	1B: 5 2B: 1 3B: 0 HR: 1	SF: 0 SAC: 0 DP: 1 HBP: 0	WP: 0 PB: 0 SB: 0 CS: 1	PA: 33
PITCHER Tommy Byrne, L (1,1) ERA: 3.48	IP: 9.0 WLS: W BF: 33 H: 6 R: 2 ER: 2 SO: 6 BB: 1 IBB: 0 HBP: 0 BLK: 0 WP: 0 HR: 1 S: 44 P: 48 ERA: 2.00 WHIP: 0.778																			

Kansas City Athletics @ New York Yankees
Yankee Stadium, Bronx, NY
Tue Jun 21 1955, 3:33 AM EDT
Att: 14,932 - Unknown - 83 F

AB	32
R	2
H	6
RBI	2
BB	1
SO	6
LOB	7




Batter	1	2	3	4	5	6	7	8	9	AB	R	H	RBI	BB	SO	LOB	BOTTOM			
Gil McDougald, R (1,4) OBP: 0.360, SLG: 0.383	0-0 F9	0-0 F8		0-0 1H 2H 3B		0-0 4-3		0-0 SF7		4	0	1	3	0	0	2				
Hank Bauer, R (1,9) OBP: 0.349, SLG: 0.424	0-0 F3		0-0 L9	0-3 K			0-0 1B	0-0 F3		5	0	1	0	0	1	3				
Mickey Mantle, S (1,8) OBP: 0.430, SLG: 0.609	0-0 HR		0-0 F9	0-0 F2			0-0 F3			4	1	1	1	0	0	2				
Yogi Berra, L (1,2) OBP: 0.350, SLG: 0.483	0-0 1B		0-0 G3		0-0 F5		0-0 L9			4	0	1	0	0	0	1				
Bill Skowron, R (1,3) OBP: 0.447, SLG: 0.747	0-0 F9			0-0 1B 2B			0-0 L8			4	1	2	0	0	0	2				
Elston Howard, R (1,7) OBP: 0.418, SLG: 0.574		0-3 K		0-0 2B 1B		0-3 K		0-0 BB 1B SF7 1B		3	1	1	0	0	2	1				
Irv Noren, L (7,7) OBP: 0.315, SLG: 0.395				1-2 1B 1B						1	1	1	0	0	0	0				
Andy Carey, R (1,5) OBP: 0.298, SLG: 0.362		4-0 BB		0-0 1B FC5-2 2B		0-0 F3		0-0 L9		3	0	1	1	1	0	2				
Billy Hunter, R (1,6) OBP: 0.267, SLG: 0.320		0-0 1B		0-0 FC5-2 3B 1B		0-0 L9		0-0 BB 1B		4	1	3	1	0	0	0				
Tommy Byrne, L (1,1) OBP: 0.222, SLG: 0.091		0-3 K		0-0 FC5-2 3B		0-3 K		4-0 BB		3	1	0	0	1	2	4				
Inning Stats	R: 1 E: 0 K: 0 S: 5	H: 2 LOB: 1 BB: 0 P: 5	R: 0 E: 0 K: 2 S: 8	H: 1 LOB: 2 BB: 1 P: 12	R: 0 E: 0 K: 0 S: 3	H: 0 LOB: 0 BB: 0 P: 3	R: 4 E: 0 K: 1 S: 10	H: 5 LOB: 1 BB: 0 P: 10	R: 0 E: 0 K: 1 S: 6	H: 1 LOB: 1 BB: 0 P: 6	R: 0 E: 0 K: 1 S: 5	H: 0 LOB: 0 BB: 0 P: 5	R: 0 E: 0 K: 0 S: 4	H: 1 LOB: 1 BB: 0 P: 4	R: 1 E: 0 K: 0 S: 5	H: 2 LOB: 2 BB: 1 P: 9	1B: 8 2B: 2 3B: 1 HR: 1	SF: 1 SAC: 0 DP: 0 HBP: 0	WP: 0 PB: 0 SB: 0 CS: 0	PA: 38
PITCHER Alex Kellner, L (1,1) ERA: 4.1	IP: 3.0 WLS: L BF: 16 H: 6 R: 4 ER: 4 SO: 2 BB: 1 IBB: 0 HBP: 0 BLK: 0 WP: 0 HR: 1 S: 19 P: 23 ERA: 12.00 WHIP: 2.333																			
Ray Herbert, R (4,1) ERA: 5.55	0.1 3 2 1 1 0 0 0 0 0 0 0 3 3 27.00 6.000																			
Tom Gorman, R (4,1) ERA: 3.68	3.2 13 2 0 0 3 0 0 0 0 0 0 19 19 0.00 0.545																			
Art Ceccarelli, L (8,1) ERA: 4.61	1.0 6 2 1 1 0 1 0 0 0 0 0 5 9 9.00 3.000																			

Kansas City Athletics @ New York Yankees
Yankee Stadium, Bronx, NY
Tue Jun 21 1955, 3:33 AM EDT
Att: 14,932 - Unknown - 83 F

AB	35
R	6
H	12
RBI	6
BB	2
SO	5
LOB	17



Batter	1	2	3	4	5	6	7	8	9	AB	R	H	RBI	BB	SO	LOB	TOP					
Joe Demaestri, R (1, 6) OBP: 0.252, SLG: 0.255	0-0 6-3		0-0 1B		0-0 5-3			0-0 1B G5-4-3 2B		4	1	2	0	0	0	2	Kansas City Athletics @ New York Yankees Yankee Stadium, Bronx, NY Wed Jun 22 1955, 3:33 AM EDT Att: 7,693 - Cloudy - 82 F livebaseballscorecards.com					
Bill Renna, R (1, 9) OBP: 0.321, SLG: 0.418	0-0 F2		0-0 F9			4-0 FC5-4 BB		4-0 G5-4-3 1B BB		2	0	0	0	2	0	1						
Gus Zernial, R (1, 7) OBP: 0.311, SLG: 0.498	0-0 F8			0-0 5-3		0-0 F8		0-0 G5-4-3 1B		4	0	1	0	0	0	1						
Bill Wilson, R (1, 8) OBP: 0.303, SLG: 0.470		0-0 G6-4-3 1B		0-0 5-3		0-0 F8		0-0 G5-4-3		4	0	1	0	0	0	3						
Vic Power, R (1, 3) OBP: 0.370, SLG: 0.509		0-0 G6-4-3 1-2		0-0 5-3		0-0 FC5-4 1-2		0-0 F7		4	0	0	0	0	0	3						
Jim Finigan, R (1, 4) OBP: 0.371, SLG: 0.508					0-0 1B FC1-2-5		0-0 5-3		0-0 6-3 2B		4	0	3	0	0	0						
Hector Lopez, R (1, 5) OBP: 0.283, SLG: 0.236			0-0 F8		0-0 1B FC1-2-5		0-0 F8		0-0 6-3 2B		4	0	1	0	0	2						
Billy Shantz, R (1, 2) OBP: 0.353, SLG: 0.378			0-0 1-3		0-0 FC1-2-5 1-2 3-H		0-0 FC6-4 1B		0-0 L1		4	0	1	0	0	3						
Art Ditmar, R (1, 1) OBP: 0.333, SLG: 0.333			0-0 5-3		0-0 K		0-0 FC6-4 1-2		0-3 K2-3		3	0	0	0	0	1		AB 34 R 1 H 9 RBI 0 BB 2 SO 2 LOB 19 				
Lou Sleater, L (7, 1) OBP: 0.333, SLG: 0.333																						
Johnny Sain, R (7, 1) OBP: 0.333, SLG: 0.333																						
Clete Boyer, R (9, PH) OBP: 0.333, SLG: 0.333																						
Inning Stats	R: 0 E: 0 K: 0 S: 3	H: 0 LOB: 0 BB: 0 P: 3	R: 0 E: 0 K: 0 S: 4	H: 2 LOB: 1 BB: 0 P: 4	R: 0 E: 0 K: 0 S: 4	H: 1 LOB: 1 BB: 0 P: 4	R: 0 E: 0 K: 0 S: 3	H: 0 LOB: 0 BB: 0 P: 3	R: 0 E: 0 K: 1 S: 7	H: 2 LOB: 2 BB: 0 P: 7	R: 0 E: 0 K: 0 S: 3	H: 0 LOB: 1 BB: 1 P: 7	R: 0 E: 0 K: 0 S: 4	H: 1 LOB: 0 BB: 0 P: 4	R: 1 E: 0 K: 0 S: 4	H: 2 LOB: 1 BB: 1 P: 8	R: 0 E: 0 K: 1 S: 6	H: 1 LOB: 1 BB: 0 P: 6	1B: 7 2B: 2 3B: 0 HR: 0	SF: 0 SAC: 0 DP: 2 HBP: 0	WP: 0 PB: 0 SB: 0 CS: 0	PA: 36
PITCHER Whitey Ford, L (1, 1) ERA: 2.5	IP: 9.0 WLS: W BF: 36 H: 9 R: 1 ER: 1 SO: 2 BB: 2 IBB: 0 HBP: 0 BLK: 0 WP: 0 HR: 0 S: 38 P: 46 ERA: 1.00 WHIP: 1.222															PITCHER	IP: 9.0 WLS: W BF: 36 H: 9 R: 1 ER: 1 SO: 2 BB: 2 IBB: 0 HBP: 0 BLK: 0 WP: 0 HR: 0 S: 38 P: 46 ERA: 1.00 WHIP: 1.222					

Batter	1	2	3	4	5	6	7	8	9	AB	R	H	RBI	BB	SO	LOB	BOTTOM			
Gil McDougald, R (1, 4) OBP: 0.365, SLG: 0.390	4-0 4-3 5-3 BB		0-3 K		0-0 FC6-4 1B		0-0 1B 2B	0-0 3-1		4	1	2	0	1	1	1	Kansas City Athletics @ New York Yankees Yankee Stadium, Bronx, NY Wed Jun 22 1955, 3:33 AM EDT Att: 7,693 - Cloudy - 82 F livebaseballscorecards.com			
Hank Bauer, R (1, 9) OBP: 0.346, SLG: 0.419	0-0 5-3 1-2		0-0 F9		0-0 FC6-4 BB 1-2		0-0 BB 1B	0-0 5-3		5	1	1	0	0	0	3				
Mickey Mantle, S (1, 8) OBP: 0.434, SLG: 0.620	0-0 4-3 2-3		0-0 1-H HR		4-0 G4-6-3 BB		4-0 1B BB			2	2	1	2	2	0	1				
Yogi Berra, L (1, 2) OBP: 0.352, SLG: 0.483	0-0 4-3		0-0 1B		0-0 G4-6-3 1-2		0-0 1B BB			4	0	2	2	0	0	3				
Bill Skowron, R (1, 3) OBP: 0.439, SLG: 0.727		0-0 5-3	0-0 F7		0-0 5-3		0-0 2B 1B			4	1	1	1	0	0	1				
Irv Noren, L (1, 7) OBP: 0.319, SLG: 0.400		0-0 3-1		0-0 1-3		4-0 1B BB		0-0 2B		3	0	1	1	1	0	0				
Andy Carey, R (1, 5) OBP: 0.304, SLG: 0.365		0-0 1B		4-0 BB		0-0 1B		0-0 F9		3	0	2	0	1	0	1				
Billy Hunter, R (1, 6) OBP: 0.261, SLG: 0.313		0-0 F8		0-0 F7		0-0 F2		0-0 6-3		4	0	0	0	0	0	5				
Whitey Ford, L (1, 1) OBP: 0.262, SLG: 0.162			4-0 HR BB		0-0 F8		0-0 1-3		0-0 F7		3	1	0	0	1	0		3		
Inning Stats	R: 0 E: 0 K: 0 S: 3	H: 0 LOB: 1 BB: 1 P: 7	R: 0 E: 0 K: 0 S: 4	H: 1 LOB: 0 BB: 0 P: 4	R: 2 E: 0 K: 1 S: 7	H: 2 LOB: 1 BB: 1 P: 11	R: 0 E: 0 K: 0 S: 3	H: 0 LOB: 1 BB: 1 P: 7	R: 0 E: 0 K: 0 S: 4	H: 1 LOB: 2 BB: 1 P: 8	R: 4 E: 0 K: 0 S: 7	H: 5 LOB: 1 BB: 1 P: 11	R: 0 E: 0 K: 0 S: 3	H: 0 LOB: 0 BB: 0 P: 3	R: 0 E: 0 K: 0 S: 3	H: 0 LOB: 0 BB: 0 P: 3		1B: 7 2B: 2 3B: 0 HR: 1	SF: 0 SAC: 0 DP: 1 HBP: 0	WP: 0 PB: 0 SB: 0 CS: 0
PITCHER Art Ditmar, R (1, 1) ERA: 5.45	IP: 6.0 WLS: L BF: 30 H: 7 R: 5 ER: 5 SO: 5 BB: 6 IBB: 0 HBP: 0 BLK: 0 WP: 0 HR: 1 S: 26 P: 50 ERA: 7.50 WHIP: 2.167															PITCHER	IP: 6.0 WLS: L BF: 30 H: 7 R: 5 ER: 5 SO: 5 BB: 6 IBB: 0 HBP: 0 BLK: 0 WP: 0 HR: 1 S: 26 P: 50 ERA: 7.50 WHIP: 2.167			
Lou Sleater, L (7, 1) ERA: 12.71	0.1 3 3 1 1 0 0 0 0 0 0 0 3 3 27.00 9.000															PITCHER	0.1 3 3 1 1 0 0 0 0 0 0 0 3 3 27.00 9.000			
Johnny Sain, R (7, 1) ERA: 5.34	1.2 5 0 0 0 0 0 0 0 0 0 0 5 5 0.00 0.000															PITCHER	1.2 5 0 0 0 0 0 0 0 0 0 0 5 5 0.00 0.000			

Batter	1	2	3	4	5	6	7	8	9	AB	R	H	RBI	BB	SO	LOB	TOP
Joe Demaestri, R (1,6) OBP: 0.252, SLG: 0.255	K			K			L4-3 1B		F7	4	0	1	0	0	2	1	Kansas City Athletics @ New York Yankees Yankee Stadium, Bronx, NY Thu Jun 23 1955, 3:33 AM EDT Alt. 7,444 - Unknown - 88 F AB 28 R 0 H 3 RBI 0 BB 1 SO 6 LOB 8
Enos Slaughter, L (1,9) OBP: 0.414, SLG: 0.373	K			F8			F3		F8	4	0	0	0	0	1	2	
Elmer Valo, L (1,7) OBP: 0.500, SLG: 0.504	K			4-3			L4-3 1-2			3	0	0	0	0	1	1	
Harry Simpson, L (1,8) OBP: 0.287, SLG: 0.313		K			F8			FC4-6 BB		2	0	0	0	1	1	0	
Vic Power, R (1,3) OBP: 0.365, SLG: 0.502		1-3			5-3			F4		3	0	0	0	0	0	1	
Jim Finigan, R (1,4) OBP: 0.367, SLG: 0.502		6-3			6-3			FC4-6 FC6-4 1-2		3	0	0	0	0	0	1	
Hector Lopez, R (1,5) OBP: 0.284, SLG: 0.238			F9			G6-4-3 1B		FC6-4 1-2		3	0	1	0	0	0	1	
Billy Shantz, R (1,2) OBP: 0.348, SLG: 0.372			6-3			G6-4-3 1-2			K	2	0	0	0	0	0	1	
Gus Zernial, R (9, PH) OBP: 0.310, SLG: 0.495										1	0	0	0	0	1	0	
Bobby Shantz, R (1,1) OBP: 0.136, SLG: 0.095			F2			4-3				2	0	0	0	0	0	0	
Bill Wilson, R (9, PH) OBP: 0.306, SLG: 0.473										1	0	1	0	0	0	0	
Clete Boyer, R (9, PR) OBP: 0.333, SLG: 0.333										0	0	0	0	0	0	0	
Inning Stats	R: 0 E: 0 K: 3 S: 9	H: 0 LOB: 0 BB: 0 P: 9	R: 0 E: 0 K: 1 S: 5	H: 0 LOB: 0 BB: 0 P: 5	R: 0 E: 0 K: 0 S: 3	H: 0 LOB: 0 BB: 0 P: 3	R: 0 E: 0 K: 1 S: 5	H: 1 LOB: 0 BB: 0 P: 3	R: 0 E: 0 K: 0 S: 3	H: 1 LOB: 0 BB: 0 P: 3	R: 0 E: 0 K: 0 S: 3	H: 0 LOB: 1 BB: 1 P: 7	R: 0 E: 0 K: 1 S: 6	H: 1 LOB: 1 BB: 0 P: 6	1B: 3 2B: 1 3B: 0 HR: 0	SF: 0 SAC: 0 DP: 2 HBP: 0	WP: 0 PA: 29 PB: 0 CS: 0
PITCHER Bob Turley, R (1,1) ERA: 3.32	IP: 9.0 WLS: W BF: 29 H: 3 R: 0 ER: 0 SO: 6 BB: 1 IBB: 0 HBP: 0 BLK: 0 WP: 0 HR: 0 S: 40 P: 44 ERA: 0.00 WHIP: 0.444																

Batter	1	2	3	4	5	6	7	8	9	AB	R	H	RBI	BB	SO	LOB	BOTTOM
Gil McDougald, R (1,4) OBP: 0.363, SLG: 0.384	K		FC6-4 FC1-6 BB	FC6-4 FC5-4 1-2			5-3			3	0	0	0	1	1	1	Kansas City Athletics @ New York Yankees Yankee Stadium, Bronx, NY Thu Jun 23 1955, 3:33 AM EDT Alt. 7,444 - Unknown - 88 F AB 30 R 4 H 7 RBI 4 BB 4 SO 1 LOB 12
Hank Bauer, R (1,9) OBP: 0.341, SLG: 0.412	5-3		FC1-6 BB 1-2	F6			F7			4	1	0	0	0	0	2	
Mickey Mantle, S (1,8) OBP: 0.435, SLG: 0.617			1B 2B BB	FC5-4 1-2			F3			3	1	1	0	1	0	1	
Yogi Berra, L (1,2) OBP: 0.355, SLG: 0.487	F9		2B SF7 1B				3-1		4-3 1B 2B	4	2	2	1	0	0	1	
Bill Skowron, R (1,3) OBP: 0.432, SLG: 0.718		L5		2B			6-3		4-3	4	0	1	1	0	0	1	
Elston Howard, R (1,7) OBP: 0.422, SLG: 0.567		5-3		IBB			F8			3	0	1	1	1	0	0	
Andy Carey, R (1,5) OBP: 0.303, SLG: 0.372			SF7				5-3		F9	3	0	1	1	0	0	1	
Billy Hunter, R (1,6) OBP: 0.261, SLG: 0.307			L7				L7		F9	3	0	0	0	1	0	3	
Bob Turley, R (1,1) OBP: 0.222, SLG: 0.200		FC6-4 1-2		FC6-4 1B			1-3			3	0	1	0	0	0	2	
Inning Stats	R: 0 E: 0 K: 1 S: 6	H: 1 LOB: 1 BB: 0 P: 6	R: 0 E: 0 K: 0 S: 4	H: 1 LOB: 2 BB: 1 P: 8	R: 3 E: 0 K: 0 S: 5	H: 2 LOB: 2 BB: 3 P: 17	R: 0 E: 0 K: 0 S: 4	H: 1 LOB: 1 BB: 0 P: 4	R: 0 E: 0 K: 0 S: 3	H: 0 LOB: 0 BB: 0 P: 3	R: 0 E: 0 K: 0 S: 3	H: 0 LOB: 0 BB: 0 P: 3	R: 1 E: 0 K: 0 S: 5	H: 2 LOB: 1 BB: 0 P: 5	1B: 4 2B: 2 3B: 1 HR: 0	SF: 1 SAC: 0 DP: 0 HBP: 0	
PITCHER Bobby Shantz, L (1,1) ERA: 5.43	IP: 8.0 WLS: L BF: 35 H: 7 R: 4 ER: 4 SO: 1 BB: 2 IBB: 2 HBP: 0 BLK: 0 WP: 0 HR: 0 S: 33 P: 49 ERA: 4.50 WHIP: 1.125																

Batter	1	2	3	4	5	6	7	8	9	AB	R	H	RBI	BB	SO	LOB	TOP					
Gene Woodling, L (1,9) OBP: 0.346, SLG: 0.364 (8,7)	F8			2B BB		3-4		SH BB	6-3	3	2	0	0	2	0	1	Cleveland Indians @ New York Yankees Yankee Stadium, Bronx, NY Sun Jun 26 1955, 3:33 AM EDT Unknown - 78 F					
Bobby Avila, R (1,4) OBP: 0.401, SLG: 0.393	F2			2B		F9		SH BB	1B	4	2	2	1	0	0	1						
Al Smith, R (1,5) OBP: 0.409, SLG: 0.516	L5			1B				BB BB	1B	3	0	2	1	2	0	0						
Al Rosen, R (1,3) OBP: 0.364, SLG: 0.393		5-3		F9		F5		F3	1B	5	0	1	1	0	0	5						
Ralph Kiner, R (1,7) OBP: 0.381, SLG: 0.457 Dave Philley, S (8, PR) OBP: 0.362, SLG: 0.433 (8,9)	F7			F4			HR	BB BB	G3	3	1	1	1	1	0	1						
Larry Doby, L (1,8) OBP: 0.379, SLG: 0.435	4-3					G6-4-3		BB		3	0	1	1	1	1	0						
George Strickland, R (1,6) OBP: 0.337, SLG: 0.327 Dale Mitchell, L (8, PH) OBP: 0.257, SLG: 0.313 Sam Dente, R (8,6) OBP: 0.288, SLG: 0.235			F7		G6-4-3		E6	F4		3	0	0	0	0	0	1						
Jim Hegan, R (1,2) OBP: 0.265, SLG: 0.277			4-3		F8		F8	B1-3		4	0	0	0	0	0	4						
Early Wynn, S (1,1) OBP: 0.267, SLG: 0.349			K				FC6-4		K	4	0	1	0	0	2	1						
Inning Stats	R: 0 E: 0 K: 0 S: 3	H: 0 LOB: 0 BB: 0 P: 3	R: 0 E: 0 K: 0 S: 3	H: 0 LOB: 0 BB: 0 P: 3	R: 0 E: 0 K: 1 S: 5	H: 0 LOB: 0 BB: 0 P: 5	R: 1 E: 0 K: 0 S: 4	H: 2 LOB: 1 BB: 1 P: 8	R: 0 E: 0 K: 0 S: 3	H: 1 LOB: 2 BB: 1 P: 3	R: 0 E: 0 K: 0 S: 4	H: 1 LOB: 2 BB: 1 P: 8	R: 1 E: 1 K: 1 S: 7	H: 1 LOB: 1 BB: 0 P: 7	R: 2 E: 0 K: 0 S: 5	H: 1 LOB: 3 BB: 3 P: 17		R: 1 E: 0 K: 1 S: 7	H: 2 LOB: 2 BB: 1 P: 11	1B: 6 2B: 1 3B: 0 HR: 1	SF: 0 SAC: 1 DP: 1 HBP: 0	WP: 0 PB: 0 SB: 2 CS: 0
PITCHER	IP WLS BF H R ER SO BB IBB HBP BLK WP HR S P ERA WHIP																					
Tommy Byrne, L (1,1) ERA: 3.68	7.1 L 33 6 4 4 2 5 0 0 0 0 0 1 32 52 4.91 1.500																					
Jim Konstanty, R (8,1) ERA: 0.99	1.2 8 2 1 1 1 1 0 0 0 0 0 0 9 13 5.40 1.800																					

Batter	1	2	3	4	5	6	7	8	9	AB	R	H	RBI	BB	SO	LOB	BOTTOM					
Gil McDougald, R (1,4) OBP: 0.366, SLG: 0.381	6-3		1B		SH3-4 BB		5-3 BB			2	0	1	0	2	0	0	Cleveland Indians @ New York Yankees Yankee Stadium, Bronx, NY Sun Jun 26 1955, 3:33 AM EDT Unknown - 78 F					
Andy Carey, R (1,5) OBP: 0.301, SLG: 0.371	F2		1B		SH3-4		5-3			3	0	1	0	0	0	1						
Mickey Mantle, S (1,8) OBP: 0.425, SLG: 0.592	BB		K		F4		K			3	0	0	0	1	2	4						
Yogi Berra, L (1,2) OBP: 0.357, SLG: 0.502	F2		F3		IBB		L9			3	0	0	0	1	0	3						
Bill Skowron, R (1,3) OBP: 0.415, SLG: 0.670		E6	6-3		K		F6			4	0	0	0	0	1	4						
Irv Noren, L (1,7) OBP: 0.316, SLG: 0.406	F6			G6-4-3	BB		F5	1-3		3	0	0	0	1	0	1						
Tommy Byrne, L (1,1) OBP: 0.233, SLG: 0.120 Jim Konstanty, R (8,1) OBP: 0.282, SLG: 0.324				G6-4-3			K		K	3	0	1	0	0	1	1						
Bob Cerv, R (9, PH) OBP: 0.282, SLG: 0.324		1B					K		K	1	0	0	0	0	1	0						
Hank Bauer, R (1,9) OBP: 0.333, SLG: 0.395		K			BB		6-3		K	3	0	0	0	1	2	2						
Billy Hunter, R (1,6) OBP: 0.253, SLG: 0.297 Eddie Robinson, L (7, PH) OBP: 0.376, SLG: 0.570 Phil Rizzuto, R (8,6) OBP: 0.400, SLG: 0.270			F8		F8		K		4-3	2	0	0	0	0	0	3						
Inning Stats	R: 0 E: 0 K: 0 S: 3	H: 0 LOB: 1 BB: 1 P: 7	R: 0 E: 1 K: 1 S: 7	H: 1 LOB: 2 BB: 0 P: 7	R: 0 E: 0 K: 1 S: 7	H: 2 LOB: 2 BB: 0 P: 7	R: 0 E: 0 K: 0 S: 2	H: 0 LOB: 1 BB: 2 P: 10	R: 0 E: 0 K: 1 S: 5	H: 0 LOB: 2 BB: 2 P: 13	R: 0 E: 0 K: 1 S: 5	H: 0 LOB: 0 BB: 0 P: 5	R: 0 E: 0 K: 2 S: 7	H: 0 LOB: 1 BB: 1 P: 11	R: 0 E: 0 K: 0 S: 3	H: 0 LOB: 0 BB: 0 P: 3	R: 0 E: 0 K: 2 S: 7	H: 0 LOB: 0 BB: 0 P: 7	1B: 3 2B: 0 3B: 0 HR: 0	SF: 0 SAC: 1 DP: 1 HBP: 0	WP: 0 PB: 0 SB: 0 CS: 0	PA: 36
PITCHER	IP WLS BF H R ER SO BB IBB HBP BLK WP HR S P ERA WHIP																					
Early Wynn, R (1,1) ERA: 2.41	9.0 W 36 3 0 0 8 5 1 0 0 0 0 0 46 70 0.00 0.889																					


Batter	1	2	3	4	5	6	7	8	9	AB	R	H	RBI	BB	SO	LOB	TOP		
Gene Woodling, L (1,9) OBP: 0.344, SLG: 0.358	F9		F8			F8		F8		3	0	0	0	1	0	0	Cleveland Indians @ New York Yankees Yankee Stadium, Bronx, NY Sun Jun 26 1955, 3:38 AM EDT Att: 66,511 - Unknown - 78 F		
Bobby Avila, R (1,4) OBP: 0.399, SLG: 0.388	2B		6-3			F9		F8		3	0	0	0	1	0	1			
Al Smith, R (1,5) OBP: 0.408, SLG: 0.515	1-3		F9			L8		F7		4	0	1	0	0	0	1			
Al Rosen, R (1,3) OBP: 0.363, SLG: 0.388	BB					F9				3	0	0	0	1	0	1			
Ralph Kiner, R (1,7) OBP: 0.379, SLG: 0.453	F3					F8				4	0	1	0	0	0	3			
Larry Doby, L (1,8) OBP: 0.377, SLG: 0.429	F7					K				3	0	0	0	1	1	4			
George Strickland, R (1,6) OBP: 0.341, SLG: 0.331										4	0	2	0	0	0	1			
Jim Hegan, R (1,2) OBP: 0.267, SLG: 0.273						G3-6-3				2	0	0	0	1	0	1			
Bob Lemon, L (1,1) OBP: 0.309, SLG: 0.255										0	0	0	0	0	0	0			
Hank Foiles, R (2, PH) OBP: 0.369, SLG: 0.367										1	0	0	0	0	1	0			
Herb Score, L (2, 1) OBP: 0.100, SLG: 0.053										1	0	0	0	0	1	0			
Hank Majeski, R (7, PH) OBP: 0.322, SLG: 0.354										1	0	0	0	0	0	3			
Don Mossi, L (7, 1) OBP: 0.250, SLG: 0.250										0	0	0	0	0	0	0			
Inning Stats	R: 0 E: 0 K: 0 S: 4	H: 1 LOB: 3 BB: 2 P: 12	R: 0 E: 0 K: 1 S: 5	H: 0 LOB: 0 BB: 0 P: 5	R: 0 E: 0 K: 0 S: 3	H: 0 LOB: 0 BB: 0 P: 3	R: 0 E: 0 K: 1 S: 5	H: 1 LOB: 0 BB: 0 P: 5	R: 0 E: 0 K: 0 S: 3	H: 0 LOB: 1 BB: 1 P: 7	R: 0 E: 1 K: 0 S: 3	H: 1 LOB: 2 BB: 2 P: 11	R: 0 E: 0 K: 0 S: 3	H: 0 LOB: 0 BB: 0 P: 3	R: 0 E: 0 K: 0 S: 4	H: 1 LOB: 1 BB: 0 P: 4	1B: 3 2B: 2 3B: 0 HR: 0	SF: 0 SAC: 0 DP: 2 HBP: 0	WP: 0 PA: 34 CS: 0
PITCHER Whitey Ford, L (1,1) ERA: 2.31	IP: 9.0 WLS: W BF: 34 H: 4 R: 0 ER: 0 SO: 3 BB: 4 IBB: 1 HBP: 0 BLK: 0 WP: 0 HR: 0 S: 35 P: 55 ERA: 0.00 WHIP: 0.889															PITCHER			

Batter	1	2	3	4	5	6	7	8	9	AB	R	H	RBI	BB	SO	LOB	BOTTOM		
Hank Bauer, R (1,9) OBP: 0.329, SLG: 0.389	5-3		F9							4	0	0	0	0	2	4	Cleveland Indians @ New York Yankees Yankee Stadium, Bronx, NY Sun Jun 26 1955, 3:38 AM EDT Att: 66,511 - Unknown - 78 F		
Andy Carey, R (1,5) OBP: 0.300, SLG: 0.369	1B		K							4	1	1	0	0	2	4			
Irv Noren, L (1,8) OBP: 0.315, SLG: 0.402	1B		K							4	0	1	0	0	2	0			
Yogi Berra, L (1,2) OBP: 0.356, SLG: 0.498	G6-4-3									4	0	1	1	0	1	0			
Bill Skowron, R (1,3) OBP: 0.409, SLG: 0.655	G6-4-3									4	0	1	0	0	2	2			
Elston Howard, R (1,7) OBP: 0.425, SLG: 0.560										3	1	1	0	0	1	0			
Phil Rizzuto, R (8,6) OBP: 0.391, SLG: 0.263										1	0	0	0	0	0	1			
Gil McDougald, R (1,4) OBP: 0.369, SLG: 0.379										1	0	0	0	2	0	1			
Billy Hunter, R (1,6) OBP: 0.250, SLG: 0.294										2	0	0	0	0	1	2			
Mickey Mantle, S (7, PH) OBP: 0.427, SLG: 0.598										1	0	1	1	0	0	0			
Whitey Ford, L (1,1) OBP: 0.289, SLG: 0.179										2	0	1	0	1	0	1			
Inning Stats	R: 1 E: 0 K: 0 S: 5	H: 3 LOB: 1 BB: 0 P: 5	R: 0 E: 0 K: 1 S: 5	H: 0 LOB: 1 BB: 1 P: 9	R: 0 E: 0 K: 2 S: 7	H: 0 LOB: 0 BB: 0 P: 7	R: 0 E: 0 K: 2 S: 7	H: 0 LOB: 0 BB: 0 P: 7	R: 0 E: 0 K: 1 S: 6	H: 1 LOB: 2 BB: 1 P: 10	R: 0 E: 0 K: 3 S: 9	H: 0 LOB: 0 BB: 0 P: 9	R: 1 E: 0 K: 2 S: 9	H: 2 LOB: 2 BB: 1 P: 13	R: 0 E: 0 K: 0 S: 4	H: 1 LOB: 1 BB: 0 P: 4	1B: 6 2B: 1 3B: 0 HR: 0	SF: 0 SAC: 0 DP: 1 HBP: 0	WP: 0 PA: 33 CS: 0
PITCHER Bob Lemon, R (1,1) ERA: 3.84	IP: 1.0 WLS: L BF: 5 H: 3 R: 1 ER: 1 SO: 1 BB: 0 IBB: 0 HBP: 0 BLK: 0 WP: 0 HR: 0 S: 5 P: 5 ERA: 9.00 WHIP: 3.000															PITCHER			
PITCHER Herb Score, L (2, 1) ERA: 3.2	IP: 5.0 WLS: L BF: 18 H: 1 R: 0 ER: 0 SO: 9 BB: 2 IBB: 0 HBP: 0 BLK: 0 WP: 0 HR: 0 S: 34 P: 42 ERA: 0.00 WHIP: 0.600															PITCHER			
PITCHER Don Mossi, L (7, 1) ERA: 2.1	IP: 2.0 WLS: L BF: 10 H: 3 R: 1 ER: 1 SO: 2 BB: 1 IBB: 0 HBP: 0 BLK: 0 WP: 0 HR: 0 S: 13 P: 17 ERA: 4.50 WHIP: 2.000															PITCHER			


Batter	1	2	3	4	5	6	7	8	9	AB	R	H	RBI	BB	SO	LOB	TOP		
Chuck Diering, R OBP: 0.305, SLG: 0.331	5-3		4-3	L8			1-3		F7	5	0	0	0	0	0	4	<p>Baltimore Orioles @ New York Yankees Yankee Stadium, Bronx, NY Wed Jun 29 1955, 3:38 AM EDT Att: 11,178 - Unknown - 87 F</p>		
Hoot Evers, R OBP: 0.309, SLG: 0.416	K		6-3	FC5			F7			4	0	0	0	0	1	4			
Dave Pope, L OBP: 0.339, SLG: 0.424	1B			1B	P4-3					3	1	2	0	1	0	0			
Hank Majeski, R OBP: 0.324, SLG: 0.351	1B			1B	F9		6-3			4	1	2	0	0	0	1			
Gus Triandos, R OBP: 0.318, SLG: 0.363	K		E6					F4		4	1	2	2	0	1	0			
Hal Smith, R OBP: 0.281, SLG: 0.336	F8		FC1-5	1B	1-3			F8		4	0	1	0	0	0	1			
Wayne Causey, L OBP: 0.245, SLG: 0.260	4-3		1B	FC1-5	1B			F7		3	0	1	0	1	0	0			
Willy Miranda, S OBP: 0.288, SLG: 0.289			FC1-5	1B	FC4-6					3	0	1	0	0	0	3			
Tex Nelson, L OBP: 0.429, SLG: 0.333			4-3	SH3-4	FC5	1B	FC4-6	K		1	0	0	0	0	1	0			
Erv Palica, R OBP: 0.250, SLG: 0.222			SH3-4				G4-6-3	4-3		0	0	0	0	0	0	0			
Gil Coan, L OBP: 0.331, SLG: 0.353										1	0	1	0	0	0	0			
Ray Moore, R OBP: 0.333, SLG: 0.286										1	0	0	0	0	0	1			
Harry Dorish, R OBP: 0.250, SLG: 0.250										0	0	0	0	0	0	0			
Cal Abrams, L OBP: 0.401, SLG: 0.381										1	0	0	0	0	0	0			
Inning Stats	R: 0 E: 0 K: 1 S: 6	H: 2 LOB: 2 BB: 6	R: 0 E: 0 K: 1 S: 5	H: 0 LOB: 0 BB: 0 P: 5	R: 0 E: 0 K: 0 S: 4	H: 1 LOB: 1 BB: 0 P: 4	R: 3 E: 1 K: 0 S: 8	H: 5 LOB: 3 BB: 1 P: 12	R: 0 E: 0 K: 0 S: 4	H: 1 LOB: 1 BB: 0 P: 4	R: 0 E: 0 K: 0 S: 3	H: 0 LOB: 1 BB: 1 P: 7	R: 0 E: 0 K: 0 S: 3	H: 0 LOB: 0 BB: 0 P: 3	R: 0 E: 0 K: 1 S: 5	H: 0 LOB: 0 BB: 0 P: 5	1B: 8 2B: 2 3B: 0 HR: 0	SF: 0 SAC: 1 DP: 1 HBP: 0	WP: 0 PA: 37 PB: 0 SB: 0 CS: 0
PITCHER	IP WLS BF H R ER SO BB IBB HBP BLK WP HR S P ERA WHIP																		
Johnny Kucks, R ERA: 3.84	(1, 1)	3.0	15	7	3	3	2	0	0	0	0	0	0	0	19	19	9.00	2.333	
Tom Morgan, R ERA: 0.99	(4, 1)	4.0	W	16	3	0	0	2	0	0	0	0	0	14	22	0.00	1.250		
Jim Konstanty, R ERA: 0.94	(8, 1)	2.0	S	6	0	0	0	1	0	0	0	0	0	8	8	0.00	0.000		

Batter	1	2	3	4	5	6	7	8	9	AB	R	H	RBI	BB	SO	LOB	BOTTOM		
Gil McDougald, R OBP: 0.371, SLG: 0.394	F8		1B		F8		SF8			4	3	3	2	0	0	0	<p>Baltimore Orioles @ New York Yankees Yankee Stadium, Bronx, NY Wed Jun 29 1955, 3:38 AM EDT Att: 11,178 - Unknown - 87 F</p>		
Irv Noren, L OBP: 0.321, SLG: 0.400	4-3		F7		4-3		SF8			2	0	0	1	1	0	1			
Mickey Mantle, S OBP: 0.430, SLG: 0.601	F8		CS		SH1-3		WP			4	1	3	1	0	0	2			
Yogi Berra, L OBP: 0.355, SLG: 0.492	4-3		F8		SH1-3		F7			3	0	0	1	0	0	3			
Bill Skowron, R OBP: 0.407, SLG: 0.646	6-3				1-3		5-3			4	0	1	0	0	0	2			
Elston Howard, R OBP: 0.408, SLG: 0.561					F8		F8			3	1	1	1	0	0	1			
Hank Bauer, R OBP: 0.327, SLG: 0.387										1	0	0	0	0	0	1			
Andy Carey, R OBP: 0.306, SLG: 0.381										4	1	2	0	0	0	1			
Billy Hunter, R OBP: 0.251, SLG: 0.295										2	0	0	0	0	0	1			
Phil Rizzuto, R OBP: 0.397, SLG: 0.244										1	0	0	0	0	0	1			
Johnny Kucks, R OBP: 0.045, SLG: 0.091										1	0	0	0	0	0	0			
Tom Morgan, R OBP: 0.200, SLG: 0.200										1	0	0	0	0	0	0			
Eddie Robinson, L OBP: 0.385, SLG: 0.574										0	0	0	0	1	0	0			
Bob Cerv, R OBP: 0.282, SLG: 0.324										0	1	0	0	0	0	0			
Jim Konstanty, R ERA: 2.76										0	0	0	0	0	0	0			
Inning Stats	R: 1 E: 0 K: 0 S: 4	H: 1 LOB: 1 BB: 1 P: 8	R: 1 E: 0 K: 0 S: 4	H: 1 LOB: 0 BB: 0 P: 4	R: 1 E: 0 K: 0 S: 4	H: 2 LOB: 0 BB: 0 P: 4	R: 0 E: 0 K: 0 S: 4	H: 1 LOB: 1 BB: 0 P: 4	R: 0 E: 0 K: 0 S: 3	H: 0 LOB: 0 BB: 0 P: 3	R: 0 E: 0 K: 0 S: 4	H: 1 LOB: 1 BB: 0 P: 4	R: 4 E: 0 K: 0 S: 6	H: 3 LOB: 1 BB: 1 P: 10	R: 0 E: 0 K: 0 S: 4	H: 1 LOB: 1 BB: 0 P: 4	1B: 5 2B: 1 3B: 3 HR: 1	SF: 1 SAC: 2 DP: 0 HBP: 0	WP: 1 PA: 35 PB: 0 SB: 0 CS: 1
PITCHER	IP WLS BF H R ER SO BB IBB HBP BLK WP HR S P ERA WHIP																		
Erv Palica, R ERA: 4.66	(1, 1)	3.0	L	18	5	4	4	0	1	0	0	0	0	1	17	21	9.00	1.500	
Ray Moore, R ERA: 3.5	(4, 1)	4.0	L	18	5	4	4	0	1	0	0	0	0	1	17	21	9.00	1.500	
Harry Dorish, R ERA: 2.76	(8, 1)	1.0		4	1	0	0	0	0	0	0	0	0	4	4	0.00	1.000		

AB 34
R 3
H 10
RBI 2
BB 2
SO 3
LOB 14



AB 30
R 7
H 10
RBI 6
BB 2
SO 0
LOB 13



Batter	1	2	3	4	5	6	7	8	9	AB	R	H	RBI	BB	SO	LOB	TOP	
Carlos Paula, R OBP: 0.302, SLG: 0.350 (1, 9)										5	0	0	1	0	1	0	Washington Senators @ New York Yankees Yankee Stadium, Bronx, NY Fri Jul 01 1955, 3:33 AM EDT Att: 5,037 - Unknown - 84 F	
Ed Fitz Gerald, R OBP: 0.343, SLG: 0.368 Bruce Edwards, R OBP: 0.382, SLG: 0.214 (1, 2) (5, 2)										3	0	3	0	0	0	0		
Mickey Vernon, L OBP: 0.369, SLG: 0.424 Jerry Schoonmaker, R OBP: 0.212, SLG: 0.226 (1, 3) (5, 7)										3	0	0	0	0	0	3		
Johnny Groth, R OBP: 0.341, SLG: 0.478 (1, 8)										4	0	0	0	1	0	3		
Roy Sievers, R OBP: 0.343, SLG: 0.411 (1, 7) (5, 3)										4	1	1	0	0	0	3		
Pete Runnels, L OBP: 0.344, SLG: 0.329 (1, 4)										2	0	1	0	2	0	0		
Harmon Killebrew, R OBP: 0.184, SLG: 0.261 (1, 5)										4	0	0	0	0	3	5		
Jose Valdivielso, R OBP: 0.333, SLG: 0.447 (1, 6)										3	1	3	1	1	0	0		
Mickey McDermott, L ERA: 3.69 Bob Chakales, R ERA: 3.33 Juan Delis, R ERA: 3.26, SLG: 0.288 Pedro Ramos, R ERA: 3.7 Eddie Yost, R ERA: 3.31 Chuck Stobbs, L ERA: 5.0 (1, 1) (4, 1) (7, PH) (7, 1) (8, PH) (8, 1)										2	0	0	0	0	0	3		
Inning Stats	R: 0 E: 0 K: 0 S: 3	H: 1 LOB: 0 BB: 0 P: 3	R: 1 E: 0 K: 1 S: 7	H: 2 LOB: 2 BB: 1 P: 11	R: 0 E: 1 K: 0 S: 5	H: 1 LOB: 2 BB: 0 P: 5	R: 0 E: 0 K: 1 S: 5	H: 0 LOB: 1 BB: 1 P: 7	R: 1 E: 0 K: 1 S: 6	H: 1 LOB: 1 BB: 1 P: 10	R: 0 E: 0 K: 0 S: 4	H: 1 LOB: 3 BB: 0 P: 4	R: 0 E: 1 K: 0 S: 4	H: 0 LOB: 1 BB: 0 P: 4	1B: 7 2B: 1 3B: 0 HR: 0	SF: 0 SAC: 0 DP: 2 HBP: 0		WP: 1 PB: 0 SB: 0 CS: 0
PITCHER Whitey Ford, L ERA: 2.29 (1, 1)	IP: 9.0 WLS: W BF: 40 H: 8 R: 2 ER: 2 SO: 5	BB: 5 IBB: 0 HBP: 0 BLK: 0	WP: 1 HR: 0 S: 45 P: 65	ERA: 2.00 WHIP: 1.444	PITCHER										IP: 9.0 WLS: W BF: 40 H: 8 R: 2 ER: 2 SO: 5	BB: 5 IBB: 0 HBP: 0 BLK: 0	WP: 1 HR: 0 S: 45 P: 65	ERA: 2.00 WHIP: 1.444

Batter	1	2	3	4	5	6	7	8	9	AB	R	H	RBI	BB	SO	LOB	BOTTOM			
Gil McDougald, R OBP: 0.372, SLG: 0.394 (1, 4)										5	2	2	0	0	0	1	Washington Senators @ New York Yankees Yankee Stadium, Bronx, NY Fri Jul 01 1955, 3:33 AM EDT Att: 5,037 - Unknown - 84 F			
Andy Carey, R OBP: 0.313, SLG: 0.391 (1, 5)										3	3	1	2	2	0	0				
Mickey Mantle, S OBP: 0.431, SLG: 0.603 (1, 8)										4	1	2	0	0	1	2				
Yogi Berra, L OBP: 0.357, SLG: 0.494 (1, 2)										3	1	1	1	1	0	2				
Bill Skowron, R OBP: 0.417, SLG: 0.656 (1, 3)										4	0	3	4	0	0	0				
Elston Howard, R OBP: 0.403, SLG: 0.550 (1, 7)										4	0	1	0	0	0	5				
Hank Bauer, R OBP: 0.326, SLG: 0.382 (1, 9)										3	0	0	0	1	0	2				
Billy Hunter, R OBP: 0.246, SLG: 0.289 (1, 6)										4	0	0	0	0	1	4				
Whitey Ford, L OBP: 0.265, SLG: 0.163 (1, 1)										4	0	0	0	0	0	0				
Inning Stats	R: 2 E: 0 K: 1 S: 6	H: 2 LOB: 1 BB: 2 P: 14	R: 0 E: 1 K: 0 S: 4	H: 0 LOB: 1 BB: 0 P: 4	R: 1 E: 0 K: 1 S: 7	H: 2 LOB: 3 BB: 2 P: 15	R: 4 E: 0 K: 0 S: 8	H: 5 LOB: 1 BB: 0 P: 8	R: 0 E: 0 K: 0 S: 3	H: 0 LOB: 0 BB: 0 P: 3	R: 0 E: 0 K: 0 S: 3	H: 0 LOB: 0 BB: 0 P: 3	R: 0 E: 0 K: 0 S: 4	H: 1 LOB: 1 BB: 0 P: 4	R: 0 E: 0 K: 0 S: 3	H: 0 LOB: 0 BB: 0 P: 3		1B: 6 2B: 3 3B: 0 HR: 1	SF: 0 SAC: 0 DP: 1 HBP: 0	WP: 0 PB: 0 SB: 0 CS: 0
PITCHER Mickey McDermott, L ERA: 3.69 Bob Chakales, R ERA: 3.33 Pedro Ramos, R ERA: 3.7 Chuck Stobbs, L ERA: 5.0 (1, 1) (4, 1) (7, 1) (8, 1)	IP: 3.1 WLS: L BF: 22 H: 8 R: 7 ER: 7 SO: 2	BB: 3 IBB: 1 HBP: 0 BLK: 0	WP: 0 HR: 1 S: 9 P: 9	ERA: 18.90 WHIP: 3.300	PITCHER										IP: 3.1 WLS: L BF: 22 H: 8 R: 7 ER: 7 SO: 2	BB: 3 IBB: 1 HBP: 0 BLK: 0	WP: 0 HR: 1 S: 9 P: 9	ERA: 18.90 WHIP: 3.300		

Batter	1	2	3	4	5	6	7	8	9	AB	R	H	RBI	BB	SO	LOB	TOP			
Carlos Paula, R OBP: 0.300, SLG: 0.346 (1, 9)	F2		G5-4-3			HBP 1B		F7		4	0	1	0	0	0	1				
Ed Fitz Gerald, R OBP: 0.347, SLG: 0.364 (1, 2)	F2			F9		HBP			G6-4-3 HBP	2	0	0	0	0	0	0				
Mickey Vernon, L OBP: 0.366, SLG: 0.419 (1, 3)	CS BB			K		F3			K	3	0	0	0	1	2	3				
Johnny Groth, R OBP: 0.333, SLG: 0.467 (1, 8)	CS 1-2	6-3		6-3		F7			G6-4-3	4	0	0	0	0	0	3				
Roy Sievers, R OBP: 0.339, SLG: 0.406 (1, 7)		K			K			F8		3	0	0	0	0	2	0				
Juan Delis, R OBP: 0.297, SLG: 0.270 (1, 5)				1B		F3		6-3		3	0	1	0	0	0	0				
Pete Runnels, L OBP: 0.344, SLG: 0.329 (1, 4)				K		1B		F8		3	0	1	0	0	1	1				
Jose Valdivielso, R OBP: 0.344, SLG: 0.425 (1, 6)			G5-4-3 BB			F8		F9		2	0	0	0	1	0	1				
Bob Porterfield, R Spec Shea, R Harmon Killebrew, R Pedro Ramos, R Eddie Yost, R Bob Chakales, R (1, 1) (1, 1) (3, PH) (3, 1) (8, PH) (8, 1)			K			B5-3		F2		0	0	0	0	0	0	0				
Inning Stats	R: 0 E: 0 K: 0 S: 2	H: 0 LOB: 0 BB: 1 P: 6	R: 0 E: 0 K: 2 S: 8	H: 1 LOB: 0 BB: 0 P: 8	R: 0 E: 0 K: 1 S: 4	H: 0 LOB: 0 BB: 1 P: 8	R: 0 E: 0 K: 1 S: 5	H: 0 LOB: 0 BB: 0 P: 5	R: 0 E: 0 K: 1 S: 6	H: 1 LOB: 1 BB: 0 P: 6	R: 0 E: 0 K: 0 S: 3	H: 0 LOB: 0 BB: 0 P: 3	R: 0 E: 0 K: 0 S: 3	H: 0 LOB: 0 BB: 0 P: 3	R: 0 E: 0 K: 1 S: 4	H: 0 LOB: 0 BB: 0 P: 5	1B: 3 2B: 0 3B: 0 HR: 0	SF: 0 SAC: 0 DP: 2 HBP: 2	WP: 0 PB: 0 SB: 0 CS: 1	PA: 32
PITCHER Tommy Byrne, L ERA: 3.13 (1, 1)	IP: 9.0 WLS: W BF: 31 H: 3 R: 0 ER: 0 SO: 6 BB: 2 IBB: 0 HBP: 2 BLK: 0 WP: 0 HR: 0 S: 39 P: 49 ERA: 0.00 WHIP: 0.556															PITCHER				

Washington Senators @ New York Yankees
Yankee Stadium, Bronx, NY
Sat Jul 02 1955, 3:33 AM EDT
Att: 18,000 - Unknown - 89 F

AB	27
R	0
H	3
RBI	0
BB	2
SO	6
LOB	10

WP	0	PA	32
PB	0		
SB	0		
CS	1		

Batter	1	2	3	4	5	6	7	8	9	AB	R	H	RBI	BB	SO	LOB	BOTTOM			
Hank Bauer, R OBP: 0.331, SLG: 0.384 Eddie Robinson, L OBP: 0.382, SLG: 0.569 Bob Carey, R OBP: 0.282, SLG: 0.324 (1, 9)	1B 1B	F6		K		BB 1B		HBP K		4	3	2	0	0	1	0				
Andy Carey, R OBP: 0.320, SLG: 0.399 (1, 5)	1B 2B	F8 2B		S 1B		1B BB		E5 1B		4	3	3	0	1	0	1				
Gil McDougald, R OBP: 0.376, SLG: 0.398 (1, 4)	2B 1B	F8		F3		1B		1B HR		5	2	3	3	0	0	2				
Mickey Mantle, S OBP: 0.434, SLG: 0.610 (1, 8)	FC6-5 1H 3H	2B		F9		4-3		HR 1B		5	1	3	5	0	0	2				
Bill Skowron, R OBP: 0.403, SLG: 0.632 Frank Leja, L (9, 3)	FC6-5 BB 1B	F7		L8		F8		F3		5	0	0	0	0	0	4				
Elston Howard, R OBP: 0.411, SLG: 0.578 (1, 7)	BB 1B		K	F6		SH5-3 1B		HR		5	1	3	3	0	1	0				
Charles Silveira, R OBP: 0.375, SLG: 0.211 (1, 2)	G5-4-3 BB		4-3			F6		K		4	0	1	0	1	1	0				
Billy Hunter, R OBP: 0.246, SLG: 0.288 Tom Carroll, R (9, 6)	G5-4-3		6-3			F8		1B 1B		4	0	1	0	0	0	3				
Tommy Byrne, L OBP: 0.286, SLG: 0.300 (1, 1)		HR		K		BB 1B		1B		5	2	3	1	0	1	2				
Inning Stats	R: 3 E: 0 K: 0 S: 7	H: 5 LOB: 2 BB: 1 P: 11	R: 2 E: 0 K: 0 S: 6	H: 3 LOB: 1 BB: 0 P: 6	R: 0 E: 0 K: 1 S: 5	H: 0 LOB: 0 BB: 0 P: 5	R: 0 E: 0 K: 2 S: 8	H: 1 LOB: 1 BB: 0 P: 8	R: 0 E: 0 K: 0 S: 3	H: 0 LOB: 0 BB: 0 P: 3	R: 2 E: 0 K: 0 S: 6	H: 3 LOB: 2 BB: 1 P: 10	R: 0 E: 0 K: 0 S: 5	H: 2 LOB: 2 BB: 0 P: 5	R: 5 E: 1 K: 2 S: 13	H: 5 LOB: 2 BB: 0 P: 14	1B: 14 2B: 3 3B: 0 HR: 2	SF: 0 SAC: 1 DP: 1 HBP: 1	WP: 0 PB: 0 SB: 1 CS: 0	PA: 46
PITCHER Bob Porterfield, R ERA: 4.43 Spec Shea, R ERA: 5.4 Pedro Ramos, R ERA: 3.68 Bob Chakales, R ERA: 4.62 (1, 1) (1, 1) (3, 1) (8, 1)	IP: 0.1 WLS: L BF: 5 H: 3 R: 3 ER: 3 SO: 3 BB: 0 IBB: 0 HBP: 0 BLK: 0 WP: 0 HR: 0 S: 6 P: 6 ERA: 81.00 WHIP: 15.000															PITCHER				

Washington Senators @ New York Yankees
Yankee Stadium, Bronx, NY
Sat Jul 02 1955, 3:33 AM EDT
Att: 18,000 - Unknown - 89 F

AB	42
R	12
H	19
RBI	12
BB	2
SO	5
LOB	16

WP	0	PA	46
PB	0		
SB	1		
CS	0		

Batter	1	2	3	4	5	6	7	8	9	AB	R	H	RBI	BB	SO	LOB	TOP								
Carlos Paula, R OBP: 0.312, SLG: 0.357 (1, 9)										5	1	3	0	0	2	1	Washington Senators @ New York Yankees Yankee Stadium, Bronx, NY Sun Jul 03 1955, 3:33 AM EDT Att: 12,967 - Unknown - 90 F livebaseballscorecards.com								
Pete Runnels, L OBP: 0.345, SLG: 0.330 (1, 4)										5	2	2	1	0	0	2									
Mickey Vernon, L OBP: 0.371, SLG: 0.436 (1, 3)										4	1	3	3	0	1	1									
Johnny Groth, R OBP: 0.332, SLG: 0.458 (1, 8)										3	0	0	0	1	1	2									
Roy Sievers, R OBP: 0.341, SLG: 0.405 (1, 7)										3	0	1	1	1	0	0									
Juan Delis, R OBP: 0.250, SLG: 0.262 (1, 5)										3	0	0	0	0	0	2									
Ernie Oravetz, S OBP: 0.333, SLG: 0.262 (8, PH)										1	0	0	0	0	1	3									
Bobby Kline, R OBP: 0.305, SLG: 0.273 (8, 5)										0	0	0	0	0	0	0									
Clint Courtney, L OBP: 0.408, SLG: 0.519 (1, 2)										4	0	1	0	0	0	3									
Jose Valdivielso, R OBP: 0.304, SLG: 0.386 (1, 6)										4	0	0	0	0	1	4									
Johnny Schmitz, R OBP: 0.161, SLG: 0.161 (1, 1)										4	1	2	0	0	1	0									
Inning Stats	R: 0 E: 0 K: 1 S: 5	H: 1 LOB: 1 BB: 0 P: 5	R: 0 E: 0 K: 0 S: 3	H: 0 LOB: 0 BB: 0 P: 3	R: 0 E: 0 K: 1 S: 6	H: 1 LOB: 1 BB: 0 P: 6	R: 1 E: 1 K: 1 S: 7	H: 3 LOB: 1 BB: 0 P: 7	R: 4 E: 0 K: 0 S: 7	H: 4 LOB: 0 BB: 0 P: 7	R: 0 E: 0 K: 0 S: 4	H: 1 LOB: 1 BB: 0 P: 4	R: 0 E: 0 K: 1 S: 5	H: 0 LOB: 0 BB: 0 P: 5	R: 0 E: 0 K: 2 S: 8	H: 1 LOB: 3 BB: 2 P: 16	R: 0 E: 0 K: 1 S: 5	H: 1 LOB: 0 BB: 0 P: 5	1B: 11 2B: 1 3B: 0 HR: 1	SF: 0 SAC: 0 DP: 3 HBP: 0	WP: 0 PB: 0 SB: 0 CS: 1	PA: 38			
PITCHER	IP	WLS	BF	H	R	ER	SO	BB	IBB	HBP	BLK	WP	HR	S	P	ERA	WHIP								
Ed Lopat, L ERA: 3.35 (1, 1)	5.0	L	22	9	5	5	3	0	0	0	0	0	1	28	28	9.00	1.800								
Tom Sturdivant, R ERA: 3.23 (6, 1)	3.0		13	2	0	0	3	2	0	0	0	0	0	17	25	0.00	1.333								
Bob Wiesler, L ERA: 5.74 (9, 1)	1.0		3	1	0	0	1	0	0	0	0	0	0	5	5	0.00	1.000								
Batter	1	2	3	4	5	6	7	8	9	AB	R	H	RBI	BB	SO	LOB	BOTTOM								
Hank Bauer, R OBP: 0.337, SLG: 0.391 (1, 9)										3	0	2	0	1	0	1	Washington Senators @ New York Yankees Yankee Stadium, Bronx, NY Sun Jul 03 1955, 3:33 AM EDT Att: 12,967 - Unknown - 90 F livebaseballscorecards.com								
Andy Carey, R OBP: 0.316, SLG: 0.393 (1, 5)										4	0	0	0	0	0	3									
Gil McDougald, R OBP: 0.371, SLG: 0.392 (1, 4)										4	0	0	0	0	0	1									
Mickey Mantle, S OBP: 0.432, SLG: 0.605 (1, 8)										4	0	1	0	0	0	1									
Bill Skowron, R OBP: 0.399, SLG: 0.621 (1, 3)										4	0	1	0	0	0	1									
Elston Howard, R OBP: 0.406, SLG: 0.575 (1, 7)										4	0	1	0	0	0	2									
Charles Silvera, R OBP: 0.357, SLG: 0.182 (1, 2)										3	0	0	0	1	0	3									
Billy Hunter, R OBP: 0.245, SLG: 0.286 (1, 6)										1	0	0	0	0	0	0									
Eddie Robinson, L OBP: 0.275, SLG: 0.316 (8, PH)										1	0	0	0	0	0	0									
Phil Rizzuto, R OBP: 0.367, SLG: 0.244 (9, 6)										0	0	0	0	0	0	0									
Ed Lopat, L OBP: 0.207, SLG: 0.148 (1, 1)										1	0	0	0	0	0	1									
Bob Cerv, R OBP: 0.275, SLG: 0.316 (5, PH)										1	0	0	0	0	0	1									
Tom Sturdivant, L OBP: 0.143, SLG: 0.143 (6, 1)										0	0	0	0	0	0	0									
Tommy Byrne, L OBP: 0.278, SLG: 0.290 (8, PH)										1	0	0	0	0	1	0									
Bob Wiesler, S (9, 1)										0	0	0	0	0	0	0									
Inning Stats	R: 0 E: 0 K: 0 S: 2	H: 0 LOB: 0 BB: 1 P: 6	R: 0 E: 0 K: 0 S: 3	H: 0 LOB: 0 BB: 0 P: 3	R: 0 E: 0 K: 0 S: 3	H: 0 LOB: 1 BB: 1 P: 7	R: 0 E: 1 K: 0 S: 4	H: 0 LOB: 1 BB: 0 P: 4	R: 0 E: 1 K: 0 S: 4	H: 0 LOB: 1 BB: 0 P: 4	R: 0 E: 0 K: 0 S: 4	H: 1 LOB: 1 BB: 0 P: 4	R: 0 E: 0 K: 0 S: 3	H: 1 LOB: 0 BB: 0 P: 3	R: 0 E: 0 K: 1 S: 6	H: 1 LOB: 2 BB: 0 P: 6	R: 0 E: 0 K: 0 S: 5	H: 2 LOB: 2 BB: 0 P: 5	1B: 3 2B: 3 3B: 0 HR: 0	SF: 0 SAC: 1 DP: 2 HBP: 0	WP: 0 PB: 0 SB: 0 CS: 0	PA: 34			
PITCHER	IP	WLS	BF	H	R	ER	SO	BB	IBB	HBP	BLK	WP	HR	S	P	ERA	WHIP								
Johnny Schmitz, L ERA: 3.0 (1, 1)	9.0	W	34	5	0	0	1	2	0	0	0	0	0	34	42	0.00	0.778								

Batter	1	2	3	4	5	6	7	8	9	AB	R	H	RBI	BB	SO	LOB	TOP																		
Billy Goodman, L (1, 4) OBP: 0.377, SLG: 0.339	4-0 2B 4-3 BB		4-0 BB	0-0 E 1B		4-0 1B BB		0-0 F8		2	1	1	0	3	0	1	Boston Red Sox @ New York Yankees Yankee Stadium, Bronx, NY Mon Jul 04 1955, 3:33 AM EDT Sunny - 93 F																		
Billy Klaus, L (1, 6) OBP: 0.363, SLG: 0.408	0-0 F6		0-3 K	0-0 F7		0-0 1B		0-0 FC3-5 BB 1B	5	0	2	0	0	1	4																				
Ted Williams, L (1, 7) OBP: 0.510, SLG: 0.904 Gene Stephens, L (9, PR) OBP: 0.414, SLG: 0.548	0-0 4-3 1-3 2B		0-0 F2		0-0 HR		0-3 K		4-0 FC3-5 BB 1-2	4	1	2	1	1	1	4																			
Jackie Jensen, R (1, 9) OBP: 0.336, SLG: 0.487	0-0 4-3		0-3 K		0-3 K		0-0 F8		0-0 FC3-5 BB 1-2	5	0	0	1	0	2	4																			
Norm Zauchin, R (1, 3) OBP: 0.339, SLG: 0.498	0-3 K		0-3 K		0-3 K		0-0 6-3		0-0 F5	5	0	0	0	0	3	3																			
Sammy White, R (1, 2) OBP: 0.330, SLG: 0.395		4-0 BB		0-0 6-3 BB 1B		0-0 6-3		0-3 K		0-3 K	4	1	1	0	1	2																			
Grady Hatton, L (1, 5) OBP: 0.383, SLG: 0.340	0-0 F5		4-0 6-3 BB 1B		0-0 G3		0-0 4-3			3	1	0	0	1	0	1																			
Jim Piersall, R (1, 8) OBP: 0.333, SLG: 0.388	0-0 F9		0-0 6-3		0-0 1B S 1B		0-0 1B			4	0	2	0	0	0	3																			
Willard Nixon, L (1, 1) OBP: 0.289, SLG: 0.324 Faye Throneberry, L (6, PH) OBP: 0.325, SLG: 0.455 Ike Delock, R (6, 1) OBP: 0.161, SLG: 0.103	0-0 1-3		0-0 E 1B 1B		0-3 K		0-0 L7			2	0	1	2	0	0	1																			
Inning Stats	R: 1 E: 0 K: 1 S: 6	H: 1 LOB: 1 BB: 1 P: 10	R: 0 E: 0 K: 0 S: 3	H: 0 LOB: 1 BB: 1 P: 7	R: 0 E: 0 K: 2 S: 7	H: 3 LOB: 1 BB: 1 P: 11	R: 1 E: 0 K: 2 S: 8	H: 1 LOB: 0 BB: 0 P: 8	R: 0 E: 0 K: 1 S: 9	H: 2 LOB: 3 BB: 1 P: 13	R: 0 E: 0 K: 1 S: 5	H: 0 LOB: 0 BB: 0 P: 5	R: 0 E: 0 K: 0 S: 4	H: 1 LOB: 1 BB: 0 P: 4	R: 0 E: 0 K: 1 S: 6	H: 1 LOB: 2 BB: 1 P: 10	1B: 7 2B: 1 3B: 0 HR: 1	SF: 0 SAC: 0 DP: 0 HBP: 0	WP: 0 PB: 0 SB: 1 CS: 0	PA: 42															
PITCHER	IP 7.0	WLS L	BF 33	H 7	R 4	ER 4	SO 9	BB 5	IBB 0	HBP 0	BLK 0	WP 0	HR 1	S 46	P 66	ERA 5.14	WHIP 1.714	PITCHER	IP 2.0	WLS S	BF 9	H 2	R 0	ER 0	SO 1	BB 0	IBB 0	HBP 0	BLK 0	WP 0	HR 0	S 10	P 14	ERA 0.00	WHIP 1.500

Batter	1	2	3	4	5	6	7	8	9	AB	R	H	RBI	BB	SO	LOB	BOTTOM																		
Gil McDougald, R (1, 4) OBP: 0.368, SLG: 0.388	0-0 1-3		0-0 F4		0-0 1B		0-0 F9		0-0 F4	5	0	1	0	0	0	2	Boston Red Sox @ New York Yankees Yankee Stadium, Bronx, NY Mon Jul 04 1955, 3:33 AM EDT Sunny - 93 F																		
Joe Collins, L (1, 9) OBP: 0.352, SLG: 0.414	0-0 4-3 2B		0-0 2B 1B		0-0 4-3		0-0 F4			4	1	2	0	0	0	1																			
Mickey Mantle, S (1, 8) OBP: 0.432, SLG: 0.606	0-0 4-3 2-3		0-0 1B 2B		0-3 K		0-0 1B BB			3	1	1	0	1	1	1																			
Yogi Berra, L (1, 2) OBP: 0.359, SLG: 0.494	0-0 F8		0-0 5-3 1B		0-0 G3		0-0 1-3 1B			4	0	2	2	0	0	1																			
Bill Skowron, R (1, 3) OBP: 0.395, SLG: 0.611		0-0 F9		0-0 5-3 1-2		0-0 1B		0-0 1-3		4	0	1	0	0	0	3																			
Irv Noren, L (1, 7) OBP: 0.315, SLG: 0.392		0-0 4-3		0-0 F7		0-0 6-3		0-0 F2		4	0	0	0	0	0	4																			
Andy Carey, R (1, 5) OBP: 0.316, SLG: 0.392		0-0 5-3		0-0 6-3		0-0 F3		0-0 1B		4	0	1	0	0	0	1																			
Billy Hunter, R (1, 6) OBP: 0.244, SLG: 0.285 Bob Cary, R (5, PH) OBP: 0.288, SLG: 0.308 Phil Rizzuto, R (6, 6) OBP: 0.380, SLG: 0.310 Tommy Byrne, L (9, PH) OBP: 0.270, SLG: 0.281			0-0 F4		0-3 K		0-0 3B		0-3 K	1	0	0	0	0	0	0																			
Bob Turley, R (1, 1) OBP: 0.216, SLG: 0.217 Eddie Robinson, L (7, PH) OBP: 0.377, SLG: 0.559 Jim Konstanty, R (8, 1) OBP: 0.403, SLG: 0.570			0-3 K		0-3 K		0-3 K		0-3 K	2	0	0	0	0	2	0																			
Inning Stats	R: 0 E: 0 K: 0 S: 4	H: 1 LOB: 0 BB: 0 P: 4	R: 0 E: 0 K: 0 S: 3	H: 0 LOB: 0 BB: 0 P: 3	R: 0 E: 0 K: 1 S: 5	H: 0 LOB: 0 BB: 0 P: 5	R: 2 E: 0 K: 0 S: 6	H: 3 LOB: 1 BB: 0 P: 6	R: 0 E: 0 K: 1 S: 6	H: 1 LOB: 1 BB: 0 P: 6	R: 0 E: 0 K: 1 S: 6	H: 1 LOB: 0 BB: 0 P: 6	R: 0 E: 0 K: 0 S: 4	H: 1 LOB: 2 BB: 1 P: 8	R: 0 E: 0 K: 2 S: 8	H: 1 LOB: 1 BB: 0 P: 8	1B: 6 2B: 2 3B: 1 HR: 0	SF: 0 SAC: 0 DP: 0 HBP: 0	WP: 0 PB: 0 SB: 0 CS: 0	PA: 37															
PITCHER	IP 5.0	WLS W	BF 20	H 5	R 2	ER 2	SO 3	BB 0	IBB 0	HBP 0	BLK 0	WP 0	HR 0	S 26	P 26	ERA 3.60	WHIP 1.000	PITCHER	IP 4.0	WLS S	BF 17	H 4	R 0	ER 0	SO 4	BB 1	IBB 0	HBP 0	BLK 0	WP 0	HR 0	S 24	P 28	ERA 0.00	WHIP 1.250

Batter	1	2	3	4	5	6	7	8	9	AB	R	H	RBI	BB	SO	LOB	TOP			
Billy Goodman, L OBP: 0.373, SLG: 0.334 (1, 4)	L4		E6 1B HR	1-3			4-3		SH HR	4	2	0	0	0	0	1				
Billy Klaus, L OBP: 0.364, SLG: 0.408 (1, 6)	L1		HR BB 1B				6-3		F6	5	1	2	1	0	0	1				
Gene Stephens, L OBP: 0.406, SLG: 0.529 (1, 7)	F7		HR BB	4-3			3-1		F5	4	1	0	0	1	0	2				
Jackie Jensen, R OBP: 0.343, SLG: 0.500 (1, 9)		F6	HR					BB BB 1B	HR IBB	4	2	3	4	1	0	0				
Norm Zauchin, R OBP: 0.344, SLG: 0.511 (1, 3)		FC6-4 1B	BB			K		F5	HR	4	1	2	3	1	1	2				
Sammy White, R OBP: 0.328, SLG: 0.389 (1, 2)	FC6-4 1-2	F8	BB			K2-3		BB BB	6-3	4	0	0	0	1	1	2				
Grady Hatton, L OBP: 0.377, SLG: 0.333 (6, PH)	F8		F6			F8				3	0	0	0	0	0	2				
Ted Williams, L OBP: 0.514, SLG: 0.904 (8, FR)										0	0	0	0	1	0	0				
Ted Lepcio, R OBP: 0.310, SLG: 0.447 (8, 5)										0	0	0	0	0	0	0				
Jim Piersall, R OBP: 0.336, SLG: 0.398 (1, 8)			4-3 E 2B	SH5-4 1B 2B		1-3			G6-4-3 BB	4	2	2	0	0	0	3				
Mel Parnell, L OBP: 0.286, SLG: 0.357 (3, 1)			4-3 2-3	SH5-4		K			E6 SH	1	0	0	0	0	0	1				
Tom Hurd, R OBP: 0.111, SLG: 0.111 (3, 1)										2	1	0	0	0	1	0				
Inning Stats	R: 0 E: 0 K: 0 S: 3	H: 0 LOB: 0 BB: 0 P: 3	R: 0 E: 0 K: 0 S: 4	H: 1 LOB: 1 BB: 0 P: 4	R: 5 E: 1 K: 0 S: 7	H: 3 LOB: 1 BB: 2 P: 15	R: 1 E: 0 K: 0 S: 5	H: 2 LOB: 1 BB: 0 P: 5	R: 0 E: 0 K: 1 S: 5	H: 0 LOB: 0 BB: 0 P: 5	R: 0 E: 0 K: 0 S: 3	H: 0 LOB: 0 BB: 0 P: 3	R: 0 E: 0 K: 0 S: 3	H: 1 LOB: 3 BB: 2 P: 11	R: 4 E: 2 K: 0 S: 6	H: 1 LOB: 0 BB: 1 P: 10	1B: 5 2B: 2 3B: 0 HR: 2	SF: 0 SAC: 2 DP: 1 HBP: 0	WP: 0 PB: 0 SB: 0 CS: 0	PA: 42
PITCHER	IP	WLS	BF	H	R	ER	SO	BB	IBB	HBP	BLK	WP	HR	S	P	ERA	WHIP			
Tom Morgan, R ERA: 1.48 (1, 1)	3.0		16	4	5	4	0	2	0	0	0	0	1	14	22	12.00	2.000			
Johnny Kucks, R ERA: 3.7 (4, 1)	5.0	L	19	4	1	1	3	2	0	0	0	0	0	23	31	1.80	1.200			
Jim Konstanty, R ERA: 0.89 (9, 1)	1.0		7	1	4	0	0	0	1	0	0	0	1	6	10	0.00	1.000			

Boston Red Sox @ New York Yankees
Yankee Stadium, Bronx, NY
Mon Jul 04 1955, 3:38 AM EDT
Att: 43,794 - Sunny - 90 F

AB 35
R 10
H 9
RBI 8
BB 5
SO 3
LOB 14



Batter	1	2	3	4	5	6	7	8	9	AB	R	H	RBI	BB	SO	LOB	BOTTOM			
Hank Bauer, R OBP: 0.338, SLG: 0.403 (1, 9)	HR		FC4-6 1B	5-3		5-3			F6	5	1	2	1	0	0	1				
Andy Carey, R OBP: 0.311, SLG: 0.385 (1, 5)	5-3		FC4-6 G3 1B	F8		5-3			F4	5	1	0	0	0	0	2				
Mickey Mantle, S OBP: 0.435, SLG: 0.604 (1, 8)	BB 1B		G3 1B			K			BB	4	1	2	0	1	1	0				
Yogi Berra, L OBP: 0.360, SLG: 0.491 (1, 2)	BB		G3			F2			G3	4	0	1	0	1	0	3				
Bill Skowron, R OBP: 0.391, SLG: 0.601 (1, 3)	F6		HR 1B			F9			F8	4	1	1	2	0	0	3				
Elston Howard, R OBP: 0.406, SLG: 0.592 (1, 7)	F2		HR			1B			F7	4	1	2	2	0	0	2				
Gil McDougald, R OBP: 0.363, SLG: 0.382 (1, 4)		B1-3	F7			F3			E5 BB	4	0	0	0	0	0	2				
Billy Hunter, R OBP: 0.346, SLG: 0.324 (8, PH)										1	0	0	0	1	0	0				
Joe Collins, L OBP: 0.300, SLG: 0.410 (7, 6)										0	0	0	0	0	0	0				
Phil Rizzuto, R OBP: 0.300, SLG: 0.310 (8, PH)										0	0	0	0	0	0	0				
Eddie Robinson, S OBP: 0.330, SLG: 0.509 (8, PH)										0	0	0	0	1	0	0				
Tom Carroll, R (8, 6)										0	0	0	0	0	0	0				
Tom Morgan, R OBP: 0.182, SLG: 0.182 (1, 1)										1	0	0	0	0	0	0				
Johnny Kucks, R OBP: 0.042, SLG: 0.083 (4, 1)										2	0	0	0	0	1	1				
Irv Noren, L OBP: 0.313, SLG: 0.389 (6, PH)										1	0	0	0	0	0	2				
Jim Konstanty, R (9, 1)										0	0	0	0	0	0	0				
Inning Stats	R: 1 E: 0 K: 0 S: 5	H: 2 LOB: 2 BB: 1 P: 9	R: 0 E: 0 K: 0 S: 3	H: 0 LOB: 0 BB: 0 P: 3	R: 4 E: 0 K: 0 S: 7	H: 4 LOB: 0 BB: 0 P: 7	R: 0 E: 0 K: 1 S: 5	H: 0 LOB: 1 BB: 1 P: 9	R: 0 E: 0 K: 0 S: 3	H: 0 LOB: 0 BB: 0 P: 3	R: 0 E: 0 K: 1 S: 5	H: 0 LOB: 0 BB: 0 P: 5	R: 0 E: 0 K: 0 S: 4	H: 0 LOB: 2 BB: 1 P: 8	R: 0 E: 0 K: 0 S: 3	H: 0 LOB: 1 BB: 1 P: 7	1B: 6 2B: 0 3B: 0 HR: 2	SF: 0 SAC: 0 DP: 0 HBP: 0	WP: 0 PB: 0 SB: 0 CS: 0	PA: 40
PITCHER	IP	WLS	BF	H	R	ER	SO	BB	IBB	HBP	BLK	WP	HR	S	P	ERA	WHIP			
Mel Parnell, L ERA: 7.12 (1, 1)	2.2		15	6	0	5	0	1	0	0	0	0	0	2	14	16.88	2.625			
Tom Hurd, R ERA: 1.6 (3, 1)	6.1	W	25	2	0	0	2	3	0	0	0	0	0	26	38	0.00	0.789			

Boston Red Sox @ New York Yankees
Yankee Stadium, Bronx, NY
Mon Jul 04 1955, 3:38 AM EDT
Att: 43,794 - Sunny - 90 F

AB 36
R 5
H 8
RBI 5
BB 4
SO 2
LOB 16



Batter	1	2	3	4	5	6	7	8	9	AB	R	H	RBI	BB	SO	LOB	TOP					
Joe Collins, L OBP: 0.346, SLG: 0.404 (1, 9)										4	0	1	0	0	0	1	New York Yankees @ Baltimore Orioles Memorial Stadium, Baltimore, MD Wed Jul 06 1955, 3:33 AM EDT Att: 18,743 - Unknown livebaseballscorecards.com					
Andy Carey, R OBP: 0.307, SLG: 0.381 (1, 5)										4	0	0	0	0	2	2						
Mickey Mantle, S OBP: 0.433, SLG: 0.598 (1, 8)										3	0	0	0	1	0	3						
Yogi Berra, L OBP: 0.355, SLG: 0.483 (1, 2)										4	0	0	0	0	2							
Eddie Robinson, L OBP: 0.371, SLG: 0.541 (1, 3)										4	0	0	0	0	0							
Irv Noren, L OBP: 0.312, SLG: 0.387 (1, 7)										4	0	1	0	0	0	0						
Gil McDougald, R OBP: 0.365, SLG: 0.384 (1, 4)										4	0	2	0	0	0	1						
Billy Hunter, R OBP: 0.244, SLG: 0.281 (1, 6)										2	0	0	0	0	0	1						
Bill Skowron, R OBP: 0.389, SLG: 0.597 (7, PH)										1	0	0	0	0	1	1						
Phil Rizzuto, R OBP: 0.380, SLG: 0.310 (7, 6)										0	0	0	0	0	0	0						
Whitely Ford, L OBP: 0.285, SLG: 0.163 (1, 1)										0	0	0	0	1	0	0						
Tom Sturdivant, L OBP: 0.193, SLG: 0.143 (4, 1)										0	0	0	0	0	0	0						
Bob Wiesler, L OBP: 0.262, SLG: 0.330 (5, PH)										1	0	0	0	0	0	0						
Bob Wiesler, S OBP: 0.207, SLG: 0.402 (5, 1)										0	0	0	0	0	0	0						
Hank Bauer, R OBP: 0.207, SLG: 0.402 (8, PH)										1	0	0	0	0	0	0						
Ed Lopat, L OBP: 0.207, SLG: 0.148 (8, 1)										0	0	0	0	0	0	0						
Inning Stats	R: 0 E: 0 K: 1 S: 6	H: 1 LOB: 1 BB: 0 P: 6	R: 0 E: 0 K: 0 S: 4	H: 1 LOB: 1 BB: 0 P: 4	R: 0 E: 0 K: 1 S: 5	H: 0 LOB: 1 BB: 1 P: 9	R: 0 E: 0 K: 0 S: 3	H: 0 LOB: 0 BB: 0 P: 3	R: 0 E: 0 K: 1 S: 5	H: 0 LOB: 0 BB: 0 P: 5	R: 0 E: 0 K: 0 S: 3	H: 0 LOB: 1 BB: 1 P: 7	R: 0 E: 0 K: 1 S: 6	H: 1 LOB: 1 BB: 0 P: 6	R: 0 E: 1 K: 0 S: 4	H: 0 LOB: 1 BB: 0 P: 4	R: 0 E: 0 K: 0 S: 4	H: 1 LOB: 1 BB: 0 P: 4	1B: 4 2B: 0 3B: 0 HR: 0	SF: 0 SAC: 0 DP: 0 HBP: 0	WP: 0 PB: 0 SB: 0 CS: 0	PA: 34
PITCHER Jim Wilson, R ERA: 2.5 (1, 1)	IP: 9.0 WLS: W BF: 34 H: 4 R: 0 ER: 0 SO: 4 BB: 2 IBB: 0 HBP: 0 BLK: 0 WP: 0 HR: 0 S: 40 P: 48 ERA: 0.00 WHIP: 0.667											PITCHER IP: 9.0 WLS: W BF: 34 H: 4 R: 0 ER: 0 SO: 4 BB: 2 IBB: 0 HBP: 0 BLK: 0 WP: 0 HR: 0 S: 40 P: 48 ERA: 0.00 WHIP: 0.667										

Batter	1	2	3	4	5	6	7	8	9	AB	R	H	RBI	BB	SO	LOB	BOTTOM			
Fred Marsh, R OBP: 0.412, SLG: 0.321 (1, 4)										3	0	2	0	1	0	0	New York Yankees @ Baltimore Orioles Memorial Stadium, Baltimore, MD Wed Jul 06 1955, 3:33 AM EDT Att: 18,743 - Unknown livebaseballscorecards.com			
Hank Majeski, R OBP: 0.307, SLG: 0.320 (1, 5)										4	0	1	0	0	0	4				
Dave Philley, S OBP: 0.380, SLG: 0.439 (1, 9)										4	1	1	0	0	0	2				
Gus Triandos, R OBP: 0.312, SLG: 0.349 (1, 3)										3	0	0	0	1	1	1				
Hoot Evers, R OBP: 0.307, SLG: 0.400 (1, 7)										3	1	0	0	1	0	2				
Dave Pope, L OBP: 0.337, SLG: 0.419 (9, 7)										0	0	0	0	0	0	0				
Hal Smith, R OBP: 0.282, SLG: 0.328 (1, 2)										3	1	1	1	1	0	0				
Chuck Diering, R OBP: 0.304, SLG: 0.317 (1, 8)										3	0	0	0	0	0	3				
Willy Miranda, S OBP: 0.290, SLG: 0.293 (1, 6)										3	1	1	1	0	1	0				
Jim Wilson, R OBP: 0.163, SLG: 0.143 (1, 1)										3	0	1	2	0	0	0				
Inning Stats	R: 0 E: 0 K: 0 S: 4	H: 1 LOB: 2 BB: 1 P: 8	R: 0 E: 0 K: 1 S: 5	H: 0 LOB: 0 BB: 0 P: 5	R: 0 E: 0 K: 0 S: 2	H: 0 LOB: 0 BB: 1 P: 6	R: 4 E: 0 K: 0 S: 8	H: 5 LOB: 2 BB: 1 P: 12	R: 0 E: 0 K: 1 S: 5	H: 0 LOB: 0 BB: 0 P: 5	R: 0 E: 0 K: 0 S: 2	H: 0 LOB: 0 BB: 1 P: 6	R: 0 E: 0 K: 1 S: 4	H: 1 LOB: 1 BB: 0 P: 4	R: 0 E: 0 K: 0 S: 3	H: 0 LOB: 0 BB: 0 P: 3	1B: 5 2B: 2 3B: 0 HR: 0	SF: 0 SAC: 0 DP: 2 HBP: 0	WP: 0 PB: 0 SB: 0 CS: 0	PA: 33
PITCHER Whitey Ford, L ERA: 2.5 (1, 1)	IP: 3.2 WLS: L BF: 19 H: 6 R: 4 ER: 4 SO: 1 BB: 3 IBB: 0 HBP: 0 BLK: 0 WP: 0 HR: 0 S: 18 P: 30 ERA: 9.82 WHIP: 2.455											PITCHER IP: 3.2 WLS: L BF: 19 H: 6 R: 4 ER: 4 SO: 1 BB: 3 IBB: 0 HBP: 0 BLK: 0 WP: 0 HR: 0 S: 18 P: 30 ERA: 9.82 WHIP: 2.455								
Tom Sturdivant, R ERA: 3.2 (4, 1)	0.1	1	0	0	0	0	0	0	0	0	0	1	1	0.00	0.000					
Bob Wiesler, L ERA: 4.82 (5, 1)	3.0	10	1	0	0	1	1	0	0	0	11	15	0.00	0.667						
Ed Lopat, L ERA: 3.3 (8, 1)	1.0	3	0	0	0	0	0	0	0	0	3	3	0.00	0.000						

Batter	1	2	3	4	5	6	7	8	9	AB	R	H	RBI	BB	SO	LOB	TOP	
Gil McDougald, R OBP: 0.368, SLG: 0.387 (1,4)										3	2	2	0	0	0	1	New York Yankees @ Washington Senators Griffith Stadium, Washington, DC Fri Jul 08 1955, 3:33 AM EDT Att: 7,527 - Overcast livebaseballscores.com	
Irv Noren, L OBP: 0.317, SLG: 0.385 (1,7)										1	1	0	0	2	0	1		
Mickey Mantle, S OBP: 0.432, SLG: 0.595 (1,8)										3	0	1	0	0	0	2		
Yogi Berra, L OBP: 0.352, SLG: 0.480 (1,2)										2	0	0	2	0	0	2		
Bill Skowron, R OBP: 0.388, SLG: 0.589 (1,3)										2	0	0	0	1	0	1		
Elston Howard, R OBP: 0.397, SLG: 0.583 (1,9)										2	0	0	1	0	0	0		
Andy Carey, R OBP: 0.305, SLG: 0.377 (1,5)										3	0	0	0	0	2	2		
Tommy Byrne, L OBP: 0.300, SLG: 0.294 (1,1)										2	0	1	0	1	0	0		
Billy Hunter, R OBP: 0.243, SLG: 0.279 (1,6)										1	0	0	0	0	0	1		
Inning Stats	R: 2 E: 0 K: 0 S: 5	H: 2 LOB: 2 BB: 2 P: 13	R: 0 E: 0 K: 0 S: 4	H: 1 LOB: 1 BB: 0 P: 4	R: 0 E: 0 K: 0 S: 3	H: 0 LOB: 0 BB: 0 P: 3	R: 0 E: 0 K: 1 S: 5	H: 0 LOB: 1 BB: 1 P: 9	R: 1 E: 0 K: 0 S: 4	H: 1 LOB: 1 BB: 1 P: 8	R: 0 E: 0 K: 1 S: 5	H: 0 LOB: 0 BB: 0 P: 5						
PITCHER Camilo Pascual, R ERA: 5.27 (1,1)	IP: 6.0 WLS: L BF: 26	H: 4 R: 3 ER: 3 SO: 2	BB: 3 IBB: 1 HBP: 0 BLK: 0	WP: 0 HR: 0 S: 26 P: 42	ERA: 4.50 WHIP: 1.167													

Batter	1	2	3	4	5	6	7	8	9	AB	R	H	RBI	BB	SO	LOB	BOTTOM	
Juan Delis, R OBP: 0.246, SLG: 0.257 (1,5)										3	0	1	0	0	0	0	New York Yankees @ Washington Senators Griffith Stadium, Washington, DC Fri Jul 08 1955, 3:33 AM EDT Att: 7,527 - Overcast livebaseballscores.com	
Pete Runnels, L OBP: 0.343, SLG: 0.330 (1,4)										3	0	0	0	0	0	1		
Johnny Groth, R OBP: 0.337, SLG: 0.444 (1,7) (3,8)										3	0	0	0	0	1	2		
Roy Sievers, R OBP: 0.349, SLG: 0.419 (1,3) (3,7)										2	0	1	0	0	0	1		
Carlos Paula, R OBP: 0.314, SLG: 0.387 (1,9)										2	0	0	0	0	0	1		
Tom Umpflett, R OBP: 0.284, SLG: 0.265 (1,8)										1	0	0	0	0	0	0		
Mickey Vernon, L OBP: 0.368, SLG: 0.436 (3,3)										1	0	0	0	0	0	1		
Ed Fitz Gerald, R OBP: 0.343, SLG: 0.358 (1,2)										2	0	1	0	0	0	0		
Jose Valdivielso, R OBP: 0.281, SLG: 0.345 (1,6)										2	0	0	0	0	0	1		
Camilo Pascual, R OBP: 0.261, SLG: 0.261 (1,1)										2	0	0	0	0	0	0		
Inning Stats	R: 0 E: 1 K: 1 S: 6	H: 0 LOB: 1 BB: 0 P: 6	R: 0 E: 0 K: 0 S: 4	H: 1 LOB: 1 BB: 0 P: 4	R: 0 E: 0 K: 0 S: 3	H: 1 LOB: 1 BB: 0 P: 3	R: 0 E: 0 K: 0 S: 3	H: 0 LOB: 0 BB: 0 P: 3	R: 0 E: 0 K: 0 S: 3	H: 0 LOB: 0 BB: 0 P: 3	R: 0 E: 0 K: 0 S: 3	H: 0 LOB: 0 BB: 0 P: 3						
PITCHER Tommy Byrne, L ERA: 2.85 (1,1)	IP: 6.0 WLS: W BF: 21	H: 3 R: 0 ER: 0 SO: 1	BB: 0 IBB: 0 HBP: 0 BLK: 0	WP: 0 HR: 0 S: 23 P: 23	ERA: 0.00 WHIP: 0.500													

AB 19
R 3
H 4
RBI 3
BB 4
SO 2
LOB 10



AB 21
R 0
H 3
RBI 0
BB 0
SO 1
LOB 7



Batter	1	2	3	4	5	6	7	8	9	AB	R	H	RBI	BB	SO	LOB	TOP																			
Gil McDougald, R OBP: 0.368, SLG: 0.383 (1,4)	F9			B1-3				F6		3	0	0	0	2	0	1	New York Yankees @ Washington Senators Griffith Stadium, Washington, DC Sat Jul 09 1955, 3:33 AM EDT Atr. 4,093 - Overcast																			
Elston Howard, R OBP: 0.286, SLG: 0.565 (1,7)	F6			E6						4	0	0	0	0	0	5																				
Irv Noren, L OBP: 0.315, SLG: 0.383 (7,7)	F6	F8				G6-4-3			F3	1	0	0	0	0	0	0																				
Mickey Mantle, S OBP: 0.440, SLG: 0.606 (1,8)				HR						5	3	5	0	0	0	0																				
Yogi Berra, L OBP: 0.356, SLG: 0.504 (1,2)										5	1	3	4	0	0	3																				
Bill Skowron, R OBP: 0.378, SLG: 0.574 (1,3)										4	0	0	0	0	0	2																				
Joe Collins, L OBP: 0.344, SLG: 0.400 (7,3)	1-3			4-3					K	1	0	0	0	0	1	1																				
Hank Bauer, R OBP: 0.338, SLG: 0.399 (1,9)										4	0	1	0	1	0	2																				
Andy Carey, R OBP: 0.307, SLG: 0.378 (1,5)										4	0	2	0	0	0	2																				
Billy Hunter, R OBP: 0.243, SLG: 0.284 (1,6)										4	0	1	0	0	0	3																				
Bob Turley, R OBP: 0.208, SLG: 0.208 (1,1)										2	0	0	0	0	0	1																				
Inning Stats	R: 1 E: 0 K: 0 S: 5	H: 2 LOB: 1 BB: 0 P: 5	R: 0 E: 0 K: 0 S: 5	H: 1 LOB: 3 BB: 1 P: 9	R: 2 E: 0 K: 0 S: 5	H: 2 LOB: 1 BB: 1 P: 9	R: 0 E: 1 K: 0 S: 5	H: 1 LOB: 2 BB: 0 P: 5	R: 0 E: 0 K: 0 S: 3	H: 1 LOB: 0 BB: 0 P: 3	R: 0 E: 0 K: 0 S: 4	H: 1 LOB: 1 BB: 0 P: 4	R: 0 E: 0 K: 0 S: 4	H: 1 LOB: 1 BB: 0 P: 4	R: 1 E: 0 K: 1 S: 7	H: 2 LOB: 1 BB: 0 P: 7	1B: 7 2B: 3 3B: 1 HR: 1	SF: 0 SAC: 2 DP: 2 HBP: 0	WP: 0 PB: 0 SB: 1 CS: 0	PA: 42																
PITCHER	IP	WLS	BF	H	R	ER	SO	BB	IBB	HBP	BLK	WP	HR	S	P	ERA	WHIP	PITCHER		IP	WLS	BF	H	R	ER	SO	BB	IBB	HBP	BLK	WP	HR	S	P	ERA	WHIP
Johnny Schmitz, L ERA: 3.03 (1,1)	8.0	L	37	10	3	3	0	3	0	0	0	0	1	34	46	3.38	1.625			8.0	L	37	10	3	3	0	3	0	0	0	0	1	34	46	3.38	1.625
Chuck Stobbs, L ERA: 5.43 (9,1)	1.0		5	2	1	1	1	0	0	0	0	0	0	7	7	9.00	2.000			1.0		5	2	1	1	1	0	0	0	0	0	7	7	9.00	2.000	

Batter	1	2	3	4	5	6	7	8	9	AB	R	H	RBI	BB	SO	LOB	BOTTOM																			
Juan Delis, R OBP: 0.237, SLG: 0.248 (1,5)	L5							F9		4	0	0	0	0	0	0	New York Yankees @ Washington Senators Griffith Stadium, Washington, DC Sat Jul 09 1955, 3:33 AM EDT Atr. 4,093 - Overcast																			
Pete Runnels, L OBP: 0.348, SLG: 0.331 (1,4)	K									2	0	1	0	2	1	0																				
Mickey Vernon, L OBP: 0.366, SLG: 0.431 (1,3)										3	0	0	0	1	0	3																				
Clint Courtney, L OBP: 0.402, SLG: 0.496 (1,2)	K2-3									4	0	1	0	0	1	1																				
Roy Sievers, R OBP: 0.344, SLG: 0.412 (1,7)										4	0	0	0	0	1	2																				
Carlos Paula, R OBP: 0.305, SLG: 0.375 (1,9)										4	0	0	0	0	0	0																				
Tom Umphlett, R OBP: 0.279, SLG: 0.260 (1,8)										3	0	0	0	0	0	0																				
Jose Valdivielso, R OBP: 0.267, SLG: 0.328 (1,6)										3	0	0	0	0	1	1																				
Johnny Schmitz, R OBP: 0.152, SLG: 0.152 (1,1)										2	0	0	0	0	0	0																				
Ernie Oravetz, S OBP: 0.320, SLG: 0.250 (8,PH)										1	0	0	0	0	0	0																				
Chuck Stobbs, L OBP: 0.400, SLG: 0.077 (9,1)										0	0	0	0	0	0	0																				
Inning Stats	R: 0 E: 0 K: 2 S: 7	H: 0 LOB: 1 BB: 1 P: 11	R: 0 E: 1 K: 2 S: 8	H: 0 LOB: 1 BB: 0 P: 8	R: 0 E: 0 K: 0 S: 3	H: 0 LOB: 0 BB: 1 P: 7	R: 0 E: 0 K: 0 S: 3	H: 0 LOB: 0 BB: 0 P: 3	R: 0 E: 0 K: 0 S: 3	H: 2 LOB: 2 BB: 0 P: 5	R: 0 E: 0 K: 0 S: 3	H: 0 LOB: 0 BB: 0 P: 3	R: 0 E: 0 K: 0 S: 3	H: 0 LOB: 1 BB: 1 P: 7	R: 0 E: 0 K: 0 S: 3	H: 0 LOB: 0 BB: 0 P: 3	1B: 2 2B: 0 3B: 0 HR: 0	SF: 0 SAC: 0 DP: 0 HBP: 0	WP: 0 PB: 0 SB: 0 CS: 0	PA: 33																
PITCHER	IP	WLS	BF	H	R	ER	SO	BB	IBB	HBP	BLK	WP	HR	S	P	ERA	WHIP	PITCHER		IP	WLS	BF	H	R	ER	SO	BB	IBB	HBP	BLK	WP	HR	S	P	ERA	WHIP
Bob Turley, R ERA: 3.06 (1,1)	9.0	W	33	2	0	0	4	3	0	0	0	0	0	38	50	0.00	0.556			9.0	W	33	2	0	0	0	4	3	0	0	0	0	38	50	0.00	0.556

Batter	1	2	3	4	5	6	7	8	9	AB	R	H	RBI	BB	SO	LOB	TOP					
Hank Bauer, R (1, 9) Joe Collins, L (7, PH) Joe Collins, L (7, 9)										3	1	2	0	0	0	0						
Gil McDougald, R (1, 4) G6-4-3										3	0	0	1	0	1	2						
Mickey Mantle, S (1, 8) HR										4	2	2	2	0	1	2						
Yogi Berra, L (1, 2) G6-4-3										2	0	1	0	2	0	0						
Bill Skowron, R (1, 3) G6-4-3										4	0	0	0	0	0	4						
Eliot Howard, R (1, 7) Tom Sturdivant, L (7, 1) Bob Cerv, R (8, PH) Bob Wiesler, S (8, 1)										3	1	1	0	0	0	0						
Andy Carey, R (1, 5) G5-4-3										4	0	2	0	0	0	0						
Billy Hunter, R (1, 6) Eddie Robinson, L (9, PH)										2	0	0	0	1	0	1						
Whitey Ford, L (1, 1) Tom Morgan, R (5, 1) Irv Noren, L (7, PH)										2	0	0	0	0	0	1						
Inning Stats	R: 2 E: 0 K: 0 S: 4	H: 2 LOB: 0 BB: 1 P: 8	R: 1 E: 0 K: 0 S: 4	H: 2 LOB: 0 BB: 0 P: 4	R: 0 E: 0 K: 1 S: 6	H: 1 LOB: 2 BB: 1 P: 10	R: 0 E: 0 K: 0 S: 3	H: 0 LOB: 0 BB: 1 P: 7	R: 1 E: 0 K: 0 S: 5	H: 2 LOB: 1 BB: 0 P: 5	R: 0 E: 0 K: 0 S: 3	H: 0 LOB: 0 BB: 0 P: 3	R: 0 E: 0 K: 1 S: 5	H: 0 LOB: 1 BB: 1 P: 9	R: 0 E: 0 K: 0 S: 3	H: 0 LOB: 0 BB: 0 P: 3	R: 0 E: 0 K: 0 S: 4	H: 1 LOB: 1 BB: 0 P: 4	1B: 5 2B: 1 3B: 0 HR: 2	SF: 1 SAC: 0 DP: 2 HBP: 0	WP: 0 PB: 0 SB: 2 CS: 0	PA: 37
PITCHER	IP WLS BF H R ER SO BB IBB HBP BLK WP HR S P ERA WHIP																					
Dean Stone, L (1, 1) ERA: 3.74	5.0 W 23 7 4 4 1 3 0 0 0 0 2 22 34 7.20 2.000																					
Pedro Ramos, R (6, 1) ERA: 3.35	4.0 S 14 1 0 0 1 1 0 0 0 0 0 0 15 19 0.00 0.500																					

New York Yankees @ Washington Senators
Griffith Stadium, Washington, DC
Sun Jul 10 1955, 3:33 AM EDT
Unknown

AB 32
R 4
H 8
RBI 3
BB 4
SO 2
LOB 13



Batter	1	2	3	4	5	6	7	8	9	AB	R	H	RBI	BB	SO	LOB	BOTTOM			
Juan Delis, R (1, 5) G6-4-3										4	1	2	2	0	1	1				
Ed Fitz Gerald, R (1, 2) G6-3										3	1	0	0	0	0	1				
Johnny Groth, R (1, 7) G6-3										4	0	0	0	0	0	1				
Roy Sievers, R (1, 3) G6-4-3										2	0	0	0	2	0	2				
Carlos Paula, R (1, 9) G6-4-3										4	1	2	2	0	0	2				
Tom Umphlett, R (1, 8) G6-3										4	1	2	0	0	0	0				
Pete Runnels, L (1, 4) G6-4-3										2	0	0	0	1	1	3				
Jose Valdivielso, R (1, 6) 3-1										4	1	1	0	0	0	4				
Dean Stone, L (1, 1) Mickey Vernon, L (5, PH) Pedro Ramos, S (6, 1)										1	0	0	0	0	1	1				
Inning Stats	R: 0 E: 0 K: 1 S: 5	H: 0 LOB: 0 BB: 1 P: 5	R: 0 E: 0 K: 0 S: 2	H: 0 LOB: 0 BB: 1 P: 6	R: 0 E: 0 K: 1 S: 5	H: 0 LOB: 1 BB: 1 P: 9	R: 0 E: 0 K: 0 S: 3	H: 0 LOB: 0 BB: 0 P: 3	R: 0 E: 0 K: 0 S: 3	H: 0 LOB: 1 BB: 0 P: 4	R: 0 E: 0 K: 0 S: 3	H: 1 LOB: 0 BB: 0 P: 3	R: 0 E: 0 K: 1 S: 6	H: 1 LOB: 2 BB: 1 P: 10	R: 0 E: 0 K: 1 S: 6	H: 1 LOB: 1 BB: 1 P: 10	1B: 5 2B: 2 3B: 0 HR: 1	SF: 0 SAC: 0 DP: 2 HBP: 2	WP: 0 PB: 0 SB: 0 CS: 0	PA: 35
PITCHER	IP WLS BF H R ER SO BB IBB HBP BLK WP HR S P ERA WHIP																			
Whitey Ford, L (1, 1) ERA: 2.69	4.1 L 9 2 2 1 0 2 0 0 2 0 0 0 7 9 5.40 1.200																			
Tom Morgan, R (5, 1) ERA: 1.52	1.0 3 1 0 0 0 0 0 0 0 0 0 0 3 3 0.00 1.000																			
Tom Sturdivant, R (7, 1) ERA: 3.12	1.0 5 1 0 0 0 1 1 0 0 0 0 0 0 6 10 0.00 2.000																			

New York Yankees @ Washington Senators
Griffith Stadium, Washington, DC
Sun Jul 10 1955, 3:33 AM EDT
Unknown

AB 30
R 6
H 8
RBI 5
BB 3
SO 3
LOB 16

Batter	1	2	3	4	5	6	7	8	9	AB	R	H	RBI	BB	SO	LOB	TOP			
Gil McDougald, R OBP: 0.364, SLG: 0.379 (1, 4)	F5	FC6-4 1B		F4		K		1B		5	0	2	1	0	1	2	New York Yankees @ Washington Senators Griffith Stadium, Washington, DC Sun Jul 10 1955, 3:38 AM EDT Att: 15,243 - Unknown livebaseballscorecards.com			
Joe Collins, L OBP: 0.356, SLG: 0.409 (1, 9) (7, 3)	SH5-3 1B BB	FC6-4		HR				K		4	2	2	2	1	1	3				
Mickey Mantle, S OBP: 0.441, SLG: 0.632 (1, 8)	SH5-3 1-2			HR				F8		3	1	1	2	1	1	1				
Yogi Berra, L OBP: 0.358, SLG: 0.498 (1, 2)	2H 1B		1-3	6-3		F9		G3		5	0	1	1	0	0	3				
Eddie Robinson, L OBP: 0.359, SLG: 0.520 (1, 3) (7, PR)	K					F2		2B 1B		4	0	0	0	0	2	1				
Hank Bauer, R OBP: 0.343, SLG: 0.404 (7, 9)										1	1	1	0	0	0	0				
Irv Noren, L OBP: 0.319, SLG: 0.389 (1, 7)		S BB 1B		1B E		2B		F8		5	2	3	0	0	0	2				
Andy Carey, R OBP: 0.310, SLG: 0.384 (1, 5)		1B S BB		F8		F8		6-3		4	0	1	1	1	0	4				
Phil Rizzuto, R OBP: 0.382, SLG: 0.304 (1, 6)				F8		K		6-3		4	1	1	0	1	2	4				
Ted Gray, S (1, 1)				1B				6-3		1	0	0	0	0	1	2				
Bill Skowron, R OBP: 0.373, SLG: 0.563 (4, PH)				E9 1B				1-3		1	1	1	1	0	0	0				
Johnny Kucks, R OBP: 0.037, SLG: 0.074 (4, 1)				1-3 3H 1B		K		4-3		3	0	0	0	0	1	3				
Inning Stats	R: 1 E: 0 K: 1 S: 6	H: 1 LOB: 1 BB: 1 P: 10	R: 1 E: 0 K: 2 S: 9	H: 2 LOB: 2 BB: 1 P: 13	R: 0 E: 0 K: 2 S: 7	H: 0 LOB: 0 BB: 0 P: 7	R: 5 E: 1 K: 0 S: 8	H: 5 LOB: 0 BB: 0 P: 8	R: 0 E: 0 K: 1 S: 6	H: 1 LOB: 2 BB: 1 P: 6	R: 0 E: 1 K: 0 S: 4	H: 0 LOB: 2 BB: 1 P: 8	R: 0 E: 0 K: 1 S: 6	H: 1 LOB: 1 BB: 0 P: 6	R: 1 E: 0 K: 0 S: 5	H: 2 LOB: 1 BB: 0 P: 5	1B: 9 2B: 3 3B: 0 HR: 1	SF: 0 SAC: 1 DP: 0 HBP: 0	WP: 0 PB: 0 SB: 3 CS: 0	PA: 45
PITCHER	IP WLS BF H R ER SO BB IBB HBP BLK WP HR S P ERA WHIP																			
Ted Abernathy, R ERA: 7.6 (1, 1)	4.0 L 22 8 7 7 5 2 0 0 0 0 0 1 30 38 15.75 2.500																			
Spec Shea, R ERA: 4.88 (5, 1)	1.0 4 1 0 0 1 0 0 0 0 0 0 0 6 6 0.00 1.000																			
Bob Chakales, R ERA: 3.86 (6, 1)	3.0 14 2 0 0 3 1 1 0 0 0 0 0 18 26 0.00 1.000																			
Camilo Pascual, R ERA: 5.31 (9, 1)	1.0 5 2 1 1 0 0 0 0 0 0 0 0 5 5 9.00 2.000																			

Batter	1	2	3	4	5	6	7	8	9	AB	R	H	RBI	BB	SO	LOB	BOTTOM			
Juan Delis, R OBP: 0.238, SLG: 0.248 (1, 5)	F2		F7		K			6-3		4	0	0	0	0	1	1	New York Yankees @ Washington Senators Griffith Stadium, Washington, DC Sun Jul 10 1955, 3:38 AM EDT Att: 15,243 - Unknown livebaseballscorecards.com			
Tom Umphlett, R OBP: 0.277, SLG: 0.259 (1, 8)	F8		F4		1-3			K		4	0	0	0	0	1	0				
Mickey Vernon, L OBP: 0.367, SLG: 0.432 (1, 3)	F8			4-3 1-3 BB		F9		6-3		3	0	0	0	1	0	0				
Roy Sievers, R OBP: 0.345, SLG: 0.406 (1, 7)		F4		1-3		F3		FC5-4 1B		4	0	1	0	0	0	1				
Carlos Paula, R OBP: 0.309, SLG: 0.404 (1, 9)		1B SF7 1B		4-3		F6		FC5-4 1-2		4	1	1	0	0	0	2				
Clint Courtney, L OBP: 0.397, SLG: 0.488 (1, 2)		2B 1B		F6		4-3		F4		4	0	1	0	0	0	2				
Pete Runnels, L OBP: 0.347, SLG: 0.327 (1, 4)		SF7				F9				2	1	0	1	0	0	0				
Jose Valdivielso, R OBP: 0.284, SLG: 0.369 (1, 6)		3H 1-3 2B				6-3				3	1	2	1	0	0	0				
Ted Abernathy, R OBP: 0.222, SLG: 0.222 (5, 1)								F5		1	0	0	0	0	0	0				
Spec Shea, R OBP: 0.222, SLG: 0.222 (5, 1)										0	0	0	0	0	0	0				
Ernie Cravetz, S OBP: 0.222, SLG: 0.222 (5, PH)										1	0	1	0	0	0	0				
Bob Chakales, R OBP: 0.222, SLG: 0.222 (5, PH)										0	0	0	0	0	0	0				
Mickey McDermott, L OBP: 0.222, SLG: 0.222 (5, PH)										1	0	0	0	0	0	0				
Camilo Pascual, R OBP: 0.222, SLG: 0.222 (5, 1)										0	0	0	0	0	0	0				
Inning Stats	R: 0 E: 0 K: 0 S: 3	H: 0 LOB: 0 BB: 0 P: 3	R: 1 E: 0 K: 0 S: 5	H: 3 LOB: 0 BB: 0 P: 5	R: 0 E: 0 K: 1 S: 5	H: 0 LOB: 0 BB: 0 P: 5	R: 0 E: 0 K: 0 S: 3	H: 0 LOB: 0 BB: 0 P: 3	R: 0 E: 0 K: 0 S: 3	H: 0 LOB: 0 BB: 0 P: 3	R: 0 E: 0 K: 1 S: 5	H: 0 LOB: 0 BB: 0 P: 5	R: 0 E: 0 K: 0 S: 4	H: 1 LOB: 1 BB: 0 P: 4	R: 1 E: 0 K: 0 S: 4	H: 1 LOB: 1 BB: 0 P: 4	1B: 4 2B: 2 3B: 0 HR: 0	SF: 1 SAC: 0 DP: 0 HBP: 0	WP: 0 PB: 0 SB: 0 CS: 0	PA: 33
PITCHER	IP WLS BF H R ER SO BB IBB HBP BLK WP HR S P ERA WHIP																			
Ted Gray, L ERA: 12.38 (1, 1)	3.0 W 22 3 2 1 2 1 0 0 0 0 0 0 25 29 3.00 1.000																			
Johnny Kucks, R ERA: 3.53 (4, 1)	6.0 W 22 3 2 1 2 1 0 0 0 0 0 0 25 29 1.50 0.667																			

Batter	1	2	3	4	5	6	7	8	9	AB	R	H	RBI	BB	SO	LOB	TOP				
Irv Noren, L OBP: 0.321, SLG: 0.391 (1, 7)	F5		1-3 1B 2B	FC1-2-5		F5		1-2 BB		4	1	1	1	1	0	2	New York Yankees @ Cleveland Indians Cleveland Municipal Stadium, Cleveland, OH Thu Jul 14 1955, 3:33 AM EDT Att: 43,966 - Overcast AB 34 R 4 H 8 RBI 4 BB 6 SO 6 LOB 26 				
Andy Carey, R OBP: 0.305, SLG: 0.385 (1, 5)	F8		1-3	F3				6-3		5	0	1	0	0	0	5					
Mickey Mantle, S OBP: 0.438, SLG: 0.623 (1, 8)	F4		K	K		L8			4-3 BB	4	0	0	0	1	2	4					
Yogi Berra, L OBP: 0.362, SLG: 0.495 (1, 2)		FC1-6 BB	1B BB		1-6-3 BB HBP			F3	4-3	2	0	0	0	2	0	1					
Joe Collins, L OBP: 0.350, SLG: 0.400 (5, 3)		FC1-6 HBP 1B	1-2 1B		K			F8		5	1	1	1	0	2	3					
Eddie Robinson, L OBP: 0.385, SLG: 0.516 (5, PR)		1-0 1B	4-3		1-6-3 BB			F2		1	0	0	0	1	0	2					
Hank Bauer, R OBP: 0.342, SLG: 0.403 (5, 9)		1-2 HBP			1-2 BB					1	0	0	0	1	0						
Bill Skowron, R OBP: 0.371, SLG: 0.559 (9, PH)										1	0	0	0	0	0	1					
Gil McDougald, R OBP: 0.366, SLG: 0.384 (1, 4)		G1-6-3 1B			1-6-3			F9		4	1	2	1	0	0	2					
Tommy Byrne, L OBP: 0.302, SLG: 0.351 (1, 1)		G1-6-3			4-3					3	0	1	1	0	0	5					
Tom Morgan, R OBP: 0.192, SLG: 0.182 (5, 1)										0	0	0	0	0	0	0					
Jim Konstanty, R OBP: 0.286, SLG: 0.167 (6, 1)										1	0	1	0	0	0	0					
Billy Hunter, R OBP: 0.249, SLG: 0.282 (1, 6)										3	1	1	0	1	1	1					
Inning Stats	R: 0 E: 0 K: 0 S: 3	H: 0 LOB: 0 BB: 0 P: 3	R: 1 E: 0 K: 0 S: 3	H: 1 LOB: 1 BB: 1 P: 8	R: 2 E: 0 K: 1 S: 8	H: 3 LOB: 2 BB: 1 P: 12	R: 1 E: 0 K: 1 S: 7	H: 2 LOB: 2 BB: 1 P: 11	R: 0 E: 0 K: 0 S: 5	H: 0 LOB: 0 BB: 0 P: 10	R: 0 E: 0 K: 2 S: 4	H: 0 LOB: 0 BB: 0 P: 7	R: 0 E: 0 K: 1 S: 6	H: 1 LOB: 2 BB: 1 P: 10	R: 0 E: 0 K: 0 S: 3	H: 0 LOB: 1 BB: 1 P: 7	1B: 4 2B: 3 3B: 1 HR: 0	SF: 0 SAC: 0 DP: 1 HBP: 2	WP: 0 PB: 0 SB: 0 CS: 0	PA: 42	
PITCHER	IP WLS BF H R ER SO BB IBB HBP BLK WP HR S P ERA WHIP	IP WLS BF H R ER SO BB IBB HBP BLK WP HR S P ERA WHIP	IP WLS BF H R ER SO BB IBB HBP BLK WP HR S P ERA WHIP	IP WLS BF H R ER SO BB IBB HBP BLK WP HR S P ERA WHIP	IP WLS BF H R ER SO BB IBB HBP BLK WP HR S P ERA WHIP	IP WLS BF H R ER SO BB IBB HBP BLK WP HR S P ERA WHIP	IP WLS BF H R ER SO BB IBB HBP BLK WP HR S P ERA WHIP	IP WLS BF H R ER SO BB IBB HBP BLK WP HR S P ERA WHIP	IP WLS BF H R ER SO BB IBB HBP BLK WP HR S P ERA WHIP	IP WLS BF H R ER SO BB IBB HBP BLK WP HR S P ERA WHIP	IP WLS BF H R ER SO BB IBB HBP BLK WP HR S P ERA WHIP	IP WLS BF H R ER SO BB IBB HBP BLK WP HR S P ERA WHIP	IP WLS BF H R ER SO BB IBB HBP BLK WP HR S P ERA WHIP	IP WLS BF H R ER SO BB IBB HBP BLK WP HR S P ERA WHIP	IP WLS BF H R ER SO BB IBB HBP BLK WP HR S P ERA WHIP	IP WLS BF H R ER SO BB IBB HBP BLK WP HR S P ERA WHIP	IP WLS BF H R ER SO BB IBB HBP BLK WP HR S P ERA WHIP	IP WLS BF H R ER SO BB IBB HBP BLK WP HR S P ERA WHIP	IP WLS BF H R ER SO BB IBB HBP BLK WP HR S P ERA WHIP	IP WLS BF H R ER SO BB IBB HBP BLK WP HR S P ERA WHIP	IP WLS BF H R ER SO BB IBB HBP BLK WP HR S P ERA WHIP
Bob Lemon, R ERA: 3.77 (1, 1)	3.0	18	6	4	4	1	3	0	1	0	0	0	0	16	29	12.00	3.000				
Don Mossi, L ERA: 1.55 (4, 1)	3.0	12	1	0	0	2	1	0	1	0	0	0	0	14	19	0.00	0.667				
Ray Narleski, R ERA: 3.16 (7, 1)	3.0	W 12	1	0	0	3	2	0	0	0	0	0	0	16	24	0.00	1.000				
Batter	1	2	3	4	5	6	7	8	9	AB	R	H	RBI	BB	SO	LOB	BOTTOM				
Al Smith, R OBP: 0.407, SLG: 0.504 (1, 9)	F8		1-3		2B 1B		F5	1-2 1B		5	0	2	1	0	0	1	New York Yankees @ Cleveland Indians Cleveland Municipal Stadium, Cleveland, OH Thu Jul 14 1955, 3:33 AM EDT Att: 43,966 - Overcast AB 33 R 5 H 12 RBI 5 BB 3 SO 2 LOB 17 				
Bobby Avila, R OBP: 0.333, SLG: 0.384 (1, 4)	BB 1B		SF7		1-3 2B		6-3	1-2 2H 1B	F8	4	0	2	2	0	0	2					
Larry Doby, L OBP: 0.379, SLG: 0.521 (1, 8)	F7		3H HR		F5					4	1	2	1	0	0	3					
Ralph Kiner, R OBP: 0.375, SLG: 0.447 (1, 7)	1-2 BB		F4		3-1		F3			3	0	0	0	1	0	3					
Al Rosen, R OBP: 0.353, SLG: 0.400 (1, 5)	L4				5-3			SH5-4 1B	HR	4	1	2	1	0	0	2					
Vic Wertz, L OBP: 0.335, SLG: 0.507 (1, 3)		F3			G3			SH5-4 1B		3	0	1	0	0	0	0					
Stu Locklin, L OBP: 0.200, SLG: 0.400 (6, PR)										0	0	0	0	0	0	0					
Hal Naragon, L OBP: 0.392, SLG: 0.378 (7, 2)								1-2 1B	FC3-6 1B	1	0	1	0	0	0	0					
George Strickland, R OBP: 0.332, SLG: 0.327 (1, 6)		F9			5-3			SH5-4	FC3-6 1B	3	1	0	0	0	0	1					
Jim Hegan, R OBP: 0.278, SLG: 0.312 (6, PH)										1	1	0	0	1	1	0					
Ferns Fain, L OBP: 0.459, SLG: 0.362 (7, 3)										1	0	0	0	1	0	1					
Bob Lemon, L OBP: 0.323, SLG: 0.264 (4, 1)										1	1	1	0	0	0	0					
Don Mossi, L OBP: 0.333, SLG: 0.143 (6, PH)										1	0	0	0	0	1	1					
Gene Woodling, L OBP: 0.333, SLG: 0.322 (6, PH)										1	0	0	0	0	0	3					
Ray Narleski, R OBP: 0.308, SLG: 0.308 (7, 1)										1	0	1	0	0	0	0					
Inning Stats	R: 0 E: 0 K: 0 S: 4	H: 1 LOB: 2 BB: 1 P: 8	R: 0 E: 0 K: 1 S: 5	H: 0 LOB: 0 BB: 0 P: 5	R: 2 E: 1 K: 0 S: 5	H: 2 LOB: 0 BB: 0 P: 5	R: 0 E: 0 K: 0 S: 3	H: 0 LOB: 0 BB: 0 P: 3	R: 1 E: 0 K: 1 S: 7	H: 2 LOB: 2 BB: 1 P: 11	R: 0 E: 0 K: 0 S: 4	H: 2 LOB: 3 BB: 1 P: 8	R: 0 E: 0 K: 0 S: 4	H: 1 LOB: 1 BB: 0 P: 4	R: 2 E: 0 K: 0 S: 7	H: 4 LOB: 2 BB: 0 P: 7	1B: 9 2B: 1 3B: 0 HR: 2	SF: 1 SAC: 1 DP: 1 HBP: 0	WP: 0 PB: 0 SB: 0 CS: 0	PA: 38	
PITCHER	IP WLS BF H R ER SO BB IBB HBP BLK WP HR S P ERA WHIP	IP WLS BF H R ER SO BB IBB HBP BLK WP HR S P ERA WHIP	IP WLS BF H R ER SO BB IBB HBP BLK WP HR S P ERA WHIP	IP WLS BF H R ER SO BB IBB HBP BLK WP HR S P ERA WHIP	IP WLS BF H R ER SO BB IBB HBP BLK WP HR S P ERA WHIP	IP WLS BF H R ER SO BB IBB HBP BLK WP HR S P ERA WHIP	IP WLS BF H R ER SO BB IBB HBP BLK WP HR S P ERA WHIP	IP WLS BF H R ER SO BB IBB HBP BLK WP HR S P ERA WHIP	IP WLS BF H R ER SO BB IBB HBP BLK WP HR S P ERA WHIP	IP WLS BF H R ER SO BB IBB HBP BLK WP HR S P ERA WHIP	IP WLS BF H R ER SO BB IBB HBP BLK WP HR S P ERA WHIP	IP WLS BF H R ER SO BB IBB HBP BLK WP HR S P ERA WHIP	IP WLS BF H R ER SO BB IBB HBP BLK WP HR S P ERA WHIP	IP WLS BF H R ER SO BB IBB HBP BLK WP HR S P ERA WHIP	IP WLS BF H R ER SO BB IBB HBP BLK WP HR S P ERA WHIP	IP WLS BF H R ER SO BB IBB HBP BLK WP HR S P ERA WHIP	IP WLS BF H R ER SO BB IBB HBP BLK WP HR S P ERA WHIP	IP WLS BF H R ER SO BB IBB HBP BLK WP HR S P ERA WHIP	IP WLS BF H R ER SO BB IBB HBP BLK WP HR S P ERA WHIP	IP WLS BF H R ER SO BB IBB HBP BLK WP HR S P ERA WHIP	
Tommy Byrne, L ERA: 3.04 (1, 1)	4.2	21	5	2	2	0	2	0	0	0	0	0	0	4	8	0.00	4.500				
Tom Morgan, R ERA: 1.6 (5, 1)	0.2	5	2	0	0	0	1	0	0	0	0	0	0	4	8	0.00	4.500				
Jim Konstanty, R ERA: 1.18 (6, 1)	2.2	L 12	5	2	2	0	0	0	0	0	0	1	12	12	6.75	1.875					


Batter	1	2	3	4	5	6	7	8	9	10	AB	R	H	RBI	BB	SO	LOB	TOP		
Irv Noren, L OBP: 0.322, SLG: 0.403 (1, 7)	4-0 BB		0-0 F8		0-0 F4			0-0 F7		0-0 HR	4	1	1	1	1	0	3	New York Yankees @ Cleveland Indians Cleveland Municipal Stadium, Cleveland, OH Fri Jul 15 1955, 3:33 AM EDT Att: 17,982 - Unknown		
Joe Collins, L OBP: 0.352, SLG: 0.395 (1, 9) (9, 3)	0-0 F6		0-0 L6			4-0 BB G3-6-3			0-0 HR 1B	4	1	1	0	1	0	2				
Mickey Mantle, S OBP: 0.436, SLG: 0.617 (1, 8)	0-3 K			0-0 G3		0-0 F8			4-0 HR BB	3	1	0	0	1	1	2				
Yogi Berra, L OBP: 0.358, SLG: 0.488 (1, 2)	0-0 F7			0-0 L9		0-0 G3-6-3			0-0 F6	4	0	0	0	0	0	4				
Eddie Robinson, L OBP: 0.302, SLG: 0.530 Hank Bauer, R OBP: 0.342, SLG: 0.403 (1, 3) (9, 9)		0-0 F2		0-0 F4			0-0 4-3		0-0 HR	4	1	1	3	0	0	0				
Gil McDougald, R OBP: 0.354, SLG: 0.382 (1, 4)	0-3 K				0-0 F8		0-0 1-3		0-0 HR	4	0	1	0	0	1	0				
Andy Carey, R OBP: 0.306, SLG: 0.380 (1, 5)	0-0 F2				0-0 L9		0-0 L5		0-0 G1-6-3	4	0	0	0	0	0	1				
Billy Hunter, R OBP: 0.258, SLG: 0.288 Elston Howard, R OBP: 0.303, SLG: 0.556 Ed Lopat, L OBP: 0.310, SLG: 0.148 Tom Morgan, R OBP: 0.300, SLG: 0.182 Bob Carey, R OBP: 0.300, SLG: 0.286 Jim Konstanty, R OBP: 0.288, SLG: 0.167 (1, 6) (8, PH) (8, 1) (9, 1) (10, PH) (10, 1)			0-0 S 1B			0-0 1B		0-0 F8		0-3 K	2	0	2	0	0	0				
Bob Turley, R OBP: 0.218, SLG: 0.220 Bill Skowron, R OBP: 0.368, SLG: 0.556 Phil Rizzuto, R OBP: 0.375, SLG: 0.298 (1, 1) (8, PH) (8, 6)		0-3 K			0-0 1B		0-0 1B		0-0 6-3	2	0	1	0	0	0	1				
		1-2 K			1-3 1B				0-0 F3	1	0	0	0	0	0	0				
Inning Stats	R: 0 E: 0 K: 1 S: 5	H: 0 LOB: 1 BB: 1 P: 9	R: 0 E: 0 K: 1 S: 5	H: 0 LOB: 0 BB: 0 P: 5	R: 0 E: 0 K: 1 S: 6	H: 1 LOB: 1 BB: 0 P: 6	R: 0 E: 0 K: 0 S: 3	H: 0 LOB: 0 BB: 0 P: 3	R: 0 E: 0 K: 0 S: 3	H: 0 LOB: 0 BB: 0 P: 3	R: 0 E: 0 K: 0 S: 3	H: 0 LOB: 0 BB: 0 P: 3	R: 3 E: 0 K: 0 S: 5	H: 3 LOB: 1 BB: 1 P: 9	R: 1 E: 0 K: 1 S: 6	H: 1 LOB: 0 BB: 0 P: 6	1B: 5 2B: 0 3B: 0 HR: 2	SF: 0 SAC: 0 DP: 2 HBP: 0	WP: 0 PB: 0 SB: 2 CS: 0	PA: 38
PITCHER	IP 9.0	WLS 34	BF 6	H 3	R 3	ER 3	SO 3	BB 3	IBB 0	HBP 0	BLK 0	WP 0	HR 1	S 37	P 49	ERA 3.00	WHIP 1.000			
Early Wynn, R ERA: 2.73 Mike Garcia, R ERA: 4.18 (1, 1) (10, 1)	1.0	L	4	1	1	1	1	0	0	0	0	0	0	1	6	6	9.00	1.000		

AB	35
R	4
H	7
RBI	4
BB	3
SO	4
LOB	13



Batter	1	2	3	4	5	6	7	8	9	10	AB	R	H	RBI	BB	SO	LOB	BOTTOM				
Al Smith, R OBP: 0.411, SLG: 0.504 (1, 9)	0-0 L8		1-0 L4-3 HBP		0-0 1B		4-0 BB		0-0 SH3-4		2	0	1	0	1	0	0	New York Yankees @ Cleveland Indians Cleveland Municipal Stadium, Cleveland, OH Fri Jul 15 1955, 3:33 AM EDT Att: 17,982 - Unknown				
Bobby Avila, R OBP: 0.390, SLG: 0.381 (1, 4)	0-0 4-3 BB E 1B		0-0 L4-3		0-0 6-3		0-0 F8		0-0 6-3	5	1	1	0	0	0	6						
Ferris Fain, L OBP: 0.458, SLG: 0.354 (1, 3)	4-0 4-3 E BB		0-3 K			4-0 F7 BB BB		0-0 F7	0-0 5-3	3	1	0	0	2	1	4						
Larry Doby, L OBP: 0.376, SLG: 0.514 (1, 8)	0-0 4-3			0-3 K		4-0 F7 BB		0-0 F5		0-0 3-1	4	0	0	0	1	2						
Al Rosen, R OBP: 0.350, SLG: 0.407 (1, 5)	0-0 E4			0-0 L8		0-0 F7		0-0 F7		0-0 F7	5	1	1	1	0	2						
Gene Woodling, L OBP: 0.336, SLG: 0.324 (1, 7)	0-0 F8			0-0 1B		0-0 F7		0-0 HR		0-0 F4	5	0	2	0	0	3						
George Strickland, R OBP: 0.326, SLG: 0.320 (1, 6)		0-0 F2		0-0 F8		0-0 F2		0-0 FC5-4 1B			4	0	0	0	0	4						
Jim Hegan, R OBP: 0.272, SLG: 0.305 (1, 2)		0-3 K			0-0 L6		0-0 F8		0-0 FC6-4	4	0	0	0	0	1	1						
Early Wynn, S OBP: 0.263, SLG: 0.315 Ralph Kiner, R ERA: 3.30 Hoot Evers, R OBP: 0.307, SLG: 0.400 Mike Garcia, R OBP: 0.302, SLG: 0.333 (1, 1) (9, PH) (9, PR) (10, 1)		0-0 F7			0-3 K		0-0 K		4-0 BB SH3-4 1B	2	0	0	0	1	1	0						
		0-0 F7			0-0 K		0-0 K			0-0 0	1	0	0	0	0	0						
Inning Stats	R: 2 E: 1 K: 0 S: 5	H: 1 LOB: 1 BB: 1 P: 9	R: 0 E: 0 K: 1 S: 5	H: 0 LOB: 0 BB: 0 P: 5	R: 0 E: 0 K: 1 S: 4	H: 0 LOB: 0 BB: 0 P: 5	R: 0 E: 0 K: 1 S: 6	H: 1 LOB: 1 BB: 0 P: 6	R: 0 E: 0 K: 1 S: 6	H: 1 LOB: 1 BB: 0 P: 6	R: 0 E: 0 K: 0 S: 3	H: 0 LOB: 2 BB: 2 P: 11	R: 1 E: 0 K: 0 S: 5	H: 2 LOB: 1 BB: 0 P: 5	R: 0 E: 0 K: 0 S: 4	H: 1 LOB: 2 BB: 0 P: 4	R: 0 E: 0 K: 0 S: 3	H: 0 LOB: 0 BB: 0 P: 3	1B: 5 2B: 1 3B: 0 HR: 1	SF: 0 SAC: 1 DP: 1 HBP: 1	WP: 0 PB: 0 SB: 0 CS: 0	PA: 42
PITCHER	IP 7.0	WLS 30	BF 3	H 2	R 2	ER 0	SO 4	BB 5	IBB 0	HBP 1	BLK 0	WP 0	HR 0	S 32	P 53	ERA 0.00	WHIP 1.143					
Bob Turley, R ERA: 2.91 Ed Lopat, L ERA: 3.30 Tom Morgan, R ERA: 1.57 Jim Konstanty, R ERA: 1.16 (1, 1) (8, 1) (9, 1) (10, 1)	1.0	S	3	0	0	0	0	0	0	0	0	0	0	0	3	3	0.00	0.000				

AB	35
R	3
H	6
RBI	1
BB	5
SO	4
LOB	22




Batter	1	2	3	4	5	6	7	8	9	AB	R	H	RBI	BB	SO	LOB	TOP					
Phil Rizzuto, R (1, 6) OBP: 0.397, SLG: 0.294	K		FC6-4 1B		L9			4-3		3	0	1	0	0	1	0	New York Yankees @ Detroit Tigers Briggs Stadium, Detroit, MI Sat Jul 16 1955, 4:38 AM EDT Att: 32,985 - Unknown					
Eddie Robinson, L (8, PH) OBP: 0.357, SLG: 0.522										1	0	0	0	0	0	0						
Billy Hunter, R (8, 6) OBP: 0.294, SLG: 0.287										0	0	0	0	0	0	0						
Andy Carey, R (1, 5) OBP: 0.305, SLG: 0.376	F8		K		F6			K		4	0	0	0	0	2	2						
Bill Skowron, R (1, 3) OBP: 0.369, SLG: 0.566			FC6-4 1-2					HR		3	1	1	1	1	0	2						
Mickey Mantle, S (1, 8) OBP: 0.432, SLG: 0.608	F4							6-3		4	0	2	0	0	0	1						
Elston Howard, R (1, 7) OBP: 0.370, SLG: 0.536		5-3			4-3					4	0	0	0	0	0	2						
Gil McDougald, R (1, 4) OBP: 0.368, SLG: 0.387					L9					3	0	1	0	1	1	2						
Hank Bauer, R (1, 9) OBP: 0.341, SLG: 0.399										3	0	0	0	1	1	2						
Charles Silvera, R (1, 2) OBP: 0.367, SLG: 0.208										2	0	1	0	0	1	2						
Yogi Berra, L (7, PH) OBP: 0.360, SLG: 0.485	CS		1B		K			L3		2	0	0	0	0	0	1						
Whitey Ford, L (1, 1) OBP: 0.255, SLG: 0.146			K					1-3		3	0	0	0	0	2	1						
Inning Stats	R: 0 E: 0 K: 1 S: 5	H: 0 LOB: 1 BB: 1 P: 9	R: 0 E: 0 K: 0 S: 2	H: 0 LOB: 0 BB: 1 P: 6	R: 0 E: 0 K: 2 S: 9	H: 2 LOB: 2 BB: 0 P: 9	R: 0 E: 0 K: 1 S: 6	H: 1 LOB: 2 BB: 1 P: 10	R: 0 E: 0 K: 1 S: 5	H: 0 LOB: 0 BB: 0 P: 5	R: 0 E: 0 K: 1 S: 6	H: 1 LOB: 1 BB: 0 P: 6	R: 0 E: 0 K: 0 S: 3	H: 0 LOB: 0 BB: 0 P: 3	R: 1 E: 0 K: 1 S: 6	H: 1 LOB: 0 BB: 0 P: 6	R: 0 E: 0 K: 1 S: 6	H: 1 LOB: 1 BB: 0 P: 6	1B: 5 2B: 0 3B: 0 HR: 1	SF: 0 SAC: 0 DP: 0 HBP: 0	WP: 1 PB: 0 SB: 0 CS: 1	PA: 36
PITCHER Billy Hoelt, L (1, 1) ERA: 3.73	IP: 9.0 WLS: W BF: 35 H: 6 R: 1 ER: 1 SO: 8 BB: 3 IBB: 0 HBP: 0 BLK: 0 WP: 1 HR: 1 S: 48 P: 60 ERA: 1.00 WHIP: 1.000															PITCHER						

Batter	1	2	3	4	5	6	7	8	9	AB	R	H	RBI	BB	SO	LOB	BOTTOM			
Harvey Kuenn, R (1, 6) OBP: 0.361, SLG: 0.445	G6-4-3 1B		F2		1B					4	1	2	0	0	0	0	New York Yankees @ Detroit Tigers Briggs Stadium, Detroit, MI Sat Jul 16 1955, 4:38 AM EDT Att: 32,985 - Unknown			
Bill Tuttle, R (1, 8) OBP: 0.351, SLG: 0.395	G6-4-3 1-2		K		1B			F3		4	0	1	1	0	1	1				
Al Kaline, R (1, 9) OBP: 0.449, SLG: 0.621					L5-3			L5-3		4	0	2	1	0	0	0				
Jack Phillips, R (1, 3) OBP: 0.345, SLG: 0.412	6-3				K			F8		4	0	0	0	0	1	3				
Ray Boone, R (1, 5) OBP: 0.343, SLG: 0.453								F4		4	0	2	0	0	0	0				
Bubba Phillips, R (1, 7) OBP: 0.281, SLG: 0.304					F8					3	0	1	0	0	0	2				
Red Wilson, R (1, 2) OBP: 0.293, SLG: 0.299					6-3			B1-3		3	0	0	0	0	0	2				
Harry Malmberg, R (1, 4) OBP: 0.321, SLG: 0.277					6-3			FC5-4 1B		2	1	0	0	1	0	2				
Billy Hoelt, L (1, 1) OBP: 0.222, SLG: 0.180			K					5-3		3	0	0	0	0	3	1				
Inning Stats	R: 0 E: 0 K: 0 S: 4	H: 2 LOB: 1 BB: 0 P: 4	R: 0 E: 0 K: 0 S: 4	H: 1 LOB: 0 BB: 0 P: 4	R: 0 E: 0 K: 2 S: 7	H: 0 LOB: 0 BB: 0 P: 7	R: 0 E: 0 K: 1 S: 6	H: 1 LOB: 1 BB: 0 P: 6	R: 2 E: 0 K: 1 S: 8	H: 3 LOB: 2 BB: 1 P: 12	R: 0 E: 0 K: 0 S: 4	H: 1 LOB: 1 BB: 0 P: 4	R: 0 E: 0 K: 1 S: 5	H: 0 LOB: 0 BB: 0 P: 5	R: 0 E: 0 K: 0 S: 3	H: 0 LOB: 0 BB: 0 P: 3		1B: 7 2B: 1 3B: 0 HR: 0	SF: 0 SAC: 0 DP: 1 HBP: 0	WP: 1 PB: 0 SB: 0 CS: 0
PITCHER Whitey Ford, L (1, 1) ERA: 2.66	IP: 8.0 WLS: L BF: 32 H: 8 R: 2 ER: 2 SO: 5 BB: 1 IBB: 0 HBP: 0 BLK: 0 WP: 1 HR: 0 S: 41 P: 45 ERA: 2.25 WHIP: 1.125															PITCHER				

Batter	1	2	3	4	5	6	7	8	9	10	AB	R	H	RBI	BB	SO	LOB								
Andy Carey, R OBP: 0.304, SLG: 0.374 (1.5)	K		L9			L9			L9		5	0	1	0	0	1	1								
Joe Collins, L OBP: 0.357, SLG: 0.402 Hank Bauer, R OBP: 0.341, SLG: 0.399 (1.9)	F5		F6			G3					4	0	1	0	1	0	1								
Mickey Mantle, S OBP: 0.429, SLG: 0.600 (1.8)	K		1B			K			F2		4	1	0	0	1	2	3								
Yogi Berra, L OBP: 0.361, SLG: 0.482 (1.2)		HR	1B			3-1			F4		4	1	1	0	0	0	3								
Irv Noren, L OBP: 0.331, SLG: 0.404 (1.7)	F8		1B			3-1			3-1		4	0	2	1	1	0	1								
Eddie Robinson, L OBP: 0.358, SLG: 0.536 (1.3)		HR	K			HR			4-3		4	2	1	2	1	1	5								
Gil McDougald, R OBP: 0.368, SLG: 0.395 (1.4)	F8					K			1-3		4	1	1	2	1	1	0								
Billy Hunter, R OBP: 0.263, SLG: 0.292 Bill Skowron, R OBP: 0.357, SLG: 0.563 Phil Rizzuto, R OBP: 0.387, SLG: 0.294 (1.6)						HR			L7		3	0	2	0	1	0	0								
Bob Wiesler, S OBP: 0.218, SLG: 0.220 Tom Morgan, R OBP: 0.143, SLG: 0.143 Ed Lopat, L OBP: 0.207, SLG: 0.148 Bob Turley, R OBP: 0.218, SLG: 0.220 (3.1)	F8					K			K		3	0	0	0	0	2	2								
Inning Stats	R: 0 E: 0 K: 2 S: 7	H: 0 LOB: 0 BB: 0 P: 7	R: 2 E: 0 K: 0 S: 5	H: 2 LOB: 1 BB: 0 P: 6	R: 1 E: 0 K: 1 S: 7	H: 2 LOB: 2 BB: 1 P: 11	R: 0 E: 0 K: 1 S: 4	H: 0 LOB: 0 BB: 1 P: 8	R: 0 E: 0 K: 1 S: 6	H: 1 LOB: 1 BB: 0 P: 6	R: 2 E: 0 K: 1 S: 7	H: 2 LOB: 1 BB: 0 P: 11	R: 0 E: 0 K: 0 S: 5	H: 2 LOB: 2 BB: 0 P: 5	R: 0 E: 0 K: 1 S: 5	H: 0 LOB: 0 BB: 0 P: 5	R: 0 E: 0 K: 0 S: 3	H: 0 LOB: 1 BB: 1 P: 7	R: 0 E: 0 K: 0 S: 2	H: 0 LOB: 1 BB: 2 P: 10	1B: 7 2B: 0 3B: 0 HR: 2	SF: 0 SAC: 0 DP: 1 HBP: 1	WP: 2 PB: 0 SB: 1 CS: 1	PA: 44	
PITCHER	IP	WLS	BF	H	R	ER	SO	BB	IBB	HBP	BLK	WP	HR	S	P	ERA	WHIP								
Steve Gromek, R ERA: 3.7 Babe Birrer, R ERA: 4.63 Joe Coleman, R ERA: 8.04	(1.1)	6.0	29	8	5	5	6	3	0	1	0	1	2	37	50	7.50	1.833								
	(7.1)	1.0	4	1	0	0	0	0	0	0	0	0	0	4	4	0.00	1.000								
	(8.1)	3.0	W	11	0	0	1	3	0	0	0	1	0	10	22	0.00	1.000								

New York Yankees @ Detroit Tigers
 Briggs Stadium, Detroit, MI
 Sun Jul 17 1955, 4:33 AM EDT
 Att: 33,301 - Unknown


AB 37
 R 5
 H 9
 RBI 5
 BB 6
 SO 7
 LOB 19



Batter	1	2	3	4	5	6	7	8	9	10	AB	R	H	RBI	BB	SO	LOB								
Harvey Kuenn, R OBP: 0.361, SLG: 0.443 (1.6)	F8		FC4-6			6-3			L4-3		4	1	1	0	1	0	2								
Bill Tuttle, R OBP: 0.352, SLG: 0.395 (1.8)	L6		1B			5-3			G3		5	1	2	0	0	0	1								
Al Kaline, R OBP: 0.444, SLG: 0.612 (1.9)	L6-3		L7			K			L5-3		5	0	0	0	0	1	5								
Jack Phillips, R OBP: 0.350, SLG: 0.404 Earl Torgeson, L OBP: 0.384, SLG: 0.364 (1.3)		4-3	1B			F6					1	1	0	0	1	0	0								
Ray Boone, R OBP: 0.351, SLG: 0.469 (1.5)		FC5	2B						HR		4	1	3	4	1	0	0								
Bubba Phillips, R OBP: 0.278, SLG: 0.300 Charlie Maxwell, L OBP: 0.289, SLG: 0.583 (1.7)		BB	1B						HR		4	1	3	4	1	0	0								
Red Wilson, R OBP: 0.296, SLG: 0.298 (1.2)			2B						HR		1	0	0	0	0	1	1								
Harry Malmberg, R OBP: 0.319, SLG: 0.277 (1.4)			2B						K		4	0	1	1	0	1	2								
Steve Gromek, S OBP: 0.356, SLG: 0.222 Babe Birrer, R OBP: 0.143, SLG: 0.286 Fred Hatfield, L OBP: 0.328, SLG: 0.342 Joe Coleman, R OBP: 0.857, SLG: 1.000 (1.1)			BB						FC3-6		4	0	1	0	1	0	2								
	(7.1)	4.2	18	5	2	2	1	0	0	0	0	0	0	0	0	0	0								
	(8.1)	1.2	L	8	2	1	1	1	1	0	0	0	0	0	0	0	0								
	(10.1)	0.2	4	1	0	0	0	0	0	0	0	0	0	0	0	0	0								
Inning Stats	R: 0 E: 0 K: 0 S: 3	H: 0 LOB: 0 BB: 0 P: 3	R: 0 E: 0 K: 1 S: 5	H: 0 LOB: 2 BB: 2 P: 13	R: 3 E: 0 K: 0 S: 5	H: 3 LOB: 2 BB: 2 P: 13	R: 0 E: 0 K: 0 S: 4	H: 1 LOB: 1 BB: 0 P: 4	R: 0 E: 0 K: 1 S: 5	H: 0 LOB: 0 BB: 0 P: 5	R: 0 E: 0 K: 0 S: 3	H: 0 LOB: 0 BB: 0 P: 3	R: 0 E: 0 K: 0 S: 4	H: 1 LOB: 1 BB: 0 P: 4	R: 2 E: 0 K: 1 S: 7	H: 2 LOB: 0 BB: 0 P: 7	R: 0 E: 0 K: 0 S: 4	H: 2 LOB: 2 BB: 1 P: 8	R: 1 E: 0 K: 0 S: 3	H: 1 LOB: 1 BB: 1 P: 7	1B: 8 2B: 1 3B: 0 HR: 1	SF: 0 SAC: 2 DP: 1 HBP: 0	WP: 0 PB: 0 SB: 1 CS: 0	PA: 44	
PITCHER	IP	WLS	BF	H	R	ER	SO	BB	IBB	HBP	BLK	WP	HR	S	P	ERA	WHIP								
Bob Wiesler, L ERA: 5.24 Tom Morgan, R ERA: 1.78 Ed Lopat, L ERA: 3.42 Bob Turley, R ERA: 2.9	(1.1)	2.2	14	3	3	3	1	4	0	0	0	0	0	12	28	10.12	2.250								
	(3.1)	4.2	18	5	2	2	1	0	0	0	0	0	1	20	20	3.86	1.071								
	(8.1)	1.2	L	8	2	1	1	1	1	0	0	0	0	8	16	5.40	1.800								
	(10.1)	0.2	4	1	0	0	0	0	0	0	0	0	0	3	3	0.00	1.500								

New York Yankees @ Detroit Tigers
 Briggs Stadium, Detroit, MI
 Sun Jul 17 1955, 4:33 AM EDT
 Att: 33,301 - Unknown

AB 36
 R 6
 H 10
 RBI 5
 BB 6
 SO 3
 LOB 17



Batter	1	2	3	4	5	6	7	8	9	AB	R	H	RBI	BB	SO	LOB	TOP					
Gil McDougald, R OBP: 0.371, SLG: 0.400 (1, 5) (7, 4)	0-0 4-3		0-0 SF8		0-0 FC3 1B		0-0 G4-6-3 1B		0-0 CS 1B	4	1	3	1	0	0	0	New York Yankees @ Chicago White Sox Comiskey Park, Chicago, IL Tue Jul 19 1955, 4:33 AM EDT Att: 46,711 - Unknown livebaseballscorecards.com					
Joe Collins, L OBP: 0.354, SLG: 0.392 (1, 3)	0-0 F7		0-0 G4-6-3 BB		0-0 FC3 1B		0-0 G4-6-3		0-0 CS	3	0	0	0	1	0	4						
Irv Noren, L OBP: 0.329, SLG: 0.401 (1, 7)	0-3 K		0-0 G4-6-3		0-0 1B				0-3 K	4	0	1	1	0	2	3						
Yogi Berra, L OBP: 0.359, SLG: 0.477 (1, 2)		0-0 4-3		0-0 3-1		0-0 F8		4-0 HR BB		3	1	0	0	1	0	2						
Mickey Mantle, S OBP: 0.427, SLG: 0.596 (1, 8)		0-0 B5-3		0-0 6-3 1B		0-3 K		0-3 K		4	0	1	0	0	2	1						
Elston Howard, R OBP: 0.367, SLG: 0.549 Hank Bauer, R OBP: 0.341, SLG: 0.399 (8, 9)		0-0 F2		0-0 6-3		0-0 F9		0-0 HR		4	1	1	2	0	0	1						
Tommy Byrne, L Jim Konstanty, R OBP: 0.250, SLG: 0.143 (8, 1)			0-0 1B SF8 1B		0-0 L9		0-0 F7		4-0 PO BB	3	1	1	0	1	0	1						
Jerry Coleman, R Andy Carey, R OBP: 0.353, SLG: 0.300 (7, PR) (7, 5)			0-0 BB BB 1B		0-0 5-3		1-0 FC1-4 HBP		0-0 PO 6-3	2	0	1	0	0	0	0						
Billy Hunter, R OBP: 0.267, SLG: 0.293 (1, 6)			4-0 BB 1-2 BB		0-0 1B FC3 1B		0-0 FC1-4 1B		0-0 L8	3	0	1	0	1	0	1						
Inning Stats	R: 0 E: 0 K: 1 S: 5	H: 0 LOB: 0 BB: 5 P: 5	R: 0 E: 0 K: 0 S: 3	H: 0 LOB: 0 BB: 3 P: 3	R: 1 E: 0 K: 0 S: 4	H: 2 LOB: 2 BB: 2 P: 12	R: 0 E: 0 K: 0 S: 4	H: 1 LOB: 1 BB: 0 P: 4	R: 1 E: 0 K: 0 S: 6	H: 3 LOB: 2 BB: 0 P: 6	R: 0 E: 0 K: 1 S: 5	H: 0 LOB: 0 BB: 0 P: 5	R: 0 E: 0 K: 0 S: 3	H: 1 LOB: 2 BB: 0 P: 4	R: 2 E: 0 K: 2 S: 7	H: 1 LOB: 0 BB: 2 P: 15		R: 0 E: 0 K: 0 S: 3	H: 1 LOB: 0 BB: 3 P: 3	1B: 8 2B: 0 3B: 0 HR: 1	SF: 1 SAC: 0 DP: 2 HBP: 1	WP: 0 PB: 0 CS: 1
PITCHER Connie Johnson, R ERA: 2.73 Harry Byrd, R ERA: 4.11	(1, 1) (6, 1)	IP: 5.0 WLS: L BF: 22	H: 6 R: 2 ER: 2 SO: 1	BB: 2 IBB: 0 HBP: 0 BLK: 0	WP: 0 HR: 0 S: 22 P: 30	ERA: 3.60 WHIP: 1.600	(6, 1)	IP: 4.0 WLS: L BF: 15	H: 3 R: 2 ER: 2 SO: 3	BB: 2 IBB: 0 HBP: 1 BLK: 0	WP: 0 HR: 1 S: 18 P: 27	ERA: 4.50 WHIP: 1.250										

Batter	1	2	3	4	5	6	7	8	9	AB	R	H	RBI	BB	SO	LOB	BOTTOM					
Jim Busby, R OBP: 0.287, SLG: 0.370 (1, 8)	0-0 F8		0-0 FC6-4 S		0-0 FC1-5		0-0 E2 F8 1B		0-0 F5	5	1	1	0	0	0	5	New York Yankees @ Chicago White Sox Comiskey Park, Chicago, IL Tue Jul 19 1955, 4:33 AM EDT Att: 46,711 - Unknown livebaseballscorecards.com					
Nellie Fox, L OBP: 0.379, SLG: 0.434 (1, 4)	0-0 G3		0-3 K		0-0 F4		0-0 E3 1B		0-0 G3	5	0	0	0	0	1	6						
Minnie Minoso, R OBP: 0.346, SLG: 0.340 (1, 7)	4-0 BB		0-0 F8		0-0 1-3		0-0 F8		0-0 6-3	4	0	0	0	1	0	7						
George Kell, R OBP: 0.385, SLG: 0.413 (9, 3)	0-0 5-3				0-0 6-3		0-0 F7		0-0 1B	4	0	1	1	0	0	1						
Bob Kennedy, R Jim Rivera, L OBP: 0.300, SLG: 0.290 OBP: 0.329, SLG: 0.361 (1, 9) (8, 9)		0-0 5-3		0-0 G3 2B		0-0 5-3		0-0 L9		4	0	1	0	0	0	2						
Sherm Lollar, R OBP: 0.384, SLG: 0.451 (1, 2)		0-0 F2		0-0 G3		0-0 HR 1B		0-0 6-3		4	1	1	0	0	0	1						
Walt Dropo, R Jim Brideweser, R OBP: 0.300, SLG: 0.479 OBP: 0.233, SLG: 0.300 (1, 3) (8, PR) (9, 5)		0-0 L4		0-0 F9		0-0 HR		0-0 G4-6-3 1B		4	1	2	2	0	0	1						
Chico Carrasquel, R OBP: 0.336, SLG: 0.351 (1, 6)			4-0 FC6-4 SH BB		0-0 FC1-5 BB 1B		0-0 F6		0-0 G4-6-3	3	0	1	0	1	0	1						
Connie Johnson, R Ron Jackson, R Harry Byrd, R Gil Coan, L OBP: 0.250, SLG: 0.375 OBP: 0.300, SLG: 0.361 OBP: 0.182, SLG: 0.156 OBP: 0.320, SLG: 0.338 (1, 1) (5, PH) (6, 1) (8, PH)			0-0 SH FC6-4		0-0 FC1-5 BB		0-0 F5		0-0 G3 1B	0	0	0	0	0	0	0						
Inning Stats	R: 0 E: 0 K: 0 S: 3	H: 0 LOB: 1 BB: 1 P: 7	R: 0 E: 0 K: 0 S: 3	H: 0 LOB: 0 BB: 0 P: 3	R: 0 E: 0 K: 1 S: 6	H: 0 LOB: 1 BB: 1 P: 10	R: 0 E: 0 K: 0 S: 4	H: 1 LOB: 1 BB: 0 P: 4	R: 0 E: 0 K: 0 S: 4	H: 1 LOB: 2 BB: 1 P: 8	R: 2 E: 0 K: 0 S: 5	H: 2 LOB: 0 BB: 0 P: 5	R: 1 E: 2 K: 0 S: 6	H: 2 LOB: 2 BB: 0 P: 6	R: 0 E: 0 K: 0 S: 3	H: 1 LOB: 1 BB: 0 P: 3		R: 0 E: 0 K: 0 S: 4	H: 1 LOB: 1 BB: 0 P: 4	1B: 6 2B: 1 3B: 0 HR: 1	SF: 0 SAC: 1 DP: 1 HBP: 0	WP: 0 PB: 0 CS: 0
PITCHER Tommy Byrne, L Jim Konstanty, R ERA: 2.99 ERA: 1.53	(1, 1) (8, 1)	IP: 7.1 WLS: W BF: 34	H: 7 R: 3 ER: 2 SO: 1	BB: 3 IBB: 0 HBP: 0 BLK: 0	WP: 0 HR: 1 S: 33 P: 45	ERA: 2.46 WHIP: 1.364	(8, 1)	IP: 1.2 WLS: S BF: 5	H: 1 R: 0 ER: 0 SO: 0	BB: 0 IBB: 0 HBP: 0 BLK: 0	WP: 0 HR: 0 S: 5 P: 5	ERA: 0.00 WHIP: 0.600										

Batter	1	2	3	4	5	6	7	8	9	AB	R	H	RBI	BB	SO	LOB	TOP					
Andy Carey, R (1,5) OBP: 0.303, SLG: 0.373	0-0 4-3		0-0 1B		0-0 F9		0-0 2B 1B		0-0 1B E 2B	3	0	1	0	0	0	0	New York Yankees @ Chicago White Sox Comiskey Park, Chicago, IL Wed Jul 20 1955, 4:33 AM EDT Att: 36,869 - Unknown AB 39 R 6 H 12 RBI 6 BB 1 SO 4 LOB 16					
Bob Cerv, R (5,7) OBP: 0.283, SLG: 0.341										2	2	2	1	0	0	0						
Gil McDougald, R (1,4) OBP: 0.375, SLG: 0.407	0-0 6-3		0-0 1B		0-0 6-3		0-0 1H 2H SF7 2B		0-0 2-3 1B	5	1	3	2	0	0	0						
Irv Noren, L (1,7) OBP: 0.328, SLG: 0.404	0-0		0-0 6-3		0-0		0-0 F4		0-0 E6	3	0	1	1	0	0	2						
Hank Bauer, R (9, FH) OBP: 0.340, SLG: 0.397									1-2 FC6-4	1	0	0	1	0	0	1						
Yogi Berra, L (1,2) OBP: 0.357, SLG: 0.474	0-0 F7				0-0 4-3		0-0 L9		0-0 F4	2	0	0	0	0	0	1						
Joe Collins, L (5,3) OBP: 0.350, SLG: 0.386										2	0	0	0	0	0	0						
Charles Silvera, R (9, FH) OBP: 0.355, SLG: 0.200										1	0	0	0	0	0	2						
Mickey Mantle, S (1,8) OBP: 0.427, SLG: 0.591			0-0 F8		4-0 1B BB		0-0 4-3		0-0 FC6-4	4	0	1	0	1	0	2						
Bill Skowron, R (1,3) OBP: 0.370, SLG: 0.567			0-0 F9		0-0 1B				0-0 L9	4	1	2	0	0	0	1						
Elaston Howard, R (1,9) OBP: 0.364, SLG: 0.541			0-3 K		0-3 K		0-0 1B FC4-6		0-0 F9	4	0	1	0	0	2	3						
Billy Hunter, R (1,6) OBP: 0.266, SLG: 0.291					0-0 F4		0-0 FC4-6 1B		0-0 1-3	1	0	0	0	0	0	0						
Eddie Robinson, L (4, FH) OBP: 0.352, SLG: 0.532										1	0	0	0	0	1	2						
Phil Rizzuto, R (4,6) OBP: 0.355, SLG: 0.283							0-0 FC4-6 1B			2	1	0	1	0	0	2						
Bob Turley, R (1,1) OBP: 0.218, SLG: 0.220					0-0 6-3		0-0 1B 2B 1B			0	0	0	0	0	0	0						
Johnny Kucks, R (1,1) OBP: 0.033, SLG: 0.067									0-0 L8	1	0	0	0	0	0	0						
Frank Leja, L (5, PH) OBP: 0.143, SLG: 0.143										1	0	0	0	0	1	0						
Bob Wiesler, S (5,1) OBP: 0.143, SLG: 0.143										1	1	1	0	0	0	0						
Tommy Byrne, L (9, PH) OBP: 0.356, SLG: 0.333										1	0	0	0	0	0	0						
Inning Stats	R: 0 E: 0 K: 0 S: 4	H: 1 LOB: 1 BB: 0 P: 4	R: 0 E: 0 K: 1 S: 5	H: 0 LOB: 0 BB: 0 P: 5	R: 0 E: 0 K: 0 S: 5	H: 2 LOB: 2 BB: 0 P: 5	R: 0 E: 0 K: 2 S: 8	H: 1 LOB: 2 BB: 1 P: 12	R: 0 E: 0 K: 1 S: 5	H: 0 LOB: 0 BB: 0 P: 5	R: 0 E: 0 K: 0 S: 3	H: 0 LOB: 0 BB: 0 P: 3	R: 5 E: 0 K: 0 S: 8	H: 5 LOB: 0 BB: 0 P: 8	R: 0 E: 0 K: 0 S: 4	H: 1 LOB: 1 BB: 0 P: 4	R: 1 E: 1 K: 0 S: 6	H: 2 LOB: 2 BB: 0 P: 6	1B: 8 2B: 4 3B: 0 HR: 0	SF: 1 SAC: 0 DP: 0 HBP: 0	WP: 0 PB: 0 SB: 0 CS: 0	PA: 41
PITCHER	IP WLS BF H R ER SO BB IBB HBP BLK WP HR S P ERA WHIP																					
Dick Donovan, R (1,1) ERA: 2.54	6.1 W 29 9 5 5 4 1 0 0 0 0 0 0 36 40 7.11 1.579																					
Sandy Consuegra, R (7,1) ERA: 2.09	2.0 9 3 1 1 0 0 0 0 0 0 0 0 9 9 4.50 1.500																					
Billy Pierce, L (9,1) ERA: 1.91	0.2 S 3 0 0 0 0 0 0 0 0 0 0 0 3 3 0.00 0.000																					

Batter	1	2	3	4	5	6	7	8	9	AB	R	H	RBI	BB	SO	LOB	BOTTOM				
Minnie Minoso, R (1,7) OBP: 0.347, SLG: 0.338	4-0 1B BB	0-0 1-3	0-0 FC5 1B		0-0 FC4			0-0 F9		4	1	1	1	1	0	1	New York Yankees @ Chicago White Sox Comiskey Park, Chicago, IL Wed Jul 20 1955, 4:33 AM EDT Att: 36,869 - Unknown AB 30 R 8 H 8 RBI 8 BB 7 SO 3 LOB 12				
Nellie Fox, L (1,4) OBP: 0.384, SLG: 0.436	4-0 1B 2B BB	0-0 S 1B	0-0 1-2 3H 1B		1-2		0-0 F6	4-0 BLK BB		3	1	2	1	2	0	0					
George Kell, R (1,5) OBP: 0.385, SLG: 0.411	0-0 1-2 2H 1B	0-0 F7	0-0 FC5		0-0		4-0 BB	0-0 5-3		4	0	1	1	1	0	4					
Walt Dropo, R (1,3) OBP: 0.341, SLG: 0.488	0-0 1B 2B		0-0 BB 1B 2B		0-0 F7		0-0 F7			4	2	2	1	0	0	1					
Jim Rivera, L (1,9) OBP: 0.328, SLG: 0.357	4-0 1B SF8 BB		0-3 K		0-0 F8		0-3 K			3	1	0	0	1	2	2					
Sherm Lollar, R (1,2) OBP: 0.385, SLG: 0.450	0-0 1-3 2H 1B		4-0 BB 1B BB		0-0 6-3		0-0 F8			3	1	1	1	1	0	0					
Chico Carrasquel, R (1,6) OBP: 0.335, SLG: 0.349	0-0 SF8		4-0 1-2 2-3 1B BB		0-0 3-1		0-0 E5			2	1	0	1	1	0	0					
Jim Busby, R (1,8) OBP: 0.284, SLG: 0.366	0-0 F9		0-0 F7		0-0 F9		0-0 L7			4	0	0	0	0	0	4					
Dick Donovan, L (1,1) OBP: 0.276, SLG: 0.220			0-3 K		0-0 FC4				0-0 4-3	2	1	1	2	0	1	0					
Sandy Consuegra, R (7,1) OBP: 0.150, SLG: 0.150										1	0	0	0	0	0	0					
Billy Pierce, L (9,1) OBP: 0.222, SLG: 0.152										0	0	0	0	0	0	0					
Inning Stats	R: 4 E: 0 K: 0 S: 5	H: 3 LOB: 3 BB: 3 P: 17	R: 0 E: 0 K: 1 S: 6	H: 1 LOB: 1 BB: 0 P: 6	R: 4 E: 0 K: 1 S: 9	H: 4 LOB: 2 BB: 2 P: 17	R: 0 E: 0 K: 0 S: 3	H: 0 LOB: 0 BB: 0 P: 3	R: 0 E: 0 K: 0 S: 3	H: 0 LOB: 1 BB: 1 P: 4	R: 0 E: 0 K: 1 S: 5	H: 0 LOB: 1 BB: 1 P: 9	R: 0 E: 1 K: 0 S: 3	H: 0 LOB: 0 BB: 0 P: 3	R: 0 E: 0 K: 0 S: 3	H: 0 LOB: 1 BB: 1 P: 7		1B: 6 2B: 2 3B: 0 HR: 0	SF: 1 SAC: 0 DP: 0 HBP: 1	WP: 0 PB: 0 SB: 1 CS: 0	PA: 39
PITCHER	IP WLS BF H R ER SO BB IBB HBP BLK WP HR S P ERA WHIP																				
Bob Turley, R (1,1) ERA: 3.13	0.1 L 5 2 4 4 0 3 0 0 0 0 0 0 2 14 108.00 15.000																				
Johnny Kucks, R (1,1) ERA: 3.89	3.2 19 6 4 4 2 2 0 0 0 0 0 0 21 29 9.82 2.182																				
Bob Wiesler, L (5,1) ERA: 4.44	4.0 15 0 0 0 1 2 0 0 1 1 0 0 14 23 0.00 0.500																				

Batter	1	2	3	4	5	6	7	8	9	AB	R	H	RBI	BB	SO	LOB	TOP					
Gil McDougald, R OBP: 0.370, SLG: 0.400 (1,4)	F9		1B 2B	FC6-4		4-3			F9	5	1	1	0	0	0	2						
Irv Noren, L OBP: 0.320, SLG: 0.391 (1,7)	3-1		2B 1B	L7			G3		4-3	5	0	1	0	0	0	1						
Mickey Mantle, S OBP: 0.426, SLG: 0.587 (1,8)	1B BB		F6		F8		F4		1B	4	0	1	0	1	0	2						
Yogi Berra, L OBP: 0.356, SLG: 0.468 (1,2)	1-2 1B		F4		F7		1B		3-1	5	0	2	0	0	0	3						
Bill Skowron, R OBP: 0.379, SLG: 0.570 (1,3)	K		2B		1B		L7			4	0	2	1	0	1	3						
Elston Howard, R OBP: 0.363, SLG: 0.523 (1,9)		F3	IBB		F4			F7		3	0	0	0	1	0	1						
Andy Carey, R OBP: 0.309, SLG: 0.385 (1,5)		F9	F2			CS 1B		2B		4	0	2	0	0	0	3						
Billy Hunter, R OBP: 0.274, SLG: 0.296 (8, PH)		E4						F7		3	0	2	0	0	0	0						
Eddie Robinson, L OBP: 0.352, SLG: 0.524 (8, PH)				FC1-6 1B		SH3-4 1B				1	0	0	0	0	0	1						
Phil Rizzuto, R OBP: 0.359, SLG: 0.291 (8,6)										0	0	0	0	0	0	0						
Tom Sturdivant, L OBP: 0.111, SLG: 0.111 (1,1)				FC1-6		SH3-4				2	0	0	0	0	1	2						
Joe Collins, L OBP: 0.348, SLG: 0.383 (8, PH)										1	0	0	0	0	1	1						
Jim Konstanty, R OBP: 0.250, SLG: 0.143 (8,1)				FC6-4					K	0	0	0	0	0	0	0						
Inning Stats	R: 0 E: 0 K: 1 S: 6	H: 1 LOB: 2 BB: 1 P: 10	R: 0 E: 1 K: 1 S: 6	H: 0 LOB: 1 BB: 0 P: 6	R: 1 E: 0 K: 0 S: 6	H: 3 LOB: 3 BB: 1 P: 10	R: 0 E: 0 K: 0 S: 4	H: 1 LOB: 1 BB: 0 P: 4	R: 0 E: 0 K: 0 S: 4	H: 2 LOB: 1 BB: 0 P: 4	R: 0 E: 0 K: 0 S: 4	H: 1 LOB: 1 BB: 0 P: 4	R: 0 E: 0 K: 1 S: 6	H: 1 LOB: 1 BB: 0 P: 6	R: 0 E: 0 K: 0 S: 4	H: 1 LOB: 1 BB: 0 P: 4	R: 0 E: 0 K: 0 S: 4	H: 1 LOB: 1 BB: 0 P: 4	1B: 9 2B: 2 3B: 0 HR: 0	SF: 0 SAC: 1 DP: 0 HBP: 0	WP: 0 PB: 0 CS: 1	PA: 40
PITCHER	IP	WLS	BF	H	R	ER	SO	BB	IBB	HBP	BLK	WP	HR	S	P	ERA	WHIP					
Vic Raschi, R ERA: 4.98 (1,1)	8.0	W	36	10	1	1	3	1	1	0	0	0	0	40	48	1.12	1.375					
Tom Gorman, R ERA: 4.05 (9,1)	1.0	S	4	1	0	0	0	0	0	0	0	0	0	4	4	0.00	1.000					

New York Yankees @ Kansas City Athletics
Municipal Stadium, Kansas City, MO
Fri Jul 22 1955, 4:33 AM EDT
Att: 31,123 - Unknown

AB 37
R 1
H 11
RBI 1
BB 2
SO 3
LOB 19



Batter	1	2	3	4	5	6	7	8	9	AB	R	H	RBI	BB	SO	LOB	BOTTOM				
Vic Power, R OBP: 0.347, SLG: 0.500 (1,3)	E5		F9			F9		F8		4	0	0	0	0	0	0					
Enos Slaughter, L OBP: 0.382, SLG: 0.338 (1,9)	F8			FC3-6 1B FC4-6 1B		FC4-6 1B		FC4-6 BB		3	1	2	0	1	0	1					
Elmer Valo, L OBP: 0.488, SLG: 0.494 (1,7)	F7			FC3-6 1B		F2		FC4-6 S 1B		4	1	1	0	0	0	3					
Harry Simpson, L OBP: 0.357, SLG: 0.458 (1,8)	1-3			FC3-6 FC4-6		FC4-6		1B		4	0	1	1	0	0	4					
Jim Finigan, R OBP: 0.346, SLG: 0.452 (1,4)		6-3		FC4-6		F3		6-3		4	0	0	1	0	0	2					
Hector Lopez, R OBP: 0.317, SLG: 0.352 (1,5)		L7		F3		1B SH3 1B				3	1	1	0	0	0	1					
Joe Demaestri, R OBP: 0.275, SLG: 0.305 (1,6)		CS 1B			F5		SH3 1B			3	0	2	0	0	0	0					
Joe Astroth, R OBP: 0.363, SLG: 0.320 (1,2)		CS	F5		F9		SH3			2	0	0	1	0	0	0					
Vic Raschi, R OBP: 0.250, SLG: 0.261 (1,1)					F8					3	0	0	0	0	1	1					
Tom Gorman, R OBP: 0.067, SLG: 0.133 (9,1)				K				4-3		0	0	0	0	0	0	0					
Inning Stats	R: 0 E: 1 K: 0 S: 4	H: 0 LOB: 0 BB: 0 P: 4	R: 0 E: 0 K: 0 S: 3	H: 1 LOB: 0 BB: 0 P: 3	R: 0 E: 0 K: 1 S: 5	H: 0 LOB: 0 BB: 0 P: 5	R: 1 E: 0 K: 0 S: 5	H: 2 LOB: 1 BB: 0 P: 5	R: 0 E: 0 K: 0 S: 4	H: 1 LOB: 1 BB: 0 P: 4	R: 1 E: 0 K: 0 S: 5	H: 2 LOB: 1 BB: 0 P: 5	R: 1 E: 0 K: 0 S: 4	H: 1 LOB: 1 BB: 1 P: 8	R: 0 E: 0 K: 0 S: 4	H: 1 LOB: 1 BB: 0 P: 8	1B: 7 2B: 0 3B: 0 HR: 0	SF: 0 SAC: 1 DP: 0 HBP: 0	WP: 0 PB: 0 CS: 1	PA: 33	
PITCHER	IP	WLS	BF	H	R	ER	SO	BB	IBB	HBP	BLK	WP	HR	S	P	ERA	WHIP				
Tom Sturdivant, R ERA: 3.04 (1,1)	7.0	L	27	6	2	2	1	0	0	0	0	0	0	29	29	2.57	0.857				
Jim Konstanty, R ERA: 1.66 (8,1)	1.0		5	1	1	1	0	1	0	0	0	0	0	4	8	9.00	2.000				

New York Yankees @ Kansas City Athletics
Municipal Stadium, Kansas City, MO
Fri Jul 22 1955, 4:33 AM EDT
Att: 31,123 - Unknown

AB 30
R 3
H 7
RBI 3
BB 1
SO 1
LOB 12



Batter	1	2	3	4	5	6	7	8	9	AB	R	H	RBI	BB	SO	LOB	TOP			
Minnie Minoso, R OBP: 0.353, SLG: 0.352 (1, 7)	F7		F9		L9		6-3			4	0	0	0	0	0	0				
Nelle Fox, L OBP: 0.374, SLG: 0.421 (1, 4)	F2		1B		4-3		1-3			4	0	1	0	0	0	0				
George Kell, R OBP: 0.400, SLG: 0.425 (1, 5)			1B		FC6-4		4-3			3	0	2	0	0	0	0				
Walt Dropo, R OBP: 0.347, SLG: 0.481 (1, 3)	F4		1B		FC6-4				F3	3	0	0	0	1	0	2				
Bob Nieman, R OBP: 0.333, SLG: 0.460 (1, 9)			F9		F9				F9	3	0	0	0	1	0	3				
Jim Rivera, L OBP: 0.328, SLG: 0.355 (8, PR) (8, 9)			6-3						BB	0	0	0	0	0	0	0				
Jim Busby, R OBP: 0.294, SLG: 0.370 (1, 8)					F6				BB	3	0	1	0	1	0	1				
Chico Carrasquel, R OBP: 0.343, SLG: 0.360 (1, 6)									9-3											
Sherm Lollar, R OBP: 0.384, SLG: 0.440 (1, 2)										4	0	0	0	0	1	2				
Connie Johnson, R OBP: 0.200, SLG: 0.200 (9, PR)										1	0	0	0	2	0	1				
Dick Donovan, L OBP: 0.286, SLG: 0.236 (1, 1)										0	0	0	0	0	0	0				
Bob Kennedy, R OBP: 0.308, SLG: 0.319 (9, PH)										0	0	0	0	0	2	3				
Inning Stats	R: 0 E: 0 K: 0 S: 4	H: 1 LOB: 1 BB: 0 P: 4	R: 0 E: 0 K: 1 S: 6	H: 1 LOB: 1 BB: 0 P: 6	R: 0 E: 0 K: 1 S: 7	H: 2 LOB: 3 BB: 1 P: 11	R: 0 E: 0 K: 1 S: 5	H: 0 LOB: 1 BB: 1 P: 9	R: 0 E: 0 K: 0 S: 3	H: 0 LOB: 2 BB: 0 P: 11	R: 0 E: 0 K: 0 S: 3	H: 0 LOB: 0 BB: 0 P: 3	R: 0 E: 0 K: 0 S: 2	H: 0 LOB: 1 BB: 1 P: 6	R: 0 E: 0 K: 0 S: 2	H: 0 LOB: 1 BB: 0 P: 3	1B: 4 2B: 1 3B: 0 HR: 0	SF: 0 SAC: 0 DP: 2 HBP: 2	WP: 1 PB: 0 SB: 2 CS: 0	PA: 36
PITCHER Tommy Byrne, L ERA: 2.66 (1, 1)	IP: 9.0 WLS: W BF: 36 H: 4 R: 0 ER: 0 SO: 3 BB: 4 IBB: 1 HBP: 2 BLK: 0 WP: 1 HR: 0 S: 35 P: 57 ERA: 0.00 WHIP: 0.889																			

Chicago White Sox @ New York Yankees
Yankee Stadium, Bronx, NY
Tue Jul 26 1955, 3:33 AM EDT
Att: 37,369 - Overcast - 80 F

AB	29
R	0
H	4
RBI	0
BB	5
SO	3
LOB	13



Batter	1	2	3	4	5	6	7	8	9	AB	R	H	RBI	BB	SO	LOB	BOTTOM			
Irv Noren, L OBP: 0.314, SLG: 0.389 (1, 7)			K		K		F7			4	0	1	0	0	2	0				
Elston Howard, R OBP: 0.356, SLG: 0.524 (1, 9)							F5			3	0	1	0	1	1	0				
Gil McDougald, R OBP: 0.369, SLG: 0.392 (1, 4)										4	0	1	0	0	1	2				
Yogi Berra, L OBP: 0.356, SLG: 0.477 (1, 2)										2	1	1	1	2	0	1				
Mickey Mantle, S OBP: 0.424, SLG: 0.580 (1, 8)										3	0	0	0	1	0	1				
Bill Skowron, R OBP: 0.385, SLG: 0.578 (1, 3)										4	0	2	0	0	0	4				
Andy Carey, R OBP: 0.307, SLG: 0.383 (1, 5)										3	0	1	0	0	1	1				
Tommy Byrne, L OBP: 0.288, SLG: 0.311 (1, 1)										3	0	0	0	0	0	2				
Billy Hunter, R OBP: 0.281, SLG: 0.315 (1, 6)										3	0	0	0	0	0	0				
Inning Stats	R: 0 E: 0 K: 1 S: 6	H: 2 LOB: 3 BB: 2 P: 14	R: 0 E: 0 K: 0 S: 3	H: 0 LOB: 0 BB: 0 P: 3	R: 0 E: 0 K: 2 S: 7	H: 0 LOB: 1 BB: 1 P: 11	R: 0 E: 0 K: 0 S: 4	H: 2 LOB: 1 BB: 0 P: 4	R: 0 E: 0 K: 1 S: 6	H: 1 LOB: 1 BB: 0 P: 6	R: 1 E: 0 K: 1 S: 7	H: 2 LOB: 1 BB: 0 P: 7	R: 0 E: 0 K: 0 S: 3	H: 0 LOB: 0 BB: 0 P: 3	R: 0 E: 0 K: 0 S: 3	H: 0 LOB: 1 BB: 1 P: 7	1B: 5 2B: 1 3B: 0 HR: 1	SF: 0 SAC: 0 DP: 0 HBP: 0	WP: 0 PB: 0 SB: 0 CS: 0	PA: 33
PITCHER Dick Donovan, R ERA: 2.7 (1, 1)	IP: 8.0 WLS: L BF: 33 H: 7 R: 1 ER: 1 SO: 5 BB: 4 IBB: 0 HBP: 0 BLK: 0 WP: 0 HR: 1 S: 39 P: 55 ERA: 1.12 WHIP: 1.375																			

Chicago White Sox @ New York Yankees
Yankee Stadium, Bronx, NY
Tue Jul 26 1955, 3:33 AM EDT
Att: 37,369 - Overcast - 80 F

AB	29
R	1
H	7
RBI	1
BB	4
SO	5
LOB	11



Batter	1	2	3	4	5	6	7	8	9	AB	R	H	RBI	BB	SO	LOB	TOP					
Minnie Mino , R (1, 7) OBP: 0.358, SLG: 0.356	FC5-6 1B	1B		SH3-4 1B BB	6-3			6-3 1B	F6	5	2	3	1	1	0	3						
Nellie Fox , L (1, 4) OBP: 0.374, SLG: 0.421	FC5-6 BB 1-2	1B		SH3-4 1B		F5		6-3		5	2	2	0	0	0	2						
George Kell , R (1, 5) OBP: 0.401, SLG: 0.426	F9	BB 1-2 2-H	1B	SH3-4 1-2 2-3			5-3 1B	L5		4	0	2	1	0	0	2						
Walt Dropo , R (1, 3) OBP: 0.354, SLG: 0.485										4	0	3	3	1	0	1						
Bobby Adams , R (9, PR) OBP: 0.360, SLG: 0.413										0	1	0	0	0	0	0						
Bob Kennedy , R (9, 3) OBP: 0.308, SLG: 0.319	BB 1-2	BB 1-2 2-H	1B	BB 1-2 2-H				BB 1B BB		0	0	0	0	0	0	0						
Jim Rivera , L (1, 9) OBP: 0.335, SLG: 0.356	1-2 2-3	BB		BB 1-2 2-3				BB 1B BB		2	1	1	0	3	0	1						
Jim Busby , R (1, 8) OBP: 0.290, SLG: 0.365	F7	F9		E6 1-H				K		5	0	0	0	0	1	8						
Sherm Lollar , R (1, 2) OBP: 0.385, SLG: 0.437		SH5-4 1B		F7				1-3		4	1	1	0	1	0	1						
Chico Carrasquel , R (1, 6) OBP: 0.339, SLG: 0.355										4	0	0	0	0	0	1						
Gil Coan , L (9, PH) OBP: 0.314, SLG: 0.331										1	0	0	0	0	0	3						
Jim Briedeweser , R (9, 6) OBP: 0.233, SLG: 0.300										0	0	0	0	0	0	0						
Harry Byrd , R (1, 1) OBP: 0.167, SLG: 0.143		SH5-4		F4				5-3		3	0	0	0	0	0	0						
Morrie Martin , L (8, 1) OBP: 0.333, SLG: 0.333										0	0	0	0	0	0	0						
Dixie Howell , L (8, 1) OBP: 0.400, SLG: 0.400	1-2									1	0	1	1	0	0	0						
Inning Stats	R: 0 E: 0 K: 0 S: 5	H: 2 LOB: 3 BB: 1 P: 9	R: 3 E: 0 K: 0 S: 8	H: 5 LOB: 3 BB: 1 P: 12	R: 0 E: 0 K: 0 S: 3	H: 0 LOB: 0 BB: 0 P: 3	R: 3 E: 1 K: 0 S: 5	H: 2 LOB: 1 BB: 2 P: 13	R: 0 E: 0 K: 0 S: 3	H: 0 LOB: 0 BB: 0 P: 3	R: 0 E: 0 K: 0 S: 4	H: 1 LOB: 1 BB: 0 P: 4	R: 0 E: 0 K: 0 S: 3	H: 0 LOB: 0 BB: 0 P: 3	R: 0 E: 0 K: 0 S: 4	H: 1 LOB: 1 BB: 2 P: 4	R: 1 E: 0 K: 1 S: 7	H: 2 LOB: 3 BB: 2 P: 15	1B: 13 2B: 0 3B: 0 HR: 0	SF: 0 SAC: 2 DP: 0 HBP: 0	WP: 0 PB: 0 SB: 0 CS: 0	PA: 46
PITCHER	IP WLS BF H R ER SO BB IBB HBP BLK WP HR S P ERA WHIP																					
Ed Lopat , L (1, 1) ERA: 3.74	1.2 L 13 7 3 3 0 1 0 0 0 0 0 0 12 16 16.20 4.800																					
Tom Sturdivant , R (2, 1) ERA: 3.31	1.2 9 2 3 2 0 2 0 0 0 0 0 0 7 15 10.80 2.400																					
Bob Wiesler , L (4, 1) ERA: 3.77	4.2 17 2 0 0 0 1 0 0 0 0 0 0 16 20 0.00 0.643																					
Tom Morgan , R (9, 1) ERA: 2.3	1.0 7 2 1 1 1 2 0 0 0 0 0 0 7 15 9.00 4.000																					

Chicago White Sox @ New York Yankees
 Yankee Stadium, Bronx, NY
 Wed Jul 27 1955, 3:33 AM EDT
 Att: 18,252 - Unknown - 92 F

AB	38
R	7
H	13
RBI	6
BB	6
SO	1
LOB	22



Batter	1	2	3	4	5	6	7	8	9	AB	R	H	RBI	BB	SO	LOB	BOTTOM			
Irv Noren , L (1, 7) OBP: 0.314, SLG: 0.387	6-3		F7			4-3		HBP 1B		4	1	1	1	0	0	0				
Joe Collins , L (1, 9) OBP: 0.337, SLG: 0.379	F4			HR		F9		1B HBP		3	1	1	1	0	0	0				
Gil McDougald , R (1, 4) OBP: 0.368, SLG: 0.392				L9		F9		SF7		3	0	1	1	0	0	0				
Yogi Berra , L (1, 2) OBP: 0.354, SLG: 0.474	F9			G3		F2		1B		4	0	1	1	0	0	1				
Mickey Mantle , S (1, 8) OBP: 0.420, SLG: 0.574				K		F4		F8		4	0	0	0	0	1	2				
Bill Skowron , R (1, 3) OBP: 0.378, SLG: 0.566						F4		F9		4	0	0	0	0	0	0				
Andy Carey , R (1, 5) OBP: 0.382						F2				1	0	0	0	0	0	0				
Eddie Robinson , L (6, PH) OBP: 0.352, SLG: 0.527								K		3	1	1	0	0	1	0				
Billy Hunter , R (1, 6) OBP: 0.314										1	0	0	0	0	0	0				
Bob Cerv , R (5, PH) OBP: 0.327, SLG: 0.488										1	0	1	0	0	0	0				
Jerry Coleman , R (8, 6) OBP: 0.303, SLG: 0.300										0	0	0	0	0	0	0				
Elston Howard , R (8, PH) OBP: 0.357, SLG: 0.521										1	0	0	0	0	1	1				
Tom Morgan , R (9, 1) OBP: 0.290, SLG: 0.365										0	0	0	0	0	0	0				
Tommy Byrne , L (9, PH) OBP: 0.283, SLG: 0.304										1	0	0	0	0	0	0				
Ed Lopat , L (1, 1) OBP: 0.194, SLG: 0.138										0	0	0	0	0	0	0				
Tom Sturdivant , L (2, 1) OBP: 0.100, SLG: 0.100										1	0	0	0	0	0	0				
Bob Wiesler , S (4, 1) OBP: 0.125, SLG: 0.125										1	0	0	0	0	1	1				
Hank Bauer , R (8, PH) OBP: 0.340, SLG: 0.401										1	1	1	0	0	0	0				
Inning Stats	R: 0 E: 0 K: 0 S: 4	H: 1 LOB: 1 BB: 0 P: 4	R: 0 E: 0 K: 0 S: 3	H: 0 LOB: 0 BB: 0 P: 3	R: 0 E: 0 K: 0 S: 3	H: 0 LOB: 0 BB: 0 P: 3	R: 1 E: 0 K: 1 S: 6	H: 1 LOB: 0 BB: 0 P: 6	R: 0 E: 0 K: 0 S: 3	H: 0 LOB: 0 BB: 0 P: 3	R: 0 E: 0 K: 0 S: 3	H: 0 LOB: 0 BB: 0 P: 3	R: 0 E: 0 K: 0 S: 9	H: 4 LOB: 2 BB: 0 P: 10	R: 0 E: 0 K: 1 S: 5	H: 0 LOB: 0 BB: 0 P: 5	1B: 4 2B: 2 3B: 0 HR: 1	SF: 1 SAC: 0 DP: 0 HBP: 1	WP: 0 PB: 0 SB: 0 CS: 0	PA: 35
PITCHER	IP WLS BF H R ER SO BB IBB HBP BLK WP HR S P ERA WHIP																			
Harry Byrd , R (1, 1) ERA: 4.5	7.1 W 28 6 4 4 3 0 0 0 0 0 0 1 34 34 4.91 0.818																			
Morrie Martin , L (8, 1) ERA: 4.01	0.0 1 0 0 0 0 0 0 0 1 0 0 0 0 1 0.00 0.600																			
Dixie Howell , R (8, 1) ERA: 3.38	1.2 S 6 1 0 0 1 0 0 0 0 0 0 0 8 8 0.00 0.600																			

Chicago White Sox @ New York Yankees
 Yankee Stadium, Bronx, NY
 Wed Jul 27 1955, 3:33 AM EDT
 Att: 18,252 - Unknown - 92 F


AB	33
R	4
H	7
RBI	4
BB	0
SO	4
LOB	5



Batter	1	2	3	4	5	6	7	8	9	AB	R	H	RBI	BB	SO	LOB	TOP																					
Minnie Minoso, R OBP: 0.359, SLG: 0.360 (1, 7)	F3		FC5	FC5			FC5		F3	5	1	2	0	0	0	2																						
Nelle Fox, L OBP: 0.374, SLG: 0.417 (1, 4)	1B		F8				F8		3-1	3	1	0	0	2	0	1																						
Bobby Adams, R OBP: 0.350, SLG: 0.400 (1, 5)	K		F9				K		FC5	5	0	0	0	0	2	4																						
Walt Dropo, R OBP: 0.356, SLG: 0.496 (1, 3)	E6								F8	4	1	2	2	0	0	1																						
Jim Rivera, L OBP: 0.337, SLG: 0.356 (1, 9)	FC5-4		CS				K		K	3	0	1	1	1	2	0																						
Sherm Lollar, R OBP: 0.386, SLG: 0.433 (1, 2)	FC5-4		CS				5-3		BB	2	0	0	0	2	0	2																						
Jim Busby, R OBP: 0.290, SLG: 0.364 (1, 8)			K				K		BB	4	0	1	0	0	3	1																						
Chico Carrasquel, R OBP: 0.341, SLG: 0.353 (1, 6)	6-3						F6		BB	2	0	0	0	2	0	0																						
Connie Johnson, R OBP: 0.143, SLG: 0.214 Billy Pierce, L OBP: 0.211, SLG: 0.143 (9, 1)	K		F5				6-3		F9	4	0	0	0	0	1	5																						
										0	0	0	0	0	0	0																						
Inning Stats	R: 1 E: 1 K: 1 S: 7	H: 1 LOB: 2 BB: 1 P: 11	R: 0 E: 0 K: 2 S: 7	H: 0 LOB: 0 BB: 0 P: 7	R: 2 E: 0 K: 0 S: 4	H: 2 LOB: 0 BB: 1 P: 8	R: 0 E: 0 K: 1 S: 5	H: 0 LOB: 2 BB: 2 P: 13	R: 0 E: 0 K: 1 S: 5	H: 1 LOB: 1 BB: 0 P: 5	R: 0 E: 0 K: 2 S: 7	H: 0 LOB: 0 BB: 0 P: 7	R: 0 E: 0 K: 0 S: 4	H: 1 LOB: 2 BB: 1 P: 8	R: 0 E: 0 K: 1 S: 6	H: 1 LOB: 3 BB: 2 P: 14	R: 0 E: 0 K: 0 S: 3	H: 0 LOB: 0 BB: 0 P: 3	1B: 4 2B: 1 3B: 0 HR: 1	SF: 0 SAC: 0 DP: 0 HBP: 0	WP: 0 PB: 0 SB: 1 CS: 1	PA: 40																
PITCHER	IP	WLS	BF	H	R	ER	SO	BB	IBB	HBP	BLK	WP	HR	S	P	ERA	WHIP	PITCHER				IP	WLS	BF	H	R	ER	SO	BB	IBB	HBP	BLK	WP	HR	S	P	ERA	WHIP
Bob Turley, R ERA: 3.11 Jim Konstanty, R ERA: 1.6 (1, 1) (9, 1)	8.0	L	36	6	3	2	8	7	0	0	0	0	1	45	73	2.25	1.625																					

Chicago White Sox @ New York Yankees
 Yankee Stadium, Bronx, NY
 Thu Jul 28, 1955, 3:33 AM EDT
 Att: 14,062 - Unknown - 74 F

AB 32
R 3
H 6
RBI 3
BB 7
SO 8
LOB 16



Batter	1	2	3	4	5	6	7	8	9	AB	R	H	RBI	BB	SO	LOB	BOTTOM																					
Andy Carey, R OBP: 0.307, SLG: 0.381 (1, 5)	BB		F5				E6		4-3	4	0	1	0	1	0	0																						
Joe Collins, L OBP: 0.341, SLG: 0.378 Jerry Coleman, R OBP: 0.343, SLG: 0.290 (9, PH)	F7		F9				F9		IBB	3	0	1	0	1	0	1																						
Gil McDougald, R OBP: 0.367, SLG: 0.388 (1, 4)	BB						F9		1B	3	0	0	0	1	1	3																						
Yogi Berra, L OBP: 0.353, SLG: 0.472 (1, 2)	F6		F4				9-2		HR	4	1	1	0	0	0	4																						
Mickey Mantle, S OBP: 0.423, SLG: 0.589 (1, 8)	F4						1B		HR	3	1	2	2	1	0	2																						
Bill Skowron, R OBP: 0.376, SLG: 0.560 Tom Carroll, R (9, FR)	K		1-3-1				1B		E5	4	0	1	0	0	1	1																						
Irv Noren, L OBP: 0.310, SLG: 0.382 Hank Bauer, R OBP: 0.339, SLG: 0.400 (9, PH)	4-3						F5		F7	3	0	0	0	0	2																							
Billy Hunter, R OBP: 0.278, SLG: 0.311 Eddie Robinson, L OBP: 0.320, SLG: 0.524 Phil Rizzuto, R OBP: 0.369, SLG: 0.291 (8, 6)	K						G4-6-3		BB	2	0	0	0	0	1	0																						
Bob Turley, R OBP: 0.200, SLG: 0.200 Bob Cerv, R OBP: 0.320, SLG: 0.458 Jim Konstanty, R OBP: 0.250, SLG: 0.143 Elston Howard, R OBP: 0.355, SLG: 0.518 (1, 1) (8, PH) (9, 1) (9, PH)			K				L6		F9	2	0	0	0	0	1	0																						
									5-3	1	0	0	0	0	0	0																						
Inning Stats	R: 0 E: 0 K: 0 S: 4	H: 1 LOB: 2 BB: 1 P: 8	R: 0 E: 0 K: 2 S: 7	H: 0 LOB: 0 BB: 0 P: 7	R: 0 E: 0 K: 1 S: 6	H: 1 LOB: 1 BB: 0 P: 6	R: 0 E: 0 K: 0 S: 3	H: 0 LOB: 0 BB: 1 P: 7	R: 0 E: 0 K: 0 S: 4	H: 1 LOB: 1 BB: 0 P: 4	R: 0 E: 0 K: 1 S: 8	H: 2 LOB: 2 BB: 2 P: 16	R: 2 E: 1 K: 1 S: 8	H: 2 LOB: 3 BB: 2 P: 16	1B: 4 2B: 1 3B: 1 HR: 1	SF: 0 SAC: 0 DP: 2 HBP: 0	WP: 0 PB: 0 SB: 0 CS: 0	PA: 38																				
PITCHER	IP	WLS	BF	H	R	ER	SO	BB	IBB	HBP	BLK	WP	HR	S	P	ERA	WHIP	PITCHER				IP	WLS	BF	H	R	ER	SO	BB	IBB	HBP	BLK	WP	HR	S	P	ERA	WHIP
Connie Johnson, R ERA: 2.49 Billy Pierce, L ERA: 1.74 (1, 1) (9, 1)	8.0	S	33	6	2	2	4	3	0	0	0	0	1	38	50	2.25	1.125																					


Chicago White Sox @ New York Yankees
 Yankee Stadium, Bronx, NY
 Thu Jul 28, 1955, 3:33 AM EDT
 Att: 14,062 - Unknown - 74 F

AB 33
R 2
H 6
RBI 2
BB 5
SO 5
LOB 21



Batter	1	2	3	4	5	6	7	8	9	AB	R	H	RBI	BB	SO	LOB	TOP			
Vic Power, R OBP: 0.346, SLG: 0.493 (1, 3)	0-0 4-3			0-0 E5 3B		0-0 F9		0-0 1-3		4	1	0	0	0	0	0	Kansas City Athletics @ New York Yankees Yankee Stadium, Bronx, NY Fri Jul 29 1955, 3:33 AM EDT Att: 13,675 - Overcast livebaseballscorecards.com			
Bill Renna, R OBP: 0.332, SLG: 0.410 Tom Gorman, R OBP: 0.063, SLG: 0.125 (1, 9) (8, 1)	0-0 1-3			0-0 2H 3B		0-3 K		0-0 F3		4	0	1	1	0	1	0				
Gus Zernial, R OBP: 0.310, SLG: 0.489 Don Plarski, R OBP: 0.091, SLG: 0.091 (1, 7) (9, PR)	0-3 K			0-3 K		0-3 K			0-0 G6-4-3 1B	4	0	1	0	0	3	1				
Jim Finigan, R OBP: 0.337, SLG: 0.434 (1, 4)		0-0 6-3		0-3 K			0-0 F6		0-0 G6-4-3 1B	4	0	0	0	0	1	2				
Bill Wilson, R OBP: 0.288, SLG: 0.437 Billy Shantz, R OBP: 0.299, SLG: 0.303 (1, 8) (8, 2)		0-0 6-3		0-0 F8			4-0 BB		4-0 1B BB	2	0	0	0	1	0	1				
Hector Lopez, R OBP: 0.318, SLG: 0.359 (1, 5)		0-0 5-3			0-3 K		0-0 F7		0-0 1-2 1B	4	0	1	0	0	1	1				
Joe Demaestri, R OBP: 0.281, SLG: 0.305 (1, 6)			0-0 L6		4-0 6-3 1B BB		0-0 F4		0-0 F7	3	0	0	0	1	0	3				
Joe Astroth, R OBP: 0.340, SLG: 0.297 Harry Simpson, L OBP: 0.350, SLG: 0.441 (1, 2) (8, PH) (8, 8)			0-0 F8		0-0 6-3			0-3 K		2	0	0	0	0	0	1				
Vic Raschi, R OBP: 0.269, SLG: 0.280 Enos Slaughter, L OBP: 0.385, SLG: 0.391 (1, 1) (8, PH) (8, 9)			0-0 4-3		0-0 1-2 1B 2H			0-0 HR		2	0	1	0	0	0	0				
Inning Stats	R: 0 E: 0 K: 1 S: 5	H: 0 LOB: 0 BB: 0 P: 5	R: 0 E: 0 K: 0 S: 3	H: 0 LOB: 0 BB: 0 P: 3	R: 0 E: 0 K: 0 S: 3	H: 0 LOB: 0 BB: 0 P: 3	R: 1 E: 1 K: 2 S: 9	H: 1 LOB: 1 BB: 0 P: 9	R: 0 E: 0 K: 1 S: 7	H: 0 LOB: 0 BB: 0 P: 7	R: 0 E: 0 K: 0 S: 3	H: 0 LOB: 1 BB: 1 P: 7	R: 1 E: 0 K: 1 S: 6	H: 1 LOB: 0 BB: 0 P: 6	R: 0 E: 0 K: 0 S: 4	H: 2 LOB: 2 BB: 1 P: 8		1B: 3 2B: 0 3B: 1 HR: 1	SF: 0 SAC: 0 DP: 1 HBP: 0	WP: 0 PB: 0 SB: 0 CS: 0
PITCHER Whitey Ford, L ERA: 2.81 (1, 1)	IP: 9.0 WLS: W BF: 34 H: 5 R: 2 ER: 1 SO: 7 BB: 3 IBB: 0 HBP: 0 BLK: 0 WP: 0 HR: 1 S: 45 P: 57 ERA: 1.00 WHIP: 0.889															PITCHER Whitey Ford, L ERA: 2.81 (1, 1)	IP: 9.0 WLS: W BF: 34 H: 5 R: 2 ER: 1 SO: 7 BB: 3 IBB: 0 HBP: 0 BLK: 0 WP: 0 HR: 1 S: 45 P: 57 ERA: 1.00 WHIP: 0.889			

Batter	1	2	3	4	5	6	7	8	9	AB	R	H	RBI	BB	SO	LOB	BOTTOM			
Irv Noren, L OBP: 0.310, SLG: 0.384 (1, 9) (9, 7)	0-0 F7		0-0 F9		0-0 2B		0-0 4-3			4	0	1	0	0	0	0	Kansas City Athletics @ New York Yankees Yankee Stadium, Bronx, NY Fri Jul 29 1955, 3:33 AM EDT Att: 13,675 - Overcast livebaseballscorecards.com			
Gil McDougald, R OBP: 0.358, SLG: 0.389 (1, 4)	0-3 K		0-0 BB 1B		0-0 1-3			0-0 FC3-6 1B		4	0	2	0	0	1	0				
Mickey Mantle, S OBP: 0.421, SLG: 0.584 (1, 8)	0-0 3-1		4-0 1-2 BB		0-0 F9			0-0 FC3-6 1B 1B		3	1	0	0	1	0	1				
Yogi Berra, L OBP: 0.355, SLG: 0.471 (1, 2)		0-0 3-1	0-0 F9			4-0 L4-3 BB		0-0 1-3 1B		3	0	1	0	1	0	2				
Bill Skowron, R OBP: 0.373, SLG: 0.559 Hank Bauer, R OBP: 0.339, SLG: 0.400 (1, 3) (9, 9)		0-0 6-3 1B 2B		0-0 F7		0-0 L4-3 1-2		0-3 K		4	1	1	0	0	1	3				
Bob Cerv, R OBP: 0.321, SLG: 0.440 Joe Collins, L OBP: 0.344, SLG: 0.383 (1, 7) (8, PH) (9, 3)		0-0 6-3		4-0 S BB		0-0 6-3		0-0 1-2 1B		2	0	0	0	1	0	1				
Andy Carey, R OBP: 0.307, SLG: 0.379 (1, 5)		0-0 2-3 1B		0-0 F8			0-0 1-3	0-0 F8		4	0	1	1	0	0	3				
Jerry Coleman, R OBP: 0.342, SLG: 0.273 (1, 6)		0-0 3H L8		4-0 BB			0-0 4-3			2	0	0	0	1	0	1				
Whitey Ford, L OBP: 0.254, SLG: 0.214 (1, 1)			0-3 K		0-0 4-3			0-0 HR		3	1	1	1	0	1	2				
Inning Stats	R: 0 E: 0 K: 1 S: 5	H: 2 LOB: 1 BB: 0 P: 5	R: 1 E: 0 K: 0 S: 5	H: 2 LOB: 1 BB: 0 P: 5	R: 0 E: 0 K: 1 S: 6	H: 1 LOB: 2 BB: 1 P: 10	R: 0 E: 0 K: 0 S: 3	H: 0 LOB: 2 BB: 2 P: 11	R: 0 E: 0 K: 0 S: 2	H: 0 LOB: 0 BB: 1 P: 6	R: 1 E: 0 K: 0 S: 4	H: 1 LOB: 0 BB: 0 P: 4	R: 1 E: 0 K: 1 S: 8	H: 3 LOB: 2 BB: 0 P: 8	R: 1 E: 0 K: 0 S: 4	H: 1 LOB: 0 BB: 0 P: 4		1B: 5 2B: 3 3B: 0 HR: 1	SF: 0 SAC: 0 DP: 1 HBP: 0	WP: 0 PB: 0 SB: 1 CS: 0
PITCHER Vic Raschi, R ERA: 4.76 Tom Gorman, R ERA: 3.6 (1, 1) (8, 1)	IP: 7.0 WLS: L BF: 28 H: 5 R: 2 ER: 2 SO: 2 BB: 4 IBB: 0 HBP: 0 BLK: 0 WP: 0 HR: 1 S: 28 P: 44 ERA: 2.57 WHIP: 1.286															PITCHER Vic Raschi, R ERA: 4.76 Tom Gorman, R ERA: 3.6 (1, 1) (8, 1)	IP: 7.0 WLS: L BF: 28 H: 5 R: 2 ER: 2 SO: 2 BB: 4 IBB: 0 HBP: 0 BLK: 0 WP: 0 HR: 1 S: 28 P: 44 ERA: 2.57 WHIP: 1.286			



Batter	1	2	3	4	5	6	7	8	9	AB	R	H	RBI	BB	SO	LOB	TOP					
Vic Power, R OBP: 0.348, SLG: 0.493 (1, 3)	F6		L5		F8		2B 1B	2B 1B	1B	6	2	3	0	0	0	0						
Enos Slaughter, L OBP: 0.390, SLG: 0.393 (8, FR)	2B E		4-3		4-3		2B SF8 1B	2B 1B	4-3	4	2	2	0	1	0	0						
Bill Renna, R OBP: 0.330, SLG: 0.407 (8, 9)										1	1	0	0	0	0	1						
Elmer Valo, L OBP: 0.487, SLG: 0.522 (1, 7)	E9		F6			HR	1B 2B	1B 2B		5	3	4	3	0	0	0						
Harry Simpson, L OBP: 0.351, SLG: 0.444 (1, 8)	FC4-2-5					L4	SF8	1B 8-2		3	1	1	1	1	0	1						
Jim Finigan, R OBP: 0.338, SLG: 0.433 (1, 4)	6-3				4-3		K	1B BB		5	1	2	3	0	1	2						
Hector Lopez, R OBP: 0.329, SLG: 0.377 (1, 5)										3	2	3	2	1	0	0						
Joe Demaestri, R OBP: 0.307, SLG: 0.307 (1, 6)										4	0	2	2	0	0	4						
Jack Littrell, R OBP: 0.220, SLG: 0.214 (8, 6)	SF7									0	0	0	0	0	0	0						
Joe Astroth, R OBP: 0.337, SLG: 0.290 (1, 2)										4	0	0	0	1	0	2						
Arnie Portocarrero, R OBP: 0.048, SLG: 0.190 (1, 1)										5	0	0	0	0	3	3						
Inning Stats	R: 1 E: 1 K: 0 S: 4	H: 1 LOB: 1 BB: 1 P: 8	R: 1 E: 0 K: 1 S: 6	H: 1 LOB: 0 BB: 0 P: 6	R: 0 E: 0 K: 0 S: 3	H: 0 LOB: 0 BB: 0 P: 3	R: 2 E: 0 K: 0 S: 5	H: 3 LOB: 0 BB: 0 P: 5	R: 0 E: 0 K: 1 S: 5	H: 0 LOB: 0 BB: 0 P: 5	R: 1 E: 0 K: 1 S: 7	H: 2 LOB: 3 BB: 1 P: 12	R: 4 E: 0 K: 0 S: 8	H: 5 LOB: 1 BB: 0 P: 8	R: 3 E: 0 K: 0 S: 6	H: 4 LOB: 2 BB: 2 P: 14	R: 0 E: 0 K: 1 S: 6	H: 1 LOB: 1 BB: 0 P: 6	1B: 10 2B: 6 3B: 1 HR: 1	SF: 2 SAC: 0 DP: 2 HBP: 1	WP: 0 PB: 0 SB: 0 CS: 0	PA: 47
PITCHER	IP	WLS	BF	H	R	ER	SO	BB	IBB	HBP	BLK	WP	HR	S	P	ERA	WHIP					
Johnny Kucks, R ERA: 3.67 (1, 1)	6.0	L	27	7	5	4	3	1	1	1	0	0	1	30	39	6.00	1.333					
Tom Morgan, R ERA: 3.34 (7, 1)	2.0		16	9	7	7	0	1	1	0	0	0	0	14	22	31.50	5.000					
Tom Sturdivant, R ERA: 3.24 (9, 1)	1.0		4	1	0	0	1	0	0	0	0	0	0	6	6	0.00	1.000					

Kansas City Athletics @ New York Yankees
Yankee Stadium, Bronx, NY
Sat Jul 30 1955, 3:33 AM EDT
Att: 27,238 - Unknown

AB 40
R 12
H 17
RBI 11
BB 4
SO 4
LOB 13



Batter	1	2	3	4	5	6	7	8	9	AB	R	H	RBI	BB	SO	LOB	BOTTOM					
Irv Noren, L OBP: 0.309, SLG: 0.382 (1, 7)	F4		8-4-3			F9		G4-3 1B		4	0	1	1	0	0	1						
Gil McDougald, R OBP: 0.372, SLG: 0.399 (1, 4)										4	1	3	0	0	0	2						
Mickey Mantle, S OBP: 0.417, SLG: 0.579 (1, 8)	SF7					1B				3	0	0	1	0	0	2						
Yogi Berra, L OBP: 0.352, SLG: 0.466 (1, 2)										3	0	0	0	0	0	1						
Elston Howard, R OBP: 0.354, SLG: 0.515 (8, 2)	F4									1	0	0	0	0	0	0						
Bill Skowron, R OBP: 0.367, SLG: 0.548 (1, 3)										4	0	0	0	0	1	1						
Joe Collins, L OBP: 0.339, SLG: 0.375 (1, 9)										3	0	0	0	0	1	0						
Andy Carey, R OBP: 0.307, SLG: 0.379 (1, 5)										3	1	1	0	0	0	0						
Jerry Coleman, R OBP: 0.325, SLG: 0.257 (1, 6)										2	0	0	0	0	2	0						
Eddie Robinson, L OBP: 0.354, SLG: 0.524 (8, PH)										0	0	0	0	1	0	0						
Billy Hunter, R OBP: 0.278, SLG: 0.311 (8, FR)										0	0	0	0	0	0	0						
Johnny Kucks, R OBP: 0.061, SLG: 0.091 (1, 1)										1	0	1	0	0	0	0						
Bob Cerv, R OBP: 0.315, SLG: 0.431 (6, PH)										1	0	0	0	0	0	0						
Tom Morgan, R OBP: 0.200, SLG: 0.200 (7, 1)										0	0	0	0	0	0	0						
Tommy Byrne, L OBP: 0.278, SLG: 0.298 (8, PH)										1	0	0	0	0	2							
Tom Sturdivant, L OBP: 0.100, SLG: 0.100 (9, 1)										0	0	0	0	0	0	0						
Inning Stats	R: 1 E: 0 K: 0 S: 4	H: 1 LOB: 0 BB: 0 P: 4	R: 0 E: 0 K: 2 S: 7	H: 0 LOB: 0 BB: 0 P: 7	R: 0 E: 0 K: 1 S: 5	H: 1 LOB: 0 BB: 0 P: 5	R: 0 E: 0 K: 0 S: 4	H: 1 LOB: 1 BB: 0 P: 4	R: 0 E: 0 K: 0 S: 3	H: 0 LOB: 0 BB: 0 P: 3	R: 1 E: 0 K: 0 S: 4	H: 2 LOB: 2 BB: 1 P: 8	R: 0 E: 0 K: 0 S: 3	H: 0 LOB: 0 BB: 0 P: 3	1B: 5 2B: 1 3B: 1 HR: 0	SF: 1 SAC: 0 DP: 2 HBP: 0	WP: 0 PB: 0 SB: 0 CS: 0	PA: 32				
PITCHER	IP	WLS	BF	H	R	ER	SO	BB	IBB	HBP	BLK	WP	HR	S	P	ERA	WHIP					
Arnie Portocarrero, R ERA: 4.99 (1, 1)	9.0	W	32	6	2	2	4	1	0	0	0	0	0	39	43	2.00	0.778					

Kansas City Athletics @ New York Yankees
Yankee Stadium, Bronx, NY
Sat Jul 30 1955, 3:33 AM EDT
Att: 27,238 - Unknown

AB 30
R 2
H 6
RBI 2
BB 1
SO 4
LOB 9



Batter	1	2	3	4	5	6	7	8	9	AB	R	H	RBI	BB	SO	LOB	TOP					
Vic Power, R OBP: 0.347, SLG: 0.490 (1,3)										3	0	0	0	1	0	0						
Enos Slaughter, L OBP: 0.397, SLG: 0.386 (1,9)										3	0	0	0	1	0	2						
Elmer Valo, L OBP: 0.478, SLG: 0.511 (1,7)										4	0	0	0	0	1	1						
Harry Simpson, L OBP: 0.350, SLG: 0.440 (1,8)										4	1	1	0	0	0	0						
Jim Finigan, R OBP: 0.337, SLG: 0.430 (1,4)										3	0	0	0	1	1	0						
Hector Lopez, R OBP: 0.331, SLG: 0.378 (1,5)										4	0	2	1	0	0	0						
Joe Demaestri, R OBP: 0.283, SLG: 0.316 (1,6)										3	1	1	1	0	0	2						
Joe Astroth, R OBP: 0.338, SLG: 0.288 (7, PH)										1	0	0	0	1	0	0						
Gus Zernial, R OBP: 0.309, SLG: 0.487 (7, PH)										1	0	0	0	0	1	2						
Alex Kellner, R OBP: 0.333, SLG: 0.361 (7, 1)										0	0	0	0	0	0	0						
Cloyd Boyer, R OBP: 0.138, SLG: 0.074 (5, 1)										2	0	0	0	0	1	1						
Bill Harrington, R OBP: 0.250, SLG: 0.182 (7, PH)										0	0	0	0	0	0	0						
Bill Renna, R OBP: 0.328, SLG: 0.405 (7, PH)										1	0	0	0	0	0	2						
Billy Shantz, R OBP: 0.299, SLG: 0.303 (7, 2)										0	0	0	0	0	0	0						
Inning Stats	R: 0 E: 0 K: 1 S: 4	H: 0 LOB: 1 BB: 1 P: 8	R: 0 E: 0 K: 1 S: 5	H: 1 LOB: 0 BB: 0 P: 5	R: 0 E: 0 K: 0 S: 3	H: 0 LOB: 2 BB: 2 P: 11	R: 0 E: 0 K: 0 S: 3	H: 0 LOB: 0 BB: 0 P: 3	R: 1 E: 0 K: 1 S: 6	H: 1 LOB: 0 BB: 0 P: 6	R: 0 E: 0 K: 0 S: 3	H: 0 LOB: 0 BB: 0 P: 3	R: 1 E: 1 K: 1 S: 7	H: 2 LOB: 2 BB: 1 P: 11	R: 0 E: 0 K: 0 S: 3	H: 0 LOB: 0 BB: 0 P: 3	R: 0 E: 0 K: 0 S: 3	H: 0 LOB: 0 BB: 0 P: 3	1B: 3 2B: 1 3B: 0 HR: 1	SF: 0 SAC: 0 DP: 1 HBP: 0	WP: 0 PB: 0 SB: 0 CS: 2	PA: 34
PITCHER Don Larsen, R ERA: 3.52 (1, 1)	IP: 9.0 WLS: W BF: 33 H: 4 R: 2 ER: 2 SO: 4 BB: 4 IBB: 0 HBP: 0 BLK: 0 WP: 0 HR: 1 S: 37 P: 53 ERA: 2.00 WHIP: 0.889															PITCHER	IP: 9.0 WLS: W BF: 33 H: 4 R: 2 ER: 2 SO: 4 BB: 4 IBB: 0 HBP: 0 BLK: 0 WP: 0 HR: 1 S: 37 P: 53 ERA: 2.00 WHIP: 0.889					

Kansas City Athletics @ New York Yankees
Yankee Stadium, Bronx, NY
Sun Jul 31 1955, 3:33 AM EDT
Unknown - 79 F

AB 29
R 2
H 4
RBI 2
BB 4
SO 4
LOB 10



Batter	1	2	3	4	5	6	7	8	9	AB	R	H	RBI	BB	SO	LOB	BOTTOM			
Hank Bauer, R OBP: 0.341, SLG: 0.415 (1,9)										4	2	2	1	0	1	1				
Joe Collins, L OBP: 0.337, SLG: 0.368 (1,3)										3	1	0	0	1	1	0				
Mickey Mantle, S OBP: 0.418, SLG: 0.585 (1,8)										3	1	1	1	1	1	0				
Yogi Berra, L OBP: 0.354, SLG: 0.476 (1,2)										4	1	2	3	0	0	0				
Irv Noren, L OBP: 0.311, SLG: 0.381 (1,7)										3	0	1	0	0	1	2				
Gil McDougald, R OBP: 0.376, SLG: 0.403 (1,4)										4	0	3	0	0	1	1				
Andy Carey, R OBP: 0.306, SLG: 0.376 (1,5)										3	0	0	0	1	0	4				
Billy Hunter, R OBP: 0.275, SLG: 0.308 (1,6)										3	0	0	0	0	2					
Don Larsen, R (1, 1)										2	0	0	0	1	0	2				
Inning Stats	R: 3 E: 0 K: 1 S: 7	H: 3 LOB: 0 BB: 0 P: 8	R: 0 E: 0 K: 1 S: 4	H: 0 LOB: 2 BB: 2 P: 12	R: 0 E: 0 K: 1 S: 5	H: 0 LOB: 0 BB: 0 P: 5	R: 0 E: 1 K: 0 S: 5	H: 2 LOB: 2 BB: 0 P: 5	R: 2 E: 0 K: 1 S: 7	H: 3 LOB: 2 BB: 2 P: 15	R: 0 E: 0 K: 0 S: 3	H: 0 LOB: 0 BB: 0 P: 3	R: 0 E: 0 K: 1 S: 5	H: 0 LOB: 0 BB: 0 P: 5	R: 0 E: 0 K: 0 S: 3	H: 1 LOB: 0 BB: 0 P: 3	1B: 5 2B: 2 3B: 0 HR: 3	SF: 0 SAC: 0 DP: 2 HBP: 1	WP: 0 PB: 0 SB: 0 CS: 1	PA: 34
PITCHER Cloyd Boyer, R ERA: 5.51 (1, 1)	IP: 4.0 WLS: L BF: 20 H: 6 R: 5 ER: 5 SO: 3 BB: 3 IBB: 0 HBP: 1 BLK: 0 WP: 0 HR: 3 S: 22 P: 35 ERA: 11.25 WHIP: 2.250															PITCHER	IP: 4.0 WLS: L BF: 20 H: 6 R: 5 ER: 5 SO: 3 BB: 3 IBB: 0 HBP: 1 BLK: 0 WP: 0 HR: 3 S: 22 P: 35 ERA: 11.25 WHIP: 2.250			
Bill Harrington, R ERA: 3.05 (5, 1)	2.0	8	2	0	0	1	1	0	0	0	0	9	13	0.00	1.500					
Alex Kellner, L ERA: 4.22 (7, 1)	2.0	6	1	0	0	1	0	0	0	0	0	8	8	0.00	0.500					

Kansas City Athletics @ New York Yankees
Yankee Stadium, Bronx, NY
Sun Jul 31 1955, 3:33 AM EDT
Unknown - 79 F

AB 29
R 5
H 9
RBI 5
BB 4
SO 5
LOB 12



Batter	1	2	3	4	5	6	7	8	9	AB	R	H	RBI	BB	SO	LOB	TOP										
Vic Power, R OBP: 0.348, SLG: 0.488 (1, 3)										5	1	2	0	0	0	2	Kansas City Athletics @ New York Yankees Yankee Stadium, Bronx, NY Sun Jul 31 1955, 3:38 AM EDT Att: 21,550 - Unknown - 83 F livebaseballscorecards.com										
Hector Lopez, R OBP: 0.335, SLG: 0.380 (1, 5)										4	2	2	1	1	0	1											
Bill Renna, R OBP: 0.311, SLG: 0.412 Elmer Valo, L OBP: 0.481, SLG: 0.513 Billy Shantz, R OBP: 0.299, SLG: 0.303 (1, 9)										2	0	1	0	1	1	1											
Gus Zernial, R OBP: 0.311, SLG: 0.496 Harry Simpson, L OBP: 0.352, SLG: 0.443 (1, 7)										3	1	1	2	1	0	2											
Bill Wilson, R OBP: 0.291, SLG: 0.434 (1, 8)										4	0	1	0	1	1	3											
Jim Finigan, R OBP: 0.340, SLG: 0.428 (1, 4)										2	1	0	0	3	0	4											
Joe Demaestri, R OBP: 0.285, SLG: 0.317 (1, 6)										5	0	2	0	0	0	5											
Joe Astroth, R OBP: 0.338, SLG: 0.285 Enos Slaughter, L OBP: 0.350, SLG: 0.350 (1, 2)										2	0	0	0	1	0	4											
Art Ditmar, R OBP: 0.209, SLG: 0.209 Tom Gorman, R OBP: 0.059, SLG: 0.118 (1, 1)										3	0	1	0	0	0	1											
Inning Stats	R: 0 E: 0 K: 0 S: 4	H: 2 LOB: 1 BB: 0 P: 4	R: 0 E: 0 K: 0 S: 4	H: 2 LOB: 1 BB: 0 P: 4	R: 0 E: 0 K: 1 S: 3	H: 0 LOB: 0 BB: 0 P: 3	R: 0 E: 0 K: 1 S: 4	H: 0 LOB: 1 BB: 1 P: 8	R: 0 E: 0 K: 0 S: 3	H: 1 LOB: 2 BB: 2 P: 11	R: 0 E: 0 K: 0 S: 2	H: 0 LOB: 1 BB: 2 P: 10	R: 0 E: 0 K: 0 S: 3	H: 0 LOB: 1 BB: 1 P: 7	R: 2 E: 0 K: 1 S: 7	H: 2 LOB: 0 BB: 0 P: 7		R: 5 E: 1 K: 0 S: 9	H: 6 LOB: 3 BB: 2 P: 17	1B: 11 2B: 2 3B: 0 HR: 1	SF: 0 SAC: 1 DP: 6 HBP: 0	WP: 0 PB: 0 SB: 0 CS: 1	PA: 43				
PITCHER	IP	WLS	BF	H	R	ER	SO	BB	IBB	HBP	BLK	WP	HR	S	P	ERA	WHIP										
Bob Wiesler, L ERA: 3.69 (1, 1)	8.0	L	33	7	3	3	2	7	0	0	0	0	1	30	58	3.38	1.750										
Jim Konstanty, R ERA: 2.17 (9, 1)	0.1		8	6	4	4	0	1	0	0	0	0	0	7	11	108.00	21.000										
Tom Sturdivant, R ERA: 3.2 (9, 1)	0.2		2	0	0	0	0	0	0	0	0	0	0	2	2	0.00	0.000										

Batter	1	2	3	4	5	6	7	8	9	AB	R	H	RBI	BB	SO	LOB	BOTTOM										
Hank Bauer, R OBP: 0.339, SLG: 0.413 (1, 9)										4	0	1	1	0	1	3	Kansas City Athletics @ New York Yankees Yankee Stadium, Bronx, NY Sun Jul 31 1955, 3:38 AM EDT Att: 21,550 - Unknown - 83 F livebaseballscorecards.com										
Joe Collins, L OBP: 0.333, SLG: 0.358 (1, 3)										4	0	0	0	1	0	5											
Mickey Mantle, S OBP: 0.421, SLG: 0.585 (1, 8)										2	0	1	0	2	1	1											
Elston Howard, R OBP: 0.358, SLG: 0.518 Yogi Berra, L OBP: 0.353, SLG: 0.474 (1, 2)										3	0	2	0	0	0	0											
Irv Noren, L OBP: 0.310, SLG: 0.380 (1, 7)										4	0	1	0	0	0	5											
Gil McDougald, R OBP: 0.374, SLG: 0.400 (1, 4)										3	0	0	0	1	1	2											
Andy Carey, R OBP: 0.356, SLG: 0.376 Bill Skowron, R OBP: 0.365, SLG: 0.545 Billy Hunter, R OBP: 0.275, SLG: 0.308 (1, 5)										3	1	1	0	0	0	1											
Jerry Coleman, R OBP: 0.349, SLG: 0.270 (1, 6)										2	0	1	0	1	0	0											
Eddie Robinson, L OBP: 0.352, SLG: 0.520 (9, PH)										1	0	0	0	0	0	0											
Bob Wiesler, S OBP: 0.091, SLG: 0.091 Jim Konstanty, R OBP: 0.250, SLG: 0.143 Tom Sturdivant, L OBP: 0.100, SLG: 0.100 Bob Cerv, R OBP: 0.327, SLG: 0.431 (1, 1)										3	0	0	0	0	1	3											
Inning Stats	R: 0 E: 0 K: 0 S: 5	H: 3 LOB: 2 BB: 0 P: 5	R: 1 E: 0 K: 0 S: 6	H: 2 LOB: 2 BB: 0 P: 6	R: 0 E: 0 K: 1 S: 5	H: 1 LOB: 1 BB: 1 P: 9	R: 0 E: 0 K: 1 S: 5	H: 0 LOB: 0 BB: 0 P: 5	R: 0 E: 0 K: 0 S: 4	H: 0 LOB: 1 BB: 1 P: 8	R: 0 E: 0 K: 0 S: 4	H: 1 LOB: 1 BB: 0 P: 4	R: 0 E: 0 K: 0 S: 3	H: 0 LOB: 1 BB: 1 P: 7	R: 0 E: 0 K: 0 S: 3	H: 0 LOB: 2 BB: 2 P: 11	R: 0 E: 0 K: 1 S: 5	H: 0 LOB: 1 BB: 1 P: 9	1B: 7 2B: 1 3B: 0 HR: 0	SF: 0 SAC: 1 DP: 3 HBP: 0	WP: 1 PB: 0 SB: 0 CS: 1	PA: 38					
PITCHER	IP	WLS	BF	H	R	ER	SO	BB	IBB	HBP	BLK	WP	HR	S	P	ERA	WHIP										
Art Ditmar, R ERA: 5.49 (1, 1)	7.0		30	7	1	1	3	4	0	0	0	0	0	32	48	1.29	1.571										
Tom Gorman, R ERA: 3.69 (8, 1)	2.0	S	8	0	0	0	1	2	0	0	0	0	0	8	16	0.00	1.000										

Batter	1	2	3	4	5	6	7	8	9	10	AB	R	H	RBI	BB	SO	LOB	TOP	
Al Smith, R OBP: 0.412, SLG: 0.493 (1, 9)			L5			SH5-3 2B		SH3-4 BB		5-3	4	1	2	0	1	0	1	Cleveland Indians @ New York Yankees Yankee Stadium, Bronx, NY Tue Aug 02 1955, 3:33 AM EDT Att. 43,124 - Unknown - 89 F	
Bobby Avila, R OBP: 0.367, SLG: 0.359 (1, 4)			K			SH5-3		SH3-4		K	2	0	0	1	0	2	1		
Vic Wertz, L OBP: 0.333, SLG: 0.514 Ferris Fain, L OBP: 0.448, SLG: 0.331 (1, 3) (10, 3)					G5-4-3 BB	K		F7		F9	3	4	0	0	0	1	1		2
Al Rosen, R OBP: 0.363, SLG: 0.421 (1, 5)					G5-4-3	F9					3	0	0	0	1	0	2		
Larry Doby, L OBP: 0.375, SLG: 0.494 (1, 8)		F5			K			F9			4	0	1	0	0	1	2		
Hoot Evers, R OBP: 0.308, SLG: 0.413 (1, 7)		K				F5		F8		F7	4	0	0	0	0	1	1		
George Strickland, R OBP: 0.310, SLG: 0.303 (1, 6)		F9				L6		BB		F4	4	0	1	0	0	0	0		
Jim Hegan, R OBP: 0.286, SLG: 0.328 (1, 2)						SH5-4 1B		G6-4-3 BB			3	0	3	0	1	0	0		
Early Wynn, S OBP: 0.250, SLG: 0.270 (1, 1)						SH5-4		G6-4-3 BB		F7	3	0	0	0	0	0	5		
Inning Stats	R: 1 E: 0 K: 0 S: 4	H: 1 LOB: 0 BB: 0 P: 4	R: 0 E: 0 K: 1 S: 5	H: 0 LOB: 0 BB: 0 P: 5	R: 0 E: 0 K: 1 S: 6	H: 1 LOB: 1 BB: 0 P: 6	R: 0 E: 0 K: 1 S: 4	H: 0 LOB: 0 BB: 1 P: 8	R: 0 E: 0 K: 0 S: 3	H: 2 LOB: 2 BB: 2 P: 11	R: 0 E: 0 K: 0 S: 4	H: 1 LOB: 1 BB: 0 P: 4	R: 0 E: 0 K: 1 S: 5	H: 0 LOB: 0 BB: 0 P: 5	1B: 5 2B: 1 3B: 1 HR: 0	SF: 1 SAC: 3 DP: 2 HBP: 0	WP: 0 PA: 39 PB: 0 SB: 0 CS: 0		
PITCHER Tommy Byrne, L ERA: 2.48 (1, 1)	IP: 10.0 W: 7 L: 1 ER: 1 SO: 5 BB: 4 IBB: 0 HBP: 0 BLK: 0 WP: 0 HR: 0 S: 45 P: 61 ERA: 0.90 WHIP: 1.100																		

Batter	1	2	3	4	5	6	7	8	9	10	AB	R	H	RBI	BB	SO	LOB	BOTTOM
Jerry Coleman, R OBP: 0.313, SLG: 0.238 (1, 4)			F4			F8		F4		F9	5	0	0	0	0	0	0	Cleveland Indians @ New York Yankees Yankee Stadium, Bronx, NY Tue Aug 02 1955, 3:33 AM EDT Att. 43,124 - Unknown - 89 F
Joe Collins, L OBP: 0.345, SLG: 0.405 (1, 3)			6-3					1B BB			4	2	3	2	1	0	0	
Mickey Mantle, S OBP: 0.419, SLG: 0.584 (1, 8)						F9		F7			4	0	1	0	0	0	2	
Yogi Berra, L OBP: 0.354, SLG: 0.474 (1, 2)			F3			F8					4	0	2	0	0	0	1	
Irv Noren, L OBP: 0.305, SLG: 0.374 (1, 7)						4-3		L9		4-3	4	0	0	0	0	0	3	
Hank Bauer, R OBP: 0.341, SLG: 0.421 (1, 9)								K		F2	4	0	2	0	0	1	0	
Tommy Byrne, L OBP: 0.276, SLG: 0.294 (1, 1)											4	0	1	0	0	1	2	
Andy Carey, R OBP: 0.304, SLG: 0.372 (1, 5)								K		FC9-6 1B	4	0	0	0	0	2	3	
Billy Hunter, R OBP: 0.271, SLG: 0.303 (1, 6)								F8		FC9-6 FC1-4	4	0	0	0	0	1	2	
Inning Stats	R: 1 E: 0 K: 0 S: 5	H: 2 LOB: 1 BB: 0 P: 5	R: 0 E: 0 K: 1 S: 6	H: 1 LOB: 1 BB: 0 P: 6	R: 0 E: 0 K: 1 S: 6	H: 1 LOB: 1 BB: 0 P: 4	R: 0 E: 0 K: 1 S: 6	H: 0 LOB: 0 BB: 0 P: 5	R: 0 E: 0 K: 0 S: 4	H: 1 LOB: 2 BB: 1 P: 8	R: 0 E: 0 K: 0 S: 4	H: 1 LOB: 1 BB: 0 P: 4	R: 1 E: 0 K: 0 S: 2	H: 1 LOB: 0 BB: 0 P: 2	1B: 4 2B: 3 3B: 0 HR: 2	SF: 0 SAC: 0 DP: 0 HBP: 0	WP: 0 PA: 38 PB: 0 SB: 0 CS: 0	
PITCHER Early Wynn, R ERA: 2.75 (1, 1)	IP: 9.1 W: 9 L: 2 ER: 2 SO: 5 BB: 1 IBB: 0 HBP: 0 BLK: 0 WP: 0 HR: 2 S: 47 P: 51 ERA: 1.93 WHIP: 1.071																	

Batter	1	2	3	4	5	6	7	8	9	AB	R	H	RBI	BB	SO	LOB	TOP			
Al Smith, R OBP: 0.414, SLG: 0.492 (1, 9)										3	1	1	0	2	0	2				
Gene Woodling, L OBP: 0.344, SLG: 0.370 (1, 7)										3	1	1	2	1	0	3				
Vic Wertz, L OBP: 0.340, SLG: 0.514 Hank Foiles, R OBP: 0.363, SLG: 0.353 Ferns Fain, L OBP: 0.448, SLG: 0.331 (1, 3)										4	0	2	0	1	0	5				
Larry Doby, L OBP: 0.370, SLG: 0.487 (1, 8)										5	0	0	0	0	2	8				
Al Rosen, R OBP: 0.363, SLG: 0.417 (1, 5)										3	0	0	0	2	1	5				
Bobby Avila, R OBP: 0.366, SLG: 0.356 (1, 4)										3	0	0	0	1	1	3				
George Strickland, R OBP: 0.300, SLG: 0.298 (1, 6)										4	0	0	0	0	2	4				
Hal Naragon, L OBP: 0.355, SLG: 0.391 (1, 2)										3	0	0	0	1	1	1				
Mike Garcia, R OBP: 0.291, SLG: 0.340 Don Mossi, L OBP: 0.333, SLG: 0.143 Ray Narleski, R OBP: 0.250, SLG: 0.250 (1, 1)										4	0	1	0	0	1	2				
Inning Stats	R: 0 E: 0 K: 2 S: 7	H: 0 LOB: 2 BB: 2 P: 15	R: 0 E: 1 K: 0 S: 4	H: 0 LOB: 3 BB: 2 P: 12	R: 0 E: 0 K: 2 S: 8	H: 1 LOB: 2 BB: 1 P: 12	R: 2 E: 0 K: 2 S: 8	H: 1 LOB: 1 BB: 2 P: 16	R: 0 E: 0 K: 1 S: 5	H: 0 LOB: 0 BB: 0 P: 5	R: 0 E: 0 K: 0 S: 3	H: 1 LOB: 0 BB: 0 P: 3	R: 0 E: 0 K: 1 S: 5	H: 0 LOB: 1 BB: 1 P: 9	R: 0 E: 0 K: 0 S: 6	H: 2 LOB: 3 BB: 0 P: 6	1B: 4 2B: 0 3B: 0 HR: 1	SF: 0 SAC: 1 DP: 1 HBP: 0	WP: 0 PA: 41 CS: 0	
PITCHER	IP	WLS	BF	H	R	ER	SO	BB	IBB	HBP	BLK	WP	HR	S	P	ERA	WHIP			
Bob Turley, R ERA: 3.07 Jim Konstanty, R ERA: 2.13	(1, 1)	8.0	L	35	3	2	2	8	8	0	0	0	0	1	43	75	2.25	1.375		
PITCHER	IP	WLS	BF	H	R	ER	SO	BB	IBB	HBP	BLK	WP	HR	S	P	ERA	WHIP			
	(9, 1)	1.0		6	2	0	0	0	0	0	0	0	0	6	6	0.00	2.000			

Cleveland Indians @ New York Yankees
Yankee Stadium, Bronx, NY
Wed Aug 03 1955, 3:33 AM EDT
Att: 22,367 - Unknown - 87 F

AB 32
R 2
H 5
RBI 2
BB 8
SO 8
LOB 33

Batter	1	2	3	4	5	6	7	8	9	AB	R	H	RBI	BB	SO	LOB	BOTTOM		
Jerry Coleman, R OBP: 0.308, SLG: 0.261 (1, 4)										4	1	1	0	0	0	1			
Joe Collins, L OBP: 0.343, SLG: 0.401 (1, 3)										4	0	1	0	0	1	1			
Mickey Mantle, S OBP: 0.420, SLG: 0.582 (1, 8)										3	0	1	0	1	1	1			
Yogi Berra, L OBP: 0.354, SLG: 0.472 (1, 2)										2	0	0	1	1	0	2			
Elston Howard, R OBP: 0.351, SLG: 0.506 (1, 7)										4	0	0	0	0	0	5			
Hank Bauer, R OBP: 0.338, SLG: 0.417 Eddie Robinson, L OBP: 0.350, SLG: 0.517 (1, 9)										3	0	0	0	0	0	0			
Andy Carey, R OBP: 0.302, SLG: 0.369 (1, 5)										3	0	0	0	0	1	0			
Billy Hunter, R OBP: 0.268, SLG: 0.299 (1, 6)										3	0	0	0	0	0	0			
Bob Turley, R OBP: 0.210, SLG: 0.211 Bill Skowron, R OBP: 0.363, SLG: 0.543 Jim Konstanty, R OBP: 0.250, SLG: 0.143 (1, 1)										2	0	1	0	0	0	0			
Inning Stats	R: 0 E: 0 K: 1 S: 6	H: 1 LOB: 2 BB: 1 P: 10	R: 0 E: 0 K: 0 S: 3	H: 0 LOB: 0 BB: 0 P: 3	R: 0 E: 0 K: 1 S: 5	H: 0 LOB: 0 BB: 0 P: 5	R: 0 E: 0 K: 0 S: 3	H: 0 LOB: 0 BB: 0 P: 3	R: 1 E: 0 K: 0 S: 5	H: 2 LOB: 2 BB: 1 P: 9	R: 0 E: 0 K: 0 S: 3	H: 0 LOB: 0 BB: 0 P: 3	R: 0 E: 0 K: 1 S: 5	H: 0 LOB: 0 BB: 0 P: 5	R: 0 E: 0 K: 1 S: 6	H: 1 LOB: 1 BB: 0 P: 6	1B: 3 2B: 1 3B: 0 HR: 0	SF: 0 SAC: 1 DP: 0 HBP: 0	WP: 0 PA: 33 CS: 0
PITCHER	IP	WLS	BF	H	R	ER	SO	BB	IBB	HBP	BLK	WP	HR	S	P	ERA	WHIP		
Mike Garcia, R ERA: 3.7 Don Mossi, L ERA: 2.93 Ray Narleski, R ERA: 2.81	(1, 1)	8.0		30	4	1	1	4	1	0	0	0	0	1	44	1.12	0.625		
	(9, 1)	0.1		1	0	0	0	0	0	0	0	0	0	1	1	0.00	0.000		
	(9, 1)	0.2	S	2	0	0	0	1	0	0	0	0	0	4	4	0.00	0.000		

Cleveland Indians @ New York Yankees
Yankee Stadium, Bronx, NY
Wed Aug 03 1955, 3:33 AM EDT
Att: 22,367 - Unknown - 87 F

AB 30
R 1
H 4
RBI 1
BB 2
SO 5
LOB 11

Batter	1	2	3	4	5	6	7	8	9	AB	R	H	RBI	BB	SO	LOB	TOP											
Bobby Avila, R OBP: 0.368, SLG: 0.358 (1, 4)										3	2	1	0	2	0	2	Cleveland Indians @ New York Yankees Yankee Stadium, Bronx, NY Thu Aug 04 1955, 3:33 AM EDT Att: 19,643 - Overcast - 89 F											
Gene Woodling, L OBP: 0.342, SLG: 0.367 (1, 7)										5	1	1	0	0	1	6												
Al Smith, R OBP: 0.415, SLG: 0.492 (1, 9)										4	1	2	1	0	1	1												
Al Rosen, R OBP: 0.371, SLG: 0.424 (1, 5)										4	1	4	1	1	0	0												
Vic Wertz, L OBP: 0.338, SLG: 0.524 Ferns Fain, L OBP: 0.450, SLG: 0.335 (1, 3) (7, 3)										4	1	1	3	0	1	3												
Larry Doby, L OBP: 0.366, SLG: 0.480 (1, 8)										5	0	0	0	0	1	2												
George Strickland, R OBP: 0.309, SLG: 0.300 (1, 6)										5	0	2	0	0	0	0												
Jim Hegan, R OBP: 0.292, SLG: 0.335 (1, 2)									5	0	3	0	0	0	2													
Herb Score, L OBP: 0.119, SLG: 0.105 Ray Narleski, R OBP: 0.294, SLG: 0.294 (1, 1) (6, 1)										3	0	1	0	0	0	3												
Inning Stats	R: 1 E: 0 K: 1 S: 6	H: 1 LOB: 1 BB: 1 P: 10	R: 0 E: 0 K: 0 S: 4	H: 2 LOB: 1 BB: 0 P: 4	R: 1 E: 0 K: 1 S: 7	H: 3 LOB: 1 BB: 0 P: 7	R: 0 E: 0 K: 1 S: 7	H: 2 LOB: 3 BB: 1 P: 11	R: 0 E: 0 K: 0 S: 4	H: 1 LOB: 1 BB: 0 P: 4	R: 3 E: 0 K: 1 S: 7	H: 2 LOB: 0 BB: 1 P: 11	R: 0 E: 0 K: 0 S: 4	H: 1 LOB: 1 BB: 0 P: 4	R: 1 E: 0 K: 0 S: 6	H: 4 LOB: 2 BB: 0 P: 6	1B: 14 2B: 2 3B: 0 HR: 1	SF: 0 SAC: 1 DP: 1 HBP: 0	WP: 0 PB: 0 CS: 0	PA: 44								
PITCHER	IP	WLS	BF	H	R	ER	SO	BB	IBB	HBP	BLK	WP	HR	S	P	ERA	WHIP											
Whitey Ford, L ERA: 2.82	(1, 1)	6.0	L	28	10	2	2	3	1	1	0	0	0	0	32	40	3.00	1.833										
Johnny Kucks, R ERA: 3.95	(7, 1)	2.0	L	10	3	3	3	1	1	0	0	0	0	1	11	15	13.50	2.000										
Tom Sturdivant, R ERA: 3.31	(9, 1)	1.0		6	4	1	1	0	0	0	0	0	0	0	6	6	9.00	4.000										


Batter	1	2	3	4	5	6	7	8	9	AB	R	H	RBI	BB	SO	LOB	BOTTOM										
Hank Bauer, R OBP: 0.342, SLG: 0.416 (1, 9)										3	0	1	0	2	0	3	Cleveland Indians @ New York Yankees Yankee Stadium, Bronx, NY Thu Aug 04 1955, 3:33 AM EDT Att: 19,643 - Overcast - 89 F										
Jerry Coleman, R OBP: 0.286, SLG: 0.240 (1, 4)										4	0	0	0	0	0	5											
Mickey Mantle, S OBP: 0.422, SLG: 0.589 (1, 8)										4	1	2	1	1	2	1											
Yogi Berra, L OBP: 0.352, SLG: 0.466 (1, 2)										4	0	0	0	1	1	4											
Bill Skowron, R OBP: 0.364, SLG: 0.540 (1, 3)										5	1	2	0	0	3	2											
Elaston Howard, R OBP: 0.347, SLG: 0.508 (1, 7)										5	1	1	1	0	0	3											
Andy Carey, R OBP: 0.301, SLG: 0.368 (1, 5)										4	0	1	0	0	0	3											
Billy Hunter, R OBP: 0.269, SLG: 0.298 Eddie Robinson, L OBP: 0.348, SLG: 0.513 Johnny Kucks, R OBP: 0.061, SLG: 0.091 Tommy Byrne, L OBP: 0.271, SLG: 0.288 Tom Sturdivant, L OBP: 0.100, SLG: 0.100 (1, 6) (6, PH) (7, 1) (8, PH) (9, 1)										1	0	0	0	1	0	0											
Whitey Ford, L OBP: 0.262, SLG: 0.211 Joe Collins, L OBP: 0.347, SLG: 0.405 Phil Rizzuto, R OBP: 0.379, SLG: 0.291 (1, 1) (6, PH) (7, 6)										1	0	0	0	1	1	1											
Inning Stats	R: 0 E: 0 K: 1 S: 6	H: 1 LOB: 0 BB: 0 P: 6	R: 0 E: 0 K: 1 S: 5	H: 0 LOB: 0 BB: 0 P: 5	R: 0 E: 0 K: 0 S: 2	H: 0 LOB: 2 BB: 2 P: 10	R: 0 E: 0 K: 1 S: 6	H: 1 LOB: 2 BB: 1 P: 10	R: 0 E: 0 K: 2 S: 8	H: 0 LOB: 3 BB: 2 P: 16	R: 2 E: 0 K: 0 S: 6	H: 3 LOB: 2 BB: 1 P: 10	R: 0 E: 0 K: 2 S: 7	H: 0 LOB: 0 BB: 0 P: 7	R: 0 E: 0 K: 0 S: 4	H: 1 LOB: 2 BB: 1 P: 8	R: 1 E: 0 K: 0 S: 5	H: 2 LOB: 1 BB: 0 P: 5	1B: 6 2B: 0 3B: 1 HR: 1	SF: 0 SAC: 1 DP: 1 HBP: 0	WP: 1 PB: 0 CS: 0	PA: 42					
PITCHER	IP	WLS	BF	H	R	ER	SO	BB	IBB	HBP	BLK	WP	HR	S	P	ERA	WHIP										
Herb Score, L ERA: 3.04	(1, 1)	5.0	L	24	4	2	2	5	5	0	0	0	0	29	49	3.60	1.800										
Ray Narleski, R ERA: 2.75	(6, 1)	4.0	W	18	4	1	1	2	2	0	0	0	0	20	28	2.25	1.500										



Batter	1	2	3	4	5	6	7	8	9	AB	R	H	RBI	BB	SO	LOB	TOP			
Harvey Kuenn, R (1, 6) OBP: 0.360, SLG: 0.444										4	0	1	0	0	0	2				
Bill Tuttle, R (1, 8) OBP: 0.352, SLG: 0.386										4	0	0	0	0	0	1				
Al Kaline, R (1, 9) OBP: 0.431, SLG: 0.585										4	0	1	0	0	1	1				
Earl Torgeson, L (1, 3) OBP: 0.385, SLG: 0.371										4	0	1	0	0	0	1				
Ray Boone, R (1, 5) OBP: 0.353, SLG: 0.508										4	0	0	0	0	0	2				
Jim Delsing, L (1, 7) OBP: 0.341, SLG: 0.416										3	0	1	0	1	0	0				
Frank House, L (1, 2) OBP: 0.290, SLG: 0.378										4	0	1	0	0	0	2				
Fred Hatfield, L (1, 4) OBP: 0.331, SLG: 0.355										4	0	2	0	0	1	2				
Jim Bunning, R (1, 1) OBP: 0.125, SLG: 0.125										2	0	0	0	0	1	1				
Charlie Maxwell, L (7, PH) OBP: 0.339, SLG: 0.569										1	0	1	0	0	0	0				
Babe Birrer, R (7, 1) OBP: 0.313, SLG: 0.714										0	0	0	0	0	0	0				
Jack Phillips, R (9, PH) OBP: 0.373, SLG: 0.455										1	0	0	0	0	1	2				
Inning Stats	R: 0 E: 0 K: 0 S: 5	H: 2 LOB: 2 BB: 0 P: 5	R: 0 E: 0 K: 1 S: 6	H: 1 LOB: 1 BB: 0 P: 6	R: 0 E: 0 K: 1 S: 6	H: 1 LOB: 1 BB: 0 P: 6	R: 0 E: 0 K: 0 S: 4	H: 1 LOB: 0 BB: 0 P: 4	R: 0 E: 0 K: 0 S: 3	H: 0 LOB: 0 BB: 0 P: 3	R: 0 E: 0 K: 1 S: 7	H: 2 LOB: 2 BB: 0 P: 7	R: 0 E: 0 K: 0 S: 3	H: 0 LOB: 0 BB: 0 P: 3	R: 0 E: 0 K: 1 S: 6	H: 1 LOB: 2 BB: 1 P: 10	1B: 8 2B: 0 3B: 0 HR: 0	SF: 0 SAC: 0 DP: 0 HBP: 0	WP: 1 PB: 0 SB: 0 CS: 0	PA: 36
PITCHER Don Larsen, R (1, 1) ERA: 2.53	IP: 9.0 WLS: W BF: 36 H: 8 R: 0 ER: 0 SO: 4 BB: 1 IBB: 0 HBP: 0 BLK: 0 WP: 1 HR: 0 S: 43 P: 47 ERA: 0.00 WHIP: 1.000															PITCHER				

Detroit Tigers @ New York Yankees
Yankee Stadium, Bronx, NY
Fri Aug 05 1955, 3:33 AM EDT
Att: 25,874 - Unknown


AB	35
R	0
H	8
RBI	0
BB	1
SO	4
LOB	14



Batter	1	2	3	4	5	6	7	8	9	AB	R	H	RBI	BB	SO	LOB	BOTTOM			
Hank Bauer, R (1, 9) OBP: 0.344, SLG: 0.421										4	0	2	0	0	0	0				
Bobby Richardson, R (1, 4) OBP: 0.500, SLG: 0.333										3	1	1	0	1	0	1				
Mickey Mantle, S (1, 8) OBP: 0.421, SLG: 0.584										3	1	0	0	1	0	3				
Yogi Berra, L (1, 2) OBP: 0.351, SLG: 0.472										4	1	1	3	0	0	0				
Joe Collins, L (1, 3) OBP: 0.350, SLG: 0.407										4	0	2	0	0	1	0				
Eiston Howard, R (1, 7) OBP: 0.350, SLG: 0.519										4	0	2	0	0	0	1				
Andy Carey, R (1, 5) OBP: 0.301, SLG: 0.366										3	0	0	0	1	0	4				
Jerry Coleman, R (1, 6) OBP: 0.271, SLG: 0.226										3	0	0	0	0	1	1				
Don Larsen, R (1, 1)										3	0	0	0	0	3	0				
Inning Stats	R: 0 E: 0 K: 0 S: 3	H: 2 LOB: 1 BB: 0 P: 4	R: 0 E: 0 K: 2 S: 7	H: 2 LOB: 0 BB: 0 P: 4	R: 3 E: 0 K: 0 S: 4	H: 1 LOB: 1 BB: 3 P: 16	R: 0 E: 0 K: 1 S: 6	H: 1 LOB: 1 BB: 0 P: 6	R: 0 E: 0 K: 1 S: 7	H: 2 LOB: 2 BB: 0 P: 7	R: 0 E: 0 K: 0 S: 4	H: 1 LOB: 1 BB: 0 P: 4	R: 0 E: 0 K: 0 S: 3	H: 1 LOB: 1 BB: 0 P: 4	R: 0 E: 0 K: 1 S: 4	H: 1 LOB: 1 BB: 0 P: 4	1B: 5 2B: 2 3B: 1 HR: 1	SF: 0 SAC: 0 DP: 1 HBP: 0	WP: 0 PB: 0 SB: 1 CS: 0	PA: 34
PITCHER Jim Bunning, R (1, 1) ERA: 4.94	IP: 6.0 WLS: L BF: 25 H: 5 R: 3 ER: 3 SO: 4 BB: 3 IBB: 0 HBP: 0 BLK: 0 WP: 0 HR: 1 S: 30 P: 42 ERA: 4.50 WHIP: 1.333															PITCHER Babe Birrer, R (7, 1) ERA: 3.66				

Detroit Tigers @ New York Yankees
Yankee Stadium, Bronx, NY
Fri Aug 05 1955, 3:33 AM EDT
Att: 25,874 - Unknown

AB	31
R	3
H	8
RBI	3
BB	3
SO	5
LOB	10



Batter	1	2	3	4	5	6	7	8	9	AB	R	H	RBI	BB	SO	LOB	TOP					
Harvey Kuenn, R OBP: 0.362, SLG: 0.448 (1, 6)										6	1	3	2	0	0	0	Detroit Tigers @ New York Yankees Yankee Stadium, Bronx, NY Sat Aug 06 1955, 3:33 AM EDT Att: 15,002 - Unknown					
Bill Tuttle, R OBP: 0.350, SLG: 0.384 (1, 8)										5	0	1	2	0	0	1						
Al Kaline, R OBP: 0.433, SLG: 0.583 (1, 9)										3	0	1	0	2	1	3						
Jack Phillips, R OBP: 0.388, SLG: 0.457 (1, 3)										4	1	2	0	1	0	1						
Ray Boone, R OBP: 0.351, SLG: 0.502 (1, 5)										4	1	0	0	1	0	3						
Bubba Phillips, R OBP: 0.315, SLG: 0.316 (1, 7)										3	0	2	0	0	0	3						
Jim Delsing, L OBP: 0.342, SLG: 0.416 (7, 7)										2	1	1	1	0	0	0						
Red Wilson, R OBP: 0.303, SLG: 0.307 (1, 2)										3	0	0	0	0	0	2						
Earl Torgeson, L OBP: 0.384, SLG: 0.370 (7, PH)										1	0	0	0	0	0	2						
Fred Hatfield, L OBP: 0.332, SLG: 0.360 (7, 4)										1	1	1	0	0	0	2						
Harry Malmberg, R OBP: 0.310, SLG: 0.278 (1, 4)										3	0	1	0	0	0	1						
Frank House, L OBP: 0.292, SLG: 0.379 (7, PH)										2	1	1	1	0	0	1						
Billy Hoelt, L OBP: 0.258, SLG: 0.186 (1, 1)										3	1	0	1	1	0	4						
Joe Coleman, R OBP: 0.600, SLG: 0.800 (8, 1)										0	0	0	0	0	0	0						
Al Aber, L (8, 1)										1	0	0	0	0	1	1						
Inning Stats	R: 0 E: 0 K: 0 S: 4	H: 1 LOB: 2 BB: 1 P: 8	R: 0 E: 0 K: 0 S: 4	H: 1 LOB: 1 BB: 0 P: 4	R: 0 E: 0 K: 0 S: 3	H: 0 LOB: 1 BB: 1 P: 7	R: 0 E: 0 K: 0 S: 5	H: 2 LOB: 2 BB: 0 P: 5	R: 0 E: 0 K: 0 S: 5	H: 2 LOB: 3 BB: 1 P: 9	R: 2 E: 0 K: 0 S: 5	H: 2 LOB: 1 BB: 1 P: 9	R: 4 E: 2 K: 1 S: 10	H: 3 LOB: 2 BB: 1 P: 14	R: 0 E: 0 K: 0 S: 3	H: 0 LOB: 0 BB: 0 P: 3	R: 1 E: 0 K: 1 S: 7	H: 2 LOB: 1 BB: 0 P: 7	1B: 11 2B: 2 3B: 0 HR: 0	SF: 1 SAC: 0 DP: 0 HBP: 0	WP: 1 PB: 0 SB: 0 CS: 0	PA: 47
PITCHER	IP WLS BF H R ER SO BB IBB HBP BLK WP HR S P ERA WHIP											ERA WHIP										
Bob Wiesler, L ERA: 3.63	5.2 L 3 1 1 1 0 0 4 0 0 0 0 1 0 24 40 3.18 1.941											9.00 2.000										
Tom Morgan, R ERA: 3.47	0.1 L 3 1 1 1 0 0 1 0 0 0 0 0 0 2 6 27.00 6.000																					
Jim Konstanty, R ERA: 2.12	0.1 6 3 2 0 0 0 0 0 0 0 0 0 0 6 6 0.00 9.000																					
Johnny Kucks, R ERA: 3.83	0.2 2 0 1 0 1 0 0 0 0 0 0 0 0 4 4 0.00 0.000																					
Tom Sturdivant, R ERA: 3.25	1.0 3 0 0 0 0 0 0 0 0 0 0 0 0 3 3 0.00 0.000																					
Batter	1	2	3	4	5	6	7	8	9	AB	R	H	RBI	BB	SO	LOB	BOTTOM					
Phil Rizzuto, R OBP: 0.366, SLG: 0.283 (1, 6)										5	0	1	0	0	1	2	Detroit Tigers @ New York Yankees Yankee Stadium, Bronx, NY Sat Aug 06 1955, 3:33 AM EDT Att: 15,002 - Unknown					
Bobby Richardson, R OBP: 0.333, SLG: 0.250 (1, 4)										5	0	1	0	0	0	2						
Gil McDougald, R OBP: 0.375, SLG: 0.398 (1, 5)										4	1	1	0	1	0	2						
Mickey Mantle, S OBP: 0.427, SLG: 0.590 (1, 8)										3	2	3	0	2	0	0						
Bill Skowron, R OBP: 0.356, SLG: 0.527 (1, 3)										5	0	0	0	0	1	8						
Hank Bauer, R OBP: 0.345, SLG: 0.418 (1, 9)										4	1	1	2	1	1	5						
Bob Cerv, R OBP: 0.328, SLG: 0.426 (1, 7)										3	0	1	0	0	0	3						
Yogi Berra, L OBP: 0.353, SLG: 0.482 (8, PH)										1	1	1	3	0	0	0						
Elston Howard, R OBP: 0.348, SLG: 0.511 (9, 7)										3	0	0	0	1	0	2						
Bob Wiesler, S OBP: 0.154, SLG: 0.154 (8, 1)										2	0	1	0	0	1	0						
Tom Morgan, R OBP: 0.200, SLG: 0.200 (8, 1)										0	0	0	0	0	0	0						
Jim Konstanty, R OBP: 0.143, SLG: 0.143 (7, 1)										0	0	0	0	0	0	0						
Johnny Kucks, R OBP: 0.099, SLG: 0.099 (7, PH)										0	0	0	0	0	0	0						
Don Larsen, R OBP: 0.077, SLG: 0.077 (8, 1)										1	0	1	0	0	0	0						
Tom Sturdivant, R OBP: 0.100, SLG: 0.100 (8, 1)										0	0	0	0	0	0	0						
Joe Collins, L OBP: 0.405, SLG: 0.405 (8, PH)										1	0	0	0	0	0	1						
Whitely Ford, L OBP: 0.261, SLG: 0.261 (8, 1)										0	0	0	0	0	0	0						
Inning Stats	R: 0 E: 0 K: 0 S: 3	H: 0 LOB: 0 BB: 0 P: 3	R: 0 E: 0 K: 0 S: 3	H: 0 LOB: 1 BB: 1 P: 7	R: 0 E: 0 K: 0 S: 4	H: 2 LOB: 2 BB: 0 P: 4	R: 0 E: 0 K: 0 S: 5	H: 2 LOB: 2 BB: 0 P: 5	R: 0 E: 0 K: 0 S: 7	H: 0 LOB: 0 BB: 0 P: 7	R: 2 E: 0 K: 0 S: 6	H: 3 LOB: 2 BB: 1 P: 10	R: 0 E: 0 K: 0 S: 4	H: 1 LOB: 1 BB: 0 P: 4	R: 3 E: 0 K: 0 S: 4	H: 1 LOB: 2 BB: 3 P: 16	R: 0 E: 0 K: 2 S: 9	H: 2 LOB: 2 BB: 0 P: 9	1B: 9 2B: 1 3B: 0 HR: 1	SF: 0 SAC: 0 DP: 0 HBP: 0	WP: 0 PB: 0 SB: 0 CS: 0	PA: 42
PITCHER	IP WLS BF H R ER SO BB IBB HBP BLK WP HR S P ERA WHIP											ERA WHIP										
Billy Hoelt, L ERA: 3.58	7.0 W 30 8 2 2 2 2 2 0 0 0 0 0 1 2 14 2.57 1.429											81.00 12.000										
Joe Coleman, R ERA: 7.71	0.1 5 1 3 3 0 3 0 0 0 0 0 0 1 2 14 81.00 12.000																					
Al Aber, L ERA: 3.02	1.2 S 7 2 0 0 2 0 0 0 0 0 0 0 0 11 11 0.00 1.200																					

Batter	1	2	3	4	5	6	7	8	9	AB	R	H	RBI	BB	SO	LOB	TOP										
Harvey Kuenn, R (1, 6) OBP: 0.360, SLG: 0.443	4-0 BB BB		0-0 F9		0-0 F8		0-0 F4		0-0 F8	4	0	0	0	1	0	2											
Bill Tuttle, R (1, 8) OBP: 0.346, SLG: 0.379	0-0 L9		0-3 K		0-0 5-3		0-0 F8		0-0 F8	5	0	0	0	0	1	3											
Al Kaline, R (1, 9) OBP: 0.435, SLG: 0.584	4-0 G5-4-3 BB			0-0 1B		0-3 K	0-0 2B		0-0 L5	4	1	2	0	1	1	0											
Jack Phillips, R (1, 3) OBP: 0.381, SLG: 0.459	0-0 G5-4-3			0-0 F7		0-0 1-3	0-0 2B			4	1	1	1	0	0	3											
Ray Boone, R (1, 5) OBP: 0.356, SLG: 0.510		0-0 6-3		0-0 1B		0-0 HR	0-0 2B			4	1	3	1	0	0	0											
Bubba Phillips, R (1, 7) OBP: 0.313, SLG: 0.339		0-0 F7		0-3 K		0-0 HR	0-0 F6			4	1	1	2	0	1	3											
Red Wilson, R (1, 2) OBP: 0.307, SLG: 0.316		0-0 F7		0-0 F7				0-0 G1-6-3 1B		4	0	2	0	0	0	2											
Harry Malmberg, R (1, 4) OBP: 0.314, SLG: 0.275			0-0 F9		4-0 BB	4-0 BB		0-0 G1-6-3 1B		2	0	0	0	2	0	1											
Steve Gromek, S (1, 1) OBP: 0.368, SLG: 0.205			4-0 BB		0-3 K	0-0 F9		0-0 G3		2	0	0	0	1	1	3											
Al Aber, L (7, 1)										1	0	0	0	0	0	0											
Inning Stats	R: 0 E: 0 K: 0 S: 2	H: 0 LOB: 1 BB: 2 P: 10	R: 0 E: 0 K: 0 S: 3	H: 0 LOB: 0 BB: 0 P: 3	R: 0 E: 0 K: 1 S: 5	H: 0 LOB: 1 BB: 1 P: 9	R: 0 E: 0 K: 1 S: 7	H: 2 LOB: 2 BB: 0 P: 7	R: 0 E: 0 K: 1 S: 5	H: 0 LOB: 1 BB: 1 P: 9	R: 2 E: 0 K: 0 S: 6	H: 3 LOB: 2 BB: 1 P: 12	R: 2 E: 0 K: 0 S: 6	H: 3 LOB: 0 BB: 0 P: 6	R: 0 E: 0 K: 0 S: 3	H: 1 LOB: 0 BB: 0 P: 3	R: 0 E: 0 K: 0 S: 3	H: 0 LOB: 0 BB: 0 P: 3	1B: 4 2B: 3 3B: 1 HR: 1	SF: 0 SAC: 0 DP: 2 HBP: 0	WP: 0 PB: 0 SB: 0 CS: 0	PA: 39					
PITCHER	IP	WLS	BF	H	R	ER	SO	BB	IBB	HBP	BLK	WP	HR	S	P	ERA	WHIP										
Tommy Byrne, L (1, 1) ERA: 2.67	6.2	L	32	8	4	4	4	5	0	0	0	0	1	35	55	5.40	1.950										
Tom Sturdivant, R (7, 1) ERA: 3.23	0.1		1	0	0	0	0	0	0	0	0	0	0	1	1	0.00	0.000										
Tom Morgan, R (8, 1) ERA: 3.36	2.0		6	1	0	0	0	0	0	0	0	0	0	6	6	0.00	0.500										

Detroit Tigers @ New York Yankees
Yankee Stadium, Bronx, NY
Sun Aug 07 1955, 3:33 AM EDT
Unknown

AB	34
R	4
H	9
RBI	4
BB	5
SO	4
LOB	17





Batter	1	2	3	4	5	6	7	8	9	AB	R	H	RBI	BB	SO	LOB	BOTTOM										
Bobby Richardson, R (1, 4) OBP: 0.231, SLG: 0.167	0-0 F7		0-0 F5		0-0 G3		0-0 4-3		0-0 F7	4	0	0	0	0	0	0											
Bill Skowron, R (8, PH) OBP: 0.355, SLG: 0.525									0-0 F7	1	0	0	0	0	0	0											
Joe Collins, L (1, 9) OBP: 0.344, SLG: 0.399	0-0 L9		0-0 BB 1B		0-0 G3		0-0 F5		0-0 F7	5	0	1	0	0	0	0											
Mickey Mantle, S (1, 8) OBP: 0.427, SLG: 0.589	0-0 1B		0-0 F5		0-0 L9		0-0 1B			4	0	2	0	0	0	1											
Yogi Berra, L (1, 2) OBP: 0.357, SLG: 0.484	0-0 BB 1B		4-0 BB		0-0 4-3		0-0 1B			3	0	2	0	1	0	0											
Eddie Robinson, L (1, 3) OBP: 0.351, SLG: 0.529	4-0 BB		0-0 L9		0-0 K		0-3 HR			3	1	1	1	1	1	4											
Gil McDougald, R (1, 5) OBP: 0.371, SLG: 0.394	0-0 4-3			0-0 6-3		0-0 G3		0-3 K		4	0	0	0	0	1	3											
Hank Bauer, R (1, 7) OBP: 0.347, SLG: 0.421		0-0 F6		0-0 2B		1-0 HBP		0-0 5-3		3	0	1	0	0	0	0											
Phil Rizzuto, R (1, 6) OBP: 0.356, SLG: 0.274		0-0 L9		0-0 L9		0-0 L9		0-0 G3		2	0	0	0	0	0	1											
Irv Noren, L (6, PH) OBP: 0.305, SLG: 0.373										1	0	0	0	0	0	1											
Jerry Coleman, R (7, 6) OBP: 0.267, SLG: 0.222										1	0	0	0	0	0	0											
Tommy Byrne, L (1, 1) OBP: 0.262, SLG: 0.278		0-0 F3		0-0 F8						2	0	0	0	0	0	1											
Tom Sturdivant, L (7, 1) OBP: 0.100, SLG: 0.100										0	0	0	0	0	0	0											
Bob Cerv, R (7, PH) OBP: 0.338, SLG: 0.491										1	1	1	1	0	0	0											
Tom Morgan, R (8, 1) OBP: 0.200, SLG: 0.200										0	0	0	0	0	0	0											
Eiston Howard, R (9, PH) OBP: 0.346, SLG: 0.508										1	0	0	0	0	0	0											
Inning Stats	R: 0 E: 0 K: 0 S: 5	H: 2 LOB: 3 BB: 1 P: 9	R: 0 E: 0 K: 0 S: 3	H: 0 LOB: 0 BB: 0 P: 3	R: 0 E: 0 K: 0 S: 4	H: 1 LOB: 2 BB: 1 P: 8	R: 0 E: 0 K: 0 S: 4	H: 1 LOB: 1 BB: 0 P: 4	R: 0 E: 0 K: 0 S: 3	H: 0 LOB: 0 BB: 0 P: 3	R: 1 E: 0 K: 0 S: 4	H: 1 LOB: 1 BB: 0 P: 5	R: 1 E: 0 K: 1 S: 8	H: 3 LOB: 2 BB: 0 P: 8	R: 0 E: 0 K: 1 S: 5	H: 0 LOB: 0 BB: 0 P: 5	R: 0 E: 0 K: 0 S: 3	H: 0 LOB: 0 BB: 0 P: 3	1B: 5 2B: 1 3B: 0 HR: 2	SF: 0 SAC: 0 DP: 0 HBP: 1	WP: 0 PB: 0 SB: 0 CS: 0	PA: 38					
PITCHER	IP	WLS	BF	H	R	ER	SO	BB	IBB	HBP	BLK	WP	HR	S	P	ERA	WHIP										
Steve Gromek, R (1, 1) ERA: 4.01	6.2	W	30	7	2	2	0	2	0	0	0	0	0	27	36	2.70	1.350										
Al Aber, L (7, 1) ERA: 2.9	2.1	S	8	1	0	0	2	0	0	0	0	0	0	12	12	0.00	0.429										


Detroit Tigers @ New York Yankees
Yankee Stadium, Bronx, NY
Sun Aug 07 1955, 3:33 AM EDT
Unknown


AB	35
R	2
H	8
RBI	2
BB	2
SO	2
LOB	11



Batter	1	2	3	4	5	6	7	8	9	10	AB	R	H	RBI	BB	SO	LOB	TOP	
Harvey Kuenn, R OBP: 0.362, SLG: 0.445 (1, 6)	F8			1B		1B		SH1-4 1B		5-3	5	1	3	0	0	0	0	Detroit Tigers @ New York Yankees Yankee Stadium, Bronx, NY Sun Aug 07 1955, 3:38 AM EDT Att: 39,148 - Unknown AB 37 R 2 H 8 RBI 2 BB 2 SO 6 LOB 13 	
Bill Tuttle, R OBP: 0.348, SLG: 0.381 (1, 8)	F2			F9		F7		SH1-4			4	0	1	0	0	0	2		
Al Kaline, R OBP: 0.434, SLG: 0.581 (1, 9)	K			L6		L6					4	0	1	2	1	1	2		
Earl Torgeson, L OBP: 0.362, SLG: 0.368 (1, 3)		F8		4-3							5	0	1	0	0	0	4		
Ray Boone, R OBP: 0.332, SLG: 0.504 (1, 5)		3-1			4-3		F8				4	0	0	0	0	0	3		
Jim Delsing, L OBP: 0.338, SLG: 0.411 (1, 7)		K			K		F8		F9		4	0	0	0	0	2	0		
Frank House, L OBP: 0.291, SLG: 0.377 (1, 2)				4-3		BB 1B	4-3		G3		4	0	1	0	0	0	0		
Fred Hatfield, L OBP: 0.331, SLG: 0.357 (1, 4)				F6		BB 1B	K		F9		3	0	0	0	1	1	0		
Frank Lary, R OBP: 0.283, SLG: 0.281 Charlie Maxwell, L OBP: 0.349, SLG: 0.576 Babe Birrer, R OBP: 0.294, SLG: 0.667 (8, PH) (8, 1)				K		K		SH1-4 1B 1B		5-3	2	0	0	0	0	2	2		
											1	1	1	0	0	0	0		
											1	0	0	0	0	0	0		
Inning Stats	R: 0 E: 0 K: 1 S: 5	H: 0 LOB: 0 BB: 0 P: 5	R: 0 E: 0 K: 1 S: 5	H: 0 LOB: 0 BB: 0 P: 5	R: 0 E: 0 K: 1 S: 5	H: 0 LOB: 0 BB: 0 P: 5	R: 0 E: 0 K: 2 S: 8	H: 1 LOB: 2 BB: 1 P: 12	R: 0 E: 0 K: 0 S: 5	H: 0 LOB: 0 BB: 0 P: 5	R: 2 E: 0 K: 0 S: 6	H: 3 LOB: 1 BB: 0 P: 6	R: 0 E: 0 K: 1 S: 3	H: 0 LOB: 0 BB: 0 P: 3	R: 0 E: 0 K: 0 S: 4	H: 1 LOB: 2 BB: 1 P: 8	1B: 7 2B: 1 3B: 0 HR: 0	SF: 0 SAC: 1 DP: 0 HBP: 0	WP: 0 PA: 40 PB: 0 SB: 0 CS: 0
PITCHER Bob Turley, R ERA: 3.01 (1, 1)	IP 10.0	WLS W 40	BF H 8	R ER 2 2	SO 6	BB 1	IBB 0	HBP 0	BLK 0	WP 0	HR 0	S 50	P 58	ERA 1.80	WHIP 0.900				

Batter	1	2	3	4	5	6	7	8	9	10	AB	R	H	RBI	BB	SO	LOB	BOTTOM	
Hank Bauer, R OBP: 0.347, SLG: 0.424 (1, 7) (9, 9)	F6			K							5	0	2	1	0	2	0	Detroit Tigers @ New York Yankees Yankee Stadium, Bronx, NY Sun Aug 07 1955, 3:38 AM EDT Att: 39,148 - Unknown AB 33 R 3 H 6 RBI 3 BB 6 SO 6 LOB 12 	
Bobby Richardson, R OBP: 0.222, SLG: 0.125 (1, 4)	CS BB	6-3			4-3		6-3			6-3	4	0	0	0	1	0	3		
Mickey Mantle, S OBP: 0.429, SLG: 0.604 (1, 8)	HR				F4		G3			HR	4	2	2	2	1	0	0		
Yogi Berra, L OBP: 0.356, SLG: 0.481 (1, 2)	BB 1B				G3			F7			4	0	1	0	0	1	3		
Eddie Robinson, L OBP: 0.349, SLG: 0.519 (1, 3)	BB			F8		F8		K			3	0	0	0	1	1	0		
Joe Collins, L OBP: 0.338, SLG: 0.390 Elston Howard, R OBP: 0.346, SLG: 0.508 (1, 9) (9, 7)	F8			L4		6-3		3-1			4	0	0	0	0	0	2		
											0	0	0	0	0	0	0		
Gil McDougald, R OBP: 0.372, SLG: 0.393 (1, 5)		FC1-5 BB BB		6-3			BB 1B			K	3	0	1	0	1	1	0		
Jerry Coleman, R OBP: 0.281, SLG: 0.214 (1, 6)		FC1-8 2B BB		4-3			BB		4-3		2	1	0	0	2	0	0		
Bob Turley, R OBP: 0.197, SLG: 0.197 (1, 1)	FC1-5 2B			K		4-3			6-3		4	0	0	0	0	1	4		
Inning Stats	R: 1 E: 0 K: 0 S: 4	H: 2 LOB: 2 BB: 2 P: 12	R: 1 E: 0 K: 1 S: 6	H: 1 LOB: 3 BB: 3 P: 18	R: 0 E: 0 K: 0 S: 3	H: 0 LOB: 0 BB: 0 P: 3	R: 0 E: 0 K: 2 S: 7	H: 0 LOB: 0 BB: 0 P: 7	R: 0 E: 0 K: 0 S: 3	H: 1 LOB: 0 BB: 0 P: 3	R: 0 E: 0 K: 1 S: 5	H: 0 LOB: 0 BB: 0 P: 5	R: 0 E: 0 K: 1 S: 5	H: 0 LOB: 0 BB: 0 P: 5	R: 1 E: 0 K: 1 S: 5	H: 1 LOB: 0 BB: 0 P: 5	1B: 3 2B: 1 3B: 0 HR: 2	SF: 0 SAC: 0 DP: 0 HBP: 0	WP: 0 PA: 39 PB: 0 SB: 0 CS: 2
PITCHER Frank Lary, R ERA: 3.17 Babe Birrer, R ERA: 3.67 (1, 1) (8, 1)	IP 7.0	WLS L 30	BF H 5	R ER 2 2	SO 3	BB 6	IBB 0	HBP 0	BLK 0	WP 0	HR 1	S 30	P 54	ERA 2.57	WHIP 1.571				

Batter	1	2	3	4	5	6	7	8	9	AB	R	H	RBI	BB	SO	LOB	TOP					
Billy Goodman, L (1, 4) OBP: 0.399, SLG: 0.359	4-0 HR BB	0-3 K			0-0 4-3		0-3 K		0-0 G3	4	1	0	0	1	2	2	Boston Red Sox @ New York Yankees Yankee Stadium, Bronx, NY Tue Aug 09 1955, 3:33 AM EDT Att: 61,678 - Unknown - 72 F AB 31 R 4 H 5 RBI 4 BB 6 SO 6 LOB 13 					
Billy Klaus, L (1, 6) OBP: 0.367, SLG: 0.422	0-0 HR		0-0 4-3		0-0 F7		0-0 F6	0-0 F5	5	1	1	2	0	0	2							
Ted Williams, L (1, 7) OBP: 0.485, SLG: 0.746 Gene Stephens, L (9, 7) OBP: 0.386, SLG: 0.492	0-0 F8		0-0 G3		0-0 L5		4-0 BB BB		3	0	0	0	1	0	0							
Jackie Jensen, R (1, 9) OBP: 0.359, SLG: 0.492	4-0 BB		0-0 5-3		0-0 5-3		4-0 BB BB		2	0	0	0	2	0	0							
Norm Zauchin, R (1, 3) OBP: 0.338, SLG: 0.456	0-3 K		0-0 F3		0-0 5-3 1B		0-3 K		4	0	1	0	0	2	3							
Sammy White, R (1, 2) OBP: 0.320, SLG: 0.389	0-0 E6		0-0 4-3		0-0 5-3		0-0 SH1-4 2B		4	1	1	0	0	0	2							
Grady Hatton, L (1, 5) OBP: 0.370, SLG: 0.345	0-0 F5		0-0 HR		0-0 4-3		0-0 SH1-4 1B		3	1	1	1	0	0	3							
Jim Piersall, R (1, 8) OBP: 0.359, SLG: 0.433	0-0 F9		4-0 BB		0-0 F2		4-0 2B IBB		2	0	0	0	2	0	0							
Willard Nixon, L (1, 1) OBP: 0.300, SLG: 0.333	0-3 K		0-0 F7		0-3 K		0-0 2B		4	0	1	1	0	2	1							
Inning Stats	R: 2 E: 1 K: 1 S: 7	H: 1 LOB: 2 BB: 2 P: 15	R: 0 E: 0 K: 2 S: 7	H: 0 LOB: 0 BB: 0 P: 7	R: 0 E: 0 K: 0 S: 3	H: 0 LOB: 0 BB: 1 P: 3	R: 1 E: 0 K: 0 S: 4	H: 1 LOB: 1 BB: 1 P: 8	R: 0 E: 0 K: 0 S: 3	H: 0 LOB: 0 BB: 0 P: 3	R: 0 E: 0 K: 0 S: 4	H: 0 LOB: 1 BB: 0 P: 4	R: 0 E: 0 K: 1 S: 7	H: 0 LOB: 0 BB: 0 P: 7	R: 0 E: 0 K: 1 S: 4	H: 0 LOB: 2 BB: 1 P: 12		R: 1 E: 0 K: 0 S: 5	H: 2 LOB: 2 BB: 1 P: 9	1B: 2 2B: 1 3B: 0 HR: 2	SF: 0 SAC: 1 DP: 0 HBP: 0	WP: 0 PB: 0 SB: 1 CS: 0
PITCHER Whitey Ford, L (1, 1) ERA: 2.91	IP: 9.0 WLS: L BF: 38 H: 5 R: 4 ER: 4 SO: 6 BB: 5 IBB: 1 HBP: 0 BLK: 0 WP: 0 HR: 2 S: 44 P: 68 ERA: 4.00 WHIP: 1.111															PITCHER						


Batter	1	2	3	4	5	6	7	8	9	AB	R	H	RBI	BB	SO	LOB	BOTTOM					
Hank Bauer, R (1, 9) OBP: 0.343, SLG: 0.418	0-3 K	0-0 4-3			0-0 F6		0-0 5-3		4	0	0	0	0	1	1	Boston Red Sox @ New York Yankees Yankee Stadium, Bronx, NY Tue Aug 09 1955, 3:33 AM EDT Att: 61,678 - Unknown - 72 F AB 31 R 1 H 6 RBI 0 BB 4 SO 5 LOB 15 						
Gil McDougald, R (1, 4) OBP: 0.374, SLG: 0.395	0-0 BB 1B		0-0 6-3		0-0 1-3		0-0 WP 1B		4	0	2	0	0	0	0							
Mickey Mantle, S (1, 8) OBP: 0.428, SLG: 0.600	0-0 F6		0-0 G3		0-0 BB 1B		0-0 F6		4	0	1	0	0	0	2							
Yogi Berra, L (1, 2) OBP: 0.355, SLG: 0.477	4-0 BB		0-0 1-3		0-0 F2		0-3 K		3	0	0	0	1	1	2							
Eddie Robinson, L (1, 3) OBP: 0.347, SLG: 0.509	0-0 G3		0-0 F8		0-0 F8		4-0 BB		3	0	0	0	1	0	3							
Irv Noren, L (1, 7) OBP: 0.311, SLG: 0.377	0-0 E 2B		4-0 L8-4 BB		4-0 FC4 BB		0-0 F8		2	1	1	0	2	0	2							
Andy Carey, R (1, 5) OBP: 0.302, SLG: 0.367	0-0 E9 SH3 1B		0-0 FC4		0-0 K		0-3 K		4	0	2	0	0	1	2							
Jerry Coleman, R (1, 6) OBP: 0.281, SLG: 0.274 Bill Skowron, R (4, PH) OBP: 0.320, SLG: 0.623 Phil Rizzuto, R (5, 9) OBP: 0.392, SLG: 0.274 Bob Cerv, R (7, PH) OBP: 0.333, SLG: 0.482 Bobby Richardson, R (8, 6) OBP: 0.222, SLG: 0.192 Elston Howard, F (9, PH) OBP: 0.346, SLG: 0.505	0-0 SH3		0-0 L8-4		0-0 1-3		0-0 K		0	0	0	0	0	0	0							
Whitey Ford, L (1, 1) OBP: 0.250, SLG: 0.200 Joe Collins, L (9, PH) OBP: 0.336, SLG: 0.388	0-0 1-3		0-3 K		0-0 G3		0-0 F8		3	0	0	0	0	1	1							
Inning Stats	R: 0 E: 0 K: 1 S: 6	H: 1 LOB: 1 BB: 0 P: 10	R: 1 E: 1 K: 0 S: 5	H: 2 LOB: 1 BB: 0 P: 5	R: 0 E: 0 K: 0 S: 3	H: 0 LOB: 0 BB: 0 P: 3	R: 0 E: 0 K: 0 S: 3	H: 1 LOB: 1 BB: 1 P: 7	R: 0 E: 0 K: 0 S: 5	H: 0 LOB: 0 BB: 0 P: 5	R: 0 E: 0 K: 0 S: 4	H: 1 LOB: 2 BB: 1 P: 8	R: 0 E: 0 K: 0 S: 3	H: 0 LOB: 0 BB: 0 P: 3	R: 0 E: 0 K: 1 S: 6		H: 1 LOB: 2 BB: 1 P: 10	R: 0 E: 0 K: 2 S: 7	H: 0 LOB: 0 BB: 0 P: 7	1B: 5 2B: 2 3B: 0 HR: 0	SF: 0 SAC: 1 DP: 1 HBP: 0	WP: 2 PB: 0 SB: 0 CS: 0
PITCHER Willard Nixon, R (1, 1) ERA: 3.52	IP: 9.0 WLS: W BF: 36 H: 6 R: 1 ER: 1 SO: 5 BB: 4 IBB: 0 HBP: 0 BLK: 0 WP: 1 HR: 0 S: 42 P: 58 ERA: 1.00 WHIP: 1.111															PITCHER						

Batter	1	2	3	4	5	6	7	8	9	AB	R	H	RBI	BB	SO	LOB	TOP
Billy Goodman, L (1, 4) OBP: 0.395, SLG: 0.355										5	1	2	0	0	0	2	Boston Red Sox @ New York Yankees Yankee Stadium, Bronx, NY Thu Aug 11 1955, 3:33 AM EDT Att: 18,572 - Unknown - 80 F
Billy Klaus, L (1, 6) OBP: 0.365, SLG: 0.420										5	2	2	0	0	1	2	
Ted Williams, L (1, 7) OBP: 0.484, SLG: 0.731										4	0	2	0	1	0	2	
Jackie Jensen, R (1, 9) OBP: 0.361, SLG: 0.488										1	0	0	1	3	0	2	
Norm Zauchin, R (1, 3) OBP: 0.332, SLG: 0.447										3	0	0	2	0	2	5	
Grady Hatton, L (1, 5) OBP: 0.389, SLG: 0.342										4	0	1	0	0	0	4	
Jim Piersall, R (1, 8) OBP: 0.356, SLG: 0.427										4	0	1	0	0	1	3	
Pete Daley, R (1, 2) OBP: 0.152, SLG: 0.242										4	0	0	0	0	1	1	
Frank Baumann, L (1, 1) Ike Delock, R (2, 1) Faye Thronberry, L (8, PH) Ellis Kinder, R (8, 1)										1	0	0	0	0	1	0	
Inning Stats	R: 0 E: 0 K: 1 S: 7	H: 2 LOB: 3 BB: 1 P: 11	R: 0 E: 0 K: 1 S: 5	H: 0 LOB: 0 BB: 0 P: 5	R: 0 E: 0 K: 1 S: 5	H: 0 LOB: 2 BB: 2 P: 13	R: 0 E: 0 K: 1 S: 6	H: 1 LOB: 2 BB: 1 P: 10	R: 1 E: 0 K: 0 S: 5	H: 2 LOB: 1 BB: 0 P: 5	R: 0 E: 0 K: 1 S: 5	H: 0 LOB: 0 BB: 0 P: 5	R: 1 E: 0 K: 1 S: 6	H: 1 LOB: 0 BB: 0 P: 6	1B: 6 2B: 2 3B: 0 HR: 0	SF: 3 SAC: 0 DP: 0 HBP: 0	
PITCHER	IP WLS BF H R ER SO BB IBB HBP BLK WP HR S P ERA WHIP																
Bob Turley, R (1, 1) ERA: 2.97	8.0 W 38 8 3 2 6 5 0 0 0 0 0 0 45 65 2.25 1.625																
Tommy Byrne, L (9, 1) ERA: 2.64	1.0 S 3 0 0 0 1 0 0 0 0 0 0 0 5 5 0.00 0.000																

Batter	1	2	3	4	5	6	7	8	9	AB	R	H	RBI	BB	SO	LOB	BOTTOM		
Hank Bauer, R (1, 9) OBP: 0.341, SLG: 0.412										5	1	2	0	0	0	3	Boston Red Sox @ New York Yankees Yankee Stadium, Bronx, NY Thu Aug 11 1955, 3:33 AM EDT Att: 18,572 - Unknown - 80 F		
Phil Rizzuto, R (1, 6) OBP: 0.350, SLG: 0.254										2	1	0	0	2	0	2			
Yogi Berra, L (1, 2) OBP: 0.353, SLG: 0.473										4	0	1	1	0	0	4			
Mickey Mantle, S (1, 8) OBP: 0.427, SLG: 0.591										2	1	0	0	2	1	2			
Bill Skowron, R (1, 3) OBP: 0.350, SLG: 0.518										3	0	1	2	0	0	0			
Joe Collins, L (8, 3) OBP: 0.333, SLG: 0.380										0	0	0	0	0	0	0			
Gil McDougald, R (1, 4) OBP: 0.374, SLG: 0.392										3	0	0	0	0	0	1			
Elston Howard, R (1, 7) OBP: 0.344, SLG: 0.513										3	1	1	0	0	0	1			
Irv Noren, L (7, 7) OBP: 0.311, SLG: 0.376										1	0	1	0	0	0	0			
Andy Carey, R (1, 5) OBP: 0.307, SLG: 0.370										3	1	1	1	1	0	1			
Bob Turley, R (1, 1) OBP: 0.200, SLG: 0.188										3	0	0	0	1	0	3			
Tommy Byrne, L (9, 1) OBP: 0.262, SLG: 0.278										0	0	0	0	0	0	0			
Inning Stats	R: 2 E: 0 K: 0 S: 4	H: 1 LOB: 1 BB: 2 P: 12	R: 2 E: 0 K: 0 S: 6	H: 3 LOB: 2 BB: 1 P: 10	R: 0 E: 0 K: 0 S: 3	H: 0 LOB: 0 BB: 0 P: 3	R: 0 E: 0 K: 0 S: 4	H: 1 LOB: 2 BB: 1 P: 8	R: 1 E: 0 K: 0 S: 4	H: 1 LOB: 2 BB: 2 P: 12	R: 0 E: 0 K: 0 S: 3	H: 0 LOB: 0 BB: 0 P: 3	R: 0 E: 0 K: 1 S: 5	H: 0 LOB: 0 BB: 0 P: 5	R: 0 E: 0 K: 0 S: 4	H: 1 LOB: 1 BB: 0 P: 4	1B: 4 2B: 1 3B: 2 HR: 0	SF: 1 SAC: 1 DP: 0 HBP: 0	WP: 1 PA: 37 CS: 0
PITCHER	IP WLS BF H R ER SO BB IBB HBP BLK WP HR S P ERA WHIP																		
Frank Baumann, L (1, 1) ERA: 5.4	1.0 L 8 3 4 4 0 0 2 0 0 0 0 0 0 23 39 1.50 1.167																		
Ike Delock, R (2, 1) ERA: 4.15	6.0 25 3 1 1 1 4 0 0 0 0 0 0 4 4 0.00 1.000																		
Ellis Kinder, R (8, 1) ERA: 2.42	1.0 4 1 0 0 0 0 0 0 0 0 0 0 0 4 4 0.00 1.000																		

Batter	1	2	3	4	5	6	7	8	9	AB	R	H	RBI	BB	SO	LOB	TOP					
Hank Bauer, R OBP: 0.342, SLG: 0.420 (1, 9)	L5		K		HR		WP 1B SH3-4	K		5	2	2	2	0	2	1	New York Yankees @ Baltimore Orioles Memorial Stadium, Baltimore, MD Sun Aug 14 1955, 3:33 AM EDT Unknown					
Phil Rizzuto, R OBP: 0.333, SLG: 0.239 (1, 6)	K		5-3		3-1		SH3-4	F3		4	0	0	0	0	1	1						
Yogi Berra, L OBP: 0.354, SLG: 0.474 (1, 2)	F4				HR		F3			5	1	2	0	0	0	1						
Mickey Mantle, S OBP: 0.429, SLG: 0.597 (1, 8)		5-3			HR		WP 1B			3	3	1	2	2	0	0						
Bill Skowron, R OBP: 0.354, SLG: 0.518 Joe Collins, L OBP: 0.336, SLG: 0.383 (7, PH) (7, 3)		1B BB			HR		WP 1B BB			2	0	1	1	1	0	0						
Gil McDougald, R OBP: 0.376, SLG: 0.394 (1, 4)		FC6-4 1B			1B		1-H 2-H 1B			1	0	1	2	0	0	0						
Elston Howard, R OBP: 0.341, SLG: 0.508 Irv Noren, L OBP: 0.309, SLG: 0.374 (5, 7)		F7			F2		F8	F8		2	0	0	0	0	0	4						
Andy Carey, R OBP: 0.306, SLG: 0.371 (1, 5)		FC6-4			F6		6-3			4	0	1	0	0	0	4						
Whitey Ford, L OBP: 0.254, SLG: 0.194 Jim Konstanty, R OBP: 0.250, SLG: 0.143 (7, 1)			5-3		HR		G3	SH1-4		2	1	0	0	1	0	0						
					BB			2-3		0	0	0	0	0	0	0						
Inning Stats	R: 0 E: 0 K: 1 S: 5	H: 0 LOB: 0 BB: 0 P: 5	R: 0 E: 0 K: 0 S: 4	H: 1 LOB: 2 BB: 1 P: 8	R: 0 E: 0 K: 1 S: 5	H: 0 LOB: 0 BB: 0 P: 5	R: 1 E: 1 K: 0 S: 6	H: 2 LOB: 2 BB: 0 P: 6	R: 4 E: 0 K: 1 S: 8	H: 3 LOB: 0 BB: 1 P: 12	R: 0 E: 0 K: 0 S: 3	H: 0 LOB: 0 BB: 0 P: 3	R: 2 E: 0 K: 0 S: 5	H: 2 LOB: 2 BB: 2 P: 13	R: 0 E: 0 K: 1 S: 6	H: 1 LOB: 1 BB: 0 P: 6	R: 0 E: 0 K: 0 S: 3	H: 1 LOB: 1 BB: 1 P: 7	1B: 6 2B: 3 3B: 0 HR: 2	SF: 0 SAC: 3 DP: 1 HBP: 0	WP: 1 PB: 0 SB: 0 CS: 0	PA: 42
PITCHER	IP WLS BF H R ER SO BB IBB HBP BLK WP HR S P ERA WHIP																					
Ed Lopat, L ERA: 3.69 Hal Brown, R ERA: 4.15 Ted Gray, L ERA: 7.97	(1, 1) (5, 1) (8, 1)	4.1 2.2 2.0	L 12 8	22 2 2	6 2 0	5 2 0	4 2 0	2 1 0	2 2 1	2 0 0	0 0 0	0 1 0	0 12 9	32 20 13	8.31 6.75 0.00	1.846 1.500 1.500						

Batter	1	2	3	4	5	6	7	8	9	AB	R	H	RBI	BB	SO	LOB	BOTTOM					
Fred Marsh, R OBP: 0.287, SLG: 0.248 (1, 4)	SH1-4 1B 2B				F7		5-3			5	1	2	1	0	0	5	New York Yankees @ Baltimore Orioles Memorial Stadium, Baltimore, MD Sun Aug 14 1955, 3:33 AM EDT Unknown					
Cal Abrams, L OBP: 0.415, SLG: 0.397 (1, 8)	SH1-4 2-3	4-3			1B		BB			3	0	2	0	1	0	2						
Dave Philley, S OBP: 0.389, SLG: 0.457 (1, 9)					K		F7			4	0	1	1	1	1	3						
Jim Dyck, R OBP: 0.415, SLG: 0.391 (9, 5)	K				G5-4-3		L5-3			4	0	1	0	1	1	3						
Gus Triandos, R OBP: 0.310, SLG: 0.403 (8, 2)	F8				K		L5-3			4	0	0	0	0	1	5						
Hal Smith, R OBP: 0.301, SLG: 0.352 Ted Gray, S (8, 1)		FC1-5 2B			F4		F8	FC6-4		4	0	1	0	0	0	2						
Chuck Diering, R OBP: 0.217, SLG: 0.294 Dave Pope, L OBP: 0.336, SLG: 0.405 (6, PH) (9, 7)		FC1-5 1B			F5		WP 1B BB			2	1	0	0	1	0	1						
Willy Miranda, S OBP: 0.298, SLG: 0.293 (1, 6)		1B BB			1B		WP 1B			2	0	2	0	2	0	0						
Ed Lopat, L OBP: 0.216, SLG: 0.171 Hal Brown, R OBP: 0.200, SLG: 0.111 Bob Hale, L OBP: 0.379, SLG: 0.424 (8, 3)		1B BB			K		F6			2	0	1	0	0	1	2						
					1B		1-2 2-3			1	0	0	0	0	0	1						
Inning Stats	R: 1 E: 0 K: 1 S: 7	H: 2 LOB: 1 BB: 0 P: 7	R: 1 E: 0 K: 1 S: 7	H: 2 LOB: 2 BB: 1 P: 11	R: 0 E: 0 K: 1 S: 4	H: 0 LOB: 0 BB: 1 P: 8	R: 0 E: 0 K: 0 S: 4	H: 1 LOB: 2 BB: 1 P: 8	R: 0 E: 0 K: 1 S: 6	H: 2 LOB: 1 BB: 0 P: 6	R: 0 E: 0 K: 0 S: 4	H: 1 LOB: 2 BB: 1 P: 8	R: 0 E: 0 K: 0 S: 3	H: 0 LOB: 2 BB: 2 P: 11	R: 0 E: 0 K: 0 S: 4	H: 1 LOB: 1 BB: 0 P: 4	R: 0 E: 0 K: 0 S: 3	H: 1 LOB: 0 BB: 0 P: 3	1B: 8 2B: 4 3B: 0 HR: 0	SF: 0 SAC: 1 DP: 3 HBP: 0	WP: 1 PB: 0 SB: 0 CS: 0	PA: 40
PITCHER	IP WLS BF H R ER SO BB IBB HBP BLK WP HR S P ERA WHIP																					
Whitey Ford, L ERA: 2.91 Jim Konstanty, R ERA: 2.04	(1, 1) (7, 1)	6.1 2.2	W S	31 9	8 2	0 0	2 0	4 0	6 0	0 0	0 0	0 0	0 0	0 9	33 9	57 9	2.84 0.00	2.211 0.750				



Batter	1	2	3	4	5	6	7	8	9	AB	R	H	RBI	BB	SO	LOB	TOP			
Hank Bauer, R (1,9) OBP: 0.350, SLG: 0.444										3	2	1	1	2	0	0	New York Yankees @ Baltimore Orioles Memorial Stadium, Baltimore, MD Mon Aug 15 1955, 3:33 AM EDT Overcast livebaseballscorecards.com			
Phil Rizzuto, R (1,6) OBP: 0.337, SLG: 0.250										5	0	2	1	0	1	1				
Yogi Berra, L (1,2) OBP: 0.360, SLG: 0.480										4	0	0	0	1	0	4				
Mickey Mantle, S (1,8) OBP: 0.429, SLG: 0.594										4	1	3	1	0	0	0				
Bill Skowron, R (1,3) Joe Collins, L (9,3) OBP: 0.357, SLG: 0.511 OBP: 0.338, SLG: 0.389										4	0	1	1	0	0	3				
Gil McDougald, R (1,4) OBP: 0.374, SLG: 0.390										4	1	1	0	0	0	2				
Elston Howard, R (1,7) Irv Noren, L (9,7) OBP: 0.345, SLG: 0.507 OBP: 0.308, SLG: 0.372										4	1	1	0	0	0	2				
Andy Carey, R (1,5) OBP: 0.307, SLG: 0.370										3	0	0	0	0	0	1				
Bob Wiesler, S (1,1) Johnny Kucks, R (5,1) OBP: 0.133, SLG: 0.143 OBP: 0.057, SLG: 0.086										1	0	0	1	0	0	0				
										2	0	0	0	0	2	0				
Inning Stats	R: 1 E: 1 K: 0 S: 4	H: 1 LOB: 1 BB: 1 P: 8	R: 2 E: 0 K: 0 S: 6	H: 3 LOB: 2 BB: 1 P: 10	R: 1 E: 0 K: 0 S: 5	H: 2 LOB: 1 BB: 0 P: 5	R: 0 E: 0 K: 0 S: 4	H: 1 LOB: 1 BB: 0 P: 4	R: 0 E: 2 K: 1 S: 5	H: 0 LOB: 1 BB: 0 P: 4	R: 0 E: 0 K: 1 S: 5	H: 1 LOB: 1 BB: 1 P: 9	R: 0 E: 0 K: 0 S: 3	H: 0 LOB: 0 BB: 0 P: 3	R: 1 E: 0 K: 1 S: 6	H: 1 LOB: 0 BB: 0 P: 6	1B: 7 2B: 1 3B: 0 HR: 1	SF: 1 SAC: 1 DP: 1 HBP: 0	WP: 0 PB: 0 SB: 0 CS: 0	PA: 39
PITCHER Bill Wight, L (1,1) ERA: 2.72	IP: 9.0 WLS: L BF: 39 H: 9 R: 5 ER: 4 SO: 3 BB: 3 IBB: 0 HBP: 0 BLK: 0 WP: 0 HR: 1 S: 42 P: 54 ERA: 4.00 WHIP: 1.333															PITCHER				

Batter	1	2	3	4	5	6	7	8	9	AB	R	H	RBI	BB	SO	LOB	BOTTOM			
Fred Marsh, R (1,4) OBP: 0.303, SLG: 0.259										3	1	1	0	2	0	0	New York Yankees @ Baltimore Orioles Memorial Stadium, Baltimore, MD Mon Aug 15 1955, 3:33 AM EDT Overcast livebaseballscorecards.com			
Cal Abrams, L (1,8) OBP: 0.414, SLG: 0.401										4	1	1	2	1	1	1				
Dave Philley, S (1,9) OBP: 0.384, SLG: 0.450										4	0	1	1	0	0	3				
Jim Dyck, R (1,7) OBP: 0.417, SLG: 0.398										2	0	0	0	2	1	1				
Gus Triandos, R (1,3) (6,2) OBP: 0.319, SLG: 0.407										4	0	1	1	0	0	3				
Hal Smith, R (1,2) Bob Hale, L (5, PH) OBP: 0.297, SLG: 0.348 OBP: 0.378, SLG: 0.420										2	0	0	0	0	0	1				
Wayne Causey, L (1,5) OBP: 0.290, SLG: 0.242										3	1	0	0	1	1	2				
Willy Miranda, S (1,6) OBP: 0.301, SLG: 0.291										4	0	1	0	0	2	2				
Bill Wight, L (1,1) Dave Pope, L (9, PH) OBP: 0.176, SLG: 0.188 OBP: 0.331, SLG: 0.400										3	1	0	0	0	0	2				
										1	0	0	0	0	0	0				
Inning Stats	R: 0 E: 0 K: 1 S: 5	H: 0 LOB: 1 BB: 1 P: 9	R: 0 E: 0 K: 1 S: 5	H: 0 LOB: 0 BB: 0 P: 5	R: 0 E: 0 K: 1 S: 6	H: 1 LOB: 2 BB: 1 P: 10	R: 0 E: 0 K: 0 S: 2	H: 0 LOB: 0 BB: 1 P: 6	R: 4 E: 0 K: 0 S: 6	H: 3 LOB: 2 BB: 3 P: 18	R: 0 E: 0 K: 0 S: 3	H: 0 LOB: 0 BB: 0 P: 3	R: 0 E: 0 K: 2 S: 9	H: 2 LOB: 2 BB: 0 P: 9	R: 0 E: 0 K: 0 S: 3	H: 0 LOB: 0 BB: 0 P: 3	1B: 6 2B: 0 3B: 0 HR: 0	SF: 0 SAC: 0 DP: 1 HBP: 0	WP: 0 PB: 0 SB: 0 CS: 0	PA: 38
PITCHER Bob Wiesler, L (1,1) ERA: 4.04 Johnny Kucks, R (5,1) ERA: 3.67	IP: 4.1 WLS: W BF: 17 H: 2 R: 0 ER: 0 SO: 2 BB: 1 IBB: 0 HBP: 0 BLK: 0 WP: 0 HR: 0 S: 20 P: 24 ERA: 0.00 WHIP: 0.643															PITCHER				

Batter	1	2	3	4	5	6	7	8	9	AB	R	H	RBI	BB	SO	LOB	TOP										
Hank Bauer, R OBP: 0.357, SLG: 0.453 (1,9)	F4		WP SH3 BB			HR	1B		1B	5	2	3	3	1	1	0	New York Yankees @ Boston Red Sox Fenway Park, Boston, MA Tue Aug 16 1955, 3:33 AM EDT Att: 34,152 - Unknown										
Gil McDougald, R OBP: 0.375, SLG: 0.391 (1,4)	1-3		SH3	1-3		FC4-6	4-3		K	5	0	1	0	0	1	3											
Yogi Berra, L OBP: 0.357, SLG: 0.472 (1,2)	1B		E1	4-3		F7			6-3	6	2	2	1	0	0	1											
Mickey Mantle, S OBP: 0.435, SLG: 0.617 (1,8)	1B		HR			FC4-6			F9	5	1	3	2	1	1	2											
Bill Skowron, R OBP: 0.363, SLG: 0.525 (1,3)	1B		HR			FC4-6			F9	3	2	2	2	0	0	2											
Joe Collins, L OBP: 0.338, SLG: 0.385 (7,3)	1B		1B	SF7		HR			F9	1	0	0	0	0	0	1											
Elston Howard, R OBP: 0.344, SLG: 0.502 (1,7)	K		HR			F9			6-3	4	1	1	0	0	1	4											
Irv Noren, L OBP: 0.311, SLG: 0.373 (7,7)	K		HR			G3			6-3	1	0	0	0	0	0	1											
Andy Carey, R OBP: 0.309, SLG: 0.376 (1,5)			F3	SF7		SH1-3			K	3	1	1	1	1	1	0											
Phil Rizzuto, R OBP: 0.359, SLG: 0.278 (1,6)			G6-4-3	HR		SH1-3			2B	3	2	3	0	0	0	0											
Don Larsen, R OBP: 0.130, SLG: 0.227 (1,1)			G6-4-3			1-3			1B	4	1	1	3	0	0	3											
Tom Morgan, R OBP: 0.250, SLG: 0.313 (8,1)			HR			1-3			2B	1	1	1	0	0	0	0											
Inning Stats	R: 1 E: 0 K: 1 S: 8	H: 3 LOB: 2 BB: 0 P: 8	R: 0 E: 0 K: 0 S: 3	H: 1 LOB: 0 BB: 0 P: 3	R: 7 E: 1 K: 1 S: 10	H: 4 LOB: 0 BB: 1 P: 15	R: 0 E: 0 K: 1 S: 5	H: 0 LOB: 0 BB: 0 P: 5	R: 1 E: 0 K: 0 S: 5	H: 2 LOB: 1 BB: 0 P: 5	R: 1 E: 0 K: 0 S: 4	H: 1 LOB: 1 BB: 1 P: 8	R: 0 E: 0 K: 0 S: 4	H: 1 LOB: 1 BB: 0 P: 4	R: 2 E: 0 K: 2 S: 11	H: 4 LOB: 2 BB: 0 P: 11	1B: 11 2B: 3 3B: 0 HR: 4	SF: 1 SAC: 3 DP: 1 HBP: 1	WP: 1 PB: 0 SB: 0 CS: 0	PA: 49							
PITCHER	IP	WLS	BF	H	R	ER	SO	BB	IBB	HBP	BLK	WP	HR	S	P	ERA	WHIP										
Frank Sullivan, R ERA: 3.04 (1,1)	2.2	L	17	7	7	3	1	1	0	1	0	1	1	17	22	10.12	3.000										
Dick Brodowski, R ERA: 8.49 (3,1)	4.1		21	6	4	3	2	2	0	0	0	0	3	23	31	6.23	1.846										
Tom Brewer, R ERA: 4.29 (8,1)	2.0		11	5	2	2	2	0	0	0	0	0	0	15	15	9.00	2.500										

AB	41
R	13
H	18
RBI	12
BB	3
SO	5
LOB	17



Batter	1	2	3	4	5	6	7	8	9	AB	R	H	RBI	BB	SO	LOB	BOTTOM										
Billy Goodman, L OBP: 0.397, SLG: 0.352 (1,4)	L4		BB			6-3			L5-3	4	0	1	0	1	0	2	New York Yankees @ Boston Red Sox Fenway Park, Boston, MA Tue Aug 16 1955, 3:33 AM EDT Att: 34,152 - Unknown										
Billy Klaus, L OBP: 0.356, SLG: 0.407 (1,6)	F8		F9			HR			G3	5	1	1	0	0	0	3											
Ted Williams, L OBP: 0.485, SLG: 0.731 (1,7)	FC5-4					4-3			G3	4	1	2	2	0	0	0											
Jackie Jensen, R OBP: 0.369, SLG: 0.491 (1,9)	FC5-4					6-3			HR	4	1	1	1	0	0	1											
Norm Zauchin, R OBP: 0.340, SLG: 0.462 (1,3)			6-3			K			K	3	1	0	0	0	2	0											
Sammy White, R OBP: 0.323, SLG: 0.389 (1,2)			K			F2			F4	4	0	1	1	0	1	0											
Grady Hatton, L OBP: 0.370, SLG: 0.337 (1,5)			F2			F8			F8	3	0	0	0	1	0	1											
Jim Piersall, R OBP: 0.363, SLG: 0.435 (1,8)			B2-3			HR			L5-3	2	1	1	0	2	0	0											
Frank Sullivan, R OBP: 0.159, SLG: 0.154 (1,1)			4-3			HR			L9	0	0	0	0	0	0	0											
Dick Brodowski, R OBP: 0.444, SLG: 0.778 (3,1)										2	1	1	2	0	0	0											
Gene Stephens, L OBP: 0.383, SLG: 0.489 (7,PH)										1	0	0	0	0	1	2											
Tom Brewer, R OBP: 0.203, SLG: 0.180 (8,1)										0	0	0	0	0	0	0											
Faye Throneberry, L OBP: 0.377, SLG: 0.466 (9,PH)										1	0	0	0	0	0	1											
Inning Stats	R: 0 E: 0 K: 0 S: 4	H: 1 LOB: 1 BB: 0 P: 4	R: 0 E: 0 K: 1 S: 5	H: 0 LOB: 0 BB: 0 P: 5	R: 0 E: 0 K: 1 S: 5	H: 0 LOB: 0 BB: 1 P: 7	R: 0 E: 0 K: 1 S: 5	H: 0 LOB: 0 BB: 0 P: 5	R: 2 E: 0 K: 0 S: 4	H: 1 LOB: 0 BB: 1 P: 8	R: 2 E: 0 K: 1 S: 7	H: 2 LOB: 1 BB: 0 P: 7	R: 0 E: 0 K: 1 S: 4	H: 0 LOB: 1 BB: 2 P: 12	R: 2 E: 0 K: 0 S: 5	H: 2 LOB: 1 BB: 0 P: 6	R: 0 E: 0 K: 0 S: 4	H: 2 LOB: 1 BB: 0 P: 4	1B: 4 2B: 2 3B: 0 HR: 3	SF: 0 SAC: 0 DP: 2 HBP: 1	WP: 0 PB: 0 SB: 0 CS: 0	PA: 38					
PITCHER	IP	WLS	BF	H	R	ER	SO	BB	IBB	HBP	BLK	WP	HR	S	P	ERA	WHIP										
Don Larsen, R ERA: 2.91 (1,1)	7.2		33	6	6	6	4	4	0	1	0	0	0	3	36	7.04	1.304										
Tom Morgan, R ERA: 3.29 (8,1)	1.1	S	5	2	0	0	0	0	0	0	0	0	0	5	5	0.00	1.500										



Batter	1	2	3	4	5	6	7	8	9	AB	R	H	RBI	BB	SO	LOB	TOP						
Hank Bauer, R OBP: 0.356, SLG: 0.451 (1, 9)										4	0	1	0	0	1	1	New York Yankees @ Boston Red Sox Fenway Park, Boston, MA Wed Aug 17 1955, 3:33 AM EDT Att: 31,871 - Unknown - 79 F						
Gil McDougald, R OBP: 0.372, SLG: 0.387 (1, 4)										4	0	0	0	0	1	1							
Yogi Berra, L OBP: 0.354, SLG: 0.467 (1, 2)										4	0	0	0	0	0	1							
Mickey Mantle, S OBP: 0.435, SLG: 0.615 (1, 8)										3	0	1	0	1	1	0							
Bill Skowron, R OBP: 0.362, SLG: 0.525 (1, 3) (7, 5)										4	0	1	0	0	0	3							
Elston Howard, R OBP: 0.346, SLG: 0.505 (1, 7)										3	1	1	0	1	0	1							
Andy Carey, R OBP: 0.307, SLG: 0.373 Tom Sturdivant, L OBP: 0.100, SLG: 0.100 Irv Noren, L OBP: 0.310, SLG: 0.372 (7, 1) (9, PH)										3	0	0	0	0	1	1							
Phil Rizzuto, R OBP: 0.351, SLG: 0.272 Joe Collins, L OBP: 0.339, SLG: 0.386 (7, PH) (7, 3)										2	0	0	0	0	0	0							
Bob Turley, R OBP: 0.205, SLG: 0.182 Johnny Kucks, R OBP: 0.057, SLG: 0.086 Eddie Robinson, L OBP: 0.343, SLG: 0.503 Jerry Coleman, R OBP: 0.316, SLG: 0.258 (1, 1) (6, 1) (7, PH) (7, 6)										1	0	0	0	1	0	0							
Inning Stats	R: 0 E: 0 K: 0 S: 4	H: 1 LOB: 2 BB: 1 P: 8	R: 0 E: 0 K: 1 S: 5	H: 0 LOB: 0 BB: 0 P: 5	R: 0 E: 0 K: 1 S: 5	H: 0 LOB: 0 BB: 0 P: 5	R: 0 E: 0 K: 0 S: 4	H: 1 LOB: 1 BB: 0 P: 4	R: 0 E: 0 K: 1 S: 5	H: 0 LOB: 1 BB: 1 P: 9	R: 0 E: 0 K: 1 S: 5	H: 0 LOB: 0 BB: 0 P: 5	R: 1 E: 0 K: 0 S: 5	H: 2 LOB: 1 BB: 0 P: 5	R: 0 E: 0 K: 0 S: 3	H: 0 LOB: 2 BB: 1 P: 3		R: 0 E: 0 K: 0 S: 4	H: 1 LOB: 2 BB: 1 P: 8	1B: 3 2B: 2 3B: 0 HR: 0	SF: 0 SAC: 0 DP: 0 HBP: 0	WP: 1 PB: 0 CS: 0	PA: 35
PITCHER Ike Delock, R ERA: 3.88 (1, 1)	IP: 9.0 WLS: W BF: 35 H: 5 R: 1 ER: 1 SO: 4 BB: 3 IBB: 0 HBP: 0 BLK: 0 WP: 1 HR: 0 S: 40 P: 52 ERA: 1.00 WHIP: 0.889															PITCHER							

Batter	1	2	3	4	5	6	7	8	9	AB	R	H	RBI	BB	SO	LOB	BOTTOM				
Billy Goodman, L OBP: 0.399, SLG: 0.353 (1, 3)										4	2	2	1	1	0	1	New York Yankees @ Boston Red Sox Fenway Park, Boston, MA Wed Aug 17 1955, 3:33 AM EDT Att: 31,871 - Unknown - 79 F				
Billy Klaus, L OBP: 0.352, SLG: 0.402 (1, 6)										5	0	0	0	0	0	4					
Ted Williams, L OBP: 0.491, SLG: 0.729 Gene Stephens, L OBP: 0.383, SLG: 0.489 (6, PR) (9, 7)										2	1	1	0	3	0	0					
Jackie Jensen, R OBP: 0.373, SLG: 0.494 (1, 9)										3	0	2	3	2	1	0					
Sammy White, R OBP: 0.320, SLG: 0.384 (1, 2)										5	0	0	0	0	0	8					
Grady Hatton, L OBP: 0.371, SLG: 0.350 (1, 5)										4	2	2	0	0	0	5					
Jim Piersall, R OBP: 0.362, SLG: 0.439 (1, 8)										4	1	1	1	0	0	1					
Eddie Joost, R OBP: 0.287, SLG: 0.307 (1, 4)										3	1	1	1	1	1	0					
Ike Delock, R OBP: 0.179, SLG: 0.086 (1, 1)										3	0	0	0	1	3	3					
Inning Stats	R: 0 E: 0 K: 0 S: 3	H: 0 LOB: 3 BB: 3 P: 15	R: 0 E: 0 K: 1 S: 5	H: 0 LOB: 1 BB: 1 P: 9	R: 0 E: 0 K: 1 S: 5	H: 0 LOB: 0 BB: 0 P: 5	R: 1 E: 0 K: 1 S: 7	H: 2 LOB: 1 BB: 0 P: 7	R: 0 E: 0 K: 0 S: 4	H: 1 LOB: 2 BB: 1 P: 8	R: 5 E: 1 K: 1 S: 10	H: 4 LOB: 2 BB: 2 P: 18	R: 0 E: 0 K: 1 S: 5	H: 0 LOB: 0 BB: 0 P: 5	R: 1 E: 0 K: 0 S: 4	H: 2 LOB: 1 BB: 1 P: 8		1B: 5 2B: 3 3B: 2 HR: 0	SF: 0 SAC: 0 DP: 1 HBP: 0	WP: 2 PB: 0 CS: 0	PA: 41
PITCHER Bob Turley, R ERA: 3.08 (1, 1) Johnny Kucks, R ERA: 3.06 (6, 1) Tom Sturdivant, R ERA: 3.27 (7, 1)	IP: 5.2 WLS: L BF: 31 H: 7 R: 6 ER: 5 SO: 4 BB: 5 IBB: 2 HBP: 0 BLK: 0 WP: 2 HR: 0 S: 32 P: 60 ERA: 7.94 WHIP: 2.118															PITCHER					

Batter	1	2	3	4	5	6	7	8	9	AB	R	H	RBI	BB	SO	LOB	TOP			
Fred Marsh, R OBP: 0.300, SLG: 0.254 (1, 4)	F4		BB		F7		G5-4-3			3	0	0	0	1	0	1	Baltimore Orioles @ New York Yankees Yankee Stadium, Bronx, NY Fri Aug 19, 1955, 3:33 AM EDT Att: 14,602 - Unknown - 81 F			
Cal Abrams, L OBP: 0.429, SLG: 0.416 (1, 8)	5-3		BB			BB	FC5-2	L4-3		2	0	1	0	2	0	0				
Dave Philley, S OBP: 0.375, SLG: 0.432 (1, 9)	K		F8		F8		F8	L4-3		4	0	0	0	0	1	4				
Jim Dyck, R OBP: 0.433, SLG: 0.426 (1, 7)			L7			FC5-2	BB	F8		3	0	1	0	1	0	2				
Gus Triandos, R OBP: 0.316, SLG: 0.397 (1, 3)	K				F8	FC5-2	BB	F8		3	0	0	0	1	1	1				
Hal Smith, R OBP: 0.297, SLG: 0.349 (1, 2)					F8					3	0	0	0	0	0	4				
Art Schallcock, L OBP: 0.200, SLG: 0.111 (7, 1)	F3				F8	FC5-2		P5-3		0	0	0	0	0	0	0				
Erv Palica, R OBP: 0.333, SLG: 0.308 (8, 1)										0	0	0	0	0	0	0				
Dave Pope, L OBP: 0.331, SLG: 0.403 (9, PH)										1	0	0	0	0	0	0				
Chuck Diering, R OBP: 0.327, SLG: 0.302 (1, 5)		BB			F7		F9	F9		3	0	0	0	1	0	3				
Willy Miranda, S OBP: 0.297, SLG: 0.287 (1, 6)	F8				F7		F8			3	0	0	0	0	0	2				
Jim Wilson, R OBP: 0.121, SLG: 0.123 (7, PH)			K		F7					2	0	0	0	0	1	0				
Tom Gastall, R OBP: 0.182, SLG: 0.100 (7, 2)							G5-4-3	BB		0	0	0	0	1	0	0				
Inning Stats	R: 0 E: 0 K: 1 S: 5	H: 0 LOB: 0 BB: 0 P: 5	R: 0 E: 0 K: 1 S: 6	H: 1 LOB: 2 BB: 1 P: 10	R: 0 E: 0 K: 1 S: 5	H: 0 LOB: 2 BB: 2 P: 13	R: 0 E: 0 K: 0 S: 3	H: 0 LOB: 0 BB: 0 P: 3	R: 0 E: 0 K: 0 S: 4	H: 1 LOB: 3 BB: 2 P: 12	R: 0 E: 0 K: 0 S: 2	H: 0 LOB: 0 BB: 1 P: 6	R: 0 E: 0 K: 0 S: 2	H: 0 LOB: 0 BB: 0 P: 6	R: 0 E: 0 K: 0 S: 3	H: 0 LOB: 0 BB: 0 P: 3	1B: 1 2B: 2 3B: 0 HR: 0	SF: 0 SAC: 0 DP: 2 HBP: 0	WP: 0 PB: 0 SB: 0 CS: 0	PA: 34
PITCHER Whitey Ford, L ERA: 2.78 (1, 1)	IP: 9.0 WLS: W BF: 34 H: 2 R: 0 ER: 0 SO: 3 BB: 7 IBB: 0 HBP: 0 BLK: 0 WP: 0 HR: 0 S: 33 P: 61 ERA: 0.00 WHIP: 1.000															PITCHER	IP: 9.0 WLS: W BF: 34 H: 2 R: 0 ER: 0 SO: 3 BB: 7 IBB: 0 HBP: 0 BLK: 0 WP: 0 HR: 0 S: 33 P: 61 ERA: 0.00 WHIP: 1.000			

AB	27
R	0
H	2
RBI	0
BB	7
SO	3
LOB	17



Batter	1	2	3	4	5	6	7	8	9	AB	R	H	RBI	BB	SO	LOB	BOTTOM			
Hank Bauer, R OBP: 0.359, SLG: 0.453 (1, 9)	5-3		1B		1B	5-3		1B		5	2	3	1	0	0	2	Baltimore Orioles @ New York Yankees Yankee Stadium, Bronx, NY Fri Aug 19, 1955, 3:33 AM EDT Att: 14,602 - Unknown - 81 F			
Gil McDougald, R OBP: 0.374, SLG: 0.397 (1, 4)	HR		E7		F9		6-3	BB		5	2	3	1	0	0	1				
Yogi Berra, L OBP: 0.357, SLG: 0.467 (1, 2)	F9		F6		1B		1B	1B		4	1	2	0	1	0	1				
Mickey Mantle, S OBP: 0.435, SLG: 0.619 (1, 8)	HR		K		K		F7	E2		5	1	2	3	0	2	4				
Joe Collins, L OBP: 0.345, SLG: 0.385 (1, 3)	BB		F5		F4		1B	1B		3	0	1	0	2	0	3				
Irv Noren, L OBP: 0.312, SLG: 0.370 (1, 7)	F2				WP	5-3		3-1		4	1	1	1	1	0	3				
Andy Carey, R OBP: 0.306, SLG: 0.373 (1, 5)			F8		5-3		G3			5	0	1	0	0	0	4				
Phil Rizzuto, R OBP: 0.361, SLG: 0.268 (1, 6)	F5				SH3-4		G3	SH1-4		1	1	0	1	2	0	0				
Whitey Ford, L OBP: 0.243, SLG: 0.185 (1, 1)	K				F7		G3	SH1-4		3	0	0	0	0	1	2				
Inning Stats	R: 2 E: 0 K: 0 S: 5	H: 2 LOB: 1 BB: 1 P: 9	R: 0 E: 0 K: 1 S: 5	H: 0 LOB: 0 BB: 0 P: 5	R: 1 E: 1 K: 1 S: 7	H: 2 LOB: 1 BB: 0 P: 7	R: 1 E: 0 K: 0 S: 3	H: 0 LOB: 0 BB: 1 P: 7	R: 0 E: 0 K: 1 S: 7	H: 2 LOB: 2 BB: 0 P: 7	R: 0 E: 0 K: 0 S: 4	H: 1 LOB: 2 BB: 1 P: 8	R: 0 E: 0 K: 0 S: 5	H: 2 LOB: 2 BB: 0 P: 5	R: 4 E: 1 K: 0 S: 7	H: 4 LOB: 3 BB: 3 P: 19		1B: 10 2B: 1 3B: 0 HR: 2	SF: 0 SAC: 2 DP: 0 HBP: 0	WP: 1 PB: 0 SB: 0 CS: 0
PITCHER Jim Wilson, R ERA: 3.14 Art Schallcock, L ERA: 4.4 Erv Palica, R ERA: 4.39 (1, 1)	IP: 6.0 WLS: L BF: 28 H: 7 R: 4 ER: 4 SO: 3 BB: 3 IBB: 0 HBP: 0 BLK: 0 WP: 0 HR: 2 S: 31 P: 43 ERA: 4.50 WHIP: 1.667															PITCHER	IP: 6.0 WLS: L BF: 28 H: 7 R: 4 ER: 4 SO: 3 BB: 3 IBB: 0 HBP: 0 BLK: 0 WP: 0 HR: 2 S: 31 P: 43 ERA: 4.50 WHIP: 1.667			
PITCHER Whitey Ford, L ERA: 2.78 (1, 1)	IP: 1.2 WLS: L BF: 14 H: 6 R: 4 ER: 4 SO: 0 BB: 3 IBB: 0 HBP: 0 BLK: 0 WP: 0 HR: 1 S: 11 P: 23 ERA: 21.60 WHIP: 5.400															PITCHER	IP: 0.1 WLS: L BF: 1 H: 0 R: 0 ER: 0 SO: 0 BB: 0 IBB: 0 HBP: 0 BLK: 0 WP: 0 HR: 0 S: 1 P: 1 ERA: 0.00 WHIP: 0.000			



Batter	1	2	3	4	5	6	7	8	9	AB	R	H	RBI	BB	SO	LOB	TOP			
Wayne Causey, L (1.5) OBP: 0.283, SLG: 0.231	E3 SH3 2B	F8		F4			5-3										4 1 0 0 1 0 3			
Cal Abrams, L (1.9) OBP: 0.430, SLG: 0.412	SH3 1-2		F3						F9								2 0 0 0 2 0 2			
Dave Philley, S (1.7) OBP: 0.370, SLG: 0.425	F3		F6		K												4 0 0 0 0 1 3			
Gus Triandos, R (1.3) OBP: 0.317, SLG: 0.395																	1 0 0 0 1 0 0			
George Zuverink, R (4.1) OBP: 0.077, SLG: 0.077																	0 0 0 0 0 0 0			
Bob Hale, L (5.3) OBP: 0.379, SLG: 0.419	2B BB		F7														2 0 2 0 0 0 0			
Hal Smith, R (1.2) OBP: 0.300, SLG: 0.353																	2 1 1 1 1 0 2			
Fred Marsh, R (1.4) OBP: 0.296, SLG: 0.250	F7																3 0 0 0 0 0 3			
Chuck Diering, R (1.8) OBP: 0.326, SLG: 0.301																	4 0 1 0 0 1 2			
Willy Miranda, S (1.6) OBP: 0.297, SLG: 0.287																	3 0 1 0 0 1 3			
Dave Pope, L (9.3) OBP: 0.330, SLG: 0.402																	1 0 0 0 0 0 0			
Bill Wight, L (1.1) OBP: 0.200, SLG: 0.211																	3 0 1 1 1 0 2 2			
Tex Nelson, L (9.3) OBP: 0.345, SLG: 0.240																	1 0 1 0 0 0 0			
Don Leppert, L (9.3) OBP: 0.217, SLG: 0.053																	0 0 0 0 0 0 0			
Inning Stats	R: 1 E: 1 K: 0 S: 5	H: 1 LOB: 2 BB: 1 P: 9	R: 0 E: 0 K: 1 S: 6	H: 1 LOB: 1 BB: 0 P: 6	R: 0 E: 0 K: 0 S: 3	H: 0 LOB: 0 BB: 0 P: 3	R: 1 E: 1 K: 0 S: 5	H: 1 LOB: 2 BB: 1 P: 9	R: 0 E: 0 K: 1 S: 5	H: 1 LOB: 1 BB: 0 P: 8	R: 0 E: 0 K: 0 S: 2	H: 0 LOB: 0 BB: 0 P: 6	R: 0 E: 0 K: 0 S: 3	H: 1 LOB: 0 BB: 0 P: 3	R: 0 E: 0 K: 1 S: 6	H: 1 LOB: 2 BB: 1 P: 10	1B: 6 2B: 2 3B: 0 HR: 0	SF: 0 SAC: 3 DP: 2 HBP: 0	WP: 0 PB: 0 SB: 0 CS: 1	PA: 38
PITCHER	IP WLS BF H R ER SO BB IBB HBP BLK WP HR S P ERA WHIP																			
Tommy Byrne, L (1.1) ERA: 2.64	7.0 W 30 5 2 1 4 4 0 0 0 0 0 0 34 50 1.29 1.286																			
Bob Grim, R (8.1) ERA: 4.51	1.2 7 2 0 0 1 1 0 0 0 0 0 0 8 12 0.00 1.800																			
Rip Coleman, L (9.1) ERA: 9.53	0.1 S 1 0 0 0 0 0 0 0 0 0 0 0 1 1 0.00 0.000																			

Baltimore Orioles @ New York Yankees
Yankee Stadium, Bronx, NY
Sat Aug 20 1955, 3:33 AM EDT
Att: 10,869 - Unknown - 92 F

AB 30
R 2
H 7
RBI 2
BB 5
SO 5
LOB 20



Batter	1	2	3	4	5	6	7	8	9	AB	R	H	RBI	BB	SO	LOB	BOTTOM			
Hank Bauer, R (1.9) OBP: 0.355, SLG: 0.448	K		K														4 0 0 0 0 2 3			
Gil McDougald, R (1.4) OBP: 0.374, SLG: 0.395	6-3																2 1 0 0 1 0 1			
Yogi Berra, L (1.2) OBP: 0.356, SLG: 0.465	F9																4 0 1 0 0 0 1			
Mickey Mantle, S (1.8) OBP: 0.436, SLG: 0.617																	2 1 0 0 2 0 2			
Bill Skowron, R (1.3) OBP: 0.365, SLG: 0.531																	3 1 2 1 0 0 1			
Joe Collins, L (7.3) OBP: 0.343, SLG: 0.383																	1 0 0 0 0 1 0			
Elston Howard, R (1.7) OBP: 0.346, SLG: 0.507																	3 0 1 2 0 1 2			
Bob Grim, R (8.1) OBP: 0.208, SLG: 0.136																	0 0 0 0 0 0 0			
Rip Coleman, L (9.1) OBP: 0.333, SLG: 0.333																	0 0 0 0 0 0 0			
Andy Carey, R (1.5) OBP: 0.304, SLG: 0.371																	3 0 0 0 0 0 2			
Phil Rizzuto, R (1.6) OBP: 0.350, SLG: 0.259																	3 0 0 0 0 0 1			
Tommy Byrne, L (1.1) OBP: 0.299, SLG: 0.333																	2 0 2 0 0 0 0			
Irv Noren, L (8.7) OBP: 0.312, SLG: 0.370																	0 0 0 0 0 0 0			
Inning Stats	R: 0 E: 0 K: 1 S: 5	H: 0 LOB: 0 BB: 0 P: 5	R: 0 E: 0 K: 1 S: 4	H: 0 LOB: 0 BB: 1 P: 8	R: 0 E: 0 K: 1 S: 6	H: 1 LOB: 1 BB: 0 P: 6	R: 3 E: 0 K: 0 S: 6	H: 3 LOB: 1 BB: 1 P: 10	R: 0 E: 0 K: 0 S: 4	H: 1 LOB: 1 BB: 0 P: 4	R: 0 E: 0 K: 0 S: 3	H: 1 LOB: 1 BB: 1 P: 7	R: 0 E: 1 K: 0 S: 4	H: 0 LOB: 0 BB: 0 P: 4	R: 0 E: 0 K: 1 S: 5	H: 0 LOB: 0 BB: 0 P: 5	1B: 4 2B: 2 3B: 0 HR: 0	SF: 0 SAC: 2 DP: 2 HBP: 0	WP: 1 PB: 0 SB: 0 CS: 0	PA: 32
PITCHER	IP WLS BF H R ER SO BB IBB HBP BLK WP HR S P ERA WHIP																			
Bill Wight, L (1.1) ERA: 2.81	7.1 L 29 5 3 3 4 3 0 0 0 0 1 0 34 46 3.68 1.091																			
George Zuverink, R (4.1) ERA: 3.99	0.2 3 1 0 0 0 0 0 0 0 0 0 0 3 3 0.00 1.500																			
Bill Wight, L (5.1) ERA: 2.81	7.1 L 29 5 3 3 4 3 0 0 0 0 1 0 34 46 3.68 1.091																			

Baltimore Orioles @ New York Yankees
Yankee Stadium, Bronx, NY
Sat Aug 20 1955, 3:33 AM EDT
Att: 10,869 - Unknown - 92 F

AB 27
R 3
H 6
RBI 3
BB 3
SO 4
LOB 13



Batter	1	2	3	4	5	6	7	8	9	AB	R	H	RBI	BB	SO	LOB	TOP			
Fred Marsh, R OBP: 0.288, SLG: 0.243 (1, 5)	L6		6-3		F8		FC6-4		F9	5	0	0	0	0	0	5	Baltimore Orioles @ New York Yankees Yankee Stadium, Bronx, NY Sun Aug 21 1955, 3:33 AM EDT Att: 13,924 - Unknown - 94 F			
Cal Abrams, L OBP: 0.428, SLG: 0.406 (1, 8) (8, 9)	G3 BB			K		K		F7		3	0	0	0	1	2	0				
Dave Philley, S OBP: 0.368, SLG: 0.421 Chuck Diering, R OBP: 0.326, SLG: 0.301 (1, 7) (8, 8)	G3			6-3		F7		FC4-6 BB		3	0	0	0	1	0	1				
Dave Pope, L OBP: 0.329, SLG: 0.399 (1, 9) (8, 7)	P4-3			K		1B		FC4-6		4	0	1	0	0	1	2				
Bob Hale, L OBP: 0.384, SLG: 0.423 (1, 3)		4-3				FC3-6 BB 1B		K		4	1	2	0	0	1	1				
Gus Triandos, R OBP: 0.316, SLG: 0.392 (1, 2)		6-3				FC3-6 BB		F8		3	0	0	0	1	0	2				
Don Leppert, L OBP: 0.185, SLG: 0.043 (1, 4)			6-3			FC3-6 1B		F8		4	0	0	0	0	0	2				
Willy Miranda, S OBP: 0.302, SLG: 0.290 (1, 6)			K			1-2 2-3		FC6-4 BB		3	0	2	1	1	1	0				
Ed Lopat, L Hal Brown, R Tex Nelson, L Harry Dorish, R Wayne Causey, L Ray Moore, R Hal Smith, R (1, 1) (3, 1) (5, PH) (5, 1) (7, PH) (7, 1) (9, PH)	4-3					F7		K		1	0	0	0	0	0	0				
Inning Stats	R: 0 E: 0 K: 0 S: 3	H: 0 LOB: 1 BB: 1 P: 7	R: 0 E: 0 K: 0 S: 3	H: 0 LOB: 0 BB: 0 P: 3	R: 0 E: 0 K: 1 S: 5	H: 0 LOB: 0 BB: 0 P: 5	R: 0 E: 0 K: 2 S: 7	H: 0 LOB: 0 BB: 0 P: 7	R: 1 E: 0 K: 0 S: 5	H: 2 LOB: 2 BB: 1 P: 9	R: 0 E: 0 K: 1 S: 5	H: 2 LOB: 2 BB: 0 P: 7	R: 0 E: 0 K: 1 S: 5	H: 0 LOB: 1 BB: 1 P: 9	R: 0 E: 0 K: 0 S: 5	H: 2 LOB: 2 BB: 0 P: 5		1B: 6 2B: 0 3B: 0 HR: 0	SF: 0 SAC: 0 DP: 0 HBP: 0	WP: 0 PB: 0 SB: 0 CS: 0
PITCHER Don Larsen, R ERA: 2.63 (1, 1)	IP: 9.0 WLS: W BF: 37 H: 6 R: 1 ER: 1 SO: 6 BB: 4 IBB: 0 HBP: 0 BLK: 0 WP: 0 HR: 0 S: 45 P: 61 ERA: 1.00 WHIP: 1.111															PITCHER				

Batter	1	2	3	4	5	6	7	8	9	AB	R	H	RBI	BB	SO	LOB	BOTTOM
Hank Bauer, R OBP: 0.353, SLG: 0.453 (1, 9)	6-3				F7		FC4-6 2B	F2		5	2	1	1	0	0	2	Baltimore Orioles @ New York Yankees Yankee Stadium, Bronx, NY Sun Aug 21 1955, 3:33 AM EDT Att: 13,924 - Unknown - 94 F
Gil McDougald, R OBP: 0.375, SLG: 0.396 (1, 4)	PB 1B		F8		PB 1B		F4			4	1	2	0	0	0	1	
Yogi Berra, L OBP: 0.357, SLG: 0.468 (1, 2)	F8		F6		1B		2B			4	0	2	2	0	0	1	
Mickey Mantle, S OBP: 0.438, SLG: 0.623 (1, 8)	5-3				IBB		BB			2	1	1	1	2	0	1	
Bill Skowron, R Joe Collins, L (1, 3) (5, PH) (6, 3)	HR		5-3		3-1		P9			2	1	1	1	0	0	0	
Elston Howard, R Irv Noren, L (1, 7) (6, PH) (7, 7)	F4				F7		F7		K	2	0	0	0	0	0	0	
Andy Carey, R OBP: 0.303, SLG: 0.370 (1, 5)					L7		B1-3		F9	4	0	1	0	0	0	0	
Phil Rizzuto, R OBP: 0.346, SLG: 0.258 (1, 6)	F7				K		K		S 1B	4	1	1	0	0	2	1	
Don Larsen, R OBP: 0.185, SLG: 0.240 (1, 1)	L6				K		FC4-6 BB		1B	3	0	1	1	1	1	1	
Inning Stats	R: 0 E: 0 K: 0 S: 4	H: 1 LOB: 1 BB: 0 P: 4	R: 1 E: 0 K: 0 S: 5	H: 2 LOB: 1 BB: 0 P: 5	R: 2 E: 0 K: 0 S: 5	H: 2 LOB: 0 BB: 0 P: 5	R: 0 E: 0 K: 1 S: 5	H: 0 LOB: 0 BB: 0 P: 5	R: 1 E: 0 K: 0 S: 4	H: 1 LOB: 2 BB: 2 P: 12	R: 1 E: 0 K: 1 S: 7	H: 2 LOB: 1 BB: 0 P: 7	1B: 6 2B: 1 3B: 0 HR: 3	SF: 0 SAC: 0 DP: 0 HBP: 0	WP: 0 PB: 3 SB: 2 CS: 0	PA: 37	
PITCHER Ed Lopat, L Hal Brown, R Harry Dorish, R Ray Moore, R (1, 1) (3, 1) (5, 1) (7, 1) ERA: 3.86 ERA: 4.18 ERA: 2.75 ERA: 3.95	IP: 2.2 WLS: L BF: 13 H: 5 R: 3 ER: 3 SO: 3 BB: 0 IBB: 0 HBP: 0 BLK: 0 WP: 0 HR: 3 S: 13 P: 13 ERA: 10.12 WHIP: 1.875															PITCHER	



Batter	1	2	3	4	5	6	7	8	9	AB	R	H	RBI	BB	SO	LOB	TOP				
Hank Bauer, R (1, 9) OBP: 0.355, SLG: 0.453	0-3 K		0-0 CS 1B			0-0 F8		0-0 WP BB 1B		4	0	2	0	0	1	0	New York Yankees @ Detroit Tigers Briggs Stadium, Detroit, MI Tue Aug 23 1955, 4:33 AM EDT Att: 47,979 - Unknown				
Gil McDougald, R (1, 4) OBP: 0.374, SLG: 0.393	0-3 K		0-3 K			0-0 L5		4-0 WP BB		3	0	0	0	1	2	1					
Yogi Berra, L (1, 2) OBP: 0.356, SLG: 0.466	0-0 3-1					0-0 L9		0-0 BB 1B		4	0	1	1	0	0	2					
Mickey Mantle, S (1, 8) OBP: 0.436, SLG: 0.619		0-0 4-3				0-0 F8		4-0 3-H F2		3	0	0	0	1	0	2					
Joe Collins, L (1, 3) OBP: 0.343, SLG: 0.376		4-0 1B BB				4-0 BB		0-0 L3		2	1	0	0	2	0	5					
Irv Noren, L (1, 7) OBP: 0.309, SLG: 0.366		0-0 4-3				0-3 K				4	0	1	0	0	1	2					
Andy Carey, R (1, 5) OBP: 0.305, SLG: 0.371		0-0 WP 1B				0-0 G4-6-3 1B		0-0 L9		4	0	2	1	0	0	1					
Phil Rizzuto, R (1, 6) OBP: 0.340, SLG: 0.253		0-0 L7				0-0 G4-6-3		0-0 4-3		2	0	0	0	0	0	2					
Eiston Howard, R (7, PH) OBP: 0.342, SLG: 0.500						0-0 G4-6-3		0-0 4-3		1	0	0	0	0	0	0					
Jerry Coleman, R (7, 6) OBP: 0.316, SLG: 0.258						1-2 L4		0-0 1B		1	0	1	0	0	0	0					
Bill Skowron, R (9, PH) OBP: 0.368, SLG: 0.544								0-0 BB 1B F5 1B		0	0	0	0	0	0	0					
Bob Turley, R (1, 1) OBP: 0.208, SLG: 0.182			0-3 K							2	0	0	0	0	0	0	Yankees				
Johnny Kucks, R (2, 1) OBP: 0.054, SLG: 0.081										0	0	0	0	0	1	0					
Eddie Robinson, L (6, PH) OBP: 0.347, SLG: 0.506										1	0	1	0	0	0	0					
Tom Carroll, R (6, PH) OBP: 0.309, SLG: 0.313										0	0	1	0	0	0	0					
Tom Morgan, R (8, 1) OBP: 0.105, SLG: 0.100										0	0	0	0	0	0	0					
Tom Sturdivant, L (8, 1) OBP: 0.105, SLG: 0.100										0	0	0	0	0	0	0					
Tommy Byrne, L (9, PH) OBP: 0.296, SLG: 0.328										1	0	0	0	0	1	1					
Inning Stats	R: 0 E: 0 K: 2 S: 7	H: 0 LOB: 0 BB: 0 P: 7	R: 1 E: 0 K: 0 S: 4	H: 1 LOB: 1 BB: 1 P: 8	R: 0 E: 0 K: 1 S: 5	H: 1 LOB: 1 BB: 0 P: 9	R: 0 E: 0 K: 1 S: 3	H: 0 LOB: 0 BB: 0 P: 3	R: 0 E: 0 K: 0 S: 4	H: 0 LOB: 0 BB: 0 P: 8	R: 0 E: 0 K: 0 S: 3	H: 0 LOB: 0 BB: 0 P: 3	R: 1 E: 0 K: 0 S: 5	H: 2 LOB: 3 BB: 1 P: 9	R: 0 E: 0 K: 1 S: 6	H: 2 LOB: 1 BB: 0 P: 6		1B: 8 2B: 1 3B: 0 HR: 0	SF: 0 SAC: 0 DP: 3 HBP: 0	WP: 2 PB: 0 SB: 0 CS: 1	PA: 36
PITCHER Frank Lary, R (1, 1) ERA: 3.31	IP: 9.0 WLS: W BF: 36 H: 8 R: 2 ER: 2 SO: 6 BB: 4 IBB: 0 HBP: 0 BLK: 0 WP: 2 HR: 0 S: 44 P: 60 ERA: 2.00 WHIP: 1.333															PITCHER					

Batter	1	2	3	4	5	6	7	8	9	AB	R	H	RBI	BB	SO	LOB	BOTTOM			
Harvey Kuenn, R (1, 6) OBP: 0.346, SLG: 0.420	0-0 E1 G1-4-3	0-0 FC6-4 1B		0-0 F8		0-0 E5 FC6-5 S		0-0 BB 1B 1B		5	1	1	1	0	0	2	New York Yankees @ Detroit Tigers Briggs Stadium, Detroit, MI Tue Aug 23 1955, 4:33 AM EDT Att: 47,979 - Unknown			
Bill Tuttle, R (1, 8) OBP: 0.347, SLG: 0.384	0-0 G1-4-3	0-0 F2		0-0 FC6-4 1B		0-0 5-3		0-0 F7		5	0	1	0	0	0	5				
Al Kaline, R (1, 9) OBP: 0.431, SLG: 0.567	4-0 BB BB	0-0 1B		0-0 FC6-4 WP		0-0 FC6-5		0-0 BB 1B 1B		4	2	2	1	1	0	2				
Earl Torgeson, L (1, 3) OBP: 0.395, SLG: 0.401	4-0 1B BB	0-0 G3		0-0 F4		0-0 G3		4-0 E 1B BB BB		3	1	0	0	2	0	4				
Ray Boone, R (1, 5) OBP: 0.353, SLG: 0.480	0-0 1B		4-0 FC2-5 BB		0-0 F4		0-0 BB 1B		0-0 E1 BB 1B		4	0	3	3	1	0				
Charlie Maxwell, L (1, 7) OBP: 0.322, SLG: 0.482	0-3 K		0-0 E 1B		4-0 E BB		0-0 F2		0-3 K		3	1	1	0	1	3				
Bubba Phillips, R (8, 7) OBP: 0.323, SLG: 0.333			1-2 E 1B				0-0 F2			1	0	0	0	0	1	2				
Frank House, L (1, 2) OBP: 0.316, SLG: 0.442		1-0 BB FC6-4 HBP		0-0 FC2-5		0-0 F4		4-0 BB BB		3	1	0	0	1	0	3				
Fred Hatfield, L (1, 4) OBP: 0.343, SLG: 0.349		4-0 FC6-4 1B BB		0-0 F7		4-0 IBB		4-0 BB BB		1	1	0	1	4	0	1				
Frank Lary, R (1, 1) OBP: 0.261, SLG: 0.246		4-0 1B BB		0-0 5-3		0-0 F3		0-0 F2		4	0	0	0	1	0	8				
Inning Stats	R: 1 E: 1 K: 1 S: 6	H: 1 LOB: 2 BB: 2 P: 14	R: 2 E: 0 K: 0 S: 4	H: 1 LOB: 2 BB: 2 P: 13	R: 1 E: 1 K: 0 S: 4	H: 1 LOB: 1 BB: 1 P: 8	R: 0 E: 0 K: 0 S: 4	H: 1 LOB: 1 BB: 0 P: 4	R: 0 E: 1 K: 0 S: 4	H: 0 LOB: 2 BB: 2 P: 11	R: 0 E: 1 K: 0 S: 4	H: 0 LOB: 1 BB: 0 P: 4	R: 0 E: 0 K: 0 S: 4	H: 1 LOB: 2 BB: 1 P: 8	R: 3 E: 1 K: 1 S: 8	H: 3 LOB: 3 BB: 3 P: 20	1B: 8 2B: 0 3B: 0 HR: 0	SF: 0 SAC: 0 DP: 1 HBP: 1	WP: 1 PB: 0 SB: 1 CS: 0	PA: 45
PITCHER Bob Turley, R (1, 1) ERA: 3.2	IP: 1.0 WLS: L BF: 9 H: 1 R: 3 ER: 3 SO: 3 BB: 4 IBB: 0 HBP: 0 BLK: 0 WP: 0 HR: 0 S: 6 P: 23 ERA: 27.00 WHIP: 5.000															PITCHER				
Johnny Kucks, R (2, 1) ERA: 3.67	6.0 4 1 0 0 3 1 0 0 0 1 0 23 39 0.00 1.167																			
Tom Morgan, R (8, 1) ERA: 3.71	0.1 5 3 3 3 0 1 0 0 0 0 0 4 8 81.00 12.000																			
Tom Sturdivant, R (8, 1) ERA: 3.23	0.2 4 0 0 0 1 2 0 0 0 0 0 4 12 0.00 3.000																			

Batter	1	2	3	4	5	6	7	8	9	AB	R	H	RBI	BB	SO	LOB	TOP			
Hank Bauer, R (1,9) OBP: 0.354, SLG: 0.451										4	0	1	1	0	0	1	New York Yankees @ Detroit Tigers Briggs Stadium, Detroit, MI Wed Aug 24 1955, 4:33 AM EDT Att: 17,598 - Unknown			
Gil McDougald, R (1,4) OBP: 0.371, SLG: 0.389										4	0	0	0	0	0	3				
Yogi Berra, L (1,2) OBP: 0.355, SLG: 0.471										4	1	1	1	0	0	0				
Mickey Mantle, S (1,8) OBP: 0.435, SLG: 0.622										4	1	1	1	0	1	0				
Joe Collins, L (1,3) OBP: 0.341, SLG: 0.370										3	0	0	0	0	0	0				
Irv Noren, L (1,7) OBP: 0.305, SLG: 0.361										4	0	0	0	0	1	1				
Andy Carey, R (1,5) OBP: 0.305, SLG: 0.370										4	1	1	0	0	1	1				
Phil Rizzuto, R (1,6) OBP: 0.343, SLG: 0.258 (8, PH)										2	0	1	0	0	0	0				
Eddie Robinson, L (8, PH) OBP: 0.345, SLG: 0.503										1	0	0	0	0	0	1				
Jerry Coleman, R (8, 6) OBP: 0.316, SLG: 0.258										0	0	0	0	0	0	0				
Whitey Ford, L (1,1) OBP: 0.237, SLG: 0.179										2	0	0	0	0	0	1				
Bill Skowron, R (8, PH) OBP: 0.371, SLG: 0.546										1	0	1	0	0	0	0				
Bob Grim, R (8, 1) OBP: 0.208, SLG: 0.136										0	0	0	0	0	0	0				
Don Larsen, R (9, 1) OBP: 0.185, SLG: 0.240										0	0	0	0	0	0	0				
Inning Stats	R: 0 E: 0 K: 0 S: 3	H: 0 LOB: 0 BB: 0 P: 3	R: 0 E: 0 K: 0 S: 3	H: 0 LOB: 1 BB: 0 P: 4	R: 0 E: 0 K: 0 S: 4	H: 1 LOB: 1 BB: 0 P: 4	R: 0 E: 0 K: 0 S: 3	H: 0 LOB: 0 BB: 0 P: 3	R: 0 E: 0 K: 0 S: 3	H: 0 LOB: 0 BB: 0 P: 3	R: 0 E: 0 K: 1 S: 5	H: 0 LOB: 0 BB: 0 P: 5	R: 0 E: 0 K: 0 S: 6	H: 3 LOB: 3 BB: 0 P: 6	R: 2 E: 0 K: 2 S: 9	H: 2 LOB: 2 BB: 0 P: 9	1B: 4 2B: 0 3B: 0 HR: 2	SF: 0 SAC: 0 DP: 0 HBP: 1	WP: 0 PB: 0 SB: 1 CS: 0	PA: 34
PITCHER	IP WLS BF H R ER SO BB IBB HBP BLK WP HR S P ERA WHIP																			
Steve Gromek, R (1,1) ERA: 3.91	8.0 L 31 6 3 3 1 0 0 0 1 0 0 2 32 33 3.38 0.750																			
Al Aber, L (9,1) ERA: 3.2	1.0 3 0 0 0 2 0 0 0 0 0 0 0 7 7 0.00 0.000																			

AB	33
R	3
H	6
RBI	3
BB	0
SO	3
LOB	8



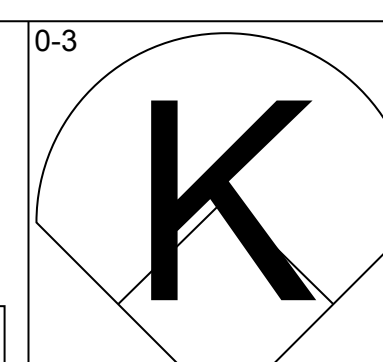
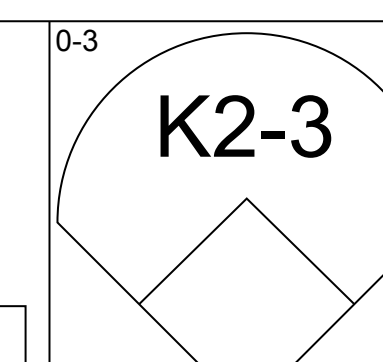
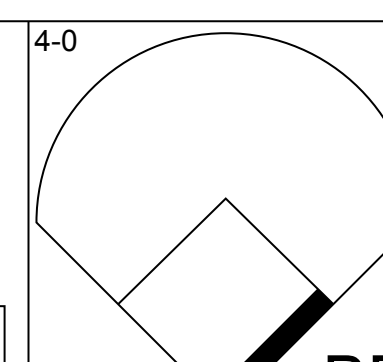
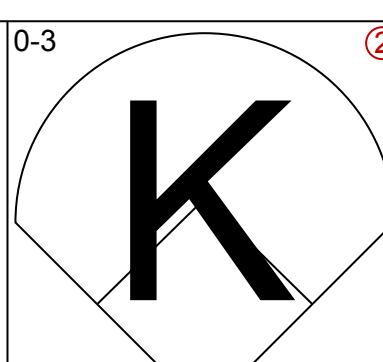
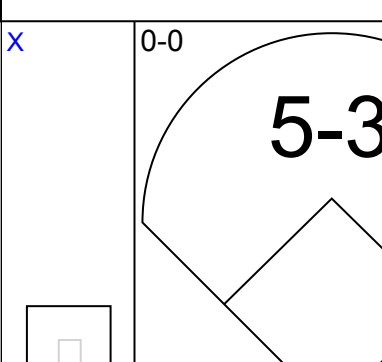
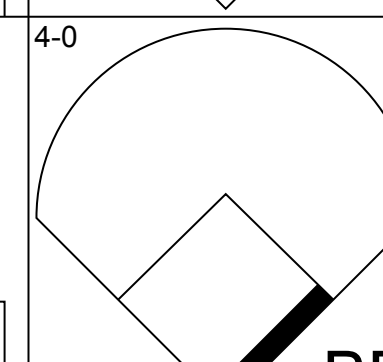
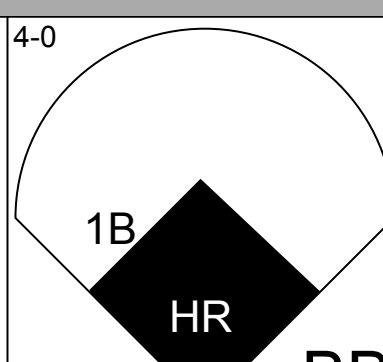
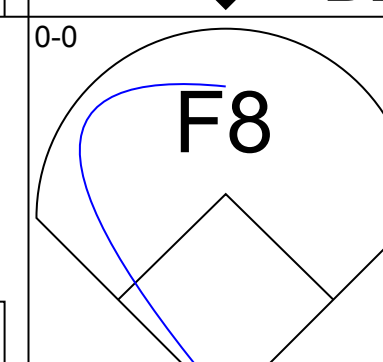
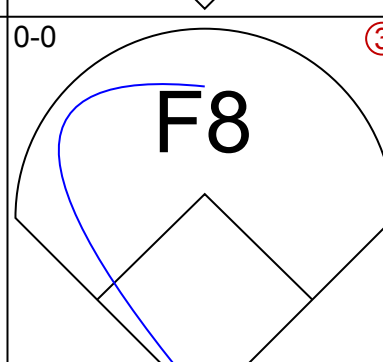
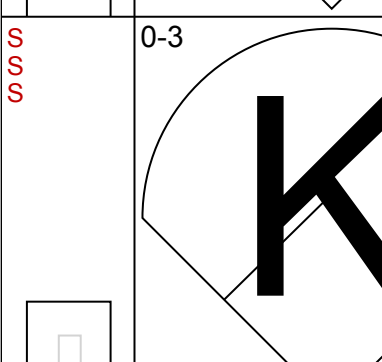
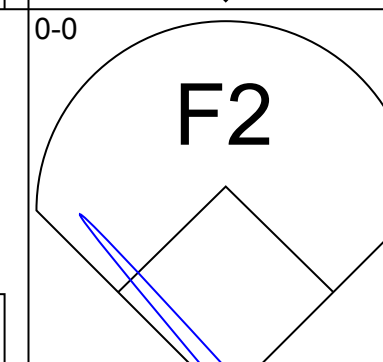
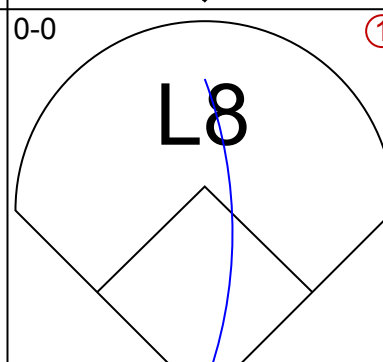
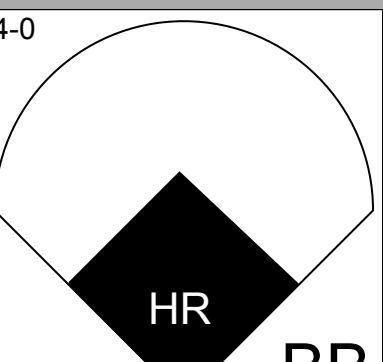
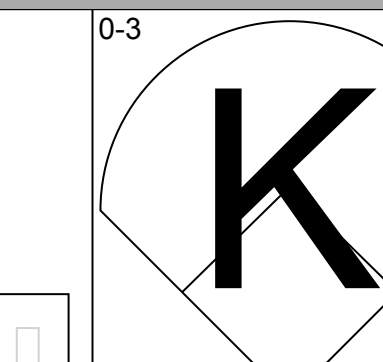
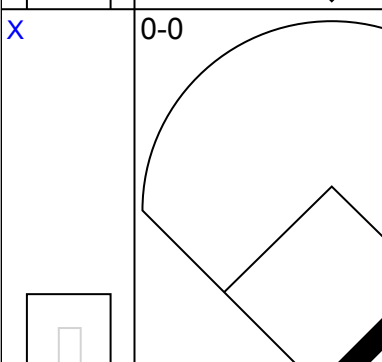
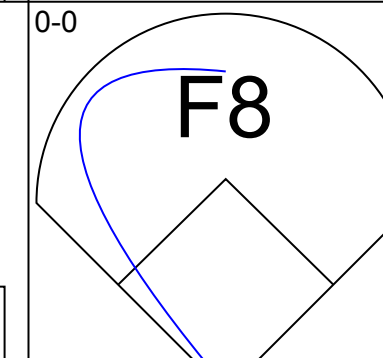
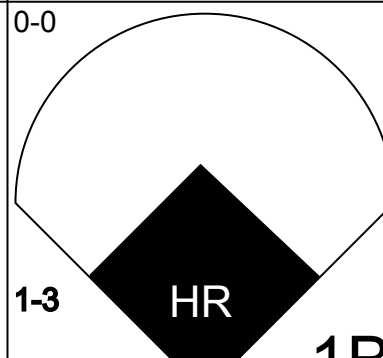
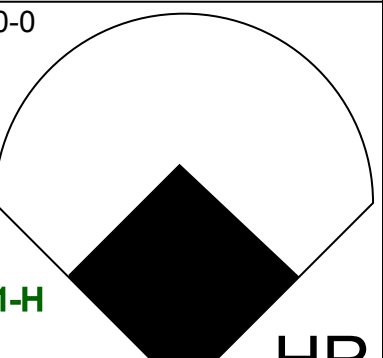
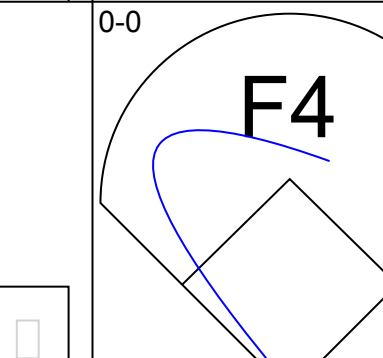
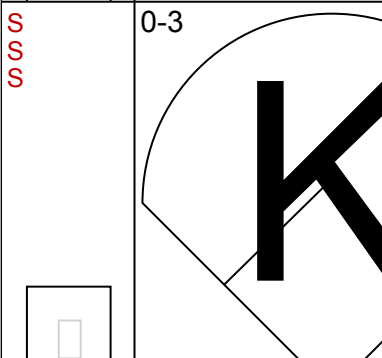
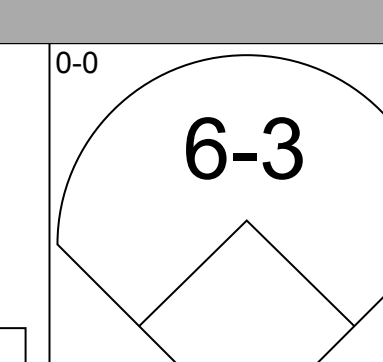
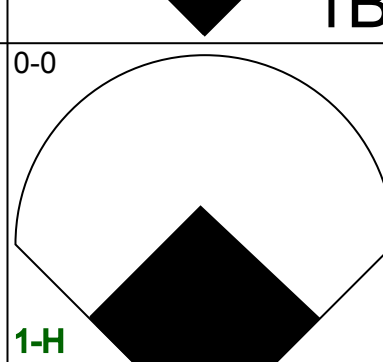
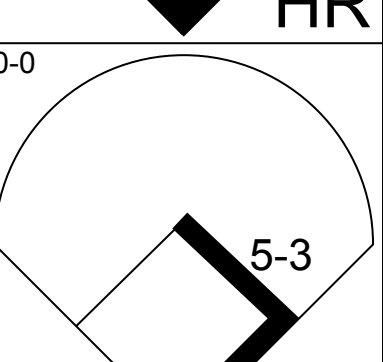
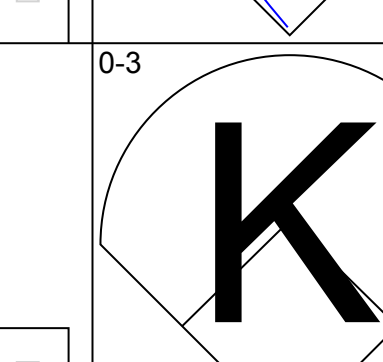
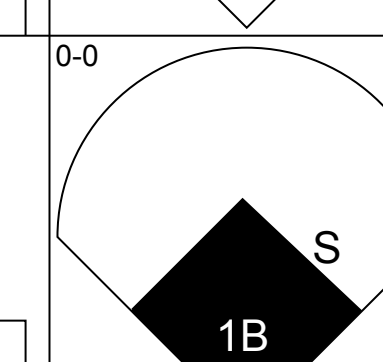
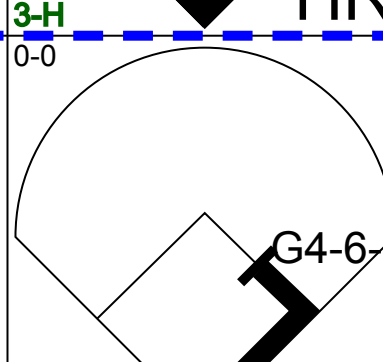


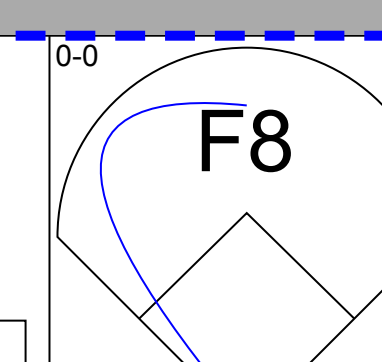
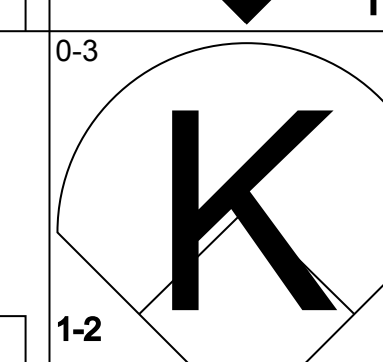
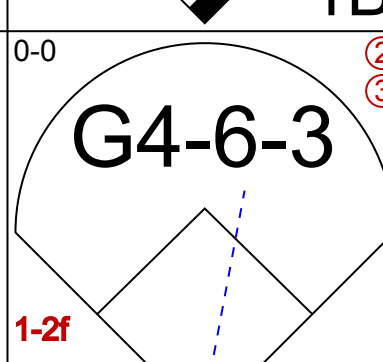

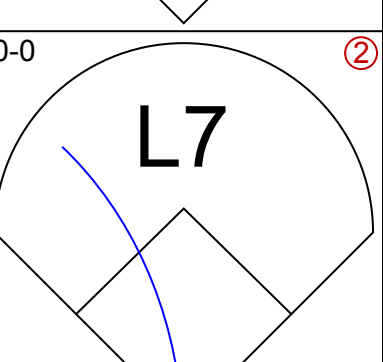
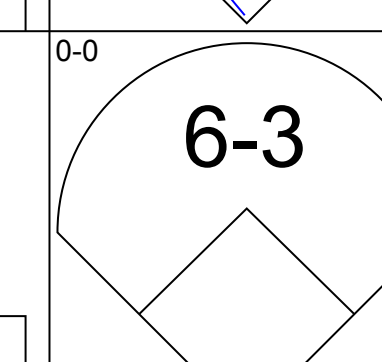
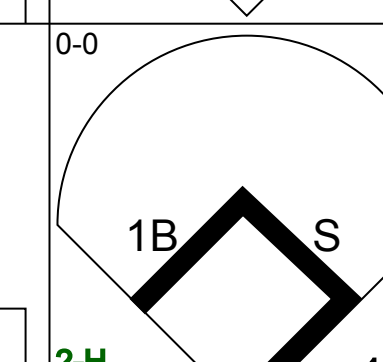
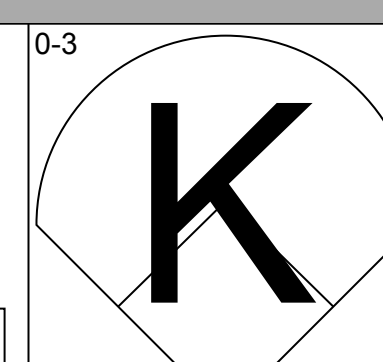
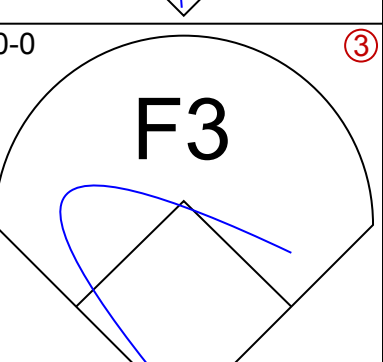
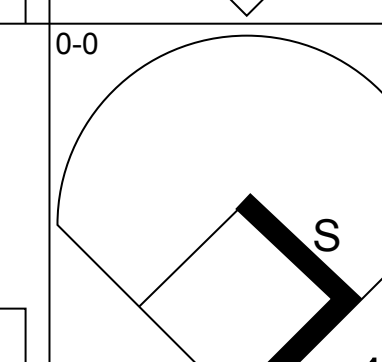
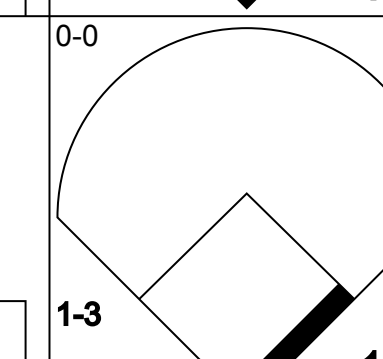
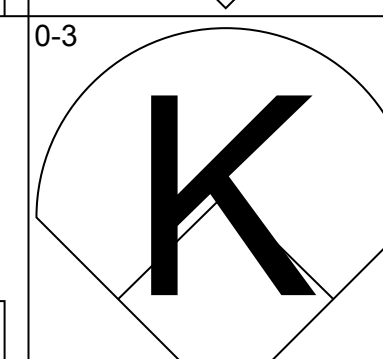
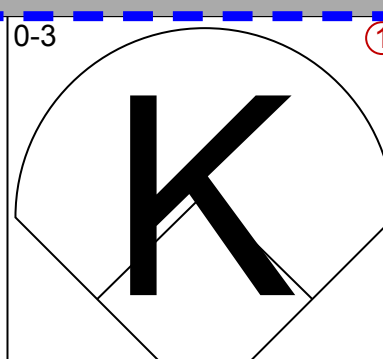
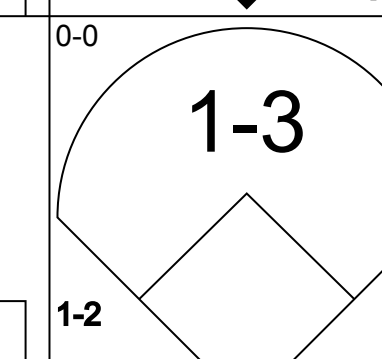
Batter	1	2	3	4	5	6	7	8	9	AB	R	H	RBI	BB	SO	LOB	BOTTOM	
Harvey Kuenn, R (1,6) OBP: 0.345, SLG: 0.419										4	1	1	0	0	1	1	New York Yankees @ Detroit Tigers Briggs Stadium, Detroit, MI Wed Aug 24 1955, 4:33 AM EDT Att: 17,598 - Unknown	
Bill Tuttle, R (1,8) OBP: 0.344, SLG: 0.381										4	0	0	0	0	0	2		
Al Kaline, R (1,9) OBP: 0.431, SLG: 0.572										3	1	1	2	1	0	1		
Earl Torgeson, L (1,3) OBP: 0.392, SLG: 0.398										3	0	0	0	0	1	1		
Jack Phillips, R (7, 3) OBP: 0.354, SLG: 0.430										0	0	0	0	0	0	0		
Jim Delsing, L (9, PH) OBP: 0.330, SLG: 0.394										0	0	0	0	1	0	0		
Ray Boone, R (1,5) OBP: 0.352, SLG: 0.476										3	0	0	0	1	0	1		
Bubba Phillips, R (1,7) OBP: 0.317, SLG: 0.326										3	0	0	0	0	0	1		
Charlie Maxwell, L (9, PH) OBP: 0.319, SLG: 0.476										1	0	0	0	0	1	1		
Frank House, L (1,2) OBP: 0.315, SLG: 0.439										4	0	1	0	0	1	1		
Harry Malmberg, R (1,4) OBP: 0.301, SLG: 0.263										3	0	0	0	0	0	1		
Steve Gromek, S (1,1) OBP: 0.344, SLG: 0.180										2	0	0	0	1	2	0		
Al Aber, L (9,1) ERA: 2.59										0	0	0	0	0	0	0		
Inning Stats	R: 2 E: 0 K: 1 S: 7	H: 2 LOB: 0 BB: 0 P: 7	R: 0 E: 0 K: 1 S: 5	H: 0 LOB: 0 BB: 0 P: 5	R: 0 E: 0 K: 0 S: 5	H: 0 LOB: 0 BB: 0 P: 5	R: 0 E: 0 K: 0 S: 3	H: 0 LOB: 1 BB: 1 P: 7	R: 0 E: 0 K: 0 S: 4	H: 1 LOB: 1 BB: 0 P: 4	R: 0 E: 0 K: 1 S: 5	H: 0 LOB: 1 BB: 1 P: 9	R: 0 E: 0 K: 1 S: 5	H: 0 LOB: 1 BB: 1 P: 9	1B: 2 2B: 0 3B: 0 HR: 1	SF: 0 SAC: 0 DP: 0 HBP: 0	WP: 0 PB: 0 SB: 0 CS: 0	PA: 34
PITCHER	IP WLS BF H R ER SO BB IBB HBP BLK WP HR S P ERA WHIP																	
Whitey Ford, L (1,1) ERA: 2.77	7.0 26 3 2 2 4 2 0 0 0 0 0 1 32 40 2.57 0.714																	
Bob Grim, R (8, 1) ERA: 4.54	1.0 W 5 0 0 0 1 2 0 0 0 0 0 0 5 13 0.00 2.000																	
Don Larsen, R (9, 1) ERA: 2.59	1.0 S 3 0 0 0 1 0 0 0 0 0 0 0 5 5 0.00 0.000																	

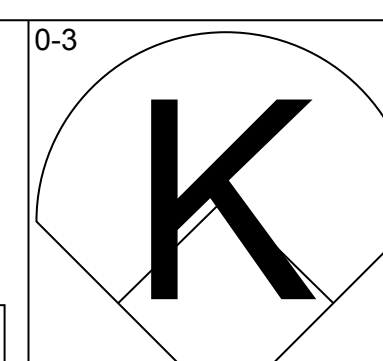
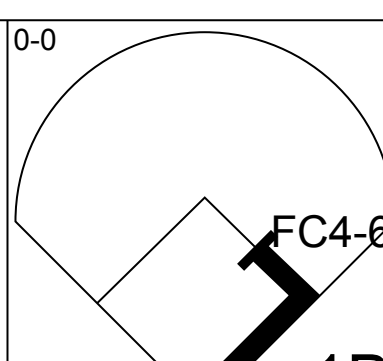
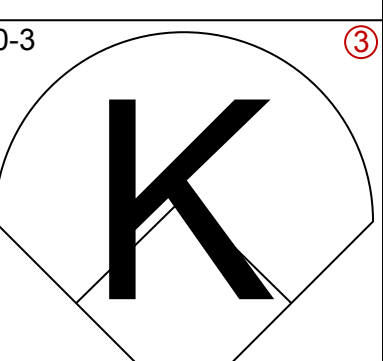
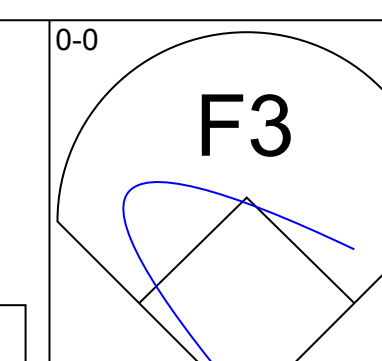
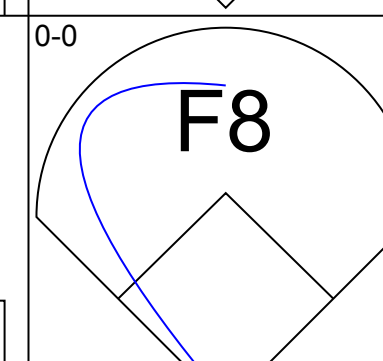
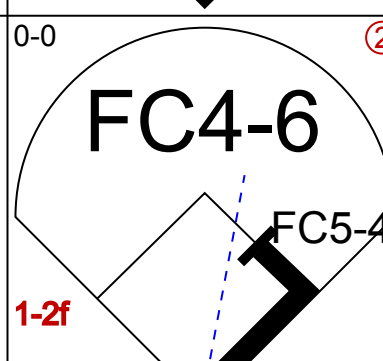
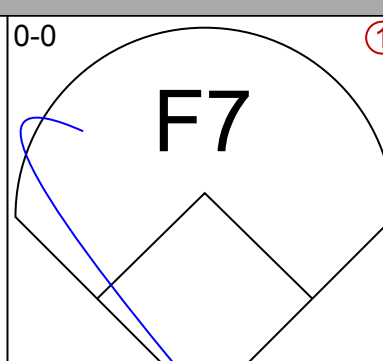
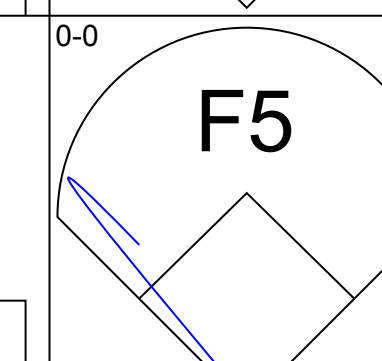
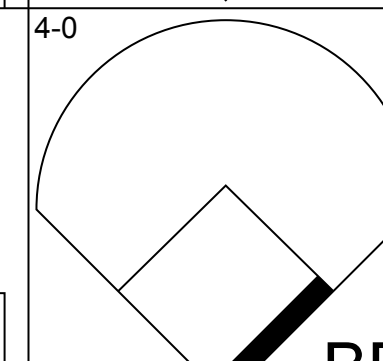
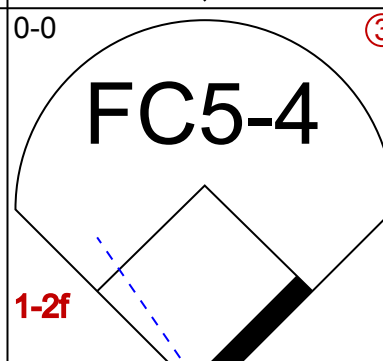
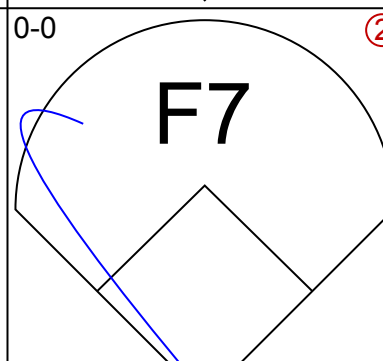
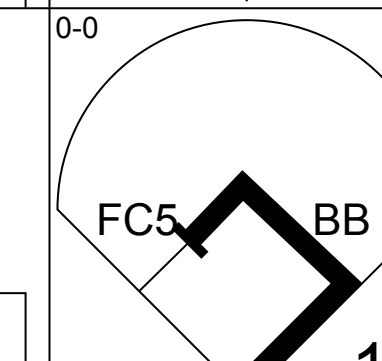
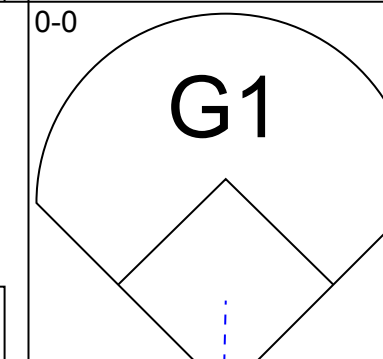
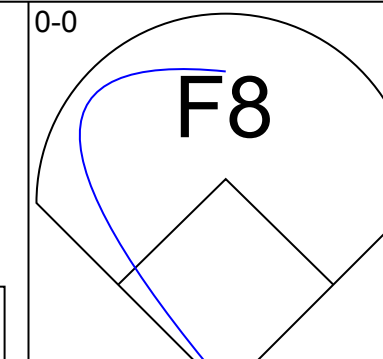
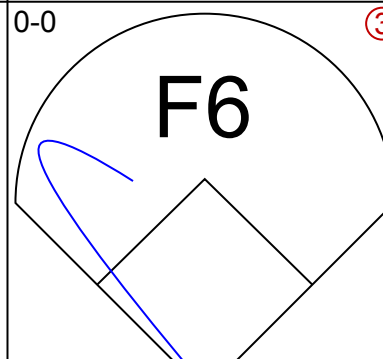
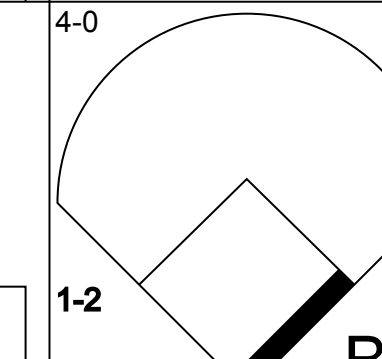
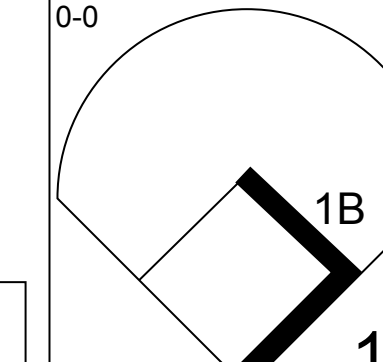
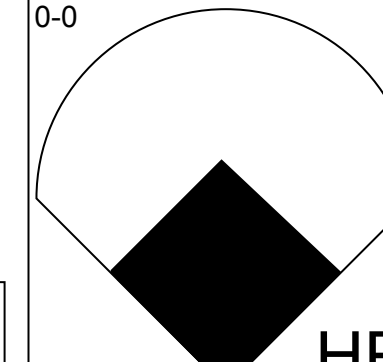
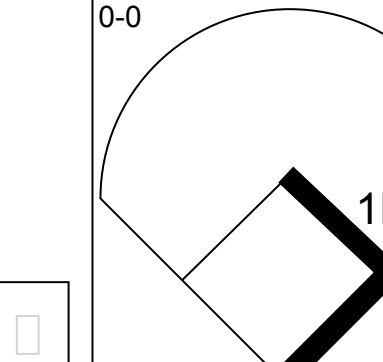
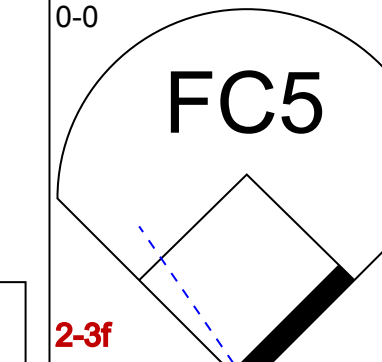
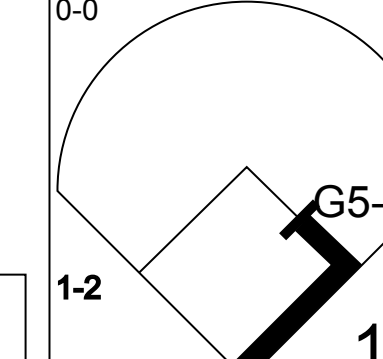

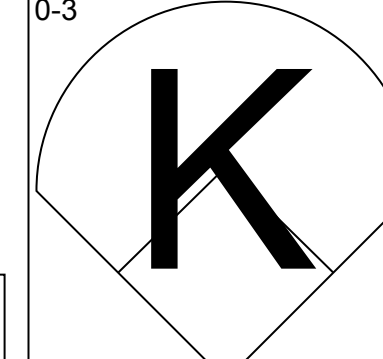

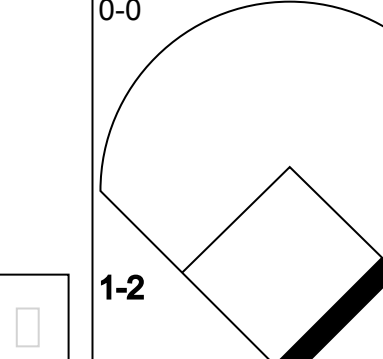
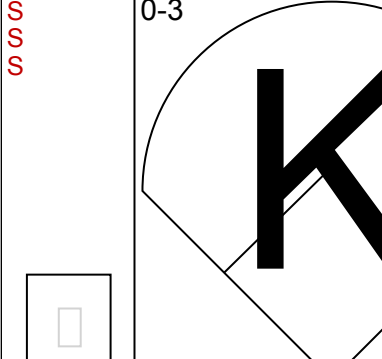
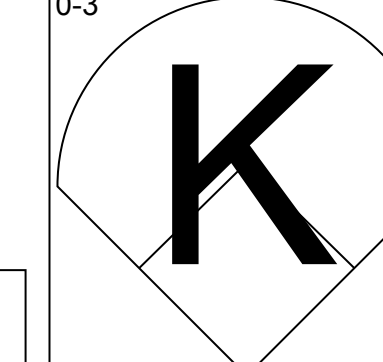

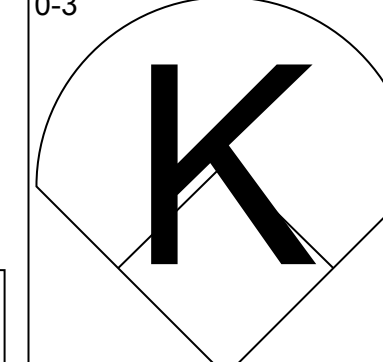


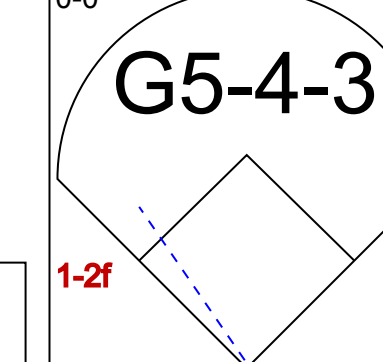
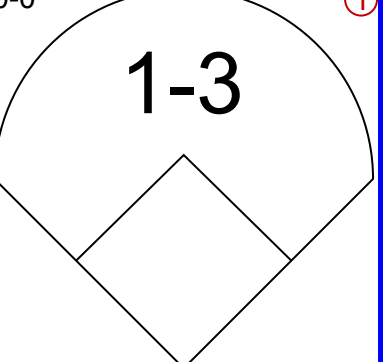
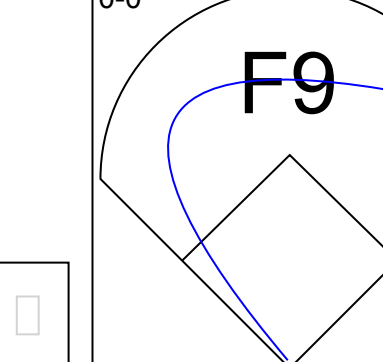
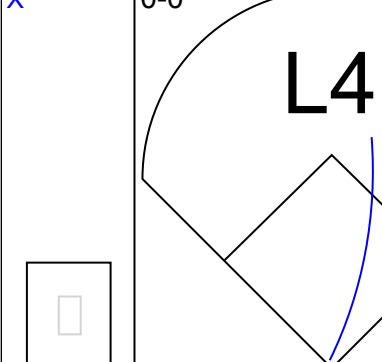
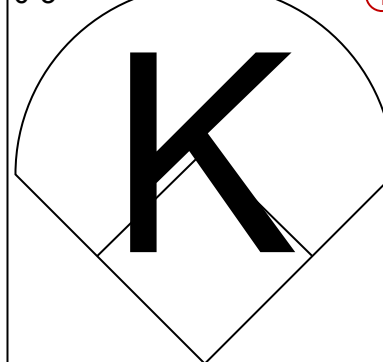
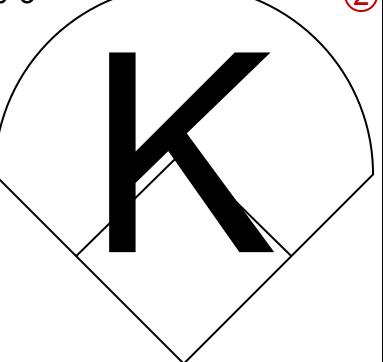
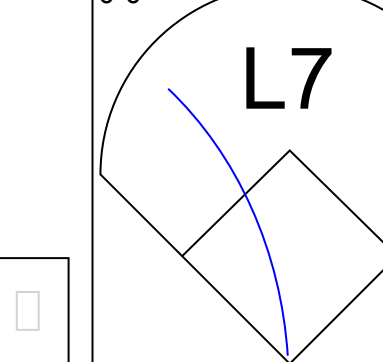
AB	30
R	2
H	3
RBI	2
BB	4
SO	6
LOB	10



Batter	1	2	3	4	5	6	7	8	9	AB	R	H	RBI	BB	SO	LOB	TOP			
Hank Bauer, R OBP: 0.351, SLG: 0.445 (1.9)										4	0	1	0	0	0	0	New York Yankees @ Cleveland Indians Cleveland Municipal Stadium, Cleveland, OH Fri Aug 26 1955, 3:33 AM EDT Att: 43,652 - Overcast livebaseballscorecards.com			
Irv Noren, L OBP: 0.309, SLG: 0.362 (1.7)										4	0	1	0	0	0	1				
Yogi Berra, L OBP: 0.351, SLG: 0.464 (1.2)										4	0	1	0	0	0	2				
Mickey Mantle, S OBP: 0.437, SLG: 0.617 (1.8)										3	0	1	0	1	1	2				
Joe Collins, L OBP: 0.341, SLG: 0.380 (1.3)										4	0	1	0	0	0	1				
Gil McDougald, R OBP: 0.371, SLG: 0.397 (1.4)										4	1	2	1	0	0	2				
Andy Carey, R Eddie Robinson, L (9, PH) Tom Carroll, R (9, FR)										3	0	1	0	0	1	1				
Tommy Byrne, L Tom Morgan, R Bill Skowron, R										3	0	0	0	0	1	1				
Phil Rizzuto, R OBP: 0.333, SLG: 0.283 (1.6)									3	1	1	1	0	0	0	0				
Inning Stats	R: 0 E: 0 K: 1 S: 6	H: 1 LOB: 1 BB: 0 P: 6	R: 0 E: 0 K: 0 S: 4	H: 1 LOB: 1 BB: 0 P: 4	R: 0 E: 0 K: 0 S: 4	H: 1 LOB: 1 BB: 0 P: 4	R: 0 E: 0 K: 0 S: 4	H: 2 LOB: 1 BB: 0 P: 4	R: 1 E: 0 K: 0 S: 4	H: 1 LOB: 0 BB: 0 P: 7	R: 0 E: 0 K: 2 S: 7	H: 0 LOB: 0 BB: 0 P: 7	R: 0 E: 0 K: 0 S: 4	H: 1 LOB: 1 BB: 0 P: 4	R: 1 E: 0 K: 0 S: 3	H: 1 LOB: 1 BB: 1 P: 7		1B: 6 2B: 1 3B: 0 HR: 2	SF: 0 SAC: 0 DP: 3 HBP: 0	WP: 0 PB: 0 SB: 0 CS: 0
PITCHER	IP WLS BF H R ER SO BB IBB HBP BLK WP HR S P ERA WHIP																			
Bob Lemon, R ERA: 3.93 (1.1)	8.1 W 34 9 2 2 3 2 0 0 0 0 0 2 38 46 2.16 1.320																			
Ray Narleski, R ERA: 2.85 (9.1)	0.2 S 1 0 0 0 0 0 0 0 0 0 0 0 1 1 0.00 0.000																			

Batter	1	2	3	4	5	6	7	8	9	AB	R	H	RBI	BB	SO	LOB	BOTTOM			
Al Smith, R OBP: 0.406, SLG: 0.479 (1.9)										4	1	2	0	1	0	0	New York Yankees @ Cleveland Indians Cleveland Municipal Stadium, Cleveland, OH Fri Aug 26 1955, 3:33 AM EDT Att: 43,652 - Overcast livebaseballscorecards.com			
Bobby Avila, R OBP: 0.363, SLG: 0.378 (1.4)										5	1	1	0	0	0	3				
Ralph Kiner, R OBP: 0.367, SLG: 0.434 (1.7)										4	1	1	0	1	0	3				
Al Rosen, R OBP: 0.362, SLG: 0.414 (1.5)									3	1	0	0	0	1	3					
Larry Doby, L Hoot Evers, R										0	0	0	0	1	0	0				
Fems Fain, L OBP: 0.457, SLG: 0.360 (1.3)										4	0	3	2	0	0	1				
Jim Hegan, R OBP: 0.303, SLG: 0.364 (1.2)										4	0	2	0	0	0	4				
George Strickland, R OBP: 0.308, SLG: 0.288 (1.6)									3	0	1	1	1	0	1					
Bob Lemon, L Ray Narleski, R										3	0	0	0	0	2	4				
Inning Stats	R: 2 E: 0 K: 0 S: 5	H: 4 LOB: 2 BB: 2 P: 13	R: 0 E: 0 K: 1 S: 5	H: 0 LOB: 0 BB: 0 P: 5	R: 1 E: 0 K: 1 S: 8	H: 3 LOB: 2 BB: 0 P: 8	R: 0 E: 0 K: 0 S: 3	H: 0 LOB: 2 BB: 2 P: 11	R: 1 E: 1 K: 0 S: 5	H: 1 LOB: 2 BB: 0 P: 6	R: 0 E: 0 K: 0 S: 3	H: 1 LOB: 0 BB: 0 P: 3	R: 1 E: 0 K: 1 S: 8	H: 3 LOB: 2 BB: 0 P: 8	R: 0 E: 0 K: 0 S: 3	H: 0 LOB: 0 BB: 0 P: 3		1B: 11 2B: 1 3B: 0 HR: 0	SF: 0 SAC: 1 DP: 2 HBP: 1	WP: 0 PB: 0 SB: 0 CS: 0
PITCHER	IP WLS BF H R ER SO BB IBB HBP BLK WP HR S P ERA WHIP																			
Tommy Byrne, L ERA: 2.78 (1.1)	7.0 L 36 12 5 4 3 4 0 0 0 0 0 0 37 54 5.14 2.286																			
Tom Morgan, R ERA: 3.65 (8.1)	1.0 3 0 0 0 0 0 0 0 0 0 0 0 3 3 0.00 0.000																			

Batter	1	2	3	4	5	6	7	8	9	AB	R	H	RBI	BB	SO	LOB	TOP					
Hank Bauer, R OBP: 0.352, SLG: 0.440 (1, 9)										4	0	0	0	1	3	2	New York Yankees @ Chicago White Sox Comiskey Park, Chicago, IL Sun Aug 28 1955, 4:33 AM EDT Unknown livebaseballscorecards.com					
Joe Collins, L OBP: 0.341, SLG: 0.373 (1, 3)										3	1	0	0	2	1	1						
Irv Noren, L OBP: 0.309, SLG: 0.359 (1, 7)										4	1	1	0	1	1	2						
Yogi Berra, L OBP: 0.352, SLG: 0.470 (1, 2)										5	2	2	2	0	1	2						
Mickey Mantle, S OBP: 0.434, SLG: 0.616 (1, 8)										4	1	2	3	0	1	0						
Gil McDougald, R OBP: 0.372, SLG: 0.398 (1, 4)										4	1	2	0	0	0	1						
Andy Carey, R OBP: 0.309, SLG: 0.375 (1, 5)										4	0	0	0	0	1	3						
Phil Rizzuto, R OBP: 0.344, SLG: 0.292 (1, 6)										4	0	2	1	0	1	1						
Whitey Ford, L OBP: 0.238, SLG: 0.183 (1, 1)										4	0	1	0	0	2	1						
Inning Stats	R: 0 E: 0 K: 1 S: 5	H: 0 LOB: 1 BB: 1 P: 9	R: 1 E: 0 K: 2 S: 10	H: 3 LOB: 2 BB: 0 P: 10	R: 3 E: 0 K: 0 S: 5	H: 3 LOB: 0 BB: 1 P: 9	R: 0 E: 0 K: 2 S: 7	H: 0 LOB: 1 BB: 1 P: 11	R: 2 E: 0 K: 0 S: 5	H: 2 LOB: 1 BB: 1 P: 9	R: 0 E: 0 K: 2 S: 7	H: 0 LOB: 0 BB: 0 P: 7	R: 0 E: 0 K: 2 S: 7	H: 0 LOB: 0 BB: 0 P: 7	R: 0 E: 0 K: 0 S: 4	H: 1 LOB: 1 BB: 0 P: 4	R: 0 E: 0 K: 2 S: 8	H: 1 LOB: 1 BB: 0 P: 8	1B: 8 2B: 0 3B: 0 HR: 2	SF: 0 SAC: 0 DP: 1 HBP: 0	WP: 0 PB: 0 CS: 3	PA: 40
PITCHER	IP	WLS	BF	H	R	ER	SO	BB	IBB	HBP	BLK	WP	HR	S	P	ERA	WHIP					
Connie Johnson, R ERA: 2.85 (1, 1)	2.1	L	14	5	4	4	3	2	0	0	0	0	1	18	26	15.43	3.000					
Dick Donovan, R ERA: 2.96 (3, 1)	2.2		12	3	2	2	2	2	0	0	0	0	1	14	22	6.75	1.875					
Morrie Martin, L ERA: 3.52 (6, 1)	2.0		6	0	0	0	4	0	0	0	0	0	0	14	14	0.00	0.000					
Sandy Consuegra, R ERA: 2.74 (8, 1)	2.0		8	2	0	0	2	0	0	0	0	0	0	12	12	0.00	1.000					

Batter	1	2	3	4	5	6	7	8	9	AB	R	H	RBI	BB	SO	LOB	BOTTOM				
Chico Carrasquel, R OBP: 0.341, SLG: 0.354 (1, 6)										4	0	1	0	0	2	0	New York Yankees @ Chicago White Sox Comiskey Park, Chicago, IL Sun Aug 28 1955, 4:33 AM EDT Unknown livebaseballscorecards.com				
Nellie Fox, L OBP: 0.353, SLG: 0.392 (1, 4)										4	0	0	0	0	0	1					
Minnie Minoso, R OBP: 0.373, SLG: 0.426 (1, 7) (8, 8)										3	0	1	0	1	0	1					
George Kell, R OBP: 0.389, SLG: 0.410 (1, 5)										3	0	0	0	1	0	1					
Walt Dropo, R OBP: 0.367, SLG: 0.490 (1, 3)										4	1	3	1	0	0	2					
Bob Nieman, R OBP: 0.336, SLG: 0.433 (1, 9)										4	0	2	0	0	2	0					
Jim Rivera, L OBP: 0.371, SLG: 0.414 Sandy Consuegra, R OBP: 0.125, SLG: 0.125 Bobby Adams, R OBP: 0.340, SLG: 0.373 (8, PH) (9, PH)										3	0	0	0	0	3	4					
Sherm Lollar, R OBP: 0.379, SLG: 0.422 Morrie Martin, L OBP: 0.333, SLG: 0.333 Bob Kennedy, R OBP: 0.324, SLG: 0.385 (7, PH) (8, 7)										2	0	0	0	0	0	2					
Connie Johnson, R OBP: 0.133, SLG: 0.172 Dick Donovan, L OBP: 0.304, SLG: 0.237 Les Moss, R OBP: 0.360, SLG: 0.417 (6, PH) (6, 2)										0	0	0	0	0	0	0					
Inning Stats	R: 0 E: 0 K: 1 S: 5	H: 2 LOB: 1 BB: 0 P: 6	R: 0 E: 0 K: 1 S: 6	H: 1 LOB: 1 BB: 0 P: 6	R: 1 E: 0 K: 2 S: 8	H: 1 LOB: 0 BB: 0 P: 8	R: 0 E: 0 K: 2 S: 7	H: 0 LOB: 0 BB: 0 P: 7	R: 0 E: 0 K: 1 S: 7	H: 2 LOB: 2 BB: 0 P: 7	R: 0 E: 0 K: 0 S: 4	H: 1 LOB: 2 BB: 1 P: 8	R: 0 E: 0 K: 1 S: 5	H: 0 LOB: 0 BB: 0 P: 5	1B: 6 2B: 0 3B: 0 HR: 1	SF: 0 SAC: 0 DP: 1 HBP: 0	WP: 0 PB: 0 CS: 0	PA: 35			
PITCHER	IP	WLS	BF	H	R	ER	SO	BB	IBB	HBP	BLK	WP	HR	S	P	ERA	WHIP				
Whitey Ford, L ERA: 2.69 (1, 1)	9.0	W	35	7	1	1	9	2	0	0	0	0	1	51	59	1.00	1.000				

Batter	1	2	3	4	5	6	7	8	9	AB	R	H	RBI	BB	SO	LOB	TOP					
Hank Bauer, R (1,9) OBP: 0.351, SLG: 0.437	L6		F7		K		BB			3	0	0	0	1	1		New York Yankees @ Chicago White Sox Comiskey Park, Chicago, IL Sun Aug 28 1955, 4:38 AM EDT Att: 50,990 - Unknown					
Gil McDougald, R (1,4) OBP: 0.395, SLG: 0.394	B1-3		K			K	F8			4	0	0	0	0	2	4						
Yogi Berra, L (1,2) OBP: 0.351, SLG: 0.470	6-3			1B	2B	F3		G3		4	1	1	0	0	0	0						
Mickey Mantle, S (1,8) OBP: 0.434, SLG: 0.614		F6		1B	1B	6-3		BB	G6-4-3	3	0	1	0	1	0	0						
Bill Skowron, R (1,3) OBP: 0.373, SLG: 0.553		6-3		6-3			SH1-4	1B	G6-4-3	4	1	1	1	0	0	2						
Elston Howard, R (1,7) OBP: 0.347, SLG: 0.500				1B	1B		BB	SH1-4		4	0	3	0	0	0	0						
Andy Carey, R (1,5) Eddie Robinson, L (9, PH) OBP: 0.374, SLG: 0.500	F5			G3			SH1-4		F5	2	0	0	0	0	0	2						
Jerry Coleman, R (1,6) Joe Collins, L (9, PH) OBP: 0.316, SLG: 0.261			WP	SH3-4	1B		F8	E6	BB	3	0	1	1	0	0	1						
Bob Turley, R (1,1) Bob Cerv, R (7, PH) Don Larsen, R (7, 1) Irv Noren, L (9, PH) OBP: 0.203, SLG: 0.179			SH3-4				F3	F9	L7	1	0	0	0	0	0	0						
										1	0	0	0	0	0	2						
										0	0	0	0	0	0	0						
										1	0	0	0	0	0	1						
Inning Stats	R: 0 E: 0 K: 0 S: 3	H: 0 LOB: 0 BB: 0 P: 3	R: 0 E: 0 K: 0 S: 4	H: 1 LOB: 1 BB: 0 P: 4	R: 0 E: 0 K: 1 S: 6	H: 1 LOB: 1 BB: 0 P: 6	R: 1 E: 0 K: 0 S: 5	H: 3 LOB: 1 BB: 0 P: 5	R: 0 E: 0 K: 1 S: 5	H: 0 LOB: 0 BB: 0 P: 5	R: 0 E: 0 K: 0 S: 5	H: 0 LOB: 0 BB: 0 P: 5	R: 1 E: 0 K: 0 S: 6	H: 2 LOB: 3 BB: 1 P: 10	R: 0 E: 0 K: 0 S: 2	H: 0 LOB: 0 BB: 1 P: 6	R: 0 E: 0 K: 0 S: 4	H: 1 LOB: 1 BB: 0 P: 4	1B: 6 2B: 2 3B: 0 HR: 0	SF: 0 SAC: 2 DP: 1 HBP: 0	WP: 1 PB: 0 CS: 0	PA: 36
PITCHER	IP WLS BF H R ER SO BB IBB HBP BLK WP HR S P ERA WHIP																					
Billy Pierce, L (1,1) ERA: 1.83	6.2 W 28 7 2 2 3 1 0 0 0 1 0 33 37 2.70 1.200																					
Dixie Howell, R (7,1) ERA: 2.99	2.1 S 8 1 0 0 0 1 0 0 0 0 0 7 11 0.00 0.857																					

AB	32
R	2
H	8
RBI	2
BB	2
SO	3
LOB	13



Batter	1	2	3	4	5	6	7	8	9	AB	R	H	RBI	BB	SO	LOB	BOTTOM			
Nellie Fox, L (1,4) OBP: 0.354, SLG: 0.394	F7						F9			4	0	2	0	0	0	0	New York Yankees @ Chicago White Sox Comiskey Park, Chicago, IL Sun Aug 28 1955, 4:38 AM EDT Att: 50,990 - Unknown			
George Kell, R (1,5) Jim Rivera, L (8,9) OBP: 0.387, SLG: 0.409		1B			2B		L8			4	1	1	0	0	0	3				
Minnie Minoso, R (1,7) OBP: 0.376, SLG: 0.430										3	1	2	0	1	0	0				
Walt Dropo, R (1,3) OBP: 0.366, SLG: 0.487										4	0	1	0	0	1	4				
Bob Kennedy, R (1,9) OBP: 0.323, SLG: 0.397										4	1	1	3	0	0	2				
Sherm Lollar, R (1,2) OBP: 0.378, SLG: 0.420	F6						FC6-4			4	0	1	0	0	1	1				
Jim Busby, R (1,8) OBP: 0.291, SLG: 0.347										4	0	0	0	0	1	2				
Jim Brideweser, R (1,6) OBP: 0.250, SLG: 0.348										3	0	0	0	0	0	0				
Billy Pierce, L (1,1) Dixie Howell, L (7,1) OBP: 0.203, SLG: 0.179										3	0	1	0	0	0	0				
										0	0	0	0	0	0	0				
Inning Stats	R: 3 E: 0 K: 1 S: 7	H: 2 LOB: 0 BB: 1 P: 11	R: 0 E: 0 K: 1 S: 7	H: 2 LOB: 2 BB: 0 P: 7	R: 0 E: 0 K: 0 S: 5	H: 2 LOB: 2 BB: 0 P: 5	R: 0 E: 0 K: 0 S: 4	H: 1 LOB: 1 BB: 0 P: 4	R: 0 E: 0 K: 0 S: 4	H: 1 LOB: 1 BB: 0 P: 4	R: 0 E: 0 K: 0 S: 3	H: 0 LOB: 0 BB: 0 P: 3	R: 0 E: 0 K: 0 S: 4	H: 1 LOB: 1 BB: 0 P: 4	R: 0 E: 0 K: 1 S: 5	H: 0 LOB: 0 BB: 0 P: 5	1B: 6 2B: 2 3B: 0 HR: 1	SF: 0 SAC: 0 DP: 0 HBP: 0	WP: 0 PB: 0 CS: 0	PA: 34
PITCHER	IP WLS BF H R ER SO BB IBB HBP BLK WP HR S P ERA WHIP																			
Bob Turley, R (1,1) ERA: 3.24	6.0 L 27 8 3 3 2 1 0 0 0 0 0 30 34 4.50 1.500																			
Don Larsen, R (7,1) ERA: 2.79	2.0 7 1 0 0 0 1 0 0 0 0 0 9 9 0.00 0.500																			




Batter	1	2	3	4	5	6	7	8	9	AB	R	H	RBI	BB	SO	LOB	TOP		
Eddie Yost, R OBP: 0.385, SLG: 0.356 (1, 5)	F7		K			K		4-3		4	0	0	0	0	2	0			
Ed Fitz Gerald, R OBP: 0.319, SLG: 0.320 (1, 2)	4-3				F9	F8		F8		4	0	0	0	0	0	0			
Mickey Vernon, L OBP: 0.366, SLG: 0.437 (1, 3)	BB			1-3			1B E BB		F2	2	1	0	0	2	0	0			
Roy Sievers, R OBP: 0.373, SLG: 0.490 (1, 7)	L7			FC6-3 BB			F3		F8	3	0	0	0	1	0	2			
Carlos Paula, R OBP: 0.348, SLG: 0.485 (1, 9)		F7		FC6-3 1-2			E7 1-H 6-3 1B		F9	4	1	1	0	0	0	1			
Tom Umphlett, R OBP: 0.280, SLG: 0.258 (1, 8)		5-3			1-3		6-3			3	0	0	1	0	0	0			
Jerry Snyder, R OBP: 0.283, SLG: 0.290 (1, 4)		F7			K		BB			2	0	0	0	1	1	0			
Jose Valdivielso, R OBP: 0.264, SLG: 0.338 (1, 6)			F8		K		F7			3	0	0	0	0	1	1			
Bob Porterfield, R OBP: 0.188, SLG: 0.274 Dean Stone, L OBP: 0.160, SLG: 0.051 Steve Korcheck, R (8, PH) Mickey McDermott, L OBP: 0.244, SLG: 0.263 (8, 1)	5-3				1-3		5-3			2	0	0	0	0	0	0			
Inning Stats	R: 0 E: 0 K: 0 S: 3	H: 0 LOB: 1 BB: 1 P: 7	R: 0 E: 0 K: 0 S: 3	H: 0 LOB: 0 BB: 0 P: 3	R: 0 E: 0 K: 1 S: 5	H: 0 LOB: 0 BB: 0 P: 5	R: 0 E: 0 K: 0 S: 3	H: 0 LOB: 1 BB: 1 P: 7	R: 0 E: 0 K: 2 S: 7	H: 0 LOB: 0 BB: 0 P: 7	R: 2 E: 1 K: 0 S: 4	H: 1 LOB: 1 BB: 2 P: 12	R: 0 E: 0 K: 0 S: 3	H: 0 LOB: 0 BB: 0 P: 3	R: 0 E: 0 K: 0 S: 3	H: 0 LOB: 0 BB: 0 P: 3	1B: 1 2B: 0 3B: 0 HR: 0	SF: 0 SAC: 0 DP: 0 HBP: 0	WP: 0 PA: 32 CS: 0
PITCHER Whitey Ford, L ERA: 2.88 (1, 1)	IP: 9.0 WLS: W BF: 32 H: 1 R: 2 ER: 0 SO: 4 BB: 4 IBB: 0 HBP: 0 BLK: 0 WP: 0 HR: 0 S: 36 P: 52 ERA: 0.00 WHIP: 0.556																		

Washington Senators @ New York Yankees
Yankee Stadium, Bronx, NY
Fri Sep 02 1955, 3:33 AM EDT
Att. 9,302 - Overcast - 71 F

livebaseballscores.com

AB	28
R	2
H	1
RBI	1
BB	4
SO	4
LOB	4




Batter	1	2	3	4	5	6	7	8	9	AB	R	H	RBI	BB	SO	LOB	BOTTOM		
Hank Bauer, R OBP: 0.349, SLG: 0.431 (1, 9)	FC6-4 1B		6-3		F8		F8			4	0	1	0	0	0	2			
Gil McDougald, R OBP: 0.358, SLG: 0.403 (1, 4)	FC6-4 BB 1-2		K		K		K			4	0	0	0	0	3	3			
Billy Martin, R OBP: 0.500, SLG: 0.750 (1, 6)	F7		2B			1B HR	F7			4	1	2	0	0	0	2			
Yogi Berra, L OBP: 0.352, SLG: 0.467 (1, 2)	BB 1-2		6-3			1B HR		FC6-4 1B		3	1	2	0	1	0	1			
Mickey Mantle, S OBP: 0.431, SLG: 0.623 (1, 8)	4-3			1-3		HR 1-H 3-H		FC6-4 3B 1-2		4	2	1	3	0	0	3			
Joe Collins, L OBP: 0.344, SLG: 0.384 Bill Skowron, R OBP: 0.367, SLG: 0.542 (8, PH) (9, 3)		F3			G6-4-3 1B		F4		L7	3	0	1	0	0	0	0			
Irv Noren, L OBP: 0.318, SLG: 0.373 Elston Howard, R OBP: 0.348, SLG: 0.511 (8, PH) (9, 7)		F7		G6-4-3 1-2			G1-6-3 1B			3	0	1	0	0	0	1			
Andy Carey, R OBP: 0.312, SLG: 0.375 (1, 5)						SH1-4 1B 1-2	G1-6-3 1B			2	0	1	0	2	0	1			
Whitey Ford, L OBP: 0.241, SLG: 0.189 (1, 1)		4-3			SH1-4 1-2			4-3		3	0	1	0	0	0	3			
Inning Stats	R: 0 E: 0 K: 0 S: 4	H: 1 LOB: 2 BB: 1 P: 8	R: 0 E: 0 K: 0 S: 3	H: 0 LOB: 1 BB: 1 P: 7	R: 0 E: 0 K: 1 S: 6	H: 1 LOB: 0 BB: 0 P: 6	R: 0 E: 0 K: 0 S: 3	H: 1 LOB: 0 BB: 0 P: 3	R: 0 E: 0 K: 1 S: 6	H: 1 LOB: 1 BB: 0 P: 6	R: 3 E: 0 K: 0 S: 6	H: 4 LOB: 0 BB: 0 P: 6	R: 0 E: 0 K: 1 S: 6	H: 1 LOB: 1 BB: 0 P: 6	R: 1 E: 0 K: 0 S: 5	H: 2 LOB: 2 BB: 1 P: 9	1B: 8 2B: 1 3B: 1 HR: 1	SF: 0 SAC: 1 DP: 2 HBP: 0	WP: 0 PA: 36 CS: 0
PITCHER Bob Porterfield, R ERA: 4.47 Dean Stone, L ERA: 4.06 Mickey McDermott, L ERA: 9.53 (1, 1) (7, 1) (8, 1)	IP: 6.0 WLS: L BF: 26 H: 8 R: 3 ER: 3 SO: 2 BB: 0 IBB: 0 HBP: 0 BLK: 0 WP: 0 HR: 1 S: 28 P: 36 ERA: 4.50 WHIP: 1.667																		

Washington Senators @ New York Yankees
Yankee Stadium, Bronx, NY
Fri Sep 02 1955, 3:33 AM EDT
Att. 9,302 - Overcast - 71 F

livebaseballscores.com

AB	32
R	4
H	11
RBI	4
BB	3
SO	3
LOB	17



Batter	1	2	3	4	5	6	7	8	9	AB	R	H	RBI	BB	SO	LOB	TOP											
Eddie Yost, R OBP: 0.390, SLG: 0.369 (1, 5)										4	2	2	2	1	0	3	Washington Senators @ New York Yankees Yankee Stadium, Bronx, NY Sat Sep 03 1955, 3:33 AM EDT Att: 14,873 - Sunny - 76 F											
Ernie Oravetz, S OBP: 0.348, SLG: 0.323 Tom Umphlett, R OBP: 0.260, SLG: 0.258 (1, 8) (8, 8)										6	1	1	0	0	0	7												
Pete Runnels, L OBP: 0.355, SLG: 0.338 (1, 4)										5	1	1	0	1	1	5												
Mickey Vernon, L OBP: 0.371, SLG: 0.443 (1, 3)										5	3	4	0	1	0	1												
Roy Sievers, R OBP: 0.375, SLG: 0.496 (1, 7)										5	0	3	2	0	1	2												
Carlos Paula, R OBP: 0.348, SLG: 0.487 (1, 9)										5	2	2	2	0	0	3												
Clint Courtney, L OBP: 0.366, SLG: 0.422 (1, 2)										5	1	1	1	0	1	4												
Jose Valdivieso, R OBP: 0.271, SLG: 0.345 (1, 6)										4	0	2	2	1	0	2												
Camilo Pascual, R OBP: 0.241, SLG: 0.214 Chuck Stobbs, L OBP: 0.368, SLG: 0.233 (1, 1) (2, 1)										0	0	0	0	1	0	0												
Inning Stats	R: 1 E: 0 K: 0 S: 5	H: 2 LOB: 1 BB: 0 P: 5	R: 1 E: 0 K: 0 S: 5	H: 2 LOB: 2 BB: 1 P: 9	R: 1 E: 0 K: 0 S: 5	H: 2 LOB: 2 BB: 1 P: 9	R: 0 E: 0 K: 0 S: 4	H: 1 LOB: 1 BB: 0 P: 4	R: 1 E: 0 K: 0 S: 4	H: 2 LOB: 0 BB: 0 P: 4	R: 0 E: 0 K: 0 S: 5	H: 2 LOB: 2 BB: 0 P: 5	R: 1 E: 0 K: 1 S: 7	H: 2 LOB: 2 BB: 1 P: 11	R: 5 E: 0 K: 1 S: 10	H: 4 LOB: 3 BB: 2 P: 19	R: 0 E: 0 K: 1 S: 5	H: 0 LOB: 1 BB: 1 P: 9	1B: 11 2B: 4 3B: 1 HR: 1	SF: 2 SAC: 0 DP: 1 HBP: 1	WP: 0 PB: 0 CS: 0	PA: 51						
PITCHER	IP	WLS	BF	H	R	ER	SO	BB	IBB	HBP	BLK	WP	HR	S	P	ERA	WHIP	PITCHER										
Don Larsen, R ERA: 3.0 (1, 1)	3.0		18	7	3	3	0	2	0	0	0	0	1	16	24	9.00	3.000											
Rip Coleman, L ERA: 5.21 (4, 1)	3.0		12	4	1	1	0	0	0	0	0	0	0	12	12	3.00	1.333											
Bob Grim, R ERA: 5.0 (7, 1)	1.2	L	12	4	5	5	2	1	0	1	0	0	0	14	19	27.00	3.000											
Tom Morgan, R ERA: 3.71 (8, 1)	0.0		4	2	1	1	0	2	0	0	0	0	0	2	10	∞	∞											
Tom Sturdivant, R ERA: 3.16 (8, 1)	1.1		5	0	0	0	1	1	0	0	0	0	0	6	10	0.00	0.750											
Hank Bauer, R OBP: 0.352, SLG: 0.450 (1, 9)																					5	2	3	3	0	0	0	
Gil McDougald, R OBP: 0.368, SLG: 0.407 (1, 4)																					5	1	2	0	0	0	1	
Billy Martin, R OBP: 0.222, SLG: 0.375 (1, 6)																					4	0	0	1	0	1	2	
Yogi Berra, L OBP: 0.349, SLG: 0.463 (1, 2)																					4	0	0	0	0	1	1	
Mickey Mantle, S OBP: 0.432, SLG: 0.621 (1, 8)																					3	0	1	0	1	0	0	
Joe Collins, L OBP: 0.342, SLG: 0.381 Bill Skowron, R OBP: 0.371, SLG: 0.542 (1, 3) (6, PH) (7, 3)																					2	0	0	0	0	0	2	
Irv Noren, L OBP: 0.317, SLG: 0.372 Elston Howard, R OBP: 0.348, SLG: 0.509 (1, 7) (4, PH) (5, 7)																					1	0	0	0	0	0	0	
Andy Carey, R OBP: 0.314, SLG: 0.375 (1, 5)																					3	1	1	0	1	0	1	
Don Larsen, R OBP: 0.228, SLG: 0.414 Rip Coleman, L OBP: 0.299, SLG: 0.143 Bob Grim, R OBP: 0.344, SLG: 0.492 Tom Morgan, R OBP: 0.305, SLG: 0.198 Tom Sturdivant, R OBP: 0.292, SLG: 0.313 Eddie Robinson OBP: 0.345, SLG: 0.487 (1, 1) (4, 1) (6, PH) (7, 1) (8, 1) (8, 1) (9, PH)																					1	1	1	1	0	0	0	
Inning Stats	R: 2 E: 0 K: 1 S: 7	H: 2 LOB: 1 BB: 1 P: 11	R: 3 E: 0 K: 0 S: 6	H: 3 LOB: 0 BB: 0 P: 6	R: 0 E: 0 K: 0 S: 3	H: 1 LOB: 0 BB: 0 P: 3	R: 0 E: 0 K: 1 S: 5	H: 0 LOB: 0 BB: 0 P: 5	R: 0 E: 0 K: 0 S: 3	H: 0 LOB: 0 BB: 0 P: 3	R: 0 E: 0 K: 1 S: 6	H: 1 LOB: 3 BB: 2 P: 14	R: 0 E: 0 K: 1 S: 6	H: 1 LOB: 1 BB: 0 P: 6	R: 0 E: 0 K: 0 S: 3	H: 0 LOB: 1 BB: 1 P: 7	R: 0 E: 0 K: 1 S: 6	H: 1 LOB: 1 BB: 0 P: 6	1B: 4 2B: 2 3B: 1 HR: 2	SF: 1 SAC: 0 DP: 1 HBP: 0	WP: 1 PB: 0 CS: 0	PA: 39						
PITCHER	IP	WLS	BF	H	R	ER	SO	BB	IBB	HBP	BLK	WP	HR	S	P	ERA	WHIP	PITCHER										
Camilo Pascual, R ERA: 6.1 (1, 1)	1.1		10	5	5	5	1	1	0	0	0	1	0	11	15	33.75	4.500											
Chuck Stobbs, L ERA: 4.94 (2, 1)	7.2	W	29	4	0	0	4	2	1	0	0	1	0	34	46	0.00	0.783											

AB 42
R 10
H 17
RBI 9
BB 6
SO 3
LOB 29



AB 34
R 5
H 9
RBI 5
BB 4
SO 5
LOB 11



Batter	1	2	3	4	5	6	7	8	9	10	11	AB	R	H	RBI	BB	SO	LOB	TOP			
Hank Bauer, R OBP: 0.358, SLG: 0.451 (1, 9)												5	1	3	0	1	1	0				
Gil McDougald, R OBP: 0.371, SLG: 0.413 (1, 5)												5	1	2	0	0	1	3				
Yogi Berra, L OBP: 0.350, SLG: 0.466 (1, 2)												5	2	2	1	0	0	2				
Mickey Mantle, S OBP: 0.435, SLG: 0.630 (1, 8)												3	1	1	1	2	0	1				
Joe Collins, L OBP: 0.333, SLG: 0.370 (1, 3)												5	0	0	0	0	2	4				
Irv Noren, L OBP: 0.320, SLG: 0.379 (1, 7)												4	0	1	1	1	0	0				
Billy Martin, R OBP: 0.211, SLG: 0.188 (1, 4)												5	0	0	0	0	1	5				
Tommy Byrne, L OBP: 0.336, SLG: 0.344 Tom Sturdivant, L OBP: 0.302, SLG: 0.291 Eddie Robinson, L OBP: 0.267, SLG: 0.247 Tom Carroll, R OBP: 0.251, SLG: 0.277 Johnny Kucks, R OBP: 0.242, SLG: 0.400 Don Larsen, R OBP: 0.242, SLG: 0.400 (1, 1)												1	0	1	0	0	0	0				
Phil Rizzuto, R OBP: 0.287 Bill Skowron, R OBP: 0.374, SLG: 0.542 Jerry Coleman, R OBP: 0.315, SLG: 0.256 (7, 6)												2	0	0	0	0	0	3				
Inning Stats	R: 3 E: 1 K: 1 S: 10	H: 5 LOB: 3 BB: 1 P: 14	R: 0 E: 0 K: 1 S: 5	H: 0 LOB: 0 BB: 0 P: 5	R: 0 E: 0 K: 0 S: 3	H: 0 LOB: 0 BB: 0 P: 3	R: 0 E: 0 K: 1 S: 5	H: 0 LOB: 0 BB: 1 P: 7	R: 0 E: 0 K: 0 S: 3	H: 1 LOB: 1 BB: 1 P: 9	R: 2 E: 1 K: 1 S: 7	H: 2 LOB: 0 BB: 0 P: 7	R: 0 E: 0 K: 1 S: 5	H: 0 LOB: 0 BB: 0 P: 5	R: 0 E: 0 K: 0 S: 4	H: 1 LOB: 3 BB: 2 P: 12	R: 0 E: 0 K: 0 S: 3	H: 1 LOB: 1 BB: 1 P: 7	1B: 6 2B: 3 3B: 2 HR: 0	SF: 0 SAC: 1 DP: 2 HBP: 0	WP: 1 PB: 0 SB: 0 CS: 0	PA: 47
PITCHER Jim Wilson, R ERA: 3.62 (1, 1)	IP: 11.0 WLS: 7 BF: 47	H: 10 R: 5 ER: 5 SO: 6	BB: 4 IBB: 2 HBP: 0 BLK: 0	WP: 1 HR: 0 S: 53 P: 77	ERA: 4.09 WHIP: 1.273																	

New York Yankees @ Baltimore Orioles
Memorial Stadium, Baltimore, MD
Mon Sep 05 1955, 3:33 AM EDT
Unknown

AB 40
R 5
H 10
RBI 3
BB 6
SO 6
LOB 20



Batter	1	2	3	4	5	6	7	8	9	10	11	AB	R	H	RBI	BB	SO	LOB	BOTTOM			
Fred Marsh, R OBP: 0.288, SLG: 0.240 (1, 4)												4	1	1	0	1	0	0				
Cal Abrams, L OBP: 0.413, SLG: 0.374 Dave Pope, L OBP: 0.316, SLG: 0.365 (8, 9)												3	1	0	0	1	1	1				
Jim Dyck, R OBP: 0.405, SLG: 0.417 Wayne Causey, L OBP: 0.274, SLG: 0.224 (8, 5)												3	1	0	0	1	1	0				
Gus Triandos, R OBP: 0.325, SLG: 0.402 Hal Brown, R OBP: 0.133, SLG: 0.071 Don Leppert, L OBP: 0.205, SLG: 0.079 (6, 9)												3	0	2	0	0	0	3				
Dave Philley, S OBP: 0.376, SLG: 0.440 (8, 7)												3	1	1	1	2	0	2				
Hal Smith, R OBP: 0.301, SLG: 0.352 (1, 2)												4	0	0	1	1	1	5				
Chuck Diering, R OBP: 0.332, SLG: 0.304 (8, 8)												4	1	1	1	1	1	3				
Willy Miranda, S OBP: 0.299, SLG: 0.293 Bob Hale, L OBP: 0.357, SLG: 0.397 (7, 3)												2	0	0	0	0	1	3				
Jim Wilson, R OBP: 0.132, SLG: 0.133 (1, 1)												5	0	0	0	0	0	6				
Inning Stats	R: 3 E: 0 K: 1 S: 6	H: 1 LOB: 3 BB: 5 P: 26	R: 0 E: 0 K: 0 S: 2	H: 0 LOB: 0 BB: 1 P: 6	R: 0 E: 0 K: 0 S: 3	H: 1 LOB: 1 BB: 0 P: 3	R: 0 E: 0 K: 0 S: 3	H: 0 LOB: 0 BB: 0 P: 3	R: 0 E: 0 K: 2 S: 10	H: 3 LOB: 2 BB: 0 P: 10	R: 0 E: 0 K: 0 S: 3	H: 0 LOB: 0 BB: 0 P: 3	R: 0 E: 0 K: 0 S: 4	H: 1 LOB: 1 BB: 0 P: 4	R: 0 E: 0 K: 0 S: 3	H: 0 LOB: 2 BB: 2 P: 11	R: 1 E: 1 K: 0 S: 3	H: 2 LOB: 2 BB: 0 P: 3	1B: 7 2B: 2 3B: 0 HR: 0	SF: 0 SAC: 1 DP: 1 HBP: 0	WP: 0 PB: 0 SB: 0 CS: 1	PA: 45
PITCHER Tommy Byrne, L ERA: 3.21 (1, 1)	IP: 0.1 WLS: 1 BF: 6	H: 1 R: 4 ER: 3 SO: 0	BB: 4 IBB: 0 HBP: 0 BLK: 0	WP: 0 HR: 0 S: 2 P: 18	ERA: 81.00 WHIP: 15.000																	
Tom Sturdivant, R ERA: 3.16 (1, 1)	IP: 5.2 WLS: 21 BF: 4	H: 2 R: 2 ER: 2 SO: 5	BB: 2 IBB: 0 HBP: 0 BLK: 0	WP: 0 HR: 0 S: 29 P: 37	ERA: 3.18 WHIP: 1.059																	
Johnny Kucks, R ERA: 3.47 (7, 1)	IP: 2.0 WLS: 7 BF: 1	H: 1 R: 0 ER: 0 SO: 0	BB: 0 IBB: 0 HBP: 0 BLK: 0	WP: 0 HR: 0 S: 7 P: 7	ERA: 0.00 WHIP: 0.500																	
Don Larsen, R ERA: 2.92 (9, 1)	IP: 2.0 WLS: L BF: 11	H: 2 R: 1 ER: 0 SO: 0	BB: 1 IBB: 1 HBP: 0 BLK: 0	WP: 0 HR: 0 S: 9 P: 17	ERA: 0.00 WHIP: 1.500																	

New York Yankees @ Baltimore Orioles
Memorial Stadium, Baltimore, MD
Mon Sep 05 1955, 3:33 AM EDT
Unknown

AB 36
R 6
H 8
RBI 5
BB 8
SO 5
LOB 24



Batter	1	2	3	4	5	6	7	8	9	AB	R	H	RBI	BB	SO	LOB	TOP					
Hank Bauer, R (1,9) OBP: 0.359, SLG: 0.451	L8			E5 PB FC6-2	E8 WP 4-3 1B		E 1-2 1B		L7	5	1	2	0	0	0	1	New York Yankees @ Baltimore Orioles Memorial Stadium, Baltimore, MD Mon Sep 05 1955, 3:38 AM EDT Att: 28,795 - Unknown					
Gil McDougald, R (1,4) OBP: 0.397, SLG: 0.408	5-3			5-3	4-3		E5 FC4-6 1-2 2-3		1-3	5	0	0	1	0	0	4						
Yogi Berra, L (1,2) OBP: 0.348, SLG: 0.463	1-3			FC6-2 2B	K		FC4-6 1-2			4	1	0	0	0	1	4						
Mickey Mantle, S (1,8) OBP: 0.434, SLG: 0.629		5-3		1B E 2B		K		F9		4	1	1	1	0	1	0						
Bill Skowron, R (1,3) OBP: 0.372, SLG: 0.536 Joe Collins, L (8,3) OBP: 0.333, SLG: 0.370	6-3			1B BB		F7		6-3		3	0	0	0	1	0	0						
Elston Howard, R (1,7) OBP: 0.346, SLG: 0.504 Irv Noren, L (8,7) OBP: 0.320, SLG: 0.379	K			E5 1-3 2-H 1B		F7		K		4	0	1	0	0	2	0						
Andy Carey, R (1,5) OBP: 0.313, SLG: 0.381			L9	F8		K		SF7 3B		4	1	1	0	0	1	2						
Phil Rizzuto, R (1,6) OBP: 0.344, SLG: 0.288	5-3			F7		FC5-6 1B		SF7 BB		3	0	1	0	1	0	0						
Rip Coleman, L (1,1) OBP: 0.300, SLG: 0.222 Tommy Byrne, L (5,1) OBP: 0.278, SLG: 0.310	K			E WP 1B		FC5-6 E 1B 1-2		SF7		2	1	1	0	0	1	0						
Inning Stats	R: 0 E: 0 K: 0 S: 3	H: 0 LOB: 0 BB: 0 P: 3	R: 0 E: 0 K: 1 S: 5	H: 0 LOB: 0 BB: 0 P: 5	R: 0 E: 0 K: 1 S: 5	H: 0 LOB: 0 BB: 0 P: 5	R: 2 E: 3 K: 0 S: 6	H: 2 LOB: 2 BB: 1 P: 10	R: 2 E: 1 K: 1 S: 7	H: 2 LOB: 0 BB: 0 P: 7	R: 0 E: 0 K: 1 S: 5	H: 0 LOB: 0 BB: 0 P: 5	R: 0 E: 1 K: 1 S: 8	H: 2 LOB: 3 BB: 0 P: 8	R: 0 E: 0 K: 1 S: 5	H: 0 LOB: 0 BB: 0 P: 5		R: 0 E: 0 K: 0 S: 4	H: 1 LOB: 1 BB: 1 P: 8	1B: 5 2B: 1 3B: 1 HR: 0	SF: 1 SAC: 0 DP: 0 HBP: 0	WP: 1 PB: 1 SB: 0 CS: 0
PITCHER Bill Wight, L (1,1) ERA: 2.91	IP: 9.0 WLS: L BF: 38 H: 7 R: 5 ER: 2 SO: 6 BB: 2 IBB: 0 HBP: 0 BLK: 0 WP: 1 HR: 0 S: 48 P: 56 ERA: 2.00 WHIP: 1.000															PITCHER						

Batter	1	2	3	4	5	6	7	8	9	AB	R	H	RBI	BB	SO	LOB	BOTTOM					
Fred Marsh, R (1,5) OBP: 0.286, SLG: 0.239	CS 1B			F9	F8		K		F8	5	0	1	0	0	1	2	New York Yankees @ Baltimore Orioles Memorial Stadium, Baltimore, MD Mon Sep 05 1955, 3:38 AM EDT Att: 28,795 - Unknown					
Chuck Diering, R (1,8) OBP: 0.330, SLG: 0.302	6-3		6-3	1B BB 2B 1B		F3		FC6-4 1-2		5	1	1	0	0	0	3						
Jim Dyck, R (1,7) OBP: 0.408, SLG: 0.422	6-3			F9 1B 2B	1-2 2B BB	6-3				3	2	1	0	1	0	0						
Gus Triandos, R (1,3) OBP: 0.324, SLG: 0.400	6-3			F9 2-3	1-2 2-3 1B		K			4	0	1	0	0	1	1						
Dave Philley, S (1,9) OBP: 0.378, SLG: 0.443	1-3			1B 3-H 1B	1-3 2-H 2B		4-3			4	0	2	3	0	0	0						
Hal Smith, R (1,2) OBP: 0.305, SLG: 0.359 Hal Brown, R (8, FR) OBP: 0.133, SLG: 0.071 Dave Pope, L (9, 8) OBP: 0.316, SLG: 0.365	1B			1-3 1B	F9		1B 2B			4	0	3	0	0	0	2						
Willy Miranda, S (1,6) OBP: 0.301, SLG: 0.295	F8			F3		L7-3 1B		1B 2-H		4	0	2	0	0	0	3						
Don Leppert, L (1,4) OBP: 0.213, SLG: 0.075 Bob Hale, L (9, 3) OBP: 0.361, SLG: 0.397			SH1-4 BB	G3		L7-3 1-2		FC6-4 BB		2	0	0	0	1	0	3						
Bill Wight, L (1,1) OBP: 0.160, SLG: 0.167 Wayne Causey, L (9, PH) OBP: 0.273, SLG: 0.223	SH1-4			K		K		F9		2	0	0	0	0	2	0						
Inning Stats	R: 0 E: 0 K: 0 S: 3	H: 1 LOB: 0 BB: 0 P: 3	R: 0 E: 0 K: 0 S: 4	H: 1 LOB: 1 BB: 0 P: 4	R: 0 E: 0 K: 0 S: 3	H: 0 LOB: 1 BB: 1 P: 7	R: 1 E: 0 K: 0 S: 6	H: 3 LOB: 2 BB: 0 P: 6	R: 2 E: 0 K: 1 S: 8	H: 3 LOB: 2 BB: 1 P: 12	R: 0 E: 0 K: 1 S: 5	H: 1 LOB: 0 BB: 0 P: 5	R: 0 E: 0 K: 1 S: 5	H: 0 LOB: 0 BB: 0 P: 5	R: 0 E: 0 K: 1 S: 6	H: 2 LOB: 2 BB: 0 P: 6		R: 0 E: 0 K: 0 S: 3	H: 0 LOB: 1 BB: 1 P: 7	1B: 8 2B: 4 3B: 0 HR: 0	SF: 0 SAC: 1 DP: 1 HBP: 0	WP: 0 PB: 0 SB: 0 CS: 1
PITCHER Rip Coleman, L (1,1) ERA: 5.32 Tommy Byrne, L (5,1) ERA: 3.11	IP: 4.2 WLS: W BF: 15 H: 3 R: 0 ER: 0 SO: 3 BB: 1 IBB: 0 HBP: 0 BLK: 0 WP: 0 HR: 0 S: 23 P: 31 ERA: 5.79 WHIP: 2.143															PITCHER						



Batter	1	2	3	4	5	6	7	8	9	AB	R	H	RBI	BB	SO	LOB	TOP		
Vic Power, R OBP: 0.342, SLG: 0.501 (1, 3)										4	0	0	0	0	0	1			
Harry Simpson, L OBP: 0.369, SLG: 0.446 (1, 8)										4	0	0	0	0	1	1			
Bill Renna, R OBP: 0.309, SLG: 0.368 (1, 9)										3	0	0	0	1	0	0			
Gus Zernial, R OBP: 0.290, SLG: 0.469 (1, 7)										4	0	0	0	0	0	1			
Hector Lopez, R OBP: 0.331, SLG: 0.421 (1, 5)										3	1	0	0	1	0	0			
Jim Finigan, R OBP: 0.331, SLG: 0.398 (1, 4)										4	0	1	0	0	1	0			
Jerry Schypinski, L OBP: 0.235, SLG: 0.250 (7, PH)										2	0	0	0	0	1	0	AB 27		
Enos Slaughter, L OBP: 0.399, SLG: 0.445 (7, 6)										0	0	0	0	1	0	0	R 1		
Clete Boyer, R OBP: 0.288, SLG: 0.280 (7, 6)										0	0	0	0	0	0	0	H 1		
Joe Astroth, R OBP: 0.352, SLG: 0.303 (7, PH)										0	0	0	0	2	0	0	RBI 0		
Elmer Valo, L OBP: 0.465, SLG: 0.491 (7, 2)										0	0	0	0	1	0	0	BB 6		
Billy Shantz, R OBP: 0.296, SLG: 0.297 (7, 2)										0	0	0	0	0	0	0	SO 3		
Arnie Portocarrero, R OBP: 0.083, SLG: 0.167 (1, 1)										3	0	0	0	0	0	5	LOB 8		
Inning Stats	R: 0 E: 0 K: 0 S: 3	H: 0 LOB: 0 BB: 0 P: 3	R: 0 E: 0 K: 0 S: 3	H: 0 LOB: 0 BB: 0 P: 3	R: 0 E: 0 K: 1 S: 4	H: 0 LOB: 1 BB: 1 P: 8	R: 0 E: 0 K: 0 S: 3	H: 0 LOB: 0 BB: 0 P: 7	R: 0 E: 0 K: 0 S: 5	H: 0 LOB: 0 BB: 0 P: 9	R: 1 E: 0 K: 0 S: 4	H: 1 LOB: 3 BB: 3 P: 16	R: 0 E: 0 K: 1 S: 5	H: 0 LOB: 0 BB: 0 P: 5	R: 0 E: 0 K: 1 S: 5	H: 0 LOB: 0 BB: 0 P: 5	1B: 0 2B: 1 3B: 0 HR: 0	SF: 0 SAC: 0 DP: 1 HBP: 0	WP: 1 PA: 33 PB: 0 SB: 0 CS: 0
PITCHER Whitey Ford, L ERA: 2.5 (1, 1)	IP: 9.0 WLS: W BF: 33 H: 1 R: 1 ER: 1 SO: 3 BB: 4 IBB: 2 HBP: 0 BLK: 0 WP: 1 HR: 0 S: 33 P: 57 ERA: 1.00 WHIP: 0.556															PITCHER			

Kansas City Athletics @ New York Yankees
Yankee Stadium, Bronx, NY
Wed Sep 07 1955, 3:33 AM EDT
Att: 9,256 - Unknown - 80 F

AB	27
R	1
H	1
RBI	0
BB	6
SO	3
LOB	8



Batter	1	2	3	4	5	6	7	8	9	AB	R	H	RBI	BB	SO	LOB	BOTTOM		
Phil Rizzuto, R OBP: 0.344, SLG: 0.298 (1, 6)										3	0	1	0	0	0	0			
Bill Skowron, R OBP: 0.371, SLG: 0.534 (8, PH)										1	0	0	0	0	0	2			
Jerry Coleman, R OBP: 0.315, SLG: 0.256 (9, 6)										0	0	0	0	0	0	0			
Gil McDougald, R OBP: 0.354, SLG: 0.405 (1, 5)										4	0	0	0	0	1	1			
Hank Bauer, R OBP: 0.358, SLG: 0.451 (1, 9)										4	1	1	0	0	0	1			
Yogi Berra, L OBP: 0.347, SLG: 0.461 (1, 2)										4	0	1	0	0	0	0			
Mickey Mantle, S OBP: 0.434, SLG: 0.627 (1, 8)										3	0	1	0	1	0	0			
Irv Noren, L OBP: 0.319, SLG: 0.375 (1, 7)										3	1	0	1	1	0	1			
Eddie Robinson, L OBP: 0.353, SLG: 0.497 (8, PR)										2	0	1	0	1	0	0	AB 29		
Joe Collins, L OBP: 0.333, SLG: 0.370 (9, 3)										0	0	0	0	0	0	0	R 2		
Billy Martin, R OBP: 0.238, SLG: 0.222 (1, 4)										2	0	1	1	0	0	0	H 6		
Whitey Ford, L OBP: 0.230, SLG: 0.179 (1, 1)										3	0	0	0	0	0	4	RBI 2		
Inning Stats	R: 0 E: 0 K: 0 S: 3	H: 0 LOB: 0 BB: 0 P: 3	R: 0 E: 0 K: 0 S: 3	H: 0 LOB: 0 BB: 0 P: 3	R: 0 E: 0 K: 1 S: 5	H: 0 LOB: 0 BB: 0 P: 5	R: 1 E: 1 K: 0 S: 5	H: 2 LOB: 2 BB: 1 P: 9	R: 0 E: 0 K: 0 S: 3	H: 1 LOB: 0 BB: 0 P: 3	R: 0 E: 0 K: 0 S: 3	H: 0 LOB: 0 BB: 0 P: 3	R: 0 E: 0 K: 0 S: 4	H: 1 LOB: 2 BB: 0 P: 4	R: 1 E: 0 K: 0 S: 3	H: 2 LOB: 2 BB: 2 P: 11	1B: 4 2B: 2 3B: 0 HR: 0	SF: 0 SAC: 1 DP: 0 HBP: 0	WP: 0 PA: 33 PB: 0 SB: 0 CS: 0
PITCHER Arnie Portocarrero, R ERA: 4.4 (1, 1)	IP: 8.1 WLS: L BF: 33 H: 6 R: 2 ER: 2 SO: 1 BB: 1 IBB: 2 HBP: 0 BLK: 0 WP: 0 HR: 0 S: 32 P: 44 ERA: 2.16 WHIP: 0.840															PITCHER			

Kansas City Athletics @ New York Yankees
Yankee Stadium, Bronx, NY
Wed Sep 07 1955, 3:33 AM EDT
Att: 9,256 - Unknown - 80 F

AB	29
R	2
H	6
RBI	2
BB	3
SO	1
LOB	9



Batter	1	2	3	4	5	6	7	8	9	AB	R	H	RBI	BB	SO	LOB	TOP			
Vic Power, R OBP: 0.340, SLG: 0.498 Jack Littrell, R OBP: 0.234, SLG: 0.230	0-0 6-3		0-0 L7			0-0 F7		0-0 FC5-4 1B		3	0	0	0	0	0	1				
Harry Simpson, L OBP: 0.386, SLG: 0.442 Bill Stewart, R	0-0 L6		0-3 K			0-3 K		0-0 FC5-4		3	0	0	0	0	2	1				
Enos Slaughter, L OBP: 0.397, SLG: 0.440	0-0 4-3			4-0 G6-4-3 1B BB		0-0 F4		0-0 F7		3	0	0	0	1	0	2				
Elmer Valo, L OBP: 0.465, SLG: 0.489		0-3 K		0-0 G6-4-3 1B					0-0 4-3	3	0	1	0	1	1	0				
Hector Lopez, R OBP: 0.333, SLG: 0.420		0-0 1B		0-0 G6-4-3 1-2 2-3					4-0 G4-6-3 BB	3	0	1	0	1	1	3				
Jim Finigan, R OBP: 0.329, SLG: 0.395		0-0 F8		0-0 F7					0-0 G4-6-3 1-2	4	0	0	0	0	0	4				
Jerry Schypinski, L OBP: 0.260, SLG: 0.211		0-0 1-3			0-0 F4				0-0 F9	3	0	0	0	0	0	2				
Billy Shantz, R OBP: 0.297, SLG: 0.298			0-3 K		0-0 F7				0-0 FC5-4 1B	3	0	1	0	0	1	0				
Art Ceccarelli, R OBP: 0.108, SLG: 0.083 Ray Herbert, R OBP: 0.217, SLG: 0.238 Bill Harrington, R OBP: 0.200, SLG: 0.143 Bill Renna, R OBP: 0.308, SLG: 0.367 Cloyd Boyer, R OBP: 0.129, SLG: 0.069			0-0 1B		0-3 K		0-3 K		0-3 K	1	0	1	0	0	0	0				
Inning Stats	R: 0 E: 0 K: 0 S: 3	H: 0 LOB: 0 BB: 0 P: 3	R: 0 E: 0 K: 1 S: 6	H: 1 LOB: 1 BB: 0 P: 6	R: 0 E: 0 K: 2 S: 8	H: 1 LOB: 1 BB: 0 P: 8	R: 0 E: 0 K: 0 S: 3	H: 1 LOB: 1 BB: 1 P: 7	R: 0 E: 0 K: 1 S: 5	H: 0 LOB: 0 BB: 0 P: 5	R: 0 E: 0 K: 1 S: 5	H: 0 LOB: 1 BB: 1 P: 9	R: 0 E: 0 K: 1 S: 7	H: 2 LOB: 2 BB: 0 P: 7	R: 0 E: 0 K: 0 S: 2	H: 0 LOB: 0 BB: 1 P: 6	1B: 5 2B: 0 3B: 0 HR: 0	SF: 0 SAC: 0 DP: 2 HBP: 0	WP: 0 PB: 0 SB: 0 CS: 0	PA: 33
PITCHER Bob Turley, R ERA: 3.12	IP: 9.0 WLS: W BF: 33 H: 5 R: 0 ER: 0 SO: 7 BB: 3 IBB: 0 HBP: 0 BLK: 0 WP: 0 HR: 0 S: 44 P: 56 ERA: 0.00 WHIP: 0.889											PITCHER	IP: 9.0 WLS: W BF: 33 H: 5 R: 0 ER: 0 SO: 7 BB: 3 IBB: 0 HBP: 0 BLK: 0 WP: 0 HR: 0 S: 44 P: 56 ERA: 0.00 WHIP: 0.889							

Kansas City Athletics @ New York Yankees
Yankee Stadium, Bronx, NY
Thu Sep 08 1955, 3:33 AM EDT
Att: 8,425 - Unknown - 65 F

AB	30
R	0
H	5
RBI	0
BB	3
SO	7
LOB	16



Batter	1	2	3	4	5	6	7	8	9	AB	R	H	RBI	BB	SO	LOB	BOTTOM
Hank Bauer, R OBP: 0.358, SLG: 0.448	0-0 F8		4-0 1B HR	4-0 PB 1B BB		0-0 G6-4-3		0-0 E6 HR		3	2	0	0	2	0	2	
Gil McDougald, R OBP: 0.385, SLG: 0.405	0-0 4-3		0-0 HR	0-0 PB 1B			0-0 F8	0-0 E5 HR		5	2	2	1	0	0	1	
Yogi Berra, L OBP: 0.349, SLG: 0.473	0-0 6-3		0-0 HR	4-0 G4-6-3 BB			0-0 F8	0-0 HR		4	2	2	6	1	0	0	
Mickey Mantle, S OBP: 0.434, SLG: 0.626		0-0 5-3	0-0 1B 2B	0-0 G4-6-3			4-0 S BB	0-0 3-1		4	1	1	0	1	0	3	
Bill Skowron, R OBP: 0.366, SLG: 0.526 Joe Collins, L OBP: 0.332, SLG: 0.368		0-0 F2	0-3 K		0-0 F8		0-0 6-3	0-0 F9		4	0	0	0	0	1	2	
Elston Howard, R OBP: 0.346, SLG: 0.502 Irv Noren, L OBP: 0.321, SLG: 0.375		0-0 F5		0-0 1B		0-0 F7		4-0 2B 1B BB		3	0	1	1	0	0	0	
Billy Martin, R OBP: 0.240, SLG: 0.227					0-0 F9			0-0 F6		4	0	1	0	0	0	2	
Phil Rizzuto, R OBP: 0.356, SLG: 0.310 Jerry Coleman, R OBP: 0.315, SLG: 0.256			4-0 E BB	4-0 SH1-4 WP BB		0-0 F8		0-0 1B 2B		2	3	1	0	2	0	0	
Bob Turley, R OBP: 0.200, SLG: 0.178			0-0 FC1-5 1B	0-0 SH1-4		0-0 E4		0-0 E		3	2	1	2	0	0	1	
Inning Stats	R: 0 E: 0 K: 0 S: 3	H: 0 LOB: 0 BB: 0 P: 3	R: 0 E: 0 K: 1 S: 10	H: 5 LOB: 1 BB: 2 P: 18	R: 1 E: 0 K: 0 S: 3	H: 1 LOB: 2 BB: 3 P: 15	R: 0 E: 1 K: 0 S: 3	H: 0 LOB: 0 BB: 0 P: 3	R: 0 E: 2 K: 0 S: 8	H: 3 LOB: 0 BB: 1 P: 12	R: 6 E: 2 K: 0 S: 8	H: 9 LOB: 1 BB: 1 P: 12	1B: 5 2B: 2 3B: 0 HR: 2	SF: 0 SAC: 1 DP: 2 HBP: 0	WP: 2 PB: 1 SB: 1 CS: 0	PA: 41	
PITCHER Art Ceccarelli, L ERA: 5.25 Ray Herbert, R ERA: 6.01 Bill Harrington, R ERA: 4.5 Cloyd Boyer, R ERA: 6.4	IP: 3.0 WLS: L BF: 16 H: 6 R: 4 ER: 1 SO: 1 BB: 4 IBB: 1 HBP: 0 BLK: 0 WP: 1 HR: 0 S: 16 P: 24 ERA: 12.00 WHIP: 2.333											PITCHER	IP: 3.0 WLS: L BF: 16 H: 6 R: 4 ER: 1 SO: 1 BB: 4 IBB: 1 HBP: 0 BLK: 0 WP: 1 HR: 0 S: 16 P: 24 ERA: 12.00 WHIP: 2.333				

Kansas City Athletics @ New York Yankees
Yankee Stadium, Bronx, NY
Thu Sep 08 1955, 3:33 AM EDT
Att: 8,425 - Unknown - 65 F

AB	33
R	13
H	9
RBI	10
BB	7
SO	1
LOB	11



Batter	1	2	3	4	5	6	7	8	9	AB	R	H	RBI	BB	SO	LOB	TOP					
Bobby Avila, R OBP: 0.371, SLG: 0.390 (1, 4)	F6			HR		FC4-6 1B			F8	4	1	2	1	0	0	0	Cleveland Indians @ New York Yankees Yankee Stadium, Bronx, NY Sun Sep 11 1955, 3:33 AM EDT Overcast - 75 F					
Gene Woodling, L OBP: 0.355, SLG: 0.384 (1, 9)	CS BB			4-3		FC4-6 1-2			F9	3	0	0	0	1	0	1						
Al Smith, R OBP: 0.415, SLG: 0.491 (1, 5)	1-2 K			CS BB		F3			F4	3	0	0	0	1	1	2						
Al Rosen, R OBP: 0.363, SLG: 0.419 (1, 3)		F3		1-2 F8				G5-4-3 1B		3	0	1	0	0	0	1						
Ralph Kiner, R OBP: 0.366, SLG: 0.454 (1, 7)		F6			F5			G5-4-3 1-2		3	0	0	0	0	0	1						
Larry Doby, L OBP: 0.371, SLG: 0.512 (1, 8)		K						K2-3		3	0	1	0	0	2	0						
Jim Hegan, R OBP: 0.300, SLG: 0.344 (1, 2)			F6		F8				F5	3	0	0	0	0	0	1						
George Strickland, R OBP: 0.303, SLG: 0.272 (8, PH)										2	0	0	0	0	0	1						
Hank Foiles, R OBP: 0.353, SLG: 0.347 (8, 1)									G3	1	0	0	0	0	0	0						
Hank Aguirre, R OBP: 0.353, SLG: 0.347 (8, 1)										0	0	0	0	0	0	0						
Jose Santiago, R OBP: 0.600, SLG: 0.500 (8, 1)										0	0	0	0	0	0	0						
Early Wynn, S OBP: 0.235, SLG: 0.253 (1, 1)										2	0	0	0	0	1	0						
Hoot Evers, R OBP: 0.313, SLG: 0.436 (8, PH)			6-3							1	0	0	0	0	1	0						
Billy Harrell, R (8, 6)						K			K	0	0	0	0	0	0	0						
Inning Stats	R: 0 E: 0 K: 1 S: 4	H: 0 LOB: 1 BB: 1 P: 8	R: 0 E: 0 K: 1 S: 5	H: 0 LOB: 0 BB: 0 P: 5	R: 0 E: 0 K: 0 S: 3	H: 1 LOB: 0 BB: 1 P: 3	R: 1 E: 0 K: 0 S: 3	H: 1 LOB: 0 BB: 0 P: 7	R: 0 E: 0 K: 0 S: 4	H: 1 LOB: 1 BB: 0 P: 4	R: 0 E: 0 K: 1 S: 6	H: 1 LOB: 1 BB: 0 P: 6	R: 0 E: 0 K: 1 S: 5	H: 1 LOB: 0 BB: 0 P: 5	R: 0 E: 0 K: 1 S: 5	H: 0 LOB: 0 BB: 0 P: 5	R: 0 E: 0 K: 0 S: 3	H: 0 LOB: 0 BB: 0 P: 3	1B: 2 2B: 2 3B: 0 HR: 1	SF: 0 SAC: 0 DP: 2 HBP: 0	WP: 0 PB: 0 SB: 0 CS: 2	PA: 30
PITCHER Tommy Byrne, L ERA: 2.98 (1, 1)	IP: 9.0 WLS: W BF: 30 H: 4 R: 1 ER: 1 SO: 5 BB: 2 IBB: 0 HBP: 0 BLK: 0 WP: 0 HR: 1 S: 38 P: 46 ERA: 1.00 WHIP: 0.667															PITCHER						

Batter	1	2	3	4	5	6	7	8	9	AB	R	H	RBI	BB	SO	LOB	BOTTOM					
Billy Martin, R OBP: 0.286, SLG: 0.290 (1, 4)	6-3	F2			K				5-3	4	0	0	0	0	1	0	Cleveland Indians @ New York Yankees Yankee Stadium, Bronx, NY Sun Sep 11 1955, 3:33 AM EDT Overcast - 75 F					
Gil McDougald, R OBP: 0.383, SLG: 0.399 (1, 5)	2B 1B BB		6-3		BB 1B				6-3	3	1	1	0	1	0	0						
Hank Bauer, R OBP: 0.360, SLG: 0.454 (1, 9)	1-3 1B 2B			SF8 3B	F6			FC3-6 1B		4	2	3	0	0	0	1						
Yogi Berra, L OBP: 0.353, SLG: 0.476 (1, 2)	1B 2H 3H		SF8		BB			FC3-6 1B BB		2	1	1	3	1	0	1						
Mickey Mantle, S OBP: 0.430, SLG: 0.617 (1, 8)	1-3 1B		G3		K			BB 1B BB		3	1	1	0	1	1	2						
Joe Collins, L OBP: 0.321, SLG: 0.410 (1, 3)								BB 1B BB		3	1	1	1	0	1	2						
Bill Skowron, R OBP: 0.372, SLG: 0.527 (8, PH) (9, 3)	F4			IHR		K		1B BB		0	0	0	0	1	0	0						
Irv Noren, L OBP: 0.321, SLG: 0.370 (1, 7)								1-2 2-3 3H		3	0	0	0	0	0	2						
Elston Howard, R OBP: 0.349, SLG: 0.515 (8, PH) (9, 7)	1-3			F5		4-3		1-3 2-H 3-H		1	0	1	2	0	0	0						
Tommy Byrne, L OBP: 0.265, SLG: 0.293 (1, 1)		F4		4-3		F8		1-3		4	0	0	0	0	0	1						
Phil Rizzuto, R OBP: 0.363, SLG: 0.306 (1, 6)		B3-1		F5		F7				3	0	0	0	0	0	0						
Inning Stats	R: 2 E: 0 K: 0 S: 6	H: 3 LOB: 2 BB: 1 P: 10	R: 0 E: 0 K: 0 S: 3	H: 0 LOB: 0 BB: 0 P: 3	R: 1 E: 0 K: 0 S: 4	H: 1 LOB: 0 BB: 0 P: 4	R: 1 E: 0 K: 0 S: 4	H: 1 LOB: 0 BB: 0 P: 4	R: 0 E: 0 K: 2 S: 8	H: 1 LOB: 2 BB: 1 P: 12	R: 0 E: 0 K: 1 S: 5	H: 0 LOB: 0 BB: 0 P: 5	R: 0 E: 0 K: 0 S: 3	H: 0 LOB: 0 BB: 0 P: 3	R: 2 E: 0 K: 0 S: 4	H: 2 LOB: 1 BB: 2 P: 12	R: 0 E: 0 K: 0 S: 4	H: 0 LOB: 0 BB: 0 P: 12	1B: 5 2B: 1 3B: 1 HR: 1	SF: 1 SAC: 0 DP: 0 HBP: 0	WP: 0 PB: 0 SB: 0 CS: 0	PA: 35
PITCHER Early Wynn, R ERA: 2.92 (8, 1)	IP: 0.1 WLS: L BF: 4 H: 1 R: 2 ER: 2 SO: 0 BB: 2 IBB: 0 HBP: 0 BLK: 0 WP: 0 HR: 0 S: 33 P: 41 ERA: 54.00 WHIP: 9.000															PITCHER						
Hank Aguirre, L ERA: 13.5 (8, 1)	IP: 0.2 WLS: L BF: 2 H: 1 R: 0 ER: 0 SO: 0 BB: 0 IBB: 0 HBP: 0 BLK: 0 WP: 0 HR: 0 S: 2 P: 2 ERA: 0.00 WHIP: 1.500															PITCHER						


Batter	1	2	3	4	5	6	7	8	9	AB	R	H	RBI	BB	SO	LOB	TOP			
Al Smith, R OBP: 0.413, SLG: 0.488 (1, 9)	1-3		5-3		G5-4-3 BB			G3	F4	4	0	0	0	1	0	0	Cleveland Indians @ New York Yankees Yankee Stadium, Bronx, NY Sun Sep 11 1955, 3:38 AM EDT Att: 65,310 - Overcast - 76 F livebaseballscorecards.com			
Bobby Avila, R OBP: 0.372, SLG: 0.399 (1, 4)	E6 2B		5-3		G5-4-3 1-2			HR		4	1	2	1	0	0	2				
Hoot Evers, R OBP: 0.312, SLG: 0.437 (1, 7)	K		3-1					FC4-6 WP 2B		4	1	1	0	0	1	1				
Al Rosen, R OBP: 0.366, SLG: 0.418 (1, 3)	BB			E5		L9-4-6 1B BB		FC4-6 IBB		1	0	0	0	3	0	0				
Larry Doby, L OBP: 0.370, SLG: 0.510 (1, 8)	K			L9		1-2 1B		FC4-6 WP		4	0	1	0	0	1	5				
Rudy Regalado, R OBP: 0.222, SLG: 0.235 (6, PH)			3-1		F9					2	0	0	0	0	0	1				
Ralph Kiner, R OBP: 0.367, SLG: 0.453 (6, 7)										1	0	0	0	1	0	2				
Joe Altobelli, L OBP: 0.236, SLG: 0.197 (8, PR)										0	0	0	0	0	0	0				
Jim Hegan, R OBP: 0.300, SLG: 0.354 (1, 2)		HR		L5				F2	5-3	4	1	1	1	0	0	3				
George Strickland, R OBP: 0.303, SLG: 0.270 (1, 6)		6-3				FC3-6 BB		K	F9	3	0	0	0	1	1	0				
Herb Score, L OBP: 0.146, SLG: 0.138 (7, PH)										2	0	0	0	0	1	1				
Hank Foiles, R OBP: 0.350, SLG: 0.343 (7, 1)					FC3-6 BB			K	K	1	0	0	0	0	1	0				
Don Mossi, L OBP: 0.273, SLG: 0.111 (7, 1)										1	0	0	0	0	1	0				
Inning Stats	R: 0 E: 1 K: 2 S: 8	H: 1 LOB: 2 BB: 1 P: 12	R: 1 E: 0 K: 1 S: 6	H: 1 LOB: 0 BB: 0 P: 6	R: 0 E: 0 K: 0 S: 3	H: 0 LOB: 0 BB: 0 P: 3	R: 0 E: 1 K: 0 S: 4	H: 0 LOB: 1 BB: 0 P: 4	R: 0 E: 0 K: 0 S: 2	H: 1 LOB: 1 BB: 1 P: 7	R: 0 E: 0 K: 2 S: 7	H: 0 LOB: 0 BB: 0 P: 7	R: 2 E: 0 K: 0 S: 5	H: 2 LOB: 2 BB: 2 P: 13	R: 0 E: 0 K: 1 S: 5	H: 0 LOB: 0 BB: 0 P: 5	1B: 1 2B: 3 3B: 0 HR: 2	SF: 0 SAC: 0 DP: 2 HBP: 0	WP: 2 PB: 0 SB: 0 CS: 0	PA: 37
PITCHER Whitey Ford, L ERA: 2.52 (1, 1)	IP: 9.0 WLS: L BF: 37 H: 5 R: 3 ER: 3 SO: 6 BB: 5 IBB: 1 HBP: 0 BLK: 0 WP: 1 HR: 2 S: 43 P: 67 ERA: 3.00 WHIP: 1.111															PITCHER				

Batter	1	2	3	4	5	6	7	8	9	AB	R	H	RBI	BB	SO	LOB	BOTTOM			
Eliot Howard, R OBP: 0.350, SLG: 0.510 (1, 9)	K2-3		G6-4-3 BB		6-3				F7	4	0	1	0	1	1	1	Cleveland Indians @ New York Yankees Yankee Stadium, Bronx, NY Sun Sep 11 1955, 3:38 AM EDT Att: 65,310 - Overcast - 76 F livebaseballscorecards.com			
Gil McDougald, R OBP: 0.354, SLG: 0.397 (1, 5)	1B BB		G6-4-3 1-2		S BB			K		2	1	0	0	2	1	2				
Yogi Berra, L OBP: 0.352, SLG: 0.474 (1, 2)	6-3 1B		K		F7			E3		4	0	1	0	0	1	1				
Mickey Mantle, S OBP: 0.430, SLG: 0.615 (1, 8)	6-3 1B			1B BB	F8			F8		3	1	1	1	1	0	2				
Hank Bauer, R OBP: 0.361, SLG: 0.453 (1, 7)	6-3			1B BB				F5		3	0	1	0	1	0	3				
Bill Skowron, R OBP: 0.398, SLG: 0.520 (1, 3)	K			K		FC3-6 BB		K		4	0	0	0	0	3	6				
Billy Martin, R OBP: 0.282, SLG: 0.286 (1, 4)					F9			G4-6-3		4	0	1	0	0	1	3				
Phil Rizzuto, R OBP: 0.360, SLG: 0.305 (1, 6)					F2			K		4	0	1	1	0	1	1				
Whitey Ford, L OBP: 0.233, SLG: 0.185 (8, PH)					FC4 1B			1B		3	0	1	0	0	1	2				
Bob Cerv, R OBP: 0.348, SLG: 0.492 (8, PH)					FC4			1B		1	0	0	0	0	0	1				
Inning Stats	R: 1 E: 0 K: 2 S: 9	H: 2 LOB: 2 BB: 1 P: 13	R: 0 E: 0 K: 2 S: 7	H: 0 LOB: 0 BB: 0 P: 7	R: 0 E: 0 K: 1 S: 4	H: 0 LOB: 0 BB: 1 P: 8	R: 1 E: 0 K: 1 S: 7	H: 2 LOB: 2 BB: 1 P: 11	R: 0 E: 0 K: 0 S: 3	H: 0 LOB: 0 BB: 1 P: 7	R: 0 E: 0 K: 2 S: 8	H: 2 LOB: 1 BB: 0 P: 8	R: 0 E: 1 K: 1 S: 6	H: 0 LOB: 1 BB: 0 P: 6	R: 0 E: 0 K: 1 S: 4	H: 1 LOB: 1 BB: 0 P: 4	1B: 7 2B: 0 3B: 0 HR: 0	SF: 0 SAC: 0 DP: 2 HBP: 0	WP: 0 PB: 0 SB: 1 CS: 0	PA: 37
PITCHER Herb Score, L ERA: 3.06 (7, 1)	IP: 6.0 WLS: W BF: 25 H: 4 R: 2 ER: 2 SO: 6 BB: 5 IBB: 0 HBP: 0 BLK: 0 WP: 0 HR: 0 S: 32 P: 52 ERA: 3.00 WHIP: 1.500															PITCHER				

Batter	1	2	3	4	5	6	7	8	9	AB	R	H	RBI	BB	SO	LOB	TOP					
Harvey Kuenn, R (1,6) OBP: 0.342, SLG: 0.410	F6		1B		4-3		4-3			4	0	1	0	0	0	1						
Bill Tuttle, R (1,8) OBP: 0.351, SLG: 0.396	1B		1B			F9		5-3		4	0	2	0	0	0	0						
Al Kaline, R (1,9) OBP: 0.422, SLG: 0.548	L4		L6-3			2B	BB	BB	BB	2	0	0	0	2	0	3						
Earl Torgeson, L (1,3) OBP: 0.386, SLG: 0.394	1-3			F2		F6		K		4	0	0	0	0	1	3						
Ray Boone, R (1,5) OBP: 0.358, SLG: 0.488		L6								3	0	2	0	1	0	0						
Charlie Maxwell, L (1,7) OBP: 0.327, SLG: 0.534	K			F9		F4		F6		4	0	0	0	0	1	5						
Frank House, L (1,2) OBP: 0.310, SLG: 0.440	F5			K				F9		4	0	0	0	0	1	1						
Fred Hatfield, L (1,4) OBP: 0.338, SLG: 0.345			K			L4				3	0	0	0	1	2	0						
Bob Miller, R (1,1)				F6						1	0	0	0	0	0	0						
Steve Gromek, S (4,1) OBP: 0.358, SLG: 0.192										1	0	0	0	0	1	0						
Jim Delsing, L (7,PH) OBP: 0.328, SLG: 0.376										1	0	0	0	0	0	1						
Dick Marlowe, R (7,1)										0	0	0	0	0	0	0						
Jay Porter, R (9,PH) OBP: 0.340, SLG: 0.273										1	0	0	0	0	1	0						
Inning Stats	R: 0 E: 0 K: 0 S: 4	H: 1 LOB: 1 BB: 0 P: 4	R: 0 E: 0 K: 1 S: 5	H: 0 LOB: 0 BB: 0 P: 5	R: 0 E: 0 K: 1 S: 7	H: 2 LOB: 2 BB: 0 P: 7	R: 0 E: 0 K: 1 S: 6	H: 1 LOB: 1 BB: 0 P: 6	R: 0 E: 0 K: 1 S: 5	H: 0 LOB: 0 BB: 0 P: 5	R: 0 E: 0 K: 0 S: 4	H: 1 LOB: 2 BB: 1 P: 8	R: 0 E: 0 K: 1 S: 3	H: 0 LOB: 1 BB: 1 P: 7	R: 0 E: 0 K: 1 S: 5	H: 0 LOB: 2 BB: 2 P: 13	R: 0 E: 0 K: 2 S: 7	H: 0 LOB: 0 BB: 0 P: 7	1B: 4 2B: 1 3B: 0 HR: 0	SF: 0 SAC: 0 DP: 0 HBP: 0	WP: 0 PB: 0 SB: 0 CS: 0	PA: 36
PITCHER	IP WLS BF H R ER SO BB IBB HBP BLK WP HR S P ERA WHIP																					
Bob Turley, R (1,1) ERA: 3.0	9.0 W 36 5 0 0 7 4 0 0 0 0 0 0 46 62 0.00 1.000																					

Detroit Tigers @ New York Yankees
Yankee Stadium, Bronx, NY
Tue Sep 13 1955, 3:33 AM EDT
Att: 11,520 - Unknown


AB 32
R 0
H 5
RBI 0
BB 4
SO 7
LOB 14



Batter	1	2	3	4	5	6	7	8	9	AB	R	H	RBI	BB	SO	LOB	BOTTOM			
Elaston Howard, R (1,7) OBP: 0.352, SLG: 0.518	1B		F8			K				4	0	2	2	0	1	0				
Irv Noren, L (7,7) OBP: 0.321, SLG: 0.370	1B			1H 2H	3B					0	0	0	0	0	0	0				
Gil McDougald, R (1,5) OBP: 0.385, SLG: 0.398	1B			K		F8				4	0	2	0	0	1	1				
Yogi Berra, L (1,2) OBP: 0.350, SLG: 0.470	L9		F3					4-3		4	0	0	0	0	0	2				
Mickey Mantle, S (1,8) OBP: 0.431, SLG: 0.614	F8			1B	BB	HR		K		3	2	1	0	1	1	1				
Hank Bauer, R (1,9) OBP: 0.362, SLG: 0.460	L9			E4	1B	HR				4	2	2	2	0	0	1				
Bill Skowron, R (1,3) OBP: 0.370, SLG: 0.520				1B				1B		2	1	1	1	1	0	0				
Joe Collins, L (7,3) OBP: 0.337, SLG: 0.408	BB			1B	1B			F4		1	0	0	0	0	0	1				
Billy Martin, R (1,4) OBP: 0.302, SLG: 0.289	F8			1B	1B					3	1	1	1	1	0	1				
Phil Rizzuto, R (1,6) OBP: 0.351, SLG: 0.295	F7			L7						4	0	0	0	0	1	4				
Bob Turley, R (1,1) OBP: 0.190, SLG: 0.169			6-3			K				4	0	0	0	0	2	2				
Inning Stats	R: 0 E: 0 K: 0 S: 4	H: 2 LOB: 1 BB: 0 P: 4	R: 0 E: 0 K: 0 S: 3	H: 0 LOB: 1 BB: 1 P: 7	R: 0 E: 0 K: 0 S: 4	H: 1 LOB: 1 BB: 0 P: 4	R: 4 E: 1 K: 2 S: 11	H: 3 LOB: 1 BB: 1 P: 15	R: 2 E: 0 K: 1 S: 7	H: 2 LOB: 1 BB: 1 P: 11	R: 0 E: 0 K: 2 S: 7	H: 0 LOB: 0 BB: 0 P: 7	R: 0 E: 0 K: 1 S: 6	H: 1 LOB: 1 BB: 0 P: 6	R: 0 E: 0 K: 0 S: 3	H: 0 LOB: 0 BB: 0 P: 3	1B: 7 2B: 0 3B: 1 HR: 1	SF: 0 SAC: 0 DP: 0 HBP: 0	WP: 0 PB: 0 SB: 1 CS: 0	PA: 36
PITCHER	IP WLS BF H R ER SO BB IBB HBP BLK WP HR S P ERA WHIP																			
Bob Miller, L (1,1) ERA: 3.86	3.2 L 19 6 4 1 1 1 2 0 0 0 0 0 19 27 2.46 2.182																			
Steve Gromek, R (4,1) ERA: 4.12	2.1 10 2 2 2 4 1 0 0 0 0 0 1 17 21 7.71 1.286																			
Dick Marlowe, R (7,1) ERA: 4.5	2.0 7 1 0 0 1 0 0 0 0 0 0 0 9 9 0.00 0.500																			

Detroit Tigers @ New York Yankees
Yankee Stadium, Bronx, NY
Tue Sep 13 1955, 3:33 AM EDT
Att: 11,520 - Unknown

AB 33
R 6
H 9
RBI 6
BB 3
SO 6
LOB 13



Batter	1	2	3	4	5	6	7	8	9	AB	R	H	RBI	BB	SO	LOB	TOP					
Harvey Kuenn, R OBP: 0.343, SLG: 0.412	0-0 SH3-4 2B		0-0 L8		0-0 1-2 1B			0-0 E6 6-3		4	1	2	0	0	0	0						
Bill Tuttle, R OBP: 0.350, SLG: 0.394	0-0 SH3-4		0-0 F4		0-0 1-3			0-0 6-3		3	0	0	0	0	0	3						
Al Kaline, R OBP: 0.421, SLG: 0.545	4-0 2B E		0-0 L4-3		0-0 L5-3			0-0 L5		3	1	0	0	1	0	1						
Earl Torgeson, L OBP: 0.389, SLG: 0.397	0-0 E6		4-0 G1-6-3 BB		0-0 F9			4-0 HR BB		2	1	1	1	2	0	0						
Ray Boone, R OBP: 0.355, SLG: 0.484	0-0 G3		0-0 F7		0-0 L6			0-0 F4		4	0	0	0	0	0	3						
Charlie Maxwell, L OBP: 0.325, SLG: 0.551	0-3 K		0-0 G1-6-3		0-0 F6			0-0 HR		4	1	1	2	0	1	2						
Frank House, L OBP: 0.309, SLG: 0.438	0-0 F5		0-3 K		0-3 K			0-0 5-3		1	0	0	0	0	0	0						
Red Wilson, R OBP: 0.308, SLG: 0.298			0-0 4-3		0-0 F4			0-0 F7		2	0	0	0	0	2	0						
Jack Phillips, R OBP: 0.367, SLG: 0.444			0-0 G1-6-3		0-0 1B			0-0 K		1	0	0	0	0	0	0						
Fred Hatfield, L OBP: 0.337, SLG: 0.343			4-0 G1-6-3 BB		0-0 4-3			0-0 K		2	0	0	0	0	2	0						
Ned Garver, R OBP: 0.291, SLG: 0.270			0-0 G1-6-3		0-0 1B			0-3 K		3	0	0	0	1	0	0						
Al Aber, L OBP: 0.059, SLG: 0.059			0-0 1-2		0-0 1B			0-0 K		1	0	1	0	0	0	0						
Jim Delsing, L OBP: 0.327, SLG: 0.375			0-0 1-2		0-0 1B			0-0 K		1	0	0	0	1	0	0						
Babe Birrer, R OBP: 0.238, SLG: 0.526			0-0 1-2		0-0 1B			0-0 K		0	0	0	0	0	0	0						
Inning Stats	R: 2 E: 1 K: 1 S: 7	H: 2 LOB: 1 BB: 1 P: 11	R: 0 E: 0 K: 0 S: 2	H: 0 LOB: 0 BB: 1 P: 6	R: 0 E: 0 K: 0 S: 3	H: 0 LOB: 0 BB: 1 P: 3	R: 0 E: 0 K: 0 S: 2	H: 0 LOB: 0 BB: 1 P: 6	R: 0 E: 0 K: 1 S: 7	H: 2 LOB: 2 BB: 0 P: 7	R: 0 E: 0 K: 0 S: 3	H: 0 LOB: 0 BB: 0 P: 3	R: 0 E: 0 K: 1 S: 5	H: 0 LOB: 0 BB: 0 P: 5	R: 0 E: 1 K: 1 S: 6	H: 0 LOB: 1 BB: 1 P: 6	R: 2 E: 0 K: 0 S: 4	H: 1 LOB: 0 BB: 1 P: 8	1B: 2 2B: 2 3B: 0 HR: 1	SF: 0 SAC: 1 DP: 2 HBP: 0	WP: 0 PB: 0 SB: 0 CS: 0	PA: 35
PITCHER Don Larsen, R ERA: 3.01	IP: 9.0 WLS: W BF: 35 H: 5 R: 4 ER: 3 SO: 4 BB: 4 IBB: 0 HBP: 0 BLK: 0 WP: 0 HR: 1 S: 39 P: 55 ERA: 3.00 WHIP: 1.000															PITCHER	IP: 9.0 WLS: W BF: 35 H: 5 R: 4 ER: 3 SO: 4 BB: 4 IBB: 0 HBP: 0 BLK: 0 WP: 0 HR: 1 S: 39 P: 55 ERA: 3.00 WHIP: 1.000					

Detroit Tigers @ New York Yankees
 Yankee Stadium, Bronx, NY
 Wed Sep 14 1955, 3:33 AM EDT
 Att: 9,456 - Unknown

AB	30
R	4
H	5
RBI	3
BB	4
SO	4
LOB	10



Batter	1	2	3	4	5	6	7	8	9	AB	R	H	RBI	BB	SO	LOB	BOTTOM			
Hank Bauer, R OBP: 0.360, SLG: 0.464	0-0 5-3		0-0 F8		0-0 6-3			0-0 HR		5	1	1	1	0	0	3				
Gil McDougald, R OBP: 0.397, SLG: 0.409	0-0 HR		0-0 FC4-2 3B		0-0 F3			0-0 BB		4	1	2	2	1	0	2				
Yogi Berra, L OBP: 0.348, SLG: 0.467	4-0 1B BB		0-0 FC4-2 FC5-4		0-0 G3			0-0 F8		4	1	0	0	1	0	3				
Mickey Mantle, S OBP: 0.431, SLG: 0.613	0-0 1B SF7		0-0 FC5-4		0-3 K			0-0 1B		4	1	2	0	0	1	1				
Joe Collins, L OBP: 0.339, SLG: 0.407	0-0 1-3 2-H 1B		0-0 5-3		4-0 1B E BB			0-3 K		3	1	1	1	1	1	1				
Inv Noren, L OBP: 0.328, SLG: 0.373	4-0 IBB		4-0 FC1-6 BB		0-0 E8 4-3 1-H 1B			0-0 1-2 1B		2	0	2	0	2	0	0				
Billy Martin, R OBP: 0.277, SLG: 0.268	0-0 SF7		0-0 FC1-6		0-0 4-3			0-0 F7		3	0	0	1	0	0	4				
Don Larsen, R OBP: 0.225, SLG: 0.351	0-3 K		0-3 4-3		0-0 6-3			0-3 K		4	0	0	0	0	2	4				
Phil Rizzuto, R OBP: 0.361, SLG: 0.311			0-0 F8 3B 2B		0-0 6-3 1B			0-0 L9		3	1	2	0	1	0	0				
Inning Stats	R: 3 E: 0 K: 1 S: 8	H: 3 LOB: 2 BB: 2 P: 16	R: 1 E: 0 K: 0 S: 5	H: 2 LOB: 1 BB: 0 P: 5	R: 0 E: 0 K: 0 S: 3	H: 0 LOB: 1 BB: 1 P: 7	R: 0 E: 0 K: 0 S: 4	H: 1 LOB: 0 BB: 0 P: 4	R: 1 E: 1 K: 1 S: 6	H: 1 LOB: 1 BB: 1 P: 10	R: 0 E: 0 K: 0 S: 2	H: 0 LOB: 0 BB: 1 P: 6	R: 0 E: 0 K: 1 S: 7	H: 2 LOB: 2 BB: 0 P: 7	R: 1 E: 0 K: 1 S: 6	H: 1 LOB: 1 BB: 1 P: 10	1B: 6 2B: 2 3B: 1 HR: 2	SF: 1 SAC: 0 DP: 1 HBP: 0	WP: 0 PB: 0 SB: 0 CS: 0	PA: 39
PITCHER Ned Garver, R ERA: 3.89	IP: 1.1 WLS: L BF: 11 H: 5 R: 4 ER: 4 SO: 4 BB: 1 IBB: 0 HBP: 0 BLK: 0 WP: 0 HR: 1 S: 11 P: 19 ERA: 27.00 WHIP: 4.500															PITCHER	IP: 1.1 WLS: L BF: 11 H: 5 R: 4 ER: 4 SO: 4 BB: 1 IBB: 0 HBP: 0 BLK: 0 WP: 0 HR: 1 S: 11 P: 19 ERA: 27.00 WHIP: 4.500			
Al Aber, L ERA: 3.42	5.2 BF: 23 H: 4 R: 1 ER: 1 SO: 2 BB: 3 IBB: 0 HBP: 0 BLK: 0 WP: 0 HR: 0 S: 24 P: 36 ERA: 1.59 WHIP: 1.235															PITCHER	IP: 5.2 WLS: L BF: 23 H: 4 R: 1 ER: 1 SO: 2 BB: 3 IBB: 0 HBP: 0 BLK: 0 WP: 0 HR: 0 S: 24 P: 36 ERA: 1.59 WHIP: 1.235			
Babe Birrer, R ERA: 4.02	1.0 BF: 5 H: 1 R: 1 ER: 1 SO: 1 BB: 1 IBB: 0 HBP: 0 BLK: 0 WP: 0 HR: 1 S: 6 P: 10 ERA: 9.00 WHIP: 2.000															PITCHER	IP: 1.0 WLS: L BF: 5 H: 1 R: 1 ER: 1 SO: 1 BB: 1 IBB: 0 HBP: 0 BLK: 0 WP: 0 HR: 1 S: 6 P: 10 ERA: 9.00 WHIP: 2.000			

Detroit Tigers @ New York Yankees
 Yankee Stadium, Bronx, NY
 Wed Sep 14 1955, 3:33 AM EDT
 Att: 9,456 - Unknown


AB	32
R	6
H	10
RBI	5
BB	6
SO	4
LOB	18



Batter	1	2	3	4	5	6	7	8	9	AB	R	H	RBI	BB	SO	LOB	TOP			
Billy Goodman, L (1,4) OBP: 0.396, SLG: 0.353 Eddie Joost, R (9, PH) OBP: 0.278, SLG: 0.333	0-0 4-3		0-0 5-3		0-0 6-3			0-0 F6	0-0 F8	4	0	0	0	0	0	0				
Billy Klaus, L (1,6) OBP: 0.349, SLG: 0.384 Dick Gernert, R (8, PH) Milt Bolling, R (8,6)	0-0 F7		0-0 F9			0-0 6-3		4-0 BB		3	0	0	0	0	0	0				
Ted Williams, L (1,7) OBP: 0.491, SLG: 0.705	0-3 K			0-0 BB 1B		0-0 3-1		0-0 F7		4	0	1	0	0	1	1				
Jackie Jensen, R (1,9) OBP: 0.371, SLG: 0.474		0-0 F7		0-0 F8		0-0 HR		0-0 F7		4	1	1	1	0	0	2				
Norm Zauchin, R (1,3) OBP: 0.333, SLG: 0.434		4-0 BB BB		0-0 F2		4-0 FC5-4 BB		0-0 BB 1B		2	0	1	0	2	0	1				
Sammy White, R (1,2) OBP: 0.323, SLG: 0.396		4-0 BB 1-2		4-0 BB 1-2		0-0 FC5-4 1-2		0-0 F2		2	0	0	0	2	0	2				
Grady Hatton, L (1,5) OBP: 0.371, SLG: 0.331 Frank Malzone, R (9, PR)		0-0 F9		0-0 F8			0-0 L9		0-0 BB 1-2 1B	4	0	1	0	0	0	4	AB 31			
Jim Piersall, R (1,8) OBP: 0.370, SLG: 0.436		0-0 F7			0-0 5-3		0-0 F3		0-3 K	4	0	0	0	0	1	4	R 1			
Bill Henry, L (1,1) OBP: 0.150, SLG: 0.105 George Susce, R (3,1) OBP: 0.152, SLG: 0.156 Billy Conzoto, R (9, PH) OBP: 1.000, SLG: 1.000			0-3 K		0-0 F7		0-3 K		4-0 BB 1-2 2-3	1	0	0	0	0	1	0	H 4			
										2	0	0	0	0	1	0	RBI 1			
										0	0	0	0	1	0	0	BB 6			
										0	0	0	0	1	0	0	SO 4			
										0	0	0	0	1	0	0	LOB 17			
Inning Stats	R: 0 E: 0 K: 1 S: 5	H: 0 LOB: 0 BB: 0 P: 5	R: 0 E: 0 K: 0 S: 3	H: 0 LOB: 2 BB: 2 P: 11	R: 0 E: 0 K: 1 S: 5	H: 0 LOB: 0 BB: 0 P: 5	R: 0 E: 0 K: 0 S: 4	H: 1 LOB: 2 BB: 1 P: 8	R: 0 E: 0 K: 0 S: 3	H: 0 LOB: 0 BB: 0 P: 3	R: 1 E: 0 K: 0 S: 4	H: 1 LOB: 1 BB: 1 P: 8	R: 0 E: 0 K: 1 S: 5	H: 0 LOB: 0 BB: 0 P: 5	R: 0 E: 0 K: 0 S: 3	H: 2 LOB: 3 BB: 1 P: 11	1B: 3 2B: 0 3B: 0 HR: 1	SF: 0 SAC: 0 DP: 0 HBP: 0	WP: 0 PB: 0 SB: 0 CS: 0	PA: 37
PITCHER Tommy Byrne, L (1,1) ERA: 2.87	IP 9.0 WLS W BF 37 H 4 R 1 ER 1 SO 4 BB 6 IBB 0 HBP 0 BLK 0 WP 0 HR 1 S 39 P 63 ERA 1.00 WHIP 1.111																			

Boston Red Sox @ New York Yankees
Yankee Stadium, Bronx, NY
Sat Sep 17 1955, 3:33 AM EDT
Att: 40,492 - Cloudy - 74 F


AB 31
R 1
H 4
RBI 1
BB 6
SO 4
LOB 17



Batter	1	2	3	4	5	6	7	8	9	AB	R	H	RBI	BB	SO	LOB	BOTTOM			
Phil Rizzuto, R (1,6) OBP: 0.374, SLG: 0.326 Tom Carroll, R (4, PR) Jerry Coleman, R (5,6) OBP: 0.319, SLG: 0.263	0-0 S SF7 1B		0-0 F7		1-0 FC5-4 1B HBP		0-0 F4		0-0 CS 1B	2	1	1	0	0	0	1				
Bob Cerv, R (1,8) OBP: 0.386, SLG: 0.500 Irv Noren, L (9,8) OBP: 0.327, SLG: 0.370	0-0 1-3 S 1B		0-3 K		0-0 FC5-4 1B		0-0 E S 1B		0-0 F8 1-2	5	1	3	0	0	1	1				
Gil McDougald, R (1,5) OBP: 0.361, SLG: 0.402	0-0 SF7 1-2 2-H		0-0 F9		0-0 FC5-4 S		0-3 K		0-0 F7	3	0	0	1	0	1	3				
Yogi Berra, L (1,2) OBP: 0.350, SLG: 0.476	0-0 1-3 2-3		4-0 BB BB		4-0 FC6-4 IBB		0-0 F7		0-0 F7	2	1	0	0	2	0	2				
Hank Bauer, R (1,9) OBP: 0.362, SLG: 0.469	0-0 3-H 1B		4-0 BB BB		0-0 FC6-4 1-2		0-3 K		0-0 K	3	0	1	1	1	1	4				
Elston Howard, R (1,7) OBP: 0.347, SLG: 0.506	0-0 F7		4-0 BB 1-2 2-3		0-0 F6		0-3 K		0-0 K	3	0	0	0	1	1	1				
Billy Martin, R (1,4) OBP: 0.291, SLG: 0.271		0-0 1-3		4-0 BB 1-2 2-3 3-H		0-0 F3		0-0 F8		3	0	0	1	1	0	0	AB 29			
Joe Collins, L (1,3) OBP: 0.340, SLG: 0.418		0-0 G3		0-0 G3		0-0 HR		0-0 F7		4	1	1	1	0	0	3	R 4			
Tommy Byrne, L (1,1) OBP: 0.276, SLG: 0.286		4-0 BB		0-0 3-1		4-0 BB		0-0 F2		2	0	0	0	2	0	0	H 7			
																	RBI 4			
																	BB 7			
																	SO 4			
																	LOB 16			
Inning Stats	R: 2 E: 0 K: 0 S: 6	H: 3 LOB: 1 BB: 0 P: 6	R: 0 E: 0 K: 0 S: 3	H: 0 LOB: 1 BB: 1 P: 7	R: 1 E: 0 K: 1 S: 5	H: 0 LOB: 3 BB: 4 P: 21	R: 0 E: 0 K: 0 S: 4	H: 1 LOB: 3 BB: 1 P: 9	R: 1 E: 0 K: 0 S: 4	H: 1 LOB: 1 BB: 1 P: 8	R: 0 E: 0 K: 2 S: 8	H: 1 LOB: 1 BB: 0 P: 8	R: 0 E: 0 K: 1 S: 5	H: 0 LOB: 0 BB: 0 P: 5	R: 0 E: 0 K: 0 S: 3	H: 1 LOB: 0 BB: 0 P: 3	1B: 6 2B: 0 3B: 0 HR: 1	SF: 1 SAC: 0 DP: 0 HBP: 1	WP: 0 PB: 0 SB: 0 CS: 1	PA: 38
PITCHER Bill Henry, L (1,1) ERA: 3.43 George Susce, R (3,1) ERA: 3.19	IP 2.2 WLS L BF 15 H 3 R 3 ER 3 SO 3 BB 4 IBB 0 HBP 0 BLK 0 WP 0 HR 0 S 13 P 29 ERA 10.12 WHIP 2.625																			
PITCHER	IP 5.1 WLS L BF 23 H 4 R 1 ER 1 SO 3 BB 2 IBB 1 HBP 1 BLK 0 WP 0 HR 1 S 25 P 38 ERA 1.69 WHIP 1.125																			

Boston Red Sox @ New York Yankees
Yankee Stadium, Bronx, NY
Sat Sep 17 1955, 3:33 AM EDT
Att: 40,492 - Cloudy - 74 F

AB 29
R 4
H 7
RBI 4
BB 7
SO 4
LOB 16



Batter	1	2	3	4	5	6	7	8	9	AB	R	H	RBI	BB	SO	LOB	TOP										
Billy Goodman, L (1,4) OBP: 0.393, SLG: 0.350	G3	K		4-3		3-1			4-3	5	0	0	0	0	1	2											
Billy Klaus, L (1,6) OBP: 0.348, SLG: 0.382	1B BB	F2		E4		G3				3	0	0	0	1	0	2											
Ted Williams, L (1,7) OBP: 0.494, SLG: 0.704	1B 1-2		HR BB			F7				2	1	1	0	2	0	0											
Jackie Jensen, R (1,9) OBP: 0.370, SLG: 0.478	K		HR			F9				4	1	1	2	0	1	4											
Norm Zauchin, R (1,3) OBP: 0.334, SLG: 0.435	1B		WP 1B			F8			5-3	4	0	2	0	0	0	0											
Sammy White, R (1,2) OBP: 0.322, SLG: 0.394	L9		G1-6-3 BB			F9			3-1	3	0	0	0	1	0	3											
Ted Lepcio, R (1,5) OBP: 0.310, SLG: 0.411			F2							2	0	0	0	1	1	2											
Gene Stephens, L (8, PH) OBP: 0.379, SLG: 0.473			FC6-4 BB			K			K	1	0	0	0	0	1	0											
Eddie Joost, R (8,5) OBP: 0.278, SLG: 0.333										0	0	0	0	0	0	0											
Jim Piersall, R (1,8) OBP: 0.368, SLG: 0.432			FC6-4 1B			G1-6-3			K	4	0	0	0	0	1	3											
Willard Nixon, L (1,1) OBP: 0.333, SLG: 0.343										3	0	1	0	0	1	0											
Faye Throneberry, L (9, PH) OBP: 0.331, SLG: 0.466			1B			K			F6	1	0	0	0	0	0	0											
Inning Stats	R: 0 E: 0 K: 1 S: 7	H: 2 LOB: 3 BB: 1 P: 11	R: 0 E: 0 K: 1 S: 6	H: 1 LOB: 2 BB: 1 P: 10	R: 2 E: 0 K: 0 S: 4	H: 2 LOB: 1 BB: 2 P: 12	R: 0 E: 1 K: 1 S: 6	H: 0 LOB: 2 BB: 1 P: 10	R: 0 E: 0 K: 1 S: 5	H: 0 LOB: 0 BB: 0 P: 5	R: 0 E: 0 K: 0 S: 3	H: 0 LOB: 0 BB: 0 P: 3	R: 0 E: 0 K: 1 S: 5	H: 0 LOB: 0 BB: 0 P: 5	R: 0 E: 0 K: 0 S: 3	H: 0 LOB: 0 BB: 0 P: 3	1B: 4 2B: 0 3B: 0 HR: 1	SF: 0 SAC: 0 DP: 1 HBP: 0	WP: 1 PB: 0 SB: 0 CS: 0	PA: 37							
PITCHER	IP	WLS	BF	H	R	ER	SO	BB	IBB	HBP	BLK	WP	HR	S	P	ERA	WHIP										
Bob Turley, R (1,1) ERA: 3.05	2.0		15	5	2	2	2	4	0	0	0	1	1	15	31	9.00	4.500										
Bob Grim, R (3,1) ERA: 4.38	7.0	W	22	0	0	0	4	1	0	0	0	0	0	29	33	0.00	0.143										

Boston Red Sox @ New York Yankees
Yankee Stadium, Bronx, NY
Sun Sep 18 1955, 3:33 AM EDT
Att: 54,501 - Unknown

AB 32
R 2
H 5
RBI 2
BB 5
SO 6
LOB 16



Batter	1	2	3	4	5	6	7	8	9	AB	R	H	RBI	BB	SO	LOB	BOTTOM										
Hank Bauer, R (1,9) OBP: 0.363, SLG: 0.469	1B 1B		3-1			K2-3				4	1	2	0	0	1	0											
Irv Noren, L (1,8) OBP: 0.328, SLG: 0.370	1B G6-3		F8			F6				3	1	1	0	1	0	0											
Gil McDougald, R (1,5) OBP: 0.360, SLG: 0.401	G6-3 1-3 2-H		K			5-3			6-3	4	0	1	2	0	1	2											
Yogi Berra, L (1,2) OBP: 0.349, SLG: 0.473	G6-3 BB		L9			F7			F3	3	0	0	0	1	0	2											
Joe Collins, L (1,3) OBP: 0.339, SLG: 0.415	G6-3		FC6-4 1B			4-3			4-3	4	0	1	0	0	0	2											
Elston Howard, R (1,7) OBP: 0.343, SLG: 0.500	5-3		K			F8				3	0	0	0	0	1	2											
Billy Martin, R (1,4) OBP: 0.293, SLG: 0.275			F6			FC6-4			FC5-4 1B	3	0	1	0	0	0	1											
Jerry Coleman, R (1,6) OBP: 0.319, SLG: 0.265			3-1			BB 1B 5-3			FC5-4	3	1	1	0	0	0	1											
Bob Turley, R (1,1) OBP: 0.188, SLG: 0.167			K			F5			6-3	1	0	0	0	0	1	0											
Bob Grim, R (3,1) OBP: 0.192, SLG: 0.125										2	0	0	0	0	0	1											
Inning Stats	R: 2 E: 0 K: 0 S: 5	H: 3 LOB: 1 BB: 1 P: 9	R: 0 E: 0 K: 1 S: 5	H: 0 LOB: 0 BB: 0 P: 5	R: 0 E: 0 K: 1 S: 5	H: 0 LOB: 0 BB: 0 P: 5	R: 0 E: 0 K: 1 S: 6	H: 1 LOB: 1 BB: 0 P: 6	R: 1 E: 0 K: 0 S: 5	H: 2 LOB: 2 BB: 1 P: 9	R: 0 E: 0 K: 0 S: 4	H: 1 LOB: 1 BB: 0 P: 4	R: 0 E: 0 K: 1 S: 5	H: 0 LOB: 0 BB: 0 P: 5	R: 0 E: 0 K: 0 S: 3	H: 0 LOB: 0 BB: 0 P: 3	1B: 7 2B: 0 3B: 0 HR: 0	SF: 0 SAC: 0 DP: 1 HBP: 0	WP: 0 PB: 0 SB: 0 CS: 0	PA: 32							
PITCHER	IP	WLS	BF	H	R	ER	SO	BB	IBB	HBP	BLK	WP	HR	S	P	ERA	WHIP										
Willard Nixon, R (1,1) ERA: 4.07	8.0	L	32	7	3	2	4	2	0	0	0	0	0	38	46	2.25	1.125										

Boston Red Sox @ New York Yankees
Yankee Stadium, Bronx, NY
Sun Sep 18 1955, 3:33 AM EDT
Att: 54,501 - Unknown

AB 30
R 3
H 7
RBI 2
BB 2
SO 4
LOB 11



Batter	1	2	3	4	5	6	7	8	9	AB	R	H	RBI	BB	SO	LOB	TOP					
Hank Bauer, R (1, 9) OBP: 0.363, SLG: 0.471										4	2	1	0	0	0	3	<p>New York Yankees @ Washington Senators Griffith Stadium, Washington, DC Tue Sep 20 1955, 3:38 AM EDT Att: 11,717 - Unknown</p> <p>AB 32 R 9 H 11 RBI 8 BB 4 SO 4 LOB 15</p>					
Irv Noren, L (1, 8) OBP: 0.331, SLG: 0.373										4	2	2	3	1	2	2						
Gil McDougald, R (1, 5) OBP: 0.360, SLG: 0.403										3	0	1	1	0	1	2						
Yogi Berra, L (1, 2) OBP: 0.352, SLG: 0.475										4	1	1	1	1	1	3						
Joe Collins, L (1, 3) OBP: 0.339, SLG: 0.422										4	1	2	2	0	0	0						
Elston Howard, R (1, 7) OBP: 0.336, SLG: 0.492										4	0	0	1	0	0	3						
Billy Martin, R (1, 4) OBP: 0.318, SLG: 0.293										3	0	1	0	1	0	0						
Jerry Coleman, R (1, 6) OBP: 0.337, SLG: 0.271										2	1	1	0	1	0	1						
Whitey Ford, L (1, 1) OBP: 0.258, SLG: 0.198										4	2	2	0	0	0	1						
Rip Coleman, L (8, 1) OBP: 0.300, SLG: 0.222										0	0	0	0	0	0	0						
Jim Konstanty, R (8, 1) OBP: 0.250, SLG: 0.143										0	0	0	0	0	0	0						
Gerry Staley, R (8, 1) OBP: 0.108, SLG: 0.057										0	0	0	0	0	0	0						
Tommy Byrne, L (9, 1) OBP: 0.276, SLG: 0.286										0	0	0	0	0	0	0						
Inning Stats	R: 0 E: 0 K: 2 S: 8	H: 1 LOB: 1 BB: 0 P: 8	R: 0 E: 0 K: 0 S: 3	H: 0 LOB: 0 BB: 0 P: 3	R: 3 E: 0 K: 0 S: 6	H: 3 LOB: 2 BB: 2 P: 14	R: 0 E: 0 K: 0 S: 3	H: 1 LOB: 0 BB: 0 P: 3	R: 0 E: 0 K: 0 S: 3	H: 0 LOB: 1 BB: 1 P: 7	R: 0 E: 0 K: 0 S: 2	H: 0 LOB: 0 BB: 1 P: 6	R: 6 E: 1 K: 0 S: 7	H: 4 LOB: 0 BB: 0 P: 9	R: 0 E: 0 K: 1 S: 6	H: 1 LOB: 1 BB: 0 P: 6	R: 0 E: 0 K: 1 S: 6	H: 1 LOB: 1 BB: 0 P: 6	1B: 7 2B: 2 3B: 2 HR: 0	SF: 2 SAC: 2 DP: 1 HBP: 2	WP: 0 PB: 0 CS: 1	PA: 43
PITCHER	IP WLS BF H R ER SO BB IBB HBP BLK WP HR S P ERA WHIP																					
Pedro Ramos, R (1, 1) ERA: 3.95	6.1 L 30 7 7 7 2 4 0 2 0 0 0 0 28 46 9.95 1.737																					
Dean Stone, L (7, 1) ERA: 4.34	1.2 8 3 2 2 1 0 0 0 0 0 0 0 10 10 10.80 1.800																					
Webbo Clarke, L (9, 1) ERA: 5.4	1.0 4 1 0 0 1 0 0 0 0 0 0 0 6 6 0.00 1.000																					

Batter	1	2	3	4	5	6	7	8	9	AB	R	H	RBI	BB	SO	LOB	BOTTOM			
Eddie Yost, R (1, 5) OBP: 0.413, SLG: 0.380										4	1	2	1	1	0	0	<p>New York Yankees @ Washington Senators Griffith Stadium, Washington, DC Tue Sep 20 1955, 3:38 AM EDT Att: 11,717 - Unknown</p> <p>AB 35 R 7 H 10 RBI 5 BB 3 SO 6 LOB 10</p>			
Pete Runnels, L (1, 4) OBP: 0.355, SLG: 0.346										4	2	1	0	1	0	2				
Mickey Vernon, L (1, 3) OBP: 0.380, SLG: 0.452										4	0	2	1	0	0	0				
Roy Sievers, R (1, 7) OBP: 0.361, SLG: 0.486										4	0	1	1	0	0	1				
Carlos Paula, R (1, 9) OBP: 0.330, SLG: 0.447										4	0	1	0	0	0	2				
Tom Umphlett, R (1, 8) OBP: 0.272, SLG: 0.272										3	2	1	0	1	1	1				
Ed Fitz Gerald, R (1, 2) OBP: 0.272, SLG: 0.294										3	0	0	0	0	0	2				
Ernie Oravetz, S (9, PH) OBP: 0.335, SLG: 0.297										1	0	0	0	0	0	1				
Jose Valdivielso, R (1, 6) OBP: 0.272, SLG: 0.319										2	0	0	0	0	2	0				
Jim Lemon, R (8, PH) OBP: 0.286, SLG: 0.714										1	1	1	2	0	0	0				
Webbo Clarke, L (9, 1) OBP: 0.167, SLG: 0.167										0	0	0	0	0	0	0				
Tom Wright, L (9, PH) OBP: 0.167, SLG: 0.167										1	0	0	0	0	0	1				
Pedro Ramos, S (1, 1) OBP: 0.128, SLG: 0.081										2	0	0	0	0	2	0				
Dean Stone, L (7, 1) OBP: 0.155, SLG: 0.045										0	0	0	0	0	0	0				
Harmon Killebrew, R (8, PH) OBP: 0.292, SLG: 0.303										1	0	0	0	0	1	0				
Bobby Kline, R (9, 6) OBP: 0.295, SLG: 0.265										0	0	0	0	0	0	0				
Julio Becquer, L (9, PH) OBP: 0.296, SLG: 0.286										1	1	1	0	0	0	0				
Inning Stats	R: 1 E: 1 K: 0 S: 4	H: 2 LOB: 0 BB: 0 P: 4	R: 0 E: 0 K: 1 S: 5	H: 1 LOB: 0 BB: 0 P: 5	R: 0 E: 0 K: 2 S: 8	H: 1 LOB: 1 BB: 0 P: 8	R: 0 E: 0 K: 0 S: 3	H: 0 LOB: 0 BB: 0 P: 3	R: 0 E: 0 K: 1 S: 5	H: 0 LOB: 0 BB: 0 P: 5	R: 0 E: 0 K: 1 S: 3	H: 0 LOB: 0 BB: 0 P: 3	R: 4 E: 0 K: 1 S: 8	H: 3 LOB: 2 BB: 3 P: 20	R: 2 E: 1 K: 0 S: 6	H: 3 LOB: 1 BB: 0 P: 6	1B: 7 2B: 3 3B: 0 HR: 1	SF: 0 SAC: 0 DP: 2 HBP: 0	WP: 0 PB: 0 CS: 0	PA: 38
PITCHER	IP WLS BF H R ER SO BB IBB HBP BLK WP HR S P ERA WHIP																			
Whitey Ford, L (1, 1) ERA: 2.62	7.2 W 29 5 5 4 6 3 0 0 0 0 0 0 1 38 50 4.70 1.043																			
Rip Coleman, L (8, 1) ERA: 4.91	0.0 1 1 0 0 0 0 0 0 0 0 0 0 1 1 * *																			
Jim Konstanty, R (8, 1) ERA: 2.27	0.0 1 1 0 0 0 0 0 0 0 0 0 0 1 1 * *																			
Gerry Staley, R (8, 1) ERA: 4.7	1.0 6 3 2 1 0 0 0 0 0 0 0 0 6 6 9.00 3.000																			
Tommy Byrne, L (9, 1) ERA: 2.66	0.1 S 1 0 0 0 0 0 0 0 0 0 0 0 1 1 0.00 0.000																			

Batter	1	2	3	4	5	6	7	8	9	AB	R	H	RBI	BB	SO	LOB	TOP											
Bob Cerv, R OBP: 0.388, SLG: 0.521 Irv Noren, L OBP: 0.331, SLG: 0.373	(1, 8) X 0-0 2B 1B	(1, 8) X 0-0 2H 3B	(1, 8) X 0-0 1-2 G3	(1, 8) X 0-0 1-2 G3	(1, 8) X 0-0 1-2 G3	(1, 8) X 0-0 1-2 K	(1, 8) X 0-0 1-2 K	(1, 8) X 0-0 1-2 K	(1, 8) X 0-0 1-2 K	5	1	2	1	0	2	2												
Gil McDougald, R OBP: 0.358, SLG: 0.401	(1, 5) X 0-0 L7	(1, 5) X 0-0 F3	(1, 5) X 0-0 K	(1, 5) X 0-0 K	(1, 5) X 0-0 K	(1, 5) X 0-0 FC5-4 1B	(1, 5) X 0-0 FC5-4 1B	(1, 5) X 0-0 FC5-4 1B	(1, 5) X 0-0 1-3	5	0	1	0	0	1	3												
Hank Bauer, R OBP: 0.364, SLG: 0.468	(1, 9) X 0-0 F7	(1, 9) X 0-0 F7	(1, 9) X 0-0 3B BB	(1, 9) X 0-0 3B BB	(1, 9) X 0-0 G4-6-3 BB	(1, 9) X 0-0 G4-6-3 BB	(1, 9) X 0-0 FC5-4 1-2	(1, 9) X 0-0 FC5-4 1-2	(1, 9) X 0-0 K	3	1	0	0	2	1	2												
Yogi Berra, L OBP: 0.350, SLG: 0.475	(1, 2) X 0-0 1-H 2B	(1, 2) X 0-0 1-H 2B	(1, 2) X 0-0 F8	(1, 2) X 0-0 F8	(1, 2) X 0-0 G4-6-3 1-2	(1, 2) X 0-0 G4-6-3 1-2	(1, 2) X 0-0 F9	(1, 2) X 0-0 F9	(1, 2) X 0-0 4-3	5	0	1	1	0	0	2												
Bill Skowron, R OBP: 0.368, SLG: 0.521 Joe Collins, L OBP: 0.340, SLG: 0.421	(1, 3) X 0-0 6-3	(1, 3) X 0-0 6-3	(1, 3) X 0-0 1-H 3B	(1, 3) X 0-0 1-H 3B	(1, 3) X 0-0 1-H 3B	(1, 3) X 0-0 1-H 3B	(1, 3) X 0-0 1-H 3B	(1, 3) X 0-0 1-H 3B	(1, 3) X 0-0 F8	2	0	1	1	0	0	1												
Elston Howard, R OBP: 0.338, SLG: 0.487	(1, 7) X 0-0 F6	(1, 7) X 0-0 F6	(1, 7) X 0-0 5-3	(1, 7) X 0-0 5-3	(1, 7) X 0-0 1-2 IHR BB	(1, 7) X 0-0 1-2 IHR BB	(1, 7) X 0-0 1-2 IHR BB	(1, 7) X 0-0 1-2 IHR BB	(1, 7) X 0-0 5-3	3	1	0	0	1	0	1												
Billy Martin, R OBP: 0.329, SLG: 0.355	(1, 4) X 0-0 2B 1B	(1, 4) X 0-0 2B 1B	(1, 4) X 0-0 G3	(1, 4) X 0-0 G3	(1, 4) X 0-0 1-H 2-H IHR	(1, 4) X 0-0 1-H 2-H IHR	(1, 4) X 0-0 1-H 2-H IHR	(1, 4) X 0-0 1-H 2-H IHR	(1, 4) X 0-0 K	4	2	2	3	0	1	1												
Jerry Coleman, R OBP: 0.324, SLG: 0.258	(1, 6) X 0-0 K	(1, 6) X 0-0 K	(1, 6) X 0-0 4-3	(1, 6) X 0-0 4-3	(1, 6) X 0-0 F9	(1, 6) X 0-0 F9	(1, 6) X 0-0 F9	(1, 6) X 0-0 F9	(1, 6) X 0-0 K	4	0	0	0	0	2	1												
Bob Turley, R OBP: 0.205, SLG: 0.188 Rip Coleman, L OBP: 0.364, SLG: 0.222 Bob Grim, R OBP: 0.192, SLG: 0.125	(1, 1) X 0-0 1-H 3B 2B	(1, 1) X 0-0 1-H 3B 2B	(1, 1) X 0-0 G3 BB	(1, 1) X 0-0 G3 BB	(1, 1) X 0-0 F1	(1, 1) X 0-0 F1	(1, 1) X 0-0 F1	(1, 1) X 0-0 F1	(1, 1) X 0-0 BB	2	1	1	1	1	0	0												
Inning Stats	R: 1 E: 0 K: 0 S: 5	H: 2 LOB: 1 BB: 0 P: 5	R: 2 E: 0 K: 1 S: 8	H: 3 LOB: 1 BB: 0 P: 8	R: 1 E: 0 K: 0 S: 4	H: 1 LOB: 1 BB: 1 P: 8	R: 0 E: 0 K: 1 S: 5	H: 0 LOB: 0 BB: 1 P: 9	R: 3 E: 0 K: 0 S: 3	H: 1 LOB: 0 BB: 0 P: 15	R: 0 E: 0 K: 1 S: 6	H: 1 LOB: 1 BB: 0 P: 6	R: 0 E: 0 K: 0 S: 3	H: 0 LOB: 0 BB: 0 P: 3	R: 0 E: 0 K: 3 S: 9	H: 0 LOB: 1 BB: 1 P: 13	R: 0 E: 0 K: 1 S: 5	H: 0 LOB: 0 BB: 0 P: 5	1B: 3 2B: 2 3B: 2 HR: 1	SF: 0 SAC: 0 DP: 1 HBP: 0	WP: 0 PA: 40 PB: 0 CS: 0							
PITCHER	IP	WLS	BF	H	R	ER	SO	BB	IBB	HBP	BLK	WP	HR	S	P	ERA	WHIP											
Chuck Stobbs, L ERA: 4.87	(1, 1)	2.1	L	14	6	4	4	1	1	0	0	0	0	0	15	19	15.43	3.000										
Ted Abernathy, R ERA: 5.7	(3, 1)	3.2		16	2	3	3	2	4	0	0	0	0	0	16	32	7.36	1.636										
Bob Chakales, R ERA: 4.64	(7, 1)	1.0		3	0	0	0	0	0	0	0	0	0	3	3	0.00	0.000											
Bunky Stewart, L ERA: 3.24	(8, 1)	2.0		7	0	0	0	4	1	0	0	0	0	14	18	0.00	0.500											

New York Yankees @ Washington Senators
Griffith Stadium, Washington, DC
Wed Sep 21, 1955, 3:33 AM EDT
Att: 5,770 - Unknown

AB	34
R	7
H	8
RBI	7
BB	6
SO	7
LOB	13



Batter	1	2	3	4	5	6	7	8	9	AB	R	H	RBI	BB	SO	LOB	BOTTOM											
Eddie Yost, R OBP: 0.413, SLG: 0.379	(1, 5) X 0-0 F6	(1, 5) X 0-0 F6	(1, 5) X 0-0 G6-4-3 1-2	(1, 5) X 0-0 G6-4-3 1-2	(1, 5) X 0-0 G6-4-3 1-2	(1, 5) X 0-0 K	(1, 5) X 0-0 2B BB	(1, 5) X 0-0 2B BB	(1, 5) X 0-0 1B	4	0	1	0	1	1	3												
Ernie Oravetz, S OBP: 0.338, SLG: 0.301	(1, 9) B 4-0 L6-3 BB	(1, 9) B 4-0 L6-3 BB	(1, 9) B 4-0 L6-3 BB	(1, 9) B 4-0 L6-3 BB	(1, 9) B 4-0 L6-3 BB	(1, 9) B 4-0 L6-3 BB	(1, 9) B 4-0 L6-3 BB	(1, 9) B 4-0 L6-3 BB	(1, 9) B 4-0 L6-3 BB	3	0	1	2	2	0	3												
Pete Runnels, L OBP: 0.354, SLG: 0.344	(1, 4) X 0-0 L6-3 1-2	(1, 4) X 0-0 L6-3 1-2	(1, 4) X 0-0 L6-3 1-2	(1, 4) X 0-0 L6-3 1-2	(1, 4) X 0-0 L6-3 1-2	(1, 4) X 0-0 L6-3 1-2	(1, 4) X 0-0 L6-3 1-2	(1, 4) X 0-0 L6-3 1-2	(1, 4) X 0-0 L6-3 1-2	3	0	0	0	1	0	4												
Mickey Vernon, L OBP: 0.381, SLG: 0.450	(1, 3) X 4-0 G4-6-3 BB	(1, 3) X 4-0 G4-6-3 BB	(1, 3) X 4-0 G4-6-3 BB	(1, 3) X 4-0 G4-6-3 BB	(1, 3) X 4-0 G4-6-3 BB	(1, 3) X 4-0 G4-6-3 BB	(1, 3) X 4-0 G4-6-3 BB	(1, 3) X 4-0 G4-6-3 BB	(1, 3) X 4-0 G4-6-3 BB	2	0	0	0	2	0	2												
Roy Sievers, R OBP: 0.362, SLG: 0.486	(1, 7) X 0-0 G4-6-3 1-2	(1, 7) X 0-0 G4-6-3 1-2	(1, 7) X 0-0 G4-6-3 1-2	(1, 7) X 0-0 G4-6-3 1-2	(1, 7) X 0-0 G4-6-3 1-2	(1, 7) X 0-0 G4-6-3 1-2	(1, 7) X 0-0 G4-6-3 1-2	(1, 7) X 0-0 G4-6-3 1-2	(1, 7) X 0-0 G4-6-3 1-2	4	1	2	0	0	0	2												
Tom Umphlett, R OBP: 0.288, SLG: 0.268	(1, 8) X 0-0 F3	(1, 8) X 0-0 F3	(1, 8) X 0-0 F3	(1, 8) X 0-0 F3	(1, 8) X 0-0 F3	(1, 8) X 0-0 K	(1, 8) X 0-0 K	(1, 8) X 0-0 F9	(1, 8) X 0-0 F6	4	0	0	0	0	1	2												
Steve Koricheck, R OBP: 0.360, SLG: 0.417	(1, 2) X 0-0 2B	(1, 2) X 0-0 2B	(1, 2) X 0-0 2B	(1, 2) X 0-0 2B	(1, 2) X 0-0 K	(1, 2) X 0-0 K	(1, 2) X 0-0 BB 1B	(1, 2) X 0-0 BB 1B	(1, 2) X 0-0 2-3	4	1	2	0	0	1	1												
Jose Valdivielso, R OBP: 0.273, SLG: 0.318 Julio Becquer, L OBP: 0.250, SLG: 0.250 Bunky Stewart, L OBP: 0.192, SLG: 0.125 Tom Wright, L OBP: 0.330, SLG: 0.447	(1, 6) X 4-0 G6-4-3 BB	(1, 6) X 4-0 G6-4-3 BB	(1, 6) X 4-0 G6-4-3 BB	(1, 6) X 4-0 G6-4-3 BB	(1, 6) X 4-0 G6-4-3 BB	(1, 6) X 4-0 G6-4-3 BB	(1, 6) X 4-0 G6-4-3 BB	(1, 6) X 4-0 G6-4-3 BB	(1, 6) X 4-0 G6-4-3 BB	1	0	0	0	1	0	1												
Chuck Stobbs, L ERA: 4.87 Ted Abernathy, R ERA: 5.7 Jim Linn, L ERA: 4.85 Bob Chakales, R ERA: 4.64 Mickey McDermott, L ERA: 3.24 Bobby Kline, R ERA: 4.85 Carlos Paula, R ERA: 3.24	(1, 1) X 0-0 1-2 2B 1B	(1, 1) X 0-0 1-2 2B 1B	(1, 1) X 0-0 1-2 2B 1B	(1, 1) X 0-0 1-2 2B 1B	(1, 1) X 0-0 1-2 2B 1B	(1, 1) X 0-0 1-2 2B 1B	(1, 1) X 0-0 1-2 2B 1B	(1, 1) X 0-0 1-2 2B 1B	(1, 1) X 0-0 1-2 2B 1B	(1, 1) X 0-0 1-2 2B 1B	0	0	0	0	0	0	0											
Inning Stats	R: 0 E: 0 K: 0 S: 2	H: 0 LOB: 0 BB: 1 P: 6	R: 0 E: 0 K: 0 S: 2	H: 0 LOB: 0 BB: 1 P: 6	R: 0 E: 0 K: 1 S: 5	H: 1 LOB: 1 BB: 1 P: 9	R: 0 E: 0 K: 0 S: 2	H: 0 LOB: 0 BB: 1 P: 6	R: 0 E: 0 K: 2 S: 8	H: 1 LOB: 1 BB: 0 P: 8	R: 0 E: 0 K: 1 S: 5	H: 0 LOB: 2 BB: 2 P: 13	R: 3 E: 0 K: 0 S: 7	H: 4 LOB: 2 BB: 1 P: 11	R: 0 E: 0 K: 0 S: 2	H: 0 LOB: 0 BB: 1 P: 6	R: 0 E: 0 K: 1 S: 6	H: 1 LOB: 2 BB: 1 P: 10	1B: 5 2B: 3 3B: 0 HR: 0	SF: 0 SAC: 0 DP: 5 HBP: 0	WP: 1 PA: 38 PB: 0 CS: 0							
PITCHER	IP	WLS	BF	H	R	ER	SO	BB	IBB	HBP	BLK	WP	HR	S	P	ERA	WHIP											
Bob Turley, R ERA: 3.08	(1, 1)	6.2	W	29	6	3	3	4	7	0	0	0	0	1	30	58	4.05	1.950										
Rip Coleman, L ERA: 4.85	(7, 1)	0.1		2	0	0	0	0	1	0	0	0	0	1	5	0.00	3.000											
Bob Grim, R ERA: 4.28	(8, 1)	2.0	S	7	1	0	0	1	1	0	0	0	0	8	12	0.00	1.000											

New York Yankees @ Washington Senators
Griffith Stadium, Washington, DC
Wed Sep 21, 1955, 3:33 AM EDT
Att: 5,770 - Unknown

AB	29
R	3
H	7
RBI	3
BB	9
SO	5
LOB	22



Batter	1	2	3	4	5	6	7	8	9	AB	R	H	RBI	BB	SO	LOB	TOP																
Bob Cerv, R OBP: 0.400, SLG: 0.558 (1, 8)										4	1	2	2	1	1	1	New York Yankees @ Boston Red Sox Fenway Park, Boston, MA Fri Sep 23 1955, 3:33 AM EDT Att: 10,849 - Unknown																
Gil McDougald, R OBP: 0.357, SLG: 0.399 (1, 5)										5	0	1	0	0	1	5																	
Hank Bauer, R OBP: 0.362, SLG: 0.467 (1, 9)										5	0	1	0	0	2	3																	
Yogi Berra, L OBP: 0.351, SLG: 0.473 (1, 2)										4	0	1	0	1	1	0																	
Joe Collins, L OBP: 0.339, SLG: 0.416 (1, 3)										3	1	0	0	1	1	4																	
Elston Howard, R OBP: 0.337, SLG: 0.482 (1, 7)										3	1	0	0	1	1	3																	
Billy Martin, R OBP: 0.338, SLG: 0.364 (1, 4)										4	0	2	0	0	1	3																	
Tommy Byrne, L OBP: 0.273, SLG: 0.282 (1, 1)										1	0	0	0	0	0	1																	
Jim Konstanty, R OBP: 0.222, SLG: 0.125 (3, 1)										1	0	0	0	0	0	0																	
Eddie Robinson, L OBP: 0.351, SLG: 0.488 (6, PH)										0	0	0	0	1	0	0																	
Bobby Richardson, R OBP: 0.211, SLG: 0.118 (6, PR)										1	1	0	0	0	0	1																	
Jerry Coleman, R OBP: 0.317, SLG: 0.253 (5, PH)										2	0	0	0	0	1	2																	
Lou Berberet, L OBP: 1.000, SLG: 1.000 (5, PR)										1	0	1	1	0	0	0																	
Tom Carroll, R OBP: 0.307, SLG: 0.143 (5, PR)										0	0	0	0	0	0	0																	
Bob Wiesler, S OBP: 0.307, SLG: 0.143 (5, PR)										0	0	0	0	0	0	0																	
Bill Skowron, R OBP: 0.307, SLG: 0.143 (5, PR)										1	0	0	0	0	0	1																	
Tom Sturdivant, L OBP: 0.203, SLG: 0.283 (5, PR)										0	0	0	0	0	0	0																	
Inning Stats	R: 1 E: 0 K: 2 S: 8	H: 1 LOB: 0 BB: 0 P: 8	R: 1 E: 1 K: 1 S: 7	H: 1 LOB: 2 BB: 2 P: 15	R: 0 E: 0 K: 1 S: 6	H: 1 LOB: 2 BB: 1 P: 10	R: 0 E: 0 K: 1 S: 5	H: 0 LOB: 0 BB: 0 P: 5	R: 0 E: 0 K: 0 S: 4	H: 2 LOB: 1 BB: 2 P: 4	R: 2 E: 0 K: 1 S: 7	H: 2 LOB: 2 BB: 2 P: 15	R: 0 E: 0 K: 1 S: 5	H: 0 LOB: 0 BB: 0 P: 5	R: 0 E: 0 K: 0 S: 4	H: 1 LOB: 1 BB: 0 P: 4	R: 0 E: 0 K: 2 S: 6	H: 0 LOB: 0 BB: 0 P: 7	R: 0 E: 0 K: 1 S: 7	H: 0 LOB: 0 BB: 0 P: 7	1B: 6 2B: 1 3B: 0 HR: 1	SF: 0 SAC: 0 DP: 0 HBP: 0	WP: 1 PB: 0 SB: 0 CS: 0	PA: 40									
PITCHER	IP WLS BF H R ER SO BB IBB HBP BLK WP HR S P ERA WHIP	IP WLS BF H R ER SO BB IBB HBP BLK WP HR S P ERA WHIP																															
Tom Brewer, R ERA: 4.2 (1, 1)	2.2	15	3	2	1	4	3	0	0	0	0	1	1	20	32	3.38	2.250																
Ike Delock, R ERA: 3.7 (3, 1)	6.1	25	5	2	2	5	2	0	0	0	0	0	0	33	41	2.84	1.105																

livebaseballscores.com

AB 35
R 4
H 8
RBI 3
BB 5
SO 9
LOB 24



Batter	1	2	3	4	5	6	7	8	9	AB	R	H	RBI	BB	SO	LOB	BOTTOM																
Billy Goodman, L OBP: 0.395, SLG: 0.352 (1, 4)										5	1	2	2	0	1	1	New York Yankees @ Boston Red Sox Fenway Park, Boston, MA Fri Sep 23 1955, 3:33 AM EDT Att: 10,849 - Unknown																
Billy Klaus, L OBP: 0.348, SLG: 0.378 (1, 6)										4	0	2	1	1	0	3																	
Ted Williams, L OBP: 0.491, SLG: 0.704 (1, 7)										3	0	0	0	1	0	2																	
Gene Stephens, L OBP: 0.374, SLG: 0.455 (6, 7)										1	0	0	0	0	1	0																	
Jackie Jensen, R OBP: 0.366, SLG: 0.473 (1, 9)										3	1	1	2	2	0	2																	
Norm Zaichin, R OBP: 0.337, SLG: 0.431 (1, 3)										1	0	0	0	1	0	0																	
Dick Gemert, R OBP: 0.222, SLG: 0.250 (3, PR)										3	1	0	0	0	2	4																	
Grady Hatton, L OBP: 0.371, SLG: 0.331 (1, 5)										4	2	2	0	0	0	0																	
Jim Piersall, R OBP: 0.369, SLG: 0.434 (1, 8)										4	0	1	0	0	0	3																	
Sammy White, R OBP: 0.322, SLG: 0.392 (1, 2)										4	2	2	1	0	0	1																	
Tom Brewer, R OBP: 0.195, SLG: 0.164 (1, 1)										1	0	0	0	0	0	0																	
Ike Delock, R OBP: 0.222, SLG: 0.163 (3, 1)										2	1	1	0	1	0	1																	
Inning Stats	R: 0 E: 0 K: 0 S: 3	H: 0 LOB: 1 BB: 1 P: 7	R: 2 E: 1 K: 0 S: 7	H: 3 LOB: 2 BB: 0 P: 7	R: 6 E: 0 K: 1 S: 10	H: 5 LOB: 3 BB: 4 P: 26	R: 0 E: 0 K: 0 S: 4	H: 1 LOB: 1 BB: 0 P: 4	R: 0 E: 0 K: 0 S: 3	H: 0 LOB: 0 BB: 0 P: 3	R: 0 E: 0 K: 1 S: 6	H: 1 LOB: 1 BB: 0 P: 6	R: 0 E: 0 K: 2 S: 6	H: 0 LOB: 1 BB: 1 P: 10	R: 0 E: 0 K: 1 S: 6	H: 0 LOB: 1 BB: 0 P: 10	1B: 8 2B: 3 3B: 0 HR: 1	SF: 0 SAC: 0 DP: 1 HBP: 0	WP: 0 PB: 0 SB: 1 CS: 1	PA: 41													
PITCHER	IP WLS BF H R ER SO BB IBB HBP BLK WP HR S P ERA WHIP	IP WLS BF H R ER SO BB IBB HBP BLK WP HR S P ERA WHIP																															
Tommy Byrne, L ERA: 3.15 (1, 1)	2.2	19	7	8	6	0	3	0	0	0	0	0	0	12	20	0.00	2.143																
Jim Konstanty, R ERA: 2.5 (3, 1)	2.1	12	3	0	0	1	2	0	0	0	0	0	0	12	20	0.00	2.143																
Bob Wiesler, L ERA: 3.88 (6, 1)	2.0	7	1	0	0	1	0	0	0	0	0	0	0	9	9	0.00	0.500																
Tom Sturdivant, R ERA: 3.26 (8, 1)	1.0	3	0	0	0	2	1	0	0	0	0	0	0	6	10	0.00	1.000																



Batter	1	2	3	4	5	6	7	8	9	AB	R	H	RBI	BB	SO	LOB	TOP					
Jerry Coleman, R (1, 6) OBP: 0.321, SLG: 0.281 Tom Carroll, R (5, PR) OBP: 0.500, SLG: 0.500 (5, 6)										3	1	2	0	0	0	0						
Hank Bauer, R (1, 9) OBP: 0.380, SLG: 0.461 Elston Howard, R (4, 9) OBP: 0.333, SLG: 0.476										2	1	0	0	0	1	1						
Andy Carey, R (1, 5) OBP: 0.314, SLG: 0.379										5	2	2	1	0	0	2						
Lou Berberet, L (1, 2) OBP: 0.500, SLG: 0.400										4	1	1	1	1	0	2						
Eddie Robinson, L (1, 3) OBP: 0.380, SLG: 0.494 Mary Thronberry, L (4, PR) OBP: 0.667, SLG: 1.500 (4, 3)										1	0	1	0	1	0	0						
Bobby Richardson, R (1, 4) OBP: 0.228, SLG: 0.138										5	0	1	3	0	0	5						
Bob Cerv, R (1, 8) OBP: 0.419, SLG: 0.554 (4, 7)										4	0	2	1	0	1	0						
Dick Tettelbach, R (1, 7)										1	0	0	0	0	0	0						
Mickey Mantle, S (4, PH) OBP: 0.431, SLG: 0.612 Irv Noren, L (4, 8) OBP: 0.333, SLG: 0.377										1	0	0	0	0	0	3						
Bob Turley, R (1, 1) OBP: 0.200, SLG: 0.183 Bob Grim, R (5, 1) OBP: 0.165, SLG: 0.120 Johnny Kucks, R (7, 1) OBP: 0.050, SLG: 0.075 Tom Morgan, R (9, 1) OBP: 0.222, SLG: 0.278										2	0	0	0	0	0	3						
Inning Stats	R: 1 E: 0 K: 1 S: 6	H: 1 LOB: 0 BB: 0 P: 6	R: 0 E: 0 K: 0 S: 3	H: 1 LOB: 0 BB: 0 P: 3	R: 0 E: 0 K: 0 S: 3	H: 0 LOB: 0 BB: 0 P: 3	R: 2 E: 1 K: 0 S: 7	H: 3 LOB: 3 BB: 1 P: 11	R: 2 E: 0 K: 1 S: 8	H: 3 LOB: 2 BB: 0 P: 8	R: 0 E: 0 K: 3 S: 9	H: 0 LOB: 0 BB: 0 P: 9	R: 4 E: 1 K: 0 S: 7	H: 4 LOB: 1 BB: 1 P: 11	R: 0 E: 0 K: 1 S: 5	H: 0 LOB: 0 BB: 0 P: 5	R: 0 E: 0 K: 0 S: 4	H: 1 LOB: 1 BB: 0 P: 4	1B: 10 2B: 3 3B: 0 HR: 0	SF: 1 SAC: 0 DP: 1 HBP: 0	WP: 0 PB: 1 SB: 1 CS: 0	PA: 43
PITCHER	IP WLS BF H R ER SO BB IBB HBP BLK WP HR S P ERA WHIP																					
Frank Sullivan, R (1, 1) ERA: 2.91	5.0 L 24 8 5 3 2 0 0 1 0 0 0 0 0 27 31 5.40 1.600																					
Frank Baumann, L (6, 1) ERA: 5.82	4.0 18 5 4 1 4 1 0 0 0 0 0 0 0 25 29 2.25 1.500																					

New York Yankees @ Boston Red Sox
Fenway Park, Boston, MA
Sun Sep 25 1955, 3:33 AM EDT
Unknown

AB	39
R	9
H	13
RBI	9
BB	2
SO	6
LOB	18



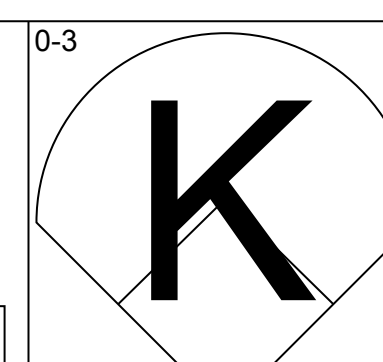
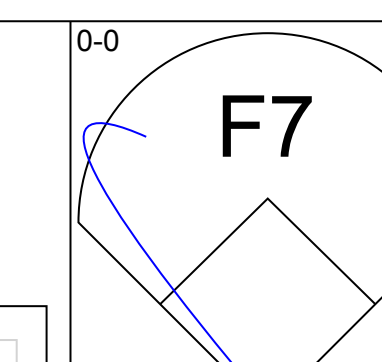
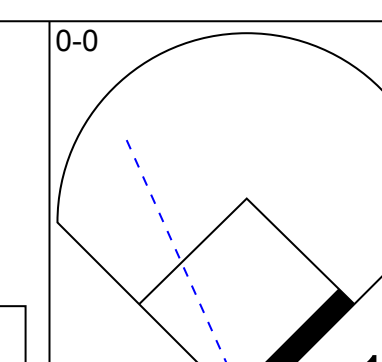
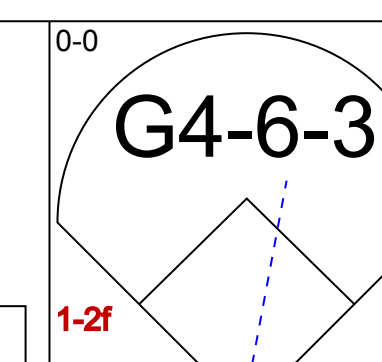
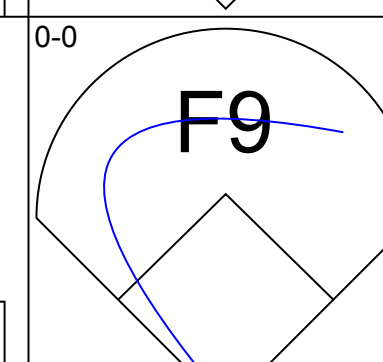
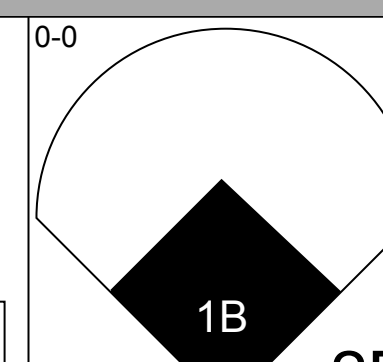
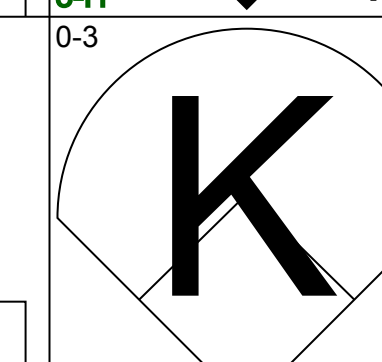
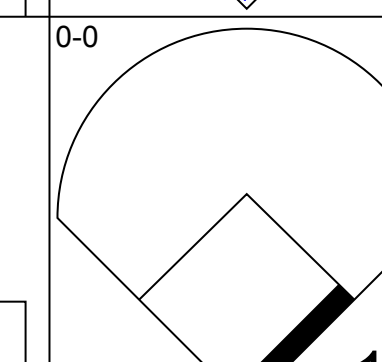
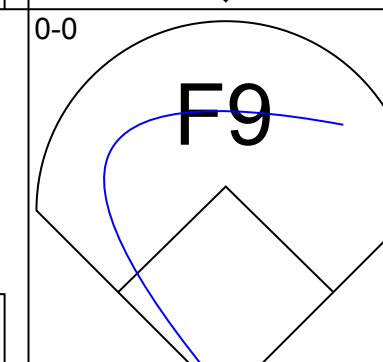
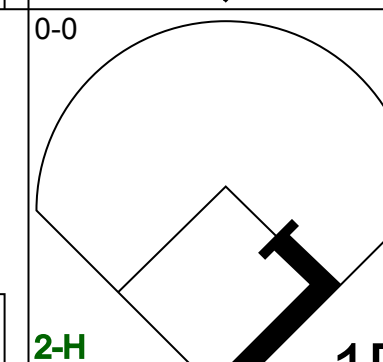
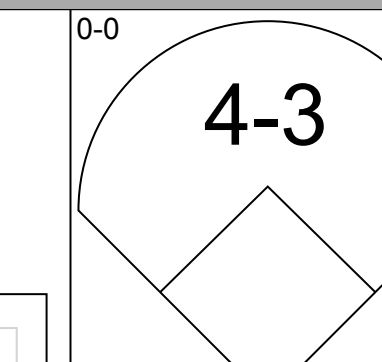
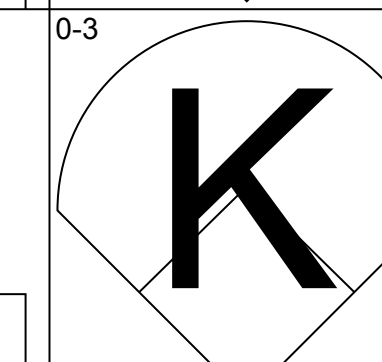
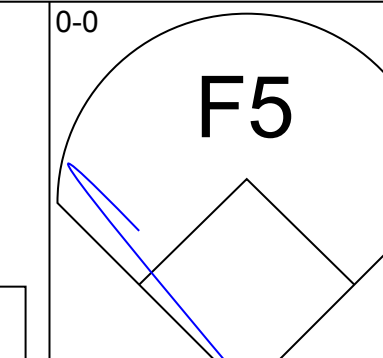
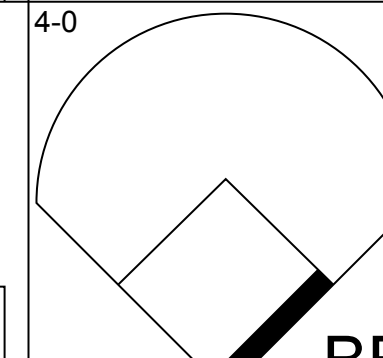
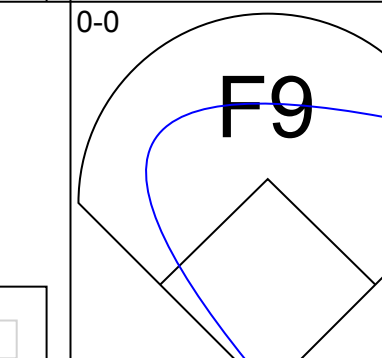
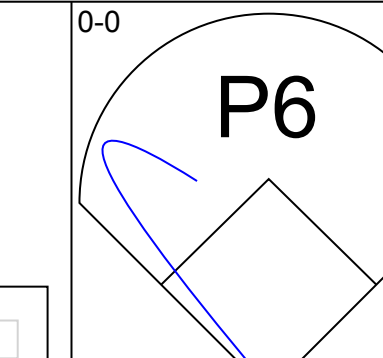
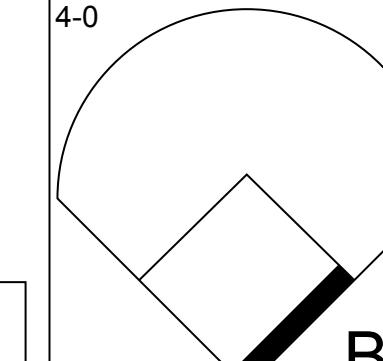
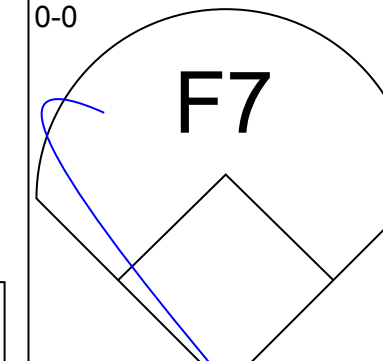
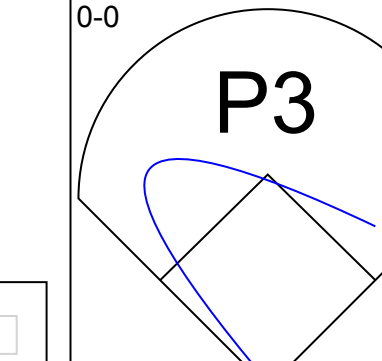
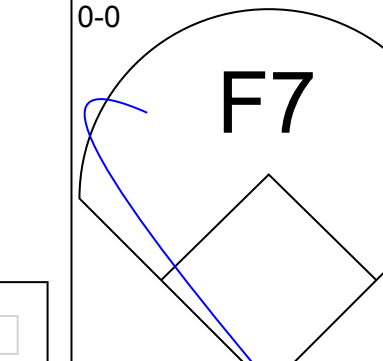
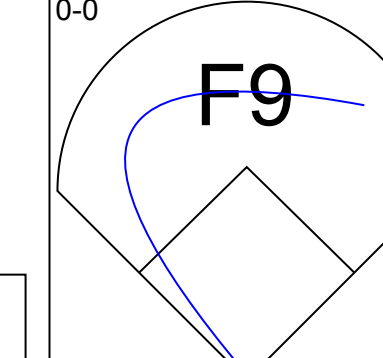
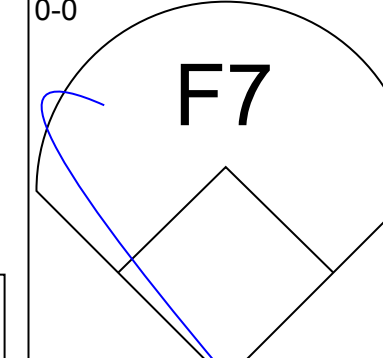
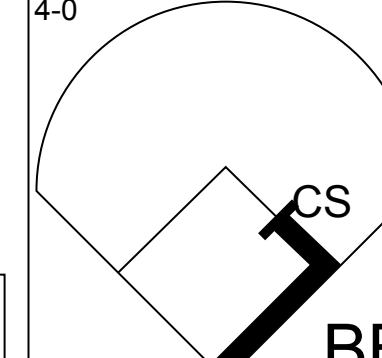
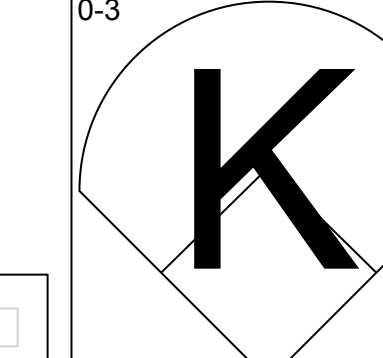
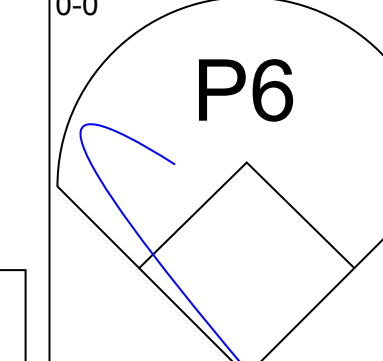
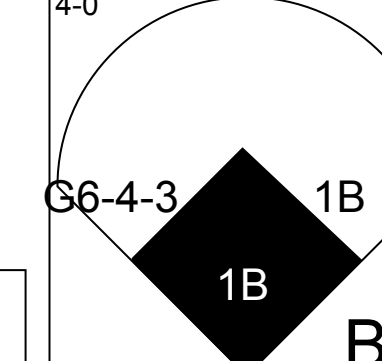
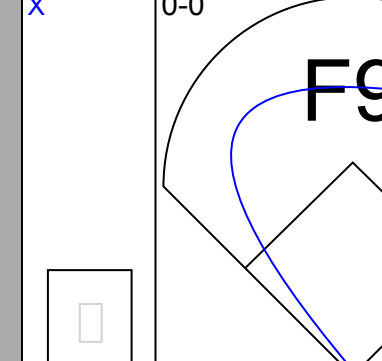
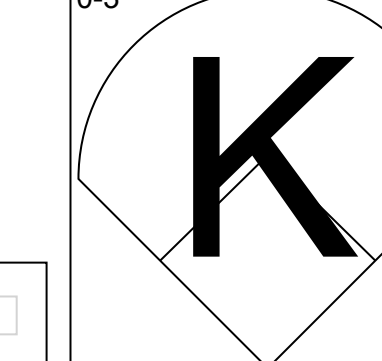
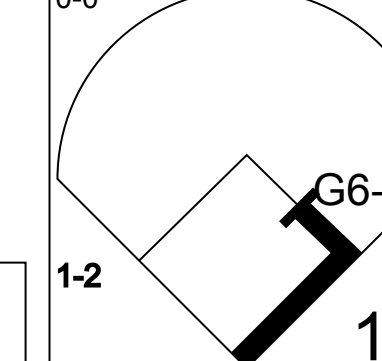
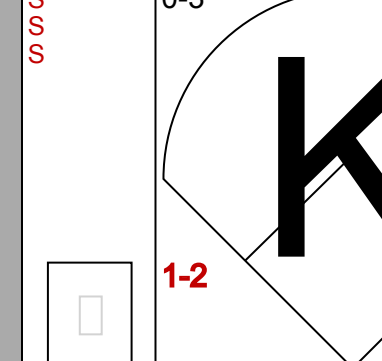
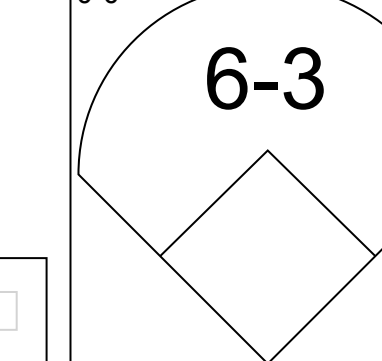
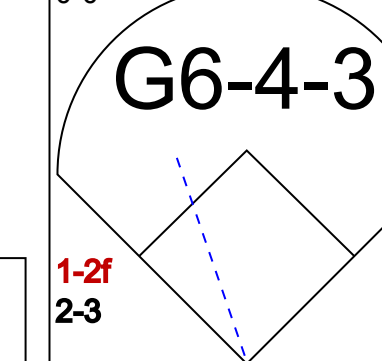
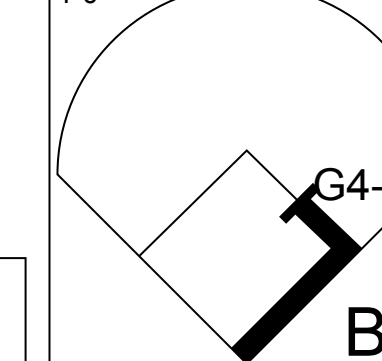

Batter	1	2	3	4	5	6	7	8	9	AB	R	H	RBI	BB	SO	LOB	BOTTOM					
Eddie Joost, R (1, 6) OBP: 0.299, SLG: 0.336										4	0	1	0	1	1	0						
Frank Malzone, R (1, 5) OBP: 0.381, SLG: 0.400										4	0	0	0	0	1	3						
Faye Throneberry, L (1, 7) OBP: 0.323, SLG: 0.472										3	0	0	0	1	3	4						
Jackie Jensen, R (1, 9) OBP: 0.368, SLG: 0.479										3	1	2	0	1	0	1						
Dick Gemert, R (1, 3) OBP: 0.235, SLG: 0.313										4	0	0	0	0	2	4						
Jim Piersall, R (1, 8) OBP: 0.368, SLG: 0.431										4	0	2	1	0	0	2						
Billy Consono, R (1, 4) OBP: 0.333, SLG: 0.200										4	0	0	0	0	2	4						
Haywood Sullivan, R (1, 2)										4	1	0	0	0	0	3						
Frank Sullivan, R (1, 1) OBP: 0.151, SLG: 0.146 Ted Williams, L (5, PH) OBP: 0.493, SLG: 0.702 Ted Lepcio, R (5, PR) OBP: 0.310, SLG: 0.411 Frank Baumann, L (6, 1) OBP: 0.231, SLG: 0.231 Grady Hatton, L (9, PH) OBP: 0.387, SLG: 0.326										1	0	0	0	0	0	0						
Inning Stats	R: 0 E: 0 K: 1 S: 5	H: 0 LOB: 0 BB: 0 P: 5	R: 1 E: 0 K: 1 S: 7	H: 2 LOB: 1 BB: 0 P: 7	R: 0 E: 0 K: 1 S: 5	H: 0 LOB: 0 BB: 0 P: 5	R: 0 E: 0 K: 1 S: 5	H: 0 LOB: 1 BB: 1 P: 9	R: 1 E: 1 K: 1 S: 7	H: 1 LOB: 3 BB: 1 P: 11	R: 0 E: 0 K: 1 S: 6	H: 1 LOB: 2 BB: 1 P: 10	R: 0 E: 0 K: 3 S: 10	H: 1 LOB: 1 BB: 0 P: 10	R: 0 E: 0 K: 1 S: 6	H: 1 LOB: 1 BB: 0 P: 6	R: 0 E: 0 K: 0 S: 3	H: 0 LOB: 0 BB: 0 P: 3	1B: 5 2B: 1 3B: 0 HR: 0	SF: 0 SAC: 0 DP: 0 HBP: 0	WP: 0 PB: 0 SB: 0 CS: 0	PA: 37
PITCHER	IP WLS BF H R ER SO BB IBB HBP BLK WP HR S P ERA WHIP																					
Bob Turley, R (1, 1) ERA: 3.06	4.0 W 11 2 1 0 2 2 0 0 0 0 0 0 13 21 0.00 2.000																					
Bob Grim, R (5, 1) ERA: 4.19	2.0 11 2 1 0 2 2 0 0 0 0 0 0 16 16 0.00 1.000																					
Johnny Kucks, R (7, 1) ERA: 3.41	2.0 8 2 0 0 4 0 0 0 0 0 0 0 16 16 0.00 1.000																					
Tom Morgan, R (9, 1) ERA: 3.38	1.0 S 3 0 0 0 0 0 0 0 0 0 0 0 3 3 0.00 0.000																					

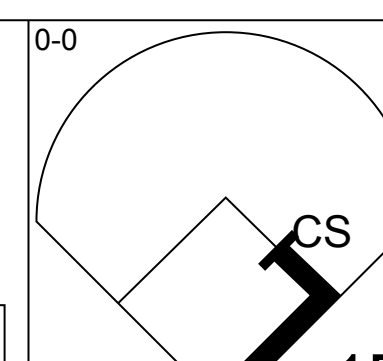
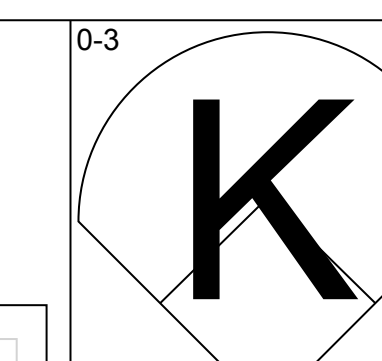
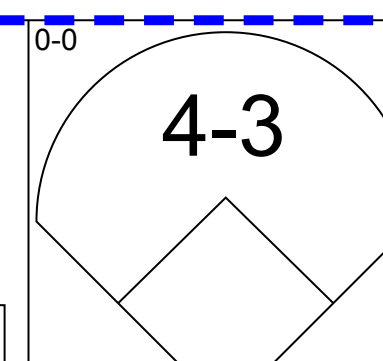
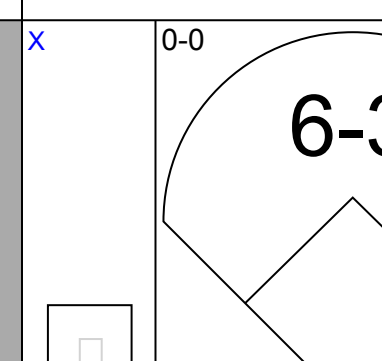
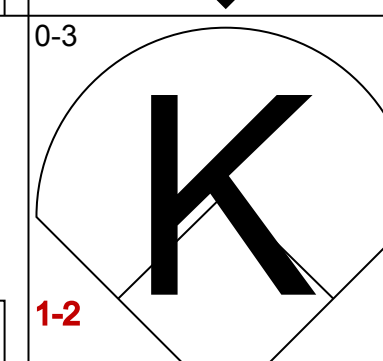
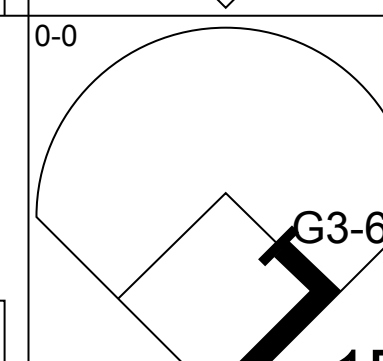
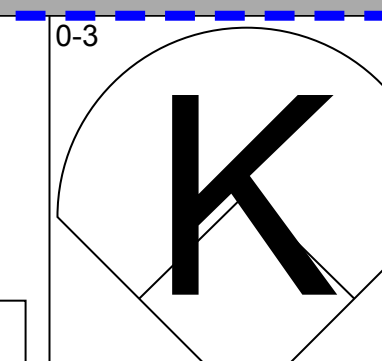
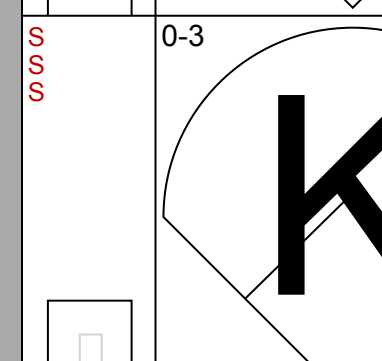
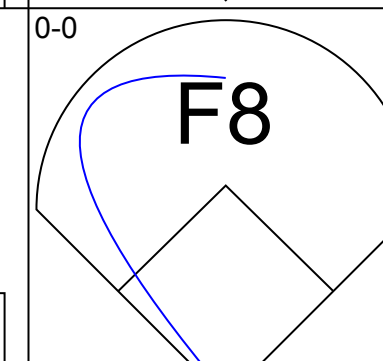
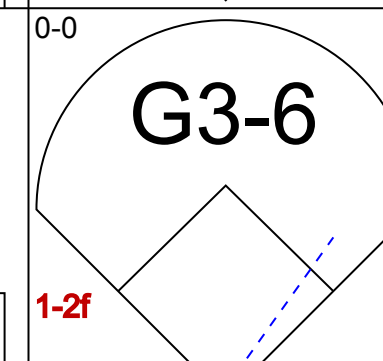
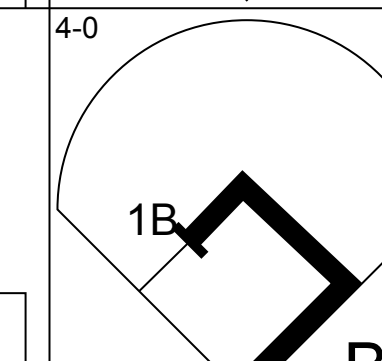

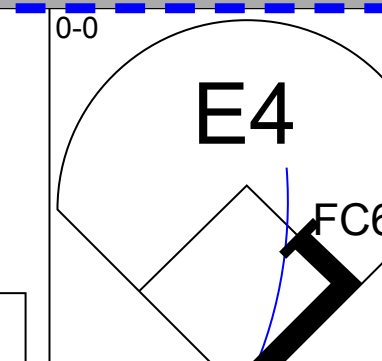
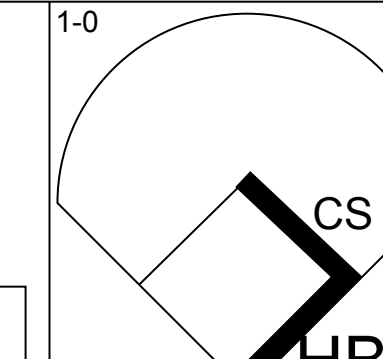
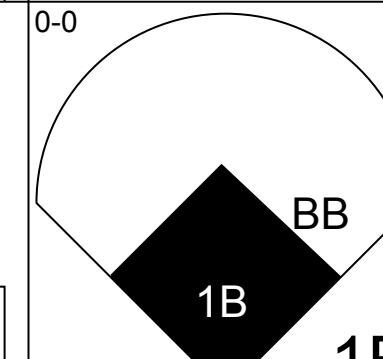
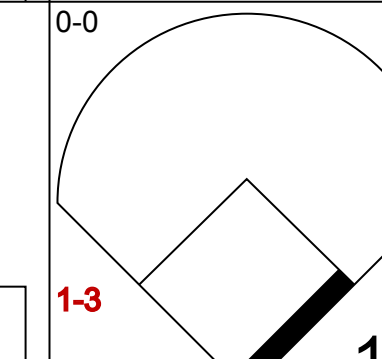

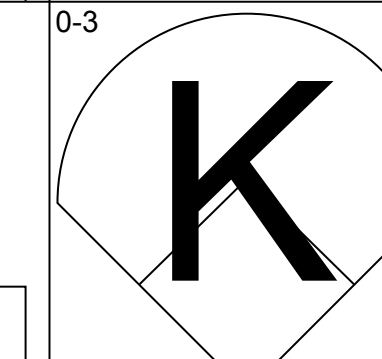
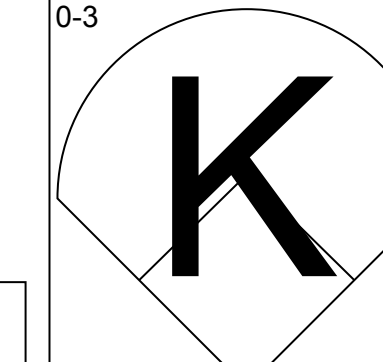
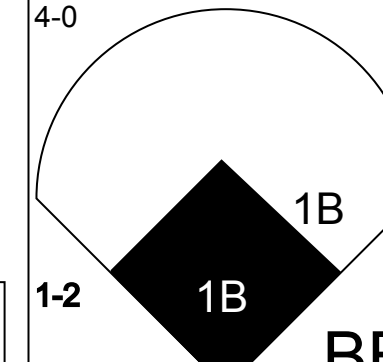
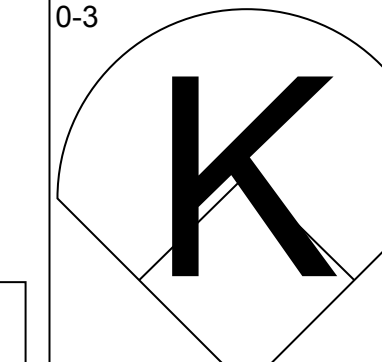
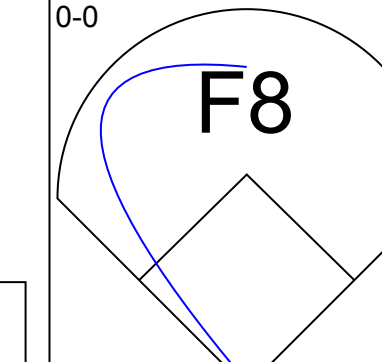
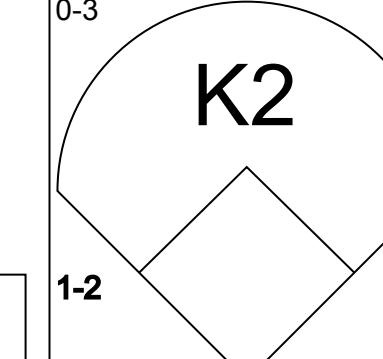
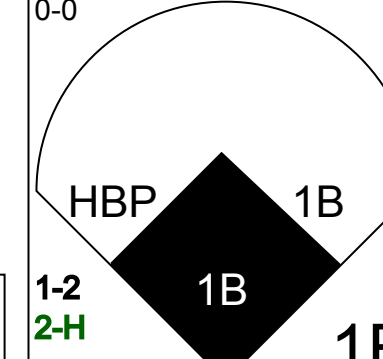

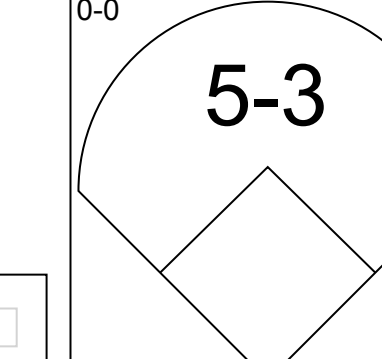
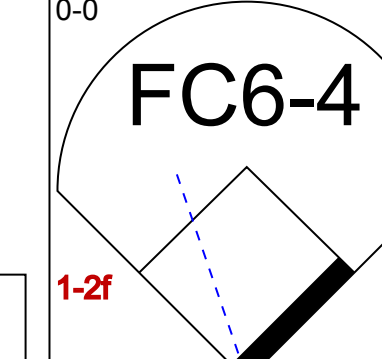
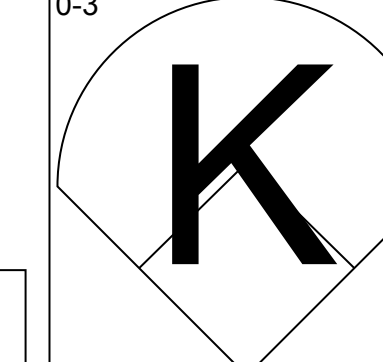
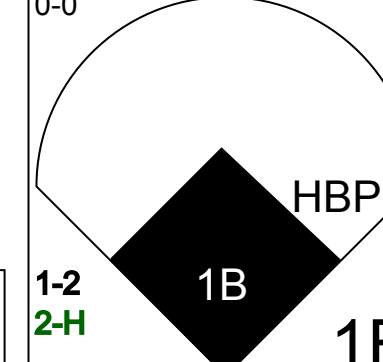

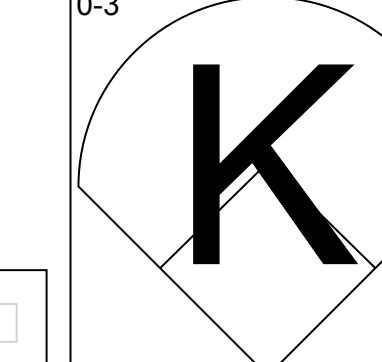
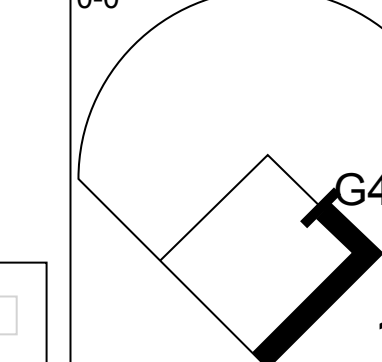
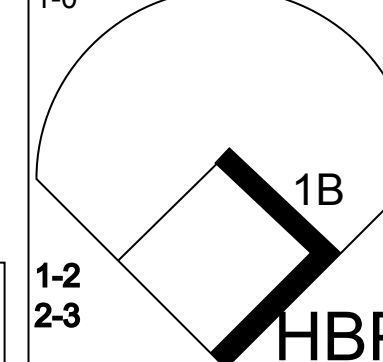

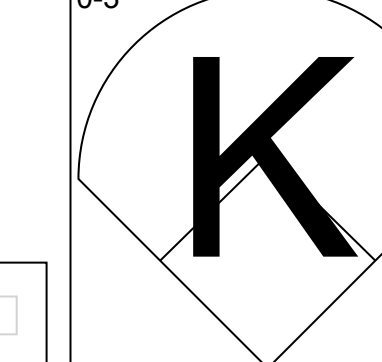
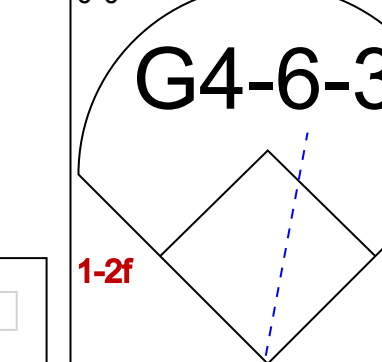
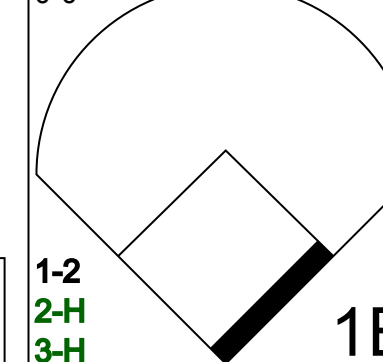

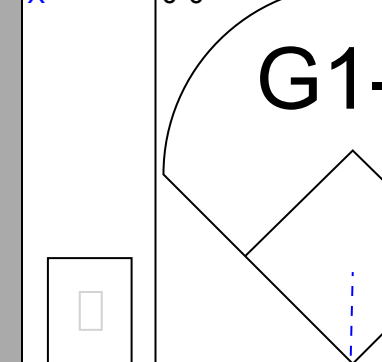
New York Yankees @ Boston Red Sox
Fenway Park, Boston, MA
Sun Sep 25 1955, 3:33 AM EDT
Unknown

AB	34
R	2
H	6
RBI	2
BB	3
SO	10
LOB	21



Batter	1	2	3	4	5	6	7	8	9	AB	R	H	RBI	BB	SO	LOB	TOP			
Tom Carroll, R OBP: 0.333, SLG: 0.333 (1, 6)	F8		K		F9		1B 1B			4	0	1	0	0	1	0	New York Yankees @ Boston Red Sox Fenway Park, Boston, MA Sun Sep 25 1955, 3:38 AM EDT Att: 26,228 - Unknown			
Elston Howard, R OBP: 0.336, SLG: 0.477 (1, 9)	5-3		1B		F9		1B			4	0	2	0	0	0	0				
Dick Tettelbach, R (1, 7)	F3		E6		F3		F4			4	0	0	0	0	0	3				
Bill Skowron, R OBP: 0.369, SLG: 0.524 Frank Leja, L (6, PR) (6, 3)		G3 BLK 1B	K				2B		F7	3	1	2	0	0	1	2				
Irv Noren, L OBP: 0.331, SLG: 0.375 Bob Cerv, R OBP: 0.411, SLG: 0.541 (1, 8) (5, 8)		G3	G3			K		F6		2	0	0	0	0	0	3				
Andy Carey, R OBP: 0.313, SLG: 0.378 (1, 5)		BB 1B			1-3		F9		6-3	4	0	1	1	0	0	1				
Johnny Blanchard, L (1, 2)		BB BB BB BB	L9				3-1		F4	3	0	0	0	1	0	1				
Bobby Richardson, R OBP: 0.214, SLG: 0.154 (1, 4)		F5						F7		4	0	1	0	0	0	2				
Rip Coleman, L OBP: 0.331, SLG: 0.300 Yogi Berra, L (4, PH) Bob Wiesler, L OBP: 0.249, SLG: 0.470 (4, 1) Gerry Staley, R OBP: 0.152, SLG: 0.143 (6, 1) Eddie Robinson, L OBP: 0.258, SLG: 0.457 (7, PH) Tom Sturdivant, R OBP: 0.100, SLG: 0.093 (7, 1) Mickey Mantle, S OBP: 0.431, SLG: 0.611 (9, PH)		K			4-3			F4		1	0	0	0	0	1	2				
Inning Stats	R: 0 E: 0 K: 0 S: 3	H: 0 LOB: 0 BB: 0 P: 3	R: 1 E: 0 K: 1 S: 7	H: 2 LOB: 2 BB: 1 P: 11	R: 0 E: 1 K: 2 S: 9	H: 1 LOB: 2 BB: 0 P: 9	R: 0 E: 0 K: 0 S: 4	H: 1 LOB: 1 BB: 0 P: 4	R: 0 E: 0 K: 1 S: 6	H: 0 LOB: 0 BB: 0 P: 6	R: 0 E: 0 K: 0 S: 5	H: 2 LOB: 2 BB: 0 P: 5	R: 0 E: 0 K: 0 S: 3	H: 0 LOB: 0 BB: 0 P: 3	R: 0 E: 0 K: 0 S: 3	H: 0 LOB: 0 BB: 0 P: 3		1B: 6 2B: 1 3B: 0 HR: 0	SF: 0 SAC: 0 DP: 0 HBP: 0	WP: 0 PB: 0 SB: 0 CS: 0
PITCHER George Susce, R ERA: 3.06 (1, 1)	IP: 9.0 WLS: W BF: 36 H: 7 R: 1 ER: 1 SO: 4 BB: 1 IBB: 0 HBP: 0 BLK: 1 WP: 0 HR: 0 S: 43 P: 47 ERA: 1.00 WHIP: 0.889											PITCHER	IP: 9.0 WLS: W BF: 36 H: 7 R: 1 ER: 1 SO: 4 BB: 1 IBB: 0 HBP: 0 BLK: 1 WP: 0 HR: 0 S: 43 P: 47 ERA: 1.00 WHIP: 0.889							
Batter	1	2	3	4	5	6	7	8	9	AB	R	H	RBI	BB	SO	LOB	BOTTOM			
Jim Piersall, R OBP: 0.364, SLG: 0.427 (1, 8)	F8	F2		F9	F4		F9			5	0	0	0	0	0	4	New York Yankees @ Boston Red Sox Fenway Park, Boston, MA Sun Sep 25 1955, 3:38 AM EDT Att: 26,228 - Unknown			
Billy Klaus, L OBP: 0.351, SLG: 0.377 (1, 6)	F9		BB 1B	BB		E HR BB	2B 1B			3	2	2	0	2	0	0				
Ted Williams, L OBP: 0.495, SLG: 0.703 Gene Stephens, L (3, PR) (4, 7)			BB BB BB BB	BB 1B	F9		F8			1	0	1	0	1	0	0				
Dick Gemert, R OBP: 0.238, SLG: 0.300 Jackie Jensen, R OBP: 0.369, SLG: 0.479 Norm Zauchin, R OBP: 0.337, SLG: 0.431 (1, 3) (7, PH) (8, 3)	K		BB 1B	BB		E4 1B 3B	E1 HR			4	3	1	1	0	1	2				
Ted Lepcio, R OBP: 0.313, SLG: 0.433 (1, 5)		F2	F6			1B HR	HR		K	5	1	2	3	0	1	4				
Karl Olson, R OBP: 0.265, SLG: 0.354 (1, 9)		BB 1B	BLK 2B		1B 3B		F9		4-3	5	2	3	1	0	0	0				
Billy Consoletto, R OBP: 0.391, SLG: 0.222 (1, 4)		K	BB		BB		FC6-4 1B		F2	3	0	1	0	2	1	1				
Pete Daley, R OBP: 0.264, SLG: 0.300 (1, 2)		BB 1B	F4				FC6-4		F4	5	0	2	1	0	0	3				
George Susce, R OBP: 0.160, SLG: 0.163 (1, 1)		BB 1B			6-3		F9		K	4	0	1	1	0	1	2				
Inning Stats	R: 0 E: 0 K: 1 S: 6	H: 1 LOB: 1 BB: 0 P: 6	R: 1 E: 0 K: 1 S: 8	H: 3 LOB: 2 BB: 0 P: 8	R: 2 E: 0 K: 0 S: 5	H: 3 LOB: 2 BB: 2 P: 13	R: 0 E: 0 K: 0 S: 3	H: 0 LOB: 1 BB: 1 P: 7	R: 2 E: 1 K: 0 S: 6	H: 3 LOB: 2 BB: 1 P: 10	R: 3 E: 1 K: 0 S: 6	H: 2 LOB: 1 BB: 1 P: 10	R: 0 E: 0 K: 2 S: 9	H: 2 LOB: 3 BB: 1 P: 13	R: 0 E: 0 K: 0 S: 3	H: 0 LOB: 0 BB: 0 P: 3		1B: 9 2B: 3 3B: 1 HR: 1	SF: 0 SAC: 0 DP: 0 HBP: 0	WP: 0 PB: 0 SB: 0 CS: 0
PITCHER Rip Coleman, L ERA: 5.28 Bob Wiesler, L ERA: 3.91 Gerry Staley, R ERA: 4.81 Tom Sturdivant, R ERA: 3.16 (1, 1) (4, 1) (6, 1) (7, 1)	IP: 3.0 WLS: L BF: 17 H: 3 R: 2 ER: 1 SO: 3 BB: 2 IBB: 0 HBP: 0 BLK: 1 WP: 0 HR: 0 S: 19 P: 27 ERA: 9.00 WHIP: 3.000											PITCHER	IP: 3.0 WLS: L BF: 17 H: 3 R: 2 ER: 1 SO: 3 BB: 2 IBB: 0 HBP: 0 BLK: 1 WP: 0 HR: 0 S: 19 P: 27 ERA: 9.00 WHIP: 3.000							


Batter	1	2	3	4	5	6	7	8	9	AB	R	H	RBI	BB	SO	LOB	TOP					
Jim Gilliam, S OBP: 0.333, SLG: 0.143 (1, 7)										4	0	1	1	0	1	1	<p>Brooklyn Dodgers @ New York Yankees Yankee Stadium, Bronx, NY Thu Sep 29 1955, 3:33 AM EDT Att: 64,707 - Unknown</p>					
Pee Wee Reese, R OBP: 0.333, SLG: 0.444 (1, 6)										4	1	2	0	0	1	1						
Duke Snider, L OBP: 0.333, SLG: 0.667 (1, 8)										4	0	1	1	0	1	1						
Roy Campanella, R (1, 2)										3	0	0	0	1	0	0						
Carl Furillo, R OBP: 0.556, SLG: 0.857 (1, 9)										3	0	0	0	1	0	1						
Gil Hodges, R OBP: 0.250, SLG: 0.143 (1, 3)										3	0	0	0	1	1	2						
Jackie Robinson, R OBP: 0.286, SLG: 0.500 (1, 5)										2	1	0	0	1	0	2						
Don Zimmer, R OBP: 0.429, SLG: 0.400 (1, 4)										3	0	1	0	0	2	1						
Billy Loes, R Don Bessent, R Frank Kellert, R Karl Spooner, R Don Hoak, R Clem Labine, R (1, 1) (4, 1) (5, PH) (5, 1) (8, PH) (8, 1)										1	0	0	0	0	0	0						
Inning Stats	R: 0 E: 0 K: 1 S: 5	H: 0 LOB: 0 BB: 0 P: 5	R: 0 E: 0 K: 0 S: 3	H: 0 LOB: 1 BB: 1 P: 7	R: 0 E: 0 K: 1 S: 5	H: 0 LOB: 0 BB: 0 P: 5	R: 1 E: 0 K: 0 S: 4	H: 2 LOB: 1 BB: 1 P: 8	R: 1 E: 0 K: 1 S: 6	H: 2 LOB: 1 BB: 1 P: 10	R: 0 E: 0 K: 0 S: 3	H: 0 LOB: 0 BB: 0 P: 3	R: 0 E: 0 K: 1 S: 4	H: 0 LOB: 1 BB: 1 P: 8	R: 0 E: 0 K: 1 S: 5	H: 1 LOB: 1 BB: 1 P: 9		R: 0 E: 0 K: 1 S: 5	H: 0 LOB: 0 BB: 0 P: 5	1B: 4 2B: 2 3B: 0 HR: 0	SF: 0 SAC: 0 DP: 3 HBP: 0	WP: 0 PB: 0 SB: 0 CS: 1
PITCHER Tommy Byrne, L ERA: 2.0 (1, 1)	IP: 9.0 WLS: W BF: 33 H: 5 R: 2 ER: 2 SO: 6 BB: 5 IBB: 0 HBP: 0 BLK: 0 WP: 0 HR: 0 S: 40 P: 60 ERA: 2.00 WHIP: 1.111															PITCHER Tommy Byrne, L ERA: 2.0 (1, 1)	IP: 9.0 WLS: W BF: 33 H: 5 R: 2 ER: 2 SO: 6 BB: 5 IBB: 0 HBP: 0 BLK: 0 WP: 0 HR: 0 S: 40 P: 60 ERA: 2.00 WHIP: 1.111					

Batter	1	2	3	4	5	6	7	8	9	AB	R	H	RBI	BB	SO	LOB	BOTTOM					
Hank Bauer, R OBP: 0.600, SLG: 0.600 Bob Cerv, R (1, 9) (3, 8)										1	0	1	0	0	0	0	<p>Brooklyn Dodgers @ New York Yankees Yankee Stadium, Bronx, NY Thu Sep 29 1955, 3:33 AM EDT Att: 64,707 - Unknown</p>					
Gil McDougald, R OBP: 0.250, SLG: 0.250 (1, 5)										4	0	1	0	0	3	1						
Irv Noren, L (1, 8) (3, 7)										3	0	0	0	1	0	1						
Yogi Berra, L OBP: 0.625, SLG: 0.500 (1, 2)										3	1	2	0	0	1	1						
Joe Collins, L OBP: 0.500, SLG: 1.333 (1, 3)										3	1	0	0	1	2	3						
Elston Howard, R OBP: 0.286, SLG: 0.714 (1, 7) (3, 9)										4	1	1	1	0	1	2						
Billy Martin, R OBP: 0.500, SLG: 0.833 (1, 4)										3	1	1	1	0	2	1						
Phil Rizzuto, R OBP: 0.333, SLG: 0.333 Eddie Robinson, L Jerry Coleman, R (1, 6) (4, PH) (4, FR) (5, 6)										1	0	1	0	0	0	0						
Tommy Byrne, L OBP: 0.333, SLG: 0.333 (1, 1)										3	0	1	2	0	0	1						
Inning Stats	R: 0 E: 0 K: 1 S: 5	H: 1 LOB: 0 BB: 0 P: 5	R: 0 E: 0 K: 3 S: 9	H: 0 LOB: 0 BB: 0 P: 10	R: 0 E: 0 K: 1 S: 5	H: 1 LOB: 0 BB: 0 P: 5	R: 4 E: 0 K: 0 S: 7	H: 5 LOB: 2 BB: 1 P: 12	R: 0 E: 0 K: 2 S: 7	H: 1 LOB: 1 BB: 1 P: 11	R: 0 E: 0 K: 2 S: 7	H: 0 LOB: 0 BB: 0 P: 7	R: 0 E: 0 K: 1 S: 5	H: 0 LOB: 0 BB: 0 P: 5	R: 0 E: 1 K: 1 S: 6	H: 0 LOB: 1 BB: 0 P: 6	R: 0 E: 0 K: 1 S: 6	H: 0 LOB: 1 BB: 0 P: 6	1B: 8 2B: 1 3B: 0 HR: 0	SF: 0 SAC: 0 DP: 3 HBP: 2	WP: 0 PB: 0 SB: 0 CS: 2	PA: 33
PITCHER Billy Loes, R Don Bessent, R Karl Spooner, L Clem Labine, R (1, 1) (4, 1) (5, 1) (8, 1)	IP: 3.2 WLS: L BF: 18 H: 7 R: 4 ER: 4 SO: 5 BB: 1 IBB: 0 HBP: 0 BLK: 0 WP: 0 HR: 0 S: 25 P: 31 ERA: 9.82 WHIP: 2.182															PITCHER Tommy Byrne, L ERA: 2.0 (1, 1)	IP: 9.0 WLS: W BF: 33 H: 5 R: 2 ER: 2 SO: 6 BB: 5 IBB: 0 HBP: 0 BLK: 0 WP: 0 HR: 0 S: 40 P: 60 ERA: 2.00 WHIP: 1.111					

Batter	1	2	3	4	5	6	7	8	9	AB	R	H	RBI	BB	SO	LOB	TOP			
Bob Cerv, R (1, 7) (2, 8)	G1-3		K		K		K			4	0	0	0	0	3	2	New York Yankees @ Brooklyn Dodgers Ebbets Field, Brooklyn, NY Fri Sep 30 1955, 3:33 AM EDT Att: 34,209 - Unknown			
Gil McDougald, R OBP: 0.250, SLG: 0.250 (1, 5)	F8		4-3			G6-4-3 1B		5-3		4	0	1	0	0	0	0				
Yogi Berra, L OBP: 0.500, SLG: 0.400 (1, 2)	F9		F3			G6-4-3 1B		4-3		4	0	1	0	0	0	0				
Mickey Mantle, S OBP: 0.250, SLG: 1.000 (2, 9)		HR		5-3		G6-4-3 1B		5-3		4	1	1	1	0	0	2				
Bill Skowron, R OBP: 0.500, SLG: 0.750 (1, 3)		E 2B		K		6-3				4	1	2	0	0	1	1				
Elston Howard, R OBP: 0.182, SLG: 0.455 (2, 7)		5-3		K			F7		P4	4	0	0	0	0	1	2				
Billy Martin, R OBP: 0.300, SLG: 0.500 (1, 4)		K			5-3		5-3		P6	4	0	0	0	0	1	2				
Phil Rizzuto, R OBP: 0.571, SLG: 0.400 (1, 6)		E2 1B						3B BB	P3	2	1	1	0	2	0	1				
Bob Turley, R Tom Morgan, R Hank Bauer, R Johnny Kucks, R Andy Carey, R Tom Sturdivant, L (1, 1) (2, 1) (5, Ph) (5, 1) (7, Ph) (7, 1)		5-3			F7			3B		1	0	0	0	0	0	1				
Inning Stats	R: 0 E: 0 K: 0 S: 3	H: 0 LOB: 0 BB: 0 P: 3	R: 2 E: 1 K: 1 S: 8	H: 3 LOB: 1 BB: 0 P: 8	R: 0 E: 0 K: 1 S: 5	H: 0 LOB: 0 BB: 0 P: 5	R: 0 E: 0 K: 2 S: 7	H: 0 LOB: 1 BB: 1 P: 7	R: 0 E: 0 K: 1 S: 4	H: 2 LOB: 1 BB: 0 P: 4	R: 1 E: 0 K: 1 S: 6	H: 1 LOB: 1 BB: 1 P: 10	R: 0 E: 0 K: 0 S: 3	H: 0 LOB: 0 BB: 0 P: 3	R: 0 E: 0 K: 0 S: 4	H: 1 LOB: 1 BB: 0 P: 4		1B: 4 2B: 1 3B: 1 HR: 1	SF: 0 SAC: 0 DP: 1 HBP: 0	WP: 0 PB: 0 SB: 0 CS: 0
PITCHER Johnny Podres, L ERA: 2.0 (1, 1)	IP: 9.0 WLS: W BF: 35 H: 7 R: 3 ER: 2 SO: 6 BB: 2 IBB: 0 HBP: 0 BLK: 0 WP: 0 HR: 1 S: 45 P: 53 ERA: 2.00 WHIP: 1.000															PITCHER IP: WLS: BF: H: R: ER: SO: BB: IBB: HBP: BLK: WP: HR: S: P: ERA: WHIP				




Batter	1	2	3	4	5	6	7	8	9	AB	R	H	RBI	BB	SO	LOB	BOTTOM	
Jim Gilliam, S OBP: 0.429, SLG: 0.200 (1, 4)	F8				F7					3	1	1	1	2	0	1	New York Yankees @ Brooklyn Dodgers Ebbets Field, Brooklyn, NY Fri Sep 30 1955, 3:33 AM EDT Att: 34,209 - Unknown	
Pee Wee Reese, R OBP: 0.429, SLG: 0.417 (1, 6)	HR				F8					3	1	1	2	2	0	1		
Duke Snider, L OBP: 0.357, SLG: 0.538 (1, 8)	K				F7					4	1	1	0	1	1	6		
Roy Campanella, R OBP: 0.286, SLG: 0.538 (1, 2)	HR				F7					5	1	3	3	0	0	4		
Carl Furillo, R OBP: 0.429, SLG: 0.667 (1, 9)	L8				F7					5	0	1	1	0	0	3		
Gil Hodges, R OBP: 0.154, SLG: 0.083 (1, 3)					6-3					5	0	0	0	0	0	3		
Jackie Robinson, R OBP: 0.333, SLG: 0.545 (1, 5)					5-3					5	2	2	0	0	0	2		
Sandy Amoros, L OBP: 1.000, SLG: 1.000 (1, 7)					SH3-4 BB					1	1	1	1	2	0	0		
Johnny Podres, L OBP: 0.333, SLG: 0.333 (1, 1)					SH3-4 BB					3	1	1	0	0	1	3		
Inning Stats	R: 2 E: 0 K: 1 S: 6	H: 1 LOB: 1 BB: 1 P: 10	R: 2 E: 0 K: 0 S: 5	H: 2 LOB: 2 BB: 2 P: 14	R: 0 E: 0 K: 1 S: 6	H: 1 LOB: 2 BB: 1 P: 10	R: 2 E: 0 K: 0 S: 5	H: 2 LOB: 1 BB: 1 P: 9	R: 0 E: 0 K: 0 S: 4	H: 1 LOB: 1 BB: 0 P: 4	R: 2 E: 0 K: 0 S: 6	H: 3 LOB: 2 BB: 1 P: 10	R: 0 E: 0 K: 0 S: 4	H: 1 LOB: 1 BB: 0 P: 4	1B: 7 2B: 3 3B: 0 HR: 1	SF: 0 SAC: 1 DP: 0 HBP: 1		WP: 0 PB: 0 SB: 0 CS: 0
PITCHER Bob Turley, R ERA: 27.0 Tom Morgan, R ERA: 6.75 Johnny Kucks, R ERA: Tom Sturdivant, R ERA: 9.0 (1, 1) (2, 1) (5, 1) (7, 1)	IP: 1.1 WLS: L BF: 10 H: 3 R: 4 ER: 4 SO: 1 BB: 2 IBB: 0 HBP: 0 BLK: 0 WP: 0 HR: 1 S: 9 P: 18 ERA: 27.00 WHIP: 3.750															PITCHER IP: WLS: BF: H: R: ER: SO: BB: IBB: HBP: BLK: WP: HR: S: P: ERA: WHIP		



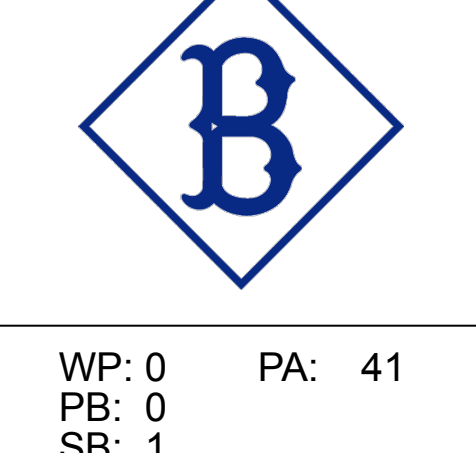
Batter	1	2	3	4	5	6	7	8	9	AB	R	H	RBI	BB	SO	LOB	TOP															
Irv Noren, L OBP: 0.154, SLG: 0.083 (1, 8)										5	0	1	0	0	1	1	New York Yankees @ Brooklyn Dodgers Ebbets Field, Brooklyn, NY Sat Oct 01 1955, 3:33 AM EDT Att: 36,242 - Unknown															
Gil McDougald, R OBP: 0.235, SLG: 0.412 (1, 5)										5	1	1	1	0	1	2																
Mickey Mantle, S OBP: 0.222, SLG: 0.556 (1, 9)										5	0	1	0	0	2	0																
Yogi Berra, L OBP: 0.500, SLG: 0.385 (1, 2)										3	0	1	0	1	0	0																
Joe Collins, L OBP: 0.500, SLG: 1.000 (1, 3)										2	2	0	0	2	0	3																
Elston Howard, R OBP: 0.214, SLG: 0.429 (1, 7)										3	1	1	0	0	0	2																
Billy Martin, R OBP: 0.357, SLG: 0.571 (1, 4)										4	1	2	2	0	0	1																
Phil Rizzuto, R OBP: 0.545, SLG: 0.375 (1, 6)										3	0	1	1	1	0	3																
Don Larsen, R Johnny Kucks, R Eddie Robinson, L Tom Carroll, R Rip Coleman, L Tom Morgan, R Bill Skowron, R Tom Sturdivant, L (1, 1) (5, 1) (6, PH) (6, PH) (6, 1) (7, 1) (8, PH) (8, 1)										2	0	0	0	0	0	1																
Inning Stats	R: 1 E: 0 K: 2 S: 8	H: 1 LOB: 0 BB: 0 P: 8	R: 0 E: 0 K: 0 S: 4	H: 0 LOB: 0 BB: 0 P: 5	R: 1 E: 0 K: 0 S: 4	H: 2 LOB: 1 BB: 1 P: 8	R: 0 E: 0 K: 1 S: 7	H: 3 LOB: 1 BB: 1 P: 11	R: 0 E: 0 K: 0 S: 3	H: 0 LOB: 0 BB: 0 P: 3	R: 0 E: 0 K: 0 S: 3	H: 0 LOB: 0 BB: 0 P: 7	R: 0 E: 0 K: 0 S: 3	H: 0 LOB: 0 BB: 0 P: 3	1B: 7 2B: 1 3B: 0 HR: 1	SF: 0 SAC: 1 DP: 1 HBP: 0		WP: 0 PB: 0 SB: 2 CS: 0	PA: 39													
PITCHER	IP WLS BF H R ER SO BB IBB HBP BLK WP HR S P ERA WHIP	IP WLS BF H R ER SO BB IBB HBP BLK WP HR S P ERA WHIP																														
Carl Erskine, R ERA: 9.0 (1, 1)	3.0	14	3	3	3	3	2	0	0	0	0	0	1	18	26	9.00	1.667															
Don Bessent, R ERA: (4, 1)	1.2	8	3	0	0	1	1	0	0	0	0	0	0	9	13	0.00	2.400															
Clem Labine, R ERA: 2.84 (5, 1)	4.1	W 17	3	2	2	0	1	0	0	0	0	0	0	16	20	4.15	0.923															

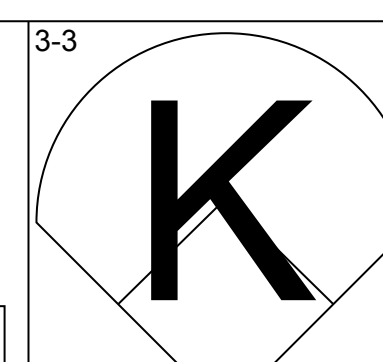
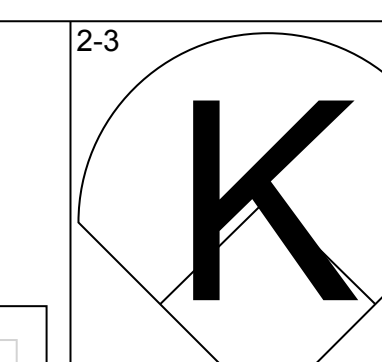
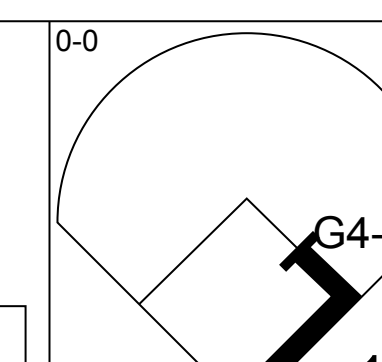
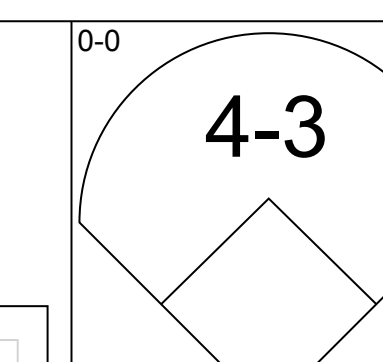
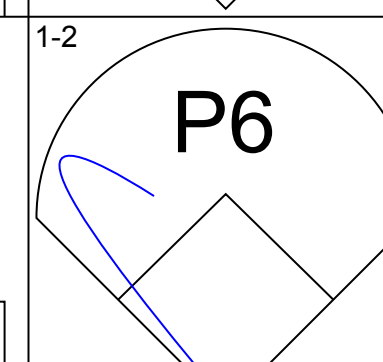
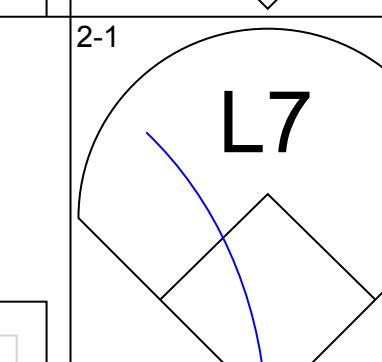
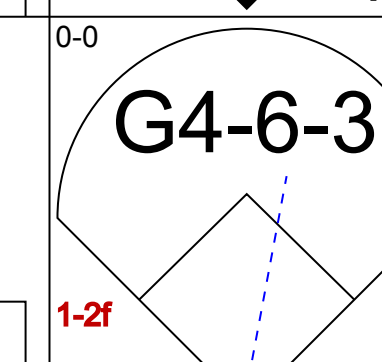
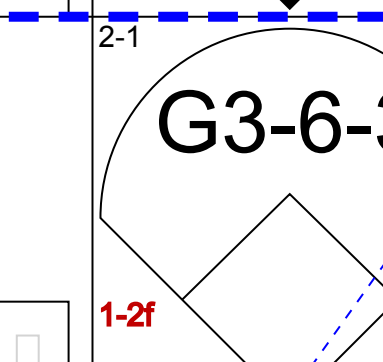
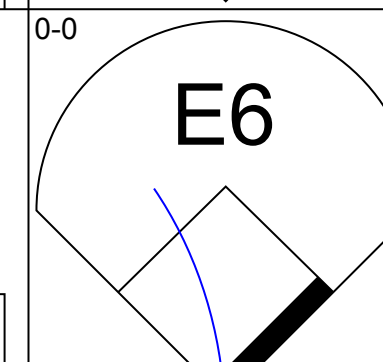
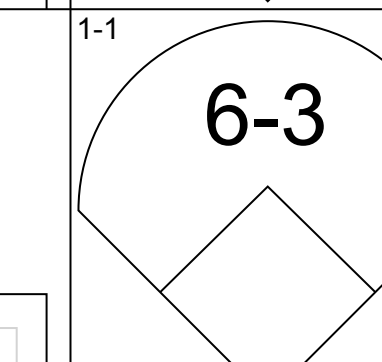
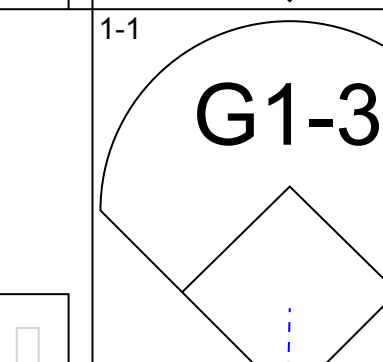
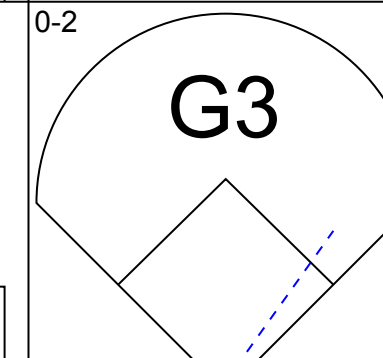
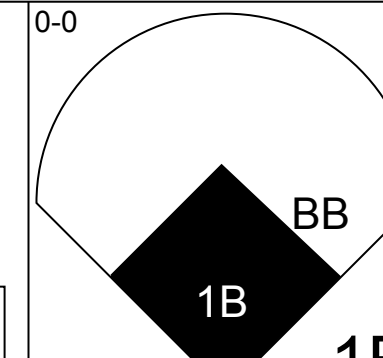
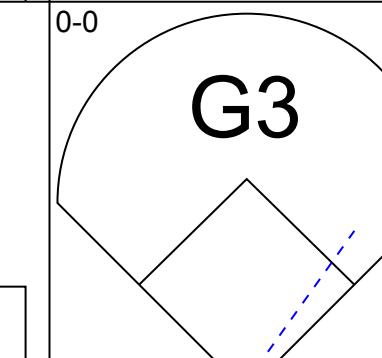
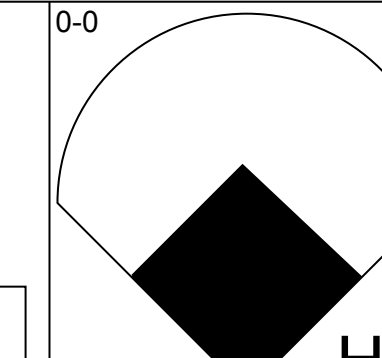
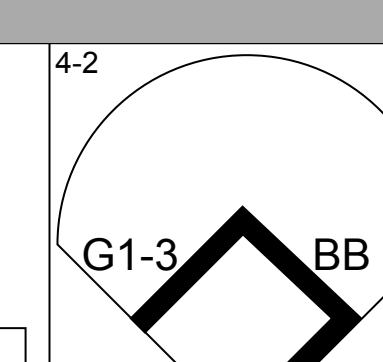
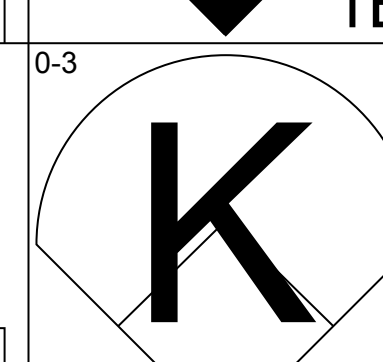
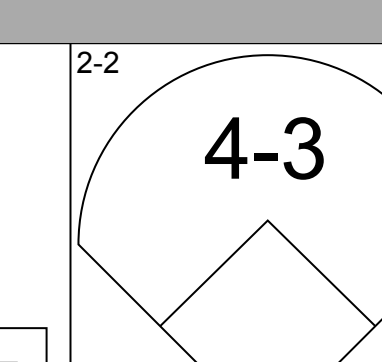
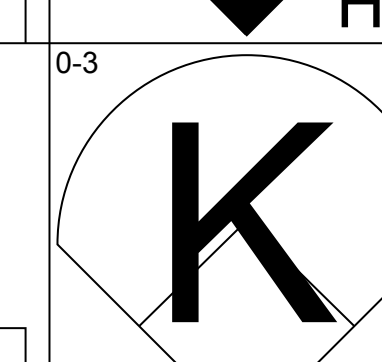
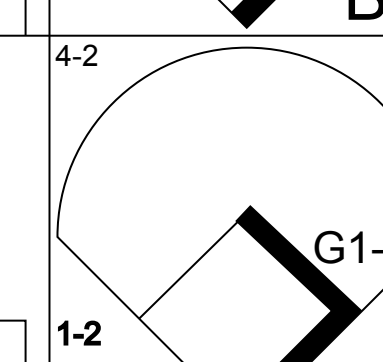
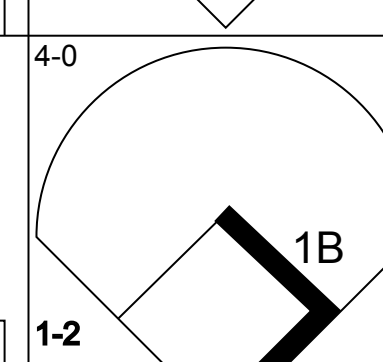
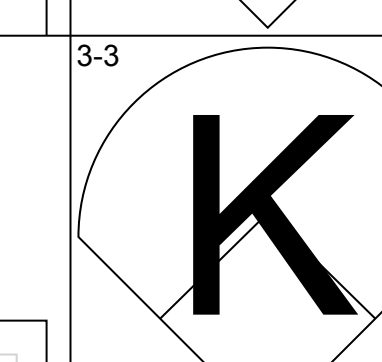
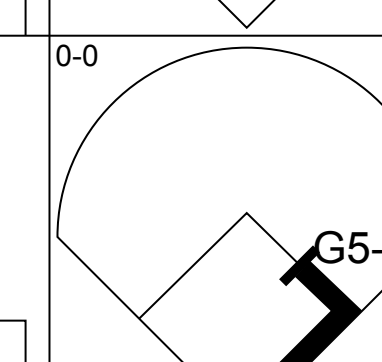
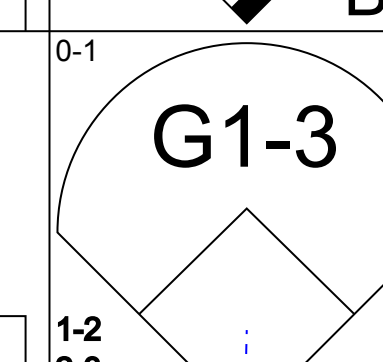
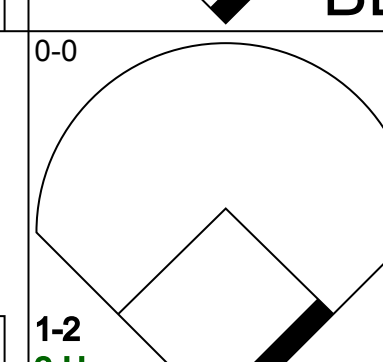
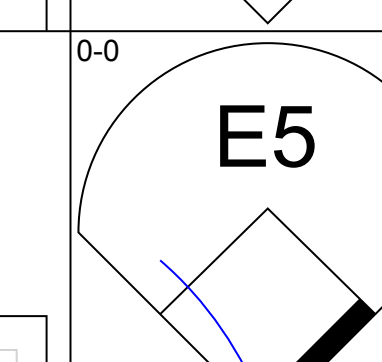
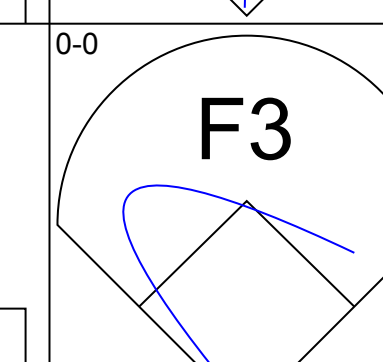
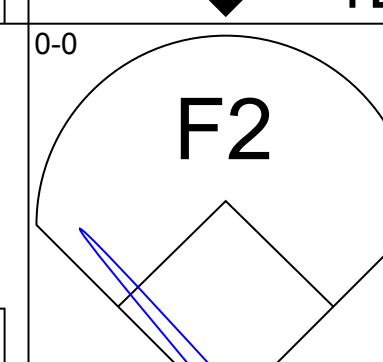
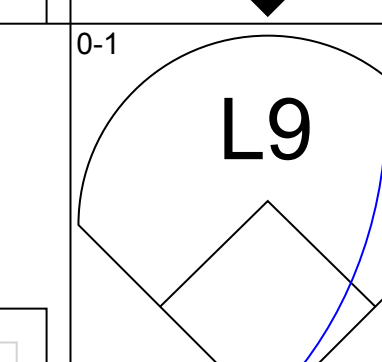

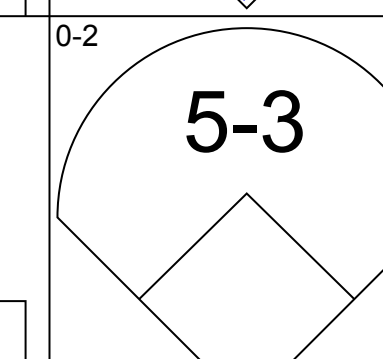
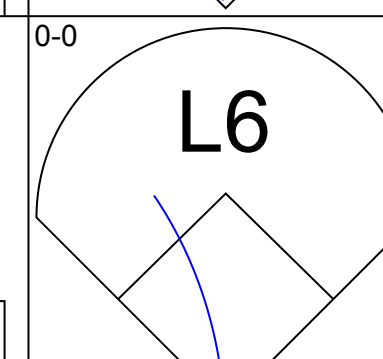

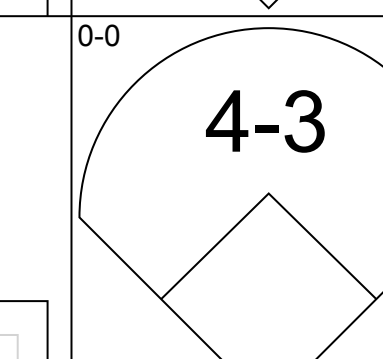
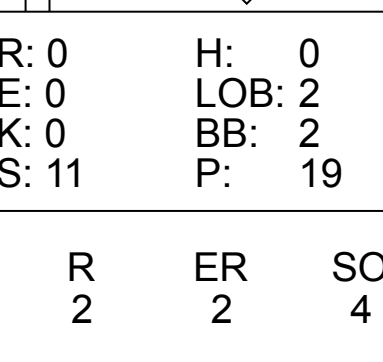
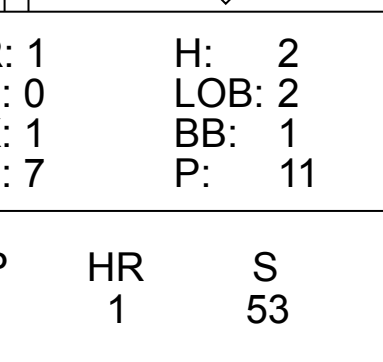
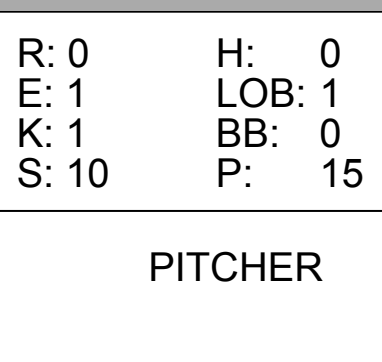
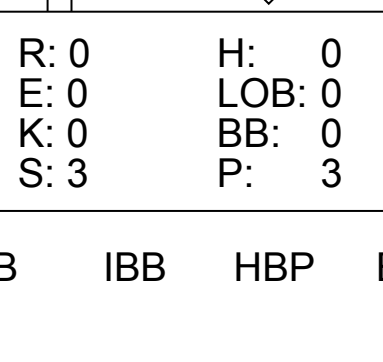




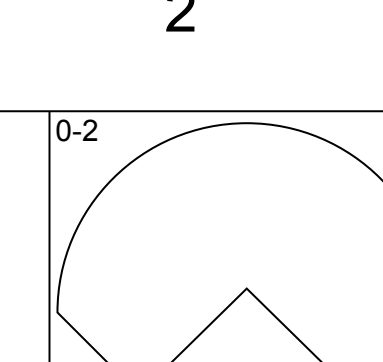
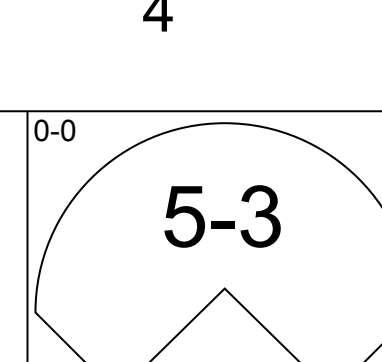
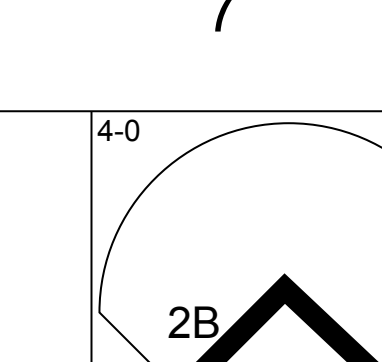

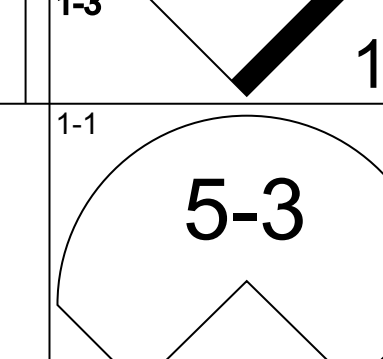

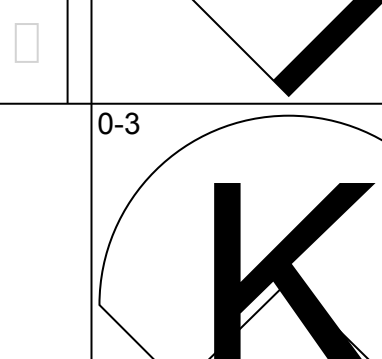

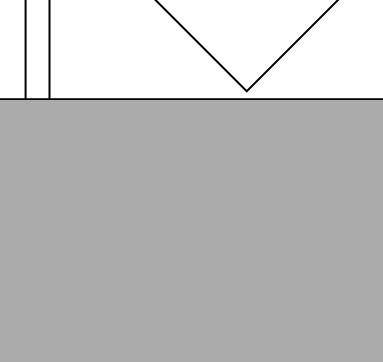

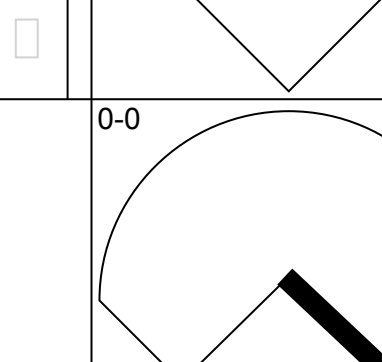



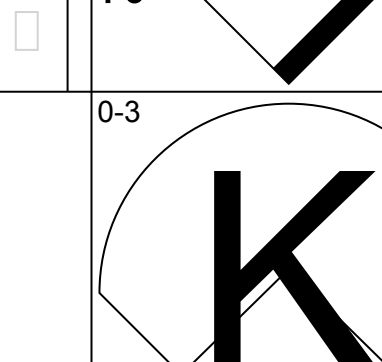

AB	34
R	5
H	9
RBI	5
BB	4
SO	4
LOB	14

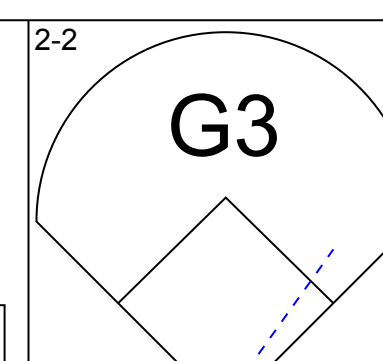
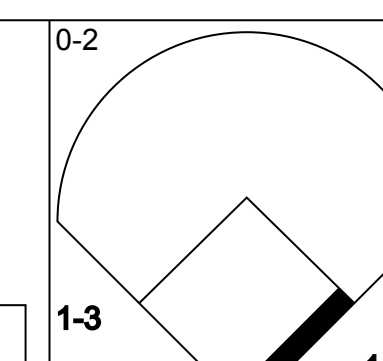
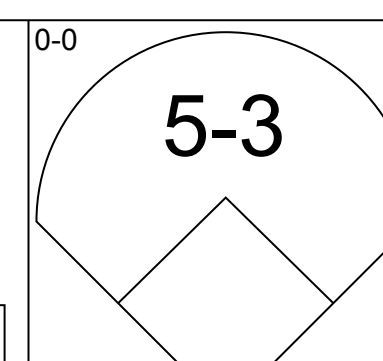
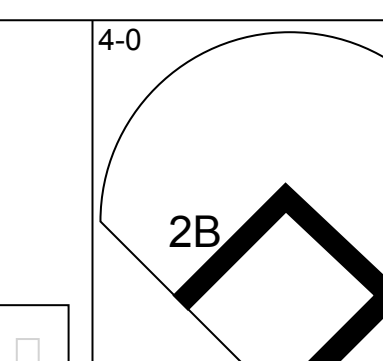
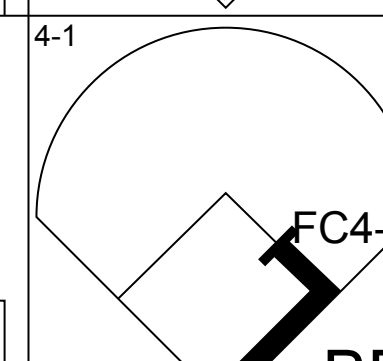
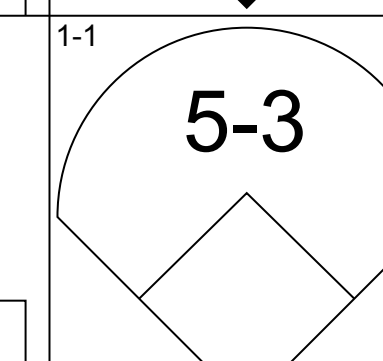
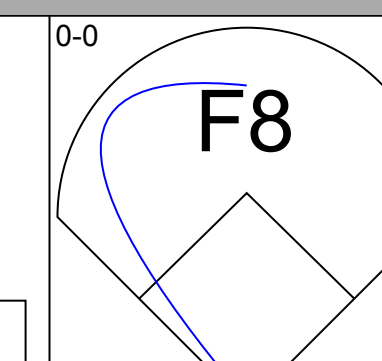
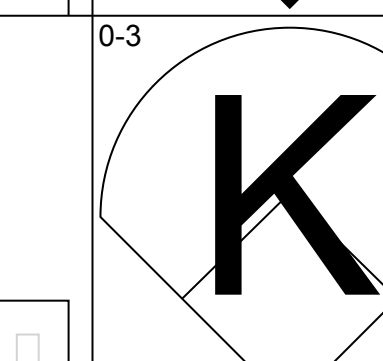
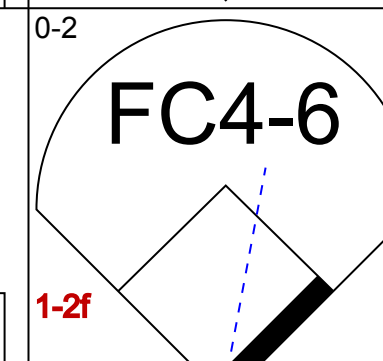
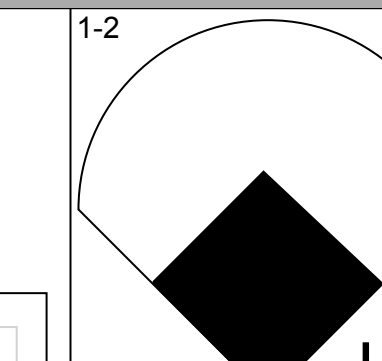
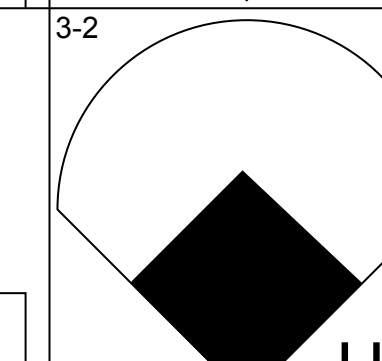
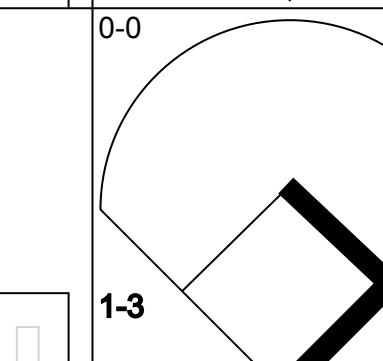
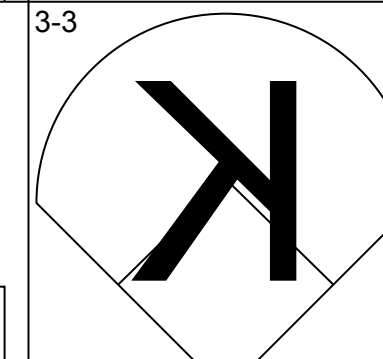
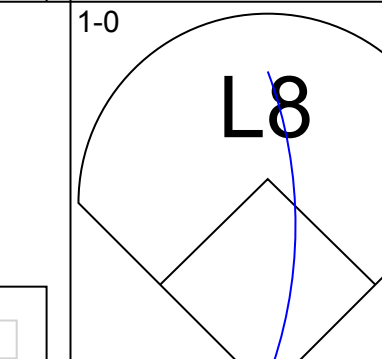
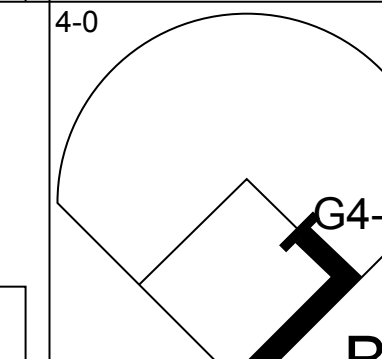
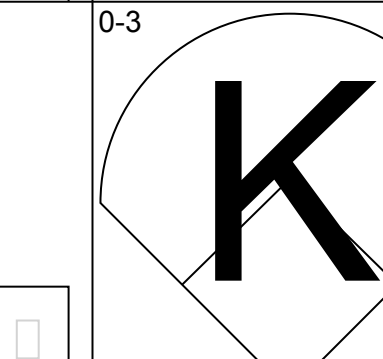
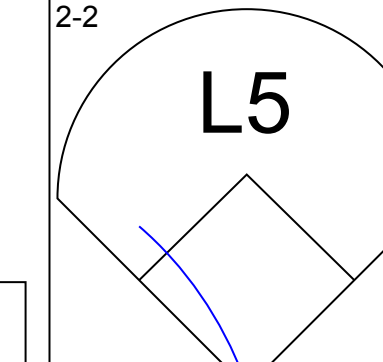
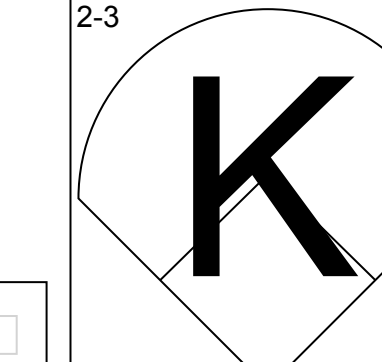
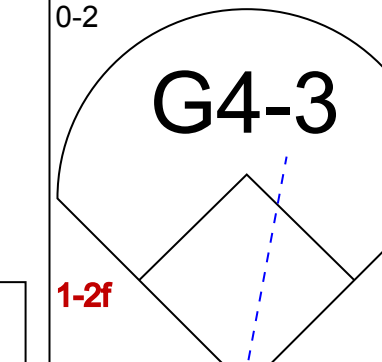
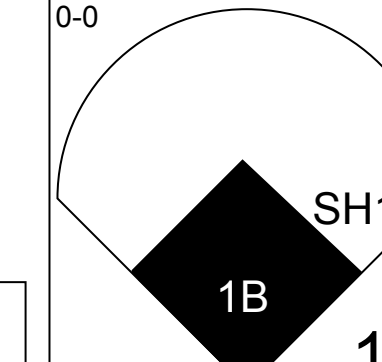

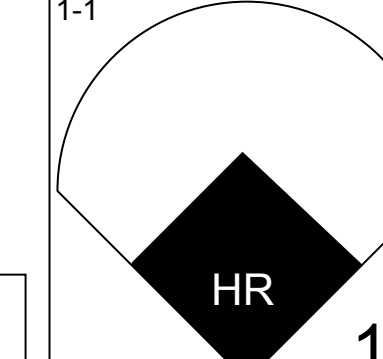
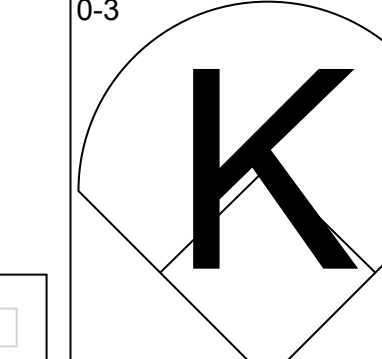
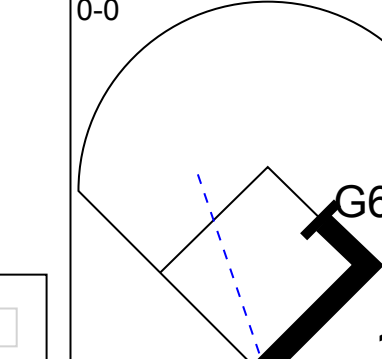
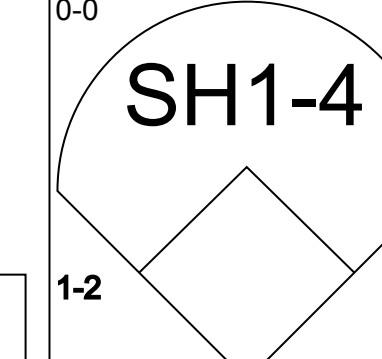
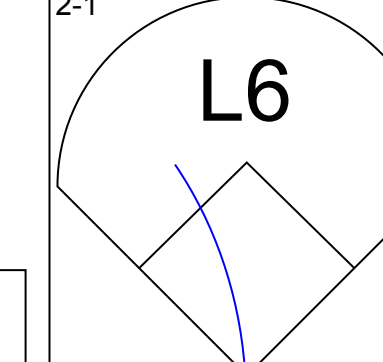
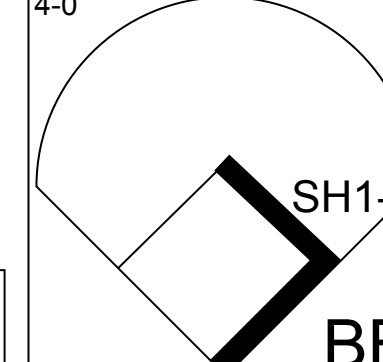
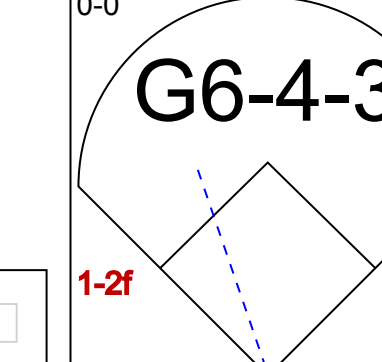
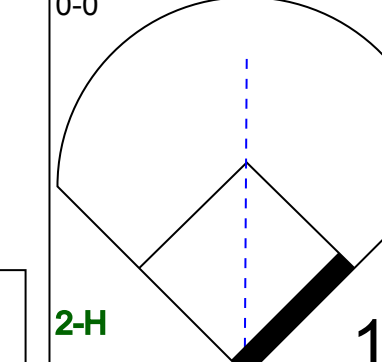

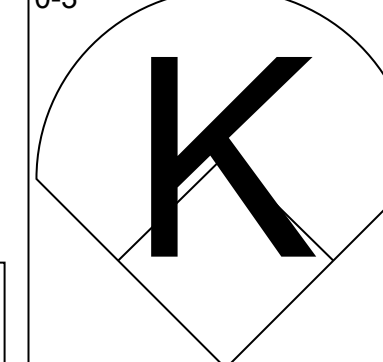
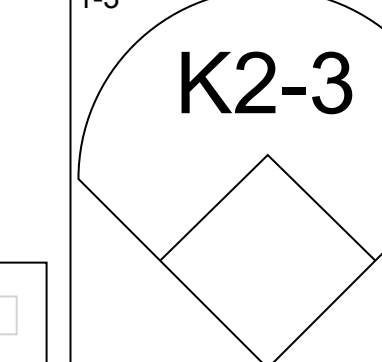
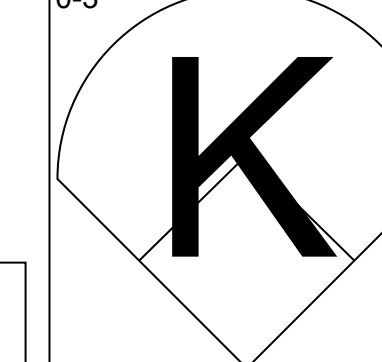
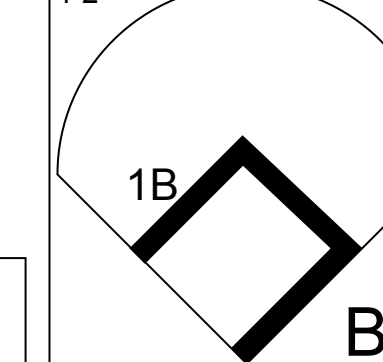
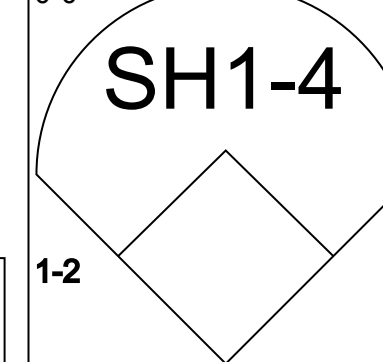
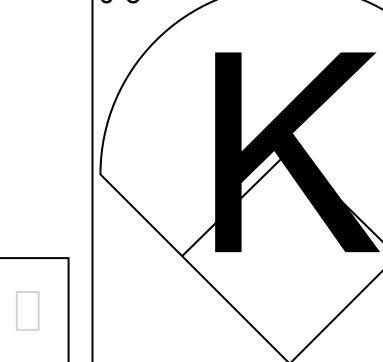
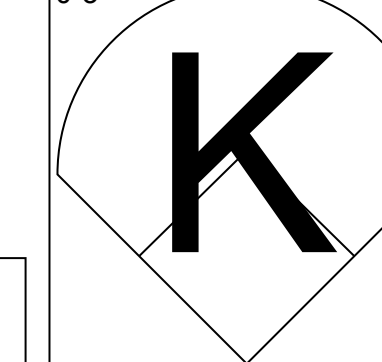
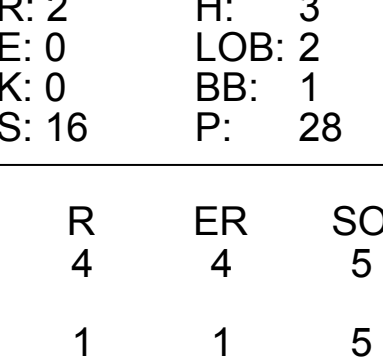
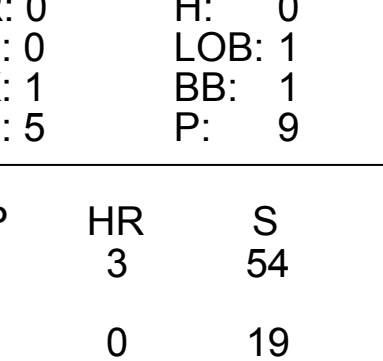
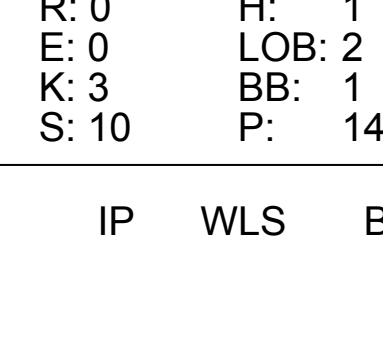
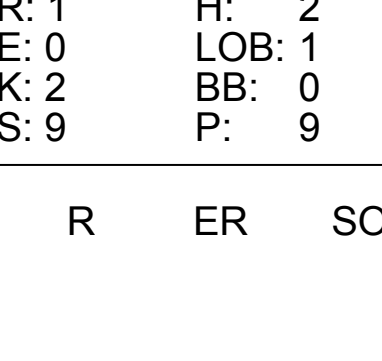


Batter	1	2	3	4	5	6	7	8	9	AB	R	H	RBI	BB	SO	LOB	BOTTOM															
Jim Gilliam, S OBP: 0.474, SLG: 0.357 (1, 4)										4	1	2	1	1	0	1	New York Yankees @ Brooklyn Dodgers Ebbets Field, Brooklyn, NY Sat Oct 01 1955, 3:33 AM EDT Att: 36,242 - Unknown															
Pee Wee Reese, R OBP: 0.444, SLG: 0.438 (1, 6)										4	1	2	0	0	0	1																
Duke Snider, L OBP: 0.368, SLG: 0.647 (1, 8)										4	1	1	3	1	0	3																
Roy Campanella, R OBP: 0.368, SLG: 0.778 (1, 2)										5	2	3	1	0	0	2																
Carl Furillo, R OBP: 0.421, SLG: 0.588 (1, 9)										5	1	2	0	0	2	3																
Gil Hodges, R OBP: 0.294, SLG: 0.438 (1, 3)										4	1	3	3	0	0	1																
Jackie Robinson, R OBP: 0.250, SLG: 0.490 (1, 5)										4	0	0	0	0	0	4																
Sandy Amoros, L OBP: 0.750, SLG: 0.500 (1, 7)										3	1	1	0	1	0	2																
Carl Erskine, R ERA: 11.25 Don Bessent, R ERA: 6.0 Rip Coleman, L ERA: 9.0 Tom Morgan, R ERA: 4.91 Tom Sturdivant, R ERA: 6.0 (1, 1) (4, 1) (6, 1) (7, 1) (8, 1)										1	0	0	0	0	0	1																
Inning Stats	R: 0 E: 0 K: 0 S: 3	H: 0 LOB: 0 BB: 0 P: 3	R: 0 E: 0 K: 1 S: 6	H: 1 LOB: 1 BB: 0 P: 6	R: 1 E: 0 K: 0 S: 4	H: 1 LOB: 1 BB: 1 P: 8	R: 3 E: 0 K: 1 S: 8	H: 3 LOB: 0 BB: 0 P: 8	R: 3 E: 0 K: 1 S: 8	H: 3 LOB: 1 BB: 1 P: 12	R: 0 E: 0 K: 1 S: 7	H: 2 LOB: 2 BB: 0 P: 7	R: 1 E: 0 K: 0 S: 6	H: 3 LOB: 2 BB: 0 P: 6	R: 0 E: 0 K: 0 S: 4	H: 1 LOB: 2 BB: 1 P: 8		1B: 9 2B: 2 3B: 0 HR: 3	SF: 0 SAC: 1 DP: 0 HBP: 0	WP: 0 PB: 0 SB: 1 CS: 0	PA: 41											
PITCHER	IP WLS BF H R ER SO BB IBB HBP BLK WP HR S P ERA WHIP	IP WLS BF H R ER SO BB IBB HBP BLK WP HR S P ERA WHIP																														
Don Larsen, R ERA: 11.25 Johnny Kucks, R ERA: 6.0 Rip Coleman, L ERA: 9.0 Tom Morgan, R ERA: 4.91 Tom Sturdivant, R ERA: 6.0 (1, 1) (5, 1) (6, 1) (7, 1) (8, 1)	4.0	L 19	5	5	5	2	2	0	0	0	0	0	1	8	8	18.00	3.000															
Johannes Kucks, R ERA: 6.0 (5, 1)	1.0	6	3	2	2	1	0	0	0	0	0	0	1	8	8	18.00	3.000															
Rip Coleman, L ERA: 9.0 (6, 1)	1.0	8	5	1	1	1	0	0	0	0	0	0	10	10	9.00	5.000																
Tom Morgan, R ERA: 4.91 (7, 1)	1.0	3	0	0	0	0	0	0	0	0	0	0	3	3	0.00	0.000																
Tom Sturdivant, R ERA: 6.0 (8, 1)	1.0	5	1	0	0	0	0	1	0	0	0	0	4	8	0.00	1.000																

AB	37
R	8
H	14
RBI	8
BB	3
SO	4
LOB	21



Batter	1	2	3	4	5	6	7	8	9	AB	R	H	RBI	BB	SO	LOB	TOP				
Elston Howard, R OBP: 0.263, SLG: 0.389 (1, 7)										4	0	1	0	1	2	0	New York Yankees @ Brooklyn Dodgers Ebbets Field, Brooklyn, NY Sun Oct 02 1955, 3:33 AM EDT Att: 36,796 - Unknown				
Irv Noren, L OBP: 0.116, SLG: 0.063 (1, 8)										4	0	0	0	0	0	2					
Gil McDougald, R OBP: 0.238, SLG: 0.350 (1, 5)										3	0	0	0	1	0	0					
Yogi Berra, L OBP: 0.500, SLG: 0.588 (1, 2)										4	2	2	1	0	0	2					
Joe Collins, L OBP: 0.438, SLG: 0.727 (8, 3)										3	0	0	0	1	2	1					
Eddie Robinson, L OBP: 0.833, SLG: 0.667 (8, PR)										2	0	1	0	2	1	0					
Hank Bauer, R OBP: 0.500, SLG: 0.500 (8, 9)										0	0	0	0	0	0	0					
Billy Martin, R OBP: 0.333, SLG: 0.500 (1, 4)										4	0	1	1	0	0	3					
Phil Rizzuto, R OBP: 0.500, SLG: 0.333 (4, PH)										1	0	0	0	0	0	2					
Bill Skowron, R OBP: 0.333, SLG: 0.500 (4, 6)										1	0	0	0	0	0	2					
Andy Carey, R OBP: 0.500, SLG: 1.500 (9, PH)										1	0	0	0	0	0	1					
Bob Grim, R (1, 1)										2	0	0	0	0	0	4					
Bob Cerv, R OBP: 0.125, SLG: 0.500 (7, PH)										1	1	1	1	0	0	0					
Bob Turley, R (7, 1)										0	0	0	0	0	0	0					
Tommy Byrne, L OBP: 0.250, SLG: 0.250 (9, PH)										1	0	0	0	0	0	0					
Inning Stats	R: 0 E: 1 K: 1 S: 10	H: 0 LOB: 1 BB: 0 P: 14	R: 0 E: 0 K: 0 S: 11	H: 0 LOB: 2 BB: 2 P: 19	R: 0 E: 0 K: 1 S: 7	H: 0 LOB: 0 BB: 0 P: 12	R: 1 E: 0 K: 1 S: 7	H: 2 LOB: 2 BB: 1 P: 11	R: 0 E: 1 K: 0 S: 3	H: 0 LOB: 1 BB: 0 P: 15	R: 1 E: 0 K: 0 S: 9	H: 1 LOB: 0 BB: 1 P: 17	R: 1 E: 0 K: 1 S: 6	H: 2 LOB: 1 BB: 0 P: 6	R: 0 E: 0 K: 0 S: 3	H: 0 LOB: 0 BB: 0 P: 3	1B: 4 2B: 0 3B: 0 HR: 2	SF: 0 SAC: 0 DP: 3 HBP: 0	WP: 0 PB: 0 SB: 0 CS: 0	PA: 37	
PITCHER	IP WLS BF H R ER SO BB IBB HBP BLK WP HR S P ERA WHIP																				
Roger Craig, R ERA: 3.0	6.0 W 28	4 2 2 4	5 0 0 0	0 0 0 0	0 1 53 88	3.00 1.500															
Clem Labine, R ERA: 2.99	3.0 S 9	2 1 1 1	0 0 0 0	0 0 1 13 16	3.00 0.667																

Batter	1	2	3	4	5	6	7	8	9	AB	R	H	RBI	BB	SO	LOB	BOTTOM				
Jim Gilliam, S OBP: 0.478, SLG: 0.353 (1, 4)										3	0	1	0	1	0	1	New York Yankees @ Brooklyn Dodgers Ebbets Field, Brooklyn, NY Sun Oct 02 1955, 3:33 AM EDT Att: 36,796 - Unknown				
Pee Wee Reese, R OBP: 0.409, SLG: 0.368 (1, 6)										3	0	0	0	1	1	3					
Duke Snider, L OBP: 0.435, SLG: 1.000 (1, 8)										4	2	3	2	0	0	1					
Roy Campanella, R OBP: 0.348, SLG: 0.667 (1, 2)										3	0	0	0	1	2	3					
Carl Furillo, R OBP: 0.391, SLG: 0.524 (1, 9)										4	1	1	0	0	1	1					
Gil Hodges, R OBP: 0.350, SLG: 0.474 (1, 3)										3	1	2	0	0	1	0					
Jackie Robinson, R OBP: 0.300, SLG: 0.389 (1, 5)										3	0	1	1	1	0	2					
Sandy Amoros, L OBP: 0.583, SLG: 0.750 (1, 7)										4	1	1	2	0	3	2					
Roger Craig, R (1, 1)										0	0	0	0	1	0	0					
Clem Labine, R (7, 1)										2	0	0	0	0	2	1					
Inning Stats	R: 0 E: 0 K: 1 S: 10	H: 0 LOB: 1 BB: 1 P: 19	R: 2 E: 0 K: 0 S: 16	H: 3 LOB: 2 BB: 1 P: 28	R: 1 E: 0 K: 2 S: 10	H: 1 LOB: 0 BB: 0 P: 14	R: 0 E: 0 K: 1 S: 5	H: 0 LOB: 1 BB: 1 P: 9	R: 1 E: 0 K: 0 S: 7	H: 1 LOB: 0 BB: 1 P: 14	R: 0 E: 0 K: 3 S: 10	H: 1 LOB: 2 BB: 1 P: 14	R: 1 E: 0 K: 2 S: 9	H: 2 LOB: 1 BB: 0 P: 9	R: 0 E: 0 K: 0 S: 3	H: 0 LOB: 0 BB: 0 P: 3	1B: 5 2B: 1 3B: 0 HR: 3	SF: 0 SAC: 2 DP: 2 HBP: 0	WP: 0 PB: 0 SB: 0 CS: 0	PA: 36	
PITCHER	IP WLS BF H R ER SO BB IBB HBP BLK WP HR S P ERA WHIP																				
Bob Grim, R ERA: 5.14	6.0 L 26	6 4 4 5	4 0 0 0	0 0 0 0	0 0 19 23	4.50 2.000															
Bob Turley, R ERA: 13.5	2.0	10 3 1 1 5	1 0 0 0	0 0 0 0	0 0 0 0	0 0 0 0															

Batter	1	2	3	4	5	6	7	8	9	AB	R	H	RBI	BB	SO	LOB	TOP					
Jim Gilliam, S OBP: 0.481, SLG: 0.350 (1, 4)	L7		5-3														3 0 1 0 1 0 0					
Pee Wee Reese, R OBP: 0.385, SLG: 0.348 (1, 6)	K																4 1 1 0 0 1 3					
Duke Snider, L OBP: 0.417, SLG: 0.955 Don Zimmer, R OBP: 0.400, SLG: 0.286 (4, PH) (4, 4)	K																1 0 0 0 0 1 0 2 0 0 0 1 2 1					
Roy Campanella, R OBP: 0.333, SLG: 0.583 (1, 2)																	3 0 0 0 1 1 1					
Carl Furillo, R OBP: 0.407, SLG: 0.500 (1, 9)																	3 0 1 1 0 1 1					
Gil Hodges, R OBP: 0.333, SLG: 0.409 (1, 3)																	3 0 0 0 1 0 3					
Jackie Robinson, R OBP: 0.290, SLG: 0.318 (1, 5)																	4 0 0 0 0 0 4					
Sandy Amoros, L OBP: 0.500, SLG: 0.583 (1, 7) (4, 8)																	4 0 1 0 0 1 0					
Karl Spooner, R (1, 1) Russ Meyer, S (1, 1) Frank Kellert, R OBP: 0.333, SLG: 0.333 (7, PH) Ed Roebuck, R (7, 1)																	0 0 0 0 0 0 0 2 0 0 0 0 1 0 1 0 0 0 0 0 1 0 0 0 0 0 0 0					
Inning Stats	R: 0 E: 0 K: 2 S: 7	H: 0 LOB: 0 BB: 0 P: 7	R: 0 E: 0 K: 0 S: 2	H: 0 LOB: 1 BB: 1 P: 7	R: 0 E: 0 K: 1 S: 5	H: 0 LOB: 0 BB: 0 P: 5	R: 1 E: 0 K: 1 S: 7	H: 2 LOB: 2 BB: 1 P: 11	R: 0 E: 0 K: 0 S: 4	H: 1 LOB: 1 BB: 0 P: 4	R: 0 E: 0 K: 1 S: 5	H: 0 LOB: 1 BB: 1 P: 9	R: 0 E: 0 K: 0 S: 4	H: 1 LOB: 2 BB: 1 P: 8	R: 0 E: 0 K: 2 S: 7	H: 0 LOB: 0 BB: 0 P: 7	R: 0 E: 0 K: 1 S: 5	H: 0 LOB: 0 BB: 0 P: 5	1B: 4 2B: 0 3B: 0 HR: 0	SF: 0 SAC: 0 DP: 1 HBP: 1	WP: 1 PB: 0 SB: 0 CS: 0	PA: 35
PITCHER Whitey Ford, L ERA: 2.12 (1, 1)	IP: 9.0 WLS: W BF: 35 H: 4 R: 1 ER: 1 SO: 8 BB: 4 IBB: 0 HBP: 1 BLK: 0 WP: 1 HR: 0 S: 46 P: 63 ERA: 1.00 WHIP: 0.889															PITCHER						

Brooklyn Dodgers @ New York Yankees
Yankee Stadium, Bronx, NY
Mon Oct 03 1955, 3:33 AM EDT
Att: 64,022 - Unknown

AB	30
R	1
H	4
RBI	1
BB	4
SO	8
LOB	14

B

Batter	1	2	3	4	5	6	7	8	9	AB	R	H	RBI	BB	SO	LOB	BOTTOM			
Phil Rizzuto, R OBP: 0.438, SLG: 0.250 (1, 6)																	3 1 0 0 1 0 0			
Billy Martin, R OBP: 0.318, SLG: 0.455 (1, 4)	K																4 0 1 0 0 2 1			
Gil McDougald, R OBP: 0.240, SLG: 0.304 (1, 5)																	3 1 0 0 1 0 2			
Yogi Berra, L OBP: 0.542, SLG: 0.600 (1, 2)																	3 1 2 1 1 0 1			
Hank Bauer, R OBP: 0.600, SLG: 0.600 (1, 9)																	4 1 3 1 0 0 2			
Bill Skowron, R OBP: 0.375, SLG: 0.875 Joe Collins, L OBP: 0.444, SLG: 0.667 (5, PH) (6, 3)																	2 1 1 3 0 0 2 1 0 0 0 1 0 2			
Bob Cerv, R OBP: 0.167, SLG: 0.417 (1, 8)																	4 0 1 0 0 0 5			
Elston Howard, R OBP: 0.217, SLG: 0.318 Irv Noren, L OBP: 0.118, SLG: 0.063 (9, 7)	K																4 0 0 0 0 3 1 0 0 0 0 0 0 0			
Whitey Ford, L (1, 1)																	4 0 0 0 0 0 1			
Inning Stats	R: 5 E: 0 K: 2 S: 11	H: 4 LOB: 1 BB: 2 P: 19	R: 0 E: 0 K: 1 S: 5	H: 0 LOB: 0 BB: 0 P: 5	R: 0 E: 0 K: 0 S: 3	H: 1 LOB: 1 BB: 1 P: 7	R: 0 E: 0 K: 1 S: 5	H: 0 LOB: 0 BB: 0 P: 5	R: 0 E: 0 K: 0 S: 5	H: 2 LOB: 3 BB: 1 P: 9	R: 0 E: 0 K: 1 S: 5	H: 0 LOB: 0 BB: 0 P: 5	R: 0 E: 0 K: 0 S: 3	H: 1 LOB: 2 BB: 0 P: 5	R: 0 E: 0 K: 0 S: 3	H: 0 LOB: 0 BB: 0 P: 3	1B: 7 2B: 0 3B: 0 HR: 1	SF: 0 SAC: 0 DP: 1 HBP: 0	WP: 0 PB: 0 SB: 1 CS: 0	PA: 36
PITCHER Karl Spooner, L ERA: 13.5 (1, 1) Russ Meyer, R (1, 1) Ed Roebuck, R (7, 1)	IP: 0.1 WLS: L BF: 6 H: 3 R: 5 ER: 5 SO: 1 BB: 2 IBB: 0 HBP: 0 BLK: 0 WP: 0 HR: 0 S: 28 P: 34 ERA: 135.00 WHIP: 15.000															PITCHER				

Brooklyn Dodgers @ New York Yankees
Yankee Stadium, Bronx, NY
Mon Oct 03 1955, 3:33 AM EDT
Att: 64,022 - Unknown

AB	32
R	5
H	8
RBI	5
BB	4
SO	5
LOB	17

Yankees

