



New York Yankees - 1956

Batter	1	2	3	4	5	6	7	8	9	AB	R	H	RBI	BB	SO	LOB	TOP					
Hank Bauer, R (1,9)	F2		5-3		4-0 BB 1B BB	K		K		4	1	0	0	1	2	2	New York Yankees @ Washington Senators Griffith Stadium, Washington, DC Tue Apr 17 1956, 3:33 AM EST Att: 27,837 - Unknown livebaseballscorecards.com					
Jerry Lumpe, L (1,6) OBP: 0.400, SLG: 0.400	K		E6 HR		0-3	K	1-2 2-H HR	2B WP 1B		5	3	2	1	0	2	1						
Mickey Mantle, S (1,8) OBP: 0.800, SLG: 2.667	HR		K		4-0 1B 1-2 BB	HR		2B BB		3	3	2	4	2	1	1						
Yogi Berra, L (1,2) OBP: 1.000, SLG: 2.000	1B BB		HR		0-0 1-H	FC6-4 1B		2B		4	1	4	5	1	0	0						
Bill Skowron, R (1,3) OBP: 0.400, SLG: 0.400	1B		FC5-4 1B		0-3	K		K		5	0	2	0	0	3	4						
Billy Martin, R (1,4)	6-3		FC5-4 1-2		0-0 1-2	FC6-4		5-3		5	0	0	0	0	0	5						
Elston Howard, R (1,7) OBP: 0.200, SLG: 0.200	F2				0-0	6-3		5-3		5	1	1	0	0	0	0						
Andy Carey, R (1,5) OBP: 0.200, SLG: 0.200	F8				0-3	K		4-3		5	1	1	0	0	2	0						
Don Larsen, R (1,1)	F8				0-3	K		4-3		4	0	0	0	0	2	2						
Inning Stats	R: 1 E: 0 K: 1 S: 7	H: 2 LOB: 2 BB: 1 P: 11	R: 0 E: 0 K: 0 S: 3	H: 0 LOB: 0 BB: 0 P: 3	R: 2 E: 1 K: 1 S: 8	H: 2 LOB: 1 BB: 0 P: 8	R: 0 E: 0 K: 2 S: 7	H: 0 LOB: 0 BB: 0 P: 7	R: 1 E: 0 K: 2 S: 8	H: 1 LOB: 2 BB: 2 P: 16	R: 4 E: 0 K: 3 S: 14	H: 5 LOB: 1 BB: 0 P: 14	R: 0 E: 0 K: 1 S: 5	H: 0 LOB: 0 BB: 0 P: 5	R: 2 E: 0 K: 2 S: 9	H: 2 LOB: 1 BB: 1 P: 13	R: 0 E: 0 K: 0 S: 3	H: 0 LOB: 0 BB: 0 P: 3	1B: 8 2B: 1 3B: 0 HR: 3	SF: 0 SAC: 0 DP: 0 HBP: 0	WP: 1 PB: 0 CS: 0	PA: 44
PITCHER	IP WLS BF H R ER SO BB IBB HBP BLK WP HR S P ERA WHIP																					
Camilo Pascual, R (1,1) ERA: 9.0	6.0 L 32 10 8 6 9 3 0 0 0 0 3 47 59 9.00 2.167																					
Bob Chakales, R (7,1) ERA:	1.0 3 0 0 0 1 0 0 0 0 0 0 5 5 0.00 0.000																					
Tex Clevenger, R (8,1) ERA: 9.0	2.0 9 2 2 2 2 1 0 0 0 1 0 12 16 9.00 1.500																					

Batter	1	2	3	4	5	6	7	8	9	AB	R	H	RBI	BB	SO	LOB	BOTTOM					
Eddie Yost, R (1,5)	F3		BB		4-0	3-4-1 BB		F7		2	0	0	0	2	0	0	New York Yankees @ Washington Senators Griffith Stadium, Washington, DC Tue Apr 17 1956, 3:33 AM EST Att: 27,837 - Unknown livebaseballscorecards.com					
Dick Tettelbach, R (1,7) OBP: 0.250, SLG: 1.000	HR		K		0-3	K		F9		4	1	1	1	0	2	2						
Whitey Herzog, L (1,9) OBP: 0.250, SLG: 0.250	K				0-3	3-4-1		1B		4	0	1	0	0	2	1						
Roy Sievers, R (1,3)	F8				0-0	F7		F9		4	0	0	0	0	0	2						
Pete Runnels, L (1,4) OBP: 0.250, SLG: 0.500	F7				0-0	F8		HR 2B		4	1	1	0	0	0	0						
Lou Berberet, L (1,2) Tom Wright, L (9, FR)	K				0-0	F7		F8		3	0	0	0	1	1	1						
Karl Olson, R (1,8) OBP: 0.750, SLG: 2.250	6-3				0-0	HR		FC5 1B BB		0	0	0	0	0	0	0						
Jose Valdivielso, R (1,6) Ernie Oravetz, S (7, PH) Jerry Snyder, R (8,6)			6-3		0-0	3-1		FC5 1B		2	0	0	0	0	0	0						
Camilo Pascual, R (1,1) Bob Chakales, R (7,1) Harmon Killebrew, R (7, PH) Tex Clevenger, R (8,1) Clint Courtney, L (9, PH)			P3		0-0	F5		1-3		0	0	0	0	0	0	0						
Inning Stats	R: 1 E: 0 K: 1 S: 6	H: 1 LOB: 0 BB: 0 P: 6	R: 0 E: 0 K: 1 S: 5	H: 0 LOB: 0 BB: 0 P: 5	R: 0 E: 0 K: 1 S: 5	H: 0 LOB: 1 BB: 1 P: 9	R: 0 E: 0 K: 1 S: 5	H: 0 LOB: 0 BB: 0 P: 5	R: 1 E: 0 K: 0 S: 4	H: 1 LOB: 0 BB: 0 P: 4	R: 0 E: 0 K: 1 S: 5	H: 0 LOB: 1 BB: 1 P: 9	R: 2 E: 0 K: 1 S: 7	H: 2 LOB: 0 BB: 0 P: 7	R: 0 E: 0 K: 0 S: 4	H: 1 LOB: 1 BB: 0 P: 4	R: 0 E: 0 K: 0 S: 4	H: 1 LOB: 2 BB: 1 P: 8	1B: 2 2B: 1 3B: 0 HR: 3	SF: 0 SAC: 0 DP: 0 HBP: 0	WP: 0 PB: 0 CS: 0	PA: 36
PITCHER	IP WLS BF H R ER SO BB IBB HBP BLK WP HR S P ERA WHIP																					
Don Larsen, R (1,1) ERA: 4.0	9.0 W 36 6 4 4 6 3 0 0 0 0 3 45 57 4.00 1.000																					

Batter	1	2	3	4	5	6	7	8	9	AB	R	H	RBI	BB	SO	LOB	TOP					
Hank Bauer, R OBP: 0.300, SLG: 0.250	4-0 BB 1B BB	0-3 K		0-0 6-3	0-0 2B		0-0 F7			4	1	1	0	1	1	1	New York Yankees @ Washington Senators Griffith Stadium, Washington, DC Wed Apr 18 1956, 3:33 AM EST Att: 5,206 - Unknown AB 36 R 9 H 12 RBI 8 BB 8 SO 4 LOB 21 					
Jerry Lumpe, L OBP: 0.500, SLG: 0.500	0-0 BB 1B	0-0 FC4-6		4-0 F S SH1-3 BB	4-0 G4-3 BB		0-0 1B			3	2	2	0	2	0	1						
Mickey Mantle, S OBP: 0.667, SLG: 1.500	4-0 1B 1B FC6-4 BB		0-0 FC4-6 BB 1B	0-0 SH1-3	0-0 G4-3		0-3 K			3	2	1	1	1	1	3						
Yogi Berra, L OBP: 0.900, SLG: 1.500	0-0 1B E		4-0 FC4-6 BB	4-0 2B 1B BB		4-0 FC4-6 BB	0-0 F2			2	2	1	2	3	0	1						
Bill Skowron, R OBP: 0.500, SLG: 0.600	0-0 FC6-4 1B		0-0 FC4-6 1B	0-0 1B 2B		0-0 FC4-6 4-3	0-0 1B			5	2	3	0	0	0	3						
Billy Martin, R OBP: 0.200, SLG: 0.200	0-0 FC6-4 CS		0-0 1B	0-0 1B 1B		0-0 4-3	0-3 K			5	0	2	4	0	1	4						
Elston Howard, R OBP: 0.300, SLG: 0.300	0-0 F3		1-2 2-H 3-H 1B	0-0 1B	1-3 1B		0-0 F7			5	0	2	1	0	0	2						
Andy Carey, R OBP: 0.100, SLG: 0.100	0-0 CS	0-0 P3	0-0 F7	0-0 F7			0-0 6-3			5	0	0	0	0	0	4						
Johnny Kucks, R Jim Konstanty, R		4-0 FC4-6 BB	0-0 1-3		0-0 4-3		0-0 1-3		0-3 K	3	0	0	0	1	0	2						
										1	0	0	0	0	1	0						
Inning Stats	R: 4 E: 1 K: 0 S: 5	H: 3 LOB: 0 BB: 2 P: 13	R: 0 E: 0 K: 1 S: 5	H: 0 LOB: 1 BB: 1 P: 9	R: 2 E: 0 K: 0 S: 6	H: 3 LOB: 2 BB: 2 P: 10	R: 3 E: 0 K: 0 S: 6	H: 3 LOB: 1 BB: 1 P: 7	R: 0 E: 0 K: 0 S: 3	H: 0 LOB: 1 BB: 1 P: 7	R: 0 E: 0 K: 0 S: 3	H: 0 LOB: 0 BB: 0 P: 3	R: 0 E: 0 K: 2 S: 9	H: 2 LOB: 2 BB: 0 P: 9	R: 0 E: 0 K: 1 S: 5	H: 0 LOB: 0 BB: 0 P: 5	1B: 10 2B: 2 3B: 0 HR: 0	SF: 0 SAC: 1 DP: 1 HBP: 0	WP: 0 PB: 0 SB: 1 CS: 1	PA: 46		
PITCHER	IP WLS BF H R ER SO BB IBB HBP BLK WP HR S P ERA WHIP																					
Bob Wiesler, L ERA: 15.0	(1, 1) 3.0 L 18 6 6 5 1 4 0 0 0 0 0 0 0 16 32 15.00 3.3333																					
Hal Griggs, R ERA: 27.0	(4, 1) 1.0 8 3 3 3 0 2 0 0 0 0 0 0 6 14 27.00 5.000																					
Bunky Stewart, L ERA: 0.0	(5, 1) 3.0 11 1 0 0 0 2 0 0 0 0 0 0 9 17 0.00 1.000																					
Bob Chakales, R ERA: 0.0	(8, 1) 1.0 5 2 0 0 2 0 0 0 0 0 0 0 9 9 0.00 2.000																					
Dick Brodowski, R ERA: 0.0	(9, 1) 1.0 3 0 0 0 1 0 0 0 0 0 0 0 5 5 0.00 0.000																					
Batter	1	2	3	4	5	6	7	8	9	AB	R	H	RBI	BB	SO	LOB	BOTTOM					
Eddie Yost, R OBP: 0.333, SLG: 0.875	4-0 FC4-6 BB		0-0 E5 3B		0-0 E5 FC3-6		4-0 5-3 BB	4-0 BB 1-2 2-3 3-H		2	1	0	1	3	0	0	New York Yankees @ Washington Senators Griffith Stadium, Washington, DC Wed Apr 18 1956, 3:33 AM EST Att: 5,206 - Unknown AB 37 R 5 H 9 RBI 5 BB 6 SO 1 LOB 20 					
Dick Tettelbach, R OBP: 0.333, SLG: 0.875	0-0 FC4-6 G4-6-3		0-0 1-H 3B		0-0 F9		0-0 5-3	4-0 BB 1-2 2-3 3-H		4	0	1	2	1	0	3						
Whitey Herzog, L OBP: 0.111, SLG: 0.111	0-0 G4-6-3		0-0 5-3		0-0 FC3-6		0-0 F9	0-0 4-3		5	0	0	0	0	0	7						
Roy Sievers, R OBP: 0.111, SLG: 0.111		0-0 E6 G3 1B		0-0 4-3	0-0 5-3		0-0 F9	0-0 P4		5	0	1	0	0	0	1						
Pete Runnels, L OBP: 0.222, SLG: 0.667		0-0 4-3		0-0 HR		0-0 F7		0-0 F8	0-3 K	5	1	1	1	0	1	1						
Clint Courtney, L OBP: 0.500, SLG: 0.500		0-0 G3		0-0 FC3-6 1B		0-0 4-3		0-0 BB BB 1B		5	1	3	0	0	0	1						
Karl Olson, R OBP: 0.667, SLG: 1.375		0-0 5-3		0-0 FC3-6 1B		0-0 1B		4-0 BB BB 1B	0-0 L1	4	1	2	0	1	0	2						
Jose Valdivielso, R Lou Berberet, L Jerry Snyder, R			0-0 4-3	0-0 FC3-6		0-0 F7		4-0 BB BB 1B		3	0	0	0	0	0	3						
				1-2 2-3				1-2 2-3 3-H		0	0	0	0	1	0	0						
			0-0 1-3	0-0 4-3				0-0 BB BB 1B		0	0	0	0	0	0	0						
Inning Stats	R: 0 E: 0 K: 0 S: 2	H: 0 LOB: 1 BB: 0 P: 6	R: 0 E: 1 K: 0 S: 4	H: 1 LOB: 1 BB: 0 P: 4	R: 1 E: 1 K: 0 S: 5	H: 1 LOB: 1 BB: 0 P: 5	R: 1 E: 0 K: 0 S: 6	H: 3 LOB: 2 BB: 0 P: 6	R: 0 E: 1 K: 0 S: 4	H: 0 LOB: 1 BB: 0 P: 4	R: 0 E: 0 K: 0 S: 4	H: 1 LOB: 1 BB: 0 P: 4	R: 0 E: 0 K: 0 S: 3	H: 0 LOB: 1 BB: 1 P: 7	R: 3 E: 0 K: 0 S: 5	H: 2 LOB: 3 BB: 4 P: 21	R: 0 E: 0 K: 1 S: 6	H: 1 LOB: 1 BB: 0 P: 6	1B: 7 2B: 0 3B: 1 HR: 1	SF: 0 SAC: 0 DP: 1 HBP: 0	WP: 0 PB: 0 SB: 0 CS: 0	PA: 43
PITCHER	IP WLS BF H R ER SO BB IBB HBP BLK WP HR S P ERA WHIP																					
Johnny Kucks, R ERA: 4.7	(1, 1) 7.2 W 35 7 5 4 0 4 0 0 0 0 0 0 1 31 4.70 1.435																					
Jim Konstanty, R ERA: 0.0	(8, 1) 1.1 S 8 2 0 0 1 2 0 0 0 0 0 0 8 16 0.00 3.000																					

Batter	1	2	3	4	5	6	7	8	9	AB	R	H	RBI	BB	SO	LOB	TOP					
Hank Bauer, R (1,9) OBP: 0.214, SLG: 0.167	5-3		F2		G5-4-3			F7		4	0	0	0	0	0	1	New York Yankees @ Washington Senators Griffith Stadium, Washington, DC Thu Apr 19 1956, 3:33 AM EST Att: 2,778 - Unknown					
Jerry Lumpe, L (1,6) OBP: 0.500, SLG: 0.400 Bob Cerv, R (5, PH) Phil Rizzuto, R (5, 6)	F8		K		6-3			BB		2	0	0	0	0	1	0						
Mickey Mantle, S (1,8) OBP: 0.462, SLG: 0.900	K			5-3		P5		F2		4	0	0	0	0	1	1						
Yogi Berra, L (1,2)		F9		K		1-3		G3		4	0	0	0	0	1	1						
Bill Skowron, R (1,3) OBP: 0.571, SLG: 0.615		F9 BB		FC3-4 1B		5-3				3	0	2	0	1	0	0						
Billy Martin, R (1,4) OBP: 0.214, SLG: 0.154				FC3-4 1B			1-3			3	0	0	0	1	0	2						
Elston Howard, R (1,7) OBP: 0.429, SLG: 0.643		F9			2B 1B		HR			4	2	3	1	0	0	2						
Andy Carey, R (1,5) OBP: 0.143, SLG: 0.214	F2				1B		K			4	1	1	0	0	2	4						
Mickey McDermott, L (1,1) Lou Skizas, R (5, PH) Tommy Byrne, L (5, 1) Gil McDougald, R (9, PH)			F8				6-3			1	0	0	0	0	0	0						
Inning Stats	R: 0 E: 0 K: 1 S: 5	H: 0 LOB: 0 BB: 0 P: 5	R: 0 E: 0 K: 0 S: 3	H: 0 LOB: 2 BB: 2 P: 11	R: 0 E: 0 K: 1 S: 5	H: 0 LOB: 0 BB: 0 P: 5	R: 0 E: 0 K: 1 S: 6	H: 1 LOB: 1 BB: 0 P: 6	R: 2 E: 0 K: 0 S: 5	H: 3 LOB: 0 BB: 0 P: 5	R: 0 E: 0 K: 0 S: 3	H: 0 LOB: 0 BB: 0 P: 3	R: 1 E: 0 K: 1 S: 6	H: 1 LOB: 0 BB: 0 P: 6	R: 0 E: 0 K: 0 S: 3	H: 0 LOB: 1 BB: 1 P: 7	R: 0 E: 0 K: 1 S: 7	H: 2 LOB: 2 BB: 0 P: 7	1B: 5 2B: 1 3B: 0 HR: 1	SF: 0 SAC: 0 DP: 1 HBP: 0	WP: 0 PB: 0 SB: 0 CS: 0	PA: 36
PITCHER Chuck Stobbs, L (1,1) ERA: 3.0	IP: 9.0 WLS: W BF: 36 H: 7 R: 3 ER: 3 SO: 5 BB: 3 IBB: 0 HBP: 0 BLK: 0 WP: 0 HR: 1 S: 43 P: 55 ERA: 3.00 WHIP: 1.111																					

Batter	1	2	3	4	5	6	7	8	9	AB	R	H	RBI	BB	SO	LOB	BOTTOM			
Eddie Yost, R (1,5)	SH1-4 1B	K			1B 2B					1	2	0	0	3	1	1	New York Yankees @ Washington Senators Griffith Stadium, Washington, DC Thu Apr 19 1956, 3:33 AM EST Att: 2,778 - Unknown			
Dick Tettelbach, R (1,7) OBP: 0.231, SLG: 0.583	E5 1B		F9		5-3		L3			4	1	0	0	0	0	3				
Karl Olson, R (1,8) OBP: 0.667, SLG: 1.182	SH1-4		F9		2B E 1B					3	1	2	0	0	0	0				
Roy Sievers, R (1,3) OBP: 0.154, SLG: 0.154	FC6-2 1B		6-3		F2		F8			4	0	1	2	0	0	3				
Jim Lemon, R (1,9) OBP: 0.600, SLG: 1.400	E9 1B			HR	E 2B		K			4	2	3	2	0	1	1				
Jerry Snyder, R (1,6)	FC6-2			5-3	E9		5-3			4	0	0	0	0	0	3				
Pete Runnels, L (1,4) OBP: 0.154, SLG: 0.462	F8			6-3	3-1					4	0	0	0	0	0	3				
Ed Fitz Gerald, R (1,2) OBP: 0.750, SLG: 1.500										4	1	3	1	0	0	0				
Chuck Stobbs, L (1,1)	FC1-6 CS			K						4	0	0	0	0	1	2				
Inning Stats	R: 2 E: 2 K: 0 S: 6	H: 2 LOB: 2 BB: 1 P: 10	R: 0 E: 0 K: 1 S: 5	H: 1 LOB: 1 BB: 0 P: 5	R: 0 E: 0 K: 0 S: 3	H: 0 LOB: 0 BB: 0 P: 3	R: 2 E: 0 K: 1 S: 7	H: 2 LOB: 0 BB: 0 P: 7	R: 3 E: 1 K: 0 S: 6	H: 2 LOB: 1 BB: 1 P: 10	R: 0 E: 0 K: 0 S: 3	H: 0 LOB: 1 BB: 1 P: 7	R: 0 E: 0 K: 1 S: 6	H: 1 LOB: 1 BB: 0 P: 6	R: 0 E: 0 K: 0 S: 3	H: 1 LOB: 0 BB: 0 P: 3	1B: 6 2B: 2 3B: 0 HR: 2	SF: 0 SAC: 1 DP: 2 HBP: 0	WP: 0 PB: 0 SB: 0 CS: 1	PA: 36
PITCHER Mickey McDermott, L (1,1) ERA: 6.75 Tommy Byrne, L (5, 1) ERA: 2.25	IP: 4.0 WLS: L BF: 18 H: 4 R: 3 ER: 3 SO: 2 BB: 1 IBB: 0 HBP: 0 BLK: 0 WP: 0 HR: 2 S: 21 P: 25 ERA: 6.75 WHIP: 1.500																			

Batter	1	2	3	4	5	6	7	8	9	AB	R	H	RBI	BB	SO	LOB	TOP					
Billy Goodman, L (1,4) OBP: 0.333, SLG: 0.438	4-0 BB		6-3			4-3		4-3		3	0	0	0	1	0	0	Boston Red Sox @ New York Yankees Yankee Stadium, Bronx, NY Fri Apr 20 1956, 3:33 AM EST Att: 17,543 - Unknown					
Frank Malzone, R (1,5) OBP: 0.333, SLG: 0.444	0-3 K			4-3		2B		BB BB		4	0	2	0	0	1	1						
Dick Gemert, R (1,7) OBP: 0.600, SLG: 0.750	0-3 K			6-3		2B		BB BB		3	0	1	0	1	1	0						
Jackie Jensen, R (1,9) OBP: 0.500, SLG: 0.462		0-0 G3-6-3		F7		P4		BB BB		3	0	1	0	1	0	2						
Mickey Vernon, L (1,3) OBP: 0.294, SLG: 0.471 Frank Baumann, L (8,1)		0-0 G3-6-3			0-0 P6		0-3 K		0-3 K	4	0	0	0	0	2	6						
Jim Piersall, R (1,8) OBP: 0.412, SLG: 0.286		0-0 E6			0-0 E6		FC5-4		0-0 F9	3	0	0	0	1	0	0						
Don Buddin, R (1,6) OBP: 0.412, SLG: 0.357		0-0 G3			0-0 F8		K		0-0 FC5-4	4	0	0	0	0	1	3						
Sammy White, R (1,2) OBP: 0.250, SLG: 0.214			0-0 6-3		0-0 FC5-4		2-3		0-0 F8	4	0	0	0	0	0	2						
Willard Nixon, L (1,1) Mitt Bolling, R (6,PH) Ike Delock, R (8,PH) Norm Zauchin, R (8,3)			0-0 1-3			HR		0-0 5-3	0-3 K	1	0	0	0	0	0	0						
Inning Stats	R: 0 E: 0 K: 2 S: 6	H: 0 LOB: 0 BB: 1 P: 10	R: 0 E: 1 K: 0 S: 4	H: 1 LOB: 1 BB: 0 P: 4	R: 0 E: 0 K: 0 S: 3	H: 0 LOB: 0 BB: 0 P: 3	R: 0 E: 0 K: 0 S: 3	H: 0 LOB: 0 BB: 0 P: 3	R: 0 E: 1 K: 0 S: 4	H: 0 LOB: 1 BB: 0 P: 4	R: 1 E: 0 K: 1 S: 8	H: 3 LOB: 2 BB: 0 P: 8	R: 0 E: 0 K: 1 S: 5	H: 0 LOB: 0 BB: 0 P: 5	R: 0 E: 0 K: 1 S: 6	H: 1 LOB: 3 BB: 2 P: 14		R: 0 E: 0 K: 1 S: 5	H: 0 LOB: 1 BB: 1 P: 9	1B: 2 2B: 2 3B: 0 HR: 1	SF: 0 SAC: 0 DP: 1 HBP: 0	WP: 0 PB: 0 SB: 0 CS: 0
PITCHER Whitey Ford, L (1,1) ERA: 1.0	IP: 9.0 WLS: W BF: 36 H: 5 R: 1 ER: 1 SO: 6 BB: 4 IBB: 0 HBP: 0 BLK: 0 WP: 0 HR: 1 S: 44 P: 60 ERA: 1.00 WHIP: 1.000															PITCHER						

Batter	1	2	3	4	5	6	7	8	9	AB	R	H	RBI	BB	SO	LOB	BOTTOM			
Hank Bauer, R (1,7) OBP: 0.222, SLG: 0.313	0-0 1-3		0-0 G6-4-3				0-0 F7			4	1	1	1	0	0	2	Boston Red Sox @ New York Yankees Yankee Stadium, Bronx, NY Fri Apr 20 1956, 3:33 AM EST Att: 17,543 - Unknown			
Billy Martin, R (1,4) OBP: 0.278, SLG: 0.235	0-0 F7			BB BB	0-0 L6		1-2 HR		0-0 1B	4	2	2	0	0	0	1				
Mickey Mantle, S (1,8) Bob Cerv, R (8,7)	0-3 K			FC4-6	0-0	0-0	1-2 HR		0-0	3	2	2	4	1	1	0				
Yogi Berra, L (1,2) OBP: 0.611, SLG: 0.750		0-0 G3		FC4-6	0-0 P6		1B		0-0	2	0	0	0	2	0	1				
Bill Skowron, R (1,3) OBP: 0.556, SLG: 0.647		0-0		FC4-6		0-3 K		0-0	0-0	4	0	2	1	0	1	2				
Joe Collins, L (1,9) OBP: 0.278, SLG: 0.235		0-3 K		FC3-6		0-3 K		1-2 1B	0-0 P6	4	0	0	1	0	2	4				
Jerry Lumpe, L (1,6) OBP: 0.375, SLG: 0.286		0-3 K		FC3-6		0-0 F7		0-3 K		4	0	0	0	0	2	2				
Andy Carey, R (1,5) OBP: 0.222, SLG: 0.235			0-0		0-0 P3		4-0	0-3 K		3	0	1	0	1	1	0				
Whitey Ford, L (1,1) OBP: 0.500, SLG: 0.667		0-3 K		G6-4-3		0-0	4-0	0-0 F2		3	2	1	0	1	1	1				
Inning Stats	R: 0 E: 0 K: 1 S: 5	H: 0 LOB: 0 BB: 0 P: 5	R: 0 E: 0 K: 2 S: 8	H: 1 LOB: 1 BB: 0 P: 8	R: 0 E: 0 K: 1 S: 5	H: 1 LOB: 0 BB: 0 P: 5	R: 2 E: 0 K: 0 S: 4	H: 1 LOB: 1 BB: 2 P: 12	R: 2 E: 0 K: 0 S: 6	H: 3 LOB: 1 BB: 0 P: 6	R: 0 E: 0 K: 2 S: 7	H: 0 LOB: 0 BB: 0 P: 7	R: 3 E: 0 K: 0 S: 5	H: 3 LOB: 2 BB: 3 P: 17	R: 0 E: 0 K: 2 S: 7	H: 0 LOB: 0 BB: 0 P: 7		1B: 5 2B: 2 3B: 1 HR: 1	SF: 0 SAC: 0 DP: 1 HBP: 0	WP: 0 PB: 0 SB: 0 CS: 1
PITCHER Willard Nixon, R (1,1) ERA: 7.2 Ike Delock, R (6,1) ERA: 13.5 Frank Baumann, L (8,1) ERA:	IP: 5.0 WLS: L BF: 22 H: 6 R: 4 ER: 4 SO: 4 BB: 2 IBB: 0 HBP: 0 BLK: 0 WP: 0 HR: 0 S: 28 P: 36 ERA: 7.20 WHIP: 1.600															PITCHER				

Batter	1	2	3	4	5	6	7	8	9	AB	R	H	RBI	BB	SO	LOB	TOP					
Billy Goodman, L (1.4) OBP: 0.375, SLG: 0.476										5	0	2	1	1	1	5	Boston Red Sox @ New York Yankees Yankee Stadium, Bronx, NY Sat Apr 21 1956, 3:33 AM EST Att: 26,644 - Unknown					
Billy Klaus, L (1.5) OBP: 0.467, SLG: 0.200										4	1	1	0	2	1	5						
Faye Throneberry, L (1.7) OBP: 0.500, SLG: 1.000										4	2	1	2	1	3	5						
Gene Stephens, L (8.7)										0	0	0	0	0	0	0						
Dick Gemert, R (9. PH) OBP: 0.636, SLG: 0.750										0	0	0	0	0	0	0						
Jackie Jensen, R (1.9) OBP: 0.417, SLG: 0.368										6	1	1	0	0	1	3						
Mickey Vernon, L (1.3) OBP: 0.391, SLG: 0.636										5	2	3	1	1	0	1						
Jim Piersall, R (1.8) OBP: 0.435, SLG: 0.474										5	1	2	2	1	0	3						
Don Buddin, R (1.6) OBP: 0.435, SLG: 0.294										3	1	0	0	2	1	6						
Sammy White, R (1.2) OBP: 0.263, SLG: 0.188										2	0	0	0	1	0	3						
Marty Keough, L (7. PH)										1	1	0	1	0	0	2						
Pete Daley, R (7.2) OBP: 1.000, SLG: 4.000										1	1	1	2	0	0	0						
George Susce, R (1.1)										0	0	0	0	1	0	0						
Johnny Schmitz, R (2.1)										1	0	0	0	0	1	1						
Ted Williams, L (6. PH) OBP: 0.576, SLG: 1.000										1	0	0	0	0	0	2						
Dave Sisler, R (6.1)										0	0	0	0	0	0	0						
Grady Hatton, L (7. PH) OBP: 1.000, SLG: 1.000										1	0	1	0	0	0	0						
Tom Brewer, R (7. PH)										0	0	0	0	0	0	0						
Tom Hurd, R (7.1) OBP: 1.000, SLG: 1.000										1	0	1	0	0	0	0						
Leo Kieley, L (8.1)										0	0	0	0	0	0	0						
Inning Stats	R: 0 E: 0 K: 2 S: 7	H: 0 LOB: 1 BB: 1 P: 11	R: 0 E: 0 K: 1 S: 6	H: 1 LOB: 3 BB: 1 P: 11	R: 0 E: 0 K: 1 S: 5	H: 0 LOB: 1 BB: 1 P: 9	R: 0 E: 0 K: 1 S: 6	H: 1 LOB: 1 BB: 0 P: 6	R: 3 E: 0 K: 0 S: 6	H: 3 LOB: 0 BB: 0 P: 6	R: 0 E: 0 K: 0 S: 3	H: 0 LOB: 2 BB: 2 P: 11	R: 4 E: 0 K: 2 S: 10	H: 3 LOB: 3 BB: 4 P: 26	R: 3 E: 0 K: 1 S: 9	H: 4 LOB: 2 BB: 1 P: 13	R: 0 E: 0 K: 0 S: 4	H: 1 LOB: 2 BB: 1 P: 8	1B: 8 2B: 1 3B: 0 HR: 4	SF: 0 SAC: 0 DP: 0 HBP: 1	WP: 0 PB: 0 SB: 0 CS: 0	PA: 52
PITCHER	IP WLS BF H R ER SO BB IBB HBP BLK WP HR S P ERA WHIP																					
Bob Turley, R (1.1) ERA: 7.5	6.0	31	6	5	5	5	6	0	1	0	0	0	0	0	0	0	7.50	2.000				
Tom Morgan, R (7.1) ERA:	0.0	2	0	0	0	0	2	0	0	0	0	0	0	0	0	0	∞	∞				
Bob Grim, R (7.1) ERA:	0.2	5	2	2	2	1	1	0	0	0	0	0	0	6	10	27.00	4.500					
Jim Konstanty, R (7.1) ERA: 11.57	1.0	7	3	3	3	1	1	0	0	0	0	2	8	12	27.00	4.000						
Tommy Byrne, L (8.1) ERA: 1.69	1.1	W 7	2	0	0	1	1	0	0	0	0	0	8	12	0.00	2.250						

AB 40
R 10
H 13
RBI 10
BB 11
SO 8
LOB 36

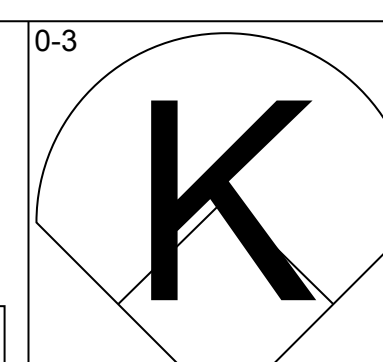
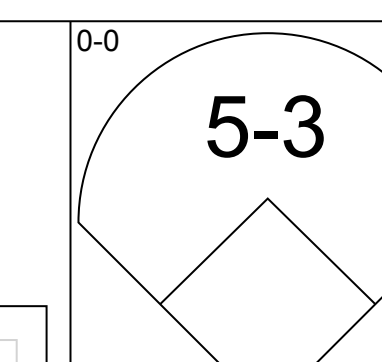
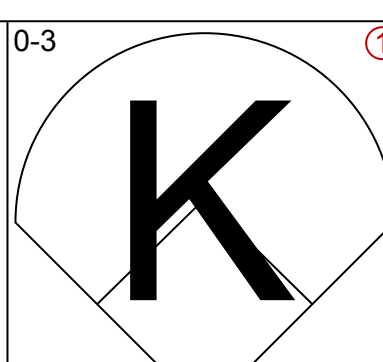
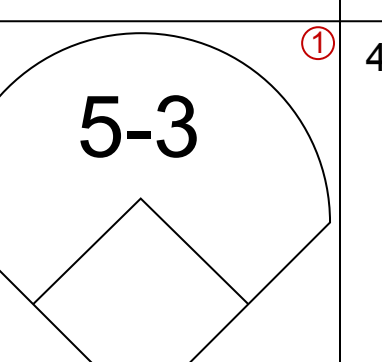
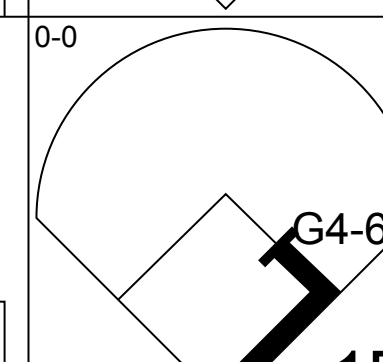
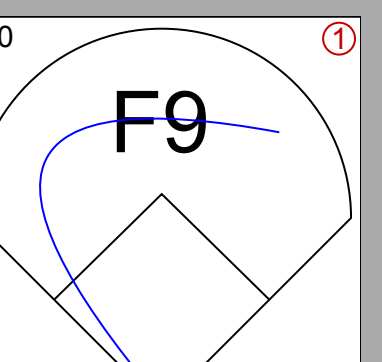
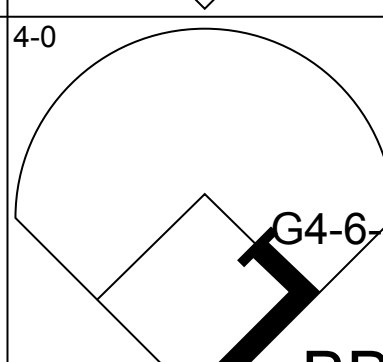

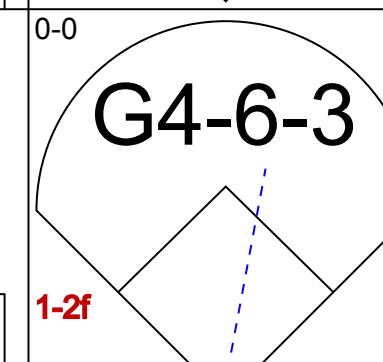
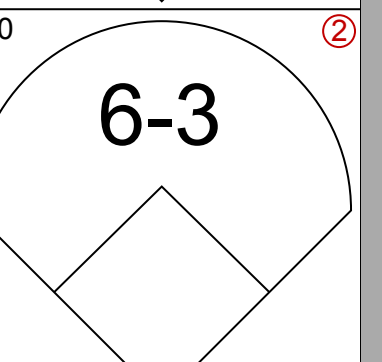
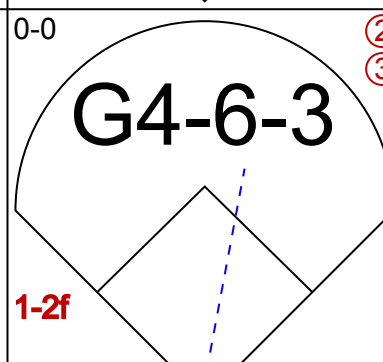
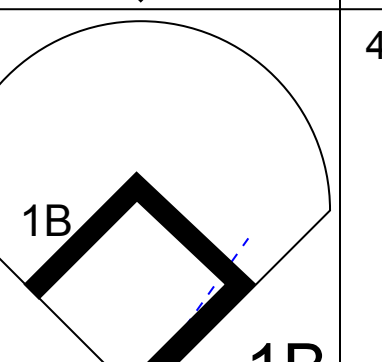
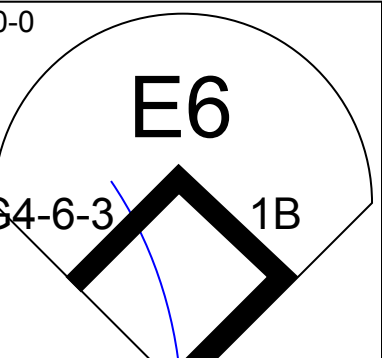
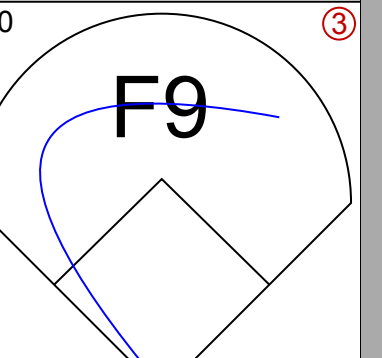
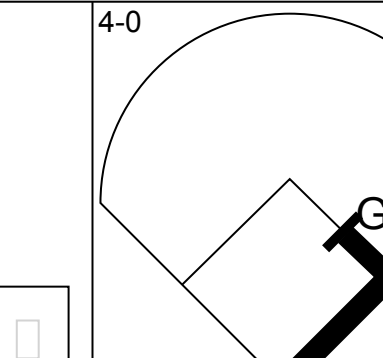
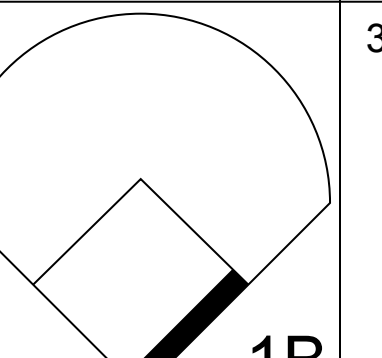
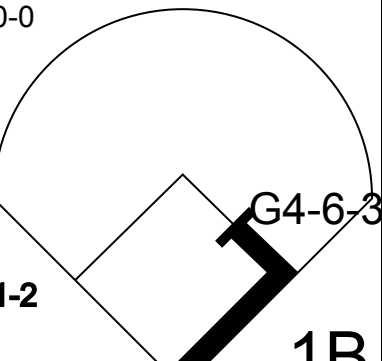
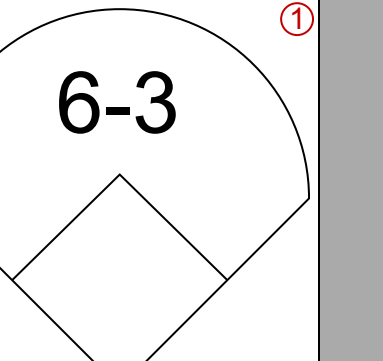
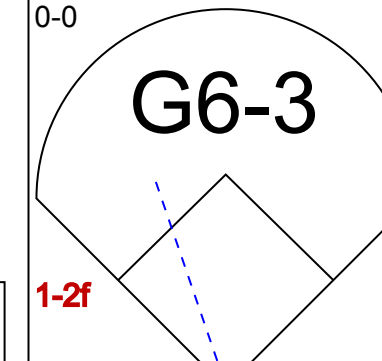
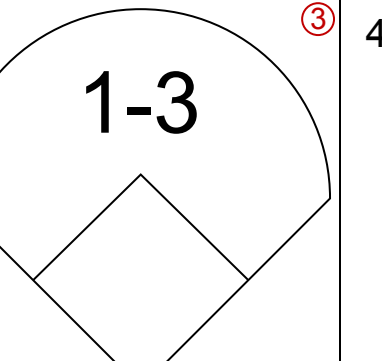
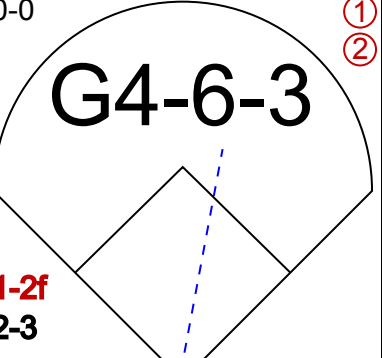
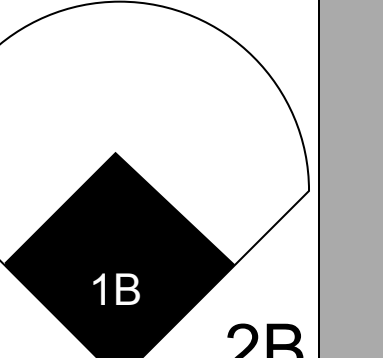
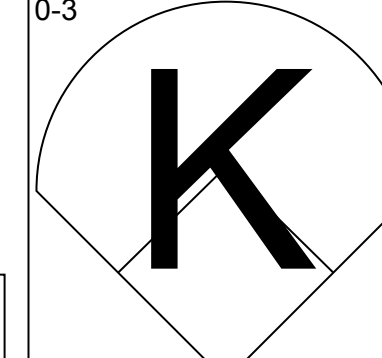
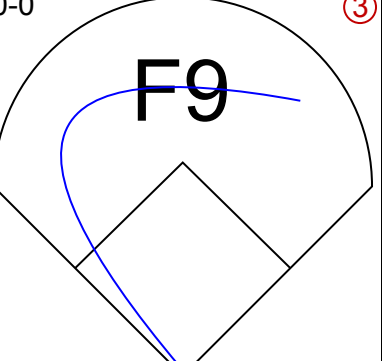
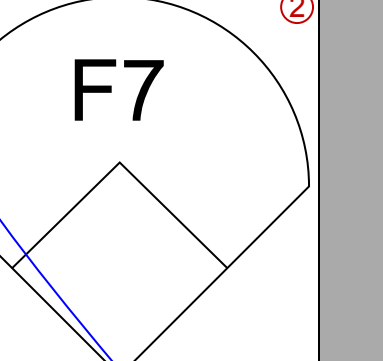
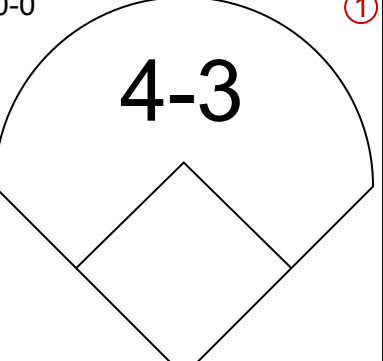
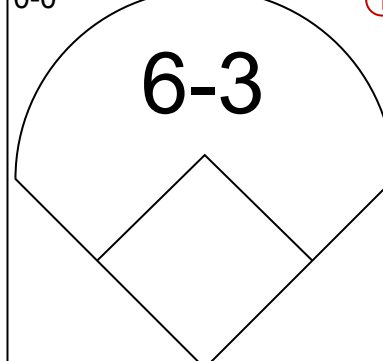
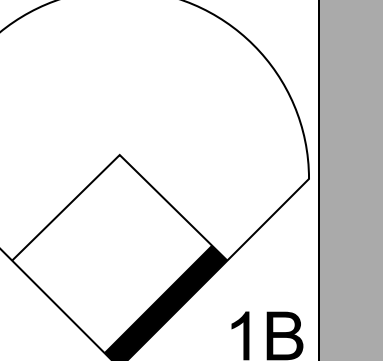
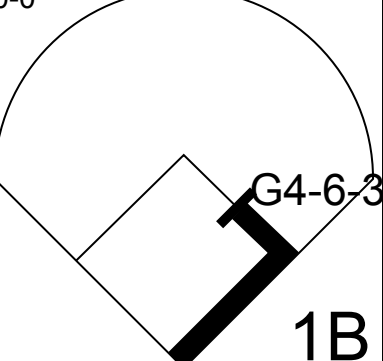
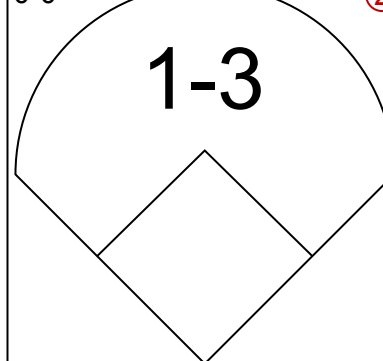
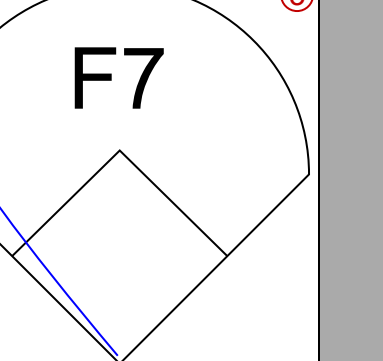
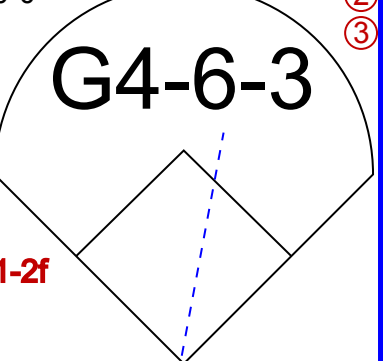
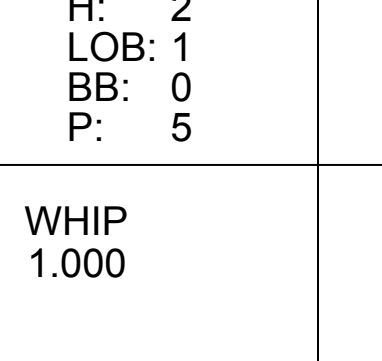
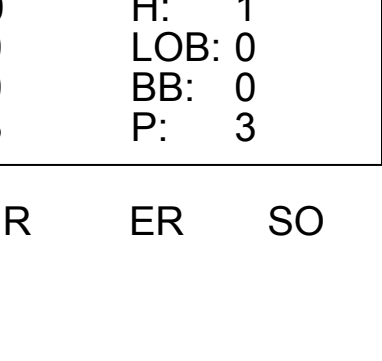



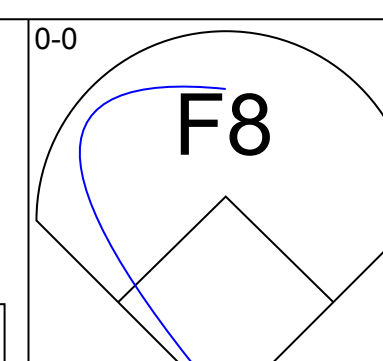
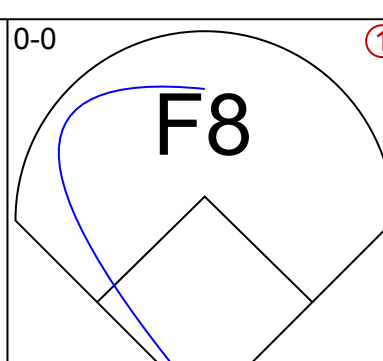
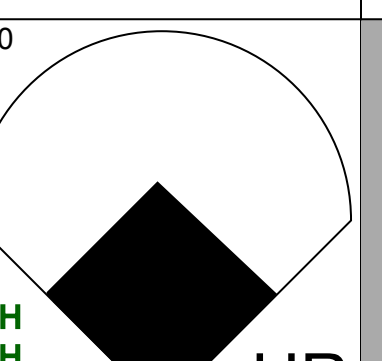
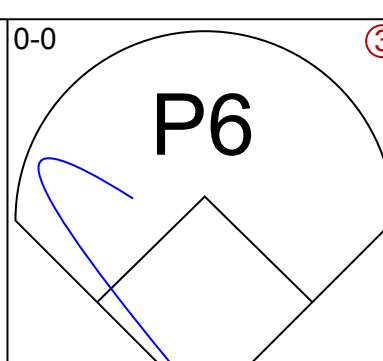
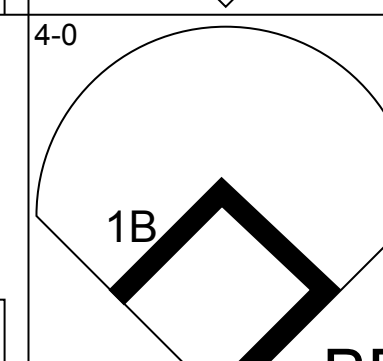
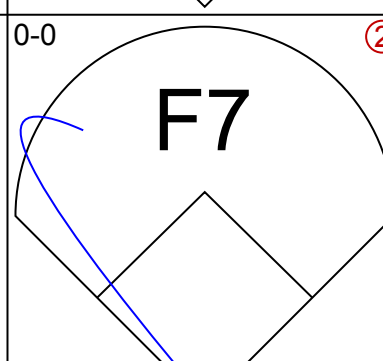
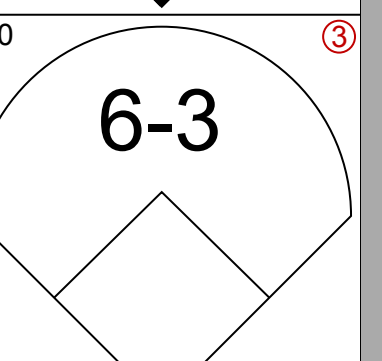
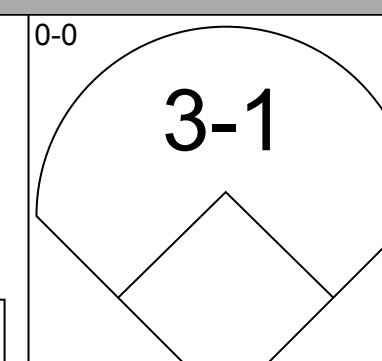
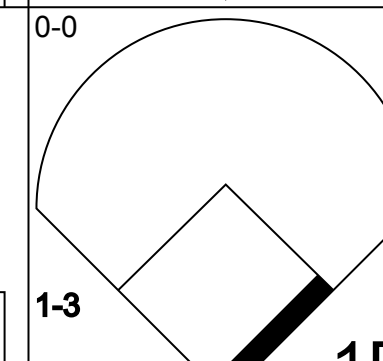
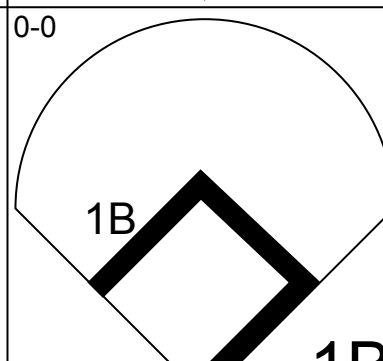
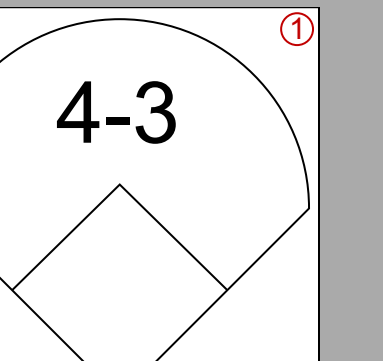
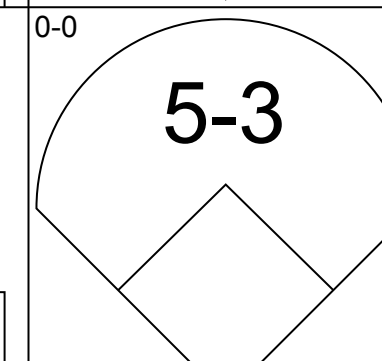
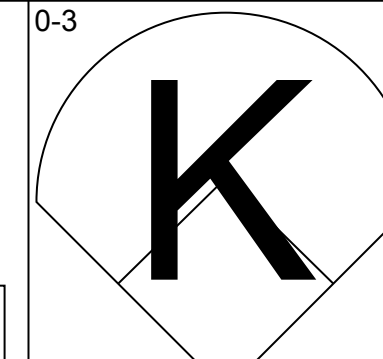
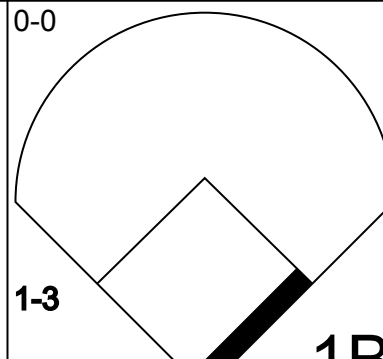
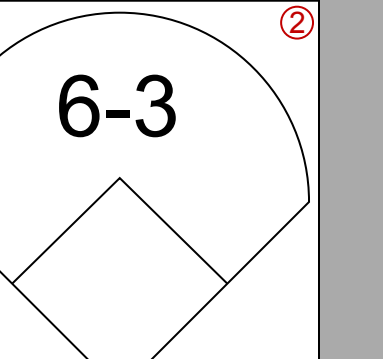
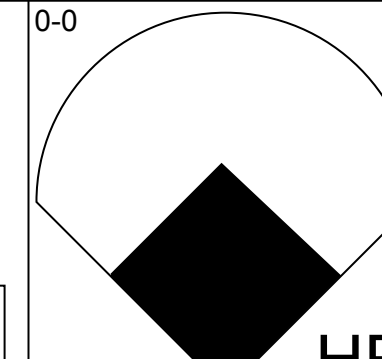
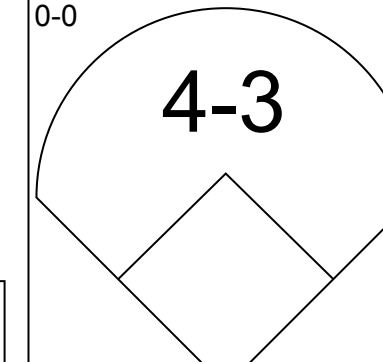
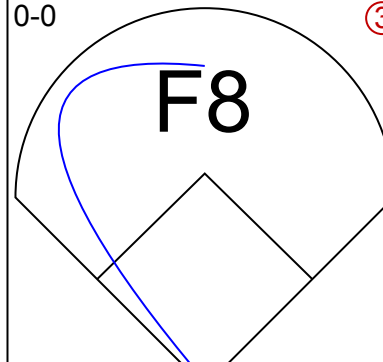
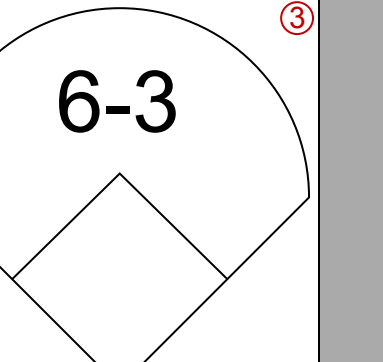
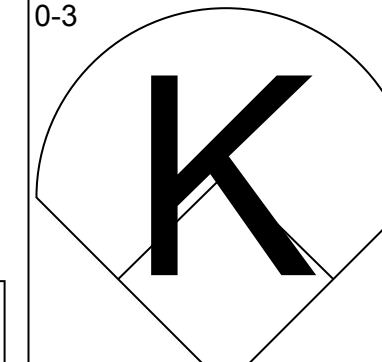
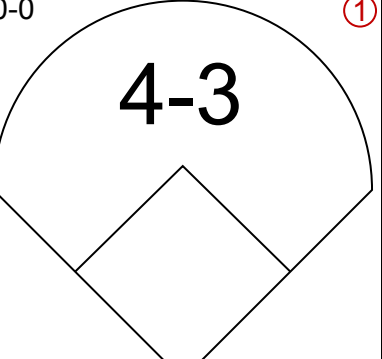
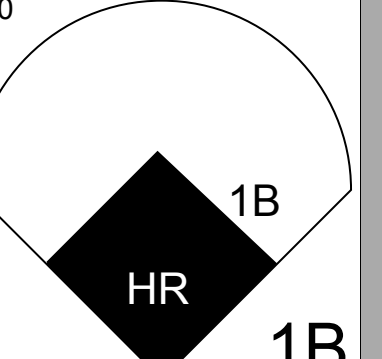
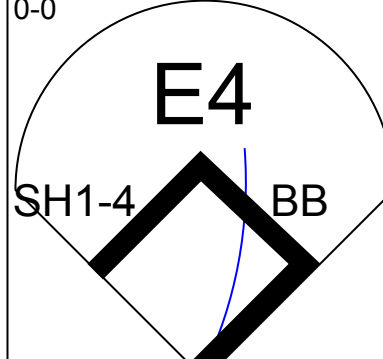
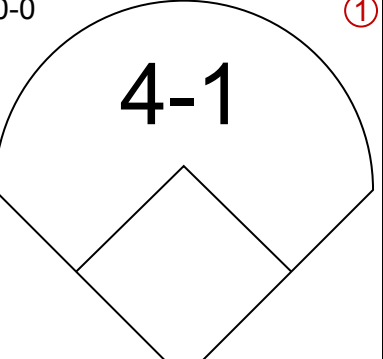
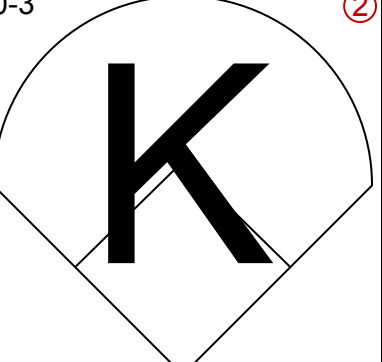
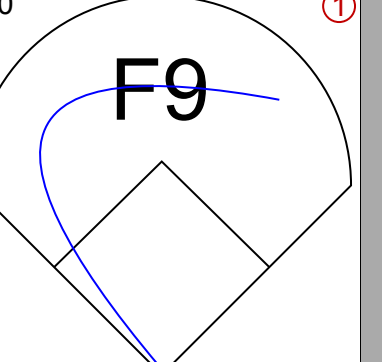
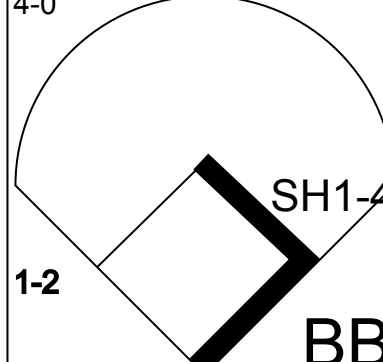
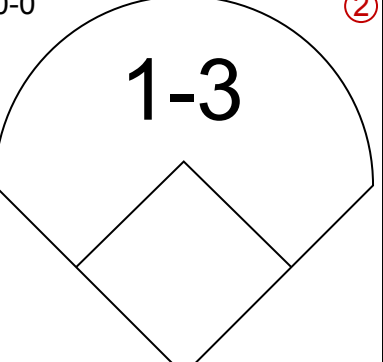
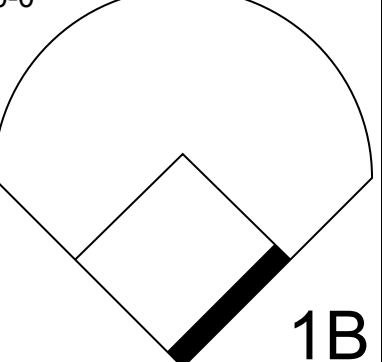
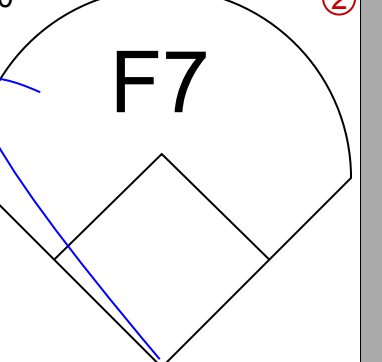
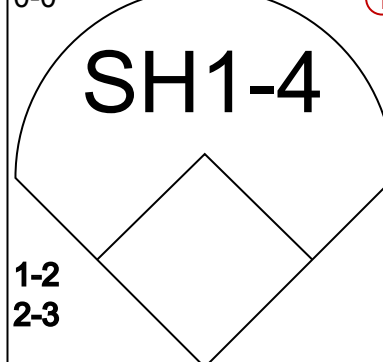
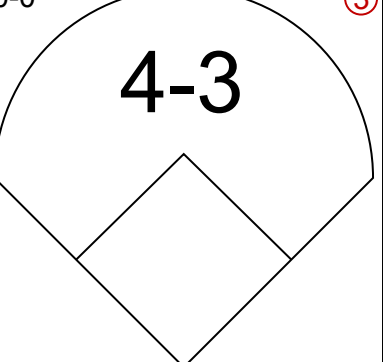
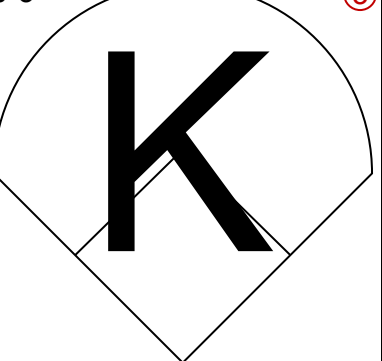
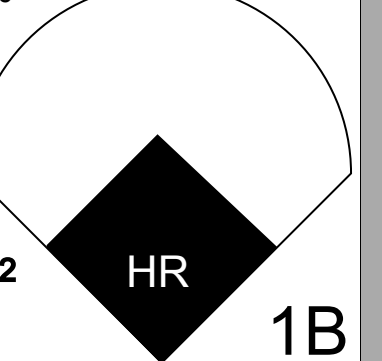

AB 38
R 14
H 14
RBI 10
BB 7
SO 3
LOB 20



Batter	1	2	3	4	5	6	7	8	9	AB	R	H	RBI	BB	SO	LOB	TOP				
Billy Goodman, L OBP: 0.379, SLG: 0.462	F7		4-3		FC6-4	5-3			L4-3	5	0	2	2	0	0	2	Boston Red Sox @ New York Yankees Yankee Stadium, Bronx, NY Sun Apr 22 1956, 3:33 AM EST Att: 35,204 - Unknown				
Billy Klaus, L OBP: 0.400, SLG: 0.267	P6			G3	FC6-4	5-3		L4-3	5	1	1	1	0	0	3						
Faye Throneberry, L OBP: 0.400, SLG: 0.571	G3			G3					3-1	3	0	0	0	2	0	1					
Mickey Vernon, L OBP: 0.370, SLG: 0.583		6-3		SF8					L4-3	2	0	0	1	1	0	1					
Jackie Jensen, R OBP: 0.393, SLG: 0.348	L1			F7	F8					4	0	1	0	0	0	3					
Jim Piersall, R OBP: 0.444, SLG: 0.522	4-3									4	2	2	0	0	1	1					
Don Buddin, R OBP: 0.407, SLG: 0.250			L6						F9	3	2	0	0	1	0	1					
Sammy White, R OBP: 0.250, SLG: 0.176									F8	1	0	0	0	0	0	0					
Ted Williams, L OBP: 0.500, SLG: 1.000									F8	1	0	1	1	0	0	0					
Tom Brewer, R OBP: 0.333, SLG: 1.333									P6	0	1	0	0	0	0	0					
Frank Sullivan, R OBP: 0.400, SLG: 0.500										1	0	1	0	0	0	0					
Gregg Hillman, L OBP: 0.200, SLG: 0.500										0	0	0	0	0	0	0					
Frank Baumann, L OBP: 0.500, SLG: 0.500										0	0	0	0	0	0	0					
Marty Keough, L OBP: 0.500, SLG: 0.500										0	0	0	0	0	0	0					
Ike Delock, R OBP: 0.500, SLG: 0.500										0	0	0	0	0	0	0					
Johnny Schmitz, R OBP: 0.500, SLG: 0.500										0	0	0	0	0	0	0					
Inning Stats	R: 0 E: 0 K: 0 S: 3	H: 0 LOB: 0 BB: 0 P: 3	R: 0 E: 0 K: 0 S: 3	H: 0 LOB: 0 BB: 0 P: 3	R: 0 E: 0 K: 0 S: 4	H: 1 LOB: 1 BB: 0 P: 4	R: 1 E: 0 K: 0 S: 4	H: 1 LOB: 0 BB: 0 P: 4	R: 3 E: 0 K: 0 S: 6	H: 3 LOB: 3 BB: 3 P: 18	R: 2 E: 2 K: 0 S: 6	H: 1 LOB: 1 BB: 0 P: 6	R: 0 E: 0 K: 1 S: 5	H: 0 LOB: 0 BB: 1 P: 9	R: 0 E: 0 K: 0 S: 3	H: 0 LOB: 0 BB: 0 P: 3	R: 0 E: 0 K: 0 S: 3	H: 1 LOB: 0 BB: 0 P: 3	1B: 6 2B: 4 3B: 0 HR: 0	SF: 1 SH: 2 DP: 2 HBP: 0	WP: 1 PA: 39
PITCHER	IP WLS BF H R ER SO BB IBB HBP BLK WP HR S P ERA WHIP																				
Don Larsen, R ERA: 5.27	(1, 1) 4.2 22 5 4 4 0 3 0 0 0 0 0 19 31 7.71 1.714																				
Bob Grim, R ERA:	(5, 1) 4.1 W 17 3 2 0 1 1 0 0 0 1 0 18 22 0.00 0.923																				

Batter	1	2	3	4	5	6	7	8	9	AB	R	H	RBI	BB	SO	LOB	BOTTOM				
Hank Bauer, R OBP: 0.310, SLG: 0.440	F3	1-3		K						4	2	1	0	1	1	2	Boston Red Sox @ New York Yankees Yankee Stadium, Bronx, NY Sun Apr 22 1956, 3:33 AM EST Att: 35,204 - Unknown				
Gil McDougald, R OBP: 0.310, SLG: 0.440	L4		5-3	L4						4	2	0	0	1	0	1					
Mickey Mantle, S OBP: 0.538, SLG: 1.045	F7			K						4	1	2	2	0	1	0					
Bob Cerv, R OBP: 0.538, SLG: 1.045										1	0	0	1	0	0	2					
Yogi Berra, L OBP: 0.571, SLG: 0.950		F8	F8		P4					5	1	1	3	0	0	3					
Bill Skowron, R OBP: 0.607, SLG: 0.625										4	2	2	1	1	0	1					
Joe Collins, L OBP: 0.143, SLG: 0.357										5	1	1	2	0	2	3					
Andy Carey, R OBP: 0.306, SLG: 0.227										3	1	0	0	1	1	1					
Jerry Lumpe, L OBP: 0.435, SLG: 0.350										2	1	1	0	0	0	2					
Lou Skizas, R OBP: 0.500, SLG: 0.500										1	0	0	0	0	0	1					
Phil Rizzuto, R OBP: 0.500, SLG: 0.500										0	1	0	0	1	0	0					
Don Larsen, R OBP: 0.333, SLG: 0.833										2	1	2	4	0	0	0					
Bob Grim, R ERA:	(5, 1) 4.1 W 17 3 2 0 1 1 0 0 0 1 0 18 22 0.00 0.923																				
Inning Stats	R: 0 E: 0 K: 0 S: 3	H: 0 LOB: 0 BB: 0 P: 3	R: 2 E: 0 K: 1 S: 9	H: 4 LOB: 2 BB: 0 P: 9	R: 0 E: 0 K: 1 S: 5	H: 0 LOB: 0 BB: 0 P: 5	R: 4 E: 2 K: 1 S: 8	H: 1 LOB: 0 BB: 1 P: 12	R: 0 E: 0 K: 0 S: 3	H: 1 LOB: 0 BB: 0 P: 3	R: 0 E: 0 K: 1 S: 5	H: 0 LOB: 1 BB: 1 P: 9	R: 4 E: 1 K: 1 S: 9	H: 3 LOB: 0 BB: 0 P: 9	R: 3 E: 2 K: 1 S: 7	H: 1 LOB: 2 BB: 3 P: 19	R: 0 E: 0 K: 0 S: 3	H: 0 LOB: 0 BB: 0 P: 3	1B: 6 2B: 1 3B: 0 HR: 3	SF: 0 SH: 0 DP: 1 HBP: 0	WP: 1 PA: 42
PITCHER	IP WLS BF H R ER SO BB IBB HBP BLK WP HR S P ERA WHIP																				
Frank Sullivan, R ERA: 1.38	(1, 1) 4.0 20 5 6 2 3 1 0 0 0 0 1 25 29 4.50 1.500																				
Frank Baumann, L ERA: 8.75	(5, 1) 3.0 L 14 4 4 3 2 1 0 0 0 0 1 17 21 9.00 1.667																				
Ike Delock, R ERA: 15.43	(8, 1) 0.1 5 0 3 1 1 3 0 0 0 1 0 4 16 27.00 9.000																				
Johnny Schmitz, L ERA:	(8, 1) 0.2 3 1 0 0 0 0 0 0 0 0 0 3 3 0.00 1.500																				

Batter	1	2	3	4	5	6	7	8	9	AB	R	H	RBI	BB	SO	LOB	TOP								
Eddie Yost, R OBP: 0.417, SLG: 0.200 (1, 5)										4	0	0	0	0	2	0	Washington Senators @ New York Yankees Yankee Stadium, Bronx, NY Tue Apr 24 1956, 3:33 AM EST Att: 4,377 - Unknown livebaseballscorecards.com								
Dick Tettelbach, R OBP: 0.276, SLG: 0.400 (1, 7)										3	0	1	0	1	0	0									
Pete Runnels, L OBP: 0.344, SLG: 0.581 (1, 4)										4	0	1	0	0	0	2									
Roy Sievers, R OBP: 0.314, SLG: 0.207 (1, 3)										3	0	1	0	1	0	0									
Clint Courtney, L OBP: 0.500, SLG: 0.684 (1, 2)										4	0	1	0	0	0	3									
Karl Olson, R OBP: 0.466, SLG: 0.700 (1, 8)										3	1	1	0	0	1	2									
Whitey Herzog, L OBP: 0.143, SLG: 0.077 (1, 9)										3	0	0	0	0	0	2									
Jerry Snyder, R OBP: 0.174, SLG: 0.136 (1, 6)										3	0	2	1	0	0	0									
Chuck Stobbs, L (8, PH)										2	0	0	0	0	0	1									
Lou Berberet, L (8, 1)										1	0	0	0	0	0	1									
Connie Grob, L (8, 1)										0	0	0	0	0	0	0									
Inning Stats	R: 0 E: 0 K: 1 S: 5	H: 1 LOB: 0 BB: 0 P: 5	R: 0 E: 1 K: 0 S: 4	H: 1 LOB: 1 BB: 0 P: 4	R: 0 E: 0 K: 0 S: 3	H: 0 LOB: 0 BB: 0 P: 3	R: 0 E: 0 K: 0 S: 3	H: 0 LOB: 0 BB: 0 P: 3	R: 1 E: 0 K: 0 S: 5	H: 2 LOB: 1 BB: 0 P: 5	R: 0 E: 0 K: 1 S: 4	H: 0 LOB: 0 BB: 1 P: 8	R: 0 E: 0 K: 1 S: 4	H: 0 LOB: 0 BB: 1 P: 8	R: 0 E: 0 K: 0 S: 3	H: 1 LOB: 0 BB: 0 P: 3	R: 0 E: 0 K: 0 S: 5	H: 2 LOB: 2 BB: 0 P: 5	1B: 6 2B: 1 3B: 0 HR: 0	SF: 0 SAC: 0 DP: 5 HBP: 0	WP: 0 PB: 0 SB: 0 CS: 0	PA: 32			
PITCHER Johnny Kucks, R ERA: 2.7 (1, 1)	IP: 9.0 WLS: W BF: 32 H: 7 R: 1 ER: 1 SO: 3	BB: 2 IBB: 0 HBP: 0 BLK: 0	WP: 0 HR: 0 S: 36 P: 44	ERA: 1.00 WHIP: 1.000											ERA: 1.00 WHIP: 1.000										

Batter	1	2	3	4	5	6	7	8	9	AB	R	H	RBI	BB	SO	LOB	BOTTOM								
Hank Bauer, R OBP: 0.303, SLG: 0.517 (1, 7)										4	1	1	3	0	0	2	Washington Senators @ New York Yankees Yankee Stadium, Bronx, NY Tue Apr 24 1956, 3:33 AM EST Att: 4,377 - Unknown livebaseballscorecards.com								
Gil McDougald, R (1, 4)										3	0	0	0	1	0	0									
Mickey Mantle, S OBP: 0.533, SLG: 0.962 (1, 8)										4	0	2	0	0	0	0									
Yogi Berra, L OBP: 0.563, SLG: 1.000 (1, 2)										4	1	2	1	0	1	2									
Bill Skowron, R OBP: 0.531, SLG: 0.536 (1, 3)										4	0	0	0	0	1	4									
Joe Collins, L OBP: 0.167, SLG: 0.333 (1, 9)										4	1	1	0	0	0	0									
Andy Carey, R OBP: 0.300, SLG: 0.200 (1, 5)										3	0	0	0	1	1	1									
Jerry Lumpe, L OBP: 0.423, SLG: 0.348 (1, 6)										3	0	1	0	0	0	1									
Johnny Kucks, R OBP: 0.286, SLG: 0.167 (1, 1)										3	1	1	0	0	2	3									
Inning Stats	R: 0 E: 0 K: 1 S: 6	H: 1 LOB: 2 BB: 1 P: 10	R: 0 E: 0 K: 2 S: 8	H: 1 LOB: 1 BB: 0 P: 8	R: 0 E: 0 K: 0 S: 5	H: 2 LOB: 0 BB: 0 P: 5	R: 3 E: 0 K: 0 S: 6	H: 3 LOB: 0 BB: 0 P: 6	R: 0 E: 0 K: 1 S: 6	H: 0 LOB: 2 BB: 1 P: 10	R: 1 E: 0 K: 1 S: 6	H: 1 LOB: 0 BB: 0 P: 6	R: 0 E: 0 K: 0 S: 3	H: 0 LOB: 0 BB: 0 P: 3	R: 0 E: 0 K: 0 S: 3	H: 0 LOB: 0 BB: 0 P: 3	1B: 6 2B: 0 3B: 0 HR: 2	SF: 0 SAC: 1 DP: 0 HBP: 0	WP: 0 PB: 0 SB: 0 CS: 0	PA: 35					
PITCHER Chuck Stobbs, L ERA: 3.94 (8, 1)	IP: 7.0 WLS: L BF: 32 H: 8 R: 4 ER: 4 SO: 5	BB: 2 IBB: 0 HBP: 0 BLK: 0	WP: 0 HR: 2 S: 40 P: 48	ERA: 5.14 WHIP: 1.429											ERA: 5.14 WHIP: 1.429										

Batter	1	2	3	4	5	6	7	8	9	AB	R	H	RBI	BB	SO	LOB	TOP							
Hank Bauer, R (1, 7) OBP: 0.286, SLG: 0.486										4	1	0	0	1	3	0	New York Yankees @ Baltimore Orioles Memorial Stadium, Baltimore, MD Thu Apr 26 1956, 3:33 AM EST Att: 6,250 - Unknown							
Gil McDougald, R (1, 4) OBP: 0.276, SLG: 0.375										4	1	2	0	0	1	0								
Mickey Mantle, S (1, 8) OBP: 0.500, SLG: 0.818										4	0	1	0	0	0	3								
Yogi Berra, L (1, 2) OBP: 0.525, SLG: 0.833										3	1	0	0	1	0	1								
Bill Skowron, R (1, 3) OBP: 0.475, SLG: 0.472										4	0	1	0	0	0	3								
Joe Collins, L (1, 9) OBP: 0.192, SLG: 0.423										4	2	2	3	0	0	1								
Jerry Lumpe, L (1, 6) OBP: 0.394, SLG: 0.333										4	0	1	1	0	1	2								
Andy Carey, R (1, 5) OBP: 0.324, SLG: 0.250										3	0	1	1	0	0	1								
Eddie Robinson, L (9, PH) OBP: 0.500, SLG: 0.500										1	0	0	0	0	0	0								
Tommy Byrne, L (1, 1)										2	0	0	0	0	1	1								
Tom Morgan, R (2, 1)										0	0	0	0	0	0	0								
Bob Grim, R (6, 1)										0	0	0	0	0	0	0								
Jim Konstanty, R (6, 1)										0	0	0	0	0	0	0								
Lou Skizas, R (9, PH) OBP: 0.250, SLG: 0.250										1	0	0	0	0	0	0								
Inning Stats	R: 4 E: 0 K: 0 S: 6	H: 3 LOB: 1 BB: 2 P: 14	R: 0 E: 0 K: 1 S: 6	H: 1 LOB: 0 BB: 0 P: 6	R: 0 E: 0 K: 0 S: 3	H: 0 LOB: 0 BB: 0 P: 3	R: 0 E: 0 K: 2 S: 7	H: 0 LOB: 0 BB: 0 P: 7	R: 0 E: 0 K: 1 S: 6	H: 1 LOB: 1 BB: 0 P: 6	R: 1 E: 0 K: 0 S: 5	H: 3 LOB: 1 BB: 0 P: 5	R: 0 E: 0 K: 1 S: 5	H: 0 LOB: 0 BB: 0 P: 5	R: 0 E: 1 K: 0 S: 4	H: 0 LOB: 1 BB: 0 P: 4	R: 0 E: 0 K: 1 S: 5	H: 0 LOB: 0 BB: 0 P: 5	R: 0 E: 0 K: 1 S: 5	H: 0 LOB: 0 BB: 0 P: 5	1B: 6 2B: 1 3B: 1 HR: 0	SF: 0 SAC: 0 DP: 0 HBP: 0	WP: 0 PB: 0 SB: 0 CS: 0	PA: 37
PITCHER	IP WLS BF H R ER SO BB IBB HBP BLK WP HR S P ERA WHIP																							
Jim Wilson, R (1, 1) ERA: 4.2	6.0 W 27 8 5 5 4 1 1 0 0 0 0 33 41 7.50 1.500																							
George Zuverink, R (7, 1) ERA: 2.19	3.0 S 10 0 0 0 2 0 0 0 0 0 0 0 14 14 0.00 0.000																							

AB 35
R 5
H 8
RBI 5
BB 2
SO 6
LOB 12

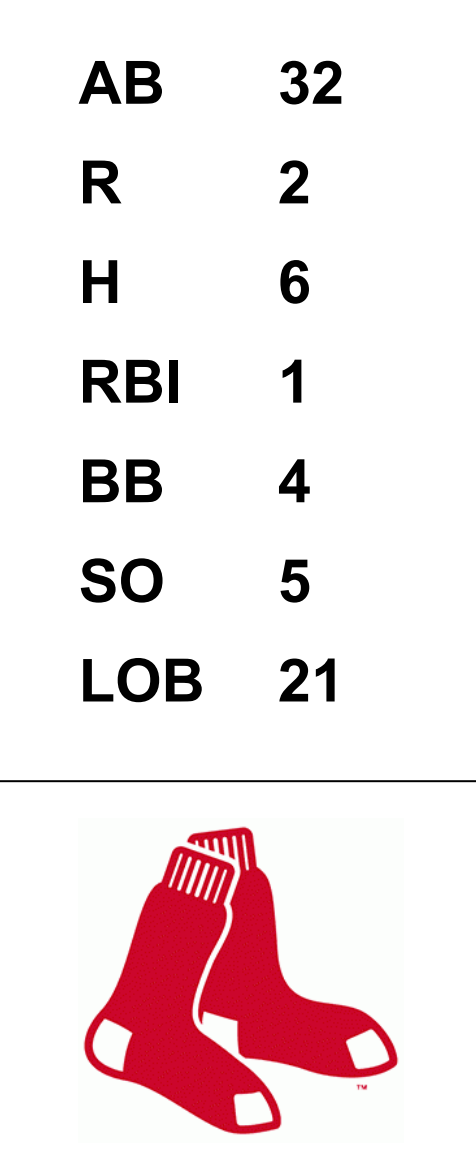
Batter	1	2	3	4	5	6	7	8	9	AB	R	H	RBI	BB	SO	LOB	BOTTOM					
Bobby Adams, R (1, 4) OBP: 0.441, SLG: 0.320										3	1	3	1	1	0	0	New York Yankees @ Baltimore Orioles Memorial Stadium, Baltimore, MD Thu Apr 26 1956, 3:33 AM EST Att: 6,250 - Unknown					
Jim Dyck, R (1, 7) OBP: 0.450, SLG: 0.333										1	0	1	0	0	0	0						
Tito Francona, L (2, PH) OBP: 0.185, SLG: 0.240										3	0	0	0	0	1	4						
Chuck Diering, R (9, 9) OBP: 0.455, SLG: 0.286										0	0	0	0	0	0	0						
Dave Philley, S (1, 9) OBP: 0.216, SLG: 0.257										4	0	1	1	0	0	2						
Gus Triandos, R (1, 3) OBP: 0.343, SLG: 0.594										3	1	1	1	1	0	2						
Jim Pylvum, R (1, 8) OBP: 0.308, SLG: 0.385										4	1	1	0	0	0	2						
Billy Gardner, R (1, 5) OBP: 0.250, SLG: 0.750										4	2	2	1	0	0	1						
Hal Smith, R (1, 2) OBP: 0.320, SLG: 0.304										2	0	0	0	0	0	0						
Bob Boyd, L (6, PH) OBP: 0.400, SLG: 0.462										1	0	0	0	1	0	0						
Willy Miranda, S (1, 6) OBP: 0.133, SLG: 0.103										2	0	0	0	0	0	0						
Bob Hale, L (6, PH) ERA: 16.2										1	0	0	1	0	0	2						
Fred Marsh, R (6, PR) OBP: 0.333, SLG: 0.111										1	1	0	0	0	0	0						
Jim Wilson, R (1, 1) OBP: 0.500, SLG: 0.250										1	0	0	0	1	1	0						
Dave Pope, L (6, PH) OBP: 0.231, SLG: 0.167										1	1	0	1	0	0	0						
George Zuverink, R (7, 1) ERA: 5.4										1	0	0	0	0	1	0						
Inning Stats	R: 1 E: 0 K: 0 S: 5	H: 3 LOB: 1 BB: 0 P: 5	R: 1 E: 0 K: 1 S: 6	H: 1 LOB: 2 BB: 2 P: 14	R: 0 E: 0 K: 0 S: 3	H: 0 LOB: 1 BB: 1 P: 7	R: 0 E: 0 K: 1 S: 5	H: 0 LOB: 0 BB: 0 P: 5	R: 0 E: 0 K: 0 S: 3	H: 0 LOB: 0 BB: 0 P: 3	R: 5 E: 1 K: 0 S: 8	H: 4 LOB: 1 BB: 1 P: 12	R: 0 E: 0 K: 0 S: 3	H: 0 LOB: 0 BB: 0 P: 3	R: 0 E: 0 K: 1 S: 5	H: 0 LOB: 0 BB: 0 P: 5	R: 0 E: 0 K: 1 S: 5	H: 0 LOB: 0 BB: 0 P: 5	1B: 6 2B: 1 3B: 0 HR: 2	SF: 0 SAC: 0 DP: 2 HBP: 0	WP: 0 PB: 0 SB: 0 CS: 0	PA: 36
PITCHER	IP WLS BF H R ER SO BB IBB HBP BLK WP HR S P ERA WHIP																					
Tommy Byrne, L (1, 1) ERA: 3.86	1.2 L 15 4 4 4 2 2 0 0 0 0 0 1 17 25 10.80 1.800																					
Tom Morgan, R (2, 1) ERA: 16.2	0.1 3 1 1 0 0 0 0 0 0 0 0 0 3 3 0.00 3.000																					
Bob Grim, R (6, 1) ERA: 5.4	2.2 8 0 0 0 0 1 0 0 0 0 0 0 10 10 0.00 0.000																					

AB 32
R 7
H 9
RBI 6
BB 4
SO 3
LOB 13

Batter	1	2	3	4	5	6	7	8	9	AB	R	H	RBI	BB	SO	LOB	TOP					
Phil Rizzuto, R (1,6)	4-3	FC6-4 BB		F9		L4		FC6-4		4	0	0	0	1	0	1	New York Yankees @ Boston Red Sox Fenway Park, Boston, MA Fri Apr 27 1956, 3:33 AM EST Att: 12,626 - Unknown					
Gil McDougald, R (1,4) OBP: 0.217, SLG: 0.286	6-3	FC6-4			F8		F9		5-3	5	0	0	0	0	0	3						
Mickey Mantle, S (1,8) OBP: 0.465, SLG: 0.730	HBP		4-3		G3		F8		4-3	4	0	0	0	0	0							
Yogi Berra, L (1,2) OBP: 0.489, SLG: 0.743	1-3		F8		E7 1B		P6		F8	5	1	1	0	0	0	1						
Bill Skowron, R (1,3) OBP: 0.477, SLG: 0.487		1B 2B BB			E6 1B E				K	3	2	1	0	1	1	1						
Hank Bauer, R (1,9) OBP: 0.326, SLG: 0.500		K			E9 1B				HR 1B	3	1	2	1	1	1	1						
Elston Howard, R (1,7) OBP: 0.444, SLG: 0.778		2B 1B		F7		6-3			HR	4	1	2	2	0	0	3						
Andy Carey, R (1,5) OBP: 0.293, SLG: 0.222		K					P4		L6	4	0	0	0	0	2	2						
Don Larsen, R (1,1) OBP: 0.400, SLG: 0.800				L5			5-3			4	0	2	1	0	0	0						
Inning Stats	R: 0 E: 0 K: 0 S: 3	H: 0 LOB: 1 BB: 0 P: 4	R: 1 E: 0 K: 2 S: 9	H: 2 LOB: 3 BB: 2 P: 17	R: 0 E: 0 K: 0 S: 4	H: 1 LOB: 2 BB: 1 P: 8	R: 0 E: 0 K: 1 S: 5	H: 0 LOB: 0 BB: 0 P: 5	R: 2 E: 3 K: 0 S: 6	H: 2 LOB: 1 BB: 0 P: 6	R: 0 E: 0 K: 0 S: 3	H: 0 LOB: 0 BB: 0 P: 3	R: 0 E: 0 K: 0 S: 3	H: 0 LOB: 0 BB: 0 P: 3	R: 2 E: 0 K: 1 S: 8	H: 3 LOB: 1 BB: 0 P: 8	R: 0 E: 0 K: 0 S: 3	H: 0 LOB: 0 BB: 0 P: 3	1B: 5 2B: 2 3B: 0 HR: 1	SF: 0 SAC: 0 DP: 0 HBP: 1	WP: 0 PB: 0 SB: 0 CS: 0	PA: 40
PITCHER	IP WLS BF H R ER SO BB IBB HBP BLK WP HR S P ERA WHIP																					
Tom Brewer, R (1,1) ERA: 1.13	7.0 L 31 5 3 1 3 3 3 0 1 0 0 33 46 1.29 1.143																					
George Susce, R (8,1) ERA: 21.6	2.0 9 3 2 2 1 0 0 0 0 0 1 11 11 9.00 1.500																					

Batter	1	2	3	4	5	6	7	8	9	AB	R	H	RBI	BB	SO	LOB	BOTTOM					
Billy Goodman, L (1,4) OBP: 0.333, SLG: 0.400	4-3		4-3		F7		3-1			4	0	0	0	0	0	3	New York Yankees @ Boston Red Sox Fenway Park, Boston, MA Fri Apr 27 1956, 3:33 AM EST Att: 12,626 - Unknown					
Billy Klaus, L (1,5) OBP: 0.393, SLG: 0.200	F7		1-3			G3-6-3 BB		5-4-3 BB		2	0	0	0	2	0	0						
Mickey Vernon, L (1,3) OBP: 0.314, SLG: 0.500	K		1-3			G3-6-3		5-4-3		4	0	0	0	0	1	2						
Jackie Jensen, R (1,9) OBP: 0.361, SLG: 0.400		BB FC5-2 BB			P4		P6		K	3	0	0	0	1	1	1						
Dick Gemert, R (1,7) OBP: 0.526, SLG: 0.533		FC5-2 BB 1B			K				K	4	0	1	0	0	2	1						
Jim Piersall, R (1,8) OBP: 0.457, SLG: 0.464		FC5-2 BB			P4				E9 1B G1-4-3	3	2	1	0	1	0	0						
Don Buddin, R (1,6) OBP: 0.400, SLG: 0.286		P4							G1-4-3 1B	4	0	3	0	0	0	3						
Sammy White, R (1,2) OBP: 0.200, SLG: 0.136									G1-4-3 1B	2	0	0	0	0	0	4						
Ted Williams, L (7, PH) OBP: 0.667, SLG: 0.778	FC5-2				F8		F8		G1-4-3	1	0	0	0	0	0	2						
Pete Daley, R (8,2) OBP: 0.250, SLG: 1.000	1-2 2-3 3-H								1-2 3-H	1	0	0	0	0	0	1						
Tom Brewer, R (1,1)										2	0	0	0	0	1	4						
Grady Hatton, L (7, PH) OBP: 0.500, SLG: 0.500	1-3									1	0	1	1	0	0	0						
Gene Stephens, L (7, PH)										0	0	0	0	0	0	0						
George Susce, R (8,1)										0	0	0	0	0	0	0						
Faye Throneberry, L (9, PH) OBP: 0.364, SLG: 0.500										1	0	0	0	0	0	0						
Inning Stats	R: 0 E: 0 K: 1 S: 5	H: 0 LOB: 0 BB: 0 P: 5	R: 0 E: 0 K: 0 S: 4	H: 1 LOB: 3 BB: 2 P: 12	R: 0 E: 0 K: 0 S: 3	H: 0 LOB: 0 BB: 0 P: 3	R: 0 E: 0 K: 1 S: 5	H: 0 LOB: 0 BB: 0 P: 5	R: 0 E: 0 K: 1 S: 6	H: 1 LOB: 1 BB: 0 P: 6	R: 0 E: 0 K: 0 S: 2	H: 0 LOB: 0 BB: 1 P: 6	R: 1 E: 0 K: 0 S: 6	H: 3 LOB: 2 BB: 0 P: 6	R: 0 E: 0 K: 2 S: 7	H: 0 LOB: 1 BB: 1 P: 11	R: 1 E: 1 K: 0 S: 4	H: 1 LOB: 0 BB: 0 P: 4	1B: 6 2B: 0 3B: 0 HR: 0	SF: 0 SAC: 0 DP: 2 HBP: 0	WP: 0 PB: 0 SB: 0 CS: 0	PA: 36
PITCHER	IP WLS BF H R ER SO BB IBB HBP BLK WP HR S P ERA WHIP																					
Don Larsen, R (1,1) ERA: 3.57	9.0 W 36 6 2 1 5 4 0 0 0 0 0 42 58 1.00 1.111																					

AB	36
R	5
H	8
RBI	4
BB	3
SO	4
LOB	12



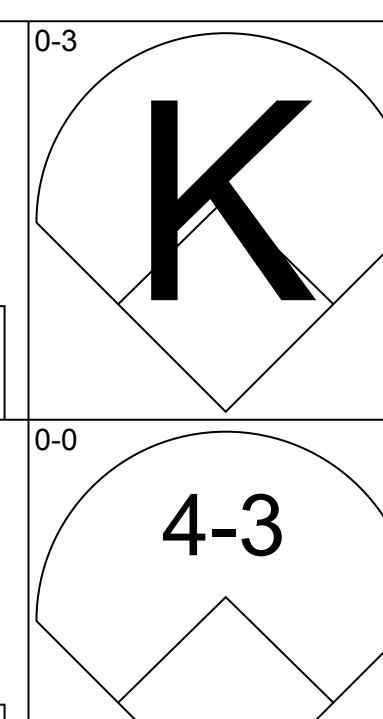
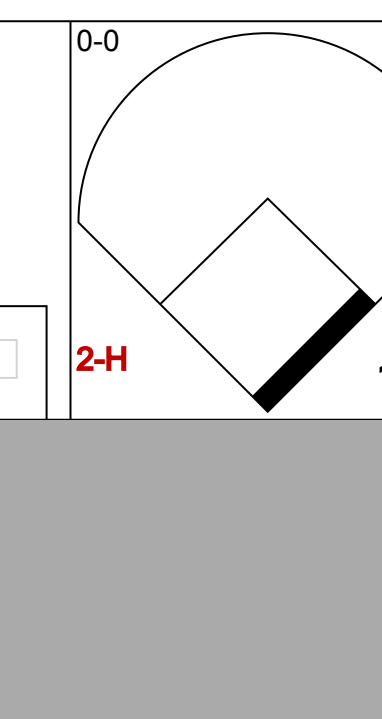
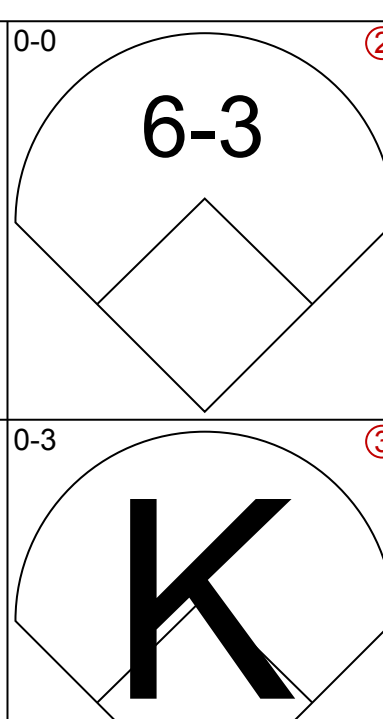
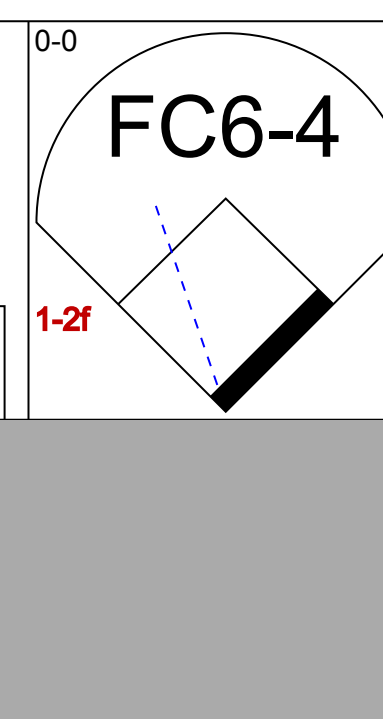
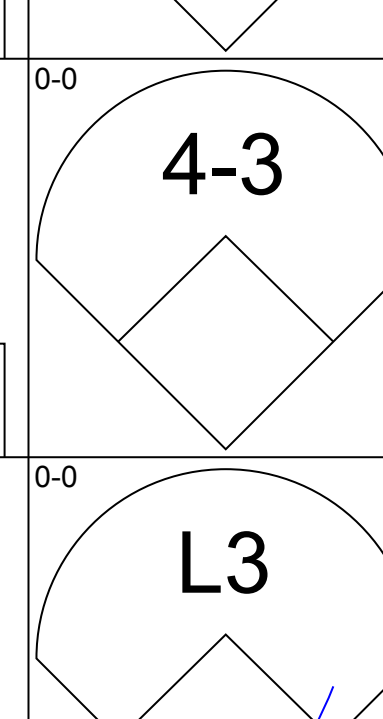
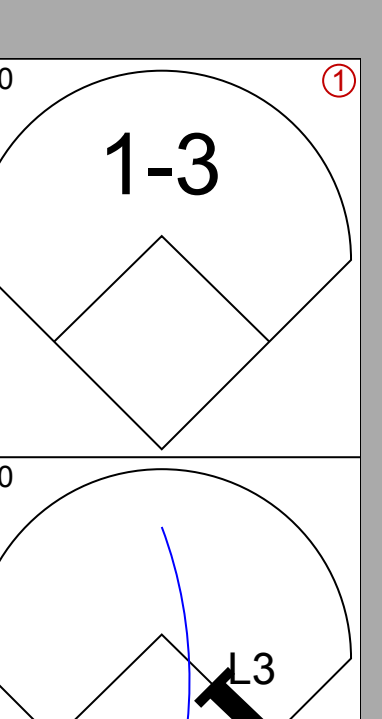

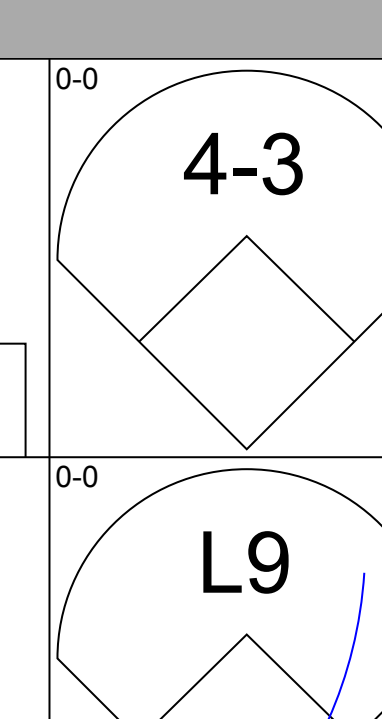
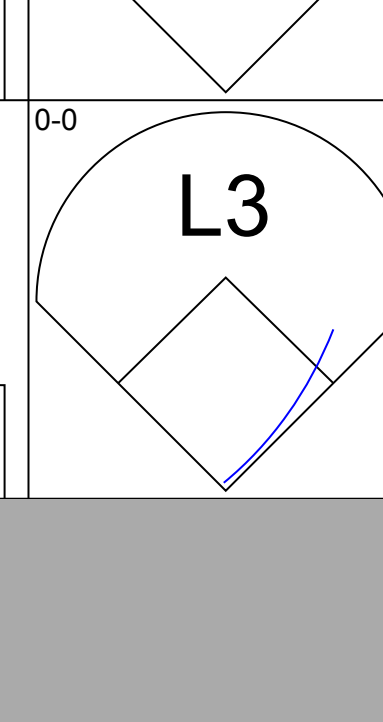
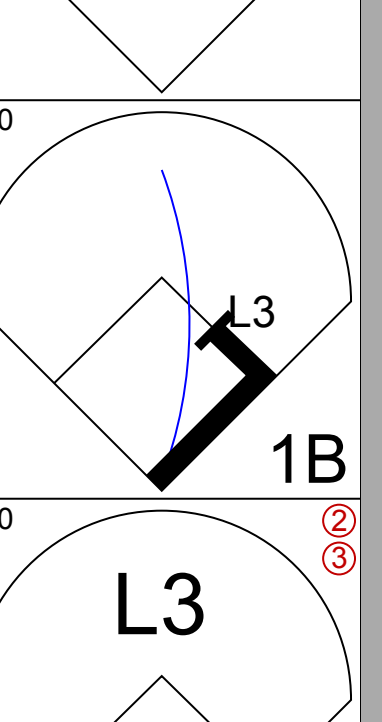
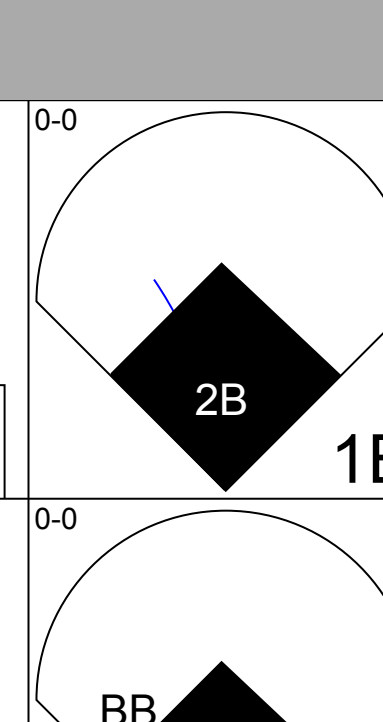
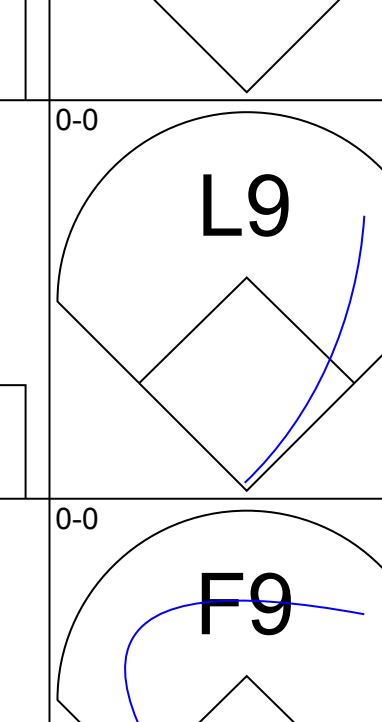
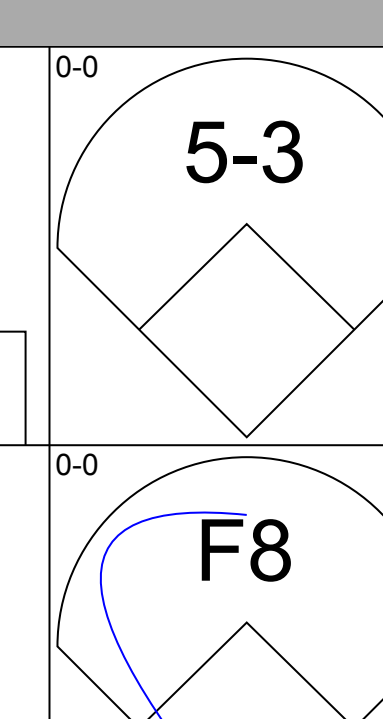
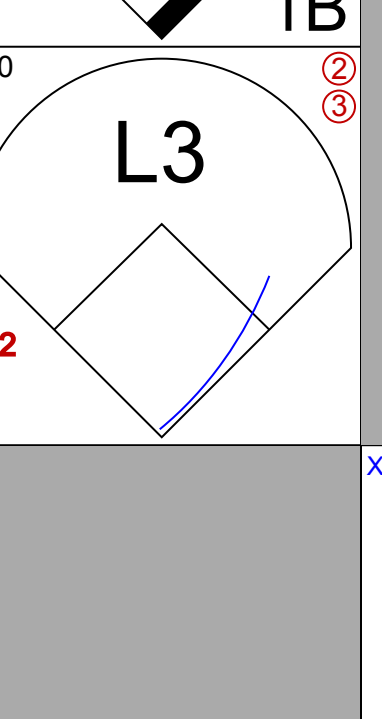
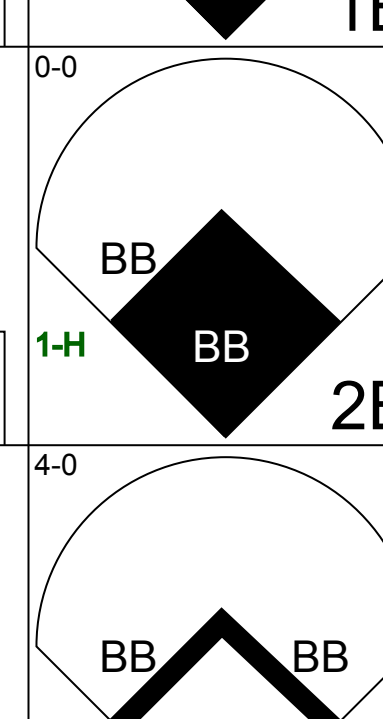
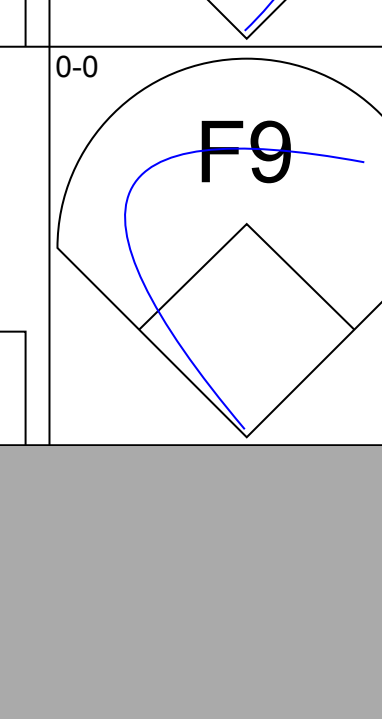

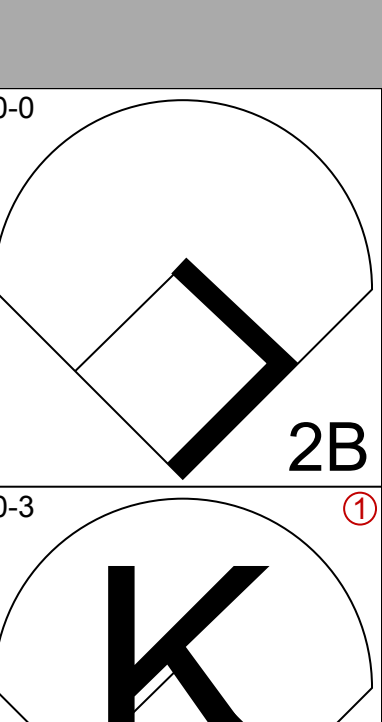
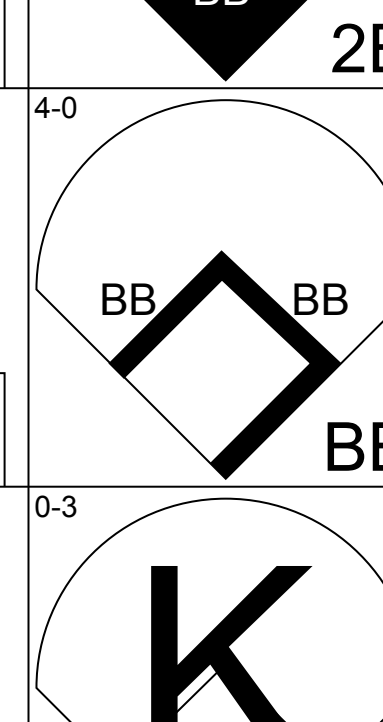
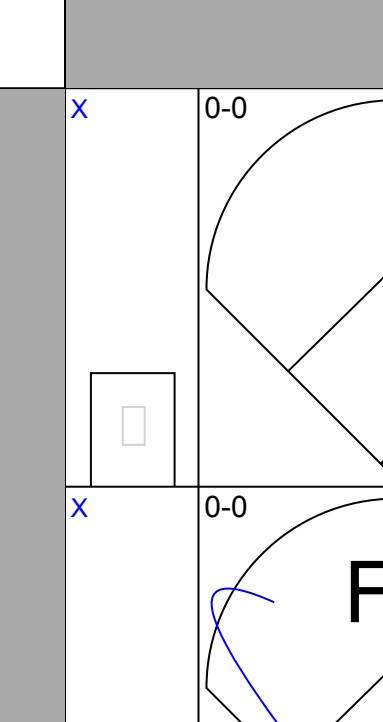

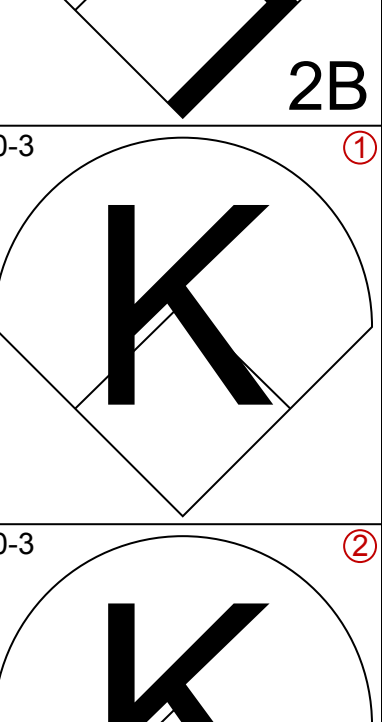
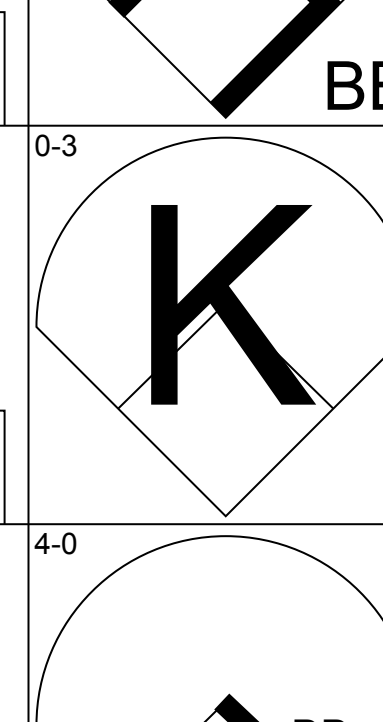
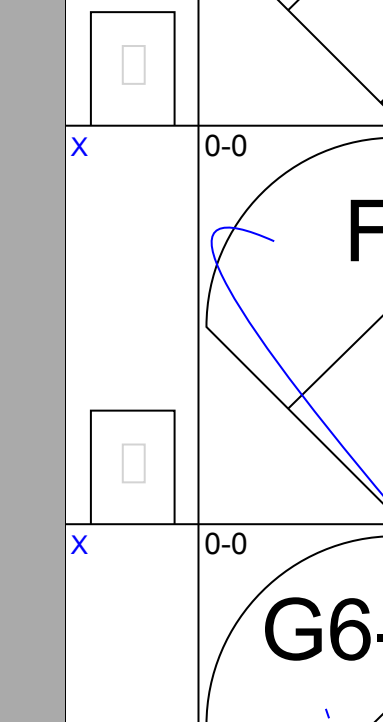
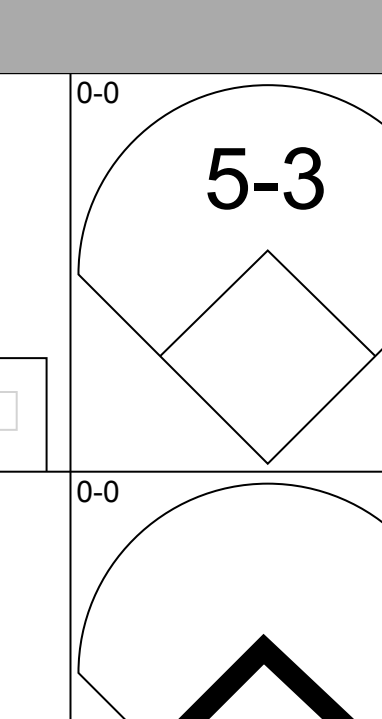
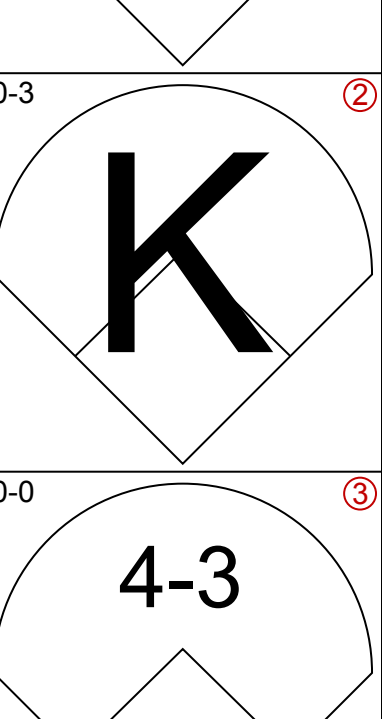
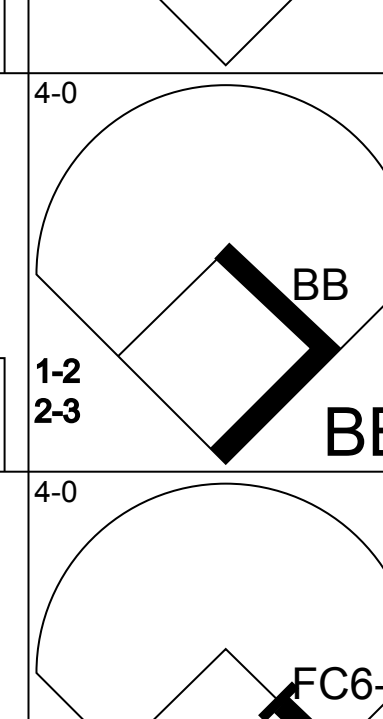
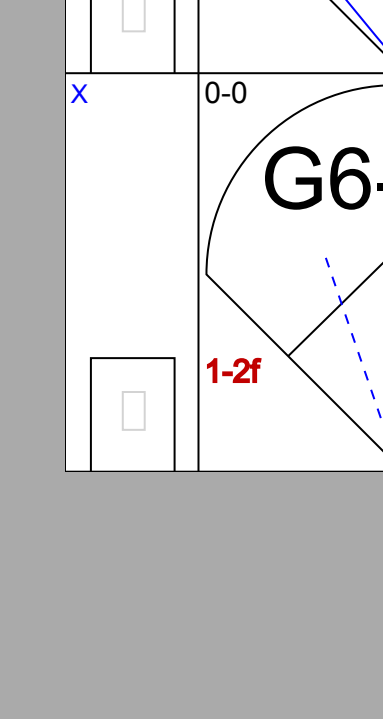
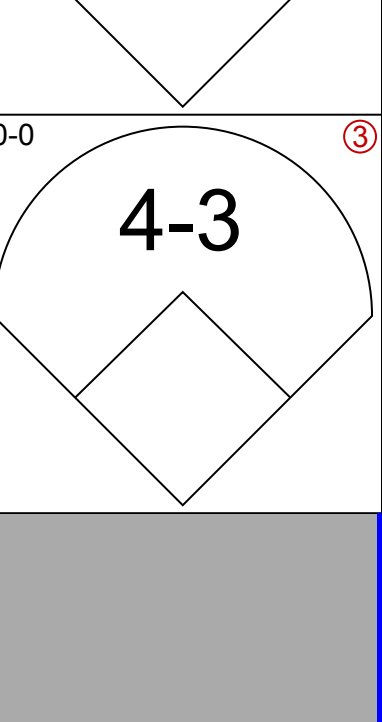
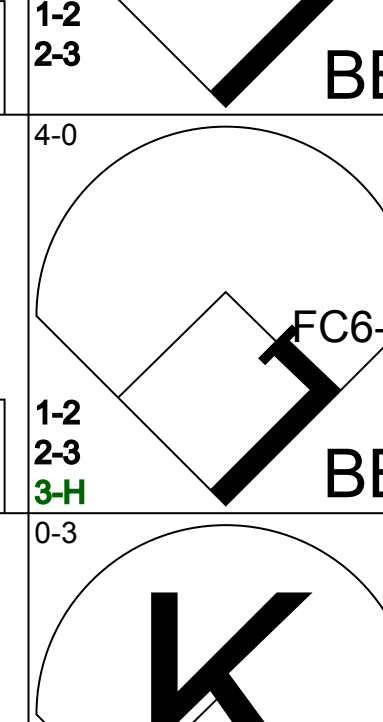
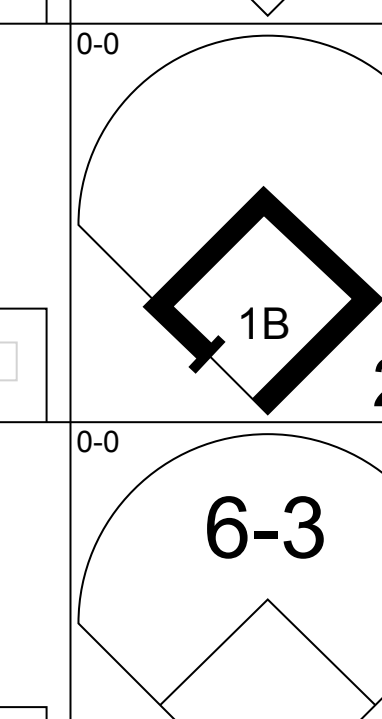
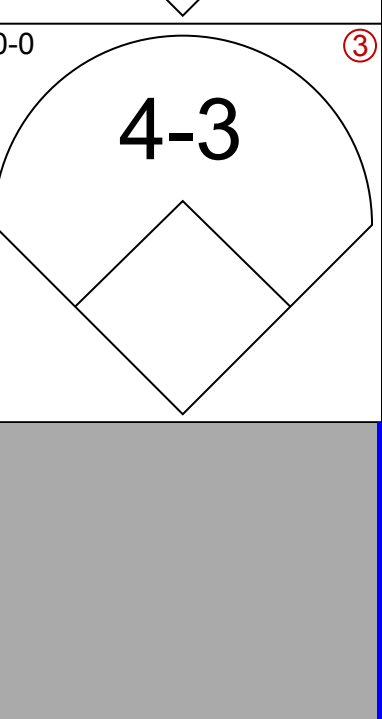
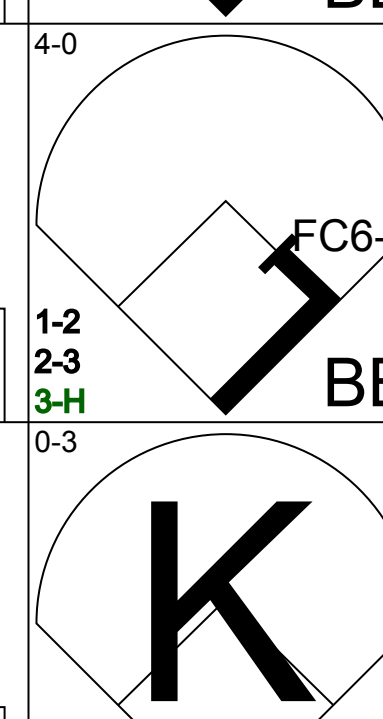
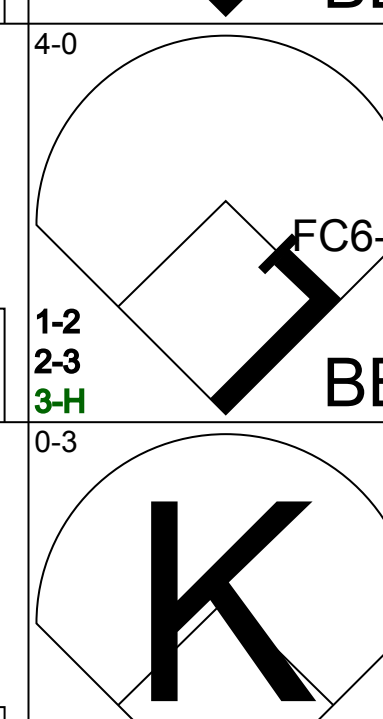
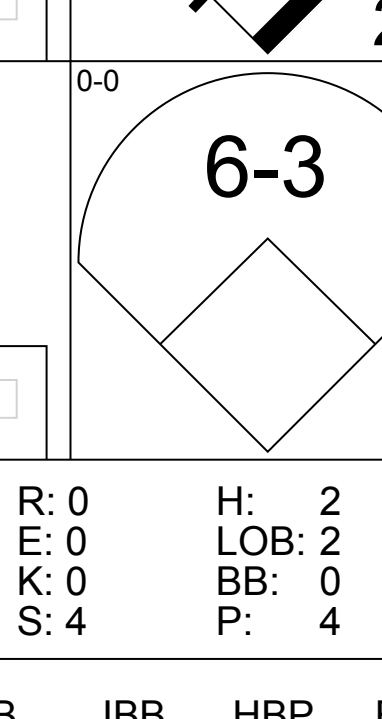
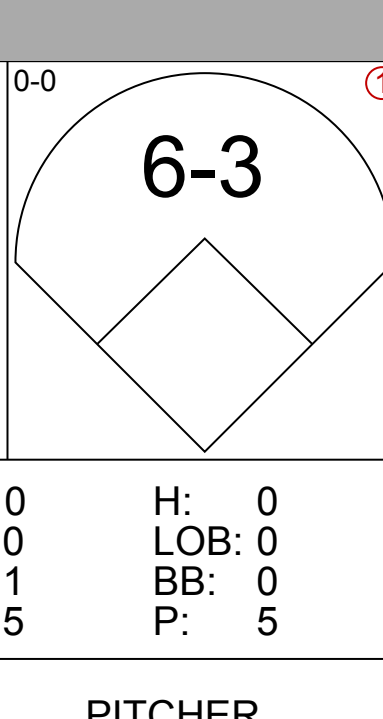
Batter	1	2	3	4	5	6	7	8	9	AB	R	H	RBI	BB	SO	LOB	TOP					
Phil Rizzuto, R (1, 6) Joe Collins, L (6, PH) OBP: 0.185, SLG: 0.407 Jerry Coleman, R (6, 6)	0-0 4-3		0-0 1-3		0-0 SH1-4	0-0 F7		4-0 6-3 3B BB		2	0	0	0	0	0	0	New York Yankees @ Boston Red Sox Fenway Park, Boston, MA Sat Apr 28 1956, 3:33 AM EST Att: 27,357 - Unknown					
Gil McDougald, R (1, 4) OBP: 0.321, SLG: 0.360	0-0 2B 1B		0-0 1B		0-0 1B BB 2-3 1B		4-0 1B BB 2B BB	0-0 6-3 1-2		4	2	3	0	1	0							
Mickey Mantle, S (1, 8) OBP: 0.500, SLG: 0.805	0-0 1-H 2B		0-0 F8		4-0 1B BB 1-2		0-0 2B BB 1B	0-0 2B 2-H 3B		4	0	3	2	1	0							
Yogi Berra, L (1, 2) OBP: 0.460, SLG: 0.675	0-0 P6			0-0 P3	0-0 G6-4-3 1B 1-2 2-3 3-H		0-0 F5	0-0 F8		5	0	1	1	0	0							
Bill Skowron, R (1, 3) OBP: 0.469, SLG: 0.500	0-0 5-3			0-0 2B 1B	0-0 G6-4-3 1B 1-2		0-0 2B		0-0 F9		5	0	2	1	0							
Hank Bauer, R (1, 9) OBP: 0.333, SLG: 0.500		0-0 6-3		0-0 2B		0-0 6-3	0-0 2B IBB		0-3 K		4	0	1	0	1							
Elston Howard, R (1, 7) OBP: 0.391, SLG: 0.636		0-3 K		4-0 G4-3 IBB		0-0 5-3	0-3 K		0-0 F7		4	0	0	0	1							
Andy Carey, R (1, 5) OBP: 0.295, SLG: 0.211 Eddie Robinson, L (7, PH) OBP: 0.333, SLG: 0.333 Bobby Richardson, R (7, 4)	0-0 6-3			0-0 G4-3 1B 1-2		4-0 1B BB	0-0 F5			2	0	0	0	1	0							
Bob Turley, R (1, 1) OBP: 0.333, SLG: 0.333 Lou Skizas, R (8, PH) OBP: 0.200, SLG: 0.200 Jim Konstanty, R (8, 1)			0-3 K		0-0 1B SH1-4 1B	0-0 1B		0-0 F7		3	1	2	0	0	1							
Inning Stats	R: 1 E: 0 K: 0 S: 5	H: 2 LOB: 1 BB: 0 P: 5	R: 0 E: 0 K: 1 S: 5	H: 0 LOB: 0 BB: 0 P: 5	R: 0 E: 0 K: 1 S: 6	H: 1 LOB: 1 BB: 0 P: 6	R: 0 E: 0 K: 0 S: 4	H: 2 LOB: 2 BB: 1 P: 8	R: 1 E: 0 K: 0 S: 5	H: 3 LOB: 2 BB: 1 P: 9	R: 0 E: 0 K: 0 S: 4	H: 1 LOB: 2 BB: 1 P: 8	R: 1 E: 0 K: 1 S: 7	H: 2 LOB: 3 BB: 2 P: 15	R: 1 E: 0 K: 0 S: 4	H: 1 LOB: 1 BB: 1 P: 8		R: 0 E: 0 K: 1 S: 5	H: 0 LOB: 0 BB: 0 P: 5	1B: 8 2B: 3 3B: 1 HR: 0	SF: 0 SAC: 1 DP: 2 HBP: 0	WP: 0 PA: 43 SB: 0 CS: 0
PITCHER	IP WLS BF H R ER SO BB IBB HBP BLK WP HR S P ERA WHIP	6.0 1 28 9 2 2 2 2 1 0 0 0 0 0 29 41 3.00 1.833	0.0 0 1 0 1 1 0 1 0 0 0 0 0 0 4 ∞ ∞	7.1 W 14 3 1 1 2 1 1 0 0 0 0 16 24 3.00 1.333																		

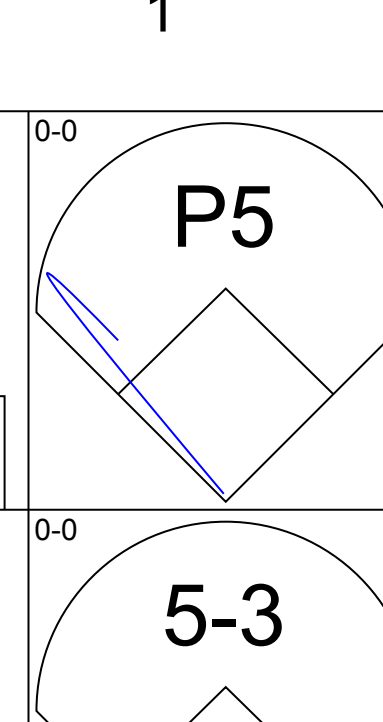
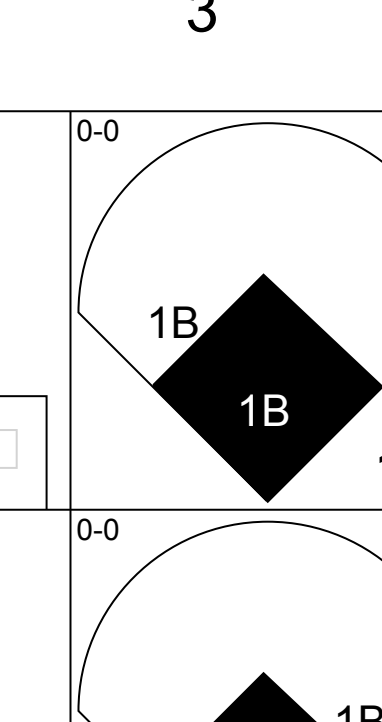
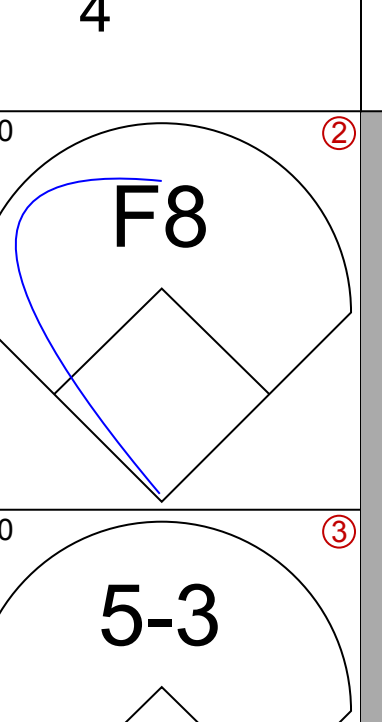
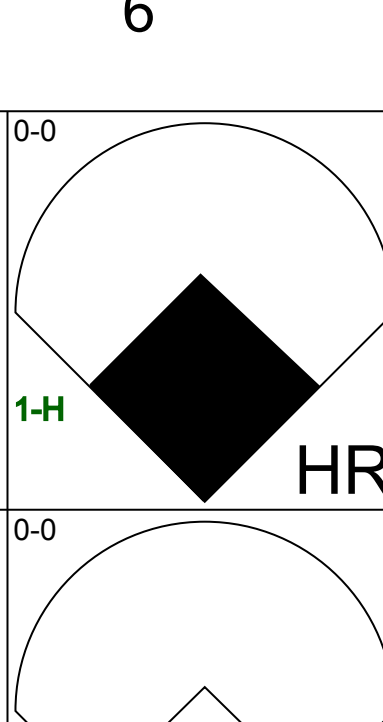
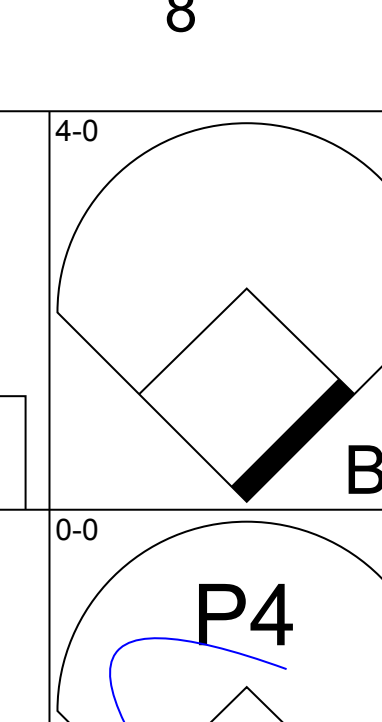
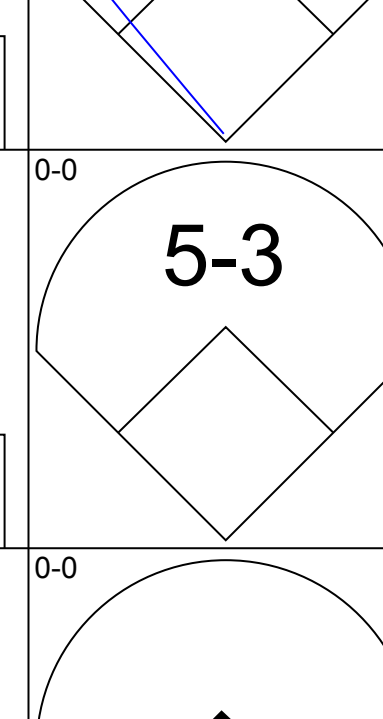
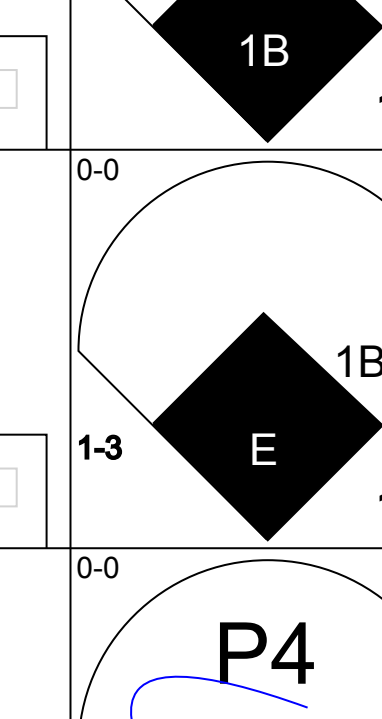
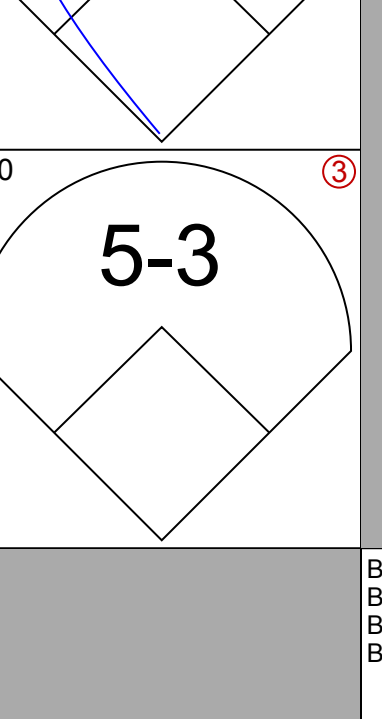
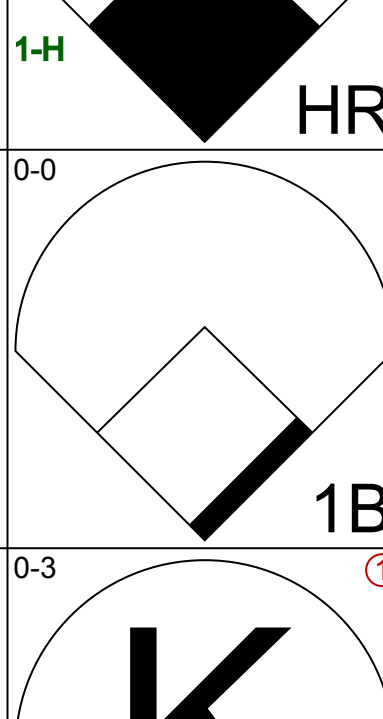
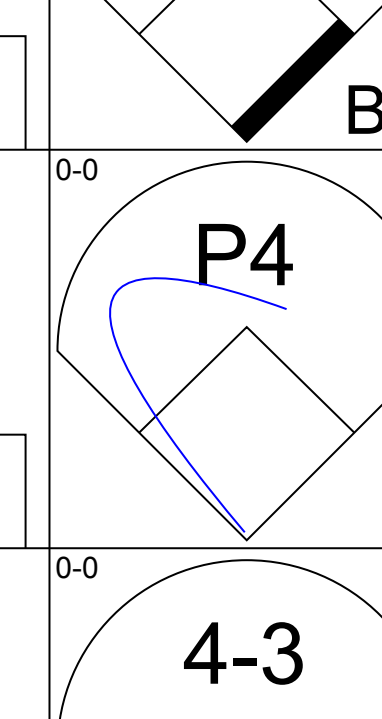
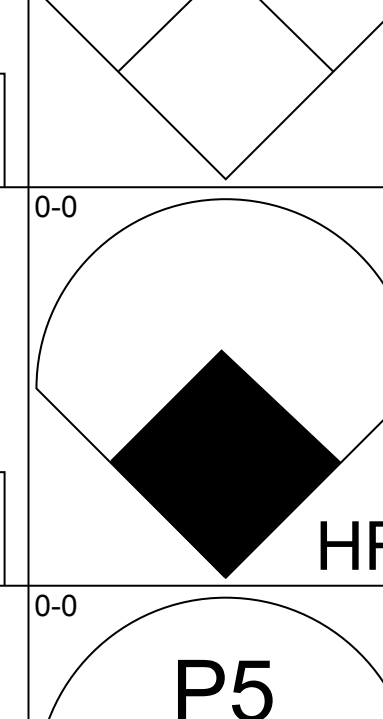
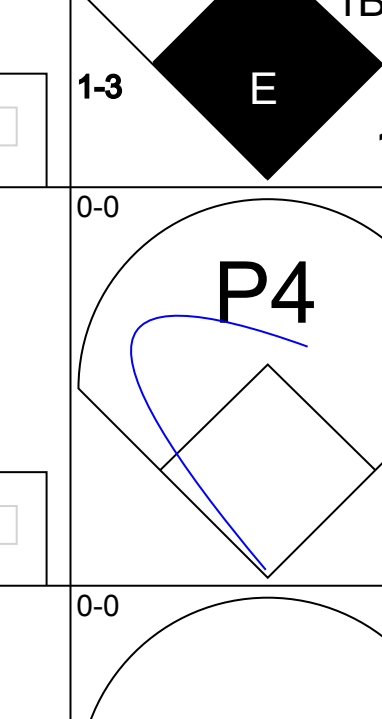
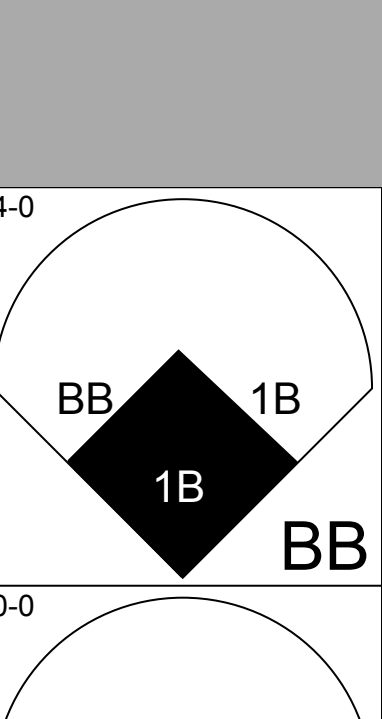
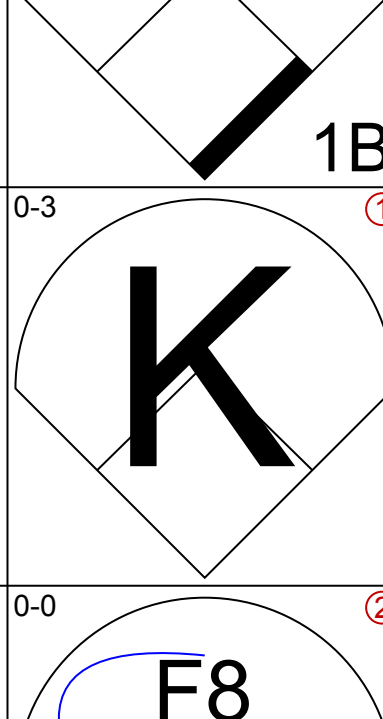
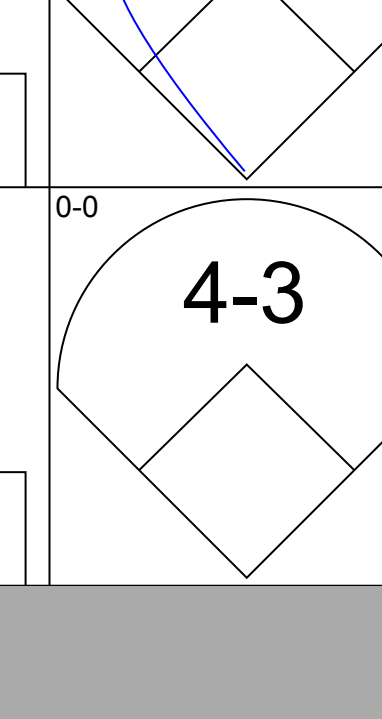
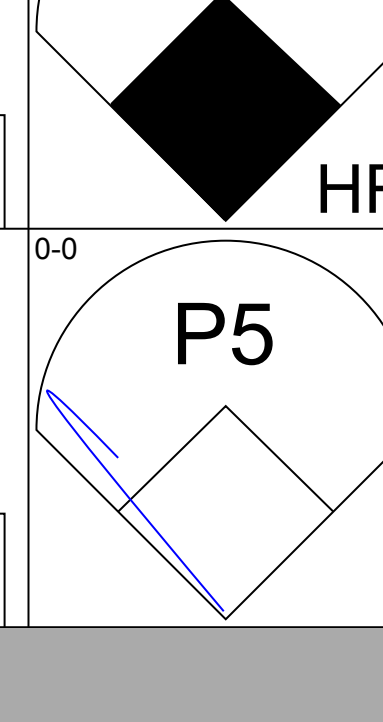
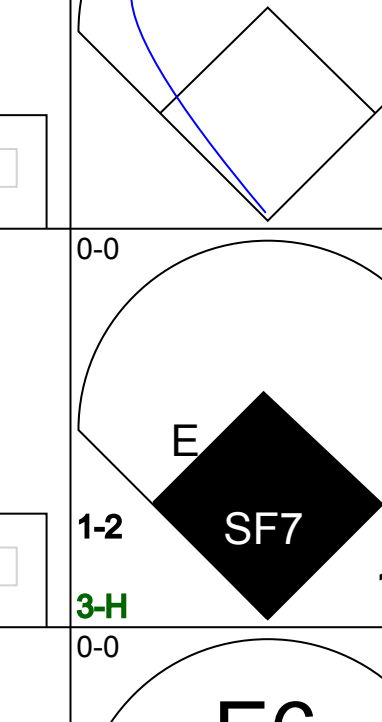
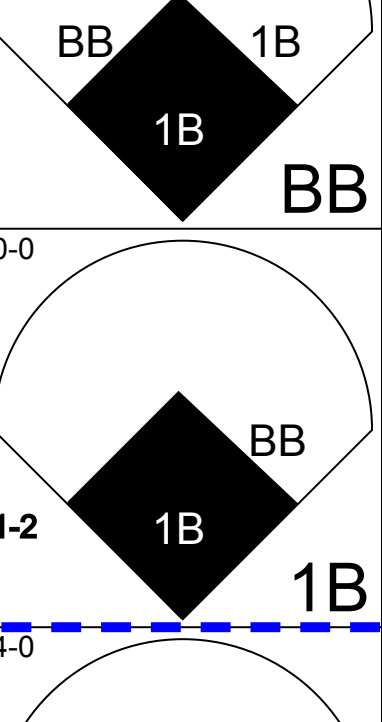
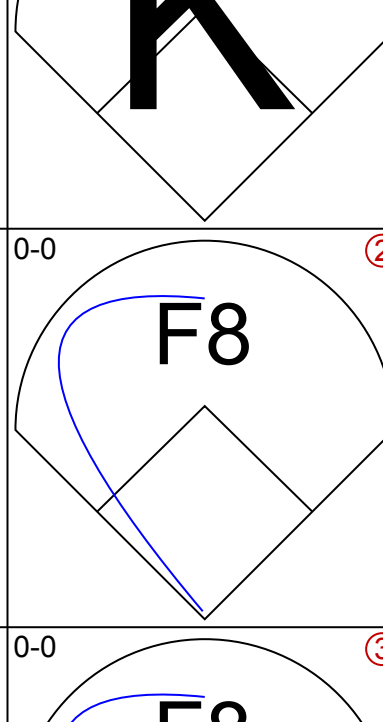
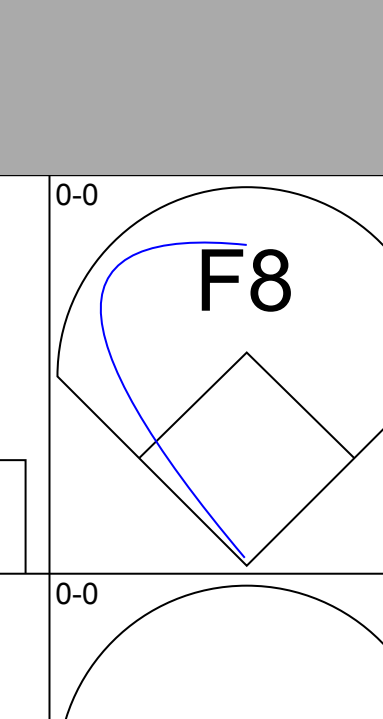
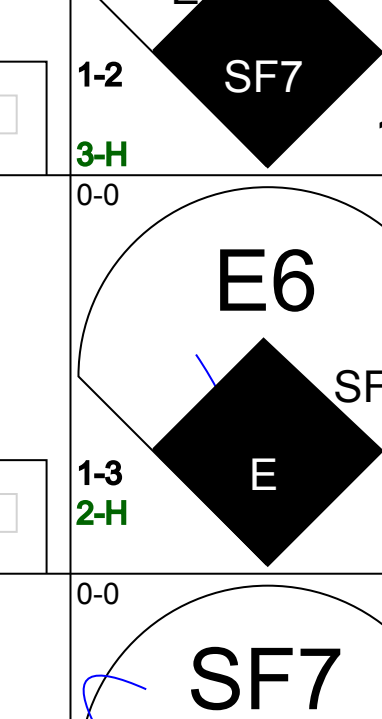
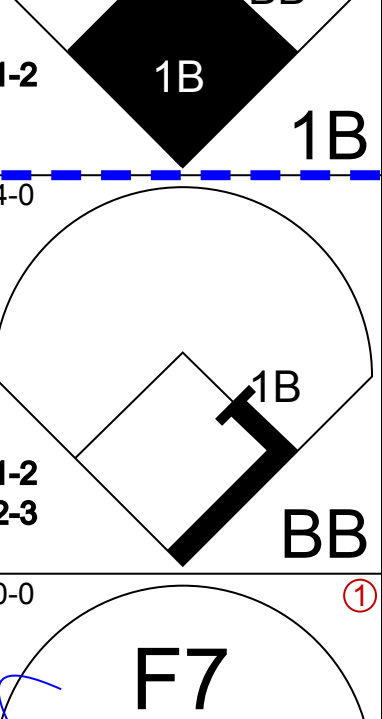
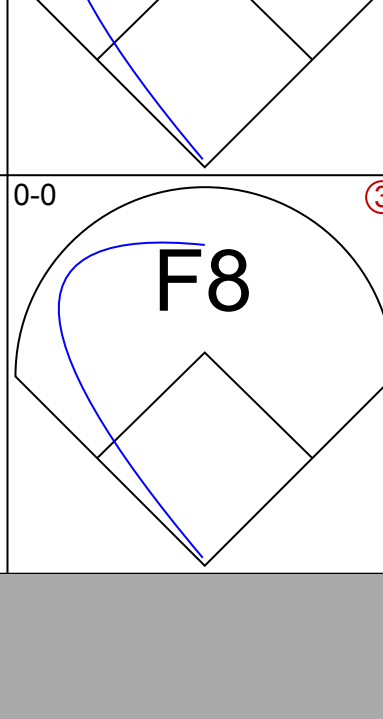
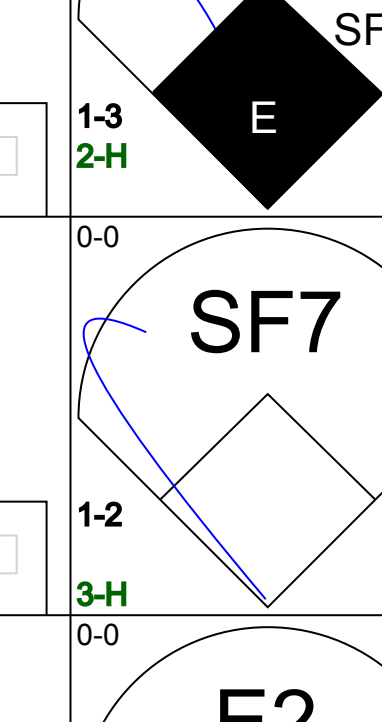
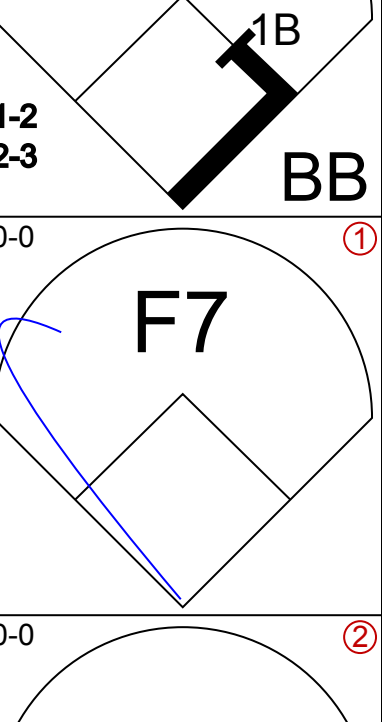
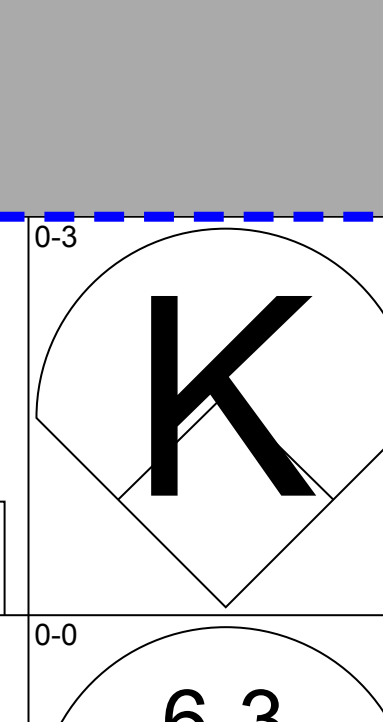
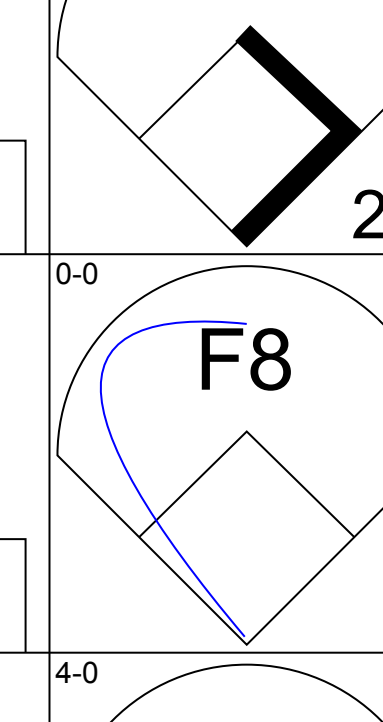
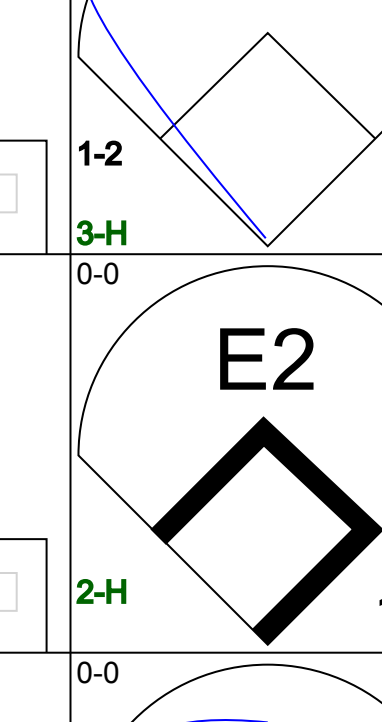
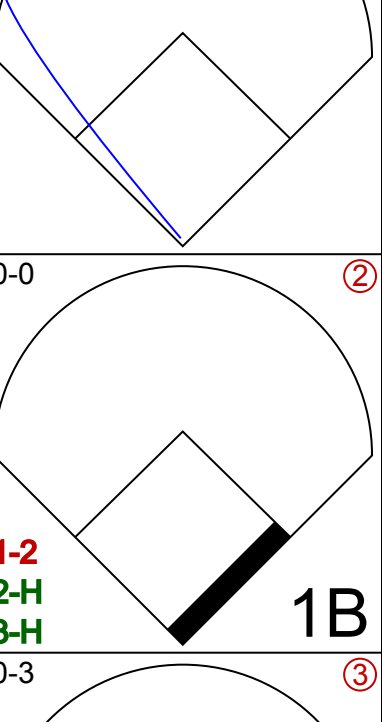
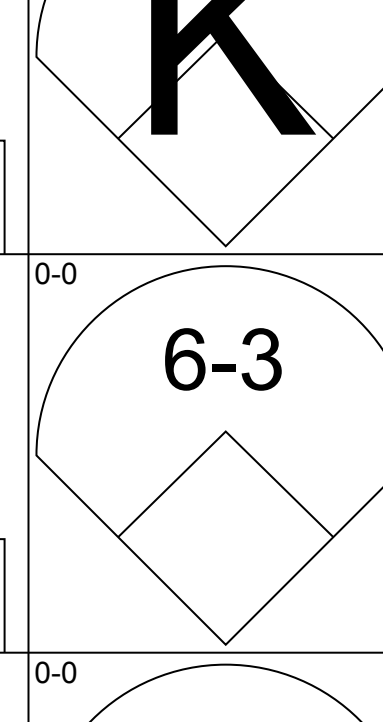
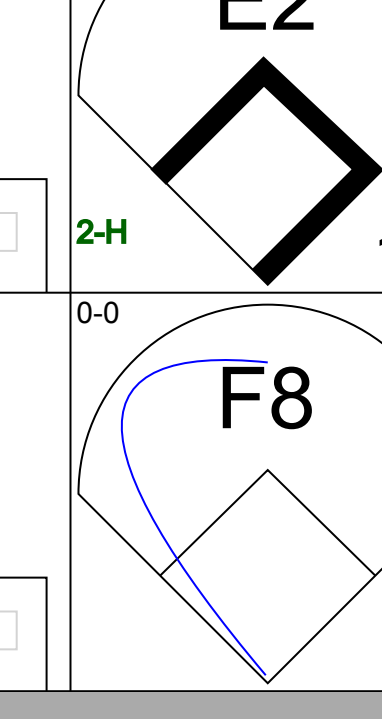
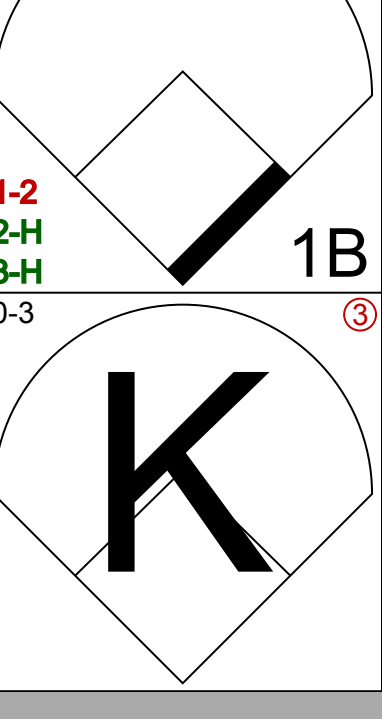
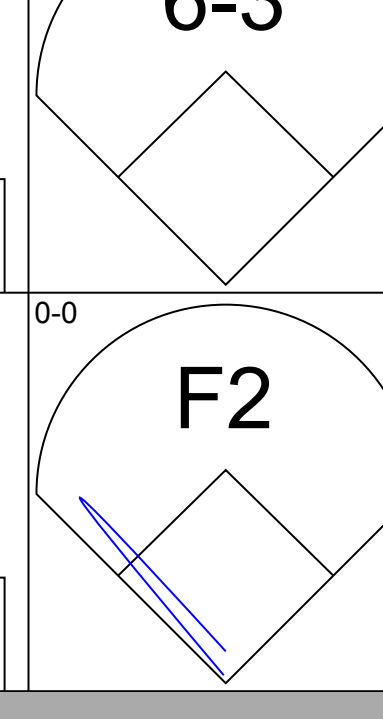

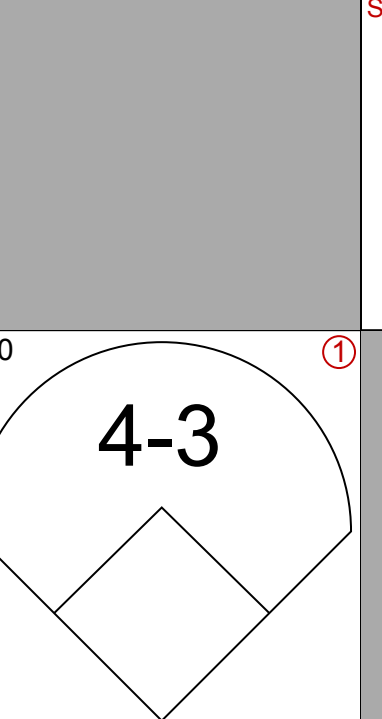
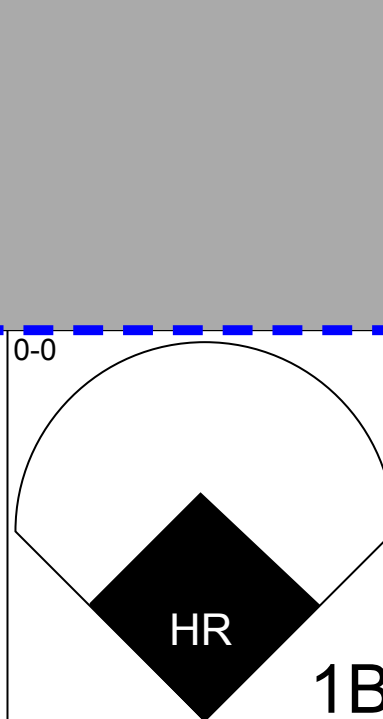
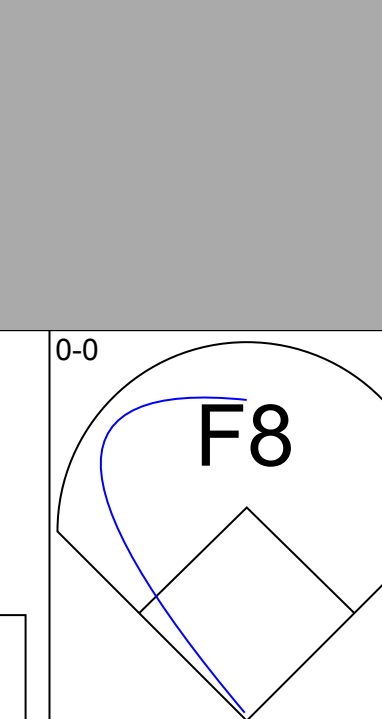
AB	36
R	4
H	12
RBI	4
BB	6
SO	4
LOB	21



Batter	1	2	3	4	5	6	7	8	9	AB	R	H	RBI	BB	SO	LOB	BOTTOM				
Billy Goodman, L (1, 4) OBP: 0.368, SLG: 0.457 Billy Consolo, R (8, PR) (9, 4)	0-0 F8		0-0 F7		0-0 1B		0-0 SH3-4 HR 1B	0-0 2B		5	1	3	0	0	0	1	New York Yankees @ Boston Red Sox Fenway Park, Boston, MA Sat Apr 28 1956, 3:33 AM EST Att: 27,357 - Unknown				
Frank Malzone, R (1, 5) OBP: 0.308, SLG: 0.385	0-3 K		0-0 F7		0-0 F7		0-0 SH3-4 1-2	0-0 2-H 1B		4	0	1	1	0	1						
Mickey Vernon, L (1, 3) OBP: 0.325, SLG: 0.556	1-0 HBP			0-0 F9		0-0 F5	0-0 2-H HR	0-0 F8		4	1	1	2	0	0						
Jackie Jensen, R (1, 9) OBP: 0.350, SLG: 0.364	0-0 P4			4-0 BLK 2B BB		0-3 K	0-0 P4			3	1	0	0	1	1						
Dick Gemert, R (1, 7) OBP: 0.522, SLG: 0.667 Gene Stephens, L (7, PR) (8, 7)		0-0 F8		0-3 K		0-0 HR	4-0 1B BB			3	1	1	1	1	1						
Jim Piersall, R (1, 8) OBP: 0.513, SLG: 0.548		4-0 CS BB		0-0 2B		0-0 1B BB	0-0 1-H 1B			3	0	3	2	1	0						
Don Buddin, R (1, 6) OBP: 0.385, SLG: 0.258	0-0 P3			0-3 K		4-0 1B BB	0-0 F3			3	0	0	0	1	1						
Sammy White, R (1, 2) OBP: 0.276, SLG: 0.200	0-0 CS		0-0 SH1-4 1B		4-0 B3-6-4 BB	0-0 1B		0-0 F8		3	0	2	0	1	0						
Frank Sullivan, R (1, 1) OBP: 0.333, SLG: 0.400 Ted Williams, L (6, PH) OBP: 0.615, SLG: 0.700 Ike Delock, R (7, 1) Dave Sisler, R (7, 1)			0-0 SH1-4		0-0 B3-6-4 1-2	0-0 F9		0-0 F2		1	0	0	0	0	1						
Inning Stats	R: 0 E: 0 K: 1 S: 5	H: 0 LOB: 1 BB: 0 P: 6	R: 0 E: 0 K: 0 S: 2	H: 0 LOB: 0 BB: 1 P: 6	R: 0 E: 0 K: 0 S: 4	H: 1 LOB: 1 BB: 0 P: 4	R: 1 E: 0 K: 2 S: 8	H: 1 LOB: 1 BB: 1 P: 12	R: 0 E: 0 K: 0 S: 3	H: 1 LOB: 1 BB: 1 P: 7	R: 1 E: 0 K: 1 S: 8	H: 3 LOB: 3 BB: 1 P: 12	R: 3 E: 0 K: 0 S: 6	H: 3 LOB: 1 BB: 1 P: 10	R: 1 E: 0 K: 0 S: 5	H: 2 LOB: 2 BB: 0 P: 5		1B: 7 2B: 2 3B: 0 HR: 2	SF: 0 SAC: 2 DP: 1 HBP: 1	WP: 0 PA: 40 SB: 0 CS: 1	
PITCHER	IP WLS BF H R ER SO BB IBB HBP BLK WP HR S P ERA WHIP	7.0 L 34 9 5 5 4 5 0 0 0 0 2 36 57 6.43 2.000	1.0 5 2 1 1 0 0 0 0 0 0 0 0 5 5 9.00 2.000																		




Batter	1	2	3	4	5	6	7	8	9	AB	R	H	RBI	BB	SO	LOB	TOP					
Bill Tuttle, R OBP: 0.288, SLG: 0.429 (1, 8)										4	0	1	0	0	1	3	Detroit Tigers @ New York Yankees Yankee Stadium, Bronx, NY Tue May 01, 1956, 3:33 AM EDT Att: 6,771 - Unknown					
Earl Torgeson, L OBP: 0.362, SLG: 0.368 (1, 3)										4	0	0	0	0	1	0						
Al Kaline, R OBP: 0.271, SLG: 0.444 (1, 9)										4	1	2	0	0	0	0						
Harvey Kuenn, R OBP: 0.271, SLG: 0.333 (1, 6)										4	1	1	1	1	0	1						
Ray Boone, R OBP: 0.311, SLG: 0.476 (1, 5)										3	0	2	0	1	0	0						
Charlie Maxwell, L OBP: 0.414, SLG: 0.630 (1, 7)										4	0	0	0	0	2	4						
Reno Bertoia, R OBP: 0.250, SLG: 0.275 (1, 4)										3	0	0	0	1	1	2						
Walt Streuli, R OBP: 0.333, SLG: 0.375 (7, PR)										2	0	1	1	1	0	1						
Jim Small, L OBP: 1.000, SLG: 1.000 (7, 2)										0	0	0	0	0	0	0						
Red Wilson, R (7, 2)										0	0	0	0	0	0	0						
Steve Gromek, S OBP: 0.400, SLG: 0.250 (5, 1)										1	0	0	0	0	0	1						
Dick Marlowe, R OBP: 0.143, SLG: 0.143 (6, PH)										0	0	0	0	0	0	0						
Jack Phillips, R OBP: 0.143, SLG: 0.143 (6, 1)										0	0	0	0	0	0	0						
Duke Maas, R OBP: 0.329, SLG: 0.333 (7, PH)										0	0	0	0	0	0	0						
Chick King, R OBP: 0.329, SLG: 0.333 (7, 1)										0	0	0	0	0	1	3						
Paul Foytack, R (7, 1)										0	0	0	0	0	0	0						
Inning Stats	R: 0 E: 0 K: 1 S: 5	H: 0 LOB: 0 BB: 0 P: 5	R: 0 E: 0 K: 0 S: 3	H: 0 LOB: 0 BB: 0 P: 3	R: 0 E: 0 K: 0 S: 4	H: 2 LOB: 2 BB: 0 P: 4	R: 0 E: 0 K: 0 S: 3	H: 1 LOB: 0 BB: 0 P: 3	R: 0 E: 0 K: 2 S: 8	H: 1 LOB: 1 BB: 0 P: 8	R: 0 E: 0 K: 1 S: 5	H: 0 LOB: 0 BB: 0 P: 5	R: 2 E: 0 K: 2 S: 9	H: 2 LOB: 3 BB: 3 P: 21	R: 0 E: 0 K: 0 S: 3	H: 0 LOB: 0 BB: 0 P: 3	R: 0 E: 0 K: 0 S: 3	H: 1 LOB: 0 BB: 0 P: 3	1B: 4 2B: 4 3B: 0 HR: 0	SF: 0 SAC: 0 DP: 2 HBP: 0	WP: 0 PB: 0 SB: 0 CS: 0	PA: 34
PITCHER	IP WLS BF H R ER SO BB IBB HBP BLK WP HR S P ERA WHIP																					
Whitey Ford, L ERA: 1.0 (1, 1)	9.0 W 34 7 2 2 6 3 0 0 0 0 0 43 55 2.00 1.111																					

Batter	1	2	3	4	5	6	7	8	9	AB	R	H	RBI	BB	SO	LOB	BOTTOM			
Hank Bauer, R OBP: 0.357, SLG: 0.563 (1, 9)										4	2	2	2	1	0	0	Detroit Tigers @ New York Yankees Yankee Stadium, Bronx, NY Tue May 01, 1956, 3:33 AM EDT Att: 6,771 - Unknown			
Gil McDougald, R OBP: 0.333, SLG: 0.367 (1, 4)										5	1	2	0	0	1	0				
Mickey Mantle, S OBP: 0.491, SLG: 0.822 (1, 8)										4	2	1	1	1	1	4				
Yogi Berra, L OBP: 0.463, SLG: 0.659 (1, 2)										4	2	2	1	0	0	1				
Bill Skowron, R OBP: 0.453, SLG: 0.468 (1, 3)										3	1	0	0	1	0	2				
Billy Martin, R OBP: 0.250, SLG: 0.240 (1, 5)										3	0	1	1	0	1	3				
Elston Howard, R OBP: 0.407, SLG: 0.615 (1, 7)										4	0	2	3	0	0	1				
Jerry Lumpe, L OBP: 0.378, SLG: 0.303 (1, 6)										3	0	0	0	1	1	2				
Whitey Ford, L OBP: 0.250, SLG: 0.273 (1, 1)										4	1	1	0	0	1	2				
Inning Stats	R: 1 E: 0 K: 0 S: 4	H: 1 LOB: 0 BB: 0 P: 4	R: 0 E: 0 K: 1 S: 6	H: 1 LOB: 1 BB: 1 P: 10	R: 4 E: 2 K: 0 S: 8	H: 4 LOB: 1 BB: 0 P: 8	R: 0 E: 0 K: 0 S: 3	H: 0 LOB: 0 BB: 0 P: 3	R: 2 E: 0 K: 1 S: 6	H: 2 LOB: 1 BB: 2 P: 14	R: 2 E: 0 K: 1 S: 8	H: 3 LOB: 0 BB: 0 P: 8	R: 0 E: 0 K: 1 S: 5	H: 0 LOB: 0 BB: 0 P: 5	R: 0 E: 0 K: 0 S: 3	H: 0 LOB: 1 BB: 1 P: 7		1B: 8 2B: 1 3B: 0 HR: 2	SF: 1 SAC: 0 DP: 0 HBP: 0	WP: 0 PB: 0 SB: 0 CS: 0
PITCHER	IP WLS BF H R ER SO BB IBB HBP BLK WP HR S P ERA WHIP																			
Steve Gromek, R ERA: 6.0 (1, 1)	4.0 L 22 7 7 0 0 1 1 0 0 0 0 5 9 9.00 2.000																			
Dick Marlowe, R ERA: 5.14 (5, 1)	1.0 4 1 0 0 1 1 0 0 0 0 0 5 9 0.00 2.000																			
Duke Maas, R ERA: 10.8 (6, 1)	1.0 6 3 2 2 1 0 0 0 0 0 1 8 8 18.00 3.000																			
Paul Foytack, R ERA: (7, 1)	2.0 7 0 0 0 1 1 0 0 0 0 0 8 12 0.00 0.500																			

Batter	1	2	3	4	5	6	7	8	9	AB	R	H	RBI	BB	SO	LOB	TOP								
Joe Demaestri, R (1, 6) OBP: 0.371, SLG: 0.424	5-3	2B		G1-6-3 BB	FC6-4			6-3		4	1	1	1	1	0	3									
Enos Slaughter, L (1, 9) OBP: 0.297, SLG: 0.429	4-3	2B		G1-6-3 1-2			F8		1B SF8 2B	5	1	2	1	0	0	1									
Gus Zernial, R (1, 7) OBP: 0.413, SLG: 0.410 Mike Baxes, R (9, PR) OBP: 0.400, SLG: 0.286 Johnny Groth, R (9, 7) OBP: 0.250, SLG: 0.273	F7				F8		G4-6-3 1B		2-3 1B	4	0	2	0	1	0	0									
Harry Simpson, L (1, 8) OBP: 0.250, SLG: 0.435		1-3			1B 2B		G4-6-3 1-2		SF8	4	1	1	1	0	0	3									
Hector Lopez, R (1, 5) OBP: 0.324, SLG: 0.514		HR		K	2B BB			F9	3-H F7	5	2	2	0	0	1	1									
Joe Ginsberg, L (1, 2) OBP: 0.297, SLG: 0.412		HR		3-1	F2			K	1-3	5	1	1	2	0	1	3									
Vic Power, R (1, 3) OBP: 0.291, SLG: 0.392		1B 1-3			BB			6-3		4	1	3	1	0	0	0									
Spook Jacobs, R (1, 4) OBP: 0.313, SLG: 0.233		E 1B		P6	BB			4-3		3	1	1	0	1	0	1									
Art Ceccarelli, R (1, 1) Moe Burtshy, R (5, 1) OBP: 0.500, SLG: 0.500	1-3			K	1-2 2-3 3-H BB			K		2	0	0	2	1	1	1									
Inning Stats	R: 0 E: 0 K: 0 S: 3	H: 0 LOB: 0 BB: 0 P: 3	R: 5 E: 1 K: 0 S: 9	H: 6 LOB: 2 BB: 1 P: 13	R: 0 E: 0 K: 1 S: 6	H: 1 LOB: 1 BB: 0 P: 6	R: 0 E: 0 K: 1 S: 4	H: 0 LOB: 0 BB: 1 P: 8	R: 2 E: 0 K: 0 S: 6	H: 3 LOB: 3 BB: 2 P: 14	R: 0 E: 0 K: 0 S: 3	H: 1 LOB: 0 BB: 0 P: 3	R: 0 E: 0 K: 1 S: 5	H: 0 LOB: 0 BB: 0 P: 5	R: 0 E: 0 K: 1 S: 5	H: 0 LOB: 0 BB: 0 P: 5	R: 1 E: 0 K: 0 S: 5	H: 2 LOB: 1 BB: 0 P: 5	1B: 9 2B: 3 3B: 0 HR: 1	SF: 1 SAC: 0 DP: 2 HBP: 0	WP: 0 PB: 0 SB: 0 CS: 0	PA: 42			
PITCHER	IP	WLS	BF	H	R	ER	SO	BB	IBB	HBP	BLK	WP	HR	S	P	ERA	WHIP								
Don Larsen, R (1, 1) ERA: 5.18	1.2		11	6	5	5	0	0	0	0	0	0	1	11	11	27.00	3.600								
Tommy Byrne, L (2, 1) ERA: 4.35	3.1		17	4	2	2	2	2	2	0	0	0	0	17	33	5.40	1.800								
Tom Morgan, R (6, 1) ERA: 8.59	4.0	L	14	3	1	1	2	0	0	0	0	0	0	18	18	2.25	0.750								

Kansas City Athletics @ New York Yankees
 Yankee Stadium, Bronx, NY
 Thu May 03 1956, 3:33 AM EDT
 Att: 4,308 - Unknown

AB	37
R	8
H	13
RBI	8
BB	4
SO	4
LOB	13



Batter	1	2	3	4	5	6	7	8	9	AB	R	H	RBI	BB	SO	LOB	BOTTOM								
Hank Bauer, R (1, 9) OBP: 0.344, SLG: 0.564	P6		5-3		1-H HR		K			4	1	1	3	0	1	0									
Billy Martin, R (1, 4) OBP: 0.222, SLG: 0.212	5-3		F9		P6		F7			4	0	0	0	0	0	0									
Mickey Mantle, S (1, 8) OBP: 0.475, SLG: 0.888		1B		HR	E5 HR		G3			4	2	2	1	0	0	0									
Yogi Berra, L (1, 2) OBP: 0.452, SLG: 0.692	F8		F7		1-H HR		FC5-4 1B			4	1	2	2	0	0	1									
Bill Skowron, R (1, 3) OBP: 0.414, SLG: 0.423		6-3		5-3	4-3		F8			4	0	0	0	0	0	1									
Gil McDougald, R (1, 6) OBP: 0.283, SLG: 0.297		1-3		1-3			F7		FC5-4 1-2	4	0	0	0	0	0	1									
Bob Cerv, R (1, 7) OBP: 0.167, SLG: 0.500 Eddie Robinson, L (9, PH) OBP: 0.286, SLG: 0.167		P4		6-3	3B		K		G4	3	1	1	0	0	1	0									
Andy Carey, R (1, 5) OBP: 0.298, SLG: 0.220 Mickey McDermott, L (9, PH)			1B 5-3		6-3		P6		P6	3	1	1	1	0	0	0									
Don Larsen, R (1, 1) OBP: 0.400, SLG: 0.800 Tommy Byrne, L (2, 1) OBP: 0.250, SLG: 0.250 Elston Howard, R (5, PH) OBP: 0.387, SLG: 0.567 Tom Morgan, R (6, 1) Jerry Lumpe, L (9, PH) OBP: 0.341, SLG: 0.270			1B		3-H 1B		1-3		4-3	0	0	0	0	0	0	0									
Inning Stats	R: 0 E: 0 K: 0 S: 4	H: 1 LOB: 1 BB: 0 P: 4	R: 0 E: 0 K: 0 S: 3	H: 0 LOB: 0 BB: 0 P: 3	R: 1 E: 0 K: 0 S: 4	H: 2 LOB: 0 BB: 0 P: 4	R: 1 E: 0 K: 0 S: 4	H: 1 LOB: 0 BB: 0 P: 4	R: 5 E: 1 K: 0 S: 8	H: 4 LOB: 0 BB: 0 P: 8	R: 0 E: 0 K: 1 S: 5	H: 0 LOB: 0 BB: 0 P: 5	R: 0 E: 0 K: 1 S: 5	H: 0 LOB: 0 BB: 0 P: 5	R: 0 E: 0 K: 0 S: 4	H: 1 LOB: 1 BB: 0 P: 4	R: 0 E: 0 K: 0 S: 3	H: 0 LOB: 0 BB: 0 P: 3	1B: 5 2B: 0 3B: 1 HR: 3	SF: 0 SAC: 0 DP: 0 HBP: 0	WP: 0 PB: 0 SB: 0 CS: 0	PA: 36			
PITCHER	IP	WLS	BF	H	R	ER	SO	BB	IBB	HBP	BLK	WP	HR	S	P	ERA	WHIP								
Art Ceccarelli, L (1, 1) ERA: 9.64	4.2		22	8	7	5	0	0	0	0	0	0	0	18	18	0.00	0.231								
Moe Burtshy, R (5, 1) ERA:	4.1	W	14	1	0	0	2	0	0	0	0	0	0	18	18	0.00	0.231								


Kansas City Athletics @ New York Yankees
 Yankee Stadium, Bronx, NY
 Thu May 03 1956, 3:33 AM EDT
 Att: 4,308 - Unknown

AB	36
R	7
H	9
RBI	7
BB	0
SO	2
LOB	3



Batter	1	2	3	4	5	6	7	8	9	AB	R	H	RBI	BB	SO	LOB	TOP										
Joe Demaestri, R OBP: 0.350, SLG: 0.395 (1, 6)	F7		F9	1B		6-3		6-3		5	0	1	1	0	0	2	Kansas City Athletics @ New York Yankees Yankee Stadium, Bronx, NY Fri May 04 1956, 3:33 AM EDT Att: 5,318 - Unknown										
Enos Slaughter, L OBP: 0.417, SLG: 0.438 Johnny Groth, R OBP: 0.250, SLG: 0.273 (1, 9) (8, 8)	F2		1B	BB		E3		1B		4	1	2	0	1	0	0											
Gus Zernial, R OBP: 0.392, SLG: 0.409 Tommy Lasorda, L Tom Gorman, R (1, 7) (8, 1) (8, 1)	F7		P4	K				F9		5	0	1	1	0	1	7											
Harry Simpson, L OBP: 0.283, SLG: 0.440 (1, 8) (8, 9)		E	FC6-4			4-3			K	4	2	2	1	1	1	1											
Hector Lopez, R OBP: 0.333, SLG: 0.500 (1, 5)	E1	FC6-4					P3	F9		5	1	2	1	0	0	2											
Joe Ginsberg, L OBP: 0.286, SLG: 0.378 (1, 2)	SF8							FC6-4		3	0	0	1	1	0	1											
Vic Power, R OBP: 0.300, SLG: 0.393 (1, 3)	P3							FC6-4		5	1	2	1	0	0	2											
Spook Jacobs, R OBP: 0.327, SLG: 0.222 (1, 4)	F9							SH2-4		2	0	0	0	2	0	2											
Alex Kellner, R Jack Crimian, R Bill Renna, R OBP: 0.222, SLG: 0.667 (1, 1) (5, 1) (8, 7)			BB	FC5-4		K		SH2-4		1	1	0	0	1	0	2											
Inning Stats	R: 0 E: 0 K: 0 S: 3	H: 0 LOB: 0 BB: 0 P: 3	R: 1 E: 1 K: 0 S: 5	H: 2 LOB: 1 BB: 0 P: 5	R: 1 E: 0 K: 0 S: 4	H: 1 LOB: 2 BB: 2 P: 12	R: 1 E: 0 K: 1 S: 8	H: 3 LOB: 3 BB: 1 P: 12	R: 2 E: 0 K: 0 S: 4	H: 2 LOB: 0 BB: 1 P: 8	R: 1 E: 1 K: 1 S: 7	H: 1 LOB: 1 BB: 0 P: 7	R: 0 E: 0 K: 0 S: 3	H: 0 LOB: 0 BB: 0 P: 3	R: 0 E: 0 K: 0 S: 4	H: 1 LOB: 2 BB: 1 P: 8		R: 0 E: 0 K: 1 S: 5	H: 0 LOB: 1 BB: 1 P: 9	1B: 9 2B: 1 3B: 0 HR: 0	SF: 1 SAC: 1 DP: 1 HBP: 0	WP: 0 PB: 0 SB: 1 CS: 0	PA: 43				
PITCHER	IP	WLS	BF	H	R	ER	SO	BB	IBB	HBP	BLK	WP	HR	S	P	ERA	WHIP										
Bob Turley, R ERA: 6.88 (1, 1)	4.0		22	6	4	3	1	4	0	0	0	0	0	20	36	6.75	2.500										
Bob Grim, R ERA: 9.96 (5, 1)	4.0	W	17	4	2	1	1	1	0	0	0	0	0	18	22	2.25	1.250										
Jim Konstanty, R ERA: 5.14 (9, 1)	1.0	S	4	0	0	0	1	1	0	0	0	0	0	5	9	0.00	1.000										

Batter	1	2	3	4	5	6	7	8	9	AB	R	H	RBI	BB	SO	LOB	BOTTOM										
Hank Bauer, R OBP: 0.324, SLG: 0.525 Joe Collins, L OBP: 0.214, SLG: 0.429 (1, 9) (8, PH) (9, 9)	6-3	F9		G3		K		4-3		4	0	0	0	0	1	1	Kansas City Athletics @ New York Yankees Yankee Stadium, Bronx, NY Fri May 04 1956, 3:33 AM EDT Att: 5,318 - Unknown										
Billy Martin, R OBP: 0.280, SLG: 0.263 (1, 4)	E		F7		6-3		5-3	4-3		5	1	1	1	0	0	2											
Mickey Mantle, S OBP: 0.500, SLG: 0.857 (1, 8) (8, 8)	BB	WP		S		1B				3	2	2	2	2	1	0											
Yogi Berra, L OBP: 0.448, SLG: 0.719 (1, 2)	K		F9					P4		5	1	2	2	0	1	4											
Bill Skowron, R OBP: 0.387, SLG: 0.393 (1, 3)	E4		F9		6-3		4-3			4	0	0	0	0	0	3											
Gil McDougald, R OBP: 0.311, SLG: 0.282 (1, 6) (8, 8)	WP				5-3			F7		2	1	0	0	2	0	1											
Bob Cerv, R OBP: 0.300, SLG: 0.700 (1, 7)	5-3									4	2	2	1	0	1	2											
Andy Carey, R OBP: 0.294, SLG: 0.250 (1, 5)		F7		SF8		B1-3		1B		3	1	1	1	0	0	0											
Bob Turley, R OBP: 0.299, SLG: 0.250 Bob Grim, R Eddie Robinson, L Elston Howard, R Tom Carroll, R Jim Konstanty, R (1, 1) (5, 1) (8, PH) (8, PH) (8, PH) (9, 1)		F8						4-3		2	0	0	0	0	1	0											
Inning Stats	R: 2 E: 1 K: 1 S: 7	H: 1 LOB: 2 BB: 2 P: 15	R: 0 E: 0 K: 0 S: 3	H: 0 LOB: 0 BB: 0 P: 3	R: 0 E: 0 K: 0 S: 4	H: 1 LOB: 1 BB: 0 P: 4	R: 2 E: 0 K: 1 S: 6	H: 1 LOB: 0 BB: 1 P: 10	R: 1 E: 0 K: 0 S: 4	H: 1 LOB: 1 BB: 1 P: 8	R: 0 E: 0 K: 2 S: 7	H: 0 LOB: 1 BB: 1 P: 11	R: 1 E: 0 K: 1 S: 6	H: 1 LOB: 0 BB: 0 P: 6	R: 4 E: 0 K: 0 S: 7	H: 4 LOB: 1 BB: 1 P: 11		1B: 5 2B: 1 3B: 2 HR: 1	SF: 1 SAC: 0 DP: 0 HBP: 0	WP: 1 PB: 0 SB: 1 CS: 0	PA: 40						
PITCHER	IP	WLS	BF	H	R	ER	SO	BB	IBB	HBP	BLK	WP	HR	S	P	ERA	WHIP										
Alex Kellner, L ERA: 3.26 (1, 1)	4.1		22	4	5	3	2	4	0	0	0	0	1	18	22	9.00	1.333										
Jack Crimian, R ERA: 7.94 (5, 1)	3.0	L	13	3	3	3	3	1	0	0	0	0	0	4	4	∞	∞										
Tommy Lasorda, L ERA: 2.45 (8, 1)	0.0		1	0	0	0	0	0	1	0	0	0	0	0	4	∞	∞										
Tom Gorman, R ERA: 6.14 (8, 1)	0.2		4	2	2	2	0	0	0	0	0	0	0	4	4	27.00	3.000										



Batter	1	2	3	4	5	6	7	8	9	AB	R	H	RBI	BB	SO	LOB	TOP										
Vic Power, R OBP: 0.311, SLG: 0.404 Rance Pless, R (1, PR) (1, 3)	0-0 BB 1B		0-0 6-3			0-0 FC4 1-2f		0-0 F8		1	0	1	0	0	0	0	1										
Spook Jacobs, R OBP: 0.321, SLG: 0.208 (1, 4)	0-3 K			0-0 1-3		4-0 BB		0-0 3-1		3	0	0	0	1	1	1	1										
Gus Zernial, R OBP: 0.400, SLG: 0.404 (1, 7)	4-0 G1-6-3 BB			0-0 G4-3 1B		0-0 L6		0-0 P3		3	0	1	0	1	0	2	2										
Harry Simpson, L OBP: 0.263, SLG: 0.407 (1, 9)	0-0 G1-6-3 1-2f			0-0 G4-3 1-2f			0-3 K		0-3 K	4	0	0	0	0	2	3	3										
Hector Lopez, R OBP: 0.326, SLG: 0.465 (1, 8) (7, 5)		0-0 5-3			0-0 5-3		4-0 1B 2B BB		0-0 F8	3	1	0	0	1	0	0	0										
Jim Finigan, R OBP: 0.367, SLG: 0.280 Joe Ginsberg, L OBP: 0.279, SLG: 0.368 (7, 2)		0-0 P4			0-0 5-3		0-0 2B 1B		0-0 P6	3	1	1	0	0	0	0	0										
Joe Demaestri, R OBP: 0.349, SLG: 0.415 (1, 6)		0-0 6-3			0-0 6-3		0-0 2B			3	0	1	2	0	0	0	0										
Joe Astroth, R OBP: 0.125, SLG: 0.125 Bill Renns, R OBP: 0.200, SLG: 0.600 Moe Burtshy, R OBP: 0.500, SLG: 0.500 (7, 1)			0-0 F7			0-0 FC4 1B		0-0 5-3		2	0	1	0	0	0	0	0										
Lou Kretlow, R Johnny Groth, R OBP: 0.231, SLG: 0.250 (7, 8)			0-3 K			0-3 K		0-0 6-3		2	0	0	0	0	2	1	1										
Inning Stats	R: 0 E: 0 K: 1 S: 5	H: 1 LOB: 2 BB: 1 P: 9	R: 0 E: 0 K: 0 S: 3	H: 0 LOB: 0 BB: 0 P: 3	R: 0 E: 0 K: 1 S: 5	H: 0 LOB: 0 BB: 0 P: 5	R: 0 E: 0 K: 0 S: 3	H: 1 LOB: 0 BB: 0 P: 3	R: 0 E: 1 K: 1 S: 6	H: 1 LOB: 2 BB: 1 P: 10	R: 2 E: 0 K: 1 S: 7	H: 2 LOB: 1 BB: 1 P: 11	R: 0 E: 0 K: 0 S: 3	H: 0 LOB: 0 BB: 0 P: 3	R: 0 E: 0 K: 1 S: 5	H: 0 LOB: 0 BB: 0 P: 5	1B: 4 2B: 1 3B: 0 HR: 0	SF: 0 SAC: 0 DP: 2 HBP: 0	WP: 0 PB: 0 SB: 0 CS: 0	PA: 33							
PITCHER	IP	WLS	BF	H	R	ER	SO	BB	IBB	HBP	BLK	WP	HR	S	P	ERA	WHIP										
Mickey McDermott, L ERA: 3.21 Don Larsen, R ERA: 4.78	(1, 1) (8, 1)	7.0 S	27 6	5 0	2 0	2 0	4 1	3 0	0 0	0 0	0 0	0 0	0 0	32 8	44 8	2.57 0.00	1.143 0.000										

Kansas City Athletics @ New York Yankees
Yankee Stadium, Bronx, NY
Sat May 05 1956, 3:33 AM EDT
Att: 12,773 - Unknown

AB	30
R	2
H	5
RBI	2
BB	3
SO	5
LOB	10



Batter	1	2	3	4	5	6	7	8	9	AB	R	H	RBI	BB	SO	LOB	BOTTOM										
Hank Bauer, R OBP: 0.319, SLG: 0.556 (1, 9)	0-0 IHR	0-0 F2		0-0 6-3		0-0 FC6-4 1-2f				4	1	1	1	0	0	3	3										
Billy Martin, R OBP: 0.244, SLG: 0.250 (1, 4)	4-0 1B BB		4-0 HR BB		0-0 5-3		0-0 F3			2	1	0	0	2	0	0	0										
Mickey Mantle, S OBP: 0.514, SLG: 0.950 (1, 8)	0-0 F7		0-0 1H HR		0-0 1B 1B		0-0 HR			4	2	3	3	0	0	1	1										
Yogi Berra, L OBP: 0.451, SLG: 0.754 (1, 2)	0-0 P4		0-0 F9		0-0 G6-4-3 1B		0-0 HR			4	1	2	1	0	0	1	1										
Bill Skowron, R OBP: 0.379, SLG: 0.383 (1, 3)	0-0 1-3 1B		0-0 1-3		0-0 G6-4-3 1-2f		0-0 4-3			4	0	1	0	0	0	2	2										
Gil McDougald, R OBP: 0.306, SLG: 0.262 (1, 6)	0-0 1-3		4-0 BB			0-0 F8		0-0 5-3		3	0	0	0	1	0	2	2										
Bob Cerv, R OBP: 0.273, SLG: 0.636 Elston Howard, R OBP: 0.400, SLG: 0.545 (3, 7)		0-0 E5	0-0 F5			0-0 1B 1B		0-0 5-3		1	0	0	0	0	0	0	0										
Andy Carey, R OBP: 0.291, SLG: 0.250 (1, 5)		0-0 G1-6-4-3 1-2f		0-0 G4-6-3 1B		0-0 F8		0-3 K		4	0	1	0	0	1	2	2										
Mickey McDermott, L OBP: 0.333, SLG: 0.200 Don Larsen, R OBP: 0.364, SLG: 0.727 (8, 1)		4-0 BB		0-0 G4-6-3 1-2f		0-0 FC6-4 1B		0-0 5-3		2	0	1	0	1	0	1	1										
Inning Stats	R: 1 E: 0 K: 0 S: 5	H: 2 LOB: 2 BB: 1 P: 9	R: 0 E: 1 K: 0 S: 3	H: 0 LOB: 1 BB: 1 P: 7	R: 2 E: 0 K: 0 S: 4	H: 1 LOB: 1 BB: 2 P: 12	R: 0 E: 0 K: 0 S: 3	H: 1 LOB: 0 BB: 0 P: 3	R: 0 E: 0 K: 0 S: 4	H: 2 LOB: 1 BB: 0 P: 4	R: 0 E: 0 K: 0 S: 5	H: 2 LOB: 0 BB: 0 P: 5	R: 2 E: 0 K: 0 S: 5	H: 2 LOB: 0 BB: 0 P: 5	R: 0 E: 0 K: 1 S: 5	H: 0 LOB: 0 BB: 0 P: 5	1B: 6 2B: 0 3B: 0 HR: 4	SF: 0 SAC: 0 DP: 3 HBP: 0	WP: 0 PB: 0 SB: 0 CS: 0	PA: 36							
PITCHER	IP	WLS	BF	H	R	ER	SO	BB	IBB	HBP	BLK	WP	HR	S	P	ERA	WHIP										
Lou Kretlow, R ERA: 5.81 Moe Burtshy, R ERA: 1.69	(1, 1) (7, 1)	6.0 L	28 8	8 3	3 2	3 2	0 1	4 0	0 0	0 0	0 0	0 0	2 2	10 10	10 10	9.00 1.000	2.000										

Kansas City Athletics @ New York Yankees
Yankee Stadium, Bronx, NY
Sat May 05 1956, 3:33 AM EDT
Att: 12,773 - Unknown


AB	32
R	5
H	10
RBI	5
BB	4
SO	1
LOB	13



Batter	1	2	3	4	5	6	7	8	9	AB	R	H	RBI	BB	SO	LOB	TOP			
Nellie Fox, L OBP: 0.200, SLG: 0.255 (1, 4)	0-3 K		0-0 1-2 1B		0-0 F8			0-0 4-3		4	0	1	0	0	1	1				
George Kell, R OBP: 0.448, SLG: 0.440 (1, 5)	0-0 6-3		0-0 F9		0-3 K			4-0 FC5 1B BB		3	0	0	0	1	1	3				
Minnie Minoso, R OBP: 0.440, SLG: 0.425 (1, 7)	0-0 4-3			0-0 G1-4-3 1B		0-0 1-3		0-0 1-2 1B		4	0	2	0	0	0	0				
Bob Nieman, R OBP: 0.667, SLG: 0.333 Jim Rivera, L OBP: 0.406, SLG: 0.500 Bob Kennedy, R OBP: 0.214, SLG: 0.083 Jerry Dahike, R (8, 1)		0-0 6-3		0-0 G1-4-3		0-3 K		0-0 FC5 2-3f		2	0	0	0	0	0	1				
Larry Doby, L OBP: 0.304, SLG: 0.237 (1, 8)	0-3 K		0-0 BB 1B		0-0 4-3			0-0 F8		4	0	1	0	0	1	0				
Walt Dropo, R OBP: 0.233, SLG: 0.259 (1, 3)	0-0 PO 1B		4-0 FC6-4 BB		0-0 1-3			0-0 P3		3	0	1	0	1	0	0				
Sherm Lollar, R OBP: 0.395, SLG: 0.303 Earl Battey, R OBP: 0.333, SLG: 0.333 (9, PR)	0-0 PO	0-0 5-3	0-0 FC6-4		0-0 E5 G6-4-3			0-0 2B		4	0	1	0	0	0	2				
Luis Aparicio, R OBP: 0.185, SLG: 0.222 (1, 6)			0-0 1B 1B		0-0 G6-4-3			0-3 K2-3		4	0	2	0	0	1	2				
Jack Harshman, L Bob Keegan, R Bubba Phillips, R OBP: 0.267, SLG: 0.400 (8, 9)			0-0 F9		0-0 F2			0-3 K		1	0	0	0	0	0	1				
Inning Stats	R: 0 E: 0 K: 1 S: 5	H: 0 LOB: 0 BB: 0 P: 5	R: 0 E: 0 K: 1 S: 5	H: 1 LOB: 0 BB: 0 P: 5	R: 0 E: 0 K: 0 S: 5	H: 2 LOB: 2 BB: 0 P: 5	R: 0 E: 0 K: 0 S: 4	H: 2 LOB: 1 BB: 1 P: 8	R: 0 E: 0 K: 1 S: 6	H: 1 LOB: 1 BB: 0 P: 6	R: 0 E: 0 K: 0 S: 3	H: 0 LOB: 0 BB: 0 P: 3	R: 0 E: 0 K: 1 S: 6	H: 1 LOB: 2 BB: 1 P: 10	R: 0 E: 0 K: 1 S: 6	H: 1 LOB: 1 BB: 0 P: 6	1B: 6 2B: 2 3B: 0 HR: 0	SF: 0 SAC: 0 DP: 2 HBP: 0	WP: 0 PB: 0 SB: 0 CS: 0	PA: 36
PITCHER Whitey Ford, L ERA: 0.75 (1, 1)	IP: 9.0 WLS: W BF: 35 H: 8 R: 0 ER: 0 SO: 6 BB: 2 IBB: 0 HBP: 0 BLK: 0 WP: 0 HR: 0 S: 45 P: 53 ERA: 0.00 WHIP: 1.111															PITCHER				

Chicago White Sox @ New York Yankees
Yankee Stadium, Bronx, NY
Sun May 06 1956, 3:33 AM EDT
Unknown


AB 33
R 0
H 8
RBI 0
BB 2
SO 6
LOB 13



Batter	1	2	3	4	5	6	7	8	9	AB	R	H	RBI	BB	SO	LOB	BOTTOM			
Hank Bauer, R OBP: 0.338, SLG: 0.597 (1, 9)	0-0 F7	4-0 BB		0-0 HR		0-0 CS 1B		0-0 5-3		4	1	2	1	1	0	0				
Billy Martin, R OBP: 0.286, SLG: 0.279 (1, 4)	0-0 2B E 1B	0-0 F8		4-0 L4-3 BB		0-0 1-2 1B				3	1	2	0	1	0	3				
Mickey Mantle, S OBP: 0.514, SLG: 0.938 (1, 8)	0-0 E8 1H 2B		0-0 HR 1B		0-0 F7		0-3 K			4	1	2	0	0	1	2				
Yogi Berra, L OBP: 0.440, SLG: 0.769 (1, 2)	0-0 L3		0-0 1H HR		0-0 L4-3					4	1	1	2	0	0	2				
Bill Skowron, R OBP: 0.386, SLG: 0.406 (1, 3)	0-0 6-3		0-0 1-3 2B		0-0 F9			0-0 FC6-4 1B		4	0	2	0	0	0	1				
Gil McDougald, R OBP: 0.283, SLG: 0.239 (1, 6)		0-0 F9	0-0 F9		0-0 4-3			0-0 FC6-4 1-2f		4	0	0	0	0	0	2				
Elston Howard, R OBP: 0.386, SLG: 0.541 (1, 7)		0-0 P4	0-0 1-3		0-0 2B			0-0 FC6-4 1-2f		4	0	1	0	0	0	2				
Andy Carey, R OBP: 0.305, SLG: 0.255 (1, 5)		0-0 1B 1B	4-0 IBB		0-0 F8			0-0 4-3		3	0	1	0	1	0	1				
Whitey Ford, L OBP: 0.250, SLG: 0.267 (1, 1)		0-0 1-3 BB 1B	0-0 P4		0-0 4-3			0-3 K		4	0	1	0	0	1	2				
Inning Stats	R: 1 E: 1 K: 0 S: 5	H: 2 LOB: 1 BB: 0 P: 5	R: 0 E: 0 K: 0 S: 5	H: 2 LOB: 3 BB: 1 P: 9	R: 2 E: 0 K: 0 S: 6	H: 3 LOB: 2 BB: 1 P: 10	R: 1 E: 0 K: 0 S: 3	H: 1 LOB: 0 BB: 1 P: 7	R: 0 E: 0 K: 0 S: 4	H: 1 LOB: 1 BB: 0 P: 4	R: 0 E: 0 K: 1 S: 6	H: 2 LOB: 1 BB: 0 P: 6	R: 0 E: 0 K: 0 S: 4	H: 1 LOB: 1 BB: 0 P: 4	R: 0 E: 0 K: 1 S: 5	H: 0 LOB: 0 BB: 0 P: 5	1B: 7 2B: 4 3B: 0 HR: 2	SF: 0 SAC: 0 DP: 1 HBP: 0	WP: 0 PB: 0 SB: 0 CS: 1	PA: 37
PITCHER Jack Harshman, L ERA: 2.33 Bob Keegan, R Jerry Dahike, R ERA:	IP: 3.0 WLS: L BF: 19 H: 4 R: 4 ER: 0 SO: 3 BB: 1 IBB: 0 HBP: 0 BLK: 0 WP: 0 HR: 2 S: 17 P: 25 ERA: 9.00 WHIP: 3.000															PITCHER				

Chicago White Sox @ New York Yankees
Yankee Stadium, Bronx, NY
Sun May 06 1956, 3:33 AM EDT
Unknown

AB 34
R 4
H 12
RBI 3
BB 3
SO 2
LOB 15



Batter	1	2	3	4	5	6	7	8	9	AB	R	H	RBI	BB	SO	LOB	TOP			
Gene Woodling, L (1, 7) OBP: 0.436, SLG: 0.361										4	0	2	0	1	0	2	Cleveland Indians @ New York Yankees Yankee Stadium, Bronx, NY Tue May 08 1956, 3:33 AM EDT Att: 8,794 - Unknown			
Bobby Avila, R (1, 4) OBP: 0.312, SLG: 0.405										5	1	1	0	0	2	5				
Al Smith, R (1, 9) OBP: 0.345, SLG: 0.553										4	1	2	1	0	1	1				
Vic Wertz, L (1, 3) OBP: 0.457, SLG: 0.661										3	1	0	0	1	0	3				
Al Rosen, R (1, 5) OBP: 0.369, SLG: 0.364										3	0	1	1	1	0	0				
Jim Busby, R (1, 8) OBP: 0.250, SLG: 0.303										4	0	0	0	0	2	4				
Chico Carrasquel, R (1, 6) OBP: 0.242, SLG: 0.279										4	0	1	1	0	0	2				
Jim Hegan, R (1, 2) OBP: 0.406, SLG: 0.414										3	0	1	0	0	0	2				
Dale Mitchell, L (9, PH) OBP: 0.250, SLG: 0.250										1	0	0	0	0	0	0				
Early Wynn, S (1, 1) OBP: 0.357, SLG: 0.250										3	0	1	0	0	0	1				
Ray Narleski, R (8, 1)										0	0	0	0	0	0	0				
Hal Naragon, L (9, PH) OBP: 0.556, SLG: 1.000										1	0	1	0	0	0	0				
Hoot Evers, R (9, PR)										0	0	0	0	0	0	0				
Inning Stats	R: 0 E: 0 K: 1 S: 6	H: 1 LOB: 1 BB: 0 P: 6	R: 0 E: 0 K: 0 S: 3	H: 0 LOB: 0 BB: 0 P: 3	R: 0 E: 0 K: 0 S: 3	H: 1 LOB: 0 BB: 0 P: 3	R: 1 E: 0 K: 0 S: 6	H: 3 LOB: 2 BB: 0 P: 6	R: 0 E: 0 K: 1 S: 6	H: 1 LOB: 2 BB: 2 P: 14	R: 0 E: 0 K: 0 S: 3	H: 1 LOB: 0 BB: 0 P: 3	R: 1 E: 0 K: 1 S: 6	H: 1 LOB: 0 BB: 0 P: 6	R: 0 E: 0 K: 1 S: 6	H: 1 LOB: 2 BB: 1 P: 10	1B: 8 2B: 1 3B: 0 HR: 1	SF: 0 SAC: 0 DP: 2 HBP: 0	WP: 0 PB: 0 SB: 1 CS: 0	PA: 38
PITCHER Johnny Kucks, R (1, 1) ERA: 4.76	IP: 9.0 WLS: W BF: 38 H: 10 R: 3 ER: 3 SO: 5 BB: 3 IBB: 0 HBP: 0 BLK: 0 WP: 0 HR: 1 S: 45 P: 57 ERA: 3.00 WHIP: 1.444															PITCHER				

AB	35
R	3
H	10
RBI	3
BB	3
SO	5
LOB	20



Batter	1	2	3	4	5	6	7	8	9	AB	R	H	RBI	BB	SO	LOB	BOTTOM			
Hank Bauer, R (1, 9) OBP: 0.318, SLG: 0.587										4	1	1	1	0	0	1	Cleveland Indians @ New York Yankees Yankee Stadium, Bronx, NY Tue May 08 1956, 3:33 AM EDT Att: 8,794 - Unknown			
Billy Martin, R (1, 4) OBP: 0.246, SLG: 0.235										4	0	0	0	0	0	1				
Mickey Mantle, S (1, 8) OBP: 0.512, SLG: 0.929										4	1	2	1	0	1	0				
Yogi Berra, L (1, 2) OBP: 0.434, SLG: 0.726										4	0	2	0	0	0	0				
Bill Skowron, R (1, 3) OBP: 0.372, SLG: 0.403										4	1	0	0	0	0	3				
Gil McDougald, R (1, 6) OBP: 0.311, SLG: 0.321										3	0	1	0	1	2	1				
Elston Howard, R (1, 7) OBP: 0.426, SLG: 0.605										4	1	2	1	0	1	4				
Andy Carey, R (1, 5) OBP: 0.288, SLG: 0.241										4	0	1	1	0	0	3				
Johnny Kucks, R (1, 1) OBP: 0.300, SLG: 0.125										2	0	0	0	1	0	2				
Inning Stats	R: 0 E: 0 K: 1 S: 5	H: 0 LOB: 0 BB: 0 P: 5	R: 1 E: 0 K: 1 S: 8	H: 3 LOB: 2 BB: 0 P: 8	R: 0 E: 0 K: 0 S: 3	H: 0 LOB: 0 BB: 0 P: 3	R: 0 E: 0 K: 0 S: 4	H: 1 LOB: 1 BB: 0 P: 4	R: 0 E: 0 K: 0 S: 3	H: 0 LOB: 1 BB: 1 P: 7	R: 1 E: 0 K: 1 S: 6	H: 1 LOB: 0 BB: 0 P: 6	R: 2 E: 0 K: 0 S: 5	H: 2 LOB: 0 BB: 0 P: 5	R: 0 E: 0 K: 1 S: 7	H: 2 LOB: 3 BB: 1 P: 11		1B: 5 2B: 1 3B: 0 HR: 3	SF: 0 SAC: 0 DP: 0 HBP: 0	WP: 0 PB: 0 SB: 0 CS: 0
PITCHER Early Wynn, R (1, 1) ERA: 2.12	IP: 7.0 WLS: L BF: 31 H: 9 R: 4 ER: 4 SO: 3 BB: 1 IBB: 0 HBP: 0 BLK: 0 WP: 0 HR: 3 S: 36 P: 40 ERA: 5.14 WHIP: 1.429															PITCHER				
Ray Narleski, R (8, 1) ERA: 2.53	IP: 1.0 WLS: L BF: 4 H: 0 R: 0 ER: 0 SO: 1 BB: 1 IBB: 0 HBP: 0 BLK: 0 WP: 0 HR: 0 S: 5 P: 9 ERA: 0.00 WHIP: 1.000															PITCHER				



Batter	1	2	3	4	5	6	7	8	9	AB	R	H	RBI	BB	SO	LOB	TOP								
Jim Busby, R OBP: 0.260, SLG: 0.310 (1, 8)	F8		5-3			BB 1B		CS 1B	E1 FC6-4	5	1	2	0	0	0	1									
Bobby Avila, R OBP: 0.305, SLG: 0.385 (1, 4)	6-3			F9		BB 1B		1-2 2-3	FC6-4	4	1	0	0	1	0	3									
Al Rosen, R OBP: 0.391, SLG: 0.431 (1, 5)	HR			F3		BB 1B		FC5 BB		3	2	2	3	1	0	0									
Vic Wertz, L OBP: 0.446, SLG: 0.629 (1, 3)	F8			4-3		BB 1B		BB		3	0	0	0	1	1	2									
Al Smith, R OBP: 0.339, SLG: 0.569 (1, 7)					P4			FC5		4	0	1	2	0	1	2									
Rocky Colavito, R OBP: 0.187, SLG: 0.273 (1, 9)					4-3			BB		4	0	0	0	0	0	1									
Chico Carrasquel, R OBP: 0.229, SLG: 0.262 (1, 6)					P4					4	1	0	0	0	0	0									
Jim Hegan, R OBP: 0.371, SLG: 0.375 (9, PH)										3	0	0	0	0	1	0									
Gene Woodling, L OBP: 0.430, SLG: 0.355 (9, 1)										1	0	0	0	0	0	1									
Don Mossi, L (9, 1)										0	0	0	0	0	0	0									
Herb Score, L (1, 1)										2	1	0	0	1	0	0									
Hal Naragon, L OBP: 0.800, SLG: 1.000 (9, 2)										0	0	0	0	1	0	0									
Inning Stats	R: 1 E: 0 K: 0 S: 4	H: 1 LOB: 0 BB: 0 P: 4	R: 0 E: 0 K: 1 S: 5	H: 0 LOB: 0 BB: 0 P: 5	R: 0 E: 0 K: 1 S: 5	H: 0 LOB: 0 BB: 0 P: 5	R: 0 E: 0 K: 0 S: 3	H: 0 LOB: 0 BB: 0 P: 3	R: 0 E: 0 K: 0 S: 3	H: 0 LOB: 0 BB: 0 P: 3	R: 4 E: 0 K: 1 S: 8	H: 3 LOB: 1 BB: 2 P: 16	R: 0 E: 0 K: 0 S: 3	H: 0 LOB: 0 BB: 0 P: 3	R: 0 E: 0 K: 0 S: 3	H: 1 LOB: 2 BB: 2 P: 11	R: 1 E: 2 K: 0 S: 5	H: 0 LOB: 2 BB: 1 P: 9	1B: 3 2B: 0 3B: 1 HR: 1	SF: 0 SAC: 0 DP: 0 HBP: 0	WP: 0 PB: 0 SB: 0 CS: 1	PA: 38			
PITCHER	IP	WLS	BF	H	R	ER	SO	BB	IBB	HBP	BLK	WP	HR	S	P	ERA	WHIP								
Don Larsen, R ERA: 5.4 (1, 1)	5.1		21	3	5	5	2	2	0	0	0	0	1	23	31	8.44	0.938								
Bob Grim, R ERA: 0.77 (6, 1)	2.1		10	2	0	0	1	2	0	0	0	0	0	10	18	0.00	1.714								
Jim Konstanty, R ERA: 3.48 (8, 1)	0.1		1	0	0	0	0	0	0	0	0	0	0	1	1	0.00	0.000								
Tom Morgan, R ERA: 7.56 (9, 1)	1.0	L	6	0	1	0	0	0	1	0	0	0	0	5	9	0.00	0.000								

Cleveland Indians @ New York Yankees
Yankee Stadium, Bronx, NY
Wed May 09 1956, 3:33 AM EDT
Att: 12,225 - Unknown

AB 33
R 6
H 5
RBI 5
BB 5
SO 3
LOB 10



Batter	1	2	3	4	5	6	7	8	9	AB	R	H	RBI	BB	SO	LOB	BOTTOM								
Hank Bauer, R OBP: 0.333, SLG: 0.577 (1, 9)	1B HBP	F7		1B BB		F2		IBB		3	1	1	0	2	0	1									
Billy Martin, R OBP: 0.242, SLG: 0.232 (1, 4)	K	F9		BB 1B		F9		FC5		5	0	1	1	0	1	4									
Mickey Mantle, S OBP: 0.529, SLG: 0.919 (1, 8)	HBP 1B		5-3 S	1B BB		F9		1B		4	1	3	0	1	0	0									
Yogi Berra, L OBP: 0.432, SLG: 0.740 (1, 2)	HBP 1B		K	4-3				K		4	2	1	1	1	2	5									
Bill Skowron, R OBP: 0.361, SLG: 0.382 (1, 3)	1B HBP		5-3			4-3		K		4	0	0	1	0	2	2									
Gil McDougald, R OBP: 0.303, SLG: 0.310 (1, 6)	G5-4-3 1B		F9			5-3		L6		5	0	1	2	0	0	2									
Elston Howard, R OBP: 0.412, SLG: 0.574 (8, PR)	G5-4-3			P3		E6		FC5 SH3-4		4	0	1	0	0	0	2									
Tom Carroll, R (9, 1)								1B		0	0	0	0	0	0	0									
Tom Morgan, R (9, 1)										0	0	0	0	0	0	0									
Andy Carey, R OBP: 0.304, SLG: 0.262 (1, 5)						P6		SH3-4		3	0	2	0	0	0	1									
Don Larsen, R OBP: 0.308, SLG: 0.615 (6, 1)						FC2-6 1B		K		2	1	0	0	0	1	2									
Bob Grim, R (6, 1)										1	0	0	0	0	1	0									
Jim Konstanty, R (8, 1)										0	0	0	0	0	0	0									
Bob Cerv, R OBP: 0.250, SLG: 0.583 (9, 7)						1B				1	0	0	0	0	1	2									
Inning Stats	R: 3 E: 0 K: 1 S: 7	H: 3 LOB: 1 BB: 1 P: 12	R: 0 E: 0 K: 1 S: 6	H: 1 LOB: 1 BB: 0 P: 6	R: 0 E: 0 K: 1 S: 6	H: 1 LOB: 1 BB: 0 P: 6	R: 1 E: 0 K: 0 S: 5	H: 2 LOB: 3 BB: 2 P: 13	R: 0 E: 0 K: 0 S: 4	H: 0 LOB: 1 BB: 0 P: 4	R: 0 E: 0 K: 1 S: 5	H: 0 LOB: 0 BB: 0 P: 5	R: 1 E: 0 K: 1 S: 6	H: 1 LOB: 0 BB: 0 P: 6	R: 0 E: 0 K: 1 S: 6	H: 1 LOB: 2 BB: 1 P: 10	R: 0 E: 0 K: 2 S: 8	H: 1 LOB: 1 BB: 0 P: 8	1B: 9 2B: 0 3B: 0 HR: 1	SF: 0 SAC: 1 DP: 1 HBP: 1	WP: 0 PB: 0 SB: 1 CS: 0	PA: 42			
PITCHER	IP	WLS	BF	H	R	ER	SO	BB	IBB	HBP	BLK	WP	HR	S	P	ERA	WHIP								
Herb Score, L ERA: 2.95 (1, 1)	8.0		38	9	5	5	6	3	1	1	0	0	0	45	62	5.62	1.500								
Don Mossi, L ERA: (9, 1)	1.0	S	4	1	0	0	2	0	0	0	0	0	0	8	8	0.00	1.000								

Cleveland Indians @ New York Yankees
Yankee Stadium, Bronx, NY
Wed May 09 1956, 3:33 AM EDT
Att: 12,225 - Unknown

AB 36
R 5
H 10
RBI 5
BB 4
SO 8
LOB 21




Batter	1	2	3	4	5	6	7	8	9	AB	R	H	RBI	BB	SO	LOB	TOP								
Jim Busby, R OBP: 0.259, SLG: 0.307 (1, 8)	4-3		E5 3B 1B		SH5-4	F8			5-3	4	1	1	1	0	0	3	Cleveland Indians @ New York Yankees Yankee Stadium, Bronx, NY Thu May 10 1956, 3:33 AM EDT Att: 10,382 - Unknown								
Bobby Avila, R OBP: 0.310, SLG: 0.370 (1, 4)	4-3		L6		BB		F7		1B 2B BB	3	1	0	0	2	0	1									
Al Rosen, R OBP: 0.405, SLG: 0.475 (1, 5)	F2		3B		SF8				2B 1B	3	1	2	2	1	0	0									
Vic Wertz, L OBP: 0.430, SLG: 0.612 (1, 3)		F7	4-3		P5		F7		E 2B	5	1	1	2	0	0	4									
Al Smith, R OBP: 0.344, SLG: 0.545 (1, 7)		G6-4-3 1B			F7		5-3		E BB	4	0	1	0	1	1	1									
Rocky Colavito, R OBP: 0.172, SLG: 0.259 (1, 9)		G6-4-3 1-2			F9		BB G3 1B		E5 1-3 2-H	5	0	1	0	0	0	2									
Chico Carrasquel, R OBP: 0.227, SLG: 0.271 (1, 6)			1B 2B		5-3		G3		K	5	1	1	0	0	1	3									
Jim Hegan, R OBP: 0.450, SLG: 0.394 (1, 2)			E 1B		SH5-4 BB SF8 BB		BB BB		BB IBB	1	2	1	1	4	0	0									
Bob Lemon, L OBP: 0.235, SLG: 0.071 (1, 1)			K		SH5-4 BB 1-2		BB 1-2 2-3		K K	3	0	0	0	2	3	5									
Inning Stats	R: 0 E: 0 K: 0 S: 3	H: 0 LOB: 0 BB: 0 P: 3	R: 0 E: 0 K: 0 S: 3	H: 1 LOB: 0 BB: 0 P: 3	R: 3 E: 1 K: 1 S: 9	H: 4 LOB: 1 BB: 0 P: 9	R: 0 E: 0 K: 0 S: 3	H: 0 LOB: 0 BB: 0 P: 3	R: 1 E: 0 K: 0 S: 3	H: 0 LOB: 2 BB: 3 P: 15	R: 0 E: 0 K: 0 S: 4	H: 1 LOB: 3 BB: 2 P: 12	R: 0 E: 0 K: 1 S: 5	H: 0 LOB: 1 BB: 1 P: 9	R: 0 E: 0 K: 1 S: 5	H: 0 LOB: 1 BB: 1 P: 9	R: 3 E: 1 K: 2 S: 10	H: 2 LOB: 3 BB: 3 P: 22	1B: 5 2B: 2 3B: 1 HR: 0	SF: 1 SAC: 1 DP: 1 HBP: 0	WP: 0 PB: 0 SB: 0 CS: 0	PA: 45			
PITCHER	IP	WLS	BF	H	R	ER	SO	BB	IBB	HBP	BLK	WP	HR	S	P	ERA	WHIP								
Mickey McDermott, L ERA: 4.26 (6, 1)	5.0	L	22	5	4	4	1	3	0	0	0	0	0	21	33	7.20	1.600								
Tom Morgan, R ERA: 6.1 (8, 1)	2.0		10	1	0	0	1	3	0	0	0	0	0	9	21	0.00	2.000								
Rip Coleman, L ERA: 1.59 (8, 1)	2.0		13	2	3	2	3	3	1	0	0	0	0	15	31	9.00	2.500								

Batter	1	2	3	4	5	6	7	8	9	AB	R	H	RBI	BB	SO	LOB	BOTTOM								
Hank Bauer, R OBP: 0.319, SLG: 0.549 (1, 9)	K		K			5-3		5-3		4	0	0	0	0	2	1	Cleveland Indians @ New York Yankees Yankee Stadium, Bronx, NY Thu May 10 1956, 3:33 AM EDT Att: 10,382 - Unknown								
Gil McDougald, R OBP: 0.300, SLG: 0.306 (1, 6)	CS 1B		1-3			F9		5-3		4	0	1	0	0	0	1									
Mickey Mantle, S OBP: 0.527, SLG: 0.935 (1, 8)	1-2 BB				F7		HR		L3	3	1	1	1	1	0	0									
Yogi Berra, L OBP: 0.424, SLG: 0.753 (1, 2)	1-3				P6		4-3		HR	4	1	1	1	0	0	1									
Joe Collins, L OBP: 0.250, SLG: 0.438 (1, 3)		6-3				G3			1B 1B	4	0	2	0	0	0	0									
Elston Howard, R OBP: 0.400, SLG: 0.549 (1, 7)		K			F7		G3 1B 1B		F9	4	0	1	0	0	1	2									
Billy Martin, R OBP: 0.242, SLG: 0.233 (1, 4) (8, 5)		6-3				F7		1-2 G3 1B		4	0	1	0	0	0	1									
Andy Carey, R OBP: 0.290, SLG: 0.254 Eddie Robinson, L OBP: 0.250, SLG: 0.143 Bobby Richardson, R OBP: 1.000, SLG: 1.000 (1, 5) (7, PH) (8, 4)			6-3			K		1-2 2-3 G3 1B		2	0	0	0	0	1	0									
Mickey McDermott, L OBP: 0.375, SLG: 0.167 Tom Morgan, R OBP: 0.357, SLG: 0.377 Rip Coleman, L OBP: 0.231, SLG: 0.538 (1, 1) (6, 1) (7, PH) (8, 1) (9, PH)					F7		6-3		K	1	0	0	0	1	0	0									
Inning Stats	R: 0 E: 0 K: 1 S: 5	H: 1 LOB: 1 BB: 1 P: 9	R: 0 E: 0 K: 1 S: 5	H: 0 LOB: 0 BB: 0 P: 5	R: 0 E: 0 K: 1 S: 5	H: 0 LOB: 1 BB: 1 P: 9	R: 0 E: 0 K: 0 S: 4	H: 1 LOB: 1 BB: 0 P: 4	R: 0 E: 0 K: 0 S: 5	H: 0 LOB: 0 BB: 0 P: 5	R: 1 E: 0 K: 0 S: 4	H: 1 LOB: 0 BB: 0 P: 4	R: 0 E: 0 K: 0 S: 5	H: 2 LOB: 2 BB: 0 P: 5	R: 0 E: 0 K: 0 S: 3	H: 0 LOB: 0 BB: 0 P: 3	R: 1 E: 0 K: 1 S: 8	H: 3 LOB: 2 BB: 0 P: 8	1B: 6 2B: 0 3B: 0 HR: 2	SF: 0 SAC: 0 DP: 0 HBP: 0	WP: 0 PB: 0 SB: 0 CS: 1	PA: 36			
PITCHER	IP	WLS	BF	H	R	ER	SO	BB	IBB	HBP	BLK	WP	HR	S	P	ERA	WHIP								
Bob Lemon, R ERA: 2.3 (1, 1)	9.0	W	36	8	2	2	5	2	0	0	0	0	2	44	52	2.00	1.111								

Batter	1	2	3	4	5	6	7	8	9	AB	R	H	RBI	BB	SO	LOB	TOP			
Bobby Adams, R OBP: 0.388, SLG: 0.306 Willy Miranda, S OBP: 0.235, SLG: 0.250	0-0 4-3 2B	0-0 FC6-4			0-0 SH5-4 2B	0-0 L6			0-0 SH3-4 1B	5	1	3	1	0	0	4	Baltimore Orioles @ New York Yankees Yankee Stadium, Bronx, NY Fri May 11 1956, 3:33 AM EDT Att: 13,991 - Unknown livebaseballscorecards.com			
Chuck Diering, R OBP: 0.378, SLG: 0.333	0-0 4-3	0-0 1-3-5	0-0 FC1-5 BB		0-0 SH5-4		0-0 F2	0-0 SH3-4	3	0	1	0	0	0	1					
Dave Philley, S OBP: 0.307, SLG: 0.307	0-0 6-3		4-0 FC1-5 BB		4-0 BB		0-0 P4	0-0 F7	3	0	0	1	2	0	1					
Gus Triandos, R OBP: 0.378, SLG: 0.507	0-0 BB		0-0 FC1-5 G1-4-3		0-3 K		0-3 K	4-0 1B	3	0	0	0	2	2	4					
Billy Gardner, R OBP: 0.262, SLG: 0.321	0-0 P4		0-0 G1-4-3		0-3 K			0-0 SH1-4 1B	5	0	2	0	0	1	5					
Hal Smith, R OBP: 0.387, SLG: 0.482		0-0 1B FC3-2 2B		0-0 4-3		0-0 5-3		0-0 SH1-4 1B	4	0	2	0	0	0	0					
Jim Pyburn, R OBP: 0.275, SLG: 0.405		4-0 FC3-2 1B FC6-4 BB		0-0 3B		0-3 K		0-0 SH1-4	2	1	1	0	1	1	0					
Fred Marsh, R OBP: 0.273, SLG: 0.158		0-0 FC6-4 FC3-2 1-3-5 1B		0-0 P6		0-0 1B		0-0 FC4	4	0	2	0	0	0	3					
Erv Palica, R OBP: 0.231, SLG: 0.231		0-0 FC3-2 FC6-4		0-3 K		0-0 1B		0-0 1-3	4	0	1	0	0	1	6					
Inning Stats	R: 1 E: 0 K: 0 S: 4	H: 1 LOB: 1 BB: 1 P: 8	R: 1 E: 0 K: 0 S: 4	H: 2 LOB: 2 BB: 1 P: 8	R: 0 E: 0 K: 1 S: 3	H: 1 LOB: 1 BB: 0 P: 7	R: 0 E: 0 K: 1 S: 6	H: 1 LOB: 1 BB: 0 P: 6	R: 0 E: 0 K: 2 S: 8	H: 2 LOB: 2 BB: 0 P: 12	R: 0 E: 0 K: 1 S: 5	H: 0 LOB: 0 BB: 0 P: 5	R: 0 E: 0 K: 0 S: 5	H: 2 LOB: 2 BB: 1 P: 5	R: 0 E: 0 K: 0 S: 4	H: 2 LOB: 2 BB: 1 P: 8		1B: 8 2B: 3 3B: 1 HR: 0	SF: 0 SAC: 3 DP: 1 HBP: 0	WP: 0 PB: 0 SB: 0 CS: 0
PITCHER Whitey Ford, L ERA: 1.0	IP: 9.0 WLS: W BF: 42	H: 12 R: 2 ER: 2 SO: 5	BB: 4 IBB: 1 HBP: 0 BLK: 0	WP: 0 HR: 0 S: 46 P: 66	ERA: 2.00 WHIP: 1.778											ERA: 2.00 WHIP: 1.778				

Batter	1	2	3	4	5	6	7	8	9	AB	R	H	RBI	BB	SO	LOB	BOTTOM				
Hank Bauer, R OBP: 0.316, SLG: 0.535	0-3 K		0-0 F8		0-0 4-3 1B			0-0 5-3		4	0	1	1	0	1	1	Baltimore Orioles @ New York Yankees Yankee Stadium, Bronx, NY Fri May 11 1956, 3:33 AM EDT Att: 13,991 - Unknown livebaseballscorecards.com				
Gil McDougald, R OBP: 0.297, SLG: 0.292	4-0 BB		0-0 F8		0-0 4-3		0-3 K		3	0	0	1	1	1	2						
Mickey Mantle, S OBP: 0.505, SLG: 0.889	0-3 K			0-0 F5	0-0 4-3		0-0 F2		4	0	0	0	0	1	2						
Yogi Berra, L OBP: 0.417, SLG: 0.729	0-0 F8			0-0 FC6-4 1B		0-0 P3		0-0 G3	4	0	1	0	0	0	1						
Joe Collins, L OBP: 0.250, SLG: 0.472		0-0 G3		0-0 F9		0-0 G3		0-0 1B 3B	4	1	1	0	0	0	1						
Elston Howard, R OBP: 0.390, SLG: 0.519		0-0 F9		0-0 FC6-4		0-0 1-3		4-0 1B IBB	3	0	0	0	1	0	1						
Bob Cerv, R OBP: 0.231, SLG: 0.538		0-0 F7		1-2 FC6-4				0-0 1B IBB	0	0	0	0	0	0	0						
Andy Carey, R OBP: 0.297, SLG: 0.246		0-0 F7			4-0 2B 1B BB		0-0 F7	4-0 1B IBB	2	1	0	0	1	0	0						
Eddie Robinson, L OBP: 0.333, SLG: 0.143					0-0 F9		0-3 K		0-0 1B	0	0	0	0	1	0						
Billy Martin, R OBP: 0.242, SLG: 0.233					0-0 E4 SH1-4		0-0 K		0-0 1B	3	0	0	0	0	1						
Bobby Richardson, R OBP: 0.250, SLG: 0.250					0-0 SH1-4		0-0 F7		1-2 2-3 3-H 1B	1	0	1	1	0	0						
Whitey Ford, L OBP: 0.278, SLG: 0.353				0-0 SH1-4		0-0 1B 4-3 2B		0-0 F7	2	1	1	0	0	0	0						
Inning Stats	R: 0 E: 0 K: 2 S: 7	H: 0 LOB: 1 BB: 1 P: 11	R: 0 E: 0 K: 0 S: 3	H: 0 LOB: 0 BB: 0 P: 3	R: 0 E: 1 K: 0 S: 4	H: 0 LOB: 1 BB: 0 P: 4	R: 0 E: 0 K: 0 S: 4	H: 1 LOB: 1 BB: 0 P: 4	R: 2 E: 0 K: 0 S: 5	H: 2 LOB: 1 BB: 1 P: 9	R: 0 E: 0 K: 0 S: 3	H: 0 LOB: 0 BB: 0 P: 3	R: 0 E: 0 K: 1 S: 5	H: 0 LOB: 0 BB: 0 P: 5	R: 0 E: 0 K: 1 S: 5	H: 0 LOB: 0 BB: 0 P: 5	R: 1 E: 0 K: 0 S: 3	H: 2 LOB: 3 2B: 1 3B: 1 HR: 0	SF: 0 SAC: 1 DP: 0 HBP: 0	WP: 0 PB: 0 SB: 0 CS: 0	PA: 35
PITCHER Erv Palica, R ERA: 3.52	IP: 8.1 WLS: L BF: 35	H: 5 R: 3 ER: 3 SO: 4	BB: 2 IBB: 2 HBP: 0 BLK: 0	WP: 0 HR: 0 S: 39 P: 55	ERA: 3.24 WHIP: 0.840											ERA: 3.24 WHIP: 0.840					

Batter	1	2	3	4	5	6	7	8	9	AB	R	H	RBI	BB	SO	LOB	TOP					
Wayne Causey, L (1, 5) OBP: 0.208, SLG: 0.095 Bob Hale, L (7, PH) OBP: 0.333, SLG: 0.385 Fred Marsh, R (7, 5) OBP: 0.273, SLG: 0.158	0-3 K		0-0 F8		0-3 K		0-3 K			3	0	0	0	0	2	0	<p>Baltimore Orioles @ New York Yankees Yankee Stadium, Bronx, NY Sat May 12 1956, 3:33 AM EDT Att: 9,854 - Unknown</p> <p>livebaseballscorecards.com</p>					
Bob Boyd, L (1, 3) OBP: 0.473, SLG: 0.563	0-0 2B		0-0 1B			0-0 F9	0-0 F8			4	0	2	0	0	0	2						
Dave Philley, S (1, 7) OBP: 0.305, SLG: 0.297	4-0 BB		0-0 6-3			0-0 F5		0-3 K		3	0	0	0	1	1	1						
Tito Francona, L (1, 9) OBP: 0.235, SLG: 0.220	0-3 K			4-0 BB		4-0 BB		4-0 BB	G6-4-3 BB	1	0	0	0	3	1	2						
Hal Smith, R (1, 2) OBP: 0.364, SLG: 0.450	0-0 1-3			0-3 K		0-0 P4		0-0 G6-4-3		4	0	0	0	0	1	5						
Billy Gardner, R (1, 4) OBP: 0.246, SLG: 0.300		0-3 K		0-0 P4			0-3 K		0-0 F7	4	0	0	0	0	2	1						
Chuck Diering, R (1, 8) OBP: 0.447, SLG: 0.313		4-0 BB		0-0 F9			4-0 2B	1B	BB	2	1	0	0	2	0	1						
Willy Miranda, S (1, 6) OBP: 0.250, SLG: 0.279		0-3 K			0-0 P5		0-0 1B	2B		4	0	2	0	0	1	1						
Don Ferrarese, R (1, 1) OBP: 0.143, SLG: 0.143			0-0 F2		0-0 P4		0-0 1B		0-0 F8	4	0	1	1	0	0	1						
Inning Stats	R: 0 E: 0 K: 2 S: 8	H: 1 LOB: 2 BB: 1 P: 12	R: 0 E: 0 K: 2 S: 6	H: 0 LOB: 1 BB: 1 P: 10	R: 0 E: 0 K: 1 S: 4	H: 1 LOB: 1 BB: 0 P: 4	R: 0 E: 0 K: 1 S: 5	H: 0 LOB: 0 BB: 1 P: 9	R: 0 E: 0 K: 1 S: 5	H: 0 LOB: 0 BB: 0 P: 5	R: 0 E: 0 K: 0 S: 3	H: 0 LOB: 1 BB: 1 P: 7	R: 0 E: 0 K: 2 S: 9	H: 2 LOB: 2 BB: 1 P: 13	R: 0 E: 0 K: 1 S: 4	H: 0 LOB: 0 BB: 1 P: 8	R: 0 E: 0 K: 0 S: 4	H: 1 LOB: 1 BB: 0 P: 4	1B: 3 2B: 3 3B: 0 HR: 0	SF: 0 SAC: 0 DP: 2 HBP: 0	WP: 0 PB: 0 SB: 1 CS: 1	PA: 36
PITCHER Bob Turley, R (1, 1) ERA: 4.85	IP: 9.0 WLS: L BF: 36	H: 5 R: 1 ER: 1 SO: 9	BB: 6 IBB: 0 HBP: 0 BLK: 0	WP: 0 HR: 0 S: 48 P: 72	ERA: 1.00 WHIP: 1.222	PITCHER										IP: 9.0 WLS: L BF: 36	H: 5 R: 1 ER: 1 SO: 9	BB: 6 IBB: 0 HBP: 0 BLK: 0	WP: 0 HR: 0 S: 48 P: 72	ERA: 1.00 WHIP: 1.222		

Batter	1	2	3	4	5	6	7	8	9	AB	R	H	RBI	BB	SO	LOB	BOTTOM			
Hank Bauer, R (1, 9) OBP: 0.314, SLG: 0.522	0-0 F2		0-0 FC5-4			0-3 K			0-0 1B	4	0	1	0	0	1	1	<p>Baltimore Orioles @ New York Yankees Yankee Stadium, Bronx, NY Sat May 12 1956, 3:33 AM EDT Att: 9,854 - Unknown</p> <p>livebaseballscorecards.com</p>			
Bobby Richardson, R (1, 4) OBP: 0.543, SLG: 0.143 Don Larsen, R (9, PH) OBP: 0.286, SLG: 0.571	0-0 1-3			0-0 6-3			0-0 4-3		0-0 F2	3	0	0	0	0	0	0				
Mickey Mantle, S (1, 8) OBP: 0.485, SLG: 0.847	0-0 5-3			0-3 K		0-0 P4		0-0 F8		4	0	0	0	0	1	2				
Yogi Berra, L (1, 2) OBP: 0.404, SLG: 0.705		0-0 4-3		0-0 4-3		0-0 F8				3	0	0	0	0	0	0				
Bill Skowron, R (1, 3) OBP: 0.352, SLG: 0.370		0-0 4-3			0-3 K			0-0 F8		3	0	0	0	0	1	0				
Gil McDougald, R (1, 6) OBP: 0.286, SLG: 0.284		0-3 K			1-0 CS			0-3 K		2	0	0	0	0	2	0				
Elston Howard, R (1, 7) OBP: 0.371, SLG: 0.491			0-0 6-3		0-3 K			0-0 F7		3	0	0	0	0	1	1				
Andy Carey, R (1, 5) OBP: 0.299, SLG: 0.250			0-3 K			0-0 6-3			0-0 1B	3	0	1	0	0	1	0				
Bob Turley, R (1, 1) OBP: 0.300, SLG: 0.222 Billy Martin, R (9, PH) OBP: 0.239, SLG: 0.230			4-0 FC5-4			0-0 6-3			0-3 K	1	0	0	0	1	0	0				
Inning Stats	R: 0 E: 0 K: 0 S: 3	H: 0 LOB: 0 BB: 0 P: 3	R: 0 E: 0 K: 1 S: 5	H: 0 LOB: 0 BB: 0 P: 5	R: 0 E: 0 K: 1 S: 5	H: 0 LOB: 1 BB: 1 P: 9	R: 0 E: 0 K: 1 S: 5	H: 0 LOB: 0 BB: 0 P: 5	R: 0 E: 0 K: 2 S: 6	H: 0 LOB: 0 BB: 0 P: 7	R: 0 E: 0 K: 1 S: 5	H: 0 LOB: 0 BB: 0 P: 3	R: 0 E: 0 K: 1 S: 5	H: 0 LOB: 0 BB: 0 P: 5	R: 0 E: 0 K: 1 S: 7	H: 2 LOB: 2 BB: 0 P: 7	1B: 2 2B: 0 3B: 0 HR: 0	SF: 0 SAC: 0 DP: 0 HBP: 1	WP: 0 PB: 0 SB: 0 CS: 1	PA: 30
PITCHER Don Ferrarese, L (1, 1) ERA: 0.78	IP: 9.0 WLS: W BF: 30	H: 2 R: 0 ER: 0 SO: 8	BB: 1 IBB: 0 HBP: 1 BLK: 0	WP: 0 HR: 0 S: 44 P: 49	ERA: 0.00 WHIP: 0.333	PITCHER										IP: 9.0 WLS: W BF: 30	H: 2 R: 0 ER: 0 SO: 8	BB: 1 IBB: 0 HBP: 1 BLK: 0	WP: 0 HR: 0 S: 44 P: 49	ERA: 0.00 WHIP: 0.333

Batter	1	2	3	4	5	6	7	8	9	AB	R	H	RBI	BB	SO	LOB	TOP		
Bobby Adams, R (1, 5) Wayne Causey, L (6, 5) OBP: 0.386, SLG: 0.308 OBP: 0.200, SLG: 0.091										3	0	1	0	0	0	3	<p>Baltimore Orioles @ New York Yankees Yankee Stadium, Bronx, NY Sun May 13 1956, 3:33 AM EDT Unknown</p> <p>livebaseballscorecards.com</p>		
Bob Boyd, L (1, 3) OBP: 0.458, SLG: 0.529										3	0	0	0	1	0	1			
Dave Philley, S (1, 7) Tex Nelson, L (4, 9) OBP: 0.299, SLG: 0.290 OBP: 0.333, SLG: 0.250										2	0	0	0	0	0	2			
Tito Francona, L (1, 9) OBP: 0.264, SLG: 0.230											2	1	1	0	2	0			
Gus Triandos, R (1, 2) Tom Gastall, R (5, PR) OBP: 0.369, SLG: 0.493 OBP: 0.250, SLG: 0.250											2	0	0	0	0	1			
Billy Gardner, R (1, 4) OBP: 0.232, SLG: 0.281											4	0	0	0	0	6			
Chuck Diering, R (1, 8) OBP: 0.490, SLG: 0.371											3	1	3	0	1	0			
Willy Miranda, S (1, 6) OBP: 0.250, SLG: 0.278											4	0	1	1	0	1			
Ray Moore, R (1, 1) Fred Besana, R (3, 1) Babe Birrer, R (3, 1) Jim Pyburn, R (5, PH) Hal Brown, R (5, 1) Bob Hale, L (7, PH) Mel Held, R (7, 1) OBP: 0.200, SLG: 0.111 ERA: 4.66											1	0	0	0	0	0			
Inning Stats	R: 0 E: 0 K: 0 S: 3	H: 1 LOB: 0 BB: 0 P: 3	R: 0 E: 0 K: 0 S: 3	H: 0 LOB: 0 BB: 0 P: 3	R: 0 E: 0 K: 0 S: 3	H: 1 LOB: 0 BB: 0 P: 3	R: 0 E: 0 K: 0 S: 2	H: 0 LOB: 0 BB: 1 P: 6	R: 2 E: 1 K: 0 S: 5	H: 2 LOB: 2 BB: 2 P: 13	R: 0 E: 0 K: 0 S: 4	H: 1 LOB: 0 BB: 0 P: 8	R: 0 E: 0 K: 1 S: 5	H: 0 LOB: 0 BB: 0 P: 5	R: 0 E: 0 K: 0 S: 5	H: 2 LOB: 2 BB: 0 P: 5		1B: 8 2B: 1 3B: 0 HR: 0	SF: 0 SAC: 0 DP: 5 HBP: 0
PITCHER	IP WLS BF H R ER SO BB IBB HBP BLK WP HR S P ERA WHIP	5.0 W 19 4 2 0 0 3 0 0 0 0 0 16 28 0.00 1.400	4.0 S 16 5 0 0 2 1 0 0 0 0 0 19 23 0.00 1.500																

Batter	1	2	3	4	5	6	7	8	9	AB	R	H	RBI	BB	SO	LOB	BOTTOM					
Hank Bauer, R (1, 9) OBP: 0.318, SLG: 0.516										5	1	2	1	0	0	3	<p>Baltimore Orioles @ New York Yankees Yankee Stadium, Bronx, NY Sun May 13 1956, 3:33 AM EDT Unknown</p> <p>livebaseballscorecards.com</p>					
Gil McDougald, R (1, 6) OBP: 0.317, SLG: 0.296										4	3	2	0	1	0	0						
Mickey Mantle, S (1, 8) OBP: 0.490, SLG: 0.841										3	2	1	0	2	0	3						
Yogi Berra, L (1, 2) OBP: 0.413, SLG: 0.720										5	0	3	3	0	0	2						
Joe Collins, L (1, 3) OBP: 0.268, SLG: 0.487										3	2	1	2	1	0	2						
Elston Howard, R (1, 7) OBP: 0.373, SLG: 0.475										4	1	1	2	1	0	2						
Billy Martin, R (1, 4) OBP: 0.254, SLG: 0.234										3	1	1	0	1	0	3						
Andy Carey, R (1, 5) OBP: 0.284, SLG: 0.236										4	0	0	0	0	1	5						
Don Larsen, R (1, 1) Bob Grim, R (6, 1) OBP: 0.353, SLG: 0.647 ERA: 5.14										3	1	2	2	0	0	0						
Inning Stats	R: 1 E: 0 K: 0 S: 5	H: 2 LOB: 1 BB: 0 P: 5	R: 2 E: 0 K: 1 S: 6	H: 2 LOB: 1 BB: 1 P: 10	R: 3 E: 1 K: 0 S: 7	H: 4 LOB: 1 BB: 0 P: 7	R: 0 E: 0 K: 0 S: 3	H: 0 LOB: 1 BB: 1 P: 7	R: 0 E: 0 K: 0 S: 3	H: 0 LOB: 0 BB: 0 P: 3	R: 2 E: 0 K: 0 S: 6	H: 3 LOB: 1 BB: 0 P: 6	R: 0 E: 0 K: 0 S: 5	H: 0 LOB: 0 BB: 0 P: 5	1B: 8 2B: 5 3B: 0 HR: 0	SF: 1 SAC: 0 DP: 0 HBP: 0		WP: 0 PA: 43 PB: 0 SB: 0 CS: 1				
PITCHER	IP WLS BF H R ER SO BB IBB HBP BLK WP HR S P ERA WHIP	2.0 L 12 4 5 0 0 1 0 0 0 0 0 11 23 22.50 3.500	0.0 2 1 0 0 0 1 0 0 0 0 0 1 5	2.0 5 4 2 0 1 0 0 0 0 0 0 11 15 9.00 3.000	2.0 7 0 0 0 0 1 0 0 0 0 0 6 10 0.00 0.500	2.0 9 3 2 2 0 0 0 0 0 0 9 9 9.00 1.500																

Batter	1	2	3	4	5	6	7	8	9	AB	R	H	RBI	BB	SO	LOB	TOP										
Bobby Adams, R OBP: 0.364, SLG: 0.286 (1, 5)										5	1	0	0	0	0	3	Baltimore Orioles @ New York Yankees Yankee Stadium, Bronx, NY Sun May 13 1956, 3:38 AM EDT Att: 21,935 - Unknown										
Bob Boyd, L OBP: 0.469, SLG: 0.537 (1, 3)										3	1	1	0	2	0	0											
Dave Philley, S OBP: 0.306, SLG: 0.323 (1, 9)										3	1	1	3	1	0	1											
Gus Triandos, R OBP: 0.364, SLG: 0.474 (1, 2)										3	0	0	0	1	0	1											
Jim Pyburn, R OBP: 0.289, SLG: 0.429 (1, 7)										4	1	1	0	0	0	1											
Chuck Diering, R OBP: 0.491, SLG: 0.385 (1, 8)										4	1	2	0	0	0	0											
Billy Gardner, R OBP: 0.233, SLG: 0.279 (1, 4)										4	0	1	1	0	0	1											
Willy Miranda, S OBP: 0.263, SLG: 0.280 (1, 6)										3	0	1	0	1	0	0											
Bill Wight, L OBP: 0.400, SLG: 0.333 George Zuverink, R (9, 1)										4	0	2	1	0	1	0											
Inning Stats	R: 0 E: 0 K: 0 S: 2	H: 0 LOB: 1 BB: 2 P: 10	R: 1 E: 0 K: 0 S: 5	H: 2 LOB: 2 BB: 1 P: 9	R: 0 E: 0 K: 0 S: 2	H: 0 LOB: 0 BB: 1 P: 6	R: 0 E: 0 K: 0 S: 3	H: 0 LOB: 0 BB: 0 P: 3	R: 0 E: 0 K: 1 S: 5	H: 0 LOB: 0 BB: 1 P: 7	R: 0 E: 0 K: 0 S: 3	H: 0 LOB: 0 BB: 0 P: 3	R: 4 E: 0 K: 0 S: 9	H: 7 LOB: 2 BB: 0 P: 9	R: 0 E: 0 K: 0 S: 3	H: 0 LOB: 0 BB: 0 P: 3	1B: 7 2B: 1 3B: 0 HR: 1	SF: 0 SAC: 0 DP: 1 HBP: 0	WP: 0 PB: 0 SB: 0 CS: 1	PA: 38							
PITCHER	IP	WLS	BF	H	R	ER	SO	BB	IBB	HBP	BLK	WP	HR	S	P	ERA	WHIP										
Tom Sturdivant, R ERA: 3.88 (1, 1)	7.1	L	29	4	3	3	1	5	0	0	0	0	0	26	46	3.68	1.227										
Jim Konstanty, R ERA: 4.91 (8, 1)	0.2		6	5	2	2	0	0	0	0	0	0	1	6	6	27.00	7.500										
Tommy Byrne, L ERA: 3.97 (9, 1)	1.0		3	0	0	0	0	0	0	0	0	0	0	3	3	0.00	0.000										

Batter	1	2	3	4	5	6	7	8	9	AB	R	H	RBI	BB	SO	LOB	BOTTOM										
Hank Bauer, R OBP: 0.315, SLG: 0.500 (1, 9)										3	0	0	0	1	1	1	Baltimore Orioles @ New York Yankees Yankee Stadium, Bronx, NY Sun May 13 1956, 3:38 AM EDT Att: 21,935 - Unknown										
Gil McDougald, R OBP: 0.326, SLG: 0.307 (1, 6)										4	1	2	0	0	0	2											
Mickey Mantle, S OBP: 0.481, SLG: 0.826 (1, 8)										4	0	1	0	0	1	3											
Yogi Berra, L OBP: 0.407, SLG: 0.701 (1, 2)										4	0	1	1	0	0	3											
Bill Skowron, R OBP: 0.359, SLG: 0.361 (1, 3)										2	0	0	0	2	0	2											
Elston Howard, R OBP: 0.386, SLG: 0.462 (1, 7)										4	0	1	0	0	2	3											
Billy Martin, R OBP: 0.243, SLG: 0.224 Joe Collins, L OBP: 0.282, SLG: 0.475 (9, PH)										3	0	0	0	0	1	2											
Andy Carey, R OBP: 0.274, SLG: 0.227 (1, 5)										3	0	0	0	0	1	1											
Tom Sturdivant, L OBP: 0.500, SLG: 0.500 Jim Konstanty, R (8, 1)										2	0	1	0	0	1	0											
Mickey McDermott, L OBP: 0.444, SLG: 0.285 Tommy Byrne, L OBP: 0.250, SLG: 0.250 (9, 1)										1	0	1	0	0	0	0											
Inning Stats	R: 0 E: 0 K: 0 S: 5	H: 2 LOB: 2 BB: 0 P: 5	R: 0 E: 0 K: 0 S: 3	H: 0 LOB: 0 BB: 0 P: 3	R: 0 E: 0 K: 1 S: 5	H: 0 LOB: 0 BB: 0 P: 5	R: 0 E: 0 K: 0 S: 3	H: 1 LOB: 0 BB: 0 P: 3	R: 0 E: 0 K: 0 S: 4	H: 1 LOB: 2 BB: 1 P: 8	R: 0 E: 0 K: 2 S: 6	H: 0 LOB: 1 BB: 1 P: 10	R: 0 E: 0 K: 1 S: 5	H: 1 LOB: 0 BB: 0 P: 5	R: 1 E: 0 K: 1 S: 7	H: 2 LOB: 2 BB: 1 P: 11	1B: 6 2B: 3 3B: 0 HR: 0	SF: 0 SAC: 0 DP: 3 HBP: 0	WP: 0 PB: 0 SB: 0 CS: 1	PA: 34							
PITCHER	IP	WLS	BF	H	R	ER	SO	BB	IBB	HBP	BLK	WP	HR	S	P	ERA	WHIP										
Bill Wight, L ERA: 7.4 (1, 1)	8.0		30	7	1	1	6	2	0	0	0	0	0	40	48	1.12	1.125										
George Zuverink, R ERA: 1.37 (9, 1)	1.0	S	4	0	0	0	1	1	0	0	0	0	0	5	9	0.00	1.000										

Batter	1	2	3	4	5	6	7	8	9	AB	R	H	RBI	BB	SO	LOB	TOP			
Hank Bauer, R OBP: 0.304, SLG: 0.480 (1, 9)	F8			P4		1-3		K		4	0	0	0	0	1	1	New York Yankees @ Cleveland Indians Cleveland Municipal Stadium, Cleveland, OH Mon May 14 1956, 3:33 AM EDT Att: 18,950 - Unknown livebaseballscorecards.com			
Gil McDougald, R OBP: 0.322, SLG: 0.342 (1, 6)	6-3			HR		K		3-1		4	1	1	1	0	1	1				
Mickey Mantle, S OBP: 0.473, SLG: 0.833 (1, 8)	K			HR				3-1		4	1	1	1	0	1	0				
Yogi Berra, L OBP: 0.402, SLG: 0.680 (1, 2)		F8		4-3			FC6-4 BB	F7		3	0	0	0	1	0	0				
Joe Collins, L OBP: 0.261, SLG: 0.442 (1, 3)		E3		1-3			FC6-4 BB	K		3	0	0	0	1	1	0				
Elston Howard, R OBP: 0.365, SLG: 0.456 (1, 7)		F8			G5-4-3 1B		FC6-4 FC5-4			3	0	1	0	0	0	2				
Billy Martin, R OBP: 0.234, SLG: 0.214 (1, 4)			F8		G5-4-3 1-2		FC5-4 1-2			3	0	0	0	0	0	3				
Andy Carey, R OBP: 0.276, SLG: 0.221 (1, 5)		6-3			F7			S BB		2	0	0	0	1	0	0				
Johnny Kucks, R OBP: 0.231, SLG: 0.091 (1, 1)			3-1			F9		K		3	0	0	0	0	1	1				
Inning Stats	R: 0 E: 0 K: 1 S: 5	H: 0 LOB: 0 BB: 0 P: 5	R: 0 E: 1 K: 0 S: 3	H: 0 LOB: 0 BB: 0 P: 3	R: 0 E: 0 K: 0 S: 3	H: 0 LOB: 0 BB: 0 P: 3	R: 2 E: 0 K: 0 S: 5	H: 2 LOB: 0 BB: 0 P: 5	R: 0 E: 0 K: 1 S: 5	H: 0 LOB: 0 BB: 0 P: 5	R: 0 E: 0 K: 0 S: 3	H: 0 LOB: 2 BB: 2 P: 11	R: 0 E: 0 K: 2 S: 7	H: 0 LOB: 1 BB: 1 P: 11	R: 0 E: 0 K: 1 S: 5	H: 0 LOB: 0 BB: 0 P: 5	1B: 1 2B: 0 3B: 0 HR: 2	SF: 0 SAC: 0 DP: 1 HBP: 0	WP: 0 PB: 0 SB: 1 CS: 0	PA: 32
PITCHER Bob Lemon, R ERA: 2.25 (1, 1)	IP: 9.0 WLS: W BF: 32	H: 3 R: 2 ER: 2 SO: 5	BB: 3 IBB: 0 HBP: 0 BLK: 0	WP: 0 HR: 2 S: 39 P: 51	ERA: 2.00 WHIP: 0.667	PITCHER										IP: 9.0 WLS: W BF: 32	H: 3 R: 2 ER: 2 SO: 5	BB: 3 IBB: 0 HBP: 0 BLK: 0	WP: 0 HR: 2 S: 39 P: 51	ERA: 2.00 WHIP: 0.667

Batter	1	2	3	4	5	6	7	8	9	AB	R	H	RBI	BB	SO	LOB	BOTTOM					
Jim Busby, R OBP: 0.267, SLG: 0.326 (1, 8)	4-3		FC6-4 HBP		L6		6-3			4	0	0	1	0	0	2	New York Yankees @ Cleveland Indians Cleveland Municipal Stadium, Cleveland, OH Mon May 14 1956, 3:33 AM EDT Att: 18,950 - Unknown livebaseballscorecards.com					
Bobby Avila, R OBP: 0.336, SLG: 0.361 (1, 4)	P4		1-2 3-H					K		2	0	0	0	1	1	0						
Al Rosen, R OBP: 0.404, SLG: 0.481 (1, 5)	F7		HBP		K		K	F3		4	0	0	0	0	2	3						
Vic Wertz, L OBP: 0.414, SLG: 0.560 (1, 3)		4-3		1B 2B		K		4-3		4	1	1	0	0	1	0						
Al Smith, R OBP: 0.346, SLG: 0.523 (1, 7)		F7		K		5-3				4	1	1	1	0	1	1						
Rocky Colavito, R OBP: 0.200, SLG: 0.275 (1, 9)		1-3			5-3		5-3			3	0	0	0	0	0	1						
Chico Carrasquel, R OBP: 0.250, SLG: 0.271 (1, 6)			1B FC6-4					K		3	1	2	1	0	1	0						
Jim Hegan, R OBP: 0.412, SLG: 0.372 (1, 2)			1B		F2		6-3	BLK		3	0	1	0	0	0	2						
Bob Lemon, L OBP: 0.250, SLG: 0.118 (1, 1)			1-3 FC6-4		1B		P5	4-3		3	0	1	0	0	0	1						
Inning Stats	R: 0 E: 0 K: 0 S: 3	H: 0 LOB: 0 BB: 0 P: 3	R: 0 E: 0 K: 0 S: 3	H: 0 LOB: 0 BB: 0 P: 3	R: 1 E: 0 K: 1 S: 7	H: 2 LOB: 2 BB: 0 P: 8	R: 1 E: 0 K: 1 S: 7	H: 2 LOB: 1 BB: 0 P: 7	R: 0 E: 0 K: 1 S: 5	H: 0 LOB: 1 BB: 1 P: 9	R: 0 E: 0 K: 1 S: 5	H: 0 LOB: 0 BB: 0 P: 5	R: 0 E: 0 K: 1 S: 6	H: 1 LOB: 1 BB: 0 P: 6	R: 0 E: 0 K: 1 S: 5	H: 0 LOB: 0 BB: 0 P: 5	R: 1 E: 0 K: 0 S: 1	H: 1 LOB: 0 BB: 0 P: 1	1B: 3 2B: 2 3B: 0 HR: 1	SF: 0 SAC: 0 DP: 0 HBP: 1	WP: 0 PB: 0 SB: 0 CS: 0	PA: 32
PITCHER Johnny Kucks, R ERA: 4.46 (1, 1)	IP: 8.0 WLS: L BF: 32	H: 6 R: 3 ER: 3 SO: 6	BB: 1 IBB: 0 HBP: 1 BLK: 1	WP: 0 HR: 1 S: 42 P: 47	ERA: 3.38 WHIP: 0.875	PITCHER										IP: 8.0 WLS: L BF: 32	H: 6 R: 3 ER: 3 SO: 6	BB: 1 IBB: 0 HBP: 1 BLK: 1	WP: 0 HR: 1 S: 42 P: 47	ERA: 3.38 WHIP: 0.875		

Batter	1	2	3	4	5	6	7	8	9	AB R H RBI BB SO LOB	TOP												
Billy Martin, R OBP: 0.265, SLG: 0.270 (1, 4)	0-0 HR		4-0 BB		0-0 1B SF9 1B	0-0 F9		4-0 F7 BB BB	0-3 K	4 2 2 1 2 1 4	New York Yankees @ Cleveland Indians Cleveland Municipal Stadium, Cleveland, OH Wed May 16 1956, 3:33 AM EDT Att: 6,263 - Unknown livebaseballscorecards.com												
Joe Collins, L OBP: 0.255, SLG: 0.417 (1, 9)	0-0 P3		0-3 K		0-0 SF9 1B 1B	0-0 4-3		0-0 F2		5 0 1 0 0 1 4													
Mickey Mantle, S OBP: 0.487, SLG: 0.860 (1, 8)	0-0 1B 1B		0-0 L6		0-0 SF9 1B		0-0 HR	4-0 BB		4 1 3 1 1 0 1													
Yogi Berra, L OBP: 0.402, SLG: 0.670 (1, 2)	0-0 FC6-4 1B		0-0 4-3		0-0 SF9 1B		1-0 HR	0-0 F7		3 0 1 1 0 0 3													
Eddie Robinson, L OBP: 0.385, SLG: 0.200 Bill Skowron, R OBP: 0.355, SLG: 0.357 (8, PH) (8, 3)	0-0 F3			0-0 CS 1B	0-0 3-1		4-0 BB 1B BB	0-0 F8		3 0 1 0 1 0 4 1 0 0 0 0 0 2													
Hank Bauer, R OBP: 0.292, SLG: 0.458 (1, 7)	0-0 FC6-4			0-0 F7		0-3 K	0-3 K		0-0 5-3	5 0 0 0 0 2 4													
Gil McDougald, R OBP: 0.347, SLG: 0.361 (1, 5)		0-3 K		4-0 FC6 BB		0-0 1B SH 1B	1-2 BB 1B		0-0 FC1-6 1B	4 1 3 0 1 1 0													
Mickey McDermott, L OBP: 0.364, SLG: 0.222 Tom Morgan, R OBP: 0.333, SLG: 0.200 (1, 1) (4, 1)	0-0 4-3			0-0 FC6		0-0 SH 1B	4-0 FC5-4 BB		0-0 FC1-6 1B	2 0 0 0 0 0 1 2 0 1 0 1 0 1													
Phil Rizzuto, R OBP: 0.308, SLG: 0.100 (1, 6)		0-3 K			0-0 F8	0-0 SH	0-0 FC5-4		0-0 E5 1B	4 0 1 1 0 1 3													
Inning Stats	R: 1 E: 0 K: 0 S: 6	H: 3 LOB: 2 BB: 0 P: 6	R: 0 E: 0 K: 2 S: 7	H: 0 LOB: 0 BB: 0 P: 7	R: 0 E: 0 K: 1 S: 5	H: 0 LOB: 1 BB: 1 P: 9	R: 0 E: 0 K: 0 S: 3	H: 1 LOB: 1 BB: 1 P: 7	R: 1 E: 0 K: 0 S: 6	H: 3 LOB: 2 BB: 0 P: 6		R: 1 E: 1 K: 1 S: 8	H: 2 LOB: 2 BB: 0 P: 8	R: 1 E: 0 K: 1 S: 6	H: 2 LOB: 3 BB: 2 P: 15	R: 0 E: 0 K: 0 S: 3	H: 0 LOB: 2 BB: 0 P: 11	R: 0 E: 1 K: 1 S: 7	H: 2 LOB: 2 BB: 0 P: 7	1B: 11 2B: 0 3B: 0 HR: 2	SF: 1 SAC: 1 DP: 0 HBP: 1	WP: 0 PB: 0 SB: 0 CS: 2	PA: 46
PITCHER	IP WLS BF H R ER SO BB IBB HBP BLK WP HR S P ERA WHIP											PITCHER	IP WLS BF H R ER SO BB IBB HBP BLK WP HR S P ERA WHIP										
Mike Garcia, R ERA: 3.78	4.1 L 21 7 2 2 3 2 0 0 0 0 1 25 33 4.15 2.077																						
Bud Daley, L ERA: 6.0	2.0 11 3 2 2 1 1 0 1 0 0 1 11 16 9.00 2.000																						
Cal McLish, R ERA: 1.04	0.2 4 1 0 0 1 1 0 0 0 0 0 5 9 0.00 3.000																						
Don Mossi, L ERA:	2.0 10 2 0 0 1 2 0 0 0 0 0 10 18 0.00 2.000																						

Batter	1	2	3	4	5	6	7	8	9	AB R H RBI BB SO LOB	BOTTOM												
Jim Busby, R OBP: 0.267, SLG: 0.323 (1, 8)	0-0 F7		0-0 1B		0-0 P4			0-3 K		4 0 1 0 0 1 0	New York Yankees @ Cleveland Indians Cleveland Municipal Stadium, Cleveland, OH Wed May 16 1956, 3:33 AM EDT Att: 6,263 - Unknown livebaseballscorecards.com												
Bobby Avila, R OBP: 0.324, SLG: 0.347 (1, 4)	0-0 6-3		0-0 5-3		0-0 F2			0-0 5-3		4 0 0 0 0 0 1													
Al Rosen, R OBP: 0.398, SLG: 0.470 (1, 5)	0-0 F8			0-0 BB BB SF9 1B	0-0 5-3			0-0 6-3		4 1 1 0 0 0 0													
Vic Wertz, L OBP: 0.408, SLG: 0.540 (1, 3)		0-0 F7		4-0 BB BB BB BB		0-0 P5		0-0 P5		3 0 0 0 1 0 0													
Al Smith, R OBP: 0.354, SLG: 0.507 (1, 7)		4-0 1B BB		4-0 BB BB		0-0 F2		0-0 F7		2 0 0 0 2 0 0													
Rocky Colavito, R OBP: 0.294, SLG: 0.279 (1, 9)		0-0 G6-4-3 1B		0-0 SF9		0-0 P4		0-3 K		3 0 1 1 0 1 0													
Chico Carrasquel, R OBP: 0.253, SLG: 0.264 (1, 6)		0-0 G6-4-3		0-0 BB			0-3 K			2 0 0 0 1 1 2													
Jim Hegan, R OBP: 0.396, SLG: 0.356 Hal Naragon, L OBP: 0.412, SLG: 0.571 (7, PH) (8, 2)			0-0 1-6-3		0-0 F7		0-0 F9			2 0 0 0 0 0 3 1 0 0 0 0 0 0													
Mike Garcia, R OBP: 0.182, SLG: 0.100 Bud Daley, L Cal McLish, S Stu Locklin, L Don Mossi, L (1, 1) (5, 1) (7, 1) (7, PH) (8, 1)		0-0 F2		0-0 4-3		0-0 P6				2 0 0 0 0 0 3 0 0 0 0 0 0 0 0 0 0 0 0 0 0 1 0 0 0 0 0 0 0 0 0 0 0 0 0													
Inning Stats	R: 0 E: 0 K: 0 S: 3	H: 0 LOB: 0 BB: 0 P: 3	R: 0 E: 0 K: 0 S: 3	H: 1 LOB: 1 BB: 1 P: 7	R: 0 E: 0 K: 0 S: 4	H: 1 LOB: 3 BB: 0 P: 4	R: 1 E: 0 K: 0 S: 4	H: 1 LOB: 3 BB: 3 P: 16	R: 0 E: 0 K: 0 S: 3	H: 0 LOB: 0 BB: 0 P: 3		R: 0 E: 0 K: 1 S: 5	H: 0 LOB: 0 BB: 0 P: 5	R: 0 E: 0 K: 1 S: 5	H: 0 LOB: 0 BB: 0 P: 5	R: 0 E: 0 K: 1 S: 5	H: 0 LOB: 0 BB: 0 P: 5	1B: 3 2B: 0 3B: 0 HR: 0	SF: 1 SAC: 0 DP: 1 HBP: 0	WP: 0 PB: 0 SB: 0 CS: 0	PA: 33		
PITCHER	IP WLS BF H R ER SO BB IBB HBP BLK WP HR S P ERA WHIP											PITCHER	IP WLS BF H R ER SO BB IBB HBP BLK WP HR S P ERA WHIP										
Mickey McDermott, L ERA: 4.63	3.1 16 3 1 1 0 4 0 0 0 0 0 0 12 28 2.70 2.100																						
Tom Morgan, R ERA: 3.94	5.2 W 17 0 0 0 3 0 0 0 0 0 0 0 23 23 0.00 0.000																						

Batter	1	2	3	4	5	6	7	8	9	AB	R	H	RBI	BB	SO	LOB	TOP																					
Phil Rizzuto, R OBP: 0.389, SLG: 0.267 (1, 6)	L3	1-3 2-H 3-H 1B		BB 1B	6-3 1B		SH3-4		6-3	5	1	3	2	0	0	1																						
Billy Martin, R OBP: 0.284, SLG: 0.286 (1, 4)	K	1-2 BB		6-3 1B BB	6-3		SH FC6-5		2B	3	1	1	2	2	1	1																						
Mickey Mantle, S OBP: 0.472, SLG: 0.821 (1, 8)	K	K		6-3 1B	K		FC6-5		4-3	6	1	1	2	0	3	7																						
Yogi Berra, L OBP: 0.410, SLG: 0.692 (1, 2)		HR		6-3			F7			4	1	2	1	0	0	4																						
Bill Skowron, R OBP: 0.357, SLG: 0.352 Joe Collins, L OBP: 0.255, SLG: 0.417 (1, 3) (8, 3)	BB 6-3 1B BB	K		FC6-4 BB 1B	G1-4-3		F9			4	1	1	2	1	1	2																						
Hank Bauer, R OBP: 0.296, SLG: 0.445 (1, 9)	6-3	L6		FC6-4 BB	1B BB		P5			3	0	0	0	2	0	1																						
Gil McDougald, R OBP: 0.350, SLG: 0.356 (1, 5)	F7			FC6-4 BB 1B	FC6-4 BB 1B		F4			4	1	1	0	1	0	3																						
Elston Howard, R OBP: 0.367, SLG: 0.444 (1, 7)	BB 1B IBB			E6 BB FC5-4	FC6-4		6-3 WP 2B 1B			4	3	1	0	1	0	5																						
Whitey Ford, L OBP: 0.348, SLG: 0.381 (1, 1)	1B BB			BB 1B 1B	1-3		SH FC6-5 1B		K	4	1	2	1	1	1	1																						
Inning Stats	R: 0 E: 0 K: 2 S: 7	H: 0 LOB: 0 BB: 0 P: 7	R: 3 E: 0 K: 1 S: 7	H: 2 LOB: 3 BB: 4 P: 23	R: 0 E: 0 K: 1 S: 4	H: 0 LOB: 0 BB: 0 P: 5	R: 6 E: 1 K: 0 S: 8	H: 4 LOB: 2 BB: 3 P: 20	R: 0 E: 0 K: 1 S: 6	H: 1 LOB: 1 BB: 0 P: 6	R: 0 E: 0 K: 0 S: 4	H: 2 LOB: 2 BB: 1 P: 8	R: 0 E: 1 K: 0 S: 5	H: 1 LOB: 2 BB: 0 P: 5	R: 0 E: 0 K: 0 S: 3	H: 0 LOB: 0 BB: 0 P: 3	R: 1 E: 0 K: 1 S: 7	H: 2 LOB: 1 BB: 0 P: 7	1B: 10 2B: 2 3B: 0 HR: 1	SF: 0 SAC: 2 DP: 2 HBP: 1	WP: 1 PB: 0 CS: 1	PA: 48																
PITCHER	IP	WLS	BF	H	R	ER	SO	BB	IBB	HBP	BLK	WP	HR	S	P	ERA	WHIP	PITCHER	IP	WLS	BF	H	R	ER	SO	BB	IBB	HBP	BLK	WP	HR	S	P	ERA	WHIP			
Jack Harshman, L ERA: 4.91 (1, 1)	3.0	L	18	3	6	6	4	4	1	1	0	0	1	20	41	18.00	2.3333																					
Jerry Danike, R ERA: 20.25 (4, 1)	0.1		6	3	3	2	0	2	0	0	0	0	0	4	12	54.00	15.000																					
Sandy Consuegra, R ERA: 6.75 (4, 1)	1.2		6	1	0	0	1	0	0	0	0	0	0	8	8	0.00	0.600																					
Morrie Martin, L ERA: 3.38 (6, 1)	2.0		10	3	0	0	0	1	0	0	0	0	0	9	13	0.00	2.000																					
Connie Johnson, R ERA: 3.75 (8, 1)	2.0		8	2	1	1	1	0	0	0	0	1	0	10	10	4.50	1.000																					
Batter	1	2	3	4	5	6	7	8	9	AB	R	H	RBI	BB	SO	LOB	BOTTOM																					
Jim Rivera, L OBP: 0.361, SLG: 0.359 (1, 8)	P6		FC9-6 G1 1B		K		1B			4	0	2	0	0	1	1																						
Nellie Fox, L OBP: 0.280, SLG: 0.362 (1, 4)	FC3-6 E 2B		G1		F7		1-3			4	1	1	0	0	0	3																						
Minnie Minoso, R OBP: 0.421, SLG: 0.519 (1, 7)	FC3-6 BB		FC9-6		F7				F9	3	0	0	0	1	0	2																						
George Kell, R OBP: 0.389, SLG: 0.431 Fred Hatfield, L OBP: 0.400, SLG: 0.250 (1, 5) (9, 5)	FC3-6 E		G5-4-3 1B		G1		4-3			4	0	1	0	0	0	2																						
Sherm Lollar, R OBP: 0.429, SLG: 0.557 Les Moss, R (1, 2) (5, 2)	E6		F8		F2		F8			2	0	0	0	0	0	2																						
Bob Nieman, R OBP: 0.438, SLG: 0.607 (1, 9)	6-3		G5-4-3		E6		1-3			4	0	0	0	0	0	3																						
Ron Jackson, R OBP: 0.429, SLG: 0.357 (1, 3)		K			1B E 1B		K		L1	4	1	1	0	0	2	1																						
Luis Aparicio, R OBP: 0.290, SLG: 0.300 (1, 6)					E 1B		6-3		P6	4	1	2	0	0	0	0																						
Jack Harshman, L OBP: 0.125, SLG: 0.500 Jerry Danike, R Sandy Consuegra, R Walt Dropo, R Morrie Martin, L Sammy Esposito, R Connie Johnson, R (1, 1) (4, 1) (4, 1) (5, PH) (8, 1) (7, PH) (8, 1)		K			E6 1B		4-3			1	0	0	0	0	0	1																						
Inning Stats	R: 1 E: 1 K: 0 S: 5	H: 1 LOB: 2 BB: 1 P: 9	R: 0 E: 0 K: 2 S: 7	H: 1 LOB: 0 BB: 0 P: 7	R: 0 E: 0 K: 0 S: 3	H: 1 LOB: 0 BB: 0 P: 3	R: 0 E: 1 K: 1 S: 8	H: 3 LOB: 1 BB: 0 P: 8	R: 0 E: 1 K: 1 S: 6	H: 0 LOB: 1 BB: 0 P: 6	R: 0 E: 0 K: 0 S: 4	H: 1 LOB: 1 BB: 0 P: 4	R: 0 E: 0 K: 0 S: 3	H: 0 LOB: 0 BB: 0 P: 3	R: 0 E: 0 K: 0 S: 3	H: 0 LOB: 0 BB: 0 P: 3	R: 0 E: 0 K: 0 S: 3	H: 0 LOB: 0 BB: 0 P: 3	1B: 7 2B: 2 3B: 0 HR: 0	SF: 0 SAC: 0 DP: 2 HBP: 0	WP: 0 PB: 0 CS: 0	PA: 35																
PITCHER	IP	WLS	BF	H	R	ER	SO	BB	IBB	HBP	BLK	WP	HR	S	P	ERA	WHIP	PITCHER	IP	WLS	BF	H	R	ER	SO	BB	IBB	HBP	BLK	WP	HR	S	P	ERA	WHIP			
Whitey Ford, L ERA: 0.83 (1, 1)	9.0	W	35	8	3	0	4	1	0	0	0	0	0	42	46	0.00	1.000																					

New York Yankees @ Chicago White Sox
Comiskey Park, Chicago, IL
Thu May 17 1956, 4:33 AM EDT
Att: 10,335 - Unknown

AB 37
R 10
H 12
RBI 10
BB 8
SO 6
LOB 25



New York Yankees @ Chicago White Sox
Comiskey Park, Chicago, IL
Thu May 17 1956, 4:33 AM EDT
Att: 10,335 - Unknown


AB 34
R 3
H 8
RBI 0
BB 1
SO 4
LOB 15



Batter	1	2	3	4	5	6	7	8	9	AB	R	H	RBI	BB	SO	LOB	TOP					
Hank Bauer, R OBP: 0.304, SLG: 0.427 (1, 9)	0-0 3-1 WP 1B		4-0 E 1B BB	4-0 BB		0-0 5-3 1-2		0-0 F8		3	2	1	0	2	0	2						
Billy Martin, R OBP: 0.289, SLG: 0.291 (1, 4)	0-0 WP 3-1 1-2 1B		0-0 E6 1B 1-2 1B	0-0 P4		0-0 1B 2-H		0-3 K		5	1	2	1	0	1	2						
Mickey Mantle, S OBP: 0.481, SLG: 0.861 (1, 8)	0-3 K		0-0 F2	0-3 K		0-0 4-3		0-0 1B		5	0	1	0	0	2	6						
Yogi Berra, L OBP: 0.424, SLG: 0.724 (1, 2)	0-0 3-1 1-2 2-3		0-0 BB 1B 1-3 2-H 1B		4-0 FC5-4 BB		0-0 F5		0-0 F7		4	1	1	1	1	0	3					
Bill Skowron, R OBP: 0.368, SLG: 0.368 Joe Collins, L OBP: 0.264, SLG: 0.408 (1, 3)	4-0 BB		0-0 BB 1B		0-0 FC5-4 1-2		0-0 6-3		0-0 1-3		3	1	1	1	1	0	1					
Gil McDougald, R OBP: 0.338, SLG: 0.337 (1, 5)	0-0 5-3		0-0 1B 1-2 2-3 BB		0-0 F4		0-0 P4				3	0	0	0	1	0	3					
Elston Howard, R OBP: 0.352, SLG: 0.420 (1, 7)		0-0 F3	0-0 G6-4-3 1-2 2-H 3-H 1B		0-0 P4		0-0 F8				4	0	1	2	0	0	1					
Phil Rizzuto, R OBP: 0.385, SLG: 0.273 (1, 6)		0-0 6-3	0-0 G6-4-3 1-2		0-0 5-3 1B 1B		4-0 SH1-4 BB				3	1	1	0	1	0	2					
Bob Turley, R OBP: 0.231, SLG: 0.167 Tom Morgan, R OBP: 0.333, SLG: 0.200 (1, 1)	0-3 K		0-0 6-3		0-0 F1		0-0 SH1-4 1-2				3	0	0	0	0	1	1					
Inning Stats	R: 1 E: 0 K: 1 S: 7	H: 2 LOB: 2 BB: 1 P: 11	R: 0 E: 0 K: 1 S: 5	H: 0 LOB: 0 BB: 0 P: 5	R: 4 E: 1 K: 0 S: 6	H: 3 LOB: 1 BB: 2 P: 14	R: 0 E: 0 K: 1 S: 5	H: 0 LOB: 1 BB: 1 P: 9	R: 0 E: 0 K: 0 S: 3	H: 2 LOB: 1 BB: 0 P: 5	R: 0 E: 0 K: 0 S: 3	H: 0 LOB: 0 BB: 0 P: 3	R: 0 E: 0 K: 0 S: 3	H: 0 LOB: 1 BB: 1 P: 7	R: 0 E: 0 K: 1 S: 6	H: 1 LOB: 1 BB: 0 P: 6	1B: 8 2B: 0 3B: 0 HR: 0	SF: 0 SAC: 1 DP: 1 HBP: 0	WP: 1 PB: 0 CS: 0	PA: 41		
PITCHER	IP WLS BF H R ER SO BB IBB HBP BLK WP HR S P ERA WHIP	IP WLS BF H R ER SO BB IBB HBP BLK WP HR S P ERA WHIP	IP WLS BF H R ER SO BB IBB HBP BLK WP HR S P ERA WHIP	IP WLS BF H R ER SO BB IBB HBP BLK WP HR S P ERA WHIP	IP WLS BF H R ER SO BB IBB HBP BLK WP HR S P ERA WHIP	IP WLS BF H R ER SO BB IBB HBP BLK WP HR S P ERA WHIP	IP WLS BF H R ER SO BB IBB HBP BLK WP HR S P ERA WHIP	IP WLS BF H R ER SO BB IBB HBP BLK WP HR S P ERA WHIP	IP WLS BF H R ER SO BB IBB HBP BLK WP HR S P ERA WHIP	IP WLS BF H R ER SO BB IBB HBP BLK WP HR S P ERA WHIP	IP WLS BF H R ER SO BB IBB HBP BLK WP HR S P ERA WHIP	IP WLS BF H R ER SO BB IBB HBP BLK WP HR S P ERA WHIP	IP WLS BF H R ER SO BB IBB HBP BLK WP HR S P ERA WHIP	IP WLS BF H R ER SO BB IBB HBP BLK WP HR S P ERA WHIP	IP WLS BF H R ER SO BB IBB HBP BLK WP HR S P ERA WHIP	IP WLS BF H R ER SO BB IBB HBP BLK WP HR S P ERA WHIP	IP WLS BF H R ER SO BB IBB HBP BLK WP HR S P ERA WHIP	IP WLS BF H R ER SO BB IBB HBP BLK WP HR S P ERA WHIP	IP WLS BF H R ER SO BB IBB HBP BLK WP HR S P ERA WHIP	IP WLS BF H R ER SO BB IBB HBP BLK WP HR S P ERA WHIP	IP WLS BF H R ER SO BB IBB HBP BLK WP HR S P ERA WHIP	IP WLS BF H R ER SO BB IBB HBP BLK WP HR S P ERA WHIP

New York Yankees @ Chicago White Sox
Comiskey Park, Chicago, IL
Sat May 19 1956, 4:33 AM EDT
Att: 17,294 - Unknown


AB 34
R 6
H 8
RBI 5
BB 6
SO 4
LOB 22



Batter	1	2	3	4	5	6	7	8	9	AB	R	H	RBI	BB	SO	LOB	BOTTOM						
Jim Rivera, L OBP: 0.388, SLG: 0.380 (1, 8)	0-3 K		0-0 F6		0-0 1B		0-0 1B 1B		0-0 L6		5	1	2	0	0	1	0						
Nellie Fox, L OBP: 0.291, SLG: 0.353 (1, 4)	0-0 1-3			4-0 G4-6-3 1B HBP BB	0-0 F9		0-0 1B 1-3 1B		0-0 4-3		4	2	1	0	1	0	1						
Minnie Minoso, R OBP: 0.425, SLG: 0.511 (1, 7)	0-3 K			1-0 G4-6-3 HBP		0-0 F8	0-0 FC5 1B 1-3 3-H 1B		0-0 DI 2B		4	0	2	1	0	1	0						
George Kell, R OBP: 0.378, SLG: 0.419 (1, 5)		0-0 E6		0-0 G4-6-3 1-2 2-3		0-0 1B 1B	0-0 E 1-2 3-H 1B		0-0 6-3 2-3		5	1	2	1	0	0	3						
Bob Nieman, R OBP: 0.400, SLG: 0.528 (1, 9)		0-0 F7		0-0 2B 1B		0-3 K	0-0 FC5 1-3 2-3F				4	0	1	1	0	1	4						
Sherm Lollar, R OBP: 0.436, SLG: 0.551 (1, 2)		0-3 K		0-0 1-3 2B		0-0 1B	0-0 1-3				4	0	2	0	0	1	3						
Ron Jackson, R OBP: 0.432, SLG: 0.444 (1, 3)		0-3 K		0-3 K		0-0 1B		0-0 5-3		4	0	1	1	0	2	3							
Luis Aparicio, R OBP: 0.273, SLG: 0.281 Jim Delsing, L (6, PH) Sammy Esposito, R OBP: 0.250, SLG: 0.263 (7, 6)			0-3 K		0-0 5-3		0-3 K		0-0 G1-6-3 1B		2	0	0	0	0	1	0						
Howie Pollet, L Mike Fornieles, R Dick Donovan, L Jerry Dahike, R Fred Hatfield, L Sandy Consuegra, R Jack Harshman, L (1, 1)			0-0 F9		0-3 K		0-0 K		0-0 G1-6-3 1-2		0	0	0	0	0	0	0						
Inning Stats	R: 0 E: 0 K: 2 S: 7	H: 0 LOB: 0 BB: 0 P: 7	R: 0 E: 1 K: 2 S: 8	H: 0 LOB: 1 BB: 0 P: 8	R: 0 E: 0 K: 1 S: 5	H: 0 LOB: 0 BB: 0 P: 5	R: 1 E: 0 K: 1 S: 6	H: 2 LOB: 2 BB: 1 P: 11	R: 0 E: 0 K: 1 S: 6	H: 1 LOB: 1 BB: 0 P: 6	R: 1 E: 0 K: 2 S: 10	H: 3 LOB: 2 BB: 0 P: 10	R: 2 E: 1 K: 1 S: 9	H: 4 LOB: 2 BB: 0 P: 9	R: 0 E: 0 K: 0 S: 3	H: 1 LOB: 0 BB: 0 P: 3	R: 0 E: 0 K: 0 S: 4	H: 1 LOB: 1 BB: 0 P: 4	1B: 10 2B: 2 3B: 0 HR: 0	SF: 0 SAC: 0 DP: 2 HBP: 1	WP: 0 PB: 0 CS: 0	PA: 40	
PITCHER	IP WLS BF H R ER SO BB IBB HBP BLK WP HR S P ERA WHIP	IP WLS BF H R ER SO BB IBB HBP BLK WP HR S P ERA WHIP	IP WLS BF H R ER SO BB IBB HBP BLK WP HR S P ERA WHIP	IP WLS BF H R ER SO BB IBB HBP BLK WP HR S P ERA WHIP	IP WLS BF H R ER SO BB IBB HBP BLK WP HR S P ERA WHIP	IP WLS BF H R ER SO BB IBB HBP BLK WP HR S P ERA WHIP	IP WLS BF H R ER SO BB IBB HBP BLK WP HR S P ERA WHIP	IP WLS BF H R ER SO BB IBB HBP BLK WP HR S P ERA WHIP	IP WLS BF H R ER SO BB IBB HBP BLK WP HR S P ERA WHIP	IP WLS BF H R ER SO BB IBB HBP BLK WP HR S P ERA WHIP	IP WLS BF H R ER SO BB IBB HBP BLK WP HR S P ERA WHIP	IP WLS BF H R ER SO BB IBB HBP BLK WP HR S P ERA WHIP	IP WLS BF H R ER SO BB IBB HBP BLK WP HR S P ERA WHIP	IP WLS BF H R ER SO BB IBB HBP BLK WP HR S P ERA WHIP	IP WLS BF H R ER SO BB IBB HBP BLK WP HR S P ERA WHIP	IP WLS BF H R ER SO BB IBB HBP BLK WP HR S P ERA WHIP	IP WLS BF H R ER SO BB IBB HBP BLK WP HR S P ERA WHIP	IP WLS BF H R ER SO BB IBB HBP BLK WP HR S P ERA WHIP	IP WLS BF H R ER SO BB IBB HBP BLK WP HR S P ERA WHIP	IP WLS BF H R ER SO BB IBB HBP BLK WP HR S P ERA WHIP	IP WLS BF H R ER SO BB IBB HBP BLK WP HR S P ERA WHIP	IP WLS BF H R ER SO BB IBB HBP BLK WP HR S P ERA WHIP	IP WLS BF H R ER SO BB IBB HBP BLK WP HR S P ERA WHIP

New York Yankees @ Chicago White Sox
Comiskey Park, Chicago, IL
Sat May 19 1956, 4:33 AM EDT
Att: 17,294 - Unknown

AB 38
R 4
H 12
RBI 4
BB 1
SO 10
LOB 17



Batter	1	2	3	4	5	6	7	8	9	AB	R	H	RBI	BB	SO	LOB	TOP			
Hank Bauer, R OBP: 0.306, SLG: 0.435	1-0 1B PB HBP	0-3 K		0-3 K			4-0 BB SH1-4 1B BB	0-3 K		3	2	0	0	1	3	0				
Billy Martin, R OBP: 0.276, SLG: 0.269	0-0 F8	0-0 F2			0-0 F7		0-0 SH1-4		0-3 K	4	0	0	0	0	1	1				
Bob Cerv, R OBP: 0.313, SLG: 0.533	0-0	4-0			0-0 6-3		0-0 F9		0-0 P4	2	1	1	0	1	0	0				
Joe Collins, L OBP: 0.254, SLG: 0.370	1-3 E 1B	2B BB								2	0	0	0	0	0	1				
Mickey Mantle, S OBP: 0.500, SLG: 0.883	4-0 E HR 3H	BB			0-0 HR		4-0 BB 1B IBB		4-0 WP BB	2	3	2	1	3	0	0				
Bill Skowron, R OBP: 0.369, SLG: 0.364	0-0 E3 FC5-4 1-3 2H		0-0 F8				4-0 1B BB		0-0 1-3	4	0	1	0	1	0	2				
Elston Howard, R OBP: 0.344, SLG: 0.416	0-0 FC5-4 HR 1-2		0-0 F9		0-0 F9		0-0 FC5-4 1B			4	1	1	2	0	0	3				
Gil McDougald, R OBP: 0.350, SLG: 0.366	0-0 1H 3H HR		1-0 CS HBP				0-0 F9		0-0 FC5-4 1B	3	1	1	3	0	0	2				
Andy Carey, R OBP: 0.302, SLG: 0.286	4-0		0-0 CS	0-0 5-3			0-0 5-3		0-0 P4	3	0	0	0	1	0	0				
Don Larsen, R OBP: 0.316, SLG: 0.579	0-3 K			0-3 K			0-0 1-3		0-0 F9	1	0	0	0	0	1	1				
Tom Sturdivant, L OBP: 0.200, SLG: 0.200										3	0	0	0	0	1	0				
Tom Morgan, R OBP: 0.333, SLG: 0.200										0	0	0	0	0	0	0				
Inning Stats	R: 5 E: 1 K: 1 S: 8	H: 2 LOB: 1 BB: 2 P: 17	R: 0 E: 0 K: 1 S: 5	H: 1 LOB: 2 BB: 1 P: 9	R: 0 E: 0 K: 0 S: 2	H: 0 LOB: 0 BB: 0 P: 3	R: 0 E: 0 K: 2 S: 7	H: 0 LOB: 0 BB: 0 P: 7	R: 1 E: 0 K: 0 S: 5	H: 2 LOB: 1 BB: 0 P: 5	R: 0 E: 0 K: 0 S: 3	H: 0 LOB: 0 BB: 0 P: 3	R: 2 E: 0 K: 0 S: 4	H: 1 LOB: 2 BB: 3 P: 16	R: 0 E: 0 K: 1 S: 5	H: 0 LOB: 1 BB: 0 P: 9	1B: 3 2B: 1 3B: 0 HR: 2	SF: 0 SAC: 1 DP: 0 HBP: 2	WP: 1 PB: 1 CS: 0	PA: 42
PITCHER	IP WLS BF H R ER SO BB IBB HBP BLK WP HR S P ERA WHIP																			
Jose Santiago, R ERA: 4.5	(1, 1) 2.0 L 13 3 5 1 2 3 0 1 0 0 1 13 26 4.50 3.000																			
Moe Burtis, R ERA: 2.25	(3, 1) 5.0 21 3 3 3 2 2 1 1 0 0 1 21 34 5.40 1.000																			
Tommy Lasorda, L ERA: 4.2	(8, 1) 2.0 7 0 0 0 2 1 0 0 0 1 0 10 14 0.00 0.500																			

New York Yankees @ Kansas City Athletics
Municipal Stadium, Kansas City, MO
Mon May 21 1956, 4:33 AM EDT
Att: 13,799 - Unknown


AB	31
R	8
H	6
RBI	6
BB	7
SO	6
LOB	10



Batter	1	2	3	4	5	6	7	8	9	AB	R	H	RBI	BB	SO	LOB	BOTTOM			
Joe Demaestri, R OBP: 0.278, SLG: 0.293	0-3 K	0-0 G5-4-3 1-2			0-0 F7		0-0 P2		0-3 K	5	0	0	0	0	2	5				
Hector Lopez, R OBP: 0.382, SLG: 0.602	0-3 K		0-0 HR		0-0 5-3		4-0 1-2 2-3 BB			3	1	1	1	1	1	0				
Gus Zernial, R OBP: 0.350, SLG: 0.523	0-0 2-3		0-0 HR		0-0 P6		0-0 4-3			4	1	1	1	0	0	3				
Harry Simpson, L OBP: 0.297, SLG: 0.518		0-0 HR	0-0 F8		0-0 4-3		0-0 HR			4	2	2	2	0	0	0				
Enos Slaughter, L OBP: 0.354, SLG: 0.413		0-3 K	0-0 6-3		0-0 F9		0-0 G3			4	0	0	0	0	1	0				
Jim Finigan, R OBP: 0.346, SLG: 0.303		0-0 BB WP 1B	0-0 P6		0-3 K		4-0 G4-6-3 BB			3	1	1	0	1	1	0				
Joe Ginsberg, L OBP: 0.342, SLG: 0.359		4-0 1B BB 1-2		0-0 4-3			0-0 5-3		0-0 G4-6-3 1-2	3	0	0	0	1	0	1				
Rance Pless, R OBP: 0.318, SLG: 0.317		4-0 1B BB 1-2 2-3		0-0 5-3			0-0 BB 1B 1B		4-0 G4-3 BB	2	0	1	0	2	0	0				
Jose Santiago, R Johnny Groth, R Moe Burtis, R Tim Thompson, L Tommy Lasorda, R Bill Renina, R	(1, 1) (2, PH) (3, 1) (7, PH) (8, 1) (9, PH)	0-0 G5-4-3 1-2 3H 1B		0-0 F8			0-0 G4-3		0-0 G4-3	0	0	0	0	0	0	0				
Inning Stats	R: 0 E: 0 K: 2 S: 7	H: 0 LOB: 0 BB: 0 P: 7	R: 2 E: 0 K: 1 S: 7	H: 3 LOB: 2 BB: 2 P: 15	R: 2 E: 0 K: 0 S: 5	H: 2 LOB: 0 BB: 0 P: 5	R: 0 E: 0 K: 0 S: 3	H: 0 LOB: 0 BB: 0 P: 3	R: 0 E: 0 K: 1 S: 5	H: 0 LOB: 0 BB: 0 P: 5	R: 0 E: 0 K: 0 S: 5	H: 2 LOB: 3 BB: 1 P: 9	R: 1 E: 0 K: 0 S: 3	H: 1 LOB: 1 BB: 1 P: 7	R: 0 E: 0 K: 1 S: 4	H: 0 LOB: 0 BB: 1 P: 8	1B: 4 2B: 0 3B: 0 HR: 4	SF: 0 SAC: 0 DP: 3 HBP: 0	WP: 1 PB: 0 CS: 0	PA: 37
PITCHER	IP WLS BF H R ER SO BB IBB HBP BLK WP HR S P ERA WHIP																			
Don Larsen, R ERA: 5.26	(1, 1) 1.1 9 3 2 2 3 2 0 0 0 0 1 13 21 13.50 3.750																			
Tom Sturdivant, R ERA: 3.24	(2, 1) 6.2 W 26 5 3 3 1 3 0 0 0 0 3 25 37 4.05 1.200																			
Tom Morgan, R ERA: 3.2	(9, 1) 1.0 S 2 0 0 0 1 0 0 0 0 0 0 4 4 0.00 0.000																			

New York Yankees @ Kansas City Athletics
Municipal Stadium, Kansas City, MO
Mon May 21 1956, 4:33 AM EDT
Att: 13,799 - Unknown

AB	32
R	5
H	8
RBI	5
BB	5
SO	5
LOB	10





Batter	1	2	3	4	5	6	7	8	9	AB	R	H	RBI	BB	SO	LOB	TOP
Hank Bauer, R OBP: 0.311, SLG: 0.433 (1, 9)										3	1	1	0	1	1	0	<p>New York Yankees @ Detroit Tigers Briggs Stadium, Detroit, MI Tue May 22 1956, 4:33 AM EDT Att: 9,503 - Unknown</p> <p>AB 32 R 2 H 7 RBI 2 BB 2 SO 4 LOB 13</p>
Billy Martin, R OBP: 0.275, SLG: 0.278 (1, 4)										4	1	1	0	0	0	1	
Joe Collins, L OBP: 0.270, SLG: 0.379 (1, 7)										4	0	2	1	0	0	0	
Mickey Mantle, S OBP: 0.486, SLG: 0.855 (1, 8)										4	0	0	0	0	1	3	
Eddie Robinson, L OBP: 0.273, SLG: 0.158 (1, 3)										4	0	1	1	0	0	1	
Elston Howard, R OBP: 0.340, SLG: 0.409 (1, 2)										4	0	1	0	0	2	3	
Gil McDougald, R OBP: 0.347, SLG: 0.356 (1, 6)										3	0	0	0	1	0	1	
Andy Carey, R OBP: 0.303, SLG: 0.287 (1, 5)										3	0	1	0	0	0	3	
Whitey Ford, L OBP: 0.308, SLG: 0.333 (1, 1)										3	0	0	0	0	0	1	
Inning Stats	R: 2 E: 0 K: 0 S: 7	H: 4 LOB: 3 BB: 1 P: 11	R: 0 E: 0 K: 2 S: 2	H: 0 LOB: 0 BB: 1 P: 6	R: 0 E: 0 K: 2 S: 8	H: 1 LOB: 0 BB: 0 P: 8	R: 0 E: 0 K: 0 S: 3	H: 1 LOB: 0 BB: 0 P: 3	R: 0 E: 0 K: 1 S: 5	H: 0 LOB: 0 BB: 0 P: 5	R: 0 E: 0 K: 0 S: 3	H: 0 LOB: 0 BB: 0 P: 3	R: 0 E: 0 K: 1 S: 5	H: 0 LOB: 0 BB: 0 P: 5	1B: 6 2B: 1 3B: 0 HR: 0	SF: 0 SAC: 0 DP: 1 HBP: 0	WP: 0 PA: 35 PB: 0 SB: 0 CS: 1
PITCHER Frank Lary, R ERA: 3.75 (1, 1)	IP: 9.0 WLS: W BF: 34 H: 7 R: 2 ER: 2 SO: 4 BB: 2 IBB: 0 HBP: 0 BLK: 0 WP: 0 HR: 0 S: 40 P: 48 ERA: 2.00 WHIP: 1.000																

Batter	1	2	3	4	5	6	7	8	9	AB	R	H	RBI	BB	SO	LOB	BOTTOM				
Harvey Kuenn, R OBP: 0.406, SLG: 0.459 (1, 6)										4	1	2	0	0	0	1	<p>New York Yankees @ Detroit Tigers Briggs Stadium, Detroit, MI Tue May 22 1956, 4:33 AM EDT Att: 9,503 - Unknown</p> <p>AB 31 R 3 H 8 RBI 3 BB 4 SO 5 LOB 16</p>				
Jim Brideweser, R OBP: 0.250, SLG: 0.214 (1, 4)										3	0	0	0	1	1	3					
Al Kaline, R OBP: 0.339, SLG: 0.440 (1, 9)										4	0	1	0	0	0	3					
Bill Tuttle, R OBP: 0.338, SLG: 0.472 (1, 8)										4	0	1	1	0	0	1					
Bob Kennedy, R OBP: 0.342, SLG: 0.375 (1, 5)										3	0	1	0	1	1	0					
Jack Phillips, R OBP: 0.302, SLG: 0.359 (1, 3)										3	0	0	0	1	1	3					
Charlie Maxwell, L OBP: 0.443, SLG: 0.679 (1, 7)										3	1	1	0	1	1	2					
Red Wilson, R OBP: 0.267, SLG: 0.464 (1, 2)										4	1	1	2	0	1	3					
Frank Lary, R OBP: 0.263, SLG: 0.389 (1, 1)										3	0	1	0	0	0	0					
Inning Stats	R: 0 E: 0 K: 0 S: 3	H: 0 LOB: 1 BB: 1 P: 7	R: 0 E: 0 K: 2 S: 7	H: 0 LOB: 1 BB: 1 P: 11	R: 0 E: 0 K: 0 S: 4	H: 1 LOB: 0 BB: 0 P: 4	R: 0 E: 0 K: 2 S: 8	H: 1 LOB: 2 BB: 1 P: 12	R: 0 E: 0 K: 0 S: 4	H: 1 LOB: 1 BB: 0 P: 4	R: 0 E: 0 K: 0 S: 3	H: 0 LOB: 0 BB: 0 P: 3	R: 0 E: 0 K: 0 S: 3	H: 0 LOB: 0 BB: 0 P: 3	R: 1 E: 0 K: 1 S: 7	H: 3 LOB: 2 BB: 1 P: 11	R: 2 E: 1 K: 0 S: 2	H: 2 LOB: 0 BB: 0 P: 2	1B: 5 2B: 2 3B: 0 HR: 1	SF: 0 SAC: 0 DP: 1 HBP: 0	WP: 0 PA: 35 PB: 0 SB: 0 CS: 0
PITCHER Whitey Ford, L ERA: 1.16 (1, 1)	IP: 8.0 WLS: L BF: 35 H: 8 R: 3 ER: 3 SO: 5 BB: 4 IBB: 0 HBP: 0 BLK: 0 WP: 0 HR: 1 S: 41 P: 57 ERA: 3.38 WHIP: 1.500																				

Batter	1	2	3	4	5	6	7	8	9	AB	R	H	RBI	BB	SO	LOB	TOP				
Hank Bauer, R (1, 9) OBP: 0.318, SLG: 0.450	5-3	1B BB	P4		HR	F8		BB		4	2	1	3	2	0	1	New York Yankees @ Detroit Tigers Briggs Stadium, Detroit, MI Wed May 23 1956, 4:33 AM EDT Att: 9,566 - Unknown				
Billy Martin, R (1, 4) OBP: 0.289, SLG: 0.294 Jerry Coleman, R (8, PH) (8, 4)	2B	1B BB		K	1B	F8		BB		5	3	3	2	0	1	0					
Gil McDougald, R (1, 6) OBP: 0.357, SLG: 0.367 Phil Rizzuto, R (7, 6) OBP: 0.370, SLG: 0.261	F8	1B BB		PB	1B			BB	F3	5	3	3	0	0	0	1					
Mickey Mantle, S (1, 8) OBP: 0.493, SLG: 0.852	2B	1B BB		S	1B			BB	F3	4	0	2	3	2	0	0					
Bill Skowron, R (1, 3) OBP: 0.376, SLG: 0.375	2B	1B BB		S	1B			BB	K	5	1	2	2	1	1	2					
Bob Cerv, R (1, 7) OBP: 0.238, SLG: 0.400	P4	5-3		E5	6-3			BB	FC6-4	5	0	0	0	0	0	8					
Elston Howard, R (1, 2) OBP: 0.343, SLG: 0.408		1B	4-3	G5-4-3				BB	K	5	1	2	1	0	1	3					
Andy Carey, R (1, 5) OBP: 0.308, SLG: 0.304		1B	5-3		HR			BB	F8	5	2	2	0	0	0	2					
Rip Coleman, L (1, 1) Bob Grim, R (2, 1) Eddie Robinson, L (5, PH) Tom Carroll, R (5, PR) Tommy Byrne, L (5, 1) OBP: 0.304, SLG: 0.250	6-3				HR			BB	E3	1	0	0	0	0	0	2					
Inning Stats	R: 1 E: 0 K: 0 S: 5	H: 2 LOB: 2 BB: 1 P: 9	R: 5 E: 1 K: 0 S: 7	H: 4 LOB: 1 BB: 2 P: 15	R: 0 E: 0 K: 0 S: 4	H: 1 LOB: 1 BB: 0 P: 4	R: 1 E: 1 K: 1 S: 7	H: 2 LOB: 2 BB: 1 P: 11	R: 6 E: 1 K: 0 S: 10	H: 7 LOB: 2 BB: 0 P: 10	R: 0 E: 0 K: 1 S: 5	H: 0 LOB: 0 BB: 0 P: 5	R: 0 E: 0 K: 1 S: 6	H: 0 LOB: 2 BB: 1 P: 10	R: 0 E: 0 K: 1 S: 5	H: 0 LOB: 0 BB: 0 P: 5		1B: 12 2B: 4 3B: 0 HR: 1	SF: 0 SAC: 0 DP: 1 HBP: 0	WP: 0 PB: 2 SB: 2 CS: 0	PA: 50
PITCHER	IP	WLS	BF	H	R	ER	SO	BB	IBB	HBP	BLK	WP	HR	S	P	ERA	WHIP				
Billy Hoelt, L (1, 1) ERA: 4.46	1.1	L	13	6	6	5	0	2	1	0	0	0	0	10	22	33.75	6.000				
Walt Masterson, R (2, 1) ERA:	0.2		2	0	0	0	0	0	0	0	0	0	0	2	2	0.00	0.000				
Jim Brady, L (3, 1) ERA: 13.5	2.0		16	9	7	6	1	1	0	0	0	0	1	17	21	27.00	5.000				
Al Aber, L (5, 1) ERA: 4.4	5.0		19	2	0	0	3	1	0	0	0	0	0	24	28	0.00	0.600				

Batter	1	2	3	4	5	6	7	8	9	AB	R	H	RBI	BB	SO	LOB	BOTTOM					
Harvey Kuenn, R (1, 6) OBP: 0.406, SLG: 0.460	4-3	FC4		L5-3		L5-4		4-3		4	1	1	3	1	0	2	New York Yankees @ Detroit Tigers Briggs Stadium, Detroit, MI Wed May 23 1956, 4:33 AM EDT Att: 9,566 - Unknown					
Jim Brideweser, R (1, 4) OBP: 0.243, SLG: 0.188	E1	L3		4-3		BB			F9	4	0	0	0	1	0	3						
Al Kaline, R (1, 9) OBP: 0.333, SLG: 0.430	1B		L8	L5-3		L5-4			F3	5	0	1	1	0	0	3						
Bill Tuttle, R (1, 8) OBP: 0.340, SLG: 0.466	F8		BB	6-3					BB	4	0	1	0	1	0	1						
Bob Kennedy, R (1, 5) OBP: 0.326, SLG: 0.333		E3	F8		P6				BB	4	0	0	0	1	0	1						
Jack Phillips, R (1, 3) OBP: 0.313, SLG: 0.349		FC5-6-4	BB	F7					K	4	1	1	0	1	1	3						
Charlie Maxwell, L (1, 7) OBP: 0.435, SLG: 0.654		SF	K		F9					3	1	0	0	1	1	3						
Red Wilson, R (1, 2) OBP: 0.294, SLG: 0.433		FC4		BB		P5		5-3		2	1	0	0	2	0	0						
Billy Hoelt, L (1, 1) OBP: 0.467, SLG: 0.364 Walt Masterson, R (2, 1)		SF		BB				K		0	0	0	0	0	0	0						
Ray Boone, R (2, PH) OBP: 0.322, SLG: 0.347 Jim Brady, L (3, 1) Al Aber, L (5, 1) OBP: 0.333, SLG: 0.333		FC4		BB						0	0	0	1	0	0	0						
Inning Stats	R: 0 E: 1 K: 0 S: 4	H: 1 LOB: 1 BB: 0 P: 4	R: 2 E: 2 K: 0 S: 5	H: 0 LOB: 2 BB: 2 P: 13	R: 0 E: 0 K: 1 S: 5	H: 0 LOB: 2 BB: 2 P: 13	R: 3 E: 0 K: 0 S: 4	H: 1 LOB: 0 BB: 2 P: 12	R: 0 E: 0 K: 0 S: 3	H: 0 LOB: 0 BB: 0 P: 3	R: 0 E: 0 K: 0 S: 3	H: 1 LOB: 2 BB: 2 P: 11	R: 0 E: 0 K: 0 S: 4	H: 1 LOB: 1 BB: 0 P: 4	R: 0 E: 0 K: 1 S: 5	H: 0 LOB: 0 BB: 0 P: 5	R: 0 E: 0 K: 1 S: 6	H: 1 LOB: 2 BB: 1 P: 10	1B: 4 2B: 2 3B: 0 HR: 0	SF: 1 SAC: 0 DP: 1 HBP: 0	WP: 0 PB: 0 SB: 0 CS: 0	PA: 42
PITCHER	IP	WLS	BF	H	R	ER	SO	BB	IBB	HBP	BLK	WP	HR	S	P	ERA	WHIP					
Rip Coleman, L (1, 1) ERA: 2.04	1.1		9	1	2	0	0	2	0	0	0	0	0	11	27	10.12	1.875					
Bob Grim, R (2, 1) ERA: 2.75	2.2		13	1	3	3	1	4	0	0	0	0	0	11	27	10.12	1.875					
Tommy Byrne, L (5, 1) ERA: 2.76	5.0	W	20	3	0	0	2	3	0	0	0	0	0	21	33	0.00	1.200					




Batter	1	2	3	4	5	6	7	8	9	AB	R	H	RBI	BB	SO	LOB	TOP											
GiL McDougald, R OBP: 0.359, SLG: 0.363 (1, 6)	F7	P5		K	SH1-3		SH1-3 1B		1B BB	4	1	1	0	1	1	2	New York Yankees @ Detroit Tigers Briggs Stadium, Detroit, MI Thu May 24 1956, 4:33 AM EDT Att: 8,305 - Unknown											
Billy Martin, R OBP: 0.294, SLG: 0.308 (1, 4)	K		2B	6-3	P6		SH1-3		1B	5	1	2	0	0	1	1												
Hank Bauer, R OBP: 0.319, SLG: 0.449 (1, 9)	K		E 2B		1B HR		5-3		F7	5	2	1	1	1	2	4												
Mickey Mantle, S OBP: 0.513, SLG: 0.880 (1, 8)		HR	E9 E 1B		HR BB		BB 1B		1B IBB	5	3	5	3	1	0	0												
Joe Collins, L OBP: 0.290, SLG: 0.429 (1, 7)	HR		F7		HR BB		BB 1B		P5	5	2	2	1	1	1	6												
Eddie Robinson, L OBP: 0.286, SLG: 0.360 (1, 3)	G3		K		HR		L9		L9	5	1	1	4	0	1	3												
Elston Howard, R OBP: 0.355, SLG: 0.406 (1, 2)	1-3 1B		E BB		1-3		1-2 2-3 BB		6-3	3	0	1	0	2	0	0												
Andy Carey, R OBP: 0.312, SLG: 0.340 (1, 5)	1-3 1B		L9		HR		F8		6-3	5	1	2	1	0	0	4												
Bob Turley, R OBP: 0.200, SLG: 0.143 Tom Sturdivant, L OBP: 0.375, SLG: 0.375 (1, 1) (4, 1)	1-3		1-3		SH1-3 1B		SH1-3 1B		5-3	2	0	0	0	0	0	2												
Inning Stats	R: 0 E: 0 K: 2 S: 7	H: 0 LOB: 0 BB: 7	R: 2 E: 0 K: 0 S: 7	H: 4 LOB: 2 BB: 7	R: 3 E: 2 K: 1 S: 8	H: 3 LOB: 1 BB: 1 P: 12	R: 0 E: 0 K: 1 S: 5	H: 0 LOB: 0 BB: 0 P: 5	R: 5 E: 0 K: 0 S: 7	H: 4 LOB: 1 BB: 2 P: 15	R: 0 E: 0 K: 0 S: 5	H: 2 LOB: 3 BB: 1 P: 9	R: 0 E: 0 K: 0 S: 3	H: 0 LOB: 0 BB: 0 P: 3	R: 1 E: 0 K: 2 S: 9	H: 2 LOB: 2 BB: 1 P: 13		1B: 11 2B: 2 3B: 0 HR: 4	SF: 0 SAC: 2 DP: 0 HBP: 0	WP: 0 PB: 0 SB: 0 CS: 0	PA: 50							
PITCHER	IP	WLS	BF	H	R	ER	SO	BB	IBB	HBP	BLK	WP	HR	S	P	ERA	WHIP											
Duke Maas, R ERA: 8.28 (1, 1)	2.0	L	12	6	4	4	2	0	0	0	0	0	0	2	16	16	18.00	3.000										
Walt Masterson, R ERA: (3, 1)	2.0		8	1	1	0	2	1	0	0	0	0	0	0	11	15	0.00	1.000										
Ned Garver, R ERA: 6.75 (5, 1)	0.0		3	1	3	3	0	2	0	0	0	0	0	0	1	9	∞	∞										
Steve Gromek, R ERA: 4.43 Al Aber, L ERA: 4.15 (5, 1) (7, 1)	2.0		12	5	2	2	0	1	0	0	0	0	0	2	11	15	9.00	3.000										
Inning Stats	R: 0 E: 0 K: 2 S: 7	H: 0 LOB: 1 BB: 2 P: 15	R: 0 E: 0 K: 2 S: 7	H: 0 LOB: 1 BB: 1 P: 11	R: 0 E: 0 K: 0 S: 3	H: 0 LOB: 1 BB: 1 P: 7	R: 3 E: 0 K: 1 S: 8	H: 3 LOB: 2 BB: 2 P: 16	R: 0 E: 0 K: 1 S: 5	H: 0 LOB: 0 BB: 0 P: 5	R: 0 E: 0 K: 0 S: 3	H: 0 LOB: 0 BB: 0 P: 3	R: 0 E: 0 K: 0 S: 4	H: 1 LOB: 1 BB: 0 P: 4	R: 0 E: 0 K: 0 S: 4	H: 1 LOB: 0 BB: 0 P: 4	R: 0 E: 0 K: 0 S: 3	H: 0 LOB: 0 BB: 0 P: 3	1B: 4 2B: 1 3B: 0 HR: 0	SF: 1 SAC: 0 DP: 0 HBP: 0	WP: 0 PB: 0 SB: 2 CS: 0	PA: 38						
PITCHER	IP	WLS	BF	H	R	ER	SO	BB	IBB	HBP	BLK	WP	HR	S	P	ERA	WHIP											
Bob Turley, R ERA: 5.5 (1, 1)	3.2		20	3	4	4	5	6	0	0	0	0	0	0	24	48	9.82	2.455										
Tom Sturdivant, R ERA: 2.45 (4, 1)	5.1	W	18	2	0	0	1	0	0	0	0	0	0	0	20	20	0.00	0.375										
Batter	1	2	3	4	5	6	7	8	9	AB	R	H	RBI	BB	SO	LOB	BOTTOM											
Harvey Kuenn, R OBP: 0.405, SLG: 0.454 (1, 6)	S SF8 BB		F7	1B			4-3		F9	4	1	1	1	1	0	0	New York Yankees @ Detroit Tigers Briggs Stadium, Detroit, MI Thu May 24 1956, 4:33 AM EDT Att: 8,305 - Unknown											
Earl Torgeson, L OBP: 0.364, SLG: 0.415 (1, 3)	K		L6-3 BB	1B			FC5-4 1B		F8	4	0	2	2	1	1	1												
Al Kaline, R OBP: 0.331, SLG: 0.419 (1, 9)			L6-3	L4			FC5-4			3	0	0	0	1	0	4												
Bill Tuttle, R OBP: 0.331, SLG: 0.455 (1, 8)	SF8		1-3				F7			3	0	0	1	0	0	2												
Ray Boone, R OBP: 0.320, SLG: 0.352 (1, 5)	K		F9	K					2B	4	0	1	0	0	2	1												
Frank House, L OBP: 0.282, SLG: 0.395 (1, 2)		K		BB 1B			F8		F9	4	1	1	0	0	1	1												
Charlie Maxwell, L OBP: 0.417, SLG: 0.624 (1, 7)		P4		K			F7		F7	4	0	0	0	0	1	2												
Jim Briedeweser, R OBP: 0.268, SLG: 0.176 (1, 4)				1B BB			5-3		L3	2	1	0	0	2	0	1												
Duke Maas, R Wayne Belardi, L Ned Garver, R Steve Gromek, S Bob Kennedy, R Al Aber, L Jim Small, R (1, 1) (3, 1) (4, PH) (5, 1) (5, 1) (6, PH) (7, 1) (9, PH)		K		1B BB			5-3		F7	1	0	0	0	0	1	1												
Inning Stats	R: 1 E: 0 K: 2 S: 7	H: 0 LOB: 1 BB: 2 P: 15	R: 0 E: 0 K: 2 S: 7	H: 0 LOB: 1 BB: 1 P: 11	R: 0 E: 0 K: 0 S: 3	H: 0 LOB: 1 BB: 1 P: 7	R: 3 E: 0 K: 1 S: 8	H: 3 LOB: 2 BB: 2 P: 16	R: 0 E: 0 K: 1 S: 5	H: 0 LOB: 0 BB: 0 P: 5	R: 0 E: 0 K: 0 S: 3	H: 0 LOB: 0 BB: 0 P: 3	R: 0 E: 0 K: 0 S: 4	H: 1 LOB: 1 BB: 0 P: 4	R: 0 E: 0 K: 0 S: 4	H: 1 LOB: 0 BB: 0 P: 4		R: 0 E: 0 K: 0 S: 3	H: 0 LOB: 0 BB: 0 P: 3	1B: 4 2B: 1 3B: 0 HR: 0	SF: 1 SAC: 0 DP: 0 HBP: 0	WP: 0 PB: 0 SB: 2 CS: 0	PA: 38					
PITCHER	IP	WLS	BF	H	R	ER	SO	BB	IBB	HBP	BLK	WP	HR	S	P	ERA	WHIP											


Batter	1	2	3	4	5	6	7	8	9	AB	R	H	RBI	BB	SO	LOB	TOP					
Gil McDougald, R OBP: 0.368, SLG: 0.362 Phil Rizzuto, R OBP: 0.370, SLG: 0.261										3	2	1	0	2	0	1	New York Yankees @ Baltimore Orioles Memorial Stadium, Baltimore, MD Fri May 25 1956, 3:33 AM EDT Att: 37,070 - Unknown					
Billy Martin, R OBP: 0.306, SLG: 0.330 Jerry Coleman, R OBP: 0.321, SLG: 0.447										5	3	3	1	0	0	2						
Hank Bauer, R OBP: 0.321, SLG: 0.447										5	0	2	1	0	1	3						
Mickey Mantle, S OBP: 0.515, SLG: 0.875										3	2	2	3	1	0	1						
Bill Skowron, R OBP: 0.385, SLG: 0.398 Joe Collins, L OBP: 0.290, SLG: 0.429										4	1	2	1	1	0	3						
Elston Howard, R OBP: 0.357, SLG: 0.400										4	1	1	0	1	0	4						
Bob Cerv, R OBP: 0.269, SLG: 0.520 Eddie Robinson, L OBP: 0.286, SLG: 0.360										5	1	2	4	0	0	3						
Andy Carey, R OBP: 0.307, SLG: 0.333										5	0	1	0	0	0	4						
Johnny Kucks, R OBP: 0.190, SLG: 0.056										3	0	0	0	1	1	2						
Inning Stats	R: 3 E: 0 K: 0 S: 8	H: 4 LOB: 2 BB: 0 P: 8	R: 0 E: 0 K: 0 S: 2	H: 0 LOB: 1 BB: 2 P: 10	R: 4 E: 0 K: 1 S: 7	H: 2 LOB: 0 BB: 2 P: 15	R: 0 E: 0 K: 0 S: 3	H: 0 LOB: 1 BB: 1 P: 7	R: 0 E: 0 K: 0 S: 4	H: 1 LOB: 1 BB: 0 P: 4	R: 2 E: 0 K: 0 S: 5	H: 3 LOB: 1 BB: 1 P: 9	R: 0 E: 0 K: 0 S: 4	H: 1 LOB: 1 BB: 0 P: 4	R: 1 E: 0 K: 1 S: 7	H: 2 LOB: 1 BB: 0 P: 7		R: 0 E: 0 K: 0 S: 3	H: 1 LOB: 0 BB: 0 P: 3	1B: 11 2B: 2 3B: 1 HR: 1	SF: 1 SAC: 1 DP: 2 HBP: 0	WP: 0 PB: 0 SB: 2 CS: 0
PITCHER	IP WLS BF H R ER SO BB IBB HBP BLK WP HR S P ERA WHIP																					
Don Ferrarese, L ERA: 2.97	2.0 L 16 6 7 7 0 4 0 0 0 0 0 1 12 28 31.50 5.000																					
Hal Brown, R ERA: 1.53	3.0 11 1 0 0 1 1 0 0 0 0 0 0 12 16 0.00 0.667																					
Harry Dorish, R ERA: 4.66	3.0 15 6 3 3 1 1 0 0 0 0 0 0 16 20 9.00 2.333																					
Johnny Schmitz, L ERA: 2.89	1.0 3 1 0 0 0 0 0 0 0 0 0 0 3 3 0.00 1.000																					

Batter	1	2	3	4	5	6	7	8	9	AB	R	H	RBI	BB	SO	LOB	BOTTOM			
Chuck Diering, R OBP: 0.416, SLG: 0.324 Tex Nelson, L OBP: 0.400, SLG: 0.385										1	0	0	0	0	0	0	New York Yankees @ Baltimore Orioles Memorial Stadium, Baltimore, MD Fri May 25 1956, 3:33 AM EDT Att: 37,070 - Unknown			
Bob Hale, L OBP: 0.394, SLG: 0.393										3	0	2	0	1	0	1				
George Kell, R OBP: 0.371, SLG: 0.409 Wayne Causey, L OBP: 0.231, SLG: 0.130										3	0	0	0	0	0	3				
Bob Nieman, R OBP: 0.365, SLG: 0.458										4	0	1	0	0	0	3				
Tito Francona, L OBP: 0.275, SLG: 0.234										4	0	0	0	0	0	1				
Hal Smith, R OBP: 0.366, SLG: 0.464										4	0	1	0	0	0	0				
Billy Gardner, R OBP: 0.234, SLG: 0.350										4	1	1	0	0	0	2				
Willy Miranda, S OBP: 0.306, SLG: 0.333										3	0	1	1	0	0	2				
Don Ferrarese, R OBP: 0.183, SLG: 0.100 Hal Brown, R OBP: 0.300, SLG: 0.600 Gus Yantis, R OBP: 0.305, SLG: 0.427 Harry Dorish, R OBP: 0.330, SLG: 0.420 Jim Pyburn, R OBP: 0.330, SLG: 0.420 Johnny Schmitz, R OBP: 0.330, SLG: 0.420										0	0	0	0	0	0	0				
Inning Stats	R: 0 E: 0 K: 0 S: 3	H: 1 LOB: 0 BB: 0 P: 3	R: 0 E: 0 K: 0 S: 3	H: 0 LOB: 0 BB: 0 P: 3	R: 0 E: 0 K: 0 S: 3	H: 0 LOB: 0 BB: 0 P: 3	R: 1 E: 0 K: 0 S: 3	H: 1 LOB: 0 BB: 1 P: 7	R: 1 E: 1 K: 0 S: 5	H: 2 LOB: 1 BB: 0 P: 5	R: 0 E: 0 K: 0 S: 3	H: 1 LOB: 0 BB: 0 P: 3	R: 0 E: 0 K: 0 S: 4	H: 2 LOB: 2 BB: 1 P: 8	R: 0 E: 0 K: 0 S: 3	H: 0 LOB: 0 BB: 0 P: 3		1B: 7 2B: 4 3B: 0 HR: 0	SF: 0 SAC: 0 DP: 4 HBP: 0	WP: 1 PB: 0 SB: 0 CS: 0
PITCHER	IP WLS BF H R ER SO BB IBB HBP BLK WP HR S P ERA WHIP																			
Johnny Kucks, R ERA: 3.67	9.0 W 34 9 2 2 0 2 0 0 0 0 1 0 32 40 2.00 1.222																			

Batter	1	2	3	4	5	6	7	8	9	AB	R	H	RBI	BB	SO	LOB	TOP					
Gil McDougald, R OBP: 0.376, SLG: 0.392 (1, 6)	4-0 1B SH3 1B BB	0-3 K			0-0 6-3 3B		0-0 F8		0-0 2B	4	2	2	0	1	1	0	New York Yankees @ Baltimore Orioles Memorial Stadium, Baltimore, MD Sat May 26 1956, 3:33 AM EDT Att: 26,069 - Unknown livebaseballscores.com					
Billy Martin, R OBP: 0.312, SLG: 0.336 Jerry Coleman, R (3, 4)	0-0 SH3 1-2		0-0 1B		0-3 K		0-0 F8		0-0 P4	1	0	1	0	0	0	0						
Hank Bauer, R OBP: 0.318, SLG: 0.438 (1, 9)	0-0 1B 2-3 1B		0-0 P2		0-0 6-3		0-0 F7		0-0 F7	5	1	1	1	0	0	2						
Mickey Mantle, S OBP: 0.515, SLG: 0.863 (1, 8)	0-0 1B 1-2 3-H 1B		0-0 P5		3-H 4-0 BB		0-0 F7			3	0	1	1	1	0	1						
Bill Skowron, R OBP: 0.389, SLG: 0.429 (1, 3)	0-0 1B 1-3 2-H 1B		0-0 4-3		0-0 5-3		0-0 HR			4	1	2	2	0	0	2						
Elston Howard, R OBP: 0.353, SLG: 0.394 (1, 2)	0-3 K		0-0 FC5-4 1B		0-0 5-3		0-3 K			4	0	1	0	0	2	2						
Joe Collins, L OBP: 0.301, SLG: 0.424 (1, 7)	0-0 F9		0-0 F3		4-0 BB		0-0 1B			3	0	1	0	1	0	3						
Andy Carey, R OBP: 0.297, SLG: 0.321 (1, 5)		0-0 F9		0-0 F9		0-0 L6		0-0 F9		4	0	0	0	0	0	3						
Mickey McDermott, L OBP: 0.333, SLG: 0.300 Gerry Staley, R OBP: 0.300, SLG: 0.550 Don Larsen, R OBP: 0.300, SLG: 0.550 Rip Coleman, L OBP: 0.300, SLG: 0.550 Bob Cerv, R OBP: 0.300, SLG: 0.550 Bob Grim, R OBP: 0.300, SLG: 0.550 Tom Carroll, R OBP: 0.300, SLG: 0.550	0-0 1-3		0-0 FC5-4 1-2		0-0 F9		0-0 5-3			0	0	0	0	0	0	0						
Inning Stats	R: 2 E: 0 K: 1 S: 8	H: 3 LOB: 2 BB: 1 P: 12	R: 0 E: 0 K: 1 S: 5	H: 0 LOB: 0 BB: 0 P: 5	R: 0 E: 0 K: 0 S: 4	H: 1 LOB: 1 BB: 0 P: 4	R: 0 E: 0 K: 0 S: 4	H: 1 LOB: 1 BB: 1 P: 4	R: 1 E: 0 K: 0 S: 6	H: 1 LOB: 1 BB: 1 P: 10	R: 0 E: 0 K: 0 S: 3	H: 0 LOB: 0 BB: 0 P: 7	R: 0 E: 0 K: 1 S: 7	H: 0 LOB: 0 BB: 0 P: 3	R: 1 E: 0 K: 1 S: 7	H: 2 LOB: 1 BB: 0 P: 7		R: 0 E: 0 K: 0 S: 4	H: 1 LOB: 1 BB: 0 P: 4	1B: 6 2B: 1 3B: 1 HR: 1	SF: 0 SAC: 1 DP: 0 HBP: 0	WP: 0 PB: 0 SB: 0 CS: 0
PITCHER Bill Wight, L ERA: 6.31 (1, 1)	IP: 9.0 WLS: W BF: 39 H: 9 R: 4 ER: 4 SO: 4 BB: 3 IBB: 0 HBP: 0 BLK: 0 WP: 0 HR: 1 S: 44 P: 56 ERA: 4.00 WHIP: 1.333															PITCHER	IP: 9.0 WLS: W BF: 39 H: 9 R: 4 ER: 4 SO: 4 BB: 3 IBB: 0 HBP: 0 BLK: 0 WP: 0 HR: 1 S: 44 P: 56 ERA: 4.00 WHIP: 1.333					

Batter	1	2	3	4	5	6	7	8	9	AB	R	H	RBI	BB	SO	LOB	BOTTOM			
Jim Pyburn, R OBP: 0.317, SLG: 0.436 (1, 8)	0-0 6-3	0-0 1B 3B	0-0 S 1B		0-0 6-3			0-0 5-3		5	1	2	0	0	0	0	New York Yankees @ Baltimore Orioles Memorial Stadium, Baltimore, MD Sat May 26 1956, 3:33 AM EDT Att: 26,069 - Unknown livebaseballscores.com			
Hoot Evers, R OBP: 0.600, SLG: 0.500 Chuck Diering, R OBP: 0.411, SLG: 0.319 (1, 9) (7, 9)	0-0 HR 1B	0-0 1B 3-H 1B	0-3 K		4-0 SH3 1B BB		0-0 F8		0-0 P6	3	3	2	1	1	1	1				
George Kell, R OBP: 0.366, SLG: 0.402 (1, 5)	0-0 F9	0-0 1B 2B 1B	0-0 6-3		0-0 SH3		0-0 P6			4	1	1	0	0	0	2				
Bob Nieman, R OBP: 0.411, SLG: 0.558 (1, 7)	0-0 1-H HR	0-0 1-3 2-H 2B 1B		0-0 CS 1B		0-0 2-H CS 1B				4	2	4	4	0	0	0				
Gus Triandos, R OBP: 0.360, SLG: 0.470 (1, 3)	0-0 HR	0-0 4-3 1-H 3-H 2B		0-3 K		0-3 K				4	1	2	3	0	2	2				
Hal Smith, R OBP: 0.381, SLG: 0.471 (1, 2)	4-0 1B BB	0-0 4-3 2-3 1B		0-0 1B		0-0 1B				3	1	2	0	1	0	1				
Billy Gardner, R OBP: 0.241, SLG: 0.356 Bob Hale, L OBP: 0.382, SLG: 0.379 Fred Marsh, R OBP: 0.259, SLG: 0.130 (1, 4) (2, PH) (3, 4)	0-0 1B 1-2 1B	0-0 G3		0-0 5-3		0-0 F3				1	0	1	0	0	0	0				
Willy Miranda, S OBP: 0.304, SLG: 0.330 (1, 6)	0-0 1-3 2-H 1B	0-3 K		0-3 K		0-0 F2				4	0	1	1	0	2	2				
Bill Wight, L OBP: 0.267, SLG: 0.214 (1, 1)	0-3 K		0-3 K		0-0 1-3		0-3 K			4	0	0	0	0	3	3				
Inning Stats	R: 4 E: 0 K: 1 S: 10	H: 5 LOB: 2 BB: 1 P: 14	R: 4 E: 0 K: 1 S: 10	H: 5 LOB: 1 BB: 0 P: 10	R: 0 E: 0 K: 2 S: 8	H: 1 LOB: 1 BB: 0 P: 8	R: 0 E: 0 K: 1 S: 6	H: 2 LOB: 1 BB: 0 P: 6	R: 0 E: 0 K: 1 S: 5	H: 0 LOB: 0 BB: 0 P: 5	R: 1 E: 0 K: 1 S: 5	H: 1 LOB: 1 BB: 1 P: 9	R: 0 E: 0 K: 1 S: 6	H: 1 LOB: 1 BB: 0 P: 6	R: 0 E: 0 K: 0 S: 3	H: 0 LOB: 0 BB: 0 P: 3		1B: 11 2B: 3 3B: 1 HR: 2	SF: 0 SAC: 1 DP: 2 HBP: 0	WP: 0 PB: 0 SB: 1 CS: 2
PITCHER Mickey McDermott, L ERA: 5.48 Gerry Staley, R ERA: 108.0 Don Larsen, R ERA: 5.01 Rip Coleman, L ERA: 1.83 Bob Grim, R ERA: 2.78 (1, 1) (1, 1) (2, 1) (4, 1) (6, 1)	IP: 0.2 WLS: L BF: 8 H: 5 R: 4 ER: 4 SO: 4 BB: 1 IBB: 0 HBP: 0 BLK: 0 WP: 0 HR: 2 S: 7 P: 11 ERA: 54.00 WHIP: 9.000															PITCHER	IP: 0.2 WLS: L BF: 8 H: 5 R: 4 ER: 4 SO: 4 BB: 1 IBB: 0 HBP: 0 BLK: 0 WP: 0 HR: 2 S: 7 P: 11 ERA: 54.00 WHIP: 9.000			

Batter	1	2	3	4	5	6	7	8	9	AB	R	H	RBI	BB	SO	LOB	TOP
Billy Goodman, L (1,4) OBP: 0.381, SLG: 0.444	0-0 6-3		0-0 6-3						0-0 6-3	4	0	0	0	0	0	0	Boston Red Sox @ New York Yankees Yankee Stadium, Bronx, NY Mon May 28 1956, 3:33 AM EDT Att: 35,454 - Unknown
Billy Klaus, L (1,5) OBP: 0.373, SLG: 0.275	0-0 4-3			4-0 G5-3 1B BB				0-0 6-3	3	0	1	0	1	0	0		
Dick Gemert, R (1,7) OBP: 0.440, SLG: 0.637	0-0 FC6-4 1B			0-0 G5-3 1-2 1B				0-0 F9	4	0	2	0	0	1	1		
Jackie Jensen, R (1,9) OBP: 0.404, SLG: 0.496	0-0 FC6-4 1-2			0-0 G5-3 1-2 2-3				0-0 G6-4-3 1B	3	0	1	0	0	0	3		
Norm Zauchin, R (1,3) OBP: 0.364, SLG: 0.417		0-3 K		0-3 K				0-0 G6-4-3 1-2	3	0	0	0	0	2	2		
Jim Piersall, R (1,8) OBP: 0.366, SLG: 0.417		0-0 5-3						0-0 F9	3	0	0	0	0	0	0		
Sammy White, R (1,2) OBP: 0.347, SLG: 0.373		0-0 P3						0-0 F8	3	0	0	0	0	0	0		
Don Buddin, R (1,6) OBP: 0.373, SLG: 0.302				0-0 6-3 1B				0-0 P5	3	0	1	0	0	1	0		
Frank Sullivan, R (1,1) OBP: 0.182, SLG: 0.200				0-0 6-3 1-2				0-0 6-3	2	0	0	0	0	0	1		
Milt Bolling, R (9, PH) OBP: 0.333, SLG: 0.800									0-3 K	1	0	0	0	0	1		
Inning Stats	R: 0 E: 0 K: 0 S: 4	H: 1 LOB: 1 BB: 0 P: 4	R: 0 E: 0 K: 1 S: 5	H: 0 LOB: 0 BB: 0 P: 5	R: 0 E: 0 K: 1 S: 3	H: 1 LOB: 1 BB: 1 P: 9	R: 0 E: 0 K: 0 S: 3	H: 0 LOB: 0 BB: 0 P: 3	R: 0 E: 0 K: 0 S: 3	H: 1 LOB: 0 BB: 0 P: 3	R: 0 E: 0 K: 1 S: 5	H: 0 LOB: 0 BB: 0 P: 5	R: 0 E: 0 K: 2 S: 8	H: 1 LOB: 1 BB: 0 P: 8	1B: 5 2B: 0 3B: 0 HR: 0	SF: 0 SAC: 0 DP: 2 HBP: 0	WP: 0 PA: 30 CS: 0
PITCHER Whitey Ford, L (1,1) ERA: 1.01	IP: 9.0 WLS: W BF: 30 H: 5 R: 0 ER: 0 SO: 5 BB: 1 IBB: 0 HBP: 0 BLK: 0 WP: 0 HR: 0 S: 39 P: 43 ERA: 0.00 WHIP: 0.667																

Batter	1	2	3	4	5	6	7	8	9	AB	R	H	RBI	BB	SO	LOB	BOTTOM
Gil McDougald, R (1,6) OBP: 0.372, SLG: 0.387	0-0 WP 4-3 1B		0-0 1-3						0-3 K	4	1	1	0	0	1	0	Boston Red Sox @ New York Yankees Yankee Stadium, Bronx, NY Mon May 28 1956, 3:33 AM EDT Att: 35,454 - Unknown
Billy Martin, R (1,4) OBP: 0.310, SLG: 0.333	0-0 4-3 1-2 WP 1B		0-3 K					0-0 P6	4	0	1	0	0	2	1		
Mickey Mantle, S (1,8) OBP: 0.515, SLG: 0.852	0-0 L6 1-2 2-3			0-0 E E 1B				0-0 F8	3	1	1	0	1	0	2		
Yogi Berra, L (1,2) OBP: 0.412, SLG: 0.700	0-0 4-3			0-0 E6 CS 1B				0-0 F9	4	0	0	1	0	0	3		
Joe Collins, L (1,7) OBP: 0.312, SLG: 0.420	0-3 K			0-0 1-2 3-H 1B				0-0 F8	3	0	1	1	1	1	2		
Eddie Robinson, L (1,3) OBP: 0.290, SLG: 0.333		0-0 4-3		0-0 F9				0-0 F8	2	0	0	0	1	0	1		
Hank Bauer, R (1,9) OBP: 0.312, SLG: 0.430		0-3 K		0-0 5-3				0-0 4-3	3	0	0	0	0	1	3		
Andy Carey, R (1,5) OBP: 0.289, SLG: 0.312		0-0 1-3						0-0 F9	3	0	0	0	0	0	0		
Whitey Ford, L (1,1) OBP: 0.276, SLG: 0.296			0-3 K					0-0 F8	3	0	0	0	0	1	0		
Inning Stats	R: 1 E: 0 K: 1 S: 7	H: 2 LOB: 1 BB: 0 P: 7	R: 0 E: 0 K: 1 S: 5	H: 0 LOB: 0 BB: 0 P: 5	R: 0 E: 0 K: 2 S: 7	H: 0 LOB: 0 BB: 0 P: 7	R: 1 E: 1 K: 0 S: 5	H: 2 LOB: 1 BB: 0 P: 5	R: 0 E: 0 K: 0 S: 4	H: 0 LOB: 1 BB: 0 P: 4	R: 0 E: 0 K: 0 S: 3	H: 0 LOB: 2 BB: 2 P: 11	R: 0 E: 0 K: 1 S: 5	H: 0 LOB: 1 BB: 1 P: 9	1B: 4 2B: 0 3B: 0 HR: 0	SF: 0 SAC: 0 DP: 0 HBP: 0	WP: 1 PA: 32 CS: 1
PITCHER Frank Sullivan, R (1,1) ERA: 2.32	IP: 8.0 WLS: L BF: 32 H: 4 R: 2 ER: 1 SO: 6 BB: 3 IBB: 0 HBP: 0 BLK: 0 WP: 1 HR: 0 S: 41 P: 53 ERA: 1.12 WHIP: 0.875																

Batter	1	2	3	4	5	6	7	8	9	AB	R	H	RBI	BB	SO	LOB	TOP											
Eddie Yost, R OBP: 0.460, SLG: 0.342 (1, 5)										4	0	0	0	1	0	4	Washington Senators @ New York Yankees Yankee Stadium, Bronx, NY Wed May 30 1956, 3:33 AM EDT Unknown livebaseballscorecards.com											
Lyle Luttrell, R OBP: 0.306, SLG: 0.538 (1, 6)										4	0	2	1	0	0	1												
Whitey Herzog, L OBP: 0.250, SLG: 0.286 (1, 7)										3	0	1	0	0	1	2												
Roy Sievers, R OBP: 0.394, SLG: 0.559 (1, 3)										4	0	0	0	0	1	3												
Jim Lemon, R OBP: 0.359, SLG: 0.500 (1, 9)										2	0	0	0	2	0	2												
Harmon Killebrew, R OBP: 0.176, SLG: 0.500 (1, 4)										4	1	0	0	0	1	3												
Karl Olson, R OBP: 0.331, SLG: 0.411 (1, 8)										4	1	3	0	0	0	1												
Lou Berberet, L OBP: 0.313, SLG: 0.293 Clint Courtney, L OBP: 0.419, SLG: 0.473 (1, 2)										2	0	0	1	0	0	2												
Pedro Ramos, S OBP: 0.333, SLG: 0.467 Pete Runnels, L OBP: 0.380, SLG: 0.474 Bunky Stewart, L OBP: 0.250, SLG: 0.250 Carlos Paula, R OBP: 0.289, SLG: 0.353 (7, PH)										2	0	0	0	0	1	2												
Inning Stats	R: 0 E: 0 K: 1 S: 5	H: 0 LOB: 1 BB: 1 P: 9	R: 1 E: 1 K: 1 S: 7	H: 1 LOB: 2 BB: 1 P: 11	R: 0 E: 0 K: 1 S: 6	H: 1 LOB: 0 BB: 0 P: 6	R: 0 E: 0 K: 0 S: 3	H: 1 LOB: 0 BB: 0 P: 3	R: 0 E: 0 K: 1 S: 6	H: 1 LOB: 1 BB: 0 P: 6	R: 2 E: 0 K: 0 S: 6	H: 3 LOB: 1 BB: 0 P: 6	R: 0 E: 0 K: 0 S: 3	H: 0 LOB: 1 BB: 1 P: 7	R: 0 E: 0 K: 0 S: 3	H: 1 LOB: 0 BB: 0 P: 3		1B: 5 2B: 1 3B: 2 HR: 0	SF: 0 SAC: 1 DP: 1 HBP: 0	WP: 0 PB: 0 SB: 0 CS: 1	PA: 37							
PITCHER	IP	WLS	BF	H	R	ER	SO	BB	IBB	HBP	BLK	WP	HR	S	P	ERA	WHIP											
Johnny Kucks, R ERA: 3.67 Tom Morgan, R ERA: 2.95	(1, 1)	7.1	W	32	7	3	3	4	3	0	0	0	0	0	37	49	3.68	1.364										
(8, 1)	1.2	S	5	1	0	0	0	0	0	0	0	0	0	5	5	0.00	0.600											

Batter	1	2	3	4	5	6	7	8	9	AB	R	H	RBI	BB	SO	LOB	BOTTOM											
Hank Bauer, R OBP: 0.304, SLG: 0.420 (1, 9)										4	1	1	1	0	0	1	Washington Senators @ New York Yankees Yankee Stadium, Bronx, NY Wed May 30 1956, 3:33 AM EDT Unknown livebaseballscorecards.com											
Gil McDougald, R OBP: 0.326, SLG: 0.374 (1, 6)										3	1	1	0	1	0	1												
Mickey Mantle, S OBP: 0.520, SLG: 0.879 (1, 8)										4	1	3	3	0	0	1												
Yogi Berra, L OBP: 0.410, SLG: 0.690 (1, 2)										2	0	0	0	2	0	2												
Joe Collins, L OBP: 0.286, SLG: 0.382 Elston Howard, R OBP: 0.350, SLG: 0.391 (7, PH)										3	0	0	0	0	0	4												
Eddie Robinson, L OBP: 0.256, SLG: 0.265 (1, 3)										3	0	0	0	1	0	3												
Billy Martin, R OBP: 0.301, SLG: 0.339 (1, 4)										4	0	0	0	0	0	2												
Andy Carey, R OBP: 0.281, SLG: 0.302 (1, 5)										4	0	1	0	0	1	0												
Johnny Kucks, R OBP: 0.250, SLG: 0.100 Tom Morgan, R OBP: 0.286, SLG: 0.167 (8, 1)										2	1	1	0	1	0	0												
Inning Stats	R: 0 E: 0 K: 0 S: 3	H: 0 LOB: 2 BB: 2 P: 11	R: 0 E: 0 K: 1 S: 5	H: 0 LOB: 0 BB: 0 P: 5	R: 0 E: 0 K: 0 S: 4	H: 1 LOB: 2 BB: 1 P: 8	R: 3 E: 1 K: 0 S: 6	H: 2 LOB: 2 BB: 2 P: 14	R: 1 E: 0 K: 0 S: 5	H: 2 LOB: 1 BB: 0 P: 5	R: 0 E: 0 K: 0 S: 4	H: 1 LOB: 1 BB: 0 P: 4	R: 0 E: 0 K: 0 S: 3	H: 1 LOB: 0 BB: 0 P: 3	1B: 5 2B: 1 3B: 0 HR: 1	SF: 0 SAC: 0 DP: 0 HBP: 0		WP: 0 PB: 0 SB: 1 CS: 1	PA: 36									
PITCHER	IP	WLS	BF	H	R	ER	SO	BB	IBB	HBP	BLK	WP	HR	S	P	ERA	WHIP											
Pedro Ramos, R ERA: 4.47 Bunky Stewart, L ERA: 2.79	(1, 1)	6.0	L	29	5	4	4	1	5	0	0	0	0	0	26	46	6.00	1.667										
(7, 1)	2.0		7	2	0	0	0	0	0	0	0	0	0	7	7	0.00	1.000											

Batter	1	2	3	4	5	6	7	8	9	AB	R	H	RBI	BB	SO	LOB	TOP					
Eddie Yost, R OBP: 0.469, SLG: 0.352 (1, 5)										2	0	1	1	3	0	1	Washington Senators @ New York Yankees Yankee Stadium, Bronx, NY Wed May 30 1956, 3:38 AM EDT Att: 29,825 - Unknown					
Lyle Luttrell, R OBP: 0.353, SLG: 0.500 (1, 6)										3	0	1	0	1	0	4						
Whitey Herzog, L OBP: 0.262, SLG: 0.295 (1, 7)										5	0	2	1	0	1	4						
Roy Sievers, R OBP: 0.389, SLG: 0.544 (1, 3)										4	0	0	0	1	0	3						
Clint Courtney, L OBP: 0.427, SLG: 0.469 (1, 2)										3	2	1	0	2	0	3						
Karl Olson, R OBP: 0.326, SLG: 0.403 (1, 8)										5	0	1	0	0	1	3						
Jim Lemon, R OBP: 0.356, SLG: 0.493 (1, 9)										2	1	0	1	1	1	0						
Harmon Killebrew, R OBP: 0.238, SLG: 0.632 (1, 4)										3	1	1	1	1	2	1						
Camilo Pascual, R OBP: 0.353, SLG: 0.375 (7, PH)										2	1	1	0	0	1	0						
Carlos Paula, R OBP: 0.292, SLG: 0.343 (7, PH)										1	0	0	0	0	0	0						
Bunkey Stewart, L OBP: 0.250, SLG: 0.250 (7, PH)										0	0	0	0	0	0	0						
Ernie Oravetz, S OBP: 0.345, SLG: 0.292 (8, PH)										0	0	0	1	1	0	0						
Tex Clevenger, R OBP: 0.345, SLG: 0.292 (8, PH)										0	0	0	0	0	0	0						
Inning Stats	R: 0 E: 0 K: 1 S: 6	H: 1 LOB: 1 BB: 0 P: 6	R: 1 E: 0 K: 1 S: 5	H: 1 LOB: 1 BB: 1 P: 9	R: 1 E: 0 K: 0 S: 5	H: 3 LOB: 2 BB: 1 P: 9	R: 1 E: 0 K: 1 S: 6	H: 1 LOB: 0 BB: 0 P: 6	R: 0 E: 0 K: 0 S: 3	H: 1 LOB: 1 BB: 1 P: 7	R: 0 E: 0 K: 1 S: 5	H: 1 LOB: 0 BB: 0 P: 5	R: 0 E: 0 K: 1 S: 5	H: 0 LOB: 2 BB: 2 P: 13	R: 2 E: 0 K: 1 S: 5	H: 0 LOB: 5 BB: 5 P: 25	R: 0 E: 0 K: 0 S: 4	H: 1 LOB: 1 BB: 0 P: 4	1B: 6 2B: 2 3B: 0 HR: 1	SF: 1 SAC: 1 DP: 2 HBP: 0	WP: 1 PB: 0 SB: 0 CS: 1	PA: 42
PITCHER	IP	WLS	BF	H	R	ER	SO	BB	IBB	HBP	BLK	WP	HR	S	P	ERA	WHIP					
Bob Turley, R ERA: 5.56 (1, 1)	7.2	W	36	7	5	5	6	9	0	0	0	1	1	39	75	5.87	2.087					
Tom Sturdivant, R ERA: 2.31 (8, 1)	1.1	S	6	1	0	0	0	1	0	0	0	0	0	5	9	0.00	1.500					

Batter	1	2	3	4	5	6	7	8	9	AB	R	H	RBI	BB	SO	LOB	BOTTOM				
Hank Bauer, R OBP: 0.310, SLG: 0.460 (1, 9)										6	3	3	3	0	0	4	Washington Senators @ New York Yankees Yankee Stadium, Bronx, NY Wed May 30 1956, 3:38 AM EDT Att: 29,825 - Unknown				
Billy Martin, R OBP: 0.312, SLG: 0.339 (1, 4)										3	1	1	0	2	0	0					
Jerry Coleman, R (8, PH)										1	0	0	0	0	0	0					
Mickey Mantle, S OBP: 0.382, SLG: 0.882 (8, PH)										4	1	1	2	1	1	3					
Elston Howard, R OBP: 0.347, SLG: 0.387 (8, PH)										1	0	0	0	0	0	0					
Yogi Berra, L OBP: 0.423, SLG: 0.698 (1, 2)										3	1	2	0	2	0	3					
Joe Collins, L OBP: 0.292, SLG: 0.388 (8, 8)										4	1	1	3	1	1	3					
Eddie Robinson, L OBP: 0.273, SLG: 0.342 (1, 3)										4	2	1	2	1	0	3					
Gil McDougald, R OBP: 0.373, SLG: 0.381 (1, 6)										3	1	1	0	2	1	1					
Andy Carey, R OBP: 0.293, SLG: 0.311 (1, 5)										3	2	1	1	2	1	3					
Bob Turley, R OBP: 0.263, SLG: 0.222 (1, 1)										4	0	2	1	0	2	3					
Tom Sturdivant, L OBP: 0.333, SLG: 0.333 (8, 1)										1	0	0	0	0	0	1					
Inning Stats	R: 1 E: 0 K: 2 S: 9	H: 2 LOB: 1 BB: 0 P: 9	R: 2 E: 0 K: 0 S: 5	H: 2 LOB: 3 BB: 3 P: 17	R: 0 E: 1 K: 2 S: 7	H: 0 LOB: 1 BB: 1 P: 11	R: 0 E: 0 K: 1 S: 5	H: 0 LOB: 0 BB: 0 P: 5	R: 1 E: 0 K: 1 S: 7	H: 3 LOB: 2 BB: 2 P: 15	R: 5 E: 1 K: 0 S: 7	H: 3 LOB: 3 BB: 3 P: 19	R: 0 E: 0 K: 0 S: 4	H: 1 LOB: 2 BB: 1 P: 8	R: 3 E: 0 K: 0 S: 5	H: 2 LOB: 0 BB: 1 P: 9	1B: 5 2B: 4 3B: 0 HR: 4	SF: 0 SAC: 0 DP: 0 HBP: 0	WP: 0 PB: 0 SB: 0 CS: 0	PA: 48	
PITCHER	IP	WLS	BF	H	R	ER	SO	BB	IBB	HBP	BLK	WP	HR	S	P	ERA	WHIP				
Camilo Pascual, R ERA: 7.07 (1, 1)	6.0	L	37	10	9	7	6	7	0	0	0	0	3	40	76	10.50	2.833				
Bunkey Stewart, L ERA: 2.66 (7, 1)	1.0	S	5	1	0	0	0	1	0	0	0	0	0	4	8	0.00	2.000				
Tex Clevenger, R ERA: 5.24 (8, 1)	1.0	S	6	2	3	3	0	1	0	0	0	0	0	5	9	27.00	3.000				


Batter	1	2	3	4	5	6	7	8	9	AB	R	H	RBI	BB	SO	LOB	TOP										
Eddie Yost, R OBP: 0.497, SLG: 0.354 (1, 5)										5	1	2	1	0	0	1	Washington Senators @ New York Yankees Yankee Stadium, Bronx, NY Thu May 31 1956, 3:33 AM EDT Att: 5,558 - Unknown livebaseballscorecards.com										
Whitey Herzog, L OBP: 0.300, SLG: 0.348 (1, 7)										5	0	4	0	0	1	0											
Pete Runnels, L OBP: 0.381, SLG: 0.464 (1, 4)										3	0	0	0	1	0	2											
Roy Sievers, R OBP: 0.389, SLG: 0.556 (1, 3)										4	1	1	1	1	0	5											
Clint Courtney, L OBP: 0.416, SLG: 0.455 Lou Berberet, L OBP: 0.327, SLG: 0.357 (6, 2)										3	0	0	0	0	0	1											
Karl Olson, R OBP: 0.331, SLG: 0.417 (1, 8)										3	1	1	0	1	0	1											
Jim Lemon, R OBP: 0.360, SLG: 0.524 (1, 9)										3	1	2	2	0	0	1											
Lyle Luttrell, R OBP: 0.333, SLG: 0.600 (1, 6)										4	1	1	1	0	0	2											
Chuck Stobbs, L OBP: 0.136, SLG: 0.143 Bob Chakales, R OBP: 0.277, SLG: 0.077 Carlos Paula, R OBP: 0.273, SLG: 0.333 Connie Grob, L OBP: 0.250, SLG: 0.250 Harmon Killebrew, R OBP: 0.227, SLG: 0.600 (7, 1)										2	0	0	0	0	0	2											
Inning Stats	R: 0 E: 0 K: 0 S: 3	H: 1 LOB: 0 BB: 0 P: 3	R: 0 E: 0 K: 0 S: 3	H: 0 LOB: 0 BB: 0 P: 3	R: 0 E: 0 K: 0 S: 4	H: 1 LOB: 1 BB: 0 P: 4	R: 1 E: 0 K: 1 S: 6	H: 1 LOB: 0 BB: 0 P: 6	R: 3 E: 0 K: 0 S: 7	H: 4 LOB: 1 BB: 0 P: 7	R: 0 E: 0 K: 0 S: 2	H: 0 LOB: 2 BB: 1 P: 10	R: 1 E: 0 K: 0 S: 5	H: 3 LOB: 2 BB: 1 P: 9	R: 1 E: 0 K: 0 S: 4	H: 1 LOB: 0 BB: 0 P: 4		R: 0 E: 0 K: 1 S: 6	H: 1 LOB: 2 BB: 0 P: 7	1B: 5 2B: 2 3B: 4 HR: 2	SF: 1 SAC: 0 DP: 2 HBP: 1	WP: 1 PB: 0 SB: 0 CS: 1	PA: 41				
PITCHER	IP	WLS	BF	H	R	ER	SO	BB	IBB	HBP	BLK	WP	HR	S	P	ERA	WHIP										
Bob Grim, R ERA: 3.62 Don Larsen, R ERA: 5.64 Tom Morgan, R ERA: 3.0	(1, 1)	4.2	20	7	4	4	1	0	0	0	0	0	1	22	22	7.71	1.500										
(5, 1)	1.2		10	3	1	1	0	3	0	0	0	1	1	7	19	5.40	3.600										
(7, 1)	2.2	W	10	2	1	1	1	0	0	1	0	0	0	11	12	3.38	0.750										

Batter	1	2	3	4	5	6	7	8	9	AB	R	H	RBI	BB	SO	LOB	BOTTOM										
Hank Bauer, R OBP: 0.313, SLG: 0.479 (1, 9)										4	1	2	3	0	0	1	Washington Senators @ New York Yankees Yankee Stadium, Bronx, NY Thu May 31 1956, 3:33 AM EDT Att: 5,558 - Unknown livebaseballscorecards.com										
Billy Martin, R OBP: 0.308, SLG: 0.333 (1, 4)										5	1	1	0	0	2	1											
Gil McDougald, R OBP: 0.383, SLG: 0.391 (1, 6)										4	0	3	1	0	0	0											
Mickey Mantle, S OBP: 0.505, SLG: 0.860 (1, 8)										4	0	0	0	0	0	3											
Bill Skowron, R OBP: 0.392, SLG: 0.440 (1, 3)										4	2	2	0	0	0	1											
Elston Howard, R OBP: 0.352, SLG: 0.386 (1, 2)										3	1	1	0	1	0	1											
Bob Cerv, R OBP: 0.276, SLG: 0.571 Joe Collins, L OBP: 0.286, SLG: 0.378 (6, PH)										2	1	1	1	0	0	0											
Andy Carey, R OBP: 0.292, SLG: 0.309 (1, 5)										4	1	1	2	0	0	1											
Bob Grim, R OBP: 0.286, SLG: 0.167 Don Larsen, R OBP: 0.318, SLG: 0.545 Tom Morgan, R OBP: 0.250, SLG: 0.143 (7, 1)										1	0	0	0	0	0	1											
Inning Stats	R: 0 E: 0 K: 1 S: 6	H: 1 LOB: 1 BB: 0 P: 6	R: 2 E: 0 K: 0 S: 6	H: 3 LOB: 1 BB: 0 P: 6	R: 0 E: 0 K: 0 S: 4	H: 1 LOB: 0 BB: 0 P: 4	R: 0 E: 0 K: 0 S: 3	H: 0 LOB: 0 BB: 0 P: 3	R: 2 E: 0 K: 1 S: 7	H: 2 LOB: 0 BB: 0 P: 7	R: 5 E: 2 K: 0 S: 8	H: 3 LOB: 1 BB: 1 P: 12	R: 0 E: 0 K: 0 S: 3	H: 1 LOB: 0 BB: 0 P: 3	R: 0 E: 0 K: 0 S: 4	H: 1 LOB: 1 BB: 0 P: 4		R: 0 E: 0 K: 1 S: 6	H: 1 LOB: 0 BB: 0 P: 7	1B: 9 2B: 1 3B: 1 HR: 1	SF: 1 SAC: 0 DP: 1 HBP: 0	WP: 1 PB: 0 SB: 0 CS: 0	PA: 38				
PITCHER	IP	WLS	BF	H	R	ER	SO	BB	IBB	HBP	BLK	WP	HR	S	P	ERA	WHIP										
Chuck Stobbs, L ERA: 4.55 Bob Chakales, R ERA: 2.17 Connie Grob, R ERA: 3.82	(1, 1)	5.0	L	24	8	6	4	2	1	0	0	0	1	27	31	7.20	1.800										
(6, 1)	1.0		7	2	3	0	0	0	0	0	0	1	0	7	7	0.00	2.000										
(7, 1)	2.0		7	2	0	0	0	0	0	0	0	0	0	7	7	0.00	1.000										

Batter	1	2	3	4	5	6	7	8	9	AB	R	H	RBI	BB	SO	LOB	TOP					
Harvey Kuenn, R (1, 6) OBP: 0.412, SLG: 0.473	5-3		F7	4-3		P1-3 BB			1B	4	0	1	0	1	0	2						
Jack Phillips, R (1, 3) OBP: 0.310, SLG: 0.327	5-3 1B BB		4-3		1-3	P1-3			G6-4-3 1B	4	0	1	0	1	0	1						
Al Kaline, R (1, 9) OBP: 0.343, SLG: 0.468	5-3 1B		L6-3		L6-3	HR 3B			L7	5	1	2	0	0	0	2						
Bill Tuttle, R (1, 8) OBP: 0.333, SLG: 0.464	5-3 1-2 2-3			HR	HR IBB				G6-4-3	4	2	1	1	1	0	4						
Ray Boone, R (1, 5) OBP: 0.346, SLG: 0.444	F9			5-3	HR IBB				F8	3	1	0	0	1	0	2						
Bob Kennedy, R (1, 7) OBP: 0.333, SLG: 0.413		G4-6-3 1B		F2	HR				F8	4	1	2	4	0	0	0						
Jim Brideweser, R (1, 4) OBP: 0.261, SLG: 0.158		G4-6-3 1-2		BB 1B BB	4-3				1-3	3	1	0	0	1	0	1						
Red Wilson, R (1, 2) OBP: 0.289, SLG: 0.400				BB 1B BB	E6				5-3	3	0	1	0	1	0	0						
Frank Lary, R (1, 1) OBP: 0.259, SLG: 0.360		5-3		1-2 2-H 1B	P4				K	4	0	1	1	0	1	2						
Inning Stats	R: 0 E: 0 K: 0 S: 4	H: 1 LOB: 2 BB: 1 P: 8	R: 0 E: 0 K: 0 S: 4	H: 2 LOB: 1 BB: 0 P: 4	R: 0 E: 0 K: 0 S: 3	H: 0 LOB: 0 BB: 0 P: 3	R: 2 E: 0 K: 0 S: 5	H: 2 LOB: 2 BB: 2 P: 13	R: 4 E: 1 K: 0 S: 6	H: 2 LOB: 1 BB: 2 P: 14	R: 0 E: 0 K: 0 S: 2	H: 0 LOB: 0 BB: 0 P: 6	R: 0 E: 0 K: 0 S: 3	H: 0 LOB: 0 BB: 0 P: 3	R: 0 E: 0 K: 1 S: 5	H: 0 LOB: 0 BB: 0 P: 5	R: 0 E: 0 K: 0 S: 4	H: 2 LOB: 1 BB: 0 P: 4	1B: 5 2B: 2 3B: 1 HR: 2	SF: 0 SAC: 0 DP: 3 HBP: 0	WP: 0 PB: 0 SB: 0 CS: 0	PA: 40
PITCHER Tommy Byrne, L (1, 1) ERA: 3.91	IP: 9.0 WLS: L BF: 40	H: 9 R: 6 ER: 6 SO: 1	BB: 4 IBB: 2 HBP: 0 BLK: 0	WP: 0 HR: 2 S: 36 P: 60	ERA: 6.00 WHIP: 1.444	PITCHER										IP: 9.0 WLS: W BF: 38	H: 9 R: 3 ER: 3 SO: 6	BB: 1 IBB: 0 HBP: 1 BLK: 0	WP: 0 HR: 2 S: 48 P: 53	ERA: 3.00 WHIP: 1.111		

Detroit Tigers @ New York Yankees
 Yankee Stadium, Bronx, NY
 Fri Jun 01 1956, 3:33 AM EDT
 Att: 21,763 - Unknown


AB	34
R	6
H	9
RBI	6
BB	6
SO	1
LOB	14





Batter	1	2	3	4	5	6	7	8	9	AB	R	H	RBI	BB	SO	LOB	BOTTOM					
Hank Bauer, R (1, 9) OBP: 0.305, SLG: 0.465	1-3		F8		F8	P5			FC4	5	0	0	0	0	0	1						
Billy Martin, R (1, 4) OBP: 0.311, SLG: 0.343	4-3 1B 1B				F7		F7		K	5	0	2	0	0	1	1						
Mickey Mantle, S (1, 8) OBP: 0.510, SLG: 0.856	4-3 1-2 1B				HBP 1B		K			3	0	2	0	1	1	0						
Yogi Berra, L (1, 2) OBP: 0.418, SLG: 0.682	4-3		K				F8			3	0	0	0	0	1	4						
Joe Collins, L (1, 7) OBP: 0.274, SLG: 0.360	4-3			K	F8				F2	4	0	0	0	0	1	4						
Eddie Robinson, L (1, 3) OBP: 0.271, SLG: 0.405		F9		L9		HR			P4	4	1	1	1	0	0	0						
Gil McDougald, R (1, 6) OBP: 0.380, SLG: 0.387		5-3		3B 1B		K			6-3	4	1	1	0	0	1	0						
Andy Carey, R (1, 5) OBP: 0.290, SLG: 0.306		L9				K			5-3	1	0	0	0	0	0	0						
Bill Skowron, R (4, PH) OBP: 0.397, SLG: 0.462						K				1	0	1	1	0	0	0						
Jerry Coleman, R (5, 5)						K				1	0	0	0	0	1	0						
Mickey McDermott, L (9, PH) OBP: 0.286, SLG: 0.167					1-H 3B					1	0	0	0	0	0	0						
Tommy Byrne, L (1, 1) OBP: 0.300, SLG: 0.600										4	1	2	1	0	0	1						
Tom Carroll, R (9, PR)					G3	P5			FC4 1B	0	0	0	0	0	0	0						
Inning Stats	R: 0 E: 0 K: 0 S: 5	H: 2 LOB: 2 BB: 0 P: 5	R: 0 E: 0 K: 0 S: 3	H: 0 LOB: 0 BB: 0 P: 3	R: 0 E: 0 K: 1 S: 6	H: 1 LOB: 2 BB: 1 P: 10	R: 1 E: 0 K: 1 S: 7	H: 2 LOB: 1 BB: 0 P: 7	R: 0 E: 0 K: 0 S: 4	H: 1 LOB: 2 BB: 0 P: 5	R: 2 E: 0 K: 2 S: 9	H: 2 LOB: 0 BB: 0 P: 9	R: 0 E: 0 K: 1 S: 5	H: 0 LOB: 0 BB: 0 P: 5	R: 0 E: 0 K: 0 S: 3	H: 0 LOB: 0 BB: 0 P: 3	R: 0 E: 0 K: 1 S: 6	H: 1 LOB: 1 BB: 0 P: 6	1B: 5 2B: 1 3B: 1 HR: 2	SF: 0 SAC: 0 DP: 0 HBP: 1	WP: 0 PB: 0 SB: 0 CS: 0	PA: 38
PITCHER Frank Lary, R (1, 1) ERA: 3.45	IP: 9.0 WLS: W BF: 38	H: 9 R: 3 ER: 3 SO: 6	BB: 1 IBB: 0 HBP: 1 BLK: 0	WP: 0 HR: 2 S: 48 P: 53	ERA: 3.00 WHIP: 1.111	PITCHER										IP: 9.0 WLS: W BF: 38	H: 9 R: 3 ER: 3 SO: 6	BB: 1 IBB: 0 HBP: 1 BLK: 0	WP: 0 HR: 2 S: 48 P: 53	ERA: 3.00 WHIP: 1.111		

Detroit Tigers @ New York Yankees
 Yankee Stadium, Bronx, NY
 Fri Jun 01 1956, 3:33 AM EDT
 Att: 21,763 - Unknown

AB	36
R	3
H	9
RBI	3
BB	1
SO	6
LOB	11



Batter	1	2	3	4	5	6	7	8	9	AB	R	H	RBI	BB	SO	LOB	TOP					
Harvey Kuenn, R OBP: 0.422, SLG: 0.485	1-3			BB L4-3 1B	2B 1B	2H 2B		B3-6-4 BB		4	2	3	1	1	0	0	Detroit Tigers @ New York Yankees Yankee Stadium, Bronx, NY Sun Jun 03 1956, 3:33 AM EDT Unknown					
Jack Phillips, R OBP: 0.317, SLG: 0.339	FC6-4 BB			F9	1B 2B	1-3 2H 1B 2B	P4	B3-6-4 1-2		4	1	1	1	1	0	3						
Al Kaline, R OBP: 0.350, SLG: 0.466	FC6-4 1-2			L4-3	1B 1B	2-3 3H 1B 1B		BB		3	1	1	1	2	0	2						
Bill Tuttle, R OBP: 0.335, SLG: 0.459	L 1-2	1-3		BB BB BB	FC6-4 1B	2H 3H 1B	4-3	P4		5	0	1	2	1	0	4						
Ray Boone, R OBP: 0.348, SLG: 0.439		6-3		BB BB 1-2 2-3	FC6-4 1-2		FC6-5 SH3 1B		F5-2	4	0	1	0	1	0	1						
Bob Kennedy, R OBP: 0.345, SLG: 0.396		5-3		FC6-4 BB	BB		SH3		P3	2	0	0	1	2	0	0						
Jim Bredweser, R Earl Torgeson, L Frank Bolling, R			6-3	FC6-4 1-2	K		FC6-5-6 1B		F7	2	0	0	0	0	0	3		AB 33 R 6 H 9 RBI 6 BB 9 SO 3 LOB 19				
Red Wilson, R OBP: 0.327, SLG: 0.419			6-3		FC1-4 BB		SH1-4 2B 1B			3	1	2	0	1	0	0						
Billy Hoelt, L OBP: 0.409, SLG: 0.353			K		FC1-4 1B		SH1-4 1-2			3	1	0	0	0	2	3						
Inning Stats	R: 0 E: 0 K: 0 S: 2	H: 0 LOB: 0 BB: 1 P: 6	R: 0 E: 0 K: 0 S: 3	H: 0 LOB: 0 BB: 0 P: 3	R: 0 E: 0 K: 1 S: 5	H: 0 LOB: 0 BB: 0 P: 5	R: 1 E: 0 K: 0 S: 4	H: 1 LOB: 3 BB: 3 P: 16	R: 4 E: 0 K: 1 S: 9	H: 4 LOB: 2 BB: 2 P: 17	R: 1 E: 0 K: 0 S: 5	H: 2 LOB: 2 BB: 1 P: 9	R: 0 E: 0 K: 1 S: 7	H: 2 LOB: 2 BB: 0 P: 7	R: 0 E: 0 K: 0 S: 2	H: 0 LOB: 1 BB: 2 P: 10		R: 0 E: 0 K: 0 S: 3	H: 0 LOB: 0 BB: 0 P: 3	1B: 7 2B: 2 3B: 0 HR: 0	SF: 0 SAC: 2 DP: 1 HBP: 0	WP: 0 PB: 0 SB: 0 CS: 0
PITCHER	IP WLS BF H R ER SO BB IBB HBP BLK WP HR S P ERA WHIP																					
Whitey Ford, L ERA: 1.55	(1, 1) 4.1 L 22 4 5 5 1 5 0 0 0 0 0 0 18 38 10.38 2.077																					
Tom Sturdivant, R ERA: 2.25	(5, 1) 0.2 4 1 0 0 1 1 0 0 0 0 0 0 5 9 0.00 3.000																					
Rip Coleman, L ERA: 2.48	(6, 1) 2.0 11 4 1 1 1 1 0 0 0 0 0 0 12 16 4.50 2.500																					
Bob Turley, R ERA: 5.32	(8, 1) 2.0 7 0 0 0 0 2 0 0 0 0 0 0 5 13 0.00 1.000																					

Batter	1	2	3	4	5	6	7	8	9	AB	R	H	RBI	BB	SO	LOB	BOTTOM					
Billy Martin, R OBP: 0.314, SLG: 0.359	1B SF7 1B		K		1H SF7 3B		P4		K	5	2	2	1	0	2	1	Detroit Tigers @ New York Yankees Yankee Stadium, Bronx, NY Sun Jun 03 1956, 3:33 AM EDT Unknown					
Gil McDougald, R OBP: 0.382, SLG: 0.393	2B 1B		F7		SF7			BB 1B 1B		3	0	2	1	0	0	0						
Hank Bauer, R OBP: 0.299, SLG: 0.457	SF7		F7		F7			F7		3	0	0	1	0	0	1						
Mickey Mantle, S OBP: 0.510, SLG: 0.854	2B		K		K		6-3	BB 1B		4	0	2	0	0	1	0						
Bill Skowron, R OBP: 0.400, SLG: 0.458	G4-6-3 IBB				1B		F8	F7		3	0	1	0	1	0	2						
Elston Howard, R OBP: 0.348, SLG: 0.376	G4-6-3		F8		F8		F8	BB		3	0	0	0	1	0	4						
Bob Cerv, R OBP: 0.242, SLG: 0.500		F7		1-3			K	5-3		4	0	0	0	0	1	4		AB 33 R 3 H 9 RBI 3 BB 2 SO 7 LOB 13				
Jerry Coleman, R OBP: 0.182, SLG: 0.100		P2			3B 1B		F7		6-3	4	1	1	0	0	0	0						
Whitey Ford, L Tom Sturdivant, R Mickey McCormick, L Rip Coleman, L Don Larsen, R Bob Turley, R Eddie Robinson		K		K				2B		1	0	0	0	0	1	0						
Inning Stats	R: 1 E: 0 K: 0 S: 5	H: 3 LOB: 2 BB: 1 P: 9	R: 0 E: 0 K: 1 S: 5	H: 0 LOB: 0 BB: 0 P: 5	R: 0 E: 0 K: 1 S: 5	H: 0 LOB: 0 BB: 0 P: 5	R: 0 E: 0 K: 1 S: 6	H: 1 LOB: 1 BB: 0 P: 6	R: 2 E: 0 K: 1 S: 7	H: 2 LOB: 0 BB: 0 P: 7	R: 0 E: 0 K: 0 S: 3	H: 0 LOB: 0 BB: 0 P: 3	R: 0 E: 0 K: 1 S: 6	H: 1 LOB: 1 BB: 0 P: 6	R: 0 E: 0 K: 0 S: 5	H: 2 LOB: 3 BB: 1 P: 9		R: 0 E: 0 K: 2 S: 7	H: 0 LOB: 0 BB: 0 P: 7	1B: 6 2B: 2 3B: 1 HR: 0	SF: 2 SAC: 0 DP: 1 HBP: 0	WP: 0 PB: 0 SB: 0 CS: 0
PITCHER	IP WLS BF H R ER SO BB IBB HBP BLK WP HR S P ERA WHIP																					
Billy Hoelt, L ERA: 4.47	(1, 1) 9.0 W 37 9 3 3 7 1 1 0 0 0 0 0 49 57 3.00 1.111																					

Batter	1	2	3	4	5	6	7	8	9	10	AB	R	H	RBI	BB	SO	LOB	TOP
Harvey Kuenn, R OBP: 0.421, SLG: 0.489 (1, 6)											5	1	2	0	0	0	2	
Earl Torgeson, L OBP: 0.366, SLG: 0.411 (1, 3)											3	1	0	0	1	0	2	
Al Kaline, R OBP: 0.346, SLG: 0.455 (1, 9)											4	1	0	0	1	1	3	
Bill Tuttle, R OBP: 0.337, SLG: 0.454 (1, 8)											4	2	1	1	1	0	0	
Ray Boone, R OBP: 0.355, SLG: 0.444 (1, 5)											3	0	1	2	2	0	0	
Frank House, L OBP: 0.324, SLG: 0.419 (1, 2)											4	1	1	1	0	0	2	
Charlie Maxwell, L OBP: 0.243, SLG: 0.145 Bob Kennedy, R OBP: 0.345, SLG: 0.396 (1, 7) (10, 7)											5	1	2	3	0	1	1	
Jim Brideweser, R OBP: 0.243, SLG: 0.145 Wayne Belardi, L OBP: 0.442, SLG: 0.412 Frank Bolling, R (9, PH) (9, 4)											3	0	0	0	0	0	1	
Steve Gromek, S OBP: 0.375, SLG: 0.167 Paul Foytack, R OBP: 0.222, SLG: 0.333 Al Aber, L OBP: 0.250, SLG: 0.250 (1, 1) (7, 1) (8, 1)											1	0	0	0	2	1	0	
Inning Stats	R: 2 E: 0 K: 0 S: 5	H: 2 LOB: 1 BB: 1 P: 9	R: 0 E: 0 K: 1 S: 5	H: 0 LOB: 1 BB: 1 P: 9	R: 0 E: 0 K: 1 S: 5	H: 0 LOB: 1 BB: 1 P: 7	R: 0 E: 0 K: 1 S: 5	H: 2 LOB: 0 BB: 0 P: 5	R: 0 E: 0 K: 0 S: 3	H: 0 LOB: 1 BB: 1 P: 7	R: 0 E: 0 K: 2 S: 7	H: 0 LOB: 0 BB: 0 P: 7	R: 0 E: 0 K: 0 S: 5	H: 3 LOB: 2 BB: 2 P: 13	1B: 2 2B: 4 3B: 0 HR: 1	SF: 1 SAC: 1 DP: 0 HBP: 0	WP: 0 PB: 0 SB: 0 CS: 0	PA: 43
PITCHER	IP 7.0	WLS 30	BF 4	H 4	R 4	ER 4	SO 3	BB 5	IBB 0	HBP 0	BLK 0	WP 0	HR 1	S 31	P 51	ERA 5.14	WHIP 1.286	
PITCHER	IP 3.0	WLS L	BF 13	H 3	R 3	ER 3	SO 2	BB 1	IBB 1	HBP 0	BLK 0	WP 0	HR 0	S 15	P 23	ERA 9.00	WHIP 1.333	

Detroit Tigers @ New York Yankees
 Yankee Stadium, Bronx, NY
 Sun Jun 03 1956, 3:38 AM EDT
 Att. 40,911 - Unknown
 livebaseballscorecards.com

AB	34
R	7
H	7
RBI	7
BB	7
SO	5
LOB	11





Batter	1	2	3	4	5	6	7	8	9	10	AB	R	H	RBI	BB	SO	LOB	BOTTOM
Billy Martin, R OBP: 0.311, SLG: 0.354 (1, 4)											5	0	1	0	0	0	1	
Hank Bauer, R OBP: 0.291, SLG: 0.444 (1, 9)											5	0	0	0	0	0	1	
Joe Collins, L OBP: 0.263, SLG: 0.367 (1, 7)											4	0	2	0	0	0	0	
Mickey Mantle, S OBP: 0.500, SLG: 0.833 (1, 8)											4	0	0	0	0	0	2	
Eddie Robinson, L OBP: 0.302, SLG: 0.476 (1, 3)											3	2	2	1	0	0	0	
Yogi Berra, L OBP: 0.420, SLG: 0.706 (1, 2)											4	2	2	2	0	1	1	
Gil McDougald, R OBP: 0.374, SLG: 0.383 (1, 6)											4	0	0	0	0	0	1	
Don Larsen, R OBP: 0.346, SLG: 0.577 Tom Morgan, R OBP: 0.250, SLG: 0.143 Elston Howard, R OBP: 0.346, SLG: 0.373 (1, 1) (8, 1) (10, PH)											3	0	1	1	0	1	0	
Jerry Coleman, R OBP: 0.154, SLG: 0.083 Bill Skowron, R OBP: 0.307, SLG: 0.455 Andy Carey, R OBP: 0.290, SLG: 0.306 Bob Cerv, R OBP: 0.265, SLG: 0.500 (1, 5) (7, PH) (8, 5) (10, PH)											2	0	0	0	0	0	0	
Inning Stats	R: 0 E: 0 K: 0 S: 4	H: 1 LOB: 1 BB: 0 P: 4	R: 0 E: 0 K: 0 S: 3	H: 1 LOB: 0 BB: 0 P: 3	R: 0 E: 0 K: 1 S: 5	H: 0 LOB: 0 BB: 0 P: 5	R: 0 E: 0 K: 0 S: 3	H: 0 LOB: 0 BB: 0 P: 3	R: 2 E: 0 K: 0 S: 4	H: 4 LOB: 2 BB: 0 P: 6	R: 0 E: 0 K: 0 S: 3	H: 0 LOB: 0 BB: 0 P: 3	R: 0 E: 0 K: 1 S: 5	H: 0 LOB: 0 BB: 0 P: 5	1B: 5 2B: 1 3B: 0 HR: 2	SF: 0 SAC: 0 DP: 1 HBP: 1	WP: 0 PB: 0 SB: 0 CS: 0	PA: 38
PITCHER	IP 6.0	WLS 24	BF 6	H 4	R 4	ER 4	SO 1	BB 0	IBB 0	HBP 1	BLK 0	WP 0	HR 2	S 25	P 26	ERA 6.00	WHIP 1.000	
PITCHER	IP 1.1	WLS 5	BF 2	H 0	R 0	ER 0	SO 0	BB 0	IBB 0	HBP 0	BLK 0	WP 0	HR 0	S 5	P 5	ERA 0.00	WHIP 1.500	
PITCHER	IP 2.2	WLS W	BF 9	H 0	R 0	ER 0	SO 1	BB 1	IBB 0	HBP 0	BLK 0	WP 0	HR 0	S 10	P 14	ERA 0.00	WHIP 0.375	

Detroit Tigers @ New York Yankees
 Yankee Stadium, Bronx, NY
 Sun Jun 03 1956, 3:38 AM EDT
 Att. 40,911 - Unknown
 livebaseballscorecards.com

AB	36
R	4
H	8
RBI	4
BB	1
SO	2
LOB	7



Batter	1	2	3	4	5	6	7	8	9	AB	R	H	RBI	BB	SO	LOB	TOP															
Vic Power, R OBP: 0.295, SLG: 0.341 (1, 3)	0-0 6-3	0-0 P6			0-0 F9		0-3 K		0-0 F2	5	0	0	0	0	1	0	<p>Kansas City Athletics @ New York Yankees Yankee Stadium, Bronx, NY Tue Jun 05 1956, 3:33 AM EDT Att: 15,053 - Unknown</p> <p>livebaseballscores.com</p> <p>AB 36 R 7 H 7 RBI 6 BB 2 SO 4 LOB 12</p> 															
Hector Lopez, R OBP: 0.366, SLG: 0.530 (1, 5)	1-0 1B HBP	0-0 5-3			0-0 F7		0-0 P4		0-0 6-3	4	1	0	0	0	0	0																
Enos Slaughter, L OBP: 0.383, SLG: 0.482 (1, 7)	0-0 BB 1B E	0-0 F7			4-0 1B BB			0-0 E4 3-1 E		4	2	2	0	1	0	0																
Harry Simpson, L OBP: 0.297, SLG: 0.497 (1, 9)	0-0 E 2H 2B 1B		0-0 6-3		0-0 1B			0-0 3-1	0-3 K	5	1	2	1	0	1	2																
Jim Finigan, R OBP: 0.355, SLG: 0.372 (1, 4)	4-0 E SF8 BB		0-3 K		0-0 F7			0-0 E7 1B		3	2	1	1	1	1	2																
Johnny Groth, R OBP: 0.368, SLG: 0.485 (1, 8)	0-0 E4 1-2 2-3 3H		0-0 6-3		0-0 F7			0-0 1B E5 1B		4	0	1	2	0	0	2																
Tim Thompson, L OBP: 0.414, SLG: 0.500 (1, 2)	0-0 E4 1-2 2-3 3H			0-0 F8		0-0 F2		0-0 E 1-3 1B		4	1	1	1	0	0	2																
Joe Demaestri, R OBP: 0.260, SLG: 0.252 (1, 6)	0-0 SF8 3H		0-0 5-3		0-3 K			0-0 E5 1-H 3H		3	0	0	1	0	1	1																
Lou Kretlow, R Bobby Shantz, R (1, 1) (9, 1)	0-0 G3		0-0 1-3		0-0 4-3			0-0 6-3		4	0	0	0	0	0	3																
Inning Stats	R: 4 E: 2 K: 0 S: 7	H: 2 LOB: 2 BB: 1 P: 12	R: 0 E: 0 K: 0 S: 3	H: 0 LOB: 0 BB: 0 P: 3	R: 0 E: 0 K: 1 S: 5	H: 0 LOB: 0 BB: 0 P: 5	R: 0 E: 0 K: 0 S: 4	H: 1 LOB: 2 BB: 1 P: 8	R: 0 E: 0 K: 1 S: 5	H: 0 LOB: 0 BB: 0 P: 5	R: 0 E: 0 K: 0 S: 7	H: 3 LOB: 1 BB: 0 P: 7	R: 0 E: 0 K: 1 S: 6	H: 1 LOB: 1 BB: 0 P: 6	1B: 6 2B: 0 3B: 1 HR: 0	SF: 1 SAC: 0 DP: 0 HBP: 1	WP: 0 PB: 0 SB: 0 CS: 0	PA: 40														
PITCHER	IP WLS BF H R ER SO BB IBB HBP BLK WP HR S P ERA WHIP																															
Johnny Kucks, R ERA: 3.63 Rip Coleman, L ERA: 2.4	(1, 1) (9, 1)	8.0 L	36 36	6 7	0 3	3 3	2 3	0 0	0 0	1 0	0 0	0 0	0 6	0 6	0.00 0.00	1.000 1.000																


Batter	1	2	3	4	5	6	7	8	9	AB	R	H	RBI	BB	SO	LOB	BOTTOM													
Hank Bauer, R OBP: 0.290, SLG: 0.440 (1, 9)	0-0 P2		0-0 F7			0-0 E1 G3		0-0 HR 1B		4	1	1	0	0	0	1	<p>Kansas City Athletics @ New York Yankees Yankee Stadium, Bronx, NY Tue Jun 05 1956, 3:33 AM EDT Att: 15,053 - Unknown</p> <p>livebaseballscores.com</p> <p>AB 32 R 4 H 5 RBI 4 BB 3 SO 5 LOB 14</p> 													
Billy Martin, R OBP: 0.303, SLG: 0.344 (1, 4)	0-0 F8			0-0 F7		0-0 P4		0-0 F7		4	0	0	0	0	0	3														
Mickey Mantle, S OBP: 0.495, SLG: 0.837 (1, 8)	0-3 K			0-3 K		0-0 G3		0-0 HR		4	1	1	2	0	2	2														
Yogi Berra, L OBP: 0.422, SLG: 0.719 (1, 2)		0-0 F2		0-0 HR		0-0 F7		4-0 CS BB		3	1	1	1	1	0	2														
Eddie Robinson, L OBP: 0.304, SLG: 0.469 Tom Carroll, R (7, PR)	0-0 FC1-6 1B			0-0 F9		0-0 E4 FC4		0-0 CS		3	0	1	0	0	0	0														
Joe Collins, L OBP: 0.290, SLG: 0.407 (8, 3)								1-2 HR		1	1	1	1	0	0	0														
Gil McDougald, R OBP: 0.371, SLG: 0.375 (1, 6)	0-0 FC1-6 1-2				4-0 G6-4-3 BB		0-0 F2		0-3 K	3	0	0	0	1	1	2														
Elston Howard, R OBP: 0.289, SLG: 0.095 Irv Noren, L (7, PH) (8, 7)	0-0 F8				0-0 G6-4-3 1-2		0-0 FC4		0-3 K	2	0	0	0	0	0	2														
Bob Cerv, R OBP: 0.257, SLG: 0.485 (9, PH)					0-0 F7		0-0 F7		0-0 1-3	4	0	0	0	0	0	1														
Andy Carey, R OBP: 0.282, SLG: 0.297 (1, 5)			0-0 6-3		0-0 F7					1	0	0	0	1	0	0														
Johnny Kucks, R OBP: 0.289, SLG: 0.095 Mickey McDermott, L OBP: 0.250, SLG: 0.143 Rip Coleman, L (8, PH) (9, 1)	(1, 1) (8, PH) (9, 1)	8.0 W	32 32	5 4	4 4	3 3	3 3	0 0	0 0	0 0	0 7	0 7	0.00 0.00	0.000 0.000																
Inning Stats	R: 0 E: 0 K: 1 S: 5	H: 0 LOB: 0 BB: 0 P: 5	R: 0 E: 0 K: 0 S: 4	H: 1 LOB: 1 BB: 0 P: 4	R: 0 E: 0 K: 0 S: 3	H: 0 LOB: 0 BB: 0 P: 3	R: 1 E: 0 K: 1 S: 6	H: 1 LOB: 0 BB: 0 P: 6	R: 0 E: 0 K: 0 S: 2	H: 0 LOB: 0 BB: 1 P: 6	R: 0 E: 1 K: 0 S: 4	H: 0 LOB: 2 BB: 1 P: 8	R: 0 E: 1 K: 0 S: 4	H: 0 LOB: 1 BB: 0 P: 4	R: 2 E: 0 K: 1 S: 6	H: 2 LOB: 0 BB: 1 P: 10	R: 1 E: 0 K: 2 S: 8	H: 1 LOB: 0 BB: 0 P: 8	1B: 2 2B: 0 3B: 0 HR: 3	SF: 0 SAC: 0 DP: 1 HBP: 0	WP: 0 PB: 0 SB: 0 CS: 1	PA: 36								
PITCHER	IP WLS BF H R ER SO BB IBB HBP BLK WP HR S P ERA WHIP																													
Lou Kretlow, R ERA: 5.98 Bobby Shantz, L ERA: 4.66	(1, 1) (9, 1)	8.0 S	32 3	0 0	0 0	0 2	0 0	0 0	0 0	0 0	0 7	0 7	0.00 0.00	0.000 0.000																

Batter	1	2	3	4	5	6	7	8	9	AB	R	H	RBI	BB	SO	LOB	TOP					
Vic Power, R OBP: 0.323, SLG: 0.368 (1, 3)										5	0	4	2	0	0	0	Kansas City Athletics @ New York Yankees Yankee Stadium, Bronx, NY Wed Jun 06 1956, 3:33 AM EDT Att: 8,044 - Unknown					
Hector Lopez, R OBP: 0.367, SLG: 0.526 (1, 5)										5	0	2	1	0	1	2						
Tim Thompson, L OBP: 0.400, SLG: 0.479 (1, 2)										5	1	1	0	0	2	5						
Harry Simpson, L OBP: 0.299, SLG: 0.492 (1, 9)										4	0	1	0	1	3	3						
Jim Finigan, R OBP: 0.363, SLG: 0.389 (1, 4)										5	1	3	1	0	0	2						
Johnny Groth, R OBP: 0.346, SLG: 0.451 (1, 8)										5	0	0	0	0	1	4						
Bill Renna, R OBP: 0.326, SLG: 0.465 (1, 7)										4	1	1	0	0	2	3						
Mike Baxes, R OBP: 0.323, SLG: 0.167 (1, 6)										3	2	1	0	1	0	0						
Tommy Lasorda, L OBP: 0.135, SLG: 0.125 (3, 1)									1	0	0	0	0	0	1	0						
Gus Zernial, R OBP: 0.366, SLG: 0.479 (5, PH)									0	0	0	0	0	0	0	0						
Enos Slaughter, L OBP: 0.391, SLG: 0.473 (6, 1)									0	0	0	0	0	0	0	0						
Moe Burtch, R OBP: 0.125, SLG: 0.125 (8, 1)									0	0	0	0	0	0	0	0						
Rance Pless, R OBP: 0.261, SLG: 0.302 (8, PH)									0	0	0	0	0	0	0	0						
Tom Gorman, R OBP: 0.364, SLG: 0.302 (8, 1)									0	0	0	0	0	0	0	0						
Inning Stats	R: 0 E: 0 K: 1 S: 7	H: 2 LOB: 2 BB: 0 P: 7	R: 0 E: 0 K: 1 S: 5	H: 0 LOB: 0 BB: 0 P: 5	R: 0 E: 0 K: 1 S: 5	H: 0 LOB: 0 BB: 0 P: 5	R: 1 E: 0 K: 1 S: 7	H: 2 LOB: 1 BB: 0 P: 7	R: 1 E: 0 K: 2 S: 10	H: 3 LOB: 2 BB: 0 P: 10	R: 3 E: 0 K: 2 S: 10	H: 3 LOB: 1 BB: 1 P: 14	R: 0 E: 0 K: 2 S: 8	H: 1 LOB: 2 BB: 1 P: 12	R: 0 E: 0 K: 0 S: 5	H: 2 LOB: 2 BB: 0 P: 5	R: 0 E: 0 K: 1 S: 5	H: 0 LOB: 0 BB: 0 P: 5	1B: 12 2B: 1 3B: 0 HR: 0	SF: 0 SAC: 0 DP: 0 HBP: 0	WP: 0 PB: 0 SB: 0 CS: 0	PA: 42
PITCHER	IP WLS BF H R ER SO BB IBB HBP BLK WP HR S P ERA WHIP	6.0 W 29 10 5 5 8 1 0 0 0 0 0 44 48 7.50 1.833	3.0 S 13 3 0 0 3 1 0 0 0 0 0 18 22 0.00 1.333																			
Bob Grim, R ERA: 4.32 (1, 1)																						
Tommy Byrne, L ERA: 3.49 (7, 1)																						

Batter	1	2	3	4	5	6	7	8	9	AB	R	H	RBI	BB	SO	LOB	BOTTOM					
Gil McDougald, R OBP: 0.377, SLG: 0.382 (1, 6)										5	1	3	2	0	2	1	Kansas City Athletics @ New York Yankees Yankee Stadium, Bronx, NY Wed Jun 06 1956, 3:33 AM EDT Att: 8,044 - Unknown					
Hank Bauer, R OBP: 0.288, SLG: 0.431 (1, 9)										4	0	0	0	0	0	5						
Mickey Mantle, S OBP: 0.488, SLG: 0.819 (1, 8)										5	1	1	0	0	2	2						
Yogi Berra, L OBP: 0.428, SLG: 0.741 (1, 2)										4	3	2	2	1	0	0						
Bill Skowron, R OBP: 0.411, SLG: 0.484 (1, 3)										3	2	2	1	1	1	0						
Bob Cerv, R OBP: 0.283, SLG: 0.472 (1, 7)										3	1	1	2	0	0	2						
Joe Collins, L OBP: 0.284, SLG: 0.398 (6, PH)										2	0	0	0	0	1	2						
Andy Carey, R OBP: 0.281, SLG: 0.295 (1, 5)										4	0	1	1	0	0	2						
Jerry Coleman, R OBP: 0.235, SLG: 0.133 (1, 4)										3	1	1	0	1	0	2						
Bob Grim, R OBP: 0.300, SLG: 0.125 (1, 1)										2	1	0	1	1	2	1						
Tommy Byrne, L OBP: 0.364, SLG: 0.636 (7, 1)										1	0	1	0	0	0	0						
Inning Stats	R: 3 E: 0 K: 0 S: 7	H: 4 LOB: 2 BB: 1 P: 11	R: 0 E: 0 K: 3 S: 9	H: 0 LOB: 1 BB: 0 P: 10	R: 5 E: 1 K: 0 S: 7	H: 3 LOB: 1 BB: 2 P: 15	R: 1 E: 0 K: 1 S: 6	H: 1 LOB: 0 BB: 0 P: 6	R: 0 E: 0 K: 2 S: 8	H: 1 LOB: 1 BB: 0 P: 8	R: 0 E: 0 K: 1 S: 4	H: 0 LOB: 2 BB: 1 P: 9	R: 0 E: 0 K: 0 S: 5	H: 2 LOB: 0 BB: 0 P: 5	R: 1 E: 0 K: 1 S: 6	H: 1 LOB: 0 BB: 0 P: 6	1B: 9 2B: 2 3B: 0 HR: 2	SF: 0 SAC: 0 DP: 1 HBP: 2	WP: 0 PB: 0 SB: 0 CS: 1	PA: 42		
PITCHER	IP WLS BF H R ER SO BB IBB HBP BLK WP HR S P ERA WHIP	2.0 L 15 6 6 5 3 1 0 1 0 0 0 10 18 22.50 3.500	2.0 2 3 3 1 2 0 0 0 1 0 1 10 18 13.50 2.000	1.0 4 1 0 0 2 0 0 0 0 0 0 8 8 0.00 1.000	2.0 9 2 0 0 1 1 0 1 0 0 0 9 14 0.00 1.500	1.0 4 1 1 1 1 0 0 0 0 0 1 6 6 9.00 1.000																
Tommy Lasorda, L ERA: 5.47 (3, 1)																						
Bill Harrington, R ERA: 6.52 (5, 1)																						
Jack Crimian, R ERA: 6.25 (6, 1)																						
Moe Burtch, R ERA: 4.2 (8, 1)																						
Tom Gorman, R ERA: 3.27 (8, 1)																						

Batter	1	2	3	4	5	6	7	8	9	AB	R	H	RBI	BB	SO	LOB	TOP			
Vic Power, R OBP: 0.316, SLG: 0.352 (1, 3)										4	0	0	0	1	0	1	Kansas City Athletics @ New York Yankees Yankee Stadium, Bronx, NY Thu Jun 07 1956, 3:33 AM EDT Att: 8,001 - Unknown			
Hector Lopez, R OBP: 0.362, SLG: 0.513 (1, 5)										4	0	0	0	1	0	4				
Enos Slaughter, L Bill Renna, R OBP: 0.391, SLG: 0.474 (6, PR) OBP: 0.326, SLG: 0.465 (8, 7)										1	0	0	0	3	0	0				
Harry Simpson, L OBP: 0.304, SLG: 0.497 (1, 9)										4	0	2	0	0	1	2				
Jim Finigan, R OBP: 0.360, SLG: 0.380 (1, 4)										3	0	0	0	1	0	4				
Johnny Groth, R OBP: 0.341, SLG: 0.440 (1, 8)										4	0	1	1	0	1	2				
Tim Thompson, L OBP: 0.380, SLG: 0.453 (1, 2)										4	0	0	0	0	0	3				
Mike Baxes, R OBP: 0.343, SLG: 0.185 (1, 6)										3	0	1	0	1	0	2				
Alex Kellner, R Bobby Shantz, R Gus Zernial, R Tommy Lasorda, L Joe Ginsberg, L OBP: 0.286, SLG: 0.167 (1, 1) OBP: 0.333, SLG: 0.475 (7, PH) OBP: 0.125, SLG: 0.125 (7, 1) OBP: 0.335, SLG: 0.322 (9, PH)										0	0	0	0	0	0	0				
Inning Stats	R: 0 E: 0 K: 0 S: 3	H: 1 LOB: 2 BB: 1 P: 7	R: 0 E: 0 K: 1 S: 5	H: 0 LOB: 0 BB: 0 P: 5	R: 0 E: 0 K: 0 S: 4	H: 1 LOB: 1 BB: 0 P: 4	R: 0 E: 0 K: 0 S: 3	H: 0 LOB: 0 BB: 1 P: 7	R: 0 E: 0 K: 1 S: 5	H: 0 LOB: 2 BB: 2 P: 13	R: 0 E: 0 K: 0 S: 4	H: 1 LOB: 3 BB: 2 P: 12	R: 1 E: 1 K: 0 S: 5	H: 1 LOB: 2 BB: 1 P: 9	R: 0 E: 0 K: 0 S: 3	H: 0 LOB: 0 BB: 0 P: 3		1B: 3 2B: 1 3B: 0 HR: 0	SF: 0 SAC: 1 DP: 0 HBP: 0	WP: 0 PB: 0 SB: 0 CS: 0
PITCHER Bob Turley, R ERA: 4.61 (1, 1)	IP: 9.0 WLS: W BF: 38 H: 4 R: 1 ER: 1 SO: 2 BB: 7 IBB: 0 HBP: 0 BLK: 0 WP: 0 HR: 0 S: 35 P: 63 ERA: 1.00 WHIP: 1.222															PITCHER				

Batter	1	2	3	4	5	6	7	8	9	AB	R	H	RBI	BB	SO	LOB	BOTTOM			
Gil McDougald, R OBP: 0.376, SLG: 0.389 (1, 6)										5	1	2	1	0	1	2	Kansas City Athletics @ New York Yankees Yankee Stadium, Bronx, NY Thu Jun 07 1956, 3:33 AM EDT Att: 8,001 - Unknown			
Hank Bauer, R OBP: 0.292, SLG: 0.448 (1, 9)										4	2	2	1	0	0	1				
Mickey Mantle, S OBP: 0.491, SLG: 0.818 (1, 8)										4	3	2	0	1	1	0				
Yogi Berra, L OBP: 0.433, SLG: 0.757 (1, 2)										5	2	3	2	0	0	3				
Bill Skowron, R OBP: 0.404, SLG: 0.473 (1, 3)										5	0	1	2	0	1	3				
Bob Cerv, R OBP: 0.286, SLG: 0.447 (1, 7)										2	0	0	0	2	0	2				
Andy Carey, R OBP: 0.293, SLG: 0.304 (1, 5)										3	0	2	2	1	0	0				
Jerry Coleman, R OBP: 0.300, SLG: 0.222 (1, 4)										3	1	2	0	0	0	2				
Bob Turley, R OBP: 0.273, SLG: 0.200 (1, 1)										2	0	0	0	1	1	4				
Inning Stats	R: 0 E: 0 K: 0 S: 3	H: 0 LOB: 0 BB: 0 P: 3	R: 1 E: 0 K: 0 S: 4	H: 1 LOB: 0 BB: 0 P: 4	R: 1 E: 0 K: 1 S: 7	H: 2 LOB: 1 BB: 1 P: 11	R: 2 E: 0 K: 0 S: 5	H: 3 LOB: 2 BB: 2 P: 13	R: 0 E: 0 K: 1 S: 5	H: 0 LOB: 1 BB: 1 P: 9	R: 2 E: 0 K: 1 S: 9	H: 4 LOB: 3 BB: 1 P: 13	R: 1 E: 2 K: 1 S: 7	H: 1 LOB: 1 BB: 0 P: 7	R: 0 E: 0 K: 0 S: 3	H: 0 LOB: 0 BB: 0 P: 3		1B: 10 2B: 2 3B: 0 HR: 2	SF: 0 SAC: 3 DP: 2 HBP: 0	WP: 0 PB: 0 SB: 0 CS: 1
PITCHER Alex Kellner, L Bobby Shantz, L Tommy Lasorda, L ERA: 3.86 ERA: 4.91 ERA: 5.72 (1, 1) (4, 1) (7, 1)	IP: 3.1 WLS: L BF: 16 H: 6 R: 4 ER: 4 SO: 1 BB: 1 IBB: 0 HBP: 0 BLK: 0 WP: 0 HR: 1 S: 17 P: 21 ERA: 10.80 WHIP: 2.100															PITCHER				



Batter	1	2	3	4	5	6	7	8	9	AB	R	H	RBI	BB	SO	LOB	TOP
Chico Carrasquel, R OBP: 0.289, SLG: 0.283 (1, 6)										3	1	1	3	2	0	1	Cleveland Indians @ New York Yankees Yankee Stadium, Bronx, NY Fri Jun 08 1956, 3:33 AM EDT Att: 50,812 - Unknown
Bobby Avila, R OBP: 0.316, SLG: 0.337 (1, 4)										4	0	0	0	1	0	5	
Al Smith, R OBP: 0.398, SLG: 0.473 (1, 7)										5	1	1	0	1	0	4	
Al Rosen, R OBP: 0.380, SLG: 0.481 Preston Ward, R OBP: 0.352, SLG: 0.456 (8, 3)										5	1	3	3	0	0	2	
Vic Wertz, L OBP: 0.423, SLG: 0.561 George Strickland, R OBP: 0.299, SLG: 0.167 (8, PR) (8, 5)										4	0	1	0	1	2	3	
Rocky Colavito, R OBP: 0.330, SLG: 0.402 (1, 9)										2	1	0	0	2	1	2	
Jim Busby, R OBP: 0.309, SLG: 0.372 (1, 8)										5	2	3	0	0	0	4	
Jim Hegan, R OBP: 0.352, SLG: 0.372 (1, 2)									4	2	2	1	1	1	1		
Early Wynn, S OBP: 0.323, SLG: 0.259 (1, 1)									3	0	1	1	1	0	2		
Inning Stats	R: 1 E: 0 K: 2 S: 8	H: 1 LOB: 2 BB: 2 P: 16	R: 2 E: 1 K: 0 S: 7	H: 2 LOB: 0 BB: 0 P: 7	R: 0 E: 0 K: 1 S: 6	H: 1 LOB: 1 BB: 0 P: 6	R: 0 E: 0 K: 0 S: 4	H: 0 LOB: 2 BB: 2 P: 11	R: 0 E: 0 K: 1 S: 5	H: 0 LOB: 1 BB: 1 P: 9	R: 3 E: 0 K: 0 S: 7	H: 4 LOB: 2 BB: 0 P: 7	R: 0 E: 0 K: 0 S: 3	H: 0 LOB: 1 BB: 1 P: 7	1B: 8 2B: 3 3B: 0 HR: 1	SF: 0 SAC: 4 DP: 1 HBP: 0	
PITCHER	IP WLS BF H R ER SO BB IBB HBP BLK WP HR S P ERA WHIP																
Whitey Ford, L ERA: 2.15 (1, 1)	5.0 L 29 8 6 6 3 4 1 0 0 0 0 0 30 50 10.80 2.400																
Mickey McDermott, L ERA: 5.67 (6, 1)	4.0 20 4 3 3 1 4 0 0 0 0 0 1 18 34 6.75 2.000																

Batter	1	2	3	4	5	6	7	8	9	AB	R	H	RBI	BB	SO	LOB	BOTTOM				
Gil McDougald, R OBP: 0.380, SLG: 0.388 (1, 6)										3	0	1	0	1	1	1	Cleveland Indians @ New York Yankees Yankee Stadium, Bronx, NY Fri Jun 08 1956, 3:33 AM EDT Att: 50,812 - Unknown				
Hank Bauer, R OBP: 0.287, SLG: 0.439 (1, 9)									4	0	0	0	0	0	3						
Mickey Mantle, S OBP: 0.486, SLG: 0.811 (1, 8)									4	0	1	0	0	1	0						
Yogi Berra, L OBP: 0.434, SLG: 0.748 Elston Howard, R OBP: 0.341, SLG: 0.367 (9, 2)									3	0	1	0	1	0	0						
Joe Collins, L OBP: 0.283, SLG: 0.392 (1, 7)									4	0	1	0	0	1	4						
Eddie Robinson, L OBP: 0.317, SLG: 0.462 (1, 3)									3	0	1	0	0	0	4						
Andy Carey, R OBP: 0.259, SLG: 0.297 Tom Carroll, R (8, 5)									3	0	0	0	0	0	1						
Jerry Coleman, R OBP: 0.273, SLG: 0.200 Irv Noren, L (7, PH) Billy Martin, R OBP: 0.301, SLG: 0.342 (8, 4)									2	0	0	0	0	1	0						
Whitey Ford, L OBP: 0.281, SLG: 0.276 Mickey McDermott, L OBP: 0.222, SLG: 0.125 (6, 1)									1	0	0	0	1	0	0						
Inning Stats	R: 0 E: 0 K: 1 S: 6	H: 1 LOB: 3 BB: 2 P: 14	R: 0 E: 0 K: 1 S: 6	H: 1 LOB: 2 BB: 1 P: 10	R: 0 E: 0 K: 0 S: 4	H: 1 LOB: 1 BB: 0 P: 4	R: 0 E: 0 K: 0 S: 3	H: 0 LOB: 0 BB: 0 P: 3	R: 0 E: 0 K: 1 S: 5	H: 0 LOB: 0 BB: 0 P: 5	R: 0 E: 0 K: 0 S: 4	H: 1 LOB: 1 BB: 0 P: 4	R: 0 E: 0 K: 0 S: 2	H: 0 LOB: 1 BB: 1 P: 6	R: 0 E: 0 K: 1 S: 5	H: 0 LOB: 0 BB: 0 P: 5		R: 0 E: 0 K: 1 S: 6	H: 1 LOB: 2 BB: 0 P: 7	1B: 4 2B: 1 3B: 0 HR: 0	SF: 0 SAC: 0 DP: 1 HBP: 1
PITCHER	IP WLS BF H R ER SO BB IBB HBP BLK WP HR S P ERA WHIP																				
Early Wynn, R ERA: 2.34 (1, 1)	9.0 W 36 5 0 0 5 3 1 1 0 0 0 0 41 58 0.00 0.889																				

Batter	1	2	3	4	5	6	7	8	9	AB	R	H	RBI	BB	SO	LOB	TOP					
Chico Carrasquel, R (1.6)	E5 FC5-4 HBP	F3				G4-6-3 1B	E 1B	E 1B	1B 1B	1B 1B							6 2 4 1 0 0 2					
Bobby Avila, R (1.4)	FC5-4 HBP		4-3		G4-6-3 1B	E5 FC5-4 1B	E6 FC5-4 1B	1B 1B	SF7 1B								5 1 1 2 0 0 3					
Al Smith, R (1.7)	P6		P6		6-3		FC5-4 BB 1B	SF7 1B									6 0 2 2 0 0 4					
Vic Wertz, L (1.3)	FC5-4 1-2 2-3		K				BB 1B	SF7 1B									5 1 2 3 0 2 5					
Al Rosen, R (1.5)	FC4-6 1-2				HR 1B		BB 1B	F2									4 2 1 0 2 0 7					
Rocky Colavito, R (1.9)		4-0 BB BB			HR 1B		1B 1B BB	G1-4-3 BB									3 3 2 2 3 0 3					
Jim Busby, R (1.8)		K			K		6-3 1B 1B	F7 1B	G1-4-3 1B								5 2 1 0 0 2 2					
Earl Averill, R (1.2)					F8		1B E 6-3 1B	SH5-3 HBP	F7 1B 1B								4 1 2 1 0 1 1					
Jim Hegan, R (8, PR)		K					1-2 2-3 3-H	SH5-3 1B	F7 1B 1B								1 1 0 0 0 0 0					
Mike Garcia, R (1.1)							1-2 2-3 3-H	E 1B	1B 1B								0 0 0 0 1 0 0					
Don Mossi, L (3.1)							1-2 2-3 3-H	E 1B	1B 1B								1 0 0 0 0 1 0					
Dale Mitchell, L (6, PH)							1-2 2-3 3-H	E 1B	1B 1B								1 0 0 1 0 0 2					
Cal McLish, R (6.1)							1-2 2-3 3-H	E 1B	1B 1B								0 0 0 0 0 0 0					
Bud Daley, L (6.1)							1-2 2-3 3-H	E 1B	1B 1B								0 0 0 0 0 0 0					
Preston Ward, L (7, PH)							1-2 2-3 3-H	E 1B	1B 1B								1 0 1 2 0 0 0					
Kenny Kuhn, L (7, PH)							1-2 2-3 3-H	E 1B	1B 1B								0 1 0 0 0 0 0					
Ray Narveski, R (7.1)							1-2 2-3 3-H	E 1B	1B 1B								1 1 1 0 0 0 0					
Inning Stats	R: 0 E: 1 K: 0 S: 4	H: 0 LOB: 2 BB: 0 P: 5	R: 0 E: 0 K: 2 S: 7	H: 0 LOB: 2 BB: 2 P: 15	R: 0 E: 0 K: 1 S: 5	H: 0 LOB: 0 BB: 0 P: 5	R: 2 E: 0 K: 2 S: 9	H: 2 LOB: 0 BB: 0 P: 9	R: 0 E: 0 K: 0 S: 3	H: 1 LOB: 0 BB: 0 P: 3	R: 5 E: 1 K: 1 S: 11	H: 5 LOB: 3 BB: 2 P: 19	R: 4 E: 1 K: 0 S: 8	H: 4 LOB: 3 BB: 1 P: 13	R: 4 E: 0 K: 0 S: 8	H: 5 LOB: 2 BB: 0 P: 8	R: 0 E: 0 K: 0 S: 2	H: 0 LOB: 0 BB: 1 P: 6	1B: 15 2B: 0 3B: 0 HR: 2	SF: 1 SAC: 1 DP: 2 HBP: 2	WP: 0 PB: 0 SB: 0 CS: 0	PA: 53
PITCHER	IP WLS BF H R ER SO BB IBB HBP BLK WP HR S P ERA WHIP																					
Don Larsen, R (1.1)	5.0	24	4	5	3	5	4	0	1	0	0	0	2	29	16	5.40	1.600					
Tom Sturdivant, R (6.1)	1.0	8	4	2	1	1	0	0	0	0	0	0	0	10	10	9.00	4.000					
Tom Morgan, R (7.1)	0.1	L 5	3	4	3	0	0	0	1	0	0	0	0	4	5	81.00	9.000					
Bob Grim, R (7.1)	0.2	5	1	0	0	0	1	0	0	0	0	0	0	4	8	0.00	3.000					
Tommy Byrne, L (8.1)	2.0	11	5	4	4	0	1	0	0	0	0	0	0	10	14	18.00	3.000					
Batter	1	2	3	4	5	6	7	8	9	AB	R	H	RBI	BB	SO	LOB	BOTTOM					
Billy Martin, R (1.4)	P6	1-H S 3B		6-3		F8 1B	P6		1-3								6 1 1 1 0 0 4					
Gil McDougald, R (1.6)	E5 4-3 BB E	6-3		FC6-4 1B		1B		1B									5 1 3 0 0 0 0					
Mickey Mantle, S (1.8)	4-0 1-2 E BB		2B 1B	FC6-4 1-2		F8 1B	P6										4 2 1 0 1 0 3					
Yogi Berra, L (1.2)	4-3		F8 1B	P4		4-3		1B									5 0 1 0 0 0 5					
Elston Howard, R (9.2)	1-2 2-3		F8	P4		4-3		1B									0 0 0 0 0 0 0					
Bill Skowron, R (1.3)	E9 2-H 3-H 1B		1B 2B	HR		1B 1B	F5										5 2 4 3 0 0 2					
Bob Cerv, R (1.7)	3-1		1B 1B	P6		P6	P3										5 0 2 2 0 0 3					
Hank Bauer, R (1.9)		F7	P6	F2		L6	FC4-6 1B										5 0 1 0 0 0 3					
Andy Carey, R (1.5)	F7		F8	FC4-6 1B													3 0 1 0 0 0 0					
Mickey McDermott, L (7, PH)	F7		F8	FC4-6 1B													0 0 0 0 1 0 0					
Jerry Coleman, R (8.5)	F7		1B	FC4-6 1B													0 0 0 0 0 0 0					
Joe Collins, L (9, PH)	F7		1B	FC4-6 1B													1 0 0 0 0 0 1					
Don Larsen, R (1.1)																	2 1 1 0 0 0 2					
Tom Sturdivant, L (6.1)																	0 0 0 0 0 0 0					
Eddie Robinson, R (6.1)																	1 1 1 1 0 0 0					
Tom Morgan, R (7.1)																	0 0 0 0 0 0 0					
Bob Grim, R (7.1)																	0 0 0 0 0 0 0					
Preston Ward, L (7, PH)																	0 0 0 0 0 0 0					
Kenny Kuhn, L (7, PH)																	2 0 0 0 0 0 4					
Inning Stats	R: 2 E: 2 K: 0 S: 5	H: 1 LOB: 1 BB: 1 P: 9	R: 2 E: 0 K: 0 S: 5	H: 2 LOB: 0 BB: 0 P: 5	R: 2 E: 0 K: 0 S: 7	H: 4 LOB: 2 BB: 0 P: 7	R: 0 E: 0 K: 0 S: 4	H: 1 LOB: 1 BB: 0 P: 4	R: 1 E: 0 K: 0 S: 4	H: 1 LOB: 0 BB: 0 P: 4	R: 1 E: 0 K: 0 S: 5	H: 2 LOB: 1 BB: 0 P: 5	R: 0 E: 0 K: 0 S: 5	H: 2 LOB: 3 BB: 1 P: 9	R: 0 E: 0 K: 0 S: 5	H: 2 LOB: 2 BB: 0 P: 5	R: 0 E: 0 K: 0 S: 4	H: 1 LOB: 1 BB: 0 P: 4	1B: 12 2B: 1 3B: 1 HR: 2	SF: 0 SAC: 0 DP: 0 HBP: 0	WP: 0 PB: 0 SB: 1 CS: 0	PA: 46
PITCHER	IP WLS BF H R ER SO BB IBB HBP BLK WP HR S P ERA WHIP																					
Mike Garcia, R (1.1)	2.0	11	6	3	3	0	0	0	0	0	0	1	15	15	9.00	2.000						
Don Mossi, L (3.1)	3.0	15	6	3	3	0	0	0	0	0	0	1	15	15	9.00	2.000						
Cal McLish, R (6.1)	0.1	3	2	1	1	0	0	0	0	0	0	1	3	3	27.00	6.000						
Bud Daley, L (6.1)	0.2	W 2	0	0	0	0	0	0	0	0	0	0	2	2	0.00	0.000						
Ray Narveski, R (7.1)	3.0	S 15	5	0	0	0	1	0	0	0	0	0	14	18	0.00	2.000						


Cleveland Indians @ New York Yankees
 Yankee Stadium, Bronx, NY
 Sat Jun 09 1956, 3:33 AM EDT
 Att: 31,419 - Unknown

AB 43
 R 15
 H 17
 RBI 14
 BB 6
 SO 6
 LOB 29



Cleveland Indians @ New York Yankees
 Yankee Stadium, Bronx, NY
 Sat Jun 09 1956, 3:33 AM EDT
 Att: 31,419 - Unknown

AB 44
 R 8
 H 16
 RBI 7
 BB 2
 SO 0
 LOB 27




Batter	1	2	3	4	5	6	7	8	9	AB	R	H	RBI	BB	SO	LOB	TOP					
Chico Carrasquel, R (1, 6) Preston Ward, L (7, PH) George Strickland, R (7, 6) OBP: 0.301, SLG: 0.297 OBP: 0.350, SLG: 0.457 OBP: 0.267, SLG: 0.154	0-3 K		0-0 5-3		0-0 BB 1B		0-0 F9		0-3 K	3	0	1	0	0	1	0	Cleveland Indians @ New York Yankees Yankee Stadium, Bronx, NY Sun Jun 10 1956, 3:33 AM EDT Att: 47,465 - Unknown					
Bobby Avila, R (1, 4) OBP: 0.319, SLG: 0.332	0-0 1B		0-0 5-3		4-0 1-2 BB		0-0 F8		0-0 FC5 2-3f	4	0	1	0	1	0	4						
Al Smith, R (1, 7) OBP: 0.393, SLG: 0.463	0-0 2B 1-2 1B		0-0 1-3		0-0 1-3		0-0 F8			4	0	1	0	0	0	4						
Vic Wertz, L (1, 3) OBP: 0.427, SLG: 0.581	0-0 1-3 2B			0-0 L1-6 1B		4-0 FC4-6 BB		0-0 F9		3	0	2	0	1	0	0						
Al Rosen, R (1, 5) OBP: 0.382, SLG: 0.465	0-0 4-3			0-0 FC6-4 1B		0-0 F8		0-0 P6		4	0	1	0	0	0	3						
Rocky Colavito, R (1, 9) OBP: 0.345, SLG: 0.427		0-0 F8		0-0 L1-6 2-3		0-0 FC4-6 1-2f		0-3 K		4	0	0	0	0	1	3						
Jim Busby, R (1, 8) OBP: 0.309, SLG: 0.365		0-0 L6		0-0 FC6-4 1-2f		0-0 F8			0-0 FC5 1B	4	0	1	0	0	0	2						
Jim Hegan, R (1, 2) Hal Naragon, L (7, PH) OBP: 0.351, SLG: 0.371 OBP: 0.305, SLG: 0.375		0-0 FC6 1B			0-3 K		4-0 BB BB		0-0 1-2 1B	2	0	1	0	0	1	0						
Bob Lemon, L (1, 1) Dale Mitchell, L (7, PH) Don Mossi, L (7, 1) Sam Mele, R (9, PH) OBP: 0.250, SLG: 0.226 OBP: 0.500, SLG: 0.300 OBP: 0.400, SLG: 0.563		0-0 FC6 1-2f			0-0 F9		4-0 1-2 BB		0-0 F7	2	0	0	0	0	0	1						
Inning Stats	R: 0 E: 0 K: 1 S: 7	H: 3 LOB: 2 BB: 0 P: 7	R: 0 E: 0 K: 0 S: 4	H: 1 LOB: 1 BB: 0 P: 4	R: 0 E: 0 K: 0 S: 3	H: 0 LOB: 0 BB: 0 P: 3	R: 0 E: 0 K: 0 S: 4	H: 2 LOB: 1 BB: 0 P: 4	R: 0 E: 0 K: 1 S: 6	H: 1 LOB: 2 BB: 1 P: 10	R: 0 E: 0 K: 0 S: 3	H: 0 LOB: 1 BB: 1 P: 7	R: 0 E: 0 K: 0 S: 5	H: 0 LOB: 0 BB: 2 P: 11	R: 0 E: 0 K: 1 S: 5	H: 0 LOB: 0 BB: 0 P: 5		R: 0 E: 0 K: 1 S: 7	H: 2 LOB: 2 BB: 0 P: 7	1B: 8 2B: 2 3B: 0 HR: 0	SF: 0 SAC: 0 DP: 1 HBP: 0	WP: 0 PB: 0 SB: 0 CS: 0
PITCHER Johnny Kucks, R (1, 1) ERA: 3.22	IP: 9.0 WLS: W BF: 38	H: 9 R: 0 ER: 0 SO: 4	BB: 4 IBB: 0 HBP: 0 BLK: 0	WP: 0 HR: 0 S: 42 P: 58	ERA: 0.00 WHIP: 1.444	PITCHER										IP: 9.0 WLS: W BF: 38	H: 9 R: 0 ER: 0 SO: 4	BB: 4 IBB: 0 HBP: 0 BLK: 0	WP: 0 HR: 0 S: 42 P: 58	ERA: 0.00 WHIP: 1.444		

Batter	1	2	3	4	5	6	7	8	9	AB	R	H	RBI	BB	SO	LOB	BOTTOM			
Gil McDougald, R (1, 6) OBP: 0.388, SLG: 0.393	4-0 G6-4-3 BB		0-0 1-2 HR 1B		0-0 F8		0-0 F8		0-0 SH3-4	3	1	1	1	1	0	3	Cleveland Indians @ New York Yankees Yankee Stadium, Bronx, NY Sun Jun 10 1956, 3:33 AM EDT Att: 47,465 - Unknown			
Hank Bauer, R (1, 9) Joe Collins, L (3, PH) OBP: 0.284, SLG: 0.431 OBP: 0.279, SLG: 0.412	0-0 G6-4-3 1-2f		0-0 1-1H 2-1H HR		0-0 L3		0-0 F9		0-0 F2	1	0	0	0	0	1	1				
Mickey Mantle, S (1, 8) OBP: 0.480, SLG: 0.788	0-0 4-3		0-0 1B		0-0 F9		0-0 F8			4	0	1	0	0	0	0				
Yogi Berra, L (1, 2) OBP: 0.429, SLG: 0.725		0-0 6-3		0-0 FC6-4 1B		0-0 3-1		0-0 1B		4	0	2	0	0	0	0				
Bill Skowron, R (1, 3) OBP: 0.413, SLG: 0.507		0-0 F9		0-0 FC6-4 1-2f		0-0 6-3		0-0 1-2 1B		4	0	1	0	0	0	2				
Elston Howard, R (1, 7) OBP: 0.338, SLG: 0.363		0-0 F2		0-0 1B 4-3 1B		0-0 F2		0-0 P3		4	1	1	0	0	0	2				
Billy Martin, R (1, 4) OBP: 0.313, SLG: 0.385			0-0 F9 FC1-2 2B		0-0 4-3 1B		0-0 HR		4-0 1B SH3-4 BB	3	2	3	1	1	0	0				
Andy Carey, R (1, 5) OBP: 0.294, SLG: 0.299			0-0 F9		0-0 4-3		4-0 1B BB		0-0 SH3-4 1B	3	0	1	1	1	0	2				
Johnny Kucks, R (1, 1) OBP: 0.267, SLG: 0.120			0-0 FC1-2 HR 3-H		0-0 F9		0-0 1B		0-3 K	4	1	1	0	0	1	4				
Inning Stats	R: 0 E: 0 K: 0 S: 2	H: 0 LOB: 0 BB: 1 P: 6	R: 0 E: 0 K: 0 S: 3	H: 0 LOB: 0 BB: 0 P: 3	R: 3 E: 0 K: 0 S: 8	H: 5 LOB: 2 BB: 0 P: 8	R: 1 E: 0 K: 0 S: 5	H: 2 LOB: 1 BB: 0 P: 5	R: 0 E: 0 K: 0 S: 3	H: 0 LOB: 0 BB: 0 P: 3	R: 1 E: 0 K: 0 S: 5	H: 2 LOB: 2 BB: 1 P: 9	R: 0 E: 0 K: 0 S: 5	H: 2 LOB: 2 BB: 0 P: 5	R: 1 E: 0 K: 1 S: 6	H: 1 LOB: 1 BB: 1 P: 10		1B: 9 2B: 1 3B: 0 HR: 2	SF: 0 SAC: 1 DP: 1 HBP: 0	WP: 0 PB: 0 SB: 0 CS: 0
PITCHER Bob Lemon, R (1, 1) Don Mossi, L (7, 1) ERA: 2.8 ERA: 3.04	IP: 6.0 WLS: L BF: 28	H: 9 R: 5 ER: 5 SO: 0	BB: 2 IBB: 0 HBP: 0 BLK: 0	WP: 0 HR: 2 S: 26 P: 34	ERA: 7.50 WHIP: 1.833	PITCHER										IP: 6.0 WLS: L BF: 28	H: 9 R: 5 ER: 5 SO: 0	BB: 2 IBB: 0 HBP: 0 BLK: 0	WP: 0 HR: 2 S: 26 P: 34	ERA: 4.50 WHIP: 2.000

Batter	1	2	3	4	5	6	7	8	9	AB	R	H	RBI	BB	SO	LOB	TOP			
Sammy Esposito, R OBP: 0.318, SLG: 0.204 (1, 5)	F3			6-3		K		F8		4	0	0	0	0	1	1				
Nelle Fox, L OBP: 0.325, SLG: 0.398 (1, 4)	4-3			K				F7		4	0	1	0	0	1	0				
Minnie Minoso, R OBP: 0.416, SLG: 0.441 (1, 7)	F7			HBP			G5-4-3	L9		3	0	0	0	0	0	1				
Dave Philley, S OBP: 0.348, SLG: 0.345 (7, 3)		6-3		5-3				F9		3	1	0	0	1	0	1				
Larry Doby, L OBP: 0.372, SLG: 0.326 (1, 8)		K				K		F8		4	1	1	0	0	2	0				
Sherm Lollar, R OBP: 0.417, SLG: 0.471 (1, 2)		5-3				F6				3	0	1	1	0	0	0				
Walt Dropo, R OBP: 0.288, SLG: 0.235 Jim Delsing, L OBP: 0.235, SLG: 0.037 (7, PR)				K		F8				3	0	1	1	0	1	0				
Luis Aparicio, R OBP: 0.252, SLG: 0.290 Les Moss, R OBP: 0.357, SLG: 0.625 Fred Hatfield, L OBP: 0.343, SLG: 0.316 (7, PH)				5-3				F8		2	0	0	0	0	0	0				
Dick Donovan, L OBP: 0.414, SLG: 0.478 Bubba Phillips, R OBP: 0.300, SLG: 0.400 Dixie Howell, L OBP: 0.250, SLG: 0.143 (8, PH)				6-3						1	0	0	0	1	0	0				
										1	0	0	0	0	0	0				
										0	0	0	0	0	0	0				
Inning Stats	R: 0 E: 0 K: 0 S: 3	H: 0 LOB: 0 BB: 0 P: 3	R: 0 E: 0 K: 1 S: 5	H: 0 LOB: 0 BB: 0 P: 5	R: 0 E: 0 K: 1 S: 5	H: 0 LOB: 0 BB: 0 P: 5	R: 0 E: 0 K: 1 S: 5	H: 0 LOB: 0 BB: 0 P: 6	R: 0 E: 0 K: 1 S: 4	H: 0 LOB: 0 BB: 1 P: 8	R: 2 E: 0 K: 1 S: 8	H: 4 LOB: 2 BB: 1 P: 12	R: 0 E: 0 K: 0 S: 3	H: 0 LOB: 0 BB: 0 P: 3	R: 0 E: 0 K: 0 S: 3	H: 0 LOB: 0 BB: 0 P: 3	1B: 4 2B: 0 3B: 0 HR: 0	SF: 0 SAC: 0 DP: 1 HBP: 1	WP: 0 PB: 0 SB: 0 CS: 0	PA: 32
PITCHER Whitey Ford, L ERA: 2.12 (1, 1)	IP: 9.0 WLS: W BF: 32 H: 4 R: 2 ER: 2 SO: 6 BB: 2 IBB: 0 HBP: 1 BLK: 0 WP: 0 HR: 0 S: 41 P: 50 ERA: 2.00 WHIP: 0.667															PITCHER				

Chicago White Sox @ New York Yankees
Yankee Stadium, Bronx, NY
Tue Jun 12 1956, 3:33 AM EDT
Att: 34,662 - Unknown - 84 F

AB 29
R 2
H 4
RBI 2
BB 2
SO 6
LOB 5



Batter	1	2	3	4	5	6	7	8	9	AB	R	H	RBI	BB	SO	LOB	BOTTOM			
Gil McDougald, R OBP: 0.385, SLG: 0.395 (1, 6)	4-3 1B 2B	F8		F8		FC6-5 S				4	1	1	0	0	0	2				
Joe Collins, L OBP: 0.270, SLG: 0.396 (1, 9)	4-3 2-3	K		F7		L8				4	0	0	0	0	1	3				
Mickey Mantle, S OBP: 0.476, SLG: 0.776 (1, 8)	4-0 1B BB	F8				F9				3	0	0	0	1	0	1				
Yogi Berra, L OBP: 0.426, SLG: 0.713 (1, 2)				F7		F8		4-3		4	0	1	1	0	0	0				
Bill Skowron, R OBP: 0.409, SLG: 0.500 (1, 3)				1-3 3-H 1B		E6		K		4	0	1	0	0	1	2				
Elston Howard, R OBP: 0.336, SLG: 0.354 (1, 7)				5-3		1-3				3	0	0	0	1	0	3				
Billy Martin, R OBP: 0.317, SLG: 0.388 (1, 4)				FC4 HR 1B		FC4 BB 1B		K		4	2	2	0	0	1	2				
Andy Carey, R OBP: 0.305, SLG: 0.331 (1, 5)				1-3		FC6-5 SH1-4 1B		FC6-4 1B		4	1	3	3	0	0	2				
Whitey Ford, L OBP: 0.286, SLG: 0.258 (1, 1)				5-3		SH1-4 1B		FC6-4 1B		2	0	0	0	1	0	1				
Inning Stats	R: 1 E: 0 K: 0 S: 5	H: 2 LOB: 2 BB: 1 P: 9	R: 2 E: 0 K: 1 S: 7	H: 2 LOB: 1 BB: 1 P: 11	R: 0 E: 0 K: 0 S: 4	H: 1 LOB: 2 BB: 1 P: 8	R: 0 E: 0 K: 0 S: 3	H: 0 LOB: 0 BB: 0 P: 3	R: 0 E: 1 K: 0 S: 4	H: 0 LOB: 1 BB: 0 P: 4	R: 1 E: 0 K: 0 S: 5	H: 2 LOB: 1 BB: 0 P: 5	R: 0 E: 0 K: 1 S: 5	H: 0 LOB: 0 BB: 0 P: 5	R: 0 E: 0 K: 1 S: 6	H: 1 LOB: 1 BB: 0 P: 6	1B: 6 2B: 1 3B: 0 HR: 1	SF: 0 SAC: 1 DP: 0 HBP: 0	WP: 0 PB: 0 SB: 2 CS: 0	PA: 36
PITCHER Dick Donovan, R ERA: 4.74 Dixie Howell, R ERA: 4.35 (8, 1)	IP: 7.0 WLS: L BF: 32 H: 7 R: 4 ER: 4 SO: 2 BB: 3 IBB: 0 HBP: 0 BLK: 0 WP: 0 HR: 1 S: 33 P: 45 ERA: 5.14 WHIP: 1.429															PITCHER				

Chicago White Sox @ New York Yankees
Yankee Stadium, Bronx, NY
Tue Jun 12 1956, 3:33 AM EDT
Att: 34,662 - Unknown - 84 F

AB 32
R 4
H 8
RBI 4
BB 3
SO 3
LOB 16




Batter	1	2	3	4	5	6	7	8	9	AB	R	H	RBI	BB	SO	LOB	TOP										
Jim Rivera, L OBP: 0.390, SLG: 0.433 (1, 9)	F5			F3		K				5	0	2	0	0	1	1	Chicago White Sox @ New York Yankees Yankee Stadium, Bronx, NY Wed Jun 13 1956, 3:33 AM EDT Att: 11,822 - Unknown - 91 F										
Nellie Fox, L OBP: 0.323, SLG: 0.390 (1, 4)	HBP		F2	F9		1-3		F4		4	0	0	0	0	2												
Minnie Mino, R OBP: 0.416, SLG: 0.433 (1, 7)	K				4-3		BB	F7		3	1	0	0	1	1												
Larry Doby, L OBP: 0.385, SLG: 0.350 (1, 8)		E	F5				BB			2	3	1	1	3	0												
Dave Philley, S OBP: 0.349, SLG: 0.347 (1, 3)	E9		F9				L5	F8		5	0	2	0	0	5												
Sherm Lollar, R OBP: 0.411, SLG: 0.457 (1, 2)	F6			F8	F9		F4	FC6-4		4	0	0	0	0	5												
Fred Hatfield, L OBP: 0.347, SLG: 0.328 (1, 5)	F2			HR	F8		1B	F3		4	1	1	0	1	5												
Luis Aparicio, R OBP: 0.263, SLG: 0.295 (1, 6)				HR		F7		FC6-4		4	1	2	3	1	2												
Bob Keegan, R Ron Northey, L Howie Pollet, L Wall Europe, L Dick Donovan, L Sandy Consuegra, R Dixie Howell, L OBP: 0.235, SLG: 0.071 (4, PH) OBP: 0.267, SLG: 1.800 OBP: 0.238, SLG: 0.225 OBP: 0.429, SLG: 0.429 OBP: 0.409, SLG: 0.469 OBP: 0.293, SLG: 0.143 (1, 1) (4, PH) (4, 1) (7, PH) (7, PH) (7, 1) (8, 1)	F8			HR			4-3			1	0	0	0	0	2												
Inning Stats	R: 0 E: 0 K: 1 S: 4	H: 0 LOB: 1 BB: 0 P: 5	R: 1 E: 1 K: 0 S: 5	H: 2 LOB: 2 BB: 1 P: 9	R: 0 E: 0 K: 0 S: 4	H: 1 LOB: 2 BB: 1 P: 8	R: 3 E: 0 K: 0 S: 5	H: 2 LOB: 0 BB: 0 P: 9	R: 1 E: 0 K: 0 S: 5	H: 2 LOB: 1 BB: 0 P: 5	R: 0 E: 0 K: 1 S: 6	H: 1 LOB: 1 BB: 0 P: 6	R: 2 E: 0 K: 0 S: 4	H: 1 LOB: 2 BB: 2 P: 13	R: 0 E: 0 K: 0 S: 3	H: 1 LOB: 0 BB: 1 P: 3		R: 0 E: 0 K: 0 S: 3	H: 0 LOB: 2 BB: 1 P: 8	1B: 6 2B: 3 3B: 0 HR: 2	SF: 0 SAC: 0 DP: 1 HBP: 3	WP: 0 PB: 0 SB: 0 CS: 1	PA: 44				
PITCHER	IP	WLS	BF	H	R	ER	SO	BB	IBB	HBP	BLK	WP	HR	S	P	ERA	WHIP										
Bob Turley, R ERA: 4.91 (1, 1)	4.0		20	5	4	4	1	3	0	1	0	0	1	18	31	9.00	2.000										
Rip Coleman, L ERA: 2.53 (5, 1)	2.0	L	9	3	1	1	1	0	0	0	0	0	1	11	11	4.50	1.500										
Tommy Byrne, L ERA: 4.94 (7, 1)	0.2		6	1	2	2	0	2	0	1	0	0	0	3	12	27.00	4.500										
Tom Morgan, R ERA: 4.4 (7, 1)	1.1		4	1	0	0	0	0	0	0	0	0	0	4	4	0.00	0.750										
Don Larsen, R ERA: 5.46 (9, 1)	1.0		5	0	0	0	0	1	0	1	0	0	0	3	8	0.00	1.000										

Batter	1	2	3	4	5	6	7	8	9	AB	R	H	RBI	BB	SO	LOB	BOTTOM										
Gil McDougald, R OBP: 0.390, SLG: 0.391 (1, 6)	1B			K		G5-4-3				2	1	0	0	3	1	2	Chicago White Sox @ New York Yankees Yankee Stadium, Bronx, NY Wed Jun 13 1956, 3:33 AM EDT Att: 11,822 - Unknown - 91 F										
Joe Collins, L OBP: 0.274, SLG: 0.398 Hank Bauer, R OBP: 0.284, SLG: 0.429 (4, PH) (5, 9)	F7						F6	F3		2	1	1	0	0	1												
Mickey Mantle, S OBP: 0.475, SLG: 0.766 (1, 8)	F6				F5		FC4-6			5	1	2	1	0	2												
Yogi Berra, L OBP: 0.430, SLG: 0.708 (1, 2)					4-3		FC4-6			4	0	2	0	1	1												
Bill Skowron, R OBP: 0.396, SLG: 0.483 (1, 3)	K			F5		6-3		L9		5	0	0	0	0	1												
Elston Howard, R OBP: 0.340, SLG: 0.359 (1, 7)	K			E6						4	1	2	0	0	1												
Billy Martin, R OBP: 0.313, SLG: 0.396 (1, 4)										1	0	0	0	0	0												
Eddie Robinson, L OBP: 0.323, SLG: 0.519 (3, PH)	F8			K		F8				1	0	0	0	0	1												
Jerry Coleman, R OBP: 0.261, SLG: 0.190 (4, 4)										1	0	0	0	0	1												
Mickey McDermott, L OBP: 0.250, SLG: 0.118 Phil Rizzuto, R OBP: 0.370, SLG: 0.261 (8, PH) (9, 6)										0	0	0	0	0	0												
Andy Carey, R OBP: 0.310, SLG: 0.342 (1, 5)	L4					1-3		E9		4	1	2	0	0	0												
Bob Turley, R Bob Curry, R Rip Coleman, L Tom Carroll, R Tommy Byrne, L Tom Morgan, R Don Larsen, R OBP: 0.261, SLG: 0.190 OBP: 0.268, SLG: 0.442 OBP: 0.238, SLG: 0.225 OBP: 0.333, SLG: 0.333 OBP: 0.429, SLG: 0.538 OBP: 0.409, SLG: 0.469 OBP: 0.293, SLG: 0.143 OBP: 0.267, SLG: 0.552 (1, 1) (4, PH) (5, 1) (6, PH) (7, 1) (7, 1) (8, PH) (8, PH)										1	0	0	0	0	1												
Inning Stats	R: 0 E: 0 K: 1 S: 6	H: 1 LOB: 2 BB: 1 P: 10	R: 0 E: 0 K: 1 S: 5	H: 0 LOB: 0 BB: 0 P: 5	R: 3 E: 2 K: 2 S: 10	H: 2 LOB: 2 BB: 2 P: 18	R: 1 E: 0 K: 1 S: 7	H: 2 LOB: 1 BB: 0 P: 7	R: 0 E: 0 K: 0 S: 4	H: 1 LOB: 1 BB: 0 P: 4	R: 0 E: 0 K: 0 S: 3	H: 1 LOB: 0 BB: 0 P: 3	R: 0 E: 0 K: 0 S: 4	H: 1 LOB: 1 BB: 0 P: 4	R: 1 E: 1 K: 1 S: 7	H: 2 LOB: 2 BB: 1 P: 11	R: 0 E: 0 K: 0 S: 3	H: 1 LOB: 0 BB: 0 P: 3	1B: 10 2B: 1 3B: 0 HR: 0	SF: 0 SAC: 1 DP: 2 HBP: 0	WP: 0 PB: 0 SB: 0 CS: 0	PA: 41					
PITCHER	IP	WLS	BF	H	R	ER	SO	BB	IBB	HBP	BLK	WP	HR	S	P	ERA	WHIP										
Bob Keegan, R ERA: 2.56 (1, 1)	3.0		16	3	3	1	4	2	1	0	0	0	0	21	33	3.00	1.667										
Howie Pollet, L ERA: 3.89 (4, 1)	3.0	W	12	4	1	1	1	0	0	0	0	0	0	14	14	3.00	1.333										
Sandy Consuegra, R ERA: 4.03 (7, 1)	1.1		7	3	1	0	1	0	0	0	0	0	0	9	9	0.00	2.250										
Dixie Howell, R ERA: 4.1 (8, 1)	1.2	S	6	1	0	0	0	1	0	0	0	0	0	5	9	0.00	1.200										


Batter	1	2	3	4	5	6	7	8	9	AB	R	H	RBI	BB	SO	LOB	TOP			
Minnie Minoso, R (1, 7) OBP: 0.417, SLG: 0.435	0-0 6-3		0-3 K		0-0 1B			0-0 G3-6-3 1B		4	0	2	0	0	1	1	Chicago White Sox @ New York Yankees Yankee Stadium, Bronx, NY Thu Jun 14 1956, 3:33 AM EDT Att: 9,315 - Sunny - 95 F			
Nellie Fox, L (1, 4) OBP: 0.321, SLG: 0.384	0-0 F8		4-0 1-2 BB		0-0 F3			0-0 G3-6-3 1-2		3	0	0	0	1	0	2				
Larry Doby, L (1, 8) OBP: 0.376, SLG: 0.340	0-0 F7		0-3 K			0-3 K			0-0 6-3	4	0	0	0	0	2	2				
Dave Philley, S (1, 3) Walt Droppa, R (6, 3) OBP: 0.349, SLG: 0.361 OBP: 0.293, SLG: 0.231		0-3 K		0-0 HR		0-3 K			0-3 K	3	1	1	1	0	2	0				
Jim Rivera, L (1, 9) OBP: 0.371, SLG: 0.421	0-0 F9		0-0 F9		0-0 F7				0-0 1-3	4	0	0	0	0	0	0				
Sherm Lollar, R (1, 2) OBP: 0.404, SLG: 0.448	0-0 E6		0-0 F8				0-0 5-3			3	0	0	0	0	0	0				
Fred Hatfield, L (1, 5) OBP: 0.333, SLG: 0.313	0-3 K		0-0 G3				0-0 F9			3	0	0	0	0	1	1				
Luis Aparicio, R (1, 6) OBP: 0.265, SLG: 0.296			0-0 BB 1B		0-0 F7		0-3 K			3	0	1	0	0	1	0				
Jim Wilson, R (1, 1) Dick Donovan, L (8, PH) Gerry Staley, R (8, 1) OBP: 0.389, SLG: 0.344 OBP: 0.387, SLG: 0.440 OBP: 0.286, SLG: 0.286			0-0 F8		0-0 1-3			0-3 K		2	0	0	0	0	0	1				
										1	0	0	0	0	1	0				
										0	0	0	0	0	0	0				
Inning Stats	R: 0 E: 0 K: 0 S: 3	H: 0 LOB: 0 BB: 0 P: 3	R: 0 E: 1 K: 2 S: 8	H: 0 LOB: 1 BB: 0 P: 8	R: 0 E: 0 K: 2 S: 8	H: 1 LOB: 2 BB: 1 P: 12	R: 1 E: 0 K: 0 S: 4	H: 1 LOB: 0 BB: 0 P: 4	R: 0 E: 0 K: 2 S: 7	H: 0 LOB: 0 BB: 0 P: 7	R: 0 E: 0 K: 1 S: 5	H: 0 LOB: 0 BB: 0 P: 5	R: 0 E: 0 K: 1 S: 5	H: 1 LOB: 0 BB: 0 P: 5	R: 0 E: 0 K: 1 S: 5	H: 0 LOB: 0 BB: 0 P: 5	1B: 3 2B: 0 3B: 0 HR: 1	SF: 0 SAC: 0 DP: 1 HBP: 0	WP: 0 PB: 0 SB: 0 CS: 0	PA: 32
PITCHER Bob Grim, R (1, 1) ERA: 3.56	IP: 9.0 WLS: W BF: 32 H: 4 R: 1 ER: 1 SO: 9 BB: 1 IBB: 0 HBP: 0 BLK: 0 WP: 0 HR: 1 S: 49 P: 53 ERA: 1.00 WHIP: 0.556															PITCHER				

Batter	1	2	3	4	5	6	7	8	9	AB	R	H	RBI	BB	SO	LOB	BOTTOM			
Gil McDougald, R (1, 6) OBP: 0.388, SLG: 0.393	0-0 F5		0-0 E7 2B	0-0 2H 2B		0-3 K				4	1	1	1	0	1	0	Chicago White Sox @ New York Yankees Yankee Stadium, Bronx, NY Thu Jun 14 1956, 3:33 AM EDT Att: 9,315 - Sunny - 95 F			
Joe Collins, L (1, 9) OBP: 0.273, SLG: 0.402	0-3 K		0-0 1H 2B	0-0 1-3			0-0 3-1			4	1	1	1	0	1	1				
Mickey Mantle, S (1, 8) OBP: 0.479, SLG: 0.784	4-0 BB		0-0 2H 1B	0-0 2B	0-0 F6		0-0 HR			3	2	2	2	1	0	0				
Yogi Berra, L (1, 2) OBP: 0.437, SLG: 0.708	0-0 4-3		4-0 1B	0-0 IBB	0-0 BB		0-0 G6-4-3 1B			3	0	2	0	1	0	1				
Bill Skowron, R (1, 3) Hank Bauer, R (8, 9) OBP: 0.399, SLG: 0.480 OBP: 0.284, SLG: 0.429		0-0 F7	0-0 1-3 2H 1B	0-0 1B	4-0 BB		0-0 G6-4-3 1-2			3	0	1	1	1	0	1				
Elston Howard, R (1, 7) OBP: 0.331, SLG: 0.348	0-0 5-3		0-0 L5		0-0 F8			0-0 F9		4	0	0	0	0	0	4				
Andy Carey, R (1, 5) OBP: 0.306, SLG: 0.340	0-0 F9			0-0 FC5-4 1B	0-3 K			0-0 F2		4	0	1	0	0	1	2				
Jerry Coleman, R (1, 4) OBP: 0.296, SLG: 0.240			0-3 K	0-0 FC5-4 SH5-4 2B		0-0 CS 1B		0-0 1B		4	1	2	0	0	1	1				
Bob Grim, R (1, 1) OBP: 0.231, SLG: 0.091			0-3 K	0-0 SH5-4		0-0 B2		0-0 F7		3	0	0	0	0	1	2				
Inning Stats	R: 0 E: 0 K: 1 S: 5	H: 0 LOB: 1 BB: 1 P: 9	R: 0 E: 0 K: 0 S: 3	H: 0 LOB: 0 BB: 0 P: 3	R: 3 E: 1 K: 2 S: 11	H: 3 LOB: 2 BB: 1 P: 15	R: 1 E: 0 K: 0 S: 5	H: 2 LOB: 1 BB: 0 P: 5	R: 0 E: 0 K: 1 S: 6	H: 1 LOB: 2 BB: 1 P: 10	R: 0 E: 0 K: 1 S: 5	H: 1 LOB: 0 BB: 0 P: 5	R: 1 E: 0 K: 0 S: 4	H: 2 LOB: 0 BB: 0 P: 4	R: 0 E: 0 K: 0 S: 4	H: 1 LOB: 1 BB: 0 P: 4		1B: 6 2B: 3 3B: 0 HR: 1	SF: 0 SAC: 1 DP: 1 HBP: 0	WP: 0 PB: 0 SB: 0 CS: 1
PITCHER Jim Wilson, R (1, 1) ERA: 3.54 Gerry Staley, R (8, 1) ERA: 7.36	IP: 7.0 WLS: L BF: 32 H: 9 R: 5 ER: 2 SO: 5 BB: 2 IBB: 1 HBP: 0 BLK: 0 WP: 0 HR: 1 S: 39 P: 51 ERA: 2.57 WHIP: 1.571															PITCHER				

AB	31
R	1
H	4
RBI	1
BB	1
SO	9
LOB	7





AB	32
R	5
H	10
RBI	5
BB	3
SO	5
LOB	12



Batter	1	2	3	4	5	6	7	8	9	AB R H RBI BB SO LOB	TOP									
Gil McDougald, R (1, 6) OBP: 0.384, SLG: 0.388	0-0 5-3	0-0 F2			0-0 1B	0-3 K			0-3 K	5 1 1 0 0 2 2	New York Yankees @ Cleveland Indians Cleveland Municipal Stadium, Cleveland, OH Fri Jun 15 1956, 3:33 AM EDT Att: 34,025 - Unknown livebaseballscorecards.com									
Norm Siebern, L (1, 7) OBP: 0.400, SLG: 0.400	0-0 HR		0-0 F8		0-0 1B	0-0 F9			0-3 K	5 2 2 0 0 1 0										
Mickey Mantle, S (1, 8) OBP: 0.473, SLG: 0.785	0-0 HR		0-0 F8		0-0 F8	0-0 F9			0-0 F9	5 1 1 2 0 0 2										
Yogi Berra, L (1, 2) OBP: 0.433, SLG: 0.695	0-0 F7		1-0 FC6 HBP		0-0 F7				0-0 F8	3 0 0 0 0 0 2										
Joe Collins, L (1, 3) OBP: 0.272, SLG: 0.397	0-0 L6		0-0 FC6		0-0 1B				0-0 F8	4 1 1 1 0 0 1										
Irv Noren, L (1, 9) OBP: 0.800, SLG: 0.500 Hank Bauer, R (7, PH) OBP: 0.283, SLG: 0.427		4-0 1B BB		4-0 BB	0-0 2B 1B				0-3 K	1 1 1 1 2 0 0 1 0 0 0 0 1 0										
Andy Carey, R (1, 5) OBP: 0.307, SLG: 0.344		0-0 F8		0-3 K	0-0 1B				0-0 1-3	4 0 1 1 0 1 2										
Jerry Coleman, R (1, 4) OBP: 0.323, SLG: 0.276		0-0 1B		0-0 F5	0-0 1B				0-0 L6	4 0 2 1 0 0 1										
Johnny Kucks, R (1, 1) OBP: 0.235, SLG: 0.103		0-3 K		0-3 K	0-0 4-3				0-3 K	4 0 0 0 0 3 5										
Inning Stats	R: 2 E: 0 K: 0 S: 5	H: 2 LOB: 0 BB: 0 P: 5	R: 0 E: 0 K: 1 S: 6	H: 1 LOB: 2 BB: 1 P: 10	R: 0 E: 0 K: 0 S: 3	H: 0 LOB: 1 BB: 0 P: 4	R: 0 E: 0 K: 2 S: 7	H: 0 LOB: 1 BB: 1 P: 11	R: 4 E: 0 K: 0 S: 9	H: 6 LOB: 2 BB: 0 P: 9		R: 0 E: 0 K: 1 S: 5	H: 0 LOB: 0 BB: 0 P: 5	R: 0 E: 0 K: 1 S: 5	H: 0 LOB: 0 BB: 0 P: 5	R: 0 E: 0 K: 2 S: 7	H: 0 LOB: 0 BB: 0 P: 7	1B: 7 2B: 1 3B: 0 HR: 1	SF: 0 SAC: 0 DP: 0 HBP: 1	WP: 0 PB: 0 SB: 0 CS: 0
PITCHER	IP WLS BF H R ER SO BB IBB HBP BLK WP HR S P ERA WHIP											PITCHER	IP WLS BF H R ER SO BB IBB HBP BLK WP HR S P ERA WHIP							
Mike Garcia, R (1, 1) ERA: 4.33	5.0 L 27 9 6 6 3 2 0 0 1 0 0 1 30 39 10.80 2.200																			
Don Mossi, L (6, 1) ERA: 3.77	3.0 9 0 0 0 3 0 0 0 0 0 0 15 15 0.00 0.000																			
Bud Daley, L (9, 1) ERA: 3.38	1.0 3 0 0 0 2 0 0 0 0 0 0 7 7 0.00 0.000																			


Batter	1	2	3	4	5	6	7	8	9	AB R H RBI BB SO LOB	BOTTOM											
Al Smith, R (1, 9) OBP: 0.373, SLG: 0.438	0-3 K			0-0 5-3		0-0 5-3			0-0 E7 SF7	4 1 0 0 0 1 0	New York Yankees @ Cleveland Indians Cleveland Municipal Stadium, Cleveland, OH Fri Jun 15 1956, 3:33 AM EDT Att: 34,025 - Unknown livebaseballscorecards.com											
Bobby Avila, R (1, 4) OBP: 0.305, SLG: 0.321	0-0 4-3			0-0 F3			0-0 F7		0-0 F8	4 0 0 0 0 0 1												
Al Rosen, R (1, 5) OBP: 0.373, SLG: 0.493	0-0 F7			0-0 1B			0-0 1B		0-0 SF7	3 0 2 1 0 0 0												
Vic Wertz, L (1, 3) OBP: 0.421, SLG: 0.602		0-0 4-3		0-0 1-3			0-0 F8		4-0 FC6-4 BB	3 0 0 0 1 0 2												
Sam Mele, R (1, 7) OBP: 0.362, SLG: 0.463		0-0 F8			0-0 5-3		0-0 F7		0-0 FC6-4	4 0 0 0 0 0 2												
Jim Busby, R (1, 8) OBP: 0.292, SLG: 0.354		0-0 L5			0-3 K				0-0 HR	3 1 1 1 0 1 0												
Chico Carrasquel, R (1, 6) OBP: 0.312, SLG: 0.364 Dale Mitchell, L (8, PH) OBP: 0.444, SLG: 0.231 George Strickland, R (9, 6) OBP: 0.321, SLG: 0.208			0-0 6-3		0-0 5-3				0-0 F7	2 0 0 0 0 0 0 1 0 0 0 0 0 0 0 0 0 0 0 0 0												
Hal Naragon, L (1, 2) OBP: 0.341, SLG: 0.371			1-0 G4-6-3 HBP		4-0 G6-4-3 BB				0-0 G3	1 0 0 0 1 0 0												
Mike Garcia, R (1, 1) OBP: 0.174, SLG: 0.095 Don Mossi, L (6, 1) Preston Ward, L (8, PH) OBP: 0.358, SLG: 0.451 Bud Daley, L (9, 1)			0-0 G4-6-3		0-0 G6-4-3				0-0 3-1	1 0 0 0 0 0 1 1 0 0 0 0 0 1 1 0 0 0 0 0 0 0 0 0 0 0 0 0												
Inning Stats	R: 0 E: 0 K: 1 S: 5	H: 0 LOB: 0 BB: 0 P: 5	R: 0 E: 0 K: 0 S: 3	H: 0 LOB: 0 BB: 0 P: 3	R: 0 E: 0 K: 0 S: 2	H: 0 LOB: 0 BB: 0 P: 3	R: 0 E: 0 K: 0 S: 4	H: 1 LOB: 1 BB: 0 P: 4	R: 0 E: 0 K: 1 S: 5	H: 0 LOB: 0 BB: 0 P: 5		R: 0 E: 0 K: 0 S: 2	H: 0 LOB: 1 BB: 1 P: 6	R: 0 E: 0 K: 0 S: 4	H: 1 LOB: 1 BB: 0 P: 4	R: 1 E: 0 K: 0 S: 4	H: 1 LOB: 0 BB: 0 P: 4	R: 1 E: 1 K: 0 S: 4	H: 0 LOB: 1 BB: 1 P: 8	1B: 2 2B: 0 3B: 0 HR: 1	SF: 1 SAC: 0 DP: 2 HBP: 1	WP: 0 PB: 0 SB: 0 CS: 0
PITCHER	IP WLS BF H R ER SO BB IBB HBP BLK WP HR S P ERA WHIP											PITCHER	IP WLS BF H R ER SO BB IBB HBP BLK WP HR S P ERA WHIP									
Johnny Kucks, R (1, 1) ERA: 2.99	9.0 W 32 3 2 1 2 2 0 0 1 0 0 1 33 42 1.00 0.556																					

Batter	1	2	3	4	5	6	7	8	9	AB	R	H	RBI	BB	SO	LOB	TOP										
Gil McDougald, R OBP: 0.384, SLG: 0.391 (1, 6)	4-0 BB		0-0 HR 2B	0-0 F9			0-0 L8		0-0 L7	4	1	1	0	1	0	2	New York Yankees @ Cleveland Indians Cleveland Municipal Stadium, Cleveland, OH Sat Jun 16 1956, 3:33 AM EDT Att: 40,964 - Unknown AB 35 R 3 H 8 RBI 3 BB 3 SO 5 LOB 17 										
Norm Siebern, L OBP: 0.300, SLG: 0.300 (1, 7)	0-3 K		0-3 K	0-3 K			0-0 1B		0-0 G3	5	0	1	0	0	3	4											
Mickey Mantle, S OBP: 0.470, SLG: 0.789 (1, 8)	0-0 F6		0-0 HR		0-0 5-3		0-0 F5			4	1	1	2	0	0	2											
Yogi Berra, L OBP: 0.424, SLG: 0.680 (1, 2)	0-0 F2		0-0 1-3		0-0 G3				0-3 K	4	0	0	0	0	1	1											
Bill Skowron, R OBP: 0.401, SLG: 0.474 Joe Collins, L OBP: 0.272, SLG: 0.397 (8, 3)		4-0 FC1-6 BB	4-0 FC5-4 BB		0-0 F8				0-0 6-3	2	0	0	0	2	0	0											
Hank Bauer, R OBP: 0.283, SLG: 0.429 (1, 9)		0-0 FC1-6 1B	0-0 FC5-4 1-2		0-0 F3				0-0 2B	4	0	1	0	0	0	2											
Andy Carey, R OBP: 0.311, SLG: 0.348 (1, 5)		0-0 1-3 1B		0-0 2B 1B		0-0 F2			0-0 6-3	4	1	2	0	0	0	1											
Jerry Coleman, R OBP: 0.314, SLG: 0.303 (1, 4)		0-0 F8		0-0 1-H 2B		0-0 L8			0-0 6-3	4	0	1	1	0	0	2											
Tom Sturdivant, L OBP: 0.308, SLG: 0.308 (1, 1)		0-0 B1-3		0-3 K			0-0 F6			4	0	1	0	0	1	3											
Inning Stats	R: 0 E: 0 K: 1 S: 5	H: 0 LOB: 1 BB: 1 P: 9	R: 0 E: 0 K: 0 S: 4	H: 1 LOB: 2 BB: 1 P: 8	R: 2 E: 0 K: 1 S: 7	H: 2 LOB: 1 BB: 1 P: 11	R: 1 E: 0 K: 2 S: 9	H: 2 LOB: 1 BB: 0 P: 9	R: 0 E: 0 K: 0 S: 3	H: 0 LOB: 0 BB: 0 P: 3	R: 0 E: 0 K: 0 S: 4	H: 1 LOB: 0 BB: 0 P: 4	R: 0 E: 0 K: 1 S: 6	H: 1 LOB: 1 BB: 0 P: 6	R: 0 E: 0 K: 0 S: 4	H: 1 LOB: 1 BB: 0 P: 4		1B: 4 2B: 3 3B: 0 HR: 1	SF: 0 SAC: 0 DP: 0 HBP: 0	WP: 0 PB: 0 SB: 0 CS: 0	PA: 38						
PITCHER	IP	WLS	BF	H	R	ER	SO	BB	IBB	HBP	BLK	WP	HR	S	P	ERA	WHIP										
Herb Score, L ERA: 2.85 (1, 1)	6.0	L	26	5	3	3	4	3	0	0	0	0	1	31	43	4.50	1.333										
Ray Narleski, R ERA: 0.9 (7, 1)	2.0		8	2	0	0	1	0	0	0	0	0	0	10	10	0.00	1.000										
Cal McLish, R ERA: 3.99 (9, 1)	1.0		4	1	0	0	0	0	0	0	0	0	0	4	4	0.00	1.000										
Batter	1	2	3	4	5	6	7	8	9	AB	R	H	RBI	BB	SO	LOB	BOTTOM										
Chico Carrasquel, R OBP: 0.307, SLG: 0.299 Sam Mele, R OBP: 0.356, SLG: 0.455 George Strickland, R OBP: 0.321, SLG: 0.208 (8, PH)	0-3 K		0-0 F7			0-0 F4			0-3 K	3	0	0	0	0	1	0	New York Yankees @ Cleveland Indians Cleveland Municipal Stadium, Cleveland, OH Sat Jun 16 1956, 3:33 AM EDT Att: 40,964 - Unknown AB 29 R 1 H 2 RBI 1 BB 3 SO 11 LOB 10 										
Gene Woodling, L OBP: 0.422, SLG: 0.348 (1, 7)	0-0 4-3			0-0 G6-4-3 1B			0-0 E4 BB		0-0 F4	4	0	1	0	0	0	0											
Al Rosen, R OBP: 0.370, SLG: 0.482 (1, 5)	0-3 K			0-0 G6-4-3 1-2			4-0 1-2 BB		0-0 F7	3	0	0	0	1	1	1											
Vic Wertz, L OBP: 0.422, SLG: 0.613 (1, 3)		0-0 HR		0-3 K			0-3 K		4-0 BB	3	1	1	1	1	2	2											
Al Smith, R OBP: 0.367, SLG: 0.429 (1, 9)		0-0 F2			0-0 F7		0-3 K		0-0 F2	4	0	0	0	0	1	3											
Bobby Avila, R OBP: 0.302, SLG: 0.317 (1, 4)		0-0 F7			0-3 K		0-0 2-3			3	0	0	0	0	1	2											
Jim Busby, R OBP: 0.289, SLG: 0.350 (1, 8)		0-0 6-3			0-0 F2				0-0 F2	3	0	0	0	0	0	0											
Jim Hegan, R OBP: 0.346, SLG: 0.375 Hal Naragon, L OBP: 0.357, SLG: 0.371 (8, PH)			0-3 K			0-3 K		4-0 BB		2	0	0	0	0	2	0											
Herb Score, L OBP: 0.250, SLG: 0.111 Dale Mitchell, L OBP: 0.421, SLG: 0.214 Ray Narleski, R OBP: 0.286, SLG: 0.167 Preston Ward, L OBP: 0.354, SLG: 0.446 Cal McLish, S (9, 1)			0-3 K			0-0 4-3		0-3 K		1	0	0	0	0	1	0											
Inning Stats	R: 0 E: 0 K: 2 S: 7	H: 0 LOB: 0 BB: 0 P: 7	R: 1 E: 0 K: 0 S: 4	H: 1 LOB: 0 BB: 0 P: 4	R: 0 E: 0 K: 2 S: 7	H: 0 LOB: 0 BB: 0 P: 7	R: 0 E: 0 K: 1 S: 5	H: 1 LOB: 0 BB: 0 P: 5	R: 0 E: 0 K: 1 S: 5	H: 0 LOB: 0 BB: 0 P: 5	R: 0 E: 0 K: 1 S: 8	H: 0 LOB: 2 BB: 1 P: 12	R: 0 E: 0 K: 2 S: 7	H: 0 LOB: 1 BB: 1 P: 11	R: 0 E: 0 K: 0 S: 3	H: 0 LOB: 1 BB: 1 P: 7		1B: 1 2B: 0 3B: 0 HR: 1	SF: 0 SAC: 0 DP: 1 HBP: 0	WP: 0 PB: 0 SB: 0 CS: 0	PA: 32						
PITCHER	IP	WLS	BF	H	R	ER	SO	BB	IBB	HBP	BLK	WP	HR	S	P	ERA	WHIP										
Tom Sturdivant, R ERA: 2.12 (1, 1)	9.0	W	32	2	1	1	11	3	0	0	0	0	1	51	63	1.00	0.556										

Batter	1	2	3	4	5	6	7	8	9	AB	R	H	RBI	BB	SO	LOB	TOP										
Gl McDougald, R OBP: 0.386, SLG: 0.387 (1, 6)	4-0 HR BB	0-0 SH5-3		4-0 1B BB		0-3 K	0-0 B5-3			2	1	0	0	2	1	1											
Norm Siebern, L OBP: 0.333, SLG: 0.533 (1, 7)	0-0 HR	0-0 G3		0-0 1B		0-3 K		0-0 3-1		5	1	2	3	0	1	1											
Mickey Mantle, S OBP: 0.469, SLG: 0.779 (1, 8)	0-0 HR 1B		0-3 K	0-0 F8			4-0 1B BB	0-0 F9		4	2	1	0	1	1	2											
Yogi Berra, L OBP: 0.424, SLG: 0.689 (1, 2)	0-0 HR		0-0 3-1		0-0 L9		0-0 1B HR 1B	0-0 F9		5	2	2	2	0	0	0											
Joe Collins, L OBP: 0.277, SLG: 0.397 (1, 3)	0-0 F9		0-0 1B		0-0 E4 1B		0-0 HR 1B		0-0 G3	5	1	2	1	0	0	0											
Irv Noren, L OBP: 0.571, SLG: 0.250 Hank Bauer, R OBP: 0.288, SLG: 0.446 (5, PH) (5, 9)	0-0 4-3		0-3 K		0-0 1B		0-0 HR		0-0 L6	2	0	0	0	0	1	1											
Andy Carey, R OBP: 0.319, SLG: 0.353 (1, 5)	0-0 F2			4-0 SH1-4 1B BB	0-3 K		0-0 E BB		0-0 2B	3	1	1	0	2	1	2											
Jerry Coleman, R OBP: 0.282, SLG: 0.270 (1, 4)		0-0 5-3		0-0 SH1-4	0-0 F8		0-0 4-3		0-3 K	4	0	0	0	0	1	4											
Whitey Ford, L OBP: 0.306, SLG: 0.258 Tom Morgan, R OBP: 0.250, SLG: 0.143 Bob Cerv, R OBP: 0.292, SLG: 0.432 Rip Coleman, L (4, 1)		4-0 SH5-3 BB		0-0 6-3		0-3 K	0-3 K			0	0	0	0	1	0	0											
Inning Stats	R: 4 E: 0 K: 0 S: 6	H: 3 LOB: 0 BB: 1 P: 10	R: 0 E: 0 K: 0 S: 3	H: 0 LOB: 1 BB: 1 P: 7	R: 0 E: 0 K: 2 S: 8	H: 1 LOB: 1 BB: 0 P: 8	R: 1 E: 0 K: 0 S: 4	H: 1 LOB: 2 BB: 2 P: 12	R: 0 E: 1 K: 1 S: 7	H: 1 LOB: 2 BB: 0 P: 7	R: 0 E: 0 K: 3 S: 9	H: 0 LOB: 0 BB: 0 P: 9	R: 4 E: 1 K: 1 S: 8	H: 3 LOB: 1 BB: 2 P: 16	R: 0 E: 0 K: 0 S: 3	H: 0 LOB: 0 BB: 0 P: 3	R: 0 E: 0 K: 1 S: 6	H: 1 LOB: 1 BB: 0 P: 6	1B: 6 2B: 1 3B: 0 HR: 3	SF: 0 SAC: 2 DP: 0 HBP: 0	WP: 0 PA: 44 PB: 0 SB: 0 CS: 0						
PITCHER	IP	WLS	BF	H	R	ER	SO	BB	IBB	HBP	BLK	WP	HR	S	P	ERA	WHIP										
Early Wynn, R ERA: 3.36 (1, 1)	0.0	L	4	3	4	4	0	1	0	0	0	0	2	3	7	∞	∞										
Don Mossi, L ERA: 4.15 (1, 1)	6.0		28	5	4	4	6	4	0	0	0	0	0	36	52	6.00	1.500										
Cal McLish, R ERA: 4.15 (7, 1)	1.0		5	1	1	1	1	1	0	0	0	0	1	6	10	9.00	2.000										
Art Houtteman, R ERA: 3.1 (8, 1)	2.0		7	1	0	0	1	0	0	0	0	0	0	9	9	0.00	0.500										

New York Yankees @ Cleveland Indians
Cleveland Municipal Stadium, Cleveland, OH
Sun Jun 17 1956, 3:33 AM EDT
Att: 41,765 - Unknown


AB 36
R 9
H 10
RBI 9
BB 6
SO 8
LOB 13



Batter	1	2	3	4	5	6	7	8	9	AB	R	H	RBI	BB	SO	LOB	BOTTOM										
Al Smith, R OBP: 0.363, SLG: 0.423 (1, 9) (8, 4)	0-0 G6-4-3 BB 1B	0-0 G5-2-3		0-0 5-3		0-0 F5		0-0 F7		5	0	1	0	0	0	3											
Bobby Avila, R OBP: 0.302, SLG: 0.317 Gene Woodling, L OBP: 0.409, SLG: 0.329 (1, PH) (2, 7)	4-0 G6-4-3 BB	0-0 L8		0-0 F7		0-0 F8		0-0 F8		0	0	0	0	0	0	0											
Sam Mele, R OBP: 0.350, SLG: 0.446 Chico Carrasquel, R OBP: 0.311, SLG: 0.296 (1, 7) (2, 6)	0-0 G6-4-3		0-0 L5	4-0 BB			1-0 4-3 1B HBP		0-0 F7	1	0	0	0	0	0	2											
Al Rosen, R OBP: 0.371, SLG: 0.476 (1, 5)	4-0 BB		0-0 1B 1B	0-0 F8			0-0 F8		0-0 L8	4	1	1	0	1	0	2											
Vic Wertz, L OBP: 0.413, SLG: 0.598 (1, 3)	0-0 3-4-1		0-0 F6		0-0 3-1		0-0 4-3		0-3 K	5	0	0	0	0	1	4											
Jim Busby, R OBP: 0.296, SLG: 0.357 (1, 8)		0-0 E BB 1B	0-0 1B 1B		0-0 F3		0-0 1B 1B			4	2	3	1	0	0	0											
Jim Hegan, R OBP: 0.366, SLG: 0.386 (1, 2)		4-0 BB E G5-2-3 BB	0-0 1B 1B		4-0 BB		0-0 1B 1B			2	0	2	1	2	0	0											
George Strickland, R OBP: 0.316, SLG: 0.200 (1, 6) (2, 4) Hal Naragon, L OBP: 0.276, SLG: 0.389 Kenny Kuhn, L (3, PH) (3, PH) (4, 4) Earl Averill, R OBP: 0.279, SLG: 0.283 Art Houtteman, R (8, 1)		0-0 E5 G5-2-3 BB	0-0 1B 1B		0-3 K		0-0 5-3			1	0	0	0	0	0	2											
Early Wynn, S OBP: 0.314, SLG: 0.290 Don Mossi, L (1, 1) Cal McLish, S (7, 1) Preston Ward, L OBP: 0.351, SLG: 0.440 (8, 9)		4-0 1-2 2-3 3-H BB	0-0 K		0-0 K		0-3 K		0-0 L9	0	0	0	0	0	0	0											
Inning Stats	R: 0 E: 0 K: 0 S: 3	H: 1 LOB: 2 BB: 2 P: 11	R: 1 E: 1 K: 0 S: 4	H: 1 LOB: 2 BB: 2 P: 12	R: 2 E: 0 K: 1 S: 9	H: 4 LOB: 0 BB: 0 P: 9	R: 0 E: 0 K: 0 S: 3	H: 0 LOB: 1 BB: 1 P: 7	R: 0 E: 0 K: 1 S: 5	H: 0 LOB: 0 BB: 0 P: 5	R: 1 E: 0 K: 0 S: 5	H: 2 LOB: 2 BB: 0 P: 6	R: 0 E: 0 K: 0 S: 3	H: 0 LOB: 0 BB: 0 P: 3	R: 0 E: 0 K: 1 S: 5	H: 0 LOB: 0 BB: 0 P: 5	1B: 8 2B: 0 3B: 0 HR: 0	SF: 0 SAC: 0 DP: 2 HBP: 1	WP: 0 PA: 41 PB: 0 SB: 0 CS: 0								
PITCHER	IP	WLS	BF	H	R	ER	SO	BB	IBB	HBP	BLK	WP	HR	S	P	ERA	WHIP										
Whitey Ford, L ERA: 2.08 (1, 1)	1.2		10	2	1	0	0	4	0	0	0	0	0	6	22	0.00	3.600										
Tom Morgan, R ERA: 4.5 (2, 1)	1.1		8	4	2	2	1	0	0	0	0	0	0	10	10	13.50	3.000										
Rip Coleman, L ERA: 2.37 (4, 1)	6.0	W	23	2	1	1	3	2	0	1	0	0	0	26	35	1.50	0.667										

New York Yankees @ Cleveland Indians
Cleveland Municipal Stadium, Cleveland, OH
Sun Jun 17 1956, 3:33 AM EDT
Att: 41,765 - Unknown

AB 34
R 4
H 8
RBI 4
BB 6
SO 4
LOB 20



Batter	1	2	3	4	5	6	7	8	9	AB	R	H	RBI	BB	SO	LOB	TOP								
Gil McDougald, R OBP: 0.391, SLG: 0.404 (1,6)	L9		CS BB		1-H HR			1B HR	F8	4	2	2	2	1	0	1	New York Yankees @ Detroit Tigers Briggs Stadium, Detroit, MI Mon Jun 18 1956, 4:33 AM EDT Att: 12,072 - Unknown								
Norm Siebern, L OBP: 0.316, SLG: 0.474 (1,7)	K		K		F7			1-2 HR		4	1	1	0	0	2	1									
Mickey Mantle, S OBP: 0.465, SLG: 0.783 (1,8)	G3		K		F6			1-H 2-H HR		4	1	1	3	0	1	0									
Yogi Berra, L OBP: 0.416, SLG: 0.674 (1,2)		4-3		K		L9		G3		4	0	0	0	0	1	0									
Joe Collins, L OBP: 0.275, SLG: 0.393 (1,3)		K			F2			F8		1	0	0	0	0	1	0									
Bill Skowron, R OBP: 0.400, SLG: 0.484 (2,3)					3B					3	0	1	0	0	0	0									
Irv Noren, L OBP: 0.455, SLG: 0.143 (1,9)		2B 1B BB		K		K		P4		3	1	0	0	1	2	1									
Hank Bauer, R OBP: 0.288, SLG: 0.446 (8,9)										0	0	0	0	0	0	0									
Andy Carey, R OBP: 0.328, SLG: 0.371 (1,5)				F2			SH3 FC9-2 2B		S SH1-4 BB	3	1	2	0	1	0	1									
Jerry Coleman, R OBP: 0.317, SLG: 0.289 (1,4)					HR BB		SH3		SH1-4	1	1	1	2	1	0	0									
Bob Turley, R OBP: 0.250, SLG: 0.182 (1,1)					L7					1	0	0	0	0	0	1									
Don Larsen, R OBP: 0.313, SLG: 0.500 (3,1)		6-3					FC9-2		K	3	0	0	0	0	1	3									
Inning Stats	R: 0 E: 0 K: 1 S: 5	H: 0 LOB: 0 BB: 0 P: 5	R: 2 E: 0 K: 1 S: 7	H: 2 LOB: 1 BB: 1 P: 11	R: 0 E: 0 K: 2 S: 6	H: 0 LOB: 0 BB: 1 P: 10	R: 0 E: 0 K: 2 S: 8	H: 1 LOB: 1 BB: 0 P: 8	R: 2 E: 0 K: 0 S: 4	H: 1 LOB: 0 BB: 1 P: 8	R: 0 E: 0 K: 1 S: 5	H: 0 LOB: 0 BB: 0 P: 5	R: 0 E: 0 K: 0 S: 3	H: 1 LOB: 0 BB: 0 P: 3	R: 3 E: 0 K: 0 S: 6	H: 3 LOB: 0 BB: 0 P: 6	R: 0 E: 0 K: 1 S: 5	H: 0 LOB: 1 BB: 1 P: 9	1B: 3 2B: 3 3B: 1 HR: 2	SF: 0 SAC: 2 DP: 1 HBP: 0	WP: 0 PB: 0 SB: 1 CS: 1	PA: 37			
PITCHER	IP	WLS	BF	H	R	ER	SO	BB	IBB	HBP	BLK	WP	HR	S	P	ERA	WHIP								
Paul Foytack, R ERA: 3.81 (1,1)	8.0	L	33	8	7	7	7	3	0	0	0	0	2	44	56	7.88	1.375								
Duke Maas, R ERA: 6.59 (9,1)	1.0		4	0	0	0	1	1	0	0	0	0	0	5	9	0.00	1.000								

AB	31
R	7
H	8
RBI	7
BB	4
SO	8
LOB	8



Batter	1	2	3	4	5	6	7	8	9	AB	R	H	RBI	BB	SO	LOB	BOTTOM								
Frank Bolling, R OBP: 0.371, SLG: 0.509 (1,4)	HR BB	K		F6		F5		F2		4	1	0	0	1	1	5	New York Yankees @ Detroit Tigers Briggs Stadium, Detroit, MI Mon Jun 18 1956, 4:33 AM EDT Att: 12,072 - Unknown								
Wayne Belardi, L OBP: 0.446, SLG: 0.521 (1,3)	1-H HR	L3		F4		F5		F7		5	1	1	2	0	0	4									
Al Kaline, R OBP: 0.351, SLG: 0.462 (1,9)	L5-3		L6-3	L5-3		K		L8		5	0	0	0	0	1	2									
Charlie Maxwell, L OBP: 0.435, SLG: 0.667 (1,7)	G3		BB 1B BB		F9		G3		4-0 BB	3	1	0	0	2	0	0									
Ray Boone, R OBP: 0.362, SLG: 0.472 (1,5)	E6		BB BB 1B		HR		F4		F4	5	1	2	1	0	0	1									
Frank House, L OBP: 0.298, SLG: 0.365 (1,2)	F3		F7		4-3		F5			4	0	0	0	0	0	3									
Bill Tuttle, R OBP: 0.322, SLG: 0.397 (1,8)		2B BB	1-2 2-3 BB		K			S 1B		2	0	1	0	2	1	0									
Jim Brideweser, R OBP: 0.278, SLG: 0.187 (1,6)			1-2 2-3 BB			SH 1B		F8		3	0	2	1	1	0	1									
Paul Foytack, R OBP: 0.250, SLG: 0.333 (1,1)		4-3				SH				2	0	0	0	0	0	5									
Earl Torgeson, L OBP: 0.375, SLG: 0.386 (8,PH)					F3			K		1	0	0	0	0	1	1									
Duke Maas, R OBP: 0.154, SLG: 0.167 (9,1)										0	0	0	0	0	0	0									
Inning Stats	R: 2 E: 1 K: 0 S: 5	H: 1 LOB: 1 BB: 1 P: 9	R: 0 E: 0 K: 1 S: 6	H: 1 LOB: 2 BB: 1 P: 10	R: 1 E: 0 K: 0 S: 4	H: 1 LOB: 3 BB: 3 P: 16	R: 0 E: 0 K: 0 S: 3	H: 0 LOB: 0 BB: 0 P: 3	R: 1 E: 0 K: 1 S: 6	H: 1 LOB: 0 BB: 0 P: 6	R: 0 E: 1 K: 1 S: 7	H: 1 LOB: 2 BB: 0 P: 7	R: 0 E: 0 K: 0 S: 3	H: 0 LOB: 0 BB: 0 P: 3	R: 0 E: 0 K: 1 S: 6	H: 1 LOB: 1 BB: 0 P: 6	R: 0 E: 0 K: 0 S: 3	H: 0 LOB: 1 BB: 1 P: 7	1B: 3 2B: 1 3B: 0 HR: 2	SF: 0 SAC: 1 DP: 0 HBP: 0	WP: 0 PB: 0 SB: 1 CS: 0	PA: 41			
PITCHER	IP	WLS	BF	H	R	ER	SO	BB	IBB	HBP	BLK	WP	HR	S	P	ERA	WHIP								
Bob Turley, R ERA: 5.14 (1,1)	2.2		17	3	3	3	1	5	0	0	0	0	1	14	34	10.12	3.000								
Don Larsen, R ERA: 5.06 (3,1)	6.1	W	24	3	1	1	3	1	0	0	0	0	1	29	33	1.42	0.632								



Batter	1	2	3	4	5	6	7	8	9	AB	R	H	RBI	BB	SO	LOB	TOP					
Gil McDougald, R OBP: 0.395, SLG: 0.411 (1, 6)										4	0	2	0	1	0	0	New York Yankees @ Detroit Tigers Briggs Stadium, Detroit, MI Tue Jun 19 1956, 4:33 AM EDT Att: 13,305 - Unknown					
Norm Siebern, L OBP: 0.261, SLG: 0.391 (1, 7)										4	0	0	0	0	1	3						
Mickey Mantle, S OBP: 0.464, SLG: 0.773 (1, 8)										4	0	1	0	1	1	1						
Yogi Berra, L OBP: 0.416, SLG: 0.677 (1, 2)										5	1	2	0	0	0	3						
Bill Skowron, R OBP: 0.400, SLG: 0.478 (1, 3)										4	1	1	0	1	0	2						
Irv Noren, L OBP: 0.533, SLG: 0.300 (9, PH)										3	1	2	1	1	0	0						
Hank Bauer, R OBP: 0.286, SLG: 0.444 (9, 9)										1	0	0	0	0	0	3						
Andy Carey, R OBP: 0.332, SLG: 0.370 (1, 5)										3	1	1	1	1	0	1						
Jerry Coleman, R OBP: 0.302, SLG: 0.275 (7, PH)										2	0	0	0	0	0	0						
Elston Howard, R OBP: 0.336, SLG: 0.353 (7, FR)										1	0	1	1	0	0	0						
Billy Martin, R OBP: 0.313, SLG: 0.383 (7, 4)										1	0	0	0	0	0	2						
Bob Grim, R OBP: 0.214, SLG: 0.083 (1, 1)										1	0	0	0	0	1	0						
Tommy Byrne, L OBP: 0.313, SLG: 0.688 (3, 1)										3	1	1	2	0	1	1						
Tom Sturdivant, L OBP: 0.308, SLG: 0.308 (9, 1)										0	0	0	0	0	0	0						
Inning Stats	R: 0 E: 0 K: 1 S: 5	H: 0 LOB: 0 BB: 0 P: 5	R: 0 E: 0 K: 0 S: 4	H: 1 LOB: 1 BB: 0 P: 4	R: 0 E: 0 K: 1 S: 5	H: 0 LOB: 0 BB: 0 P: 5	R: 0 E: 0 K: 1 S: 6	H: 1 LOB: 1 BB: 0 P: 6	R: 0 E: 0 K: 0 S: 3	H: 0 LOB: 0 BB: 0 P: 3	R: 0 E: 0 K: 1 S: 6	H: 1 LOB: 1 BB: 0 P: 6	R: 3 E: 1 K: 0 S: 6	H: 3 LOB: 2 BB: 2 P: 14	R: 1 E: 1 K: 0 S: 5	H: 3 LOB: 2 BB: 1 P: 9	R: 1 E: 0 K: 0 S: 5	H: 2 LOB: 2 BB: 2 P: 13	1B: 7 2B: 3 3B: 0 HR: 1	SF: 0 SAC: 1 DP: 0 HBP: 0	WP: 0 PB: 0 SB: 0 CS: 0	PA: 42
PITCHER	IP	WLS	BF	H	R	ER	SO	BB	IBB	HBP	BLK	WP	HR	S	P	ERA	WHIP					
Frank Lary, R ERA: 3.81 (1, 1)	8.0	L	37	11	5	4	4	2	1	0	0	0	1	42	54	4.50	1.625					
Al Aber, L ERA: 5.27 (9, 1)	1.0		5	0	0	0	0	1	1	0	0	0	0	3	11	0.00	1.000					

Batter	1	2	3	4	5	6	7	8	9	AB	R	H	RBI	BB	SO	LOB	BOTTOM					
Frank Bowling, R OBP: 0.373, SLG: 0.492 (1, 4)										4	0	1	0	0	0	0	New York Yankees @ Detroit Tigers Briggs Stadium, Detroit, MI Tue Jun 19 1956, 4:33 AM EDT Att: 13,305 - Unknown					
Wayne Belardi, L OBP: 0.443, SLG: 0.513 (1, 3)										5	0	2	0	0	0	1						
Earl Torgeson, L OBP: 0.375, SLG: 0.386 (9, FR)										0	0	0	0	0	0	0						
Al Kaline, R OBP: 0.344, SLG: 0.452 (1, 9)										5	0	0	0	0	3	3						
Charlie Maxwell, L OBP: 0.448, SLG: 0.680 (1, 7)										3	2	3	0	1	0	0						
Ray Boone, R OBP: 0.369, SLG: 0.472 (1, 5)										2	1	1	0	2	0	1						
Frank House, L OBP: 0.293, SLG: 0.358 (1, 2)										3	0	0	0	0	0	7						
Bob Kennedy, R OBP: 0.321, SLG: 0.333 (8, PH)										1	0	0	0	0	0	1						
Jay Porter, R OBP: 0.143, SLG: 0.154 (9, 2)										0	0	0	0	0	0	0						
Bill Tuttle, R OBP: 0.324, SLG: 0.397 (1, 8)										3	0	1	1	1	1	1						
Jim Briedeweser, R OBP: 0.286, SLG: 0.200 (1, 6)										4	0	2	2	0	0	0						
Frank Lary, R OBP: 0.189, SLG: 0.257 (1, 1)										3	0	0	0	0	2	4						
Al Aber, L OBP: 0.250, SLG: 0.250 (9, 1)										0	0	0	0	0	0	0						
Harvey Kuenn, R OBP: 0.415, SLG: 0.495 (9, PH)										1	0	0	0	0	0	0						
Inning Stats	R: 0 E: 0 K: 1 S: 4	H: 0 LOB: 0 BB: 0 P: 5	R: 2 E: 0 K: 0 S: 5	H: 3 LOB: 1 BB: 1 P: 9	R: 0 E: 0 K: 0 S: 5	H: 2 LOB: 3 BB: 1 P: 9	R: 0 E: 0 K: 1 S: 5	H: 0 LOB: 0 BB: 0 P: 5	R: 0 E: 0 K: 1 S: 5	H: 0 LOB: 0 BB: 0 P: 5	R: 1 E: 0 K: 1 S: 7	H: 3 LOB: 2 BB: 1 P: 11	R: 0 E: 0 K: 0 S: 3	H: 0 LOB: 0 BB: 0 P: 3	R: 0 E: 0 K: 1 S: 5	H: 0 LOB: 1 BB: 1 P: 9	R: 0 E: 0 K: 1 S: 7	H: 2 LOB: 2 BB: 0 P: 7	1B: 9 2B: 1 3B: 0 HR: 0	SF: 0 SAC: 0 DP: 2 HBP: 1	WP: 0 PB: 0 SB: 0 CS: 0	PA: 39
PITCHER	IP	WLS	BF	H	R	ER	SO	BB	IBB	HBP	BLK	WP	HR	S	P	ERA	WHIP					
Bob Grim, R ERA: 3.74 (1, 1)	2.2		14	5	2	2	1	2	0	1	0	0	0	13	22	6.75	2.625					
Tommy Byrne, L ERA: 4.38 (3, 1)	6.0	W	24	5	1	1	4	2	0	0	0	0	0	30	38	1.50	1.167					
Tom Sturdivant, R ERA: 2.1 (9, 1)	0.1	S	1	0	0	0	1	0	0	0	0	0	0	3	3	0.00	0.000					



Batter	1	2	3	4	5	6	7	8	9	AB	R	H	RBI	BB	SO	LOB	TOP									
Gil McDougald, R OBP: 0.397, SLG: 0.410 (1, 6)										3	0	1	0	1	0	0	New York Yankees @ Detroit Tigers Briggs Stadium, Detroit, MI Wed Jun 20 1956, 4:33 AM EDT Att: 47,756 - Unknown									
Hank Bauer, R OBP: 0.282, SLG: 0.436 (1, 9)										4	0	0	0	0	1	2										
Mickey Mantle, S OBP: 0.464, SLG: 0.795 (1, 8)										4	2	2	2	0	0	0										
Yogi Berra, L OBP: 0.408, SLG: 0.663 (1, 2)										4	0	0	0	0	0	0										
Bill Skowron, R OBP: 0.397, SLG: 0.472 (1, 3)										4	0	1	0	0	2	0										
Elston Howard, R OBP: 0.333, SLG: 0.350 Norm Siebern, L OBP: 0.261, SLG: 0.391 (9, PR) (9, 7)										4	0	1	0	0	1	1										
Billy Martin, R OBP: 0.319, SLG: 0.388 Jerry Coleman, R OBP: 0.318, SLG: 0.293 (8, 4)										3	1	2	0	0	0	0										
Andy Carey, R OBP: 0.335, SLG: 0.386 (1, 5)										3	1	1	2	1	1	2										
Johnny Kucks, R OBP: 0.216, SLG: 0.094 Whitey Ford, L OBP: 0.324, SLG: 0.281 (8, 1)										3	0	0	0	0	1	3										
Inning Stats	R: 0 E: 0 K: 1 S: 5	H: 0 LOB: 0 BB: 0 P: 5	R: 0 E: 0 K: 1 S: 5	H: 0 LOB: 0 BB: 0 P: 5	R: 0 E: 0 K: 2 S: 7	H: 0 LOB: 0 BB: 0 P: 7	R: 0 E: 0 K: 0 S: 3	H: 1 LOB: 0 BB: 0 P: 3	R: 0 E: 0 K: 1 S: 5	H: 0 LOB: 0 BB: 0 P: 5	R: 2 E: 0 K: 0 S: 4	H: 2 LOB: 0 BB: 1 P: 8	R: 1 E: 0 K: 0 S: 6	H: 3 LOB: 3 BB: 1 P: 10	R: 1 E: 0 K: 0 S: 4	H: 1 LOB: 0 BB: 0 P: 4		R: 0 E: 0 K: 1 S: 7	H: 3 LOB: 3 BB: 0 P: 7	1B: 7 2B: 0 3B: 0 HR: 3	SF: 0 SAC: 0 DP: 1 HBP: 0	WP: 1 PB: 0 SB: 0 CS: 0	PA: 36			
PITCHER	IP	WLS	BF	H	R	ER	SO	BB	IBB	HBP	BLK	WP	HR	S	P	ERA	WHIP									
Billy Hoelt, L ERA: 3.86 Steve Gromek, R ERA: 3.59	(1, 1)	8.0	L	31	7	4	4	5	1	1	0	0	1	3	39	47	4.50	1.000								
(9, 1)	1.0	S	5	3	0	0	1	0	0	0	0	0	0	7	7	0.00	3.000									

Batter	1	2	3	4	5	6	7	8	9	AB	R	H	RBI	BB	SO	LOB	BOTTOM									
Frank Bolling, R OBP: 0.408, SLG: 0.516 (1, 4)										3	0	3	0	1	0	0	New York Yankees @ Detroit Tigers Briggs Stadium, Detroit, MI Wed Jun 20 1956, 4:33 AM EDT Att: 47,756 - Unknown									
Wayne Belardi, L OBP: 0.435, SLG: 0.500 (1, 3)										4	0	1	0	0	0	4										
Al Kaline, R OBP: 0.342, SLG: 0.449 (1, 9)										4	0	1	1	0	0	3										
Charlie Maxwell, L OBP: 0.444, SLG: 0.669 (1, 7)										4	0	1	0	0	0	4										
Ray Boone, R OBP: 0.363, SLG: 0.463 (1, 5)										4	0	0	0	0	0	1										
Frank House, L OBP: 0.298, SLG: 0.362 (1, 2)										4	0	2	0	0	0	0										
Bill Tuttle, R OBP: 0.319, SLG: 0.390 (1, 8)										4	0	0	0	0	1	2										
Jim Brideweser, R OBP: 0.281, SLG: 0.196 Earl Torgeson, L OBP: 0.373, SLG: 0.383 Buddy Hicks, S OBP: 0.343, SLG: 0.364 (7, PH) (8, 6)										2	0	0	0	0	1	1										
Billy Hoelt, L OBP: 0.364, SLG: 0.333 Harvey Kuenn, R OBP: 0.417, SLG: 0.497 Jim Small, L OBP: 0.200, SLG: 0.200 Steve Gromek, S OBP: 0.429, SLG: 0.200 (8, PH) (8, PR) (9, 1)										2	0	0	0	0	0	0										
Inning Stats	R: 0 E: 0 K: 0 S: 4	H: 1 LOB: 1 BB: 0 P: 4	R: 0 E: 0 K: 1 S: 6	H: 1 LOB: 1 BB: 0 P: 6	R: 0 E: 0 K: 0 S: 4	H: 1 LOB: 2 BB: 1 P: 8	R: 0 E: 0 K: 0 S: 3	H: 0 LOB: 0 BB: 0 P: 3	R: 0 E: 0 K: 1 S: 6	H: 1 LOB: 1 BB: 0 P: 6	R: 0 E: 0 K: 0 S: 3	H: 1 LOB: 0 BB: 0 P: 3	R: 0 E: 0 K: 0 S: 5	H: 3 LOB: 1 BB: 0 P: 5	R: 0 E: 0 K: 0 S: 3	H: 0 LOB: 0 BB: 0 P: 3		1B: 9 2B: 1 3B: 0 HR: 0	SF: 0 SAC: 0 DP: 3 HBP: 0	WP: 0 PB: 0 SB: 0 CS: 0	PA: 34					
PITCHER	IP	WLS	BF	H	R	ER	SO	BB	IBB	HBP	BLK	WP	HR	S	P	ERA	WHIP									
Johnny Kucks, R ERA: 2.84 Whitey Ford, L ERA: 2.05	(1, 1)	7.2	W	30	9	1	1	2	1	0	0	0	0	4	33	37	1.17	1.304								
(8, 1)	1.1	S	4	0	0	0	0	0	0	0	0	0	0	4	4	0.00	0.000									

AB 34
R 4
H 10
RBI 4
BB 2
SO 6
LOB 8



Batter	1	2	3	4	5	6	7	8	9	10	11	12	AB	R	H	RBI	BB	SO	LOB	TOP		
Gl McDougald, R (1.6) <small>OBP: 0.295, SLG: 0.408</small> Phil Rizzuto, R (12.6) <small>OBP: 0.370, SLG: 0.261</small>	F7		F7			F7			4-3 1B		E 1B 1B	5-3	6	2	2	0	0	0	1			
Norm Siebern, L (1.7) <small>OBP: 0.250, SLG: 0.357</small> Hank Bauer, R (11.9) <small>OBP: 0.262, SLG: 0.436</small>	4-3			4-3			4-3		4-3		E9 1B 1B		5	1	1	0	0	0	1			
Mickey Mantle, S (1.8) <small>OBP: 0.467, SLG: 0.789</small>	BB			4-3			K				1B IBB		3	0	1	1	2	1	0			
Yogi Berra, L (1.2) <small>OBP: 0.399, SLG: 0.647</small>	4-3			F8			F8		F8		F2		5	0	0	0	0	0	5			
Joe Collins, L (1.3) <small>OBP: 0.279, SLG: 0.389</small>							F9		FC3-6 BB		K		4	0	1	2	1	2	1			
Irv Noren, L (1.9) <small>OBP: 0.444, SLG: 0.231</small> Tom Carroll, R (8. PR) <small>OBP: 0.333, SLG: 0.333</small> Don Larsen, R (8.1) <small>OBP: 0.303, SLG: 0.485</small> Rip Coleman, L (10.1) <small>OBP: 0.250, SLG: 0.143</small> Tom Morgan, R (12.1) <small>OBP: 0.250, SLG: 0.143</small> Billy Martin, R (1.4) <small>OBP: 0.316, SLG: 0.389</small>	4-3			F7			F7		FC3-6 2B		6-3	4-3	3	0	0	0	0	0	1			
Andy Carey, R (1.5) <small>OBP: 0.332, SLG: 0.382</small> Bill Skowron, R (8. PH) <small>OBP: 0.395, SLG: 0.470</small> Jerry Coleman, R (8.5) <small>OBP: 0.304, SLG: 0.279</small>				5-3			6-3		1-3		K		2	0	0	0	0	0	0			
Tom Sturdivant, L (1.1) <small>OBP: 0.267, SLG: 0.267</small> Elston Howard, R (8. PH) <small>OBP: 0.333, SLG: 0.357</small> (11.7)			B5-3				1-3		K			1-3	2	0	0	0	0	0	0			
Inning Stats	R: 0 E: 0 K: 3	H: 0 LOB: 1 BB: 7	R: 0 E: 0 K: 1	H: 0 LOB: 0 BB: 5	R: 0 E: 0 K: 0	H: 0 LOB: 0 BB: 3	R: 0 E: 0 K: 0	H: 0 LOB: 0 BB: 3	R: 0 E: 0 K: 0	H: 0 LOB: 0 BB: 5	R: 1 E: 0 K: 1	H: 2 LOB: 1 BB: 7	R: 0 E: 0 K: 1	H: 0 LOB: 0 BB: 5	R: 2 E: 1 K: 0	H: 3 LOB: 2 BB: 10	R: 0 E: 0 K: 1	H: 1 LOB: 1 BB: 6	1B: 5 2B: 2 3B: 0 HR: 0	SF: 0 SAC: 0 DP: 0 HBP: 0	WP: 0 PB: 0 SB: 1 CS: 0	PA: 46
PITCHER Dick Donovan, R (1.1) <small>ERA: 4.25</small> Sandy Consuegra, R (12.1) <small>ERA: 4.0</small>	IP	WLS	BF	H	R	ER	SO	BB	IBB	HBP	BLK	WP	HR	S	P	ERA	WHIP					
	11.0	4	42	6	4	4	5	2	1	0	0	0	0	0	6	6	0.00	1.000				
	1.0	W	4	1	0	0	1	0	0	0	0	0	0	6	6	0.00	1.000					

New York Yankees @ Chicago White Sox
Comiskey Park, Chicago, IL
Fri Jun 22 1956, 4:33 AM EDT
Alt. 48,346 - Unknown

AB 43
R 4
H 7
RBI 4
BB 3
SO 6
LOB 15





Batter	1	2	3	4	5	6	7	8	9	10	11	12	AB	R	H	RBI	BB	SO	LOB	BOTTOM		
Jim Rivera, L (1.9) <small>OBP: 0.365, SLG: 0.419</small>	K		F4	K			F8			3-1 1B BB	BB 1B		5	0	1	0	1	2	3			
Nellie Fox, L (1.4) <small>OBP: 0.325, SLG: 0.379</small>	F9		6-3				L7		G3-6 1B	1-3	BB BB		5	0	1	0	1	0	2			
Larry Doby, L (1.8) <small>OBP: 0.351, SLG: 0.401</small>	1B		1B BB				HR		G3-6 1-2	3-1	4-3		5	1	2	1	1	0	5			
Dave Philley, S (1.7) <small>OBP: 0.348, SLG: 0.357</small> (12.3)	5-3		1-2 3H 1B				4-3			6-3		FC1-5 HBP 1B	6	0	2	1	0	0	2			
Sherm Lollar, R (1.2) <small>OBP: 0.415, SLG: 0.471</small>		5-3	F8				F5			F7		F8	5	1	0	0	0	0	2			
Walt Dropo, R (1.3) <small>OBP: 0.322, SLG: 0.291</small> Jim Delsing, L (11. PR) <small>OBP: 0.229, SLG: 0.036</small> (12.7)	K			1B 1B			5-3			F9		2B 1B	5	0	2	0	0	1	0			
Fred Hatfield, L (1.5) <small>OBP: 0.355, SLG: 0.321</small> Bubba Phillips, R (11. PH) <small>OBP: 0.304, SLG: 0.391</small> (12.5)			FC6-4 1B				SH3-4 BB			L4		K	3	0	2	0	1	0	0			
Luis Aparicio, R (11.6) <small>OBP: 0.266, SLG: 0.219</small> Mingo Marmola, L (11. PH) <small>OBP: 0.288, SLG: 0.184</small> Billy Pierce, L (11. PH) <small>OBP: 0.288, SLG: 0.184</small> Sandy Consuegra, R (12.1) <small>OBP: 0.250, SLG: 0.143</small> Ron Northey, L (12. PH) <small>OBP: 0.250, SLG: 0.143</small> Jack McDermott, L (12. PH) <small>OBP: 0.250, SLG: 0.143</small>	FC6-4 1-2			F4			SH3-4			F5		2B 2B	3	0	0	0	0	0	3			
Dick Donovan, L (1.1) <small>OBP: 0.400, SLG: 0.485</small> Sammy Esposito, R (11. PH) <small>OBP: 0.368, SLG: 0.286</small> (12.6)			WP 1B 2B	K			K			K		1B 2B	4	1	1	0	0	3	3			
Inning Stats	R: 0 E: 0 K: 1	H: 1 LOB: 1 BB: 0	R: 0 E: 0 K: 1	H: 1 LOB: 1 BB: 0	R: 1 E: 0 K: 0	H: 2 LOB: 2 BB: 9	R: 0 E: 0 K: 2	H: 2 LOB: 2 BB: 9	R: 1 E: 0 K: 0	H: 1 LOB: 0 BB: 4	R: 0 E: 0 K: 0	H: 0 LOB: 0 BB: 0	R: 0 E: 0 K: 1	H: 0 LOB: 0 BB: 13	R: 2 E: 0 K: 1	H: 4 LOB: 3 BB: 13	R: 1 E: 0 K: 1	H: 2 LOB: 3 BB: 11	1B: 10 2B: 3 3B: 0 HR: 1	SF: 0 SAC: 1 DP: 1 HBP: 1	WP: 1 PB: 0 SB: 0 CS: 0	PA: 54
PITCHER Tom Sturdivant, R (1.1) <small>ERA: 2.18</small> Don Larsen, R (8.1) <small>ERA: 4.91</small> Rip Coleman, L (10.1) <small>ERA: 2.93</small> Tom Morgan, R (12.1) <small>ERA: 4.7</small>	IP	WLS	BF	H	R	ER	SO	BB	IBB	HBP	BLK	WP	HR	S	P	ERA	WHIP					
	7.0	2	30	8	2	2	5	2	0	0	0	1	1	38	46	2.57	1.429					
	2.0	7	0	0	0	1	1	0	0	0	0	0	0	8	12	0.00	0.500					
	2.0	L	12	5	3	3	1	1	0	0	0	0	0	13	17	13.50	3.000					
	0.2	5	1	0	0	1	0	0	1	1	0	0	0	5	10	0.00	1.500					

New York Yankees @ Chicago White Sox
Comiskey Park, Chicago, IL
Fri Jun 22 1956, 4:33 AM EDT
Alt. 48,346 - Unknown

AB 47
R 5
H 14
RBI 5
BB 5
SO 8
LOB 25



Batter	1	2	3	4	5	6	7	8	9	AB	R	H	RBI	BB	SO	LOB	TOP									
Hank Bauer, R OBP: 0.281, SLG: 0.432 (1, 9)	5-3		5-3			1B		F6		4	0	1	0	0	0	0	<p>New York Yankees @ Chicago White Sox Comiskey Park, Chicago, IL Sat Jun 23 1956, 4:33 AM EDT Att: 29,832 - Unknown</p> <p>livebaseballscorecards.com</p> <p>AB 30 R 0 H 4 RBI 0 BB 4 SO 2 LOB 10</p> 									
Billy Martin, R OBP: 0.314, SLG: 0.382 (1, 4)	B1-3		F6			F4		BB		3	0	0	0	1	0											
Mickey Mantle, S OBP: 0.467, SLG: 0.782 (1, 8)	BB				G4-6-3 BB	F5		F8		2	0	0	0	2	0											
Yogi Berra, L OBP: 0.392, SLG: 0.634 (1, 2)	G3		G4-6-3 1-2						F3	4	0	0	0	0	2											
Joe Collins, L OBP: 0.271, SLG: 0.377 (1, 3)		4-3		K				4-3		4	0	0	0	1	0											
Norm Siebern, L OBP: 0.313, SLG: 0.452 (1, 7)		3B				F9		1B BB		3	0	2	0	1	0											
Andy Carey, R OBP: 0.330, SLG: 0.379 (1, 5)		F8				F9		1-2 1B		4	0	1	0	0	2											
Phil Rizzuto, R OBP: 0.345, SLG: 0.240 (7, PH)																										
Bill Skowron, R OBP: 0.392, SLG: 0.467 (7, 6)		6-3				5-3		F6		2	0	0	0	0	1											
Billy Hunter, R (7, 6)										1	0	0	0	0	2											
Bob Grim, R OBP: 0.188, SLG: 0.071 (8, PH)										0	0	0	0	0	0											
Elston Howard, R OBP: 0.331, SLG: 0.354 (8, PH)						K		F6		1	0	0	0	0	0											
Rip Coleman, L (8, 1)										0	0	0	0	0	0											
Inning Stats	R: 0 E: 0 K: 0 S: 3	H: 0 LOB: 1 BB: 1 P: 7	R: 0 E: 0 K: 0 S: 4	H: 1 LOB: 1 BB: 0 P: 4	R: 0 E: 0 K: 0 S: 3	H: 0 LOB: 0 BB: 0 P: 3	R: 0 E: 0 K: 1 S: 4	H: 0 LOB: 0 BB: 1 P: 8	R: 0 E: 0 K: 0 S: 3	H: 0 LOB: 0 BB: 0 P: 3	R: 0 E: 0 K: 1 S: 6	H: 1 LOB: 1 BB: 0 P: 6	R: 0 E: 0 K: 0 S: 4	H: 1 LOB: 2 BB: 1 P: 8	R: 0 E: 0 K: 0 S: 3	H: 0 LOB: 1 BB: 1 P: 7	R: 0 E: 0 K: 0 S: 4	H: 1 LOB: 1 BB: 0 P: 4	R: 0 E: 0 K: 0 S: 4	H: 1 LOB: 1 BB: 0 P: 4	R: 0 E: 0 K: 0 S: 4	H: 1 LOB: 1 BB: 0 P: 4	1B: 3 2B: 0 3B: 1 HR: 0	SF: 0 SAC: 0 DP: 1 HBP: 0	WP: 0 PB: 0 CS: 0	PA: 34
PITCHER Jim Wilson, R ERA: 3.08 (1, 1)	IP: 9.0 WLS: W BF: 34 H: 4 R: 0 ER: 0 SO: 2 BB: 4 IBB: 0 HBP: 0 BLK: 0 WP: 0 HR: 0 S: 34 P: 50 ERA: 0.00 WHIP: 0.889															PITCHER IP: 9.0 WLS: W BF: 34 H: 4 R: 0 ER: 0 SO: 2 BB: 4 IBB: 0 HBP: 0 BLK: 0 WP: 0 HR: 0 S: 34 P: 50 ERA: 0.00 WHIP: 0.889										

Batter	1	2	3	4	5	6	7	8	9	AB	R	H	RBI	BB	SO	LOB	BOTTOM					
Jim Rivera, L OBP: 0.363, SLG: 0.411 (1, 9)	G3 BB		FC4-6 E 1B 1-2			6-3		F8		3	0	0	0	1	0	1	<p>New York Yankees @ Chicago White Sox Comiskey Park, Chicago, IL Sat Jun 23 1956, 4:33 AM EDT Att: 29,832 - Unknown</p> <p>livebaseballscorecards.com</p> <p>AB 29 R 2 H 8 RBI 2 BB 4 SO 3 LOB 14</p> 					
Nellie Fox, L OBP: 0.327, SLG: 0.381 (1, 4)	G3 1-2		E7 1B 1-3					4-3		4	0	2	0	0	0	1						
Larry Doby, L OBP: 0.384, SLG: 0.392 (1, 8)	K		K			F9		G3		4	0	0	0	0	2	3						
Dave Philley, S OBP: 0.351, SLG: 0.356 (6, PR)										1	0	0	0	1	0	1						
Jim Delsing, L OBP: 0.222, SLG: 0.034 (7, 7)	4-3					1B BB		K		1	1	0	0	0	1	0						
Sherm Lollar, R OBP: 0.416, SLG: 0.477 (1, 2)						1B BB		2B HBP		4	0	2	1	0	0	0						
Walt Dropo, R OBP: 0.330, SLG: 0.293 (1, 3)						1B		2B		3	1	1	0	1	0	2						
Fred Hatfield, L OBP: 0.370, SLG: 0.321 (1, 5)						1B BB		G3 BB		3	0	1	0	1	0	2						
Luis Aparicio, R OBP: 0.286, SLG: 0.319 (1, 6)						1B BB		1B		3	0	1	1	0	0	3						
Jim Wilson, R OBP: 0.372, SLG: 0.333 (1, 1)						1B		F4		3	0	1	0	0	0	1						
Inning Stats	R: 0 E: 0 K: 1 S: 5	H: 0 LOB: 1 BB: 1 P: 9	R: 0 E: 0 K: 0 S: 3	H: 0 LOB: 1 BB: 1 P: 7	R: 0 E: 1 K: 1 S: 6	H: 2 LOB: 1 BB: 0 P: 6	R: 0 E: 0 K: 0 S: 4	H: 2 LOB: 2 BB: 1 P: 8	R: 0 E: 0 K: 0 S: 4	H: 1 LOB: 1 BB: 0 P: 4	R: 2 E: 0 K: 0 S: 4	H: 2 LOB: 1 BB: 1 P: 9	R: 0 E: 0 K: 0 S: 3	H: 0 LOB: 0 BB: 0 P: 3	R: 0 E: 0 K: 1 S: 6	H: 1 LOB: 1 BB: 0 P: 6	R: 0 E: 0 K: 0 S: 4	H: 1 LOB: 1 BB: 0 P: 6	1B: 7 2B: 1 3B: 0 HR: 0	SF: 0 SAC: 0 DP: 0 HBP: 1	WP: 0 PB: 0 CS: 0	PA: 34
PITCHER Bob Grim, R ERA: 3.59 (1, 1)	IP: 7.0 WLS: L BF: 30 H: 7 R: 2 ER: 2 SO: 2 BB: 4 IBB: 0 HBP: 1 BLK: 0 WP: 0 HR: 0 S: 29 P: 46 ERA: 2.57 WHIP: 1.571															PITCHER Rip Coleman, L ERA: 2.85 (8, 1)						

Batter	1	2	3	4	5	6	7	8	9	AB	R	H	RBI	BB	SO	LOB	TOP
Hank Bauer, R (1, 9) Charles Silvera, R (7, 2)	0-0 1B 3B	4-0 FC5-4 BB			0-0 F8		0-0 F8		0-3 K	3	1	1	0	1	0	2	
Billy Martin, R (1, 4) OBP: 0.307, SLG: 0.372	0-0 F9	0-0 FC5-4 1-2			0-0 6-3			0-0 6-3	0-0 F2	5	0	0	0	0	0	5	
Mickey Mantle, S (1, 8) OBP: 0.471, SLG: 0.786	0-0 4-3 1B 3-H				0-0 L6-5 2B			0-0 5-3	0-0 1B 1B	4	0	3	1	0	0	0	
Yogi Berra, L (1, 2) Norm Siebern, L (3, 7) OBP: 0.389, SLG: 0.628 OBP: 0.294, SLG: 0.424	0-0 4-3 1-2				0-3 K			0-0 L4	0-3 K	2	0	0	0	0	1	2	
Bill Skowron, R (1, 3) OBP: 0.389, SLG: 0.462	0-0 1-3				0-0 L6-5 2-3			0-0 5-3	0-0 FC6-4 1B	4	0	1	0	0	0	2	
Elston Howard, R (1, 7) OBP: 0.323, SLG: 0.345					0-0 5-3			0-0 F8	0-0 F3 FC6-4	4	0	0	0	0	0	2	
Andy Carey, R (1, 5) Tom Carroll, R (2, PH) OBP: 0.330, SLG: 0.379 OBP: 0.429, SLG: 0.429					0-0 5-3			0-0 5-3	0-0 1B 1B F8	0	0	0	0	0	0	0	
Billy Hunter, R (1, 6) OBP: 0.500, SLG: 1.000					0-0 5-3 1-H			0-0 5-3	0-0 F7 BB 1B	4	0	2	1	0	0	1	
Whitey Ford, L (1, 1) Bob Cerv, R (2, PH) Bob Turley, R (2, 1) Tom Morgan, R (4, 1) Joe Collins, L (9, PH) OBP: 0.324, SLG: 0.281 OBP: 0.286, SLG: 0.422 OBP: 0.250, SLG: 0.182 OBP: 0.300, SLG: 0.222 OBP: 0.277, SLG: 0.377					0-3 K			0-3 K	0-0 1-2 1B	0	0	0	0	0	0	0	
Inning Stats	R: 1 E: 0 K: 0 S: 5	H: 2 LOB: 1 BB: 0 P: 5	R: 1 E: 0 K: 1 S: 7	H: 2 LOB: 2 BB: 1 P: 11	R: 0 E: 0 K: 1 S: 5	H: 1 LOB: 0 BB: 0 P: 5	R: 0 E: 0 K: 0 S: 3	H: 0 LOB: 0 BB: 0 P: 3	R: 0 E: 0 K: 1 S: 5	H: 0 LOB: 0 BB: 0 P: 5	R: 0 E: 0 K: 0 S: 5	H: 2 LOB: 2 BB: 0 P: 5	R: 0 E: 0 K: 1 S: 7	H: 2 LOB: 2 BB: 1 P: 10	1B: 7 2B: 2 3B: 2 HR: 0	SF: 0 SAC: 0 DP: 1 HBP: 0	WP: 0 PA: 38
PITCHER Billy Pierce, L (1, 1) ERA: 2.97	IP: 9.0 WLS: W BF: 38 H: 10 R: 2 ER: 2 SO: 5 BB: 2 IBB: 0 HBP: 0 BLK: 0 WP: 0 HR: 0 S: 46 P: 54 ERA: 2.00 WHIP: 1.333											PITCHER	IP: 9.0 WLS: W BF: 38 H: 10 R: 2 ER: 2 SO: 5 BB: 2 IBB: 0 HBP: 0 BLK: 0 WP: 0 HR: 0 S: 46 P: 54 ERA: 2.00 WHIP: 1.333				

New York Yankees @ Chicago White Sox
Comiskey Park, Chicago, IL
Sun Jun 24 1956, 4:33 AM EDT
Unknown

AB 36
R 2
H 10
RBI 2
BB 2
SO 5
LOB 18



Batter	1	2	3	4	5	6	7	8	9	AB	R	H	RBI	BB	SO	LOB	BOTTOM		
Sammy Esposito, R (1, 5) OBP: 0.370, SLG: 0.293	0-0 WP 1-3 1B	0-0 G3 2-3	0-3 K		0-0 FC1-6 G6-3 1-2		0-0 1-6-3 1B			5	1	2	0	0	1	3			
Nellie Fox, L (1, 4) OBP: 0.325, SLG: 0.386	0-0 1-3 1-2	0-0 1B 3B			0-0 F8 1-2		0-0 G6-3 1-2		0-0 1-6-3 1B	5	1	1	1	0	0	3			
Minnie Minoso, R (1, 7) Jim Rivera, L (5, 9) OBP: 0.454, SLG: 0.487 OBP: 0.364, SLG: 0.412	1-0 1B HR 2-3	0-0 FC5-4 1B			4-0 1B 1B 2B BB		0-0 1B 1B G6-4-3 1B		0-0 4-3	1	2	1	1	1	0	0			
Dave Philley, S (1, 9) Jim Delsing, L (9, 7) OBP: 0.359, SLG: 0.365 OBP: 0.222, SLG: 0.034	0-0 HR 1B	0-0 FC5-4 1-2			0-0 1B 2B 1B		0-0 G6-4-3 1B 1-2 1B		0-0 1B E 1B	5	3	4	1	0	0	1			
Larry Doby, L (1, 8) OBP: 0.397, SLG: 0.422	0-0 1-1 3-H HR				4-0 HR BB		0-0 2B 6-3 1B		0-0 F9 SF8 1B	4	4	4	3	1	0	0			
Sherm Lollar, R (1, 2) Les Moss, R (7, 2) OBP: 0.418, SLG: 0.500 OBP: 0.324, SLG: 0.500	0-0 6-3				0-0 HR BB		0-0 G6-4-3 1-2 2-3 1B		0-0 E5	4	1	2	4	0	0	2			
Walt Dropo, R (1, 3) OBP: 0.323, SLG: 0.279	0-0 F9				0-0 4-3 6-3		0-0 G6-4-3 1-2 2-3 3-H 4-0 BB		0-0 F9	4	0	0	1	1	0	3			
Luis Aparicio, R (1, 6) OBP: 0.289, SLG: 0.328		0-0 G3 SH2-4 3B 1B			0-0 F7		0-0 F9		0-0 SF8	4	1	2	1	0	0	3			
Billy Pierce, L (1, 1) OBP: 0.146, SLG: 0.128	0-0 SH2-4 1-2				0-0 F7		0-0 FC1-6 1B		0-0 F6 4-3	4	0	1	0	0	0	2			
Inning Stats	R: 4 E: 0 K: 0 S: 6	H: 3 LOB: 0 BB: 0 P: 7	R: 2 E: 0 K: 0 S: 6	H: 3 LOB: 1 BB: 0 P: 6	R: 2 E: 0 K: 1 S: 7	H: 2 LOB: 1 BB: 1 P: 11	R: 3 E: 0 K: 0 S: 6	H: 3 LOB: 1 BB: 1 P: 10	R: 0 E: 0 K: 0 S: 3	H: 1 LOB: 0 BB: 0 P: 3	R: 1 E: 0 K: 0 S: 5	H: 3 LOB: 2 BB: 1 P: 9	R: 0 E: 0 K: 0 S: 4	H: 1 LOB: 1 BB: 0 P: 4	R: 2 E: 1 K: 0 S: 6	H: 2 LOB: 1 BB: 0 P: 6	1B: 13 2B: 2 3B: 1 HR: 2	SF: 1 SAC: 1 DP: 2 HBP: 1	WP: 1 PA: 45
PITCHER Whitey Ford, L (1, 1) ERA: 2.41 Bob Turley, R (2, 1) ERA: 5.64 Tom Morgan, R (4, 1) ERA: 4.58	IP: 1.0 WLS: L BF: 7 H: 3 R: 4 ER: 4 SO: 4 BB: 0 IBB: 0 HBP: 0 BLK: 0 WP: 1 HR: 1 S: 6 P: 7 ERA: 36.00 WHIP: 3.000											PITCHER	IP: 2.1 WLS: L BF: 17 H: 8 R: 7 ER: 7 SO: 1 BB: 2 IBB: 0 HBP: 0 BLK: 0 WP: 0 HR: 1 S: 17 P: 25 ERA: 27.00 WHIP: 4.286						
											PITCHER Tom Morgan, R (4, 1) ERA: 4.58	IP: 4.2 WLS: L BF: 21 H: 7 R: 3 ER: 2 SO: 0 BB: 1 IBB: 0 HBP: 0 BLK: 0 WP: 0 HR: 0 S: 20 P: 24 ERA: 3.86 WHIP: 1.714							

New York Yankees @ Chicago White Sox
Comiskey Park, Chicago, IL
Sun Jun 24 1956, 4:33 AM EDT
Unknown

AB 39
R 14
H 18
RBI 13
BB 3
SO 1
LOB 19



Batter	1	2	3	4	5	6	7	8	9	AB	R	H	RBI	BB	SO	LOB	TOP				
Phil Rizzuto, R OBP: 0.375, SLG: 0.259 (1, 6)	4-0 FC6-4 BB		0-0 SH3			0-0 F9 1B 4-3 1B	0-0 F8			2	1	1	0	1	0	0					
Billy Martin, R OBP: 0.305, SLG: 0.369 (1, 4)	0-0 F9		0-0 F8			0-0 F9 E 1B 1-2 2-H		0-0 1-3		4	1	1	1	0	0	2					
Mickey Mantle, S OBP: 0.465, SLG: 0.773 (1, 8)	0-0 FC6-4 1-2			0-0 F9		0-0 F9 1-2 2-3		0-0 F7		4	0	0	0	0	0	3					
Yogi Berra, L OBP: 0.382, SLG: 0.616 (1, 2)	0-0 4-3			0-0 G3		0-0 4-3 2-H 3-H		0-0 4-3		4	0	0	1	0	0	1					
Joe Collins, L OBP: 0.276, SLG: 0.368 (1, 3)		0-0 3-1		0-0 6-3		0-0 BB BB		0-0 F9		3	0	0	0	1	0	0					
Norm Siebern, L OBP: 0.316, SLG: 0.417 (1, 7)		0-3 K			0-0 G5-4-3 1B	0-0 FC3-4 BB		0-0 F7		3	0	1	0	1	1	0					
Hank Bauer, R OBP: 0.280, SLG: 0.432 (1, 9)		0-0 5-3			0-0 G5-4-3 1-2	0-0 FC3-4 1-2		0-0 6-3		4	0	0	0	0	0	3					
Jerry Coleman, R OBP: 0.327, SLG: 0.289 (1, 5)			4-0 FC5-4 BB		0-0 4-3		0-0 G1-4-3 1B			2	0	1	0	1	0	0					
Mickey McDermott, L OBP: 0.250, SLG: 0.118 Don Larsen, R OBP: 0.356, SLG: 0.472 (1, 1)			0-0 FC5-4 SH3 1-2			0-0 1B 1B		0-0 G1-4-3 1-2		0	0	0	0	0	0	0					
Inning Stats	R: 0 E: 0 K: 0 S: 3	H: 0 LOB: 1 BB: 1 P: 7	R: 0 E: 0 K: 1 S: 5	H: 0 LOB: 0 BB: 0 P: 5	R: 0 E: 0 K: 0 S: 3	H: 0 LOB: 1 BB: 1 P: 7	R: 0 E: 0 K: 0 S: 3	H: 0 LOB: 0 BB: 0 P: 3	R: 0 E: 0 K: 0 S: 3	H: 1 LOB: 0 BB: 0 P: 3	R: 0 E: 0 K: 0 S: 3	H: 0 LOB: 0 BB: 0 P: 3	R: 0 E: 0 K: 0 S: 3	H: 0 LOB: 0 BB: 0 P: 3	R: 0 E: 0 K: 0 S: 3	H: 0 LOB: 0 BB: 0 P: 3	1B: 5 2B: 0 3B: 0 HR: 0	SF: 0 SAC: 1 DP: 2 HBP: 0	WP: 0 PB: 0 CS: 0	PA: 34	
PITCHER	IP WLS BF H R ER SO BB IBB HBP BLK WP HR S P ERA WHIP	IP WLS BF H R ER SO BB IBB HBP BLK WP HR S P ERA WHIP	IP WLS BF H R ER SO BB IBB HBP BLK WP HR S P ERA WHIP	IP WLS BF H R ER SO BB IBB HBP BLK WP HR S P ERA WHIP	IP WLS BF H R ER SO BB IBB HBP BLK WP HR S P ERA WHIP	IP WLS BF H R ER SO BB IBB HBP BLK WP HR S P ERA WHIP	IP WLS BF H R ER SO BB IBB HBP BLK WP HR S P ERA WHIP	IP WLS BF H R ER SO BB IBB HBP BLK WP HR S P ERA WHIP	IP WLS BF H R ER SO BB IBB HBP BLK WP HR S P ERA WHIP	IP WLS BF H R ER SO BB IBB HBP BLK WP HR S P ERA WHIP	IP WLS BF H R ER SO BB IBB HBP BLK WP HR S P ERA WHIP	IP WLS BF H R ER SO BB IBB HBP BLK WP HR S P ERA WHIP	IP WLS BF H R ER SO BB IBB HBP BLK WP HR S P ERA WHIP	IP WLS BF H R ER SO BB IBB HBP BLK WP HR S P ERA WHIP	IP WLS BF H R ER SO BB IBB HBP BLK WP HR S P ERA WHIP	IP WLS BF H R ER SO BB IBB HBP BLK WP HR S P ERA WHIP	IP WLS BF H R ER SO BB IBB HBP BLK WP HR S P ERA WHIP	IP WLS BF H R ER SO BB IBB HBP BLK WP HR S P ERA WHIP	IP WLS BF H R ER SO BB IBB HBP BLK WP HR S P ERA WHIP	IP WLS BF H R ER SO BB IBB HBP BLK WP HR S P ERA WHIP	IP WLS BF H R ER SO BB IBB HBP BLK WP HR S P ERA WHIP

New York Yankees @ Chicago White Sox
Comiskey Park, Chicago, IL
Sun Jun 24 1956, 4:38 AM EDT
Att: 47,255 - Unknown

AB 29
R 3
H 5
RBI 2
BB 4
SO 1
LOB 11



Batter	1	2	3	4	5	6	7	8	9	AB	R	H	RBI	BB	SO	LOB	BOTTOM				
Sammy Esposito, R OBP: 0.371, SLG: 0.304 (1, 5)	4-0 BB SF8 1B BB		0-0 F9		0-0 F9 2-3		0-0 2B		0-0 6-3	4	1	1	0	1	0	3					
Nellie Fox, L OBP: 0.324, SLG: 0.383 (1, 4)	0-0 1-2 HR 1B		0-0 4-3		0-0 F7		0-0 F9			4	1	1	0	0	0	3					
Minnie Minoso, R OBP: 0.455, SLG: 0.500 (1, 7)	4-0 1-2 2-3 HR BB		0-3 K		0-0 F8		0-0 HR			3	2	1	1	1	1	0					
Dave Philley, S OBP: 0.358, SLG: 0.362 Jim Rivera, L OBP: 0.333, SLG: 0.412 (9, 9)	0-0 SF8		4-0 BB		0-0 1-3		0-0 F7			2	0	0	1	1	0	0					
Larry Doby, L OBP: 0.399, SLG: 0.437 (1, 8)	0-0 3-H 1-1 2-H HR		0-0 F7		4-0 2B BB		0-0 6-3			3	2	1	3	1	0	1					
Sherm Lollar, R OBP: 0.419, SLG: 0.505 (1, 2)	0-0 1B		0-0 F8		0-0 1-H 2B		0-0 F6			4	0	2	1	0	0	1					
Walt Dropo, R OBP: 0.320, SLG: 0.270 (1, 3)	0-0 F9			0-0 6-3	0-0 5-3			4-0 FC6-4 BB		3	0	0	0	1	0	2					
Luis Aparicio, R OBP: 0.289, SLG: 0.323 (1, 6)	0-0 L7			4-0 F9 S BB		0-0 1-3		0-0 FC6-4 S 1-2		3	0	0	0	1	0	2					
Gerry Staley, R OBP: 0.364, SLG: 0.300 Morrie Martin, L OBP: 0.333, SLG: 0.200 Dixie Howell, L OBP: 0.273, SLG: 0.200 (1, 1)		0-0 F3		4-0 1-2 BB		0-3 K		0-0 6-3 1-2		1	0	0	0	1	0	0					
Inning Stats	R: 4 E: 0 K: 0 S: 6	H: 3 LOB: 1 BB: 2 P: 14	R: 0 E: 0 K: 0 S: 3	H: 0 LOB: 0 BB: 0 P: 3	R: 0 E: 0 K: 1 S: 5	H: 0 LOB: 1 BB: 1 P: 9	R: 0 E: 0 K: 0 S: 3	H: 0 LOB: 2 BB: 2 P: 11	R: 1 E: 0 K: 0 S: 4	H: 1 LOB: 1 BB: 1 P: 8	R: 0 E: 0 K: 1 S: 6	H: 1 LOB: 0 BB: 0 P: 6	R: 1 E: 0 K: 0 S: 4	H: 1 LOB: 0 BB: 0 P: 4	R: 0 E: 0 K: 0 S: 3	H: 0 LOB: 1 BB: 1 P: 7	1B: 2 2B: 2 3B: 0 HR: 2	SF: 1 SAC: 0 DP: 0 HBP: 0	WP: 0 PB: 0 CS: 0	PA: 37	
PITCHER	IP WLS BF H R ER SO BB IBB HBP BLK WP HR S P ERA WHIP	IP WLS BF H R ER SO BB IBB HBP BLK WP HR S P ERA WHIP	IP WLS BF H R ER SO BB IBB HBP BLK WP HR S P ERA WHIP	IP WLS BF H R ER SO BB IBB HBP BLK WP HR S P ERA WHIP	IP WLS BF H R ER SO BB IBB HBP BLK WP HR S P ERA WHIP	IP WLS BF H R ER SO BB IBB HBP BLK WP HR S P ERA WHIP	IP WLS BF H R ER SO BB IBB HBP BLK WP HR S P ERA WHIP	IP WLS BF H R ER SO BB IBB HBP BLK WP HR S P ERA WHIP	IP WLS BF H R ER SO BB IBB HBP BLK WP HR S P ERA WHIP	IP WLS BF H R ER SO BB IBB HBP BLK WP HR S P ERA WHIP	IP WLS BF H R ER SO BB IBB HBP BLK WP HR S P ERA WHIP	IP WLS BF H R ER SO BB IBB HBP BLK WP HR S P ERA WHIP	IP WLS BF H R ER SO BB IBB HBP BLK WP HR S P ERA WHIP	IP WLS BF H R ER SO BB IBB HBP BLK WP HR S P ERA WHIP	IP WLS BF H R ER SO BB IBB HBP BLK WP HR S P ERA WHIP	IP WLS BF H R ER SO BB IBB HBP BLK WP HR S P ERA WHIP	IP WLS BF H R ER SO BB IBB HBP BLK WP HR S P ERA WHIP	IP WLS BF H R ER SO BB IBB HBP BLK WP HR S P ERA WHIP	IP WLS BF H R ER SO BB IBB HBP BLK WP HR S P ERA WHIP	IP WLS BF H R ER SO BB IBB HBP BLK WP HR S P ERA WHIP	IP WLS BF H R ER SO BB IBB HBP BLK WP HR S P ERA WHIP

New York Yankees @ Chicago White Sox
Comiskey Park, Chicago, IL
Sun Jun 24 1956, 4:38 AM EDT
Att: 47,255 - Unknown

AB 29
R 6
H 6
RBI 6
BB 7
SO 2
LOB 13



Batter	1	2	3	4	5	6	7	8	9	AB	R	H	RBI	BB	SO	LOB	TOP										
Billy Martin, R OBP: 0.308, SLG: 0.370 (1, 4)	0-0 5-3 3B 1B	0-0 6-3		0-0 F9		0-0 E 1B 1B		0-0 6-3		5	2	2	0	0	0	1											
Hank Bauer, R OBP: 0.282, SLG: 0.444 (1, 9)	0-0 5-3 1-2		0-3 K		0-0 HR	0-0 1B 1B		0-0 F3		5	1	2	2	0	1	1											
Mickey Mantle, S OBP: 0.471, SLG: 0.781 (1, 8)	0-0 SF7 2H 3B		0-0 1B		0-0 G4-6-3 1B	0-0 1-2 1B		0-0 F7		5	1	4	1	0	0	0											
Yogi Berra, L OBP: 0.379, SLG: 0.614 (1, 2)	0-0 SF7 3H		0-0 F4		0-0 G4-6-3 1-2	0-0 G3		0-0 WP 2B		4	0	1	1	0	0	4											
Joe Collins, L OBP: 0.280, SLG: 0.387 (1, 3)	0-0 E1 HR		0-0 L4		0-0 HR		0-0 F7		4-0 BB 2-3 BB	4	2	1	1	1	0	1											
Norm Siebern, L OBP: 0.326, SLG: 0.561 (1, 7)	0-0 HR			0-0 HR	0-0 5-3		0-0 4-3		0-0 1-3	5	2	2	3	0	0	2											
Andy Carey, R OBP: 0.324, SLG: 0.371 (1, 5)	0-0 F5			0-0 L9		0-0 F9	0-0 F8			4	0	0	0	0	0	0											
Phil Rizzuto, R OBP: 0.361, SLG: 0.258 (1, 6)		0-0 F7		0-0 L7		0-0 E 1B 1B		0-0 F8		4	1	1	0	0	0	0											
Johnny Kucks, R OBP: 0.220, SLG: 0.111 (1, 1)		0-3 K		0-0 1B		0-3 K		0-0 4-3		4	0	1	0	0	2	1											
Inning Stats	R: 4 E: 1 K: 0 S: 7	H: 3 LOB: 0 BB: 0 P: 7	R: 0 E: 0 K: 1 S: 5	H: 0 LOB: 0 BB: 0 P: 5	R: 0 E: 0 K: 1 S: 6	H: 1 LOB: 1 BB: 0 P: 6	R: 1 E: 0 K: 0 S: 5	H: 2 LOB: 1 BB: 0 P: 5	R: 2 E: 0 K: 0 S: 5	H: 3 LOB: 0 BB: 0 P: 5	R: 2 E: 1 K: 1 S: 9	H: 4 LOB: 2 BB: 0 P: 9	R: 0 E: 0 K: 0 S: 3	H: 0 LOB: 0 BB: 0 P: 3	R: 0 E: 0 K: 0 S: 3	H: 0 LOB: 0 BB: 0 P: 3	R: 0 E: 0 K: 0 S: 4	H: 1 LOB: 2 BB: 1 P: 8	1B: 8 2B: 1 3B: 1 HR: 4	SF: 1 SAC: 0 DP: 1 HBP: 0	WP: 1 PA: 42 CS: 0						
PITCHER	IP	WLS	BF	H	R	ER	SO	BB	IBB	HBP	BLK	WP	HR	S	P	ERA	WHIP	PITCHER									
Troy Herriage, R ERA: 6.34 (1, 1)	4.0	L	19	6	5	3	2	0	0	0	0	0	2	23	23	6.75	1.500										
Jose Santiago, R ERA: 8.52 (5, 1)	0.0		2	2	2	2	0	0	0	0	0	0	1	2	2	∞	∞										
Bobby Shantz, L ERA: 5.4 (5, 1)	2.0		10	5	2	2	1	0	0	0	0	0	1	12	12	9.00	2.500										
Jack McMahan, L ERA: 4.96 (7, 1)	3.0		11	1	0	0	0	1	0	0	0	1	0	10	14	0.00	0.667										
Batter	1	2	3	4	5	6	7	8	9	AB	R	H	RBI	BB	SO	LOB	BOTTOM										
Joe Demaestri, R OBP: 0.278, SLG: 0.301 (1, 6)	0-0 1B 1B	0-3 K		0-0 FC5-4 1-2			0-0 6-3		0-0 G5-4-3 1-2	5	1	1	0	0	1	2											
Hector Lopez, R OBP: 0.377, SLG: 0.508 (1, 5)	0-0 F9		4-0 FC4-6 BB		0-0 F8		0-0 BB 1B		0-0 6-3	4	0	1	0	1	0	1											
Enos Slaughter, L OBP: 0.375, SLG: 0.431 (1, 9)	0-0 F9 1-3 1B		0-0 FC4-6 FC6-4 1-2		0-0 F9		4-0 G1-6-3 BB			3	1	1	0	1	0	1											
Harry Simpson, L OBP: 0.344, SLG: 0.544 (1, 8)	0-0 1B 1-2 3H 1B		0-0 F8		0-0 1B		0-0 G1-6-3 1-2			4	0	2	1	0	0	3											
Vic Power, R OBP: 0.350, SLG: 0.465 (1, 3)	0-0 F9 2-3		0-0 FC6-4 1-2		0-0 F9		0-0 F8			4	0	0	0	0	0	4											
Tim Thompson, L OBP: 0.385, SLG: 0.444 (1, 2)	0-0 1-2 3H 1B			0-0 F8		0-0 G3		4-0 BB		3	0	1	1	1	0	0											
Gus Zernial, R OBP: 0.332, SLG: 0.460 (1, 7)	0-0 F8			0-0 F4		0-0 E5		0-0 F5		4	0	0	0	0	0	3											
Clete Boyer, R OBP: 0.268, SLG: 0.308 (1, 4)		0-0 L5		0-0 1B 2B		0-0 L9		0-0 F7		4	1	1	0	0	0	2											
Troy Herriage, R OBP: 0.228, SLG: 0.133 (1, 1)				0-0 FC5-4 2H 1B		0-3 K		0-0 G5-4-3 1B		1	0	0	0	0	0	0											
Lou Sicking, S OBP: 0.180, SLG: 0.182 (4, PH)										1	0	1	0	0	0	0											
Jose Santiago, R OBP: 0.297, SLG: 0.290 (5, 1)										0	0	0	0	0	0	0											
Bobby Shantz, L OBP: 0.220, SLG: 0.143 (5, 1)										0	0	0	0	0	0	0											
Rance Pless, R OBP: 0.371, SLG: 0.350 (5, PH)										1	0	0	0	0	0	1											
Jack McMahan, R OBP: 0.296, SLG: 0.421 (7, 1)										0	0	0	0	0	0	0											
Eddie Robinson, L OBP: 0.288, SLG: 0.421 (9, PH)										1	0	1	0	0	0	0											
Inning Stats	R: 2 E: 0 K: 0 S: 7	H: 4 LOB: 2 BB: 0 P: 7	R: 0 E: 0 K: 1 S: 5	H: 0 LOB: 0 BB: 0 P: 5	R: 0 E: 0 K: 0 S: 3	H: 0 LOB: 1 BB: 1 P: 7	R: 1 E: 0 K: 0 S: 5	H: 2 LOB: 1 BB: 0 P: 5	R: 0 E: 0 K: 1 S: 6	H: 0 LOB: 1 BB: 0 P: 6	R: 0 E: 0 K: 0 S: 3	H: 1 LOB: 1 BB: 1 P: 7	R: 0 E: 0 K: 0 S: 3	H: 0 LOB: 1 BB: 1 P: 7	R: 0 E: 0 K: 0 S: 3	H: 0 LOB: 0 BB: 0 P: 3	R: 0 E: 0 K: 0 S: 3	H: 1 LOB: 0 BB: 0 P: 3	1B: 8 2B: 1 3B: 0 HR: 0	SF: 0 SAC: 0 DP: 2 HBP: 0	WP: 0 PA: 38 CS: 0						
PITCHER	IP	WLS	BF	H	R	ER	SO	BB	IBB	HBP	BLK	WP	HR	S	P	ERA	WHIP	PITCHER									
Johnny Kucks, R ERA: 2.86 (1, 1)	9.0	W	38	9	3	3	2	3	0	0	0	0	0	39	51	3.00	1.333										

New York Yankees @ Kansas City Athletics
Municipal Stadium, Kansas City, MO
Mon Jun 25 1956, 4:33 AM EDT
Att: 24,642 - Unknown

AB	40
R	9
H	14
RBI	8
BB	1
SO	3
LOB	10



New York Yankees @ Kansas City Athletics
Municipal Stadium, Kansas City, MO
Mon Jun 25 1956, 4:33 AM EDT
Att: 24,642 - Unknown

AB	35
R	3
H	9
RBI	3
BB	3
SO	2
LOB	17



Batter	1	2	3	4	5	6	7	8	9	AB	R	H	RBI	BB	SO	LOB	TOP					
Billy Martin, R OBP: 0.312, SLG: 0.393 (1, 4)										4	1	2	1	0	1	1	New York Yankees @ Kansas City Athletics Municipal Stadium, Kansas City, MO Wed Jun 27 1956, 4:33 AM EDT Att: 21,183 - Unknown livebaseballscorecards.com					
Joe Collins, L OBP: 0.278, SLG: 0.379 (1, 3)										4	0	1	1	0	1	1						
Mickey Mantle, S OBP: 0.466, SLG: 0.765 (1, 8)										3	1	1	0	1	1	1						
Yogi Berra, L OBP: 0.373, SLG: 0.610 (1, 2)										4	0	0	0	0	0	3						
Norm Siebern, L OBP: 0.288, SLG: 0.480 (1, 7)										4	0	0	0	0	3	2						
Hank Bauer, R OBP: 0.293, SLG: 0.458 (1, 9)										3	2	2	2	1	0	0						
Andy Carey, R OBP: 0.326, SLG: 0.392 (1, 5)										4	0	0	0	0	0	2						
Phil Rizzuto, R OBP: 0.372, SLG: 0.270 (1, 6)										3	0	1	1	1	2	0						
Tom Sturdivant, L OBP: 0.316, SLG: 0.421 (1, 1)										4	1	2	0	0	0	2						
Tom Morgan, R OBP: 0.300, SLG: 0.222 (9, 1)										0	0	0	0	0	0	0						
Inning Stats	R: 0 E: 0 K: 1 S: 5	H: 0 LOB: 0 BB: 0 P: 5	R: 1 E: 1 K: 1 S: 7	H: 1 LOB: 2 BB: 1 P: 11	R: 1 E: 0 K: 1 S: 7	H: 2 LOB: 1 BB: 0 P: 7	R: 0 E: 0 K: 0 S: 2	H: 0 LOB: 0 BB: 1 P: 6	R: 1 E: 0 K: 0 S: 4	H: 1 LOB: 1 BB: 1 P: 8	R: 0 E: 0 K: 1 S: 5	H: 1 LOB: 0 BB: 0 P: 5	R: 0 E: 0 K: 2 S: 8	H: 1 LOB: 1 BB: 0 P: 8	R: 2 E: 0 K: 1 S: 7	H: 2 LOB: 2 BB: 0 P: 7	R: 0 E: 0 K: 1 S: 5	H: 1 LOB: 0 BB: 0 P: 5	1B: 6 2B: 1 3B: 1 HR: 1	SF: 1 SAC: 0 DP: 1 HBP: 0	WP: 0 PB: 0 CS: 1	PA: 39
PITCHER Art Ditmar, R ERA: 3.65 (1, 1)	IP: 9.0 WLS: L BF: 37	H: 9 R: 5 ER: 4 SO: 8	BB: 3 IBB: 0 HBP: 0 BLK: 0	WP: 0 HR: 1 S: 50 P: 62	ERA: 4.00 WHIP: 1.333	PITCHER																

Batter	1	2	3	4	5	6	7	8	9	AB	R	H	RBI	BB	SO	LOB	BOTTOM						
Joe Demaestri, R OBP: 0.280, SLG: 0.302 (1, 6)										5	0	1	0	0	0	4	New York Yankees @ Kansas City Athletics Municipal Stadium, Kansas City, MO Wed Jun 27 1956, 4:33 AM EDT Att: 21,183 - Unknown livebaseballscorecards.com						
Hector Lopez, R OBP: 0.370, SLG: 0.494 (1, 5)										3	1	0	0	1	1	1							
Enos Slaughter, L OBP: 0.376, SLG: 0.429 (1, 9)										3	0	1	0	1	0	1							
Harry Simpson, L OBP: 0.342, SLG: 0.547 (1, 8)										4	0	0	0	0	2	4							
Vic Power, R OBP: 0.346, SLG: 0.449 (1, 7)										2	1	0	0	2	0	3							
Eddie Robinson, L OBP: 0.303, SLG: 0.418 (1, 3)										4	0	2	1	0	0	2							
Tim Thompson, L OBP: 0.371, SLG: 0.433 (1, 2)										4	0	0	0	0	1	4							
Clete Boyer, R OBP: 0.277, SLG: 0.279 (1, 4)										2	0	0	0	1	0	1							
Lou Skizas, R OBP: 0.250, SLG: 0.200 (9, PH)										0	0	0	0	1	0	0							
Art Ditmar, R OBP: 0.170, SLG: 0.152 (1, 1)										3	0	1	1	0	2	2							
Joe Ginsberg, L OBP: 0.331, SLG: 0.307 (9, PH)										1	0	0	0	0	0	1							
Inning Stats	R: 0 E: 0 K: 1 S: 6	H: 1 LOB: 1 BB: 0 P: 6	R: 1 E: 0 K: 1 S: 6	H: 1 LOB: 2 BB: 2 P: 14	R: 1 E: 0 K: 1 S: 7	H: 2 LOB: 1 BB: 1 P: 11	R: 0 E: 1 K: 1 S: 5	H: 0 LOB: 0 BB: 0 P: 5	R: 0 E: 0 K: 1 S: 6	H: 0 LOB: 1 BB: 0 P: 6	R: 0 E: 0 K: 0 S: 3	H: 0 LOB: 0 BB: 0 P: 3	R: 0 E: 0 K: 0 S: 2	H: 0 LOB: 1 BB: 1 P: 6	R: 0 E: 0 K: 0 S: 3	H: 0 LOB: 1 BB: 1 P: 7	1B: 5 2B: 2 3B: 0 HR: 0	SF: 0 SAC: 0 DP: 2 HBP: 0	WP: 0 PB: 0 CS: 0	PA: 37			
PITCHER Tom Sturdivant, R ERA: 2.17 (1, 1)	IP: 8.1 WLS: W BF: 35	H: 8 R: 1 ER: 2 SO: 6	BB: 6 IBB: 0 HBP: 0 BLK: 0	WP: 0 HR: 0 S: 41 P: 65	ERA: 2.16 WHIP: 1.320	PITCHER																	
Tom Morgan, R ERA: 4.5 (9, 1)	0.2 S: 2	0 P: 2	0 P: 0	0 P: 0	0 P: 0	0 P: 0	0 P: 2	0 P: 2	0.00 0.000														

Batter	1	2	3	4	5	6	7	8	9	AB	R	H	RBI	BB	SO	LOB	TOP										
Eddie Yost, R OBP: 0.446, SLG: 0.328 (1, 5)	0-0 6-3		0-3 K			0-0 6-3		0-0 5-3	4 0 0 0 0 1 0																		
Whitney Herzog, L OBP: 0.333, SLG: 0.387 Karl Olson, R OBP: 0.321, SLG: 0.359 (1, 8)	0-0 G3			0-0 3-1		0-3 K		0-0 F9	3 0 0 0 0 1 0 1 0 0 0 0 0 0																		
Pete Runnels, L OBP: 0.363, SLG: 0.450 (1, 4)	0-3 K			0-0 3B			0-0 F7	0-0 L6	4 0 1 0 0 1 0																		
Roy Sievers, R OBP: 0.389, SLG: 0.528 (1, 3)		0-0 F7		0-0 F2			0-0 F8		3 0 0 0 0 0 1																		
Clint Courtney, L OBP: 0.390, SLG: 0.443 (1, 2)		HR		0-0 G3			0-0 F8		3 1 1 1 0 0 1																		
Jim Lemon, R OBP: 0.374, SLG: 0.485 (1, 9)		0-0 F4			0-3 K			0-3 K	3 0 0 0 0 2 0																		
Ernie Oravetz, S OBP: 0.376, SLG: 0.280 (1, 7)		0-0 1-3			0-3 K			4-0 BB	2 0 0 0 1 1 0																		
Jose Valdivielso, R OBP: 0.200, SLG: 0.188 Herb Plews, L OBP: 0.288, SLG: 0.120 (8, 6)			0-0 6-3		0-0 6-3			0-0 F7	2 0 0 0 0 0 0 1 0 0 0 0 0 0 1																		
Pedro Ramos, S OBP: 0.261, SLG: 0.318 Lou Berberet, L OBP: 0.375, SLG: 0.389 Bud Byerly, R (8, 1)			0-3 K			0-3 K		0-3 K	2 0 0 0 0 2 0 1 0 0 0 0 1 1 0 0 0 0 0 0 0 0																		
Inning Stats	R: 0 E: 0 K: 1 S: 5	H: 0 LOB: 0 BB: 0 P: 5	R: 1 E: 0 K: 0 S: 4	H: 1 LOB: 0 BB: 0 P: 4	R: 0 E: 0 K: 2 S: 7	H: 0 LOB: 0 BB: 0 P: 7	R: 0 E: 0 K: 0 S: 4	H: 1 LOB: 1 BB: 0 P: 4	R: 0 E: 0 K: 2 S: 7	H: 0 LOB: 0 BB: 0 P: 7	R: 0 E: 0 K: 0 S: 3	H: 0 LOB: 0 BB: 0 P: 3	R: 0 E: 0 K: 2 S: 7	H: 0 LOB: 1 BB: 1 P: 11	R: 0 E: 0 K: 0 S: 3	H: 0 LOB: 0 BB: 0 P: 3	1B: 0 2B: 0 3B: 1 HR: 1	SF: 0 SAC: 0 DP: 0 HBP: 0	WP: 0 PB: 0 SB: 0 CS: 0	PA: 30							
PITCHER	IP	WLS	BF	H	R	ER	SO	BB	IBB	HBP	BLK	WP	HR	S	P	ERA	WHIP										
Bob Grim, R ERA: 3.3 (1, 1)	7.1	W	24	2	1	1	8	0	0	0	0	0	1	40	40	1.23	0.273										
Don Larsen, R ERA: 4.92 (8, 1)	0.1		2	0	0	0	0	1	0	0	0	0	0	1	5	0.00	3.000										
Rip Coleman, L ERA: 2.76 (8, 1)	1.1	S	4	0	0	0	1	0	0	0	0	0	0	6	6	0.00	0.000										

Washington Senators @ New York Yankees
 Yankee Stadium, Bronx, NY
 Fri Jun 29 1956, 3:33 AM EDT
 Att: 20,528 - Unknown - 74 F

AB	29
R	1
H	2
RBI	1
BB	1
SO	9
LOB	4



Batter	1	2	3	4	5	6	7	8	9	AB	R	H	RBI	BB	SO	LOB	BOTTOM										
Billy Martin, R OBP: 0.311, SLG: 0.390 (1, 4)	0-0 6-3	0-0 1B		0-0 F7		0-0 F9			4 0 1 0 0 0 3																		
Joe Collins, L OBP: 0.284, SLG: 0.378 (1, 3)	4-0 BLK 2B BB	0-0 F8			0-0 BB 1B		0-0 4-3		3 1 1 0 1 0 1																		
Mickey Mantle, S OBP: 0.474, SLG: 0.765 (1, 8)	4-0 BLK 2B BB		4-0 E FC4-6 BB		4-0 G4-6-3 BB		4-0 L3 BB		0 2 0 0 4 0 0																		
Yogi Berra, L OBP: 0.367, SLG: 0.599 (1, 2)	0-0 F6		0-0 E4 FC4-6 BB		0-0 F4		0-0 L3		4 0 0 0 0 0 6																		
Norm Siebern, L OBP: 0.304, SLG: 0.472 (1, 7)	4-0 2B BB		0-0 FC4-6 BB		0-0 G4-6-3			0-0 CS SH1-4 1B	3 0 1 1 1 0 3																		
Hank Bauer, R OBP: 0.293, SLG: 0.461 (1, 9)	0-0 2B		0-0 G6-4-3 BB			0-3 K		0-0 SH1-4	3 0 1 2 0 1 1																		
Andy Carey, R OBP: 0.329, SLG: 0.388 (1, 5)	0-0 1-3			0-0 4-3		4-0 1B BB		1-0 HBP	2 0 0 0 1 0 2																		
Phil Rizzuto, R OBP: 0.383, SLG: 0.275 (1, 6)		4-0 1B BB		0-0 F5		0-0 1B		0-3 K	3 0 1 0 1 1 1																		
Bob Grim, R OBP: 0.211, SLG: 0.063 Don Larsen, R OBP: 0.306, SLG: 0.472 Rip Coleman, L (8, 1)		0-3 K			4-0 BB		0-3 1B		2 0 0 0 1 2 3 0 0 0 0 0 0 0 0 0 0 0 0 0 0																		
Inning Stats	R: 2 E: 0 K: 0 S: 4	H: 1 LOB: 2 BB: 3 P: 16	R: 0 E: 0 K: 1 S: 5	H: 1 LOB: 1 BB: 1 P: 9	R: 1 E: 1 K: 0 S: 3	H: 0 LOB: 0 BB: 1 P: 7	R: 0 E: 0 K: 0 S: 3	H: 1 LOB: 1 BB: 1 P: 7	R: 0 E: 0 K: 2 S: 8	H: 1 LOB: 2 BB: 1 P: 12	R: 0 E: 0 K: 0 S: 2	H: 0 LOB: 0 BB: 1 P: 6	R: 0 E: 0 K: 1 S: 5	H: 1 LOB: 1 BB: 0 P: 6	R: 0 E: 0 K: 0 S: 3	H: 0 LOB: 0 BB: 0 P: 3	1B: 4 2B: 2 3B: 0 HR: 0	SF: 0 SAC: 1 DP: 3 HBP: 1	WP: 0 PB: 0 SB: 0 CS: 1	PA: 35							
PITCHER	IP	WLS	BF	H	R	ER	SO	BB	IBB	HBP	BLK	WP	HR	S	P	ERA	WHIP										
Pedro Ramos, R ERA: 5.3 (1, 1)	7.0	L	31	4	3	2	3	9	0	0	1	0	0	28	64	2.57	1.857										
Bud Byerly, R ERA: 1.17 (8, 1)	1.0		4	1	0	0	1	0	0	1	0	0	0	5	6	0.00	1.000										

Washington Senators @ New York Yankees
 Yankee Stadium, Bronx, NY
 Fri Jun 29 1956, 3:33 AM EDT
 Att: 20,528 - Unknown - 74 F

AB	24
R	3
H	5
RBI	3
BB	9
SO	4
LOB	20



Batter	1	2	3	4	5	6	7	8	9	AB	R	H	RBI	BB	SO	LOB	TOP
Eddie Yost, R OBP: 0.444, SLG: 0.324 (1, 5)										3	0	0	0	1	0	0	Washington Senators @ New York Yankees Yankee Stadium, Bronx, NY Sat Jun 30 1956, 3:33 AM EDT Att: 13,535 - Unknown - 83 F livebaseballscorecards.com
Whitey Herzog, L OBP: 0.326, SLG: 0.378 (1, 8)										4	1	0	0	0	0	1	
Pete Runnels, L OBP: 0.361, SLG: 0.447 (1, 4)										4	1	1	0	0	0	0	
Roy Sievers, R OBP: 0.388, SLG: 0.527 (1, 3)										4	1	1	1	0	0	0	
Clint Courtney, L OBP: 0.393, SLG: 0.465 (1, 2)										4	1	2	1	0	0	2	
Jim Lemon, R OBP: 0.379, SLG: 0.498 (1, 9)										3	1	2	3	1	0	0	
Karl Olson, R OBP: 0.324, SLG: 0.362 (1, 7)										4	0	2	0	0	0	1	
Jose Valdivielso, R OBP: 0.203, SLG: 0.192 (1, 6)										4	0	1	0	0	1	3	
Chuck Stobbs, L OBP: 0.139, SLG: 0.171 (1, 1)										4	0	0	0	0	1	3	
Inning Stats	R: 4 E: 0 K: 0 S: 6	H: 3 LOB: 0 BB: 1 P: 10	R: 0 E: 0 K: 0 S: 3	H: 0 LOB: 0 BB: 0 P: 3	R: 0 E: 0 K: 0 S: 3	H: 0 LOB: 1 BB: 0 P: 5	R: 0 E: 0 K: 1 S: 6	H: 1 LOB: 2 BB: 1 P: 10	R: 0 E: 0 K: 0 S: 3	H: 0 LOB: 0 BB: 0 P: 3	R: 0 E: 0 K: 1 S: 6	H: 1 LOB: 1 BB: 0 P: 6	R: 0 E: 0 K: 1 S: 6	H: 1 LOB: 1 BB: 0 P: 6	1B: 6 2B: 1 3B: 0 HR: 2	SF: 0 SAC: 0 DP: 0 HBP: 0	WP: 0 PA: 37 CS: 1
PITCHER	IP WLS BF H R ER SO BB IBB HBP BLK WP HR S P ERA WHIP																
Johnny Kucks, R ERA: 3.15 (1, 1)	3.1 L 17 6 5 5 0 1 0 0 0 0 0 2 16 20 13.50 2.100																
Mickey McDermott, L ERA: 6.1 (4, 1)	3.2 12 1 0 0 1 1 0 0 0 0 0 0 13 17 0.00 0.545																
Bob Turley, R ERA: 5.85 (8, 1)	1.0 3 1 0 0 0 0 0 0 0 0 0 0 3 3 0.00 1.000																
Rip Coleman, L ERA: 2.7 (9, 1)	1.0 4 1 0 0 1 0 0 0 0 0 0 0 6 6 0.00 1.000																

Batter	1	2	3	4	5	6	7	8	9	AB	R	H	RBI	BB	SO	LOB	BOTTOM		
Billy Martin, R OBP: 0.308, SLG: 0.386 (1, 4)										5	0	1	0	0	0	2	Washington Senators @ New York Yankees Yankee Stadium, Bronx, NY Sat Jun 30 1956, 3:33 AM EDT Att: 13,535 - Unknown - 83 F livebaseballscorecards.com		
Norm Siebern, L OBP: 0.288, SLG: 0.446 (1, 7)										3	0	0	0	0	1	1			
Bob Turley, R OBP: 0.250, SLG: 0.182 (8, 1)										0	0	0	0	0	0	0			
Don Larsen, R OBP: 0.297, SLG: 0.459 (8, PH)										1	0	0	0	0	0	1			
Rip Coleman, L (9, 1)										0	0	0	0	0	0	0			
Mickey Mantle, S OBP: 0.471, SLG: 0.757 (1, 8)										4	0	1	0	0	0	0			
Yogi Berra, L OBP: 0.367, SLG: 0.596 (1, 2)										3	0	1	0	0	0	0			
Euston Howard, R OBP: 0.321, SLG: 0.342 (7, 2)										1	0	0	0	0	1	2			
Bill Skowron, R OBP: 0.392, SLG: 0.468 (1, 3)										4	0	2	0	0	1	2			
Hank Bauer, R OBP: 0.300, SLG: 0.463 (1, 9)										3	1	2	0	1	0	2			
Andy Carey, R OBP: 0.327, SLG: 0.385 (1, 5)										4	0	1	0	0	0	5			
Phil Rizzuto, R OBP: 0.214, SLG: 0.108 (1, 6)										2	0	0	0	0	0	0			
Billy Hunter, R OBP: 0.500, SLG: 1.000 (7, PH)										0	0	0	0	0	0	0			
Bob Cerv, R OBP: 0.275, SLG: 0.413 (8, 7)										1	0	0	1	0	0	1			
Johnny Kucks, R OBP: 0.214, SLG: 0.108 (1, 1)										1	0	0	0	0	0	0			
Mickey McDermott, L OBP: 0.238, SLG: 0.111 (4, 1)										1	0	0	0	0	1	0			
Gil McDougald, R OBP: 0.394, SLG: 0.405 (7, PH)										1	0	0	0	0	1	1			
Jerry Coleman, R OBP: 0.327, SLG: 0.289 (8, 6)										0	0	0	0	0	0	0			
Joe Collins, L OBP: 0.298, SLG: 0.378 (9, PH)										0	0	0	0	1	0	0			
Inning Stats	R: 0 E: 0 K: 0 S: 3	H: 0 LOB: 0 BB: 0 P: 3	R: 0 E: 0 K: 0 S: 3	H: 1 LOB: 1 BB: 1 P: 7	R: 0 E: 0 K: 0 S: 4	H: 1 LOB: 1 BB: 0 P: 4	R: 0 E: 0 K: 0 S: 5	H: 2 LOB: 2 BB: 0 P: 5	R: 0 E: 0 K: 1 S: 5	H: 0 LOB: 0 BB: 0 P: 5	R: 1 E: 0 K: 1 S: 7	H: 2 LOB: 1 BB: 0 P: 7	R: 0 E: 1 K: 2 S: 9	H: 1 LOB: 2 BB: 0 P: 9	R: 0 E: 0 K: 0 S: 4	H: 1 LOB: 2 BB: 1 P: 8	1B: 7 2B: 1 3B: 0 HR: 0	SF: 1 SAC: 0 DP: 1 HBP: 0	WP: 1 PA: 37 CS: 0
PITCHER	IP WLS BF H R ER SO BB IBB HBP BLK WP HR S P ERA WHIP																		
Chuck Stobbs, L ERA: 3.87 (1, 1)	9.0 W 37 8 1 1 5 2 0 0 0 0 1 0 45 53 1.00 1.111																		

Batter	1	2	3	4	5	6	7	8	9	AB	R	H	RBI	BB	SO	LOB	TOP						
Eddie Yost, R OBP: 0.445, SLG: 0.327 (1, 5)										4	1	2	0	0	1	1	Washington Senators @ New York Yankees Yankee Stadium, Bronx, NY Sun Jul 01 1956, 3:33 AM EDT Unknown - 83 F						
Tony Robin, R OBP: 0.300, SLG: 0.500 Whitey Herzog, L OBP: 0.326, SLG: 0.378 (1, 4) (8, 8)										4	0	2	0	0	1	1							
Pete Runnels, L OBP: 0.363, SLG: 0.448 (1, 3) (8, 4)										4	0	2	0	0	1	1							
Roy Sievers, R OBP: 0.383, SLG: 0.519 (1, 7) (8, 3)										4	0	0	0	0	0	4							
Jim Lemon, R OBP: 0.377, SLG: 0.498 (1, 9)										4	1	1	0	0	1	1							
Karl Olson, R OBP: 0.326, SLG: 0.366 (1, 8) (8, 7)										3	0	2	1	0	1	0							
Clint Courtney, L OBP: 0.390, SLG: 0.462 (9, PH)										3	0	1	0	0	0	1							
Ed Fitz Gerald, R OBP: 0.387, SLG: 0.377 Herb Plews, L OBP: 0.250, SLG: 0.115 (1, 2) (9, PH)										1	0	1	0	2	0	0							
Jose Valdivielso, R OBP: 0.232, SLG: 0.203 Lou Berberet, L OBP: 0.372, SLG: 0.385 (1, 6) (9, PH)										1	0	0	0	0	0	1							
Camilo Pascual, R OBP: 0.241, SLG: 0.250 (1, 1)										3	0	1	0	0	0	3							
Inning Stats	R: 1 E: 0 K: 1 S: 7	H: 3 LOB: 1 BB: 0 P: 7	R: 0 E: 0 K: 0 S: 3	H: 2 LOB: 1 BB: 1 P: 7	R: 0 E: 0 K: 1 S: 6	H: 2 LOB: 0 BB: 0 P: 6	R: 0 E: 0 K: 2 S: 5	H: 0 LOB: 0 BB: 0 P: 5	R: 0 E: 0 K: 0 S: 8	H: 2 LOB: 1 BB: 0 P: 8	R: 1 E: 0 K: 0 S: 5	H: 3 LOB: 1 BB: 0 P: 5	R: 0 E: 0 K: 0 S: 2	H: 0 LOB: 0 BB: 1 P: 6	R: 0 E: 0 K: 0 S: 3	H: 0 LOB: 1 BB: 0 P: 4		R: 0 E: 1 K: 0 S: 4	H: 0 LOB: 1 BB: 0 P: 4	1B: 11 2B: 1 3B: 0 HR: 0	SF: 0 SAC: 0 DP: 4 HBP: 0	WP: 0 PB: 0 SB: 0 CS: 0	PA: 35
PITCHER	IP WLS BF H R ER SO BB IBB HBP BLK WP HR S P ERA WHIP																						
Whitey Ford, L ERA: 2.55 Tom Morgan, R ERA: 4.26	(1, 1) (8, 1)	7.0 W 7 0 0 0 0 2 0 0 0 0 0 0 0 0 2.57 2.000																					


Batter	1	2	3	4	5	6	7	8	9	AB	R	H	RBI	BB	SO	LOB	BOTTOM				
Billy Martin, R OBP: 0.312, SLG: 0.382 (1, 4)										2	0	0	0	1	1	1	Washington Senators @ New York Yankees Yankee Stadium, Bronx, NY Sun Jul 01 1956, 3:33 AM EDT Unknown - 83 F				
Norm Siebern, L OBP: 0.302, SLG: 0.431 (1, 7)										2	1	0	0	2	1	2					
Mickey Mantle, S OBP: 0.471, SLG: 0.751 (1, 8)										2	1	0	0	2	1	3					
Yogi Berra, L OBP: 0.361, SLG: 0.585 (1, 2)										4	0	0	0	0	0	4					
Joe Collins, L OBP: 0.287, SLG: 0.395 (1, 3)										4	1	1	3	0	0	1					
Hank Bauer, R OBP: 0.299, SLG: 0.460 (1, 9)										4	0	1	0	0	1	1					
Andy Carey, R OBP: 0.323, SLG: 0.379 (1, 5)										3	0	0	0	0	2	1					
Phil Rizzuto, R OBP: 0.353, SLG: 0.250 Irv Noren, L OBP: 0.474, SLG: 0.357 Tom Carroll, R OBP: 0.429, SLG: 0.429 Jerry Coleman, R OBP: 0.327, SLG: 0.289 (1, 6) (7, PH) (7, PR) (8, 6)										2	0	0	0	0	0	0					
Whitey Ford, L OBP: 0.302, SLG: 0.243 Bill Skowron, R OBP: 0.390, SLG: 0.466 Tom Morgan, R OBP: 0.300, SLG: 0.222 (1, 1) (7, PH) (8, 1)										1	0	0	0	1	0	0					
Inning Stats	R: 0 E: 0 K: 2 S: 7	H: 0 LOB: 0 BB: 1 P: 11	R: 0 E: 0 K: 0 S: 3	H: 0 LOB: 0 BB: 0 P: 3	R: 0 E: 0 K: 1 S: 5	H: 0 LOB: 2 BB: 1 P: 10	R: 0 E: 0 K: 1 S: 6	H: 1 LOB: 0 BB: 0 P: 6	R: 0 E: 0 K: 0 S: 2	H: 0 LOB: 0 BB: 1 P: 6	R: 1 E: 0 K: 0 S: 3	H: 0 LOB: 1 BB: 2 P: 11	R: 0 E: 0 K: 1 S: 6	H: 1 LOB: 1 BB: 0 P: 6	R: 2 E: 0 K: 1 S: 6	H: 1 LOB: 0 BB: 1 P: 10		1B: 1 2B: 1 3B: 0 HR: 1	SF: 0 SAC: 0 DP: 0 HBP: 1	WP: 0 PB: 0 SB: 1 CS: 1	PA: 34
PITCHER	IP WLS BF H R ER SO BB IBB HBP BLK WP HR S P ERA WHIP																				
Camilo Pascual, R ERA: 6.33	(1, 1)	8.0 L 33 3 3 3 6 6 0 1 0 0 1 1 3.38 1.125																			



Batter	1	2	3	4	5	6	7	8	9	10	11	AB	R	H	RBI	BB	SO	LOB	TOP					
Billy Martin, R OBP: 0.324, SLG: 0.396	4-0 1B FC4-6 BB	0-0 F8	0-0 B1-3	0-0 5-3	0-0 FC6-4 1B	0-0 5-3	0-0 FC6-4 1B	0-0 HR	0-0 FC6-4 1B	0-0 FC6-4 1B	5	2	2	2	1	0	0							
Norm Siebern, L OBP: 0.274, SLG: 0.382	0-0 FC4-6 1B	0-0 BB	0-0 4-3	0-0 3-1	0-0 3-1	0-0 4-3	0-0 4-3	0-0 4-3	0-0 F5	0-0 FC6-4 1B	5	1	1	0	0	0	1							
Bob Cerv, R OBP: 0.310, SLG: 0.412	0-0 FC4-6 1B	0-0 BB	0-0 4-3	0-0 3-1	0-0 3-1	0-0 4-3	0-0 4-3	0-0 4-3	0-0 F5	0-0 FC6-4 1B	1	0	0	0	0	0	2							
Mickey Mantle, S OBP: 0.472, SLG: 0.754	4-0 FC4-6 1B	0-0 BB	0-0 E4	0-0 4-3	0-0 4-3	0-0 4-3	0-0 4-3	0-0 K	0-0 5-3	0-0 5-3	4	0	1	0	1	1	0							
Yogi Berra, L OBP: 0.357, SLG: 0.570	0-0 FC4-6 1B	0-0 BB	0-0 F7	0-0 F8	0-0 F8	0-0 F8	0-0 4-3	0-0 4-3	0-0 F4	0-0 F4	5	0	0	0	1	0	0	3						
Joe Collins, L OBP: 0.297, SLG: 0.392	0-0 FC4-6 1B	0-0 BB	0-0 4-3	0-0 3-1	0-0 3-1	0-0 3-1	0-0 3-1	0-0 1B HBP	0-0 1B	0-0 1B	3	1	2	1	2	0	0							
Hank Bauer, R OBP: 0.296, SLG: 0.450	0-0 F8	0-0 F8	0-0 1-3	0-0 1-3	0-0 1-3	0-0 1-3	0-0 1-3	0-0 1B HBP	0-0 1B	0-0 1B	3	0	1	0	0	0	4							
Irv Noren, L OBP: 0.476, SLG: 0.375	0-0 F8	0-0 F8	0-0 1-3	0-0 1-3	0-0 1-3	0-0 1-3	0-0 1-3	0-0 1B HBP	0-0 1B	0-0 1B	1	0	1	0	0	0	0							
Tom Carroll, R OBP: 0.429, SLG: 0.429	0-0 F8	0-0 F8	0-0 1-3	0-0 1-3	0-0 1-3	0-0 1-3	0-0 1-3	0-0 1B HBP	0-0 1B	0-0 1B	0	1	0	0	0	0	0							
Elston Howard, R OBP: 0.327, SLG: 0.346	0-0 F8	0-0 F8	0-0 1-3	0-0 1-3	0-0 1-3	0-0 1-3	0-0 1-3	0-0 1B HBP	0-0 1B	0-0 1B	1	0	0	0	0	0	1							
Gil McDougald, R OBP: 0.392, SLG: 0.401	0-0 6-3	0-0 6-3	0-0 6-3	0-0 6-3	0-0 6-3	0-0 6-3	0-0 6-3	0-0 6-3	0-0 6-3	0-0 6-3	5	1	1	0	0	0	3							
Andy Carey, R OBP: 0.318, SLG: 0.364	0-0 1-3	0-0 1-3	0-0 1-3	0-0 1-3	0-0 1-3	0-0 1-3	0-0 1-3	0-0 1-3	0-0 1-3	0-0 1-3	3	0	0	0	0	0	0							
Bill Skowron, R OBP: 0.394, SLG: 0.458	0-0 1-3	0-0 1-3	0-0 1-3	0-0 1-3	0-0 1-3	0-0 1-3	0-0 1-3	0-0 1-3	0-0 1-3	0-0 1-3	0	0	0	1	0	0	0							
Jerry Coleman, R OBP: 0.321, SLG: 0.271	0-0 1-3	0-0 1-3	0-0 1-3	0-0 1-3	0-0 1-3	0-0 1-3	0-0 1-3	0-0 1-3	0-0 1-3	0-0 1-3	1	0	0	0	0	0	0							
Johnny Kucks, R OBP: 0.200, SLG: 0.100	0-0 1-3	0-0 1-3	0-0 1-3	0-0 1-3	0-0 1-3	0-0 1-3	0-0 1-3	0-0 1-3	0-0 1-3	0-0 1-3	3	0	0	0	0	2	0							
Mickey McDermott, L OBP: 0.261, SLG: 0.150	0-0 1-3	0-0 1-3	0-0 1-3	0-0 1-3	0-0 1-3	0-0 1-3	0-0 1-3	0-0 1-3	0-0 1-3	0-0 1-3	1	0	0	0	0	2	0							
Tom Morgan, R OBP: 0.300, SLG: 0.222	0-0 1-3	0-0 1-3	0-0 1-3	0-0 1-3	0-0 1-3	0-0 1-3	0-0 1-3	0-0 1-3	0-0 1-3	0-0 1-3	0	0	0	0	0	0	0							
Tommy Byrne, L OBP: 0.350, SLG: 0.632	0-0 1-3	0-0 1-3	0-0 1-3	0-0 1-3	0-0 1-3	0-0 1-3	0-0 1-3	0-0 1-3	0-0 1-3	0-0 1-3	0	0	0	0	0	0	0							
Tom Sturdivant, L OBP: 0.318, SLG: 0.409	0-0 1-3	0-0 1-3	0-0 1-3	0-0 1-3	0-0 1-3	0-0 1-3	0-0 1-3	0-0 1-3	0-0 1-3	0-0 1-3	1	0	1	0	0	0	0							
Inning Stats	R: 2 E: 0 K: 0 S: 5	H: 2 LOB: 2 BB: 2 P: 13	R: 0 E: 0 K: 0 S: 3	H: 0 LOB: 0 BB: 0 P: 3	R: 0 E: 1 K: 0 S: 4	H: 1 LOB: 2 BB: 1 P: 8	R: 0 E: 0 K: 1 S: 5	H: 0 LOB: 0 BB: 0 P: 5	R: 0 E: 0 K: 0 S: 4	H: 1 LOB: 1 BB: 0 P: 4	R: 0 E: 0 K: 1 S: 5	H: 0 LOB: 0 BB: 0 P: 5	R: 0 E: 0 K: 1 S: 5	H: 0 LOB: 0 BB: 0 P: 5	R: 0 E: 0 K: 0 S: 4	H: 1 LOB: 1 BB: 0 P: 4	R: 0 E: 0 K: 0 S: 5	H: 2 LOB: 2 BB: 0 P: 5	R: 0 E: 0 K: 0 S: 5	H: 2 LOB: 2 BB: 0 P: 5	1B: 8 2B: 1 3B: 0 HR: 1	SF: 0 SAC: 0 DP: 1 HBP: 1	WP: 0 PB: 0 SB: 0 CS: 0	PA: 47
PITCHER	IP ERA WLS BF H R ER SO BB IBB HBP BLK WP HR S P ERA WHIP	8.0 4.11 1.0 4 1 1 1 0 0 0 0 0 0 0 1 3 4 9.00 1.000	10.1 4.91 2.0 9 3 0 0 0 0 0 0 0 0 0 0 9 9 0.00 1.500	PITCHER																	IP ERA WLS BF H R ER SO BB IBB HBP BLK WP HR S P ERA WHIP			

New York Yankees @ Boston Red Sox
Fenway Park, Boston, MA
Wed Jul 04 1956, 3:33 AM EDT
Unknown


AB 42
R 6
H 10
RBI 5
BB 4
SO 3
LOB 16



Batter	1	2	3	4	5	6	7	8	9	10	11	AB	R	H	RBI	BB	SO	LOB	BOTTOM					
Billy Goodman, L OBP: 0.369, SLG: 0.436	0-0 F7	0-0 F7	0-0 F5	0-0 SH2-3	0-0 SH2-3	0-0 SH2-3	0-0 SH2-3	0-0 SH2-3	0-0 SH2-3	0-0 SH2-3	0-0 SH2-3	3	1	1	0	1	0	1						
Billy Klaus, L OBP: 0.366, SLG: 0.381	4-0 FC4-6 BB	0-0 FC4-6 BB	0-0 FC6-4 1B	0-0 FC6-5	0-0 FC6-5	0-0 FC6-5	0-0 FC6-5	0-0 FC6-5	0-0 FC6-5	0-0 FC6-5	0-0 FC6-5	3	1	1	0	2	0	3						
Ted Williams, L OBP: 0.488, SLG: 0.554	0-0 FC4-6	0-0 FC4-6	0-0 FC6-4 1B	0-0 FC6-4	0-0 FC6-4	0-0 FC6-4	0-0 FC6-4	0-0 FC6-4	0-0 FC6-4	0-0 FC6-4	0-0 FC6-4	3	1	1	3	1	0	2						
Jackie Jensen, R OBP: 0.407, SLG: 0.496	0-0 FC4-6	0-0 FC4-6	0-0 FC6-4 1B	0-0 FC6-4	0-0 FC6-4	0-0 FC6-4	0-0 FC6-4	0-0 FC6-4	0-0 FC6-4	0-0 FC6-4	0-0 FC6-4	2	0	1	1	0	1	1						
Mickey Vernon, L OBP: 0.386, SLG: 0.526	0-0 F6	0-0 F6	0-0 FC6-4	0-0 FC6-4	0-0 FC6-4	0-0 FC6-4	0-0 FC6-4	0-0 FC6-4	0-0 FC6-4	0-0 FC6-4	0-0 FC6-4	4	0	0	1	1	0	6						
Jim Piersall, R OBP: 0.378, SLG: 0.429	0-0 G1-6-3 1B	0-0 G1-6-3 1B	0-0 5-3	0-0 5-3	0-0 5-3	0-0 5-3	0-0 5-3	0-0 5-3	0-0 5-3	0-0 5-3	0-0 5-3	6	0	3	1	0	1	5						
Gene Stephens, L OBP: 0.238, SLG: 0.136	0-0 G1-6-3 1B	0-0 G1-6-3 1B	0-0 B1-3	0-0 B1-3	0-0 B1-3	0-0 B1-3	0-0 B1-3	0-0 B1-3	0-0 B1-3	0-0 B1-3	0-0 B1-3	5	0	0	0	0	0	3						
Pete Daley, R OBP: 0.358, SLG: 0.565	0-0 F3	0-0 F3	0-0 F4	0-0 F4	0-0 F4	0-0 F4	0-0 F4	0-0 F4	0-0 F4	0-0 F4	0-0 F4	5	0	1	0	0	0	2						
Don Buddin, R OBP: 0.380, SLG: 0.345	0-0 B3	0-0 B3	0-0 B3	0-0 B3	0-0 B3	0-0 B3	0-0 B3	0-0 B3	0-0 B3	0-0 B3	0-0 B3	4	2	1	0	1	0	1						
Willard Nixon, L OBP: 0.263, SLG: 0.188	0-0 E5	0-0 E5	0-0 E5	0-0 E5	0-0 E5	0-0 E5	0-0 E5	0-0 E5	0-0 E5	0-0 E5	0-0 E5	2	2	1	1	1	0	0						
Ike Delock, R OBP: 0.111, SLG: 0.059	0-0 E5	0-0 E5	0-0 E5	0-0 E5	0-0 E5	0-0 E5	0-0 E5	0-0 E5	0-0 E5	0-0 E5	0-0 E5	0	0	0	0	0	0	0						
Dick Gernert, R OBP: 0.411, SLG: 0.524	0-0 FC6-4 1B	0-0 FC6-4 1B	0-0 FC6-4 1B	0-0 FC6-4 1B	0-0 FC6-4 1B	0-0 FC6-4 1B	0-0 FC6-4 1B	0-0 FC6-4 1B	0-0 FC6-4 1B	0-0 FC6-4 1B	0-0 FC6-4 1B	1	0	0	0	0	1	0						
Billy Consolo, R OBP: 0.411, SLG: 0.524	0-0 FC6-4 1B	0-0 FC6-4 1B	0-0 FC6-4 1B	0-0 FC6-4 1B	0-0 FC6-4 1B	0-0 FC6-4 1B	0-0 FC6-4 1B	0-0 FC6-4 1B	0-0 FC6-4 1B	0-0 FC6-4 1B	0-0 FC6-4 1B	0	0	0	0	0	0	0						
Leo Kieley, L OBP: 0.167, SLG: 0.167	0-0 FC6-4 1B	0-0 FC6-4 1B	0-0 FC6-4 1B	0-0 FC6-4 1B	0-0 FC6-4 1B	0-0 FC6-4 1B	0-0 FC6-4 1B	0-0 FC6-4 1B	0-0 FC6-4 1B	0-0 FC6-4 1B	0-0 FC6-4 1B	1	0	0	0	0	0	1						
Inning Stats	R: 0 E: 0 K: 0 S: 3	H: 0 LOB: 1 BB: 1 P: 7	R: 0 E: 0 K: 0 S: 3	H: 1 LOB: 0 BB: 0 P: 3	R: 2 E: 0 K: 0 S: 6	H: 3 LOB: 2 BB: 1 P: 10	R: 0 E: 0 K: 0 S: 3	H: 0 LOB: 0 BB: 0 P: 3	R: 0 E: 0 K: 0 S: 3	H: 1 LOB: 1 BB: 0 P: 4	R: 3 E: 0 K: 0 S: 4	H: 1 LOB: 0 BB: 2 P: 12	R: 0 E: 0 K: 0 S: 3	H: 0 LOB: 0 BB: 0 P: 3	R: 1 E: 1 K: 1 S: 7	H: 1 LOB: 3 BB: 2 P: 15	R: 0 E: 0 K: 0 S: 4	H: 1 LOB: 1 BB: 0 P: 4	R: 1 E: 0 K: 1 S: 6	H: 2 LOB: 2 BB: 1 P: 10	1B: 8 2B: 1 3B: 0 HR: 1	SF: 0 SAC: 3 DP: 2 HBP: 1	WP: 0 PB: 0 SB: 0 CS: 0	PA: 50
PITCHER	IP ERA WLS BF H R ER SO BB IBB HBP BLK WP HR S P ERA WHIP	3.36 0.0 0.1 2.1 1.1	8.0 4.11 1.0 4 1 1 1 0 0 0 0 0 0 0 1 3 4 9.00 1.000	10.1 4.91 2.0 9 3 0 0 0 0 0 0 0 0 0 0 9 9 0.00 1.500	PITCHER																	IP ERA WLS BF H R ER SO BB IBB HBP BLK WP HR S P ERA WHIP		

New York Yankees @ Boston Red Sox
Fenway Park, Boston, MA
Wed Jul 04 1956, 3:33 AM EDT
Unknown

AB 39
R 7
H 10
RBI 7
BB 7
SO 2
LOB 26




Batter	1	2	3	4	5	6	7	8	9	AB	R	H	RBI	BB	SO	LOB	TOP								
Gil McDougald, R OBP: 0.389, SLG: 0.396 (1, 6)	F9	G3		L5		5-3				5	0	1	0	0	0	2	New York Yankees @ Boston Red Sox Fenway Park, Boston, MA Wed Jul 04 1956, 3:38 AM EDT Att: 34,594 - Unknown								
Billy Martin, R OBP: 0.325, SLG: 0.396 (1, 4)	1B		K		5-3		F4	K		5	2	2	0	0	2	2									
Hank Bauer, R OBP: 0.298, SLG: 0.449 (1, 9)	E7		E	G3	5-3		F6		6-3	5	1	2	0	0	0	1									
Yogi Berra, L OBP: 0.361, SLG: 0.573 (1, 2)	3-1		G3				HR		BB	4	2	2	1	1	0	2									
Bill Skowron, R OBP: 0.404, SLG: 0.481 Norm Siebern, L OBP: 0.274, SLG: 0.382 (1, 3) (9, 7)			E6						FC5	4	2	3	3	1	0	1									
Andy Carey, R OBP: 0.313, SLG: 0.358 Joe Collins, L OBP: 0.301, SLG: 0.392 (1, 5) (9, 3)	5-3		5-3		F9		F9		FC5	4	0	0	0	0	0	4									
Bob Cerv, R OBP: 0.333, SLG: 0.418 (1, 8)					1-3				FC5	4	0	2	1	1	0	2									
Elston Howard, R OBP: 0.320, SLG: 0.338 Irv Noren, L OBP: 0.500, SLG: 0.412 Tom Carroll, R OBP: 0.429, SLG: 0.429 Jerry Coleman, R OBP: 0.321, SLG: 0.271 (1, 7) (9, PH) (9, FR) (9, 5)	F9		1-3		1-3		G4-6-3	K		4	0	0	0	0	1	3									
Don Larsen, R OBP: 0.317, SLG: 0.525 Tommy Byrne, L OBP: 0.333, SLG: 0.600 (1, 1) (8, 1)	5-3							FC3-6	G4-6-3	3	1	1	1	1	0	2									
Inning Stats	R: 2 E: 1 K: 0 S: 6	H: 3 LOB: 1 BB: 0 P: 6	R: 0 E: 0 K: 0 S: 4	H: 1 LOB: 1 BB: 0 P: 4	R: 0 E: 1 K: 1 S: 7	H: 1 LOB: 2 BB: 0 P: 7	R: 1 E: 0 K: 0 S: 4	H: 1 LOB: 0 BB: 0 P: 4	R: 1 E: 0 K: 0 S: 4	H: 2 LOB: 1 BB: 1 P: 8	R: 0 E: 0 K: 2 S: 2	H: 0 LOB: 1 BB: 2 P: 10	R: 2 E: 0 K: 0 S: 5	H: 2 LOB: 0 BB: 0 P: 5	R: 0 E: 0 K: 2 S: 9	H: 2 LOB: 2 BB: 0 P: 9		R: 3 E: 0 K: 0 S: 5	H: 2 LOB: 2 BB: 2 P: 13	1B: 11 2B: 2 3B: 0 HR: 2	SF: 0 SAC: 0 DP: 2 HBP: 0	WP: 0 PB: 0 SB: 0 CS: 0	PA: 45		
PITCHER	IP	WLS	BF	H	R	ER	SO	BB	IBB	HBP	BLK	WP	HR	S	P	ERA	WHIP								
Mel Parnell, L ERA: 3.86 (1, 1)	7.0	L	33	10	6	6	1	3	0	0	0	0	2	32	44	7.71	1.857								
Tom Hurd, R ERA: 8.17 (8, 1)	1.0		5	2	0	0	2	0	0	0	0	0	0	9	9	0.00	2.000								
Harry Dorish, R ERA: 4.21 (9, 1)	1.0		7	2	3	3	0	2	0	0	0	0	0	5	13	27.00	4.000								

AB	40
R	9
H	14
RBI	8
BB	5
SO	3
LOB	21



Batter	1	2	3	4	5	6	7	8	9	AB	R	H	RBI	BB	SO	LOB	BOTTOM								
Billy Goodman, L OBP: 0.365, SLG: 0.430 (1, 4)	4-3				E6					5	1	1	0	0	0	2	New York Yankees @ Boston Red Sox Fenway Park, Boston, MA Wed Jul 04 1956, 3:38 AM EDT Att: 34,594 - Unknown								
Billy Klaus, L OBP: 0.384, SLG: 0.376 (1, 5)	3-1		F7		BB		F8		4-3	5	0	1	0	0	0	2									
Ted Williams, L OBP: 0.491, SLG: 0.549 (1, 7)	FC5-4			1B	BB		1-5-3		F8	3	0	1	0	2	0	1									
Dick Gemert, R OBP: 0.415, SLG: 0.518 (1, 3)	FC5-4			1B	BB				5-3	2	0	0	1	3	0	1									
Jackie Jensen, R OBP: 0.401, SLG: 0.487 (1, 9)			F9		F2		G6-4-3		F9	5	0	0	0	0	0	6									
Jim Piersall, R OBP: 0.382, SLG: 0.437 (1, 8)				1B			1-3		1B	4	1	3	0	0	0	0									
Sammy White, R OBP: 0.335, SLG: 0.408 (1, 2)	G5-4-3				F2		K		2B	4	1	1	1	0	1	4									
Don Buddin, R OBP: 0.379, SLG: 0.348 (1, 6)			K		K		K		1B	4	1	1	1	0	3	3									
Mel Parnell, L ERA: 3.86 (1, 1)										2	0	0	0	0	0	0									
Gene Siegen, L OBP: 0.299, SLG: 0.136 (7, PH)										0	0	0	0	0	1	0									
Tom Hurd, R ERA: 8.17 (8, 1)										0	0	0	0	0	0	0									
Mickey Vernon, L OBP: 0.336, SLG: 0.528 (8, PH)										1	0	1	0	0	0	0									
Billy Consoia, R OBP: 0.336, SLG: 0.528 (8, PH)										0	0	0	0	0	0	0									
Harry Dorish, R ERA: 4.21 (9, 1)										0	0	0	0	0	0	0									
Inning Stats	R: 0 E: 0 K: 0 S: 3	H: 0 LOB: 1 BB: 1 P: 7	R: 0 E: 0 K: 0 S: 3	H: 1 LOB: 0 BB: 0 P: 3	R: 0 E: 0 K: 1 S: 6	H: 1 LOB: 1 BB: 0 P: 6	R: 0 E: 0 K: 1 S: 7	H: 2 LOB: 3 BB: 1 P: 11	R: 1 E: 1 K: 0 S: 4	H: 1 LOB: 2 BB: 2 P: 12	R: 0 E: 0 K: 2 S: 7	H: 0 LOB: 0 BB: 0 P: 7	R: 0 E: 0 K: 0 S: 3	H: 0 LOB: 1 BB: 1 P: 7	R: 3 E: 0 K: 0 S: 7	H: 4 LOB: 1 BB: 0 P: 7	R: 0 E: 0 K: 0 S: 3	H: 0 LOB: 1 BB: 1 P: 7	1B: 7 2B: 2 3B: 0 HR: 0	SF: 0 SAC: 0 DP: 2 HBP: 0	WP: 0 PB: 0 SB: 0 CS: 0	PA: 41			
PITCHER	IP	WLS	BF	H	R	ER	SO	BB	IBB	HBP	BLK	WP	HR	S	P	ERA	WHIP								
Don Larsen, R ERA: 4.52 (1, 1)	7.2	W	36	9	4	3	4	5	0	0	0	0	0	39	59	3.52	1.826								
Tommy Byrne, L ERA: 4.75 (8, 1)	1.1	S	5	0	0	0	0	1	0	0	0	0	0	4	8	0.00	0.750								

AB	35
R	4
H	9
RBI	4
BB	6
SO	4
LOB	19



Batter	1	2	3	4	5	6	7	8	9	AB	R	H	RBI	BB	SO	LOB	TOP										
Billy Martin, R OBP: 0.325, SLG: 0.395 (1, 4)	5-3		HR	G5-2-3				P6		3	1	1	0	0	0	3	New York Yankees @ Boston Red Sox Fenway Park, Boston, MA Thu Jul 05 1956, 3:33 AM EDT Att: 15,860 - Unknown										
Jerry Coleman, R OBP: 0.309, SLG: 0.260 (4, 4)			1B							2	0	0	0	0	0	0											
Gil McDougald, R OBP: 0.393, SLG: 0.418 (1, 6)	2B		HR	BB		K			F9	5	1	3	4	0	1	0											
Hank Bauer, R OBP: 0.303, SLG: 0.448 (1, 9)	F8		K						G4-6-3	3	0	1	0	2	1	1											
Yogi Berra, L OBP: 0.355, SLG: 0.562 (1, 2)	F9		F7	F8				P6	G4-6-3	5	0	0	0	0	0	6											
Bill Skowron, R OBP: 0.410, SLG: 0.484 (1, 3)		F8		2B	2B			G4-6-3		3	1	2	0	1	0	0											
Elston Howard, R OBP: 0.318, SLG: 0.341 (1, 7)	4-3			1B	F7			F8		4	1	1	0	0	0	2											
Bob Cerv, R OBP: 0.343, SLG: 0.431 (1, 8)	6-3			BB	1B			G4-6-3		3	0	1	0	1	0	1											
Andy Carey, R OBP: 0.312, SLG: 0.356 (1, 5)			6-3	G5-2-3	BB			6-3		4	1	1	1	0	1	2											
Whitey Ford, L OBP: 0.319, SLG: 0.250 (1, 1)			HR	1B	1B				F8	3	1	1	1	1	0	2											
Inning Stats	R: 0 E: 0 K: 0 S: 4	H: 1 LOB: 1 BB: 0 P: 4	R: 0 E: 0 K: 0 S: 3	H: 0 LOB: 0 BB: 0 P: 3	R: 3 E: 0 K: 1 S: 8	H: 3 LOB: 0 BB: 0 P: 8	R: 3 E: 0 K: 0 S: 6	H: 4 LOB: 3 BB: 1 P: 10	R: 0 E: 0 K: 1 S: 6	H: 1 LOB: 0 BB: 0 P: 6	R: 0 E: 0 K: 0 S: 3	H: 1 LOB: 0 BB: 0 P: 3	R: 0 E: 0 K: 0 S: 2	H: 0 LOB: 0 BB: 1 P: 6	R: 0 E: 0 K: 0 S: 2	H: 0 LOB: 0 BB: 0 P: 6	1B: 7 2B: 3 3B: 0 HR: 1	SF: 0 SAC: 0 DP: 3 HBP: 0	WP: 0 PB: 0 CS: 0	PA: 40							
PITCHER	IP	WLS	BF	H	R	ER	SO	BB	IBB	HBP	BLK	WP	HR	S	P	ERA	WHIP										
Bob Porterfield, R ERA: 6.19 (1, 1)	3.0	L	17	7	6	6	1	1	0	0	0	0	1	18	22	18.00	2.667										
Tom Hurd, R ERA: 5.4 (4, 1)	5.0		20	4	0	0	2	3	0	0	0	0	0	21	33	0.00	1.400										
Dave Sisler, R ERA: 4.3 (9, 1)	1.0		3	0	0	0	0	1	0	0	0	0	0	2	6	0.00	1.000										

Batter	1	2	3	4	5	6	7	8	9	AB	R	H	RBI	BB	SO	LOB	BOTTOM										
Billy Goodman, L OBP: 0.359, SLG: 0.424 (1, 4)	4-3		SF7					FC4		3	0	0	1	0	0	2	New York Yankees @ Boston Red Sox Fenway Park, Boston, MA Thu Jul 05 1956, 3:33 AM EDT Att: 15,860 - Unknown										
Billy Klaus, L OBP: 0.382, SLG: 0.371 (1, 5)	G3-6-3		F8					F9		3	0	0	0	1	1	2											
Ted Williams, L OBP: 0.483, SLG: 0.538 Norm Zauchin, R OBP: 0.299, SLG: 0.333 (7, 3)	G3-6-3							F8		3	0	0	0	0	0	1											
Dick Gernert, R OBP: 0.408, SLG: 0.506 (7, 7)			5-3					K		4	0	0	0	0	2	0											
Jackie Jensen, R OBP: 0.402, SLG: 0.487 (1, 9)			6-3					P4		4	0	2	0	0	0	0											
Jim Piersall, R OBP: 0.381, SLG: 0.435 (1, 8)			4-3					G4-6-3		4	0	1	0	0	0	2											
Sammy White, R OBP: 0.335, SLG: 0.407 (1, 2)			F9	1B				G4-6-3		3	1	1	0	0	0	1											
Don Buddin, R OBP: 0.382, SLG: 0.357 (1, 6)			SF7	1B				K		3	0	2	0	0	1	0											
Bob Porterfield, R OBP: 0.393, SLG: 0.480 (1, 1)			F9					F6		1	0	0	0	0	0	2											
Tom Hurd, R OBP: 0.600, SLG: 0.600 (4, 1)										1	0	0	0	0	0	1											
Ted Lepcio, R OBP: 0.298, SLG: 0.410 (6, PH)										1	0	1	0	0	0	0											
Dave Sisler, R OBP: 0.286, SLG: 0.091 (9, 1)										0	0	0	0	0	0	0											
Inning Stats	R: 0 E: 0 K: 0 S: 2	H: 0 LOB: 0 BB: 1 P: 6	R: 0 E: 0 K: 0 S: 3	H: 0 LOB: 0 BB: 0 P: 3	R: 1 E: 0 K: 0 S: 5	H: 2 LOB: 1 BB: 0 P: 5	R: 0 E: 0 K: 1 S: 6	H: 1 LOB: 1 BB: 0 P: 6	R: 0 E: 0 K: 0 S: 4	H: 1 LOB: 0 BB: 0 P: 4	R: 0 E: 0 K: 1 S: 5	H: 0 LOB: 0 BB: 0 P: 5	R: 0 E: 0 K: 0 S: 3	H: 1 LOB: 1 BB: 0 P: 3	R: 0 E: 0 K: 2 S: 8	H: 1 LOB: 1 BB: 0 P: 8	R: 0 E: 0 K: 0 S: 4	H: 1 LOB: 1 BB: 0 P: 4	1B: 6 2B: 1 3B: 0 HR: 0	SF: 1 SAC: 0 DP: 2 HBP: 0	WP: 1 PB: 0 CS: 0	PA: 33					
PITCHER	IP	WLS	BF	H	R	ER	SO	BB	IBB	HBP	BLK	WP	HR	S	P	ERA	WHIP										
Whitey Ford, L ERA: 2.43 (1, 1)	9.0	W	33	7	1	1	4	1	0	0	0	1	0	40	44	1.00	0.889										



Batter	1	2	3	4	5	6	7	8	9	AB	R	H	RBI	BB	SO	LOB	TOP					
Gil McDougald, R OBP: 0.393, SLG: 0.418 (1, 6)	6-3	L5-3			K				1B	5	1	2	2	0	1	2	New York Yankees @ Washington Senators Griffith Stadium, Washington, DC Fri Jul 06 1956, 3:33 AM EDT Att: 12,513 - Unknown livebaseballscorecards.com					
Bob Cerv, R OBP: 0.361, SLG: 0.435 (1, 8)	FC6-4 BB		4-3 SH5-3		6-3		F9		1B	4	0	2	0	1	0	1						
Hank Bauer, R OBP: 0.305, SLG: 0.449 (1, 9)	FC6-4 BB		SH5-3		F5			BB FC1-2	1B	4	0	2	1	0	0	1						
Yogi Berra, L OBP: 0.355, SLG: 0.555 (1, 2)			4-3		3-1			BB E	BB	3	1	0	0	2	0	3						
Bill Skowron, R OBP: 0.406, SLG: 0.474 (1, 3)	F8		K		5-3			E BB		4	1	0	0	1	1	5						
Elston Howard, R OBP: 0.322, SLG: 0.345 (1, 7)		3B			F9		G1 1B	FC1-2 SF9		4	3	2	0	0	0	1						
Andy Carey, R OBP: 0.315, SLG: 0.369 (1, 5)		SF9			K		G1 1B	SF9		3	2	2	2	0	1	0						
Jerry Coleman, R OBP: 0.288, SLG: 0.245 (1, 4)		SF9			4-3		K	6-3		3	0	0	1	0	1	2						
Bob Turley, R OBP: 0.286, SLG: 0.200 (1, 1)							G1			3	0	1	0	1	1	2						
Tommy Byrne, L OBP: 0.333, SLG: 0.600 (9, 1)										0	0	0	0	0	0	0						
Tom Morgan, R OBP: 0.300, SLG: 0.222 (9, 1)		L5-3 BB								0	0	0	0	0	0	0						
Inning Stats	R: 0 E: 0 K: 0 S: 3	H: 0 LOB: 2 BB: 2 P: 11	R: 2 E: 0 K: 0 S: 4	H: 2 LOB: 1 BB: 1 P: 8	R: 0 E: 0 K: 1 S: 6	H: 1 LOB: 1 BB: 0 P: 6	R: 0 E: 0 K: 1 S: 5	H: 0 LOB: 0 BB: 0 P: 5	R: 0 E: 0 K: 1 S: 5	H: 1 LOB: 0 BB: 0 P: 5	R: 0 E: 0 K: 0 S: 3	H: 0 LOB: 0 BB: 0 P: 3	R: 2 E: 0 K: 1 S: 8	H: 3 LOB: 1 BB: 0 P: 8	R: 3 E: 1 K: 0 S: 4	H: 1 LOB: 2 BB: 2 P: 12	R: 1 E: 0 K: 1 S: 8	H: 3 LOB: 3 BB: 0 P: 8	1B: 10 2B: 2 3B: 1 HR: 0	SF: 2 SAC: 1 DP: 2 HBP: 0	WP: 0 PB: 0 SB: 0 CS: 1	PA: 41
PITCHER	IP	WLS	BF	H	R	ER	SO	BB	IBB	HBP	BLK	WP	HR	S	P	ERA	WHIP					
Bob Wiesler, L ERA: 6.16 (1, 1)	7.0	L	29	7	4	4	4	3	0	0	0	0	0	34	46	5.14	1.429					
Bob Chakales, R ERA: 3.44 (8, 1)	2.0		12	4	4	1	1	2	0	0	0	0	0	12	20	4.50	3.000					

Batter	1	2	3	4	5	6	7	8	9	AB	R	H	RBI	BB	SO	LOB	BOTTOM					
Eddie Yost, R OBP: 0.445, SLG: 0.348 (1, 5)	HR	F9			4-3		P4		SF7	4	1	1	2	0	0	1	New York Yankees @ Washington Senators Griffith Stadium, Washington, DC Fri Jul 06 1956, 3:33 AM EDT Att: 12,513 - Unknown livebaseballscorecards.com					
Whitey Herzog, L OBP: 0.313, SLG: 0.359 (1, 8)	E4 BB	K			2B			P5	BB BB	4	1	1	0	1	1	1						
Pete Runnels, L OBP: 0.364, SLG: 0.444 (1, 3)	1B BB		4-3		L5				BB BB	3	0	1	1	2	0	1						
Roy Sievers, R OBP: 0.390, SLG: 0.520 (1, 7)	F9		P4		4-3			P4	BB	5	0	0	0	0	0	7						
Clint Courtney, L OBP: 0.401, SLG: 0.466 (1, 2)	1-3 2-H	1B			2B		F8	K		4	0	2	1	0	1	1						
Jim Lemon, R OBP: 0.378, SLG: 0.502 (1, 9)	K		F9				G5-4-3 BB		K	3	0	0	0	1	2	3						
Tony Rolig, R OBP: 0.296, SLG: 0.292 (1, 4)	L4				F2		G5-4-3 BB		K	3	1	0	0	1	0	3						
Jose Valdivielso, R OBP: 0.255, SLG: 0.290 (1, 6)									BB BB	2	0	0	0	1	0	0						
Lou Berberet, L OBP: 0.407, SLG: 0.427 (9, PH)					P6				BB BB	1	0	1	0	0	0	0						
Dean Stone, L OBP: 0.250, SLG: 0.176 (9, PR)									BB BB	0	1	0	0	0	0	0						
Bob Wiesler, S OBP: 0.045, SLG: 0.091 (1, 1)									BB BB	2	0	0	0	0	1	1						
Ernie Oravetz, S OBP: 0.375, SLG: 0.295 (7, PH)					4-3				BB BB	1	0	0	0	0	1	0						
Bob Chakales, R OBP: 0.118, SLG: 0.118 (8, 1)					K				BB BB	0	0	0	0	0	0	0						
Herb Plews, L OBP: 0.286, SLG: 0.143 (9, PH)									1-2 2-3	1	0	1	0	0	0	0						
Inning Stats	R: 2 E: 1 K: 1 S: 8	H: 2 LOB: 2 BB: 1 P: 12	R: 0 E: 0 K: 2 S: 7	H: 0 LOB: 1 BB: 1 P: 11	R: 0 E: 0 K: 0 S: 4	H: 1 LOB: 1 BB: 0 P: 4	R: 0 E: 0 K: 0 S: 3	H: 0 LOB: 0 BB: 0 P: 3	R: 0 E: 0 K: 0 S: 2	H: 0 LOB: 0 BB: 1 P: 6	R: 0 E: 0 K: 1 S: 5	H: 0 LOB: 0 BB: 0 P: 5	R: 0 E: 0 K: 1 S: 6	H: 1 LOB: 1 BB: 0 P: 6	R: 2 E: 0 K: 1 S: 7	H: 2 LOB: 3 BB: 3 P: 19	1B: 4 2B: 2 3B: 0 HR: 1	SF: 1 SAC: 0 DP: 1 HBP: 0	WP: 0 PB: 0 SB: 0 CS: 0	PA: 40		
PITCHER	IP	WLS	BF	H	R	ER	SO	BB	IBB	HBP	BLK	WP	HR	S	P	ERA	WHIP					
Bob Turley, R ERA: 5.62 (1, 1)	8.2	W	38	7	4	3	6	5	0	0	0	0	0	1	45	65	3.12	1.385				
Tommy Byrne, L ERA: 4.75 (9, 1)	0.0		1	0	0	0	0	1	0	0	0	0	0	0	4	∞	∞					
Tom Morgan, R ERA: 4.15 (9, 1)	0.1	S	1	0	0	0	0	0	0	0	0	0	0	1	1	0.00	0.000					

Batter	1	2	3	4	5	6	7	8	9	AB	R	H	RBI	BB	SO	LOB	TOP			
Gil McDougald, R OBP: 0.396, SLG: 0.434 (1, 6)										5	2	3	3	0	0	0				
Norm Siebern, L OBP: 0.276, SLG: 0.371 (1, 7)										2	0	0	0	1	1	0				
Joe Collins, L OBP: 0.306, SLG: 0.391 (1, 8)										3	1	1	0	1	0	2				
Yogi Berra, L OBP: 0.351, SLG: 0.549 (1, 2)										3	1	0	1	0	0	3				
Bill Skowron, R OBP: 0.403, SLG: 0.485 (1, 3)										4	1	1	3	0	1	1				
Hank Bauer, R OBP: 0.305, SLG: 0.447 (1, 9)										3	0	1	0	0	2	0				
Andy Carey, R OBP: 0.314, SLG: 0.367 (1, 5)										4	1	1	0	0	0	2				
Jerry Coleman, R OBP: 0.286, SLG: 0.246 (1, 4)										4	1	1	0	0	1	0				
Mickey McDermott, L OBP: 0.259, SLG: 0.130 Tom Sturdivant, L OBP: 0.318, SLG: 0.499 (9, 1)										3	1	0	0	1	1	2				
Inning Stats	R: 1 E: 0 K: 1 S: 6	H: 1 LOB: 1 BB: 1 P: 10	R: 0 E: 0 K: 1 S: 5	H: 0 LOB: 0 BB: 0 P: 5	R: 4 E: 1 K: 1 S: 7	H: 2 LOB: 0 BB: 2 P: 15	R: 3 E: 0 K: 1 S: 8	H: 3 LOB: 0 BB: 0 P: 8	R: 0 E: 0 K: 0 S: 4	H: 1 LOB: 1 BB: 0 P: 4	R: 0 E: 0 K: 0 S: 3	H: 1 LOB: 0 BB: 0 P: 3	R: 0 E: 1 K: 0 S: 3	H: 0 LOB: 0 BB: 0 P: 3	R: 0 E: 0 K: 0 S: 3	H: 0 LOB: 0 BB: 0 P: 3	1B: 6 2B: 1 3B: 0 HR: 2	SF: 1 SAC: 2 DP: 2 HBP: 0	WP: 0 PB: 0 SB: 0 CS: 0	PA: 37
PITCHER	IP WLS BF H R ER SO BB IBB HBP BLK WP HR S P ERA WHIP																			
Camilo Pascual, R ERA: 6.35 Bunkey Stewart, L ERA: 4.25 Hal Griggs, R ERA: 5.53 Bud Byerly, R ERA: 4.22	(1, 1) (4, 1) (6, 1) (9, 1)	3.0 2.0 3.0 1.0	WLS L 9 3	BF 15 10 9 3	H 3 4 0	R 5 3 0	ER 4 3 0	SO 3 1 0	BB 3 0 0	IBB 0 0 0	HBP 0 0 0	BLK 0 0 0	WP 0 0 0	HR 1 12 13	S 18 12 13	P 30 12 12	ERA 12.00 13.50 0.00	WHIP 2.000 2.000 0.333		



New York Yankees @ Washington Senators
Griffith Stadium, Washington, DC
Sat Jul 07 1956, 3:33 AM EDT
Att: 11,927 - Unknown

AB 31
R 8
H 8
RBI 7
BB 3
SO 6
LOB 10

Batter	1	2	3	4	5	6	7	8	9	AB	R	H	RBI	BB	SO	LOB	BOTTOM			
Eddie Yost, R OBP: 0.444, SLG: 0.344 (1, 5)										3	1	0	0	2	0	1				
Tony Rojas, R OBP: 0.290, SLG: 0.259 (1, 4)										3	0	0	0	1	2	2				
Pete Runnels, L OBP: 0.369, SLG: 0.444 (1, 3)										2	1	1	0	2	1	1				
Roy Sievers, R OBP: 0.391, SLG: 0.518 (1, 7)										3	0	1	1	1	1	2				
Jim Lemon, R OBP: 0.373, SLG: 0.495 (1, 9)										4	0	0	0	0	0	6				
Ed Fitz Gerald, R OBP: 0.426, SLG: 0.414 (1, 2)										3	1	3	1	1	0	0				
Karl Olson, R OBP: 0.314, SLG: 0.349 (1, 8)										4	0	0	0	0	0	4				
Jose Valdivielso, R OBP: 0.245, SLG: 0.278 (1, 6)										4	0	0	0	0	0	2				
Camilo Pascual, R ERA: 6.35 Ernie Crivetto, S ERA: 5.54 Bunkey Stewart, L ERA: 4.25 Herb Pileggi, R OBP: 0.333, SLG: 0.333 Hal Griggs, R ERA: 5.53 Clint Courtney, L OBP: 0.299, SLG: 0.463 Bud Byerly, R ERA: 4.22 Whitey Herzog, L OBP: 0.316, SLG: 0.367 (3, PH) (4, 1) (5, PH) (6, PH) (9, 1) (9, PH)	(1, 1) (3, PH) (4, 1) (5, PH) (6, PH) (9, 1) (9, PH)	0.0 0.0 0.0 0.0 0.0 1.0	WLS S 4	BF 33 4	H 5 1	R 3 0	ER 3 0	SO 3 4	BB 3 3	IBB 0 0	HBP 0 0	BLK 0 0	WP 0 0	HR 3 1	S 3 4	P 3 4	ERA 3.38 1.500	WHIP 1.500		
PITCHER	IP WLS BF H R ER SO BB IBB HBP BLK WP HR S P ERA WHIP																			

New York Yankees @ Washington Senators
Griffith Stadium, Washington, DC
Sat Jul 07 1956, 3:33 AM EDT
Att: 11,927 - Unknown

AB 30
R 3
H 6
RBI 3
BB 7
SO 4
LOB 18

Batter	1	2	3	4	5	6	7	8	9	AB	R	H	RBI	BB	SO	LOB	TOP												
Gil McDougald, R OBP: 0.399, SLG: 0.448 (1, 6) (7, 4)	F9		HR	1B		FC5-4 1B		F8	FC6-5-4 2-3	6	1	3	1	0	0	1	New York Yankees @ Washington Senators Griffith Stadium, Washington, DC Sun Jul 08 1956, 3:33 AM EDT Att: 14,975 - Unknown AB 38 R 8 H 12 RBI 7 BB 6 SO 5 LOB 20 												
Hank Bauer, R OBP: 0.307, SLG: 0.468 (1, 9)	L1		HR	F7		FC5-4 G1-4-3 1-2		HR		5	2	2	2	0	0	2													
Mickey Mantle, S OBP: 0.471, SLG: 0.749 Bob Cerv, R OBP: 0.351, SLG: 0.422 (1, 8) (5, 8)	E5 2B PB		K			G1-4-3 1-2		E6 F9 BB		3	1	1	0	0	1	0													
Yogi Berra, L OBP: 0.358, SLG: 0.554 (1, 2)	PB HR		2B SF9 1B	F8				BB BB BB		3	3	2	0	2	0	2													
Bill Skowron, R OBP: 0.407, SLG: 0.505 (1, 3)	HR		SF9 1-3 2B					BB BB BB		4	1	2	2	1	0	2													
Elston Howard, R OBP: 0.323, SLG: 0.341 Norm Siebern, L OBP: 0.269, SLG: 0.361 (1, 7) (7, 7)	F7		SF9 HBP					K	K	2	0	0	0	0	0	0													
Andy Carey, R OBP: 0.315, SLG: 0.364 (1, 5)			F8	SF9		1B BB		BB BB	5-3	2	0	0	1	2	0	0													
Jerry Coleman, R OBP: 0.288, SLG: 0.250 Irv Noren, L OBP: 0.522, SLG: 0.412 (7, PH) Tom Carroll, R OBP: 0.429, SLG: 0.429 Phil Rizzuto, R OBP: 0.365, SLG: 0.267 (7, FR) (7, 6)	K		L4					G4-6-3 1-2 2-3 3-H	2-3 1B	3	0	1	0	0	1	2													
Tommy Byrne, L OBP: 0.318, SLG: 0.571 Johnny Kucks, R OBP: 0.351, SLG: 0.095 Mickey McDermott, L OBP: 0.250, SLG: 0.125 Rip Coleman, L (7, 1) Tom Sturdivant, L OBP: 0.304, SLG: 0.391 (7, 1)	K			F9		4-3		G4-6-3 1-2	2-3	1	0	0	0	0	1	0													
Inning Stats	R: 3 E: 1 K: 0 S: 6	H: 2 LOB: 0 BB: 0 P: 6	R: 0 E: 0 K: 2 S: 7	H: 0 LOB: 0 BB: 0 P: 7	R: 3 E: 0 K: 1 S: 9	H: 4 LOB: 2 BB: 0 P: 10	R: 0 E: 0 K: 0 S: 5	H: 2 LOB: 2 BB: 1 P: 8	R: 0 E: 0 K: 0 S: 3	H: 1 LOB: 0 BB: 0 P: 3	R: 1 E: 0 K: 1 S: 4	H: 0 LOB: 3 BB: 4 P: 20	R: 1 E: 1 K: 1 S: 7	H: 1 LOB: 2 BB: 1 P: 11	R: 0 E: 0 K: 0 S: 4	H: 1 LOB: 1 BB: 0 P: 4		1B: 6 2B: 2 3B: 0 HR: 4	SF: 1 SAC: 0 DP: 2 HBP: 1	WP: 0 PB: 1 SB: 0 CS: 0	PA: 46								
PITCHER	IP	WLS	BF	H	R	ER	SO	BB	IBB	HBP	BLK	WP	HR	S	P	ERA		WHIP											
Chuck Stobbs, L ERA: 4.07 (1, 1)	2.1	L	14	6	6	3	3	0	0	0	0	0	0	3	20	20		11.57	2.571										
Pedro Ramos, R ERA: 5.39 (3, 1)	1.2		8	2	0	0	0	0	0	1	0	0	0	7	8	0.00		1.200											
Bob Wiesler, L ERA: 6.0 (5, 1)	2.0		8	2	0	0	0	1	0	0	0	0	0	7	11	0.00	1.500												
Camilo Pascual, R ERA: 6.41 (7, 1)	2.0		12	1	2	2	2	5	0	0	0	0	1	11	31	9.00	3.000												
Bud Eyerly, R ERA: 3.66 (9, 1)	1.0		4	1	0	0	0	0	0	0	0	0	0	4	4	0.00	1.000												
Batter	1	2	3	4	5	6	7	8	9	AB	R	H	RBI	BB	SO	LOB	BOTTOM												
Eddie Yost, R OBP: 0.441, SLG: 0.339 (1, 5)	CS BB BB		G5-4-3 1-2		L5		5-3	5-3		4	0	0	0	1	0	3	New York Yankees @ Washington Senators Griffith Stadium, Washington, DC Sun Jul 08 1956, 3:33 AM EDT Att: 14,975 - Unknown AB 33 R 2 H 9 RBI 2 BB 8 SO 2 LOB 28 												
Tony Rog, R OBP: 0.361, SLG: 0.250 (1, 4)	BB 1-2 BB		1B BB		F3		3-1 BB		BB	1	0	0	0	4	0	0													
Pete Runnels, L OBP: 0.367, SLG: 0.440 (1, 3)	L7		FC6-4 1B		4-3		3-1		F7	5	0	1	0	0	0	5													
Roy Sievers, R OBP: 0.388, SLG: 0.510 (1, 7)	K 2-3		FC6-4 1-2		L6		BB		F8	4	0	0	0	1	1	5													
Jim Lemon, R OBP: 0.374, SLG: 0.502 (1, 9)	HR		1-4-3 1B BB		5-3		L7		K	4	1	1	1	1	1	4													
Ed Fitz Gerald, R OBP: 0.428, SLG: 0.417 Bob Wiesler, S OBP: 0.045, SLG: 0.091 (6, PH) Whitney Herzog, L OBP: 0.319, SLG: 0.371 Herb Plews, L OBP: 0.297, SLG: 0.167 (7, 6)			G6-4-3 1B		F8		1B		6-3 2B 1B	2	0	1	0	0	0	1													
Karl Olson, R OBP: 0.317, SLG: 0.351 (1, 8)	P4				1-4-3 1B		1B		6-3	4	0	2	0	0	0	2													
Jose Valdivielso, R OBP: 0.241, SLG: 0.273 Lou Berberaf, L OBP: 0.403, SLG: 0.423 Camilo Pascual, R OBP: 0.233, SLG: 0.241 Ernie Oravetz, S OBP: 0.367, SLG: 0.288 Bud Eyerly, R (9, 1)	G6-4-3 1-2				1-4-3		F7		F8	2	0	0	0	0	0	3													
Chuck Stobbs, L OBP: 0.154, SLG: 0.184 Pedro Ramos, S OBP: 0.280, SLG: 0.304 Clint Courtney, L OBP: 0.403, SLG: 0.473 (4, PH) (5, 2)			G5-4-3 BB		F9		3-1 5-3 1B		2B	0	0	0	0	1	0	0													
Inning Stats	R: 0 E: 0 K: 1 S: 4	H: 0 LOB: 2 BB: 2 P: 12	R: 1 E: 0 K: 0 S: 4	H: 2 LOB: 0 BB: 0 P: 4	R: 0 E: 0 K: 0 S: 3	H: 1 LOB: 2 BB: 2 P: 11	R: 0 E: 0 K: 0 S: 4	H: 1 LOB: 2 BB: 1 P: 8	R: 0 E: 0 K: 0 S: 3	H: 0 LOB: 0 BB: 0 P: 3	R: 0 E: 0 K: 0 S: 5	H: 2 LOB: 3 BB: 2 P: 12	R: 1 E: 0 K: 0 S: 5	H: 2 LOB: 1 BB: 0 P: 5	R: 0 E: 0 K: 1 S: 5	H: 0 LOB: 1 BB: 1 P: 9		1B: 7 2B: 2 3B: 0 HR: 1	SF: 0 SAC: 0 DP: 3 HBP: 0	WP: 0 PB: 0 SB: 0 CS: 1	PA: 41								
PITCHER	IP	WLS	BF	H	R	ER	SO	BB	IBB	HBP	BLK	WP	HR	S	P	ERA		WHIP											
Tommy Byrne, L ERA: 4.69 (1, 1)	2.2		12	3	1	1	1	4	0	0	0	0	0	13	17	0.00		1.200											
Johnny Kucks, R ERA: 3.29 (3, 1)	3.1	W	14	3	0	0	0	1	0	0	0	0	0	13	17	0.00		1.200											
Rip Coleman, L ERA: 2.45 (7, 1)	0.2		5	1	0	0	0	2	0	0	0	0	0	3	11	0.00	4.500												
Tom Sturdivant, R ERA: 2.34 (7, 1)	2.1	S	10	2	1	1	1	1	0	0	0	0	0	11	15	3.86	1.286												

Batter	1	2	3	4	5	6	7	8	9	AB	R	H	RBI	BB	SO	LOB	TOP																					
Bobby Avila, R OBP: 0.314, SLG: 0.314 (1, 4)	L7			HR	F9					2	1	0	0	3	0	1	Cleveland Indians @ New York Yankees Yankee Stadium, Bronx, NY Thu Jul 12 1956, 3:33 AM EDT Att: 24,329 - Unknown																					
Gene Woodling, L OBP: 0.441, SLG: 0.434 (1, 7)	G6-4-3 BB			HR	F5					4	1	1	0	1	0	4																						
Al Smith, R OBP: 0.405, SLG: 0.504 (1, 9)	G6-4-3			HR						5	2	2	3	0	2	2																						
Vic Wertz, L OBP: 0.385, SLG: 0.538 Preston Ward, L OBP: 0.393, SLG: 0.454 (5, 3)		G6-4-3 1B		L7						2	0	1	0	0	0	0																						
Al Rosen, R OBP: 0.416, SLG: 0.537 (1, 5)	G6-4-3									3	0	1	0	1	1	3																						
Jim Busby, R OBP: 0.284, SLG: 0.363 (1, 8)	1-3				F8					3	0	0	0	1	0	2																						
Chico Carrasquel, R OBP: 0.340, SLG: 0.339 (1, 6)					F6					4	0	2	2	0	0	1																						
Hal Naragon, L OBP: 0.390, SLG: 0.460 (1, 2)				L4-3						4	0	1	0	0	0	2																						
Bob Lemon, L OBP: 0.283, SLG: 0.447 Don Mossi, L OBP: 0.200, SLG: 0.154 Dale Mitchell, S OBP: 0.327, SLG: 0.143 Cal McLish, R OBP: 0.317, SLG: 0.366 Hank Aguirre, R OBP: 0.396, SLG: 0.495 (1, 1)				4-3						2	0	1	0	0	0	0																						
Inning Stats	R: 0 E: 0 K: 0 S: 2	H: 0 LOB: 0 BB: 1 P: 6	R: 0 E: 0 K: 0 S: 3	H: 1 LOB: 0 BB: 0 P: 3	R: 0 E: 0 K: 0 S: 3	H: 1 LOB: 0 BB: 0 P: 3	R: 3 E: 0 K: 0 S: 6	H: 3 LOB: 1 BB: 1 P: 10	R: 0 E: 0 K: 1 S: 5	H: 0 LOB: 1 BB: 1 P: 9	R: 0 E: 0 K: 0 S: 4	H: 1 LOB: 2 BB: 1 P: 8	R: 2 E: 0 K: 1 S: 6	H: 2 LOB: 1 BB: 2 P: 14	R: 0 E: 0 K: 1 S: 5	H: 0 LOB: 1 BB: 1 P: 9		1B: 8 2B: 1 3B: 0 HR: 1	SF: 0 SAC: 0 DP: 3 HBP: 0	WP: 0 PB: 1 CS: 0	PA: 39																	
PITCHER	IP	WLS	BF	H	R	ER	SO	BB	IBB	HBP	BLK	WP	HR	S	P	ERA	WHIP	PITCHER		IP	WLS	BF	H	R	ER	SO	BB	IBB	HBP	BLK	WP	HR	S	P	ERA	WHIP		
Johnny Kucks, R ERA: 3.43 Tom Morgan, R ERA: 3.99	(1, 1)	7.1	W	33	8	5	5	2	6	0	0	0	0	1	31	55	6.14	1.909			(8, 1)	1.2	S	6	1	0	0	1	1	0	0	0	0	0	7	11	0.00	1.200

AB	32
R	5
H	9
RBI	5
BB	7
SO	3
LOB	16



Batter	1	2	3	4	5	6	7	8	9	AB	R	H	RBI	BB	SO	LOB	BOTTOM																					
Gil McDougald, R OBP: 0.405, SLG: 0.448 (1, 6)	F7									2	1	1	0	3	0	0	Cleveland Indians @ New York Yankees Yankee Stadium, Bronx, NY Thu Jul 12 1956, 3:33 AM EDT Att: 24,329 - Unknown																					
Norm Siebern, L OBP: 0.259, SLG: 0.347 Hank Bauer, R OBP: 0.308, SLG: 0.479 (6, PH)	K	G3								3	1	0	0	0	1	4																						
Mickey Mantle, S OBP: 0.473, SLG: 0.745 Bob Cerv, R OBP: 0.351, SLG: 0.422 (7, PR)										3	1	1	0	2	1	0																						
Yogi Berra, L OBP: 0.359, SLG: 0.555 (1, 2)	4-3									5	1	2	1	0	0	4																						
Bill Skowron, R OBP: 0.409, SLG: 0.502 Elston Howard, R OBP: 0.321, SLG: 0.339 (7, 7)										3	1	1	0	1	0	0																						
Joe Collins, L OBP: 0.308, SLG: 0.388 (7, 3)										4	0	1	0	1	1	3																						
Andy Carey, R OBP: 0.317, SLG: 0.366 (1, 5)										4	1	2	1	0	1	1																						
Jerry Coleman, R OBP: 0.300, SLG: 0.266 (1, 4)										4	1	2	0	0	1	1																						
Johnny Kucks, R OBP: 0.196, SLG: 0.130 Tom Morgan, R OBP: 0.300, SLG: 0.222 (8, 1)										4	1	1	1	0	1	4																						
Inning Stats	R: 0 E: 0 K: 1 S: 5	H: 0 LOB: 1 BB: 1 P: 9	R: 1 E: 0 K: 1 S: 8	H: 3 LOB: 3 BB: 1 P: 12	R: 0 E: 0 K: 1 S: 5	H: 0 LOB: 0 BB: 0 P: 5	R: 0 E: 0 K: 0 S: 3	H: 0 LOB: 0 BB: 0 P: 3	R: 3 E: 1 K: 1 S: 6	H: 2 LOB: 1 BB: 1 P: 10	R: 4 E: 0 K: 1 S: 9	H: 4 LOB: 2 BB: 2 P: 17	R: 1 E: 1 K: 1 S: 8	H: 3 LOB: 3 BB: 1 P: 12	R: 0 E: 0 K: 1 S: 4	H: 0 LOB: 0 BB: 1 P: 8		1B: 9 2B: 2 3B: 0 HR: 1	SF: 1 SAC: 0 DP: 0 HBP: 0	WP: 0 PB: 0 CS: 0	PA: 43																	
PITCHER	IP	WLS	BF	H	R	ER	SO	BB	IBB	HBP	BLK	WP	HR	S	P	ERA	WHIP	PITCHER		IP	WLS	BF	H	R	ER	SO	BB	IBB	HBP	BLK	WP	HR	S	P	ERA	WHIP		
Bob Lemon, R ERA: 4.02 Don Mossi, L ERA: 4.53 Cal McLish, R ERA: 5.44 Hank Aguirre, L ERA:	(1, 1)	5.1	L	28	7	7	5	3	4	0	0	0	0	1	6	10	13.50	4.500			(6, 1)	0.2	5	2	1	1	1	1	1	0	0	0	0	1	6	10	13.50	4.500
	(7, 1)	0.2		6	3	1	1	1	0	1	0	0	0	0	7	11	13.50	4.500			(7, 1)	1.1	4	0	0	0	1	1	0	0	0	0	5	9	0.00	0.750		



Batter	1	2	3	4	5	6	7	8	9	AB	R	H	RBI	BB	SO	LOB	TOP					
Bobby Avila, R OBP: 0.313, SLG: 0.311 (1, 4)	4-0 FC3-6 BB		0-0 F2		0-0 F4			0-0 1-3		3	0	0	0	1	0	1						
Gene Woodling, L OBP: 0.432, SLG: 0.422 (1, 7)	0-0 FC3-6 CS			0-0 F8		0-0 4-3			0-0 3-1	4	0	0	0	0	0	1						
Al Smith, R OBP: 0.406, SLG: 0.500 (1, 9)	4-0 BB			4-0 1B F7 BB		0-0 F9			0-0 F7	2	0	0	0	2	0	0						
Al Rosen, R OBP: 0.410, SLG: 0.528 (1, 5)	0-3 K			0-0 F7		0-0 6-3			0-0 6-3	4	0	0	0	0	1	2						
Preston Ward, L OBP: 0.362, SLG: 0.450 (1, 3)		0-0 4-3			0-0 1B				0-0 4-3	3	0	1	0	0	0	0						
Jim Busby, R OBP: 0.282, SLG: 0.360 (1, 8)		0-0 6-3			0-0 F3				0-0 1-3	3	0	0	0	0	0	2						
Chico Carrasquel, R OBP: 0.337, SLG: 0.336 (1, 6)		0-0 4-3				0-0 B1			0-3 K	3	0	0	0	0	1	0						
Jim Hegan, R OBP: 0.337, SLG: 0.359 (1, 2)			0-3 K		0-0 2-3 2B				0-0 F6	3	0	1	0	0	1	0						
Early Wynn, S OBP: 0.255, SLG: 0.204 (1, 1)			0-3 K		0-0 2-3				0-0 3-1	2	0	0	0	0	1	1						
Don Mossi, L OBP: 0.200, SLG: 0.154 (7, 1)										0	0	0	0	0	0	0						
Dale Mitchell, L OBP: 0.345, SLG: 0.136 (8, PH)										1	0	0	0	0	0	0						
Cal McLish, S (8, 1)										0	0	0	0	0	0	0						
Inning Stats	R: 0 E: 0 K: 1 S: 4	H: 0 LOB: 1 BB: 2 P: 12	R: 0 E: 0 K: 0 S: 3	H: 0 LOB: 0 BB: 0 P: 3	R: 0 E: 0 K: 2 S: 7	H: 0 LOB: 0 BB: 0 P: 7	R: 0 E: 0 K: 0 S: 4	H: 1 LOB: 2 BB: 1 P: 8	R: 0 E: 0 K: 0 S: 4	H: 1 LOB: 1 BB: 0 P: 4	R: 0 E: 0 K: 0 S: 3	H: 0 LOB: 0 BB: 0 P: 3	R: 0 E: 0 K: 1 S: 5	H: 0 LOB: 0 BB: 0 P: 5	R: 0 E: 0 K: 0 S: 3	H: 0 LOB: 0 BB: 0 P: 3	R: 0 E: 0 K: 0 S: 3	H: 0 LOB: 0 BB: 0 P: 3	1B: 1 2B: 1 3B: 0 HR: 0	SF: 0 SAC: 0 DP: 0 HBP: 0	WP: 0 PB: 0 SB: 0 CS: 1	PA: 31
PITCHER Tom Sturdivant, R ERA: 2.04 (1, 1)	IP: 9.0 WLS: W BF: 31 H: 2 R: 0 ER: 0 SO: 4 BB: 3 IBB: 0 HBP: 0 BLK: 0 WP: 0 HR: 0 S: 36 P: 48 ERA: 0.00 WHIP: 0.556															PITCHER Tom Sturdivant, R ERA: 2.04 (1, 1)	IP: 9.0 WLS: W BF: 31 H: 2 R: 0 ER: 0 SO: 4 BB: 3 IBB: 0 HBP: 0 BLK: 0 WP: 0 HR: 0 S: 36 P: 48 ERA: 0.00 WHIP: 0.556					

Cleveland Indians @ New York Yankees
Yankee Stadium, Bronx, NY
Fri Jul 13 1956, 3:33 AM EDT
Att: 40,664 - Unknown - 78 F

AB 28
R 0
H 2
RBI 0
BB 3
SO 4
LOB 7

WP: 0
PB: 0
SB: 0
CS: 1
PA: 31

Batter	1	2	3	4	5	6	7	8	9	AB	R	H	RBI	BB	SO	LOB	BOTTOM			
Gil McDougald, R OBP: 0.406, SLG: 0.451 (1, 6)	0-0 1B	0-0 L9			0-0 5-3			0-0 1B 4-3		5	2	3	0	0	0	1				
Norm Siebern, L OBP: 0.276, SLG: 0.354 (1, 7)	0-0 BB 1B		0-3 K			4-0 1B HR	0-0 E9 1B	0-0 4-3		4	3	2	1	1	1	1				
Mickey Mantle, S OBP: 0.472, SLG: 0.739 (1, 8)	0-0 F8		0-0 G3			0-0 F7	0-0 1B 1B	0-0 1-3		5	1	2	2	0	0	2				
Yogi Berra, L OBP: 0.359, SLG: 0.550 (1, 2)	4-0 1B BB		0-0 F8			0-0 HR 1B	0-0 F9	0-0 1-3		4	1	1	0	1	0	2				
Bill Skowron, R OBP: 0.415, SLG: 0.522 Hank Bauer, R OBP: 0.307, SLG: 0.477 (8, 9)	0-0 1B			0-0 F7		0-0 HR	0-0 1B 2B	0-0 F8		4	2	3	4	0	0	0				
Joe Collins, L OBP: 0.307, SLG: 0.385 (1, 9) (8, 3)	0-0 1-3			0-0 F9		0-0 F5	0-0 2B 1B			4	0	1	1	0	0	2				
Andy Carey, R OBP: 0.316, SLG: 0.368 (1, 5)		0-0 6-3		0-0 4-3		0-0 4-3		0-0 2B		4	0	1	1	0	0	0				
Jerry Coleman, R OBP: 0.311, SLG: 0.269 (1, 4)		0-0 SH1-4 1B		0-0 6-3			0-0 K			3	0	1	0	1	1	0				
Tom Sturdivant, L OBP: 0.308, SLG: 0.385 (1, 1)		0-0 SH1-4		0-0 F2			0-0 1B	0-0 1-3		3	1	1	0	0	0	3				
Inning Stats	R: 1 E: 0 K: 0 S: 5	H: 3 LOB: 2 BB: 1 P: 9	R: 0 E: 0 K: 0 S: 4	H: 1 LOB: 1 BB: 0 P: 4	R: 0 E: 0 K: 1 S: 5	H: 0 LOB: 0 BB: 0 P: 5	R: 0 E: 0 K: 0 S: 3	H: 0 LOB: 0 BB: 0 P: 3	R: 3 E: 0 K: 0 S: 5	H: 2 LOB: 1 BB: 1 P: 9	R: 5 E: 1 K: 1 S: 12	H: 7 LOB: 3 BB: 1 P: 16	R: 1 E: 0 K: 0 S: 5	H: 2 LOB: 1 BB: 0 P: 5	R: 0 E: 0 K: 0 S: 5	H: 0 LOB: 0 BB: 0 P: 5	1B: 13 2B: 1 3B: 0 HR: 1	SF: 0 SAC: 1 DP: 0 HBP: 0	WP: 0 PB: 0 SB: 0 CS: 0	PA: 41
PITCHER Early Wynn, R ERA: 3.38 (7, 1)	IP: 6.1 WLS: L BF: 30 H: 10 R: 8 ER: 8 SO: 2 BB: 2 IBB: 0 HBP: 0 BLK: 0 WP: 0 HR: 1 S: 32 P: 40 ERA: 11.37 WHIP: 1.895															PITCHER Don Mossi, L ERA: 4.65 (8, 1)	IP: 1.0 WLS: 5 BF: 2 H: 1 R: 1 ER: 1 SO: 0 BB: 0 IBB: 0 HBP: 0 BLK: 0 WP: 0 HR: 0 S: 5 P: 5 ERA: 9.00 WHIP: 2.000			

Cleveland Indians @ New York Yankees
Yankee Stadium, Bronx, NY
Fri Jul 13 1956, 3:33 AM EDT
Att: 40,664 - Unknown - 78 F

AB 37
R 10
H 15
RBI 9
BB 3
SO 2
LOB 12

WP: 0
PB: 0
SB: 0
CS: 0
PA: 41

Batter	1	2	3	4	5	6	7	8	9	10	AB	R	H	RBI	BB	SO	LOB	TOP			
Bobby Avila, R OBP: 0.315, SLG: 0.307 (1, 4)	L7		HR	BB			5-3		F3		3	1	0	0	2	0	0	Cleveland Indians @ New York Yankees Yankee Stadium, Bronx, NY Sat Jul 14 1956, 3:33 AM EDT Att: 27,358 - Overcast - 80 F			
Gene Woodling, L OBP: 0.431, SLG: 0.437 (1, 7)	5-3		HR	BB			K		F8		4	1	1	2	1	1	3				
Al Smith, R OBP: 0.403, SLG: 0.495 (1, 9)	1-3		F8				5-3		G6-4-3		5	0	1	0	0	0	1				
Al Rosen, R OBP: 0.406, SLG: 0.520 (1, 5)		FC4-6 1B	5-3				F9		F2		5	0	1	0	0	0	1				
Vic Wertz, L OBP: 0.280, SLG: 0.528 (1, 3)		FC4-6 1B	F5				K		F7		5	1	0	0	0	1	1				
Preston Ward, L OBP: 0.362, SLG: 0.450 (10, 3)		FC4-6 1B					K		3-1		0	0	0	0	0	0	0				
Hal Naragon, L OBP: 0.393, SLG: 0.462 (1, 2)		1B					F9		F8		2	0	1	0	0	0	0				
Jim Hegan, R OBP: 0.339, SLG: 0.373 (4, 2)		1B					F9		3B		2	0	1	0	0	0	0				
Jim Busby, R OBP: 0.281, SLG: 0.358 (1, 8)		F8		BB	1-3 1B		F4		K		4	0	1	0	0	1	3				
Chico Carrasquel, R OBP: 0.339, SLG: 0.336 (1, 6)		1-2 2-H 1B	1-3				1-3		L6		3	0	1	1	1	0	1				
Herb Score, L OBP: 0.261, SLG: 0.175 (8, 1)		F2					K		HR		2	0	0	0	1	1	3				
Bob Lemon, L OBP: 0.293, SLG: 0.447 (8, 1)							K				0	0	0	0	0	0	0				
Sam Mele, R OBP: 0.375, SLG: 0.507 (9, PH)											1	1	1	1	0	0	0				
Don Mossi, L OBP: 0.200, SLG: 0.154 (9, 1)											0	0	0	0	0	0	0				
Bob Feller, R (10, 1)											0	0	0	0	0	0	0				
Inning Stats	R: 0 E: 0 K: 0 S: 3	H: 0 LOB: 0 BB: 0 P: 3	R: 1 E: 0 K: 0 S: 6	H: 3 LOB: 2 BB: 0 P: 6	R: 2 E: 0 K: 0 S: 4	H: 1 LOB: 0 BB: 1 P: 8	R: 0 E: 0 K: 1 S: 6	H: 1 LOB: 3 BB: 2 P: 14	R: 0 E: 0 K: 1 S: 5	H: 0 LOB: 1 BB: 1 P: 9	R: 0 E: 0 K: 0 S: 2	H: 0 LOB: 0 BB: 1 P: 6	R: 0 E: 0 K: 1 S: 6	H: 1 LOB: 1 BB: 0 P: 6	R: 1 E: 0 K: 0 S: 4	H: 1 LOB: 0 BB: 0 P: 4	R: 0 E: 0 K: 0 S: 3	H: 1 LOB: 0 BB: 0 P: 3	1B: 5 2B: 0 3B: 1 HR: 2	SF: 0 SAC: 0 DP: 2 HBP: 0	WP: 0 PA: 41 PB: 0 SB: 0 CS: 0
PITCHER	IP WLS BF H R ER SO	IP WLS BF H R ER SO	IP WLS BF H R ER SO	IP WLS BF H R ER SO	IP WLS BF H R ER SO	IP WLS BF H R ER SO	IP WLS BF H R ER SO	IP WLS BF H R ER SO	IP WLS BF H R ER SO	IP WLS BF H R ER SO	IP WLS BF H R ER SO	IP WLS BF H R ER SO	IP WLS BF H R ER SO	IP WLS BF H R ER SO	IP WLS BF H R ER SO	IP WLS BF H R ER SO	IP WLS BF H R ER SO	ERA WHIP	ERA WHIP		
Don Larsen, R ERA: 4.64 (1, 1)	3.2																				
Tommy Byrne, L ERA: 4.31 (4, 1)	6.1	W	23	3	1	1	4	3	0	0	0	0	0	0	1	28	40	1.42	0.947		

Batter	1	2	3	4	5	6	7	8	9	10	AB	R	H	RBI	BB	SO	LOB	BOTTOM			
Gil McDougald, R OBP: 0.405, SLG: 0.444 (1, 6)	G6-4-3 BB		F9				L3		F3		4	0	0	0	1	0	2	Cleveland Indians @ New York Yankees Yankee Stadium, Bronx, NY Sat Jul 14 1956, 3:33 AM EDT Att: 27,358 - Overcast - 80 F			
Bob Cerv, R OBP: 0.342, SLG: 0.406 (1, 7)	G6-4-3						K		1-3		5	1	1	0	0	1	1				
Mickey Mantle, S OBP: 0.471, SLG: 0.745 (1, 8)							K				3	1	1	1	0	1	0				
Elston Howard, R OBP: 0.324, SLG: 0.343 (7, 7)									SH1-3		1	1	1	0	0	0	0				
Yogi Berra, L OBP: 0.360, SLG: 0.544 (1, 2)		4-3		HR					1B		3	0	0	0	2	1	1				
Bill Skowron, R OBP: 0.412, SLG: 0.514 (1, 3)		BB					G6-4-3		K		3	0	0	0	1	0	2				
Hank Bauer, R OBP: 0.307, SLG: 0.476 (1, 9)		BB							SH5-4		3	0	0	0	1	0	2				
Joe Collins, L OBP: 0.309, SLG: 0.382 (8, PH)		K							1B		1	0	0	0	1	0	2				
Andy Carey, R OBP: 0.316, SLG: 0.368 (1, 5)		F9							FC3		1	0	0	0	1	0	2				
Irv Noren, L OBP: 0.542, SLG: 0.412 (8, PH)									1B		0	0	0	1	1	0	0				
Billy Hunter, R OBP: 0.500, SLG: 1.000 (8, PR)									1B		0	0	0	0	0	0	0				
Billy Martin, R OBP: 0.328, SLG: 0.397 (9, 4)									1B		1	0	1	1	0	0	0				
Jerry Coleman, R OBP: 0.321, SLG: 0.296 (9, 5)									1B		4	0	2	1	0	0	3				
Don Larsen, R OBP: 0.310, SLG: 0.512 (1, 1)											1	0	0	0	0	0	0				
Tommy Byrne, L OBP: 0.320, SLG: 0.542 (4, 1)											3	0	1	1	0	0	1				
Inning Stats	R: 0 E: 0 K: 1 S: 4	H: 0 LOB: 0 BB: 1 P: 8	R: 0 E: 0 K: 1 S: 5	H: 0 LOB: 1 BB: 1 P: 9	R: 0 E: 0 K: 0 S: 3	H: 0 LOB: 0 BB: 0 P: 3	R: 0 E: 0 K: 0 S: 4	H: 1 LOB: 1 BB: 1 P: 9	R: 0 E: 0 K: 0 S: 5	H: 1 LOB: 0 BB: 1 P: 8	R: 2 E: 0 K: 0 S: 7	H: 4 LOB: 2 BB: 0 P: 7	R: 1 E: 1 K: 1 S: 7	H: 1 LOB: 3 BB: 2 P: 15	R: 0 E: 0 K: 0 S: 3	H: 0 LOB: 0 BB: 0 P: 3	R: 1 E: 0 K: 0 S: 4	H: 2 LOB: 3 BB: 1 P: 8	1B: 7 2B: 1 3B: 0 HR: 1	SF: 0 SAC: 2 DP: 2 HBP: 0	WP: 0 PA: 43 PB: 0 SB: 0 CS: 0
PITCHER	IP WLS BF H R ER SO	IP WLS BF H R ER SO	IP WLS BF H R ER SO	IP WLS BF H R ER SO	IP WLS BF H R ER SO	IP WLS BF H R ER SO	IP WLS BF H R ER SO	IP WLS BF H R ER SO	IP WLS BF H R ER SO	IP WLS BF H R ER SO	IP WLS BF H R ER SO	IP WLS BF H R ER SO	IP WLS BF H R ER SO	IP WLS BF H R ER SO	IP WLS BF H R ER SO	IP WLS BF H R ER SO	IP WLS BF H R ER SO	ERA WHIP	ERA WHIP		
Herb Score, L ERA: 3.0 (1, 1)	7.2																				
Bob Lemon, R ERA: 4.01 (8, 1)	0.1	4	0	0	0	0	2	0	0	0	2	10	0.00	6.000							
Don Mossi, L ERA: 4.7 (9, 1)	1.1	L	7	1	1	1	0	1	0	0	6	10	6.75	1.500							
Bob Feller, R ERA: 3.33 (10, 1)	0.0	1	1	0	0	0	0	0	0	0	1	1	∞	∞							

Batter	1	2	3	4	5	6	7	8	9	AB	R	H	RBI	BB	SO	LOB	TOP								
Luis Aparicio, R OBP: 0.287, SLG: 0.320										4	1	1	0	0	1	1	Chicago White Sox @ New York Yankees Yankee Stadium, Bronx, NY Sun Jul 15 1956, 3:33 AM EDT Unknown - 85 F								
Jim Rivera, L OBP: 0.366, SLG: 0.408									4	0	0	0	0	3	1										
Minnie Minoso, R OBP: 0.422, SLG: 0.466									2	0	0	1	0	1	0										
Sherm Lollar, R OBP: 0.389, SLG: 0.450									4	0	0	0	0	0	1										
Larry Doby, L OBP: 0.391, SLG: 0.402									3	0	1	0	0	0	1										
Dave Philley, S OBP: 0.331, SLG: 0.360									3	0	0	0	0	1	2										
Nellie Fox, L OBP: 0.328, SLG: 0.370									3	0	1	0	0	0	1										
Sammy Esposito, R OBP: 0.376, SLG: 0.281									3	0	0	0	0	1	2										
Billy Pierce, L OBP: 0.133, SLG: 0.103									2	0	0	0	0	0	1										
Walt Dropo, R OBP: 0.326, SLG: 0.325									1	0	0	0	0	0	0										
Paul LaPalme, L OBP: 0.500, SLG: 0.750									0	0	0	0	0	0	0										
Inning Stats	R: 1 E: 0 K: 1 S: 6	H: 1 LOB: 0 BB: 0 P: 6	R: 0 E: 0 K: 1 S: 6	H: 1 LOB: 1 BB: 0 P: 6	R: 0 E: 0 K: 0 S: 3	H: 0 LOB: 0 BB: 0 P: 3	R: 0 E: 0 K: 0 S: 3	H: 0 LOB: 1 BB: 0 P: 4	R: 0 E: 0 K: 1 S: 6	H: 1 LOB: 1 BB: 0 P: 6	R: 0 E: 0 K: 1 S: 5	H: 0 LOB: 0 BB: 0 P: 5	R: 0 E: 0 K: 0 S: 3	H: 0 LOB: 0 BB: 0 P: 3	R: 0 E: 0 K: 1 S: 5	H: 0 LOB: 0 BB: 0 P: 5	R: 0 E: 0 K: 2 S: 7	H: 0 LOB: 0 BB: 0 P: 7	R: 0 E: 0 K: 1 S: 5	H: 0 LOB: 0 BB: 0 P: 5	R: 0 E: 0 K: 1 S: 5	H: 0 LOB: 0 BB: 0 P: 5	1B: 2 2B: 0 3B: 1 HR: 0	SF: 1 SAC: 0 DP: 0 HBP: 1	WP: 1 PA: 31 CS: 0
PITCHER Whitey Ford, L ERA: 2.33	IP: 9.0 WLS: W BF: 31 H: 3 R: 1 ER: 1 SO: 7 BB: 0 IBB: 0 HBP: 1 BLK: 0 WP: 1 HR: 0 S: 44 P: 45 ERA: 1.00 WHIP: 0.333															PITCHER	IP: 9.0 WLS: W BF: 31 H: 3 R: 1 ER: 1 SO: 7 BB: 0 IBB: 0 HBP: 1 BLK: 0 WP: 1 HR: 0 S: 44 P: 45 ERA: 1.00 WHIP: 0.333								

Batter	1	2	3	4	5	6	7	8	9	AB	R	H	RBI	BB	SO	LOB	BOTTOM		
Gil McDougald, R OBP: 0.400, SLG: 0.437										4	0	0	0	0	1	0	Chicago White Sox @ New York Yankees Yankee Stadium, Bronx, NY Sun Jul 15 1956, 3:33 AM EDT Unknown - 85 F		
Bob Cerv, R OBP: 0.349, SLG: 0.403									3	0	1	0	1	1	0				
Norm Siebern, L OBP: 0.279, SLG: 0.354									0	0	0	0	0	0	0				
Mickey Mantle, S OBP: 0.467, SLG: 0.737									3	0	0	0	0	1	2				
Yogi Berra, L OBP: 0.360, SLG: 0.545									3	0	1	0	0	0	2				
Bill Skowron, R OBP: 0.411, SLG: 0.510									2	1	0	0	0	0	2				
Joe Collins, L OBP: 0.309, SLG: 0.382									0	0	0	0	0	0	0				
Hank Bauer, R OBP: 0.308, SLG: 0.474									3	1	1	0	0	0	2				
Andy Carey, R OBP: 0.316, SLG: 0.367									3	0	1	2	0	0	2				
Jerry Coleman, R OBP: 0.309, SLG: 0.284									3	0	0	0	0	2	1				
Whitey Ford, L OBP: 0.300, SLG: 0.233									3	0	0	0	0	1	0				
Inning Stats	R: 0 E: 0 K: 1 S: 6	H: 1 LOB: 1 BB: 0 P: 6	R: 2 E: 1 K: 0 S: 4	H: 2 LOB: 0 BB: 0 P: 5	R: 0 E: 0 K: 1 S: 5	H: 0 LOB: 0 BB: 0 P: 5	R: 0 E: 0 K: 0 S: 4	H: 1 LOB: 1 BB: 0 P: 4	R: 0 E: 0 K: 2 S: 7	H: 0 LOB: 0 BB: 0 P: 7	R: 0 E: 0 K: 0 S: 3	H: 0 LOB: 1 BB: 1 P: 7	R: 0 E: 0 K: 1 S: 5	H: 0 LOB: 0 BB: 0 P: 5	R: 0 E: 0 K: 1 S: 5	H: 0 LOB: 0 BB: 0 P: 5	1B: 3 2B: 2 3B: 0 HR: 0	SF: 0 SAC: 0 DP: 2 HBP: 1	WP: 0 PA: 29 CS: 0
PITCHER Billy Pierce, L ERA: 3.02	IP: 7.0 WLS: L BF: 26 H: 4 R: 2 ER: 2 SO: 5 BB: 1 IBB: 0 HBP: 1 BLK: 0 WP: 0 HR: 0 S: 34 P: 39 ERA: 1.29 WHIP: 0.714															PITCHER	IP: 1.0 WLS: 3 BF: 3 H: 0 R: 0 ER: 0 SO: 1 BB: 0 IBB: 0 HBP: 0 BLK: 0 WP: 0 HR: 0 S: 5 P: 5 ERA: 0.00 WHIP: 0.000		


Batter	1	2	3	4	5	6	7	8	9	10	AB	R	H	RBI	BB	SO	LOB	TOP									
Luis Aparicio, R OBP: 0.286, SLG: 0.315 (1, 6)	F9		6-3		5-3	4-0 BB			4-3		4	0	0	0	1	0	0	Chicago White Sox @ New York Yankees Yankee Stadium, Bronx, NY Sun Jul 15 1956, 3:38 AM EDT Att: 61,351 - Unknown - 86 F livebaseballscorecards.com									
Nellie Fox, L OBP: 0.326, SLG: 0.368 (1, 4)	4-3		F2		4-3	0-0 F6			0-0 F8 1B		5	0	1	0	0	0	2										
Minnie Minoso, R OBP: 0.421, SLG: 0.466 (1, 7) (9, 3)	6-3			6-3					0-0 F8		4	0	1	0	1	0	1										
Walt Droppo, R OBP: 0.331, SLG: 0.325 Ron Northey, L OBP: 0.438, SLG: 0.509 Jim Delsing, L OBP: 0.256, SLG: 0.059 (1, 3) (9, PH) (9, 7)	1-3		FC5-4 1B HR						0-0 F8		3	1	1	0	1	1	1										
Larry Doby, L OBP: 0.391, SLG: 0.400 (1, 8)		4-0 1B BB									4	0	1	0	1	1	3										
Bubba Phillips, R OBP: 0.333, SLG: 0.500 Jim Rivera, L OBP: 0.368, SLG: 0.405 (1, 9) (6, PH) (6, 9)		0-3 K		FC5-4 1B					0-0 F3		2	1	0	0	0	1	3										
Fred Hatfield, L OBP: 0.378, SLG: 0.425 (1, 5)											2	1	0	0	1	0	1										
Les Moss, R OBP: 0.296, SLG: 0.396 Dave Philley, S OBP: 0.334, SLG: 0.359 Sherm Lollar, R OBP: 0.387, SLG: 0.449 (1, 2) (8, PH) (8, 2)											5	2	3	4	0	0	1										
Dick Donovan, L OBP: 0.353, SLG: 0.465 Jim Wilson, R OBP: 0.346, SLG: 0.313 (1, 1) (9, 1)											4	0	0	0	0	2	2										
Inning Stats	R: 0 E: 0 K: 0 S: 3	H: 0 LOB: 0 BB: 0 P: 3	R: 0 E: 0 K: 1 S: 6	H: 1 LOB: 2 BB: 1 P: 10	R: 0 E: 0 K: 1 S: 5	H: 0 LOB: 0 BB: 0 P: 5	R: 3 E: 0 K: 0 S: 7	H: 4 LOB: 1 BB: 0 P: 7	R: 0 E: 0 K: 1 S: 4	H: 1 LOB: 2 BB: 1 P: 8	R: 1 E: 0 K: 2 S: 7	H: 1 LOB: 2 BB: 2 P: 14	R: 0 E: 0 K: 2 S: 7	H: 0 LOB: 0 BB: 0 P: 11	R: 0 E: 0 K: 0 S: 3	H: 0 LOB: 0 BB: 0 P: 3	R: 0 E: 0 K: 0 S: 4		H: 1 LOB: 1 BB: 0 P: 4	R: 1 E: 0 K: 0 S: 4	H: 1 LOB: 0 BB: 0 P: 4	1B: 6 2B: 1 3B: 0 HR: 2	SF: 0 SAC: 0 DP: 0 HBP: 0	WP: 0 PB: 0 SB: 1 CS: 0	PA: 44		
PITCHER	IP 5.0	WLS 23	BF 6	H 3	R 3	ER 3	SO 2	BB 2	IBB 0	HBP 0	BLK 0	WP 0	HR 1	S 25	P 33	ERA 5.40	WHIP 1.600										
Rip Coleman, L ERA: 2.72 Bob Turley, R ERA: 5.5 Tom Morgan, R ERA: 3.8 Johnny Kucks, R ERA: 3.47 (1, 1) (6, 1) (8, 1) (10, 1)	IP 5.0	WLS 23	BF 6	H 3	R 3	ER 3	SO 2	BB 2	IBB 0	HBP 0	BLK 0	WP 0	HR 1	S 25	P 33	ERA 5.40	WHIP 1.600										

Batter	1	2	3	4	5	6	7	8	9	10	AB	R	H	RBI	BB	SO	LOB	BOTTOM									
Gil McDougald, R OBP: 0.406, SLG: 0.442 (1, 6) (8, 4)	B5-3										4	0	3	2	1	0	0	Chicago White Sox @ New York Yankees Yankee Stadium, Bronx, NY Sun Jul 15 1956, 3:38 AM EDT Att: 61,351 - Unknown - 86 F livebaseballscorecards.com									
Norm Siebern, L OBP: 0.264, SLG: 0.333 (1, 7) (8, 3)	K		G3								5	0	0	0	0	1	6										
Mickey Mantle, S OBP: 0.466, SLG: 0.730 (1, 8)	E5										4	2	1	0	1	0	0										
Yogi Berra, L OBP: 0.361, SLG: 0.541 (1, 2)	L8										4	1	1	0	1	1	2										
Bill Skowron, R OBP: 0.412, SLG: 0.523 (1, 3)											4	1	2	2	0	1	1										
Joe Collins, L OBP: 0.311, SLG: 0.376 (1, 9)											3	0	0	0	2	0	2										
Andy Carey, R OBP: 0.315, SLG: 0.365 (1, 5)											4	1	1	0	0	2	3										
Jerry Coleman, R OBP: 0.301, SLG: 0.276 Elston Howard, R OBP: 0.328, SLG: 0.347 Tom Carroll, R OBP: 0.429, SLG: 0.429 Phil Rizzuto, R OBP: 0.358, SLG: 0.261 Hank Bauer, R OBP: 0.310, SLG: 0.476 (1, 4) (7, PH) (7, PR) (8, 6) (10, PH)											2	0	0	0	0	1	1										
Rip Coleman, L Tommy Byrne, L Bob Turley, R Mickey McDermott, L Tom Morgan, R Irv Noren Johnny Kucks, R (1, 11) (8, PH) (8, 1) (7, PH) (8, 1) (8, PH) (10, 1)											1	0	0	0	0	0	0										
Inning Stats	R: 0 E: 1 K: 1 S: 6	H: 0 LOB: 1 BB: 0 P: 6	R: 0 E: 0 K: 1 S: 5	H: 1 LOB: 0 BB: 0 P: 5	R: 0 E: 0 K: 1 S: 6	H: 1 LOB: 1 BB: 0 P: 6	R: 0 E: 0 K: 1 S: 6	H: 1 LOB: 1 BB: 0 P: 6	R: 1 E: 0 K: 0 S: 5	H: 2 LOB: 0 BB: 0 P: 5	R: 0 E: 0 K: 1 S: 5	H: 0 LOB: 0 BB: 0 P: 5	R: 0 E: 0 K: 0 S: 3	H: 0 LOB: 3 BB: 3 P: 15	R: 2 E: 0 K: 1 S: 5	H: 1 LOB: 2 BB: 3 P: 17	1B: 9 2B: 0 3B: 0 HR: 1		SF: 0 SAC: 3 DP: 2 HBP: 0	WP: 1 PB: 0 SB: 0 CS: 0	PA: 44						
PITCHER	IP 8.1	WLS 34	BF 9	H 4	R 4	ER 4	SO 6	BB 1	IBB 0	HBP 0	BLK 0	WP 1	HR 1	S 45	P 49	ERA 4.32	WHIP 1.200										
Dick Donovan, R ERA: 4.75 Jim Wilson, R ERA: 3.81 (1, 1) (9, 1)	IP 8.1	WLS 34	BF 9	H 4	R 4	ER 4	SO 6	BB 1	IBB 0	HBP 0	BLK 0	WP 1	HR 1	S 45	P 49	ERA 4.32	WHIP 1.200										

Batter	1	2	3	4	5	6	7	8	9	AB	R	H	RBI	BB	SO	LOB	TOP					
Harvey Kuenn, R OBP: 0.404, SLG: 0.504 (1, 6)	F3		FC4-6			F9		1-3		4	0	0	0	0	0	1						
Earl Torgeson, L OBP: 0.396, SLG: 0.435 (1, 3)	K				F9	F6		1B		4	0	1	0	0	1	0						
Charlie Maxwell, L OBP: 0.444, SLG: 0.617 (1, 7)	F7				K	4-3		1B		4	0	1	0	0	1	0						
Al Kaline, R OBP: 0.335, SLG: 0.476 (1, 9)		F2		L4-3			L8	L1-3		4	0	0	0	0	0	2						
Ray Boone, R OBP: 0.370, SLG: 0.449 (1, 5)		L6							4-0	3	0	2	0	1	0	0						
Frank House, L OBP: 0.286, SLG: 0.330 (1, 2)		6-3				F4				4	0	1	0	0	0	2						
Bill Tuttle, R OBP: 0.311, SLG: 0.375 (1, 8)			4-3		L9					4	0	1	0	0	0	3						
Jim Brideweser, R OBP: 0.302, SLG: 0.237 (9, PH)			B3							2	0	0	0	1	0	2						
Bob Kennedy, R OBP: 0.319, SLG: 0.319 (9, PH)								1-3		1	0	0	0	0	0	1						
Billy Hoelt, L OBP: 0.353, SLG: 0.302 (8, PH)										1	0	0	0	1	0	2						
Wayne Belardi, L OBP: 0.404, SLG: 0.442 (8, PH)										1	0	0	0	0	0	0						
Duke Maas, R OBP: 0.267, SLG: 0.286 (8, 1)								F4		0	0	0	0	0	0	0						
Inning Stats	R: 0 E: 0 K: 1 S: 5	H: 0 LOB: 0 BB: 0 P: 5	R: 0 E: 0 K: 0 S: 3	H: 0 LOB: 0 BB: 0 P: 3	R: 0 E: 0 K: 0 S: 3	H: 0 LOB: 1 BB: 1 P: 7	R: 0 E: 0 K: 1 S: 5	H: 0 LOB: 0 BB: 0 P: 5	R: 0 E: 0 K: 0 S: 4	H: 1 LOB: 2 BB: 1 P: 8	R: 0 E: 0 K: 0 S: 3	H: 0 LOB: 2 BB: 0 P: 3	R: 0 E: 0 K: 0 S: 5	H: 2 LOB: 2 BB: 0 P: 5	R: 0 E: 0 K: 0 S: 5	H: 2 LOB: 2 BB: 1 P: 5	R: 0 E: 0 K: 0 S: 3	H: 1 LOB: 1 BB: 1 P: 7	1B: 5 2B: 1 3B: 0 HR: 0	SF: 0 SAC: 0 DP: 1 HBP: 0	WP: 0 PB: 0 SB: 0 CS: 0	PA: 35
PITCHER Johnny Kucks, R ERA: 3.24 (1, 1)	IP: 9.0 WLS: W BF: 35 H: 6 R: 0 ER: 0 SO: 2 BB: 3 IBB: 0 HBP: 0 BLK: 0 WP: 0 HR: 0 S: 36 P: 48 ERA: 0.00 WHIP: 1.000															PITCHER						

Detroit Tigers @ New York Yankees
Yankee Stadium, Bronx, NY
Tue Jul 17 1956, 3:33 AM EDT
Att: 26,266 - Unknown - 80 F


AB 32
R 0
H 6
RBI 0
BB 3
SO 2
LOB 13



Batter	1	2	3	4	5	6	7	8	9	AB	R	H	RBI	BB	SO	LOB	BOTTOM					
Gil McDougald, R OBP: 0.406, SLG: 0.441 (1, 6)	WP SH2-3 1B	5-3		5-3				F5		5	1	2	1	0	0	1						
Elston Howard, R OBP: 0.326, SLG: 0.345 (1, 7)	SH2-3			6-3						4	0	1	0	0	1	2						
Norm Siebern, L OBP: 0.264, SLG: 0.333 (9, 7)	1-2							F3		0	0	0	0	0	0	0						
Mickey Mantle, S OBP: 0.466, SLG: 0.725 (1, 8)	2-3 E BB			K						2	1	0	0	2	2	1						
Yogi Berra, L OBP: 0.359, SLG: 0.537 (1, 2)	1-2 3-H E 1B					F6		K		4	1	1	1	0	1	1						
Bill Skowron, R OBP: 0.418, SLG: 0.525 (1, 3)	E8 1B 1-H 2-H			F4						3	0	2	1	1	0	0						
Hank Bauer, R OBP: 0.312, SLG: 0.478 (1, 9)	1B BB					L7		L5		3	0	1	0	1	0	2						
Andy Carey, R OBP: 0.311, SLG: 0.360 (1, 5)	F8					FC4-6				4	0	0	0	0	0	5						
Jerry Coleman, R OBP: 0.333, SLG: 0.295 (1, 4)										2	1	2	0	1	0	0						
Johnny Kucks, R OBP: 0.189, SLG: 0.125 (1, 1)	L9					FC5		SH2-4 1B		2	0	0	0	0	0	5						
Inning Stats	R: 3 E: 1 K: 0 S: 7	H: 4 LOB: 3 BB: 2 P: 15	R: 0 E: 0 K: 0 S: 3	H: 1 LOB: 1 BB: 1 P: 7	R: 0 E: 0 K: 0 S: 4	H: 1 LOB: 2 BB: 1 P: 8	R: 0 E: 0 K: 1 S: 5	H: 0 LOB: 0 BB: 0 P: 5	R: 0 E: 0 K: 0 S: 3	H: 0 LOB: 1 BB: 1 P: 7	R: 1 E: 0 K: 2 S: 9	H: 2 LOB: 1 BB: 0 P: 9	R: 0 E: 0 K: 1 S: 6	H: 1 LOB: 1 BB: 0 P: 6	R: 0 E: 0 K: 0 S: 3	H: 0 LOB: 1 BB: 0 P: 4	R: 0 E: 0 K: 0 S: 3	H: 0 LOB: 1 BB: 0 P: 4	1B: 8 2B: 1 3B: 0 HR: 0	SF: 0 SAC: 3 DP: 0 HBP: 1	WP: 1 PB: 0 SB: 1 CS: 0	PA: 38
PITCHER Billy Hoelt, L ERA: 4.1 Duke Maas, R ERA: 5.9 (1, 1)	IP: 7.0 WLS: L BF: 34 H: 9 R: 4 ER: 4 SO: 4 BB: 4 IBB: 0 HBP: 0 BLK: 0 WP: 1 HR: 0 S: 37 P: 57 ERA: 5.14 WHIP: 1.857															PITCHER						

Detroit Tigers @ New York Yankees
Yankee Stadium, Bronx, NY
Tue Jul 17 1956, 3:33 AM EDT
Att: 26,266 - Unknown - 80 F


AB 29
R 4
H 9
RBI 3
BB 5
SO 4
LOB 17



Batter	1	2	3	4	5	6	7	8	9	AB	R	H	RBI	BB	SO	LOB	TOP					
Harvey Kuenn, R OBP: 0.402, SLG: 0.503 Buddy Hicks, S OBP: 0.260, SLG: 0.255	(1, 6) 0-3 K		(1) 0-0 5-3		(2) 0-0 F3	(2) 0-0 1B 2B	(3) 0-0 4-3		(2) 0-0 FC5-2-6-1	4	1	1	2	0	1	0						
Earl Torgeson, L OBP: 0.396, SLG: 0.428	(1, 3) 0-0 F4		(2) 0-0 F4		(3) 0-0 F6	(4) 0-0 1B BB		(4) 0-0 L6-3 1B BB		3	1	0	0	2	0	0						
Charlie Maxwell, L OBP: 0.447, SLG: 0.615	(1, 7) 0-0 1B		(1) 0-0 HBP		(1) 0-0 F9			(1) 0-0 F6		4	0	2	2	0	0	1						
Al Kaline, R OBP: 0.333, SLG: 0.471	(1, 9) 0-0 L8		(3) 0-0 L3		(1) 0-0 K			(2) 0-0 L6-3		4	1	0	0	1	1	5						
Ray Boone, R OBP: 0.377, SLG: 0.456	(1, 5) 0-0 1B 2B			(4) 0-0 FC6-4 BB	(2) 0-0 L6	(4) 0-0 FC4-6 BB		(4) 0-0 1B		3	1	2	1	2	0	1						
Frank House, L OBP: 0.284, SLG: 0.327	(1, 2) 0-0 F9		(1) 0-0 F6		(1) 0-0 2B 1B	(1) 0-0 FC4-6 1B		(3) 0-0 F4		5	1	1	0	0	0	4						
Bill Tuttle, R OBP: 0.315, SLG: 0.381	(1, 8) 0-3 K		(2) 0-3 K		(2) 0-0 1B 2B	(1) 0-0 1B		(1) 0-0 1B 1B		5	1	3	2	0	2	2						
Jim Brideweser, R OBP: 0.311, SLG: 0.245	(1, 4) 0-0 2H 1B		(3) 0-0 FC6-4		(4) 0-0 1B 2B	(1) 0-0 1B IBB		(1) 0-0 1B		4	1	2	1	1	0	3						
Paul Foytack, R OBP: 0.196, SLG: 0.239	(1, 1) 0-3 K		(3) 0-3 K		(1) 0-3 K	(1) 0-0 2B 1B		(2) 0-3 K		5	1	1	0	0	4	6						
Inning Stats	R: 0 E: 0 K: 1 S: 6	H: 1 LOB: 1 BB: 0 P: 6	R: 1 E: 0 K: 2 S: 9	H: 2 LOB: 1 BB: 0 P: 9	R: 0 E: 0 K: 0 S: 3	H: 0 LOB: 1 BB: 0 P: 4	R: 0 E: 0 K: 1 S: 5	H: 0 LOB: 1 BB: 1 P: 9	R: 0 E: 0 K: 1 S: 5	H: 0 LOB: 0 BB: 0 P: 5	R: 6 E: 0 K: 1 S: 10	H: 5 LOB: 2 BB: 3 P: 22	R: 0 E: 1 K: 1 S: 7	H: 1 LOB: 3 BB: 1 P: 11	R: 1 E: 0 K: 0 S: 4	H: 1 LOB: 1 BB: 1 P: 8	R: 0 E: 0 K: 1 S: 6	H: 2 LOB: 1 BB: 0 P: 6	1B: 9 2B: 4 3B: 0 HR: 0	SF: 0 SAC: 0 DP: 1 HBP: 1	WP: 0 PB: 0 SB: 0 CS: 0	PA: 46
PITCHER	IP WLS BF H R ER SO BB IBB HBP BLK WP HR S P ERA WHIP																					
Tom Sturdivant, R ERA: 2.71	(1, 1) 5.2 L 28 7 7 7 5 2 1 1 0 0 0 0 34 47 11.12 1.588																					
Don Larsen, R ERA: 4.57	(6, 1) 3.1 18 5 1 1 3 3 0 0 0 0 0 0 21 33 2.70 2.400																					

Detroit Tigers @ New York Yankees
 Yankee Stadium, Bronx, NY
 Wed Jul 18 1956, 3:33 AM EDT
 Unknown - 78 F


AB 39
 R 8
 H 12
 RBI 8
 BB 6
 SO 8
 LOB 27



Batter	1	2	3	4	5	6	7	8	9	AB	R	H	RBI	BB	SO	LOB	BOTTOM					
Gil McDougald, R OBP: 0.406, SLG: 0.440	(1, 6) 0-0 F8		(1) 4-0 1B BB		(1) 0-0 E8 3B 1B		(2) 0-0 L9		(4) 0-0 1B BB	3	1	1	0	2	0	0						
Norm Siebern, L OBP: 0.271, SLG: 0.360	(1, 7) 0-3 K		(1) 0-3 K		(2) 0-0 SF8 3B		(3) 0-0 F8		(1) 0-0 1B	5	1	2	2	0	2	2						
Mickey Mantle, S OBP: 0.465, SLG: 0.732	(1, 8) 0-0 HR		(2) 0-3 K		(2) 0-0 SF8			(4) 0-0 1B	(3) 0-3 K	4	1	2	2	0	2	4						
Yogi Berra, L OBP: 0.358, SLG: 0.531	(1, 2) 4-0 BB		(3) 0-0 F8		(3) 0-0 5-3			(1) 0-0 F7		3	0	0	0	1	0	3						
Bill Skowron, R OBP: 0.411, SLG: 0.516	(1, 3) 0-0 L9		(1) 0-0 G2		(1) 0-0 6-3			(2) 0-0 F2		4	0	0	0	0	0	2						
Hank Bauer, R OBP: 0.308, SLG: 0.471	(1, 9) 0-3 K		(2) 0-0 F4		(2) 0-0 F6			(3) 0-0 L9		4	0	0	0	0	1	1						
Andy Carey, R OBP: 0.314, SLG: 0.359	(1, 5) 0-3 K		(2) 0-3 K		(3) 0-0 1B			(1) 0-3 K		3	0	1	0	1	2	0						
Jerry Coleman, R OBP: 0.322, SLG: 0.284 Joe Collins, L OBP: 0.315, SLG: 0.376	(1, 4) 0-0 F8		(3) 0-0 F8		(3) 0-0 K			(4) 0-0 BB 1B		3	0	0	0	0	1	2						
Tom Sturdivant, L OBP: 0.321, SLG: 0.393 Don Larsen, R OBP: 0.302, SLG: 0.500 Tommy Byrne, L OBP: 0.296, SLG: 0.500	(1, 1) 0-3 K		(1) 0-0 BB 1B		(1) 0-3 K			(2) 0-3 K		2	0	1	0	0	1	0						
Inning Stats	R: 1 E: 0 K: 1 S: 6	H: 1 LOB: 1 BB: 1 P: 10	R: 0 E: 0 K: 2 S: 7	H: 0 LOB: 0 BB: 0 P: 7	R: 0 E: 0 K: 2 S: 8	H: 1 LOB: 2 BB: 1 P: 12	R: 0 E: 0 K: 0 S: 4	H: 1 LOB: 0 BB: 0 P: 4	R: 2 E: 1 K: 1 S: 7	H: 2 LOB: 0 BB: 0 P: 7	R: 0 E: 0 K: 1 S: 5	H: 0 LOB: 1 BB: 1 P: 9	R: 0 E: 0 K: 0 S: 3	H: 0 LOB: 0 BB: 0 P: 3	R: 0 E: 0 K: 0 S: 4	H: 1 LOB: 1 BB: 0 P: 4	R: 1 E: 0 K: 3 S: 10	H: 1 LOB: 2 BB: 2 P: 18	1B: 5 2B: 0 3B: 1 HR: 1	SF: 1 SAC: 0 DP: 0 HBP: 0	WP: 0 PB: 0 SB: 0 CS: 0	PA: 39
PITCHER	IP WLS BF H R ER SO BB IBB HBP BLK WP HR S P ERA WHIP																					
Paul Foytack, R ERA: 3.95	(1, 1) 9.0 W 39 7 4 4 10 5 0 0 0 0 0 1 54 74 4.00 1.333																					

Detroit Tigers @ New York Yankees
 Yankee Stadium, Bronx, NY
 Wed Jul 18 1956, 3:33 AM EDT
 Unknown - 78 F

AB 33
 R 4
 H 7
 RBI 4
 BB 5
 SO 10
 LOB 15



Batter	1	2	3	4	5	6	7	8	9	AB	R	H	RBI	BB	SO	LOB	TOP							
Harvey Kuenn, R (1, 6) OBP: 0.408, SLG: 0.505 Jim Small, L (9, FR) OBP: 0.143, SLG: 0.143	F5		CS 1B	FC6-4 1B			F4		1B 1B 1B	5	0	3	1	0	0	0								
Jack Phillips, R (1, 3) OBP: 0.368, SLG: 0.388	FC5 1B		2B 1B BB	FC6-4 1-2			F7		1B 1B	4	1	2	0	1	0	2								
Charlie Maxwell, L (1, 7) OBP: 0.440, SLG: 0.605	L7		1B 2B		4-3		G3		FC6-4 1B 1-2 2-3	5	1	2	0	0	0	1								
Al Kaline, R (1, 9) OBP: 0.336, SLG: 0.479	1-2 1B		2H 3H 1B		L5-3				L5 1B FC6-4 1-2	5	0	2	2	0	0	3								
Ray Boone, R (1, 5) OBP: 0.370, SLG: 0.446	FC5 2-3		F2 1-2		F8				G6-4-3 1B 1-3	4	0	1	0	0	0	3								
Bill Tuttle, R (1, 8) OBP: 0.311, SLG: 0.375		F7		F7		6-3			F9	4	0	0	0	0	0	2								
Red Wilson, R (1, 2) OBP: 0.361, SLG: 0.381		F8		L6					G6-4-3 1B 1-2	4	0	1	0	0	0	2								
Jim Brideweser, R (1, 4) OBP: 0.308, SLG: 0.245		K		BB 1B 1B		F2			6-3	4	1	1	0	0	1	1								
Duke Maas, R (1, 1) OBP: 0.278, SLG: 0.250 Steve Gromek, S (6, 1) OBP: 0.417, SLG: 0.176 Bob Kennedy, R (9, PH) OBP: 0.317, SLG: 0.317			K	1B 1-2 BB		K			F6	2	0	0	0	1	2	1								
Inning Stats	R: 0 E: 0 K: 0 S: 5	H: 2 LOB: 2 BB: 0 P: 5	R: 0 E: 0 K: 1 S: 5	H: 0 LOB: 0 BB: 0 P: 5	R: 2 E: 0 K: 1 S: 7	H: 3 LOB: 1 BB: 1 P: 11	R: 1 E: 0 K: 0 S: 5	H: 2 LOB: 2 BB: 1 P: 9	R: 0 E: 0 K: 0 S: 3	H: 0 LOB: 0 BB: 0 P: 3	R: 0 E: 0 K: 1 S: 6	H: 1 LOB: 1 BB: 0 P: 6	R: 0 E: 0 K: 0 S: 3	H: 0 LOB: 0 BB: 0 P: 3	R: 0 E: 1 K: 0 S: 4	H: 1 LOB: 1 BB: 0 P: 4	R: 0 E: 0 K: 0 S: 6	H: 3 LOB: 3 BB: 0 P: 6	1B: 11 2B: 1 3B: 0 HR: 0	SF: 0 SAC: 0 DP: 1 HBP: 0	WP: 0 PB: 0 SB: 1 CS: 1	PA: 40		
PITCHER	IP WLS BF H R ER SO BB IBB HBP BLK WP HR S P ERA WHIP	8.2 W 39 12 3 3 3 2 0 0 0 0 0 0 43 51 3.12 1.615	0.1 S 1 0 0 0 0 0 0 0 0 0 0 0 1 1 0.00 0.000																					

Detroit Tigers @ New York Yankees
Yankee Stadium, Bronx, NY
Thu Jul 19 1956, 3:33 AM EDT
Att: 11,099 - Overcast - 82 F

AB	38
R	3
H	12
RBI	3
BB	2
SO	3
LOB	15



Batter	1	2	3	4	5	6	7	8	9	AB	R	H	RBI	BB	SO	LOB	BOTTOM						
Gil McDougald, R (1, 6) OBP: 0.406, SLG: 0.433	F8	F7		1-2 3H 1B		FC3-5 1B 2B	1B BB			4	1	1	1	1	0	3							
Billy Martin, R (1, 4) OBP: 0.330, SLG: 0.397	F2		B1-3	F5		2B SF9 1B	1-3 1B			5	1	2	0	0	0	2							
Hank Bauer, R (1, 9) OBP: 0.313, SLG: 0.477	BB 1B		BB 1B	F7		1-3 2H 3H 1B 2B	L9			5	1	3	2	0	0	4							
Mickey Mantle, S (1, 8) OBP: 0.469, SLG: 0.731	4-0 1-2 BB		G4-6-3 BB	FC6-4 1B		1B IBB		G3		2	0	1	0	3	0	0							
Bill Skowron, R (1, 3) OBP: 0.401, SLG: 0.500	F3		G4-6-3 1-2	FC6-4 1-2		SF9		5-3		4	0	0	1	0	0	5							
Elston Howard, R (1, 2) OBP: 0.327, SLG: 0.341		L6		1B G3 BB		F8	1-2 2H 1B	F4		4	1	1	1	1	0	1							
Norm Siebern, L (1, 7) OBP: 0.267, SLG: 0.347		F7		G3		5-3	K			4	0	0	0	0	1	4							
Andy Carey, R (1, 5) OBP: 0.325, SLG: 0.368		3B 2B		1B 2-3 1B 1B		FC3-5 SH 1B	F4			4	2	3	0	0	0	0							
Tommy Byrne, L (1, 1) OBP: 0.333, SLG: 0.586 Tom Morgan, R (9, 1) OBP: 0.300, SLG: 0.222		2H 3B		1-3 3H 1B		SH 1B FC3-5 2B	F6			3	1	2	2	0	0	0							
Inning Stats	R: 0 E: 0 K: 0 S: 4	H: 1 LOB: 2 BB: 1 P: 8	R: 1 E: 0 K: 0 S: 5	H: 2 LOB: 1 BB: 0 P: 5	R: 0 E: 0 K: 0 S: 3	H: 1 LOB: 1 BB: 1 P: 7	R: 2 E: 0 K: 0 S: 6	H: 3 LOB: 2 BB: 1 P: 10	R: 0 E: 0 K: 1 S: 10	H: 4 LOB: 2 BB: 1 P: 14	R: 0 E: 0 K: 0 S: 4	H: 1 LOB: 2 BB: 1 P: 8	R: 0 E: 0 K: 0 S: 3	H: 0 LOB: 0 BB: 0 P: 3	R: 0 E: 0 K: 0 S: 3	H: 0 LOB: 0 BB: 0 P: 3	1B: 10 2B: 2 3B: 1 HR: 0	SF: 1 SAC: 1 DP: 1 HBP: 0	WP: 0 PB: 0 SB: 0 CS: 0	PA: 42			
PITCHER	IP WLS BF H R ER SO BB IBB HBP BLK WP HR S P ERA WHIP	5.1 L 30 11 7 7 0 1 1 1 0 0 0 0 12 20 0.00 1.125																					

Detroit Tigers @ New York Yankees
Yankee Stadium, Bronx, NY
Thu Jul 19 1956, 3:33 AM EDT
Att: 11,099 - Overcast - 82 F

AB	35
R	7
H	13
RBI	7
BB	5
SO	1
LOB	19



Batter	1	2	3	4	5	6	7	8	9	AB	R	H	RBI	BB	SO	LOB	TOP			
Hector Lopez, R OBP: 0.359, SLG: 0.459 (1, 5)	5-3			K		F4		2B 7-2 1B		4	0	1	0	0	1	2	Kansas City Athletics @ New York Yankees Yankee Stadium, Bronx, NY Fri Jul 20 1956, 3:33 AM EDT Att: 16,103 - Unknown livebaseballscorecards.com			
Al Pilarcik, L OBP: 0.256, SLG: 0.243 (1, 8)	L9			K		L9		1B 2B		4	0	1	2	0	1	2				
Enos Slaughter, L OBP: 0.377, SLG: 0.420 Jack Crimian, R (6, 1)	G3			HBP		K		7-2		2	0	0	0	0	1	2				
Gus Zernial, R OBP: 0.316, SLG: 0.456 (8, FH) Bobby Shantz, R OBP: 0.273, SLG: 0.111 (8, 1)								3-HF		0	0	0	0	0	0	0				
Harry Simpson, L OBP: 0.330, SLG: 0.503 (1, 9)		4-3		F8				F8		4	0	0	0	0	2					
Vic Power, R OBP: 0.333, SLG: 0.433 (1, 3)					L5				L4	3	0	1	0	1	0	0				
Joe Ginsberg, L OBP: 0.324, SLG: 0.305 (1, 2)						5-3		BB	B2	4	0	0	0	0	1	2				
Joe Demaestri, R OBP: 0.303, SLG: 0.347 (1, 6)				K		6-3				4	0	1	0	0	2	1				
Clete Boyer, R OBP: 0.295, SLG: 0.292 (1, 4)				K				1B 1B	E6 1B 2B	4	1	1	0	0	1	1				
Jack McMahan, R (1, 1) Johnny Groth, R OBP: 0.316, SLG: 0.405 (6, 7)				K				1B	1B 2B 1B	1	0	0	0	0	1	0				
Inning Stats	R: 0 E: 0 K: 0 S: 3	H: 0 LOB: 0 BB: 0 P: 3	R: 0 E: 0 K: 1 S: 5	H: 1 LOB: 0 BB: 0 P: 5	R: 0 E: 0 K: 3 S: 9	H: 0 LOB: 1 BB: 0 P: 9	R: 0 E: 0 K: 2 S: 7	H: 0 LOB: 0 BB: 0 P: 8	R: 0 E: 0 K: 1 S: 7	H: 2 LOB: 2 BB: 0 P: 7	R: 0 E: 0 K: 1 S: 5	H: 0 LOB: 1 BB: 1 P: 9	R: 2 E: 1 K: 0 S: 6	H: 3 LOB: 1 BB: 0 P: 6	R: 0 E: 0 K: 0 S: 4	H: 1 LOB: 1 BB: 0 P: 4	1B: 6 2B: 2 3B: 0 HR: 0	SF: 0 SAC: 0 DP: 1 HBP: 1	WP: 0 PB: 0 SB: 0 CS: 0	PA: 35
PITCHER Whitey Ford, L ERA: 2.24 (1, 1)	IP: 9.0 WLS: W BF: 35 H: 7 R: 2 ER: 1 SO: 8 BB: 1 IBB: 0 HBP: 1 BLK: 0 WP: 0 HR: 0 S: 49 P: 54 ERA: 1.00 WHIP: 0.889																			

Batter	1	2	3	4	5	6	7	8	9	AB	R	H	RBI	BB	SO	LOB	BOTTOM			
Gil McDougald, R OBP: 0.401, SLG: 0.427 (1, 6)	6-3	FC6-2-5		FC6-4		SH1-3		6-3		4	0	0	0	0	0	3	Kansas City Athletics @ New York Yankees Yankee Stadium, Bronx, NY Fri Jul 20 1956, 3:33 AM EDT Att: 16,103 - Unknown livebaseballscorecards.com			
Billy Martin, R OBP: 0.338, SLG: 0.407 (1, 4)	BB 1B	F3			1B 1B 1B	2B		BB		4	2	3	0	1	0	2				
Hank Bauer, R OBP: 0.317, SLG: 0.475 (1, 9)	1B BB			F7	1B 1B	FC6 BB		K		3	1	1	0	2	1	1				
Mickey Mantle, S OBP: 0.469, SLG: 0.728 (1, 8)	1B			5-3	1B SF8	FC6				4	1	2	2	0	0	2				
Bill Skowron, R OBP: 0.402, SLG: 0.498 (1, 3)	F8				1B E	1-3				3	1	1	2	1	0	4				
Elston Howard, R OBP: 0.320, SLG: 0.335 (1, 2)	1-3			4-3	SF8			6-3		3	0	0	1	0	0	3				
Bob Cerv, R OBP: 0.346, SLG: 0.387 (1, 7)		SH3-4 BB BB		F9	1-3			F2		3	0	0	0	1	0	0				
Andy Carey, R OBP: 0.324, SLG: 0.364 (1, 5)		SH3-4 BB		4-3	6-3			6-3		3	0	0	0	1	0	0				
Whitey Ford, L OBP: 0.321, SLG: 0.261 (1, 1)		SH3-4		FC6-4 1B		2B SH1-3 FC6 1B		F8		3	1	2	0	0	0	0				
Inning Stats	R: 1 E: 0 K: 0 S: 5	H: 2 LOB: 2 BB: 1 P: 9	R: 0 E: 0 K: 0 S: 3	H: 0 LOB: 2 BB: 2 P: 11	R: 0 E: 0 K: 0 S: 3	H: 0 LOB: 1 BB: 1 P: 7	R: 0 E: 0 K: 0 S: 4	H: 1 LOB: 0 BB: 0 P: 4	R: 4 E: 1 K: 0 S: 7	H: 4 LOB: 0 BB: 0 P: 7	R: 1 E: 0 K: 0 S: 5	H: 2 LOB: 2 BB: 1 P: 9	R: 0 E: 0 K: 0 S: 3	H: 0 LOB: 1 BB: 1 P: 9	R: 0 E: 0 K: 1 S: 5	H: 0 LOB: 1 BB: 1 P: 9		1B: 8 2B: 1 3B: 0 HR: 0	SF: 1 SAC: 2 DP: 0 HBP: 0	WP: 0 PB: 0 SB: 0 CS: 0
PITCHER Jack McMahan, L ERA: 5.08 Jack Crimian, R ERA: 6.19 Bobby Shantz, L ERA: 4.82 (1, 1)	IP: 5.0 WLS: L BF: 26 H: 7 R: 5 ER: 4 SO: 0 BB: 4 IBB: 0 HBP: 0 BLK: 0 WP: 0 HR: 0 S: 22 P: 38 ERA: 7.20 WHIP: 2.200																			

Batter	1	2	3	4	5	6	7	8	9	AB	R	H	RBI	BB	SO	LOB	TOP										
Hector Lopez, R OBP: 0.356, SLG: 0.455 (1, 5)	5-3		F6			F8		1-2 1B		5	0	1	0	0	0	2	Kansas City Athletics @ New York Yankees Yankee Stadium, Bronx, NY Sun Jul 22 1956, 3:33 AM EDT Unknown - 81 F livebaseballscorecards.com										
Al Pilarcik, L OBP: 0.273, SLG: 0.244 (1, 8)	1-3		S 1B	K			PB S 1B BB	4-3		4	2	1	0	1	1	2											
Enos Slaughter, L OBP: 0.376, SLG: 0.417 (1, 7)	6-3		1B 1-2 1B	6-3			F7		FC5-6 1B	4	1	1	0	1	0	1											
Harry Simpson, L OBP: 0.331, SLG: 0.505 (1, 9)		1B FC4-6 2B	1B 1-3 2H 1B	6-3			K		FC5-6 1B 1B	5	2	2	1	0	1	2											
Vic Power, R OBP: 0.343, SLG: 0.441 (1, 3)		FC4-6 1B	1B 1-1H 1B		F6				1B	5	1	4	3	0	0	0											
Tim Thompson, L OBP: 0.332, SLG: 0.363 (1, 2)	FC4-6 HBP	1B 1-2H 3H 1B	1B E		CS BB				G6-4-3 1B	4	1	2	1	1	0	2											
Joe Demaestri, R OBP: 0.302, SLG: 0.346 (9, PH)	F2		1-2 3H 1B							4	0	1	1	0	2	2											
Lou Skizas, R OBP: 0.346, SLG: 0.388 (9, 6)			1-2 3H 1B							1	0	0	0	0	0	3											
Mike Baxes, R OBP: 0.348, SLG: 0.270 (9, 6)			1-2 3H 1B							0	0	0	0	0	0	0											
Clete Boyer, R OBP: 0.305, SLG: 0.293 (1, 4)		1-2 HBP	K			F7			CS 1B	3	0	1	0	0	1	1											
Alex Kellner, R OBP: 0.276, SLG: 0.192 (4, 1)	K					K			1B	1	0	0	0	1	1	2											
Art Ditmar, R OBP: 0.196, SLG: 0.167 (4, 1)									1-2 1B	2	0	1	0	0	1	0											
Inning Stats	R: 0 E: 0 K: 0 S: 3	H: 0 LOB: 0 BB: 0 P: 3	R: 1 E: 0 K: 1 S: 7	H: 2 LOB: 2 BB: 0 P: 8	R: 5 E: 1 K: 1 S: 10	H: 5 LOB: 2 BB: 2 P: 18	R: 0 E: 0 K: 1 S: 5	H: 0 LOB: 0 BB: 1 P: 5	R: 0 E: 0 K: 1 S: 4	H: 0 LOB: 0 BB: 1 P: 8	R: 1 E: 0 K: 1 S: 6	H: 1 LOB: 1 BB: 1 P: 10	R: 0 E: 0 K: 1 S: 7	H: 3 LOB: 2 BB: 0 P: 7	R: 0 E: 0 K: 0 S: 5	H: 3 LOB: 2 BB: 0 P: 5	1B: 13 2B: 1 3B: 0 HR: 0	SF: 0 SAC: 0 DP: 1 HBP: 1	WP: 0 PB: 1 SB: 2 CS: 2	PA: 43							
PITCHER	IP	WLS	BF	H	R	ER	SO	BB	IBB	HBP	BLK	WP	HR	S	P	ERA	WHIP										
Johnny Kucks, R ERA: 3.51 (1, 1)	2.1	L	15	6	6	5	1	1	0	1	0	0	0	15	20	19.29	3.000										
Don Larsen, R ERA: 4.4 (3, 1)	5.1		22	5	1	1	6	3	0	0	0	0	0	31	43	1.69	1.500										
Mickey McDermott, L ERA: 4.93 (8, 1)	1.1		6	3	0	0	0	0	0	0	0	0	0	6	6	0.00	2.250										

Batter	1	2	3	4	5	6	7	8	9	AB	R	H	RBI	BB	SO	LOB	BOTTOM										
Gil McDougald, R OBP: 0.402, SLG: 0.428 (1, 6)			K						F2	4	0	2	0	0	2	1	Kansas City Athletics @ New York Yankees Yankee Stadium, Bronx, NY Sun Jul 22 1956, 3:33 AM EDT Unknown - 81 F livebaseballscorecards.com										
Phil Rizzuto, R OBP: 0.352, SLG: 0.255 (9, PH)										0	0	0	0	0	0	0											
Yogi Berra, L OBP: 0.356, SLG: 0.528 (9, PH)										1	0	0	0	0	0	0											
Billy Martin, R OBP: 0.343, SLG: 0.407 (1, 4)	4-0 1-2 BB		FC6-4 1B		4-3		HR BB		F5	3	1	1	0	2	0	0											
Hank Bauer, R OBP: 0.315, SLG: 0.471 (1, 9)			FC6-4 BB		F6		K		1-3	5	0	1	0	0	1	3											
Mickey Mantle, S OBP: 0.472, SLG: 0.737 (1, 8)	F8		1-2 2-3 BB			FC5-4 1B	1H HR			3	1	2	2	1	0	2											
Bill Skowron, R OBP: 0.396, SLG: 0.489 (1, 3)	F3		K			FC5-4 HR	F5			4	1	0	0	0	1	6											
Elston Howard, R OBP: 0.318, SLG: 0.349 (1, 2)	5-3					1H HR	F6			4	1	1	2	0	1	0											
Bob Cerv, R OBP: 0.189, SLG: 0.125 (1, 7)										1	0	0	0	1	0	0											
Irv Noren, L OBP: 0.536, SLG: 0.368 (6, PH) (7, 7)	6-3					1B 5-3 BB			4-3	1	0	0	0	1	0	0											
Andy Carey, R OBP: 0.321, SLG: 0.360 (8, PH)	F7									3	0	0	0	0	0	2											
Tommy Byrne, L OBP: 0.323, SLG: 0.567 (9, 5)										1	0	0	0	0	0	0											
Jerry Coleman, R OBP: 0.322, SLG: 0.284 (9, 5)										0	0	0	0	0	0	0											
Johnny Kucks, R OBP: 0.189, SLG: 0.125 (3, 1)										0	0	0	0	0	0	0											
Don Larsen, R OBP: 0.336, SLG: 0.488 (8, 1)			FC6-4 1B						4-3	1	0	0	0	2	1	1											
Mickey McDermott, L OBP: 0.242, SLG: 0.138 (8, 1)										1	0	0	0	0	0	0											
Inning Stats	R: 0 E: 0 K: 0 S: 4	H: 2 LOB: 2 BB: 1 P: 8	R: 0 E: 0 K: 0 S: 3	H: 0 LOB: 0 BB: 0 P: 3	R: 0 E: 0 K: 2 S: 8	H: 1 LOB: 3 BB: 2 P: 16	R: 0 E: 0 K: 2 S: 7	H: 0 LOB: 1 BB: 1 P: 11	R: 0 E: 0 K: 1 S: 5	H: 0 LOB: 0 BB: 0 P: 5	R: 2 E: 0 K: 0 S: 5	H: 3 LOB: 2 BB: 2 P: 13	R: 2 E: 0 K: 1 S: 6	H: 1 LOB: 0 BB: 1 P: 10	R: 0 E: 0 K: 0 S: 3	H: 0 LOB: 0 BB: 0 P: 3	R: 0 E: 0 K: 0 S: 3	H: 0 LOB: 0 BB: 0 P: 3	1B: 5 2B: 0 3B: 0 HR: 2	SF: 0 SAC: 0 DP: 0 HBP: 0	WP: 0 PB: 0 SB: 0 CS: 0	PA: 39					
PITCHER	IP	WLS	BF	H	R	ER	SO	BB	IBB	HBP	BLK	WP	HR	S	P	ERA	WHIP										
Alex Kellner, L ERA: 3.24 (1, 1)	3.0		14	4	4	4	4	4	0	0	0	0	2	15	27	0.00	2.000										
Art Ditmar, R ERA: 4.37 (4, 1)	6.0	W	25	4	4	4	4	4	0	0	0	0	2	29	45	6.00	1.333										

Batter	1	2	3	4	5	6	7	8	9	AB	R	H	RBI	BB	SO	LOB	TOP					
Hector Lopez, R OBP: 0.357, SLG: 0.450	6-3																					
Al Pilarcik, L OBP: 0.286, SLG: 0.244	3B																					
Lou Skizas, R OBP: 0.357, SLG: 0.434	SF7																					
Harry Simpson, L OBP: 0.330, SLG: 0.501	SF7																					
Vic Power, R OBP: 0.345, SLG: 0.442	F8																					
Joe Ginsberg, L OBP: 0.326, SLG: 0.307																						
Eddie Robinson, L OBP: 0.285, SLG: 0.373																						
Tim Thompson, L OBP: 0.335, SLG: 0.363																						
Joe Demaestri, R OBP: 0.302, SLG: 0.346																						
Clete Boyer, R OBP: 0.294, SLG: 0.282																						
Enos Slaughter, L OBP: 0.376, SLG: 0.414																						
Mike Baxes, R OBP: 0.348, SLG: 0.270																						
Tom Gorman, R OBP: 0.331, SLG: 0.548																						
Bobby Shantz, L OBP: 0.231, SLG: 0.091																						
Gus Gernahl, R OBP: 0.334, SLG: 0.454																						
Jack Crimian, R OBP: 0.282, SLG: 0.105																						
Troy Herriage, R OBP: 0.198, SLG: 0.105																						
Johnny Croft, R OBP: 0.310, SLG: 0.402																						
Inning Stats	R: 2 E: 0 K: 0 S: 5	H: 2 LOB: 0 BB: 0 P: 5	R: 0 E: 0 K: 0 S: 4	H: 1 LOB: 1 BB: 0 P: 4	R: 0 E: 0 K: 3 S: 9	H: 0 LOB: 1 BB: 1 P: 13	R: 0 E: 0 K: 1 S: 6	H: 1 LOB: 0 BB: 0 P: 6	R: 1 E: 0 K: 0 S: 5	H: 2 LOB: 3 BB: 2 P: 13	R: 0 E: 0 K: 1 S: 5	H: 0 LOB: 0 BB: 0 P: 5	R: 0 E: 0 K: 0 S: 3	H: 0 LOB: 0 BB: 0 P: 3	R: 1 E: 0 K: 0 S: 3	H: 1 LOB: 1 BB: 1 P: 11	R: 0 E: 0 K: 0 S: 3	H: 0 LOB: 0 BB: 0 P: 3	1B: 6 2B: 0 3B: 1 HR: 0	SF: 2 SAC: 0 DP: 1 HBP: 0	WP: 0 PB: 0 SB: 0 CS: 0	PA: 38
PITCHER	IP WLS BF H R ER SO BB IBB HBP BLK WP HR S P ERA WHIP																					
Rip Coleman, L ERA: 2.98	(1, 1) 7.0 W 31 6 4 4 5 4 0 0 0 0 0 0 0 37 53 5.14 1.429																					
Tom Morgan, R ERA: 3.6	(8, 1) 2.0 S 7 1 0 0 0 1 0 0 0 0 0 0 6 10 0.00 1.000																					

Kansas City Athletics @ New York Yankees
Yankee Stadium, Bronx, NY
Sun Jul 22 1956, 3:38 AM EDT
Att: 26,923 - Unknown - 82 F

AB	31
R	4
H	7
RBI	4
BB	5
SO	5
LOB	14



Batter	1	2	3	4	5	6	7	8	9	AB	R	H	RBI	BB	SO	LOB	BOTTOM			
Gil McDougald, R OBP: 0.402, SLG: 0.425	E																			
Phil Rizzuto, R OBP: 0.345, SLG: 0.250	BB																			
Billy Martin, R OBP: 0.341, SLG: 0.402	E4																			
Mickey Mantle, S OBP: 0.475, SLG: 0.740	2B																			
Bob Cerv, R OBP: 0.356, SLG: 0.390	1B																			
Yogi Berra, L OBP: 0.356, SLG: 0.526	2B																			
Joe Collins, L OBP: 0.309, SLG: 0.367	S																			
Hank Bauer, R OBP: 0.315, SLG: 0.476	HR																			
Bill Skowron, R OBP: 0.400, SLG: 0.502	1B																			
Norm Siebern, L OBP: 0.284, SLG: 0.392	HR																			
Andy Carey, R OBP: 0.320, SLG: 0.358	FC4-6																			
Rip Coleman, L OBP: 0.300, SLG: 0.222	CS																			
Tom Morgan, R OBP: 0.300, SLG: 0.222	1-2																			
Inning Stats	R: 6 E: 1 K: 1 S: 10	H: 5 LOB: 1 BB: 1 P: 14	R: 0 E: 0 K: 0 S: 3	H: 0 LOB: 0 BB: 0 P: 3	R: 2 E: 0 K: 0 S: 5	H: 2 LOB: 0 BB: 0 P: 5	R: 0 E: 0 K: 2 S: 7	H: 0 LOB: 0 BB: 0 P: 7	R: 0 E: 0 K: 0 S: 4	H: 2 LOB: 1 BB: 0 P: 4	R: 0 E: 0 K: 0 S: 3	H: 0 LOB: 0 BB: 0 P: 3	R: 0 E: 0 K: 0 S: 3	H: 0 LOB: 1 BB: 1 P: 7	R: 5 E: 1 K: 0 S: 10	H: 5 LOB: 3 BB: 0 P: 11	1B: 10 2B: 1 3B: 1 HR: 2	SF: 0 SAC: 2 DP: 1 HBP: 1	WP: 0 PB: 0 SB: 2 CS: 1	PA: 42
PITCHER	IP WLS BF H R ER SO BB IBB HBP BLK WP HR S P ERA WHIP																			
Tom Gorman, R ERA: 4.22	(1, 1) 0.0 L 5 3 5 4 3 3 0 0 0 0 0 0 2 25 25 5.40 1.200																			
Bobby Shantz, L ERA: 4.88	(1, 1) 5.0 19 6 3 3 3 0 0 0 0 0 0 2 25 25 5.40 1.200																			
Jack Crimian, R ERA: 6.79	(6, 1) 2.0 12 3 5 5 0 1 0 1 0 0 0 10 15 22.50 2.000																			
Troy Herriage, R ERA: 6.45	(8, 1) 1.0 6 2 0 0 0 0 0 0 0 0 0 6 6 0.00 2.000																			

Kansas City Athletics @ New York Yankees
Yankee Stadium, Bronx, NY
Sun Jul 22 1956, 3:38 AM EDT
Att: 26,923 - Unknown - 82 F

AB	37
R	13
H	14
RBI	12
BB	2
SO	3
LOB	14



Batter	1	2	3	4	5	6	7	8	9	AB	R	H	RBI	BB	SO	LOB	TOP			
GiL McDougald, R OBP: 0.402, SLG: 0.435 (1, 6)										5	1	2	1	0	2	2	New York Yankees @ Chicago White Sox Comiskey Park, Chicago, IL Tue Jul 24 1956, 4:33 AM EDT Att: 33,316 - Unknown livebaseballscorecards.com			
Billy Martin, R OBP: 0.338, SLG: 0.399 (1, 4)										2	0	0	0	0	0	2				
Jerry Coleman, R OBP: 0.315, SLG: 0.277 (3, 4)										2	0	0	0	0	0	1				
Don Larsen, R OBP: 0.340, SLG: 0.500 (9, PH)										1	0	1	0	0	0	0				
Mickey Mantle, S OBP: 0.474, SLG: 0.733 (1, 8)										3	0	0	0	2	1	1				
Bill Skowron, R OBP: 0.396, SLG: 0.508 (1, 3)										5	1	1	1	0	2	4				
Yogi Berra, L OBP: 0.355, SLG: 0.520 (1, 2)										3	0	0	0	1	0	1				
Hank Bauer, R OBP: 0.317, SLG: 0.476 (1, 9)										4	2	2	0	0	0	1				
Bob Cerv, R OBP: 0.383, SLG: 0.475 (1, 7)										3	1	3	3	1	0	0				
Andy Carey, R OBP: 0.319, SLG: 0.356 (1, 5)										4	0	1	0	0	1	2				
Tom Sturdivant, L OBP: 0.323, SLG: 0.387 (1, 1)										3	0	1	0	0	1	2				
Mickey McDermott, L OBP: 0.242, SLG: 0.158 (7, 1)										0	0	0	0	0	0	0				
Eiston Howard, R OBP: 0.318, SLG: 0.347 (9, PH)										1	0	0	0	0	0	0				
Inning Stats	R: 2 E: 0 K: 1 S: 7	H: 2 LOB: 1 BB: 1 P: 11	R: 0 E: 0 K: 1 S: 6	H: 1 LOB: 2 BB: 1 P: 10	R: 0 E: 0 K: 0 S: 2	H: 0 LOB: 0 BB: 1 P: 6	R: 0 E: 0 K: 0 S: 4	H: 2 LOB: 1 BB: 0 P: 4	R: 0 E: 0 K: 1 S: 7	H: 2 LOB: 0 BB: 0 P: 7	R: 0 E: 0 K: 1 S: 5	H: 0 LOB: 0 BB: 0 P: 5	R: 1 E: 0 K: 2 S: 9	H: 2 LOB: 1 BB: 0 P: 9	R: 0 E: 0 K: 1 S: 6	H: 1 LOB: 2 BB: 1 P: 10	1B: 7 2B: 1 3B: 1 HR: 3	SF: 0 SAC: 0 DP: 2 HBP: 0	WP: 0 PB: 0 SB: 0 CS: 0	PA: 40
PITCHER Billy Pierce, L ERA: 3.07 (1, 1)	IP: 9.0 WLS: W BF: 40 H: 11 R: 5 ER: 5 SO: 7 BB: 4 IBB: 0 HBP: 0 BLK: 0 WP: 0 HR: 3 S: 50 P: 66 ERA: 5.00 WHIP: 1.667															PITCHER				

Batter	1	2	3	4	5	6	7	8	9	AB	R	H	RBI	BB	SO	LOB	BOTTOM		
Jim Rivera, L OBP: 0.352, SLG: 0.384 (9, 8)										5	1	1	0	0	2	1	New York Yankees @ Chicago White Sox Comiskey Park, Chicago, IL Tue Jul 24 1956, 4:33 AM EDT Att: 33,316 - Unknown livebaseballscorecards.com		
Nellie Fox, L OBP: 0.337, SLG: 0.375 (1, 4)										5	2	2	0	0	0	0			
Minnie Minoso, R OBP: 0.415, SLG: 0.472 (1, 7)										3	4	2	2	1	1	0			
Larry Doby, L OBP: 0.398, SLG: 0.419 (1, 8)										4	2	3	4	1	0	0			
Jim Delsing, L OBP: 0.277, SLG: 0.056 (9, 9)										0	0	0	0	0	0	0			
Dave Philley, S OBP: 0.338, SLG: 0.369 (1, 3)										4	1	3	0	0	0	2			
Sammy Esposito, R OBP: 0.370, SLG: 0.268 (8, 5)										1	0	0	0	0	1	2			
Sherm Lollar, R OBP: 0.375, SLG: 0.426 (1, 2)										4	1	1	2	1	0	4			
Fred Hatfield, L OBP: 0.383, SLG: 0.413 (1, 5)										2	0	0	0	0	1	3			
Walt Dropo, R OBP: 0.338, SLG: 0.321 (7, PH)										1	0	1	1	1	0	0			
Luis Aparicio, R OBP: 0.277, SLG: 0.310 (1, 6)										5	0	1	2	0	1	2			
Billy Pierce, L OBP: 0.119, SLG: 0.092 (1, 1)										4	0	0	0	0	1	3			
Inning Stats	R: 2 E: 0 K: 2 S: 9	H: 2 LOB: 2 BB: 2 P: 17	R: 0 E: 0 K: 0 S: 3	H: 0 LOB: 0 BB: 0 P: 3	R: 2 E: 0 K: 0 S: 5	H: 2 LOB: 1 BB: 0 P: 6	R: 0 E: 0 K: 1 S: 5	H: 0 LOB: 0 BB: 0 P: 5	R: 0 E: 0 K: 0 S: 3	H: 1 LOB: 2 BB: 1 P: 10	R: 3 E: 0 K: 1 S: 9	H: 4 LOB: 2 BB: 1 P: 13	R: 4 E: 0 K: 2 S: 12	H: 5 LOB: 1 BB: 0 P: 12	1B: 10 2B: 2 3B: 0 HR: 2	SF: 0 SAC: 0 DP: 0 HBP: 2		WP: 0 PB: 0 SB: 1 CS: 0	PA: 44
PITCHER Tom Sturdivant, R ERA: 3.25 (1, 1)	IP: 6.2 WLS: L BF: 33 H: 8 R: 7 ER: 7 SO: 4 BB: 3 IBB: 0 HBP: 0 BLK: 0 WP: 0 HR: 2 S: 36 P: 50 ERA: 9.45 WHIP: 1.650															PITCHER			
Mickey McDermott, L ERA: 5.51 (7, 1)	IP: 1.1 WLS: 11 BF: 6 H: 4 R: 4 ER: 4 SO: 3 BB: 1 IBB: 0 HBP: 0 BLK: 0 WP: 0 HR: 0 S: 16 P: 20 ERA: 27.00 WHIP: 5.250															PITCHER			

Batter	1	2	3	4	5	6	7	8	9	AB	R	H	RBI	BB	SO	LOB	TOP								
Hank Bauer, R OBP: 0.319, SLG: 0.475 (1, 9)	F9			K		S 1B	F2		E 2B 1B	5	2	2	0	0	1	0									
Gil McDougald, R OBP: 0.407, SLG: 0.437 (1, 6)	F9			G4-6-3 BB		2B SF8 1B		2B FC5-2 BB	E5 2B 1B	3	2	2	1	2	0	0									
Mickey Mantle, S OBP: 0.471, SLG: 0.728 (1, 8)	K			G4-6-3 1-2		WP 1-3 2B		K	K	5	0	1	0	0	3	4									
Yogi Berra, L OBP: 0.359, SLG: 0.530 (1, 2)		G3				F8 WP 1B	SF8			4	3	3	3	0	0	0									
Bill Skowron, R OBP: 0.396, SLG: 0.510 (1, 3)	L1					WP F8 1B	5-3			5	2	2	1	0	0	3									
Norm Siebern, L OBP: 0.289, SLG: 0.406 (1, 7)	6-3					F8 1-2 2-3	WP BB			4	1	1	2	1	0	3									
Andy Carey, R OBP: 0.315, SLG: 0.351 (1, 5)				G3		F4 2-3 3-H	6-3		E6 FC4	4	0	0	0	0	0	3									
Jerry Coleman, R OBP: 0.313, SLG: 0.276 (1, 4)				1-4-3					FC4	4	0	1	1	0	1	1									
Whitey Ford, L OBP: 0.298, SLG: 0.240 (1, 1)				K		3-H 1B	1-3		L4	4	0	0	0	0	1	1									
Inning Stats	R: 0 E: 0 K: 1 S: 5	H: 0 LOB: 0 BB: 0 P: 5	R: 0 E: 0 K: 0 S: 3	H: 0 LOB: 0 BB: 0 P: 3	R: 0 E: 0 K: 1 S: 5	H: 0 LOB: 0 BB: 0 P: 5	R: 0 E: 0 K: 1 S: 4	H: 0 LOB: 0 BB: 1 P: 8	R: 2 E: 0 K: 0 S: 6	H: 3 LOB: 1 BB: 0 P: 6	R: 2 E: 0 K: 0 S: 6	H: 3 LOB: 2 BB: 1 P: 10	R: 0 E: 0 K: 1 S: 5	H: 0 LOB: 0 BB: 0 P: 5	R: 3 E: 1 K: 1 S: 8	H: 2 LOB: 1 BB: 1 P: 12	R: 3 E: 1 K: 1 S: 9	H: 4 LOB: 1 BB: 0 P: 9	1B: 7 2B: 4 3B: 1 HR: 0	SF: 1 SAC: 0 DP: 1 HBP: 0	WP: 2 PB: 0 CS: 1	PA: 42			
PITCHER	IP	WLS	BF	H	R	ER	SO	BB	IBB	HBP	BLK	WP	HR	S	P	ERA	WHIP								
Dick Donovan, R ERA: 5.05 (1, 1)	5.0	L	21	6	4	4	3	1	0	0	0	1	0	26	30	7.20	1.400								
Paul LaPalme, L ERA: 4.4 (6, 1)	3.0		14	2	3	2	2	2	0	0	0	1	0	16	24	6.00	1.333								
Ellis Kinder, R ERA: 3.82 (9, 1)	1.0		7	4	3	3	1	0	0	0	0	0	0	9	9	27.00	4.000								

New York Yankees @ Chicago White Sox
Comiskey Park, Chicago, IL
Wed Jul 25 1956, 4:33 AM EDT
Att: 34,745 - Unknown

AB 38
R 10
H 12
RBI 8
BB 3
SO 6
LOB 15



Batter	1	2	3	4	5	6	7	8	9	AB	R	H	RBI	BB	SO	LOB	BOTTOM								
Minnie Minoso, R OBP: 0.411, SLG: 0.465 (1, 7)	F3			F9	K			F8		4	0	0	0	0	1	1									
Nellie Fox, L OBP: 0.339, SLG: 0.375 (1, 4)	5-3			4-3		G6-4-3 1B		FC6-4 BB		3	0	1	0	1	0	0									
Dave Philley, S OBP: 0.337, SLG: 0.368 (1, 9)	K			BB 1B		G6-4-3 1-2		FC6-4 1-2		4	1	1	0	0	1	2									
Sherm Lollar, R OBP: 0.377, SLG: 0.423 (1, 2)		F4		1B BB					F6	2	0	0	0	2	0	0									
Larry Doby, L OBP: 0.396, SLG: 0.416 (1, 8)		1-3				4-3			E3	4	0	1	1	0	0	1									
Walt Dropo, R OBP: 0.328, SLG: 0.312 (1, 3)	F3			1-3 2-H 1B		4-3				4	0	0	0	0	1	3									
Fred Hatfield, L OBP: 0.374, SLG: 0.401 (1, 5)				F8					F9	4	0	0	0	0	0	1									
Luis Aparicio, R OBP: 0.275, SLG: 0.307 (1, 6)				K						3	0	0	0	0	1	0									
Dick Donovan, L OBP: 0.339, SLG: 0.438 (1, 1)				F7						2	0	1	0	0	0	0									
Paul LaPalme, L OBP: 0.500, SLG: 0.750 (6, PH)										0	0	0	0	0	0	0									
Bubba Phillips, R OBP: 0.273, SLG: 0.395 (9, 1)										1	0	0	0	0	0	0									
Ellis Kinder, R (9, 1)										0	0	0	0	0	0	0									
Inning Stats	R: 0 E: 0 K: 1 S: 5	H: 0 LOB: 0 BB: 0 P: 5	R: 0 E: 0 K: 0 S: 3	H: 0 LOB: 0 BB: 0 P: 3	R: 0 E: 0 K: 1 S: 5	H: 0 LOB: 0 BB: 0 P: 5	R: 1 E: 0 K: 1 S: 7	H: 2 LOB: 2 BB: 1 P: 11	R: 0 E: 0 K: 1 S: 6	H: 1 LOB: 1 BB: 0 P: 6	R: 0 E: 0 K: 0 S: 3	H: 1 LOB: 1 BB: 1 P: 7	R: 0 E: 0 K: 0 S: 3	H: 0 LOB: 0 BB: 0 P: 3	R: 0 E: 0 K: 0 S: 3	H: 0 LOB: 1 BB: 1 P: 7	R: 0 E: 1 K: 0 S: 4	H: 0 LOB: 1 BB: 0 P: 4	1B: 4 2B: 0 3B: 0 HR: 0	SF: 0 SAC: 0 DP: 1 HBP: 0	WP: 0 PB: 0 CS: 0	PA: 34			
PITCHER	IP	WLS	BF	H	R	ER	SO	BB	IBB	HBP	BLK	WP	HR	S	P	ERA	WHIP								
Whitey Ford, L ERA: 2.17 (1, 1)	9.0	W	34	4	1	1	4	3	0	0	0	0	0	39	51	1.00	0.778								

New York Yankees @ Chicago White Sox
Comiskey Park, Chicago, IL
Wed Jul 25 1956, 4:33 AM EDT
Att: 34,745 - Unknown


AB 31
R 1
H 4
RBI 1
BB 3
SO 4
LOB 8



Batter	1	2	3	4	5	6	7	8	9	AB	R	H	RBI	BB	SO	LOB	TOP										
Bob Cerv, R OBP: 0.375, SLG: 0.463 Norm Siebern, L OBP: 0.291, SLG: 0.404	1-3	1-4-3	K					F6		2	0	0	0	0	0	1											
Billy Martin, R OBP: 0.332, SLG: 0.391	K		5-3	5-3	6-3			F8		5	0	0	0	0	1	1											
Hank Bauer, R OBP: 0.321, SLG: 0.474 Joe Collins, L OBP: 0.306, SLG: 0.363	1B BB		1B BB	6-3		4-3		L6		1	2	0	0	2	0	0											
Mickey Mantle, S OBP: 0.477, SLG: 0.730	1B		1B	1B	1B	FC4-6 BB				3	1	3	0	2	0	0											
Yogi Berra, L OBP: 0.359, SLG: 0.528	FC4 1B		1B	4-3		K		K		5	1	2	2	0	2	3											
Bill Skowron, R OBP: 0.397, SLG: 0.508	FC4		1B			FC4-6		4-3		5	2	2	1	0	0	4											
Andy Carey, R OBP: 0.317, SLG: 0.352			1B		E1 1B			L6		5	2	2	1	0	0	2											
Jerry Coleman, R OBP: 0.303, SLG: 0.267	F8		SH3-4 1B	1-3	1-3	1-3		5-3		3	0	0	1	0	0	3											
Tommy Byrne, L OBP: 0.333, SLG: 0.563 Don Larsen, R OBP: 0.327, SLG: 0.478	K		1B		K			K		2	0	1	1	0	1	1											
Inning Stats	R: 1 E: 0 K: 1 S: 7	H: 2 LOB: 2 BB: 1 P: 11	R: 0 E: 0 K: 1 S: 6	H: 1 LOB: 1 BB: 0 P: 6	R: 5 E: 0 K: 1 S: 10	H: 5 LOB: 1 BB: 1 P: 14	R: 0 E: 0 K: 0 S: 4	H: 1 LOB: 1 BB: 0 P: 4	R: 2 E: 1 K: 1 S: 8	H: 2 LOB: 1 BB: 0 P: 8	R: 0 E: 0 K: 1 S: 5	H: 0 LOB: 0 BB: 1 P: 9	R: 0 E: 0 K: 1 S: 3	H: 0 LOB: 0 BB: 0 P: 3	R: 0 E: 0 K: 1 S: 5	H: 0 LOB: 1 BB: 1 P: 9	1B: 11 2B: 0 3B: 0 HR: 0	SF: 0 SAC: 1 DP: 0 HBP: 0	WP: 0 PB: 0 CS: 2	PA: 43							
PITCHER	IP	WLS	BF	H	R	ER	SO	BB	IBB	HBP	BLK	WP	HR	S	P	ERA	WHIP										
Jack Harshman, L ERA: 3.4	2.1	L	16	7	6	6	2	2	0	0	0	0	0	18	26	23.14	3.857										
Gerry Staley, R ERA: 4.43	1.2		7	2	0	0	1	0	0	0	0	0	0	9	9	0.00	1.200										
Dixie Howell, R ERA: 4.87	4.0		16	2	2	0	3	1	0	0	0	0	0	21	25	0.00	0.750										
Ellis Kinder, R ERA: 3.69	1.0		4	0	0	0	1	1	0	0	0	0	0	5	9	0.00	1.000										

New York Yankees @ Chicago White Sox
Comiskey Park, Chicago, IL
Thu Jul 26 1956, 4:33 AM EDT
Att: 26,741 - Unknown


AB 38
R 8
H 11
RBI 8
BB 4
SO 7
LOB 18



Batter	1	2	3	4	5	6	7	8	9	AB	R	H	RBI	BB	SO	LOB	BOTTOM										
Jim Rivera, L OBP: 0.356, SLG: 0.392	CS 1B	1B 3B		6-3		BB 1-2 BB			L9	4	1	2	2	1	0	0											
Nellie Fox, L OBP: 0.342, SLG: 0.378	FC5-4 1B	BB 1B		FC6-4 1B		L8		F9		5	0	3	1	0	0	2											
Minnie Minoso, R OBP: 0.413, SLG: 0.464	FC5-4 BB	BB BB		FC6-4		F6		1B 1B		3	1	1	0	2	0	1											
Dave Philley, S OBP: 0.338, SLG: 0.368	FC5-4	G3			4-3	BB 1B		1B 1B		5	0	2	1	0	0	4											
Larry Doby, L OBP: 0.393, SLG: 0.410	L6		G3		F7	G5-4-3 BB		F9		4	0	0	0	1	0	3											
Les Moss, R OBP: 0.319, SLG: 0.525		L5		HR	F8	G5-4-3				4	1	1	1	0	0	2											
Sammy Esposito, R OBP: 0.250, SLG: 0.266 Fred Hatfield, L OBP: 0.370, SLG: 0.396		G3 1B BB		F5		F9		4-3		1	1	0	0	1	0	0											
Luis Aparicio, R OBP: 0.277, SLG: 0.310		G3 1B		5-3		BB 1B		4-3		4	1	2	0	0	0	0											
Jack Harshman, L OBP: 0.225, SLG: 0.417 Gerry Staley, R OBP: 0.291, SLG: 0.200 Jim Delsing, R OBP: 0.291, SLG: 0.054 Dixie Howell, R OBP: 0.327, SLG: 0.636 Ron Northey, L OBP: 0.327, SLG: 0.636 Ellis Kinder, R		G3		F6		K		F7		1	0	0	0	0	0	2											
Inning Stats	R: 0 E: 0 K: 0 S: 4	H: 2 LOB: 2 BB: 1 P: 8	R: 3 E: 0 K: 0 S: 6	H: 3 LOB: 2 BB: 2 P: 14	R: 1 E: 0 K: 0 S: 4	H: 1 LOB: 0 BB: 0 P: 4	R: 0 E: 0 K: 0 S: 4	H: 1 LOB: 1 BB: 0 P: 4	R: 0 E: 0 K: 1 S: 6	H: 1 LOB: 2 BB: 1 P: 10	R: 0 E: 0 K: 0 S: 3	H: 1 LOB: 1 BB: 1 P: 7	R: 0 E: 0 K: 0 S: 3	H: 0 LOB: 0 BB: 0 P: 3	R: 1 E: 0 K: 0 S: 5	H: 2 LOB: 1 BB: 0 P: 5	1B: 9 2B: 0 3B: 1 HR: 1	SF: 0 SAC: 0 DP: 1 HBP: 0	WP: 0 PB: 0 CS: 1	PA: 41							
PITCHER	IP	WLS	BF	H	R	ER	SO	BB	IBB	HBP	BLK	WP	HR	S	P	ERA	WHIP										
Tommy Byrne, L ERA: 4.5	3.0		17	6	4	4	0	3	0	0	0	0	0	14	26	12.00	3.000										
Don Larsen, R ERA: 4.23	6.0	W	24	5	1	1	1	2	0	0	0	0	0	24	32	1.50	1.167										

New York Yankees @ Chicago White Sox
Comiskey Park, Chicago, IL
Thu Jul 26 1956, 4:33 AM EDT
Att: 26,741 - Unknown

AB 36
R 5
H 11
RBI 5
BB 5
SO 1
LOB 15



Batter	1	2	3	4	5	6	7	8	9	10	11	12	13	14	AB	R	H	RBI	BB	SO	LOB	TOP						
Bob Cerv, R OBP: 0.370, SLG: 0.453 (8, PH) Joe Collins, L OBP: 0.308, SLG: 0.362 (8, 7)															4	0	1	0	0	0	2							
Billy Martin, R OBP: 0.338, SLG: 0.394 (1, 4)															6	1	3	1	1	1	1							
Yogi Berra, L OBP: 0.358, SLG: 0.532 (1, 2)															7	2	2	2	0	2	4							
Mickey Mantle, S OBP: 0.479, SLG: 0.724 (1, 8)															4	2	1	0	3	2	3							
Bill Skowron, R OBP: 0.401, SLG: 0.529 (1, 3)															7	2	4	2	0	1	3							
Hank Bauer, R OBP: 0.318, SLG: 0.473 (1, 9)															7	1	1	2	0	2	3							
Andy Carey, R OBP: 0.322, SLG: 0.361 (1, 5)															4	1	1	1	3	0	1							
Jerry Coleman, R OBP: 0.302, SLG: 0.288 (1, 6)															7	1	2	0	0	1	5							
Johnny Kucks, R OBP: 0.192, SLG: 0.130 Mickey McDermott, L OBP: 0.342, SLG: 0.135 Tom Morgan, R OBP: 0.373, SLG: 0.200 Tommy Byrne, L OBP: 0.314, SLG: 0.529 (9, 1)															2	0	0	0	0	0	1							
Inning Stats	R: 2 E: 0 K: 0 S: 4	H: 1 LOB: 1 BB: 2 P: 12	R: 0 E: 0 K: 1 S: 5	H: 0 LOB: 0 BB: 0 P: 5	R: 0 E: 0 K: 0 S: 3	H: 1 LOB: 0 BB: 0 P: 3	R: 3 E: 1 K: 0 S: 7	H: 4 LOB: 1 BB: 0 P: 7	R: 3 E: 0 K: 1 S: 8	H: 3 LOB: 0 BB: 0 P: 8	R: 1 E: 0 K: 0 S: 5	H: 2 LOB: 1 BB: 0 P: 5	R: 0 E: 0 K: 2 S: 7	H: 1 LOB: 0 BB: 0 P: 7	R: 0 E: 0 K: 1 S: 5	H: 1 LOB: 1 BB: 1 P: 9	R: 0 E: 0 K: 1 S: 4	H: 2 LOB: 2 BB: 0 P: 11	R: 0 E: 0 K: 0 S: 4	H: 1 LOB: 1 BB: 0 P: 4	R: 0 E: 0 K: 0 S: 3	H: 0 LOB: 0 BB: 0 P: 3	R: 1 E: 2 K: 1 S: 6	H: 0 LOB: 2 BB: 2 P: 14	1B: 10 2B: 3 3B: 1 HR: 3	SF: 0 SAC: 1 DP: 1 HBP: 0	WP: 0 PB: 1 SB: 1 CS: 4	PA: 63
PITCHER	IP	WLS	BF	H	R	ER	SO	BB	IBB	HBP	BLK	WP	HR	S	P	ERA	WHIP											
Jack McMahan, L ERA: 5.82 Tom Gorman, R ERA: 4.14 Jack Crimian, R ERA: 6.85 Wally Burnette, R ERA: 1.36	(1, 1)	4.0	19	6	5	5	1	0	0	0	0	0	0	13	13	11.25	2.000											
	(5, 1)	2.0	11	5	4	3	1	0	0	0	0	0	0	12	16	0.00	1.000											
	(7, 1)	2.0	7	1	0	0	3	1	0	0	0	0	0	33	49	0.00	1.333											
	(9, 1)	6.0	L	25	4	1	0	6	4	0	0	0	0	0	0	0.00	1.333											

New York Yankees @ Kansas City Athletics
Municipal Stadium, Kansas City, MO
Fri Jul 27 1956, 4:33 AM EDT
Att: 30,034 - Unknown - 101 F


AB 54
R 10
H 16
RBI 8
BB 7
SO 11
LOB 25



Batter	1	2	3	4	5	6	7	8	9	10	11	12	13	14	AB	R	H	RBI	BB	SO	LOB	BOTTOM						
 Hector Lopez, R OBP: 0.350, SLG: 0.449 (1, 5)															6	4	5	0	1	0	1							
 Al Pilarcik, L OBP: 0.320, SLG: 0.333 (1, 8)															8	0	1	2	0	1	8							
 Lou Skizas, R OBP: 0.378, SLG: 0.416 (1, 7)															6	0	4	0	2	1	1							
 Harry Simpson, L OBP: 0.335, SLG: 0.508 (1, 9) (13, 3)															6	1	2	4	1	1	6							
 Eddie Robinson, L OBP: 0.304, SLG: 0.392 Clete Boyer, R OBP: 0.283, SLG: 0.250 (8, PH) (9, 4)															5	1	3	0	0	0	5							
 Johnny Groth, R OBP: 0.312, SLG: 0.398 (12, PH) (13, 9)															2	0	0	0	0	0	0							
 Vic Power, R OBP: 0.351, SLG: 0.447 (1, 4) (9, 3) (13, 4)															7	2	5	1	1	0	1							
 Tim Thompson, L OBP: 0.344, SLG: 0.376 (1, 2)															8	0	3	1	0	1	5							
 Joe Demaestri, R OBP: 0.295, SLG: 0.347 Enos Slaughter, L OBP: 0.376, SLG: 0.413 Jack Crimian, R (7, 1)															3	0	0	0	0	1	2							
 Joe Ginsberg, L OBP: 0.324, SLG: 0.305 Wally Burnette, R OBP: 0.091, SLG: 0.091 (8, PH) (9, 1)															1	0	0	0	0	0	0							
 Jack McMahan, R (1, 1)															1	0	0	0	0	1								
 Gus Zernial, R OBP: 0.315, SLG: 0.450 (5, PH) Tom Gorman, R OBP: 0.148, SLG: 0.042 Mike Baxes, R OBP: 0.355, SLG: 0.282 (6, PH) (7, 6)															1	1	0	0	0	1								
Inning Stats	R: 1 E: 0 K: 0 S: 4	H: 2 LOB: 1 BB: 1 P: 8	R: 0 E: 1 K: 1 S: 6	H: 1 LOB: 1 BB: 0 P: 6	R: 2 E: 0 K: 1 S: 8	H: 3 LOB: 1 BB: 0 P: 8	R: 2 E: 0 K: 1 S: 9	H: 4 LOB: 3 BB: 1 P: 13	R: 1 E: 0 K: 1 S: 7	H: 2 LOB: 2 BB: 1 P: 11	R: 2 E: 0 K: 0 S: 7	H: 4 LOB: 2 BB: 0 P: 7	R: 1 E: 0 K: 0 S: 4	H: 2 LOB: 0 BB: 0 P: 4	R: 0 E: 0 K: 2 S: 7	H: 2 LOB: 1 BB: 1 P: 11	R: 0 E: 0 K: 0 S: 4	H: 1 LOB: 2 BB: 1 P: 8	R: 0 E: 0 K: 1 S: 6	H: 1 LOB: 1 BB: 0 P: 6	R: 0 E: 0 K: 2 S: 8	H: 1 LOB: 2 BB: 1 P: 12	R: 0 E: 0 K: 0 S: 3	H: 1 LOB: 0 BB: 0 P: 3	1B: 20 2B: 5 3B: 0 HR: 2	SF: 1 SAC: 3 DP: 1 HBP: 0	WP: 0 PB: 1 SB: 0 CS: 1	PA: 71
PITCHER	IP	WLS	BF	H	R	ER	SO	BB	IBB	HBP	BLK	WP	HR	S	P	ERA	WHIP											
 Johnny Kucks, R ERA: 3.74 Mickey McDermott, L ERA: 5.57 Tom Morgan, R ERA: 3.97 Tommy Byrne, L ERA: 4.16	(1, 1)	3.2	21	10	5	3	1	1	0	0	0	0	1	6	14	12.27	3.000											
	(4, 1)	1.0	6	1	1	1	1	2	0	0	0	0	1	6	14	9.00	3.000											
	(5, 1)	4.0	21	11	3	2	0	0	0	0	0	0	0	21	21	4.50	2.750											
	(9, 1)	5.1	W	22	4	0	5	2	1	0	0	0	0	29	41	0.00	1.125											


New York Yankees @ Kansas City Athletics
Municipal Stadium, Kansas City, MO
Fri Jul 27 1956, 4:33 AM EDT
Att: 30,034 - Unknown - 101 F


AB 62
R 9
H 26
RBI 9
BB 6
SO 9
LOB 37




Batter	1	2	3	4	5	6	7	8	9	AB	R	H	RBI	BB	SO	LOB	TOP		
Billy Martin, R OBP: 0.343, SLG: 0.414 (1, 4)					 4-3 1B				 BB	4	1	1	0	1	0	0	New York Yankees @ Kansas City Athletics Municipal Stadium, Kansas City, MO Sun Jul 29 1956, 4:33 AM EDT Att: 30,357 - Unknown livebaseballscorecards.com		
Joe Collins, L OBP: 0.304, SLG: 0.358 (1, 7)			 BB							5	0	1	0	0	0	2			
Mickey Mantle, S OBP: 0.481, SLG: 0.716 (1, 8)			 BB						 1B	4	0	2	1	1	0	1			
Yogi Berra, L OBP: 0.362, SLG: 0.528 (1, 2)					 HR				 BB	4	1	1	0	1	0	5			
Bill Skowron, R OBP: 0.407, SLG: 0.576 (1, 3)					 HR					4	2	2	3	0	0	1			
Hank Bauer, R OBP: 0.323, SLG: 0.482 (1, 9)										3	1	1	1	1	1	0			
Andy Carey, R OBP: 0.325, SLG: 0.357 (1, 5)									 S BB	2	0	0	0	2	1	1			
Jerry Coleman, R OBP: 0.304, SLG: 0.283 (1, 6)									 K	4	0	0	0	0	4	3			
Bob Turley, R OBP: 0.250, SLG: 0.172 (1, 1)										4	0	0	0	0	2	1			
Rip Coleman, L (9, 1)										0	0	0	0	0	0	0			
Inning Stats	R: 0 E: 0 K: 0 S: 4	H: 1 LOB: 1 BB: 0 P: 4	R: 0 E: 0 K: 1 S: 5	H: 0 LOB: 1 BB: 1 P: 9	R: 0 E: 1 K: 1 S: 6	H: 0 LOB: 2 BB: 1 P: 10	R: 1 E: 0 K: 2 S: 8	H: 1 LOB: 1 BB: 1 P: 12	R: 3 E: 1 K: 0 S: 6	H: 4 LOB: 0 BB: 0 P: 6	R: 0 E: 0 K: 3 S: 9	H: 0 LOB: 0 BB: 0 P: 9	R: 0 E: 0 K: 0 S: 3	H: 0 LOB: 1 BB: 2 P: 13	R: 1 E: 0 K: 1 S: 5	H: 1 LOB: 2 BB: 1 P: 8	1B: 5 2B: 0 3B: 0 HR: 3	SF: 0 SAC: 0 DP: 1 HBP: 0	WP: 0 PA: 40 SB: 0 CS: 1
PITCHER Art Ditmar, R ERA: 4.42 (1, 1)	IP: 9.0 WLS: L BF: 40 H: 8 R: 5 ER: 5 SO: 8 BB: 6 IBB: 0 HBP: 0 BLK: 0 WP: 0 HR: 3 S: 50 P: 74 ERA: 5.00 WHIP: 1.556															PITCHER IP: WLS: BF: H: R: ER: SO: BB: IBB: HBP: BLK: WP: HR: S: P: ERA: WHIP			


Batter	1	2	3	4	5	6	7	8	9	AB	R	H	RBI	BB	SO	LOB	BOTTOM		
Hector Lopez, R OBP: 0.352, SLG: 0.438 (1, 5)	 BB								 1B	4	1	0	0	1	0	3	New York Yankees @ Kansas City Athletics Municipal Stadium, Kansas City, MO Sun Jul 29 1956, 4:33 AM EDT Att: 30,357 - Unknown livebaseballscorecards.com		
Johnny Groth, R OBP: 0.309, SLG: 0.389 (1, 8)			 BB							3	0	0	0	1	0	1			
Enos Slaughter, L OBP: 0.372, SLG: 0.409 (9, PH)										1	0	0	0	0	1	1			
Lou Skizas, R OBP: 0.407, SLG: 0.500 (1, 7)	 HR		 1B						 1B	4	1	3	2	1	0	0			
Harry Simpson, L OBP: 0.335, SLG: 0.504 (1, 9)			 1-2				 BB			3	0	0	0	2	1	4			
Eddie Robinson, L OBP: 0.295, SLG: 0.371 (1, 3)										4	0	0	0	0	1	3			
Vic Power, R OBP: 0.355, SLG: 0.449 (1, 4)					 1B		 1B			4	1	2	0	0	1	1			
Joe Ginsberg, L OBP: 0.332, SLG: 0.311 (1, 2)				 1-2			 BB			3	0	1	0	1	0	0			
Joe Demaestri, R OBP: 0.291, SLG: 0.342 (1, 6)				 1B					3	0	1	1	0	1	2				
Al Pilarcik, L OBP: 0.316, SLG: 0.329 (9, PH)										1	0	0	0	0	1	0			
Mike Baxes, R OBP: 0.355, SLG: 0.282 (9, 6)					 2H					0	0	0	0	0	0	0			
Art Ditmar, R OBP: 0.180, SLG: 0.153 (1, 1)										3	0	0	0	0	3	4			
Tim Thompson, L OBP: 0.347, SLG: 0.379 (9, PH)									 1B	1	0	1	0	0	0	0			
Clete Boyer, R OBP: 0.283, SLG: 0.250 (9, PR)										0	0	0	0	0	0	0			
Inning Stats	R: 2 E: 0 K: 2 S: 8	H: 1 LOB: 2 BB: 2 P: 16	R: 0 E: 0 K: 1 S: 5	H: 0 LOB: 0 BB: 0 P: 5	R: 0 E: 0 K: 0 S: 3	H: 1 LOB: 1 BB: 1 P: 7	R: 1 E: 0 K: 1 S: 8	H: 3 LOB: 2 BB: 0 P: 8	R: 0 E: 0 K: 1 S: 5	H: 0 LOB: 0 BB: 0 P: 5	R: 0 E: 0 K: 2 S: 8	H: 1 LOB: 2 BB: 1 P: 12	R: 0 E: 0 K: 0 S: 3	H: 0 LOB: 2 BB: 2 P: 11	R: 0 E: 0 K: 1 S: 5	H: 0 LOB: 2 BB: 0 P: 5	1B: 7 2B: 0 3B: 0 HR: 1	SF: 0 SAC: 0 DP: 1 HBP: 0	WP: 1 PA: 40 SB: 0 CS: 0
PITCHER Bob Turley, R ERA: 5.25 (1, 1)	IP: 8.2 WLS: W BF: 39 H: 8 R: 3 ER: 3 SO: 9 BB: 6 IBB: 0 HBP: 0 BLK: 0 WP: 1 HR: 1 S: 51 P: 75 ERA: 3.12 WHIP: 1.615															PITCHER IP: WLS: BF: H: R: ER: SO: BB: IBB: HBP: BLK: WP: HR: S: P: ERA: WHIP			
Rip Coleman, L ERA: 2.97 (9, 1)	0.1 S: 1																		



Batter	1	2	3	4	5	6	7	8	9	AB	R	H	RBI	BB	SO	LOB	TOP											
Billy Martin, R OBP: 0.350, SLG: 0.432 (1, 4)	0-0 BB 1B	4-0 CI HR BB	0-0 HR		0-0 4-3 HR 2B		0-0 L7		0-0 G4-6-3	5	4	3	2	1	0	1	New York Yankees @ Cleveland Indians Cleveland Municipal Stadium, Cleveland, OH Mon Jul 30 1956, 3:33 AM EDT Att: 22,659 - Unknown AB 36 R 13 H 11 RBI 13 BB 6 SO 5 LOB 21											
Joe Collins, L OBP: 0.298, SLG: 0.351 (1, 7)	0-3 K	0-1 CI HR	0-0 3-1		0-0 4-3		0-0 F9			4	1	0	1	0	1	2												
Mickey Mantle, S OBP: 0.482, SLG: 0.731 (1, 8)	4-0 1B BB	0-0 HR			0-0 E1 BB 1B		0-0 HR		0-3 K	4	3	2	6	1	1	0												
Yogi Berra, L OBP: 0.370, SLG: 0.531 (1, 2)	0-0 G6-4-3 1B	4-0 1B BB			4-0 1B BB		0-0 FC5-4 1B		4-0 FC6-4 BB	2	1	2	1	3	0	0												
Bill Skowron, R OBP: 0.404, SLG: 0.569 (1, 3)	0-0 G6-4-3 1B	0-0 1B BB			0-3 K		0-0 FC5-4 1B		0-0 F9	5	0	1	0	0	1	6												
Hank Bauer, R OBP: 0.319, SLG: 0.477 (1, 9)		E5 1B			0-0 F7		0-0 E4		0-0 FC6-4	4	1	0	1	0	0	3												
Andy Carey, R OBP: 0.327, SLG: 0.357 (1, 5)		SH 3-1 CI 1B			0-0 K		0-3 K		0-0 F9	3	2	1	1	1	1	2												
Jerry Coleman, R OBP: 0.300, SLG: 0.279 (1, 6)		CI HR 3-1 1B			0-0 F8		0-0 F8		0-0 6-3	5	1	1	0	0	0	4												
Whitey Ford, L OBP: 0.295, SLG: 0.241 Tom Morgan, R OBP: 0.273, SLG: 0.200 (9, 1)		3-1			0-0 SH1-4		0-3 K		0-0 4-3	4	0	1	1	0	1	3												
Inning Stats	R: 1 E: 0 K: 1 S: 6	H: 2 LOB: 1 BB: 1 P: 10	R: 7 E: 3 K: 0 S: 8	H: 3 LOB: 0 BB: 2 P: 16	R: 2 E: 0 K: 0 S: 4	H: 1 LOB: 0 BB: 1 P: 8	R: 1 E: 1 K: 1 S: 7	H: 1 LOB: 2 BB: 1 P: 11	R: 2 E: 0 K: 1 S: 8	H: 3 LOB: 1 BB: 0 P: 8	R: 0 E: 1 K: 1 S: 6	H: 0 LOB: 1 BB: 0 P: 6	R: 0 E: 0 K: 0 S: 5	H: 0 LOB: 0 BB: 0 P: 5	R: 0 E: 0 K: 0 S: 3	H: 0 LOB: 1 BB: 1 P: 7		R: 0 E: 0 K: 0 S: 3	H: 1 LOB: 0 BB: 0 P: 3	1B: 7 2B: 2 3B: 0 HR: 3	SF: 1 SAC: 2 DP: 3 HBP: 0	WP: 0 PB: 0 SB: 1 CS: 0	PA: 46					
PITCHER	IP	WLS	BF	H	R	ER	SO	BB	IBB	HBP	BLK	WP	HR	S	P	ERA	WHIP	PITCHER										
Bob Lemon, R ERA: 3.83 (1, 1)	1.1	L	12	4	7	1	1	2	0	0	0	0	0	1	12	20	6.75	4.500										
Art Houtteman, R ERA: 5.91 (2, 1)	1.2		8	2	3	2	0	2	0	0	0	0	0	1	6	14	10.80	2.400										
Bob Feller, R ERA: 3.66 (4, 1)	2.0		12	4	3	2	2	1	0	0	0	0	0	1	15	19	9.00	2.500										
Cal McLish, R ERA: 4.76 (6, 1)	4.0		14	1	0	0	2	1	0	0	0	0	0	0	17	21	0.00	0.500										



Batter	1	2	3	4	5	6	7	8	9	AB	R	H	RBI	BB	SO	LOB	BOTTOM											
Bobby Avila, R OBP: 0.337, SLG: 0.316 (1, 4)	0-3 K		0-0 B1-3		0-0 FC5-4 1B		0-0 4-3		0-0 BB 1B SF7	5	1	2	0	0	1	1	New York Yankees @ Cleveland Indians Cleveland Municipal Stadium, Cleveland, OH Mon Jul 30 1956, 3:33 AM EDT Att: 22,659 - Unknown AB 35 R 6 H 8 RBI 6 BB 8 SO 10 LOB 22											
Jim Busby, R OBP: 0.310, SLG: 0.375 (1, 8)	0-3 K		0-0 1B		0-3 K			0-0 FC6-4 BB 1B	5	2	3	0	0	2	1													
Al Smith, R OBP: 0.400, SLG: 0.472 (1, 7)	0-0 F4		0-0 L9		0-0 FC5-4			4-0 FC6-4 BB	3	1	0	0	2	0	2													
Al Rosen, R OBP: 0.391, SLG: 0.488 (1, 5)		0-0 F8	0-0 F9			0-3 K		0-0 FC6-4 1B	4	0	0	1	0	1	3													
Vic Wertz, L OBP: 0.386, SLG: 0.539 Preston Ward, L OBP: 0.376, SLG: 0.461 (5, 3)		4-0 HR BB			0-0 F8		0-3 K		0-0 K	1	1	0	0	1	0													
Rocky Colavito, R OBP: 0.358, SLG: 0.463 (1, 9)		0-0 HR			0-0 6-3		0-3 K		4-0 E5	4	1	1	3	1	1	2												
Chico Carrasquel, R OBP: 0.323, SLG: 0.315 Cal McLish, S OBP: 0.500, SLG: 0.250 (6, 1)		0-0 6-3			4-0 FC6-4 BB			0-3 K	1	0	0	0	1	0	0													
Jim Hegan, R OBP: 0.340, SLG: 0.384 Gene Woodling, L OBP: 0.405, SLG: 0.409 (9, PH)		4-0 BB			0-0 FC6-4			0-0 F4	3	0	0	0	1	1	5													
Bob Lemon, L OBP: 0.288, SLG: 0.417 Art Houtteman, R OBP: 0.270, SLG: 0.200 Bob Feller, R OBP: 0.353, SLG: 0.330 George Strickland, R OBP: 0.307, SLG: 0.476 Sam Mente, R OBP: 0.307, SLG: 0.476 (1, 1) (2, 1) (4, 1) (5, PH) (6, 9) (9, PH)		0-3 K						0-0 F5	0	0	0	0	0	0	0													
Inning Stats	R: 0 E: 0 K: 2 S: 7	H: 0 LOB: 0 BB: 0 P: 7	R: 2 E: 0 K: 1 S: 6	H: 1 LOB: 1 BB: 2 P: 14	R: 0 E: 0 K: 0 S: 4	H: 1 LOB: 1 BB: 0 P: 4	R: 0 E: 0 K: 0 S: 3	H: 0 LOB: 1 BB: 1 P: 7	R: 0 E: 0 K: 2 S: 8	H: 1 LOB: 1 BB: 0 P: 8	R: 0 E: 0 K: 3 S: 9	H: 0 LOB: 0 BB: 0 P: 9	R: 0 E: 0 K: 0 S: 4	H: 1 LOB: 1 BB: 0 P: 4	R: 1 E: 1 K: 2 S: 10	H: 2 LOB: 3 BB: 1 P: 14	R: 3 E: 0 K: 0 S: 5	H: 2 LOB: 3 BB: 4 P: 21	1B: 6 2B: 1 3B: 0 HR: 1	SF: 1 SAC: 0 DP: 0 HBP: 0	WP: 0 PB: 0 SB: 0 CS: 0	PA: 44						
PITCHER	IP	WLS	BF	H	R	ER	SO	BB	IBB	HBP	BLK	WP	HR	S	P	ERA	WHIP	PITCHER										
Whitey Ford, L ERA: 2.4 (1, 1)	8.2	W	43	8	6	6	10	8	0	0	0	0	0	1	55	87	0.00	0.000										
Tom Morgan, R ERA: 3.65 (9, 1)	0.1	S	1	0	0	0	0	0	0	0	0	0	0	1	1	0.00	0.000											

Batter	1	2	3	4	5	6	7	8	9	AB	R	H	RBI	BB	SO	LOB	TOP			
Billy Martin, R OBP: 0.345, SLG: 0.426 (1, 4)	F4		F9		FC6-4			1-3		4	0	0	0	0	0	2	New York Yankees @ Cleveland Indians Cleveland Municipal Stadium, Cleveland, OH Tue Jul 31 1956, 3:33 AM EDT Att: 29,619 - Overcast AB 29 R 0 H 3 RBI 0 BB 2 SO 5 LOB 10 			
Joe Collins, L OBP: 0.293, SLG: 0.343 (1, 7)	F2			1-3		F9		G3		4	0	0	0	0	0					
Mickey Mantle, S OBP: 0.482, SLG: 0.728 (1, 8)	K			1B	BB	FC6-4	1B		K	3	0	1	0	1	2	0				
Yogi Berra, L OBP: 0.369, SLG: 0.528 (1, 2)		F7			1B	F7		4-3		4	0	1	0	0	0	1				
Bill Skowron, R OBP: 0.399, SLG: 0.561 (1, 3)	6-3			K		FC6-4		L9		4	0	0	0	0	1	3				
Hank Bauer, R OBP: 0.316, SLG: 0.472 (1, 9)	5-3			F9			F8			3	0	0	0	0	0	2				
Andy Carey, R OBP: 0.327, SLG: 0.355 (1, 5)			L8		FC5-4	BB	K			2	0	0	0	1	1	0				
Jerry Coleman, R OBP: 0.301, SLG: 0.281 (1, 6)			SH1-3	1B	FC5-4	FC6-4	4-3			3	0	1	0	0	0	1				
Johnny Kucks, R OBP: 0.179, SLG: 0.118 (1, 1)			SH1-3		L6					1	0	0	0	0	0	1				
Don Larsen, R OBP: 0.320, SLG: 0.468 (7, 1)								K		1	0	0	0	0	1	0				
Inning Stats	R: 0 E: 0 K: 1 S: 5	H: 0 LOB: 0 BB: 0 P: 5	R: 0 E: 0 K: 0 S: 3	H: 0 LOB: 0 BB: 0 P: 3	R: 0 E: 0 K: 0 S: 4	H: 1 LOB: 1 BB: 0 P: 4	R: 0 E: 0 K: 1 S: 6	H: 1 LOB: 2 BB: 1 P: 10	R: 0 E: 0 K: 0 S: 3	H: 0 LOB: 1 BB: 0 P: 7	R: 0 E: 0 K: 0 S: 4	H: 1 LOB: 0 BB: 0 P: 4	R: 0 E: 0 K: 1 S: 5	H: 0 LOB: 0 BB: 0 P: 5	R: 0 E: 0 K: 1 S: 5	H: 0 LOB: 0 BB: 0 P: 5	1B: 3 2B: 0 3B: 0 HR: 0	SF: 0 SAC: 1 DP: 0 HBP: 0	WP: 0 PB: 0 SB: 0 CS: 0	PA: 32
PITCHER Early Wynn, R ERA: 2.92 (1, 1)	IP: 9.0 WLS: W BF: 32 H: 3 R: 0 ER: 0 SO: 5 BB: 2 IBB: 0 HBP: 0 BLK: 0 WP: 0 HR: 0 S: 40 P: 48 ERA: 0.00 WHIP: 0.556															PITCHER				

Batter	1	2	3	4	5	6	7	8	9	AB	R	H	RBI	BB	SO	LOB	BOTTOM	
Bobby Avila, R OBP: 0.336, SLG: 0.313 (1, 4)	G3-6-3		4-3		F6		L4-3			3	0	0	0	1	0	2	New York Yankees @ Cleveland Indians Cleveland Municipal Stadium, Cleveland, OH Tue Jul 31 1956, 3:33 AM EDT Att: 29,619 - Overcast AB 27 R 5 H 7 RBI 5 BB 3 SO 2 LOB 7 	
Jim Busby, R OBP: 0.310, SLG: 0.379 (1, 8)	G3-6-3			3B		5-3		4-3		4	0	1	0	0	0	1		
Vic Wertz, L OBP: 0.363, SLG: 0.535 (1, 3)	F7		G3		F9			K		3	0	0	0	0	0	1		
Preston Ward, L OBP: 0.373, SLG: 0.457 (7, 3)										1	0	0	0	0	1	0		
Al Smith, R OBP: 0.396, SLG: 0.466 (1, 7)		5-3	5-3		5-3			F8		4	0	0	0	0	0	1		
Al Rosen, R OBP: 0.394, SLG: 0.488 (1, 5)		BB	BB		L3	1B		L5		2	1	1	0	1	0	0		
Rocky Colavito, R OBP: 0.384, SLG: 0.488 (1, 9)		BB			F7		HR			2	2	1	1	1	0	1		
Hal Naragon, L OBP: 0.386, SLG: 0.462 (1, 2)					L3			1B	1B	3	2	2	2	0	0	1		
Chico Carrasquel, R OBP: 0.323, SLG: 0.317 (1, 6)		SF7			6-3			1B	1B	2	0	1	1	0	0	0		
Early Wynn, S OBP: 0.297, SLG: 0.259 (1, 1)		4-3			K			L4-3	1B	3	0	1	1	0	1	0		
Inning Stats	R: 0 E: 0 K: 0 S: 2	H: 0 LOB: 1 BB: 1 P: 6	R: 3 E: 0 K: 0 S: 4	H: 1 LOB: 2 BB: 2 P: 12	R: 0 E: 0 K: 0 S: 4	H: 1 LOB: 1 BB: 0 P: 4	R: 0 E: 0 K: 0 S: 3	H: 1 LOB: 0 BB: 0 P: 3	R: 0 E: 0 K: 1 S: 5	H: 0 LOB: 0 BB: 0 P: 5	R: 2 E: 0 K: 0 S: 6	H: 4 LOB: 1 BB: 0 P: 6	R: 0 E: 0 K: 1 S: 5	H: 0 LOB: 0 BB: 0 P: 5	1B: 4 2B: 2 3B: 2 HR: 1	SF: 1 SAC: 0 DP: 3 HBP: 0		WP: 0 PB: 0 SB: 0 CS: 0
PITCHER Johnny Kucks, R ERA: 3.88 (1, 1)	IP: 6.1 WLS: L BF: 27 H: 7 R: 5 ER: 5 SO: 1 BB: 3 IBB: 0 HBP: 0 BLK: 0 WP: 0 HR: 1 S: 26 P: 38 ERA: 7.11 WHIP: 1.579															PITCHER		
Don Larsen, R ERA: 4.16 (7, 1)	IP: 1.2 WLS: L BF: 4 H: 0 R: 0 ER: 0 SO: 1 BB: 0 IBB: 0 HBP: 0 BLK: 0 WP: 0 HR: 0 S: 6 P: 6 ERA: 0.00 WHIP: 0.000															PITCHER		

Batter	1	2	3	4	5	6	7	8	9	AB	R	H	RBI	BB	SO	LOB	TOP			
Hank Bauer, R OBP: 0.318, SLG: 0.477 (1, 9)										3	0	0	0	1	0	2	New York Yankees @ Cleveland Indians Cleveland Municipal Stadium, Cleveland, OH Thu Aug 02 1956, 3:33 AM EDT Att: 25,266 - Unknown			
Phil Rizzuto, R OBP: 0.322, SLG: 0.231 (1, 6)										3	0	0	0	0	1	2				
Bob Cerv, R OBP: 0.373, SLG: 0.477 (8, PH)										1	0	0	0	0	0	0				
Billy Hunter, R OBP: 0.500, SLG: 1.000 (8, 6)										0	0	0	0	0	0	0				
Yogi Berra, L OBP: 0.366, SLG: 0.520 (1, 2)										4	0	1	0	0	0	1				
Mickey Mantle, S OBP: 0.476, SLG: 0.713 (1, 8)										4	0	0	0	0	2	2				
Bill Skowron, R OBP: 0.398, SLG: 0.557 (1, 3)										3	0	1	0	1	0	1				
Elaston Howard, R OBP: 0.314, SLG: 0.347 (1, 7)										4	0	1	0	0	0	3				
Andy Carey, R OBP: 0.328, SLG: 0.354 (1, 5)										3	0	0	0	0	2	1				
Jerry Coleman, R OBP: 0.295, SLG: 0.275 (1, 4)										3	0	0	0	0	2	1				
Tom Sturdivant, L OBP: 0.324, SLG: 0.405 (1, 1)										1	0	1	0	0	0	0				
Don Larsen, R OBP: 0.327, SLG: 0.458 (5, PH) (5, 1)										1	0	0	0	1	0	0				
Inning Stats	R: 0 E: 0 K: 1 S: 5	H: 0 LOB: 1 BB: 1 P: 9	R: 0 E: 0 K: 1 S: 4	H: 0 LOB: 0 BB: 1 P: 8	R: 0 E: 0 K: 0 S: 4	H: 1 LOB: 1 BB: 0 P: 4	R: 0 E: 0 K: 1 S: 6	H: 1 LOB: 1 BB: 0 P: 6	R: 0 E: 0 K: 2 S: 7	H: 0 LOB: 1 BB: 1 P: 11	R: 0 E: 0 K: 1 S: 6	H: 1 LOB: 1 BB: 0 P: 6	R: 0 E: 0 K: 0 S: 3	H: 0 LOB: 0 BB: 0 P: 3	R: 0 E: 0 K: 0 S: 4	H: 1 LOB: 1 BB: 0 P: 4	1B: 2 2B: 2 3B: 0 HR: 0	SF: 0 SAC: 0 DP: 1 HBP: 0	WP: 1 PB: 0 SB: 0 CS: 0	PA: 33
PITCHER Herb Score, L ERA: 2.84 (1, 1)	IP: 9.0 WLS: W BF: 33 H: 4 R: 0 ER: 0 SO: 7 BB: 3 IBB: 0 HBP: 0 BLK: 0 WP: 1 HR: 0 S: 44 P: 56 ERA: 0.00 WHIP: 0.778															PITCHER IP: 9.0 WLS: W BF: 33 H: 4 R: 0 ER: 0 SO: 7 BB: 3 IBB: 0 HBP: 0 BLK: 0 WP: 1 HR: 0 S: 44 P: 56 ERA: 0.00 WHIP: 0.778				

Batter	1	2	3	4	5	6	7	8	9	AB	R	H	RBI	BB	SO	LOB	BOTTOM			
Bobby Avila, R OBP: 0.337, SLG: 0.322 (1, 4)										4	1	1	1	0	0	0	New York Yankees @ Cleveland Indians Cleveland Municipal Stadium, Cleveland, OH Thu Aug 02 1956, 3:33 AM EDT Att: 25,266 - Unknown			
Jim Busby, R OBP: 0.505, SLG: 0.375 (1, 8)										4	0	1	0	0	0	0				
Vic Wertz, L OBP: 0.360, SLG: 0.527 George Strickland, R OBP: 0.355, SLG: 0.347 (1, 3) (9, 5)										3	0	0	0	1	3	0				
Al Smith, R OBP: 0.395, SLG: 0.470 (1, 5) (9, 7)										4	0	1	0	0	0	2				
Preston Ward, L OBP: 0.384, SLG: 0.487 (1, 7) (9, 3)										3	1	2	1	1	0	0				
Rocky Colavito, R OBP: 0.384, SLG: 0.527 (1, 9)										4	1	2	1	0	0	2				
Hal Naragon, L OBP: 0.374, SLG: 0.444 (1, 2)										3	0	0	0	0	0	2				
Chico Carrasquel, R OBP: 0.322, SLG: 0.328 (1, 6)										3	1	1	1	0	0	1				
Herb Score, L OBP: 0.254, SLG: 0.208 (1, 1)										3	0	0	0	0	3	0				
Inning Stats	R: 0 E: 0 K: 1 S: 5	H: 0 LOB: 0 BB: 0 P: 5	R: 0 E: 0 K: 0 S: 4	H: 1 LOB: 1 BB: 0 P: 4	R: 1 E: 0 K: 1 S: 7	H: 2 LOB: 2 BB: 1 P: 11	R: 3 E: 0 K: 1 S: 8	H: 3 LOB: 0 BB: 0 P: 8	R: 0 E: 0 K: 1 S: 5	H: 0 LOB: 0 BB: 0 P: 5	R: 0 E: 0 K: 0 S: 4	H: 1 LOB: 1 BB: 0 P: 4	R: 0 E: 0 K: 1 S: 5	H: 0 LOB: 0 BB: 0 P: 5	R: 0 E: 0 K: 1 S: 5	H: 1 LOB: 1 BB: 1 P: 9	1B: 4 2B: 0 3B: 0 HR: 4	SF: 0 SAC: 0 DP: 0 HBP: 0	WP: 0 PB: 0 SB: 0 CS: 1	PA: 33
PITCHER Tom Sturdivant, R ERA: 3.47 Don Larsen, R ERA: 4.0 (1, 1) (5, 1)	IP: 4.0 WLS: L BF: 19 H: 6 R: 4 ER: 4 SO: 3 BB: 1 IBB: 0 HBP: 0 BLK: 0 WP: 0 HR: 3 S: 24 P: 28 ERA: 9.00 WHIP: 1.750															PITCHER IP: 4.0 WLS: L BF: 14 H: 2 R: 0 ER: 0 SO: 3 BB: 1 IBB: 0 HBP: 0 BLK: 0 WP: 0 HR: 19 S: 23 P: 23 ERA: 0.00 WHIP: 0.750				



Batter	1	2	3	4	5	6	7	8	9	AB	R	H	RBI	BB	SO	LOB	TOP			
Billy Hunter, R OBP: 0.625, SLG: 1.000 (1,6)	F3		CS 1B				L5-3 1B			4	0	3	0	0	0	0	New York Yankees @ Detroit Tigers Briggs Stadium, Detroit, MI Fri Aug 03 1956, 4:33 AM EDT Att: 43,478 - Unknown			
Bob Cerv, R OBP: 0.375, SLG: 0.472 Elston Howard, R OBP: 0.311, SLG: 0.343 (4,7)	F4		CS 1-2	G3 HR BB	K		L5-3 1-2			1	1	0	0	1	0	0				
Yogi Berra, L Charles Rivera, R (6,2)	F8			G3 1-2		1B 2B		K		4	1	1	0	0	1	1				
Mickey Mantle, S OBP: 0.474, SLG: 0.708 (1,8)		6-3		K		2B 1B		K		4	1	1	0	0	2	1				
Bill Skowron, R OBP: 0.396, SLG: 0.564 (1,3)		K		2H HR		K		F8		4	1	1	2	0	2	2				
Hank Bauer, R OBP: 0.323, SLG: 0.480 (1,9)		BB		BB		1H 3H 2B		F5		2	0	1	2	2	0	0				
Andy Carey, R OBP: 0.324, SLG: 0.350 (1,5)		K		F2		F8		F8		4	0	0	0	0	1	3				
Jerry Coleman, R OBP: 0.293, SLG: 0.274 (1,4)			F6		F7	L5		FC4-6 1B		4	0	1	0	0	0	1				
Whitey Ford, L OBP: 0.295, SLG: 0.241 Rip Coleman, L (4,1) Tom Morgan, R OBP: 0.273, SLG: 0.200 Don Larsen, R OBP: 0.321, SLG: 0.449 Mickey McDermott, L OBP: 0.216, SLG: 0.121 (5,1)			K		K		6-3	FC4-6 1-2		0	0	0	0	0	0	0				
Inning Stats	R: 0 E: 0 K: 0 S: 3	H: 0 LOB: 0 BB: 0 P: 3	R: 0 E: 0 K: 2 S: 7	H: 0 LOB: 1 BB: 1 P: 11	R: 0 E: 0 K: 1 S: 5	H: 1 LOB: 0 BB: 0 P: 5	R: 2 E: 0 K: 1 S: 6	H: 1 LOB: 1 BB: 2 P: 14	R: 0 E: 0 K: 2 S: 8	H: 3 LOB: 1 BB: 0 P: 8	R: 0 E: 0 K: 1 S: 8	H: 1 LOB: 0 BB: 0 P: 3	R: 0 E: 0 K: 2 S: 7	H: 0 LOB: 0 BB: 0 P: 7	R: 0 E: 0 K: 0 S: 4	H: 1 LOB: 1 BB: 0 P: 4		1B: 4 2B: 4 3B: 0 HR: 1	SF: 0 SAC: 0 DP: 1 HBP: 0	WP: 0 PB: 0 SB: 0 CS: 1
PITCHER Billy Hoelt, L ERA: 4.24 (1,1)	IP: 9.0 WLS: W BF: 36	H: 8 R: 4 ER: 4 SO: 9	BB: 3 IBB: 0 HBP: 0 BLK: 0	WP: 0 HR: 1 S: 51 P: 63	ERA: 4.00 WHIP: 1.222	PITCHER	IP: 9.0 WLS: W BF: 36	H: 8 R: 4 ER: 4 SO: 9	BB: 3 IBB: 0 HBP: 0 BLK: 0	WP: 0 HR: 1 S: 51 P: 63	ERA: 4.00 WHIP: 1.222	PITCHER	IP: 9.0 WLS: W BF: 36	H: 8 R: 4 ER: 4 SO: 9	BB: 3 IBB: 0 HBP: 0 BLK: 0	WP: 0 HR: 1 S: 51 P: 63	ERA: 4.00 WHIP: 1.222			

Batter	1	2	3	4	5	6	7	8	9	AB	R	H	RBI	BB	SO	LOB	BOTTOM			
Harvey Kuenn, R OBP: 0.392, SLG: 0.485 Jim Briedeweser, R OBP: 0.316, SLG: 0.256 (8, PR)	G3			1B 1B	BB 1B	FC4-6 1B		1B BB		3	2	2	0	3	0	0	New York Yankees @ Detroit Tigers Briggs Stadium, Detroit, MI Fri Aug 03 1956, 4:33 AM EDT Att: 43,478 - Unknown			
Earl Torgeson, L OBP: 0.405, SLG: 0.425 (1,3)	1B BB	G3		F9	F5	FC4-6 1-2		F9		5	1	0	0	1	0	7				
Charlie Maxwell, L OBP: 0.426, SLG: 0.595 (1,7)	1B 1B			HR	1B 2B 1B	L8		L6-4-3 1B		5	3	4	1	1	0	1				
Al Kaline, R OBP: 0.345, SLG: 0.499 (1,9)	1B		L8	1B 2B 1B	BB E 1B	L6-3		L6-4-3 1-2		6	2	3	3	0	0	3				
Ray Boone, R OBP: 0.402, SLG: 0.474 (1,5)	G6-3 1B		FC4-6 BB	2B 1B	E BB	1B SH3-4 1B				3	1	3	0	2	0	0				
Bill Tuttle, R OBP: 0.301, SLG: 0.362 (1,8)	G6-3 1-2		FC4-6 BB	F6	SF8	SH3-4				3	0	0	1	0	0	7				
Frank Bolling, R OBP: 0.367, SLG: 0.410 (1,4)		F2		BB	E5	E5		E5		4	0	1	3	1	0	2				
Red Wilson, R OBP: 0.386, SLG: 0.414 (1,2)		FC3-6 BB	F4	BB	BB	G4-6-3 1B				2	0	1	0	3	0	2				
Billy Hoelt, L OBP: 0.339, SLG: 0.296 (1,1)	FC3-6 BB		1B BB	1B 3-1	5-3	G4-6-3				5	1	1	0	0	0	9				
Inning Stats	R: 1 E: 0 K: 0 S: 5	H: 3 LOB: 2 BB: 1 P: 9	R: 0 E: 0 K: 0 S: 3	H: 0 LOB: 2 BB: 2 P: 11	R: 1 E: 0 K: 0 S: 4	H: 1 LOB: 2 BB: 2 P: 12	R: 5 E: 1 K: 0 S: 9	H: 6 LOB: 3 BB: 1 P: 13	R: 3 E: 1 K: 0 S: 5	H: 1 LOB: 1 BB: 0 P: 4	R: 0 E: 0 K: 0 S: 5	H: 2 LOB: 2 BB: 0 P: 5	R: 0 E: 0 K: 0 S: 3	H: 1 LOB: 2 BB: 1 P: 7	1B: 13 2B: 1 3B: 0 HR: 1	SF: 1 SAC: 1 DP: 3 HBP: 0		WP: 0 PB: 0 SB: 1 CS: 0	PA: 49	
PITCHER Whitey Ford, L ERA: 2.45 (1,1) Rip Coleman, L ERA: 3.03 (1,1) Tom Morgan, R ERA: 5.6 (4,1) Mickey McDermott, L ERA: 5.04 (5,1)	IP: 3.0 WLS: L BF: 16	H: 4 R: 4 ER: 2 SO: 0	BB: 4 IBB: 0 HBP: 0 BLK: 0	WP: 0 HR: 1 S: 12 P: 28	ERA: 6.00 WHIP: 2.667	IP: 3.0 WLS: L BF: 16	H: 4 R: 4 ER: 2 SO: 0	BB: 4 IBB: 0 HBP: 0 BLK: 0	WP: 0 HR: 1 S: 12 P: 28	ERA: 6.00 WHIP: 2.667	IP: 0.2 WLS: 6 BF: 3	H: 2 R: 0 ER: 0 SO: 0	BB: 1 IBB: 0 HBP: 0 BLK: 0	WP: 0 HR: 0 S: 5 P: 9	ERA: 0.00 WHIP: 6.000	IP: 4.0 WLS: 3 BF: 22	H: 3 R: 3 ER: 2 SO: 0	BB: 4 IBB: 1 HBP: 0 BLK: 0	WP: 0 HR: 0 S: 17 P: 37	ERA: 4.50 WHIP: 2.250

Batter	1	2	3	4	5	6	7	8	9	AB	R	H	RBI	BB	SO	LOB	TOP					
Billy Hunter, R OBP: 0.455, SLG: 0.727 Billy Martin, R OBP: 0.343, SLG: 0.420	F7	G4-6-3			4-3		SH3-4		SH5-3 BB	3	0	0	0	0	0	1						
Hank Bauer, R OBP: 0.322, SLG: 0.476	HR BB		F7		K		F8		SH5-3	3	1	0	0	1	1	1						
Mickey Mantle, S OBP: 0.480, SLG: 0.727	HR		S BB FC4-6		HR		IBB		BB	3	3	3	3	2	0	0						
Yogi Berra, L OBP: 0.366, SLG: 0.515	BB BB		FC4-6 BB		E3		6-3		F8	3	0	0	0	2	0	4						
Bill Skowron, R OBP: 0.390, SLG: 0.554	P4		FC4-6 BB		4-3				F8	5	0	0	1	0	0	5						
Joe Collins, L OBP: 0.293, SLG: 0.338 Elston Howard, R OBP: 0.314, SLG: 0.346	BB		4-3		L9				1B 1B	2	0	0	0	1	0	1						
Andy Carey, R OBP: 0.320, SLG: 0.345	K				L5		F7		P6	4	0	0	0	0	1	3						
Jerry Coleman, R OBP: 0.299, SLG: 0.281			G4-6-3 1B		L9		4-3		1B	4	0	2	0	0	0	0						
Bob Turley, R OBP: 0.257, SLG: 0.161 Don Larsen, R OBP: 0.315, SLG: 0.440 Tommy Byrne, L OBP: 0.314, SLG: 0.529	K				P4		SH3-4 BB		L5	2	0	0	0	1	1	1						
Inning Stats	R: 2 E: 0 K: 1 S: 6	H: 1 LOB: 2 BB: 3 P: 18	R: 0 E: 0 K: 1 S: 5	H: 1 LOB: 0 BB: 0 P: 5	R: 1 E: 0 K: 0 S: 4	H: 1 LOB: 1 BB: 1 P: 8	R: 0 E: 0 K: 0 S: 3	H: 0 LOB: 0 BB: 0 P: 3	R: 1 E: 1 K: 1 S: 7	H: 1 LOB: 1 BB: 0 P: 7	R: 0 E: 0 K: 0 S: 3	H: 0 LOB: 2 BB: 2 P: 11	R: 0 E: 0 K: 0 S: 5	H: 2 LOB: 2 BB: 2 P: 5	R: 0 E: 0 K: 0 S: 3	H: 0 LOB: 2 BB: 2 P: 11	1B: 4 2B: 0 3B: 0 HR: 2	SF: 0 SAC: 2 DP: 1 HBP: 0	WP: 0 PB: 0 SB: 1 CS: 1	PA: 41		
PITCHER	IP WLS BF H R ER SO BB IBB HBP BLK WP HR S P ERA WHIP	IP WLS BF H R ER SO BB IBB HBP BLK WP HR S P ERA WHIP	IP WLS BF H R ER SO BB IBB HBP BLK WP HR S P ERA WHIP	IP WLS BF H R ER SO BB IBB HBP BLK WP HR S P ERA WHIP	IP WLS BF H R ER SO BB IBB HBP BLK WP HR S P ERA WHIP	IP WLS BF H R ER SO BB IBB HBP BLK WP HR S P ERA WHIP	IP WLS BF H R ER SO BB IBB HBP BLK WP HR S P ERA WHIP	IP WLS BF H R ER SO BB IBB HBP BLK WP HR S P ERA WHIP	IP WLS BF H R ER SO BB IBB HBP BLK WP HR S P ERA WHIP	IP WLS BF H R ER SO BB IBB HBP BLK WP HR S P ERA WHIP	IP WLS BF H R ER SO BB IBB HBP BLK WP HR S P ERA WHIP	IP WLS BF H R ER SO BB IBB HBP BLK WP HR S P ERA WHIP	IP WLS BF H R ER SO BB IBB HBP BLK WP HR S P ERA WHIP	IP WLS BF H R ER SO BB IBB HBP BLK WP HR S P ERA WHIP	IP WLS BF H R ER SO BB IBB HBP BLK WP HR S P ERA WHIP	IP WLS BF H R ER SO BB IBB HBP BLK WP HR S P ERA WHIP	IP WLS BF H R ER SO BB IBB HBP BLK WP HR S P ERA WHIP	IP WLS BF H R ER SO BB IBB HBP BLK WP HR S P ERA WHIP	IP WLS BF H R ER SO BB IBB HBP BLK WP HR S P ERA WHIP	IP WLS BF H R ER SO BB IBB HBP BLK WP HR S P ERA WHIP	IP WLS BF H R ER SO BB IBB HBP BLK WP HR S P ERA WHIP	IP WLS BF H R ER SO BB IBB HBP BLK WP HR S P ERA WHIP

New York Yankees @ Detroit Tigers
Briggs Stadium, Detroit, MI
Sat Aug 04 1956, 4:33 AM EDT
Att: 24,908 - Unknown

AB	31
R	4
H	6
RBI	4
BB	8
SO	3
LOB	18



Batter	1	2	3	4	5	6	7	8	9	AB	R	H	RBI	BB	SO	LOB	BOTTOM					
Harvey Kuenn, R OBP: 0.390, SLG: 0.482 Jim Brideweser, R OBP: 0.316, SLG: 0.256	G3 HR 1B		4-3		P6		G6-4-3			4	1	1	0	0	0	3						
Earl Torgeson, L OBP: 0.403, SLG: 0.420	K		4-3				2-3		BB HR BB	3	1	0	0	1	1	1						
Charlie Maxwell, L OBP: 0.426, SLG: 0.591	G3		K				2B BB		HR BB	2	1	0	0	2	1	1						
Al Kaline, R OBP: 0.349, SLG: 0.518	HR				L9		2B		HR	4	2	3	5	0	0	0						
Ray Boone, R OBP: 0.400, SLG: 0.471	F9				F7		F9		FC3-6 1B	4	0	1	0	0	0	2						
Frank House, L OBP: 0.304, SLG: 0.377 Billy Hoelt, L OBP: 0.339, SLG: 0.296 Red Wilson, R OBP: 0.386, SLG: 0.414					F9		G3		FC3-6 1B	4	0	1	0	0	0	3						
Bill Tuttle, R OBP: 0.303, SLG: 0.362	F7				FC3-6 BB		F9		FC6-4 1B	3	0	1	0	1	0	1						
Frank Bolling, R OBP: 0.365, SLG: 0.407	F2				F5		1B		FC6-4 FC6-4	4	0	1	0	0	0	4						
Virgil Trucks, R OBP: 0.243, SLG: 0.297 Wayne Belardi, L OBP: 0.399, SLG: 0.441 Steve Gromek, S OBP: 0.357, SLG: 0.143 Jim Small, L OBP: 0.382, SLG: 0.469 Al Aber, L OBP: 0.375, SLG: 0.286	P4				FC3-6		G6-4-3 1B		FC6-4	1	0	0	0	0	0	1						
Inning Stats	R: 2 E: 0 K: 1 S: 7	H: 2 LOB: 0 BB: 0 P: 7	R: 0 E: 0 K: 0 S: 4	H: 1 LOB: 1 BB: 0 P: 4	R: 0 E: 0 K: 1 S: 5	H: 0 LOB: 0 BB: 0 P: 5	R: 0 E: 0 K: 0 S: 3	H: 0 LOB: 0 BB: 1 P: 7	R: 0 E: 0 K: 0 S: 4	H: 1 LOB: 2 BB: 1 P: 8	R: 0 E: 0 K: 0 S: 4	H: 2 LOB: 1 BB: 0 P: 4	R: 3 E: 0 K: 0 S: 6	H: 3 LOB: 2 BB: 2 P: 14	R: 0 E: 0 K: 0 S: 3	H: 0 LOB: 2 BB: 2 P: 11	1B: 6 2B: 1 3B: 0 HR: 2	SF: 0 SAC: 0 DP: 1 HBP: 0	WP: 0 PB: 0 SB: 0 CS: 0	PA: 36		
PITCHER	IP WLS BF H R ER SO BB IBB HBP BLK WP HR S P ERA WHIP	IP WLS BF H R ER SO BB IBB HBP BLK WP HR S P ERA WHIP	IP WLS BF H R ER SO BB IBB HBP BLK WP HR S P ERA WHIP	IP WLS BF H R ER SO BB IBB HBP BLK WP HR S P ERA WHIP	IP WLS BF H R ER SO BB IBB HBP BLK WP HR S P ERA WHIP	IP WLS BF H R ER SO BB IBB HBP BLK WP HR S P ERA WHIP	IP WLS BF H R ER SO BB IBB HBP BLK WP HR S P ERA WHIP	IP WLS BF H R ER SO BB IBB HBP BLK WP HR S P ERA WHIP	IP WLS BF H R ER SO BB IBB HBP BLK WP HR S P ERA WHIP	IP WLS BF H R ER SO BB IBB HBP BLK WP HR S P ERA WHIP	IP WLS BF H R ER SO BB IBB HBP BLK WP HR S P ERA WHIP	IP WLS BF H R ER SO BB IBB HBP BLK WP HR S P ERA WHIP	IP WLS BF H R ER SO BB IBB HBP BLK WP HR S P ERA WHIP	IP WLS BF H R ER SO BB IBB HBP BLK WP HR S P ERA WHIP	IP WLS BF H R ER SO BB IBB HBP BLK WP HR S P ERA WHIP	IP WLS BF H R ER SO BB IBB HBP BLK WP HR S P ERA WHIP	IP WLS BF H R ER SO BB IBB HBP BLK WP HR S P ERA WHIP	IP WLS BF H R ER SO BB IBB HBP BLK WP HR S P ERA WHIP	IP WLS BF H R ER SO BB IBB HBP BLK WP HR S P ERA WHIP	IP WLS BF H R ER SO BB IBB HBP BLK WP HR S P ERA WHIP	IP WLS BF H R ER SO BB IBB HBP BLK WP HR S P ERA WHIP	IP WLS BF H R ER SO BB IBB HBP BLK WP HR S P ERA WHIP

New York Yankees @ Detroit Tigers
Briggs Stadium, Detroit, MI
Sat Aug 04 1956, 4:33 AM EDT
Att: 24,908 - Unknown

AB	32
R	5
H	9
RBI	5
BB	4
SO	2
LOB	19



Batter	1	2	3	4	5	6	7	8	9	AB	R	H	RBI	BB	SO	LOB	TOP										
Billy Martin, R OBP: 0.342, SLG: 0.422 (1, 4)	0-0 WP 2B		0-3 K		0-3 K	0-0 F9		0-0 F8		5	0	1	0	0	2	1											
Hank Bauer, R OBP: 0.324, SLG: 0.475 (1, 9)	0-3 K			0-0 5-3	0-0 1B 2B		0-0 5-3			4	1	1	0	0	1	1											
Mickey Mantle, S OBP: 0.477, SLG: 0.725 (1, 8)	0-3 K			0-0 F7	4-0 1B BB		0-0 F9			3	0	0	0	1	1	1											
Yogi Berra, L OBP: 0.370, SLG: 0.523 (1, 2)	0-0 F8			0-0 1B BB 1B	0-0 FC6-4 1B		0-0 F6			4	1	2	1	0	0	1											
Bill Skowron, R OBP: 0.392, SLG: 0.559 (1, 3)		0-3 K		0-0 BB 1B 1B	0-3 K			0-3 K		4	1	1	0	0	3	2											
Elston Howard, R OBP: 0.320, SLG: 0.367 (1, 7)	0-0 CS 3B			0-0 BB 1B	0-0 FC6-4 1B			0-3 K		4	1	2	0	0	1	2											
Andy Carey, R OBP: 0.321, SLG: 0.343 (1, 5)	0-3 K			4-0 1B BB		0-0 F8		0-0 L4		3	0	0	1	1	1	1											
Jerry Coleman, R OBP: 0.322, SLG: 0.309 (1, 6)			0-0 4-3	0-0 1B		0-0		0-0 6-3		4	0	2	2	0	0	0											
Ralph Terry, R (1, 1)			0-0 5-3	0-0 6-3		0-3 K		0-3 K		3	0	0	0	0	1	3											
Tom Morgan, R OBP: 0.273, SLG: 0.200 (6, 1)										0	0	0	0	0	0	0											
Tommy Byrne, L OBP: 0.306, SLG: 0.514 (7, 1)										1	0	0	0	0	1	0											
Inning Stats	R: 0 E: 0 K: 2 S: 8	H: 1 LOB: 1 BB: 0 P: 8	R: 0 E: 0 K: 2 S: 7	H: 1 LOB: 0 BB: 0 P: 7	R: 0 E: 0 K: 1 S: 5	H: 0 LOB: 0 BB: 0 P: 5	R: 3 E: 0 K: 0 S: 7	H: 4 LOB: 2 BB: 1 P: 11	R: 1 E: 0 K: 2 S: 9	H: 2 LOB: 2 BB: 1 P: 13	R: 0 E: 0 K: 1 S: 6	H: 1 LOB: 1 BB: 0 P: 6	R: 0 E: 0 K: 0 S: 3	H: 0 LOB: 0 BB: 0 P: 3	R: 0 E: 0 K: 2 S: 7	H: 0 LOB: 0 BB: 0 P: 7	R: 0 E: 0 K: 1 S: 5	H: 0 LOB: 0 BB: 0 P: 5	1B: 5 2B: 3 3B: 1 HR: 0	SF: 0 SAC: 0 DP: 0 HBP: 0	WP: 1 PB: 0 CS: 1	PA: 37					
PITCHER	IP	WLS	BF	H	R	ER	SO	BB	IBB	HBP	BLK	WP	HR	S	P	ERA	WHIP										
Tom Brewer, R ERA: 3.15 (1, 1)	5.0	L	24	8	4	4	7	2	0	0	0	1	0	36	44	7.20	2.000										
Tom Hurd, R ERA: 5.08 (6, 1)	2.0		7	1	0	0	1	0	0	0	0	0	0	9	9	0.00	0.500										
Ike Delock, R ERA: 4.6 (8, 1)	2.0		6	0	0	0	3	0	0	0	0	0	0	12	12	0.00	0.000										

New York Yankees @ Boston Red Sox
Fenway Park, Boston, MA
Mon Aug 06 1956, 3:33 AM EDT
Att: 35,923 - Unknown

AB	35
R	4
H	9
RBI	4
BB	2
SO	11
LOB	12



Batter	1	2	3	4	5	6	7	8	9	AB	R	H	RBI	BB	SO	LOB	BOTTOM										
Billy Goodman, L OBP: 0.362, SLG: 0.420 (1, 4)	0-0 5-3		0-0 1B		0-0 FC6-4		0-0 F9		0-0 G3	5	0	1	0	0	0	2											
Billy Klaus, L OBP: 0.378, SLG: 0.370 (1, 5)	0-0 F7		0-0 G3		0-0 4-3		0-0 2B			4	0	1	0	0	0	3											
Ted Williams, L OBP: 0.490, SLG: 0.582 (1, 7)	4-0 1B BB			0-0 G6-4-3 1B		0-0 B1-3	4-0 BB			2	0	1	0	2	0	0											
Mickey Vernon, L OBP: 0.430, SLG: 0.574 (1, 3)	0-0			0-3 K		4-0 HR BB	0-0 F9			2	1	1	0	1	1	1											
Norm Zauchin, R OBP: 0.296, SLG: 0.329 (7, PH) (8, 3)	1-3 1B									1	0	0	0	0	0	2											
Jackie Jensen, R OBP: 0.399, SLG: 0.487 (1, 9)		0-0 6-3		0-0 G6-4-3		0-3 K		0-0 L6		4	0	0	0	0	1	2											
Jim Piersall, R OBP: 0.365, SLG: 0.444 (1, 8)		0-0 5-3			0-0 1B SF9	0-0 HR		0-0 F3		4	2	2	2	0	0	0											
Sammy White, R OBP: 0.331, SLG: 0.374 (1, 2)		0-0 6-3			0-0 FC6-4 1B	4-0 BB		0-0 1-3		3	0	1	0	1	0	0											
Don Buddin, R OBP: 0.362, SLG: 0.341 (1, 6)			0-3 K		0-0 SF9	0-0 5-3			0-0 F7	3	0	0	1	0	1	1											
Tom Brewer, R OBP: 0.309, SLG: 0.344 (1, 1)										1	0	0	0	0	1	0											
Dick Giaretta, R OBP: 0.402, SLG: 0.515 (5, PH)										1	0	1	0	0	0	0											
Tom Hurd, R OBP: 0.273, SLG: 0.200 (6, 1)										0	0	0	0	0	0	0											
Faye Throneberry, L OBP: 0.271, SLG: 0.271 (7, PH)										1	0	0	0	0	0	0											
Ike Delock, R OBP: 0.306, SLG: 0.514 (8, 1)										0	0	0	0	0	0	0											
Ted Lepoco, R OBP: 0.326, SLG: 0.427 (9, PH)										1	0	0	0	0	1	0											
Inning Stats	R: 0 E: 0 K: 0 S: 3	H: 1 LOB: 2 BB: 1 P: 7	R: 0 E: 0 K: 0 S: 3	H: 0 LOB: 0 BB: 0 P: 3	R: 0 E: 0 K: 2 S: 8	H: 1 LOB: 1 BB: 0 P: 8	R: 0 E: 0 K: 1 S: 5	H: 1 LOB: 0 BB: 0 P: 5	R: 1 E: 0 K: 0 S: 6	H: 3 LOB: 2 BB: 0 P: 6	R: 2 E: 0 K: 1 S: 6	H: 1 LOB: 1 BB: 2 P: 14	R: 0 E: 0 K: 0 S: 4	H: 1 LOB: 2 BB: 1 P: 8	R: 0 E: 0 K: 0 S: 3	H: 0 LOB: 0 BB: 0 P: 3	R: 0 E: 0 K: 1 S: 5	H: 0 LOB: 0 BB: 0 P: 5	1B: 6 2B: 1 3B: 0 HR: 1	SF: 1 SAC: 0 DP: 1 HBP: 0	WP: 0 PB: 0 CS: 0	PA: 37					
PITCHER	IP	WLS	BF	H	R	ER	SO	BB	IBB	HBP	BLK	WP	HR	S	P	ERA	WHIP										
Ralph Terry, R ERA: 4.76 (1, 1)	5.2	W	25	7	3	3	4	3	0	0	0	1	0	30	42	4.76	1.765										
Tom Morgan, R ERA: 3.53 (6, 1)	1.0		5	1	0	0	0	1	0	0	0	0	0	4	8	0.00	2.000										
Tommy Byrne, L ERA: 4.26 (7, 1)	2.1	S	7	0	0	0	1	0	0	0	0	0	0	9	9	0.00	0.000										

New York Yankees @ Boston Red Sox
Fenway Park, Boston, MA
Mon Aug 06 1956, 3:33 AM EDT
Att: 35,923 - Unknown

AB	32
R	3
H	8
RBI	3
BB	4
SO	5
LOB	11



Batter	1	2	3	4	5	6	7	8	9	10	11	AB	R	H	RBI	BB	SO	LOB	TOP					
Billy Martin, R OBP: 0.336, SLG: 0.415 (1, 4)	B1-3		F9			K		FC3-6			G3	5	0	0	0	0	0	1	2					
Hank Bauer, R OBP: 0.322, SLG: 0.472 (1, 9)			5-3			6-3		G4-3			F8	5	0	1	0	0	0	2						
Mickey Mantle, S OBP: 0.474, SLG: 0.718 (1, 8)	K				6-3			E4			E7	5	0	1	0	0	2	1						
Yogi Berra, L OBP: 0.368, SLG: 0.518 (1, 2)	G3				F6			F5			L7	5	0	1	0	0	0	3						
Bill Skowron, R OBP: 0.393, SLG: 0.557 (1, 3)			5-3		6-3							3	0	1	0	1	0	0						
Elston Howard, R OBP: 0.315, SLG: 0.360 (1, 7)			F8			4-3		F9			G6-4-3	4	0	0	0	0	0	4						
Andy Carey, R OBP: 0.320, SLG: 0.342 (1, 5)			1B			F3		F3			F3	4	0	1	0	0	0	2						
Jerry Coleman, R OBP: 0.327, SLG: 0.314 (1, 6)			1B			F7					F8	4	0	2	0	0	0	0						
Don Larsen, R OBP: 0.293, SLG: 0.407 (1, 1)								FC3-6				3	0	0	0	0	0	0						
Tommy Byrne, L OBP: 0.306, SLG: 0.514 (11, 1)			5-3			F9		SH			F3	0	0	0	0	0	0	0						
Inning Stats	R: 0 E: 0 K: 1 S: 6	H: 1 LOB: 1 BB: 0 P: 6	R: 0 E: 0 K: 0 S: 4	H: 2 LOB: 2 BB: 0 P: 4	R: 0 E: 0 K: 0 S: 3	H: 0 LOB: 0 BB: 0 P: 3	R: 0 E: 0 K: 0 S: 3	H: 0 LOB: 0 BB: 0 P: 3	R: 0 E: 0 K: 1 S: 5	H: 0 LOB: 0 BB: 0 P: 5	R: 0 E: 1 K: 0 S: 4	H: 1 LOB: 2 BB: 1 P: 8	R: 0 E: 0 K: 0 S: 4	H: 1 LOB: 1 BB: 0 P: 4	R: 0 E: 0 K: 1 S: 6	H: 2 LOB: 1 BB: 0 P: 6	R: 0 E: 0 K: 0 S: 3	H: 0 LOB: 0 BB: 0 P: 3	R: 0 E: 1 K: 0 S: 4	H: 0 LOB: 1 BB: 0 P: 4	1B: 7 2B: 0 3B: 0 HR: 0	SF: 0 SAC: 1 DP: 2 HBP: 0	WP: 0 PB: 0 SB: 0 CS: 0	PA: 40
PITCHER Willard Nixon, R ERA: 4.35 (1, 1)	IP: 11.0 WLS: 7 BF: 40 H: 7 R: 0 ER: 0 SO: 3 BB: 1 IBB: 0 HBP: 0 BLK: 0 WP: 0 HR: 0 S: 45 P: 49 ERA: 4.35 WHIP: 0.727											PITCHER	IP: 11.0 WLS: 7 BF: 40 H: 7 R: 0 ER: 0 SO: 3 BB: 1 IBB: 0 HBP: 0 BLK: 0 WP: 0 HR: 0 S: 45 P: 49 ERA: 4.35 WHIP: 0.727											

New York Yankees @ Boston Red Sox
Fenway Park, Boston, MA
Tue Aug 07 1956, 3:33 AM EDT
Att: 36,350 - Unknown

AB 38
R 0
H 7
RBI 0
BB 1
SO 3
LOB 14



Batter	1	2	3	4	5	6	7	8	9	10	11	AB	R	H	RBI	BB	SO	LOB	BOTTOM				
Billy Goodman, L OBP: 0.360, SLG: 0.416 (1, 4)				F7		4-3					E3	5	0	1	0	0	0	1					
Billy Klaus, L OBP: 0.315, SLG: 0.366 (1, 5)	F6			6-3		6-3						4	0	0	0	1	0	1					
Ted Williams, L OBP: 0.489, SLG: 0.574 (1, 7)	3-6			4-3				F7				3	0	0	1	2	0	1					
Mickey Vernon, L OBP: 0.428, SLG: 0.568 (1, 3)						SH5-4		4-3			F6	3	0	0	0	1	0	1					
Jackie Jensen, R OBP: 0.402, SLG: 0.492 (1, 9)												4	0	3	0	0	0	0					
Jim Piersall, R OBP: 0.367, SLG: 0.441 (1, 8)						SH5-4					FC1-5	3	0	0	0	0	0	2					
Sammy White, R OBP: 0.327, SLG: 0.369 (1, 2)								F3			FC1-5	4	0	0	0	0	0	3					
Don Buddin, R OBP: 0.359, SLG: 0.338 (1, 6)												3	0	0	0	0	0	2					
Dick Garmert, R OBP: 0.420, SLG: 0.513 (10, PH)												1	0	0	0	0	1	1					
Mitt Bolling, R OBP: 0.287, SLG: 0.385 (11, 6)												0	0	0	0	0	0	0					
Willard Nixon, L OBP: 0.295, SLG: 0.285 (1, 1)												4	0	0	0	0	0	0					
Billy Consolo, R (11, PR)												0	1	0	0	0	0	0					
Inning Stats	R: 0 E: 0 K: 0 S: 3	H: 1 LOB: 0 BB: 0 P: 3	R: 0 E: 0 K: 0 S: 3	H: 0 LOB: 0 BB: 0 P: 3	R: 0 E: 0 K: 0 S: 3	H: 0 LOB: 0 BB: 0 P: 3	R: 0 E: 0 K: 0 S: 3	H: 0 LOB: 0 BB: 0 P: 3	R: 0 E: 0 K: 0 S: 4	H: 1 LOB: 1 BB: 0 P: 4	R: 0 E: 0 K: 0 S: 3	H: 0 LOB: 0 BB: 0 P: 3	R: 0 E: 0 K: 0 S: 6	H: 0 LOB: 1 BB: 1 P: 7	R: 0 E: 0 K: 1 S: 6	H: 1 LOB: 1 BB: 0 P: 6	R: 1 E: 2 K: 0 S: 2	H: 0 LOB: 3 BB: 2 P: 10	1B: 3 2B: 2 3B: 0 HR: 0	SF: 0 SAC: 1 DP: 1 HBP: 0	WP: 0 PB: 0 SB: 0 CS: 0	PA: 39	
PITCHER Don Larsen, R ERA: 3.87 (1, 1)	IP: 10.0 WLS: 4 BF: 38 H: 4 R: 1 ER: 0 SO: 1 BB: 3 IBB: 0 HBP: 0 BLK: 0 WP: 0 HR: 0 S: 37 P: 49 ERA: 3.87 WHIP: 0.700											PITCHER	IP: 11.0 WLS: 7 BF: 40 H: 7 R: 0 ER: 0 SO: 3 BB: 1 IBB: 0 HBP: 0 BLK: 0 WP: 0 HR: 0 S: 45 P: 49 ERA: 4.35 WHIP: 0.727										

New York Yankees @ Boston Red Sox
Fenway Park, Boston, MA
Tue Aug 07 1956, 3:33 AM EDT
Att: 36,350 - Unknown

AB 34
R 1
H 4
RBI 1
BB 4
SO 1
LOB 12



Batter	1	2	3	4	5	6	7	8	9	AB	R	H	RBI	BB	SO	LOB	TOP					
Norm Siebern, L (1, 7) OBP: 0.280, SLG: 0.385 Elston Howard, R (6, PH) OBP: 0.316, SLG: 0.375 (6, 7)										3	1	1	0	0	1	1	New York Yankees @ Washington Senators Griffith Stadium, Washington, DC Wed Aug 08 1956, 3:33 AM EDT Att: 17,852 - Unknown					
Billy Martin, R (1, 4) OBP: 0.343, SLG: 0.412										5	0	1	1	0	1	1						
Mickey Mantle, S (1, 8) OBP: 0.473, SLG: 0.721										4	2	1	2	1	1	1						
Yogi Berra, L (1, 2) OBP: 0.368, SLG: 0.517										5	1	2	1	0	1	1						
Bill Skowron, R (1, 3) OBP: 0.396, SLG: 0.566										4	2	2	1	1	1	1						
Hank Bauer, R (1, 9) OBP: 0.325, SLG: 0.472										4	1	2	0	1	1	1						
Andy Carey, R (1, 5) OBP: 0.319, SLG: 0.340										4	1	1	1	0	0	3						
Jerry Coleman, R (1, 6) OBP: 0.325, SLG: 0.313										4	1	1	1	0	1	2						
Bob Turley, R (1, 1) OBP: 0.282, SLG: 0.229										4	2	2	1	0	1	0						
Inning Stats	R: 2 E: 0 K: 2 S: 9	H: 2 LOB: 0 BB: 0 P: 9	R: 0 E: 0 K: 1 S: 5	H: 0 LOB: 0 BB: 0 P: 5	R: 1 E: 0 K: 2 S: 9	H: 2 LOB: 1 BB: 0 P: 9	R: 1 E: 0 K: 1 S: 6	H: 2 LOB: 0 BB: 0 P: 6	R: 0 E: 0 K: 2 S: 7	H: 0 LOB: 0 BB: 0 P: 7	R: 6 E: 0 K: 0 S: 8	H: 5 LOB: 0 BB: 1 P: 12	R: 2 E: 2 K: 0 S: 4	H: 2 LOB: 1 BB: 2 P: 12	R: 0 E: 0 K: 0 S: 3	H: 0 LOB: 0 BB: 0 P: 3	R: 0 E: 0 K: 0 S: 4	H: 1 LOB: 1 BB: 0 P: 4	1B: 10 2B: 1 3B: 0 HR: 3	SF: 0 SAC: 0 DP: 2 HBP: 0	WP: 0 PB: 0 CS: 0	PA: 42
PITCHER	IP WLS BF H R ER SO BB IBB HBP BLK WP HR S P ERA WHIP																					
Camilo Pascual, R (1, 1) ERA: 5.93	4.0 L 17 6 4 4 4 6 0 0 0 0 0 0 2 29 29 9.00 1.500																					
Dean Stone, L (5, 1) ERA: 8.21	1.2 10 4 5 5 2 1 0 0 0 0 0 0 0 13 17 27.00 3.000																					
Bud Byerly, R (6, 1) ERA: 3.8	0.1 2 1 1 1 0 0 0 0 0 0 0 0 1 2 2 27.00 3.000																					
Hal Griggs, R (7, 1) ERA: 5.75	2.0 9 2 2 1 0 2 0 0 0 0 0 0 7 15 4.50 2.000																					
Connie Grob, R (9, 1) ERA: 6.99	1.0 4 1 0 0 0 0 0 0 0 0 0 0 0 4 4 0.00 1.000																					


Batter	1	2	3	4	5	6	7	8	9	AB	R	H	RBI	BB	SO	LOB	BOTTOM			
Eddie Yost, R (1, 5) OBP: 0.439, SLG: 0.378										3	1	1	0	2	0	1	New York Yankees @ Washington Senators Griffith Stadium, Washington, DC Wed Aug 08 1956, 3:33 AM EDT Att: 17,852 - Unknown			
Whitey Herzog, L (1, 8) OBP: 0.302, SLG: 0.361										5	0	0	0	0	0	6				
Pete Runnels, L (1, 3) OBP: 0.370, SLG: 0.426										4	0	0	0	1	0	4				
Roy Sievers, R (1, 7) OBP: 0.379, SLG: 0.491										5	1	2	1	0	0	2				
Jim Lemon, R (1, 9) OBP: 0.347, SLG: 0.482										4	0	1	0	1	2	1				
Herb Plews, L (1, 4) OBP: 0.391, SLG: 0.382										5	0	4	1	0	0	1				
Lou Berberet, L (1, 2) OBP: 0.419, SLG: 0.433										3	0	1	0	2	1	4				
Jose Valdivielso, R (1, 6) OBP: 0.307, SLG: 0.318 Tony Rog, R (7, PH) OBP: 0.300, SLG: 0.247 (8, 6)										2	0	0	0	1	1	2				
Camilo Pascual, R (1, 1) ERA: 5.93 Ernie Crivette, S (4, PH) OBP: 0.345, SLG: 0.286 Dean Stone, L (5, 1) OBP: 0.302, SLG: 0.130 Bud Byerly, R (6, 1) OBP: 0.319, SLG: 0.340 Ed Fitz Gerald, R (7, 1) OBP: 0.325, SLG: 0.447 Hal Griggs, R (7, 1) OBP: 0.325, SLG: 0.447 Clint Courtney, L (8, PH) OBP: 0.266, SLG: 0.492 Connie Grob, R (9, 1) OBP: 0.325, SLG: 0.447										0	0	0	0	1	0	0				
Inning Stats	R: 0 E: 0 K: 0 S: 3	H: 0 LOB: 0 BB: 0 P: 3	R: 0 E: 0 K: 3 S: 11	H: 2 LOB: 0 BB: 0 P: 11	R: 0 E: 0 K: 2 S: 7	H: 1 LOB: 2 BB: 2 P: 15	R: 0 E: 0 K: 2 S: 6	H: 0 LOB: 2 BB: 1 P: 10	R: 0 E: 0 K: 1 S: 6	H: 1 LOB: 2 BB: 1 P: 10	R: 0 E: 0 K: 0 S: 3	H: 1 LOB: 1 BB: 1 P: 7	R: 0 E: 0 K: 1 S: 7	H: 2 LOB: 2 BB: 0 P: 7	R: 0 E: 0 K: 1 S: 7	H: 0 LOB: 0 BB: 0 P: 7	1B: 7 2B: 4 3B: 0 HR: 0	SF: 0 SAC: 0 DP: 1 HBP: 0	WP: 0 PB: 0 CS: 0	PA: 44
PITCHER	IP WLS BF H R ER SO BB IBB HBP BLK WP HR S P ERA WHIP																			
Bob Turley, R (1, 1) ERA: 4.8	9.0 W 44 10 2 2 7 9 0 0 0 0 0 0 49 85 2.00 2.111																			


Batter	1	2	3	4	5	6	7	8	9	AB	R	H	RBI	BB	SO	LOB	TOP									
Dick Williams, R OBP: 0.343, SLG: 0.516 (1, 8)										4	2	2	1	0	1	3	<p>Baltimore Orioles @ New York Yankees Yankee Stadium, Bronx, NY Sat Aug 11 1956, 3:33 AM EDT Att: 15,008 - Unknown</p>									
Tito Francona, L OBP: 0.333, SLG: 0.385 (1, 3)										4	3	3	1	1	0	1										
George Kell, R OBP: 0.363, SLG: 0.438 Billy Gardner, R OBP: 0.274, SLG: 0.342 (1, 5)										4	2	2	2	0	1	1										
Bob Nieman, R OBP: 0.421, SLG: 0.508 (1, 7)										3	0	0	0	2	0	3										
Gus Triandos, R OBP: 0.347, SLG: 0.444 (1, 2)										4	0	1	3	0	1	1										
Grady Hatton, L OBP: 0.327, SLG: 0.280 (1, 4)										4	0	0	0	1	0	0										
Tex Nelson, L Hal Smith, R Jim Pyburn, R OBP: 0.270, SLG: 0.313 (1, 9)										2	0	0	0	0	1	0										
Willy Miranda, S OBP: 0.292, SLG: 0.295 (1, 6)										3	1	0	0	1	0	1										
Hal Brown, R OBP: 0.375, SLG: 0.308 (1, 1)										2	1	1	0	1	0	2										
Inning Stats	R: 3 E: 2 K: 0 S: 6	H: 3 LOB: 0 BB: 0 P: 6	R: 0 E: 0 K: 2 S: 7	H: 0 LOB: 1 BB: 1 P: 11	R: 1 E: 0 K: 2 S: 8	H: 1 LOB: 0 BB: 0 P: 8	R: 0 E: 0 K: 0 S: 3	H: 0 LOB: 0 BB: 0 P: 3	R: 3 E: 0 K: 0 S: 6	H: 4 LOB: 2 BB: 2 P: 14	R: 1 E: 1 K: 0 S: 4	H: 1 LOB: 1 BB: 1 P: 8	R: 0 E: 0 K: 0 S: 2	H: 0 LOB: 0 BB: 1 P: 6	R: 2 E: 1 K: 0 S: 6	H: 2 LOB: 2 BB: 1 P: 10		R: 0 E: 0 K: 0 S: 3	H: 0 LOB: 0 BB: 0 P: 3	1B: 10 2B: 0 3B: 0 HR: 1	SF: 1 SAC: 2 DP: 2 HBP: 0	WP: 0 PB: 0 SB: 0 CS: 0	PA: 43			
PITCHER	IP WLS BF H R ER SO BB IBB HBP BLK WP HR S P ERA WHIP	4.1 L 22 7 7 6 4 2 0 0 0 0 1 28 36 12.46 2.077	2.2 11 2 1 1 0 3 0 0 0 0 0 8 20 3.38 1.875	2.0 10 2 2 0 0 1 0 0 0 0 0 9 13 0.00 1.500											PITCHER	IP WLS BF H R ER SO BB IBB HBP BLK WP HR S P ERA WHIP										

Batter	1	2	3	4	5	6	7	8	9	AB	R	H	RBI	BB	SO	LOB	BOTTOM							
Norm Siebern, L OBP: 0.275, SLG: 0.369 (1, 7)										4	1	0	0	1	1	1	<p>Baltimore Orioles @ New York Yankees Yankee Stadium, Bronx, NY Sat Aug 11 1956, 3:33 AM EDT Att: 15,008 - Unknown</p>							
Billy Martin, R OBP: 0.340, SLG: 0.427 (1, 4)										5	0	2	0	0	0	3								
Mickey Mantle, S OBP: 0.482, SLG: 0.741 (1, 8)										3	1	2	3	2	0	1								
Yogi Berra, L OBP: 0.370, SLG: 0.508 Elston Howard, R OBP: 0.307, SLG: 0.363 (1, 2)										2	0	0	0	1	0	2								
Bill Skowron, R OBP: 0.397, SLG: 0.559 (1, 3)										4	0	0	0	0	2	2								
Hank Bauer, R OBP: 0.330, SLG: 0.469 (1, 9)										3	0	0	0	1	1	0								
Andy Carey, R OBP: 0.322, SLG: 0.353 Tom Carroll, R OBP: 0.400, SLG: 0.400 (1, 5)										2	0	0	0	0	0	1								
Jerry Coleman, R OBP: 0.309, SLG: 0.303 Billy Hunter, R OBP: 0.429, SLG: 0.714 (1, 6)									2	1	1	1	0	0	0	0								
Ralph Terry, R Rip Coleman, L Joe Collins, L Mickey McDermott, L OBP: 0.256, SLG: 0.257 (1, 1)										1	0	0	0	0	0	0								
Inning Stats	R: 0 E: 0 K: 0 S: 4	H: 1 LOB: 2 BB: 1 P: 8	R: 0 E: 0 K: 1 S: 5	H: 0 LOB: 0 BB: 0 P: 5	R: 0 E: 0 K: 1 S: 5	H: 0 LOB: 1 BB: 1 P: 9	R: 0 E: 0 K: 1 S: 5	H: 0 LOB: 0 BB: 0 P: 5	R: 4 E: 0 K: 0 S: 6	H: 3 LOB: 0 BB: 1 P: 10	R: 0 E: 0 K: 1 S: 5	H: 0 LOB: 0 BB: 0 P: 5	R: 1 E: 0 K: 0 S: 5	H: 2 LOB: 2 BB: 1 P: 9	1B: 2 2B: 2 3B: 1 HR: 2	SF: 0 SAC: 0 DP: 0 HBP: 0		WP: 0 PB: 0 SB: 0 CS: 0	PA: 40					
PITCHER	IP WLS BF H R ER SO BB IBB HBP BLK WP HR S P ERA WHIP	9.0 W 40 7 5 5 5 5 0 0 0 0 1 45 65 5.00 1.333											PITCHER	IP WLS BF H R ER SO BB IBB HBP BLK WP HR S P ERA WHIP										

Batter	1	2	3	4	5	6	7	8	9	AB	R	H	RBI	BB	SO	LOB	TOP			
Dick Williams, R OBP: 0.345, SLG: 0.513 (1, 8)										5	0	2	0	0	0	1	<p>Baltimore Orioles @ New York Yankees Yankee Stadium, Bronx, NY Sun Aug 12 1956, 3:33 AM EDT Unknown</p>			
Tito Francona, L OBP: 0.332, SLG: 0.381 (1, 3)										3	0	0	0	1	3	3				
George Kell, R OBP: 0.364, SLG: 0.438 Billy Gardner, R OBP: 0.275, SLG: 0.342 (1, PR) (1, 4)										0	0	0	0	0	0	0				
Bob Nieman, R OBP: 0.422, SLG: 0.517 (1, 7)										3	1	1	1	1	0	3				
Gus Triandos, R OBP: 0.349, SLG: 0.444 Hal Smith, R OBP: 0.314, SLG: 0.363 (1, 2) (3, 2)										0	0	0	0	1	0	0				
Joe Frazier, L OBP: 0.354, SLG: 0.383 (1, 9)										4	0	1	1	0	1	4				
Grady Hatton, L OBP: 0.315, SLG: 0.268 (1, 4) (1, 5)										4	0	0	0	0	0	2				
Willy Miranda, S OBP: 0.291, SLG: 0.293 (1, 6)										3	0	0	0	1	1	2				
Don Ferrarese, R OBP: 0.111, SLG: 0.040 Erv Palica, R OBP: 0.125, SLG: 0.125 Bob Hale, L OBP: 0.288, SLG: 0.316 (1, 1) (2, 1) (9, PH)										1	0	0	0	0	0	0				
Inning Stats	R: 0 E: 0 K: 1 S: 6	H: 1 LOB: 3 BB: 1 P: 11	R: 0 E: 0 K: 1 S: 5	H: 0 LOB: 0 BB: 0 P: 5	R: 0 E: 0 K: 0 S: 3	H: 0 LOB: 1 BB: 1 P: 7	R: 0 E: 0 K: 0 S: 3	H: 1 LOB: 0 BB: 0 P: 3	R: 0 E: 0 K: 2 S: 7	H: 2 LOB: 2 BB: 1 P: 9	R: 0 E: 0 K: 1 S: 6	H: 1 LOB: 1 BB: 0 P: 6	R: 1 E: 0 K: 2 S: 8	H: 1 LOB: 0 BB: 0 P: 8	R: 0 E: 0 K: 0 S: 3	H: 0 LOB: 0 BB: 0 P: 3		1B: 4 2B: 2 3B: 0 HR: 1	SF: 0 SAC: 0 DP: 1 HBP: 1	WP: 0 PB: 0 SB: 1 CS: 0
PITCHER Don Larsen, R ERA: 3.73 (1, 1)	IP: 9.0 WLS: W BF: 37 H: 6 R: 2 ER: 2 SO: 7 BB: 4 IBB: 0 HBP: 1 BLK: 0 WP: 0 HR: 1 S: 46 P: 63 ERA: 2.00 WHIP: 1.111															PITCHER				

Batter	1	2	3	4	5	6	7	8	9	AB	R	H	RBI	BB	SO	LOB	BOTTOM			
Hank Bauer, R OBP: 0.332, SLG: 0.466 (1, 9)										2	1	0	0	2	0	0	<p>Baltimore Orioles @ New York Yankees Yankee Stadium, Bronx, NY Sun Aug 12 1956, 3:33 AM EDT Unknown</p>			
Billy Martin, R OBP: 0.339, SLG: 0.424 (1, 4)										2	1	0	1	1	0	1				
Yogi Berra, L OBP: 0.371, SLG: 0.508 (1, 2)										4	1	2	1	0	0	0				
Mickey Mantle, S OBP: 0.482, SLG: 0.747 (1, 8)										2	1	1	3	1	1	0				
Bill Skowron, R OBP: 0.398, SLG: 0.557 (1, 3)										3	0	1	0	1	1	2				
Elston Howard, R OBP: 0.306, SLG: 0.358 (1, 7)										3	0	0	0	1	0	2				
Andy Carey, R OBP: 0.321, SLG: 0.352 (1, 5)										4	0	1	0	0	1	2				
Jerry Coleman, R OBP: 0.308, SLG: 0.297 (1, 6)										3	1	0	0	1	1	1				
Don Larsen, R OBP: 0.290, SLG: 0.414 (1, 1)										4	1	1	0	0	1	1				
Inning Stats	R: 3 E: 0 K: 1 S: 6	H: 2 LOB: 1 BB: 3 P: 18	R: 3 E: 0 K: 1 S: 7	H: 2 LOB: 1 BB: 2 P: 15	R: 0 E: 0 K: 1 S: 6	H: 1 LOB: 0 BB: 0 P: 6	R: 0 E: 0 K: 0 S: 3	H: 0 LOB: 0 BB: 0 P: 3	R: 0 E: 0 K: 1 S: 6	H: 1 LOB: 1 BB: 0 P: 6	R: 0 E: 0 K: 1 S: 5	H: 0 LOB: 1 BB: 1 P: 9	R: 0 E: 0 K: 0 S: 3	H: 0 LOB: 1 BB: 1 P: 7	R: 0 E: 0 K: 0 S: 3	H: 0 LOB: 0 BB: 0 P: 3		1B: 4 2B: 1 3B: 0 HR: 1	SF: 2 SAC: 0 DP: 0 HBP: 0	WP: 2 PB: 0 SB: 1 CS: 1
PITCHER Don Ferrarese, L ERA: 5.2 Erv Palica, R ERA: 4.35 (1, 1) (2, 1)	IP: 1.0 WLS: L BF: 10 H: 3 R: 6 ER: 6 SO: 1 BB: 0 IBB: 0 HBP: 0 BLK: 0 WP: 1 HR: 1 S: 7 P: 27 ERA: 54.00 WHIP: 8.000															PITCHER				

Batter	1	2	3	4	5	6	7	8	9	AB	R	H	RBI	BB	SO	LOB	TOP			
Dick Williams, R OBP: 0.341, SLG: 0.505 (1, 8) (5, 4)	0-0 4-3	0-0 F9		0-0 F5		0-0 G4-6-3 1B			0-0 6-3	5	0	1	0	0	0	4	<p>Baltimore Orioles @ New York Yankees Yankee Stadium, Bronx, NY Sun Aug 12 1956, 3:38 AM EDT Att: 27,178 - Unknown</p> <p>livebaseballscores.com</p> <p>AB 35 R 2 H 11 RBI 0 BB 4 SO 4 LOB 23</p> 			
Tito Francona, L OBP: 0.336, SLG: 0.389 (1, 3) (5, 9)	0-0 1-3		0-0 CS 1B		0-0 1B PB 2B	0-0 G4-6-3 1-2			0-0 1B	5	1	3	0	0	0	1				
Joe Frazier, L OBP: 0.357, SLG: 0.386 Hal Smith, R OBP: 0.315, SLG: 0.362 (5, PH) (5, 2)	0-0 1B		0-0 F6 1-2		0-3 K			0-0 G6-4-3 1B	0-0 F8	2	0	1	0	0	0	1				
Bob Nieman, R OBP: 0.425, SLG: 0.518 (1, 7)	0-0 1B		4-0 BB		0-0 BB PB E 1B			0-3 K		3	1	2	0	1	1	1				
Gus Triandos, R OBP: 0.348, SLG: 0.440 (1, 2) (5, 3)	0-0 F8		0-0 F3		4-0 E BB 1-2 G1-2-3 BB			0-0 G6-4-3 1-2		3	0	0	0	1	0	4				
Grady Hatton, L OBP: 0.319, SLG: 0.273 Jim Pyburn, R OBP: 0.273, SLG: 0.311 (1, 5) (5, PH) (5, 8)		0-0 2B 1B		0-0 G3		4-0 1-2 2-3 BB		0-3 K		2	0	1	0	0	0	0				
Billy Gardner, R OBP: 0.277, SLG: 0.345 (1, 4) (5, 6)	0-0 1-3 2B		4-0 1B BB		0-0 E2 1-2 2-3 3-H			0-0 F8		3	0	1	0	1	0	2				
Willy Miranda, S OBP: 0.290, SLG: 0.291 Bob Hale, L OBP: 0.286, SLG: 0.314 Wayne Causey, L OBP: 0.210, SLG: 0.161 (1, 6) (5, PH) (5, 5)	0-3 K		0-0 F5		0-0 G1-2-3 3-H			0-0 F8		2	0	0	0	0	1	3				
Bill Wight, L OBP: 0.222, SLG: 0.205 Tom Gastall, R OBP: 0.227, SLG: 0.200 (1, 1) (9, PH)	0-0 F8		0-0 1-2 1B		0-0 6-3			0-0 F9		3	0	1	0	0	0	2				
Inning Stats	R: 0 E: 0 K: 0 S: 5	H: 2 LOB: 2 BB: 0 P: 5	R: 0 E: 0 K: 1 S: 7	H: 2 LOB: 2 BB: 0 P: 7	R: 0 E: 0 K: 0 S: 3	H: 1 LOB: 1 BB: 1 P: 7	R: 0 E: 0 K: 0 S: 4	H: 1 LOB: 2 BB: 1 P: 8	R: 2 E: 1 K: 1 S: 7	H: 2 LOB: 2 BB: 2 P: 15	R: 0 E: 0 K: 0 S: 3	H: 1 LOB: 0 BB: 0 P: 3	R: 0 E: 0 K: 1 S: 5	H: 0 LOB: 0 BB: 0 P: 5	R: 0 E: 0 K: 0 S: 4	H: 1 LOB: 1 BB: 0 P: 4		1B: 9 2B: 2 3B: 0 HR: 0	SF: 0 SAC: 0 DP: 3 HBP: 0	WP: 0 PB: 1 SB: 0 CS: 1
PITCHER	IP WLS BF H R ER SO BB IBB HBP BLK WP HR S P ERA WHIP	4.0 20 7 1 1 1 2 0 0 0 0 0 20 28 2.25 2.250	0.1 4 1 0 0 1 2 0 0 0 0 0 4 12 0.00 9.000	4.2 W 15 3 1 0 2 0 0 0 0 0 19 19 0.00 0.643											ERA WHIP					

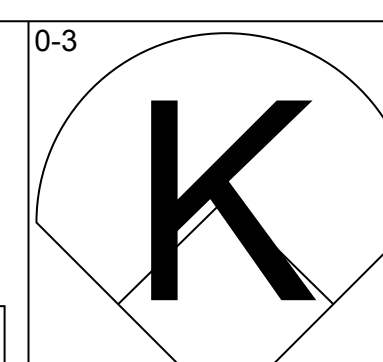
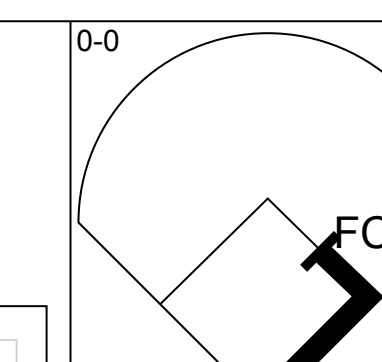
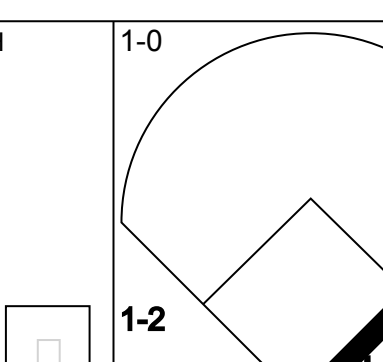
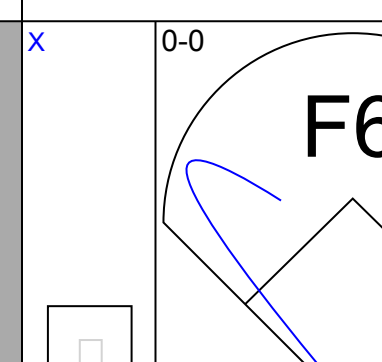
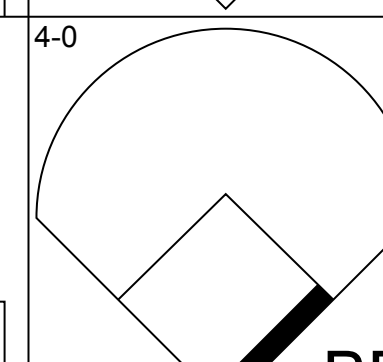
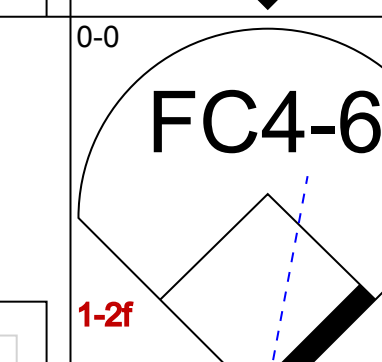
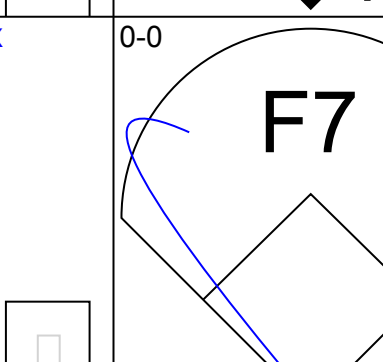
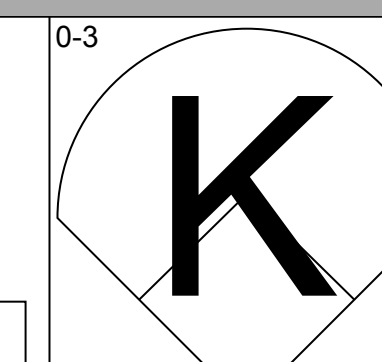
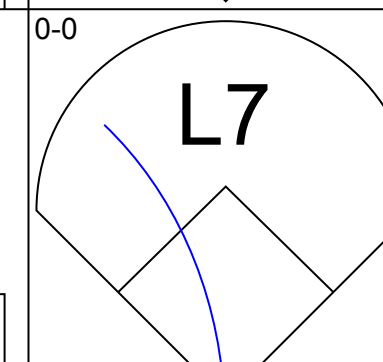
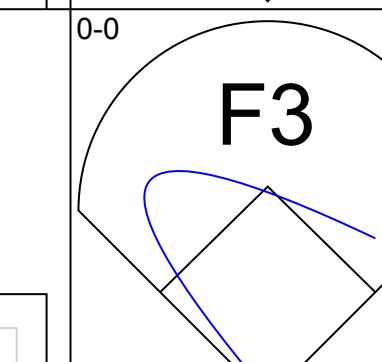

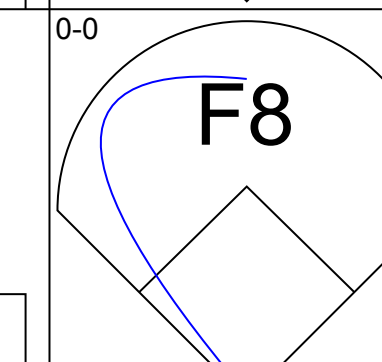
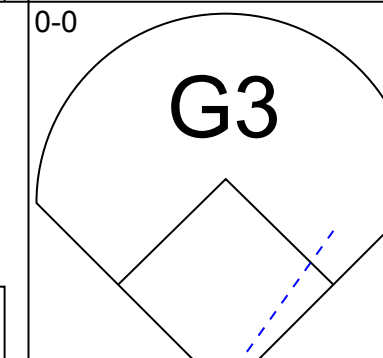
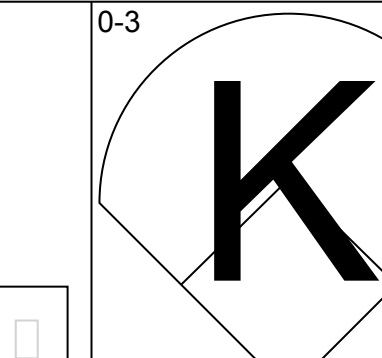
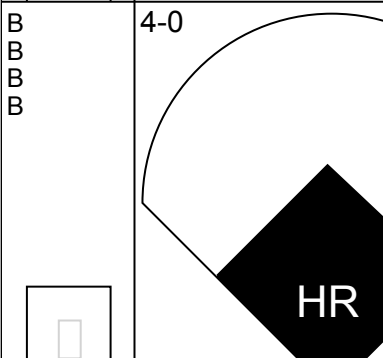
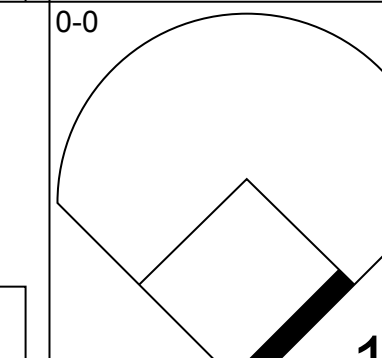
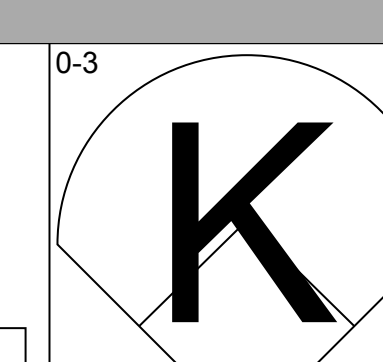
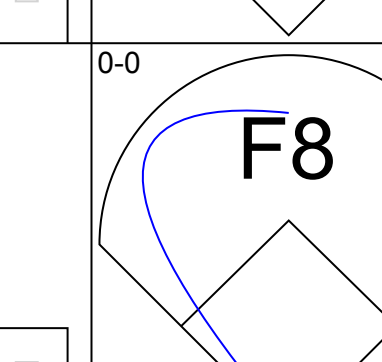
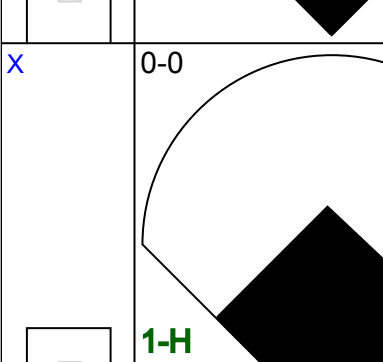
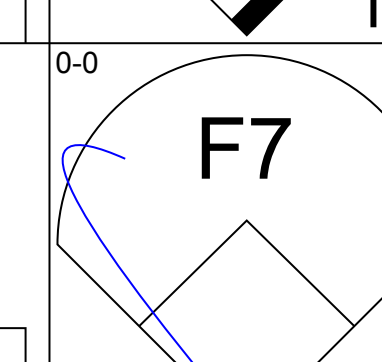
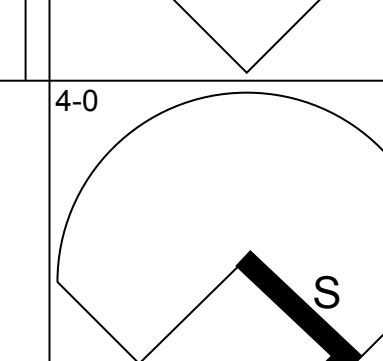
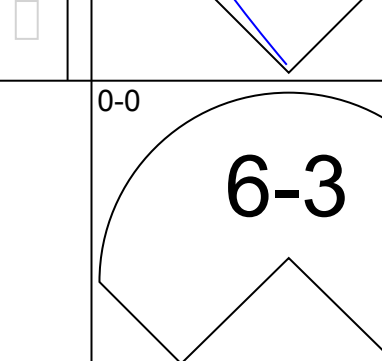
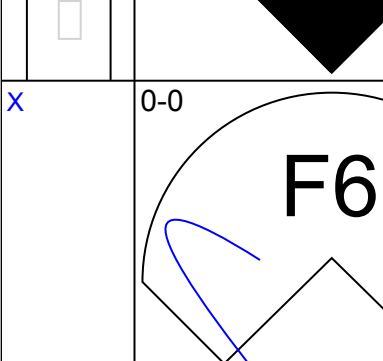
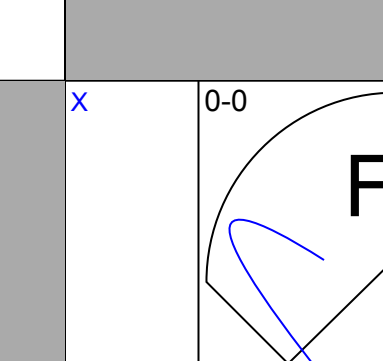
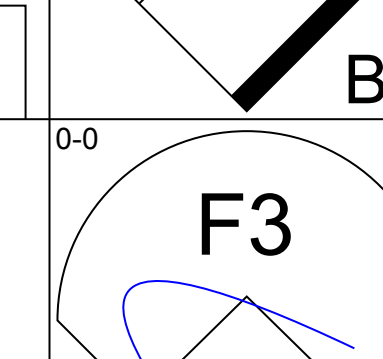
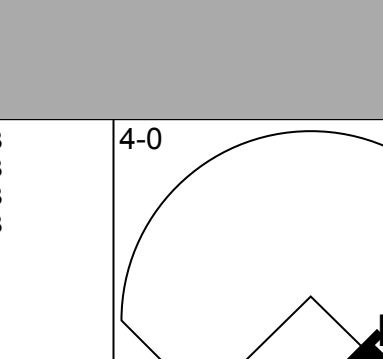
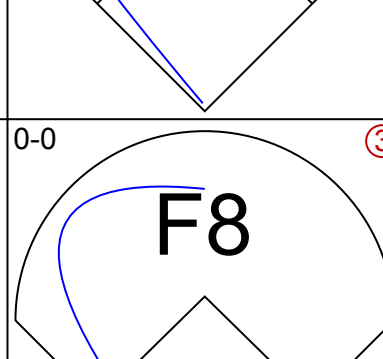
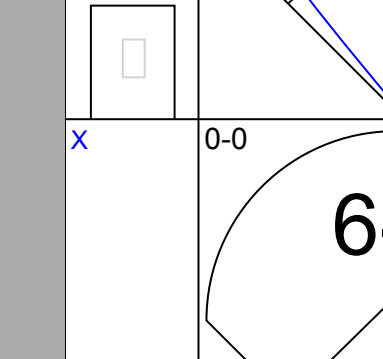
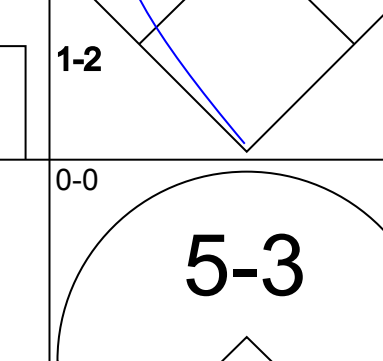
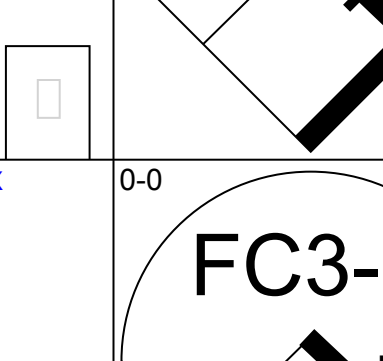
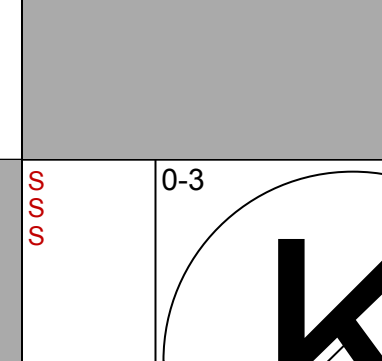
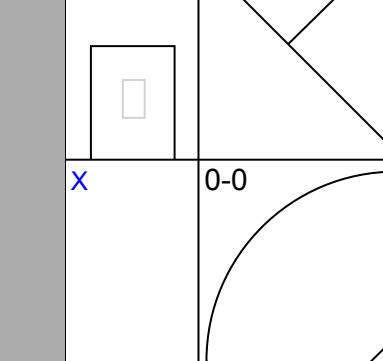
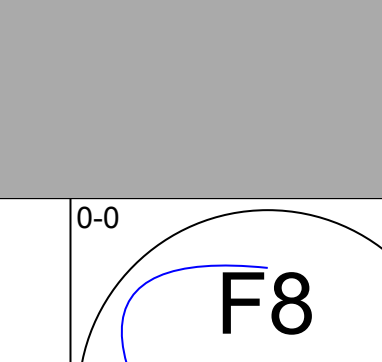
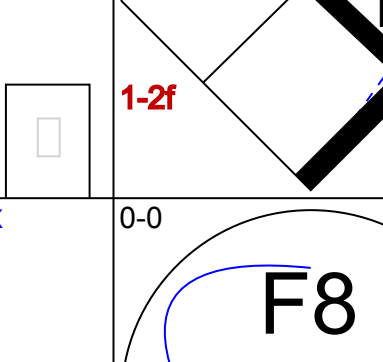
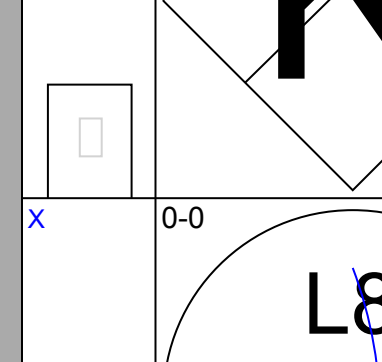
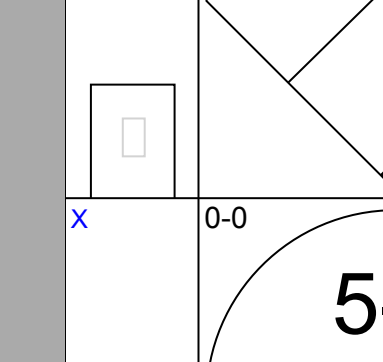
Batter	1	2	3	4	5	6	7	8	9	AB	R	H	RBI	BB	SO	LOB	BOTTOM			
Hank Bauer, R OBP: 0.331, SLG: 0.463 (1, 9)	0-0 5-3		4-0 1-2 3B BB		0-0 5-3			0-0 F8		3	1	0	0	1	0	0	<p>Baltimore Orioles @ New York Yankees Yankee Stadium, Bronx, NY Sun Aug 12 1956, 3:38 AM EDT Att: 27,178 - Unknown</p> <p>livebaseballscores.com</p> <p>AB 28 R 4 H 7 RBI 3 BB 3 SO 3 LOB 10</p> 			
Billy Martin, R OBP: 0.341, SLG: 0.423 (1, 4)	0-0 F8		0-0 F8		0-0 SH1-3 E 1B			4-0 FC3-6 BB		3	1	1	0	1	0	2				
Yogi Berra, L OBP: 0.373, SLG: 0.515 (1, 2)	0-0 1B		0-0 1-H 2-H 3B		0-0 SH1-3 1-2			0-0 FC3-6 1B 1-2		3	0	2	2	0	0	1				
Mickey Mantle, S OBP: 0.484, SLG: 0.747 (1, 8)	0-3 K		0-0 WP 1B 1B		0-0 FC4 BB			0-0 1-2 1B		3	1	2	0	1	1	1				
Bill Skowron, R OBP: 0.397, SLG: 0.553 Joe Collins, L OBP: 0.296, SLG: 0.338 (1, 3) (9, 3)	0-0 4-3		0-0 G6-3 1B		0-0 FC4 1-2 2-H FC4			0-3 K		4	0	1	1	0	1	3				
Elston Howard, R OBP: 0.303, SLG: 0.353 (1, 7)	0-0 F9		0-0 G6-3 1-2		0-0 FC4 1-2			0-0 FC4		3	0	0	0	0	0	2				
Andy Carey, R OBP: 0.319, SLG: 0.349 (1, 5)	0-0 5-3		0-0 5-3		0-0 F9			0-0 F9		3	0	0	0	0	0	0				
Billy Hunter, R OBP: 0.412, SLG: 0.647 (1, 6)			0-0 BB 3B 1B		0-0 5-3			0-0 6-3		3	1	1	0	0	0	0				
Bob Turley, R OBP: 0.275, SLG: 0.222 Tommy Byrne, L OBP: 0.306, SLG: 0.514 Tom Morgan, R OBP: 0.214, SLG: 0.154 (1, 1) (5, 1) (5, 1)			0-0 F3		0-3 K			0-0 6-3		1	0	0	0	0	0	0				
Inning Stats	R: 0 E: 0 K: 1 S: 6	H: 1 LOB: 1 BB: 0 P: 6	R: 0 E: 0 K: 0 S: 3	H: 0 LOB: 0 BB: 0 P: 3	R: 2 E: 0 K: 0 S: 4	H: 2 LOB: 0 BB: 1 P: 8	R: 1 E: 0 K: 0 S: 4	H: 2 LOB: 0 BB: 0 P: 4	R: 0 E: 0 K: 1 S: 5	H: 0 LOB: 0 BB: 0 P: 5	R: 1 E: 1 K: 0 S: 4	H: 1 LOB: 1 BB: 1 P: 8	R: 0 E: 0 K: 0 S: 3	H: 0 LOB: 0 BB: 0 P: 3	R: 0 E: 0 K: 1 S: 6	H: 1 LOB: 2 BB: 1 P: 10		1B: 6 2B: 0 3B: 1 HR: 0	SF: 0 SAC: 1 DP: 1 HBP: 0	WP: 1 PB: 0 SB: 0 CS: 0
PITCHER	IP WLS BF H R ER SO BB IBB HBP BLK WP HR S P ERA WHIP	8.0 L 32 7 4 3 3 3 0 0 0 1 0 35 47 3.38 1.250											ERA WHIP							

Batter	1	2	3	4	5	6	7	8	9	AB	R	H	RBI	BB	SO	LOB	TOP		
Billy Goodman, L (1.4) OBP: 0.351, SLG: 0.408										3	0	1	0	1	0	1	Boston Red Sox @ New York Yankees Yankee Stadium, Bronx, NY Tue Aug 14 1956, 3:33 AM EDT Att: 52,409 - Unknown - 82 F		
Billy Klaus, L (1.5) OBP: 0.374, SLG: 0.370										4	1	2	1	0	0	2			
Ted Williams, L (1.7) OBP: 0.489, SLG: 0.601										3	0	1	0	1	0	0			
Mickey Vernon, L (1.3) OBP: 0.419, SLG: 0.564										3	0	0	0	1	0	3			
Jackie Jensen, R (1.9) OBP: 0.395, SLG: 0.483										4	1	1	1	0	0	3			
Jim Piersall, R (1.8) OBP: 0.368, SLG: 0.444										4	0	0	0	0	0	0			
Sammy White, R (1.2) OBP: 0.314, SLG: 0.362										4	0	0	0	0	0	0			
Don Buddin, R (1.6) OBP: 0.347, SLG: 0.331										4	0	0	0	0	0	0			
Mel Parnell, L (1.1) George Susce, R (4.1) Gene Sisler, R (6.1) Dave Sisler, R (6.1) Faye Throneberry, L (8.1) Tom Hurd, R (8.1)										1	0	0	0	0	0	1			
										0	0	0	0	0	0	0			
Inning Stats	R: 0 E: 0 K: 0 S: 2	H: 0 LOB: 0 BB: 1 P: 6	R: 0 E: 0 K: 0 S: 3	H: 0 LOB: 0 BB: 0 P: 3	R: 0 E: 0 K: 1 S: 5	H: 0 LOB: 0 BB: 0 P: 5	R: 1 E: 0 K: 0 S: 4	H: 1 LOB: 0 BB: 0 P: 4	R: 0 E: 0 K: 0 S: 5	H: 2 LOB: 3 BB: 1 P: 9	R: 1 E: 0 K: 0 S: 4	H: 1 LOB: 0 BB: 0 P: 4	R: 0 E: 0 K: 0 S: 5	H: 2 LOB: 3 BB: 1 P: 9	R: 0 E: 0 K: 0 S: 3	H: 0 LOB: 0 BB: 0 P: 3	1B: 4 2B: 0 3B: 0 HR: 2	SF: 0 SAC: 0 DP: 1 HBP: 0	WP: 0 PA: 35 CS: 0
PITCHER Johnny Kucks, R (1.1) ERA: 4.06	IP: 9.0 WLS: W BF: 35 H: 6 R: 2 ER: 2 SO: 1 BB: 3 IBB: 0 HBP: 0 BLK: 0 WP: 0 HR: 2 S: 34 P: 46 ERA: 2.00 WHIP: 1.000															PITCHER			


Batter	1	2	3	4	5	6	7	8	9	AB	R	H	RBI	BB	SO	LOB	BOTTOM		
Hank Bauer, R (1.9) OBP: 0.335, SLG: 0.472										3	1	2	1	1	0	0	Boston Red Sox @ New York Yankees Yankee Stadium, Bronx, NY Tue Aug 14 1956, 3:33 AM EDT Att: 52,409 - Unknown - 82 F		
Billy Martin, R (1.4) OBP: 0.342, SLG: 0.435										5	2	2	4	0	0	2			
Yogi Berra, L (1.2) OBP: 0.371, SLG: 0.513										5	1	1	0	0	1	2			
Mickey Mantle, S (1.8) OBP: 0.489, SLG: 0.756										3	3	3	2	1	0	0			
Bill Skowron, R (1.3) OBP: 0.398, SLG: 0.555										4	1	2	0	0	0	1			
Elston Howard, R (1.7) OBP: 0.302, SLG: 0.352										4	0	1	2	0	1	2			
Andy Carey, R (1.5) OBP: 0.321, SLG: 0.354										3	1	1	0	1	0	0			
Jerry Coleman, R (1.6) OBP: 0.304, SLG: 0.294										2	0	0	0	0	0	0			
Joe Collins, L (6.1) OBP: 0.295, SLG: 0.338										0	0	0	1	0	0	0			
Billy Hunter, R (7.6) OBP: 0.444, SLG: 0.667										1	1	1	1	0	0	0			
Johnny Kucks, R (1.1) OBP: 0.212, SLG: 0.164										4	2	2	0	0	0	2			
Inning Stats	R: 2 E: 0 K: 1 S: 7	H: 3 LOB: 0 BB: 0 P: 7	R: 0 E: 0 K: 1 S: 5	H: 0 LOB: 0 BB: 0 P: 5	R: 3 E: 0 K: 0 S: 6	H: 3 LOB: 0 BB: 0 P: 6	R: 0 E: 0 K: 0 S: 3	H: 0 LOB: 0 BB: 0 P: 3	R: 0 E: 0 K: 0 S: 2	H: 0 LOB: 0 BB: 1 P: 6	R: 2 E: 1 K: 0 S: 6	H: 3 LOB: 2 BB: 1 P: 10	R: 0 E: 0 K: 0 S: 3	H: 0 LOB: 0 BB: 0 P: 3	R: 5 E: 0 K: 0 S: 8	H: 6 LOB: 1 BB: 1 P: 12	1B: 7 2B: 4 3B: 2 HR: 2	SF: 1 SAC: 1 DP: 1 HBP: 0	WP: 0 PA: 39 CS: 2
PITCHER Mel Parnell, L (1.1) ERA: 2.57 George Susce, R (4.1) ERA: 5.81 Dave Sisler, R (6.1) ERA: 4.85 Tom Hurd, R (8.1) ERA: 6.07	IP: 3.0 WLS: L BF: 14 H: 5 R: 5 ER: 5 SO: 2 BB: 0 IBB: 0 HBP: 0 BLK: 0 WP: 0 HR: 2 S: 18 P: 18 ERA: 15.00 WHIP: 2.000															PITCHER			

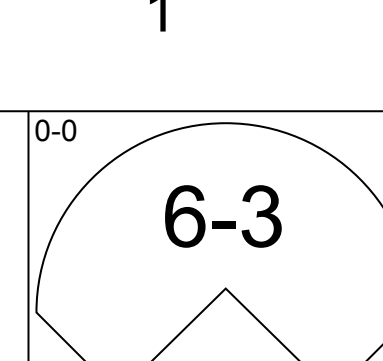
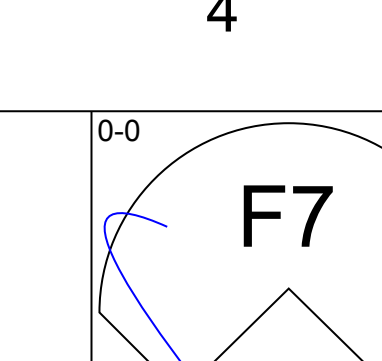
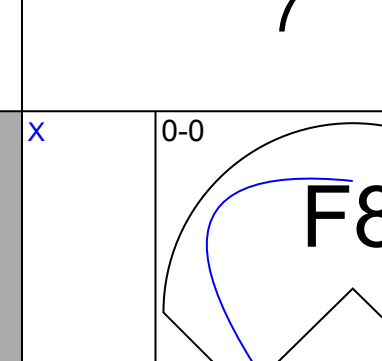
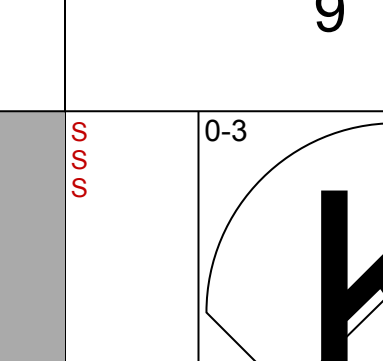
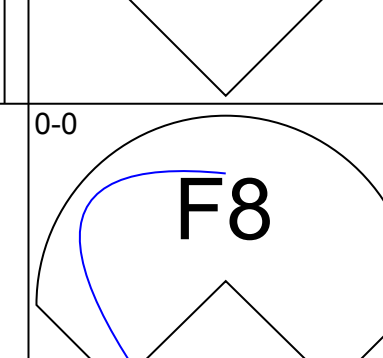
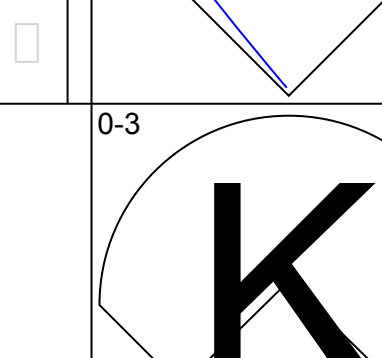
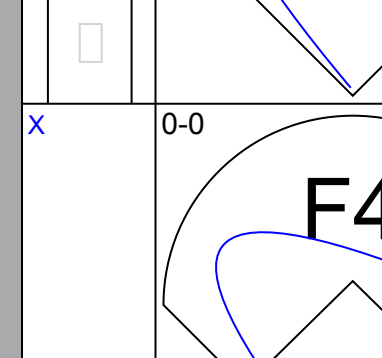
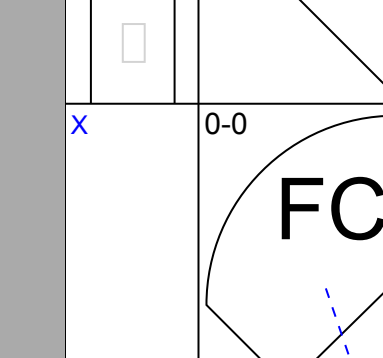
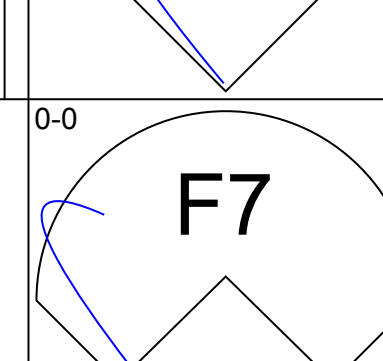
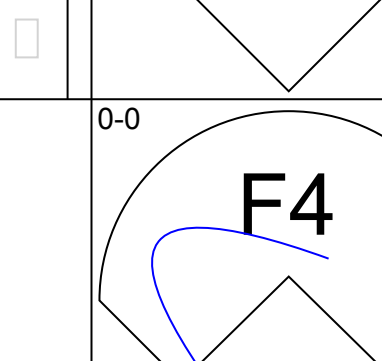
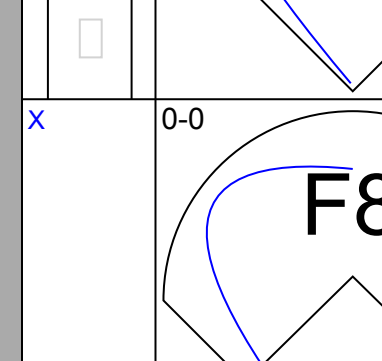
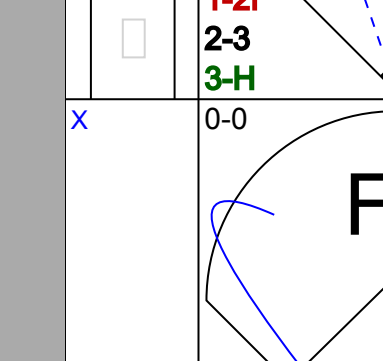
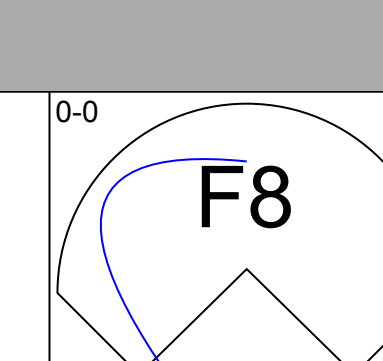
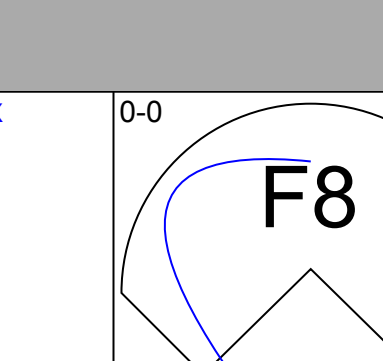
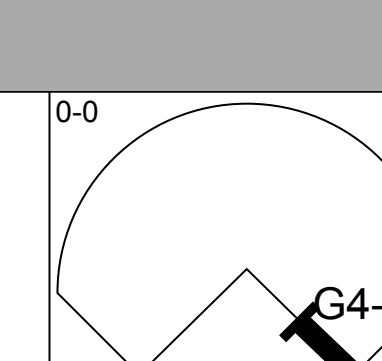
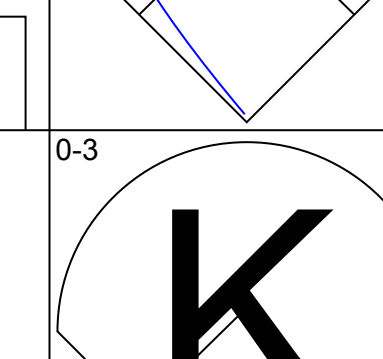
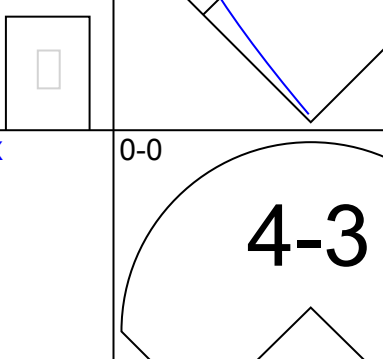
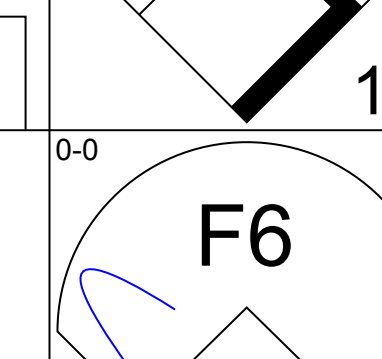
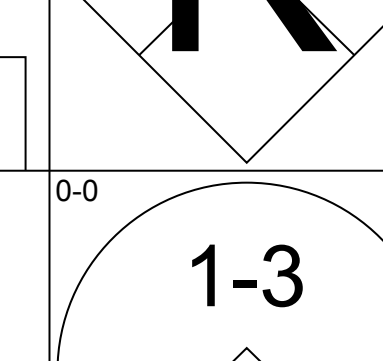
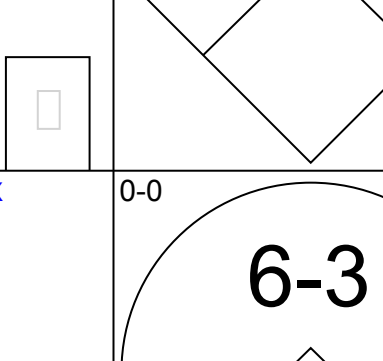
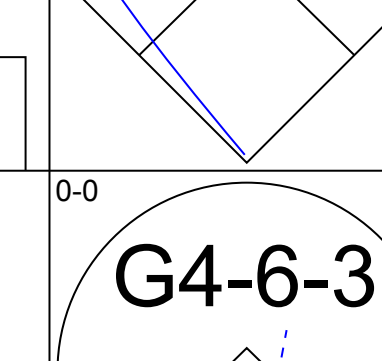
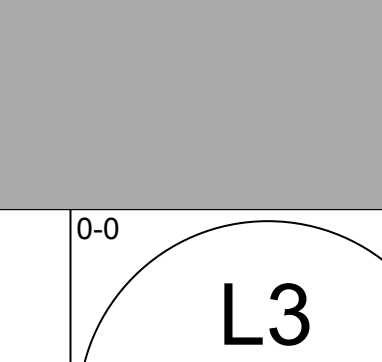
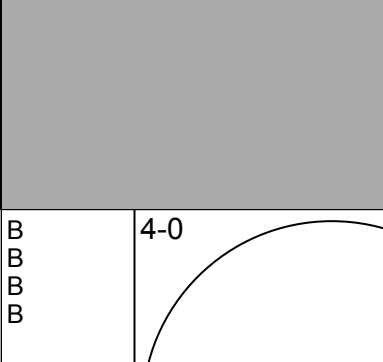
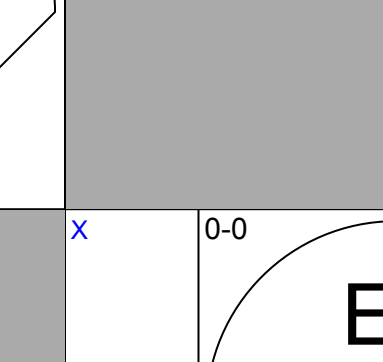
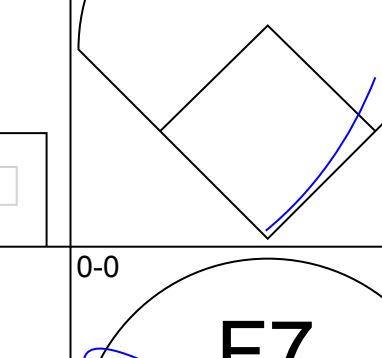
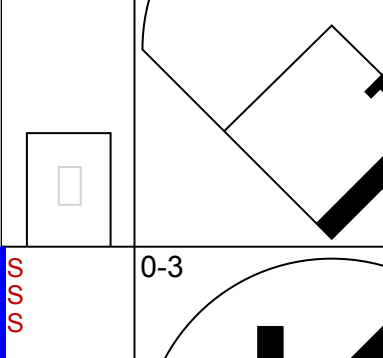
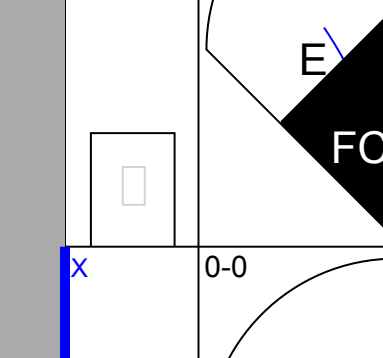
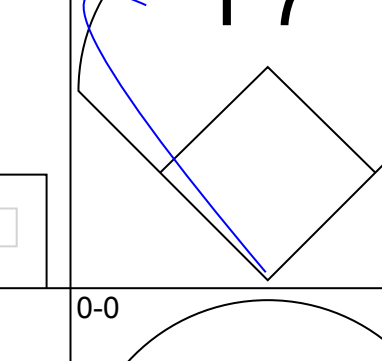
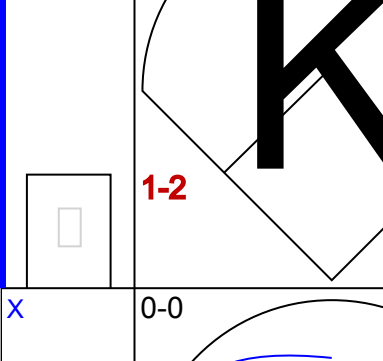
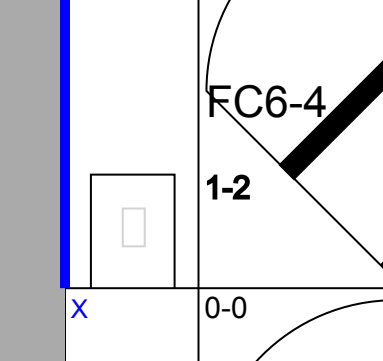
Batter	1	2	3	4	5	6	7	8	9	AB	R	H	RBI	BB	SO	LOB	TOP								
Billy Goodman, L (1, 4) OBP: 0.349, SLG: 0.405	0-0 1-3		0-0 1-3		0-0 4-3		0-0 1-2	0-0 BB E 1B	0-3 K	5	1	1	0	0	1	1	Boston Red Sox @ New York Yankees Yankee Stadium, Bronx, NY Wed Aug 15 1956, 3:33 AM EDT Att: 33,002 - Unknown - 88 F livebaseballscorecards.com								
Billy Klaus, L (1, 5) OBP: 0.375, SLG: 0.367	0-0 F8		4-0 BB		0-3 K		4-0 F 1-2 5-3 BB	0-0 E6 E 4-3	3	2	0	0	2	1	1										
Ted Williams, L (1, 7) OBP: 0.488, SLG: 0.594	4-0 BB		0-3 K		4-0 BB		0-0 E4 5-3 1-3 2-H	0-0 4-3	3	0	0	0	2	1	3										
Dick Gemert, R (1, 3) OBP: 0.415, SLG: 0.512	0-0 F4			0-0 BB 1B	0-0 FC5 2-3 3-H		0-0 5-3	0-0 E9 2-H	5	0	1	1	0	0	4										
Jackie Jensen, R (1, 9) OBP: 0.393, SLG: 0.478		0-0 F7		0-0 F8		0-3 K	0-0 BB	0-0 F3	4	0	0	0	1	1	2										
Jim Piersall, R (1, 8) OBP: 0.367, SLG: 0.449		0-0 E6		0-0 F9		0-0 HR	0-0 F7		4	1	1	1	0	0	3										
Sammy White, R (1, 2) OBP: 0.360 Gene Stephens, L (8, PH) OBP: 0.341, SLG: 0.243 Pete Daley, R (8, 2) OBP: 0.342, SLG: 0.473		0-0 F8		4-0 BB		0-0 F8		0-0 F4	2	0	0	0	1	0	1										
Don Buddin, R (1, 6) OBP: 0.345, SLG: 0.328 Mickey Vernon, L (8, PH) OBP: 0.419, SLG: 0.563 Mitt Bolling, R (8, 6) OBP: 0.267, SLG: 0.385		0-0 F8		0-3 K		0-3 K		0-0 L1	3	0	0	0	0	2	3										
Tom Brewer, R (1, 1) OBP: 0.320, SLG: 0.352 Bob Porterfield, R (7, 1) OBP: 0.333, SLG: 0.389 Faye Throneberry, L (8, PH) OBP: 0.244, SLG: 0.310 Ike Delock, R (8, 1) OBP: 0.217, SLG: 0.190			0-0 5-3		0-0 FC5 4-3 1B		0-0 F9	0-3 K	3	0	1	0	0	0	0										
Inning Stats	R: 0 E: 0 K: 0 S: 3	H: 0 LOB: 1 BB: 1 P: 7	R: 0 E: 1 K: 0 S: 4	H: 0 LOB: 1 BB: 0 P: 4	R: 0 E: 0 K: 1 S: 5	H: 0 LOB: 1 BB: 1 P: 9	R: 0 E: 0 K: 1 S: 6	H: 1 LOB: 2 BB: 1 P: 10	R: 0 E: 0 K: 1 S: 6	H: 1 LOB: 0 BB: 0 P: 10	R: 1 E: 0 K: 2 S: 8	H: 1 LOB: 0 BB: 0 P: 8	R: 2 E: 1 K: 0 S: 5	H: 1 LOB: 2 BB: 2 P: 13	R: 0 E: 0 K: 1 S: 5	H: 0 LOB: 0 BB: 0 P: 5		R: 1 E: 2 K: 1 S: 7	H: 0 LOB: 1 BB: 0 P: 7	1B: 3 2B: 0 3B: 0 HR: 1	SF: 0 SAC: 0 DP: 0 HBP: 0	WP: 0 PB: 0 SB: 0 CS: 0	PA: 41		
PITCHER	IP	WLS	BF	H	R	ER	SO	BB	IBB	HBP	BLK	WP	HR	S	P	ERA	WHIP								
Whitey Ford, L (1, 1) ERA: 2.5	4.0		17	1	0	0	2	3	0	0	0	0	0	18	30	0.00	1.000								
Tommy Byrne, L (5, 1) ERA: 4.2	3.0	W	16	3	3	1	3	3	0	0	0	0	1	19	31	3.00	2.000								
Tom Sturdivant, R (8, 1) ERA: 3.43	2.0	S	8	0	1	0	2	0	0	0	0	0	0	12	12	0.00	0.000								


Batter	1	2	3	4	5	6	7	8	9	AB	R	H	RBI	BB	SO	LOB	BOTTOM									
Hank Bauer, R (1, 9) OBP: 0.333, SLG: 0.469	0-0 3-1		0-0 F5		0-0 5-3		0-0 1-2 2-H 2B 1B	0-3 K		5	1	1	1	0	1	4	Boston Red Sox @ New York Yankees Yankee Stadium, Bronx, NY Wed Aug 15 1956, 3:33 AM EDT Att: 33,002 - Unknown - 88 F livebaseballscorecards.com									
Billy Martin, R (1, 4) OBP: 0.341, SLG: 0.436	0-0 F4		0-0 F9		0-0 5-3		0-0 1-H 2-H 2B		4	0	1	2	0	0	1											
Mickey Mantle, S (1, 8) OBP: 0.491, SLG: 0.755	4-0 BB		0-0 F6		0-0 HR 1B		0-0 BB		2	1	1	0	2	0	0											
Yogi Berra, L (1, 2) OBP: 0.372, SLG: 0.524	0-0 1-3		0-0 1B 2B		0-0 1-H HR		0-0 F8		4	2	2	2	0	0	3											
Joe Collins, L (1, 7) OBP: 0.298, SLG: 0.341		0-0 F9		0-0 2-H 1B		0-0 G3		0-0 SH3-4 BB 1B	4	0	2	1	0	0	0											
Bill Skowron, R (1, 3) OBP: 0.399, SLG: 0.553		0-3 K		0-0 5-3		0-0 FC6-4 1B		4-0 SH3-4 BB	3	0	1	0	1	1	0											
Andy Carey, R (1, 5) OBP: 0.316, SLG: 0.351		0-0 B1-3		0-3 K		0-0 FC6-4 FC1-5 1-2 1B		0-0 SH3-4	3	0	0	0	0	1	1											
Jerry Coleman, R (1, 6) OBP: 0.306, SLG: 0.292 Mickey McDermott, L (7, PH) OBP: 0.250, SLG: 0.250 Billy Hunter, R (8, 6) OBP: 0.444, SLG: 0.667 Gil McDougald, R (8, PH) OBP: 0.409, SLG: 0.437			4-0 BB BB		0-0 F9		0-0 1-H 1B PB		1	0	0	0	1	0	0											
Whitey Ford, L (1, 1) OBP: 0.297, SLG: 0.232 Tommy Byrne, L (5, 1) OBP: 0.316, SLG: 0.500 Tom Carroll, R (7, PR) OBP: 0.400, SLG: 0.400 Tom Sturdivant, L (8, 1) OBP: 0.300, SLG: 0.375			0-0 B3 BB		0-0 3-1		4-0 1-H 2B BB		1	0	0	0	0	0	1											
Inning Stats	R: 0 E: 0 K: 0 S: 3	H: 0 LOB: 0 BB: 0 P: 5	R: 0 E: 0 K: 1 S: 5	H: 0 LOB: 0 BB: 0 P: 5	R: 1 E: 0 K: 0 S: 4	H: 2 LOB: 0 BB: 0 P: 4	R: 0 E: 0 K: 1 S: 5	H: 0 LOB: 0 BB: 0 P: 5	R: 2 E: 0 K: 0 S: 5	H: 2 LOB: 0 BB: 0 P: 5	R: 3 E: 0 K: 0 S: 6	H: 3 LOB: 2 BB: 2 P: 14	R: 0 E: 0 K: 1 S: 6	H: 1 LOB: 3 BB: 2 P: 14	R: 0 E: 0 K: 1 S: 6	H: 1 LOB: 2 BB: 2 P: 14		1B: 5 2B: 2 3B: 0 HR: 1	SF: 0 SAC: 1 DP: 0 HBP: 0	WP: 1 PB: 1 SB: 0 CS: 0	PA: 37					
PITCHER	IP	WLS	BF	H	R	ER	SO	BB	IBB	HBP	BLK	WP	HR	S	P	ERA	WHIP									
Tom Brewer, R (1, 1) ERA: 3.28	6.2	L	29	7	6	6	2	3	0	0	0	0	0	1	30	42	8.10	1.500								
Bob Porterfield, R (7, 1) ERA: 5.14	0.1		2	0	0	0	0	1	0	0	0	0	0	1	5	0.00	3.000									
Ike Delock, R (8, 1) ERA: 4.55	1.0		6	1	0	0	1	1	1	0	0	0	0	6	14	0.00	2.000									

Batter	1	2	3	4	5	6	7	8	9	AB	R	H	RBI	BB	SO	LOB	TOP			
Mitt Bolling, R OBP: 0.316, SLG: 0.375 (1, 6)										3	0	1	0	0	1	0	Boston Red Sox @ New York Yankees Yankee Stadium, Bronx, NY Thu Aug 16 1956, 3:33 AM EDT Att: 21,913 - Unknown - 84 F			
Billy Goodman, L OBP: 0.348, SLG: 0.402 (1, 4)										3	0	0	0	1	1	3				
Ted Williams, L OBP: 0.482, SLG: 0.585 Gene Stephens, L OBP: 0.341, SLG: 0.243 (1, 7) (8, 7)										4	0	0	0	0	0	2				
Mickey Vernon, L OBP: 0.419, SLG: 0.560 (1, 3)										3	1	1	0	1	1	1				
Jackie Jensen, R OBP: 0.392, SLG: 0.483 (1, 9)										4	1	1	2	0	1	1				
Jim Piersall, R OBP: 0.366, SLG: 0.446 (1, 8)										3	0	0	0	1	0	0				
Billy Klaus, L OBP: 0.373, SLG: 0.364 (1, 5)										3	0	0	0	1	0	1				
Pete Daley, R OBP: 0.339, SLG: 0.465 (1, 2)										4	0	1	0	0	1	2				
Willard Nixon, L OBP: 0.262, SLG: 0.237 (1, 1)											4	0	0	0	0	2				
Inning Stats	R: 0 E: 0 K: 1 S: 5	H: 0 LOB: 1 BB: 1 P: 9	R: 0 E: 0 K: 1 S: 5	H: 0 LOB: 1 BB: 1 P: 9	R: 0 E: 0 K: 0 S: 4	H: 1 LOB: 1 BB: 0 P: 4	R: 0 E: 0 K: 1 S: 5	H: 0 LOB: 0 BB: 0 P: 5	R: 0 E: 0 K: 0 S: 3	H: 0 LOB: 2 BB: 1 P: 8	R: 0 E: 0 K: 0 S: 4	H: 0 LOB: 0 BB: 0 P: 5	R: 0 E: 0 K: 1 S: 6	H: 1 LOB: 1 BB: 0 P: 6	R: 0 E: 0 K: 0 S: 4	H: 1 LOB: 1 BB: 0 P: 4		1B: 3 2B: 0 3B: 0 HR: 1	SF: 0 SAC: 0 DP: 0 HBP: 1	WP: 0 PB: 0 SB: 1 CS: 0
PITCHER Don Larsen, R ERA: 3.62 (1, 1)	IP: 9.0 WLS: L BF: 36	H: 4 R: 2 ER: 2 SO: 5	BB: 4 IBB: 0 HBP: 1 BLK: 0	WP: 0 HR: 1 S: 41 P: 58	ERA: 2.00 WHIP: 0.889	PITCHER										IP: 9.0 WLS: W BF: 30	H: 2 R: 1 ER: 0 SO: 4	BB: 1 IBB: 0 HBP: 0 BLK: 0	WP: 0 HR: 0 S: 37 P: 41	ERA: 0.00 WHIP: 0.333

AB	31
R	2
H	4
RBI	2
BB	4
SO	5
LOB	12



Batter	1	2	3	4	5	6	7	8	9	AB	R	H	RBI	BB	SO	LOB	BOTTOM			
Hank Bauer, R OBP: 0.330, SLG: 0.464 (1, 9)										4	0	0	0	0	1	3	Boston Red Sox @ New York Yankees Yankee Stadium, Bronx, NY Thu Aug 16 1956, 3:33 AM EDT Att: 21,913 - Unknown - 84 F			
Billy Martin, R OBP: 0.337, SLG: 0.431 (1, 4)										4	0	0	1	0	1	2				
Mickey Mantle, S OBP: 0.487, SLG: 0.748 (1, 8)										4	0	0	0	0	0	2				
Yogi Berra, L OBP: 0.372, SLG: 0.522 (1, 2)										3	0	1	0	0	0	0				
Joe Collins, L OBP: 0.295, SLG: 0.336 (1, 7)										3	0	0	0	0	1	1				
Bill Skowron, R OBP: 0.396, SLG: 0.548 (1, 3)										3	0	0	0	0	0	1				
Gil McDougald, R OBP: 0.408, SLG: 0.434 (1, 6)										2	1	0	0	1	0	0				
Jerry Coleman, R OBP: 0.305, SLG: 0.290 Tommy Byrne, L OBP: 0.308, SLG: 0.486 Tom Carroll, R OBP: 0.400, SLG: 0.400 Mickey McDermott, L OBP: 0.268, SLG: 0.270 Billy Hunter, R OBP: 0.444, SLG: 0.667 (1, 5) (6, PH) (7, 5) (8, PH) (8, PR)										1	0	0	0	0	0	0				
Don Larsen, R OBP: 0.277, SLG: 0.393 Phil Rizzuto, R OBP: 0.322, SLG: 0.231 (1, 1) (8, PR)										3	0	0	0	0	0	2				
Inning Stats	R: 0 E: 0 K: 0 S: 3	H: 0 LOB: 0 BB: 0 P: 3	R: 0 E: 0 K: 1 S: 5	H: 0 LOB: 0 BB: 0 P: 5	R: 0 E: 0 K: 0 S: 3	H: 0 LOB: 0 BB: 0 P: 3	R: 0 E: 0 K: 1 S: 5	H: 0 LOB: 0 BB: 0 P: 5	R: 0 E: 0 K: 0 S: 3	H: 0 LOB: 0 BB: 0 P: 3	R: 0 E: 0 K: 0 S: 3	H: 1 LOB: 0 BB: 0 P: 3	R: 1 E: 2 K: 1 S: 8	H: 1 LOB: 2 BB: 0 P: 8	1B: 2 2B: 1 3B: 0 HR: 0	SF: 0 SAC: 0 DP: 2 HBP: 0		WP: 0 PB: 0 SB: 0 CS: 1	PA: 30	
PITCHER Willard Nixon, R ERA: 4.15 (1, 1)	IP: 9.0 WLS: W BF: 30	H: 2 R: 1 ER: 0 SO: 4	BB: 1 IBB: 0 HBP: 0 BLK: 0	WP: 0 HR: 0 S: 37 P: 41	ERA: 0.00 WHIP: 0.333	PITCHER										IP: 9.0 WLS: W BF: 30	H: 2 R: 1 ER: 0 SO: 4	BB: 1 IBB: 0 HBP: 0 BLK: 0	WP: 0 HR: 0 S: 37 P: 41	ERA: 0.00 WHIP: 0.333



Batter	1	2	3	4	5	6	7	8	9	AB	R	H	RBI	BB	SO	LOB	TOP			
Hank Bauer, R (1, 9) OBP: 0.329, SLG: 0.459										4	1	0	0	1	0	1	New York Yankees @ Baltimore Orioles Memorial Stadium, Baltimore, MD Fri Aug 17 1956, 3:33 AM EDT Att: 29,110 - Unknown			
Billy Martin, R (1, 4) OBP: 0.343, SLG: 0.434										4	2	3	0	1	0	0				
Mickey Mantle, S (1, 8) OBP: 0.483, SLG: 0.740										4	0	0	0	0	1	6				
Yogi Berra, L (1, 2) OBP: 0.373, SLG: 0.525										2	0	1	1	1	1	1				
Joe Collins, L (1, 7) OBP: 0.298, SLG: 0.349										4	1	2	1	0	0	2				
Bill Skowron, R (1, 3) OBP: 0.394, SLG: 0.544										3	0	0	0	1	1	3				
Gil McDougald, R (1, 6) OBP: 0.407, SLG: 0.432										4	0	1	0	0	1	3				
Jerry Coleman, R (1, 5) OBP: 0.299, SLG: 0.285										3	0	0	0	0	0	1				
Tommy Byrne, L (8, PH) OBP: 0.300, SLG: 0.474										1	0	0	0	0	1	1				
Tom Carroll, R (8, 5) OBP: 0.400, SLG: 0.400										0	0	0	0	0	0	0				
Billy Hunter, R (8, 5) OBP: 0.444, SLG: 0.667										0	0	0	0	0	0	0				
Ralph Terry, R (1, 1) OBP: 0.167, SLG: 0.167										2	0	1	0	0	0	0				
Rip Coleman, L (4, 1)										0	0	0	0	0	0	0				
Mickey McDermott, L (6, PH) OBP: 0.256, SLG: 0.256										2	0	0	0	0	0	0				
										0	0	0	0	0	0	0				
										0	0	0	0	0	0	0				
Inning Stats	R: 3 E: 1 K: 0 S: 5	H: 2 LOB: 1 BB: 2 P: 13	R: 0 E: 0 K: 0 S: 5	H: 2 LOB: 2 BB: 0 P: 5	R: 0 E: 0 K: 0 S: 3	H: 0 LOB: 1 BB: 1 P: 7	R: 0 E: 0 K: 0 S: 3	H: 0 LOB: 0 BB: 0 P: 3	R: 1 E: 0 K: 0 S: 4	H: 1 LOB: 1 BB: 1 P: 8	R: 0 E: 0 K: 2 S: 8	H: 1 LOB: 1 BB: 0 P: 8	R: 0 E: 0 K: 3 S: 10	H: 1 LOB: 1 BB: 0 P: 10	R: 0 E: 0 K: 0 S: 3	H: 0 LOB: 0 BB: 0 P: 3	1B: 6 2B: 1 3B: 1 HR: 0	SF: 1 SAC: 0 DP: 1 HBP: 0	WP: 0 PB: 0 SB: 2 CS: 0	PA: 38
PITCHER Ray Moore, R (1, 1) ERA: 4.36	IP: 9.0 WLS: W BF: 38 H: 8 R: 4 ER: 3 SO: 5 BB: 4 IBB: 0 HBP: 0 BLK: 0 WP: 0 HR: 0 S: 44 P: 60 ERA: 3.00 WHIP: 1.333															PITCHER				

Batter	1	2	3	4	5	6	7	8	9	AB	R	H	RBI	BB	SO	LOB	BOTTOM			
Dick Williams, R (1, 8) OBP: 0.342, SLG: 0.507										4	1	2	4	1	1	1	New York Yankees @ Baltimore Orioles Memorial Stadium, Baltimore, MD Fri Aug 17 1956, 3:33 AM EDT Att: 29,110 - Unknown			
Bob Boyd, L (1, 3) OBP: 0.424, SLG: 0.450										5	0	0	0	0	0	3				
Tito Francona, L (1, 9) OBP: 0.334, SLG: 0.388										5	0	1	0	0	1	3				
Bob Nieman, R (1, 7) OBP: 0.434, SLG: 0.513										2	2	1	0	3	0	2				
Gus Triandos, R (1, 2) OBP: 0.347, SLG: 0.431										2	0	0	0	2	0	2				
Grady Hatton, L (1, 5) OBP: 0.312, SLG: 0.257										3	1	0	0	1	0	5				
Billy Gardner, R (1, 4) OBP: 0.283, SLG: 0.351										4	1	3	1	0	0	2				
Willy Miranda, S (1, 6) OBP: 0.287, SLG: 0.284										2	1	0	1	2	0	2				
Ray Moore, R (1, 1) OBP: 0.296, SLG: 0.442										4	0	1	0	0	1	6				
										1B: 6 2B: 2 3B: 0 HR: 1	SF: 0 SAC: 0 DP: 2 HBP: 0	WP: 0 PB: 1 SB: 0 CS: 0	PA: 40							
Inning Stats	R: 0 E: 0 K: 0 S: 3	H: 0 LOB: 0 BB: 0 P: 3	R: 1 E: 0 K: 0 S: 3	H: 1 LOB: 2 BB: 3 P: 15	R: 0 E: 0 K: 0 S: 2	H: 0 LOB: 0 BB: 1 P: 6	R: 5 E: 0 K: 0 S: 6	H: 3 LOB: 0 BB: 2 P: 14	R: 0 E: 1 K: 2 S: 9	H: 1 LOB: 2 BB: 0 P: 9	R: 0 E: 0 K: 0 S: 4	H: 1 LOB: 2 BB: 1 P: 8	R: 0 E: 0 K: 1 S: 7	H: 2 LOB: 2 BB: 0 P: 7	R: 0 E: 0 K: 0 S: 3	H: 0 LOB: 0 BB: 0 P: 3	1B: 6 2B: 2 3B: 0 HR: 1	SF: 0 SAC: 0 DP: 2 HBP: 0	WP: 0 PB: 1 SB: 0 CS: 0	PA: 40
PITCHER Ralph Terry, R (1, 1) ERA: 9.45	IP: 3.1 WLS: L BF: 17 H: 3 R: 5 ER: 5 SO: 0 BB: 6 IBB: 0 HBP: 0 BLK: 0 WP: 0 HR: 0 S: 11 P: 35 ERA: 13.50 WHIP: 2.700															PITCHER Rip Coleman, L (4, 1) ERA: 3.03				
PITCHER Mickey McDermott, L (6, 1) ERA: 4.66	IP: 3.0 WLS: L BF: 15 H: 4 R: 0 ER: 0 SO: 3 BB: 1 IBB: 0 HBP: 0 BLK: 0 WP: 0 HR: 0 S: 20 P: 24 ERA: 0.00 WHIP: 1.667															PITCHER				

Batter	1	2	3	4	5	6	7	8	9	AB	R	H	RBI	BB	SO	LOB	TOP											
Gil McDougald, R OBP: 0.407, SLG: 0.439 (1, 6)	4-0 G4-6-3 1B BB	0-3 K			0-0 6-3		0-0 HR		0-0 F7	4	1	1	1	1	1	2												
Billy Martin, R OBP: 0.347, SLG: 0.447 (1, 4)	0-0 G4-6-3 1B		0-3 K		0-0 HR		0-0 1B			4	1	3	1	0	1	0												
Mickey Mantle, S OBP: 0.479, SLG: 0.733 (1, 8)	0-0 G4-6-3 1-2 2-3		0-0 F9		0-3 K		0-0 F3			4	0	0	0	0	1	3												
Yogi Berra, L OBP: 0.372, SLG: 0.521 (1, 2)	4-0 BB		0-0 F7		0-0 G3			0-0 F8		3	0	0	0	1	0	0												
Bill Skowron, R OBP: 0.393, SLG: 0.549 Elston Howard, R OBP: 0.302, SLG: 0.352 (1, 3) (8, 7)	0-0 G3			0-0 HR		0-0 F8		0-0 6-3		4	1	1	1	0	0	2												
Joe Collins, L OBP: 0.297, SLG: 0.347 (1, 7) (8, 3)		0-0 1B SH2-3		0-0 G3		0-0 F9		0-0 F6		4	1	1	0	0	0	0												
Hank Bauer, R OBP: 0.328, SLG: 0.457 (1, 9)		0-0 1-3 SH2-3 1B		0-0 F6		0-0 5-3		0-0 6-3		4	0	1	0	0	0	0												
Jerry Coleman, R OBP: 0.300, SLG: 0.286 (1, 5)		0-0 SH2-3		0-0 FC6 1B			0-0 F6		0-0 5-3	3	0	1	1	0	0	0												
Tom Sturdivant, L OBP: 0.295, SLG: 0.364 (1, 1)	0-0 1-3 2-3		0-0 FC6		0-0 F8			0-0 1B		4	0	1	0	0	0	2												
Inning Stats	R: 0 E: 0 K: 0 S: 3	H: 1 LOB: 2 BB: 2 P: 11	R: 1 E: 0 K: 1 S: 7	H: 2 LOB: 1 BB: 0 P: 7	R: 0 E: 0 K: 1 S: 5	H: 0 LOB: 0 BB: 0 P: 5	R: 1 E: 0 K: 0 S: 5	H: 2 LOB: 1 BB: 0 P: 5	R: 1 E: 0 K: 1 S: 6	H: 1 LOB: 0 BB: 0 P: 6	R: 0 E: 0 K: 0 S: 3	H: 0 LOB: 0 BB: 0 P: 3	R: 1 E: 0 K: 0 S: 5	H: 2 LOB: 1 BB: 0 P: 5	R: 0 E: 0 K: 0 S: 3	H: 0 LOB: 0 BB: 0 P: 3	R: 0 E: 0 K: 0 S: 4	H: 1 LOB: 1 BB: 0 P: 4	1B: 6 2B: 0 3B: 0 HR: 3	SF: 0 SAC: 1 DP: 1 HBP: 0	WP: 0 PB: 0 SB: 0 CS: 0	PA: 37						
PITCHER	IP	WLS	BF	H	R	ER	SO	BB	IBB	HBP	BLK	WP	HR	S	P	ERA	WHIP											
Hal Brown, R ERA: 3.74 George Zuverink, R ERA: 4.02	(1, 1) (9, 1)	8.0 4	L 33	8	4	4	3	2	0	0	0	0	0	3	37	45	4.50	1.250										

New York Yankees @ Baltimore Orioles
Memorial Stadium, Baltimore, MD
Sat Aug 18 1956, 3:33 AM EDT
Att: 12,840 - Unknown

AB 34
R 4
H 9
RBI 4
BB 2
SO 3
LOB 9



Batter	1	2	3	4	5	6	7	8	9	AB	R	H	RBI	BB	SO	LOB	BOTTOM										
Billy Gardner, R OBP: 0.283, SLG: 0.349 (1, 4) (8, 6)	0-3 K		0-3 K		0-0 F9			4-0 BB		3	0	0	0	1	2	1											
Bob Boyd, L OBP: 0.417, SLG: 0.440 (1, 3)	0-0 1-3		0-0 CS 1B			0-3 K		0-0 F3		4	0	1	0	0	1	1											
Dick Williams, R OBP: 0.336, SLG: 0.498 (1, 8) (8, 4)	0-0 F3		0-0 CS		0-0 F9		0-0 B5-3		0-0 F5	4	0	0	0	0	0	1											
Bob Nieman, R OBP: 0.434, SLG: 0.522 (1, 7)		0-0 HR		0-0 1B		0-0 5-3		0-0 F8		4	1	2	1	0	0	0											
Tito Francona, L OBP: 0.333, SLG: 0.387 (1, 9) (8, 8)		0-0 4-3		0-0 F7			0-0 1B		0-0 F8	4	0	1	0	0	0	1											
Grady Hatton, L OBP: 0.318, SLG: 0.259 (1, 5)		4-0 BB		0-0 F8			0-0 F5		0-0 1B	3	0	1	0	1	0	2											
Tom Gastall, R OBP: 0.231, SLG: 0.208 (1, 2)		0-3 K			0-0 1B		0-0 F7		0-0 L5	4	0	1	0	0	1	3											
Willy Miranda, S OBP: 0.286, SLG: 0.283 Joe Frazier, L OBP: 0.354, SLG: 0.381 (1, 6) (7, PH) (8, 9)		0-0 F2			0-3 K		0-0 F3			2	0	0	0	0	1	2											
Hal Brown, R OBP: 0.353, SLG: 0.286 George Kell, R OBP: 0.363, SLG: 0.437 George Zuverink, R OBP: 0.167, SLG: 0.118 (1, 1) (8, PH) (9, 1)			0-0 F8		0-0 F5			0-0 F8		2	0	0	0	0	0	1											
Inning Stats	R: 0 E: 0 K: 1 S: 5	H: 0 LOB: 0 BB: 0 P: 5	R: 1 E: 0 K: 1 S: 6	H: 1 LOB: 1 BB: 1 P: 10	R: 0 E: 0 K: 1 S: 5	H: 1 LOB: 0 BB: 0 P: 5	R: 0 E: 0 K: 0 S: 4	H: 1 LOB: 1 BB: 0 P: 4	R: 0 E: 0 K: 1 S: 5	H: 0 LOB: 0 BB: 0 P: 5	R: 0 E: 0 K: 0 S: 4	H: 1 LOB: 1 BB: 0 P: 4	R: 0 E: 0 K: 0 S: 3	H: 0 LOB: 1 BB: 1 P: 7	R: 0 E: 0 K: 0 S: 4	H: 1 LOB: 1 BB: 0 P: 4	1B: 5 2B: 0 3B: 0 HR: 1	SF: 0 SAC: 0 DP: 0 HBP: 0	WP: 0 PB: 0 SB: 0 CS: 1	PA: 35							
PITCHER	IP	WLS	BF	H	R	ER	SO	BB	IBB	HBP	BLK	WP	HR	S	P	ERA	WHIP										
Tom Sturdivant, R ERA: 3.23	(1, 1)	9.0 W	34	6	1	1	5	2	0	0	0	0	1	42	50	1.00	0.889										

New York Yankees @ Baltimore Orioles
Memorial Stadium, Baltimore, MD
Sat Aug 18 1956, 3:33 AM EDT
Att: 12,840 - Unknown

AB 32
R 1
H 6
RBI 1
BB 2
SO 5
LOB 13

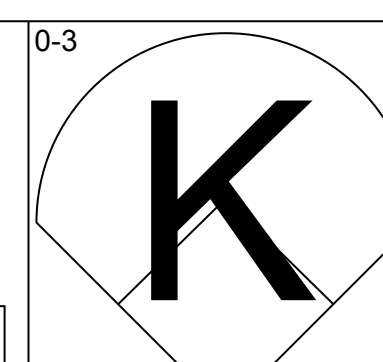
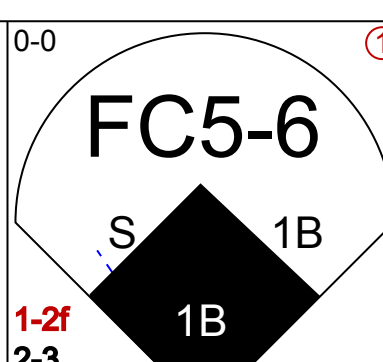
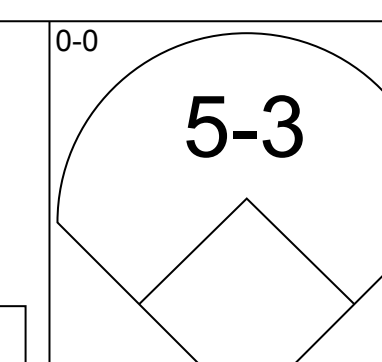
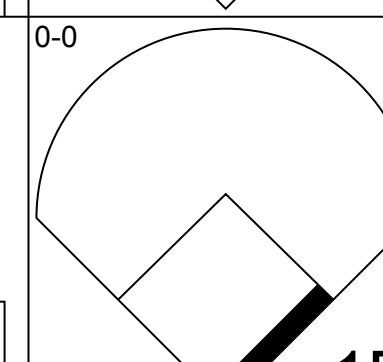
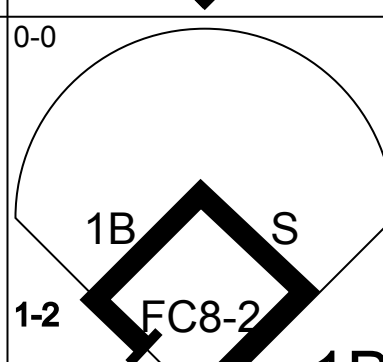
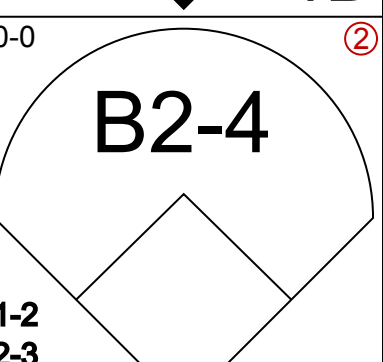
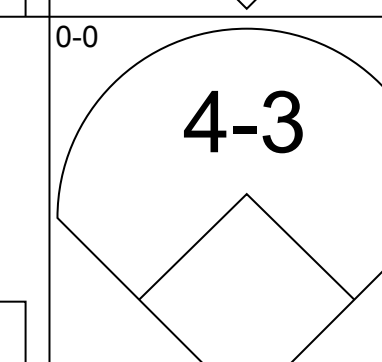
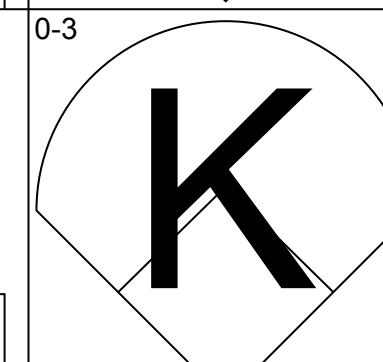
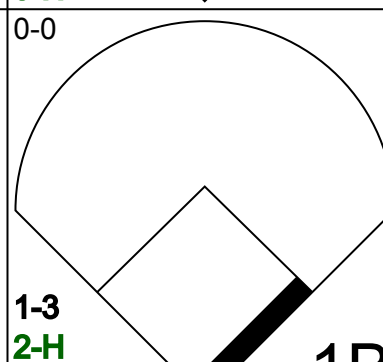
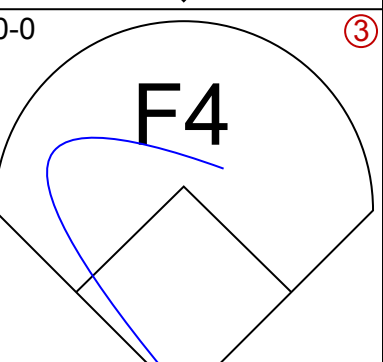
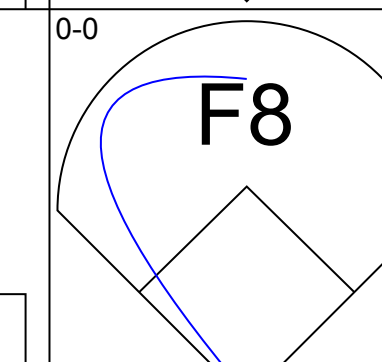
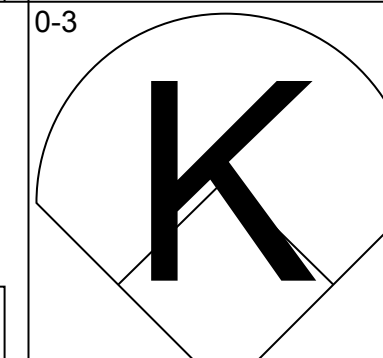
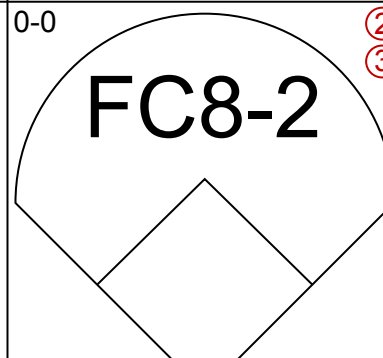
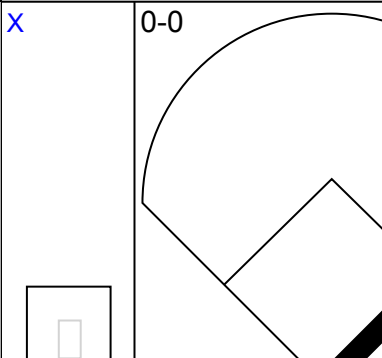
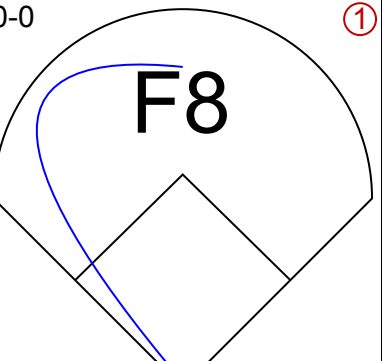
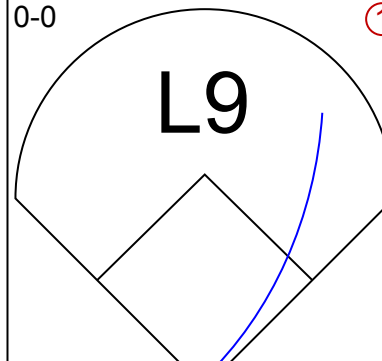
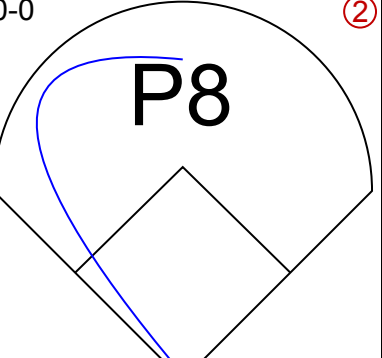
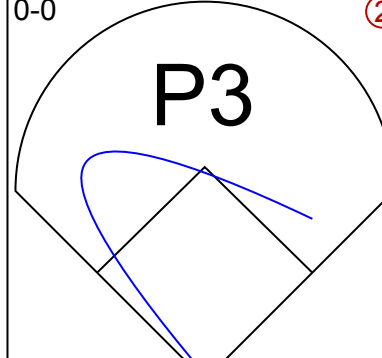
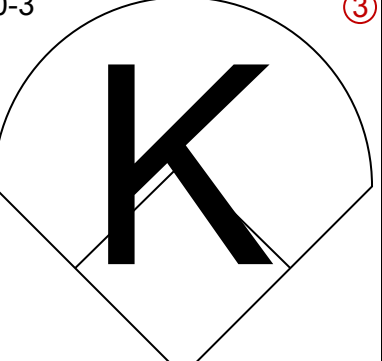
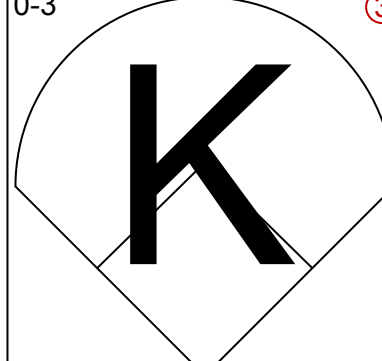
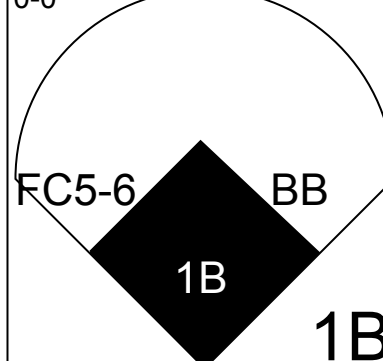
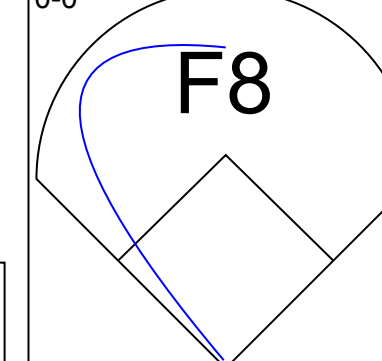
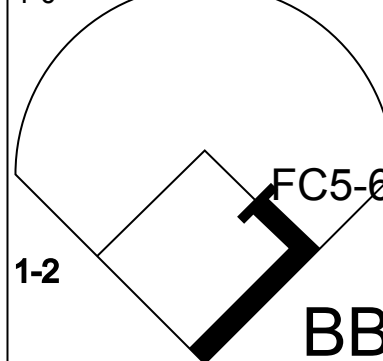
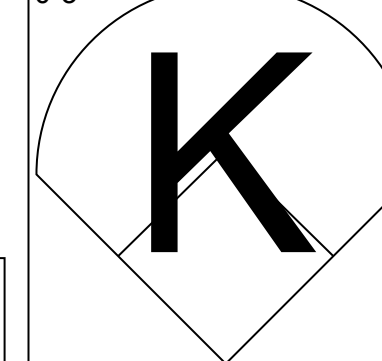


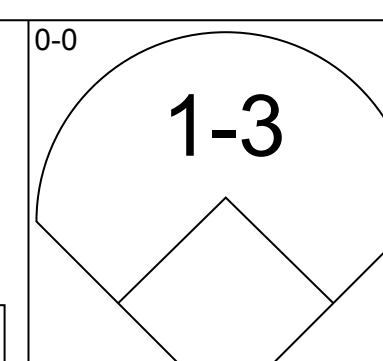
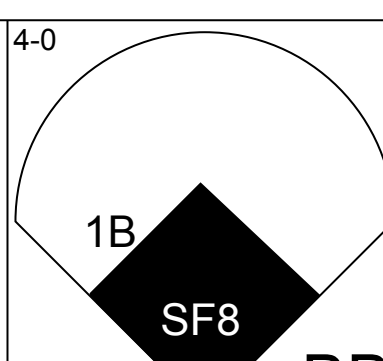
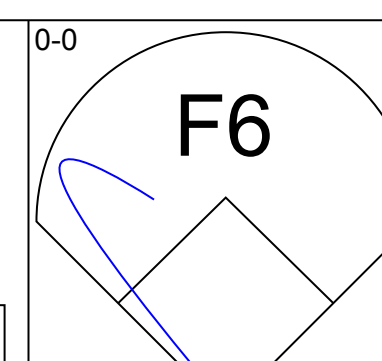
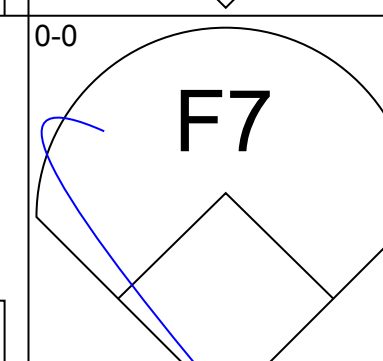
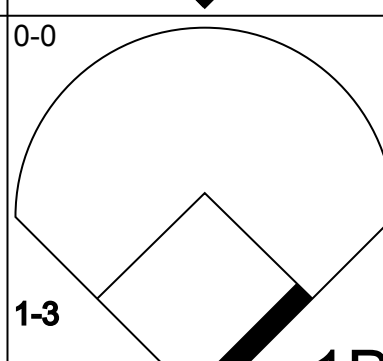
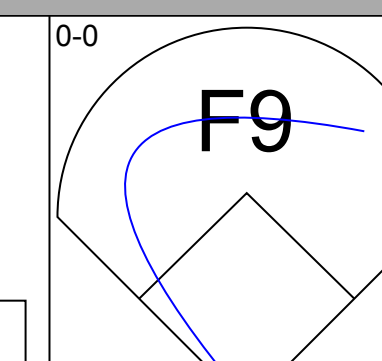
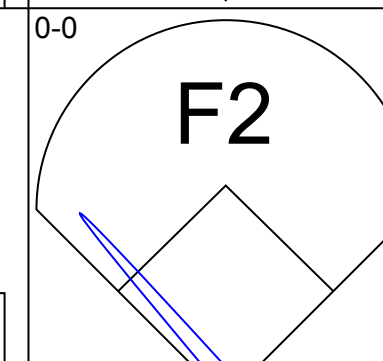
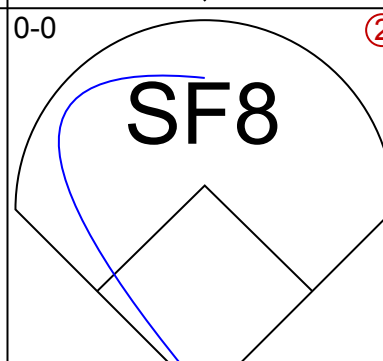
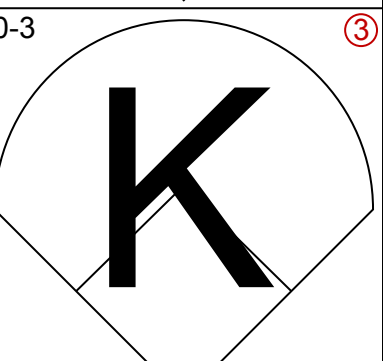
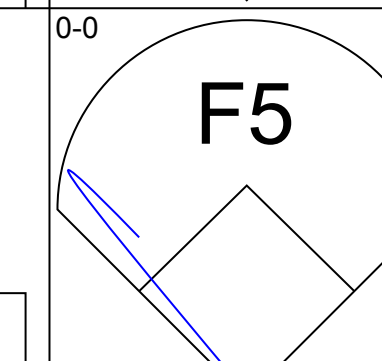
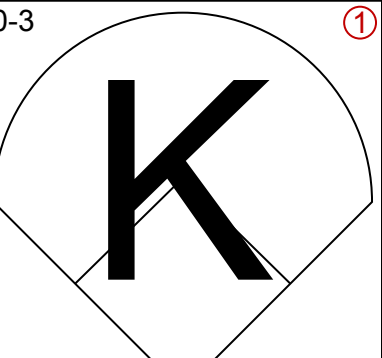
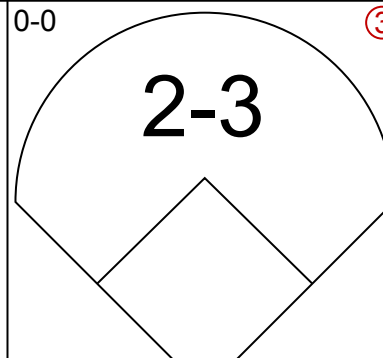
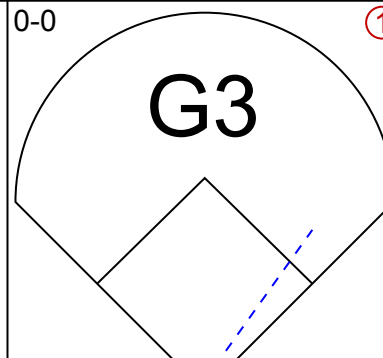
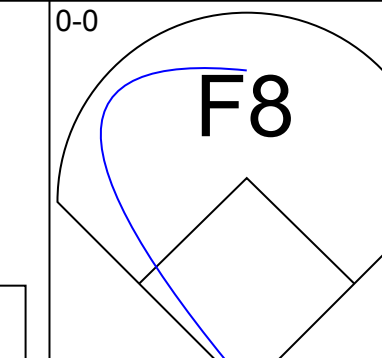
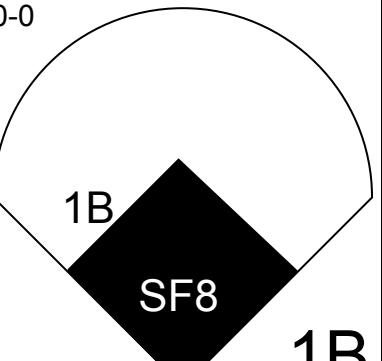
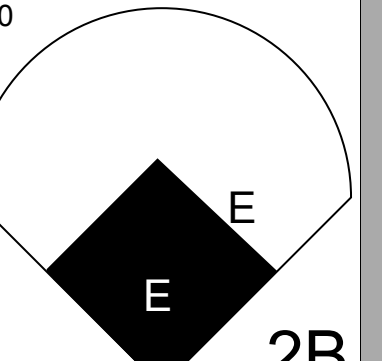
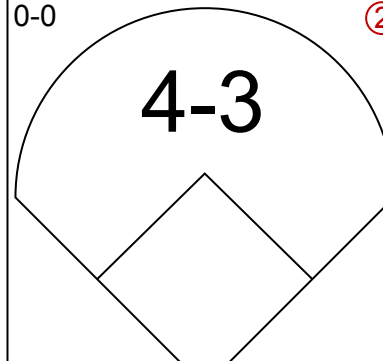
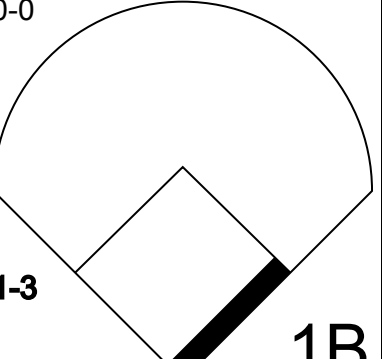
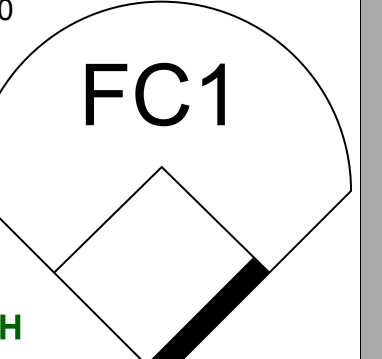
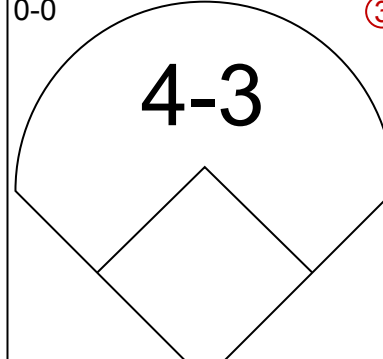
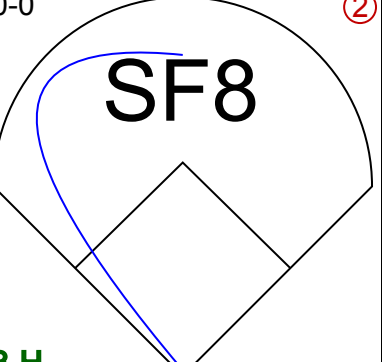
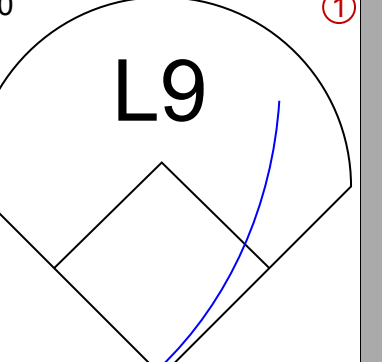
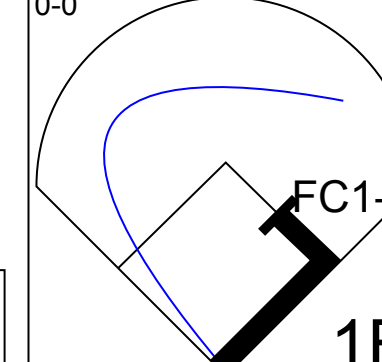
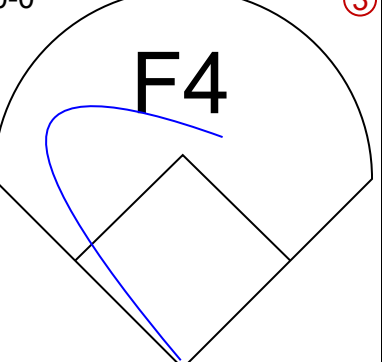

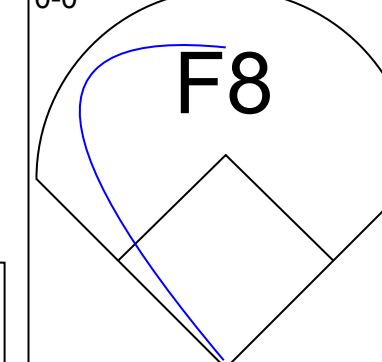
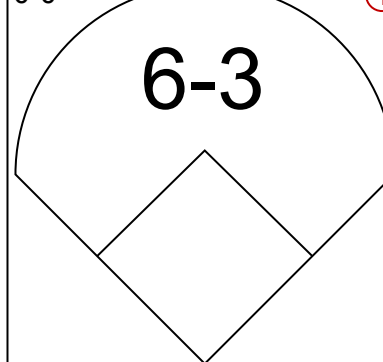
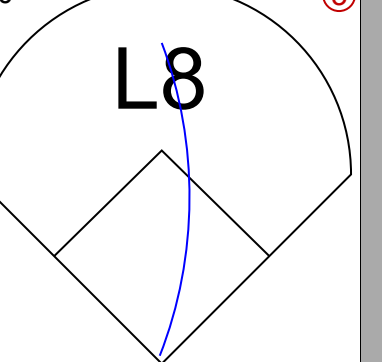
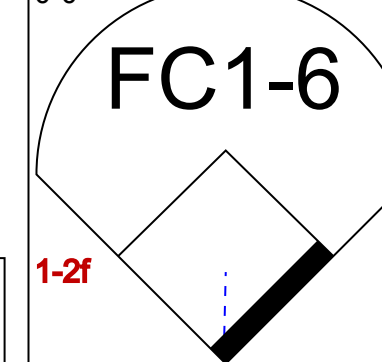
Batter	1	2	3	4	5	6	7	8	9	AB	R	H	RBI	BB	SO	LOB	TOP			
Gil McDougald, R OBP: 0.408, SLG: 0.445 (1, 6)	5-3		K		F9			1B 3B		4	1	1	0	0	1	2	New York Yankees @ Baltimore Orioles Memorial Stadium, Baltimore, MD Sun Aug 19 1956, 3:33 AM EDT Att: 20,844 - Unknown AB 31 R 2 H 6 RBI 2 BB 5 SO 7 LOB 12			
Billy Martin, R OBP: 0.344, SLG: 0.442 (1, 4)	F8		FC6-4		F7			1B		4	0	1	1	0	0	2				
Mickey Mantle, S OBP: 0.475, SLG: 0.722 (1, 8)	K			4-3		L7		K		4	0	0	0	0	2	1				
Yogi Berra, L OBP: 0.371, SLG: 0.521 (1, 2)		G4-6-3 BB		3-1		FC6-4 BB		F5		2	0	0	0	2	0	1				
Bill Skowron, R OBP: 0.390, SLG: 0.546 (1, 3)	G4-6-3			BB 1B		FC6-4 1B		K		3	1	0	0	1	1	3				
Elston Howard, R OBP: 0.304, SLG: 0.358 (1, 7)	5-3			1B BB		1B			F9		3	0	1	0	1	0				
Hank Bauer, R OBP: 0.328, SLG: 0.455 (1, 9)			K	1-2 2-H 1B			F5		F2		4	0	1	1	0	1				
Billy Hunter, R OBP: 0.440, SLG: 0.583 (1, 5)																				
Mickey McDermott, L OBP: 0.273, SLG: 0.296 (9, PH)																				
Tom Carroll, R OBP: 0.400, SLG: 0.400 (9, PR)																				
Johnny Kucks, R OBP: 0.217, SLG: 0.172 (1, 1)																				
Tommy Byrne, L OBP: 0.293, SLG: 0.462 (7, 1)			FC6-4 1B		4-3		K		G3		3	0	1	0	0	1	1			
Inning Stats	R: 0 E: 0 K: 1 S: 5	H: 0 LOB: 0 BB: 0 P: 5	R: 0 E: 0 K: 0 S: 2	H: 0 LOB: 0 BB: 1 P: 6	R: 0 E: 0 K: 2 S: 9	H: 2 LOB: 2 BB: 0 P: 9	R: 1 E: 0 K: 1 S: 6	H: 1 LOB: 2 BB: 2 P: 14	R: 0 E: 0 K: 0 S: 3	H: 0 LOB: 0 BB: 0 P: 3	R: 0 E: 0 K: 0 S: 3	H: 1 LOB: 1 BB: 1 P: 7	R: 0 E: 0 K: 1 S: 5	H: 0 LOB: 0 BB: 0 P: 5	R: 1 E: 0 K: 2 S: 9	H: 2 LOB: 1 BB: 1 P: 9	1B: 5 2B: 0 3B: 1 HR: 0	SF: 0 SAC: 0 DP: 1 HBP: 0	WP: 0 PB: 0 SB: 0 CS: 0	PA: 36
PITCHER Connie Johnson, R ERA: 3.6 (1, 1)	IP: 9.0 WLS: W BF: 36 H: 6 R: 2 ER: 2 SO: 7 BB: 5 IBB: 0 HBP: 0 BLK: 0 WP: 0 HR: 0 S: 45 P: 65 ERA: 2.00 WHIP: 1.222																			

Batter	1	2	3	4	5	6	7	8	9	AB	R	H	RBI	BB	SO	LOB	BOTTOM	
Dick Williams, R OBP: 0.332, SLG: 0.482 (1, 8)	5-3		F3		K		G4-6-3			4	0	0	0	0	1	2	New York Yankees @ Baltimore Orioles Memorial Stadium, Baltimore, MD Sun Aug 19 1956, 3:33 AM EDT Att: 20,844 - Unknown AB 28 R 3 H 9 RBI 3 BB 2 SO 3 LOB 11	
Bob Boyd, L OBP: 0.410, SLG: 0.452 (1, 3)	4-3		1B 2B			F8		L5-3 1B		4	0	2	0	0	0	0		
George Kell, R OBP: 0.361, SLG: 0.433 (1, 5)	5-3			2-H 1B		F2		L5-3 1-2		4	0	1	0	0	0	1		
Bob Nieman, R OBP: 0.434, SLG: 0.522 (1, 7)					F5				6-3		3	0	1	0	0	1		
Jim Pyburn, R OBP: 0.272, SLG: 0.309 (7, 8)			1B 2B			K				1	0	0	0	0	0	0		
Tito Francona, L OBP: 0.334, SLG: 0.382 (1, 9)						1-3		PB 1B 1B		2	1	1	0	1	0	0		
Gus Triandos, R OBP: 0.351, SLG: 0.430 (1, 2)						K		PB 1B 1B		3	1	2	0	0	1	0		
Billy Gardner, R OBP: 0.288, SLG: 0.351 (1, 4)										2	1	1	2	1	0	3		
Willy Miranda, S OBP: 0.284, SLG: 0.281 (1, 6)																		
Joe Ginsberg, L OBP: 0.321, SLG: 0.311 (2, PH)																		
Grady Hatton, L OBP: 0.313, SLG: 0.250 (3, 4)																		
Connie Johnson, R OBP: 0.283, SLG: 0.256 (1, 1)																		
Inning Stats	R: 0 E: 0 K: 0 S: 3	H: 0 LOB: 0 BB: 0 P: 3	R: 0 E: 0 K: 0 S: 4	H: 2 LOB: 2 BB: 1 P: 8	R: 0 E: 0 K: 0 S: 4	H: 2 LOB: 2 BB: 0 P: 4	R: 0 E: 0 K: 1 S: 5	H: 0 LOB: 0 BB: 0 P: 5	R: 0 E: 0 K: 1 S: 5	H: 0 LOB: 0 BB: 0 P: 5	R: 3 E: 0 K: 0 S: 6	H: 4 LOB: 0 BB: 0 P: 6	R: 0 E: 0 K: 0 S: 3	H: 1 LOB: 0 BB: 0 P: 3	1B: 7 2B: 3 3B: 0 HR: 0	SF: 0 SAC: 1 DP: 3 HBP: 0	WP: 0 PB: 1 SB: 0 CS: 0	PA: 31
PITCHER Johnny Kucks, R ERA: 4.07 (1, 1)	IP: 6.0 WLS: L BF: 25 H: 7 R: 3 ER: 3 SO: 3 BB: 2 IBB: 0 HBP: 0 BLK: 0 WP: 0 HR: 0 S: 29 P: 37 ERA: 4.50 WHIP: 1.500																	
Tommy Byrne, L ERA: 4.09 (7, 1)	IP: 2.0 WLS: 6 BF: 2 H: 2 R: 0 ER: 0 SO: 0 BB: 0 IBB: 0 HBP: 0 BLK: 0 WP: 0 HR: 0 S: 6 P: 6 ERA: 0.00 WHIP: 1.000																	

Batter	1	2	3	4	5	6	7	8	9	AB	R	H	RBI	BB	SO	LOB	TOP										
Bobby Avila, R OBP: 0.347, SLG: 0.325 (1, 4)										5	0	1	0	0	2	4	Cleveland Indians @ New York Yankees Yankee Stadium, Bronx, NY Tue Aug 21, 1956, 3:33 AM EDT Att: 39,187 - Overcast - 67 F										
Gene Woodling, L OBP: 0.417, SLG: 0.431 (1, 7)										3	0	1	1	1	0	1											
Al Smith, R OBP: 0.379, SLG: 0.454 (1, 8)										4	0	0	0	0	1	4											
Al Rosen, R OBP: 0.350, SLG: 0.465 George Strickland, R OBP: 0.331, SLG: 0.320 (1, 5)										4	0	0	0	0	1	1											
Preston Ward, L OBP: 0.376, SLG: 0.475 (1, 3)										4	0	1	0	0	1	2											
Dave Pope, L OBP: 0.238, SLG: 0.250 Rocky Colavito, R OBP: 0.367, SLG: 0.531 (3, PH)										1	0	1	0	0	0	0											
Jim Hegan, R OBP: 0.336, SLG: 0.369 (1, 2)										4	1	0	0	0	1	2											
Chico Carrasquel, R OBP: 0.327, SLG: 0.323 (1, 6)										3	1	1	0	1	0	0											
Herb Score, L OBP: 0.264, SLG: 0.262 (1, 1)										3	1	2	2	1	0	1											
Inning Stats	R: 0 E: 1 K: 1 S: 6	H: 0 LOB: 2 BB: 1 P: 10	R: 2 E: 0 K: 1 S: 9	H: 4 LOB: 2 BB: 0 P: 9	R: 0 E: 0 K: 1 S: 6	H: 1 LOB: 1 BB: 0 P: 6	R: 0 E: 0 K: 1 S: 4	H: 0 LOB: 0 BB: 0 P: 8	R: 0 E: 0 K: 1 S: 5	H: 0 LOB: 0 BB: 0 P: 5	R: 1 E: 0 K: 0 S: 5	H: 2 LOB: 1 BB: 0 P: 5	R: 0 E: 0 K: 0 S: 3	H: 0 LOB: 0 BB: 0 P: 3	R: 0 E: 0 K: 0 S: 3	H: 0 LOB: 1 BB: 1 P: 7		1B: 3 2B: 4 3B: 0 HR: 1	SF: 0 SAC: 0 DP: 1 HBP: 0	WP: 2 PB: 0 CS: 1	PA: 37						
PITCHER	IP	WLS	BF	H	R	ER	SO	BB	IBB	HBP	BLK	WP	HR	S	P	ERA	WHIP										
Don Larsen, R ERA: 3.69 Mickey McDermott, L ERA: 4.35	(1, 1)	2.1	L	14	5	2	2	1	0	0	0	0	0	17	21	7.71	2.571										
(3, 1)	6.2		23	2	1	1	4	2	0	0	0	2	1	29	37	1.35	0.600										

Batter	1	2	3	4	5	6	7	8	9	AB	R	H	RBI	BB	SO	LOB	BOTTOM											
Hank Bauer, R OBP: 0.325, SLG: 0.451 (1, 9)										4	0	0	0	0	1	1	Cleveland Indians @ New York Yankees Yankee Stadium, Bronx, NY Tue Aug 21, 1956, 3:33 AM EDT Att: 39,187 - Overcast - 67 F											
Gil McDougald, R OBP: 0.407, SLG: 0.441 (1, 6)										3	0	0	0	1	0	0												
Mickey Mantle, S OBP: 0.473, SLG: 0.717 (1, 8)										4	0	1	0	0	2	1												
Yogi Berra, L OBP: 0.370, SLG: 0.518 (1, 2)										3	0	0	0	1	0	2												
Billy Martin, R OBP: 0.341, SLG: 0.437 (1, 4)										4	0	0	0	0	3	2												
Bill Skowron, R OBP: 0.387, SLG: 0.542 (1, 3)										3	0	0	0	0	1	1												
Elston Howard, R OBP: 0.308, SLG: 0.363 (1, 7)										2	0	1	0	1	1	0												
Andy Carey, R OBP: 0.316, SLG: 0.348 (1, 5)										3	0	0	0	0	0	2												
Don Larsen, R OBP: 0.277, SLG: 0.393 Mickey McDermott, L OBP: 0.255, SLG: 0.255 (1, 1)										0	0	0	0	0	0	0												
(3, 1)										3	0	0	0	0	3	1												
Inning Stats	R: 0 E: 0 K: 2 S: 7	H: 0 LOB: 0 BB: 0 P: 7	R: 0 E: 0 K: 1 S: 5	H: 0 LOB: 0 BB: 0 P: 5	R: 0 E: 0 K: 2 S: 7	H: 0 LOB: 0 BB: 0 P: 7	R: 0 E: 0 K: 1 S: 5	H: 0 LOB: 1 BB: 1 P: 9	R: 0 E: 0 K: 1 S: 5	H: 0 LOB: 0 BB: 0 P: 5	R: 0 E: 0 K: 1 S: 5	H: 0 LOB: 1 BB: 1 P: 9	R: 0 E: 0 K: 1 S: 6	H: 1 LOB: 0 BB: 0 P: 6	R: 0 E: 0 K: 1 S: 6	H: 1 LOB: 1 BB: 0 P: 6	1B: 1 2B: 1 3B: 0 HR: 0	SF: 0 SAC: 0 DP: 0 HBP: 0	WP: 1 PB: 0 CS: 0	PA: 32								
PITCHER	IP	WLS	BF	H	R	ER	SO	BB	IBB	HBP	BLK	WP	HR	S	P	ERA	WHIP											
Herb Score, L ERA: 2.69	(1, 1)	9.0	W	32	2	0	0	11	3	0	0	0	1	0	51	63	0.00	0.556										


Batter	1	2	3	4	5	6	7	8	9	AB	R	H	RBI	BB	SO	LOB	TOP					
Bobby Avila, R OBP: 0.346, SLG: 0.324 (1, 4)			 S 1B							4	1	1	0	0	1	2	Cleveland Indians @ New York Yankees Yankee Stadium, Bronx, NY Wed Aug 22 1956, 3:33 AM EDT Att: 23,584 - Overcast - 68 F					
Gene Woodling, L OBP: 0.418, SLG: 0.432 (1, 7)			 1B S							4	0	2	1	0	0	2						
Al Smith, R OBP: 0.378, SLG: 0.452 (1, 8)										4	0	1	1	0	1	3						
Al Rosen, R OBP: 0.379, SLG: 0.462 George Strickland, R OBP: 0.331, SLG: 0.320 (9, PR)										4	0	1	0	0	1	3						
Preston Ward, L OBP: 0.368, SLG: 0.463 (1, 3)										4	0	0	0	0	1	1						
Dave Pope, L OBP: 0.200, SLG: 0.208 (1, 9)										4	0	0	0	0	0	1						
Jim Hegan, R OBP: 0.332, SLG: 0.364 Vic Wertz, L OBP: 0.374, SLG: 0.495 (9, PH)										3	0	0	0	0	1	0						
Chico Carrasquel, R OBP: 0.330, SLG: 0.324 (1, 6)			 1B BB							2	1	1	0	1	0	0						
Early Wynn, S OBP: 0.300, SLG: 0.274 (1, 1)			 1B BB							2	0	0	0	1	1	1						
Inning Stats	R: 0 E: 0 K: 3 S: 10	H: 1 LOB: 1 BB: 0 P: 10	R: 0 E: 0 K: 1 S: 5	H: 0 LOB: 0 BB: 0 P: 5	R: 2 E: 0 K: 0 S: 5	H: 3 LOB: 1 BB: 1 P: 9	R: 0 E: 0 K: 0 S: 3	H: 0 LOB: 0 BB: 0 P: 3	R: 0 E: 0 K: 1 S: 4	H: 1 LOB: 2 BB: 1 P: 8	R: 0 E: 0 K: 1 S: 5	H: 0 LOB: 0 BB: 0 P: 5	R: 0 E: 0 K: 1 S: 5	H: 0 LOB: 0 BB: 0 P: 5	R: 0 E: 0 K: 0 S: 3	H: 0 LOB: 0 BB: 0 P: 3		R: 0 E: 0 K: 1 S: 6	H: 1 LOB: 1 BB: 0 P: 6	1B: 6 2B: 1 3B: 0 HR: 0	SF: 0 SAC: 0 DP: 1 HBP: 0	WP: 0 PB: 0 CS: 0
PITCHER Tom Sturdivant, R ERA: 3.14 (1, 1)	IP: 9.0 WLS: W BF: 34 H: 6 R: 2 ER: 2 SO: 7 BB: 2 IBB: 0 HBP: 0 BLK: 0 WP: 0 HR: 0 S: 46 P: 54 ERA: 2.00 WHIP: 0.889															PITCHER Tom Sturdivant, R ERA: 3.14 (1, 1)	IP: 9.0 WLS: W BF: 34 H: 6 R: 2 ER: 2 SO: 7 BB: 2 IBB: 0 HBP: 0 BLK: 0 WP: 0 HR: 0 S: 46 P: 54 ERA: 2.00 WHIP: 0.889					

Batter	1	2	3	4	5	6	7	8	9	AB	R	H	RBI	BB	SO	LOB	BOTTOM			
Hank Bauer, R OBP: 0.324, SLG: 0.448 (1, 9)			 SF8 BB							3	1	0	0	1	0	1	Cleveland Indians @ New York Yankees Yankee Stadium, Bronx, NY Wed Aug 22 1956, 3:33 AM EDT Att: 23,584 - Overcast - 68 F			
Gil McDougald, R OBP: 0.405, SLG: 0.439 (1, 6)										4	0	1	0	0	0	0				
Mickey Mantle, S OBP: 0.469, SLG: 0.712 (1, 8)										3	0	0	1	0	1	0				
Yogi Berra, L OBP: 0.367, SLG: 0.512 (1, 2)										4	0	0	0	0	1	1				
Billy Martin, R OBP: 0.343, SLG: 0.442 (1, 4)		 SF8 1B					 E 2B			3	2	2	0	0	0	0				
Bill Skowron, R OBP: 0.387, SLG: 0.540 (1, 3)										3	0	1	0	0	0	0				
Norm Siebern, L OBP: 0.275, SLG: 0.362 (1, 7)								 1B		2	0	1	1	0	0	2				
Andy Carey, R OBP: 0.313, SLG: 0.346 (1, 5)										3	0	0	0	0	1	4				
Tom Sturdivant, L OBP: 0.277, SLG: 0.340 (1, 1)								 1-2		3	0	0	0	0	0	3				
Inning Stats	R: 0 E: 0 K: 0 S: 3	H: 0 LOB: 0 BB: 0 P: 3	R: 1 E: 0 K: 1 S: 7	H: 2 LOB: 1 BB: 0 P: 7	R: 1 E: 0 K: 0 S: 4	H: 1 LOB: 1 BB: 1 P: 8	R: 1 E: 1 K: 1 S: 7	H: 1 LOB: 2 BB: 0 P: 7	R: 0 E: 0 K: 1 S: 5	H: 0 LOB: 0 BB: 0 P: 5	R: 0 E: 0 K: 1 S: 3	H: 0 LOB: 0 BB: 0 P: 3	R: 0 E: 0 K: 0 S: 4	H: 1 LOB: 1 BB: 0 P: 4	R: 0 E: 0 K: 0 S: 3	H: 0 LOB: 0 BB: 0 P: 3		1B: 4 2B: 1 3B: 0 HR: 0	SF: 2 SAC: 0 DP: 0 HBP: 0	WP: 0 PB: 0 CS: 0
PITCHER Early Wynn, R ERA: 3.13 (1, 1)	IP: 8.0 WLS: L BF: 31 H: 5 R: 3 ER: 2 SO: 3 BB: 1 IBB: 0 HBP: 0 BLK: 0 WP: 0 HR: 0 S: 36 P: 40 ERA: 2.25 WHIP: 0.750															PITCHER Tom Sturdivant, L ERA: 3.14 (1, 1)	IP: 9.0 WLS: W BF: 34 H: 6 R: 2 ER: 2 SO: 7 BB: 2 IBB: 0 HBP: 0 BLK: 0 WP: 0 HR: 0 S: 46 P: 54 ERA: 2.00 WHIP: 0.889			

Batter	1	2	3	4	5	6	7	8	9	AB	R	H	RBI	BB	SO	LOB	TOP			
Luis Aparicio, R OBP: 0.299, SLG: 0.338 (1, 6)										4	3	3	0	0	0	1				
Nellie Fox, L OBP: 0.361, SLG: 0.396 (1, 4)										5	1	5	4	0	0	0				
Larry Doby, L OBP: 0.389, SLG: 0.449 (1, 8)										5	0	0	0	0	3	6				
Minnie Minoso, R OBP: 0.421, SLG: 0.467 Jim Delsing, L OBP: 0.274, SLG: 0.122 (1, 7) (7, 7)										4	1	1	2	0	0	1				
Walt Dropo, R OBP: 0.341, SLG: 0.339 (1, 3)										5	0	1	0	0	0	0				
Jim Rivera, L OBP: 0.343, SLG: 0.411 (1, 9)										5	1	1	1	0	3	2				
Les Moss, R OBP: 0.336, SLG: 0.547 (1, 2)										4	1	2	1	0	1	0				
Fred Hatfield, L OBP: 0.380, SLG: 0.395 (1, 5)										4	0	0	0	0	2	3				
Bob Keegan, R OBP: 0.214, SLG: 0.083 (1, 1)										3	1	1	0	1	0	1				
Inning Stats	R: 3 E: 0 K: 2 S: 12	H: 5 LOB: 2 BB: 0 P: 12	R: 1 E: 0 K: 0 S: 5	H: 2 LOB: 1 BB: 0 P: 5	R: 0 E: 0 K: 1 S: 5	H: 0 LOB: 2 BB: 0 P: 9	R: 0 E: 0 K: 1 S: 5	H: 0 LOB: 0 BB: 0 P: 5	R: 1 E: 0 K: 0 S: 5	H: 1 LOB: 2 BB: 1 P: 10	R: 0 E: 0 K: 0 S: 3	H: 0 LOB: 0 BB: 0 P: 3	R: 3 E: 0 K: 2 S: 11	H: 4 LOB: 1 BB: 0 P: 11	R: 0 E: 0 K: 1 S: 5	H: 0 LOB: 0 BB: 0 P: 5	1B: 12 2B: 0 3B: 1 HR: 1	SF: 0 SAC: 0 DP: 0 HBP: 1	WP: 0 PB: 0 SB: 4 CS: 0	PA: 42
PITCHER	IP WLS BF H R ER SO BB IBB HBP BLK WP HR S P ERA WHIP	IP WLS BF H R ER SO BB IBB HBP BLK WP HR S P ERA WHIP																		
Rip Coleman, L ERA: 3.35 (1, 1)	1.0	8	5	3	3	2	0	0	0	0	0	0	0	0	12	12	27.00	5.000		
Don Larsen, R ERA: 3.79 (2, 1)	8.0	34	9	5	5	8	1	0	1	0	0	0	1	48	53	5.62	1.250			

Chicago White Sox @ New York Yankees
Yankee Stadium, Bronx, NY
Thu Aug 23 1956, 3:33 AM EDT
Unknown - 68 F


AB 40
R 8
H 14
RBI 8
BB 1
SO 10
LOB 14





Batter	1	2	3	4	5	6	7	8	9	AB	R	H	RBI	BB	SO	LOB	BOTTOM			
Hank Bauer, R OBP: 0.323, SLG: 0.446 George Wilson, L OBP: 0.189, SLG: 0.188 (8, PH) (9, 9)										2	0	0	0	0	0	0				
Gil McDougald, R OBP: 0.404, SLG: 0.436 Jerry Coleman, R OBP: 0.300, SLG: 0.286 (1, 6) (9, 6)										4	0	1	1	0	1	0				
Mickey Mantle, S OBP: 0.468, SLG: 0.707 (1, 8)										3	0	0	0	1	2	0				
Yogi Berra, L OBP: 0.367, SLG: 0.518 Elston Howard, R OBP: 0.307, SLG: 0.362 (1, 2) (7, 2)										3	1	1	1	0	0	3				
Billy Martin, R OBP: 0.348, SLG: 0.448 (1, 4)										4	1	3	0	0	0	0				
Bill Skowron, R OBP: 0.385, SLG: 0.537 (1, 3)										4	0	1	0	0	0	2				
Norm Siebern, L OBP: 0.275, SLG: 0.359 (1, 7)										4	0	1	1	0	1	1				
Andy Carey, R OBP: 0.314, SLG: 0.344 Tom Carroll, R OBP: 0.400, SLG: 0.400 Mickey McDermott, L OBP: 0.250, SLG: 0.253 (1, 5) (9, 5) (9, PH)										2	1	0	0	1	0	1				
Rip Coleman, L (1, 1)										0	0	0	0	0	0	0				
Don Larsen, R OBP: 0.279, SLG: 0.391 (2, 1)										3	0	1	0	0	0	0				
Tommy Byrne, L OBP: 0.286, SLG: 0.450 (9, PH)										1	0	0	0	0	0	2				
Inning Stats	R: 0 E: 0 K: 1 S: 5	H: 0 LOB: 0 BB: 0 P: 5	R: 1 E: 0 K: 1 S: 6	H: 1 LOB: 0 BB: 0 P: 6	R: 1 E: 0 K: 0 S: 4	H: 2 LOB: 2 BB: 2 P: 12	R: 0 E: 0 K: 0 S: 4	H: 1 LOB: 1 BB: 0 P: 4	R: 0 E: 0 K: 0 S: 3	H: 0 LOB: 0 BB: 0 P: 3	R: 0 E: 0 K: 0 S: 3	H: 0 LOB: 0 BB: 0 P: 3	R: 0 E: 0 K: 2 S: 7	H: 0 LOB: 2 BB: 0 P: 7	R: 1 E: 0 K: 0 S: 6	H: 3 LOB: 2 BB: 0 P: 6	1B: 6 2B: 1 3B: 0 HR: 1	SF: 0 SAC: 1 DP: 1 HBP: 0	WP: 0 PB: 0 SB: 0 CS: 0	PA: 36
PITCHER	IP WLS BF H R ER SO BB IBB HBP BLK WP HR S P ERA WHIP	IP WLS BF H R ER SO BB IBB HBP BLK WP HR S P ERA WHIP																		
Bob Keegan, R ERA: 3.3 (1, 1)	9.0	36	8	3	3	4	2	0	0	0	0	0	1	42	50	3.00	1.111			

Chicago White Sox @ New York Yankees
Yankee Stadium, Bronx, NY
Thu Aug 23 1956, 3:33 AM EDT
Unknown - 68 F

AB 33
R 3
H 8
RBI 3
BB 2
SO 4
LOB 11




Batter	1	2	3	4	5	6	7	8	9	AB	R	H	RBI	BB	SO	LOB	TOP										
Jim Rivera, L OBP: 0.350, SLG: 0.410 (1, 9)	0-3 K	4-0 1B BB	0-0 S		0-0 FC1-2			0-0 F8		4	0	1	2	1	1	2	Chicago White Sox @ New York Yankees Yankee Stadium, Bronx, NY Thu Aug 23 1956, 3:38 AM EDT Att: 22,971 - Unknown - 68 F AB 38 R 6 H 13 RBI 6 BB 4 SO 5 LOB 16 										
Nellie Fox, L OBP: 0.362, SLG: 0.396 (1, 4)	0-0 3B 1B	0-0 1-2 1B	0-0 F7		0-0 G3			0-0 1-3		5	1	2	0	0	0	4											
Larry Doby, L OBP: 0.387, SLG: 0.451 (1, 8)	0-0 1-2 1B 3B	0-3 K			0-0 1-3			0-0 F7		5	1	1	1	0	1	2											
Minnie Minoso, R OBP: 0.421, SLG: 0.466 (1, 7)	0-0 1B 1B		0-0 F7		0-0 F8			0-0 F7		5	1	2	1	0	0	0											
Sherm Lollar, R OBP: 0.385, SLG: 0.449 (1, 2)	0-0 1-2 1B		4-0 1B BB		0-0 K			0-0 6-3		4	1	2	0	1	1	0											
Walt Dropo, R OBP: 0.342, SLG: 0.340 (1, 3)	0-0 1-2 2-H 1B		0-0 BB 1B 1B		0-0 F4			0-0 F3		5	1	2	1	0	0	1											
Fred Hatfield, L OBP: 0.382, SLG: 0.396 (1, 5)	0-0 G3-6-1		0-0 1-2 2-H 1B		0-0 E9 FC1-2 1B			0-0 F9		4	1	2	1	0	0	2											
Luis Aparicio, R OBP: 0.301, SLG: 0.338 (1, 6)		0-0 L6	4-0 1B BB		0-0 F9			0-0 1B		3	0	1	0	1	0	1											
Dixie Howell, L OBP: 0.333, SLG: 0.625 Paul LaPalme, L OBP: 0.250, SLG: 0.375 (6, 1)	0-0 F8		0-3 K		4-0 FC1-2 BB			0-3 K		2	0	0	0	1	1	3											
Inning Stats	R: 3 E: 0 K: 1 S: 9	H: 5 LOB: 1 BB: 0 P: 9	R: 0 E: 0 K: 1 S: 6	H: 1 LOB: 2 BB: 1 P: 10	R: 3 E: 0 K: 1 S: 8	H: 4 LOB: 2 BB: 2 P: 16	R: 0 E: 0 K: 0 S: 4	H: 1 LOB: 1 BB: 0 P: 4	R: 0 E: 1 K: 0 S: 4	H: 1 LOB: 2 BB: 1 P: 8	R: 0 E: 0 K: 1 S: 5	H: 0 LOB: 0 BB: 0 P: 5	R: 0 E: 0 K: 1 S: 6	H: 1 LOB: 1 BB: 0 P: 6	R: 0 E: 0 K: 0 S: 3	H: 0 LOB: 0 BB: 0 P: 3		R: 0 E: 0 K: 0 S: 3	H: 0 LOB: 0 BB: 0 P: 3	1B: 12 2B: 0 3B: 1 HR: 0	SF: 0 SAC: 0 DP: 1 HBP: 0	WP: 0 PB: 0 SB: 1 CS: 0	PA: 42				
PITCHER	IP	WLS	BF	H	R	ER	SO	BB	IBB	HBP	BLK	WP	HR	S	P	ERA	WHIP										
Bob Turley, R ERA: 4.71 Tommy Byrne, L ERA: 4.04 Bob Grim, R ERA: 3.25	(1, 1)	0.1	L	6	5	3	3	1	0	0	0	0	0	8	8	81.00	15.000										
	(1, 1)	7.2		33	8	3	3	4	4	0	0	0	0	37	53	3.52	1.565										
	(9, 1)	1.0		3	0	0	0	0	0	0	0	0	0	3	3	0.00	0.000										

Batter	1	2	3	4	5	6	7	8	9	AB	R	H	RBI	BB	SO	LOB	BOTTOM											
Hank Bauer, R OBP: 0.324, SLG: 0.445 George Wilson, L OBP: 0.187, SLG: 0.186 Elston Howard, R OBP: 0.305, SLG: 0.359 (6, PH) (7, 9)	0-0 F8		4-0 1B BB		0-0 L3	0-0 F6			0-0 F6	1	0	0	0	1	0	0	Chicago White Sox @ New York Yankees Yankee Stadium, Bronx, NY Thu Aug 23 1956, 3:38 AM EDT Att: 22,971 - Unknown - 68 F AB 38 R 4 H 13 RBI 4 BB 3 SO 4 LOB 16 											
Gil McDougald, R OBP: 0.401, SLG: 0.433 (1, 6)	0-0 6-3		0-0 1-2 2-3 1B		0-0 2-3			0-0 5-3		5	0	1	0	0	0	0												
Mickey Mantle, S OBP: 0.469, SLG: 0.718 (1, 8)	0-0 1B		0-3 K		0-0 2B 3B			0-0 B1		5	2	3	1	0	1	3												
Yogi Berra, L OBP: 0.369, SLG: 0.522 (1, 2)	0-0 1-2 1B		0-0 F9		0-0 WP 2B			0-0 F5		5	0	3	1	0	0	3												
Billy Martin, R OBP: 0.346, SLG: 0.445 (1, 4)	0-0 L6		0-0 1-2 2-H 3-H 1B		0-0 5-3			0-0 F5		5	0	1	1	0	0	4												
Bill Skowron, R OBP: 0.384, SLG: 0.534 (1, 3)		0-0 G6-3 1B			0-0 6-3			0-0 K		4	0	1	0	0	1	0												
Norm Siebern, L OBP: 0.281, SLG: 0.353 (1, 7)		0-0 G6-3			0-0 1-3			4-0 E BB		2	1	0	0	2	0	1												
Andy Carey, R OBP: 0.314, SLG: 0.344 Mickey McDermott, L OBP: 0.245, SLG: 0.227 Jerry Coleman, R OBP: 0.304, SLG: 0.302 (6, PH) (7, 5)	0-3 K		0-0 1B		0-0 1B			0-0 K		2	0	1	0	0	1	0												
Bob Turley, R OBP: 0.279, SLG: 0.256 Tommy Byrne, L OBP: 0.304, SLG: 0.455 Bob Grim, R OBP: 0.211, SLG: 0.063 (9, 1)	0-0 1B BB 1B		0-0 F8		0-0 E8			0-0 F4		0	0	0	0	0	0	0												
Inning Stats	R: 0 E: 0 K: 0 S: 5	H: 2 LOB: 2 BB: 0 P: 5	R: 0 E: 0 K: 1 S: 5	H: 1 LOB: 0 BB: 0 P: 5	R: 1 E: 0 K: 1 S: 7	H: 3 LOB: 3 BB: 1 P: 11	R: 0 E: 0 K: 0 S: 4	H: 1 LOB: 1 BB: 0 P: 4	R: 1 E: 0 K: 0 S: 5	H: 2 LOB: 1 BB: 0 P: 5	R: 0 E: 1 K: 1 S: 6	H: 1 LOB: 2 BB: 1 P: 10	R: 0 E: 0 K: 0 S: 3	H: 0 LOB: 0 BB: 0 P: 3	R: 1 E: 0 K: 1 S: 6	H: 1 LOB: 1 BB: 1 P: 10		R: 1 E: 0 K: 0 S: 5	H: 2 LOB: 1 BB: 0 P: 5	1B: 9 2B: 1 3B: 2 HR: 1	SF: 0 SAC: 0 DP: 1 HBP: 0	WP: 1 PB: 0 SB: 0 CS: 0	PA: 41					
PITCHER	IP	WLS	BF	H	R	ER	SO	BB	IBB	HBP	BLK	WP	HR	S	P	ERA	WHIP											
Dixie Howell, R ERA: 4.89 Paul LaPalme, L ERA: 3.68	(1, 1)	5.2	W	27	10	2	2	3	2	0	0	0	0	31	39	3.18	2.118											
	(6, 1)	3.1	S	14	3	2	2	1	1	0	0	0	0	1	15	19	5.40	1.200										

Batter	1	2	3	4	5	6	7	8	9	AB	R	H	RBI	BB	SO	LOB	TOP			
Jim Rivera, L OBP: 0.349, SLG: 0.408 (1, 9)	0-0 4-3			0-0 L9		0-0 3-4 1B		0-0 5-3		4	0	1	0	0	0	1				
Nellie Fox, L OBP: 0.359, SLG: 0.393 (1, 4)	0-0 F7			0-0 G3		0-0 3-4			0-0 G3	4	0	0	0	0	0	2				
Larry Doby, L OBP: 0.384, SLG: 0.446 (1, 8)	0-0 F3			0-0 G3		0-0 4-3			0-0 F9	4	0	0	0	0	0	2				
Minnie Minoso, R OBP: 0.421, SLG: 0.465 (1, 7)		0-0 F4			0-0 FC5-4 1B		1-0 F8 S G5-3 HBP		0-0 F7	3	0	1	0	0	0	0				
Sherm Lollar, R OBP: 0.382, SLG: 0.445 (1, 2)		0-3 K			0-0 FC5-4 6-3 1-2		0-0 F8 1-3			3	0	0	0	0	1	2				
Walt Dropo, R OBP: 0.338, SLG: 0.336 (1, 3)		0-0 F8			0-0 6-3 1-2		0-0 G5-3 3-H			3	0	0	0	0	0	2				
Fred Hatfield, L OBP: 0.378, SLG: 0.391 (1, 5)			0-0 3-1		0-0 L4			0-0 4-3		3	0	0	0	0	0	1				
Luis Aparicio, R OBP: 0.303, SLG: 0.340 (1, 6)			0-0 F5			0-0 FC1-6 1B		0-0 4-3 1B		3	0	2	0	0	0	0				
Jack Harshman, L OBP: 0.279, SLG: 0.481 (1, 1)			0-3 K			0-0 FC1-6 3-4 1B 1-2		0-0 4-3 1-2		2	0	0	0	0	1	1				
Ron Northey, L OBP: 0.372, SLG: 0.500 (8, PH)										1	0	0	0	0	0	1				
Ellis Kinder, R (8, 1)										0	0	0	0	0	0	0				
Inning Stats	R: 0 E: 0 K: 0 S: 3	H: 0 LOB: 0 BB: 0 P: 3	R: 0 E: 0 K: 1 S: 5	H: 0 LOB: 0 BB: 0 P: 5	R: 0 E: 0 K: 1 S: 5	H: 0 LOB: 0 BB: 0 P: 5	R: 0 E: 0 K: 0 S: 3	H: 0 LOB: 0 BB: 0 P: 3	R: 0 E: 0 K: 0 S: 4	H: 1 LOB: 1 BB: 0 P: 4	R: 0 E: 0 K: 0 S: 2	H: 0 LOB: 0 BB: 0 P: 3	R: 0 E: 0 K: 0 S: 4	H: 1 LOB: 1 BB: 0 P: 4	R: 0 E: 0 K: 0 S: 3	H: 0 LOB: 0 BB: 0 P: 3	1B: 4 2B: 0 3B: 0 HR: 0	SF: 0 SAC: 0 DP: 1 HBP: 1	WP: 0 PB: 0 SB: 1 CS: 0	PA: 31
PITCHER Johnny Kucks, R ERA: 3.87 (1, 1)	IP: 9.0 WLS: W BF: 31 H: 4 R: 0 ER: 0 SO: 2 BB: 0 IBB: 0 HBP: 1 BLK: 0 WP: 0 HR: 0 S: 34 P: 35 ERA: 0.00 WHIP: 0.444															PITCHER				

Chicago White Sox @ New York Yankees
Yankee Stadium, Bronx, NY

AB 30
R 0
H 4
RBI 0
BB 0
SO 2
LOB 12




Fri Aug 24 1956, 3:33 AM EDT
Att: 34,389 - Unknown - 77 F

livebaseballscorecards.com

Batter	1	2	3	4	5	6	7	8	9	AB	R	H	RBI	BB	SO	LOB	BOTTOM			
Hank Bauer, R OBP: 0.321, SLG: 0.441 (1, 9)	0-0 F6		0-0 B3-4			0-3 K		0-3 K		4	0	0	0	0	2	2				
Gil McDougald, R OBP: 0.402, SLG: 0.442 (1, 6)	0-3 K		0-0 F8			0-0 HR		0-0 2B 2-3 1B		4	1	2	1	0	1	0				
Mickey Mantle, S OBP: 0.469, SLG: 0.717 (1, 8)	0-0 6-3			0-3 K		4-0 BB		0-0 2B 1-3 3-H		3	0	1	1	1	1	0				
Yogi Berra, L OBP: 0.370, SLG: 0.520 (1, 2)		0-0 FC5-4 1B		0-0 4-3		0-0 L7		0-0 BB		3	0	1	0	1	0	1				
Billy Martin, R OBP: 0.342, SLG: 0.440 (1, 4)		0-0 F2		0-0 6-3			0-0 F7	0-0 F8		4	0	0	0	0	0	4				
Bill Skowron, R OBP: 0.384, SLG: 0.531 (1, 3)		0-0 FC5-4 1B 1-2			0-0 F8		4-0 CS BB			2	0	0	0	1	0	1				
Elston Howard, R OBP: 0.309, SLG: 0.367 (1, 7)		0-0 FC5-4 1B 1-2			0-0 8-4 2B		0-3 K 1-2			3	0	2	0	0	1	1				
Andy Carey, R OBP: 0.315, SLG: 0.344 (1, 5)		0-0 FC5-4 1-2			0-0 8-4 2-3			0-0 1B SH5-4 2B 1B		3	1	1	0	0	0	3				
Johnny Kucks, R OBP: 0.225, SLG: 0.182 (1, 1)			0-0 B3-4 1B			0-0 L6		0-0 SH5-4		2	0	1	0	0	0	0				
Inning Stats	R: 0 E: 0 K: 1 S: 5	H: 2 LOB: 2 BB: 0 P: 5	R: 0 E: 0 K: 0 S: 5	H: 1 LOB: 0 BB: 0 P: 3	R: 0 E: 0 K: 1 S: 5	H: 0 LOB: 0 BB: 0 P: 5	R: 0 E: 0 K: 0 S: 3	H: 1 LOB: 0 BB: 0 P: 3	R: 1 E: 0 K: 1 S: 6	H: 1 LOB: 1 BB: 1 P: 10	R: 0 E: 0 K: 1 S: 4	H: 0 LOB: 1 BB: 1 P: 8	R: 1 E: 0 K: 1 S: 8	H: 3 LOB: 3 BB: 1 P: 12	R: 0 E: 0 K: 1 S: 8	H: 0 LOB: 0 BB: 0 P: 12	1B: 5 2B: 5 3B: 0 HR: 1	SF: 0 SAC: 1 DP: 3 HBP: 0	WP: 0 PB: 0 SB: 0 CS: 1	PA: 32
PITCHER Jack Harshman, L ERA: 3.07 (1, 1)	IP: 7.0 WLS: L BF: 25 H: 5 R: 1 ER: 1 SO: 4 BB: 2 IBB: 0 HBP: 0 BLK: 0 WP: 0 HR: 1 S: 31 P: 39 ERA: 1.29 WHIP: 1.000															PITCHER				
Ellis Kinder, R ERA: 2.89 (8, 1)	IP: 1.0 WLS: 7 BF: 3 H: 3 R: 1 ER: 1 SO: 1 BB: 0 IBB: 0 HBP: 0 BLK: 0 WP: 0 HR: 0 S: 8 P: 12 ERA: 9.00 WHIP: 4.000															PITCHER				

Chicago White Sox @ New York Yankees
Yankee Stadium, Bronx, NY

AB 28
R 2
H 8
RBI 2
BB 3
SO 5
LOB 12



Fri Aug 24 1956, 3:33 AM EDT
Att: 34,389 - Unknown - 77 F

livebaseballscorecards.com

Batter	1	2	3	4	5	6	7	8	9	AB	R	H	RBI	BB	SO	LOB	TOP		
Luis Aparicio, R OBP: 0.304, SLG: 0.341 (1, 6)	F7		F7			F7	E8		F5	5	0	2	1	0	0	0			
Nellie Fox, L OBP: 0.360, SLG: 0.394 (1, 4)	FC6-4		F8			1B	L5			4	1	2	0	0	0	2			
Larry Doby, L OBP: 0.385, SLG: 0.447 (1, 8)	F7				F9					4	1	2	0	0	0	1			
Minnie Minoso, R OBP: 0.418, SLG: 0.462 (1, 7)	FC6-4				5-3		SF8		4-3	3	0	0	1	0	0	2			
Sherm Lollar, R OBP: 0.383, SLG: 0.444 (1, 2)		F8					F7			3	0	1	1	1	0	1			
Walt Dropo, R OBP: 0.333, SLG: 0.331 (1, 3)	K				K				FC6-4	4	0	0	0	0	2	2			
Jim Rivera, L OBP: 0.346, SLG: 0.404 (1, 9)					F7		K		K	4	0	0	0	0	2	1			
Fred Hatfield, L OBP: 0.376, SLG: 0.386 (1, 5)			F9		K				6-3	3	1	0	0	1	1	0			
Dick Donovan, L OBP: 0.316, SLG: 0.377 (1, 1)			K		4-3				K	4	1	1	0	0	2	0			
Inning Stats	R: 0 E: 0 K: 0 S: 4	H: 1 LOB: 1 BB: 0 P: 4	R: 0 E: 0 K: 1 S: 5	H: 0 LOB: 0 BB: 0 P: 5	R: 0 E: 0 K: 1 S: 6	H: 1 LOB: 1 BB: 0 P: 6	R: 0 E: 0 K: 1 S: 5	H: 0 LOB: 0 BB: 0 P: 9	R: 0 E: 0 K: 1 S: 5	H: 0 LOB: 0 BB: 0 P: 5	R: 1 E: 0 K: 1 S: 7	H: 2 LOB: 1 BB: 1 P: 11	R: 1 E: 0 K: 1 S: 7	H: 2 LOB: 1 BB: 0 P: 7	R: 0 E: 0 K: 1 S: 5	H: 0 LOB: 0 BB: 0 P: 5	1B: 8 2B: 0 3B: 0 HR: 0	SF: 1 SAC: 0 DP: 0 HBP: 0	WP: 0 PA: 37 CS: 0
PITCHER	IP WLS BF H R ER SO BB IBB HBP BLK WP HR S P ERA WHIP																		
Whitey Ford, L ERA: 2.54 (1, 1)	8.0 L 34 8 4 3 6 2 0 0 0 0 0 0 44 52 3.38 1.250																		
Bob Grim, R ERA: 3.19 (9, 1)	1.0 3 0 0 0 1 0 0 0 0 0 0 0 5 5 0.00 0.000																		

Chicago White Sox @ New York Yankees
Yankee Stadium, Bronx, NY
Sat Aug 25 1956, 3:33 AM EDT
Att: 54,449 - Unknown

AB	34
R	4
H	8
RBI	3
BB	2
SO	7
LOB	9

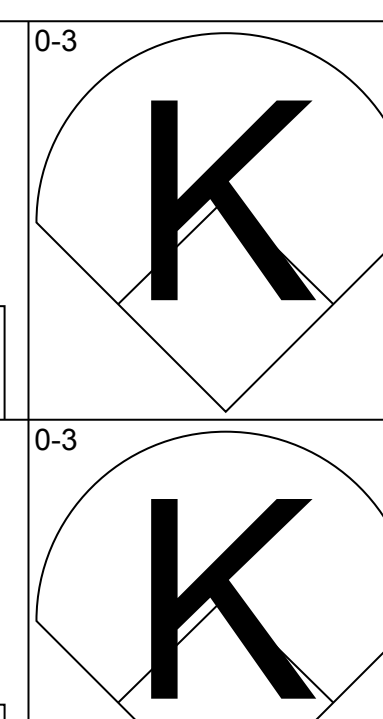
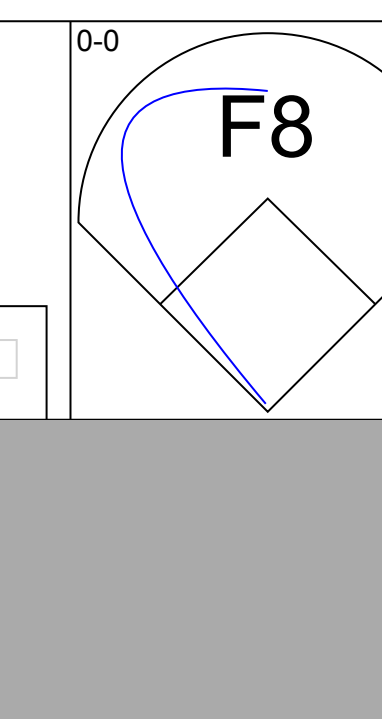
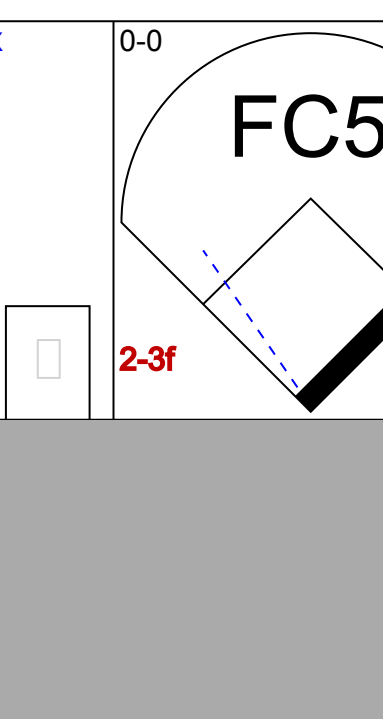
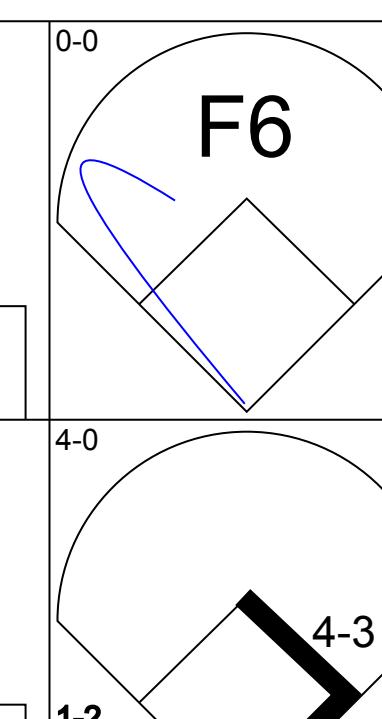
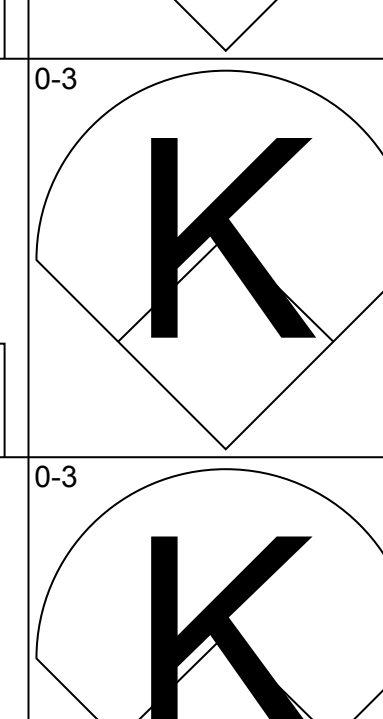
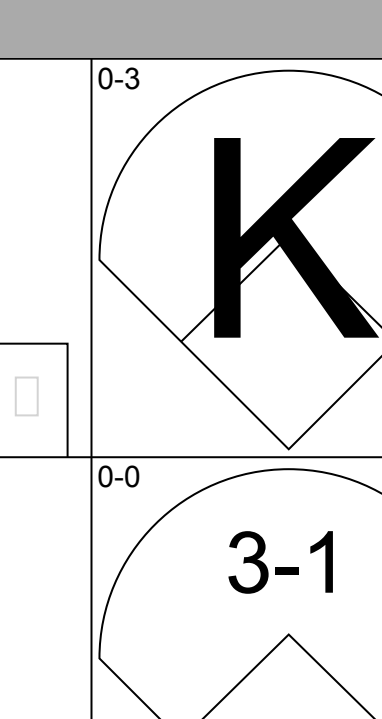
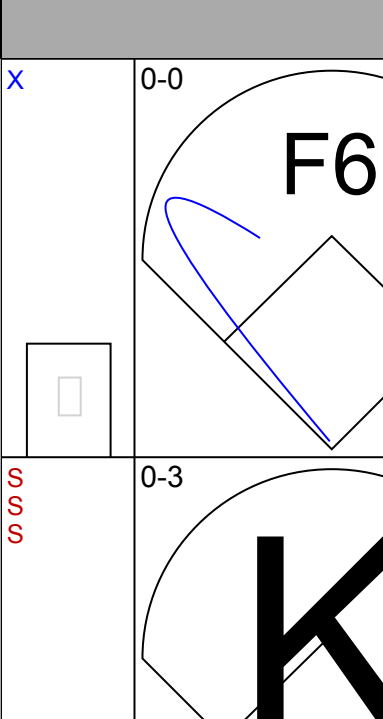
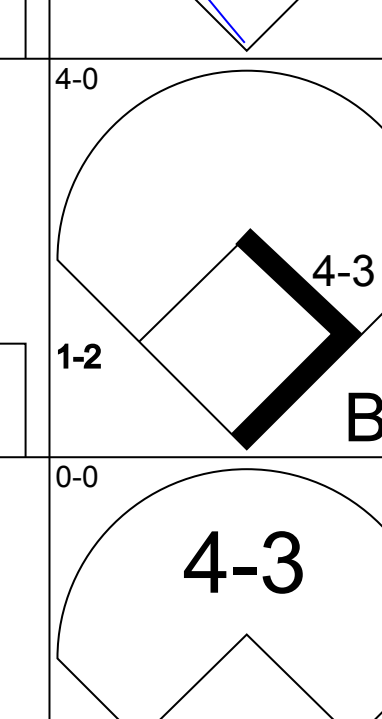
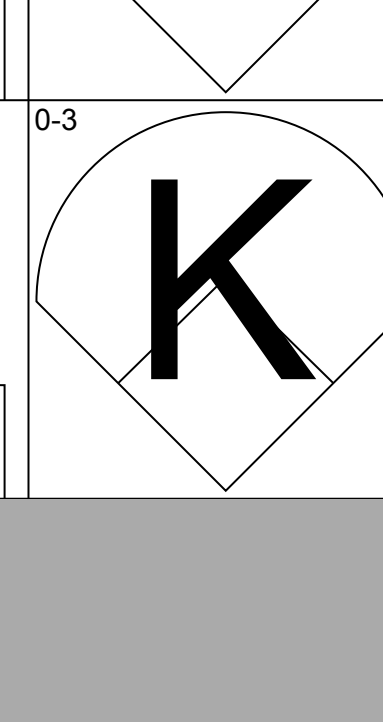
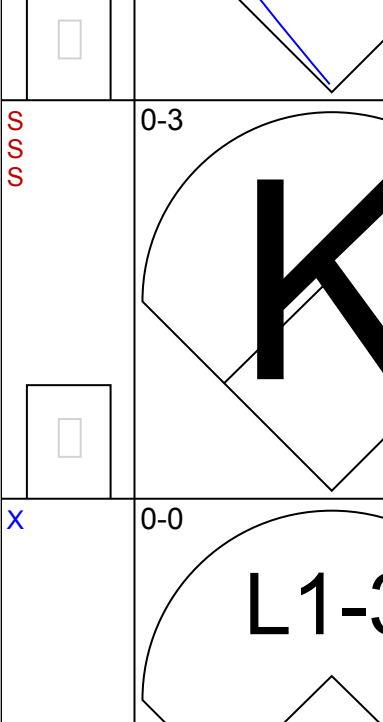
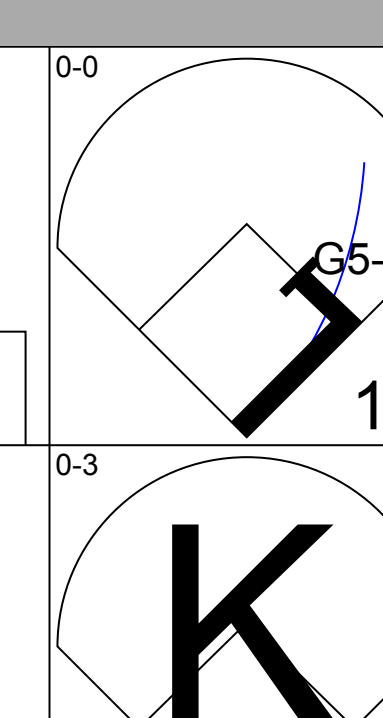
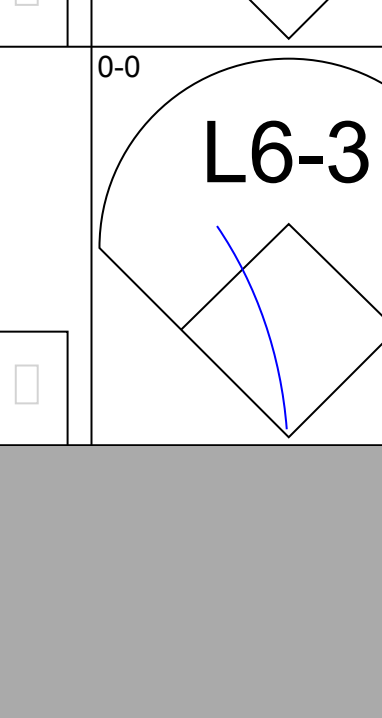
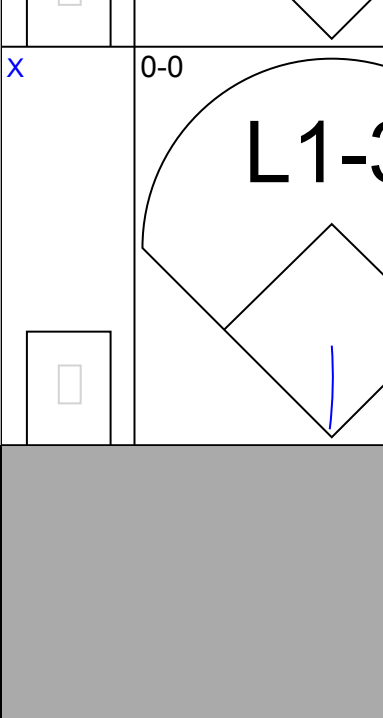
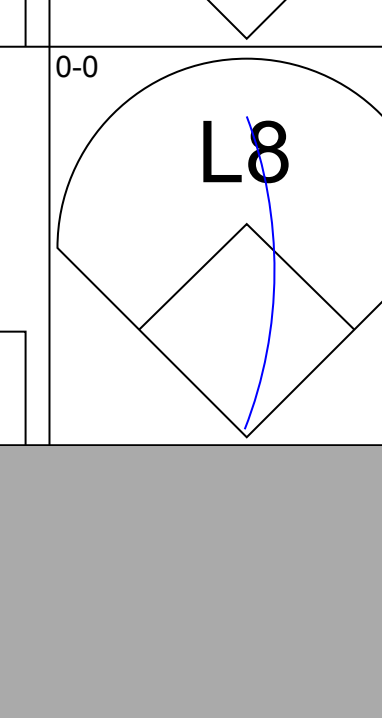
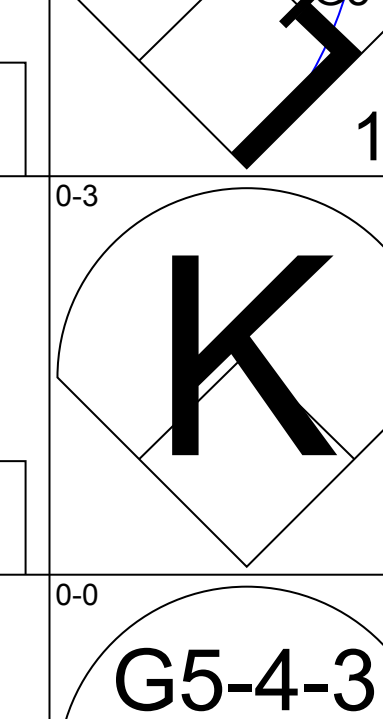
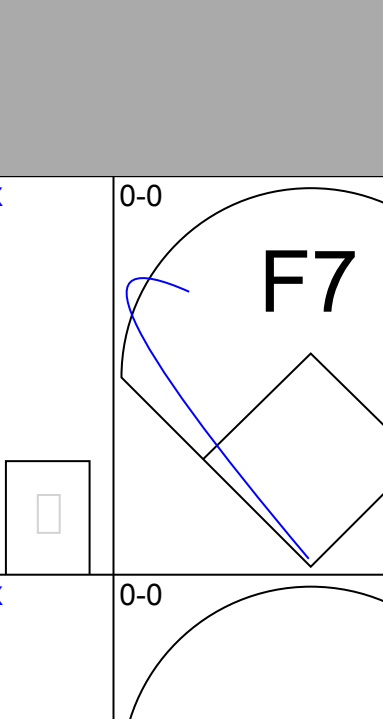
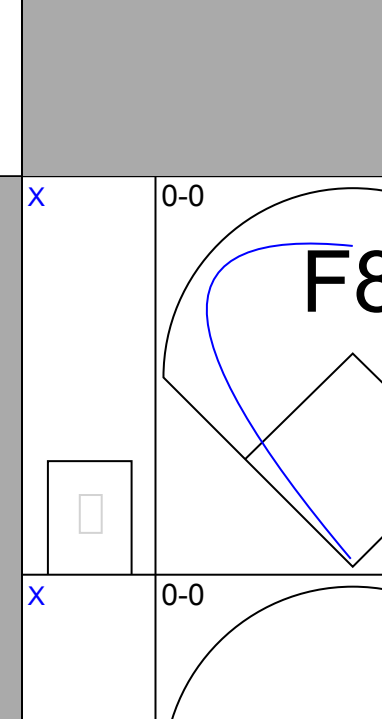
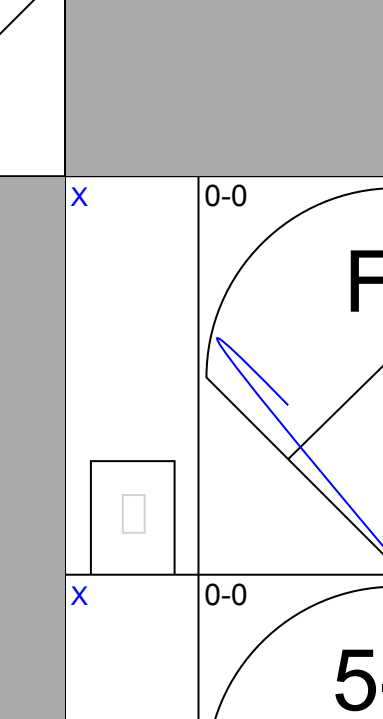
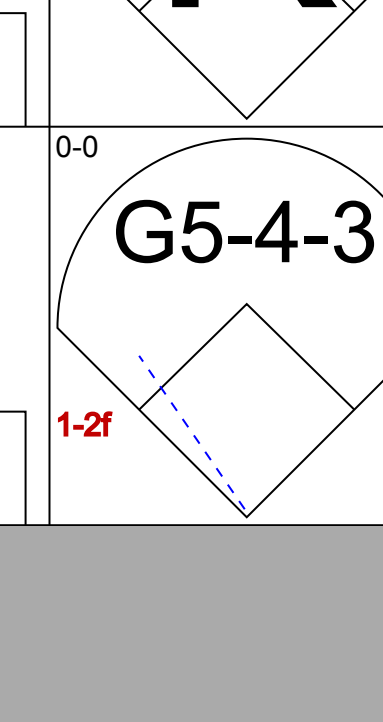
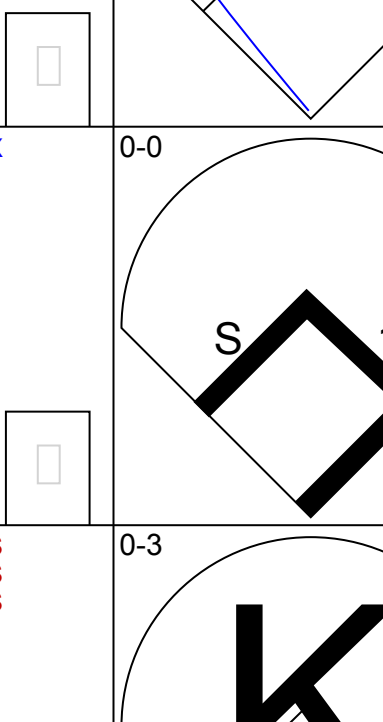
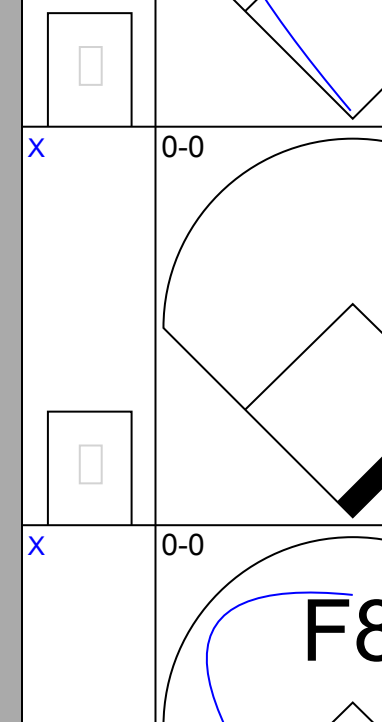
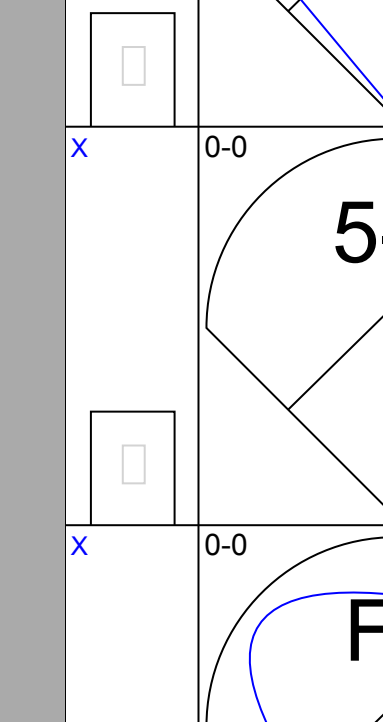
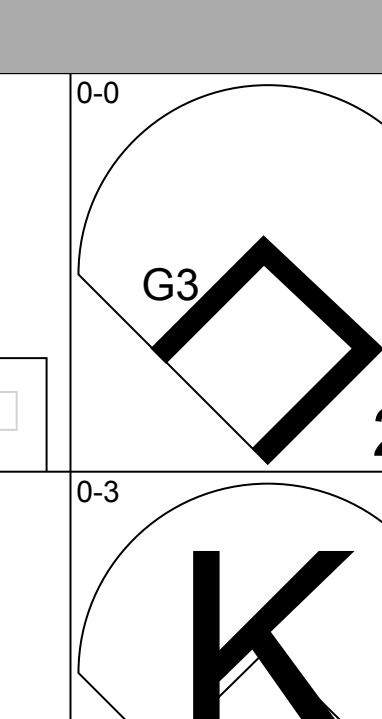
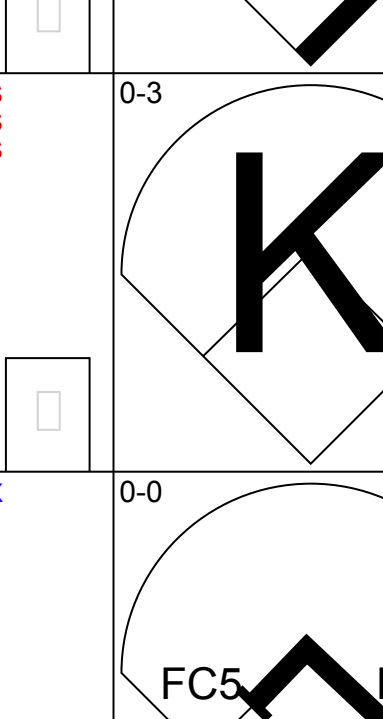
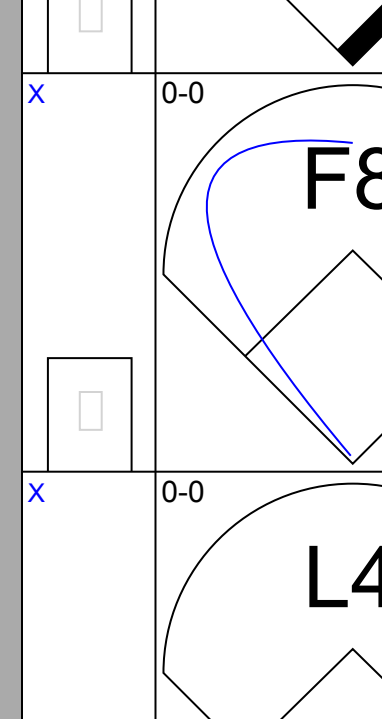
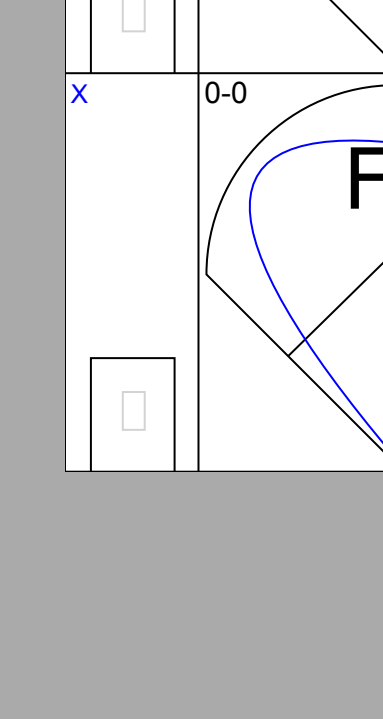
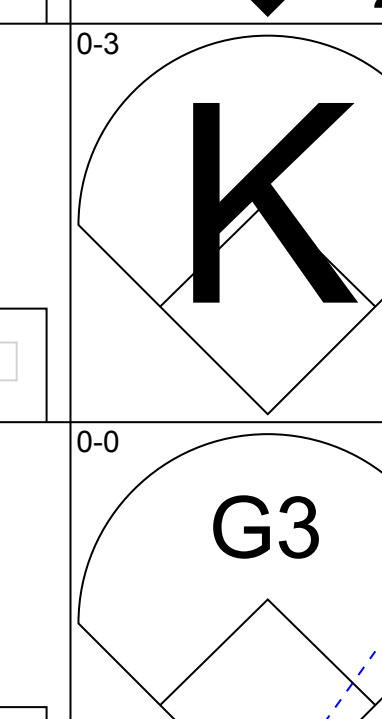
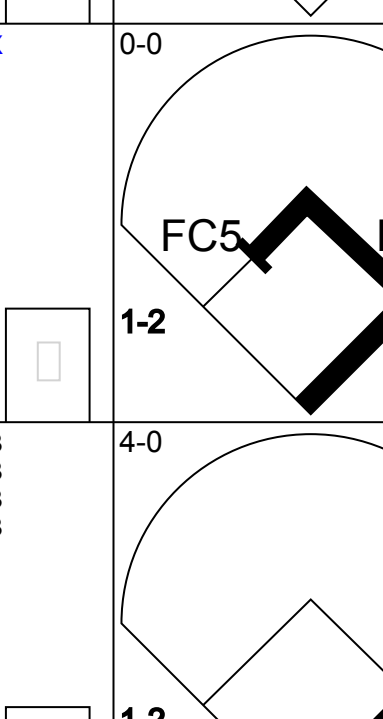
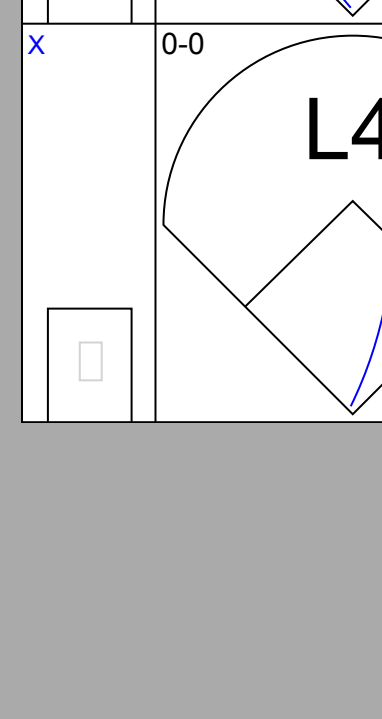
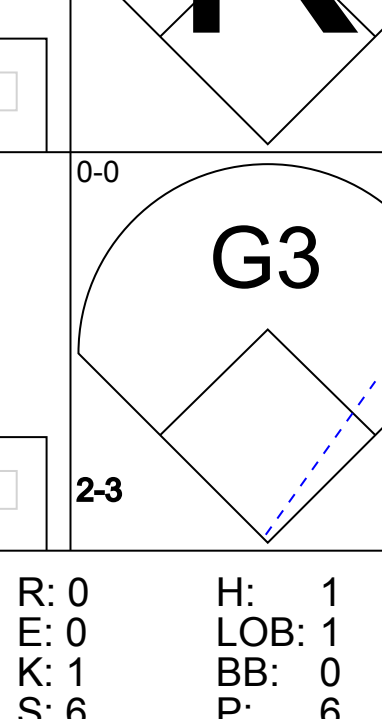
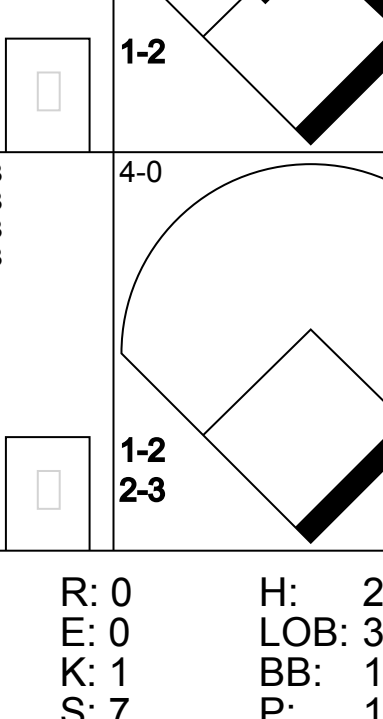
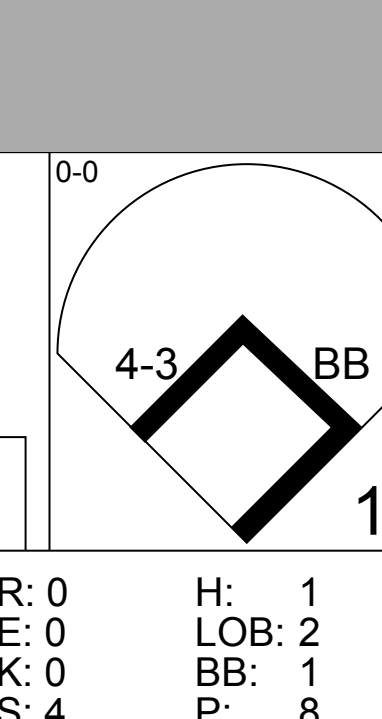
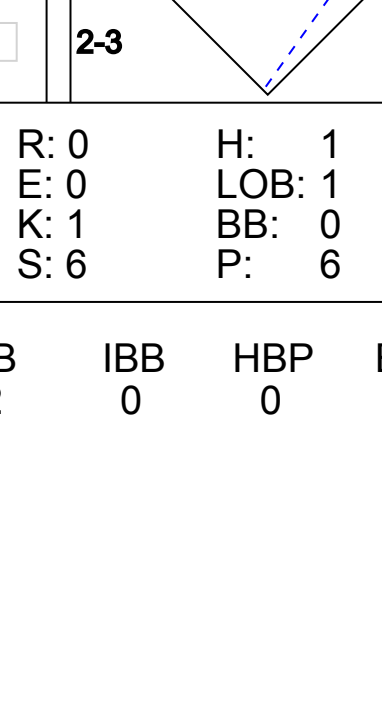
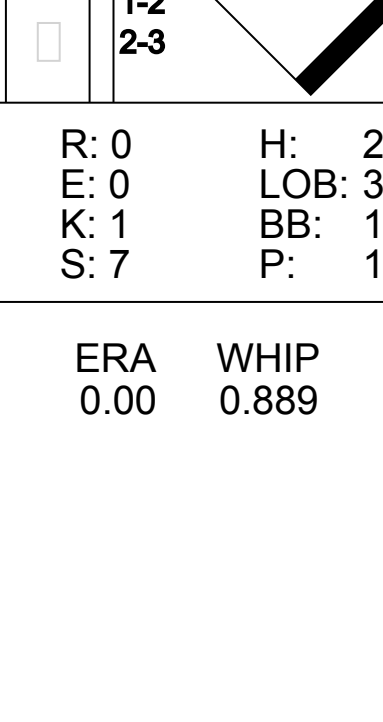


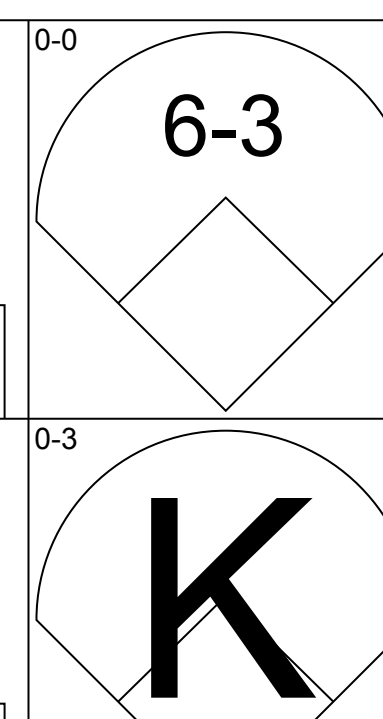
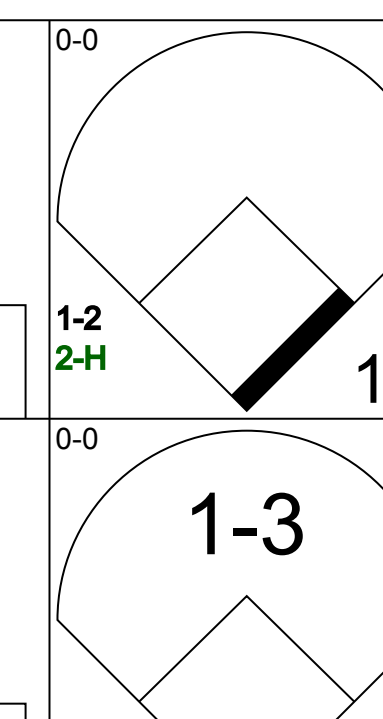
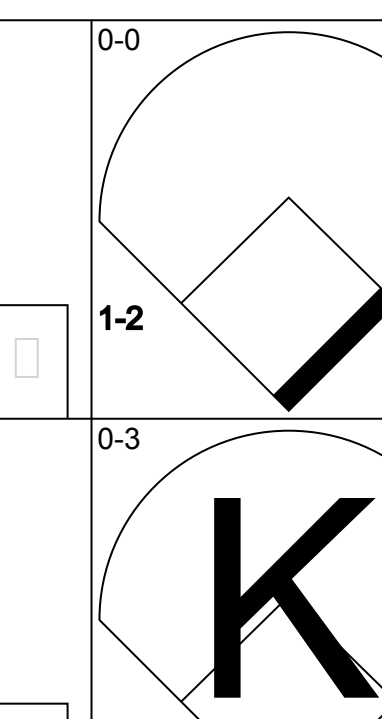
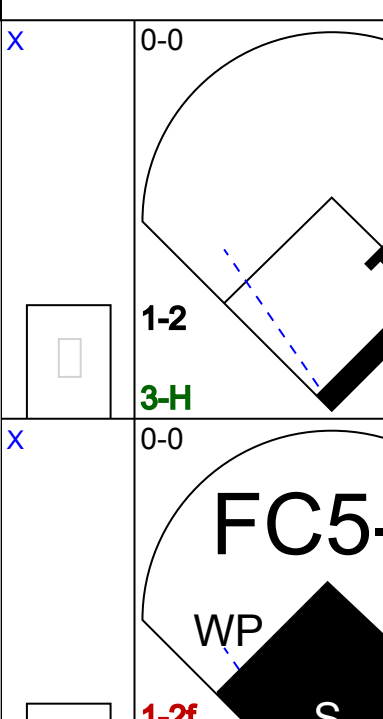
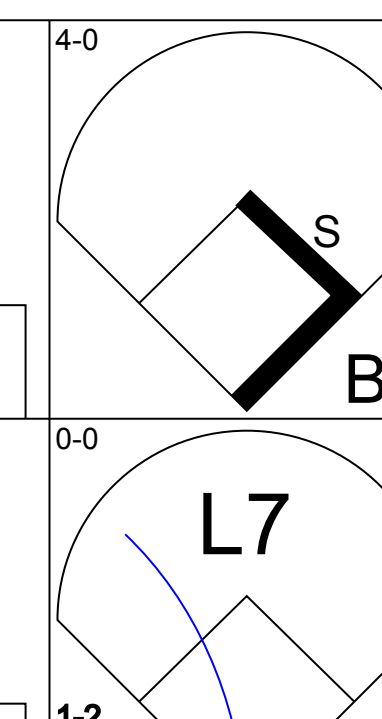
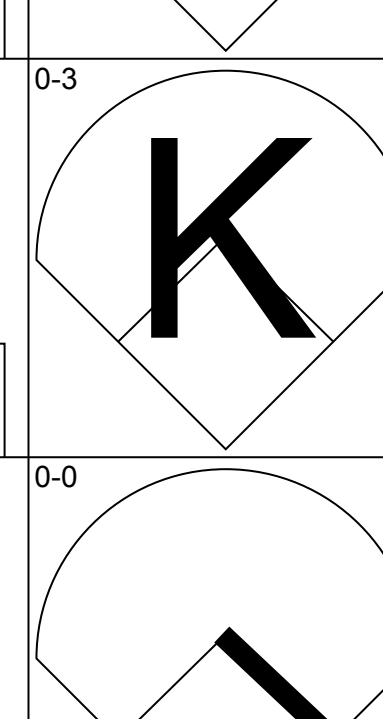
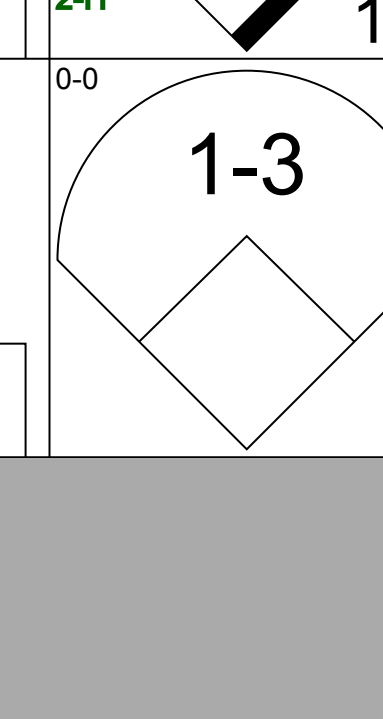
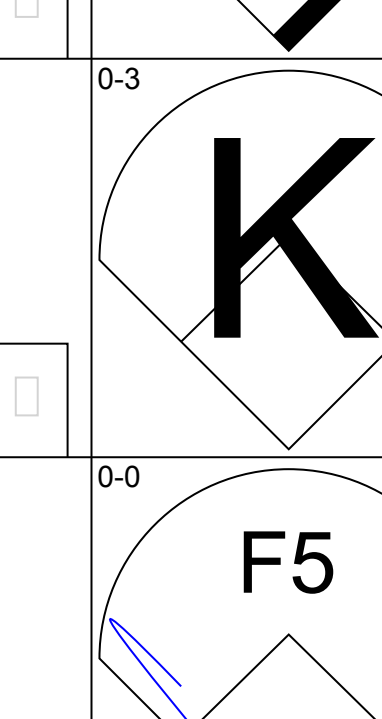
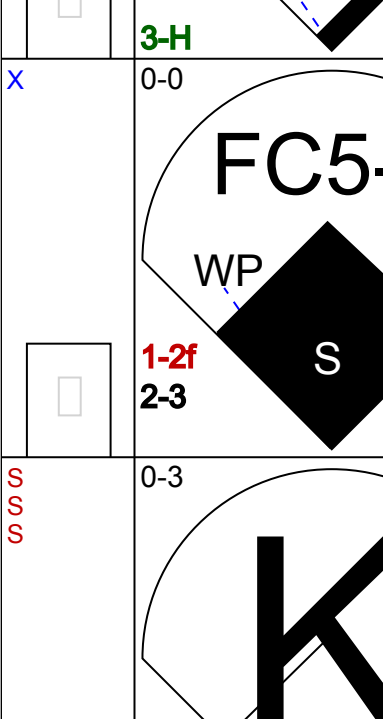
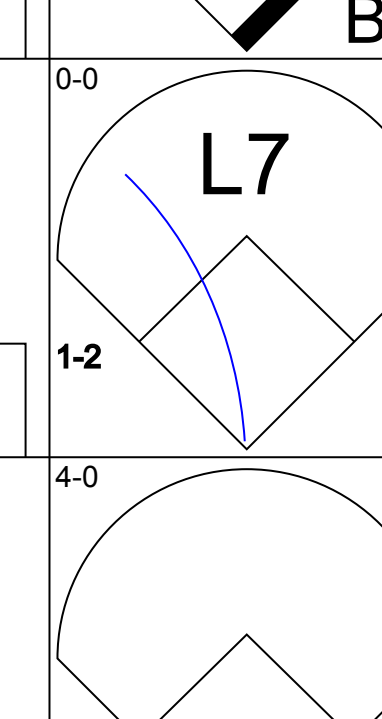
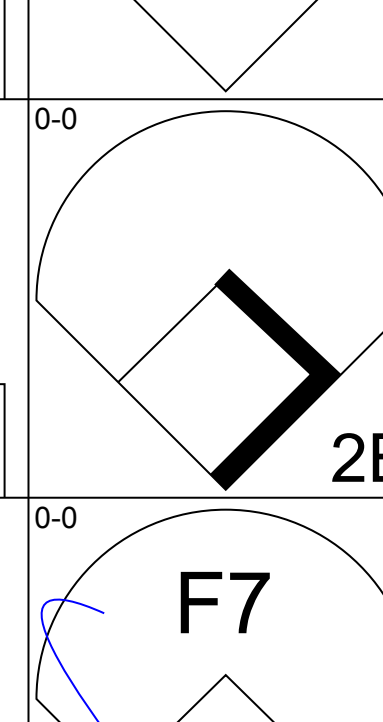
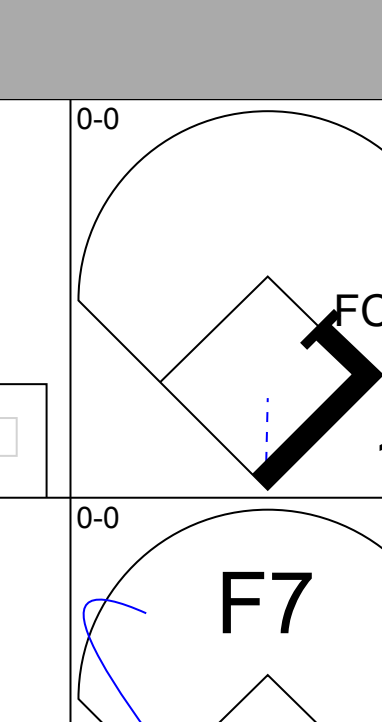
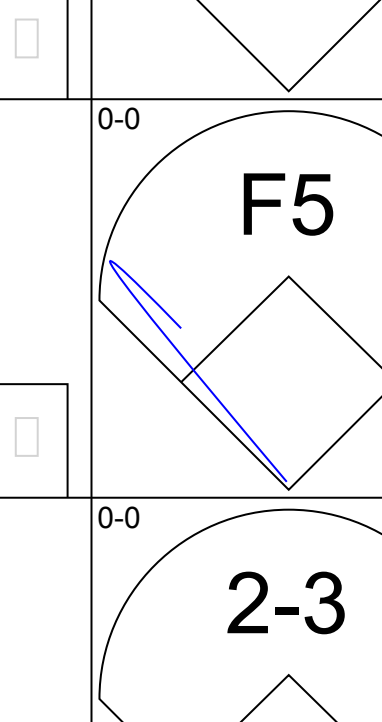
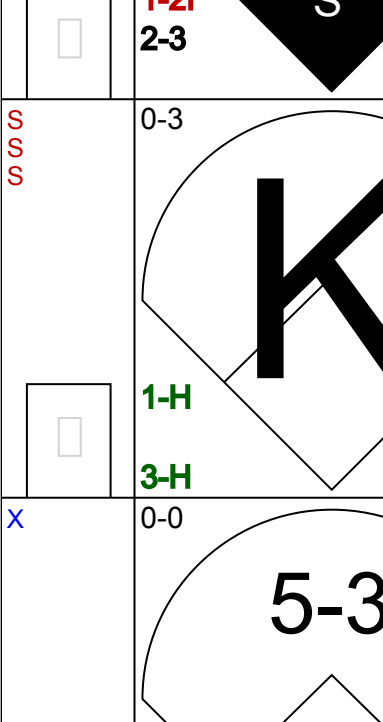
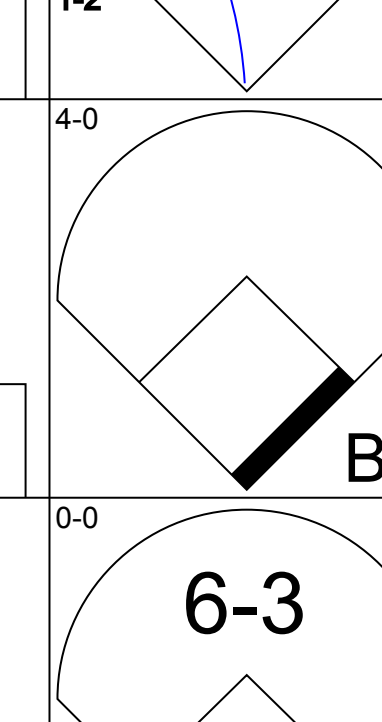
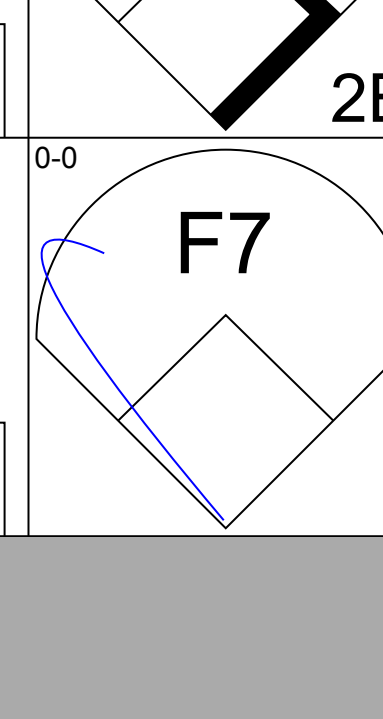
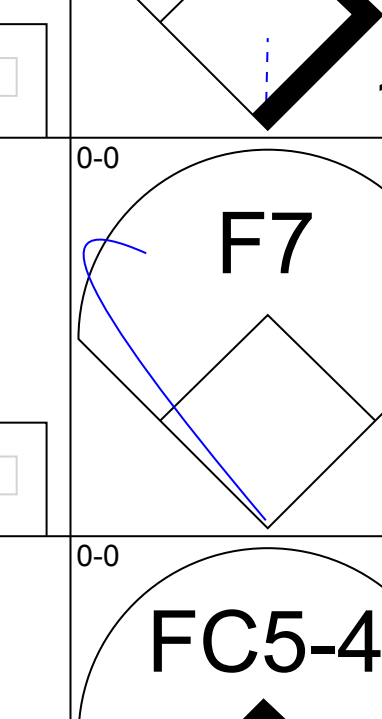
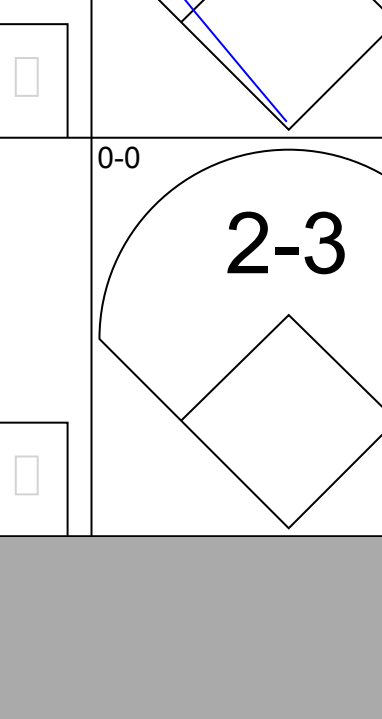
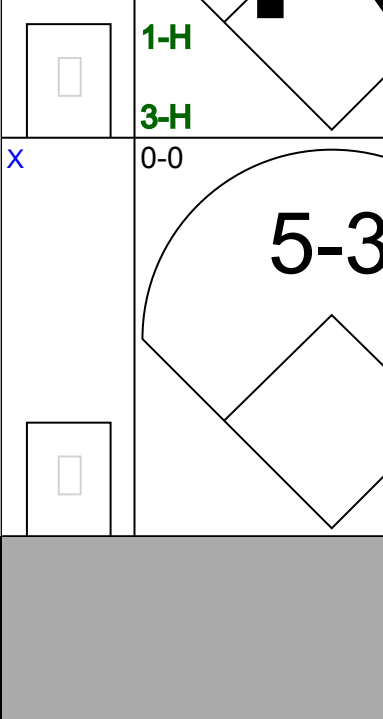
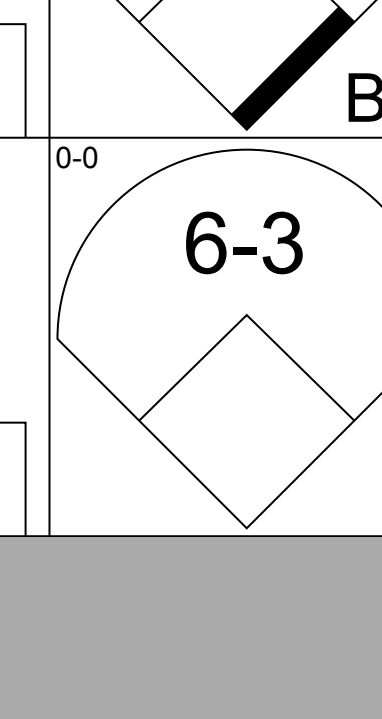

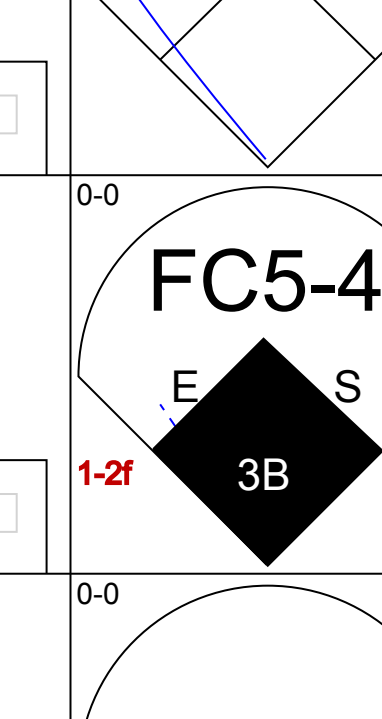



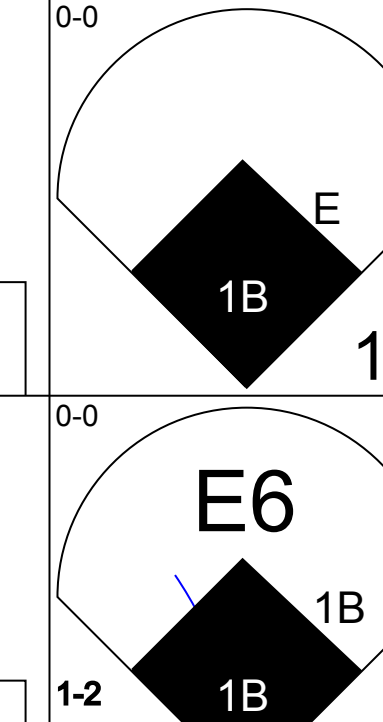
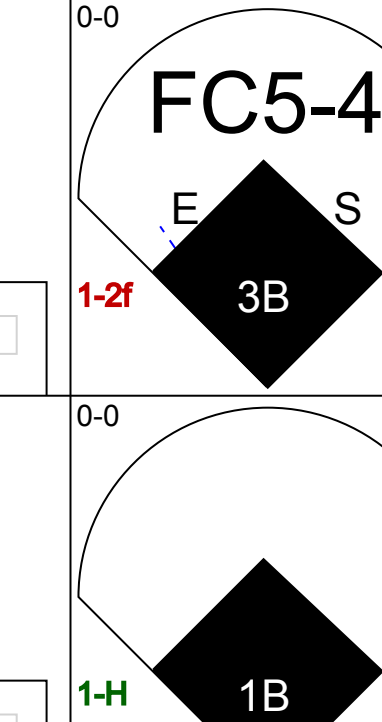
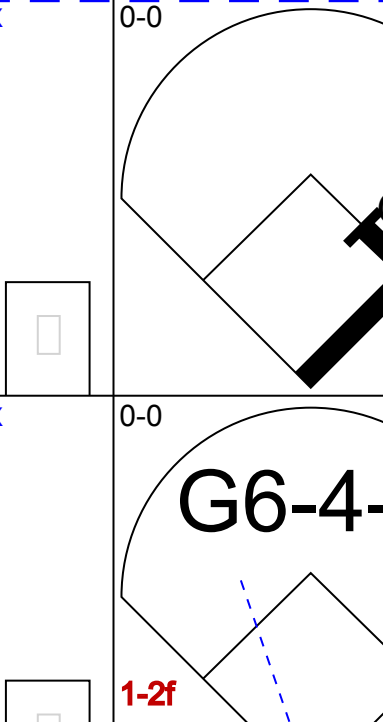
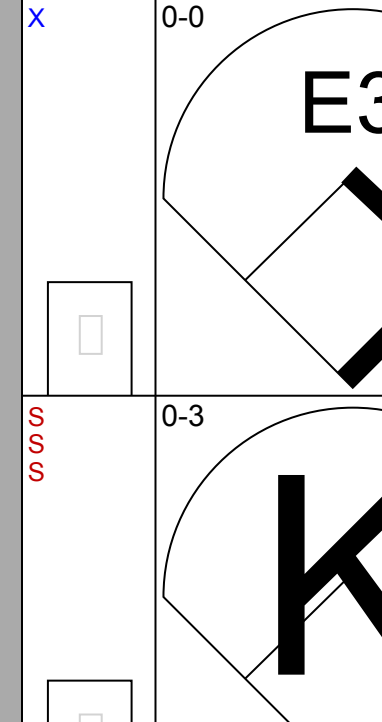
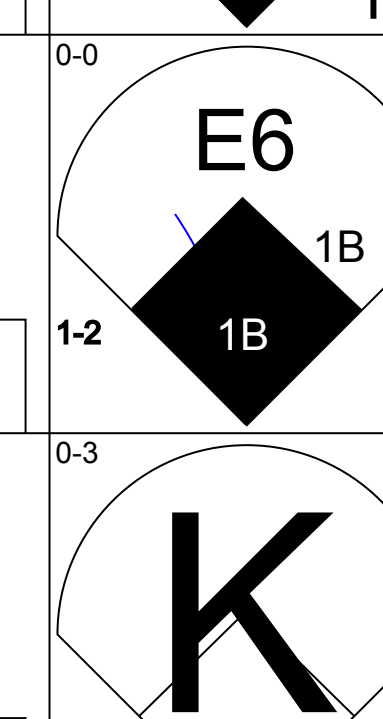
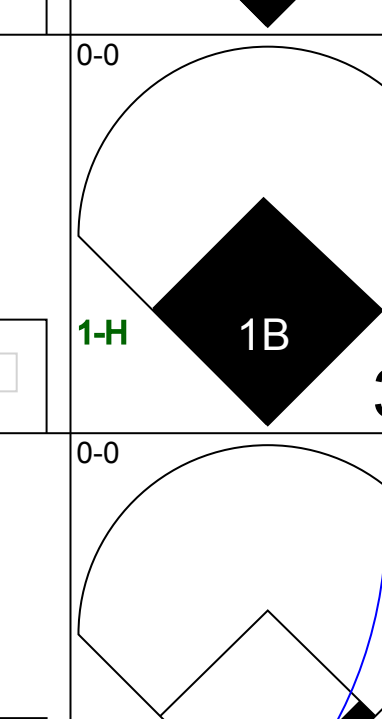



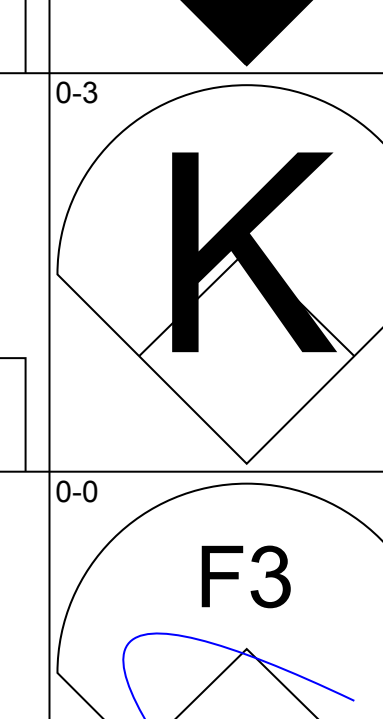
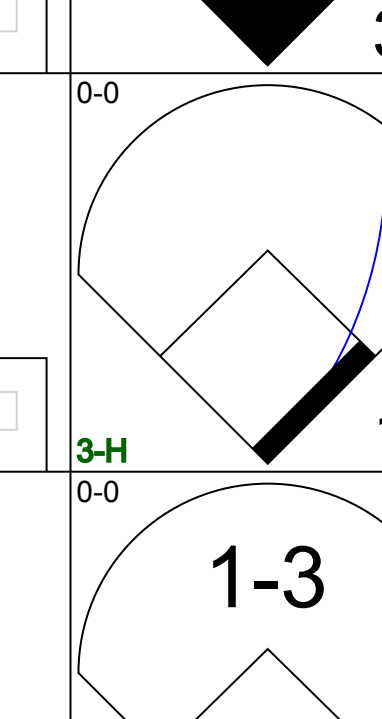

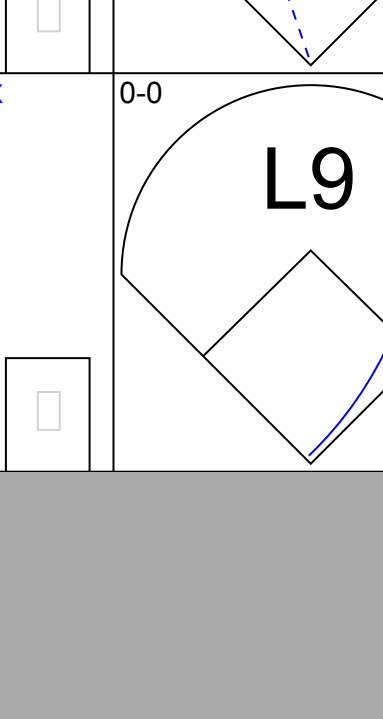
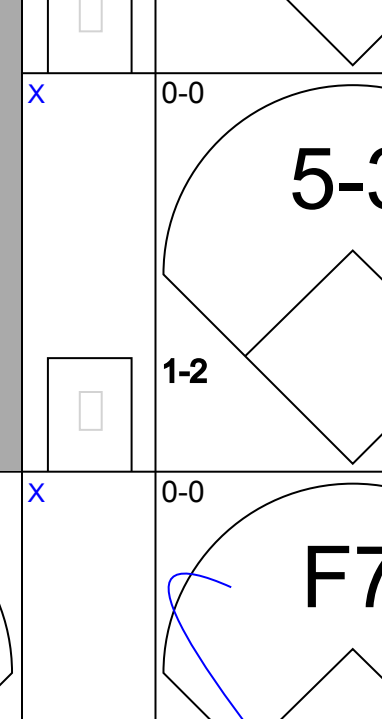
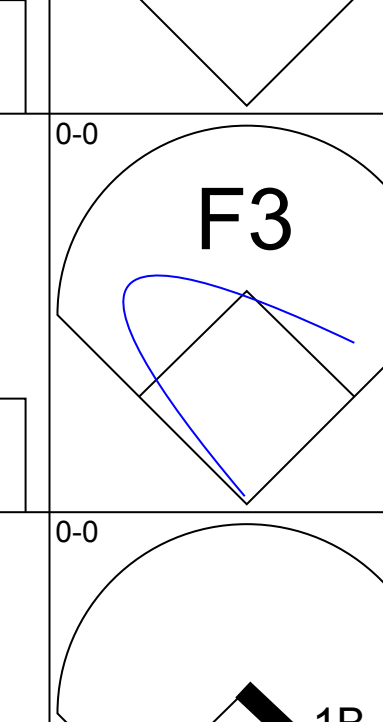
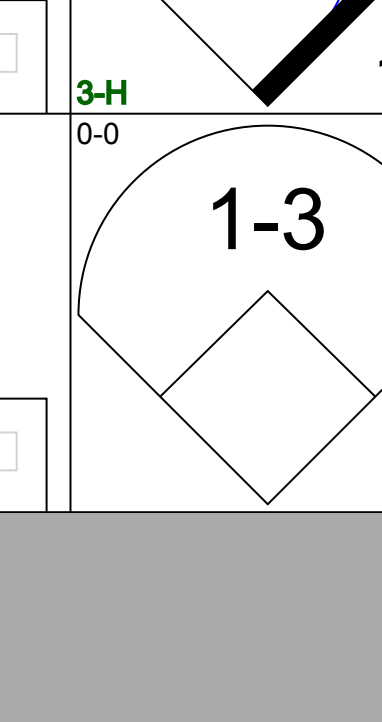
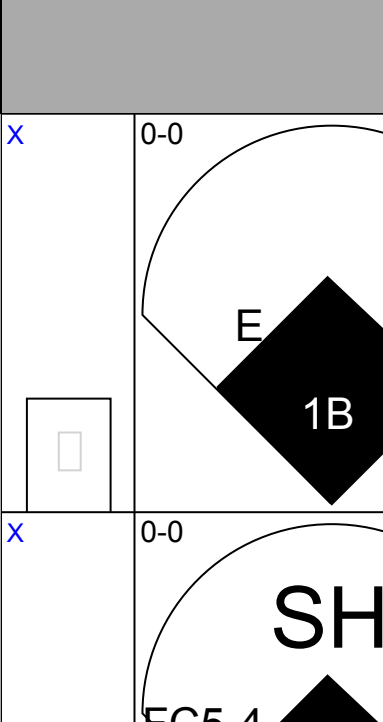
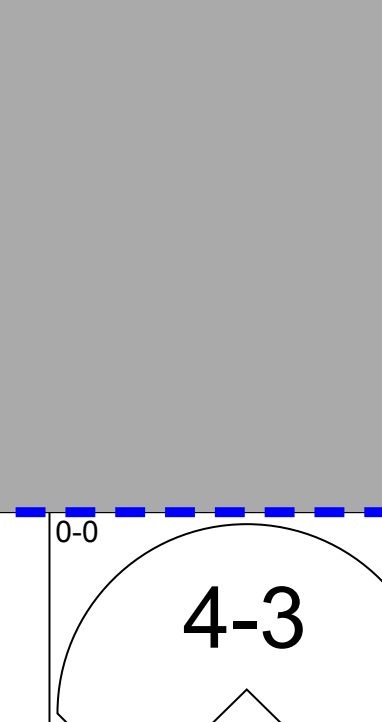
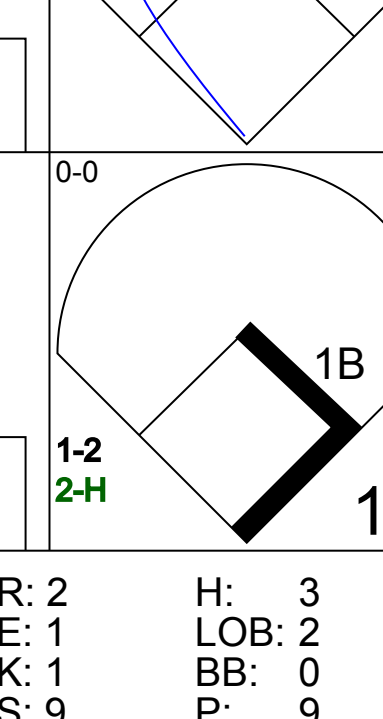

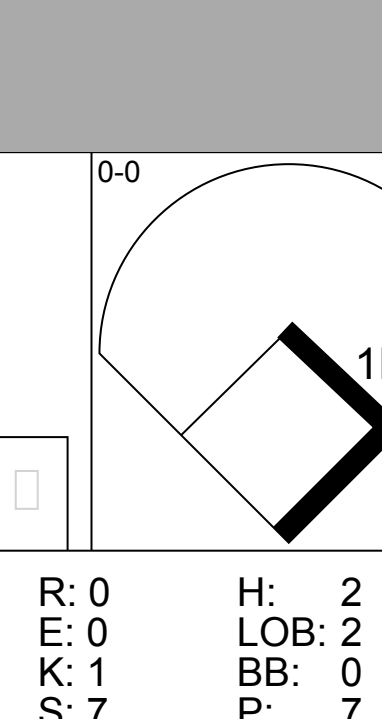
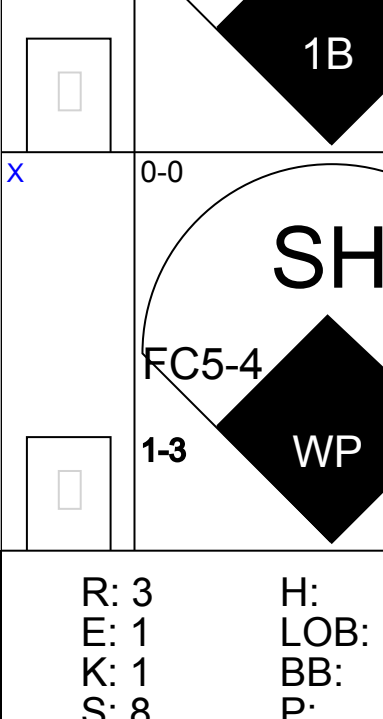
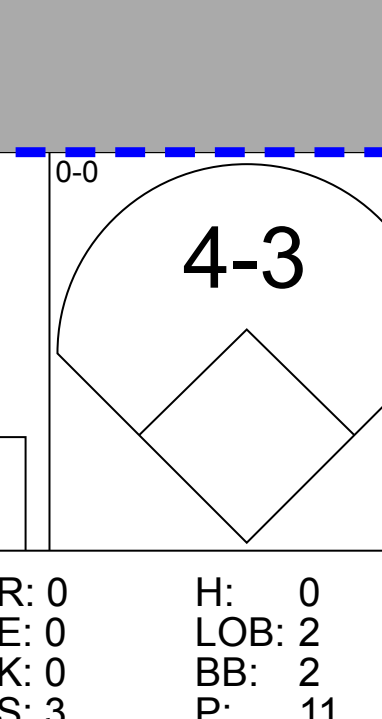
Batter	1	2	3	4	5	6	7	8	9	AB	R	H	RBI	BB	SO	LOB	BOTTOM		
Hank Bauer, R OBP: 0.318, SLG: 0.436 (1, 9)	6-3		F9			K		6-3		4	0	0	0	0	1	0			
Gil McDougald, R OBP: 0.403, SLG: 0.446 (1, 6)					HR	F2		F6		4	1	2	0	0	0	0			
Mickey Mantle, S OBP: 0.471, SLG: 0.724 (1, 8)	F5				HR	1B			FC1-6	4	1	3	2	0	0	1			
Yogi Berra, L OBP: 0.369, SLG: 0.518 (1, 2)	F9				L3			FC1-6		4	0	1	0	0	0	2			
Billy Martin, R OBP: 0.339, SLG: 0.435 (1, 4)		L5			6-3			F8		4	0	0	0	0	0	3			
Bill Skowron, R OBP: 0.380, SLG: 0.525 (1, 3)		K			6-3			F5		4	0	0	0	0	1	1			
Norm Siebern, L OBP: 0.277, SLG: 0.348 (1, 7)						3-1				2	0	0	0	0	0	0			
Elston Howard, R OBP: 0.308, SLG: 0.365 (6, 7)							F8			1	0	0	0	0	0	0			
Andy Carey, R OBP: 0.312, SLG: 0.342 (1, 5)					F6		F8			3	0	0	0	0	0	0			
Whitey Ford, L OBP: 0.288, SLG: 0.224 (1, 1)										2	0	0	0	0	1	0			
Mickey McDermott, L OBP: 0.260, SLG: 0.222 (8, PH)										1	0	0	0	0	1	0			
Bob Grim, R OBP: 0.211, SLG: 0.063 (9, 1)										0	0	0	0	0	0	0			
Inning Stats	R: 0 E: 0 K: 0 S: 4	H: 1 LOB: 1 BB: 0 P: 4	R: 0 E: 0 K: 1 S: 5	H: 0 LOB: 0 BB: 0 P: 5	R: 0 E: 0 K: 1 S: 3	H: 0 LOB: 0 BB: 0 P: 3	R: 2 E: 0 K: 0 S: 5	H: 2 LOB: 0 BB: 0 P: 5	R: 0 E: 0 K: 1 S: 7	H: 2 LOB: 2 BB: 0 P: 7	R: 0 E: 0 K: 1 S: 3	H: 0 LOB: 0 BB: 0 P: 3	R: 0 E: 0 K: 1 S: 5	H: 0 LOB: 0 BB: 0 P: 5	R: 0 E: 0 K: 0 S: 4	H: 1 LOB: 1 BB: 0 P: 4	1B: 4 2B: 1 3B: 0 HR: 1	SF: 0 SAC: 0 DP: 0 HBP: 0	WP: 0 PA: 33 CS: 0
PITCHER	IP WLS BF H R ER SO BB IBB HBP BLK WP HR S P ERA WHIP																		
Dick Donovan, R ERA: 4.16 (1, 1)	9.0 W 33 6 2 2 4 0 0 0 0 0 0 1 41 41 2.00 0.667																		


Chicago White Sox @ New York Yankees
Yankee Stadium, Bronx, NY
Sat Aug 25 1956, 3:33 AM EDT
Att: 54,449 - Unknown


AB	33
R	2
H	6
RBI	2
BB	0
SO	4
LOB	7



Batter	1	2	3	4	5	6	7	8	9	AB	R	H	RBI	BB	SO	LOB	TOP		
Harvey Kuenn, R (1, 6) OBP: 0.384, SLG: 0.470										4	0	0	0	0	1	5	<p>Detroit Tigers @ New York Yankees Yankee Stadium, Bronx, NY Sun Aug 26 1956, 3:33 AM EDT Unknown - 80 F</p>		
Earl Torgeson, L (1, 3) OBP: 0.393, SLG: 0.407										3	0	0	0	1	2	0			
Charlie Maxwell, L (1, 7) OBP: 0.410, SLG: 0.540				3-1				4-3		4	0	0	0	0	2	2			
Al Kaline, R (1, 9) OBP: 0.373, SLG: 0.526										4	0	1	0	0	0	2			
Ray Boone, R (1, 5) OBP: 0.390, SLG: 0.476											4	0	0	0	0	1		1	
Bill Tuttle, R (1, 8) OBP: 0.297, SLG: 0.351											4	0	2	0	0	0		1	
Frank Bolling, R (1, 4) OBP: 0.382, SLG: 0.430											4	0	1	0	0	1		2	
Frank House, L (1, 2) OBP: 0.286, SLG: 0.357											3	0	1	0	0	1		2	
Paul Foytack, R (1, 1) OBP: 0.155, SLG: 0.183										1	0	0	0	0	0	1			
Wayne Belardi, L (5, PH) OBP: 0.391, SLG: 0.450										0	0	0	0	1	0	0			
Bob Miller, R (5, PH) OBP: 0.333, SLG: 0.400										0	0	0	0	0	0	0			
Jim Small, L (8, PH) OBP: 0.326, SLG: 0.386										1	0	1	0	0	0	0			
Walt Masterson, R (8, 1) OBP: 0.250, SLG: 0.250										0	0	0	0	0	0	0			
Inning Stats	R: 0 E: 0 K: 3 S: 9	H: 0 LOB: 0 BB: 0 P: 9	R: 0 E: 0 K: 1 S: 5	H: 1 LOB: 0 BB: 0 P: 5	R: 0 E: 0 K: 1 S: 6	H: 1 LOB: 1 BB: 0 P: 6	R: 0 E: 0 K: 1 S: 5	H: 0 LOB: 0 BB: 0 P: 5	R: 0 E: 0 K: 1 S: 7	H: 2 LOB: 3 BB: 1 P: 11	R: 0 E: 0 K: 0 S: 4	H: 1 LOB: 1 BB: 0 P: 4	R: 0 E: 0 K: 0 S: 4	H: 1 LOB: 2 BB: 1 P: 8	R: 0 E: 0 K: 0 S: 3	H: 0 LOB: 0 BB: 0 P: 3	1B: 5 2B: 1 3B: 0 HR: 0	SF: 0 SAC: 0 DP: 1 HBP: 0	WP: 0 PA: 34 PB: 0 SB: 1 CS: 0
PITCHER Tom Sturdivant, R (1, 1) ERA: 2.92	IP: 9.0 WLS: W BF: 34 H: 6 R: 0 ER: 0 SO: 8 BB: 2 IBB: 0 HBP: 0 BLK: 0 WP: 0 HR: 0 S: 48 P: 56 ERA: 0.00 WHIP: 0.889															PITCHER			

Batter	1	2	3	4	5	6	7	8	9	AB	R	H	RBI	BB	SO	LOB	BOTTOM		
Gil McDougald, R (1, 4) OBP: 0.408, SLG: 0.450										4	0	3	2	1	0	0	<p>Detroit Tigers @ New York Yankees Yankee Stadium, Bronx, NY Sun Aug 26 1956, 3:33 AM EDT Unknown - 80 F</p>		
Billy Martin, R (1, 5) OBP: 0.335, SLG: 0.430										5	1	0	0	0	2	7			
Mickey Mantle, S (1, 8) OBP: 0.472, SLG: 0.725										4	0	2	0	1	1	2			
Yogi Berra, L (1, 2) OBP: 0.367, SLG: 0.514										3	0	0	0	0	0	4			
Charles Silvera, R (5, 2) OBP: 0.250, SLG: 0.250										2	0	0	0	0	0	2			
Enos Slaughter, L (1, 7) OBP: 0.384, SLG: 0.396										4	2	2	0	0	0	1			
Bill Skowron, R (1, 3) OBP: 0.379, SLG: 0.528										4	2	1	1	0	1	3			
Hank Bauer, R (1, 9) OBP: 0.318, SLG: 0.435										4	0	1	1	0	1	3			
Billy Hunter, R (1, 6) OBP: 0.414, SLG: 0.536										4	1	1	0	0	0	4			
Tom Sturdivant, L (1, 1) OBP: 0.300, SLG: 0.360										3	1	2	1	0	0	0			
Inning Stats	R: 0 E: 0 K: 1 S: 6	H: 1 LOB: 1 BB: 0 P: 6	R: 2 E: 1 K: 1 S: 9	H: 3 LOB: 2 BB: 0 P: 9	R: 2 E: 0 K: 0 S: 6	H: 3 LOB: 1 BB: 0 P: 6	R: 0 E: 0 K: 1 S: 7	H: 2 LOB: 2 BB: 0 P: 7	R: 0 E: 0 K: 0 S: 3	H: 1 LOB: 0 BB: 0 P: 3	R: 3 E: 1 K: 1 S: 8	H: 2 LOB: 0 BB: 0 P: 8	R: 0 E: 1 K: 1 S: 6	H: 0 LOB: 1 BB: 0 P: 6	R: 0 E: 0 K: 0 S: 3	H: 0 LOB: 2 BB: 2 P: 11	1B: 10 2B: 1 3B: 1 HR: 0	SF: 0 SAC: 1 DP: 1 HBP: 0	WP: 2 PA: 40 PB: 0 SB: 3 CS: 0
PITCHER Paul Foytack, R (1, 1) ERA: 4.05	IP: 4.0 WLS: L BF: 22 H: 9 R: 4 ER: 2 SO: 3 BB: 0 IBB: 0 HBP: 0 BLK: 0 WP: 1 HR: 0 S: 17 P: 17 ERA: 3.00 WHIP: 1.000															PITCHER			
Bob Miller, L (5, 1) ERA: 6.08	IP: 3.0 WLS: L BF: 13 H: 3 R: 3 ER: 1 SO: 2 BB: 0 IBB: 0 HBP: 0 BLK: 0 WP: 0 HR: 0 S: 17 P: 17 ERA: 3.00 WHIP: 1.000															PITCHER			
Walt Masterson, R (8, 1) ERA: 4.95	IP: 1.0 WLS: L BF: 5 H: 0 R: 0 ER: 0 SO: 0 BB: 2 IBB: 0 HBP: 0 BLK: 0 WP: 0 HR: 0 S: 3 P: 11 ERA: 0.00 WHIP: 2.000															PITCHER			

Batter	1	2	3	4	5	6	7	8	9	AB	R	H	RBI	BB	SO	LOB	TOP											
Harvey Kuenn, R OBP: 0.383, SLG: 0.470	F9		E	F7		FC6-4		F8		5	1	1	1	0	0	2	<p>Detroit Tigers @ New York Yankees Yankee Stadium, Bronx, NY Sun Aug 26 1956, 3:38 AM EDT Att: 52,708 - Unknown</p> <p>AB 31 R 5 H 8 RBI 4 BB 6 SO 4 LOB 12</p> 											
Jack Phillips, R OBP: 0.385, SLG: 0.400			E7	F9			SH3-4	1-3		4	1	2	1	1	0	1												
Bob Kennedy, R OBP: 0.319, SLG: 0.314			L6				SH3-4	5-3		4	0	1	0	0	0	1												
Al Kaline, R OBP: 0.373, SLG: 0.525	FC4-6		L6				L5-3			3	1	1	0	1	0	2												
Ray Boone, R OBP: 0.392, SLG: 0.476			F4							2	0	1	1	1	0	0												
Charlie Maxwell, L OBP: 0.410, SLG: 0.538			FC6-4							1	0	0	0	0	1	1												
Bill Tuttle, R OBP: 0.295, SLG: 0.348			F3							3	0	0	1	0	0	2												
Frank Bolling, R OBP: 0.377, SLG: 0.424			K							4	0	0	0	0	2	1												
Red Wilson, R OBP: 0.390, SLG: 0.406										3	1	2	0	1	0	0												
Steve Gromek, S OBP: 0.395, SLG: 0.148										2	1	0	0	2	1	2												
Al Aber, L OBP: 0.333, SLG: 0.250										0	0	0	0	0	0	0												
Frank Lary, R OBP: 0.225, SLG: 0.222										0	0	0	0	0	0	0												
Inning Stats	R: 0 E: 0 K: 0 S: 4	H: 2 LOB: 1 BB: 0 P: 4	R: 0 E: 0 K: 1 S: 5	H: 0 LOB: 0 BB: 5	R: 5 E: 1 K: 0 S: 7	H: 4 LOB: 1 BB: 2 P: 15	R: 0 E: 0 K: 0 S: 4	H: 1 LOB: 1 BB: 0 P: 4	R: 0 E: 0 K: 1 S: 5	H: 0 LOB: 1 BB: 1 P: 9	R: 0 E: 0 K: 1 S: 5	H: 0 LOB: 1 BB: 1 P: 9	R: 0 E: 0 K: 1 S: 3	H: 0 LOB: 1 BB: 0 P: 3	R: 0 E: 0 K: 0 S: 3	H: 0 LOB: 0 BB: 0 P: 3	1B: 7 2B: 2 3B: 0 HR: 0	SF: 1 SAC: 1 DP: 1 HBP: 0	WP: 0 PB: 0 SB: 1 CS: 1	PA: 39								
PITCHER	IP	WLS	BF	H	R	ER	SO	BB	IBB	HBP	BLK	WP	HR	S	P	ERA	WHIP											
Mickey McDermott, L ERA: 4.8	(1, 1)	2.0	L	10	4	3	3	1	1	0	0	0	0	0	11	15	13.50	2.500										
Don Larsen, R ERA: 3.91	(3, 1)	0.1		4	2	1	1	0	1	0	0	0	0	0	3	7	27.00	9.000										
Bob Grim, R ERA: 3.11	(3, 1)	1.2		6	1	1	1	0	0	0	0	0	0	6	6	5.40	0.600											
Tom Morgan, R ERA: 3.21	(5, 1)	2.0		8	1	0	0	1	2	0	0	0	0	8	16	0.00	1.500											
Tommy Byrne, L ERA: 3.91	(7, 1)	3.0		11	0	0	0	2	2	0	0	0	0	13	21	0.00	0.667											

Batter	1	2	3	4	5	6	7	8	9	AB	R	H	RBI	BB	SO	LOB	BOTTOM										
Gil McDougald, R OBP: 0.408, SLG: 0.447	1-3					F5		F7		4	0	1	0	1	0	1	<p>Detroit Tigers @ New York Yankees Yankee Stadium, Bronx, NY Sun Aug 26 1956, 3:38 AM EDT Att: 52,708 - Unknown</p> <p>AB 38 R 4 H 12 RBI 4 BB 2 SO 3 LOB 20</p> 										
Billy Martin, R OBP: 0.331, SLG: 0.424										5	0	0	0	0	0	6											
Mickey Mantle, S OBP: 0.472, SLG: 0.723										5	1	2	0	0	1	2											
Yogi Berra, L OBP: 0.367, SLG: 0.515										5	1	2	0	0	0	2											
Bill Skowron, R OBP: 0.378, SLG: 0.524										3	1	0	0	1	1	2											
Enos Slaughter, L OBP: 0.363, SLG: 0.395										1	0	0	0	0	0	1											
Hank Bauer, R OBP: 0.321, SLG: 0.440										4	0	3	1	0	0	1											
Elston Howard, R OBP: 0.307, SLG: 0.363										4	0	1	1	0	0	2											
Billy Hunter, R OBP: 0.406, SLG: 0.581										3	0	1	1	0	0	0											
Mickey McDermott, L ERA: 4.8	(1, 1)	2.0	L	10	4	3	3	1	1	0	0	0	0	11	15	13.50		2.500									
Don Larsen, R ERA: 3.91	(3, 1)	0.1		4	2	1	1	0	1	0	0	0	0	3	7	27.00	9.000										
Bob Grim, R ERA: 3.11	(3, 1)	1.2		6	1	1	1	0	0	0	0	0	0	6	6	5.40	0.600										
Tom Morgan, R ERA: 3.21	(5, 1)	2.0		8	1	0	0	1	2	0	0	0	0	8	16	0.00	1.500										
Tommy Byrne, L ERA: 3.91	(7, 1)	3.0		11	0	0	0	2	2	0	0	0	0	13	21	0.00	0.667										
Inning Stats	R: 0 E: 0 K: 0 S: 3	H: 0 LOB: 0 BB: 0 P: 3	R: 2 E: 0 K: 1 S: 8	H: 3 LOB: 3 BB: 2 P: 16	R: 1 E: 0 K: 0 S: 5	H: 2 LOB: 1 BB: 0 P: 5	R: 0 E: 0 K: 0 S: 5	H: 2 LOB: 2 BB: 0 P: 5	R: 0 E: 0 K: 1 S: 6	H: 1 LOB: 1 BB: 0 P: 6	R: 0 E: 0 K: 0 S: 4	H: 1 LOB: 1 BB: 0 P: 4	R: 0 E: 0 K: 1 S: 6	H: 1 LOB: 1 BB: 0 P: 6	R: 1 E: 0 K: 0 S: 4	H: 1 LOB: 0 BB: 0 P: 4	R: 0 E: 0 K: 0 S: 4	H: 1 LOB: 1 BB: 0 P: 4	1B: 7 2B: 3 3B: 1 HR: 1	SF: 0 SAC: 1 DP: 0 HBP: 0	WP: 0 PB: 0 SB: 0 CS: 0	PA: 41					
PITCHER	IP	WLS	BF	H	R	ER	SO	BB	IBB	HBP	BLK	WP	HR	S	P	ERA	WHIP										
Steve Gromek, R ERA: 3.74	(1, 1)	8.1	W	38	11	4	4	3	2	0	0	0	0	42	50	4.32	1.560										
Al Aber, L ERA: 3.31	(9, 1)	0.1		2	1	0	0	0	0	0	0	0	0	2	2	0.00	3.000										
Frank Lary, R ERA: 3.81	(9, 1)	0.1	S	1	0	0	0	0	0	0	0	0	0	1	1	0.00	0.000										

Batter	1	2	3	4	5	6	7	8	9	AB	R	H	RBI	BB	SO	LOB	TOP
Vic Power, R OBP: 0.342, SLG: 0.438 (1, 4)										2	0	1	0	1	0	0	
Hal Smith, R OBP: 0.304, SLG: 0.358 (1, 2)										3	0	0	0	0	0	3	
Gus Zernial, R OBP: 0.316, SLG: 0.447 (1, 7)										2	0	0	0	0	0	0	
Harry Simpson, L OBP: 0.337, SLG: 0.496 (1, 3)										2	0	0	0	0	0	0	
Lou Skizas, R OBP: 0.362, SLG: 0.484 (1, 9)										2	0	0	0	0	0	0	
Al Pilarcik, L OBP: 0.305, SLG: 0.325 (1, 8)										2	0	0	0	0	0	0	
Hector Lopez, R OBP: 0.355, SLG: 0.439 (1, 5)										2	0	1	0	0	0	0	
Mike Baxes, R OBP: 0.330, SLG: 0.258 (1, 6)										2	0	0	0	0	0	1	
Art Diltmar, R OBP: 0.192, SLG: 0.160 (1, 1)										1	0	0	0	1	0	0	
Inning Stats	R: 0 E: 0 K: 0 S: 3	H: 0 LOB: 0 BB: 0 P: 3	R: 0 E: 0 K: 0 S: 3	H: 0 LOB: 0 BB: 0 P: 3	R: 0 E: 0 K: 0 S: 3	H: 1 LOB: 0 BB: 0 P: 3	R: 0 E: 0 K: 0 S: 3	H: 0 LOB: 0 BB: 0 P: 3	R: 0 E: 0 K: 0 S: 3	H: 1 LOB: 2 BB: 2 P: 11	1B: 2 2B: 0 3B: 0 HR: 0	SF: 0 SAC: 0 DP: 2 HBP: 0	WP: 0 PA: 20 SB: 0 CS: 0				
PITCHER Bob Turley, R ERA: 4.47 (1, 1)	IP: 6.0 WLS: W BF: 20 H: 2 R: 0 ER: 0 SO: 0 BB: 2 IBB: 0 HBP: 0 BLK: 0 WP: 0 HR: 0 S: 18 P: 26 ERA: 0.00 WHIP: 0.667																

Kansas City Athletics @ New York Yankees
Yankee Stadium, Bronx, NY
Tue Aug 28 1956, 3:33 AM EDT
Att: 12,861 - Overcast - 81 F

AB	18
R	0
H	2
RBI	0
BB	2
SO	0
LOB	4





Batter	1	2	3	4	5	6	7	8	9	AB	R	H	RBI	BB	SO	LOB	BOTTOM
Enos Slaughter, L OBP: 0.366, SLG: 0.407 (1, 7)										3	2	2	0	0	0	0	
Gil McDougald, R OBP: 0.407, SLG: 0.446 (1, 4)										3	1	1	0	0	1	1	
Mickey Mantle, S OBP: 0.473, SLG: 0.729 (1, 8)										2	1	1	3	0	1	0	
Yogi Berra, L OBP: 0.367, SLG: 0.513 (1, 2)										2	0	0	0	1	0	1	
Bill Skowron, R OBP: 0.377, SLG: 0.522 (1, 3)										3	0	1	0	0	0	1	
Billy Martin, R OBP: 0.332, SLG: 0.427 (1, 5)										2	0	1	0	0	0	0	
Hank Bauer, R OBP: 0.323, SLG: 0.442 (1, 9)										2	0	1	0	1	0	1	
Billy Hunter, R OBP: 0.371, SLG: 0.529 (1, 6)										3	0	0	0	0	1	5	
Bob Turley, R OBP: 0.267, SLG: 0.244 (1, 1)										2	0	0	0	0	1	0	
Inning Stats	R: 1 E: 0 K: 0 S: 3	H: 1 LOB: 1 BB: 0 P: 4	R: 0 E: 0 K: 0 S: 4	H: 1 LOB: 1 BB: 0 P: 4	R: 3 E: 0 K: 1 S: 8	H: 3 LOB: 0 BB: 0 P: 8	R: 0 E: 0 K: 1 S: 5	H: 1 LOB: 0 BB: 0 P: 5	R: 0 E: 0 K: 1 S: 5	H: 0 LOB: 0 BB: 0 P: 5	1B: 3 2B: 2 3B: 1 HR: 1	SF: 0 SAC: 1 DP: 0 HBP: 1	WP: 2 PA: 26 SB: 0 CS: 2				
PITCHER Art Diltmar, R ERA: 4.53 (1, 1)	IP: 6.0 WLS: L BF: 26 H: 7 R: 4 ER: 4 SO: 4 BB: 2 IBB: 0 HBP: 1 BLK: 0 WP: 2 HR: 1 S: 31 P: 40 ERA: 6.00 WHIP: 1.500																

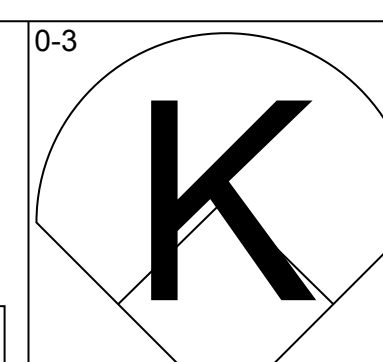
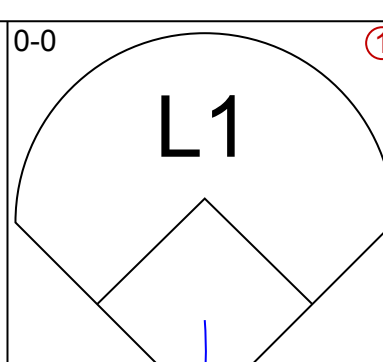
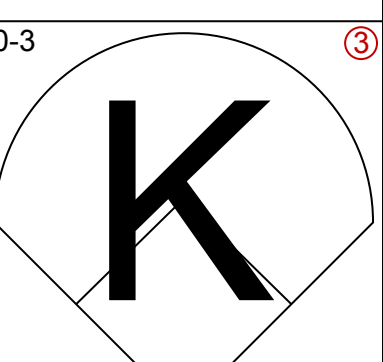
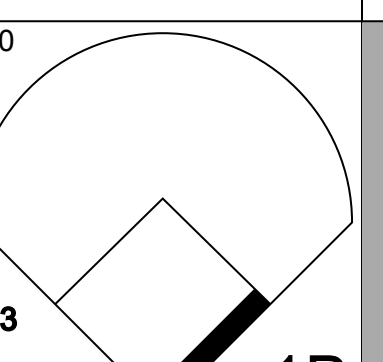
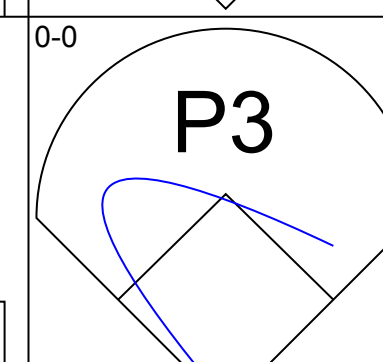
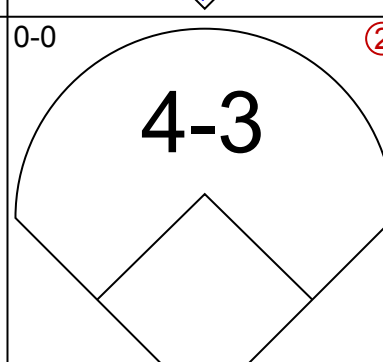
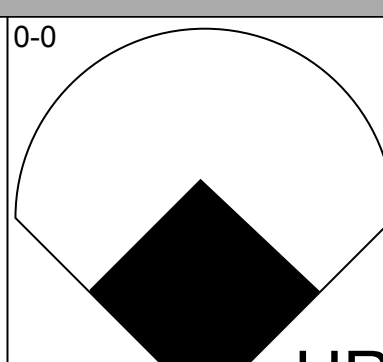
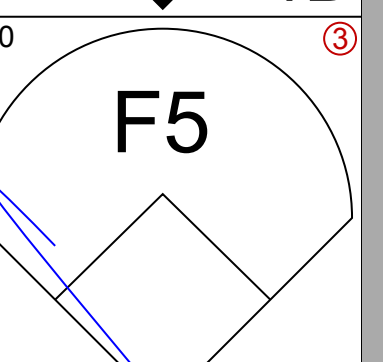
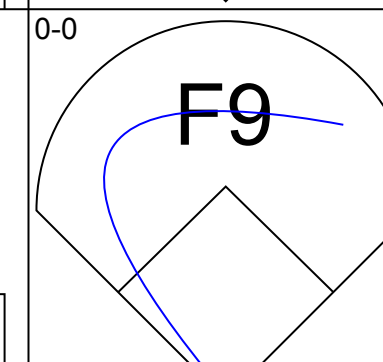
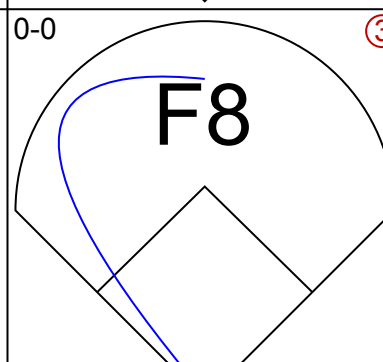
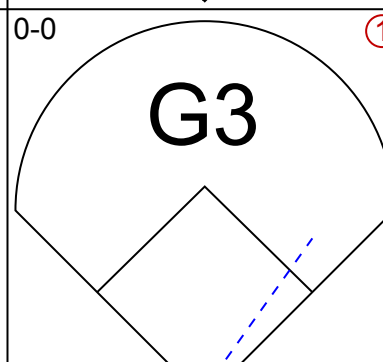
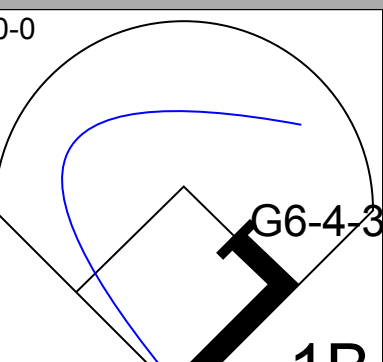
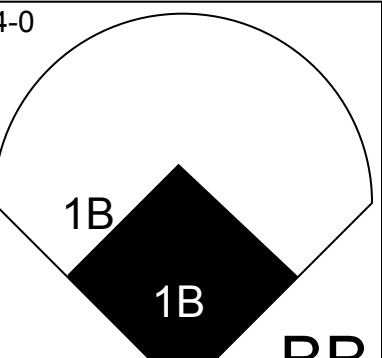
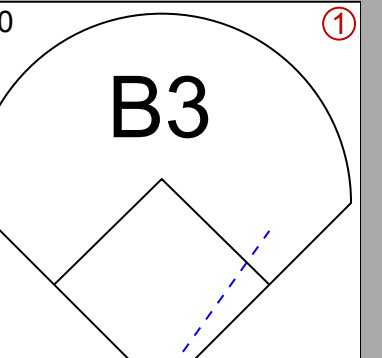
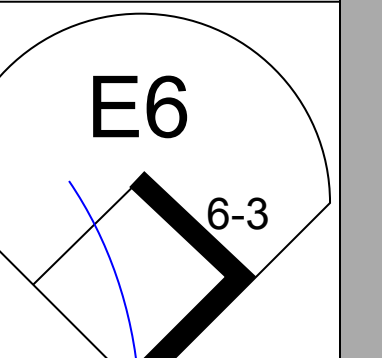
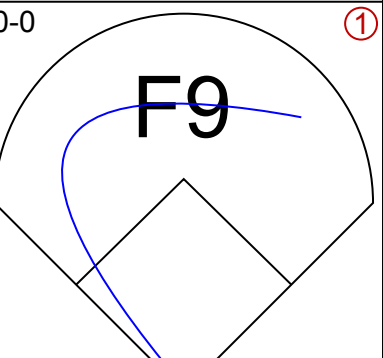
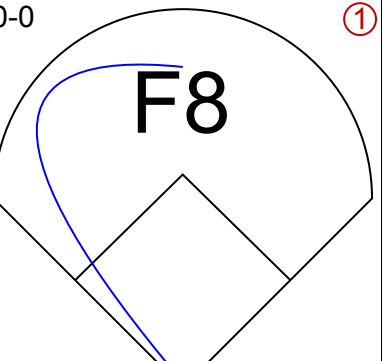
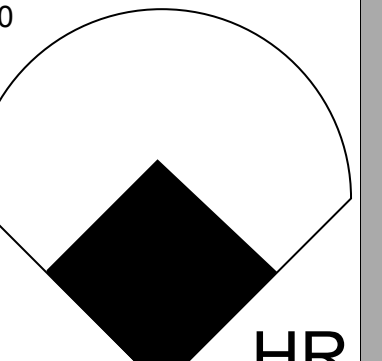
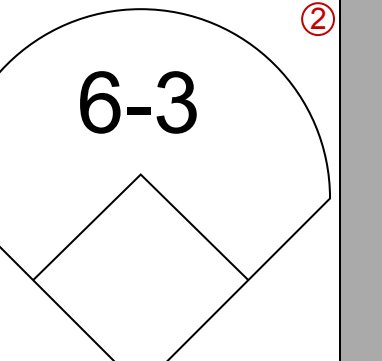
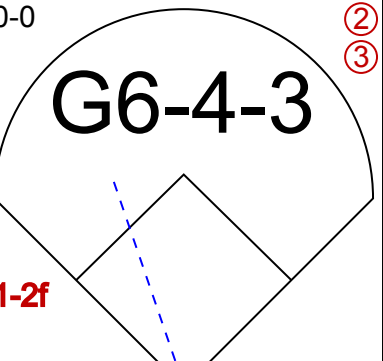
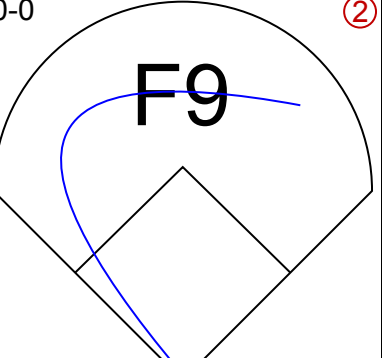
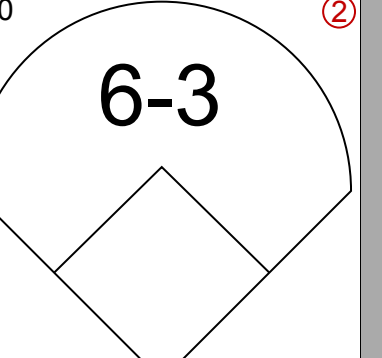
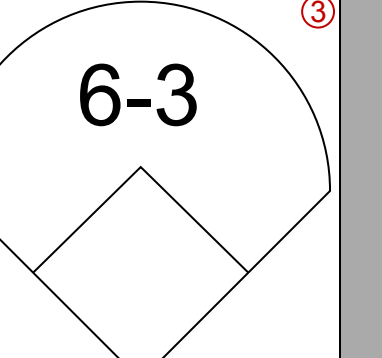
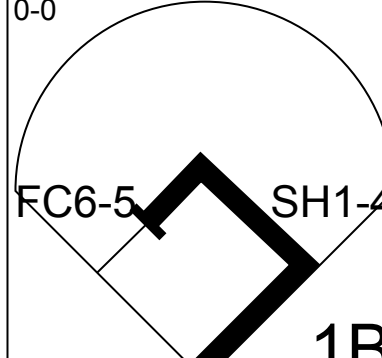
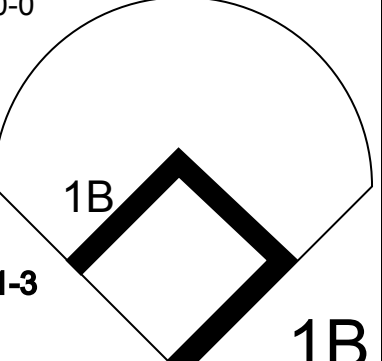
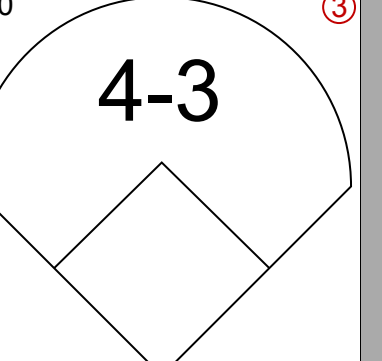
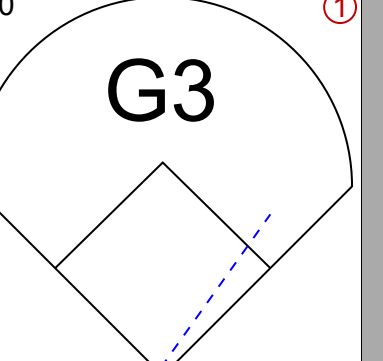
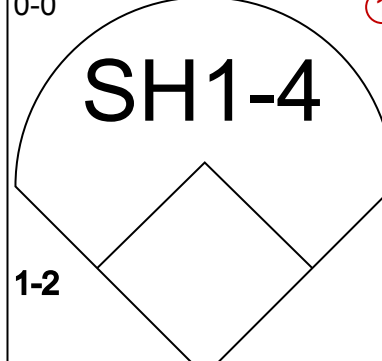
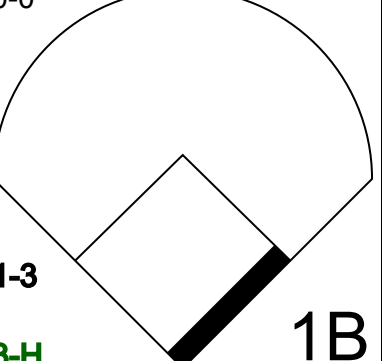
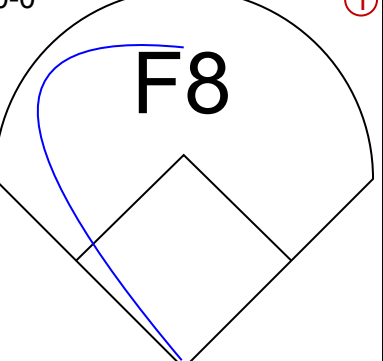
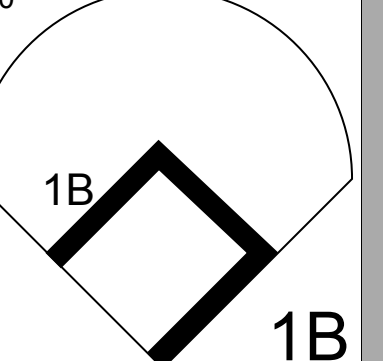
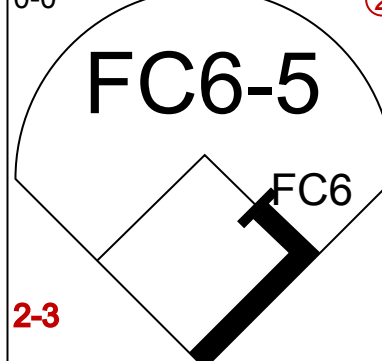
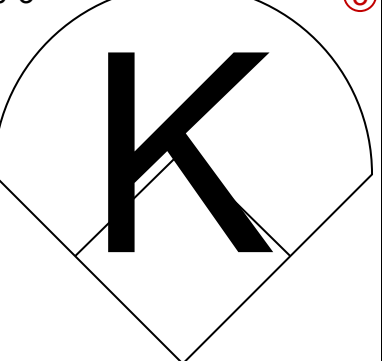
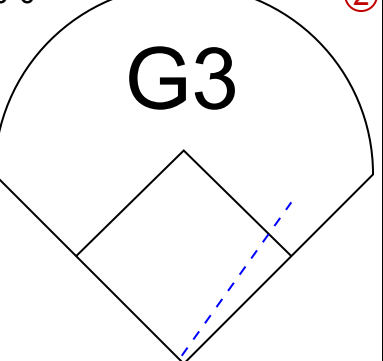
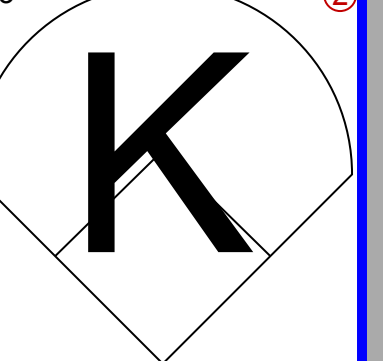
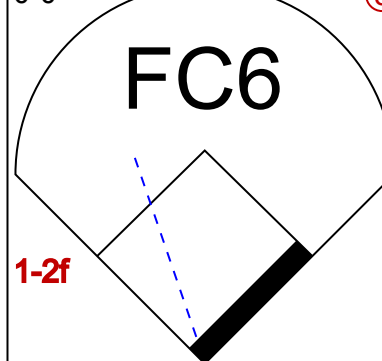
Kansas City Athletics @ New York Yankees
Yankee Stadium, Bronx, NY
Tue Aug 28 1956, 3:33 AM EDT
Att: 12,861 - Overcast - 81 F

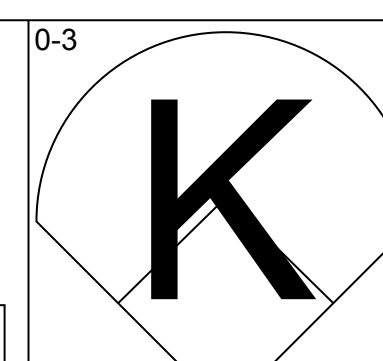
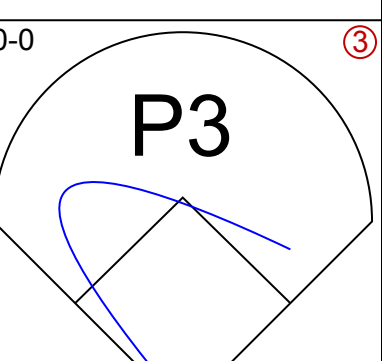
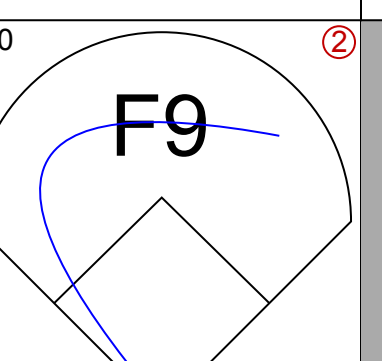
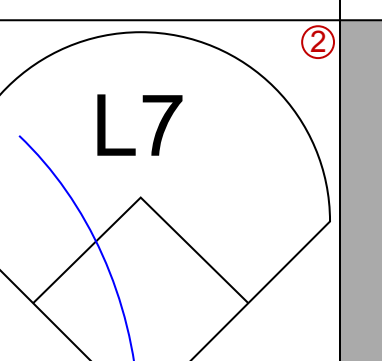
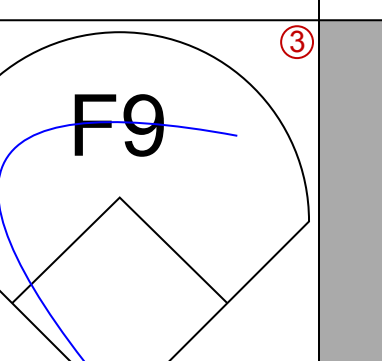
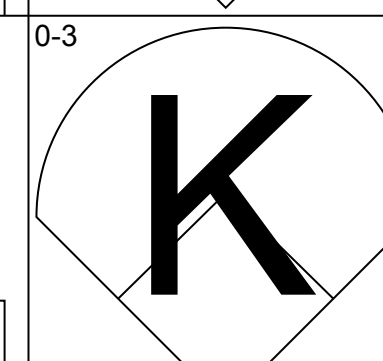
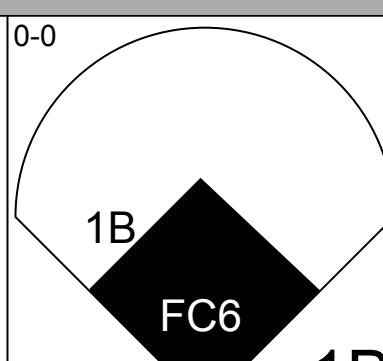
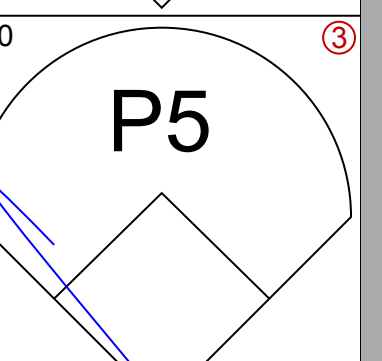
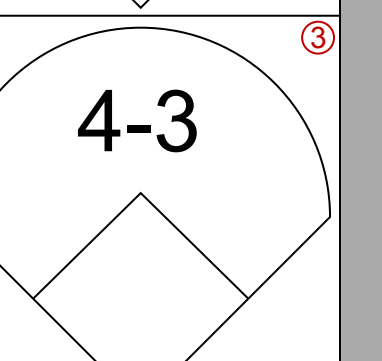
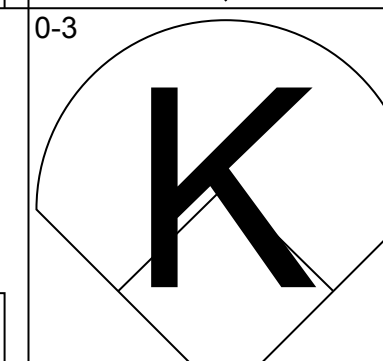
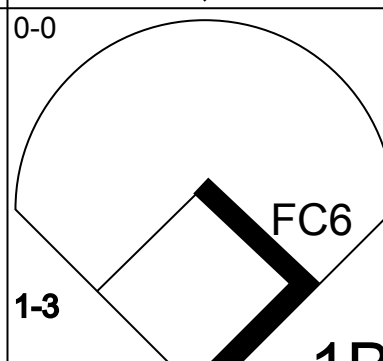
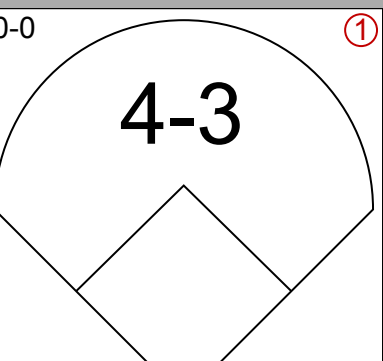
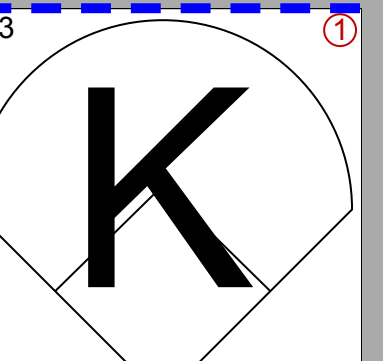
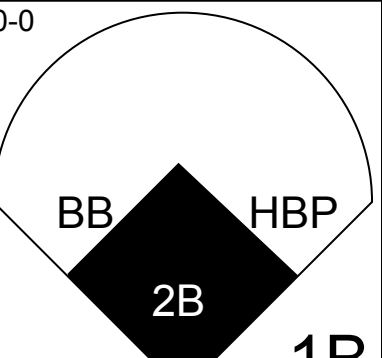
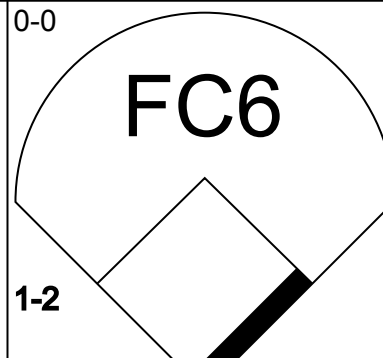
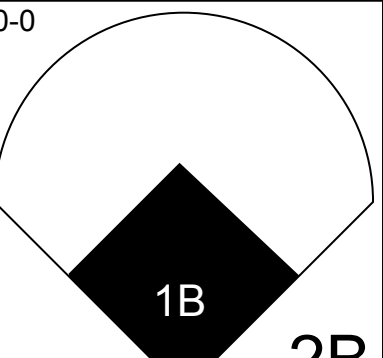
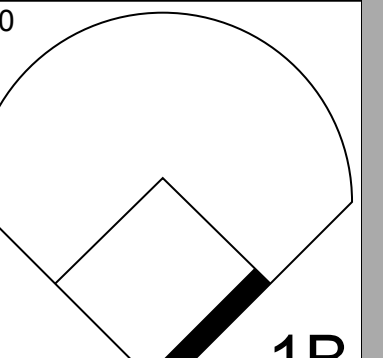
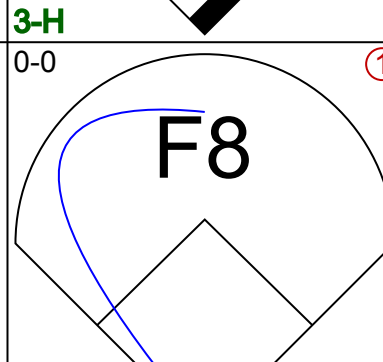
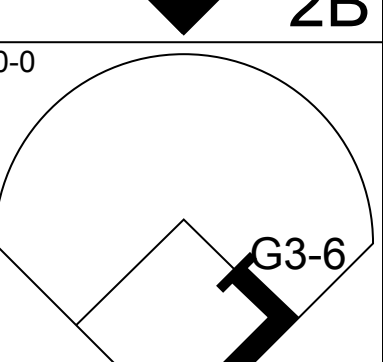
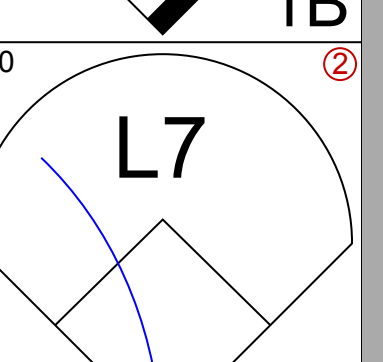
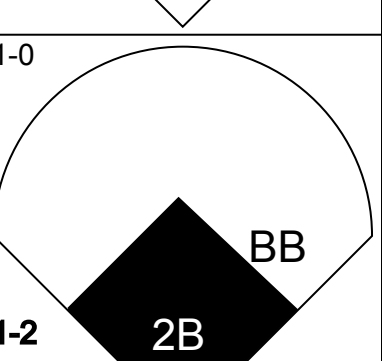
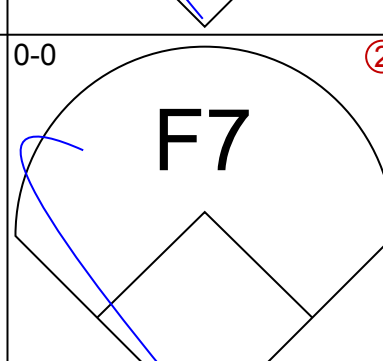
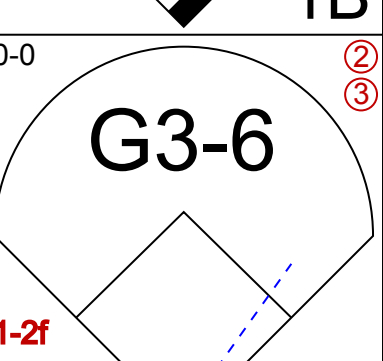
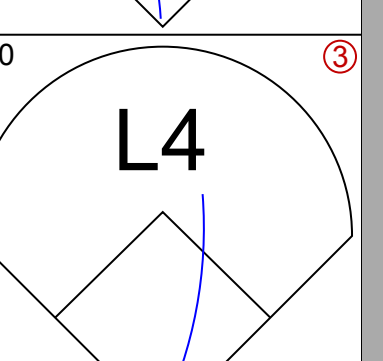
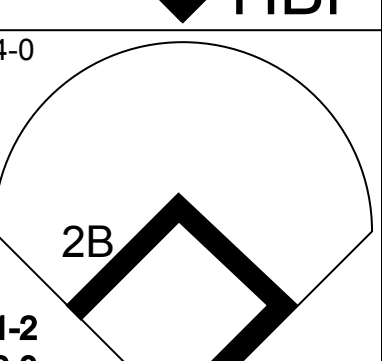
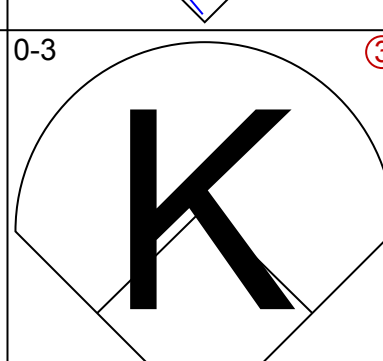


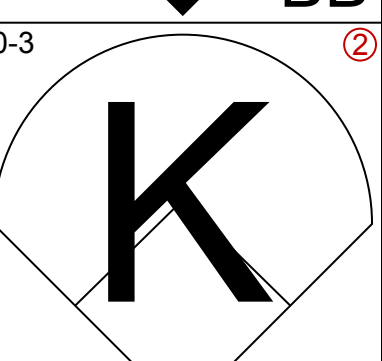

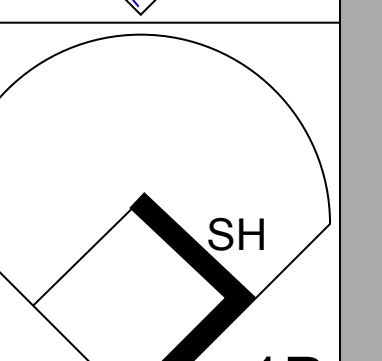
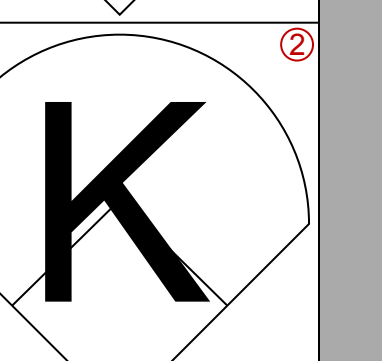
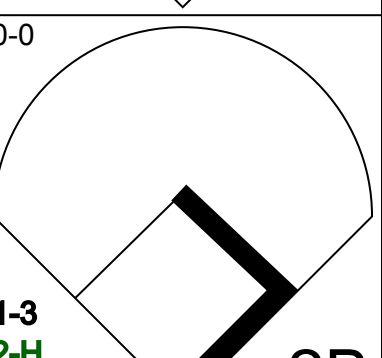
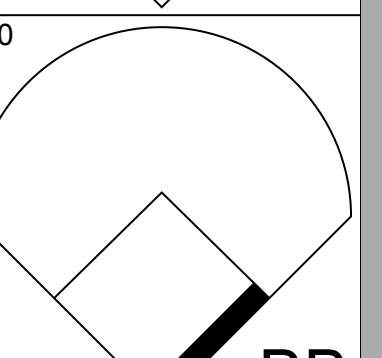
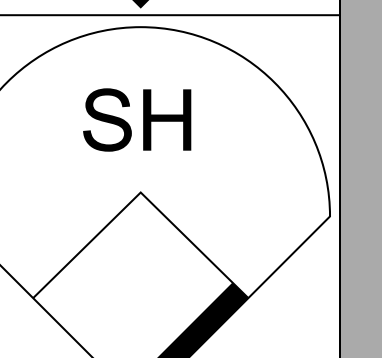
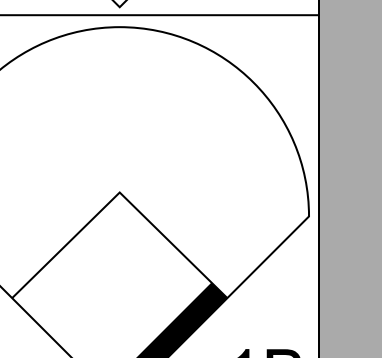
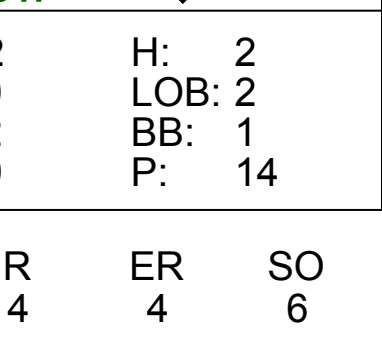
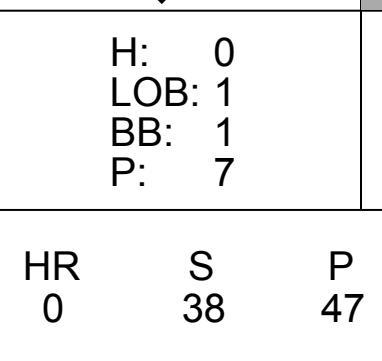
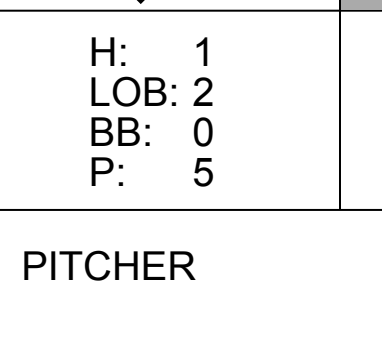
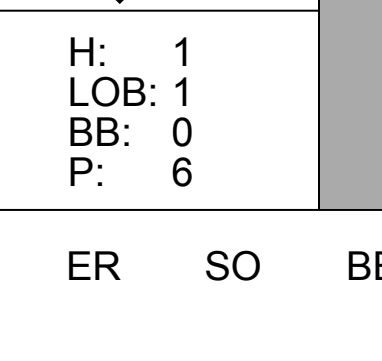
AB	22
R	4
H	7
RBI	3
BB	2
SO	4
LOB	9




Batter	1	2	3	4	5	6	7	8	9	AB	R	H	RBI	BB	SO	LOB	TOP			
Enos Slaughter, L (1, 7) OBP: 0.380, SLG: 0.398	0-3 K	0-0 1B		0-0 P5		0-0 L7		0-0 1B		5	0	2	2	0	1	2	New York Yankees @ Washington Senators Griffith Stadium, Washington, DC Fri Aug 31 1956, 3:33 AM EDT Att: 15,525 - Unknown 			
Billy Martin, R (1, 5) OBP: 0.327, SLG: 0.420	0-3 K	0-0 1-3		0-3 K			0-0 5-3	0-0 4-3		5	0	0	0	0	2	4				
Mickey Mantle, S (1, 8) OBP: 0.473, SLG: 0.736	0-0 G3		0-0 2B		0-3 K		0-0 HR		0-3 K	4	2	1	1	1	2	0				
Yogi Berra, L (1, 2) OBP: 0.368, SLG: 0.509		0-0 1B	0-0 F7		0-0 1B		0-0 4-3		0-0 L4	5	1	2	0	0	0	1				
Bill Skowron, R (1, 3) OBP: 0.381, SLG: 0.523		0-0 1B	0-0 1B	0-0 2B	0-0 F9		0-0 BB		0-3 K	4	1	2	1	1	1	1				
Gil McDougald, R (1, 4) OBP: 0.401, SLG: 0.438		0-0 F2	0-3 K		0-3 K		0-0 F7			4	0	0	0	0	2	5				
Hank Bauer, R (1, 9) OBP: 0.326, SLG: 0.443		0-0 1B	0-0 L9		0-0 FC1-6		0-0 1B	0-0 SH1-4		4	2	3	1	0	0	1				
Billy Hunter, R (1, 6) OBP: 0.357, SLG: 0.561		0-0 F3		0-0 FC1-5		0-3 K		0-0 F8		4	0	1	0	0	1	4				
Whitey Ford, L (1, 1) OBP: 0.290, SLG: 0.230		0-0 1B		0-0 FC1-5		0-0 FC1-6		0-0 SH1-4		3	0	1	1	0	0	2				
Tom Morgan, R (8, 1) OBP: 0.214, SLG: 0.154	1-3 2-H 1B		2-3		1-2					0	0	0	0	0	0	0				
Inning Stats	R: 0 E: 0 K: 2 S: 7	H: 0 LOB: 0 BB: 0 P: 7	R: 3 E: 0 K: 0 S: 8	H: 5 LOB: 2 BB: 0 P: 8	R: 1 E: 0 K: 1 S: 6	H: 1 LOB: 1 BB: 0 P: 10	R: 0 E: 0 K: 1 S: 6	H: 1 LOB: 1 BB: 0 P: 6	R: 0 E: 0 K: 0 S: 6	H: 1 LOB: 1 BB: 0 P: 6	R: 1 E: 0 K: 0 S: 4	H: 1 LOB: 1 BB: 1 P: 8	R: 1 E: 0 K: 0 S: 5	H: 2 LOB: 1 BB: 0 P: 5	R: 0 E: 0 K: 2 S: 7	H: 0 LOB: 0 BB: 0 P: 7	1B: 9 2B: 2 3B: 0 HR: 1	SF: 0 SAC: 1 DP: 0 HBP: 0	WP: 0 PB: 0 SB: 0 CS: 0	PA: 41
PITCHER Camilo Pascual, R (1, 1) ERA: 5.75	IP: 9.0 WLS: L BF: 41	H: 12 R: 6 ER: 6 SO: 9	BB: 2 IBB: 0 HBP: 0 BLK: 0	WP: 0 HR: 1 S: 57 P: 65	ERA: 6.00 WHIP: 1.556	PITCHER										IP: 9.0 WLS: L BF: 41	H: 12 R: 6 ER: 6 SO: 9	BB: 2 IBB: 0 HBP: 0 BLK: 0	WP: 0 HR: 1 S: 57 P: 65	ERA: 6.00 WHIP: 1.556

Batter	1	2	3	4	5	6	7	8	9	AB	R	H	RBI	BB	SO	LOB	BOTTOM			
Eddie Yost, R (1, 5) OBP: 0.428, SLG: 0.356	0-0 4-3		0-0 F2		0-0 FC2-6		0-0 5-3		0-0 4-3	4	0	0	0	1	0	0	New York Yankees @ Washington Senators Griffith Stadium, Washington, DC Fri Aug 31 1956, 3:33 AM EDT Att: 15,525 - Unknown 			
Ed Fitz Gerald, R (1, 2) OBP: 0.412, SLG: 0.427	0-0 6-3		0-0 BB		0-0 FC2-6		0-0 PO			2	0	0	0	2	0	1				
Pete Runnels, L (1, 3) OBP: 0.376, SLG: 0.427	0-0 6-3		0-3 K		0-0 G3		0-0 PO	0-0 1B		4	0	1	0	0	1	2				
Roy Sievers, R (1, 7) OBP: 0.374, SLG: 0.482		0-0 6-3		0-0 HR		0-0 L7		0-0 F9		3	1	0	0	1	0	2				
Jim Lemon, R (1, 9) OBP: 0.351, SLG: 0.518		0-0 HR		0-0 HR		0-0 HR		0-3 K		4	3	3	4	0	1	1				
Karl Olson, R (1, 8) OBP: 0.323, SLG: 0.357		0-0 F9		0-0 F8		0-0 F8		0-0 1B		4	0	2	0	0	0	0				
Herb Plews, L (1, 4) OBP: 0.343, SLG: 0.375		0-0 E5		0-0 F8		0-0 1-3		0-0 4-3		4	0	0	0	0	0	3				
Jose Valdivielso, R (1, 6) OBP: 0.312, SLG: 0.315		0-0 F9		0-0 5-3		0-0 P6			0-0 G3	3	0	0	0	0	0	2				
Lou Berberet, L (8, PH) OBP: 0.416, SLG: 0.415										1	0	0	0	0	0	0				
Camilo Pascual, R (1, 1) OBP: 0.176, SLG: 0.204			0-3 K		0-0 6-3				0-0 F8	3	0	0	0	0	1	1				
Clint Courtney, L (8, PH) OBP: 0.372, SLG: 0.453										1	0	0	0	0	0	0				
Inning Stats	R: 0 E: 0 K: 0 S: 3	H: 0 LOB: 0 BB: 0 P: 3	R: 1 E: 1 K: 0 S: 5	H: 1 LOB: 1 BB: 0 P: 5	R: 0 E: 0 K: 2 S: 7	H: 0 LOB: 1 BB: 1 P: 11	R: 2 E: 0 K: 0 S: 5	H: 2 LOB: 1 BB: 1 P: 9	R: 0 E: 0 K: 0 S: 3	H: 0 LOB: 0 BB: 1 P: 7	R: 1 E: 0 K: 0 S: 4	H: 1 LOB: 0 BB: 0 P: 4	R: 0 E: 0 K: 1 S: 7	H: 2 LOB: 2 BB: 0 P: 7	R: 0 E: 0 K: 0 S: 3	H: 0 LOB: 0 BB: 0 P: 3	1B: 2 2B: 1 3B: 0 HR: 3	SF: 0 SAC: 0 DP: 0 HBP: 0	WP: 0 PB: 0 SB: 0 CS: 0	PA: 38
PITCHER Whitey Ford, L (1, 1) ERA: 2.64	IP: 7.1 WLS: W BF: 31	H: 5 R: 4 ER: 4 SO: 2	BB: 4 IBB: 0 HBP: 0 BLK: 0	WP: 0 HR: 3 S: 31 P: 47	ERA: 4.91 WHIP: 1.227	PITCHER										IP: 7.1 WLS: W BF: 31	H: 5 R: 4 ER: 4 SO: 2	BB: 4 IBB: 0 HBP: 0 BLK: 0	WP: 0 HR: 3 S: 31 P: 47	ERA: 4.91 WHIP: 1.227
Tom Morgan, R (8, 1) ERA: 2.99	IP: 1.2 WLS: S BF: 6	H: 1 R: 0 ER: 0 SO: 1	BB: 0 IBB: 0 HBP: 0 BLK: 0	WP: 0 HR: 0 S: 8 P: 8	ERA: 0.00 WHIP: 0.600	PITCHER										IP: 1.2 WLS: S BF: 6	H: 1 R: 0 ER: 0 SO: 1	BB: 0 IBB: 0 HBP: 0 BLK: 0	WP: 0 HR: 0 S: 8 P: 8	ERA: 0.00 WHIP: 0.600

Batter	1	2	3	4	5	6	7	8	9	AB	R	H	RBI	BB	SO	LOB	TOP			
Billy Martin, R OBP: 0.326, SLG: 0.418 (1, 5)										4	0	1	0	0	2	0	New York Yankees @ Washington Senators Griffith Stadium, Washington, DC Sat Sep 01 1956, 3:33 AM EDT Att: 14,381 - Unknown			
Gil McDougald, R OBP: 0.400, SLG: 0.444 (1, 4)										4	1	1	1	0	0	2				
Yogi Berra, L OBP: 0.367, SLG: 0.507 (1, 2)										4	0	1	0	0	0	0				
Mickey Mantle, S OBP: 0.472, SLG: 0.732 (1, 8)										3	1	0	0	1	0	1				
Bill Skowron, R OBP: 0.380, SLG: 0.528 (1, 3)										4	1	1	1	0	0	3				
Hank Bauer, R OBP: 0.326, SLG: 0.442 (1, 9)										4	0	1	0	0	0	2				
Enos Slaughter, L OBP: 0.360, SLG: 0.398 (1, 7)										3	0	1	0	0	0	0				
Billy Hunter, R OBP: 0.370, SLG: 0.556 (1, 6)										4	0	2	1	0	0	1				
Tom Sturdivant, L OBP: 0.288, SLG: 0.346 (1, 1)										2	0	0	0	0	1	2				
Eiston Howard, R OBP: 0.306, SLG: 0.362 (7, PH)										1	0	0	0	0	1	1				
Tommy Byrne, L OBP: 0.313, SLG: 0.522 (7, 1)										0	0	0	0	0	0	0				
Andy Carey, R OBP: 0.312, SLG: 0.341 (9, PH)										1	0	0	0	0	0	1				
Inning Stats	R: 0 E: 0 K: 1 S: 5	H: 0 LOB: 0 BB: 0 P: 5	R: 1 E: 0 K: 1 S: 7	H: 2 LOB: 2 BB: 1 P: 11	R: 0 E: 0 K: 0 S: 3	H: 0 LOB: 0 BB: 0 P: 3	R: 1 E: 0 K: 0 S: 4	H: 1 LOB: 1 BB: 0 P: 4	R: 0 E: 0 K: 1 S: 5	H: 0 LOB: 0 BB: 0 P: 5	R: 1 E: 1 K: 0 S: 5	H: 1 LOB: 2 BB: 0 P: 7	R: 0 E: 0 K: 0 S: 3	H: 1 LOB: 0 BB: 0 P: 3	R: 0 E: 0 K: 0 S: 4	H: 1 LOB: 1 BB: 0 P: 4	1B: 6 2B: 0 3B: 0 HR: 2	SF: 0 SAC: 1 DP: 1 HBP: 0	WP: 0 PB: 0 SB: 0 CS: 0	PA: 36
PITCHER Chuck Stobbs, L ERA: 3.55 (1, 1)	IP: 9.0 WLS: W BF: 36 H: 8 R: 3 ER: 3 SO: 4 BB: 1 IBB: 0 HBP: 0 BLK: 0 WP: 0 HR: 2 S: 43 P: 47 ERA: 3.00 WHIP: 1.000															PITCHER Chuck Stobbs, L ERA: 3.55 (1, 1)	IP: 9.0 WLS: W BF: 36 H: 8 R: 3 ER: 3 SO: 4 BB: 1 IBB: 0 HBP: 0 BLK: 0 WP: 0 HR: 2 S: 43 P: 47 ERA: 3.00 WHIP: 1.000			

Batter	1	2	3	4	5	6	7	8	9	AB	R	H	RBI	BB	SO	LOB	BOTTOM			
Eddie Yost, R OBP: 0.425, SLG: 0.352 (1, 5)										5	0	0	0	0	1	6	New York Yankees @ Washington Senators Griffith Stadium, Washington, DC Sat Sep 01 1956, 3:33 AM EDT Att: 14,381 - Unknown			
Whitey Herzog, L OBP: 0.304, SLG: 0.353 (1, 8)										4	1	1	0	0	1	3				
Pete Runnels, L OBP: 0.375, SLG: 0.425 (1, 3)										4	0	1	0	0	2	0				
Roy Sievers, R OBP: 0.377, SLG: 0.487 (1, 7)										4	2	3	1	0	0	1				
Karl Olson, F OBP: 0.325, SLG: 0.357 (9, 7)										0	0	0	0	0	0	0				
Jim Lemon, R OBP: 0.350, SLG: 0.516 (1, 9)										4	0	1	1	0	1	4				
Clint Courtney, L OBP: 0.370, SLG: 0.448 (1, 2)										3	1	0	0	0	0	4				
Herb Plews, L OBP: 0.341, SLG: 0.368 (1, 4)										3	0	0	0	1	1	2				
Jose Valdivielso, R OBP: 0.311, SLG: 0.314 (1, 6)										4	0	1	0	0	2	3				
Chuck Stobbs, L OBP: 0.224, SLG: 0.236 (1, 1)										2	0	2	2	1	0	0				
Inning Stats	R: 0 E: 0 K: 3 S: 9	H: 0 LOB: 0 BB: 0 P: 9	R: 2 E: 0 K: 2 S: 9	H: 2 LOB: 2 BB: 1 P: 14	R: 1 E: 0 K: 1 S: 8	H: 2 LOB: 2 BB: 0 P: 8	R: 0 E: 0 K: 0 S: 3	H: 0 LOB: 1 BB: 1 P: 7	R: 1 E: 0 K: 0 S: 4	H: 2 LOB: 0 BB: 0 P: 4	R: 0 E: 1 K: 0 S: 5	H: 1 LOB: 2 BB: 0 P: 5	R: 0 E: 0 K: 1 S: 6	H: 1 LOB: 1 BB: 0 P: 6	R: 0 E: 0 K: 1 S: 6	H: 1 LOB: 1 BB: 0 P: 6	1B: 7 2B: 2 3B: 0 HR: 0	SF: 0 SAC: 1 DP: 1 HBP: 1	WP: 0 PB: 0 SB: 0 CS: 0	PA: 37
PITCHER Tom Sturdivant, R ERA: 3.06 (1, 1)	IP: 6.0 WLS: L BF: 29 H: 7 R: 4 ER: 4 SO: 6 BB: 2 IBB: 0 HBP: 1 BLK: 0 WP: 0 HR: 0 S: 38 P: 47 ERA: 6.00 WHIP: 1.500															PITCHER Tommy Byrne, L ERA: 3.53 (7, 1)	IP: 2.0 WLS: L BF: 8 H: 2 R: 0 ER: 0 SO: 2 BB: 0 IBB: 0 HBP: 0 BLK: 0 WP: 0 HR: 0 S: 12 P: 12 ERA: 0.00 WHIP: 1.000			





Batter	1	2	3	4	5	6	7	8	9	AB	R	H	RBI	BB	SO	LOB	TOP					
Hank Bauer, R (1, 9) OBP: 0.326, SLG: 0.443	F9		2B		6-3		1B		F8	5	0	2	0	0	0	2	New York Yankees @ Washington Senators Griffith Stadium, Washington, DC Sun Sep 02 1956, 3:33 AM EDT Att: 17,110 - Unknown livebaseballscorecards.com					
Gil McDougald, R (1, 4) OBP: 0.398, SLG: 0.441	K		K		HBP		K		2-3	3	0	0	0	0	3	2						
Mickey Mantle, S (1, 8) OBP: 0.472, SLG: 0.728	F9		BB		K				1B	2	0	0	0	2	1	1						
Yogi Berra, L (1, 2) OBP: 0.368, SLG: 0.509		P3	3-1						F9	4	0	2	0	0	0	2						
Bill Skowron, R (1, 3) OBP: 0.379, SLG: 0.524	K				3B		F9		FC5-2-6	3	1	0	0	0	1	3						
Elston Howard, R (1, 7) OBP: 0.313, SLG: 0.375					HBP		2-3		FC4-6	2	1	2	1	1	0	0						
Enos Slaughter, L (8, PH) OBP: 0.359, SLG: 0.396	E				6-3		G4-6-3		FC4-6	1	0	0	0	0	0	2						
Billy Martin, R (1, 5) OBP: 0.326, SLG: 0.419	E6				6-3		BB		FC6-4	4	1	1	0	0	0	5						
Billy Hunter, R (1, 6) OBP: 0.347, SLG: 0.521									F8	3	0	0	0	0	0	0						
Inv Noren, L (9, PH) OBP: 0.552, SLG: 0.400	P6				F5				F8	1	0	1	0	0	0	0						
Tom Carroll, R (9, PR) OBP: 0.400, SLG: 0.400									SH2-4	0	0	0	0	0	0	0						
Jerry Coleman, R (9, 6) OBP: 0.304, SLG: 0.302									1B	0	0	0	0	0	0	0						
Bob Turley, R (1, 1) OBP: 0.261, SLG: 0.238					6-3				SH2-4	1	0	0	0	0	0	0						
Tommy Byrne, L (4, 1) OBP: 0.300, SLG: 0.500										2	0	0	0	0	2	0						
Tom Morgan, R (9, 1) OBP: 0.214, SLG: 0.154									1-2	0	0	0	0	0	0	0						
Inning Stats	R: 0 E: 0 K: 1 S: 5	H: 0 LOB: 0 BB: 0 P: 5	R: 2 E: 1 K: 1 S: 7	H: 2 LOB: 0 BB: 0 P: 7	R: 0 E: 0 K: 1 S: 6	H: 1 LOB: 2 BB: 1 P: 10	R: 1 E: 0 K: 0 S: 3	H: 1 LOB: 0 BB: 0 P: 4	R: 0 E: 0 K: 2 S: 7	H: 0 LOB: 1 BB: 1 P: 8	R: 0 E: 0 K: 0 S: 3	H: 1 LOB: 1 BB: 1 P: 7	R: 0 E: 0 K: 2 S: 8	H: 1 LOB: 2 BB: 1 P: 8	R: 0 E: 0 K: 0 S: 4	H: 1 LOB: 2 BB: 1 P: 8	R: 0 E: 0 K: 0 S: 3	H: 1 LOB: 3 BB: 0 P: 3	1B: 4 2B: 3 3B: 1 HR: 0	SF: 0 SAC: 1 DP: 1 HBP: 2	WP: 0 PB: 0 SB: 0 CS: 0	PA: 37
PITCHER	IP WLS BF H R ER SO BB IBB HBP BLK WP HR S P ERA WHIP																					
Dean Stone, L (1, 1) ERA: 6.28	7.0	31	7	3	1	7	3	0	2	0	0	0	0	0	40	54	1.29	1.429				
Bud Byerly, R (8, 1) ERA: 2.97	2.0	W 6	1	0	0	0	0	0	0	0	0	0	0	6	6	0.00	0.500					



Batter	1	2	3	4	5	6	7	8	9	AB	R	H	RBI	BB	SO	LOB	BOTTOM					
Eddie Yost, R (1, 5) OBP: 0.423, SLG: 0.350	1B		L5	FC6-4			5-3		K	5	0	1	0	0	1	2	New York Yankees @ Washington Senators Griffith Stadium, Washington, DC Sun Sep 02 1956, 3:33 AM EDT Att: 17,110 - Unknown livebaseballscorecards.com					
Whitey Herzog, L (1, 8) OBP: 0.303, SLG: 0.351	L9		F7		4-3		F9		E9	5	1	1	0	0	0	1						
Pete Runnels, L (1, 3) OBP: 0.374, SLG: 0.423	K			4-3	F7		F8		E	5	0	1	0	0	1	1						
Jim Lemon, R (1, 9) OBP: 0.349, SLG: 0.512	K			K					L7	4	0	0	0	1	2	2						
Herb Plews, L (1, 4) OBP: 0.339, SLG: 0.377		6-3		3B			F8		1-3	4	1	1	0	0	0	1						
Ernie Oravetz, S (1, 7) OBP: 0.371, SLG: 0.309				BB	BB		F8		BB	1	1	0	0	3	0	0						
Lou Berberet, L (1, 2) OBP: 0.423, SLG: 0.413			F7		3B				BB	1	1	0	0	2	0	1						
Jose Valdivielso, R (1, 6) OBP: 0.311, SLG: 0.323										3	0	1	3	0	0	2						
Roy Sievers, R (8, PH) OBP: 0.379, SLG: 0.487			6-3				P6			0	0	0	0	1	0	0						
Hal Griggs, R (8, PR) OBP: 0.314, SLG: 0.238										0	0	0	0	0	0	0						
Dean Stone, L (1, 1) OBP: 0.235, SLG: 0.107										2	0	0	0	1	2	1						
Bud Byerly, R (8, 1) OBP: 0.125, SLG: 0.125										1	0	0	0	0	1	3						
Inning Stats	R: 0 E: 0 K: 2 S: 8	H: 1 LOB: 1 BB: 0 P: 8	R: 0 E: 0 K: 0 S: 3	H: 0 LOB: 1 BB: 1 P: 7	R: 0 E: 0 K: 1 S: 5	H: 0 LOB: 0 BB: 0 P: 5	R: 3 E: 0 K: 1 S: 7	H: 2 LOB: 2 BB: 3 P: 19	R: 0 E: 0 K: 0 S: 3	H: 0 LOB: 1 BB: 1 P: 7	R: 0 E: 0 K: 1 S: 5	H: 0 LOB: 1 BB: 0 P: 6	R: 0 E: 0 K: 0 S: 3	H: 0 LOB: 0 BB: 0 P: 3	R: 0 E: 0 K: 1 S: 5	H: 0 LOB: 3 BB: 3 P: 17	R: 1 E: 2 K: 1 S: 6	H: 2 LOB: 2 BB: 0 P: 6	1B: 3 2B: 0 3B: 2 HR: 0	SF: 0 SAC: 0 DP: 0 HBP: 1	WP: 0 PB: 0 SB: 0 CS: 0	PA: 40
PITCHER	IP WLS BF H R ER SO BB IBB HBP BLK WP HR S P ERA WHIP																					
Bob Turley, R (1, 1) ERA: 4.56	3.2	17	3	3	3	4	3	0	0	0	0	0	0	22	34	7.36	1.636					
Tommy Byrne, L (4, 1) ERA: 3.65	4.2	L 22	2	1	0	3	5	0	1	0	0	0	0	22	43	0.00	1.500					
Tom Morgan, R (9, 1) ERA: 2.98	0.0	1	0	0	0	0	0	0	0	0	0	0	1	1	∞	∞						



Batter	1	2	3	4	5	6	7	8	9	AB	R	H	RBI	BB	SO	LOB	TOP	
Dick Williams, R (1, 8) OBP: 0.334, SLG: 0.458	0-0 1B		0-0 4-3			0-0 F9		0-0 5-3	4-0 5-3	4	0	1	0	0	0	1	<p>Baltimore Orioles @ New York Yankees Yankee Stadium, Bronx, NY Mon Sep 03 1956, 3:33 AM EDT Unknown</p> <p>livebaseballscorecards.com</p> <p>AB 30 R 1 H 7 RBI 1 BB 1 SO 1 LOB 10</p> 	
Bob Boyd, L (1, 3) OBP: 0.414, SLG: 0.463	0-0 1B		0-0 1-3			0-0 G4-3		4-0 2B 1B	3-1 2B 1B	3	1	1	0	1	0	1		
George Kell, R (1, 5) OBP: 0.350, SLG: 0.429 Grady Hatton, L (8, 5) OBP: 0.325, SLG: 0.286	0-0 L5		0-0 5-3			0-0 L4-6 SH1-3 1B		0-0 1B 2B	3-0 1-3 2B	3	0	1	0	0	0	2		
Bob Nieman, R (1, 7) OBP: 0.441, SLG: 0.521	0-0 G5-4-3		0-0 F8			0-0 SH1-3		0-0 1B	3-0 2-3 3-H 1B	3	0	1	1	0	0	2		
Tito Francona, L (1, 9) OBP: 0.329, SLG: 0.363		0-0 G3				0-0 F5		0-0 L4-6	4-0 0-3 K	4	0	0	0	0	1	3		
Joe Ginsberg, L (1, 2) OBP: 0.311, SLG: 0.295		0-0 3-1				0-0 F7		0-0 G3	3-0 0-0 0-0 0-0	3	0	0	0	0	0	0		
Billy Gardner, R (1, 4) OBP: 0.291, SLG: 0.351		0-0 F7				0-0 3B		0-0 F8	3-0 1-0 0-0 0-0	3	0	1	0	0	0	0		
Willy Miranda, S (1, 6) OBP: 0.284, SLG: 0.289			0-0 F8			0-0 4-3		0-0 4-3	3-0 0-0 0-0 0-0	3	0	0	0	0	0	1		
Erv Palica, R (1, 1) OBP: 0.172, SLG: 0.172 Joe Frazier, L (9, PH) OBP: 0.336, SLG: 0.352			0-0 L6			0-0 G4-3 1B		0-0 F8	2-0 1-0 0-0 0-0	2	0	1	0	0	0	0		
Inning Stats	R: 0 E: 0 K: 0 S: 4	H: 2 LOB: 1 BB: 0 P: 4	R: 0 E: 0 K: 0 S: 3	H: 0 LOB: 0 BB: 0 P: 3	R: 0 E: 0 K: 0 S: 3	H: 0 LOB: 0 BB: 0 P: 3	R: 0 E: 0 K: 0 S: 4	H: 1 LOB: 1 BB: 0 P: 4	R: 0 E: 0 K: 0 S: 3	H: 1 LOB: 0 BB: 0 P: 3	R: 0 E: 0 K: 0 S: 3	H: 0 LOB: 0 BB: 0 P: 3	R: 1 E: 0 K: 1 S: 7	H: 2 LOB: 2 BB: 1 P: 11	1B: 5 2B: 2 3B: 1 HR: 0	SF: 0 SAC: 1 DP: 3 HBP: 0		WP: 0 PB: 0 SB: 0 CS: 0
PITCHER Johnny Kucks, R (1, 1) ERA: 3.67	IP: 9.0 WLS: W BF: 32 H: 7 R: 1 ER: 1 SO: 1 BB: 1 IBB: 0 HBP: 0 BLK: 0 WP: 0 HR: 0 S: 33 P: 37 ERA: 1.00 WHIP: 0.889																	



Batter	1	2	3	4	5	6	7	8	9	AB	R	H	RBI	BB	SO	LOB	BOTTOM			
Hank Bauer, R (1, 9) OBP: 0.325, SLG: 0.440	0-3 K		0-0 5-3			4-0 1B E BB		0-0 F8	0-0 F8	4	1	0	0	1	1	1	<p>Baltimore Orioles @ New York Yankees Yankee Stadium, Bronx, NY Mon Sep 03 1956, 3:33 AM EDT Unknown</p> <p>livebaseballscorecards.com</p> <p>AB 34 R 6 H 9 RBI 5 BB 3 SO 3 LOB 16</p> 			
Enos Slaughter, L (1, 7) OBP: 0.355, SLG: 0.400	0-0 F7			0-0 HR 1B	0-0 F2		0-0 1B 2B	0-0 L5	5-2 2-0 0-0 0-2	5	2	2	0	0	0	2				
Mickey Mantle, S (1, 8) OBP: 0.472, SLG: 0.726	0-0 F2			0-0 F6	0-0 E S 1B		0-0 1B		4-1 2-0 0-0 0-1	4	1	2	0	0	0	1				
Yogi Berra, L (1, 2) OBP: 0.371, SLG: 0.523		0-0 HR		0-0 HR	0-0 E6		4-0 1B IBB		3-2 2-3 1-0 1-1	3	2	2	3	1	0	1				
Bill Skowron, R (1, 3) OBP: 0.377, SLG: 0.520		0-0 6-3		4-0 1B BB	0-0 F3		0-0 F5		3-0 0-0 0-1 0-5	3	0	0	0	1	0	5				
Gil McDougald, R (1, 4) OBP: 0.397, SLG: 0.439		0-0 B5-3		0-0 F8		0-0 F9	0-0 1B		4-0 1-2 2-H 3-H 0-1	4	0	1	2	0	0	1				
Billy Martin, R (1, 5) OBP: 0.325, SLG: 0.417		0-0 B5-3		0-0 FC6-4 1B		0-0 F5	0-0 L9		4-0 1-0 0-0 0-2	4	0	1	0	0	0	2				
Billy Hunter, R (1, 6) OBP: 0.340, SLG: 0.500			0-0 F7	0-0 FC6-4		0-0 WP 1B		0-0 F8	4-0 1-0 0-0 0-2	4	0	1	0	0	0	2				
Johnny Kucks, R (1, 1) OBP: 0.234, SLG: 0.171			0-3 K		0-3 K		0-0 F9		3-0 0-0 0-0 2-1	3	0	0	0	0	2	1				
Inning Stats	R: 0 E: 0 K: 1 S: 5	H: 0 LOB: 0 BB: 0 P: 5	R: 1 E: 0 K: 0 S: 4	H: 1 LOB: 0 BB: 0 P: 4	R: 0 E: 0 K: 1 S: 5	H: 0 LOB: 0 BB: 0 P: 5	R: 2 E: 0 K: 0 S: 6	H: 3 LOB: 2 BB: 1 P: 10	R: 1 E: 1 K: 1 S: 7	H: 1 LOB: 2 BB: 1 P: 11	R: 0 E: 0 K: 0 S: 4	H: 1 LOB: 1 BB: 0 P: 4	R: 2 E: 0 K: 0 S: 6	H: 3 LOB: 2 BB: 1 P: 10	R: 0 E: 0 K: 0 S: 3	H: 0 LOB: 1 BB: 0 P: 4		1B: 6 2B: 1 3B: 0 HR: 2	SF: 0 SAC: 0 DP: 0 HBP: 1	WP: 1 PB: 0 SB: 1 CS: 0
PITCHER Erv Palica, R (1, 1) ERA: 4.62	IP: 8.0 WLS: L BF: 38 H: 9 R: 6 ER: 5 SO: 3 BB: 2 IBB: 1 HBP: 1 BLK: 0 WP: 1 HR: 2 S: 40 P: 53 ERA: 5.62 WHIP: 1.375																			

Batter	1	2	3	4	5	6	7	8	9	AB	R	H	RBI	BB	SO	LOB	TOP					
Dick Williams, R OBP: 0.333, SLG: 0.453 (1, 8)										3	0	0	0	1	2	3	<p>Baltimore Orioles @ New York Yankees Yankee Stadium, Bronx, NY Mon Sep 03 1956, 3:38 AM EDT Att: 35,557 - Unknown</p>					
Bob Boyd, L OBP: 0.416, SLG: 0.460 (1, 3)										3	0	1	0	1	0	1						
Grady Hatton, L OBP: 0.335, SLG: 0.284 (1, 5)										1	0	0	0	3	0	0						
Bob Nieman, R OBP: 0.439, SLG: 0.520 (1, 7)										4	0	1	0	0	1	5						
Tito Francona, L OBP: 0.326, SLG: 0.360 Sandy Consuegra, R (6, 1)										3	0	0	0	0	2	4						
George Kell, R OBP: 0.349, SLG: 0.428 George Zuverink, R OBP: 0.167, SLG: 0.118 (8, PH)										0	0	0	0	0	0	0						
George Zuverink, R OBP: 0.167, SLG: 0.118 (8, 1)										1	0	0	0	0	0	2						
George Zuverink, R OBP: 0.167, SLG: 0.118 (8, 1)										0	0	0	0	0	0	0						
Gus Triandos, R OBP: 0.344, SLG: 0.433 (1, 2)										4	0	0	0	0	3	4						
Billy Gardner, R OBP: 0.290, SLG: 0.350 (1, 4)										4	0	1	0	0	1	0						
Willy Miranda, S OBP: 0.288, SLG: 0.290 (1, 6)										2	0	1	0	2	1	0						
Bill Wight, L OBP: 0.222, SLG: 0.192 Joe Frazier, L OBP: 0.330, SLG: 0.344 (6, 9)										1	0	0	0	1	0	1						
Joe Frazier, L OBP: 0.330, SLG: 0.344 (6, 9)										2	0	0	0	0	0	1						
Inning Stats	R: 0 E: 0 K: 2 S: 8	H: 1 LOB: 2 BB: 1 P: 12	R: 0 E: 0 K: 2 S: 7	H: 1 LOB: 2 BB: 2 P: 15	R: 0 E: 0 K: 3 S: 9	H: 0 LOB: 2 BB: 2 P: 17	R: 0 E: 0 K: 1 S: 4	H: 0 LOB: 0 BB: 1 P: 8	R: 0 E: 1 K: 0 S: 3	H: 0 LOB: 1 BB: 1 P: 7	R: 0 E: 0 K: 1 S: 5	H: 0 LOB: 2 BB: 0 P: 5	R: 0 E: 0 K: 0 S: 3	H: 1 LOB: 0 BB: 0 P: 3	R: 0 E: 0 K: 0 S: 4	H: 1 LOB: 2 BB: 1 P: 8	R: 0 E: 0 K: 1 S: 5	H: 0 LOB: 0 BB: 0 P: 5	1B: 3 2B: 2 3B: 0 HR: 0	SF: 0 SAC: 0 DP: 2 HBP: 0	WP: 0 PB: 0 SB: 0 CS: 2	PA: 36
PITCHER Don Larsen, R ERA: 3.68 (1, 1)	IP: 9.0 WLS: W BF: 36 H: 4 R: 0 ER: 0 SO: 10 BB: 8 IBB: 0 HBP: 0 BLK: 0 WP: 0 HR: 0 S: 48 P: 80 ERA: 0.00 WHIP: 1.333																					

Batter	1	2	3	4	5	6	7	8	9	AB	R	H	RBI	BB	SO	LOB	BOTTOM			
Hank Bauer, R OBP: 0.325, SLG: 0.440 (1, 9)										4	0	1	2	0	1	4	<p>Baltimore Orioles @ New York Yankees Yankee Stadium, Bronx, NY Mon Sep 03 1956, 3:38 AM EDT Att: 35,557 - Unknown</p>			
Andy Carey, R OBP: 0.305, SLG: 0.337 (1, 5)										4	0	0	0	0	1	2				
Mickey Mantle, S OBP: 0.470, SLG: 0.725 (1, 8)										4	0	1	0	0	0	0				
Yogi Berra, L OBP: 0.370, SLG: 0.521 (1, 2)										4	0	1	0	0	0	1				
Bill Skowron, R OBP: 0.381, SLG: 0.528 (1, 3)										3	3	2	1	1	0	1				
Gil McDougald, R OBP: 0.326, SLG: 0.438 (1, 6)										3	0	1	0	0	1	1				
Billy Martin, R OBP: 0.324, SLG: 0.416 (1, 4)										4	2	1	0	0	0	2				
Elston Howard, R OBP: 0.319, SLG: 0.378 (1, 7)										3	0	2	1	1	0	0				
Don Larsen, R OBP: 0.278, SLG: 0.382 (1, 1)										4	0	1	1	0	1	4				
Inning Stats	R: 0 E: 0 K: 2 S: 8	H: 1 LOB: 0 BB: 0 P: 8	R: 1 E: 1 K: 1 S: 7	H: 1 LOB: 2 BB: 1 P: 11	R: 0 E: 0 K: 0 S: 4	H: 1 LOB: 1 BB: 0 P: 4	R: 1 E: 0 K: 0 S: 5	H: 3 LOB: 1 BB: 0 P: 5	R: 0 E: 0 K: 0 S: 3	H: 0 LOB: 0 BB: 0 P: 3	R: 2 E: 0 K: 0 S: 6	H: 3 LOB: 2 BB: 1 P: 10	R: 1 E: 0 K: 0 S: 4	H: 1 LOB: 0 BB: 0 P: 4	R: 0 E: 0 K: 1 S: 5	H: 0 LOB: 0 BB: 0 P: 5		1B: 7 2B: 2 3B: 0 HR: 1	SF: 0 SAC: 1 DP: 1 HBP: 0	WP: 1 PB: 0 SB: 1 CS: 0
PITCHER Bill Wight, L ERA: 4.34 Sandy Consuegra, R ERA: 5.09 George Zuverink, R ERA: 3.91	IP: 5.1 WLS: L BF: 26 H: 8 R: 4 ER: 4 SO: 3 BB: 1 IBB: 0 HBP: 0 BLK: 0 WP: 0 HR: 1 S: 30 P: 38 ERA: 6.75 WHIP: 1.688																			

Batter	1	2	3	4	5	6	7	8	9	AB	R	H	RBI	BB	SO	LOB	TOP					
Hank Bauer, R OBP: 0.321, SLG: 0.436 (1, 9)	F6		F4		F9		K		K	5	0	0	0	0	2	2	New York Yankees @ Boston Red Sox Fenway Park, Boston, MA Wed Sep 05 1956, 3:33 AM EDT Att: 26,784 - Unknown					
Enos Slaughter, L OBP: 0.394, SLG: 0.408 (1, 7)	4-3		E3				F9		G3 1B 2B	5	1	3	0	0	0	1						
Mickey Mantle, S OBP: 0.470, SLG: 0.721 (1, 8)			F5		K				G3 1B BB	4	1	1	0	1	1	2						
Yogi Berra, L OBP: 0.368, SLG: 0.524 (1, 2)	1-3				K HBP BB PB		F8		G3 1B 2B	5	2	1	1	0	1	4						
Bill Skowron, R OBP: 0.381, SLG: 0.527 (1, 3)					F8		5-3		HR	5	0	2	2	0	1	1						
Gil McDougald, R OBP: 0.399, SLG: 0.437 (1, 6)	E5				PB HBP BB		F8		1B 2B 3B	3	0	1	0	2	0	0						
Billy Martin, R OBP: 0.323, SLG: 0.412 (8, 5)	L8				PB HBP		K		F8	4	0	0	0	0	1	5						
Andy Carey, R OBP: 0.306, SLG: 0.334 (8, PH)			F8		6-3		K			3	0	0	0	0	1	2						
Tom Carroll, R OBP: 0.400, SLG: 0.400 (8, PH)					1-2 2-3 3-H				IBB	0	0	0	0	0	0	0						
Jerry Coleman, R OBP: 0.304, SLG: 0.302 (8, 4)										0	0	0	0	0	0	0						
Whitey Ford, L OBP: 0.301, SLG: 0.234 (1, 1)					F5				4-3	3	1	1	0	1	0	5						
Inning Stats	R: 0 E: 0 K: 0 S: 4	H: 1 LOB: 1 BB: 0 P: 4	R: 0 E: 1 K: 1 S: 5	H: 0 LOB: 0 BB: 0 P: 5	R: 1 E: 1 K: 0 S: 5	H: 2 LOB: 1 BB: 0 P: 5	R: 1 E: 1 K: 1 S: 6	H: 0 LOB: 2 BB: 1 P: 11	R: 0 E: 0 K: 1 S: 6	H: 1 LOB: 1 BB: 0 P: 6	R: 0 E: 0 K: 2 S: 5	H: 0 LOB: 1 BB: 0 P: 5	R: 0 E: 0 K: 2 S: 7	H: 0 LOB: 1 BB: 1 P: 11	R: 1 E: 0 K: 0 S: 5	H: 2 LOB: 2 BB: 2 P: 13	R: 2 E: 0 K: 1 S: 8	H: 3 LOB: 2 BB: 1 P: 12	1B: 7 2B: 1 3B: 0 HR: 1	SF: 0 SAC: 0 DP: 0 HBP: 1	WP: 1 PB: 2 CS: 0	PA: 43
PITCHER Willard Nixon, R ERA: 4.15 (1, 1)	IP: 9.0 WLS: L BF: 43 H: 9 R: 5 ER: 3 SO: 7 BB: 4 IBB: 1 HBP: 1 BLK: 0 WP: 1 HR: 1 S: 51 P: 72 ERA: 3.00 WHIP: 1.444															PITCHER						

Batter	1	2	3	4	5	6	7	8	9	AB	R	H	RBI	BB	SO	LOB	BOTTOM					
Don Buddin, R OBP: 0.355, SLG: 0.342 (1, 6)	F7 BB FC4-6 BB		F7		5-3		K			0	1	0	0	1	0	0	New York Yankees @ Boston Red Sox Fenway Park, Boston, MA Wed Sep 05 1956, 3:33 AM EDT Att: 26,784 - Unknown					
Mitt Bolling, R OBP: 0.299, SLG: 0.365 (2, 6)										3	0	0	0	0	1	1						
Billy Klaus, L OBP: 0.384, SLG: 0.383 (1, 5)					F7		K			2	0	0	0	2	1	0						
Ted Williams, L OBP: 0.482, SLG: 0.585 (8, PH)										4	0	3	0	0	0	2						
Gene Stephens, L OBP: 0.352, SLG: 0.333 (9, 7)	F7									0	0	0	0	0	0	0						
Dick Gemert, R OBP: 0.404, SLG: 0.513 (1, 3)	FC4-6 BB FC6-4		G4-6-3 1B		6-3				1B	4	0	0	1	0	0	5						
Jackie Jensen, R OBP: 0.405, SLG: 0.505 (1, 9)	FC6-4				1-3				1B	3	0	0	0	1	0	2						
Jim Piersall, R OBP: 0.362, SLG: 0.455 (1, 8)					G3		G6-4-3 BB		F4	4	0	1	0	0	0	2						
Ted Lepcio, R OBP: 0.342, SLG: 0.510 (1, 4)					1-3		K		F9	4	0	0	0	0	1	1						
Pete Daley, R OBP: 0.344, SLG: 0.473 (1, 2)									HR	4	2	3	1	0	0	2						
Willard Nixon, L OBP: 0.218, SLG: 0.196 (8, PH)							F2		F9	3	0	0	0	0	2	2						
Norm Zauchin, R OBP: 0.315, SLG: 0.321 (8, PH)										1	0	0	0	0	0	0						
Inning Stats	R: 1 E: 0 K: 0 S: 3	H: 0 LOB: 1 BB: 2 P: 11	R: 0 E: 0 K: 1 S: 6	H: 1 LOB: 1 BB: 0 P: 6	R: 0 E: 0 K: 0 S: 3	H: 1 LOB: 1 BB: 1 P: 7	R: 0 E: 0 K: 0 S: 3	H: 0 LOB: 0 BB: 0 P: 3	R: 1 E: 0 K: 1 S: 6	H: 1 LOB: 0 BB: 0 P: 6	R: 0 E: 0 K: 2 S: 3	H: 1 LOB: 1 BB: 1 P: 7	R: 0 E: 0 K: 2 S: 8	H: 1 LOB: 1 BB: 0 P: 8	R: 0 E: 0 K: 1 S: 6	H: 1 LOB: 1 BB: 0 P: 6	R: 1 E: 0 K: 0 S: 4	H: 1 LOB: 0 BB: 0 P: 4	1B: 3 2B: 2 3B: 1 HR: 1	SF: 0 SAC: 0 DP: 2 HBP: 0	WP: 1 PB: 0 CS: 0	PA: 36
PITCHER Whitey Ford, L ERA: 2.66 (1, 1)	IP: 9.0 WLS: W BF: 36 H: 7 R: 3 ER: 3 SO: 5 BB: 4 IBB: 0 HBP: 0 BLK: 0 WP: 1 HR: 1 S: 42 P: 58 ERA: 3.00 WHIP: 1.222															PITCHER						

Batter	1	2	3	4	5	6	7	8	9	AB	R	H	RBI	BB	SO	LOB	TOP					
Eddie Yost, R OBP: 0.418, SLG: 0.340 (1.5)	F2		6-3		F9		F7	BB FC3 HBP		4	0	0	0	0	0	1	Washington Senators @ New York Yankees Yankee Stadium, Bronx, NY Fri Sep 07 1956, 3:33 AM EDT Att: 16,853 - Unknown 					
Whitey Herzog, L OBP: 0.311, SLG: 0.353 (1.8)	G4-6-3 BB		CS BB		K		4-3	FC3 BB		3	0	0	1	2	1	2						
Pete Runnels, L OBP: 0.379, SLG: 0.427 (1.3)	G4-6-3 1-2		CS 1-2		K		2B 1B	BB		3	1	1	0	2	1	1						
Roy Sievers, R OBP: 0.376, SLG: 0.478 (1.7)		FC5-4 1B		1B 1B	1B 1B		1B 2B	P6		5	2	4	1	0	0	3						
Clint Courtney, L OBP: 0.370, SLG: 0.448 (1.2)	L7		1B		L7		1B	F9		5	0	2	2	0	0	6						
Jim Lemon, R OBP: 0.345, SLG: 0.504 (1.9)	FC5-4 1-2		K		F8		P2	L3 1B		5	0	1	0	0	1	4						
Herb Plews, L OBP: 0.343, SLG: 0.404 (1.4)	1B		1B		1B		1B	L3 1-2		5	1	4	1	0	0	1						
Tony Rolig, R OBP: 0.302, SLG: 0.226 (8. PH)	F9		F8		K		FC3 2B	1B		3	0	0	0	0	1	5						
Ernie Ottavietz, S OBP: 0.382, SLG: 0.333 (8. PH)										1	1	1	1	0	0	0						
Jose Valdivielso, R OBP: 0.319, SLG: 0.335 (8.6)										1	0	1	0	0	0	0						
Bob Chakales, R OBP: 0.150, SLG: 0.150 (1.1)			6-3		F8		4-3 1B	K		2	1	1	0	0	0	0						
Lou Berberet, L OBP: 0.419, SLG: 0.402 (6. PH)										1	0	0	0	0	0	1						
Bunkey Stewart, L OBP: 0.250, SLG: 0.250 (6.1)					BB 1B					0	0	0	0	0	0	0						
Ed Fitz Gerald, R OBP: 0.408, SLG: 0.422 (8. PH)										1	0	0	0	0	0	1						
Hal Griggs, R OBP: 0.408, SLG: 0.422 (8.1)										1	0	0	0	0	1	1						
Inning Stats	R: 0 E: 0 K: 0 S: 2	H: 0 LOB: 0 BB: 1 P: 6	R: 0 E: 0 K: 0 S: 5	H: 2 LOB: 2 BB: 0 P: 5	R: 0 E: 0 K: 0 S: 2	H: 0 LOB: 0 BB: 1 P: 6	R: 1 E: 0 K: 2 S: 10	H: 3 LOB: 0 BB: 0 P: 10	R: 1 E: 0 K: 1 S: 7	H: 2 LOB: 2 BB: 1 P: 11	R: 0 E: 0 K: 1 S: 6	H: 1 LOB: 1 BB: 0 P: 6	R: 2 E: 0 K: 0 S: 6	H: 3 LOB: 1 BB: 0 P: 6	R: 2 E: 0 K: 0 S: 6	H: 2 LOB: 3 BB: 1 P: 11		R: 0 E: 0 K: 1 S: 6	H: 2 LOB: 0 BB: 0 P: 6	1B: 13 2B: 3 3B: 0 HR: 0	SF: 0 SAC: 0 DP: 2 HBP: 1	WP: 0 PB: 0 SB: 0 CS: 1
PITCHER	IP WLS BF H R ER SO BB IBB HBP BLK WP HR S P ERA WHIP																					
Johnny Kucks, R ERA: 3.72 (1.1)	6.2	31	10	4	4	4	3	0	0	0	0	0	0	0	36	48	5.40	1.950				
Tommy Byrne, L ERA: 3.64 (7.1)	0.1	2	1	0	0	0	0	0	0	0	0	0	0	2	2	2	∞	∞				
Tom Morgan, R ERA: 3.26 (8.1)	0.0	L	2	2	2	2	0	0	0	0	0	0	0	2	2	2	∞	∞				
Don Larsen, R ERA: 3.66 (8.1)	1.0	6	0	0	0	0	1	0	1	0	0	0	0	4	9	0.00	1.000					
Bob Turley, R ERA: 4.52 (9.1)	1.0	4	2	0	0	1	0	0	0	0	0	0	0	6	6	0.00	2.000					
Batter	1	2	3	4	5	6	7	8	9	AB	R	H	RBI	BB	SO	LOB	BOTTOM					
Hank Bauer, R OBP: 0.320, SLG: 0.439 (1.9)	6-3		HR	4-3 2-3			E9 1B	P3		5	2	1	1	0	0	3	Washington Senators @ New York Yankees Yankee Stadium, Bronx, NY Fri Sep 07 1956, 3:33 AM EDT Att: 16,853 - Unknown 					
Enos Slaughter, L OBP: 0.394, SLG: 0.408 (1.7)	4-3 1B		HR BB 1B	K			F8	F7		5	1	2	0	0	1	2						
Mickey Mantle, S OBP: 0.469, SLG: 0.716 (1.8)	4-3 1-2		HR BB				F8	4-3		3	1	0	0	2	0	1						
Yogi Berra, L OBP: 0.371, SLG: 0.530 (1.2)	HBP		HR				F8	G3		4	1	2	4	0	0	0						
Bill Skowron, R OBP: 0.378, SLG: 0.522 (1.3)	4-3		P2				F8	FC5-4 1B		4	0	0	0	0	0	4						
Gil McDougald, R OBP: 0.400, SLG: 0.436 (1.6)		K	FC5-4 1B				E6 L3	F9 SH3-4 BB		3	0	1	0	1	1	0						
Billy Martin, R OBP: 0.321, SLG: 0.409 (1.4)		6-3	FC5-4				L3	SH3-4		3	0	0	0	0	0	2						
Jerry Coleman, R OBP: 0.304, SLG: 0.302 (9.5)		6-3	FC5-4 1-2				1-2			0	0	0	0	0	0	0						
Andy Carey, R OBP: 0.307, SLG: 0.334 (1.5)		6-3					F9			3	0	1	0	0	0	0						
Irv Noren, L OBP: 0.581, SLG: 0.400 (8. PH)		6-3								0	0	0	0	1	0	0						
Tom Carroll, R OBP: 0.400, SLG: 0.400 (8. PR)		6-3								0	0	0	0	0	0	0						
Bob Turley, R OBP: 0.261, SLG: 0.238 (9.1)		6-3		4-3 SH3-4 1B						0	0	0	0	0	0	0						
Johnny Kucks, R ERA: 2.31, SLG: 0.169 (1.1)			5-3							1	0	0	0	0	0	0						
Tommy Byrne, L ERA: 3.64 (7.1)				SH3-4						0	0	0	0	0	0	0						
Joe Callahan, L ERA: 3.26, SLG: 0.154 (8.1)										1	0	0	0	0	0	0						
Tom Morgan, R ERA: 3.26 (8.1)										0	0	0	0	0	0	0						
Don Larsen, R ERA: 3.66 (8.1)										0	0	0	0	0	0	0						
Norm Siebern, L ERA: 3.26, SLG: 0.346 (8. PH)										1	0	0	0	0	0	2						
Billy Hunter, R ERA: 3.46, SLG: 0.500 (8.6)										0	0	0	0	0	0	0						
Inning Stats	R: 0 E: 0 K: 0 S: 4	H: 1 LOB: 2 BB: 0 P: 5	R: 0 E: 0 K: 1 S: 5	H: 0 LOB: 0 BB: 0 P: 5	R: 4 E: 0 K: 0 S: 7	H: 4 LOB: 1 BB: 1 P: 11	R: 0 E: 0 K: 1 S: 6	H: 1 LOB: 1 BB: 0 P: 6	R: 0 E: 0 K: 0 S: 3	H: 0 LOB: 0 BB: 0 P: 3	R: 0 E: 1 K: 0 S: 5	H: 0 LOB: 0 BB: 0 P: 3	R: 1 E: 1 K: 0 S: 5	H: 1 LOB: 2 BB: 1 P: 9	R: 0 E: 0 K: 0 S: 3	H: 0 LOB: 2 BB: 2 P: 11	R: 0 E: 0 K: 0 S: 3	H: 0 LOB: 0 BB: 0 P: 3	1B: 5 2B: 1 3B: 0 HR: 2	SF: 0 SAC: 2 DP: 1 HBP: 1	WP: 0 PB: 0 SB: 0 CS: 0	PA: 40
PITCHER	IP WLS BF H R ER SO BB IBB HBP BLK WP HR S P ERA WHIP																					
Bob Chakales, R ERA: 3.65 (1.1)	5.0	23	6	4	4	2	1	0	0	0	0	0	0	2	25	30	7.20	1.400				
Bunkey Stewart, L ERA: 5.31 (6.1)	2.0	W	9	1	1	0	1	0	0	0	0	0	0	8	12	0.00	1.000					
Hal Griggs, R ERA: 5.69 (8.1)	2.0	S	8	0	0	0	2	0	0	0	0	0	0	6	14	0.00	1.000					

Batter	1	2	3	4	5	6	7	8	9	AB	R	H	RBI	BB	SO	LOB	TOP			
Eddie Yost, R OBP: 0.417, SLG: 0.339 (1, 5)										3	0	2	0	1	0	0	Washington Senators @ New York Yankees Yankee Stadium, Bronx, NY Sun Sep 09 1956, 3:33 AM EDT Att: 17,711 - Unknown livebaseballscorecards.com			
Ed Fitz Gerald, R OBP: 0.403, SLG: 0.416 (1, 2)										4	0	1	0	0	2	3				
Pete Runnels, L OBP: 0.381, SLG: 0.434 (1, 3)										4	0	1	0	0	1	3				
Roy Sievers, R OBP: 0.372, SLG: 0.478 (1, 7)										4	0	0	0	0	3	1				
Jim Lemon, R OBP: 0.344, SLG: 0.500 Ernie Oravetz, S OBP: 0.371, SLG: 0.322 (2, 9)										1	0	0	0	0	0	0				
Karl Olson, R OBP: 0.325, SLG: 0.354 (1, 8)										2	0	0	0	2	1	1				
Herb Plews, L OBP: 0.341, SLG: 0.398 Tony Roig, R OBP: 0.313, SLG: 0.279 (3, PH) (3, 4) (8, 6)										0	0	0	0	0	0	0				
Jose Valdivielso, R OBP: 0.318, SLG: 0.333 Harmon Killebrew, R OBP: 0.205, SLG: 0.528 (8, PH) (8, 4)										2	0	0	0	0	1	1				
Chuck Stobbs, L OBP: 0.210, SLG: 0.221 Clint Courtney, L OBP: 0.368, SLG: 0.445 Bob Chakales, R OBP: 0.150, SLG: 0.150 (1, 1) (8, PH) (8, 1)										0	0	0	0	0	0	0				
Inning Stats	R: 0 E: 0 K: 1 S: 5	H: 1 LOB: 0 BB: 0 P: 5	R: 0 E: 0 K: 0 S: 3	H: 0 LOB: 0 BB: 0 P: 3	R: 0 E: 0 K: 3 S: 10	H: 1 LOB: 2 BB: 1 P: 14	R: 0 E: 0 K: 2 S: 7	H: 0 LOB: 0 BB: 0 P: 7	R: 0 E: 0 K: 0 S: 2	H: 0 LOB: 0 BB: 1 P: 6	R: 0 E: 0 K: 3 S: 10	H: 1 LOB: 1 BB: 0 P: 10	R: 1 E: 0 K: 1 S: 8	H: 3 LOB: 2 BB: 0 P: 8	R: 0 E: 0 K: 1 S: 5	H: 0 LOB: 1 BB: 1 P: 9		1B: 4 2B: 2 3B: 1 HR: 0	SF: 1 SAC: 0 DP: 2 HBP: 0	WP: 0 PB: 0 SB: 1 CS: 0
PITCHER Whitey Ford, L ERA: 2.88 (1, 1)	IP: 9.0 WLS: W BF: 34 H: 6 R: 1 ER: 1 SO: 11 BB: 3 IBB: 0 HBP: 0 BLK: 0 WP: 0 HR: 0 S: 53 P: 65 ERA: 1.00 WHIP: 1.000															PITCHER				

Batter	1	2	3	4	5	6	7	8	9	AB	R	H	RBI	BB	SO	LOB	BOTTOM			
Hank Bauer, R OBP: 0.322, SLG: 0.452 (1, 9)										4	0	1	0	0	1	0	Washington Senators @ New York Yankees Yankee Stadium, Bronx, NY Sun Sep 09 1956, 3:33 AM EDT Att: 17,711 - Unknown livebaseballscorecards.com			
Andy Carey, R OBP: 0.305, SLG: 0.340 (1, 5)										3	0	0	0	0	0	0				
Mickey Mantle, S OBP: 0.466, SLG: 0.706 (1, 8)										4	0	0	0	0	1	1				
Yogi Berra, L OBP: 0.374, SLG: 0.532 (1, 2)										3	0	1	0	1	1	0				
Bill Skowron, R OBP: 0.377, SLG: 0.519 Joe Collins, L OBP: 0.309, SLG: 0.373 (1, 3) (9, 3)										4	0	1	0	0	0	2				
Gil McDougald, R OBP: 0.400, SLG: 0.434 (1, 4)										2	1	1	0	0	0	0				
Elston Howard, R OBP: 0.319, SLG: 0.375 (1, 7)										2	1	0	0	1	1	1				
Billy Hunter, R OBP: 0.361, SLG: 0.533 (1, 6)										3	0	1	2	0	1	3				
Whitey Ford, L OBP: 0.289, SLG: 0.224 (1, 1)										3	0	0	0	0	1	4				
Inning Stats	R: 0 E: 0 K: 0 S: 3	H: 0 LOB: 0 BB: 0 P: 3	R: 0 E: 0 K: 1 S: 5	H: 0 LOB: 0 BB: 0 P: 5	R: 0 E: 0 K: 3 S: 9	H: 0 LOB: 0 BB: 0 P: 9	R: 0 E: 0 K: 0 S: 3	H: 0 LOB: 0 BB: 0 P: 3	R: 0 E: 0 K: 1 S: 5	H: 2 LOB: 3 BB: 1 P: 9	R: 2 E: 0 K: 0 S: 6	H: 2 LOB: 1 BB: 0 P: 6	R: 0 E: 0 K: 1 S: 6	H: 1 LOB: 2 BB: 1 P: 10	R: 0 E: 0 K: 1 S: 5	H: 0 LOB: 0 BB: 1 P: 9		1B: 4 2B: 0 3B: 1 HR: 0	SF: 0 SAC: 2 DP: 0 HBP: 0	WP: 0 PB: 0 SB: 0 CS: 0
PITCHER Chuck Stobbs, L ERA: 3.28 Bob Chakales, R ERA: 3.61 (1, 1) (8, 1)	IP: 7.0 WLS: L BF: 27 H: 4 R: 2 ER: 0 SO: 5 BB: 4 IBB: 2 HBP: 0 BLK: 0 WP: 0 HR: 0 S: 36 P: 40 ERA: 0.00 WHIP: 0.571															PITCHER				

Batter	1	2	3	4	5	6	7	8	9	AB	R	H	RBI	BB	SO	LOB	TOP				
Hank Bauer, R (1.9) OBP: 0.324, SLG: 0.465	0-0 HR		0-0 F9		0-0 3B 1B		0-0 5-3		0-0 HR	5	3	3	2	0	0	0					
Enos Slaughter, L (1.7) OBP: 0.362, SLG: 0.409	0-0 3-1			0-0 4-3	0-0 3B 1-H			0-0 F4	0-0 FC4-6 1B	5	0	2	1	0	0	0					
Mickey Mantle, S (1.8) OBP: 0.467, SLG: 0.703	0-0 4-3			4-0 HR BB	4-0 BB			4-0 1B 2B BB	0-3 K	2	2	0	0	3	1	1					
Yogi Berra, L (1.2) OBP: 0.376, SLG: 0.539	0-0 F5			0-0 HR 1-H	0-0 L8			0-0 2B 1B	0-0 FC4-6 1B	5	2	3	2	0	0	2					
Joe Collins, L (1.3) OBP: 0.307, SLG: 0.366		0-0 F7		4-0 BB		0-3 K		0-0 F5	0-0 FC4-6 1B	4	0	0	0	1	1	4					
Gil McDougald, R (1.4) OBP: 0.400, SLG: 0.435		4-0 G6-4-3 BB		0-0 F7		0-3 K		0-0 WP E 2B	0-3 K	4	1	1	2	1	2	3					
Andy Carey, R (1.5) OBP: 0.344, SLG: 0.338		0-0 G6-4-3		0-0 F7		0-0 F8		4-0 WP E IBB		3	0	0	0	0	0	2	AB 36				
Bill Skowron, R (8, PH) OBP: 0.378, SLG: 0.519										0	1	0	0	1	0	0	R 9				
Jerry Coleman, R (8, 4) OBP: 0.304, SLG: 0.302										0	0	0	0	0	0	0	H 9				
Billy Hunter, R (1, 6) OBP: 0.344, SLG: 0.508										3	0	0	0	0	0	0	RBI 7				
George Wilson, L (8, PH) OBP: 0.293, SLG: 0.203				0-0 4-3		0-0 6-3		0-0 E1		1	0	0	0	0	0	0	BB 6				
Billy Martin, R (8, FR) OBP: 0.321, SLG: 0.409								1-H 2-H		0	0	0	0	0	0	0	SO 5				
Johnny Kucks, R (1, 1) OBP: 0.225, SLG: 0.164				0-3 K		0-0 6-3		0-0 G3		2	0	0	0	0	1	0	LOB 13				
Irv Noren, L (7, PH) OBP: 0.363, SLG: 0.381										1	0	0	0	0	0	0					
Tom Morgan, R (7, 1) OBP: 0.214, SLG: 0.154										0	0	0	0	0	0	0					
Norm Siebern, L (8, PH) OBP: 0.273, SLG: 0.343										1	0	0	0	0	0	1					
Tommy Byrne, L (8, 1) OBP: 0.300, SLG: 0.500										0	0	0	0	0	0	0					
Inning Stats	R: 1 E: 0 K: 0 S: 4	H: 1 LOB: 0 BB: 0 P: 4	R: 0 E: 0 K: 0 S: 2	H: 0 LOB: 0 BB: 1 P: 6	R: 0 E: 0 K: 1 S: 5	H: 0 LOB: 0 BB: 0 P: 5	R: 2 E: 0 K: 0 S: 4	H: 1 LOB: 1 BB: 2 P: 12	R: 1 E: 0 K: 0 S: 5	H: 2 LOB: 2 BB: 1 P: 9	R: 0 E: 0 K: 2 S: 7	H: 0 LOB: 0 BB: 0 P: 7	R: 0 E: 0 K: 0 S: 3	H: 0 LOB: 0 BB: 0 P: 3	R: 4 E: 1 K: 0 S: 6	H: 2 LOB: 1 BB: 2 P: 14	R: 1 E: 0 K: 2 S: 10	H: 3 LOB: 2 BB: 0 P: 10	1B: 4 2B: 1 3B: 1 HR: 3	SF: 0 SAC: 0 DP: 1 HBP: 0	WP: 1 PA: 42
PITCHER	IP WLS BF H R ER SO BB IBB HBP BLK WP HR S P ERA WHIP																				
Art Ditmar, R (1, 1) ERA: 4.53	7.2 L 35 6 8 6 3 5 1 0 0 1 2 35 59 7.04 1.435																				
Jack Crimian, R (8, 1) ERA: 5.56	1.1 7 3 1 1 2 0 0 0 0 0 1 11 11 6.75 2.250																				

New York Yankees @ Kansas City Athletics
Municipal Stadium, Kansas City, MO
Tue Sep 11 1956, 4:33 AM EDT
Att: 18,892 - Unknown - 92 F

AB	36
R	9
H	9
RBI	7
BB	6
SO	5
LOB	13



Batter	1	2	3	4	5	6	7	8	9	AB	R	H	RBI	BB	SO	LOB	BOTTOM		
Vic Power, R (1, 4) OBP: 0.344, SLG: 0.443	0-0 G6-4-3 BB 1B		0-0 1-3			0-0 E 2B	0-0 F8			4	1	2	0	0	0	0			
Al Pilarcik, L (1, 8) OBP: 0.323, SLG: 0.328	4-0 G6-4-3 BB			0-0 G3		0-0 F4		4-0 BB		2	0	0	0	1	0	1			
Johnny Groth, R (8, PH) OBP: 0.320, SLG: 0.399	1-2 BB									0	0	0	0	1	0	0			
Lou Skizas, R (1, 7) OBP: 0.337, SLG: 0.437	0-0 G6-4-3			0-0 6-3		0-0 E2	0-0 HR 1B	0-0 F8		4	1	1	0	0	0	3			
Harry Simpson, L (1, 9) OBP: 0.347, SLG: 0.496		0-0 4-3		4-0 FC5-4 BB		0-0 HR		0-0 F2		3	1	1	2	1	0	1			
Hal Smith, R (1, 2) OBP: 0.303, SLG: 0.364				0-0 FC5-4		0-3 K		0-0 F8		4	0	1	0	0	1	2			
Eddie Robinson, L (1, 3) OBP: 0.303, SLG: 0.346						0-0 G3		0-0 F8		3	0	0	0	0	0	1			
Rance Pless, R (8, PH) OBP: 0.356, SLG: 0.286						0-0 L6				1	0	0	0	0	1	0			
Hector Lopez, R (1, 5) OBP: 0.354, SLG: 0.440							0-0 F3		0-0 F6	4	1	1	1	0	0	1	AB 32		
Joe Demaestri, R (1, 6) OBP: 0.275, SLG: 0.316					0-0 4-3		0-0 F8		0-0 F8	4	0	0	0	0	0	0	R 5		
Art Ditmar, R (1, 1) OBP: 0.186, SLG: 0.193							0-0 F9		0-0 4-3	3	1	1	1	0	0	0	H 7		
Jack Crimian, R (8, 1) OBP: 0.318, SLG: 0.250										0	0	0	0	0	0	0	RBI 4		
Inning Stats	R: 0 E: 0 K: 0 S: 2	H: 1 LOB: 1 BB: 0 P: 4	R: 0 E: 0 K: 0 S: 3	H: 0 LOB: 0 BB: 0 P: 3	R: 0 E: 0 K: 0 S: 3	H: 0 LOB: 1 BB: 1 P: 7	R: 1 E: 0 K: 0 S: 4	H: 1 LOB: 0 BB: 0 P: 4	R: 3 E: 1 K: 1 S: 8	H: 3 LOB: 0 BB: 0 P: 8	R: 1 E: 0 K: 0 S: 4	H: 1 LOB: 0 BB: 0 P: 4	R: 0 E: 0 K: 0 S: 3	H: 0 LOB: 1 BB: 1 P: 7	R: 0 E: 0 K: 1 S: 5	H: 0 LOB: 0 BB: 0 P: 5	1B: 3 2B: 1 3B: 0 HR: 3	SF: 0 SAC: 0 DP: 1 HBP: 0	WP: 0 PA: 35
PITCHER	IP WLS BF H R ER SO BB IBB HBP BLK WP HR S P ERA WHIP																		
Johnny Kucks, R (1, 1) ERA: 3.75	6.0 24 6 4 3 1 0 0 0 0 0 1 4 4 9.00 1.000																		
Tom Morgan, R (7, 1) ERA: 3.34	1.0 W 4 1 1 1 0 0 0 0 0 0 1 4 4 9.00 1.000																		
Tommy Byrne, L (8, 1) ERA: 3.56	2.0 S 7 0 0 0 0 1 1 0 0 0 0 0 8 12 0.00 0.500																		

New York Yankees @ Kansas City Athletics
Municipal Stadium, Kansas City, MO
Tue Sep 11 1956, 4:33 AM EDT
Att: 18,892 - Unknown - 92 F

AB	32
R	5
H	7
RBI	4
BB	3
SO	2
LOB	9



Batter	1	2	3	4	5	6	7	8	9	AB	R	H	RBI	BB	SO	LOB	TOP		
Hank Bauer, R OBP: 0.325, SLG: 0.470 (1, 9)	0-0 HR		4-0 WP SF8 BB	0-0 F8		0-0 F2		0-3 K	4 2 1 1 1 1 2										
Enos Slaughter, L OBP: 0.359, SLG: 0.403 (1, 7)	0-0 F4		4-0 WP 2B BB	0-0 F4			0-0 G3	0-0 6-3	4 1 0 0 1 0 3										
Mickey Mantle, S OBP: 0.465, SLG: 0.699 (1, 8)	0-3 K		4-0 1-2 2-3 2B BB	0-0 B1-3			0-0 F8		3 1 0 0 1 1 0										
Joe Collins, L OBP: 0.306, SLG: 0.366 (1, 3)	0-3 K		0-0 SF8	0-0 BB			0-0 F4		3 0 1 1 0 1 0										
Gil McDougald, R OBP: 0.403, SLG: 0.438 (1, 4)		4-0 S BB BB	0-0 1-H 2-H 2B	0-0 BB			0-0 L7		2 0 1 2 2 0 0										
Andy Carey, R OBP: 0.307, SLG: 0.337 (5, PH)		4-0 S BB	0-0 F3	0-3 K			0-0 F5		1 0 0 0 1 0 1										
Irv Noren, L OBP: 0.545, SLG: 0.364 (5, PH)		1-2 S BB	0-0 F2	0-0 F8			0-0 F7		1 0 0 0 0 1 2										
Jerry Coleman, R OBP: 0.302, SLG: 0.300 (5, 6)		0-0 F2	0-0 F8	0-3 K			0-0 F9		2 0 0 0 0 0 3										
Billy Hunter, R OBP: 0.286, SLG: 0.492 (5, PH)		1-2 2-3					0-0 F9		2 0 0 0 0 1 2										
Charles Silveira, R OBP: 0.286, SLG: 0.167 (9, PH)		0-3 K		0-0 F9		4-0 G6-4-3 BB		0-0 F9	1 0 0 0 0 0 0										
Bill Skowron, R OBP: 0.377, SLG: 0.518 (9, PH)		0-0 F6		0-0 G6-4-3			0-0 S		1 0 0 0 0 0 2										
Tom Sturdivant, L OBP: 0.298, SLG: 0.357 (2, 1)		0-0 F6		0-0 1B			0-0 S		3 0 2 0 0 0 1										
Mickey McDermott, L OBP: 0.273, SLG: 0.245 (9, PR)									0 0 0 0 0 0 0										
Tom Carroll, R OBP: 0.400, SLG: 0.400 (9, PR)																			
Inning Stats	R: 1 E: 0 K: 2 S: 8	H: 1 LOB: 0 BB: 0 P: 8	R: 0 E: 1 K: 1 S: 5	H: 0 LOB: 2 BB: 2 P: 13	R: 3 E: 0 K: 0 S: 4	H: 1 LOB: 1 BB: 3 P: 16	R: 0 E: 0 K: 0 S: 4	H: 1 LOB: 0 BB: 0 P: 4	R: 0 E: 0 K: 2 S: 8	H: 2 LOB: 2 BB: 1 P: 12	R: 0 E: 0 K: 0 S: 3	H: 0 LOB: 0 BB: 0 P: 3	R: 0 E: 0 K: 0 S: 3	H: 0 LOB: 0 BB: 0 P: 3	R: 0 E: 0 K: 1 S: 6	H: 1 LOB: 2 BB: 0 P: 6	1B: 3 2B: 1 3B: 0 HR: 1	SF: 1 SAC: 0 DP: 1 HBP: 0	WP: 1 PA: 38 SB: 0 CS: 3
PITCHER	IP WLS BF H R ER SO BB IBB HBP BLK WP HR S P ERA WHIP																		
Bill Harrington, R ERA: 6.04 (1, 1)	2.0	12	1	4	4	3	5	0	0	0	0	1	1	13	33	18.00	3.000		
Wally Burnette, R ERA: 3.32 (3, 1)	7.0	26	4	0	0	3	2	0	0	0	0	0	0	30	38	0.00	0.857		

New York Yankees @ Kansas City Athletics
Municipal Stadium, Kansas City, MO
Wed Sep 12 1956, 4:33 AM EDT
Att: 18,599 - Unknown


AB 30
R 4
H 5
RBI 4
BB 7
SO 6
LOB 18



Batter	1	2	3	4	5	6	7	8	9	AB	R	H	RBI	BB	SO	LOB	BOTTOM		
Vic Power, R OBP: 0.342, SLG: 0.441 (1, 4)	0-3 K	0-0 2B 1B		0-0 F4		0-0 4-3		0-0 L5	5 1 1 0 0 1 0										
Al Pilarcik, L OBP: 0.326, SLG: 0.337 (1, 8)	0-3 K	0-0 1-H 2-H 2B		0-0 4-3		0-0 1B			4 0 2 2 0 1 0										
Lou Skizas, R OBP: 0.336, SLG: 0.447 (1, 7)	0-0 HR	0-0 F4		0-0 6-3		0-3 K2-3			4 1 1 1 0 1 2										
Harry Simpson, L OBP: 0.348, SLG: 0.495 (1, 9)	0-0 2B 1B	4-0 BB		0-0 4-3			0-0 3-1		3 1 1 0 1 0 0										
Hal Smith, R OBP: 0.308, SLG: 0.372 (1, 2)	0-0 2B 1B	0-0 F9		0-0 HR 1B			0-0 4-3 2B		4 2 3 0 0 0 2										
Eddie Robinson, L OBP: 0.307, SLG: 0.370 (1, 3)	0-0 WP 2B		0-0 F9	0-0 HR			0-0 4-3		4 1 2 4 0 0 1										
Hector Lopez, R OBP: 0.351, SLG: 0.437 (1, 5)	0-0 5-3		0-0 F4	0-0 6-3			0-0 6-3		4 0 0 0 0 0 2										
Joe Demaestri, R OBP: 0.275, SLG: 0.315 (1, 6)		0-3 K 1B 2B		0-0 K			0-0 L6		4 1 1 0 0 2 0										
Bill Harrington, R ERA: 3.17 (1, 1)	1.1	11	6	5	4	3	0	0	0	0	0	1	1	17	17	27.00	4.500		
Mickey McDermott, L ERA: 4.44 (2, 1)	6.2	26	5	2	2	2	1	0	0	0	0	1	29	33	2.70	0.900			
Inning Stats	R: 3 E: 0 K: 2 S: 11	H: 4 LOB: 1 BB: 0 P: 11	R: 2 E: 1 K: 1 S: 8	H: 2 LOB: 2 BB: 1 P: 12	R: 0 E: 0 K: 0 S: 4	H: 1 LOB: 1 BB: 0 P: 4	R: 0 E: 0 K: 0 S: 3	H: 0 LOB: 0 BB: 0 P: 3	R: 2 E: 0 K: 1 S: 7	H: 2 LOB: 0 BB: 0 P: 7	R: 0 E: 0 K: 1 S: 6	H: 1 LOB: 1 BB: 0 P: 6	R: 0 E: 0 K: 0 S: 4	H: 1 LOB: 1 BB: 0 P: 4	R: 0 E: 0 K: 0 S: 3	H: 0 LOB: 0 BB: 0 P: 3	1B: 6 2B: 3 3B: 0 HR: 2	SF: 0 SAC: 0 DP: 0 HBP: 0	WP: 1 PA: 37 SB: 0 CS: 0
PITCHER	IP WLS BF H R ER SO BB IBB HBP BLK WP HR S P ERA WHIP																		

New York Yankees @ Kansas City Athletics
Municipal Stadium, Kansas City, MO
Wed Sep 12 1956, 4:33 AM EDT
Att: 18,599 - Unknown

AB 36
R 7
H 11
RBI 7
BB 1
SO 5
LOB 9



Batter	1	2	3	4	5	6	7	8	9	AB	R	H	RBI	BB	SO	LOB	TOP
Hank Bauer, R (1, 9) OBP: 0.322, SLG: 0.465	6-3	FC5-4			5-3		E5		K	5	0	0	0	0	1	4	New York Yankees @ Kansas City Athletics Municipal Stadium, Kansas City, MO Thu Sep 13 1956, 4:33 AM EDT Att: 10,924 - Unknown - 98 F livebaseballscorecards.com
Enos Slaughter, L (1, 7) OBP: 0.391, SLG: 0.404	2B	1B	6-3		1B		K			4	1	2	0	0	1	1	
Mickey Mantle, S (1, 8) OBP: 0.465, SLG: 0.706	1B	2B	HR		F7			K		4	2	2	1	0	1	1	
Yogi Berra, L (1, 2) OBP: 0.375, SLG: 0.537	1B		F9		F4			F2		4	0	1	2	0	0	1	
Joe Collins, L (1, 3) OBP: 0.301, SLG: 0.360	G3-6-3		4-3		F8			F9		4	0	0	0	0	0	1	
Gil McDougald, R (1, 4) OBP: 0.404, SLG: 0.437		FC5-4		1B	5-3			E6	1B	3	0	1	0	1	0	0	
Billy Martin, R (1, 5) OBP: 0.318, SLG: 0.405		FC5-4	F8		F9			F6		4	0	0	0	0	0	3	
Billy Hunter, R (1, 6) OBP: 0.319, SLG: 0.471		FC8-4		F3			F2		F9	3	0	0	0	0	0	2	
Bill Skowron, R (9, PH) OBP: 0.376, SLG: 0.517		1B								1	0	0	0	0	0	1	
Jerry Coleman, R (9, 4) OBP: 0.302, SLG: 0.300										0	0	0	0	0	0	0	
Whitey Ford, L (1, 1) OBP: 0.300, SLG: 0.239		FC5-4		1-3			4-3			4	0	2	0	0	0	1	
Inning Stats	R: 2 E: 0 K: 0 S: 5	H: 3 LOB: 0 BB: 0 P: 5	R: 0 E: 0 K: 0 S: 4	H: 1 LOB: 2 BB: 1 P: 8	R: 1 E: 0 K: 0 S: 4	H: 1 LOB: 0 BB: 0 P: 4	R: 0 E: 0 K: 0 S: 4	H: 1 LOB: 1 BB: 0 P: 4	R: 0 E: 1 K: 1 S: 6	H: 0 LOB: 1 BB: 0 P: 6	R: 0 E: 0 K: 1 S: 5	H: 0 LOB: 0 BB: 0 P: 5	R: 0 E: 1 K: 1 S: 7	H: 1 LOB: 2 BB: 0 P: 7	1B: 6 2B: 1 3B: 0 HR: 1	SF: 0 SAC: 0 DP: 1 HBP: 0	WP: 0 PA: 37 SB: 1 CS: 0
PITCHER	IP WLS BF H R ER SO BB IBB HBP BLK WP HR S P ERA WHIP																
Tom Gorman, R (1, 1) ERA: 4.07	5.0 L 22 7 3 3 0 1 0 0 0 0 0 1 21 25 5.40 1.600																
Bobby Shantz, L (6, 1) ERA: 4.25	2.0 7 0 0 0 1 0 0 0 0 0 0 0 9 9 0.00 0.000																
Jack Crimian, R (8, 1) ERA: 5.46	2.0 8 1 0 0 2 0 0 0 0 0 0 0 12 12 0.00 0.500																

Batter	1	2	3	4	5	6	7	8	9	AB	R	H	RBI	BB	SO	LOB	BOTTOM				
Vic Power, R (1, 4) OBP: 0.342, SLG: 0.439	5-3			6-3		1B	1-3			4	1	1	0	0	0	1	New York Yankees @ Kansas City Athletics Municipal Stadium, Kansas City, MO Thu Sep 13 1956, 4:33 AM EDT Att: 10,924 - Unknown - 98 F livebaseballscorecards.com				
Hector Lopez, R (1, 5) OBP: 0.350, SLG: 0.435	4-3			F9		G4-6-3	1B	5-3		4	0	1	0	0	0	0					
Lou Skizas, R (1, 7) OBP: 0.343, SLG: 0.454	5-3			2B		G4-6-3	BB	1B		3	0	2	0	1	0	0					
Harry Simpson, L (1, 9) OBP: 0.347, SLG: 0.492		K		BB		G4-6-3	1-2	F5		3	0	0	0	1	1	3					
Hal Smith, R (1, 2) OBP: 0.307, SLG: 0.371		3-1		4-3				1-3		1	0	0	0	0	0	0					
Tim Thompson, L (4, 2) OBP: 0.326, SLG: 0.358						K		1-3		3	0	0	0	0	1	4					
Eddie Robinson, L (1, 3) OBP: 0.311, SLG: 0.366		5-3				K				2	1	0	0	2	1	0					
Al Pilarcik, L (9, FR) OBP: 0.326, SLG: 0.337								2-3	BB	0	0	0	0	0	0	0					
Johnny Groth, R (1, 8) OBP: 0.316, SLG: 0.394				L6		6-3		SH2-3	BB	3	0	0	0	0	0	1					
Joe Demaestri, R (1, 6) OBP: 0.276, SLG: 0.314				K				F3		1	0	0	0	1	1	0					
Rance Pless, R (7, PH) OBP: 0.551, SLG: 0.281				K						1	0	0	0	0	0	1					
Jack Crimian, R (8, 1) OBP: 0.318, SLG: 0.250										0	0	0	0	0	0	0					
Jim Finigan, R (9, PH) OBP: 0.301, SLG: 0.287										1	0	0	0	0	0	2					
Tom Gorman, R (1, 1) OBP: 0.132, SLG: 0.057				K						1	0	0	0	0	1	0					
Gus Zernal, R (5, PH) OBP: 0.320, SLG: 0.443										1	0	0	0	0	1	1					
Bobby Shantz, R (6, 1) OBP: 0.174, SLG: 0.143										0	0	0	0	0	0	0					
Mike Baxes, R (7, PH) OBP: 0.333, SLG: 0.276								2B		2	0	1	1	0	0	2					
Inning Stats	R: 0 E: 0 K: 0 S: 3	H: 0 LOB: 0 BB: 0 P: 3	R: 0 E: 0 K: 1 S: 5	H: 0 LOB: 0 BB: 0 P: 5	R: 0 E: 0 K: 2 S: 7	H: 0 LOB: 0 BB: 0 P: 7	R: 0 E: 0 K: 0 S: 4	H: 1 LOB: 2 BB: 1 P: 8	R: 0 E: 0 K: 2 S: 7	H: 0 LOB: 1 BB: 1 P: 11	R: 1 E: 0 K: 1 S: 6	H: 2 LOB: 1 BB: 1 P: 10	R: 1 E: 0 K: 0 S: 4	H: 1 LOB: 1 BB: 1 P: 8	R: 0 E: 0 K: 0 S: 4	H: 1 LOB: 0 BB: 0 P: 4	R: 0 E: 0 K: 0 S: 3	H: 0 LOB: 2 BB: 1 P: 7	1B: 3 2B: 2 3B: 0 HR: 0	SF: 0 SAC: 1 DP: 1 HBP: 0	WP: 0 PA: 36 SB: 0 CS: 0
PITCHER	IP WLS BF H R ER SO BB IBB HBP BLK WP HR S P ERA WHIP																				
Whitey Ford, L (1, 1) ERA: 2.56	9.0 W 36 5 2 2 6 5 0 0 0 0 0 0 43 63 2.00 1.111																				

Batter	1	2	3	4	5	6	7	8	9	AB	R	H	RBI	BB	SO	LOB	TOP			
Irv Noren, L OBP: 0.514, SLG: 0.346 Norm Siebern, L OBP: 0.273, SLG: 0.343	0-3 K 6-3		0-0 BB 1B		0-0 L7			0-0 L4		4	1	1	0	0	1	0				
Enos Slaughter, L OBP: 0.350, SLG: 0.400	0-0 6-3		4-0 1B BB		0-0 P4			0-0 1-3		3	0	0	0	1	0	1				
Mickey Mantle, S OBP: 0.460, SLG: 0.695	0-3 K		0-0 P6		0-3 K			0-0 F8		4	0	0	0	0	2	4				
Yogi Berra, L OBP: 0.375, SLG: 0.540	0-0 G3		0-0 1B		0-0 P5			0-0 4-3		4	0	1	2	0	0	1				
Joe Collins, L OBP: 0.308, SLG: 0.361		1-0 HBP	0-0 4-3		0-0 1B			4-0 1B BB		2	0	1	0	1	0	2				
Gil McDougald, R OBP: 0.403, SLG: 0.438		0-0 P6			0-0 F7			0-0 1B		4	0	1	0	0	1	2				
Jerry Lumpe, L OBP: 0.298, SLG: 0.233		0-0 G4-3-6-3			0-0 L6			0-0 F8		4	0	0	0	0	0	3				
Andy Carey, R OBP: 0.310, SLG: 0.339 Bill Skowron, R OBP: 0.374, SLG: 0.518			0-0 1B BB 2B		0-3 K			0-0 F8		3	1	1	0	0	1	0				
Rip Coleman, L Tom Morgan, R OBP: 0.214, SLG: 0.154 Bob Grim, R OBP: 0.211, SLG: 0.063			0-0 1-3		0-3 K			0-0 K		3	0	0	0	0	2	1				
Inning Stats	R: 0 E: 1 K: 2 S: 8	H: 0 LOB: 1 BB: 0 P: 8	R: 0 E: 0 K: 0 S: 2	H: 0 LOB: 0 BB: 0 P: 3	R: 2 E: 0 K: 0 S: 6	H: 3 LOB: 2 BB: 1 P: 10	R: 0 E: 0 K: 1 S: 5	H: 0 LOB: 0 BB: 0 P: 5	R: 0 E: 0 K: 1 S: 5	H: 1 LOB: 0 BB: 0 P: 8	R: 0 E: 0 K: 1 S: 5	H: 0 LOB: 0 BB: 0 P: 5	R: 0 E: 0 K: 0 S: 3	H: 0 LOB: 0 BB: 0 P: 3	R: 0 E: 0 K: 0 S: 4	H: 1 LOB: 2 BB: 1 P: 8	1B: 4 2B: 1 3B: 0 HR: 0	SF: 0 SAC: 0 DP: 1 HBP: 1	WP: 0 PB: 0 SB: 0 CS: 0	PA: 35
PITCHER Frank Lary, R ERA: 3.37	IP: 9.0 WLS: W BF: 35 H: 5 R: 2 ER: 2 SO: 7 BB: 2 IBB: 0 HBP: 1 BLK: 0 WP: 0 HR: 0 S: 46 P: 55 ERA: 2.00 WHIP: 0.778																			

New York Yankees @ Detroit Tigers
Briggs Stadium, Detroit, MI
Sat Sep 15 1956, 4:33 AM EDT
Att: 25,154 - Unknown

AB 32
R 2
H 5
RBI 2
BB 2
SO 7
LOB 16



Batter	1	2	3	4	5	6	7	8	9	AB	R	H	RBI	BB	SO	LOB	BOTTOM			
Harvey Kuenn, R OBP: 0.385, SLG: 0.469	0-3 K		0-0 G4-6-3 1B		0-0 4-3			0-0 FC 2B		4	1	1	0	0	1	2				
Jack Phillips, R OBP: 0.377, SLG: 0.420	0-0 5-3		0-0 G4-6-3 1-2				0-0 F8	0-0 SF8 2B		4	1	1	2	0	0	1				
Charlie Maxwell, L OBP: 0.416, SLG: 0.537	0-0 1B		0-3 K				0-0 2B	0-0 SF8 2B		3	1	2	1	0	1	0				
Al Kaline, R OBP: 0.374, SLG: 0.523	0-0 1-3 1B				0-0 L9		0-0 1B 2B	0-0 1B 2B		4	1	3	1	0	0	0				
Ray Boone, R OBP: 0.398, SLG: 0.489	0-0 P4				0-0 F8		0-0 G4-6-3 1B	0-0 2B 1B		4	0	2	1	0	0	2				
Bill Tuttle, R OBP: 0.295, SLG: 0.350		0-0 5-3			0-0 6-3		0-0 G4-6-3 1-2	0-0 F9		4	0	0	0	0	0	3				
Frank Bolling, R OBP: 0.352, SLG: 0.410					0-0 6-3			0-3 K		4	1	2	0	0	1	0				
Red Wilson, R OBP: 0.404, SLG: 0.470		0-3 K			0-0 1B			0-0 F7		4	1	2	1	0	1	1				
Frank Lary, R OBP: 0.220, SLG: 0.209		0-3 K			0-3 K			0-3 K		4	0	0	0	0	4	3				
Inning Stats	R: 0 E: 0 K: 1 S: 7	H: 2 LOB: 2 BB: 0 P: 7	R: 0 E: 0 K: 2 S: 8	H: 1 LOB: 1 BB: 0 P: 8	R: 0 E: 0 K: 1 S: 5	H: 1 LOB: 0 BB: 0 P: 5	R: 0 E: 0 K: 0 S: 3	H: 0 LOB: 0 BB: 0 P: 3	R: 0 E: 0 K: 1 S: 6	H: 1 LOB: 1 BB: 0 P: 6	R: 1 E: 0 K: 0 S: 5	H: 3 LOB: 1 BB: 0 P: 5	R: 5 E: 0 K: 1 S: 11	H: 5 LOB: 1 BB: 0 P: 11	R: 0 E: 0 K: 2 S: 7	H: 0 LOB: 0 BB: 0 P: 7	1B: 8 2B: 5 3B: 0 HR: 0	SF: 1 SAC: 0 DP: 2 HBP: 0	WP: 0 PB: 0 SB: 0 CS: 0	PA: 36
PITCHER Rip Coleman, L ERA: 3.43 Tom Morgan, R ERA: 3.69 Bob Grim, R ERA: 3.06	IP: 6.0 WLS: L BF: 26 H: 10 R: 3 ER: 3 SO: 5 BB: 10 IBB: 3 HBP: 3 BLK: 0 WP: 0 HR: 0 S: 36 P: 36 ERA: 4.50 WHIP: 1.667																			

New York Yankees @ Detroit Tigers
Briggs Stadium, Detroit, MI
Sat Sep 15 1956, 4:33 AM EDT
Att: 25,154 - Unknown

AB 35
R 6
H 13
RBI 6
BB 0
SO 8
LOB 12



Batter	1	2	3	4	5	6	7	8	9	AB	R	H	RBI	BB	SO	LOB	TOP					
Hank Bauer, R (1, 9) OBP: 0.322, SLG: 0.460										4	1	3	1	0	1	0	New York Yankees @ Cleveland Indians Cleveland Municipal Stadium, Cleveland, OH Sun Sep 16 1956, 3:38 AM EDT Att: 39,651 - Unknown					
Joe Collins, L (1, 3) OBP: 0.312, SLG: 0.361										4	0	1	0	0	2	3						
Mickey Mantle, S (1, 8) OBP: 0.462, SLG: 0.697										3	1	1	1	1	1	2						
Yogi Berra, L (1, 2) OBP: 0.378, SLG: 0.539										4	0	1	1	0	1	2						
Irv Noren, L (1, 7) OBP: 0.475, SLG: 0.310										3	0	0	0	0	0	2						
Jerry Coleman, R (7, 5) OBP: 0.302, SLG: 0.300										0	0	0	0	0	0	0						
Jerry Lumpe, L (8, PH) OBP: 0.292, SLG: 0.227										1	0	0	0	0	0	1						
Gil McDougald, R (1, 6) OBP: 0.404, SLG: 0.439										4	1	2	0	0	0	1						
Billy Martin, R (1, 4) OBP: 0.316, SLG: 0.400										4	0	1	0	0	0	2						
Andy Carey, R (1, 5) OBP: 0.313, SLG: 0.340										2	0	0	0	0	1	1						
Enos Slaughter, L (7, PH) OBP: 0.355, SLG: 0.394										2	0	0	0	0	0	1						
Johnny Kucks, R (1, 1) OBP: 0.220, SLG: 0.160										2	0	0	0	0	2	1						
George Wilson, L (7, PH) OBP: 0.213, SLG: 0.203										0	0	0	0	1	0	0						
Bob Grim, R (7, 1) OBP: 0.211, SLG: 0.063										0	0	0	0	0	0	0						
Bill Skowron, R (8, PH) OBP: 0.374, SLG: 0.516										1	0	0	0	0	0	0						
Inning Stats	R: 0 E: 0 K: 1 S: 5	H: 0 LOB: 0 BB: 0 P: 5	R: 0 E: 0 K: 0 S: 4	H: 2 LOB: 1 BB: 0 P: 4	R: 0 E: 0 K: 3 S: 10	H: 1 LOB: 1 BB: 0 P: 10	R: 0 E: 0 K: 0 S: 2	H: 0 LOB: 0 BB: 1 P: 6	R: 0 E: 0 K: 1 S: 6	H: 1 LOB: 1 BB: 0 P: 6	R: 1 E: 0 K: 1 S: 7	H: 2 LOB: 1 BB: 0 P: 7	R: 1 E: 0 K: 1 S: 7	H: 2 LOB: 2 BB: 1 P: 11	R: 1 E: 1 K: 1 S: 6	H: 1 LOB: 0 BB: 0 P: 6	R: 0 E: 0 K: 0 S: 3	H: 0 LOB: 0 BB: 0 P: 3	1B: 7 2B: 1 3B: 0 HR: 1	SF: 0 SAC: 0 DP: 2 HBP: 0	WP: 0 PB: 0 SB: 0 CS: 0	PA: 36
PITCHER Early Wynn, R (1, 1) ERA: 2.82	IP: 9.0 WLS: W BF: 36 H: 9 R: 3 ER: 3 SO: 8 BB: 2 IBB: 0 HBP: 0 BLK: 0 WP: 0 HR: 1 S: 50 P: 58 ERA: 3.00 WHIP: 1.222															PITCHER						

Batter	1	2	3	4	5	6	7	8	9	AB	R	H	RBI	BB	SO	LOB	BOTTOM			
Joe Caffie, L (1, 7) OBP: 0.313, SLG: 0.267										3	0	0	0	0	1	1	New York Yankees @ Cleveland Indians Cleveland Municipal Stadium, Cleveland, OH Sun Sep 16 1956, 3:38 AM EDT Att: 39,651 - Unknown			
Jim Busby, R (6, 8) OBP: 0.302, SLG: 0.358										1	0	0	0	0	0	0				
Bobby Avila, R (1, 4) OBP: 0.330, SLG: 0.323										4	1	1	0	0	0	1				
Vic Wertz, L (1, 3) OBP: 0.356, SLG: 0.483										4	1	1	2	0	0	1				
Rocky Colavito, R (1, 9) OBP: 0.376, SLG: 0.543										4	0	1	0	0	1	1				
Al Rosen, R (1, 5) OBP: 0.358, SLG: 0.426										4	0	0	0	0	1	1				
Al Smith, R (1, 8) OBP: 0.368, SLG: 0.424										3	1	2	0	0	1	0				
Jim Hegan, R (1, 2) OBP: 0.309, SLG: 0.331										3	0	0	0	0	0	2				
Chico Carrasquel, R (1, 6) OBP: 0.326, SLG: 0.327										2	1	0	0	1	0	0				
Early Wynn, S (1, 1) OBP: 0.290, SLG: 0.323										3	0	1	2	0	1	0				
Inning Stats	R: 0 E: 1 K: 0 S: 4	H: 0 LOB: 1 BB: 0 P: 4	R: 0 E: 0 K: 1 S: 5	H: 0 LOB: 0 BB: 0 P: 5	R: 0 E: 0 K: 1 S: 5	H: 0 LOB: 0 BB: 0 P: 5	R: 0 E: 0 K: 1 S: 5	H: 0 LOB: 0 BB: 0 P: 5	R: 2 E: 0 K: 1 S: 7	H: 2 LOB: 1 BB: 1 P: 11	R: 2 E: 0 K: 1 S: 8	H: 3 LOB: 1 BB: 0 P: 8	R: 0 E: 0 K: 0 S: 3	H: 0 LOB: 0 BB: 0 P: 3	R: 0 E: 0 K: 0 S: 4	H: 1 LOB: 1 BB: 0 P: 4	1B: 2 2B: 3 3B: 0 HR: 1	SF: 0 SAC: 0 DP: 0 HBP: 0	WP: 0 PB: 0 SB: 0 CS: 0	PA: 32
PITCHER Johnny Kucks, R (1, 1) ERA: 3.81	IP: 6.0 WLS: L BF: 25 H: 5 R: 4 ER: 4 SO: 5 BB: 1 IBB: 0 HBP: 0 BLK: 0 WP: 0 HR: 1 S: 34 P: 38 ERA: 6.00 WHIP: 1.000															PITCHER Bob Grim, R (7, 1) ERA: 2.97				

Batter	1	2	3	4	5	6	7	8	9	10	11	AB	R	H	RBI	BB	SO	LOB	TOP			
Hank Bauer, R OBP: 0.321, SLG: 0.458 (1, 9)	F4			F7		G6-4-3 1B		K			F7	5	0	1	0	0	1	1				
Billy Martin, R OBP: 0.315, SLG: 0.402 (1, 4)	K			E4 1B		K					K	5	2	1	0	0	3	1				
Mickey Mantle, S OBP: 0.461, SLG: 0.700 (1, 8)	K					G6-4-3 1-2						5	1	2	2	0	2	2				
Yogi Berra, L OBP: 0.376, SLG: 0.536 (1, 2)		F8		F9								5	0	1	1	0	0	1				
Bill Skowron, R OBP: 0.371, SLG: 0.512 Joe Collins, L OBP: 0.312, SLG: 0.361 (1, 3)		4-3		G3								4	0	0	0	0	1	2				
Gil McDougald, R OBP: 0.453, SLG: 0.436 (1, 6)		5-3				F9 5-3 BB		F7				3	0	0	0	1	0	1				
Elston Howard, R OBP: 0.314, SLG: 0.368 (1, 7)			6-3		5-3			4-3				4	0	0	0	0	0	1				
Andy Carey, R OBP: 0.312, SLG: 0.339 (1, 5)				F9		F9						4	0	1	0	0	0	1				
Whitey Ford, L OBP: 0.296, SLG: 0.227 Bob Grim, R OBP: 0.211, SLG: 0.063 (1, 1)			6-3		6-3			K				4	0	0	0	0	1	2				
Inning Stats	R: 0 E: 0 K: 2 S: 7	H: 0 LOB: 0 BB: 0 P: 7	R: 0 E: 0 K: 0 S: 3	H: 0 LOB: 0 BB: 0 P: 3	R: 0 E: 0 K: 0 S: 3	H: 0 LOB: 0 BB: 0 P: 3	R: 1 E: 1 K: 0 S: 5	H: 1 LOB: 1 BB: 0 P: 5	R: 0 E: 0 K: 1 S: 5	H: 0 LOB: 0 BB: 0 P: 5	R: 0 E: 0 K: 2 S: 8	H: 1 LOB: 1 BB: 0 P: 8	R: 1 E: 0 K: 1 S: 7	H: 2 LOB: 1 BB: 0 P: 7	R: 0 E: 0 K: 0 S: 3	H: 0 LOB: 0 BB: 0 P: 3	R: 1 E: 0 K: 1 S: 6	H: 1 LOB: 0 BB: 0 P: 6	1B: 4 2B: 0 3B: 1 HR: 1	SF: 0 SAC: 0 DP: 1 HBP: 0	WP: 0 PB: 0 SB: 0 CS: 0	PA: 40
PITCHER Billy Pierce, L ERA: 3.2 (1, 1)	IP 11.0	WLS L	BF 40	H 6	R 3	ER 2	SO 8	BB 1	IBB 0	HBP 0	BLK 0	WP 0	HR 1	S 55	P 59	ERA 1.64	WHIP 0.636					

New York Yankees @ Chicago White Sox
Comiskey Park, Chicago, IL
Tue Sep 18 1956, 4:33 AM EDT
Att: 31,694 - Unknown

AB 39
R 3
H 6
RBI 3
BB 1
SO 8
LOB 12



Batter	1	2	3	4	5	6	7	8	9	10	11	AB	R	H	RBI	BB	SO	LOB	BOTTOM					
Luis Aparicio, R OBP: 0.307, SLG: 0.338 (1, 6)	F9		6-3		F7		FC3-6 1-2					5	0	1	0	0	0	1						
Nellie Fox, L OBP: 0.346, SLG: 0.372 (1, 4)	L6		6-3		4-3		L8					5	0	0	0	0	0	2						
Larry Doby, L OBP: 0.388, SLG: 0.446 (1, 8)	HR		FC5-4 BB		5-3			4-3				4	1	1	1	1	0	1						
Minnie Minoso, R OBP: 0.421, SLG: 0.496 (1, 7)	CS BB		FC5-4 1-2			6-3		F9				4	0	1	0	1	0	1						
Walt Dropo, R OBP: 0.341, SLG: 0.372 Jim Delsing, L OBP: 0.270, SLG: 0.120 (1, 3)	CS	F5		2B 1B		F5						4	1	2	1	1	0	0						
Sherm Lollar, R OBP: 0.367, SLG: 0.412 (1, 2)								HR				4	0	2	0	1	0	2						
Bubba Phillips, R OBP: 0.310, SLG: 0.388 Jim Rivera, L OBP: 0.333, SLG: 0.411 (1, 9)												3	0	0	0	0	0	4						
Fred Hatfield, L OBP: 0.359, SLG: 0.373 Ron Jackson, R OBP: 0.373, SLG: 0.367 Sammy Esposito, R OBP: 0.358, SLG: 0.307 (1, 5)												2	0	0	0	1	0	2						
Billy Pierce, L OBP: 0.170, SLG: 0.135 (1, 1)			1-3		1-3							4	0	1	0	0	0	4						
Inning Stats	R: 1 E: 0 K: 0 S: 3	H: 1 LOB: 0 BB: 1 P: 7	R: 0 E: 0 K: 0 S: 4	H: 1 LOB: 2 BB: 1 P: 8	R: 0 E: 0 K: 0 S: 3	H: 0 LOB: 1 BB: 1 P: 7	R: 0 E: 0 K: 0 S: 3	H: 2 LOB: 2 BB: 0 P: 5	R: 0 E: 0 K: 0 S: 3	H: 0 LOB: 1 BB: 1 P: 7	R: 0 E: 0 K: 0 S: 3	H: 1 LOB: 1 BB: 0 P: 4	R: 1 E: 0 K: 0 S: 4	H: 1 LOB: 0 BB: 0 P: 4	R: 0 E: 0 K: 1 S: 5	H: 0 LOB: 0 BB: 0 P: 5	R: 0 E: 0 K: 0 S: 3	H: 1 LOB: 0 BB: 0 P: 3	R: 0 E: 0 K: 1 S: 5	H: 1 LOB: 2 BB: 1 P: 9	1B: 5 2B: 1 3B: 0 HR: 2	SF: 0 SAC: 0 DP: 2 HBP: 0	WP: 0 PB: 0 SB: 0 CS: 1	PA: 44
PITCHER Whitey Ford, L ERA: 2.52 Bob Grim, R ERA: 2.93 (1, 1)	IP 10.0	WLS W	BF 41	H 8	R 2	ER 2	SO 1	BB 5	IBB 0	HBP 0	BLK 0	WP 0	HR 2	S 38	P 58	ERA 1.80	WHIP 1.300							

New York Yankees @ Chicago White Sox
Comiskey Park, Chicago, IL
Tue Sep 18 1956, 4:33 AM EDT
Att: 31,694 - Unknown

AB 38
R 2
H 8
RBI 2
BB 5
SO 2
LOB 19



Batter	1	2	3	4	5	6	7	8	9	AB	R	H	RBI	BB	SO	LOB	TOP									
Jerry Lumpe, L OBP: 0.259, SLG: 0.200 (1, 6)	E6 2B 1B	F8	5-3		F7			FC6-4 1B 1-2		6	1	0	0	0	0	6	New York Yankees @ Boston Red Sox Fenway Park, Boston, MA Fri Sep 21 1956, 3:33 AM EDT Att: 24,616 - Unknown - 53 F									
Enos Slaughter, L OBP: 0.354, SLG: 0.395 Mickey McDermott, L OBP: 0.298, SLG: 0.260 (1, 9) (6, 1)	1B 1-3 E 2B	4-3	G3		5-3		1-3 2B BB	1-3 1B		4	1	1	0	0	0	2										
Mickey Mantle, S OBP: 0.463, SLG: 0.705 (1, 8)	1B E SF9 2-3 3-H	1B		4-3 BB BB			1-3 1-2	F8		5	3	3	2	1	0	3										
Yogi Berra, L OBP: 0.377, SLG: 0.537 Norm Siebern, L OBP: 0.270, SLG: 0.338 (1, 7) (5, 7)	E3 BB 1B 1-2 3-H	1B		4-3 BB BB	G3		F8	K		3	0	1	1	1	0	2										
Bill Skowron, R OBP: 0.376, SLG: 0.518 (1, 3)	BB 1-2 2-3 1B	1B		K			BB 1B	E 2B		6	1	5	1	0	1	2										
Elston Howard, R OBP: 0.311, SLG: 0.363 (1, 2)	K	F4		4-3			F8	FC2 E BB		6	0	1	0	0	1	8										
Andy Carey, R OBP: 0.313, SLG: 0.341 Billy Hunter, R OBP: 0.328, SLG: 0.471 (1, 5) (3, PR) (3, 5)	SF9			4-3 BB BB			F8	K		1	0	1	1	0	0	0										
Joe Collins, L OBP: 0.311, SLG: 0.360 Tom Carroll, R OBP: 0.417, SLG: 0.364 (6, PH) (6, 5)	3-H			1B	BB		1-2 BB	BB		1	0	0	0	0	0	1										
Jerry Coleman, R OBP: 0.314, SLG: 0.305 (1, 4)	4-0 1-2 2-3 BB			1-2 E 1B	1-2 2-3 3-H BB		1-2 BB 1B	F8		4	0	2	1	2	1	4										
Bob Turley, R OBP: 0.286, SLG: 0.227 Sonny Dixon, S ERA: 4.89 Irv Noren, L OBP: 0.443, SLG: 0.300 Tom Morgan, R OBP: 0.154, SLG: 0.154 Jim Coates, R OBP: 0.228, SLG: 0.200 (1, 1) (3, 1) (4, PH) (4, 1) (5, 1) (5, PH) (6, 9)	1-3			1-2 2-3 K	F7		1-2 BB 1B	FC6-4 BB		2	0	0	0	0	1	5										
Inning Stats	R: 3 E: 2 K: 1 S: 10	H: 3 LOB: 3 BB: 1 P: 14	R: 1 E: 0 K: 0 S: 6	H: 3 LOB: 2 BB: 0 P: 6	R: 0 E: 1 K: 1 S: 7	H: 2 LOB: 2 BB: 0 P: 7	R: 1 E: 0 K: 1 S: 5	H: 0 LOB: 3 BB: 4 P: 21	R: 0 E: 0 K: 0 S: 4	H: 1 LOB: 1 BB: 0 P: 4	R: 0 E: 0 K: 0 S: 5	H: 2 LOB: 3 BB: 1 P: 9	R: 2 E: 1 K: 0 S: 5	H: 1 LOB: 2 BB: 2 P: 13	R: 0 E: 0 K: 2 S: 6	H: 1 LOB: 2 BB: 1 P: 10	R: 0 E: 0 K: 2 S: 9	H: 2 LOB: 2 BB: 0 P: 9	1B: 11 2B: 3 3B: 0 HR: 1	SF: 1 SAC: 0 DP: 0 HBP: 0	WP: 0 PB: 0 SB: 0 CS: 0	PA: 54				
PITCHER	IP WLS BF H R ER SO BB IBB HBP BLK WP HR S P ERA WHIP	3.0 W 25 4 3 2 1 8 0 0 0 0 0 19 51 4.50 3.000	2.0 S 9 3 0 0 3 0 0 0 0 0 0 15 15 0.00 1.500																							

AB	44
R	7
H	15
RBI	6
BB	9
SO	6
LOB	43




Batter	1	2	3	4	5	6	7	8	9	AB	R	H	RBI	BB	SO	LOB	BOTTOM								
Mitt Bolling, R OBP: 0.295, SLG: 0.327 (1, 5)	K			1B 1-2 2-3	BB E 2B BB		FC4-6 1-2			3	3	1	0	2	1	1	New York Yankees @ Boston Red Sox Fenway Park, Boston, MA Fri Sep 21 1956, 3:33 AM EDT Att: 24,616 - Unknown - 53 F								
Billy Klaus, L OBP: 0.372, SLG: 0.387 (1, 6)	5-3			1B 1-3 2B 2-H 3-H	BB E 2B BB		F7			5	2	2	5	0	3										
Ted Williams, L OBP: 0.487, SLG: 0.617 Gene Stephens, L OBP: 0.394, SLG: 0.364 (1, 7) (6, PR) (9, 7)	G3			1B 1-3 2B 3-H	BB E 2B BB		F9			4	2	2	1	1	0	1									
Mickey Vernon, L OBP: 0.397, SLG: 0.505 Norm Zaichin, R OBP: 0.330, SLG: 0.321 (1, 3) (6, PR) (7, 3)	6-3			F7	1B 2B		BB	FC5-4 1B		3	0	1	2	1	0	2									
Jackie Jensen, R OBP: 0.402, SLG: 0.502 (1, 9)	G5-4-3 BB			1-2 2B BB	2-H 3-H 1B		F4	FC5-4 1B 1-3		3	1	1	2	2	0	2									
Jim Piersall, R OBP: 0.358, SLG: 0.461 (1, 8)	G5-4-3 1-2			1-2 2B BB	1-3 2-H 3-H 2B		B1-3	G1-4-3 1-2		5	0	1	3	0	0	3									
Ted Lepcio, R OBP: 0.330, SLG: 0.444 (1, 4)				1B 4-3	BB BB 3B HBP		L7			3	1	1	0	0	0	2									
Sammy White, R OBP: 0.306, SLG: 0.337 (1, 2)				1B 1B	4-3		F3	FC6-4 1B		4	1	2	0	0	0	1									
Frank Sullivan, R OBP: 0.167, SLG: 0.160 Faye Throneberry, L OBP: 0.251, SLG: 0.226 George Susce, R OBP: 0.354, SLG: 0.333 Ike Delock, R OBP: 0.172, SLG: 0.148 (1, 1) (3, PH) (4, 1) (8, 1)				1B 1B	BB E 1B		FC6-4 1-2	FC4-6		0	0	0	0	0	0	0									
Inning Stats	R: 0 E: 0 K: 1 S: 5	H: 0 LOB: 0 BB: 0 P: 5	R: 0 E: 0 K: 0 S: 2	H: 0 LOB: 0 BB: 1 P: 6	R: 6 E: 0 K: 0 S: 9	H: 7 LOB: 1 BB: 1 P: 13	R: 3 E: 1 K: 0 S: 5	H: 3 LOB: 2 BB: 2 P: 13	R: 3 E: 0 K: 0 S: 4	H: 1 LOB: 1 BB: 2 P: 13	R: 0 E: 0 K: 0 S: 3	H: 0 LOB: 1 BB: 1 P: 7	R: 0 E: 0 K: 0 S: 4	H: 1 LOB: 1 BB: 0 P: 4	R: 1 E: 0 K: 0 S: 4	H: 2 LOB: 1 BB: 0 P: 4		1B: 11 2B: 2 3B: 1 HR: 0	SF: 0 SAC: 0 DP: 2 HBP: 1	WP: 0 PB: 0 SB: 0 CS: 0	PA: 42				
PITCHER	IP WLS BF H R ER SO BB IBB HBP BLK WP HR S P ERA WHIP	2.2 L 15 7 6 6 1 2 0 0 0 0 0 0 1 1 0.00 0.000	0.1 ERA: 4.89	1.0 7 3 3 2 0 2 0 0 0 0 0 0 5 13 18.00 5.000	1.0 7 1 3 3 0 2 0 0 1 0 0 0 4 13 27.00 3.000	3.0 12 3 1 1 0 1 0 0 0 0 0 0 11 15 3.00 1.333																			



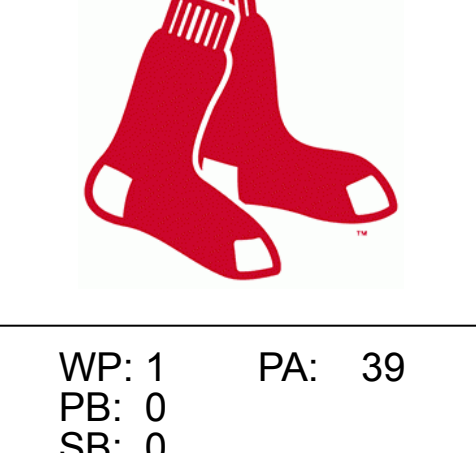
Batter	1	2	3	4	5	6	7	8	9	AB	R	H	RBI	BB	SO	LOB	TOP										
Enos Slaughter, L (1, 9) OBP: 0.355, SLG: 0.391 Hank Bauer, R (9, 9) OBP: 0.321, SLG: 0.458	4-0 1B BB		0-0 L7		0-0 F9		4-0 1B BB		0-0 F7	3	1	0	0	2	0	1	New York Yankees @ Boston Red Sox Fenway Park, Boston, MA Sat Sep 22 1956, 3:33 AM EDT Att: 22,333 - Unknown										
Joe Collins, L (1, 3) OBP: 0.309, SLG: 0.357	0-0 F9		0-0 F7		0-0 4-3		0-0 1B 1B		0-0 F9	5	0	1	1	0	0	2											
Mickey Mantle, S (1, 8) OBP: 0.465, SLG: 0.707 Bob Cerv, R (8, 8) OBP: 0.375, SLG: 0.472	0-3 K		4-0 BB		0-0 2B		0-0 FC6-4 1B			3	0	2	1	1	1	1											
Bill Skowron, R (1, 5) OBP: 0.375, SLG: 0.516	0-0 1-2 1B		0-0 F9		0-3 K		0-0 FC6-4 1-2			4	0	1	0	0	1	4											
Billy Martin, R (1, 4) OBP: 0.314, SLG: 0.403	0-0 F9				0-0 E1 L8-3		0-0 F8		0-0 4-3 2B	4	0	1	0	0	0	3											
Norm Siebern, L (1, 7) OBP: 0.269, SLG: 0.331		4-0 BB G5-4-3		0-0 F8		0-0 F8		0-0 F8		3	0	0	0	1	0	3											
Billy Hunter, R (1, 6) OBP: 0.452, SLG: 0.290 Irv Noren, L (7, PH) OBP: 0.452, SLG: 0.290 Jerry Coleman, R (7, 6) OBP: 0.312, SLG: 0.303		0-0 G5-4-3 1-2		0-0 L8-3 1-2			0-0 F7		0-0 4-3 2-3	2	0	0	0	0	0	2											
Elston Howard, R (1, 2) OBP: 0.314, SLG: 0.365		0-0 FC5-4 1B			0-0 5-3 1B		0-0 L3		0-0 F9	4	0	2	0	0	0	1											
Don Larsen, R (1, 1) OBP: 0.275, SLG: 0.382 Tommy Byrne, L (9, 1) OBP: 0.294, SLG: 0.490		0-0 FC5-4 1-2			0-0 5-3 1-2		0-0 BB 1B		0-0 1-3	4	1	1	0	0	0	2											
Inning Stats	R: 0 E: 0 K: 1 S: 6	H: 1 LOB: 2 BB: 1 P: 10	R: 0 E: 0 K: 0 S: 3	H: 1 LOB: 1 BB: 1 P: 7	R: 0 E: 0 K: 0 S: 3	H: 0 LOB: 0 BB: 1 P: 7	R: 0 E: 1 K: 0 S: 3	H: 0 LOB: 0 BB: 0 P: 3	R: 0 E: 0 K: 1 S: 4	H: 1 LOB: 1 BB: 0 P: 6	R: 2 E: 0 K: 0 S: 6	H: 3 LOB: 2 BB: 1 P: 10	R: 0 E: 0 K: 0 S: 4	H: 1 LOB: 1 BB: 0 P: 4	R: 0 E: 0 K: 0 S: 3	H: 0 LOB: 0 BB: 0 P: 3		1B: 6 2B: 3 3B: 0 HR: 0	SF: 0 SAC: 0 DP: 2 HBP: 0	WP: 0 PB: 0 SB: 0 CS: 0	PA: 38						
PITCHER	IP	WLS	BF	H	R	ER	SO	BB	IBB	HBP	BLK	WP	HR	S	P	ERA	WHIP										
Bob Porterfield, R (1, 1) ERA: 4.95 Harry Dorish, R (8, 1) ERA: 3.92	7.0	L	31	7	2	2	2	4	0	0	0	0	0	31	47	2.57	1.571										

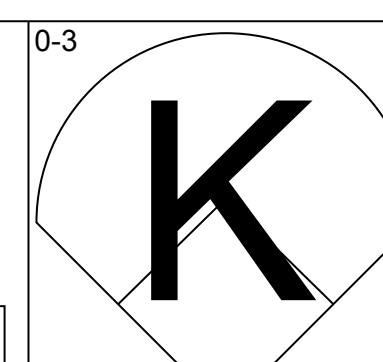
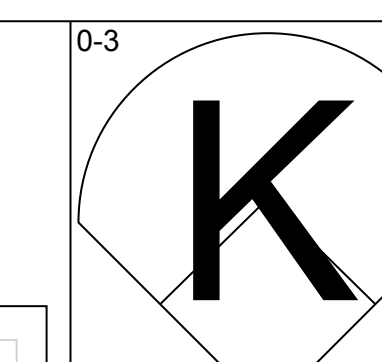
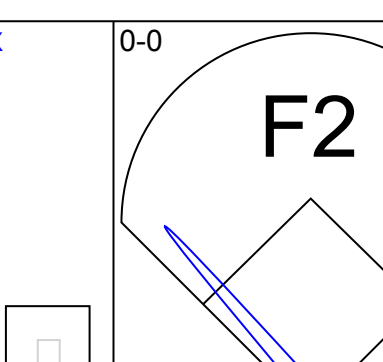
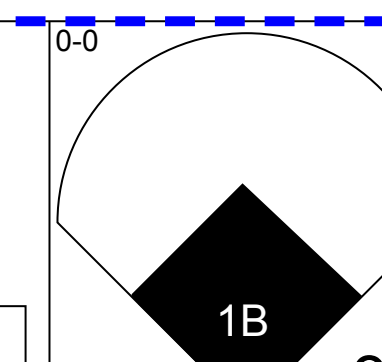
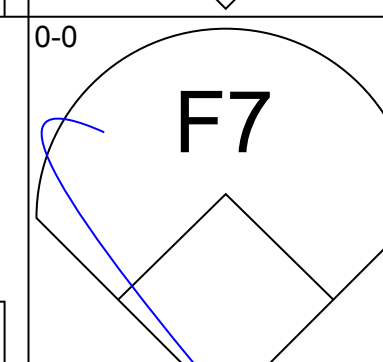
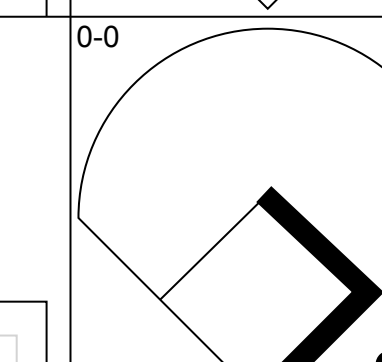
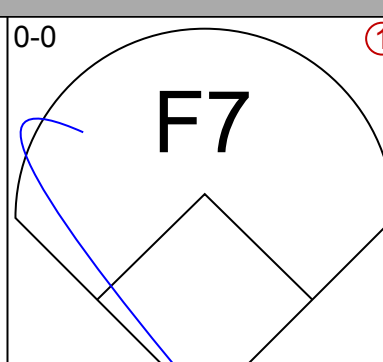
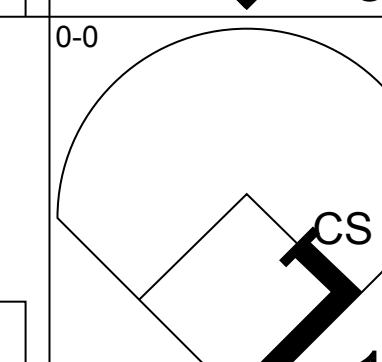
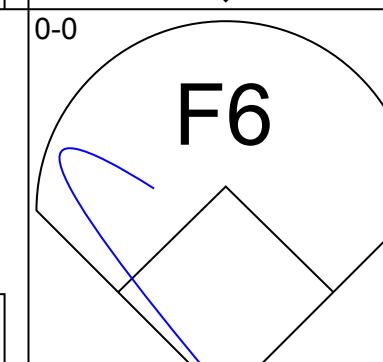
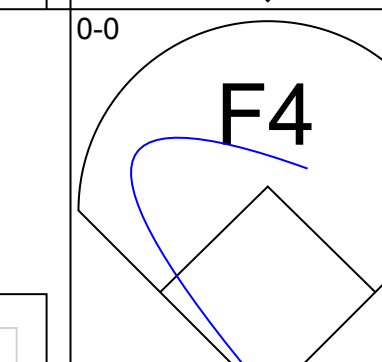
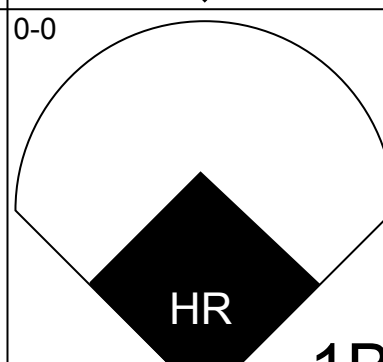
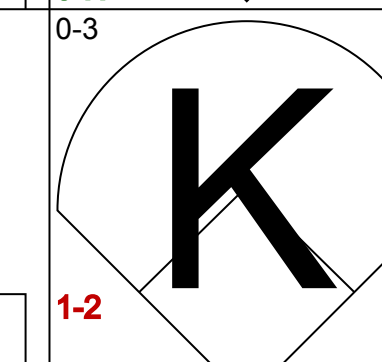
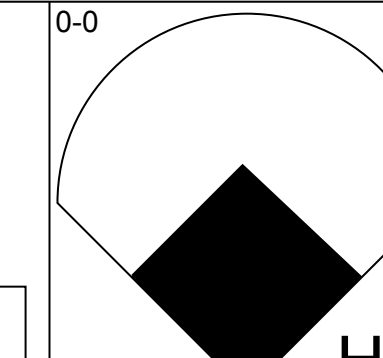
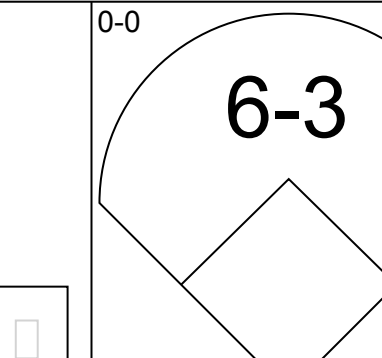
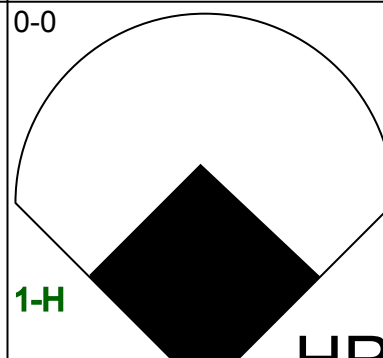
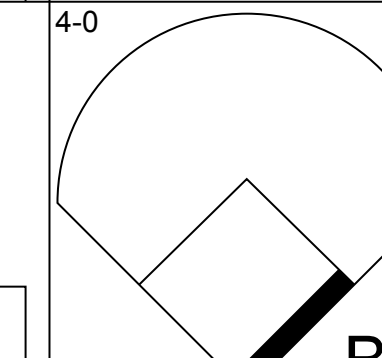
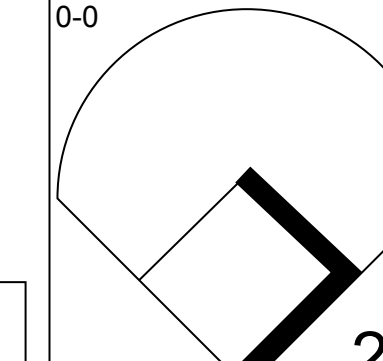
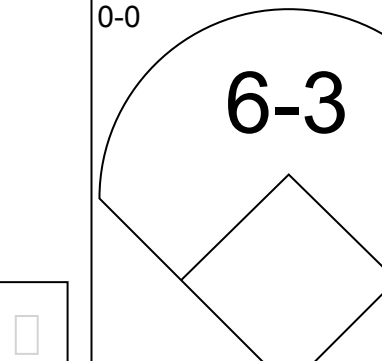
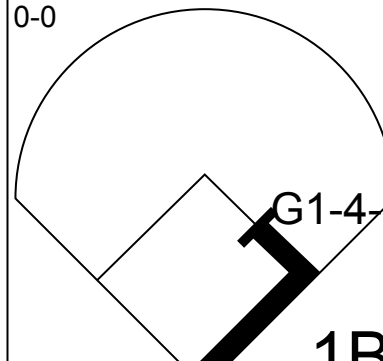
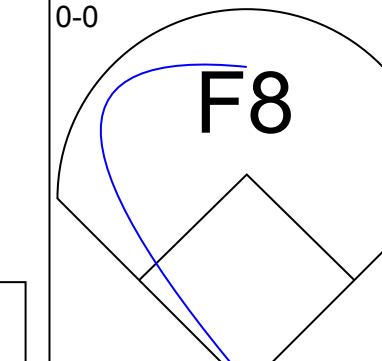
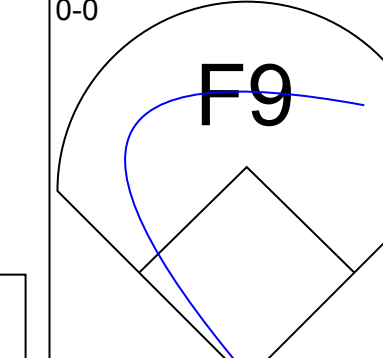
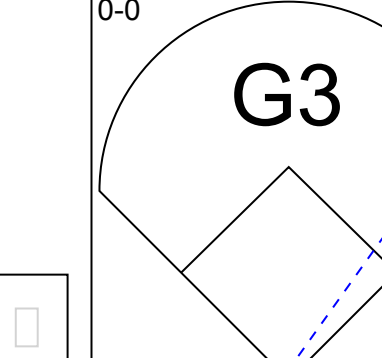
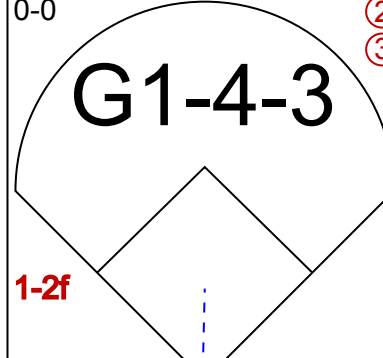
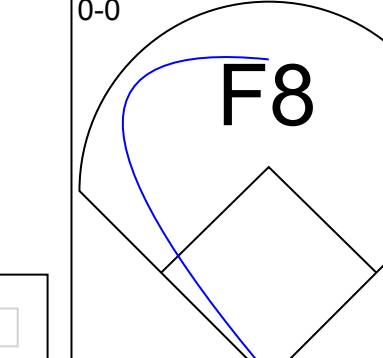

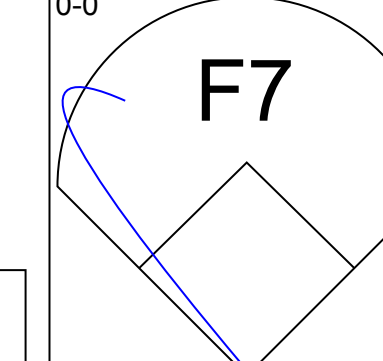
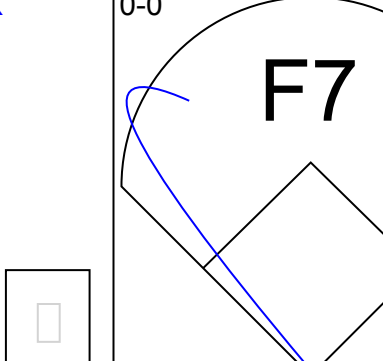
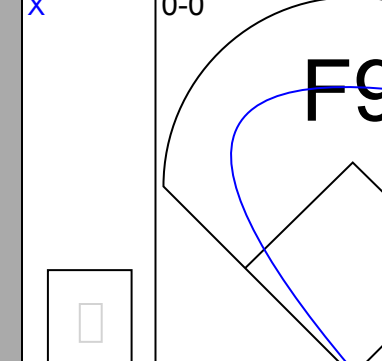
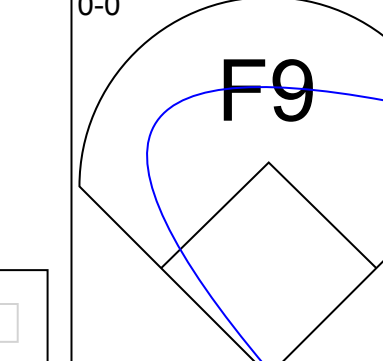
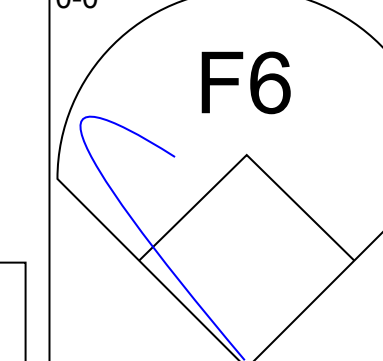
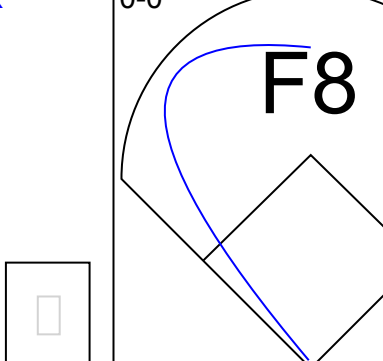
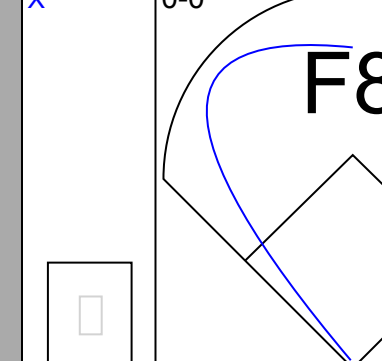
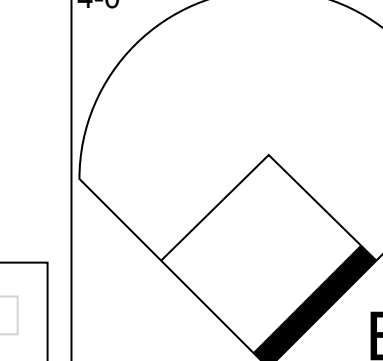
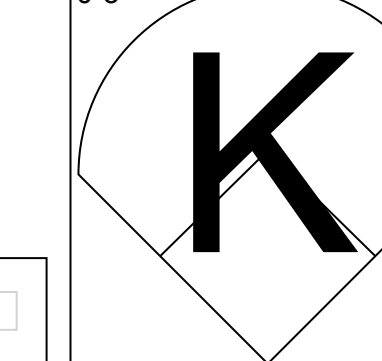
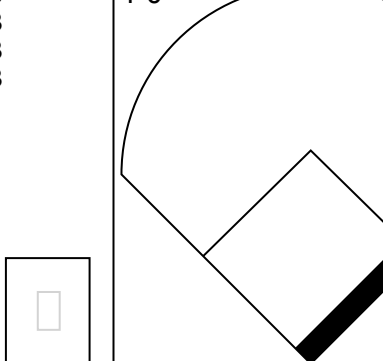
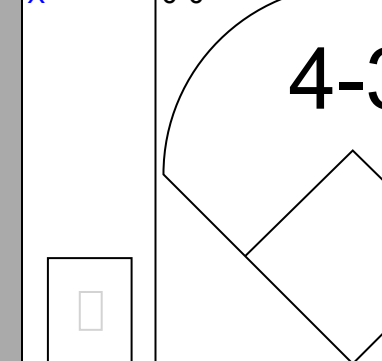
Batter	1	2	3	4	5	6	7	8	9	AB	R	H	RBI	BB	SO	LOB	BOTTOM										
Mitt Bolling, R (1, 5) OBP: 0.288, SLG: 0.318 Mickey Vernon, L (7, PH) OBP: 0.399, SLG: 0.505 Billy Conzolo, R (7, PR) OBP: 0.250, SLG: 0.143	0-3 K		0-3 K			0-0 6-3		4-0 1-2 BB	4-0 BB	3	0	0	0	0	2	1	New York Yankees @ Boston Red Sox Fenway Park, Boston, MA Sat Sep 22 1956, 3:33 AM EDT Att: 22,333 - Unknown										
Billy Goodman, L (9, PH) OBP: 0.350, SLG: 0.401 Billy Klaus, L (1, 6) OBP: 0.372, SLG: 0.385	0-0 G3		0-0 F8			4-0 1B BB		0-0 F7	4-0 1-2 BB	3	0	0	0	2	0	4											
Ted Williams, L (1, 7) OBP: 0.484, SLG: 0.611	0-0 F2				0-0 F7		4-0 1-2 BB		0-3 K	4	0	0	0	1	1	3											
Dick Gemert, R (1, 3) OBP: 0.405, SLG: 0.495		0-0 4-3			0-0 F4		0-0 1-2 2-3 1B		4-0 FC4-4 BB	3	0	1	0	1	0	0											
Jackie Jensen, R (1, 9) OBP: 0.399, SLG: 0.498		0-3 K			0-0 F9		0-3 K		0-0 FC9-4-6 1-2	4	0	0	0	0	2	4											
Jim Piersall, R (1, 8) OBP: 0.355, SLG: 0.458		0-0 6-3				0-3 K		0-0 F7	0-0 5-3	4	0	0	0	0	1	1											
Ted Lepcio, R (1, 4) OBP: 0.332, SLG: 0.460			0-0 HR		0-0 F2		0-0 WP 2B		0-0 F3	4	1	2	1	0	0	0											
Pete Daley, R (1, 2) OBP: 0.332, SLG: 0.445 Tom Brewer, R (9, PR) OBP: 0.340, SLG: 0.359			0-0 5-3		0-0 5-3		0-0 5-3		0-0 E5 BB BB	4	0	0	0	0	0	1											
Bob Porterfield, R (1, 1) OBP: 0.356, SLG: 0.405 Gene Stephens, L (7, PH) OBP: 0.403, SLG: 0.384 Harry Dorish, R (8, 1) Faye Throneberry, L (9, PH) OBP: 0.255, SLG: 0.318			0-0 1B			0-0 5-3		0-0 5-3	0-3 K	2	0	1	0	0	0	0											
Inning Stats	R: 0 E: 0 K: 1 S: 5	H: 0 LOB: 0 BB: 0 P: 5	R: 0 E: 0 K: 1 S: 5	H: 0 LOB: 0 BB: 0 P: 5	R: 1 E: 0 K: 1 S: 7	H: 2 LOB: 1 BB: 0 P: 7	R: 0 E: 0 K: 0 S: 3	H: 0 LOB: 0 BB: 0 P: 3	R: 0 E: 0 K: 1 S: 5	H: 1 LOB: 3 BB: 2 P: 14	R: 0 E: 0 K: 0 S: 4	H: 1 LOB: 3 BB: 2 P: 12	R: 0 E: 0 K: 1 S: 5	H: 0 LOB: 1 BB: 1 P: 9	R: 0 E: 1 K: 1 S: 6	H: 0 LOB: 3 BB: 2 P: 14		1B: 2 2B: 1 3B: 0 HR: 1	SF: 0 SAC: 0 DP: 0 HBP: 0	WP: 1 PB: 0 SB: 0 CS: 0	PA: 39						
PITCHER	IP	WLS	BF	H	R	ER	SO	BB	IBB	HBP	BLK	WP	HR	S	P	ERA	WHIP										
Don Larsen, R (1, 1) ERA: 3.39 Tommy Byrne, L (9, 1) ERA: 3.47	8.2	W	38	4	1	1	7	7	0	0	0	0	0	45	73	1.04	1.269										

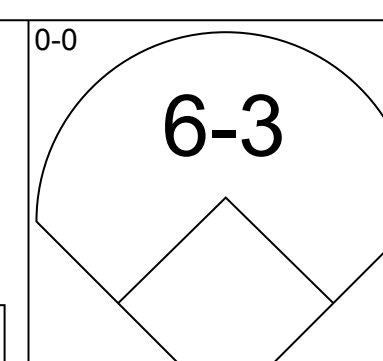
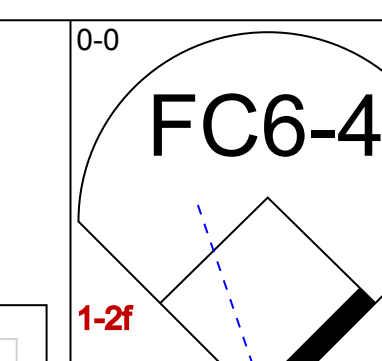
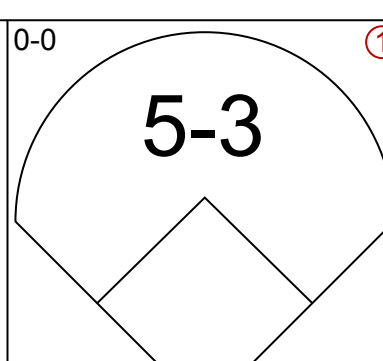
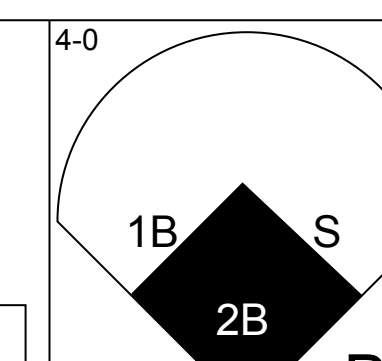
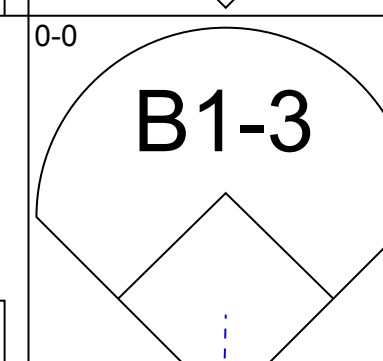
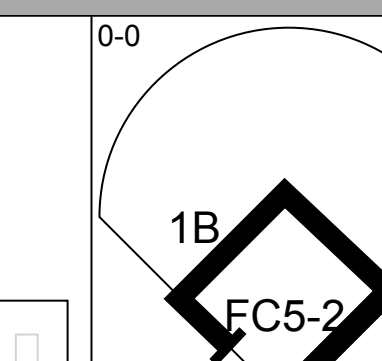
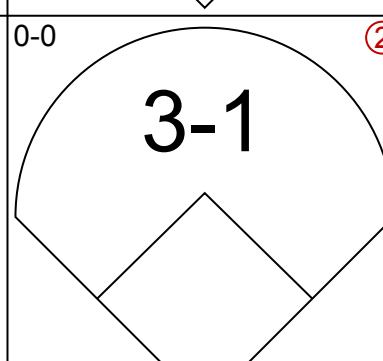
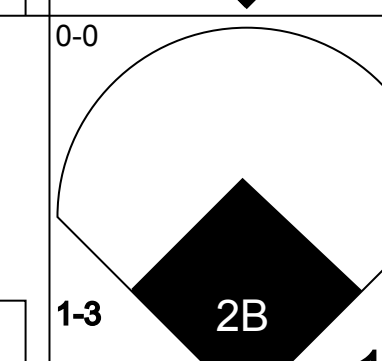
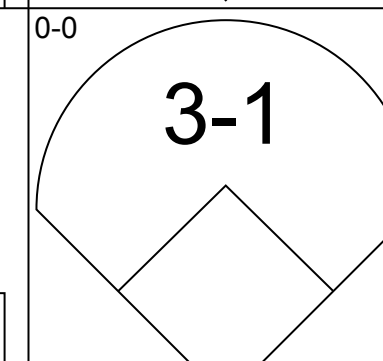
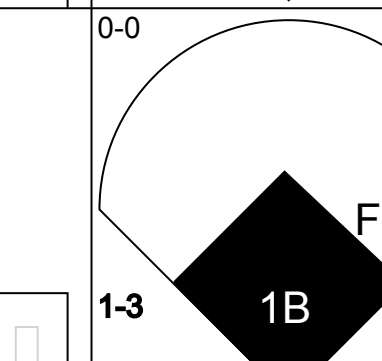
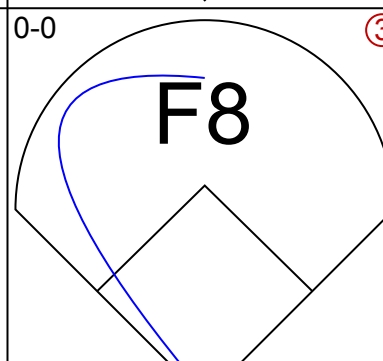
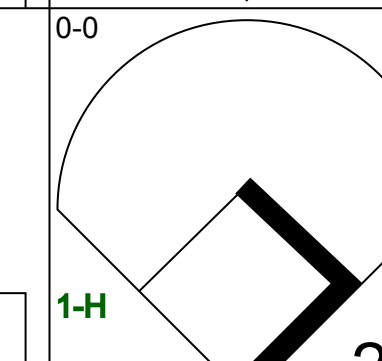
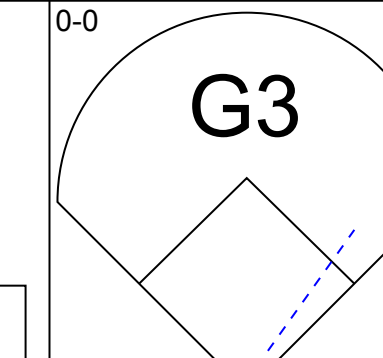
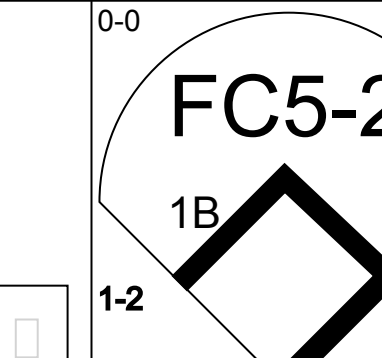
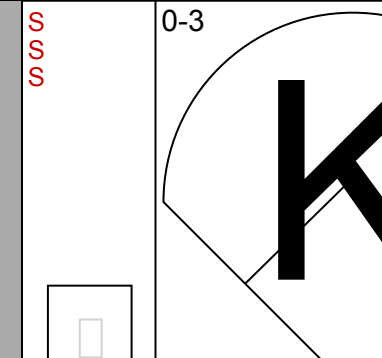
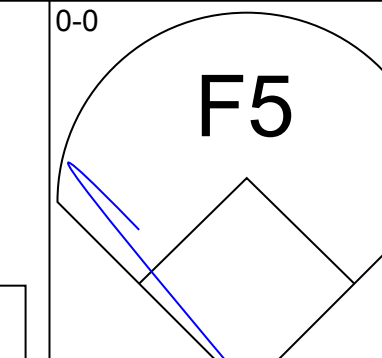
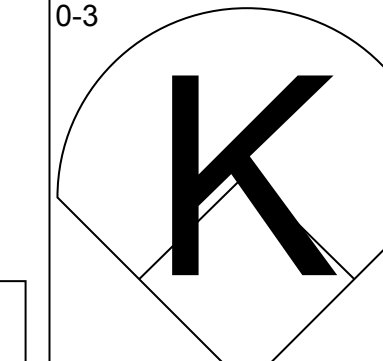
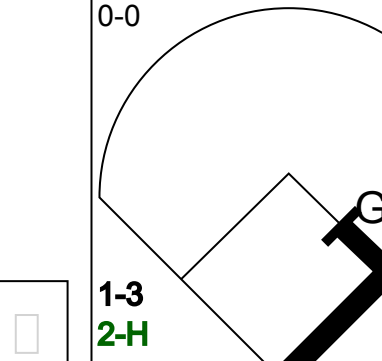
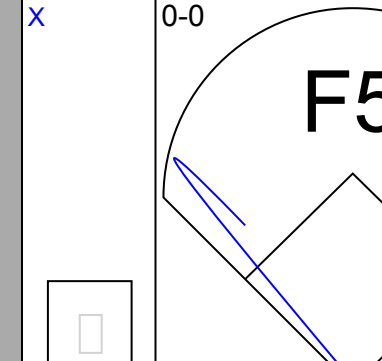
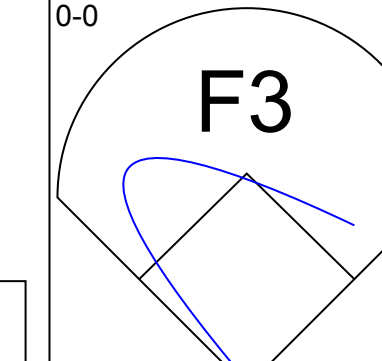
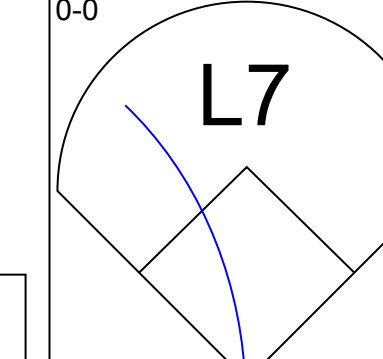
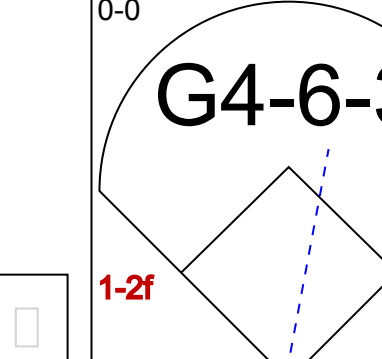
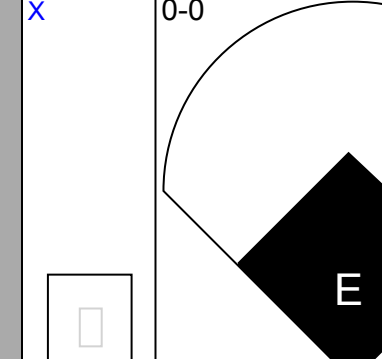
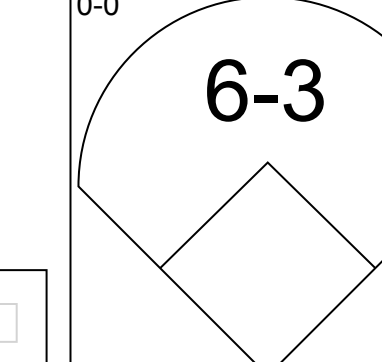
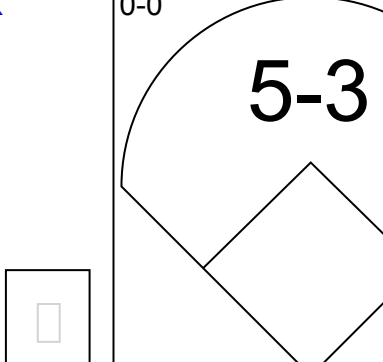
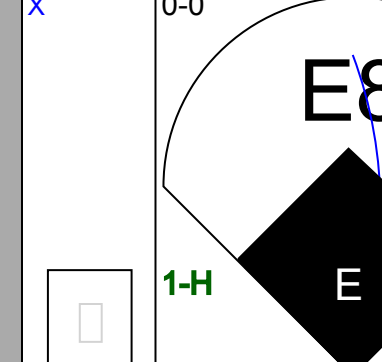
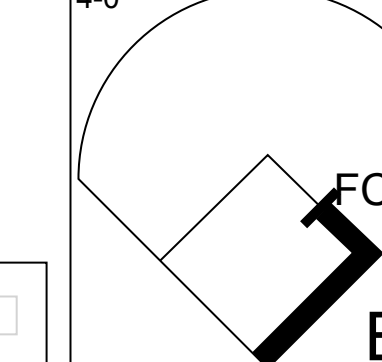
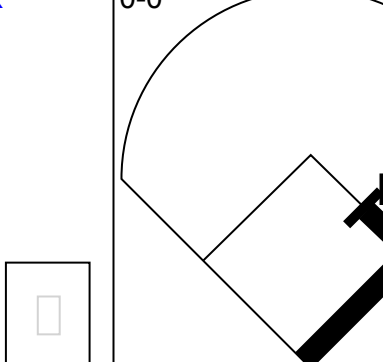
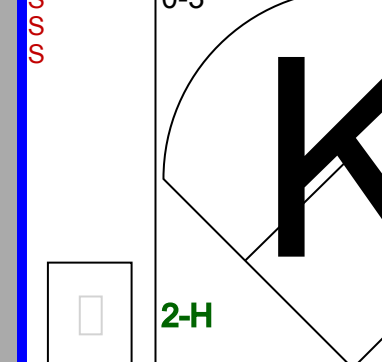
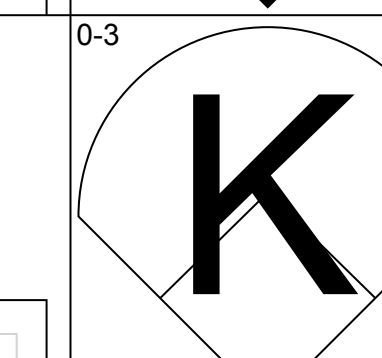
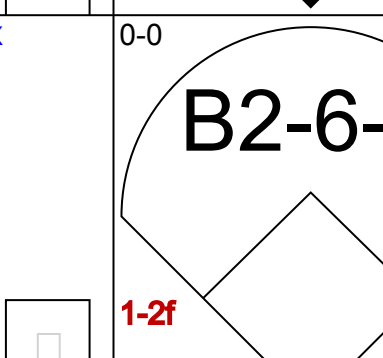
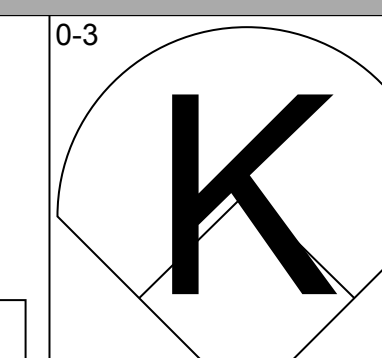
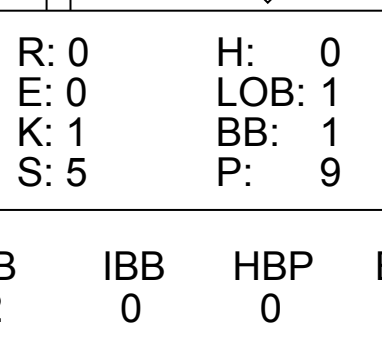
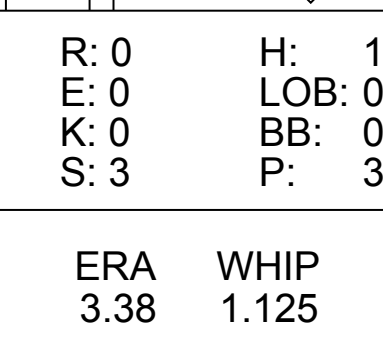
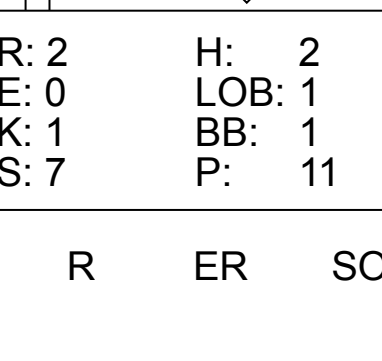
AB	34
R	2
H	8
RBI	2
BB	4
SO	2
LOB	20



AB	32
R	1
H	4
RBI	1
BB	7
SO	7
LOB	15



Batter	1	2	3	4	5	6	7	8	9	AB	R	H	RBI	BB	SO	LOB	TOP								
Norm Siebern, L (1, 7) OBP: 0.279, SLG: 0.342										4	1	1	0	0	2	1	New York Yankees @ Baltimore Orioles Memorial Stadium, Baltimore, MD Mon Sep 24 1956, 3:33 AM EDT Att: 12,304 - Unknown								
Enos Slaughter, L (1, 9) OBP: 0.355, SLG: 0.395										4	0	2	1	0	0	0									
Gil McDougald, R (1, 4) OBP: 0.400, SLG: 0.440										4	1	1	0	0	1	2									
Bill Skowron, R (1, 3) OBP: 0.382, SLG: 0.532										3	2	2	3	1	0	0									
Bob Cerv, R (1, 8) OBP: 0.384, SLG: 0.505										4	0	2	0	0	0	1									
Elston Howard, R (1, 2) OBP: 0.311, SLG: 0.361										3	0	0	0	0	0	2									
Joe Collins, L (9, PH) OBP: 0.307, SLG: 0.351										1	0	0	0	0	0	0									
Andy Carey, R (1, 5) OBP: 0.311, SLG: 0.338										3	0	0	0	0	0	1									
Yogi Berra, L (9, PH) OBP: 0.377, SLG: 0.536										1	0	0	0	0	0	0									
Billy Hunter, R (1, 6) OBP: 0.307, SLG: 0.438										3	0	0	0	0	0	1									
Mickey Mantle, S (9, PH) OBP: 0.467, SLG: 0.707										0	0	0	0	1	0	0									
Tom Carroll, R (9, FR) OBP: 0.417, SLG: 0.364										0	0	0	0	0	0	0									
Johnny Kucks, R (1, 1) OBP: 0.224, SLG: 0.156										2	0	0	0	1	1	0									
Irv Noren, L (9, PH) OBP: 0.442, SLG: 0.281										1	0	0	0	0	0	1									
Inning Stats	R: 0 E: 0 K: 1 S: 5	H: 0 LOB: 0 BB: 0 P: 5	R: 1 E: 0 K: 0 S: 5	H: 2 LOB: 1 BB: 0 P: 5	R: 0 E: 0 K: 2 S: 8	H: 1 LOB: 1 BB: 0 P: 8	R: 0 E: 0 K: 0 S: 3	H: 0 LOB: 0 BB: 0 P: 3	R: 0 E: 0 K: 0 S: 3	H: 0 LOB: 1 BB: 1 P: 7	R: 2 E: 0 K: 0 S: 5	H: 3 LOB: 0 BB: 0 P: 5	R: 0 E: 0 K: 0 S: 3	H: 0 LOB: 0 BB: 0 P: 3	R: 1 E: 0 K: 1 S: 6	H: 2 LOB: 1 BB: 1 P: 10	R: 0 E: 0 K: 0 S: 3	H: 0 LOB: 1 BB: 1 P: 7	1B: 3 2B: 2 3B: 1 HR: 2	SF: 0 SAC: 0 DP: 1 HBP: 0	WP: 0 PB: 0 SB: 0 CS: 1	PA: 36			
PITCHER	IP WLS BF H R ER SO BB IBB HBP BLK WP HR S P ERA WHIP																								
Erv Palica, R (1, 1) ERA: 4.49	7.0		27	6	3	3	3	1	0	0	0	0	0	0	2	32	36	3.86	1.000						
Mike Fomiele, R (8, 1) ERA: 4.22	2.0	W	9	2	1	1	1	2	0	0	0	0	0	0	0	9	17	4.50	2.000						


Batter	1	2	3	4	5	6	7	8	9	AB	R	H	RBI	BB	SO	LOB	BOTTOM							
Dick Williams, R (1, 8) OBP: 0.334, SLG: 0.447										3	1	0	0	1	0	1	New York Yankees @ Baltimore Orioles Memorial Stadium, Baltimore, MD Mon Sep 24 1956, 3:33 AM EDT Att: 12,304 - Unknown							
Bob Boyd, L (1, 3) OBP: 0.408, SLG: 0.419										4	1	2	0	0	0	0								
Tito Francona, L (1, 9) OBP: 0.334, SLG: 0.370										4	1	2	2	0	0	0								
Bob Nieman, R (1, 7) OBP: 0.429, SLG: 0.489										4	0	0	0	0	1	3								
Gus Triandos, R (1, 2) OBP: 0.345, SLG: 0.458										4	0	1	1	0	1	1								
Billy Gardner, R (1, 4) OBP: 0.283, SLG: 0.339										3	1	1	0	0	0	2								
Brooks Robinson, R (1, 5) OBP: 0.200, SLG: 0.292										3	1	0	0	0	0	0								
Willy Miranda, S (1, 6) OBP: 0.289, SLG: 0.283										1	0	1	0	1	0	0								
Bob Hale, L (7, PH) OBP: 0.282, SLG: 0.311										1	0	0	0	0	1	0								
Mike Fomiele, R (8, 1) OBP: 0.176, SLG: 0.235										0	0	0	0	0	0	0								
Erv Palica, R (1, 1) OBP: 0.156, SLG: 0.156										2	0	0	0	0	1	2								
Wayne Causey, L (8, 4) OBP: 0.231, SLG: 0.229										1	0	0	0	0	1	0								
Inning Stats	R: 0 E: 0 K: 0 S: 3	H: 0 LOB: 0 BB: 0 P: 3	R: 0 E: 0 K: 1 S: 5	H: 0 LOB: 0 BB: 0 P: 5	R: 0 E: 0 K: 1 S: 5	H: 0 LOB: 1 BB: 1 P: 9	R: 1 E: 0 K: 0 S: 5	H: 3 LOB: 0 BB: 0 P: 5	R: 0 E: 0 K: 0 S: 3	H: 1 LOB: 0 BB: 0 P: 3	R: 2 E: 0 K: 2 S: 9	H: 1 LOB: 0 BB: 0 P: 9	R: 2 E: 0 K: 1 S: 7	H: 2 LOB: 1 BB: 1 P: 11	1B: 6 2B: 1 3B: 0 HR: 0	SF: 0 SAC: 0 DP: 2 HBP: 0	WP: 1 PB: 0 SB: 1 CS: 0	PA: 32						
PITCHER	IP WLS BF H R ER SO BB IBB HBP BLK WP HR S P ERA WHIP																							
Johnny Kucks, R (1, 1) ERA: 3.79	8.0	L	32	7	5	3	5	2	0	0	0	1	0	0	40	48	3.38	1.125						


Batter	1	2	3	4	5	6	7	8	9	AB	R	H	RBI	BB	SO	LOB	TOP																	
Hank Bauer, R (1,9) OBP: 0.318, SLG: 0.451	6-3	FC6-4 BB BB		F9		F5	1B		F7	6	2	1	1	0	0	3	New York Yankees @ Baltimore Orioles Memorial Stadium, Baltimore, MD Tue Sep 25 1956, 3:33 AM EDT Att: 14,740 - Unknown livebaseballscorecards.com																	
Jerry Lumpe, L (1,6) OBP: 0.300, SLG: 0.255	2B	BB BB		F9			1B		K	5	3	3	1	1	1	0																		
Bob Cerv, R (1,8) OBP: 0.393, SLG: 0.525	F3	BB BB		6-3			1B			4	2	2	4	1	0	1																		
Bill Skowron, R (1,3) OBP: 0.387, SLG: 0.539	2B	BB BB				F7 1B				4	0	3	5	1	0	0																		
Gil McDougald, R (1,4) OBP: 0.400, SLG: 0.438	BB	F6				1B				4	0	1	0	1	0	4																		
Andy Carey, R (1,5) OBP: 0.306, SLG: 0.334	6-3			F6						5	0	0	0	0	0	4																		
Norm Siebern, L (1,7) Mickey Mantle, S (5, PH) George Wilson, L (5, 7) OBP: 0.340, SLG: 0.340 OBP: 0.466, SLG: 0.706 OBP: 0.224, SLG: 0.195		1B FC5-2 BB		K		F2			F7	1	0	0	0	1	1	0																		
Elston Howard, R (1,2) OBP: 0.315, SLG: 0.363		FC6-4 BB				F2			F9	4	2	2	0	1	0	2																		
Tom Sturdivant, L (1,1) Sonny Dixon, S (8,1) OBP: 0.308, SLG: 0.359		FC5-2 FC6-4		F7					K	4	2	2	0	0	0	3																		
						1B				1	0	0	0	0	1	0																		
Inning Stats	R: 1 E: 0 K: 0 S: 5	H: 2 LOB: 2 BB: 1 P: 9	R: 2 E: 0 K: 0 S: 4	H: 1 LOB: 3 BB: 4 P: 20	R: 0 E: 0 K: 1 S: 5	H: 0 LOB: 1 BB: 1 P: 9	R: 0 E: 0 K: 0 S: 3	H: 0 LOB: 0 BB: 0 P: 3	R: 0 E: 0 K: 0 S: 5	H: 2 LOB: 2 BB: 0 P: 5	R: 3 E: 0 K: 0 S: 6	H: 3 LOB: 1 BB: 0 P: 6	R: 5 E: 0 K: 0 S: 9	H: 6 LOB: 1 BB: 0 P: 9	R: 0 E: 0 K: 0 S: 3	H: 0 LOB: 0 BB: 0 P: 3	R: 0 E: 0 K: 2 S: 7	H: 0 LOB: 0 BB: 0 P: 7	1B: 10 2B: 3 3B: 1 HR: 0	SF: 0 SAC: 0 DP: 0 HBP: 0	WP: 0 PB: 0 SB: 0 CS: 0	PA: 47												
PITCHER	IP WLS BF H R ER SO BB IBB HBP BLK WP HR S P ERA WHIP																																	
Bob Harrison, R (1,1) ERA: 16.2	1.2	13	3	3	3	0	5	0	0	0	0	0	0	0	8	28	16.20	4.800																
Hal Brown, R (2,1) ERA: 4.04	5.0	L	26	10	8	8	1	1	0	0	0	0	0	0	27	31	14.40	2.200																
George Zuverink, R (7,1) ERA: 4.16	0.1	2	1	0	0	0	0	0	0	0	0	0	0	2	2	0.00	3.000																	
Don Ferrarese, L (8,1) ERA: 5.2	2.0	6	0	0	0	2	0	0	0	0	0	0	0	10	10	0.00	0.000																	


Batter	1	2	3	4	5	6	7	8	9	AB	R	H	RBI	BB	SO	LOB	BOTTOM														
Dick Williams, R (1,8) OBP: 0.335, SLG: 0.445	CS BB		F8		F3		FC6-4			4	0	1	0	1	0	1	New York Yankees @ Baltimore Orioles Memorial Stadium, Baltimore, MD Tue Sep 25 1956, 3:33 AM EDT Att: 14,740 - Unknown livebaseballscorecards.com														
Bob Boyd, L (1,3) OBP: 0.404, SLG: 0.411	F9					2B 1B			F5	4	1	0	0	1	0	3															
Tito Francona, L (1,9) OBP: 0.335, SLG: 0.373	K					BB 1B				4	2	2	0	0	1	0															
Bob Nieman, R (1,7) Jim Pyburn, R (8, PR) OBP: 0.434, SLG: 0.494 OBP: 0.249, SLG: 0.271		PB 6-3 2B				2B BB				2	2	2	2	2	0	0															
Gus Triandos, R (1,2) OBP: 0.346, SLG: 0.463		F3				1B				0	1	0	0	0	0	0															
Billy Gardner, R (1,4) OBP: 0.281, SLG: 0.336		6-3				K				4	0	2	3	0	1	2															
Brooks Robinson, R (1,5) OBP: 0.207, SLG: 0.286		3-1								4	0	0	1	0	0	1															
Willy Miranda, S (1,6) Joe Frazier, L (7, PH) Don Ferrarese, R (8,1) Bob Hale, L (9, PH) OBP: 0.287, SLG: 0.282 OBP: 0.330, SLG: 0.347 OBP: 0.103, SLG: 0.037 OBP: 0.281, SLG: 0.309										2	0	0	0	0	2	0															
Bob Harrison, L (1,1) Hal Brown, R (2,1) George Zuverink, R (7,1) Wayne Causey, L (7, PH) OBP: 0.292, SLG: 0.238 OBP: 0.167, SLG: 0.118 OBP: 0.238, SLG: 0.236										0	0	0	0	0	0	0															
										2	0	0	0	0	0	0															
Inning Stats	R: 0 E: 0 K: 1 S: 4	H: 0 LOB: 0 BB: 1 P: 8	R: 1 E: 0 K: 0 S: 4	H: 1 LOB: 0 BB: 0 P: 4	R: 0 E: 0 K: 1 S: 5	H: 0 LOB: 0 BB: 0 P: 5	R: 2 E: 0 K: 1 S: 7	H: 2 LOB: 1 BB: 1 P: 11	R: 0 E: 0 K: 1 S: 5	H: 0 LOB: 0 BB: 0 P: 5	R: 2 E: 0 K: 1 S: 6	H: 2 LOB: 0 BB: 1 P: 10	R: 0 E: 0 K: 0 S: 4	H: 1 LOB: 1 BB: 0 P: 4	R: 1 E: 0 K: 0 S: 4	H: 1 LOB: 2 BB: 1 P: 8	R: 0 E: 0 K: 0 S: 5	H: 2 LOB: 2 BB: 0 P: 5	1B: 5 2B: 4 3B: 0 HR: 0	SF: 0 SAC: 0 DP: 1 HBP: 0	WP: 0 PB: 1 SB: 0 CS: 1	PA: 38									
PITCHER	IP WLS BF H R ER SO BB IBB HBP BLK WP HR S P ERA WHIP																														
Tom Sturdivant, R (1,1) ERA: 3.3	1.1	10	3	1	1	0	1	0	0	0	0	9	13	4.50	2.000																
Sonny Dixon, R (8,1) ERA: 3.96	2.0	S	10	3	1	1	0	1	0	0	0	9	13	4.50	2.000																


Batter	1	2	3	4	5	6	7	8	9	AB	R	H	RBI	BB	SO	LOB	TOP					
Enos Slaughter, L OBP: 0.353, SLG: 0.391 (1, 7)	K2-3		4-3		1-3		1B		F8	5	0	1	0	0	1	2	New York Yankees @ Baltimore Orioles Memorial Stadium, Baltimore, MD Wed Sep 26 1956, 3:33 AM EDT Att: 7,000 - Unknown livebaseballscorecards.com					
Joe Collins, L OBP: 0.311, SLG: 0.350 (1, 9)	4-0		1-4-3			FC5-6	F4			1	0	0	0	2	0	0						
Mickey Mantle, S OBP: 0.465, SLG: 0.705 (7, PH)	CS					BB				1	0	0	0	0	2	0						
Norm Siebern, L OBP: 0.281, SLG: 0.340 (7, 7)	BB									0	0	0	0	0	0	0						
Bob Cerv, R OBP: 0.388, SLG: 0.510 (1, 8)	1-2			5-3		FC5-6	6-3			3	0	0	0	1	0	3						
Yogi Berra, L OBP: 0.376, SLG: 0.533 (1, 2)	F7			6-3		FC1-6			F2	3	0	0	0	1	0	1						
Bill Skowron, R OBP: 0.386, SLG: 0.535 (1, 3)		K		L7		FC1-6				3	0	0	0	1	1	2						
Gil McDougald, R OBP: 0.403, SLG: 0.438 (1, 6)	BB					FC5-4	1B		K	2	0	1	0	2	1	1						
Billy Martin, R OBP: 0.312, SLG: 0.400 (1, 4)										3	0	0	0	0	3	5						
Mickey McDermott, L OBP: 0.293, SLG: 0.255 (8, PH)	K									1	0	0	0	0	1	1						
Billy Hunter, R OBP: 0.307, SLG: 0.438 (8, 6)										0	0	0	0	0	0	0						
Andy Carey, R OBP: 0.306, SLG: 0.332 (1, 5)										3	0	0	0	0	0	2						
Irv Noren, L OBP: 0.432, SLG: 0.273 (9, PH)	4-3				FC5-4	1B			F8	1	0	0	0	0	1	0						
Whitey Ford, L OBP: 0.299, SLG: 0.244 (1, 1)										3	0	2	0	0	1	0						
Jerry Lumpe, L OBP: 0.295, SLG: 0.250 (9, PH)			K			1B			4-3	1	0	0	0	0	0	0						
Inning Stats	R: 0 E: 0 K: 1 S: 4	H: 0 LOB: 1 BB: 2 P: 12	R: 0 E: 0 K: 2 S: 7	H: 0 LOB: 1 BB: 1 P: 11	R: 0 E: 0 K: 1 S: 5	H: 0 LOB: 0 BB: 0 P: 5	R: 0 E: 0 K: 0 S: 3	H: 0 LOB: 0 BB: 0 P: 3	R: 0 E: 0 K: 1 S: 7	H: 2 LOB: 2 BB: 0 P: 7	R: 0 E: 0 K: 1 S: 5	H: 0 LOB: 3 BB: 3 P: 17	R: 0 E: 0 K: 0 S: 5	H: 2 LOB: 2 BB: 0 P: 5	R: 0 E: 0 K: 2 S: 7	H: 0 LOB: 1 BB: 1 P: 11	R: 0 E: 0 K: 1 S: 5	H: 0 LOB: 0 BB: 0 P: 5	1B: 4 2B: 0 3B: 0 HR: 0	SF: 0 SAC: 0 DP: 0 HBP: 0	WP: 0 PB: 0 SB: 0 CS: 1	PA: 37
PITCHER Charlie Beamon, R ERA:	IP: 9.0 WLS: W BF: 37 H: 4 R: 0 ER: 0 SO: 9 BB: 7 IBB: 0 HBP: 0 BLK: 0 WP: 0 HR: 0 S: 48 P: 76 ERA: 0.00 WHIP: 1.222															PITCHER						

Batter	1	2	3	4	5	6	7	8	9	AB	R	H	RBI	BB	SO	LOB	BOTTOM			
Dick Williams, R OBP: 0.337, SLG: 0.446 (1, 8)	G4-6-3		F3				1B			4	0	2	0	0	0	0	New York Yankees @ Baltimore Orioles Memorial Stadium, Baltimore, MD Wed Sep 26 1956, 3:33 AM EDT Att: 7,000 - Unknown livebaseballscorecards.com			
Bob Boyd, L OBP: 0.398, SLG: 0.404 (1, 3)	G4-6-3		6-3		K		F3			4	0	0	0	0	1	3				
Tito Francona, L OBP: 0.337, SLG: 0.376 (1, 9)	2B		1B	WP		K			K	4	1	2	0	0	2	0				
Bob Nieman, R OBP: 0.436, SLG: 0.495 (1, 7)	4-0					6-3				1	0	1	0	1	0	0				
Jim Pyburn, R OBP: 0.291, SLG: 0.269 (3, PR)	FC6-4		WP							1	0	0	0	1	0	0				
Jim Pyburn, R OBP: 0.291, SLG: 0.269 (4, 7)	BB		1B							1	0	0	0	1	0	0				
Gus Triandos, R OBP: 0.345, SLG: 0.461 (1, 2)	FC6-4		6-3						F7	4	0	1	0	0	0	4				
Brooks Robinson, R OBP: 0.182, SLG: 0.250 (1, 5)		F7			L8		F8		4-3	4	0	0	0	0	0	2				
Billy Gardner, R OBP: 0.281, SLG: 0.336 (1, 6)		K			6-3					3	0	1	0	0	1	0				
Wayne Causey, L OBP: 0.241, SLG: 0.240 (1, 4)					K					3	0	1	0	0	2	1				
Charlie Beamon, R (1, 1)		K							FC3-6	3	0	0	0	0	1	2				
Inning Stats	R: 0 E: 0 K: 0 S: 4	H: 2 LOB: 2 BB: 1 P: 8	R: 0 E: 0 K: 2 S: 8	H: 1 LOB: 1 BB: 0 P: 8	R: 1 E: 0 K: 0 S: 5	H: 2 LOB: 0 BB: 0 P: 5	R: 0 E: 0 K: 1 S: 5	H: 0 LOB: 0 BB: 0 P: 5	R: 0 E: 0 K: 1 S: 6	H: 1 LOB: 1 BB: 0 P: 6	R: 0 E: 0 K: 1 S: 7	H: 2 LOB: 2 BB: 0 P: 7	R: 0 E: 0 K: 1 S: 5	H: 0 LOB: 1 BB: 1 P: 9	R: 0 E: 0 K: 1 S: 5	H: 0 LOB: 1 BB: 1 P: 9	1B: 7 2B: 1 3B: 0 HR: 0	SF: 0 SAC: 0 DP: 1 HBP: 0	WP: 1 PB: 0 SB: 0 CS: 0	PA: 33
PITCHER Whitey Ford, L ERA: 2.47	IP: 8.0 WLS: L BF: 33 H: 8 R: 1 ER: 1 SO: 7 BB: 2 IBB: 0 HBP: 0 BLK: 0 WP: 1 HR: 0 S: 45 P: 53 ERA: 1.12 WHIP: 1.250															PITCHER				

Batter	1	2	3	4	5	6	7	8	9	AB	R	H	RBI	BB	SO	LOB	TOP										
Billy Goodman, L OBP: 0.355, SLG: 0.402 (1, 4)	0-0 3-1		0-0 5-3			0-0 1B		4-0 BB 1B BB		3	1	1	0	1	0	0	Boston Red Sox @ New York Yankees Yankee Stadium, Bronx, NY Fri Sep 28 1956, 3:33 AM EDT Att: 16,760 - Unknown AB 29 R 2 H 4 RBI 2 BB 7 SO 7 LOB 14 										
Billy Klaus, L OBP: 0.377, SLG: 0.389 (1, 6)	0-3 K			4-0 G4-6-3 BB		0-0 1B		4-0 BB 1B BB		2	1	1	0	2	1	0											
Ted Williams, L OBP: 0.481, SLG: 0.612 (1, 7)	0-0 4-3			0-0 G4-6-3 1-2		0-0 G4-6-3 1-2		4-0 1B BB		3	0	0	0	1	0	3											
Mickey Vernon, L OBP: 0.402, SLG: 0.507 (1, 3)		4-0 FC4-6 BB		4-0 BB			0-0 F7	0-0 1-3 2-H 3-H 1B		2	0	1	2	2	0	0											
Jackie Jensen, R OBP: 0.402, SLG: 0.498 (1, 9)	0-0 FC4-6 1-2			0-0 L7			4-0 1B BB	0-0 F9		3	0	0	0	1	0	4											
Jim Piersall, R OBP: 0.352, SLG: 0.452 (1, 8)	0-3 K				0-0 F8		0-0 F7	0-0 F2		4	0	0	0	0	1	4											
Ted Lepcio, R OBP: 0.333, SLG: 0.457 (1, 5)	0-3 K				0-0 F2		0-0 1-2 1B	0-0 F7		4	0	1	0	0	1	1											
Pete Daley, R OBP: 0.325, SLG: 0.433 (1, 2)			0-3 K		0-0 1-3		0-0 4-3	0-0 6-3		4	0	0	0	0	1	2											
Bob Porterfield, R OBP: 0.348, SLG: 0.395 (5, PH) Fay, Thronberry, L OBP: 0.295, SLG: 0.371 (6, PH) George Saussey, R OBP: 0.346, SLG: 0.533 (8, PH) Gene Stephens, R OBP: 0.315, SLG: 0.351 (8, PH) Harry Dorish, R OBP: 0.402, SLG: 0.493 (9, PH)	0-3 K		0-3 K			0-3 K		0-0 1-3	0-3 K	1	0	0	0	0	1	0											
Inning Stats	R: 0 E: 0 K: 1 S: 5	H: 0 LOB: 0 BB: 0 P: 5	R: 0 E: 0 K: 2 S: 7	H: 0 LOB: 1 BB: 1 P: 11	R: 0 E: 0 K: 2 S: 7	H: 0 LOB: 0 BB: 0 P: 7	R: 0 E: 0 K: 0 S: 2	H: 0 LOB: 1 BB: 2 P: 10	R: 0 E: 0 K: 0 S: 3	H: 0 LOB: 0 BB: 0 P: 3	R: 0 E: 0 K: 1 S: 6	H: 2 LOB: 1 BB: 0 P: 6	R: 0 E: 0 K: 0 S: 4	H: 1 LOB: 2 BB: 1 P: 8	R: 2 E: 0 K: 0 S: 4	H: 1 LOB: 2 BB: 3 P: 16		R: 0 E: 0 K: 1 S: 5	H: 0 LOB: 0 BB: 0 P: 5	1B: 4 2B: 0 3B: 0 HR: 0	SF: 0 SAC: 0 DP: 2 HBP: 0	WP: 0 PB: 0 SB: 0 CS: 0	PA: 36				
PITCHER	IP	WLS	BF	H	R	ER	SO	BB	IBB	HBP	BLK	WP	HR	S	P	ERA	WHIP										
Don Larsen, R ERA: 3.26 (1, 1)	7.0	W	26	3	0	0	6	4	0	0	0	0	0	34	50	0.00	1.000										
Bob Grim, R ERA: 2.97 (8, 1)	2.0	S	10	1	2	2	1	3	0	0	0	0	0	9	21	9.00	2.000										

Batter	1	2	3	4	5	6	7	8	9	AB	R	H	RBI	BB	SO	LOB	BOTTOM										
Hank Bauer, R OBP: 0.316, SLG: 0.448 (1, 9)	0-0 F8	0-0 F3		0-0 FC5-4 1-2			0-0 4-3			4	0	0	1	0	0	1	Boston Red Sox @ New York Yankees Yankee Stadium, Bronx, NY Fri Sep 28 1956, 3:33 AM EDT Att: 16,760 - Unknown AB 31 R 7 H 8 RBI 7 BB 4 SO 6 LOB 11 										
Norm Siebern, L OBP: 0.287, SLG: 0.340 (1, 7)	0-0 BB 1B		0-3 K	0-0 G3		4-0 G3 BB				3	1	1	0	1	1	1											
Mickey Mantle, S OBP: 0.464, SLG: 0.707 (1, 8) Bob Cerv, R OBP: 0.388, SLG: 0.510 (9, 8)	0-0 F7		0-0 HR		0-0 4-3		0-0 G3			4	1	1	1	0	0	2											
Yogi Berra, L OBP: 0.376, SLG: 0.531 (1, 2)	4-0 1B HR BB		0-0 4-3		0-0 F7		4-0 BB			2	1	0	0	2	0	0											
Bill Skowron, R OBP: 0.384, SLG: 0.533 (1, 3)	0-0 1-2 2-H HR 1B		0-0 F9		0-0 5-3		0-0 F5			4	1	1	1	0	0	2											
Gil McDougald, R OBP: 0.406, SLG: 0.447 (1, 6)	0-0 1-H 2-H HR			4-0 1B BB		0-0 FC4-6 1B		0-3 K		3	2	2	3	1	1	0											
Billy Martin, R OBP: 0.310, SLG: 0.396 (1, 4)	0-0 F8			0-0 F9		0-3 K		0-3 K		4	0	0	0	0	2	2											
Andy Carey, R OBP: 0.307, SLG: 0.333 (1, 5)		0-0 G6-4-3 1B		0-0 1B FC5-4 1B		0-3 K		0-3 K		4	1	2	0	0	2	1											
Don Larsen, R OBP: 0.277, SLG: 0.380 (1, 1) Bob Grim, R OBP: 0.250, SLG: 0.063 (8, 1)		0-0 G6-4-3 1-2		0-0 FC5-4 1B		0-0 FC4-6				3	0	1	1	0	0	2											
Inning Stats	R: 4 E: 0 K: 0 S: 6	H: 3 LOB: 0 BB: 1 P: 10	R: 0 E: 0 K: 0 S: 3	H: 1 LOB: 0 BB: 0 P: 3	R: 1 E: 0 K: 1 S: 6	H: 1 LOB: 0 BB: 0 P: 6	R: 2 E: 0 K: 0 S: 5	H: 2 LOB: 1 BB: 1 P: 9	R: 0 E: 0 K: 0 S: 3	H: 0 LOB: 0 BB: 0 P: 3	R: 0 E: 0 K: 2 S: 8	H: 1 LOB: 1 BB: 0 P: 8	R: 0 E: 0 K: 0 S: 3	H: 0 LOB: 2 BB: 2 P: 11	R: 0 E: 0 K: 3 S: 9	H: 0 LOB: 0 BB: 0 P: 9		1B: 6 2B: 0 3B: 0 HR: 2	SF: 0 SAC: 0 DP: 1 HBP: 0	WP: 0 PB: 0 SB: 0 CS: 0	PA: 35						
PITCHER	IP	WLS	BF	H	R	ER	SO	BB	IBB	HBP	BLK	WP	HR	S	P	ERA	WHIP										
Bob Porterfield, R ERA: 5.26 (1, 1)	5.0	L	23	7	7	7	1	2	0	0	0	0	0	23	31	12.60	1.800										
George Susce, R ERA: 6.2 (6, 1)	2.0		9	1	0	0	2	2	0	0	0	0	0	11	19	0.00	1.500										
Harry Dorish, R ERA: 3.83 (8, 1)	1.0		3	0	0	0	3	0	0	0	0	0	0	9	9	0.00	0.000										


Batter	1	2	3	4	5	6	7	8	9	10	11	12	13	AB R H RBI BB SO LOB	TOP												
Milt Bolling, R OBP: 0.311, SLG: 0.351 (1.5)	F8		CS BB		1H 3B		SF8		WP 1B	1-2 BB		SH5-4	1B	4 1 3 4 2 0 0	<p>Boston Red Sox @ New York Yankees Yankee Stadium, Bronx, NY</p> <p>Sat Sep 29 1956, 3:33 AM EDT Att. 15,844 - Unknown - 69 F</p> <p>livebaseballscorecards.com</p> <p>AB 50 R 7 H 16 RBI 7 BB 13 SO 5 LOB 40</p> 												
Billy Klaus, L OBP: 0.377, SLG: 0.388 (1.6)	G4-6-3 1B		F4		L4		1B		1-3	K		FC3-6 BB	G3	7 0 2 1 1 1 8													
Ted Williams, L OBP: 0.478, SLG: 0.605 (1.7) Faye Throneberry, L OBP: 0.250, SLG: 0.311 (12.7)	G4-6-3 1-2		K		4-3		1B		1B	L9		FC3-6 1-2 2-3		6 0 1 0 1 1 8 0 0 0 0 0 0 0													
Dick Gemert, R OBP: 0.400, SLG: 0.487 (1.3)		L7		F8		FC6-4 BB	F2		1B			F7	F7	6 0 1 1 1 0 4													
Jackie Jensen, R OBP: 0.404, SLG: 0.497 (1.9)		F7				L7	F6		1B				BB 1B BB	4 1 1 0 3 0 3													
Jim Piersall, R OBP: 0.351, SLG: 0.450 (1.8)		E7 1B		F9		F8		4-3	F9				K	7 1 2 0 0 1 6													
Ted Lepcio, R OBP: 0.335, SLG: 0.454 (1.4)		BB 1B		K		FC6-4				1B		K	F7	6 0 2 1 1 1 2 5													
Sammy White, R OBP: 0.304, SLG: 0.332 (1.2) Gene Stephens, L OBP: 0.400, SLG: 0.362 (7, PH) Pete Daley, R OBP: 0.323, SLG: 0.426 (7.2)	2H 1B				F3		2B SF8 1B	G5-4-3 1B		F7		F6	BB 1B IBB	1 0 0 0 1 0 0 1 1 1 0 0 0 0 3 1 0 0 1 0 4													
Mel Parnell, L OBP: 0.170, SLG: 0.174 (7, PH) Mickey Vernon, L OBP: 0.170, SLG: 0.174 (7, PH) Tom Browder, R OBP: 0.170, SLG: 0.174 (7, PH) Ike Delock, R OBP: 0.170, SLG: 0.174 (7, PH) Billy Casparian, L OBP: 0.170, SLG: 0.174 (7, PH) Tom Hurd, R OBP: 0.170, SLG: 0.174 (7, PH) Rudy Minarcin, R OBP: 0.170, SLG: 0.174 (7, PH)	F9								L7			FC3-6 SH5-4	1B	1 1 0 0 1 0 2 1 0 1 0 0 0 0 0 1 0 0 0 0 0 1 0 0 0 0 0 0 1 0 1 0 0 0 0 0 0 0 0 0 0 0 1 0 1 0 1 0 0													
Inning Stats	R: 0 E: 0 K: 0 S: 3	H: 1 LOB: 0 BB: 0 P: 3	R: 1 E: 1 K: 0 S: 5	H: 2 LOB: 2 BB: 1 P: 9	R: 0 E: 0 K: 1 S: 5	H: 0 LOB: 1 BB: 1 P: 8	R: 0 E: 0 K: 0 S: 3	H: 0 LOB: 1 BB: 1 P: 7	R: 2 E: 0 K: 0 S: 7	H: 4 LOB: 2 BB: 0 P: 7	R: 0 E: 0 K: 0 S: 3	H: 1 LOB: 0 BB: 0 P: 3	R: 1 E: 0 K: 1 S: 6	H: 3 LOB: 3 BB: 2 P: 10		R: 0 E: 0 K: 1 S: 6	H: 1 LOB: 2 BB: 1 P: 10	R: 0 E: 0 K: 1 S: 4	H: 1 LOB: 2 BB: 1 P: 8	R: 2 E: 1 K: 1 S: 6	H: 1 LOB: 2 BB: 3 P: 18	1B: 14 2B: 2 3B: 1 HR: 0	SF: 1 SAC: 1 DP: 3 HBP: 0	WP: 1 PB: 0 SB: 0 CS: 1	PA: 65		
PITCHER	IP 6.0	WLS 25	BF 4	H 2	R 1	ER 1	SO 2	BB 5	IBB 0	HBP 0	BLK 0	WP 0	HR 0	S 24	P 44	ERA 1.50	WHIP 1.500										
Tommy Byrne, L ERA: 3.36 (1.1)																											
Johnny Kucks, R ERA: 3.86 (7.1)																											
Tom Morgan, R ERA: 3.84 (8.1)																											
Rip Coleman, L ERA: 3.67 (9.1)																											
Bob Grim, R ERA: 2.89 (10.1)																											

Batter	1	2	3	4	5	6	7	8	9	10	11	12	13	AB R H RBI BB SO LOB	BOTTOM													
Hank Bauer, R OBP: 0.316, SLG: 0.446 (1.9)	FC3-6 BB		5-3		F7		L9			BB		K		2 0 0 0 1 0 1 1 0 0 0 0 0 0 0 0 0 1 1 0 0 1 0 0 0 1 1 0	<p>Boston Red Sox @ New York Yankees Yankee Stadium, Bronx, NY</p> <p>Sat Sep 29 1956, 3:33 AM EDT Att. 15,844 - Unknown - 69 F</p> <p>livebaseballscorecards.com</p> <p>AB 50 R 5 H 14 RBI 5 BB 12 SO 5 LOB 36</p> 													
George Wilson, L OBP: 0.221, SLG: 0.192 (7.9)	FC3-6 BB		K		F7		4-3			BB		4-3		5 0 0 0 2 1 5														
Mickey Martie, S OBP: 0.465, SLG: 0.707 (8, PH) Billy Martin, R OBP: 0.310, SLG: 0.396 (9.4)	1-2 BB						BB			G6-4-3 BB				6 1 3 2 1 2 3														
Norm Siebern, L OBP: 0.267, SLG: 0.329 (1.7)	FC3-6 BB		K		F7		4-3			BB		4-3		5 0 0 0 2 1 5														
Bob Cerv, R OBP: 0.398, SLG: 0.545 (1.8)	1-2 BB				6-3		K		HR	K			2B	6 1 3 2 1 2 3														
Yogi Berra, L OBP: 0.376, SLG: 0.530 (1.2) Charles Silvera, R OBP: 0.364, SLG: 0.222 (7.2)	F8		4-3			1B 1B	K			G6-4-3 1-2			BB	3 1 1 0 0 0 3 3 0 1 0 1 1 3														
Bill Skowron, R OBP: 0.382, SLG: 0.529 (1.3) Joe Collins, L OBP: 0.313, SLG: 0.347 (7.3)	F4				F3		F8			F8			F9	3 0 0 0 0 0 3 2 0 0 0 2 0 3														
Gil McDougald, R OBP: 0.407, SLG: 0.448 (1.6) Jerry Lumpe, L OBP: 0.308, SLG: 0.300 (7.6)		L7				1B	F7			F7			1-3	3 1 2 0 0 0 0 4 0 2 0 0 0 1														
Andy Carey, R OBP: 0.309, SLG: 0.338 (1.5) Tom Carroll, R OBP: 0.375, SLG: 0.333 (7.5)		B1-3			E4		FC4-6 1B			BB 1B		1-3	1-3	3 0 2 2 0 0 0 4 1 1 0 0 0 3														
Jerry Coleman, R OBP: 0.170, SLG: 0.174 (8, PH) Eric Slaughter, L OBP: 0.170, SLG: 0.174 (8, PH) Rip Coleman, L OBP: 0.170, SLG: 0.174 (8, PH) Mickey McDermott, L OBP: 0.170, SLG: 0.174 (8, PH) Don Larsen, R OBP: 0.170, SLG: 0.174 (8, PH) Tom Hurd, R OBP: 0.170, SLG: 0.174 (8, PH) Rudy Minarcin, R OBP: 0.170, SLG: 0.174 (8, PH) Tommy Byrne, L OBP: 0.296, SLG: 0.500 (1.1) Johnny Kucks, R OBP: 0.382, SLG: 0.529 (7.1) Tom Morgan, R OBP: 0.214, SLG: 0.154 (8, PH) Irv Noren, L OBP: 0.426, SLG: 0.257 (9.9)	F9		6-3			1B 1B	F8			BB BB			BB	3 0 0 0 0 0 3 1 0 1 0 0 0 0 0 0 0 0 0 0 0 0 0 0 0 1 0 0 0 0 0 0 0 0 0 0 0 0 0 1 0 0 1 0 0 0 0 0 0														
Inning Stats	R: 0 E: 1 K: 0 S: 3	H: 0 LOB: 2 BB: 2 P: 11	R: 0 E: 0 K: 0 S: 3	H: 0 LOB: 0 BB: 0 P: 3	R: 1 E: 0 K: 1 S: 5	H: 2 LOB: 1 BB: 0 P: 7	R: 0 E: 0 K: 0 S: 3	H: 0 LOB: 0 BB: 0 P: 3	R: 1 E: 0 K: 2 S: 6	H: 3 LOB: 2 BB: 1 P: 6	R: 0 E: 0 K: 0 S: 7	H: 0 LOB: 1 BB: 1 P: 11	R: 1 E: 0 K: 1 S: 4	H: 2 LOB: 3 BB: 2 P: 16	R: 1 E: 0 K: 1 S: 6	H: 3 LOB: 3 BB: 1 P: 10	R: 0 E: 0 K: 1 S: 4	H: 0 LOB: 1 BB: 1 P: 12	R: 0 E: 0 K: 0 S: 3	H: 1 LOB: 2 BB: 2 P: 11	R: 0 E: 0 K: 1 S: 6	H: 1 LOB: 2 BB: 1 P: 10	R: 0 E: 0 K: 0 S: 3	H: 0 LOB: 0 BB: 0 P: 3	1B: 8 2B: 5 3B: 0 HR: 1	SF: 0 SAC: 0 DP: 1 HBP: 0	WP: 0 PB: 0 SB: 0 CS: 0	PA: 62
PITCHER	IP 6.0	WLS 27	BF 7	H 3	R 3	ER 3	SO 1	BB 2	IBB 0	HBP 0	BLK 0	WP 0	HR 0	S 27	P 35	ERA 4.50	WHIP 1.500											
Mel Parnell, L ERA: 3.84 (1.1)																												
Ike Delock, R ERA: 4.18 (7.1)																												
Tom Hurd, R ERA: 5.36 (10.1)																												
Rudy Minarcin, R ERA: 2.79 (10.1)																												

Batter	1	2	3	4	5	6	7	8	9	AB	R	H	RBI	BB	SO	LOB	TOP					
Jim Gilliam, S OBP: 0.357, SLG: 0.100	0-1 5-3		0-0 G4-6-3			2-2 P4	1-1 FC6			4	0	0	0	0	0	3						
Pee Wee Reese, R OBP: 0.357, SLG: 0.500	3-3 K		0-0 1B			0-0 SF8 3B		0-2 6-3		4	1	2	0	0	1	0						
Duke Snider, L OBP: 0.429, SLG: 0.600	1-3 K		0-3 K			0-0 SF8		0-3 K		3	0	0	1	0	3	1						
Jackie Robinson, R OBP: 0.462, SLG: 0.636		4-0 F9 1B SF9 BB		0-0 5-3		0-0 5-3		3-2 1B		3	1	1	0	1	0	0						
Gil Hodges, R OBP: 0.692, SLG: 1.100		0-0 1B		1-1 5-3			4-1 1B E BB	0-0 F8		3	1	1	0	1	0	1						
Carl Furillo, R OBP: 0.492, SLG: 0.583		0-0 F9		0-3 K			0-1 E 1B	1-1 2B		4	0	2	0	0	1	2						
Roy Campanella, R OBP: 0.231, SLG: 0.300		0-0 SF9			1-2 CS 1B		3-2 P6	1-3 K		3	0	1	1	0	1	2						
Charlie Neal, R OBP: 0.429, SLG: 0.545		0-0 F2			2-3 K		0-0 E5 FC6	0-1 5-3		4	0	0	0	0	1	3						
Roger Craig, R OBP: 0.500, SLG: 0.500					3-2 4-3		3-2 F7			2	0	1	0	0	0	1						
Randy Jackson, R (7, PH)										1	0	0	0	0	0	2						
Clem Labine, R (7, 1)										0	0	0	0	0	0	0						
Inning Stats	R: 0 E: 0 K: 2 S: 8	H: 0 LOB: 0 BB: 0 P: 12	R: 1 E: 0 K: 0 S: 4	H: 1 LOB: 1 BB: 1 P: 8	R: 0 E: 0 K: 1 S: 6	H: 2 LOB: 1 BB: 0 P: 6	R: 0 E: 0 K: 1 S: 6	H: 0 LOB: 0 BB: 0 P: 7	R: 0 E: 0 K: 1 S: 9	H: 1 LOB: 0 BB: 0 P: 15	R: 1 E: 0 K: 0 S: 10	H: 1 LOB: 0 BB: 0 P: 13	R: 1 E: 1 K: 0 S: 14	H: 1 LOB: 2 BB: 1 P: 25	R: 0 E: 0 K: 1 S: 12	H: 1 LOB: 1 BB: 0 P: 15	R: 0 E: 0 K: 1 S: 7	H: 1 LOB: 0 BB: 0 P: 9	1B: 6 2B: 1 3B: 1 HR: 0	SF: 2 SAC: 0 DP: 1 HBP: 0	WP: 0 PB: 0 SB: 0 CS: 1	PA: 35
PITCHER Whitey Ford, L ERA: 5.25	IP: 9.0 WLS: W BF: 35 H: 8 R: 3 ER: 2 SO: 7 BB: 2 IBB: 0 HBP: 0 BLK: 0 WP: 0 HR: 0 S: 76 P: 110 ERA: 2.00 WHIP: 1.111															PITCHER						

Brooklyn Dodgers @ New York Yankees
Yankee Stadium, Bronx, NY
Sat Oct 06 1956, 3:33 AM EDT
Att: 73,977 - Unknown

AB 31
R 3
H 8
RBI 2
BB 2
SO 7
LOB 15



Batter	1	2	3	4	5	6	7	8	9	AB	R	H	RBI	BB	SO	LOB	BOTTOM			
Hank Bauer, R OBP: 0.286, SLG: 0.286	0-1 F9		0-3 K			0-1 1B HR 1B		0-0 F8		4	1	1	0	0	1	0				
Joe Collins, L OBP: 0.200, SLG: 0.111	3-1 F8		0-0 3-1			0-0 F8		1-0 E4 2B		4	1	0	0	0	0	1				
Mickey Mantle, S OBP: 0.429, SLG: 0.545	1-1 1B		0-0 F2			2-0 P3		0-2 P4		4	0	1	0	0	0	2				
Yogi Berra, L OBP: 0.462, SLG: 0.727	2-1 4-3			1-0 P4		0-2 HR 1B		0-2 2B		4	1	2	1	0	0	1				
Enos Slaughter, L OBP: 0.571, SLG: 0.833		0-0 F7		3-2 G1-6-3 1B		3-1 HR		4-0 IBB		3	1	2	3	1	0	0				
Billy Martin, R OBP: 0.333, SLG: 0.818		0-0 HR		2-1 G1-6-3		1-3 F8		0-0 F7		4	1	1	1	0	0	3				
Gil McDougald, R OBP: 0.364, SLG: 0.222		4-0 BB			1-0 G4-6-3 1B		2-2 6-3			2	0	1	0	1	0	0				
Andy Carey, R OBP: 0.167, SLG: 0.167		0-3 K			1-3 K		1-3 K			3	0	0	0	0	3	2				
Whitey Ford, L (1, 1)		0-3 K			0-0 G4-6-3		1-3 K			3	0	0	0	0	2	2				
Inning Stats	R: 0 E: 0 K: 0 S: 8	H: 1 LOB: 1 BB: 0 P: 14	R: 1 E: 0 K: 2 S: 8	H: 1 LOB: 1 BB: 1 P: 12	R: 0 E: 0 K: 1 S: 5	H: 0 LOB: 0 BB: 0 P: 5	R: 0 E: 0 K: 0 S: 6	H: 1 LOB: 0 BB: 0 P: 12	R: 0 E: 0 K: 1 S: 5	H: 1 LOB: 0 BB: 0 P: 7	R: 3 E: 0 K: 0 S: 10	H: 3 LOB: 0 BB: 0 P: 15	R: 0 E: 0 K: 2 S: 11	H: 0 LOB: 0 BB: 0 P: 15	R: 1 E: 1 K: 0 S: 12	H: 1 LOB: 2 BB: 1 P: 17	1B: 5 2B: 1 3B: 0 HR: 2	SF: 0 SAC: 0 DP: 2 HBP: 0	WP: 0 PB: 0 SB: 0 CS: 0	PA: 33
PITCHER Roger Craig, R ERA: 6.0	IP: 6.0 WLS: L BF: 24 H: 7 R: 4 ER: 4 SO: 4 BB: 7 IBB: 0 HBP: 0 BLK: 0 WP: 0 HR: 2 S: 42 P: 65 ERA: 6.00 WHIP: 1.333															PITCHER				
PITCHER Clem Labine, R ERA:	IP: 2.0 WLS: 9 BF: 1 H: 1 R: 1 ER: 0 SO: 2 BB: 0 IBB: 1 HBP: 0 BLK: 0 WP: 0 HR: 0 S: 23 P: 32 ERA: 0.00 WHIP: 0.500															PITCHER				

Brooklyn Dodgers @ New York Yankees
Yankee Stadium, Bronx, NY
Sat Oct 06 1956, 3:33 AM EDT
Att: 73,977 - Unknown


AB 31
R 5
H 8
RBI 5
BB 2
SO 6
LOB 11



Batter	1	2	3	4	5	6	7	8	9	AB	R	H	RBI	BB	SO	LOB	TOP			
Jim Gilliam, S OBP: 0.316, SLG: 0.071 (1,4)										4	0	0	0	1	0	5				
Pee Wee Reese, R OBP: 0.333, SLG: 0.444 (1,6)										4	0	1	0	0	2	2				
Duke Snider, L OBP: 0.389, SLG: 0.571 (1,8)										4	1	1	0	0	1	1				
Jackie Robinson, R OBP: 0.471, SLG: 0.643 (1,5)										3	1	1	0	1	0	2				
Gil Hodges, R OBP: 0.588, SLG: 0.857 (1,3)										4	0	1	1	0	2	3				
Sandy Amoros, L OBP: 0.182, SLG: 0.100 (1,7)										3	0	0	0	1	0	2				
Carl Furillo, R OBP: 0.412, SLG: 0.467 (1,9)										3	0	0	0	1	0	1				
Roy Campanella, R OBP: 0.412, SLG: 0.417 (1,2)										2	0	2	1	2	0	0				
Carl Erskine, R (1, 1) Rube Walker, L (5, PH) Ed Roebuck, R (5, 1) Dale Mitchell, L (7, PH) Don Drysdale, R (7, 1) Randy Jackson, R (8, PH)										1	0	0	0	0	1	1				
Inning Stats	R: 0 E: 0 K: 1 S: 4	H: 0 LOB: 0 BB: 1 P: 8	R: 0 E: 1 K: 1 S: 5	H: 0 LOB: 1 BB: 1 P: 9	R: 0 E: 0 K: 2 S: 7	H: 0 LOB: 1 BB: 1 P: 11	R: 1 E: 0 K: 0 S: 4	H: 2 LOB: 0 BB: 0 P: 4	R: 0 E: 0 K: 0 S: 4	H: 1 LOB: 1 BB: 0 P: 4	R: 0 E: 0 K: 0 S: 3	H: 0 LOB: 1 BB: 1 P: 7	R: 0 E: 0 K: 1 S: 5	H: 0 LOB: 0 BB: 0 P: 5	R: 1 E: 0 K: 2 S: 9	H: 2 LOB: 3 BB: 2 P: 17	1B: 4 2B: 3 3B: 0 HR: 0	SF: 0 SAC: 0 DP: 2 HBP: 0	WP: 0 PB: 0 SB: 0 CS: 1	PA: 37
PITCHER Tom Sturdivant, R ERA: 2.79 (1, 1)	IP: 9.0 WLS: W BF: 37 H: 6 R: 2 ER: 2 SO: 7 BB: 6 IBB: 0 HBP: 0 BLK: 0 WP: 0 HR: 0 S: 45 P: 69 ERA: 2.00 WHIP: 1.333															PITCHER				

Brooklyn Dodgers @ New York Yankees
Yankee Stadium, Bronx, NY
Sun Oct 07 1956, 3:33 AM EDT
Att: 69,705 - Unknown

AB	31
R	2
H	6
RBI	2
BB	6
SO	7
LOB	23



Batter	1	2	3	4	5	6	7	8	9	AB	R	H	RBI	BB	SO	LOB	BOTTOM			
Hank Bauer, R OBP: 0.276, SLG: 0.444 (1,9)										4	1	1	2	0	1	1				
Joe Collins, L OBP: 0.286, SLG: 0.250 (1,3)										3	1	1	0	1	0	1				
Mickey Mantle, S OBP: 0.444, SLG: 0.714 (1,8)										3	2	1	1	1	0	2				
Yogi Berra, L OBP: 0.412, SLG: 0.600 (1,2)										4	0	1	1	0	1	1				
Enos Slaughter, L OBP: 0.500, SLG: 0.667 (1,7)										3	1	0	0	1	0	1				
Billy Martin, R OBP: 0.313, SLG: 0.667 (1,4)										4	0	1	1	0	1	0				
Gil McDougald, R OBP: 0.286, SLG: 0.182 (1,6)										2	0	0	1	0	0	0				
Andy Carey, R OBP: 0.222, SLG: 0.222 (1,5)										3	1	1	0	0	1	1				
Tom Sturdivant, L OBP: 0.333, SLG: 0.333 (1, 1)										3	0	1	0	0	1	1				
Inning Stats	R: 1 E: 0 K: 0 S: 5	H: 2 LOB: 1 BB: 0 P: 5	R: 0 E: 0 K: 1 S: 5	H: 0 LOB: 0 BB: 0 P: 5	R: 0 E: 0 K: 0 S: 3	H: 1 LOB: 0 BB: 0 P: 3	R: 2 E: 0 K: 1 S: 6	H: 1 LOB: 2 BB: 2 P: 14	R: 0 E: 0 K: 1 S: 5	H: 0 LOB: 0 BB: 0 P: 5	R: 1 E: 0 K: 1 S: 6	H: 1 LOB: 0 BB: 0 P: 6	R: 2 E: 0 K: 1 S: 7	H: 2 LOB: 1 BB: 1 P: 11	R: 0 E: 0 K: 0 S: 3	H: 0 LOB: 0 BB: 0 P: 3	1B: 4 2B: 1 3B: 0 HR: 2	SF: 1 SAC: 0 DP: 1 HBP: 0	WP: 0 PB: 0 SB: 1 CS: 0	PA: 33
PITCHER Carl Erskine, R ERA: 6.75 (1, 1) Ed Roebuck, R ERA: 3.66 (5, 1) Don Drysdale, R ERA: 9.0 (7, 1)	IP: 4.0 WLS: L BF: 17 H: 4 R: 3 ER: 3 SO: 2 BB: 1 IBB: 0 HBP: 0 BLK: 0 WP: 0 HR: 0 S: 19 P: 27 ERA: 6.75 WHIP: 1.250															PITCHER				

Brooklyn Dodgers @ New York Yankees
Yankee Stadium, Bronx, NY
Sun Oct 07 1956, 3:33 AM EDT
Att: 69,705 - Unknown

AB	29
R	6
H	7
RBI	6
BB	3
SO	5
LOB	8



Batter	1	2	3	4	5	6	7	8	9	AB	R	H	RBI	BB	SO	LOB	TOP					
Jim Gilliam, S OBP: 0.273, SLG: 0.059 (1,4)										3	0	0	0	0	1	0	Brooklyn Dodgers @ New York Yankees Yankee Stadium, Bronx, NY Mon Oct 08 1956, 3:33 AM EDT Att: 64,519 - Unknown livebaseballscorecards.com					
Pee Wee Reese, R OBP: 0.286, SLG: 0.381 (1,6)										3	0	0	0	0	1	0						
Duke Snider, L OBP: 0.333, SLG: 0.471 (1,8)										3	0	0	0	0	1	0						
Jackie Robinson, R OBP: 0.400, SLG: 0.529 (1,5)										3	0	0	0	0	0	0						
Gil Hodges, R OBP: 0.500, SLG: 0.706 (1,3)										3	0	0	0	0	1	0						
Sandy Amoros, L OBP: 0.143, SLG: 0.077 (1,7)										3	0	0	0	0	0	0						
Carl Furillo, R OBP: 0.350, SLG: 0.389 (1,9)										3	0	0	0	0	0	0						
Roy Campanella, R OBP: 0.350, SLG: 0.333 (1,2)										3	0	0	0	0	1	0						
Sal Maglie, R Dale Mitchell, L (9, PH)										2	0	0	0	0	1	0						
Inning Stats	R: 0 E: 0 K: 2 S: 8	H: 0 LOB: 0 BB: 0 P: 15	R: 0 E: 0 K: 1 S: 8	H: 0 LOB: 0 BB: 0 P: 11	R: 0 E: 0 K: 1 S: 6	H: 0 LOB: 0 BB: 0 P: 7	R: 0 E: 0 K: 1 S: 6	H: 0 LOB: 0 BB: 0 P: 8	R: 0 E: 0 K: 0 S: 10	H: 0 LOB: 0 BB: 0 P: 15	R: 0 E: 0 K: 1 S: 8	H: 0 LOB: 0 BB: 0 P: 10	R: 0 E: 0 K: 0 S: 6	H: 0 LOB: 0 BB: 0 P: 8	R: 0 E: 0 K: 0 S: 8	H: 0 LOB: 0 BB: 0 P: 10		R: 0 E: 0 K: 1 S: 11	H: 0 LOB: 0 BB: 0 P: 13	1B: 0 2B: 0 3B: 0 HR: 0	SF: 0 SAC: 0 DP: 0 HBP: 0	WP: 0 PB: 0 SB: 0 CS: 0
PITCHER Don Larsen, R ERA: (1,1)	IP: 9.0 WLS: W BF: 27 H: 0 R: 0 ER: 0 SO: 7 BB: 0 IBB: 0 HBP: 0 BLK: 0 WP: 0 HR: 0 S: 71 P: 97 ERA: 0.00 WHIP: 0.000															PITCHER IP: WLS: BF: H: R: ER: SO: BB: IBB: HBP: BLK: WP: HR: S: P: ERA: WHIP:						

Batter	1	2	3	4	5	6	7	8	9	AB	R	H	RBI	BB	SO	LOB	BOTTOM			
Hank Bauer, R OBP: 0.273, SLG: 0.409 (1,9)										4	0	1	1	0	1	0	Brooklyn Dodgers @ New York Yankees Yankee Stadium, Bronx, NY Mon Oct 08 1956, 3:33 AM EDT Att: 64,519 - Unknown livebaseballscorecards.com			
Joe Collins, L OBP: 0.278, SLG: 0.250 (1,3)										4	0	1	0	0	2	0				
Mickey Mantle, S OBP: 0.429, SLG: 0.824 (1,8)										3	1	1	1	0	0	2				
Yogi Berra, L OBP: 0.350, SLG: 0.500 (1,2)										3	0	0	0	0	0	0				
Enos Slaughter, L OBP: 0.476, SLG: 0.588 (1,7)										2	0	0	0	1	0	0				
Billy Martin, R OBP: 0.316, SLG: 0.611 (1,4)										3	0	1	0	0	1	1				
Gil McDougald, R OBP: 0.294, SLG: 0.154 (1,6)										2	0	0	0	1	0	1				
Andy Carey, R OBP: 0.250, SLG: 0.250 (1,5)										3	1	1	0	0	0	2				
Don Larsen, R OBP: 0.333, SLG: 0.333 (1,1)										2	0	0	0	0	1	0				
Inning Stats	R: 0 E: 0 K: 0 S: 3	H: 0 LOB: 0 BB: 0 P: 3	R: 0 E: 0 K: 1 S: 8	H: 0 LOB: 0 BB: 0 P: 9	R: 0 E: 0 K: 0 S: 6	H: 0 LOB: 0 BB: 0 P: 8	R: 1 E: 0 K: 1 S: 14	H: 1 LOB: 0 BB: 0 P: 19	R: 0 E: 0 K: 0 S: 7	H: 0 LOB: 0 BB: 1 P: 14	R: 1 E: 0 K: 0 S: 10	H: 3 LOB: 1 BB: 0 P: 12	R: 0 E: 0 K: 0 S: 8	H: 1 LOB: 2 BB: 1 P: 17	R: 0 E: 0 K: 3 S: 11	H: 0 LOB: 0 BB: 0 P: 15		1B: 4 2B: 2 3B: 0 HR: 1	SF: 0 SAC: 1 DP: 2 HBP: 0	WP: 0 PB: 0 SB: 0 CS: 0
PITCHER Sal Maglie, R ERA: 2.85 (1,1)	IP: 8.0 WLS: L BF: 29 H: 5 R: 2 ER: 2 SO: 5 BB: 2 IBB: 0 HBP: 0 BLK: 0 WP: 0 HR: 1 S: 67 P: 97 ERA: 2.25 WHIP: 0.875															PITCHER IP: WLS: BF: H: R: ER: SO: BB: IBB: HBP: BLK: WP: HR: S: P: ERA: WHIP:				

Batter	1	2	3	4	5	6	7	8	9	10	AB	R	H	RBI	BB	SO	LOB	TOP	
Hank Bauer, R OBP: 0.296, SLG: 0.407 (1, 9)											5	0	2	0	0	1	0	New York Yankees @ Brooklyn Dodgers Ebbets Field, Brooklyn, NY Tue Oct 09 1956, 3:33 AM EDT Att: 33,224 - Unknown AB 36 R 0 H 7 RBI 0 BB 2 SO 5 LOB 13	
Joe Collins, L OBP: 0.304, SLG: 0.333 (1, 3)											5	0	2	0	0	0	1		
Mickey Mantle, S OBP: 0.400, SLG: 0.700 (1, 8)											3	0	0	0	1	0	2		
Yogi Berra, L OBP: 0.375, SLG: 0.545 (1, 2)											4	0	2	0	0	0	2		
Enos Slaughter, L OBP: 0.440, SLG: 0.500 (1, 7)										3	0	0	0	1	0	3			
Billy Martin, R OBP: 0.304, SLG: 0.545 (1, 4)											4	0	1	0	0	0	3		
Gil McDougald, R OBP: 0.238, SLG: 0.118 (1, 6)											4	0	0	0	0	3	2		
Andy Carey, R OBP: 0.188, SLG: 0.188 (1, 5)											4	0	0	0	0	0	0		
Bob Turley, R (1, 1)											4	0	0	0	0	1	0		
Inning Stats	R: 0 E: 0 K: 0 S: 3	H: 1 LOB: 0 BB: 0 P: 3	R: 0 E: 0 K: 1 S: 6	H: 1 LOB: 1 BB: 0 P: 6	R: 0 E: 0 K: 0 S: 5	H: 2 LOB: 2 BB: 0 P: 5	R: 0 E: 0 K: 0 S: 4	H: 1 LOB: 1 BB: 0 P: 4	R: 0 E: 0 K: 0 S: 5	H: 0 LOB: 0 BB: 0 P: 5	R: 0 E: 0 K: 1 S: 5	H: 0 LOB: 0 BB: 0 P: 5	R: 0 E: 0 K: 1 S: 5	H: 0 LOB: 0 BB: 0 P: 5	R: 0 E: 0 K: 1 S: 5	H: 0 LOB: 0 BB: 0 P: 5	1B: 5 2B: 2 3B: 0 HR: 0		SF: 0 SAC: 0 DP: 1 HBP: 0
PITCHER Clem Labine, R ERA:	(1, 1)	IP: 10.0 WLS: W BF: 38 H: 7 R: 0 ER: 0 SO: 5 BB: 1 IBB: 1 HBP: 0 BLK: 0 WP: 0 HR: 0 S: 46 P: 54 ERA: 0.00 WHIP: 0.800																	

Batter	1	2	3	4	5	6	7	8	9	10	AB	R	H	RBI	BB	SO	LOB	BOTTOM			
Jim Gilliam, S OBP: 0.333, SLG: 0.100 (1, 4)											3	1	1	0	2	1	1	New York Yankees @ Brooklyn Dodgers Ebbets Field, Brooklyn, NY Tue Oct 09 1956, 3:33 AM EDT Att: 33,224 - Unknown AB 31 R 1 H 4 RBI 1 BB 8 SO 11 LOB 17			
Pee Wee Reese, R OBP: 0.240, SLG: 0.320 (1, 6)											4	0	0	0	0	1	2				
Duke Snider, L OBP: 0.423, SLG: 0.474 (1, 8)											2	0	1	0	3	1	0				
Jackie Robinson, R OBP: 0.400, SLG: 0.476 (1, 5)											4	0	1	1	1	0	5				
Gil Hodges, R OBP: 0.450, SLG: 0.600 (1, 3)											3	0	0	0	1	0	3				
Sandy Amoros, L OBP: 0.167, SLG: 0.063 (1, 7)											3	0	0	0	1	1	2				
Carl Furillo, R OBP: 0.292, SLG: 0.318 (1, 9)											4	0	0	0	0	2	2				
Roy Campanella, R OBP: 0.292, SLG: 0.263 (1, 2)											4	0	0	0	0	3	2				
Clem Labine, R OBP: 0.250, SLG: 0.500 (1, 1)											4	0	1	0	0	2	0				
Inning Stats	R: 0 E: 0 K: 1 S: 6	H: 1 LOB: 1 BB: 0 P: 6	R: 0 E: 0 K: 2 S: 7	H: 0 LOB: 1 BB: 1 P: 11	R: 0 E: 0 K: 1 S: 5	H: 1 LOB: 1 BB: 0 P: 5	R: 0 E: 0 K: 1 S: 5	H: 0 LOB: 1 BB: 1 P: 9	R: 0 E: 0 K: 3 S: 9	H: 0 LOB: 0 BB: 0 P: 9	R: 0 E: 0 K: 2 S: 7	H: 0 LOB: 0 BB: 0 P: 7	R: 0 E: 0 K: 1 S: 6	H: 1 LOB: 2 BB: 1 P: 10	R: 0 E: 0 K: 0 S: 3	H: 0 LOB: 1 BB: 2 P: 7	R: 1 E: 0 K: 0 S: 3		H: 1 LOB: 2 BB: 2 P: 11	1B: 3 2B: 1 3B: 0 HR: 0	SF: 0 SAC: 1 DP: 0 HBP: 0
PITCHER Bob Turley, R ERA: 0.62	(1, 1)	IP: 9.2 WLS: L BF: 40 H: 4 R: 1 ER: 1 SO: 11 BB: 6 IBB: 2 HBP: 0 BLK: 0 WP: 0 HR: 0 S: 54 P: 86 ERA: 0.93 WHIP: 1.034																			

