New York Yankees - 1959

Batter	1	2	3	4	5	6	7	8	9	AB	R	H	RBI	BB	SO	LOB
Don Buddin, R (1, 6)	BBBB 4-0 G4-6-3 BB			x 0-0 ① 3-1			BBBB 4-0 2B 3-1 BB		x 0-0 ① L7	2	1	0	0	2	0	0
Pete Runnels, L (1, 4) OBP: 0.500, SLG: 0.667	x 0-0 ① ② G4-6-3 1-2f			x 0-0 ② 6-3			x 0-0 3-1 1-3 SF7 2B		BBBB 4-0 1B BB	3	1	1	0	1	0	1
Gene Stephens, L (1, 8)	x 0-0 ③ 4-3			x 0-0 ③ F8			x 0-0 ① 3-1 2-3 3-H		x 0-0 ② L8	4	0	0	1	0	0	2
Vic Wertz, L (1, 3) OBP: 0.500, SLG: 0.333 Jim Busby, R (9, PR)		SSS 0-3 ① K			x 0-0 ① 1-3		BBBB 4-0 BB		x 0-0 ① FC6-4 1-3 1B	3 0	0 0	1 0	0 0	1 0	1 0	0 0
Jackie Jensen, R (1, 9)		SSS 0-3 ② K			x 0-0 ② F9		x 0-0 ② SF7 3-H		x 0-0 ③ FC6-4 1-2f	3	0	0	1	0	1	2
Frank Malzone, R (1, 5)		x 0-0 ③ 5-3			x 0-0 ③ F2		x 0-0 ③ F4			3	0	0	0	0	0	1
Gary Geiger, L (1, 7)			x 0-0 ① 4-3			x 0-0 ① 1-3		SSS 0-3 ① K		3	0	0	0	0	1	0
Sammy White, R (1, 2)			x 0-0 ② L6			x 0-0 ② F7		SSS 0-3 ② K		3	0	0	0	0	1	0
Tom Brewer, R (1, 1)			x 0-0 ③ F6			x 0-0 ③ 5-3		x 0-0 ③ F3		3	0	0	0	0	0	0
Inning Stats	R: 0 E: 0 K: 0 S: 2 H: 0 LOB: 0 BB: 1 P: 6	R: 0 E: 0 K: 2 S: 7 H: 0 LOB: 0 BB: 0 P: 7	R: 0 E: 0 K: 0 S: 3 H: 0 LOB: 0 BB: 0 P: 3	R: 0 E: 0 K: 0 S: 3 H: 0 LOB: 0 BB: 0 P: 3	R: 0 E: 0 K: 0 S: 3 H: 0 LOB: 0 BB: 0 P: 3	R: 0 E: 0 K: 0 S: 3 H: 0 LOB: 0 BB: 0 P: 3	R: 2 E: 0 K: 0 S: 4 H: 1 LOB: 1 BB: 2 P: 12	R: 0 E: 0 K: 2 S: 7 H: 0 LOB: 0 BB: 0 P: 7	R: 0 E: 0 K: 0 S: 4 H: 1 LOB: 2 BB: 1 P: 8	1B: 1 2B: 1 3B: 0 HR: 0	SF: 1 SAC: 0 DP: 1 HBP: 0						

PITCHER	IP	WLS	BF	H	R	ER	SO	BB	IBB	HBP	BLK	WP	HR	S	P	ERA	WHIP
Bob Turley, R (1, 1) ERA: 2.0	9.0	W	32	2	2	2	4	4	0	0	0	0	0	36	52	2.00	0.667

PITCHER	IP	WLS	BF	H	R	ER	SO	BB	IBB	HBP	BLK	WP	HR	S	P	ERA	WHIP

TOP

Boston Red Sox @ New York Yankees

Yankee Stadium, Bronx, NY

Sun Apr 12 1959, 3:33 AM EST

Att. 22,559 - Overcast - 42 F

livebaseballscorecards.com

AB	27
R	2
H	2
RBI	2
BB	4
SO	4
LOB	6

1B: 1	SF: 1	WP: 0	PA: 32
2B: 1	SAC: 0	PB: 0	
3B: 0	DP: 1	SB: 0	
HR: 0	HBP: 0	CS: 0	

Batter	1	2	3	4	5	6	7	8	9	AB	R	H	RBI	BB	SO	LOB
Hank Bauer, R (1, 9) OBP: 0.250, SLG: 0.250	S S S 0-3 K ①	x 0-0 1B 1B			x 0-0 5-3 ②			x 0-0 5-3 ①		4	0	1	0	0	1	0
Norm Siebern, L (1, 7) OBP: 0.750, SLG: 1.500	x 0-0 1B 1B 1B	x 0-0 1-3 1B ③			x 0-0 G3 ③			x 0-0 HR		4	2	3	1	0	0	0
Mickey Mantle, S (1, 8)	x 0-0 L8 ②		x 0-0 1-3 ①			x 0-0 4-3 ①		x 0-0 F9 ②		4	0	0	0	0	0	1
Yogi Berra, L (1, 2) OBP: 0.500, SLG: 0.333	x 0-0 1B 1B 1-2 1B		x 0-0 F8 ②			x 0-0 F4 ②		B B B B 4-0 CS BB		3	1	1	0	1	0	0
Gil McDougald, R (1, 4) OBP: 0.333, SLG: 0.333	x 0-0 1B 1-2 2-H 1B		S S S 0-3 K ③			x 0-0 5-3 ③		0-0 CS ③ 1-2		3	0	1	1	0	1	0
Marv Throneberry, L (1, 3) OBP: 0.333, SLG: 0.333	x 0-0 1-3 2-H 1B			x 0-0 4-3 ①			x 0-0 1-3 ①			3	0	1	1	0	0	0
Andy Carey, R (1, 5) OBP: 0.333, SLG: 0.333	S S S 0-3 K ③			x 0-0 F5 ②			x 0-0 PB 5-3 1B			3	0	1	0	0	1	2
Bobby Richardson, R (1, 6)		x 0-0 6-3 ①		x 0-0 G3 ③			x 0-0 5-3 ② 1-2			3	0	0	0	0	0	1
Bob Turley, R (1, 1)		x 0-0 F6 ②			x 0-0 5-3 ①		S S S 0-3 K ③ 2-3			3	0	0	0	0	1	1
Inning Stats	R: 2 H: 4 E: 0 LOB: 2 K: 2 BB: 0 S: 11 P: 11	R: 0 H: 2 E: 0 LOB: 2 K: 0 BB: 0 S: 4 P: 4	R: 0 H: 0 E: 0 LOB: 0 K: 1 BB: 0 S: 5 P: 5	R: 0 H: 0 E: 0 LOB: 0 K: 0 BB: 0 S: 3 P: 3	R: 0 H: 0 E: 0 LOB: 0 K: 0 BB: 0 S: 3 P: 3	R: 0 H: 0 E: 0 LOB: 0 K: 0 BB: 0 S: 3 P: 3	R: 0 H: 1 E: 0 LOB: 1 K: 1 BB: 0 S: 6 P: 6	R: 1 H: 1 E: 0 LOB: 0 K: 0 BB: 1 S: 3 P: 7		1B: 7 SF: 0 2B: 0 SAC: 0 3B: 0 DP: 0 HR: 1 HBP: 0						

PITCHER	IP	WLS	BF	H	R	ER	SO	BB	IBB	HBP	BLK	WP	HR	S	P	ERA	WHIP
Tom Brewer, R (1, 1) ERA: 3.38	8.0	L	31	8	3	3	4	1	0	0	0	0	1	38	42	3.38	1.125

PITCHER	IP	WLS	BF	H	R	ER	SO	BB	IBB	HBP	BLK	WP	HR	S	P	ERA	WHIP

BOTTOM

Boston Red Sox @ New York Yankees

Yankee Stadium, Bronx, NY

Sun Apr 12 1959, 3:33 AM EST
Att. 22,559 - Overcast - 42 F

livebaseballscorecards.com

AB	30
R	3
H	8
RBI	3
BB	1
SO	4
LOB	5

New York Yankees @ Baltimore Orioles

Memorial Stadium, Baltimore, MD

Tue Apr 14 1959, 3:33 AM EST

Att. 34,225 - Unknown

TOP

livebaseballscorecards.com

Batter	1	2	3	4	5	6	7	8	9	AB	R	H	RBI	BB	SO	LOB
Hank Bauer, R (1, 9) OBP: 0.300, SLG: 0.300	F6		BB HR BB 1-2 2-H 3-H 1B F8		6-3		4-3		2B 1B	6	1	2	2	0	0	1
Norm Siebern, L (1, 7) OBP: 0.500, SLG: 0.778	F8		BBBB 4-0 HR BB 1-2 2-3 BB	SSS 0-3 K	SSS 0-3 K		1B 1B		F9	5	2	1	0	1	2	1
Mickey Mantel, S (1, 8) OBP: 0.300, SLG: 0.222	F6		BBBB 4-0 HR BB 1-2 2-3 3-H	4-3	1B		1B 1B 1-2		SSS 0-3 K	5	2	2	1	1	1	1
Bill Skowron, R (1, 3) OBP: 0.667, SLG: 1.400	G3		0-0 1-H 2-H 3-H HR	BBBB 1B 1B BB	SSS 0-3 K		E 1B 1-2 2-H		1-H 2B	5	2	3	5	1	1	1
Gil McDougald, R (1, 4) OBP: 0.500, SLG: 0.429	F9		BBBB 4-0 6-3 1B 1B BB	0-0 1-3 1B 1B	6-3	E6 1-3 2-H 1B				4	2	2	1	1	0	0
Elston Howard, R (1, 2) OBP: 0.400, SLG: 0.400	4-3		SSS 0-3 K	1B 1B 2-H 3-H 1B		1B	SSS 0-3 K			5	0	2	2	0	2	3
Andy Carey, R (1, 5) OBP: 0.375, SLG: 0.375		E5 E 1B 1B 6-3 1-2 1B	0-0 1B 1-2 1B 1B	SSS 0-3 K	5-3					5	2	2	0	0	1	1
Bobby Richardson, R (1, 6) OBP: 0.250, SLG: 0.250		E1 1-3 1B 1B 6-3 1-2 2-3	0-0 1-2 2-3 1B	F4	F8					5	1	2	0	0	0	3
Don Larsen, R (1, 1) OBP: 0.500, SLG: 0.333 Clete Boyer, R (8, PH) Jim Coates, R (8, 1)			BBBB BB 1B BB 2-H 3-H 1B	SSS 0-3 K			SSS 0-3 K	SSS 0-3 K		3 1 0	1 0 0	1 0 0	2 0 0	1 0 0	2 1 0	3 0 0

	AB	44
	R	13
	H	17
	RBI	13
	BB	5
	SO	10
	LOB	14

Inning Stats																		
	R: 0	H: 0	R: 0	H: 0	R: 9	H: 5	R: 2	H: 4	R: 0	H: 1	R: 0	H: 1	R: 2	H: 4	R: 0	H: 0	R: 0	H: 2
	E: 0	LOB: 0	E: 0	LOB: 0	E: 2	LOB: 1	E: 0	LOB: 3	E: 0	LOB: 1	E: 0	LOB: 2	E: 1	LOB: 2	E: 0	LOB: 0	E: 0	LOB: 2
	K: 0	BB: 0	K: 0	BB: 0	K: 1	BB: 4	K: 2	BB: 1	K: 2	BB: 0	K: 1	BB: 0	K: 2	BB: 0	K: 1	BB: 0	K: 1	BB: 0
	S: 3	P: 3	S: 3	P: 3	S: 11	P: 27	S: 11	P: 15	S: 8	P: 8	S: 6	P: 6	S: 11	P: 11	S: 5	P: 5	S: 6	P: 6

1B: 15	SF: 0	WP: 0	PA: 49
2B: 1	SAC: 0	PB: 0
3B: 0	DP: 0	SB: 0
HR: 1	HBP: 0	CS: 0

PITCHER		IP	WLS	BF	H	R	ER	SO	BB	IBB	HBP	BLK	WP	HR	S	P	ERA	WHIP
Arnie Portocarrero, R ERA: 27.0	(1, 1)	2.0	L	13	3	7	6	0	3	0	0	0	0	1	10	22	27.00	3.000
Jack Fisher, R ERA: 6.0	(3, 1)	3.0		18	7	4	2	5	2	0	0	0	0	0	26	34	6.00	3.000
Ernie Johnson, R ERA: 9.0	(6, 1)	2.0		11	5	2	2	3	0	0	0	0	0	0	17	17	9.00	2.500
Billy O'Dell, L ERA:	(8, 1)	2.0		7	2	0	0	2	0	0	0	0	0	0	11	11	0.00	1.000

PITCHER		IP	WLS	BF	H	R	ER	SO	BB	IBB	HBP	BLK	WP	HR	S	P	ERA	WHIP

Batter	1	2	3	4	5	6	7	8	9	AB	R	H	RBI	BB	SO	LOB
Willie Tasby, R (1, 8) OBP: 0.444, SLG: 0.444	4-3		1-2 1B		F5		1B BB SF8 1B	F9		5	1	2	0	0	0	3
Bob Boyd, L (1, 3) OBP: 0.222, SLG: 0.250	L9		F8		F9		BBBB 1-2 1B BB		6-3	4	0	0	0	1	0	3
Gene Woodling, L (1, 7) OBP: 0.375, SLG: 0.625	SSS K		F8			1B 2B	1-2 2-3 FC5-4 1B		F5	4	1	2	0	0	1	2
Brooks Robinson, R (8, 5)										1	0	0	0	0	0	0
Gus Triandos, R (1, 2) OBP: 0.333, SLG: 0.667		F6		F8		BBBB 1B BB	SF8 3-H		BBBB BB	2	0	0	1	2	0	0
Billy Klaus, L (1, 5)		BBBB BB		F6	F5	FC5-4 1-2f			F7	2	0	0	0	1	0	2
Jim Finigan, R (7, 5)										1	0	0	0	0	0	2
Billy O'Dell, S (8, 1)										0	0	0	0	0	0	0
Lenny Green, L (9, PH)										1	0	0	0	0	0	1
Billy Gardner, R (1, 4)		F9		6-3		1-2 2-H 1B		F4		2	0	0	0	0	0	1
Bob Hale, L (6, PH) OBP: 0.500, SLG: 0.500										1	0	1	1	0	0	0
Chico Carrasquel, R (7, 4)										1	0	0	0	0	0	0
Al Pilarcik, L (1, 9) OBP: 0.500, SLG: 1.250		2-3			HR	SSS K		2B 1B		4	1	2	1	0	1	3
Ron Hansen, R (1, 6)			BBBB 1B BB		6-3	SSS K		F3		3	0	0	0	1	1	3
Arnie Portocarrero, R (1, 1)			SSS K		BBBB BB		SSS K	1-3 2B		0	0	0	0	0	0	0
Jack Fisher, R (3, 1)										1	0	0	0	0	1	1
Whitey Lockman, L (5, PH) OBP: 1.000, SLG: 1.000										0	0	0	0	1	0	0
Ernie Johnson, R (6, 1)										0	0	0	0	0	0	0
Bob Nieman, R (7, PH) OBP: 0.500, SLG: 1.000										2	0	1	0	0	1	0
(8, 7)																
Inning Stats	R: 0 E: 0 K: 1 S: 5 H: 0 LOB: 0 BB: 0 P: 5	R: 0 E: 0 K: 0 S: 3 H: 0 LOB: 1 BB: 1 P: 7	R: 0 E: 0 K: 1 S: 6 H: 1 LOB: 2 BB: 1 P: 10	R: 0 E: 0 K: 0 S: 3 H: 0 LOB: 0 BB: 0 P: 3	R: 1 E: 0 K: 0 S: 4 H: 1 LOB: 1 BB: 1 P: 8	R: 1 E: 0 K: 2 S: 9 H: 2 LOB: 2 BB: 1 P: 13	R: 1 E: 0 K: 1 S: 7 H: 2 LOB: 2 BB: 1 P: 11	R: 0 E: 0 K: 0 S: 5 H: 2 LOB: 2 BB: 0 P: 5	R: 0 E: 0 K: 0 S: 3 H: 0 LOB: 1 BB: 1 P: 7	1B: 5 2B: 2 3B: 0 HR: 1	SF: 1 SAC: 0 DP: 0 HBP: 0						

BOTTOM

New York Yankees @ Baltimore Orioles

Memorial Stadium, Baltimore, MD

Tue Apr 14 1959, 3:33 AM EST

Att. 34,225 - Unknown

livebaseballscorecards.com

AB	34
R	3
H	8
RBI	3
BB	6
SO	5
LOB	21

PITCHER		IP	WLS	BF	H	R	ER	SO	BB	IBB	HBP	BLK	WP	HR	S	P	ERA	WHIP
Don Larsen, R ERA: 3.86	(1, 1)	7.0	W	32	6	3	3	5	5	0	0	0	0	1	37	57	3.86	1.571
Jim Coates, R ERA:	(8, 1)	2.0	S	9	2	0	0	0	1	0	0	0	0	0	8	12	0.00	1.500

PITCHER	IP	WLS	BF	H	R	ER	SO	BB	IBB	HBP	BLK	WP	HR	S	P	ERA	WHIP

Batter	1	2	3	4	5	6	7	8	9	AB	R	H	RBI	BB	SO	LOB
Hank Bauer, R (1, 9) OBP: 0.286, SLG: 0.231	S S S 0-3 ① K		x 0-0 ① 5-3			B B B B 4-0 WP 1B BB		x 0-0 ① 6-3		3	1	0	0	1	1	0
Norm Siebern, L (1, 7) OBP: 0.357, SLG: 0.538	x 0-0 ② F8		x 0-0 ② G3			S S S 0-3 ① 1-2 K		S S S 0-3 ② K		4	0	0	0	0	2	1
Mickey Mantle, S (1, 8) OBP: 0.214, SLG: 0.154	x 0-0 ③ 4-3		x 0-0 ③ F8			S S S 0-3 ② K		S S S 0-3 ③ K		4	0	0	0	0	2	1
Elston Howard, R (1, 2) OBP: 0.333, SLG: 0.333		x 0-0 ① L3		S S S 0-3 ① K		x 0-0 2-H FC6-4 1B			S S S 0-3 ① K	4	0	1	1	0	2	0
Bill Skowron, R (1, 3) OBP: 0.400, SLG: 0.778		x 0-0 ② F7		x 0-0 ② 6-3		x 0-0 ③ 1-2f FC6-4			x 0-0 ② F8	4	0	0	0	0	0	1
Gil McDougald, R (1, 4) OBP: 0.583, SLG: 0.600		x 0-0 BB 2B		S S S 0-3 ③ K			x 0-0 2-3 SH1-4 1B		B B B B 4-0 1B 2B BB	3	1	2	0	1	1	0
Andy Carey, R (1, 5) OBP: 0.455, SLG: 0.400		B B B B 4-0 BB BB			x 0-0 ① F6		x 0-0 ① SH1-4 1-2		x 0-0 1-2 2B 1B	2	1	1	0	1	0	0
Bobby Richardson, R (1, 6) OBP: 0.333, SLG: 0.364		B B B B 4-0 1-2 2-3 BB			x 0-0 ② 6-3		x 0-0 ② 2-3 2-3		x 0-0 1-H 2-H 2B	3	0	1	2	1	0	1
Whitey Ford, L (1, 1)		x 0-0 ③ 4-3			x 0-0 ③ G3		x 0-0 ③ F4		x 0-0 ③ F3	4	0	0	0	0	0	5
Inning Stats	R: 0 E: 0 K: 1 S: 5 H: 0 LOB: 0 BB: 0 P: 5	R: 0 E: 0 K: 0 S: 4 H: 1 LOB: 3 BB: 2 P: 12	R: 0 E: 0 K: 0 S: 3 H: 0 LOB: 0 BB: 0 P: 3	R: 0 E: 0 K: 2 S: 7 H: 0 LOB: 0 BB: 0 P: 7	R: 0 E: 0 K: 0 S: 3 H: 0 LOB: 0 BB: 0 P: 3	R: 1 E: 0 K: 2 S: 8 H: 1 LOB: 1 BB: 1 P: 12	R: 0 E: 0 K: 0 S: 4 H: 1 LOB: 1 BB: 0 P: 4	R: 0 E: 0 K: 2 S: 7 H: 0 LOB: 0 BB: 0 P: 7	R: 2 E: 0 K: 1 S: 7 H: 2 LOB: 1 BB: 1 P: 11	1B: 3 2B: 2 3B: 0 HR: 0 SF: 0 SAC: 1 DP: 0 HBP: 0							

PITCHER		IP	WLS	BF	H	R	ER	SO	BB	IBB	HBP	BLK	WP	HR	S	P	ERA	WHIP
Hoyt Wilhelm, R ERA: 2.7	(1, 1)	7.0		27	3	1	1	5	3	0	0	0	1	0	34	46	1.29	0.857
Jack Harshman, L ERA: 10.5	(8, 1)	2.0	L	9	2	2	2	3	1	0	0	0	0	0	14	18	9.00	1.500

PITCHER	IP	WLS	BF	H	R	ER	SO	BB	IBB	HBP	BLK	WP	HR	S	P	ERA	WHIP

TOP

New York Yankees @ Baltimore Orioles

Memorial Stadium, Baltimore, MD

Wed Apr 15 1959, 6:05 PM EST

Att. 12,665 - Unknown

livebaseballscorecards.com

AB	31
R	3
H	5
RBI	3
BB	4
SO	8
LOB	9

WP: 1	PA: 36		
PB: 0			
SB: 0			
CS: 0			

BOTTOM

Batter	1	2	3	4	5	6	7	8	9	AB	R	H	RBI	BB	SO	LOB
Chico Carrasquel, R (1, 6) OBP: 0.286, SLG: 0.286	G4-6-3 1B			K		4-3 SH 1B	F4		G1-4-3 1-2f	5	0	2	0	0	1	2
Bob Boyd, L (1, 3) OBP: 0.167, SLG: 0.182	G4-6-3 1-2f			L9		SH 4-3 1-2	F8			3	0	0	0	0	0	2
Willie Tasby, R (1, 8) OBP: 0.385, SLG: 0.385	F9			E5 FC6-4		4-3 1-2 2-3		1B 1B		4	0	1	0	0	0	2
Bob Nieman, R (1, 7) OBP: 0.500, SLG: 0.500		L9 BB		FC6-4 1-2f		BB BB		F8		2	0	0	0	2	0	2
Gus Triandos, R (1, 2) OBP: 0.462, SLG: 0.625		L9 1-2	4-3 B1-3 BB			BB 1-2		1B 1-2		2	0	1	0	2	0	1
Al Pilarcik, L (1, 9) OBP: 0.333, SLG: 0.833 Bobby Avila, R (6, PH) OBP: 0.200, SLG: 0.200 Lenny Green, L (7, 9) Bob Hale, L (8, PH) OBP: 0.333, SLG: 0.333 Whitey Lockman, L (9, 9) OBP: 1.000, SLG: 1.000		K	B1-3 1-2			5-3		K		2 1 0 1 0	0 0 0 0 0	0 0 0 0 0	0 0 0 0 0	1 0 0 1 0	1 3 0 2 0	1
Billy Gardner, R (1, 4)			6-3		4-3 2-3		BLK 2B BB	6-3		3	1	0	0	1	0	3
Brooks Robinson, R (1, 5)			L4		IBB		1-3 1-2		4-3	3	0	0	0	1	0	1
Hoyt Wilhelm, R (1, 1) Jim Finigan, R (7, PH) OBP: 0.500, SLG: 1.000 Jack Harshman, L (8, 1) Gene Woodling, L (9, PH) OBP: 0.444, SLG: 0.667		4-3		K			2-H 2B		G1-4-3 1B	2 1 0 1	0 0 0 0	0 1 0 0	0 1 0 0	0 0 0 0	1 0 0 0	2 0 0 0

Inning Stats	1	2	3	4	5	6	7	8	9
	R: 0 H: 1 E: 0 LOB: 0 K: 0 BB: 0 S: 3 P: 3	R: 0 H: 0 E: 0 LOB: 0 K: 1 BB: 1 S: 4 P: 8	R: 0 H: 0 E: 0 LOB: 0 K: 0 BB: 0 S: 3 P: 3	R: 0 H: 0 E: 1 LOB: 1 K: 1 BB: 0 S: 6 P: 6	R: 0 H: 0 E: 0 LOB: 2 K: 1 BB: 2 S: 5 P: 13	R: 0 H: 1 E: 1 LOB: 3 K: 0 BB: 2 S: 4 P: 12	R: 1 H: 1 E: 0 LOB: 1 K: 0 BB: 1 S: 4 P: 8	R: 0 H: 2 E: 0 LOB: 2 K: 1 BB: 0 S: 7 P: 7	R: 0 H: 1 E: 0 LOB: 0 K: 0 BB: 0 S: 3 P: 3

1B: 5 SF: 0 WP: 0 PA: 37
2B: 1 SAC: 1 PB: 0
3B: 0 DP: 2 SB: 0
HR: 0 HBP: 0 CS: 0

PITCHER	IP	WLS	BF	H	R	ER	SO	BB	IBB	HBP	BLK	WP	HR	S	P	ERA	WHIP
Whitey Ford, L (1, 1) ERA: 1.0	9.0	W	37	6	1	1	4	5	1	0	1	0	0	39	63	1.00	1.222

PITCHER	IP	WLS	BF	H	R	ER	SO	BB	IBB	HBP	BLK	WP	HR	S	P	ERA	WHIP

New York Yankees @ Baltimore Orioles

Memorial Stadium, Baltimore, MD

Wed Apr 15 1959, 6:05 PM EST

Att. 12,665 - Unknown

livebaseballscorecards.com

AB	30
R	1
H	6
RBI	1
BB	6
SO	4
LOB	21

Batter	1	2	3	4	5	6	7	8	9	AB	R	H	RBI	BB	SO	LOB
Hank Bauer, R (1, 9) OBP: 0.294, SLG: 0.313	5-3		5-3						F2	3	1	1	0	0	0	0
Yogi Berra, L (7, PH) OBP: 0.400, SLG: 0.250						1-3 2B 2B	F2			1	0	0	0	0	0	2
Enos Slaughter, L (7, 9)										1	0	0	0	0	0	0
Norm Siebern, L (1, 7) OBP: 0.421, SLG: 0.611	F8			G4-6-3 1B		4-3 2-H 3-H 2B	HBP 1-2 2-H 1B		G3	5	0	3	3	0	0	0
Mickey Mantle, S (1, 8) OBP: 0.222, SLG: 0.125	K			G4-6-3 1-2f		4-3 2-3	HBP 1-2 2-3			3	0	0	0	0	1	2
Bill Skowron, R (1, 3) OBP: 0.429, SLG: 0.667		E8 1B		5-3		G6-4-3 BB	K			3	0	1	0	1	1	3
Gil McDougald, R (1, 4) OBP: 0.500, SLG: 0.500		5-3			4-3	G6-4-3 1-2f		6-3 1-3 1B		4	0	1	0	0	0	3
Elston Howard, R (1, 2) OBP: 0.385, SLG: 0.692		F8			2B		HR	1-3 1-2		4	1	2	1	0	0	2
Andy Carey, R (1, 5) OBP: 0.333, SLG: 0.286		F6			F7		6-3	6-3 2-3		4	0	0	0	0	0	3
Bobby Richardson, R (1, 6) OBP: 0.313, SLG: 0.333			F8		1-6-3		1B 1B 1B	L9		4	1	1	0	0	0	2
Art Ditmar, R (1, 1) OBP: 0.667, SLG: 0.667			5-3			2B 2B 1B	HBP 1B 1-2 1B		F2	3	1	2	0	0	0	0
Ryne Duren, R (8, 1)										0	0	0	0	0	0	0
Tony Kubek, L (9, PH)										1	0	0	0	0	0	0
Inning Stats	R: 0 E: 0 K: 1 S: 5 H: 0 LOB: 0 BB: 0 P: 5	R: 0 E: 1 K: 0 S: 4 H: 1 LOB: 1 BB: 0 P: 4	R: 0 E: 0 K: 0 S: 3 H: 0 LOB: 0 BB: 0 P: 3	R: 0 E: 0 K: 0 S: 3 H: 1 LOB: 0 BB: 0 P: 3	R: 0 E: 0 K: 0 S: 4 H: 1 LOB: 1 BB: 0 P: 4	R: 2 E: 0 K: 0 S: 5 H: 3 LOB: 1 BB: 1 P: 9	R: 2 E: 0 K: 1 S: 9 H: 4 LOB: 3 BB: 0 P: 10	R: 0 E: 0 K: 0 S: 4 H: 1 LOB: 1 BB: 0 P: 4	R: 0 E: 0 K: 0 S: 3 H: 0 LOB: 0 BB: 0 P: 3	1B: 7 2B: 3 3B: 0 HR: 1	SF: 0 SAC: 0 DP: 2 HBP: 1						

TOP

New York Yankees @ Baltimore Orioles

Memorial Stadium, Baltimore, MD

Thu Apr 16 1959, 3:33 AM EST

Att. 5,268 - Unknown

livebaseballscorecards.com

AB	36
R	4
H	11
RBI	4
BB	1
SO	2
LOB	17

WP: 0 PB: 0 SB: 0 CS: 0 PA: 38

PITCHER		IP	WLS	BF	H	R	ER	SO	BB	IBB	HBP	BLK	WP	HR	S	P	ERA	WHIP
George Bamberger, R ERA: 5.68	(1, 1)	6.1		27	9	4	4	1	1	0	0	0	0	1	28	32	5.68	1.579
Arnie Portocarrero, R ERA: 23.14	(7, 1)	0.1		1	0	0	0	0	0	0	0	0	0	0	1	1	0.00	0.000
Billy O'Dell, L ERA:	(7, 1)	1.1	W	7	2	0	0	1	0	0	1	0	0	0	8	9	0.00	1.500
Hal Brown, R ERA:	(9, 1)	1.0	S	3	0	0	0	0	0	0	0	0	0	0	3	3	0.00	0.000

PITCHER		IP	WLS	BF	H	R	ER	SO	BB	IBB	HBP	BLK	WP	HR	S	P	ERA	WHIP

Batter	1	2	3	4	5	6	7	8	9	AB	R	H	RBI	BB	SO	LOB
Chico Carrasquel, R (1, 6) OBP: 0.250, SLG: 0.182	6-3		FC1-5 SH BB		K		F5	4-3		4	0	0	0	1	1	2
Bob Boyd, L (1, 3) OBP: 0.214, SLG: 0.231	3-1		SH FC1-5 1-2		1B			F4		2	0	1	0	0	0	0
Billy O'Dell, S (7, 1)										0	0	0	0	0	0	0
Bob Hale, L (8, PH) OBP: 0.250, SLG: 0.250										1	0	0	0	0	0	0
Lenny Green, L (9, 7)										0	0	0	0	0	0	0
Willie Tasby, R (1, 8) OBP: 0.412, SLG: 0.588	HR		FC1-5 G6-4-3 1-2 2-3f		4-3			1B BB 1B 1B		4	2	2	1	0	0	3
Bob Nieman, R (1, 7) OBP: 0.600, SLG: 1.000	BB		G6-4-3 1-2f			HR		1B 1B 3B BB 1-2		2	2	1	1	2	0	2
Brooks Robinson, R (9, 5)										0	0	0	0	0	0	0
Gus Triandos, R (1, 2) OBP: 0.412, SLG: 0.583	5-3			4-3 SF8 2B		F5		F9		4	1	1	0	0	0	3
Al Pilarcik, L (1, 9) OBP: 0.300, SLG: 0.600		G3		4-3 2-3		F8		1B 3B 1-2 2-3 1B		4	1	1	0	0	0	1
Jim Finigan, R (1, 5) OBP: 0.400, SLG: 0.750										2	0	1	1	0	0	0
Gene Woodling, L (8, PH) OBP: 0.500, SLG: 0.700				SF8 3-H		F5		3B 1-2 2-3 3-H 1B		1	1	1	1	0	0	0
Hal Brown, R (9, 1)		1B								0	0	0	0	0	0	0
Billy Gardner, R (1, 4) OBP: 0.154, SLG: 0.250		K		K			F7	1-H 2-H 3-H 3B		4	0	1	3	0	2	1
George Bamberger, R (1, 1)										2	0	0	0	0	1	1
Arnie Portocarrero, R (7, 1)										0	0	0	0	0	0	0
Whitey Lockman, L (7, 3) OBP: 0.750, SLG: 0.500		K			6-3		3-1	BB		1	0	0	0	1	0	0
Inning Stats	R: 1 H: 1 E: 0 LOB: 1 K: 0 BB: 1 S: 4 P: 8	R: 0 H: 1 E: 0 LOB: 1 K: 2 BB: 0 S: 8 P: 8	R: 0 H: 0 E: 1 LOB: 1 K: 0 BB: 1 S: 3 P: 7	R: 1 H: 1 E: 0 LOB: 0 K: 1 BB: 0 S: 6 P: 6	R: 0 H: 1 E: 0 LOB: 1 K: 1 BB: 0 S: 6 P: 6	R: 1 H: 1 E: 0 LOB: 0 K: 0 BB: 0 S: 4 P: 4	R: 0 H: 0 E: 0 LOB: 0 K: 0 BB: 0 S: 3 P: 3	R: 4 H: 4 E: 0 LOB: 2 K: 0 BB: 2 S: 7 P: 15		1B: 5 SF: 1 2B: 1 SAC: 1 3B: 1 DP: 1 HR: 2 HBP: 0						

PITCHER		IP	WLS	BF	H	R	ER	SO	BB	IBB	HBP	BLK	WP	HR	S	P	ERA	WHIP
Art Ditmar, R ERA: 6.14	(1, 1)	7.1	L	31	6	5	5	4	3	0	0	0	0	2	36	48	6.14	1.227
Ryne Duren, R ERA: 27.0	(8, 1)	0.2		6	3	2	2	0	1	0	0	0	0	0	5	9	27.00	6.000

PITCHER	IP	WLS	BF	H	R	ER	SO	BB	IBB	HBP	BLK	WP	HR	S	P	ERA	WHIP

BOTTOM

New York Yankees @ Baltimore Orioles

Memorial Stadium, Baltimore, MD

Thu Apr 16 1959, 3:33 AM EST

Att. 5,268 - Unknown

livebaseballscorecards.com

AB	31
R	7
H	9
RBI	7
BB	4
SO	4
LOB	13

Batter	1	2	3	4	5	6	7	8	9	AB	R	H	RBI	BB	SO	LOB
Hank Bauer, R (1, 9) OBP: 0.286, SLG: 0.263	H 1-0 5-3 HBP		x 0-0 ③ F8		x 0-0 ③ FC6-4 1-2f			S S S 0-3 ③ K		3	0	0	0	0	1	1
Norm Siebern, L (1, 7) OBP: 0.391, SLG: 0.524	x 0-0 ① 5-3 1-2			B B B B 4-0 G6-4-3 1B BB		x 0-0 ① F7			x 0-0 ① G3	3	0	0	0	1	0	1
Mickey Mantle, S (1, 8) OBP: 0.227, SLG: 0.150	S S S 0-3 ② K			x 0-0 G6-4-3 1-2 1B		x 0-0 ② 4-3			x 0-0 ② 4-3	4	0	1	0	0	1	1
Bill Skowron, R (1, 3) OBP: 0.333, SLG: 0.500	S S S 0-3 ③ K			x 0-0 ①② G6-4-3 1-2f 2-3		S S S 0-3 ③ K			x 0-0 ③ F9	4	0	0	0	0	2	3
Yogi Berra, L (1, 2) OBP: 0.375, SLG: 0.167		x 0-0 ① F7		B B B B 4-0 FC6-4 BB			x 0-0 ① F9			2	0	0	0	1	0	0
Gil McDougald, R (1, 4) OBP: 0.421, SLG: 0.412		x 0-0 ② 5-3		x 0-0 ③ FC6-4 1-2f			x 0-0 ② F8			3	0	0	0	0	0	2
Andy Carey, R (1, 5) OBP: 0.333, SLG: 0.294		S S S 0-3 ③ K			x 0-0 FC5-4 1B		x 0-0 ③ 6-3			3	0	1	0	0	1	0
Bobby Richardson, R (1, 6) OBP: 0.278, SLG: 0.294			x 0-0 ① 6-3		x 0-0 ① FC5-4 FC6-4 1-2f			x 0-0 ① F8		2	0	0	0	0	0	1
Tony Kubek, L (8, PH)										1	0	0	0	0	0	0
(8, 6)																
Bob Turley, R (1, 1)			x 0-0 ② 6-3		x 0-0 ② F5			x 0-0 ② F9		2	0	0	0	0	0	1
Elston Howard, R (8, PH) OBP: 0.357, SLG: 0.643										1	0	0	0	0	0	0
Zach Monroe, R (8, 1)										0	0	0	0	0	0	0
Inning Stats	R: 0 H: 0 E: 0 LOB: 1 K: 2 BB: 0 S: 7 P: 8	R: 0 H: 0 E: 0 LOB: 0 K: 1 BB: 0 S: 5 P: 5	R: 0 H: 0 E: 0 LOB: 0 K: 0 BB: 0 S: 3 P: 3	R: 0 H: 1 E: 0 LOB: 2 K: 0 BB: 2 S: 3 P: 11	R: 0 H: 1 E: 0 LOB: 1 K: 0 BB: 0 S: 4 P: 4	R: 0 H: 0 E: 0 LOB: 0 K: 1 BB: 0 S: 5 P: 5	R: 0 H: 0 E: 0 LOB: 0 K: 0 BB: 0 S: 3 P: 3	R: 0 H: 0 E: 0 LOB: 0 K: 1 BB: 0 S: 5 P: 5	R: 0 H: 0 E: 0 LOB: 0 K: 0 BB: 0 S: 3 P: 3	1B: 2 SF: 0 2B: 0 SAC: 0 3B: 0 DP: 1 HR: 0 HBP: 1						WP: 0 PA: 31 PB: 0 SB: 0 CS: 0	

TOP

New York Yankees @ Boston Red Sox

Fenway Park, Boston, MA

Fri Apr 17 1959, 3:33 AM EST

Att. 8,878 - Unknown - 72 F

livebaseballscorecards.com

AB	28
R	0
H	2
RBI	0
BB	2
SO	5
LOB	10

PITCHER		IP	WLS	BF	H	R	ER	SO	BB	IBB	HBP	BLK	WP	HR	S	P	ERA	WHIP
Tom Brewer, R ERA: 1.59	(1, 1)	9.0	W	31	2	0	0	5	2	0	1	0	0	0	38	47	0.00	0.444

PITCHER	IP	WLS	BF	H	R	ER	SO	BB	IBB	HBP	BLK	WP	HR	S	P	ERA	WHIP

BOTTOM

New York Yankees @ Boston Red Sox

Fenway Park, Boston, MA

Fri Apr 17 1959, 3:33 AM EST

Att. 8,878 - Unknown - 72 F

livebaseballscorecards.com

Batter	1	2	3	4	5	6	7	8	9	AB	R	H	RBI	BB	SO	LOB
Don Buddin, R (1, 6) OBP: 0.478, SLG: 0.333	SSS 0-3 ① K	x 0-0 ③ FC6-4 1-2f			BBBB 4-0 1B 1B BB	x 0-0 ① SH2-4 2-3		x 0-0 ③ F8		3	1	0	0	1	1	2
Pete Runnels, L (1, 4) OBP: 0.500, SLG: 0.556	x 0-0 2B 2B		x 0-0 L5-4 BB 1B		x 0-0 BB 1B G6-4-3 1-3 1B	BBBB 4-0 BB				3	2	3	0	1	0	0
Gene Stephens, L (1, 8) OBP: 0.304, SLG: 0.429	x 0-0 2B 2-H		BBBB 4-0 BB 1-2		x 0-0 G6-4-3 BB 1B 1-2 1B 3-H	x 0-0 ② F2				3	1	2	2	1	0	2
Jackie Jensen, R (1, 9) OBP: 0.250, SLG: 0.200	x 0-0 ② 6-3	x 0-0 ① F3			BBBB 4-0 G6-4-3 1-2 2-3 BB	x 0-0 ③ F9				3	0	0	0	1	0	5
Frank Malzone, R (1, 5) OBP: 0.211, SLG: 0.278	x 0-0 ③ 5-3	x 0-0 ② ③ L5-4 2-3			x 0-0 ① ② G6-4-3 1-2f 2-3 3-H		x 0-0 ① F8			4	0	0	0	0	0	5
Dick Gernert, R (1, 3) OBP: 0.500, SLG: 0.667		SSS 0-3 ① K		x 0-0 ① G3	BBBB 4-0 1B BB		x 0-0 ② F2			3	0	0	0	1	1	0
Gary Geiger, L (1, 7) OBP: 0.211, SLG: 0.167		BBBB 4-0 1B BB		x 0-0 ② F8	x 0-0 1-2 3-H 1B		x 0-0 ③ G3			3	0	1	1	1	0	0
Sammy White, R (1, 2) OBP: 0.474, SLG: 0.556		x 0-0 FC6-4 1-2 1B		x 0-0 2B	x 0-0 ③ F9			x 0-0 ① 6-3		4	0	2	0	0	0	2
Tom Brewer, R (1, 1) OBP: 0.143, SLG: 0.143		x 0-0 ② F2		SSS 0-3 ③ K		x 0-0 E1 SH2-4 1B		x 0-0 ② 1-3		4	0	1	0	0	1	3
Inning Stats	R: 1 H: 2 E: 0 LOB: 1 K: 1 BB: 0 S: 7 P: 7	R: 0 H: 1 E: 0 LOB: 2 K: 1 BB: 1 S: 6 P: 10	R: 0 H: 1 E: 0 LOB: 1 K: 0 BB: 1 S: 3 P: 7	R: 0 H: 1 E: 0 LOB: 1 K: 1 BB: 0 S: 6 P: 6	R: 3 H: 3 E: 0 LOB: 2 K: 0 BB: 3 S: 5 P: 17	R: 0 H: 1 E: 1 LOB: 2 K: 0 BB: 1 S: 4 P: 8	R: 0 H: 0 E: 0 LOB: 0 K: 0 BB: 0 S: 3 P: 3	R: 0 H: 0 E: 0 LOB: 0 K: 0 BB: 0 S: 3 P: 3		1B: 6 SF: 0 2B: 4 SAC: 1 3B: 0 DP: 2 HR: 0 HBP: 0				WP: 0 PA: 37 PB: 0 SB: 0 CS: 0		

	AB	30
	R	4
	H	9
	RBI	3
	BB	6
	SO	3
	LOB	19

PITCHER		IP	WLS	BF	H	R	ER	SO	BB	IBB	HBP	BLK	WP	HR	S	P	ERA	WHIP
Bob Turley, R ERA: 3.38	(1, 1)	7.0	L	34	9	4	4	3	6	0	0	0	0	0	34	58	5.14	2.143
Zach Monroe, R ERA:	(8, 1)	1.0		3	0	0	0	0	0	0	0	0	0	0	3	3	0.00	0.000

PITCHER	IP	WLS	BF	H	R	ER	SO	BB	IBB	HBP	BLK	WP	HR	S	P	ERA	WHIP

Batter	1	2	3	4	5	6	7	8	9	AB	R	H	RBI	BB	SO	LOB
Hank Bauer, R (1, 9) OBP: 0.370, SLG: 0.500	6-3	IBB		HR		2B		F8	1B	5	3	3	1	1	0	0
Norm Siebern, L (1, 7) OBP: 0.414, SLG: 0.520	G3	BB		F2		BB		2B	K	4	3	1	1	2	1	1
Mickey Mantle, S (1, 8) OBP: 0.286, SLG: 0.240	L8	BB		4-3		FC6-4		2B	K	5	2	2	3	1	1	1
Elston Howard, R (1, 2) OBP: 0.500, SLG: 0.700				L7		FC6-4		1B	1B	6	2	5	3	0	0	0
Bill Skowron, R (1, 3) OBP: 0.375, SLG: 0.727					HR	FC6-4 G1-4-3		3B	5-3	6	3	3	4	0	1	5
Gil McDougald, R (1, 4) OBP: 0.417, SLG: 0.350 Tony Kubek, L (8, PR) (8, 6)	F5	BB			G3	G1-4-3		HBP		3 0	1 0	0 0	0 0	1 0	0 0	1 0
Andy Carey, R (1, 5) OBP: 0.435, SLG: 0.545	4-3	E8			HR		K	1B	HBP	5	2	4	4	0	1	0
Bobby Richardson, R (1, 6) OBP: 0.217, SLG: 0.227 (8, 4)	4-3	K			F7	F7		1-3		5	0	0	0	0	1	5
Duke Maas, R (1, 1) Mary Throneberry, L (8, PH) OBP: 0.250, SLG: 0.250 Jim Coates, R (8, 1)		K	K		F8	6-3		K		4 1 0	0 0 0	0 0 0	0 0 0	0 0 0	2 1 0	3 3 0
Inning Stats	R: 0 E: 0 K: 0 S: 3 H: 0 LOB: 0 BB: 0 P: 3	R: 6 E: 1 K: 3 S: 13 H: 4 LOB: 2 BB: 4 P: 29	R: 0 E: 0 K: 1 S: 6 H: 1 LOB: 1 BB: 0 P: 6	R: 1 E: 0 K: 0 S: 4 H: 1 LOB: 0 BB: 0 P: 4	R: 2 E: 0 K: 0 S: 5 H: 2 LOB: 0 BB: 0 P: 5	R: 3 E: 0 K: 0 S: 5 H: 3 LOB: 0 BB: 1 P: 9	R: 0 E: 0 K: 1 S: 5 H: 0 LOB: 0 BB: 0 P: 5	R: 4 E: 0 K: 1 S: 10 H: 5 LOB: 3 BB: 0 P: 11	R: 0 E: 0 K: 2 S: 9 H: 2 LOB: 2 BB: 0 P: 9	1B: 11 2B: 3 3B: 1 HR: 3 SF: 0 SAC: 0 DP: 1 HBP: 1						

TOP

New York Yankees @ Boston Red Sox

Fenway Park, Boston, MA

Sat Apr 18 1959, 3:33 AM EST

Att. 16,882 - Unknown - 60 F

livebaseballscorecards.com

AB	44
R	16
H	18
RBI	16
BB	5
SO	8
LOB	19

WP: 0 PB: 1 SB: 1 CS: 0 PA: 50

PITCHER		IP	WLS	BF	H	R	ER	SO	BB	IBB	HBP	BLK	WP	HR	S	P	ERA	WHIP
Ted Bowsfield, L ERA: 32.4	(1, 1)	1.2	L	12	3	6	6	2	3	1	0	0	0	0	12	28	32.40	3.600
Dave Sisler, R ERA: 13.5	(2, 1)	3.1		17	6	5	5	2	1	0	0	0	0	3	20	24	13.50	2.100
Bill Monbouquette, R ERA: 19.29	(6, 1)	2.1		14	7	5	5	1	0	0	1	0	0	0	15	16	19.29	3.000
Mike Fornieles, R ERA:	(8, 1)	0.2		2	0	0	0	1	0	0	0	0	0	0	4	4	0.00	0.000
Leo Kiely, L ERA:	(9, 1)	1.0		5	2	0	0	2	0	0	0	0	0	0	9	9	0.00	2.000

PITCHER	IP	WLS	BF	H	R	ER	SO	BB	IBB	HBP	BLK	WP	HR	S	P	ERA	WHIP

BOTTOM

New York Yankees @ Boston Red Sox

Fenway Park, Boston, MA

Sat Apr 18 1959, 3:33 AM EST
Att. 16,882 - Unknown - 60 F

livebaseballscorecards.com

Batter	1	2	3	4	5	6	7	8	9	AB	R	H	RBI	BB	SO	LOB
Don Buddin, R (1, 6) OBP: 0.500, SLG: 0.421	BBBB 4-0 1-6-3 1B BB	x 0-0 1B 2B		x 0-0 ③ FC6-4 1-2f			x 0-0 F9 PB HR 1B	x 0-0 ③ 4-3		4	3	2	0	1	0	3
Pete Runnels, L (1, 4) OBP: 0.519, SLG: 0.545	x 0-0 ① 1-6-3 1-2	x 0-0 2-H 1B			x 0-0 1B 4-3 1B		x 0-0 ① 1-3 1-2		BBBBB 4-0 HR BB	4	1	2	1	1	0	2
Gene Stephens, L (1, 8) OBP: 0.286, SLG: 0.385	x 0-0 BB 1B 2-H 1B	x 0-0 ③ 4-3			x 0-0 ① 4-3 1-2		x 0-0 ② F9 2-3		SSS 0-3 ① K	5	0	1	1	0	1	4
Jackie Jensen, R (1, 9) OBP: 0.320, SLG: 0.600	x 0-0 ② F7		x 0-0 ① 1-3		x 0-0 G6-4-3 2-3 1B		x 0-0 3-H HR		x 0-0 1-H HR	5	2	3	4	0	0	1
Frank Malzone, R (1, 5) OBP: 0.250, SLG: 0.348	x 0-0 BB 1-2 1B		x 0-0 ② 6-3		x 0-0 ②③ G6-4-3 1-2f		x 0-0 ③ F8		x 0-0 2B	5	0	2	0	0	0	2
Dick Gernert, R (1, 3) OBP: 0.524, SLG: 0.667	BBBB 4-0 1-2 2-3 BB		x 0-0 ③ 6-3			x 0-0 1B G5-4-3 2B		BBBB 4-0 1B BB	x 0-0 ② F5	3	1	1	0	2	0	1
Gary Geiger, L (1, 7) OBP: 0.250, SLG: 0.217	x 0-0 ③ 4-3			SSS 0-3 ① K		x 0-0 G5-4-3 2-3 1B		x 0-0 1-2 1B	x 0-0 ③ F8	5	0	2	0	0	1	4
Sammy White, R (1, 2) OBP: 0.409, SLG: 0.476		x 0-0 ① 1-4-3		x 0-0 ② L6		x 0-0 ①② G5-4-3 1-2f 3-H		SSS 0-3 ① K		3	0	0	0	0	0	1
Haywood Sullivan, R (7, 2)										1	0	0	0	0	1	2
Ted Bowsfield, R (1, 1)		SSS 0-3 ② K		x 0-0 FC6-4 1B		x 0-0 ③ F9		SSS 0-3 ② K		0	0	0	0	0	0	0
Dave Sisler, R (2, 1) OBP: 0.500, SLG: 0.500										2	0	1	0	0	1	0
Bill Monbouquette, R (6, 1)										1	0	0	0	0	0	0
Mike Fornieles, R (8, 1)										0	0	0	0	0	0	0
Vic Wertz, L (8, PH) OBP: 0.400, SLG: 0.250										1	0	0	0	0	1	2
Leo Kiely, L (9, 1)										0	0	0	0	0	0	0
Inning Stats	R: 1 E: 0 K: 0 S: 5 H: 2 LOB: 3 BB: 2 P: 13	R: 1 E: 0 K: 1 S: 7 H: 2 LOB: 1 BB: 0 P: 7	R: 0 E: 0 K: 0 S: 3 H: 0 LOB: 0 BB: 0 P: 3	R: 0 E: 0 K: 1 S: 6 H: 1 LOB: 1 BB: 0 P: 6	R: 0 E: 0 K: 0 S: 4 H: 2 LOB: 1 BB: 0 P: 4	R: 1 E: 0 K: 0 S: 4 H: 2 LOB: 0 BB: 0 P: 4	R: 2 E: 0 K: 0 S: 5 H: 2 LOB: 0 BB: 0 P: 5	R: 0 E: 0 K: 2 S: 8 H: 1 LOB: 2 BB: 1 P: 12	R: 2 E: 0 K: 1 S: 7 H: 2 LOB: 1 BB: 1 P: 11	1B: 9 2B: 3 3B: 0 HR: 2 SF: 0 SAC: 0 DP: 2 HBP: 0						

	AB	39
	R	7
	H	14
	RBI	6
	BB	4
	SO	5
	LOB	22

PITCHER		IP	WLS	BF	H	R	ER	SO	BB	IBB	HBP	BLK	WP	HR	S	P	ERA	WHIP
Duke Maas, R ERA: 6.43	(1, 1)	7.0	W	32	11	5	5	2	2	0	0	0	0	1	34	42	6.43	1.857
Jim Coates, R ERA: 4.5	(8, 1)	2.0	S	11	3	2	2	3	2	0	0	0	0	1	15	23	9.00	2.500

PITCHER	IP	WLS	BF	H	R	ER	SO	BB	IBB	HBP	BLK	WP	HR	S	P	ERA	WHIP

WP: 0 PA: 43
PB: 1
SB: 0
CS: 0

Batter	1	2	3	4	5	6	7	8	9	10	11	12	AB	R	H	RBI	BB	SO	LOB
Hank Bauer, R (1, 9) OBP: 0.394, SLG: 0.481	F2		6-3		SF7 3-H		BB		1B		IBB		3	0	1	1	2	0	0
Norm Siebern, L (1, 7) OBP: 0.371, SLG: 0.548	HR		3-1		F9		G3		K		K		6	1	1	1	0	2	5
Mickey Mantle, S (1, 8) OBP: 0.324, SLG: 0.267	1B			FC4-6 1B		5-3 1B BB		E3 1B	K			4-3	5	1	2	0	1	1	1
Elston Howard, R (1, 2) OBP: 0.423, SLG: 0.577	F2			FC4-6 1-2f		5-3 1-2		1-3 1B		6-3		1-3	6	0	1	0	0	0	3
Bill Skowron, R (1, 3) OBP: 0.367, SLG: 0.643	F8			L7		K		F6		G6-4-3 1B		1B 1B	6	0	2	0	0	1	5
Andy Carey, R (1, 5) OBP: 0.414, SLG: 0.500		5-3		F7		FC6 2-H 1B		L8		G6-4-3 1-2f		1-2 1B	6	0	2	1	0	0	4
Tony Kubek, L (1, 6) OBP: 0.125, SLG: 0.250		4-3			PB SF7 2B	FC6 1-2f		F8			3-1	6-3	6	1	1	0	0	0	5
Bobby Richardson, R (1, 4) OBP: 0.192, SLG: 0.200 Enos Slaughter, L (9, PH) OBP: 0.500, SLG: 2.000 Jerry Lumpe, L (9, 4) OBP: 1.000, SLG: 1.000		F8			E6 PB		F9		HR		SH1-3 1B		3 1 1	0 1 0	0 1 1	0 1 0	0 0 0	0 0 0	1 0 0
Johnny Kucks, R (1, 1) Yogi Berra, L (5, PH) OBP: 0.333, SLG: 0.143 Tom Sturdivant, L (5, 1) Clete Boyer, R (9, PH) Ryne Duren, R (9, 1)			K		K 1-2 2-3		1-3		L3		SH1-3 1-2		1 1 1 1 0	0 0 0 0 0	0 0 0 0 0	0 0 0 0 0	1 0 0 0 0	0 1 0 0 0	0 2 0 0 0
Inning Stats	R: 1 E: 0 K: 0 S: 5 H: 2 LOB: 1 BB: 0 P: 5	R: 0 E: 0 K: 0 S: 3 H: 0 LOB: 0 BB: 0 P: 3	R: 0 E: 0 K: 1 S: 5 H: 0 LOB: 0 BB: 0 P: 5	R: 0 E: 0 K: 0 S: 4 H: 1 LOB: 1 BB: 0 P: 4	R: 1 E: 1 K: 1 S: 7 H: 1 LOB: 1 BB: 0 P: 7	R: 1 E: 0 K: 1 S: 6 H: 1 LOB: 1 BB: 1 P: 10	R: 0 E: 0 K: 0 S: 3 H: 0 LOB: 1 BB: 1 P: 7	R: 0 E: 1 K: 0 S: 5 H: 1 LOB: 2 BB: 0 P: 5	R: 1 E: 0 K: 2 S: 9 H: 2 LOB: 1 BB: 0 P: 9	R: 0 E: 0 K: 0 S: 3 H: 1 LOB: 0 BB: 0 P: 3	R: 0 E: 0 K: 1 S: 6 H: 1 LOB: 2 BB: 1 P: 10	R: 0 E: 0 K: 0 S: 5 H: 2 LOB: 2 BB: 0 P: 5	1B: 9 2B: 1 3B: 0 HR: 2	SF: 1 SAC: 1 DP: 1 HBP: 0	WP: 0 PB: 1 SB: 0 CS: 0	PA: 52		

PITCHER	IP	WLS	BF	H	R	ER	SO	BB	IBB	HBP	BLK	WP	HR	S	P	ERA	WHIP
Ike Delock, R (1, 1) ERA: 3.14	8.1		37	8	4	3	3	2	0	0	0	0	2	41	49	3.24	1.200
Leo Kiely, L (9, 1) ERA:	3.2	W	15	4	0	0	3	0	1	0	0	0	0	20	24	0.00	1.091

PITCHER	IP	WLS	BF	H	R	ER	SO	BB	IBB	HBP	BLK	WP	HR	S	P	ERA	WHIP

TOP

New York Yankees @ Boston Red Sox

Fenway Park, Boston, MA

Sun Apr 19 1959, 3:33 AM EST

Att. 20,707 - Unknown - 70 F

livebaseballscorecards.com

AB	47
R	4
H	12
RBI	4
BB	3
SO	6
LOB	26

Batter	1	2	3	4	5	6	7	8	9	10	11	12	AB	R	H	RBI	BB	SO	LOB
Don Buddin, R (1, 6) OBP: 0.455, SLG: 0.417	6-3		HR 2B 2-H		F6			F8		1-3			5	0	1	1	0	0	0
Pete Runnels, L (1, 4) OBP: 0.531, SLG: 0.500	1-3		HR BB			G3 BB		4-3			G1-4-3 BB		2	1	0	0	3	0	0
Gene Stephens, L (1, 8) OBP: 0.273, SLG: 0.452	4-3		1-H HR 2-3			F8		K			L7		5	1	1	2	0	1	2
Jackie Jensen, R (1, 9) OBP: 0.333, SLG: 0.542		F9 S 1B	F5			G3 1-2			SH3-4 BB		G1-4-3 1-2f		4	0	1	0	1	0	2
Frank Malzone, R (1, 5) OBP: 0.286, SLG: 0.462		6-3 1-2		5-3		PO BB			SH3-4 1-2			HR	3	1	1	1	1	0	1
Dick Gernert, R (1, 3) OBP: 0.480, SLG: 0.579		F9 2-3		6-3		PO 1-2	WP SH5-4 SF9 1B		F7				4	1	1	0	0	0	2
Gary Geiger, L (1, 7) OBP: 0.222, SLG: 0.192		K		K			SH5-4 1-2		F8				3	0	0	0	0	2	2
Sammy White, R (1, 2) OBP: 0.385, SLG: 0.458			SH3-4 2B 1B		F4		SF9 2-H			F9			3	1	1	1	0	0	0
Ike Delock, R (1, 1)			SH3-4 1-2		K		K			K			2	0	0	0	0	2	0
Leo Kiely, L (9, 1)													1	0	0	0	0	1	0
Inning Stats	R: 0 H: 0 E: 0 LOB: 0 K: 0 BB: 0 S: 3 P: 3	R: 0 H: 1 E: 0 LOB: 1 K: 1 BB: 0 S: 6 P: 6	R: 3 H: 3 E: 0 LOB: 0 K: 0 BB: 1 S: 5 P: 9	R: 0 H: 0 E: 0 LOB: 0 K: 1 BB: 0 S: 5 P: 5	R: 0 H: 0 E: 0 LOB: 0 K: 1 BB: 0 S: 5 P: 5	R: 0 H: 0 E: 0 LOB: 1 K: 0 BB: 2 S: 2 P: 10	R: 1 H: 1 E: 0 LOB: 0 K: 1 BB: 0 S: 6 P: 6	R: 0 H: 0 E: 0 LOB: 0 K: 1 BB: 0 S: 5 P: 5	R: 0 H: 0 E: 0 LOB: 1 K: 0 BB: 1 S: 3 P: 7	R: 0 H: 0 E: 0 LOB: 0 K: 1 BB: 0 S: 5 P: 5	R: 0 H: 0 E: 0 LOB: 0 K: 0 BB: 1 S: 2 P: 6	R: 1 H: 1 E: 0 LOB: 0 K: 0 BB: 0 S: 1 P: 1	1B: 3 SF: 1 2B: 1 SAC: 3 3B: 0 DP: 1 HR: 2 HBP: 0						

PITCHER	IP	WLS	BF	H	R	ER	SO	BB	IBB	HBP	BLK	WP	HR	S	P	ERA	WHIP
Johnny Kucks, R (1, 1) ERA: 6.75	4.0		16	4	3	3	2	1	0	0	0	0	1	19	23	6.75	1.250
Tom Sturdivant, R (5, 1) ERA: 2.25	4.0		14	1	1	1	3	2	0	0	0	1	0	18	26	2.25	0.750
Ryne Duren, R (9, 1) ERA: 7.36	3.0	L	11	1	1	1	1	2	0	0	0	0	1	11	19	3.00	1.000

PITCHER	IP	WLS	BF	H	R	ER	SO	BB	IBB	HBP	BLK	WP	HR	S	P	ERA	WHIP

BOTTOM

New York Yankees @ Boston Red Sox

Fenway Park, Boston, MA

Sun Apr 19 1959, 3:33 AM EST

Att. 20,707 - Unknown - 70 F

livebaseballscorecards.com

AB	32
R	5
H	6
RBI	5
BB	5
SO	6
LOB	9

PA: 42

Batter	1	2	3	4	5	6	7	8	9	AB	R	H	RBI	BB	SO	LOB
Hank Bauer, R (1, 9) OBP: 0.462, SLG: 0.613	0-0 1B S 1B 1B	0-0 1-2 1B		4-0 SH1-3 1B BB		0-0 1-H HR	0-0 F6		4-0 1B BB	4	3	3	2	2	0	1
Tony Kubek, L (1, 6) OBP: 0.308, SLG: 0.385	0-0 1B 1-3 1B 1B	0-3 K		0-0 SH1-3 1-2		0-0 3B 1B		0-0 4-3	0-0 1-3 1B	5	2	3	0	0	1	2
Mickey Mantle, S (1, 8) OBP: 0.350, SLG: 0.429	0-3 K		0-0 HR	0-0 1-3		0-0 1-H FC3-2-5-1 3B		4-0 BB 1B BB	0-3 K	5	2	2	2	1	2	5
Yogi Berra, L (1, 2) OBP: 0.400, SLG: 0.250	0-0 1B 1-3 3-H 1B		0-0 F4	0-0 2-H 1B		0-0 FC3-2-5-1 4-3 3-H		4-0 1B 1-2 3B BB	0-0 F9	5	1	2	2	1	0	3
Norm Siebern, L (1, 7) OBP: 0.400, SLG: 0.556	0-0 G1-4-3 1-2 3-H 1B		0-0 1B 2B 1B	0-0 4-3		0-0 4-3 2-3		0-0 1-3 2-H 3B 1B		5	2	3	2	0	0	2
Bill Skowron, R (1, 3) OBP: 0.371, SLG: 0.667	0-0 G1-4-3 1-2f		0-0 2B 1-3 1B		0-0 P4	0-0 6-3		0-0 1-H 3-H 3B		5	0	2	2	0	0	3
Andy Carey, R (1, 5) OBP: 0.382, SLG: 0.438		4-0 CS 4-3 BB	0-3 K		0-3 K		0-3 K	0-0 F3		4	0	0	0	1	3	3
Bobby Richardson, R (1, 4) OBP: 0.226, SLG: 0.267		0-0 4-3 1-2	0-0 1-3 3-H 2B		0-0 L9		0-0 E4 WP 1B	0-0 5-3		5	0	2	1	0	0	2
Don Larsen, R (1, 1) OBP: 0.571, SLG: 0.400 Duke Maas, R (6, 1)		4-0 1B 2-3 BB	0-0 5-3			0-0 HR 1B	0-0 5-3 2-3		0-0 5-3	2 2	1 0	1 0	0 0	1 0	0 0	2 1
Inning Stats	R: 2 E: 0 K: 1 S: 8 H: 4 LOB: 1 BB: 0 P: 8	R: 0 E: 0 K: 1 S: 5 H: 1 LOB: 2 BB: 2 P: 13	R: 2 E: 0 K: 1 S: 9 H: 4 LOB: 2 BB: 0 P: 9	R: 1 E: 0 K: 0 S: 4 H: 1 LOB: 1 BB: 1 P: 8	R: 0 E: 0 K: 1 S: 5 H: 0 LOB: 0 BB: 0 P: 5	R: 3 E: 0 K: 0 S: 7 H: 4 LOB: 1 BB: 0 P: 7	R: 0 E: 1 K: 1 S: 6 H: 1 LOB: 1 BB: 0 P: 6	R: 3 E: 0 K: 0 S: 5 H: 2 LOB: 1 BB: 2 P: 13	R: 0 E: 0 K: 1 S: 6 H: 1 LOB: 2 BB: 1 P: 10	1B: 13 2B: 1 3B: 2 HR: 2	SF: 0 SAC: 1 DP: 1 HBP: 0						

TOP

New York Yankees @ Washington Senators

Griffith Stadium, Washington, DC

Tue Apr 21 1959, 6:05 PM EST
Att. 13,297 - Unknown - 55 F

livebaseballscorecards.com

AB	42
R	11
H	18
RBI	11
BB	6
SO	6
LOB	24

WP: 1 PB: 0 SB: 1 CS: 1 PA: 49

PITCHER		IP	WLS	BF	H	R	ER	SO	BB	IBB	HBP	BLK	WP	HR	S	P	ERA	WHIP
Pedro Ramos, R ERA: 4.79	(1, 1)	2.2	L	17	9	4	4	3	2	0	0	0	0	1	21	29	13.50	4.125
Jack Kralick, L ERA: 8.31	(3, 1)	3.1		16	5	4	4	1	1	0	0	0	0	1	17	21	10.80	1.800
Vito Valentinetti, R ERA: 9.0	(7, 1)	2.0		11	3	3	3	1	2	0	0	0	1	0	11	19	13.50	2.500
Hal Griggs, R ERA:	(9, 1)	1.0		5	1	0	0	1	1	0	0	0	0	0	6	10	0.00	2.000

PITCHER	IP	WLS	BF	H	R	ER	SO	BB	IBB	HBP	BLK	WP	HR	S	P	ERA	WHIP

Batter	1	2	3	4	5	6	7	8	9	AB	R	H	RBI	BB	SO	LOB
Reno Bertoia, R (1, 4) OBP: 0.476, SLG: 0.757	F8 2B		1-3		1B	FC6-4 1-2f			G5-4-3 1-2f	5	0	2	0	0	0	3
Albie Pearson, L (1, 8) OBP: 0.308, SLG: 0.156	1-3		BBBB BB		F7		4-3		4-3	4	0	0	0	1	0	2
Bob Allison, R (1, 7) OBP: 0.368, SLG: 0.541	F8 2-3		F7			HR	6-3			4	1	1	1	0	0	2
Norm Zauchin, R (1, 3) OBP: 0.324, SLG: 0.500	F7		1-3			HR 1B	BBBB BB			3	1	1	0	1	0	2
Jim Lemon, R (1, 9) OBP: 0.357, SLG: 0.769		PB 1B 1B		F8		1-H HR	F7			4	2	2	2	0	0	1
Ed Fitz Gerald, R (1, 2) OBP: 0.190, SLG: 0.056		SSS K		5-3		F3		L8		4	0	0	0	0	1	1
Harmon Killebrew, R (1, 5) OBP: 0.286, SLG: 0.400		1-H 1B		F8		BBBB BB		SSS K		3	0	1	1	1	1	0
Ken Aspromonte, R (1, 6) OBP: 0.280, SLG: 0.227		F7			5-3	F5		SSS K		4	0	0	0	0	1	2
Pedro Ramos, S (1, 1) OBP: 0.625, SLG: 0.714		F8			F9	BBBB FC6-4 1-2 BB			G5-4-3 1B	1	0	0	0	0	0	1
Jack Kralick, L (3, 1)										1	0	0	0	0	0	0
Clint Courtney, L (6, PH) OBP: 0.455, SLG: 0.400										0	0	0	0	1	0	0
Bobby Malkmus, R (6, PR)										0	0	0	0	0	0	0
Vito Valentinetti, R (7, 1)										0	0	0	0	0	0	0
Hal Griggs, R (9, 1)										0	0	0	0	0	0	0
Herb Plews, L (9, PH) OBP: 0.600, SLG: 0.600										1	0	1	0	0	0	0
Inning Stats	R: 0 E: 0 K: 0 S: 4 H: 1 LOB: 1 BB: 0 P: 4	R: 1 E: 0 K: 1 S: 7 H: 2 LOB: 1 BB: 0 P: 7	R: 0 E: 0 K: 0 S: 3 H: 0 LOB: 1 BB: 1 P: 7	R: 0 E: 0 K: 0 S: 3 H: 0 LOB: 0 BB: 0 P: 3	R: 0 E: 0 K: 0 S: 4 H: 1 LOB: 1 BB: 0 P: 4	R: 3 E: 0 K: 0 S: 6 H: 3 LOB: 2 BB: 2 P: 14	R: 0 E: 0 K: 0 S: 3 H: 0 LOB: 1 BB: 0 P: 7	R: 0 E: 0 K: 2 S: 7 H: 0 LOB: 0 BB: 0 P: 7	R: 0 E: 0 K: 0 S: 3 H: 1 LOB: 0 BB: 0 P: 3	1B: 5 2B: 1 3B: 0 HR: 2 SF: 0 SAC: 0 DP: 1 HBP: 0	WP: 0 PB: 1 SB: 0 CS: 0 PA: 38					

PITCHER	IP	WLS	BF	H	R	ER	SO	BB	IBB	HBP	BLK	WP	HR	S	P	ERA	WHIP
Don Larsen, R (1, 1) ERA: 4.26	5.2	W	27	7	4	3	1	3	0	0	0	0	2	26	38	4.76	1.765
Duke Maas, R (6, 1) ERA: 4.35	3.1	S	11	1	0	0	2	1	0	0	0	0	0	14	18	0.00	0.600

PITCHER	IP	WLS	BF	H	R	ER	SO	BB	IBB	HBP	BLK	WP	HR	S	P	ERA	WHIP

BOTTOM

New York Yankees @ Washington Senators

Griffith Stadium, Washington, DC

Tue Apr 21 1959, 6:05 PM EST
Att. 13,297 - Unknown - 55 F

livebaseballscorecards.com

AB	34
R	4
H	8
RBI	4
BB	4
SO	3
LOB	14

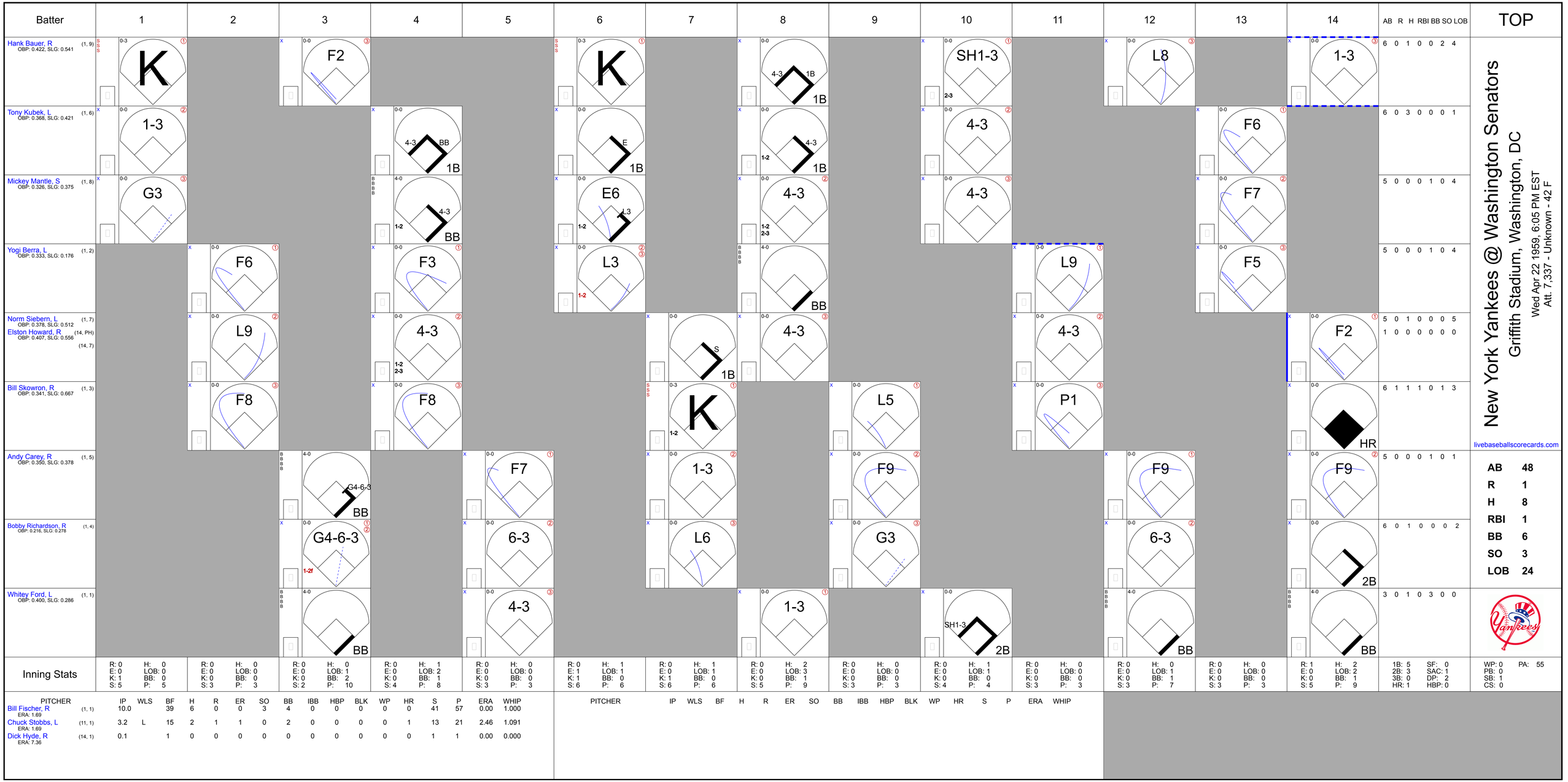
Batter
1
2
3
4
5
6
7
8
9
10
11
12
13
14
AB R H RBI BB SO LOB
TOP
Hank Bauer, R (1, 9) OBP: 0.422, SLG: 0.541
K
F2
1-3
6 0 1 0 0 2 4
Tony Kubek, L (1, 6) OBP: 0.368, SLG: 0.421
1-3
4-3 BB 1B
4-3 1B
4-3 1B
SH1-3
4-3
L8
F6
1-3
6 0 3 0 0 0 1
Mickey Mantle, S (1, 8) OBP: 0.326, SLG: 0.375
G3
4-3 BB
E6 L3
4-3
4-3
4-3
F7
5 0 0 0 1 0 4
Yogi Berra, L (1, 2) OBP: 0.333, SLG: 0.176
F6
F3
L3
BB
L9
F5
5 0 0 0 1 0 4
Norm Siebern, L (1, 7) OBP: 0.378, SLG: 0.512
Elston Howard, R (14, PH) OBP: 0.407, SLG: 0.556 (14, 7)
L9
4-3
S 1B
4-3
4-3
F2
5 0 1 0 0 0 5
1 0 0 0 0 0 0
Bill Skowron, R (1, 3) OBP: 0.341, SLG: 0.667
F8
F8
K
L5
P1
HR
6 1 1 1 0 1 3
Andy Carey, R (1, 5) OBP: 0.350, SLG: 0.378
G4-6-3 BB
F7
1-3
F9
F9
F9
5 0 0 0 1 0 1
Bobby Richardson, R (1, 4) OBP: 0.216, SLG: 0.278
G4-6-3
6-3
L6
G3
6-3
2B
6 0 1 0 0 0 2
Whitey Ford, L (1, 1) OBP: 0.400, SLG: 0.286
BB
4-3
1-3
SH1-3 2B
BB
BB
3 0 1 0 3 0 0
Inning Stats
R: 0 E: 0 K: 1 S: 5
H: 0 LOB: 0 BB: 0 P: 5
R: 0 E: 0 K: 0 S: 3
H: 0 LOB: 0 BB: 0 P: 3
R: 0 E: 0 K: 0 S: 2
H: 0 LOB: 1 BB: 2 P: 10
R: 0 E: 0 K: 0 S: 4
H: 1 LOB: 2 BB: 1 P: 8
R: 0 E: 0 K: 0 S: 3
H: 0 LOB: 0 BB: 0 P: 3
R: 0 E: 1 K: 1 S: 6
H: 1 LOB: 1 BB: 0 P: 6
R: 0 E: 0 K: 1 S: 6
H: 1 LOB: 1 BB: 0 P: 6
R: 0 E: 0 K: 0 S: 5
H: 2 LOB: 3 BB: 1 P: 9
R: 0 E: 0 K: 0 S: 3
H: 0 LOB: 0 BB: 0 P: 3
R: 0 E: 0 K: 0 S: 4
H: 1 LOB: 1 BB: 0 P: 4
R: 0 E: 0 K: 0 S: 3
H: 0 LOB: 0 BB: 0 P: 3
R: 0 E: 0 K: 0 S: 3
H: 0 LOB: 1 BB: 1 P: 7
R: 0 E: 0 K: 0 S: 3
H: 0 LOB: 0 BB: 0 P: 3
R: 1 E: 0 K: 0 S: 5
H: 2 LOB: 2 BB: 1 P: 9
1B: 5 2B: 3 3B: 0 HR: 1
SF: 0 SAC: 1 DP: 2 HBP: 0
WP: 0 PB: 0 SB: 1 CS: 0
PA: 55
PITCHER IP WLS BF H R ER SO BB IBB HBP BLK WP HR S P ERA WHIP
Bill Fischer, R (1, 1) ERA: 1.69 10.0 39 6 0 0 3 4 0 0 0 0 0 41 57 0.00 1.000
Chuck Stobbs, L (11, 1) ERA: 1.69 3.2 L 15 2 1 1 0 2 0 0 0 0 1 13 21 2.46 1.091
Dick Hyde, R (14, 1) ERA: 7.36 0.1 1 0 0 0 0 0 0 0 0 0 0 1 1 0.00 0.000
PITCHER IP WLS BF H R ER SO BB IBB HBP BLK WP HR S P ERA WHIP
New York Yankees @ Washington Senators
Griffith Stadium, Washington, DC
Wed Apr 22 1959, 6:05 PM EST
Att. 7,337 - Unknown - 42 F
livebaseballscorecards.com
AB 48
R 1
H 8
RBI 1
BB 6
SO 3
LOB 24

BOTTOM

New York Yankees @ Washington Senators

Griffith Stadium, Washington, DC

Wed Apr 22 1959, 6:05 PM EST

Att. 7,337 - Unknown - 42 F

livebaseballscorecards.com

Batter	1	2	3	4	5	6	7	8	9	10	11	12	13	14	AB	R	H	RBI	BB	SO	LOB
Reno Bertoia, R (1, 4) OBP: 0.458, SLG: 0.714	2B		K		K			F4		IBB			6-3		5	0	1	0	1	2	1
Albie Pearson, L (1, 8) OBP: 0.311, SLG: 0.139	L5		FC6-4 BB 1-2			G3		4-3		P4			BB		4	0	0	0	2	0	3
Bob Allison, R (1, 7) OBP: 0.318, SLG: 0.465	F7		FC6-4 1-2f			6-3			K		2-3		F2		6	0	0	0	0	1	4
Jim Lemon, R (1, 9) OBP: 0.350, SLG: 0.611	6-3			G4-6-3 BB		K			1B		6-3		K		5	0	1	0	1	2	2
Norm Zauchin, R (1, 3) OBP: 0.302, SLG: 0.450		K		G4-6-3 1-2f			K		K		K			FC1-6 1B	6	0	1	0	0	4	2
Bobby Malkmus, R (14, PR)															0	0	0	0	0	0	0
Harmon Killebrew, R (1, 5) OBP: 0.317, SLG: 0.400		G6-4-3 1B		1B			K		L8			BB		FC1-6 1B 1-2f	5	0	2	0	1	1	2
Ken Aspromonte, R (1, 6) OBP: 0.290, SLG: 0.192		G6-4-3 1-2f		K			BB			SH1-4 BB		K		F4	4	0	0	0	2	2	4
Jay Porter, R (1, 2) OBP: 0.400, SLG: 0.357			BB 1B		K		1-3			SH1-4 1-2		K		1B 1-2	5	0	2	0	0	2	2
Bill Fischer, R (1, 1) OBP: 0.200, SLG: 0.200			P1		1-3			K		5-3		G3		4-3	3	0	0	0	0	1	1
Ed Fitz Gerald, R (10, PH) OBP: 0.182, SLG: 0.053															1	0	0	0	0	0	1
Chuck Stobbs, L (11, 1)															1	0	0	0	0	0	1
Dick Hyde, R (14, 1)															0	0	0	0	0	0	0
Ron Samford, R (14, PH) OBP: 0.286, SLG: 0.429															1	0	0	0	0	0	2
Inning Stats	R: 0 E: 0 K: 0 S: 4 H: 1 LOB: 1 BB: 0 P: 4	R: 0 E: 0 K: 1 S: 5 H: 1 LOB: 0 BB: 0 P: 5	R: 0 E: 0 K: 1 S: 6 H: 1 LOB: 2 BB: 1 P: 10	R: 0 E: 0 K: 1 S: 5 H: 1 LOB: 1 BB: 1 P: 9	R: 0 E: 0 K: 2 S: 7 H: 0 LOB: 0 BB: 0 P: 7	R: 0 E: 0 K: 1 S: 5 H: 0 LOB: 0 BB: 0 P: 5	R: 0 E: 0 K: 2 S: 7 H: 0 LOB: 1 BB: 1 P: 11	R: 0 E: 0 K: 1 S: 5 H: 0 LOB: 0 BB: 0 P: 5	R: 0 E: 0 K: 2 S: 8 H: 1 LOB: 1 BB: 0 P: 8	R: 0 E: 0 K: 0 S: 3 H: 0 LOB: 2 BB: 2 P: 11	R: 0 E: 0 K: 1 S: 5 H: 0 LOB: 0 BB: 0 P: 5	R: 0 E: 0 K: 2 S: 7 H: 0 LOB: 1 BB: 1 P: 11	R: 0 E: 0 K: 1 S: 5 H: 0 LOB: 1 BB: 1 P: 9	R: 0 E: 0 K: 0 S: 5 H: 2 LOB: 2 BB: 0 P: 5	1B: 6 2B: 1 3B: 0 HR: 0	SF: 0 SAC: 1 DP: 2 HBP: 0					

	AB	46
	R	0
	H	7
	RBI	0
	BB	7
	SO	15
	LOB	25

PITCHER	IP	WLS	BF	H	R	ER	SO	BB	IBB	HBP	BLK	WP	HR	S	P	ERA	WHIP
Whitey Ford, L (1, 1) ERA: 0.39	14.0	W	54	7	0	0	15	6	1	0	0	0	0	77	105	0.00	0.929

PITCHER	IP	WLS	BF	H	R	ER	SO	BB	IBB	HBP	BLK	WP	HR	S	P	ERA	WHIP

WP: 0 PB: 0 SB: 0 CS: 0 PA: 54

Batter	1	2	3	4	5	6	7	8	9	AB	R	H	RBI	BB	SO	LOB
Hank Bauer, R (1, 9) OBP: 0.408, SLG: 0.512	F7		K			4-3 S 1B	5-3			4	0	1	0	0	1	3
Tony Kubek, L (1, 6) OBP: 0.304, SLG: 0.348	3-1		F8			1-3 1-2		K		4	0	0	0	0	1	2
Mickey Mantle, S (1, 8) OBP: 0.320, SLG: 0.432	F9			HR		4-3 2-3		L4		4	1	1	1	0	0	1
Yogi Berra, L (1, 2) OBP: 0.360, SLG: 0.200		F7		FC6-4 1B		F6		BB		3	0	1	0	1	0	1
Norm Siebern, L (1, 7) OBP: 0.367, SLG: 0.511		2B		FC6-4 G4-6-3 1-2f			F8	F9		4	0	1	0	0	0	2
Bill Skowron, R (1, 3) OBP: 0.356, SLG: 0.667		4-3		G4-6-3 1-2f			1B 2B		F9 SH1-3 BB	3	1	1	0	1	0	2
Jerry Lumpe, L (1, 5) OBP: 0.500, SLG: 0.500		4-3			4-3		SH4-3 1B 2-H		SH1-3 1-2	3	0	1	1	0	0	1
Bobby Richardson, R (1, 4) OBP: 0.225, SLG: 0.282 Enos Slaughter, L (9, PH) OBP: 0.333, SLG: 1.333			G3		5-3		SH4-3 1-2		F9 2-3	3 1	0 0	1 0	0 0	0 0	0 0	0 1
Bob Turley, R (1, 1) OBP: 0.143, SLG: 0.143 Bobby Shantz, R (7, 1) Elston Howard, R (9, PH) OBP: 0.393, SLG: 0.536			1B		K		SH4-3 1-2 2-3		5-3	2 0 1	0 0 0	1 0 0	0 0 0	0 0 0	1 0 0	0 0 1
Inning Stats	R: 0 E: 0 K: 0 S: 3 H: 0 LOB: 0 BB: 0 P: 3	R: 0 E: 0 K: 0 S: 4 H: 1 LOB: 1 BB: 0 P: 4	R: 0 E: 0 K: 1 S: 6 H: 1 LOB: 1 BB: 0 P: 6	R: 1 E: 0 K: 0 S: 4 H: 2 LOB: 0 BB: 0 P: 4	R: 0 E: 0 K: 1 S: 5 H: 0 LOB: 0 BB: 0 P: 5	R: 0 E: 0 K: 0 S: 4 H: 1 LOB: 1 BB: 0 P: 4	R: 1 E: 0 K: 0 S: 6 H: 3 LOB: 2 BB: 0 P: 6	R: 0 E: 0 K: 1 S: 5 H: 0 LOB: 1 BB: 1 P: 9	R: 0 E: 0 K: 0 S: 3 H: 0 LOB: 1 BB: 1 P: 7	1B: 5 2B: 2 3B: 0 HR: 1 SF: 0 SAC: 2 DP: 1 HBP: 0						

PITCHER	IP	WLS	BF	H	R	ER	SO	BB	IBB	HBP	BLK	WP	HR	S	P	ERA	WHIP
Russ Kemmerer, R (1, 1) ERA: 4.09	7.0	W	28	8	2	2	2	0	0	0	0	0	1	32	32	2.57	1.143
Tex Clevenger, R (8, 1) ERA: 6.23	2.0	S	8	0	0	0	1	2	0	0	0	0	0	8	16	0.00	1.000

PITCHER	IP	WLS	BF	H	R	ER	SO	BB	IBB	HBP	BLK	WP	HR	S	P	ERA	WHIP

TOP

New York Yankees @ Washington Senators

Griffith Stadium, Washington, DC

Thu Apr 23 1959, 3:33 AM EST

Att. 2,932 - Unknown

livebaseballscorecards.com

AB	32
R	2
H	8
RBI	2
BB	2
SO	3
LOB	14

WP: 0 PA: 36
PB: 0
SB: 1
CS: 0

BOTTOM

New York Yankees @ Washington Senators

Griffith Stadium, Washington, DC

Thu Apr 23 1959, 3:33 AM EST

Att. 2,932 - Unknown

livebaseballscorecards.com

Batter	1	2	3	4	5	6	7	8	9	AB	R	H	RBI	BB	SO	LOB
Reno Bertoia, R (1, 4) OBP: 0.442, SLG: 0.674	5-3		F8			5-3	1B 1-2 3-H			4	0	1	1	0	0	0
Albie Pearson, L (1, 8) OBP: 0.313, SLG: 0.132 Ed Fitz Gerald, R (7, PH) OBP: 0.174, SLG: 0.050 Faye Throneberry, L (8, 8)	1-3			BBBB G6-4-3 BB		6-3	F8			2 1 0	0 0 0	0 0 0	0 0 0	1 0 0	0 0 0	0 2 0
Bob Allison, R (1, 7) OBP: 0.292, SLG: 0.426	L6			G6-4-3 1-2f		SSS K		6-3		4	0	0	0	0	1	1
Jim Lemon, R (1, 9) OBP: 0.375, SLG: 0.619		6-3		6-3			BB E 2B	BBBB G5-4-3 BB		3	1	1	0	1	0	0
Norm Zauchin, R (1, 3) OBP: 0.319, SLG: 0.465		BBBB S BB			2B		1-3	G5-4-3 1-2f		3	0	1	0	1	0	2
Harmon Killebrew, R (1, 5) OBP: 0.318, SLG: 0.378		SSS K 1-2			SSS K		BBBB E BB FC3-6 BB			2	1	0	0	1	2	2
Jay Porter, R (1, 2) OBP: 0.389, SLG: 0.313		F7			F3		BBBB FC3-6 E 1B 1-2 2-3 BB			2	1	0	0	1	0	2
Ken Aspromonte, R (1, 6) OBP: 0.303, SLG: 0.185 Julio Becquer, L (7, PH) OBP: 0.250, SLG: 0.250 Jose Valdivielso, R (8, 6)			F7		BBBB BB		E4 FC3-6 1-2 2-3 3-H			1 1 0	0 0 0	0 0 0	0 1 0	1 0 0	0 0 0	0 2 0
Russ Kemmerer, R (1, 1) Herb Plews, L (7, PH) OBP: 0.500, SLG: 0.500 Tex Clevenger, R (8, 1)			SSS K		F7		FC3-6 1B 1-2f 2-3 3-H			2 1 0	0 0 0	0 0 0	0 1 0	0 0 0	1 0 0	2 2 0
Inning Stats	R: 0 E: 0 K: 0 S: 3 H: 0 LOB: 0 BB: 0 P: 3	R: 0 E: 0 K: 1 S: 5 H: 0 LOB: 1 BB: 1 P: 9	R: 0 E: 0 K: 1 S: 5 H: 0 LOB: 0 BB: 0 P: 5	R: 0 E: 0 K: 0 S: 2 H: 0 LOB: 0 BB: 1 P: 6	R: 0 E: 0 K: 1 S: 6 H: 1 LOB: 2 BB: 1 P: 10	R: 0 E: 0 K: 1 S: 5 H: 0 LOB: 0 BB: 0 P: 5	R: 3 E: 1 K: 0 S: 6 H: 2 LOB: 2 BB: 2 P: 14	R: 0 E: 0 K: 0 S: 2 H: 0 LOB: 0 BB: 1 P: 6		1B: 1 2B: 2 3B: 0 HR: 0 SF: 0 SAC: 0 DP: 2 HBP: 0						

	AB	26
	R	3
	H	3
	RBI	3
	BB	6
	SO	4
	LOB	15

WP: 0 PB: 0 SB: 1 CS: 0 PA: 32

PITCHER		IP	WLS	BF	H	R	ER	SO	BB	IBB	HBP	BLK	WP	HR	S	P	ERA	WHIP
Bob Turley, R ERA: 2.78	(1, 1)	6.2	L	28	3	3	1	4	5	0	0	0	0	0	31	51	1.35	1.200
Bobby Shantz, L ERA:	(7, 1)	1.1		4	0	0	0	0	1	0	0	0	0	0	3	7	0.00	0.750

PITCHER		IP	WLS	BF	H	R	ER	SO	BB	IBB	HBP	BLK	WP	HR	S	P	ERA	WHIP

Batter	1	2	3	4	5	6	7	8	9	10	11	AB	R	H	RBI	BB	SO	LOB
Lenny Green, L (1, 7) OBP: 0.364, SLG: 0.300	FC4-6 1-3 1B		L9			6-3		F5 1-2 2-3		BBBB 1-2 BB		4	0	1	0	1	0	2
Whitey Lockman, L (1, 3) OBP: 0.462, SLG: 0.300	1-3 1-2		F7			FC5-4 1B		FC 2-3 3-H		F6 2-3		4	0	1	0	0	0	4
Ernie Johnson, R (8, 1)												0	0	0	0	0	0	0
Bob Nieman, R (10, PH) OBP: 0.500, SLG: 0.440												1	0	0	0	0	0	2
Billy Loes, R (10, 1)												0	0	0	0	0	0	0
Brooks Robinson, R (11, 5) OBP: 0.182, SLG: 0.100												0	0	0	0	0	0	0
Willie Tasby, R (1, 8) OBP: 0.472, SLG: 0.574	FC4-6 HBP			G4-6-3 1B		FC5-4 CS 1-2f		K			1B 2B	4	1	2	0	0	1	3
Gene Woodling, L (1, 9) OBP: 0.464, SLG: 0.542	FC4-6 1-2f 2-3			G4-6-3 1-2f		CS 1-2	F8		K		K	5	0	0	0	0	2	4
Gus Triandos, R (1, 2) OBP: 0.420, SLG: 0.641	F8			F6			F7		6-3		1B 1B IBB	4	0	0	0	1	0	2
Billy Klaus, L (1, 5)		F8			G3		3-1		E3		1B 1-2 2-H	4	0	0	0	0	0	0
(8, 6)												1	0	1	1	0	0	0
Chico Carrasquel, R (11, PH) OBP: 0.282, SLG: 0.278												0	0	0	0	0	0	0
Wes Stock, R (11, 1)																		
Billy Gardner, R (1, 4) OBP: 0.176, SLG: 0.242		5-3			1B			SH 1B 2B	L8		G5-4-3 1-2 2-3 1B	2	0	1	0	0	0	0
Bob Boyd, L (8, PH) OBP: 0.275, SLG: 0.342												3	1	2	0	0	0	1
(8, 3)																		
Willy Miranda, S (1, 6) OBP: 0.250, SLG: 0.375		1-3			F8			SH WP 1B FC 2-3		K	G5-4-3 1-2f	2	0	0	0	0	0	1
Al Pilarcik, L (8, PH) OBP: 0.318, SLG: 0.400												0	0	0	0	0	0	0
Jim Finigan, R (8, 5) OBP: 0.361, SLG: 0.438												2	0	0	0	0	1	3
(11, 6)																		
Jack Harshman, L (1, 1)			G3		K			FC WP 1-2 3-H 1B		F6 BB BB		2	0	0	0	0	1	1
Bob Hale, L (8, PH) OBP: 0.154, SLG: 0.154												1	0	1	1	0	0	0
Bobby Avila, R (8, PR) OBP: 0.292, SLG: 0.227												0	0	0	0	1	0	0
(8, 4)																		
Inning Stats	R: 0 E: 0 K: 0 S: 4 H: 1 LOB: 2 BB: 0 P: 5	R: 0 E: 0 K: 0 S: 3 H: 0 LOB: 0 BB: 0 P: 3	R: 0 E: 0 K: 0 S: 3 H: 0 LOB: 0 BB: 0 P: 3	R: 0 E: 0 K: 0 S: 3 H: 1 LOB: 0 BB: 0 P: 3	R: 0 E: 0 K: 1 S: 6 H: 1 LOB: 1 BB: 0 P: 6	R: 0 E: 0 K: 0 S: 3 H: 1 LOB: 0 BB: 0 P: 3	R: 0 E: 0 K: 0 S: 3 H: 0 LOB: 0 BB: 0 P: 3	R: 1 E: 1 K: 1 S: 8 H: 2 LOB: 2 BB: 0 P: 8	R: 0 E: 1 K: 1 S: 6 H: 0 LOB: 1 BB: 0 P: 6	R: 0 E: 0 K: 1 S: 4 H: 0 LOB: 1 BB: 2 P: 12	R: 1 E: 0 K: 1 S: 7 H: 3 LOB: 2 BB: 1 P: 11							

PITCHER		IP	WLS	BF	H	R	ER	SO	BB	IBB	HBP	BLK	WP	HR	S	P	ERA	WHIP
Art Ditmar, R ERA: 3.77	(1, 1)	7.0		27	6	1	1	1	0	0	1	0	0	0	28	29	1.29	0.857
Ryne Duren, R ERA: 4.05	(8, 1)	3.0		11	0	0	0	3	2	0	0	0	1	0	15	23	0.00	0.667
Johnny Kucks, R ERA: 9.0	(11, 1)	0.0	L	1	1	1	1	0	0	0	0	0	0	0	1	1	∞	∞
Bobby Shantz, L ERA:	(11, 1)	1.0		5	2	0	0	1	0	1	0	0	0	0	6	10	0.00	2.000

PITCHER	IP	WLS	BF	H	R	ER	SO	BB	IBB	HBP	BLK	WP	HR	S	P	ERA	WHIP

TOP

Baltimore Orioles @ New York Yankees

Yankee Stadium, Bronx, NY

Sat Apr 25 1959, 3:33 AM EST

Att. 17,686 - Unknown - 69 F

livebaseballscorecards.com

AB	39
R	2
H	9
RBI	2
BB	3
SO	5
LOB	23

1B: 7	SF: 0	WP: 1	PA: 45
2B: 2	SAC: 1	PB: 0	
3B: 0	DP: 2	SB: 0	
HR: 0	HBP: 1	CS: 1	

Baltimore Orioles @ New York Yankees

Yankee Stadium, Bronx, NY

Sat Apr 25 1959, 3:33 AM EST

Att. 17,686 - Unknown - 69 F

livebaseballscorecards.com

BOTTOM

Batter	1	2	3	4	5	6	7	8	9	10	11	AB	R	H	RBI	BB	SO	LOB
Hank Bauer, R (1, 9) OBP: 0.377, SLG: 0.467	F4		6-3			F9		E6 1B		BB 1-2		4	0	0	0	0	0	0
Marv Throneberry, L (10, PH) OBP: 0.400, SLG: 0.250 (11, 9)												0	0	0	0	1	0	0
Norm Siebern, L (1, 7) OBP: 0.389, SLG: 0.520	FC5-4 1B			1B 1B		4-3		1B 1-2		F6		5	0	3	0	0	0	2
Mickey Mantle, S (1, 8) OBP: 0.345, SLG: 0.449	F8			1B 1-2		CS 1B		K			1B S 4-3	5	0	3	0	0	1	3
Elston Howard, R (1, 2) OBP: 0.333, SLG: 0.455	FC5-4 1-2f			L7		CS 1-2	K		4-3		K 1-2	5	0	0	0	0	2	4
Bill Skowron, R (1, 3) OBP: 0.360, SLG: 0.696		L8-3 BB		F8			HR		1-3		4-3 2-3	4	1	1	1	1	0	3
Andy Carey, R (1, 5) OBP: 0.318, SLG: 0.341		K		F2			B1		K		F5	4	0	0	0	0	2	3
Enos Slaughter, L (11, PH) OBP: 0.250, SLG: 1.000												1	0	0	0	0	0	1
Tony Kubek, L (1, 6) OBP: 0.259, SLG: 0.296	L8-3 1-2				1-3		6-3			1-3		4	0	0	0	0	0	1
Bobby Richardson, R (1, 4) OBP: 0.250, SLG: 0.286			BB B1-3		4-3			F2		1B BB		3	0	1	0	1	0	0
Art Ditmar, R (1, 1) OBP: 0.400, SLG: 0.400			B1-3 1-2f		5-3			K		F9		2	0	0	0	0	0	1
Ryne Duren, R (8, 1)												1	0	0	0	0	1	0
Yogi Berra, L (10, PH) OBP: 0.346, SLG: 0.190												1	0	0	0	0	0	1
Johnny Kucks, R (11, 1)												0	0	0	0	0	0	0
Bobby Shantz, R (11, 1)												0	0	0	0	0	0	0
Inning Stats	R: 0 E: 0 K: 0 S: 4 H: 1 LOB: 1 BB: 0 P: 4	R: 0 E: 0 K: 1 S: 4 H: 0 LOB: 0 BB: 1 P: 8	R: 0 E: 0 K: 0 S: 2 H: 0 LOB: 0 BB: 1 P: 6	R: 0 E: 0 K: 0 S: 5 H: 2 LOB: 2 BB: 0 P: 5	R: 0 E: 0 K: 0 S: 3 H: 0 LOB: 0 BB: 0 P: 3	R: 0 E: 0 K: 0 S: 3 H: 1 LOB: 0 BB: 0 P: 3	R: 1 E: 0 K: 1 S: 6 H: 1 LOB: 0 BB: 0 P: 6	R: 0 E: 1 K: 2 S: 9 H: 1 LOB: 2 BB: 0 P: 9	R: 0 E: 0 K: 1 S: 5 H: 0 LOB: 0 BB: 0 P: 5	R: 0 E: 0 K: 0 S: 4 H: 1 LOB: 2 BB: 1 P: 8	R: 0 E: 0 K: 1 S: 6 H: 1 LOB: 1 BB: 0 P: 6							

AB	39
R	1
H	8
RBI	1
BB	3
SO	6
LOB	19

1B: 7 SF: 0
2B: 2 SAC: 0
3B: 0 DP: 2
HR: 1 HBP: 0

WP: 0 PA: 43
PB: 0
SB: 1
CS: 1

PITCHER	IP	WLS	BF	H	R	ER	SO	BB	IBB	HBP	BLK	WP	HR	S	P	ERA	WHIP
Jack Harshman, L (1, 1) ERA: 5.29	7.0		25	5	1	1	2	2	0	0	0	0	1	27	35	1.29	1.000
Ernie Johnson, R (8, 1) ERA: 3.68	2.0		8	1	0	0	3	0	0	0	0	0	0	14	14	0.00	0.500
Billy Loes, R (10, 1) ERA:	1.0	W	5	1	0	0	0	1	0	0	0	0	0	4	8	0.00	2.000
Wes Stock, R (11, 1) ERA: 1.42	1.0	S	4	1	0	0	1	0	0	0	0	0	0	6	6	0.00	1.000

PITCHER	IP	WLS	BF	H	R	ER	SO	BB	IBB	HBP	BLK	WP	HR	S	P	ERA	WHIP

Batter	1	2	3	4	5	6	7	8	9	AB	R	H	RBI	BB	SO	LOB
Lenny Green, L (1, 7) OBP: 0.385, SLG: 0.333	F8		6-4-3 1B	SH 1B 1-H 2-H		6-3	6-3	2	1	1	0	0	0	0	0
Bob Nieman, R (8, PH) OBP: 0.486, SLG: 0.423								1	0	0	0	0	0	0	0
Bobby Avila, R (8, 7) OBP: 0.280, SLG: 0.217								1	0	0	0	0	0	0	2
Bob Boyd, L (1, 3) OBP: 0.273, SLG: 0.333	L7			F9		FC1-6 2-H 1B	SSS K	4	0	1	1	0	1	1
Willie Tasby, R (1, 8) OBP: 0.456, SLG: 0.549	CS 1B			6-4-3 1-2		FC1-6 1-2f	SSS K	4	0	1	0	0	1	2
Gene Woodling, L (1, 9) OBP: 0.438, SLG: 0.500	CS 1-2	6-3		F7		SSS K		4	1	1	0	0	1	2
Billy Klaus, L (1, 5) (6, 6)		F2			F5	4-3		BBBB 4-0	1-2 1B BB	3	0	0	0	0	0	1
Chico Carrasquel, R (9, PH) OBP: 0.300, SLG: 0.278										0	0	0	0	1	0	0
Gus Triandos, R (9, 2) OBP: 0.420, SLG: 0.641										0	0	0	0	0	0	0
Joe Ginsberg, L (1, 2)		4-3			4-3		SSS 0-3 K		1-2 2-H 1B	3	0	0	0	0	1	0
Jim Finigan, R (9, PH) OBP: 0.378, SLG: 0.455										1	1	1	1	0	0	0
(9, 6)																
Billy Gardner, R (1, 4) OBP: 0.211, SLG: 0.250			5-3		1-3		BBBB 4-0 BB		1-2 2-H 1B	3	0	1	0	1	0	0
Willy Miranda, S (1, 6) OBP: 0.222, SLG: 0.333			SSS K			SH 1B	F9		1-2 2-H 1B	1	0	0	0	0	1	0
Whitey Lockman, L (6, PH) OBP: 0.500, SLG: 0.364										1	1	1	0	0	0	0
Brooks Robinson, R (6, 5) OBP: 0.231, SLG: 0.167										2	0	1	1	0	0	1
Billy O'Dell, S (1, 1)		F7				1-2 SH 1B	SSS K		L7	1	0	0	0	0	0	0
Al Pilarcik, L (6, PH) OBP: 0.348, SLG: 0.429										1	1	1	0	0	0	0
Milt Pappas, R (6, 1)										1	0	0	0	0	1	1
Bob Hale, L (9, PH) OBP: 0.143, SLG: 0.143										1	0	0	0	0	0	2
Ernie Johnson, R (9, 1)										0	0	0	0	0	0	0
Inning Stats	R: 0 E: 0 K: 0 S: 3 H: 1 LOB: 0 BB: 0 P: 3	R: 0 E: 0 K: 0 S: 3 H: 0 LOB: 0 BB: 0 P: 3	R: 0 E: 0 K: 1 S: 5 H: 0 LOB: 0 BB: 0 P: 5	R: 0 E: 0 K: 0 S: 4 H: 1 LOB: 1 BB: 0 P: 4	R: 0 E: 0 K: 0 S: 3 H: 0 LOB: 0 BB: 0 P: 3	R: 3 E: 1 K: 1 S: 9 H: 3 LOB: 1 BB: 0 P: 9	R: 0 E: 0 K: 2 S: 7 H: 0 LOB: 1 BB: 1 P: 11	R: 0 E: 0 K: 2 S: 7 H: 0 LOB: 0 BB: 0 P: 7	R: 2 E: 0 K: 0 S: 6 H: 4 LOB: 2 BB: 1 P: 10	1B: 9 2B: 0 3B: 0 HR: 0 SF: 0 SAC: 1 DP: 0 HBP: 0	WP: 0 PB: 0 SB: 0 CS: 1 PA: 38					

PITCHER		IP	WLS	BF	H	R	ER	SO	BB	IBB	HBP	BLK	WP	HR	S	P	ERA	WHIP
Tom Sturdivant, R ERA: 2.7	(1, 1)	6.0		23	5	3	2	2	0	0	0	0	0	0	27	27	3.00	0.833
Bobby Shantz, L ERA:	(7, 1)	2.0		7	0	0	0	4	1	0	0	0	0	0	14	18	0.00	0.500
Whitey Ford, L ERA: 1.17	(9, 1)	0.0	L	3	2	2	2	0	1	0	0	0	0	0	2	6	∞	∞
Ryne Duren, R ERA: 3.52	(9, 1)	1.0		4	2	0	0	0	0	0	0	0	0	0	4	4	0.00	2.000

PITCHER	IP	WLS	BF	H	R	ER	SO	BB	IBB	HBP	BLK	WP	HR	S	P	ERA	WHIP

TOP

Baltimore Orioles @ New York Yankees

Yankee Stadium, Bronx, NY

Sun Apr 26 1959, 3:33 AM EDT

Unknown

livebaseballscorecards.com

AB	34
R	5
H	9
RBI	3
BB	2
SO	6
LOB	12

Baltimore Orioles @ New York Yankees

Yankee Stadium, Bronx, NY

Sun Apr 26 1959, 3:33 AM EDT

Unknown

livebaseballscorecards.com

BOTTOM

Batter	1	2	3	4	5	6	7	8	9	AB	R	H	RBI	BB	SO	LOB
Bobby Richardson, R (1, 4) OBP: 0.271, SLG: 0.304	4-3		1B		F1		BB 1B	G4-6-3 1-2f		4	1	2	0	0	0	0
Johnny Blanchard, L (8, PH)										1	0	0	0	0	0	3
Gil McDougald, R (9, 4) OBP: 0.417, SLG: 0.350										0	0	0	0	0	0	0
Andy Carey, R (1, 5) OBP: 0.347, SLG: 0.356	1B 1B		WP BB SF9 1B		6-3		BBBB 1B 1-2 BB		SSS K	4	2	2	0	1	1	0
Mickey Mantle, S (1, 8) OBP: 0.350, SLG: 0.434	L8		BBBB SF9 WP 1-2 BB		1B		SSS K		SSS K	4	0	1	0	1	2	3
Hank Bauer, R (1, 9) OBP: 0.393, SLG: 0.468	1B 1-3 1B		IIII 1-2 2-3 IBB		F3		G6-4-3 1-2 2-H 1B		SSS K	2	0	1	0	1	0	1
Enos Slaughter, L (7, PH) OBP: 0.400, SLG: 1.000										1	0	1	1	0	0	0
Marv Throneberry, L (8, 9) OBP: 0.333, SLG: 0.200										1	0	0	0	0	1	0
Elston Howard, R (1, 2) OBP: 0.351, SLG: 0.500	1-3 3-H 1B		SF9 2-3 3-H			4-3 1B 2B	G6-4-3 1-2f			3	1	2	2	0	0	2
Bill Skowron, R (1, 3) OBP: 0.352, SLG: 0.653	4-3		L9			F4		BBBB SH1-4 BB		3	0	0	0	1	0	5
Norm Siebern, L (1, 7) OBP: 0.379, SLG: 0.491		G3		F9		4-3 2-3		BBBB SH1-4 1-2 BB		3	0	0	0	1	0	1
Tony Kubek, L (1, 6) OBP: 0.267, SLG: 0.300		6-3		4-3		1B 3-H		SH1-4 1-2 2-3		3	0	1	1	0	0	0
Tom Sturdivant, L (1, 1)		4-3		1-3		SSS K		IIII G4-6-3 IBB		2	0	0	0	0	0	0
Yogi Berra, L (6, PH) OBP: 0.333, SLG: 0.182										1	0	0	0	0	1	1
Bobby Shantz, R (7, 1)										0	0	0	0	0	0	0
Jerry Lumpe, L (8, PH) OBP: 0.600, SLG: 0.500										0	0	0	0	1	0	0
Whitey Ford, L (9, 1) OBP: 0.400, SLG: 0.286										0	0	0	0	0	0	0
Ryne Duren, R (9, 1)										0	0	0	0	0	0	0
Inning Stats	R: 1 E: 0 K: 0 S: 6 H: 3 LOB: 2 BB: 0 P: 6		R: 1 E: 0 K: 0 S: 4 H: 2 LOB: 2 BB: 2 P: 12	R: 0 E: 0 K: 0 S: 3 H: 0 LOB: 0 BB: 0 P: 3	R: 0 E: 0 K: 0 S: 4 H: 1 LOB: 1 BB: 0 P: 4	R: 1 E: 0 K: 1 S: 7 H: 2 LOB: 1 BB: 0 P: 7	R: 1 E: 0 K: 1 S: 6 H: 2 LOB: 1 BB: 1 P: 10	R: 0 E: 0 K: 0 S: 2 H: 0 LOB: 2 BB: 3 P: 14	R: 0 E: 0 K: 3 S: 9 H: 0 LOB: 0 BB: 0 P: 9	1B: 9 2B: 1 3B: 0 HR: 0	SF: 1 SAC: 1 DP: 2 HBP: 0						

	AB	32
	R	4
	H	10
	RBI	4
	BB	6
	SO	5
	LOB	16

WP: 1 PB: 0 SB: 0 CS: 0 PA: 40

PITCHER		IP	WLS	BF	H	R	ER	SO	BB	IBB	HBP	BLK	WP	HR	S	P	ERA	WHIP
Billy O'Dell, L ERA: 4.3	(1, 1)	5.0		22	6	2	2	0	1	1	0	0	1	0	20	28	3.60	1.400
Milt Pappas, R ERA: 6.57	(6, 1)	3.0	W	15	4	2	2	2	3	1	0	0	0	0	15	31	6.00	2.333
Ernie Johnson, R ERA: 3.24	(9, 1)	1.0	S	3	0	0	0	3	0	0	0	0	0	0	9	9	0.00	0.000

PITCHER	IP	WLS	BF	H	R	ER	SO	BB	IBB	HBP	BLK	WP	HR	S	P	ERA	WHIP

Baltimore Orioles @ New York Yankees

Yankee Stadium, Bronx, NY

Sun Apr 26 1959, 3:38 AM EDT

Att. 27,991 - Unknown

livebaseballscorecards.com

Batter	1	2	3	4	5	6	7	8	9	AB	R	H	RBI	BB	SO	LOB
Lenny Green, L (1, 7) OBP: 0.353, SLG: 0.500	1-3		F6			IHR 3-H		F8		4	1	1	2	0	0	0
Bob Boyd, L (1, 3) OBP: 0.271, SLG: 0.326	4-3			L7		BB 1B 1B		1-3		4	0	1	0	0	0	0
Willie Tasby, R (1, 8) OBP: 0.443, SLG: 0.527	1B 1B			3-1		K		E6 BB		4	0	1	0	0	1	1
Gene Woodling, L (1, 9) OBP: 0.472, SLG: 0.516	1-3 1B			4-3		BB 1-2 1B		BBBB 1-2 BB		3	0	2	0	1	0	0
Al Pilarcik, L (8, 9) OBP: 0.348, SLG: 0.429										0	0	0	0	0	0	0
Gus Triandos, R (1, 2) OBP: 0.407, SLG: 0.595		5-3			K	BBBB 1-2 2-3 BB		F8		3	0	0	0	1	1	2
Brooks Robinson, R (1, 5) OBP: 0.235, SLG: 0.250		5-3			F9	F6			4-3 SF8 2B	4	1	1	0	0	0	3
Billy Gardner, R (1, 4) OBP: 0.195, SLG: 0.231		F4			4-3		5-3		4-3 2-3	3	0	0	0	0	0	0
Bob Hale, L (9, PH) OBP: 0.133, SLG: 0.133										1	0	0	0	0	0	1
Jim Finigan, R (9, 4) OBP: 0.378, SLG: 0.455										0	0	0	0	0	0	0
Willy Miranda, S (1, 6) OBP: 0.200, SLG: 0.300			4-3			SH3-4 S IHR BB	4-3		SF8 3-H	1	0	0	0	0	0	0
Billy Klaus, L (6, PH)										1	1	0	1	1	0	0
(6, 6)																
Hoyt Wilhelm, R (1, 1)			4-3			SH3-4 1-3	F4		4-3	3	0	0	0	0	0	0

Inning Stats	1	2	3	4	5	6	7	8	9						
	R: 0 H: 2	R: 0 H: 0	R: 0 H: 0	R: 0 H: 0	R: 0 H: 0	R: 2 H: 3	R: 0 H: 0	R: 0 H: 0	R: 1 H: 1	1B: 4 SF: 1	WP: 0 PA: 36
	E: 0 LOB: 2	E: 0 LOB: 0	E: 0 LOB: 0	E: 0 LOB: 0	E: 0 LOB: 0	E: 0 LOB: 3	E: 0 LOB: 0	E: 1 LOB: 2	E: 0 LOB: 0	2B: 1 SAC: 1	PB: 0
	K: 0 BB: 0	K: 0 BB: 0	K: 0 BB: 0	K: 0 BB: 0	K: 1 BB: 0	K: 1 BB: 2	K: 0 BB: 0	K: 0 BB: 1	K: 0 BB: 0	3B: 0 DP: 0	SB: 1
	S: 4 P: 4	S: 3 P: 3	S: 3 P: 3	S: 3 P: 3	S: 5 P: 5	S: 8 P: 16	S: 3 P: 3	S: 4 P: 8	S: 4 P: 4	HR: 1 HBP: 0	CS: 0

PITCHER	IP	WLS	BF	H	R	ER	SO	BB	IBB	HBP	BLK	WP	HR	S	P	ERA	WHIP
Duke Maas, R (1, 1) ERA: 3.72	9.0	L	36	6	3	3	2	3	0	0	0	0	0	37	49	3.00	1.000

PITCHER	IP	WLS	BF	H	R	ER	SO	BB	IBB	HBP	BLK	WP	HR	S	P	ERA	WHIP

Batter	1	2	3	4	5	6	7	8	9	AB	R	H	RBI	BB	SO	LOB
Hank Bauer, R (1, 9) OBP: 0.383, SLG: 0.451	K G4-6-3		F2			PB SF8 1B		K		4	1	1	0	0	2	1
Jerry Lumpe, L (1, 5) OBP: 0.333, SLG: 0.250	G4-6-3 1-2f			K		F4 1-3		F8		4	0	0	0	0	1	3
Mickey Mantle, S (1, 8) OBP: 0.344, SLG: 0.418	K			BB 1B S		SF8 3-H			G3	2	1	0	1	1	1	0
Yogi Berra, L (1, 2) OBP: 0.290, SLG: 0.154		K SH1-3		F5 1-2		L3			4-3	4	0	0	0	0	1	1
Bill Skowron, R (1, 3) OBP: 0.386, SLG: 0.673 Gil McDougald, R (9, PR) OBP: 0.417, SLG: 0.350		SH1-3 1-2		1B 2-H			G4-6-3 1B		1B	3 0	0 0	3 0	1 0	0 0	0 0	0 0
Norm Siebern, L (1, 7) OBP: 0.355, SLG: 0.456		K		3-1			F9		4-3	4	0	0	0	0	1	4
Tony Kubek, L (1, 6) OBP: 0.242, SLG: 0.273		F5			G3		G4-6-3 1-2f			3	0	0	0	0	0	2
Bobby Richardson, R (1, 4) OBP: 0.275, SLG: 0.327			F6		5-3			SH1-4 2B		3	0	1	0	0	0	0
Duke Maas, R (1, 1)			K		K			SH1-4 2-3		2	0	0	0	0	2	0
Inning Stats	R: 0 H: 0 E: 0 LOB: 0 K: 2 BB: 0 S: 7 P: 7	R: 0 H: 0 E: 0 LOB: 1 K: 2 BB: 0 S: 8 P: 8	R: 0 H: 0 E: 0 LOB: 0 K: 1 BB: 0 S: 5 P: 5	R: 1 H: 1 E: 0 LOB: 1 K: 1 BB: 1 S: 6 P: 10	R: 0 H: 0 E: 0 LOB: 0 K: 1 BB: 0 S: 5 P: 5	R: 1 H: 1 E: 0 LOB: 0 K: 0 BB: 0 S: 4 P: 4	R: 0 H: 1 E: 0 LOB: 0 K: 0 BB: 0 S: 3 P: 3	R: 0 H: 1 E: 0 LOB: 1 K: 1 BB: 0 S: 6 P: 6	R: 0 H: 1 E: 0 LOB: 1 K: 0 BB: 0 S: 4 P: 4	1B: 4 SF: 1 2B: 1 SAC: 2 3B: 0 DP: 2 HR: 0 HBP: 0						

PITCHER	IP	WLS	BF	H	R	ER	SO	BB	IBB	HBP	BLK	WP	HR	S	P	ERA	WHIP
Hoyt Wilhelm, R (1, 1) ERA: 1.59	9.0	W	33	5	2	1	8	1	0	0	0	0	0	48	52	1.00	0.667

PITCHER	IP	WLS	BF	H	R	ER	SO	BB	IBB	HBP	BLK	WP	HR	S	P	ERA	WHIP

BOTTOM

Baltimore Orioles @ New York Yankees

Yankee Stadium, Bronx, NY

Sun Apr 26 1959, 3:38 AM EDT
Att. 27,991 - Unknown

livebaseballscorecards.com

AB	29
R	2
H	5
RBI	2
BB	1
SO	8
LOB	11

WP: 0 PA: 33
PB: 4
SB: 1
CS: 0

Batter	1	2	3	4	5	6	7	8	9	AB	R	H	RBI	BB	SO	LOB
Hank Bauer, R (1, 9) OBP: 0.385, SLG: 0.500	S S S 0-3 ① K2-3		x 0-0 ② F8		x 0-0 HR	x 0-0 ③ G3			x 0-0 G3-6-3 1B	5	1	2	1	0	1	3
Norm Siebern, L (1, 7) OBP: 0.343, SLG: 0.452	x 0-0 HR 2B		x 0-0 ③ F6		x 0-0 ② 4-3		x 0-0 ① F2		x 0-0 ②③ G3-6-3 1-2f	5	1	1	0	0	0	1
Mickey Mantle, S (1, 8) OBP: 0.368, SLG: 0.483	x 0-0 2-H HR			x 0-0 1B S E 1B	B B B 4-0 BB		x 0-0 ② F8			3	2	2	2	1	0	0
Bill Skowron, R (1, 3) OBP: 0.410, SLG: 0.722	B B B B 4-0 G6-3 BB			B B B 4-0 E 1B 1-2 FC6-2-5 BB	x 0-0 ③ 6-3		x 0-0 HR			2	1	1	1	2	0	1
Yogi Berra, L (1, 2) OBP: 0.286, SLG: 0.167	x 0-0 ②③ G6-3 1-2f			x 0-0 FC6-2-5 E 1-2 2-3 1B		x 0-0 ① F8	x 0-0 ③ F7			4	0	1	0	0	0	1
Gil McDougald, R (1, 4) OBP: 0.429, SLG: 0.348		x 0-0 ① F8		x 0-0 ① F3 1-2 2-3 3-H		x 0-0 BB 1-3 1B		B B B B 4-0 CS BB		3	0	1	0	1	0	2
Andy Carey, R (1, 5) OBP: 0.321, SLG: 0.327		x 0-0 ② 5-3		x 0-0 ② FC6-2-5 FC6-4 2-3 3-H		x 0-0 ② 1-3 1-2		x 0-0 ① F8		4	0	0	0	0	0	4
Bobby Richardson, R (1, 6) OBP: 0.273, SLG: 0.308		x 0-0 ③ F4		x 0-0 ③ FC6-4 1-2f		I I I I 4-0 BB IBB		x 0-0 ② F6		3	0	0	0	1	0	3
Bob Turley, R (1, 1) OBP: 0.182, SLG: 0.100			x 0-0 ① F7		x 0-0 ① F2	B B B 4-0 1-2 2-3 BB		0-0 ③ CS 1-2	x 0-0 ① F3	3	0	0	0	1	0	0
Inning Stats	R: 2 H: 2 E: 0 LOB: 0 K: 1 BB: 1 S: 6 P: 10	R: 0 H: 0 E: 0 LOB: 0 K: 0 BB: 0 S: 3 P: 3	R: 0 H: 0 E: 0 LOB: 0 K: 0 BB: 0 S: 3 P: 3	R: 1 H: 2 E: 1 LOB: 2 K: 0 BB: 1 S: 5 P: 9	R: 1 H: 1 E: 0 LOB: 1 K: 0 BB: 1 S: 4 P: 8	R: 0 H: 1 E: 0 LOB: 3 K: 0 BB: 2 S: 4 P: 12	R: 1 H: 1 E: 0 LOB: 0 K: 0 BB: 0 S: 4 P: 4	R: 0 H: 0 E: 0 LOB: 0 K: 0 BB: 1 S: 2 P: 6	R: 0 H: 1 E: 0 LOB: 0 K: 0 BB: 0 S: 3 P: 3	1B: 4 SF: 0 2B: 1 SAC: 0 3B: 0 DP: 2 HR: 3 HBP: 0						

TOP

New York Yankees @ Chicago White Sox

Comiskey Park, Chicago, IL

Wed Apr 29 1959, 4:33 AM EDT

Att. 9,952 - Unknown

livebaseballscorecards.com

AB	32
R	5
H	8
RBI	4
BB	6
SO	1
LOB	15

WP: 0 PA: 39
PB: 0
SB: 1
CS: 1

PITCHER		IP	WLS	BF	H	R	ER	SO	BB	IBB	HBP	BLK	WP	HR	S	P	ERA	WHIP
Ray Moore, R ERA: 5.4	(1, 1)	5.0	L	22	5	4	3	1	3	0	0	0	0	2	21	33	5.40	1.600
Bob Shaw, R ERA: 1.04	(6, 1)	1.0		6	1	0	0	0	1	1	0	0	0	0	4	12	0.00	2.000
Turk Lown, R ERA: 2.45	(7, 1)	2.0		7	1	1	1	0	1	0	0	0	0	1	6	10	4.50	1.000
Gerry Staley, R ERA: 0.66	(9, 1)	1.0		3	1	0	0	0	0	0	0	0	0	0	3	3	0.00	1.000

PITCHER	IP	WLS	BF	H	R	ER	SO	BB	IBB	HBP	BLK	WP	HR	S	P	ERA	WHIP

Batter	1	2	3	4	5	6	7	8	9	AB	R	H	RBI	BB	SO	LOB
Luis Aparicio, R (1, 6) OBP: 0.385, SLG: 0.456	S S S 0-3 ① K		B B B B 4-0 1B 1B BB		x 0-0 1B 1-2 1B	x 0-0 ③ 1-3		x 0-0 ③ F3		4	1	1	0	1	1	4
Nellie Fox, L (1, 4) OBP: 0.458, SLG: 0.537	x 0-0 G5-4-3 1B		x 0-0 1B 1-3 1B		x 0-0 1-3 2-H 1B		x 0-0 G4-6-3 2B		x 0-0 ① F5	5	0	4	1	0	0	0
Jim Landis, R (1, 8) OBP: 0.343, SLG: 0.322	x 0-0 ② ③ G5-4-3 1-2f		x 0-0 FC6-4 1-3 3-H 1B		B B B B 4-0 BB		x 0-0 E6 G4-6-3		x 0-0 ② 1-3	4	0	1	1	1	0	2
Sherm Lollar, R (1, 2) OBP: 0.328, SLG: 0.426		B B B B 4-0 BB	x 0-0 ③ FC6-4 1-2f		x 0-0 ② F7		x 0-0 ① ② G4-6-3 1-2f 2-3		S S S 0-3 ③ K	4	0	0	0	1	1	7
Norm Cash, L (1, 3) OBP: 0.325, SLG: 0.364		x 0-0 ① F8		x 0-0 ① L3	x 0-0 ③ 2-3		x 0-0 ③ F6			4	0	0	0	0	0	5
Al Smith, R (1, 9) OBP: 0.271, SLG: 0.176		x 0-0 ② F8		x 0-0 ② F4		B B B B 4-0 SH2-4 E BB		x 0-0 ① 5-3		3	0	0	0	1	0	1
Jim Rivera, L (1, 7) OBP: 0.409, SLG: 0.650		x 0-0 ③ F8		x 0-0 ③ F4		x 0-0 E6 SH2-4 1-2		x 0-0 2B 1B		4	0	1	0	0	0	2
Bubba Phillips, R (1, 5) OBP: 0.260, SLG: 0.283			x 0-0 ① F5		x 0-0 ① F5	x 0-0 ① SH2-4 1-2 2-3		x 0-0 1-3 2B		3	0	1	0	0	0	0
Ray Moore, R (1, 1) Ron Jackson, R (5, PH) OBP: 0.500, SLG: 0.500 Bob Shaw, R (6, 1) OBP: 0.333, SLG: 0.200 Lou Skizas, R (6, PH) Turk Lown, R (7, 1) Ray Boone, R (8, PH) OBP: 0.417, SLG: 0.400 Gerry Staley, R (9, 1)			S S S 0-3 ② K		x 0-0 1B 1B 1B	x 0-0 ② F5		S S S 0-3 ② K		1 1 0 1 0 1 0	0 1 0 0 0 0 0	0 1 0 0 0 1 0	0 0 0 0 0 0 0	1 0 0 0 0 1 0	0 0 0 2 0 2 0	0 2 0 0 0 2 0
Inning Stats	R: 0 E: 0 K: 1 S: 5 H: 1 LOB: 0 BB: 0 P: 5	R: 0 E: 0 K: 0 S: 3 H: 0 LOB: 1 BB: 1 P: 7	R: 1 E: 0 K: 1 S: 7 H: 2 LOB: 2 BB: 1 P: 11	R: 0 E: 0 K: 0 S: 3 H: 0 LOB: 0 BB: 0 P: 3	R: 1 E: 0 K: 0 S: 6 H: 3 LOB: 3 BB: 1 P: 10	R: 0 E: 1 K: 0 S: 4 H: 0 LOB: 2 BB: 1 P: 8	R: 0 E: 1 K: 0 S: 4 H: 1 LOB: 1 BB: 0 P: 4	R: 0 E: 0 K: 1 S: 7 H: 2 LOB: 2 BB: 0 P: 7	R: 0 E: 0 K: 1 S: 5 H: 0 LOB: 0 BB: 0 P: 5	1B: 7 2B: 2 3B: 0 HR: 0	SF: 0 SAC: 1 DP: 2 HBP: 0						

PITCHER	IP	WLS	BF	H	R	ER	SO	BB	IBB	HBP	BLK	WP	HR	S	P	ERA	WHIP
Bob Turley, R (1, 1) ERA: 2.56	9.0	W	40	9	2	2	4	4	0	0	0	0	0	44	60	2.00	1.444

PITCHER	IP	WLS	BF	H	R	ER	SO	BB	IBB	HBP	BLK	WP	HR	S	P	ERA	WHIP

BOTTOM

New York Yankees @ Chicago White Sox

Comiskey Park, Chicago, IL

Wed Apr 29 1959, 4:33 AM EDT

Att. 9,952 - Unknown

livebaseballscorecards.com

AB	35
R	2
H	9
RBI	2
BB	4
SO	4
LOB	25

1B: 7	SF: 0	WP: 0	PA: 40
2B: 2	SAC: 1	PB: 0	
3B: 0	DP: 2	SB: 0	
HR: 0	HBP: 0	CS: 0	

Batter	1	2	3	4	5	6	7	8	9	10	11	AB	R	H	RBI	BB	SO	LOB
Hank Bauer, R (1, 9) OBP: 0.357, SLG: 0.459	F6		F6		L6		F2			K		5	0	0	0	0	1	2
Gil McDougald, R (1, 4) OBP: 0.424, SLG: 0.357	FC3-6 1B		1-3 1-2 2B 1B		F8			K		5-3		5	1	2	0	0	1	1
Tony Kubek, L (1, 8) OBP: 0.211, SLG: 0.237	FC3-6 1-2f		1-3 1-2 2-3		FC5-4 1-2f			E3 F9 1B		F8		5	0	0	0	0	0	4
Bill Skowron, R (1, 3) OBP: 0.409, SLG: 0.712	5-3		2-H 3-H 2B			1-3		FC5-4 1-2 1B			F9	5	0	2	2	0	0	1
Elston Howard, R (1, 7) OBP: 0.357, SLG: 0.475		F8	1-3			G6-4-3 BB		F9 2-3			1B 1B	4	0	1	0	1	0	3
Andy Carey, R (1, 5) OBP: 0.310, SLG: 0.315		F3		F6		G6-4-3 1-2f		FC5-4 1-2f			1-2 1B	5	0	1	0	0	0	3
Yogi Berra, L (1, 2) OBP: 0.300, SLG: 0.229		1B		1-3			SH1-4 WP 2B		L9		F7	5	1	2	0	0	0	2
Bobby Richardson, R (1, 6) OBP: 0.259, SLG: 0.291 Norm Siebern, L (11, PH) OBP: 0.338, SLG: 0.444 Jerry Lumpe, L (11, 6) OBP: 0.333, SLG: 0.250		K		F4			SH1-4 2-3		F7		F8	3 1 0	0 0 0	0 0 0	0 0 0	0 0 0	1 0 0	1 2 0
Whitey Ford, L (1, 1) OBP: 0.500, SLG: 0.375 Enos Slaughter, L (7, PH) OBP: 0.333, SLG: 0.833 Ryne Duren, R (7, 1)			1-3 1B 2B BB		FC5-4 1B		K 3-H		F2			1 1 1	1 0 0	1 0 0	0 0 0	1 0 0	0 1 0	0 0 0
Inning Stats	R: 0 E: 0 K: 0 S: 4 H: 1 LOB: 1 BB: 0 P: 4	R: 0 E: 0 K: 1 S: 6 H: 1 LOB: 1 BB: 0 P: 6	R: 2 E: 0 K: 0 S: 5 H: 2 LOB: 1 BB: 1 P: 9	R: 0 E: 0 K: 0 S: 3 H: 0 LOB: 0 BB: 0 P: 3	R: 0 E: 0 K: 0 S: 4 H: 1 LOB: 1 BB: 0 P: 4	R: 0 E: 0 K: 0 S: 2 H: 0 LOB: 0 BB: 1 P: 6	R: 1 E: 0 K: 1 S: 6 H: 1 LOB: 0 BB: 0 P: 6	R: 0 E: 1 K: 1 S: 7 H: 1 LOB: 2 BB: 0 P: 7	R: 0 E: 0 K: 0 S: 3 H: 0 LOB: 0 BB: 0 P: 3	R: 0 E: 0 K: 1 S: 5 H: 0 LOB: 0 BB: 0 P: 5	R: 0 E: 0 K: 0 S: 5 H: 2 LOB: 2 BB: 0 P: 5	1B: 7 2B: 2 3B: 0 HR: 0 SF: 0 SAC: 1 DP: 1 HBP: 0						

PITCHER	IP	WLS	BF	H	R	ER	SO	BB	IBB	HBP	BLK	WP	HR	S	P	ERA	WHIP
Billy Pierce, L (1, 1) ERA: 3.0	11.0	W	44	9	3	3	4	2	0	0	0	1	0	50	58	2.46	1.000

PITCHER	IP	WLS	BF	H	R	ER	SO	BB	IBB	HBP	BLK	WP	HR	S	P	ERA	WHIP

New York Yankees @ Chicago White Sox

Comiskey Park, Chicago, IL

Thu Apr 30 1959, 8:05 PM EDT

Att. 26,944 - Unknown

TOP

livebaseballscorecards.com

AB	41
R	3
H	9
RBI	2
BB	2
SO	4
LOB	19

WP: 1 PB: 0 SB: 0 CS: 0

PA: 44

Batter	1	2	3	4	5	6	7	8	9	10	11	AB	R	H	RBI	BB	SO	LOB
Luis Aparicio, R (1, 6) OBP: 0.394, SLG: 0.460	0-0 1B 4-3 1B		0-0 E 1B 1B		0-0 ① F7	0-0 BB 1-2 2-H 1B		0-0 ③ F8		0-0 ③ F4		6	1	3	1	0	0	2
Nellie Fox, L (1, 4) OBP: 0.474, SLG: 0.535	0-0 ① 4-3 1-2		0-0 E7 1-H 8-2 1B		0-0 ② G3	B B B 4-0 1-2 2-3 BB			0-0 BB 1B		B B B 4-0 6-3 SH1-4 1B BB	4	1	2	0	2	0	1
Jim Landis, R (1, 8) OBP: 0.347, SLG: 0.306	H 1-0 1B HBP		0-0 ① ② 8-2 3-Hf		B B B 4-0 BB	S S S 0-3 ③ K			S S S 0-3 ① K		0-0 ① SH1-4 1-2	3	0	0	0	1	2	5
Ray Boone, R (1, 3) OBP: 0.400, SLG: 0.381	0-0 1-2 2-3 1B		0-0 1B		0-0 ③ 6-3		S S S 0-3 ① K		S S S 0-3 ② K		0-0 ② 6-3 2-3	6	0	2	0	0	2	3
Sherm Lollar, R (1, 2) OBP: 0.343, SLG: 0.466	S S S 0-3 ② K		0-0 ③ F5			0-0 HR	0-0 ② 6-3		B B B 4-0 1-2 BB		I I I 4-0 1B BB IBB	4	1	1	1	2	1	4
Lou Skizas, R (1, 7) OBP: 0.250, SLG: 0.077 Jim Rivera, L (8, 7) OBP: 0.391, SLG: 0.619 Sammy Esposito, R (11, 5) OBP: 0.333, SLG: 0.200 Billy Goodman, L (11, PH) OBP: 0.526, SLG: 0.429	0-0 ③ 6-3			0-0 G5-4-3 1B		0-0 ① 5-3	0-0 ③ 6-3		S S S 0-3 ③ K		B B B 4-0 1-2 1B BB	4 1 0 0	0 0 0 0	1 0 0 0	0 0 0 1	0 1 0 0	0 2 0 0	3 2 0 0
Al Smith, R (1, 9) OBP: 0.277, SLG: 0.179		S S S 0-3 ① K		0-0 ① ② G5-4-3 1-2f		0-0 ② 5-3		B B B 4-0 S BB		S S S 0-3 ① K	0-0 1-2 2-3 3-H 1B	5	0	1	1	2	1	
Bubba Phillips, R (1, 5) OBP: 0.273, SLG: 0.294 (11, 7)		0-0 ② G3		0-0 E5 1B		0-0 1B 1B 1B		0-0 ① B3 1-2		0-0 ② F7		5	1	2	0	0	0	1
Billy Pierce, L (1, 1) OBP: 0.462, SLG: 0.636		0-0 ③ F8		0-0 ③ 2-3		0-0 BB 1B 1-2 1B		S S S 0-3 ② K		B B B 4-0 BB		4	0	1	0	1	1	2
Inning Stats	R: 0 H: 2 E: 0 LOB: 3 K: 1 BB: 0 S: 7 P: 8	R: 0 H: 0 E: 0 LOB: 0 K: 1 BB: 0 S: 5 P: 5	R: 1 H: 3 E: 1 LOB: 1 K: 0 BB: 0 S: 5 P: 5	R: 0 H: 2 E: 1 LOB: 1 K: 0 BB: 0 S: 4 P: 4	R: 0 H: 0 E: 0 LOB: 1 K: 0 BB: 1 S: 3 P: 7	R: 2 H: 4 E: 0 LOB: 3 K: 1 BB: 1 S: 9 P: 13	R: 0 H: 0 E: 0 LOB: 0 K: 1 BB: 0 S: 5 P: 5	R: 0 H: 0 E: 0 LOB: 1 K: 1 BB: 1 S: 5 P: 9	R: 0 H: 1 E: 0 LOB: 2 K: 3 BB: 1 S: 10 P: 14	R: 0 H: 0 E: 0 LOB: 1 K: 1 BB: 1 S: 5 P: 9	R: 1 H: 1 E: 0 LOB: 3 K: 0 BB: 3 S: 3 P: 15	1B: 12 SF: 0 2B: 1 SAC: 1 3B: 0 DP: 2 HR: 1 HBP: 1						

PITCHER		IP	WLS	BF	H	R	ER	SO	BB	IBB	HBP	BLK	WP	HR	S	P	ERA	WHIP
Whitey Ford, L ERA: 1.86	(1, 1)	6.0		30	11	3	3	3	2	0	1	0	0	1	33	42	4.50	2.167
Ryne Duren, R ERA: 2.92	(7, 1)	4.2	L	22	2	1	1	6	5	1	0	0	0	0	28	52	1.93	1.500

PITCHER	IP	WLS	BF	H	R	ER	SO	BB	IBB	HBP	BLK	WP	HR	S	P	ERA	WHIP

BOTTOM

New York Yankees @ Chicago White Sox

Comiskey Park, Chicago, IL

Thu Apr 30 1959, 8:05 PM EDT

Att. 26,944 - Unknown

livebaseballscorecards.com

AB	42
R	4
H	13
RBI	3
BB	8
SO	9
LOB	24

WP: 0 PA: 52
PB: 0
SB: 1
CS: 0

Batter	1	2	3	4	5	6	7	8	9	10	AB	R	H	RBI	BB	SO	LOB
Tony Kubek, L (1, 8) OBP: 0.233, SLG: 0.256	F8		1B			F9		1-3		1-2 2-H 1B	5	0	2	1	0	0	0
Mary Throneberry, L (1, 9) OBP: 0.182, SLG: 0.100 Bobby Shantz, R (10, 1) Zach Monroe, R (10, 1)	K		K			4-3			F9	K	5	0	0	0	0	3	3
											0	0	0	0	0	0	0
											0	0	0	0	0	0	0
Gil McDougald, R (1, 4) OBP: 0.405, SLG: 0.344	E6 BB		K			FC6-4 1B			5-3		4	0	1	0	0	1	1
Bill Skowron, R (1, 3) OBP: 0.414, SLG: 0.710	1-2 BB			5-3		FC6-4 1-2f			1B 2B		3	1	1	0	1	0	1
Yogi Berra, L (1, 2) OBP: 0.295, SLG: 0.231	3-1			P4			F8		2-H 1B		4	0	1	1	0	0	2
Elston Howard, R (1, 7) OBP: 0.326, SLG: 0.432		4-3		F8			6-3			4-3	4	0	0	0	0	0	0
Jerry Lumpe, L (1, 6) OBP: 0.308, SLG: 0.250		G1-4-3 1B			5-3		4-3			G1	4	0	1	0	0	0	0
Andy Carey, R (1, 5) OBP: 0.300, SLG: 0.304 Enos Slaughter, L (8, PH) OBP: 0.286, SLG: 0.714 Bobby Richardson, R (8, 5) OBP: 0.271, SLG: 0.304		G1-4-3 1-2f			5-3			3-1		BB 1B 1B	2	0	0	0	0	0	1
											1	0	0	0	0	0	0
											1	1	1	0	0	0	0
Art Ditmar, R (1, 1) OBP: 0.286, SLG: 0.286 Norm Siebern, L (8, PH) OBP: 0.333, SLG: 0.438 Johnny Kucks, R (8, 1) Hank Bauer, R (10, PH) OBP: 0.366, SLG: 0.459 (10, 9)			5-3		F9			K2-3		1B BB 1-2	2	0	0	0	0	0	0
											1	0	0	0	0	1	0
											0	0	0	0	0	0	0
											0	0	0	0	1	0	0
Inning Stats	R: 0 E: 1 K: 1 S: 6 H: 0 LOB: 2 BB: 1 P: 10	R: 0 E: 0 K: 0 S: 3 H: 1 LOB: 0 BB: 0 P: 3	R: 0 E: 0 K: 2 S: 8 H: 1 LOB: 1 BB: 0 P: 8	R: 0 E: 0 K: 0 S: 3 H: 0 LOB: 0 BB: 0 P: 3	R: 0 E: 0 K: 0 S: 3 H: 0 LOB: 0 BB: 0 P: 3	R: 0 E: 0 K: 0 S: 4 H: 1 LOB: 1 BB: 0 P: 4	R: 0 E: 0 K: 0 S: 3 H: 0 LOB: 0 BB: 0 P: 3	R: 0 E: 0 K: 1 S: 5 H: 0 LOB: 0 BB: 0 P: 5	R: 1 E: 0 K: 0 S: 4 H: 2 LOB: 1 BB: 0 P: 4	R: 1 E: 0 K: 1 S: 7 H: 2 LOB: 2 BB: 1 P: 11							

PITCHER	IP	WLS	BF	H	R	ER	SO	BB	IBB	HBP	BLK	WP	HR	S	P	ERA	WHIP
Cal McLish, R (1, 1) ERA: 1.5	10.0	W	38	7	2	2	5	2	0	0	0	0	0	46	54	1.80	0.900

PITCHER	IP	WLS	BF	H	R	ER	SO	BB	IBB	HBP	BLK	WP	HR	S	P	ERA	WHIP

TOP

New York Yankees @ Cleveland Indians

Cleveland Municipal Stadium, Cleveland, OH

Fri May 01 1959, 7:05 PM EDT

Att. 36,682 - Unknown

livebaseballscorecards.com

AB	36
R	2
H	7
RBI	2
BB	2
SO	5
LOB	8

1B: 6 SF: 0 WP: 0 PA: 38
2B: 1 SAC: 0 PB: 0
3B: 0 DP: 1 SB: 0
HR: 0 HBP: 0 CS: 0

Batter	1	2	3	4	5	6	7	8	9	10	AB	R	H	RBI	BB	SO	LOB
Jim Piersall, R (1, 8) OBP: 0.298, SLG: 0.308	F7			F7		1-6-3			BBBB 4-0 G4-6-3 BB		3	0	0	0	1	0	0
Vic Power, R (1, 3) OBP: 0.456, SLG: 0.645	6-3			5-3			1-3		0-0 G4-6-3 1-2f		4	0	0	0	0	0	1
Minnie Minoso, R (1, 7) OBP: 0.324, SLG: 0.429	F8			F5			6-3			0-0 FC1-5 BB 1B	4	0	1	0	0	0	0
Rocky Colavito, R (1, 9) OBP: 0.382, SLG: 0.533		5-3			HR		SSS 0-3 K			BBBB 4-0 FC6-4 FC1-5 1-2 HR BB	3	2	1	1	1	1	0
Russ Nixon, L (1, 2) OBP: 0.297, SLG: 0.281 Carroll Hardy, R (10, PH) OBP: 0.200, SLG: 0.143		F7			L9			B3-6 WP 1B		0-0 FC1-5 FC6-4 1-2 2-3f	3 1	0 0	1 0	0 0	0 0	0 0	0 2
Billy Martin, R (1, 4) OBP: 0.230, SLG: 0.333		1-3			F6			B3-6 1-3f		0-0 FC6-4 HR 1-2f 2-3	4	1	0	0	0	0	3
George Strickland, R (1, 6) OBP: 0.419, SLG: 0.604 Tito Francona, L (10, PH) OBP: 0.600, SLG: 1.500	6-3				F2			2B		0-0 HR 1-H 3-H	3 1	0 1	1 1	0 3	0 0	0 0	0 0
Gene Leek, R (1, 5) OBP: 0.222, SLG: 0.412		P4				4-3		SSS 0-3 K			3	0	0	0	0	1	1
Cal McLish, S (1, 1) OBP: 0.167, SLG: 0.182		L9				6-3			F7		3	0	0	0	0	0	0
Inning Stats	R: 0 E: 0 K: 0 S: 3 H: 0 LOB: 0 BB: 0 P: 3	R: 0 E: 0 K: 0 S: 3 H: 0 LOB: 0 BB: 0 P: 3	R: 0 E: 0 K: 0 S: 3 H: 0 LOB: 0 BB: 0 P: 3	R: 0 E: 0 K: 0 S: 3 H: 0 LOB: 0 BB: 0 P: 3	R: 1 E: 0 K: 0 S: 4 H: 1 LOB: 0 BB: 0 P: 4	R: 0 E: 0 K: 0 S: 3 H: 0 LOB: 0 BB: 0 P: 3	R: 0 E: 0 K: 1 S: 5 H: 0 LOB: 0 BB: 0 P: 5	R: 0 E: 0 K: 1 S: 6 H: 2 LOB: 1 BB: 0 P: 6	R: 0 E: 0 K: 0 S: 2 H: 0 LOB: 0 BB: 1 P: 6	R: 3 E: 0 K: 0 S: 4 H: 2 LOB: 0 BB: 1 P: 8	1B: 2 2B: 2 3B: 0 HR: 2	SF: 0 SAC: 0 DP: 2 HBP: 0	WP: 1 PB: 0 SB: 0 CS: 0	PA: 34			

PITCHER		IP	WLS	BF	H	R	ER	SO	BB	IBB	HBP	BLK	WP	HR	S	P	ERA	WHIP
Art Ditmar, R ERA: 2.95	(1, 1)	7.0		22	1	1	1	1	0	0	0	0	0	1	24	24	1.29	0.143
Johnny Kucks, R ERA: 6.0	(8, 1)	2.0		7	2	0	0	1	1	0	0	0	1	0	8	12	0.00	1.500
Bobby Shantz, L ERA: 3.86	(10, 1)	0.1	L	3	1	2	2	0	1	0	0	0	0	0	2	6	54.00	6.000
Zach Monroe, R ERA: 6.75	(10, 1)	0.1		2	1	1	1	0	0	0	0	0	0	1	2	2	27.00	3.000

PITCHER	IP	WLS	BF	H	R	ER	SO	BB	IBB	HBP	BLK	WP	HR	S	P	ERA	WHIP

New York Yankees @ Cleveland Indians

Cleveland Municipal Stadium, Cleveland, OH

Fri May 01 1959, 7:05 PM EDT

Att. 36,682 - Unknown

livebaseballscorecards.com

BOTTOM

AB	32
R	4
H	5
RBI	4
BB	2
SO	2
LOB	7

New York Yankees @ Cleveland Indians

Cleveland Municipal Stadium, Cleveland, OH

Sat May 02 1959, 3:33 AM EDT

Att. 14,484 - Unknown

TOP

livebaseballscorecards.com

Batter	1	2	3	4	5	6	7	8	9	AB	R	H	RBI	BB	SO	LOB
Bobby Richardson, R (1, 6) OBP: 0.254, SLG: 0.283	6-3		K		1-3		F9			4	0	0	0	0	1	0
Hank Bauer, R (1, 9) OBP: 0.360, SLG: 0.438	FC5-4 BB		6-3		6-3		F5			3	0	0	0	1	0	0
Gil McDougald, R (1, 4) OBP: 0.415, SLG: 0.343	FC5-4 1-2f			4-3 WP 1B 1B	FC4 BB		F9			3	1	1	0	1	0	1
Bill Skowron, R (1, 3) OBP: 0.392, SLG: 0.667	K			4-3 1-3	FC4 1-2f			F3		4	0	0	0	0	1	3
Yogi Berra, L (1, 2) OBP: 0.292, SLG: 0.233		K		WP 1B 1B 3-H		4-3		K		4	0	1	1	0	2	0
Elston Howard, R (1, 7) OBP: 0.360, SLG: 0.458		1B		WP 1-2 1B		F9 WP 1B 1B		K		4	1	3	0	0	1	0
Clete Boyer, R (1, 5)		K		K		F9 1-3			F9	4	0	0	0	0	2	4
Tony Kubek, L (1, 8) OBP: 0.261, SLG: 0.267 Don Larsen, R (9, PH) OBP: 0.500, SLG: 0.333		K		BB 1-2 2-3		1B 3-H		K	K	2 1	0 0	1 0	1 0	1 0	1 1	1 0
Tom Sturdivant, L (1, 1) Jim Coates, R (8, 1) Enos Slaughter, L (9, PH) OBP: 0.250, SLG: 0.625			K	K		K			K	3 0 1	0 0 0	0 0 0	0 0 0	0 0 0	3 0 1	4 0 0
Inning Stats	R: 0 E: 0 K: 1 S: 5 H: 0 LOB: 1 BB: 1 P: 9	R: 0 E: 0 K: 3 S: 10 H: 1 LOB: 1 BB: 0 P: 10	R: 0 E: 0 K: 2 S: 7 H: 0 LOB: 0 BB: 0 P: 7	R: 1 E: 0 K: 2 S: 10 H: 3 LOB: 3 BB: 1 P: 14	R: 0 E: 0 K: 0 S: 3 H: 0 LOB: 1 BB: 1 P: 7	R: 1 E: 0 K: 1 S: 7 H: 2 LOB: 1 BB: 0 P: 7	R: 0 E: 0 K: 0 S: 3 H: 0 LOB: 0 BB: 0 P: 3	R: 0 E: 0 K: 2 S: 7 H: 0 LOB: 0 BB: 0 P: 7	R: 0 E: 0 K: 2 S: 7 H: 0 LOB: 0 BB: 0 P: 7	1B: 6 2B: 0 3B: 0 HR: 0	SF: 0 SAC: 0 DP: 0 HBP: 0					

	AB	33
	R	2
	H	6
	RBI	2
	BB	3
	SO	13
	LOB	13

	WP: 3	PA: 36
	PB: 0	
	SB: 0	
	CS: 0	

PITCHER	IP	WLS	BF	H	R	ER	SO	BB	IBB	HBP	BLK	WP	HR	S	P	ERA	WHIP
Herb Score, L (1, 1) ERA: 2.97	9.0	W	36	6	2	2	13	3	0	0	0	3	0	59	71	2.00	1.000

PITCHER	IP	WLS	BF	H	R	ER	SO	BB	IBB	HBP	BLK	WP	HR	S	P	ERA	WHIP

Batter	1	2	3	4	5	6	7	8	9	AB	R	H	RBI	BB	SO	LOB
Jim Piersall, R (1, 8) OBP: 0.279, SLG: 0.286	1-3		E6 HR		F3		L9			4	1	0	0	0	0	0
Vic Power, R (1, 3) OBP: 0.444, SLG: 0.667	F7		1-H HR			6-3	K			4	1	1	2	0	1	0
Minnie Minoso, R (1, 7) OBP: 0.306, SLG: 0.403	F8		K			F7		K		4	0	0	0	0	2	0
Rocky Colavito, R (1, 9) OBP: 0.389, SLG: 0.571		BBBB FC5-4 1B BB	6-3			HR		P3		3	1	1	1	1	0	0
Russ Nixon, L (1, 2) OBP: 0.293, SLG: 0.278		SSS K		4-3		1B		F7		4	0	1	0	0	1	1
Randy Jackson, R (1, 5) OBP: 0.250, SLG: 0.250		1-2 FC5-4 1B		SSS K		F3				3	0	1	0	0	1	1
Woodie Held, R (7, 5) OBP: 0.348, SLG: 0.641										0	0	0	0	0	0	0
George Strickland, R (1, 6) OBP: 0.431, SLG: 0.600		1-2f 2-3 FC5-4		BBBB CS BB			HR 1B			2	1	1	0	1	0	2
Billy Martin, R (1, 4) OBP: 0.234, SLG: 0.383		F7		CS 1-2	F6		1-H HR			3	1	1	2	0	0	2
Herb Score, L (1, 1) OBP: 0.200, SLG: 0.200			SSS K		3-1		SSS K			3	0	0	0	0	2	0
Inning Stats	R: 0 E: 0 K: 0 S: 3 H: 0 LOB: 0 BB: 0 P: 3	R: 0 E: 0 K: 1 S: 6 H: 1 LOB: 2 BB: 1 P: 10	R: 2 E: 1 K: 2 S: 9 H: 1 LOB: 0 BB: 0 P: 9	R: 0 E: 0 K: 1 S: 4 H: 0 LOB: 0 BB: 1 P: 8	R: 0 E: 0 K: 0 S: 3 H: 0 LOB: 0 BB: 0 P: 3	R: 1 E: 0 K: 0 S: 5 H: 2 LOB: 1 BB: 0 P: 5	R: 2 E: 0 K: 2 S: 9 H: 2 LOB: 0 BB: 0 P: 9	R: 0 E: 0 K: 1 S: 5 H: 0 LOB: 0 BB: 0 P: 5		1B: 3 2B: 0 3B: 0 HR: 3	SF: 0 SAC: 0 DP: 0 HBP: 0					

PITCHER		IP	WLS	BF	H	R	ER	SO	BB	IBB	HBP	BLK	WP	HR	S	P	ERA	WHIP
Tom Sturdivant, R ERA: 3.71	(1, 1)	7.0	L	29	6	5	4	6	2	0	0	0	0	3	39	47	5.14	1.143
Jim Coates, R ERA: 3.6	(8, 1)	1.0		3	0	0	0	1	0	0	0	0	0	0	5	5	0.00	0.000

PITCHER	IP	WLS	BF	H	R	ER	SO	BB	IBB	HBP	BLK	WP	HR	S	P	ERA	WHIP

BOTTOM

New York Yankees @ Cleveland Indians

Cleveland Municipal Stadium, Cleveland, OH

Sat May 02 1959, 3:33 AM EDT

Att. 14,484 - Unknown

livebaseballscorecards.com

AB	30
R	5
H	6
RBI	5
BB	2
SO	7
LOB	6

Batter	1	2	3	4	5	6	7	8	9	AB	R	H	RBI	BB	SO	LOB
Jerry Lumpe, L (1, 5) OBP: 0.235, SLG: 0.188	4-3	6-3			4-3			4-3		4	0	0	0	0	0	1
Gil McDougald, R (1, 4) OBP: 0.378, SLG: 0.308	F4		6-3		L8			K		4	0	0	0	0	1	0
Yogi Berra, L (1, 2) OBP: 0.327, SLG: 0.277	1B		3-1			SH3-4 1B		FC6-4 1B		4	0	3	0	0	0	0
Bill Skowron, R (1, 3) OBP: 0.377, SLG: 0.638	1-3		F4			SH3-4 1-2		FC6-4 1-2f		3	0	0	0	0	0	2
Norm Siebern, L (1, 7) OBP: 0.342, SLG: 0.456		K		3-1 2B		L8			BB 1B	4	0	2	0	0	1	1
Elston Howard, R (1, 9) OBP: 0.333, SLG: 0.423		6-3		K		5-3			L8	4	0	0	0	0	1	3
Tony Kubek, L (1, 8) OBP: 0.260, SLG: 0.265		E 1B 1B		3-1 2-3			4-3		F7	4	1	1	0	0	0	2
Bobby Richardson, R (1, 6) OBP: 0.273, SLG: 0.302 Mickey Mantle, S (9, PH) OBP: 0.377, SLG: 0.483		E 1-2 1B		6-3			CS 1B		BB 1-2 BB	3 0	1 0	2 0	0 0	0 1	0 0	1 0
Bob Turley, R (1, 1) OBP: 0.167, SLG: 0.091 Don Larsen, R (3, 1) OBP: 0.400, SLG: 0.250 Enos Slaughter, L (9, PH) OBP: 0.222, SLG: 0.556		L8 1-H 2-H			6-3		L8 1-2		L8	1 2 1	0 0 0	0 0 0	0 0 0	0 0 0	0 0 0	0 1 2
Inning Stats	R: 0 E: 0 K: 0 S: 4 H: 1 LOB: 1 BB: 0 P: 4	R: 2 E: 1 K: 1 S: 8 H: 2 LOB: 1 BB: 0 P: 8	R: 0 E: 0 K: 0 S: 3 H: 0 LOB: 0 BB: 0 P: 3	R: 0 E: 0 K: 1 S: 6 H: 1 LOB: 1 BB: 0 P: 6	R: 0 E: 0 K: 0 S: 3 H: 0 LOB: 0 BB: 0 P: 3	R: 0 E: 0 K: 0 S: 4 H: 1 LOB: 1 BB: 0 P: 4	R: 0 E: 0 K: 0 S: 3 H: 1 LOB: 0 BB: 0 P: 3	R: 0 E: 0 K: 1 S: 6 H: 1 LOB: 1 BB: 0 P: 6	R: 0 E: 0 K: 0 S: 4 H: 1 LOB: 2 BB: 1 P: 8	1B: 7 2B: 1 3B: 0 HR: 0	SF: 0 SAC: 1 DP: 0 HBP: 0						

TOP

New York Yankees @ Detroit Tigers

Briggs Stadium, Detroit, MI

Sun May 03 1959, 4:33 AM EDT

Cloudy - 70 F

livebaseballscorecards.com

AB	34
R	2
H	8
RBI	0
BB	1
SO	3
LOB	13

PITCHER		IP	WLS	BF	H	R	ER	SO	BB	IBB	HBP	BLK	WP	HR	S	P	ERA	WHIP
Frank Lary, R ERA: 4.41	(1, 1)	9.0	W	36	8	2	0	3	1	0	0	0	0	0	41	45	0.00	1.000

PITCHER	IP	WLS	BF	H	R	ER	SO	BB	IBB	HBP	BLK	WP	HR	S	P	ERA	WHIP

BOTTOM

New York Yankees @ Detroit Tigers

Briggs Stadium, Detroit, MI

Sun May 03 1959, 4:33 AM EDT

Cloudy - 70 F

livebaseballscorecards.com

Batter	1	2	3	4	5	6	7	8	9	AB	R	H	RBI	BB	SO	LOB
Eddie Yost, R (1, 5) OBP: 0.402, SLG: 0.554	BBBB 4-0 BB 1B BB	x 0-0 ② F8		BBBB 4-0 BB		BBBB 4-0 G4-6-3 BB				1	1	0	0	3	0	0
Bobo Osborne, L (1, 3) OBP: 0.314, SLG: 0.310	BBBB 4-0 1B 1-2 BB	x 0-0 ③ G3		x 0-0 ② F9		x 0-0 ②③ G4-6-3 1-2f				3	0	0	0	1	0	4
Charlie Maxwell, L (1, 7) OBP: 0.259, SLG: 0.462	x 0-0 L4-3 1-3 2-H 1B		x 0-0 ① 4-3	SSS 0-3 ③ K			x 0-0 HR			4	1	2	2	0	1	2
Al Kaline, R (1, 8) OBP: 0.420, SLG: 0.553	x 0-0 ①② L4-3 1-2		x 0-0 1B 2B		SSS 0-3 ① K		x 0-0 ① L6-3			4	1	1	0	0	1	2
Larry Doby, L (1, 9) OBP: 0.346, SLG: 0.364 Johnny Groth, R (8, 9) OBP: 0.500, SLG: 0.583	BBBB 4-0 BB BB		SSS 0-3 ② K		x 0-0 ② 4-1		x 0-0 ② 4-3			3 0	0 0	0 0	0 0	1 0	1 0	1 0
Rocky Bridges, R (1, 6) OBP: 0.427, SLG: 0.385	BBB 4-0 1-2 BB		x 0-0 2-H 1B		x 0-0 1B		x 0-0 ③ 5-3			3	0	2	1	1	0	0
Lou Berberet, L (1, 2) OBP: 0.391, SLG: 0.243	x 0-0 ③ F8		x 0-0 ③ 4-3		x 0-0 ③ G3			x 0-0 ① F8		4	0	0	0	0	0	5
Frank Bolling, R (1, 4) OBP: 0.280, SLG: 0.319		x 0-0 HR		x 0-0 SH1-4 1B		x 0-0 ① F9		x 0-0 ② F8		4	1	2	1	0	0	0
Frank Lary, R (1, 1) OBP: 0.231, SLG: 0.385		SSS 0-3 ① K		x 0-0 ① SH1-4 1-2		x 0-0 3B		x 0-0 ③ F8		3	0	1	0	0	1	0
Inning Stats	R: 1 E: 0 K: 0 S: 3 H: 1 LOB: 3 BB: 4 P: 19	R: 1 E: 0 K: 1 S: 6 H: 1 LOB: 0 BB: 0 P: 6	R: 1 E: 0 K: 1 S: 7 H: 2 LOB: 1 BB: 0 P: 7	R: 0 E: 0 K: 1 S: 6 H: 1 LOB: 2 BB: 1 P: 10	R: 0 E: 0 K: 1 S: 6 H: 1 LOB: 1 BB: 0 P: 6	R: 0 E: 0 K: 0 S: 3 H: 1 LOB: 1 BB: 1 P: 7	R: 1 E: 0 K: 0 S: 4 H: 1 LOB: 0 BB: 0 P: 4	R: 0 E: 0 K: 0 S: 3 H: 0 LOB: 0 BB: 0 P: 3		1B: 4 2B: 2 3B: 1 HR: 2	SF: 0 SAC: 1 DP: 2 HBP: 0						

	AB	29
	R	4
	H	8
	RBI	4
	BB	6
	SO	4
	LOB	14

WP: 0 PB: 0 SB: 0 CS: 0 PA: 36

PITCHER		IP	WLS	BF	H	R	ER	SO	BB	IBB	HBP	BLK	WP	HR	S	P	ERA	WHIP
Bob Turley, R ERA: 3.15	(1, 1)	2.2	L	15	4	3	3	2	4	0	0	0	0	1	15	31	10.12	3.000
Don Larsen, R ERA: 3.5	(3, 1)	5.1		21	4	1	1	2	2	0	0	0	0	1	23	31	1.69	1.125

PITCHER	IP	WLS	BF	H	R	ER	SO	BB	IBB	HBP	BLK	WP	HR	S	P	ERA	WHIP

New York Yankees @ Detroit Tigers

Briggs Stadium, Detroit, MI

Sun May 03 1959, 4:38 AM EDT

Att. 43,438 - Unknown - 70 F

TOP

livebaseballscorecards.com

Batter	1	2	3	4	5	6	7	8	9	AB	R	H	RBI	BB	SO	LOB
Clete Boyer, R (1, 5) OBP: 0.100, SLG: 0.100	F9		F9		5-3		FC5-4, 2-H, 1B			4	0	1	1	0	0	0
Gil McDougald, R (1, 4) OBP: 0.367, SLG: 0.302	4-3			FC6-4, BB, WP, 1B		6-3	FC5-4, 1-2f			4	1	1	0	0	0	1
Hank Bauer, R (1, 9) OBP: 0.354, SLG: 0.418	K			FC6-4, 1-2, BB		F9		F5		3	0	0	0	1	1	0
Bill Skowron, R (1, 3) OBP: 0.383, SLG: 0.630		F9		FC6-4, WP, 1-2f, 2-3		E, 1B		G5-4-3, 1B		4	0	2	0	0	0	2
Elston Howard, R (1, 2) OBP: 0.310, SLG: 0.393		5-3		5-3, 1-2, 3-H		E5, 1-2		G5-4-3, 1-2f		4	0	0	0	0	0	3
Norm Siebern, L (1, 7) (4, 8) OBP: 0.338, SLG: 0.444		1B		E4		K			K	4	0	1	0	0	2	3
Tony Kubek, L (1, 8) OBP: 0.255, SLG: 0.260		K		K			1-3		1B	1	0	0	0	0	1	1
Don Larsen, R (4, PH) OBP: 0.364, SLG: 0.222										1	0	0	0	0	1	2
Enos Slaughter, L (4, 7) OBP: 0.273, SLG: 0.545										2	0	1	0	0	0	0
Bobby Richardson, R (1, 6) OBP: 0.271, SLG: 0.299			L8		F2		F7		L4-6, 1-2, 1B	4	0	1	0	0	0	0
Duke Maas, R (1, 1)										0	0	0	0	0	0	0
Johnny Kucks, R (1, 1)										1	0	0	0	0	1	0
Marv Throneberry, L (5, PH) OBP: 0.167, SLG: 0.091										1	0	0	0	0	0	0
Jim Coates, R (5, 1)										0	0	0	0	0	0	0
Andy Carey, R (7, PH) OBP: 0.311, SLG: 0.333			K		L9		1B, 2B		L4-6, 1-2	1	1	1	0	0	0	0
Zach Monroe, R (7, 1)										0	0	0	0	0	0	0
Yogi Berra, L (9, PH) OBP: 0.321, SLG: 0.271										1	0	0	0	0	0	2
Inning Stats	R: 0 E: 0 K: 1 S: 5 H: 0 LOB: 0 BB: 0 P: 5	R: 0 E: 0 K: 1 S: 6 H: 1 LOB: 1 BB: 0 P: 6	R: 0 E: 0 K: 1 S: 5 H: 0 LOB: 0 BB: 0 P: 5	R: 1 E: 1 K: 1 S: 7 H: 1 LOB: 2 BB: 1 P: 11	R: 0 E: 0 K: 0 S: 3 H: 0 LOB: 0 BB: 0 P: 3	R: 0 E: 1 K: 1 S: 7 H: 1 LOB: 2 BB: 0 P: 7	R: 1 E: 0 K: 0 S: 5 H: 2 LOB: 1 BB: 0 P: 5	R: 0 E: 0 K: 0 S: 3 H: 1 LOB: 0 BB: 0 P: 3	R: 0 E: 0 K: 1 S: 6 H: 2 LOB: 1 BB: 0 P: 6	1B: 7 2B: 2 3B: 0 HR: 0	SF: 0 SAC: 0 DP: 2 HBP: 0						

	AB	35
	R	2
	H	8
	RBI	1
	BB	1
	SO	6
	LOB	14

WP: 1 PB: 0 SB: 0 CS: 0 PA: 36

PITCHER	IP	WLS	BF	H	R	ER	SO	BB	IBB	HBP	BLK	WP	HR	S	P	ERA	WHIP
Don Mossi, L (1, 1) ERA: 3.5	9.0	W	36	8	2	2	6	1	0	0	0	1	0	47	51	2.00	1.000

PITCHER	IP	WLS	BF	H	R	ER	SO	BB	IBB	HBP	BLK	WP	HR	S	P	ERA	WHIP

Batter	1	2	3	4	5	6	7	8	9	AB	R	H	RBI	BB	SO	LOB
Eddie Yost, R (1, 5) OBP: 0.402, SLG: 0.580	HR	K		FC4-6 1-2f		K		BB 1-2 2-3		4	2	1	1	1	2	1
Bobo Osborne, L (1, 3) OBP: 0.325, SLG: 0.324	HR 1B	3-1		HR 1-3 1B			3-1	4-3		5	2	2	0	0	0	3
Charlie Maxwell, L (1, 7) OBP: 0.355, SLG: 0.828	HR 1-H	BB		HR 1-H 3-H			HR			3	3	3	6	1	0	0
Al Kaline, R (1, 8) OBP: 0.400, SLG: 0.525	L5	L9		L4			L7			4	0	0	0	0	0	1
Larry Doby, L (1, 9) OBP: 0.339, SLG: 0.340 Johnny Groth, R (8, 9) OBP: 0.500, SLG: 0.583	BB 1B 1B		1-3		F6		K			3 0	1 0	0 0	0 0	1 0	1 0	0 0
Rocky Bridges, R (1, 6) OBP: 0.418, SLG: 0.377	1B 1-2 1B		L8		L3			5-3		4	0	1	0	0	0	0
Red Wilson, R (1, 2) OBP: 0.130, SLG: 0.130	1B 1-2 2-H		5-3		F8			BB BB 1B		4	0	2	1	0	0	0
Frank Bolling, R (1, 4) OBP: 0.266, SLG: 0.303	F9			6-3		6-3		F8		4	0	0	0	0	0	3
Don Mossi, L (1, 1) OBP: 0.400, SLG: 0.250	5-3			FC4-6 1B		K		BB 1-2 BB		3	0	1	0	1	1	2
Inning Stats	R: 4 E: 0 K: 0 S: 8 H: 5 LOB: 2 BB: 1 P: 12	R: 0 E: 0 K: 1 S: 5 H: 0 LOB: 1 BB: 1 P: 9	R: 0 E: 0 K: 0 S: 3 H: 0 LOB: 0 BB: 0 P: 3	R: 3 E: 0 K: 0 S: 6 H: 3 LOB: 0 BB: 0 P: 6	R: 0 E: 0 K: 0 S: 3 H: 0 LOB: 0 BB: 0 P: 3	R: 0 E: 0 K: 2 S: 7 H: 0 LOB: 0 BB: 0 P: 7	R: 1 E: 0 K: 1 S: 6 H: 1 LOB: 0 BB: 0 P: 6	R: 0 E: 0 K: 0 S: 4 H: 1 LOB: 3 BB: 2 P: 12		1B: 6 2B: 0 3B: 0 HR: 4 SF: 0 SAC: 0 DP: 0 HBP: 0						

PITCHER		IP	WLS	BF	H	R	ER	SO	BB	IBB	HBP	BLK	WP	HR	S	P	ERA	WHIP
Duke Maas, R ERA: 5.49	(1, 1)	0.1	L	5	3	4	4	0	1	0	0	0	0	2	4	8	108.00	12.000
Johnny Kucks, R ERA: 6.52	(1, 1)	3.2		17	5	3	3	1	1	0	0	0	0	1	18	22	7.36	1.636
Jim Coates, R ERA: 2.57	(5, 1)	2.0		6	0	0	0	2	0	0	0	0	0	0	10	10	0.00	0.000
Zach Monroe, R ERA: 5.4	(7, 1)	2.0		10	2	1	1	1	2	0	0	0	0	1	10	18	4.50	2.000

PITCHER	IP	WLS	BF	H	R	ER	SO	BB	IBB	HBP	BLK	WP	HR	S	P	ERA	WHIP

BOTTOM

New York Yankees @ Detroit Tigers

Briggs Stadium, Detroit, MI

Sun May 03 1959, 4:38 AM EDT

Att. 43,438 - Unknown - 70 F

livebaseballscorecards.com

AB	34
R	8
H	10
RBI	8
BB	4
SO	4
LOB	10

Batter	1	2	3	4	5	6	7	8	9	10	AB	R	H	RBI	BB	SO	LOB
Hank Bauer, R (1, 9) OBP: 0.357, SLG: 0.408	F5		1-3			3-1 SH1-3 1B		F2		BBB 4-0 FC1-6 BB	4	0	1	0	1	0	0
Tony Kubek, L (1, 8) OBP: 0.273, SLG: 0.352	1B 2B		F3			SH1-3 1-2		HR		FC1-6 1B 1-2f SF9	4	3	2	1	0	0	1
Gil McDougald, R (1, 4) OBP: 0.370, SLG: 0.333	L8			SSS 0-3 K		3-1 2-3		2B		1-3 1B	5	0	2	0	0	1	2
Bill Skowron, R (1, 3) OBP: 0.372, SLG: 0.610	2-H 1B			F2		F8		6-3		SF9 3-H	4	0	1	2	0	0	2
Norm Siebern, L (1, 7) OBP: 0.329, SLG: 0.429	G3			F8			1B E4 1B	F7		F4	5	0	1	0	0	0	3
Elston Howard, R (1, 2) OBP: 0.306, SLG: 0.383		SSS K			4-3		E4 1-2 1B		L5		4	0	1	0	0	1	0
Andy Carey, R (1, 5) OBP: 0.308, SLG: 0.317		6-3			BBBB 4-0 S BB		F4		SSS K		3	0	0	0	1	1	2
Bobby Richardson, R (1, 6) OBP: 0.264, SLG: 0.290		5-3			F2 1-2		F9		1B		2	0	0	0	0	0	1
Enos Slaughter, L (7, PH) OBP: 0.250, SLG: 0.500											1	0	0	0	0	0	2
Jerry Lumpe, L (7, 6) OBP: 0.278, SLG: 0.235											1	0	1	0	0	0	0
Whitey Ford, L (1, 1) OBP: 0.375, SLG: 0.250			F7		F8		E4 1-2 2-H		L9		4	0	0	0	0	0	4
Bob Turley, R (9, 1) OBP: 0.167, SLG: 0.091											0	0	0	0	0	0	0
Inning Stats	R: 1 E: 0 K: 0 S: 5 H: 2 LOB: 1 BB: 0 P: 5	R: 0 E: 0 K: 1 S: 5 H: 0 LOB: 0 BB: 0 P: 5	R: 0 E: 0 K: 0 S: 3 H: 0 LOB: 0 BB: 0 P: 3	R: 0 E: 0 K: 1 S: 5 H: 0 LOB: 0 BB: 0 P: 5	R: 0 E: 0 K: 0 S: 3 H: 0 LOB: 1 BB: 1 P: 7	R: 0 E: 0 K: 0 S: 4 H: 1 LOB: 1 BB: 0 P: 4	R: 0 E: 1 K: 0 S: 5 H: 2 LOB: 2 BB: 0 P: 5	R: 1 E: 0 K: 0 S: 5 H: 2 LOB: 1 BB: 0 P: 5	R: 0 E: 0 K: 1 S: 6 H: 1 LOB: 1 BB: 0 P: 6	R: 1 E: 0 K: 0 S: 4 H: 1 LOB: 1 BB: 1 P: 8	1B: 6 2B: 2 3B: 0 HR: 1 SF: 1 SAC: 1 DP: 0 HBP: 0						

PITCHER	IP	WLS	BF	H	R	ER	SO	BB	IBB	HBP	BLK	WP	HR	S	P	ERA	WHIP
Ned Garver, R (1, 1) ERA: 3.27	7.1		30	7	2	2	2	1	0	0	0	0	1	33	37	2.46	1.091
Ray Herbert, R (8, 1) ERA: 4.91	1.2		6	1	0	0	1	0	0	0	0	0	0	8	8	0.00	0.600
Rip Coleman, L (10, 1) ERA: 4.5	1.0	L	5	1	1	1	0	1	0	0	0	0	0	4	8	9.00	2.000

PITCHER	IP	WLS	BF	H	R	ER	SO	BB	IBB	HBP	BLK	WP	HR	S	P	ERA	WHIP

TOP

New York Yankees @ Kansas City Athletics

Municipal Stadium, Kansas City, MO

Tue May 05 1959, 8:05 PM EDT
Att. 19,092 - Unknown - 70 F

livebaseballscorecards.com

AB	37
R	3
H	9
RBI	3
BB	2
SO	3
LOB	17

WP: 0	PA: 41		
PB: 0			
SB: 1			
CS: 0			

Batter	1	2	3	4	5	6	7	8	9	10	AB	R	H	RBI	BB	SO	LOB
Bill Tuttle, R (1, 8) OBP: 0.355, SLG: 0.385	G6-4-3 E 1B	G5-4-3 1-2f			G5-4-3 1B		K		SF8 3-H		4	0	2	0	0	1	4
Preston Ward, L (9, PH) OBP: 0.333, SLG: 0.600											0	0	0	1	0	0	0
Rip Coleman, L (10, 1)											0	0	0	0	0	0	0
Dick Williams, R (1, 3) OBP: 0.250, SLG: 0.381	E5 1-2		F7		G5-4-3 1-2f			K	F2		4	0	0	0	0	1	2
(8, 5)																	
Kent Hadley, L (9, PH) OBP: 0.323, SLG: 0.448											1	0	0	0	0	0	2
(10, 3)																	
Hector Lopez, R (1, 4) OBP: 0.326, SLG: 0.464	G6-4-3 1-2f 2-3		1-3		4-3			BB		2B	4	0	1	0	1	0	2
Roger Maris, L (1, 9) OBP: 0.402, SLG: 0.561	G3		BB			G6-4-3 1B		G3 1-2		K	4	0	1	0	1	1	3
Bob Cerv, R (1, 7) OBP: 0.345, SLG: 0.521		K	5-3			G6-4-3 1-2f		4-3		K	5	0	0	0	0	2	4
Hal Smith, R (1, 5) OBP: 0.297, SLG: 0.268		PB 1B 1B		L7		5-3			BB SH1-4 SF8 1B	BB	4	2	2	0	1	0	0
(8, 2)																	
Frank House, L (1, 2) OBP: 0.368, SLG: 0.514		1B 1B 1-2 BB		F9			6-3		SH1-4 1-2	K	1	0	0	0	1	0	0
Zeke Bella, R (7, PH) OBP: 0.200, SLG: 0.400											1	0	0	0	0	0	0
(8, 3)																	
Tom Carroll, R (10, 5) OBP: 0.167, SLG: 0.167											0	0	0	0	0	0	0
Wayne Terwilliger, R (10, PH)											1	0	0	0	0	1	2
Joe Demaestri, R (1, 6) OBP: 0.319, SLG: 0.422		1B 1-2 2-H 1B		FC6-4 1B			K	BB	BB		3	0	2	1	1	1	0
Ned Garver, R (1, 1) OBP: 0.375, SLG: 0.333		G5-4-3 1-2 2-3 1B		FC6-4 1-2f					BB 1-2 2-3		3	0	2	0	0	0	1
Ray Herbert, R (8, 1) OBP: 0.429, SLG: 0.333											0	0	0	0	0	0	0
Whitey Herzog, L (9, PH) OBP: 0.535, SLG: 0.636							1B				0	0	0	0	1	0	0
(10, 8)																	
Inning Stats	R: 0 H: 1 E: 1 LOB: 1 K: 0 BB: 0 S: 4 P: 4	R: 1 H: 3 E: 0 LOB: 2 K: 1 BB: 1 S: 7 P: 11	R: 0 H: 0 E: 0 LOB: 1 K: 0 BB: 1 S: 3 P: 7	R: 0 H: 1 E: 0 LOB: 1 K: 0 BB: 0 S: 4 P: 4	R: 0 H: 1 E: 0 LOB: 0 K: 0 BB: 0 S: 3 P: 3	R: 0 H: 1 E: 0 LOB: 0 K: 0 BB: 0 S: 3 P: 3	R: 0 H: 1 E: 0 LOB: 1 K: 2 BB: 0 S: 8 P: 8	R: 0 H: 0 E: 0 LOB: 1 K: 1 BB: 1 S: 5 P: 9	R: 1 H: 1 E: 0 LOB: 2 K: 0 BB: 2 S: 4 P: 12	R: 0 H: 1 E: 0 LOB: 1 K: 3 BB: 1 S: 10 P: 14	1B: 9 SF: 1 2B: 1 SAC: 1 3B: 0 DP: 4 HR: 0 HBP: 0						

PITCHER		IP	WLS	BF	H	R	ER	SO	BB	IBB	HBP	BLK	WP	HR	S	P	ERA	WHIP
Whitey Ford, L ERA: 1.93	(1, 1)	8.1		36	9	2	2	4	5	0	0	0	0	0	39	59	2.16	1.680
Bob Turley, R ERA: 3.0	(9, 1)	1.2	W	7	1	0	0	3	1	0	0	0	0	0	12	16	0.00	1.200

PITCHER	IP	WLS	BF	H	R	ER	SO	BB	IBB	HBP	BLK	WP	HR	S	P	ERA	WHIP

BOTTOM

New York Yankees @ Kansas City Athletics

Municipal Stadium, Kansas City, MO

Tue May 05 1959, 8:05 PM EDT
Att. 19,092 - Unknown - 70 F

livebaseballscorecards.com

AB	35
R	2
H	10
RBI	2
BB	6
SO	7
LOB	20

WP: 0 PA: 43
PB: 1
SB: 0
CS: 0

New York Yankees @ Kansas City Athletics

Municipal Stadium, Kansas City, MO

Wed May 06 1959, 8:05 PM EDT

Att. 18,802 - Unknown

TOP

livebaseballscorecards.com

Batter	1	2	3	4	5	6	7	8	9	AB	R	H	RBI	BB	SO	LOB
Tony Kubek, L (1, 8) OBP: 0.283, SLG: 0.407	HR	F4	S 1B			6-3			F7	5	1	2	1	0	0	0
Johnny Blanchard, L (1, 9) OBP: 0.400, SLG: 0.600 Hank Bauer, R (7, 9) OBP: 0.353, SLG: 0.403	2B 2B	2B HR 1B	K 1-2			F8			5-3	4 1	2 0	2 0	0 0	0 0	1 0	1 0
Gil McDougald, R (1, 4) OBP: 0.373, SLG: 0.377	1B 2B 2B 2-H	HR 2B 1-3		K		6-3			E5	5	2	2	1	0	1	0
Bill Skowron, R (1, 3) OBP: 0.363, SLG: 0.585	2B 1B 2-3	F2		5-3			K		K	5	0	1	0	0	2	3
Norm Siebern, L (1, 7) OBP: 0.349, SLG: 0.494	2B 1-3 3-H	HR 2-H 3-H		1B			4-3			4	1	3	4	0	0	0
Elston Howard, R (1, 2) OBP: 0.288, SLG: 0.359	K	K		4-3			6-3			4	0	0	0	0	2	3
Jerry Lumpe, L (1, 6) OBP: 0.364, SLG: 0.300	FC6-4 IBB		E1 WP SF8 1B		K			G1-6-3 1B		3	1	2	0	1	1	0
Andy Carey, R (1, 5) OBP: 0.290, SLG: 0.297	K		K 2-3		F9			F8		4	0	0	0	0	2	5
Art Ditmar, R (1, 1) OBP: 0.182, SLG: 0.200 Bobby Shantz, R (8, 1)	FC6-4 1-2f		SF8 3-H		4-3			G1-6-3 1-2f		3 0	0 0	0 0	1 0	0 0	0 0	4 0

	AB	38
	R	7
	H	12
	RBI	7
	BB	1
	SO	9
	LOB	16

Inning Stats																																		
	R: 3 E: 0 K: 2 S: 12	H: 5 LOB: 3 BB: 1 P: 16	R: 3 E: 0 K: 1 S: 8	H: 3 LOB: 0 BB: 0 P: 8	R: 1 E: 1 K: 2 S: 9	H: 2 LOB: 1 BB: 0 P: 9	R: 0 E: 0 K: 1 S: 6	H: 1 LOB: 1 BB: 0 P: 6	R: 0 E: 0 K: 1 S: 5	H: 0 LOB: 0 BB: 0 P: 5	R: 0 E: 0 K: 0 S: 3	H: 0 LOB: 0 BB: 0 P: 3	R: 0 E: 0 K: 1 S: 5	H: 0 LOB: 0 BB: 0 P: 5	R: 0 E: 0 K: 0 S: 3	H: 1 LOB: 0 BB: 0 P: 3	R: 0 E: 1 K: 1 S: 6	H: 0 LOB: 1 BB: 0 P: 6	1B: 6 2B: 4 3B: 0 HR: 2	SF: 1 SAC: 0 DP: 1 HBP: 0	WP: 1 PB: 0 SB: 1 CS: 0	PA: 40

PITCHER		IP	WLS	BF	H	R	ER	SO	BB	IBB	HBP	BLK	WP	HR	S	P	ERA	WHIP
Bob Grim, R ERA: 3.83	(1, 1)	0.0	L	4	4	3	3	0	0	0	0	0	0	1	4	4	∞	∞
Ralph Terry, R ERA: 4.62	(1, 1)	3.0		16	6	4	3	5	0	1	0	0	1	1	25	29	9.00	2.000
Bud Daley, L ERA: 2.13	(4, 1)	6.0		20	2	0	0	4	0	0	0	0	0	0	28	28	0.00	0.333

PITCHER		IP	WLS	BF	H	R	ER	SO	BB	IBB	HBP	BLK	WP	HR	S	P	ERA	WHIP

BOTTOM

Batter	1	2	3	4	5	6	7	8	9	AB	R	H	RBI	BB	SO	LOB
Bill Tuttle, R (1, 8) OBP: 0.373, SLG: 0.439	S S S 0-3 ① K		x 0-0 1B		x 0-0 BLK 1-3 3-H 2B		x 0-0 ② FC5-2 3-H		x 0-0 2B	5	0	3	1	0	1	1
Preston Ward, L (1, 3) OBP: 0.200, SLG: 0.333	x 0-0 ② G3		x 0-0 ③ F7		x 0-0 ③ 6-3 2-3 3-H		x 0-0 ③ F8		x 0-0 ③ F8	4	0	0	0	0	0	3
Dick Williams, R (9, PH) OBP: 0.246, SLG: 0.375										1	0	0	0	0	0	1
Hector Lopez, R (1, 4) OBP: 0.313, SLG: 0.443	x 0-0 ③ F7			x 0-0 ① F4		x 0-0 ① 6-3		x 0-0 ① F9		4	0	0	0	0	0	0
Roger Maris, L (1, 9) OBP: 0.406, SLG: 0.570		x 0-0 E9 SF9 2B		x 0-0 ② F8		x 0-0 1B 1B		x 0-0 ② F8		4	1	2	0	0	0	0
Bob Cerv, R (1, 7) OBP: 0.341, SLG: 0.554		x 0-0 ① SF9 3-H		S S S 0-3 ③ K		S S S 0-3 ② K		x 0-0 HR		3	1	1	2	0	2	1
Hal Smith, R (1, 5) OBP: 0.324, SLG: 0.317 (9, 2)	x 0-0 ② F9				x 0-0 1B 2B 1B	x 0-0 1-2 1B		x 0-0 2B		4	1	3	0	0	0	0
Frank House, L (1, 2) OBP: 0.354, SLG: 0.493	S S S 0-3 ③ K				x 0-0 ① F6	x 0-0 ③ G3		S S S 0-3 ③ K		3	0	0	0	0	1	3
Zeke Bella, R (8, PH) OBP: 0.167, SLG: 0.333										1	0	0	0	0	1	1
Tom Carroll, R (9, 5) OBP: 0.167, SLG: 0.167										0	0	0	0	0	0	0
Joe Demaestri, R (1, 6) OBP: 0.316, SLG: 0.441			x 0-0 ① F8		S S S 0-3 ② K		x 0-0 FC5-2 3B		x 0-0 ① 1-3	4	0	1	0	0	1	1
Bob Grim, R (1, 1) OBP: 0.143, SLG: 0.333		S S S 0-3 ② K			x 0-0 2B 1-3 BLK 1B		x 0-0 ① F9		x 0-0 ② 3-1	0	0	0	0	0	0	0
Ralph Terry, R (1, 1) OBP: 0.214, SLG: 0.214										0	0	0	0	0	0	0
Kent Hadley, L (3, PH) OBP: 0.313, SLG: 0.433										1	0	0	0	0	1	0
Bud Daley, L (4, 1) OBP: 0.333, SLG: 0.333										2	1	1	0	0	0	1
Ray Boone, R (9, PH) OBP: 0.387, SLG: 0.364										1	0	0	0	0	0	0
Inning Stats	R: 0 E: 0 K: 1 S: 5 H: 0 LOB: 0 BB: 0 P: 5	R: 1 E: 1 K: 1 S: 6 H: 1 LOB: 0 BB: 0 P: 6	R: 0 E: 0 K: 1 S: 6 H: 1 LOB: 1 BB: 0 P: 6	R: 0 E: 0 K: 1 S: 5 H: 0 LOB: 0 BB: 0 P: 5	R: 2 E: 0 K: 1 S: 8 H: 3 LOB: 1 BB: 0 P: 8	R: 0 E: 0 K: 1 S: 7 H: 2 LOB: 2 BB: 0 P: 7	R: 0 E: 0 K: 0 S: 4 H: 1 LOB: 1 BB: 0 P: 4	R: 1 E: 0 K: 1 S: 7 H: 2 LOB: 1 BB: 0 P: 7	R: 0 E: 0 K: 0 S: 4 H: 1 LOB: 1 BB: 0 P: 4	1B: 5 2B: 4 3B: 1 HR: 1	SF: 1 SAC: 0 DP: 0 HBP: 0			WP: 0 PB: 0 SB: 0 CS: 0	PA: 38		

PITCHER	IP	WLS	BF	H	R	ER	SO	BB	IBB	HBP	BLK	WP	HR	S	P	ERA	WHIP
Art Ditmar, R (1, 1) ERA: 3.1	7.2	W	33	10	4	3	6	0	0	0	1	0	1	45	45	3.52	1.304
Bobby Shantz, L (8, 1) ERA: 3.0	1.1	S	5	1	0	0	1	0	0	0	0	0	0	7	7	0.00	0.750

PITCHER	IP	WLS	BF	H	R	ER	SO	BB	IBB	HBP	BLK	WP	HR	S	P	ERA	WHIP

New York Yankees @ Kansas City Athletics

Municipal Stadium, Kansas City, MO

Wed May 06 1959, 8:05 PM EDT

Att. 18,802 - Unknown

livebaseballscorecards.com

AB	37
R	4
H	11
RBI	3
BB	0
SO	7
LOB	12

Batter	1	2	3	4	5	6	7	8	9	AB	R	H	RBI	BB	SO	LOB
Reno Bertoia, R (1, 4) OBP: 0.339, SLG: 0.454	0-3 K		0-0 F2			0-0 6-3		4-0 HR 1B BB		3	1	0	0	1	1	0
Bob Allison, R (1, 8) OBP: 0.351, SLG: 0.495	0-3 K			0-3 K		0-0 HR		0-0 1-2 HR 1B		4	2	2	1	0	2	0
Harmon Killebrew, R (1, 5) OBP: 0.410, SLG: 0.667	0-0 HR			0-0 CS 1B		4-0 1B FC4-6 BB		0-0 1-H 2-H HR		3	3	3	4	1	0	0
Jim Lemon, R (1, 9) OBP: 0.414, SLG: 0.680	0-0 F4			0-0 F3 1-2		0-0 FC4-6 1-3 1B		0-0 G4-6-3 1B		4	0	2	0	0	0	1
Julio Becquer, L (1, 3) OBP: 0.182, SLG: 0.161		0-0 4-3			0-0 1B SF8 1B	0-0 FC4-6 S 1-2f 3-H		0-0 G4-6-3 1-2f		4	1	1	1	0	0	2
Jay Porter, R (1, 2) OBP: 0.333, SLG: 0.293		0-0 5-3			0-0 1-3 1B	0-0 4-3 1-2		0-0 6-3		4	0	1	0	0	0	1
Ron Samford, R (1, 6) OBP: 0.333, SLG: 0.464		0-3 K			0-0 SF8 3-H		0-3 K		0-0 1-3	3	0	0	1	0	2	0
Faye Throneberry, L (1, 7) OBP: 0.154, SLG: 0.125			0-0 1-3		0-0 F4		0-3 K		0-3 K	4	0	0	0	0	2	1
Hal Griggs, R (1, 1)			0-3 K		0-3 K		0-0 L9		0-3 K	4	0	0	0	0	3	1
Inning Stats	R: 1 E: 0 K: 2 S: 8 H: 1 LOB: 0 BB: 0 P: 8	R: 0 E: 0 K: 1 S: 5 H: 0 LOB: 0 BB: 0 P: 5	R: 0 E: 0 K: 1 S: 5 H: 0 LOB: 0 BB: 0 P: 5	R: 0 E: 0 K: 1 S: 5 H: 1 LOB: 0 BB: 0 P: 5	R: 1 E: 0 K: 1 S: 7 H: 2 LOB: 1 BB: 0 P: 7	R: 2 E: 0 K: 0 S: 5 H: 2 LOB: 1 BB: 1 P: 9	R: 0 E: 0 K: 2 S: 7 H: 0 LOB: 0 BB: 0 P: 7	R: 3 E: 0 K: 0 S: 5 H: 3 LOB: 0 BB: 1 P: 9	R: 0 E: 0 K: 2 S: 7 H: 0 LOB: 0 BB: 0 P: 7	1B: 6 2B: 0 3B: 0 HR: 3 SF: 1 SAC: 0 DP: 1 HBP: 0							

TOP

Washington Senators @ New York Yankees

Yankee Stadium, Bronx, NY

Sat May 09 1959, 3:33 AM EDT

Att. 21,519 - Unknown - 68 F

livebaseballscorecards.com

AB	33
R	7
H	9
RBI	7
BB	2
SO	10
LOB	6

WP: 0 PB: 0 SB: 1 CS: 1 PA: 36

PITCHER		IP	WLS	BF	H	R	ER	SO	BB	IBB	HBP	BLK	WP	HR	S	P	ERA	WHIP
Bob Turley, R ERA: 3.43	(1, 1)	6.0	L	24	6	4	4	6	1	0	0	0	0	2	35	39	6.00	1.167
Johnny Kucks, R ERA: 7.71	(7, 1)	2.0		9	3	3	3	2	1	0	0	0	0	1	12	16	13.50	2.000
Art Ditmar, R ERA: 3.0	(9, 1)	1.0		3	0	0	0	2	0	0	0	0	0	0	7	7	0.00	0.000

PITCHER	IP	WLS	BF	H	R	ER	SO	BB	IBB	HBP	BLK	WP	HR	S	P	ERA	WHIP

Batter	1	2	3	4	5	6	7	8	9	AB	R	H	RBI	BB	SO	LOB
Hank Bauer, R (1, 9) OBP: 0.348, SLG: 0.387	S S S 0-3 K ①		B B B B 4-0 1-3 BB			x 0-0 F5 ②		x 0-0 F8 ③		3	0	0	0	1	1	0
Tony Kubek, L (1, 6) OBP: 0.281, SLG: 0.413	x 0-0 E4 E		x 0-0 ②③ 1-3 1-2			x 0-0 2B			x 0-0 ① 4-3	4	0	1	0	0	0	1
Mickey Mantle, S (1, 8) OBP: 0.356, SLG: 0.452	x 0-0 E9 1-2			S S S 0-3 K ①		x 0-0 F9 ③			x 0-0 E9 6-3	4	0	0	0	0	1	2
Yogi Berra, L (1, 2) OBP: 0.298, SLG: 0.250	x 0-0 F7 ②			x 0-0 L9 ②			x 0-0 F5 ①		x 0-0 ② 6-3 2-3	4	0	0	0	0	0	3
Gil McDougald, R (1, 4) OBP: 0.365, SLG: 0.368	x 0-0 F3 ③			x 0-0 6-3 ③			x 0-0 E 1B		x 0-0 F8 ③	4	0	1	0	0	0	3
Norm Siebern, L (1, 7) OBP: 0.337, SLG: 0.476		x 0-0 ① 4-3			x 0-0 ① F8		x 0-0 E3 G1-6-3 1-2			3	0	0	0	0	0	1
Jerry Lumpe, L (1, 5) OBP: 0.320, SLG: 0.261		x 0-0 ② 4-3			x 0-0 ② F6		x 0-0 ②③ G1-6-3 1-2f			3	0	0	0	0	0	2
Marv Throneberry, L (1, 3) OBP: 0.133, SLG: 0.071		S S S 0-3 K ③			S S S 0-3 K ③			x 0-0 ① F7		3	0	0	0	0	2	0
Bob Turley, R (1, 1) OBP: 0.154, SLG: 0.083			x 0-0 ① 5-3			x 0-0 ① L9		S S S 0-3 K ②		1	0	0	0	0	0	0
Enos Slaughter, L (6, PH) OBP: 0.231, SLG: 0.462										1	0	0	0	0	0	0
Johnny Kucks, R (7, 1)										0	0	0	0	0	0	0
Elston Howard, R (8, PH) OBP: 0.284, SLG: 0.354										1	0	0	0	0	1	0
Art Ditmar, R (9, 1) OBP: 0.182, SLG: 0.200										0	0	0	0	0	0	0
Inning Stats	R: 0 E: 2 K: 1 S: 7 H: 0 LOB: 2 BB: 0 P: 7	R: 0 E: 0 K: 1 S: 5 H: 0 LOB: 0 BB: 0 P: 5	R: 0 E: 0 K: 0 S: 2 H: 0 LOB: 0 BB: 1 P: 6	R: 0 E: 0 K: 1 S: 5 H: 0 LOB: 0 BB: 0 P: 5	R: 0 E: 0 K: 1 S: 5 H: 0 LOB: 0 BB: 0 P: 5	R: 0 E: 0 K: 0 S: 4 H: 1 LOB: 1 BB: 0 P: 4	R: 0 E: 1 K: 0 S: 4 H: 1 LOB: 1 BB: 0 P: 4	R: 0 E: 0 K: 1 S: 5 H: 0 LOB: 0 BB: 0 P: 5	R: 0 E: 1 K: 0 S: 4 H: 0 LOB: 1 BB: 0 P: 4	1B: 1 2B: 1 3B: 0 HR: 0		SF: 0 SAC: 0 DP: 1 HBP: 0			WP: 0 PB: 0 SB: 0 CS: 0	PA: 32	

PITCHER	IP	WLS	BF	H	R	ER	SO	BB	IBB	HBP	BLK	WP	HR	S	P	ERA	WHIP
Hal Griggs, R (1, 1) ERA: 0.42	9.0	W	32	2	0	0	5	1	0	0	0	0	0	41	45	0.00	0.333

PITCHER	IP	WLS	BF	H	R	ER	SO	BB	IBB	HBP	BLK	WP	HR	S	P	ERA	WHIP

BOTTOM

Washington Senators @ New York Yankees

Yankee Stadium, Bronx, NY

Sat May 09 1959, 3:33 AM EDT
Att. 21,519 - Unknown - 68 F

livebaseballscorecards.com

AB	31
R	0
H	2
RBI	0
BB	1
SO	5
LOB	12

Batter	1	2	3	4	5	6	7	8	9	AB	R	H	RBI	BB	SO	LOB
Reno Bertoia, R (1, 4) OBP: 0.328, SLG: 0.438	S S S 0-3 ① K		x 0-0 ③ F8		x 0-0 ③ F4		x 0-0 ③ F4		S S S 0-3 ① K	4	0	0	0	0	1	1
Julio Becquer, L (9, PH) OBP: 0.176, SLG: 0.156										1	0	0	0	0	1	2
Bob Allison, R (1, 8) OBP: 0.345, SLG: 0.481	x 0-0 ② 6-3			x 0-0 ① F8		x 0-0 ① 6-3		x 0-0 FC6-4 1B	x 0-0 ② F9	5	0	1	0	0	0	2
Harmon Killebrew, R (1, 5) OBP: 0.418, SLG: 0.659	B B B B 4-0 BB			x 0-0 1B 1B		x 0-0 1B 1B		x 0-0 ① FC6-4 1-2f	S S S 0-3 ③ K	4	0	2	0	1	1	3
Jim Lemon, R (1, 9) OBP: 0.396, SLG: 0.646	x 0-0 ③ F7			x 0-0 ② F8		x 0-0 ② F8		S S S 0-3 ② K		4	0	0	0	0	1	4
Ed Fitz Gerald, R (1, 2) OBP: 0.229, SLG: 0.159		x 0-0 ① 5-3		x 0-0 1-2 1B		x 0-0 FC5-4 1-2 1B		S S S 0-3 ③ K		4	0	2	0	0	1	1
Jay Porter, R (1, 3) OBP: 0.327, SLG: 0.289		S S S 0-3 ② K		x 0-0 ③ F9		x 0-0 ③ FC5-4 1-2f			x 0-0 1B 1B 1B	4	1	1	0	0	1	4
Ron Samford, R (1, 6) OBP: 0.328, SLG: 0.450		x 0-0 ③ L9			x 0-0 ① 6-3		x 0-0 ① L9		x 0-0 1B 1-2 1B 1B	4	1	1	0	0	0	0
Faye Throneberry, L (1, 7) OBP: 0.179, SLG: 0.154			S S S 0-3 ① K		x 0-0 1B		x 0-0 ② G3		x 0-0 1B 1-2 2-3 1B	2	0	1	0	0	1	0
Vito Valentinetti, R (5, 1)										0	0	0	0	0	0	0
Herb Plews, L (7, PH) OBP: 0.364, SLG: 0.364										1	0	0	0	0	0	0
Dick Hyde, R (7, 1)										0	0	0	0	0	0	0
Jose Valdivielso, R (9, PH) OBP: 1.000, SLG: 1.000										1	0	1	0	0	0	0
Chuck Stobbs, L (1, 1) OBP: 0.111, SLG: 0.111			x 0-0 ② 6-3		x 0-0 ② L7		x 0-0 HR		x 0-0 1-2 1B	1	0	0	0	0	0	0
Ken Aspromonte, R (5, PH) OBP: 0.324, SLG: 0.323										3	1	2	3	0	0	1
(5, 7)																

Inning Stats	1	2	3	4	5	6	7	8	9
	R: 0 H: 0 E: 0 LOB: 1 K: 1 BB: 1 S: 5 P: 9	R: 0 H: 0 E: 0 LOB: 0 K: 1 BB: 0 S: 5 P: 5	R: 0 H: 0 E: 0 LOB: 0 K: 1 BB: 0 S: 5 P: 5	R: 0 H: 2 E: 0 LOB: 2 K: 0 BB: 0 S: 5 P: 5	R: 0 H: 1 E: 0 LOB: 1 K: 0 BB: 0 S: 4 P: 4	R: 0 H: 2 E: 0 LOB: 2 K: 0 BB: 0 S: 5 P: 5	R: 1 H: 1 E: 0 LOB: 0 K: 0 BB: 0 S: 4 P: 4	R: 0 H: 1 E: 0 LOB: 1 K: 2 BB: 0 S: 8 P: 8	R: 2 H: 4 E: 0 LOB: 2 K: 2 BB: 0 S: 11 P: 11

1B: 10 SF: 0 WP: 0 PA: 39
2B: 0 SAC: 0 PB: 0
3B: 0 DP: 0 SB: 0
HR: 1 HBP: 0 CS: 0

PITCHER	IP	WLS	BF	H	R	ER	SO	BB	IBB	HBP	BLK	WP	HR	S	P	ERA	WHIP
Whitey Ford, L (1, 1) ERA: 2.18	8.0	W	36	11	3	3	5	1	0	0	0	0	1	45	49	3.38	1.500
Ryne Duren, R (9, 1) ERA: 2.7	1.0	S	3	0	0	0	2	0	0	0	0	0	0	7	7	0.00	0.000

PITCHER	IP	WLS	BF	H	R	ER	SO	BB	IBB	HBP	BLK	WP	HR	S	P	ERA	WHIP

TOP

Washington Senators @ New York Yankees

Yankee Stadium, Bronx, NY

Sun May 10 1959, 3:33 AM EDT

Unknown - 67 F

livebaseballscorecards.com

AB	38
R	3
H	11
RBI	3
BB	1
SO	7
LOB	18

BOTTOM

Washington Senators @ New York Yankees

Yankee Stadium, Bronx, NY

Sun May 10 1959, 3:33 AM EDT

Unknown - 67 F

livebaseballscorecards.com

Batter	1	2	3	4	5	6	7	8	9	AB	R	H	RBI	BB	SO	LOB
Hank Bauer, R (1, 9) OBP: 0.351, SLG: 0.392	F7		E 2B 2B	E6 1B 1B		F7		BB BB		4	2	1	0	1	0	0
Gil McDougald, R (1, 4) OBP: 0.382, SLG: 0.377	F7		E6 BB 2B 2-3	F8 1B 1-H		1B		1-2 BB		4	1	2	1	1	0	1
Mickey Mantle, S (1, 8) OBP: 0.359, SLG: 0.485	HR		2B 4-3 BB 1-2	F8 1-2		F8		4-3		4	2	1	1	1	0	5
Yogi Berra, L (1, 2) OBP: 0.311, SLG: 0.286	1B		4-3 1B 2B 1-3 2-H 3-H	4-3			L9			4	1	2	2	0	0	1
Norm Siebern, L (1, 7) OBP: 0.333, SLG: 0.460	1-3		4-3 2-3 3-H		G4-6-3 BB		F8			3	0	0	1	1	0	2
Elston Howard, R (1, 3) OBP: 0.282, SLG: 0.348		K	1B 1B 3-H	G4-6-3 1-2f			F4			4	0	1	1	0	1	1
Clete Boyer, R (1, 5) OBP: 0.231, SLG: 0.167 Bobby Richardson, R (8, 5) OBP: 0.260, SLG: 0.286		5-3	1B 1-2	BB				5-3		2 1	0 0	1 0	0 0	1 0	0 0	0 0
Tony Kubek, L (1, 6) OBP: 0.279, SLG: 0.403		F9	1-3	4-3				4-3 S 1B		4	0	1	0	0	0	3
Whitey Ford, L (1, 1) OBP: 0.300, SLG: 0.188 Ryne Duren, R (9, 1)			G3	L4		K		4-3 1-3		4 0	0 0	0 0	0 0	0 0	1 0	1 0

Inning Stats	1	2	3	4	5	6	7	8	9
	R: 1 E: 0 K: 0 S: 5	H: 2 LOB: 1 BB: 0 P: 5	R: 0 E: 0 K: 1 S: 5	H: 0 LOB: 0 BB: 0 P: 5	R: 4 E: 1 K: 0 S: 8	H: 4 LOB: 2 BB: 1 P: 12	R: 1 E: 1 K: 0 S: 5	H: 1 LOB: 1 BB: 0 P: 5	R: 0 E: 0 K: 0 S: 2	H: 0 LOB: 1 BB: 2 P: 10	R: 0 E: 0 K: 1 S: 6	H: 1 LOB: 1 BB: 0 P: 6	R: 0 E: 0 K: 0 S: 3	H: 0 LOB: 0 BB: 0 P: 3	R: 0 E: 0 K: 0 S: 4	H: 1 LOB: 3 BB: 2 P: 12

	AB	34
	R	6
	H	9
	RBI	6
	BB	5
	SO	2
	LOB	14

| | | | |

Batter	1	2	3	4	5	6	7	8	9	10	AB	R	H	RBI	BB	SO	LOB
Reno Bertoia, R (1, 4) OBP: 0.323, SLG: 0.422	F2		K		F4			BB		5-3	4	0	0	0	1	1	1
Bob Allison, R (1, 8) OBP: 0.342, SLG: 0.473	6-3			1B		F7		F9			4	1	1	0	0	0	1
Harmon Killebrew, R (1, 5) OBP: 0.404, SLG: 0.632	F2			F4		1-3		F7			4	0	0	0	0	0	2
Jim Lemon, R (1, 9) OBP: 0.389, SLG: 0.627		K		1B CS 1-3		K		6-3			4	0	1	0	0	2	1
Julio Becquer, L (1, 3) OBP: 0.211, SLG: 0.194		K		1B 1-3 3-H			FC6-4 1B		4-3		4	0	2	1	0	1	0
Jay Porter, R (1, 2) OBP: 0.321, SLG: 0.271		BB		K 3-H			FC6-4 4-3 1B 1-2f		F8		3	1	0	0	1	1	3
Ron Samford, R (1, 6) OBP: 0.309, SLG: 0.422		K			1-3		4-3 1-2		F8		4	0	0	0	0	1	2
Faye Throneberry, L (1, 7) OBP: 0.219, SLG: 0.172			K		BB SH1-3		1B 2-H			1-3	3	0	1	1	1	1	0
Camilo Pascual, R (1, 1) OBP: 0.286, SLG: 0.231			5-3		SH1-3 1-2		K			6-3	3	0	0	0	0	1	1

TOP

Washington Senators @ New York Yankees

Yankee Stadium, Bronx, NY

Sun May 10 1959, 3:38 AM EDT

Att. 22,566 - Unknown - 68 F

livebaseballscorecards.com

AB	33
R	2
H	5
RBI	2
BB	3
SO	8
LOB	11

Inning Stats	1	2	3	4	5	6	7	8	9	10
	R: 0 E: 0 K: 0 S: 3	H: 0 LOB: 0 BB: 0 P: 3	R: 0 E: 0 K: 3 S: 9	H: 0 LOB: 1 BB: 1 P: 13	R: 0 E: 0 K: 2 S: 7	H: 0 LOB: 0 BB: 0 P: 7	R: 1 E: 0 K: 1 S: 7	H: 3 LOB: 2 BB: 0 P: 7	R: 0 E: 0 K: 0 S: 3	H: 0 LOB: 1 BB: 1 P: 7
	R: 0 E: 0 K: 1 S: 5	H: 0 LOB: 0 BB: 0 P: 5	R: 1 E: 0 K: 1 S: 7	H: 2 LOB: 1 BB: 0 P: 7	R: 0 E: 0 K: 0 S: 3	H: 0 LOB: 1 BB: 1 P: 7	R: 0 E: 0 K: 0 S: 3	H: 0 LOB: 0 BB: 0 P: 3	R: 0 E: 0 K: 0 S: 3	H: 0 LOB: 0 BB: 0 P: 3

	1B: 5	SF: 0	WP: 0	PA: 37
	2B: 1	SAC: 1	PB: 0	
	3B: 0	DP: 1	SB: 0	
	HR: 0	HBP: 0	CS: 1	

PITCHER		IP	WLS	BF	H	R	ER	SO	BB	IBB	HBP	BLK	WP	HR	S	P	ERA	WHIP
Don Larsen, R ERA: 3.0	(1, 1)	9.0		34	5	2	2	8	3	0	0	0	0	0	47	59	2.00	0.889
Duke Maas, R ERA: 5.23	(10, 1)	1.0	W	3	0	0	0	0	0	0	0	0	0	0	3	3	0.00	0.000

PITCHER	IP	WLS	BF	H	R	ER	SO	BB	IBB	HBP	BLK	WP	HR	S	P	ERA	WHIP

Batter	1	2	3	4	5	6	7	8	9	10	AB	R	H	RBI	BB	SO	LOB
Hank Bauer, R (1, 9) OBP: 0.333, SLG: 0.369	G3		L7		FC1-6 1-3 1-2f		1-3		F2		5	0	0	0	0	0	3
Gil McDougald, R (1, 4) OBP: 0.356, SLG: 0.348	F8		5-3		1-3 1-2		6-3		FC5 2-3f		5	0	0	0	0	0	3
Mickey Mantle, S (1, 8) OBP: 0.361, SLG: 0.471	6-3		K		BB		3-1			2B 1B	4	1	1	0	1	1	0
Yogi Berra, L (1, 2) OBP: 0.318, SLG: 0.333		F7		HR	6-3			CS BB		P1	4	1	1	1	1	0	3
Norm Siebern, L (1, 7) OBP: 0.337, SLG: 0.467		K		F8		SH1-4 1B		K 1-2		1-H 2B	5	0	2	1	0	2	1
Elston Howard, R (1, 3) OBP: 0.284, SLG: 0.347		E 1B 1B		F9		SH1-4 1-2		F4			3	1	1	0	0	0	0
Tony Kubek, L (1, 6) OBP: 0.292, SLG: 0.391		E6 1B 1-2		S BB		2-3			FC5 SH2-3 BB		2	0	0	0	2	0	2
Jerry Lumpe, L (1, 5) OBP: 0.357, SLG: 0.280		1-3 2-H 1B		K 1-2		IBB			SH2-3 1-2		2	0	1	1	1	1	1
Don Larsen, R (1, 1) OBP: 0.357, SLG: 0.250 Enos Slaughter, L (9, PH) OBP: 0.286, SLG: 0.462 Duke Maas, R (10, 1)		K			FC1-6 1B	F4				IBB	3	0	1	0	0	1	4
											0	0	0	0	1	0	0
											0	0	0	0	0	0	0
Inning Stats	R: 0 H: 0 E: 0 LOB: 0 K: 0 BB: 0 S: 3 P: 3	R: 1 H: 2 E: 1 LOB: 2 K: 2 BB: 0 S: 10 P: 10	R: 0 H: 0 E: 0 LOB: 0 K: 1 BB: 0 S: 5 P: 5	R: 1 H: 1 E: 0 LOB: 1 K: 1 BB: 1 S: 6 P: 10	R: 0 H: 1 E: 0 LOB: 2 K: 0 BB: 1 S: 4 P: 8	R: 0 H: 1 E: 0 LOB: 2 K: 0 BB: 1 S: 4 P: 8	R: 0 H: 0 E: 0 LOB: 0 K: 0 BB: 0 S: 3 P: 3	R: 0 H: 0 E: 0 LOB: 0 K: 1 BB: 1 S: 4 P: 8	R: 0 H: 0 E: 0 LOB: 2 K: 0 BB: 2 S: 3 P: 11	R: 1 H: 2 E: 0 LOB: 1 K: 0 BB: 0 S: 3 P: 3	1B: 5 SF: 0 2B: 1 SAC: 2 3B: 0 DP: 0 HR: 1 HBP: 0						

PITCHER	IP	WLS	BF	H	R	ER	SO	BB	IBB	HBP	BLK	WP	HR	S	P	ERA	WHIP
Camilo Pascual, R (1, 1) ERA: 3.35	9.1	L	41	7	3	2	5	4	2	0	0	0	1	45	69	1.93	1.179

PITCHER	IP	WLS	BF	H	R	ER	SO	BB	IBB	HBP	BLK	WP	HR	S	P	ERA	WHIP

BOTTOM

Washington Senators @ New York Yankees

Yankee Stadium, Bronx, NY

Sun May 10 1959, 3:38 AM EDT

Att. 22,566 - Unknown - 68 F

livebaseballscorecards.com

AB	33
R	3
H	7
RBI	3
BB	6
SO	5
LOB	17

Cleveland Indians @ New York Yankees

Yankee Stadium, Bronx, NY

Tue May 12 1959, 7:05 PM EDT

Att. 36,130 - Unknown - 85 F

TOP

livebaseballscorecards.com

Batter	1	2	3	4	5	6	7	8	9	AB	R	H	RBI	BB	SO	LOB
Woodie Held, R (1, 5) OBP: 0.333, SLG: 0.515	6-3		HR	K		F8			K	5	1	1	2	0	2	1
Jim Piersall, R (1, 8) OBP: 0.314, SLG: 0.337	6-3		3-1	1-3		F7			1B	5	0	1	0	0	0	1
Vic Power, R (1, 3) OBP: 0.368, SLG: 0.533	6-3		E6	F7			6-3		1-2	5	1	1	0	0	0	0
Rocky Colavito, R (1, 9) OBP: 0.402, SLG: 0.640		HR	E 1B		SF7		FC6-4		K	5	2	4	2	0	1	2
Minnie Minoso, R (1, 7) OBP: 0.339, SLG: 0.380		2B	BBBB E 1B		BBBB E S SF7		F8		5-3	3	2	1	0	2	0	3
George Strickland, R (1, 6) OBP: 0.390, SLG: 0.482		1-3	E6 1B		SF7		FC6-4			3	0	0	1	0	0	4
Russ Nixon, L (1, 2) OBP: 0.274, SLG: 0.231		F8	1B		4-3			G5-4-3 1B		4	0	2	2	0	0	1
Billy Martin, R (1, 4) OBP: 0.272, SLG: 0.395		5-3	F8			K		G5-4-3		4	0	0	0	0	1	4
Cal McLish, S (1, 1) OBP: 0.222, SLG: 0.188			HR 1B							2	1	1	0	1	1	2
Tito Francona, L (8, PH) OBP: 0.300, SLG: 0.667										1	0	0	0	0	0	0
Jim Perry, S (8, 1) OBP: 0.667, SLG: 0.667			K			BB		G3		0	0	0	0	0	0	0
Inning Stats	R: 0 E: 0 K: 0 S: 3 H: 0 LOB: 0 BB: 0 P: 3	R: 1 E: 0 K: 0 S: 5 H: 2 LOB: 1 BB: 0 P: 5	R: 5 E: 2 K: 1 S: 11 H: 4 LOB: 2 BB: 1 P: 15	R: 0 E: 0 K: 1 S: 5 H: 0 LOB: 0 BB: 0 P: 5	R: 1 E: 0 K: 0 S: 3 H: 1 LOB: 0 BB: 1 P: 7	R: 0 E: 0 K: 1 S: 5 H: 0 LOB: 1 BB: 1 P: 9	R: 0 E: 0 K: 0 S: 4 H: 1 LOB: 1 BB: 0 P: 4	R: 0 E: 0 K: 0 S: 3 H: 1 LOB: 0 BB: 0 P: 3	R: 0 E: 0 K: 2 S: 9 H: 2 LOB: 2 BB: 0 P: 9	1B: 6 2B: 3 3B: 0 HR: 2 SF: 1 SAC: 0 DP: 1 HBP: 0	WP: 0 PB: 0 SB: 1 CS: 0 PA: 41					

	AB	37
	R	7
	H	11
	RBI	7
	BB	3
	SO	5
	LOB	18

PITCHER	IP	WLS	BF	H	R	ER	SO	BB	IBB	HBP	BLK	WP	HR	S	P	ERA	WHIP
Art Ditmar, R (1, 1) ERA: 3.62	2.1	L	13	5	5	3	0	0	0	0	0	0	2	13	13	11.57	2.143
Duke Maas, R (3, 1) ERA: 5.06	0.2		5	1	1	0	1	1	0	0	0	0	0	6	10	0.00	3.000
Bobby Shantz, L (4, 1) ERA: 2.0	3.0		11	1	1	0	2	2	0	0	0	0	0	13	21	0.00	1.000
Jim Coates, R (7, 1) ERA: 2.0	2.0		7	2	0	0	0	0	0	0	0	0	0	7	7	0.00	1.000
Ryne Duren, R (9, 1) ERA: 2.51	1.0		5	2	0	0	2	0	0	0	0	0	0	9	9	0.00	2.000

PITCHER	IP	WLS	BF	H	R	ER	SO	BB	IBB	HBP	BLK	WP	HR	S	P	ERA	WHIP

Batter	1	2	3	4	5	6	7	8	9	AB	R	H	RBI	BB	SO	LOB
Hank Bauer, R (1, 9) Jim Coates, R (7, 1) Andy Carey, R (8, PH) Ryne Duren, R (9, 1) OBP: 0.320, SLG: 0.352	SSS 0-3 ① K	SSS 0-3 ② K		x 0-0 ① 6-3		x 0-0 ② F7		SSS 0-3 ③ K		4	0	0	0	0	2	5
										0	0	0	0	0	0	0
										1	0	0	0	0	1	0
										0	0	0	0	0	0	0
Tony Kubek, L (1, 6) OBP: 0.286, SLG: 0.392	x 0-0 ② 4-3	x 0-0 ③ G3		x 0-0 ② F7		x 0-0 ③ F8			x 0-0 2B	5	0	1	0	0	0	5
Mickey Mantle, S (1, 8) OBP: 0.386, SLG: 0.527	BBBB 4-0 BB		x 0-0 IHR	x 0-0 ③ 1B			x 0-0 HR 1B		SSS 0-3 ① K	4	2	3	1	1	1	1
Yogi Berra, L (1, 2) OBP: 0.324, SLG: 0.385	x 0-0 ③ F7		x 0-0 HR 1B		x 0-0 ① 4-3		x 0-0 1-H HR		x 0-0 ② F4	5	2	2	2	0	0	2
Elston Howard, R (1, 3) OBP: 0.291, SLG: 0.390		x 0-0 1-3 1B 1B 1B	x 0-0 1-H HR		x 0-0 ② 1-3		x 0-0 ① 5-3		SSS 0-3 ③ K	5	2	2	2	0	1	1
Norm Siebern, L (1, 7) OBP: 0.333, SLG: 0.458		x 0-0 1B 1-3 1-2 1B	SSS 0-3 ① K		x 0-0 ③ F8		x 0-0 ② F8			4	0	1	0	0	1	0
Gil McDougald, R (1, 4) OBP: 0.364, SLG: 0.362		x 0-0 ① 1-3 1-2 2-3	x 0-0 4-3 2B			BBBB 4-0 4-3 BB	x 0-0 ③ 1-3			3	0	1	0	1	0	2
Jerry Lumpe, L (1, 5) OBP: 0.344, SLG: 0.250		IIII 4-0 1B IBB	x 0-0 ② 4-3 2-3			x 0-0 ① 4-3 1-2		x 0-0 ① 3-1		3	0	0	0	1	0	2
Art Ditmar, R (1, 1) Duke Maas, R (3, 1) Johnny Blanchard, L (3, PH) Bobby Shantz, R (4, 1) Enos Slaughter, L (6, PH) OBP: 0.273, SLG: 0.273 OBP: 0.333, SLG: 0.500 OBP: 0.313, SLG: 0.429		x 0-0 1-2 2-3 3-H 1B	x 0-0 ③ 3-1			BBBB 4-0 BB		SSS 0-3 ② K		1	0	1	1	0	0	0
										0	0	0	0	0	0	0
										1	0	0	0	0	0	1
										0	0	0	0	0	0	0
										1	0	0	0	1	1	0
Inning Stats	R: 0 E: 0 K: 1 S: 5 H: 0 LOB: 1 BB: 1 P: 9	R: 1 E: 0 K: 1 S: 8 H: 3 LOB: 3 BB: 1 P: 12	R: 3 E: 0 K: 1 S: 9 H: 4 LOB: 1 BB: 0 P: 9	R: 0 E: 0 K: 0 S: 3 H: 1 LOB: 1 BB: 0 P: 3	R: 0 E: 0 K: 0 S: 3 H: 0 LOB: 0 BB: 0 P: 3	R: 0 E: 0 K: 0 S: 3 H: 0 LOB: 2 BB: 2 P: 11	R: 2 E: 0 K: 0 S: 5 H: 2 LOB: 0 BB: 0 P: 5	R: 0 E: 0 K: 2 S: 7 H: 0 LOB: 0 BB: 0 P: 7	R: 0 E: 0 K: 2 S: 8 H: 1 LOB: 1 BB: 0 P: 8	1B: 6 2B: 2 3B: 0 HR: 3	SF: 0 SAC: 0 DP: 0 HBP: 0						

PITCHER	IP	WLS	BF	H	R	ER	SO	BB	IBB	HBP	BLK	WP	HR	S	P	ERA	WHIP
Cal McLish, R (1, 1) ERA: 2.25	7.0	W	34	10	6	6	3	3	1	0	0	0	2	36	52	7.71	1.857
Jim Perry, R (8, 1) ERA: 6.55	2.0	S	7	1	0	0	4	0	0	0	0	0	0	15	15	0.00	0.500

PITCHER	IP	WLS	BF	H	R	ER	SO	BB	IBB	HBP	BLK	WP	HR	S	P	ERA	WHIP

BOTTOM

Cleveland Indians @ New York Yankees

Yankee Stadium, Bronx, NY

Tue May 12 1959, 7:05 PM EDT

Att. 36,130 - Unknown - 85 F

livebaseballscorecards.com

AB	37
R	6
H	11
RBI	6
BB	4
SO	7
LOB	19

1B: 6	SF: 0	WP: 0	PA: 41
2B: 2	SAC: 0	PB: 0	
3B: 0	DP: 0	SB: 0	
HR: 3	HBP: 0	CS: 0	

Chicago White Sox @ New York Yankees

Yankee Stadium, Bronx, NY

Fri May 15 1959, 7:05 PM EDT

Att. 27,863 - Unknown - 55 F

TOP

livebaseballscorecards.com

Batter	1	2	3	4	5	6	7	8	9	AB	R	H	RBI	BB	SO	LOB
Luis Aparicio, R (1, 6) OBP: 0.326, SLG: 0.357	G3 1B 6-3 1B		6-3		E6 1-3	F8		E2 F9 1B 2-H 3-H		5	1	2	1	0	0	1
Nellie Fox, L (1, 4) OBP: 0.429, SLG: 0.451	G3 1B 1-2		1-3		1-3 1-2		6-3	F9 2-3		5	0	1	0	0	0	2
Jim Landis, R (1, 8) OBP: 0.361, SLG: 0.372	G3 1-2 2-3			BB 1B 1B	K		1-3	K		5	0	1	0	0	2	4
Sherm Lollar, R (1, 2) OBP: 0.364, SLG: 0.471	6-3 3-H			BB 1-2 1B		1-3	BB		4-3 1B	4	0	2	1	1	0	1
Del Ennis, R (1, 7) OBP: 0.404, SLG: 0.529	4-3			BB 1-2 2-3		E6 BB 1B	1-2 BB		F7	2	1	0	0	2	0	1
Johnny Callison, L (7, PR) OBP: 0.260, SLG: 0.262 (7, 7)										1	0	0	0	0	0	1
Al Smith, R (1, 9) OBP: 0.328, SLG: 0.290		6-3		K		1B 1-2 2B BB	K		4-3 1-2	4	1	0	0	1	2	6
Earl Torgeson, L (1, 3) OBP: 0.442, SLG: 0.500		K		K		1-3 2-H 2B 1B		SH1-4 1B 1B BB	BB	3	2	1	1	2	2	3
Bubba Phillips, R (1, 5) OBP: 0.360, SLG: 0.424		K		F7		2-H 3-H 2B		1-2 E SH1-4 1B	F4	5	1	2	2	0	1	5
Billy Pierce, L (1, 1) OBP: 0.300, SLG: 0.389			K	F9		1-3		SH1-4 1-2 2-3		3	0	0	0	0	1	1
Inning Stats	R: 1 E: 0 K: 0 S: 5 H: 2 LOB: 1 BB: 0 P: 5	R: 0 E: 0 K: 2 S: 7 H: 0 LOB: 0 BB: 0 P: 7	R: 0 E: 0 K: 1 S: 5 H: 0 LOB: 0 BB: 0 P: 5	R: 0 E: 0 K: 2 S: 9 H: 2 LOB: 3 BB: 1 P: 13	R: 0 E: 1 K: 1 S: 6 H: 0 LOB: 1 BB: 0 P: 6	R: 3 E: 1 K: 0 S: 6 H: 2 LOB: 1 BB: 1 P: 10	R: 0 E: 0 K: 1 S: 5 H: 0 LOB: 2 BB: 2 P: 13	R: 2 E: 1 K: 1 S: 7 H: 2 LOB: 1 BB: 1 P: 11	R: 0 E: 0 K: 0 S: 4 H: 1 LOB: 2 BB: 1 P: 8	1B: 8 2B: 1 3B: 0 HR: 0 SF: 0 SAC: 1 DP: 0 HBP: 0						

	AB	37
	R	6
	H	9
	RBI	5
	BB	6
	SO	8
	LOB	25

WP: 0 PB: 0 SB: 0 CS: 0 PA: 44

PITCHER		IP	WLS	BF	H	R	ER	SO	BB	IBB	HBP	BLK	WP	HR	S	P	ERA	WHIP
Whitey Ford, L ERA: 2.28	(1, 1)	6.0	L	28	6	4	2	6	2	0	0	0	0	0	38	46	3.00	1.333
Jim Coates, R ERA: 3.27	(7, 1)	2.0		11	2	2	2	2	3	0	0	0	0	0	12	24	9.00	2.500
Johnny Kucks, R ERA: 7.11	(9, 1)	1.0		5	1	0	0	0	1	0	0	0	0	0	4	8	0.00	2.000

PITCHER	IP	WLS	BF	H	R	ER	SO	BB	IBB	HBP	BLK	WP	HR	S	P	ERA	WHIP

Batter	1	2	3	4	5	6	7	8	9	AB	R	H	RBI	BB	SO	LOB
Hank Bauer, R (1, 9) OBP: 0.318, SLG: 0.341	F6			F8		BBBB FC5-4 BB		F7		3	0	0	0	1	0	2
Gil McDougald, R (1, 4) OBP: 0.346, SLG: 0.342	5-3			F9		FC5-4 1-2f		F6		4	0	0	0	0	0	3
Mickey Mantle, S (1, 8) OBP: 0.380, SLG: 0.513	5-3			1B			6-3	F8		4	0	1	0	0	0	2
Yogi Berra, L (1, 2) OBP: 0.333, SLG: 0.391		G5-4-3 1B		5-3			1B 1B		G3	4	0	2	0	0	0	1
Elston Howard, R (1, 3) OBP: 0.289, SLG: 0.383		K			F9		1-2 1B		K	4	0	1	0	0	2	1
Andy Carey, R (1, 5) OBP: 0.270, SLG: 0.275		G5-4-3 1-2f			5-3		F8		F6	4	0	0	0	0	0	3
Norm Siebern, L (1, 7) OBP: 0.324, SLG: 0.444			K		K		K			3	0	0	0	0	3	2
Bobby Richardson, R (1, 6) OBP: 0.276, SLG: 0.301			CS 1B			L4		BB 1B		3	0	2	0	0	0	0
Whitey Ford, L (1, 1) OBP: 0.286, SLG: 0.176			K 1-2			K		BB 1-2		1	0	0	0	0	1	1
Clete Boyer, R (6, PH) OBP: 0.214, SLG: 0.154										1	0	0	0	0	1	0
Jim Coates, R (7, 1)										0	0	0	0	0	0	0
Enos Slaughter, L (8, PH) OBP: 0.353, SLG: 0.429										0	0	0	0	1	0	0
Johnny Kucks, R (9, 1)										0	0	0	0	0	0	0
Inning Stats	R: 0 E: 0 K: 0 S: 3 H: 0 LOB: 0 BB: 0 P: 3	R: 0 E: 0 K: 1 S: 5 H: 1 LOB: 0 BB: 0 P: 5	R: 0 E: 0 K: 2 S: 7 H: 1 LOB: 1 BB: 0 P: 7	R: 0 E: 0 K: 0 S: 4 H: 1 LOB: 1 BB: 0 P: 4	R: 0 E: 0 K: 1 S: 5 H: 0 LOB: 0 BB: 0 P: 5	R: 0 E: 0 K: 1 S: 5 H: 0 LOB: 1 BB: 1 P: 9	R: 0 E: 0 K: 1 S: 7 H: 2 LOB: 2 BB: 0 P: 7	R: 0 E: 0 K: 0 S: 4 H: 1 LOB: 2 BB: 1 P: 8	R: 0 E: 0 K: 1 S: 5 H: 0 LOB: 0 BB: 0 P: 5	1B: 6 2B: 1 3B: 0 HR: 0	SF: 0 SAC: 0 DP: 2 HBP: 0						

PITCHER	IP	WLS	BF	H	R	ER	SO	BB	IBB	HBP	BLK	WP	HR	S	P	ERA	WHIP
Billy Pierce, L (1, 1) ERA: 2.9	9.0	W	33	6	0	0	7	2	0	0	0	0	0	45	53	0.00	0.889

PITCHER	IP	WLS	BF	H	R	ER	SO	BB	IBB	HBP	BLK	WP	HR	S	P	ERA	WHIP

BOTTOM

Chicago White Sox @ New York Yankees

Yankee Stadium, Bronx, NY

Fri May 15 1959, 7:05 PM EDT
Att. 27,863 - Unknown - 55 F

livebaseballscorecards.com

AB	31
R	0
H	6
RBI	0
BB	2
SO	7
LOB	15

1B: 6 SF: 0
2B: 1 SAC: 0
3B: 0 DP: 2
HR: 0 HBP: 0

WP: 0 PA: 33
PB: 0
SB: 0
CS: 1

Batter	1	2	3	4	5	6	7	8	9	10	11	AB	R	H	RBI	BB	SO	LOB
Luis Aparicio, R (1, 6) OBP: 0.331, SLG: 0.361	F9		1B SF9 1B	2-H 1B		4-3			3-1	K		4	1	2	1	0	0	0
Larry Doby, L (9, PH)												1	0	0	0	0	0	0
Rudy Arias, L (9, 1)												0	0	0	0	0	0	0
Harry Simpson, L (10, PH) OBP: 0.296, SLG: 0.318												1	0	0	0	0	1	2
Turk Lown, R (10, 1)												0	0	0	0	0	0	0
Nellie Fox, L (1, 4) OBP: 0.438, SLG: 0.448	BB CS BB		1-3 SF9 1B	BB FC6-4 BB			P6		E8 1B		BB SH3-4 1B BB	3	2	1	0	3	0	0
Jim Landis, R (1, 8) OBP: 0.355, SLG: 0.362	F8 1-2		1-2 SF9 3-H	FC6-4 1-2f			4-3		BB 1B BB		SH3-4 1-2	3	0	0	1	1	0	3
Sherm Lollar, R (1, 2) OBP: 0.379, SLG: 0.472		BB BB BB BB			6-3		1-3		1-3 1B 3-H		K2-5-2 1B IBB	4	0	2	1	2	0	0
Del Ennis, R (1, 7) OBP: 0.397, SLG: 0.509	F8	F8			4-3 1B			5-3	4-3		1-2 2-H 1B	6	0	2	1	0	0	5
Johnny Callison, L (11, PR) OBP: 0.260, SLG: 0.262 (11, 7)												0	0	0	0	0	0	0
Earl Torgeson, L (1, 3) OBP: 0.414, SLG: 0.442		BB 1-2 BB	L9		4-3 1-2			4-3		F5	K2-5-2 2-3f	5	0	0	0	1	1	5
Al Smith, R (1, 9) OBP: 0.339, SLG: 0.314 (9, 5)		K		E 1B 1B	6-3			2B		S 1B		5	1	3	0	0	1	3
Bubba Phillips, R (1, 5) OBP: 0.359, SLG: 0.415		1-2 2-3 BB		K 1-2		F7		4-3		K 1-2		2	0	0	0	1	1	1
Billy Goodman, L (8, PH) OBP: 0.417, SLG: 0.333												1	0	0	0	0	0	1
Sammy Esposito, R (8, 5) OBP: 0.200, SLG: 0.111 (9, 6)												1	0	0	0	0	1	1
Ray Moore, R (1, 1)		K		F3		K			K		IBB	3	0	0	0	0	2	4
Gerry Staley, R (8, 1)												0	0	0	0	0	0	0
Norm Cash, L (9, PH) OBP: 0.316, SLG: 0.354												1	0	0	0	0	1	0
Jim Rivera, L (9, 9) OBP: 0.417, SLG: 0.619												0	0	0	0	1	0	0
Inning Stats	R: 0 E: 0 K: 0 S: 2 H: 0 LOB: 0 BB: 1 P: 6	R: 0 E: 0 K: 2 S: 7 H: 0 LOB: 3 BB: 3 P: 19	R: 1 E: 0 K: 0 S: 6 H: 3 LOB: 2 BB: 0 P: 6	R: 1 E: 1 K: 1 S: 7 H: 2 LOB: 2 BB: 1 P: 11	R: 0 E: 0 K: 0 S: 4 H: 1 LOB: 1 BB: 0 P: 4	R: 0 E: 0 K: 1 S: 5 H: 0 LOB: 0 BB: 0 P: 5	R: 0 E: 0 K: 0 S: 3 H: 0 LOB: 0 BB: 0 P: 3	R: 0 E: 0 K: 0 S: 4 H: 1 LOB: 1 BB: 0 P: 4	R: 1 E: 1 K: 1 S: 7 H: 1 LOB: 2 BB: 1 P: 11	R: 0 E: 0 K: 2 S: 8 H: 1 LOB: 2 BB: 1 P: 12	R: 1 E: 0 K: 1 S: 5 H: 1 LOB: 2 BB: 2 P: 13	1B: 9 2B: 2 3B: 0 HR: 0	SF: 1 SAC: 1 DP: 1 HBP: 0		WP: 0 PB: 0 SB: 1 CS: 1	PA: 51		

PITCHER		IP	WLS	BF	H	R	ER	SO	BB	IBB	HBP	BLK	WP	HR	S	P	ERA	WHIP
Bob Turley, R ERA: 3.0	(1, 1)	9.0		41	8	3	1	5	6	0	0	0	0	0	45	69	1.00	1.556
Ryne Duren, R ERA: 2.35	(10, 1)	1.0		5	1	0	0	2	0	1	0	0	0	0	8	12	0.00	1.000
Art Ditmar, R ERA: 3.78	(11, 1)	1.0	L	5	1	1	1	1	1	1	0	0	0	0	5	13	9.00	2.000

PITCHER	IP	WLS	BF	H	R	ER	SO	BB	IBB	HBP	BLK	WP	HR	S	P	ERA	WHIP

TOP

Chicago White Sox @ New York Yankees

Yankee Stadium, Bronx, NY

Sat May 16 1959, 3:33 AM EDT

Att. 26,899 - Unknown - 61 F

livebaseballscorecards.com

AB	40
R	4
H	10
RBI	4
BB	9
SO	8
LOB	25

Batter	1	2	3	4	5	6	7	8	9	10	11	AB	R	H	RBI	BB	SO	LOB
Tony Kubek, L (1, 6) OBP: 0.280, SLG: 0.405	F9		SH1-3 1-2		6-3		2B 2-H 3B		G3		4-3	5	1	1	1	0	0	0
Gil McDougald, R (1, 4) OBP: 0.333, SLG: 0.329	6-3		5-3		F9		F7		1B		6-3	6	0	1	0	0	0	2
Mickey Mantle, S (1, 8) OBP: 0.378, SLG: 0.506	K		K		BB		2B 3-H		F8		K	5	0	1	1	1	3	2
Yogi Berra, L (1, 2) OBP: 0.338, SLG: 0.384		5-3		BB 1B SF9 1B	F4		IBB			K		4	1	1	0	1	1	1
Enos Slaughter, L (1, 9) OBP: 0.381, SLG: 0.412		FC3-6 S BB		SF9 BB 1-2 1B		4-3	4-3			1B BB		3	0	1	0	1	0	2
Hank Bauer, R (8, 9) OBP: 0.324, SLG: 0.341												0	0	0	0	1	0	0
Elston Howard, R (1, 3) OBP: 0.307, SLG: 0.381		FC3-6 1-2 BB		1-3 1-2 2-3 BB		5-3		F8		IBB 1-3 1B		3	0	1	0	2	0	0
Norm Siebern, L (1, 7) OBP: 0.309, SLG: 0.427	FC3-6 1-2f 2-3			SF9 2-3 3-H		K		4-3		K		4	0	0	1	0	2	4
Jerry Lumpe, L (1, 5) OBP: 0.351, SLG: 0.226	K			1-3 1-2			SH3-4 3B BB	4-3		IBB 1-2		3	1	0	0	2	1	4
Bob Turley, R (1, 1) OBP: 0.200, SLG: 0.143			SH1-3 1B	K			SH3-4 1-2		F4	F2		2	0	1	0	0	1	2
Andy Carey, R (9, PH) OBP: 0.267, SLG: 0.271												1	0	0	0	0	0	0
Ryne Duren, R (10, 1)												0	0	0	0	0	0	0
Johnny Blanchard, L (10, PH) OBP: 0.286, SLG: 0.429												1	0	0	0	0	0	3
Art Ditmar, R (11, 1) OBP: 0.250, SLG: 0.273												0	0	0	0	0	0	0
Inning Stats	R: 0 H: 0 E: 0 LOB: 0 K: 1 BB: 0 S: 5 P: 5	R: 0 H: 0 E: 0 LOB: 2 K: 1 BB: 2 S: 5 P: 13	R: 0 H: 1 E: 0 LOB: 1 K: 1 BB: 0 S: 6 P: 6	R: 1 H: 2 E: 0 LOB: 2 K: 1 BB: 1 S: 7 P: 11	R: 0 H: 0 E: 0 LOB: 1 K: 0 BB: 1 S: 3 P: 7	R: 0 H: 0 E: 0 LOB: 0 K: 1 BB: 0 S: 5 P: 5	R: 2 H: 2 E: 0 LOB: 2 K: 0 BB: 2 S: 5 P: 13	R: 0 H: 0 E: 0 LOB: 0 K: 0 BB: 0 S: 3 P: 3	R: 0 H: 1 E: 0 LOB: 1 K: 0 BB: 0 S: 4 P: 4	R: 0 H: 1 E: 0 LOB: 3 K: 2 BB: 2 S: 8 P: 16	R: 0 H: 0 E: 0 LOB: 0 K: 1 BB: 0 S: 5 P: 5						

PITCHER		IP	WLS	BF	H	R	ER	SO	BB	IBB	HBP	BLK	WP	HR	S	P	ERA	WHIP
Ray Moore, R ERA: 4.21	(1, 1)	7.0		32	5	3	3	5	5	1	0	0	0	0	36	60	3.86	1.429
Gerry Staley, R ERA: 0.95	(8, 1)	1.0		3	0	0	0	0	0	0	0	0	0	0	3	3	0.00	0.000
Rudy Arias, L ERA: 2.63	(9, 1)	1.0		4	1	0	0	0	0	0	0	0	0	0	4	4	0.00	1.000
Turk Lown, R ERA: 3.38	(10, 1)	2.0	W	9	1	0	0	3	1	1	0	0	0	0	13	21	0.00	1.000

PITCHER	IP	WLS	BF	H	R	ER	SO	BB	IBB	HBP	BLK	WP	HR	S	P	ERA	WHIP

BOTTOM

Chicago White Sox @ New York Yankees

Yankee Stadium, Bronx, NY

Sat May 16 1959, 3:33 AM EDT

Att. 26,899 - Unknown - 61 F

livebaseballscorecards.com

AB	37
R	3
H	7
RBI	3
BB	8
SO	8
LOB	20

1B: 5	SF: 1	WP: 0	PA: 48
2B: 1	SAC: 2	PB: 0	
3B: 1	DP: 0	SB: 1	
HR: 0	HBP: 0	CS: 0	

Batter	1	2	3	4	5	6	7	8	9	AB	R	H	RBI	BB	SO	LOB
Whitey Herzog, L (1, 8) OBP: 0.458, SLG: 0.511 Bill Tuttle, R (7, 8) OBP: 0.404, SLG: 0.461	S S S 0-3 ① K	x 0-0 ② ③ L4-6 2-3			x 0-0 ① F7		x 0-0 FC6-4 1B		x 0-0 ② 1-3	4 0 1 0 0 1 3 1 0 0 0 0 0 1						
Hector Lopez, R (1, 4) OBP: 0.319, SLG: 0.462	x 0-0 ② 4-3		x 0-0 ① 4-3		x 0-0 2B		x 0-0 ② F4		x 0-0 ③ 6-3	0 0 0 0 0 0 0						
Ray Boone, R (1, 3) OBP: 0.422, SLG: 0.444 Kent Hadley, L (8, 3) OBP: 0.286, SLG: 0.394	x 0-0 1B 1B		x 0-0 1B SF9 1B		x 0-0 ② F6		x 0-0 ③ FC6-4 1-2f			4 1 2 0 0 0 2 0 0 0 0 0 0 0						
Roger Maris, L (1, 9) OBP: 0.403, SLG: 0.649	x 0-0 1-3 1B		x 0-0 SF9 1-3 1B		x 0-0 ③ F6			x 0-0 HR		4 1 3 1 0 0 1						
Bob Cerv, R (1, 7) OBP: 0.327, SLG: 0.516	S S S 0-3 ③ K		x 0-0 ② SF9 1-2 3-H			x 0-0 ① 5-3		x 0-0 ① F3		3 0 0 1 0 1 2						
Frank House, L (1, 2) OBP: 0.330, SLG: 0.448		x 0-0 BB 2B	x 0-0 ③ 1-3			B B B B 4-0 1B BB		x 0-0 ② L6		3 0 1 0 1 0 1						
Hal Smith, R (1, 5) OBP: 0.319, SLG: 0.301		B B B B 4-0 L4-6 BB BB		x 0-0 ① F8		x 0-0 G4-6-3 1-2 1B		x 0-0 ③ F8		3 0 1 0 1 0 0						
Joe Demaestri, R (1, 6) OBP: 0.296, SLG: 0.386	S S S 0-3 ① K			S S S 0-3 ② K		x 0-0 ② ③ G4-6-3 1-2f			x 0-0 ① F4	4 0 0 0 0 2 4						
Bud Daley, L (1, 1) OBP: 0.500, SLG: 0.571 Ralph Terry, R (9, 1) OBP: 0.176, SLG: 0.176		B B B B 4-0 1-2 2-3 BB		x 0-0 ③ 6-3			S S S 0-3 ① K		x 0-0 2B	3 0 1 0 1 1 0 0 0 0 0 0 0 0						
Inning Stats	R: 0 H: 2 E: 0 LOB: 2 K: 2 BB: 0 S: 9 P: 9	R: 0 H: 1 E: 0 LOB: 2 K: 1 BB: 2 S: 5 P: 13	R: 1 H: 2 E: 0 LOB: 1 K: 0 BB: 0 S: 5 P: 5	R: 0 H: 0 E: 0 LOB: 0 K: 1 BB: 0 S: 5 P: 5	R: 0 H: 1 E: 0 LOB: 1 K: 0 BB: 0 S: 4 P: 4	R: 0 H: 1 E: 0 LOB: 1 K: 0 BB: 1 S: 3 P: 7	R: 0 H: 1 E: 0 LOB: 1 K: 1 BB: 0 S: 6 P: 6	R: 1 H: 1 E: 0 LOB: 0 K: 0 BB: 0 S: 4 P: 4	R: 0 H: 1 E: 0 LOB: 1 K: 0 BB: 0 S: 4 P: 4	1B: 6 SF: 1 2B: 4 SAC: 0 3B: 0 DP: 2 HR: 1 HBP: 0						

TOP

Kansas City Athletics @ New York Yankees

Yankee Stadium, Bronx, NY

Sun May 17 1959, 3:33 AM EDT

Overcast - 63 F

livebaseballscorecards.com

AB	29
R	2
H	9
RBI	2
BB	3
SO	5
LOB	14

PITCHER		IP	WLS	BF	H	R	ER	SO	BB	IBB	HBP	BLK	WP	HR	S	P	ERA	WHIP
Don Larsen, R ERA: 2.75	(1, 1)	9.0	W	38	10	2	2	5	3	0	0	0	0	1	45	57	2.00	1.444

PITCHER		IP	WLS	BF	H	R	ER	SO	BB	IBB	HBP	BLK	WP	HR	S	P	ERA	WHIP

Batter	1	2	3	4	5	6	7	8	9	AB	R	H	RBI	BB	SO	LOB
Gil McDougald, R (1, 4) OBP: 0.326, SLG: 0.313	K		F4		FC6-4 HBP			E9	FC3-6	4	0	0	0	0	1	3
Hank Bauer, R (1, 9) OBP: 0.327, SLG: 0.337	K		L8		FC6-4			BB	1B	4	0	1	1	1	1	3
Mickey Mantle, S (1, 8) OBP: 0.373, SLG: 0.494	F4			F2		FC4-6 1B		L6		4	0	1	0	0	0	2
Elston Howard, R (1, 3) OBP: 0.293, SLG: 0.364		K		F8		F7		F8		4	0	0	0	0	1	3
Yogi Berra, L (1, 2) OBP: 0.333, SLG: 0.377		G3		1B		FC4-6 FC5-4		F9		4	0	1	0	0	0	3
Andy Carey, R (1, 5) OBP: 0.266, SLG: 0.260		E5		1-3		FC5-4			1B WP 1B BB	3	1	0	0	1	0	2
Norm Siebern, L (1, 7) OBP: 0.304, SLG: 0.419		K	F4			K			1B 1B	2	0	0	0	0	1	1
Enos Slaughter, L (7, PH) OBP: 0.391, SLG: 0.421 (8, 7)										2	1	1	0	0	1	0
Tony Kubek, L (1, 6) OBP: 0.271, SLG: 0.390			F8		F6	1-3			1B 1B	3	0	0	0	0	0	0
Bill Skowron, R (9, PH) OBP: 0.370, SLG: 0.590										1	0	1	1	0	0	0
Bobby Richardson, R (9, PR) OBP: 0.276, SLG: 0.301										0	1	0	0	0	0	0
Don Larsen, R (1, 1) OBP: 0.444, SLG: 0.333			1B		HBP BB	6-3			FC3-6 1B	3	0	2	1	1	0	0
Bobby Shantz, R (9, PR)										0	0	0	0	0	0	0
Inning Stats	R: 0 E: 0 K: 2 S: 7 H: 0 LOB: 0 BB: 0 P: 7	R: 0 E: 1 K: 2 S: 8 H: 0 LOB: 1 BB: 0 P: 8	R: 0 E: 0 K: 0 S: 4 H: 1 LOB: 1 BB: 0 P: 4	R: 0 E: 0 K: 0 S: 4 H: 1 LOB: 1 BB: 0 P: 4	R: 0 E: 0 K: 0 S: 3 H: 0 LOB: 2 BB: 1 P: 8	R: 0 E: 0 K: 0 S: 4 H: 1 LOB: 1 BB: 0 P: 4		R: 0 E: 1 K: 0 S: 4 H: 0 LOB: 2 BB: 1 P: 8	R: 3 E: 0 K: 0 S: 5 H: 4 LOB: 2 BB: 1 P: 9	1B: 7 2B: 0 3B: 0 HR: 0	SF: 0 SAC: 0 DP: 0 HBP: 1					

PITCHER	IP	WLS	BF	H	R	ER	SO	BB	IBB	HBP	BLK	WP	HR	S	P	ERA	WHIP
Bud Daley, L (1, 1) ERA: 2.28	8.0	L	36	6	3	3	5	3	0	1	0	1	0	42	55	3.38	1.125
Ralph Terry, R (9, 1) ERA: 5.24	0.1		2	1	0	0	0	0	0	0	0	0	0	2	2	0.00	3.000

PITCHER	IP	WLS	BF	H	R	ER	SO	BB	IBB	HBP	BLK	WP	HR	S	P	ERA	WHIP

BOTTOM

Kansas City Athletics @ New York Yankees

Yankee Stadium, Bronx, NY

Sun May 17 1959, 3:33 AM EDT

Overcast - 63 F

livebaseballscorecards.com

AB	34
R	3
H	7
RBI	3
BB	3
SO	5
LOB	17

PA: 38

WP: 1 PB: 0 SB: 0 CS: 0

Detroit Tigers @ New York Yankees

Yankee Stadium, Bronx, NY

Tue May 19 1959, 7:05 PM EDT

Att. 19,057 - Cloudy

TOP

livebaseballscorecards.com

Batter	1	2	3	4	5	6	7	8	9	AB	R	H	RBI	BB	SO	LOB
Eddie Yost, R (1, 5) OBP: 0.437, SLG: 0.571	BB WP SF8 1B	SH5-3 E FC1-2 1B	K		BB HBP			K		4	1	2	0	0	2	1
Harvey Kuenn, R (1, 9) OBP: 0.430, SLG: 0.495	BB 1B BB	FC3 FC1-2 SH5-3		5-3	BB			F6		3	1	0	0	2	0	1
Charlie Maxwell, L (1, 7) OBP: 0.330, SLG: 0.538	K	SH5-3		4-1 BB 1B	F9			L8		4	1	1	0	0	1	4
Al Kaline, R (1, 8) OBP: 0.394, SLG: 0.569	1B 1B BB	FC5 FC1-2 BB		4-1 BB		L8			L6-3	2	2	0	0	3	0	0
Gail Harris, L (1, 3) OBP: 0.219, SLG: 0.292	SF8	FC1-2		4-1		F5			4-3	4	0	0	1	0	0	5
Rocky Bridges, R (1, 6) OBP: 0.366, SLG: 0.359	1B 2B 1B	FC5		FC6-4 1B		6-3			K	5	1	2	3	0	1	3
Red Wilson, R (1, 2) OBP: 0.185, SLG: 0.185	2B 1B		1B	FC6-4			L5			4	0	2	1	0	0	1
Frank Bolling, R (1, 4) OBP: 0.295, SLG: 0.360	2B		F2		6-3		F7			4	0	1	1	0	0	1
Don Mossi, L (1, 1) OBP: 0.143, SLG: 0.077	K		K		F7		6-3			4	0	0	0	0	2	3
Inning Stats	R: 4 E: 0 K: 2 S: 11 H: 4 LOB: 2 BB: 2 P: 19	R: 0 E: 1 K: 0 S: 5 H: 1 LOB: 3 BB: 1 P: 9	R: 0 E: 0 K: 2 S: 8 H: 1 LOB: 1 BB: 0 P: 8	R: 2 E: 0 K: 0 S: 5 H: 2 LOB: 1 BB: 1 P: 9	R: 0 E: 0 K: 0 S: 3 H: 0 LOB: 2 BB: 1 P: 8	R: 0 E: 0 K: 0 S: 3 H: 0 LOB: 0 BB: 0 P: 3	R: 0 E: 0 K: 0 S: 3 H: 0 LOB: 0 BB: 0 P: 3	R: 0 E: 0 K: 1 S: 5 H: 0 LOB: 0 BB: 0 P: 5	R: 0 E: 0 K: 1 S: 5 H: 0 LOB: 0 BB: 0 P: 5	1B: 7 2B: 1 3B: 0 HR: 0	SF: 1 SAC: 1 DP: 0 HBP: 1						

AB	34
R	6
H	8
RBI	6
BB	5
SO	6
LOB	19

WP: 1 PB: 0 SB: 0 CS: 0 PA: 42

PITCHER		IP	WLS	BF	H	R	ER	SO	BB	IBB	HBP	BLK	WP	HR	S	P	ERA	WHIP
Whitey Ford, L ERA: 2.94	(1, 1)	0.2	L	8	4	4	4	1	2	0	0	0	1	0	8	16	54.00	9.000
Art Ditmar, R ERA: 3.63	(1, 1)	5.1		25	4	2	2	3	3	0	1	0	0	0	27	40	3.38	1.312
Tom Sturdivant, R ERA: 5.48	(7, 1)	3.0		9	0	0	0	2	0	0	0	0	0	0	13	13	0.00	0.000

PITCHER	IP	WLS	BF	H	R	ER	SO	BB	IBB	HBP	BLK	WP	HR	S	P	ERA	WHIP

Batter	1	2	3	4	5	6	7	8	9	AB	R	H	RBI	BB	SO	LOB
Clete Boyer, R (1, 5) OBP: 0.200, SLG: 0.158	0-0 1B	0-0 6-3			0-0 1-3		0-3 K		0-0 F7	5	0	1	0	0	1	1
Gil McDougald, R (1, 4) OBP: 0.307, SLG: 0.293	0-0 1-2 1B		0-0 L8		0-0 F4		0-0 5-3		0-0 L8	5	0	1	0	0	0	1
Mickey Mantle, S (1, 8) OBP: 0.360, SLG: 0.463	0-0 L7		0-0 5-3		0-0 L8		0-0 1B		0-0 FC6-4 1-2f	5	0	1	0	0	0	3
Elston Howard, R (1, 3) OBP: 0.283, SLG: 0.347	0-0 F9		0-0 1B			0-0 F9	0-0 F4			4	0	1	0	0	0	3
Yogi Berra, L (1, 2) OBP: 0.337, SLG: 0.361	0-0 4-3		0-0 1-3 1B			0-0 3-1		BBBB 4-0 BB		3	0	1	0	1	0	2
Hank Bauer, R (1, 9) OBP: 0.333, SLG: 0.347		0-0 1B 2B	0-0 F7			BBBB 4-0 1B 1B BB		0-0 L8		3	2	1	0	1	0	3
Norm Siebern, L (1, 7) OBP: 0.325, SLG: 0.431		0-0 S 1B 2-H 1B		0-0 FC1-6 1B		0-0 1B 1-2 1B		0-0 F7		4	1	3	1	0	0	1
Tony Kubek, L (1, 6) OBP: 0.283, SLG: 0.393		0-0 CS 1-H 1B		0-0 FC1-6 G6-4-3 1-2f		0-0 1-3 2-H 1B		0-0 L4		4	0	2	2	0	0	2
Whitey Ford, L (1, 1) OBP: 0.286, SLG: 0.176	SSS 0-3 K 1-2			0-0 G6-4-3 1-2f		0-0 F9			0-0 FC6-4 1B	0	0	0	0	0	0	0
Art Ditmar, R (1, 1) OBP: 0.214, SLG: 0.231										2	0	0	0	0	1	2
Bill Skowron, R (6, PH) OBP: 0.366, SLG: 0.583										1	0	0	0	0	0	2
Tom Sturdivant, L (7, 1)										0	0	0	0	0	0	0
Andy Carey, R (9, PH) OBP: 0.275, SLG: 0.270										1	0	1	0	0	0	0
Inning Stats	R: 0 E: 0 K: 0 S: 5 H: 2 LOB: 2 BB: 0 P: 5	R: 2 E: 0 K: 1 S: 7 H: 3 LOB: 0 BB: 0 P: 7	R: 0 E: 0 K: 0 S: 5 H: 2 LOB: 2 BB: 0 P: 5	R: 0 E: 0 K: 0 S: 3 H: 1 LOB: 0 BB: 0 P: 3	R: 0 E: 0 K: 0 S: 3 H: 0 LOB: 0 BB: 0 P: 3	R: 1 E: 0 K: 0 S: 5 H: 2 LOB: 2 BB: 1 P: 9	R: 0 E: 0 K: 1 S: 6 H: 1 LOB: 1 BB: 0 P: 6	R: 0 E: 0 K: 0 S: 3 H: 0 LOB: 1 BB: 1 P: 7	R: 0 E: 0 K: 0 S: 4 H: 1 LOB: 1 BB: 0 P: 4	1B: 11 2B: 2 3B: 0 HR: 0	SF: 0 SAC: 0 DP: 2 HBP: 0						

PITCHER	IP	WLS	BF	H	R	ER	SO	BB	IBB	HBP	BLK	WP	HR	S	P	ERA	WHIP
Don Mossi, L (1, 1) ERA: 3.21	9.0	W	39	12	3	3	2	2	0	0	0	0	0	41	49	3.00	1.556

PITCHER	IP	WLS	BF	H	R	ER	SO	BB	IBB	HBP	BLK	WP	HR	S	P	ERA	WHIP

BOTTOM

Detroit Tigers @ New York Yankees

Yankee Stadium, Bronx, NY

Tue May 19 1959, 7:05 PM EDT

Att. 19,057 - Cloudy

livebaseballscorecards.com

AB	37
R	3
H	12
RBI	3
BB	2
SO	2
LOB	20

Batter	1	2	3	4	5	6	7	8	9	AB	R	H	RBI	BB	SO	LOB
Eddie Yost, R (1, 5) OBP: 0.455, SLG: 0.637	K		2B BB		1B E BB	2-H 1B	1-H 2-H 3-H HR		HR	4	3	3	6	2	1	0
Harvey Kuenn, R (1, 9) OBP: 0.434, SLG: 0.505	FC4-6 1B		1-3 2B		F4 1-2 2-3	F4	1B 1B		1-3	6	0	3	0	0	0	3
Charlie Maxwell, L (1, 7) OBP: 0.340, SLG: 0.529	FC4-6 WP 1-2f		L6		FC6-4 2-H 3-H 1B		K 1-2 1B		BB 1B BB	5	1	2	2	1	1	3
Al Kaline, R (1, 8) OBP: 0.392, SLG: 0.556	K 1-2			L8	FC6-4 1-2f		3B 1B L8		1B 1-2 BB	5	1	1	0	1	1	4
Gail Harris, L (1, 3) OBP: 0.215, SLG: 0.324		E4 L9-3		K	HR		K	F5	F5	6	1	1	1	0	2	3
Rocky Bridges, R (1, 6) OBP: 0.378, SLG: 0.383 Coot Veal, R (7, 6) OBP: 0.667, SLG: 0.667		L9-3 1-2		1B	2B BB	1-H 1B 3B		1B 1B	1-3 2-H 1B	3 2	2 0	2 2	1 1	1 0	0 0	1 0
Red Wilson, R (1, 2) OBP: 0.242, SLG: 0.273		F7		6-3	1-H 1B 2B	BB 1B HR 3-H	1B	1-3 1B	K	6	2	3	2	0	1	3
Frank Bolling, R (1, 4) OBP: 0.307, SLG: 0.364		G1-4-3 1B		E PB 1B BB	F2	1-2 BB HR 1B		L6		4	2	2	0	1	0	3
Frank Lary, R (1, 1) OBP: 0.200, SLG: 0.250		G1-4-3 1-2f		K 1-2	K	1-2 2-3 HR BB		F6		4	1	0	0	1	2	5
Inning Stats	R: 0 E: 0 K: 2 S: 8 H: 1 LOB: 1 BB: 0 P: 8	R: 0 E: 1 K: 0 S: 3 H: 0 LOB: 0 BB: 0 P: 3	R: 0 E: 0 K: 0 S: 4 H: 2 LOB: 2 BB: 1 P: 8	R: 0 E: 0 K: 1 S: 6 H: 1 LOB: 1 BB: 0 P: 6	R: 2 E: 1 K: 1 S: 6 H: 1 LOB: 1 BB: 2 P: 14	R: 3 E: 0 K: 1 S: 8 H: 3 LOB: 1 BB: 1 P: 12	R: 6 E: 0 K: 2 S: 14 H: 7 LOB: 2 BB: 1 P: 18	R: 0 E: 0 K: 0 S: 5 H: 2 LOB: 2 BB: 0 P: 5	R: 2 E: 0 K: 1 S: 7 H: 2 LOB: 2 BB: 2 P: 15	1B: 13 2B: 3 3B: 1 HR: 3 SF: 0 SAC: 0 DP: 2 HBP: 0						

TOP

Detroit Tigers @ New York Yankees

Yankee Stadium, Bronx, NY

Wed May 20 1959, 3:33 AM EDT

Att. 12,775 - Unknown - 84 F

livebaseballscorecards.com

AB	45
R	13
H	19
RBI	13
BB	7
SO	8
LOB	25

WP: 1 PB: 1 SB: 0 CS: 0 PA: 52

PITCHER		IP	WLS	BF	H	R	ER	SO	BB	IBB	HBP	BLK	WP	HR	S	P	ERA	WHIP
Bobby Shantz, L ERA: 3.86	(1, 1)	5.0	L	25	7	5	4	4	4	0	0	0	1	1	29	45	7.20	2.200
Jim Coates, R ERA: 3.0	(6, 1)	1.0		4	1	0	0	1	0	0	0	0	0	0	6	6	0.00	1.000
Duke Maas, R ERA: 6.0	(7, 1)	1.0		11	7	6	6	2	1	0	0	0	0	1	14	18	54.00	8.000
Tom Sturdivant, R ERA: 5.24	(8, 1)	1.0		5	2	0	0	0	0	0	0	0	0	0	5	5	0.00	2.000
Johnny Kucks, R ERA: 9.19	(9, 1)	1.0		7	2	2	2	1	2	0	0	0	0	1	7	15	18.00	4.000

PITCHER	IP	WLS	BF	H	R	ER	SO	BB	IBB	HBP	BLK	WP	HR	S	P	ERA	WHIP

Detroit Tigers @ New York Yankees

Yankee Stadium, Bronx, NY

Wed May 20 1959, 3:33 AM EDT
Att. 12,775 - Unknown - 84 F

BOTTOM

Batter	1	2	3	4	5	6	7	8	9	AB	R	H	RBI	BB	SO	LOB
Gil McDougald, R (1, 4) OBP: 0.302, SLG: 0.281	L8		HBP		L8		K		5-3 1-2	4	0	0	0	0	1	1
Tony Kubek, L (1, 6) OBP: 0.289, SLG: 0.404	4-3		K		2B		F9		HR 2-H 1B	5	1	2	1	0	1	1
Mickey Mantle, S (1, 8) OBP: 0.371, SLG: 0.500	HR 1B		F7		K		1B		HR 1-H	5	2	3	2	0	1	2
Yogi Berra, L (1, 9) (7, 2) OBP: 0.340, SLG: 0.432	HR 1-H		4-3		F5		G3		HR	5	2	2	3	0	0	3
Norm Siebern, L (1, 7) OBP: 0.311, SLG: 0.412	4-3			4-3		K		L8	G3	5	0	0	0	0	1	0
Johnny Blanchard, L (1, 2) OBP: 0.364, SLG: 0.400 Bobby Richardson, R (6, PR) OBP: 0.278, SLG: 0.301 Duke Maas, R (7, 1) Tom Sturdivant, L (8, 1) Elston Howard, R (8, PH) OBP: 0.280, SLG: 0.344 Johnny Kucks, R (9, 1)		K		BB		1B		L8		2 0 0 0 1 0	0 0 0 0 0 0	1 0 0 0 0 0	0 0 0 0 0 0	1 0 0 0 0 0	1 0 0 0 0 0	0 0 0 0 0 0
Jerry Lumpe, L (1, 5) OBP: 0.318, SLG: 0.211		K		L8		1B		K		4	0	1	0	0	2	1
Marv Throneberry, L (1, 3) OBP: 0.263, SLG: 0.125		BB		BB		F5			FC3-6 1B	2	0	1	0	2	0	2
Bobby Shantz, R (1, 1) Jim Coates, R (6, 1) Enos Slaughter, L (6, PH) OBP: 0.321, SLG: 0.333 (7, 9)		K		F9		K			FC3-6 5-3 1B 1-2f	2 0 2	0 0 1	0 0 0	0 0 0	0 0 0	1 0 1	3 0 3
Inning Stats	R: 2 E: 0 K: 0 S: 5 H: 2 LOB: 0 BB: 0 P: 5	R: 0 E: 0 K: 3 S: 9 H: 0 LOB: 1 BB: 1 P: 13	R: 0 E: 0 K: 1 S: 5 H: 0 LOB: 1 BB: 0 P: 6	R: 0 E: 0 K: 0 S: 3 H: 0 LOB: 2 BB: 2 P: 11	R: 0 E: 0 K: 1 S: 6 H: 1 LOB: 1 BB: 0 P: 6	R: 0 E: 0 K: 2 S: 9 H: 2 LOB: 2 BB: 0 P: 9	R: 0 E: 0 K: 1 S: 6 H: 1 LOB: 1 BB: 0 P: 6	R: 0 E: 0 K: 1 S: 5 H: 0 LOB: 0 BB: 0 P: 5	R: 4 E: 0 K: 0 S: 7 H: 4 LOB: 0 BB: 0 P: 7	1B: 6 2B: 1 3B: 0 HR: 3	SF: 0 SAC: 0 DP: 0 HBP: 1						

livebaseballscorecards.com

AB	37
R	6
H	10
RBI	6
BB	3
SO	9
LOB	16

WP: 0 PB: 0 SB: 0 CS: 0 PA: 41

PITCHER	IP	WLS	BF	H	R	ER	SO	BB	IBB	HBP	BLK	WP	HR	S	P	ERA	WHIP
Frank Lary, R (1, 1) ERA: 3.88	9.0	W	41	10	6	6	9	3	0	1	0	0	3	55	68	6.00	1.444

PITCHER	IP	WLS	BF	H	R	ER	SO	BB	IBB	HBP	BLK	WP	HR	S	P	ERA	WHIP

New York Yankees @ Baltimore Orioles

Memorial Stadium, Baltimore, MD

Fri May 22 1959, 7:05 PM EDT

Att. 30,084 - Unknown

TOP

livebaseballscorecards.com

Batter	1	2	3	4	5	6	7	8	9	AB	R	H	RBI	BB	SO	LOB
Gil McDougald, R (1, 4) OBP: 0.300, SLG: 0.273	S S S 0-3 ① K		x 0-0 ③ 6-3			B B B B 4-0 G4-6-3 BB		x 0-0 ③ 5-3		3	0	0	0	1	1	0
Tony Kubek, L (1, 6) OBP: 0.277, SLG: 0.388	x 0-0 ② G3			x 0-0 ① F7		x 0-0 ① ② G4-6-3 1-2f			x 0-0 ① L1	4	0	0	0	0	0	1
Mickey Mantle, S (1, 8) OBP: 0.375, SLG: 0.490	x 0-0 ③ 6-3			x 0-0 ② 5-3		B B B B 4-0 BB			B B B B 4-0 FC3-6 BB	2	0	0	0	2	0	0
Yogi Berra, L (1, 2) OBP: 0.327, SLG: 0.413		x 0-0 ① F7		x 0-0 ③ F6		S S S 0-3 ③ K			x 0-0 ② FC3-6 FC5-4 1-2f	4	0	0	0	0	1	2
Bill Skowron, R (1, 3) OBP: 0.351, SLG: 0.557		x 0-0 ② 5-3			x 0-0 ① F7		x 0-0 ① 5-3		x 0-0 ③ FC5-4 1-2f	4	0	0	0	0	0	1
Norm Siebern, L (1, 7) OBP: 0.320, SLG: 0.409		B B B B 4-0 BB			B B B B 4-0 PB BB		x 0-0 ② F7			1	0	0	0	2	0	0
Elston Howard, R (1, 9) OBP: 0.282, SLG: 0.337		x 0-0 ③ 1-3			B B B B 4-0 1-2 BB		x 0-0 ③ 4-3			2	0	0	0	1	0	1
Jerry Lumpe, L (1, 5) OBP: 0.319, SLG: 0.220			x 0-0 ① F5		x 0-0 ② F4			x 0-0 G4-6-3 1B		3	0	1	0	0	0	2
Bob Turley, R (1, 1) OBP: 0.200, SLG: 0.143			x 0-0 ② F9		x 0-0 ③ 4-3			x 0-0 ① ② G4-6-3 1-2f		0	0	0	0	0	0	0
Jim Coates, R (1, 1)										1	0	0	0	0	0	0
Enos Slaughter, L (5, PH) OBP: 0.310, SLG: 0.320										1	0	0	0	0	0	2
Tom Sturdivant, L (5, 1)										0	0	0	0	0	0	0
Johnny Blanchard, L (8, PH) OBP: 0.333, SLG: 0.364										1	0	0	0	0	0	1
Johnny Kucks, R (8, 1)										0	0	0	0	0	0	0
Inning Stats	R: 0 E: 0 K: 1 S: 5 H: 0 LOB: 0 BB: 0 P: 5	R: 0 E: 0 K: 0 S: 3 H: 0 LOB: 1 BB: 1 P: 7	R: 0 E: 0 K: 0 S: 3 H: 0 LOB: 0 BB: 0 P: 3	R: 0 E: 0 K: 0 S: 3 H: 0 LOB: 0 BB: 0 P: 3	R: 0 E: 0 K: 0 S: 3 H: 0 LOB: 2 BB: 2 P: 11	R: 0 E: 0 K: 1 S: 4 H: 0 LOB: 1 BB: 2 P: 12	R: 0 E: 0 K: 0 S: 3 H: 0 LOB: 0 BB: 0 P: 3	R: 0 E: 0 K: 0 S: 3 H: 1 LOB: 0 BB: 0 P: 3	R: 0 E: 0 K: 0 S: 3 H: 0 LOB: 1 BB: 1 P: 7	1B: 1 2B: 0 3B: 0 HR: 0 SF: 0 SAC: 0 DP: 2 HBP: 0						

AB	26
R	0
H	1
RBI	0
BB	6
SO	2
LOB	10

WP: 0 PB: 1 SB: 0 CS: 0 PA: 32

PITCHER		IP	WLS	BF	H	R	ER	SO	BB	IBB	HBP	BLK	WP	HR	S	P	ERA	WHIP
Hoyt Wilhelm, R ERA: 1.28	(1, 1)	9.0	W	32	1	0	0	2	6	0	0	0	0	0	30	54	0.00	0.778

PITCHER	IP	WLS	BF	H	R	ER	SO	BB	IBB	HBP	BLK	WP	HR	S	P	ERA	WHIP

Batter	1	2	3	4	5	6	7	8	9	AB	R	H	RBI	BB	SO	LOB
Willie Tasby, R (1, 8) OBP: 0.359, SLG: 0.415	F6 F8			2B		BB 4-3				3	0	1	0	1	0	3
Bob Boyd, L (1, 3) OBP: 0.286, SLG: 0.302	F5	5-3		K		4-3 1-2				4	0	0	0	0	1	2
Al Pilarcik, L (1, 9) OBP: 0.291, SLG: 0.385	1B 2B	4-3			BB 1B BB	G1				3	2	1	0	1	0	1
Gene Woodling, L (1, 7) OBP: 0.380, SLG: 0.425 Lenny Green, L (8, 7) OBP: 0.320, SLG: 0.391	HR 2-H 1B	5-3			BB BB 1-3 G2-3-1-2 1B		4-3			4 0	1 0	2 0	1 0	0 0	0 0	0 0
Gus Triandos, R (1, 2) OBP: 0.403, SLG: 0.558	HR 1-H		F8		BB 1-2 BB		F7			3	1	1	2	1	0	0
Billy Klaus, L (1, 5) OBP: 0.313, SLG: 0.246 Willy Miranda, S (8, 5) OBP: 0.139, SLG: 0.194	BB 1B BB 1B		F4		1-2 2-3 3-H BB		F9			3 0	1 0	1 0	1 0	1 0	0 0	0 0
Chico Carrasquel, R (1, 6) OBP: 0.293, SLG: 0.318	BB BB 1-2 1B		K		F2			4-3		4	0	1	0	0	1	3
Billy Gardner, R (1, 4) OBP: 0.299, SLG: 0.347	BB 1-2 2-3 BB			5-3	G2-3-1-2 3-Hf			K		3	0	0	0	1	1	3
Hoyt Wilhelm, R (1, 1) OBP: 0.130, SLG: 0.048	1-2 2-3 3-H BB			K		3-1		K		3	0	0	1	1	2	0
Inning Stats	R: 4 E: 0 K: 0 S: 8 H: 5 LOB: 3 BB: 2 P: 16	R: 0 E: 0 K: 0 S: 3 H: 0 LOB: 0 BB: 0 P: 3	R: 0 E: 0 K: 1 S: 5 H: 0 LOB: 0 BB: 0 P: 5	R: 0 E: 0 K: 2 S: 8 H: 1 LOB: 1 BB: 0 P: 8	R: 1 E: 0 K: 0 S: 3 H: 1 LOB: 2 BB: 3 P: 15	R: 0 E: 0 K: 0 S: 3 H: 0 LOB: 1 BB: 1 P: 7	R: 0 E: 0 K: 0 S: 3 H: 0 LOB: 0 BB: 0 P: 3	R: 0 E: 0 K: 2 S: 7 H: 0 LOB: 0 BB: 0 P: 7		1B: 4 2B: 2 3B: 0 HR: 1 SF: 0 SAC: 0 DP: 1 HBP: 0						

PITCHER		IP	WLS	BF	H	R	ER	SO	BB	IBB	HBP	BLK	WP	HR	S	P	ERA	WHIP
Bob Turley, R ERA: 3.66	(1, 1)	0.2	L	9	5	4	4	0	2	0	0	0	0	1	7	15	54.00	10.500
Jim Coates, R ERA: 2.35	(1, 1)	3.1		11	1	0	0	3	0	0	0	0	0	0	17	17	0.00	0.300
Tom Sturdivant, R ERA: 4.97	(5, 1)	3.0		13	1	1	1	0	4	0	0	0	0	0	9	25	3.00	1.667
Johnny Kucks, R ERA: 8.64	(8, 1)	1.0		3	0	0	0	2	0	0	0	0	0	0	7	7	0.00	0.000

PITCHER	IP	WLS	BF	H	R	ER	SO	BB	IBB	HBP	BLK	WP	HR	S	P	ERA	WHIP

BOTTOM

New York Yankees @ Baltimore Orioles

Memorial Stadium, Baltimore, MD

Fri May 22 1959, 7:05 PM EDT

Att. 30,084 - Unknown

livebaseballscorecards.com

AB	30
R	5
H	7
RBI	5
BB	6
SO	5
LOB	12

Batter	1	2	3	4	5	6	7	8	9	AB	R	H	RBI	BB	SO	LOB
Gil McDougald, R (1, 4) OBP: 0.296, SLG: 0.262	6-3	SH1-3 1-2	2B BB 1-2	F2		1-3			F2	4	1	0	0	1	0	4
Tony Kubek, L (1, 6) OBP: 0.280, SLG: 0.394	WP 2B 1B	F8	FC1-6 2B 1-H 2-H		F5		F7		1-3	6	1	2	2	0	0	2
Mickey Mantle, S (1, 8) OBP: 0.400, SLG: 0.543	S E 2B 1-H	1B HR BB	FC1-6 BB		HR		G3-6-3 1B			3	3	3	2	2	0	0
Yogi Berra, L (1, 2) OBP: 0.330, SLG: 0.412	WP 1B 2B 1B 2-H	HR 1B 1-3 2-H	FC1-6 1-2f 2-3		F2		G3-6-3 1-2f			5	2	2	1	0	0	3
Bill Skowron, R (1, 3) OBP: 0.356, SLG: 0.587 Marv Throneberry, L (7, 3) OBP: 0.250, SLG: 0.118	WP 2B 1B 1-2	HR 1-H 3-H	F9		F6			3-1		4 1	2 0	2 0	3 0	0 0	0 0	2 0
Norm Siebern, L (1, 7) OBP: 0.331, SLG: 0.402	F5 1-2 2-3	F7		8-4 1B BB		1B BB		G4-6-3 BB		2	0	0	0	3	0	2
Elston Howard, R (1, 9) OBP: 0.296, SLG: 0.369	2B 2-H 3-H		E9 2B 1B	WP 1B 1-2 2B		F9		G4-6-3 1-2f		5	2	3	2	0	0	2
Jerry Lumpe, L (1, 5) OBP: 0.313, SLG: 0.214 Andy Carey, R (3, PH) OBP: 0.274, SLG: 0.269 (3, 5)	F6		4-3	8-4 2-3f		F9			FC1-6 1B	1 4	0 0	0 1	0 0	0 0	0 0	1 4
Don Larsen, R (1, 1) OBP: 0.545, SLG: 0.500 Duke Maas, R (8, 1)		SH1-3 BB 1B	BB 1B 3-H	1-H 2B		1-2 1B			FC1-6 1-2f	3 1	2 0	3 0	2 0	1 0	0 0	0 1
Inning Stats	R: 4 H: 5 E: 0 LOB: 1 K: 0 BB: 0 S: 8 P: 8	R: 4 H: 2 E: 0 LOB: 0 K: 0 BB: 2 S: 5 P: 13	R: 3 H: 3 E: 1 LOB: 2 K: 0 BB: 2 S: 6 P: 14	R: 1 H: 2 E: 0 LOB: 1 K: 0 BB: 1 S: 4 P: 8	R: 1 H: 1 E: 0 LOB: 0 K: 0 BB: 0 S: 4 P: 4	R: 0 H: 1 E: 0 LOB: 2 K: 0 BB: 1 S: 4 P: 8	R: 0 H: 1 E: 0 LOB: 0 K: 0 BB: 0 S: 3 P: 3	R: 0 H: 0 E: 0 LOB: 0 K: 0 BB: 1 S: 2 P: 6	R: 0 H: 1 E: 0 LOB: 1 K: 0 BB: 0 S: 4 P: 4	1B: 9 SF: 0 2B: 6 SAC: 1 3B: 0 DP: 3 HR: 2 HBP: 0						

PITCHER		IP	WLS	BF	H	R	ER	SO	BB	IBB	HBP	BLK	WP	HR	S	P	ERA	WHIP
Milt Pappas, R ERA: 6.69	(1, 1)	0.1	L	5	4	4	4	0	0	0	0	0	1	0	5	5	108.00	12.000
Jack Harshman, L ERA: 7.18	(1, 1)	2.0		15	6	7	7	0	3	0	0	0	1	1	12	24	31.50	4.500
George Zuverink, R ERA: 4.91	(3, 1)	3.2		17	4	2	2	0	3	0	0	0	1	1	14	26	4.91	1.909
Ernie Johnson, R ERA: 2.45	(7, 1)	3.0		10	2	0	0	0	1	0	0	0	0	0	9	13	0.00	1.000

PITCHER	IP	WLS	BF	H	R	ER	SO	BB	IBB	HBP	BLK	WP	HR	S	P	ERA	WHIP

TOP

New York Yankees @ Baltimore Orioles

Memorial Stadium, Baltimore, MD

Sat May 23 1959, 3:33 AM EDT

Att. 15,787 - Unknown

livebaseballscorecards.com

AB	39
R	13
H	16
RBI	12
BB	7
SO	0
LOB	21

BOTTOM

New York Yankees @ Baltimore Orioles

Memorial Stadium, Baltimore, MD

Sat May 23 1959, 3:33 AM EDT

Att. 15,787 - Unknown

livebaseballscorecards.com

Batter	1	2	3	4	5	6	7	8	9	AB	R	H	RBI	BB	SO	LOB
Willie Tasby, R (1, 8) OBP: 0.366, SLG: 0.459	6-3		BB		HR		HR		5-3 2-3 3-H	4	2	2	4	1	0	1
Bob Boyd, L (1, 3) OBP: 0.281, SLG: 0.297	F8		F8		F5		FC6-4 1B		4-3 3-H	2	0	0	0	0	0	1
Bob Hale, L (4, 3) OBP: 0.208, SLG: 0.250										3	0	1	1	0	0	0
Gene Woodling, L (1, 9) OBP: 0.379, SLG: 0.422	1B		6-3			G3	FC6-4 FC4-6 1-2f		1B	3	0	1	0	0	0	1
Ernie Johnson, R (7, 1)										1	0	0	0	0	0	1
Lenny Green, L (9, PH) OBP: 0.346, SLG: 0.417										1	0	1	0	0	0	0
Bob Nieman, R (1, 7) OBP: 0.351, SLG: 0.453	F7			6-3		F9	FC4-6 1-2f		F5	5	0	0	0	0	0	3
Gus Triandos, R (1, 2) OBP: 0.400, SLG: 0.552		K		BB 1B		FC5 1B		1-3		1	0	0	0	0	1	0
George Zuverink, R (3, 1)										0	0	0	0	1	0	0
Al Pilarcik, L (6, PH) OBP: 0.298, SLG: 0.389										2	0	1	0	0	0	0
(7, 9)																
Billy Klaus, L (1, 5) OBP: 0.338, SLG: 0.267		G3		G6-4-3 1-2 1B		BB 1-2		G6-4-3 1B		3	0	2	0	1	0	0
(7, 6)																
Chico Carrasquel, R (1, 6) OBP: 0.295, SLG: 0.310		BB		G6-4-3 1-2f		FC5 2-3f		G6-4-3 1-2f		2	0	0	0	1	0	4
Jim Finigan, R (7, 5) OBP: 0.323, SLG: 0.351										1	0	0	0	0	0	1
Billy Gardner, R (1, 4) OBP: 0.296, SLG: 0.343		4-3			4-3		F2		E 5-3 1B	1	0	0	0	0	0	1
Whitey Lockman, L (5, 4) OBP: 0.393, SLG: 0.292										3	1	1	0	0	0	0
Milt Pappas, R (1, 1)			F8		F8		HR 1B		E5 5-3 1-3 4-3	0	0	0	0	0	0	0
Jack Harshman, L (1, 1) OBP: 0.222, SLG: 0.500										0	0	0	0	0	0	0
Joe Ginsberg, L (3, 2) OBP: 0.407, SLG: 0.435										4	2	1	0	0	0	1

	AB	36
	R	5
	H	10
	RBI	5
	BB	4
	SO	1
	LOB	14

Inning Stats	1	2	3	4	5	6	7	8	9
	R: 0 E: 0 K: 0 S: 4	H: 1 LOB: 1 BB: 0 P: 4	R: 0 E: 0 K: 1 S: 5	H: 0 LOB: 1 BB: 1 P: 9	R: 0 E: 0 K: 0 S: 3	H: 1 LOB: 1 BB: 1 P: 7	R: 0 E: 0 K: 0 S: 3	H: 0 LOB: 1 BB: 1 P: 7	R: 1 E: 0 K: 0 S: 4	H: 1 LOB: 0 BB: 0 P: 4
	R: 0 E: 0 K: 0 S: 4	H: 1 LOB: 2 BB: 1 P: 8	R: 2 E: 0 K: 0 S: 6	H: 3 LOB: 1 BB: 0 P: 6	R: 0 E: 0 K: 0 S: 3	H: 1 LOB: 0 BB: 0 P: 3	R: 2 E: 1 K: 0 S: 6	H: 2 LOB: 1 BB: 0 P: 6		

	1B: 8	SF: 0	WP: 0	PA: 40
	2B: 0	SAC: 0	PB: 0	
	3B: 0	DP: 2	SB: 0	
	HR: 2	HBP: 0	CS: 0	

PITCHER		IP	WLS	BF	H	R	ER	SO	BB	IBB	HBP	BLK	WP	HR	S	P	ERA	WHIP
Don Larsen, R ERA: 2.93	(1, 1)	7.0	W	31	7	3	3	1	4	0	0	0	0	2	29	45	3.86	1.571
Duke Maas, R ERA: 5.59	(8, 1)	2.0	S	9	3	2	0	0	0	0	0	0	0	0	9	9	0.00	1.500

PITCHER	IP	WLS	BF	H	R	ER	SO	BB	IBB	HBP	BLK	WP	HR	S	P	ERA	WHIP

Batter	1	2	3	4	5	6	7	8	9	AB	R	H	RBI	BB	SO	LOB
Gil McDougald, R (1, 4) OBP: 0.308, SLG: 0.296	F8		3B		1-3		HR 1B		1B 1B	5	2	3	0	0	0	1
Hank Bauer, R (1, 7) OBP: 0.344, SLG: 0.358	1B		F9			HR 1B	1-2 HR 1B		K	5	2	3	0	0	1	2
Yogi Berra, L (1, 2) OBP: 0.342, SLG: 0.451	F3			F8		1-3 HR 1B	1-H 2-H HR		1B 1-3 1B	5	2	3	3	0	0	1
Mickey Mantle, S (1, 8) OBP: 0.400, SLG: 0.564	F8			5-3		1-H 3-H HR	G3		FC6-4 1-3 3-H 1B	5	1	2	4	0	0	1
Bill Skowron, R (1, 3) OBP: 0.340, SLG: 0.557		K		F8		F9	K		F3	5	0	0	0	0	2	2
Elston Howard, R (1, 9) OBP: 0.301, SLG: 0.398		K			SH3-4 1B 1B	HR		F8	FC6-4 1-2f	5	2	2	1	0	1	2
Clete Boyer, R (1, 5) OBP: 0.174, SLG: 0.136		F9			SH3-4 1-2	5-3		5-3		3	0	0	0	0	0	0
Tony Kubek, L (1, 6) OBP: 0.288, SLG: 0.411			BB 5-3		F8	F8		3B		3	0	1	0	1	0	1
Whitey Ford, L (1, 1) OBP: 0.280, SLG: 0.190			5-3 1-2		2-H 1B		F1	1-3		4	0	1	1	0	0	2
Inning Stats	R: 0 E: 0 K: 0 S: 4 H: 1 LOB: 1 BB: 0 P: 4	R: 0 E: 0 K: 2 S: 7 H: 0 LOB: 0 BB: 0 P: 7	R: 0 E: 0 K: 0 S: 3 H: 1 LOB: 1 BB: 1 P: 7	R: 0 E: 0 K: 0 S: 3 H: 0 LOB: 0 BB: 0 P: 3	R: 1 E: 0 K: 0 S: 5 H: 2 LOB: 1 BB: 0 P: 5	R: 4 E: 0 K: 0 S: 7 H: 4 LOB: 0 BB: 0 P: 7	R: 3 E: 0 K: 1 S: 8 H: 3 LOB: 0 BB: 0 P: 8	R: 0 E: 0 K: 0 S: 4 H: 1 LOB: 1 BB: 0 P: 4	R: 1 E: 0 K: 1 S: 8 H: 3 LOB: 2 BB: 0 P: 8	1B: 10 2B: 0 3B: 2 HR: 3 SF: 0 SAC: 1 DP: 0 HBP: 0							

New York Yankees @ Baltimore Orioles

Memorial Stadium, Baltimore, MD

Sun May 24 1959, 3:33 AM EDT

Sunny - 70 F

TOP

livebaseballscorecards.com

AB	40
R	9
H	15
RBI	9
BB	1
SO	4
LOB	12

WP: 0 PB: 0 SB: 0 CS: 0 PA: 42

PITCHER		IP	WLS	BF	H	R	ER	SO	BB	IBB	HBP	BLK	WP	HR	S	P	ERA	WHIP
Billy O'Dell, L ERA: 3.86	(1, 1)	6.1	L	30	11	8	8	2	1	0	0	0	0	3	33	37	11.37	1.895
Ernie Johnson, R ERA: 2.28	(7, 1)	1.2		6	1	0	0	1	0	0	0	0	0	0	8	8	0.00	0.600
George Zuverink, R ERA: 5.79	(9, 1)	1.0		6	3	1	1	1	0	0	0	0	0	0	8	8	9.00	3.000

PITCHER		IP	WLS	BF	H	R	ER	SO	BB	IBB	HBP	BLK	WP	HR	S	P	ERA	WHIP

Batter	1	2	3	4	5	6	7	8	9	AB	R	H	RBI	BB	SO	LOB
Willie Tasby, R (1, 8) OBP: 0.358, SLG: 0.447	F8		CS 1-2	6-3		L6		1-3		4	0	0	0	0	0	1
Bob Boyd, L (1, 3) OBP: 0.273, SLG: 0.288	6-3			1-3		3-1			4-3	4	0	0	0	0	0	0
Bob Nieman, R (1, 7) OBP: 0.357, SLG: 0.465	1-4-3			1B			2B		6-3	4	0	2	0	0	0	0
Gus Triandos, R (1, 2) OBP: 0.391, SLG: 0.535		F4		K			K		4-3	3	0	0	0	0	2	2
Joe Ginsberg, L (8, 2) OBP: 0.393, SLG: 0.417										1	0	0	0	0	0	0
Gene Woodling, L (1, 9) OBP: 0.368, SLG: 0.409		K			G3		G3			3	0	0	0	0	1	1
Al Pilarcik, L (8, 9) OBP: 0.298, SLG: 0.389										0	0	0	0	0	0	0
Chico Carrasquel, R (1, 6) OBP: 0.296, SLG: 0.303		5-3			BB		6-3			2	0	0	0	1	0	1
Jim Finigan, R (1, 5) OBP: 0.308, SLG: 0.333			6-3		F3			F4		3	0	0	0	0	0	1
Billy Gardner, R (1, 4) OBP: 0.297, SLG: 0.337			6-3		F9			3-1 WP BB		2	0	0	0	1	0	1
Billy O'Dell, S (1, 1) OBP: 0.286, SLG: 0.417			CS BB			2-3		3-1 1-3		1	0	0	0	1	0	0
Ernie Johnson, R (7, 1)										0	0	0	0	0	0	0
Whitey Lockman, L (8, PH) OBP: 0.379, SLG: 0.280										1	0	0	0	0	0	1
George Zuverink, R (9, 1)										0	0	0	0	0	0	0
Inning Stats	R: 0 E: 0 K: 0 S: 3 H: 0 LOB: 0 BB: 0 P: 3	R: 0 E: 0 K: 1 S: 5 H: 0 LOB: 0 BB: 0 P: 5	R: 0 E: 0 K: 0 S: 2 H: 0 LOB: 0 BB: 1 P: 6	R: 0 E: 0 K: 1 S: 6 H: 1 LOB: 1 BB: 0 P: 6	R: 0 E: 0 K: 0 S: 3 H: 0 LOB: 1 BB: 1 P: 7	R: 0 E: 0 K: 0 S: 3 H: 0 LOB: 0 BB: 0 P: 3	R: 0 E: 0 K: 1 S: 6 H: 1 LOB: 1 BB: 0 P: 6	R: 0 E: 0 K: 0 S: 3 H: 0 LOB: 1 BB: 1 P: 7	R: 0 E: 0 K: 0 S: 3 H: 0 LOB: 0 BB: 0 P: 3	1B: 1 2B: 1 3B: 0 HR: 0	SF: 0 SAC: 0 DP: 0 HBP: 0					

PITCHER	IP	WLS	BF	H	R	ER	SO	BB	IBB	HBP	BLK	WP	HR	S	P	ERA	WHIP
Whitey Ford, L (1, 1) ERA: 2.51	9.0	W	31	2	0	0	3	3	0	0	0	1	0	34	46	0.00	0.556

PITCHER	IP	WLS	BF	H	R	ER	SO	BB	IBB	HBP	BLK	WP	HR	S	P	ERA	WHIP

BOTTOM

New York Yankees @ Baltimore Orioles

Memorial Stadium, Baltimore, MD

Sun May 24 1959, 3:33 AM EDT

Sunny - 70 F

livebaseballscorecards.com

AB	28
R	0
H	2
RBI	0
BB	3
SO	3
LOB	8

PA: 32

WP: 1
PB: 0
SB: 0
CS: 1

Batter	1	2	3	4	5	6	7	8	9	AB	R	H	RBI	BB	SO	LOB
Gil McDougald, R (1, 4) OBP: 0.298, SLG: 0.286	F6		L9			6-3		K		4	0	0	0	0	1	0
Tony Kubek, L (1, 6) OBP: 0.278, SLG: 0.396	F6			4-3		4-3		4-3		4	0	0	0	0	0	0
Yogi Berra, L (1, 2) OBP: 0.348, SLG: 0.462	1B			2B		K			F2	4	0	2	0	0	1	0
Mickey Mantle, S (1, 8) OBP: 0.388, SLG: 0.544	F8			K			K		K	4	0	0	0	0	3	2
Bill Skowron, R (1, 3) OBP: 0.327, SLG: 0.535		1-3		F8			5-3		6-3	4	0	0	0	0	0	1
Norm Siebern, L (1, 7) OBP: 0.331, SLG: 0.425		F7			F9		HR			3	1	1	1	0	0	0
Elston Howard, R (1, 9) OBP: 0.302, SLG: 0.405		F7			K		2B			3	0	1	0	0	1	0
Jerry Lumpe, L (1, 5) OBP: 0.314, SLG: 0.222			4-3		1B		F8			3	0	1	0	0	0	1
Art Ditmar, R (1, 1) OBP: 0.188, SLG: 0.200			6-3		K			F7		2	0	0	0	0	1	1
Enos Slaughter, L (8, PH) OBP: 0.300, SLG: 0.308										1	0	0	0	0	0	0
Ryne Duren, R (8, 1)										0	0	0	0	0	0	0
Inning Stats	R: 0 E: 0 K: 0 S: 4 H: 1 LOB: 1 BB: 0 P: 4	R: 0 E: 0 K: 0 S: 3 H: 0 LOB: 0 BB: 0 P: 3	R: 0 E: 0 K: 0 S: 3 H: 0 LOB: 0 BB: 0 P: 3	R: 0 E: 0 K: 1 S: 6 H: 1 LOB: 1 BB: 0 P: 6	R: 0 E: 0 K: 2 S: 8 H: 1 LOB: 1 BB: 0 P: 8	R: 0 E: 0 K: 1 S: 5 H: 0 LOB: 0 BB: 0 P: 5	R: 1 E: 0 K: 1 S: 7 H: 2 LOB: 1 BB: 0 P: 7	R: 0 E: 0 K: 1 S: 5 H: 0 LOB: 0 BB: 0 P: 5	R: 0 E: 0 K: 1 S: 5 H: 0 LOB: 0 BB: 0 P: 5	1B: 2 2B: 2 3B: 0 HR: 1 SF: 0 SAC: 0 DP: 0 HBP: 0	WP: 0 PB: 0 SB: 0 CS: 0 PA: 32					

PITCHER	IP	WLS	BF	H	R	ER	SO	BB	IBB	HBP	BLK	WP	HR	S	P	ERA	WHIP
Jerry Walker, R (1, 1) ERA: 1.36	9.0	W	32	5	1	1	7	0	0	0	0	0	1	46	46	1.00	0.556

PITCHER	IP	WLS	BF	H	R	ER	SO	BB	IBB	HBP	BLK	WP	HR	S	P	ERA	WHIP

TOP

New York Yankees @ Baltimore Orioles

Memorial Stadium, Baltimore, MD

Sun May 24 1959, 3:38 AM EDT
Att. 34,180 - Unknown - 70 F

livebaseballscorecards.com

AB	32
R	1
H	5
RBI	1
BB	0
SO	7
LOB	5

Batter	1	2	3	4	5	6	7	8	9	AB	R	H	RBI	BB	SO	LOB
Willie Tasby, R (1, 8) OBP: 0.361, SLG: 0.444	K		HBP		6-3		1B			3	1	1	0	0	1	0
Whitey Lockman, L (1, 3) OBP: 0.364, SLG: 0.250	F9		BB		5-3		F6			3	0	0	0	1	0	1
Gene Woodling, L (1, 9) OBP: 0.364, SLG: 0.402	F9		1B		K			F8		4	0	1	1	0	1	0
Al Pilarcik, L (9, 9) OBP: 0.298, SLG: 0.389										0	0	0	0	0	0	0
Bob Nieman, R (1, 7) OBP: 0.345, SLG: 0.447		5-3	L4			K		5-3		4	0	0	0	0	1	2
Lenny Green, L (9, 7) OBP: 0.346, SLG: 0.417										0	0	0	0	0	0	0
Gus Triandos, R (1, 2) OBP: 0.394, SLG: 0.559		BB		HR		5-3		6-3		3	1	1	1	1	0	0
Billy Klaus, L (1, 5) OBP: 0.351, SLG: 0.274		F7		FC1-6 1B		BB				2	0	1	0	1	0	1
Willy Miranda, S (7, 5) OBP: 0.139, SLG: 0.194										0	0	0	0	0	0	0
Chico Carrasquel, R (1, 6) OBP: 0.287, SLG: 0.293		F8		FC1-6 1-2f		5-3				3	0	0	0	0	0	3
Billy Gardner, R (1, 4) OBP: 0.289, SLG: 0.327			F7	K			F7			3	0	0	0	0	1	1
Jerry Walker, S (1, 1) OBP: 0.111, SLG: 0.111			6-3	F8			6-3			3	0	0	0	0	0	1
Inning Stats	R: 0 E: 0 K: 1 S: 5 H: 0 LOB: 0 BB: 0 P: 5	R: 0 E: 0 K: 0 S: 3 H: 0 LOB: 1 BB: 1 P: 7	R: 1 E: 0 K: 0 S: 4 H: 1 LOB: 2 BB: 1 P: 9	R: 1 E: 0 K: 1 S: 7 H: 2 LOB: 1 BB: 0 P: 7	R: 0 E: 0 K: 1 S: 5 H: 0 LOB: 0 BB: 0 P: 5	R: 0 E: 0 K: 1 S: 5 H: 0 LOB: 1 BB: 1 P: 9	R: 0 E: 0 K: 0 S: 4 H: 1 LOB: 1 BB: 0 P: 4	R: 0 E: 0 K: 0 S: 3 H: 0 LOB: 0 BB: 0 P: 3		1B: 3 2B: 0 3B: 0 HR: 1 SF: 0 SAC: 0 DP: 0 HBP: 1				WP: 0 PB: 0 SB: 0 CS: 0	PA: 32	

PITCHER	IP	WLS	BF	H	R	ER	SO	BB	IBB	HBP	BLK	WP	HR	S	P	ERA	WHIP
Art Ditmar, R (1, 1) ERA: 3.47	7.0	L	29	4	2	2	4	3	0	1	0	0	1	33	46	2.57	1.000
Ryne Duren, R (8, 1) ERA: 2.2	1.0		3	0	0	0	0	0	0	0	0	0	0	3	3	0.00	0.000

PITCHER	IP	WLS	BF	H	R	ER	SO	BB	IBB	HBP	BLK	WP	HR	S	P	ERA	WHIP

BOTTOM

New York Yankees @ Baltimore Orioles

Memorial Stadium, Baltimore, MD

Sun May 24 1959, 3:38 AM EDT
Att. 34,180 - Unknown - 70 F

livebaseballscorecards.com

AB	28
R	2
H	4
RBI	2
BB	3
SO	4
LOB	9

Batter	1	2	3	4	5	6	7	8	9	AB	R	H	RBI	BB	SO	LOB
Don Buddin, R (1, 6) OBP: 0.339, SLG: 0.369	S S S 0-3 ① K		x 0-0 ① 6-3	B B B B 4-0 BB			B B B 4-0 BB 1B 0-0 ③ F5	B B B B 4-0 1-2 2-3 BB		3	1	0	0	3	1	2
Pete Runnels, L (1, 4) OBP: 0.439, SLG: 0.493	x 0-0 ② 6-3		B B B B 4-0 BB 1B BB	x 0-0 ③ 5-3			B B B B 4-0 1B 1-2 SF7 BB	4-0 1B BB 0-0 ③ F9		3	3	0	0	3	0	4
Vic Wertz, L (1, 3) OBP: 0.342, SLG: 0.485 Jim Busby, R (8, PR) OBP: 0.286, SLG: 0.396 (8, 8)	x 0-0 ③ F8		B B B B 4-0 1B 1-2 BB		x 0-0 ① F8		x 0-0 1B 1-3 2-H 1B	x 0-0 1B 1-3 2B 1B	x 0-0 ① 6-3	4 1	1 1	2 0	1 0	1 0	0 0	0 0
Dick Gernert, R (1, 7) OBP: 0.412, SLG: 0.540 (8, 3)		x 0-0 ① F8	x 0-0 BB 1-3 2-H 1B		B B B B 4-0 FC6-4 BB		S S S 0-3 ① K	x 0-0 2B 1-3 FC5-2 3-H 1B	x 0-0 ② F8	5	0	2	2	1	1	2
Jackie Jensen, R (1, 9) OBP: 0.394, SLG: 0.570		x 0-0 1B 2B	x 0-0 ② F5		x 0-0 ② F7		x 0-0 ② SF7 3-H	x 0-0 1B 1-3 3-H 2B	x 0-0 ③ L6	5	2	2	2	0	0	3
Frank Malzone, R (1, 5) OBP: 0.360, SLG: 0.507		B B B B 4-0 1B SF8 BB	B B B B 4-0 1-2 BB		x 0-0 ③ FC6-4 1-2f		x 0-0 1B 1-3 1B 1B	x 0-0 ① FC5-2 1B 1B 3-H		3	3	1	0	2	0	4
Gary Geiger, L (1, 8) OBP: 0.299, SLG: 0.370 (8, 7)		x 0-0 1-3 2-H 1B	x 0-0 ③ F5			x 0-0 ① G3	x 0-0 1B E 1-2 3-H 1B	x 0-0 FC5 1B 1-2 2-3 1B		5	1	3	2	0	0	3
Pete Daley, R (1, 2) OBP: 0.344, SLG: 0.333		x 0-0 ② SF8 3-H		x 0-0 ① 5-3		x 0-0 ② L7	x 0-0 E 1-3 2-H 1B	x 0-0 BB FC5 1-2 2-H 3-H 1B		4	0	2	4	0	0	0
Tom Brewer, R (1, 1) OBP: 0.125, SLG: 0.087		x 0-0 ③ F4		S S S 0-3 ② K		S S S 0-3 ③ K	x 0-0 E6 1-2 3-H	x 0-0 ② FC5 BB 1-2 2-3f		5	0	0	0	0	2	4
Inning Stats	R: 0 H: 0 E: 0 LOB: 0 K: 1 BB: 0 S: 5 P: 5	R: 2 H: 2 E: 0 LOB: 1 K: 0 BB: 1 S: 5 P: 9	R: 1 H: 1 E: 0 LOB: 3 K: 0 BB: 3 S: 4 P: 16	R: 0 H: 0 E: 0 LOB: 1 K: 1 BB: 1 S: 5 P: 9	R: 0 H: 0 E: 0 LOB: 1 K: 0 BB: 1 S: 3 P: 7	R: 0 H: 0 E: 0 LOB: 0 K: 1 BB: 0 S: 5 P: 5	R: 5 H: 4 E: 1 LOB: 2 K: 1 BB: 2 S: 10 P: 18	R: 4 H: 5 E: 0 LOB: 3 K: 0 BB: 2 S: 8 P: 16	R: 0 H: 0 E: 0 LOB: 0 K: 0 BB: 0 S: 3 P: 3	1B: 10 2B: 2 3B: 0 HR: 0	SF: 2 SAC: 0 DP: 0 HBP: 0			WP: 0 PB: 0 SB: 0 CS: 0	PA: 50		

PITCHER	IP	WLS	BF	H	R	ER	SO	BB	IBB	HBP	BLK	WP	HR	S	P	ERA	WHIP
Bob Turley, R (1, 1) ERA: 4.32	6.2	L	33	5	7	7	4	8	0	0	0	0	0	33	65	9.45	1.950
Jim Coates, R (7, 1) ERA: 2.3	0.1		4	2	1	0	0	0	0	0	0	0	0	4	4	0.00	6.000
Bobby Shantz, L (8, 1) ERA: 6.28	0.1		6	4	4	4	0	1	0	0	0	0	0	5	9	108.00	15.000
Art Ditmar, R (8, 1) ERA: 3.35	1.2		7	1	0	0	0	1	0	0	0	0	0	6	10	0.00	1.200

PITCHER	IP	WLS	BF	H	R	ER	SO	BB	IBB	HBP	BLK	WP	HR	S	P	ERA	WHIP

TOP

Boston Red Sox @ New York Yankees

Yankee Stadium, Bronx, NY

Tue May 26 1959, 7:05 PM EDT

Att. 33,173 - Overcast - 69 F

livebaseballscorecards.com

AB	38
R	12
H	12
RBI	11
BB	10
SO	4
LOB	22

Boston Red Sox @ New York Yankees

Yankee Stadium, Bronx, NY

Tue May 26 1959, 7:05 PM EDT

Att. 33,173 - Overcast - 69 F

BOTTOM

livebaseballscorecards.com

Batter	1	2	3	4	5	6	7	8	9	AB	R	H	RBI	BB	SO	LOB
Gil McDougald, R (1, 4) OBP: 0.313, SLG: 0.296	1B		SH1-3		F7			BBB 4-0 G4-6-3 BB		3	1	2	0	1	0	0
Tony Kubek, L (1, 6) OBP: 0.288, SLG: 0.404	1B 1-2 G5-4-3 1B		SH1-3 1-2			1B		G4-6-3 1-2f		3	1	2	0	0	0	1
Mickey Mantle, S (1, 8) OBP: 0.399, SLG: 0.547	G5-4-3 1-3 2-H 1B		BBB 4-0 G6-4-3 BB			0-0 1-2 1B		F7		3	0	2	1	1	0	0
Bill Skowron, R (1, 3) OBP: 0.316, SLG: 0.514	G5-4-3 1-2f 3-H		G6-4-3 1-2f			SSS 0-3 K			SSS 0-3 K	4	0	0	0	0	2	5
Yogi Berra, L (1, 2) OBP: 0.339, SLG: 0.450 Johnny Blanchard, L (9, 2) OBP: 0.308, SLG: 0.333	4-3			L9		F7			F4	3 1	0 0	0 0	0 0	0 0	0 0	2 0
Norm Siebern, L (1, 7) OBP: 0.321, SLG: 0.411		1-3		SSS 0-3 K		F7			3-1	4	0	0	0	0	1	2
Elston Howard, R (1, 9) OBP: 0.294, SLG: 0.395		1-3		4-3			SSS 0-3 K			3	0	0	0	0	1	0
Andy Carey, R (1, 5) OBP: 0.276, SLG: 0.272		FC6-4 1B			SSS 0-3 K		F1			3	0	1	0	0	1	0
Bob Turley, R (1, 1) OBP: 0.176, SLG: 0.125 Jim Coates, R (7, 1) Enos Slaughter, L (7, PH) OBP: 0.290, SLG: 0.296 Bobby Shantz, R (8, 1) Art Ditmar, R (8, 1) OBP: 0.188, SLG: 0.200		FC6-4 1-2f			SSS 0-3 K		SSS 0-3 K			2 0 1 0 0	0 0 0 0 0	0 0 0 0 0	0 0 0 0 0	0 0 0 0 0	1 0 1 0 0	1 0 0 0 0
Inning Stats	R: 2 E: 0 K: 0 S: 5 H: 3 LOB: 0 BB: 0 P: 5	R: 0 E: 0 K: 0 S: 4 H: 1 LOB: 1 BB: 0 P: 4	R: 0 E: 0 K: 0 S: 3 H: 1 LOB: 1 BB: 1 P: 7	R: 0 E: 0 K: 1 S: 5 H: 0 LOB: 0 BB: 0 P: 5	R: 0 E: 0 K: 2 S: 7 H: 0 LOB: 0 BB: 0 P: 7	R: 0 E: 0 K: 1 S: 7 H: 2 LOB: 2 BB: 0 P: 7	R: 0 E: 0 K: 2 S: 7 H: 0 LOB: 0 BB: 0 P: 7	R: 0 E: 0 K: 0 S: 2 H: 0 LOB: 0 BB: 1 P: 6	R: 0 E: 0 K: 1 S: 5 H: 0 LOB: 0 BB: 0 P: 5	1B: 7 2B: 0 3B: 0 HR: 0	SF: 0 SAC: 1 DP: 3 HBP: 0						

PITCHER	IP	WLS	BF	H	R	ER	SO	BB	IBB	HBP	BLK	WP	HR	S	P	ERA	WHIP
Tom Brewer, R (1, 1) ERA: 2.86	9.0	W	33	7	2	2	7	2	0	0	0	0	0	45	53	2.00	1.000

PITCHER	IP	WLS	BF	H	R	ER	SO	BB	IBB	HBP	BLK	WP	HR	S	P	ERA	WHIP

AB	30
R	2
H	7
RBI	1
BB	2
SO	7
LOB	11

WP: 0 PB: 0 SB: 0 CS: 0 PA: 33

Batter	1	2	3	4	5	6	7	8	9	AB	R	H	RBI	BB	SO	LOB
Don Buddin, R (1, 6) OBP: 0.337, SLG: 0.366	L5		5-3			1-3			HR 1B	4	1	1	0	0	0	0
Pete Runnels, L (1, 4) OBP: 0.446, SLG: 0.517	G5-4-3 1B			BBBB FC1-5 1B BB		F7			1-H HR	3	1	2	2	1	0	0
Vic Wertz, L (1, 3) OBP: 0.357, SLG: 0.486 Jim Busby, R (9, PR) OBP: 0.286, SLG: 0.396	G5-4-3 1-2f			FC1-5 1-2 1B			4-3		FC6-4 1B	4 0	0 0	2 0	0 0	0 0	0 0	1 0
Dick Gernert, R (1, 7) OBP: 0.401, SLG: 0.523		F8		FC1-5 G6-4-3 1-2 2-3f			F4		F8	4	0	0	0	0	0	3
Jackie Jensen, R (1, 9) OBP: 0.385, SLG: 0.554		4-3		G6-4-3 1-2f			SSS K		F7	4	0	0	0	0	1	3
Frank Malzone, R (1, 5) OBP: 0.358, SLG: 0.497		BBBB BB			F2			SSS K	FC6-4 1-2f	3	0	0	0	1	1	1
Gary Geiger, L (1, 8) OBP: 0.288, SLG: 0.355		SSS K			1-3			E3		3	0	0	0	0	1	1
Pete Daley, R (1, 2) OBP: 0.328, SLG: 0.317			F8		SSS K			F8		3	0	0	0	0	1	1
Ike Delock, R (1, 1) OBP: 0.115, SLG: 0.042 Ted Williams, L (8, PH) OBP: 0.250, SLG: 0.227 Murray Wall, R (8, 1)			SSS K			F5		G3		2 1 0	0 0 0	0 0 0	0 0 0	1 0 0	0 0 0	0 1 0
Inning Stats	R: 0 H: 1 E: 0 LOB: 0 K: 0 BB: 0 S: 3 P: 3	R: 0 H: 0 E: 0 LOB: 0 K: 1 BB: 1 S: 5 P: 9	R: 0 H: 0 E: 0 LOB: 0 K: 1 BB: 0 S: 5 P: 5	R: 0 H: 1 E: 0 LOB: 1 K: 0 BB: 1 S: 3 P: 7	R: 0 H: 0 E: 0 LOB: 0 K: 1 BB: 0 S: 5 P: 5	R: 0 H: 0 E: 0 LOB: 0 K: 0 BB: 0 S: 3 P: 3	R: 0 H: 0 E: 0 LOB: 0 K: 1 BB: 0 S: 5 P: 5	R: 0 H: 0 E: 1 LOB: 1 K: 1 BB: 0 S: 6 P: 6	R: 2 H: 3 E: 0 LOB: 1 K: 0 BB: 0 S: 6 P: 6	1B: 4 SF: 0 2B: 0 SAC: 0 3B: 0 DP: 2 HR: 1 HBP: 0						WP: 0 PA: 33 PB: 0 SB: 0 CS: 0

PITCHER		IP	WLS	BF	H	R	ER	SO	BB	IBB	HBP	BLK	WP	HR	S	P	ERA	WHIP
Duke Maas, R ERA: 4.86	(1, 1)	8.0	W	29	4	2	2	5	2	0	0	0	0	1	37	45	2.25	0.750
Ryne Duren, R ERA: 2.08	(9, 1)	1.0	S	4	1	0	0	0	0	0	0	0	0	0	4	4	0.00	1.000

PITCHER	IP	WLS	BF	H	R	ER	SO	BB	IBB	HBP	BLK	WP	HR	S	P	ERA	WHIP

TOP

Boston Red Sox @ New York Yankees

Yankee Stadium, Bronx, NY

Wed May 27 1959, 3:33 AM EDT

Att. 9,844 - Unknown - 82 F

livebaseballscorecards.com

AB	31
R	2
H	5
RBI	2
BB	2
SO	5
LOB	11

Batter	1	2	3	4	5	6	7	8	9	AB	R	H	RBI	BB	SO	LOB
Gil McDougald, R (1, 4) OBP: 0.303, SLG: 0.286	F8		F7		FC6-4 1-2f			F6		4	0	0	0	0	0	1
Tony Kubek, L (1, 6) OBP: 0.279, SLG: 0.390	F3			F2		4-3		4-3		4	0	0	0	0	0	0
Mickey Mantle, S (1, 8) OBP: 0.415, SLG: 0.559	BB			BB S		2B 6-3		BB HR		1	1	1	0	3	0	0
Bill Skowron, R (1, 3) OBP: 0.314, SLG: 0.532	K			F3 1-2		6-3 2-3		HR 1-H		4	1	1	2	0	1	3
Norm Siebern, L (1, 7) OBP: 0.312, SLG: 0.398		K		F7		G3		F8		4	0	0	0	0	1	2
Elston Howard, R (1, 2) OBP: 0.287, SLG: 0.385		4-3			6-3		F6			3	0	0	0	0	0	0
Hank Bauer, R (1, 9) OBP: 0.344, SLG: 0.352		F7			F7		BB			2	0	0	0	1	0	0
Andy Carey, R (1, 5) OBP: 0.278, SLG: 0.310			F8		HR		F7			3	1	1	1	0	0	1
Duke Maas, R (1, 1) OBP: 0.077, SLG: 0.077 Ryne Duren, R (9, 1)			K		FC6-4 1B		6-3			3 0	0 0	1 0	0 0	0 0	1 0	1 0
Inning Stats	R: 0 E: 0 K: 1 S: 5 H: 0 LOB: 1 BB: 1 P: 9	R: 0 E: 0 K: 1 S: 5 H: 0 LOB: 0 BB: 0 P: 5	R: 0 E: 0 K: 1 S: 5 H: 0 LOB: 0 BB: 0 P: 5	R: 0 E: 0 K: 0 S: 3 H: 0 LOB: 1 BB: 1 P: 7	R: 1 E: 0 K: 0 S: 5 H: 2 LOB: 1 BB: 0 P: 5	R: 0 E: 0 K: 0 S: 4 H: 1 LOB: 1 BB: 0 P: 4	R: 0 E: 0 K: 0 S: 3 H: 0 LOB: 1 BB: 1 P: 7	R: 2 E: 0 K: 0 S: 4 H: 1 LOB: 0 BB: 1 P: 8		1B: 1 2B: 1 3B: 0 HR: 2 SF: 0 SAC: 0 DP: 0 HBP: 0						

PITCHER		IP	WLS	BF	H	R	ER	SO	BB	IBB	HBP	BLK	WP	HR	S	P	ERA	WHIP
Ike Delock, R ERA: 2.41	(1, 1)	7.0	L	27	3	1	1	3	3	0	0	0	0	1	30	42	1.29	0.857
Murray Wall, R ERA: 5.33	(8, 1)	1.0		5	1	2	2	0	1	0	0	0	0	1	4	8	18.00	2.000

PITCHER		IP	WLS	BF	H	R	ER	SO	BB	IBB	HBP	BLK	WP	HR	S	P	ERA	WHIP

BOTTOM

Boston Red Sox @ New York Yankees

Yankee Stadium, Bronx, NY

Wed May 27 1959, 3:33 AM EDT
Att. 9,844 - Unknown - 82 F

livebaseballscorecards.com

AB	28
R	3
H	4
RBI	3
BB	4
SO	3
LOB	8

Batter	1	2	3	4	5	6	7	8	9	AB	R	H	RBI	BB	SO	LOB
Albie Pearson, L (1, 7) OBP: 0.320, SLG: 0.212	BBBB 4-0 S 2B BB		0-0 ① 1-3			0-0 ① F8		0-0 FC5-4 1B		3	1	1	0	1	0	0
Whitey Lockman, L (1, 3) OBP: 0.348, SLG: 0.275	0-0 4-3 1-H 1B 2B		0-0 ② 4-3			0-3 ② K		0-0 ② FC5-4 1-2f HR		4	2	1	1	0	1	1
Gene Woodling, L (1, 9) OBP: 0.361, SLG: 0.450 Al Pilarcik, L (8, 9) OBP: 0.300, SLG: 0.386	0-0 ① 4-3 2-3		0-3 ③ K			0-0 ③ 6-3		0-0 1-H HR		4 0	1 0	1 0	2 0	0 0	1 0	1 0
Willie Tasby, R (1, 8) OBP: 0.357, SLG: 0.458	0-0 FC6-4 HBP 3-H 1B			0-0 E5 G3-6-3			0-0 1B SF8 1B	0-0 4-3		4	1	2	1	0	0	0
Gus Triandos, R (1, 2) OBP: 0.383, SLG: 0.523 Joe Ginsberg, L (4, PH) (4, 2) OBP: 0.355, SLG: 0.370	H 1-0 FC6-4 1-2 HBP			0-0 ①② G3-6-3 1-2f			0-0 ① F9		0-0 ① F3	0 3	0 0	0 0	0 0	0 0	0 0	0 2
Billy Klaus, L (1, 5) OBP: 0.341, SLG: 0.254	0-0 ② FC6-4 CS 1-2f 2-3			0-0 ③ L3			0-0 1-3 1B		0-0 ② 4-3	4	0	1	0	0	0	2
Chico Carrasquel, R (1, 6) OBP: 0.294, SLG: 0.293 Bob Boyd, L (7, PH) OBP: 0.278, SLG: 0.289 Willy Miranda, S (7, 6) OBP: 0.135, SLG: 0.189	0-0 ③ CS 1-2	0-0 ① F8			0-0 ① F7		0-0 ② SF8 3-H		0-0 ③ F8	2 0 1	0 0 0	0 0 0	0 1 0	0 0 0	0 0 0	0 0 0
Billy Gardner, R (1, 4) OBP: 0.277, SLG: 0.312		0-3 ② K			0-3 ② K		0-0 ③ F4			3	0	0	0	0	2	1
Hoyt Wilhelm, R (1, 1) OBP: 0.115, SLG: 0.042		0-0 ③ 6-3			0-0 ③ F3			0-0 ① F7		3	0	0	0	0	0	0
Inning Stats	R: 2 E: 0 K: 0 S: 4 H: 2 LOB: 1 BB: 1 P: 9	R: 0 E: 0 K: 1 S: 5 H: 0 LOB: 0 BB: 0 P: 5	R: 0 E: 0 K: 1 S: 5 H: 0 LOB: 0 BB: 0 P: 5	R: 0 E: 1 K: 0 S: 3 H: 0 LOB: 0 BB: 0 P: 3	R: 0 E: 0 K: 1 S: 5 H: 0 LOB: 0 BB: 0 P: 5	R: 0 E: 0 K: 1 S: 5 H: 0 LOB: 0 BB: 0 P: 5	R: 1 E: 0 K: 0 S: 5 H: 2 LOB: 1 BB: 0 P: 5	R: 2 E: 0 K: 0 S: 5 H: 2 LOB: 0 BB: 0 P: 5	R: 0 E: 0 K: 0 S: 3 H: 0 LOB: 0 BB: 0 P: 3	1B: 4 2B: 1 3B: 0 HR: 1 SF: 1 SAC: 0 DP: 1 HBP: 1						

TOP

Baltimore Orioles @ New York Yankees

Yankee Stadium, Bronx, NY

Thu May 28 1959, 7:05 PM EDT

Att. 18,570 - Unknown - 80 F

livebaseballscorecards.com

AB	31
R	5
H	6
RBI	5
BB	1
SO	4
LOB	7

PITCHER		IP	WLS	BF	H	R	ER	SO	BB	IBB	HBP	BLK	WP	HR	S	P	ERA	WHIP
Ralph Terry, R ERA: 5.06	(1, 1)	7.0	L	26	4	3	3	4	1	0	1	0	0	0	32	37	3.86	0.714
Bobby Shantz, L ERA: 6.61	(8, 1)	2.0		8	2	2	2	0	0	0	0	0	0	1	8	8	9.00	1.000

PITCHER		IP	WLS	BF	H	R	ER	SO	BB	IBB	HBP	BLK	WP	HR	S	P	ERA	WHIP

Batter	1	2	3	4	5	6	7	8	9	AB	R	H	RBI	BB	SO	LOB
Gil McDougald, R (1, 4) OBP: 0.294, SLG: 0.276	L5		L8		E4 (1-2)		F9			4	0	0	0	0	0	1
Tony Kubek, L (1, 6) OBP: 0.278, SLG: 0.380	F8		BBBB, 1B, BB		L9			F6		3	0	0	0	1	0	2
Mickey Mantle, S (1, 8) OBP: 0.418, SLG: 0.554	BBBB, S, BB		S, 1-3, 1B		F5			4-3		3	0	1	0	1	0	2
Norm Siebern, L (1, 7) OBP: 0.310, SLG: 0.389	SSS, K (1-2)		SSS, K (1-2)			BBBB, G6-4-3, 1B, BB		SSS, K		3	0	0	0	1	3	3
Bill Skowron, R (1, 3) OBP: 0.311, SLG: 0.522		F7		5-3		G6-4-3, 1B (1-2)			6-3	4	0	1	0	0	0	0
Elston Howard, R (1, 2) OBP: 0.278, SLG: 0.372		5-3	SSS, K2-3			G6-4-3 (1-2f, 2-3)			5-3	4	0	0	0	0	1	2
Hank Bauer, R (1, 9) OBP: 0.344, SLG: 0.351 Enos Slaughter, L (9, PH) OBP: 0.313, SLG: 0.296	CS, S, 1B		6-3			SSS, K			BBBB, BB	3 0	0 0	1 0	0 0	1 1	1 0	1 0
Andy Carey, R (1, 5) OBP: 0.290, SLG: 0.314 Johnny Blanchard, L (9, PH) OBP: 0.286, SLG: 0.308	BBBB, 1-2, BB				E, 1B		F8		SSS, K	2 1	0 0	1 0	0 0	1 0	0 1	0 1
Ralph Terry, R (1, 1) OBP: 0.158, SLG: 0.158 Yogi Berra, L (7, PH) OBP: 0.336, SLG: 0.445 Bobby Shantz, R (8, 1)	CS (2-3)		1-3		F2		F9			2 1 0	0 0 0	0 0 0	0 0 0	0 0 0	0 0 0	1 0 0
Inning Stats	R: 0 E: 0 K: 1 S: 5 H: 0 LOB: 1 BB: 1 P: 9	R: 0 E: 0 K: 0 S: 3 H: 1 LOB: 1 BB: 1 P: 7	R: 0 E: 0 K: 1 S: 6 H: 1 LOB: 2 BB: 1 P: 10	R: 0 E: 0 K: 1 S: 5 H: 0 LOB: 0 BB: 0 P: 5	R: 0 E: 1 K: 0 S: 5 H: 1 LOB: 2 BB: 0 P: 5	R: 0 E: 0 K: 1 S: 5 H: 1 LOB: 1 BB: 1 P: 9	R: 0 E: 0 K: 0 S: 3 H: 0 LOB: 0 BB: 0 P: 3	R: 0 E: 0 K: 1 S: 5 H: 0 LOB: 0 BB: 0 P: 5	R: 0 E: 0 K: 1 S: 5 H: 0 LOB: 1 BB: 1 P: 9	1B: 4 2B: 0 3B: 0 HR: 0	SF: 0 SAC: 0 DP: 1 HBP: 0						

PITCHER	IP	WLS	BF	H	R	ER	SO	BB	IBB	HBP	BLK	WP	HR	S	P	ERA	WHIP
Hoyt Wilhelm, R (1, 1) ERA: 1.12	9.0	W	35	4	0	0	6	5	0	0	0	0	0	42	62	0.00	1.000

PITCHER	IP	WLS	BF	H	R	ER	SO	BB	IBB	HBP	BLK	WP	HR	S	P	ERA	WHIP

BOTTOM

Baltimore Orioles @ New York Yankees

Yankee Stadium, Bronx, NY

Thu May 28 1959, 7:05 PM EDT
Att. 18,570 - Unknown - 80 F

livebaseballscorecards.com

AB	30
R	0
H	4
RBI	0
BB	5
SO	6
LOB	13

1B: 4 2B: 0 3B: 0 HR: 0 SF: 0 SAC: 0 DP: 1 HBP: 0

WP: 0 PB: 0 SB: 3 CS: 1 PA: 36

Batter	1	2	3	4	5	6	7	8	9	AB	R	H	RBI	BB	SO	LOB
Chico Carrasquel, R (1, 6) OBP: 0.307, SLG: 0.294	4-3 1B	BB		BB			F7		F8	3	0	1	0	2	0	1
Whitey Lockman, L (1, 3) OBP: 0.340, SLG: 0.268	4-3 1-2	FC5 2-3f		K			4-3		WP 1B 1-2	1	0	0	0	0	0	1
Gus Triandos, R (2, PH) (2, 3) OBP: 0.379, SLG: 0.513										4	0	1	0	0	1	5
Willie Tasby, R (1, 8) OBP: 0.358, SLG: 0.462	1B 2B		F8		6-3		1B		K 1-2 2-3	5	1	2	0	0	1	2
Bob Nieman, R (1, 7) OBP: 0.349, SLG: 0.438	2-H 1B		6-3		1-3		1-3			4	0	1	1	0	0	1
Gene Woodling, L (1, 9) OBP: 0.357, SLG: 0.469	G3		HR		4-1			G3		4	1	1	1	0	0	1
Jim Finigan, R (1, 5) OBP: 0.314, SLG: 0.344		G3 2B	F8			5-3		6-3		4	0	1	0	0	0	0
Billy Gardner, R (1, 4) OBP: 0.276, SLG: 0.304		5-3		E5 4-3		FC3-6		L7		3	0	0	0	1	0	1
Joe Ginsberg, L (1, 2) OBP: 0.353, SLG: 0.345		FC5 G3 BB		4-3 1-2		FC3-6 FC6-4 1-2f			WP 1B 1B	2	0	0	0	1	0	2
Albie Pearson, L (9, PH) OBP: 0.327, SLG: 0.221										1	0	1	0	0	0	0
Ernie Johnson, R (1, 1)		G3 1-2 2-3		K		FC6-4 1-2f			F9	0	0	0	0	0	0	0
Bob Boyd, L (2, PH) OBP: 0.276, SLG: 0.287										1	0	0	0	0	0	2
Billy O'Dell, S (2, 1) OBP: 0.250, SLG: 0.357										2	0	0	0	0	1	2
Al Pilarcik, L (9, PH) OBP: 0.295, SLG: 0.379										1	0	0	0	0	0	1
Inning Stats	R: 1 E: 0 K: 0 S: 5 H: 3 LOB: 1 BB: 0 P: 5	R: 0 E: 0 K: 0 S: 4 H: 1 LOB: 3 BB: 2 P: 12	R: 1 E: 0 K: 0 S: 4 H: 1 LOB: 0 BB: 0 P: 4	R: 0 E: 1 K: 2 S: 8 H: 0 LOB: 2 BB: 1 P: 12	R: 0 E: 0 K: 0 S: 3 H: 0 LOB: 0 BB: 0 P: 3	R: 0 E: 0 K: 0 S: 3 H: 0 LOB: 1 BB: 1 P: 7	R: 0 E: 0 K: 0 S: 4 H: 1 LOB: 1 BB: 0 P: 4	R: 0 E: 0 K: 0 S: 3 H: 0 LOB: 0 BB: 0 P: 3	R: 0 E: 0 K: 1 S: 7 H: 2 LOB: 2 BB: 0 P: 7	1B: 5 2B: 2 3B: 0 HR: 1 SF: 0 SAC: 0 DP: 0 HBP: 0						

PITCHER	IP	WLS	BF	H	R	ER	SO	BB	IBB	HBP	BLK	WP	HR	S	P	ERA	WHIP
Whitey Ford, L (1, 1) ERA: 2.44	9.0	W	39	8	2	2	3	4	0	0	0	1	1	41	57	2.00	1.333

PITCHER	IP	WLS	BF	H	R	ER	SO	BB	IBB	HBP	BLK	WP	HR	S	P	ERA	WHIP

TOP

Baltimore Orioles @ New York Yankees

Yankee Stadium, Bronx, NY

Fri May 29 1959, 3:33 AM EDT

Att. 10,308 - Unknown - 81 F

livebaseballscorecards.com

AB	35
R	2
H	8
RBI	2
BB	4
SO	3
LOB	19

WP: 1	PA: 39		
PB: 0			
SB: 0			
CS: 0			

Baltimore Orioles @ New York Yankees

Yankee Stadium, Bronx, NY

Fri May 29 1959, 3:33 AM EDT
Att. 10,308 - Unknown - 81 F

BOTTOM

livebaseballscorecards.com

Batter	1	2	3	4	5	6	7	8	9	AB	R	H	RBI	BB	SO	LOB
Norm Siebern, L (1, 7) OBP: 0.307, SLG: 0.378	E3 2B SF8	F6			PB SH1-3 1B BB	K		K		4	2	0	0	1	2	2
Tony Kubek, L (1, 6) OBP: 0.277, SLG: 0.376	F8	6-3			SH1-3 1-2	1B 2-3 1B		4-3		4	0	1	0	0	0	2
Mickey Mantle, S (1, 8) OBP: 0.420, SLG: 0.560	2B 1-3 2B		F9		K	1B 1-2 3-H 1B				4	1	2	1	0	1	1
Yogi Berra, L (1, 2) OBP: 0.350, SLG: 0.441	2B IBB		BB		PB 1B BB	4-3				1	1	0	0	3	0	2
Bill Skowron, R (1, 3) OBP: 0.310, SLG: 0.517	SF8 3-H		K		1B 1-H 2-H 1B		L7			3	0	1	3	0	1	1
Hector Lopez, R (1, 5) OBP: 0.333, SLG: 0.540 Bobby Richardson, R (9, 5) OBP: 0.276, SLG: 0.301	2B 1-3 2-H		1-3		1B 1-3		F9			4 0	0 0	2 0	1 0	0 0	0 0	1 0
Gil McDougald, R (1, 4) OBP: 0.293, SLG: 0.291	F4			4-3	5-3		3B CS			4	0	1	0	0	0	4
Marv Throneberry, L (1, 9) OBP: 0.217, SLG: 0.100 Elston Howard, R (7, PH) (8, 9) OBP: 0.283, SLG: 0.372		4-3		L9		F8	IBB 3-H			3 0	0 0	0 0	0 0	0 1	0 0	0 0
Whitey Ford, L (1, 1) OBP: 0.310, SLG: 0.250		BB		K		2B 1B 1B		G3		3	1	1	0	1	1	0
Inning Stats	R: 2 E: 1 K: 0 S: 6 H: 2 LOB: 2 BB: 1 P: 10	R: 0 E: 0 K: 0 S: 3 H: 0 LOB: 1 BB: 1 P: 7	R: 0 E: 0 K: 1 S: 5 H: 0 LOB: 1 BB: 1 P: 9	R: 0 E: 0 K: 1 S: 5 H: 0 LOB: 0 BB: 0 P: 5	R: 2 E: 0 K: 1 S: 7 H: 2 LOB: 2 BB: 2 P: 15	R: 1 E: 0 K: 1 S: 8 H: 3 LOB: 2 BB: 0 P: 8	R: 0 E: 0 K: 0 S: 3 H: 1 LOB: 1 BB: 1 P: 7	R: 0 E: 0 K: 1 S: 5 H: 0 LOB: 0 BB: 0 P: 5		1B: 4 2B: 3 3B: 1 HR: 0 SF: 1 SAC: 1 DP: 0 HBP: 0						

AB	30
R	5
H	8
RBI	5
BB	6
SO	5
LOB	13

WP: 0 PA: 38
PB: 1
SB: 0
CS: 1

PITCHER		IP	WLS	BF	H	R	ER	SO	BB	IBB	HBP	BLK	WP	HR	S	P	ERA	WHIP
Ernie Johnson, R ERA: 2.03	(1, 1)	1.0		7	2	2	0	0	0	1	0	0	0	0	6	10	0.00	2.000
Billy O'Dell, L ERA: 4.01	(2, 1)	7.0	L	31	6	3	3	5	4	1	0	0	0	0	36	56	3.86	1.429

PITCHER	IP	WLS	BF	H	R	ER	SO	BB	IBB	HBP	BLK	WP	HR	S	P	ERA	WHIP

Batter	1	2	3	4	5	6	7	8	9	AB	R	H	RBI	BB	SO	LOB
Norm Siebern, L (1, 7) OBP: 0.308, SLG: 0.367	BBBB 4-0 BB 1B 2B BB 4-0 1-2 BB	X 0-0 G3 ②	X 0-0 F7 ①	X 0-0 F9 ②	SSS 0-3 K ③				4	1	0	0	2	1	0
Tony Kubek, L (1, 6) OBP: 0.281, SLG: 0.372	X 0-0 1-2 2B BB 1B X 0-0 L8 ③	BBBB 4-0 HR BB	X 0-0 F4 ②	SSS 0-3 K ③						4	2	1	0	1	1	2
Mickey Mantle, S (1, 8) OBP: 0.439, SLG: 0.597	BBBB 4-0 1-2 2-3 2B BB	X 0-0 E9 2-3 HR 1B	X 0-0 1-H HR	X 0-0 1B	X 0-0 BB BB 1B					4	3	4	2	1	0	0
Bill Skowron, R (1, 3) OBP: 0.305, SLG: 0.512	X 0-0 1-H 2-H 3-H 1B 2B	X 0-0 ① 2-3 2-3	X 0-0 ③ 4-3	SSS 0-3 ③ K	X 0-0 ① L7					5	1	1	3	0	1	3
Hector Lopez, R (1, 5) OBP: 0.340, SLG: 0.563 Bobby Richardson, R (4, 5) OBP: 0.282, SLG: 0.297 (8, 4)	X 0-0 2-H HR 1B	X 0-0 ② 5-3	X 0-0 HR	X 0-0 ① F8	BBBB 4-0 1-2 BB					3 1	2 0	2 0	2 0	0 1	0 0	1 0
Elston Howard, R (1, 2) OBP: 0.295, SLG: 0.424	X 0-0 1-H HR	X 0-0 3-H HR	X 0-0 ① F6	X 0-0 ② 6-3	BBBB 4-0 1-2 2-3 G5-4-3 BB					4	2	2	4	1	0	0
Gil McDougald, R (1, 4) OBP: 0.306, SLG: 0.300 Clete Boyer, R (8, PH) (8, 5) OBP: 0.167, SLG: 0.130	X 0-0 ① 5-3	X 0-0 1B	X 0-0 1B	BBBB 4-0 BB	X 0-0 ② ③ G5-4-3 1-2f					3 1	0 0	2 0	0 0	1 0	0 0	0 3
Marv Throneberry, L (1, 9) OBP: 0.214, SLG: 0.083	BBBB 4-0 FC5-4 BB	X 0-0 ③ F7	X 0-0 ② F7	SSS 0-3 ③ K			X 0-0 ① F9			4	0	0	0	1	1	3
Art Ditmar, R (1, 1) OBP: 0.143, SLG: 0.150	X 0-0 ② FC5-4 BB 1-2f	X 0-0 ① 1-3	X 0-0 ③ F4		SSS 0-3 ① K		X 0-0 ② F7			5	0	0	0	0	1	2
Inning Stats	R: 6 E: 0 K: 0 S: 7 H: 4 LOB: 2 BB: 4 P: 23	R: 2 E: 1 K: 0 S: 6 H: 3 LOB: 1 BB: 0 P: 6	R: 2 E: 0 K: 0 S: 4 H: 1 LOB: 0 BB: 1 P: 8	R: 1 E: 0 K: 0 S: 5 H: 2 LOB: 1 BB: 0 P: 5	R: 0 E: 0 K: 1 S: 6 H: 1 LOB: 1 BB: 0 P: 6	R: 0 E: 0 K: 1 S: 5 H: 0 LOB: 1 BB: 1 P: 9	R: 0 E: 0 K: 2 S: 7 H: 0 LOB: 0 BB: 0 P: 7	R: 0 E: 0 K: 0 S: 3 H: 1 LOB: 2 BB: 2 P: 11	R: 0 E: 0 K: 1 S: 5 H: 0 LOB: 0 BB: 0 P: 5	1B: 7 2B: 1 3B: 0 HR: 4 SF: 0 SAC: 0 DP: 1 HBP: 0	WP: 0 PB: 0 SB: 0 CS: 0 PA: 46					

PITCHER		IP	WLS	BF	H	R	ER	SO	BB	IBB	HBP	BLK	WP	HR	S	P	ERA	WHIP
Hal Griggs, R ERA: 4.11	(1, 1)	0.0	L	6	4	6	6	0	2	0	0	0	0	1	4	12	∞	∞
Hal Woodeshick, L ERA: 9.0	(1, 1)	2.0		11	3	2	2	0	2	0	0	0	0	1	9	17	9.00	2.500
Dick Hyde, R ERA: 7.06	(3, 1)	2.0		10	3	3	3	0	1	0	0	0	0	2	9	13	13.50	2.000
John Romonosky, R ERA: 2.63	(5, 1)	5.0		19	2	0	0	5	3	0	0	0	0	0	26	38	0.00	1.000

PITCHER	IP	WLS	BF	H	R	ER	SO	BB	IBB	HBP	BLK	WP	HR	S	P	ERA	WHIP

TOP

New York Yankees @ Washington Senators

Griffith Stadium, Washington, DC

Sat May 30 1959, 3:33 AM EDT

Unknown - 89 F

livebaseballscorecards.com

AB	38
R	11
H	12
RBI	11
BB	8
SO	5
LOB	14

BOTTOM

New York Yankees @ Washington Senators

Griffith Stadium, Washington, DC

Sat May 30 1959, 3:33 AM EDT

Unknown - 89 F

livebaseballscorecards.com

Batter	1	2	3	4	5	6	7	8	9	AB	R	H	RBI	BB	SO	LOB
Reno Bertoia, R (1, 4) OBP: 0.315, SLG: 0.418	B B B B 4-0 BB	x 0-0 ③ 6-3			x 0-0 ① 6-3	x 0-0 ③ F9			x 0-0 ② 4-3	4	0	0	0	1	0	4
Faye Throneberry, L (1, 9) OBP: 0.342, SLG: 0.391	S S S 0-3 ① K		x 0-0 ① 3-1		B B B 4-0 2B 4-3 BB		x 0-0 ① L9		x 0-0 ③ 4-3	4	1	0	0	1	1	1
Bob Allison, R (1, 8) OBP: 0.335, SLG: 0.511	x 0-0 ② L7		x 0-0 ② F5		x 0-0 4-3 1-3 2B		x 0-0 ② 6-3			4	0	1	0	0	0	1
Harmon Killebrew, R (1, 5) OBP: 0.377, SLG: 0.636	S S S 0-3 ③ K		S S S 0-3 ③ K		x 0-0 ② 4-3 2-3 3-H		x 0-0 HR			4	1	1	2	0	2	2
Jim Lemon, R (1, 7) OBP: 0.367, SLG: 0.581		x 0-0 ① L7		S S S 0-3 ① K	B B B 4-0 BB		x 0-0 ③ F8			3	0	0	0	1	1	0
Julio Becquer, L (1, 3) OBP: 0.272, SLG: 0.341		x 0-0 ② F7		x 0-0 1B 1B	x 0-0 ③ 3-1			x 0-0 ① F2		4	0	1	0	0	0	2
Hal Naragon, L (1, 2) OBP: 0.344, SLG: 0.429		x 0-0 1B 1B 1B		S S S 0-3 ② K		x 0-0 ① F5		x 0-0 ② 4-3		4	0	1	0	0	1	1
Ron Samford, R (1, 6) OBP: 0.299, SLG: 0.379 Ken Aspromonte, R (4, 6) OBP: 0.364, SLG: 0.351		x 0-0 1B 1-2 1B		x 0-0 1-2 1B		x 0-0 1B		x 0-0 ③ 6-3		1 3	0 0	1 2	0 0	0 0	0 0	0 0
Hal Griggs, R (1, 1) Hal Woodeshick, R (1, 1) Herb Plews, L (2, PH) OBP: 0.259, SLG: 0.231 Dick Hyde, R (3, 1) Lenny Green, L (4, PH) OBP: 0.265, SLG: 0.313 John Romonosky, R (5, 1) OBP: 0.333, SLG: 0.333 Jay Porter, R (9, PH) OBP: 0.337, SLG: 0.350		x 0-0 1-2 2-3 1B		x 0-0 ③ G1		S S S 0-3 ② K			x 0-0 ① 5-3	0 0 1 0 1 1 1	0 0 0 0 0 0 0	0 0 1 0 0 0 0	0 0 0 0 0 1 0	0 0 0 0 0 0 0	0 0 0 0 0 0 0	0 0 0 0 2 1 0
Inning Stats	R: 0 E: 0 K: 2 S: 7 H: 0 LOB: 1 BB: 1 P: 11	R: 0 E: 0 K: 0 S: 6 H: 3 LOB: 3 BB: 0 P: 6	R: 0 E: 0 K: 1 S: 5 H: 0 LOB: 0 BB: 0 P: 5	R: 0 E: 0 K: 2 S: 9 H: 2 LOB: 2 BB: 0 P: 9	R: 1 E: 0 K: 0 S: 4 H: 1 LOB: 2 BB: 2 P: 12	R: 0 E: 0 K: 1 S: 6 H: 1 LOB: 1 BB: 0 P: 6	R: 1 E: 0 K: 0 S: 4 H: 1 LOB: 0 BB: 0 P: 4	R: 0 E: 0 K: 0 S: 3 H: 0 LOB: 0 BB: 0 P: 3	R: 0 E: 0 K: 0 S: 3 H: 0 LOB: 0 BB: 0 P: 3	1B: 6 2B: 1 3B: 0 HR: 1	SF: 0 SAC: 0 DP: 0 HBP: 0			WP: 0 PB: 0 SB: 0 CS: 0	PA: 38		

	AB	35
	R	2
	H	8
	RBI	2
	BB	3
	SO	6
	LOB	14

PITCHER	IP	WLS	BF	H	R	ER	SO	BB	IBB	HBP	BLK	WP	HR	S	P	ERA	WHIP
Art Ditmar, R (1, 1) ERA: 3.14	9.0	W	38	8	2	2	6	3	0	0	0	0	1	47	59	2.00	1.222

PITCHER	IP	WLS	BF	H	R	ER	SO	BB	IBB	HBP	BLK	WP	HR	S	P	ERA	WHIP

Batter	1	2	3	4	5	6	7	8	9	AB	R	H	RBI	BB	SO	LOB
Norm Siebern, L (1, 7) OBP: 0.327, SLG: 0.373	FC6-4 1B		PB 1B 1B	SH1-3 1-3 BB		E1 2B 2-3		1B BB	1B 1-2 2-3 3-H BB	3	2	2	1	3	0	1
Tony Kubek, L (1, 6) OBP: 0.300, SLG: 0.396	FC6-4 ① 1B 1B 1-2f		PB 1-2 1B	SH1-3 ② 1-2 3-H		1-H 3-H 2B		2 1-3 2-H 1B	FC6-4 1-3 2-H 3-H 1B	5	2	4	5	0	0	1
Mickey Mantle, S (1, 8) OBP: 0.441, SLG: 0.586	1B E 1-3 1B		S 1B 1-2 2-3 BB	L5 ③		K ③		IBB	FC6-4 ③ 1-2f	4	1	1	0	2	1	4
Yogi Berra, L (1, 2) OBP: 0.344, SLG: 0.431	PB E 1-3 3-H 1B		K ①	F9 ①		F9 ①	F9 ①	4-3 ③		5	0	1	1	0	1	6
Bill Skowron, R (1, 3) OBP: 0.304, SLG: 0.504 Hank Bauer, R (7, 9) OBP: 0.348, SLG: 0.366	E6 L5-3 1-2 3-H		S 1-2 2-H 3-H 1B	F9 ②		F2 ②		2B	4 1	0 0	1 1	3 0	0 0	0 0	1 0
Hector Lopez, R (1, 5) OBP: 0.338, SLG: 0.552 Bobby Richardson, R (7, 5) OBP: 0.278, SLG: 0.293	L5-3 ② ③ 1-2 2-3		G6-4-3 1-2 2-3 BB	F9 ③		4-3 ③		F3 ②	3 1	0 0	0 0	0 0	1 0	0 0	2 0
Gil McDougald, R (1, 4) OBP: 0.315, SLG: 0.313		K ① G6-4-3 ② ③ 1-2f				E 2B 2B		SH1-3 2B 1B	BB 1B BB BB	4	3	2	0	1	1	3
Marv Throneberry, L (1, 9) OBP: 0.219, SLG: 0.107 (7, 3)		F8 ②		3-1 ①		F5 ①		SH1-3 ① 1-2	BB BB 1-2 1B	4	1	1	0	0	0	1
Don Larsen, R (1, 1) OBP: 0.556, SLG: 0.524		6-3 ③		WP BLK SH1-3 BB		F4 ②		1B 2-H 2B	BB 1-2 2-3 1B BB	3	2	1	1	2	0	1
Inning Stats	R: 2 E: 1 K: 0 S: 6 H: 3 LOB: 1 BB: 0 P: 6	R: 0 E: 0 K: 1 S: 5 H: 0 LOB: 0 BB: 0 P: 5	R: 2 E: 0 K: 1 S: 7 H: 3 LOB: 2 BB: 2 P: 15	R: 1 E: 0 K: 0 S: 3 H: 0 LOB: 1 BB: 2 P: 11	R: 0 E: 0 K: 0 S: 3 H: 0 LOB: 0 BB: 0 P: 3	R: 2 E: 1 K: 1 S: 8 H: 2 LOB: 1 BB: 0 P: 8	R: 0 E: 0 K: 0 S: 3 H: 0 LOB: 0 BB: 0 P: 3	R: 1 E: 0 K: 0 S: 5 H: 3 LOB: 3 BB: 2 P: 13	R: 3 E: 0 K: 0 S: 5 H: 3 LOB: 2 BB: 3 P: 17	1B: 10 2B: 5 3B: 0 HR: 0 SF: 0 SAC: 2 DP: 2 HBP: 0						

PITCHER		IP	WLS	BF	H	R	ER	SO	BB	IBB	HBP	BLK	WP	HR	S	P	ERA	WHIP
Russ Kemmerer, R ERA: 4.55	(1, 1)	3.1	L	19	6	5	5	2	4	0	0	1	1	0	19	35	13.50	3.000
Chuck Stobbs, L ERA: 3.63	(4, 1)	0.2		2	0	0	0	0	0	0	0	0	0	0	2	2	0.00	0.000
Hal Griggs, R ERA: 3.74	(5, 1)	3.0		12	2	2	0	1	0	0	0	0	0	0	14	14	0.00	0.667
Hal Woodeshick, L ERA: 13.5	(8, 1)	2.0		15	6	4	4	0	4	1	0	0	0	0	10	30	18.00	5.000

PITCHER	IP	WLS	BF	H	R	ER	SO	BB	IBB	HBP	BLK	WP	HR	S	P	ERA	WHIP

TOP

New York Yankees @ Washington Senators

Griffith Stadium, Washington, DC

Sat May 30 1959, 3:38 AM EDT
Att. 26,046 - Unknown - 90 F

livebaseballscorecards.com

AB	37
R	11
H	14
RBI	11
BB	9
SO	3
LOB	20

WP: 1 PA: 48
PB: 2
SB: 2
CS: 0

Batter	1	2	3	4	5	6	7	8	9	AB	R	H	RBI	BB	SO	LOB
Herb Plews, L (1, 4) OBP: 0.258, SLG: 0.207	4-3		BB		K		F6			3	0	0	0	1	1	0
Faye Throneberry, L (1, 9) OBP: 0.338, SLG: 0.373	K		1-2 BB		1-3			F8		3	0	0	0	1	1	0
Bob Allison, R (1, 8) OBP: 0.328, SLG: 0.500	6-3		K		6-3			1-3		4	0	0	0	0	1	2
Harmon Killebrew, R (1, 5) OBP: 0.369, SLG: 0.620		1-3	K2-3			K		6-3		4	0	0	0	0	2	2
Jim Lemon, R (1, 7) OBP: 0.370, SLG: 0.576		FC5 BB 1B		1B BB		6-3			K	3	0	1	0	1	1	0
Julio Becquer, L (1, 3) OBP: 0.281, SLG: 0.348		F3		1-2 1B		1B			F9	4	0	2	0	0	0	1
Jay Porter, R (1, 2) OBP: 0.333, SLG: 0.337		1-2 BB		F8		F8			K	3	0	0	0	1	1	3
Ron Samford, R (1, 6) OBP: 0.299, SLG: 0.378		FC5 2-3f		L8			G1-4-3 1B			3	0	1	0	0	0	4
Russ Kemmerer, R (1, 1) OBP: 0.136, SLG: 0.143 Chuck Stobbs, L (4, 1) OBP: 0.100, SLG: 0.100 Lenny Green, L (4, PH) OBP: 0.257, SLG: 0.303 Hal Griggs, R (5, 1) Ken Aspromonte, R (7, PH) OBP: 0.356, SLG: 0.342 Hal Woodeshick, R (8, 1)			K	K			G1-4-3 1-2f			1 0 1 0 1 0	0 0 0 0 0 0	0 0 0 0 0 0	0 0 0 0 0 0	1 0 1 0 0 0	0 0 2 0 1 0	0 0 2 0 1 0

BOTTOM

New York Yankees @ Washington Senators

Griffith Stadium, Washington, DC

Sat May 30 1959, 3:38 AM EDT

Att. 26,046 - Unknown - 90 F

livebaseballscorecards.com

AB	30
R	0
H	4
RBI	0
BB	4
SO	9
LOB	15

Inning Stats	1	2	3	4	5	6	7	8	9
	R: 0 E: 0 K: 1 S: 5	H: 0 LOB: 0 BB: 0 P: 5	R: 0 E: 0 K: 0 S: 4	H: 1 LOB: 2 BB: 1 P: 8	R: 0 E: 0 K: 3 S: 9	H: 0 LOB: 2 BB: 2 P: 17	R: 0 E: 0 K: 1 S: 6	H: 1 LOB: 2 BB: 1 P: 10	R: 0 E: 0 K: 1 S: 5	H: 0 LOB: 0 BB: 0 P: 5
	R: 0 E: 0 K: 1 S: 6	H: 1 LOB: 1 BB: 0 P: 6	R: 0 E: 0 K: 0 S: 3	H: 1 LOB: 0 BB: 0 P: 3	R: 0 E: 0 K: 0 S: 3	H: 0 LOB: 0 BB: 0 P: 3	R: 0 E: 0 K: 2 S: 7	H: 0 LOB: 0 BB: 0 P: 7		

1B: 4	SF: 0
2B: 0	SAC: 0
3B: 0	DP: 1
HR: 0	HBP: 0

WP: 0	PA: 34
PB: 0	
SB: 0	
CS: 0	

PITCHER	IP	WLS	BF	H	R	ER	SO	BB	IBB	HBP	BLK	WP	HR	S	P	ERA	WHIP
Don Larsen, R (1, 1) ERA: 2.42	9.0	W	34	4	0	0	9	4	0	0	0	0	0	48	64	0.00	0.889

PITCHER	IP	WLS	BF	H	R	ER	SO	BB	IBB	HBP	BLK	WP	HR	S	P	ERA	WHIP

Batter	1	2	3	4	5	6	7	8	9	AB	R	H	RBI	BB	SO	LOB
Norm Siebern, L (1, 7) OBP: 0.321, SLG: 0.366	SSS 0-3 ① K		SSS 0-3 ③ K			x 0-0 ② SH2-3 1-2			x 0-0 ① 4-3	3	0	0	0	0	2	0
Tony Kubek, L (1, 6) OBP: 0.292, SLG: 0.384	x 0-0 ② G3			x 0-0 ① 4-3		x 0-0 ③ 3-1			x 0-0 ② B1-3	4	0	0	0	0	0	1
Mickey Mantle, S (1, 8) OBP: 0.436, SLG: 0.584	x 0-0 ③ F9			x 0-0 ② F8			x 0-0 ① F3		x 0-0 HR 2B	4	1	1	0	0	0	0
Yogi Berra, L (1, 2) OBP: 0.348, SLG: 0.437		SSS 0-3 ① K		x 0-0 ③ F9			x 0-0 2B		4-0 HR IBB	3	1	1	0	1	1	0
Bill Skowron, R (1, 3) OBP: 0.309, SLG: 0.535		x 0-0 2B			x 0-0 ① L4		x 0-0 ② 5-3		x 0-0 1-H 2-H HR	4	1	2	3	0	0	1
Hector Lopez, R (1, 5) OBP: 0.329, SLG: 0.537		x 0-0 ② 6-3			SSS 0-3 ② K		x 0-0 ③ 1-3		x 0-0 ③ F7	4	0	0	0	0	1	2
Gil McDougald, R (1, 4) OBP: 0.309, SLG: 0.307		x 0-0 ③ 5-3			x 0-0 ③ 5-3			x 0-0 E5 G1-6-3		3	0	0	0	0	0	1
Elston Howard, R (1, 9) OBP: 0.289, SLG: 0.414			x 0-0 ① F8			x 0-0 ① L6		x 0-0 ① F8		3	0	0	0	0	0	1
Bob Turley, R (1, 1) OBP: 0.200, SLG: 0.111			x 0-0 ② F2			BBB 4-0 SH2-3 BB		x 0-0 ②③ G1-6-3 1-2f		2	0	0	0	1	0	1
Inning Stats	R: 0 E: 0 K: 1 S: 5 H: 0 LOB: 0 BB: 0 P: 5	R: 0 E: 0 K: 1 S: 6 H: 1 LOB: 1 BB: 0 P: 6	R: 0 E: 0 K: 1 S: 5 H: 0 LOB: 0 BB: 0 P: 5	R: 0 E: 0 K: 0 S: 3 H: 0 LOB: 0 BB: 0 P: 3	R: 0 E: 0 K: 1 S: 5 H: 0 LOB: 0 BB: 0 P: 5	R: 0 E: 0 K: 0 S: 3 H: 0 LOB: 1 BB: 1 P: 7	R: 0 E: 0 K: 0 S: 4 H: 1 LOB: 1 BB: 0 P: 4	R: 0 E: 1 K: 0 S: 3 H: 0 LOB: 0 BB: 0 P: 3	R: 3 E: 0 K: 0 S: 5 H: 2 LOB: 0 BB: 1 P: 9	1B: 0 2B: 3 3B: 0 HR: 1 SF: 0 SAC: 1 DP: 1 HBP: 0						

PITCHER	IP	WLS	BF	H	R	ER	SO	BB	IBB	HBP	BLK	WP	HR	S	P	ERA	WHIP
Camilo Pascual, R (1, 1) ERA: 2.77	9.0	L	33	4	3	3	4	1	1	0	0	0	1	39	47	3.00	0.556

PITCHER	IP	WLS	BF	H	R	ER	SO	BB	IBB	HBP	BLK	WP	HR	S	P	ERA	WHIP

TOP

New York Yankees @ Washington Senators

Griffith Stadium, Washington, DC

Sun May 31 1959, 3:33 AM EDT

Att. 8,721 - Unknown

livebaseballscorecards.com

AB	30
R	3
H	4
RBI	3
BB	2
SO	4
LOB	7

WP: 0	PA: 33		
PB: 0			
SB: 0			
CS: 0			

BOTTOM

New York Yankees @ Washington Senators

Griffith Stadium, Washington, DC

Sun May 31 1959, 3:33 AM EDT

Att. 8,721 - Unknown

livebaseballscorecards.com

Batter	1	2	3	4	5	6	7	8	9	AB	R	H	RBI	BB	SO	LOB
Reno Bertoia, R (1, 4) OBP: 0.309, SLG: 0.410	F8		F8			K			F8	4	0	0	0	0	1	0
Faye Throneberry, L (1, 9) OBP: 0.321, SLG: 0.352	B1-3			F7			F7		4-3	4	0	0	0	0	0	0
Bob Allison, R (1, 8) OBP: 0.323, SLG: 0.492	F2			6-3			K			3	0	0	0	0	1	0
Harmon Killebrew, R (1, 5) OBP: 0.364, SLG: 0.609		K2-3		F7			2-3			3	0	0	0	0	1	0
Jim Lemon, R (1, 7) OBP: 0.369, SLG: 0.569		L7			6-3			BBBB FC2-6		2	0	0	0	1	0	0
Julio Becquer, L (1, 3) OBP: 0.283, SLG: 0.347		1B			4-3			FC2-6 CS 1-2f		3	0	1	0	0	0	1
Hal Naragon, L (1, 2) OBP: 0.344, SLG: 0.424		F6			4-3			1B 1-2		3	0	1	0	0	0	1
Ron Samford, R (1, 6) OBP: 0.293, SLG: 0.369			6-3			6-3		F5		3	0	0	0	0	0	1
Camilo Pascual, R (1, 1) OBP: 0.296, SLG: 0.269			K			5-3			4-3	2	0	0	0	0	1	0
Herb Plews, L (9, PH) OBP: 0.250, SLG: 0.200										1	0	0	0	0	0	0

	AB	28
	R	0
	H	2
	RBI	0
	BB	1
	SO	4
	LOB	3

Inning Stats	1	2	3	4	5	6	7	8	9
	R: 0 H: 0 E: 0 LOB: 0 K: 0 BB: 0 S: 3 P: 3	R: 0 H: 1 E: 0 LOB: 1 K: 1 BB: 0 S: 6 P: 6	R: 0 H: 0 E: 0 LOB: 0 K: 1 BB: 0 S: 5 P: 5	R: 0 H: 0 E: 0 LOB: 0 K: 0 BB: 0 S: 3 P: 3	R: 0 H: 0 E: 0 LOB: 0 K: 0 BB: 0 S: 3 P: 3	R: 0 H: 0 E: 0 LOB: 0 K: 1 BB: 0 S: 5 P: 5	R: 0 H: 0 E: 0 LOB: 0 K: 1 BB: 0 S: 5 P: 5	R: 0 H: 1 E: 0 LOB: 1 K: 0 BB: 1 S: 3 P: 7	R: 0 H: 0 E: 0 LOB: 0 K: 0 BB: 0 S: 3 P: 3

1B: 2 SF: 0
2B: 0 SAC: 0
3B: 0 DP: 0
HR: 0 HBP: 0

WP: 0 PA: 29
PB: 0
SB: 0
CS: 1

PITCHER	IP	WLS	BF	H	R	ER	SO	BB	IBB	HBP	BLK	WP	HR	S	P	ERA	WHIP
Bob Turley, R (1, 1) ERA: 3.74	9.0	W	29	2	0	0	4	1	0	0	0	0	0	36	40	0.00	0.333

PITCHER	IP	WLS	BF	H	R	ER	SO	BB	IBB	HBP	BLK	WP	HR	S	P	ERA	WHIP

Batter	1	2	3	4	5	6	7	8	9	AB	R	H	RBI	BB	SO	LOB
Hank Bauer, R (1, 7) OBP: 0.353, SLG: 0.379	F7			FC6-4 1B		F3			2B	4	0	2	0	0	0	0
Gil McDougald, R (1, 4) OBP: 0.301, SLG: 0.298	F5			FC6-4 FC5-4 1-2f		5-3			F4	4	0	0	0	0	0	2
Yogi Berra, L (1, 9) OBP: 0.338, SLG: 0.423	K			L8			F4		L8	4	0	0	0	0	1	2
Mickey Mantle, S (1, 8) OBP: 0.429, SLG: 0.571		6-3		FC5-4 1-2f			6-3			3	0	0	0	0	0	1
Bill Skowron, R (1, 3) OBP: 0.303, SLG: 0.523		F3			F5		F7			3	0	0	0	0	0	0
Hector Lopez, R (1, 5) OBP: 0.329, SLG: 0.533		K			PO 1B 1B			4-3		3	0	1	0	0	1	0
Elston Howard, R (1, 2) OBP: 0.290, SLG: 0.412			L8		1-2 1B			L8		3	0	1	0	0	0	0
Tony Kubek, L (1, 6) OBP: 0.286, SLG: 0.376			L8		L8			K		3	0	0	0	0	1	2
Duke Maas, R (1, 1) OBP: 0.071, SLG: 0.071 Enos Slaughter, L (5, PH) OBP: 0.313, SLG: 0.296 Bobby Shantz, R (5, 1) Norm Siebern, L (6, PH) OBP: 0.319, SLG: 0.363 Jim Coates, R (6, 1) Andy Carey, R (9, PH) OBP: 0.287, SLG: 0.310			K		PO 2-3	4-3			K	1 0 0 1 0 1	0 0 0 0 0 0	0 0 0 0 0 0	0 0 0 0 0 0	0 0 0 0 0 0	1 0 0 0 0 1	0 0 0 0 0 0

TOP

New York Yankees @ Detroit Tigers

Briggs Stadium, Detroit, MI

Tue Jun 02 1959, 7:05 PM EDT

Att. 42,268 - Unknown

livebaseballscorecards.com

AB	30
R	0
H	4
RBI	0
BB	0
SO	5
LOB	7

Inning Stats	1	2	3	4	5	6	7	8	9
	R: 0 E: 0 K: 1 S: 5	R: 0 E: 0 K: 1 S: 5	R: 0 E: 0 K: 1 S: 5	R: 0 E: 0 K: 0 S: 4	R: 0 E: 0 K: 0 S: 4	R: 0 E: 0 K: 0 S: 3	R: 0 E: 0 K: 0 S: 3	R: 0 E: 0 K: 1 S: 5	R: 0 E: 0 K: 1 S: 6
	H: 0 LOB: 0 BB: 0 P: 5	H: 0 LOB: 0 BB: 0 P: 5	H: 0 LOB: 0 BB: 0 P: 5	H: 1 LOB: 1 BB: 0 P: 4	H: 2 LOB: 1 BB: 0 P: 4	H: 0 LOB: 0 BB: 0 P: 3	H: 0 LOB: 0 BB: 0 P: 3	H: 0 LOB: 0 BB: 0 P: 5	H: 1 LOB: 1 BB: 0 P: 6

1B: 3 SF: 0
2B: 1 SAC: 0
3B: 0 DP: 0
HR: 0 HBP: 0

WP: 0 PA: 31
PB: 0
SB: 0
CS: 0

PITCHER	IP	WLS	BF	H	R	ER	SO	BB	IBB	HBP	BLK	WP	HR	S	P	ERA	WHIP
Don Mossi, L (1, 1) ERA: 2.25	9.0	W	30	4	0	0	5	0	0	0	0	0	0	40	40	0.00	0.444

PITCHER	IP	WLS	BF	H	R	ER	SO	BB	IBB	HBP	BLK	WP	HR	S	P	ERA	WHIP

Batter	1	2	3	4	5	6	7	8	9	AB	R	H	RBI	BB	SO	LOB
Eddie Yost, R (1, 5) OBP: 0.432, SLG: 0.544	6-3	K			6-3			1B S 1B		4	0	1	0	0	1	1
Harvey Kuenn, R (1, 9) OBP: 0.395, SLG: 0.424	F3		E3 L9 BB SF8		F4			E 1-3 1B		4	1	1	0	0	0	0
Charlie Maxwell, L (1, 7) OBP: 0.327, SLG: 0.492	PB HBP BB		BBB 1-2 BB		1-3			E3 1-2		2	0	0	0	2	0	2
Al Kaline, R (1, 8) OBP: 0.387, SLG: 0.539	H PB 1-2 HBP		L9 2-3			L6-3		L8		3	0	0	0	0	0	5
Gail Harris, L (1, 3) OBP: 0.252, SLG: 0.351	3-1 1-2 2-3		SF8 3-H			F4		F5		3	0	0	1	0	0	5
Lou Berberet, L (1, 2) OBP: 0.360, SLG: 0.464		BBBB FC4-6 BB	1-3			1-3		F7		3	0	0	0	1	0	4
Rocky Bridges, R (1, 6) OBP: 0.360, SLG: 0.384		FC4-6 1B 1-2f SF8		K			F9			3	1	0	0	0	1	1
Frank Bolling, R (1, 4) OBP: 0.279, SLG: 0.338		1-3 1B		K			F8			3	0	1	0	0	1	0
Don Mossi, L (1, 1) OBP: 0.087, SLG: 0.048		SF8 3-H		K			K			2	0	0	1	0	2	0
Inning Stats	R: 0 E: 0 K: 0 S: 3 H: 0 LOB: 2 BB: 1 P: 8	R: 1 E: 0 K: 1 S: 6 H: 1 LOB: 1 BB: 1 P: 10	R: 1 E: 1 K: 0 S: 4 H: 0 LOB: 1 BB: 1 P: 8	R: 0 E: 0 K: 3 S: 9 H: 0 LOB: 0 BB: 0 P: 9	R: 0 E: 0 K: 0 S: 3 H: 0 LOB: 0 BB: 0 P: 3	R: 0 E: 0 K: 0 S: 3 H: 0 LOB: 0 BB: 0 P: 3	R: 0 E: 0 K: 1 S: 5 H: 0 LOB: 0 BB: 0 P: 5	R: 0 E: 1 K: 0 S: 6 H: 2 LOB: 3 BB: 0 P: 6		1B: 3 2B: 0 3B: 0 HR: 0 SF: 2 SAC: 0 DP: 0 HBP: 1						WP: 0 PB: 1 SB: 1 CS: 0 PA: 33

PITCHER		IP	WLS	BF	H	R	ER	SO	BB	IBB	HBP	BLK	WP	HR	S	P	ERA	WHIP
Duke Maas, R ERA: 4.61	(1, 1)	4.0	L	18	1	2	1	4	3	0	1	0	0	0	22	35	2.25	1.000
Bobby Shantz, L ERA: 6.23	(5, 1)	1.0		3	0	0	0	0	0	0	0	0	0	0	3	3	0.00	0.000
Jim Coates, R ERA: 1.93	(6, 1)	3.0		12	2	0	0	1	0	0	0	0	0	0	14	14	0.00	0.667

PITCHER		IP	WLS	BF	H	R	ER	SO	BB	IBB	HBP	BLK	WP	HR	S	P	ERA	WHIP

BOTTOM

New York Yankees @ Detroit Tigers

Briggs Stadium, Detroit, MI

Tue Jun 02 1959, 7:05 PM EDT

Att. 42,268 - Unknown

livebaseballscorecards.com

AB	27
R	2
H	3
RBI	2
BB	3
SO	5
LOB	18

Batter	1	2	3	4	5	6	7	8	9	AB	R	H	RBI	BB	SO	LOB
Gil McDougald, R (1, 4) OBP: 0.304, SLG: 0.308	L8		4-3 HR 2B	CS 1B		F4		K		5	1	2	0	0	1	0
Tony Kubek, L (1, 6) OBP: 0.283, SLG: 0.370	K2-3		4-3 2-3	L8		1B			L7	5	0	1	0	0	1	2
Mickey Mantle, S (1, 8) OBP: 0.434, SLG: 0.587	K		HR BB	1-2 BB		F7			HR	3	2	1	1	2	1	1
Yogi Berra, L (1, 2) OBP: 0.333, SLG: 0.438		F5	1-H 3-H HR	4-3		F4			F4	5	1	1	3	0	0	2
Bill Skowron, R (1, 3) OBP: 0.306, SLG: 0.526		3-1 1B	1B 2B		L7		6-3		6-3	5	1	2	0	0	0	0
Hector Lopez, R (1, 5) OBP: 0.333, SLG: 0.532		3-1 1-2	WP HBP 2-H 1B		1B 1B		6-3			4	0	2	1	0	0	1
Norm Siebern, L (1, 7) OBP: 0.324, SLG: 0.362		4-3	WP 1-2 HBP		1-2 1B		L8			3	0	1	0	0	0	1
Johnny Blanchard, L (1, 9) OBP: 0.353, SLG: 0.533 Hank Bauer, R (7, 9) OBP: 0.350, SLG: 0.376		HR 1-2 BB		L8				5-3		2 1	1 0	1 0	1 0	1 0	0 0	2 0
Ralph Terry, R (1, 1) OBP: 0.136, SLG: 0.136 Bobby Shantz, R (5, 1) Ryne Duren, R (7, 1)		L9 1-3		G3				6-3		3 0 1	0 0 0	0 0 0	0 0 0	0 0 0	0 0 0	5 0 0
Inning Stats	R: 0 E: 0 K: 2 S: 7	H: 0 LOB: 0 BB: 0 P: 7	R: 0 E: 0 K: 0 S: 4	H: 1 LOB: 1 BB: 0 P: 4	R: 5 E: 0 K: 0 S: 8	H: 5 LOB: 3 BB: 2 P: 17	R: 0 E: 0 K: 0 S: 3	H: 1 LOB: 1 BB: 1 P: 7	R: 0 E: 0 K: 0 S: 5	H: 2 LOB: 2 BB: 0 P: 5	R: 0 E: 0 K: 0 S: 4	H: 1 LOB: 1 BB: 0 P: 4	R: 0 E: 0 K: 0 S: 3	H: 0 LOB: 0 BB: 0 P: 3	R: 0 E: 0 K: 1 S: 5	H: 0 LOB: 0 BB: 0 P: 5	R: 1 E: 0 K: 0 S: 4	H: 1 LOB: 0 BB: 0 P: 4	1B: 6 2B: 2 3B: 0 HR: 3	SF: 0 SAC: 0 DP: 0 HBP: 1	WP: 1 PB: 0 SB: 0 CS: 1	PA: 41							

PITCHER		IP	WLS	BF	H	R	ER	SO	BB	IBB	HBP	BLK	WP	HR	S	P	ERA	WHIP
Frank Lary, R ERA: 3.94	(1, 1)	2.2		16	6	5	5	2	1	0	1	0	0	2	18	23	16.88	2.625
Tom Morgan, R ERA: 4.13	(3, 1)	4.1		18	4	0	0	0	2	0	0	0	1	0	16	24	0.00	1.385
Dave Sisler, R ERA: 6.23	(8, 1)	1.0		3	0	0	0	1	0	0	0	0	0	0	5	5	0.00	0.000
Ray Narleski, R ERA: 9.0	(9, 1)	1.0	L	4	1	1	1	0	0	0	0	0	0	1	4	4	9.00	1.000

PITCHER	IP	WLS	BF	H	R	ER	SO	BB	IBB	HBP	BLK	WP	HR	S	P	ERA	WHIP

TOP

New York Yankees @ Detroit Tigers

Briggs Stadium, Detroit, MI

Wed Jun 03 1959, 7:05 PM EDT

Att. 43,146 - Unknown - 70 F

AB	37
R	6
H	11
RBI	6
BB	3
SO	3
LOB	14

livebaseballscorecards.com

BOTTOM

New York Yankees @ Detroit Tigers

Briggs Stadium, Detroit, MI

Wed Jun 03 1959, 7:05 PM EDT

Att. 43,146 - Unknown - 70 F

livebaseballscorecards.com

Batter	1	2	3	4	5	6	7	8	9	AB	R	H	RBI	BB	SO	LOB
Eddie Yost, R (1, 5) OBP: 0.437, SLG: 0.547	BBBB 4-0 BB 1B BB		x 0-0 ① 4-3		x 0-0 HR 2B		BBBB 4-0 BB 1B SF9 BB		x 0-0 ① F8	3	3	1	0	2	0	0
Harvey Kuenn, R (1, 9) OBP: 0.390, SLG: 0.417	x 0-0 ① L6		SSS 0-3 ② K		x 0-0 ② 5-3		x 0-0 SF9 BB 1-2 1B		x 0-0 ② 4-3	5	0	1	0	0	1	2
Charlie Maxwell, L (1, 7) OBP: 0.336, SLG: 0.511	BBBB 4-0 1B 1-2 BB		SSS 0-3 ③ K		x 0-0 2-H HR		BBBB 4-0 1-2 2-3 BB		SSS 0-3 ③ K	3	1	1	2	2	2	0
Al Kaline, R (1, 8) OBP: 0.394, SLG: 0.546	x 0-0 1-2 2-H 1B			x 0-0 E 6-3 1B	x 0-0 1B		x 0-0 ② SF9 2-3 3-H			3	1	3	2	0	0	0
Gail Harris, L (1, 3) OBP: 0.244, SLG: 0.339	x 0-0 ② L3			x 0-0 ① G3 1-3	x 0-0 ③ G3		x 0-0 ③ L8			4	0	0	0	0	0	6
Lou Berberet, L (1, 2) OBP: 0.357, SLG: 0.456	SSS 0-3 ③ K			x 0-0 ② 6-3 3-H		x 0-0 ① L9		x 0-0 FC3-6 1B		4	0	1	1	0	1	2
Rocky Bridges, R (1, 6) OBP: 0.357, SLG: 0.387		x 0-0 ① F8		x 0-0 1B 2B		x 0-0 ② F2		x 0-0 ① FC3-6 1-2f		4	0	1	0	0	0	1
Frank Bolling, R (1, 4) OBP: 0.278, SLG: 0.335		x 0-0 ② L9		x 0-0 ③ 2-H 1B		x 0-0 ③ F9		x 0-0 ② F9		4	0	1	0	0	0	1
Frank Lary, R (1, 1) OBP: 0.182, SLG: 0.219 Tom Morgan, R (3, 1) OBP: 0.286, SLG: 0.714 Johnny Groth, R (7, PH) OBP: 0.462, SLG: 0.667 Dave Sisler, R (8, 1) OBP: 0.500, SLG: 0.500 Bobo Osborne, L (8, PH) OBP: 0.283, SLG: 0.325 Ray Narleski, R (9, 1)		x 0-0 ③ F8			SSS 0-3 ① K		SSS 0-3 ① K	x 0-0 ③ F5		1 1 1 0 1 0	0 0 0 0 0 0	0 0 0 0 0 0	0 1 0 0 0 0	0 0 1 0 0 0	0 1 0 0 1 0	0 0 0 0 1 0
Inning Stats	R: 1 E: 0 K: 1 S: 6 H: 1 LOB: 2 BB: 2 P: 14	R: 0 E: 0 K: 0 S: 3 H: 0 LOB: 0 BB: 0 P: 3	R: 0 E: 0 K: 2 S: 7 H: 0 LOB: 0 BB: 0 P: 7	R: 1 E: 1 K: 0 S: 5 H: 3 LOB: 2 BB: 0 P: 5	R: 2 E: 0 K: 1 S: 8 H: 3 LOB: 1 BB: 0 P: 8	R: 0 E: 0 K: 0 S: 3 H: 0 LOB: 0 BB: 0 P: 3	R: 1 E: 0 K: 1 S: 6 H: 1 LOB: 2 BB: 2 P: 14	R: 0 E: 0 K: 0 S: 4 H: 1 LOB: 1 BB: 0 P: 4	R: 0 E: 0 K: 1 S: 5 H: 0 LOB: 0 BB: 0 P: 5	1B: 6 2B: 2 3B: 0 HR: 1	SF: 1 SAC: 0 DP: 0 HBP: 0		WP: 0 PB: 0 SB: 0 CS: 0	PA: 39			

	AB	34
	R	5
	H	9
	RBI	5
	BB	4
	SO	6
	LOB	13

PITCHER		IP	WLS	BF	H	R	ER	SO	BB	IBB	HBP	BLK	WP	HR	S	P	ERA	WHIP
Ralph Terry, R ERA: 5.12	(1, 1)	4.2		21	6	4	3	4	2	0	0	0	0	1	27	35	5.79	1.714
Bobby Shantz, L ERA: 6.16	(5, 1)	1.2		7	1	1	1	1	1	0	0	0	0	0	8	12	5.40	1.200
Ryne Duren, R ERA: 1.8	(7, 1)	2.2	W	11	2	0	0	1	1	0	0	0	0	0	12	16	0.00	1.125

PITCHER		IP	WLS	BF	H	R	ER	SO	BB	IBB	HBP	BLK	WP	HR	S	P	ERA	WHIP

New York Yankees @ Detroit Tigers

Briggs Stadium, Detroit, MI

Thu Jun 04 1959, 4:33 AM EDT

Att. 15,267 - Unknown

TOP

livebaseballscorecards.com

Batter	1	2	3	4	5	6	7	8	9	AB	R	H	RBI	BB	SO	LOB
Norm Siebern, L (1, 7) OBP: 0.324, SLG: 0.358	B B B B 4-0 HBP 1B 2B BB	0-0 ② F9		0-0 ② F7		S S S 0-3 ① K		0-0 HR 3-H 2B	0-0 ③ 6-3	2	1	0	0	1	0	0
Hank Bauer, R (6, PH) (6, 9) OBP: 0.350, SLG: 0.383										3	1	1	1	0	1	1
Johnny Blanchard, L (1, 9) OBP: 0.400, SLG: 0.529	0-0 HBP 1-2 2B 1B	0-0 ③ F3		B B B B 4-0 2B BB		S S S 0-3 ② K		0-0 2-H HR		2	2	1	0	1	0	0
Elston Howard, R (6, PH) (6, 7) OBP: 0.293, SLG: 0.436										2	1	1	2	0	1	0
Mickey Mantle, S (1, 8) OBP: 0.433, SLG: 0.588	0-0 ① F5		0-0 S 1B 1B	0-0 1-H 2B		0-0 ③ 6-3		0-0 ② 6-3		5	1	2	1	0	0	2
Yogi Berra, L (1, 2) OBP: 0.336, SLG: 0.432	1-0 2B 1-2 2-3 2B HBP		0-0 1-H HR 1B	0-0 ③ 3-1			0-0 ① F6	0-0 ③ F6		4	2	1	1	0	0	1
Bill Skowron, R (1, 3) OBP: 0.296, SLG: 0.507	S S S 0-3 ② K		S S S 0-3 ① K		0-0 ① L8		0-0 ② F4		0-0 ① F3	5	0	0	0	0	2	4
Marv Throneberry, L (9, 3) OBP: 0.219, SLG: 0.107										0	0	0	0	0	0	0
Hector Lopez, R (1, 5) OBP: 0.343, SLG: 0.560	0-0 1-3 2-H 3-H 2B 2B		0-0 1-H HR		S S S 0-3 ② K		H 1-0 HBP		0-0 ② F2	3	2	2	4	0	1	0
Bobby Richardson, R (7, 5) OBP: 0.275, SLG: 0.289										1	0	0	0	0	0	0
Gil McDougald, R (1, 4) OBP: 0.313, SLG: 0.331	0-0 2-H 3-H 2B		0-0 ② L7		0-0 2B		0-0 ③ F9		0-0 1B 2B 1B	5	1	3	2	0	0	1
Tony Kubek, L (1, 6) OBP: 0.287, SLG: 0.377	0-0 ③ 4-3		0-0 ③ 4-3		0-0 ③ 4-3			0-0 SH1 2B 2B	0-0 1-2 2B 1B	5	2	2	0	0	0	2
Whitey Ford, L (1, 1) OBP: 0.333, SLG: 0.429		0-0 ① 3-1		0-0 ① 4-3		0-0 HR		0-0 ① SH1 2-3	0-0 1-H 2-H 2B	4	1	2	3	0	0	0

	AB	41
	R	14
	H	15
	RBI	14
	BB	2
	SO	5
	LOB	11

Inning Stats																								
	R: 4	E: 0	K: 1	S: 8	H: 3	LOB: 1	BB: 1	P: 13	R: 0	E: 0	K: 0	S: 3	H: 0	LOB: 0	BB: 0	P: 3	R: 3	E: 0	K: 1	S: 8	H: 3	LOB: 0	BB: 0	P: 8
	R: 1	E: 0	K: 0	S: 4	H: 1	LOB: 1	BB: 1	P: 8	R: 0	E: 0	K: 1	S: 6	H: 1	LOB: 1	BB: 0	P: 6	R: 1	E: 0	K: 2	S: 8	H: 1	LOB: 0	BB: 0	P: 8
	R: 0	E: 0	K: 0	S: 3	H: 0	LOB: 1	BB: 0	P: 4	R: 3	E: 0	K: 0	S: 6	H: 3	LOB: 0	BB: 0	P: 6	R: 2	E: 0	K: 0	S: 6	H: 3	LOB: 1	BB: 0	P: 6
	1B: 5	2B: 7	3B: 0	HR: 3	SF: 0	SAC: 1	DP: 0	HBP: 2	WP: 0	PB: 0	SB: 1	CS: 0	PA: 46											

PITCHER		IP	WLS	BF	H	R	ER	SO	BB	IBB	HBP	BLK	WP	HR	S	P	ERA	WHIP
Jim Bunning, R ERA: 4.5	(1, 1)	3.0	L	17	6	7	7	2	1	0	1	0	0	1	19	24	21.00	2.333
Pete Burnside, L ERA: 7.71	(4, 1)	5.0		23	6	5	5	3	1	0	1	0	0	2	27	32	9.00	1.400
Ray Narleski, R ERA: 9.43	(9, 1)	1.0		6	3	2	2	0	0	0	0	0	0	0	6	6	18.00	3.000

PITCHER	IP	WLS	BF	H	R	ER	SO	BB	IBB	HBP	BLK	WP	HR	S	P	ERA	WHIP

New York Yankees @ Detroit Tigers

Briggs Stadium, Detroit, MI

Thu Jun 04 1959, 4:33 AM EDT

Att. 15,267 - Unknown

livebaseballscorecards.com

BOTTOM

Batter	1	2	3	4	5	6	7	8	9	AB	R	H	RBI	BB	SO	LOB
Eddie Yost, R (1, 5) OBP: 0.436, SLG: 0.536	L5	BB			BB		5-3		K	3	0	0	0	2	1	1
Harvey Kuenn, R (1, 9) OBP: 0.392, SLG: 0.425	2B	FC5			L5-4-3		5-3			4	0	2	0	0	0	3
Charlie Maxwell, L (1, 7) OBP: 0.333, SLG: 0.518	K		K		F8			6-3		4	1	1	0	0	2	3
Al Kaline, R (1, 8) OBP: 0.391, SLG: 0.538	L6		G6-4-3		L5-4-3			L9		3	0	0	0	1	0	4
Red Wilson, R (1, 2) OBP: 0.283, SLG: 0.275		E 1B	G6-4-3			K		6-3		4	1	1	1	0	1	1
Rocky Bridges, R (1, 6) OBP: 0.355, SLG: 0.383		F9	5-3			FC6-4		F7		4	0	1	0	0	0	1
Gail Harris, L (1, 3) OBP: 0.237, SLG: 0.328		E4	F3			F9			F9	4	0	0	0	0	0	2
Frank Bolling, R (1, 4) OBP: 0.289, SLG: 0.359		FC5 BB	HR			FC6-4			BB	3	1	2	2	1	0	1
Jim Bunning, R (1, 1) OBP: 0.290, SLG: 0.414		K	4-3				K		F9	1	0	0	0	0	1	2
Pete Burnside, R (4, 1)										2	0	0	0	0	1	0
Ray Narleski, R (9, 1)										0	0	0	0	0	0	0
Gus Zernial, R (9, PH) OBP: 0.200, SLG: 0.200										1	0	0	0	0	0	1
Inning Stats	R: 0 E: 0 K: 1 S: 6	R: 1 E: 1 K: 1 S: 8	R: 0 E: 0 K: 1 S: 4	R: 1 E: 0 K: 0 S: 4	R: 0 E: 0 K: 0 S: 3	R: 0 E: 0 K: 1 S: 6	R: 0 E: 0 K: 1 S: 5	R: 1 E: 0 K: 0 S: 4	R: 0 E: 0 K: 1 S: 5							
	H: 1 LOB: 1 BB: 0 P: 6	H: 2 LOB: 3 BB: 1 P: 12	H: 0 LOB: 0 BB: 1 P: 8	H: 1 LOB: 0 BB: 0 P: 4	H: 1 LOB: 1 BB: 0 P: 7	H: 1 LOB: 1 BB: 0 P: 6	H: 0 LOB: 0 BB: 0 P: 5	H: 1 LOB: 0 BB: 0 P: 4	H: 0 LOB: 1 BB: 1 P: 9							

	AB	33
	R	3
	H	7
	RBI	3
	BB	4
	SO	6
	LOB	19

	1B: 4	SF: 0	WP: 0	PA: 37
	2B: 1	SAC: 0	PB: 0	
	3B: 1	DP: 2	SB: 0	
	HR: 1	HBP: 0	CS: 0	

PITCHER	IP	WLS	BF	H	R	ER	SO	BB	IBB	HBP	BLK	WP	HR	S	P	ERA	WHIP
Whitey Ford, L (1, 1) ERA: 2.51	9.0	W	37	7	3	3	6	4	0	0	0	0	1	45	61	3.00	1.222

PITCHER	IP	WLS	BF	H	R	ER	SO	BB	IBB	HBP	BLK	WP	HR	S	P	ERA	WHIP

New York Yankees @ Cleveland Indians

Cleveland Municipal Stadium, Cleveland, OH

Fri Jun 05 1959, 7:05 PM EDT

Att. 51,935 - Unknown - 70 F

TOP

livebaseballscorecards.com

Batter	1	2	3	4	5	6	7	8	9	AB	R	H	RBI	BB	SO	LOB
Norm Siebern, L (1, 7) OBP: 0.330, SLG: 0.369	6-3	L8		1B		F9		2B	1B	6	1	3	2	0	0	0
Tony Kubek, L (1, 6) OBP: 0.301, SLG: 0.395	6-3		K2-3-2 1B	F8			L8 1B 2B	4-3 BB 1B 1B	1B	6	2	4	1	0	0	2
Mickey Mantle, S (1, 8) OBP: 0.435, SLG: 0.576	1B 1B BB		K		4-3		1B FC3-5-2-5 BB	4-3 1B BB	K	3	2	0	0	3	2	3
Yogi Berra, L (1, 9) OBP: 0.331, SLG: 0.423 Hank Bauer, R (8, 9) OBP: 0.350, SLG: 0.383	1B 1B		K2-3-2		G3		L8	4-3		5 0	0 0	1 0	0 0	0 0	1 0	5 0
Bill Skowron, R (1, 3) OBP: 0.306, SLG: 0.507 Marv Throneberry, L (9, 3) OBP: 0.219, SLG: 0.107	1B			L7	K		FC3-5-2-5 1B	1B BB		4 0	0 0	2 0	2 0	1 0	1 0	0 0
Hector Lopez, R (1, 5) OBP: 0.350, SLG: 0.558	K			2B 1B BB		S HR 1B	FC3-5-2-5	FC6-4 1B		4	2	2	2	1	1	4
Gil McDougald, R (1, 4) OBP: 0.316, SLG: 0.359		HR		1B 1B 2B		F9	F7	FC6-4		5	2	2	1	0	0	5
Elston Howard, R (1, 2) OBP: 0.297, SLG: 0.464		K		F3		HR		SH5-3 2B	K	5	2	2	2	0	2	2
Art Ditmar, R (1, 1) OBP: 0.160, SLG: 0.167		6-3		1B		1-3		SH5-3	F9	4	0	1	1	0	0	0
Inning Stats	R: 1 E: 0 K: 1 S: 7 H: 2 LOB: 2 BB: 1 P: 11	R: 1 E: 0 K: 1 S: 6 H: 1 LOB: 0 BB: 0 P: 6	R: 0 E: 0 K: 2 S: 7 H: 1 LOB: 1 BB: 0 P: 7	R: 2 E: 0 K: 0 S: 6 H: 3 LOB: 2 BB: 1 P: 10	R: 0 E: 0 K: 1 S: 5 H: 0 LOB: 0 BB: 0 P: 5	R: 2 E: 0 K: 0 S: 5 H: 2 LOB: 0 BB: 0 P: 5	R: 1 E: 0 K: 0 S: 5 H: 2 LOB: 2 BB: 1 P: 9	R: 4 E: 0 K: 0 S: 7 H: 4 LOB: 2 BB: 2 P: 15	R: 0 E: 0 K: 2 S: 9 H: 2 LOB: 2 BB: 0 P: 9	1B: 11 2B: 5 3B: 0 HR: 2 SF: 0 SAC: 1 DP: 1 HBP: 0							

	AB	42
	R	11
	H	17
	RBI	11
	BB	5
	SO	7
	LOB	21

WP: 0 PB: 0 SB: 1 CS: 0 PA: 48

PITCHER		IP	WLS	BF	H	R	ER	SO	BB	IBB	HBP	BLK	WP	HR	S	P	ERA	WHIP
Gary Bell, R ERA: 3.87	(1, 1)	6.0	L	28	9	6	6	5	2	0	0	0	0	2	36	44	9.00	1.833
Bud Podbielan, R ERA: 5.56	(7, 1)	1.1		10	5	4	4	0	1	0	0	0	0	0	9	13	27.00	4.500
Al Cicotte, R ERA: 4.66	(8, 1)	0.2		5	1	1	1	0	2	0	0	0	0	0	3	11	13.50	4.500
Mike Garcia, R ERA: 2.49	(9, 1)	1.0		5	2	0	0	2	0	0	0	0	0	0	9	9	0.00	2.000

PITCHER	IP	WLS	BF	H	R	ER	SO	BB	IBB	HBP	BLK	WP	HR	S	P	ERA	WHIP

Batter	1	2	3	4	5	6	7	8	9	AB	R	H	RBI	BB	SO	LOB
Jim Piersall, R (1, 8) OBP: 0.302, SLG: 0.337	G4-6-3 1B		5-3			F7		F8		4	0	1	0	0	0	0
Vic Power, R (1, 3) OBP: 0.313, SLG: 0.447	F4			F8		5-3		F7		4	0	0	0	0	0	1
Minnie Minoso, R (1, 7) OBP: 0.364, SLG: 0.452	G4-6-3 1-2f			1B 1B		4-3			F5	4	0	1	0	0	0	1
Rocky Colavito, R (1, 9) OBP: 0.342, SLG: 0.560		5-3		F8			5-3		HR	4	1	1	1	0	0	1
Russ Nixon, L (1, 2) OBP: 0.233, SLG: 0.212		F8		FC5-4 1-2 1B			F9		2-3	4	0	1	0	0	0	0
Woodie Held, R (1, 5) OBP: 0.325, SLG: 0.459		1B		FC5-4 1-2f			2B		5-3	4	0	2	0	0	0	2
George Strickland, R (1, 6) OBP: 0.348, SLG: 0.413		F8			5-3		6-3			3	0	0	0	0	0	2
Billy Martin, R (1, 4) OBP: 0.266, SLG: 0.388			F2		6-3			HR		3	1	1	1	0	0	0
Gary Bell, R (1, 1) OBP: 0.182, SLG: 0.143			K		P4			F2		2	0	0	0	0	1	0
Bud Podbielan, R (7, 1)										0	0	0	0	0	0	0
Al Cicotte, R (8, 1)										0	0	0	0	0	0	0
Tito Francona, L (8, PH) OBP: 0.357, SLG: 0.391										1	0	0	0	0	0	0
Mike Garcia, R (9, 1)										0	0	0	0	0	0	0
Inning Stats	R: 0 E: 0 K: 0 S: 3 H: 1 LOB: 0 BB: 0 P: 3	R: 0 E: 0 K: 0 S: 4 H: 1 LOB: 1 BB: 0 P: 4	R: 0 E: 0 K: 1 S: 5 H: 0 LOB: 0 BB: 0 P: 5	R: 0 E: 0 K: 0 S: 5 H: 2 LOB: 2 BB: 0 P: 5	R: 0 E: 0 K: 0 S: 3 H: 0 LOB: 0 BB: 0 P: 3	R: 0 E: 0 K: 0 S: 3 H: 0 LOB: 0 BB: 0 P: 3	R: 0 E: 0 K: 0 S: 4 H: 1 LOB: 1 BB: 0 P: 4	R: 1 E: 0 K: 0 S: 4 H: 1 LOB: 0 BB: 0 P: 4	R: 1 E: 0 K: 0 S: 4 H: 1 LOB: 0 BB: 0 P: 4	1B: 4 2B: 1 3B: 0 HR: 2 SF: 0 SAC: 0 DP: 1 HBP: 0						

PITCHER	IP	WLS	BF	H	R	ER	SO	BB	IBB	HBP	BLK	WP	HR	S	P	ERA	WHIP
Art Ditmar, R (1, 1) ERA: 2.98	9.0	W	33	7	2	2	1	0	0	0	0	0	2	35	35	2.00	0.778

PITCHER	IP	WLS	BF	H	R	ER	SO	BB	IBB	HBP	BLK	WP	HR	S	P	ERA	WHIP

BOTTOM

New York Yankees @ Cleveland Indians

Cleveland Municipal Stadium, Cleveland, OH

Fri Jun 05 1959, 7:05 PM EDT
Att. 51,935 - Unknown - 70 F

livebaseballscorecards.com

AB	33
R	2
H	7
RBI	2
BB	0
SO	1
LOB	7

Batter	1	2	3	4	5	6	7	8	9	AB	R	H	RBI	BB	SO	LOB
Hank Bauer, R (1, 9) OBP: 0.347, SLG: 0.379	F3		F9		P4			SH3 1B 1B		4	1	1	0	0	0	2
Elston Howard, R (1, 7) OBP: 0.297, SLG: 0.461	F9		L8		1-3 1B			SH3 1-2		3	0	1	0	0	0	1
Yogi Berra, L (1, 2) OBP: 0.329, SLG: 0.426	2B		L8		F9			F8		4	0	1	0	0	0	4
Mickey Mantle, S (1, 8) OBP: 0.436, SLG: 0.571	BB			6-3		F5		1B 2-H 1B		3	0	1	1	1	0	0
Bill Skowron, R (1, 3) OBP: 0.304, SLG: 0.500	F9			K		6-3		1-3 1B		4	0	1	0	0	1	2
Hector Lopez, R (1, 5) OBP: 0.343, SLG: 0.545 Bobby Richardson, R (8, 5) OBP: 0.275, SLG: 0.289		5-3		K		K		L5		4 0	0 0	0 0	0 0	0 0	2 0	2 0
Gil McDougald, R (1, 4) OBP: 0.309, SLG: 0.350		4-3			E5 BB 1B		K		1-3	4	1	0	0	0	1	0
Tony Kubek, L (1, 6) OBP: 0.305, SLG: 0.390		1-3			1B 1-2 BB		6-3		B1-6-4 BB	2	0	0	0	2	0	0
Bob Turley, R (1, 1) OBP: 0.250, SLG: 0.143			BB		1B 1-3 2-H 1B		5-3		B1-6-4 1-2f	3	0	1	1	1	0	1
Inning Stats	R: 0 E: 0 K: 0 S: 4 H: 1 LOB: 2 BB: 1 P: 8	R: 0 E: 0 K: 0 S: 3 H: 0 LOB: 0 BB: 0 P: 3	R: 0 E: 0 K: 0 S: 3 H: 0 LOB: 1 BB: 1 P: 7	R: 0 E: 0 K: 2 S: 7 H: 0 LOB: 0 BB: 0 P: 7	R: 1 E: 1 K: 0 S: 5 H: 2 LOB: 2 BB: 1 P: 9	R: 0 E: 0 K: 1 S: 5 H: 0 LOB: 0 BB: 0 P: 5	R: 0 E: 0 K: 1 S: 5 H: 0 LOB: 0 BB: 0 P: 5	R: 1 E: 0 K: 0 S: 6 H: 3 LOB: 2 BB: 0 P: 6	R: 0 E: 0 K: 0 S: 2 H: 0 LOB: 0 BB: 1 P: 6	1B: 5 2B: 1 3B: 0 HR: 0	SF: 0 SAC: 1 DP: 1 HBP: 0						

PITCHER	IP	WLS	BF	H	R	ER	SO	BB	IBB	HBP	BLK	WP	HR	S	P	ERA	WHIP
Don Ferrarese, L (1, 1) ERA: 3.32	9.0	L	36	6	2	1	4	4	0	0	0	0	0	40	56	1.00	1.111

PITCHER	IP	WLS	BF	H	R	ER	SO	BB	IBB	HBP	BLK	WP	HR	S	P	ERA	WHIP

TOP

New York Yankees @ Cleveland Indians

Cleveland Municipal Stadium, Cleveland, OH

Sat Jun 06 1959, 3:33 AM EDT

Att. 17,156 - Unknown

livebaseballscorecards.com

AB	31
R	2
H	6
RBI	2
BB	4
SO	4
LOB	12

1B: 5 SF: 0
2B: 1 SAC: 1
3B: 0 DP: 1
HR: 0 HBP: 0

WP: 0 PA: 36
PB: 0
SB: 0
CS: 0

BOTTOM

New York Yankees @ Cleveland Indians

Cleveland Municipal Stadium, Cleveland, OH

Sat Jun 06 1959, 3:33 AM EDT

Att. 17,156 - Unknown

livebaseballscorecards.com

Batter	1	2	3	4	5	6	7	8	9	AB	R	H	RBI	BB	SO	LOB
Billy Martin, R (1, 4) OBP: 0.264, SLG: 0.377	BBBB 4-0 1B BB		x 0-0 ② L7		SSS 0-3 ① K		SSS 0-3 ② K		x 0-0 ③ P3	4	0	0	0	1	2	0
Minnie Minoso, R (1, 7) OBP: 0.366, SLG: 0.453	x 0-0 ① F3		x 0-0 1B		SSS 0-3 ② K		x 0-0 1B			4	0	2	0	0	1	1
Willie Jones, R (1, 5) OBP: 0.341, SLG: 0.463	SSS 0-3 ② K		SSS 0-3 ③ K		x 0-0 1B		x 0-0 ③ F5			4	0	1	0	0	2	3
Rocky Colavito, R (1, 9) OBP: 0.345, SLG: 0.559	x 0-0 1-3 1B			x 0-0 BB BB 1B	x 0-0 ③ F7			x 0-0 ① F2		4	0	2	0	0	0	1
Vic Power, R (1, 3) OBP: 0.312, SLG: 0.440	x 0-0 ③ F2			BBBB 4-0 1-2 BB		x 0-0 ① F2		x 0-0 ② F2		3	0	0	0	1	0	2
Woodie Held, R (1, 6) OBP: 0.323, SLG: 0.450		SSS 0-3 ① K		SSS 0-3 ① K		BBBB 4-0 FC6-4 BB		x 0-0 ③ F7		3	0	0	0	1	2	2
Jim Piersall, R (1, 8) OBP: 0.295, SLG: 0.329		x 0-0 ② 5-3		SSS 0-3 ② K		x 0-0 ② F7			x 0-0 ① 6-3	4	0	0	0	0	1	3
Ed Fitz Gerald, R (1, 2) OBP: 0.271, SLG: 0.292		SSS 0-3 ③ K		BBBB 4-0 1-2 2-3 BB		x 0-0 ③ FC6-4 1-2f			x 0-0 ② P6	3	0	0	0	1	1	1
Don Ferrarese, R (1, 1) OBP: 0.286, SLG: 0.476 Tito Francona, L (9, PH) OBP: 0.379, SLG: 0.542			x 0-0 ① F9	x 0-0 ③ P4			x 0-0 ① 5-3		x 0-0 HR	3 1	0 1	0 1	0 1	0 0	0 0	3 0
Inning Stats	R: 0 H: 1 E: 0 LOB: 2 K: 1 BB: 1 S: 6 P: 10	R: 0 H: 0 E: 0 LOB: 0 K: 2 BB: 0 S: 7 P: 7	R: 0 H: 1 E: 0 LOB: 1 K: 1 BB: 0 S: 6 P: 6	R: 0 H: 1 E: 0 LOB: 3 K: 2 BB: 2 S: 8 P: 16	R: 0 H: 1 E: 0 LOB: 1 K: 2 BB: 0 S: 8 P: 8	R: 0 H: 0 E: 0 LOB: 1 K: 0 BB: 1 S: 3 P: 7	R: 0 H: 1 E: 0 LOB: 1 K: 1 BB: 0 S: 6 P: 6	R: 0 H: 0 E: 0 LOB: 0 K: 0 BB: 0 S: 3 P: 3	R: 1 H: 1 E: 0 LOB: 0 K: 0 BB: 0 S: 4 P: 4	1B: 5 SF: 0 2B: 0 SAC: 0 3B: 0 DP: 0 HR: 1 HBP: 0						WP: 0 PA: 37 PB: 0 SB: 0 CS: 0	

	AB	33
	R	1
	H	6
	RBI	1
	BB	4
	SO	9
	LOB	16

PITCHER	IP	WLS	BF	H	R	ER	SO	BB	IBB	HBP	BLK	WP	HR	S	P	ERA	WHIP
Bob Turley, R (1, 1) ERA: 3.42	9.0	W	37	6	1	1	9	4	0	0	0	0	1	51	67	1.00	1.111

PITCHER	IP	WLS	BF	H	R	ER	SO	BB	IBB	HBP	BLK	WP	HR	S	P	ERA	WHIP

New York Yankees @ Cleveland Indians

Cleveland Municipal Stadium, Cleveland, OH

Sun Jun 07 1959, 3:33 AM EDT

Unknown - 79 F

livebaseballscorecards.com

Batter	1	2	3	4	5	6	7	8	9	AB	R	H	RBI	BB	SO	LOB
Enos Slaughter, L (1, 7) OBP: 0.297, SLG: 0.375	5-3		K		K		F8		HR	5	1	1	3	0	2	2
Hank Bauer, R (1, 9) OBP: 0.349, SLG: 0.388	2B		FC6-4 1B		K		F8		F8	5	0	2	0	0	1	1
Gil McDougald, R (1, 4) OBP: 0.306, SLG: 0.341	F7		F9			FC5-4 BB		6-3	6-3	4	0	0	0	1	0	3
Mickey Mantle, S (1, 8) OBP: 0.438, SLG: 0.564	BB		FC6-4			F3		S BB		2	0	0	0	2	0	3
Bill Skowron, R (1, 3) OBP: 0.297, SLG: 0.487	K			L6		FC5-4 HR		K		4	1	0	0	0	2	4
Hector Lopez, R (1, 5) OBP: 0.346, SLG: 0.561		F8		FC5-4 1B		HR		F7		4	1	2	2	0	0	1
Elston Howard, R (1, 2) OBP: 0.296, SLG: 0.469		F3		FC5-4		F3			HR 3B	4	1	1	0	0	0	1
Tony Kubek, L (1, 6) OBP: 0.304, SLG: 0.383		4-3		F8			E1		HR BB	3	1	0	0	1	0	1
Don Larsen, R (1, 1) OBP: 0.552, SLG: 0.500; Ryne Duren, R (6, 1); Johnny Blanchard, L (7, PH) OBP: 0.381, SLG: 0.500; Jim Coates, R (7, 1); Jim Bronstad, R (8, 1); Marv Throneberry, L (9, PH) OBP: 0.212, SLG: 0.103			F9 1B BB		F9		K		K	1	0	0	0	1	0	0
										0	0	0	0	0	0	0
										1	0	0	0	0	1	1
										0	0	0	0	0	0	0
										0	0	0	0	0	0	0
										1	0	0	0	0	1	2

Inning Stats	1	2	3	4	5	6	7	8	9		
	R: 0 H: 1	R: 0 H: 0	R: 0 H: 1	R: 0 H: 1	R: 0 H: 0	R: 2 H: 1	R: 0 H: 0	R: 0 H: 0	R: 3 H: 2	1B: 2 SF: 0	WP: 0 PA: 39
	E: 0 LOB: 2	E: 0 LOB: 0	E: 0 LOB: 2	E: 0 LOB: 1	E: 0 LOB: 0	E: 0 LOB: 0	E: 1 LOB: 1	E: 0 LOB: 1	E: 0 LOB: 0	2B: 1 SAC: 0	PB: 0
	K: 1 BB: 1	K: 0 BB: 0	K: 1 BB: 1	K: 0 BB: 0	K: 2 BB: 0	K: 0 BB: 1	K: 1 BB: 0	K: 1 BB: 1	K: 1 BB: 1	3B: 1 DP: 0	SB: 1
	S: 6 P: 10	S: 3 P: 3	S: 6 P: 10	S: 4 P: 4	S: 7 P: 7	S: 4 P: 8	S: 6 P: 6	S: 5 P: 9	S: 7 P: 11	HR: 2 HBP: 0	CS: 0

PITCHER	IP	WLS	BF	H	R	ER	SO	BB	IBB	HBP	BLK	WP	HR	S	P	ERA	WHIP
Herb Score, L (1, 1) ERA: 3.89	9.0	W	39	6	5	5	7	5	0	0	0	0	2	48	68	5.00	1.222

PITCHER	IP	WLS	BF	H	R	ER	SO	BB	IBB	HBP	BLK	WP	HR	S	P	ERA	WHIP

BOTTOM

New York Yankees @ Cleveland Indians

Cleveland Municipal Stadium, Cleveland, OH

Sun Jun 07 1959, 3:33 AM EDT

Unknown - 79 F

livebaseballscorecards.com

Batter	1	2	3	4	5	6	7	8	9	AB	R	H	RBI	BB	SO	LOB
Woodie Held, R (1, 6) OBP: 0.327, SLG: 0.451	P4			F9		1B BB 1B	1B 1-2 HR 1B			4	2	2	0	0	0	0
Minnie Minoso, R (1, 7) OBP: 0.369, SLG: 0.454	F7			G6-3 1B		S S S 0-3 K	1-3 2-H HR 1B			4	1	2	1	0	1	1
Tito Francona, L (1, 3) OBP: 0.394, SLG: 0.643 Vic Power, R (8, 3) OBP: 0.312, SLG: 0.440	F7			G6-3 1-2f		BB BB 1-3 1B	1-H 3-H HR			4 0	1 0	2 0	3 0	0 0	0 0	1 0
Rocky Colavito, R (1, 9) OBP: 0.353, SLG: 0.559		5-3			BB E SF8 1B	B B B B 4-0 BB 1-2 BB	B B B B 4-0 CS BB			2	1	1	0	2	0	0
Willie Jones, R (1, 5) OBP: 0.346, SLG: 0.464 Ray Webster, R (6, PR) OBP: 0.136, SLG: 0.238 George Strickland, R (7, 5) OBP: 0.345, SLG: 0.410		G3-6-3 1B			E6 BB 1B 1-2	B B B B 4-0 1-2 2-3 3-H BB	1-2 F7			2 0 1	1 0 0	1 0 0	1 0 0	1 0 0	0 0 0	1 0 1
Russ Nixon, L (1, 2) OBP: 0.233, SLG: 0.206		G3-6-3 1-2f			B B B 4-0 1B 1-2 2-3 BB	S S S 0-3 K		1-3		3	0	0	0	1	1	4
Jim Piersall, R (1, 8) OBP: 0.294, SLG: 0.326			F8		SF8 3-H	F9		B B B B 4-0 G5-4-3 BB		2	0	0	1	1	0	3
Billy Martin, R (1, 4) OBP: 0.270, SLG: 0.380			L6		1-2 2-H		1B 1B	G5-4-3 1-2f		4	1	2	1	0	0	1
Herb Score, L (1, 1) OBP: 0.111, SLG: 0.111			4-3		S S S 0-3 K		P1			3	0	0	0	0	1	2
Inning Stats	R: 0 E: 0 K: 0 S: 3 H: 0 LOB: 0 BB: 0 P: 3	R: 0 E: 0 K: 0 S: 3 H: 1 LOB: 0 BB: 0 P: 3	R: 0 E: 0 K: 0 S: 3 H: 0 LOB: 0 BB: 0 P: 3	R: 0 E: 0 K: 0 S: 3 H: 1 LOB: 0 BB: 0 P: 3	R: 2 E: 1 K: 1 S: 7 H: 2 LOB: 1 BB: 1 P: 11	R: 1 E: 0 K: 2 S: 9 H: 2 LOB: 3 BB: 2 P: 17	R: 4 E: 0 K: 0 S: 6 H: 4 LOB: 0 BB: 1 P: 10	R: 0 E: 0 K: 0 S: 2 H: 0 LOB: 0 BB: 1 P: 6		1B: 9 2B: 0 3B: 0 HR: 1	SF: 1 SAC: 0 DP: 3 HBP: 0					

	AB	29
	R	7
	H	10
	RBI	7
	BB	5
	SO	3
	LOB	14

WP: 0 PB: 0 SB: 0 CS: 1 PA: 35

PITCHER		IP	WLS	BF	H	R	ER	SO	BB	IBB	HBP	BLK	WP	HR	S	P	ERA	WHIP
Don Larsen, R ERA: 2.35	(1, 1)	5.1	L	21	6	3	1	2	1	0	0	0	0	0	24	28	1.69	1.312
Ryne Duren, R ERA: 1.74	(6, 1)	0.2		4	0	0	0	1	2	0	0	0	0	0	4	12	0.00	3.000
Jim Coates, R ERA: 3.66	(7, 1)	1.0		7	4	4	4	0	1	0	0	0	0	1	6	10	36.00	5.000
Jim Bronstad, R ERA:	(8, 1)	1.0		3	0	0	0	0	1	0	0	0	0	0	2	6	0.00	1.000

PITCHER	IP	WLS	BF	H	R	ER	SO	BB	IBB	HBP	BLK	WP	HR	S	P	ERA	WHIP

Batter	1	2	3	4	5	6	7	8	9	AB	R	H	RBI	BB	SO	LOB
Norm Siebern, L (1, 7) OBP: 0.332, SLG: 0.366	F7	FC6-4 1B 1-2		G4-6-3 1-2f		BB		FC1-5 1-2 2-3f		4	0	1	0	1	0	3
Tony Kubek, L (1, 6) OBP: 0.295, SLG: 0.371	3-1	FC6-4 BB 1-2f 2-3			E3 FC4-6	F7		P6		5	0	0	0	0	0	5
Mickey Mantle, S (1, 8) OBP: 0.431, SLG: 0.550	K	BB 1-2			FC4-6 2B 1-2f FC6-2		K		K	4	0	0	0	1	3	1
Yogi Berra, L (1, 2) OBP: 0.338, SLG: 0.455		HR P5			BB 1-3 2B		L6		BB	4	1	2	1	1	0	3
Bill Skowron, R (1, 3) OBP: 0.294, SLG: 0.475		E6 2B HR	F3		FC6-2 BB 3-H		FC6-4 BB		K	4	1	0	0	1	1	3
Hector Lopez, R (1, 5) OBP: 0.353, SLG: 0.563 Bobby Richardson, R (9, 5) OBP: 0.275, SLG: 0.289		HR 2B 1-3	F3		BB 1-2 2-3		FC6-4 1-2f		PO 1-2 BB	3 0	1 0	1 0	0 0	2 0	0 0	1 0
Gil McDougald, R (1, 4) OBP: 0.299, SLG: 0.333	4-3		F5		F8			F9	PO 1-2	4	0	0	0	0	0	5
Marv Throneberry, L (1, 9) OBP: 0.270, SLG: 0.250 Hank Bauer, R (8, 9) OBP: 0.349, SLG: 0.388		HR 2-H 3-H		FC1-6 BB		F6		FC1-5 BB 1B		3 0	1 0	2 0	3 0	1 0	0 0	0 0
Duke Maas, R (1, 1) OBP: 0.118, SLG: 0.063 Ryne Duren, R (7, 1)		FC6-4 1B BB		FC1-6 G4-6-3 1-2f		K		FC1-5 1-2 BB		2 0	0 0	0 0	0 0	1 1	1 0	1 0

TOP

New York Yankees @ Cleveland Indians

Cleveland Municipal Stadium, Cleveland, OH

Sun Jun 07 1959, 7:05 PM EDT
Att. 59,823 - Unknown - 78 F

livebaseballscorecards.com

AB	33
R	4
H	6
RBI	4
BB	9
SO	5
LOB	22

Inning Stats	1	2	3	4	5	6	7	8	9
	R: 0 E: 0 K: 1 S: 5	H: 0 LOB: 0 BB: 0 P: 5	R: 4 E: 1 K: 0 S: 8	H: 4 LOB: 3 BB: 2 P: 16	R: 0 E: 0 K: 0 S: 3	H: 0 LOB: 0 BB: 0 P: 3	R: 0 E: 0 K: 0 S: 2	H: 0 LOB: 0 BB: 1 P: 6	R: 0 E: 1 K: 0 S: 5	H: 1 LOB: 3 BB: 1 P: 9	R: 0 E: 0 K: 1 S: 5	H: 0 LOB: 1 BB: 1 P: 9	R: 0 E: 0 K: 1 S: 5	H: 0 LOB: 1 BB: 1 P: 9	R: 0 E: 0 K: 0 S: 4	H: 1 LOB: 2 BB: 1 P: 8	R: 0 E: 0 K: 2 S: 6	H: 0 LOB: 1 BB: 2 P: 14

| | | |

BOTTOM

New York Yankees @ Cleveland Indians

Cleveland Municipal Stadium, Cleveland, OH

Sun Jun 07 1959, 7:05 PM EDT

Att. 59,823 - Unknown - 78 F

livebaseballscorecards.com

Batter	1	2	3	4	5	6	7	8	9	AB	R	H	RBI	BB	SO	LOB
Woodie Held, R (1, 6) OBP: 0.335, SLG: 0.452	B B B B 4-0 G5-4-3 BB		x 0-0 1B		x 0-0 ③ F7		x 0-0 1B 1-2 3-H 1B		x 0-0 ① F3	4	0	2	1	1	0	0
Minnie Minoso, R (1, 7) OBP: 0.360, SLG: 0.442	x 0-0 ① ② G5-4-3 1-2f		x 0-0 ② P6			x 0-0 ① F7	x 0-0 ② F7		x 0-0 ② F3	5	0	0	0	0	0	4
Tito Francona, L (1, 8) OBP: 0.421, SLG: 0.667	x 0-0 1B		x 0-0 ③ 4-3			x 0-0 2B	x 0-0 1B 1-2 2-H		x 0-0 ③ F8	5	0	3	1	0	0	1
Rocky Colavito, R (1, 9) OBP: 0.346, SLG: 0.547	S S S 0-3 ③ K			x 0-0 ① 5-3		S S S 0-3 ② K	S S S 0-3 ③ K			4	0	0	0	0	3	4
Granny Hamner, R (1, 5) OBP: 0.301, SLG: 0.392		x 0-0 6-3 PB 1B		x 0-0 ② F4		x 0-0 ③ F7		S S S 0-3 ① K		4	0	1	0	0	1	1
Vic Power, R (1, 3) OBP: 0.311, SLG: 0.436		x 0-0 ① 6-3 1-3		x 0-0 ① 1B			x 0-0 ① 4-3	x 0-0 ② 1-3		4	0	1	0	0	0	1
Ed Fitz Gerald, R (1, 2) OBP: 0.280, SLG: 0.286	S S S 0-3 ② K			x 0-0 ③ F7			B B B B 4-0 1B E BB	H 1-0 1B HBP		2	1	0	0	1	1	2
Billy Martin, R (1, 4) OBP: 0.276, SLG: 0.384		x 0-0 ③ 6-3			x 0-0 ① F7		x 0-0 E 1-2 1B 1B	x 0-0 FC6-4 1-2 1B		4	1	2	0	0	0	1
Cal McLish, S (1, 1) OBP: 1.000, SLG: 0.217 Mudcat Grant, R (2, 1) OBP: 0.000, SLG: 0.000 Carroll Hardy, R (5, PH) OBP: 0.167, SLG: 0.115 Mike Garcia, R (6, 1) Willie Jones, R (7, PH) OBP: 0.333, SLG: 0.400 Ray Webster, R (7, PB) OBP: 0.125, SLG: 0.238 Jim Perry, S (8, 1) OBP: 0.000, SLG: 0.000 George Strickland, R (8, PH) OBP: 0.333, SLG: 0.667 Al Cicotte, R (9, 1)			x 0-0 ① 4-3		x 0-0 ② 5-3		x 0-0 E5 1B 1B 1-3 2-H	x 0-0 ③ FC6-4 1-2f		0 0 0 0 0 0 0 1 0 0 0 0 0 0 1 0 0 0 0 0 0 0 0 0 0 0 0 0 1 0 0 0 0 0 1 0 1 0 0 0 0 0 0 0 0 0 0 0 0 1 0 0 0 0 0 2 0 0 0 0 0 0 0						
Inning Stats	R: 0 E: 0 K: 1 S: 5 H: 1 LOB: 1 BB: 1 P: 9	R: 0 E: 0 K: 1 S: 6 H: 1 LOB: 1 BB: 0 P: 6	R: 0 E: 0 K: 0 S: 4 H: 1 LOB: 1 BB: 1 P: 4	R: 0 E: 0 K: 0 S: 4 H: 1 LOB: 1 BB: 0 P: 4	R: 0 E: 0 K: 0 S: 3 H: 0 LOB: 0 BB: 0 P: 3	R: 0 E: 0 K: 1 S: 6 H: 1 LOB: 1 BB: 0 P: 6	R: 3 E: 1 K: 1 S: 9 H: 3 LOB: 2 BB: 1 P: 13	R: 0 E: 0 K: 1 S: 6 H: 1 LOB: 2 BB: 0 P: 7	R: 0 E: 0 K: 0 S: 3 H: 0 LOB: 0 BB: 0 P: 3	1B: 8 2B: 1 3B: 0 HR: 0	SF: 0 SAC: 0 DP: 1 HBP: 1						

	AB	36
	R	3
	H	9
	RBI	2
	BB	2
	SO	5
	LOB	17

PITCHER		IP	WLS	BF	H	R	ER	SO	BB	IBB	HBP	BLK	WP	HR	S	P	ERA	WHIP
Duke Maas, R ERA: 4.18	(1, 1)	6.1	W	28	7	3	1	3	2	0	0	0	0	0	32	40	1.42	1.421
Ryne Duren, R ERA: 1.54	(7, 1)	2.2	S	11	2	0	0	2	0	0	1	0	0	0	14	15	0.00	0.750

PITCHER	IP	WLS	BF	H	R	ER	SO	BB	IBB	HBP	BLK	WP	HR	S	P	ERA	WHIP

Batter	1	2	3	4	5	6	7	8	9	10	11	12	13	AB	R	H	RBI	BB	SO	LOB
Bill Tuttle, R (1, 8) OBP: 0.368, SLG: 0.404	5-3		L8	1-2 2-H 1B		F5	L6			FC6-4 S 1-2f		F2		7	0	1	1	0	0	4
Whitey Herzog, L (1, 9) OBP: 0.448, SLG: 0.398	K			FC3-6 BB 4-3		FC5-4 1B		K		BB			K	5	0	1	0	2	3	2
Ray Boone, R (1, 3) OBP: 0.433, SLG: 0.456	BB			FC3-6 FC4-6 1B 1B 1-2f	E G6-3 1B 1B	F6		E5 G6-4-3		K			K	4	2	1	0	1	0	2
Kent Hadley, L (8, PR) (8, 3) OBP: 0.277, SLG: 0.277														2	0	0	0	0	2	2
Bob Cerv, R (1, 7) OBP: 0.335, SLG: 0.474	4-3			FC4-6 1-2 1B	G6-3 E E 1-2 1B	FC5-4 1-2f		G6-4-3 1-2f			K		HBP	6	1	2	0	0	1	3
Dick Williams, R (1, 5) OBP: 0.323, SLG: 0.470		1-3		FC4-6 BB 1-2f 1B 2-3	E5 G6-3 1-2 2-3		F7		F3		2-3		L6	7	1	0	0	0	0	5
Jerry Lumpe, L (1, 4) OBP: 0.311, SLG: 0.275		G3		BB 1B 1B 1-2	G6-3 1-2f 2-3 3-H		L4		F5		K			5	1	0	0	1	1	2
Joe Demaestri, R (1, 6) OBP: 0.341, SLG: 0.443		F8		1B 1B 1-2 2-H 3-H 1B	S 3-H 1B		1B 2B		L8			G3		6	2	3	2	0	0	0
Frank House, L (1, 2) OBP: 0.339, SLG: 0.396			L7	1B 1B 1-2 2-H 1B	IBB 1-2		2B 2-H 1B			FC5-6 BB		BB		3	1	2	2	3	0	0
Johnny Kucks, R (1, 1)			6-3	1B 1-2 2-H 1B	K		1-3 2B			FC5-6 FC6-4 1-2f		K		0	0	0	0	0	0	0
Murry Dickson, R (2, 1) OBP: 0.500, SLG: 0.500														2	0	1	1	0	0	0
Preston Ward, L (5, PH) OBP: 0.215, SLG: 0.311														1	0	0	0	0	1	2
Russ Meyer, S (5, 1)														0	0	0	0	0	0	0
Harry Chiti, R (7, PH) OBP: 0.286, SLG: 0.367														1	0	1	0	0	0	0
Tom Sturdivant, L (7, 1)														2	0	0	0	0	1	2
Inning Stats	R: 0 E: 0 K: 1 S: 5 H: 0 LOB: 1 BB: 1 P: 9	R: 0 E: 0 K: 0 S: 3 H: 0 LOB: 0 BB: 0 P: 3	R: 0 E: 0 K: 0 S: 3 H: 0 LOB: 0 BB: 0 P: 3	R: 5 E: 0 K: 0 S: 8 H: 5 LOB: 2 BB: 2 P: 16	R: 2 E: 1 K: 1 S: 8 H: 3 LOB: 2 BB: 1 P: 12	R: 0 E: 0 K: 0 S: 4 H: 1 LOB: 1 BB: 0 P: 4	R: 1 E: 0 K: 0 S: 6 H: 3 LOB: 2 BB: 0 P: 6	R: 0 E: 1 K: 1 S: 5 H: 0 LOB: 1 BB: 0 P: 5	R: 0 E: 0 K: 0 S: 3 H: 0 LOB: 0 BB: 0 P: 3	R: 0 E: 0 K: 1 S: 5 H: 0 LOB: 2 BB: 2 P: 13	R: 0 E: 0 K: 2 S: 7 H: 0 LOB: 0 BB: 0 P: 7	R: 0 E: 0 K: 1 S: 5 H: 0 LOB: 1 BB: 1 P: 9	R: 0 E: 0 K: 2 S: 7 H: 0 LOB: 1 BB: 0 P: 8	1B: 10 2B: 2 3B: 0 HR: 0	SF: 0 SAC: 0 DP: 2 HBP: 1		WP: 0 PB: 0 SB: 2 CS: 0	PA: 59	

PITCHER		IP	WLS	BF	H	R	ER	SO	BB	IBB	HBP	BLK	WP	HR	S	P	ERA	WHIP
Whitey Ford, L (1, 1) ERA: 2.94		3.2		19	5	5	5	1	3	0	0	0	0	0	18	30	12.27	2.182
Ralph Terry, R (4, 1) ERA: 5.02		3.0		17	7	3	1	1	0	1	0	0	0	0	18	22	3.00	2.333
Jim Bronstad, R (7, 1) ERA:		0.1		1	0	0	0	0	0	0	0	0	0	0	1	1	0.00	0.000
Bobby Shantz, L (8, 1) ERA: 5.57		2.0		6	0	0	0	1	0	0	0	0	0	0	8	8	0.00	0.000
Ryne Duren, R (10, 1) ERA: 1.42		2.0		8	0	0	0	3	2	0	0	0	0	0	12	20	0.00	1.000

PITCHER		IP	WLS	BF	H	R	ER	SO	BB	IBB	HBP	BLK	WP	HR	S	P	ERA	WHIP
Jim Coates, R (12, 1) ERA: 3.32		2.0	W	8	0	0	0	3	1	0	1	0	0	0	12	17	0.00	0.500

TOP

Kansas City Athletics @ New York Yankees

Yankee Stadium, Bronx, NY

Tue Jun 09 1959, 7:05 PM EDT

Att. 23,707 - Unknown - 90 F

livebaseballscorecards.com

AB	51
R	8
H	12
RBI	6
BB	7
SO	9
LOB	24

Batter	1	2	3	4	5	6	7	8	9	10	11	12	13	AB	R	H	RBI	BB	SO	LOB
Norm Siebern, L (1, 7) OBP: 0.335, SLG: 0.383	HR	1B 1-2 1B		HR BB	K		4-3		G3			F7		6	2	2	1	1	1	3
Tony Kubek, L (1, 6) OBP: 0.295, SLG: 0.368	4-3 1B	1-2 2-H 1B		F4		F8 1B		1-3		1-3 1B		F5		7	0	2	1	0	0	1
Mickey Mantle, S (1, 8) OBP: 0.436, SLG: 0.564	4-3 1-2	K		1-H HR		S 1B BB		S BB		CS 1B		K		5	2	2	2	2	2	3
Yogi Berra, L (1, 2) OBP: 0.335, SLG: 0.457	1-3	K		3B		F3 1-2		F3 1-2		F6 1-2			E 1B BB	6	1	1	0	1	1	6
Bill Skowron, R (1, 3) OBP: 0.288, SLG: 0.461	6-3	6-3	6-3	6-3		1B 2-H 1B		G3			4-3		FC1 1-2 1B	7	0	1	1	0	0	4
Hector Lopez, R (1, 5) OBP: 0.365, SLG: 0.575		HBP	K2-3		F9	1-2 1B			3B		BB		1-2 2-H 1B	5	0	3	1	1	1	0
Gil McDougald, R (1, 4) OBP: 0.305, SLG: 0.341	4-3 1-3 1B 2B	1B 1B		1B BB		FC1-4 1-			E9 3-H B1			F4		5	1	2	0	1	0	3
Marv Throneberry, L (1, 9) OBP: 0.279, SLG: 0.283	4-3 2-3 3-H	1-3 1B		F9		F8	F4	K	B1 1-2	K		1-3 1B	L7	6	0	2	1	0	0	3
Whitey Ford, L (-, -) Ralph Terry, R (-, -) Jim Bronstad, R (-, -) Enos Slaughter, L (-, -) Bobby Shantz, R (-, -) Johnny Blanchard, L (-, -) Ryne Duren, R (-, -) Elston Howard, R (-, -) Jim Coates, R (-, -)	1B 3-H 1B													1 2 0 1 0 1 0 1 0	1 0 0 0 0 0 0 0 0	1 1 0 0 0 0 0 0 0	1 0 0 0 0 0 0 0 0	0 0 0 0 0 0 1 0 0	0 0 0 1 0 1 0 2 0	0 0 0 0 0 1 0 0 0
Inning Stats	R: 1 E: 0 K: 0 S: 5 H: 2 LOB: 1 BB: 0 P: 5	R: 3 E: 0 K: 2 S: 11 H: 4 LOB: 2 BB: 0 P: 12	R: 0 E: 0 K: 1 S: 6 H: 2 LOB: 2 BB: 0 P: 6	R: 2 E: 0 K: 0 S: 5 H: 2 LOB: 1 BB: 1 P: 9	R: 0 E: 0 K: 1 S: 6 H: 1 LOB: 2 BB: 1 P: 10	R: 1 E: 0 K: 0 S: 5 H: 2 LOB: 2 BB: 1 P: 9	R: 0 E: 0 K: 1 S: 5 H: 0 LOB: 0 BB: 0 P: 5	R: 0 E: 0 K: 0 S: 3 H: 0 LOB: 1 BB: 1 P: 7	R: 1 E: 1 K: 1 S: 7 H: 1 LOB: 1 BB: 0 P: 7	R: 0 E: 0 K: 0 S: 3 H: 1 LOB: 0 BB: 0 P: 3	R: 0 E: 0 K: 0 S: 4 H: 1 LOB: 2 BB: 1 P: 8	R: 0 E: 0 K: 1 S: 5 H: 0 LOB: 0 BB: 0 P: 5	R: 1 E: 1 K: 0 S: 2 H: 1 LOB: 2 BB: 1 P: 6	1B: 12 2B: 1 3B: 2 HR: 2 SF: 0 SAC: 0 DP: 0 HBP: 1			WP: 0 PB: 0 SB: 2 CS: 1	PA: 60

PITCHER		IP	WLS	BF	H	R	ER	SO	BB	IBB	HBP	BLK	WP	HR	S	P	ERA	WHIP
Johnny Kucks, R ERA: 6.96	(1, 1)	1.1		10	5	4	4	0	0	0	1	0	0	1	9	10	27.00	3.750
Murry Dickson, R ERA: 4.66	(2, 1)	2.2		13	5	2	2	3	1	0	0	0	0	1	18	22	6.75	2.250
Russ Meyer, R ERA: 2.87	(5, 1)	2.0		11	3	1	1	1	2	0	0	0	0	0	11	19	4.50	2.500
Tom Sturdivant, R ERA: 3.86	(7, 1)	6.0	L	26	4	2	0	3	3	0	0	0	0	0	29	41	0.00	1.167

BOTTOM

Kansas City Athletics @ New York Yankees

Yankee Stadium, Bronx, NY

Tue Jun 09 1959, 7:05 PM EDT

Att. 23,707 - Unknown - 90 F

livebaseballscorecards.com

AB	53
R	7
H	17
RBI	8
BB	6
SO	7
LOB	26

Batter	1	2	3	4	5	6	7	8	9	AB	R	H	RBI	BB	SO	LOB
Bill Tuttle, R (1, 8) OBP: 0.368, SLG: 0.404	CS 1B			5-3	4-3		FC6-4 1-2f		3-4-1 1B	5	0	2	0	0	0	3
Whitey Herzog, L (1, 9) OBP: 0.439, SLG: 0.385	K 1-2			1B FC6 BB		F5		F2	3-4-1 1-2	4	1	0	0	1	1	2
Jerry Lumpe, L (1, 4) OBP: 0.324, SLG: 0.284	4-3			E 1-3 1B		F6		1B HBP BB 1B	FC5-4 BB	4	1	2	0	1	0	0
Zeke Bella, R (1, 7) OBP: 0.314, SLG: 0.375		5-3		FC6 1-2 3-H		5-3		BB 1B 1-2 FC1-4-6 HBP	FC5-4 1-2f	4	1	0	1	0	0	3
Frank House, L (1, 2) OBP: 0.337, SLG: 0.392		G3		F5			3-1	FC1-4-6 BB 1-2 2-3 1B		4	0	1	0	0	0	2
Tom Carroll, R (8, PR) OBP: 0.143, SLG: 0.143 (8, 5)										0	0	0	0	0	0	0
Kent Hadley, L (1, 3) OBP: 0.294, SLG: 0.391		4-3		F5			F8 1B 1B 1B	4-0 1-2 2-3 3-H FC1-4-6 BB		3	1	1	1	1	0	2
Hal Smith, R (1, 5) OBP: 0.336, SLG: 0.295			K		6-3		1B 1-2	FC1-4-6 1-2f 2-3 3-H		3	0	1	0	0	1	0
Preston Ward, L (8, PH) OBP: 0.212, SLG: 0.306										1	0	0	1	0	0	2
Harry Chiti, R (8, 2) OBP: 0.258, SLG: 0.367										0	0	0	0	0	0	0
Joe Demaestri, R (1, 6) OBP: 0.333, SLG: 0.432			6-3		6-3		F8 2-3	4-3		4	0	0	0	0	0	4
Bud Daley, L (1, 1) OBP: 0.464, SLG: 0.462			3-1		1B		FC6-4 1-2 3-H 1B		F4	3	0	2	1	0	0	0
Tom Gorman, R (7, 1)										0	0	0	0	0	0	0
Ray Boone, R (9, PH) OBP: 0.429, SLG: 0.450										1	0	0	0	0	0	0
Inning Stats	R: 0 E: 0 K: 1 S: 5 H: 1 LOB: 0 BB: 0 P: 5	R: 0 E: 0 K: 0 S: 3 H: 0 LOB: 0 BB: 0 P: 3	R: 0 E: 0 K: 1 S: 5 H: 0 LOB: 0 BB: 0 P: 5	R: 1 E: 1 K: 0 S: 5 H: 1 LOB: 2 BB: 1 P: 9	R: 0 E: 0 K: 0 S: 4 H: 1 LOB: 1 BB: 0 P: 4	R: 0 E: 0 K: 0 S: 3 H: 0 LOB: 0 BB: 0 P: 3	R: 1 E: 0 K: 0 S: 6 H: 3 LOB: 2 BB: 0 P: 6	R: 2 E: 0 K: 0 S: 5 H: 2 LOB: 2 BB: 1 P: 10	R: 0 E: 0 K: 0 S: 4 H: 1 LOB: 2 BB: 1 P: 8	1B: 9 2B: 0 3B: 0 HR: 0 SF: 0 SAC: 0 DP: 0 HBP: 1						

PITCHER		IP	WLS	BF	H	R	ER	SO	BB	IBB	HBP	BLK	WP	HR	S	P	ERA	WHIP
Art Ditmar, R ERA: 3.15	(1, 1)	8.0	W	35	8	4	4	2	2	0	1	0	0	0	36	45	4.50	1.250
Jim Bronstad, R ERA:	(9, 1)	1.0	S	5	1	0	0	0	1	0	0	0	0	0	4	8	0.00	2.000

PITCHER	IP	WLS	BF	H	R	ER	SO	BB	IBB	HBP	BLK	WP	HR	S	P	ERA	WHIP

TOP

Kansas City Athletics @ New York Yankees

Yankee Stadium, Bronx, NY

Wed Jun 10 1959, 3:33 AM EDT
Att. 8,002 - Unknown - 93 F

livebaseballscorecards.com

AB	36
R	4
H	9
RBI	4
BB	3
SO	2
LOB	18

WP: 0	PA: 40		
PB: 0			
SB: 0			
CS: 1			

Batter	1	2	3	4	5	6	7	8	9	AB	R	H	RBI	BB	SO	LOB
Hank Bauer, R (1, 9) OBP: 0.358, SLG: 0.405	0-0 1B 2B		E 1B 1B		B B B B 4-0 SH1-4 BB	S S S 0-3 ③ K		B B B B 4-0 BB		2	1	2	0	0	0	0
Enos Slaughter, L (5, 9) OBP: 0.317, SLG: 0.353										1	0	0	0	2	1	2
Gil McDougald, R (1, 4) OBP: 0.304, SLG: 0.339	0-0 ① 5-3		0-0 E6 1B 1-2		0-0 ① SH1-4 1-2		0-0 F8 1B PB 1B	0-0 ① L9		4	1	1	0	0	0	3
Mickey Mantle, S (1, 8) OBP: 0.431, SLG: 0.553	0-0 ② 6-3		0-0 ② F9		S S S 0-3 ② K2-3		0-0 PB F8 1-2 2B 1B	0-0 ② L9		5	1	1	0	0	1	5
Hector Lopez, R (1, 5) OBP: 0.368, SLG: 0.574	0-0 ③ 2-H 1B		0-0 1-3 2-H 1B		0-0 ③ L4		0-0 ① F8 1-2 2-3	0-0 ③ F2		4	0	2	1	0	0	3
Marv Throneberry, L (8, 3) OBP: 0.273, SLG: 0.256										1	0	0	0	0	0	1
Bill Skowron, R (1, 3) OBP: 0.293, SLG: 0.455		S S S 0-3 ① K	0-0 ③ L4			B B B B 4-0 FC5-4 BB	B B B B 4-0 PB 2B BB			2	0	0	0	2	1	2
Bobby Richardson, R (7, PR) (8, 5) OBP: 0.275, SLG: 0.289										0	1	0	0	0	0	0
Elston Howard, R (1, 2) OBP: 0.293, SLG: 0.467		0-0 ② 5-3		0-0 ① F8		0-0 ① FC5-4 1B 1-2f 2B	0-0 1-H 2-H 3-H 1B 2B			4	2	1	2	0	0	1
Norm Siebern, L (1, 7) OBP: 0.349, SLG: 0.394		B B B B 4-0 FC4-6 BB		0-0 1B		0-0 2B 1-2 FC4-2 1B	0-0 F9 2-H 1B			3	0	3	1	1	0	0
Tony Kubek, L (1, 6) OBP: 0.294, SLG: 0.371		0-0 ③ FC4-6 1-2f		0-0 ② F5		0-0 1-3 2-H 2B	0-0 ② F9 2-3			4	0	1	1	0	0	4
Art Ditmar, R (1, 1) OBP: 0.138, SLG: 0.143			0-0 ① G3	0-0 ③ F6		0-0 ② FC4-2 3-H	0-0 ③ 4-3			4	0	0	0	0	0	5
Jim Bronstad, R (9, 1)										0	0	0	0	0	0	0
Inning Stats	R: 0 E: 0 K: 0 S: 4 H: 2 LOB: 2 BB: 0 P: 4	R: 0 E: 0 K: 1 S: 5 H: 0 LOB: 1 BB: 1 P: 9	R: 1 E: 1 K: 0 S: 6 H: 2 LOB: 2 BB: 0 P: 6	R: 0 E: 0 K: 0 S: 4 H: 1 LOB: 1 BB: 0 P: 4	R: 0 E: 0 K: 1 S: 5 H: 0 LOB: 1 BB: 1 P: 9	R: 1 E: 0 K: 1 S: 7 H: 2 LOB: 2 BB: 1 P: 11	R: 4 E: 0 K: 0 S: 7 H: 4 LOB: 2 BB: 1 P: 11	R: 0 E: 0 K: 0 S: 3 H: 0 LOB: 1 BB: 1 P: 7		1B: 8 2B: 3 3B: 0 HR: 0	SF: 0 SAC: 1 DP: 0 HBP: 0					

PITCHER		IP	WLS	BF	H	R	ER	SO	BB	IBB	HBP	BLK	WP	HR	S	P	ERA	WHIP
Bud Daley, L ERA: 1.93	(1, 1)	6.1	L	34	11	6	5	3	4	0	0	0	0	0	36	52	7.11	2.368
Tom Gorman, R ERA: 4.61	(7, 1)	1.2		6	0	0	0	0	1	0	0	0	0	0	5	9	0.00	0.600

PITCHER	IP	WLS	BF	H	R	ER	SO	BB	IBB	HBP	BLK	WP	HR	S	P	ERA	WHIP

BOTTOM

Kansas City Athletics @ New York Yankees

Yankee Stadium, Bronx, NY

Wed Jun 10 1959, 3:33 AM EDT
Att. 8,002 - Unknown - 93 F

livebaseballscorecards.com

AB	34
R	6
H	11
RBI	5
BB	5
SO	3
LOB	26

1B: 8 2B: 3 3B: 0 HR: 0 SF: 0 SAC: 1 DP: 0 HBP: 0

WP: 0 PB: 1 SB: 0 CS: 0 PA: 40

Batter	1	2	3	4	5	6	7	8	9	AB	R	H	RBI	BB	SO	LOB
Bill Tuttle, R (1, 8) OBP: 0.367, SLG: 0.401	5-3		1B BB BB 1B	2B 1B 3-H	5-3			F8	1-3	6	1	2	1	0	0	2
Whitey Herzog, L (1, 9) OBP: 0.444, SLG: 0.395	4-3		BB 1B 3-1 BB 1-2	1-H 2B	CS 1B 3-H			F3		2	1	1	0	1	0	0
Dick Williams, R (4, 9) OBP: 0.325, SLG: 0.470										2	0	1	1	0	0	0
Jerry Lumpe, L (1, 4) OBP: 0.336, SLG: 0.286	BB		3-1 BB 1B 1-2 2-3	L9	CS 1-2	F9		1B 1B BB		3	1	1	0	2	0	1
Zeke Bella, R (1, 7) OBP: 0.350, SLG: 0.371	F6		3-1 1-2 2-3 3-H BB		HR BB	5-3		1B 1-3 1B		3	1	1	1	2	0	1
Kent Hadley, L (1, 3) OBP: 0.321, SLG: 0.460		3-1	F6		1-H HR	BB		1-2 1B 3-H		4	1	2	3	1	0	3
Frank House, L (1, 2) OBP: 0.333, SLG: 0.387		F3	3-1 1-2 2-3 3-H		WP 1B 1B	F8		F2		5	1	1	1	0	0	5
Hal Smith, R (1, 5) OBP: 0.346, SLG: 0.303		1B 1B	K		1-H 3B 1B		BB G4-6-3 BB		6-3	4	1	2	1	1	1	2
Joe Demaestri, R (1, 6) OBP: 0.341, SLG: 0.443		1-3 1B		SH2-4 1B 2B	K		G4-6-3 1-2f		6-3 1B	5	1	3	0	0	1	2
Ned Garver, R (1, 1) OBP: 0.367, SLG: 0.393		4-3		SH2-4 2-3	1-H 1B 3B		1-3		6-3 1-2	4	1	1	1	0	0	3
Russ Meyer, S (9, 1)										0	0	0	0	0	0	0
Inning Stats	R: 0 E: 0 K: 0 S: 3 H: 0 LOB: 1 BB: 1 P: 7	R: 0 E: 0 K: 0 S: 5 H: 2 LOB: 2 BB: 0 P: 5	R: 2 E: 0 K: 1 S: 7 H: 2 LOB: 2 BB: 2 P: 15	R: 1 E: 0 K: 0 S: 5 H: 3 LOB: 1 BB: 0 P: 5	R: 5 E: 0 K: 1 S: 9 H: 5 LOB: 0 BB: 1 P: 13	R: 0 E: 0 K: 0 S: 3 H: 0 LOB: 1 BB: 1 P: 7	R: 0 E: 0 K: 0 S: 2 H: 0 LOB: 0 BB: 1 P: 6	R: 1 E: 0 K: 0 S: 5 H: 2 LOB: 2 BB: 1 P: 9	R: 0 E: 0 K: 0 S: 4 H: 1 LOB: 1 BB: 0 P: 4	1B: 11 2B: 2 3B: 1 HR: 1	SF: 0 SAC: 1 DP: 1 HBP: 0						

PITCHER	IP	WLS	BF	H	R	ER	SO	BB	IBB	HBP	BLK	WP	HR	S	P	ERA	WHIP
Bob Turley, R (1, 1) ERA: 4.03	4.0	L	25	10	7	7	1	4	0	0	0	1	1	23	39	15.75	3.500
Bobby Shantz, L (5, 1) ERA: 5.73	1.0		4	2	1	1	1	0	0	0	0	0	0	6	6	9.00	2.000
Jim Coates, R (6, 1) ERA: 3.16	4.0		17	3	1	1	0	3	0	0	0	0	0	14	26	2.25	1.500

PITCHER	IP	WLS	BF	H	R	ER	SO	BB	IBB	HBP	BLK	WP	HR	S	P	ERA	WHIP

TOP

Kansas City Athletics @ New York Yankees

Yankee Stadium, Bronx, NY

Thu Jun 11 1959, 3:33 AM EDT

Att. 11,617 - Unknown - 72 F

livebaseballscorecards.com

AB	38
R	9
H	15
RBI	9
BB	7
SO	2
LOB	19

WP: 1 PB: 0 SB: 0 CS: 1 PA: 47

Batter	1	2	3	4	5	6	7	8	9	AB	R	H	RBI	BB	SO	LOB
Marv Throneberry, L (1, 9) OBP: 0.327, SLG: 0.372	x 0-0 G4-6-3 1B		x 0-0 ② P5		BBB 4-0 1-2 BB		x 0-0 3-H HR		x 0-0 DI DI 1-3 1B	4	1	3	2	1	0	0
Norm Siebern, L (1, 7) OBP: 0.345, SLG: 0.408	x 0-0 ①② G4-6-3 1-2f		x 0-0 HR		x 0-0 ② F8		x 0-0 ③ F8		x 0-0 ② SF9 1-2 3-H	4	1	1	2	0	0	3
Mickey Mantle, S (1, 8) OBP: 0.430, SLG: 0.563	BBBB 4-0 BB		SSS 0-3 ③ K		x 0-0 ③ G3			x 0-0 HR	x 0-0 ③ F8 2-3	4	1	1	1	1	1	3
Yogi Berra, L (1, 2) OBP: 0.333, SLG: 0.448 Johnny Blanchard, L (9, 2) OBP: 0.364, SLG: 0.474	x 0-0 ③ F5			x 0-0 ① L9		BBBB 4-0 G6-4-3 BB		x 0-0 ① F3		3 0	0 0	0 0	0 0	1 0	0 0	1 0
Hector Lopez, R (1, 5) OBP: 0.366, SLG: 0.572		x 0-0 2B		x 0-0 ② L8		x 0-0 ①② G6-4-3 1-2f		x 0-0 ② F9		4	0	1	0	0	0	1
Bill Skowron, R (1, 3) OBP: 0.297, SLG: 0.456		SSS 0-3 ① K		x 0-0 1B		x 0-0 ③ F8		x 0-0 1B		4	0	2	0	0	1	1
Gil McDougald, R (1, 4) OBP: 0.298, SLG: 0.331		x 0-0 ② 6-3 2-3		x 0-0 ③ L7			x 0-0 ① 6-3	x 0-0 ③ 4-3		4	0	0	0	0	0	3
Tony Kubek, L (1, 6) OBP: 0.298, SLG: 0.385		x 0-0 ③ 5-3			x 0-0 FC4-6 1B		x 0-0 HR 3B		x 0-0 ① 1-3	4	1	2	0	0	0	1
Bob Turley, R (1, 1) OBP: 0.240, SLG: 0.136 Bobby Shantz, R (5, 1) Enos Slaughter, L (5, PH) OBP: 0.310, SLG: 0.343 Jim Coates, R (6, 1) Elston Howard, R (9, PH) OBP: 0.297, SLG: 0.470			SSS 0-3 ① K		x 0-0 ① FC4-6 BB 1-2f		SSS 0-3 ② K		x 0-0 1B SF9 1B	1 0 1 1 1	0 0 0 0 1	0 0 0 0 1	0 0 0 0 1	1 0 0 1 0	0 0 0 0 0	0 0 1 1 0
Inning Stats	R: 0 E: 0 K: 0 S: 3 H: 1 LOB: 1 BB: 1 P: 7	R: 0 E: 0 K: 1 S: 6 H: 1 LOB: 1 BB: 0 P: 6	R: 1 E: 0 K: 2 S: 8 H: 1 LOB: 0 BB: 0 P: 8	R: 0 E: 0 K: 0 S: 4 H: 1 LOB: 1 BB: 0 P: 4	R: 0 E: 0 K: 0 S: 4 H: 1 LOB: 2 BB: 1 P: 8	R: 0 E: 0 K: 0 S: 2 H: 0 LOB: 0 BB: 1 P: 6	R: 2 E: 0 K: 1 S: 7 H: 2 LOB: 0 BB: 0 P: 7	R: 1 E: 0 K: 0 S: 5 H: 2 LOB: 1 BB: 0 P: 5	R: 1 E: 0 K: 0 S: 5 H: 2 LOB: 1 BB: 0 P: 5	1B: 6 2B: 1 3B: 1 HR: 3	SF: 1 SAC: 0 DP: 2 HBP: 0			WP: 0 PB: 0 SB: 0 CS: 0		PA: 39	

PITCHER	IP	WLS	BF	H	R	ER	SO	BB	IBB	HBP	BLK	WP	HR	S	P	ERA	WHIP
Ned Garver, R (1, 1) ERA: 3.22	8.1	W	37	11	5	5	4	3	0	0	0	0	3	42	54	5.40	1.680
Russ Meyer, R (9, 1) ERA: 2.76	0.2	S	2	0	0	0	0	0	0	0	0	0	0	2	2	0.00	0.000

PITCHER	IP	WLS	BF	H	R	ER	SO	BB	IBB	HBP	BLK	WP	HR	S	P	ERA	WHIP

BOTTOM

Kansas City Athletics @ New York Yankees

Yankee Stadium, Bronx, NY

Thu Jun 11 1959, 3:33 AM EDT
Att. 11,617 - Unknown - 72 F

livebaseballscorecards.com

AB	35
R	5
H	11
RBI	5
BB	3
SO	4
LOB	15

Detroit Tigers @ New York Yankees

Yankee Stadium, Bronx, NY

Fri Jun 12 1959, 7:05 PM EDT

Att. 41,891 - Overcast - 70 F

livebaseballscorecards.com

TOP

Batter	1	2	3	4	5	6	7	8	9	AB	R	H	RBI	BB	SO	LOB
Eddie Yost, R (1, 5) OBP: 0.421, SLG: 0.529	F8		S 2B BB		F3		K			3	1	0	0	1	1	2
Harvey Kuenn, R (1, 9) OBP: 0.412, SLG: 0.449	1B		6-3 1-2		L7			1-3		4	0	1	0	0	0	1
Charlie Maxwell, L (1, 7) OBP: 0.328, SLG: 0.500	F4		2B 2-H			G3		K		4	0	1	1	0	1	1
Al Kaline, R (1, 8) OBP: 0.399, SLG: 0.559	B1-3		L5-3			L9		L7		4	0	0	0	0	0	2
Bobo Osborne, L (1, 3) OBP: 0.299, SLG: 0.344		1B 1B 1B	K			4-3			F6	4	1	1	0	0	1	1
Lou Berberet, L (1, 2) OBP: 0.344, SLG: 0.432		1B 1-3 G5-4-3 1B		L3			4-3		L8	4	1	1	0	0	0	0
Rocky Bridges, R (1, 6) OBP: 0.372, SLG: 0.411		G5-4-3 1-3 3-H 1B		F7			BB		1B	3	0	2	1	1	0	0
Coot Veal, R (9, 6) OBP: 0.667, SLG: 0.667										0	0	0	0	0	0	0
Frank Bolling, R (1, 4) OBP: 0.292, SLG: 0.344		G5-4-3 1-2f 3-H		L7			K		F8	4	0	0	0	0	1	3
Don Mossi, L (1, 1) OBP: 0.115, SLG: 0.083		3-1			1-3		1-2 1B			3	0	1	0	0	0	0

AB	33
R	3
H	7
RBI	2
BB	2
SO	4
LOB	10

Inning Stats	1	2	3	4	5	6	7	8	9
	R: 0 E: 0 K: 0 S: 4	H: 1 LOB: 1 BB: 0 P: 4	R: 2 E: 0 K: 0 S: 5	H: 3 LOB: 0 BB: 0 P: 5	R: 1 E: 0 K: 1 S: 6	H: 1 LOB: 1 BB: 1 P: 10	R: 0 E: 0 K: 0 S: 3	H: 0 LOB: 0 BB: 0 P: 3	R: 0 E: 0 K: 0 S: 3	H: 0 LOB: 0 BB: 0 P: 3	R: 0 E: 0 K: 2 S: 8	H: 1 LOB: 2 BB: 1 P: 12	R: 0 E: 0 K: 1 S: 5	H: 0 LOB: 0 BB: 0 P: 5	R: 0 E: 0 K: 0 S: 4	H: 1 LOB: 1 BB: 0 P: 4

| | | | | | | | | | |

BOTTOM

Detroit Tigers @ New York Yankees

Yankee Stadium, Bronx, NY

Fri Jun 12 1959, 7:05 PM EDT

Att. 41,891 - Overcast - 70 F

livebaseballscorecards.com

Batter	1	2	3	4	5	6	7	8	9	AB	R	H	RBI	BB	SO	LOB
Jim Pisoni, R (1, 7) OBP: 0.233, SLG: 0.214	6-3		F7			1B		K		4	0	1	0	0	1	0
Gil McDougald, R (1, 4) OBP: 0.297, SLG: 0.330	F9		L5-3 1B			L8		F9		4	0	1	0	0	0	1
Mickey Mantle, S (1, 8) OBP: 0.427, SLG: 0.556	L8		L5-3 1-2			1-2		L8		4	0	1	0	0	0	1
Hector Lopez, R (1, 5) OBP: 0.364, SLG: 0.563		BB 1B BB		6-3		FC1-4-3-5 1-2 2-H			4-3	3	1	0	0	1	0	2
Yogi Berra, L (1, 2) OBP: 0.337, SLG: 0.446		G3 1B BB 1-2		L5			L8 1B		F9	3	0	1	0	1	0	0
Bill Skowron, R (1, 3) OBP: 0.302, SLG: 0.457		G3 1B 1-2 2-H		K			1-2 1B		F7	4	0	2	1	0	1	0
Elston Howard, R (1, 9) OBP: 0.292, SLG: 0.461		F3			3-1		L8 2-3			3	0	0	0	0	0	4
Tony Kubek, L (1, 6) OBP: 0.295, SLG: 0.380 Norm Siebern, L (7, PH) OBP: 0.343, SLG: 0.406 Bobby Richardson, R (8, 6) OBP: 0.275, SLG: 0.289		G3 1-2 2-3			K		F4			2 1 0	0 0 0	0 0 0	0 0 0	0 0 0	1 0 0	2 2 0
Jim Bronstad, R (1, 1) Enos Slaughter, L (7, PH) OBP: 0.302, SLG: 0.333 Ryne Duren, R (8, 1)		K			K		4-3			2 1 0	0 0 0	0 0 0	0 0 0	0 0 0	2 0 0	2 2 0
Inning Stats	R: 0 H: 0 E: 0 LOB: 0 K: 0 BB: 0 S: 3 P: 3	R: 1 H: 1 E: 0 LOB: 2 K: 1 BB: 2 S: 6 P: 14	R: 0 H: 1 E: 0 LOB: 0 K: 0 BB: 0 S: 3 P: 3	R: 0 H: 0 E: 0 LOB: 0 K: 1 BB: 0 S: 5 P: 5	R: 0 H: 0 E: 0 LOB: 0 K: 2 BB: 0 S: 7 P: 7	R: 0 H: 2 E: 0 LOB: 1 K: 0 BB: 0 S: 4 P: 4	R: 0 H: 2 E: 0 LOB: 2 K: 0 BB: 0 S: 5 P: 5	R: 0 H: 0 E: 0 LOB: 0 K: 1 BB: 0 S: 5 P: 5	R: 0 H: 0 E: 0 LOB: 0 K: 0 BB: 0 S: 3 P: 3	1B: 6 SF: 0 2B: 2 SAC: 0 3B: 0 DP: 2 HR: 0 HBP: 0						

	AB	31
	R	1
	H	6
	RBI	1
	BB	2
	SO	5
	LOB	16

WP: 0 PA: 33
PB: 0
SB: 0
CS: 0

PITCHER	IP	WLS	BF	H	R	ER	SO	BB	IBB	HBP	BLK	WP	HR	S	P	ERA	WHIP
Don Mossi, L (1, 1) ERA: 2.36	9.0	W	33	6	1	1	5	2	0	0	0	0	0	41	49	1.00	0.889

PITCHER	IP	WLS	BF	H	R	ER	SO	BB	IBB	HBP	BLK	WP	HR	S	P	ERA	WHIP

Batter	1	2	3	4	5	6	7	8	9	AB	R	H	RBI	BB	SO	LOB
Eddie Yost, R (1, 5) OBP: 0.418, SLG: 0.524	5-3		1B		4-3		5-3			4	0	1	0	0	0	1
Harvey Kuenn, R (1, 9) OBP: 0.405, SLG: 0.440	4-3		F8		L8		L7			4	0	0	0	0	0	2
Charlie Maxwell, L (1, 7) OBP: 0.332, SLG: 0.515	K		4-3			FC6-4, BB, SF8, BB		HR		3	2	1	1	1	1	1
Al Kaline, R (1, 8) OBP: 0.409, SLG: 0.563		HR, 1B		FC5, 1B, BB		1-2, FC6-4, BB		G4-6-3, 1B, 1B		2	1	2	0	2	0	0
Bobo Osborne, L (1, 3) OBP: 0.306, SLG: 0.350		F7		1-2, 1B		FC6-4, 1-2f, 2-3		1-2, G4-6-3, 1B		4	0	2	0	0	0	3
Lou Berberet, L (1, 2) OBP: 0.342, SLG: 0.451		1-H, HR		L7		SF8, 3-H		G4-6-3, 1-2f, 2-3		3	1	1	3	0	0	4
Rocky Bridges, R (1, 6) OBP: 0.365, SLG: 0.403		F5		F6		F8		6-3		4	0	0	0	0	0	4
Frank Bolling, R (1, 4) OBP: 0.293, SLG: 0.340		F8		2-3f, FC5			BB, WP			2	0	0	0	1	0	2
Jim Bunning, R (1, 1) OBP: 0.243, SLG: 0.343			F8		L3					1	0	0	0	0	0	0
Neil Chrisley, L (5, PH) OBP: 0.158, SLG: 0.125										1	0	0	0	0	0	0
Pete Burnside, R (5, 1)										0	0	0	0	0	0	0
Gail Harris, L (7, PH) OBP: 0.222, SLG: 0.313										1	0	0	0	0	1	1
Tom Morgan, R (7, 1) OBP: 0.250, SLG: 0.625										0	0	0	0	0	0	0
Inning Stats	R: 0 E: 0 K: 1 S: 5 H: 0 LOB: 0 BB: 0 P: 5	R: 2 E: 0 K: 0 S: 5 H: 2 LOB: 0 BB: 0 P: 5	R: 0 E: 0 K: 0 S: 4 H: 1 LOB: 1 BB: 0 P: 4	R: 0 E: 0 K: 0 S: 4 H: 1 LOB: 2 BB: 1 P: 8	R: 0 E: 0 K: 0 S: 3 H: 0 LOB: 0 BB: 0 P: 3	R: 1 E: 0 K: 0 S: 3 H: 0 LOB: 1 BB: 2 P: 11	R: 0 E: 0 K: 1 S: 5 H: 0 LOB: 1 BB: 1 P: 9	R: 1 E: 0 K: 0 S: 5 H: 3 LOB: 1 BB: 0 P: 5		1B: 5 2B: 0 3B: 0 HR: 2 SF: 1 SAC: 0 DP: 1 HBP: 0						

TOP

Detroit Tigers @ New York Yankees

Yankee Stadium, Bronx, NY

Sat Jun 13 1959, 3:33 AM EDT

Att. 23,232 - Overcast - 80 F

livebaseballscorecards.com

AB	29
R	4
H	7
RBI	4
BB	4
SO	2
LOB	18

PITCHER		IP	W/L/S	BF	H	R	ER	SO	BB	IBB	HBP	BLK	WP	HR	S	P	ERA	WHIP
Don Larsen, R ERA: 2.56	(1, 1)	6.0	W	26	4	3	3	1	4	0	0	0	0	1	24	40	4.50	1.333
Art Ditmar, R ERA: 3.18	(7, 1)	2.0	S	8	3	1	1	1	0	0	0	0	1	1	10	10	4.50	1.500

PITCHER	IP	W/L	BF	H	R	ER	SO	BB	IBB	HBP	BLK	WP	HR	S	P	ERA	WHIP

BOTTOM

Detroit Tigers @ New York Yankees

Yankee Stadium, Bronx, NY

Sat Jun 13 1959, 3:33 AM EDT

Att. 23,232 - Overcast - 80 F

Batter	1	2	3	4	5	6	7	8	9	AB	R	H	RBI	BB	SO	LOB
Marv Throneberry, L (1, 9) OBP: 0.321, SLG: 0.426	4-3		HR	4-1			K			4	1	1	1	0	1	0
Norm Siebern, L (1, 7) OBP: 0.343, SLG: 0.404	HR 1B		L8	4-3			K			3	1	1	0	0	0	0
Jim Pisoni, R (7, 7) OBP: 0.226, SLG: 0.207										1	0	0	0	0	1	0
Mickey Mantle, S (1, 8) OBP: 0.432, SLG: 0.575	1-H HR		BBB G3 S BB		FC6-4 1B		K			3	1	2	2	1	1	0
Yogi Berra, L (1, 2) OBP: 0.330, SLG: 0.435	F4		G3 1-3		F4			4-3		4	0	0	0	0	0	2
Hector Lopez, R (1, 5) OBP: 0.358, SLG: 0.554	K		F9		FC6-4 1-2f			5-3		3	0	0	0	0	1	2
Bobby Richardson, R (8, 5) OBP: 0.272, SLG: 0.286										1	0	0	0	0	0	0
Bill Skowron, R (1, 3) OBP: 0.306, SLG: 0.464		K		HR 1B		1B 2B		L4		4	2	2	0	0	1	0
Gil McDougald, R (1, 4) OBP: 0.302, SLG: 0.335		FC5-4 1B		L8		G4-6-3 2-H 1B				3	0	2	1	0	0	1
Tony Kubek, L (1, 6) OBP: 0.296, SLG: 0.396		F5		1-H HR		K				3	1	1	2	0	1	2
Don Larsen, R (1, 1) OBP: 0.500, SLG: 0.440		FC5-4 1-2f		F5		G4-6-3 1-2f				3	0	0	0	0	0	2
Art Ditmar, R (7, 1) OBP: 0.138, SLG: 0.143										0	0	0	0	0	0	0
Inning Stats	R: 2 E: 0 K: 1 S: 7 H: 2 LOB: 0 BB: 0 P: 7	R: 0 E: 0 K: 1 S: 6 H: 1 LOB: 1 BB: 0 P: 6	R: 1 E: 0 K: 0 S: 4 H: 1 LOB: 1 BB: 1 P: 8	R: 2 E: 0 K: 0 S: 5 H: 2 LOB: 0 BB: 0 P: 5	R: 0 E: 0 K: 0 S: 4 H: 1 LOB: 1 BB: 0 P: 4	R: 1 E: 0 K: 1 S: 6 H: 2 LOB: 0 BB: 0 P: 6	R: 0 E: 0 K: 3 S: 9 H: 0 LOB: 0 BB: 0 P: 9	R: 0 E: 0 K: 0 S: 3 H: 0 LOB: 0 BB: 0 P: 3		1B: 5 2B: 1 3B: 0 HR: 3		SF: 0 SAC: 0 DP: 1 HBP: 0		WP: 0 PB: 0 SB: 1 CS: 0	PA: 33		

livebaseballscorecards.com

	AB	32
	R	6
	H	9
	RBI	6
	BB	1
	SO	6
	LOB	9

PITCHER		IP	WLS	BF	H	R	ER	SO	BB	IBB	HBP	BLK	WP	HR	S	P	ERA	WHIP
Jim Bunning, R ERA: 4.65	(1, 1)	4.0	L	19	6	5	5	2	1	0	0	0	0	3	22	26	11.25	1.750
Pete Burnside, L ERA: 4.95	(5, 1)	2.0		8	3	1	1	1	0	0	0	0	0	0	10	10	4.50	1.500
Tom Morgan, R ERA: 3.89	(7, 1)	2.0		6	0	0	0	3	0	0	0	0	0	0	12	12	0.00	0.000

PITCHER	IP	WLS	BF	H	R	ER	SO	BB	IBB	HBP	BLK	WP	HR	S	P	ERA	WHIP

TOP

Detroit Tigers @ New York Yankees

Yankee Stadium, Bronx, NY

Sun Jun 14 1959, 3:33 AM EDT

Overcast

livebaseballscorecards.com

Batter	1	2	3	4	5	6	7	8	9	AB	R	H	RBI	BB	SO	LOB
Eddie Yost, R (1, 5) OBP: 0.415, SLG: 0.518	L8		K			F7		1B HR 1B		4	1	1	0	0	1	0
Harvey Kuenn, R (1, 9) OBP: 0.406, SLG: 0.441	L4			F8		G4-6-3 1B		1-3 HR 1B		4	1	2	0	0	0	0
Charlie Maxwell, L (1, 7) OBP: 0.330, SLG: 0.526	4-3			4-3		G4-6-3 1-2f		1-H 3-H HR		4	1	1	3	0	0	1
Al Kaline, R (1, 8) OBP: 0.410, SLG: 0.566		4-3 2B		L5			1B 1B	L7		4	0	2	0	0	0	0
Red Wilson, R (1, 2) OBP: 0.306, SLG: 0.333		4-3 2-3		1-3			G6-4-3 1-2 1B		6-3	4	0	1	0	0	0	2
Rocky Bridges, R (1, 6) OBP: 0.358, SLG: 0.395 Coot Veal, R (9, 6) OBP: 0.667, SLG: 0.667		K			5-3		F5		F6	4 0	0 0	0 0	0 0	0 0	1 0	3 0
Bobo Osborne, L (1, 3) OBP: 0.301, SLG: 0.343 Gus Zernial, R (7, PH) OBP: 0.167, SLG: 0.167 Gail Harris, L (7, 3) OBP: 0.220, SLG: 0.310		1-3			F9		G6-4-3 1-2f		4-3	2 1 1	0 0 0	0 0 0	0 0 0	0 0 0	0 0 0	1 2 0
Frank Bolling, R (1, 4) OBP: 0.294, SLG: 0.337			F8		BB			F8		2	0	0	0	1	0	0
Frank Lary, R (1, 1) OBP: 0.171, SLG: 0.206 Johnny Groth, R (8, PH) OBP: 0.429, SLG: 0.615 Pete Burnside, R (8, 1) Dave Sisler, R (9, 1) OBP: 0.333, SLG: 0.333			K		6-3			K		2 1 0 0	0 0 0 0	0 0 0 0	0 0 0 0	1 1 0 0	1 0 0 0	1 0 0 0

Inning Stats	1	2	3	4	5	6	7	8	9
	R: 0 E: 0 K: 0 S: 3	H: 0 LOB: 0 BB: 0 P: 3	R: 0 E: 0 K: 1 S: 6	H: 1 LOB: 1 BB: 0 P: 6	R: 0 E: 0 K: 2 S: 7	H: 0 LOB: 0 BB: 0 P: 7	R: 0 E: 1 K: 0 S: 4	H: 0 LOB: 1 BB: 0 P: 4	R: 0 E: 0 K: 0 S: 3	H: 0 LOB: 1 BB: 1 P: 7	R: 0 E: 0 K: 0 S: 3	H: 1 LOB: 0 BB: 0 P: 3	R: 0 E: 0 K: 0 S: 4	H: 2 LOB: 1 BB: 0 P: 4	R: 3 E: 0 K: 1 S: 8	H: 3 LOB: 0 BB: 0 P: 8	R: 0 E: 0 K: 0 S: 3	H: 0 LOB: 0 BB: 0 P: 3

	AB	33
	R	3
	H	7
	RBI	3
	BB	1
	SO	4
	LOB	10

	1B: 5	SF: 0	WP: 0	PA: 34
	2B: 1	SAC: 0	PB: 0	
	3B: 0	DP: 2	SB: 0	
	HR: 1	HBP: 0	CS: 0	

PITCHER	IP	WLS	BF	H	R	ER	SO	BB	IBB	HBP	BLK	WP	HR	S	P	ERA	WHIP
Whitey Ford, L (1, 1) ERA: 2.95	9.0	L	34	7	3	3	4	1	0	0	0	0	1	41	45	3.00	0.889

PITCHER	IP	WLS	BF	H	R	ER	SO	BB	IBB	HBP	BLK	WP	HR	S	P	ERA	WHIP

BOTTOM

Detroit Tigers @ New York Yankees

Yankee Stadium, Bronx, NY

Sun Jun 14 1959, 3:33 AM EDT

Overcast

livebaseballscorecards.com

Batter	1	2	3	4	5	6	7	8	9	AB	R	H	RBI	BB	SO	LOB
Marv Throneberry, L (1, 9) OBP: 0.316, SLG: 0.412 Jim Pisoni, R (8, 9) OBP: 0.226, SLG: 0.207	SSS 0-3 ① K		x 0-0 ① E 1B 1B		x 0-0 ② F9		x 0-0 ③ 1-3			4 0 0 0	1 0 0 0	0 0 0 0	0 0 0 0	0 0 0 0	1 0 0 0	0 0 0 0
Norm Siebern, L (1, 7) OBP: 0.341, SLG: 0.401	x 0-0 ② G3		x 0-0 ② E 1-2 1B		SSS 0-3 ③ K			x 0-0 ① 4-3		4	0	1	0	0	1	0
Mickey Mantle, S (1, 8) OBP: 0.425, SLG: 0.562	x 0-0 ③ L8		x 0-0 E3 FC6-4 1-2 2-3			SSS 0-3 ① K		x 0-0 ② 6-3		4	0	0	0	0	1	2
Yogi Berra, L (1, 2) OBP: 0.328, SLG: 0.430		x 0-0 5-3 PB 1B 1B	SSS 0-3 ② K			x 0-0 ② G3		x 0-0 ③ L9		4	1	1	0	0	1	3
Bill Skowron, R (1, 3) OBP: 0.305, SLG: 0.475		x 0-0 ① F9 1-2	x 0-0 ③ FC6-4 1-2f			x 0-0 HR			x 0-0 ① 5-3	4	1	1	1	0	0	4
Hector Lopez, R (1, 5) OBP: 0.358, SLG: 0.549 Bobby Richardson, R (7, 5) OBP: 0.280, SLG: 0.295		x 0-0 ② 5-3 2-3		x 0-0 ① F7		BBBB 4-0 BB			x 0-0 1B	2 0 1 0	0 0 1 0	0 1 0 0	0 0 0 0	1 0 0 0	0 1 0 0	1 0 0 0
Gil McDougald, R (1, 4) OBP: 0.301, SLG: 0.333		x 0-0 3-H 1B		x 0-0 ② 6-3		x 0-0 ③ G3			x 0-0 ② L8	4	0	1	1	0	0	2
Tony Kubek, L (1, 6) OBP: 0.290, SLG: 0.387		x 0-0 ③ 4-3		x 0-0 ③ 6-3			x 0-0 ① G3		x 0-0 ③ L8	4	0	0	0	0	0	2
Whitey Ford, L (1, 1) OBP: 0.324, SLG: 0.406			SSS 0-3 ① K		x 0-0 ① 4-3		SSS 0-3 ② K			3	0	0	0	0	2	0
Inning Stats	R: 0 E: 0 K: 1 S: 5 H: 0 LOB: 0 BB: 0 P: 5	R: 1 E: 0 K: 0 S: 5 H: 2 LOB: 1 BB: 0 P: 5	R: 0 E: 1 K: 2 S: 10 H: 2 LOB: 3 BB: 0 P: 10	R: 0 E: 0 K: 0 S: 3 H: 0 LOB: 0 BB: 0 P: 3	R: 0 E: 0 K: 1 S: 5 H: 0 LOB: 0 BB: 0 P: 5	R: 1 E: 0 K: 1 S: 6 H: 1 LOB: 1 BB: 1 P: 10	R: 0 E: 0 K: 1 S: 5 H: 0 LOB: 0 BB: 0 P: 5	R: 0 E: 0 K: 0 S: 3 H: 0 LOB: 0 BB: 0 P: 3	R: 0 E: 0 K: 0 S: 4 H: 1 LOB: 1 BB: 0 P: 4	1B: 5 2B: 0 3B: 0 HR: 1 SF: 0 SAC: 0 DP: 0 HBP: 0						

	AB	34
	R	2
	H	6
	RBI	2
	BB	1
	SO	6
	LOB	14

WP: 0 PA: 35
PB: 1
SB: 0
CS: 0

PITCHER		IP	WLS	BF	H	R	ER	SO	BB	IBB	HBP	BLK	WP	HR	S	P	ERA	WHIP
Frank Lary, R ERA: 3.73	(1, 1)	7.0	W	28	5	2	1	6	1	0	0	0	0	1	39	43	1.29	0.857
Pete Burnside, L ERA: 4.64	(8, 1)	1.1		5	1	0	0	0	0	0	0	0	0	0	5	5	0.00	0.750
Dave Sisler, R ERA: 3.98	(9, 1)	0.2	S	2	0	0	0	0	0	0	0	0	0	0	2	2	0.00	0.000

PITCHER	IP	WLS	BF	H	R	ER	SO	BB	IBB	HBP	BLK	WP	HR	S	P	ERA	WHIP

Batter	1	2	3	4	5	6	7	8	9	AB	R	H	RBI	BB	SO	LOB
Eddie Yost, R (1, 5) OBP: 0.415, SLG: 0.515	0-0 1B 2B 1B	0-0 ① F6		0-0 ① F7		0-0 1B		0-0 ② 5-3		5	1	2	0	0	0	0
Harvey Kuenn, R (1, 9) OBP: 0.415, SLG: 0.465	0-0 2B 1-3 2B 1B	0-0 1B 1B		0-0 1B SF9 1B		0-0 ② F8		0-0 HR		5	3	4	1	0	0	1
Charlie Maxwell, L (1, 7) OBP: 0.337, SLG: 0.533	0-0 1-3 3-H 2B 2B	0-0 1-2 1B		0-0 1-3 1B		S S S 0-3 ③ K		0-0 ③ F5		5	1	3	1	0	1	1
Al Kaline, R (1, 8) OBP: 0.414, SLG: 0.574	0-0 2-H 3-H 1B 2B	0-0 ② L4		0-0 ② SF9 3-H			0-0 3B 1B		0-0 1B G4-6-3 1B	4	3	3	3	0	0	2
Bobo Osborne, L (1, 3) OBP: 0.297, SLG: 0.336	S S S 0-3 ① K	0-0 ③ F2		0-0 ③ 4-3			0-0 ① F5		0-0 1-3 G4-6-3 1B	5	0	1	0	0	1	5
Lou Berberet, L (1, 2) OBP: 0.337, SLG: 0.438	B B B B 4-0 1B BB BB		0-0 ① F5		0-0 ① F9		0-0 ② L7		0-0 ① ② G4-6-3 1-2f 3-H	4	0	0	0	1	0	2
Rocky Bridges, R (1, 6) OBP: 0.361, SLG: 0.407 Coot Veal, R (7, 6) OBP: 0.500, SLG: 0.500	0-0 1-3 2-H BB 1B		S S S 0-3 ② K		0-0 ② 5-3		0-0 1-H 3B		0-0 ③ 5-3	4 1	0 0	2 0	2 0	0 0	1 0	0 0
Frank Bolling, R (1, 4) OBP: 0.297, SLG: 0.333	B B B B 4-0 ② 1-2 3-H FC5-4 BB		B B B B 4-0 BB		0-0 ③ F7		0-0 ③ F7			2	0	0	0	2	0	1
Paul Foytack, R (1, 1) OBP: 0.107, SLG: 0.074	0-0 ③ FC5-4 1-2f		0-0 ③ 4-3			0-0 ① F3		0-0 ① 1-3		4	0	0	0	0	0	3
Inning Stats	R: 4 E: 0 K: 1 S: 9 H: 5 LOB: 2 BB: 2 P: 17	R: 0 E: 0 K: 0 S: 5 H: 2 LOB: 2 BB: 0 P: 5	R: 0 E: 0 K: 1 S: 5 H: 0 LOB: 1 BB: 1 P: 9	R: 1 E: 0 K: 0 S: 5 H: 2 LOB: 1 BB: 0 P: 5	R: 0 E: 0 K: 0 S: 3 H: 0 LOB: 0 BB: 0 P: 3	R: 0 E: 0 K: 1 S: 6 H: 1 LOB: 1 BB: 0 P: 6	R: 1 E: 0 K: 0 S: 5 H: 2 LOB: 1 BB: 0 P: 5	R: 1 E: 0 K: 0 S: 4 H: 1 LOB: 0 BB: 0 P: 4	R: 1 E: 0 K: 0 S: 4 H: 2 LOB: 0 BB: 0 P: 4	1B: 11 2B: 2 3B: 1 HR: 1	SF: 1 SAC: 0 DP: 1 HBP: 0						

TOP

Detroit Tigers @ New York Yankees

Yankee Stadium, Bronx, NY

Sun Jun 14 1959, 3:38 AM EDT

Att. 50,183 - Sunny - 65 F

livebaseballscorecards.com

AB	39
R	8
H	15
RBI	7
BB	3
SO	3
LOB	15

		PA: 43
WP: 0	SF: 1	
PB: 0	SAC: 0	
SB: 0	DP: 1	
CS: 0	HBP: 0	

PITCHER		IP	WLS	BF	H	R	ER	SO	BB	IBB	HBP	BLK	WP	HR	S	P	ERA	WHIP
Duke Maas, R ERA: 4.91	(1, 1)	0.1	L	6	4	4	4	1	1	0	0	0	0	0	7	11	108.00	15.000
Ralph Terry, R ERA: 4.8	(1, 1)	4.2		20	5	1	1	1	2	0	0	0	0	0	20	28	1.93	1.500
Jim Coates, R ERA: 3.25	(6, 1)	2.0		9	3	1	1	1	0	0	0	0	0	0	11	11	4.50	1.500
Bobby Shantz, L ERA: 6.0	(8, 1)	2.0		8	3	2	2	0	0	0	0	0	0	1	8	8	9.00	1.500

PITCHER	IP	WLS	BF	H	R	ER	SO	BB	IBB	HBP	BLK	WP	HR	S	P	ERA	WHIP

Detroit Tigers @ New York Yankees

Yankee Stadium, Bronx, NY

Sun Jun 14 1959, 3:38 AM EDT

Att. 50,183 - Sunny - 65 F

livebaseballscorecards.com

Batter	1	2	3	4	5	6	7	8	9	AB	R	H	RBI	BB	SO	LOB
Marv Throneberry, L (1, 9) OBP: 0.311, SLG: 0.389	4-3		BB 1B		K		L8			3	0	0	0	1	1	1
Bobby Shantz, R (8, 1)										0	0	0	0	0	0	0
Norm Siebern, L (1, 7) OBP: 0.340, SLG: 0.398	L4		1-3 1B		G3			G3		4	0	1	0	0	0	1
Mickey Mantle, S (1, 8) OBP: 0.430, SLG: 0.566	1B		K			6-3 HR 1B		FC5-4 1B		4	1	3	0	0	1	2
Hector Lopez, R (1, 5) OBP: 0.352, SLG: 0.538	F4			F4		6-3 1-2		FC5-4 1B 1-2f		4	0	0	0	0	0	3
Bill Skowron, R (1, 3) OBP: 0.313, SLG: 0.497		K		1B		2-H HR		1-3 1B		4	1	3	2	0	1	0
Elston Howard, R (1, 2) OBP: 0.291, SLG: 0.462		7-4 2B		L8		5-3			5-3	4	0	1	0	0	0	1
Bobby Richardson, R (1, 4) OBP: 0.267, SLG: 0.280		7-4 2-3f		F9		F6			5-3	4	0	0	0	0	0	2
Tony Kubek, L (1, 6) OBP: 0.289, SLG: 0.385			4-3		1B		K		6-3	4	0	1	0	0	1	0
Duke Maas, R (1, 1) OBP: 0.118, SLG: 0.063			5-3		F5		L9			0	0	0	0	0	0	0
Ralph Terry, R (1, 1) OBP: 0.160, SLG: 0.160										1	0	0	0	0	0	0
Enos Slaughter, L (5, PH) OBP: 0.295, SLG: 0.324										1	0	0	0	0	0	1
Jim Coates, R (6, 1)										0	0	0	0	0	0	0
Johnny Blanchard, L (7, PH) OBP: 0.348, SLG: 0.450										1	0	0	0	0	0	0
(8, 9)																

Inning Stats	1	2	3	4	5	6	7	8	9						
	R: 0 H: 1	R: 0 H: 1	R: 0 H: 1	R: 0 H: 1	R: 0 H: 1	R: 2 H: 2	R: 0 H: 0	R: 0 H: 2	R: 0 H: 0	1B: 7	SF: 0	WP: 0	PA: 35
	E: 0 LOB: 1	E: 0 LOB: 0	E: 0 LOB: 2	E: 0 LOB: 1	E: 0 LOB: 1	E: 0 LOB: 0	E: 0 LOB: 0	E: 0 LOB: 2	E: 0 LOB: 0	2B: 2	SAC: 0	PB: 0	
	K: 0 BB: 0	K: 1 BB: 0	K: 1 BB: 1	K: 0 BB: 0	K: 1 BB: 0	K: 0 BB: 0	K: 1 BB: 0	K: 0 BB: 0	K: 0 BB: 0	3B: 0	DP: 1	SB: 0	
	S: 4 P: 4	S: 5 P: 5	S: 6 P: 10	S: 4 P: 4	S: 6 P: 6	S: 5 P: 5	S: 5 P: 5	S: 4 P: 4	S: 3 P: 3	HR: 1	HBP: 0	CS: 0	

PITCHER	IP	WLS	BF	H	R	ER	SO	BB	IBB	HBP	BLK	WP	HR	S	P	ERA	WHIP
Paul Foytack, R (1, 1) ERA: 5.96	9.0	W	35	9	2	2	4	1	0	0	0	0	1	42	46	2.00	1.111

PITCHER	IP	WLS	BF	H	R	ER	SO	BB	IBB	HBP	BLK	WP	HR	S	P	ERA	WHIP

AB	34
R	2
H	9
RBI	2
BB	1
SO	4
LOB	11

Batter	1	2	3	4	5	6	7	8	9	AB	R	H	RBI	BB	SO	LOB
Luis Aparicio, R (1, 6) OBP: 0.360, SLG: 0.371	K		2-3		5-3			F9		4	0	0	0	0	1	0
Nellie Fox, L (1, 4) OBP: 0.422, SLG: 0.456	6-3 1B 2B		4-3			6-3		L9		4	1	1	0	0	0	0
Norm Cash, L (1, 3) OBP: 0.353, SLG: 0.368	6-3 2-3			FC1-5 BB 1B		G5-4-3 1B			L8	4	0	2	0	0	0	1
Sherm Lollar, R (1, 2) OBP: 0.352, SLG: 0.424	3-H 1B			FC4-6 FC1-5 BB 1-2		G5-4-3 1-2f			K	3	0	1	1	1	1	1
Larry Doby, L (1, 9) OBP: 0.278, SLG: 0.302	K			FC1-5 FC4-6 1-2 2-3f			K		L9	4	0	0	0	0	2	3
Johnny Callison, L (1, 7) OBP: 0.280, SLG: 0.258		F6		FC4-6 1-2f 2-3			G3			3	0	0	0	0	0	2
Bubba Phillips, R (1, 5) OBP: 0.347, SLG: 0.376		F7		5-3			E6 FC5-4			3	0	0	0	0	0	2
Jim Landis, R (1, 8) OBP: 0.343, SLG: 0.323		F3			F7		FC5-4 1-2f			3	0	0	0	0	0	1
Billy Pierce, L (1, 1) OBP: 0.265, SLG: 0.313			6-3		4-3			3-1		2	0	0	0	0	0	0
Earl Torgeson, L (8, PH) OBP: 0.401, SLG: 0.438										1	0	0	0	0	0	0
Gerry Staley, R (8, 1)										0	0	0	0	0	0	0
Inning Stats	R: 1 E: 0 K: 2 S: 9 H: 2 LOB: 1 BB: 0 P: 9	R: 0 E: 0 K: 0 S: 3 H: 0 LOB: 0 BB: 0 P: 3	R: 0 E: 0 K: 0 S: 3 H: 0 LOB: 0 BB: 0 P: 3	R: 0 E: 0 K: 0 S: 4 H: 1 LOB: 2 BB: 1 P: 8	R: 0 E: 0 K: 0 S: 3 H: 0 LOB: 0 BB: 0 P: 3	R: 0 E: 0 K: 0 S: 3 H: 1 LOB: 0 BB: 0 P: 3	R: 0 E: 1 K: 1 S: 6 H: 0 LOB: 1 BB: 0 P: 6	R: 0 E: 0 K: 0 S: 3 H: 0 LOB: 0 BB: 0 P: 3	R: 0 E: 0 K: 1 S: 5 H: 0 LOB: 0 BB: 0 P: 5	1B: 3 2B: 1 3B: 0 HR: 0	SF: 0 SAC: 0 DP: 1 HBP: 0						

PITCHER	IP	WLS	BF	H	R	ER	SO	BB	IBB	HBP	BLK	WP	HR	S	P	ERA	WHIP
Art Ditmar, R (1, 1) ERA: 2.95	9.0	W	32	4	1	1	4	1	0	0	0	0	0	39	43	1.00	0.556

PITCHER	IP	WLS	BF	H	R	ER	SO	BB	IBB	HBP	BLK	WP	HR	S	P	ERA	WHIP

Chicago White Sox @ New York Yankees

Yankee Stadium, Bronx, NY

Tue Jun 16 1959, 7:05 PM EDT

Att. 31,016 - Unknown - 63 F

TOP

livebaseballscorecards.com

AB	31
R	1
H	4
RBI	1
BB	1
SO	4
LOB	10

WP: 0 PB: 0 SB: 0 CS: 0 PA: 32

Batter	1	2	3	4	5	6	7	8	9	AB	R	H	RBI	BB	SO	LOB
Hank Bauer, R (1, 9) OBP: 0.365, SLG: 0.407	F7		FC6-4 1B 3-H		BB		1B G4-6-3 1B	5-3		4	1	2	1	1	0	2
Elston Howard, R (1, 7) OBP: 0.290, SLG: 0.457	F6		FC6-4 1-2f		F8		G4-6-3 1-3 1B			4	0	1	0	0	0	3
Jim Pisoni, R (8, 7) OBP: 0.226, SLG: 0.207										0	0	0	0	0	0	0
Yogi Berra, L (1, 2) OBP: 0.321, SLG: 0.420	F8			E4 FC5-4		4-3	G4-6-3 1-2f 3-H			4	0	0	0	0	0	1
Mickey Mantle, S (1, 8) OBP: 0.427, SLG: 0.570		6-3		K		2B 3B	F9			4	1	1	0	0	1	1
Bill Skowron, R (1, 3) OBP: 0.312, SLG: 0.489		K		P1		2B SF9 HBP		F8		3	1	0	0	0	1	1
Hector Lopez, R (1, 5) OBP: 0.350, SLG: 0.537		K		FC5-4 1-2f		SF9 1-3 3-H 2B		K		4	0	1	1	0	2	1
Bobby Richardson, R (1, 4) OBP: 0.289, SLG: 0.310			2B 1B		BB	SF9 2-3 3-H		2B		2	1	2	1	1	0	0
Tony Kubek, L (1, 6) OBP: 0.298, SLG: 0.391			G3 1B 1-2 2B		F9	IBB		2B IBB		2	1	1	0	2	0	1
Art Ditmar, R (1, 1) OBP: 0.152, SLG: 0.188			G3 2-3		5-3 1-2	4-3		1-3 2-H 2B		4	0	1	1	0	0	4
Inning Stats	R: 0 H: 0 E: 0 LOB: 0 K: 0 BB: 0 S: 3 P: 3	R: 0 H: 0 E: 0 LOB: 0 K: 2 BB: 0 S: 7 P: 7	R: 1 H: 3 E: 0 LOB: 1 K: 0 BB: 0 S: 5 P: 5	R: 0 H: 0 E: 1 LOB: 1 K: 1 BB: 0 S: 6 P: 6	R: 0 H: 0 E: 0 LOB: 2 K: 0 BB: 2 S: 3 P: 11	R: 2 H: 2 E: 0 LOB: 2 K: 0 BB: 1 S: 5 P: 10	R: 1 H: 2 E: 0 LOB: 0 K: 0 BB: 0 S: 4 P: 4	R: 1 H: 2 E: 0 LOB: 2 K: 1 BB: 1 S: 7 P: 11		1B: 4 SF: 1 2B: 4 SAC: 0 3B: 1 DP: 1 HR: 0 HBP: 1						

PITCHER		IP	WLS	BF	H	R	ER	SO	BB	IBB	HBP	BLK	WP	HR	S	P	ERA	WHIP
Billy Pierce, L ERA: 3.74	(1, 1)	7.0	L	31	7	4	4	3	2	1	1	0	0	0	33	46	5.14	1.286
Gerry Staley, R ERA: 1.58	(8, 1)	1.0		6	2	1	1	1	0	1	0	0	0	0	7	11	9.00	2.000

PITCHER	IP	WLS	BF	H	R	ER	SO	BB	IBB	HBP	BLK	WP	HR	S	P	ERA	WHIP

BOTTOM

Chicago White Sox @ New York Yankees

Yankee Stadium, Bronx, NY

Tue Jun 16 1959, 7:05 PM EDT
Att. 31,016 - Unknown - 63 F

livebaseballscorecards.com

AB	31
R	5
H	9
RBI	4
BB	4
SO	4
LOB	14

WP: 0	PA: 37		
PB: 0			
SB: 0			
CS: 0			

Chicago White Sox @ New York Yankees

Yankee Stadium, Bronx, NY

Wed Jun 17 1959, 3:33 AM EDT

Att. 14,392 - Unknown - 59 F

TOP

livebaseballscorecards.com

Batter	1	2	3	4	5	6	7	8	9	AB	R	H	RBI	BB	SO	LOB
Luis Aparicio, R (1, 6) OBP: 0.361, SLG: 0.369	K		F5		6-3		BB, 1B	1-3 1B		4	1	1	0	1	1	0
Nellie Fox, L (1, 4) OBP: 0.426, SLG: 0.465	3B 3B		F4		E4 G3 1B		1B 1-2 BB	F8		4	1	2	0	1	0	2
Norm Cash, L (1, 3) OBP: 0.342, SLG: 0.355	K		F4		G3 2-3		BB 1-3 2-H 1B		K	5	0	1	1	0	2	2
Sherm Lollar, R (1, 2) OBP: 0.353, SLG: 0.433	3-H 3B			1B G4-6-3 1B	K		F2		6-3	5	1	2	1	0	1	3
Larry Doby, L (1, 9) OBP: 0.292, SLG: 0.303	K			G4-6-3 1-3 1B		F8	1-2 BB		BB	3	0	1	0	2	1	1
Johnny Callison, L (1, 7) OBP: 0.273, SLG: 0.250		K		G4-6-3 1-2f 3-H		K	K		1-2 BB	3	0	0	0	0	2	1
Earl Torgeson, L (7, PH) OBP: 0.399, SLG: 0.434										1	0	0	0	0	1	3
Gerry Staley, R (7, 1)										0	0	0	0	0	0	0
Jim Rivera, L (9, PH) OBP: 0.351, SLG: 0.569										0	0	0	0	1	0	0
Bubba Phillips, R (1, 5) OBP: 0.349, SLG: 0.379 (7, 7)		K		BB		2B		F6	K	4	0	1	0	1	2	2
Jim Landis, R (1, 8) OBP: 0.346, SLG: 0.328		2B		BB		F7		F6		3	0	1	0	1	0	1
Ray Moore, R (1, 1) OBP: 0.077, SLG: 0.077										1	0	0	0	0	1	1
Barry Latman, R (2, 1) OBP: 0.182, SLG: 0.100										0	0	0	0	0	0	0
Harry Simpson, L (4, PH) OBP: 0.286, SLG: 0.378										1	0	0	0	0	1	2
Rudy Arias, L (4, 1)										0	0	0	0	0	0	0
Billy Goodman, L (7, PH) OBP: 0.321, SLG: 0.239										1	0	0	0	1	0	0
(7, 5)		K		K			4-3	1B BB								

	AB	35
	R	3
	H	9
	RBI	2
	BB	8
	SO	12
	LOB	18

Inning Stats																														
	R: 1	H: 2	R: 0	H: 1	R: 0	H: 0	R: 1	H: 2	R: 0	H: 1	R: 0	H: 1	R: 1	H: 1	R: 0	H: 1	R: 0	H: 0	1B: 5	SF: 0	WP: 0	PA: 43
	E: 0	LOB: 1	E: 0	LOB: 1	E: 0	LOB: 0	E: 0	LOB: 2	E: 1	LOB: 1	E: 0	LOB: 1	E: 0	LOB: 3	E: 0	LOB: 2	E: 0	LOB: 2	2B: 2	SAC: 0	PB: 0	
	K: 3	BB: 0	K: 3	BB: 0	K: 0	BB: 0	K: 1	BB: 2	K: 1	BB: 0	K: 1	BB: 0	K: 1	BB: 3	K: 0	BB: 1	K: 2	BB: 2	3B: 2	DP: 1	SB: 0	
	S: 11	P: 11	S: 10	P: 10	S: 3	P: 3	S: 6	P: 14	S: 6	P: 6	S: 6	P: 6	S: 6	P: 18	S: 4	P: 8	S: 7	P: 15	HR: 0	HBP: 0	CS: 0	

PITCHER		IP	WLS	BF	H	R	ER	SO	BB	IBB	HBP	BLK	WP	HR	S	P	ERA	WHIP
Bob Turley, R	(1, 1)	6.1	W	30	8	3	3	9	4	0	0	0	0	0	44	60	4.26	1.895
ERA: 4.05																		
Ryne Duren, R	(7, 1)	2.2	S	13	1	0	0	3	4	0	0	0	0	0	15	31	0.00	1.875
ERA: 1.2																		

PITCHER	IP	WLS	BF	H	R	ER	SO	BB	IBB	HBP	BLK	WP	HR	S	P	ERA	WHIP

Batter	1	2	3	4	5	6	7	8	9	AB	R	H	RBI	BB	SO	LOB
Hank Bauer, R (1, 9) OBP: 0.360, SLG: 0.407	K	G3-4-3 1-2f		F8		5-3		1B 2B		5	1	1	0	0	1	2
Norm Siebern, L (1, 7) OBP: 0.341, SLG: 0.395	4-3	HR BB		K		4-3		2-H 1B		4	1	1	1	1	1	0
Jim Pisoni, R (9, 7) OBP: 0.226, SLG: 0.207										0	0	0	0	0	0	0
Mickey Mantle, S (1, 8) OBP: 0.423, SLG: 0.576	E9 1B	1-H 3-H HR		F8			4-3	F7		5	2	1	3	0	0	1
Yogi Berra, L (1, 2) OBP: 0.325, SLG: 0.419	3-H 1B	BB			F6		L1			3	0	1	1	1	0	0
Bill Skowron, R (1, 3) OBP: 0.316, SLG: 0.490	F7	K			1B 1B		1B			4	0	2	0	0	1	2
Hector Lopez, R (1, 5) OBP: 0.357, SLG: 0.541		3B 1B	6-3		1B 1-2 1B		1B 1-3 1B			4	1	3	0	0	0	0
Bobby Richardson, R (1, 4) OBP: 0.309, SLG: 0.345		1-H 2B 3B	BB		G4-6-3 1-2 2-3 1B		5-3			3	1	2	1	1	0	2
Tony Kubek, L (1, 6) OBP: 0.302, SLG: 0.398		1B HR 3-H 2B	F3		G4-6-3 1-2f			G1-6-3 1B		4	1	2	1	0	0	4
Bob Turley, R (1, 1) OBP: 0.250, SLG: 0.160		G3-4-3 2-3 1B	K			F8		G1-6-3 1-2f		3	0	1	0	0	1	1
Ryne Duren, R (7, 1)										1	0	0	0	0	0	1
Inning Stats	R: 1 H: 1 E: 1 LOB: 1 K: 1 BB: 0 S: 7 P: 7	R: 5 H: 5 E: 0 LOB: 1 K: 1 BB: 2 S: 9 P: 17	R: 0 H: 0 E: 0 LOB: 1 K: 1 BB: 1 S: 5 P: 9	R: 0 H: 0 E: 0 LOB: 0 K: 1 BB: 0 S: 5 P: 5	R: 0 H: 3 E: 0 LOB: 2 K: 0 BB: 0 S: 5 P: 5	R: 0 H: 0 E: 0 LOB: 0 K: 0 BB: 0 S: 3 P: 3	R: 0 H: 2 E: 0 LOB: 2 K: 0 BB: 0 S: 5 P: 5	R: 1 H: 3 E: 0 LOB: 1 K: 0 BB: 0 S: 5 P: 5		1B: 10 SF: 0 2B: 2 SAC: 0 3B: 1 DP: 3 HR: 1 HBP: 0				WP: 0 PA: 39 PB: 0 SB: 0 CS: 0		

PITCHER		IP	WLS	BF	H	R	ER	SO	BB	IBB	HBP	BLK	WP	HR	S	P	ERA	WHIP
Ray Moore, R ERA: 4.76	(1, 1)	1.2	L	12	6	6	5	1	1	0	0	0	0	1	13	17	27.00	4.200
Barry Latman, R ERA: 5.77	(2, 1)	1.1		6	0	0	0	2	2	0	0	0	0	0	8	16	0.00	1.500
Rudy Arias, L ERA: 2.83	(4, 1)	3.0		11	3	0	0	1	0	0	0	0	0	0	13	13	0.00	1.000
Gerry Staley, R ERA: 1.71	(7, 1)	2.0		10	5	1	1	0	0	0	0	0	0	0	10	10	4.50	2.500

PITCHER	IP	WLS	BF	H	R	ER	SO	BB	IBB	HBP	BLK	WP	HR	S	P	ERA	WHIP

BOTTOM

Chicago White Sox @ New York Yankees

Yankee Stadium, Bronx, NY

Wed Jun 17 1959, 3:33 AM EDT
Att. 14,392 - Unknown - 59 F

livebaseballscorecards.com

AB	36
R	7
H	14
RBI	7
BB	3
SO	4
LOB	13

Batter	1	2	3	4	5	6	7	8	9	10	AB	R	H	RBI	BB	SO	LOB
Luis Aparicio, R (1, 6) OBP: 0.361, SLG: 0.370	x 0-0 ① 6-3			S S S 0-3 ① K	x 0-0 BB 1B 1-2 3-H 1B		x 0-0 S 2B 2-3 1B		x 0-0 ① 6-3		5	1	2	1	0	1	0
Nellie Fox, L (1, 4) OBP: 0.425, SLG: 0.468	x 0-0 ② L9			x 0-0 ② 6-3	x 0-0 BB 1-2 2-3 1B		x 0-0 FC6-5 1-H 3-H 2B		x 0-0 ② 1-3		5	0	2	2	0	0	0
Earl Torgeson, L (1, 3) OBP: 0.405, SLG: 0.426	B B B B 4-0 CS BB			B B B 4-0 1B BB	B B B 4-0 1-2 2-3 3-H BB		S S S 0-3 ① K		S S S 0-3 ③ K		2	0	0	1	3	2	1
Sherm Lollar, R (1, 2) OBP: 0.350, SLG: 0.428	0-0 ③ CS 1-2	x 0-0 ① 6-3		x 0-0 1-3 1B	x 0-0 ③ F7		x 0-0 ② FC6-5 1B 2-3			x 0-0 ① F7	5	0	1	0	0	0	4
Jim Rivera, L (1, 9) OBP: 0.339, SLG: 0.536		x 0-0 E4 CS		x 0-0 ③ L9		x 0-0 ① L9	x 0-0 1-2 1B			x 0-0 ② F8	5	0	1	0	0	0	2
Billy Goodman, L (1, 5) OBP: 0.316, SLG: 0.240 Bubba Phillips, R (7, 5) OBP: 0.347, SLG: 0.377		x 0-0 ② ③ F8 1-2			x 0-0 G5-4-3 1B	x 0-0 ② 4-3	x 0-0 ③ 1-3			x 0-0 ③ L9	4 1	0 0	1 0	0 0	0 0	0 0	3 0
Al Smith, R (1, 7) OBP: 0.321, SLG: 0.353			x 0-0 ① 6-3		x 0-0 ① ② G5-4-3 1-2f	x 0-0 1B		x 0-0 ① F5			4	0	1	0	0	0	1
Jim Landis, R (1, 8) OBP: 0.344, SLG: 0.327			x 0-0 ② 1-3		x 0-0 E 1B 1B	S S S 0-3 ③ K		x 0-0 ② 5-3			4	1	1	0	0	1	1
Bob Shaw, R (1, 1) OBP: 0.161, SLG: 0.138 Turk Lown, R (8, 1) Rudy Arias, L (8, 1) Gerry Staley, R (8, 1)			S S S 0-3 ③ K		x 0-0 E6 1B 1B 1-3 BB		x 0-0 1B 2B 2B	x 0-0 ③ 4-3			4 0 0 0	2 0 0 0	1 0 0 0	0 0 0 0	0 0 0 0	1 0 0 0	1 0 0 0
Inning Stats	R: 0 E: 0 K: 0 S: 2 H: 0 LOB: 0 BB: 1 P: 6	R: 0 E: 1 K: 0 S: 3 H: 0 LOB: 0 BB: 0 P: 3	R: 0 E: 0 K: 1 S: 5 H: 0 LOB: 0 BB: 0 P: 5	R: 0 E: 0 K: 1 S: 6 H: 1 LOB: 2 BB: 1 P: 10	R: 2 E: 1 K: 0 S: 7 H: 4 LOB: 3 BB: 1 P: 11	R: 0 E: 0 K: 1 S: 6 H: 1 LOB: 1 BB: 0 P: 6	R: 2 E: 0 K: 1 S: 9 H: 4 LOB: 2 BB: 0 P: 9	R: 0 E: 0 K: 0 S: 3 H: 0 LOB: 0 BB: 0 P: 3	R: 0 E: 0 K: 1 S: 5 H: 0 LOB: 0 BB: 0 P: 5	R: 0 E: 0 K: 0 S: 3 H: 0 LOB: 0 BB: 0 P: 3	1B: 8 2B: 2 3B: 0 HR: 0	SF: 0 SAC: 0 DP: 1 HBP: 0						

PITCHER		IP	WLS	BF	H	R	ER	SO	BB	IBB	HBP	BLK	WP	HR	S	P	ERA	WHIP
Jim Bronstad, R ERA: 1.93	(1, 1)	4.2		21	5	2	0	2	3	0	0	0	0	0	22	34	0.00	1.714
Ralph Terry, R ERA: 4.9	(5, 1)	2.1		12	5	2	2	2	0	0	0	0	0	0	16	16	7.71	2.143
Bobby Shantz, L ERA: 5.33	(8, 1)	3.0	W	9	0	0	0	1	0	0	0	0	0	0	11	11	0.00	0.000

PITCHER	IP	WLS	BF	H	R	ER	SO	BB	IBB	HBP	BLK	WP	HR	S	P	ERA	WHIP

TOP

Chicago White Sox @ New York Yankees

Yankee Stadium, Bronx, NY

Thu Jun 18 1959, 3:33 AM EDT
Att. 17,882 - Unknown - 70 F

livebaseballscorecards.com

AB	39
R	4
H	10
RBI	4
BB	3
SO	5
LOB	13

WP: 0 PB: 0 SB: 1 CS: 2 PA: 43

Batter	1	2	3	4	5	6	7	8	9	10	AB	R	H	RBI	BB	SO	LOB
Hank Bauer, R (1, 9) OBP: 0.355, SLG: 0.400	5-3		BB FC2-5 1B 1-2 2-H 3-H		6-3		F7		K		5	0	1	2	0	1	0
Jim Pisoni, R (10, 9) OBP: 0.226, SLG: 0.207											0	0	0	0	0	0	0
Norm Siebern, L (1, 7) OBP: 0.338, SLG: 0.390	K		FC2-5 BB 1-2 2-3		L8			4-3 2B 1B	K		5	1	1	0	0	2	2
Mickey Mantle, S (1, 8) OBP: 0.426, SLG: 0.589	K		BB 1-2 2-3		1B			4-3 1-2		HR	4	1	2	1	1	1	1
Yogi Berra, L (1, 2) OBP: 0.323, SLG: 0.420		4-3	F9		F4			1B 2B 2-H			4	1	1	1	0	0	4
Bill Skowron, R (1, 3) OBP: 0.315, SLG: 0.482		5-3	F8			F4		1B 9-2 BB			3	0	0	0	1	0	3
Hector Lopez, R (1, 5) OBP: 0.355, SLG: 0.536		4-3		F5		6-3		IBB 1B 1-3 2-H			4	0	1	1	0	0	0
Bobby Richardson, R (1, 4) OBP: 0.309, SLG: 0.344			HBP 1B 1B	6-3		F3		IBB 1-2			3	1	1	0	0	0	0
Johnny Blanchard, L (8, PH) OBP: 0.348, SLG: 0.450											0	0	0	0	0	0	0
Elston Howard, R (8, PH) OBP: 0.294, SLG: 0.457											0	0	0	0	1	0	0
Fritz Brickell, R (8, PR) (9, 6)											0	0	0	0	0	0	0
Tony Kubek, L (1, 6) OBP: 0.307, SLG: 0.402			HBP 1B 1-2	1B			L7	9-2 3-Hf			3	1	2	0	0	0	0
Gil McDougald, R (8, PH) OBP: 0.300, SLG: 0.332											1	0	0	0	0	0	3
(9, 4)																	
Jim Bronstad, R (1, 1)			FC2-5 1B HBP 1-2 2-3	4-3			F7		K2-3		1	0	0	0	0	0	1
Ralph Terry, R (5, 1) OBP: 0.160, SLG: 0.160											0	0	0	0	0	0	0
Enos Slaughter, L (7, PH) OBP: 0.289, SLG: 0.316											1	0	0	0	0	0	0
Bobby Shantz, R (8, 1)											1	0	0	0	0	1	0
Inning Stats	R: 0 H: 0 E: 0 LOB: 0 K: 2 BB: 0 S: 7 P: 7	R: 0 H: 0 E: 0 LOB: 0 K: 0 BB: 0 S: 3 P: 3	R: 2 H: 3 E: 0 LOB: 3 K: 0 BB: 1 S: 6 P: 11	R: 0 H: 1 E: 0 LOB: 1 K: 0 BB: 0 S: 4 P: 4	R: 0 H: 1 E: 0 LOB: 1 K: 0 BB: 0 S: 4 P: 4	R: 0 H: 0 E: 0 LOB: 0 K: 0 BB: 0 S: 3 P: 3	R: 0 H: 0 E: 0 LOB: 0 K: 0 BB: 0 S: 3 P: 3	R: 2 H: 3 E: 0 LOB: 2 K: 0 BB: 2 S: 5 P: 13	R: 0 H: 0 E: 0 LOB: 0 K: 3 BB: 0 S: 9 P: 9	R: 1 H: 1 E: 0 LOB: 0 K: 0 BB: 0 S: 1 P: 1	1B: 7 SF: 0 2B: 2 SAC: 0 3B: 0 DP: 1 HR: 1 HBP: 1						

PITCHER		IP	WLS	BF	H	R	ER	SO	BB	IBB	HBP	BLK	WP	HR	S	P	ERA	WHIP
Bob Shaw, R ERA: 3.14	(1, 1)	7.1		32	7	4	4	2	2	0	1	0	0	0	33	42	4.91	1.227
Turk Lown, R ERA: 3.1	(8, 1)	0.0		1	1	0	0	0	0	0	0	0	0	0	1	1	∞	∞
Rudy Arias, L ERA: 2.83	(8, 1)	0.0		1	0	0	0	0	0	1	0	0	0	0	0	4	∞	∞
Gerry Staley, R ERA: 1.85	(8, 1)	1.2	L	5	1	1	1	3	0	0	0	0	0	1	11	11	5.40	0.600

PITCHER	IP	WLS	BF	H	R	ER	SO	BB	IBB	HBP	BLK	WP	HR	S	P	ERA	WHIP

BOTTOM

Chicago White Sox @ New York Yankees

Yankee Stadium, Bronx, NY

Thu Jun 18 1959, 3:33 AM EDT
Att. 17,882 - Unknown - 70 F

livebaseballscorecards.com

AB	35
R	5
H	9
RBI	5
BB	3
SO	5
LOB	14

WP: 0 PA: 39
PB: 0
SB: 0
CS: 0

Batter	1	2	3	4	5	6	7	8	9	AB	R	H	RBI	BB	SO	LOB
Carroll Hardy, R (1, 8) OBP: 0.147, SLG: 0.094	S S S 0-3 ① K		S S S 0-3 ② K		x 0-0 ③ F8		x 0-0 ② F2			4	0	0	0	0	2	3
Vic Power, R (1, 3) OBP: 0.335, SLG: 0.438	x 0-0 ② F9		x 0-0 ③ F4			B B B B 4-0 1B 1B BB	x 0-0 ③ F9			3	1	0	0	1	0	1
Woodie Held, R (1, 6) OBP: 0.326, SLG: 0.457	x 0-0 FC5-4 1B			x 0-0 ① 6-3		x 0-0 ① F6		x 0-0 ① L9		4	0	1	0	0	0	1
Rocky Colavito, R (1, 9) OBP: 0.370, SLG: 0.608	x 0-0 ③ FC5-4 1-2f			x 0-0 ② F4		x 0-0 1B 1B 1-3 1B		x 0-0 ② F6		4	1	1	0	0	0	1
Minnie Minoso, R (1, 7) OBP: 0.362, SLG: 0.485		S S S 0-3 ① K		x 0-0 ③ F8		x 0-0 1B CS 1-2 3-H 1B		x 0-0 ③ F8		4	0	1	1	0	1	0
George Strickland, R (1, 5) OBP: 0.344, SLG: 0.423 Mudcat Grant, R (9, PR) OBP: 0.043, SLG: 0.043		x 0-0 ② 4-3			x 0-0 1B 1B	x 0-0 ② F7			x 0-0 1B	4 0	0 0	2 0	0 0	0 0	0 0	2 0
Dick Brown, R (1, 2) OBP: 0.400, SLG: 0.436 Tito Francona, L (9, PH) OBP: 0.380, SLG: 0.524		x 0-0 ③ 6-3			x 0-0 1-2 1B	x 0-0 1-3 2-H 1B			x 0-0 ① F7	3 1	0 0	2 0	1 0	0 0	0 0	0 1
Billy Martin, R (1, 4) OBP: 0.285, SLG: 0.398 Russ Nixon, L (9, PH) OBP: 0.230, SLG: 0.202			x 0-0 1B		S S S 0-3 ① K	4-0 IBB			x 0-0 ② F7	2 1	0 0	1 0	0 0	1 0	1 0	2 1
Gary Bell, R (1, 1) OBP: 0.156, SLG: 0.100 Willie Jones, R (9, PH) OBP: 0.340, SLG: 0.457			S S S 0-3 ① K		S S S 0-3 ② K	0-0 ③ CS 3-H	S S S 0-3 ① K		x 0-0 ③ 4-3	3 1	0 0	0 0	0 0	0 0	3 0	3 1
Inning Stats	R: 0 E: 0 K: 1 S: 6 H: 1 LOB: 1 BB: 0 P: 6	R: 0 E: 0 K: 1 S: 5 H: 0 LOB: 0 BB: 0 P: 5	R: 0 E: 0 K: 2 S: 8 H: 1 LOB: 1 BB: 0 P: 8	R: 0 E: 0 K: 0 S: 3 H: 0 LOB: 0 BB: 0 P: 3	R: 0 E: 0 K: 2 S: 9 H: 2 LOB: 2 BB: 0 P: 9	R: 2 E: 0 K: 0 S: 5 H: 3 LOB: 2 BB: 2 P: 13	R: 0 E: 0 K: 1 S: 5 H: 0 LOB: 0 BB: 0 P: 5	R: 0 E: 0 K: 0 S: 3 H: 0 LOB: 0 BB: 0 P: 3	R: 0 E: 0 K: 0 S: 4 H: 1 LOB: 1 BB: 0 P: 4	1B: 8 2B: 0 3B: 0 HR: 0 SF: 0 SAC: 0 DP: 0 HBP: 0						

PITCHER		IP	WLS	BF	H	R	ER	SO	BB	IBB	HBP	BLK	WP	HR	S	P	ERA	WHIP
Whitey Ford, L ERA: 2.96	(1, 1)	5.2		25	7	2	2	6	1	0	0	0	0	0	36	40	3.18	1.412
Jim Coates, R ERA: 2.9	(6, 1)	3.1	W	11	1	0	0	1	0	1	0	0	0	0	12	16	0.00	0.300

PITCHER	IP	WLS	BF	H	R	ER	SO	BB	IBB	HBP	BLK	WP	HR	S	P	ERA	WHIP

TOP

Cleveland Indians @ New York Yankees

Yankee Stadium, Bronx, NY

Fri Jun 19 1959, 7:05 PM EDT

Att. 53,448 - Unknown - 67 F

livebaseballscorecards.com

AB	34
R	2
H	8
RBI	2
BB	2
SO	7
LOB	16

BOTTOM

Cleveland Indians @ New York Yankees

Yankee Stadium, Bronx, NY

Fri Jun 19 1959, 7:05 PM EDT

Att. 53,448 - Unknown - 67 F

livebaseballscorecards.com

Batter	1	2	3	4	5	6	7	8	9	AB	R	H	RBI	BB	SO	LOB
Hank Bauer, R (1, 9) OBP: 0.353, SLG: 0.396	G3	F7			FC2-6 (F8, BB, 1B; 1-2f)	1B (2-H)				4	1	1	1	0	0	2
Norm Siebern, L (1, 7) OBP: 0.336, SLG: 0.384 Jim Pisoni, R (9, 7) OBP: 0.226, SLG: 0.207	F8	4-3			BB (HBP, 1B, WP; 1-2)	F8				3 0	1 0	0 0	0 0	1 0	0 0	1 0
Mickey Mantle, S (1, 8) OBP: 0.423, SLG: 0.580	BB, BB, BB	K			F8 (2-3)		K			3	0	0	0	1	2	2
Yogi Berra, L (1, 2) OBP: 0.327, SLG: 0.419	BB (1-2), BB	F8			1B (WP, HBP; 1-2, 3-H)		4-3			3	0	1	1	1	0	0
Bill Skowron, R (1, 3) OBP: 0.323, SLG: 0.482	BB (1-2, 2-3)	F9			HBP (WP; 1-2, 2-3)		1B			2	0	1	0	1	0	0
Hector Lopez, R (1, 5) OBP: 0.353, SLG: 0.528 Gil McDougald, R (9, 4) OBP: 0.300, SLG: 0.332	K	BB (SH5-3)			F9 (1-2, 2-3, 3-H)		F8			3 0	0 0	0 0	0 0	1 0	1 0	6 0
Bobby Richardson, R (1, 4) OBP: 0.320, SLG: 0.355 (9, 5)		1B (4-3, E)		SH5-3 (1-2)		E6 (1B) 1B		6-3		3	1	2	0	0	0	0
Tony Kubek, L (1, 6) OBP: 0.301, SLG: 0.394		4-3 (1-3)		L9		F6		F5		4	0	0	0	0	0	3
Whitey Ford, L (1, 1) OBP: 0.333, SLG: 0.412 Jim Coates, R (6, 1)		1-3			1B (FC2-6)	K		K		2 2	0 0	1 0	0 0	0 0	0 2	1 1
Inning Stats	R: 0 E: 0 K: 1 S: 5 H: 0 LOB: 3 BB: 3 P: 17	R: 0 E: 1 K: 0 S: 4 H: 1 LOB: 1 BB: 0 P: 4	R: 0 E: 0 K: 1 S: 5 H: 0 LOB: 0 BB: 0 P: 5	R: 0 E: 0 K: 0 S: 3 H: 0 LOB: 1 BB: 1 P: 7	R: 2 E: 0 K: 0 S: 5 H: 2 LOB: 2 BB: 1 P: 10	R: 1 E: 1 K: 1 S: 7 H: 2 LOB: 1 BB: 0 P: 7	R: 0 E: 0 K: 1 S: 6 H: 1 LOB: 1 BB: 0 P: 6	R: 0 E: 0 K: 1 S: 5 H: 0 LOB: 0 BB: 0 P: 5		1B: 6 2B: 0 3B: 0 HR: 0 SF: 0 SAC: 1 DP: 0 HBP: 1				WP: 1 PB: 0 SB: 0 CS: 0 PA: 36		

	AB	29
	R	3
	H	6
	RBI	2
	BB	5
	SO	5
	LOB	16

PITCHER	IP	WLS	BF	H	R	ER	SO	BB	IBB	HBP	BLK	WP	HR	S	P	ERA	WHIP
Gary Bell, R (1, 1) ERA: 3.87	8.0	L	36	6	3	2	5	5	0	1	0	1	0	40	61	2.25	1.375

PITCHER	IP	WLS	BF	H	R	ER	SO	BB	IBB	HBP	BLK	WP	HR	S	P	ERA	WHIP

Batter	1	2	3	4	5	6	7	8	9	AB	R	H	RBI	BB	SO	LOB
George Strickland, R (1, 4) OBP: 0.344, SLG: 0.421	x 0-0 ① 6-3		x 0-0 1B 1B 1B	x 0-0 ③ F2			x 0-0 ③ 5-3			3	0	1	0	0	0	1
Ray Webster, R (4, 4) OBP: 0.188, SLG: 0.348										1	0	0	0	0	0	0
Vic Power, R (1, 3) OBP: 0.341, SLG: 0.443	x 0-0 BB 1B 1B		x 0-0 1-2 1B 1B		x 0-0 ① 5-3			x 0-0 G4-6-3 1B		4	0	3	0	0	0	0
Tito Francona, L (1, 8) OBP: 0.387, SLG: 0.522	x 0-0 1-2 BB 1B		x 0-0 1-2 2-3 1B		x 0-0 ② G3			x 0-0 ①② G4-6-3 1-2f		4	0	2	0	0	0	1
Rocky Colavito, R (1, 9) OBP: 0.364, SLG: 0.597	x 0-0 ② F2		x 0-0 ① F2		x 0-0 ③ F7			x 0-0 ③ 5-3		4	0	0	0	0	0	5
Minnie Minoso, R (1, 7) OBP: 0.366, SLG: 0.483	B B B B 4-0 1-2 2-3 BB		S S S 0-3 ② K			B B B B 4-0 G4-6-3 BB			B B B B 4-0 HR BB	1	0	0	0	2	1	3
Carroll Hardy, R (6, 7) OBP: 0.171, SLG: 0.094										0	1	0	0	1	0	0
Russ Nixon, L (1, 2) OBP: 0.222, SLG: 0.195	x 0-0 ③ L7		x 0-0 ③ 6-3			x 0-0 ①② G4-6-3 1-2f			x 0-0 ① L8	4	0	0	0	0	0	8
Woodie Held, R (1, 6) OBP: 0.324, SLG: 0.468		S S S 0-3 ① K		S S S 0-3 ① K		x 0-0 ③ 6-3			x 0-0 1-H HR	4	1	1	2	0	2	0
Jim Baxes, R (1, 5) OBP: 0.322, SLG: 0.438		x 0-0 ② 6-3		x 0-0 ② 6-3			S S S 0-3 ① K		x 0-0 ② F5	4	0	0	0	0	1	0
Herb Score, L (1, 1) OBP: 0.097, SLG: 0.100		x 0-0 ③ 6-3		x 0-0 1B			x 0-0 ② F3		x 0-0 ③ F7	1	0	0	0	0	0	0
Al Cicotte, R (2, 1) OBP: 1.000, SLG: 1.000										1	0	1	0	0	0	0
Granny Hamner, R (7, PH) OBP: 0.294, SLG: 0.408										1	0	0	0	0	0	0
Jim Perry, S (7, 1) OBP: 0.500, SLG: 0.500										0	0	0	0	0	0	0
Willie Jones, R (9, PH) OBP: 0.338, SLG: 0.455										1	0	0	0	0	0	0
Inning Stats	R: 0 E: 0 K: 0 S: 5 H: 2 LOB: 3 BB: 1 P: 9	R: 0 E: 0 K: 1 S: 5 H: 0 LOB: 0 BB: 0 P: 5	R: 0 E: 0 K: 1 S: 8 H: 3 LOB: 3 BB: 0 P: 8	R: 0 E: 0 K: 1 S: 6 H: 1 LOB: 1 BB: 0 P: 6	R: 0 E: 0 K: 0 S: 3 H: 0 LOB: 0 BB: 0 P: 3	R: 0 E: 0 K: 0 S: 2 H: 0 LOB: 0 BB: 1 P: 6	R: 0 E: 0 K: 1 S: 5 H: 0 LOB: 0 BB: 0 P: 5	R: 0 E: 0 K: 0 S: 3 H: 1 LOB: 0 BB: 0 P: 3	R: 2 E: 0 K: 0 S: 4 H: 1 LOB: 0 BB: 1 P: 8	1B: 7 2B: 0 3B: 0 HR: 1 SF: 0 SAC: 0 DP: 2 HBP: 0						

PITCHER	IP	WLS	BF	H	R	ER	SO	BB	IBB	HBP	BLK	WP	HR	S	P	ERA	WHIP
Duke Maas, R (1, 1) ERA: 4.45	9.0	W	36	8	2	2	4	3	0	0	0	0	1	41	53	2.00	1.222

PITCHER	IP	WLS	BF	H	R	ER	SO	BB	IBB	HBP	BLK	WP	HR	S	P	ERA	WHIP

TOP

Cleveland Indians @ New York Yankees

Yankee Stadium, Bronx, NY

Sat Jun 20 1959, 3:33 AM EDT

Att. 47,167 - Unknown - 81 F

livebaseballscorecards.com

AB	33
R	2
H	8
RBI	2
BB	3
SO	4
LOB	18

Batter	1	2	3	4	5	6	7	8	9	AB	R	H	RBI	BB	SO	LOB
Hank Bauer, R (1, 9) OBP: 0.349, SLG: 0.386	BBBB 4-0 E SH1-3 BB	x 0-0 ① F2		S S S 0-3 ② K		S S S 0-3 ③ K		x 0-0 ③ F7		4	1	0	0	1	2	5
Jim Pisoni, R (1, 7) OBP: 0.265, SLG: 0.290	x 0-0 ① SH1-3 1-2	BBBB 4-0 BB E 1-2 2-3 3-H BB		x 0-0 ③ 3B			S S S 0-3 ① K			2	1	1	1	1	1	0
Mickey Mantle, S (1, 8) OBP: 0.429, SLG: 0.580	BBBB 4-0 E 3B BB	BBBB 4-0 FC5-4 1-2 2-3 3-H BB			x 0-0 HR 1B		S S S 0-3 ② K			2	2	1	1	2	1	0
Bill Skowron, R (1, 3) OBP: 0.330, SLG: 0.527 Marv Throneberry, L (8, 3) OBP: 0.311, SLG: 0.389	x 0-0 FC6-2 1-H 2-H 3B	x 0-0 ② FC5-4 1-2f 2-H 3-H 3B			x 0-0 1-H HR		x 0-0 HR			4 0	3 0	3 0	5 0	0 0	0 0	1 0
Elston Howard, R (1, 2) OBP: 0.293, SLG: 0.464	x 0-0 ② FC6-2 FC6-4 3-H	x 0-0 ③ 2-H 3B			x 0-0 ① F9		x 0-0 ③ F2			4	0	1	1	0	0	1
Hector Lopez, R (1, 5) OBP: 0.347, SLG: 0.518	x 0-0 ③ FC6-4 1-2f		S S S 0-3 ① K		x 0-0 ② 6-3			x 0-0 ① F7		4	0	0	0	0	1	1
Bobby Richardson, R (1, 4) OBP: 0.317, SLG: 0.351		x 0-0 SH BB BB 1B	x 0-0 ② 1-3		x 0-0 ③ F7			x 0-0 ② F6		4	1	1	0	0	0	0
Gil McDougald, R (1, 6) OBP: 0.304, SLG: 0.328		BBBB 4-0 BB SH BB 1-2 BB	S S S 0-3 ③ K			x 0-0 ① F8		BBBB 4-0 1B BB		2	1	0	0	2	1	0
Duke Maas, R (1, 1) OBP: 0.150, SLG: 0.105		x 0-0 SH BB BB FC5-4 1-2 2-3		S S S 0-3 ① K		S S S 0-3 ② K		x 0-0 1-2 1B		3	1	1	0	0	2	0
Inning Stats	R: 2 E: 1 K: 0 S: 4 H: 1 LOB: 1 BB: 2 P: 12	R: 5 E: 2 K: 0 S: 5 H: 2 LOB: 1 BB: 3 P: 17	R: 0 E: 0 K: 2 S: 7 H: 0 LOB: 0 BB: 0 P: 7	R: 0 E: 0 K: 2 S: 7 H: 1 LOB: 1 BB: 0 P: 7	R: 2 E: 0 K: 0 S: 5 H: 2 LOB: 0 BB: 0 P: 5	R: 0 E: 0 K: 2 S: 7 H: 0 LOB: 0 BB: 0 P: 7	R: 1 E: 0 K: 2 S: 8 H: 1 LOB: 0 BB: 0 P: 8	R: 0 E: 0 K: 0 S: 4 H: 1 LOB: 2 BB: 1 P: 8		1B: 3 2B: 0 3B: 3 HR: 2	SF: 0 SAC: 2 DP: 0 HBP: 0			WP: 0 PB: 0 SB: 0 CS: 0	PA: 37		

PITCHER		IP	WLS	BF	H	R	ER	SO	BB	IBB	HBP	BLK	WP	HR	S	P	ERA	WHIP
Herb Score, L ERA: 4.31	(1, 1)	1.1	L	12	2	7	2	0	5	0	0	0	0	0	7	27	13.50	5.250
Al Cicotte, R ERA: 3.63	(2, 1)	4.2		16	4	2	2	6	0	0	0	0	0	1	28	28	3.86	0.857
Jim Perry, R ERA: 4.39	(7, 1)	2.0		9	2	1	1	2	1	0	0	0	0	1	12	16	4.50	1.500

PITCHER	IP	WLS	BF	H	R	ER	SO	BB	IBB	HBP	BLK	WP	HR	S	P	ERA	WHIP

BOTTOM

Cleveland Indians @ New York Yankees

Yankee Stadium, Bronx, NY

Sat Jun 20 1959, 3:33 AM EDT
Att. 47,167 - Unknown - 81 F

livebaseballscorecards.com

AB	29
R	10
H	8
RBI	8
BB	6
SO	8
LOB	8

Batter	1	2	3	4	5	6	7	8	9	AB	R	H	RBI	BB	SO	LOB
Billy Martin, R (1, 4) OBP: 0.284, SLG: 0.394	SSS 0-3 ① K		x 0-0 3B 1B		x 0-0 ① 1-3		x 0-0 ③ F5			4	1	1	0	0	1	1
Vic Power, R (1, 3) OBP: 0.344, SLG: 0.454	x 0-0 ② F2		x 0-0 ② F6		BBBB 4-0 CS BB			x 0-0 HR		3	1	1	1	1	0	1
Tito Francona, L (1, 8) OBP: 0.380, SLG: 0.535	SSS 0-3 ③ K		x 0-0 1-H HR 3B		x 0-0 ②③ F8 1-2			SSS 0-3 ① K		4	1	1	1	0	2	1
Rocky Colavito, R (1, 9) OBP: 0.366, SLG: 0.607		BBBB 4-0 1B BB	x 0-0 3-H HR			SSS 0-3 ① K		x 0-0 ② 6-3		3	1	1	2	1	1	0
Minnie Minoso, R (1, 7) OBP: 0.364, SLG: 0.476		x 0-0 ① F9	BBBB 4-0 CS BB			x 0-0 ② 4-3		x 0-0 ③ F6		3	0	0	0	1	0	1
George Strickland, R (1, 5) OBP: 0.347, SLG: 0.423		x 0-0 1-3 1B	0-0 ③ CS 1-2	x 0-0 ① 6-3		x 0-0 ③ 1-3			x 0-0 FC4-6 1B	4	0	2	0	0	0	0
Woodie Held, R (1, 6) OBP: 0.323, SLG: 0.464		SSS 0-3 ② K		SSS 0-3 ② K			x 0-0 1B		SSS 0-3 ① K	4	0	1	0	0	3	3
Dick Brown, R (1, 2) OBP: 0.388, SLG: 0.419		SSS 0-3 ③ K		x 0-0 1B			x 0-0 ① F2		x 0-0 ② FC4-6 1-2f	4	0	1	0	0	1	4
Cal McLish, S (1, 1) OBP: 0.188, SLG: 0.167			SSS 0-3 ① K	x 0-0 ③ F8			SSS 0-3 ② K		SSS 0-3 ③ K	4	0	0	0	0	3	3
Inning Stats	R: 0 E: 0 K: 2 S: 7 H: 0 LOB: 0 BB: 0 P: 7	R: 0 E: 0 K: 2 S: 8 H: 1 LOB: 2 BB: 1 P: 12	R: 3 E: 0 K: 1 S: 7 H: 3 LOB: 0 BB: 1 P: 11	R: 0 E: 0 K: 1 S: 6 H: 1 LOB: 1 BB: 0 P: 6	R: 0 E: 0 K: 0 S: 2 H: 0 LOB: 0 BB: 1 P: 6	R: 0 E: 0 K: 1 S: 5 H: 0 LOB: 0 BB: 0 P: 5	R: 0 E: 0 K: 1 S: 6 H: 1 LOB: 1 BB: 0 P: 6	R: 1 E: 0 K: 1 S: 6 H: 1 LOB: 0 BB: 0 P: 6	R: 0 E: 0 K: 2 S: 8 H: 1 LOB: 1 BB: 0 P: 8	1B: 5 2B: 0 3B: 1 HR: 2	SF: 0 SAC: 0 DP: 0 HBP: 0						

PITCHER		IP	WLS	BF	H	R	ER	SO	BB	IBB	HBP	BLK	WP	HR	S	P	ERA	WHIP
Art Ditmar, R ERA: 3.05	(1, 1)	6.0	L	24	5	3	3	7	3	0	0	0	0	1	35	47	4.50	1.333
Ralph Terry, R ERA: 4.89	(7, 1)	2.0		8	2	1	1	2	0	0	0	0	0	1	12	12	4.50	1.000
Jim Bronstad, R ERA: 1.8	(9, 1)	1.0		4	1	0	0	2	0	0	0	0	0	0	8	8	0.00	1.000

PITCHER	IP	WLS	BF	H	R	ER	SO	BB	IBB	HBP	BLK	WP	HR	S	P	ERA	WHIP

TOP

Cleveland Indians @ New York Yankees

Yankee Stadium, Bronx, NY

Sun Jun 21 1959, 3:33 AM EDT

Unknown - 82 F

livebaseballscorecards.com

AB	33
R	4
H	8
RBI	4
BB	3
SO	11
LOB	14

PA: 37

WP: 0 PB: 0 SB: 0 CS: 2

Batter	1	2	3	4	5	6	7	8	9	AB	R	H	RBI	BB	SO	LOB
Hank Bauer, R (1, 9) OBP: 0.350, SLG: 0.382	BBBB 4-0 BB 1B BB	SSS 0-3 ② K		x 0-0 1B 1B		x 0-0 ② F3		x 0-0 ② 6-3		4	1	1	0	1	1	2
Norm Siebern, L (1, 7) OBP: 0.338, SLG: 0.381	SSS 0-3 ① K	x 0-0 BB 1-3 2-H 1B		x 0-0 ② F7		BBBB 4-0 BB		x 0-0 ③ 4-3		4	0	1	1	1	1	2
Mickey Mantle, S (1, 8) OBP: 0.432, SLG: 0.576	BBBB 4-0 1B 1-2 BB	BBB 4-0 1-2 BB		x 0-0 1-2 1B		x 0-0 ③ F3			SSS 0-3 ① K	3	0	1	0	2	1	1
Yogi Berra, L (1, 2) OBP: 0.324, SLG: 0.413	x 0-0 1-3 2-H 1B	x 0-0 ③ 4-3		x 0-0 ③ 6-3			x 0-0 ① F5		x 0-0 ② 6-3	5	0	1	1	0	0	5
Bill Skowron, R (1, 3) OBP: 0.332, SLG: 0.524	x 0-0 ② F5	SSS 0-3 ① K			x 0-0 ① 1-3		x 0-0 1B 1B		x 0-0 FC6-4 1B	5	0	2	0	0	1	2
Hector Lopez, R (1, 5) OBP: 0.344, SLG: 0.511	SSS 0-3 ③ K	x 0-0 ② F7			x 0-0 ② F7		x 0-0 G3 1-3 1B		x 0-0 ③ FC6-4 1-2f	5	0	1	0	0	1	3
Bobby Richardson, R (1, 4) OBP: 0.336, SLG: 0.370		x 0-0 FC1-5 1B 1B	x 0-0 E8 1B		x 0-0 FC6-4 1B		x 0-0 ② G3 1-2			3	0	3	0	0	0	0
Enos Slaughter, L (7, PH) OBP: 0.283, SLG: 0.308										1	0	0	0	0	0	2
Fritz Brickell, R (8, 6)										0	0	0	0	0	0	0
Gil McDougald, R (1, 6) OBP: 0.303, SLG: 0.327		x 0-0 FC1-5 1-2 1B 1B	x 0-0 ③ 1-3		x 0-0 ③ FC6-4 1-2f		x 0-0 ③ 6-3			4	1	1	0	0	0	4
(8, 4)																
Art Ditmar, R (1, 1) OBP: 0.143, SLG: 0.176		x 0-0 ① FC1-5 1B 1-2 2-3f		x 0-0 ① 5-3		SSS 0-3 ① K		x 0-0 ① 4-3		2	0	0	0	0	0	2
Johnny Blanchard, L (6, PH) OBP: 0.333, SLG: 0.429										1	0	0	0	0	1	0
Ralph Terry, R (7, 1) OBP: 0.160, SLG: 0.160										0	0	0	0	0	0	0
Tony Kubek, L (8, PH) OBP: 0.300, SLG: 0.392										1	0	0	0	0	0	0
Jim Bronstad, R (9, 1)										0	0	0	0	0	0	0
Inning Stats	R: 1 E: 0 K: 2 S: 8 H: 1 LOB: 2 BB: 2 P: 16	R: 1 E: 0 K: 1 S: 8 H: 3 LOB: 3 BB: 1 P: 12	R: 0 E: 1 K: 1 S: 6 H: 1 LOB: 1 BB: 0 P: 6	R: 0 E: 0 K: 0 S: 5 H: 2 LOB: 2 BB: 0 P: 5	R: 0 E: 0 K: 0 S: 4 H: 1 LOB: 1 BB: 0 P: 4	R: 0 E: 0 K: 1 S: 5 H: 0 LOB: 1 BB: 1 P: 9	R: 0 E: 0 K: 0 S: 5 H: 2 LOB: 2 BB: 0 P: 5	R: 0 E: 0 K: 0 S: 3 H: 0 LOB: 0 BB: 0 P: 3	R: 0 E: 0 K: 1 S: 6 H: 1 LOB: 1 BB: 0 P: 6	1B: 11 2B: 0 3B: 0 HR: 0 SF: 0 SAC: 0 DP: 0 HBP: 0						

PITCHER	IP	WLS	BF	H	R	ER	SO	BB	IBB	HBP	BLK	WP	HR	S	P	ERA	WHIP
Cal McLish, R (1, 1) ERA: 3.14	9.0	W	42	11	2	2	6	4	0	0	0	0	0	50	66	2.00	1.667

PITCHER	IP	WLS	BF	H	R	ER	SO	BB	IBB	HBP	BLK	WP	HR	S	P	ERA	WHIP

BOTTOM

Cleveland Indians @ New York Yankees

Yankee Stadium, Bronx, NY

Sun Jun 21 1959, 3:33 AM EDT

Unknown - 82 F

livebaseballscorecards.com

AB	38
R	2
H	11
RBI	2
BB	4
SO	6
LOB	23

PA: 42

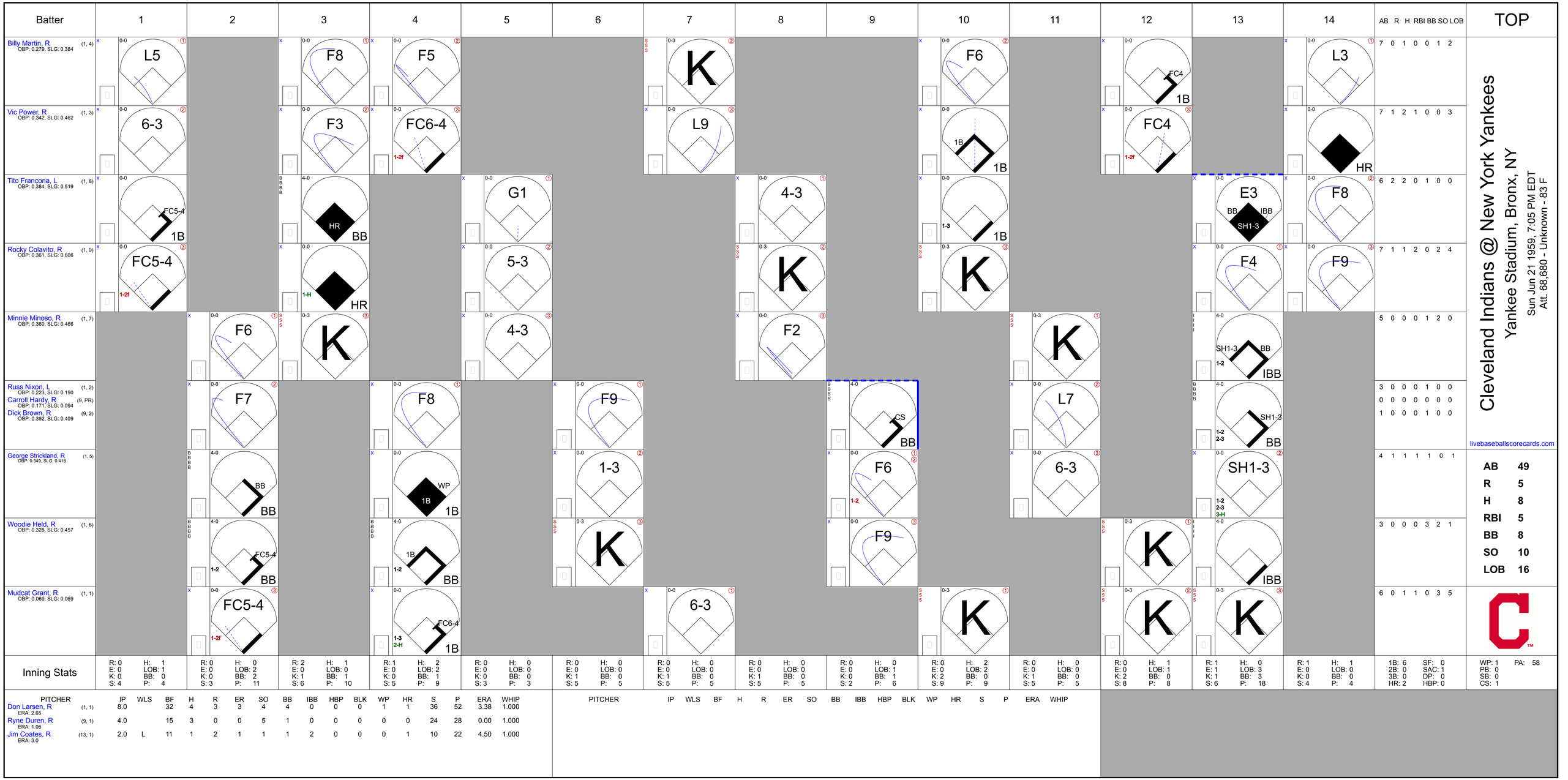
Batter
1
2
3
4
5
6
7
8
9
10
11
12
13
14
AB R H RBI BB SO LOB
TOP
Billy Martin, R (1, 4) OBP: 0.279, SLG: 0.384
L5
F8
F5
K
F6
FC4
L3
7 0 1 0 0 1 2
Vic Power, R (1, 3) OBP: 0.342, SLG: 0.462
6-3
F3
FC6-4
L9
1B
FC4
HR
7 1 2 1 0 0 3
Tito Francona, L (1, 8) OBP: 0.384, SLG: 0.519
FC5-4
HR
G1
4-3
1B
E3
F8
6 2 2 0 1 0 0
Rocky Colavito, R (1, 9) OBP: 0.361, SLG: 0.606
FC5-4
HR
5-3
K
K
F4
F9
7 1 1 2 0 2 4
Minnie Minoso, R (1, 7) OBP: 0.360, SLG: 0.466
F6
K
4-3
F2
K
SH1-3
BB
IBB
5 0 0 0 1 2 0
Russ Nixon, L (1, 2) OBP: 0.223, SLG: 0.190
Carroll Hardy, R (9, PR) OBP: 0.171, SLG: 0.094
Dick Brown, R (9, 2) OBP: 0.392, SLG: 0.409
F7
F8
F9
CS
L7
SH1-3
3 0 0 0 1 0 0
0 0 0 0 0 0 0
1 0 0 0 1 0 0
George Strickland, R (1, 5) OBP: 0.349, SLG: 0.418
BB
WP
1B
1-3
F6
6-3
SH1-3
4 1 1 1 1 0 1
Woodie Held, R (1, 6) OBP: 0.328, SLG: 0.457
FC5-4
1B
K
F9
K
IBB
3 0 0 0 3 2 1
Mudcat Grant, R (1, 1) OBP: 0.069, SLG: 0.069
FC5-4
FC6-4
6-3
K
K
K
6 0 1 1 0 3 5
Inning Stats
R: 0 H: 1 E: 0 LOB: 1 K: 0 BB: 0 S: 4 P: 4
R: 0 H: 0 E: 0 LOB: 2 K: 0 BB: 2 S: 3 P: 11
R: 2 H: 1 E: 0 LOB: 0 K: 1 BB: 1 S: 6 P: 10
R: 1 H: 2 E: 0 LOB: 2 K: 0 BB: 1 S: 5 P: 9
R: 0 H: 0 E: 0 LOB: 0 K: 0 BB: 0 S: 3 P: 3
R: 0 H: 0 E: 0 LOB: 0 K: 1 BB: 0 S: 5 P: 5
R: 0 H: 0 E: 0 LOB: 0 K: 1 BB: 0 S: 5 P: 5
R: 0 H: 0 E: 0 LOB: 0 K: 1 BB: 0 S: 5 P: 5
R: 0 H: 0 E: 0 LOB: 1 K: 0 BB: 1 S: 2 P: 6
R: 0 H: 2 E: 0 LOB: 2 K: 2 BB: 0 S: 9 P: 9
R: 0 H: 0 E: 0 LOB: 0 K: 1 BB: 0 S: 5 P: 5
R: 0 H: 1 E: 0 LOB: 1 K: 2 BB: 0 S: 8 P: 8
R: 1 H: 0 E: 1 LOB: 3 K: 1 BB: 3 S: 6 P: 18
R: 1 H: 1 E: 0 LOB: 0 K: 0 BB: 0 S: 4 P: 4
1B: 6 SF: 0 2B: 0 SAC: 1 3B: 0 DP: 0 HR: 2 HBP: 0
WP: 1 PA: 58 PB: 0 SB: 0 CS: 1
PITCHER IP WLS BF H R ER SO BB IBB HBP BLK WP HR S P ERA WHIP
Don Larsen, R (1, 1) ERA: 2.65 8.0 32 4 3 3 4 4 0 0 0 1 1 36 52 3.38 1.000
Ryne Duren, R (9, 1) ERA: 1.06 4.0 15 3 0 0 5 1 0 0 0 0 0 24 28 0.00 1.000
Jim Coates, R (13, 1) ERA: 3.0 2.0 L 11 1 2 1 1 1 2 0 0 0 1 10 22 4.50 1.000
Cleveland Indians @ New York Yankees
Yankee Stadium, Bronx, NY
Sun Jun 21 1959, 7:05 PM EDT
Att. 68,680 - Unknown - 83 F
livebaseballscorecards.com
AB 49
R 5
H 8
RBI 5
BB 8
SO 10
LOB 16

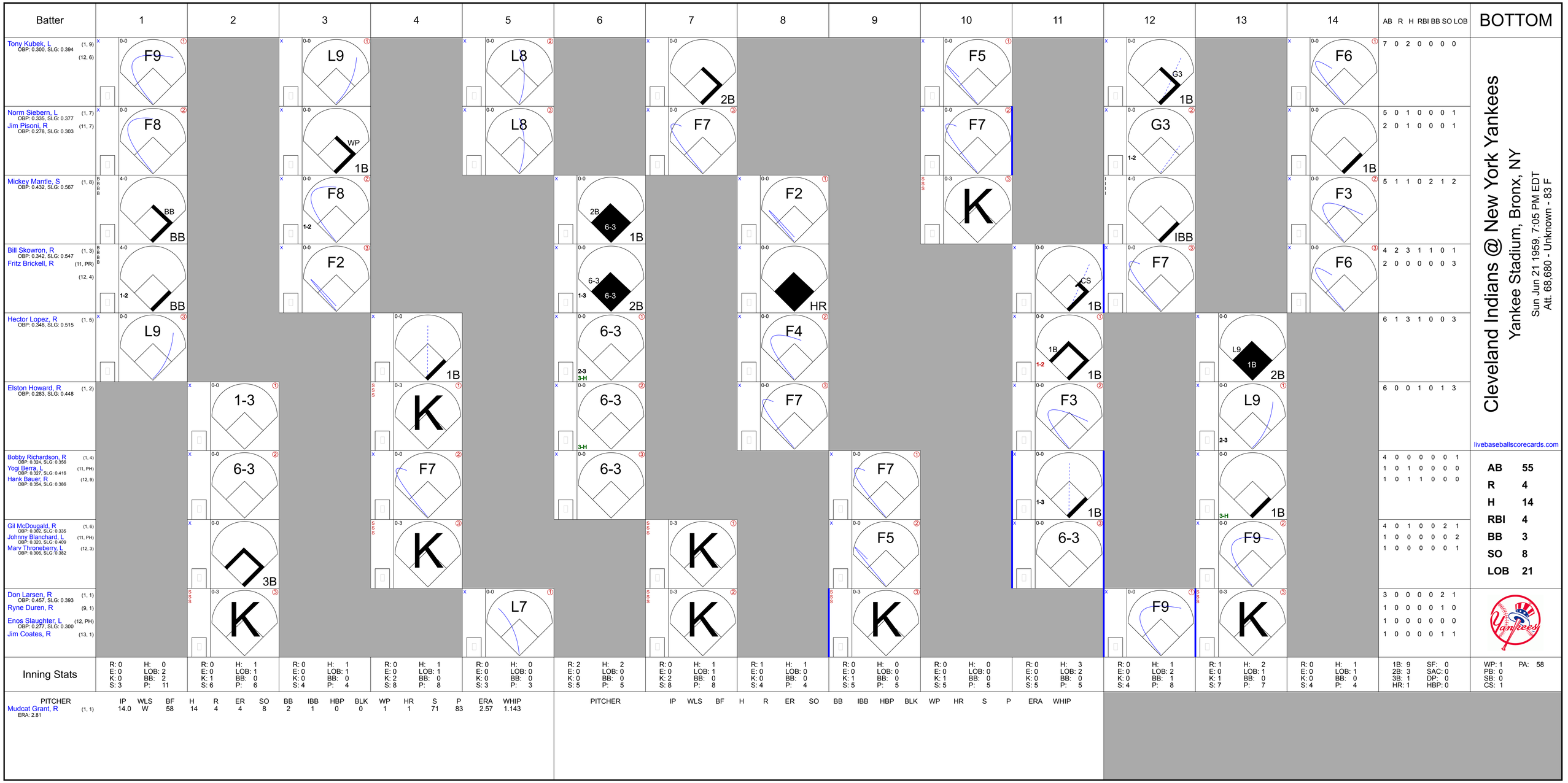
Batter
1
2
3
4
5
6
7
8
9
10
11
12
13
14
AB R H RBI BB SO LOB
BOTTOM
Tony Kubek, L (1, 9) OBP: 0.300, SLG: 0.394 (12, 6)
F9
L9
L8
2B
F5
G3
1B
F6
7 0 2 0 0 0 0
Norm Siebern, L (1, 7) OBP: 0.335, SLG: 0.377
Jim Pisoni, R (11, 7) OBP: 0.278, SLG: 0.303
F8
WP
1B
L8
F7
F7
G3
1-2
1B
5 0 1 0 0 0 1
2 0 1 0 0 0 1
Mickey Mantle, S (1, 8) OBP: 0.432, SLG: 0.567
BB
F8
1-2
2B
6-3
1B
F2
IBB
F3
5 1 1 0 2 1 2
Bill Skowron, R (1, 3) OBP: 0.342, SLG: 0.547
Fritz Brickell, R (11, PR) (12, 4)
1-2
F2
6-3
6-3
1-3
6-3
2B
HR
CS
1B
F7
F6
4 2 3 1 1 0 1
2 0 0 0 0 0 3
Hector Lopez, R (1, 5) OBP: 0.348, SLG: 0.515
L9
1B
6-3
2-3
3-H
F4
1B
1-2
1B
L9
1B
2B
6 1 3 1 0 0 3
Elston Howard, R (1, 2) OBP: 0.283, SLG: 0.448
1-3
K
6-3
F7
F3
L9
2-3
6 0 0 1 0 1 3
Bobby Richardson, R (1, 4) OBP: 0.324, SLG: 0.356
Yogi Berra, L (11, PH) OBP: 0.327, SLG: 0.416
Hank Bauer, R (12, 9) OBP: 0.354, SLG: 0.386
6-3
F7
6-3
3-H
F7
1-3
1B
3-H
1B
4 0 0 0 0 0 1
1 0 1 0 0 0 0
1 0 1 1 0 0 0
Gil McDougald, R (1, 6) OBP: 0.302, SLG: 0.335
Johnny Blanchard, L (11, PH) OBP: 0.320, SLG: 0.409
Marv Throneberry, L (12, 3) OBP: 0.306, SLG: 0.382
3B
K
K
F5
6-3
F9
4 0 1 0 0 2 1
1 0 0 0 0 0 2
1 0 0 0 0 0 1
Don Larsen, R (1, 1) OBP: 0.457, SLG: 0.393
Ryne Duren, R (9, 1)
Enos Slaughter, L (12, PH) OBP: 0.277, SLG: 0.300
Jim Coates, R (13, 1)
K
L7
K
K
K
F9
K
3 0 0 0 0 2 1
1 0 0 0 0 1 0
1 0 0 0 0 0 0
1 0 0 0 0 1 1
livebaseballscorecards.com
Cleveland Indians @ New York Yankees
Yankee Stadium, Bronx, NY
Sun Jun 21 1959, 7:05 PM EDT
Att. 68,680 - Unknown - 83 F
AB 55
R 4
H 14
RBI 4
BB 3
SO 8
LOB 21
Inning Stats
R: 0 E: 0 K: 0 S: 3 H: 0 LOB: 2 BB: 2 P: 11
R: 0 E: 0 K: 1 S: 6 H: 1 LOB: 1 BB: 0 P: 6
R: 0 E: 0 K: 0 S: 4 H: 1 LOB: 1 BB: 0 P: 4
R: 0 E: 0 K: 2 S: 8 H: 1 LOB: 1 BB: 0 P: 8
R: 0 E: 0 K: 0 S: 3 H: 0 LOB: 0 BB: 0 P: 3
R: 2 E: 0 K: 0 S: 5 H: 2 LOB: 0 BB: 0 P: 5
R: 0 E: 0 K: 2 S: 8 H: 1 LOB: 1 BB: 0 P: 8
R: 1 E: 0 K: 0 S: 4 H: 1 LOB: 0 BB: 0 P: 4
R: 0 E: 0 K: 1 S: 5 H: 0 LOB: 0 BB: 0 P: 5
R: 0 E: 0 K: 1 S: 5 H: 0 LOB: 0 BB: 0 P: 5
R: 0 E: 0 K: 0 S: 5 H: 3 LOB: 2 BB: 0 P: 5
R: 0 E: 0 K: 0 S: 4 H: 1 LOB: 2 BB: 1 P: 8
R: 1 E: 0 K: 1 S: 7 H: 2 LOB: 1 BB: 0 P: 7
R: 0 E: 0 K: 0 S: 4 H: 1 LOB: 1 BB: 0 P: 4
1B: 9 2B: 3 3B: 1 HR: 1
SF: 0 SAC: 0 DP: 0 HBP: 0
WP: 1 PB: 0 SB: 0 CS: 1
PA: 58
PITCHER IP WLS BF H R ER SO BB IBB HBP BLK WP HR S P ERA WHIP
Mudcat Grant, R (1, 1) ERA: 2.81 14.0 W 58 14 4 4 8 2 1 0 0 1 1 71 83 2.57 1.143
PITCHER IP WLS BF H R ER SO BB IBB HBP BLK WP HR S P ERA WHIP

Batter	1	2	3	4	5	6	7	8	9	AB	R	H	RBI	BB	SO	LOB
Tony Kubek, L (1, 9) OBP: 0.306, SLG: 0.398	L7		K		1B 3B 1B 1-2		HR BB 1B	B1-3 1B 2-H		5	2	3	1	0	1	0
Hector Lopez, R (1, 5) OBP: 0.349, SLG: 0.511	6-3		K		1-3 2-H 1B		BB 1-2	B1-3 1-2		0	2	0	0	0	0	0
Mickey Mantle, S (1, 8) OBP: 0.435, SLG: 0.605	HR			B1	SF8 3B 1-H 3-H		HR 1-H 2-H	L9		5	3	3	6	0	0	1
Norm Siebern, L (1, 7) OBP: 0.340, SLG: 0.381	1B			HR 1B	SF8 3-H		1B 1B BB	4-3		3	1	2	1	1	0	1
Bill Skowron, R (1, 3) OBP: 0.343, SLG: 0.556	4-3			HR 1-H	BB		K		K	4	1	1	2	1	2	2
Yogi Berra, L (1, 2) OBP: 0.319, SLG: 0.405		1-3		F2	L3		K		F5	5	0	0	0	0	1	2
Bobby Richardson, R (1, 4) OBP: 0.319, SLG: 0.349		4-3		6-3		F8	1B 1-2		4-3	5	0	1	0	0	0	0
Gil McDougald, R (1, 6) OBP: 0.305, SLG: 0.338		F6			1B 1B	5-3	1B 1-2 2-H			4	1	2	0	0	0	0
Bob Turley, R (1, 1) OBP: 0.233, SLG: 0.148			K		K	K		1B 2B		2	0	0	0	0	2	1
Bobby Shantz, R (5, 1) OBP: 0.200, SLG: 0.400										2	1	1	0	0	1	0
Inning Stats	R: 1 H: 2 E: 0 LOB: 1 K: 0 BB: 0 S: 5 P: 5	R: 0 H: 0 E: 0 LOB: 0 K: 0 BB: 0 S: 3 P: 3	R: 0 H: 0 E: 0 LOB: 0 K: 3 BB: 0 S: 9 P: 9	R: 2 H: 2 E: 0 LOB: 0 K: 0 BB: 0 S: 5 P: 5	R: 4 H: 4 E: 0 LOB: 1 K: 1 BB: 1 S: 9 P: 13	R: 0 H: 0 E: 0 LOB: 0 K: 1 BB: 0 S: 5 P: 5	R: 3 H: 4 E: 0 LOB: 2 K: 2 BB: 2 S: 10 P: 18	R: 1 H: 2 E: 0 LOB: 1 K: 0 BB: 0 S: 5 P: 5	R: 0 H: 0 E: 0 LOB: 0 K: 1 BB: 0 S: 5 P: 5	1B: 9 SF: 1 2B: 1 SAC: 0 3B: 1 DP: 0 HR: 3 HBP: 0						

TOP

New York Yankees @ Kansas City Athletics

Municipal Stadium, Kansas City, MO

Mon Jun 22 1959, 8:05 PM EDT

Att. 21,451 - Unknown

livebaseballscorecards.com

AB	35
R	11
H	13
RBI	10
BB	2
SO	7
LOB	7

WP: 0 PA: 43
PB: 0
SB: 0
CS: 0

PITCHER		IP	WLS	BF	H	R	ER	SO	BB	IBB	HBP	BLK	WP	HR	S	P	ERA	WHIP
Ray Herbert, R ERA: 5.36	(1, 1)	4.1	L	21	8	7	7	4	0	0	0	0	0	2	29	29	14.54	1.846
Tom Sturdivant, R ERA: 3.69	(5, 1)	0.2		3	0	0	0	0	1	0	0	0	0	0	2	6	0.00	1.500
Bob Grim, R ERA: 3.55	(6, 1)	1.0		7	2	3	3	1	2	0	0	0	0	1	7	15	27.00	4.000
Murry Dickson, R ERA: 4.6	(7, 1)	3.0		12	4	1	1	3	0	0	0	0	0	0	18	18	3.00	1.333

PITCHER	IP	WLS	BF	H	R	ER	SO	BB	IBB	HBP	BLK	WP	HR	S	P	ERA	WHIP

New York Yankees @ Kansas City Athletics

Municipal Stadium, Kansas City, MO

Mon Jun 22 1959, 8:05 PM EDT

Att. 21,451 - Unknown

livebaseballscorecards.com

BOTTOM

Batter	1	2	3	4	5	6	7	8	9	AB	R	H	RBI	BB	SO	LOB
Jerry Lumpe, L (1, 4) OBP: 0.315, SLG: 0.315	F8		L9		1B 2B 1B 1-2	3-1			F8	5	1	1	0	0	0	2
Dick Williams, R (1, 8) OBP: 0.335, SLG: 0.479	K		F7		2B 1B 1B 1-3 2-H		F2		1B 1-2	5	1	2	1	0	1	1
Roger Maris, L (1, 9) OBP: 0.385, SLG: 0.631	L8			2B 2B	1B 2B 1-3 3-H		K		L8	5	2	2	1	0	1	2
Bob Cerv, R (1, 7) OBP: 0.330, SLG: 0.478		K		F8 F9 2B 2-H	SH1-4 1B 2-H 3-H		6-3		L7	5	1	2	3	0	1	2
Kent Hadley, L (1, 3) OBP: 0.314, SLG: 0.494		K		BB	SH1-4 1-2			E4		2	0	0	0	1	1	0
Harry Chiti, R (1, 2) OBP: 0.273, SLG: 0.423		BB		F8 2-3	5-3			1-3		3	0	0	0	1	0	4
Joe Demaestri, R (1, 6) OBP: 0.321, SLG: 0.427		6-3		F9 3-H	6-3			K		4	0	0	1	0	1	4
Hal Smith, R (1, 5) OBP: 0.362, SLG: 0.362			FC6-5 2B	B1-4		5-3		F3		4	0	1	0	0	0	2
Ray Herbert, R (1, 1) OBP: 0.286, SLG: 0.231 Tom Sturdivant, L (5, 1) Zeke Bella, R (5, PH) OBP: 0.328, SLG: 0.315 Bob Grim, R (6, 1) OBP: 0.182, SLG: 0.300 Murry Dickson, R (7, 1) OBP: 0.500, SLG: 0.500 Ray Boone, R (9, PH) OBP: 0.425, SLG: 0.447			FC6-5 2-3		1B 1B 1B		K		1B	1 0 1 1 0 1 0	0 0 1 0 0 0 1	0 0 1 0 0 0 0	0 0 0 0 0 0 0	0 0 0 0 1 0 0	0 0 0 0 0 0 0	1 0 0 0 0 0 0

Inning Stats										
1	R: 0	H: 0	E: 0	LOB: 0	K: 1	BB: 0	S: 5	P: 5		
2	R: 0	H: 0	E: 0	LOB: 1	K: 2	BB: 1	S: 7	P: 11		
3	R: 0	H: 1	E: 0	LOB: 1	K: 0	BB: 0	S: 4	P: 4		
4	R: 2	H: 2	E: 0	LOB: 1	K: 0	BB: 1	S: 5	P: 9		
5	R: 4	H: 5	E: 0	LOB: 1	K: 0	BB: 0	S: 8	P: 8		
6	R: 0	H: 0	E: 0	LOB: 0	K: 1	BB: 0	S: 5	P: 5		
7	R: 0	H: 0	E: 0	LOB: 0	K: 1	BB: 0	S: 5	P: 5		
8	R: 0	H: 0	E: 1	LOB: 1	K: 1	BB: 0	S: 6	P: 6		
9	R: 0	H: 2	E: 0	LOB: 2	K: 0	BB: 0	S: 5	P: 5		

1B: 6	SF: 0	WP: 0	PA: 40							
2B: 4	SAC: 1	PB: 0								
3B: 0	DP: 0	SB: 0								
HR: 0	HBP: 0	CS: 0								

PITCHER		IP	WLS	BF	H	R	ER	SO	BB	IBB	HBP	BLK	WP	HR	S	P	ERA	WHIP
Bob Turley, R ERA: 4.47	(1, 1)	4.0		22	8	6	6	3	2	0	0	0	0	0	26	34	13.50	2.500
Bobby Shantz, L ERA: 4.5	(5, 1)	5.0	W	18	2	0	0	3	0	0	0	0	0	0	24	24	0.00	0.400

PITCHER	IP	WLS	BF	H	R	ER	SO	BB	IBB	HBP	BLK	WP	HR	S	P	ERA	WHIP

Batter	1	2	3	4	5	6	7	8	9	AB	R	H	RBI	BB	SO	LOB
Hank Bauer, R (1, 9) OBP: 0.357, SLG: 0.414	F4	HR		K		SH1-3		2B		4	1	2	3	0	1	0
Jim Pisoni, R (8, 9) OBP: 0.278, SLG: 0.303										0	0	0	0	0	0	0
Hector Lopez, R (1, 5) OBP: 0.358, SLG: 0.521	2B	1B		1B		1B		5-3		0	1	0	0	0	0	0
Mickey Mantle, S (1, 8) OBP: 0.431, SLG: 0.609	HR	F7		K		F8		F8		5	1	1	2	0	1	5
Bill Skowron, R (1, 3) OBP: 0.340, SLG: 0.548	1B		F8		L9		K		L9	5	0	1	0	0	1	0
Elston Howard, R (1, 2) OBP: 0.292, SLG: 0.463	G4-6-3		HR		4-3		6-3		WP	5	2	3	0	0	0	0
Gil McDougald, R (1, 6) OBP: 0.303, SLG: 0.349	G4-6-3		HR		F4		6-3		4-3	5	1	1	2	0	0	3
Bobby Richardson, R (1, 4) OBP: 0.322, SLG: 0.377		6-3	F3			6-3		2B	3B	5	1	2	1	0	0	0
Tony Kubek, L (1, 7) OBP: 0.312, SLG: 0.407		HR E	4-3			1B 1B		SH3-4	3-1	5	3	3	1	0	0	1
Whitey Ford, L (1, 1) OBP: 0.333, SLG: 0.405		G3		4-3		1B SH1-3		SH3-4		3	0	1	0	0	0	1
Inning Stats	R: 2 E: 0 K: 0 S: 6 / H: 4 LOB: 1 BB: 0 P: 6	R: 2 E: 1 K: 0 S: 6 / H: 3 LOB: 1 BB: 0 P: 6	R: 2 E: 0 K: 0 S: 5 / H: 2 LOB: 0 BB: 0 P: 5	R: 0 E: 0 K: 2 S: 8 / H: 1 LOB: 1 BB: 0 P: 8	R: 0 E: 0 K: 0 S: 3 / H: 0 LOB: 0 BB: 0 P: 3	R: 1 E: 0 K: 0 S: 6 / H: 3 LOB: 2 BB: 0 P: 6	R: 0 E: 0 K: 1 S: 5 / H: 0 LOB: 0 BB: 0 P: 5	R: 2 E: 0 K: 0 S: 6 / H: 3 LOB: 1 BB: 0 P: 6	R: 1 E: 0 K: 0 S: 5 / H: 2 LOB: 1 BB: 0 P: 5	1B: 8 2B: 6 3B: 1 HR: 3 / SF: 0 SAC: 2 DP: 1 HBP: 0							

PITCHER	IP	WLS	BF	H	R	ER	SO	BB	IBB	HBP	BLK	WP	HR	S	P	ERA	WHIP
Rip Coleman, L (1, 1) ERA: 3.58	0.1	L	4	3	2	2	0	0	0	0	0	0	1	4	4	54.00	9.000
Tom Gorman, R (1, 1) ERA: 7.08	2.0		11	6	4	4	0	0	0	0	0	0	2	11	11	18.00	3.000
Johnny Kucks, R (3, 1) ERA: 7.12	0.2		2	0	0	0	0	0	0	0	0	0	0	2	2	0.00	0.000
Murry Dickson, R (4, 1) ERA: 4.79	5.0		22	7	3	3	3	0	0	0	0	0	0	28	28	5.40	1.400
Russ Meyer, R (9, 1) ERA: 2.82	1.0		5	2	1	1	0	0	0	0	0	1	0	5	5	9.00	2.000

PITCHER	IP	WLS	BF	H	R	ER	SO	BB	IBB	HBP	BLK	WP	HR	S	P	ERA	WHIP

TOP

New York Yankees @ Kansas City Athletics

Municipal Stadium, Kansas City, MO

Tue Jun 23 1959, 8:05 PM EDT

Att. 22,259 - Unknown - 80 F

livebaseballscorecards.com

AB	37
R	10
H	14
RBI	9
BB	0
SO	3
LOB	10

WP: 1 PB: 0 SB: 1 CS: 0 — PA: 44

Batter	1	2	3	4	5	6	7	8	9	AB	R	H	RBI	BB	SO	LOB
Jerry Lumpe, L (1, 4) OBP: 0.307, SLG: 0.307	6-3		4-3 1-2 2-3		4-3			K		4	0	0	0	0	1	2
Dick Williams, R (1, 8) OBP: 0.333, SLG: 0.471	1-3		BB 1B			6-3			L5	3	0	0	0	1	0	0
Roger Maris, L (1, 9) OBP: 0.381, SLG: 0.619	K		FC6-4 1-2 3-H 1B			F2			F6	4	0	1	1	0	1	0
Bob Cerv, R (1, 7) OBP: 0.328, SLG: 0.473		G5-4-3 1B	FC6-4 1-2f			F9			K	4	0	1	0	0	1	2
Ray Boone, R (1, 3) OBP: 0.414, SLG: 0.433		G5-4-3 1-2f		6-3			L7			3	0	0	0	0	0	1
Harry Chiti, R (1, 2) OBP: 0.259, SLG: 0.400		6-3		F5			1-3			3	0	0	0	0	0	0
Joe Demaestri, R (1, 6) OBP: 0.322, SLG: 0.435			3B 1B	K			6-3			3	1	1	0	0	1	0
Hal Smith, R (1, 5) OBP: 0.361, SLG: 0.361			1B 4-3 1B 3-H		6-3			F9		3	1	1	1	0	0	0
Rip Coleman, L (1, 1) Tom Gorman, R (1, 1) Johnny Kucks, R (3, 1) Zeke Bella, R (3, PH) OBP: 0.339, SLG: 0.327 Murry Dickson, R (4, 1) OBP: 0.400, SLG: 0.400 Bill Tuttle, R (8, PH) OBP: 0.335, SLG: 0.361 Russ Meyer, S (9, 1)			4-3 1-2 1B		F9			F9		0 0 0 1 1 1 0	0 0 0 0 0 0 0	0 0 0 1 0 0 0	0 0 0 0 0 0 0	0 0 0 0 0 0 0	0 0 0 0 0 0 0	0 0 0 0 0 0 0
Inning Stats	R: 0 E: 0 K: 1 S: 5 H: 0 LOB: 0 BB: 0 P: 5	R: 0 E: 0 K: 0 S: 3 H: 1 LOB: 0 BB: 0 P: 3	R: 2 E: 0 K: 0 S: 6 H: 4 LOB: 2 BB: 1 P: 10	R: 0 E: 0 K: 1 S: 5 H: 0 LOB: 0 BB: 0 P: 5	R: 0 E: 0 K: 0 S: 3 H: 0 LOB: 0 BB: 0 P: 3	R: 0 E: 0 K: 0 S: 3 H: 0 LOB: 0 BB: 0 P: 3	R: 0 E: 0 K: 0 S: 3 H: 0 LOB: 0 BB: 0 P: 3	R: 0 E: 0 K: 1 S: 5 H: 0 LOB: 0 BB: 0 P: 5	R: 0 E: 0 K: 1 S: 5 H: 0 LOB: 0 BB: 0 P: 5	1B: 4 2B: 0 3B: 1 HR: 0 SF: 0 SAC: 0 DP: 1 HBP: 0						

PITCHER	IP	WLS	BF	H	R	ER	SO	BB	IBB	HBP	BLK	WP	HR	S	P	ERA	WHIP
Whitey Ford, L (1, 1) ERA: 2.88	9.0	W	31	5	2	2	4	1	0	0	0	0	0	38	42	2.00	0.667

PITCHER	IP	WLS	BF	H	R	ER	SO	BB	IBB	HBP	BLK	WP	HR	S	P	ERA	WHIP

BOTTOM

New York Yankees @ Kansas City Athletics

Municipal Stadium, Kansas City, MO

Tue Jun 23 1959, 8:05 PM EDT

Att. 22,259 - Unknown - 80 F

livebaseballscorecards.com

AB	30
R	2
H	5
RBI	2
BB	1
SO	4
LOB	5

Batter	1	2	3	4	5	6	7	8	9	AB	R	H	RBI	BB	SO	LOB
Hank Bauer, R (1, 9) OBP: 0.348, SLG: 0.397	F7		K		HR / BB	1-3 / 1B	K / 3-H		F7	5	1	1	0	1	2	4
Hector Lopez, R (1, 5) OBP: 0.347, SLG: 0.510	F7		1B / 2B / BB		1-H / HR	1-3 / 1-2 / 3-H		F7		4	2	1	3	1	0	1
Mickey Mantle, S (1, 8) OBP: 0.431, SLG: 0.603	1B		2B / 1-2 / 1B		6-3	FC6-4 / IBB		2B		4	0	3	0	1	0	0
Bill Skowron, R (1, 3) OBP: 0.339, SLG: 0.536	F9		1-3 / 2-H / 2B		5-3	FC6-4 / 1-2f		K		5	0	1	1	0	1	4
Yogi Berra, L (1, 2) OBP: 0.321, SLG: 0.398		BB	K		L8		E / 1B / 1B	G3		4	1	1	0	1	1	3
Gil McDougald, R (1, 6) OBP: 0.321, SLG: 0.380		F9		1B / 1B		HR	K		SH / 2B	5	1	3	1	0	1	2
Bobby Richardson, R (1, 4) OBP: 0.338, SLG: 0.379		F4		G6-3 / 1-2 / 1B		SH1-3 / WP / 1B / BB	E7 / 1-3 / 1B / 1B		SH / G4-6-3 / 2-3	3	2	2	0	1	0	1
Jim Pisoni, R (1, 7) OBP: 0.263, SLG: 0.286 Tony Kubek, L (7, PH) OBP: 0.316, SLG: 0.409 (7, 7)	5-3		K		SH1-3 / 1-3	1B / K / IBB		G4-6-3 / 1-2f		2 1	0 0	0 0	0 0	0 1	1 0	3 2
Art Ditmar, R (1, 1) OBP: 0.158, SLG: 0.189 Ralph Terry, R (6, 1) OBP: 0.160, SLG: 0.160 Norm Siebern, L (7, PH) OBP: 0.348, SLG: 0.400 Ryne Duren, R (7, 1)		5-3		G6-3 / 1-2f		1B / 1-3 / 3-H / 1B	1-3 / 2-H / 3-H / 1B		HBP	3 0 1 0	1 0 0 0	1 0 1 0	1 0 2 0	0 0 0 0	0 0 0 0	2 0 0 0
Inning Stats	R: 0 E: 0 K: 0 S: 4 / H: 1 LOB: 1 BB: 0 P: 4	R: 0 E: 0 K: 0 S: 3 / H: 0 LOB: 1 BB: 1 P: 7	R: 1 E: 0 K: 2 S: 9 / H: 2 LOB: 2 BB: 1 P: 13	R: 0 E: 0 K: 1 S: 6 / H: 2 LOB: 1 BB: 0 P: 6	R: 2 E: 0 K: 0 S: 4 / H: 1 LOB: 0 BB: 1 P: 8	R: 3 E: 0 K: 0 S: 6 / H: 3 LOB: 2 BB: 2 P: 14	R: 2 E: 1 K: 2 S: 9 / H: 3 LOB: 2 BB: 1 P: 13	R: 0 E: 0 K: 1 S: 6 / H: 1 LOB: 1 BB: 0 P: 6	R: 0 E: 1 K: 0 S: 4 / H: 1 LOB: 2 BB: 0 P: 5	1B: 9 2B: 3 3B: 0 HR: 2 / SF: 0 SAC: 2 DP: 2 HBP: 1						

TOP

New York Yankees @ Chicago White Sox

Comiskey Park, Chicago, IL

Fri Jun 26 1959, 8:05 PM EDT

Att. 37,909 - Unknown

livebaseballscorecards.com

AB	37
R	8
H	14
RBI	8
BB	6
SO	6
LOB	22

WP: 1 PB: 0 SB: 0 CS: 0 / PA: 46

PITCHER		IP	WLS	BF	H	R	ER	SO	BB	IBB	HBP	BLK	WP	HR	S	P	ERA	WHIP
Billy Pierce, L ERA: 3.9	(1, 1)	5.1	L	27	8	6	6	3	4	0	0	0	1	2	29	45	10.12	2.250
Gerry Staley, R ERA: 1.94	(6, 1)	0.2		4	1	0	0	0	0	1	0	0	0	0	3	7	0.00	1.500
Turk Lown, R ERA: 3.71	(7, 1)	2.0		10	4	2	2	3	0	1	0	0	0	0	15	19	9.00	2.000
Rudy Arias, L ERA: 3.64	(9, 1)	1.0		5	1	0	0	0	0	0	1	0	0	0	4	5	0.00	1.000

PITCHER	IP	WLS	BF	H	R	ER	SO	BB	IBB	HBP	BLK	WP	HR	S	P	ERA	WHIP

BOTTOM

New York Yankees @ Chicago White Sox

Comiskey Park, Chicago, IL

Fri Jun 26 1959, 8:05 PM EDT

Att. 37,909 - Unknown

Batter	1	2	3	4	5	6	7	8	9	AB	R	H	RBI	BB	SO	LOB
Luis Aparicio, R (1, 6) OBP: 0.353, SLG: 0.371	K	F7			5-3	4-3			K	5	0	0	0	0	2	3
Nellie Fox, L (1, 4) OBP: 0.401, SLG: 0.432	K		G4-6-3 1B		1B		HBP		K	4	0	2	0	0	2	0
Earl Torgeson, L (1, 3) OBP: 0.395, SLG: 0.422	BB		G4-6-3 1-2f		F5		K 1-2		K	4	0	0	0	1	2	3
Harry Simpson, L (1, 9) OBP: 0.288, SLG: 0.450	L6		2B			F6	K			4	0	1	0	0	1	2
Sherm Lollar, R (1, 2) OBP: 0.353, SLG: 0.446		BB 2B FC5-2	5-3			1B 2B 1B	K			3	1	1	0	1	1	2
Jim Rivera, L (1, 7) OBP: 0.333, SLG: 0.466		F9		F9		2B 1-2 SF7 1B		F8		4	1	1	0	0	0	1
Jim Landis, R (1, 8) OBP: 0.343, SLG: 0.356		FC5-2 1-3 3B 2B		G6-4-3 1B		1-3 2-H 2B		1B		4	1	4	1	0	0	0
Bubba Phillips, R (1, 5) OBP: 0.331, SLG: 0.370		FC5-2 2-3 3-H 3B		G6-4-3 1-2f		BB		K		2	1	0	0	0	0	3
Billy Goodman, L (6, PH) OBP: 0.304, SLG: 0.246 (7, 5)										1	0	0	0	1	1	1
Billy Pierce, L (1, 1) OBP: 0.275, SLG: 0.368 Gerry Staley, R (6, 1) Norm Cash, L (6, PH) OBP: 0.333, SLG: 0.349 Turk Lown, R (7, 1) Johnny Callison, L (8, PH) OBP: 0.268, SLG: 0.245 Rudy Arias, L (9, 1)		1-H 3-H 3B			4-3	SF7 3-H		K		2 0 0 0 1 0	0 0 0 0 0 0	1 0 0 0 0 0	2 0 1 0 0 0	0 0 0 0 0 0	0 0 0 0 1 0	0 0 0 0 1 0
Inning Stats	R: 0 E: 0 K: 2 S: 7 H: 0 LOB: 1 BB: 1 P: 11	R: 2 E: 0 K: 0 S: 5 H: 2 LOB: 1 BB: 1 P: 9	R: 0 E: 0 K: 0 S: 4 H: 2 LOB: 1 BB: 0 P: 4	R: 0 E: 0 K: 0 S: 3 H: 1 LOB: 0 BB: 0 P: 3	R: 0 E: 0 K: 0 S: 4 H: 1 LOB: 1 BB: 0 P: 4	R: 2 E: 0 K: 0 S: 6 H: 3 LOB: 2 BB: 1 P: 10	R: 0 E: 0 K: 3 S: 9 H: 0 LOB: 1 BB: 0 P: 10	R: 0 E: 0 K: 2 S: 8 H: 1 LOB: 1 BB: 0 P: 8	R: 0 E: 0 K: 3 S: 9 H: 0 LOB: 0 BB: 0 P: 9	1B: 6 2B: 3 3B: 1 HR: 0 SF: 1 SAC: 0 DP: 2 HBP: 1						

livebaseballscorecards.com

AB	34
R	4
H	10
RBI	4
BB	3
SO	10
LOB	16

WP: 0 PB: 0 SB: 1 CS: 0 PA: 39

PITCHER		IP	WLS	BF	H	R	ER	SO	BB	IBB	HBP	BLK	WP	HR	S	P	ERA	WHIP
Art Ditmar, R ERA: 3.26	(1, 1)	5.1	W	26	9	4	4	2	3	0	0	0	0	0	27	39	6.75	2.250
Ralph Terry, R ERA: 4.84	(6, 1)	0.2		2	0	0	0	0	0	0	0	0	0	0	2	2	0.00	0.000
Ryne Duren, R ERA: 0.96	(7, 1)	3.0	S	11	1	0	0	8	0	0	1	0	0	0	26	27	0.00	0.333

PITCHER	IP	WLS	BF	H	R	ER	SO	BB	IBB	HBP	BLK	WP	HR	S	P	ERA	WHIP

Batter	1	2	3	4	5	6	7	8	9	AB	R	H	RBI	BB	SO	LOB
Tony Kubek, L (1, 7) OBP: 0.309, SLG: 0.401	F8		4-3			4-3		F9	K	5	0	0	0	0	1	2
Hector Lopez, R (1, 5) OBP: 0.353, SLG: 0.537	K			HR		HR		G4-6-3 1B		4	2	3	2	0	1	0
Mickey Mantle, S (1, 8) OBP: 0.428, SLG: 0.596	BB			K		L3		G4-6-3 1-2f		3	0	0	0	1	1	1
Norm Siebern, L (1, 9) OBP: 0.347, SLG: 0.411	F7			4-3		4-3			HR	4	1	1	1	0	0	1
Bill Skowron, R (1, 3) OBP: 0.341, SLG: 0.549		6-3		F8			6-3 1B		HR	4	1	2	1	0	0	0
Yogi Berra, L (1, 2) OBP: 0.315, SLG: 0.390		3-1			F2		F4		1-3	4	0	0	0	0	0	1
Gil McDougald, R (1, 6) OBP: 0.324, SLG: 0.382		F9			FC6-4 1B		6-3 1-2		1B 1B	4	0	2	0	0	0	1
Bobby Richardson, R (1, 4) OBP: 0.338, SLG: 0.373			F8		F9		IBB		F8	2	0	0	0	1	0	1
Johnny Blanchard, L (9, PH) OBP: 0.308, SLG: 0.391										1	0	0	0	0	0	1
Bob Turley, R (1, 1) OBP: 0.212, SLG: 0.133			1-3		FC6-4 1-2f		K		1-3 1B	3	0	0	0	0	1	3
Enos Slaughter, L (9, PH) OBP: 0.286, SLG: 0.310										1	0	1	0	0	0	0
Inning Stats	R: 0 H: 0 E: 0 LOB: 1 K: 1 BB: 1 S: 5 P: 9	R: 0 H: 0 E: 0 LOB: 0 K: 0 BB: 0 S: 3 P: 3	R: 0 H: 0 E: 0 LOB: 0 K: 0 BB: 0 S: 3 P: 3	R: 1 H: 1 E: 0 LOB: 0 K: 1 BB: 0 S: 6 P: 6	R: 0 H: 1 E: 0 LOB: 1 K: 0 BB: 0 S: 4 P: 4	R: 1 H: 1 E: 0 LOB: 0 K: 0 BB: 0 S: 4 P: 4	R: 0 H: 1 E: 0 LOB: 2 K: 1 BB: 1 S: 6 P: 10	R: 0 H: 1 E: 0 LOB: 0 K: 0 BB: 0 S: 3 P: 3	R: 2 H: 4 E: 0 LOB: 2 K: 1 BB: 0 S: 9 P: 9	1B: 5 SF: 0 2B: 0 SAC: 0 3B: 0 DP: 1 HR: 4 HBP: 0						

TOP

New York Yankees @ Chicago White Sox

Comiskey Park, Chicago, IL

Sat Jun 27 1959, 4:33 AM EDT

Att. 21,624 - Unknown

livebaseballscorecards.com

AB	35
R	4
H	9
RBI	4
BB	2
SO	4
LOB	11

PITCHER		IP	WLS	BF	H	R	ER	SO	BB	IBB	HBP	BLK	WP	HR	S	P	ERA	WHIP
Bob Shaw, R ERA: 3.06	(1, 1)	8.0	W	30	5	2	2	3	1	1	0	0	0	2	34	42	2.25	0.750
Rudy Arias, L ERA: 4.2	(9, 1)	0.1		3	2	2	2	0	0	0	0	0	0	2	3	3	54.00	6.000
Gerry Staley, R ERA: 1.91	(9, 1)	0.2	S	4	2	0	0	1	0	0	0	0	0	0	6	6	0.00	3.000

PITCHER	IP	WLS	BF	H	R	ER	SO	BB	IBB	HBP	BLK	WP	HR	S	P	ERA	WHIP

Batter	1	2	3	4	5	6	7	8	9	AB	R	H	RBI	BB	SO	LOB
Luis Aparicio, R (1, 6) OBP: 0.348, SLG: 0.366	F7		F8 2-3		F8			F8		4	0	0	0	0	0	2
Nellie Fox, L (1, 4) OBP: 0.405, SLG: 0.438	4-3		3-H 2B			G5-4-3 1B		BBBB 1B HR BB		3	1	2	1	1	0	0
Rudy Arias, L (9, 1)										0	0	0	0	0	0	0
Gerry Staley, R (9, 1)										0	0	0	0	0	0	0
Earl Torgeson, L (1, 3) OBP: 0.392, SLG: 0.417	2-3		SSS K			F9		1-3 HR BB 1B		4	1	1	0	0	1	2
Sherm Lollar, R (1, 2) OBP: 0.352, SLG: 0.441		F8		SSS K		1-2f G5-4-3		BBBB 1-2 HR BB		3	1	0	0	1	1	1
Harry Simpson, L (1, 9) OBP: 0.300, SLG: 0.500		SSS K		G4-6-3 1B			F8	1-H 2-H 3-H HR		4	1	2	4	0	1	0
Billy Goodman, L (1, 5) OBP: 0.315, SLG: 0.262		1B		1-2f G4-6-3			4-3	1B		4	0	2	0	0	0	1
Bubba Phillips, R (8, PR) OBP: 0.331, SLG: 0.370										0	0	0	0	0	0	0
(9, 5)																
Jim Rivera, L (1, 7) OBP: 0.329, SLG: 0.481		F7			F8		3B	F9		4	0	1	0	0	0	2
Jim Landis, R (1, 8) OBP: 0.343, SLG: 0.355			F8 SH1-4 2B 1B		F7		F2			3	1	1	0	0	0	1
Bob Shaw, R (1, 1) OBP: 0.188, SLG: 0.138			SH1-4 1-2		BBBB BB			SSS K		0	0	0	0	1	0	0
Norm Cash, L (8, PH) OBP: 0.329, SLG: 0.344										1	0	0	0	0	1	0
Sammy Esposito, R (9, 4) OBP: 0.280, SLG: 0.318										0	0	0	0	0	0	0
Inning Stats	R: 0 E: 0 K: 0 S: 3 H: 0 LOB: 0 BB: 0 P: 3	R: 0 E: 0 K: 1 S: 6 H: 1 LOB: 1 BB: 0 P: 6	R: 1 E: 0 K: 1 S: 7 H: 2 LOB: 1 BB: 0 P: 7	R: 0 E: 0 K: 1 S: 5 H: 1 LOB: 0 BB: 0 P: 5	R: 0 E: 0 K: 0 S: 3 H: 0 LOB: 1 BB: 0 P: 7	R: 0 E: 0 K: 0 S: 3 H: 1 LOB: 0 BB: 0 P: 3	R: 0 E: 0 K: 0 S: 4 H: 1 LOB: 1 BB: 0 P: 4	R: 4 E: 0 K: 1 S: 8 H: 3 LOB: 1 BB: 2 P: 16		1B: 6 2B: 1 3B: 1 HR: 1		SF: 0 SAC: 1 DP: 2 HBP: 0				

PITCHER		IP	WLS	BF	H	R	ER	SO	BB	IBB	HBP	BLK	WP	HR	S	P	ERA	WHIP
Bob Turley, R ERA: 4.56	(1, 1)	8.0	L	34	9	5	5	4	3	0	0	0	0	1	39	51	5.62	1.500

PITCHER		IP	WLS	BF	H	R	ER	SO	BB	IBB	HBP	BLK	WP	HR	S	P	ERA	WHIP

BOTTOM

New York Yankees @ Chicago White Sox

Comiskey Park, Chicago, IL

Sat Jun 27 1959, 4:33 AM EDT

Att. 21,624 - Unknown

livebaseballscorecards.com

AB	30
R	5
H	9
RBI	5
BB	3
SO	4
LOB	9

WP: 0 PB: 0 SB: 0 CS: 0 PA: 34

Batter	1	2	3	4	5	6	7	8	9	AB	R	H	RBI	BB	SO	LOB
Johnny Blanchard, L (1, 9) OBP: 0.290, SLG: 0.357	4-3		FC4-6 1B		F9		F9		F3	5	0	1	0	0	0	3
Hector Lopez, R (1, 5) OBP: 0.355, SLG: 0.535	HBP		F9			HR 1B		4-3		3	1	1	0	0	0	1
Mickey Mantle, S (1, 8) OBP: 0.426, SLG: 0.590	K		FC4-6 CS 1-2f			K		HBP 1B		4	0	1	0	0	2	3
Norm Siebern, L (1, 7) OBP: 0.349, SLG: 0.423	F8		CS 1-2	F8		1-H HR		G4-3 HBP 1-2		3	1	1	2	0	0	1
Bill Skowron, R (1, 3) OBP: 0.340, SLG: 0.544		1-3 1B 1B		4-3		6-3		G4-3 1-2f		4	0	1	0	0	0	2
Yogi Berra, L (1, 2) OBP: 0.319, SLG: 0.392		1-3 1-2		E9 1B		F9			4-3 1B	4	0	2	0	0	0	1
Gil McDougald, R (1, 6) OBP: 0.323, SLG: 0.377		1B BB		F8			K		4-3 1-2	3	0	0	0	1	1	2
Bobby Richardson, R (1, 4) OBP: 0.350, SLG: 0.380		1-3 2-H 1B			5-3		E5 1B		BB	3	0	2	0	1	0	0
Whitey Ford, L (1, 1) OBP: 0.318, SLG: 0.385		K			F8		K		F6	2	0	0	0	0	1	2
Enos Slaughter, L (7, PH) OBP: 0.280, SLG: 0.302										1	0	0	0	0	1	1
Jim Coates, R (7, 1)										0	0	0	0	0	0	0
Marv Throneberry, L (9, PH) OBP: 0.302, SLG: 0.375										1	0	0	0	0	0	2
Inning Stats	R: 0 E: 0 K: 1 S: 5 H: 0 LOB: 1 BB: 0 P: 6	R: 0 E: 0 K: 1 S: 6 H: 2 LOB: 2 BB: 1 P: 10	R: 0 E: 0 K: 0 S: 3 H: 1 LOB: 0 BB: 0 P: 3	R: 0 E: 1 K: 0 S: 4 H: 1 LOB: 1 BB: 0 P: 4	R: 0 E: 0 K: 0 S: 3 H: 0 LOB: 0 BB: 0 P: 3	R: 2 E: 0 K: 1 S: 7 H: 2 LOB: 0 BB: 0 P: 7	R: 0 E: 1 K: 2 S: 8 H: 1 LOB: 1 BB: 0 P: 8	R: 0 E: 0 K: 0 S: 3 H: 1 LOB: 1 BB: 0 P: 4	R: 0 E: 0 K: 0 S: 4 H: 1 LOB: 2 BB: 1 P: 8	1B: 8 2B: 0 3B: 0 HR: 1 SF: 0 SAC: 0 DP: 1 HBP: 2	WP: 0 PB: 0 SB: 0 CS: 1 PA: 38					

PITCHER	IP	WLS	BF	H	R	ER	SO	BB	IBB	HBP	BLK	WP	HR	S	P	ERA	WHIP
Early Wynn, R (1, 1) ERA: 3.71	9.0	W	37	9	2	2	5	2	0	2	0	0	1	43	53	2.00	1.222

PITCHER	IP	WLS	BF	H	R	ER	SO	BB	IBB	HBP	BLK	WP	HR	S	P	ERA	WHIP

TOP

New York Yankees @ Chicago White Sox

Comiskey Park, Chicago, IL

Sun Jun 28 1959, 4:33 AM EDT

Unknown

livebaseballscorecards.com

AB	33
R	2
H	9
RBI	2
BB	2
SO	5
LOB	18

Batter	1	2	3	4	5	6	7	8	9	AB	R	H	RBI	BB	SO	LOB
Luis Aparicio, R (1, 6) OBP: 0.346, SLG: 0.363	6-3		K		FC5-4 1-2f		F9 E 1-2 1B	F7		5	1	1	0	0	1	4
Nellie Fox, L (1, 4) OBP: 0.402, SLG: 0.437	3-1		F7			F8 HR 2B	F9 1-2 2-3	FC6-4 1-2f		5	1	1	0	0	0	5
Jim Landis, R (1, 8) OBP: 0.342, SLG: 0.353	5-3			F9		F8 2-3	E1 HR 2-H 3-H 1B			4	1	1	2	0	0	1
Sherm Lollar, R (1, 3) OBP: 0.350, SLG: 0.450		K		4-3		HR 3-H	6-3			4	1	1	2	0	1	1
Bubba Phillips, R (1, 5) OBP: 0.333, SLG: 0.386		F4		6-3		FC1-6 1B	HR 2-H			4	1	2	2	0	0	0
Al Smith, R (1, 9) OBP: 0.311, SLG: 0.348		E8			HR	FC1-6 HR 1-2f	F2			4	2	1	1	0	0	1
Earl Battey, R (1, 2) OBP: 0.342, SLG: 0.394		1-3			6-3	HR 1-H		FC1-6 BB		3	1	1	2	1	0	1
Jim McAnany, R (1, 7) OBP: 0.250, SLG: 0.250			SH1-4 1B		5-3	6-3		FC1-6 HBP 1-2f		4	0	1	0	0	0	1
Early Wynn, S (1, 1) OBP: 0.373, SLG: 0.442			SH1-4 1-2		FC5-4 BB		F9 1B E 1B	FC6-4 1-2 HBP		1	1	1	0	1	0	0
Inning Stats	R: 0 E: 0 K: 0 S: 3 H: 0 LOB: 0 BB: 0 P: 3	R: 0 E: 1 K: 1 S: 6 H: 0 LOB: 1 BB: 0 P: 6	R: 0 E: 0 K: 1 S: 6 H: 1 LOB: 1 BB: 0 P: 6	R: 0 E: 0 K: 0 S: 3 H: 0 LOB: 0 BB: 0 P: 3	R: 1 E: 0 K: 0 S: 4 H: 1 LOB: 1 BB: 1 P: 8	R: 4 E: 0 K: 0 S: 7 H: 4 LOB: 0 BB: 0 P: 7	R: 4 E: 1 K: 0 S: 7 H: 4 LOB: 0 BB: 0 P: 7	R: 0 E: 0 K: 0 S: 3 H: 0 LOB: 2 BB: 1 P: 8		1B: 5 2B: 1 3B: 0 HR: 4 SF: 0 SAC: 1 DP: 0 HBP: 1				WP: 0 PB: 0 SB: 0 CS: 0 PA: 38	

PITCHER		IP	WLS	BF	H	R	ER	SO	BB	IBB	HBP	BLK	WP	HR	S	P	ERA	WHIP
Whitey Ford, L ERA: 3.12	(1, 1)	6.0	L	26	6	5	5	2	1	0	0	0	0	3	29	33	7.50	1.167
Jim Coates, R ERA: 3.89	(7, 1)	2.0		12	4	4	4	0	1	0	1	0	0	1	10	15	18.00	2.500

PITCHER	IP	WLS	BF	H	R	ER	SO	BB	IBB	HBP	BLK	WP	HR	S	P	ERA	WHIP

BOTTOM

New York Yankees @ Chicago White Sox

Comiskey Park, Chicago, IL

Sun Jun 28 1959, 4:33 AM EDT

Unknown

livebaseballscorecards.com

AB	34
R	9
H	10
RBI	9
BB	2
SO	2
LOB	14

Batter	1	2	3	4	5	6	7	8	9	AB	R	H	RBI	BB	SO	LOB
Enos Slaughter, L (1, 9) OBP: 0.259, SLG: 0.277	4-3		F8			F8		F8		4	0	0	0	0	0	1
Hector Lopez, R (1, 5) OBP: 0.350, SLG: 0.527	K			F9		K			5-3	4	0	0	0	0	2	0
Mickey Mantle, S (1, 8) OBP: 0.423, SLG: 0.589	F7			G3			F7		1B 2B	4	1	1	0	0	0	0
Norm Siebern, L (1, 7) OBP: 0.347, SLG: 0.420		6-3		G3			G3		G3 BB 2-H 1B	4	0	1	1	0	0	0
Bill Skowron, R (1, 3) OBP: 0.342, SLG: 0.541		BB 1B			F8		F6		B B B B 4-0 G3 1-2 BB	3	0	1	0	1	0	0
Yogi Berra, L (1, 2) OBP: 0.322, SLG: 0.406		B B B B 4-0 G6-4-3 1-2 BB			S S S 0-3 K			0-0 HR	0-0 G3 1-2 2-3	3	1	1	1	1	1	2
Gil McDougald, R (1, 6) OBP: 0.322, SLG: 0.372		0-0 G6-4-3 1-2f			B B B B 4-0 BB			0-0 6-3	0-0 F9	3	0	0	0	1	0	4
Bobby Richardson, R (1, 4) OBP: 0.350, SLG: 0.379			0-0 F4		0-0 5-3			0-0 FC4-6 1B		3	0	1	0	0	0	1
Don Larsen, R (1, 1) OBP: 0.407, SLG: 0.393			0-0 F1			0-0 6-3		0-0 FC4-6 1-2f		0	0	0	0	0	0	0
Jim Bronstad, R (1, 1)										0	0	0	0	0	0	0
Marv Throneberry, L (3, PH) OBP: 0.333, SLG: 0.556										1	0	0	0	0	0	0
Ralph Terry, R (9, P) OBP: 0.364, SLG: 0.160										0	0	0	0	0	0	0
Hank Bauer, R (8, PH) OBP: 0.347, SLG: 0.394										1	0	0	0	0	0	0
Bobby Shantz, R (8, P) OBP: 0.000, SLG: 0.000										0	0	0	0	0	0	0
Johnny Blanchard, L (8, PH) OBP: 0.421, SLG: 0.545										1	0	0	0	0	0	1
Jim Pisoni, R (8, PR) OBP: 0.000, SLG: 0.000										0	0	0	0	0	0	0
Art Ditmar, R (8, P) OBP: 0.188, SLG: 0.189										0	0	0	0	0	0	0
Inning Stats	R: 0 E: 0 K: 1 S: 5 H: 0 LOB: 0 BB: 0 P: 5	R: 0 E: 0 K: 0 S: 3 H: 1 LOB: 1 BB: 1 P: 7	R: 0 E: 0 K: 0 S: 3 H: 0 LOB: 0 BB: 0 P: 3	R: 0 E: 0 K: 0 S: 3 H: 0 LOB: 0 BB: 0 P: 3	R: 0 E: 0 K: 1 S: 5 H: 0 LOB: 1 BB: 1 P: 9	R: 0 E: 0 K: 1 S: 5 H: 0 LOB: 0 BB: 0 P: 5	R: 0 E: 0 K: 0 S: 3 H: 0 LOB: 0 BB: 0 P: 3	R: 1 E: 0 K: 0 S: 5 H: 2 LOB: 1 BB: 0 P: 5	R: 1 E: 0 K: 0 S: 5 H: 2 LOB: 2 BB: 1 P: 9	1B: 3 2B: 1 3B: 0 HR: 1 SF: 0 SAC: 0 DP: 1 HBP: 0							

TOP

New York Yankees @ Chicago White Sox

Comiskey Park, Chicago, IL

Sun Jun 28 1959, 4:38 AM EDT

Att. 42,121 - Unknown

livebaseballscorecards.com

AB	31
R	2
H	5
RBI	2
BB	3
SO	3
LOB	9

PITCHER		IP	WLS	BF	H	R	ER	SO	BB	IBB	HBP	BLK	WP	HR	S	P	ERA	WHIP
Dick Donovan, R	(1, 1)	8.1	W	32	5	2	2	3	3	0	0	0	0	1	35	47	2.16	0.960
ERA: 3.65																		
Turk Lown, R	(9, 1)	0.2	S	2	0	0	0	0	0	0	0	0	0	0	2	2	0.00	0.000
ERA: 3.63																		

PITCHER	IP	WLS	BF	H	R	ER	SO	BB	IBB	HBP	BLK	WP	HR	S	P	ERA	WHIP

Batter	1	2	3	4	5	6	7	8	9	AB	R	H	RBI	BB	SO	LOB
Luis Aparicio, R (1, 6) OBP: 0.344, SLG: 0.361	5-3	4-3 2-3		1B 1B		5-3				4	0	1	0	0	0	2
Nellie Fox, L (1, 4) OBP: 0.403, SLG: 0.443	WP HR 2B	SF9 3-H		1-2 1B			4-3			3	1	2	1	0	0	0
Earl Torgeson, L (1, 3) OBP: 0.389, SLG: 0.408	HR 2-3 BB	F8		K			K			3	1	0	0	1	2	2
Harry Simpson, L (1, 9) OBP: 0.284, SLG: 0.471	K	K		1-4-3			F7			4	0	0	0	0	2	2
Sherm Lollar, R (1, 2) OBP: 0.353, SLG: 0.467	HR 1-H 3-H	F9 2B		6-3				6-3		4	1	2	3	0	0	0
Jim Rivera, L (1, 7) OBP: 0.326, SLG: 0.469	1B 1B	F9 2-3		K				4-3		4	0	1	0	0	1	1
Bubba Phillips, R (1, 5) OBP: 0.340, SLG: 0.394	1-3 1B	6-3				2B		BB		3	0	2	0	1	0	1
Jim Landis, R (1, 8) OBP: 0.337, SLG: 0.347	F8			1-3		6-3		F2		4	0	0	0	0	0	4
Dick Donovan, L (1, 1) OBP: 0.222, SLG: 0.324		4-3 SF9 2B		K		K				3	1	1	0	0	2	1
Turk Lown, R (9, 1)										0	0	0	0	0	0	0
Inning Stats	R: 3 E: 0 K: 1 S: 9 H: 4 LOB: 2 BB: 1 P: 13	R: 1 E: 0 K: 0 S: 4 H: 1 LOB: 0 BB: 0 P: 4	R: 0 E: 0 K: 1 S: 6 H: 1 LOB: 1 BB: 0 P: 6	R: 0 E: 0 K: 2 S: 9 H: 2 LOB: 2 BB: 0 P: 9	R: 0 E: 0 K: 1 S: 5 H: 0 LOB: 0 BB: 0 P: 5	R: 0 E: 0 K: 1 S: 6 H: 1 LOB: 1 BB: 0 P: 6	R: 0 E: 0 K: 1 S: 5 H: 0 LOB: 0 BB: 0 P: 5	R: 0 E: 0 K: 0 S: 3 H: 0 LOB: 1 BB: 1 P: 7		1B: 4 2B: 4 3B: 0 HR: 1 SF: 1 SAC: 0 DP: 0 HBP: 0				WP: 1 PB: 0 SB: 0 CS: 0 PA: 35	

PITCHER		IP	WLS	BF	H	R	ER	SO	BB	IBB	HBP	BLK	WP	HR	S	P	ERA	WHIP
Don Larsen, R ERA: 3.0	(1, 1)	0.2	L	6	3	3	3	1	1	0	0	0	1	1	7	11	40.50	6.000
Jim Bronstad, R ERA: 2.82	(1, 1)	1.1		6	2	1	1	0	0	0	0	0	0	0	6	6	6.75	1.500
Ralph Terry, R ERA: 4.64	(3, 1)	3.0		12	3	0	0	4	0	0	0	0	0	0	20	20	0.00	1.000
Bobby Shantz, L ERA: 4.06	(6, 1)	2.0		7	1	0	0	2	0	0	0	0	0	0	11	11	0.00	0.500
Art Ditmar, R ERA: 3.23	(8, 1)	1.0		4	0	0	0	0	1	0	0	0	0	0	3	7	0.00	1.000

PITCHER	IP	WLS	BF	H	R	ER	SO	BB	IBB	HBP	BLK	WP	HR	S	P	ERA	WHIP

BOTTOM

New York Yankees @ Chicago White Sox

Comiskey Park, Chicago, IL

Sun Jun 28 1959, 4:38 AM EDT

Att. 42,121 - Unknown

livebaseballscorecards.com

AB	32
R	4
H	9
RBI	4
BB	2
SO	7
LOB	13

Batter	1	2	3	4	5	6	7	8	9	AB	R	H	RBI	BB	SO	LOB
Hank Bauer, R (1, 9) OBP: 0.348, SLG: 0.394	F8		1B		SH1-4 1B	6-3			K	5	2	2	0	0	1	0
Bobby Richardson, R (1, 4) OBP: 0.347, SLG: 0.375	K		1B		SH1-4		F7		1-3	4	1	1	1	0	1	0
Norm Siebern, L (1, 7) OBP: 0.346, SLG: 0.415	4-3		F8		BB		K			3	0	0	0	1	1	2
Bill Skowron, R (1, 3) OBP: 0.347, SLG: 0.545 Marv Throneberry, L (3, 3) OBP: 0.303, SLG: 0.373		1B PO 1B	1B		1B		F5			2 2	0 0	2 1	0 1	0 0	0 0	0 0
Yogi Berra, L (1, 2) OBP: 0.325, SLG: 0.405		F9	1B		FC6-4 IBB			F7		3	0	1	2	1	0	1
Hector Lopez, R (1, 5) OBP: 0.345, SLG: 0.519		F9	F9		K			K		4	0	0	0	0	2	6
Gil McDougald, R (1, 6) OBP: 0.324, SLG: 0.374		1-3 1B		6-3	FC6-4			1B		4	0	2	0	0	0	3
Jim Pisoni, R (1, 8) OBP: 0.238, SLG: 0.256		PO	K	K			K	K		4	0	0	0	0	4	1
Duke Maas, R (1, 1) OBP: 0.208, SLG: 0.136 Art Ditmar, R (5, 1) OBP: 0.150, SLG: 0.179			1B BB	4-1		4-3			6-3	1 2	1 0	0 0	0 0	1 0	0 0	0 0
Inning Stats	R: 0 E: 0 K: 1 S: 5 H: 0 LOB: 0 BB: 0 P: 5	R: 0 E: 0 K: 0 S: 4 H: 2 LOB: 1 BB: 0 P: 4	R: 3 E: 0 K: 1 S: 9 H: 4 LOB: 2 BB: 1 P: 13	R: 0 E: 0 K: 1 S: 5 H: 0 LOB: 0 BB: 0 P: 5	R: 1 E: 0 K: 1 S: 7 H: 2 LOB: 3 BB: 2 P: 15	R: 0 E: 0 K: 1 S: 5 H: 0 LOB: 0 BB: 0 P: 5	R: 0 E: 0 K: 1 S: 5 H: 0 LOB: 0 BB: 0 P: 5	R: 0 E: 0 K: 2 S: 8 H: 1 LOB: 1 BB: 0 P: 8	R: 0 E: 0 K: 1 S: 5 H: 0 LOB: 0 BB: 0 P: 5	1B: 9 2B: 0 3B: 0 HR: 0 SF: 0 SAC: 1 DP: 0 HBP: 0						

PITCHER	IP	WLS	BF	H	R	ER	SO	BB	IBB	HBP	BLK	WP	HR	S	P	ERA	WHIP
Hoyt Wilhelm, R (1, 1) ERA: 1.83	7.0	L	31	8	4	4	6	2	1	0	0	0	0	40	52	5.14	1.429
Jack Fisher, R (8, 1) ERA: 2.61	2.0		7	1	0	0	3	0	0	0	0	0	0	13	13	0.00	0.500

PITCHER	IP	WLS	BF	H	R	ER	SO	BB	IBB	HBP	BLK	WP	HR	S	P	ERA	WHIP

New York Yankees @ Baltimore Orioles

Memorial Stadium, Baltimore, MD

Tue Jun 30 1959, 7:05 PM EDT

Att. 27,905 - Unknown - 100 F

TOP

livebaseballscorecards.com

AB	34
R	4
H	9
RBI	4
BB	3
SO	9
LOB	13

BOTTOM

New York Yankees @ Baltimore Orioles

Memorial Stadium, Baltimore, MD

Tue Jun 30 1959, 7:05 PM EDT

Att. 27,905 - Unknown - 100 F

livebaseballscorecards.com

Batter	1	2	3	4	5	6	7	8	9	AB	R	H	RBI	BB	SO	LOB
Billy Klaus, L (1, 5) OBP: 0.355, SLG: 0.292	F9		L9		E6 BB BB		K			4	0	0	0	0	1	0
Al Pilarcik, L (1, 9) OBP: 0.377, SLG: 0.429	4-3		6-3		BB 1-2 BB			4-3		3	0	0	0	1	0	0
Bob Boyd, L (1, 3) OBP: 0.284, SLG: 0.295	2B			F7	BB 1-2 2-3 BB			3-1		3	0	1	0	1	0	0
Gene Woodling, L (1, 7) OBP: 0.400, SLG: 0.531	BB			HR	F7			F7		3	1	1	1	1	0	3
Gus Triandos, R (1, 2) OBP: 0.393, SLG: 0.568	F7			5-3		G5-4-3 BB			K	3	0	0	0	1	1	2
Willie Tasby, R (1, 8) OBP: 0.345, SLG: 0.412		L9		1B		K			1B	4	0	2	0	0	1	1
Chico Carrasquel, R (1, 6) OBP: 0.287, SLG: 0.330		K		F7		G5-4-3 1-2f			F5	4	0	0	0	0	1	3
Billy Gardner, R (1, 4) OBP: 0.289, SLG: 0.336		K			5-3		G4-6-3 1B		F6	4	0	1	0	0	1	1
Hoyt Wilhelm, R (1, 1) OBP: 0.098, SLG: 0.026			F4		G1		G4-6-3 1-2f			2	0	0	0	0	0	0
Albie Pearson, L (7, PH) OBP: 0.331, SLG: 0.233										1	0	0	0	0	0	1
Jack Fisher, R (8, 1)										0	0	0	0	0	0	0

Inning Stats	1	2	3	4	5	6	7	8	9
	R: 0 H: 1	R: 0 H: 0	R: 0 H: 0	R: 1 H: 2	R: 0 H: 0	R: 0 H: 0	R: 0 H: 1	R: 0 H: 0	R: 0 H: 1
	E: 0 LOB: 2	E: 0 LOB: 0	E: 0 LOB: 0	E: 0 LOB: 1	E: 1 LOB: 3	E: 0 LOB: 0	E: 0 LOB: 0	E: 0 LOB: 0	E: 0 LOB: 1
	K: 0 BB: 1	K: 2 BB: 0	K: 0 BB: 0	K: 0 BB: 0	K: 0 BB: 2	K: 1 BB: 1	K: 1 BB: 0	K: 0 BB: 0	K: 1 BB: 0
	S: 4 P: 8	S: 7 P: 7	S: 3 P: 3	S: 5 P: 5	S: 4 P: 12	S: 4 P: 8	S: 5 P: 5	S: 3 P: 3	S: 6 P: 6

1B: 3	SF: 0	WP: 0 PA: 35
2B: 1	SAC: 0	PB: 0
3B: 0	DP: 2	SB: 0
HR: 1	HBP: 0	CS: 0

PITCHER		IP	WLS	BF	H	R	ER	SO	BB	IBB	HBP	BLK	WP	HR	S	P	ERA	WHIP
Duke Maas, R	(1, 1)	4.2		21	3	1	1	2	3	0	0	0	0	1	22	34	1.93	1.286
ERA: 4.34																		
Art Ditmar, R	(5, 1)	4.1	W	14	2	0	0	3	1	0	0	0	0	0	19	23	0.00	0.692
ERA: 3.09																		

PITCHER	IP	WLS	BF	H	R	ER	SO	BB	IBB	HBP	BLK	WP	HR	S	P	ERA	WHIP

New York Yankees @ Baltimore Orioles

Memorial Stadium, Baltimore, MD

Wed Jul 01 1959, 7:05 PM EDT

Att. 16,720 - Unknown - 83 F

TOP

livebaseballscorecards.com

Batter	1	2	3	4	5	6	7	8	9	AB	R	H	RBI	BB	SO	LOB
Hank Bauer, R (1, 9) OBP: 0.341, SLG: 0.386	F4		F9			K		F6		4	0	0	0	0	1	0
Bobby Richardson, R (1, 4) OBP: 0.344, SLG: 0.367	F3		4-3			F9		FC4-6 BB		3	1	0	0	1	0	0
Mickey Mantle, S (1, 8) OBP: 0.424, SLG: 0.591	G3		F8			2B		FC4-6 1-3 1B		4	0	2	0	0	0	0
Jim Pisoni, R (8, PR) (8, 8) OBP: 0.238, SLG: 0.256										0	0	0	0	0	0	0
Norm Siebern, L (1, 7) OBP: 0.345, SLG: 0.425		HR		F7		F9		FC4-6 1-2f 3-H		4	1	1	2	0	0	2
Yogi Berra, L (1, 2) OBP: 0.328, SLG: 0.411		2B		K			1B 1B	F2		4	1	2	0	0	1	2
Bill Skowron, R (1, 3) OBP: 0.346, SLG: 0.540		G3		K			G4-6-3 1B 1-3 1B		K	4	0	1	0	0	2	1
Hector Lopez, R (1, 5) OBP: 0.344, SLG: 0.515		F9			F7		G4-6-3 1-2 3-H 1B		K	4	0	1	1	0	1	1
Gil McDougald, R (1, 6) OBP: 0.327, SLG: 0.387		IBB			F9		G4-6-3 1-2f 2-3		HR	3	1	1	1	1	0	2
Ralph Terry, R (1, 1) OBP: 0.138, SLG: 0.138		F7			F6		6-3		2-3	4	0	0	0	0	0	3
Inning Stats	R: 0 E: 0 K: 0 S: 3 H: 0 LOB: 0 BB: 0 P: 3	R: 1 E: 0 K: 0 S: 5 H: 2 LOB: 2 BB: 1 P: 9	R: 0 E: 0 K: 0 S: 3 H: 0 LOB: 0 BB: 0 P: 3	R: 0 E: 0 K: 2 S: 7 H: 0 LOB: 0 BB: 0 P: 7	R: 0 E: 0 K: 0 S: 3 H: 0 LOB: 0 BB: 0 P: 3	R: 0 E: 0 K: 1 S: 6 H: 1 LOB: 1 BB: 0 P: 6	R: 1 E: 0 K: 0 S: 5 H: 3 LOB: 1 BB: 0 P: 5	R: 1 E: 1 K: 0 S: 4 H: 1 LOB: 2 BB: 1 P: 8	R: 1 E: 0 K: 2 S: 8 H: 1 LOB: 0 BB: 0 P: 8	1B: 4 2B: 2 3B: 0 HR: 2 SF: 0 SAC: 0 DP: 1 HBP: 0							

PITCHER		IP	WLS	BF	H	R	ER	SO	BB	IBB	HBP	BLK	WP	HR	S	P	ERA	WHIP
Hal Brown, R ERA: 2.45	(1, 1)	7.0	L	27	6	2	2	3	0	1	0	0	0	1	32	36	2.57	0.857
Billy Loes, R ERA: 2.68	(8, 1)	2.0		9	2	2	2	2	1	0	0	0	0	1	12	16	9.00	1.500

PITCHER	IP	WLS	BF	H	R	ER	SO	BB	IBB	HBP	BLK	WP	HR	S	P	ERA	WHIP

AB	34
R	4
H	8
RBI	4
BB	2
SO	5
LOB	11

WP: 0 PB: 0 SB: 0 CS: 0 PA: 36

New York Yankees @ Baltimore Orioles

Memorial Stadium, Baltimore, MD

Wed Jul 01 1959, 7:05 PM EDT

Att. 16,720 - Unknown - 83 F

livebaseballscorecards.com

BOTTOM

Batter	1	2	3	4	5	6	7	8	9	AB	R	H	RBI	BB	SO	LOB
Willie Tasby, R (1, 8) OBP: 0.341, SLG: 0.406	K		K			6-3		F9		4	0	0	0	0	2	2
Al Pilarcik, L (1, 9) OBP: 0.366, SLG: 0.415	K		L8			E3		F9		4	0	0	0	0	1	2
Gene Woodling, L (1, 7) OBP: 0.394, SLG: 0.521	6-3			G3		L9		6-3		4	0	0	0	0	0	1
Gus Triandos, R (1, 2) OBP: 0.391, SLG: 0.561		F8		L9		1-3			6-3	4	0	1	0	0	0	0
Billy Klaus, L (1, 5) OBP: 0.347, SLG: 0.284		K		K		F8			L6	4	0	0	0	0	2	2
Bob Boyd, L (1, 3) OBP: 0.279, SLG: 0.290		L6		1-3			K		F9	4	0	0	0	0	1	0
Chico Carrasquel, R (1, 6) OBP: 0.288, SLG: 0.330			L8	1B			4-3			3	0	1	0	0	0	0
Billy Gardner, R (1, 4) OBP: 0.294, SLG: 0.346			2B	F4			1B			3	0	2	0	0	0	1
Hal Brown, R (1, 1) OBP: 0.190, SLG: 0.167			BB	F6			L7			1	0	0	0	1	0	1
Bob Nieman, R (7, PH) OBP: 0.338, SLG: 0.453										1	0	0	0	0	0	1
Billy Loes, R (8, 1)										0	0	0	0	0	0	0

Inning Stats	1	2	3	4	5	6	7	8	9
	R: 0 H: 0 E: 0 LOB: 0 K: 2 BB: 0 S: 7 P: 7	R: 0 H: 0 E: 0 LOB: 0 K: 1 BB: 0 S: 5 P: 5	R: 0 H: 1 E: 0 LOB: 2 K: 1 BB: 1 S: 6 P: 10	R: 0 H: 0 E: 0 LOB: 0 K: 1 BB: 0 S: 5 P: 5	R: 0 H: 1 E: 0 LOB: 1 K: 0 BB: 0 S: 4 P: 4	R: 0 H: 1 E: 1 LOB: 2 K: 0 BB: 0 S: 5 P: 5	R: 0 H: 1 E: 0 LOB: 1 K: 1 BB: 0 S: 6 P: 6	R: 0 H: 0 E: 0 LOB: 0 K: 0 BB: 0 S: 3 P: 3	R: 0 H: 0 E: 0 LOB: 0 K: 0 BB: 0 S: 3 P: 3

1B: 3 SF: 0 WP: 0 PA: 33
2B: 1 SAC: 0 PB: 0
3B: 0 DP: 0 SB: 0
HR: 0 HBP: 0 CS: 0

	AB	32
	R	0
	H	4
	RBI	0
	BB	1
	SO	6
	LOB	10

PITCHER		IP	WLS	BF	H	R	ER	SO	BB	IBB	HBP	BLK	WP	HR	S	P	ERA	WHIP
Ralph Terry, R ERA: 4.14	(1, 1)	9.0	W	33	4	0	0	6	1	0	0	0	0	0	44	48	0.00	0.556

PITCHER		IP	WLS	BF	H	R	ER	SO	BB	IBB	HBP	BLK	WP	HR	S	P	ERA	WHIP

Batter	1	2	3	4	5	6	7	8	9	AB	R	H	RBI	BB	SO	LOB
Gil McDougald, R (1, 6) OBP: 0.330, SLG: 0.388	F4			FC4-6 1B		1B		K		4	0	2	0	0	1	0
Bobby Richardson, R (1, 4) OBP: 0.342, SLG: 0.364	F7			FC4-6 1-2f		F4			1B	4	0	1	0	0	0	2
Mickey Mantle, S (1, 8) OBP: 0.419, SLG: 0.582	1-3			K		K			K	4	0	0	0	0	3	3
Norm Siebern, L (1, 7) OBP: 0.343, SLG: 0.422		G1-4-3 1B		K			F8		K	4	0	1	0	0	2	2
Bill Skowron, R (1, 3) OBP: 0.344, SLG: 0.543		G1-4-3 1-2f			F9		3B		K	4	0	1	0	0	1	2
Hector Lopez, R (1, 5) OBP: 0.343, SLG: 0.524		L7			HR		6-3			3	1	1	1	0	0	1
Elston Howard, R (1, 2) OBP: 0.297, SLG: 0.489			K		K		F4			3	0	0	0	0	2	1
Tony Kubek, L (1, 9) OBP: 0.310, SLG: 0.397			BB G6-4-3		F7			K		2	0	0	0	1	1	0
Don Larsen, R (1, 1) OBP: 0.421, SLG: 0.355			G6-4-3 1-2f			6-3		5-3		3	0	0	0	0	0	1
Inning Stats	R: 0 E: 0 K: 0 S: 3 H: 0 LOB: 0 BB: 0 P: 3	R: 0 E: 0 K: 0 S: 3 H: 1 LOB: 0 BB: 0 P: 3	R: 0 E: 0 K: 1 S: 4 H: 0 LOB: 0 BB: 1 P: 8	R: 0 E: 0 K: 2 S: 8 H: 1 LOB: 1 BB: 0 P: 8	R: 1 E: 0 K: 1 S: 6 H: 1 LOB: 0 BB: 0 P: 6	R: 0 E: 0 K: 1 S: 6 H: 1 LOB: 1 BB: 0 P: 6	R: 0 E: 0 K: 0 S: 4 H: 1 LOB: 1 BB: 0 P: 4	R: 0 E: 0 K: 2 S: 7 H: 0 LOB: 0 BB: 0 P: 7	R: 0 E: 0 K: 3 S: 10 H: 1 LOB: 1 BB: 0 P: 10	1B: 4 2B: 0 3B: 1 HR: 1	SF: 0 SAC: 0 DP: 2 HBP: 0						

TOP

New York Yankees @ Baltimore Orioles

Memorial Stadium, Baltimore, MD

Thu Jul 02 1959, 7:05 PM EDT

Att. 18,487 - Unknown - 80 F

livebaseballscorecards.com

AB	31
R	1
H	6
RBI	1
BB	1
SO	10
LOB	12

WP: 0 PB: 0 SB: 0 CS: 0 PA: 32

PITCHER		IP	WLS	BF	H	R	ER	SO	BB	IBB	HBP	BLK	WP	HR	S	P	ERA	WHIP
Jerry Walker, R ERA: 2.9	(1, 1)	9.0	W	32	6	1	1	10	1	0	0	0	0	1	51	55	1.00	0.778

PITCHER	IP	WLS	BF	H	R	ER	SO	BB	IBB	HBP	BLK	WP	HR	S	P	ERA	WHIP

Batter	1	2	3	4	5	6	7	8	9	AB	R	H	RBI	BB	SO	LOB
Willie Tasby, R (1, 8) OBP: 0.337, SLG: 0.401	F2	4-3			5-3		K			4	0	0	0	0	1	1
Bob Boyd, L (1, 3) OBP: 0.275, SLG: 0.284	F7		6-3		K			3-1		4	0	0	0	0	1	0
Gene Woodling, L (1, 9) (6, 7) Albie Pearson, L (9, 7) OBP: 0.331, SLG: 0.233	HR 1B		K		BB			1B 2B		3 0	1 0	2 0	0 0	1 0	1 0	0 0
Bob Nieman, R (1, 7) OBP: 0.343, SLG: 0.470 Al Pilarcik, L (6, 9) OBP: 0.370, SLG: 0.419	1-H HR		BB		1-3			CS 2-3 1B		2 1	1 0	1 1	2 0	1 0	0 0	1 0
Gus Triandos, R (1, 2) OBP: 0.385, SLG: 0.550	K		K			L8		K 1-2		4	0	0	0	0	3	3
Billy Klaus, L (1, 5) OBP: 0.352, SLG: 0.282 Willy Miranda, S (7, 5) OBP: 0.203, SLG: 0.203		6-3 SH1-3 1B BB		SH3-4 BB		F9				1 0	1 0	0 0	0 0	2 0	0 0	0 0
Chico Carrasquel, R (1, 6) OBP: 0.286, SLG: 0.328		SH1-3 1-2		SH3-4 1-2		K				1	0	0	0	0	1	0
Billy Gardner, R (1, 4) OBP: 0.290, SLG: 0.341		6-3 2-3		5-3			F2			3	0	0	0	0	0	2
Jerry Walker, S (1, 1) OBP: 0.167, SLG: 0.267		3-H 1B		6-3			6-3			3	0	1	1	0	0	1
Inning Stats	R: 2 E: 0 K: 1 S: 7 H: 2 LOB: 0 BB: 0 P: 7	R: 1 E: 0 K: 0 S: 4 H: 1 LOB: 1 BB: 1 P: 8	R: 0 E: 0 K: 2 S: 7 H: 0 LOB: 1 BB: 1 P: 11	R: 0 E: 0 K: 0 S: 3 H: 0 LOB: 1 BB: 1 P: 7	R: 0 E: 0 K: 1 S: 5 H: 0 LOB: 1 BB: 1 P: 9	R: 0 E: 0 K: 1 S: 5 H: 0 LOB: 0 BB: 0 P: 5	R: 0 E: 0 K: 1 S: 5 H: 0 LOB: 0 BB: 0 P: 5	R: 0 E: 0 K: 1 S: 6 H: 2 LOB: 2 BB: 0 P: 6		1B: 3 2B: 2 3B: 0 HR: 1 SF: 0 SAC: 2 DP: 1 HBP: 0				WP: 0 PB: 0 SB: 0 CS: 1 PA: 32		

PITCHER	IP	WLS	BF	H	R	ER	SO	BB	IBB	HBP	BLK	WP	HR	S	P	ERA	WHIP
Don Larsen, R (1, 1) ERA: 3.04	8.0	L	32	5	3	3	7	4	0	0	0	0	1	42	58	3.38	1.125

PITCHER	IP	WLS	BF	H	R	ER	SO	BB	IBB	HBP	BLK	WP	HR	S	P	ERA	WHIP

BOTTOM

New York Yankees @ Baltimore Orioles

Memorial Stadium, Baltimore, MD

Thu Jul 02 1959, 7:05 PM EDT

Att. 18,487 - Unknown - 80 F

livebaseballscorecards.com

AB	26
R	3
H	5
RBI	3
BB	4
SO	7
LOB	8

Batter	1	2	3	4	5	6	7	8	9	AB	R	H	RBI	BB	SO	LOB
Ken Aspromonte, R (1, 4) OBP: 0.375, SLG: 0.328	L4		BLK BB SF9 BB	FC4-6 1-2 3-H 1B		F6			F5	4	1	1	1	1	0	1
Bob Allison, R (1, 8) OBP: 0.341, SLG: 0.568	6-3		SF9 BLK 1-2 BB	FC4-6 1-2f 2-3			FC6-4 1B 1B		K	4	0	1	0	1	1	2
Harmon Killebrew, R (1, 5) OBP: 0.390, SLG: 0.612	BB 1B BB		G5-3 BB 1-2 2-3 BB	F7			FC6-4 1-2 1B		K	3	1	1	0	2	1	2
Roy Sievers, R (1, 3) OBP: 0.317, SLG: 0.415	1B 1-2 BB		SF9 2-3 3-H	F9			K			2	0	0	1	1	1	2
Jim Lemon, R (1, 7) OBP: 0.351, SLG: 0.552	1-3 2-H 1B		1-2 BB	K			FC6-4 1-2f 2-3			3	0	1	1	1	1	2
Jay Porter, R (1, 2) OBP: 0.302, SLG: 0.284	5-3		G5-3 2-3f	L7			K			3	0	0	0	0	0	5
Clint Courtney, L (7, PH) OBP: 0.338, SLG: 0.281 (7, 2)										1	0	0	0	0	1	2
Faye Throneberry, L (1, 9) OBP: 0.382, SLG: 0.448		K		1-3		K		K		4	0	0	0	0	3	0
Billy Consolo, R (1, 6) OBP: 0.291, SLG: 0.229		4-3		1B 1B 2B		5-3		K		3	1	1	0	0	0	0
Lenny Green, L (8, PH) OBP: 0.234, SLG: 0.289										1	0	0	0	0	1	0
Tex Clevenger, R (8, 1) OBP: 0.125, SLG: 0.286										0	0	0	0	0	0	0
Russ Kemmerer, R (1, 1) OBP: 0.189, SLG: 0.121		K		FC4-6 1B 2-3 1B		BB		F8		2	0	1	0	1	1	0
Julio Becquer, L (8, PH) OBP: 0.246, SLG: 0.303										1	0	0	0	0	0	0
Ron Samford, R (8, 6) OBP: 0.286, SLG: 0.380										0	0	0	0	0	0	0
Inning Stats	R: 1 E: 0 K: 0 S: 4 H: 1 LOB: 2 BB: 2 P: 12	R: 0 E: 0 K: 2 S: 7 H: 0 LOB: 0 BB: 0 P: 7	R: 1 E: 0 K: 0 S: 2 H: 0 LOB: 2 BB: 4 P: 18	R: 1 E: 0 K: 0 S: 6 H: 3 LOB: 2 BB: 0 P: 6	R: 0 E: 0 K: 1 S: 5 H: 0 LOB: 0 BB: 0 P: 5	R: 0 E: 0 K: 1 S: 5 H: 0 LOB: 1 BB: 1 P: 9	R: 0 E: 0 K: 2 S: 9 H: 2 LOB: 2 BB: 0 P: 9	R: 0 E: 0 K: 2 S: 7 H: 0 LOB: 0 BB: 0 P: 7	R: 0 E: 0 K: 2 S: 7 H: 0 LOB: 0 BB: 0 P: 7	1B: 5 2B: 1 3B: 0 HR: 0	SF: 1 SAC: 0 DP: 1 HBP: 0					

TOP

Washington Senators @ New York Yankees

Yankee Stadium, Bronx, NY

Fri Jul 03 1959, 7:05 PM EDT

Att. 28,586 - Unknown - 80 F

livebaseballscorecards.com

AB	31
R	3
H	6
RBI	3
BB	7
SO	10
LOB	16

WP: 0 PB: 0 SB: 0 CS: 0 PA: 39

PITCHER		IP	WLS	BF	H	R	ER	SO	BB	IBB	HBP	BLK	WP	HR	S	P	ERA	WHIP
Whitey Ford, L ERA: 3.19	(1, 1)	6.0	W	30	6	3	3	4	7	0	0	1	0	0	31	59	4.50	2.167
Ryne Duren, R ERA: 0.89	(7, 1)	3.0	S	9	0	0	0	6	0	0	0	0	0	0	21	21	0.00	0.000

PITCHER	IP	WLS	BF	H	R	ER	SO	BB	IBB	HBP	BLK	WP	HR	S	P	ERA	WHIP

Batter	1	2	3	4	5	6	7	8	9	AB	R	H	RBI	BB	SO	LOB
Tony Kubek, L (1, 9) OBP: 0.315, SLG: 0.402	F9	1B 1-2 2-H		FC6 1-2f		1B 2-H		BB 1B 1-2		5	0	3	2	0	0	1
Bobby Richardson, R (1, 4) OBP: 0.331, SLG: 0.351	1-3	FC5 2-3f			F4	4-3		F2		5	0	0	0	0	0	5
Mickey Mantle, S (1, 8) OBP: 0.419, SLG: 0.577	F8		4-3		F7		1B 1B	BB 1-2 2-3		4	0	1	0	1	0	0
Norm Siebern, L (1, 7) OBP: 0.345, SLG: 0.421		1B 2B SF7	4-3		BB 1B		F7	K		3	1	1	0	1	0	1
Jim Pisoni, R (8, 7) OBP: 0.233, SLG: 0.250										1	0	0	0	0	1	3
Bill Skowron, R (1, 3) OBP: 0.350, SLG: 0.549		2B 1-3	BB FC6-4		1B 1-3		K			3	1	2	0	1	1	1
Hector Lopez, R (1, 5) OBP: 0.342, SLG: 0.520		K	FC6-4 1-2f		F7		1B 1-2			4	0	1	0	0	1	5
Elston Howard, R (1, 2) OBP: 0.291, SLG: 0.481		SF7 3-H		1-3		F9	L3			3	0	0	1	0	0	2
Gil McDougald, R (1, 6) OBP: 0.332, SLG: 0.392		1B 2B 2-H		FC6 BB		G3		F4		3	1	1	1	1	0	0
Whitey Ford, L (1, 1) OBP: 0.340, SLG: 0.415		FC5 1B BB		L9		1B 2B		BB 1B BB		2	1	1	0	1	0	1
Ryne Duren, R (7, 1)										0	0	0	0	1	0	0
Inning Stats	R: 0 E: 0 K: 0 S: 3 H: 0 LOB: 0 BB: 0 P: 3	R: 3 E: 0 K: 1 S: 9 H: 4 LOB: 2 BB: 1 P: 13	R: 0 E: 0 K: 0 S: 3 H: 0 LOB: 1 BB: 1 P: 7	R: 0 E: 0 K: 0 S: 3 H: 0 LOB: 1 BB: 1 P: 7	R: 0 E: 0 K: 0 S: 4 H: 1 LOB: 2 BB: 1 P: 8	R: 1 E: 0 K: 0 S: 5 H: 2 LOB: 1 BB: 0 P: 5	R: 0 E: 0 K: 1 S: 7 H: 2 LOB: 2 BB: 0 P: 7	R: 0 E: 0 K: 1 S: 6 H: 1 LOB: 3 BB: 2 P: 14		1B: 7 2B: 3 3B: 0 HR: 0 SF: 1 SAC: 0 DP: 0 HBP: 0						

PITCHER	IP	WLS	BF	H	R	ER	SO	BB	IBB	HBP	BLK	WP	HR	S	P	ERA	WHIP
Russ Kemmerer, R (1, 1) ERA: 4.49	7.0	L	34	9	4	4	2	4	0	0	0	0	0	34	50	5.14	1.857
Tex Clevenger, R (8, 1) ERA: 5.09	1.0		6	1	0	0	1	2	0	0	0	0	0	6	14	0.00	3.000

PITCHER	IP	WLS	BF	H	R	ER	SO	BB	IBB	HBP	BLK	WP	HR	S	P	ERA	WHIP

BOTTOM

Washington Senators @ New York Yankees

Yankee Stadium, Bronx, NY

Fri Jul 03 1959, 7:05 PM EDT
Att. 28,586 - Unknown - 80 F

livebaseballscorecards.com

AB	33
R	4
H	10
RBI	4
BB	6
SO	3
LOB	19

PA: 40

Batter	1	2	3	4	5	6	7	8	9	AB	R	H	RBI	BB	SO	LOB
Ken Aspromonte, R (1, 4) OBP: 0.365, SLG: 0.310	BBBB 2B HR BB	x 0-0 ② 6-3	x 0-0 ② L8		SSS 0-3 ③ K	x 0-0 ③ 1-3				4	1	0	0	1	1	3
Bob Allison, R (1, 8) OBP: 0.345, SLG: 0.571	x 0-0 1-3 HR 2B	x 0-0 ③ F8	x 0-0 1-2 2-3 3-H 1B			x 0-0 HR 1B		x 0-0 ① 6-3		5	2	3	1	0	0	0
Harmon Killebrew, R (1, 5) OBP: 0.393, SLG: 0.620	x 0-0 2-H 3-H HR		BBBB 4-0 BB 1B BB x 0-0 ③ L7			x 0-0 ① L7		BBBB 4-0 BB		3	2	1	3	2	0	4
Roy Sievers, R (1, 3) OBP: 0.325, SLG: 0.440 Julio Becquer, L (8, 3) OBP: 0.246, SLG: 0.303	x 0-0 1B FC4-6 2B		BBBB 4-0 1B 1-2 1B BB	SSS 0-3 ① K		x 0-0 1-H HR		SSS 0-3 ② K		4 0	3 0	2 0	2 0	1 0	2 0	1 0
Jim Lemon, R (1, 7) OBP: 0.355, SLG: 0.557	x 0-0 ① F5		x 0-0 1B 1-3 2-H 1B	x 0-0 2B		x 0-0 BLK 1B		x 0-0 ③ F4		5	1	3	1	0	0	2
Faye Throneberry, L (1, 9) OBP: 0.382, SLG: 0.446	x 0-0 FC4-6 2-3 1B		x 0-0 1B 1B 1B 1-2 3-H 1B	SSS 0-3 ② K		x 0-0 ② F8 1-2			x 0-0 ① 1-3	5	1	2	1	0	1	2
Hal Naragon, L (1, 2) OBP: 0.310, SLG: 0.350	x 0-0 ② FC4-6 1-2f 3-H		x 0-0 ① L9	x 0-0 ③ F7		x 0-0 ③ 1-3			x 0-0 ② 4-3	5	0	0	1	0	0	5
Billy Consolo, R (1, 6) OBP: 0.283, SLG: 0.226	SSS 0-3 ③ K		x 0-0 1B 1B 1-2 2-H 1B		SSS 0-3 ① K		x 0-0 ① 3-1		x 0-0 ③ 5-3	5	0	1	1	0	2	1
Pedro Ramos, S (1, 1) OBP: 0.250, SLG: 0.268 Chuck Stobbs, L (8, 1) OBP: 0.100, SLG: 0.100		SSS 0-3 ① K	x 0-0 1B 1-2 2-3 1B		SSS 0-3 ② K		x 0-0 ② 1-3			4 0	0 0	1 0	0 0	0 0	2 0	0 0
Inning Stats	R: 4 E: 0 K: 1 S: 9 H: 4 LOB: 1 BB: 1 P: 13	R: 0 E: 0 K: 1 S: 5 H: 0 LOB: 0 BB: 0 P: 5	R: 4 E: 0 K: 0 S: 8 H: 5 LOB: 3 BB: 2 P: 16	R: 0 E: 0 K: 2 S: 8 H: 1 LOB: 1 BB: 0 P: 8	R: 0 E: 0 K: 3 S: 9 H: 0 LOB: 0 BB: 0 P: 9	R: 2 E: 0 K: 0 S: 6 H: 3 LOB: 1 BB: 0 P: 6	R: 0 E: 0 K: 0 S: 3 H: 0 LOB: 0 BB: 0 P: 3	R: 0 E: 0 K: 1 S: 5 H: 0 LOB: 1 BB: 1 P: 9	R: 0 E: 0 K: 0 S: 3 H: 0 LOB: 0 BB: 0 P: 3	1B: 8 2B: 3 3B: 0 HR: 2 SF: 0 SAC: 0 DP: 0 HBP: 0						

TOP

Washington Senators @ New York Yankees

Yankee Stadium, Bronx, NY

Sat Jul 04 1959, 3:33 AM EDT

Unknown - 81 F

livebaseballscorecards.com

AB	40
R	10
H	13
RBI	10
BB	4
SO	8
LOB	18

WP: 0 PB: 0 SB: 0 CS: 0 PA: 44

PITCHER		IP	WLS	BF	H	R	ER	SO	BB	IBB	HBP	BLK	WP	HR	S	P	ERA	WHIP
Art Ditmar, R ERA: 3.63	(1, 1)	2.0	L	14	5	7	7	2	3	0	0	0	0	1	15	27	31.50	4.000
Jim Bronstad, R ERA: 3.09	(3, 1)	1.0		7	4	1	1	0	0	0	0	0	0	0	7	7	9.00	4.000
Jim Coates, R ERA: 3.86	(4, 1)	5.0		20	4	2	2	6	1	0	0	1	0	1	31	35	3.60	1.000
Bobby Shantz, L ERA: 3.96	(9, 1)	1.0		3	0	0	0	0	0	0	0	0	0	0	3	3	0.00	0.000

PITCHER	IP	WLS	BF	H	R	ER	SO	BB	IBB	HBP	BLK	WP	HR	S	P	ERA	WHIP

BOTTOM

Batter	1	2	3	4	5	6	7	8	9	AB	R	H	RBI	BB	SO	LOB
Tony Kubek, L (1, 9) (5, 8) OBP: 0.324, SLG: 0.414	2B		1B		FC6-4 1B		1B HR 1B 2-H 3-H		4-3	5	1	4	2	0	0	0
Bobby Richardson, R (1, 4) OBP: 0.329, SLG: 0.349	F7		L5		FC6-4 1-2f		HR 1B 1-2			4	1	1	0	0	0	3
Mickey Mantle, S (1, 8) OBP: 0.419, SLG: 0.576	F9			E 1B		3-1	HR 1-H 2-H			2	0	1	0	0	0	1
Enos Slaughter, L (4, PR) (5, 9) OBP: 0.268, SLG: 0.347										2	2	1	3	0	0	0
Norm Siebern, L (1, 7) OBP: 0.341, SLG: 0.414	3-1			K		4-3	F8			4	0	0	0	0	1	2
Bill Skowron, R (1, 3) OBP: 0.349, SLG: 0.547		B2		K		K		F3		1	0	0	0	0	0	0
Jim Coates, R (4, 1)										2	0	0	0	0	2	1
Yogi Berra, L (8, PH) OBP: 0.326, SLG: 0.409										1	0	0	0	0	0	0
Bobby Shantz, R (9, 1) OBP: 0.286, SLG: 0.429										0	0	0	0	0	0	0
Hector Lopez, R (1, 5) OBP: 0.344, SLG: 0.523		F9		E6 2B 1-H			6-3	L9-3 1B		4	0	2	1	0	0	0
Elston Howard, R (1, 2) OBP: 0.291, SLG: 0.474		K		1-3			4-1 1B 1B BB	L9-3 1-2		3	1	0	0	1	1	3
Johnny Blanchard, L (9, 2) OBP: 0.281, SLG: 0.345										0	0	0	0	0	0	0
Gil McDougald, R (1, 6) OBP: 0.330, SLG: 0.389			L8		F7		4-1 1B 1B 1-2		K	2	0	0	0	0	0	0
Fritz Brickell, R (6, 6) OBP: 0.250, SLG: 0.250										2	1	1	0	0	1	0
Art Ditmar, R (1, 1) OBP: 0.150, SLG: 0.179			4-3		F4		4-1 1-2 2-3		K	0	0	0	0	0	0	0
Jim Bronstad, R (3, 1)										0	0	0	0	0	0	0
Marv Throneberry, L (3, PH) OBP: 0.286, SLG: 0.349										4	0	0	0	0	1	2
(4, 3)																
Inning Stats	R: 0 H: 1 E: 0 LOB: 1 K: 0 BB: 0 S: 4 P: 4	R: 0 H: 0 E: 0 LOB: 0 K: 1 BB: 0 S: 5 P: 5	R: 0 H: 1 E: 0 LOB: 1 K: 0 BB: 0 S: 4 P: 4	R: 1 H: 2 E: 1 LOB: 2 K: 2 BB: 0 S: 9 P: 9	R: 0 H: 1 E: 0 LOB: 1 K: 0 BB: 0 S: 4 P: 4	R: 0 H: 0 E: 0 LOB: 0 K: 1 BB: 0 S: 5 P: 5	R: 5 H: 4 E: 0 LOB: 0 K: 0 BB: 1 S: 7 P: 11	R: 0 H: 1 E: 0 LOB: 0 K: 0 BB: 0 S: 3 P: 3	R: 0 H: 0 E: 0 LOB: 0 K: 2 BB: 0 S: 7 P: 7	1B: 7 SF: 0 2B: 3 SAC: 0 3B: 0 DP: 1 HR: 1 HBP: 0							

PITCHER		IP	WLS	BF	H	R	ER	SO	BB	IBB	HBP	BLK	WP	HR	S	P	ERA	WHIP
Pedro Ramos, R ERA: 4.29	(1, 1)	7.1	W	33	10	6	6	4	1	0	0	0	0	1	40	44	7.36	1.500
Chuck Stobbs, L ERA: 3.35	(8, 1)	1.2	S	4	0	0	0	2	0	0	0	0	0	0	8	8	0.00	0.000

PITCHER	IP	WLS	BF	H	R	ER	SO	BB	IBB	HBP	BLK	WP	HR	S	P	ERA	WHIP

Washington Senators @ New York Yankees

Yankee Stadium, Bronx, NY

Sat Jul 04 1959, 3:33 AM EDT

Unknown - 81 F

livebaseballscorecards.com

AB	36
R	6
H	10
RBI	6
BB	1
SO	6
LOB	12

Batter	1	2	3	4	5	6	7	8	9	AB	R	H	RBI	BB	SO	LOB
Ken Aspromonte, R (1, 4) OBP: 0.348, SLG: 0.293	S S S 0-3 ① K		S S S 0-3 ② K 1-2			X 0-0 ② F8			X 0-0 ① F7	4	0	0	0	0	2	2
Bob Allison, R (1, 8) OBP: 0.341, SLG: 0.564	X 0-0 ② F4		X 0-0 ③ F6			X 0-0 ③ F3			X 0-0 ②③ G1-4-3 1-2f	4	0	0	0	0	0	2
Harmon Killebrew, R (1, 5) OBP: 0.390, SLG: 0.613	S S S 0-3 ③ K			X 0-0 ① L6			X 0-0 ① 6-3			3	0	0	0	0	1	0
Roy Sievers, R (1, 3) OBP: 0.320, SLG: 0.433		X 0-0 ① F7		S S S 0-3 ② K			X 0-0 ② F4			3	0	0	0	0	1	0
Jim Lemon, R (1, 7) OBP: 0.351, SLG: 0.551		X 0-0 ② 5-3		S S S 0-3 ③ K			X 0-0 ③ L9			3	0	0	0	0	1	0
Faye Throneberry, L (1, 9) OBP: 0.382, SLG: 0.441		H 1-0 HBP			X 0-0 ① F4			S S S 0-3 ① K		2	0	0	0	0	1	0
Clint Courtney, L (1, 2) OBP: 0.324, SLG: 0.267		X 0-0 ③ F2			X 0-0 ② 1-3			S S S 0-3 ② K		3	0	0	0	0	1	1
Billy Consolo, R (1, 6) OBP: 0.290, SLG: 0.222 Hal Naragon, L (8, PH) OBP: 0.307, SLG: 0.347 Ron Samford, R (8, 6) OBP: 0.286, SLG: 0.380			B B B B 4-0 BB FC1-6		S S S 0-3 ③ K			X 0-0 ③ 3-1		1 1 0	0 0 0	0 0 0	0 0 0	1 0 0	1 0 0	0 0 0
Hal Griggs, R (1, 1) Hal Woodeshick, R (4, 1) Lenny Green, L (6, PH) OBP: 0.229, SLG: 0.283 Bill Fischer, R (6, 1) OBP: 0.188, SLG: 0.133 Julio Becquer, L (9, PH) OBP: 0.252, SLG: 0.309			X 0-0 ① FC1-6 WP 1-2f			S S S 0-3 ① K			X 0-0 G1-4-3 1B	1 0 1 0 1	0 0 0 0 0	0 0 0 0 1	0 0 0 0 0	0 0 0 0 0	0 0 0 0 0	1 0 0 0 0
Inning Stats	R: 0 E: 0 K: 2 S: 7 H: 0 LOB: 0 BB: 0 P: 7	R: 0 E: 0 K: 0 S: 3 H: 0 LOB: 1 BB: 0 P: 4	R: 0 E: 0 K: 1 S: 5 H: 0 LOB: 1 BB: 1 P: 9	R: 0 E: 0 K: 2 S: 7 H: 0 LOB: 0 BB: 0 P: 7	R: 0 E: 0 K: 1 S: 5 H: 0 LOB: 0 BB: 0 P: 5	R: 0 E: 0 K: 1 S: 5 H: 0 LOB: 0 BB: 0 P: 5	R: 0 E: 0 K: 0 S: 3 H: 0 LOB: 0 BB: 0 P: 3	R: 0 E: 0 K: 2 S: 7 H: 0 LOB: 0 BB: 0 P: 7	R: 0 E: 0 K: 0 S: 3 H: 1 LOB: 0 BB: 0 P: 3	1B: 1 2B: 0 3B: 0 HR: 0	SF: 0 SAC: 0 DP: 1 HBP: 1						

PITCHER		IP	WLS	BF	H	R	ER	SO	BB	IBB	HBP	BLK	WP	HR	S	P	ERA	WHIP
Bob Turley, R ERA: 4.18	(1, 1)	9.0	W	29	1	0	0	9	1	0	1	0	1	0	45	50	0.00	0.222

PITCHER		IP	WLS	BF	H	R	ER	SO	BB	IBB	HBP	BLK	WP	HR	S	P	ERA	WHIP

TOP

Washington Senators @ New York Yankees

Yankee Stadium, Bronx, NY

Sat Jul 04 1959, 7:05 PM EDT

Att. 31,126 - Unknown - 83 F

livebaseballscorecards.com

AB	27
R	0
H	1
RBI	0
BB	1
SO	9
LOB	6

WP: 1 PA: 29
PB: 0
SB: 0
CS: 0

Batter	1	2	3	4	5	6	7	8	9	AB	R	H	RBI	BB	SO	LOB
Tony Kubek, L (1, 9) (7, 8) OBP: 0.333, SLG: 0.425	2B 1B	1B 2B 1-3 2-H		K		F8 1B 1B		1B FC6-2 1B		5	1	4	1	0	1	2
Norm Siebern, L (1, 7) OBP: 0.345, SLG: 0.418	F7	1B 2-3 3-H		FC4-6 1-2f 2-3		F8 1B 1-2 1B		6-3 FC6-2 2B 1-3 1B		5	2	3	1	0	0	3
Mickey Mantle, S (1, 8) OBP: 0.417, SLG: 0.575 Jim Pisoni, R (7, 9) OBP: 0.227, SLG: 0.244	2B 1-3	K		4-3		F8 1-2 2-3		FC6-2 6-3 2B 1-2 3-H		4 1	0 1	1 0	0 0	0 0	1 0	6 2
Bill Skowron, R (1, 3) OBP: 0.350, SLG: 0.542	1-3	1-3			1B BB 1B	WP 1B 2-H 3-H		6-3 1-2 2-3		4	1	1	2	1	0	4
Yogi Berra, L (1, 2) OBP: 0.328, SLG: 0.414	K	4-3			1B 1B 1-3	F2 1-2		2B 2-H 3-H		5	0	2	2	0	1	3
Hector Lopez, R (1, 5) OBP: 0.345, SLG: 0.523		G4-6-3 BB BB 2B			K	6-3		4-3		4	0	1	0	1	1	4
Gil McDougald, R (1, 6) OBP: 0.329, SLG: 0.386		G4-6-3 1-2f	F9		1B 1-2 3-H		4-3			4	0	1	1	0	0	2
Bobby Richardson, R (1, 4) OBP: 0.327, SLG: 0.342		BB 2B BB		E5 FC4-6 BB		F7	F5			3	1	0	0	1	0	2
Bob Turley, R (1, 1) OBP: 0.243, SLG: 0.125		2B 1B BB 1-2		FC4-6 BB 1-2		F5	K			2	1	0	0	2	1	2
Inning Stats	R: 0 E: 0 K: 1 S: 7 H: 2 LOB: 2 BB: 0 P: 7	R: 2 E: 0 K: 1 S: 6 H: 2 LOB: 2 BB: 3 P: 18	R: 0 E: 0 K: 0 S: 4 H: 1 LOB: 1 BB: 0 P: 4	R: 0 E: 1 K: 1 S: 6 H: 0 LOB: 2 BB: 1 P: 10	R: 1 E: 0 K: 1 S: 7 H: 2 LOB: 2 BB: 1 P: 11	R: 2 E: 0 K: 0 S: 6 H: 3 LOB: 1 BB: 0 P: 6	R: 0 E: 0 K: 1 S: 5 H: 0 LOB: 0 BB: 0 P: 5	R: 2 E: 0 K: 0 S: 6 H: 3 LOB: 1 BB: 0 P: 6		1B: 9 2B: 4 3B: 0 HR: 0	SF: 0 SAC: 0 DP: 1 HBP: 0					

PITCHER		IP	WLS	BF	H	R	ER	SO	BB	IBB	HBP	BLK	WP	HR	S	P	ERA	WHIP
Hal Griggs, R ERA: 4.53	(1, 1)	3.0	L	18	5	2	2	2	4	0	0	0	0	0	18	34	6.00	3.000
Hal Woodeshick, L ERA: 5.02	(4, 1)	2.0		9	2	1	1	2	1	0	0	0	0	0	12	16	4.50	1.500
Bill Fischer, R ERA: 3.55	(6, 1)	3.0		15	6	4	4	1	0	0	0	0	1	0	17	17	12.00	2.000

PITCHER	IP	WLS	BF	H	R	ER	SO	BB	IBB	HBP	BLK	WP	HR	S	P	ERA	WHIP

BOTTOM

Washington Senators @ New York Yankees

Yankee Stadium, Bronx, NY

Sat Jul 04 1959, 7:05 PM EDT
Att. 31,126 - Unknown - 83 F

livebaseballscorecards.com

AB	37
R	7
H	13
RBI	7
BB	5
SO	5
LOB	30

1B: 9 2B: 4 3B: 0 HR: 0 SF: 0 SAC: 0 DP: 1 HBP: 0

WP: 1 PB: 0 SB: 0 CS: 0 PA: 42

Batter	1	2	3	4	5	6	7	8	9	AB	R	H	RBI	BB	SO	LOB
Ken Aspromonte, R (1, 4) OBP: 0.362, SLG: 0.304	BBBB 4-0 G5-4-3 BB		x 0-0 HR 1B		x 0-0 G3 1B 1B		x 0-0 ②③ G4-6-3 1-2f		x 0-0 ③ F6	4	2	2	0	1	0	1
Bob Allison, R (1, 8) OBP: 0.337, SLG: 0.557	x 0-0 ①② G5-4-3 1-2f		SSS 0-3 ① K		x 0-0 ② G3 1-2			x 0-0 ① 5-3		4	0	0	0	0	1	3
Harmon Killebrew, R (1, 5) OBP: 0.394, SLG: 0.625	x 0-0 ③ F4		x 0-0 1-H HR		x 0-0 FC5-4 2-H 1B			BBBB 4-0 1B HR BB		3	2	2	3	1	0	0
Roy Sievers, R (1, 3) OBP: 0.328, SLG: 0.454 Julio Becquer, L (8, 3) OBP: 0.252, SLG: 0.309		x 0-0 HR	BBBB 4-0 G6-4-3 BB		x 0-0 ③ FC5-4 1-2f			x 0-0 1-2 HR 1B		3 0	2 0	2 0	1 0	1 0	0 0	1 0
Jim Lemon, R (1, 7) OBP: 0.350, SLG: 0.557		x 0-0 ① 5-3	x 0-0 ②③ G6-4-3 1-2f			x 0-0 ① 5-3		x 0-0 1-H 2-H HR		4	1	1	3	0	0	1
Faye Throneberry, L (1, 9) OBP: 0.389, SLG: 0.451		x 0-0 1B 2B		x 0-0 CS 1B		SSS 0-3 ② K		BBBB 4-0 G6-3 BB		3	0	2	0	1	1	0
Hal Naragon, L (1, 2) OBP: 0.298, SLG: 0.336		SSS 0-3 ② K		x 0-0 ①② F9 1-2		x 0-0 ③ L8		x 0-0 ②③ G6-3 1-2f		4	0	0	0	0	1	3
Billy Consolo, R (1, 6) OBP: 0.303, SLG: 0.228		BBB 4-0 1B BB		x 0-0 ③ F4			x 0-0 FC3-6 1B		SSS 0-3 ① K	3	0	1	0	1	1	0
Camilo Pascual, R (1, 1) OBP: 0.260, SLG: 0.265		x 0-0 ③ 1-2 2-H 1B			x 0-0 ① 1-3		x 0-0 ① FC3-6 G4-6-3 1-2f		x 0-0 ② 6-3	4	0	1	0	0	0	1
Inning Stats	R: 0 H: 0 E: 0 LOB: 0 K: 0 BB: 1 S: 2 P: 6	R: 1 H: 3 E: 0 LOB: 2 K: 1 BB: 1 S: 7 P: 11	R: 2 H: 2 E: 0 LOB: 0 K: 1 BB: 1 S: 6 P: 10	R: 0 H: 1 E: 0 LOB: 0 K: 0 BB: 0 S: 3 P: 3	R: 1 H: 2 E: 0 LOB: 1 K: 0 BB: 0 S: 5 P: 5	R: 0 H: 0 E: 0 LOB: 0 K: 1 BB: 0 S: 5 P: 5	R: 0 H: 1 E: 0 LOB: 0 K: 0 BB: 0 S: 3 P: 3	R: 3 H: 2 E: 0 LOB: 0 K: 0 BB: 2 S: 4 P: 12	R: 0 H: 0 E: 0 LOB: 0 K: 1 BB: 0 S: 5 P: 5	1B: 7 SF: 0 2B: 1 SAC: 0 3B: 0 DP: 4 HR: 3 HBP: 0						

TOP

Washington Senators @ New York Yankees

Yankee Stadium, Bronx, NY

Sun Jul 05 1959, 3:33 AM EDT

Att. 23,520 - Unknown - 81 F

livebaseballscorecards.com

AB	32
R	7
H	11
RBI	7
BB	5
SO	4
LOB	10

WP: 0 PA: 37
PB: 0
SB: 0
CS: 1

PITCHER		IP	WLS	BF	H	R	ER	SO	BB	IBB	HBP	BLK	WP	HR	S	P	ERA	WHIP
Duke Maas, R ERA: 4.59	(1, 1)	2.1	L	13	5	3	3	2	3	0	0	0	0	2	14	26	11.57	3.429
Ralph Terry, R ERA: 4.28	(3, 1)	5.2		21	6	4	4	1	2	0	0	0	0	1	21	29	6.35	1.412
Bobby Shantz, L ERA: 3.86	(9, 1)	1.0		3	0	0	0	1	0	0	0	0	0	0	5	5	0.00	0.000

PITCHER	IP	WLS	BF	H	R	ER	SO	BB	IBB	HBP	BLK	WP	HR	S	P	ERA	WHIP

BOTTOM

Washington Senators @ New York Yankees

Yankee Stadium, Bronx, NY

Sun Jul 05 1959, 3:33 AM EDT
Att. 23,520 - Unknown - 81 F

livebaseballscorecards.com

Batter	1	2	3	4	5	6	7	8	9	AB	R	H	RBI	BB	SO	LOB
Tony Kubek, L (1, 8) OBP: 0.328, SLG: 0.419	4-3		L8			K		F8		4	0	0	0	0	1	1
Hector Lopez, R (1, 5) OBP: 0.344, SLG: 0.519	K		E3			1-3		1B		4	0	1	0	0	1	1
Yogi Berra, L (1, 2) OBP: 0.327, SLG: 0.411	FC6-4 1B		F6			E6		F8		4	0	1	0	0	0	3
Bill Skowron, R (1, 3) OBP: 0.345, SLG: 0.534	FC6-4 1-2f			K		1-3			K	4	0	0	0	0	2	2
Norm Siebern, L (1, 7) OBP: 0.344, SLG: 0.413		G4-3 BB		K			F7		K	3	0	0	0	1	2	0
Elston Howard, R (1, 9) OBP: 0.290, SLG: 0.474		G4-3 1-2f		K			2B		5-3	4	0	1	0	0	1	1
Gil McDougald, R (1, 6) OBP: 0.325, SLG: 0.382		6-3			F7		K			3	0	0	0	0	1	1
Bobby Richardson, R (1, 4) OBP: 0.329, SLG: 0.344 Enos Slaughter, L (7, PH) OBP: 0.283, SLG: 0.340 Fritz Brickell, R (8, 4) OBP: 0.250, SLG: 0.250			WP 1B		1-3		K			2 1 0	0 0 0	1 0 0	0 0 0	0 0 0	0 1 0	0 1 0
Duke Maas, R (1, 1) OBP: 0.208, SLG: 0.136 Ralph Terry, R (3, 1) OBP: 0.129, SLG: 0.129 Marv Throneberry, L (8, PH) OBP: 0.282, SLG: 0.344 Bobby Shantz, R (9, 1) OBP: 0.286, SLG: 0.429			K 1-2		F5			4-3		0 2 1 0	0 0 0 0	0 0 0 0	0 0 0 0	0 1 0 0	0 1 0 0	0 1 0 0
Inning Stats	R: 0 E: 0 K: 1 S: 6 H: 1 LOB: 1 BB: 0 P: 6	R: 0 E: 0 K: 0 S: 2 H: 0 LOB: 0 BB: 1 P: 6	R: 0 E: 1 K: 1 S: 7 H: 1 LOB: 2 BB: 0 P: 7	R: 0 E: 0 K: 3 S: 9 H: 0 LOB: 0 BB: 0 P: 9	R: 0 E: 0 K: 0 S: 3 H: 0 LOB: 0 BB: 0 P: 3	R: 0 E: 1 K: 1 S: 6 H: 0 LOB: 1 BB: 0 P: 6	R: 0 E: 0 K: 2 S: 8 H: 1 LOB: 1 BB: 0 P: 8	R: 0 E: 0 K: 0 S: 4 H: 1 LOB: 1 BB: 0 P: 4	R: 0 E: 0 K: 2 S: 7 H: 0 LOB: 0 BB: 0 P: 7	1B: 3 2B: 1 3B: 0 HR: 0 SF: 0 SAC: 0 DP: 1 HBP: 0						

	AB	32
	R	0
	H	4
	RBI	0
	BB	1
	SO	10
	LOB	11

WP: 1 PA: 33
PB: 0
SB: 0
CS: 0

PITCHER	IP	WLS	BF	H	R	ER	SO	BB	IBB	HBP	BLK	WP	HR	S	P	ERA	WHIP
Camilo Pascual, R (1, 1) ERA: 2.53	9.0	W	33	4	0	0	10	1	0	0	0	1	0	52	56	0.00	0.556

PITCHER	IP	WLS	BF	H	R	ER	SO	BB	IBB	HBP	BLK	WP	HR	S	P	ERA	WHIP

Batter	1	2	3	4	5	6	7	8	9	AB	R	H	RBI	BB	SO	LOB
Don Buddin, R (1, 6) OBP: 0.365, SLG: 0.344	BBBB 4-0 S 1B BB	x 0-0 1-H 2-H 1B 2B		SSS 0-3 ① K 1-2 2-3		x 0-0 ①② L9-3 1-2		x 0-0 ③ F7		4	2	1	2	1	1	4
Pete Runnels, L (1, 4) OBP: 0.429, SLG: 0.462	x 0-0 1B 1-H 1B	x 0-0 2-H 1B		SSS 0-3 ② K		SSS 0-3 ③ K			x 0-0 ① F8	4	0	2	2	0	2	2
Herb Plews, L (8, 4) OBP: 0.265, SLG: 0.239										0	0	0	0	0	0	0
Bobby Avila, R (9, PH) OBP: 0.230, SLG: 0.217										1	0	0	0	0	0	0
Marty Keough, L (1, 8) OBP: 0.336, SLG: 0.477	x 0-0 ① F7	SSS 0-3 ③ K		BBBB 4-0 BB			SSS 0-3 ① K		x 0-0 ② 5-3	2	0	0	0	0	1	2
Jim Busby, R (4, PH) OBP: 0.279, SLG: 0.344										2	0	0	0	1	1	0
(4, 8)																
Vic Wertz, L (1, 3) OBP: 0.340, SLG: 0.446	x 0-0 1-3 G4-6-3 1B		x 0-0 ① F7	x 0-0 ③ F5			x 0-0 ② 6-3		x 0-0 ③ 1-3	5	0	1	0	0	0	3
Jackie Jensen, R (1, 9) OBP: 0.384, SLG: 0.531	x 0-0 ②③ G4-6-3 1-2f		x 0-0 ② F6		x 0-0 ① 6-3		BBBB 4-0 BB			3	0	0	0	1	0	2
Ted Williams, L (1, 7) OBP: 0.328, SLG: 0.355		BBBB 4-0 FC5-4 BB	x 0-0 ③ 4-3		x 0-0 1B		SSS 0-3 ③ K			3	0	1	0	1	1	1
Frank Malzone, R (1, 5) OBP: 0.324, SLG: 0.433		x 0-0 ① FC5-4 1-2f 1B 2B		BBBB 4-0 1B BB	SSS 0-3 ② K			x 0-0 1B		3	2	1	0	1	1	2
Sammy White, R (1, 2) OBP: 0.280, SLG: 0.273		x 0-0 1-2 2B 1B		x 0-0 WP 1-2 1B	x 0-0 ③ 6-3			x 0-0 ① F6		4	1	2	0	0	0	2
Ike Delock, R (1, 1) OBP: 0.108, SLG: 0.143		SSS 0-3 ② K		x 0-0 WP 1-2 2-H 1B		BBBB 4-0 L9-3 BB		x 0-0 ② F3		0	0	0	0	0	0	0
Gary Geiger, L (2, PH) OBP: 0.270, SLG: 0.366										1	0	0	0	0	1	2
Jack Harshman, L (2, 1) OBP: 0.368, SLG: 0.400										1	0	1	1	1	0	0
Dick Gernert, R (8, PH) OBP: 0.379, SLG: 0.454										1	0	0	0	0	0	1
Leo Kiely, L (8, 1)										0	0	0	0	0	0	0
Inning Stats	R: 1 E: 0 K: 0 S: 4 H: 2 LOB: 1 BB: 1 P: 8	R: 3 E: 0 K: 2 S: 10 H: 3 LOB: 1 BB: 1 P: 14	R: 0 E: 0 K: 0 S: 3 H: 0 LOB: 0 BB: 0 P: 3	R: 1 E: 0 K: 2 S: 9 H: 2 LOB: 3 BB: 2 P: 17	R: 0 E: 0 K: 1 S: 6 H: 1 LOB: 1 BB: 0 P: 6	R: 0 E: 0 K: 1 S: 4 H: 0 LOB: 0 BB: 1 P: 8	R: 0 E: 0 K: 2 S: 7 H: 0 LOB: 1 BB: 1 P: 11	R: 0 E: 0 K: 0 S: 4 H: 1 LOB: 1 BB: 0 P: 4	R: 0 E: 0 K: 0 S: 3 H: 0 LOB: 0 BB: 0 P: 3	1B: 8 2B: 2 3B: 0 HR: 0 SF: 0 SAC: 0 DP: 2 HBP: 0						

PITCHER		IP	WLS	BF	H	R	ER	SO	BB	IBB	HBP	BLK	WP	HR	S	P	ERA	WHIP
Don Larsen, R ERA: 3.32	(1, 1)	1.1		8	3	3	3	0	2	0	0	0	0	0	6	14	20.25	3.750
Bobby Shantz, L ERA: 3.61	(2, 1)	7.2	W	32	6	2	2	8	4	0	0	0	1	0	44	60	2.35	1.304

PITCHER	IP	WLS	BF	H	R	ER	SO	BB	IBB	HBP	BLK	WP	HR	S	P	ERA	WHIP

TOP

Boston Red Sox @ New York Yankees

Yankee Stadium, Bronx, NY

Wed Jul 08 1959, 7:05 PM EDT

Att. 25,702 - Unknown - 79 F

livebaseballscorecards.com

AB	34
R	5
H	9
RBI	5
BB	6
SO	8
LOB	21

WP: 1	PA: 40					
PB: 0						
SB: 1						
CS: 0						

Batter	1	2	3	4	5	6	7	8	9	AB	R	H	RBI	BB	SO	LOB
Tony Kubek, L (1, 9) (9, 7) OBP: 0.333, SLG: 0.420	0-0 2B BLK 1B	4-0 FC6-4 BB		0-0 1B 3B 1B 3-H		0-3 ① K	0-0 ③ F9			4	2	2	1	1	1	2
Norm Siebern, L (1, 7) OBP: 0.345, SLG: 0.416	0-0 BLK 1B 2B 1-3	0-0 ② F9		0-0 ② F7		0-0 FC5-4 1B		0-0 ① 4-3		5	1	2	0	0	0	2
Hank Bauer, R (9, 9) OBP: 0.341, SLG: 0.386										0	0	0	0	0	0	0
Mickey Mantle, S (1, 8) OBP: 0.417, SLG: 0.572	0-3 ① K 2-3 3-H	0-0 ③ FC6-4 1-2f		0-0 3B 1B 1-2		0-0 ② F4		0-0 HBP 1B 1B		5	2	2	0	0	1	3
Bill Skowron, R (1, 3) OBP: 0.353, SLG: 0.548	1-0 1B SF9 HBP		0-0 2B	0-0 1-H 2-H HR 3B		0-0 ③ FC5-4 1-2f		0-0 HBP 1B 1B 1-2		4	3	3	2	0	0	1
Yogi Berra, L (1, 2) OBP: 0.332, SLG: 0.425	0-0 BB 1B 1-3 3-H	0-0 ① F3		0-0 HR 3-H			0-0 ① L9	1-0 1B HBP 1-2 2-3		4	1	2	3	0	0	1
Hector Lopez, R (1, 5) OBP: 0.342, SLG: 0.515	0-0 ② SF9 3-H	0-0 ② 5-3		0-0 ③ 6-3			0-0 ② F8	0-0 FC6-4 1B 1-2 2-H 3-H		4	0	1	3	0	0	1
Gil McDougald, R (1, 6) OBP: 0.326, SLG: 0.380	4-0 BB 1-2		0-0 ③ L3		0-0 ① F9		0-0 BB 2B 1B	0-0 ② F8		4	1	1	0	1	0	3
Bobby Richardson, R (1, 4) OBP: 0.331, SLG: 0.348	0-0 ③ F7			0-0 SH1-3 1B 2B	0-0 ② 6-3		4-0 2B BB 1-2	0-0 ③ FC6-4 1-2f		4	1	1	0	1	0	4
Don Larsen, R (1, 1) OBP: 0.421, SLG: 0.355		0-0 ① 5-3		0-0 ① SH1-3 2-3	0-3 ③ K		0-0 1-3 2-H 2B			0	0	0	0	0	0	0
Bobby Shantz, R (2, 1) OBP: 0.300, SLG: 0.500										3	0	1	1	0	1	0
Inning Stats	R: 3 E: 0 K: 1 S: 8 H: 3 LOB: 2 BB: 1 P: 13	R: 0 E: 0 K: 0 S: 3 H: 0 LOB: 1 BB: 1 P: 7	R: 0 E: 0 K: 0 S: 4 H: 1 LOB: 1 BB: 0 P: 4	R: 5 E: 0 K: 0 S: 8 H: 5 LOB: 0 BB: 0 P: 8	R: 0 E: 0 K: 1 S: 5 H: 0 LOB: 0 BB: 0 P: 5	R: 0 E: 0 K: 1 S: 6 H: 1 LOB: 1 BB: 0 P: 6	R: 1 E: 0 K: 0 S: 5 H: 2 LOB: 2 BB: 1 P: 9	R: 2 E: 0 K: 0 S: 6 H: 3 LOB: 2 BB: 0 P: 7		1B: 9 2B: 4 3B: 1 HR: 1	SF: 1 SAC: 1 DP: 0 HBP: 2					

PITCHER		IP	WLS	BF	H	R	ER	SO	BB	IBB	HBP	BLK	WP	HR	S	P	ERA	WHIP
Ike Delock, R ERA: 3.48	(1, 1)	1.0		8	3	3	3	1	1	0	1	1	0	0	8	13	27.00	4.000
Jack Harshman, L ERA: 6.58	(2, 1)	6.0	L	29	9	6	6	2	2	0	0	0	0	1	31	39	9.00	1.833
Leo Kiely, L ERA: 4.66	(8, 1)	1.0		7	3	2	2	0	0	0	1	0	0	0	6	7	18.00	3.000

PITCHER	IP	WLS	BF	H	R	ER	SO	BB	IBB	HBP	BLK	WP	HR	S	P	ERA	WHIP

BOTTOM

Boston Red Sox @ New York Yankees

Yankee Stadium, Bronx, NY

Wed Jul 08 1959, 7:05 PM EDT
Att. 25,702 - Unknown - 79 F

livebaseballscorecards.com

AB	37
R	11
H	15
RBI	10
BB	3
SO	3
LOB	17

1B: 9	SF: 1	WP: 0	PA: 44
2B: 4	SAC: 1	PB: 0	
3B: 1	DP: 0	SB: 0	
HR: 1	HBP: 2	CS: 0	

New York Yankees @ Boston Red Sox

Fenway Park, Boston, MA

Thu Jul 09 1959, 7:05 PM EDT

Att. 30,253 - Unknown - 80 F

livebaseballscorecards.com

TOP

Batter	1	2	3	4	5	6	7	8	9	AB	R	H	RBI	BB	SO	LOB
Tony Kubek, L (1, 9) OBP: 0.329, SLG: 0.414	F5		6-3		F9			L8		4	0	0	0	0	0	1
Norm Siebern, L (1, 7) OBP: 0.347, SLG: 0.419	2B			G6-4-3 BB 1B BB	K			FC4-6 1-2f		3	1	1	0	1	1	1
Mickey Mantle, S (1, 8) OBP: 0.418, SLG: 0.568	G6-4-3 BB			G6-4-3 1-2 BB		3-1		3-1		2	0	0	0	2	0	1
Bill Skowron, R (1, 3) OBP: 0.348, SLG: 0.540	G6-4-3 1-2f			G6-4-3 1-2f 2-3		K			K	4	0	0	0	0	2	4
Hector Lopez, R (1, 5) OBP: 0.344, SLG: 0.515		6-3		2B 3-H 1B		F2			E7 1B	4	1	2	1	0	0	0
Elston Howard, R (1, 2) OBP: 0.289, SLG: 0.475		L1		2B 1-H 2B			L8		5-3	4	1	1	1	0	0	1
Gil McDougald, R (1, 6) OBP: 0.325, SLG: 0.382		5-3		2B 2-H 2B			L8		K	4	0	1	1	0	1	1
Bobby Richardson, R (1, 4) OBP: 0.326, SLG: 0.341			L8	K			5-3			3	0	0	0	0	1	1
Bob Turley, R (1, 1) OBP: 0.237, SLG: 0.121 Jim Coates, R (3, 1) Marv Throneberry, L (8, PH) OBP: 0.292, SLG: 0.354 Jim Bronstad, R (8, 1)			F8		K			FC4-6 1B		1 1 1 0	0 0 0 0	0 0 1 0	0 0 0 0	0 0 0 0	0 1 0 0	0 0 0 0
Inning Stats	R: 0 E: 0 K: 0 S: 3 H: 1 LOB: 1 BB: 1 P: 7	R: 0 E: 0 K: 0 S: 3 H: 0 LOB: 0 BB: 0 P: 3	R: 0 E: 0 K: 0 S: 3 H: 0 LOB: 0 BB: 0 P: 3	R: 3 E: 0 K: 1 S: 7 H: 3 LOB: 1 BB: 2 P: 15	R: 0 E: 0 K: 2 S: 7 H: 0 LOB: 0 BB: 0 P: 7	R: 0 E: 0 K: 1 S: 5 H: 0 LOB: 0 BB: 0 P: 5	R: 0 E: 0 K: 0 S: 3 H: 0 LOB: 0 BB: 0 P: 3	R: 0 E: 0 K: 0 S: 4 H: 1 LOB: 1 BB: 0 P: 4	R: 0 E: 1 K: 2 S: 8 H: 1 LOB: 1 BB: 0 P: 8	1B: 3 2B: 3 3B: 0 HR: 0 SF: 0 SAC: 0 DP: 2 HBP: 0						

	AB	31
	R	3
	H	6
	RBI	3
	BB	3
	SO	6
	LOB	10

PITCHER	IP	WLS	BF	H	R	ER	SO	BB	IBB	HBP	BLK	WP	HR	S	P	ERA	WHIP
Frank Sullivan, R (1, 1) ERA: 4.08	9.0	W	34	6	3	3	6	3	0	0	0	0	0	43	55	3.00	1.000

PITCHER	IP	WLS	BF	H	R	ER	SO	BB	IBB	HBP	BLK	WP	HR	S	P	ERA	WHIP

BOTTOM

New York Yankees @ Boston Red Sox

Fenway Park, Boston, MA

Thu Jul 09 1959, 7:05 PM EDT

Att. 30,253 - Unknown - 80 F

livebaseballscorecards.com

Batter	1	2	3	4	5	6	7	8	9	AB	R	H	RBI	BB	SO	LOB
Don Buddin, R (1, 6) OBP: 0.372, SLG: 0.345	BBBB 4-0 L4-3 BB		BBB 4-0 HR E BB x 0-0 1-2 2-H FC4-6 1B			SSS 0-3 ① K	BBBB 4-0 3-H 1B BB			2	1	1	1	3	1	0
Marty Keough, L (1, 8) OBP: 0.325, SLG: 0.460	SSS 0-3 ① K		x 0-0 1-2 HR E6 x 0-0 ③ 1-2f FC4-6			x 0-0 E3 WP 2B	x 0-0 ② F7			5	2	0	0	0	1	5
Bobby Avila, R (1, 4) OBP: 0.266, SLG: 0.329	x 0-0 ②③ L4-3 1-2		x 0-0 1-H 2-H HR	x 0-0 HR		BBBB 4-0 1-2 2B BB	x 0-0 1-3 1B			4	3	3	4	1	0	1
Vic Wertz, L (1, 3) OBP: 0.342, SLG: 0.462 Dick Gernert, R (8, 3) OBP: 0.379, SLG: 0.454		x 0-0 HR	BBBB 4-0 2B BB	SSS 0-3 ① K		x 0-0 ② F5	x 0-0 ③ F5			4 0	2 0	1 0	1 0	1 0	1 0	4 0
Jackie Jensen, R (1, 9) OBP: 0.384, SLG: 0.531		x 0-0 ① 6-3	BBBB 4-0 1-2 2B BB	x 0-0 ② F5		x 0-0 1-H 2-H 2B	x 0-0 ① F2			4	1	1	2	1	0	0
Ted Williams, L (1, 7) OBP: 0.332, SLG: 0.384 Gene Stephens, L (7, 7) OBP: 0.314, SLG: 0.315		x 0-0 HR x 0-0 1-H 2-H 1B 1B 2B		x 0-0 ③ G3		x 0-0 ③ F9		x 0-0 WP 1B		4 1	2 0	2 1	3 0	0 0	0 0	1 0
Frank Malzone, R (1, 5) OBP: 0.322, SLG: 0.432	SSS 0-3 ② K	x 0-0 2-3		x 0-0 ① F2		x 0-0 2B 2B	x 0-0 ② F8 1-2			5	1	1	0	0	1	2
Sammy White, R (1, 2) OBP: 0.290, SLG: 0.292	x 0-0 ③ 5-3	x 0-0 2-3 1B 1B 1B		x 0-0 G5-4-3 1B		x 0-0 SH2-4 2-H BLK 2B	x 0-0 ③ F8			5	2	3	1	0	0	1
Frank Sullivan, R (1, 1) OBP: 0.133, SLG: 0.133			x 0-0 ① 4-3 x 0-0 1-2 3-H 1B 1B	x 0-0 ②③ G5-4-3 1-2f		x 0-0 ① SH2-4 2-3				3	0	1	1	0	0	1
Inning Stats	R: 0 E: 0 K: 1 S: 4 H: 0 LOB: 0 BB: 1 P: 8	R: 2 E: 0 K: 1 S: 7 H: 2 LOB: 0 BB: 0 P: 7	R: 7 E: 1 K: 0 S: 9 H: 5 LOB: 2 BB: 3 P: 21	R: 1 E: 0 K: 1 S: 6 H: 1 LOB: 0 BB: 0 P: 6	R: 0 E: 0 K: 0 S: 3 H: 1 LOB: 0 BB: 0 P: 3	R: 2 E: 1 K: 1 S: 7 H: 1 LOB: 1 BB: 1 P: 11	R: 2 E: 0 K: 0 S: 6 H: 3 LOB: 2 BB: 1 P: 10	R: 0 E: 0 K: 0 S: 4 H: 1 LOB: 1 BB: 0 P: 4		1B: 6 2B: 5 3B: 0 HR: 4	SF: 0 SAC: 1 DP: 2 HBP: 0					

	AB	37
	R	14
	H	14
	RBI	13
	BB	6
	SO	4
	LOB	15

PITCHER		IP	WLS	BF	H	R	ER	SO	BB	IBB	HBP	BLK	WP	HR	S	P	ERA	WHIP
Bob Turley, R ERA: 4.58	(1, 1)	2.1	L	14	3	7	6	2	4	0	0	0	0	3	14	30	23.14	3.000
Jim Coates, R ERA: 4.05	(3, 1)	4.2		26	10	7	3	2	2	0	0	1	1	1	28	36	5.79	2.571
Jim Bronstad, R ERA: 2.96	(8, 1)	1.0		4	1	0	0	0	0	0	0	0	1	0	4	4	0.00	1.000

PITCHER	IP	WLS	BF	H	R	ER	SO	BB	IBB	HBP	BLK	WP	HR	S	P	ERA	WHIP

Batter	1	2	3	4	5	6	7	8	9	AB	R	H	RBI	BB	SO	LOB
Hank Bauer, R (1, 9) OBP: 0.343, SLG: 0.402	F8	1-3			HR	1B		K		5	1	2	3	0	1	2
Gil McDougald, R (1, 6) OBP: 0.323, SLG: 0.386	WP 3B		6-3		F8	4-3			5-3	5	1	1	0	0	0	2
Mickey Mantle, S (1, 8) OBP: 0.417, SLG: 0.568	K 3-H		3-1 WP 1B		K		K2-3		2B	5	0	2	0	0	3	0
Yogi Berra, L (1, 2) OBP: 0.329, SLG: 0.421	1B 1B		3-1 1-3		F9		3-1		K	5	0	1	0	0	1	2
Bill Skowron, R (1, 3) OBP: 0.349, SLG: 0.541	1-3 1B		F9			5-3 1B 2B	5-3		K	5	1	2	0	0	1	2
Hector Lopez, R (1, 5) OBP: 0.343, SLG: 0.510	K			3-1		5-3 1B BB		K		3	1	0	0	1	2	2
Tony Kubek, L (1, 7) OBP: 0.327, SLG: 0.411		4-3		6-3		F7		1B SF8 1B		4	1	1	0	0	0	2
Bobby Richardson, R (1, 4) OBP: 0.331, SLG: 0.347 Norm Siebern, L (8, PH) OBP: 0.349, SLG: 0.421 Fritz Brickell, R (8, 4) OBP: 0.250, SLG: 0.250		4-3 1B		S 1B		5-3 1-2 2-3		1-3 1B		3 1 0	0 0 0	2 1 0	0 0 0	0 0 0	0 0 0	2 0 0
Whitey Ford, L (1, 1) OBP: 0.327, SLG: 0.395 Eli Grba, R (5, 1) Enos Slaughter, L (6, PH) OBP: 0.276, SLG: 0.340 Art Ditmar, R (6, 1) OBP: 0.150, SLG: 0.179 Marv Throneberry, L (8, PH) OBP: 0.288, SLG: 0.354 Jim Bronstad, R (8, 1)		4-3 1-2		K 1-2		1B BB		SF8 3-H		2 0 0 0 0 0	0 0 0 0 0 0	0 0 0 0 1 0	0 0 0 0 0 0	0 0 1 0 0 0	1 0 0 0 0 0	2 0 0 0 0 0

Inning Stats																								
	R: 1	H: 3	R: 0	H: 1	R: 0	H: 1	R: 0	H: 1	R: 1	H: 1	R: 2	H: 2	R: 0	H: 0	R: 1	H: 2	R: 0	H: 1	1B: 8	SF: 1	WP: 2	PA: 41
	E: 0	LOB: 2	E: 0	LOB: 1	E: 0	LOB: 1	E: 0	LOB: 1	E: 0	LOB: 0	E: 0	LOB: 2	E: 0	LOB: 0	E: 0	LOB: 1	E: 0	LOB: 1	2B: 2	SAC: 0	PB: 0	
	K: 2	BB: 0	K: 0	BB: 0	K: 0	BB: 0	K: 1	BB: 0	K: 1	BB: 0	K: 0	BB: 2	K: 1	BB: 0	K: 2	BB: 0	K: 2	BB: 0	3B: 1	DP: 0	SB: 1	
	S: 10	P: 10	S: 4	P: 4	S: 4	P: 4	S: 6	P: 6	S: 6	P: 6	S: 5	P: 13	S: 5	P: 5	S: 9	P: 9	S: 8	P: 8	HR: 1	HBP: 0	CS: 0	

PITCHER		IP	WLS	BF	H	R	ER	SO	BB	IBB	HBP	BLK	WP	HR	S	P	ERA	WHIP
Tom Brewer, R ERA: 3.29	(1, 1)	6.0	W	29	9	4	4	4	2	0	0	0	2	1	35	43	6.00	1.833
Mike Fornieles, R ERA: 3.86	(7, 1)	3.0	S	12	3	1	1	5	0	0	0	0	0	0	22	22	3.00	1.000

PITCHER	IP	WLS	BF	H	R	ER	SO	BB	IBB	HBP	BLK	WP	HR	S	P	ERA	WHIP

TOP

New York Yankees @ Boston Red Sox

Fenway Park, Boston, MA

Fri Jul 10 1959, 7:05 PM EDT

Att. 25,882 - Unknown - 80 F

livebaseballscorecards.com

AB	38
R	5
H	12
RBI	4
BB	2
SO	9
LOB	16

BOTTOM

New York Yankees @ Boston Red Sox

Fenway Park, Boston, MA

Fri Jul 10 1959, 7:05 PM EDT

Att. 25,882 - Unknown - 80 F

livebaseballscorecards.com

Batter	1	2	3	4	5	6	7	8	9	AB	R	H	RBI	BB	SO	LOB
Don Buddin, R (1, 6) OBP: 0.369, SLG: 0.346	5-3		6-3 1-2	E4 1-2 3-H		K		4-3 2B		5	0	1	1	0	1	3
Jim Busby, R (1, 8) OBP: 0.268, SLG: 0.328	K		F8	K			1B 2B	4-3 2-3		3	0	0	0	0	2	3
Marty Keough, L (7, PH) OBP: 0.327, SLG: 0.468 (8, 8)										2	1	1	0	0	0	1
Bobby Avila, R (1, 4) OBP: 0.274, SLG: 0.333	6-3			FC5-4 1B K			1B 2B 1B 2-H	L7		5	1	2	1	0	1	3
Dick Gernert, R (1, 3) OBP: 0.375, SLG: 0.447		K		FC5-4 1B E 1-2f	5-3		K			3	1	0	0	0	1	1
Vic Wertz, L (7, PH) OBP: 0.340, SLG: 0.458 (8, 3)										1	0	0	0	0	1	1
Pete Runnels, L (9, 3) OBP: 0.429, SLG: 0.462										0	0	0	0	0	0	0
Jackie Jensen, R (1, 9) OBP: 0.383, SLG: 0.527		F4		E1 1B 1-2	6-3		1-2 2B 1B			4	2	1	0	0	0	1
Ted Williams, L (1, 7) OBP: 0.340, SLG: 0.399		1B		E 1B 1-2 2-3 1B	K		1-H 2-H 2B			4	1	3	2	0	1	0
Gene Stephens, L (7, PR) OBP: 0.314, SLG: 0.315 (8, 7)										0	0	0	0	0	0	0
Frank Malzone, R (1, 5) OBP: 0.322, SLG: 0.430		K		E7 1B 1-3 2-H 3-H		F3	F3			4	1	1	2	0	1	2
Sammy White, R (1, 2) OBP: 0.302, SLG: 0.299			FC3-6 1B	1B E IBB		4-3 1B	6-3			3	1	2	0	1	0	1
Tom Brewer, R (1, 1) OBP: 0.125, SLG: 0.103			FC3-6 6-3 1-2f	E 1-3 2-H 3-H 1B		4-3 1-2		K		2	0	1	2	0	0	1
Herb Plews, L (6, PH) OBP: 0.260, SLG: 0.234										1	0	0	0	0	0	1
Mike Fornieles, R (7, 1) OBP: 0.100, SLG: 0.100										1	0	0	0	0	1	0
Inning Stats	R: 0 E: 0 K: 1 S: 5 H: 0 LOB: 0 BB: 0 P: 5	R: 0 E: 0 K: 2 S: 8 H: 1 LOB: 1 BB: 0 P: 8	R: 0 E: 0 K: 0 S: 4 H: 1 LOB: 1 BB: 0 P: 4	R: 5 E: 3 K: 2 S: 13 H: 4 LOB: 2 BB: 1 P: 17	R: 0 E: 0 K: 1 S: 5 H: 0 LOB: 0 BB: 0 P: 5	R: 0 E: 0 K: 1 S: 6 H: 1 LOB: 1 BB: 0 P: 6	R: 3 E: 0 K: 1 S: 9 H: 4 LOB: 1 BB: 0 P: 9	R: 0 E: 0 K: 1 S: 6 H: 1 LOB: 1 BB: 0 P: 6		1B: 9 2B: 3 3B: 0 HR: 0 SF: 0 SAC: 0 DP: 0 HBP: 0						

	AB	38
	R	8
	H	12
	RBI	8
	BB	1
	SO	9
	LOB	18

WP: 0 PB: 0 SB: 0 CS: 0 PA: 39

PITCHER		IP	WLS	BF	H	R	ER	SO	BB	IBB	HBP	BLK	WP	HR	S	P	ERA	WHIP
Whitey Ford, L ERA: 3.31	(1, 1)	4.0	L	21	6	5	3	5	0	1	0	0	0	0	30	34	6.75	1.500
Eli Grba, R ERA:	(5, 1)	1.0		3	0	0	0	1	0	0	0	0	0	0	5	5	0.00	0.000
Art Ditmar, R ERA: 3.82	(6, 1)	2.0		11	5	3	3	2	0	0	0	0	0	0	15	15	13.50	2.500
Jim Bronstad, R ERA: 2.84	(8, 1)	1.0		4	1	0	0	1	0	0	0	0	0	0	6	6	0.00	1.000

PITCHER	IP	WLS	BF	H	R	ER	SO	BB	IBB	HBP	BLK	WP	HR	S	P	ERA	WHIP

Batter	1	2	3	4	5	6	7	8	9	10	AB	R	H	RBI	BB	SO	LOB
Hank Bauer, R (1, 9) OBP: 0.339, SLG: 0.394	K	G6-4-3 1-2f		L7			BB 2B		K		4	0	0	0	1	2	1
Hector Lopez, R (1, 5) OBP: 0.345, SLG: 0.510	HBP WP 1B	3B		F5			2B 1-3		HR		0	1	0	0	0	0	0
Tony Kubek, L (2, PH) OBP: 0.333, SLG: 0.438 (2, 5)											4	1	3	1	0	0	0
Mickey Mantle, S (1, 8) OBP: 0.420, SLG: 0.566	BB 1B 1B 1-2	K			1B L5-4 S		IBB		G3		3	1	1	0	2	1	1
Bill Skowron, R (1, 3) OBP: 0.350, SLG: 0.541	1B BB 1B 1-3 2-H		F4		K 1-2		K		F8		2	1	1	1	0	0	0
Marv Throneberry, L (3, 3) OBP: 0.276, SLG: 0.338											3	0	0	0	0	2	4
Yogi Berra, L (1, 2) OBP: 0.331, SLG: 0.422	BB 1B 1-2	2B			L5-4 2-3		K			F8	4	0	1	0	1	1	4
Jim Bronstad, R (10, 1)											0	0	0	0	0	0	0
Bob Turley, R (10, 1) OBP: 0.237, SLG: 0.121											0	0	0	0	0	0	0
Elston Howard, R (1, 7) OBP: 0.292, SLG: 0.471	1B FC6-4 1-3 2-H 3-H	BB		F9				F8		K	4	0	1	2	1	1	0
(10, 2)																	
Gil McDougald, R (1, 6) OBP: 0.321, SLG: 0.382	K	K		F8				1B		F5	5	0	1	0	0	2	4
Bobby Richardson, R (1, 4) OBP: 0.324, SLG: 0.339	FC6-4 1-2f	L7		6-3				L9			4	0	0	0	0	0	5
Duke Maas, R (1, 1) OBP: 0.231, SLG: 0.167		G6-4-3 1B		5-3			5-3	F7			2	0	1	0	0	0	0
Eli Grba, R (6, 1)											2	0	0	0	0	0	1
Ryne Duren, R (8, 1)											0	0	0	0	0	0	0
Enos Slaughter, L (10, 7) OBP: 0.276, SLG: 0.340											0	0	0	0	0	0	0
Inning Stats	R: 3 E: 0 K: 2 S: 9 H: 2 LOB: 2 BB: 2 P: 18	R: 0 E: 0 K: 1 S: 6 H: 2 LOB: 1 BB: 0 P: 6	R: 0 E: 0 K: 1 S: 6 H: 1 LOB: 2 BB: 1 P: 10	R: 0 E: 0 K: 0 S: 3 H: 0 LOB: 0 BB: 0 P: 3	R: 0 E: 0 K: 1 S: 5 H: 1 LOB: 0 BB: 0 P: 5	R: 0 E: 0 K: 0 S: 3 H: 0 LOB: 0 BB: 0 P: 3	R: 0 E: 0 K: 2 S: 8 H: 1 LOB: 3 BB: 2 P: 16	R: 0 E: 0 K: 0 S: 4 H: 1 LOB: 1 BB: 0 P: 4	R: 1 E: 0 K: 1 S: 6 H: 1 LOB: 0 BB: 0 P: 6	R: 0 E: 0 K: 1 S: 5 H: 0 LOB: 0 BB: 0 P: 5	1B: 5 2B: 3 3B: 1 HR: 1 SF: 0 SAC: 0 DP: 2 HBP: 1	WP: 1 PB: 0 SB: 1 CS: 0 PA: 43					

PITCHER		IP	WLS	BF	H	R	ER	SO	BB	IBB	HBP	BLK	WP	HR	S	P	ERA	WHIP
Jerry Casale, R ERA: 4.0	(1, 1)	6.2		31	7	3	3	6	4	1	1	0	1	0	37	58	4.05	1.650
Leo Kiely, L ERA: 4.62	(7, 1)	0.1		1	0	0	0	1	0	0	0	0	0	0	3	3	0.00	0.000
Murray Wall, R ERA: 5.62	(8, 1)	3.0	W	11	2	1	1	2	0	0	0	0	0	1	15	15	3.00	0.667

PITCHER	IP	WLS	BF	H	R	ER	SO	BB	IBB	HBP	BLK	WP	HR	S	P	ERA	WHIP

TOP

New York Yankees @ Boston Red Sox

Fenway Park, Boston, MA

Sat Jul 11 1959, 3:33 AM EDT

Att. 24,232 - Unknown

livebaseballscorecards.com

AB	37
R	4
H	9
RBI	4
BB	5
SO	9
LOB	20

Batter	1	2	3	4	5	6	7	8	9	10	AB	R	H	RBI	BB	SO	LOB
Don Buddin, R (1, 6) OBP: 0.366, SLG: 0.352	5-3		5-3		K		F5		K	HR (1-H, 2-H, 3-H)	6	1	1	4	0	2	3
Marty Keough, L (1, 8) OBP: 0.323, SLG: 0.455	L4		L3		F9		F2		BB	BB	4	0	0	0	1	0	3
Bobby Avila, R (1, 4) OBP: 0.281, SLG: 0.321	K			1B BB		5-3		K	1-2 BB		3	0	0	0	2	2	0
Vic Wertz, L (1, 3) OBP: 0.350, SLG: 0.463 Dick Gernert, R (9, 3) OBP: 0.373, SLG: 0.445		1B SF7 1B		L8		4-3 1B BB		1B 4-3 1B	K		3 1	2 0	2 0	0 0	1 0	0 1	1 2
Jackie Jensen, R (1, 9) OBP: 0.386, SLG: 0.528		G5-3 BB 1-3 1B		L3 1-3 1B		4-3 1-2 1B		4-3 1-2	4-3		5	0	3	0	0	0	3
Ted Williams, L (1, 7) OBP: 0.343, SLG: 0.398 Gene Stephens, L (8, PR) OBP: 0.321, SLG: 0.323 (9, 7)		1-2 BB		L3 1-2		4-3 1-2 2-3		E BB 2-H 1B	1B HR BB 1B		3 1	0 2	1 1	1 0	1 0	0 0	4 0
Frank Malzone, R (1, 5) OBP: 0.323, SLG: 0.427	SF7 3-H			L8		F8		1-2 E BB	1B 1-2 HR BB		2	2	0	1	2	0	2
Sammy White, R (1, 2) OBP: 0.304, SLG: 0.297 Herb Plews, L (7, PH) OBP: 0.255, SLG: 0.229 Pete Daley, R (8, 2) OBP: 0.297, SLG: 0.298		G5-3 2-3f		BB			K	E5 1-H 2-H	B2		1 1 2	0 0 0	0 0 0	0 0 0	1 0 0	0 1 0	2 0 2
Jerry Casale, R (1, 1) OBP: 0.250, SLG: 0.286 Leo Kiely, L (7, 1) Gary Geiger, L (7, PH) OBP: 0.275, SLG: 0.366 Murray Wall, R (8, 1) Pete Runnels, L (10, PH) OBP: 0.430, SLG: 0.464			6-3	1-2 BB				K	HR 1-2 2-3 1B		1 0 0 1 1	0 0 0 0 1	0 0 0 0 1	0 0 1 0 0	1 0 0 1 0	0 0 0 0 0	0 0 0 1 0
Inning Stats	R: 0 H: 0 E: 0 LOB: 0 K: 1 BB: 0 S: 5 P: 5	R: 1 H: 2 E: 0 LOB: 1 K: 0 BB: 1 S: 4 P: 8	R: 0 H: 0 E: 0 LOB: 0 K: 0 BB: 0 S: 3 P: 3	R: 0 H: 1 E: 0 LOB: 1 K: 0 BB: 1 S: 3 P: 7	R: 0 H: 0 E: 0 LOB: 2 K: 1 BB: 2 S: 5 P: 13	R: 0 H: 1 E: 0 LOB: 2 K: 0 BB: 1 S: 4 P: 8	R: 0 H: 0 E: 0 LOB: 1 K: 1 BB: 1 S: 5 P: 9	R: 3 H: 2 E: 1 LOB: 1 K: 2 BB: 1 S: 10 P: 14	R: 0 H: 0 E: 0 LOB: 2 K: 2 BB: 2 S: 7 P: 15	R: 4 H: 3 E: 0 LOB: 0 K: 0 BB: 1 S: 4 P: 8	1B: 8 SF: 1 2B: 1 SAC: 0 3B: 0 DP: 2 HR: 1 HBP: 0						

PITCHER		IP	WLS	BF	H	R	ER	SO	BB	IBB	HBP	BLK	WP	HR	S	P	ERA	WHIP
Duke Maas, R ERA: 4.4	(1, 1)	5.0		20	3	1	1	2	4	0	0	0	0	0	20	36	1.80	1.400
Eli Grba, R ERA: 2.45	(6, 1)	2.2		14	3	3	1	2	3	0	0	0	0	0	15	27	3.38	2.250
Ryne Duren, R ERA: 0.86	(8, 1)	1.1		7	0	0	0	3	2	0	0	0	0	0	11	19	0.00	1.500
Jim Bronstad, R ERA: 3.55	(10, 1)	0.0	L	2	1	2	2	0	1	0	0	0	0	0	1	5	∞	∞
Bob Turley, R ERA: 4.73	(10, 1)	0.1		3	2	2	2	0	0	0	0	0	0	1	3	3	54.00	6.000

PITCHER	IP	WLS	BF	H	R	ER	SO	BB	IBB	HBP	BLK	WP	HR	S	P	ERA	WHIP

BOTTOM

New York Yankees @ Boston Red Sox

Fenway Park, Boston, MA

Sat Jul 11 1959, 3:33 AM EDT

Att. 24,232 - Unknown

livebaseballscorecards.com

AB	35
R	8
H	9
RBI	6
BB	10
SO	7
LOB	23

WP: 0 PA: 46
PB: 0
SB: 0
CS: 0

Batter	1	2	3	4	5	6	7	8	9	AB	R	H	RBI	BB	SO	LOB
Hank Bauer, R (1, 9) OBP: 0.341, SLG: 0.390	BBBB 4-0 G4-6-3 BB		BBBB 4-0 FC3-6 BB		x 0-0 ② F6		x 0-0 ② SF9 3-H		x 0-0 ② F8	2	0	0	1	2	0	0
Tony Kubek, L (1, 5) (7, 4) OBP: 0.334, SLG: 0.435	x 0-0 ①② G4-6-3 1-2f		x 0-0 ② FC3-6 BB 1B 1-2f		x 0-0 ③ 6-3		BBBB 4-0 1-2 BB		x 0-0 1B	4	1	1	0	1	0	2
Mickey Mantle, S (1, 8) OBP: 0.417, SLG: 0.558	x 0-0 ③ F8		BBBB 4-0 1B 1-2 BB			SSS 0-3 ① K	SSS 0-3 ③ K		x 0-0 ③ 1-3	4	0	0	0	1	2	3
Elston Howard, R (1, 7) OBP: 0.295, SLG: 0.471		x 0-0 ① L3	x 0-0 1-3 2-H 1B			x 0-0 G3 1B		x 0-0 F9		4	0	2	1	0	0	0
Yogi Berra, L (1, 2) OBP: 0.333, SLG: 0.425		BBBB 4-0 BB BB	x 0-0 ③ L6			x 0-0 ② G3 1-2		x 0-0 3B 2B		3	1	1	0	1	0	3
Marv Throneberry, L (1, 3) OBP: 0.263, SLG: 0.319		x 0-0 ② F8		x 0-0 ① 1-3		x 0-0 ③ 3-1		x 0-0 ② L6		4	0	0	0	0	0	3
Gil McDougald, R (1, 6) OBP: 0.327, SLG: 0.391		BBBB 4-0 1-2 BB		SSS 0-3 ② K			BBBB 4-0 1B SF9 BB	x 0-0 2-H 3B		2	1	1	1	2	1	0
Bobby Richardson, R (1, 4) OBP: 0.321, SLG: 0.335 Hector Lopez, R (7, PH) OBP: 0.342, SLG: 0.507 (7, 5)		x 0-0 ③ 5-3		x 0-0 ③ F3			x 0-0 ① L7	x 0-0 ③ 3-1		2	0	0	0	0	0	2
										2	0	0	0	0	0	2
Ralph Terry, R (1, 1) OBP: 0.121, SLG: 0.121 Norm Siebern, L (7, PH) OBP: 0.351, SLG: 0.424 Art Ditmar, R (7, 1) OBP: 0.150, SLG: 0.179 Bobby Shantz, R (7, 1) OBP: 0.300, SLG: 0.500 Jim Coates, R (8, 1) Enos Slaughter, L (9, PH) OBP: 0.271, SLG: 0.333			x 0-0 ① F3		x 0-0 ① L9		x 0-0 BB 1-3 1B		SSS 0-3 ① K	2	0	0	0	0	0	0
										1	0	1	0	0	0	0
										0	0	0	0	0	0	0
										0	0	0	0	0	0	0
										0	0	0	0	0	0	0
										1	0	0	0	0	1	0
Inning Stats	R: 0 E: 0 K: 0 S: 2 H: 0 LOB: 0 BB: 1 P: 6	R: 0 E: 0 K: 0 S: 3 H: 0 LOB: 2 BB: 2 P: 11	R: 1 E: 0 K: 0 S: 4 H: 1 LOB: 2 BB: 2 P: 12	R: 0 E: 0 K: 1 S: 5 H: 0 LOB: 0 BB: 0 P: 5	R: 0 E: 0 K: 0 S: 3 H: 0 LOB: 0 BB: 0 P: 3	R: 0 E: 0 K: 1 S: 6 H: 1 LOB: 1 BB: 0 P: 6	R: 1 E: 0 K: 1 S: 6 H: 1 LOB: 2 BB: 2 P: 14	R: 1 E: 0 K: 0 S: 5 H: 2 LOB: 1 BB: 0 P: 5	R: 0 E: 0 K: 1 S: 6 H: 1 LOB: 1 BB: 0 P: 6	1B: 4 2B: 1 3B: 1 HR: 0	SF: 1 SAC: 0 DP: 1 HBP: 0					

PITCHER		IP	WLS	BF	H	R	ER	SO	BB	IBB	HBP	BLK	WP	HR	S	P	ERA	WHIP
Ike Delock, R ERA: 3.48	(1, 1)	2.2		13	1	1	1	0	5	0	0	0	0	0	8	28	3.38	2.250
Bill Monbouquette, R ERA: 5.23	(3, 1)	6.1	W	26	5	2	2	4	2	0	0	0	0	0	32	40	2.84	1.105

PITCHER	IP	WLS	BF	H	R	ER	SO	BB	IBB	HBP	BLK	WP	HR	S	P	ERA	WHIP

TOP

New York Yankees @ Boston Red Sox

Fenway Park, Boston, MA

Sun Jul 12 1959, 3:33 AM EDT

Att. 29,626 - Unknown

livebaseballscorecards.com

AB	31
R	3
H	6
RBI	3
BB	7
SO	4
LOB	15

1B: 4	SF: 1	WP: 0	PA: 39
2B: 1	SAC: 0	PB: 0	
3B: 1	DP: 1	SB: 0	
HR: 0	HBP: 0	CS: 0	

Batter	1	2	3	4	5	6	7	8	9	AB	R	H	RBI	BB	SO	LOB
Don Buddin, R (1, 6) OBP: 0.364, SLG: 0.348	F9	F8		BBBB 4-0 G4-6-3 BB		0-0 G5-4-3 1-2f		0-0 5-3		4	0	0	0	1	0	2
Pete Runnels, L (1, 4) OBP: 0.433, SLG: 0.462	BBBB 4-0 1B BB	BBBB 4-0 2B BB		0-0 G4-6-3 1-2f			0-0 F6	0-0 1B		3	1	1	0	2	0	1
Marty Keough, L (1, 8) OBP: 0.331, SLG: 0.463	0-0 1B HR 1-2 1B	0-0 1-3 2B			0-0 L8		BBBB 4-0 2B BB	0-0 F8		4	2	2	0	1	0	1
Vic Wertz, L (1, 3) OBP: 0.352, SLG: 0.457	0-0 HR 1-3 2-H 1B	IIII 4-0 G4-6-3 IBB			0-0 L8		0-0 F8 SSS	0-3 K		4	1	1	1	1	1	2
Jackie Jensen, R (1, 9) OBP: 0.390, SLG: 0.548	0-0 HR 1-H 3-H	0-0 G4-6-3 1-2f			0-0 2B		0-0 1-H 2B 2B			4	2	3	4	0	0	3
Ted Williams, L (1, 7) OBP: 0.347, SLG: 0.402 Gene Stephens, L (7, PR) OBP: 0.321, SLG: 0.323 (8, 7)	0-0 2B	0-0 F7			0-0 3-1		IIII 4-0 2B IBB			3 0	0 1	1 0	0 0	1 0	0 0	1 0
Frank Malzone, R (1, 5) OBP: 0.325, SLG: 0.431	0-0 F8	0-0 F4				0-0 SH 1B	0-0 1-H 2-H 2B			4	0	2	2	0	0	1
Sammy White, R (1, 2) OBP: 0.309, SLG: 0.293	BBBB 4-0 BB	0-0 F2				0-0 F4	4-0 IBB			2	0	0	0	2	0	1
Ike Delock, R (1, 1) OBP: 0.105, SLG: 0.139 Bill Monbouquette, R (3, 1) OBP: 0.143, SLG: 0.077	SSS 0-3 K			0-0 1-3		0-0 SH G5-4-3 1-2	0-0 1-3			1 2	0 0	0 0	0 0	0 0	1 0	2 2
Inning Stats	R: 4 E: 0 K: 1 S: 9 H: 4 LOB: 2 BB: 2 P: 17	R: 0 E: 0 K: 0 S: 3 H: 1 LOB: 2 BB: 2 P: 11	R: 0 E: 0 K: 0 S: 3 H: 0 LOB: 0 BB: 0 P: 3	R: 0 E: 0 K: 0 S: 2 H: 0 LOB: 0 BB: 1 P: 6	R: 0 E: 0 K: 0 S: 4 H: 1 LOB: 1 BB: 0 P: 4	R: 0 E: 0 K: 0 S: 4 H: 1 LOB: 1 BB: 0 P: 4	R: 3 E: 0 K: 0 S: 5 H: 2 LOB: 2 BB: 3 P: 17	R: 0 E: 0 K: 1 S: 6 H: 1 LOB: 1 BB: 0 P: 6		1B: 4 2B: 5 3B: 0 HR: 1	SF: 0 SAC: 1 DP: 3 HBP: 0					

PITCHER		IP	WLS	BF	H	R	ER	SO	BB	IBB	HBP	BLK	WP	HR	S	P	ERA	WHIP
Ralph Terry, R ERA: 4.39	(1, 1)	6.0	L	28	7	4	4	1	4	1	0	0	0	1	25	45	6.00	1.833
Art Ditmar, R ERA: 4.05	(7, 1)	0.2		6	2	3	3	0	1	1	0	0	0	0	4	12	40.50	4.500
Bobby Shantz, L ERA: 3.59	(7, 1)	0.1		2	0	0	0	0	0	1	0	0	0	0	1	5	0.00	0.000
Jim Coates, R ERA: 3.97	(8, 1)	1.0		4	1	0	0	1	0	0	0	0	0	0	6	6	0.00	1.000

PITCHER	IP	WLS	BF	H	R	ER	SO	BB	IBB	HBP	BLK	WP	HR	S	P	ERA	WHIP

BOTTOM

New York Yankees @ Boston Red Sox

Fenway Park, Boston, MA

Sun Jul 12 1959, 3:33 AM EDT

Att. 29,626 - Unknown

livebaseballscorecards.com

AB	31
R	7
H	10
RBI	7
BB	8
SO	2
LOB	16

1B: 4	SF: 0	WP: 0	PA: 40
2B: 5	SAC: 1	PB: 0	
3B: 0	DP: 3	SB: 0	
HR: 1	HBP: 0	CS: 0	

Batter	1	2	3	4	5	6	7	8	9	AB	R	H	RBI	BB	SO	LOB
Tony Kubek, L (1, 9) (7, 8) OBP: 0.336, SLG: 0.435	G3 HR 1B	L4-6 2-3			L3		4-1		1B	5	1	2	0	0	0	3
Hector Lopez, R (1, 5) OBP: 0.337, SLG: 0.498	G3 1-2		K		F8		K		F8	5	0	0	0	0	2	2
Mickey Mantle, S (1, 8) OBP: 0.415, SLG: 0.552	K		K		BB 1B		F2		F7	3	0	0	0	1	2	1
Hank Bauer, R (7, 9) OBP: 0.339, SLG: 0.388										1	0	0	0	0	0	1
Yogi Berra, L (1, 2) OBP: 0.341, SLG: 0.444	2-H HR		1B		1-2 1B			5-3	4-3	3	1	3	2	0	0	0
Johnny Blanchard, L (7, 2) OBP: 0.265, SLG: 0.323										2	0	0	0	0	0	1
Norm Siebern, L (1, 7) OBP: 0.350, SLG: 0.425	G3	F2			K			1B SF8 2B		4	1	1	0	0	1	3
Elston Howard, R (1, 3) OBP: 0.299, SLG: 0.469		SH2-3 1B 1B		4-3		F5		1-0 1B HBP		3	0	1	0	0	0	0
Gil McDougald, R (1, 6) OBP: 0.329, SLG: 0.392		L4-6 SH2-3 1-2 1B		K		F5		1-2 2-3 1B		4	0	2	0	0	1	0
Fritz Brickell, R (8, 6) OBP: 0.250, SLG: 0.250										0	0	0	0	0	0	0
Bobby Richardson, R (1, 4) OBP: 0.321, SLG: 0.337		SH2-3 1-2 2-3		1B		E6		SF8 3-H		2	0	1	1	0	0	0
Don Larsen, R (1, 1) OBP: 0.421, SLG: 0.355										0	0	0	0	0	0	0
Enos Slaughter, L (2, PH) OBP: 0.283, SLG: 0.333										0	0	0	0	1	0	0
Duke Maas, R (2, 1) OBP: 0.214, SLG: 0.154										2	0	0	0	0	1	2
Jim Bronstad, R (6, 1)										0	0	0	0	0	0	0
Jim Coates, R (6, 1)	BB			K		F5		K		1	0	0	0	0	1	2
Inning Stats	R: 2 E: 0 K: 1 S: 7 H: 2 LOB: 0 BB: 0 P: 7	R: 0 E: 0 K: 0 S: 4 H: 2 LOB: 2 BB: 1 P: 8	R: 0 E: 0 K: 2 S: 8 H: 1 LOB: 1 BB: 0 P: 8	R: 0 E: 0 K: 2 S: 8 H: 1 LOB: 1 BB: 0 P: 8	R: 0 E: 0 K: 1 S: 6 H: 1 LOB: 2 BB: 1 P: 10	R: 0 E: 1 K: 0 S: 4 H: 0 LOB: 1 BB: 0 P: 4	R: 0 E: 0 K: 1 S: 5 H: 0 LOB: 0 BB: 0 P: 5	R: 1 E: 0 K: 1 S: 7 H: 2 LOB: 2 BB: 0 P: 8	R: 0 E: 0 K: 0 S: 4 H: 1 LOB: 1 BB: 0 P: 4	1B: 8 2B: 2 3B: 0 HR: 1	SF: 1 SAC: 1 DP: 1 HBP: 1					

PITCHER	IP	WLS	BF	H	R	ER	SO	BB	IBB	HBP	BLK	WP	HR	S	P	ERA	WHIP
Frank Sullivan, R (1, 1) ERA: 3.98	9.0	W	40	10	3	3	8	2	0	1	0	0	1	53	62	3.00	1.333

PITCHER	IP	WLS	BF	H	R	ER	SO	BB	IBB	HBP	BLK	WP	HR	S	P	ERA	WHIP

TOP

New York Yankees @ Boston Red Sox

Fenway Park, Boston, MA

Mon Jul 13 1959, 3:33 AM EDT

Att. 22,064 - Overcast - 79 F

livebaseballscorecards.com

AB	35
R	3
H	10
RBI	3
BB	2
SO	8
LOB	15

WP: 0	PB: 0	SB: 0	CS: 0	PA:	40

Batter	1	2	3	4	5	6	7	8	9	AB	R	H	RBI	BB	SO	LOB
Don Buddin, R (1, 6) OBP: 0.367, SLG: 0.352	0-0 BB BB FC6-4 1B	0-0 ② F9			0-0 1B	0-0 2B 1-2 2-H FC3-2 1B	0-0 ② F7			5	1	3	1	0	0	1
Pete Runnels, L (1, 4) OBP: 0.432, SLG: 0.463	4-0 FC6-4 BB 1-2 HR BB	0-0 ③ 4-3			0-3 ① K	0-0 FC3-2 1-3 2-H BB 2B	0-0 ③ 4-3			4	2	1	1	1	1	2
Marty Keough, L (1, 8) OBP: 0.333, SLG: 0.453	4-0 FC6-4 1-2 2-3 BB	0-0 ① 1-3			0-0 ② F7	H 1-0 BB FC3-2 HR HBP	0-0 ① F9			3	1	0	0	1	0	1
Vic Wertz, L (1, 3) OBP: 0.343, SLG: 0.445 Dick Gernert, R (7, 3) OBP: 0.372, SLG: 0.443	0-0 ① FC6-4 1-2f 2-3 3-H HR	0-0 ② F5			0-3 ③ K	0-0 ② FC3-2 BB 1-2 2-3 3-H HR	0-0 ② F3			4 1	2 0	0 0	1 0	0 0	1 0	6 0
Jackie Jensen, R (1, 9) OBP: 0.397, SLG: 0.564 Gary Geiger, L (8, 9) OBP: 0.280, SLG: 0.378	0-0 1-H 3-H HR	4-0 BB			0-0 1B 2B 1-2 2-3 3-H HR BB		0-0 2B			2 1	3 0	2 1	4 0	2 0	0 0	0 0
Ted Williams, L (1, 7) OBP: 0.346, SLG: 0.401 Gene Stephens, L (6, PR) OBP: 0.324, SLG: 0.358 (7, 7)	0-0 ② F8	0-3 ③ K			0-0 1B FC5-2 2-H 1B 1-H 2-H 3-H HR		0-3 ③ K			3 2	0 1	1 1	1 4	0 0	1 1	1 1
Frank Malzone, R (1, 5) OBP: 0.327, SLG: 0.432	0-3 ③ K			0-0 ① F4	0-0 FC5-2 1B 2-3 1B 1B					4	1	2	0	0	1	0
Sammy White, R (1, 2) OBP: 0.308, SLG: 0.292		0-0 FC1-6 1B		0-0 ② 6-3	FC5-2 1B 1-2 3-H 1B 0-3 ③ K					4	1	1	0	0	1	5
Frank Sullivan, R (1, 1) OBP: 0.147, SLG: 0.147		0-0 ① FC1-6 1-2f		0-3 ③ K		0-0 1B 2B 1-2 2-H 1B	0-0 ① F8			4	1	1	1	0	1	1
Inning Stats	R: 4 H: 2 E: 0 LOB: 0 K: 1 BB: 2 S: 7 P: 15	R: 0 H: 1 E: 0 LOB: 1 K: 0 BB: 0 S: 4 P: 4	R: 0 H: 0 E: 0 LOB: 1 K: 1 BB: 1 S: 5 P: 9	R: 0 H: 0 E: 0 LOB: 0 K: 1 BB: 0 S: 5 P: 5	R: 0 H: 1 E: 0 LOB: 1 K: 2 BB: 0 S: 8 P: 8	R: 9 H: 8 E: 0 LOB: 2 K: 1 BB: 1 S: 13 P: 18	R: 0 H: 0 E: 0 LOB: 0 K: 0 BB: 0 S: 3 P: 3	R: 0 H: 1 E: 0 LOB: 1 K: 1 BB: 0 S: 6 P: 6		1B: 8 SF: 0 2B: 3 SAC: 0 3B: 0 DP: 0 HR: 2 HBP: 1						WP: 0 PA: 42 PB: 0 SB: 0 CS: 0

PITCHER		IP	WLS	BF	H	R	ER	SO	BB	IBB	HBP	BLK	WP	HR	S	P	ERA	WHIP
Don Larsen, R ERA: 3.72	(1, 1)	1.0	L	7	2	4	4	1	2	0	0	0	0	1	7	15	36.00	4.000
Duke Maas, R ERA: 4.52	(2, 1)	4.0		18	5	4	4	4	1	0	0	0	0	0	25	29	9.00	1.500
Jim Bronstad, R ERA: 5.54	(6, 1)	0.2		8	4	5	5	0	1	0	1	0	0	1	6	11	67.50	7.500
Jim Coates, R ERA: 3.78	(6, 1)	2.1		9	2	0	0	2	0	0	0	0	0	0	13	13	0.00	0.857

PITCHER	IP	WLS	BF	H	R	ER	SO	BB	IBB	HBP	BLK	WP	HR	S	P	ERA	WHIP

BOTTOM

New York Yankees @ Boston Red Sox

Fenway Park, Boston, MA

Mon Jul 13 1959, 3:33 AM EDT

Att. 22,064 - Overcast - 79 F

livebaseballscorecards.com

AB	37
R	13
H	13
RBI	13
BB	4
SO	7
LOB	18

Cleveland Indians @ New York Yankees

Yankee Stadium, Bronx, NY

Tue Jul 14 1959, 7:05 PM EDT

Att. 32,210 - Overcast - 70 F

TOP

livebaseballscorecards.com

Batter	1	2	3	4	5	6	7	8	9	AB	R	H	RBI	BB	SO	LOB
George Strickland, R (1, 5) OBP: 0.337, SLG: 0.362	6-3	F4		F8			K2-3		K	5	0	0	0	0	2	6
Vic Power, R (1, 3) OBP: 0.337, SLG: 0.447	6-3		4-3		F9		6-3			4	0	0	0	0	0	0
Minnie Minoso, R (1, 7) OBP: 0.374, SLG: 0.487	BB		F9		6-3		6-3			3	0	0	0	1	0	0
Tito Francona, L (1, 8) OBP: 0.442, SLG: 0.624	2-3		BB		4-3			FC6-4 1B		3	0	1	0	1	0	1
Rocky Colavito, R (1, 9) OBP: 0.363, SLG: 0.599		F9	K			F8 1B		FC6-4 FC6-4 1-2f		4	0	1	0	0	1	2
Dick Brown, R (8, 2) OBP: 0.321, SLG: 0.400										0	0	0	0	0	0	0
Woodie Held, R (1, 6) OBP: 0.328, SLG: 0.459		3-1		K		1-2 1B		FC6-4 WP E CS 1-2f		4	0	1	0	0	1	1
Ed Fitz Gerald, R (1, 2) OBP: 0.282, SLG: 0.280		BB BB BB		6-3		L8		CS 1-H	BB	2	0	0	0	1	0	2
Elmer Valo, L (8, PH) OBP: 0.429, SLG: 0.250 (8, 9)										0	0	0	0	1	0	0
Jim Baxes, R (1, 4) OBP: 0.312, SLG: 0.492		BB 1-2 BB		1B 1B		F8 2-3			K	3	0	1	0	1	1	3
Herb Score, L (1, 1) OBP: 0.109, SLG: 0.091		1-2 2-3 BB		1-2 1B		K			K	2	0	1	0	1	1	2
Russ Nixon, L (9, PH) OBP: 0.221, SLG: 0.185										1	0	0	0	0	1	1

	AB	31
	R	0
	H	5
	RBI	0
	BB	6
	SO	7
	LOB	18

Inning Stats	1	2	3	4	5	6	7	8	9
	R: 0 E: 0 K: 0 S: 3	H: 0 LOB: 1 BB: 1 P: 7	R: 0 E: 0 K: 0 S: 3	H: 0 LOB: 3 BB: 3 P: 15	R: 0 E: 0 K: 1 S: 5	H: 0 LOB: 1 BB: 1 P: 9	R: 0 E: 0 K: 1 S: 7	H: 2 LOB: 2 BB: 0 P: 7	R: 0 E: 0 K: 0 S: 3	H: 0 LOB: 0 BB: 0 P: 3
	R: 0 E: 0 K: 1 S: 7	H: 2 LOB: 2 BB: 0 P: 7	R: 0 E: 0 K: 1 S: 5	H: 0 LOB: 0 BB: 0 P: 5	R: 0 E: 1 K: 0 S: 3	H: 1 LOB: 0 BB: 0 P: 3	R: 0 E: 0 K: 3 S: 9	H: 0 LOB: 1 BB: 1 P: 13		

	1B: 5	SF: 0	WP: 1	PA: 38
	2B: 0	SAC: 0	PB: 0	
	3B: 0	DP: 0	SB: 0	
	HR: 0	HBP: 0	CS: 1	

PITCHER		IP	WLS	BF	H	R	ER	SO	BB	IBB	HBP	BLK	WP	HR	S	P	ERA	WHIP
Whitey Ford, L ERA: 3.13	(1, 1)	7.0	W	30	4	0	0	4	5	0	0	0	0	0	33	53	0.00	1.286
Ryne Duren, R ERA: 0.82	(8, 1)	2.0	S	7	1	0	0	3	1	0	0	0	1	0	12	16	0.00	1.000

PITCHER	IP	WLS	BF	H	R	ER	SO	BB	IBB	HBP	BLK	WP	HR	S	P	ERA	WHIP

BOTTOM

Cleveland Indians @ New York Yankees

Yankee Stadium, Bronx, NY

Tue Jul 14 1959, 7:05 PM EDT

Att. 32,210 - Overcast - 70 F

livebaseballscorecards.com

Batter	1	2	3	4	5	6	7	8	9	AB	R	H	RBI	BB	SO	LOB
Bobby Richardson, R (1, 4) OBP: 0.325, SLG: 0.337	F4	1-2 2-H 1B		2-3 F3			BB BB			3	0	1	1	1	0	2
Gil McDougald, R (1, 6) OBP: 0.328, SLG: 0.388	F7	F5			K		1-2 PO BB			3	0	0	0	1	1	2
Mickey Mantle, S (1, 8) OBP: 0.416, SLG: 0.548	1B BB		4-3		6-3		PO	BB		2	0	0	0	2	0	0
Hector Lopez, R (1, 5) OBP: 0.339, SLG: 0.497	1-2 1B		F9		F6			G4-3 BB		3	0	1	0	1	0	0
Hank Bauer, R (1, 9) OBP: 0.338, SLG: 0.385	L7		1B			5-3		F6		4	0	1	0	0	0	4
Elston Howard, R (1, 3) OBP: 0.298, SLG: 0.463 Marv Throneberry, L (9, 3) OBP: 0.263, SLG: 0.319		4-3 1B BB	F9			5-3		G4-3 1-2f		3 0	1 0	0 0	0 0	1 0	0 0	3 0
Yogi Berra, L (1, 2) OBP: 0.337, SLG: 0.439		4-3 1-2		F6		5-3				3	0	0	0	0	0	1
Tony Kubek, L (1, 7) OBP: 0.336, SLG: 0.434		K		CS BB 1B			K			3	0	1	0	0	2	1
Whitey Ford, L (1, 1) OBP: 0.353, SLG: 0.395 Enos Slaughter, L (7, PH) OBP: 0.279, SLG: 0.327 Ryne Duren, R (8, 1)		1B BB		1-2 BB			K			0 1 0	0 0 0	0 0 0	0 0 0	2 0 0	0 1 0	0 0 0
Inning Stats	R: 0 H: 1 E: 0 LOB: 2 K: 0 BB: 1 S: 4 P: 8	R: 1 H: 1 E: 0 LOB: 2 K: 1 BB: 2 S: 6 P: 14	R: 0 H: 1 E: 0 LOB: 1 K: 0 BB: 0 S: 4 P: 4	R: 0 H: 1 E: 0 LOB: 1 K: 0 BB: 1 S: 3 P: 7	R: 0 H: 0 E: 0 LOB: 0 K: 1 BB: 0 S: 5 P: 5	R: 0 H: 0 E: 0 LOB: 0 K: 0 BB: 0 S: 3 P: 3	R: 0 H: 0 E: 0 LOB: 1 K: 2 BB: 2 S: 6 P: 14	R: 0 H: 0 E: 0 LOB: 1 K: 0 BB: 2 S: 2 P: 10		1B: 4 SF: 0 2B: 0 SAC: 0 3B: 0 DP: 1 HR: 0 HBP: 0						

PITCHER	IP	WLS	BF	H	R	ER	SO	BB	IBB	HBP	BLK	WP	HR	S	P	ERA	WHIP
Herb Score, L (1, 1) ERA: 3.98	8.0	L	33	4	1	1	4	8	0	0	0	0	0	33	65	1.12	1.500

PITCHER	IP	WLS	BF	H	R	ER	SO	BB	IBB	HBP	BLK	WP	HR	S	P	ERA	WHIP

AB	25
R	1
H	4
RBI	1
BB	8
SO	4
LOB	13

WP: 0 PA: 34
PB: 0
SB: 0
CS: 1

Batter	1	2	3	4	5	6	7	8	9	10	AB	R	H	RBI	BB	SO	LOB
Woodie Held, R (1, 6) OBP: 0.329, SLG: 0.458	1-3			1B	F8		FC6-4 1-2f		1-2 1B		5	1	2	0	0	0	2
Vic Power, R (1, 3) OBP: 0.338, SLG: 0.452	F9			1-3 4-3 2B	F7			2B 2B	F8		5	2	2	0	0	0	2
Minnie Minoso, R (1, 7) OBP: 0.374, SLG: 0.484	6-3			S 4-3 E 2-3 3-H 1B		6-3		B B B B 2B FC6 BB	F8		4	2	1	1	1	0	2
Tito Francona, L (1, 8) OBP: 0.435, SLG: 0.610		G6-4-3 1B		4-3 1-2 3-H		G3		S S S K	F9		5	0	1	1	0	1	5
Rocky Colavito, R (1, 9) OBP: 0.364, SLG: 0.598		F8		E IBB		5-3		FC6 1-3 2-H 2B		F6	4	0	1	1	1	0	1
Ed Fitz Gerald, R (1, 2) OBP: 0.278, SLG: 0.276		G6-4-3 1-2f		E1 1-2 2-H			BB 1B	FC6 2-3 3-H		S S S K	5	0	1	1	0	1	3
George Strickland, R (1, 5) OBP: 0.331, SLG: 0.355			6-3	F7			F3	F8		S S S K	5	0	0	0	0	1	5
Jim Baxes, R (1, 4) OBP: 0.303, SLG: 0.478			6-3	F8			S S S K	F8			4	0	0	0	0	1	5
Cal McLish, S (1, 1) OBP: 0.234, SLG: 0.227			S S S K		S S S K		B B B B FC6-4 1-2 BB		1B 1B		2	0	0	0	0	2	0
Elmer Valo, L (7, PH) OBP: 0.500, SLG: 0.250											0	0	0	0	1	0	0
Don Ferrarese, R (7, 1) OBP: 0.280, SLG: 0.440											0	0	0	0	0	0	0
Gary Bell, R (8, 1) OBP: 0.195, SLG: 0.154											1	0	1	0	0	0	0
Inning Stats	R: 0 E: 0 K: 0 S: 3 H: 0 LOB: 0 BB: 0 P: 3	R: 0 E: 0 K: 0 S: 3 H: 1 LOB: 0 BB: 0 P: 3	R: 0 E: 0 K: 1 S: 5 H: 0 LOB: 0 BB: 0 P: 5	R: 3 E: 1 K: 0 S: 7 H: 3 LOB: 2 BB: 1 P: 11	R: 0 E: 0 K: 1 S: 5 H: 0 LOB: 0 BB: 0 P: 5	R: 0 E: 0 K: 0 S: 3 H: 0 LOB: 0 BB: 0 P: 3	R: 0 E: 0 K: 1 S: 6 H: 1 LOB: 2 BB: 1 P: 10	R: 2 E: 0 K: 1 S: 8 H: 2 LOB: 2 BB: 1 P: 12	R: 0 E: 0 K: 0 S: 5 H: 2 LOB: 2 BB: 0 P: 5	R: 0 E: 0 K: 2 S: 7 H: 0 LOB: 0 BB: 0 P: 7	1B: 6 2B: 3 3B: 0 HR: 0 SF: 0 SAC: 0 DP: 1 HBP: 0						

PITCHER	IP	WLS	BF	H	R	ER	SO	BB	IBB	HBP	BLK	WP	HR	S	P	ERA	WHIP
Art Ditmar, R (1, 1) ERA: 4.04	7.0		29	6	4	3	3	1	1	0	0	0	0	33	41	3.86	1.000
Ryne Duren, R (8, 1) ERA: 1.01	1.0		6	1	1	1	1	1	0	0	0	0	0	7	11	9.00	2.000
Duke Maas, R (9, 1) ERA: 4.41	2.0	W	8	2	0	0	2	0	0	0	0	0	0	12	12	0.00	1.000

PITCHER	IP	WLS	BF	H	R	ER	SO	BB	IBB	HBP	BLK	WP	HR	S	P	ERA	WHIP

TOP

Cleveland Indians @ New York Yankees

Yankee Stadium, Bronx, NY

Thu Jul 16 1959, 3:33 AM EDT

Unknown

livebaseballscorecards.com

AB	40
R	5
H	9
RBI	4
BB	3
SO	6
LOB	25

WP: 0 PA: 43
PB: 0
SB: 1
CS: 0

Batter	1	2	3	4	5	6	7	8	9	10	AB	R	H	RBI	BB	SO	LOB
Bobby Richardson, R (1, 4) OBP: 0.325, SLG: 0.337	F6		4-3 S 1B 1B	5-3		6-3		K		HR 1B	6	2	2	0	0	1	2
Marv Throneberry, L (1, 3) OBP: 0.267, SLG: 0.312	F2		K 1-2		1B 1B 1B	4-3		BB 1-2		K	5	1	1	0	1	2	2
Mickey Mantle, S (1, 8) OBP: 0.415, SLG: 0.554	BB 1B		4-3 2-3		K	4-3		K		HR 1-H	6	1	2	2	0	2	4
Yogi Berra, L (1, 2) OBP: 0.345, SLG: 0.454	BB 1-2		IBB 1B		FC4 1B 1B 1-2		K		HR		3	2	2	1	2	1	0
Hector Lopez, R (1, 5) OBP: 0.343, SLG: 0.498	5-3		1B 1-2 3-H		E FC4 1B 1-2 2-3		1B		K		5	1	3	1	0	1	2
Norm Siebern, L (1, 7) OBP: 0.353, SLG: 0.425		BB FC4	1-3		FC4 E 1-2 2-3 3-H		F8		HBP		2	0	1	1	1	0	2
Hank Bauer, R (7, PH) OBP: 0.339, SLG: 0.383 (8, 9) (8, 7)											1	0	0	0	0	0	1
Tony Kubek, L (1, 9) (8, 7) OBP: 0.334, SLG: 0.431	FC4 1B 1-2f			1B	FC4 FC4 1-2 2-H 3-H		F8		F9		4	0	1	1	0	0	3
Enos Slaughter, L (8, 9) OBP: 0.274, SLG: 0.321											1	0	0	0	0	0	1
Gil McDougald, R (1, 6) OBP: 0.329, SLG: 0.388	G5-4-3 1-2 1B			L7	FC4 FC6-4 1-2f 2-3			BB 1B	F9		5	0	2	0	0	0	4
Art Ditmar, R (1, 1) OBP: 0.140, SLG: 0.167	G5-4-3 1-2f			F9	FC6-4 1-2f			F4		F9	3	0	0	0	0	0	5
Ryne Duren, R (8, 1) Johnny Blanchard, L (8, PH) OBP: 0.257, SLG: 0.313 Duke Maas, R (9, 1) OBP: 0.207, SLG: 0.148											0	0	0	0	0	0	0
											1	0	0	0	0	0	1
											1	0	0	0	0	0	0
Inning Stats	R: 0 H: 1 E: 0 LOB: 2 K: 0 BB: 1 S: 4 P: 8		R: 0 H: 1 E: 0 LOB: 1 K: 0 BB: 1 S: 3 P: 7	R: 1 H: 2 E: 0 LOB: 2 K: 1 BB: 1 S: 7 P: 11	R: 0 H: 1 E: 0 LOB: 1 K: 0 BB: 0 S: 4 P: 4	R: 3 H: 4 E: 1 LOB: 2 K: 1 BB: 0 S: 10 P: 10	R: 0 H: 0 E: 0 LOB: 0 K: 0 BB: 0 S: 3 P: 3	R: 0 H: 1 E: 0 LOB: 1 K: 1 BB: 0 S: 6 P: 6	R: 0 H: 1 E: 0 LOB: 2 K: 2 BB: 1 S: 8 P: 12	R: 1 H: 1 E: 0 LOB: 1 K: 1 BB: 0 S: 6 P: 7	R: 2 H: 2 E: 0 LOB: 0 K: 1 BB: 0 S: 6 P: 6	1B: 12 SF: 0 2B: 0 SAC: 0 3B: 0 DP: 1 HR: 2 HBP: 1						

PITCHER		IP	WLS	BF	H	R	ER	SO	BB	IBB	HBP	BLK	WP	HR	S	P	ERA	WHIP
Cal McLish, R ERA: 3.06	(1, 1)	6.0		30	9	4	3	2	2	1	0	0	0	0	31	43	4.50	1.833
Don Ferrarese, L ERA: 2.91	(7, 1)	1.0		4	1	0	0	1	0	0	0	0	0	0	6	6	0.00	1.000
Gary Bell, R ERA: 4.14	(8, 1)	2.2	L	14	4	3	3	4	1	0	1	0	0	2	20	25	10.12	1.875

PITCHER	IP	WLS	BF	H	R	ER	SO	BB	IBB	HBP	BLK	WP	HR	S	P	ERA	WHIP

BOTTOM

Cleveland Indians @ New York Yankees

Yankee Stadium, Bronx, NY

Thu Jul 16 1959, 3:33 AM EDT

Unknown

livebaseballscorecards.com

AB	43
R	7
H	14
RBI	6
BB	4
SO	7
LOB	27

WP: 0 PA: 48
PB: 0
SB: 1
CS: 0

Batter	1	2	3	4	5	6	7	8	9	AB	R	H	RBI	BB	SO	LOB
Jim Piersall, R (1, 8) OBP: 0.280, SLG: 0.304	5-3	F2			K	G3				4	0	0	0	0	1	4
Vic Power, R (1, 3) OBP: 0.337, SLG: 0.450	1B		F4		F3			4-3		4	0	1	0	0	0	0
Minnie Minoso, R (1, 7) OBP: 0.370, SLG: 0.478	K		G3			F3		4-3		4	0	0	0	0	1	1
Rocky Colavito, R (1, 9) OBP: 0.360, SLG: 0.590	F6		L6			F8		1-3		4	0	0	0	0	0	1
Woodie Held, R (1, 6) OBP: 0.328, SLG: 0.459		K		L8		2B			6-3	4	0	1	0	0	1	0
George Strickland, R (1, 5) OBP: 0.330, SLG: 0.350		2B BB		L9		6-3			5-3	3	0	0	0	1	0	1
Billy Martin, R (1, 4) OBP: 0.279, SLG: 0.385		1-3 2B		1B			F9		F4	4	0	2	0	0	0	0
Dick Brown, R (1, 2) OBP: 0.321, SLG: 0.392		IBB		K			K			2	0	0	0	1	2	1
Bob Smith, L (1, 1)		K			K		1B			2	0	0	0	0	2	3
Mudcat Grant, R (6, 1) OBP: 0.143, SLG: 0.229										1	0	1	0	0	0	0
Mike Garcia, R (8, 1) OBP: 0.077, SLG: 0.077										0	0	0	0	0	0	0
Inning Stats	R: 0 E: 0 K: 1 S: 6 H: 1 LOB: 1 BB: 0 P: 6	R: 0 E: 0 K: 2 S: 8 H: 1 LOB: 3 BB: 2 P: 16	R: 0 E: 0 K: 0 S: 3 H: 0 LOB: 0 BB: 0 P: 3	R: 0 E: 0 K: 1 S: 6 H: 1 LOB: 1 BB: 0 P: 6	R: 0 E: 0 K: 2 S: 7 H: 0 LOB: 0 BB: 0 P: 7	R: 0 E: 0 K: 0 S: 4 H: 1 LOB: 1 BB: 0 P: 4	R: 0 E: 0 K: 1 S: 6 H: 1 LOB: 1 BB: 0 P: 6	R: 0 E: 0 K: 0 S: 3 H: 0 LOB: 0 BB: 0 P: 3	R: 0 E: 0 K: 0 S: 3 H: 0 LOB: 0 BB: 0 P: 3	1B: 3 2B: 2 3B: 0 HR: 0	SF: 0 SAC: 0 DP: 0 HBP: 0						

PITCHER	IP	WLS	BF	H	R	ER	SO	BB	IBB	HBP	BLK	WP	HR	S	P	ERA	WHIP
Bobby Shantz, L (1, 1) ERA: 3.02	9.0	W	34	5	0	0	7	1	1	0	0	0	0	46	54	0.00	0.667

PITCHER	IP	WLS	BF	H	R	ER	SO	BB	IBB	HBP	BLK	WP	HR	S	P	ERA	WHIP

TOP

Cleveland Indians @ New York Yankees

Yankee Stadium, Bronx, NY

Thu Jul 16 1959, 7:05 PM EDT

Att. 36,130 - Unknown

livebaseballscorecards.com

AB	32
R	0
H	5
RBI	0
BB	2
SO	7
LOB	11

WP: 0	PA: 34
PB: 0	
SB: 0	
CS: 0	

Batter	1	2	3	4	5	6	7	8	9	AB	R	H	RBI	BB	SO	LOB
Bobby Richardson, R (1, 4) OBP: 0.317, SLG: 0.328	F2	F9			F8	FC6-4 1-2f		4-3		5	0	0	0	0	0	4
Hank Bauer, R (1, 7) OBP: 0.338, SLG: 0.395	K		F8		F8		HR			4	1	1	1	0	1	0
Mickey Mantle, S (1, 8) OBP: 0.416, SLG: 0.552	FC6-4 1B		F7		K		1B BB			3	0	1	0	1	1	0
Hector Lopez, R (1, 5) OBP: 0.339, SLG: 0.492	FC6-4 1-2f		F9			F7	L8			4	0	0	0	0	0	2
Yogi Berra, L (1, 2) OBP: 0.351, SLG: 0.462		HR 1B		FC5-4 2B		2B SF8 1B	F3			4	2	3	0	0	0	1
Elston Howard, R (1, 3) OBP: 0.302, SLG: 0.468		L6		6-3		BB 1-3 2B	1-2 1B			4	0	2	0	0	0	2
Enos Slaughter, L (1, 9) OBP: 0.303, SLG: 0.382		1-H HR		FC5-4 BB		BB BB	2-3			2	1	1	2	2	0	2
Gil McDougald, R (1, 6) OBP: 0.325, SLG: 0.384		4-3		FC5-4 1-2f 2-3		SF8 3-H		4-3		3	0	0	1	0	0	2
Bobby Shantz, R (1, 1) OBP: 0.357, SLG: 0.417		BB		F9		FC6-4 1-2 2-3 BB		F6		2	0	0	0	2	0	2
Inning Stats	R: 0 E: 0 K: 1 S: 6 H: 1 LOB: 1 BB: 0 P: 6	R: 2 E: 0 K: 0 S: 5 H: 2 LOB: 1 BB: 1 P: 9	R: 0 E: 0 K: 0 S: 3 H: 0 LOB: 0 BB: 0 P: 3	R: 0 E: 0 K: 0 S: 4 H: 1 LOB: 2 BB: 1 P: 8	R: 0 E: 0 K: 1 S: 5 H: 0 LOB: 0 BB: 0 P: 5	R: 1 E: 0 K: 0 S: 5 H: 2 LOB: 3 BB: 2 P: 13	R: 1 E: 0 K: 0 S: 5 H: 2 LOB: 2 BB: 1 P: 9	R: 0 E: 0 K: 0 S: 3 H: 0 LOB: 0 BB: 0 P: 3		1B: 4 2B: 2 3B: 0 HR: 2 SF: 1 SAC: 0 DP: 0 HBP: 0						

PITCHER		IP	WLS	BF	H	R	ER	SO	BB	IBB	HBP	BLK	WP	HR	S	P	ERA	WHIP
Bob Smith, L ERA: 8.68	(1, 1)	5.2	L	27	6	3	3	2	4	0	0	0	0	1	27	43	4.76	1.765
Mudcat Grant, R ERA: 4.1	(6, 1)	1.1		7	2	1	1	0	1	0	0	0	0	1	6	10	6.75	2.250
Mike Garcia, R ERA: 3.29	(8, 1)	1.0		3	0	0	0	0	0	0	0	0	0	0	3	3	0.00	0.000

PITCHER	IP	WLS	BF	H	R	ER	SO	BB	IBB	HBP	BLK	WP	HR	S	P	ERA	WHIP

BOTTOM

Cleveland Indians @ New York Yankees

Yankee Stadium, Bronx, NY

Thu Jul 16 1959, 7:05 PM EDT

Att. 36,130 - Unknown

livebaseballscorecards.com

AB	31
R	4
H	8
RBI	4
BB	5
SO	2
LOB	15

WP: 0	PA: 37		
PB: 0			
SB: 0			
CS: 0			

Batter	1	2	3	4	5	6	7	8	9	AB	R	H	RBI	BB	SO	LOB
Luis Aparicio, R (1, 6) OBP: 0.342, SLG: 0.370	4-3			5-3		F9			SH5-4 1-2 2-3	3	0	0	0	0	0	0
Nellie Fox, L (1, 4) OBP: 0.408, SLG: 0.436	4-3			5-3			6-3		1B 8-3-6-2 IBB	3	0	0	0	1	0	0
Jim Landis, R (1, 8) OBP: 0.363, SLG: 0.362	6-3			1-3			4-3		1B 1-3 2-H 3-H	4	0	1	2	0	0	0
Sherm Lollar, R (1, 2) OBP: 0.340, SLG: 0.448		F8			6-3		5-3		8-3-6-2 3-Hf	4	0	0	0	0	0	2
Earl Torgeson, L (1, 3) OBP: 0.388, SLG: 0.407		F6			5-3 BB			L5-3 BB		1	0	0	0	2	0	0
Al Smith, R (1, 7) OBP: 0.331, SLG: 0.402		CS BB			5-3 1-2			L5-3 1-2		2	0	0	0	1	0	2
Billy Goodman, L (1, 5) OBP: 0.258, SLG: 0.212 Sammy Esposito, R (9, 5) OBP: 0.308, SLG: 0.318		CS 1-2	6-3		4-3			L4		3 0	0 0	0 0	0 0	0 0	0 0	1 0
Jim McAnany, R (1, 9) OBP: 0.436, SLG: 0.549			6-3			1-3			SH5-4 SH 1B 1B	3	1	1	0	0	0	0
Early Wynn, S (1, 1) OBP: 0.333, SLG: 0.388			K			G3			SH SH5-4 1-2 1B	2	1	0	0	0	1	0

TOP

Chicago White Sox @ New York Yankees

Yankee Stadium, Bronx, NY

Fri Jul 17 1959, 7:05 PM EDT

Att. 42,168 - Unknown - 78 F

livebaseballscorecards.com

	AB	25
	R	2
	H	2
	RBI	2
	BB	4
	SO	1
	LOB	5

Inning Stats	1	2	3	4	5	6	7	8	9	1B: 2	SF: 0	WP: 0	PA: 32
R:	0	0	0	0	0	0	0	0	2	2B: 2	SAC: 2	PB: 0	
E:	0	0	0	0	0	0	0	0	0	3B: 0	DP: 2	SB: 0	
K:	0	0	1	0	0	0	0	0	0	HR: 0	HBP: 0	CS: 1	
S:	3	2	5	3	3	3	3	2	5				
H:	0	0	0	0	0	0	0	0	2				
LOB:	0	0	0	0	1	0	0	1	1				
BB:	0	1	0	0	1	0	0	1	1				
P:	3	6	5	3	7	3	3	6	9				

PITCHER	IP	WLS	BF	H	R	ER	SO	BB	IBB	HBP	BLK	WP	HR	S	P	ERA	WHIP
Ralph Terry, R (1, 1) ERA: 4.18	9.0	L	31	2	2	2	1	3	1	0	0	0	0	29	45	2.00	0.556

Batter	1	2	3	4	5	6	7	8	9	AB	R	H	RBI	BB	SO	LOB
Bobby Richardson, R (1, 4) OBP: 0.313, SLG: 0.323	F8		5-3			SH1-4 1-2		L8		3	0	0	0	0	0	0
Norm Siebern, L (1, 7) OBP: 0.352, SLG: 0.423	K		F7			F8			G3-6-3 1B	4	0	1	0	0	1	1
Mickey Mantle, S (1, 8) OBP: 0.414, SLG: 0.546	E9			L8		BB			G3-6-3 1-2f	3	0	0	0	1	0	1
Yogi Berra, L (1, 2) OBP: 0.350, SLG: 0.457	BB			F7		F7			F4	3	0	0	0	1	0	2
Hector Lopez, R (1, 5) OBP: 0.336, SLG: 0.488	F9			6-3			L5			3	0	0	0	0	0	2
Enos Slaughter, L (1, 9) OBP: 0.290, SLG: 0.362		4-3			F7		1-3			3	0	0	0	0	0	0
Elston Howard, R (1, 3) OBP: 0.298, SLG: 0.462		5-3			F9		F8			3	0	0	0	0	0	0
Gil McDougald, R (1, 6) OBP: 0.322, SLG: 0.380		F3			4-3			F7		3	0	0	0	0	0	0
Ralph Terry, R (1, 1) OBP: 0.139, SLG: 0.139			1-3			SH1-4 1B		5-3		3	0	1	0	0	0	0
Inning Stats	R: 0 E: 1 K: 1 S: 6 H: 0 LOB: 2 BB: 1 P: 10	R: 0 E: 0 K: 0 S: 3 H: 0 LOB: 0 BB: 0 P: 3	R: 0 E: 0 K: 0 S: 3 H: 0 LOB: 0 BB: 0 P: 3	R: 0 E: 0 K: 0 S: 3 H: 0 LOB: 0 BB: 0 P: 3	R: 0 E: 0 K: 0 S: 3 H: 0 LOB: 0 BB: 0 P: 3	R: 0 E: 0 K: 0 S: 4 H: 1 LOB: 2 BB: 1 P: 8	R: 0 E: 0 K: 0 S: 3 H: 0 LOB: 0 BB: 0 P: 3	R: 0 E: 0 K: 0 S: 3 H: 0 LOB: 0 BB: 0 P: 3	R: 0 E: 0 K: 0 S: 3 H: 1 LOB: 0 BB: 0 P: 3	1B: 2 2B: 0 3B: 0 HR: 0 SF: 0 SAC: 1 DP: 1 HBP: 0						

PITCHER	IP	WLS	BF	H	R	ER	SO	BB	IBB	HBP	BLK	WP	HR	S	P	ERA	WHIP
Early Wynn, R (1, 1) ERA: 3.78	9.0	W	31	2	0	0	1	2	0	0	0	0	0	31	39	0.00	0.444

PITCHER	IP	WLS	BF	H	R	ER	SO	BB	IBB	HBP	BLK	WP	HR	S	P	ERA	WHIP

BOTTOM

Chicago White Sox @ New York Yankees

Yankee Stadium, Bronx, NY

Fri Jul 17 1959, 7:05 PM EDT
Att. 42,168 - Unknown - 78 F

livebaseballscorecards.com

AB	28
R	0
H	2
RBI	0
BB	2
SO	1
LOB	6

WP: 0 PA: 31
PB: 0
SB: 0
CS: 0

Batter	1	2	3	4	5	6	7	8	9	AB	R	H	RBI	BB	SO	LOB
Luis Aparicio, R (1, 6) OBP: 0.343, SLG: 0.370	F4		L9	G6-4-3 1-2f			S 1-3 1B		1B	5	0	2	0	0	0	2
Nellie Fox, L (1, 4) OBP: 0.408, SLG: 0.435	E 1B		6-3 1B		2-3		F7 1-2		4-3	5	0	2	0	0	0	2
Jim Landis, R (1, 8) OBP: 0.359, SLG: 0.357	F3		6-3 1-2		K			F8		4	0	0	0	0	1	2
Sherm Lollar, R (1, 2) OBP: 0.339, SLG: 0.446	E6 1-2		F8		6-3			FC4-6 1B		4	0	1	0	0	0	2
Earl Torgeson, L (1, 3) OBP: 0.381, SLG: 0.398	F2			K		6-3		FC4-6 1B 1-2f		4	0	0	0	0	1	3
Al Smith, R (1, 7) OBP: 0.337, SLG: 0.407		4-3 1B		BB 2B 1B		F7		1-3 1B		4	1	3	0	0	0	0
Billy Goodman, L (1, 5) OBP: 0.258, SLG: 0.205 Sammy Esposito, R (8, 5) OBP: 0.308, SLG: 0.318	4-3 1-2			4-0 2B 1-2 1B BB		4-3		K		3 0	1 0	0 0	0 0	1 0	1 0	3 0
Jim McAnany, R (1, 9) OBP: 0.424, SLG: 0.545	F4			1B 1-3 2-H 2B			F9		K	4	0	1	1	0	1	1
Bob Shaw, R (1, 1) OBP: 0.220, SLG: 0.184 Gerry Staley, R (9, 1) OBP: 0.167, SLG: 0.167	F8			G6-4-3 2-3 3-H 1B			1B 1B		1-3	4 0	0 0	2 0	1 0	0 0	0 0	1 0
Inning Stats	R: 0 E: 1 K: 0 S: 5 H: 1 LOB: 2 BB: 0 P: 5	R: 0 E: 0 K: 0 S: 4 H: 1 LOB: 1 BB: 0 P: 4	R: 0 E: 0 K: 0 S: 4 H: 1 LOB: 1 BB: 0 P: 4	R: 2 E: 0 K: 1 S: 7 H: 3 LOB: 1 BB: 1 P: 11	R: 0 E: 0 K: 1 S: 5 H: 0 LOB: 0 BB: 0 P: 5	R: 0 E: 0 K: 0 S: 3 H: 0 LOB: 0 BB: 0 P: 3	R: 0 E: 0 K: 0 S: 4 H: 2 LOB: 1 BB: 0 P: 4	R: 0 E: 0 K: 1 S: 7 H: 2 LOB: 2 BB: 0 P: 7	R: 0 E: 0 K: 1 S: 6 H: 1 LOB: 1 BB: 0 P: 6	1B: 10 2B: 1 3B: 0 HR: 0 SF: 0 SAC: 0 DP: 1 HBP: 0						

PITCHER		IP	WLS	BF	H	R	ER	SO	BB	IBB	HBP	BLK	WP	HR	S	P	ERA	WHIP
Don Larsen, R ERA: 3.59	(1, 1)	8.0	L	34	10	2	2	3	1	0	0	0	0	0	39	43	2.25	1.375
Duke Maas, R ERA: 4.35	(9, 1)	1.0		4	1	0	0	1	0	0	0	0	0	0	6	6	0.00	1.000

PITCHER | IP | WLS | BF | H | R | ER | SO | BB | IBB | HBP | BLK | WP | HR | S | P | ERA | WHIP

Chicago White Sox @ New York Yankees

Yankee Stadium, Bronx, NY

Sat Jul 18 1959, 3:33 AM EDT

Att. 33,744 - Unknown - 82 F

TOP

livebaseballscorecards.com

AB	37
R	2
H	11
RBI	2
BB	1
SO	4
LOB	16

Batter	1	2	3	4	5	6	7	8	9	AB	R	H	RBI	BB	SO	LOB
Hank Bauer, R (1, 9) OBP: 0.332, SLG: 0.388	F7		5-3		F3			6-3		4	0	0	0	0	0	0
Marv Throneberry, L (1, 3) OBP: 0.256, SLG: 0.296	F2		F7			G3		K		4	0	0	0	0	1	0
Mickey Mantle, S (1, 8) OBP: 0.415, SLG: 0.544	BB		1B			K			4-3	3	0	1	0	1	1	0
Yogi Berra, L (1, 2) OBP: 0.352, SLG: 0.456	F9		F8			BB			1B	3	0	1	0	1	0	2
Bobby Shantz, R (9, PR) OBP: 0.357, SLG: 0.417										0	0	0	0	0	0	0
Norm Siebern, L (1, 7) OBP: 0.354, SLG: 0.424		1B SF8 1B		4-3		4-3			G4-6-3 1B 1-3	4	1	2	0	0	0	1
Hector Lopez, R (1, 5) OBP: 0.335, SLG: 0.485		SF8 1B 1B 1-3		F8			6-3		G4-6-3 1-2f	4	0	1	0	0	0	2
Gil McDougald, R (1, 6) OBP: 0.319, SLG: 0.378		SF8 1-2 3-H		4-3			4-3			2	0	0	1	0	0	0
Bobby Richardson, R (1, 4) OBP: 0.313, SLG: 0.323		1B 2-H			5-3		6-3			3	0	1	0	0	0	0
Don Larsen, R (1, 1) OBP: 0.400, SLG: 0.333		L5			K			4-3		2	0	0	0	0	1	1
Enos Slaughter, L (8, PH) OBP: 0.286, SLG: 0.356										1	0	0	0	0	0	0
Duke Maas, R (9, 1) OBP: 0.207, SLG: 0.148										0	0	0	0	0	0	0
Inning Stats	R: 0 H: 0 E: 0 LOB: 1 K: 0 BB: 1 S: 3 P: 7	R: 1 H: 3 E: 0 LOB: 1 K: 0 BB: 0 S: 5 P: 5	R: 0 H: 1 E: 0 LOB: 1 K: 0 BB: 0 S: 4 P: 4	R: 0 H: 0 E: 0 LOB: 0 K: 0 BB: 0 S: 3 P: 3	R: 0 H: 0 E: 0 LOB: 0 K: 1 BB: 0 S: 5 P: 5	R: 0 H: 0 E: 0 LOB: 1 K: 1 BB: 1 S: 5 P: 9	R: 0 H: 0 E: 0 LOB: 0 K: 0 BB: 0 S: 3 P: 3	R: 0 H: 0 E: 0 LOB: 0 K: 1 BB: 0 S: 5 P: 5	R: 0 H: 2 E: 0 LOB: 2 K: 0 BB: 0 S: 4 P: 4	1B: 6 SF: 1 2B: 0 SAC: 0 3B: 0 DP: 1 HR: 0 HBP: 0						

PITCHER	IP	WLS	BF	H	R	ER	SO	BB	IBB	HBP	BLK	WP	HR	S	P	ERA	WHIP
Bob Shaw, R (1, 1) ERA: 3.11	8.1	W	32	6	1	1	3	2	0	0	0	0	0	36	44	1.08	0.960
Gerry Staley, R (9, 1) ERA: 1.75	0.2	S	1	0	0	0	0	0	0	0	0	0	0	1	1	0.00	0.000

PITCHER	IP	WLS	BF	H	R	ER	SO	BB	IBB	HBP	BLK	WP	HR	S	P	ERA	WHIP

BOTTOM

Chicago White Sox @ New York Yankees

Yankee Stadium, Bronx, NY

Sat Jul 18 1959, 3:33 AM EDT
Att. 33,744 - Unknown - 82 F

livebaseballscorecards.com

AB	30
R	1
H	6
RBI	1
BB	2
SO	3
LOB	6

PA: 33

Batter	1	2	3	4	5	6	7	8	9	AB	R	H	RBI	BB	SO	LOB
Luis Aparicio, R (1, 6) OBP: 0.346, SLG: 0.370	6-3		L7		L3 1B		FC6-4 BB		WP BB	3	0	1	0	2	0	1
Nellie Fox, L (1, 4) OBP: 0.405, SLG: 0.432	G6-4-3 1B		6-3		L3 1-2		F9		K 1-3	5	0	1	0	0	1	5
Jim Landis, R (1, 8) OBP: 0.357, SLG: 0.362	G6-4-3 1-2f			E5 1B 2B		FC5-2 3B	FC6-4 1-2f			4	1	1	0	0	0	3
Sherm Lollar, R (1, 3) OBP: 0.338, SLG: 0.443		F9		2B FC6 1-2 1B		L1		F9		4	1	1	0	0	0	1
Al Smith, R (1, 7) OBP: 0.339, SLG: 0.404		BB		K		FC5-2 BB 3-H		WP BB		2	0	0	0	2	1	3
John Romano, R (1, 2) OBP: 0.446, SLG: 0.556		F3		FC6 2B 1-3 2-H		FC6-4 BB 1-2		K 1-2		3	0	1	1	1	1	2
Bubba Phillips, R (1, 5) OBP: 0.328, SLG: 0.391		F7		FC6 G4-6-3 2-3 3-H		FC6-4 1-2f		K		3	0	0	1	0	0	4
Billy Goodman, L (8, PH) OBP: 0.255, SLG: 0.202 (8, 5)										1	0	0	0	0	1	1
Jim McAnany, R (1, 9) OBP: 0.413, SLG: 0.525			E6 SH1-3	G4-6-3 1-2f			SH1-3 1B		K	4	0	1	0	0	1	2
Barry Latman, R (1, 1) OBP: 0.240, SLG: 0.227			SH1-3 1-2		F8		SH1-3 1-2		K	0	0	0	0	0	0	0
Ray Moore, R (4, 1) OBP: 0.176, SLG: 0.188										1	0	0	0	0	0	0
Sammy Esposito, R (7, PH) OBP: 0.308, SLG: 0.318										0	0	0	0	0	0	0
Rudy Arias, L (7, 1)										0	0	0	0	0	0	0
Norm Cash, L (9, PH) OBP: 0.338, SLG: 0.343										1	0	0	0	0	1	0
Inning Stats	R: 0 E: 0 K: 0 S: 3 H: 1 LOB: 0 BB: 0 P: 3	R: 0 E: 0 K: 0 S: 3 H: 0 LOB: 1 BB: 1 P: 7	R: 0 E: 1 K: 0 S: 4 H: 0 LOB: 1 BB: 0 P: 4	R: 2 E: 1 K: 1 S: 8 H: 2 LOB: 1 BB: 0 P: 8	R: 0 E: 0 K: 0 S: 3 H: 1 LOB: 0 BB: 0 P: 3	R: 0 E: 0 K: 0 S: 4 H: 1 LOB: 2 BB: 1 P: 8	R: 0 E: 0 K: 0 S: 4 H: 1 LOB: 2 BB: 1 P: 8	R: 0 E: 0 K: 2 S: 7 H: 0 LOB: 1 BB: 1 P: 11	R: 0 E: 0 K: 3 S: 9 H: 0 LOB: 1 BB: 1 P: 13	1B: 4 2B: 2 3B: 1 HR: 0	SF: 0 SAC: 2 DP: 3 HBP: 0					

PITCHER	IP	WLS	BF	H	R	ER	SO	BB	IBB	HBP	BLK	WP	HR	S	P	ERA	WHIP
Whitey Ford, L (1, 1) ERA: 2.97	7.0	W	30	6	2	0	1	3	0	0	0	0	0	29	41	0.00	1.286
Ryne Duren, R (8, 1) ERA: 0.96	2.0	S	8	0	0	0	5	2	0	0	0	2	0	16	24	0.00	1.000

PITCHER	IP	WLS	BF	H	R	ER	SO	BB	IBB	HBP	BLK	WP	HR	S	P	ERA	WHIP

TOP

Chicago White Sox @ New York Yankees

Yankee Stadium, Bronx, NY

Sun Jul 19 1959, 3:33 AM EDT

Unknown - 88 F

livebaseballscorecards.com

AB	31
R	2
H	6
RBI	2
BB	5
SO	6
LOB	22

WP: 3	PA: 38		
PB: 0			
SB: 0			
CS: 0			

Batter	1	2	3	4	5	6	7	8	9	AB	R	H	RBI	BB	SO	LOB
Norm Siebern, L (1, 7) OBP: 0.352, SLG: 0.421	HR 1B		4-3	L3		L9				4	1	1	0	0	0	3
Enos Slaughter, L (1, 9) OBP: 0.297, SLG: 0.460 Marv Throneberry, L (8, 3) OBP: 0.256, SLG: 0.296	1-H HR		F8		K	1-H HR				4 0	2 0	2 0	4 0	0 0	1 0	0 0
Mickey Mantle, S (1, 8) OBP: 0.416, SLG: 0.547	F7		1B		S SF9 2B	4-3				4	1	2	0	0	0	0
Yogi Berra, L (1, 2) OBP: 0.350, SLG: 0.450	F6		F4		1B S BB		4-3			3	0	0	0	1	0	1
Elston Howard, R (1, 3) OBP: 0.301, SLG: 0.473 Hank Bauer, R (8, 9) OBP: 0.332, SLG: 0.388	K			SF9 3B	1-2 2-H SF9		G4-6-3 1B			3 0	1 0	2 0	1 0	0 0	1 0	0 0
Hector Lopez, R (1, 5) OBP: 0.337, SLG: 0.483		FC5-4 BB	L9	2-3 1B			1-2f G4-6-3			3	0	1	0	1	0	2
Gil McDougald, R (1, 6) OBP: 0.317, SLG: 0.376 Fritz Brickell, R (5, 6) OBP: 0.167, SLG: 0.167	1-2f FC5-4		3-H SF9	K				F8		1 2	0 0	0 0	1 0	0 0	0 1	1 2
Bobby Richardson, R (1, 4) OBP: 0.312, SLG: 0.327	K		2B			B2		F8		4	0	1	0	0	1	1
Whitey Ford, L (1, 1) OBP: 0.370, SLG: 0.400 Ryne Duren, R (8, 1)	1-3		BB			HR 1B		K		2 1	1 0	1 0	0 0	1 0	0 1	1 0
Inning Stats	R: 2 E: 0 K: 1 S: 7 H: 2 LOB: 0 BB: 0 P: 7	R: 0 E: 0 K: 1 S: 5 H: 0 LOB: 1 BB: 1 P: 9	R: 0 E: 0 K: 0 S: 4 H: 1 LOB: 1 BB: 0 P: 4	R: 1 E: 0 K: 0 S: 5 H: 2 LOB: 2 BB: 1 P: 9	R: 1 E: 0 K: 2 S: 9 H: 2 LOB: 2 BB: 1 P: 13	R: 2 E: 0 K: 0 S: 5 H: 2 LOB: 0 BB: 0 P: 5	R: 0 E: 0 K: 0 S: 3 H: 1 LOB: 0 BB: 0 P: 3	R: 0 E: 0 K: 1 S: 5 H: 0 LOB: 0 BB: 0 P: 5		1B: 5 2B: 2 3B: 1 HR: 2	SF: 2 SAC: 0 DP: 1 HBP: 0					

PITCHER		IP	WLS	BF	H	R	ER	SO	BB	IBB	HBP	BLK	WP	HR	S	P	ERA	WHIP
Barry Latman, R ERA: 4.41	(1, 1)	3.2	L	18	5	3	3	2	2	0	0	0	0	1	20	28	7.36	1.909
Ray Moore, R ERA: 4.53	(4, 1)	2.1		12	4	3	3	2	1	0	0	0	0	1	15	19	11.57	2.143
Rudy Arias, L ERA: 5.09	(7, 1)	2.0		6	1	0	0	1	0	0	0	0	0	0	8	8	0.00	0.500

PITCHER	IP	WLS	BF	H	R	ER	SO	BB	IBB	HBP	BLK	WP	HR	S	P	ERA	WHIP

BOTTOM

Chicago White Sox @ New York Yankees

Yankee Stadium, Bronx, NY

Sun Jul 19 1959, 3:33 AM EDT

Unknown - 88 F

livebaseballscorecards.com

AB	31
R	6
H	10
RBI	6
BB	3
SO	5
LOB	11

WP: 0 PB: 0 SB: 2 CS: 0 PA: 36

Batter	1	2	3	4	5	6	7	8	9	AB	R	H	RBI	BB	SO	LOB
Luis Aparicio, R (1, 6) OBP: 0.347, SLG: 0.366	6-3		F4		4-3		BBBB 4-0 1-2 BB		BBBB 4-0 FC5-4 1-2 2-3 BB	3	0	0	0	2	0	1
Nellie Fox, L (1, 4) OBP: 0.403, SLG: 0.429	1B			F8		F4	3-1		FC5-4 1-2f	5	0	1	0	0	0	5
Jim Landis, R (1, 8) OBP: 0.353, SLG: 0.357	B1			SSS 0-3 K		4-3		4-3		4	0	0	0	0	1	1
Sherm Lollar, R (1, 2) OBP: 0.334, SLG: 0.438	F4			F9		L7		5-3		4	0	0	0	0	0	1
Earl Torgeson, L (1, 3) OBP: 0.379, SLG: 0.391		G3			BBBB 4-0 E BB BB		F8	F9		3	1	0	0	1	0	0
Al Smith, R (1, 7) OBP: 0.345, SLG: 0.405		5-3			BBBB 4-0 E 1-2 FC1-6 BB		2B E 1B		BBBB 4-0 BB S BB	2	2	1	0	2	0	0
Billy Goodman, L (1, 5) OBP: 0.255, SLG: 0.215		6-3			F6		E 1-3 2B		F9 1-2	4	1	1	0	0	0	3
Jim McAnany, R (1, 9) OBP: 0.388, SLG: 0.492			F3		E6 FC1-6 1-3 2-H		SSS 0-3 K		SSS 0-3 K	4	0	0	0	0	2	4
Billy Pierce, L (1, 1) OBP: 0.280, SLG: 0.326 Harry Simpson, L (5, PH) OBP: 0.272, SLG: 0.432 Turk Lown, R (5, 1) Norm Cash, L (7, PH) OBP: 0.333, SLG: 0.338 Gerry Staley, R (7, 1) OBP: 0.167, SLG: 0.167 Jim Rivera, L (9, PH) OBP: 0.288, SLG: 0.400			6-3		FC1-6 1-2f 3-H		E7 BB 2-H 3-H		BBBB 4-0 BB BB	1 1 0 1 0 0	0 0 0 0 0 0	0 1 0 0 0 1	0 0 0 0 0 0	0 1 0 0 0 0	0 0 0 0 0 0	0 1 0 0 0 0
Inning Stats	R: 0 H: 1 E: 0 LOB: 1 K: 0 BB: 0 S: 4 P: 4	R: 0 H: 0 E: 0 LOB: 0 K: 0 BB: 0 S: 3 P: 3	R: 0 H: 0 E: 0 LOB: 0 K: 0 BB: 0 S: 3 P: 3	R: 0 H: 0 E: 0 LOB: 0 K: 1 BB: 0 S: 5 P: 5	R: 2 H: 0 E: 2 LOB: 1 K: 0 BB: 2 S: 4 P: 12	R: 0 H: 0 E: 0 LOB: 0 K: 0 BB: 0 S: 3 P: 3	R: 2 H: 2 E: 1 LOB: 2 K: 1 BB: 1 S: 8 P: 12	R: 0 H: 0 E: 0 LOB: 0 K: 0 BB: 0 S: 3 P: 3	R: 0 H: 0 E: 0 LOB: 3 K: 1 BB: 3 S: 5 P: 17	1B: 2 SF: 0 2B: 1 SAC: 0 3B: 0 DP: 0 HR: 0 HBP: 0						

TOP

Chicago White Sox @ New York Yankees

Yankee Stadium, Bronx, NY

Sun Jul 19 1959, 7:05 PM EDT

Att. 53,014 - Unknown

livebaseballscorecards.com

AB	32
R	4
H	3
RBI	1
BB	6
SO	3
LOB	16

WP: 0 PA: 38
PB: 0
SB: 1
CS: 0

PITCHER		IP	WLS	BF	H	R	ER	SO	BB	IBB	HBP	BLK	WP	HR	S	P	ERA	WHIP
Eli Grba, R ERA: 0.87	(1, 1)	6.2	W	27	3	4	0	2	2	0	0	0	0	0	29	37	0.00	0.750
Art Ditmar, R ERA: 4.03	(7, 1)	0.1		2	0	0	0	0	1	0	0	0	0	0	1	5	0.00	3.000
Ryne Duren, R ERA: 0.92	(8, 1)	2.0	S	9	0	0	0	1	3	0	0	0	0	0	8	20	0.00	1.500

PITCHER	IP	WLS	BF	H	R	ER	SO	BB	IBB	HBP	BLK	WP	HR	S	P	ERA	WHIP

Chicago White Sox @ New York Yankees

Yankee Stadium, Bronx, NY

Sun Jul 19 1959, 7:05 PM EDT

Att. 53,014 - Unknown

BOTTOM

livebaseballscorecards.com

Batter	1	2	3	4	5	6	7	8	9	AB	R	H	RBI	BB	SO	LOB
Bobby Richardson, R (1, 4) OBP: 0.320, SLG: 0.345	4-3 3B		2B 1B 1-2	F5			FC4-6 SH FC5-2 1B			4	2	3	0	0	0	1
Norm Siebern, L (1, 7) OBP: 0.349, SLG: 0.417	4-3 3-H		K		F7		SH FC4-6 1-2			3	0	0	1	0	1	2
Mickey Mantle, S (1, 8) OBP: 0.416, SLG: 0.559	F7		2B 1-H 2-H		HR		FC4-6 FC5-2 1-2f 2-3			4	1	2	3	0	0	2
Hector Lopez, R (1, 5) OBP: 0.336, SLG: 0.479	5-3		K		BB		FC5-2 1-3 3-H			3	0	0	0	1	1	3
Elston Howard, R (1, 2) OBP: 0.296, SLG: 0.465		K		E6 HR	F7		5-3			4	1	0	0	0	1	3
Hank Bauer, R (1, 9) OBP: 0.331, SLG: 0.399		6-3		HR 1-H	K			6-3		4	1	1	2	0	1	1
Fritz Brickell, R (1, 6) OBP: 0.200, SLG: 0.200		6-3		K		K		1B		4	0	1	0	0	2	0
Marv Throneberry, L (1, 3) OBP: 0.255, SLG: 0.294			1B 2B 1B	F8		K		F8		4	1	1	0	0	1	1
Eli Grba, R (1, 1) Art Ditmar, R (7, 1) OBP: 0.140, SLG: 0.167 Ryne Duren, R (8, 1)			F3	BB		K		K		2 0 1	0 0 0	0 0 0	0 0 0	1 0 0	1 0 1	1 0 1
Inning Stats	R: 1 H: 1 E: 0 LOB: 0 K: 0 BB: 0 S: 4 P: 4	R: 0 H: 0 E: 0 LOB: 0 K: 1 BB: 0 S: 5 P: 5	R: 2 H: 3 E: 0 LOB: 1 K: 2 BB: 0 S: 10 P: 10	R: 2 H: 1 E: 1 LOB: 1 K: 1 BB: 1 S: 7 P: 11	R: 1 H: 1 E: 0 LOB: 1 K: 1 BB: 1 S: 6 P: 10	R: 0 H: 0 E: 0 LOB: 0 K: 3 BB: 0 S: 9 P: 9	R: 0 H: 1 E: 0 LOB: 2 K: 0 BB: 0 S: 5 P: 5	R: 0 H: 1 E: 0 LOB: 1 K: 1 BB: 0 S: 6 P: 6		1B: 4 SF: 0 2B: 1 SAC: 1 3B: 1 DP: 0 HR: 2 HBP: 0						

PITCHER		IP	WLS	BF	H	R	ER	SO	BB	IBB	HBP	BLK	WP	HR	S	P	ERA	WHIP
Billy Pierce, L ERA: 4.07	(1, 1)	4.0	L	19	5	5	4	4	1	0	0	0	0	1	26	30	9.00	1.500
Turk Lown, R ERA: 3.42	(5, 1)	2.0		8	1	1	1	4	1	0	0	0	0	1	15	19	4.50	1.000
Gerry Staley, R ERA: 1.7	(7, 1)	2.0		9	2	0	0	1	0	0	0	0	0	0	11	11	0.00	1.000

PITCHER	IP	WLS	BF	H	R	ER	SO	BB	IBB	HBP	BLK	WP	HR	S	P	ERA	WHIP

AB	33
R	6
H	8
RBI	6
BB	2
SO	9
LOB	15

WP: 0 PA: 36
PB: 0
SB: 0
CS: 0

New York Yankees @ Cleveland Indians

Cleveland Municipal Stadium, Cleveland, OH

Tue Jul 21 1959, 7:05 PM EDT

Att. 46,912 - Unknown - 80 F

livebaseballscorecards.com

TOP

Batter	1	2	3	4	5	6	7	8	9	AB	R	H	RBI	BB	SO	LOB
Enos Slaughter, L (1, 9) OBP: 0.282, SLG: 0.433	2-3		4-3			G3			1-3	4	0	0	0	0	0	0
Hector Lopez, R (1, 5) OBP: 0.332, SLG: 0.473	L9			1-3			6-3		F9	4	0	0	0	0	0	0
Mickey Mantle, S (1, 8) OBP: 0.412, SLG: 0.552	F5			K			K		F5	4	0	0	0	0	2	0
Yogi Berra, L (1, 2) OBP: 0.347, SLG: 0.445		L6		4-3			F9			3	0	0	0	0	0	0
Elston Howard, R (1, 3) OBP: 0.293, SLG: 0.459		P3			1-3			6-3		3	0	0	0	0	0	0
Norm Siebern, L (1, 7) OBP: 0.352, SLG: 0.427		2B			F8			2B		3	1	2	0	0	0	0
Gil McDougald, R (1, 6) OBP: 0.316, SLG: 0.375		F7			F7			5-3		1	0	0	0	0	0	1
Fritz Brickell, R (2, 6) OBP: 0.167, SLG: 0.167										2	0	0	0	0	0	1
Bobby Richardson, R (1, 4) OBP: 0.320, SLG: 0.350			F5			5-3		2-H 2B		3	0	1	1	0	0	0
Bobby Shantz, R (1, 1) OBP: 0.313, SLG: 0.357			K			K		F8		2	0	0	0	0	2	0
Jim Coates, R (7, 1)										0	0	0	0	0	0	0
Johnny Blanchard, L (8, PH) OBP: 0.250, SLG: 0.303										1	0	0	0	0	0	1
Jim Bronstad, R (8, 1)										0	0	0	0	0	0	0
Inning Stats	R: 0 E: 0 K: 0 S: 3	H: 0 LOB: 0 BB: 0 P: 3	R: 0 E: 0 K: 0 S: 4	H: 1 LOB: 1 BB: 0 P: 4	R: 0 E: 0 K: 1 S: 5	H: 0 LOB: 0 BB: 0 P: 5	R: 0 E: 0 K: 1 S: 5	H: 0 LOB: 0 BB: 0 P: 5	R: 0 E: 0 K: 1 S: 5	H: 0 LOB: 0 BB: 0 P: 5	R: 1 E: 0 K: 0 S: 5	H: 2 LOB: 1 BB: 0 P: 5	R: 0 E: 0 K: 0 S: 3	H: 0 LOB: 0 BB: 0 P: 3		

	AB	30
	R	1
	H	3
	RBI	1
	BB	0
	SO	4
	LOB	3

1B: 0 SF: 0
2B: 3 SAC: 0
3B: 0 DP: 0
HR: 0 HBP: 0

WP: 0 PA: 30
PB: 0
SB: 0
CS: 0

PITCHER	IP	WLS	BF	H	R	ER	SO	BB	IBB	HBP	BLK	WP	HR	S	P	ERA	WHIP
Cal McLish, R (1, 1) ERA: 2.92	9.0	W	30	3	1	1	4	0	0	0	0	0	0	38	38	1.00	0.333

PITCHER	IP	WLS	BF	H	R	ER	SO	BB	IBB	HBP	BLK	WP	HR	S	P	ERA	WHIP

BOTTOM

New York Yankees @ Cleveland Indians

Cleveland Municipal Stadium, Cleveland, OH

Tue Jul 21 1959, 7:05 PM EDT

Att. 46,912 - Unknown - 80 F

livebaseballscorecards.com

Batter	1	2	3	4	5	6	7	8	9	AB	R	H	RBI	BB	SO	LOB
Woodie Held, R (1, 6) OBP: 0.316, SLG: 0.436	K			6-3	L3		SH1-4 1-2 2-3	K		4	0	0	0	0	2	2
Vic Power, R (1, 3) OBP: 0.347, SLG: 0.460	G4-6-3 1B			2B BB		E5 E 1B	BB BB IBB			2	1	2	0	2	0	0
Minnie Minoso, R (1, 7) OBP: 0.369, SLG: 0.474	G4-6-3 1-2f			F7		E9 HR 2-H 2B	BB 1-2 2-3 3-H BB			3	1	1	2	1	0	2
Tito Francona, L (1, 8) OBP: 0.433, SLG: 0.621		3-1		2B 1-3		HR 3-H	F5			4	1	2	2	0	0	3
Rocky Colavito, R (1, 9) OBP: 0.359, SLG: 0.581		5-3		FC6-4 IBB		4-3	BB 1-2 2-3 3-H BB			2	0	0	1	2	0	0
George Strickland, R (1, 5) OBP: 0.319, SLG: 0.342		K		FC6-4 1-2f		F5	K			4	0	0	0	0	2	6
Ed Fitz Gerald, R (1, 2) OBP: 0.281, SLG: 0.280			6-3		FC2-6 1B	4-3		K		4	0	1	0	0	1	0
Billy Martin, R (1, 4) OBP: 0.276, SLG: 0.392			F9		FC2-6 SH1-3 1-2f		SH1-4 E BB 1B	F5		4	1	1	0	0	0	1
Cal McLish, S (1, 1) OBP: 0.240, SLG: 0.234			K		SH1-3 1-2		FC1 BB SH1-4 1-2 BB	1B		3	1	1	0	0	1	1
Inning Stats	R: 0 H: 1 E: 0 LOB: 0 K: 1 BB: 0 S: 5 P: 5	R: 0 H: 0 E: 0 LOB: 0 K: 1 BB: 0 S: 5 P: 5	R: 0 H: 0 E: 0 LOB: 0 K: 1 BB: 0 S: 5 P: 5	R: 0 H: 1 E: 0 LOB: 3 K: 0 BB: 2 S: 4 P: 12	R: 0 H: 1 E: 0 LOB: 1 K: 0 BB: 0 S: 4 P: 4	R: 3 H: 3 E: 2 LOB: 0 K: 0 BB: 0 S: 6 P: 6	R: 2 H: 1 E: 1 LOB: 3 K: 1 BB: 3 S: 7 P: 19	R: 0 H: 1 E: 0 LOB: 1 K: 2 BB: 0 S: 8 P: 8		1B: 5 SF: 0 2B: 2 SAC: 2 3B: 0 DP: 1 HR: 1 HBP: 0						

	AB	30
	R	5
	H	8
	RBI	5
	BB	5
	SO	6
	LOB	15

WP: 0 PA: 37
PB: 0
SB: 0
CS: 0

PITCHER		IP	WLS	BF	H	R	ER	SO	BB	IBB	HBP	BLK	WP	HR	S	P	ERA	WHIP
Bobby Shantz, L ERA: 3.14	(1, 1)	6.1	L	28	7	5	3	3	1	1	0	0	0	1	32	40	4.26	1.263
Jim Coates, R ERA: 3.73	(7, 1)	0.2		5	0	0	0	1	2	1	0	0	0	0	4	16	0.00	3.000
Jim Bronstad, R ERA: 5.33	(8, 1)	1.0		4	1	0	0	2	0	0	0	0	0	0	8	8	0.00	1.000

PITCHER	IP	WLS	BF	H	R	ER	SO	BB	IBB	HBP	BLK	WP	HR	S	P	ERA	WHIP

New York Yankees @ Cleveland Indians

Cleveland Municipal Stadium, Cleveland, OH

Wed Jul 22 1959, 7:05 PM EDT

Att. 42,747 - Unknown - 80 F

TOP

livebaseballscorecards.com

Batter	1	2	3	4	5	6	7	8	9	AB	R	H	RBI	BB	SO	LOB
Bobby Richardson, R (1, 4) OBP: 0.325, SLG: 0.355	P4		FC4 BB		F9		1B 1-H 2-H 2B	1B 1-2 1B	FC6-4 1-2f	5	1	2	2	1	0	3
Norm Siebern, L (1, 7) OBP: 0.350, SLG: 0.423	L7		K			K	F7	FC6-4 1-3 2-H 1B		5	0	1	1	0	2	2
Mickey Mantle, S (1, 8) OBP: 0.412, SLG: 0.551	F3		FC4 1-2f			HR 2B	1B 1B BB	FC6-4 1-2f		4	1	1	0	1	0	3
Elston Howard, R (1, 3) OBP: 0.292, SLG: 0.455 Ryne Duren, R (7, 1)		F9		F8		L4	1B 1-2 2-H 1B		K	4 1	0 0	1 0	1 0	0 0	0 1	1 0
Hector Lopez, R (1, 5) OBP: 0.336, SLG: 0.484		K		6-3		HR 2-H	1B 1-2 2-3 1B		SH 2B 1B	5	2	3	2	0	1	0
Hank Bauer, R (1, 9) OBP: 0.332, SLG: 0.404		1B 1B		L6		K	F5		SH 1-3 2B	5	1	2	0	0	1	3
Yogi Berra, L (1, 2) OBP: 0.351, SLG: 0.446		1B 1-2 1B			SH3 1B		P5 1B	F7 1B	SH IBB	4	0	2	0	1	0	0
Fritz Brickell, R (1, 6) OBP: 0.188, SLG: 0.188		1-3			K		1B 2B 1B	4-3	SH FC6-4 1-3 2-H 3-H	4	1	1	1	0	1	3
Duke Maas, R (1, 1) OBP: 0.200, SLG: 0.143 Don Larsen, R (7, PH) OBP: 0.415, SLG: 0.353 Marv Throneberry, L (7, 3) OBP: 0.260, SLG: 0.291			K		SH3 1-2		2B 1-2 1B	1B 1B BB	P6	1 1 1	0 1 1	0 1 0	0 0 0	0 0 1	1 0 0	0 0 2
Inning Stats	R: 0 E: 0 K: 0 S: 3 H: 0 LOB: 0 BB: 0 P: 3	R: 0 E: 0 K: 1 S: 7 H: 2 LOB: 2 BB: 0 P: 7	R: 0 E: 0 K: 2 S: 7 H: 0 LOB: 1 BB: 1 P: 11	R: 0 E: 0 K: 0 S: 3 H: 0 LOB: 0 BB: 0 P: 3	R: 0 E: 0 K: 1 S: 6 H: 1 LOB: 1 BB: 0 P: 6	R: 2 E: 0 K: 2 S: 9 H: 2 LOB: 0 BB: 0 P: 9	R: 3 E: 0 K: 0 S: 8 H: 5 LOB: 3 BB: 1 P: 12	R: 1 E: 0 K: 0 S: 5 H: 2 LOB: 2 BB: 1 P: 9	R: 2 E: 1 K: 1 S: 8 H: 2 LOB: 2 BB: 1 P: 12	1B: 10 2B: 3 3B: 0 HR: 1 SF: 0 SAC: 2 DP: 0 HBP: 0						

	AB	40
	R	8
	H	14
	RBI	7
	BB	4
	SO	7
	LOB	17

WP: 0 PB: 0 SB: 0 CS: 0 PA: 46

PITCHER	IP	WLS	BF	H	R	ER	SO	BB	IBB	HBP	BLK	WP	HR	S	P	ERA	WHIP
Herb Score, L (1, 1) ERA: 4.1	6.2	L	31	9	5	5	6	2	0	0	0	0	1	41	49	6.75	1.650
Gary Bell, R (7, 1) ERA: 4.14	0.1		2	1	0	0	0	0	0	0	0	0	0	2	2	0.00	3.000
Don Ferrarese, L (8, 1) ERA: 3.0	1.1		9	4	3	2	1	1	0	0	0	0	0	10	14	13.50	3.750
Mike Garcia, R (9, 1) ERA: 3.12	0.2		4	0	0	0	0	0	1	0	0	0	0	3	7	0.00	0.000

PITCHER	IP	WLS	BF	H	R	ER	SO	BB	IBB	HBP	BLK	WP	HR	S	P	ERA	WHIP

Batter	1	2	3	4	5	6	7	8	9	AB	R	H	RBI	BB	SO	LOB
Woodie Held, R (1, 6) OBP: 0.314, SLG: 0.442	F7		5-3		HR		K		4-3	5	1	1	1	0	1	1
Vic Power, R (1, 3) OBP: 0.346, SLG: 0.458	8-1-3 1B		F7		P6		G3			4	0	1	0	0	0	1
Minnie Minoso, R (1, 7) OBP: 0.368, SLG: 0.471	8-1-3 1-2f			F8	F7			2B 1B		4	1	1	0	0	0	1
Tito Francona, L (1, 8) OBP: 0.429, SLG: 0.619		PB E 2B		K		3-1		K		4	1	1	0	0	2	1
Rocky Colavito, R (1, 9) OBP: 0.361, SLG: 0.578		P6		1B BB		BB		L7		2	0	0	0	2	0	2
George Strickland, R (1, 5) OBP: 0.322, SLG: 0.349		E5 1B 2-H		FC5-4 1B 1-2		F8		1-H 2B		4	1	2	1	0	0	1
Ed Fitz Gerald, R (1, 2) OBP: 0.273, SLG: 0.270		F2		FC5-4 1-2f		F7		6-3		4	0	0	0	0	0	5
Jim Baxes, R (1, 4) OBP: 0.309, SLG: 0.517		2-H 1B			HR		K		F9	4	1	2	2	0	1	0
Herb Score, L (1, 1) OBP: 0.100, SLG: 0.083 Gary Bell, R (7, 1) OBP: 0.209, SLG: 0.171 Elmer Valo, L (7, PH) OBP: 0.500, SLG: 0.200 Don Ferrarese, R (8, 1) OBP: 0.269, SLG: 0.423 Mike Garcia, R (9, 1) OBP: 0.077, SLG: 0.077 Granny Hamner, R (9, PH) OBP: 0.263, SLG: 0.357			K		K		BB		K	2 0 0 0 0 1	0 0 0 0 0 0	0 0 0 0 0 0	0 0 0 0 0 0	0 0 0 0 0 0	2 0 1 0 0 1	0 0 0 0 0 0
Inning Stats	R: 0 E: 0 K: 0 S: 3 H: 1 LOB: 0 BB: 0 P: 3	R: 2 E: 1 K: 0 S: 5 H: 2 LOB: 1 BB: 0 P: 5	R: 0 E: 0 K: 1 S: 5 H: 0 LOB: 0 BB: 0 P: 5	R: 0 E: 0 K: 1 S: 6 H: 1 LOB: 2 BB: 1 P: 10	R: 2 E: 0 K: 1 S: 7 H: 2 LOB: 0 BB: 0 P: 7	R: 0 E: 0 K: 0 S: 3 H: 0 LOB: 1 BB: 1 P: 7	R: 0 E: 0 K: 2 S: 7 H: 0 LOB: 1 BB: 1 P: 11	R: 1 E: 0 K: 1 S: 7 H: 2 LOB: 1 BB: 0 P: 7	R: 0 E: 0 K: 1 S: 5 H: 0 LOB: 0 BB: 0 P: 5	1B: 4 2B: 3 3B: 0 HR: 2 SF: 0 SAC: 0 DP: 1 HBP: 0						WP: 0 PB: 1 SB: 0 CS: 0 PA: 37

PITCHER		IP	WLS	BF	H	R	ER	SO	BB	IBB	HBP	BLK	WP	HR	S	P	ERA	WHIP
Duke Maas, R ERA: 4.26	(1, 1)	6.0	W	25	6	4	2	3	2	0	0	0	0	2	29	37	3.00	1.333
Ryne Duren, R ERA: 1.05	(7, 1)	3.0	S	12	2	1	1	4	1	0	0	0	0	0	19	23	3.00	1.000

PITCHER	IP	WLS	BF	H	R	ER	SO	BB	IBB	HBP	BLK	WP	HR	S	P	ERA	WHIP

BOTTOM

New York Yankees @ Cleveland Indians

Cleveland Municipal Stadium, Cleveland, OH

Wed Jul 22 1959, 7:05 PM EDT

Att. 42,747 - Unknown - 80 F

livebaseballscorecards.com

AB	34
R	5
H	8
RBI	4
BB	3
SO	7
LOB	12

Batter	1	2	3	4	5	6	7	8	9	AB	R	H	RBI	BB	SO	LOB
Bobby Richardson, R (1, 4) OBP: 0.322, SLG: 0.349	6-3	FC5-2 2-H 3-H		BB			F4		F5	4	0	0	0	1	0	2
Norm Siebern, L (1, 7) OBP: 0.347, SLG: 0.419	E 1B	K		4-3			K		4-3	5	1	1	0	0	2	4
Mickey Mantle, S (1, 8) OBP: 0.413, SLG: 0.554	E2 HR 1-H 2B		E4 F8		3-1			4-3 1B 1B		4	2	2	1	0	0	0
Elston Howard, R (1, 3) OBP: 0.291, SLG: 0.464	HR 3-H		F8 2-3		F3			4-3 1-2		4	1	1	2	0	0	2
Hector Lopez, R (1, 5) OBP: 0.335, SLG: 0.481	5-3		K		6-3			2B 2-H 1B		4	0	1	1	0	1	1
Hank Bauer, R (1, 9) OBP: 0.327, SLG: 0.396	K		1-3			F8		F5		4	0	0	0	0	1	2
Yogi Berra, L (1, 2) OBP: 0.356, SLG: 0.458		1B FC5-2 2B		6-3 4-3 1B		3-1		2B 1-H		4	0	3	0	0	0	0
Fritz Brickell, R (1, 6) OBP: 0.250, SLG: 0.250		5-3 E 2-3 1B		4-3 1-2		L5			1B	4	1	2	0	0	0	1
Ralph Terry, R (1, 1) OBP: 0.132, SLG: 0.132		5-3 1-2		6-3 2-3			4-3		F2	2	0	0	0	0	0	3
Eli Grba, R (6, 1)										0	0	0	0	0	0	0
Art Ditmar, R (6, 1) OBP: 0.140, SLG: 0.167										0	0	0	0	0	0	0
Enos Slaughter, L (7, PH) OBP: 0.278, SLG: 0.426										1	0	0	0	0	0	0
Jim Bronstad, R (7, 1)										0	0	0	0	0	0	0
Johnny Blanchard, L (9, PH) OBP: 0.243, SLG: 0.294										1	0	0	0	0	0	1

TOP

New York Yankees @ Cleveland Indians

Cleveland Municipal Stadium, Cleveland, OH

Thu Jul 23 1959, 7:05 PM EDT

Att. 50,766 - Unknown

livebaseballscorecards.com

AB	37
R	5
H	10
RBI	4
BB	1
SO	4
LOB	16

Inning Stats	1	2	3	4	5	6	7	8	9
	R: 3 E: 1 K: 1 S: 8	R: 1 E: 1 K: 1 S: 7	R: 0 E: 1 K: 1 S: 6	R: 0 E: 0 K: 0 S: 4	R: 0 E: 0 K: 0 S: 3	R: 0 E: 0 K: 0 S: 3	R: 0 E: 0 K: 1 S: 5	R: 1 E: 0 K: 0 S: 5	R: 0 E: 0 K: 0 S: 4
	H: 3 LOB: 0 BB: 0 P: 8	H: 2 LOB: 1 BB: 0 P: 7	H: 0 LOB: 1 BB: 0 P: 6	H: 1 LOB: 2 BB: 1 P: 8	H: 0 LOB: 0 BB: 0 P: 3	H: 0 LOB: 0 BB: 0 P: 3	H: 0 LOB: 0 BB: 0 P: 5	H: 3 LOB: 2 BB: 0 P: 5	H: 1 LOB: 1 BB: 0 P: 4

| | | | | | | | | | |

New York Yankees @ Cleveland Indians

Cleveland Municipal Stadium, Cleveland, OH

Thu Jul 23 1959, 7:05 PM EDT

Att. 50,766 - Unknown

livebaseballscorecards.com

BOTTOM

Batter	1	2	3	4	5	6	7	8	9	AB	R	H	RBI	BB	SO	LOB
Woodie Held, R (1, 6) OBP: 0.315, SLG: 0.439	4-3		1B		F7	HR BB 1-2 2-3 BB	K			4	1	1	0	1	1	1
Vic Power, R (1, 3) OBP: 0.347, SLG: 0.455	E6 1B		L9		FC5-4 1-2f	HR BB 1-2 2-3 3-H		F7		4	1	1	1	1	0	2
Minnie Minoso, R (1, 7) OBP: 0.366, SLG: 0.476	5-3		F3		FC5-4 1-2f	HR 1-H 2-H 3-H		6-3		5	1	1	4	0	0	3
Tito Francona, L (1, 8) OBP: 0.436, SLG: 0.622 Jim Piersall, R (6, PR) (7, 8) OBP: 0.292, SLG: 0.306	L6		1-2 1B			2B 1B 1B BB 1B 1B		BB 1B BB		4 0	1 1	3 0	0 0	0 1	0 0	1 0
Rocky Colavito, R (1, 9) OBP: 0.364, SLG: 0.580		6-3	K			1B SF9 2B 1-3 BB 1B 1-2		1B BB 1-2		4	1	2	0	1	1	2
George Strickland, R (1, 5) OBP: 0.330, SLG: 0.355		E5 1B		6-3		BB 1B BB 1B 2-3 3-H 1-2 2-3 BB		1-2 2-H 1B		4	1	3	2	1	0	0
Jim Baxes, R (1, 4) OBP: 0.307, SLG: 0.514 Granny Hamner, R (3, 4) OBP: 0.255, SLG: 0.346		5-3		F3		P4 5-3		F8		1 4	0 0	0 0	0 0	0 0	0 0	1 7
Ed Fitz Gerald, R (1, 2) OBP: 0.278, SLG: 0.270 Jim Perry, S (3, 1) OBP: 0.273, SLG: 0.273 Elmer Valo, L (6, PH) OBP: 0.455, SLG: 0.200 Mudcat Grant, R (7, 1) OBP: 0.162, SLG: 0.243		BB		6-3		SF9 3-H	G4-3 1B			0 1 0 1	0 0 0 0	0 0 0 1	0 0 0 0	1 0 0 0	0 0 0 0	0 0 0 0
Bob Smith, L (1, 1) Russ Nixon, L (2, PH) (3, 2) OBP: 0.228, SLG: 0.194		F8			FC5-4 1B	BB BB HR 1-2 1B	G4-3 1-2f			0 4	0 1	0 2	0 0	0 0	0 0	0 3
Inning Stats	R: 0 E: 1 K: 0 S: 4 H: 1 LOB: 1 BB: 0 P: 4	R: 0 E: 1 K: 0 S: 4 H: 1 LOB: 2 BB: 1 P: 8	R: 0 E: 0 K: 1 S: 7 H: 2 LOB: 2 BB: 0 P: 7	R: 0 E: 0 K: 0 S: 3 H: 0 LOB: 0 BB: 0 P: 3	R: 0 E: 0 K: 0 S: 4 H: 1 LOB: 1 BB: 0 P: 4	R: 7 E: 0 K: 0 S: 10 H: 7 LOB: 3 BB: 3 P: 22	R: 0 E: 0 K: 1 S: 5 H: 1 LOB: 0 BB: 0 P: 5	R: 1 E: 0 K: 0 S: 4 H: 1 LOB: 2 BB: 2 P: 12		1B: 12 2B: 1 3B: 0 HR: 1	SF: 1 SAC: 0 DP: 1 HBP: 0					

AB	36
R	8
H	14
RBI	8
BB	6
SO	2
LOB	20

WP: 0 PB: 0 SB: 0 CS: 0 PA: 43

PITCHER		IP	WLS	BF	H	R	ER	SO	BB	IBB	HBP	BLK	WP	HR	S	P	ERA	WHIP
Ralph Terry, R ERA: 4.21	(1, 1)	5.2		26	8	3	3	1	1	0	0	0	0	0	27	31	4.76	1.588
Eli Grba, R ERA: 4.35	(6, 1)	0.0	L	6	4	4	4	0	2	0	0	0	0	1	4	12	∞	∞
Art Ditmar, R ERA: 4.01	(6, 1)	0.1		2	0	0	0	0	1	0	0	0	0	0	1	5	0.00	3.000
Jim Bronstad, R ERA: 5.28	(7, 1)	2.0		9	2	1	1	1	2	0	0	0	0	0	9	17	4.50	2.000

PITCHER	IP	WLS	BF	H	R	ER	SO	BB	IBB	HBP	BLK	WP	HR	S	P	ERA	WHIP

New York Yankees @ Detroit Tigers

Briggs Stadium, Detroit, MI

Fri Jul 24 1959, 7:05 PM EDT

Att. 50,161 - Unknown

TOP

livebaseballscorecards.com

Batter	1	2	3	4	5	6	7	8	9	AB	R	H	RBI	BB	SO	LOB
Bobby Richardson, R (1, 4) OBP: 0.321, SLG: 0.347	F3		F9			G6-4-3 1-2 1B		4-3		4	0	1	0	0	0	1
Hank Bauer, R (1, 9) OBP: 0.325, SLG: 0.394	K			F9		F3			FC6-4 1B	4	0	1	0	0	1	2
Mickey Mantle, S (1, 8) OBP: 0.409, SLG: 0.547	L8			K		G6-4-3 1-2f			FC6-4 1-2f HR	4	1	0	0	0	1	3
Elston Howard, R (1, 3) OBP: 0.295, SLG: 0.477		F7		1B			K		HR 1-H	4	1	2	2	0	1	0
Hector Lopez, R (1, 5) OBP: 0.334, SLG: 0.479		L6		F9			1B		1-3	4	0	1	0	0	0	1
Yogi Berra, L (1, 2) OBP: 0.352, SLG: 0.451		5-3			L6		F5		F3	4	0	0	0	0	0	1
Norm Siebern, L (1, 7) OBP: 0.344, SLG: 0.415			K		K		K			3	0	0	0	0	3	1
Fritz Brickell, R (1, 6) OBP: 0.261, SLG: 0.227			SH3 BB		F6			L8		2	0	0	0	1	0	0
Don Larsen, R (1, 1) OBP: 0.415, SLG: 0.353 Eli Grba, R (2, 1) OBP: 0.333, SLG: 0.200 Enos Slaughter, L (8, PH) OBP: 0.275, SLG: 0.420 Jim Coates, R (8, 1)			SH3 1-2			1B 1B		L4		0 1 1 0	0 0 0 0	0 1 0 0	0 0 0 0	0 0 0 0	0 0 0 0	0 0 0 0

Inning Stats	1	2	3	4	5	6	7	8	9
	R: 0 E: 0 K: 1 S: 5	R: 0 E: 0 K: 0 S: 3	R: 0 E: 0 K: 1 S: 5	R: 0 E: 0 K: 1 S: 6	R: 0 E: 0 K: 1 S: 5	R: 0 E: 0 K: 0 S: 4	R: 0 E: 0 K: 2 S: 8	R: 0 E: 0 K: 0 S: 3	R: 2 E: 0 K: 0 S: 5
	H: 0 LOB: 0 BB: 0 P: 5	H: 0 LOB: 0 BB: 0 P: 3	H: 0 LOB: 1 BB: 1 P: 9	H: 1 LOB: 1 BB: 0 P: 6	H: 0 LOB: 0 BB: 0 P: 5	H: 2 LOB: 1 BB: 0 P: 4	H: 1 LOB: 1 BB: 0 P: 8	H: 0 LOB: 0 BB: 0 P: 3	H: 2 LOB: 0 BB: 0 P: 5

1B: 5 SF: 0
2B: 0 SAC: 1
3B: 0 DP: 1
HR: 1 HBP: 0

WP: 0 PA: 33
PB: 0
SB: 0
CS: 0

	AB	31
	R	2
	H	6
	RBI	2
	BB	1
	SO	6
	LOB	9

PITCHER	IP	WLS	BF	H	R	ER	SO	BB	IBB	HBP	BLK	WP	HR	S	P	ERA	WHIP
Don Mossi, L (1, 1) ERA: 3.09	9.0	W	33	6	2	2	6	1	0	0	0	0	1	44	48	2.00	0.778

PITCHER	IP	WLS	BF	H	R	ER	SO	BB	IBB	HBP	BLK	WP	HR	S	P	ERA	WHIP

New York Yankees @ Detroit Tigers

Briggs Stadium, Detroit, MI

Fri Jul 24 1959, 7:05 PM EDT

Att. 50,161 - Unknown

livebaseballscorecards.com

BOTTOM

Batter	1	2	3	4	5	6	7	8	9	AB	R	H	RBI	BB	SO	LOB
Eddie Yost, R (1, 5) OBP: 0.408, SLG: 0.412	HR	6-3 1-2			F7		4-3			4	1	1	1	0	0	1
Charlie Maxwell, L (1, 7) OBP: 0.342, SLG: 0.492	F3	4-3			K		F7			4	0	0	0	0	1	1
Harvey Kuenn, R (1, 9) OBP: 0.405, SLG: 0.496 Johnny Groth, R (7, PR) OBP: 0.341, SLG: 0.447 (8, 9)	1B 1B		4-3		F5		BB			3 0	1 0	1 0	0 0	1 0	0 0	0 0
Al Kaline, R (1, 8) OBP: 0.402, SLG: 0.556	1B 1-2		L4			FC4-6 1B	L9			3	1	1	0	1	0	1
Lou Berberet, L (1, 2) OBP: 0.295, SLG: 0.377	F5		4-3			FC4-6 1-3 1B		F8		4	0	1	0	0	0	2
Gail Harris, L (1, 3) OBP: 0.238, SLG: 0.326	1-3 2-H 1B			4-3		FC4-6 1B 1-2f E 3-H		3B		4	1	2	2	0	0	1
Ted Lepcio, R (1, 4) OBP: 0.314, SLG: 0.384	K			K		FC4 1-2 1B		K		4	0	1	0	0	3	3
Rocky Bridges, R (1, 6) OBP: 0.324, SLG: 0.363 Coot Veal, R (6, 6) OBP: 0.378, SLG: 0.258		6-3 BB		BB		FC4 1-2f 2-H		F4		0 2	0 0	0 0	0 0	2 0	0 0	0 2
Don Mossi, L (1, 1) OBP: 0.133, SLG: 0.140		K		K		1-3				3	0	0	0	0	2	3
Inning Stats	R: 2 E: 0 K: 1 S: 9 H: 4 LOB: 2 BB: 0 P: 9	R: 0 E: 0 K: 1 S: 5 H: 0 LOB: 1 BB: 1 P: 9	R: 0 E: 0 K: 0 S: 3 H: 0 LOB: 0 BB: 0 P: 3	R: 0 E: 0 K: 2 S: 7 H: 0 LOB: 1 BB: 1 P: 11	R: 0 E: 0 K: 1 S: 5 H: 0 LOB: 0 BB: 0 P: 5	R: 2 E: 1 K: 0 S: 5 H: 2 LOB: 1 BB: 1 P: 9	R: 0 E: 0 K: 0 S: 3 H: 0 LOB: 1 BB: 1 P: 7	R: 0 E: 0 K: 1 S: 6 H: 1 LOB: 1 BB: 0 P: 6		1B: 5 2B: 0 3B: 1 HR: 1 SF: 0 SAC: 0 DP: 0 HBP: 0						

	AB	31
	R	4
	H	7
	RBI	3
	BB	4
	SO	6
	LOB	14

WP: 0 PA: 35
PB: 0
SB: 0
CS: 0

PITCHER		IP	WLS	BF	H	R	ER	SO	BB	IBB	HBP	BLK	WP	HR	S	P	ERA	WHIP
Don Larsen, R ERA: 3.74	(1, 1)	1.0	L	7	4	2	2	1	0	0	0	0	0	1	9	9	18.00	4.000
Eli Grba, R ERA: 3.31	(2, 1)	6.0		24	2	2	1	4	4	0	0	0	0	0	28	44	1.50	1.000
Jim Coates, R ERA: 3.66	(8, 1)	1.0		4	1	0	0	1	0	0	0	0	0	0	6	6	0.00	1.000

PITCHER	IP	WLS	BF	H	R	ER	SO	BB	IBB	HBP	BLK	WP	HR	S	P	ERA	WHIP

New York Yankees @ Detroit Tigers

Briggs Stadium, Detroit, MI

Sat Jul 25 1959, 4:33 AM EDT

Att. 26,530 - Overcast

TOP

livebaseballscorecards.com

Batter	1	2	3	4	5	6	7	8	9	AB	R	H	RBI	BB	SO	LOB
Bobby Richardson, R (1, 4) OBP: 0.326, SLG: 0.366	HR		1B		1-2 2B 1B	6-3		5-3		5	2	3	1	0	0	2
Norm Siebern, L (1, 7) OBP: 0.343, SLG: 0.416	F6		F7		1-H 2-H 2B		L9		K	4	0	1	2	0	0	1
Bill Skowron, R (9, PH) OBP: 0.349, SLG: 0.539										1	0	0	0	0	1	0
(9, 3)																
Johnny Blanchard, L (9, 7) OBP: 0.243, SLG: 0.294										0	0	0	0	0	0	0
Mickey Mantle, S (1, 8) OBP: 0.406, SLG: 0.542	K		F2		B1		1-3		HR 1B	5	1	1	0	0	1	2
Yogi Berra, L (1, 2) OBP: 0.359, SLG: 0.470	E1			2B 2B	BBB G5-4-3 BB		1B		1-H HR	4	2	3	2	1	0	0
Hector Lopez, R (1, 5) OBP: 0.332, SLG: 0.477	F7			2-H 2B	G5-4-3 1-2f		6-3		6-3	5	0	1	1	0	0	4
Elston Howard, R (1, 3) OBP: 0.294, SLG: 0.478		5-3		1-3		5-3		1B SF8 2B	K	4	0	1	0	0	0	1
Marv Throneberry, L (8, PR) OBP: 0.258, SLG: 0.287										1	1	0	0	0	1	0
(8, 3)																
(9, 7)																
(9, 3)																
Hank Bauer, R (1, 9) OBP: 0.324, SLG: 0.396		5-3		L8		HR 2B		L8		4	1	1	0	0	0	2
Fritz Brickell, R (1, 6) OBP: 0.296, SLG: 0.385		6-3		F5		2-H HR		2-3 1B		4	1	2	2	0	0	1
Whitey Ford, L (1, 1) OBP: 0.370, SLG: 0.400			L9		BBB 1B 2B BB	F5		SF8 3-H		0	0	0	0	0	0	0
Bobby Shantz, R (2, 1) OBP: 0.316, SLG: 0.313										2	1	0	0	1	0	0
Ryne Duren, R (7, 1)										0	0	0	0	0	0	0
Enos Slaughter, L (8, PH) OBP: 0.272, SLG: 0.420										0	0	0	1	0	0	0
Duke Maas, R (8, 1) OBP: 0.200, SLG: 0.143										0	0	0	0	0	0	0
Jim Bronstad, R (9, 1)										0	0	0	0	0	0	0
Inning Stats	R: 1 E: 1 K: 1 S: 7 H: 1 LOB: 1 BB: 0 P: 7	R: 0 E: 0 K: 0 S: 3 H: 0 LOB: 0 BB: 0 P: 3	R: 0 E: 0 K: 0 S: 4 H: 1 LOB: 1 BB: 0 P: 4	R: 1 E: 0 K: 0 S: 5 H: 2 LOB: 1 BB: 0 P: 5	R: 2 E: 0 K: 0 S: 4 H: 2 LOB: 1 BB: 2 P: 12	R: 2 E: 0 K: 0 S: 5 H: 2 LOB: 0 BB: 0 P: 5	R: 0 E: 0 K: 0 S: 4 H: 1 LOB: 1 BB: 0 P: 4	R: 1 E: 0 K: 0 S: 5 H: 2 LOB: 2 BB: 0 P: 5	R: 2 E: 0 K: 2 S: 9 H: 2 LOB: 0 BB: 0 P: 9	1B: 5 2B: 5 3B: 0 HR: 3	SF: 1 SAC: 0 DP: 1 HBP: 0						

	AB	39
	R	9
	H	13
	RBI	9
	BB	2
	SO	3
	LOB	13

WP: 0 PB: 0 SB: 0 CS: 0 PA: 42

PITCHER		IP	WLS	BF	H	R	ER	SO	BB	IBB	HBP	BLK	WP	HR	S	P	ERA	WHIP
Paul Foytack, R ERA: 5.19	(1, 1)	4.0		20	6	4	4	1	1	0	0	0	0	1	21	25	9.00	1.750
Tom Morgan, R ERA: 3.73	(5, 1)	2.0		8	2	2	2	0	1	0	0	0	0	1	7	11	9.00	1.500
Pete Burnside, L ERA: 3.23	(7, 1)	1.0		4	1	0	0	0	0	0	0	0	0	0	4	4	0.00	1.000
Ray Narleski, R ERA: 5.73	(8, 1)	1.0		5	2	1	1	0	0	0	0	0	0	0	5	5	9.00	2.000
Bob Smith, L ERA: 4.58	(9, 1)	1.0	L	5	2	2	2	2	0	0	0	0	0	1	9	9	18.00	2.000

PITCHER		IP	WLS	BF	H	R	ER	SO	BB	IBB	HBP	BLK	WP	HR	S	P	ERA	WHIP

New York Yankees @ Detroit Tigers

Briggs Stadium, Detroit, MI

Sat Jul 25 1959, 4:33 AM EDT

Att. 26,530 - Overcast

BOTTOM

Batter	1	2	3	4	5	6	7	8	9	AB	R	H	RBI	BB	SO	LOB
Eddie Yost, R (1, 5) OBP: 0.409, SLG: 0.410	F8 BB 1B	1B E 1-2 2-3 BB		6-3		FC6-4 1-2 2-3 BB	K		K	4	1	1	0	2	2	2
Charlie Maxwell, L (1, 7) OBP: 0.348, SLG: 0.491	L4-6-3 1-2 BB	E 1-2 2-H 3-H 1B		F2		F3		FC1-5 1B BB	FC5 BB 1-2	3	0	1	2	3	0	3
Harvey Kuenn, R (1, 9) OBP: 0.404, SLG: 0.492	F8 2-3	E9 1-3 2-H			E6 1B	F1		FC6-4 FC1-5 E 1-2 1B	1-2 2-3 BB	5	2	1	0	1	0	6
Al Kaline, R (1, 8) OBP: 0.398, SLG: 0.547	L4-6-3 1-2	IBB			L7	FC6-4 1-2f		FC1-5 FC6-4 1-2 2-3f	FC5 2-3f	5	0	0	0	1	0	11
Red Wilson, R (1, 2) OBP: 0.336, SLG: 0.444		6-3 1-3			2-H 1B	E 1B 1B		FC6-4 E 1-2f 2-3		5	1	2	1	0	0	5
Gus Zernial, R (1, 3) OBP: 0.235, SLG: 0.398 Ray Narleski, R (8, 1) OBP: 0.125, SLG: 0.250 Bobo Osborne, L (8, PH) OBP: 0.280, SLG: 0.308 Bob Smith, R (9, 1)	1B 1B 1B	L5			F3	F4		E5 FC5-4 1-2 3-H		4 0 1 0	1 0 0 0	1 0 0 0	0 0 0 0	0 0 0 0	0 0 1 0	2 0 1 0
Ted Lepcio, R (1, 4) OBP: 0.309, SLG: 0.375	FC1-5 1B 1-3 1B	K			2-3		K	FC5-4 1-2f		5	0	1	0	0	2	4
Coot Veal, R (1, 6) OBP: 0.381, SLG: 0.278	BB FC1-5 1B 1-2 3-H 1B	F9				BB 1B 1B	E5 1-3 1B		E5	5	2	2	1	0	0	1
Paul Foytack, R (1, 1) OBP: 0.143, SLG: 0.087 Tom Morgan, R (5, 1) OBP: 0.316, SLG: 0.632 Don Mossi, L (6, PR) OBP: 0.133, SLG: 0.140 Pete Burnside, R (7, 1) Johnny Groth, R (7, PH) OBP: 0.341, SLG: 0.447 Gail Harris, L (7, PH) OBP: 0.245, SLG: 0.330 (8, 3)	FC1-5 BB 1-2 2-3 1B		6-3			BB 1-2 1B	E5 2-H 3-H 1B		BB BB BB	2 1 0 0 0 1	1 0 0 0 0 0	0 1 0 0 0 1	0 0 0 0 0 2	0 0 0 0 0 1	0 0 0 0 0 0	2 0 0 0 0 0
Inning Stats	R: 0 H: 1 E: 0 LOB: 1 K: 0 BB: 1 S: 3 P: 7	R: 4 H: 4 E: 1 LOB: 3 K: 0 BB: 2 S: 8 P: 16	R: 0 H: 0 E: 0 LOB: 0 K: 1 BB: 0 S: 5 P: 5	R: 0 H: 0 E: 0 LOB: 0 K: 0 BB: 0 S: 3 P: 3	R: 1 H: 1 E: 1 LOB: 1 K: 0 BB: 0 S: 5 P: 5	R: 0 H: 2 E: 0 LOB: 3 K: 0 BB: 1 S: 5 P: 9	R: 2 H: 2 E: 1 LOB: 1 K: 2 BB: 0 S: 10 P: 10	R: 1 H: 1 E: 1 LOB: 2 K: 0 BB: 1 S: 5 P: 9	R: 0 H: 0 E: 1 LOB: 3 K: 1 BB: 3 S: 5 P: 17	1B: 11 2B: 0 3B: 0 HR: 0	SF: 0 SAC: 0 DP: 1 HBP: 0			WP: 0 PB: 0 SB: 0 CS: 0		PA: 49	

livebaseballscorecards.com

AB	41
R	8
H	11
RBI	6
BB	8
SO	4
LOB	37

PITCHER		IP	WLS	BF	H	R	ER	SO	BB	IBB	HBP	BLK	WP	HR	S	P	ERA	WHIP
Whitey Ford, L ERA: 3.13	(1, 1)	1.2		12	5	4	3	0	2	0	0	0	0	0	10	18	16.20	4.200
Bobby Shantz, L ERA: 2.91	(2, 1)	5.0		23	4	3	0	2	1	1	0	0	0	0	25	33	0.00	1.000
Ryne Duren, R ERA: 1.04	(7, 1)	0.1		2	1	0	0	1	0	0	0	0	0	0	4	4	0.00	3.000
Duke Maas, R ERA: 4.18	(8, 1)	1.2	W	11	1	1	0	1	4	0	0	0	0	0	9	25	0.00	3.000
Jim Bronstad, R ERA: 5.22	(9, 1)	0.1	S	1	0	0	0	0	0	0	0	0	0	0	1	1	0.00	0.000

PITCHER	IP	WLS	BF	H	R	ER	SO	BB	IBB	HBP	BLK	WP	HR	S	P	ERA	WHIP

Batter	1	2	3	4	5	6	7	8	9	10	AB	R	H	RBI	BB	SO	LOB
Bobby Richardson, R (1, 4) OBP: 0.328, SLG: 0.371	K		F9		2B			SH1-4 1B		F3	5	0	2	0	0	1	0
Enos Slaughter, L (1, 9) OBP: 0.274, SLG: 0.431	K		FC5 2B		1-3			SH1-4 1-2			3	0	1	0	0	1	1
Mickey Mantle, S (1, 8) OBP: 0.407, SLG: 0.541	E4 1B		F9			L8		S 2-H 1B			4	0	2	0	0	0	1
Yogi Berra, L (1, 2) OBP: 0.357, SLG: 0.465	K		FC5 2-3			BB		L9 1-2			3	0	0	0	1	1	3
Hector Lopez, R (1, 5) OBP: 0.329, SLG: 0.472		L8		L8		F9			F4		4	0	0	0	0	0	1
Norm Siebern, L (1, 7) OBP: 0.342, SLG: 0.414		2B 1B		F7		4-3			K G4-6-3		4	0	1	0	0	1	1
Mary Throneberry, L (1, 3) OBP: 0.257, SLG: 0.297		1-3 2B		K			K		G4-6-3 1-2f		4	0	1	0	0	2	1
Fritz Brickell, R (1, 6) OBP: 0.290, SLG: 0.367		K			6-3		F7			E7 L3-6 1B	4	0	1	0	0	1	2
Art Ditmar, R (1, 1) OBP: 0.130, SLG: 0.156		4-3			1-3		L8			L3-6 2-3	3	0	0	0	0	0	2
Johnny Blanchard, L (10, PH) OBP: 0.237, SLG: 0.286											1	0	0	0	0	0	1
Ryne Duren, R (10, 1)											0	0	0	0	0	0	0

TOP

New York Yankees @ Detroit Tigers

Briggs Stadium, Detroit, MI

Sun Jul 26 1959, 4:33 AM EDT

Att. 36,227 - Sunny - 80 F

livebaseballscorecards.com

AB	35
R	0
H	8
RBI	0
BB	1
SO	7
LOB	13

Inning Stats	1	2	3	4	5	6	7	8	9	10
R	0	0	0	0	0	0	0	0	0	0
E	1	0	0	0	0	0	0	0	0	1
K	3	1	0	1	0	0	1	0	1	0
S	10	7	4	5	4	3	5	4	5	3
H	1	2	1	0	1	0	0	2	0	1
LOB	1	2	1	0	1	1	1	1	0	0
BB	0	0	0	0	0	1	0	0	0	0
P	10	7	4	5	4	7	5	4	5	3

1B	5
2B	4
3B	0
HR	0
SF	0
SAC	1
DP	2
HBP	0
WP	0
PB	1
SB	1
CS	0
PA	37

PITCHER	IP	WLS	BF	H	R	ER	SO	BB	IBB	HBP	BLK	WP	HR	S	P	ERA	WHIP
Frank Lary, R (1, 1) ERA: 3.12	10.0	W	37	8	0	0	7	1	0	0	0	0	0	50	54	0.00	0.900

Batter	1	2	3	4	5	6	7	8	9	10	AB	R	H	RBI	BB	SO	LOB
Eddie Yost, R (1, 5) OBP: 0.408, SLG: 0.408	S 1B		5-3		F5			L7			4	0	1	0	0	0	1
Charlie Maxwell, L (1, 7) OBP: 0.349, SLG: 0.491	K 1-2		1B			CS 1B		G3			4	0	2	0	0	1	2
Harvey Kuenn, R (1, 9) OBP: 0.402, SLG: 0.489	1B		1-3			6-3 1-2			5-3		4	0	1	0	0	0	2
Al Kaline, R (1, 8) OBP: 0.396, SLG: 0.543	L8			4-1 1B		L3			L7		4	0	1	0	0	0	2
Lou Berberet, L (1, 2) OBP: 0.290, SLG: 0.370	F8			F7			K		6-3		4	0	0	0	0	1	3
Gail Harris, L (1, 3) OBP: 0.245, SLG: 0.328	4-3			4-1 1-2			3-1			SH3-4 1B 1B	4	1	1	0	0	0	1
Ted Lepcio, R (1, 4) OBP: 0.298, SLG: 0.361	L7			5-3			1-3			K	4	0	0	0	0	1	2
Coot Veal, R (1, 6) OBP: 0.356, SLG: 0.256	6-3				F5			F2		SH3-4 1-2	3	0	0	0	0	0	0
Frank Lary, R (1, 1) OBP: 0.193, SLG: 0.241 Neil Chrisley, L (10, PH) OBP: 0.175, SLG: 0.298			F5		6-3			1B		2-H 1B	3 1	0 0	1 1	0 1	0 0	0 0	0 0
Inning Stats	R: 0 H: 2 E: 0 LOB: 2 K: 1 BB: 0 S: 7 P: 7	R: 0 H: 0 E: 0 LOB: 0 K: 0 BB: 0 S: 3 P: 3	R: 0 H: 1 E: 0 LOB: 1 K: 0 BB: 0 S: 4 P: 4	R: 0 H: 1 E: 0 LOB: 1 K: 0 BB: 0 S: 4 P: 4	R: 0 H: 0 E: 0 LOB: 0 K: 0 BB: 0 S: 3 P: 3	R: 0 H: 1 E: 0 LOB: 0 K: 0 BB: 0 S: 3 P: 3	R: 0 H: 0 E: 0 LOB: 0 K: 1 BB: 0 S: 5 P: 5	R: 0 H: 1 E: 0 LOB: 1 K: 0 BB: 0 S: 4 P: 4	R: 0 H: 0 E: 0 LOB: 0 K: 0 BB: 0 S: 3 P: 3	R: 1 H: 2 E: 0 LOB: 1 K: 1 BB: 0 S: 6 P: 6	1B: 8 SF: 0 2B: 0 SAC: 1 3B: 0 DP: 0 HR: 0 HBP: 0						

PITCHER		IP	WLS	BF	H	R	ER	SO	BB	IBB	HBP	BLK	WP	HR	S	P	ERA	WHIP
Art Ditmar, R ERA: 3.72	(1, 1)	9.0		32	6	0	0	2	0	0	0	0	0	0	36	36	0.00	0.667
Ryne Duren, R ERA: 1.2	(10, 1)	0.2	L	4	2	1	1	1	0	0	0	0	0	0	6	6	13.50	3.000

PITCHER	IP	WLS	BF	H	R	ER	SO	BB	IBB	HBP	BLK	WP	HR	S	P	ERA	WHIP
R: 0 H: 1 E: 0 LOB: 0 K: 0 BB: 0 S: 3 P: 3																	

BOTTOM

New York Yankees @ Detroit Tigers

Briggs Stadium, Detroit, MI

Sun Jul 26 1959, 4:33 AM EDT
Att. 36,227 - Sunny - 80 F

livebaseballscorecards.com

AB	35
R	1
H	8
RBI	1
BB	0
SO	3
LOB	13

Batter	1	2	3	4	5	6	7	8	9	AB	R	H	RBI	BB	SO	LOB
Bobby Richardson, R (1, 4) OBP: 0.325, SLG: 0.368	G3 1B		FC5-4 FC5-4 1-2f		5-3			F7	K	5	0	1	0	0	1	2
Hank Bauer, R (1, 9) OBP: 0.319, SLG: 0.389	F2		FC5-4 1-2f		5-3			F2		4	0	0	0	0	0	2
Mickey Mantle, S (1, 8) OBP: 0.408, SLG: 0.544	G3 1-2			1B 2B		6-3			1B	4	1	2	0	0	0	1
Yogi Berra, L (1, 2) OBP: 0.356, SLG: 0.462	K			CS 2-H 1B		5-3		4-3		4	0	1	1	0	1	2
Hector Lopez, R (1, 5) OBP: 0.331, SLG: 0.472		K	K 1-2			1B			E 1B 1B	4	1	2	0	0	2	1
Elston Howard, R (1, 7) OBP: 0.293, SLG: 0.474		6-3		2B 1B		1-3			E6 F8 1B 1-2 SF8	4	1	1	0	0	0	2
Fritz Brickell, R (1, 6) OBP: 0.314, SLG: 0.412		F7		1-3 2B			K		1-2 2-H 1B	4	0	2	1	0	1	0
Marv Throneberry, L (1, 3) OBP: 0.248, SLG: 0.284			1-3 K				K		F8 2-3	4	0	0	0	0	2	4
Ralph Terry, R (1, 1) OBP: 0.146, SLG: 0.146 Don Larsen, R (9, PH) OBP: 0.405, SLG: 0.353			FC5-4 1B		K		1-3		SF8 3-H	3 0	0 0	1 0	0 1	1 0	0 0	0 0
Inning Stats	R: 0 E: 0 K: 1 S: 6 H: 1 LOB: 1 BB: 0 P: 6	R: 0 E: 0 K: 1 S: 5 H: 0 LOB: 0 BB: 0 P: 5	R: 0 E: 0 K: 0 S: 4 H: 1 LOB: 1 BB: 0 P: 4	R: 1 E: 0 K: 2 S: 10 H: 4 LOB: 2 BB: 0 P: 10	R: 0 E: 0 K: 1 S: 5 H: 0 LOB: 0 BB: 0 P: 5	R: 0 E: 0 K: 0 S: 4 H: 1 LOB: 1 BB: 0 P: 4	R: 0 E: 0 K: 2 S: 7 H: 0 LOB: 0 BB: 0 P: 7	R: 0 E: 0 K: 0 S: 4 H: 1 LOB: 1 BB: 0 P: 4	R: 2 E: 1 K: 1 S: 8 H: 2 LOB: 1 BB: 0 P: 8	1B: 8 2B: 2 3B: 0 HR: 0 SF: 1 SAC: 0 DP: 0 HBP: 0						

PITCHER	IP	WLS	BF	H	R	ER	SO	BB	IBB	HBP	BLK	WP	HR	S	P	ERA	WHIP
Billy Pierce, L (1, 1) ERA: 3.79	9.0	W	37	10	3	2	8	0	0	0	0	0	0	53	53	2.00	1.111

PITCHER	IP	WLS	BF	H	R	ER	SO	BB	IBB	HBP	BLK	WP	HR	S	P	ERA	WHIP

TOP

New York Yankees @ Chicago White Sox

Comiskey Park, Chicago, IL

Tue Jul 28 1959, 8:05 PM EDT

Att. 43,829 - Unknown

livebaseballscorecards.com

AB	36
R	3
H	10
RBI	3
BB	0
SO	8
LOB	14

Batter	1	2	3	4	5	6	7	8	9	AB	R	H	RBI	BB	SO	LOB
Luis Aparicio, R (1, 6) OBP: 0.345, SLG: 0.358	BB, 1B, G6-4-3, 1B	5-3			F8, 1-2		F7			4	1	1	0	0	0	4
Nellie Fox, L (1, 4) OBP: 0.412, SLG: 0.438	G6-4-3, BB, 1-2, 1B		F7		2-H, 1B			HR, 1B		4	1	3	1	0	0	0
Al Smith, R (1, 7) OBP: 0.352, SLG: 0.436	B B B B, G6-4-3, 1-2, 2-3, BB		CS, 1B		1-3			1-H, HR		3	1	2	2	1	0	1
Sherm Lollar, R (1, 2) OBP: 0.340, SLG: 0.441	G6-4-3, 1-2f, 2-3, 3-H		5-3, 1-2			5-3		F9		4	0	0	0	0	0	3
Billy Goodman, L (1, 5) OBP: 0.234, SLG: 0.202	F8			3-1		1-3		6-3		3	0	0	0	0	0	1
Sammy Esposito, R (7, 5) OBP: 0.321, SLG: 0.375										1	0	0	0	0	0	0
Earl Torgeson, L (1, 3) OBP: 0.372, SLG: 0.376		G3		F3		F9		F7		4	0	0	0	0	0	0
Bubba Phillips, R (1, 8) OBP: 0.320, SLG: 0.378		S S S, K		L5			5-3			3	0	0	0	0	1	0
Jim McAnany, R (1, 9) OBP: 0.380, SLG: 0.422		H, 1B, HBP			5-3		SH1-4, 1B			2	0	1	0	0	0	0
Billy Pierce, L (1, 1) OBP: 0.291, SLG: 0.333		1-3, 1B			WP, 1B, 1B		SH1-4, 1-2			2	1	2	0	0	0	0
Inning Stats	R: 1 E: 0 K: 0 S: 4 H: 2 LOB: 1 BB: 1 P: 8	R: 0 E: 0 K: 1 S: 6 H: 1 LOB: 2 BB: 0 P: 7	R: 0 E: 0 K: 0 S: 3 H: 1 LOB: 0 BB: 0 P: 3	R: 0 E: 0 K: 0 S: 3 H: 0 LOB: 0 BB: 0 P: 3	R: 1 E: 0 K: 0 S: 5 H: 2 LOB: 1 BB: 0 P: 5	R: 0 E: 0 K: 0 S: 3 H: 0 LOB: 0 BB: 0 P: 3	R: 0 E: 0 K: 0 S: 4 H: 1 LOB: 1 BB: 0 P: 4	R: 2 E: 0 K: 0 S: 5 H: 2 LOB: 0 BB: 0 P: 5		1B: 8 2B: 0 3B: 0 HR: 1	SF: 0 SAC: 1 DP: 1 HBP: 1						

PITCHER		IP	WLS	BF	H	R	ER	SO	BB	IBB	HBP	BLK	WP	HR	S	P	ERA	WHIP
Ralph Terry, R ERA: 4.23	(1, 1)	8.0	L	33	9	4	4	1	1	0	1	0	1	1	33	38	4.50	1.250

PITCHER	IP	WLS	BF	H	R	ER	SO	BB	IBB	HBP	BLK	WP	HR	S	P	ERA	WHIP

BOTTOM

New York Yankees @ Chicago White Sox

Comiskey Park, Chicago, IL

Tue Jul 28 1959, 8:05 PM EDT

Att. 43,829 - Unknown

livebaseballscorecards.com

AB	30
R	4
H	9
RBI	3
BB	1
SO	1
LOB	9

WP: 1	PB: 0	SB: 0	CS: 1
PA: 33			

Batter	1	2	3	4	5	6	7	8	9	AB	R	H	RBI	BB	SO	LOB
Bobby Richardson, R (1, 4) OBP: 0.322, SLG: 0.363	F6		6-3			5-3				3	0	0	0	0	0	0
Marv Throneberry, L (1, 3) OBP: 0.259, SLG: 0.289	BBBB G4-6-3 BB		SSS K			HR 1B				2	1	1	0	1	1	0
Mickey Mantle, S (1, 8) OBP: 0.405, SLG: 0.539	G4-6-3 1-2f		SSS K			F8				3	0	0	0	0	1	2
Yogi Berra, L (1, 2) OBP: 0.359, SLG: 0.478		SH2-3 1B 2B		F8		1-H HR				3	2	2	2	0	0	0
Hector Lopez, R (1, 5) OBP: 0.329, SLG: 0.470		SH2-3 2-3		6-3		F7				2	0	0	0	0	0	0
Norm Siebern, L (1, 7) OBP: 0.343, SLG: 0.414		2B 3-H 1B		1-3						2	1	1	1	0	0	0
Hank Bauer, R (1, 9) OBP: 0.321, SLG: 0.394		1-H 2B			F7					2	0	1	1	0	0	0
Fritz Brickell, R (1, 6) OBP: 0.297, SLG: 0.389		F8			SSS K					2	0	0	0	0	1	1
Whitey Ford, L (1, 1) OBP: 0.364, SLG: 0.391		4-3			1-3					1	0	0	0	0	0	1
Duke Maas, R (2, 1) OBP: 0.194, SLG: 0.138										1	0	0	0	0	0	0
Inning Stats	R: 0 E: 0 K: 0 S: 2 H: 0 LOB: 0 BB: 1 P: 6	R: 2 E: 0 K: 0 S: 6 H: 3 LOB: 1 BB: 0 P: 6	R: 0 E: 0 K: 2 S: 7 H: 0 LOB: 0 BB: 0 P: 7	R: 0 E: 0 K: 0 S: 3 H: 0 LOB: 0 BB: 0 P: 3	R: 0 E: 0 K: 1 S: 5 H: 0 LOB: 0 BB: 0 P: 5	R: 2 E: 0 K: 0 S: 5 H: 2 LOB: 0 BB: 0 P: 5				1B: 2 2B: 2 3B: 0 HR: 1 SF: 0 SAC: 1 DP: 1 HBP: 0						

TOP

New York Yankees @ Chicago White Sox

Comiskey Park, Chicago, IL

Wed Jul 29 1959, 8:05 PM EDT

Att. 43,599 - Unknown

livebaseballscorecards.com

AB	21
R	4
H	5
RBI	4
BB	1
SO	3
LOB	4

WP: 0 PB: 0 SB: 0 CS: 0 PA: 23

PITCHER	IP	WLS	BF	H	R	ER	SO	BB	IBB	HBP	BLK	WP	HR	S	P	ERA	WHIP
Bob Shaw, R (1, 1) ERA: 3.05	6.0		23	5	4	4	3	1	0	0	0	0	1	28	32	6.00	1.000

PITCHER	IP	WLS	BF	H	R	ER	SO	BB	IBB	HBP	BLK	WP	HR	S	P	ERA	WHIP

Batter	1	2	3	4	5	6	7	8	9	AB	R	H	RBI	BB	SO	LOB
Luis Aparicio, R (1, 6) OBP: 0.345, SLG: 0.363	6-3	F8			6-3					3	1	1	1	0	0	1
Nellie Fox, L (1, 4) OBP: 0.411, SLG: 0.437	G5-3, BB		K		6-3					3	0	1	1	0	1	0
Al Smith, R (1, 7) OBP: 0.352, SLG: 0.433	BB		K		6-3					2	0	0	0	1	1	0
Sherm Lollar, R (1, 3) (3, 2) OBP: 0.338, SLG: 0.437	G5-3		F3			5-3				3	0	0	0	0	0	2
John Romano, R (1, 2) OBP: 0.422, SLG: 0.507		F8		F9		G3				1	0	0	0	0	0	0
Earl Torgeson, L (3, 3) OBP: 0.369, SLG: 0.372										2	0	0	0	0	0	0
Jim Landis, R (1, 8) OBP: 0.359, SLG: 0.358		1B, 4-3		CS						3	1	3	0	0	0	0
Bubba Phillips, R (1, 5) OBP: 0.321, SLG: 0.378		4-3		K		F6				3	1	1	0	0	1	2
Jim McAnany, R (1, 9) OBP: 0.383, SLG: 0.424		4-3			SH1-4					2	1	1	1	0	0	1
Bob Shaw, R (1, 1) OBP: 0.222, SLG: 0.190					SH1-4					1	0	1	1	0	0	0
Inning Stats	R: 0 E: 0 K: 0 S: 3 H: 1 LOB: 1 BB: 1 P: 7	R: 2 E: 0 K: 0 S: 6 H: 3 LOB: 1 BB: 0 P: 6	R: 0 E: 0 K: 2 S: 7 H: 0 LOB: 0 BB: 0 P: 7	R: 0 E: 0 K: 1 S: 5 H: 1 LOB: 0 BB: 0 P: 5	R: 2 E: 0 K: 0 S: 5 H: 2 LOB: 0 BB: 0 P: 5	R: 0 E: 0 K: 0 S: 4 H: 1 LOB: 1 BB: 0 P: 4				1B: 7 2B: 0 3B: 1 HR: 0 SF: 0 SAC: 1 DP: 1 HBP: 0						

PITCHER		IP	WLS	BF	H	R	ER	SO	BB	IBB	HBP	BLK	WP	HR	S	P	ERA	WHIP
Whitey Ford, L ERA: 3.22	(1, 1)	1.2		9	4	2	2	0	1	0	0	0	0	0	8	12	10.80	3.000
Duke Maas, R ERA: 4.18	(2, 1)	4.1		16	4	2	2	3	0	0	0	0	0	0	22	22	4.15	0.923

PITCHER	IP	WLS	BF	H	R	ER	SO	BB	IBB	HBP	BLK	WP	HR	S	P	ERA	WHIP

BOTTOM

New York Yankees @ Chicago White Sox

Comiskey Park, Chicago, IL

Wed Jul 29 1959, 8:05 PM EDT

Att. 43,599 - Unknown

livebaseballscorecards.com

AB	23
R	4
H	8
RBI	4
BB	1
SO	3
LOB	6

Batter	1	2	3	4	5	6	7	8	9	AB	R	H	RBI	BB	SO	LOB
Bobby Richardson, R (1, 4) OBP: 0.317, SLG: 0.357	1-3		F9		1-3			6-3		4	0	0	0	0	0	1
Hector Lopez, R (1, 5) OBP: 0.326, SLG: 0.465	K		F7		K			F8		4	0	0	0	0	2	1
Mickey Mantle, S (1, 8) OBP: 0.401, SLG: 0.533	K			G3		G3			K	4	0	0	0	0	2	0
Yogi Berra, L (1, 2) OBP: 0.364, SLG: 0.480		1B		BB		F7			3-1	3	1	2	0	1	0	0
Norm Siebern, L (1, 7) OBP: 0.339, SLG: 0.409		K		4-3		K			3-1	4	0	0	0	0	2	3
Tony Kubek, L (1, 9) OBP: 0.338, SLG: 0.433		1B		1B			F4		F5	3	0	2	1	0	0	0
Johnny Blanchard, L (9, PH) OBP: 0.231, SLG: 0.278										1	0	0	0	0	0	1
Marv Throneberry, L (1, 3) OBP: 0.261, SLG: 0.290		K		K			G6-4-3			3	0	1	0	0	2	3
Fritz Brickell, R (1, 6) OBP: 0.275, SLG: 0.359		K			1-3		G6-4-3			3	0	0	0	0	1	3
Eli Grba, R (1, 1) OBP: 0.375, SLG: 0.286			F7		1-3			L7		2	0	1	0	0	0	0
Enos Slaughter, L (8, PH) OBP: 0.271, SLG: 0.425										1	0	0	0	0	0	0
Ryne Duren, R (8, 1)										0	0	0	0	0	0	0
Inning Stats	R: 0 E: 0 K: 2 S: 7 H: 0 LOB: 0 BB: 0 P: 7	R: 0 E: 0 K: 3 S: 11 H: 2 LOB: 2 BB: 0 P: 11	R: 0 E: 0 K: 0 S: 3 H: 0 LOB: 0 BB: 0 P: 3	R: 1 E: 1 K: 1 S: 6 H: 1 LOB: 1 BB: 1 P: 10	R: 0 E: 0 K: 1 S: 6 H: 1 LOB: 1 BB: 0 P: 6	R: 0 E: 0 K: 1 S: 5 H: 0 LOB: 0 BB: 0 P: 5	R: 0 E: 0 K: 0 S: 3 H: 1 LOB: 0 BB: 0 P: 3	R: 0 E: 0 K: 0 S: 3 H: 0 LOB: 0 BB: 0 P: 3	R: 0 E: 0 K: 1 S: 6 H: 1 LOB: 1 BB: 0 P: 6	1B: 6 2B: 0 3B: 0 HR: 0 SF: 0 SAC: 0 DP: 1 HBP: 0						

PITCHER	IP	WLS	BF	H	R	ER	SO	BB	IBB	HBP	BLK	WP	HR	S	P	ERA	WHIP
Early Wynn, R (1, 1) ERA: 3.48	9.0	W	33	6	1	0	9	1	0	0	0	0	0	50	54	0.00	0.778

PITCHER	IP	WLS	BF	H	R	ER	SO	BB	IBB	HBP	BLK	WP	HR	S	P	ERA	WHIP

TOP

New York Yankees @ Chicago White Sox

Comiskey Park, Chicago, IL

Thu Jul 30 1959, 4:33 AM EDT

Att. 30,858 - Unknown

livebaseballscorecards.com

AB	32
R	1
H	6
RBI	1
BB	1
SO	9
LOB	12

WP: 0 PA: 33
PB: 0
SB: 0
CS: 0

Batter	1	2	3	4	5	6	7	8	9	AB	R	H	RBI	BB	SO	LOB
Luis Aparicio, R (1, 6) OBP: 0.346, SLG: 0.364	6-3			FC4-6 1B S 1B		G3 1B		E9 4-3 E		4	2	2	0	0	0	0
Nellie Fox, L (1, 4) OBP: 0.410, SLG: 0.435	F9			FC4-6 1-3 1B		G3 1-2		4-3 2-3		4	0	1	0	0	0	2
Al Smith, R (1, 7) OBP: 0.351, SLG: 0.430	6-3			FC4-6 G6-4-3 1-2f 3-H		L8		E5 3-H 1B		4	0	1	2	0	0	2
Sherm Lollar, R (1, 2) OBP: 0.339, SLG: 0.439		F7		G6-4-3 1-2f			1B 2B	IBB		3	1	1	0	1	0	1
Billy Goodman, L (1, 5) OBP: 0.236, SLG: 0.205		3-1			F2		FC1-4 2-H 1B	F8		3	0	1	1	0	0	0
Sammy Esposito, R (7, PR) OBP: 0.310, SLG: 0.360 (8, 5)										1	0	0	0	0	0	2
Earl Torgeson, L (1, 3) OBP: 0.365, SLG: 0.366		F7			L8		F2			3	0	0	0	0	0	1
Jim Landis, R (1, 8) OBP: 0.359, SLG: 0.355			6-3		BB		FC1-4 1-2f			2	0	0	0	1	0	1
Jim McAnany, R (1, 9) OBP: 0.371, SLG: 0.409			5-3		G3		F6			3	0	0	0	0	0	2
Early Wynn, S (1, 1) OBP: 0.308, SLG: 0.339			K			F2		6-3		3	0	0	0	0	1	0
Inning Stats	R: 0 E: 0 K: 0 S: 3 H: 0 LOB: 0 BB: 0 P: 3	R: 0 E: 0 K: 0 S: 3 H: 0 LOB: 0 BB: 0 P: 3	R: 0 E: 0 K: 1 S: 5 H: 0 LOB: 0 BB: 0 P: 5	R: 1 E: 0 K: 0 S: 4 H: 2 LOB: 0 BB: 0 P: 4	R: 0 E: 0 K: 0 S: 3 H: 0 LOB: 1 BB: 1 P: 7	R: 0 E: 0 K: 0 S: 4 H: 1 LOB: 1 BB: 0 P: 4	R: 1 E: 0 K: 0 S: 5 H: 2 LOB: 1 BB: 0 P: 5	R: 1 E: 2 K: 0 S: 5 H: 1 LOB: 2 BB: 1 P: 9		1B: 5 2B: 1 3B: 0 HR: 0 SF: 0 SAC: 0 DP: 1 HBP: 0						

PITCHER		IP	WLS	BF	H	R	ER	SO	BB	IBB	HBP	BLK	WP	HR	S	P	ERA	WHIP
Eli Grba, R ERA: 3.09	(1, 1)	7.0	L	26	5	2	2	1	1	0	0	0	0	0	27	31	2.57	0.857
Ryne Duren, R ERA: 1.17	(8, 1)	1.0		6	1	1	0	0	0	1	0	0	0	0	5	9	0.00	1.000

PITCHER	IP	WLS	BF	H	R	ER	SO	BB	IBB	HBP	BLK	WP	HR	S	P	ERA	WHIP

BOTTOM

New York Yankees @ Chicago White Sox

Comiskey Park, Chicago, IL

Thu Jul 30 1959, 4:33 AM EDT

Att. 30,858 - Unknown

livebaseballscorecards.com

AB	30
R	3
H	6
RBI	3
BB	2
SO	1
LOB	11

Batter	1	2	3	4	5	6	7	8	9	AB	R	H	RBI	BB	SO	LOB
Hank Bauer, R (1, 9) OBP: 0.322, SLG: 0.396	F9	FC6-4 1-2f		1B 2B 1-3 2-H		SH1-3 BB BBB		L3-6 2-3		4	1	1	1	1	0	4
Tony Kubek, L (1, 6) OBP: 0.340, SLG: 0.434	1B		HR 1B	5-3		SH1-3 1-2 2-H		F8		4	1	2	1	0	0	3
Mickey Mantel, S (1, 8) OBP: 0.401, SLG: 0.530	K SSS		F5	1B 2-H 3-H		K SSS			2B BB BBBB	4	1	1	2	1	2	3
Yogi Berra, L (1, 2) OBP: 0.361, SLG: 0.485	L7		HR 1-H	L7			G3		L9	5	1	1	2	0	0	3
Elston Howard, R (1, 7) OBP: 0.299, SLG: 0.492		1B 1B 1B	F3		L6		HR		HR 2B 1-H	5	3	3	2	0	0	0
Hector Lopez, R (1, 5) OBP: 0.324, SLG: 0.469		F6	L6		K SSS		F3		HR 2-H	0	1	0	0	0	0	0
Marv Throneberry, L (1, 3) OBP: 0.259, SLG: 0.286		1B 1B 1-2		4-3	F5		F9		E1 G4-6-3	5	0	1	0	0	0	0
Bobby Richardson, R (1, 4) OBP: 0.322, SLG: 0.357		F5		1B 2B BB BBBB		S SH1-4 SH1-3 1B		L3-6 SH BB BBBB	G4-6-3 1-2f	3	2	1	0	2	0	3
Don Larsen, R (1, 1) OBP: 0.432, SLG: 0.389 Bobby Shantz, R (5, 1) OBP: 0.316, SLG: 0.313		FC6-4 1-2 2-H 1B		2B 1-2 1B		SH1-4 1-2		SH 1-2		2 0	1 0	2 0	1 0	0 0	0 0	0 0
Inning Stats	R: 0 H: 1 E: 0 LOB: 1 K: 1 BB: 0 S: 6 P: 6	R: 1 H: 3 E: 0 LOB: 2 K: 0 BB: 0 S: 6 P: 6	R: 2 H: 2 E: 0 LOB: 0 K: 0 BB: 0 S: 5 P: 5	R: 3 H: 3 E: 0 LOB: 1 K: 0 BB: 1 S: 6 P: 10	R: 0 H: 0 E: 0 LOB: 0 K: 1 BB: 0 S: 5 P: 5	R: 1 H: 1 E: 0 LOB: 1 K: 1 BB: 1 S: 6 P: 10	R: 1 H: 1 E: 0 LOB: 0 K: 0 BB: 0 S: 4 P: 4	R: 0 H: 0 E: 0 LOB: 1 K: 0 BB: 1 S: 3 P: 7	R: 3 H: 2 E: 1 LOB: 0 K: 0 BB: 1 S: 5 P: 9	1B: 8 SF: 0 2B: 3 SAC: 3 3B: 0 DP: 2 HR: 3 HBP: 0						

PITCHER		IP	WLS	BF	H	R	ER	SO	BB	IBB	HBP	BLK	WP	HR	S	P	ERA	WHIP
Ned Garver, R ERA: 3.67	(1, 1)	3.0	L	15	6	3	3	1	0	0	0	0	0	1	17	17	9.00	2.000
Murry Dickson, R ERA: 3.79	(4, 1)	0.2		6	3	3	3	0	1	0	0	0	0	0	5	9	40.50	6.000
Rip Coleman, L ERA: 4.33	(4, 1)	2.1		9	1	1	1	2	1	0	0	0	0	0	12	16	3.86	0.857
Howie Reed, R ERA: 7.16	(7, 1)	3.0		14	3	4	4	0	2	0	0	0	0	2	12	20	12.00	1.667

PITCHER IP WLS BF H R ER SO BB IBB HBP BLK WP HR S P ERA WHIP

TOP

New York Yankees @ Kansas City Athletics

Municipal Stadium, Kansas City, MO

Fri Jul 31 1959, 8:05 PM EDT
Att. 29,592 - Unknown

livebaseballscorecards.com

AB	32
R	11
H	12
RBI	9
BB	4
SO	2
LOB	16

WP: 0 PA: 44
PB: 0
SB: 1
CS: 0

Batter	1	2	3	4	5	6	7	8	9	AB	R	H	RBI	BB	SO	LOB
Bill Tuttle, R (1, 8) OBP: 0.355, SLG: 0.390	0-0 1-3		0-0 1B, 1-2 SF8 1B	0-3 K		0-0 L7			0-0 G6-4-3, 1-2f	5	1	1	0	0	1	2
Russ Snyder, L (1, 7) OBP: 0.417, SLG: 0.467	4-0 L4 S BB		0-0 FC4-6, 1-3 2-H 1B		0-3 K		0-3 K			3	0	1	1	1	2	0
Dick Williams, R (1, 5) OBP: 0.319, SLG: 0.480	0-0 L4, 1-3		1-0 FC4-6 HBP		0-0 3-1 BB 1B		0-0 1-3			3	0	1	0	0	0	1
Roger Maris, L (1, 9) OBP: 0.397, SLG: 0.585		0-3 K	0-0 SF8, 3-H		4-0 3-1, 1-2 BB		0-3 K			2	0	0	1	1	2	0
Jerry Lumpe, L (1, 4) (3, 6) OBP: 0.321, SLG: 0.321		4-0 WP BB	0-0 FC4-6, 1-2f 2-3		0-0 3-1, 1-2 2-3			0-0 5-3		3	0	0	0	1	0	4
Kent Hadley, L (1, 3) OBP: 0.296, SLG: 0.410 Ray Boone, R (5, PH) (6, 3) OBP: 0.411, SLG: 0.374	0-3 K, 1-2		0-0 F2		4-0 BB			0-0 F8		2 1	0 0	0 0	0 0	0 1	1 0	3 0
Harry Chiti, R (1, 2) OBP: 0.358, SLG: 0.481	4-0 BB	4-0 WP BB			0-3 K			0-3 K		2	0	0	0	2	2	3
Joe Demaestri, R (1, 6) OBP: 0.304, SLG: 0.378 Wayne Terwilliger, R (2, PH) (3, 4) OBP: 0.253, SLG: 0.268		0-0 F7		0-0 F9, 1-2		0-3 K			0-0 F9	0 4	0 0	0 0	0 0	0 0	0 1	0 3
Ned Garver, R (1, 1) OBP: 0.375, SLG: 0.509 Zeke Bella, R (3, PH) OBP: 0.311, SLG: 0.277 Murry Dickson, R (4, 1) OBP: 0.250, SLG: 0.250 Rip Coleman, L (4, 1) OBP: 0.087, SLG: 0.087 Frank House, L (6, PH) OBP: 0.306, SLG: 0.344 Howie Reed, R (7, 1) Hal Smith, R (9, PH) OBP: 0.381, SLG: 0.394			4-0 1B, 1B BB	0-3 K		0-0 1-3			0-0 G6-4-3, 1B	0 0 0 1 1 0 0	0 1 0 0 0 0 1	0 0 0 0 0 0 0	0 0 0 0 0 0 0	0 0 0 0 0 0 0	0 0 0 1 0 0 0	0 0 0 1 0 0 0
Inning Stats	R: 0 E: 0 K: 0 S: 2 H: 0 LOB: 0 BB: 1 P: 6	R: 0 E: 0 K: 2 S: 7 H: 0 LOB: 2 BB: 2 P: 15	R: 2 E: 0 K: 0 S: 5 H: 2 LOB: 2 BB: 1 P: 10	R: 0 E: 0 K: 2 S: 7 H: 0 LOB: 1 BB: 1 P: 11	R: 0 E: 0 K: 2 S: 8 H: 1 LOB: 3 BB: 2 P: 16	R: 0 E: 0 K: 1 S: 5 H: 0 LOB: 0 BB: 0 P: 5	R: 0 E: 0 K: 2 S: 7 H: 0 LOB: 0 BB: 0 P: 7	R: 0 E: 0 K: 1 S: 5 H: 0 LOB: 0 BB: 0 P: 5	R: 0 E: 0 K: 0 S: 3 H: 1 LOB: 0 BB: 0 P: 3	1B: 4 2B: 1 3B: 0 HR: 0	SF: 1 SAC: 0 DP: 2 HBP: 1						

PITCHER	IP	WLS	BF	H	R	ER	SO	BB	IBB	HBP	BLK	WP	HR	S	P	ERA	WHIP
Don Larsen, R (1, 1) ERA: 3.78	4.0		19	2	2	2	4	5	0	1	0	2	0	21	42	4.50	1.750
Bobby Shantz, L (5, 1) ERA: 2.71	5.0	W	18	2	0	0	6	2	0	0	0	0	0	28	36	0.00	0.800

PITCHER	IP	WLS	BF	H	R	ER	SO	BB	IBB	HBP	BLK	WP	HR	S	P	ERA	WHIP

BOTTOM

New York Yankees @ Kansas City Athletics

Municipal Stadium, Kansas City, MO

Fri Jul 31 1959, 8:05 PM EDT

Att. 29,592 - Unknown

livebaseballscorecards.com

AB	28
R	2
H	4
RBI	2
BB	7
SO	10
LOB	17

1B: 4	SF: 1	WP: 2	PA: 37
2B: 1	SAC: 0	PB: 0	
3B: 0	DP: 2	SB: 1	
HR: 0	HBP: 1	CS: 0	

New York Yankees @ Kansas City Athletics

Municipal Stadium, Kansas City, MO

Sat Aug 01 1959, 8:05 PM EDT

Att. 31,977 - Unknown - 84 F

TOP

livebaseballscorecards.com

Batter	1	2	3	4	5	6	7	8	9	AB	R	H	RBI	BB	SO	LOB
Hank Bauer, R (1, 9) OBP: 0.318, SLG: 0.389	F6		6-3		G1-4-3 1-2f			K		4	0	0	0	0	1	2
Tony Kubek, L (1, 6) OBP: 0.338, SLG: 0.431	6-3		3-1			G6-4-3 2B		G3-6-3 1-2f		2	0	0	0	0	0	0
Clete Boyer, R (4, 6) OBP: 0.200, SLG: 0.208										1	0	1	0	0	0	0
Enos Slaughter, L (8, PH) OBP: 0.267, SLG: 0.419										1	0	0	0	0	0	1
Ryne Duren, R (8, 1)										0	0	0	0	0	0	0
Mickey Mantle, S (1, 8) OBP: 0.402, SLG: 0.528	FC5 HBP 1B		4-3			BBBB 4-0 G6-4-3 BB			F9	3	0	1	0	1	0	0
Yogi Berra, L (1, 2) OBP: 0.366, SLG: 0.485	1-2 HBP			1-3 HBP		G6-4-3 1-2f 2-3			1B	2	0	1	0	0	0	2
Elston Howard, R (1, 7) OBP: 0.295, SLG: 0.485	FC5 2-3f			1-3 1-2		6-3			L8	4	0	0	0	0	0	5
Hector Lopez, R (1, 5) OBP: 0.324, SLG: 0.469		2B		5-3			E6		F8	0	1	0	0	0	0	0
Marv Throneberry, L (1, 3) OBP: 0.252, SLG: 0.278		F7		K			L8 1-2			3	0	0	0	0	1	3
Bobby Richardson, R (1, 4) OBP: 0.322, SLG: 0.356		CS 2-H 1B			5-3		K			3	0	1	1	0	1	0
Art Ditmar, R (1, 1) OBP: 0.146, SLG: 0.170		L9 1-2			G1-4-3 1B			G3-6-3 1B		2	0	1	0	0	0	1
Johnny Blanchard, L (8, PH) OBP: 0.250, SLG: 0.297										1	0	1	0	0	0	0
Gil McDougald, R (8, PR) OBP: 0.316, SLG: 0.375										0	0	0	0	0	0	0
(8, 6)																

	AB	26
	R	1
	H	6
	RBI	1
	BB	1
	SO	3
	LOB	14

Inning Stats	1	2	3	4	5	6	7	8	9
	R: 0 E: 0 K: 0 S: 4	H: 1 LOB: 2 BB: 0 P: 5	R: 1 E: 0 K: 0 S: 4	H: 2 LOB: 0 BB: 0 P: 4	R: 0 E: 0 K: 0 S: 3	H: 0 LOB: 0 BB: 0 P: 3	R: 0 E: 0 K: 1 S: 5	H: 0 LOB: 1 BB: 0 P: 6	R: 0 E: 0 K: 0 S: 3	H: 1 LOB: 0 BB: 0 P: 3	R: 0 E: 0 K: 0 S: 3	H: 1 LOB: 1 BB: 1 P: 7	R: 0 E: 1 K: 1 S: 5	H: 0 LOB: 0 BB: 0 P: 5	R: 0 E: 0 K: 1 S: 5	H: 1 LOB: 1 BB: 0 P: 5	R: 0 E: 0 K: 0 S: 4	H: 1 LOB: 1 BB: 0 P: 4

	1B: 5	SF: 0	WP: 0	PA: 33
	2B: 2	SAC: 0	PB: 0	
	3B: 0	DP: 3	SB: 0	
	HR: 0	HBP: 2	CS: 2	

PITCHER		IP	WLS	BF	H	R	ER	SO	BB	IBB	HBP	BLK	WP	HR	S	P	ERA	WHIP
Johnny Kucks, R ERA: 3.77	(1, 1)	9.0	W	33	7	1	1	3	1	0	2	0	0	0	36	42	1.00	0.889

PITCHER		IP	WLS	BF	H	R	ER	SO	BB	IBB	HBP	BLK	WP	HR	S	P	ERA	WHIP

Batter	1	2	3	4	5	6	7	8	9	AB	R	H	RBI	BB	SO	LOB
Bill Tuttle, R (1, 8) OBP: 0.354, SLG: 0.388	F8		L7		4-3 1-2			S 1B		4	0	1	0	0	0	1
Russ Snyder, L (1, 7) OBP: 0.404, SLG: 0.449	1B			E3 BB 5-3 BLK	6-3			K 1-2		4	1	1	0	0	1	2
Dick Williams, R (1, 5) OBP: 0.315, SLG: 0.474	F8			5-3 1-2		K		4-3		4	0	0	0	0	1	3
Roger Maris, L (1, 9) OBP: 0.397, SLG: 0.580	4-3			BB BLK SF9 BB		F6				2	1	0	0	1	0	1
Jerry Lumpe, L (1, 6) OBP: 0.321, SLG: 0.318		F7		BB SF9 BLK 1-2 2-3		K				2	0	0	0	1	1	0
Kent Hadley, L (1, 3) OBP: 0.292, SLG: 0.406		F4		SF9 1-3 2-H 3-H			G3			2	0	0	1	0	0	0
Harry Chiti, R (1, 2) OBP: 0.358, SLG: 0.478		K		5-3			G6-4-3 1B			3	0	1	0	0	1	1
Wayne Terwilliger, R (1, 4) OBP: 0.268, SLG: 0.284			B2-6-4 1B		4-3 1B		G6-4-3 1-2f			3	0	2	0	0	0	1
Johnny Kucks, R (1, 1) OBP: 0.152, SLG: 0.097			B2-6-4 1-2f		K			K		3	0	0	0	0	2	2
Inning Stats	R: 0 E: 0 K: 0 S: 4 H: 1 LOB: 1 BB: 0 P: 4	R: 0 E: 0 K: 1 S: 5 H: 0 LOB: 0 BB: 0 P: 5	R: 0 E: 0 K: 0 S: 3 H: 1 LOB: 0 BB: 0 P: 3	R: 2 E: 1 K: 0 S: 4 H: 0 LOB: 1 BB: 2 P: 12	R: 0 E: 0 K: 1 S: 6 H: 1 LOB: 1 BB: 0 P: 6	R: 0 E: 0 K: 2 S: 7 H: 0 LOB: 0 BB: 0 P: 7	R: 0 E: 0 K: 0 S: 3 H: 1 LOB: 0 BB: 0 P: 3	R: 0 E: 0 K: 2 S: 8 H: 1 LOB: 1 BB: 0 P: 8		1B: 5 2B: 0 3B: 0 HR: 0 SF: 1 SAC: 0 DP: 2 HBP: 0						

PITCHER	IP	WLS	BF	H	R	ER	SO	BB	IBB	HBP	BLK	WP	HR	S	P	ERA	WHIP
Art Ditmar, R (1, 1) ERA: 3.52	7.0	L	26	4	2	0	4	2	0	0	1	0	0	32	40	0.00	0.857
Ryne Duren, R (8, 1) ERA: 1.15	1.0		4	1	0	0	2	0	0	0	0	0	0	8	8	0.00	1.000

PITCHER	IP	WLS	BF	H	R	ER	SO	BB	IBB	HBP	BLK	WP	HR	S	P	ERA	WHIP

BOTTOM

New York Yankees @ Kansas City Athletics

Municipal Stadium, Kansas City, MO

Sat Aug 01 1959, 8:05 PM EDT
Att. 31,977 - Unknown - 84 F

livebaseballscorecards.com

AB	27
R	2
H	5
RBI	1
BB	2
SO	6
LOB	11

Batter	1	2	3	4	5	6	7	8	9	AB	R	H	RBI	BB	SO	LOB
Bobby Richardson, R (1, 4) OBP: 0.319, SLG: 0.349	5-3	E BB		FC4-6 5-3 1-2f		F7	F5		F8	5	0	0	0	1	0	2
Hector Lopez, R (1, 5) OBP: 0.328, SLG: 0.471	1B	E2 1-3 2-H 1B		5-3 1-2		BB	5-3			0	2	0	0	0	0	0
Clete Boyer, R (6, 5) OBP: 0.192, SLG: 0.200										1	0	0	0	0	0	1
Mickey Mantle, S (1, 8) OBP: 0.402, SLG: 0.524	F9	1-2 IBB		4-3		1B 1-2 1B BB		K		3	1	0	0	2	1	2
Yogi Berra, L (1, 2) OBP: 0.372, SLG: 0.489	1B 1-3 1B 1B	K			FC3-6 BB BB	1-3 2-H 1B 1B		2B 1B		4	3	3	1	1	1	3
Elston Howard, R (1, 7) OBP: 0.304, SLG: 0.492	1B 1-2 3-H 1B	F8			FC3-6 1-2 BB	FC5 WP 2-H 3-H 1B		1-H 2B		4	0	3	4	1	0	3
Hank Bauer, R (1, 9) OBP: 0.319, SLG: 0.387	FC6-4 1-2 2-H 1B	F7		B1		1-2 BB		1-3		4	0	1	1	1	0	3
Tony Kubek, L (1, 6) OBP: 0.332, SLG: 0.424	FC6-4 1-2f	4-1		FC3-6 1-2f 2-3		FC5 2-3f		F5		5	0	0	0	0	0	7
Marv Throneberry, L (1, 3) OBP: 0.258, SLG: 0.277		E9 1B E 1B	B4		F8		SH1-4 BB		K	4	1	1	0	1	1	2
Ralph Terry, R (1, 1) OBP: 0.183, SLG: 0.163 Duke Maas, R (5, 1) OBP: 0.194, SLG: 0.138 Norm Siebern, L (6, PH) OBP: 0.338, SLG: 0.408 Gary Blaylock, R (6, 1) OBP: 0.118, SLG: 0.294 Ryne Duren, R (6, 1) Bobby Shantz, R (9, 1) OBP: 0.316, SLG: 0.313		K		FC4-6 1B		K	SH1-4 1-2		K	2 0 1 0 1 0	0 0 0 0 0 0	1 0 0 0 0 0	0 0 0 0 0 0	0 0 0 0 1 0	1 0 0 0 0 0	1 0 0 0 0 0
Inning Stats	R: 2 E: 0 K: 0 S: 7 H: 4 LOB: 2 BB: 0 P: 7	R: 1 E: 2 K: 2 S: 9 H: 2 LOB: 3 BB: 2 P: 17	R: 0 E: 0 K: 0 S: 3 H: 0 LOB: 0 BB: 0 P: 3	R: 0 E: 0 K: 0 S: 4 H: 1 LOB: 1 BB: 0 P: 4	R: 0 E: 0 K: 0 S: 3 H: 0 LOB: 2 BB: 2 P: 11	R: 3 E: 0 K: 1 S: 7 H: 2 LOB: 2 BB: 3 P: 19	R: 0 E: 0 K: 0 S: 3 H: 0 LOB: 1 BB: 1 P: 7	R: 1 E: 0 K: 1 S: 7 H: 2 LOB: 1 BB: 0 P: 7	R: 0 E: 0 K: 2 S: 7 H: 0 LOB: 0 BB: 0 P: 7	1B: 10 2B: 1 3B: 0 HR: 0 SF: 0 SAC: 1 DP: 0 HBP: 0						

PITCHER	IP	WLS	BF	H	R	ER	SO	BB	IBB	HBP	BLK	WP	HR	S	P	ERA	WHIP
Bud Daley, L (1, 1) ERA: 2.99	1.1		10	5	3	3	1	1	0	0	0	0	0	11	15	20.25	4.500
Bob Grim, R (2, 1) ERA: 4.15	4.1	L	23	4	3	3	2	5	1	0	0	2	0	21	45	6.23	2.077
Rip Coleman, L (6, 1) ERA: 4.3	0.1		1	0	0	0	0	0	0	0	0	0	0	1	1	0.00	0.000
Tom Sturdivant, R (7, 1) ERA: 3.98	2.0		9	2	1	1	1	1	0	0	0	0	0	10	14	4.50	1.500
John Tsitouris, R (9, 1) ERA: 4.43	1.0		3	0	0	0	2	0	0	0	0	0	0	7	7	0.00	0.000

PITCHER	IP	WLS	BF	H	R	ER	SO	BB	IBB	HBP	BLK	WP	HR	S	P	ERA	WHIP

TOP

New York Yankees @ Kansas City Athletics

Municipal Stadium, Kansas City, MO

Sun Aug 02 1959, 4:33 AM EDT
Att. 31,719 - Unknown - 90 F

livebaseballscorecards.com

AB	34
R	7
H	9
RBI	6
BB	7
SO	6
LOB	24

WP: 2 PA: 46
PB: 0
SB: 0
CS: 0

BOTTOM

Batter	1	2	3	4	5	6	7	8	9	AB	R	H	RBI	BB	SO	LOB
Bill Tuttle, R (1, 8) OBP: 0.354, SLG: 0.388	5-3		S, 2B, 2-H, 1B		1B, E, 3-H, 1B	K		F3		5	2	2	2	0	1	3
Russ Snyder, L (1, 7) OBP: 0.404, SLG: 0.444	1B		K, 1-2		E, 1-3, 1B		K		5-3	5	0	2	0	0	2	1
Dick Williams, R (1, 5) OBP: 0.319, SLG: 0.483	F8		2B, 2-H		E5, 1-2, 3-H		1B		2B	5	0	3	2	0	0	2
Roger Maris, L (1, 9) OBP: 0.390, SLG: 0.570	K		3-1		F5		K		K	5	0	0	0	0	3	6
Jerry Lumpe, L (1, 6) OBP: 0.320, SLG: 0.317		CS, 1B		K	F4		F7		1-3	4	0	1	0	0	1	3
Ray Boone, R (9, PH) OBP: 0.409, SLG: 0.371										1	0	0	0	0	0	1
Kent Hadley, L (1, 3) OBP: 0.291, SLG: 0.402		K		F4		BLK, 1B		K		4	1	1	0	0	2	1
Hal Smith, R (1, 2) OBP: 0.383, SLG: 0.396		K, 1-2		F4		SH3, 1-H, 1B		BB, 1B		4	0	2	1	0	1	1
Wayne Terwilliger, R (1, 4) OBP: 0.282, SLG: 0.325			1B, 2B		SH1-4, 1B, 2B	SH3, 1-2		K		3	2	2	0	0	1	1
Bud Daley, L (1, 1) OBP: 0.358, SLG: 0.353			6-3		SH1-4, 2-3	K		BB, 1-2		0	0	0	0	0	0	0
Bob Grim, R (2, 1) OBP: 0.185, SLG: 0.250										1	0	0	0	0	0	1
Rip Coleman, L (6, 1) OBP: 0.087, SLG: 0.087										0	0	0	0	0	0	0
Frank House, L (6, PH) OBP: 0.305, SLG: 0.343										1	0	0	0	0	1	1
Tom Sturdivant, L (7, 1)										0	0	0	0	0	0	0
Preston Ward, L (8, PH) OBP: 0.245, SLG: 0.270										0	0	0	0	1	0	0
John Tsitouris, R (9, 1) OBP: 0.500, SLG: 0.500										0	0	0	0	0	0	0
Inning Stats	R: 0 E: 0 K: 1 S: 6 H: 1 LOB: 1 BB: 0 P: 6	R: 0 E: 0 K: 2 S: 7 H: 1 LOB: 1 BB: 0 P: 7	R: 2 E: 0 K: 1 S: 8 H: 3 LOB: 1 BB: 0 P: 8	R: 0 E: 0 K: 1 S: 5 H: 0 LOB: 0 BB: 0 P: 5	R: 2 E: 1 K: 0 S: 7 H: 3 LOB: 2 BB: 0 P: 7	R: 1 E: 0 K: 2 S: 9 H: 2 LOB: 1 BB: 0 P: 9	R: 0 E: 0 K: 2 S: 8 H: 1 LOB: 1 BB: 0 P: 8	R: 0 E: 0 K: 1 S: 8 H: 1 LOB: 2 BB: 1 P: 12	R: 0 E: 0 K: 1 S: 6 H: 1 LOB: 1 BB: 0 P: 6	1B: 9 2B: 5 3B: 0 HR: 0 SF: 0 SAC: 2 DP: 1 HBP: 0	WP: 0 PB: 0 SB: 1 CS: 1 PA: 41					

PITCHER	IP	WLS	BF	H	R	ER	SO	BB	IBB	HBP	BLK	WP	HR	S	P	ERA	WHIP
Ralph Terry, R (1, 1) ERA: 4.38	4.1		20	8	4	4	5	0	0	0	0	0	0	30	30	8.31	1.846
Duke Maas, R (5, 1) ERA: 4.15	0.2	W	3	0	0	0	0	0	0	0	0	0	0	3	3	0.00	0.000
Gary Blaylock, R (6, 1) ERA: 5.22	0.0		2	2	1	1	0	0	0	0	1	0	0	2	2	∞	∞
Ryne Duren, R (6, 1) ERA: 1.08	3.2		15	3	0	0	7	1	0	0	0	0	0	28	32	0.00	1.091
Bobby Shantz, L (9, 1) ERA: 2.7	0.1	S	1	0	0	0	0	0	0	0	0	0	0	1	1	0.00	0.000

PITCHER	IP	WLS	BF	H	R	ER	SO	BB	IBB	HBP	BLK	WP	HR	S	P	ERA	WHIP

New York Yankees @ Kansas City Athletics

Municipal Stadium, Kansas City, MO

Sun Aug 02 1959, 4:33 AM EDT

Att. 31,719 - Unknown - 90 F

livebaseballscorecards.com

AB	38
R	5
H	13
RBI	5
BB	1
SO	12
LOB	21

Batter	1	2	3	4	5	6	7	8	9	AB	R	H	RBI	BB	SO	LOB
Eddie Yost, R (1, 5) OBP: 0.416, SLG: 0.399	1-3	BB		F8		BB		F6		3	0	0	0	2	0	1
Neil Chrisley, L (1, 9) OBP: 0.209, SLG: 0.363	HR	K		L8-4-3 1-2		1-3			3-1	4	1	1	1	1	1	3
Charlie Maxwell, L (1, 7) OBP: 0.356, SLG: 0.479	K		G5-3 1B	L8-4-3 1-2			L9		F8	5	0	1	0	0	1	2
Al Kaline, R (1, 8) OBP: 0.398, SLG: 0.534	S 2B BB		G5-3 1-2 1B		K		K		L8	4	2	1	0	1	2	0
Red Wilson, R (1, 2) OBP: 0.346, SLG: 0.479	1-H 1B		G5-3 1-2 2-3f		6-3		3B			4	1	2	1	0	0	2
Gail Harris, L (1, 3) OBP: 0.278, SLG: 0.348	2-H 1B		1B BB		F9		BB			2	0	1	1	2	0	0
Frank Bolling, R (1, 4) OBP: 0.327, SLG: 0.373	L8		FC6-4 1-3 2-H 1B			4-3	5-3			4	0	1	1	0	0	3
Coot Veal, R (1, 6) OBP: 0.324, SLG: 0.250		F9	FC6-4 1-2f			K2-3		F6		4	0	0	0	0	1	2
Frank Lary, R (1, 1) OBP: 0.212, SLG: 0.258		K		BB		2B		F7		3	0	1	0	1	1	0
Inning Stats	R: 3 E: 0 K: 1 S: 8 H: 3 LOB: 1 BB: 1 P: 12	R: 0 E: 0 K: 2 S: 7 H: 0 LOB: 1 BB: 1 P: 11	R: 1 E: 0 K: 0 S: 5 H: 3 LOB: 2 BB: 1 P: 9	R: 0 E: 0 K: 0 S: 2 H: 0 LOB: 1 BB: 2 P: 10	R: 0 E: 0 K: 1 S: 5 H: 0 LOB: 0 BB: 0 P: 5	R: 0 E: 0 K: 1 S: 6 H: 1 LOB: 2 BB: 1 P: 10	R: 0 E: 0 K: 1 S: 6 H: 1 LOB: 2 BB: 1 P: 10	R: 0 E: 0 K: 0 S: 3 H: 0 LOB: 0 BB: 0 P: 3	R: 0 E: 0 K: 0 S: 3 H: 0 LOB: 0 BB: 0 P: 3	1B: 4 2B: 3 3B: 1 HR: 1 SF: 0 SAC: 0 DP: 2 HBP: 0	WP: 0 PB: 0 SB: 1 CS: 0 PA: 40					

TOP

Detroit Tigers @ New York Yankees

Yankee Stadium, Bronx, NY

Tue Aug 04 1959, 7:05 PM EDT

Att. 33,778 - Overcast

livebaseballscorecards.com

AB	33
R	4
H	8
RBI	4
BB	7
SO	6
LOB	13

PITCHER		IP	WLS	BF	H	R	ER	SO	BB	IBB	HBP	BLK	WP	HR	S	P	ERA	WHIP
Eli Grba, R ERA: 4.15	(1, 1)	2.2	L	16	6	4	4	3	3	0	0	0	0	1	19	31	13.50	3.375
Duke Maas, R ERA: 4.09	(3, 1)	1.1		5	0	0	0	0	2	0	0	0	0	0	3	11	0.00	1.500
Gary Blaylock, R ERA: 5.07	(5, 1)	3.0		13	2	0	0	3	2	0	0	0	0	0	17	25	0.00	1.333
Bob Turley, R ERA: 4.65	(8, 1)	2.0		6	0	0	0	0	0	0	0	0	0	0	6	6	0.00	0.000

PITCHER	IP	WLS	BF	H	R	ER	SO	BB	IBB	HBP	BLK	WP	HR	S	P	ERA	WHIP

Batter	1	2	3	4	5	6	7	8	9	AB	R	H	RBI	BB	SO	LOB
Hank Bauer, R (1, 9) OBP: 0.324, SLG: 0.386	S S S 0-3 K ①		B B B B 4-0 BB BB	B B B B 4-0 1-2 BB			x 0-0 FC6-4 1B		x 0-0 4-3 ② 3-H	3	0	1	1	2	1	0
Tony Kubek, L (1, 5) OBP: 0.327, SLG: 0.417	x 0-0 3-1 ②		S S S 0-3 K ①	x 0-0 F6 ③			x 0-0 FC6-4 ② 1-2f		x 0-0 1-3 ③	5	0	0	0	0	1	5
Mickey Mantle, S (1, 8) OBP: 0.403, SLG: 0.530	x 0-0 HR		B B B B 4-0 FC6-4 1-2 BB		x 0-0 F4 ①		x 0-0 4-3 ③			3	1	1	1	1	0	1
Yogi Berra, L (1, 2) OBP: 0.368, SLG: 0.482	S S S 0-3 K ③		S S S 0-3 K ②		x 0-0 L9 ②			x 0-0 F6 ①		4	0	0	0	0	2	2
Elston Howard, R (1, 7) OBP: 0.303, SLG: 0.500		S S S 0-3 K ①	x 0-0 FC6-4 ③ 1-2f		x 0-0 F7 ③			x 0-0 HR		4	1	1	1	0	1	2
Gil McDougald, R (1, 6) OBP: 0.315, SLG: 0.373		x 0-0 6-3 ②		x 0-0 FC4-3 WP 1B		S S S 0-3 K ①		x 0-0 L7 ②		4	0	1	0	0	1	0
Bobby Richardson, R (1, 4) OBP: 0.318, SLG: 0.348		x 0-0 BB 1B		x 0-0 L8 ① 1-2		x 0-0 5-3 ②		x 0-0 6-3 ③		4	0	1	0	0	0	1
Marv Throneberry, L (1, 3) OBP: 0.273, SLG: 0.289		B B B B 4-0 1-2 BB		B B B B 4-0 FC4-3 BB		x 0-0 F6 ③			x 0-0 G3 4-3 2B	2	1	1	0	2	0	0
Eli Grba, R (1, 1) OBP: 0.333, SLG: 0.250 Duke Maas, R (3, 1) OBP: 0.194, SLG: 0.138 Norm Siebern, L (4, PH) OBP: 0.337, SLG: 0.406 Gary Blaylock, R (5, 1) OBP: 0.118, SLG: 0.294 Enos Slaughter, L (7, PH) OBP: 0.264, SLG: 0.413 Bob Turley, R (8, 1) OBP: 0.237, SLG: 0.121 Johnny Blanchard, L (9, PH) OBP: 0.244, SLG: 0.289		S S S 0-3 K ③	x 0-0 FC4-3 BB ② 1-2f 2-3			x 0-0 F9 ①		x 0-0 G3 ① 2-3	1 0 0 0 0 1 2 0 0 0 0 0 0 2 0 0 0 0 0 0 0 1 0 0 0 0 0 0 0 0 0 0 0 0 0 0 1						
Inning Stats	R: 1 E: 0 K: 2 S: 8 H: 1 LOB: 0 BB: 0 P: 8	R: 0 E: 0 K: 2 S: 8 H: 1 LOB: 2 BB: 1 P: 12	R: 0 E: 0 K: 2 S: 7 H: 0 LOB: 2 BB: 2 P: 15	R: 0 E: 0 K: 0 S: 4 H: 1 LOB: 3 BB: 2 P: 12	R: 0 E: 0 K: 0 S: 3 H: 0 LOB: 0 BB: 0 P: 3	R: 0 E: 0 K: 1 S: 5 H: 0 LOB: 0 BB: 0 P: 5	R: 0 E: 0 K: 0 S: 4 H: 1 LOB: 1 BB: 0 P: 4	R: 1 E: 0 K: 0 S: 4 H: 1 LOB: 0 BB: 0 P: 4	R: 1 E: 0 K: 0 S: 4 H: 1 LOB: 0 BB: 0 P: 4	1B: 3 2B: 1 3B: 0 HR: 2 SF: 0 SAC: 0 DP: 0 HBP: 0				WP: 1 PB: 0 SB: 0 CS: 0	PA: 38	

PITCHER	IP	WLS	BF	H	R	ER	SO	BB	IBB	HBP	BLK	WP	HR	S	P	ERA	WHIP
Frank Lary, R (1, 1) ERA: 3.05	9.0	W	38	6	3	3	7	5	0	0	0	1	2	47	67	3.00	1.222

PITCHER	IP	WLS	BF	H	R	ER	SO	BB	IBB	HBP	BLK	WP	HR	S	P	ERA	WHIP

BOTTOM

Detroit Tigers @ New York Yankees

Yankee Stadium, Bronx, NY

Tue Aug 04 1959, 7:05 PM EDT

Att. 33,778 - Overcast

livebaseballscorecards.com

AB	33
R	3
H	6
RBI	3
BB	5
SO	7
LOB	16

Batter	1	2	3	4	5	6	7	8	9	AB	R	H	RBI	BB	SO	LOB
Eddie Yost, R (1, 5) OBP: 0.414, SLG: 0.396	F9		K		FC6-4, BB			5-3		3	0	0	0	1	1	0
Johnny Groth, R (1, 9) OBP: 0.319, SLG: 0.412	6-3		4-3		FC6-4			K		4	0	0	0	0	1	1
Charlie Maxwell, L (1, 7) OBP: 0.360, SLG: 0.480	1B			1B		BB, L6-4-3		4-3		3	0	2	0	1	0	0
Al Kaline, R (1, 8) OBP: 0.394, SLG: 0.528	L1-3			L9		L6-4-3			L8	4	0	0	0	0	0	3
Red Wilson, R (1, 2) OBP: 0.337, SLG: 0.467		F4		F9		E5, FC6-4			5-3	4	0	0	0	0	0	1
Gus Zernial, R (1, 3) OBP: 0.255, SLG: 0.410		5-3		1B		FC6-4			1B, 2B	4	0	2	0	0	0	1
Frank Bolling, R (1, 4) OBP: 0.326, SLG: 0.371		E6		F9			5-3		BB, 1B	4	0	1	0	0	0	2
Coot Veal, R (1, 6) OBP: 0.312, SLG: 0.239 Harvey Kuenn, R (9, PH) OBP: 0.405, SLG: 0.488 Bobo Osborne, L (9, PR) OBP: 0.274, SLG: 0.301		5-3			F7		F1		BB, FC5-4	3 0 0	0 0 0	0 0 0	0 0 0	0 1 0	0 0 0	1 0 0
Don Mossi, L (1, 1) OBP: 0.145, SLG: 0.135 Ted Lepcio, R (9, PH) OBP: 0.328, SLG: 0.406			K		5-3		4-3		FC5-4	3 1	0 0	0 0	0 0	0 0	1 0	0 3
Inning Stats	R: 0 E: 0 K: 0 S: 4 H: 1 LOB: 1 BB: 0 P: 4	R: 0 E: 1 K: 0 S: 4 H: 0 LOB: 1 BB: 0 P: 4	R: 0 E: 0 K: 2 S: 7 H: 0 LOB: 0 BB: 0 P: 7	R: 0 E: 0 K: 0 S: 5 H: 2 LOB: 2 BB: 0 P: 5	R: 0 E: 0 K: 0 S: 3 H: 0 LOB: 1 BB: 1 P: 7	R: 0 E: 1 K: 0 S: 3 H: 0 LOB: 1 BB: 1 P: 7	R: 0 E: 0 K: 0 S: 3 H: 0 LOB: 0 BB: 0 P: 3	R: 0 E: 0 K: 1 S: 5 H: 0 LOB: 0 BB: 0 P: 5	R: 0 E: 0 K: 0 S: 5 H: 2 LOB: 3 BB: 1 P: 9	1B: 4 2B: 1 3B: 0 HR: 0 SF: 0 SAC: 0 DP: 1 HBP: 0						

PITCHER	IP	WLS	BF	H	R	ER	SO	BB	IBB	HBP	BLK	WP	HR	S	P	ERA	WHIP
Bobby Shantz, L (1, 1) ERA: 2.4	9.0	W	36	5	0	0	3	3	0	0	0	0	0	39	51	0.00	0.889

PITCHER	IP	WLS	BF	H	R	ER	SO	BB	IBB	HBP	BLK	WP	HR	S	P	ERA	WHIP

TOP

Detroit Tigers @ New York Yankees

Yankee Stadium, Bronx, NY

Wed Aug 05 1959, 3:33 AM EDT

Att. 10,202 - Overcast - 65 F

livebaseballscorecards.com

AB	33
R	0
H	5
RBI	0
BB	3
SO	3
LOB	12

WP: 0 PA: 36
PB: 0
SB: 0
CS: 0

Batter	1	2	3	4	5	6	7	8	9	AB	R	H	RBI	BB	SO	LOB
Bobby Richardson, R (1, 4) OBP: 0.317, SLG: 0.346	6-3		L8		E 1B		L8			4	0	1	0	0	0	3
Gil McDougald, R (1, 6) OBP: 0.315, SLG: 0.378	K		F7		F4 1-3			HR 3B		4	1	1	0	0	1	2
Mickey Mantle, S (1, 8) OBP: 0.401, SLG: 0.536	K			L8		K		HR 3-H		4	1	1	2	0	2	0
Elston Howard, R (1, 2) OBP: 0.306, SLG: 0.500		G3		E E 1B		G1-4-3 1B		1-3		4	1	2	0	0	0	0
Hank Bauer, R (1, 9) OBP: 0.323, SLG: 0.382		BBBB FC6-4 BB		F6 1-3		G1-4-3 1-2f		5-3		3	0	0	0	1	0	2
Clete Boyer, R (1, 5) OBP: 0.167, SLG: 0.172		FC6-4 1-2f		E5 3-H			K	K		4	0	0	0	0	2	1
Marv Throneberry, L (1, 3) OBP: 0.267, SLG: 0.282		K		K			F3			3	0	0	0	0	2	2
Tony Kubek, L (1, 7) OBP: 0.327, SLG: 0.417			F6		K		1B			3	0	1	0	0	1	0
Bobby Shantz, R (1, 1) OBP: 0.364, SLG: 0.368			1B		L8		1-2 1B			3	0	2	0	0	0	0
Inning Stats	R: 0 H: 0 E: 0 LOB: 0 K: 2 BB: 0 S: 7 P: 7	R: 0 H: 0 E: 0 LOB: 1 K: 1 BB: 1 S: 5 P: 9	R: 0 H: 1 E: 0 LOB: 1 K: 0 BB: 0 S: 4 P: 4	R: 1 H: 1 E: 2 LOB: 1 K: 1 BB: 0 S: 7 P: 7	R: 0 H: 1 E: 1 LOB: 1 K: 1 BB: 0 S: 6 P: 6	R: 0 H: 1 E: 0 LOB: 0 K: 1 BB: 0 S: 5 P: 5	R: 0 H: 2 E: 0 LOB: 2 K: 1 BB: 0 S: 7 P: 7	R: 2 H: 2 E: 0 LOB: 0 K: 1 BB: 0 S: 7 P: 7		1B: 6 SF: 0 2B: 0 SAC: 0 3B: 1 DP: 1 HR: 1 HBP: 0						

PITCHER	IP	WLS	BF	H	R	ER	SO	BB	IBB	HBP	BLK	WP	HR	S	P	ERA	WHIP
Don Mossi, L (1, 1) ERA: 2.98	8.0	L	33	8	3	2	8	1	0	0	0	0	1	48	52	2.25	1.125

PITCHER	IP	WLS	BF	H	R	ER	SO	BB	IBB	HBP	BLK	WP	HR	S	P	ERA	WHIP

BOTTOM

Detroit Tigers @ New York Yankees

Yankee Stadium, Bronx, NY

Wed Aug 05 1959, 3:33 AM EDT
Att. 10,202 - Overcast - 65 F

livebaseballscorecards.com

AB	32
R	3
H	8
RBI	2
BB	1
SO	8
LOB	10

WP: 0	PA: 33		
PB: 0			
SB: 0			
CS: 0			

Detroit Tigers @ New York Yankees

Yankee Stadium, Bronx, NY

Thu Aug 06 1959, 3:33 AM EDT

Att. 16,746 - Overcast - 70 F

TOP

livebaseballscorecards.com

Batter	1	2	3	4	5	6	7	8	9	AB	R	H	RBI	BB	SO	LOB
Eddie Yost, R (1, 5) OBP: 0.414, SLG: 0.404	4-3 1B		6-3			K		HR	FC5-4 BB 1-2f 2-3 3-H	5	1	2	2	0	1	2
Neil Chrisley, L (1, 9) OBP: 0.219, SLG: 0.357	4-3 1-2			4-3		1B 1B		6-3	B B B B 1-2 BB	4	0	1	0	1	0	1
Charlie Maxwell, L (1, 7) OBP: 0.358, SLG: 0.476	K			K		1-3 1B		F8	F7	5	0	1	0	0	2	4
Al Kaline, R (1, 8) OBP: 0.390, SLG: 0.521	L9			L2			L5-3	L5		4	0	0	0	0	0	1
Red Wilson, R (1, 2) OBP: 0.347, SLG: 0.494		K			HR		1B 4-3 1B		E S 1B 1B	4	2	3	1	0	1	0
Gail Harris, L (1, 3) OBP: 0.280, SLG: 0.350 Bobo Osborne, L (5, 3) OBP: 0.271, SLG: 0.297		4-3			G6-4-3 1B		4-3 1-2		K 1-2	2	0	1	0	0	0	0
										2	0	0	0	0	1	2
Frank Bolling, R (1, 4) OBP: 0.328, SLG: 0.368		5-3			G6-4-3 1-2f		1B IBB		1B E FC5-4 IBB	2	1	0	0	2	0	1
Coot Veal, R (1, 6) OBP: 0.309, SLG: 0.239			L6		K		1-2 2-3 1B		E5 FC5-4 1B 1-2 2-3	4	0	1	0	0	1	2
Paul Foytack, R (1, 1) OBP: 0.138, SLG: 0.091			4-3			F9	4-3		FC5-4 1-2 2-3 3-H 1B	4	0	1	1	0	0	3

AB	36
R	4
H	10
RBI	4
BB	3
SO	6
LOB	16

Inning Stats	1	2	3	4	5	6	7	8	9
	R: 0 H: 1 E: 0 LOB: 1 K: 1 BB: 0 S: 6 P: 6	R: 0 H: 0 E: 0 LOB: 0 K: 1 BB: 0 S: 5 P: 5	R: 0 H: 0 E: 0 LOB: 0 K: 0 BB: 0 S: 3 P: 3	R: 0 H: 0 E: 0 LOB: 0 K: 1 BB: 0 S: 5 P: 5	R: 1 H: 2 E: 0 LOB: 0 K: 1 BB: 0 S: 6 P: 6	R: 0 H: 2 E: 0 LOB: 2 K: 1 BB: 0 S: 6 P: 6	R: 0 H: 2 E: 0 LOB: 3 K: 0 BB: 1 S: 5 P: 9	R: 1 H: 1 E: 0 LOB: 0 K: 0 BB: 0 S: 4 P: 4	R: 2 H: 2 E: 1 LOB: 3 K: 1 BB: 2 S: 8 P: 16

1B: 8	SF: 0	WP: 0 PA: 39
2B: 0	SAC: 0	PB: 0
3B: 0	DP: 1	SB: 1
HR: 2	HBP: 0	CS: 0

PITCHER		IP	WLS	BF	H	R	ER	SO	BB	IBB	HBP	BLK	WP	HR	S	P	ERA	WHIP
Art Ditmar, R ERA: 3.45	(1, 1)	8.0	L	31	8	2	2	5	0	1	0	0	0	2	40	44	2.25	1.000
Duke Maas, R ERA: 4.14	(9, 1)	1.0		8	2	2	1	1	1	1	0	0	0	0	8	16	9.00	3.000

PITCHER	IP	WLS	BF	H	R	ER	SO	BB	IBB	HBP	BLK	WP	HR	S	P	ERA	WHIP

BOTTOM

Detroit Tigers @ New York Yankees

Yankee Stadium, Bronx, NY

Thu Aug 06 1959, 3:33 AM EDT
Att. 16,746 - Overcast - 70 F

livebaseballscorecards.com

Batter	1	2	3	4	5	6	7	8	9	AB	R	H	RBI	BB	SO	LOB
Bobby Richardson, R (1, 4) OBP: 0.317, SLG: 0.346	K			FC4-6 1B		SH3			F9	3	0	1	0	0	1	0
Tony Kubek, L (1, 7) OBP: 0.323, SLG: 0.411	L8			FC4-6 BLK BB		4-3			K	4	0	0	0	0	1	2
Mickey Mantle, S (1, 8) OBP: 0.402, SLG: 0.533	F7			BLK BB		F9			BB	2	0	0	0	2	0	1
Yogi Berra, L (1, 2) OBP: 0.364, SLG: 0.476		F7		G3			G3		F5	4	0	0	0	0	0	3
Elston Howard, R (1, 3) OBP: 0.302, SLG: 0.495		F7		K			L8			3	0	0	0	0	1	2
Hank Bauer, R (1, 9) OBP: 0.320, SLG: 0.377		6-3			L9		K			3	0	0	0	0	1	0
Gil McDougald, R (1, 6) OBP: 0.315, SLG: 0.378			CS 1B		F2			F7		3	0	1	0	0	0	0
Clete Boyer, R (1, 5) OBP: 0.156, SLG: 0.161 Johnny Blanchard, L (8, PH) OBP: 0.238, SLG: 0.282 Duke Maas, R (9, 1) OBP: 0.194, SLG: 0.138			K		K			F3		2 1 0	0 0 0	0 0 0	0 0 0	0 0 0	2 0 0	1 0 0
Art Ditmar, R (1, 1) OBP: 0.160, SLG: 0.184 Hector Lopez, R (8, PH) OBP: 0.327, SLG: 0.470 (9, 5)			K			4-3 SH3 1B		L8		2 1	0 0	1 0	0 0	0 0	1 0	0 0
Inning Stats	R: 0 E: 0 K: 1 S: 5 H: 0 LOB: 0 BB: 0 P: 5	R: 0 E: 0 K: 0 S: 3 H: 0 LOB: 0 BB: 0 P: 3	R: 0 E: 0 K: 2 S: 7 H: 1 LOB: 0 BB: 0 P: 7	R: 0 E: 0 K: 1 S: 6 H: 1 LOB: 2 BB: 1 P: 10	R: 0 E: 0 K: 1 S: 5 H: 0 LOB: 0 BB: 0 P: 5	R: 0 E: 0 K: 0 S: 4 H: 1 LOB: 1 BB: 0 P: 4	R: 0 E: 0 K: 1 S: 5 H: 0 LOB: 0 BB: 0 P: 5	R: 0 E: 0 K: 0 S: 3 H: 0 LOB: 0 BB: 0 P: 3	R: 0 E: 0 K: 1 S: 5 H: 0 LOB: 1 BB: 1 P: 9	1B: 3 2B: 0 3B: 0 HR: 0 SF: 0 SAC: 1 DP: 0 HBP: 0						

	AB	28
	R	0
	H	3
	RBI	0
	BB	2
	SO	7
	LOB	9

WP: 0 PA: 31
PB: 0
SB: 0
CS: 1

PITCHER	IP	WLS	BF	H	R	ER	SO	BB	IBB	HBP	BLK	WP	HR	S	P	ERA	WHIP
Paul Foytack, R (1, 1) ERA: 4.81	9.0	W	31	3	0	0	7	2	0	0	1	0	0	43	51	0.00	0.556

PITCHER	IP	WLS	BF	H	R	ER	SO	BB	IBB	HBP	BLK	WP	HR	S	P	ERA	WHIP

Kansas City Athletics @ New York Yankees

Yankee Stadium, Bronx, NY

Fri Aug 07 1959, 7:05 PM EDT

Att. 24,490 - Unknown - 74 F

livebaseballscorecards.com

TOP

Batter	1	2	3	4	5	6	7	8	9	AB	R	H	RBI	BB	SO	LOB
Bill Tuttle, R (1, 8) OBP: 0.352, SLG: 0.393	K		K		K			4-1 1B		4	0	1	0	0	3	1
Jerry Lumpe, L (1, 6) OBP: 0.322, SLG: 0.320	1B		F7			K		4-1		4	0	1	0	0	1	2
Dick Williams, R (1, 3) OBP: 0.316, SLG: 0.478	F8		6-3			4-3		F8		4	0	0	0	0	0	3
Roger Maris, L (1, 9) OBP: 0.383, SLG: 0.547	K			F2		3-1			K	4	0	0	0	0	2	1
Bob Cerv, R (1, 7) OBP: 0.320, SLG: 0.440 Russ Snyder, L (9, PR) OBP: 0.370, SLG: 0.391		K		K			K		BB	3 0	0 0	0 0	0 0	1 0	3 0	0 0
Hal Smith, R (1, 5) OBP: 0.379, SLG: 0.388		K		5-3			F4		K	4	0	0	0	0	2	1
Harry Chiti, R (1, 2) OBP: 0.353, SLG: 0.464		BB 1B			SH2-3 1B		6-3		K	4	0	2	0	0	1	1
Wayne Terwilliger, R (1, 4) OBP: 0.314, SLG: 0.348		1-2 BB			F8			4-1 1B		2	0	1	0	1	0	1
Bud Daley, L (1, 1) OBP: 0.345, SLG: 0.340 Murry Dickson, R (7, 1) OBP: 0.300, SLG: 0.300 Zeke Bella, R (8, PH) OBP: 0.316, SLG: 0.284 Dick Tomanek, L (8, 1)		1-3			SH2-3 1-2			K		1 0 1 0	0 0 0 0	0 0 0 0	0 0 0 0	0 0 0 0	0 0 1 0	2 0 1 0
Inning Stats	R: 0 E: 0 K: 2 S: 8 H: 1 LOB: 1 BB: 0 P: 8	R: 0 E: 0 K: 2 S: 8 H: 1 LOB: 2 BB: 1 P: 12	R: 0 E: 0 K: 1 S: 5 H: 0 LOB: 0 BB: 0 P: 5	R: 0 E: 0 K: 1 S: 5 H: 0 LOB: 0 BB: 0 P: 5	R: 0 E: 0 K: 1 S: 6 H: 1 LOB: 1 BB: 0 P: 6	R: 0 E: 0 K: 1 S: 5 H: 0 LOB: 0 BB: 0 P: 5	R: 0 E: 0 K: 1 S: 5 H: 0 LOB: 0 BB: 0 P: 5	R: 0 E: 0 K: 1 S: 7 H: 2 LOB: 2 BB: 0 P: 7	R: 0 E: 0 K: 3 S: 9 H: 0 LOB: 1 BB: 1 P: 13	1B: 5 2B: 0 3B: 0 HR: 0 SF: 0 SAC: 1 DP: 0 HBP: 0						

	AB	31
	R	0
	H	5
	RBI	0
	BB	2
	SO	13
	LOB	13

WP: 0 PB: 0 SB: 0 CS: 0 PA: 34

PITCHER		IP	WLS	BF	H	R	ER	SO	BB	IBB	HBP	BLK	WP	HR	S	P	ERA	WHIP
Whitey Ford, L ERA: 3.05	(1, 1)	7.2	W	29	5	0	0	10	1	0	0	0	0	0	48	52	0.00	0.783
Ryne Duren, R ERA: 1.06	(8, 1)	1.1	S	5	0	0	0	3	1	0	0	0	0	0	10	14	0.00	0.750

PITCHER		IP	WLS	BF	H	R	ER	SO	BB	IBB	HBP	BLK	WP	HR	S	P	ERA	WHIP

Batter	1	2	3	4	5	6	7	8	9	AB	R	H	RBI	BB	SO	LOB
Bobby Richardson, R (1, 4) OBP: 0.316, SLG: 0.345	4-3		F5			E5 G6-4-3		PB 1B		4	0	1	0	0	0	0
Gil McDougald, R (1, 6) OBP: 0.314, SLG: 0.374	6-3			4-3		G6-4-3 1-2f		BBBB 4-0 1-2 BB		3	0	0	0	1	0	1
Mickey Mantle, S (1, 8) OBP: 0.401, SLG: 0.528	L6			F7			BBB 4-0 E 1B 1B BB	SSS 0-3 K		3	1	0	0	1	1	2
Yogi Berra, L (1, 2) OBP: 0.365, SLG: 0.486		F9		HR			E9 1B 1-3 1B	F4		4	1	2	1	0	0	2
Elston Howard, R (1, 3) OBP: 0.303, SLG: 0.493		F5		5-3			FC4-6 1-3 3-H 1B			3	0	1	1	0	0	0
Hank Bauer, R (1, 9) OBP: 0.320, SLG: 0.388		HR			F1		F8			3	1	1	1	0	0	2
Clete Boyer, R (1, 5) OBP: 0.171, SLG: 0.176		F5			G6-4-3 1B		FC4-6 1-2f			3	0	1	0	0	0	2
Tony Kubek, L (1, 7) OBP: 0.320, SLG: 0.408			F8		G6-4-3 1-2f		3-1			3	0	0	0	0	0	3
Whitey Ford, L (1, 1) OBP: 0.351, SLG: 0.375 Ryne Duren, R (8, 1)			1-3			3-1		6-3		2 1	0 0	0 0	0 0	0 0	0 0	0 0
Inning Stats	R: 0 H: 0 E: 0 LOB: 0 K: 0 BB: 0 S: 3 P: 3	R: 1 H: 1 E: 0 LOB: 0 K: 0 BB: 0 S: 4 P: 4	R: 0 H: 0 E: 0 LOB: 0 K: 0 BB: 0 S: 3 P: 3	R: 1 H: 1 E: 0 LOB: 0 K: 0 BB: 0 S: 4 P: 4	R: 0 H: 1 E: 0 LOB: 0 K: 0 BB: 0 S: 3 P: 3	R: 0 H: 0 E: 1 LOB: 0 K: 0 BB: 0 S: 3 P: 3	R: 1 H: 2 E: 1 LOB: 2 K: 0 BB: 1 S: 5 P: 9	R: 0 H: 1 E: 0 LOB: 2 K: 1 BB: 1 S: 6 P: 10		1B: 4 SF: 0 2B: 0 SAC: 0 3B: 0 DP: 2 HR: 2 HBP: 0						

PITCHER		IP	WLS	BF	H	R	ER	SO	BB	IBB	HBP	BLK	WP	HR	S	P	ERA	WHIP
Bud Daley, L ERA: 3.0	(1, 1)	6.0	L	23	5	3	3	0	1	0	0	0	0	2	22	26	4.50	1.000
Murry Dickson, R ERA: 3.45	(7, 1)	1.0		3	0	0	0	0	0	0	0	0	0	0	3	3	0.00	0.000
Dick Tomanek, L ERA: 8.38	(8, 1)	1.0		5	1	0	0	1	1	0	0	0	0	0	6	10	0.00	2.000

PITCHER	IP	WLS	BF	H	R	ER	SO	BB	IBB	HBP	BLK	WP	HR	S	P	ERA	WHIP

BOTTOM

Kansas City Athletics @ New York Yankees

Yankee Stadium, Bronx, NY

Fri Aug 07 1959, 7:05 PM EDT
Att. 24,490 - Unknown - 74 F

livebaseballscorecards.com

AB	29
R	3
H	6
RBI	3
BB	2
SO	1
LOB	12

WP: 0 PA: 31
PB: 1
SB: 0
CS: 0

Batter	1	2	3	4	5	6	7	8	9	AB	R	H	RBI	BB	SO	LOB
Bill Tuttle, R (1, 8) OBP: 0.354, SLG: 0.391	BBBB 4-0 BB		SSS 0-3 ② K			x 0-0 ① 5-3		BBBB 4-0 1B BB		2	0	0	0	2	1	1
Russ Snyder, L (1, 7) OBP: 0.377, SLG: 0.397	SSS 0-3 ① K		x 0-0 ③ 4-3			x 0-0 1B		x 0-0 1-2 1B		4	0	2	0	0	1	2
Dick Williams, R (1, 5) OBP: 0.313, SLG: 0.472	SSS 0-3 ② K			x 0-0 ① F7		x 0-0 ② F3		x 0-0 ③ F9		4	0	0	0	0	1	4
Roger Maris, L (1, 9) OBP: 0.378, SLG: 0.540	SSS 0-3 ③ K			SSS 0-3 ② K		SSS 0-3 ③ K			x 0-0 ① F8	4	0	0	0	0	3	2
Jerry Lumpe, L (1, 6) OBP: 0.318, SLG: 0.315		x 0-0 ① F9		x 0-0 ③ 1-3			x 0-0 ① F7		x 0-0 ② F5	4	0	0	0	0	0	0
Kent Hadley, L (1, 3) OBP: 0.284, SLG: 0.391		SSS 0-3 ② K			x 0-0 ① 4-3		SSS 0-3 ② K		SSS 0-3 ③ K	4	0	0	0	0	3	0
Harry Chiti, R (1, 2) OBP: 0.359, SLG: 0.471		BBBB 4-0 PO BB			x 0-0 2B		x 0-0 ③ 5-3			2	0	1	0	1	0	0
Wayne Terwilliger, R (1, 4) OBP: 0.314, SLG: 0.347		0-0 ③ PO 1-2		x 0-0 SH3-4 1B		x 0-0 ② F3		SSS 0-3 ① K		3	0	1	0	0	1	1
Johnny Kucks, R (1, 1) OBP: 0.147, SLG: 0.094 Preston Ward, L (8, PH) OBP: 0.250, SLG: 0.274 Tom Sturdivant, L (8, 1)				x 0-0 ① SH3-4 1-2		x 0-0 ③ 5-3		x 0-0 ② F6		1	0	0	0	0	0	1
										1	0	0	0	0	0	0
										0	0	0	0	0	0	0
Inning Stats	R: 0 E: 0 K: 3 S: 9 H: 0 LOB: 1 BB: 1 P: 13	R: 0 E: 0 K: 1 S: 4 H: 0 LOB: 0 BB: 1 P: 8	R: 0 E: 0 K: 1 S: 6 H: 1 LOB: 1 BB: 0 P: 6	R: 0 E: 0 K: 1 S: 5 H: 0 LOB: 0 BB: 0 P: 5	R: 0 E: 0 K: 0 S: 4 H: 1 LOB: 1 BB: 0 P: 4	R: 0 E: 0 K: 1 S: 6 H: 1 LOB: 1 BB: 0 P: 6	R: 0 E: 0 K: 1 S: 5 H: 0 LOB: 0 BB: 0 P: 5	R: 0 E: 0 K: 1 S: 6 H: 1 LOB: 2 BB: 1 P: 10	R: 0 E: 0 K: 1 S: 5 H: 0 LOB: 0 BB: 0 P: 5	1B: 3 2B: 1 3B: 0 HR: 0	SF: 0 SAC: 1 DP: 0 HBP: 0						

PITCHER	IP	WLS	BF	H	R	ER	SO	BB	IBB	HBP	BLK	WP	HR	S	P	ERA	WHIP
Bob Turley, R (1, 1) ERA: 4.3	9.0	W	33	4	0	0	10	3	0	0	0	0	0	50	62	0.00	0.778

PITCHER	IP	WLS	BF	H	R	ER	SO	BB	IBB	HBP	BLK	WP	HR	S	P	ERA	WHIP

TOP

Kansas City Athletics @ New York Yankees

Yankee Stadium, Bronx, NY

Sat Aug 08 1959, 3:33 AM EDT
Att. 52,888 - Unknown - 78 F

livebaseballscorecards.com

AB	29
R	0
H	4
RBI	0
BB	3
SO	10
LOB	11

1B: 3	SF: 0	WP: 0	PA: 34
2B: 1	SAC: 1	PB: 0	
3B: 0	DP: 0	SB: 0	
HR: 0	HBP: 0	CS: 0	

Batter	1	2	3	4	5	6	7	8	9	AB	R	H	RBI	BB	SO	LOB
Bobby Richardson, R (1, 4) OBP: 0.315, SLG: 0.343	F8		F3		1B		FC2 FC1-6 1-2			4	0	1	0	0	0	1
Tony Kubek, L (1, 5) OBP: 0.317, SLG: 0.402	1-3		G3		F8		FC1-6 2B 1-2f 2-3			4	1	0	0	0	0	3
Mickey Mantle, S (1, 8) OBP: 0.404, SLG: 0.535	1B		2B 2B		1-2 1B		SF9 3-H			3	1	3	1	0	0	0
Yogi Berra, L (1, 2) OBP: 0.367, SLG: 0.492	L3		FC5 2-H 2B		F3		1-H 2B			4	0	2	2	0	0	3
Elston Howard, R (1, 3) OBP: 0.302, SLG: 0.493		2B	FC5 2-3			F8 S S S	K			4	0	1	0	0	1	2
Norm Siebern, L (1, 7) OBP: 0.336, SLG: 0.404		K		F7		FC6-4 1B		G3		4	0	1	0	0	1	1
Hank Bauer, R (1, 9) OBP: 0.315, SLG: 0.383		F7		F7		F4		F8		4	0	0	0	0	0	2
Gil McDougald, R (1, 6) OBP: 0.316, SLG: 0.374		IBB		6-3		FC6-4 1-2f		1B		3	0	1	0	1	0	1
Bob Turley, R (1, 1) OBP: 0.238, SLG: 0.111		1-3			F3		FC1-6 E SF9 HBP	K		3	1	0	0	0	1	3
Inning Stats	R: 0 E: 0 K: 0 S: 4 H: 1 LOB: 1 BB: 0 P: 4	R: 0 E: 0 K: 1 S: 6 H: 1 LOB: 2 BB: 1 P: 10	R: 1 E: 0 K: 0 S: 5 H: 2 LOB: 1 BB: 0 P: 5	R: 0 E: 0 K: 0 S: 3 H: 0 LOB: 0 BB: 0 P: 3	R: 0 E: 0 K: 0 S: 5 H: 2 LOB: 2 BB: 0 P: 5	R: 0 E: 0 K: 0 S: 4 H: 1 LOB: 1 BB: 0 P: 4	R: 2 E: 1 K: 1 S: 7 H: 1 LOB: 1 BB: 0 P: 8	R: 0 E: 0 K: 1 S: 6 H: 1 LOB: 1 BB: 0 P: 6		1B: 5 2B: 4 3B: 0 HR: 0 SF: 1 SAC: 0 DP: 0 HBP: 1						

PITCHER		IP	WLS	BF	H	R	ER	SO	BB	IBB	HBP	BLK	WP	HR	S	P	ERA	WHIP
Johnny Kucks, R ERA: 3.85	(1, 1)	7.0	L	32	8	3	1	2	0	1	1	0	0	0	34	39	1.29	1.143
Tom Sturdivant, R ERA: 3.91	(8, 1)	1.0		4	1	0	0	1	0	0	0	0	0	0	6	6	0.00	1.000

PITCHER	IP	WLS	BF	H	R	ER	SO	BB	IBB	HBP	BLK	WP	HR	S	P	ERA	WHIP

BOTTOM

Kansas City Athletics @ New York Yankees

Yankee Stadium, Bronx, NY

Sat Aug 08 1959, 3:33 AM EDT
Att. 52,888 - Unknown - 78 F

livebaseballscorecards.com

AB	33
R	3
H	9
RBI	3
BB	1
SO	3
LOB	16

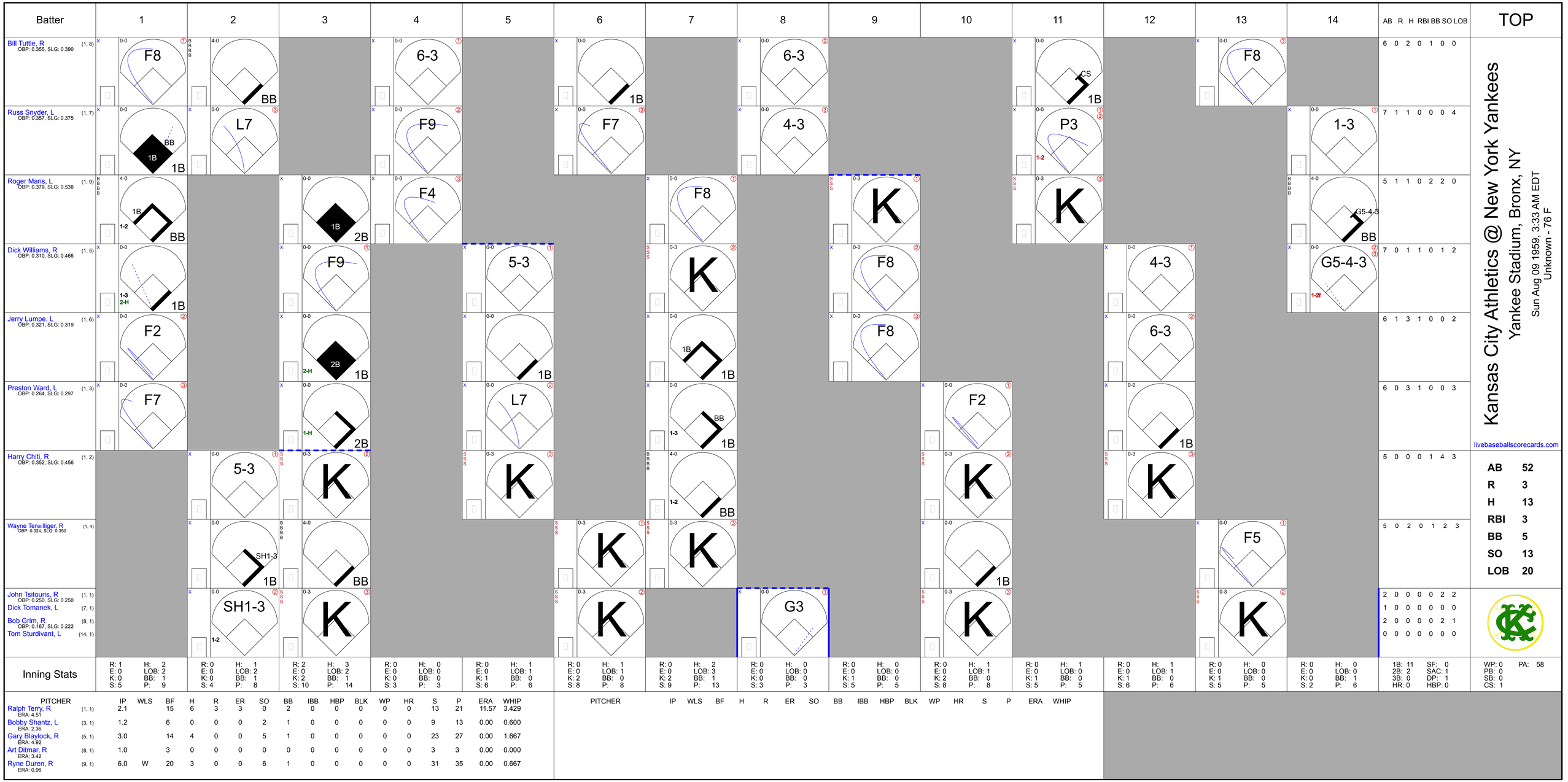
Batter
1
2
3
4
5
6
7
8
9
10
11
12
13
14
AB R H RBI BB SO LOB
TOP
Bill Tuttle, R (1, 8) OBP: 0.355, SLG: 0.390
F8
BB
6-3
1B
CS
F8
6 0 2 0 1 0 0
Russ Snyder, L (1, 7) OBP: 0.357, SLG: 0.375
BB
L7
F9
F7
4-3
P3
1-2
1-3
7 1 1 0 0 0 4
Roger Maris, L (1, 9) OBP: 0.379, SLG: 0.538
1-2
F4
K
K
G5-4-3
5 1 1 0 2 2 0
Dick Williams, R (1, 5) OBP: 0.310, SLG: 0.466
1-3
2-H
F9
5-3
F8
4-3
G5-4-3
1-2f
7 0 1 1 0 1 2
Jerry Lumpe, L (1, 6) OBP: 0.321, SLG: 0.319
F2
2-H
F8
6-3
6 1 3 1 0 0 2
Preston Ward, L (1, 3) OBP: 0.264, SLG: 0.297
F7
1-H
L7
F2
6 0 3 1 0 0 3
Harry Chiti, R (1, 2) OBP: 0.352, SLG: 0.456
5-3
K
K
K
5 0 0 0 1 4 3
Wayne Terwilliger, R (1, 4) OBP: 0.324, SLG: 0.350
SH1-3
BB
K
F5
5 0 2 0 1 2 3
John Tsitouris, R (1, 1) OBP: 0.250, SLG: 0.250
Dick Tomanek, L (7, 1)
Bob Grim, R (8, 1) OBP: 0.167, SLG: 0.222
Tom Sturdivant, L (14, 1)
SH1-3
1-2
G3
2 0 0 0 0 2 2
1 0 0 0 0 0 0
2 0 0 0 0 2 1
0 0 0 0 0 0 0
Kansas City Athletics @ New York Yankees
Yankee Stadium, Bronx, NY
Sun Aug 09 1959, 3:33 AM EDT
Unknown - 76 F
livebaseballscorecards.com
AB 52
R 3
H 13
RBI 3
BB 5
SO 13
LOB 20
Inning Stats
R: 1 H: 2 E: 0 LOB: 2 K: 0 BB: 1 S: 5 P: 9
R: 0 H: 1 E: 0 LOB: 2 K: 0 BB: 1 S: 4 P: 8
R: 2 H: 3 E: 0 LOB: 2 K: 2 BB: 1 S: 10 P: 14
R: 0 H: 0 E: 0 LOB: 0 K: 0 BB: 0 S: 3 P: 3
R: 0 H: 1 E: 0 LOB: 1 K: 1 BB: 0 S: 6 P: 6
R: 0 H: 1 E: 0 LOB: 1 K: 2 BB: 0 S: 8 P: 8
R: 0 H: 2 E: 0 LOB: 3 K: 2 BB: 1 S: 9 P: 13
R: 0 H: 0 E: 0 LOB: 0 K: 0 BB: 0 S: 3 P: 3
R: 0 H: 0 E: 0 LOB: 0 K: 1 BB: 0 S: 5 P: 5
R: 0 H: 1 E: 0 LOB: 1 K: 2 BB: 0 S: 8 P: 8
R: 0 H: 1 E: 0 LOB: 0 K: 1 BB: 0 S: 5 P: 5
R: 0 H: 1 E: 0 LOB: 1 K: 1 BB: 0 S: 6 P: 6
R: 0 H: 0 E: 0 LOB: 0 K: 1 BB: 0 S: 5 P: 5
R: 0 H: 0 E: 0 LOB: 0 K: 0 BB: 1 S: 2 P: 6
1B: 11 SF: 0 2B: 2 SAC: 1 3B: 0 DP: 1 HR: 0 HBP: 0
WP: 0 PA: 58 PB: 0 SB: 0 CS: 1
PITCHER IP WLS BF H R ER SO BB IBB HBP BLK WP HR S P ERA WHIP
Ralph Terry, R (1, 1) ERA: 4.51 2.1 15 6 3 3 0 2 0 0 0 0 0 13 21 11.57 3.429
Bobby Shantz, L (3, 1) ERA: 2.36 1.2 6 0 0 0 2 1 0 0 0 0 0 9 13 0.00 0.600
Gary Blaylock, R (5, 1) ERA: 4.92 3.0 14 4 0 0 5 1 0 0 0 0 0 23 27 0.00 1.667
Art Ditmar, R (8, 1) ERA: 3.42 1.0 3 0 0 0 0 0 0 0 0 0 0 3 3 0.00 0.000
Ryne Duren, R (9, 1) ERA: 0.96 6.0 W 20 3 0 0 6 1 0 0 0 0 0 31 35 0.00 0.667
PITCHER IP WLS BF H R ER SO BB IBB HBP BLK WP HR S P ERA WHIP

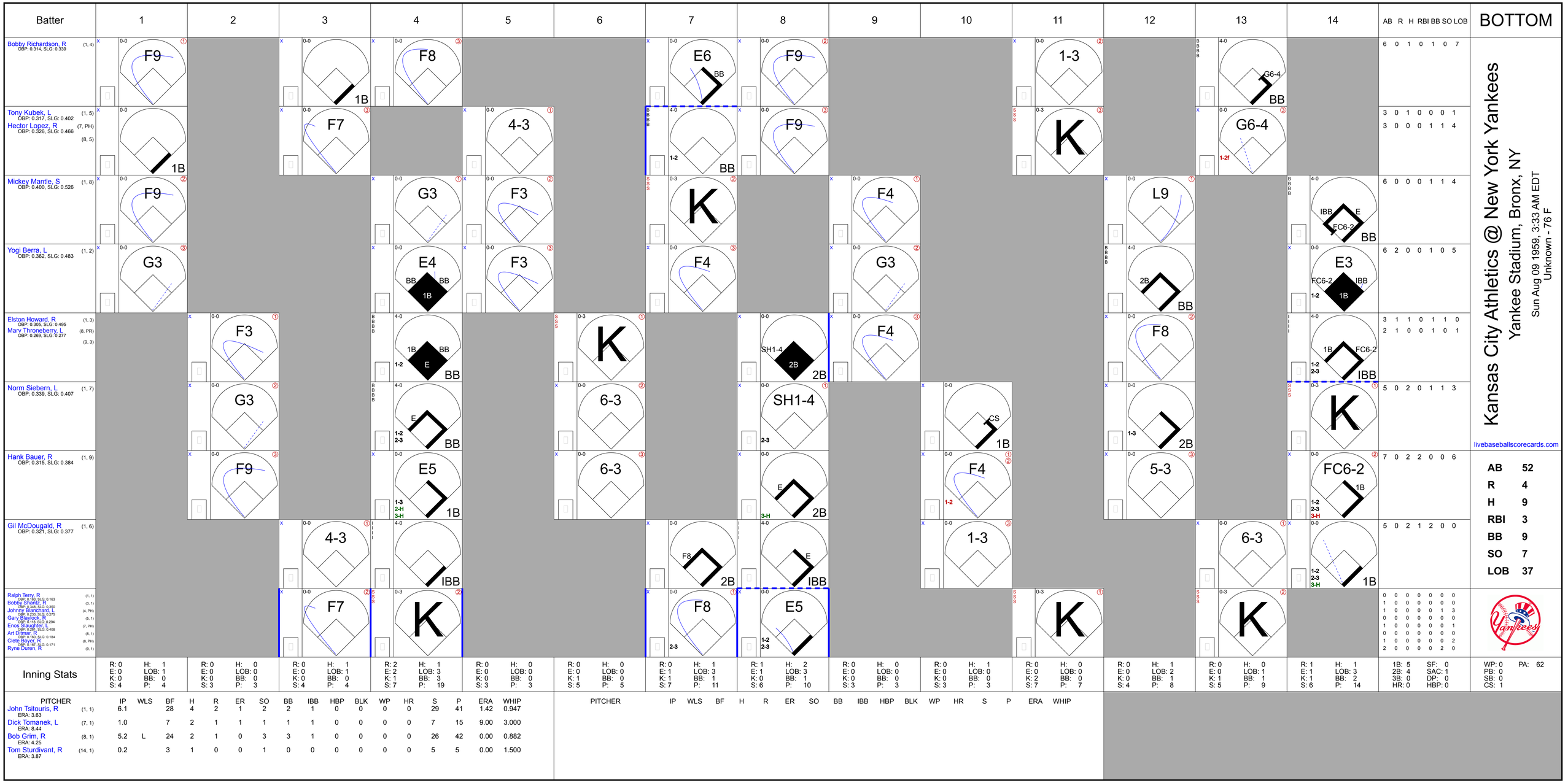
Batter
1
2
3
4
5
6
7
8
9
10
11
12
13
14
AB R H RBI BB SO LOB
BOTTOM
Bobby Richardson, R (1, 4) OBP: 0.314, SLG: 0.339
F9
1B
F8
E6 BB
F9
1-3
G6-4 BB
6 0 1 0 1 0 7
Tony Kubek, L (1, 5) OBP: 0.317, SLG: 0.402
Hector Lopez, R (7, PH) (8, 5) OBP: 0.326, SLG: 0.466
1B
F7
4-3
1-2 BB
F9
K
G6-4
1-2f
3 0 1 0 0 0 1
3 0 0 0 1 1 4
Mickey Mantle, S (1, 8) OBP: 0.400, SLG: 0.526
F9
G3
F3
K
F4
L9
IBB E FC6-2 BB
6 0 0 0 1 1 4
Yogi Berra, L (1, 2) OBP: 0.362, SLG: 0.483
G3
E4 BB BB 1B
F3
F4
G3
2B BB
E3 FC6-2 IBB 1-2 1B
6 2 0 0 1 0 5
Elston Howard, R (1, 3) OBP: 0.305, SLG: 0.495
Marv Throneberry, L (8, PR) (9, 3) OBP: 0.269, SLG: 0.277
F3
1B BB E 1-2 BB
K
SH1-4 2B 2B
F4
F8
1B FC6-2 1-2 2-3 IBB
3 1 1 0 1 1 0
2 1 0 0 1 0 1
Norm Siebern, L (1, 7) OBP: 0.339, SLG: 0.407
G3
E 1-2 2-3 BB
6-3
SH1-4 2-3
CS 1B
1-3 2B
K
5 0 2 0 1 1 3
Hank Bauer, R (1, 9) OBP: 0.315, SLG: 0.384
F9
E5 1-3 2-H 3-H 1B
6-3
E 3-H 2B
F4 1-2
5-3
FC6-2 1B 1-2 2-3 3-H
7 0 2 2 0 0 6
Gil McDougald, R (1, 6) OBP: 0.321, SLG: 0.377
4-3
IBB
F8 2B
E IBB
1-3
6-3
1B 1-2 2-3 3-H
5 0 2 1 2 0 0
Ralph Terry, R (1, 1) OBP: 0.163, SLG: 0.163
Bobby Shantz, R (3, 1) OBP: 0.344, SLG: 0.350
Johnny Blanchard, L (4, PH) OBP: 0.275, SLG: 0.275
Gary Blaylock, R (5, 1) OBP: 0.118, SLG: 0.294
Enos Slaughter, L (7, PH) OBP: 0.351, SLG: 0.408
Art Ditmar, R (8, 1) OBP: 0.160, SLG: 0.184
Clete Boyer, R (8, PH) OBP: 0.167, SLG: 0.171
Ryne Duren, R (9, 1)
F7
K
F8 2-3
E5 1-2 2-3
K
0 0 0 0 0 0 0
1 0 0 0 0 0 0
1 0 0 0 0 1 3
0 0 0 0 0 0 0
1 0 0 0 0 0 1
0 0 0 0 0 0 0
1 0 0 0 0 0 2
2 0 0 0 0 2 0
Kansas City Athletics @ New York Yankees
Yankee Stadium, Bronx, NY
Sun Aug 09 1959, 3:33 AM EDT
Unknown - 76 F
livebaseballscorecards.com
AB 52
R 4
H 9
RBI 3
BB 9
SO 7
LOB 37
Inning Stats
R: 0 E: 0 K: 0 S: 4 H: 1 LOB: 1 BB: 0 P: 4
R: 0 E: 0 K: 0 S: 3 H: 0 LOB: 0 BB: 0 P: 3
R: 0 E: 0 K: 0 S: 4 H: 1 LOB: 1 BB: 0 P: 4
R: 2 E: 2 K: 1 S: 7 H: 1 LOB: 3 BB: 3 P: 19
R: 0 E: 0 K: 0 S: 3 H: 0 LOB: 0 BB: 0 P: 3
R: 0 E: 0 K: 1 S: 5 H: 0 LOB: 0 BB: 0 P: 5
R: 0 E: 1 K: 1 S: 7 H: 1 LOB: 3 BB: 1 P: 11
R: 1 E: 1 K: 0 S: 6 H: 2 LOB: 3 BB: 1 P: 10
R: 0 E: 0 K: 0 S: 3 H: 0 LOB: 0 BB: 0 P: 3
R: 0 E: 0 K: 0 S: 3 H: 1 LOB: 0 BB: 0 P: 3
R: 0 E: 0 K: 2 S: 7 H: 0 LOB: 0 BB: 0 P: 7
R: 0 E: 0 K: 0 S: 4 H: 1 LOB: 2 BB: 1 P: 8
R: 0 E: 0 K: 1 S: 5 H: 0 LOB: 1 BB: 1 P: 9
R: 1 E: 1 K: 1 S: 6 H: 1 LOB: 3 BB: 2 P: 14
1B: 5 2B: 4 3B: 0 HR: 0 SF: 0 SAC: 1 DP: 0 HBP: 0
WP: 0 PB: 0 SB: 0 CS: 1 PA: 62
PITCHER IP WLS BF H R ER SO BB IBB HBP BLK WP HR S P ERA WHIP
John Tsitouris, R (1, 1) ERA: 3.63 6.1 28 4 2 1 2 2 1 0 0 0 0 29 41 1.42 0.947
Dick Tomanek, L (7, 1) ERA: 8.44 1.0 7 2 1 1 1 1 0 0 0 0 0 7 15 9.00 3.000
Bob Grim, R (8, 1) ERA: 4.25 5.2 L 24 2 1 0 3 3 1 0 0 0 0 26 42 0.00 0.882
Tom Sturdivant, R (14, 1) ERA: 3.87 0.2 3 1 0 0 1 0 0 0 0 0 0 5 5 0.00 1.500
PITCHER IP WLS BF H R ER SO BB IBB HBP BLK WP HR S P ERA WHIP

TOP

Kansas City Athletics @ New York Yankees

Yankee Stadium, Bronx, NY

Sun Aug 09 1959, 7:05 PM EDT
Att. 23,406 - Unknown - 72 F

livebaseballscorecards.com

Batter	1	2	3	4	5	6	7	8	9	10	11	AB	R	H	RBI	BB	SO	LOB
Bill Tuttle, R (1, 8) OBP: 0.355, SLG: 0.389	6-3		BBBB 4-0 G6-4-3 BB			6-3		HR 1B		L7		4	1	1	0	1	0	0
Russ Snyder, L (1, 7) OBP: 0.360, SLG: 0.412	0-0 G4-6-3 1B		0-0 G6-4-3 1-2f			2-3		1-H HR		SSS 0-3 K		5	1	2	2	0	1	1
Roger Maris, L (1, 9) OBP: 0.380, SLG: 0.534	0-0 G4-6-3 1-2f			0-0 F6		1B		BBBB 4-0 BB		6-3		4	0	1	0	1	0	1
Dick Williams, R (1, 5) OBP: 0.308, SLG: 0.462		0-0 FC5-4 1B		0-0 F8		5-3		5-3			0-0 F4	5	0	1	0	0	0	2
Jerry Lumpe, L (1, 6) OBP: 0.320, SLG: 0.317		0-0 FC5-4 E 1-2f		0-0 F8			0-0 4-3		0-0 BB SH 1B		0-0 3-1	5	0	1	0	0	0	1
Kent Hadley, L (1, 3) OBP: 0.283, SLG: 0.388		0-0 F5			0-0 CS 1B		0-0 3-1		0-0 SH BB 1B 1-2		SSS 0-3 K	4	0	1	0	0	1	1
Frank House, L (1, 2) OBP: 0.302, SLG: 0.336		0-0 E5 1-2			0-0 F8 1-2		0-0 6-3		BBBB 4-0 1B BB 1-2 2-3			3	0	0	0	1	0	2
Wayne Terwilliger, R (1, 4) OBP: 0.330, SLG: 0.356		0-0 F8			0-0 FC6-4 1B			0-0 4-3	0-0 1B 1-3 2-H			4	0	2	0	0	0	2
Ned Garver, R (1, 1) OBP: 0.362, SLG: 0.491			0-0 F6		0-0 FC6-4 1-2f			0-0 F7	SSS 0-3 K			2	0	0	0	0	0	1
Preston Ward, L (8, PH) OBP: 0.261, SLG: 0.294												1	0	0	0	0	0	0
Murry Dickson, R (8, 1) OBP: 0.273, SLG: 0.273												1	0	0	0	0	1	2

	AB	38
	R	2
	H	9
	RBI	2
	BB	3
	SO	3
	LOB	13

Inning Stats	1	2	3	4	5	6	7	8	9	10	11
	R: 0 E: 0 K: 0 S: 3	H: 1 LOB: 0 BB: 0 P: 3	R: 0 E: 1 K: 0 S: 5	H: 1 LOB: 2 BB: 0 P: 5	R: 0 E: 0 K: 0 S: 2	H: 0 LOB: 0 BB: 1 P: 6	R: 0 E: 0 K: 0 S: 3	H: 0 LOB: 0 BB: 0 P: 3	R: 0 E: 0 K: 0 S: 4	H: 2 LOB: 1 BB: 0 P: 4	R: 0 E: 0 K: 0 S: 4	H: 1 LOB: 1 BB: 0 P: 4	R: 0 E: 0 K: 0 S: 3	H: 0 LOB: 0 BB: 0 P: 3	R: 2 E: 0 K: 0 S: 5	H: 2 LOB: 1 BB: 1 P: 9	R: 0 E: 0 K: 1 S: 6	H: 2 LOB: 2 BB: 1 P: 10	R: 0 E: 0 K: 1 S: 5	H: 0 LOB: 0 BB: 0 P: 5	R: 0 E: 0 K: 1 S: 5	H: 0 LOB: 0 BB: 0 P: 5

	1B: 8	SF: 0	WP: 0	PA: 42
	2B: 0	SAC: 1	PB: 0	
	3B: 0	DP: 2	SB: 0	
	HR: 1	HBP: 0	CS: 1	

PITCHER		IP	WLS	BF	H	R	ER	SO	BB	IBB	HBP	BLK	WP	HR	S	P	ERA	WHIP
Eli Grba, R ERA: 3.71	(1, 1)	8.0		33	8	2	2	0	2	0	0	0	0	1	31	39	2.25	1.250
Bobby Shantz, L ERA: 2.28	(9, 1)	3.0	W	9	1	0	0	3	1	0	0	0	0	0	14	18	0.00	0.667

PITCHER	IP	WLS	BF	H	R	ER	SO	BB	IBB	HBP	BLK	WP	HR	S	P	ERA	WHIP

Batter	1	2	3	4	5	6	7	8	9	10	11	AB	R	H	RBI	BB	SO	LOB
Bobby Richardson, R (1, 4) OBP: 0.313, SLG: 0.337	F9		S 1B		6-3		F8			L7		5	0	1	0	0	0	0
Tony Kubek, L (1, 9) OBP: 0.315, SLG: 0.399	F8		F7 1-2			1B HBP FC4-6 1B		E3		F2		5	1	1	0	0	0	1
Mickey Mantle, S (1, 8) OBP: 0.398, SLG: 0.521	K		FC4 BB			F7		F8		L9		4	0	0	0	1	1	2
Elston Howard, R (1, 2) OBP: 0.306, SLG: 0.502		F3	FC4 1-2f			FC4-6 1B 1-2 HBP		F2			HR	4	1	1	1	0	0	3
Hector Lopez, R (1, 5) OBP: 0.328, SLG: 0.466		1B		K		1-2 2-3 1B		1-3				4	0	2	0	0	1	1
Norm Siebern, L (1, 7) OBP: 0.335, SLG: 0.402		F6		1-3		FC4-6 1- 2-3 3-H			F5			4	0	0	1	0	0	3
Marv Throneberry, L (1, 3) OBP: 0.268, SLG: 0.276		FC6-4 1-2 1B		4-3		4-1			K			4	0	1	0	0	1	2
Clete Boyer, R (1, 6) OBP: 0.154, SLG: 0.158		FC6-4 1-2f			F9		1-3		HR			3	0	0	0	0	0	2
Yogi Berra, L (9, PH) OBP: 0.364, SLG: 0.494												1	1	1	1	0	0	0
Gil McDougald, R (10, 6) OBP: 0.321, SLG: 0.377												0	0	0	0	0	0	0
Eli Grba, R (1, 1) OBP: 0.250, SLG: 0.182			F8		6-3		F7		F7			3	0	0	0	0	0	0
Bobby Shantz, R (9, 1) OBP: 0.333, SLG: 0.333												1	0	0	0	0	0	0
Inning Stats	R: 0 E: 0 K: 1 S: 5 H: 0 LOB: 0 BB: 0 P: 5	R: 0 E: 0 K: 0 S: 5 H: 2 LOB: 2 BB: 0 P: 5	R: 0 E: 0 K: 0 S: 4 H: 1 LOB: 2 BB: 1 P: 8	R: 0 E: 0 K: 1 S: 5 H: 0 LOB: 0 BB: 0 P: 5	R: 0 E: 0 K: 0 S: 3 H: 0 LOB: 0 BB: 0 P: 3	R: 1 E: 0 K: 0 S: 5 H: 2 LOB: 2 BB: 0 P: 6	R: 0 E: 0 K: 0 S: 3 H: 0 LOB: 0 BB: 0 P: 3	R: 0 E: 1 K: 0 S: 4 H: 0 LOB: 1 BB: 0 P: 4	R: 1 E: 0 K: 1 S: 6 H: 1 LOB: 0 BB: 0 P: 6	R: 0 E: 0 K: 0 S: 3 H: 0 LOB: 0 BB: 0 P: 3	R: 1 E: 0 K: 0 S: 1 H: 1 LOB: 0 BB: 0 P: 1	1B: 5 2B: 0 3B: 0 HR: 2	SF: 0 SAC: 0 DP: 0 HBP: 1		WP: 0 PB: 0 SB: 1 CS: 0	PA: 40		

PITCHER	IP	WLS	BF	H	R	ER	SO	BB	IBB	HBP	BLK	WP	HR	S	P	ERA	WHIP
Ned Garver, R (1, 1) ERA: 3.67	7.0		28	5	1	1	2	1	0	1	0	0	0	30	35	1.29	0.857
Murry Dickson, R (8, 1) ERA: 3.61	3.0	L	12	2	2	2	1	0	0	0	0	0	2	14	14	6.00	0.667

PITCHER	IP	WLS	BF	H	R	ER	SO	BB	IBB	HBP	BLK	WP	HR	S	P	ERA	WHIP

BOTTOM

Kansas City Athletics @ New York Yankees

Yankee Stadium, Bronx, NY

Sun Aug 09 1959, 7:05 PM EDT
Att. 23,406 - Unknown - 72 F

livebaseballscorecards.com

AB	38
R	3
H	7
RBI	3
BB	1
SO	3
LOB	14

Batter	1	2	3	4	5	6	7	8	9	10	AB	R	H	RBI	BB	SO	LOB
Hank Bauer, R (1, 9) OBP: 0.310, SLG: 0.377	F5		4-3		K			6-3	L5		5	0	0	0	0	1	2
Tony Kubek, L (1, 7) OBP: 0.319, SLG: 0.398	F9		1B			B3			HBP	BB	3	2	1	0	1	0	0
Mickey Mantle, S (1, 8) OBP: 0.400, SLG: 0.519	F5		G4-3			G3			E	BB	3	2	1	0	2	0	0
Yogi Berra, L (1, 2) OBP: 0.362, SLG: 0.489		F2	G4-3			K			F4	1B	5	1	1	1	0	1	4
Elston Howard, R (1, 3) OBP: 0.311, SLG: 0.502		BB		F9			K		E4	FC2-5	4	1	2	2	1	1	0
Hector Lopez, R (1, 5) OBP: 0.331, SLG: 0.468				F9			K		FC1-4	FC2-5	5	0	3	2	0	1	0
Gil McDougald, R (1, 6) OBP: 0.319, SLG: 0.375 (8, 4)				F7			K		FC1-4	FC2-5	5	1	1	0	0	1	3
Bobby Richardson, R (1, 4) OBP: 0.310, SLG: 0.335 Enos Slaughter, L (8, PH) OBP: 0.258, SLG: 0.403 Clete Boyer, R (8, 6) OBP: 0.171, SLG: 0.175		F2			L9			F3		F9	2	0	0	0	0	0	3
											1	0	0	0	0	0	0
											2	0	1	0	0	0	2
Don Larsen, R (1, 1) OBP: 0.413, SLG: 0.368 Jim Coates, R (6, 1) Johnny Blanchard, L (8, PH) OBP: 0.227, SLG: 0.268 Gary Blaylock, R (8, 1) OBP: 0.118, SLG: 0.294 Norm Siebern, L (9, PH) OBP: 0.337, SLG: 0.404 Whitey Ford, L (9, 1) OBP: 0.345, SLG: 0.367		K			K			K		F7	2	0	0	0	0	2	3
											0	0	0	0	0	0	0
											1	0	0	0	1	0	0
											0	0	0	0	0	0	0
											1	0	1	1	0	0	0
											1	0	0	0	0	0	2
Inning Stats	R: 0 E: 0 K: 0 S: 3 H: 0 LOB: 0 BB: 0 P: 3	R: 0 E: 0 K: 1 S: 7 H: 2 LOB: 3 BB: 1 P: 11	R: 0 E: 0 K: 0 S: 4 H: 2 LOB: 1 BB: 0 P: 4	R: 0 E: 0 K: 0 S: 3 H: 0 LOB: 0 BB: 0 P: 3	R: 0 E: 0 K: 2 S: 7 H: 0 LOB: 0 BB: 0 P: 7	R: 0 E: 0 K: 1 S: 5 H: 0 LOB: 0 BB: 0 P: 5	R: 0 E: 0 K: 3 S: 9 H: 0 LOB: 0 BB: 0 P: 9	R: 0 E: 0 K: 1 S: 5 H: 0 LOB: 0 BB: 0 P: 5	R: 4 E: 1 K: 0 S: 7 H: 4 LOB: 2 BB: 1 P: 12	R: 3 E: 0 K: 0 S: 6 H: 3 LOB: 2 BB: 2 P: 14	1B: 11 2B: 0 3B: 0 HR: 0 SF: 0 SAC: 0 DP: 1 HBP: 1	WP: 0 PB: 0 SB: 0 CS: 0 PA: 45					

PITCHER		IP	WLS	BF	H	R	ER	SO	BB	IBB	HBP	BLK	WP	HR	S	P	ERA	WHIP
Frank Sullivan, R ERA: 3.9	(1, 1)	8.1		33	6	4	1	8	2	0	1	0	0	0	46	55	1.08	0.960
Ike Delock, R ERA: 3.16	(9, 1)	0.1		2	1	0	0	0	0	0	0	0	0	0	2	2	0.00	3.000
Leo Kiely, L ERA: 5.19	(9, 1)	0.0		1	1	0	0	0	0	0	0	0	0	0	1	1	∞	∞
Al Schroll, R ERA: 4.71	(9, 1)	0.1	L	4	1	3	3	0	2	0	0	0	0	0	2	10	81.00	9.000
Nelson Chittum, R ERA:	(10, 1)	1.0		5	2	0	0	0	0	0	0	0	0	0	5	5	0.00	2.000

PITCHER	IP	WLS	BF	H	R	ER	SO	BB	IBB	HBP	BLK	WP	HR	S	P	ERA	WHIP

TOP

New York Yankees @ Boston Red Sox

Fenway Park, Boston, MA

Mon Aug 10 1959, 7:05 PM EDT

Att. 32,004 - Unknown - 66 F

livebaseballscorecards.com

AB	40
R	7
H	11
RBI	6
BB	4
SO	8
LOB	19

New York Yankees @ Boston Red Sox

Fenway Park, Boston, MA

Mon Aug 10 1959, 7:05 PM EDT

Att. 32,004 - Unknown - 66 F

livebaseballscorecards.com

BOTTOM

Batter	1	2	3	4	5	6	7	8	9	10	AB	R	H	RBI	BB	SO	LOB
Pumpsie Green, S (1, 4) OBP: 0.449, SLG: 0.439	BB 1B 1B	BB 1-2 1B		1B 2-H 1B		BBBB FC6-4 BB		4-3 1B		1B 1B	5	2	4	1	1	0	0
Pete Runnels, L (1, 3) OBP: 0.415, SLG: 0.433	BBBB 1B 1-2 FC1-2-5 BB	BBBB 1-2 2-3 BB		1B 2-H 1B		FC6-4 1B 1-2f 2-3		4-3 4-3		1-2 1B	4	0	2	1	2	0	2
Gary Geiger, L (1, 8) OBP: 0.314, SLG: 0.464	F4	SSS K		1-3 1B		1-3 3-H 1B		F2		4-3	6	0	2	1	0	1	7
Gene Stephens, L (1, 7) OBP: 0.347, SLG: 0.342 Dick Gernert, R (9, PH) (10, 7) OBP: 0.377, SLG: 0.432	FC1-2-5 1-3 2-H 1B		G3	L4		F4			F8		4 1	0 0	1 0	1 0	0 0	0 0	4 0
Jackie Jensen, R (1, 9) OBP: 0.384, SLG: 0.536	FC1-2-5 1-3 3-H		BBBB G6-4-3 BB		4-3 PO 2-4 1B	1-3			BB 1B		4	0	2	0	1	0	4
Frank Malzone, R (1, 5) OBP: 0.328, SLG: 0.461	F8		G6-4-3 1-2f		2-4 1-2		1B		BBBB G6-3 1-2 BB		4	0	1	0	1	0	4
Don Buddin, R (1, 6) OBP: 0.370, SLG: 0.354 Ted Williams, L (9, PH) OBP: 0.352, SLG: 0.387 Jim Mahoney, R (10, 6) OBP: 0.125, SLG: 0.125		F5		L7 4-3 2-3			SSS K		G6-3 1-2f		4 1 0	0 0 0	0 0 0	0 0 0	1 0 0	2 2 0
Sammy White, R (1, 2) OBP: 0.333, SLG: 0.339		BB 1B 1B		S 1B 1B		IBB	SSS K			G6-3 1B	4	1	3	0	1	1	1
Frank Sullivan, R (1, 1) OBP: 0.175, SLG: 0.200 Ike Delock, R (9, 1) OBP: 0.130, SLG: 0.140 Leo Kiely, L (9, 1) Al Schroll, R (9, 1) OBP: 0.286, SLG: 0.333 Nelson Chittum, R (10, 1) Jim Busby, R (10, PH) OBP: 0.271, SLG: 0.326		SSS K		SSS K 1-2	PO 3-H	FC6-4 1B 2B	4-1			1-2f	4 0 0 0 0 1	1 0 0 0 0 0	1 0 0 0 0 0	0 0 0 0 0 0	0 0 0 0 0 0	2 0 0 0 0 1	3 0 0 0 0 1
Inning Stats	R: 1 H: 2 E: 0 LOB: 2 K: 0 BB: 1 S: 5 P: 9	R: 0 H: 2 E: 0 LOB: 3 K: 2 BB: 1 S: 9 P: 13	R: 0 H: 0 E: 0 LOB: 0 K: 0 BB: 1 S: 2 P: 6	R: 2 H: 4 E: 0 LOB: 2 K: 1 BB: 0 S: 9 P: 9	R: 0 H: 1 E: 0 LOB: 1 K: 0 BB: 1 S: 3 P: 7	R: 1 H: 2 E: 0 LOB: 2 K: 0 BB: 1 S: 5 P: 9	R: 0 H: 1 E: 0 LOB: 1 K: 2 BB: 0 S: 8 P: 8	R: 0 H: 0 E: 0 LOB: 0 K: 0 BB: 0 S: 3 P: 3	R: 0 H: 1 E: 0 LOB: 1 K: 0 BB: 1 S: 3 P: 7	R: 0 H: 3 E: 0 LOB: 2 K: 0 BB: 0 S: 5 P: 5	1B: 15 SF: 0 2B: 1 SAC: 0 3B: 0 DP: 3 HR: 0 HBP: 0						

	AB	42
	R	4
	H	16
	RBI	4
	BB	6
	SO	5
	LOB	30

WP: 0 PA: 49
PB: 0
SB: 1
CS: 0

PITCHER		IP	WLS	BF	H	R	ER	SO	BB	IBB	HBP	BLK	WP	HR	S	P	ERA	WHIP
Don Larsen, R	(1, 1)	5.1		30	11	4	4	3	4	1	0	0	0	0	31	51	6.75	2.812
ERA: 3.93																		
Jim Coates, R	(6, 1)	1.2		6	1	0	0	2	0	0	0	0	0	0	10	10	0.00	0.600
ERA: 3.54																		
Gary Blaylock, R	(8, 1)	1.0		3	0	0	0	0	0	0	0	0	0	0	3	3	0.00	0.000
ERA: 4.88																		
Whitey Ford, L	(9, 1)	2.0	W	9	4	0	0	0	1	0	0	0	0	0	8	12	0.00	2.500
ERA: 3.01																		

PITCHER	IP	WLS	BF	H	R	ER	SO	BB	IBB	HBP	BLK	WP	HR	S	P	ERA	WHIP

Batter	1	2	3	4	5	6	7	8	9	AB	R	H	RBI	BB	SO	LOB
Marv Throneberry, L (1, 3) OBP: 0.266, SLG: 0.281	4-3	K			2B	F9		2-3		5	1	1	0	0	1	3
Tony Kubek, L (1, 9) (9, 7) OBP: 0.317, SLG: 0.398	F4		L4		1B 2B 2-H 3-H	6-3		4-3		5	1	1	2	0	0	1
Mickey Mantle, S (1, 8) OBP: 0.402, SLG: 0.524	K		S 1B		BB	3B			F7	4	1	2	0	1	1	0
Yogi Berra, L (1, 2) OBP: 0.360, SLG: 0.488		1B SH 2B	F7 1-2		F7	3-1			F7	5	1	1	0	0	0	4
Elston Howard, R (1, 7) OBP: 0.309, SLG: 0.497	K	F9			2B E 1B 1-2 2-3		L8		K2-3	5	1	1	0	0	2	2
Hank Bauer, R (9, 9) OBP: 0.310, SLG: 0.377										0	0	0	0	0	0	0
Hector Lopez, R (1, 5) OBP: 0.333, SLG: 0.471	SH SF7 1B 2-3			6-3	E WP 2B 1-3 2-H 3-H		6-3			4	2	2	2	0	0	0
Clete Boyer, R (9, 5) OBP: 0.171, SLG: 0.175										0	0	0	0	0	0	0
Gil McDougald, R (1, 6) OBP: 0.317, SLG: 0.371	SH IBB SF7 1-3 3-H			F8	F8		5-3			3	0	0	1	0	0	2
Bobby Richardson, R (1, 4) OBP: 0.310, SLG: 0.331	IBB 1-2			L3	E5 WP 2-3 3-H			E1 None SH1-4		3	0	0	0	1	0	1
Duke Maas, R (1, 1) OBP: 0.176, SLG: 0.129		SF7 2-3 3-H			E6 2B K			SH1-4 1-2		2	1	0	1	0	1	1
Bobby Shantz, R (8, 1) OBP: 0.333, SLG: 0.333										0	0	0	0	0	0	0

TOP

New York Yankees @ Boston Red Sox

Fenway Park, Boston, MA

Tue Aug 11 1959, 3:33 AM EDT

Att. 25,032 - Unknown

livebaseballscorecards.com

AB	36
R	8
H	8
RBI	6
BB	2
SO	5
LOB	14

Inning Stats	1	2	3	4	5	6	7	8	9
	R: 0 E: 0 K: 1 S: 5	H: 0 LOB: 0 BB: 0 P: 5	R: 2 E: 1 K: 2 S: 10	H: 2 LOB: 2 BB: 1 P: 14	R: 0 E: 0 K: 0 S: 4	H: 1 LOB: 1 BB: 0 P: 4	R: 0 E: 0 K: 0 S: 3	H: 0 LOB: 0 BB: 0 P: 3	R: 6 E: 2 K: 1 S: 11	H: 4 LOB: 1 BB: 1 P: 15	R: 0 E: 0 K: 0 S: 4	H: 1 LOB: 1 BB: 0 P: 4	R: 0 E: 0 K: 0 S: 3	H: 0 LOB: 0 BB: 0 P: 3	R: 0 E: 1 K: 0 S: 4	H: 0 LOB: 1 BB: 0 P: 4	R: 0 E: 0 K: 1 S: 5	H: 0 LOB: 0 BB: 0 P: 5

| | | | | | | | | | |

BOTTOM

New York Yankees @ Boston Red Sox

Fenway Park, Boston, MA

Tue Aug 11 1959, 3:33 AM EDT

Att. 25,032 - Unknown

Batter	1	2	3	4	5	6	7	8	9	AB	R	H	RBI	BB	SO	LOB
Gary Geiger, L (1, 8) OBP: 0.311, SLG: 0.458	F8		1B 1-3 1B			6-3		F3	F2	5	0	1	0	0	0	3
Pete Runnels, L (1, 4) OBP: 0.415, SLG: 0.436	F8		1-2 3-H 1B			4-3		1B 1-3 FC5-4 3-H 2B		4	1	2	2	0	0	0
Vic Wertz, L (1, 3) OBP: 0.347, SLG: 0.418	4-3		S S S K			F7		FC5-4 2-3 3-H 1B		4	0	1	1	0	1	2
Gene Stephens, L (1, 7) OBP: 0.341, SLG: 0.336 Dick Gernert, R (8, PH) OBP: 0.376, SLG: 0.430 Nelson Chittum, R (9, 1)		G3		F8			F8	FC5-4 1-2f 3-H		3 1 0	0 0 0	0 0 0	0 1 0	0 0 0	0 0 0	0 1 0
Jackie Jensen, R (1, 9) OBP: 0.381, SLG: 0.531		6-3		5-3			F8	L8		4	0	0	0	0	0	1
Frank Malzone, R (1, 5) OBP: 0.327, SLG: 0.461		L7		F4			2B		F8	4	0	1	0	0	0	0
Sammy White, R (1, 2) OBP: 0.332, SLG: 0.338			1B 1B	F4			F2		S S S K	4	1	1	0	0	1	1
Jim Mahoney, R (1, 6) OBP: 0.100, SLG: 0.100 Marty Keough, L (8, PH) OBP: 0.317, SLG: 0.422 Don Buddin, R (9, 6) OBP: 0.371, SLG: 0.354			S S S K	5-3				1B 2B 1B	B B B B BB	2 1 0	0 1 1	0 1 0	0 1 0	0 0 1	1 0 0	1 0 0
Jerry Casale, R (1, 1) OBP: 0.244, SLG: 0.366 Frank Baumann, L (5, 1) OBP: 0.278, SLG: 0.353 Ted Williams, L (8, PH) OBP: 0.357, SLG: 0.397 (9, 7)			F9		S S S K			2B 1-3 1B 1B	1-H 2B	1 1 2	0 0 1	0 0 2	0 0 1	0 1 0	0 0 0	1 0 0
Inning Stats	R: 0 E: 0 K: 0 S: 3 H: 0 LOB: 0 BB: 0 P: 3	R: 0 E: 0 K: 0 S: 3 H: 0 LOB: 0 BB: 0 P: 3	R: 1 E: 0 K: 2 S: 10 H: 3 LOB: 2 BB: 0 P: 10	R: 0 E: 0 K: 0 S: 3 H: 0 LOB: 0 BB: 0 P: 3	R: 0 E: 0 K: 1 S: 5 H: 0 LOB: 0 BB: 0 P: 5	R: 0 E: 0 K: 0 S: 3 H: 0 LOB: 0 BB: 0 P: 3	R: 0 E: 0 K: 0 S: 4 H: 1 LOB: 1 BB: 0 P: 4	R: 3 E: 0 K: 0 S: 7 H: 4 LOB: 1 BB: 0 P: 7	R: 1 E: 0 K: 1 S: 6 H: 1 LOB: 1 BB: 1 P: 10	1B: 6 2B: 3 3B: 0 HR: 0 SF: 0 SAC: 0 DP: 0 HBP: 0			WP: 0 PB: 0 SB: 0 CS: 0	PA: 37		

livebaseballscorecards.com

	AB	36
	R	5
	H	9
	RBI	5
	BB	1
	SO	4
	LOB	10

PITCHER		IP	WLS	BF	H	R	ER	SO	BB	IBB	HBP	BLK	WP	HR	S	P	ERA	WHIP
Duke Maas, R ERA: 4.19	(1, 1)	7.1	W	30	8	4	4	3	0	0	0	0	0	0	36	36	4.91	1.091
Bobby Shantz, L ERA: 2.33	(8, 1)	1.2	S	7	1	1	1	1	1	0	0	0	0	0	8	12	5.40	1.200

PITCHER		IP	WLS	BF	H	R	ER	SO	BB	IBB	HBP	BLK	WP	HR	S	P	ERA	WHIP

Batter	1	2	3	4	5	6	7	8	9	AB	R	H	RBI	BB	SO	LOB
Ken Aspromonte, R (1, 4) OBP: 0.335, SLG: 0.329	K		K			F7		6-3		4	0	0	0	0	2	1
Lenny Green, L (1, 9) OBP: 0.307, SLG: 0.343	6-3			F6		4-3		K		4	0	0	0	0	1	1
Jim Lemon, R (1, 7) OBP: 0.330, SLG: 0.521	K			5-3		F3		K		4	0	0	0	0	2	1
Bob Allison, R (1, 8) OBP: 0.337, SLG: 0.533		FC5-4 1B		BB E			F7		K	3	0	1	0	1	1	0
Harmon Killebrew, R (1, 5) OBP: 0.354, SLG: 0.544		FC5-4 1-2f		E5 1-2			K		F7	4	0	0	0	0	1	2
Roy Sievers, R (1, 3) OBP: 0.302, SLG: 0.432 Dick Hyde, R (8, 1)		F7		F6			F7		K	3 1	0 0	0 0	0 0	0 0	0 1	3 0
Hal Naragon, L (1, 2) OBP: 0.297, SLG: 0.320		G3			5-3			1B HR 1B		3	1	1	0	0	0	1
Zoilo Versalles, R (1, 6) OBP: 0.238, SLG: 0.275 Clint Courtney, L (8, PH) OBP: 0.328, SLG: 0.286 Billy Consolo, R (8, PR) OBP: 0.279, SLG: 0.241 (8, 6)			K		F6			1-2 HR 1B		2 1 0	0 0 1	0 1 0	0 0 0	0 0 0	1 0 0	0 0 0
Pedro Ramos, S (1, 1) OBP: 0.200, SLG: 0.196 Tex Clevenger, R (7, 1) OBP: 0.154, SLG: 0.182 Julio Becquer, L (8, PH) OBP: 0.261, SLG: 0.351 (8, 3)			F9		K			1-H 2-H HR		2 0 1	0 0 1	0 0 1	0 0 3	0 0 0	1 0 0	0 0 0
Inning Stats	R: 0 E: 0 K: 2 S: 7 H: 0 LOB: 0 BB: 0 P: 7	R: 0 E: 0 K: 0 S: 4 H: 1 LOB: 1 BB: 0 P: 4	R: 0 E: 0 K: 2 S: 7 H: 0 LOB: 0 BB: 0 P: 7	R: 0 E: 1 K: 0 S: 4 H: 0 LOB: 2 BB: 1 P: 8	R: 0 E: 0 K: 1 S: 5 H: 0 LOB: 0 BB: 0 P: 5	R: 0 E: 0 K: 0 S: 3 H: 0 LOB: 0 BB: 0 P: 3	R: 0 E: 0 K: 1 S: 5 H: 0 LOB: 0 BB: 0 P: 5	R: 3 E: 0 K: 2 S: 10 H: 3 LOB: 1 BB: 0 P: 10	R: 0 E: 0 K: 2 S: 7 H: 0 LOB: 0 BB: 0 P: 7	1B: 3 2B: 0 3B: 0 HR: 1	SF: 0 SAC: 0 DP: 0 HBP: 0					

PITCHER		IP	WLS	BF	H	R	ER	SO	BB	IBB	HBP	BLK	WP	HR	S	P	ERA	WHIP
Art Ditmar, R ERA: 3.38	(1, 1)	7.0		26	3	2	2	6	1	0	0	0	0	0	37	41	2.57	0.571
Ryne Duren, R ERA: 1.06	(8, 1)	2.0	L	7	1	1	1	4	0	0	0	0	0	1	15	15	4.50	0.500

PITCHER	IP	WLS	BF	H	R	ER	SO	BB	IBB	HBP	BLK	WP	HR	S	P	ERA	WHIP

TOP

Washington Senators @ New York Yankees

Yankee Stadium, Bronx, NY

Wed Aug 12 1959, 7:05 PM EDT

Att. 23,157 - Unknown - 85 F

livebaseballscorecards.com

AB	32
R	3
H	4
RBI	3
BB	1
SO	10
LOB	9

Batter	1	2	3	4	5	6	7	8	9	AB	R	H	RBI	BB	SO	LOB
Hank Bauer, R (1, 9) OBP: 0.310, SLG: 0.376	S S S 0-3 K ①		x 0-0 F6 ③			x 0-0 2B 1B 2-3 3-H ①		x 0-0 G3 ①		3	0	1	0	0	1	1
Johnny Blanchard, L (8, PH) OBP: 0.222, SLG: 0.262 (9, 9)										1	0	0	0	0	0	0
Tony Kubek, L (1, 7) OBP: 0.317, SLG: 0.396	S S S 0-3 K ②			x 0-0 F5 ①		x 0-0 SF8 3-H ①		B B B B 4-0 BB		2	0	0	1	1	1	0
Mickey Mantle, S (1, 8) OBP: 0.401, SLG: 0.524	x 0-0 1-3 ③			x 0-0 F9 ②		x 0-0 1-H 2B ②		x 0-0 F6 ②		4	0	1	0	0	0	1
Yogi Berra, L (1, 2) OBP: 0.356, SLG: 0.482		x 0-0 4-3 ①		x 0-0 4-3 ③		x 0-0 F8 ③		x 0-0 G3 ③		4	0	0	0	0	0	2
Elston Howard, R (1, 3) OBP: 0.312, SLG: 0.495		H 1-0 G1-4-3 HBP			x 0-0 L9 ①		x 0-0 CS HBP 1B		x 0-0 1-3 ①	3	0	1	0	0	0	0
Hector Lopez, R (1, 5) OBP: 0.333, SLG: 0.469		x 0-0 G1-4-3 1-2f ② ③			x 0-0 6-3 ②		H 1-0 CS 1-2 HBP		S S S 0-3 K ②	2	0	0	0	0	0	1
Clete Boyer, R (7, PR) OBP: 0.171, SLG: 0.175 (8, 5)										0	0	0	0	0	0	0
Norm Siebern, L (9, PH) OBP: 0.336, SLG: 0.403										1	0	0	0	0	1	0
Gil McDougald, R (1, 6) OBP: 0.316, SLG: 0.368			x 0-0 5-3 ①		x 0-0 6-3 ③		B B B B 4-0 1-2 2-3 BB ①		x 0-0 6-3 ③	3	0	0	0	1	0	0
Bobby Richardson, R (1, 4) OBP: 0.313, SLG: 0.341			x 0-0 3B			x 0-0 2B WP 1B	x 0-0 F9 ②			3	1	2	0	0	0	2
Art Ditmar, R (1, 1) OBP: 0.170, SLG: 0.212 Ryne Duren, R (8, 1)			S S S 0-3 K ②			x 0-0 1B 1-3 SF8 2B	x 0-0 1-3 ③			3	1	1	0	0	1	3
										0	0	0	0	0	0	0
Inning Stats	R: 0 E: 0 K: 2 S: 7 H: 0 LOB: 0 BB: 0 P: 7	R: 0 E: 0 K: 0 S: 2 H: 0 LOB: 0 BB: 0 P: 3	R: 0 E: 0 K: 1 S: 6 H: 1 LOB: 1 BB: 0 P: 6	R: 0 E: 0 K: 0 S: 3 H: 0 LOB: 0 BB: 0 P: 3	R: 0 E: 0 K: 0 S: 3 H: 0 LOB: 0 BB: 0 P: 3	R: 2 E: 0 K: 0 S: 6 H: 4 LOB: 1 BB: 0 P: 6	R: 0 E: 0 K: 0 S: 3 H: 1 LOB: 2 BB: 1 P: 8	R: 0 E: 0 K: 0 S: 3 H: 0 LOB: 1 BB: 1 P: 7	R: 0 E: 0 K: 1 S: 5 H: 0 LOB: 0 BB: 0 P: 5	1B: 3 2B: 2 3B: 1 HR: 0	SF: 1 SAC: 0 DP: 1 HBP: 2						

PITCHER		IP	WLS	BF	H	R	ER	SO	BB	IBB	HBP	BLK	WP	HR	S	P	ERA	WHIP
Pedro Ramos, R ERA: 4.23	(1, 1)	6.0		24	6	2	2	3	0	0	2	0	1	0	28	30	3.00	1.000
Tex Clevenger, R ERA: 4.43	(7, 1)	1.0	W	3	0	0	0	0	1	0	0	0	0	0	2	6	0.00	1.000
Dick Hyde, R ERA: 5.03	(8, 1)	2.0	S	7	0	0	0	1	1	0	0	0	0	0	8	12	0.00	0.500

PITCHER	IP	WLS	BF	H	R	ER	SO	BB	IBB	HBP	BLK	WP	HR	S	P	ERA	WHIP

BOTTOM

Washington Senators @ New York Yankees

Yankee Stadium, Bronx, NY

Wed Aug 12 1959, 7:05 PM EDT
Att. 23,157 - Unknown - 85 F

livebaseballscorecards.com

AB	29
R	2
H	6
RBI	1
BB	2
SO	4
LOB	10

1B: 3	SF: 1	WP: 1	PA: 34
2B: 2	SAC: 0	PB: 0	
3B: 1	DP: 1	SB: 0	
HR: 0	HBP: 2	CS: 2	

Batter	1	2	3	4	5	6	7	8	9	AB	R	H	RBI	BB	SO	LOB
Ken Aspromonte, R (1, 4) OBP: 0.333, SLG: 0.333	0-0 1B SF8 2B	0-0 F2		S S S 0-3 K		0-0 F7			0-0 SH3 1-2	4	1	1	0	0	1	1
Lenny Green, L (1, 9) OBP: 0.303, SLG: 0.336	0-0 2B 2-3 1B		0-0 L3	0-0 FC3-6 S 1-2f		0-0 F6			S S S 0-3 K	5	1	1	0	0	1	2
Bob Allison, R (1, 8) OBP: 0.337, SLG: 0.529	S S S 0-3 K		B B B B 4-0 1B 2B BB	B B B 4-0 1-2 BB			0-0 F8		0-0 F2	3	1	0	0	2	1	3
Jim Lemon, R (1, 7) OBP: 0.329, SLG: 0.519	0-0 SF8 3-H		0-0 2B 1-2 SF8 1B	S S S 0-3 K			0-0 F3			3	1	1	1	0	1	2
Harmon Killebrew, R (1, 5) OBP: 0.357, SLG: 0.551	0-0 1-H 2B		0-0 1-3 2-H 2B		0-0 BB E 1B		S S S 0-3 K			4	1	3	2	0	1	0
Roy Sievers, R (1, 3) OBP: 0.307, SLG: 0.430	B B B B 4-0 BB		I I I I 4-0 IBB		B B B B 4-0 FC6-4 1-2 BB			0-0 5-3		1	0	0	0	3	0	0
Hal Naragon, L (1, 2) OBP: 0.295, SLG: 0.318 Julio Becquer, L (3, PH) OBP: 0.260, SLG: 0.351 Steve Korcheck, R (3, 2) OBP: 0.214, SLG: 0.083	0-0 F2		0-0 SF8 3-H		S S S 0-3 K			0-0 F9		1 0 2	0 0 0	0 0 0	0 1 0	0 0 0	0 0 1	2 0 2
Zoilo Versalles, R (1, 6) OBP: 0.227, SLG: 0.262 Faye Throneberry, L (5, PH) OBP: 0.331, SLG: 0.403 Billy Consolo, R (5, 6) OBP: 0.276, SLG: 0.239		S S S 0-3 K	S S S 0-3 K		0-0 FC6-4 CS 1-2f 2-H			S S S 0-3 K		2 1 1	0 0 0	0 0 0	0 0 0	0 0 0	2 0 1	2 1 0
Russ Kemmerer, R (1, 1) OBP: 0.245, SLG: 0.170 Tex Clevenger, R (8, 1) OBP: 0.214, SLG: 0.250		S S S 0-3 K		0-0 FC3-6 1B	0-0 CS 1-2	S S S 0-3 K			0-0 SH3 1B	3 1	0 0	1 1	0 0	0 0	2 0	0 0
Inning Stats	R: 2 E: 0 K: 1 S: 8 H: 3 LOB: 2 BB: 1 P: 12	R: 0 E: 0 K: 2 S: 7 H: 0 LOB: 0 BB: 0 P: 7	R: 2 E: 0 K: 1 S: 7 H: 2 LOB: 2 BB: 2 P: 15	R: 0 E: 0 K: 2 S: 8 H: 1 LOB: 2 BB: 1 P: 12	R: 1 E: 1 K: 1 S: 5 H: 1 LOB: 0 BB: 1 P: 9	R: 0 E: 0 K: 1 S: 5 H: 0 LOB: 0 BB: 0 P: 5	R: 0 E: 0 K: 1 S: 5 H: 0 LOB: 0 BB: 0 P: 5	R: 0 E: 0 K: 1 S: 5 H: 0 LOB: 0 BB: 0 P: 5	R: 0 E: 0 K: 1 S: 6 H: 1 LOB: 1 BB: 0 P: 6	1B: 5 2B: 3 3B: 0 HR: 0	SF: 2 SAC: 1 DP: 0 HBP: 0					

TOP

Washington Senators @ New York Yankees

Yankee Stadium, Bronx, NY

Thu Aug 13 1959, 3:33 AM EDT

Att. 18,366 - Unknown - 91 F

livebaseballscorecards.com

AB	31
R	5
H	8
RBI	4
BB	5
SO	11
LOB	15

WP: 0	PA: 40
PB: 0	
SB: 1	
CS: 1	

PITCHER		IP	WLS	BF	H	R	ER	SO	BB	IBB	HBP	BLK	WP	HR	S	P	ERA	WHIP
Bob Turley, R ERA: 4.49	(1, 1)	3.0	L	17	5	4	4	4	2	1	0	0	0	0	22	34	12.00	2.333
Gary Blaylock, R ERA: 4.79	(4, 1)	2.0		9	2	1	0	3	2	0	0	0	0	0	13	21	0.00	2.000
Jim Coates, R ERA: 3.42	(6, 1)	2.0		6	0	0	0	2	0	0	0	0	0	0	10	10	0.00	0.000
Ralph Terry, R ERA: 4.44	(8, 1)	2.0		7	1	0	0	2	0	0	0	0	0	0	11	11	0.00	0.500

PITCHER	IP	WLS	BF	H	R	ER	SO	BB	IBB	HBP	BLK	WP	HR	S	P	ERA	WHIP

Batter	1	2	3	4	5	6	7	8	9	AB	R	H	RBI	BB	SO	LOB
Tony Kubek, L (1, 7) OBP: 0.313, SLG: 0.391	1-3		F4		3-1			F7		4	0	0	0	0	0	0
Hector Lopez, R (1, 5) OBP: 0.330, SLG: 0.464	1-3		F2			5-3		F8		4	0	0	0	0	0	0
Mickey Mantle, S (1, 8) OBP: 0.402, SLG: 0.524	1B		E1			K		BB, 1B		4	0	2	0	0	1	0
Yogi Berra, L (1, 2) OBP: 0.353, SLG: 0.478 Johnny Blanchard, L (7, 3) OBP: 0.239, SLG: 0.262	G3		G3			4-3		1-2, FC6-4, BB		3 0	0 0	0 0	0 0	0 1	0 0	2 0
Elston Howard, R (1, 3) (7, 2) OBP: 0.311, SLG: 0.492		1B, 6-3, 1B		F9			6-3	FC6-4 1-2f		4	1	1	0	0	0	2
Norm Siebern, L (1, 9) OBP: 0.338, SLG: 0.404		1-3, 6-3, 1B		F7			SH5-3, 2B, 1B		F7	4	1	2	0	0	0	0
Gil McDougald, R (1, 6) OBP: 0.314, SLG: 0.364		1-2, 3-H, 6-3		F3			SH5-3 1-2		F3	3	0	0	1	0	0	1
Bobby Richardson, R (1, 4) OBP: 0.312, SLG: 0.344		F4			6-3		2-H, 2B		5-3	4	0	1	1	0	0	1
Bob Turley, R (1, 1) OBP: 0.233, SLG: 0.108 Gary Blaylock, R (4, 1) OBP: 0.118, SLG: 0.294 Enos Slaughter, L (5, PH) OBP: 0.256, SLG: 0.397 Jim Coates, R (6, 1) Marv Throneberry, L (7, PH) OBP: 0.264, SLG: 0.279 Ralph Terry, R (8, 1) OBP: 0.183, SLG: 0.163		5-3			P5		F8			1 0 1 0 1 0	0 0 0 0 0 0	0 0 0 0 0 0	0 0 0 0 0 0	0 0 0 0 0 0	0 0 0 0 0 0	1 0 0 0 1 0
Inning Stats	R: 0 E: 0 K: 0 S: 4 H: 1 LOB: 1 BB: 0 P: 4	R: 1 E: 0 K: 0 S: 5 H: 2 LOB: 1 BB: 0 P: 5	R: 0 E: 1 K: 0 S: 4 H: 0 LOB: 1 BB: 0 P: 4	R: 0 E: 0 K: 0 S: 3 H: 0 LOB: 0 BB: 0 P: 3	R: 0 E: 0 K: 0 S: 3 H: 0 LOB: 0 BB: 0 P: 3	R: 0 E: 0 K: 1 S: 5 H: 0 LOB: 0 BB: 0 P: 5	R: 1 E: 0 K: 0 S: 5 H: 2 LOB: 1 BB: 0 P: 5	R: 0 E: 0 K: 0 S: 4 H: 1 LOB: 2 BB: 1 P: 8	R: 0 E: 0 K: 0 S: 3 H: 0 LOB: 0 BB: 0 P: 3	1B: 5 2B: 1 3B: 0 HR: 0	SF: 0 SAC: 1 DP: 0 HBP: 0					

PITCHER		IP	WLS	BF	H	R	ER	SO	BB	IBB	HBP	BLK	WP	HR	S	P	ERA	WHIP
Russ Kemmerer, R ERA: 4.6	(1, 1)	7.2	W	31	6	2	2	1	1	0	0	0	0	0	32	36	2.35	0.913
Tex Clevenger, R ERA: 4.35	(8, 1)	1.1	S	4	0	0	0	0	0	0	0	0	0	0	4	4	0.00	0.000

PITCHER	IP	WLS	BF	H	R	ER	SO	BB	IBB	HBP	BLK	WP	HR	S	P	ERA	WHIP

BOTTOM

Washington Senators @ New York Yankees

Yankee Stadium, Bronx, NY

Thu Aug 13 1959, 3:33 AM EDT
Att. 18,366 - Unknown - 91 F

livebaseballscorecards.com

AB	33
R	2
H	6
RBI	2
BB	1
SO	1
LOB	8

Batter	1	2	3	4	5	6	7	8	9	AB	R	H	RBI	BB	SO	LOB
Gary Geiger, L (1, 8) (8, 7) OBP: 0.318, SLG: 0.480	S S S 0-3 ① K		B B B B 4-0 F8 BB BB		x 0-0 ② F8		x 0-0 ① L8	x 0-0 HR	x 0-0 E 1B	5	1	2	1	1	1	1
Pete Runnels, L (1, 4) OBP: 0.422, SLG: 0.440	B B B B 4-0 G1-4-3 BB		B B B B 4-0 1-2 F8 BB		B B B B 4-0 1B BB		x 0-0 ② 1-3	B B B B 4-0 1B 1B BB	S S S 0-3 1-2 ② K	2	1	0	0	4	1	1
Frank Malzone, R (1, 5) OBP: 0.326, SLG: 0.457	x 0-0 ② ③ G1-4-3 1-2f		x 0-0 ② F8 1-2 2-3		x 0-0 1-2 2-H 1B		x 0-0 ③ F8	x 0-0 1-H 1B 1B	x 0-0 ③ F7	6	1	2	2	0	0	4
Ted Williams, L (1, 7) OBP: 0.359, SLG: 0.396 Mike Fornieles, R (8, 1) OBP: 0.077, SLG: 0.077		B B B B 4-0 FC5-4 BB	S S S 0-3 ③ K		x 0-0 ③ 4-3			0-0 4-3 4-0 1B BB		3 0	1 0	0 0	0 0	2 0	1 0	4 0
Jackie Jensen, R (1, 9) OBP: 0.381, SLG: 0.526		x 0-0 ① F9		x 0-0 ① 5-3		x 0-0 ① F9		0-0 1B HR 1B 0-0 1B 1B 1-2 2-H 1B		5	2	2	1	0	0	1
Dick Gernert, R (1, 3) OBP: 0.376, SLG: 0.429		x 0-0 ② FC5-4 1B 1-2f E		x 0-0 ② F8		x 0-0 ② F9		0-0 1B 1-2 HR 1B 0-0 1B 1-3 2-H 1B		5	2	2	1	0	0	1
Sammy White, R (1, 2) OBP: 0.337, SLG: 0.351		x 0-0 E9 1-H 1B		x 0-0 ③ 1-3		x 0-0 3B		0-0 1B 1-2 2-3 HR 0-0 1B 1-2 3-H 1B		5	1	4	1	0	0	0
Don Buddin, R (1, 6) OBP: 0.372, SLG: 0.353 Vic Wertz, L (8, PH) OBP: 0.352, SLG: 0.437 Jim Mahoney, R (8, 6) OBP: 0.091, SLG: 0.091		x 0-0 ③ F2			x 0-0 ① 6-3	B B B B 4-0 FC4 BB		0-0 1-H 2-H 3-H HR 0-0 L9		2 2 0	0 1 0	0 1 0	0 4 0	1 0 0	0 0 0	1 2 0
Tom Brewer, R (1, 1) OBP: 0.125, SLG: 0.109 Nelson Chittum, R (3, 1) OBP: 1.000, SLG: 2.000 Pumpsie Green, S (6, PH) OBP: 0.443, SLG: 0.431 Frank Baumann, L (6, 1) OBP: 0.278, SLG: 0.353 Marty Keough, L (8, PH) OBP: 0.313, SLG: 0.415 (8, 8)			S S S 0-3 ① K		x 0-0 1B 2B	x 0-0 ③ FC4 1-2f		x 0-0 ② L3	x 0-0 ① F7	1 1 1 0 2	0 1 0 0 0	0 1 0 0 0	0 0 0 0 0	1 0 0 0 0	0 0 2 0 0	0 0 0 0 0

Inning Stats	1	2	3	4	5	6	7	8	9
	R: 0 E: 0 K: 1 S: 4	R: 1 E: 1 K: 0 S: 4	R: 0 E: 0 K: 2 S: 7	R: 0 E: 0 K: 0 S: 3	R: 1 E: 0 K: 0 S: 5	R: 0 E: 0 K: 0 S: 4	R: 0 E: 0 K: 0 S: 3	R: 9 E: 0 K: 0 S: 12	R: 0 E: 1 K: 1 S: 6
	H: 0 LOB: 0 BB: 1 P: 8	H: 1 LOB: 1 BB: 1 P: 8	H: 0 LOB: 2 BB: 2 P: 15	H: 0 LOB: 0 BB: 0 P: 3	H: 2 LOB: 2 BB: 1 P: 9	H: 1 LOB: 2 BB: 1 P: 8	H: 0 LOB: 0 BB: 0 P: 3	H: 9 LOB: 2 BB: 2 P: 20	H: 1 LOB: 1 BB: 0 P: 6

1B: 10 SF: 0
2B: 1 SAC: 0
3B: 1 DP: 1
HR: 2 HBP: 0

WP: 0 PA: 48
PB: 0
SB: 0
CS: 0

PITCHER		IP	WLS	BF	H	R	ER	SO	BB	IBB	HBP	BLK	WP	HR	S	P	ERA	WHIP
Whitey Ford, L ERA: 3.1	(1, 1)	7.1		34	7	5	4	3	6	0	0	0	0	0	34	58	4.91	1.773
Ryne Duren, R ERA: 1.59	(8, 1)	0.1	L	5	3	3	3	0	1	0	0	0	0	2	4	8	81.00	12.000
Bobby Shantz, L ERA: 2.53	(8, 1)	0.1		5	3	3	3	0	1	0	0	0	0	0	4	8	81.00	12.000
Jim Coates, R ERA: 3.36	(9, 1)	1.0		4	1	0	0	1	0	0	0	0	0	0	6	6	0.00	1.000

PITCHER	IP	WLS	BF	H	R	ER	SO	BB	IBB	HBP	BLK	WP	HR	S	P	ERA	WHIP

TOP

Boston Red Sox @ New York Yankees

Yankee Stadium, Bronx, NY

Fri Aug 14 1959, 7:05 PM EDT
Att. 38,624 - Unknown - 82 F

livebaseballscorecards.com

AB	40
R	11
H	14
RBI	10
BB	8
SO	4
LOB	17

Boston Red Sox @ New York Yankees

Yankee Stadium, Bronx, NY

Fri Aug 14 1959, 7:05 PM EDT

Att. 38,624 - Unknown - 82 F

BOTTOM

Batter	1	2	3	4	5	6	7	8	9	AB	R	H	RBI	BB	SO	LOB
Norm Siebern, L (1, 9) OBP: 0.336, SLG: 0.401	0-0 SH1-3 2B 1B	0-0 ③ 4-3	0-0 ③ 1-3			0-0 ①② F7 1-2		SSS 0-3 ③ K		5	1	1	0	0	1	4
Tony Kubek, L (1, 7) OBP: 0.313, SLG: 0.390 (8, 8)	0-0 ① SH1-3 1-2		0-0 ① F8	0-0 1B		0-0 ③ 1-3			0-0 ① F9	4	0	1	0	0	0	0
Mickey Mantle, S (1, 8) OBP: 0.402, SLG: 0.521 Enos Slaughter, L (8, 7) OBP: 0.253, SLG: 0.392	BBBB 4-0 2B SF9 BB		BBBB 4-0 1B E BB	0-0 ① F6			0-0 ① 6-3		0-0 ② 6-3	2 1	2 0	0 0	0 0	2 0	0 0	1 0
Yogi Berra, L (1, 2) OBP: 0.356, SLG: 0.481	0-0 SF9 1-3 2-H 2B		0-0 1-3 E 1B	0-0 ② F8			BBBB 4-0 1B BB		0-0 ③ F3	4	1	2	1	1	0	1
Elston Howard, R (1, 3) OBP: 0.316, SLG: 0.500	IIII 4-0 IBB		0-0 E6 1-H 3-H 3B	0-0 ③ 4-3			0-0 G6-4-3 1-2 1B			3	1	2	2	1	0	1
Hector Lopez, R (1, 5) OBP: 0.329, SLG: 0.463 Clete Boyer, R (8, 5) OBP: 0.171, SLG: 0.175	0-0 ② SF9 2-3 3-H		0-0 1B 1B 1B		0-0 ① 5-3		0-0 ②③ G6-4-3 1-2f			3 0	1 0	1 0	1 0	0 0	0 0	2 0
Gil McDougald, R (1, 6) OBP: 0.310, SLG: 0.360	0-0 ③ F8		SSS 0-3 ② K		0-0 ② 1-3			0-0 E5 G4-6-3		4	0	0	0	0	1	3
Bobby Richardson, R (1, 4) OBP: 0.312, SLG: 0.342		0-0 ① 5-3	0-0 1B 1-2 1B		0-0 ③ F4			0-0 ①② G4-6-3 1-2f		4	0	1	0	0	0	1
Whitey Ford, L (1, 1) OBP: 0.361, SLG: 0.373 Ryne Duren, R (8, 1) Bobby Shantz, R (8, 1) OBP: 0.333, SLG: 0.333 Johnny Blanchard, L (8, PH) OBP: 0.255, SLG: 0.279 Jim Coates, R (9, 1)		SSS 0-3 ② K	0-0 1-2 2-H 1B			BBBB 4-0 F7 BB		0-0 1B		2 0 0 1 0	0 0 0 0 0	1 0 0 1 0	1 0 0 0 0	1 0 0 0 0	1 0 0 0 0	0 0 0 0 0
Inning Stats	R: 2 E: 0 K: 0 S: 5 H: 2 LOB: 2 BB: 2 P: 13	R: 0 E: 0 K: 1 S: 5 H: 0 LOB: 0 BB: 0 P: 5	R: 4 E: 1 K: 1 S: 10 H: 5 LOB: 2 BB: 1 P: 14	R: 0 E: 0 K: 0 S: 4 H: 1 LOB: 1 BB: 0 P: 4	R: 0 E: 0 K: 0 S: 3 H: 0 LOB: 0 BB: 0 P: 3	R: 0 E: 0 K: 0 S: 2 H: 0 LOB: 0 BB: 1 P: 6	R: 0 E: 0 K: 0 S: 3 H: 1 LOB: 1 BB: 1 P: 7	R: 0 E: 1 K: 1 S: 6 H: 1 LOB: 1 BB: 0 P: 6	R: 0 E: 0 K: 0 S: 3 H: 0 LOB: 0 BB: 0 P: 3	1B: 8 2B: 1 3B: 1 HR: 0	SF: 1 SAC: 1 DP: 2 HBP: 0						

livebaseballscorecards.com

AB	33
R	6
H	10
RBI	5
BB	5
SO	3
LOB	13

WP: 0 PB: 0 SB: 0 CS: 0 PA: 40

PITCHER		IP	WLS	BF	H	R	ER	SO	BB	IBB	HBP	BLK	WP	HR	S	P	ERA	WHIP
Tom Brewer, R ERA: 3.73	(1, 1)	2.2		18	7	6	6	2	2	1	0	0	0	0	19	31	20.25	3.375
Nelson Chittum, R ERA:	(3, 1)	2.1		8	1	0	0	0	0	0	0	0	0	0	8	8	0.00	0.429
Frank Baumann, L ERA: 4.58	(6, 1)	2.0	W	7	1	0	0	0	2	0	0	0	0	0	5	13	0.00	1.500
Mike Fornieles, R ERA: 3.06	(8, 1)	2.0	S	7	1	0	0	1	0	0	0	0	0	0	9	9	0.00	0.500

PITCHER	IP	WLS	BF	H	R	ER	SO	BB	IBB	HBP	BLK	WP	HR	S	P	ERA	WHIP

Boston Red Sox @ New York Yankees

Yankee Stadium, Bronx, NY

Sat Aug 15 1959, 3:33 AM EDT

Att. 37,283 - Unknown - 94 F

livebaseballscorecards.com

Batter	1	2	3	4	5	6	7	8	9	AB	R	H	RBI	BB	SO	LOB
Gary Geiger, L (1, 8) OBP: 0.321, SLG: 0.480	BBBB 4-0 BB SF7 BB BB	0-0 ③ 6-3	0-0 2B	0-0 ③ F5	0-0 ③ F4			0-0 ① F9		0	1	0	0	1	0	0
Marty Keough, L (1, 8) OBP: 0.311, SLG: 0.415										5	0	1	0	0	0	6
Pete Runnels, L (1, 4) OBP: 0.427, SLG: 0.440	BBBB 4-0 4-3 BB 1-2 BB	1B 4-3 BB BB		BB BB BB 1B	BBB 4-0 SH1 BB	SSS 0-3 ② K				2	2	1	0	4	1	0
Ted Williams, L (1, 7) OBP: 0.365, SLG: 0.397	BBBB 4-0 4-3 1-2 2-3 BB	1-3 1B 4-3 1B F4		BB BB 1-2 1B BB	BBBB 0-0 ① SH1 1-2			0-0 ③ F2		2	1	1	0	2	0	2
Jim Busby, R (5, PR) OBP: 0.268, SLG: 0.322 (5, 7)										1	1	0	0	0	0	0
Vic Wertz, L (1, 3) OBP: 0.347, SLG: 0.428	0-0 ① SF7 3-H	0-0 ① 4-3 1-2 3-H	SSS 0-3 ① K	BBBB 4-0 BB 1-2 2-3 1B BB	0-0 ② F8		0-0 ① L7			4	1	0	2	1	1	2
Jackie Jensen, R (1, 9) OBP: 0.383, SLG: 0.522	0-0 ② 4-3 1-2 2-3	BBBB 4-0 1B 3B BB	BBBB 4-0 1B E BB	BBBB 4-0 1B SF9 BB 1-2 2-3 3-H	0-0 ③ F8		SSS 0-3 K 1B			3	3	0	1	3	1	3
Frank Malzone, R (1, 5) OBP: 0.326, SLG: 0.455	0-0 ③ F8	0-0 3B 1B 1-3 2-H	0-0 ② F8	0-0 ① F5		0-0 PB 1B		0-0 ② F8		6	1	2	1	0	0	7
Sammy White, R (1, 2) OBP: 0.344, SLG: 0.367	0-0 ① 6-3	0-0 1B 3B 1-H 3-H	0-0 E BB 1-3 1B	0-0 BB 1-3 2-H 3-H 1B		0-0 ① F8 1-2		0-0 1-2 1B		6	1	4	4	0	0	1
Don Buddin, R (1, 6) OBP: 0.373, SLG: 0.355	0-0 SH1-4 1B	0-0 WP SF9 1B 3-H	BBBB 4-0 E 1-2 BB	0-0 ② SF9 3-H		0-0 ② F3		0-0 ③ F8		4	1	2	2	1	0	3
Frank Sullivan, R (1, 1) OBP: 0.188, SLG: 0.196	0-0 ② SH1-4 1-2	0-0 ② SF9 1-H	0-0 E3 1-2 2-3 3-H	BBBB 4-0 1-2 BB		0-0 ③ F2				1	0	0	1	1	0	2
Leo Kiely, L (6, 1)										1	0	0	0	0	0	1

Inning Stats																									
	R: 1 E: 0 K: 0 S: 3	H: 0 LOB: 2 BB: 3 P: 15	R: 0 E: 0 K: 0 S: 4	H: 1 LOB: 1 BB: 0 P: 4	R: 6 E: 0 K: 0 S: 8	H: 5 LOB: 2 BB: 3 P: 20	R: 1 E: 1 K: 1 S: 7	H: 1 LOB: 3 BB: 2 P: 15	R: 4 E: 0 K: 0 S: 5	H: 2 LOB: 2 BB: 4 P: 21	R: 0 E: 0 K: 0 S: 3	H: 0 LOB: 1 BB: 1 P: 7	R: 0 E: 0 K: 0 S: 4	H: 1 LOB: 1 BB: 0 P: 4	R: 0 E: 0 K: 1 S: 5	H: 0 LOB: 0 BB: 0 P: 5	R: 0 E: 0 K: 1 S: 7	H: 1 LOB: 2 BB: 0 P: 7	1B: 9 2B: 1 3B: 1 HR: 0	SF: 3 SAC: 2 DP: 0 HBP: 0	WP: 2 PB: 2 SB: 0 CS: 0	PA: 53			

PITCHER		IP	WLS	BF	H	R	ER	SO	BB	IBB	HBP	BLK	WP	HR	S	P	ERA	WHIP
Eli Grba, R ERA: 4.71	(1, 1)	2.1	L	15	3	5	5	0	5	0	0	0	0	0	10	30	19.29	3.429
Don Larsen, R ERA: 4.4	(3, 1)	1.2		17	5	7	6	1	6	0	0	0	1	0	13	37	32.40	6.600
Gary Blaylock, R ERA: 4.58	(5, 1)	5.0		21	3	0	0	2	2	0	0	0	0	0	23	31	0.00	1.000

PITCHER	IP	WLS	BF	H	R	ER	SO	BB	IBB	HBP	BLK	WP	HR	S	P	ERA	WHIP

AB	35
R	12
H	11
RBI	11
BB	13
SO	3
LOB	27

BOTTOM

Boston Red Sox @ New York Yankees

Yankee Stadium, Bronx, NY

Sat Aug 15 1959, 3:33 AM EDT
Att. 37,283 - Unknown - 94 F

Batter	1	2	3	4	5	6	7	8	9	AB	R	H	RBI	BB	SO	LOB
Gil McDougald, R (1, 6) OBP: 0.310, SLG: 0.357	BBBB 4-0 BB BB		x 0-0 F4 ②		x 0-0 6-3 ② 3-H		x 0-0 4-3 ①		x 0-0 F8 ②	3	0	0	1	1	0	0
Clete Boyer, R (8, 6) OBP: 0.167, SLG: 0.171										1	0	0	0	0	0	1
Tony Kubek, L (1, 7) OBP: 0.316, SLG: 0.397	SSS 0-3 K ①		BBBB 4-0 BB		x 0-0 1B		x 0-0 3-1 3B		x 0-0 P6 ③	4	1	2	0	1	1	2
(6, 8)																
Mickey Mantle, S (1, 8) OBP: 0.402, SLG: 0.519	BBBB 4-0 1-2 BB		SSS 0-3 K ③		x 0-0 F6 ③		x 0-0 3-1 ② 3-H			2	0	0	0	1	1	2
Johnny Blanchard, L (6, 2) OBP: 0.250, SLG: 0.273										1	0	0	1	0	0	0
Yogi Berra, L (1, 2) OBP: 0.355, SLG: 0.479	x 0-0 F4 ②			x 0-0 F7 ①		x 0-0 BB 1B 4-3 1B SSS	0-3 K ③			2	0	0	0	0	0	2
Marv Throneberry, L (5, 3) OBP: 0.267, SLG: 0.282										2	1	1	0	0	1	0
Elston Howard, R (1, 3)	x 0-0 L6 ③			x 0-0 6-3 ②		x 0-0 4-3 BB 1-2 1B		x 0-0 F9 ①		4	0	1	0	0	0	2
(5, 2)																
(6, 7)																
Hector Lopez, R (1, 5) OBP: 0.328, SLG: 0.460		x 0-0 G3 ①		x 0-0 F9 ③		BBBB 4-0 1-2 2-3 4-3 BB		x 0-0 L8 ②		3	0	0	0	1	0	0
Norm Siebern, L (1, 9) OBP: 0.337, SLG: 0.402		x 0-0 F8 ②			x 0-0 E 1B	x 0-0 4-3 ① 1-2 2-3 3-H		x 0-0 F8 ③		2	1	1	0	0	0	0
Enos Slaughter, L (6, 9) OBP: 0.247, SLG: 0.383										2	0	0	1	0	0	2
Bobby Richardson, R (1, 4) OBP: 0.311, SLG: 0.341		x 0-0 G3 ③			SSS 0-3 K ①	x 0-0 F7 ②			x 0-0 1B	4	0	1	0	0	1	3
Eli Grba, R (1, 1) OBP: 0.250, SLG: 0.182			x 0-0 F4 ①		x 0-0 E6 1-H 6-3 2B	SSS 0-3 K ③			x 0-0 F8 ①	0	0	0	0	0	0	0
Don Larsen, R (3, 1) OBP: 0.404, SLG: 0.359										1	0	0	0	0	0	0
Gary Blaylock, R (5, 1) OBP: 0.139, SLG: 0.333										2	1	1	1	0	1	2
Andy Carey, R (9, PH) OBP: 0.284, SLG: 0.307										1	0	0	0	0	0	1
Inning Stats	R: 0 E: 0 K: 1 S: 5 H: 0 LOB: 2 BB: 2 P: 13	R: 0 E: 0 K: 0 S: 3 H: 0 LOB: 0 BB: 0 P: 3	R: 0 E: 0 K: 1 S: 5 H: 0 LOB: 1 BB: 1 P: 9	R: 0 E: 0 K: 0 S: 3 H: 0 LOB: 0 BB: 0 P: 3	R: 2 E: 1 K: 1 S: 8 H: 3 LOB: 1 BB: 0 P: 8	R: 1 E: 0 K: 1 S: 7 H: 2 LOB: 2 BB: 1 P: 11	R: 1 E: 0 K: 1 S: 6 H: 1 LOB: 0 BB: 0 P: 6	R: 0 E: 0 K: 0 S: 3 H: 0 LOB: 0 BB: 0 P: 3	R: 0 E: 0 K: 0 S: 4 H: 1 LOB: 1 BB: 0 P: 4	1B: 5 2B: 1 3B: 1 HR: 0	SF: 0 SAC: 0 DP: 0 HBP: 0						

	AB	34
	R	4
	H	7
	RBI	4
	BB	4
	SO	5
	LOB	17

WP: 0 PB: 0 SB: 0 CS: 0 PA: 38

livebaseballscorecards.com

PITCHER		IP	WLS	BF	H	R	ER	SO	BB	IBB	HBP	BLK	WP	HR	S	P	ERA	WHIP
Frank Sullivan, R ERA: 3.96	(1, 1)	5.0	W	24	5	3	3	3	4	0	0	0	0	0	26	42	5.40	1.800
Leo Kiely, L ERA: 4.71	(6, 1)	4.0	S	14	2	1	1	2	0	0	0	0	0	0	18	18	2.25	0.500

PITCHER	IP	WLS	BF	H	R	ER	SO	BB	IBB	HBP	BLK	WP	HR	S	P	ERA	WHIP

Batter	1	2	3	4	5	6	7	8	9	AB	R	H	RBI	BB	SO	LOB
Gary Geiger, L (1, 8) OBP: 0.320, SLG: 0.476	F7	FC5-4 1-2 2-H 1B		K			K			4	0	1	1	0	2	0
Pete Runnels, L (1, 4) OBP: 0.426, SLG: 0.437	3-1	FC5-4 E 1-2f 2-3			K			SH5-3 BB		3	1	0	0	1	1	2
Gene Stephens, L (1, 7) OBP: 0.333, SLG: 0.327	F2	E1 1-H 3-H			K			SH5-3 1-2		3	0	0	0	0	1	0
Vic Wertz, L (1, 3) OBP: 0.345, SLG: 0.424	1B 1B F8				F7			F7		4	1	1	0	0	0	2
Jackie Jensen, R (1, 9) OBP: 0.380, SLG: 0.517		F9	F9			K		K		4	0	0	0	0	2	2
Frank Malzone, R (1, 5) OBP: 0.325, SLG: 0.453		1B 1B 1-2 1B	K			6-3			G3	4	1	1	0	0	1	0
Sammy White, R (1, 2) OBP: 0.343, SLG: 0.365		1B 1B 1-2 2-H 1B	L4			1-3			G3	4	1	1	1	0	0	0
Don Buddin, R (1, 6) OBP: 0.374, SLG: 0.355		1B 1B 1-3 2-H 1B		F9			F8		BB	3	1	1	1	1	0	0
Jerry Casale, R (1, 1) OBP: 0.261, SLG: 0.381		FC5-4 1B E 1-2 3-H 1B		K			F7		K	1	1	1	1	0	0	0
Ike Delock, R (2, 1) OBP: 0.120, SLG: 0.128										3	0	0	0	0	2	1
Leo Kiely, L (9, 1)										0	0	0	0	0	0	0
Inning Stats	R: 0 E: 0 K: 0 S: 3 H: 0 LOB: 0 BB: 0 P: 3	R: 6 E: 1 K: 0 S: 10 H: 6 LOB: 1 BB: 0 P: 10	R: 0 E: 0 K: 1 S: 5 H: 0 LOB: 0 BB: 0 P: 5	R: 0 E: 0 K: 2 S: 7 H: 0 LOB: 0 BB: 0 P: 7	R: 0 E: 0 K: 2 S: 7 H: 0 LOB: 0 BB: 0 P: 7	R: 0 E: 0 K: 1 S: 5 H: 0 LOB: 0 BB: 0 P: 5	R: 0 E: 0 K: 1 S: 5 H: 0 LOB: 0 BB: 0 P: 5	R: 0 E: 0 K: 1 S: 5 H: 0 LOB: 1 BB: 1 P: 9	R: 0 E: 0 K: 1 S: 5 H: 0 LOB: 1 BB: 1 P: 9	1B: 6 2B: 0 3B: 0 HR: 0 SF: 0 SAC: 1 DP: 0 HBP: 0						

PITCHER	IP	WLS	BF	H	R	ER	SO	BB	IBB	HBP	BLK	WP	HR	S	P	ERA	WHIP
Duke Maas, R (1, 1) ERA: 4.49	1.1	L	9	5	5	4	0	0	0	0	0	0	0	9	9	27.00	3.750
Bobby Shantz, L (2, 1) ERA: 2.38	5.2		19	1	1	0	7	0	0	0	0	0	0	33	33	0.00	0.176
Jim Coates, R (8, 1) ERA: 3.24	2.0		8	0	0	0	2	2	0	0	0	0	0	10	18	0.00	1.000

PITCHER	IP	WLS	BF	H	R	ER	SO	BB	IBB	HBP	BLK	WP	HR	S	P	ERA	WHIP

TOP

Boston Red Sox @ New York Yankees

Yankee Stadium, Bronx, NY

Sun Aug 16 1959, 3:33 AM EDT

Unknown - 92 F

livebaseballscorecards.com

AB	33
R	6
H	6
RBI	4
BB	2
SO	9
LOB	7

WP: 0 PA: 36
PB: 0
SB: 0
CS: 0

BOTTOM

Boston Red Sox @ New York Yankees

Yankee Stadium, Bronx, NY

Sun Aug 16 1959, 3:33 AM EDT

Unknown - 92 F

livebaseballscorecards.com

Batter	1	2	3	4	5	6	7	8	9	AB	R	H	RBI	BB	SO	LOB
Marv Throneberry, L (1, 3) OBP: 0.272, SLG: 0.309	HR 1B	HR		K			3-1		4-1	5	2	2	1	0	1	0
Tony Kubek, L (1, 9) OBP: 0.315, SLG: 0.392	F6	BB BB		4-3			6-3		F9	4	0	0	0	1	0	1
Mickey Mantle, S (1, 8) OBP: 0.403, SLG: 0.525	1-H HR	1-2 BB		F7			F7			3	1	1	2	1	0	0
Yogi Berra, L (1, 2) OBP: 0.354, SLG: 0.476	1B FC4-6 1B	F4			L7			L3		4	1	1	0	0	0	2
Elston Howard, R (1, 7) OBP: 0.318, SLG: 0.506	1-3 FC4-6 1B		F7		F4			HR		4	1	2	1	0	0	0
Hector Lopez, R (1, 5) OBP: 0.330, SLG: 0.460 Clete Boyer, R (8, PR) OBP: 0.167, SLG: 0.171 (9, 5)	FC4-6 1-2f 3-H		1B 1B		F5			FC6-4 1B		4 0	0 0	2 0	1 0	0 0	0 0	1 0
Gil McDougald, R (1, 6) OBP: 0.306, SLG: 0.353	F8		K			5-3		K		4	0	0	0	0	2	3
Bobby Richardson, R (1, 4) OBP: 0.310, SLG: 0.340		2-3	1-2 1B			F7		FC6-4 1-2f		4	0	1	0	0	0	1
Duke Maas, R (1, 1) OBP: 0.176, SLG: 0.129 Bobby Shantz, R (2, 1) OBP: 0.296, SLG: 0.292 Jim Coates, R (8, 1) Johnny Blanchard, L (9, PH) OBP: 0.245, SLG: 0.267		F4	F7			F4			4-3	0 3 0 1	0 0 0 0	0 0 0 0	0 0 0 0	0 0 0 0	0 0 0 0	0 2 0 0
Inning Stats	R: 3 E: 0 K: 0 S: 7 H: 4 LOB: 1 BB: 0 P: 7	R: 1 E: 0 K: 0 S: 4 H: 1 LOB: 2 BB: 2 P: 12	R: 0 E: 0 K: 1 S: 7 H: 2 LOB: 2 BB: 0 P: 7	R: 0 E: 0 K: 1 S: 5 H: 0 LOB: 0 BB: 0 P: 5	R: 0 E: 0 K: 0 S: 3 H: 0 LOB: 0 BB: 0 P: 3	R: 0 E: 0 K: 0 S: 3 H: 0 LOB: 0 BB: 0 P: 3	R: 0 E: 0 K: 0 S: 3 H: 0 LOB: 0 BB: 0 P: 3	R: 1 E: 0 K: 1 S: 7 H: 2 LOB: 1 BB: 0 P: 7	R: 0 E: 0 K: 0 S: 3 H: 0 LOB: 0 BB: 0 P: 3	1B: 6 2B: 0 3B: 0 HR: 3	SF: 0 SAC: 0 DP: 0 HBP: 0						

	AB	36
	R	5
	H	9
	RBI	5
	BB	2
	SO	3
	LOB	10

PITCHER		IP	WLS	BF	H	R	ER	SO	BB	IBB	HBP	BLK	WP	HR	S	P	ERA	WHIP
Jerry Casale, R ERA: 4.5	(1, 1)	1.2		12	5	4	4	0	2	0	0	0	0	2	10	18	21.60	4.200
Ike Delock, R ERA: 3.02	(2, 1)	7.0	W	25	4	1	1	3	0	0	0	0	0	1	31	31	1.29	0.571
Leo Kiely, L ERA: 4.68	(9, 1)	0.1	S	1	0	0	0	0	0	0	0	0	0	0	1	1	0.00	0.000

PITCHER	IP	WLS	BF	H	R	ER	SO	BB	IBB	HBP	BLK	WP	HR	S	P	ERA	WHIP

Batter	1	2	3	4	5	6	7	8	9	AB	R	H	RBI	BB	SO	LOB
Gary Geiger, L (1, 8) OBP: 0.327, SLG: 0.480	F7		1B			F8 1B 1B		1B		4	1	3	0	0	0	0
Pete Runnels, L (1, 4) OBP: 0.424, SLG: 0.435	3-1		F7			1B 1-2 1B		F9		4	0	1	0	0	0	2
Gene Stephens, L (1, 7) OBP: 0.337, SLG: 0.338	S 1B			WP SF8 2B		F8 2-3		F8		4	1	2	0	0	0	3
Vic Wertz, L (1, 3) OBP: 0.343, SLG: 0.421	4-3 1-2			F6 2-3		G6-4-3 1-3 3-H 1B		G3		4	0	1	1	0	0	3
Jackie Jensen, R (1, 9) OBP: 0.377, SLG: 0.513		F7		SF8 3-H		G6-4-3 1-2f			F7	3	0	0	1	0	0	2
Frank Malzone, R (1, 5) OBP: 0.323, SLG: 0.449		6-3		F7			F7		K	4	0	0	0	0	1	0
Sammy White, R (1, 2) OBP: 0.342, SLG: 0.363		K			F8		1B		F9	4	0	1	0	0	1	0
Don Buddin, R (1, 6) OBP: 0.373, SLG: 0.353			6-3		K		F8			2	0	0	0	0	1	0
Ted Williams, L (7, PH) OBP: 0.364, SLG: 0.395										1	0	0	0	0	0	1
Jim Mahoney, R (7, 6) OBP: 0.091, SLG: 0.091										0	0	0	0	0	0	0
Bill Monbouquette, R (1, 1) OBP: 0.133, SLG: 0.103			K		1-3		6-3			3	0	0	0	0	1	1
Inning Stats	R: 0 E: 0 K: 0 S: 4 H: 1 LOB: 1 BB: 0 P: 4	R: 0 E: 0 K: 1 S: 5 H: 0 LOB: 0 BB: 0 P: 5	R: 0 E: 0 K: 1 S: 6 H: 1 LOB: 1 BB: 0 P: 6	R: 1 E: 0 K: 0 S: 4 H: 1 LOB: 0 BB: 0 P: 4	R: 0 E: 0 K: 1 S: 5 H: 0 LOB: 0 BB: 0 P: 5	R: 1 E: 0 K: 0 S: 5 H: 3 LOB: 1 BB: 0 P: 5	R: 0 E: 0 K: 0 S: 4 H: 1 LOB: 1 BB: 0 P: 4	R: 0 E: 0 K: 0 S: 4 H: 1 LOB: 1 BB: 0 P: 4	R: 0 E: 0 K: 1 S: 5 H: 0 LOB: 0 BB: 0 P: 5	1B: 7 2B: 1 3B: 0 HR: 0 SF: 1 SAC: 0 DP: 1 HBP: 0						

PITCHER	IP	WLS	BF	H	R	ER	SO	BB	IBB	HBP	BLK	WP	HR	S	P	ERA	WHIP
Ralph Terry, R (1, 1) ERA: 4.34	7.0	W	28	8	2	2	3	0	0	0	0	1	0	34	34	2.57	1.143
Bob Turley, R (8, 1) ERA: 4.42	2.0	S	6	0	0	0	1	0	0	0	0	0	0	8	8	0.00	0.000

PITCHER	IP	WLS	BF	H	R	ER	SO	BB	IBB	HBP	BLK	WP	HR	S	P	ERA	WHIP

TOP

Boston Red Sox @ New York Yankees

Yankee Stadium, Bronx, NY

Sun Aug 16 1959, 7:05 PM EDT

Att. 46,717 - Unknown

livebaseballscorecards.com

AB	33
R	2
H	8
RBI	2
BB	0
SO	4
LOB	12

WP: 1 PB: 0 SB: 1 CS: 0 PA: 34

BOTTOM

Boston Red Sox @ New York Yankees

Yankee Stadium, Bronx, NY

Sun Aug 16 1959, 7:05 PM EDT

Att. 46,717 - Unknown

livebaseballscorecards.com

Batter	1	2	3	4	5	6	7	8	9	AB	R	H	RBI	BB	SO	LOB
Marv Throneberry, L (1, 3) OBP: 0.284, SLG: 0.324	0-0 1B 2B		0-0 BB 1B		BBBB 4-0 BB		0-0 ② F4			3	1	2	0	1	0	1
Enos Slaughter, L (1, 7) OBP: 0.258, SLG: 0.381	0-0 2-H HR 1B		BBBB 4-0 1-2 BB		0-0 ② F9		0-0 ③ 4-3			3	1	1	1	1	0	2
Mickey Mantle, S (1, 8) OBP: 0.404, SLG: 0.534	0-0 1-H HR		SSS 0-3 ① K		0-0 ③ F9			0-0 SH1-3 1B 2B		4	2	2	2	0	1	3
Elston Howard, R (1, 2) OBP: 0.318, SLG: 0.505	SSS 0-3 ① K		0-0 ② L7			0-0 4-3 5-3 1B		0-0 ① SH1-3 2-3		3	0	1	0	0	1	2
Hector Lopez, R (1, 5) OBP: 0.330, SLG: 0.459 Andy Carey, R (8, 5) OBP: 0.292, SLG: 0.315	0-0 G1-6-3 1B		0-0 ③ F4			0-0 ① 5-3 1-2		0-0 3-H 1B		3 1	0 0	1 1	0 1	0 0	0 0	3 0
Tony Kubek, L (1, 9) OBP: 0.312, SLG: 0.388	0-0 ② ③ G1-6-3 1-2f			0-0 ① L4		0-0 ② 4-3 2-3		SSS 0-3 ② K		4	0	0	0	0	1	3
Clete Boyer, R (1, 6) OBP: 0.152, SLG: 0.156		0-0 ① 6-3		0-0 ② 6-3		0-0 ③ 1-3		0-0 ③ F7		4	0	0	0	0	0	2
Bobby Richardson, R (1, 4) OBP: 0.310, SLG: 0.340		0-0 ② 6-3		0-0 ③ 5-3			0-0 SH1-4 1B			3	0	1	0	0	0	0
Ralph Terry, R (1, 1) OBP: 0.156, SLG: 0.156 Bob Turley, R (8, 1) OBP: 0.233, SLG: 0.108		0-0 ③ F7			0-0 ① F9		0-0 ① SH1-4 1-2			2 0	0 0	0 0	0 0	0 0	0 0	0 0
Inning Stats	R: 3 H: 4 E: 0 LOB: 0 K: 1 BB: 0 S: 8 P: 8	R: 0 H: 0 E: 0 LOB: 0 K: 0 BB: 0 S: 3 P: 3	R: 0 H: 1 E: 0 LOB: 2 K: 1 BB: 1 S: 6 P: 10	R: 0 H: 0 E: 0 LOB: 0 K: 0 BB: 0 S: 3 P: 3	R: 0 H: 0 E: 0 LOB: 1 K: 0 BB: 1 S: 3 P: 7	R: 0 H: 1 E: 0 LOB: 1 K: 0 BB: 0 S: 4 P: 4	R: 0 H: 1 E: 0 LOB: 1 K: 0 BB: 0 S: 4 P: 4	R: 1 H: 2 E: 0 LOB: 1 K: 1 BB: 0 S: 7 P: 7		1B: 6 2B: 2 3B: 0 HR: 1	SF: 0 SAC: 2 DP: 1 HBP: 0					

	AB	30
	R	4
	H	9
	RBI	4
	BB	2
	SO	3
	LOB	16

PITCHER	IP	WLS	BF	H	R	ER	SO	BB	IBB	HBP	BLK	WP	HR	S	P	ERA	WHIP
Bill Monbouquette, R (1, 1) ERA: 4.64	8.0	L	34	9	4	4	3	2	0	0	0	0	1	38	46	4.50	1.375

PITCHER	IP	WLS	BF	H	R	ER	SO	BB	IBB	HBP	BLK	WP	HR	S	P	ERA	WHIP

Batter	1	2	3	4	5	6	7	8	9	AB	R	H	RBI	BB	SO	LOB
Clete Boyer, R (1, 5) OBP: 0.157, SLG: 0.143	F7	F7		BB, E, BB		L8			4-3	4	0	0	0	1	0	1
Bobby Richardson, R (1, 4) OBP: 0.309, SLG: 0.338	1B, 1B	F3		E6, BB 1-2		F3			F2	5	0	1	0	0	0	2
Mickey Mantle, S (1, 8) OBP: 0.402, SLG: 0.530	K		HR, 1B	K		L8			L8	5	1	1	0	0	2	3
Yogi Berra, L (1, 2) OBP: 0.358, SLG: 0.486	1-3 1B		1-H HR	BB 1-2 2-3			F3			3	1	2	2	1	0	0
Elston Howard, R (1, 3) OBP: 0.314, SLG: 0.498	L8		L9	F3			K2-3			4	0	0	0	0	1	5
Hector Lopez, R (1, 7) OBP: 0.331, SLG: 0.467 Hank Bauer, R (9, 7) OBP: 0.310, SLG: 0.376		3B, 1B	HR	F9			1-3			4 0	2 0	2 0	1 0	0 0	0 0	3 0
Gil McDougald, R (1, 6) OBP: 0.303, SLG: 0.349		L7	F6		F3			6-3		4	0	0	0	0	0	1
Tony Kubek, L (1, 9) OBP: 0.316, SLG: 0.397		1-H 2B, 3B	1B		G4-6-3 1B			6-3		4	1	3	1	0	0	0
Art Ditmar, R (1, 1) OBP: 0.175, SLG: 0.232 Whitey Ford, L (8, 1) OBP: 0.361, SLG: 0.373		3-H 2B	4-3		G4-6-3 1-2f			4-3		4 0	0 0	1 0	1 0	0 0	0 0	2 0
Inning Stats	R: 0 E: 0 K: 1 S: 7 H: 2 LOB: 2 BB: 0 P: 7	R: 2 E: 0 K: 0 S: 6 H: 3 LOB: 1 BB: 0 P: 6	R: 3 E: 0 K: 0 S: 7 H: 4 LOB: 0 BB: 0 P: 7	R: 0 E: 1 K: 1 S: 6 H: 0 LOB: 3 BB: 2 P: 14	R: 0 E: 0 K: 0 S: 3 H: 1 LOB: 0 BB: 0 P: 3	R: 0 E: 0 K: 0 S: 3 H: 0 LOB: 0 BB: 0 P: 3	R: 0 E: 0 K: 1 S: 5 H: 0 LOB: 0 BB: 0 P: 5	R: 0 E: 0 K: 0 S: 3 H: 0 LOB: 0 BB: 0 P: 3	R: 0 E: 0 K: 0 S: 3 H: 0 LOB: 0 BB: 0 P: 3	1B: 6 2B: 1 3B: 1 HR: 2	SF: 0 SAC: 0 DP: 1 HBP: 0					

TOP

New York Yankees @ Detroit Tigers

Briggs Stadium, Detroit, MI

Tue Aug 18 1959, 7:05 PM EDT

Att. 37,353 - Overcast

livebaseballscorecards.com

AB	37
R	5
H	10
RBI	5
BB	2
SO	3
LOB	17

PITCHER		IP	WLS	BF	H	R	ER	SO	BB	IBB	HBP	BLK	WP	HR	S	P	ERA	WHIP
Don Mossi, L ERA: 3.38	(1, 1)	3.0	L	18	9	5	5	1	0	0	0	0	0	2	20	20	15.00	3.000
Dave Sisler, R ERA: 4.75	(4, 1)	2.0		9	1	0	0	1	2	0	0	0	0	0	9	17	0.00	1.500
Ray Narleski, R ERA: 5.14	(6, 1)	3.0		9	0	0	0	1	0	0	0	0	0	0	11	11	0.00	0.000
Tom Morgan, R ERA: 3.5	(9, 1)	1.0		3	0	0	0	0	0	0	0	0	0	0	3	3	0.00	0.000

PITCHER	IP	WLS	BF	H	R	ER	SO	BB	IBB	HBP	BLK	WP	HR	S	P	ERA	WHIP

Batter	1	2	3	4	5	6	7	8	9	AB	R	H	RBI	BB	SO	LOB
Eddie Yost, R (1, 5) OBP: 0.427, SLG: 0.405	5-3			L7		1B HBP		5-3		3	0	0	0	0	0	0
Frank Bolling, R (1, 4) OBP: 0.334, SLG: 0.383	F5			3-1 2B		F5		E 1B		4	1	2	0	0	0	1
Harvey Kuenn, R (1, 9) OBP: 0.410, SLG: 0.504	L7			3-1 2-3		L6-4-3 1-2 1B		E4 1-H 1B 2B		4	1	2	1	0	0	1
Al Kaline, R (1, 8) OBP: 0.399, SLG: 0.534		CS 1B		BBBB BB		L6-4-3 1-2		3-H 1B		3	0	2	1	1	0	2
Charlie Maxwell, L (1, 7) OBP: 0.352, SLG: 0.476		SSS K 1-2		F6			SSS K	F9		4	0	0	0	0	2	4
Gail Harris, L (1, 3) OBP: 0.288, SLG: 0.343		F5			SSS K		1B		4-3	4	0	1	0	0	1	0
Lou Berberet, L (1, 2) OBP: 0.293, SLG: 0.375			F9		1B		L9		HR	4	1	2	1	0	0	1
Rocky Bridges, R (1, 6) OBP: 0.326, SLG: 0.365			5-3		SSS K		F8		5-3	2	0	0	0	0	1	1
Ted Lepcio, R (7, PH) (8, 6) OBP: 0.329, SLG: 0.401										2	0	0	0	0	0	1
Don Mossi, L (1, 1) OBP: 0.153, SLG: 0.127			F8		SSS K			6-3	SSS K	0	0	0	0	0	0	0
Neil Chrisley, L (3, PH) OBP: 0.218, SLG: 0.348										1	0	0	0	0	0	0
Dave Sisler, R (4, 1) OBP: 0.200, SLG: 0.200										0	0	0	0	0	0	0
Gus Zernial, R (5, PH) OBP: 0.274, SLG: 0.457										1	0	0	0	0	1	1
Ray Narleski, R (6, 1) OBP: 0.118, SLG: 0.235										0	0	0	0	0	0	0
Bobo Osborne, L (8, PH) OBP: 0.286, SLG: 0.292										1	0	0	0	0	0	0
Tom Morgan, R (9, 1) OBP: 0.381, SLG: 0.667										0	0	0	0	0	0	0
Johnny Groth, R (9, PH) OBP: 0.315, SLG: 0.407										1	0	0	0	0	1	0
Inning Stats	R: 0 E: 0 K: 0 S: 3 H: 0 LOB: 0 BB: 0 P: 3	R: 0 E: 0 K: 1 S: 5 H: 1 LOB: 0 BB: 0 P: 5	R: 0 E: 0 K: 0 S: 3 H: 0 LOB: 0 BB: 0 P: 3	R: 0 E: 0 K: 0 S: 4 H: 1 LOB: 2 BB: 1 P: 8	R: 0 E: 0 K: 3 S: 10 H: 1 LOB: 1 BB: 0 P: 10	R: 0 E: 0 K: 0 S: 3 H: 1 LOB: 1 BB: 0 P: 4	R: 0 E: 0 K: 1 S: 6 H: 1 LOB: 1 BB: 0 P: 6	R: 2 E: 1 K: 0 S: 6 H: 3 LOB: 1 BB: 0 P: 6	R: 1 E: 0 K: 1 S: 6 H: 1 LOB: 0 BB: 0 P: 6	1B: 6 2B: 2 3B: 0 HR: 1	SF: 0 SAC: 0 DP: 1 HBP: 1						

PITCHER	IP	WLS	BF	H	R	ER	SO	BB	IBB	HBP	BLK	WP	HR	S	P	ERA	WHIP
Art Ditmar, R (1, 1) ERA: 3.33	7.2	W	31	8	2	2	5	1	0	1	0	0	0	39	44	2.35	1.174
Whitey Ford, L (8, 1) ERA: 3.13	1.1	S	5	1	1	1	1	0	0	0	0	0	1	7	7	6.75	0.750

PITCHER	IP	WLS	BF	H	R	ER	SO	BB	IBB	HBP	BLK	WP	HR	S	P	ERA	WHIP

BOTTOM

New York Yankees @ Detroit Tigers

Briggs Stadium, Detroit, MI

Tue Aug 18 1959, 7:05 PM EDT

Att. 37,353 - Overcast

livebaseballscorecards.com

AB	34
R	3
H	9
RBI	3
BB	1
SO	6
LOB	12

WP: 0	PB: 0	SB: 0	CS: 1
PA: 36			

Batter	1	2	3	4	5	6	7	8	9	AB	R	H	RBI	BB	SO	LOB
Clete Boyer, R (1, 6) OBP: 0.158, SLG: 0.145	6-3		F2		FC4-6 1B	L9		K	K	6	0	1	0	0	2	3
Tony Kubek, L (1, 5) OBP: 0.317, SLG: 0.396 (9, 7)	4-3			E 1B	L8	4-3		1-2 BB		4	1	1	0	1	0	1
Mickey Mantle, S (1, 8) OBP: 0.400, SLG: 0.526	K			E F7 1B 1-2	FC4-6 2B 1-2f		K	F7		5	2	1	0	0	2	3
Yogi Berra, L (1, 9) OBP: 0.360, SLG: 0.489 Andy Carey, R (9, 5) OBP: 0.292, SLG: 0.315		K		E5 F7 HR 1-3 2-H	2B 1-H 2B		BB 1B		4-3 HR 1B	4 0	3 0	2 0	1 0	1 0	1 0	1 0
Elston Howard, R (1, 2) OBP: 0.312, SLG: 0.497		L8		K	1B 2B 2-H		F7		4-3 1B 1-2	5	1	1	1	0	1	5
Hector Lopez, R (1, 7) OBP: 0.334, SLG: 0.474 Hank Bauer, R (9, 9) OBP: 0.310, SLG: 0.376		K		F7 2-3 3-H	1B 1B BB		1-3 1B		HR 2-H	4 0	2 0	2 0	3 0	1 0	1 0	2 0
Marv Throneberry, L (1, 3) OBP: 0.294, SLG: 0.350		F5		HR 3-H	1B 1-3 2-H 1B		K		FC6-4 BB	4	1	2	3	1	1	3
Bobby Richardson, R (1, 4) OBP: 0.313, SLG: 0.342		1-3		1B	1-3 3-H 1B			CS 1B	FC6-4 1-2f	5	0	3	1	0	0	1
Eli Grba, R (1, 1) OBP: 0.250, SLG: 0.182 Bob Turley, R (1, 1) OBP: 0.227, SLG: 0.105 Enos Slaughter, L (4, PH) OBP: 0.255, SLG: 0.376 Don Larsen, R (4, 1) OBP: 0.404, SLG: 0.359 Whitey Ford, L (4, 1) OBP: 0.375, SLG: 0.377		K		F9		K		BB 1-2	1B 1-3	0 1 1 0 2	0 0 0 0 0	0 0 0 0 1	0 0 0 0 0	0 1 0 0 1	0 0 0 0 1	0 0 1 0 0
Inning Stats	R: 0 E: 0 K: 1 S: 5 H: 0 LOB: 0 BB: 0 P: 5	R: 0 E: 0 K: 2 S: 8 H: 0 LOB: 1 BB: 0 P: 8	R: 0 E: 0 K: 1 S: 5 H: 0 LOB: 0 BB: 0 P: 5	R: 4 E: 1 K: 1 S: 10 H: 4 LOB: 1 BB: 0 P: 10	R: 4 E: 0 K: 0 S: 7 H: 5 LOB: 2 BB: 1 P: 11	R: 0 E: 0 K: 1 S: 5 H: 0 LOB: 0 BB: 0 P: 5	R: 0 E: 0 K: 2 S: 8 H: 1 LOB: 2 BB: 1 P: 12	R: 0 E: 0 K: 1 S: 5 H: 1 LOB: 2 BB: 2 P: 13	R: 2 E: 0 K: 1 S: 8 H: 3 LOB: 2 BB: 1 P: 12	1B: 10 2B: 2 3B: 0 HR: 2 SF: 0 SAC: 0 DP: 0 HBP: 0						

PITCHER	IP	WLS	BF	H	R	ER	SO	BB	IBB	HBP	BLK	WP	HR	S	P	ERA	WHIP
Frank Lary, R (1, 1) ERA: 3.03	4.2	L	23	7	7	3	5	0	0	0	0	0	1	33	33	5.79	1.500
Tom Morgan, R (5, 1) ERA: 3.51	2.1		11	3	1	1	3	2	0	0	0	0	0	15	23	3.86	2.143
Dave Sisler, R (8, 1) ERA: 4.64	1.0		5	1	0	0	1	2	0	0	0	0	0	5	13	0.00	3.000
Ray Narleski, R (9, 1) ERA: 5.29	1.0		7	3	2	2	1	1	0	0	0	0	1	8	12	18.00	4.000

PITCHER	IP	WLS	BF	H	R	ER	SO	BB	IBB	HBP	BLK	WP	HR	S	P	ERA	WHIP

TOP

New York Yankees @ Detroit Tigers

Briggs Stadium, Detroit, MI

Wed Aug 19 1959, 7:05 PM EDT

Att. 33,517 - Unknown

livebaseballscorecards.com

AB	41
R	10
H	14
RBI	9
BB	5
SO	10
LOB	20

1B: 10	SF: 0	WP: 0	PA: 46
2B: 2	SAC: 0	PB: 1	
3B: 0	DP: 0	SB: 0	
HR: 2	HBP: 0	CS: 1	

BOTTOM

Batter	1	2	3	4	5	6	7	8	9	AB	R	H	RBI	BB	SO	LOB
Eddie Yost, R (1, 5) OBP: 0.432, SLG: 0.408	BBBB 4-0 1B 5-3 BB	x 0-0 SH2-3 1B	BBBB 4-0 BB			x 0-0 BB 1B		BBBB 4-0 WP 1B BB		2	1	2	0	3	0	0
Frank Bolling, R (1, 4) OBP: 0.333, SLG: 0.382	x 0-0 BB 5-3 1-3 BB 1B	x 0-0 ① SH2-3 1-2	x 0-0 ③ 1-3			x 0-0 ① L9		SSS 0-3 ② K		4	1	1	0	0	1	4
Harvey Kuenn, R (1, 9) OBP: 0.408, SLG: 0.500	x 0-0 ① 5-3 1-2 3-H	x 0-0 ② 5-3		x 0-0 ① F5		x 0-0 ② F7		x 0-0 WP 1-2 1B		5	0	1	1	0	0	3
Al Kaline, R (1, 8) OBP: 0.401, SLG: 0.531	BBBB 4-0 BB BB BB BB	x 0-0 ③ L6		BBBB 4-0 E BB		BBBB 4-0 1-2 BB		x 0-0 ③ F5 1-2 2-3		2	1	0	0	3	0	3
Charlie Maxwell, L (1, 7) OBP: 0.354, SLG: 0.475	BBBB 4-0 BB BB 1-2 2-3 BB		x 0-0 HR 1B	BBBB 4-0 G1-6-3 1-3 BB		x 0-0 ③ L4			x 0-0 ① 1-3	3	1	1	0	2	0	2
Gail Harris, L (1, 3) OBP: 0.290, SLG: 0.353	BBBB 4-0 BB 1-2 2-3 3-H BB		x 0-0 ② ③ G1-6-3 1-H HR	x 0-0 1-2f		x 0-0 ① 3-1			x 0-0 ② F7	4	1	1	3	1	0	2
Lou Berberet, L (1, 2) OBP: 0.291, SLG: 0.370	SSS 0-3 ② K	x 0-0 ① F9		SSS 0-3 ① K		BBBB 4-0 PO BB			x 0-0 ③ 5-3	4	0	0	0	1	2	3
Rocky Bridges, R (1, 6) OBP: 0.329, SLG: 0.368 Ted Lepcio, R (7, PH) (8, 6) OBP: 0.327, SLG: 0.399	BBBB 4-0 1-2 2-3 3-H BB	x 0-0 2B		x 0-0 ② F4		x 0-0 ② L8				2 1	0 0	1 0	1 0	1 0	0 0	0 1
Frank Lary, R (1, 1) OBP: 0.184, SLG: 0.222 Tom Morgan, R (5, 1) OBP: 0.364, SLG: 0.636 Gus Zernial, R (7, PH) OBP: 0.274, SLG: 0.457 Dave Sisler, R (8, 1) OBP: 0.200, SLG: 0.200 Johnny Groth, R (8, PH) OBP: 0.312, SLG: 0.402 Ray Narleski, R (9, 1) OBP: 0.118, SLG: 0.235	SSS 0-3 ③ K	x 0-0 ② F6		SSS 0-3 ③ K		0-0 ③ PO 1-2		SSS 0-3 ① K		2 1 0 0 1 0	0 0 0 0 0 0	0 0 0 0 0 0	0 0 0 0 0 0	1 0 0 0 0 0	4 0 0 0 0 0	0 0 0 0 0 0
Inning Stats	R: 3 H: 1 E: 0 LOB: 3 K: 2 BB: 5 S: 8 P: 28	R: 0 H: 1 E: 0 LOB: 1 K: 0 BB: 0 S: 4 P: 4	R: 2 H: 3 E: 0 LOB: 2 K: 0 BB: 1 S: 6 P: 10	R: 0 H: 0 E: 1 LOB: 1 K: 0 BB: 2 S: 2 P: 10	R: 0 H: 0 E: 0 LOB: 0 K: 2 BB: 0 S: 7 P: 7	R: 0 H: 1 E: 0 LOB: 2 K: 0 BB: 1 S: 4 P: 8	R: 0 H: 0 E: 0 LOB: 0 K: 0 BB: 1 S: 2 P: 6	R: 0 H: 1 E: 0 LOB: 2 K: 2 BB: 1 S: 8 P: 12	R: 0 H: 0 E: 0 LOB: 0 K: 0 BB: 0 S: 3 P: 3	1B: 5 SF: 0 2B: 1 SAC: 1 3B: 0 DP: 1 HR: 1 HBP: 0						

PITCHER		IP	WLS	BF	H	R	ER	SO	BB	IBB	HBP	BLK	WP	HR	S	P	ERA	WHIP
Eli Grba, R ERA: 5.4	(1, 1)	0.1		5	1	3	3	0	3	0	0	0	0	0	2	14	81.00	12.000
Bob Turley, R ERA: 4.47	(1, 1)	2.2		15	4	2	2	2	3	0	0	0	0	1	16	28	6.75	2.625
Don Larsen, R ERA: 4.38	(4, 1)	0.1		3	0	0	0	0	2	0	0	0	0	0	1	9	0.00	6.000
Whitey Ford, L ERA: 3.02	(4, 1)	5.2	W	20	2	0	0	4	3	0	0	0	1	0	25	37	0.00	0.882

PITCHER	IP	WLS	BF	H	R	ER	SO	BB	IBB	HBP	BLK	WP	HR	S	P	ERA	WHIP

New York Yankees @ Detroit Tigers

Briggs Stadium, Detroit, MI

Wed Aug 19 1959, 7:05 PM EDT

Att. 33,517 - Unknown

livebaseballscorecards.com

AB	31
R	5
H	7
RBI	5
BB	11
SO	6
LOB	22

1B: 5 SF: 0 WP: 1 PA: 44
2B: 1 SAC: 1 PB: 0
3B: 0 DP: 1 SB: 0
HR: 1 HBP: 0 CS: 0

Batter	1	2	3	4	5	6	7	8	9	AB	R	H	RBI	BB	SO	LOB
Bobby Richardson, R (1, 4) OBP: 0.315, SLG: 0.344	E SH 1B		1B 2-H 1B		F7			L7		4	1	2	1	0	0	0
Tony Kubek, L (1, 5) OBP: 0.315, SLG: 0.392	SH CS 1-H		K		1-3			F5		3	0	0	1	0	1	1
Mickey Mantle, S (1, 8) OBP: 0.397, SLG: 0.522	K 1-2		F5			F4			K	3	0	0	0	0	1	2
Hank Bauer, R (6, 9) OBP: 0.309, SLG: 0.375										1	0	0	0	0	1	0
Yogi Berra, L (1, 9) OBP: 0.360, SLG: 0.488	F2		1-3 1B			F9			F9	3	0	1	0	0	0	0
Norm Siebern, L (6, 8) OBP: 0.336, SLG: 0.401										1	0	0	0	0	0	0
Elston Howard, R (1, 2) OBP: 0.311, SLG: 0.494		F3	F9			K			4-1	2	0	0	0	0	0	2
Johnny Blanchard, L (5, 2) OBP: 0.235, SLG: 0.255										2	0	0	0	0	1	0
Hector Lopez, R (1, 7) OBP: 0.333, SLG: 0.472		L8		K			K			2	0	0	0	0	1	0
Enos Slaughter, L (6, 7) OBP: 0.253, SLG: 0.372										1	0	0	0	0	1	0
Marv Throneberry, L (1, 3) OBP: 0.301, SLG: 0.352		BBBB BB	G3				L6-3 1B			2	0	1	0	1	0	0
Clete Boyer, R (1, 6) OBP: 0.150, SLG: 0.138		5-3	K				L6-3 1-2			3	0	0	0	0	1	2
Gary Blaylock, R (1, 1) OBP: 0.139, SLG: 0.333			1B 2B		K			K		0	0	0	0	0	0	0
Eli Grba, R (2, 1) OBP: 0.308, SLG: 0.333										1	1	1	0	0	0	0
Don Larsen, R (4, 1) OBP: 0.388, SLG: 0.341										2	0	0	0	0	2	0
Inning Stats	R: 1 E: 2 K: 1 S: 6 / H: 1 LOB: 0 BB: 0 P: 6	R: 0 E: 0 K: 0 S: 3 / H: 0 LOB: 1 BB: 1 P: 7	R: 1 E: 0 K: 1 S: 8 / H: 3 LOB: 2 BB: 0 P: 8	R: 0 E: 0 K: 2 S: 7 / H: 0 LOB: 0 BB: 0 P: 7	R: 0 E: 0 K: 1 S: 5 / H: 0 LOB: 0 BB: 0 P: 5	R: 0 E: 0 K: 1 S: 5 / H: 0 LOB: 0 BB: 0 P: 5	R: 0 E: 0 K: 1 S: 5 / H: 1 LOB: 0 BB: 0 P: 5	R: 0 E: 0 K: 1 S: 5 / H: 0 LOB: 0 BB: 0 P: 5	R: 0 E: 0 K: 1 S: 5 / H: 0 LOB: 0 BB: 0 P: 5	1B: 4 2B: 2 3B: 0 HR: 0	SF: 0 SAC: 1 DP: 1 HBP: 0						

PITCHER	IP	WLS	BF	H	R	ER	SO	BB	IBB	HBP	BLK	WP	HR	S	P	ERA	WHIP
Jim Bunning, R (1, 1) ERA: 4.28	9.0	W	32	5	2	1	9	1	0	0	0	0	0	49	53	1.00	0.667

PITCHER	IP	WLS	BF	H	R	ER	SO	BB	IBB	HBP	BLK	WP	HR	S	P	ERA	WHIP

TOP

New York Yankees @ Detroit Tigers

Briggs Stadium, Detroit, MI

Thu Aug 20 1959, 4:33 AM EDT

Att. 17,296 - Sunny

livebaseballscorecards.com

AB	30
R	2
H	5
RBI	2
BB	1
SO	9
LOB	7

WP: 0 PB: 0 SB: 0 CS: 1 PA: 32

Batter	1	2	3	4	5	6	7	8	9	AB	R	H	RBI	BB	SO	LOB
Eddie Yost, R (1, 5) OBP: 0.433, SLG: 0.405	S S S 0-3 K ①	B B B B 4-0 2B BB	S S S 0-3 K ②	B B B B 4-0 3B BB		B B B B 4-0 FC6-4 BB		x 0-0 6-3 ①		3	2	0	0	3	2	2
Coot Veal, R (9, 6) OBP: 0.276, SLG: 0.241										0	0	0	0	0	0	0
Gail Harris, L (1, 3) OBP: 0.298, SLG: 0.369	x 0-0 G3 ②	x 0-0 4-3 1B 1-H 2-H 2B	B B B B 4-0 1-2 2-3 BB	x 0-0 1-H 2-H 3-H 3B		x 0-0 F4 ②		x 0-0 1B		5	1	3	5	1	0	2
Harvey Kuenn, R (1, 9) OBP: 0.403, SLG: 0.493	x 0-0 E4 2B	x 0-0 ② 4-3 2-3	x 0-0 ③ 4-3	x 0-0 ③ 1-3		x 0-0 ③ FC6-4 1-2f		x 0-0 ② F3		6	1	0	0	0	0	8
Neil Chrisley, L (9, 9) OBP: 0.218, SLG: 0.348										0	0	0	0	0	0	0
Al Kaline, R (1, 8) OBP: 0.406, SLG: 0.536	x 0-0 1-H 1B 2B	x 0-0 3-H 1B	x 0-0 HR 1B	x 0-0 ① L9		H 1-0 PB HR HBP	x 0-0 ③ 5-3			4	3	3	2	0	0	0
Johnny Groth, R (8, 8) OBP: 0.309, SLG: 0.398										1	0	0	0	0	0	1
Charlie Maxwell, L (1, 7) OBP: 0.359, SLG: 0.484	B B B B 4-0 1B BB	S S S 0-3 ③ K	x 0-0 1-H HR	x 0-0 1B			B B B B 4-0 1-2 HR BB			3	2	2	2	2	1	1
Frank Bolling, R (1, 4) OBP: 0.337, SLG: 0.403	x 0-0 1-3 2-H 1B	x 0-0 HR	x 0-0 ① 5-3	x 0-0 ② F7			x 0-0 1-H 2-H HR			5	2	3	5	0	0	1
Lou Berberet, L (1, 2) OBP: 0.293, SLG: 0.375	x 0-0 G3 ③	x 0-0 FC1-2 3B	B B B B 4-0 SH5-4 1B 3B BB	S S S 0-3 ③ K			x 0-0 ① 3-1			4	1	1	0	1	1	3
Rocky Bridges, R (1, 6) OBP: 0.334, SLG: 0.375		x 0-0 2B 2B	B B B B 4-0 BB FC1-2 BB	x 0-0 SH5-4 1-2 3B 1B		B B B B 4-0 SH1-3 BB	x 0-0 ② F3			2	2	2	0	1	0	0
Ted Lepcio, R (5, 6) OBP: 0.329, SLG: 0.396										1	0	0	0	1	0	0
(9, 5)																
Jim Bunning, R (1, 1) OBP: 0.205, SLG: 0.232		x 0-0 ① 1-3	x 0-0 ① FC1-2 1-2 3-H BB	x 0-0 ② SH5-4 1-2 2-3		x 0-0 ① SH1-3 1-2	S S S 0-3 ③ K			3	0	0	0	0	1	3
Inning Stats	R: 2 E: 1 K: 1 S: 8 H: 2 LOB: 2 BB: 1 P: 12	R: 3 E: 0 K: 1 S: 8 H: 3 LOB: 1 BB: 1 P: 12	R: 1 E: 0 K: 1 S: 7 H: 2 LOB: 3 BB: 2 P: 15	R: 5 E: 0 K: 0 S: 7 H: 4 LOB: 1 BB: 2 P: 15	R: 0 E: 0 K: 1 S: 6 H: 1 LOB: 1 BB: 0 P: 6	R: 0 E: 0 K: 0 S: 3 H: 0 LOB: 2 BB: 2 P: 11	R: 3 E: 0 K: 1 S: 6 H: 1 LOB: 0 BB: 1 P: 11	R: 0 E: 0 K: 0 S: 4 H: 1 LOB: 1 BB: 0 P: 4								

PITCHER		IP	WLS	BF	H	R	ER	SO	BB	IBB	HBP	BLK	WP	HR	S	P	ERA	WHIP
Gary Blaylock, R ERA: 4.76	(1, 1)	1.1	L	11	4	5	3	1	2	0	0	0	0	0	11	19	20.25	4.500
Eli Grba, R ERA: 6.05	(2, 1)	2.0		14	5	4	4	2	3	0	0	0	0	2	15	27	18.00	4.000
Don Larsen, R ERA: 4.61	(4, 1)	4.2		24	5	5	5	2	4	0	1	0	0	1	23	40	9.64	1.929

PITCHER	IP	WLS	BF	H	R	ER	SO	BB	IBB	HBP	BLK	WP	HR	S	P	ERA	WHIP

BOTTOM

New York Yankees @ Detroit Tigers

Briggs Stadium, Detroit, MI

Thu Aug 20 1959, 4:33 AM EDT

Att. 17,296 - Sunny

livebaseballscorecards.com

AB	37
R	14
H	14
RBI	14
BB	9
SO	5
LOB	21

1B: 6	SF: 0	WP: 0	PA: 49
2B: 3	SAC: 2	PB: 1	
3B: 2	DP: 0	SB: 0	
HR: 3	HBP: 1	CS: 0	

Batter	1	2	3	4	5	6	7	8	9	10	AB	R	H	RBI	BB	SO	LOB
Bobby Richardson, R (1, 4) OBP: 0.320, SLG: 0.351	F7		F7		L5		3B 1B		1B BB		5	2	2	0	0	0	2
Tony Kubek, L (1, 5) (8, 7) OBP: 0.319, SLG: 0.403	5-3		5-3			2B 3B 1B	1-H 3B		F9		5	1	2	1	0	0	1
Mickey Mantle, S (1, 8) OBP: 0.403, SLG: 0.526	1B			G5-4-3 1B		1-3 3B 2B	4-3		1B 1-2 2B BB		4	2	3	0	1	0	1
Yogi Berra, L (1, 2) OBP: 0.356, SLG: 0.479	L7			F5		G3	1-3		F7		5	0	0	0	0	0	7
Elston Howard, R (1, 3) OBP: 0.313, SLG: 0.488 Marv Throneberry, L (9, 3) OBP: 0.295, SLG: 0.345		FC6-4 1B WP HBP		G5-4-3 1-2f		F3		F8	1-2 2-H 2B 1B		4 0	1 0	1 0	1 0	0 0	0 0	3 0
Hector Lopez, R (1, 7) OBP: 0.341, SLG: 0.492 Bobby Shantz, R (8, PR) OBP: 0.296, SLG: 0.292 Andy Carey, R (8, 5) OBP: 0.292, SLG: 0.315 Norm Siebern, L (9, PH) OBP: 0.338, SLG: 0.405 Gil McDougald, R (9, 5) OBP: 0.303, SLG: 0.349		1-2 1B			F9	2-H 3-H 3B		2B	1-H 2-H 2B		0 0 0 1 0	1 0 0 0 0	0 0 0 1 0	0 0 0 1 0	0 0 0 0 0	0 0 0 0 0	0 0 0 0 0
Enos Slaughter, L (1, 9) OBP: 0.265, SLG: 0.375 Hank Bauer, R (7, 9) OBP: 0.305, SLG: 0.370	FC6-4 WP 1-2f 2-3 7-2				1B BB	FC4-6 3-H 1B		K		F4	2 2	0 0	1 0	1 0	0 0	2 1	1 1
Clete Boyer, R (1, 6) OBP: 0.171, SLG: 0.138	7-2 1-Hf 3-H				F7	FC4-6 1-2f		IBB		F7	4	0	0	0	1	0	3
Jim Coates, R (1, 1) OBP: 0.091, SLG: 0.091 Eli Grba, R (6, 1) OBP: 0.308, SLG: 0.333 Ryne Duren, R (6, 1) Bob Turley, R (9, 1) OBP: 0.213, SLG: 0.098			K		1-3 1B		4-3	5-3		K	2 0 2 1	0 0 0 0	1 0 0 0	0 0 0 0	1 0 0 1	0 0 2 0	0 0 2 0
Inning Stats	R: 0 E: 0 K: 0 S: 4 H: 1 LOB: 1 BB: 0 P: 4	R: 1 E: 0 K: 0 S: 3 H: 1 LOB: 0 BB: 0 P: 4	R: 0 E: 0 K: 1 S: 5 H: 0 LOB: 0 BB: 0 P: 5	R: 0 E: 0 K: 0 S: 3 H: 1 LOB: 0 BB: 0 P: 3	R: 0 E: 0 K: 0 S: 4 H: 1 LOB: 2 BB: 1 P: 8	R: 3 E: 0 K: 0 S: 7 H: 4 LOB: 1 BB: 0 P: 7	R: 1 E: 0 K: 0 S: 5 H: 2 LOB: 1 BB: 0 P: 5	R: 0 E: 0 K: 1 S: 6 H: 1 LOB: 2 BB: 1 P: 10	R: 2 E: 0 K: 0 S: 5 H: 3 LOB: 2 BB: 1 P: 9	R: 0 E: 0 K: 1 S: 5 H: 0 LOB: 0 BB: 0 P: 5	1B: 9 2B: 4 3B: 2 HR: 0	SF: 0 SAC: 0 DP: 2 HBP: 1					

PITCHER		IP	WLS	BF	H	R	ER	SO	BB	IBB	HBP	BLK	WP	HR	S	P	ERA	WHIP
Ned Garver, R ERA: 3.71	(1, 1)	6.1		29	10	5	5	1	1	0	1	0	1	0	29	34	7.11	1.737
Bob Grim, R ERA: 3.97	(7, 1)	2.2		13	4	2	2	1	1	1	0	0	0	0	13	21	6.75	1.875
John Tsitouris, R ERA: 4.56	(10, 1)	1.0	W	3	0	0	0	1	0	0	0	0	0	0	5	5	0.00	0.000

PITCHER	IP	WLS	BF	H	R	ER	SO	BB	IBB	HBP	BLK	WP	HR	S	P	ERA	WHIP

TOP

New York Yankees @ Kansas City Athletics

Municipal Stadium, Kansas City, MO

Sat Aug 22 1959, 4:33 AM EDT
Att. 17,567 - Unknown - 90 F

livebaseballscorecards.com

AB	37
R	7
H	11
RBI	4
BB	3
SO	3
LOB	22

WP: 2	PA: 45		
PB: 0			
SB: 0			
CS: 0			

Batter	1	2	3	4	5	6	7	8	9	10	AB	R	H	RBI	BB	SO	LOB
Bill Tuttle, R (1, 8) OBP: 0.372, SLG: 0.417	L9		1B		F2		HR	1B HBP		6-3 SH3-4 1B 1B	5	2	3	1	0	0	1
Russ Snyder, L (1, 9) OBP: 0.349, SLG: 0.431	F7		1-3		F5		S BB 1B	G5-4-3 1B 1-3 2-H 3-H		SH3-4 1-2	5	0	2	2	0	0	2
Dick Williams, R (1, 5) OBP: 0.327, SLG: 0.470	BB			HR		SH1-3 BB 1B 1B	S 1-2 BB	G5-4-3 1-2f		6-3 2-3	4	2	2	1	2	0	3
Bob Cerv, R (1, 7) OBP: 0.341, SLG: 0.487	5-3			G4-6-3 1B		SH1-3 1-2 1B BB	K 1-2 2-3		FC4-6 1B	1B DI IBB	4	0	2	0	2	1	3
Jerry Lumpe, L (1, 4) OBP: 0.313, SLG: 0.303 (10, 6)	F7			G4-6-3 1-2f		SH1-3 1-2 2-3	K		FC4-6 E 1-2f	1-3 1B 3-H	5	0	1	1	0	1	4
Kent Hadley, L (1, 3) OBP: 0.306, SLG: 0.412	K			G3		1B 2-H 3-H	K		E3 IBB 1-3		5	1	1	1	0	2	3
Frank House, L (1, 2) OBP: 0.304, SLG: 0.328	3-1				1B SF8 1B	BB 2-H	E4 SH1-4 1B 1B		F3		5	2	2	1	0	0	2
Joe Demaestri, R (1, 6) OBP: 0.307, SLG: 0.377 Roger Maris, L (9, PH) OBP: 0.372, SLG: 0.498 Wayne Terwilliger, R (10, 4) OBP: 0.325, SLG: 0.348			1-3		1-3 1B	1-2 BB		SH1-4 1-2 1B 1B		1-2 IBB	3 0 0	1 0 0	2 0 0	0 0 0	1 1 0	0 0 0	0 0 0
Ned Garver, R (1, 1) OBP: 0.323, SLG: 0.443 Bob Grim, R (7, 1) OBP: 0.156, SLG: 0.207 Joe Morgan, L (9, PH) OBP: 0.296, SLG: 0.280 John Tsitouris, R (10, 1) OBP: 0.182, SLG: 0.182			K		SF8 3-H	4-3		SH1-4 1-2 2-3	K		2 0 1 0	0 0 0 0	0 0 0 0	1 0 0 0	0 0 1 0	1 0 3 0	2 0 3 0
Inning Stats	R: 0 H: 0 E: 0 LOB: 1 K: 0 BB: 1 S: 3 P: 7	R: 0 H: 0 E: 0 LOB: 0 K: 1 BB: 0 S: 5 P: 5	R: 0 H: 1 E: 0 LOB: 1 K: 1 BB: 0 S: 6 P: 6	R: 1 H: 2 E: 0 LOB: 0 K: 0 BB: 0 S: 4 P: 4	R: 1 H: 2 E: 0 LOB: 1 K: 0 BB: 0 S: 5 P: 5	R: 2 H: 3 E: 0 LOB: 2 K: 0 BB: 2 S: 5 P: 13	R: 1 H: 2 E: 0 LOB: 2 K: 3 BB: 1 S: 11 P: 15	R: 2 H: 2 E: 1 LOB: 1 K: 0 BB: 0 S: 5 P: 6	R: 0 H: 1 E: 1 LOB: 3 K: 1 BB: 1 S: 7 P: 11	R: 1 H: 2 E: 0 LOB: 2 K: 0 BB: 1 S: 4 P: 8	1B: 13 SF: 1 2B: 0 SAC: 3 3B: 0 DP: 2 HR: 2 HBP: 1						

PITCHER		IP	WLS	BF	H	R	ER	SO	BB	IBB	HBP	BLK	WP	HR	S	P	ERA	WHIP
Jim Coates, R ERA: 3.52	(1, 1)	5.2		24	7	4	4	2	2	0	0	0	0	1	26	34	6.35	1.588
Eli Grba, R ERA: 6.05	(6, 1)	0.0		2	1	0	0	0	1	0	0	0	0	0	1	5	∞	∞
Ryne Duren, R ERA: 1.77	(6, 1)	2.2		15	5	3	2	3	1	0	1	0	0	1	19	24	6.75	2.250
Bob Turley, R ERA: 4.51	(9, 1)	1.1	L	9	2	1	1	1	0	2	0	0	0	0	9	17	6.75	1.500

PITCHER		IP	WLS	BF	H	R	ER	SO	BB	IBB	HBP	BLK	WP	HR	S	P	ERA	WHIP

BOTTOM

New York Yankees @ Kansas City Athletics

Municipal Stadium, Kansas City, MO

Sat Aug 22 1959, 4:33 AM EDT
Att. 17,567 - Unknown - 90 F

livebaseballscorecards.com

AB	39
R	8
H	15
RBI	8
BB	6
SO	6
LOB	23

Batter	1	2	3	4	5	6	7	8	9	AB	R	H	RBI	BB	SO	LOB
Bobby Richardson, R (1, 4) OBP: 0.319, SLG: 0.349	F4		K			F9	F7		FC6-4 1B	5	0	1	0	0	1	3
Tony Kubek, L (1, 5) (7, 9) OBP: 0.320, SLG: 0.403	F8		L6			F7		1B	FC6-4	5	1	2	0	0	0	0
Mickey Mantle, S (1, 8) OBP: 0.401, SLG: 0.522	K		K			4-3		1B	K	5	1	1	0	0	3	2
Yogi Berra, L (1, 2) OBP: 0.355, SLG: 0.475		F7		F7			E3 2B	1B	FC6-4	5	2	1	1	0	0	2
Elston Howard, R (1, 3) OBP: 0.317, SLG: 0.501		K			HR		1B	G6-3 1B	F8	5	3	3	2	0	1	2
Hector Lopez, R (1, 7) OBP: 0.340, SLG: 0.490		F8			4-3		K		G6-3	4	0	1	1	0	1	2
Hank Bauer, R (1, 9) OBP: 0.306, SLG: 0.371			4-3 S 1B		K		F7 1B IBB		G6-3	2	0	1	0	0	1	0
Norm Siebern, L (7, PH) OBP: 0.339, SLG: 0.405										0	0	0	0	1	0	0
Gil McDougald, R (7, 6) OBP: 0.302, SLG: 0.348										1	0	0	0	0	0	2
Clete Boyer, R (1, 6) OBP: 0.181, SLG: 0.136			K		BB					1	0	0	0	1	1	1
Enos Slaughter, L (7, PH) OBP: 0.272, SLG: 0.382										1	0	1	2	0	0	0
Andy Carey, R (7, 5) OBP: 0.299, SLG: 0.322										1	0	1	1	0	0	0
Art Ditmar, R (1, 1) OBP: 0.164, SLG: 0.217			4-3		K		F7	1-3		4	0	0	0	0	1	5

TOP

New York Yankees @ Chicago White Sox

Comiskey Park, Chicago, IL

Sun Aug 23 1959, 4:33 AM EDT

Unknown

livebaseballscorecards.com

AB	39
R	7
H	12
RBI	7
BB	2
SO	9
LOB	19

Inning Stats	1	2	3	4	5	6	7	8	9
	R: 0 E: 0 K: 1 S: 5	H: 0 LOB: 0 BB: 0 P: 5	R: 0 E: 0 K: 1 S: 5	H: 0 LOB: 0 BB: 0 P: 5	R: 0 E: 0 K: 2 S: 8	H: 1 LOB: 1 BB: 0 P: 8	R: 0 E: 0 K: 1 S: 5	H: 0 LOB: 0 BB: 0 P: 5	R: 1 E: 0 K: 2 S: 8	H: 1 LOB: 1 BB: 1 P: 12	R: 0 E: 0 K: 0 S: 3	H: 0 LOB: 0 BB: 0 P: 3	R: 2 E: 1 K: 1 S: 8	H: 2 LOB: 2 BB: 1 P: 12	R: 4 E: 0 K: 0 S: 8	H: 6 LOB: 1 BB: 0 P: 8	R: 0 E: 0 K: 1 S: 7	H: 2 LOB: 2 BB: 0 P: 7

| | | | | | | | | | |

BOTTOM

New York Yankees @ Chicago White Sox

Comiskey Park, Chicago, IL

Sun Aug 23 1959, 4:33 AM EDT

Unknown

livebaseballscorecards.com

Batter	1	2	3	4	5	6	7	8	9	AB	R	H	RBI	BB	SO	LOB
Luis Aparicio, R (1, 6) OBP: 0.321, SLG: 0.338	S S S 0-3 K ①		x 0-0 1-3 ③			x 0-0 E4 S 2B	x 0-0 FC4-6 1-2f ②			4	1	0	0	0	1	2
Nellie Fox, L (1, 4) OBP: 0.393, SLG: 0.412	x 0-0 4-3 ②			x 0-0 6-3 ①		x 0-0 HBP 1-H 2B	x 0-0 4-3 ③			4	0	1	1	0	0	1
Jim Landis, R (1, 8) OBP: 0.371, SLG: 0.365	x 0-0 6-3 ③			x 0-0 5-3 ②		x 0-0 5-3 ①		x 0-0 5-3 ①		4	0	0	0	0	0	1
Earl Torgeson, L (1, 3) OBP: 0.362, SLG: 0.374		S S S 0-3 K ①		B B B 4-0 BB		x 0-0 F7 ②		x 0-0 F2 ②		3	0	0	0	1	1	1
Billy Goodman, L (1, 5) OBP: 0.287, SLG: 0.267		x 0-0 4-3 ②		x 0-0 F8 ③		B B B B 4-0 HBP BB		x 0-0 F7 ③		3	0	0	0	1	0	1
Bubba Phillips, R (1, 7) OBP: 0.320, SLG: 0.385		x 0-0 6-3 ③			x 0-0 5-3 ①	H 1-0 1-2 2-3 HBP			S S S 0-3 K ①	3	0	0	0	0	1	0
Jim Rivera, L (1, 9) OBP: 0.256, SLG: 0.353			x 0-0 5-3 ①		S S S 0-3 K ②	x 0-0 F9 ③			x 0-0 F9 ②	4	0	0	0	0	1	3
Earl Battey, R (1, 2) OBP: 0.299, SLG: 0.350			x 0-0 F2 ②		x 0-0 FC6 1B		x 0-0 6-3 ①		x 0-0 F6 ③	4	0	1	0	0	0	0
Early Wynn, S (1, 1) OBP: 0.325, SLG: 0.358			B B B B 4-0 BB		x 0-0 FC6 ③ 1-2f		x 0-0 FC4-6 1B			1	0	0	0	1	0	1
Norm Cash, L (7, PH) OBP: 0.350, SLG: 0.318										1	0	1	0	0	0	0
Gerry Staley, R (8, 1) OBP: 0.364, SLG: 0.222										0	0	0	0	0	0	0
Ken McBride, R (8, 1) OBP: 0.167, SLG: 0.167										0	0	0	0	0	0	0

Inning Stats	1	2	3	4	5	6	7	8	9
	R: 0 H: 0 E: 0 LOB: 0 K: 1 BB: 0 S: 5 P: 5	R: 0 H: 0 E: 0 LOB: 0 K: 1 BB: 0 S: 5 P: 5	R: 0 H: 0 E: 0 LOB: 1 K: 0 BB: 1 S: 3 P: 7	R: 0 H: 0 E: 0 LOB: 1 K: 0 BB: 1 S: 3 P: 7	R: 0 H: 1 E: 0 LOB: 1 K: 1 BB: 0 S: 6 P: 6	R: 1 H: 1 E: 1 LOB: 3 K: 0 BB: 1 S: 5 P: 10	R: 0 H: 1 E: 0 LOB: 1 K: 0 BB: 0 S: 4 P: 4	R: 0 H: 0 E: 0 LOB: 0 K: 0 BB: 0 S: 3 P: 3	R: 0 H: 0 E: 0 LOB: 0 K: 1 BB: 0 S: 5 P: 5

AB	31
R	1
H	3
RBI	1
BB	3
SO	4
LOB	10

1B: 2	SF: 0
2B: 1	SAC: 0
3B: 0	DP: 0
HR: 0	HBP: 1

WP: 0	PA: 35
PB: 0	
SB: 1	
CS: 0	

PITCHER	IP	WLS	BF	H	R	ER	SO	BB	IBB	HBP	BLK	WP	HR	S	P	ERA	WHIP
Art Ditmar, R (1, 1) ERA: 3.15	9.0	W	35	3	1	0	4	3	0	1	0	0	0	39	52	0.00	0.667

PITCHER	IP	WLS	BF	H	R	ER	SO	BB	IBB	HBP	BLK	WP	HR	S	P	ERA	WHIP

Batter	1	2	3	4	5	6	7	8	9	AB	R	H	RBI	BB	SO	LOB
Bobby Richardson, R (1, 4) OBP: 0.323, SLG: 0.354	F7			CS 1B		1B		FC4-6 1B 1-2		4	0	3	0	0	0	0
Tony Kubek, L (1, 5) OBP: 0.317, SLG: 0.399	K			F8 1-2		4-3		FC4-6 1-2f 2-3		4	0	0	0	0	1	4
Mickey Mantle, S (1, 8) OBP: 0.398, SLG: 0.517	K			4-3			F8	F8		4	0	0	0	0	1	2
Elston Howard, R (1, 2) OBP: 0.319, SLG: 0.504		4-3			6-3 2B		6-3 E 1B		5-3	4	0	2	0	0	0	0
Hector Lopez, R (1, 7) OBP: 0.338, SLG: 0.485		6-3			6-3 2-3		E5 6-3 1-2		E3 G6-4-3	4	0	0	0	0	0	2
Enos Slaughter, L (1, 9) OBP: 0.264, SLG: 0.370 Hank Bauer, R (7, 9) OBP: 0.305, SLG: 0.369		F8			6-3		6-3 1-2 2-3		G6-4-3 1-2f	3 1	0 0	0 0	0 0	0 0	0 0	3 1
Marv Throneberry, L (1, 3) OBP: 0.290, SLG: 0.338			K		K		3-1			3	0	0	0	0	2	3
Clete Boyer, R (1, 6) OBP: 0.173, SLG: 0.130			1-3			5-3		K		3	0	0	0	0	1	0
Ralph Terry, R (1, 1) OBP: 0.149, SLG: 0.149 Eli Grba, R (7, 1) OBP: 0.308, SLG: 0.333 Norm Siebern, L (8, PH) OBP: 0.341, SLG: 0.407 Gary Blaylock, R (8, 1) OBP: 0.139, SLG: 0.333			K			F8		FC4-6 1B 1B		2 0 1 0	0 0 0 0	0 0 1 0	0 0 0 0	0 0 0 0	1 0 0 0	0 0 0 0
Inning Stats	R: 0 E: 0 K: 2 S: 7 H: 0 LOB: 0 BB: 0 P: 7	R: 0 E: 0 K: 0 S: 3 H: 0 LOB: 0 BB: 0 P: 3	R: 0 E: 0 K: 2 S: 7 H: 0 LOB: 0 BB: 0 P: 7	R: 0 E: 0 K: 0 S: 3 H: 1 LOB: 0 BB: 0 P: 3	R: 0 E: 0 K: 1 S: 6 H: 1 LOB: 1 BB: 0 P: 6	R: 0 E: 0 K: 0 S: 4 H: 1 LOB: 1 BB: 0 P: 4	R: 0 E: 1 K: 0 S: 5 H: 1 LOB: 2 BB: 0 P: 5	R: 0 E: 0 K: 1 S: 7 H: 2 LOB: 2 BB: 0 P: 7	R: 0 E: 1 K: 0 S: 3 H: 0 LOB: 0 BB: 0 P: 3	1B: 5 2B: 1 3B: 0 HR: 0 SF: 0 SAC: 0 DP: 1 HBP: 0						

PITCHER	IP	WLS	BF	H	R	ER	SO	BB	IBB	HBP	BLK	WP	HR	S	P	ERA	WHIP
Bob Shaw, R (1, 1) ERA: 2.78	9.0	W	33	6	0	0	6	0	0	0	0	0	0	45	45	0.00	0.667

PITCHER	IP	WLS	BF	H	R	ER	SO	BB	IBB	HBP	BLK	WP	HR	S	P	ERA	WHIP

TOP

New York Yankees @ Chicago White Sox

Comiskey Park, Chicago, IL

Sun Aug 23 1959, 4:38 AM EDT

Att. 44,520 - Unknown

livebaseballscorecards.com

AB	33
R	0
H	6
RBI	0
BB	0
SO	6
LOB	15

WP: 0 PA: 33
PB: 0
SB: 0
CS: 1

Batter	1	2	3	4	5	6	7	8	9	AB	R	H	RBI	BB	SO	LOB
Luis Aparicio, R (1, 6) OBP: 0.321, SLG: 0.338	F7		1B			5-3	SF9 1-2 3-H			3	0	1	1	0	0	0
Nellie Fox, L (1, 4) OBP: 0.392, SLG: 0.410	1-3		F8			F8	2-H 1B			4	0	1	1	0	0	1
Jim Landis, R (1, 8) OBP: 0.370, SLG: 0.364	1B			F8		F4	F8			4	0	1	0	0	0	2
Sherm Lollar, R (1, 2) OBP: 0.352, SLG: 0.466	F8			4-1 1B			HR	WP SH5-3 HBP		3	1	2	1	0	0	1
Billy Goodman, L (1, 5) OBP: 0.288, SLG: 0.274		F7		4-1 1-2			SH 1B 2B	SH5-3 1-2		3	0	1	0	0	0	1
Sammy Esposito, R (7, PR) OBP: 0.306, SLG: 0.268 (8, 5)										0	1	0	0	0	0	0
Norm Cash, L (1, 3) OBP: 0.349, SLG: 0.310		L6		4-3			SH 1B E 2-3	BBB G6-4-3 2-3 BB		2	1	0	0	1	0	1
Bubba Phillips, R (1, 7) OBP: 0.319, SLG: 0.383		F5			F4		E SF9 1-2 3-H 1B	G6-4-3 1-2f		4	1	1	1	0	0	2
Jim Rivera, L (1, 9) OBP: 0.250, SLG: 0.345			4-3		F8		F5			3	0	0	0	0	0	2
Bob Shaw, R (1, 1) OBP: 0.190, SLG: 0.148			SSS K		F6		E1 SF9 1-3 2-H 1B			3	1	0	0	0	1	1
Inning Stats	R: 0 E: 0 K: 0 S: 4 H: 1 LOB: 1 BB: 0 P: 4	R: 0 E: 0 K: 0 S: 3 H: 0 LOB: 0 BB: 0 P: 3	R: 0 E: 0 K: 1 S: 6 H: 1 LOB: 1 BB: 0 P: 6	R: 0 E: 0 K: 0 S: 4 H: 1 LOB: 1 BB: 0 P: 4	R: 0 E: 0 K: 0 S: 3 H: 0 LOB: 0 BB: 0 P: 3	R: 0 E: 0 K: 0 S: 3 H: 0 LOB: 0 BB: 0 P: 3	R: 5 E: 2 K: 0 S: 9 H: 4 LOB: 2 BB: 0 P: 9	R: 0 E: 0 K: 0 S: 2 H: 0 LOB: 1 BB: 1 P: 7		1B: 5 2B: 1 3B: 0 HR: 1 SF: 1 SAC: 2 DP: 1 HBP: 1			WP: 1 PB: 0 SB: 0 CS: 0	PA: 34	

PITCHER		IP	WLS	BF	H	R	ER	SO	BB	IBB	HBP	BLK	WP	HR	S	P	ERA	WHIP
Ralph Terry, R ERA: 4.28	(1, 1)	6.0	L	25	6	4	2	1	0	0	0	0	0	1	27	27	3.00	1.000
Eli Grba, R ERA: 5.9	(7, 1)	1.0		5	1	1	0	0	0	0	0	0	0	0	5	5	0.00	1.000
Gary Blaylock, R ERA: 4.72	(8, 1)	1.0		4	0	0	0	0	1	0	1	0	1	0	2	7	0.00	1.000

PITCHER	IP	WLS	BF	H	R	ER	SO	BB	IBB	HBP	BLK	WP	HR	S	P	ERA	WHIP

BOTTOM

New York Yankees @ Chicago White Sox

Comiskey Park, Chicago, IL

Sun Aug 23 1959, 4:38 AM EDT

Att. 44,520 - Unknown

livebaseballscorecards.com

AB	29
R	5
H	7
RBI	4
BB	1
SO	1
LOB	11

New York Yankees @ Chicago White Sox

Comiskey Park, Chicago, IL

Mon Aug 24 1959, 4:33 AM EDT

Att. 21,923 - Unknown

TOP

livebaseballscorecards.com

Batter	1	2	3	4	5	6	7	8	9	AB	R	H	RBI	BB	SO	LOB
Bobby Richardson, R (1, 4) OBP: 0.319, SLG: 0.350	F8		SF8 3-H			F9	FC3-5 1-2 2-3		F7	4	0	0	1	0	0	2
Tony Kubek, L (1, 5) OBP: 0.321, SLG: 0.400 (6, 9)	1B		G6-3 1-2f			BB 1B BB BB	K		1B	4	1	2	0	1	1	3
Mickey Mantle, S (1, 8) OBP: 0.396, SLG: 0.512	K			K		BB BB 1B 1-2	K		K	4	0	0	0	1	4	4
Yogi Berra, L (1, 2) OBP: 0.354, SLG: 0.473	4-3			F8		F7		SH1-4 BB	1B	4	0	1	0	0	0	3
Elston Howard, R (1, 3) OBP: 0.321, SLG: 0.503		F9		F8		BB 1-2 2-3		SH1-4 1-2	BB	3	0	1	0	1	0	0
Hector Lopez, R (1, 7) OBP: 0.340, SLG: 0.484		5-3			FC5-4 BB	BB 1-2 2-3 3-H		SH1-4 1-2 2-3		1	0	0	1	2	0	0
Hank Bauer, R (1, 9) OBP: 0.303, SLG: 0.367 Norm Siebern, L (6, PH) OBP: 0.340, SLG: 0.406 Gary Blaylock, R (6, 1) OBP: 0.139, SLG: 0.333 Bob Turley, R (7, 1) OBP: 0.213, SLG: 0.098 Enos Slaughter, L (8, PH) OBP: 0.262, SLG: 0.366 Eli Grba, R (8, 1) OBP: 0.308, SLG: 0.333		K			F4	F8		F6		2 1 0 0 1 0	0 0 0 0 0 0	0 0 0 0 0 0	0 0 0 0 0 0	1 0 0 0 0 0	1 3 0 0 2 0	1 0 0 0 0 0
Clete Boyer, R (1, 6) OBP: 0.192, SLG: 0.153 Johnny Blanchard, L (8, PH) OBP: 0.231, SLG: 0.250 Andy Carey, R (8, 5) OBP: 0.299, SLG: 0.322			SH SF8 1B		F7		FC3-5 S 1B	K		3 1 0	1 0 0	2 0 0	0 0 0	0 1 0	0 2 0	1 2 0
Don Larsen, R (1, 1) OBP: 0.380, SLG: 0.333 Gil McDougald, R (6, 5) OBP: 0.303, SLG: 0.347 (8, 6)			SH G6-3 1-3		FC5-4 1-2f		FC3-5 1-2 BB		1-3	1 1	0 0	0 0	0 0	0 1	0 0	1 0

Inning Stats	1	2	3	4	5	6	7	8	9
	R: 0 E: 0 K: 1 S: 6	H: 1 LOB: 1 BB: 0 P: 6	R: 0 E: 0 K: 1 S: 5	H: 0 LOB: 0 BB: 0 P: 5	R: 1 E: 1 K: 0 S: 4	H: 1 LOB: 0 BB: 0 P: 4	R: 0 E: 0 K: 1 S: 5	H: 0 LOB: 0 BB: 0 P: 5	R: 0 E: 0 K: 0 S: 3	H: 0 LOB: 1 BB: 1 P: 7	R: 1 E: 0 K: 0 S: 4	H: 1 LOB: 3 BB: 3 P: 16	R: 0 E: 0 K: 2 S: 8	H: 1 LOB: 2 BB: 1 P: 12	R: 0 E: 0 K: 1 S: 6	H: 1 LOB: 2 BB: 1 P: 10	R: 0 E: 0 K: 1 S: 6	H: 1 LOB: 1 BB: 0 P: 6

	1B: 6	SF: 1
	2B: 0	SAC: 2
	3B: 0	DP: 1
	HR: 0	HBP: 0

AB	30
R	2
H	6
RBI	2
BB	6
SO	7
LOB	22

WP: 0	PA: 39
PB: 0	
SB: 1	
CS: 0	

PITCHER		IP	WLS	BF	H	R	ER	SO	BB	IBB	HBP	BLK	WP	HR	S	P	ERA	WHIP
Ray Moore, R ERA: 4.19	(1, 1)	5.2	W	24	3	2	1	3	4	0	0	0	0	0	26	42	1.59	1.235
Turk Lown, R ERA: 2.71	(6, 1)	3.1	S	15	3	0	0	4	2	0	0	0	0	0	21	29	0.00	1.500

PITCHER	IP	WLS	BF	H	R	ER	SO	BB	IBB	HBP	BLK	WP	HR	S	P	ERA	WHIP

Batter	1	2	3	4	5	6	7	8	9	AB	R	H	RBI	BB	SO	LOB
Luis Aparicio, R (1, 6) OBP: 0.321, SLG: 0.340	6-3		E 2B		F5		S 1B BB	G6-4-3 1-2f		4	2	1	0	1	0	2
Nellie Fox, L (1, 4) OBP: 0.391, SLG: 0.408	F6		F8		F7		1B BB 1-3			3	0	0	0	1	0	1
Jim Landis, R (1, 8) OBP: 0.373, SLG: 0.368	F9		E1 1B 2-H		2B 1B		1B 1-2 3-H			4	1	3	2	0	0	0
Sherm Lollar, R (1, 2) OBP: 0.353, SLG: 0.468		1B E BB	K		E 2B 1-H		F8			3	1	1	1	1	1	3
Billy Goodman, L (1, 5) OBP: 0.289, SLG: 0.275		E 1B 1-3	G3		E6 2-3		F7			3	0	1	0	0	0	2
Sammy Esposito, R (5, PR) OBP: 0.300, SLG: 0.262 (6, 5)										1	0	0	0	0	0	2
Al Smith, R (1, 7) OBP: 0.320, SLG: 0.385		L6		1B	L8		K			4	0	1	0	0	1	6
Norm Cash, L (1, 3) OBP: 0.355, SLG: 0.319		E4 1B 1-3 3-H	F6		4-3			SH1-3 1B		4	0	2	1	0	0	1
Bubba Phillips, R (1, 9) OBP: 0.319, SLG: 0.381		G6-4-3 BB	F9		5-3			SH1-3 1-2		2	0	0	0	1	0	1
Ray Moore, R (1, 1) OBP: 0.136, SLG: 0.143		G6-4-3 1-2f	F7		F7			G6-4-3 BB		2	0	0	0	0	0	4
Turk Lown, R (6, 1) OBP: 0.300, SLG: 0.222										1	0	0	0	1	0	0
Inning Stats	R: 0 E: 0 K: 0 S: 3 H: 0 LOB: 0 BB: 0 P: 3	R: 1 E: 1 K: 0 S: 4 H: 2 LOB: 2 BB: 2 P: 12	R: 1 E: 1 K: 1 S: 7 H: 2 LOB: 1 BB: 0 P: 7	R: 0 E: 0 K: 0 S: 4 H: 1 LOB: 1 BB: 0 P: 4	R: 1 E: 1 K: 0 S: 6 H: 2 LOB: 2 BB: 0 P: 6	R: 0 E: 0 K: 0 S: 3 H: 0 LOB: 0 BB: 0 P: 3	R: 1 E: 0 K: 1 S: 6 H: 1 LOB: 2 BB: 2 P: 14	R: 0 E: 0 K: 0 S: 3 H: 1 LOB: 1 BB: 1 P: 7		1B: 7 2B: 2 3B: 0 HR: 0	SF: 0 SAC: 1 DP: 2 HBP: 0					

BOTTOM

New York Yankees @ Chicago White Sox

Comiskey Park, Chicago, IL

Mon Aug 24 1959, 4:33 AM EDT

Att. 21,923 - Unknown

livebaseballscorecards.com

AB	31
R	4
H	9
RBI	4
BB	5
SO	2
LOB	22

WP: 0 PB: 0 SB: 2 CS: 0 PA: 37

PITCHER		IP	WLS	BF	H	R	ER	SO	BB	IBB	HBP	BLK	WP	HR	S	P	ERA	WHIP
Don Larsen, R ERA: 4.65	(1, 1)	5.0	L	24	7	3	3	1	2	0	0	0	0	0	24	32	5.40	1.800
Gary Blaylock, R ERA: 4.76	(6, 1)	1.0		6	1	1	1	0	2	0	0	0	0	0	4	12	9.00	3.000
Bob Turley, R ERA: 4.48	(7, 1)	1.0		3	0	0	0	1	0	0	0	0	0	0	5	5	0.00	0.000
Eli Grba, R ERA: 5.75	(8, 1)	1.0		4	1	0	0	0	1	0	0	0	0	0	3	7	0.00	2.000

PITCHER	IP	WLS	BF	H	R	ER	SO	BB	IBB	HBP	BLK	WP	HR	S	P	ERA	WHIP

New York Yankees @ Cleveland Indians

Cleveland Municipal Stadium, Cleveland, OH

Tue Aug 25 1959, 7:05 PM EDT

Att. 36,143 - Unknown

TOP

livebaseballscorecards.com

Batter	1	2	3	4	5	6	7	8	9	AB	R	H	RBI	BB	SO	LOB
Bobby Richardson, R (1, 4) OBP: 0.323, SLG: 0.353	F9 1B SF8 1B	F7		6-3			1B		FC3-6 1B	5	1	3	0	0	0	4
Tony Kubek, L (1, 5) OBP: 0.319, SLG: 0.398	1-2 1B		K		6-3		F5		FC3-6 1-2f	5	0	1	0	0	1	2
Mickey Mantle, S (1, 8) OBP: 0.394, SLG: 0.509	F9 2-3		FC3-6 1B		K		K		G3	5	0	1	0	0	2	4
Yogi Berra, L (1, 9) OBP: 0.353, SLG: 0.472	SF8 3-H		FC3-6 1-2f		1B		F8			3	0	1	1	0	0	2
Elston Howard, R (1, 2) OBP: 0.317, SLG: 0.497	F7		6-3		L5			L9		4	0	0	0	0	0	3
Hector Lopez, R (1, 7) OBP: 0.339, SLG: 0.489		L6		5-3		F6		HR		4	1	1	1	0	0	0
Marv Throneberry, L (1, 3) OBP: 0.295, SLG: 0.361		3-1		6-3 1B 1B		HR		F7		4	1	2	1	0	0	0
Clete Boyer, R (1, 6) OBP: 0.207, SLG: 0.171		1B 1B		6-3 1-2 1B		F8		5-3		4	0	2	0	0	0	0
Whitey Ford, L (1, 1) OBP: 0.379, SLG: 0.382		1-2 1B		6-3 1-2 2-3		F7			3-1	2	0	1	0	0	0	2
Enos Slaughter, L (6, PH) OBP: 0.259, SLG: 0.362										1	0	0	0	0	0	0
Gary Blaylock, R (6, 1) OBP: 0.139, SLG: 0.333										0	0	0	0	0	0	0
Norm Siebern, L (9, PH) OBP: 0.339, SLG: 0.405										1	0	0	0	0	0	0

	AB	38
	R	3
	H	12
	RBI	3
	BB	0
	SO	3
	LOB	17

Inning Stats	1	2	3	4	5	6	7	8	9
	R: 1 E: 0 K: 0 S: 5	H: 2 LOB: 1 BB: 0 P: 5	R: 0 E: 0 K: 0 S: 5	H: 2 LOB: 2 BB: 0 P: 5	R: 0 E: 0 K: 1 S: 6	H: 1 LOB: 1 BB: 0 P: 6	R: 0 E: 0 K: 0 S: 5	H: 2 LOB: 2 BB: 0 P: 5	R: 0 E: 0 K: 1 S: 6	H: 1 LOB: 1 BB: 0 P: 6	R: 1 E: 0 K: 0 S: 4	H: 1 LOB: 0 BB: 0 P: 4	R: 0 E: 0 K: 1 S: 6	H: 1 LOB: 1 BB: 0 P: 6	R: 1 E: 0 K: 0 S: 4	H: 1 LOB: 0 BB: 0 P: 4	R: 0 E: 0 K: 0 S: 4	H: 1 LOB: 1 BB: 0 P: 4

	1B: 10	SF: 1	WP: 0	PA: 39
	2B: 0	SAC: 0	PB: 0	
	3B: 0	DP: 0	SB: 0	
	HR: 2	HBP: 0	CS: 0	

PITCHER	IP	WLS	BF	H	R	ER	SO	BB	IBB	HBP	BLK	WP	HR	S	P	ERA	WHIP
Cal McLish, R (1, 1) ERA: 3.39	9.0	W	39	12	3	3	3	0	0	0	0	0	2	45	45	3.00	1.333

PITCHER	IP	WLS	BF	H	R	ER	SO	BB	IBB	HBP	BLK	WP	HR	S	P	ERA	WHIP

New York Yankees @ Cleveland Indians

Cleveland Municipal Stadium, Cleveland, OH

Tue Aug 25 1959, 7:05 PM EDT

Att. 36,143 - Unknown

livebaseballscorecards.com

BOTTOM

Batter	1	2	3	4	5	6	7	8	9	AB	R	H	RBI	BB	SO	LOB
Vic Power, R (1, 3) OBP: 0.346, SLG: 0.443	HR	6-3			E9 SH1-3		SH5-3 7-2 2B			4	2	2	1	0	0	0
Minnie Minoso, R (1, 7) OBP: 0.380, SLG: 0.470	BB WP HR		BB FC4-6		SH1-3 2-3		SH5-3 2-3			0	1	0	0	2	0	0
Tito Francona, L (1, 8) OBP: 0.415, SLG: 0.613 Jim Piersall, R (8, 8) OBP: 0.305, SLG: 0.333	BB HR 1-2		FC4-6 G6-4-3 1-2f		SF8 3-H		7-2 3-Hf			2 0	1 0	0 0	1 0	1 0	0 0	2 0
Rocky Colavito, R (1, 9) OBP: 0.349, SLG: 0.544	HR 1-H 2-H		G6-4-3 1-2f		HR			5-3		4	2	2	4	0	0	1
Jim Baxes, R (1, 4) OBP: 0.316, SLG: 0.492	K			5-3	1B			K		4	0	1	0	0	2	0
George Strickland, R (1, 5) OBP: 0.313, SLG: 0.314	6-3			F3	F3			F8		4	0	0	0	0	0	1
Woodie Held, R (1, 6) OBP: 0.317, SLG: 0.454	4-3			BB 1B			E5 G6-3			3	0	1	0	0	0	0
Ed Fitz Gerald, R (1, 2) OBP: 0.290, SLG: 0.311		1-4-3		BB 1-2			G6-3 1-2f			2	0	0	0	1	0	1
Cal McLish, S (1, 1) OBP: 0.215, SLG: 0.210		K		K			K			3	0	0	0	0	3	2
Inning Stats	R: 4 H: 2 E: 0 LOB: 0 K: 1 BB: 2 S: 7 P: 15	R: 0 H: 0 E: 0 LOB: 0 K: 1 BB: 0 S: 5 P: 5	R: 0 H: 0 E: 0 LOB: 0 K: 0 BB: 1 S: 2 P: 6	R: 0 H: 1 E: 0 LOB: 2 K: 1 BB: 1 S: 6 P: 10	R: 2 H: 2 E: 1 LOB: 1 K: 0 BB: 0 S: 6 P: 6	R: 0 H: 0 E: 1 LOB: 0 K: 1 BB: 0 S: 5 P: 5	R: 0 H: 1 E: 0 LOB: 0 K: 0 BB: 0 S: 3 P: 3	R: 0 H: 0 E: 0 LOB: 0 K: 1 BB: 0 S: 5 P: 5		1B: 2 SF: 1 2B: 2 SAC: 2 3B: 0 DP: 3 HR: 3 HBP: 0						

	AB	26
	R	6
	H	6
	RBI	6
	BB	4
	SO	5
	LOB	7

WP: 1 PA: 33
PB: 0
SB: 0
CS: 0

PITCHER		IP	WLS	BF	H	R	ER	SO	BB	IBB	HBP	BLK	WP	HR	S	P	ERA	WHIP
Whitey Ford, L ERA: 3.15	(1, 1)	5.0	L	24	5	6	4	3	4	0	0	0	1	3	26	42	7.20	1.800
Gary Blaylock, R ERA: 4.64	(6, 1)	3.0		9	1	0	0	2	0	0	0	0	0	0	13	13	0.00	0.333

PITCHER	IP	WLS	BF	H	R	ER	SO	BB	IBB	HBP	BLK	WP	HR	S	P	ERA	WHIP

Batter	1	2	3	4	5	6	7	8	9	AB	R	H	RBI	BB	SO	LOB
Bobby Richardson, R (1, 4) OBP: 0.319, SLG: 0.349	F6		5-3		SH3-4 1-2			F7	F7	4	0	0	0	0	0	1
Tony Kubek, L (1, 5) OBP: 0.319, SLG: 0.396	K		K		F8			BB 2B 1B		4	1	1	0	0	2	1
Mickey Mantle, S (1, 8) OBP: 0.397, SLG: 0.516	HR		BB		K			1-2 2B BB		2	2	1	1	2	1	1
Yogi Berra, L (1, 2) OBP: 0.352, SLG: 0.468	F6		1-2 BB			F8		F2		3	0	0	0	1	0	2
Elston Howard, R (1, 3) OBP: 0.319, SLG: 0.508 Bobby Shantz, R (8, PR) OBP: 0.296, SLG: 0.292 Marv Throneberry, L (8, 3) OBP: 0.295, SLG: 0.361		HR	F7			F6		1-H 2-H 2B		4 0 0	1 0 0	2 0 0	3 0 0	0 0 0	0 0 0	2 0 0
Hector Lopez, R (1, 7) OBP: 0.336, SLG: 0.485		F9		F7		L3		6-3		4	0	0	0	0	0	1
Hank Bauer, R (1, 9) OBP: 0.304, SLG: 0.364 Enos Slaughter, L (9, PH) OBP: 0.266, SLG: 0.379		BB		K			4-3		2B	2 1	0 0	0 1	0 0	1 0	1 0	0 0
Clete Boyer, R (1, 6) OBP: 0.212, SLG: 0.177 Norm Siebern, L (9, PH) OBP: 0.339, SLG: 0.403		L9		1-3			B1-6-4 1B		F7	3 1	0 0	1 0	0 0	0 0	0 0	1 1
Duke Maas, R (1, 1) OBP: 0.179, SLG: 0.139 Ryne Duren, R (7, 1) Johnny Blanchard, L (9, PH) OBP: 0.226, SLG: 0.245		F3			SH3-4 1B		B1-6-4 1-2f		K	3 0 1	0 0 0	1 0 0	0 0 0	0 0 1	0 0 1	2 0 1
Inning Stats	R: 1 E: 0 K: 1 S: 6 H: 1 LOB: 0 BB: 0 P: 6	R: 1 E: 0 K: 0 S: 4 H: 1 LOB: 1 BB: 1 P: 8	R: 0 E: 0 K: 1 S: 5 H: 0 LOB: 2 BB: 2 P: 13	R: 0 E: 0 K: 1 S: 5 H: 0 LOB: 0 BB: 0 P: 5	R: 0 E: 0 K: 1 S: 6 H: 1 LOB: 1 BB: 0 P: 6	R: 0 E: 0 K: 0 S: 3 H: 0 LOB: 0 BB: 0 P: 3	R: 0 E: 0 K: 0 S: 3 H: 1 LOB: 0 BB: 0 P: 3	R: 2 E: 0 K: 0 S: 5 H: 2 LOB: 1 BB: 1 P: 9	R: 0 E: 0 K: 1 S: 6 H: 1 LOB: 1 BB: 0 P: 6	1B: 3 2B: 2 3B: 0 HR: 2 SF: 0 SAC: 1 DP: 1 HBP: 0						

PITCHER		IP	WLS	BF	H	R	ER	SO	BB	IBB	HBP	BLK	WP	HR	S	P	ERA	WHIP
Gary Bell, R ERA: 3.78	(1, 1)	7.2		32	6	4	4	4	4	0	0	0	0	2	36	52	4.70	1.304
Jim Perry, R ERA: 3.05	(8, 1)	1.1	W	5	1	0	0	1	0	0	0	0	0	0	7	7	0.00	0.750

PITCHER	IP	WLS	BF	H	R	ER	SO	BB	IBB	HBP	BLK	WP	HR	S	P	ERA	WHIP

TOP

New York Yankees @ Cleveland Indians

Cleveland Municipal Stadium, Cleveland, OH

Wed Aug 26 1959, 7:05 PM EDT

Att. 31,800 - Unknown

livebaseballscorecards.com

AB	32
R	4
H	7
RBI	4
BB	4
SO	5
LOB	13

Batter	1	2	3	4	5	6	7	8	9	AB	R	H	RBI	BB	SO	LOB
Vic Power, R (1, 3) OBP: 0.347, SLG: 0.444	0-0 E 1B 1B	0-0 ③ F6			0-0 ② 4-3		0-0 2-H 1B			4	1	2	1	0	0	1
Minnie Minoso, R (1, 7) OBP: 0.379, SLG: 0.470	0-0 ① F8		0-0 2B		0-0 ③ F7		0-0 ③ F4			4	0	1	0	0	0	2
Tito Francona, L (1, 8) OBP: 0.416, SLG: 0.612 Jim Piersall, R (9, 8) OBP: 0.305, SLG: 0.333	0-0 E9 FC5-4 1-H 1B		0-0 ① G3			0-0 G5-4-3 1B		S S S 0-3 ① K		4 0	0 0	2 0	0 0	0 0	1 0	1 0
Rocky Colavito, R (1, 9) OBP: 0.351, SLG: 0.549	0-0 ② FC5-4 1-2f		4-0 G1-4-3 IBB			0-0 ① F5		0-0 HR		3	1	1	1	1	0	2
Jim Baxes, R (1, 4) OBP: 0.312, SLG: 0.484	0-0 ③ F5		0-0 ② ③ G1-4-3 1-2f			0-0 ② ③ G5-4-3 1-2f		0-0 ② F8		4	0	0	0	0	0	4
George Strickland, R (1, 5) OBP: 0.310, SLG: 0.311		0-0 ① F4		0-0 ① F7			0-0 ① 5-3	0-0 ③ 5-3		4	0	0	0	0	0	0
Woodie Held, R (1, 6) OBP: 0.319, SLG: 0.454		B B B 4-0 FC6-4 BB		0-0 ② L8			0-0 1-3 E 1B			2	1	1	0	1	0	0
Ed Fitz Gerald, R (1, 2) OBP: 0.285, SLG: 0.305		0-0 ② FC6-4 1-2f 2B		0-0 ③ F3			0-0 ② 1-3 1-2			3	1	0	0	0	0	2
Gary Bell, R (1, 1) OBP: 0.258, SLG: 0.254 Jim Perry, S (8, 1) OBP: 0.333, SLG: 0.400		0-0 1-H 2B			0-0 ① F8		0-0 E1 1B 2-H 1B			3 0	1 0	2 0	1 0	0 0	0 0	0 0
Inning Stats	R: 1 E: 2 K: 0 S: 5 H: 2 LOB: 1 BB: 0 P: 5	R: 1 E: 0 K: 0 S: 4 H: 1 LOB: 1 BB: 1 P: 8	R: 0 E: 0 K: 0 S: 3 H: 1 LOB: 1 BB: 1 P: 7	R: 0 E: 0 K: 0 S: 3 H: 0 LOB: 0 BB: 0 P: 3	R: 0 E: 0 K: 0 S: 3 H: 0 LOB: 0 BB: 0 P: 3	R: 0 E: 0 K: 0 S: 3 H: 1 LOB: 0 BB: 0 P: 3	R: 2 E: 1 K: 0 S: 6 H: 3 LOB: 1 BB: 0 P: 6	R: 1 E: 0 K: 1 S: 6 H: 1 LOB: 0 BB: 0 P: 6		1B: 6 2B: 2 3B: 0 HR: 1	SF: 0 SAC: 0 DP: 2 HBP: 0					

PITCHER		IP	WLS	BF	H	R	ER	SO	BB	IBB	HBP	BLK	WP	HR	S	P	ERA	WHIP
Duke Maas, R ERA: 4.58	(1, 1)	6.2		28	8	4	3	0	1	1	0	0	0	0	26	34	4.05	1.350
Ryne Duren, R ERA: 1.86	(7, 1)	1.1	L	5	1	1	1	1	0	0	0	0	0	1	7	7	6.75	0.750

PITCHER	IP	WLS	BF	H	R	ER	SO	BB	IBB	HBP	BLK	WP	HR	S	P	ERA	WHIP

BOTTOM

New York Yankees @ Cleveland Indians

Cleveland Municipal Stadium, Cleveland, OH

Wed Aug 26 1959, 7:05 PM EDT

Att. 31,800 - Unknown

livebaseballscorecards.com

AB	31
R	5
H	9
RBI	3
BB	2
SO	1
LOB	12

1B: 6	SF: 0	WP: 0	PA: 33
2B: 2	SAC: 0	PB: 0	
3B: 0	DP: 2	SB: 0	
HR: 1	HBP: 0	CS: 0	

New York Yankees @ Washington Senators

Griffith Stadium, Washington, DC

Fri Aug 28 1959, 7:05 PM EDT

Att. 15,202 - Unknown

TOP

livebaseballscorecards.com

Batter	1	2	3	4	5	6	7	8	9	AB	R	H	RBI	BB	SO	LOB
Bobby Richardson, R (1, 4) OBP: 0.323, SLG: 0.351	1B		5-3		6-3	1B			BB	4	0	2	1	1	0	0
Gil McDougald, R (1, 5) (6, 6) OBP: 0.299, SLG: 0.342	K		E6		1-3	F8			6-3	5	0	0	0	0	1	4
Mickey Mantle, S (1, 8) OBP: 0.393, SLG: 0.510	K		G3		4-3		K		F8	5	0	0	0	0	2	2
Yogi Berra, L (1, 2) OBP: 0.353, SLG: 0.468	F6			6-3		G3 1B 1B	G1-6-3			4	1	2	0	0	0	1
Elston Howard, R (1, 3) OBP: 0.319, SLG: 0.506		6-3		1B		L6	G1-6-3			4	0	1	0	0	0	2
Hector Lopez, R (1, 7) OBP: 0.337, SLG: 0.484		6-3		F9		G3 1B		BB		3	1	1	0	1	0	1
Tony Kubek, L (1, 9) OBP: 0.320, SLG: 0.397		1B		1B		G3		F7		4	0	2	0	0	0	3
Clete Boyer, R (1, 6) OBP: 0.207, SLG: 0.173		K		K		IBB		F8		2	0	0	0	0	2	3
Norm Siebern, L (6, PH) OBP: 0.340, SLG: 0.403										0	1	0	0	1	0	0
Andy Carey, R (6, 5) OBP: 0.296, SLG: 0.319										1	0	0	0	0	0	1
Art Ditmar, R (1, 1) OBP: 0.185, SLG: 0.281			6-3		HR	1B		K		4	1	2	3	0	1	1
Inning Stats	R: 0 E: 0 K: 2 S: 8 H: 1 LOB: 1 BB: 0 P: 8	R: 0 E: 0 K: 1 S: 6 H: 1 LOB: 1 BB: 0 P: 6	R: 0 E: 1 K: 0 S: 4 H: 0 LOB: 1 BB: 0 P: 4	R: 0 E: 0 K: 1 S: 7 H: 2 LOB: 2 BB: 0 P: 7	R: 1 E: 0 K: 0 S: 4 H: 1 LOB: 0 BB: 0 P: 4	R: 3 E: 0 K: 0 S: 7 H: 4 LOB: 2 BB: 1 P: 11	R: 0 E: 0 K: 1 S: 5 H: 1 LOB: 0 BB: 0 P: 5	R: 0 E: 0 K: 1 S: 5 H: 0 LOB: 1 BB: 1 P: 9	R: 0 E: 0 K: 0 S: 2 H: 0 LOB: 0 BB: 1 P: 6	1B: 9 2B: 0 3B: 0 HR: 1	SF: 0 SAC: 0 DP: 1 HBP: 0						

	AB	36
	R	4
	H	10
	RBI	4
	BB	3
	SO	6
	LOB	18

WP: 0 PB: 0 SB: 0 CS: 1 PA: 39

PITCHER		IP	WLS	BF	H	R	ER	SO	BB	IBB	HBP	BLK	WP	HR	S	P	ERA	WHIP
Camilo Pascual, R ERA: 2.83	(1, 1)	5.2	L	28	9	4	4	4	0	1	0	0	0	1	35	39	6.35	1.588
Tex Clevenger, R ERA: 4.29	(6, 1)	1.1		4	1	0	0	1	0	0	0	0	0	0	6	6	0.00	0.750
Hal Griggs, R ERA: 5.18	(8, 1)	2.0		7	0	0	0	1	2	0	0	0	0	0	7	15	0.00	1.000

PITCHER	IP	WLS	BF	H	R	ER	SO	BB	IBB	HBP	BLK	WP	HR	S	P	ERA	WHIP

Batter	1	2	3	4	5	6	7	8	9	AB	R	H	RBI	BB	SO	LOB
Bob Allison, R (1, 8) OBP: 0.335, SLG: 0.509	B B B 4-0 SH2-3 BB	x 0-0 ③ FC5-4 1-2f			x 0-0 ② 5-3			x 0-0 ① 5-3		3	0	0	0	1	0	2
Lenny Green, L (1, 9) OBP: 0.306, SLG: 0.329	x 0-0 ① SH2-3 1-2		x 0-0 ① G3		x 0-0 ③ 4-3			x 0-0 ② F5		3	0	0	0	0	0	0
Julio Becquer, L (1, 3) OBP: 0.286, SLG: 0.361	x 0-0 ② F6		x 0-0 ② L7			x 0-0 ① 4-3		x 0-0 ③ F9		4	0	0	0	0	0	1
Jim Lemon, R (1, 7) OBP: 0.324, SLG: 0.492	B B B 4-0 BB		S S S 0-3 ③ K			x 0-0 ② F2			x 0-0 ① 1-3	3	0	0	0	1	1	0
Harmon Killebrew, R (1, 5) OBP: 0.354, SLG: 0.538	x 0-0 ③ F7			x 0-0 ① 5-3		S S S 0-3 ③ K			x 0-0 ② 5-3	4	0	0	0	0	1	2
Hal Naragon, L (1, 2) OBP: 0.286, SLG: 0.308		x 0-0 ① L7		x 0-0 ② L7			x 0-0 ① F9		x 0-0 ③ 4-3	4	0	0	0	0	0	0
Ken Aspromonte, R (1, 4) OBP: 0.327, SLG: 0.330		x 0-0 ② F6		x 0-0 E5 FC6-4			x 0-0 ② 6-3			3	0	0	0	0	0	0
Billy Consolo, R (1, 6) OBP: 0.297, SLG: 0.234		x 0-0 1B 1B		x 0-0 ③ FC6-4 1-2f			B B B B 4-0 BB			2	0	1	0	1	0	1
Camilo Pascual, R (1, 1) OBP: 0.304, SLG: 0.303 Tex Clevenger, R (6, 1) OBP: 0.188, SLG: 0.214 Faye Throneberry, L (7, PH) OBP: 0.324, SLG: 0.396 Hal Griggs, R (8, 1) OBP: 0.056, SLG: 0.056		x 0-0 FC5-4 1-2 1B			x 0-0 ① F8		x 0-0 ③ G3			2 0 1 0	0 0 0 0	1 0 0 0	0 0 0 0	0 0 0 0	0 0 0 0	0 0 1 0
Inning Stats	R: 0 H: 0 E: 0 LOB: 2 K: 0 BB: 2 S: 3 P: 11	R: 0 H: 2 E: 0 LOB: 2 K: 0 BB: 0 S: 5 P: 5	R: 0 H: 0 E: 0 LOB: 0 K: 1 BB: 0 S: 5 P: 5	R: 0 H: 0 E: 1 LOB: 1 K: 0 BB: 0 S: 4 P: 4	R: 0 H: 0 E: 0 LOB: 0 K: 0 BB: 0 S: 3 P: 3	R: 0 H: 0 E: 0 LOB: 0 K: 1 BB: 0 S: 5 P: 5	R: 0 H: 0 E: 0 LOB: 1 K: 0 BB: 1 S: 3 P: 7	R: 0 H: 0 E: 0 LOB: 0 K: 0 BB: 0 S: 3 P: 3	R: 0 H: 0 E: 0 LOB: 0 K: 0 BB: 0 S: 3 P: 3	1B: 2 2B: 0 3B: 0 HR: 0	SF: 0 SAC: 1 DP: 0 HBP: 0			WP: 0 PB: 0 SB: 0 CS: 0	PA: 33		

PITCHER	IP	WLS	BF	H	R	ER	SO	BB	IBB	HBP	BLK	WP	HR	S	P	ERA	WHIP
Art Ditmar, R (1, 1) ERA: 2.98	9.0	W	33	2	0	0	2	3	0	0	0	0	0	34	46	0.00	0.556

PITCHER	IP	WLS	BF	H	R	ER	SO	BB	IBB	HBP	BLK	WP	HR	S	P	ERA	WHIP

BOTTOM

New York Yankees @ Washington Senators

Griffith Stadium, Washington, DC

Fri Aug 28 1959, 7:05 PM EDT
Att. 15,202 - Unknown

livebaseballscorecards.com

AB	29
R	0
H	2
RBI	0
BB	3
SO	2
LOB	7

Batter	1	2	3	4	5	6	7	8	9	AB	R	H	RBI	BB	SO	LOB
Bobby Richardson, R (1, 4) OBP: 0.320, SLG: 0.347	S S S 0-3 ① K		x 0-0 ③ F5		x 0-0 ① SH2-4 1-2	x 0-0 ③ 6-3		x 0-0 ③ 1-3		4	0	0	0	0	1	0
Gil McDougald, R (1, 5) OBP: 0.301, SLG: 0.343	x 0-0 ② 5-3			x 0-0 1B 1B 1B	x 0-0 FC4 BB 4-3 2-3 1B		x 0-0 ① F5		x 0-0 ① 4-3	5	2	2	0	0	0	0
Mickey Mantle, S (1, 8) OBP: 0.395, SLG: 0.516	S S S 0-3 ③ K			x 0-0 1B 1B 1-3 1B	B B B 4-0 4-3 FC4 1-2 BB		x 0-0 ② F8		x 0-0 HR	4	2	2	1	1	1	0
Yogi Berra, L (1, 2) OBP: 0.356, SLG: 0.475		x 0-0 2B		x 0-0 E 1B SF8 1-2 3-H 1B	x 0-0 FC4 4-3 1-2 2-3 3-H		x 0-0 2B		x 0-0 ② F7	5	1	3	2	0	0	2
Elston Howard, R (1, 3) OBP: 0.320, SLG: 0.503		B B B B 4-0 G6-3 BB		x 0-0 E8 SF8 SF7 1-3 2-H 1B	x 0-0 ② 4-3 1-2 2-3 3-H		x 0-0 ③ L8		x 0-0 ③ 5-3	4	1	1	2	1	0	3
Hector Lopez, R (1, 7) OBP: 0.339, SLG: 0.482 Duke Maas, R (8, 1) OBP: 0.179, SLG: 0.139		x 0-0 ① F8		x 0-0 ① SF8 2-3 3-H	4-0 IBB			B B B B 4-0 SH1-3 HR BB		1 0	1 0	0 0	1 0	2 0	0 0	2 0
Tony Kubek, L (1, 9) OBP: 0.318, SLG: 0.395 (8, 7)		x 0-0 ②③ G6-3 1-2f		x 0-0 ② SF7 3-H	S S S 0-3 ③ K			x 0-0 ① SH1-3 1-2		2	0	0	1	0	1	5
Clete Boyer, R (1, 6) OBP: 0.198, SLG: 0.165			S S S 0-3 ① K	x 0-0 ③ F6		x 0-0 ① 6-3		x 0-0 ② F8		4	0	0	0	0	1	1
Bob Turley, R (1, 1) OBP: 0.208, SLG: 0.095 Jim Coates, R (4, 1) OBP: 0.154, SLG: 0.083 Hank Bauer, R (8, PH) OBP: 0.306, SLG: 0.377 (8, 9)			S S S 0-3 ② K		B B B B 4-0 1B SH2-4 FC4 BB	x 0-0 ② 6-3		x 0-0 2-H HR		1 1 1	0 1 1	0 0 1	0 0 2	1 1 0	0 0 0	0 0 0
Inning Stats	R: 0 E: 0 K: 2 S: 7 H: 0 LOB: 0 BB: 0 P: 7	R: 0 E: 0 K: 0 S: 3 H: 1 LOB: 1 BB: 1 P: 7	R: 0 E: 0 K: 2 S: 7 H: 0 LOB: 0 BB: 0 P: 7	R: 4 E: 1 K: 0 S: 7 H: 4 LOB: 0 BB: 0 P: 7	R: 2 E: 0 K: 1 S: 7 H: 1 LOB: 3 BB: 3 P: 19	R: 0 E: 0 K: 0 S: 3 H: 0 LOB: 0 BB: 0 P: 3	R: 0 E: 0 K: 0 S: 4 H: 1 LOB: 1 BB: 0 P: 4	R: 2 E: 0 K: 0 S: 4 H: 1 LOB: 0 BB: 1 P: 8	R: 1 E: 0 K: 0 S: 4 H: 1 LOB: 0 BB: 0 P: 4	1B: 5 2B: 2 3B: 0 HR: 2 SF: 2 SAC: 2 DP: 1 HBP: 0						

PITCHER		IP	WLS	BF	H	R	ER	SO	BB	IBB	HBP	BLK	WP	HR	S	P	ERA	WHIP
Pedro Ramos, R ERA: 4.04	(1, 1)	4.0		17	5	4	3	4	1	0	0	0	0	0	24	28	6.75	1.500
Dick Hyde, R ERA: 5.24	(5, 1)	0.1	L	4	1	2	2	0	2	0	0	0	0	0	2	10	54.00	9.000
Chuck Stobbs, L ERA: 3.05	(5, 1)	3.2		16	2	2	2	1	1	1	0	0	0	1	16	24	4.91	0.818
Hal Griggs, R ERA: 5.22	(9, 1)	1.0		4	1	1	1	0	0	0	0	0	0	1	4	4	9.00	1.000

PITCHER	IP	WLS	BF	H	R	ER	SO	BB	IBB	HBP	BLK	WP	HR	S	P	ERA	WHIP

TOP

New York Yankees @ Washington Senators

Griffith Stadium, Washington, DC

Sat Aug 29 1959, 3:33 AM EDT

Att. 11,717 - Unknown

livebaseballscorecards.com

AB	32
R	9
H	9
RBI	9
BB	5
SO	5
LOB	13

WP: 0 PA: 41
PB: 0
SB: 0
CS: 0

Batter	1	2	3	4	5	6	7	8	9	AB	R	H	RBI	BB	SO	LOB
Bob Allison, R (1, 8) OBP: 0.335, SLG: 0.507	H 1-0 FC3-6 HBP	x 0-0 1-2 1B		x 0-0 F4 ①		x 0-0 F8 ②		x 0-0 G5-4-3 ②③ 1-2f		4	0	1	0	0	0	4
Lenny Green, L (1, 9) OBP: 0.298, SLG: 0.319	x 0-0 FC3-6 ① 4-3 1-2f	x 0-0 L8 ③		x 0-0 F6 ②		x 0-0 F5 ③			x 0-0 4-3 ①	5	0	0	0	0	0	6
Julio Becquer, L (1, 3) OBP: 0.294, SLG: 0.373	x 0-0 4-3 ② 1-2		x 0-0 G3 1B 1B	x 0-0 1-H 3-H 2B			x 0-0 1B 1B		x 0-0 L7 ②	5	1	3	2	0	0	1
Clint Courtney, L (1, 2) OBP: 0.323, SLG: 0.303	x 0-0 6-3 ③		x 0-0 G3 ① 1-2	x 0-0 4-3 ③			x 0-0 F9 ①		x 0-0 G3 ③	5	0	0	0	0	0	4
Jim Lemon, R (1, 7) OBP: 0.328, SLG: 0.494		x 0-0 HR 1B	x 0-0 2-H 1B		x 0-0 F9 ①		x 0-0 1-3 1B			4	1	3	1	0	0	0
Harmon Killebrew, R (1, 5) OBP: 0.355, SLG: 0.543		x 0-0 1-H HR	B B B 4-0 G5-4-3 BB		S S S 0-3 K ②		S S S 0-3 K ②			3	1	1	2	1	2	2
Ken Aspromonte, R (1, 4) OBP: 0.323, SLG: 0.326 Hal Naragon, L (7, PH) OBP: 0.285, SLG: 0.307 Ron Samford, R (8, 4) OBP: 0.266, SLG: 0.333		S S S 0-3 K ①	x 0-0 G5-4-3 ②③ 1-2f		S S S 0-3 K ③		x 0-0 F9 ③			3 1 0	0 0 0	0 0 0	0 0 0	0 0 0	2 0 0	2 2 0
Billy Consolo, R (1, 6) OBP: 0.302, SLG: 0.250		S S S 0-3 K ②		x 0-0 2B 3B		B B B B 4-0 BB		x 0-0 1-3 ①		3	1	1	0	1	1	0
Pedro Ramos, S (1, 1) OBP: 0.203, SLG: 0.200 Faye Throneberry, L (4, PH) OBP: 0.326, SLG: 0.396 Dick Hyde, R (5, 1) Chuck Stobbs, L (5, 1) OBP: 0.105, SLG: 0.105 Reno Bertoia, R (8, PH) OBP: 0.306, SLG: 0.359 Hal Griggs, R (9, 1) OBP: 0.056, SLG: 0.056		x 0-0 1B 1B		B B B 4-0 2B BB		x 0-0 F3 ①		x 0-0 G5-4-3 1B		1 0 0 1 1 0	0 1 0 0 0 0	1 0 0 0 1 0	0 0 0 0 0 0	0 1 0 0 0 0	0 0 0 0 0 0	0 0 0 1 0 0
Inning Stats	R: 0 E: 0 K: 0 S: 3 H: 0 LOB: 1 BB: 0 P: 4	R: 2 E: 0 K: 2 S: 11 H: 4 LOB: 2 BB: 0 P: 11	R: 1 E: 0 K: 0 S: 4 H: 2 LOB: 1 BB: 1 P: 8	R: 2 E: 0 K: 0 S: 5 H: 2 LOB: 1 BB: 1 P: 9	R: 0 E: 0 K: 2 S: 7 H: 0 LOB: 0 BB: 0 P: 7	R: 0 E: 0 K: 0 S: 3 H: 0 LOB: 1 BB: 1 P: 7	R: 0 E: 0 K: 1 S: 7 H: 2 LOB: 2 BB: 0 P: 7	R: 0 E: 0 K: 0 S: 3 H: 1 LOB: 0 BB: 0 P: 3	R: 0 E: 0 K: 0 S: 3 H: 0 LOB: 0 BB: 0 P: 3	1B: 8 2B: 1 3B: 1 HR: 1	SF: 0 SAC: 0 DP: 2 HBP: 1						

PITCHER	IP	WLS	BF	H	R	ER	SO	BB	IBB	HBP	BLK	WP	HR	S	P	ERA	WHIP
Bob Turley, R (1, 1) ERA: 4.64	3.0		17	7	4	4	2	1	0	1	0	0	1	19	24	12.00	2.667
Jim Coates, R (4, 1) ERA: 3.44	4.0	W	17	3	1	1	3	2	0	0	0	0	0	21	29	2.25	1.250
Duke Maas, R (8, 1) ERA: 4.5	2.0	S	6	1	0	0	0	0	0	0	0	0	0	6	6	0.00	0.500

PITCHER	IP	WLS	BF	H	R	ER	SO	BB	IBB	HBP	BLK	WP	HR	S	P	ERA	WHIP

BOTTOM

New York Yankees @ Washington Senators

Griffith Stadium, Washington, DC

Sat Aug 29 1959, 3:33 AM EDT

Att. 11,717 - Unknown

livebaseballscorecards.com

AB	36
R	5
H	11
RBI	5
BB	3
SO	5
LOB	22

WP: 0 PB: 0 SB: 0 CS: 0 PA: 40

Batter	1	2	3	4	5	6	7	8	9	AB	R	H	RBI	BB	SO	LOB
Bobby Richardson, R (1, 4) OBP: 0.319, SLG: 0.344	6-3		4-3 1-2		BB			1-3		3	0	0	0	1	0	1
Gil McDougald, R (1, 5) OBP: 0.299, SLG: 0.340	F3		F9		F6			F7		3	0	0	0	0	0	4
Norm Siebern, L (8, PH) OBP: 0.339, SLG: 0.402										1	0	0	0	0	0	0
Andy Carey, R (8, 5) OBP: 0.296, SLG: 0.319										0	0	0	0	0	0	0
Mickey Mantle, S (1, 8) OBP: 0.392, SLG: 0.512	F7			K2-3	4-3			L4		4	0	0	0	0	1	3
Yogi Berra, L (1, 2) OBP: 0.353, SLG: 0.470		F9		1-3		1-3			L9	4	0	0	0	0	0	0
Elston Howard, R (1, 3) OBP: 0.316, SLG: 0.497		F3		E5		K			6-3	4	0	0	0	0	1	0
Hector Lopez, R (1, 7) OBP: 0.340, SLG: 0.491		2B		F8		F4			HR	4	1	2	1	0	0	1
Tony Kubek, L (1, 9) OBP: 0.320, SLG: 0.396		4-3			SH5-4 1B		F7		1B	4	0	2	0	0	0	1
Clete Boyer, R (1, 6) OBP: 0.202, SLG: 0.170			K		SH5-4 1-2		6-3		4-3	3	0	1	0	0	1	0
Enos Slaughter, L (9, PH) OBP: 0.264, SLG: 0.375					1B					1	0	0	0	0	0	1
Ralph Terry, R (1, 1) OBP: 0.163, SLG: 0.146			BB		SH5-4 1-2 2-3		K			1	0	0	0	1	1	0
Inning Stats	R: 0 E: 0 K: 0 S: 3 H: 0 LOB: 0 BB: 0 P: 3	R: 0 E: 0 K: 0 S: 4 H: 1 LOB: 1 BB: 0 P: 4	R: 0 E: 0 K: 1 S: 5 H: 0 LOB: 1 BB: 1 P: 9	R: 0 E: 1 K: 1 S: 6 H: 0 LOB: 1 BB: 0 P: 6	R: 0 E: 0 K: 0 S: 5 H: 2 LOB: 3 BB: 1 P: 9	R: 0 E: 0 K: 1 S: 5 H: 0 LOB: 0 BB: 0 P: 5	R: 0 E: 0 K: 1 S: 5 H: 0 LOB: 0 BB: 0 P: 5	R: 0 E: 0 K: 0 S: 3 H: 0 LOB: 0 BB: 0 P: 3	R: 1 E: 0 K: 0 S: 5 H: 2 LOB: 1 BB: 0 P: 5	1B: 3 2B: 1 3B: 0 HR: 1 SF: 0 SAC: 1 DP: 0 HBP: 0						

PITCHER	IP	WLS	BF	H	R	ER	SO	BB	IBB	HBP	BLK	WP	HR	S	P	ERA	WHIP
Russ Kemmerer, R (1, 1) ERA: 4.2	5.0	W	21	3	0	0	2	2	0	0	0	0	0	23	31	0.00	1.000
Tex Clevenger, R (6, 1) ERA: 4.19	4.0	S	14	2	1	1	2	0	0	0	0	0	1	18	18	2.25	0.500

PITCHER	IP	WLS	BF	H	R	ER	SO	BB	IBB	HBP	BLK	WP	HR	S	P	ERA	WHIP

TOP

New York Yankees @ Washington Senators

Griffith Stadium, Washington, DC

Sun Aug 30 1959, 3:33 AM EDT
Att. 12,802 - Unknown

livebaseballscorecards.com

AB	32
R	1
H	5
RBI	1
BB	2
SO	4
LOB	11

WP: 0 PA: 35
PB: 0
SB: 0
CS: 0

Batter	1	2	3	4	5	6	7	8	9	AB	R	H	RBI	BB	SO	LOB
Billy Consolo, R (1, 4) (9, 6) OBP: 0.303, SLG: 0.252	0-0 1-3 1B 1B	0-0 1-3 ③			0-3 K ②		0-0 SH1-3 ② 1-2			3	1	1	0	0	1	0
Lenny Green, L (1, 9) OBP: 0.302, SLG: 0.320	0-0 1-3 1-2 1B 1B		0-0 G3 ①		0-3 K ③		4-0 BB			3	1	1	0	1	1	0
Julio Becquer, L (1, 3) OBP: 0.293, SLG: 0.376	0-0 1-3 ① 1-2 2-3		0-0 3-1 ②			0-0 G3 2B	0-0 4-3 ③			4	0	1	0	0	0	4
Jim Lemon, R (1, 7) OBP: 0.329, SLG: 0.494	0-0 S 2-H 3-H 1B		0-0 6-3 ③			0-0 G3 ① 2-3		0-0 BB 1B		4	0	2	2	0	0	1
Clint Courtney, L (1, 2) OBP: 0.315, SLG: 0.295	0-0 L8 ② 1-2			0-0 F4 ①		0-0 L6 ②		0-0 F3 ①		4	0	0	0	0	0	3
Harmon Killebrew, R (1, 5) OBP: 0.356, SLG: 0.541	4-0 BB			0-0 6-3 ②		0-3 K ③		4-0 1-2 BB		2	0	0	0	2	1	1
Bob Allison, R (1, 8) OBP: 0.336, SLG: 0.513	0-3 K ③			0-0 1B			0-0 HR	0-3 K ②		4	1	2	1	0	2	4
Zoilo Versalles, R (1, 6) OBP: 0.226, SLG: 0.224 Faye Throneberry, L (8, PH) OBP: 0.325, SLG: 0.395 Ron Samford, R (9, 4) OBP: 0.266, SLG: 0.333		0-0 5-3 ①		0-0 5-3 ③			0-0 2-3 ①	0-0 F8 ③		3 1 0	0 0 0	0 0 0	0 0 0	0 0 0	0 0 0	1 2 0
Russ Kemmerer, R (1, 1) OBP: 0.210, SLG: 0.143 Tex Clevenger, R (6, 1) OBP: 0.235, SLG: 0.267		0-0 5-3 ②			0-3 K ①		0-0 SH1-3 1B			2 1	0 0	0 1	0 0	0 0	1 0	0 0
Inning Stats	R: 2 E: 0 K: 1 S: 8 H: 3 LOB: 2 BB: 1 P: 12	R: 0 E: 0 K: 0 S: 3 H: 0 LOB: 0 BB: 0 P: 3	R: 0 E: 0 K: 0 S: 3 H: 0 LOB: 0 BB: 0 P: 3	R: 0 E: 0 K: 0 S: 4 H: 1 LOB: 1 BB: 0 P: 4	R: 0 E: 0 K: 3 S: 9 H: 0 LOB: 0 BB: 0 P: 9	R: 0 E: 0 K: 1 S: 6 H: 1 LOB: 1 BB: 0 P: 6	R: 1 E: 0 K: 0 S: 5 H: 2 LOB: 2 BB: 1 P: 9	R: 0 E: 0 K: 1 S: 6 H: 1 LOB: 2 BB: 1 P: 10		1B: 6 2B: 1 3B: 0 HR: 1		SF: 0 SAC: 1 DP: 0 HBP: 0				

PITCHER	IP	WLS	BF	H	R	ER	SO	BB	IBB	HBP	BLK	WP	HR	S	P	ERA	WHIP
Ralph Terry, R (1, 1) ERA: 4.23	8.0	L	35	8	3	3	6	3	0	0	0	0	1	44	56	3.38	1.375

PITCHER	IP	WLS	BF	H	R	ER	SO	BB	IBB	HBP	BLK	WP	HR	S	P	ERA	WHIP

BOTTOM

New York Yankees @ Washington Senators

Griffith Stadium, Washington, DC

Sun Aug 30 1959, 3:33 AM EDT

Att. 12,802 - Unknown

livebaseballscorecards.com

AB	31
R	3
H	8
RBI	3
BB	3
SO	6
LOB	16

WP: 0 PA: 35
PB: 0
SB: 1
CS: 0

New York Yankees @ Baltimore Orioles

Memorial Stadium, Baltimore, MD

Tue Sep 01 1959, 3:33 AM EDT

Att. 4,820 - Unknown

TOP

livebaseballscorecards.com

Batter	1	2	3	4	5	6	7	8	9	AB	R	H	RBI	BB	SO	LOB
Bobby Richardson, R (1, 4) OBP: 0.321, SLG: 0.351	0-0 1B	0-0 FC1-6 1B, 1-2f		0-0 F9			0-0 SH3, 1-2		0-0 1B, 2-H 3B	4	2	2	1	0	0	1
Tony Kubek, L (1, 9) (6, 7) OBP: 0.323, SLG: 0.399	0-0 1B, SF7, 1-3 1B	0-0 1-3 1B			0-3 K		0-0 F7		0-0 1B, 3-H 1B	5	1	3	1	0	1	1
Mickey Mantle, S (1, 8) OBP: 0.394, SLG: 0.512	0-0 1B, 1-3, 3-H 1B	0-3 K			4-0 BB		0-0 F8		0-0 1-2 1B	4	1	2	1	1	1	3
Yogi Berra, L (1, 2) OBP: 0.349, SLG: 0.464	0-3 K	0-0 5-3			0-0 F4			0-0 L3	0-3 K	5	0	0	0	0	2	7
Elston Howard, R (1, 3) OBP: 0.313, SLG: 0.493	0-0 SF7, 3-H		0-0 F9		0-3 K			0-0 F8		3	0	0	1	0	1	1
Hector Lopez, R (1, 7) OBP: 0.340, SLG: 0.490 Hank Bauer, R (6, 9) OBP: 0.305, SLG: 0.375	0-0 1B, 1-3, FC5 1B		0-0 5-3			0-0 F3		0-0 1-3		3 1	0 0	1 0	0 0	0 0	0 0	0 0
Gil McDougald, R (1, 5) OBP: 0.300, SLG: 0.342	0-0 FC5, 1-3, 3-H 1B		0-3 K			0-3 K			0-0 SH1-3, 3B 1B	4	1	2	1	0	2	0
Clete Boyer, R (1, 6) OBP: 0.194, SLG: 0.163	0-0 FC5, 1-2, 3-H			0-0 1-3		0-0 6-3			0-3 K	4	0	0	0	0	1	3
Whitey Ford, L (1, 1) OBP: 0.391, SLG: 0.386 Ryne Duren, R (7, 1)		0-0 FC1-6 1B		0-0 1-3			4-0 SH3 BB		0-0 SH1-3, 1-2	2 0	0 0	1 0	0 0	1 0	0 0	0 0

	AB	35
	R	5
	H	11
	RBI	5
	BB	2
	SO	8
	LOB	16

| Inning Stats | | |

BOTTOM

Batter	1	2	3	4	5	6	7	8	9	AB	R	H	RBI	BB	SO	LOB
Willie Tasby, R (1, 8) OBP: 0.293, SLG: 0.358	F8		5-3		K		BB		BB 1-2 2-3	3	0	0	0	0	1	0
Al Pilarcik, L (7, PH) OBP: 0.354, SLG: 0.360										0	0	0	0	1	0	0
Arnie Portocarrero, R (8, 1)										0	0	0	0	0	0	0
Billy Hoeft, L (9, 1) OBP: 0.235, SLG: 0.294										0	0	0	0	0	0	0
Barry Shetrone, L (9, PH) OBP: 0.231, SLG: 0.229										0	0	0	0	1	0	0
Gene Woodling, L (1, 9) OBP: 0.407, SLG: 0.479	F7		E3			L8	F8		L8	5	0	0	0	0	0	6
Bob Nieman, R (1, 7) OBP: 0.377, SLG: 0.533	1B		F5			1B		G3		4	0	2	0	0	0	1
Gus Triandos, R (1, 2) OBP: 0.349, SLG: 0.479	1-3			6-3		K		K		4	0	0	0	0	2	2
Walt Dropo, R (1, 3) OBP: 0.285, SLG: 0.380		F4		FC6-4 1B		F4		K		4	0	1	0	0	1	1
Brooks Robinson, R (1, 5) OBP: 0.305, SLG: 0.346		1-3		FC6-4 FC6-4 1-2f			BB 1B G1-2-3 1B		F3	4	0	1	0	0	0	1
Chico Carrasquel, R (1, 6) OBP: 0.307, SLG: 0.313										3	0	2	0	0	0	1
(8, 4)		2B		FC6-4 1-2f			G1-2-3 BB 1-2 1B		BB G3 1B	1	0	1	0	0	0	0
Bob Boyd, L (9, PH) OBP: 0.288, SLG: 0.323																
Billy Gardner, R (1, 4) OBP: 0.284, SLG: 0.309										2	0	0	0	0	0	1
Billy Klaus, L (7, PH) OBP: 0.376, SLG: 0.337	1-3				L4		G1-2-3 1-2 2-3 BB		G3 1-2	1	0	0	0	1	0	1
(8, 6)																
Jerry Walker, S (1, 1) OBP: 0.192, SLG: 0.235			F8		6-3		G1-2-3 1-2 2-3 3-Hf		BB	2	0	0	0	0	0	0
Albie Pearson, L (7, PH) OBP: 0.322, SLG: 0.276										1	0	0	0	1	0	3
(8, 8)																
Inning Stats	R: 0 E: 0 K: 0 S: 4 H: 1 LOB: 1 BB: 0 P: 4	R: 0 E: 0 K: 0 S: 4 H: 1 LOB: 1 BB: 0 P: 4	R: 0 E: 1 K: 0 S: 4 H: 0 LOB: 1 BB: 0 P: 4	R: 0 E: 0 K: 0 S: 4 H: 1 LOB: 1 BB: 0 P: 4	R: 0 E: 0 K: 1 S: 5 H: 0 LOB: 0 BB: 0 P: 5	R: 0 E: 0 K: 1 S: 6 H: 1 LOB: 1 BB: 0 P: 6	R: 0 E: 0 K: 0 S: 4 H: 2 LOB: 3 BB: 2 P: 12	R: 0 E: 0 K: 2 S: 7 H: 0 LOB: 0 BB: 0 P: 7	R: 0 E: 0 K: 0 S: 4 H: 1 LOB: 3 BB: 2 P: 12	1B: 6 2B: 1 3B: 0 HR: 0	SF: 0 SAC: 0 DP: 1 HBP: 0						

PITCHER	IP	WLS	BF	H	R	ER	SO	BB	IBB	HBP	BLK	WP	HR	S	P	ERA	WHIP
Whitey Ford, L (1, 1) ERA: 3.04	6.0	W	26	6	0	0	2	1	0	0	0	0	0	29	33	0.00	1.167
Ryne Duren, R (7, 1) ERA: 1.78	3.0	S	12	1	0	0	2	3	0	0	0	0	0	13	25	0.00	1.333

PITCHER	IP	WLS	BF	H	R	ER	SO	BB	IBB	HBP	BLK	WP	HR	S	P	ERA	WHIP

New York Yankees @ Baltimore Orioles

Memorial Stadium, Baltimore, MD

Tue Sep 01 1959, 3:33 AM EDT

Att. 4,820 - Unknown

livebaseballscorecards.com

AB	34
R	0
H	7
RBI	0
BB	4
SO	4
LOB	17

1B: 6	SF: 0	WP: 0	PA: 38
2B: 1	SAC: 0	PB: 0	
3B: 0	DP: 1	SB: 0	
HR: 0	HBP: 0	CS: 0	

Batter	1	2	3	4	5	6	7	8	9	AB	R	H	RBI	BB	SO	LOB
Billy Consolo, R (1, 4) OBP: 0.335, SLG: 0.276	6-3		F2		1-3 1B 1-3 2-H 1B		6-3		1-4-3	4	0	1	1	0	0	0
Hal Naragon, L (9, PH) OBP: 0.281, SLG: 0.301										1	0	0	0	0	0	2
Lenny Green, L (1, 9) OBP: 0.305, SLG: 0.318	L8		F8		1-3 1-2 3-H 1B			F5		4	0	1	1	0	0	0
Jim Lemon, R (1, 7) OBP: 0.332, SLG: 0.491	WP BB			FC6-4 1B	1-3 1-2 2-3			4-3		3	0	1	0	1	0	2
Roy Sievers, R (1, 3) OBP: 0.309, SLG: 0.427	K 1-2			FC6-4 1-2f	K			4-3		4	0	0	0	0	2	4
Harmon Killebrew, R (1, 5) OBP: 0.356, SLG: 0.542		6-3		K		F6			1B 2B	4	1	1	0	0	1	1
Bob Allison, R (1, 8) OBP: 0.333, SLG: 0.504		6-3		L7		5-3			F4	4	0	0	0	0	0	2
Clint Courtney, L (1, 2) OBP: 0.318, SLG: 0.299		1B			4-3	4-3			1B 2-H 1B	4	0	2	1	0	0	0
Ron Samford, R (9, PR) OBP: 0.263, SLG: 0.329										0	0	0	0	0	0	0
Zoilo Versalles, R (1, 6) OBP: 0.217, SLG: 0.214		1-3			SH 1B 1B		L9		1-2 1B	3	1	1	0	0	0	1
Julio Becquer, L (9, PH) OBP: 0.295, SLG: 0.377										1	0	1	0	0	0	0
Pedro Ramos, S (1, 1) OBP: 0.197, SLG: 0.194			K		SH 1B 1-2 1B		1-3		K	2	1	0	0	0	1	0
Faye Throneberry, L (9, PH) OBP: 0.326, SLG: 0.399										1	0	0	0	0	1	2
Inning Stats	R: 0 E: 0 K: 1 S: 5 H: 0 LOB: 1 BB: 1 P: 9	R: 0 E: 0 K: 0 S: 4 H: 1 LOB: 1 BB: 0 P: 4	R: 0 E: 0 K: 1 S: 5 H: 0 LOB: 0 BB: 0 P: 5	R: 0 E: 0 K: 1 S: 6 H: 1 LOB: 1 BB: 0 P: 6	R: 2 E: 1 K: 1 S: 9 H: 3 LOB: 2 BB: 0 P: 9	R: 0 E: 0 K: 0 S: 3 H: 0 LOB: 0 BB: 0 P: 3	R: 0 E: 0 K: 0 S: 3 H: 0 LOB: 0 BB: 0 P: 3	R: 0 E: 0 K: 0 S: 3 H: 0 LOB: 0 BB: 0 P: 3	R: 1 E: 0 K: 1 S: 8 H: 3 LOB: 2 BB: 0 P: 8	1B: 7 2B: 1 3B: 0 HR: 0 SF: 0 SAC: 1 DP: 0 HBP: 0						

PITCHER		IP	WLS	BF	H	R	ER	SO	BB	IBB	HBP	BLK	WP	HR	S	P	ERA	WHIP
Duke Maas, R ERA: 4.32	(1, 1)	7.0		28	5	2	1	4	1	0	0	0	1	0	35	39	1.29	0.857
Jim Coates, R ERA: 3.47	(8, 1)	2.0	W	9	3	1	1	1	0	0	0	0	0	0	11	11	4.50	1.500

PITCHER	IP	WLS	BF	H	R	ER	SO	BB	IBB	HBP	BLK	WP	HR	S	P	ERA	WHIP

TOP

Washington Senators @ New York Yankees

Yankee Stadium, Bronx, NY

Wed Sep 02 1959, 7:05 PM EDT

Att. 15,010 - Unknown - 79 F

livebaseballscorecards.com

AB	35
R	3
H	8
RBI	3
BB	1
SO	5
LOB	14

WASHINGTON SENATORS

WP: 1 PB: 0 SB: 0 CS: 0 PA: 37

Batter	1	2	3	4	5	6	7	8	9	AB	R	H	RBI	BB	SO	LOB
Bobby Richardson, R (1, 4) OBP: 0.320, SLG: 0.349	F7		4-3			L1-3 BB	1-3			3	0	0	0	1	0	2
Tony Kubek, L (1, 9) (8, 5) (9, 7) OBP: 0.322, SLG: 0.397	L4			G3		L1-3 1-2		HR 1B		4	1	1	0	0	0	1
Mickey Mantle, S (1, 8) OBP: 0.395, SLG: 0.512	1B			3-1		S 1B		K		4	0	2	0	0	1	1
Yogi Berra, L (1, 2) OBP: 0.350, SLG: 0.471	F8			BB		F6 1-2		1-H HR		3	1	1	2	1	0	2
Elston Howard, R (1, 3) OBP: 0.310, SLG: 0.488		5-3		F9			6-3	6-3		4	0	0	0	0	0	1
Hector Lopez, R (1, 7) OBP: 0.341, SLG: 0.490 Hank Bauer, R (9, 9) OBP: 0.305, SLG: 0.375		F8			1B G6-4-3 1B		S 1B 1B	5-3		4 0	2 0	2 0	0 0	0 0	0 0	0 0
Gil McDougald, R (1, 5) (8, 6) OBP: 0.301, SLG: 0.341		1-3			G6-4-3 1-3 1B		F6 1-2			3	0	1	0	0	0	1
Clete Boyer, R (1, 6) OBP: 0.190, SLG: 0.160 Enos Slaughter, L (7, PH) (8, 9) (9, 7) OBP: 0.270, SLG: 0.381 Andy Carey, R (9, 5) OBP: 0.296, SLG: 0.319			F3		G6-4-3 1-2f 3-H		BB 2-H 1B			2 1 0	0 0	0 1	0 1	0 0	0 0	1 0 0
Duke Maas, R (1, 1) OBP: 0.171, SLG: 0.132 Norm Siebern, L (7, PH) OBP: 0.341, SLG: 0.402 Jim Coates, R (8, 1) OBP: 0.154, SLG: 0.083			K		5-3		BB 1-2			2 0 0	0 0 0	0 0 0	0 0 0	0 1 0	1 0 0	0 0 0
Inning Stats	R: 0 E: 0 K: 0 S: 4 H: 1 LOB: 1 BB: 0 P: 4	R: 0 E: 0 K: 0 S: 3 H: 0 LOB: 0 BB: 0 P: 3	R: 0 E: 0 K: 1 S: 5 H: 0 LOB: 0 BB: 0 P: 5	R: 0 E: 0 K: 0 S: 3 H: 0 LOB: 1 BB: 1 P: 7	R: 1 E: 0 K: 0 S: 4 H: 2 LOB: 0 BB: 0 P: 4	R: 0 E: 0 K: 0 S: 3 H: 1 LOB: 1 BB: 1 P: 7	R: 1 E: 0 K: 0 S: 5 H: 2 LOB: 2 BB: 1 P: 9	R: 2 E: 0 K: 1 S: 7 H: 2 LOB: 0 BB: 0 P: 7		1B: 7 2B: 1 3B: 0 HR: 1	SF: 0 SAC: 0 DP: 2 HBP: 0					

PITCHER	IP	WLS	BF	H	R	ER	SO	BB	IBB	HBP	BLK	WP	HR	S	P	ERA	WHIP
Pedro Ramos, R (1, 1) ERA: 4.05	8.0	L	33	8	4	4	2	3	0	0	0	0	1	34	46	4.50	1.375

PITCHER	IP	WLS	BF	H	R	ER	SO	BB	IBB	HBP	BLK	WP	HR	S	P	ERA	WHIP

BOTTOM

Washington Senators @ New York Yankees

Yankee Stadium, Bronx, NY

Wed Sep 02 1959, 7:05 PM EDT
Att. 15,010 - Unknown - 79 F

livebaseballscorecards.com

AB	30
R	4
H	8
RBI	3
BB	3
SO	2
LOB	9

1B: 7 2B: 1 3B: 0 HR: 1
SF: 0 SAC: 0 DP: 2 HBP: 0
WP: 0 PB: 0 SB: 2 CS: 0
PA: 33

Batter	1	2	3	4	5	6	7	8	9	AB	R	H	RBI	BB	SO	LOB
Reno Bertoia, R (1, 4) OBP: 0.308, SLG: 0.353	S S S 0-3 ① K			B B B B 4-0 G3 BB		x 0-0 ② F9		x 0-0 ② F8		3	0	0	0	1	1	0
Lenny Green, L (1, 9) OBP: 0.299, SLG: 0.311	x 0-0 ② F6			x 0-0 ① G3 1-2		x 0-0 ③ F7		x 0-0 ③ 3-1		4	0	0	0	0	0	1
Harmon Killebrew, R (1, 5) OBP: 0.354, SLG: 0.537	x 0-0 ③ 5-3			S S S 0-3 ② K			S S S 0-3 ① K		x 0-0 ① F8	4	0	0	0	0	2	1
Jim Lemon, R (1, 7) OBP: 0.329, SLG: 0.487		x 0-0 ① F5		S S S 0-3 ③ K			x 0-0 ② 5-3		x 0-0 ② F7	4	0	0	0	0	1	1
Roy Sievers, R (1, 3) OBP: 0.314, SLG: 0.438		x 0-0 ② F7			B B B B 4-0 BB		x 0-0 HR		x 0-0 1B	3	1	2	1	1	0	0
Bob Allison, R (1, 8) OBP: 0.332, SLG: 0.502		S S S 0-3 ③ K			x 0-0 ① F5		x 0-0 1B		S S S 0-3 ③ K	4	0	1	0	0	2	2
Hal Naragon, L (1, 2) OBP: 0.277, SLG: 0.297			x 0-0 ① F9		x 0-0 ② F8		x 0-0 ③ L7			3	0	0	0	0	0	2
Ron Samford, R (1, 6) OBP: 0.260, SLG: 0.326 Clint Courtney, L (8, PH) OBP: 0.322, SLG: 0.323 Zoilo Versalles, R (8, 6) OBP: 0.217, SLG: 0.214			x 0-0 ② F4		x 0-0 ③ F5			x 0-0 HR		2	0	0	0	0	0	1
										1	1	1	1	0	0	0
										0	0	0	0	0	0	0
Russ Kemmerer, R (1, 1) OBP: 0.206, SLG: 0.140 Hal Woodeshick, R (3, 1) Julio Becquer, L (8, PH) OBP: 0.294, SLG: 0.375 Hal Griggs, R (8, 1) OBP: 0.056, SLG: 0.056			x 0-0 ③ F8			S S S 0-3 ① K		x 0-0 ① 1-3		1	0	0	0	0	0	0
										1	0	0	0	0	1	0
										1	0	0	0	0	0	0
										0	0	0	0	0	0	0
Inning Stats	R: 0 E: 0 K: 1 S: 5 H: 0 LOB: 0 BB: 0 P: 5	R: 0 E: 0 K: 1 S: 5 H: 0 LOB: 0 BB: 0 P: 5	R: 0 E: 0 K: 0 S: 3 H: 0 LOB: 0 BB: 0 P: 3	R: 0 E: 0 K: 2 S: 7 H: 0 LOB: 1 BB: 1 P: 11	R: 0 E: 0 K: 0 S: 3 H: 0 LOB: 1 BB: 1 P: 7	R: 0 E: 0 K: 1 S: 5 H: 0 LOB: 0 BB: 0 P: 5	R: 1 E: 0 K: 1 S: 7 H: 2 LOB: 1 BB: 0 P: 7	R: 1 E: 0 K: 0 S: 4 H: 1 LOB: 0 BB: 0 P: 4	R: 0 E: 0 K: 1 S: 6 H: 1 LOB: 1 BB: 0 P: 6	1B: 2 2B: 0 3B: 0 HR: 2	SF: 0 SAC: 0 DP: 0 HBP: 0					

PITCHER	IP	WLS	BF	H	R	ER	SO	BB	IBB	HBP	BLK	WP	HR	S	P	ERA	WHIP
Art Ditmar, R (1, 1) ERA: 2.93	9.0	W	33	4	2	2	7	2	0	0	0	0	2	45	53	2.00	0.667

PITCHER	IP	WLS	BF	H	R	ER	SO	BB	IBB	HBP	BLK	WP	HR	S	P	ERA	WHIP

TOP

Washington Senators @ New York Yankees

Yankee Stadium, Bronx, NY

Thu Sep 03 1959, 3:33 AM EDT

Att. 16,117 - Unknown - 81 F

livebaseballscorecards.com

AB	31
R	2
H	4
RBI	2
BB	2
SO	7
LOB	8

WP: 0 PB: 0 SB: 0 CS: 0 PA: 33

Batter	1	2	3	4	5	6	7	8	9	AB	R	H	RBI	BB	SO	LOB
Bobby Richardson, R (1, 4) OBP: 0.323, SLG: 0.352	G4-6-3 1B	1-2 3-H 1B		F9 ①		FC6-4 ③ 1-2f		WP 2B 2-H 3-H 1B		5	1	3	3	0	0	1
Enos Slaughter, L (1, 9) OBP: 0.265, SLG: 0.374 Hank Bauer, R (3, 9) OBP: 0.308, SLG: 0.382	G4-6-3 ① ② 1-2f	F7 ③		F2 ②			F7 WP 1B	1B 1-H 2B		2 3	0 1	0 2	0 1	0 0	0 0	3 0
Mickey Mantle, S (1, 8) OBP: 0.397, SLG: 0.513	1B		1B 1B 1B	F8 ③			6-3 ① 1-2	1B 2-H 1B		5	1	3	1	0	0	1
Elston Howard, R (1, 2) OBP: 0.311, SLG: 0.487	1-3 ③		1B E 1-2 1B		F8 ①		F7 ② 2-3	1-2 1B		5	1	2	0	0	0	2
Hector Lopez, R (1, 7) OBP: 0.340, SLG: 0.487 Andy Carey, R (9, 5) OBP: 0.296, SLG: 0.319		6-3 ①	E E 1-2 2-H 1B		6-3 ②		F9 ③ S S S	K ③		5 0	1 0	1 0	1 0	0 0	1 0	3 0
Tony Kubek, L (1, 5) OBP: 0.322, SLG: 0.396 (9, 7)	S S S K ②	E3 E4 1-2 2-H			1-3 ③			SH3-4 1B 1B		4	1	1	0	0	1	1
Marv Throneberry, L (1, 3) OBP: 0.299, SLG: 0.365	1B 1B	S S S K ①				6-3 ①		SH3-4 1-2 1B		4	2	2	0	0	1	2
Clete Boyer, R (1, 6) OBP: 0.204, SLG: 0.175	1B 1-2 1B	E4 ② 1-3 2-H				FC6-4 1B		SH3-4 ① 1-2 2-3		3	1	2	0	0	0	1
Art Ditmar, R (1, 1) OBP: 0.188, SLG: 0.279	1B 1-3 2-H 1B	F8 ③				F6 ②		L3 ②		4	0	1	1	0	0	4
Inning Stats	R: 0 E: 0 K: 0 S: 4 H: 2 LOB: 1 BB: 0 P: 4	R: 2 E: 0 K: 1 S: 9 H: 4 LOB: 2 BB: 0 P: 9	R: 3 E: 2 K: 1 S: 9 H: 3 LOB: 1 BB: 0 P: 9	R: 0 E: 0 K: 0 S: 3 H: 0 LOB: 0 BB: 0 P: 3	R: 0 E: 0 K: 0 S: 3 H: 0 LOB: 0 BB: 0 P: 3	R: 0 E: 0 K: 0 S: 4 H: 1 LOB: 1 BB: 0 P: 4	R: 0 E: 0 K: 0 S: 4 H: 1 LOB: 1 BB: 0 P: 4	R: 4 E: 0 K: 1 S: 11 H: 6 LOB: 2 BB: 0 P: 11		1B: 16 2B: 1 3B: 0 HR: 0 SF: 0 SAC: 1 DP: 1 HBP: 0					

PITCHER		IP	WLS	BF	H	R	ER	SO	BB	IBB	HBP	BLK	WP	HR	S	P	ERA	WHIP
Russ Kemmerer, R ERA: 4.34	(1, 1)	2.0	L	14	9	5	4	1	0	0	0	0	0	0	16	16	18.00	4.500
Hal Woodeshick, L ERA: 4.26	(3, 1)	5.0		18	2	0	0	1	0	0	0	0	1	0	20	20	0.00	0.400
Hal Griggs, R ERA: 5.52	(8, 1)	1.0		9	6	4	4	1	0	0	0	0	1	0	11	11	36.00	6.000

PITCHER	IP	WLS	BF	H	R	ER	SO	BB	IBB	HBP	BLK	WP	HR	S	P	ERA	WHIP

BOTTOM

Washington Senators @ New York Yankees

Yankee Stadium, Bronx, NY

Thu Sep 03 1959, 3:33 AM EDT
Att. 16,117 - Unknown - 81 F

livebaseballscorecards.com

AB	40
R	9
H	17
RBI	7
BB	0
SO	3
LOB	18

WP: 2	PA: 41		
PB: 0			
SB: 0			
CS: 0			

Baltimore Orioles @ New York Yankees

Yankee Stadium, Bronx, NY

Fri Sep 04 1959, 7:05 PM EDT

Att. 17,335 - Unknown - 82 F

TOP

livebaseballscorecards.com

Batter	1	2	3	4	5	6	7	8	9	AB	R	H	RBI	BB	SO	LOB
Billy Klaus, L (1, 6) OBP: 0.373, SLG: 0.335	1B	K			4-3		4-3			4	1	1	0	0	1	1
Barry Shetrone, L (1, 8) OBP: 0.277, SLG: 0.286	1-2		F8		F4			S		4	1	2	0	0	0	0
Bob Nieman, R (1, 7) OBP: 0.372, SLG: 0.542	F4		F8		F8			F9 1-2		4	0	0	0	0	0	3
Willie Tasby, R (8, 7) OBP: 0.295, SLG: 0.364										0	0	0	0	0	0	0
Gene Woodling, L (1, 9) OBP: 0.406, SLG: 0.477	G5-3 1-3 2-H		3-1			K		L9		4	0	1	1	0	1	1
Al Pilarcik, L (8, 8) OBP: 0.355, SLG: 0.355										0	0	0	0	0	0	0
Bob Boyd, L (1, 3) OBP: 0.298, SLG: 0.333	1-2 3-H			E FC3;2-5				IBB		3	0	3	1	1	0	0
Walt Dropo, R (9, 3) OBP: 0.290, SLG: 0.380										0	0	0	0	0	0	0
Brooks Robinson, R (1, 5) OBP: 0.307, SLG: 0.342	G5-3 2-3f			E9 FC3-2-5 1-3 SF8		F4		5-3		4	1	1	0	0	0	5
Chico Carrasquel, R (1, 4) OBP: 0.306, SLG: 0.315		5-3		FC3-2-5 2-3 3-H		L7			F9	3	0	0	0	0	0	3
Albie Pearson, L (9, PH) OBP: 0.320, SLG: 0.275										1	0	0	0	0	0	0
Billy Gardner, R (9, 4) OBP: 0.285, SLG: 0.306										0	0	0	0	0	0	0
Joe Ginsberg, L (1, 2) OBP: 0.253, SLG: 0.206		F3		SF8 3-H			F7		F6	3	0	0	1	0	0	0
Milt Pappas, R (1, 1) OBP: 0.174, SLG: 0.164		BB		K			F3		5-3	3	0	0	0	1	1	1

Inning Stats	R: 2 E: 0 K: 0 S: 6	H: 4 LOB: 1 BB: 0 P: 6	R: 0 E: 0 K: 1 S: 5	H: 0 LOB: 1 BB: 1 P: 9	R: 0 E: 0 K: 0 S: 3	H: 0 LOB: 0 BB: 0 P: 3	R: 1 E: 1 K: 1 S: 7	H: 2 LOB: 1 BB: 0 P: 7	R: 0 E: 0 K: 0 S: 3	H: 0 LOB: 0 BB: 0 P: 3	R: 0 E: 0 K: 1 S: 6	H: 1 LOB: 1 BB: 0 P: 6	R: 0 E: 0 K: 0 S: 3	H: 0 LOB: 0 BB: 0 P: 3	R: 0 E: 0 K: 0 S: 4	H: 1 LOB: 2 BB: 1 P: 8	R: 0 E: 0 K: 0 S: 3	H: 0 LOB: 0 BB: 0 P: 3

	AB	33
	R	3
	H	8
	RBI	3
	BB	2
	SO	3
	LOB	14

	1B: 8	SF: 1	WP: 0	PA: 36
	2B: 0	SAC: 0	PB: 0	
	3B: 0	DP: 1	SB: 1	
	HR: 0	HBP: 0	CS: 0	

PITCHER		IP	WLS	BF	H	R	ER	SO	BB	IBB	HBP	BLK	WP	HR	S	P	ERA	WHIP
Ralph Terry, R ERA: 4.13	(1, 1)	8.0	L	33	8	3	2	3	1	1	0	0	0	0	37	45	2.25	1.125
Bob Turley, R ERA: 4.61	(9, 1)	1.0		3	0	0	0	0	0	0	0	0	0	0	3	3	0.00	0.000

PITCHER	IP	WLS	BF	H	R	ER	SO	BB	IBB	HBP	BLK	WP	HR	S	P	ERA	WHIP

BOTTOM

Baltimore Orioles @ New York Yankees

Yankee Stadium, Bronx, NY

Fri Sep 04 1959, 7:05 PM EDT

Att. 17,335 - Unknown - 82 F

livebaseballscorecards.com

Batter	1	2	3	4	5	6	7	8	9	AB	R	H	RBI	BB	SO	LOB
Bobby Richardson, R (1, 4) OBP: 0.323, SLG: 0.351	4-3		1B			F8		L8		4	0	1	0	0	0	0
Tony Kubek, L (1, 5) OBP: 0.323, SLG: 0.395	BB			6-3		1B			F7	3	0	1	0	1	0	0
Mickey Mantle, S (1, 8) OBP: 0.394, SLG: 0.508	F3			F7		F8			4-3	4	0	0	0	0	0	2
Yogi Berra, L (1, 2) OBP: 0.351, SLG: 0.471	G3			1B		F2			1B	4	0	2	0	0	0	2
Elston Howard, R (1, 3) OBP: 0.313, SLG: 0.487		K		1-2 1B			4-3		FC4 1-2 1B	4	0	2	0	0	1	0
Hector Lopez, R (1, 7) OBP: 0.337, SLG: 0.483		K		K			F8		FC4 1-2f	4	0	0	0	0	2	4
Hank Bauer, R (1, 9) OBP: 0.305, SLG: 0.378		K			K		5-3			3	0	0	0	0	2	0
Clete Boyer, R (1, 6) OBP: 0.200, SLG: 0.172			F7		F7			K		2	0	0	0	0	0	0
Marv Throneberry, L (8, PH) OBP: 0.298, SLG: 0.363										1	0	0	0	0	1	0
Gil McDougald, R (9, 6) OBP: 0.301, SLG: 0.341										0	0	0	0	0	0	0
Ralph Terry, R (1, 1) OBP: 0.157, SLG: 0.140			6-3		K			F8		2	0	0	0	0	1	0
Johnny Blanchard, L (8, PH) OBP: 0.222, SLG: 0.240										1	0	0	0	0	0	0
Bob Turley, R (9, 1) OBP: 0.208, SLG: 0.095										0	0	0	0	0	0	0
Inning Stats	R: 0 H: 0 E: 0 LOB: 1 K: 0 BB: 1 S: 3 P: 7	R: 0 H: 0 E: 0 LOB: 0 K: 3 BB: 0 S: 9 P: 9	R: 0 H: 1 E: 0 LOB: 1 K: 0 BB: 0 S: 3 P: 3	R: 0 H: 2 E: 0 LOB: 2 K: 1 BB: 0 S: 7 P: 7	R: 0 H: 0 E: 0 LOB: 0 K: 2 BB: 0 S: 7 P: 7	R: 0 H: 1 E: 0 LOB: 1 K: 0 BB: 0 S: 4 P: 4	R: 0 H: 0 E: 0 LOB: 0 K: 0 BB: 0 S: 3 P: 3	R: 0 H: 0 E: 0 LOB: 0 K: 1 BB: 0 S: 5 P: 5	R: 0 H: 2 E: 0 LOB: 2 K: 0 BB: 0 S: 5 P: 5	1B: 6 SF: 0 2B: 0 SAC: 0 3B: 0 DP: 0 HR: 0 HBP: 0						

	AB	32
	R	0
	H	6
	RBI	0
	BB	1
	SO	7
	LOB	8

WP: 0 PA: 33
PB: 0
SB: 0
CS: 0

PITCHER	IP	WLS	BF	H	R	ER	SO	BB	IBB	HBP	BLK	WP	HR	S	P	ERA	WHIP
Milt Pappas, R (1, 1) ERA: 3.37	9.0	W	33	6	0	0	7	1	0	0	0	0	0	46	50	0.00	0.778

PITCHER	IP	WLS	BF	H	R	ER	SO	BB	IBB	HBP	BLK	WP	HR	S	P	ERA	WHIP

Batter	1	2	3	4	5	6	7	8	9	AB	R	H	RBI	BB	SO	LOB
Billy Klaus, L (1, 6) OBP: 0.368, SLG: 0.330	F7		F6		F5			F8		4	0	0	0	0	0	0
Barry Shetrone, L (1, 8) OBP: 0.294, SLG: 0.289	G5-4-3 1B			4-3		4-3		BB		3	0	1	0	1	0	0
Bob Nieman, R (1, 7) OBP: 0.368, SLG: 0.534	G5-4-3 1-2f			K		6-3		L7		4	0	0	0	0	1	2
Willie Tasby, R (8, 7) OBP: 0.295, SLG: 0.364										0	0	0	0	0	0	0
Gene Woodling, L (1, 9) OBP: 0.409, SLG: 0.476		F2		HR BB		BB			BB	1	1	0	0	3	0	0
Al Pilarcik, L (9, 9) OBP: 0.355, SLG: 0.355										0	0	0	0	0	0	0
Bob Boyd, L (1, 3) OBP: 0.300, SLG: 0.344		1B		1-H HR		4-3			F8	4	1	2	2	0	0	2
Brooks Robinson, R (1, 5) OBP: 0.306, SLG: 0.350		K		3B			F9		F8	4	0	1	0	0	1	2
Gus Triandos, R (1, 2) OBP: 0.346, SLG: 0.466		F7		K			4-3		K	4	0	0	0	0	2	3
Chico Carrasquel, R (1, 4) OBP: 0.303, SLG: 0.312			F8		F7					3	0	0	0	0	1	0
Billy Gardner, R (7, 4) OBP: 0.285, SLG: 0.306							K			0	0	0	0	0	0	0
Hoyt Wilhelm, R (1, 1) OBP: 0.111, SLG: 0.045			5-3		K			6-3		3	0	0	0	0	1	0
Inning Stats	R: 0 E: 0 K: 0 S: 3 H: 1 LOB: 0 BB: 0 P: 3	R: 0 E: 0 K: 1 S: 6 H: 1 LOB: 1 BB: 0 P: 6	R: 0 E: 0 K: 0 S: 3 H: 0 LOB: 0 BB: 0 P: 3	R: 2 E: 0 K: 2 S: 9 H: 2 LOB: 1 BB: 1 P: 13	R: 0 E: 0 K: 1 S: 5 H: 0 LOB: 0 BB: 0 P: 5	R: 0 E: 0 K: 0 S: 3 H: 0 LOB: 1 BB: 1 P: 7	R: 0 E: 0 K: 1 S: 5 H: 0 LOB: 0 BB: 0 P: 5	R: 0 E: 0 K: 0 S: 3 H: 0 LOB: 1 BB: 1 P: 7	R: 0 E: 0 K: 1 S: 5 H: 0 LOB: 1 BB: 1 P: 9	1B: 2 2B: 0 3B: 1 HR: 1	SF: 0 SAC: 0 DP: 1 HBP: 0					

PITCHER	IP	WLS	BF	H	R	ER	SO	BB	IBB	HBP	BLK	WP	HR	S	P	ERA	WHIP
Jim Coates, R (1, 1) ERA: 3.35	8.0		30	4	2	2	5	3	0	0	0	0	1	37	49	2.25	0.875
Ryne Duren, R (9, 1) ERA: 1.76	1.0	W	4	0	0	0	1	1	0	0	0	0	0	5	9	0.00	1.000

PITCHER	IP	WLS	BF	H	R	ER	SO	BB	IBB	HBP	BLK	WP	HR	S	P	ERA	WHIP

TOP

Baltimore Orioles @ New York Yankees

Yankee Stadium, Bronx, NY

Sat Sep 05 1959, 3:33 AM EDT

Att. 17,009 - Unknown - 88 F

livebaseballscorecards.com

AB	30
R	2
H	4
RBI	2
BB	4
SO	6
LOB	9

1B: 2	SF: 0	WP: 0	PA: 34
2B: 0	SAC: 0	PB: 0	
3B: 1	DP: 1	SB: 0	
HR: 1	HBP: 0	CS: 0	

Batter	1	2	3	4	5	6	7	8	9	AB	R	H	RBI	BB	SO	LOB
Bobby Richardson, R (1, 4) OBP: 0.320, SLG: 0.347	5-3		G3		K			K2-3		4	0	0	0	0	2	0
Tony Kubek, L (1, 9) OBP: 0.325, SLG: 0.402	HR		4-3			4-3		FC5-4 HBP		3	1	1	1	0	0	0
Mickey Mantle, S (1, 8) OBP: 0.393, SLG: 0.506	K		6-3			E S 1B		FC5-4 1-2f		4	0	1	0	0	1	1
Yogi Berra, L (1, 2) OBP: 0.353, SLG: 0.474	1B			F5		K 1-3			SH1-3 1B 2B	4	0	2	0	0	1	1
Bobby Shantz, R (9, PR) OBP: 0.296, SLG: 0.292										0	1	0	0	0	0	0
Hector Lopez, R (1, 7) OBP: 0.335, SLG: 0.480	G3			F9		F9			SH1-3 2-3	3	0	0	0	0	0	2
Marv Throneberry, L (1, 3) OBP: 0.308, SLG: 0.378		K					G5-4-3 1B		PB 1B 1B 3-H	4	1	3	1	0	1	0
Gil McDougald, R (1, 5) OBP: 0.300, SLG: 0.340		4-3		5-3			G5-4-3 1-2f		1B PB 1-2	4	0	1	0	0	0	2
Clete Boyer, R (1, 6) OBP: 0.211, SLG: 0.176		FC5-4 1B			6-3		F7		1B 1-2 2-3	3	0	1	0	1	0	0
Jim Coates, R (1, 1) OBP: 0.133, SLG: 0.071		FC5-4 1-2f			K			F6		2	0	0	0	0	1	1
Hank Bauer, R (8, PH) OBP: 0.304, SLG: 0.377										1	0	0	0	0	0	0
Ryne Duren, R (9, 1)										0	0	0	0	0	0	0
Elston Howard, R (9, PH) OBP: 0.315, SLG: 0.488									1B 1-2 2-3 3-H	1	0	1	1	0	0	0
Inning Stats	R: 1 H: 2 E: 0 LOB: 1 K: 1 BB: 0 S: 7 P: 7	R: 0 H: 1 E: 0 LOB: 1 K: 1 BB: 0 S: 6 P: 6	R: 0 H: 0 E: 0 LOB: 0 K: 0 BB: 0 S: 3 P: 3	R: 0 H: 1 E: 0 LOB: 1 K: 0 BB: 0 S: 4 P: 4	R: 0 H: 0 E: 0 LOB: 0 K: 2 BB: 0 S: 7 P: 7	R: 0 H: 1 E: 0 LOB: 1 K: 1 BB: 0 S: 6 P: 6	R: 0 H: 1 E: 0 LOB: 0 K: 0 BB: 0 S: 3 P: 3	R: 0 H: 0 E: 0 LOB: 1 K: 1 BB: 0 S: 5 P: 6	R: 2 H: 4 E: 0 LOB: 3 K: 0 BB: 1 S: 5 P: 9	1B: 7 SF: 0 2B: 2 SAC: 1 3B: 0 DP: 1 HR: 1 HBP: 1						

PITCHER	IP	WLS	BF	H	R	ER	SO	BB	IBB	HBP	BLK	WP	HR	S	P	ERA	WHIP
Hoyt Wilhelm, R (1, 1) ERA: 2.34	8.1	L	36	10	3	3	6	0	1	1	0	0	1	46	51	3.24	1.200

PITCHER	IP	WLS	BF	H	R	ER	SO	BB	IBB	HBP	BLK	WP	HR	S	P	ERA	WHIP

BOTTOM

Baltimore Orioles @ New York Yankees

Yankee Stadium, Bronx, NY

Sat Sep 05 1959, 3:33 AM EDT
Att. 17,009 - Unknown - 88 F

livebaseballscorecards.com

AB	33
R	3
H	10
RBI	3
BB	1
SO	6
LOB	7

Baltimore Orioles @ New York Yankees

Yankee Stadium, Bronx, NY

Sun Sep 06 1959, 3:33 AM EDT

Att. 19,385 - Unknown - 87 F

livebaseballscorecards.com

Batter	1	2	3	4	5	6	7	8	9	AB	R	H	RBI	BB	SO	LOB
Chico Carrasquel, R (1, 6) OBP: 0.302, SLG: 0.308	G3	1B, BB		5-3		5-3		F6		4	0	0	0	1	0	0
Gene Woodling, L (1, 9) OBP: 0.409, SLG: 0.482	HR	1-3 2-H 3-H, 1B		K		4-3		L8		5	1	2	3	0	1	0
Al Pilarcik, L (8, 9) OBP: 0.355, SLG: 0.355										0	0	0	0	0	0	0
Bob Nieman, R (1, 7) OBP: 0.368, SLG: 0.530	F9	4-3		1B		BB		F7		4	0	1	0	1	0	2
Barry Shetrone, L (8, 8) OBP: 0.294, SLG: 0.289										0	0	0	0	0	0	0
Gus Triandos, R (1, 2) OBP: 0.345, SLG: 0.463	6-3		BB, BB, 1B	G3		5-3			4-3	5	0	1	0	0	0	2
Brooks Robinson, R (1, 5) OBP: 0.312, SLG: 0.357		6-3	1-2 BB, BB		5-3, BB, 1B		E7, WP		4-3, 2B	4	1	2	0	1	0	0
Walt Dropo, R (1, 3) OBP: 0.293, SLG: 0.383		2B, G3, 1B	F2		1-2 5-3, BB		3-H 6-3		2-3 4-3	1	1	1	0	0	0	0
Bob Boyd, L (3, PH) OBP: 0.299, SLG: 0.341										3	0	0	0	1	0	3
(3, 3)																
Willie Tasby, R (1, 8) OBP: 0.296, SLG: 0.365		G3, 1-3 1B, 2B	F3		1-2 2-3 5-3		BB		F3	4	1	1	0	1	0	5
(8, 7)																
Billy Gardner, R (1, 4) OBP: 0.287, SLG: 0.305		G3, 1B, IBB	1-2 2-3 BB		K		F7			2	1	0	0	2	1	3
Jerry Walker, S (1, 1) OBP: 0.179, SLG: 0.218		G3, 1-2 2-3 3-H	K		K		5-3			4	0	0	1	0	2	8
Hal Brown, R (8, 1) OBP: 0.146, SLG: 0.108										0	0	0	0	0	0	0

Inning Stats										
	R: 1 E: 0 K: 0 S: 4	H: 1 LOB: 0 BB: 0 P: 4	R: 3 E: 0 K: 0 S: 6	H: 3 LOB: 2 BB: 2 P: 14	R: 0 E: 0 K: 1 S: 6	H: 1 LOB: 3 BB: 2 P: 14	R: 0 E: 0 K: 1 S: 6	H: 1 LOB: 1 BB: 0 P: 6	R: 0 E: 0 K: 2 S: 8	H: 1 LOB: 2 BB: 1 P: 12
	R: 0 E: 0 K: 0 S: 3	H: 0 LOB: 1 BB: 1 P: 7	R: 1 E: 1 K: 0 S: 4	H: 0 LOB: 1 BB: 1 P: 8	R: 0 E: 0 K: 0 S: 3	H: 0 LOB: 0 BB: 0 P: 3	R: 0 E: 0 K: 0 S: 4	H: 1 LOB: 1 BB: 0 P: 4	1B: 5 2B: 2 3B: 0 HR: 1	SF: 0 SAC: 0 DP: 0 HBP: 0
	WP: 1 PB: 0 SB: 0 CS: 0	PA: 43								

PITCHER		IP	WLS	BF	H	R	ER	SO	BB	IBB	HBP	BLK	WP	HR	S	P	ERA	WHIP
Whitey Ford, L ERA: 3.21	(1, 1)	2.0	L	12	4	4	4	0	1	1	0	0	0	1	10	18	18.00	2.500
Don Larsen, R ERA: 4.37	(3, 1)	7.0		31	4	1	0	4	5	0	0	0	1	0	34	54	0.00	1.286

PITCHER	IP	WLS	BF	H	R	ER	SO	BB	IBB	HBP	BLK	WP	HR	S	P	ERA	WHIP

TOP	
AB	36
R	5
H	8
RBI	4
BB	7
SO	4
LOB	23

Batter	1	2	3	4	5	6	7	8	9	AB	R	H	RBI	BB	SO	LOB
Bobby Richardson, R (1, 4) OBP: 0.319, SLG: 0.346	F4		F8		6-3			1B 1B FC6-4 1B		4	1	1	0	0	0	1
Tony Kubek, L (1, 9) OBP: 0.328, SLG: 0.405	G3-6-3 1B			1B SF9 1B		5-3		FC6-4 1B 1-2 1B		4	1	3	0	0	0	0
Mickey Mantle, S (1, 8) OBP: 0.394, SLG: 0.506	G3-6-3 1-2f			1B 1-3 1B		4-3		FC6-4 1-2 2-3 1B		4	0	2	0	0	0	1
Yogi Berra, L (1, 2) OBP: 0.352, SLG: 0.480		G3		SF9 3-H		HR		FC6-4 FC5-4 1-2f 2-3 3-H		3	1	1	3	0	0	2
Hector Lopez, R (1, 7) OBP: 0.335, SLG: 0.478		K		1B 1-3		5-3		FC5-4 1-2f		4	0	1	0	0	1	2
Marv Throneberry, L (1, 3) OBP: 0.301, SLG: 0.369		L9		F5			4-3		K	4	0	0	0	0	1	2
Gil McDougald, R (1, 5) OBP: 0.300, SLG: 0.340			1B	F7			F8		L6	4	0	1	0	0	0	2
Clete Boyer, R (1, 6) OBP: 0.205, SLG: 0.171 Norm Siebern, L (9, PH) OBP: 0.343, SLG: 0.413			K		6-3		G1		HR	3 1	0 1	0 1	0 1	0 0	1 0	1 0
Whitey Ford, L (1, 1) OBP: 0.391, SLG: 0.386 Don Larsen, R (3, 1) OBP: 0.358, SLG: 0.311 Elston Howard, R (9, PH) OBP: 0.314, SLG: 0.487			K		F3			K	K	0 3 1	0 0 0	0 0 0	0 0 0	0 2 1	0 1 0	0 1 0
Inning Stats	R: 0 E: 0 K: 0 S: 3 H: 1 LOB: 0 BB: 0 P: 3	R: 0 E: 0 K: 1 S: 5 H: 0 LOB: 0 BB: 0 P: 5	R: 0 E: 0 K: 2 S: 8 H: 1 LOB: 1 BB: 0 P: 8	R: 1 E: 0 K: 0 S: 6 H: 3 LOB: 2 BB: 0 P: 6	R: 0 E: 0 K: 0 S: 3 H: 0 LOB: 0 BB: 0 P: 3	R: 1 E: 0 K: 0 S: 4 H: 1 LOB: 0 BB: 0 P: 4	R: 0 E: 0 K: 0 S: 3 H: 0 LOB: 0 BB: 0 P: 3	R: 1 E: 0 K: 1 S: 8 H: 3 LOB: 2 BB: 0 P: 8	R: 1 E: 0 K: 2 S: 8 H: 1 LOB: 0 BB: 0 P: 8	1B: 8 2B: 0 3B: 0 HR: 2	SF: 1 SAC: 0 DP: 1 HBP: 0						

PITCHER	IP	WLS	BF	H	R	ER	SO	BB	IBB	HBP	BLK	WP	HR	S	P	ERA	WHIP
Jerry Walker, R (1, 1) ERA: 2.94	7.1	W	30	9	3	3	4	0	0	0	0	0	1	38	38	3.68	1.227
Hal Brown, R (8, 1) ERA: 3.77	1.2	S	6	1	1	1	2	0	0	0	0	0	1	10	10	5.40	0.600

PITCHER	IP	WLS	BF	H	R	ER	SO	BB	IBB	HBP	BLK	WP	HR	S	P	ERA	WHIP

BOTTOM

Baltimore Orioles @ New York Yankees

Yankee Stadium, Bronx, NY

Sun Sep 06 1959, 3:33 AM EDT
Att. 19,385 - Unknown - 87 F

livebaseballscorecards.com

AB	35
R	4
H	10
RBI	4
BB	0
SO	6
LOB	12

WP: 0	PB: 0	SB: 0	CS: 0
PA: 36			

Batter	1	2	3	4	5	6	7	8	9	AB	R	H	RBI	BB	SO	LOB
Hank Bauer, R (1, 9) OBP: 0.306, SLG: 0.375	F7		HR 1B	F8			F2		BB G4-6-3	4	1	1	0	1	0	1
Tony Kubek, L (1, 6) OBP: 0.327, SLG: 0.405	F7		F8	F8			2B		G4-6-3 1-2f	5	0	1	0	0	0	3
Mickey Mantle, S (1, 8) OBP: 0.393, SLG: 0.510	K		1-H HR		K		K			4	1	1	2	0	3	1
Yogi Berra, L (1, 2) OBP: 0.351, SLG: 0.478		G6-4-3 1B	F9		F4		4-3			4	0	1	0	0	0	1
Gary Blaylock, R (8, 1) OBP: 0.139, SLG: 0.333										0	0	0	0	0	0	0
Elston Howard, R (1, 3) OBP: 0.313, SLG: 0.487		G6-4-3 1-2f	2B		F2			6-3		4	0	1	0	0	0	1
Hector Lopez, R (1, 7) OBP: 0.338, SLG: 0.477		3B BB	FC6-4 HBP			F7		BB		1	1	0	0	2	0	0
Gil McDougald, R (1, 5) OBP: 0.299, SLG: 0.344		1-H 3B	FC6-4 1-2f			1-3		L8		4	0	1	1	0	0	3
Bobby Richardson, R (1, 4) OBP: 0.321, SLG: 0.350		L8		S 1B		2B		K		4	0	2	0	0	1	2
Duke Maas, R (1, 1) OBP: 0.171, SLG: 0.132			HR	K 1-2		4-3			F3	0	0	0	0	0	0	0
Bob Turley, R (2, 1) OBP: 0.208, SLG: 0.095										0	0	0	0	0	0	0
Andy Carey, R (3, PH) OBP: 0.303, SLG: 0.359										1	1	1	1	0	0	0
Eli Grba, R (3, 1) OBP: 0.267, SLG: 0.286										2	0	0	0	0	1	2
Johnny Blanchard, L (8, 2) OBP: 0.218, SLG: 0.235										1	0	0	0	0	0	0
Inning Stats	R: 0 E: 0 K: 1 S: 5 H: 0 LOB: 0 BB: 0 P: 5	R: 1 E: 0 K: 0 S: 4 H: 2 LOB: 1 BB: 1 P: 8	R: 3 E: 0 K: 0 S: 7 H: 4 LOB: 2 BB: 0 P: 8	R: 0 E: 0 K: 1 S: 6 H: 1 LOB: 1 BB: 0 P: 6	R: 0 E: 0 K: 1 S: 5 H: 0 LOB: 0 BB: 0 P: 5	R: 0 E: 0 K: 0 S: 4 H: 1 LOB: 1 BB: 0 P: 4	R: 0 E: 0 K: 1 S: 6 H: 1 LOB: 1 BB: 0 P: 6	R: 0 E: 0 K: 1 S: 5 H: 0 LOB: 1 BB: 1 P: 9	R: 0 E: 0 K: 0 S: 2 H: 0 LOB: 0 BB: 1 P: 6	1B: 3 2B: 3 3B: 1 HR: 2 SF: 0 SAC: 0 DP: 2 HBP: 1	WP: 0 PB: 0 SB: 1 CS: 0 PA: 38					

PITCHER		IP	WLS	BF	H	R	ER	SO	BB	IBB	HBP	BLK	WP	HR	S	P	ERA	WHIP
Jerry Casale, R ERA: 4.6	(1, 1)	6.1	W	29	9	4	4	3	1	0	1	0	0	2	33	38	5.68	1.579
Mike Fornieles, R ERA: 3.22	(7, 1)	2.2	S	9	0	0	0	2	2	0	0	0	0	0	11	19	0.00	0.750

PITCHER	IP	WLS	BF	H	R	ER	SO	BB	IBB	HBP	BLK	WP	HR	S	P	ERA	WHIP

New York Yankees @ Boston Red Sox

Fenway Park, Boston, MA

Mon Sep 07 1959, 3:33 AM EDT

Att. 19,995 - Unknown - 91 F

TOP

livebaseballscorecards.com

AB	34
R	4
H	9
RBI	4
BB	3
SO	5
LOB	14

BOTTOM

New York Yankees @ Boston Red Sox

Fenway Park, Boston, MA

Mon Sep 07 1959, 3:33 AM EDT

Att. 19,995 - Unknown - 91 F

livebaseballscorecards.com

Batter	1	2	3	4	5	6	7	8	9	AB	R	H	RBI	BB	SO	LOB
Pumpsie Green, S (1, 4) OBP: 0.371, SLG: 0.349	2B	HR		F7		K		L5		5	1	2	1	0	1	0
Gary Geiger, L (1, 8) OBP: 0.300, SLG: 0.416	F7	F6		K			SH1-3 1B BB	BB 1B 2B BB		2	0	0	0	0	0	1
Marty Keough, L (4, PH) (5, 8) OBP: 0.311, SLG: 0.415										1	2	0	0	2	1	0
Pete Runnels, L (1, 3) OBP: 0.421, SLG: 0.433	F7	4-3		1B			SH1-3	BB 1B 2B		4	1	2	0	0	0	1
Gene Stephens, L (1, 7) OBP: 0.343, SLG: 0.370	4-3	2B		L9			BB S 2B 1B	2B BB		4	1	2	1	1	0	2
Jackie Jensen, R (1, 9) OBP: 0.372, SLG: 0.502		1B 2B F8			G6-4-3 BB		K			4	1	2	2	1	1	2
Frank Malzone, R (1, 5) OBP: 0.324, SLG: 0.439	1B HR 1B	FC6-4 1B		F4			BB 2B BB	F6		4	2	2	0	1	0	3
Sammy White, R (1, 2) OBP: 0.345, SLG: 0.367	HR 1B	FC6-4 5-3		G6-4-3			2B BB	3-1		4	2	1	1	1	0	4
Don Buddin, R (1, 6) OBP: 0.353, SLG: 0.335	HR	5-3				4-3	2B			3	1	1	3	0	0	1
Vic Wertz, L (7, PH) OBP: 0.332, SLG: 0.403										1	0	1	3	0	0	0
Jim Mahoney, R (7, PR) (8, 6) OBP: 0.105, SLG: 0.056										0	0	0	0	0	0	0
Jerry Casale, R (1, 1) OBP: 0.241, SLG: 0.400	HR	5-3				K	6-3			3	1	1	1	0	1	1
Mike Fornieles, R (7, 1) OBP: 0.176, SLG: 0.235										1	0	0	0	0	0	1
Inning Stats	R: 0 E: 0 K: 0 S: 4 H: 1 LOB: 1 BB: 0 P: 4	R: 6 E: 0 K: 0 S: 10 H: 7 LOB: 1 BB: 0 P: 10	R: 0 E: 0 K: 0 S: 4 H: 1 LOB: 1 BB: 0 P: 4	R: 0 E: 0 K: 1 S: 6 H: 1 LOB: 1 BB: 0 P: 6	R: 0 E: 0 K: 0 S: 2 H: 0 LOB: 0 BB: 1 P: 6	R: 0 E: 0 K: 2 S: 7 H: 0 LOB: 0 BB: 0 P: 7	R: 4 E: 0 K: 1 S: 7 H: 2 LOB: 1 BB: 3 P: 19	R: 2 E: 0 K: 0 S: 5 H: 2 LOB: 2 BB: 2 P: 13		1B: 6 2B: 5 3B: 0 HR: 3 SF: 0 SAC: 1 DP: 1 HBP: 0						

	AB	36
	R	12
	H	14
	RBI	12
	BB	6
	SO	4
	LOB	16

WP: 0 PB: 0 SB: 1 CS: 0 PA: 43

PITCHER		IP	WLS	BF	H	R	ER	SO	BB	IBB	HBP	BLK	WP	HR	S	P	ERA	WHIP
Duke Maas, R ERA: 4.57	(1, 1)	1.0	L	8	5	4	4	0	0	0	0	0	0	1	8	8	36.00	5.000
Bob Turley, R ERA: 4.7	(2, 1)	1.0		6	3	2	2	0	0	0	0	0	0	2	6	6	18.00	3.000
Eli Grba, R ERA: 5.91	(3, 1)	5.0		22	4	4	4	4	4	0	0	0	0	0	26	42	7.20	1.600
Gary Blaylock, R ERA: 4.75	(8, 1)	1.0		7	2	2	2	0	2	0	0	0	0	0	5	13	18.00	4.000

PITCHER	IP	WLS	BF	H	R	ER	SO	BB	IBB	HBP	BLK	WP	HR	S	P	ERA	WHIP

Batter	1	2	3	4	5	6	7	8	9	AB	R	H	RBI	BB	SO	LOB
Bill Tuttle, R (1, 8) OBP: 0.371, SLG: 0.417	F9		1B			1-3			2B	3	0	1	0	0	0	0
Roger Maris, L (7, 9) OBP: 0.364, SLG: 0.476										1	0	1	0	0	0	0
Russ Snyder, L (1, 9) OBP: 0.370, SLG: 0.428	1-3		4-3			6-3			6-3	3	0	0	0	0	0	1
(7, 8)																
Hal Smith, R (9, PH) OBP: 0.371, SLG: 0.370										1	0	0	0	0	0	1
Dick Williams, R (1, 5) OBP: 0.317, SLG: 0.450	K			K			5-3		5-3	4	0	0	0	0	2	1
Bob Cerv, R (1, 7) OBP: 0.344, SLG: 0.489		5-3		G4-6-3 1B			G1-6-3 1B			3	0	2	0	0	0	0
Kent Hadley, L (1, 3) OBP: 0.315, SLG: 0.439		FC4-6 BB		G4-6-3 1-2f			G1-6-3 1-2f			2	0	0	0	1	0	2
Jerry Lumpe, L (1, 6) OBP: 0.306, SLG: 0.293		FC4-6 1-2f			6-3			F9		3	0	0	0	0	0	1
(8, 4)																
Frank House, L (1, 2) OBP: 0.294, SLG: 0.315		4-3			F9			F5		3	0	0	0	0	0	1
Wayne Terwilliger, R (1, 4) OBP: 0.337, SLG: 0.363			5-3		6-3			3-1		2	0	0	0	0	0	0
Joe Morgan, L (8, PH) OBP: 0.306, SLG: 0.250										1	0	0	0	0	0	0
Joe Demaestri, R (8, 6) OBP: 0.309, SLG: 0.379										0	0	0	0	0	0	0
Johnny Kucks, R (1, 1) OBP: 0.109, SLG: 0.068			5-3			F8			6-3	1	0	0	0	0	0	0
Lou Klimchock, L (6, PH)										1	0	0	0	0	0	0
Al Grunwald, L (6, 1)										0	0	0	0	0	0	0
Ray Jablonski, R (9, PH) OBP: 0.273, SLG: 0.336										1	0	0	0	0	0	0
Inning Stats	R: 0 H: 0 E: 0 LOB: 0 K: 1 BB: 0 S: 5 P: 5	R: 0 H: 0 E: 0 LOB: 1 K: 0 BB: 1 S: 3 P: 7	R: 0 H: 1 E: 0 LOB: 1 K: 0 BB: 0 S: 4 P: 4	R: 0 H: 1 E: 0 LOB: 0 K: 1 BB: 0 S: 5 P: 5	R: 0 H: 0 E: 0 LOB: 0 K: 0 BB: 0 S: 3 P: 3	R: 0 H: 0 E: 0 LOB: 0 K: 0 BB: 0 S: 3 P: 3	R: 0 H: 1 E: 0 LOB: 0 K: 0 BB: 0 S: 3 P: 3	R: 0 H: 0 E: 0 LOB: 0 K: 0 BB: 0 S: 3 P: 3	R: 0 H: 1 E: 0 LOB: 1 K: 0 BB: 0 S: 4 P: 4	1B: 3 SF: 0 2B: 1 SAC: 0 3B: 0 DP: 2 HR: 0 HBP: 0						

PITCHER		IP	WLS	BF	H	R	ER	SO	BB	IBB	HBP	BLK	WP	HR	S	P	ERA	WHIP
Art Ditmar, R ERA: 2.81	(1, 1)	8.0	W	26	3	0	0	2	1	0	0	0	0	0	29	33	0.00	0.500
Whitey Ford, L ERA: 3.19	(9, 1)	1.0	S	4	1	0	0	0	0	0	0	0	0	0	4	4	0.00	1.000

PITCHER	IP	WLS	BF	H	R	ER	SO	BB	IBB	HBP	BLK	WP	HR	S	P	ERA	WHIP

TOP

Kansas City Athletics @ New York Yankees

Yankee Stadium, Bronx, NY

Wed Sep 09 1959, 7:05 PM EDT

Att. 11,980 - Unknown - 82 F

livebaseballscorecards.com

AB	29
R	0
H	4
RBI	0
BB	1
SO	2
LOB	7

1B: 3 SF: 0
2B: 1 SAC: 0
3B: 0 DP: 2
HR: 0 HBP: 0

WP: 0 PA: 30
PB: 0
SB: 0
CS: 0

Batter	1	2	3	4	5	6	7	8	9	AB	R	H	RBI	BB	SO	LOB
Bobby Richardson, R (1, 4) OBP: 0.320, SLG: 0.349	1-3		5-3		1B		K			4	0	1	0	0	1	0
Tony Kubek, L (1, 6) OBP: 0.326, SLG: 0.404	5-3		1-3		1-3 1B			4-3		4	0	1	0	0	0	0
Mickey Mantle, S (1, 8) OBP: 0.392, SLG: 0.508	F8			1-3	K			1B		4	0	1	0	0	1	2
Yogi Berra, L (1, 2) OBP: 0.350, SLG: 0.478		F4		3B 2B	4-3			F5		4	1	1	0	0	0	3
Elston Howard, R (1, 3) OBP: 0.313, SLG: 0.490		L4		1B 2-H 3B		K		F4		4	1	1	1	0	1	1
Hector Lopez, R (1, 7) OBP: 0.338, SLG: 0.476		E6		1B 3-H		4-3				3	0	1	1	0	0	0
Hank Bauer, R (1, 9) OBP: 0.306, SLG: 0.378		1B 1-H 2B		F8		4-3				3	1	1	1	0	0	1
Gil McDougald, R (1, 5) OBP: 0.300, SLG: 0.344		1B 2-H		FC6-4 1-			K			3	0	1	1	0	1	1
Art Ditmar, R (1, 1) OBP: 0.181, SLG: 0.268			L4		5-3		K			3	0	0	0	0	1	0
Whitey Ford, L (9, 1) OBP: 0.391, SLG: 0.386										0	0	0	0	0	0	0
Inning Stats	R: 0 E: 0 K: 0 S: 3 H: 0 LOB: 0 BB: 0 P: 3	R: 2 E: 1 K: 0 S: 5 H: 2 LOB: 1 BB: 0 P: 5	R: 0 E: 0 K: 0 S: 3 H: 0 LOB: 0 BB: 0 P: 3	R: 2 E: 0 K: 0 S: 6 H: 3 LOB: 1 BB: 0 P: 6	R: 0 E: 0 K: 1 S: 7 H: 2 LOB: 2 BB: 0 P: 7	R: 0 E: 0 K: 1 S: 5 H: 0 LOB: 0 BB: 0 P: 5	R: 0 E: 0 K: 3 S: 9 H: 0 LOB: 0 BB: 0 P: 9	R: 0 E: 0 K: 0 S: 4 H: 1 LOB: 1 BB: 0 P: 4		1B: 5 2B: 2 3B: 1 HR: 0	SF: 0 SAC: 0 DP: 0 HBP: 0						

PITCHER	IP	WLS	BF	H	R	ER	SO	BB	IBB	HBP	BLK	WP	HR	S	P	ERA	WHIP
Johnny Kucks, R (1, 1) ERA: 4.16	5.0	L	22	7	4	2	1	0	0	0	0	0	0	24	24	3.60	1.400
Al Grunwald, L (6, 1) ERA:	3.0		10	1	0	0	4	0	0	0	0	0	0	18	18	0.00	0.333

PITCHER	IP	WLS	BF	H	R	ER	SO	BB	IBB	HBP	BLK	WP	HR	S	P	ERA	WHIP

BOTTOM

Kansas City Athletics @ New York Yankees

Yankee Stadium, Bronx, NY

Wed Sep 09 1959, 7:05 PM EDT
Att. 11,980 - Unknown - 82 F

livebaseballscorecards.com

AB	32
R	3
H	8
RBI	4
BB	0
SO	5
LOB	8

WP: 0 PA: 32
PB: 0
SB: 0
CS: 0

Kansas City Athletics @ New York Yankees

Yankee Stadium, Bronx, NY

Thu Sep 10 1959, 3:33 AM EDT

Att. 4,423 - Unknown - 78 F

livebaseballscorecards.com

Batter	1	2	3	4	5	6	7	8	9	AB	R	H	RBI	BB	SO	LOB
Russ Snyder, L (1, 8) OBP: 0.372, SLG: 0.429	E 4-3 1B		F9			L8			1B 1B 1B	4	1	2	0	0	0	0
Jerry Lumpe, L (1, 4) OBP: 0.306, SLG: 0.293	4-3 1-H			F9			F6		1B 1-2 1B	4	0	1	1	0	0	0
Dick Williams, R (1, 5) OBP: 0.315, SLG: 0.447	5-3			K			4-3		G6-4-3 1-2 2-3 1B	3	0	0	0	0	1	0
Ray Jablonski, R (7, 5) OBP: 0.279, SLG: 0.342										1	0	1	0	0	0	0
Bob Cerv, R (1, 7) OBP: 0.341, SLG: 0.484	6-3			1-3			F5		G6-4-3 1-2f	4	0	0	0	0	0	3
Roger Maris, L (1, 9) OBP: 0.362, SLG: 0.472		K			F2			K		3	0	0	0	0	2	0
Kent Hadley, L (1, 3) OBP: 0.311, SLG: 0.434		L8			F6			K FC6-4		3	0	0	0	0	1	0
Frank House, L (1, 2) OBP: 0.292, SLG: 0.312		4-3			4-3			F8		3	0	0	0	0	0	1
Joe Demaestri, R (1, 6) OBP: 0.307, SLG: 0.375			3-1			6-3		FC6-4 1-2f		3	0	0	0	0	0	1
Ray Herbert, R (1, 1) OBP: 0.237, SLG: 0.286			4-3			F8			F7	1	0	0	0	0	0	0
Evans Killeen, R (3, 1)										0	0	0	0	0	0	0
Al Grunwald, L (6, PH)										1	0	0	0	0	0	0
Murry Dickson, R (6, 1) OBP: 0.188, SLG: 0.188										0	0	0	0	0	0	0
Dick Tomanek, L (8, 1) OBP: 0.500, SLG: 0.500										0	0	0	0	0	0	0
Joe Morgan, L (9, PH) OBP: 0.297, SLG: 0.242										1	0	0	0	0	0	0

TOP

AB	31
R	1
H	4
RBI	1
BB	0
SO	4
LOB	5

Inning Stats	1	2	3	4	5	6	7	8	9
	R: 1 E: 1 K: 0 S: 4	R: 0 E: 0 K: 1 S: 5	R: 0 E: 0 K: 0 S: 3	R: 0 E: 0 K: 1 S: 5	R: 0 E: 0 K: 0 S: 3	R: 0 E: 0 K: 0 S: 3	R: 0 E: 0 K: 0 S: 3	R: 0 E: 0 K: 2 S: 8	R: 0 E: 0 K: 0 S: 5
	H: 1 LOB: 0 BB: 0 P: 4	H: 0 LOB: 0 BB: 0 P: 5	H: 0 LOB: 0 BB: 0 P: 3	H: 0 LOB: 0 BB: 0 P: 5	H: 0 LOB: 0 BB: 0 P: 3	H: 0 LOB: 0 BB: 0 P: 3	H: 0 LOB: 0 BB: 0 P: 3	H: 0 LOB: 1 BB: 0 P: 8	H: 3 LOB: 2 BB: 0 P: 5

1B: 4 SF: 0
2B: 0 SAC: 0
3B: 0 DP: 1
HR: 0 HBP: 0

WP: 0 PA: 31
PB: 1
SB: 0
CS: 0

PITCHER	IP	WLS	BF	H	R	ER	SO	BB	IBB	HBP	BLK	WP	HR	S	P	ERA	WHIP
Ralph Terry, R (1, 1) ERA: 3.9	9.0	W	31	4	1	0	4	0	0	0	0	0	0	39	39	0.00	0.444

PITCHER	IP	WLS	BF	H	R	ER	SO	BB	IBB	HBP	BLK	WP	HR	S	P	ERA	WHIP

Batter	1	2	3	4	5	6	7	8	9	AB	R	H	RBI	BB	SO	LOB
Bobby Richardson, R (1, 4) OBP: 0.320, SLG: 0.351	4-3	F9		6-3	6-3		HR 1-3 2B	1B 1B		6	1	2	0	0	0	3
Tony Kubek, L (1, 6) OBP: 0.326, SLG: 0.409	F7		4-3	L8		4-3	HR 2-H 3-H	1B 1-2		6	1	2	3	0	0	0
Mickey Mantle, S (1, 8) OBP: 0.396, SLG: 0.520	HR		1B SF8 1B	1B		FC6-5-4 2B	F9 1B 1B 1B	F8		6	3	5	1	0	0	2
Elston Howard, R (1, 2) OBP: 0.314, SLG: 0.489	F8		1B E 1-3 1B	6-3		FC6-5-4 BB 2-3	1B 1-2 1B			5	1	2	0	0	0	2
Hector Lopez, R (1, 7) OBP: 0.340, SLG: 0.477 Gordie Windhorn, R (8, 7)		6-3	1-2 1B		1B	BBBB 1-2 BB	F9 2-3			4 0	0 0	2 0	0 0	1 0	0 0	2 0
Marv Throneberry, L (1, 3) OBP: 0.309, SLG: 0.374	2B E 1B	SF8 3-H			BBBB 4-0 1B 1-2 5-3 BB	F2	FC6-4 1-3 3-H 1B			3	2	2	2	1	0	2
Hank Bauer, R (1, 9) OBP: 0.310, SLG: 0.388 Ken Hunt, R (8, 9)	E6 1-H 2B	E6 1B 1-3 2-H			5-3 1-3 2-H 1B	1B 2B FC6-4 1-2				5 0	1 0	3 0	1 0	0 0	0 0	3 0
Gil McDougald, R (1, 5) OBP: 0.303, SLG: 0.345		BBBB 4-0 BB	1-3 3-H 1B		5-3 1-2 3-H	2B HR 2-H 1B	6-3			4	1	2	3	1	0	1
Ralph Terry, R (1, 1) OBP: 0.143, SLG: 0.127		SSS 0-3 K	F7		F8	SSS 0-3 K	F9			5	0	0	0	0	2	6
Inning Stats	R: 1 E: 0 K: 0 S: 4 H: 1 LOB: 0 BB: 0 P: 4	R: 1 E: 1 K: 1 S: 7 H: 2 LOB: 2 BB: 1 P: 11	R: 3 E: 1 K: 0 S: 8 H: 4 LOB: 2 BB: 0 P: 8	R: 0 E: 0 K: 0 S: 4 H: 1 LOB: 1 BB: 0 P: 4	R: 2 E: 0 K: 0 S: 5 H: 2 LOB: 1 BB: 1 P: 9	R: 0 E: 0 K: 0 S: 4 H: 1 LOB: 2 BB: 1 P: 8	R: 5 E: 0 K: 1 S: 12 H: 7 LOB: 2 BB: 0 P: 12	R: 0 E: 0 K: 0 S: 5 H: 2 LOB: 2 BB: 0 P: 5		1B: 14 2B: 4 3B: 0 HR: 2 SF: 1 SAC: 0 DP: 0 HBP: 0				WP: 0 PB: 0 SB: 0 CS: 0	PA: 48	

PITCHER		IP	WLS	BF	H	R	ER	SO	BB	IBB	HBP	BLK	WP	HR	S	P	ERA	WHIP
Ray Herbert, R ERA: 4.82	(1, 1)	2.2	L	17	7	5	2	1	1	0	0	0	0	1	18	22	6.75	3.000
Evans Killeen, R ERA: 6.23	(3, 1)	2.1		11	3	2	2	0	1	0	0	0	0	0	10	14	7.71	1.714
Murry Dickson, R ERA: 4.92	(6, 1)	2.0		15	8	5	5	1	1	0	0	0	0	1	16	20	22.50	4.500
Dick Tomanek, L ERA: 7.36	(8, 1)	1.0		5	2	0	0	0	0	0	0	0	0	0	5	5	0.00	2.000

PITCHER	IP	WLS	BF	H	R	ER	SO	BB	IBB	HBP	BLK	WP	HR	S	P	ERA	WHIP

BOTTOM

Kansas City Athletics @ New York Yankees

Yankee Stadium, Bronx, NY

Thu Sep 10 1959, 3:33 AM EDT

Att. 4,423 - Unknown - 78 F

livebaseballscorecards.com

AB	44
R	10
H	20
RBI	10
BB	3
SO	2
LOB	21

Detroit Tigers @ New York Yankees

Yankee Stadium, Bronx, NY

Fri Sep 11 1959, 3:33 AM EDT

Att. 6,042 - Sunny - 73 F

TOP

livebaseballscorecards.com

Batter	1	2	3	4	5	6	7	8	9	AB	R	H	RBI	BB	SO	LOB
Eddie Yost, R (1, 5) OBP: 0.436, SLG: 0.444	BBBB 4-0 FC4-6 BB		x 0-0 ① F4		x 0-0 ② F9		x 0-0 1B		x 0-0 1B 1B	4	0	2	0	1	0	0
Gail Harris, L (1, 3) OBP: 0.294, SLG: 0.345	SSS 0-3 ① K		x 0-0 G3 1B		x 0-0 E 1B		x 0-0 ② F9		x 0-0 1-2 1B	5	0	3	0	0	1	2
Harvey Kuenn, R (1, 9) OBP: 0.402, SLG: 0.492	x 0-0 ② FC4-6 FC6-4 1-2f		x 0-0 ② G3 1-2		x 0-0 E4 1-2		x 0-0 ③ 1-3		x 0-0 ② F8	5	0	0	0	0	0	6
Al Kaline, R (1, 8) OBP: 0.401, SLG: 0.522 Johnny Groth, R (8, 8) OBP: 0.313, SLG: 0.391	x 0-0 ③ FC6-4 1-2f		x 0-0 ③ L8		x 0-0 ③ L1-4-3			x 0-0 ① L6-3	SSS 0-3 ③ K	4 1	0 0	0 0	0 0	0 0	0 1	4 2
Charlie Maxwell, L (1, 7) OBP: 0.366, SLG: 0.480		SSS 0-3 ① K		x 0-0 ① 4-3		x 0-0 HR		x 0-0 HR		4	2	2	2	0	1	0
Frank Bolling, R (1, 4) OBP: 0.343, SLG: 0.410		x 0-0 2B 1B		x 0-0 1B		x 0-0 ① F6		SSS 0-3 ② K		4	1	2	0	0	1	0
Red Wilson, R (1, 2) OBP: 0.311, SLG: 0.429		x 0-0 6-3 1-H 2B		x 0-0 ② F8		x 0-0 ② 1-3		BBBB 4-0 FC6-4 BB		3	0	1	1	1	0	1
Ted Lepcio, R (1, 6) OBP: 0.337, SLG: 0.425		x 0-0 ② 6-3 2-3		SSS 0-3 ③ K		x 0-0 ③ F7		x 0-0 ③ FC6-4 1-2f		4	0	0	0	0	1	3
Paul Foytack, R (1, 1) OBP: 0.169, SLG: 0.125 Steve Demeter, R (5, PH) OBP: 0.143, SLG: 0.286 Pete Burnside, R (5, 1) Neil Chrisley, L (7, PH) OBP: 0.222, SLG: 0.337 Bob Smith, R (7, 1) Bobo Osborne, L (9, PH) OBP: 0.260, SLG: 0.284		SSS 0-3 ③ K			x 0-0 ① F3		SSS 0-3 ① K		x 0-0 ① F6	1 1 0 1 0 1	0 0 0 0 0 0	0 0 0 0 0 0	0 0 0 0 0 0	1 0 0 0 0 0	1 0 0 1 0 0	1 0 0 0 0 0
Inning Stats	R: 0 E: 0 K: 1 S: 5 H: 0 LOB: 1 BB: 1 P: 9	R: 1 E: 0 K: 2 S: 9 H: 2 LOB: 1 BB: 0 P: 9	R: 0 E: 0 K: 0 S: 4 H: 1 LOB: 1 BB: 0 P: 4	R: 0 E: 0 K: 1 S: 6 H: 1 LOB: 1 BB: 0 P: 6	R: 0 E: 1 K: 0 S: 5 H: 1 LOB: 2 BB: 0 P: 5	R: 1 E: 0 K: 0 S: 4 H: 1 LOB: 0 BB: 0 P: 4	R: 0 E: 0 K: 1 S: 6 H: 1 LOB: 1 BB: 0 P: 6	R: 1 E: 0 K: 1 S: 6 H: 1 LOB: 1 BB: 1 P: 10	R: 0 E: 0 K: 1 S: 7 H: 2 LOB: 2 BB: 0 P: 7	1B: 7 2B: 1 3B: 0 HR: 2 SF: 0 SAC: 0 DP: 0 HBP: 0						

AB	38
R	3
H	10
RBI	3
BB	2
SO	7
LOB	19

WP: 0 PB: 0 SB: 0 CS: 0 PA: 40

PITCHER	IP	WLS	BF	H	R	ER	SO	BB	IBB	HBP	BLK	WP	HR	S	P	ERA	WHIP
Jim Coates, R (1, 1) ERA: 3.31	9.0	W	40	10	3	3	7	2	0	0	0	0	2	52	60	3.00	1.333

PITCHER	IP	WLS	BF	H	R	ER	SO	BB	IBB	HBP	BLK	WP	HR	S	P	ERA	WHIP

Batter	1	2	3	4	5	6	7	8	9	AB	R	H	RBI	BB	SO	LOB
Bobby Richardson, R (1, 4) OBP: 0.326, SLG: 0.364	E SF8 1B	6-3		1-H HR		FC4-6 3-H 1B	1-2 2-H 1B			5	2	4	4	0	0	0
Tony Kubek, L (1, 6) OBP: 0.325, SLG: 0.406	E3 1-3 1B		L8	BB		FC4-6 1-2f 1B	K			4	1	0	0	1	1	4
Mickey Mantle, S (1, 8) OBP: 0.398, SLG: 0.519	1B IBB		1B 2B BB	L8		1-3 1B		6-3		3	1	1	0	2	0	1
Yogi Berra, L (1, 2) OBP: 0.349, SLG: 0.475	F3		2B 1-2 FC4-2 1B	K		K		K		5	0	1	0	0	3	6
Hector Lopez, R (1, 7) OBP: 0.339, SLG: 0.477	SF8 3-H		FC4-2 1-3 2-H 2B	L8			E4 SH1-4 1B	K		4	2	1	2	0	1	0
Marv Throneberry, L (1, 3) OBP: 0.309, SLG: 0.374	1-2 2-H 1B		FC4-2 2-3 3-H 1B	F3			SH1-4 1-2			3	0	1	1	0	0	2
Hank Bauer, R (1, 9) OBP: 0.309, SLG: 0.387 Norm Siebern, L (3, PH) OBP: 0.344, SLG: 0.414 Ken Hunt, R (4, 9)	K		1-3 3-H 1B	K			L8			1 1 2	0 0 0	0 1 0	0 1 0	0 0 0	1 0 1	2 0 1
Gil McDougald, R (1, 5) OBP: 0.307, SLG: 0.355		4-3		HR 1B		1B 3B	1B 2-H 1B			4	3	3	1	0	0	0
Jim Coates, R (1, 1) OBP: 0.158, SLG: 0.111		K		K		K	1-2 1B			4	0	1	0	0	3	2
Inning Stats	R: 2 E: 1 K: 1 S: 8 H: 2 LOB: 2 BB: 1 P: 12	R: 0 E: 0 K: 1 S: 5 H: 0 LOB: 0 BB: 0 P: 5	R: 2 E: 0 K: 0 S: 5 H: 3 LOB: 2 BB: 1 P: 9	R: 2 E: 0 K: 2 S: 9 H: 2 LOB: 1 BB: 1 P: 13	R: 0 E: 0 K: 1 S: 5 H: 0 LOB: 0 BB: 0 P: 5	R: 1 E: 0 K: 2 S: 10 H: 3 LOB: 2 BB: 0 P: 10	R: 2 E: 1 K: 1 S: 9 H: 3 LOB: 2 BB: 0 P: 9	R: 0 E: 0 K: 2 S: 7 H: 0 LOB: 0 BB: 0 P: 7		1B: 10 2B: 1 3B: 1 HR: 1	SF: 1 SAC: 1 DP: 0 HBP: 0					

BOTTOM

Detroit Tigers @ New York Yankees

Yankee Stadium, Bronx, NY

Fri Sep 11 1959, 3:33 AM EDT

Att. 6,042 - Sunny - 73 F

livebaseballscorecards.com

AB	36
R	9
H	13
RBI	9
BB	3
SO	10
LOB	18

WP: 0 PB: 0 SB: 0 CS: 0 PA: 41

PITCHER		IP	WLS	BF	H	R	ER	SO	BB	IBB	HBP	BLK	WP	HR	S	P	ERA	WHIP
Paul Foytack, R ERA: 4.87	(1, 1)	4.0	L	22	7	6	4	4	2	1	0	0	0	1	27	39	9.00	2.250
Pete Burnside, L ERA: 3.63	(5, 1)	2.0		9	3	1	1	3	0	0	0	0	0	0	15	15	4.50	1.500
Bob Smith, L ERA: 4.35	(7, 1)	2.0		10	3	2	0	3	0	0	0	0	0	0	16	16	0.00	1.500

PITCHER	IP	WLS	BF	H	R	ER	SO	BB	IBB	HBP	BLK	WP	HR	S	P	ERA	WHIP

Batter	1	2	3	4	5	6	7	8	9	AB	R	H	RBI	BB	SO	LOB
Eddie Yost, R (1, 5) OBP: 0.435, SLG: 0.441	1-3		L1-4 2-3	F8		1B 1-2		F2		5	0	1	0	0	0	2
Frank Bolling, R (1, 4) OBP: 0.346, SLG: 0.414	5-3		1B 2B BB	2B 3-H		F3		CS 1B		5	1	3	1	0	0	2
Harvey Kuenn, R (1, 9) OBP: 0.402, SLG: 0.493	L9		2B BB 1-3	6-3			1B BB E	CS 1-2	F9	5	1	2	0	0	0	1
Al Kaline, R (1, 8) OBP: 0.405, SLG: 0.523		BB F9 BB	IBB BB		L5-3		1B E BB 1-2		F5-3 1B	3	0	2	0	2	0	0
Charlie Maxwell, L (1, 7) OBP: 0.368, SLG: 0.478		BB FC5-4 1-2	BB 1-2 2-3 3-H		3-1		BB E 1-2 2-3		F5-3 1-2	2	0	0	1	3	0	1
Gus Zernial, R (1, 3) OBP: 0.272, SLG: 0.433 Gail Harris, L (7, 3) OBP: 0.294, SLG: 0.345	F9 2-3		6-3		L6		K			4 0	0 0	0 0	0 0	0 0	1 0	8 0
Red Wilson, R (1, 2) OBP: 0.306, SLG: 0.421	K		5-3	6-3	E6 G6-4-3 1-2 2-3 3-H					4	0	0	0	0	1	4
Ted Lepcio, R (1, 6) OBP: 0.340, SLG: 0.427	FC5-4 1-2f		1B E	1B	G6-4-3 1-2f					4	1	2	0	0	0	5
Don Mossi, L (1, 1) OBP: 0.219, SLG: 0.290			L1-4 2B	E9 1-H		K		4-3		4	1	2	0	0	1	1
Inning Stats	R: 0 E: 0 K: 0 S: 3 H: 0 LOB: 0 BB: 0 P: 3	R: 0 E: 0 K: 1 S: 5 H: 0 LOB: 2 BB: 2 P: 13	R: 1 E: 0 K: 0 S: 5 H: 3 LOB: 3 BB: 2 P: 13	R: 2 E: 1 K: 0 S: 6 H: 3 LOB: 1 BB: 0 P: 6	R: 0 E: 0 K: 0 S: 3 H: 0 LOB: 0 BB: 0 P: 3	R: 0 E: 0 K: 1 S: 7 H: 2 LOB: 2 BB: 0 P: 7	R: 1 E: 1 K: 1 S: 7 H: 2 LOB: 2 BB: 1 P: 11	R: 0 E: 0 K: 0 S: 3 H: 1 LOB: 0 BB: 0 P: 3	R: 0 E: 0 K: 0 S: 3 H: 1 LOB: 0 BB: 0 P: 3	1B: 9 2B: 5 3B: 0 HR: 0 SF: 0 SAC: 0 DP: 3 HBP: 0						

PITCHER		IP	WLS	BF	H	R	ER	SO	BB	IBB	HBP	BLK	WP	HR	S	P	ERA	WHIP
Whitey Ford, L ERA: 3.2	(1, 1)	8.0	L	38	11	4	3	3	4	1	0	0	0	0	39	59	3.38	1.875
Gary Blaylock, R ERA: 4.71	(9, 1)	1.0		3	1	0	0	0	0	0	0	0	0	0	3	3	0.00	1.000

PITCHER	IP	WLS	BF	H	R	ER	SO	BB	IBB	HBP	BLK	WP	HR	S	P	ERA	WHIP

TOP

Detroit Tigers @ New York Yankees

Yankee Stadium, Bronx, NY

Sat Sep 12 1959, 3:33 AM EDT

Att. 22,321 - Sunny - 68 F

livebaseballscorecards.com

AB	36
R	4
H	12
RBI	2
BB	5
SO	3
LOB	24

WP: 0 PA: 42
PB: 0
SB: 0
CS: 1

Detroit Tigers @ New York Yankees

Yankee Stadium, Bronx, NY

Sat Sep 12 1959, 3:33 AM EDT
Att. 22,321 - Sunny - 68 F

BOTTOM

Batter	1	2	3	4	5	6	7	8	9	AB	R	H	RBI	BB	SO	LOB
Bobby Richardson, R (1, 4) OBP: 0.325, SLG: 0.366	F7			K2-3		2B		FC6-4 1-2f		4	0	1	0	0	1	1
Tony Kubek, L (1, 6) OBP: 0.322, SLG: 0.402	L7			F2		L8			6-3	4	0	0	0	0	0	1
Mickey Mantle, S (1, 8) OBP: 0.395, SLG: 0.515	F4			K		6-3			L8	4	0	0	0	0	1	1
Hector Lopez, R (1, 7) OBP: 0.336, SLG: 0.473		5-3			K		K		5-3	4	0	0	0	0	2	0
Elston Howard, R (1, 2) OBP: 0.312, SLG: 0.485 (9, 3)		L8			L8		6-3			3	0	0	0	0	0	0
Hank Bauer, R (1, 9) OBP: 0.310, SLG: 0.386		L8			1B		F4			3	0	1	0	0	0	0
Gil McDougald, R (1, 5) OBP: 0.307, SLG: 0.354			L7		1-2 1B			6-3		3	0	1	0	0	0	0
Marv Throneberry, L (1, 3) OBP: 0.306, SLG: 0.369			L6		F9			K		2	0	0	0	0	0	2
Gordie Windhorn, R (8, PH)										1	0	0	0	0	1	0
Johnny Blanchard, L (9, 2) OBP: 0.218, SLG: 0.235										0	0	0	0	0	0	0
Whitey Ford, L (1, 1) OBP: 0.380, SLG: 0.373			K			G3		FC6-4		2	0	0	0	0	1	0
Ken Hunt, R (8, PH) OBP: 0.333, SLG: 0.333								1B		1	0	1	0	0	0	0
Gary Blaylock, R (9, 1) OBP: 0.139, SLG: 0.333										0	0	0	0	0	0	0

Inning Stats	1	2	3	4	5	6	7	8	9
	R: 0 E: 0 K: 0 S: 3	R: 0 E: 0 K: 0 S: 3	R: 0 E: 0 K: 1 S: 5	R: 0 E: 0 K: 2 S: 7	R: 0 E: 0 K: 1 S: 7	R: 0 E: 0 K: 0 S: 4	R: 0 E: 0 K: 1 S: 5	R: 0 E: 0 K: 1 S: 6	R: 0 E: 0 K: 0 S: 3
	H: 0 LOB: 0 BB: 0 P: 3	H: 0 LOB: 0 BB: 0 P: 3	H: 0 LOB: 0 BB: 0 P: 5	H: 0 LOB: 0 BB: 0 P: 7	H: 2 LOB: 2 BB: 0 P: 7	H: 1 LOB: 1 BB: 0 P: 4	H: 0 LOB: 0 BB: 0 P: 5	H: 1 LOB: 1 BB: 0 P: 6	H: 0 LOB: 0 BB: 0 P: 3

1B: 3 SF: 0
2B: 1 SAC: 0
3B: 0 DP: 0
HR: 0 HBP: 0

WP: 0 PA: 31
PB: 0
SB: 0
CS: 0

livebaseballscorecards.com

AB	31
R	0
H	4
RBI	0
BB	0
SO	6
LOB	5

PITCHER	IP	WLS	BF	H	R	ER	SO	BB	IBB	HBP	BLK	WP	HR	S	P	ERA	WHIP
Don Mossi, L (1, 1) ERA: 3.29	9.0	W	31	4	0	0	6	0	0	0	0	0	0	43	43	0.00	0.444

PITCHER	IP	WLS	BF	H	R	ER	SO	BB	IBB	HBP	BLK	WP	HR	S	P	ERA	WHIP

Batter	1	2	3	4	5	6	7	8	9	10	11	AB	R	H	RBI	BB	SO	LOB
Vic Power, R (1, 4) OBP: 0.333, SLG: 0.419	K		5-3		F8			F4		1-2 1B	K	6	0	1	0	0	2	3
Chuck Tanner, L (1, 8) Jim Piersall, R (10, 8) OBP: 0.313, SLG: 0.375 OBP: 0.291, SLG: 0.319	5-3		2B 1B		K			F4		L7		5 0	0 0	1 0	0 0	0 0	1 0	2 0
Minnie Minoso, R (1, 7) OBP: 0.372, SLG: 0.453	1B		1-3 2B			5-3		F8		F8		5	0	2	0	0	0	2
Tito Francona, L (1, 3) OBP: 0.416, SLG: 0.589	K		F4			F5			F5		1B 1B 1B 1B	5	1	1	0	0	1	3
Rocky Colavito, R (1, 9) OBP: 0.348, SLG: 0.539		K	K			F9			FC4-6 1B		1-2 1B 1B	5	0	2	0	0	2	2
Russ Nixon, L (1, 2) Ray Webster, R (11, PR) OBP: 0.263, SLG: 0.293 OBP: 0.172, SLG: 0.291 Ed Fitz Gerald, R (11, 2) OBP: 0.311, SLG: 0.319		K		K			L8		FC4-6 FC5-4 1-2f		1-2 BB 1B 2-3	5 0 0	0 0 0	1 0 0	0 0 0	0 0 0	2 0 0	1 0 0
Woodie Held, R (1, 6) OBP: 0.321, SLG: 0.490		BB BB		5-3			F6		FC5-4 1-2f		BB 1B 1-2 2-H 3-H	4	0	1	1	1	0	1
George Strickland, R (1, 5) OBP: 0.311, SLG: 0.302		BB 1-2		K						5-3	BB 1-2 2-3	2	0	0	0	3	1	0
Jack Harshman, L (1, 1) OBP: 0.259, SLG: 0.186		F4			G3		6-3			1B BB	K	4	0	0	0	1	1	6
Inning Stats	R: 0 E: 0 K: 2 S: 8 H: 1 LOB: 1 BB: 0 P: 8	R: 0 E: 0 K: 2 S: 7 H: 0 LOB: 2 BB: 2 P: 15	R: 0 E: 0 K: 1 S: 7 H: 2 LOB: 2 BB: 0 P: 7	R: 0 E: 0 K: 2 S: 7 H: 0 LOB: 0 BB: 0 P: 7	R: 0 E: 0 K: 1 S: 5 H: 0 LOB: 0 BB: 0 P: 5	R: 0 E: 0 K: 0 S: 3 H: 0 LOB: 0 BB: 0 P: 3	R: 0 E: 0 K: 0 S: 3 H: 0 LOB: 1 BB: 1 P: 7	R: 0 E: 0 K: 0 S: 3 H: 0 LOB: 0 BB: 0 P: 3	R: 0 E: 0 K: 0 S: 4 H: 1 LOB: 1 BB: 0 P: 4	R: 0 E: 0 K: 0 S: 4 H: 1 LOB: 2 BB: 1 P: 8	R: 1 E: 0 K: 2 S: 10 H: 4 LOB: 3 BB: 1 P: 14	1B: 8 2B: 1 3B: 0 HR: 0 SF: 0 SAC: 0 DP: 0 HBP: 0						

PITCHER		IP	WLS	BF	H	R	ER	SO	BB	IBB	HBP	BLK	WP	HR	S	P	ERA	WHIP
Bob Turley, R ERA: 4.39	(1, 1)	10.0		39	5	0	0	8	4	0	0	0	0	0	51	67	0.00	0.900
Ryne Duren, R ERA: 1.88	(11, 1)	0.0		1	1	1	1	0	0	0	0	0	0	0	1	1	∞	∞
Gary Blaylock, R ERA: 4.7	(11, 1)	0.1		3	3	0	0	0	0	0	0	0	0	0	3	3	0.00	9.000
Eli Grba, R ERA: 5.83	(11, 1)	0.2	W	3	0	0	0	2	1	0	0	0	0	0	6	10	0.00	1.500

PITCHER	IP	WLS	BF	H	R	ER	SO	BB	IBB	HBP	BLK	WP	HR	S	P	ERA	WHIP

TOP

Cleveland Indians @ New York Yankees

Yankee Stadium, Bronx, NY

Sun Sep 13 1959, 3:33 AM EDT

Unknown - 75 F

livebaseballscorecards.com

AB	41
R	1
H	9
RBI	1
BB	5
SO	10
LOB	20

1B: 8	SF: 0	WP: 0	PA: 46
2B: 1	SAC: 0	PB: 0	
3B: 0	DP: 0	SB: 0	
HR: 0	HBP: 0	CS: 0	

Batter	1	2	3	4	5	6	7	8	9	10	11	AB	R	H	RBI	BB	SO	LOB
Bobby Richardson, R (1, 4) OBP: 0.326, SLG: 0.366	F5		1B			6-3 SH1-3 1B		F9		6-3		5	0	2	0	0	0	2
Tony Kubek, L (1, 6) OBP: 0.324, SLG: 0.403	1B		K			SH1-3 1-2		F6			HR 1B	4	1	2	0	0	1	1
Mickey Mantle, S (1, 8) OBP: 0.394, SLG: 0.518	F9			K		6-3 2-3			K		HR 1-H	5	1	1	2	0	2	2
Yogi Berra, L (1, 2) OBP: 0.346, SLG: 0.470	F8			4-3		F6			6-3			4	0	0	0	0	0	2
Hector Lopez, R (1, 7) OBP: 0.338, SLG: 0.472		5-3		BB			1B		6-3			3	0	1	0	1	0	0
Elston Howard, R (1, 3) OBP: 0.309, SLG: 0.480		1-3		K			F9			F9		4	0	0	0	0	1	2
Hank Bauer, R (1, 9) OBP: 0.309, SLG: 0.384		F8			F6		F3			1B		4	0	1	0	0	0	1
Gil McDougald, R (1, 5) OBP: 0.307, SLG: 0.353			F3		L7		F2			1-2		4	0	1	0	0	0	1
Bob Turley, R (1, 1) OBP: 0.196, SLG: 0.089			L7		K			K		F2		3	0	0	0	0	2	0
Gordie Windhorn, R (10, PH)												1	0	0	0	0	0	2
Ryne Duren, R (11, 1)												0	0	0	0	0	0	0
Gary Blaylock, R (11, 1) OBP: 0.139, SLG: 0.333												0	0	0	0	0	0	0
Eli Grba, R (11, 1) OBP: 0.267, SLG: 0.286												0	0	0	0	0	0	0
Inning Stats	R: 0 E: 0 K: 0 S: 4 H: 1 LOB: 1 BB: 0 P: 4	R: 0 E: 0 K: 0 S: 3 H: 0 LOB: 0 BB: 0 P: 3	R: 0 E: 0 K: 1 S: 6 H: 1 LOB: 1 BB: 0 P: 6	R: 0 E: 0 K: 2 S: 7 H: 0 LOB: 1 BB: 1 P: 11	R: 0 E: 0 K: 1 S: 5 H: 0 LOB: 0 BB: 0 P: 5	R: 0 E: 0 K: 0 S: 4 H: 1 LOB: 1 BB: 0 P: 4	R: 0 E: 0 K: 0 S: 4 H: 1 LOB: 1 BB: 0 P: 4	R: 0 E: 0 K: 1 S: 5 H: 0 LOB: 0 BB: 0 P: 5	R: 0 E: 0 K: 1 S: 5 H: 0 LOB: 0 BB: 0 P: 5	R: 0 E: 0 K: 0 S: 5 H: 2 LOB: 2 BB: 0 P: 5	R: 2 E: 0 K: 0 S: 2 H: 2 LOB: 0 BB: 0 P: 2	1B: 7 2B: 0 3B: 0 HR: 1	SF: 0 SAC: 1 DP: 0 HBP: 0					

PITCHER	IP	WLS	BF	H	R	ER	SO	BB	IBB	HBP	BLK	WP	HR	S	P	ERA	WHIP
Jack Harshman, L (1, 1) ERA: 4.64	10.0	L	39	8	2	2	6	1	0	0	0	0	1	50	54	1.80	0.900

PITCHER	IP	WLS	BF	H	R	ER	SO	BB	IBB	HBP	BLK	WP	HR	S	P	ERA	WHIP

BOTTOM

Cleveland Indians @ New York Yankees

Yankee Stadium, Bronx, NY

Sun Sep 13 1959, 3:33 AM EDT

Unknown - 75 F

livebaseballscorecards.com

AB	37
R	2
H	8
RBI	2
BB	1
SO	6
LOB	13

WP: 0	PB: 0	SB: 0	CS: 0
PA: 39			

Batter	1	2	3	4	5	6	7	8	9	AB	R	H	RBI	BB	SO	LOB
Ray Webster, R (1, 5) OBP: 0.164, SLG: 0.276 Elmer Valo, L (8, PH) OBP: 0.433, SLG: 0.286 George Strickland, R (8, 5) OBP: 0.311, SLG: 0.302	6-3		L8			FC2-6, FC6-4, 1-2f		BBB, 4-0, BB		3 0 0	0 0 0	0 0 0	0 0 0	0 1 0	0 0 0	2 0 0
Chuck Tanner, L (1, 8) OBP: 0.250, SLG: 0.300	3-1		FC6, 1-2f			F7		F5		4	0	0	0	0	0	3
Minnie Minoso, R (1, 7) OBP: 0.371, SLG: 0.453	2B			6-3		FC6-4, 1-2f			SSS, 0-3, K	4	0	1	0	0	1	1
Tito Francona, L (1, 3) OBP: 0.417, SLG: 0.588	4-3			SSS, 0-3, K			G4-6-3, 1B		BB, 1B	4	0	2	0	0	1	1
Rocky Colavito, R (1, 9) OBP: 0.347, SLG: 0.536		BBBB, 4-0, CS, BB		6-3			G4-6-3, 1-2f		SSS, 0-3, K	3	0	0	0	1	1	2
Russ Nixon, L (1, 2) OBP: 0.266, SLG: 0.298 Billy Moran, R (9, PR)		SSS, 0-3, K, 1-2			F6		2B		BBBB, 4-0, 1-2, BB	3 0	0 0	1 0	0 0	1 0	1 0	1 0
Vic Power, R (1, 4) OBP: 0.331, SLG: 0.416		F2			L8		L9		F4	4	0	0	0	0	0	3
Woodie Held, R (1, 6) OBP: 0.320, SLG: 0.487			5-3		F4			5-3		3	0	0	0	0	0	0
Jim Perry, S (1, 1) OBP: 0.341, SLG: 0.386			FC6, 1B			FC2-6, 1B		4-3		3	0	2	0	0	0	0
Inning Stats	R: 0 E: 0 K: 0 S: 4 H: 1 LOB: 1 BB: 0 P: 4	R: 0 E: 0 K: 1 S: 4 H: 0 LOB: 0 BB: 1 P: 8	R: 0 E: 0 K: 0 S: 4 H: 1 LOB: 1 BB: 0 P: 4	R: 0 E: 0 K: 1 S: 5 H: 0 LOB: 0 BB: 0 P: 5	R: 0 E: 0 K: 0 S: 3 H: 0 LOB: 0 BB: 0 P: 3	R: 0 E: 0 K: 0 S: 4 H: 1 LOB: 1 BB: 0 P: 4	R: 0 E: 0 K: 0 S: 4 H: 2 LOB: 1 BB: 0 P: 4	R: 0 E: 0 K: 0 S: 3 H: 0 LOB: 1 BB: 1 P: 7	R: 0 E: 0 K: 2 S: 8 H: 1 LOB: 2 BB: 1 P: 12	1B: 4 2B: 3 3B: 0 HR: 0 SF: 0 SAC: 0 DP: 2 HBP: 0						

PITCHER	IP	WLS	BF	H	R	ER	SO	BB	IBB	HBP	BLK	WP	HR	S	P	ERA	WHIP
Duke Maas, R (1, 1) ERA: 4.27	9.0	W	34	6	0	0	4	3	0	0	0	0	0	39	51	0.00	1.000

PITCHER	IP	WLS	BF	H	R	ER	SO	BB	IBB	HBP	BLK	WP	HR	S	P	ERA	WHIP

TOP

Cleveland Indians @ New York Yankees

Yankee Stadium, Bronx, NY

Sun Sep 13 1959, 7:05 PM EDT

Att. 41,645 - Unknown - 75 F

livebaseballscorecards.com

AB	31
R	0
H	6
RBI	0
BB	3
SO	4
LOB	13

1B: 4	SF: 0	WP: 0	PA: 34
2B: 3	SAC: 0	PB: 0	
3B: 0	DP: 2	SB: 0	
HR: 0	HBP: 0	CS: 1	

Batter	1	2	3	4	5	6	7	8	9	AB	R	H	RBI	BB	SO	LOB
Bobby Richardson, R (1, 4) OBP: 0.327, SLG: 0.367	F7		1-3 1B			4-3 1B		5-3		4	0	2	0	0	0	0
Tony Kubek, L (1, 6) OBP: 0.321, SLG: 0.400	4-3		L9			1-2 4-3		F7		4	0	0	0	0	0	3
Mickey Mantle, S (1, 8) OBP: 0.391, SLG: 0.514	L9			K		F6		F5		4	0	0	0	0	1	0
Yogi Berra, L (1, 2) OBP: 0.348, SLG: 0.472		G5-4-3 1B		6-3			1B SH2-3 FC5-4 1B			3	1	2	0	0	0	0
Elston Howard, R (1, 3) OBP: 0.310, SLG: 0.480		F8		FC6-4 1B			1-2 SH2-3			2	0	1	0	0	0	1
Hector Lopez, R (1, 7) OBP: 0.338, SLG: 0.471		1-2f G5-4-3		1-2f FC6-4			2-3 FC5-4 1B			3	0	1	0	0	0	2
Hank Bauer, R (1, 9) OBP: 0.309, SLG: 0.382			F7		BBBB G5-4-3 BB		1-2f 3-H FC5-4 E			2	0	0	1	1	0	1
Gil McDougald, R (1, 5) OBP: 0.305, SLG: 0.351			6-3		1-2f G5-4-3		1-2 E6			3	0	0	0	0	0	2
Duke Maas, R (1, 1) OBP: 0.182, SLG: 0.125			BBBB 1B BB		SSS K		1-3			2	0	0	0	1	1	2
Inning Stats	R: 0 E: 0 K: 0 S: 3 H: 0 LOB: 0 BB: 0 P: 3	R: 0 E: 0 K: 0 S: 3 H: 1 LOB: 0 BB: 0 P: 3	R: 0 E: 0 K: 0 S: 4 H: 1 LOB: 2 BB: 1 P: 8	R: 0 E: 0 K: 1 S: 6 H: 1 LOB: 1 BB: 0 P: 6	R: 0 E: 0 K: 1 S: 4 H: 0 LOB: 0 BB: 1 P: 8	R: 0 E: 0 K: 0 S: 3 H: 1 LOB: 0 BB: 0 P: 3	R: 1 E: 1 K: 0 S: 6 H: 2 LOB: 2 BB: 0 P: 6	R: 0 E: 0 K: 0 S: 3 H: 0 LOB: 0 BB: 0 P: 3		1B: 6 2B: 0 3B: 0 HR: 0		SF: 0 SAC: 1 DP: 2 HBP: 0				

PITCHER	IP	WLS	BF	H	R	ER	SO	BB	IBB	HBP	BLK	WP	HR	S	P	ERA	WHIP
Jim Perry, R (1, 1) ERA: 2.67	8.0	L	30	6	1	1	2	2	0	0	0	0	0	32	40	1.12	1.000

PITCHER	IP	WLS	BF	H	R	ER	SO	BB	IBB	HBP	BLK	WP	HR	S	P	ERA	WHIP

BOTTOM

Cleveland Indians @ New York Yankees

Yankee Stadium, Bronx, NY

Sun Sep 13 1959, 7:05 PM EDT
Att. 41,645 - Unknown - 75 F

livebaseballscorecards.com

AB	27
R	1
H	6
RBI	1
BB	2
SO	2
LOB	11

1B: 6	SF: 0	WP: 0	PA: 30
2B: 0	SAC: 1	PB: 0	
3B: 0	DP: 2	SB: 0	
HR: 0	HBP: 0	CS: 0	

Cleveland Indians @ New York Yankees

Yankee Stadium, Bronx, NY

Mon Sep 14 1959, 3:33 AM EDT

Att. 4,953 - Unknown - 69 F

livebaseballscorecards.com

TOP

Batter	1	2	3	4	5	6	7	8	9	AB	R	H	RBI	BB	SO	LOB
Ray Webster, R (1, 5) OBP: 0.212, SLG: 0.323 George Strickland, R (9, 5) OBP: 0.311, SLG: 0.302	2B		BB	1B		F4		G4-6-3 1B		4 0	1 0	3 0	3 0	1 0	0 0	0 0
Chuck Tanner, L (1, 8) OBP: 0.240, SLG: 0.280	F9		1B	FC4-6			K	G4-6-3		5	1	1	0	0	1	4
Minnie Minoso, R (1, 7) OBP: 0.372, SLG: 0.452	F2		HBP	F7			6-3		BB 1B	4	0	1	0	0	0	3
Tito Francona, L (1, 3) OBP: 0.417, SLG: 0.583	1-3		3-1	F8			FC4-6 BB		BB	3	0	0	1	2	0	5
Rocky Colavito, R (1, 9) OBP: 0.346, SLG: 0.533		6-3	1B		F9		FC4-6		K	5	0	1	1	0	1	3
Russ Nixon, L (1, 2) OBP: 0.273, SLG: 0.304		1B		E BB 1B	6-3			1B 3B	FC6-4-6-4-2	5	2	3	0	0	0	2
Vic Power, R (1, 4) OBP: 0.332, SLG: 0.415		F8		1B E BB	5-3			3B 1B		3	2	1	0	1	0	1
Woodie Held, R (1, 6) OBP: 0.317, SLG: 0.483		F8		FC1 1B		F9		K		4	1	0	0	0	1	5
Cal McLish, S (1, 1) OBP: 0.219, SLG: 0.243 Gary Bell, R (9, 1) OBP: 0.257, SLG: 0.254			3-1	FC4-6 1B		K		1-H 2-H 1B 3B		4 0	1 0	2 0	3 0	0 0	1 0	0 0

	AB	37
	R	8
	H	12
	RBI	8
	BB	4
	SO	4
	LOB	23

Inning Stats	1	2	3	4	5	6	7	8	9	1B	SF	WP	PA
R	0	0	2	3	0	0	0	3	0	10	0	0	42
E	0	0	0	1	0	0	0	0	0	2B: 2	SAC: 0	PB: 0	
K	0	0	0	0	0	1	1	1	1	3B: 1	DP: 2	SB: 0	
S	4	4	4	7	3	5	5	8	5	HR: 0	HBP: 1	CS: 0	
H	1	1	2	3	0	0	0	4	1				
LOB	1	1	2	2	0	1	1	0	1				
BB	0	0	1	1	0	0	0	0	1				
P	4	4	9	11	3	5	9	8	9				

PITCHER		IP	WLS	BF	H	R	ER	SO	BB	IBB	HBP	BLK	WP	HR	S	P	ERA	WHIP
Art Ditmar, R ERA: 2.94	(1, 1)	4.0	L	22	7	5	4	0	2	0	1	0	0	0	19	28	9.00	2.250
Don Larsen, R ERA: 4.27	(5, 1)	3.0		10	0	0	0	2	1	0	0	0	0	0	13	17	0.00	0.333
Gary Blaylock, R ERA: 4.84	(8, 1)	2.0		10	5	3	3	2	1	0	0	0	0	0	13	17	13.50	3.000

PITCHER	IP	WLS	BF	H	R	ER	SO	BB	IBB	HBP	BLK	WP	HR	S	P	ERA	WHIP

BOTTOM

Batter	1	2	3	4	5	6	7	8	9	AB	R	H	RBI	BB	SO	LOB
Bobby Richardson, R (1, 4) OBP: 0.328, SLG: 0.368	FC6-5, BB, 1B		K		FC5-4 1-2f		FC6-4 1-2f		2B, SF8 1-2, 2-3 1B	5	1	2	0	0	1	2
Tony Kubek, L (1, 6) OBP: 0.320, SLG: 0.400	F7		G3			G3	K2-3		1B 1-3, 2-H, 3-H 2B	5	1	1	2	0	1	2
Mickey Mantle, S (1, 8) OBP: 0.392, SLG: 0.512 Ken Hunt, R (9, 9) OBP: 0.250, SLG: 0.333	FC6-5 1-2 BB		K			BB, 1B 1B		F6	SF8 3-H	3 0	0 0	1 0	0 0	1 0	1 0	0 0
Elston Howard, R (1, 2) OBP: 0.309, SLG: 0.483 Johnny Blanchard, L (9, 2) OBP: 0.232, SLG: 0.250	FC6-5 1-2 2-3f			3-1		F8		3B	FC1-4 2-H 1B	4 1	0 0	1 1	0 1	0 0	0 0	3 0
Hector Lopez, R (1, 7) OBP: 0.337, SLG: 0.470 Gordie Windhorn, R (9, 7)	F3			5-3		BB 1-2 1B		K	FC1-4 1-2f	4 1	0 0	1 0	0 0	0 0	1 0	3 1
Norm Siebern, L (1, 9) OBP: 0.345, SLG: 0.412 (9, 8)		1B		4-3		BB 1-2 2-3		K	K	4	0	1	0	1	2	2
Marv Throneberry, L (1, 3) OBP: 0.305, SLG: 0.383		L9			K	4-3			HR	4	1	1	1	0	1	4
Gil McDougald, R (1, 5) OBP: 0.305, SLG: 0.351 Clete Boyer, R (8, 5) OBP: 0.212, SLG: 0.179		F5			FC4-6 1B		K		1B, E 2B 1B	3 1	0 1	1 1	0 0	0 0	1 0	1 0
Art Ditmar, R (1, 1) OBP: 0.178, SLG: 0.264 Don Larsen, R (5, 1) OBP: 0.352, SLG: 0.304 Yogi Berra, L (7, PH) OBP: 0.349, SLG: 0.473 Gary Blaylock, R (8, 1) OBP: 0.139, SLG: 0.333 Hank Bauer, R (9, PH) OBP: 0.308, SLG: 0.381		K			FC4-6 FC5-4 1-2f		FC6-4 1B		E5 1B 1-2 2B	1 1 1 0 1	0 0 0 0 1	0 0 1 0 0	0 0 0 0 0	0 0 0 0 0	1 0 0 0 1	1 1 0 0 1
Inning Stats	R: 0 E: 0 K: 0 S: 4 H: 1 LOB: 2 BB: 1 P: 8	R: 0 E: 0 K: 1 S: 6 H: 1 LOB: 1 BB: 0 P: 6	R: 0 E: 0 K: 2 S: 7 H: 0 LOB: 0 BB: 0 P: 7	R: 0 E: 0 K: 0 S: 3 H: 0 LOB: 0 BB: 0 P: 3	R: 0 E: 0 K: 1 S: 6 H: 1 LOB: 1 BB: 0 P: 6	R: 0 E: 0 K: 0 S: 5 H: 2 LOB: 3 BB: 1 P: 9	R: 0 E: 0 K: 2 S: 8 H: 1 LOB: 1 BB: 0 P: 8	R: 0 E: 0 K: 2 S: 8 H: 1 LOB: 1 BB: 0 P: 8	R: 5 E: 1 K: 1 S: 11 H: 5 LOB: 1 BB: 0 P: 11	1B: 9 2B: 1 3B: 1 HR: 1 SF: 1 SAC: 0 DP: 0 HBP: 0						

PITCHER	IP	WLS	BF	H	R	ER	SO	BB	IBB	HBP	BLK	WP	HR	S	P	ERA	WHIP
Cal McLish, R (1, 1) ERA: 3.59	8.1	W	40	12	5	4	8	2	0	0	0	0	1	54	62	4.32	1.680
Gary Bell, R (9, 1) ERA: 3.86	0.2	S	2	0	0	0	1	0	0	0	0	0	0	4	4	0.00	0.000

PITCHER	IP	WLS	BF	H	R	ER	SO	BB	IBB	HBP	BLK	WP	HR	S	P	ERA	WHIP

Cleveland Indians @ New York Yankees

Yankee Stadium, Bronx, NY

Mon Sep 14 1959, 3:33 AM EDT

Att. 4,953 - Unknown - 69 F

livebaseballscorecards.com

AB	39
R	5
H	12
RBI	5
BB	2
SO	9
LOB	21

WP: 0 PA: 42
PB: 0
SB: 0
CS: 0

Chicago White Sox @ New York Yankees

Yankee Stadium, Bronx, NY

Tue Sep 15 1959, 3:33 AM EDT

Att. 9,108 - Unknown - 78 F

livebaseballscorecards.com

Batter	1	2	3	4	5	6	7	8	9	AB	R	H	RBI	BB	SO	LOB
Luis Aparicio, R (1, 6) OBP: 0.318, SLG: 0.336	F7		2-3		F3		L6		SF7 3B	5	1	1	0	0	0	2
Nellie Fox, L (1, 4) OBP: 0.380, SLG: 0.390	4-3 1B			1B SF8 1B	F8			BB 1B 1B	BB	4	2	3	0	1	0	1
Billy Goodman, L (1, 5) OBP: 0.295, SLG: 0.307	4-3 1-2			L7		2B		F8	SF7 3-H	3	0	1	0	0	0	2
Sammy Esposito, R (8, PH) OBP: 0.281, SLG: 0.255 (8, 5)										1	0	0	0	0	0	1
Norm Cash, L (9, PH) OBP: 0.363, SLG: 0.347										0	0	0	1	0	0	0
Jim McAnany, R (9, 8) OBP: 0.335, SLG: 0.345										0	0	0	0	0	0	0
Ted Kluszewski, L (1, 3) OBP: 0.330, SLG: 0.426	3-1			1B 1-3 1B	F3	F3		1B SF9 1-2 BB	F3	3	0	1	0	1	0	2
Earl Torgeson, L (8, PR) OBP: 0.361, SLG: 0.360 (8, 3)										1	1	0	0	0	0	1
Sherm Lollar, R (1, 2) OBP: 0.346, SLG: 0.447		FC5-4 1B		SF8 3-H		F8		SF9 HBP 1-3 2-H 1B		3	0	2	2	0	0	1
Al Smith, R (1, 7) OBP: 0.308, SLG: 0.382		FC5-4 L3 1-2f		1-2 1B	6-3			1-2 HBP		3	0	1	0	0	0	2
Jim Rivera, L (1, 9) OBP: 0.264, SLG: 0.363		L3 1-2		F8			F7	SF9 2-3 3-H		3	0	0	1	0	0	3
Bubba Phillips, R (1, 8) OBP: 0.320, SLG: 0.380 (9, 5)			K		5-3		1-3 2B	1-3		4	0	1	0	0	1	2
Billy Pierce, L (1, 1) OBP: 0.264, SLG: 0.273			F7		1B		1-3 2-3		4-3	3	0	1	0	0	0	1
Bob Shaw, R (8, 1) OBP: 0.194, SLG: 0.149										1	0	0	0	0	0	0
Inning Stats	R: 0 E: 0 K: 0 S: 4 H: 1 LOB: 1 BB: 0 P: 4	R: 0 E: 0 K: 0 S: 3 H: 1 LOB: 0 BB: 0 P: 3	R: 0 E: 0 K: 1 S: 5 H: 0 LOB: 0 BB: 0 P: 5	R: 1 E: 0 K: 0 S: 6 H: 3 LOB: 2 BB: 0 P: 6	R: 0 E: 0 K: 0 S: 4 H: 1 LOB: 1 BB: 0 P: 4	R: 0 E: 0 K: 0 S: 4 H: 1 LOB: 1 BB: 0 P: 4	R: 0 E: 0 K: 0 S: 4 H: 1 LOB: 1 BB: 0 P: 4	R: 2 E: 0 K: 0 S: 5 H: 2 LOB: 2 BB: 1 P: 10	R: 1 E: 0 K: 0 S: 4 H: 1 LOB: 1 BB: 1 P: 8	1B: 8 2B: 3 3B: 1 HR: 0 SF: 3 SAC: 0 DP: 1 HBP: 1	WP: 0 PB: 0 SB: 0 CS: 0 PA: 40					

TOP

AB	34
R	4
H	11
RBI	4
BB	2
SO	1
LOB	18

PITCHER		IP	WLS	BF	H	R	ER	SO	BB	IBB	HBP	BLK	WP	HR	S	P	ERA	WHIP
Ralph Terry, R ERA: 3.8	(1, 1)	7.0		28	8	1	1	1	0	0	0	0	0	0	30	30	1.29	1.143
Whitey Ford, L ERA: 3.29	(8, 1)	0.1	L	4	2	2	2	0	1	0	0	0	0	0	3	7	54.00	9.000
Bob Turley, R ERA: 4.37	(8, 1)	0.2		3	0	0	0	0	0	0	1	0	0	0	2	3	0.00	0.000
Eli Grba, R ERA: 5.89	(9, 1)	1.0		5	1	1	1	0	1	0	0	0	0	0	4	8	9.00	2.000

PITCHER		IP	WLS	BF	H	R	ER	SO	BB	IBB	HBP	BLK	WP	HR	S	P	ERA	WHIP

Batter	1	2	3	4	5	6	7	8	9	AB	R	H	RBI	BB	SO	LOB
Hank Bauer, R (1, 9) OBP: 0.308, SLG: 0.379	F5		F8			K		1-2 1B		4	0	1	0	0	1	0
Bobby Richardson, R (1, 4) OBP: 0.328, SLG: 0.367	HR 1B		F2			1-3		F4		4	1	1	0	0	0	2
Mickey Mantle, S (1, 8) OBP: 0.393, SLG: 0.524	1-H HR		6-3			F8			HR	4	2	2	3	0	0	0
Yogi Berra, L (1, 2) OBP: 0.348, SLG: 0.471	G6-4-3 1B			6-3			F9		F2	4	0	1	0	0	0	0
Elston Howard, R (1, 3) OBP: 0.309, SLG: 0.483	G6-4-3			6-3			L6		L9-6-5 2B	4	0	1	0	0	0	1
Bobby Shantz, R (9, PR) OBP: 0.296, SLG: 0.292	1-2f									0	0	0	0	0	0	0
Hector Lopez, R (1, 7) OBP: 0.335, SLG: 0.466		F8		4-3			6-3		L9-6-5 2-3	4	0	0	0	0	0	1
Gil McDougald, R (1, 5) OBP: 0.305, SLG: 0.350		F3			F2			1B 1B		3	0	1	0	0	0	0
Tony Kubek, L (1, 6) OBP: 0.318, SLG: 0.397		E7			4-3			F7		3	0	0	0	0	0	1
Ralph Terry, R (1, 1) OBP: 0.138, SLG: 0.123		K			5-3			L7		2	0	0	0	0	1	1
Whitey Ford, L (8, 1) OBP: 0.380, SLG: 0.373										0	0	0	0	0	0	0
Bob Turley, R (8, 1) OBP: 0.196, SLG: 0.089										0	0	0	0	0	0	0
Marv Throneberry, L (8, PH) OBP: 0.303, SLG: 0.381										1	0	0	0	0	0	1
Eli Grba, R (9, 1) OBP: 0.267, SLG: 0.286										0	0	0	0	0	0	0
Inning Stats	R: 2 E: 0 K: 0 S: 5 H: 3 LOB: 0 BB: 0 P: 5	R: 0 E: 1 K: 1 S: 6 H: 0 LOB: 1 BB: 0 P: 6	R: 0 E: 0 K: 0 S: 3 H: 0 LOB: 0 BB: 0 P: 3	R: 0 E: 0 K: 0 S: 3 H: 0 LOB: 0 BB: 0 P: 3	R: 0 E: 0 K: 0 S: 3 H: 0 LOB: 0 BB: 0 P: 3	R: 0 E: 0 K: 1 S: 5 H: 0 LOB: 0 BB: 0 P: 5	R: 0 E: 0 K: 0 S: 3 H: 0 LOB: 0 BB: 0 P: 3	R: 0 E: 0 K: 0 S: 5 H: 2 LOB: 2 BB: 0 P: 5	R: 1 E: 0 K: 0 S: 4 H: 2 LOB: 1 BB: 0 P: 4	1B: 4 2B: 2 3B: 0 HR: 2	SF: 0 SAC: 0 DP: 2 HBP: 0						

PITCHER		IP	WLS	BF	H	R	ER	SO	BB	IBB	HBP	BLK	WP	HR	S	P	ERA	WHIP
Billy Pierce, L ERA: 3.44	(1, 1)	7.0	W	24	3	2	2	2	0	0	0	0	0	1	28	28	2.57	0.429
Bob Shaw, R ERA: 2.87	(8, 1)	2.0	S	9	4	1	1	0	0	0	0	0	0	1	9	9	4.50	2.000

PITCHER	IP	WLS	BF	H	R	ER	SO	BB	IBB	HBP	BLK	WP	HR	S	P	ERA	WHIP

BOTTOM

Chicago White Sox @ New York Yankees

Yankee Stadium, Bronx, NY

Tue Sep 15 1959, 3:33 AM EDT
Att. 9,108 - Unknown - 78 F

livebaseballscorecards.com

AB	33
R	3
H	7
RBI	3
BB	0
SO	2
LOB	7

WP: 0 PB: 0 SB: 0 CS: 0 PA: 33

Batter	1	2	3	4	5	6	7	8	9	AB	R	H	RBI	BB	SO	LOB
Luis Aparicio, R (1, 6) OBP: 0.316, SLG: 0.334	S S S 0-3 ① K		x 0-0 ② F2		x 0-0 ③ L7			x 0-0 ② F6		4	0	0	0	0	1	0
Nellie Fox, L (1, 4) OBP: 0.377, SLG: 0.387	x 0-0 ② F7		x 0-0 ③ 4-3			x 0-0 ① L8		x 0-0 ③ 3-1		4	0	0	0	0	0	0
Billy Goodman, L (1, 5) OBP: 0.299, SLG: 0.315	x 0-0 ③ F6			x 0-0 4-3 1B 2B		x 0-0 ② F8			x 0-0 G6-4-3 1B	4	1	2	0	0	0	0
Sammy Esposito, R (9, PR) OBP: 0.281, SLG: 0.255										0	0	0	0	0	0	0
Ted Kluszewski, L (1, 3) OBP: 0.324, SLG: 0.418		x 0-0 ① F6		x 0-0 ① 4-3 2-3		x 0-0 L3			x 0-0 ① F4	4	0	0	0	0	0	2
Sherm Lollar, R (1, 2) OBP: 0.345, SLG: 0.444		H 1-0 BB HBP		x 0-0 ② 6-3			x 0-0 ① 6-3		x 0-0 ② ③ G6-4-3 1-2f	3	0	0	0	0	0	2
Al Smith, R (1, 7) OBP: 0.310, SLG: 0.384		x 0-0 ② F2		x 0-0 3-H 1B			x 0-0 1B			3	0	2	1	0	0	1
Jim Rivera, L (1, 9) OBP: 0.266, SLG: 0.358		B B B B 4-0 1-2 BB		x 0-0 ③ F8			x 0-0 ② F5			2	0	0	0	1	0	2
Bubba Phillips, R (1, 8) OBP: 0.319, SLG: 0.377		x 0-0 ③ F2			x 0-0 ① 6-3		x 0-0 ③ F8			2	0	0	0	0	0	2
Norm Cash, L (7, PH) OBP: 0.360, SLG: 0.343										1	0	0	0	0	0	1
Jim McAnany, R (7, 8) OBP: 0.335, SLG: 0.345										0	0	0	0	0	0	0
Early Wynn, S (1, 1) OBP: 0.326, SLG: 0.405			S S S 0-3 ① K		x 0-0 ② L8			x 0-0 ① F3		2	0	0	0	0	1	0
Earl Torgeson, L (8, PH) OBP: 0.360, SLG: 0.359										1	0	0	0	0	0	0
Barry Latman, R (8, 1) OBP: 0.192, SLG: 0.152										0	0	0	0	0	0	0
Inning Stats	R: 0 E: 0 K: 1 S: 5 H: 0 LOB: 0 BB: 0 P: 5	R: 0 E: 0 K: 0 S: 3 H: 0 LOB: 2 BB: 1 P: 8	R: 0 E: 0 K: 1 S: 5 H: 0 LOB: 0 BB: 0 P: 5	R: 1 E: 0 K: 0 S: 5 H: 2 LOB: 1 BB: 0 P: 5	R: 0 E: 0 K: 0 S: 3 H: 0 LOB: 0 BB: 0 P: 3	R: 0 E: 0 K: 0 S: 3 H: 0 LOB: 0 BB: 0 P: 3	R: 0 E: 0 K: 0 S: 4 H: 1 LOB: 1 BB: 0 P: 4	R: 0 E: 0 K: 0 S: 3 H: 0 LOB: 0 BB: 0 P: 3	R: 0 E: 0 K: 0 S: 3 H: 1 LOB: 1 BB: 0 P: 3	1B: 3 2B: 1 3B: 0 HR: 0	SF: 0 SAC: 0 DP: 1 HBP: 1						

PITCHER	IP	WLS	BF	H	R	ER	SO	BB	IBB	HBP	BLK	WP	HR	S	P	ERA	WHIP
Jim Coates, R (1, 1) ERA: 3.09	9.0	W	32	4	1	1	2	1	0	1	0	0	0	34	39	1.00	0.556

PITCHER	IP	WLS	BF	H	R	ER	SO	BB	IBB	HBP	BLK	WP	HR	S	P	ERA	WHIP

TOP

Chicago White Sox @ New York Yankees

Yankee Stadium, Bronx, NY

Wed Sep 16 1959, 3:33 AM EDT

Att. 7,550 - Unknown

livebaseballscorecards.com

AB	30
R	1
H	4
RBI	1
BB	1
SO	2
LOB	10

Batter	1	2	3	4	5	6	7	8	9	AB	R	H	RBI	BB	SO	LOB
Bobby Richardson, R (1, 4) OBP: 0.329, SLG: 0.368	BB, WP, 1B		1-3			E1, 1B, 1B	L6			4	1	2	0	0	0	0
Tony Kubek, L (1, 6) OBP: 0.318, SLG: 0.395	BB, 1-2, BB		F7			F7	F8			3	0	0	0	1	0	1
Mickey Mantle, S (1, 8) OBP: 0.392, SLG: 0.521	F7		F4			1B, 1B, BB		F9		3	1	0	0	1	0	2
Yogi Berra, L (1, 2) OBP: 0.351, SLG: 0.472	1-2, 2-3, BB			G5-4-3, 1B		1-2, 2-H, 1B, 1B		F8		3	1	2	1	1	0	0
Elston Howard, R (1, 3) Marv Throneberry, L (9, 3) OBP: 0.306, SLG: 0.479 OBP: 0.303, SLG: 0.381	F2			G5-4-3, 1-2f		K		K		4 0	0 0	0 0	0 0	0 0	2 0	6 0
Hector Lopez, R (1, 7) OBP: 0.335, SLG: 0.465	K			6-3		1B, 1-2, 2-H, 1B				3	0	1	1	0	1	3
Hank Bauer, R (1, 9) OBP: 0.308, SLG: 0.379		6-3			6-3	1-3, 2-H, 1B				3	0	1	1	0	0	0
Gil McDougald, R (1, 5) OBP: 0.303, SLG: 0.348		F4			4-3	F8				3	0	0	0	0	0	2
Jim Coates, R (1, 1) OBP: 0.136, SLG: 0.095		K			K		K			3	0	0	0	0	3	0
Inning Stats	R: 0 E: 0 K: 1 S: 6 H: 1 LOB: 3 BB: 2 P: 14	R: 0 E: 0 K: 1 S: 5 H: 0 LOB: 0 BB: 0 P: 5	R: 0 E: 0 K: 0 S: 3 H: 0 LOB: 0 BB: 0 P: 3	R: 0 E: 0 K: 0 S: 3 H: 1 LOB: 0 BB: 0 P: 3	R: 0 E: 0 K: 1 S: 5 H: 0 LOB: 0 BB: 0 P: 5	R: 3 E: 1 K: 1 S: 9 H: 4 LOB: 2 BB: 1 P: 13	R: 0 E: 0 K: 1 S: 5 H: 0 LOB: 0 BB: 0 P: 5	R: 0 E: 0 K: 1 S: 5 H: 0 LOB: 0 BB: 0 P: 5		1B: 6 2B: 0 3B: 0 HR: 0 SF: 0 SAC: 0 DP: 1 HBP: 0						

PITCHER		IP	WLS	BF	H	R	ER	SO	BB	IBB	HBP	BLK	WP	HR	S	P	ERA	WHIP
Early Wynn, R ERA: 3.12	(1, 1)	7.0	L	29	6	3	3	5	3	0	0	0	1	0	36	48	3.86	1.286
Barry Latman, R ERA: 3.71	(8, 1)	1.0		3	0	0	0	1	0	0	0	0	0	0	5	5	0.00	0.000

PITCHER	IP	WLS	BF	H	R	ER	SO	BB	IBB	HBP	BLK	WP	HR	S	P	ERA	WHIP

BOTTOM

Chicago White Sox @ New York Yankees

Yankee Stadium, Bronx, NY

Wed Sep 16 1959, 3:33 AM EDT

Att. 7,550 - Unknown

livebaseballscorecards.com

AB	29
R	3
H	6
RBI	3
BB	3
SO	6
LOB	14

WP: 1 PB: 0 SB: 0 CS: 0 PA: 32

Batter	1	2	3	4	5	6	7	8	9	AB	R	H	RBI	BB	SO	LOB
Pumpsie Green, S (1, 4) OBP: 0.363, SLG: 0.337	BBBB 4-0 1B FC6 BB BBBB 4-0 1-2 2-3 3-H BB	x 0-0 ② 4-3 1-2	SSS 0-3 ③ K					x 0-0 ① L5		3	1	0	1	2	1	2
Gary Geiger, L (1, 8) OBP: 0.291, SLG: 0.394	x 0-0 FC6 1-3 1B x 0-0 ③ 4-3	SSS 0-3 ③ K				x 0-0 ① F9		x 0-0 ② F7		5	0	1	0	0	1	4
Pete Runnels, L (1, 3) OBP: 0.413, SLG: 0.424	x 0-0 ① FC6 1B 2B 1-2f 3-H x 0-0 ① 6-3			x 0-0 4-3 3B		x 0-0 1B		x 0-0 F7		5	2	2	1	0	0	1
Gene Stephens, L (1, 7) OBP: 0.342, SLG: 0.371	x 0-0 2B 1-3 1B x 0-0 FC5-4 BB 1B			x 0-0 ① 4-3 3-H		x 0-0 ② F9			x 0-0 ① F5	5	1	2	1	0	0	1
Jackie Jensen, R (1, 9) OBP: 0.369, SLG: 0.486	x 0-0 1-3 1B 1-H 3-H 2B BBBB 4-0 FC5-4 1-2 BB			x 0-0 ② 6-3		x 0-0 ③ 6-3			x 0-0 ② 4-3	4	1	1	2	1	0	1
Frank Malzone, R (1, 5) OBP: 0.326, SLG: 0.440	x 0-0 ② 1-3 2-3 x 0-0 ② FC5-4 1-2f 2-3			x 0-0 ③ 5-3			SSS 0-3 ① K		x 0-0 ③ 6-3	5	0	0	0	0	1	3
Sammy White, R (1, 2) OBP: 0.330, SLG: 0.348	x 0-0 BB BB BB 1B 3-H x 0-0 ③ 4-3				x 0-0 ① F7		x 0-0 ② L7			4	1	1	1	0	0	2
Don Buddin, R (1, 6) OBP: 0.362, SLG: 0.340	BBBB 4-0 BB BB 1-2 BB		BBBB 4-0 4-3 BB		SSS 0-3 ② K		x 0-0 WP 1B			2	0	1	0	2	1	0
Frank Baumann, L (1, 1) OBP: 0.267, SLG: 0.286 Mike Fornieles, R (9, 1) OBP: 0.176, SLG: 0.235	BBBB 4-0 BB 1-2 2-3 BB		SSS 0-3 ① K		x 0-0 1B		SSS 0-3 ③ K 1-2			3 0	0 0	1 0	0 0	1 0	2 0	2 0
Inning Stats	R: 5 E: 0 K: 0 S: 7 H: 4 LOB: 3 BB: 4 P: 23	R: 0 E: 0 K: 0 S: 4 H: 1 LOB: 2 BB: 1 P: 8	R: 0 E: 0 K: 2 S: 7 H: 0 LOB: 1 BB: 1 P: 11	R: 1 E: 0 K: 0 S: 4 H: 1 LOB: 0 BB: 0 P: 4	R: 0 E: 0 K: 2 S: 8 H: 1 LOB: 1 BB: 0 P: 8	R: 0 E: 0 K: 0 S: 4 H: 1 LOB: 1 BB: 0 P: 4	R: 0 E: 0 K: 2 S: 8 H: 1 LOB: 1 BB: 0 P: 8	R: 0 E: 0 K: 0 S: 3 H: 0 LOB: 0 BB: 0 P: 3	R: 0 E: 0 K: 0 S: 3 H: 0 LOB: 0 BB: 0 P: 3	1B: 7 2B: 1 3B: 1 HR: 0 SF: 0 SAC: 0 DP: 0 HBP: 0						

TOP

Boston Red Sox @ New York Yankees

Yankee Stadium, Bronx, NY

Fri Sep 18 1959, 7:05 PM EDT

Att. 15,556 - Unknown - 55 F

livebaseballscorecards.com

AB	36
R	6
H	9
RBI	6
BB	6
SO	6
LOB	16

PITCHER		IP	WLS	BF	H	R	ER	SO	BB	IBB	HBP	BLK	WP	HR	S	P	ERA	WHIP
Duke Maas, R ERA: 4.52	(1, 1)	0.1	L	5	3	4	4	0	1	0	0	0	0	0	4	8	108.00	12.000
John Gabler, R ERA: 2.35	(1, 1)	7.2		34	6	2	2	6	5	0	0	0	1	0	41	61	2.35	1.435
Eli Grba, R ERA: 5.77	(9, 1)	1.0		3	0	0	0	0	0	0	0	0	0	0	3	3	0.00	0.000

PITCHER		IP	WLS	BF	H	R	ER	SO	BB	IBB	HBP	BLK	WP	HR	S	P	ERA	WHIP

Boston Red Sox @ New York Yankees

Yankee Stadium, Bronx, NY

Fri Sep 18 1959, 7:05 PM EDT
Att. 15,556 - Unknown - 55 F

BOTTOM

Batter	1	2	3	4	5	6	7	8	9	AB	R	H	RBI	BB	SO	LOB
Bobby Richardson, R (1, 4) OBP: 0.330, SLG: 0.368	1B		6-3			L7			1B / F5	5	1	2	0	0	0	3
Tony Kubek, L (1, 6) OBP: 0.319, SLG: 0.398	6-3			G6-4-3 1B		5-3			1-H HR 2B	4	1	2	1	0	0	0
Mickey Mantle, S (1, 8) OBP: 0.389, SLG: 0.517	F8			G6-4-3 1-2f		L9			L7	4	0	0	0	0	0	2
Yogi Berra, L (1, 2) OBP: 0.351, SLG: 0.471 Johnny Blanchard, L (3, 2) OBP: 0.237, SLG: 0.241		1-3		BBBB BB			F9		F7	1 2	0 0	0 0	0 0	0 1	0 0	0 1
Hector Lopez, R (1, 7) OBP: 0.334, SLG: 0.469		6-3		1-3			4-3		2-H HR	4	1	1	2	0	0	1
Elston Howard, R (1, 3) OBP: 0.308, SLG: 0.479		FC4 1B			6-3		1-6-3		E 1B 1B	4	1	2	0	0	0	0
Hank Bauer, R (1, 9) OBP: 0.305, SLG: 0.375 Marv Throneberry, L (9, PH) OBP: 0.302, SLG: 0.379		FC4 1-2f			L9			SSS K	E4 BB 1B 1-2	3 1	0 0	0 0	0 0	0 0	1 0	1 1
Gil McDougald, R (1, 5) OBP: 0.305, SLG: 0.349			4-3		1B			1-3	BB 1-2 2-H 1B	4	0	2	1	0	0	0
Duke Maas, R (1, 1) OBP: 0.182, SLG: 0.125 John Gabler, S (1, 1) Gordie Windhorn, R (8, PH) Eli Grba, R (9, 1) OBP: 0.267, SLG: 0.286 Norm Siebern, L (9, PH) OBP: 0.347, SLG: 0.412			4-3	4-3				SSS K	BBBB BB 1-2 2-3	0 2 1 0 0	0 0 0 0 0	0 0 0 0 0	0 0 0 0 0	0 0 1 0 1	0 0 0 0 0	0 1 0 0 0
Inning Stats	R: 0 E: 0 K: 0 S: 3 H: 1 LOB: 0 BB: 0 P: 3	R: 0 E: 0 K: 0 S: 4 H: 1 LOB: 1 BB: 0 P: 4	R: 0 E: 0 K: 0 S: 3 H: 0 LOB: 0 BB: 0 P: 3	R: 0 E: 0 K: 0 S: 3 H: 1 LOB: 1 BB: 1 P: 7	R: 0 E: 0 K: 0 S: 4 H: 1 LOB: 1 BB: 0 P: 4	R: 0 E: 0 K: 0 S: 3 H: 0 LOB: 0 BB: 0 P: 3	R: 0 E: 0 K: 0 S: 3 H: 0 LOB: 0 BB: 0 P: 3	R: 0 E: 0 K: 2 S: 7 H: 0 LOB: 0 BB: 0 P: 7	R: 4 E: 1 K: 0 S: 9 H: 5 LOB: 3 BB: 1 P: 13	1B: 7 2B: 1 3B: 0 HR: 1 SF: 0 SAC: 0 DP: 1 HBP: 0						

livebaseballscorecards.com

AB	35
R	4
H	9
RBI	4
BB	2
SO	2
LOB	10

PITCHER		IP	WLS	BF	H	R	ER	SO	BB	IBB	HBP	BLK	WP	HR	S	P	ERA	WHIP
Frank Baumann, L ERA: 4.15	(1, 1)	8.2	W	33	8	4	3	2	1	0	0	0	0	1	36	40	3.12	1.038
Mike Fornieles, R ERA: 3.24	(9, 1)	0.1	S	4	1	0	0	0	1	0	0	0	0	0	3	7	0.00	6.000

PITCHER	IP	WLS	BF	H	R	ER	SO	BB	IBB	HBP	BLK	WP	HR	S	P	ERA	WHIP

WP: 0 PB: 0 SB: 0 CS: 0 PA: 37

Batter	1	2	3	4	5	6	7	8	9	AB	R	H	RBI	BB	SO	LOB
Pumpsie Green, S (1, 4) OBP: 0.355, SLG: 0.329	F7		6-3			K		F8		4	0	0	0	0	1	3
Pete Runnels, L (1, 3) OBP: 0.410, SLG: 0.421	3-1			6-3			6-3		K	4	0	0	0	0	1	0
Dick Gernert, R (1, 7) OBP: 0.363, SLG: 0.427	5-3			1-3			5-3		FC6-4 1B	4	0	1	0	0	0	0
Jackie Jensen, R (1, 9) OBP: 0.368, SLG: 0.483		BBBB CS BB		F6			F7		F5	3	0	0	0	1	0	1
Frank Malzone, R (1, 5) OBP: 0.324, SLG: 0.437		F8 1-2			K			F8	FC6-4 1-2f	4	0	0	0	0	1	2
Jerry Mallett, R (1, 8) OBP: 0.333, SLG: 0.333		F9			5-3			E 1B 1B		3	1	1	0	0	0	0
Sammy White, R (1, 2) OBP: 0.330, SLG: 0.348			SH1-3 1B		6-3			FC6 1B 1-2		3	0	1	0	0	0	1
Don Buddin, R (1, 6) OBP: 0.363, SLG: 0.340			F9			BBBB G1-6-3 BB		1-2 2-H 1B		2	0	1	1	1	0	1
Bill Monbouquette, R (1, 1) OBP: 0.111, SLG: 0.070			SH1-3 1-2			G1-6-3 1-2f		L9		0	0	0	0	0	0	0
Ted Williams, L (6, PH) OBP: 0.366, SLG: 0.411										1	0	0	0	0	0	1
Leo Kiely, L (6, 1)										0	0	0	0	0	0	0
Al Schroll, R (7, 1) OBP: 0.267, SLG: 0.308										0	0	0	0	0	0	0
Jim Busby, R (8, PH) OBP: 0.266, SLG: 0.333										1	0	0	0	0	0	2
Nelson Chittum, R (8, 1) OBP: 0.333, SLG: 0.667										0	0	0	0	0	0	0
Inning Stats	R: 0 E: 0 K: 0 S: 3 H: 0 LOB: 0 BB: 0 P: 3	R: 0 E: 0 K: 0 S: 2 H: 0 LOB: 0 BB: 1 P: 6	R: 0 E: 0 K: 0 S: 4 H: 1 LOB: 1 BB: 0 P: 4	R: 0 E: 0 K: 0 S: 3 H: 0 LOB: 0 BB: 0 P: 3	R: 0 E: 0 K: 1 S: 5 H: 0 LOB: 0 BB: 0 P: 5	R: 0 E: 0 K: 1 S: 4 H: 0 LOB: 0 BB: 1 P: 8	R: 0 E: 0 K: 0 S: 3 H: 0 LOB: 0 BB: 0 P: 3	R: 1 E: 1 K: 0 S: 6 H: 2 LOB: 2 BB: 0 P: 6	R: 0 E: 0 K: 1 S: 6 H: 1 LOB: 1 BB: 0 P: 6	1B: 4 2B: 0 3B: 0 HR: 0	SF: 0 SAC: 1 DP: 1 HBP: 0			WP: 0 PB: 0 SB: 0 CS: 1	PA: 32		

PITCHER	IP	WLS	BF	H	R	ER	SO	BB	IBB	HBP	BLK	WP	HR	S	P	ERA	WHIP
Whitey Ford, L (1, 1) ERA: 3.14	9.0	W	32	4	1	0	3	2	0	0	0	0	0	36	44	0.00	0.667

PITCHER	IP	WLS	BF	H	R	ER	SO	BB	IBB	HBP	BLK	WP	HR	S	P	ERA	WHIP

TOP

Boston Red Sox @ New York Yankees

Yankee Stadium, Bronx, NY

Sat Sep 19 1959, 3:33 AM EDT

Att. 24,830 - Unknown - 66 F

livebaseballscorecards.com

AB	29
R	1
H	4
RBI	1
BB	2
SO	3
LOB	11

Batter	1	2	3	4	5	6	7	8	9	AB	R	H	RBI	BB	SO	LOB
Bobby Richardson, R (1, 4) OBP: 0.329, SLG: 0.367	F8		F7		CS, 1B 2-H 3-H			1-3		4	0	1	2	0	0	0
Tony Kubek, L (1, 6) OBP: 0.318, SLG: 0.396	K			4-3, 1B	CS 1-2	G3		L8		4	0	1	0	0	1	0
Mickey Mantle, S (1, 8) OBP: 0.390, SLG: 0.517	K			F8		G4-6-3, 1B		1B		4	0	2	0	0	1	1
Yogi Berra, L (1, 2) OBP: 0.348, SLG: 0.467		G3		4-3 1-2		G4-6-3 1-2f		4-3		4	0	0	0	0	0	3
Norm Siebern, L (1, 9) OBP: 0.344, SLG: 0.409 Hank Bauer, R (8, 9) OBP: 0.305, SLG: 0.375		K		K			4-1			3 0	0 0	0 0	0 0	0 0	2 0	1 0
Hector Lopez, R (1, 7) OBP: 0.334, SLG: 0.470		6-3			SH1-3, 1B, 2B		F9			3	1	1	0	0	0	0
Marv Throneberry, L (1, 3) OBP: 0.312, SLG: 0.405			HR		SH1-3, 1B		1B			3	2	3	1	0	0	0
Gil McDougald, R (1, 5) OBP: 0.305, SLG: 0.349			F6		F4		1-2, 1B			3	0	1	0	0	0	2
Whitey Ford, L (1, 1) OBP: 0.370, SLG: 0.361			F5		SH1-3 1-2 2-3		F4			2	0	0	0	0	0	2
Inning Stats	R: 0 E: 0 K: 2 S: 7 H: 0 LOB: 0 BB: 0 P: 7	R: 0 E: 0 K: 1 S: 5 H: 0 LOB: 0 BB: 0 P: 5	R: 1 E: 0 K: 0 S: 4 H: 1 LOB: 0 BB: 0 P: 4	R: 0 E: 0 K: 1 S: 6 H: 1 LOB: 1 BB: 0 P: 6	R: 2 E: 0 K: 0 S: 5 H: 3 LOB: 0 BB: 0 P: 5	R: 0 E: 0 K: 0 S: 3 H: 1 LOB: 0 BB: 0 P: 3	R: 0 E: 0 K: 0 S: 5 H: 2 LOB: 2 BB: 0 P: 5	R: 0 E: 0 K: 0 S: 4 H: 1 LOB: 1 BB: 0 P: 4		1B: 7 2B: 1 3B: 0 HR: 1 SF: 0 SAC: 1 DP: 1 HBP: 0						

PITCHER		IP	WLS	BF	H	R	ER	SO	BB	IBB	HBP	BLK	WP	HR	S	P	ERA	WHIP
Bill Monbouquette, R ERA: 4.16	(1, 1)	5.0	L	19	5	3	3	4	0	0	0	0	0	1	27	27	5.40	1.000
Leo Kiely, L ERA: 4.2	(6, 1)	1.2		7	3	0	0	0	0	0	0	0	0	0	7	7	0.00	1.800
Al Schroll, R ERA: 5.37	(7, 1)	0.1		1	0	0	0	0	0	0	0	0	0	0	1	1	0.00	0.000
Nelson Chittum, R ERA: 1.32	(8, 1)	1.0		4	1	0	0	0	0	0	0	0	0	0	4	4	0.00	1.000

PITCHER	IP	WLS	BF	H	R	ER	SO	BB	IBB	HBP	BLK	WP	HR	S	P	ERA	WHIP

BOTTOM

Boston Red Sox @ New York Yankees

Yankee Stadium, Bronx, NY

Sat Sep 19 1959, 3:33 AM EDT
Att. 24,830 - Unknown - 66 F

livebaseballscorecards.com

AB	30
R	3
H	9
RBI	3
BB	0
SO	4
LOB	9

WP: 0 PA: 32
PB: 0
SB: 0
CS: 1

Boston Red Sox @ New York Yankees

Yankee Stadium, Bronx, NY

Sun Sep 20 1959, 3:33 AM EDT

Att. 17,667 - Unknown - 71 F

livebaseballscorecards.com

TOP

Batter	1	2	3	4	5	6	7	8	9	AB	R	H	RBI	BB	SO	LOB
Pumpsie Green, S (1, 4) OBP: 0.351, SLG: 0.322	4-1		K		4-3		BB, 1B	F8		4	1	0	0	1	1	2
Gary Geiger, L (1, 8) OBP: 0.287, SLG: 0.388	F8		E3		1-3		K		F9	5	0	0	0	0	1	1
Pete Runnels, L (1, 3) (8, 6) OBP: 0.413, SLG: 0.422	1B		1-3		1B		1B, SF7		BB	3	1	2	0	2	0	1
Gene Stephens, L (1, 7) OBP: 0.350, SLG: 0.376	1B			K	1B		CS		BB	4	0	3	1	1	1	0
Jackie Jensen, R (1, 9) OBP: 0.369, SLG: 0.484	F8			S, 2B	F7		SF7		1B	4	1	2	1	0	0	4
Frank Malzone, R (1, 5) OBP: 0.324, SLG: 0.440		F7		F8		3B	CS	1B	F4	5	0	2	0	0	0	4
Sammy White, R (1, 2) OBP: 0.332, SLG: 0.353		G6-4-3, 1B		E, 2B		F3		1B	6-3	3	1	2	1	0	0	1
Vic Wertz, L (8, PH) OBP: 0.333, SLG: 0.403										1	0	1	0	0	0	0
Bill Monbouquette, R (8, PR) OBP: 0.111, SLG: 0.070										0	0	0	0	0	0	0
Pete Daley, R (8, 2) OBP: 0.279, SLG: 0.284										1	0	0	0	0	0	3
Don Buddin, R (1, 6) OBP: 0.364, SLG: 0.341		G6-4-3		E4, FC6-4		G4-3, IBB		K		2	0	1	0	0	0	1
Ted Williams, L (6, PH) OBP: 0.368, SLG: 0.411										0	0	0	0	1	0	0
Jim Mahoney, R (6, PR) OBP: 0.190, SLG: 0.300										0	0	0	0	0	0	0
(6, 6)																
Marty Keough, L (8, PH) OBP: 0.314, SLG: 0.413										1	0	0	0	0	1	2
Mike Fornieles, R (8, 1) OBP: 0.176, SLG: 0.235										0	0	0	0	0	0	0
Tom Brewer, R (1, 1) OBP: 0.123, SLG: 0.153			L1	FC6-4		G4-3		K		3	0	0	0	0	0	3
Frank Baumann, L (7, 1) OBP: 0.267, SLG: 0.286										0	0	0	0	0	0	0
Dick Gernert, R (8, PH) (8, 3) OBP: 0.362, SLG: 0.425										1	0	0	0	0	1	2
Inning Stats	R: 0 E: 0 K: 0 S: 5 H: 2 LOB: 2 BB: 0 P: 5	R: 0 E: 0 K: 0 S: 3 H: 1 LOB: 0 BB: 0 P: 3	R: 0 E: 1 K: 1 S: 6 H: 0 LOB: 1 BB: 0 P: 6	R: 2 E: 1 K: 1 S: 8 H: 3 LOB: 1 BB: 0 P: 8	R: 0 E: 0 K: 0 S: 5 H: 2 LOB: 2 BB: 0 P: 5	R: 0 E: 0 K: 0 S: 3 H: 1 LOB: 2 BB: 1 P: 7	R: 2 E: 0 K: 1 S: 5 H: 1 LOB: 0 BB: 2 P: 13	R: 0 E: 0 K: 2 S: 9 H: 2 LOB: 2 BB: 0 P: 9	R: 0 E: 0 K: 0 S: 4 H: 1 LOB: 3 BB: 2 P: 12	1B: 11 2B: 1 3B: 1 HR: 0 SF: 1 SAC: 0 DP: 2 HBP: 0	WP: 0 PB: 0 SB: 1 CS: 1 PA: 44					

	AB	37
	R	4
	H	13
	RBI	3
	BB	5
	SO	5
	LOB	24

PITCHER		IP	WLS	BF	H	R	ER	SO	BB	IBB	HBP	BLK	WP	HR	S	P	ERA	WHIP
Bob Turley, R ERA: 4.32	(1, 1)	4.0		18	6	2	1	2	0	0	0	0	0	0	22	22	2.25	1.500
Don Larsen, R ERA: 4.33	(5, 1)	2.1		13	4	2	2	1	2	1	0	0	0	0	12	24	7.71	2.571
Duke Maas, R ERA: 4.5	(7, 1)	0.2	W	1	0	0	0	0	0	0	0	0	0	0	1	1	0.00	0.000
Jim Coates, R ERA: 3.03	(8, 1)	2.0	S	11	3	0	0	2	2	0	0	0	0	0	13	21	0.00	2.500

BOTTOM

Red Sox @ New York Yankees

Yankee Stadium, Bronx, NY

Sun Sep 20 1959, 3:33 AM EDT

Att. 17,667 - Unknown - 71 F

livebaseballscorecards.com

Batter	1	2	3	4	5	6	7	8	9	AB	R	H	RBI	BB	SO	LOB
Bobby Richardson, R (1, 4) OBP: 0.331, SLG: 0.373	F6		BB, 1B 1-2		5-3		HR 1-H			4	2	2	1	0	0	0
Tony Kubek, L (1, 6) OBP: 0.317, SLG: 0.394 Elston Howard, R (7, PH) OBP: 0.309, SLG: 0.487 Clete Boyer, R (8, 6) OBP: 0.212, SLG: 0.179	6-3		K		F5		HR 3-H			3 1 0	0 1 0	0 1 0	0 2 0	0 0 0	1 0 0	2 0 0
Mickey Mantle, S (1, 8) OBP: 0.392, SLG: 0.517	1B		BB 1-2 2-3			BB, SF7 1B	K			2	1	1	0	2	1	1
Yogi Berra, L (1, 2) OBP: 0.349, SLG: 0.467	F3		1B 1-3 2-H 3-H			E 1-3	K			4	0	2	2	0	1	2
Norm Siebern, L (1, 9) OBP: 0.343, SLG: 0.408 Hank Bauer, R (9, 9) OBP: 0.305, SLG: 0.375		F8	4-3			SF7 3-H		FC4-6, 1B 1B		3 0	1 0	1 0	1 0	0 0	0 0	2 0
Hector Lopez, R (1, 7) OBP: 0.333, SLG: 0.469	5-3	5-3				E G4-6-3 1-2		FC4-6 1-3		4	0	1	0	0	0	1
Marv Throneberry, L (1, 3) OBP: 0.306, SLG: 0.397	K	F6				G4-6-3 1-2f		FC4-6, G6-4-3 1-2f 3-H		4	0	0	1	0	1	3
Gil McDougald, R (1, 5) OBP: 0.305, SLG: 0.347		1-3	FC3-6 BB				F4	G6-4-3 1-2f		3	0	0	0	1	0	1
Bob Turley, R (1, 1) OBP: 0.182, SLG: 0.087 Don Larsen, R (5, 1) OBP: 0.345, SLG: 0.298 Duke Maas, R (7, 1) OBP: 0.182, SLG: 0.125 Johnny Blanchard, L (7, PH) OBP: 0.250, SLG: 0.241 Bobby Shantz, R (7, PR) OBP: 0.296, SLG: 0.292 Jim Coates, R (8, 1) OBP: 0.138, SLG: 0.095			FC3-6, BB, 1B 1-2f		K		3B BB			1 1 0 0 0 0	1 0 0 0 1 0	0 0 0 0 0 0	0 0 0 0 0 0	0 1 0 0 0 0	0 0 0 0 0 0	1 0 0 0 0 0
Inning Stats	R: 0 E: 0 K: 0 S: 4 H: 1 LOB: 1 BB: 0 P: 4	R: 0 E: 0 K: 1 S: 5 H: 0 LOB: 0 BB: 0 P: 5	R: 2 E: 0 K: 1 S: 7 H: 2 LOB: 2 BB: 2 P: 15	R: 0 E: 0 K: 0 S: 3 H: 0 LOB: 0 BB: 0 P: 3	R: 0 E: 0 K: 1 S: 5 H: 0 LOB: 0 BB: 0 P: 5	R: 1 E: 1 K: 0 S: 4 H: 1 LOB: 1 BB: 1 P: 8	R: 3 E: 0 K: 2 S: 9 H: 2 LOB: 1 BB: 1 P: 13	R: 1 E: 0 K: 0 S: 4 H: 2 LOB: 0 BB: 0 P: 4		1B: 6 2B: 0 3B: 1 HR: 1 SF: 1 SAC: 0 DP: 2 HBP: 0						

	AB	30
	R	7
	H	8
	RBI	7
	BB	4
	SO	5
	LOB	13

WP: 0 PA: 35
PB: 0
SB: 0
CS: 0

PITCHER		IP	WLS	BF	H	R	ER	SO	BB	IBB	HBP	BLK	WP	HR	S	P	ERA	WHIP
Tom Brewer, R ERA: 3.77	(1, 1)	6.1	L	28	5	6	6	3	4	0	0	0	0	0	30	46	8.53	1.421
Frank Baumann, L ERA: 4.22	(7, 1)	0.2		3	1	0	0	2	0	0	0	0	0	1	7	7	0.00	1.500
Mike Fornieles, R ERA: 3.32	(8, 1)	1.0		4	2	1	1	0	0	0	0	0	0	0	4	4	9.00	2.000

PITCHER	IP	WLS	BF	H	R	ER	SO	BB	IBB	HBP	BLK	WP	HR	S	P	ERA	WHIP

Batter	1	2	3	4	5	6	7	8	9	AB	R	H	RBI	BB	SO	LOB
Bobby Richardson, R (1, 4) OBP: 0.329, SLG: 0.373	4-3		1-H 2B		FC1-2 1B 1-2 3-H		4-3	F9 2-3		5	1	1	1	0	0	3
Tony Kubek, L (1, 6) OBP: 0.315, SLG: 0.392	F9		F7		1B 1-2 2-H		5-3	1-3		5	0	1	1	0	0	2
Mickey Mantle, S (1, 8) OBP: 0.392, SLG: 0.516 Hank Bauer, R (1, 9) OBP: 0.307, SLG: 0.377	K			F6	FC6 1-3 2-H		E1 1B		BB E G4-6-3 1B	1 4	0 2	0 2	0 1	0 0	1 0	0 0
Yogi Berra, L (1, 2) OBP: 0.348, SLG: 0.464		4-3		F8	FC6 1-2f		1B 1-3		E1 BB 1-2	5	1	1	0	0	0	3
Elston Howard, R (1, 3) OBP: 0.310, SLG: 0.485		K		F6		K	1B 1-2 3-H		B B B B G4-6-3 1-2 2-3 BB	4	0	1	1	1	2	0
Hector Lopez, R (1, 7) OBP: 0.334, SLG: 0.468		5-3			1B 1B	L9	1B 1-3 2-H		G4-6-3 1-2f 3-H	5	1	2	1	0	0	2
Norm Siebern, L (1, 9) OBP: 0.339, SLG: 0.403 (1, 8)			K		F6	E4 E	K		F5	5	1	0	0	0	2	4
Gil McDougald, R (1, 5) OBP: 0.306, SLG: 0.348			FC5-4 1B		1B FC1-2 1-2	E4 1-H		6-3		4	0	2	0	0	0	0
Art Ditmar, R (1, 1) OBP: 0.195, SLG: 0.289			FC5-4 2B 1-2f		FC1-2 1B 1-3 2-H	K		S 2B		4	2	2	1	0	1	2
Inning Stats	R: 0 E: 0 K: 1 S: 5 H: 0 LOB: 0 BB: 0 P: 5	R: 0 E: 0 K: 1 S: 5 H: 0 LOB: 0 BB: 0 P: 5	R: 1 E: 0 K: 1 S: 7 H: 2 LOB: 1 BB: 0 P: 7	R: 0 E: 0 K: 0 S: 3 H: 0 LOB: 0 BB: 0 P: 3	R: 3 E: 0 K: 0 S: 8 H: 5 LOB: 2 BB: 0 P: 8	R: 1 E: 2 K: 2 S: 9 H: 0 LOB: 1 BB: 0 P: 9	R: 2 E: 1 K: 1 S: 9 H: 3 LOB: 2 BB: 0 P: 9	R: 0 E: 0 K: 0 S: 4 H: 1 LOB: 1 BB: 0 P: 4	R: 1 E: 1 K: 0 S: 4 H: 1 LOB: 1 BB: 1 P: 8	1B: 10 2B: 2 3B: 0 HR: 0 SF: 0 SAC: 0 DP: 1 HBP: 0	WP: 0 PB: 0 SB: 1 CS: 0 PA: 43					

PITCHER		IP	WLS	BF	H	R	ER	SO	BB	IBB	HBP	BLK	WP	HR	S	P	ERA	WHIP
Pedro Ramos, R ERA: 4.12	(1, 1)	4.2	L	21	7	4	4	3	0	0	0	0	0	0	27	27	7.71	1.500
Dick Hyde, R ERA: 4.67	(5, 1)	2.0		12	3	3	0	2	0	0	0	0	0	0	16	16	0.00	1.500
Hal Woodeshick, L ERA: 3.56	(7, 1)	2.1		10	2	1	0	1	1	0	0	0	0	0	11	15	0.00	1.286

PITCHER	IP	WLS	BF	H	R	ER	SO	BB	IBB	HBP	BLK	WP	HR	S	P	ERA	WHIP

TOP

New York Yankees @ Washington Senators

Griffith Stadium, Washington, DC

Tue Sep 22 1959, 7:05 PM EDT

Att. 8,697 - Unknown

livebaseballscorecards.com

AB	42
R	8
H	12
RBI	6
BB	1
SO	6
LOB	16

Batter	1	2	3	4	5	6	7	8	9	AB	R	H	RBI	BB	SO	LOB
Johnny Schaive, R (1, 4) OBP: 0.196, SLG: 0.222	S S S 0-3 K ①	x 0-0 F7 ③			x 0-0 5-3 ①		x 0-0 F8 ①			4	0	0	0	0	1	2
Dan Dobbek, L (1, 9) OBP: 0.283, SLG: 0.432	x 0-0 4-3 ②		x 0-0 G3 ①		x 0-0 G3 ②		S S S 0-3 K ②			4	0	0	0	0	1	0
Harmon Killebrew, R (1, 5) OBP: 0.347, SLG: 0.502	B B B B 4-0 FC6-4 BB		x 0-0 6-3 ②		x 0-0 6-3 ③		x 0-0 G3 ③			3	0	0	0	1	0	0
Jim Lemon, R (1, 7) OBP: 0.338, SLG: 0.521	x 0-0 FC6-4 ③ 1-2f		x 0-0 1B			H 1-0 E E HBP		x 0-0 5-3 ①		3	1	1	0	0	0	1
Roy Sievers, R (1, 3) OBP: 0.328, SLG: 0.446		x 0-0 5-3 1B 1B	x 0-0 F9 ③			x 0-0 E5 E 1-2		S S S 0-3 K ②		4	2	1	0	0	1	2
Bob Allison, R (1, 8) OBP: 0.327, SLG: 0.480		x 0-0 5-3 ① 1-2		x 0-0 FC4-6 1B		x 0-0 E7 SF8 2B 1-H 2-H		x 0-0 E6 ③		4	1	2	2	0	0	1
Billy Consolo, R (1, 6) OBP: 0.329, SLG: 0.257 Faye Throneberry, L (9, PH) OBP: 0.323, SLG: 0.391	B B B B 4-0 1B BB			x 0-0 FC4-6 ① 1-2f		x 0-0 1-3 ①			x 0-0 F8 ①	2 1	0 0	0 0	0 0	1 0	0 0	2 0
Steve Korcheck, R (1, 2) OBP: 0.244, SLG: 0.225 Lenny Green, L (9, PH) OBP: 0.318, SLG: 0.327	x 0-0 1-2 2-H 1B			x 0-0 F8 ②		x 0-0 SF8 ② 3-H			x 0-0 G3-6-1 1B	2 1	0 0	1 1	2 0	0 0	0 0	1 0
Pedro Ramos, S (1, 1) OBP: 0.190, SLG: 0.227 Dick Hyde, R (5, 1) Hal Woodeshick, R (7, 1) Julio Becquer, L (9, PH) OBP: 0.298, SLG: 0.385	S S S 0-3 K ②			x 0-0 5-3 ③		x 0-0 F8 ③			x 0-0 G3-6-1 ② ③ 1-2f	2 1 0 1	0 0 0 0	0 0 0 0	0 0 0 0	0 0 0 0	1 0 0 0	3 0 0 1
Inning Stats	R: 0 E: 0 K: 1 S: 5 H: 0 LOB: 1 BB: 1 P: 9	R: 1 E: 0 K: 1 S: 7 H: 2 LOB: 2 BB: 1 P: 11	R: 0 E: 0 K: 0 S: 4 H: 1 LOB: 1 BB: 0 P: 4	R: 0 E: 0 K: 0 S: 4 H: 1 LOB: 1 BB: 0 P: 4	R: 0 E: 0 K: 0 S: 3 H: 0 LOB: 0 BB: 0 P: 3	R: 3 E: 2 K: 0 S: 5 H: 1 LOB: 0 BB: 0 P: 6	R: 0 E: 0 K: 1 S: 5 H: 0 LOB: 0 BB: 0 P: 5	R: 0 E: 1 K: 1 S: 5 H: 0 LOB: 1 BB: 0 P: 5	R: 0 E: 0 K: 0 S: 3 H: 1 LOB: 0 BB: 0 P: 3	1B: 5 2B: 1 3B: 0 HR: 0 SF: 1 SAC: 0 DP: 1 HBP: 1						

PITCHER	IP	WLS	BF	H	R	ER	SO	BB	IBB	HBP	BLK	WP	HR	S	P	ERA	WHIP
Art Ditmar, R (1, 1) ERA: 2.9	9.0	W	36	6	4	2	4	2	0	1	0	0	0	41	50	2.00	0.889

PITCHER	IP	WLS	BF	H	R	ER	SO	BB	IBB	HBP	BLK	WP	HR	S	P	ERA	WHIP

BOTTOM

New York Yankees @ Washington Senators

Griffith Stadium, Washington, DC

Tue Sep 22 1959, 7:05 PM EDT

Att. 8,697 - Unknown

livebaseballscorecards.com

AB	32
R	4
H	6
RBI	4
BB	2
SO	4
LOB	13

Batter	1	2	3	4	5	6	7	8	9	AB	R	H	RBI	BB	SO	LOB
Bobby Richardson, R (1, 4) OBP: 0.332, SLG: 0.376	4-3 1B		FC6-4 FC6-4 1-2f		1B PB		F2	2-H		5	1	3	1	0	0	1
Tony Kubek, L (1, 6) OBP: 0.313, SLG: 0.388	4-3 1-2		FC6-4 1-2f		F8 1-2		K		F9	5	0	0	0	0	1	3
Norm Siebern, L (1, 8) OBP: 0.342, SLG: 0.405	2-H		K		1-3		1B			5	1	3	1	0	1	2
Yogi Berra, L (1, 2) OBP: 0.348, SLG: 0.464	K			F7	2-3		1-3		F6	5	0	2	0	0	1	2
Elston Howard, R (1, 3) OBP: 0.309, SLG: 0.482	F9			G1	L9		1-2 3-H		K	5	0	1	1	0	1	4
Hector Lopez, R (1, 7) OBP: 0.335, SLG: 0.474		6-3		1B		HR	F8			4	2	2	1	0	0	2
Hank Bauer, R (1, 9) OBP: 0.307, SLG: 0.375		5-3		1B 1-2		6-3		K		4	0	1	0	0	1	0
Gil McDougald, R (1, 5) OBP: 0.308, SLG: 0.350		5-3		1-3 2-H		F6		6-3		4	1	2	1	0	0	0
Ralph Terry, R (1, 1) OBP: 0.136, SLG: 0.121			E5 FC6-4	K		6-3		6-3 1-2		1	0	0	0	0	0	0
Mary Throneberry, L (4, PH) OBP: 0.305, SLG: 0.395										1	0	0	0	0	1	2
John Gabler, S (4, 1)										2	0	0	0	0	0	1
Duke Maas, R (8, 1) OBP: 0.182, SLG: 0.125										0	0	0	0	0	0	0

TOP

New York Yankees @ Washington Senators

Griffith Stadium, Washington, DC

Wed Sep 23 1959, 7:05 PM EDT

Att. 6,440 - Unknown

livebaseballscorecards.com

AB	41
R	5
H	14
RBI	5
BB	0
SO	6
LOB	17

Inning Stats	1	2	3	4	5	6	7	8	9
	R: 1 E: 0 K: 1 S: 7	R: 0 E: 0 K: 0 S: 3	R: 0 E: 1 K: 1 S: 6	R: 1 E: 0 K: 1 S: 8	R: 0 E: 0 K: 0 S: 5	R: 1 E: 0 K: 0 S: 4	R: 1 E: 0 K: 1 S: 8	R: 1 E: 0 K: 1 S: 6	R: 0 E: 0 K: 1 S: 6
	H: 2 LOB: 1 BB: 0 P: 7	H: 0 LOB: 0 BB: 0 P: 3	H: 0 LOB: 1 BB: 0 P: 6	H: 3 LOB: 2 BB: 0 P: 8	H: 2 LOB: 2 BB: 0 P: 5	H: 1 LOB: 0 BB: 0 P: 4	H: 3 LOB: 2 BB: 0 P: 8	H: 2 LOB: 1 BB: 0 P: 6	H: 1 LOB: 1 BB: 0 P: 6

| | | | | | | | | | |

BOTTOM

New York Yankees @ Washington Senators

Griffith Stadium, Washington, DC

Wed Sep 23 1959, 7:05 PM EDT

Att. 6,440 - Unknown

livebaseballscorecards.com

Batter	1	2	3	4	5	6	7	8	9	AB	R	H	RBI	BB	SO	LOB
Billy Consolo, R (1, 6) OBP: 0.328, SLG: 0.257	0-0 1B E 1B	0-0 ② 5-3		0-3 ② K		0-0 ①② G6-4-3 1-2f		0-0 ②③ G4-6-3 1-2f		4	1	1	0	0	1	1
Faye Throneberry, L (8, PH) OBP: 0.322, SLG: 0.390										1	0	0	0	0	0	2
Zoilo Versalles, R (9, 6) OBP: 0.217, SLG: 0.214										0	0	0	0	0	0	0
Dan Dobbek, L (1, 9) OBP: 0.314, SLG: 0.438	0-0 ③ E7 6-3 1B 1-H 1B	0-0 ③ 3-1		4-0 1B BB		0-0 PO 1B			0-3 ① K	4	1	2	0	1	1	0
Harmon Killebrew, R (1, 5) OBP: 0.348, SLG: 0.501	0-0 ① 6-3 1-2		0-3 ① K2-3	0-0 1-2 1B		0-0 ③ PO 1-2	0-0 ① 5-3		0-0 FC5-4 1B	5	0	2	0	0	1	1
Jim Lemon, R (1, 7) OBP: 0.340, SLG: 0.521	0-0 6-3 1B 2-H 1B		4-0 1B BB 4-3 BB	0-0 ③ F3			0-0 G4-6-3 1B		0-0 ② FC5-4 1-2f	4	1	2	1	1	0	3
Roy Sievers, R (1, 3) OBP: 0.329, SLG: 0.444	0-0 6-3 1-2 1B		4-0 4-3 1B 1-2 BB		0-0 ① F2		0-0 ②③ G4-6-3 1-2f		0-0 ③ F2	4	0	1	0	1	0	2
Bob Allison, R (1, 8) OBP: 0.330, SLG: 0.487	0-0 ② 6-3 1-2 2-3	0-0 4-3 1B 1-2 2-3		4-0 BB BB				0-0 HR		3	1	2	1	1	0	2
Clint Courtney, L (1, 2) OBP: 0.308, SLG: 0.296	4-0 IBB	0-0 ② 4-3 1-2 2-3 3-H		4-0 G4-6-3 BB 1-2				4-0 1B SH1-4 BB		1	0	0	1	3	0	2
Pedro Ramos, S (8, PR) OBP: 0.190, SLG: 0.227										0	0	0	0	0	0	0
Chuck Stobbs, L (9, 1) OBP: 0.105, SLG: 0.105										0	0	0	0	0	0	0
Johnny Schaive, R (1, 4) OBP: 0.188, SLG: 0.213	0-0 ③ 1-3	0-0 ③ 5-3			0-0 ②③ G4-6-3 1-2f			0-0 ① SH1-4 1-2		2	0	0	0	0	0	5
Julio Becquer, L (5, PH) OBP: 0.297, SLG: 0.384										1	0	0	0	0	0	2
Ron Samford, R (6, 4) OBP: 0.262, SLG: 0.342										0	0	0	0	0	0	0
Bill Fischer, R (1, 1) OBP: 0.158, SLG: 0.113		0-3 ① K		0-0 ① F8		0-0 G6-4-3 1B		0-0 G4-6-3 2-3 1B		3	0	1	0	0	1	0
Lenny Green, L (8, PH) OBP: 0.321, SLG: 0.330										1	0	1	0	0	0	0
Hal Naragon, L (9, 2) OBP: 0.285, SLG: 0.304										0	0	0	0	0	0	0
Inning Stats	R: 2 E: 1 K: 0 S: 7 H: 4 LOB: 3 BB: 1 P: 11	R: 0 E: 0 K: 1 S: 5 H: 0 LOB: 0 BB: 0 P: 5	R: 1 E: 0 K: 1 S: 6 H: 1 LOB: 2 BB: 2 P: 14	R: 0 E: 0 K: 1 S: 6 H: 1 LOB: 2 BB: 1 P: 10	R: 0 E: 0 K: 0 S: 2 H: 0 LOB: 1 BB: 2 P: 10	R: 0 E: 0 K: 0 S: 3 H: 2 LOB: 0 BB: 0 P: 3	R: 0 E: 0 K: 0 S: 3 H: 1 LOB: 0 BB: 0 P: 3	R: 1 E: 0 K: 0 S: 4 H: 2 LOB: 2 BB: 1 P: 8	R: 0 E: 0 K: 1 S: 6 H: 1 LOB: 1 BB: 0 P: 6	1B: 11 2B: 0 3B: 0 HR: 1 SF: 0 SAC: 1 DP: 4 HBP: 0	WP: 0 PB: 0 SB: 0 CS: 0 PA: 42					

PITCHER	IP	WLS	BF	H	R	ER	SO	BB	IBB	HBP	BLK	WP	HR	S	P	ERA	WHIP
Ralph Terry, R (1, 1) ERA: 3.89	3.0		17	5	3	3	2	2	1	0	0	0	0	18	30	9.00	2.333
John Gabler, R (4, 1) ERA: 2.31	4.0	W	17	5	1	1	1	4	0	0	0	0	1	15	31	2.25	2.250
Duke Maas, R (8, 1) ERA: 4.43	2.0	S	7	2	0	0	1	0	0	0	0	0	0	9	9	0.00	1.000

PITCHER	IP	WLS	BF	H	R	ER	SO	BB	IBB	HBP	BLK	WP	HR	S	P	ERA	WHIP

AB	33
R	4
H	12
RBI	3
BB	7
SO	4
LOB	20

Baltimore Orioles @ New York Yankees

Yankee Stadium, Bronx, NY

Fri Sep 25 1959, 7:05 PM EDT

Att. 11,721 - Unknown - 71 F

TOP

livebaseballscorecards.com

Batter	1	2	3	4	5	6	7	8	9	AB	R	H	RBI	BB	SO	LOB
Jerry Adair, R (1, 6) OBP: 0.353, SLG: 0.394	F7			L9		1B 3B	K			4	1	1	0	0	1	2
Brooks Robinson, R (1, 5) OBP: 0.328, SLG: 0.388	6-3			1B		FC5-4 1B (3-H)		F8		4	0	2	1	0	0	0
Willie Tasby, R (1, 8) OBP: 0.299, SLG: 0.376	F4			F8		FC5-4 (1-2f)		G6-4-3 1B		4	0	1	0	0	0	2
Bob Nieman, R (1, 7) OBP: 0.365, SLG: 0.526		5-3		1-3		F7		G6-4-3 (1-2f)		4	0	0	0	0	0	3
Walt Dropo, R (1, 3) OBP: 0.303, SLG: 0.405		3-1			1B		L1		F7	4	0	1	0	0	0	0
Gus Triandos, R (1, 2) OBP: 0.330, SLG: 0.430		5-3			F4		1B E		3-1	4	1	1	0	0	0	1
Fred Valentine, S (1, 9) OBP: 0.389, SLG: 0.313			K		L8		K		1B	4	0	1	0	0	2	2
Billy Gardner, R (1, 4) OBP: 0.283, SLG: 0.301			F4		F8		E 1B (1-2)		6-3	4	0	1	0	0	0	2
Jerry Walker, S (1, 1)			F3			K	E3 (1-3 2-H)			2	0	0	0	0	1	0
Leo Burke, R (7, PH) OBP: 0.143, SLG: 0.143										1	0	0	0	0	0	1
Rip Coleman, L (7, 1) OBP: 0.080, SLG: 0.080										0	0	0	0	0	0	0

Inning Stats	1	2	3	4	5	6	7	8	9
	R: 0 E: 0 K: 0 S: 3 H: 0 LOB: 0 BB: 0 P: 3	R: 0 E: 0 K: 0 S: 3 H: 0 LOB: 0 BB: 0 P: 3	R: 0 E: 0 K: 1 S: 5 H: 0 LOB: 0 BB: 0 P: 5	R: 0 E: 0 K: 0 S: 4 H: 1 LOB: 1 BB: 0 P: 4	R: 0 E: 0 K: 0 S: 4 H: 1 LOB: 1 BB: 0 P: 4	R: 1 E: 0 K: 1 S: 7 H: 2 LOB: 1 BB: 0 P: 7	R: 1 E: 1 K: 2 S: 10 H: 2 LOB: 2 BB: 0 P: 10	R: 0 E: 0 K: 0 S: 3 H: 1 LOB: 0 BB: 0 P: 3	R: 0 E: 0 K: 0 S: 4 H: 1 LOB: 1 BB: 0 P: 4

AB	35
R	2
H	8
RBI	1
BB	0
SO	4
LOB	13

1B: 7	SF: 0
2B: 0	SAC: 0
3B: 1	DP: 1
HR: 0	HBP: 0

WP: 0	PA: 35
PB: 0	
SB: 0	
CS: 0	

PITCHER	IP	WLS	BF	H	R	ER	SO	BB	IBB	HBP	BLK	WP	HR	S	P	ERA	WHIP
Whitey Ford, L (1, 1) ERA: 3.04	9.0	W	35	8	2	1	4	0	0	0	0	0	0	43	43	1.00	0.889

PITCHER	IP	WLS	BF	H	R	ER	SO	BB	IBB	HBP	BLK	WP	HR	S	P	ERA	WHIP

Batter	1	2	3	4	5	6	7	8	9	AB	R	H	RBI	BB	SO	LOB
Bobby Richardson, R (1, 4) OBP: 0.333, SLG: 0.375	F7		F4			2B E 1B	PB BB			3	1	1	0	1	0	0
Tony Kubek, L (1, 6) OBP: 0.316, SLG: 0.395	1B			SH4-3 1B 2B		E7 G3 1-H 1B 2B	K 1-2			4	2	3	0	0	1	1
Mickey Mantle, S (1, 8) OBP: 0.391, SLG: 0.514	K			SH4-3 2-3		G3 1B BB	K			2	1	0	0	1	2	2
Yogi Berra, L (1, 2) OBP: 0.347, SLG: 0.462	F8			1B 3-H 1B		G3 1-2 2-3	E6			4	0	1	1	0	0	4
Elston Howard, R (1, 3) OBP: 0.310, SLG: 0.481		5-3		G6-3 1-2 1B		1B SF8 IBB	K			3	1	1	0	1	1	2
Hector Lopez, R (1, 7) OBP: 0.334, SLG: 0.472		K		G6-3 1-2f		2B 1-3 2-H 3-H 1B		1-3		4	0	1	2	0	1	2
Norm Siebern, L (1, 9) OBP: 0.339, SLG: 0.402		3-1			4-3	SF8 3-H		G3		3	0	0	1	0	0	0
Gil McDougald, R (1, 5) OBP: 0.309, SLG: 0.353			5-3		6-3	1-3 2B		1B		4	0	2	0	0	0	0
Whitey Ford, L (1, 1) OBP: 0.351, SLG: 0.338			3-1		F6	4-3		K		4	0	0	0	0	1	3
Inning Stats	R: 0 H: 1 E: 0 LOB: 1 K: 1 BB: 0 S: 6 P: 6	R: 0 H: 0 E: 0 LOB: 0 K: 1 BB: 0 S: 5 P: 5	R: 0 H: 0 E: 0 LOB: 0 K: 0 BB: 0 S: 3 P: 3	R: 1 H: 3 E: 0 LOB: 1 K: 0 BB: 0 S: 5 P: 5	R: 0 H: 0 E: 0 LOB: 0 K: 0 BB: 0 S: 3 P: 3	R: 4 H: 4 E: 1 LOB: 2 K: 0 BB: 2 S: 7 P: 15	R: 0 H: 0 E: 1 LOB: 2 K: 3 BB: 1 S: 10 P: 14	R: 0 H: 1 E: 0 LOB: 1 K: 1 BB: 0 S: 6 P: 6		1B: 6 SF: 1 2B: 3 SAC: 1 3B: 0 DP: 1 HR: 0 HBP: 0						

PITCHER		IP	WLS	BF	H	R	ER	SO	BB	IBB	HBP	BLK	WP	HR	S	P	ERA	WHIP
Jerry Walker, R ERA: 2.92	(1, 1)	6.0	L	27	8	5	5	2	1	1	0	0	0	0	29	37	7.50	1.500
Rip Coleman, L ERA: 4.34	(7, 1)	2.0		9	1	0	0	4	1	0	0	0	0	0	16	20	0.00	1.000

PITCHER	IP	WLS	BF	H	R	ER	SO	BB	IBB	HBP	BLK	WP	HR	S	P	ERA	WHIP

BOTTOM

Baltimore Orioles @ New York Yankees

Yankee Stadium, Bronx, NY

Fri Sep 25 1959, 7:05 PM EDT
Att. 11,721 - Unknown - 71 F

livebaseballscorecards.com

AB	31
R	5
H	9
RBI	4
BB	3
SO	6
LOB	14

WP: 0	PA: 36		
PB: 1			
SB: 0			
CS: 0			

Batter	1	2	3	4	5	6	7	8	9	10	11	AB	R	H	RBI	BB	SO	LOB
Billy Klaus, L (1, 6) OBP: 0.352, SLG: 0.313	K		1-3		F9		5-3			F5	HR BB	5	1	0	0	1	1	2
Al Pilarcik, L (1, 9) OBP: 0.355, SLG: 0.366	F4		S 1B			F7	F9			S BB	1-H 2-H HR	5	1	2	3	1	0	1
Barry Shetrone, L (1, 8) OBP: 0.222, SLG: 0.213	S 1B		F9 1-2			6-3		6-3		K 1-2	P6	6	0	1	0	0	1	2
Bob Boyd, L (1, 3) OBP: 0.312, SLG: 0.345 Walt Dropo, R (11, 3) OBP: 0.303, SLG: 0.405	L8 1-2			CS 1B		1B		F6		1-3		5 0	0 0	2 0	0 0	0 0	0 0	2 0
Brooks Robinson, R (1, 5) OBP: 0.323, SLG: 0.382		F5		K 1-2		F3		F9			K	5	0	0	0	0	2	2
Willie Tasby, R (1, 7) OBP: 0.303, SLG: 0.378		S HBP		K			2B SF7 BB		S 1B		2B 1B	3	2	2	0	1	1	0
Jerry Adair, R (1, 4) OBP: 0.333, SLG: 0.371 Bob Hale, L (7, PH) OBP: 0.212, SLG: 0.240 Billy Gardner, R (7, PR) OBP: 0.284, SLG: 0.304 (7, 4)		F3 1-2			6-3		E 2B 1-3		F3 1-2		1B 2B 1-3	2 1 2	0 0 2	0 1 1	0 0 0	0 0 0	0 0 1	1 0 1
Joe Ginsberg, L (1, 2) OBP: 0.269, SLG: 0.210		F9			BB		SF7		F8		HR SH3-4 1B 2-H 3-H	3	1	1	3	1	0	2
Milt Pappas, R (1, 1) OBP: 0.160, SLG: 0.152 Bob Nieman, R (7, PH) OBP: 0.387, SLG: 0.528 Fred Valentine, S (7, PR) OBP: 0.389, SLG: 0.313 Jack Fisher, R (7, 1) OBP: 0.167, SLG: 0.174 Albie Pearson, L (9, PH) OBP: 0.397, SLG: 0.263 Hal Brown, R (9, 1) OBP: 0.130, SLG: 0.095			K		F5		E2 2-H		K		SH3-4 1-2	2 1 0 0 1 0	0 0 0 0 0 0	0 1 0 0 0 0	0 1 0 0 0 0	0 0 0 0 0 0	1 0 0 0 1 0	1 0 0 0 1 0
Inning Stats	R: 0 E: 0 K: 1 S: 6 H: 1 LOB: 1 BB: 0 P: 6	R: 0 E: 0 K: 0 S: 3 H: 0 LOB: 1 BB: 0 P: 4	R: 0 E: 0 K: 1 S: 6 H: 1 LOB: 1 BB: 0 P: 6	R: 0 E: 0 K: 2 S: 7 H: 1 LOB: 0 BB: 0 P: 7	R: 0 E: 0 K: 0 S: 3 H: 0 LOB: 1 BB: 1 P: 7	R: 0 E: 0 K: 0 S: 4 H: 1 LOB: 1 BB: 0 P: 4	R: 2 E: 1 K: 0 S: 5 H: 2 LOB: 1 BB: 1 P: 9	R: 0 E: 0 K: 0 S: 3 H: 0 LOB: 0 BB: 0 P: 3	R: 0 E: 0 K: 1 S: 6 H: 1 LOB: 1 BB: 0 P: 6	R: 0 E: 0 K: 1 S: 5 H: 0 LOB: 1 BB: 1 P: 9	R: 5 E: 0 K: 1 S: 9 H: 4 LOB: 0 BB: 1 P: 13	1B: 8 2B: 2 3B: 0 HR: 1 SF: 1 SAC: 1 DP: 0 HBP: 1						

PITCHER		IP	WLS	BF	H	R	ER	SO	BB	IBB	HBP	BLK	WP	HR	S	P	ERA	WHIP
Mark Freeman, R ERA: 5.06	(1, 1)	7.0		29	6	2	2	4	2	0	1	0	0	0	34	43	2.57	1.143
Jim Coates, R ERA: 2.97	(8, 1)	2.0		7	1	0	0	1	0	0	0	0	0	0	9	9	0.00	0.500
Eli Grba, R ERA: 6.44	(10, 1)	2.0	L	12	4	5	5	2	2	0	0	0	0	1	14	22	22.50	3.000

PITCHER	IP	WLS	BF	H	R	ER	SO	BB	IBB	HBP	BLK	WP	HR	S	P	ERA	WHIP

TOP

Baltimore Orioles @ New York Yankees

Yankee Stadium, Bronx, NY

Sat Sep 26 1959, 3:33 AM EDT

Att. 18,826 - Unknown - 75 F

livebaseballscorecards.com

AB	41
R	7
H	11
RBI	7
BB	4
SO	7
LOB	15

WP: 0 PB: 0 SB: 5 CS: 1 PA: 48

Baltimore Orioles @ New York Yankees

Yankee Stadium, Bronx, NY

Sat Sep 26 1959, 3:33 AM EDT

Att. 18,826 - Unknown - 75 F

BOTTOM

livebaseballscorecards.com

Batter	1	2	3	4	5	6	7	8	9	10	11	AB	R	H	RBI	BB	SO	LOB
Bobby Richardson, R (1, 4) OBP: 0.332, SLG: 0.373	4-3		F3	F2			4-3			SH1-3, 1B		5	0	1	0	0	0	2
Tony Kubek, L (1, 8) OBP: 0.315, SLG: 0.394	K		E3, E		F7		CS, 1B			SH1-3, 1-2		4	0	1	0	0	1	0
Andy Carey, R (1, 5) OBP: 0.308, SLG: 0.361	E8, 1B		E8, 1-3, 1B		F6		CS, 1-2	4-3		K		5	0	2	0	0	1	1
Johnny Blanchard, L (1, 2) OBP: 0.246, SLG: 0.288	K		F2		HR			F9		1-3		5	1	1	1	0	1	4
Ken Hunt, R (1, 9) OBP: 0.222, SLG: 0.250		E6, 2B, 1B	K		K			6-3			B2	5	1	1	0	0	2	2
Norm Siebern, L (1, 3) OBP: 0.342, SLG: 0.406		2-H, 2B		5-3, 1B, BB		F8			SH1-4, 1B		4-3	4	0	2	1	1	0	0
Clete Boyer, R (1, 6) OBP: 0.214, SLG: 0.182	6-3			1-2, 5-3, 1B		5-3			1-2, SH1-4		F7	4	0	1	0	0	0	1
Gordie Windhorn, R (1, 7)	F4			1-2, 2-3, 5-3		K			F5			4	0	0	0	0	1	4
Mark Freeman, R (1, 1)							K					2	0	0	0	0	1	3
Marv Throneberry, L (7, PH) OBP: 0.303, SLG: 0.393												1	0	0	0	0	1	0
Jim Coates, R (8, 1) OBP: 0.136, SLG: 0.095												0	0	0	0	0	0	0
Hector Lopez, R (9, PH) OBP: 0.334, SLG: 0.471												1	0	0	0	0	0	1
Eli Grba, R (10, 1) OBP: 0.267, SLG: 0.286	6-3			K					1-3			0	0	0	0	0	0	0
Inning Stats	R: 0 E: 1 K: 2 S: 8 H: 1 LOB: 1 BB: 0 P: 8	R: 1 E: 1 K: 0 S: 5 H: 2 LOB: 1 BB: 0 P: 5	R: 0 E: 2 K: 1 S: 7 H: 1 LOB: 2 BB: 0 P: 7	R: 0 E: 0 K: 1 S: 6 H: 1 LOB: 2 BB: 1 P: 10	R: 1 E: 0 K: 1 S: 6 H: 1 LOB: 0 BB: 0 P: 6	R: 0 E: 0 K: 1 S: 5 H: 0 LOB: 0 BB: 0 P: 5	R: 0 E: 0 K: 1 S: 5 H: 1 LOB: 0 BB: 0 P: 5	R: 0 E: 0 K: 0 S: 3 H: 0 LOB: 0 BB: 0 P: 3	R: 0 E: 0 K: 0 S: 4 H: 1 LOB: 1 BB: 0 P: 4	R: 0 E: 0 K: 1 S: 6 H: 1 LOB: 1 BB: 0 P: 6	R: 0 E: 0 K: 0 S: 3 H: 0 LOB: 0 BB: 0 P: 3	1B: 7 2B: 1 3B: 0 HR: 1	SF: 0 SAC: 2 DP: 0 HBP: 0						

	AB	40
	R	2
	H	9
	RBI	2
	BB	1
	SO	8
	LOB	18

WP: 0 PB: 0 SB: 0 CS: 1 PA: 44

PITCHER		IP	WLS	BF	H	R	ER	SO	BB	IBB	HBP	BLK	WP	HR	S	P	ERA	WHIP
Milt Pappas, R ERA: 3.27	(1, 1)	6.0		26	6	2	2	6	1	0	0	0	0	1	37	41	3.00	1.167
Jack Fisher, R ERA: 3.05	(7, 1)	2.0		6	1	0	0	1	0	0	0	0	0	0	8	8	0.00	0.500
Hal Brown, R ERA: 3.79	(9, 1)	3.0	W	11	2	0	0	1	0	0	0	0	0	0	13	13	0.00	0.667

PITCHER	IP	WLS	BF	H	R	ER	SO	BB	IBB	HBP	BLK	WP	HR	S	P	ERA	WHIP

Batter	1	2	3	4	5	6	7	8	9	AB	R	H	RBI	BB	SO	LOB
Billy Klaus, L (1, 6) OBP: 0.350, SLG: 0.312	FC4-6 1B		K		F8			F4	5-3	5	0	1	0	0	1	0
Albie Pearson, L (1, 9) OBP: 0.301, SLG: 0.257	FC4-6 FC6 1-2f		G3			F8		G3	K	5	0	0	0	0	1	1
Barry Shetrone, L (1, 8) OBP: 0.247, SLG: 0.241	FC6 1-2f			FC6-4 1B		G1-6-3 1B		1B 1B 1B		4	1	3	0	0	0	1
Bob Hale, L (1, 3) OBP: 0.214, SLG: 0.241 Walt Dropo, R (8, 3) OBP: 0.303, SLG: 0.405	L6			F5		G1-6-3 1-2f		1B 1B 1-2 1B		4 0	1 0	1 0	0 0	0 0	0 0	3 0
Brooks Robinson, R (1, 5) OBP: 0.325, SLG: 0.383		F9		FC6-4 BB 1-2f			1B 1B	1B 1B 1-2 2-H 1B		4	1	2	1	0	0	1
Fred Valentine, S (1, 7) OBP: 0.409, SLG: 0.316		K		BB 1-2			F2	1B 1-3 2-H 1B		3	0	1	1	1	1	1
Leo Burke, R (1, 4) OBP: 0.273, SLG: 0.200		HBP		K			F7 1-2	1-2 3-H 1B		3	0	1	1	0	1	3
Joe Ginsberg, L (1, 2) OBP: 0.268, SLG: 0.211		G3			F6		1-2 1B	6-3		4	0	1	0	0	0	3
Billy O'Dell, S (1, 1) OBP: 0.141, SLG: 0.133			3-1		K		F2		K	4	0	0	0	0	2	2
Inning Stats	R: 0 E: 0 K: 0 S: 4 H: 1 LOB: 1 BB: 0 P: 4	R: 0 E: 0 K: 1 S: 5 H: 0 LOB: 1 BB: 0 P: 6	R: 0 E: 0 K: 1 S: 5 H: 0 LOB: 0 BB: 0 P: 5	R: 0 E: 0 K: 1 S: 6 H: 1 LOB: 2 BB: 1 P: 10	R: 0 E: 0 K: 1 S: 5 H: 0 LOB: 0 BB: 0 P: 5	R: 0 E: 0 K: 0 S: 3 H: 1 LOB: 0 BB: 0 P: 3	R: 0 E: 0 K: 0 S: 5 H: 2 LOB: 2 BB: 0 P: 5	R: 3 E: 0 K: 0 S: 8 H: 5 LOB: 2 BB: 0 P: 8	R: 0 E: 0 K: 2 S: 7 H: 0 LOB: 0 BB: 0 P: 7	1B: 10 2B: 0 3B: 0 HR: 0 SF: 0 SAC: 0 DP: 1 HBP: 1						

PITCHER	IP	WLS	BF	H	R	ER	SO	BB	IBB	HBP	BLK	WP	HR	S	P	ERA	WHIP
John Gabler, R (1, 1) ERA: 2.79	7.2	L	34	10	3	3	4	1	0	1	0	0	0	40	45	3.52	1.435
Jim Coates, R (8, 1) ERA: 2.96	0.1		1	0	0	0	0	0	0	0	0	0	0	1	1	0.00	0.000
Gary Blaylock, R (9, 1) ERA: 4.8	1.0		3	0	0	0	2	0	0	0	0	0	0	7	7	0.00	0.000

PITCHER	IP	WLS	BF	H	R	ER	SO	BB	IBB	HBP	BLK	WP	HR	S	P	ERA	WHIP

TOP

Baltimore Orioles @ New York Yankees

Yankee Stadium, Bronx, NY

Sun Sep 27 1959, 3:33 AM EDT

Att. 15,472 - Unknown - 78 F

livebaseballscorecards.com

AB	36
R	3
H	10
RBI	3
BB	1
SO	6
LOB	15

WP: 0	PA: 38		
PB: 0			
SB: 0			
CS: 0			

BOTTOM

Baltimore Orioles @ New York Yankees

Yankee Stadium, Bronx, NY

Sun Sep 27 1959, 3:33 AM EDT

Att. 15,472 - Unknown - 78 F

Batter	1	2	3	4	5	6	7	8	9	AB	R	H	RBI	BB	SO	LOB
Bobby Richardson, R (1, 4) OBP: 0.334, SLG: 0.377	4-3 2B		L9			FC6-4 1B		K		3	0	2	0	0	0	0
Marv Throneberry, L (8, PH) OBP: 0.302, SLG: 0.391										1	0	0	0	0	1	0
Gary Blaylock, R (9, 1) OBP: 0.139, SLG: 0.333										0	0	0	0	0	0	0
Tony Kubek, L (1, 8) OBP: 0.313, SLG: 0.391	4-3 2-3		K			K		F9		4	0	0	0	0	2	2
Andy Carey, R (1, 5) OBP: 0.306, SLG: 0.356	1-3			F9		FC6-4 1-2f			FC1-4 1B	4	0	1	0	0	0	2
Elston Howard, R (1, 2) OBP: 0.308, SLG: 0.476	K			K2-3			F9		FC1-4 2B 1-2f	4	0	0	0	0	2	2
Ken Hunt, R (1, 9) OBP: 0.308, SLG: 0.417		6-3		F9			2B 1B		1-3 2B	4	1	2	0	0	0	0
Norm Siebern, L (1, 3) OBP: 0.341, SLG: 0.403		FC6-4 BB			5-3		F8		K	3	0	0	0	1	1	3
Clete Boyer, R (1, 6) OBP: 0.215, SLG: 0.193		K			K		1-H 2B		K	4	0	1	1	0	3	3
Gordie Windhorn, R (1, 7)		FC6-4 1-2f			6-3		6-3			3	0	0	0	0	0	2
John Gabler, S (1, 1) Jim Coates, R (8, 1) OBP: 0.136, SLG: 0.095 Gil McDougald, R (8, PH) OBP: 0.309, SLG: 0.353 (9, 4)			K			4-3		1-3		2 0 1	0 0 0	0 0 0	0 0 0	0 0 0	1 0 0	0 0 0

livebaseballscorecards.com

AB	33
R	1
H	6
RBI	1
BB	1
SO	10
LOB	14

Inning Stats	1	2	3	4	5	6	7	8	9
	R: 0 H: 1 E: 0 LOB: 1 K: 1 BB: 0 S: 6 P: 6	R: 0 H: 0 E: 0 LOB: 1 K: 1 BB: 1 S: 5 P: 9	R: 0 H: 0 E: 0 LOB: 0 K: 2 BB: 0 S: 7 P: 7	R: 0 H: 0 E: 0 LOB: 0 K: 1 BB: 0 S: 5 P: 5	R: 0 H: 0 E: 0 LOB: 0 K: 1 BB: 0 S: 5 P: 5	R: 0 H: 1 E: 0 LOB: 1 K: 1 BB: 0 S: 6 P: 6	R: 1 H: 2 E: 0 LOB: 1 K: 0 BB: 0 S: 5 P: 5	R: 0 H: 0 E: 0 LOB: 0 K: 1 BB: 0 S: 5 P: 5	R: 0 H: 2 E: 0 LOB: 2 K: 2 BB: 0 S: 9 P: 9

1B: 3 SF: 0 WP: 0 PA: 34
2B: 3 SAC: 0 PB: 0
3B: 0 DP: 0 SB: 0
HR: 0 HBP: 0 CS: 0

PITCHER	IP	WLS	BF	H	R	ER	SO	BB	IBB	HBP	BLK	WP	HR	S	P	ERA	WHIP
Billy O'Dell, L (1, 1) ERA: 2.93	9.0	W	34	6	1	1	10	1	0	0	0	0	0	53	57	1.00	0.778

PITCHER	IP	WLS	BF	H	R	ER	SO	BB	IBB	HBP	BLK	WP	HR	S	P	ERA	WHIP