

New York Yankees - 1960

Batter	1	2	3	4	5	6	7	8	9	AB	R	H	RBI	BB	SO	LOB	TOP			
Roger Maris, L (1, 9) OBP: 0.600, SLG: 1.333	0-3 K		0-0 SH5-3 2H 1B		0-0 F5			0-3 K		4	0	1	1	0	2	0	New York Yankees @ Boston Red Sox Fenway Park, Boston, MA Wed Apr 20 1960, 3:33 AM EST Att: 11,836 - Unknown			
Bobby Richardson, R (1, 4) OBP: 0.444, SLG: 0.500	0-0 6-3		0-0 SH5-3 1-2		0-0 F8			0-0 D1 2B		3	0	1	0	0	0	0				
Gil McDougald, R (1, 5) OBP: 0.222, SLG: 0.222	0-3 K		0-0 F3		0-0 F4			0-0 F5 2-3		4	0	0	0	0	1	2				
Hector Lopez, R (1, 7)		0-0 1-3		0-3 K		0-0 F7		0-3 K		4	0	0	0	0	2	0				
Mickey Mantle, S (1, 8) OBP: 0.556, SLG: 0.500		0-0 F5		0-3 K		0-0 F5		4-0 BB BB		3	0	0	0	1	1	0				
Bill Skowron, R (1, 3) OBP: 0.697, SLG: 0.778		0-0 1B		0-0 WP 1B		0-0 F8		0-0 F8		4	0	2	0	0	0	1				
Elston Howard, R (1, 2) OBP: 0.333, SLG: 0.143	0-3 K		0-0 BB	4-0 1-2 BB		0-0 6-3		4-0 1-2 BB		2	0	0	0	2	1	1				
Tony Kubek, L (1, 6) OBP: 0.222, SLG: 0.333			0-0 1B 2B	0-0 F8		0-0 4-3		0-0 F4		4	1	1	0	0	0	4				
Bob Turley, R (1, 1)			0-3 K		0-0 6-3			0-0 4-3		0	0	0	0	0	0	0				
Elmer Valo, L (3, PH)										1	0	0	0	0	1	1				
Art Ditmar, R (3, 1)										1	0	0	0	0	0	0				
Kent Hadley, L (8, PH)										1	0	0	0	0	0	0				
Fred Kipp, L (8, 1)										0	0	0	0	0	0	0				
Inning Stats	R: 0 E: 0 K: 2 S: 7	H: 0 LOB: 0 BB: 0 P: 7	R: 0 E: 0 K: 1 S: 6	H: 1 LOB: 1 BB: 0 P: 6	R: 1 E: 0 K: 1 S: 7	H: 2 LOB: 1 BB: 0 P: 7	R: 0 E: 0 K: 2 S: 8	H: 1 LOB: 2 BB: 1 P: 12	R: 0 E: 0 K: 0 S: 3	H: 0 LOB: 0 BB: 0 P: 3	R: 0 E: 0 K: 0 S: 3	H: 0 LOB: 0 BB: 0 P: 3	R: 0 E: 0 K: 1 S: 6	H: 1 LOB: 1 BB: 0 P: 6	R: 0 E: 0 K: 1 S: 5	H: 0 LOB: 2 BB: 2 P: 13	1B: 3 2B: 2 3B: 0 HR: 0	SF: 0 SAC: 1 DP: 0 HBP: 0	WP: 1 PB: 0 SB: 0 CS: 0	PA: 35
PITCHER Jerry Casale, R (1, 1) ERA: 1.0	IP: 9.0 WLS: W BF: 35 H: 5 R: 1 ER: 1 SO: 8 BB: 3 IBB: 0 HBP: 0 BLK: 0 WP: 1 HR: 0 S: 48 P: 60 ERA: 1.00 WHIP: 0.889															PITCHER				

AB	31
R	1
H	5
RBI	1
BB	3
SO	8
LOB	9



Batter	1	2	3	4	5	6	7	8	9	AB	R	H	RBI	BB	SO	LOB	BOTTOM	
Don Buddin, R (1, 6) OBP: 0.462, SLG: 0.556	4-0 2-3 E 1B BB	0-0 SF8		0-0 F9		0-0 1B 2B		0-0 5-3		3	2	1	1	1	0	1	New York Yankees @ Boston Red Sox Fenway Park, Boston, MA Wed Apr 20 1960, 3:33 AM EST Att: 11,836 - Unknown	
Pete Runnels, L (1, 4) OBP: 0.357, SLG: 0.308 (8, 3)	0-0 E 2-3 1B	0-0 5-3		0-0 1-3		0-0 1B 2-3 1B		0-0 6-3		5	0	2	0	0	0	2		
Frank Malzone, R (1, 5) OBP: 0.308, SLG: 0.333	0-0 2-3 1-2 2-3	4-0 E BB		0-3 K		0-0 1-3 3H 1B		0-0 L6		4	0	1	1	1	1	3		
Gene Stephens, L (1, 9)	0-0 L4	0-0 E6		0-3 K		0-0 3-1				4	0	0	0	0	1	4		
Bobby Thomson, R (1, 7)	0-0 5-3	0-0 F3		0-0 1B		0-0 5-3		0-0 5-3		4	0	1	0	0	0	3		
Marty Keough, L (1, 8) OBP: 0.333, SLG: 0.200		0-0 2B 1B	0-0 F7		0-0 F5		0-0 4-3			4	1	1	0	0	0	1		
Ron Jackson, R (1, 3) OBP: 0.444, SLG: 0.625		0-0 2B 2B	4-0 G5-4-3 BB		0-0 F4		0-0 2B 2B			3	1	2	0	1	0	1		
Pumpsie Green, S (7, PR) (8, 4) OBP: 0.250, SLG: 0.250		1-3 2B 2B	0-0 G5-4-3 BB		0-0 F4		0-0 2B 2B			0	1	0	0	0	0	0		
Haywood Sullivan, R (1, 2) OBP: 0.143, SLG: 0.143		4-0 2B SF8 BB	0-0 G5-4-3		0-0 4-3		0-0 2B			0	0	0	0	0	0	0		
Ed Sadowski, R (2, 2) OBP: 0.500, SLG: 0.667		0-0 2B SF8 BB	0-0 G5-4-3 1-2		0-0 4-3		0-0 2B			3	1	1	1	1	0	1		
Jerry Casale, R (1, 1) OBP: 0.500, SLG: 0.750		0-0 SF8 E 2B		0-0 1-3 1B		0-3 K		0-0 L6		4	1	2	2	0	1	1		
Inning Stats	R: 1 E: 1 K: 0 S: 4	H: 1 LOB: 1 BB: 1 P: 8	R: 4 E: 1 K: 0 S: 7	H: 3 LOB: 2 BB: 2 P: 15	R: 0 E: 0 K: 0 S: 2	H: 0 LOB: 0 BB: 1 P: 6	R: 0 E: 0 K: 1 S: 6	H: 1 LOB: 1 BB: 0 P: 6	R: 0 E: 0 K: 1 S: 8	H: 3 LOB: 2 BB: 0 P: 8	R: 1 E: 0 K: 0 S: 5	H: 2 LOB: 1 BB: 0 P: 5	R: 0 E: 0 K: 0 S: 3	H: 0 LOB: 0 BB: 0 P: 3	1B: 6 2B: 5 3B: 0 HR: 0	SF: 1 SAC: 0 DP: 1 HBP: 0	WP: 0 PB: 0 SB: 0 CS: 0	PA: 39
PITCHER Bob Turley, R (1, 1) ERA: 13.5	IP: 2.0 WLS: L BF: 14 H: 4 R: 5 ER: 3 SO: 0 BB: 3 IBB: 0 HBP: 0 BLK: 0 WP: 0 HR: 0 S: 11 P: 23 ERA: 13.50 WHIP: 3.500															PITCHER		
Art Ditmar, R (3, 1) ERA: 3.6	5.0 WLS: L BF: 22 H: 7 R: 2 ER: 2 SO: 3 BB: 1 IBB: 0 HBP: 0 BLK: 0 WP: 0 HR: 0 S: 27 P: 31 ERA: 3.60 WHIP: 1.600															PITCHER		
Fred Kipp, L (8, 1) ERA:	1.0 WLS: L BF: 3 H: 0 R: 0 ER: 0 SO: 0 BB: 0 IBB: 0 HBP: 0 BLK: 0 WP: 0 HR: 0 S: 3 P: 3 ERA: 0.00 WHIP: 0.000															PITCHER		

AB	34
R	7
H	11
RBI	5
BB	4
SO	3
LOB	17



Batter	1	2	3	4	5	6	7	8	9	AB	R	H	RBI	BB	SO	LOB	TOP																				
Mary Breeding, R (1,4) OBP: 0.364, SLG: 0.450 John Powers, L (9,PH) OBP: 0.077, SLG: 0.077	F7		F8		F6		K		3-1	3	0	1	0	1	1	0	<p>Baltimore Orioles @ New York Yankees</p> <p>Yankee Stadium, Bronx, NY</p> <p>Sat Apr 23 1960, 3:33 AM EST</p> <p>Att: 18,653 - Unknown - 62 F</p>																				
Jackie Brandt, R (1,9) OBP: 0.400, SLG: 0.200	4-3		F8		F6		1B		E WP	2	1	0	0	3	0	3																					
Gene Woodling, L (1,7) OBP: 0.478, SLG: 0.556	4-3		L4		L4		E		E8	4	0	1	0	1	0	3																					
Walt Dropo, R (1,3) OBP: 0.286, SLG: 0.333 Clint Courtney, L (7,PH) OBP: 0.250, SLG: 0.333 Jim Gentile, L (7,3) OBP: 0.462, SLG: 0.455	FC4-6		F6		6-3		SF4		K	2	0	0	0	1	0	4																					
Brooks Robinson, R (1,5) OBP: 0.227, SLG: 0.333	FC4-6		F3		F3		1B		F7	5	1	1	0	0	0	5																					
Willie Tasby, R (1,8) OBP: 0.300, SLG: 0.300		F2		6-3		G6-3		K		4	0	1	0	0	1	0																					
Joe Ginsberg, L (1,2)		FC5		F9		G6-3		F9		3	0	0	0	1	0	1																					
Ron Hansen, R (1,6) OBP: 0.444, SLG: 0.286 Albie Pearson, L (8,PH) OBP: 0.500, SLG: 0.667 Billy Klaus, L (8,6)		5-3		6-3		HBP		S		2	0	0	0	0	0	1																					
Rip Coleman, L (1,1) Hal Brown, R (1,1) Al Pihlak, L (6,PH) OBP: 0.250, SLG: 0.500 Chuck Estrada, R (6,1) Bob Boyd, L (8,PH) OBP: 0.500, SLG: 0.500 Jerry Walker, S (8,1)		FC5		L4		L4		6-3		0	0	0	0	0	0	0																					
Inning Stats	R: 0 E: 0 K: 0 S: 3	H: 0 LOB: 2 BB: 2 P: 11	R: 0 E: 0 K: 0 S: 3	H: 0 LOB: 1 BB: 1 P: 7	R: 0 E: 0 K: 0 S: 4	H: 1 LOB: 1 BB: 0 P: 4	R: 0 E: 0 K: 0 S: 3	H: 0 LOB: 0 BB: 0 P: 3	R: 0 E: 0 K: 0 S: 4	H: 1 LOB: 3 BB: 2 P: 12	R: 1 E: 0 K: 0 S: 4	H: 2 LOB: 1 BB: 0 P: 5	R: 1 E: 1 K: 1 S: 6	H: 1 LOB: 1 BB: 1 P: 10	R: 0 E: 0 K: 1 S: 5	H: 0 LOB: 1 BB: 1 P: 9		R: 0 E: 1 K: 1 S: 6	H: 0 LOB: 2 BB: 1 P: 10	1B: 4 2B: 1 3B: 0 HR: 0	SF: 1 SAC: 0 DP: 1 HBP: 1	WP: 1 PB: 0 SB: 1 CS: 0	PA: 41														
PITCHER	IP	WLS	BF	H	R	ER	SO	BB	IBB	HBP	BLK	WP	HR	S	P	ERA	WHIP	PITCHER		IP	WLS	BF	H	R	ER	SO	BB	IBB	HBP	BLK	WP	HR	S	P	ERA	WHIP	
Bill Short, L (1,1) ERA: 2.84	6.1	W	30	5	2	2	1	6	0	1	0	0	0	25	50	2.84	1.737																				
Ryne Duren, R (7,1) ERA:	2.2	S	11	0	0	0	2	2	0	0	0	1	0	13	21	0.00	0.750																				

Batter	1	2	3	4	5	6	7	8	9	AB	R	H	RBI	BB	SO	LOB	BOTTOM																				
Bobby Richardson, R (1,4) OBP: 0.200, SLG: 0.211	F6		F6		1-3		4-3			4	0	0	0	0	0	1	<p>Baltimore Orioles @ New York Yankees</p> <p>Yankee Stadium, Bronx, NY</p> <p>Sat Apr 23 1960, 3:33 AM EST</p> <p>Att: 18,653 - Unknown - 62 F</p>																				
Hector Lopez, R (1,7) OBP: 0.300, SLG: 0.389	1B		L8		1B		1B		1-3	3	1	2	1	1	0	0																					
Mickey Mantle, S (1,8) OBP: 0.524, SLG: 0.571	1B		FC5-4		K		F6		F6	3	1	1	0	1	1	2																					
Roger Maris, L (1,9) OBP: 0.476, SLG: 0.789 Ken Hunt, R (8,9) OBP: 0.500, SLG: 0.500	1B		FC5-4		F5		1-3		1-3	2	0	1	1	1	0	0																					
Bill Skowron, R (1,3) OBP: 0.476, SLG: 0.700	SF9-3-6		L8		6-3		6-3		1B	3	0	1	1	0	0	2																					
Elston Howard, R (1,2) OBP: 0.200, SLG: 0.111		6-3		FC5-4		1B		1B		3	0	1	0	0	0	2																					
Clete Boyer, R (1,5) OBP: 0.286, SLG: 0.333		1-3		FC6-4		F2				3	0	0	0	0	0	3																					
Tony Kubek, L (1,6) OBP: 0.222, SLG: 0.333		K2-3		1B		WP		6-3		3	1	1	0	0	1	0																					
Bill Short, L (1,1) Ryne Duren, R (7,1)		F6		1B		1B		K		2	0	0	0	0	0	1																					
Inning Stats	R: 2 E: 0 K: 0 S: 3	H: 1 LOB: 0 BB: 2 P: 11	R: 0 E: 0 K: 1 S: 5	H: 0 LOB: 0 BB: 0 P: 5	R: 0 E: 0 K: 0 S: 3	H: 0 LOB: 0 BB: 0 P: 3	R: 0 E: 0 K: 0 S: 4	H: 1 LOB: 2 BB: 1 P: 8	R: 1 E: 0 K: 1 S: 7	H: 2 LOB: 1 BB: 0 P: 7	R: 0 E: 0 K: 0 S: 4	H: 1 LOB: 1 BB: 0 P: 4	R: 0 E: 0 K: 1 S: 5	H: 0 LOB: 0 BB: 0 P: 5	R: 0 E: 0 K: 0 S: 4	H: 2 LOB: 2 BB: 0 P: 4		R: 0 E: 0 K: 0 S: 4	H: 2 LOB: 2 BB: 0 P: 4	1B: 7 2B: 1 3B: 0 HR: 0	SF: 1 SAC: 0 DP: 1 HBP: 0	WP: 1 PB: 1 SB: 0 CS: 0	PA: 32														
PITCHER	IP	WLS	BF	H	R	ER	SO	BB	IBB	HBP	BLK	WP	HR	S	P	ERA	WHIP	PITCHER		IP	WLS	BF	H	R	ER	SO	BB	IBB	HBP	BLK	WP	HR	S	P	ERA	WHIP	
Rip Coleman, L (1,1) ERA: 16.2	4.2	L	18	4	1	1	2	1	0	0	0	1	0	21	25	1.93	1.071																				
Hal Brown, R (1,1) ERA: 1.93	2.0		7	1	0	0	1	0	0	0	0	0	0	9	9	0.00	0.500																				
Chuck Estrada, R (6,1) ERA:	1.0		4	2	0	0	0	0	0	0	0	0	0	4	4	0.00	2.000																				



Batter	1	2	3	4	5	6	7	8	9	AB	R	H	RBI	BB	SO	LOB	TOP								
Mary Breeding, R OBP: 0.333, SLG: 0.409 Billy Klaus, L OBP: 0.250, SLG: 1.000 (5, PH)	K		6-3		1-3			L8	HR	2	0	0	0	0	1	0	Baltimore Orioles @ New York Yankees Yankee Stadium, Bronx, NY Sun Apr 24 1960, 3:33 AM EDT Att: 19,460 - Unknown - 59 F								
Al Pilarcik, L OBP: 0.444, SLG: 0.778	HR		F9				L9	HR	F8	5	2	2	1	0	0	0									
Jackie Brandt, R OBP: 0.360, SLG: 0.158	K			F6			F8	HR	K	4	1	0	0	1	2	0									
Gene Woodling, L OBP: 0.500, SLG: 0.556 Albie Pearson, L OBP: 0.500, SLG: 1.000				F8			3-1	HR		0	0	0	0	1	0	0									
Jim Gentile, L OBP: 0.353, SLG: 0.333	F6			6-3				HR		4	0	0	0	0	0	1									
Brooks Robinson, R OBP: 0.231, SLG: 0.360		F8			F7				HBP	4	1	1	0	0	0	0									
Gus Triandos, R OBP: 0.222, SLG: 0.235 John Anderson, R OBP: 0.143, SLG: 0.077		F6			F6				HBP	3	0	0	0	0	0	0									
Ron Hansen, R OBP: 0.455, SLG: 0.412		F7						HR	F8	3	1	1	0	1	0	2									
Jack Fisher, R Gordon Jones, R Bob Boyd, L Steve Barber, L Clint Courtney, L			F6					F2	HR	0	0	0	0	0	0	0									
Inning Stats	R: 1 E: 0 K: 2 S: 8	H: 1 LOB: 1 BB: 1 P: 12	R: 0 E: 0 K: 0 S: 3	H: 0 LOB: 0 BB: 0 P: 3	R: 0 E: 0 K: 0 S: 3	H: 0 LOB: 0 BB: 0 P: 3	R: 0 E: 0 K: 0 S: 4	H: 1 LOB: 2 BB: 1 P: 8	R: 0 E: 0 K: 0 S: 3	H: 0 LOB: 0 BB: 0 P: 3	R: 0 E: 0 K: 0 S: 3	H: 0 LOB: 0 BB: 0 P: 3	R: 4 E: 0 K: 0 S: 5	H: 2 LOB: 2 BB: 2 P: 13	R: 4 E: 0 K: 1 S: 7	H: 2 LOB: 0 BB: 1 P: 12		1B: 1 2B: 1 3B: 1 HR: 3	SF: 0 SAC: 0 DP: 0 HBP: 1	WP: 0 PB: 0 SB: 0 CS: 0	PA: 39				
PITCHER	IP	WLS	BF	H	R	ER	SO	BB	IBB	HBP	BLK	WP	HR	S	P	ERA	WHIP								
Jim Coates, R ERA: 4.24 Johnny James, R ERA: 36.0	8.0	W	32	4	5	5	2	4	0	0	0	0	2	32	48	5.62	1.000								

Batter	1	2	3	4	5	6	7	8	9	AB	R	H	RBI	BB	SO	LOB	BOTTOM								
Bobby Richardson, R OBP: 0.200, SLG: 0.208			4-3		L8		6-3			5	1	1	0	0	0	2	Baltimore Orioles @ New York Yankees Yankee Stadium, Bronx, NY Sun Apr 24 1960, 3:33 AM EDT Att: 19,460 - Unknown - 59 F								
Hector Lopez, R OBP: 0.360, SLG: 0.381 Clete Boyer, R OBP: 0.286, SLG: 0.333			6-3					SH1-3		3	2	1	0	2	0	0									
Mickey Mantle, S OBP: 0.520, SLG: 0.647 Ken Hunt, R OBP: 0.500, SLG: 0.500			4-3		K			SH1-3		3	2	1	0	1	1	2									
Yogi Berra, L OBP: 0.750, SLG: 1.000 Elmer Valo, L										4	2	3	3	0	0	0									
Bill Skowron, R OBP: 0.462, SLG: 0.640										0	1	0	0	1	0	0									
Gil McDougald, R OBP: 0.254, SLG: 0.529 Andy Carey, R										4	1	1	1	0	0	2									
Elston Howard, R OBP: 0.280, SLG: 0.522										5	2	3	5	0	2	1									
Tony Kubek, L OBP: 0.304, SLG: 0.636										4	2	2	3	1	0	1									
Jim Coates, R OBP: 0.333, SLG: 0.200 Johnny James, L										2	0	0	0	0	2	0									
Inning Stats	R: 8 E: 0 K: 1 S: 12	H: 7 LOB: 0 BB: 1 P: 16	R: 4 E: 0 K: 1 S: 9	H: 4 LOB: 0 BB: 0 P: 9	R: 0 E: 0 K: 0 S: 3	H: 0 LOB: 0 BB: 0 P: 3	R: 0 E: 0 K: 1 S: 6	H: 1 LOB: 1 BB: 0 P: 6	R: 0 E: 0 K: 1 S: 6	H: 0 LOB: 2 BB: 1 P: 10	R: 0 E: 0 K: 1 S: 5	H: 0 LOB: 1 BB: 1 P: 9	R: 3 E: 0 K: 0 S: 5	H: 2 LOB: 1 BB: 2 P: 13	R: 3 E: 0 K: 0 S: 5	H: 2 LOB: 1 BB: 2 P: 13		1B: 6 2B: 2 3B: 3 HR: 3	SF: 0 SAC: 3 DP: 0 HBP: 0	WP: 1 PB: 0 SB: 0 CS: 0	PA: 44				
PITCHER	IP	WLS	BF	H	R	ER	SO	BB	IBB	HBP	BLK	WP	HR	S	P	ERA	WHIP								
Jack Fisher, R ERA: 14.29 Gordon Jones, R ERA: 18.0 Steve Barber, L ERA: 1.13 John Anderson, R ERA: 6.75	0.0	L	12	6	6	6	2	0	0	0	0	0	3	16	16	27.00	3.000								

Batter	1	2	3	4	5	6	7	8	9	AB	R	H	RBI	BB	SO	LOB	TOP										
Don Buddin, R OBP: 0.447, SLG: 0.516 (1, 6)	L5		BB 1B 1-3	BB 4-0		1-3		1B BB		3	1	1	0	2	0	1	Boston Red Sox @ New York Yankees Yankee Stadium, Bronx, NY Tue Apr 26 1960, 3:33 AM EDT Alt. 9,012 - Unknown - 68 F										
Pete Runnels, L OBP: 0.424, SLG: 0.516 (1, 4) (8, 3)	4-3		BB 1-2	BB 4-0		4-3		SF7 3B 1-3		5	2	3	1	0	0	1											
Frank Malzone, R OBP: 0.306, SLG: 0.438 (1, 5)	5-3		1B 1-2 2-3	BB 4-0		F7		BB 4-0		3	1	0	0	2	0	2											
Vic Wertz, L OBP: 0.400, SLG: 0.846 Pumpsie Green, S OBP: 0.300, SLG: 0.444 (1, 3) (8, 4)		CS BB	FC5-4 1-3 2-H 3-H	BB 4-0		6-3		SF7 3-H		2	0	1	3	1	0	0											
Bobby Thomson, R OBP: 0.323, SLG: 0.552 (1, 7)	K		FC5-4 1B 1-2	BB 4-0		1B		K 3-H		4	0	1	0	1	2	4											
Gary Geiger, L OBP: 0.280, SLG: 0.261 (1, 8)	4-3		1-3	BB 4-0		K		1-3		5	0	1	1	0	2	4											
Lou Clinton, R OBP: 0.333, SLG: 0.588 (1, 9)			E7 1B			K		5-3		4	1	0	0	0	2	2											
Ed Sadowski, R OBP: 0.450, SLG: 0.588 (1, 2)			K			6-3		WP 1B		4	1	2	1	0	1	1											
Jerry Casale, R OBP: 0.429, SLG: 0.571 Tom Brewer, R OBP: 0.250, SLG: 0.500 (1, 1) (6, 1)			1B 3-H			5-3		1-2 K		3	1	1	1	0	1	1											
			1B			5-3		5-3		1	0	0	0	0	0	0											
Inning Stats	R: 0 E: 0 K: 0 S: 3	H: 0 LOB: 0 BB: 0 P: 3	R: 0 E: 0 K: 1 S: 4	H: 0 LOB: 0 BB: 1 P: 8	R: 5 E: 1 K: 2 S: 13	H: 5 LOB: 2 BB: 1 P: 17	R: 0 E: 0 K: 0 S: 3	H: 0 LOB: 1 BB: 1 P: 7	R: 0 E: 0 K: 1 S: 6	H: 1 LOB: 1 BB: 0 P: 6	R: 0 E: 0 K: 2 S: 8	H: 1 LOB: 1 BB: 0 P: 8	R: 1 E: 0 K: 1 S: 6	H: 1 LOB: 1 BB: 1 P: 10	R: 1 E: 0 K: 0 S: 5	H: 2 LOB: 2 BB: 1 P: 9	R: 0 E: 0 K: 1 S: 4	H: 0 LOB: 1 BB: 1 P: 8	1B: 8 2B: 1 3B: 1 HR: 1	SF: 1 SAC: 0 DP: 1 HBP: 0	WP: 1 PB: 0 SB: 0 CS: 2	PA: 42					
PITCHER	IP	WLS	BF	H	R	ER	SO	BB	IBB	HBP	BLK	WP	HR	S	P	ERA	WHIP										
John Gabler, R ERA: 2.79 Ralph Terry, R ERA Bobby Shantz, L ERA: 4.5 Art Ditmar, R ERA: 3.86	(1, 1) (3, 1) (6, 1) (8, 1)	2.2 2.1 2.0 2.0	L 9 9 9	15 1 2 2	5 0 1 1	5 0 1 1	3 0 2 1	2 1 1 2	0 0 0 0	0 0 0 0	0 0 0 0	0 0 1 0	0 0 14 9	17 12 16 17	25 16 18 17	4.50 0.00 4.50 4.50	2.625 0.857 1.500 2.000										

Batter	1	2	3	4	5	6	7	8	9	AB	R	H	RBI	BB	SO	LOB	BOTTOM										
Bobby Richardson, R OBP: 0.207, SLG: 0.185 (1, 4)	FC4 BB		F8			F3		P5		3	0	0	0	1	0	2	Boston Red Sox @ New York Yankees Yankee Stadium, Bronx, NY Tue Apr 26 1960, 3:33 AM EDT Alt. 9,012 - Unknown - 68 F										
Hector Lopez, R OBP: 0.345, SLG: 0.360 (1, 7)	FC4 1-2 WP 1B		1-3 1B			F9		K		4	1	1	0	0	1	2											
Mickey Mantle, S OBP: 0.517, SLG: 0.667 (1, 8)	K		4-3			HR 1B		1B 2B		4	2	2	0	0	1	2											
Yogi Berra, L OBP: 0.750, SLG: 1.250 (1, 9)	FC4-6 1-H 1B		F8			HR 1B		G4-3 1B		4	1	3	4	0	0	0											
Bill Skowron, R OBP: 0.467, SLG: 0.759 (1, 3)	FC4-6 1-2		HR			L4-6 2B		G4-3 1-2		4	1	2	1	0	0	2											
Gil McDougald, R OBP: 0.238, SLG: 0.429 (1, 5)	P6		6-3			K		L7		4	0	0	0	0	1	1											
Elston Howard, R OBP: 0.241, SLG: 0.444 (1, 2)	4-3		F4			L4-6 2-3		1-3		4	0	0	0	0	0	1											
Tony Kubek, L OBP: 0.259, SLG: 0.538 (1, 6)	1-3		K			1-3		1-3		4	0	0	0	0	1	0											
John Gabler, S OBP: 0.333, SLG: 0.333 Ralph Terry, R Elmer Valo, L Bobby Shantz, R Kent Hadley, L Art Ditmar, R	(1, 1) (3, 1) (5, PH) (6, 1) (7, PH) (8, 1)	5.0 4.0	W S	23 12	6 2	4 1	4 1	2 1	2 2	0 0	0 0	0 0	0 0	0 0	0 0	0 0											
Inning Stats	R: 1 E: 0 K: 1 S: 6	H: 1 LOB: 1 BB: 1 P: 10	R: 0 E: 0 K: 0 S: 3	H: 0 LOB: 0 BB: 0 P: 3	R: 0 E: 0 K: 0 S: 3	H: 1 LOB: 1 BB: 1 P: 7	R: 1 E: 0 K: 0 S: 4	H: 1 LOB: 0 BB: 0 P: 4	R: 0 E: 0 K: 1 S: 5	H: 0 LOB: 0 BB: 1 P: 9	R: 2 E: 0 K: 1 S: 7	H: 3 LOB: 0 BB: 0 P: 7	R: 0 E: 0 K: 0 S: 3	H: 0 LOB: 0 BB: 0 P: 3	R: 1 E: 0 K: 1 S: 6	H: 2 LOB: 0 BB: 0 P: 6		R: 0 E: 0 K: 0 S: 3	H: 0 LOB: 0 BB: 0 P: 3	1B: 4 2B: 3 3B: 0 HR: 2	SF: 0 SAC: 0 DP: 2 HBP: 0	WP: 1 PB: 0 SB: 0 CS: 0	PA: 35				
PITCHER	IP	WLS	BF	H	R	ER	SO	BB	IBB	HBP	BLK	WP	HR	S	P	ERA	WHIP										
Jerry Casale, R ERA: 3.21 Tom Brewer, R ERA: 5.4	(1, 1) (6, 1)	5.0 4.0	W S	23 12	6 2	4 1	4 1	2 1	2 2	0 0	0 0	0 0	0 0	0 16	16 16	2.25 0.500	1.800										

Batter	1	2	3	4	5	6	7	8	9	AB	R	H	RBI	BB	SO	LOB	TOP				
Billy Gardner, R (1,4) OBP: 0.367, SLG: 0.409	0-0 3-1		0-0 6-3			0-0 6-3		0-0 1B 1B	0-0 5-3	5	1	1	0	0	0	0	Washington Senators @ New York Yankees Yankee Stadium, Bronx, NY Wed Apr 27 1960, 3:33 AM EDT Att. 3,745 - Overcast - 59 F				
Dan Dobbek, L (1,8) OBP: 0.464, SLG: 0.682	0-0 F5		0-0 L9			0-0 3-1		0-0 1B HR 1B		4	1	1	0	0	0	0					
Bob Allison, R (1,9) OBP: 0.489, SLG: 0.659	0-0 1-3			0-0 6-3		0-0 6-3		0-0 HR 1B		4	1	1	1	0	0	0					
Jim Lemon, R (1,7) OBP: 0.343, SLG: 0.613 Lenny Green, L (9,8) OBP: 0.250, SLG: 0.250		0-0 F7		0-3 K			0-0 F7	0-0 HR		4	1	1	3	0	1	0					
Reno Bertoia, R (1,5) OBP: 0.250, SLG: 0.250		0-0 6-3		0-3 K			0-0 E5 1B	0-3 K		4	0	0	0	0	2	0					
Billy Console, R (1,6) OBP: 0.482, SLG: 0.531		4-0 BB			0-0 6-3		0-0 L9	4-0 BB		2	0	0	0	2	0	1					
Earl Batley, R (1,2) OBP: 0.366, SLG: 0.543		0-0 F9			0-0 FC3-6 1B		0-0 1-3 1B	0-3 K		4	0	2	0	0	1	2					
Don Mincher, L (1,3) OBP: 0.341, SLG: 0.462			0-0 HR		0-0 FC3-6 1-2		0-0 3-1		0-3 K	4	1	1	1	0	1	3					
Jim Kaat, L (1,1) Ken Aspromonte, R (8,PH) Pedro Ramos, S (8,1) OBP: 0.200, SLG: 0.200			0-0 5-3		0-0 4-3			0-0 L7	0-3 K	2	0	0	0	0	0	1					
Inning Stats	R: 0 E: 0 K: 0 S: 3	H: 0 LOB: 0 BB: 0 P: 3	R: 0 E: 0 K: 0 S: 3	H: 0 LOB: 1 BB: 1 P: 7	R: 1 E: 0 K: 0 S: 4	H: 1 LOB: 0 BB: 0 P: 4	R: 0 E: 0 K: 2 S: 7	H: 0 LOB: 0 BB: 0 P: 7	R: 0 E: 0 K: 0 S: 4	H: 1 LOB: 1 BB: 0 P: 4	R: 0 E: 0 K: 0 S: 5	H: 1 LOB: 2 BB: 0 P: 5	R: 4 E: 0 K: 2 S: 11	H: 4 LOB: 1 BB: 1 P: 15	R: 0 E: 0 K: 2 S: 7	H: 0 LOB: 0 BB: 0 P: 7		1B: 5 2B: 0 3B: 0 HR: 2	SF: 0 SAC: 0 DP: 0 HBP: 0	WP: 0 PB: 0 CS: 0	PA: 37
PITCHER	IP	WLS	BF	H	R	ER	SO	BB	IBB	HBP	BLK	WP	HR	S	P	ERA	WHIP				
Whitey Ford, L (1,1) ERA: 3.14	7.1	L	31	7	5	5	2	1	0	0	0	0	2	34	38	6.14	1.091				
Ryne Duren, R (8,1) ERA:	0.2		3	0	0	0	2	1	0	0	0	0	0	6	10	0.00	1.500				
Fred Kipp, L (9,1) ERA:	1.0		3	0	0	0	2	0	0	0	0	0	0	7	7	0.00	0.000				

Batter	1	2	3	4	5	6	7	8	9	AB	R	H	RBI	BB	SO	LOB	BOTTOM					
Bobby Richardson, R (1,4) OBP: 0.182, SLG: 0.181	0-0 6-3			0-0 F4	0-3 K			0-0 4-3		4	0	0	0	0	1	0	Washington Senators @ New York Yankees Yankee Stadium, Bronx, NY Wed Apr 27 1960, 3:33 AM EDT Att. 3,745 - Overcast - 59 F					
Gil McDougald, R (1,5) OBP: 0.280, SLG: 0.440	0-0 5-3			BB WP E 1B		0-0 1-3		0-0 1B 1B		4	1	2	0	0	0	0						
Mickey Mantle, S (1,8) OBP: 0.485, SLG: 0.600	0-0 6-3			E4 WP BB SF9		0-0 F9		0-0 1B 1B		4	1	1	0	0	0	1						
Yogi Berra, L (1,9) OBP: 0.583, SLG: 0.909		0-0 1-3		WP 1B BB		0-3 K		0-0 F5		3	1	0	0	1	1	2						
Bill Skowron, R (1,3) OBP: 0.471, SLG: 0.813		0-0 1-3		1B IBB			0-0 HR		0-0 F7	3	1	1	1	1	0	0						
Elaston Howard, R (1,2) OBP: 0.212, SLG: 0.400		0-3 K		SF9		0-0 1-3		0-3 K		3	0	0	1	0	2	0						
Tony Kubek, L (1,6) OBP: 0.258, SLG: 0.500			0-0 1-3	3-H 1-3 2-H 1B		0-3 K		0-0 G3		4	0	1	1	0	1	0						
Ken Hunt, R (1,7) OBP: 0.200, SLG: 0.200			0-0 5-3		0-0 F7		0-0 F2			3	0	0	0	0	0	0						
Whitey Ford, L (1,1) OBP: 0.250, SLG: 0.250 Ryne Duren, R (8,1) Hector Lopez, R (8,PH) Fred Kipp, L (9,1)			0-0 1-3		0-0 F5			0-0 5-3		2	0	0	0	0	0	0						
Inning Stats	R: 0 E: 0 K: 0 S: 3	H: 0 LOB: 0 BB: 0 P: 3	R: 0 E: 0 K: 1 S: 5	H: 0 LOB: 0 BB: 0 P: 5	R: 0 E: 0 K: 0 S: 3	H: 0 LOB: 0 BB: 0 P: 3	R: 3 E: 1 K: 0 S: 5	H: 2 LOB: 2 BB: 2 P: 13	R: 0 E: 0 K: 1 S: 5	H: 0 LOB: 0 BB: 0 P: 5	R: 0 E: 0 K: 1 S: 5	H: 0 LOB: 0 BB: 0 P: 5	R: 1 E: 0 K: 1 S: 6	H: 1 LOB: 0 BB: 0 P: 6	R: 0 E: 0 K: 0 S: 5	H: 2 LOB: 2 BB: 0 P: 5		R: 0 E: 0 K: 1 S: 5	H: 0 LOB: 0 BB: 0 P: 5	1B: 4 2B: 0 3B: 0 HR: 1	SF: 1 SAC: 0 DP: 0 HBP: 0	WP: 1 PB: 0 CS: 0
PITCHER	IP	WLS	BF	H	R	ER	SO	BB	IBB	HBP	BLK	WP	HR	S	P	ERA	WHIP					
Jim Kaat, L (1,1) ERA: 2.4	7.0	W	26	3	4	1	4	1	0	0	0	0	0	32	40	1.29	0.571					
Pedro Ramos, R (8,1) ERA: 4.2	2.0	S	8	2	0	0	1	0	0	0	0	0	0	10	10	0.00	1.000					



Batter	1	2	3	4	5	6	7	8	9	AB	R	H	RBI	BB	SO	LOB	TOP			
Bobby Richardson, R OBP: 0.162, SLG: 0.143 (1, 4)	6-3		L8		FC6-4		L7			4	0	0	0	0	0	3	New York Yankees @ Baltimore Orioles Memorial Stadium, Baltimore, MD Fri Apr 29 1960, 7:05 PM EDT Att: 17,913 - Unknown - 60 F			
Gil McDougald, R OBP: 0.370, SLG: 0.483 (1, 5)	3-1				6-3		FC4-6			4	0	2	0	0	0	3				
Mickey Mantle, S OBP: 0.486, SLG: 0.571 (1, 8)										3	0	1	0	1	0	1				
Yogi Berra, L OBP: 0.438, SLG: 0.667 (1, 7)	3-1				F9		G3-6-3			4	0	0	0	0	0	3				
Roger Maris, L OBP: 0.440, SLG: 0.783 (1, 9)	F5				F7					4	0	1	0	0	1	2				
Bill Skowron, R OBP: 0.421, SLG: 0.722 (1, 3)					F2					4	0	0	0	0	1	1				
Elston Howard, R OBP: 0.216, SLG: 0.382 (1, 2)							F5			4	0	1	0	0	0	0				
Tony Kubek, L OBP: 0.286, SLG: 0.559 (1, 6)										4	1	2	0	0	0	1				
Bill Short, L OBP: 0.400, SLG: 0.400 (1, 1)										3	0	2	1	0	0	0				
Inning Stats	R: 0 E: 0 K: 0 S: 4	H: 1 LOB: 2 BB: 1 P: 8	R: 0 E: 0 K: 0 S: 3	H: 1 LOB: 0 BB: 0 P: 3	R: 0 E: 0 K: 0 S: 4	H: 0 LOB: 0 BB: 0 P: 4	R: 0 E: 0 K: 0 S: 3	H: 0 LOB: 0 BB: 0 P: 3	R: 1 E: 0 K: 1 S: 5	H: 2 LOB: 1 BB: 0 P: 5	R: 0 E: 0 K: 1 S: 6	H: 2 LOB: 1 BB: 0 P: 6	R: 0 E: 0 K: 0 S: 5	H: 0 LOB: 0 BB: 0 P: 5	R: 0 E: 0 K: 0 S: 3	H: 0 LOB: 0 BB: 0 P: 3	1B: 6 2B: 1 3B: 2 HR: 0	SF: 0 SAC: 0 DP: 2 HBP: 0	WP: 0 PB: 0 SB: 1 CS: 0	PA: 35
PITCHER Hal Brown, R ERA: 1.32 (1, 1)	IP: 9.0 WLS: W BF: 35 H: 9 R: 1 ER: 1 SO: 2 BB: 1 IBB: 0 HBP: 0 BLK: 0 WP: 0 HR: 0 S: 38 P: 42 ERA: 1.00 WHIP: 1.111																			

Batter	1	2	3	4	5	6	7	8	9	AB	R	H	RBI	BB	SO	LOB	BOTTOM			
Mary Breeding, R OBP: 0.375, SLG: 0.419 (1, 4)										4	1	2	0	0	2	2	New York Yankees @ Baltimore Orioles Memorial Stadium, Baltimore, MD Fri Apr 29 1960, 7:05 PM EDT Att: 17,913 - Unknown - 60 F			
Gene Woodling, L OBP: 0.585, SLG: 0.581 (1, 7)										2	0	1	1	2	0	1				
Al Pilarcik, L OBP: 0.440, SLG: 0.609 (7, PR) (8, 9)										0	0	0	0	0	0	0				
Jackie Brandt, R OBP: 0.405, SLG: 0.276 (1, 8)										4	0	2	0	0	1	3				
Walt Dropo, R OBP: 0.273, SLG: 0.222 (1, 3)										3	0	0	0	1	0	3				
Willie Tasby, R OBP: 0.313, SLG: 0.214 (8, 7) (9, 9)										2	0	0	1	2	1	2				
Brooks Robinson, R OBP: 0.271, SLG: 0.318 (1, 5)										4	0	0	0	0	0	4				
Joe Ginsberg, L OBP: 0.222, SLG: 0.125 (1, 2)										3	1	1	0	0	0	0				
Ron Hansen, R OBP: 0.410, SLG: 0.529 (1, 6)										3	0	0	0	0	1	1				
Hal Brown, R OBP: 0.400, SLG: 0.250 (1, 1)										2	0	0	0	1	1	0				
Inning Stats	R: 0 E: 0 K: 1 S: 7	H: 2 LOB: 2 BB: 0 P: 7	R: 0 E: 0 K: 0 S: 3	H: 0 LOB: 0 BB: 0 P: 3	R: 1 E: 0 K: 2 S: 8	H: 1 LOB: 3 BB: 3 P: 20	R: 1 E: 1 K: 2 S: 8	H: 2 LOB: 2 BB: 1 P: 12	R: 0 E: 0 K: 0 S: 3	H: 0 LOB: 0 BB: 0 P: 3	R: 0 E: 0 K: 1 S: 4	H: 0 LOB: 1 BB: 1 P: 8	R: 0 E: 0 K: 0 S: 3	H: 0 LOB: 0 BB: 0 P: 3	R: 0 E: 0 K: 0 S: 3	H: 0 LOB: 0 BB: 0 P: 3	1B: 6 2B: 0 3B: 0 HR: 0	SF: 0 SAC: 0 DP: 2 HBP: 0	WP: 0 PB: 0 SB: 2 CS: 0	PA: 33
PITCHER Bill Short, L ERA: 2.51 (1, 1)	IP: 8.0 WLS: L BF: 33 H: 6 R: 2 ER: 2 SO: 6 BB: 6 IBB: 0 HBP: 0 BLK: 0 WP: 0 HR: 0 S: 39 P: 63 ERA: 2.25 WHIP: 1.500																			

Batter	1	2	3	4	5	6	7	8	9	AB	R	H	RBI	BB	SO	LOB	TOP					
Tony Kubek, L OBP: 0.293, SLG: 0.550	4-3	K		F6		BB 1B	3B 2B	4-3		6	2	2	1	0	1	0	New York Yankees @ Baltimore Orioles Memorial Stadium, Baltimore, MD Sat Apr 30 1960, 3:33 AM EDT Att: 13,267 - Unknown					
Gil McDougald, R OBP: 0.343, SLG: 0.438	BB 1B	6-3		F9		BB 1B	BB 3B		F8	3	3	0	0	3	0	0						
Mickey Mantle, S Ken Hunt, R OBP: 0.200, SLG: 0.200	HR BB	1B BB		K		E 2B	E 1B		K	4	3	2	3	2	2	0						
Yogi Berra, L OBP: 0.455, SLG: 0.619	HR 1B	1B			4-1	E3 2B 1B	FC6-4 1B		G3	6	2	3	2	0	0	1						
Roger Maris, L Elmer Valo, L OBP: 0.467, SLG: 0.929	HR	3-1				1B 2B	F9			5	2	3	4	0	0	3						
Bill Skowron, R Kent Hadley, L OBP: 0.419, SLG: 0.756	HR			K		1B 2B	FC6-4			5	1	2	3	0	1	2						
Elston Howard, R Johnny Blanchard, L OBP: 0.190, SLG: 0.333	K			6-3		F7	F9		5-3	5	0	0	0	0	1	2						
Bobby Richardson, R OBP: 0.214, SLG: 0.300	5-3					6-3	SH1-3 2B			5	2	3	1	0	0	0						
Jim Coates, R OBP: 0.300, SLG: 0.333		WP 2B		K		6-3	SH1-3 2B		5-3	4	1	1	0	0	1	1						
Inning Stats	R: 5 E: 0 K: 1 S: 8	H: 3 LOB: 0 BB: 2 P: 16	R: 1 E: 0 K: 1 S: 7	H: 2 LOB: 2 BB: 1 P: 11	R: 0 E: 0 K: 2 S: 8	H: 1 LOB: 0 BB: 0 P: 8	R: 0 E: 0 K: 1 S: 5	H: 0 LOB: 0 BB: 0 P: 5	R: 0 E: 0 K: 0 S: 4	H: 1 LOB: 1 BB: 0 P: 4	R: 5 E: 1 K: 0 S: 8	H: 4 LOB: 1 BB: 1 P: 12	R: 4 E: 0 K: 0 S: 7	H: 4 LOB: 1 BB: 1 P: 11	R: 1 E: 0 K: 0 S: 4	H: 1 LOB: 0 BB: 0 P: 4		R: 0 E: 0 K: 1 S: 5	H: 0 LOB: 0 BB: 0 P: 5	1B: 7 2B: 5 3B: 1 HR: 3	SF: 0 SAC: 1 DP: 0 HBP: 0	WP: 1 PB: 1 SB: 0 CS: 0
PITCHER	IP WLS BF H R ER SO BB IBB HBP BLK WP HR S P ERA WHIP	IP WLS BF H R ER SO BB IBB HBP BLK WP HR S P ERA WHIP	IP WLS BF H R ER SO BB IBB HBP BLK WP HR S P ERA WHIP	IP WLS BF H R ER SO BB IBB HBP BLK WP HR S P ERA WHIP	IP WLS BF H R ER SO BB IBB HBP BLK WP HR S P ERA WHIP	IP WLS BF H R ER SO BB IBB HBP BLK WP HR S P ERA WHIP	IP WLS BF H R ER SO BB IBB HBP BLK WP HR S P ERA WHIP	IP WLS BF H R ER SO BB IBB HBP BLK WP HR S P ERA WHIP	IP WLS BF H R ER SO BB IBB HBP BLK WP HR S P ERA WHIP	Mitt Pappas, R ERA: 7.79	Rip Coleman, L ERA: 13.5	Gordon Jones, R ERA: 9.0	Bob Mabe, R ERA: 13.5	John Anderson, R ERA: 13.5	Amie Portocarrero, R ERA: 3.55							
Mary Breeding, R OBP: 0.358, SLG: 0.396	K		K		F2		1B		K	5	0	1	0	0	3	2	New York Yankees @ Baltimore Orioles Memorial Stadium, Baltimore, MD Sat Apr 30 1960, 3:33 AM EDT Att: 13,267 - Unknown					
Albie Pearson, L John Anderson, R Amie Portocarrero, R OBP: 0.364, SLG: 0.471	4-3		F9		F9		F3			3	0	0	0	0	0	1						
Al Pilarcik, L OBP: 0.483, SLG: 0.630	FC6 1B		F6			1B 1B	FC3-6 1B			4	0	3	0	0	0	0						
Gene Woodling, L Jackie Brandt, R OBP: 0.551, SLG: 0.559	FC6			F5		1B	L7			3	0	1	0	0	0	1						
Jim Gentile, L OBP: 0.371, SLG: 0.548		F7		F2		1B	FC3-6			4	0	0	0	0	0	3						
Brooks Robinson, R OBP: 0.269, SLG: 0.298	F2				F8		5-3			3	0	0	0	1	0	3						
Joe Ginsberg, L Clint Courtney, L OBP: 0.429, SLG: 0.400	1B BB		F6			F7			G5-4-3 1B	2	0	0	0	1	0	3						
Ron Hansen, R OBP: 0.419, SLG: 0.514	1B					5-3			G5-4-3	3	0	1	0	1	0	1						
Mitt Pappas, R Rip Coleman, L John Powers, L Gordon Jones, R Bob Mabe, R Willie Tasby, R OBP: 0.353, SLG: 0.250	4-3				K		6-3			0	0	0	0	0	0	0						
Inning Stats	R: 0 E: 0 K: 1 S: 6	H: 1 LOB: 0 BB: 0 P: 6	R: 0 E: 0 K: 0 S: 4	H: 1 LOB: 2 BB: 1 P: 8	R: 0 E: 0 K: 1 S: 5	H: 0 LOB: 0 BB: 0 P: 5	R: 0 E: 0 K: 0 S: 3	H: 0 LOB: 1 BB: 1 P: 7	R: 0 E: 0 K: 0 S: 5	H: 2 LOB: 2 BB: 0 P: 5	R: 0 E: 0 K: 0 S: 4	H: 1 LOB: 1 BB: 0 P: 4	R: 0 E: 0 K: 0 S: 4	H: 1 LOB: 1 BB: 0 P: 4	R: 0 E: 0 K: 1 S: 6	H: 2 LOB: 1 BB: 0 P: 6		1B: 8 2B: 0 3B: 0 HR: 0	SF: 0 SAC: 0 DP: 1 HBP: 0	WP: 0 PB: 0 SB: 0 CS: 0	PA: 37	
PITCHER	IP WLS BF H R ER SO BB IBB HBP BLK WP HR S P ERA WHIP	IP WLS BF H R ER SO BB IBB HBP BLK WP HR S P ERA WHIP	IP WLS BF H R ER SO BB IBB HBP BLK WP HR S P ERA WHIP	IP WLS BF H R ER SO BB IBB HBP BLK WP HR S P ERA WHIP	IP WLS BF H R ER SO BB IBB HBP BLK WP HR S P ERA WHIP	IP WLS BF H R ER SO BB IBB HBP BLK WP HR S P ERA WHIP	IP WLS BF H R ER SO BB IBB HBP BLK WP HR S P ERA WHIP	IP WLS BF H R ER SO BB IBB HBP BLK WP HR S P ERA WHIP	IP WLS BF H R ER SO BB IBB HBP BLK WP HR S P ERA WHIP	Jim Coates, R ERA: 2.77												

Batter	1	2	3	4	5	6	7	8	9	AB	R	H	RBI	BB	SO	LOB	TOP			
Tony Kubek, L (1,6) OBP: 0.304, SLG: 0.533										5	1	2	0	0	0	4	New York Yankees @ Baltimore Orioles Memorial Stadium, Baltimore, MD Sun May 01 1960, 3:33 AM EDT Att: 11,474 - Unknown			
Gil McDougald, R (1,5) OBP: 0.325, SLG: 0.389										4	1	0	0	1	0	2				
Mickey Mantle, S (1,8) OBP: 0.521, SLG: 0.600										3	2	1	0	2	0	0				
Roger Maris, L (1,9) OBP: 0.429, SLG: 0.839										3	0	0	1	1	0	2				
Yogi Berra, L (1,7) OBP: 0.407, SLG: 0.538										5	0	1	0	0	1	6				
Bill Skowron, R (1,3) OBP: 0.438, SLG: 0.761										5	0	3	1	0	2	0				
Elston Howard, R (1,2) OBP: 0.234, SLG: 0.455										5	1	3	2	0	0	3				
Bobby Richardson, R (1,4) OBP: 0.255, SLG: 0.302										3	0	1	0	2	0	1				
Ralph Terry, R Elmer Valo, L Bobby Shantz, R John Gabler, S Art Ditmar, R Heater James, R Johnny James, R Kerr Hadley, L Fred Kipp, L										1	0	0	0	0	0	3				
Inning Stats	R: 3 E: 0 K: 1 S: 8	H: 3 LOB: 3 BB: 3 P: 20	R: 0 E: 0 K: 0 S: 4	H: 1 LOB: 2 BB: 1 P: 8	R: 1 E: 0 K: 1 S: 6	H: 1 LOB: 0 BB: 0 P: 6	R: 1 E: 2 K: 0 S: 5	H: 1 LOB: 1 BB: 1 P: 5	R: 0 E: 0 K: 0 S: 4	H: 1 LOB: 2 BB: 1 P: 8	R: 0 E: 0 K: 0 S: 3	H: 0 LOB: 1 BB: 1 P: 7	R: 0 E: 0 K: 1 S: 7	H: 2 LOB: 2 BB: 0 P: 7	R: 0 E: 0 K: 0 S: 3	H: 2 LOB: 1 BB: 0 P: 4	1B: 8 2B: 2 3B: 0 HR: 1	SF: 1 SAC: 0 DP: 2 HBP: 0	WP: 0 PB: 0 SB: 1 CS: 0	PA: 44
PITCHER Chuck Estrada, R (1,1) ERA: 2.81	IP: 9.0 WLS: W BF: 44 H: 11 R: 5 ER: 4 SO: 3	BB: 5 IBB: 1 HBP: 0 BLK: 0	WP: 0 HR: 1 S: 44 P: 68	ERA: 4.00 WHIP: 1.778	PITCHER										IP: 9.0 WLS: W BF: 44 H: 11 R: 5 ER: 4 SO: 3	BB: 5 IBB: 1 HBP: 0 BLK: 0	WP: 0 HR: 1 S: 44 P: 68	ERA: 4.00 WHIP: 1.778		

AB	37
R	5
H	11
RBI	4
BB	6
SO	3
LOB	25



Batter	1	2	3	4	5	6	7	8	9	AB	R	H	RBI	BB	SO	LOB	BOTTOM			
Mary Breeding, R (1,4) OBP: 0.345, SLG: 0.365										4	1	0	0	1	1	2	New York Yankees @ Baltimore Orioles Memorial Stadium, Baltimore, MD Sun May 01 1960, 3:33 AM EDT Att: 11,474 - Unknown			
Al Pilarcik, L (1,9) OBP: 0.500, SLG: 0.625										5	1	3	1	0	0	1				
Gene Woodling, L (1,7) OBP: 0.556, SLG: 0.541										3	1	1	0	1	1	1				
Willie Tasby, R (8,7) OBP: 0.333, SLG: 0.250										1	0	0	0	0	1	2				
Jim Gentile, L (1,3) OBP: 0.361, SLG: 0.531										1	0	0	0	0	1	0				
Walt Dropo, R (3, PH) OBP: 0.250, SLG: 0.200										1	0	0	0	0	1	0				
Bob Boyd, L (4, PH) OBP: 0.273, SLG: 0.364										3	1	1	2	0	0	1				
Brooks Robinson, R (1,5) OBP: 0.281, SLG: 0.294										4	1	1	0	1	0	3				
Jackie Brandt, R (1,8) OBP: 0.419, SLG: 0.273										3	1	1	1	2	0	0				
Joe Ginsberg, L (1,2) OBP: 0.313, SLG: 0.286										4	1	2	3	0	0	4				
Ron Hansen, R (1,6) OBP: 0.426, SLG: 0.537										4	2	2	1	0	0	1				
Chuck Estrada, R (1,1) OBP: 0.250, SLG: 0.250										3	0	1	0	0	2	0				
Inning Stats	R: 0 E: 0 K: 1 S: 7	H: 2 LOB: 2 BB: 0 P: 7	R: 2 E: 0 K: 1 S: 8	H: 3 LOB: 1 BB: 0 P: 8	R: 0 E: 0 K: 2 S: 8	H: 1 LOB: 2 BB: 1 P: 12	R: 6 E: 0 K: 1 S: 8	H: 3 LOB: 3 BB: 3 P: 21	R: 0 E: 0 K: 1 S: 5	H: 0 LOB: 0 BB: 0 P: 5	R: 0 E: 0 K: 0 S: 4	H: 1 LOB: 1 BB: 1 P: 8	R: 1 E: 0 K: 0 S: 5	H: 2 LOB: 1 BB: 0 P: 5	R: 0 E: 0 K: 0 S: 3	H: 0 LOB: 0 BB: 0 P: 3	1B: 10 2B: 2 3B: 0 HR: 0	SF: 0 SAC: 1 DP: 0 HBP: 1	WP: 1 PB: 0 SB: 2 CS: 0	PA: 42
PITCHER Ralph Terry, R (1,1) ERA: 2.84	IP: 2.0 WLS: L BF: 11 H: 5 R: 2 ER: 2 SO: 2	BB: 2 IBB: 0 HBP: 0 BLK: 0	WP: 0 HR: 0 S: 15 P: 15	ERA: 9.00 WHIP: 2.500	PITCHER Fred Kipp, L (7,1) ERA: 2.25										IP: 2.0 WLS: L BF: 8 H: 2 R: 1 ER: 1 SO: 0	BB: 0 IBB: 0 HBP: 0 BLK: 0	WP: 0 HR: 0 S: 8 P: 8	ERA: 4.50 WHIP: 1.000		
Bobby Shantz, L (3,1) ERA: 9.82	IP: 1.2 WLS: L BF: 10 H: 2 R: 3 ER: 3 SO: 3	BB: 2 IBB: 0 HBP: 1 BLK: 0	WP: 0 HR: 0 S: 13 P: 22	ERA: 16.20 WHIP: 2.400	PITCHER										IP: 1.2 WLS: L BF: 10 H: 2 R: 3 ER: 3 SO: 3	BB: 2 IBB: 0 HBP: 1 BLK: 0	WP: 0 HR: 0 S: 13 P: 22	ERA: 16.20 WHIP: 2.400		
John Gabler, R (4,1) ERA: 5.59	IP: 0.0 WLS: L BF: 3 H: 1 R: 0 ER: 0 SO: 0	BB: 2 IBB: 0 HBP: 0 BLK: 0	WP: 1 HR: 0 S: 1 P: 9	ERA: ∞ WHIP: ∞	PITCHER										IP: 0.0 WLS: L BF: 3 H: 1 R: 0 ER: 0 SO: 0	BB: 2 IBB: 0 HBP: 0 BLK: 0	WP: 1 HR: 0 S: 1 P: 9	ERA: ∞ WHIP: ∞		
Art Ditmar, R (4,1) ERA: 3.88	IP: 0.1 WLS: L BF: 2 H: 1 R: 3 ER: 3 SO: 0	BB: 0 IBB: 0 HBP: 0 BLK: 0	WP: 0 HR: 0 S: 2 P: 2	ERA: 81.00 WHIP: 3.000	PITCHER										IP: 0.1 WLS: L BF: 2 H: 1 R: 3 ER: 3 SO: 0	BB: 0 IBB: 0 HBP: 0 BLK: 0	WP: 0 HR: 0 S: 2 P: 2	ERA: 81.00 WHIP: 3.000		
Johnny James, R (5,1) ERA: 12.0	IP: 2.0 WLS: L BF: 8 H: 1 R: 0 ER: 0 SO: 1	BB: 1 IBB: 0 HBP: 0 BLK: 0	WP: 0 HR: 0 S: 9 P: 13	ERA: 0.00 WHIP: 1.000	PITCHER										IP: 2.0 WLS: L BF: 8 H: 1 R: 0 ER: 0 SO: 1	BB: 1 IBB: 0 HBP: 0 BLK: 0	WP: 0 HR: 0 S: 9 P: 13	ERA: 0.00 WHIP: 1.000		

AB	35
R	9
H	12
RBI	8
BB	5
SO	6
LOB	15




Batter	1	2	3	4	5	6	7	8	9	AB	R	H	RBI	BB	SO	LOB	TOP			
Eddie Yost, R OBP: 0.373, SLG: 0.308 (1, 5)										3	1	1	0	1	0	0	Detroit Tigers @ New York Yankees Yankee Stadium, Bronx, NY Tue May 03 1960, 3:33 AM EDT Att: 13,374 - Unknown - 70 F			
Frank Bolling, R OBP: 0.300, SLG: 0.368 (1, 4)										4	1	2	0	0	1	1				
Neil Chrisley, L OBP: 0.304, SLG: 0.350 (1, 7)										3	0	0	0	0	1	1				
Al Kaline, R OBP: 0.407, SLG: 0.455 Johnny Groth, R (8, 8)										4	1	1	1	0	0	1				
Rocky Colavito, R OBP: 0.296, SLG: 0.417 (1, 9)										4	0	1	1	0	2	1				
Red Wilson, R OBP: 0.462, SLG: 0.400 Lou Berberet, L OBP: 0.405, SLG: 0.467 (8, 2)										2	0	1	0	1	0	1				
Steve Bilko, R OBP: 0.167, SLG: 0.325 Norm Cash, L OBP: 0.417, SLG: 0.636 (6, 3)										2	0	0	0	0	0	3				
Chico Fernandez, R OBP: 0.327, SLG: 0.295 (1, 6)										4	0	2	0	0	0	1				
Don Mossi, L Pete Burnside, R Charlie Maxwell, L Bob Bruce, R Dave Sisler, R Gail Harris, L (1, 1) (5, 1) (6, 1) (6, 1) (7, 1) (8, 1)										2	0	0	0	0	0	1				
Inning Stats	R: 2 E: 0 K: 0 S: 7	H: 4 LOB: 2 BB: 0 P: 7	R: 0 E: 0 K: 1 S: 5	H: 1 LOB: 1 BB: 1 P: 9	R: 0 E: 0 K: 1 S: 5	H: 0 LOB: 0 BB: 0 P: 5	R: 0 E: 0 K: 0 S: 2	H: 0 LOB: 0 BB: 1 P: 6	R: 0 E: 0 K: 0 S: 4	H: 1 LOB: 1 BB: 0 P: 4	R: 1 E: 0 K: 2 S: 10	H: 3 LOB: 2 BB: 0 P: 10	R: 0 E: 0 K: 0 S: 3	H: 0 LOB: 0 BB: 0 P: 3	R: 0 E: 0 K: 1 S: 5	H: 0 LOB: 0 BB: 0 P: 5	1B: 9 2B: 0 3B: 0 HR: 0	SF: 0 SAC: 1 DP: 2 HBP: 0	WP: 1 PB: 0 SB: 0 CS: 0	PA: 36
PITCHER	IP WLS BF H R ER SO BB IBB HBP BLK WP HR S P ERA WHIP	IP WLS BF H R ER SO BB IBB HBP BLK WP HR S P ERA WHIP																		
Whitey Ford, L ERA: 4.11 (1, 1)	1.0	7	4	2	2	0	0	0	0	0	0	0	0	7	7	18.00	4.000			
Art Ditmar, R ERA: 2.92 (2, 1)	5.0	20	5	1	1	4	2	0	0	0	1	0	26	34	1.80	1.400				
Ryne Duren, R ERA: (7, 1)	3.0	9	0	0	0	2	0	0	0	0	0	0	13	13	0.00	0.000				

Batter	1	2	3	4	5	6	7	8	9	AB	R	H	RBI	BB	SO	LOB	BOTTOM			
Tony Kubek, L OBP: 0.314, SLG: 0.520 (1, 6)										5	1	2	0	0	0	1	Detroit Tigers @ New York Yankees Yankee Stadium, Bronx, NY Tue May 03 1960, 3:33 AM EDT Att: 13,374 - Unknown - 70 F			
Gil McDougald, R OBP: 0.333, SLG: 0.439 (1, 5)										5	2	2	2	0	0	1				
Mickey Mantle, S OBP: 0.491, SLG: 0.564 (1, 8)										4	0	1	1	0	2	0				
Roger Maris, L OBP: 0.450, SLG: 0.886 (1, 9)										4	2	2	2	1	1	0				
Bill Skowron, R OBP: 0.442, SLG: 0.820 (1, 3)										4	1	2	2	0	0	2				
Yogi Berra, L OBP: 0.387, SLG: 0.500 (1, 2)										4	0	1	0	0	0	1				
Ken Hunt, R OBP: 0.444, SLG: 0.500 (1, 7)										3	1	2	0	1	1	1				
Bobby Richardson, R OBP: 0.235, SLG: 0.277 (1, 4)										4	1	0	0	0	1	4				
Whitey Ford, L OBP: 0.250, SLG: 0.250 Art Ditmar, R OBP: 0.333, SLG: 0.667 Kent Hadley, L OBP: 0.250, SLG: 1.000 Ryne Duren, R (1, 1) (2, 1) (6, 1) (7, 1)										0	0	0	0	0	0	0				
Inning Stats	R: 0 E: 0 K: 1 S: 5	H: 0 LOB: 0 BB: 0 P: 5	R: 0 E: 0 K: 1 S: 6	H: 1 LOB: 0 BB: 0 P: 6	R: 0 E: 0 K: 0 S: 3	H: 0 LOB: 0 BB: 0 P: 3	R: 2 E: 0 K: 0 S: 4	H: 1 LOB: 0 BB: 1 P: 8	R: 3 E: 0 K: 1 S: 10	H: 5 LOB: 2 BB: 0 P: 10	R: 2 E: 0 K: 0 S: 6	H: 3 LOB: 1 BB: 0 P: 6	R: 1 E: 1 K: 1 S: 7	H: 2 LOB: 2 BB: 1 P: 11	R: 2 E: 0 K: 2 S: 9	H: 2 LOB: 0 BB: 0 P: 9	1B: 7 2B: 3 3B: 1 HR: 3	SF: 1 SAC: 0 DP: 0 HBP: 0	WP: 1 PB: 0 SB: 0 CS: 2	PA: 40
PITCHER	IP WLS BF H R ER SO BB IBB HBP BLK WP HR S P ERA WHIP	IP WLS BF H R ER SO BB IBB HBP BLK WP HR S P ERA WHIP																		
Don Mossi, L ERA: 4.82 (5, 1)	0.1	2	1	0	0	0	0	0	0	0	0	2	2	0.00	3.000					
Bob Bruce, R ERA: 10.8 (6, 1)	1.1	9	5	3	3	1	0	0	0	0	2	11	11	20.25	3.750					
Dave Sisler, R ERA: 5.4 (7, 1)	1.2	8	2	2	2	2	1	0	0	0	1	0	11	15	10.80	1.800				

Batter	1	2	3	4	5	6	7	8	9	AB	R	H	RBI	BB	SO	LOB	TOP			
Eddie Yost, R OBP: 0.393, SLG: 0.310 (1, 5)	4-0 L6-3 BB		4-0 BB		0-0 6-3		0-0 FC1-4		0-0 FC6 1B	3	0	1	0	2	0	1				
Frank Bolling, R OBP: 0.240, SLG: 0.292 (1, 4)	0-0 L6-3		0-0 L9		0-0 F5		0-0 4-3		0-0 FC6	5	0	0	0	0	0	5				
Neil Chrisley, L OBP: 0.296, SLG: 0.333 (1, 7)	0-0 4-3			0-0 F7	0-0 4-3				0-0 6-3 1B	4	1	1	0	0	0	0				
Rocky Colavito, R OBP: 0.293, SLG: 0.392 (1, 9)		0-0 6-3		4-0 BB 1B		0-3 K		0-0 6-3		3	1	0	0	1	1	1				
Red Wilson, R OBP: 0.471, SLG: 0.385 (1, 2)		0-3 K		4-0 BB 1B	5-3 1B	0-0 L7		0-0 FC6-4 1B		3	0	1	1	1	1	0				
Steve Bilko, R OBP: 0.196, SLG: 0.341 (1, 3)		0-0 6-3		0-0 1B	1-2 2-H	0-0 1B		0-0 FC6-4		4	0	2	1	0	0	1				
Johnny Groth, R (1, 8)			4-0 SH5-3 BB	0-0 5-3	1-2 2-3	0-0 F9		0-0 F1		3	0	0	0	1	0	4				
Chico Fernandez, R OBP: 0.346, SLG: 0.304 (1, 6)			0-0 SH5-3	4-0 IBB			0-0 FC1-4 1B		0-0 F4	2	0	1	0	1	0	0				
Frank Lary, R OBP: 0.167, SLG: 0.091 (1, 1)			0-0 4-3	0-0 4-3			0-0 F8		0-0 F3	2	0	0	0	0	0	4				
Casey Wise, S OBP: 0.235, SLG: 0.455 (7, PH)										1	0	0	0	0	0	1				
Tom Morgan, R (7, 1)										0	0	0	0	0	0	0				
Norm Cash, L OBP: 0.385, SLG: 0.583 (9, PH)			2-3							1	0	0	0	0	0	0				
Inning Stats	R: 0 E: 0 K: 0 S: 2	H: 0 LOB: 0 BB: 1 P: 6	R: 0 E: 0 K: 1 S: 5	H: 0 LOB: 0 BB: 0 P: 5	R: 0 E: 0 K: 0 S: 3	H: 0 LOB: 2 BB: 2 P: 11	R: 1 E: 0 K: 0 S: 4	H: 1 LOB: 3 BB: 3 P: 16	R: 0 E: 0 K: 1 S: 6	H: 1 LOB: 1 BB: 0 P: 6	R: 0 E: 0 K: 0 S: 4	H: 1 LOB: 1 BB: 0 P: 4	R: 1 E: 0 K: 0 S: 5	H: 2 LOB: 1 BB: 0 P: 5	R: 0 E: 0 K: 0 S: 4	H: 1 LOB: 1 BB: 0 P: 4	1B: 6 2B: 1 3B: 0 HR: 0	SF: 0 SAC: 1 DP: 1 HBP: 0	WP: 0 PB: 0 SB: 0 CS: 0	PA: 38
PITCHER Bill Short, L ERA: 2.31 (1, 1)	IP: 9.0 WLS: W BF: 38 H: 6 R: 2 ER: 2 SO: 2 BB: 5 IBB: 1 HBP: 0 BLK: 0 WP: 0 HR: 0 S: 36 P: 60 ERA: 2.00 WHIP: 1.222															PITCHER				

Detroit Tigers @ New York Yankees
Yankee Stadium, Bronx, NY
Wed May 04 1960, 3:33 AM EDT
Alt. 9,416 - Unknown - 70 F


AB 31
R 2
H 6
RBI 2
BB 6
SO 2
LOB 17



Batter	1	2	3	4	5	6	7	8	9	AB	R	H	RBI	BB	SO	LOB	BOTTOM			
Tony Kubek, L OBP: 0.327, SLG: 0.509 (1, 6)	0-0 F8 1B		4-0 G3 PB 2B BB		0-0 6-3		0-0 1-3			3	2	1	0	1	0	0				
Gil McDougald, R OBP: 0.327, SLG: 0.422 (1, 5)	0-0 F8		0-0 L6		0-0 F6		0-0 1B			4	0	1	0	0	0	2				
Mickey Mantle, S OBP: 0.474, SLG: 0.535 (1, 8)	0-0 FC3-6 2-H 1B		0-0 G3		0-3 K2-3		0-0 F7			4	0	1	1	0	1	2				
Roger Maris, L OBP: 0.477, SLG: 0.923 (1, 9)	0-0 FC3-6 1-2 FC6-4 1B		0-0 2B		0-0 HR 1B		0-0 2B			4	1	3	1	0	0	1				
Bill Skowron, R OBP: 0.411, SLG: 0.759 (1, 3)	0-0 FC6-4		0-0 6-3		0-0 F8		0-3 K			4	0	0	0	0	1	3				
Yogi Berra, L OBP: 0.375, SLG: 0.484 (1, 2)		0-0 F8		0-0 4-3		0-0 HR		0-0 F7		1	0	0	0	0	0	0				
Elston Howard, R OBP: 0.240, SLG: 0.511 (4, 2)						2-H HR				3	1	1	2	0	0	0				
Ken Hunt, R OBP: 0.417, SLG: 0.490 (1, 7)		4-0 FC5-4 BB		0-0 F6		0-0 L7				2	0	0	0	1	0	0				
Bobby Richardson, R OBP: 0.241, SLG: 0.280 (1, 4)		0-0 FC5-4		0-0 1B		0-0 L5				3	0	1	0	0	0	1				
Bill Short, L OBP: 0.250, SLG: 0.250 (1, 1)		0-3 K		0-3 K			0-0 4-3			3	0	0	0	0	2	2				
Inning Stats	R: 1 E: 0 K: 0 S: 5	H: 2 LOB: 1 BB: 0 P: 5	R: 0 E: 0 K: 1 S: 5	H: 0 LOB: 1 BB: 1 P: 9	R: 1 E: 0 K: 0 S: 4	H: 1 LOB: 1 BB: 1 P: 8	R: 0 E: 0 K: 1 S: 6	H: 1 LOB: 1 BB: 0 P: 6	R: 0 E: 0 K: 0 S: 5	H: 2 LOB: 0 BB: 0 P: 5	R: 0 E: 0 K: 0 S: 4	H: 1 LOB: 1 BB: 0 P: 4	R: 0 E: 0 K: 1 S: 5	H: 1 LOB: 0 BB: 0 P: 5	R: 0 E: 0 K: 0 S: 5	H: 1 LOB: 0 BB: 0 P: 5	1B: 5 2B: 2 3B: 0 HR: 1	SF: 0 SAC: 0 DP: 0 HBP: 0	WP: 0 PB: 1 SB: 0 CS: 0	PA: 33
PITCHER Frank Lary, R ERA: 2.73 (1, 1)	IP: 6.0 WLS: L BF: 26 H: 6 R: 4 ER: 4 SO: 3 BB: 2 IBB: 0 HBP: 0 BLK: 0 WP: 0 HR: 1 S: 30 P: 38 ERA: 6.00 WHIP: 1.333															PITCHER				
Tom Morgan, R (7, 1)	IP: 2.0 WLS: 7 BF: 2 H: 2 R: 0 ER: 0 SO: 1 BB: 0 IBB: 0 HBP: 0 BLK: 0 WP: 0 HR: 0 S: 9 P: 9 ERA: 0.00 WHIP: 1.000															PITCHER				

Detroit Tigers @ New York Yankees
Yankee Stadium, Bronx, NY
Wed May 04 1960, 3:33 AM EDT
Alt. 9,416 - Unknown - 70 F

AB 31
R 4
H 8
RBI 4
BB 2
SO 4
LOB 11



Batter	1	2	3	4	5	6	7	8	9	AB	R	H	RBI	BB	SO	LOB	TOP			
Bill Tuttle, R OBP: 0.304, SLG: 0.315 (1, 8)										3	0	0	0	1	0	2	Kansas City Athletics @ New York Yankees Yankee Stadium, Bronx, NY Sat May 07 1960, 3:33 AM EDT Att: 15,399 - Unknown - 69 F livebaseballscorecards.com			
Jerry Lumpe, L OBP: 0.432, SLG: 0.397 (1, 4)										4	0	0	0	0	0	2				
Whitey Herzog, L OBP: 0.531, SLG: 0.680 (1, 9)										4	1	2	0	0	0	0				
Norm Siebern, L OBP: 0.448, SLG: 0.696 (1, 3)										4	0	1	1	0	1	1				
Bob Cerv, R OBP: 0.313, SLG: 0.431 (1, 7)										4	0	0	0	0	0	2				
Dick Williams, R OBP: 0.296, SLG: 0.300 (1, 5)										3	0	0	0	0	0	1				
Harry Chiti, R OBP: 0.364, SLG: 0.390 (1, 2)										3	0	0	0	0	1	1				
Ken Hamlin, R OBP: 0.228, SLG: 0.216 (1, 6)										2	0	1	0	0	0	0				
Russ Snyder, L OBP: 0.125, SLG: 0.250 (8, PH)										1	0	0	0	0	0	0				
Bob Johnson, R OBP: 0.421, SLG: 0.083 (8, 6)										0	0	0	0	0	0	0				
George Brunet, R (1, 1)										0	0	0	0	0	0	0				
Johnny Kucks, R (1, 1)										2	0	0	0	0	1	1				
Mary Throneberry, L OBP: 0.417, SLG: 0.222 (8, PH)										1	0	1	0	0	0	0				
Marty Kutyna, R (8, 1)										0	0	0	0	0	0	0				
Inning Stats	R: 0 E: 0 K: 0 S: 3	H: 0 LOB: 0 BB: 0 P: 3	R: 0 E: 0 K: 0 S: 3	H: 0 LOB: 0 BB: 0 P: 3	R: 0 E: 0 K: 0 S: 4	H: 1 LOB: 1 BB: 0 P: 4	R: 0 E: 0 K: 0 S: 4	H: 1 LOB: 1 BB: 0 P: 4	R: 0 E: 0 K: 1 S: 5	H: 0 LOB: 0 BB: 1 P: 8	R: 1 E: 0 K: 0 S: 5	H: 2 LOB: 1 BB: 0 P: 5	R: 0 E: 0 K: 0 S: 4	H: 1 LOB: 1 BB: 0 P: 4	R: 0 E: 0 K: 1 S: 5	H: 0 LOB: 0 BB: 0 P: 5	1B: 3 2B: 1 3B: 1 HR: 0	SF: 0 SAC: 0 DP: 1 HBP: 0	WP: 0 PB: 0 SB: 0 CS: 0	PA: 32
PITCHER Ralph Terry, R ERA: 1.76 (1, 1)	IP: 9.0 WLS: W BF: 32 H: 5 R: 1 ER: 1 SO: 3 BB: 1 IBB: 0 HBP: 0 BLK: 0 WP: 0 HR: 0 S: 37 P: 41 ERA: 1.00 WHIP: 0.667															PITCHER				

Batter	1	2	3	4	5	6	7	8	9	AB	R	H	RBI	BB	SO	LOB	BOTTOM			
Tony Kubek, L OBP: 0.313, SLG: 0.484 (1, 6)										4	1	1	0	0	0	1	Kansas City Athletics @ New York Yankees Yankee Stadium, Bronx, NY Sat May 07 1960, 3:33 AM EDT Att: 15,399 - Unknown - 69 F livebaseballscorecards.com			
Gil McDougald, R OBP: 0.345, SLG: 0.434 (1, 5)										4	1	1	0	0	0	1				
Mickey Mantle, S OBP: 0.455, SLG: 0.490 (1, 8)										3	2	1	0	1	1	1				
Roger Maris, L OBP: 0.519, SLG: 0.932 (1, 9)										2	0	1	1	0	0	1				
Bill Skowron, R OBP: 0.406, SLG: 0.721 (1, 3)										3	0	1	2	1	0	1				
Elaston Howard, R OBP: 0.246, SLG: 0.491 (1, 2)										2	0	0	1	0	0	1				
Ken Hunt, R OBP: 0.389, SLG: 0.286 (1, 7)										2	0	0	0	0	0	2				
Bobby Richardson, R OBP: 0.262, SLG: 0.298 (1, 4)										3	0	1	0	0	0	1				
Ralph Terry, R (1, 1)										2	0	0	0	0	0	1				
Inning Stats	R: 2 E: 0 K: 0 S: 5	H: 2 LOB: 2 BB: 1 P: 10	R: 0 E: 0 K: 0 S: 3	H: 0 LOB: 0 BB: 0 P: 3	R: 1 E: 2 K: 0 S: 4	H: 1 LOB: 1 BB: 1 P: 8	R: 0 E: 0 K: 0 S: 3	H: 1 LOB: 0 BB: 0 P: 3	R: 0 E: 0 K: 0 S: 3	H: 0 LOB: 1 BB: 0 P: 4	R: 1 E: 1 K: 1 S: 6	H: 1 LOB: 0 BB: 0 P: 6	R: 0 E: 0 K: 0 S: 3	H: 0 LOB: 0 BB: 0 P: 3	R: 0 E: 0 K: 0 S: 3	H: 0 LOB: 0 BB: 0 P: 3		1B: 5 2B: 2 3B: 0 HR: 0	SF: 2 SAC: 1 DP: 2 HBP: 2	WP: 0 PB: 0 SB: 0 CS: 0
PITCHER George Brunet, L ERA: 4.35 (1, 1)	IP: 0.1 WLS: L BF: 5 H: 2 R: 2 ER: 2 SO: 0 BB: 1 IBB: 0 HBP: 0 BLK: 0 WP: 0 HR: 0 S: 21 P: 26 ERA: 54.00 WHIP: 9.000															PITCHER				
Johnny Kucks, R ERA: 3.95 (1, 1)	6.2	23	3	1	0	0	1	0	1	0	0	0	21	26	0.00	0.600				
Marty Kutyna, R ERA: 1.35 (8, 1)	1.0	4	1	1	0	1	0	0	0	0	0	6	6	0.00	1.000					

Batter	1	2	3	4	5	6	7	8	9	AB	R	H	RBI	BB	SO	LOB	TOP					
Tony Kubek, L (1, 6) OBP: 0.321, SLG: 0.476	G3	1-3			4-3			FC3-6 2B	2B	5	2	2	0	0	0	0						
Mickey Mantle, S (1, 8) OBP: 0.435, SLG: 0.485 Ken Hunt, R (8, 8) OBP: 0.429, SLG: 0.412	HR	K			5-3			FC3-6 1B	2B	3	1	1	1	1	1	0						
Yogi Berra, L (1, 7) OBP: 0.375, SLG: 0.511	BB 1B				F3			FC3-6 2B	1B	5	2	3	1	0	0	2						
Roger Maris, L (1, 9) OBP: 0.437, SLG: 0.700	1B BB				F8			K	1-3	4	1	0	0	1	2	4						
Bill Skowron, R (1, 3) OBP: 0.383, SLG: 0.662	1B BB				G4-6-3			K		3	0	1	2	1	0	1						
Elston Howard, R (1, 2) OBP: 0.297, SLG: 0.537	1B				5-3			2B		3	0	1	1	1	0	0						
Gil McDougald, R (1, 5) OBP: 0.286, SLG: 0.333	SF8				6-3			F6		2	0	0	1	1	0	2						
Bobby Richardson, R (1, 4) OBP: 0.276, SLG: 0.286	L9				F2			F7	F8	4	0	0	0	0	0	3						
Whitey Ford, L (1, 1) OBP: 0.143, SLG: 0.143 Bob Turley, R (7, 1) OBP: 0.333, SLG: 0.667	1-4-3				K			4-3	F5	3	0	0	0	0	1	1						
Inning Stats	R: 3 E: 0 K: 0 S: 6	H: 3 LOB: 2 BB: 2 P: 14	R: 0 E: 0 K: 1 S: 5	H: 0 LOB: 0 BB: 0 P: 5	R: 0 E: 0 K: 0 S: 3	H: 1 LOB: 0 BB: 0 P: 3	R: 0 E: 0 K: 1 S: 5	H: 0 LOB: 1 BB: 1 P: 9	R: 0 E: 0 K: 0 S: 3	H: 0 LOB: 0 BB: 0 P: 3	R: 0 E: 0 K: 1 S: 5	H: 0 LOB: 0 BB: 0 P: 5	R: 0 E: 0 K: 0 S: 3	H: 0 LOB: 0 BB: 0 P: 3	R: 2 E: 0 K: 1 S: 7	H: 2 LOB: 2 BB: 2 P: 15	R: 2 E: 0 K: 0 S: 6	H: 3 LOB: 1 BB: 0 P: 6	1B: 5 2B: 3 3B: 0 HR: 1	SF: 1 SAC: 0 DP: 1 HBP: 0	WP: 0 PB: 0 SB: 0 CS: 0	PA: 40
PITCHER	IP WLS BF H R ER SO BB IBB HBP BLK WP HR S P ERA WHIP																					
Jim Kaat, L (1, 1) ERA: 4.85 Bill Fischer, R (8, 1) ERA: 3.65	7.2 L 32 6 5 5 4 4 0 0 0 0 0 1 36 52 5.87 1.304																					

New York Yankees @ Washington Senators
 Griffith Stadium, Washington, DC
 Fri May 13 1960, 7:05 PM EDT
 Att. 14,205 - Cloudy

AB	34
R	7
H	9
RBI	7
BB	5
SO	4
LOB	13



Batter	1	2	3	4	5	6	7	8	9	AB	R	H	RBI	BB	SO	LOB	BOTTOM			
Billy Gardner, R (1, 4) OBP: 0.350, SLG: 0.391	1B	F7			6-3			SH2-3 BB	F5	4	1	1	0	1	0	1				
Reno Bertoia, R (1, 5) OBP: 0.340, SLG: 0.279	1B				F2			SH2-3 BB	BB	3	0	1	1	1	0	0				
Bob Allison, R (1, 8) OBP: 0.474, SLG: 0.595	F2				FC6-4 BB			HR BB	G5-4-3 BB	1	1	0	0	4	0	1				
Jim Lemon, R (1, 7) OBP: 0.321, SLG: 0.549	K				FC6-4			HR	G5-4-3	5	1	1	2	0	2	6				
Earl Battey, R (1, 2) OBP: 0.387, SLG: 0.476	1B				F9			F4	FC4-6 BB	3	0	1	0	1	0	1				
Julio Becquer, L (1, 3) OBP: 0.231, SLG: 0.538	F8				E4			2B	FC4-6	4	0	1	0	0	0	3				
Billy Consolo, R (1, 6) OBP: 0.372, SLG: 0.375 Lenny Green, L (8, PH) OBP: 0.275, SLG: 0.235 Jose Valdivielso, R (9, 6)	F9				G6-4-3			F5	K	3	0	0	0	0	0	2				
Faye Throneberry, L (1, 9) OBP: 0.368, SLG: 0.267	G3				4-3			IBB	K	3	0	0	0	1	1	1				
Jim Kaat, L (1, 1) OBP: 0.200, SLG: 0.200 Bill Fischer, R (8, 1) Don Mincher, L (9, PH) OBP: 0.328, SLG: 0.397	1B				F4			K	F3	3	0	1	0	0	1	2				
Inning Stats	R: 1 E: 0 K: 1 S: 8	H: 3 LOB: 0 BB: 0 P: 8	R: 0 E: 0 K: 0 S: 4	H: 1 LOB: 1 BB: 0 P: 4	R: 0 E: 0 K: 0 S: 3	H: 0 LOB: 1 BB: 1 P: 7	R: 0 E: 0 K: 0 S: 3	H: 0 LOB: 0 BB: 0 P: 3	R: 0 E: 0 K: 1 S: 7	H: 2 LOB: 2 BB: 2 P: 15	R: 0 E: 0 K: 0 S: 2	H: 0 LOB: 1 BB: 2 P: 10	R: 0 E: 0 K: 2 S: 7	H: 0 LOB: 1 BB: 1 P: 11	R: 0 E: 0 K: 1 S: 5	H: 0 LOB: 2 BB: 2 P: 13	1B: 3 2B: 1 3B: 1 HR: 1	SF: 0 SAC: 1 DP: 2 HBP: 0	WP: 0 PB: 0 SB: 0 CS: 0	PA: 40
PITCHER	IP WLS BF H R ER SO BB IBB HBP BLK WP HR S P ERA WHIP																			
Whitey Ford, L (1, 1) ERA: 4.22 Bob Turley, R (7, 1) ERA: 2.89	6.0 W 12 0 0 0 3 4 0 0 0 0 0 0 14 30 0.00 1.333																			

New York Yankees @ Washington Senators
 Griffith Stadium, Washington, DC
 Fri May 13 1960, 7:05 PM EDT
 Att. 14,205 - Cloudy

AB	31
R	3
H	6
RBI	3
BB	8
SO	5
LOB	18



Batter	1	2	3	4	5	6	7	8	9	AB	R	H	RBI	BB	SO	LOB	TOP			
Tony Kubek, L (1,6) OBP: 0.307, SLG: 0.453	0-3 K		0-0 4-1			0-0 G3		0-3 K		4	0	0	0	0	2	1				
Mickey Mantle, S (1,8) OBP: 0.416, SLG: 0.457	0-3 K		0-3 K			0-0 F9			0-3 K	4	0	0	0	0	3	1				
Yogi Berra, L (1,7) OBP: 0.365, SLG: 0.490	0-0 4-3					0-0 E6			0-0 1B	4	0	1	0	0	1	0				
Roger Maris, L (1,9) OBP: 0.440, SLG: 0.714		4-0 5-3 BB				0-0 2-3			0-0 F3	3	0	1	0	1	0	2				
Bill Skowron, R (1,3) OBP: 0.376, SLG: 0.642		0-0 5-3				0-3 K			0-0 1B	4	0	1	0	0	2	2				
Elston Howard, R (1,2) OBP: 0.282, SLG: 0.507		0-0 6-3				0-3 K			0-0 1B	4	0	0	0	0	1	4				
Gil McDougald, R (1,5) OBP: 0.288, SLG: 0.333		0-0 5-3				0-0 G6-4-3 1B			0-3 K	3	0	1	0	0	1	1				
Bobby Richardson, R (1,4) OBP: 0.266, SLG: 0.274			0-0 6-3			0-0 G6-4-3 1-2			0-0 6-3	3	0	0	0	0	0	1				
John Gabler, S (1,1) OBP: 0.333, SLG: 0.200			4-0 4-1 PB BB			0-0 F8			0-3 K	1	0	0	0	1	0	0				
Kent Hadley, L (8, PH) OBP: 0.333, SLG: 0.833										1	0	0	0	0	1	0				
Johnny James, L (8, 1)										0	0	0	0	0	0	0				
Inning Stats	R: 0 E: 0 K: 2 S: 7	H: 0 LOB: 0 BB: 0 P: 7	R: 0 E: 0 K: 0 S: 3	H: 0 LOB: 1 BB: 1 P: 7	R: 0 E: 0 K: 1 S: 5	H: 0 LOB: 1 BB: 1 P: 9	R: 0 E: 0 K: 3 S: 10	H: 1 LOB: 1 BB: 0 P: 10	R: 0 E: 0 K: 0 S: 4	H: 0 LOB: 1 BB: 0 P: 4	R: 0 E: 0 K: 2 S: 7	H: 0 LOB: 0 BB: 0 P: 7	R: 0 E: 0 K: 1 S: 7	H: 0 LOB: 0 BB: 0 P: 7	R: 0 E: 0 K: 1 S: 7	H: 2 LOB: 2 BB: 0 P: 7	1B: 3 2B: 0 3B: 1 HR: 0	SF: 0 SAC: 0 DP: 1 HBP: 0	WP: 0 PB: 1 SB: 0 CS: 0	PA: 33
PITCHER Camilo Pascual, R (1,1) ERA: 2.36	IP: 9.0 WLS: W BF: 33 H: 4 R: 0 ER: 0 SO: 11 BB: 2 IBB: 0 HBP: 0 BLK: 0 WP: 0 HR: 0 S: 53 P: 61 ERA: 0.00 WHIP: 0.667															PITCHER				

New York Yankees @ Washington Senators
Griffith Stadium, Washington, DC
Sat May 14 1960, 3:33 AM EDT
Att: 7,592 - Unknown

AB	31
R	0
H	4
RBI	0
BB	2
SO	11
LOB	12



Batter	1	2	3	4	5	6	7	8	9	AB	R	H	RBI	BB	SO	LOB	BOTTOM			
Billy Gardner, R (1,4) OBP: 0.346, SLG: 0.385	0-3 K		0-0 2B 1B 1B	0-0 F3			0-0 5-3			4	1	1	0	0	1	0				
Faye Throneberry, L (1,9) OBP: 0.391, SLG: 0.368	0-0 PB 1B		0-0 1B 2B			0-3 K		0-0 4-3		4	1	2	2	0	1	0				
Bob Allison, R (1,8) OBP: 0.465, SLG: 0.573	0-3 K		0-0 5-3			0-0 5-3		4-0 CS BB		3	0	0	0	1	1	3				
Jim Lemon, R (1,7) OBP: 0.318, SLG: 0.527	0-0 6-3		4-0 FC6-4 1B BB			0-0 F8		0-3 K		3	0	0	0	1	1	2				
Julio Becquer, L (1,3) OBP: 0.353, SLG: 0.588		0-0 F5	0-0 FC6-4 1B			0-0 FC6-5 SH1 1B		0-0 CS 1B		4	0	3	2	0	0	0				
Reno Bertoia, R (1,5) OBP: 0.327, SLG: 0.267		0-0 L9	0-0 FC6-4 1-2 2H 3H			0-0 SH1 1-2		0-0 CS 1-2		2	0	0	0	0	0	2				
Earl Batley, R (1,2) OBP: 0.372, SLG: 0.455		0-0 4-3	0-0 F2			0-0 FC6-5 2-3				3	0	0	0	0	0	3				
Billy Consolo, R (1,6) OBP: 0.370, SLG: 0.373			0-0 1B 2B 1B	0-0 4-3		0-0 5-3				3	1	1	0	0	0	1				
Camilo Pascual, R (1,1) OBP: 0.143, SLG: 0.154			4-0 1B 2B BB	0-0 G3			0-0 6-3			2	1	0	0	1	0	0				
Inning Stats	R: 0 E: 0 K: 2 S: 8	H: 1 LOB: 1 BB: 0 P: 8	R: 0 E: 0 K: 0 S: 3	H: 0 LOB: 0 BB: 0 P: 3	R: 4 E: 0 K: 0 S: 7	H: 4 LOB: 2 BB: 2 P: 15	R: 0 E: 0 K: 0 S: 3	H: 0 LOB: 0 BB: 0 P: 3	R: 0 E: 0 K: 1 S: 5	H: 0 LOB: 0 BB: 0 P: 5	R: 0 E: 0 K: 0 S: 4	H: 1 LOB: 1 BB: 0 P: 4	R: 0 E: 0 K: 0 S: 3	H: 0 LOB: 0 BB: 0 P: 3	R: 0 E: 0 K: 1 S: 4	H: 1 LOB: 0 BB: 1 P: 8	1B: 6 2B: 2 3B: 0 HR: 0	SF: 0 SAC: 1 DP: 1 HBP: 0	WP: 0 PB: 1 SB: 1 CS: 2	PA: 33
PITCHER John Gabler, R (1,1) ERA: 4.82	IP: 7.0 WLS: L BF: 29 H: 6 R: 4 ER: 4 SO: 3 BB: 2 IBB: 0 HBP: 0 BLK: 0 WP: 0 HR: 0 S: 33 P: 41 ERA: 5.14 WHIP: 1.143															PITCHER				
Johnny James, R (8, 1) ERA: 7.2	1.0 3 1 0 0 1 1 0 0 0 0 0 4 8 0.00 2.000																			

New York Yankees @ Washington Senators
Griffith Stadium, Washington, DC
Sat May 14 1960, 3:33 AM EDT
Att: 7,592 - Unknown

AB	28
R	4
H	7
RBI	4
BB	3
SO	4
LOB	11



Batter	1	2	3	4	5	6	7	8	9	AB	R	H	RBI	BB	SO	LOB	TOP					
Tony Kubek, L (1,6) OBP: 0.312, SLG: 0.484										5	2	1	0	0	1							
Mickey Mantle, S (1,8) OBP: 0.426, SLG: 0.479										3	3	1	0	2	1	0						
Yogi Berra, L (1,7) OBP: 0.404, SLG: 0.491										2	2	1	1	3	0	0						
Roger Maris, L (1,9) OBP: 0.438, SLG: 0.706										5	2	2	1	0	0	3						
Ken Hunt, R (9,9) OBP: 0.429, SLG: 0.412										0	0	0	0	0	0	0						
Bill Skowron, R (1,3) OBP: 0.371, SLG: 0.635										4	0	1	1	0	1	4						
Kent Hadley, L (8,3) OBP: 0.286, SLG: 0.714										1	0	0	1	0	0	1						
Elston Howard, R (1,2) OBP: 0.277, SLG: 0.520										4	1	1	4	0	0	3						
Gil McDougald, R (1,5) OBP: 0.294, SLG: 0.368										4	1	1	1	0	1	1						
Bobby Richardson, R (1,4) OBP: 0.277, SLG: 0.286										4	0	2	1	0	0	0						
Art Ditmar, R (1,1) OBP: 0.111, SLG: 0.222										4	0	0	0	0	1	4						
Inning Stats	R: 5 E: 0 K: 1 S: 8	H: 4 LOB: 1 BB: 2 P: 17	R: 1 E: 0 K: 0 S: 4	H: 1 LOB: 2 BB: 2 P: 12	R: 1 E: 0 K: 0 S: 4	H: 2 LOB: 0 BB: 0 P: 4	R: 1 E: 0 K: 0 S: 5	H: 2 LOB: 1 BB: 0 P: 5	R: 0 E: 0 K: 1 S: 5	H: 0 LOB: 0 BB: 0 P: 5	R: 1 E: 0 K: 0 S: 4	H: 1 LOB: 0 BB: 0 P: 4	R: 0 E: 0 K: 1 S: 5	H: 0 LOB: 0 BB: 0 P: 5	R: 0 E: 1 K: 0 S: 3	H: 0 LOB: 0 BB: 0 P: 3	R: 2 E: 1 K: 1 S: 7	H: 1 LOB: 1 BB: 1 P: 11	1B: 5 2B: 2 3B: 2 HR: 2	SF: 1 SAC: 0 DP: 2 HBP: 1	WP: 0 PB: 0 SB: 0 CS: 1	PA: 43
PITCHER	IP WLS BF H R ER SO BB IBB HBP BLK WP HR S P ERA WHIP	0.1 L 7 3 5 5 1 2 0 0 0 0 0 6 15 135.00 15.000	4.2 20 6 3 3 1 2 0 0 0 0 1 20 28 5.79 1.714	2.0 7 1 1 1 1 0 0 0 0 0 1 9 9 4.50 0.500	2.0 9 1 2 1 1 1 0 0 0 0 0 10 14 4.50 1.000																	
Tex Clevenger, R (1,1) ERA: 4.05																						
Don Lee, R (1,1) ERA: 7.59																						
Jack Kralick, L (6,1) ERA: 7.5																						
Bill Fischer, R (8,1) ERA: 3.77																						

Batter	1	2	3	4	5	6	7	8	9	AB	R	H	RBI	BB	SO	LOB	BOTTOM					
Billy Gardner, R (1,4) OBP: 0.343, SLG: 0.380										4	0	1	0	0	0	0						
Faye Throneberry, L (1,9) OBP: 0.407, SLG: 0.364										3	0	1	0	1	1	0						
Bob Allison, R (1,8) OBP: 0.456, SLG: 0.558										4	0	1	0	0	0	3						
Jim Lemon, R (1,7) OBP: 0.326, SLG: 0.564										4	1	2	1	0	0	2						
Julio Becquer, L (1,3) OBP: 0.286, SLG: 0.476										4	0	0	0	0	0	2						
Reno Bertoia, R (1,5) OBP: 0.302, SLG: 0.245										4	0	0	0	0	2	1						
Earl Batley, R (1,2) OBP: 0.376, SLG: 0.493										3	1	1	1	1	0	0						
Billy Consolo, R (1,6) OBP: 0.369, SLG: 0.362										2	0	0	0	1	0	1						
Tex Clevenger, R (1,1) OBP: 0.208, SLG: 0.200																						
Don Lee, R (1,1) OBP: 0.286, SLG: 0.167																						
Don Mincher (5, PH)																						
Jack Kralick, L (8,1) OBP: 0.407, SLG: 0.392																						
Dan Dobbak, L (7, PH) OBP: 0.340, SLG: 0.375																						
Bill Fischer, R (8,1)																						
Inning Stats	R: 0 E: 0 K: 0 S: 3	H: 1 LOB: 1 BB: 1 P: 7	R: 0 E: 0 K: 0 S: 3	H: 0 LOB: 1 BB: 1 P: 7	R: 0 E: 0 K: 2 S: 7	H: 0 LOB: 0 BB: 0 P: 7	R: 0 E: 0 K: 1 S: 6	H: 2 LOB: 1 BB: 0 P: 6	R: 0 E: 0 K: 0 S: 2	H: 0 LOB: 0 BB: 1 P: 6	R: 0 E: 0 K: 0 S: 4	H: 1 LOB: 1 BB: 0 P: 4	R: 1 E: 1 K: 1 S: 7	H: 1 LOB: 1 BB: 0 P: 7	R: 0 E: 0 K: 0 S: 3	H: 0 LOB: 0 BB: 0 P: 3	R: 0 E: 0 K: 0 S: 4	H: 1 LOB: 0 BB: 0 P: 4	1B: 4 2B: 0 3B: 0 HR: 2	SF: 0 SAC: 0 DP: 3 HBP: 0	WP: 0 PB: 0 SB: 0 CS: 0	PA: 34
PITCHER	IP WLS BF H R ER SO BB IBB HBP BLK WP HR S P ERA WHIP	9.0 W 34 6 2 2 4 3 0 0 0 0 2 39 51 2.00 1.000																				
Art Ditmar, R (1,1) ERA: 2.83																						

New York Yankees @ Washington Senators
Griffith Stadium, Washington, DC
Sun May 15 1960, 3:33 AM EDT
Att: 17,637 - Sunny

AB 36
R 11
H 11
RBI 11
BB 5
SO 4
LOB 17



New York Yankees @ Washington Senators
Griffith Stadium, Washington, DC
Sun May 15 1960, 3:33 AM EDT
Att: 17,637 - Sunny


AB 31
R 2
H 6
RBI 2
BB 3
SO 4
LOB 11



Batter	1	2	3	4	5	6	7	8	9	AB	R	H	RBI	BB	SO	LOB	TOP		
Tony Kubek, L (1,6) OBP: 0.337, SLG: 0.505	0-0 G4-6-3 1B			4-0 BB	0-0 6-3		0-0 1-H 2B		0-0 1-3 2-H HR 1B	4	1	3	2	1	0	2			
Mickey Mantle, S (1,8) OBP: 0.424, SLG: 0.506	0-0 F8			0-3 K		4-0 FC5-4 BB	0-0 3-1		0-0 1-H HR 1B	4	1	1	3	1	1	3			
Yogi Berra, L (1,7) OBP: 0.403, SLG: 0.464	0-0 G4-6-3 1-2			0-0 F8		4-0 FC5-4 BB		4-0 PO BB	0-0 3-H 3-1	3	0	0	0	2	0	2			
Roger Maris, L (1,9) OBP: 0.417, SLG: 0.667		0-3 K		0-0 G3		0-3 K		0-3 K		4	0	0	0	0	3	4			
Bill Skowron, R (1,3) OBP: 0.355, SLG: 0.607		0-0 F3			0-0 5-3	0-0 FC5-4 FC6-4		0-3 K		4	0	0	0	0	1	3			
Elston Howard, R (1,2) OBP: 0.287, SLG: 0.519		0-0 F9			0-0 1B 1B	0-0 FC6-4 1-2 2-3		0-0 PO	0-0 E6 1B	4	1	2	0	0	0	2			
Gil McDougald, R (1,5) OBP: 0.292, SLG: 0.363			0-0 5-3		0-0 1B 1B		0-0 F8		0-0 1-2 1B 1B	4	1	1	0	0	0	1			
Bobby Richardson, R (1,4) OBP: 0.287, SLG: 0.296		0-0 F3			0-0 1B 2-H		0-0 F6		0-0 1B HR 1B	4	1	2	1	0	0	0			
Bill Short, L (1,1) Bob Turley, R (2,1) Bobby Shantz, L (3,1) Duke Maas, R (5,1) Johnny James, R (7,1) Dick Stigman, R (9,1)		0-3 K		0-3 K		0-0 2B 1B		0-0 L9		0	0	0	0	0	0	0			
Inning Stats	R: 0 E: 0 K: 0 S: 3	H: 1 LOB: 0 BB: 0 P: 3	R: 0 E: 0 K: 1 S: 5	H: 0 LOB: 0 BB: 0 P: 5	R: 0 E: 0 K: 1 S: 5	H: 0 LOB: 0 BB: 1 P: 9	R: 1 E: 0 K: 1 S: 8	H: 3 LOB: 2 BB: 0 P: 8	R: 0 E: 0 K: 0 S: 5	H: 0 LOB: 2 BB: 1 P: 13	R: 1 E: 0 K: 0 S: 5	H: 2 LOB: 1 BB: 0 P: 5	R: 0 E: 0 K: 2 S: 6	H: 0 LOB: 0 BB: 1 P: 10	R: 4 E: 1 K: 0 S: 7	H: 4 LOB: 0 BB: 0 P: 7	1B: 8 2B: 1 3B: 0 HR: 1	SF: 0 SAC: 0 DP: 1 HBP: 0	WP: 0 PA: 40 CS: 0
PITCHER	IP WLS BF H R ER SO	IP WLS BF H R ER SO	IP WLS BF H R ER SO	IP WLS BF H R ER SO	IP WLS BF H R ER SO	IP WLS BF H R ER SO	IP WLS BF H R ER SO	IP WLS BF H R ER SO	IP WLS BF H R ER SO	IP WLS BF H R ER SO	IP WLS BF H R ER SO	IP WLS BF H R ER SO	IP WLS BF H R ER SO	IP WLS BF H R ER SO	IP WLS BF H R ER SO	IP WLS BF H R ER SO	ERA WHIP	ERA WHIP	
Gary Bell, R (1,1) ERA: 1.62	8.2 W 38 10 6 2 7	0.1 S 1 0 0 0 0																2.08 1.615	
Dick Stigman, L (9,1) ERA: 3.75																		0.00 0.000	

New York Yankees @ Cleveland Indians
Cleveland Municipal Stadium, Cleveland, OH
Tue May 17 1960, 7:05 PM EDT
Att: 14,642 - Unknown


AB	35
R	6
H	10
RBI	6
BB	4
SO	7
LOB	21



Batter	1	2	3	4	5	6	7	8	9	AB	R	H	RBI	BB	SO	LOB	BOTTOM		
Johnny Temple, R (1,4) OBP: 0.315, SLG: 0.287	0-0 SH5-3 1B	0-0 F9		0-3 K		0-0 6-3		0-0 4-3		5	1	1	0	0	1	2			
Jim Piersall, R (1,8) OBP: 0.356, SLG: 0.516	0-0 SH5-3 1-2	0-0 1-3		0-0 1-3		0-0 2-H 2B		0-3 K		4	0	1	1	0	1	1			
Harvey Kuenn, R (1,9) OBP: 0.418, SLG: 0.403	0-0 2-H 1B	0-0 1B			0-0 6-3	0-0 F7		0-0 F9		5	1	2	2	0	0	1			
Tito Francona, L (1,7) OBP: 0.400, SLG: 0.392	4-0 1B BB	4-0 1B BB			0-0 2B 1B		0-0 1B 1B			2	1	2	0	2	0	0			
Vic Power, R (1,3) OBP: 0.364, SLG: 0.455	0-0 1-H 2-H 1B	0-0 F8			0-0 F5		0-0 F2			4	1	1	1	0	0	4			
Woodie Held, R (1,6) OBP: 0.384, SLG: 0.557	0-0 2-H 1B		0-0 L5		4-0 2B BB		0-3 K			3	0	1	1	1	1	1			
Russ Nixon, L (1,2) OBP: 0.343, SLG: 0.377	0-0 1-3		0-0 3-1		0-0 1-H 2-H 2B		0-0 1-3 1B			4	0	2	1	0	0	1			
Bubba Phillips, R (1,5) OBP: 0.260, SLG: 0.318		0-0 E 1B 1B		0-0 F4		0-0 6-3		0-0 IBB		3	1	1	0	1	0	0			
Gary Bell, R (1,1) OBP: 0.240, SLG: 0.136		0-0 1-3 1B 1B		0-3 K		1-0 6-3 2B HBP		0-3 K		3	2	1	1	0	2	3			
Dick Stigman, R (9,1) OBP: 0.333, SLG: 0.200										0	0	0	0	0	0	0			
Inning Stats	R: 3 E: 0 K: 0 S: 6	H: 4 LOB: 1 BB: 1 P: 10	R: 2 E: 1 K: 0 S: 6	H: 3 LOB: 2 BB: 1 P: 10	R: 0 E: 0 K: 2 S: 7	H: 0 LOB: 0 BB: 0 P: 7	R: 1 E: 0 K: 0 S: 4	H: 2 LOB: 2 BB: 1 P: 8	R: 1 E: 0 K: 0 S: 4	H: 1 LOB: 1 BB: 0 P: 5	R: 0 E: 0 K: 2 S: 9	H: 2 LOB: 3 BB: 1 P: 13	R: 0 E: 0 K: 1 S: 5	H: 0 LOB: 0 BB: 0 P: 5	R: 0 E: 0 K: 0 S: 7	H: 0 LOB: 0 BB: 0 P: 7	1B: 10 2B: 2 3B: 0 HR: 0	SF: 0 SAC: 1 DP: 0 HBP: 1	WP: 0 PA: 39 CS: 0
PITCHER	IP WLS BF H R ER SO	IP WLS BF H R ER SO	IP WLS BF H R ER SO	IP WLS BF H R ER SO	IP WLS BF H R ER SO	IP WLS BF H R ER SO	IP WLS BF H R ER SO	IP WLS BF H R ER SO	IP WLS BF H R ER SO	IP WLS BF H R ER SO	IP WLS BF H R ER SO	IP WLS BF H R ER SO	IP WLS BF H R ER SO	IP WLS BF H R ER SO	IP WLS BF H R ER SO	IP WLS BF H R ER SO	ERA WHIP	ERA WHIP	
Bill Short, L (1,1) ERA: 3.72	1.0 L 9 6 5 0 0																	45.00 7.000	
Bob Turley, R (2,1) ERA: 2.61	1.0 5 1 0 0 0 0																	0.00 2.000	
Bobby Shantz, L (3,1) ERA: 7.94	2.0 6 0 0 0 2 0																	0.00 0.000	
Duke Maas, R (5,1) ERA: 8.31	2.0 10 3 2 2 0 1																	9.00 2.000	
Johnny James, R (7,1) ERA: 5.14	2.0 9 2 0 0 3 0																	0.00 1.000	

New York Yankees @ Cleveland Indians
Cleveland Municipal Stadium, Cleveland, OH
Tue May 17 1960, 7:05 PM EDT
Att: 14,642 - Unknown

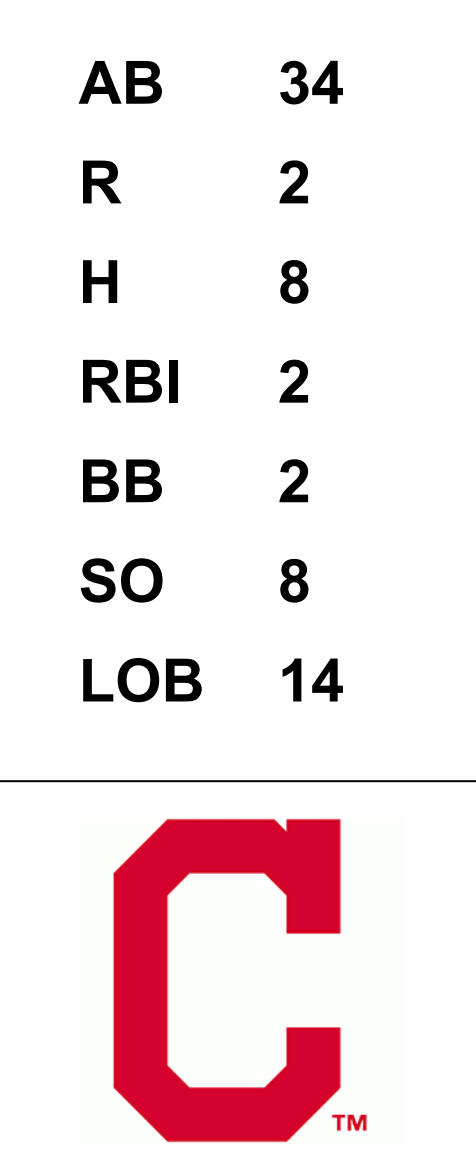
AB	33
R	7
H	12
RBI	7
BB	4
SO	5
LOB	13



Batter	1	2	3	4	5	6	7	8	9	AB	R	H	RBI	BB	SO	LOB	TOP								
Tony Kubek, L (1,6) OBP: 0.333, SLG: 0.495	B1		3-1					F4		4	0	1	0	0	0	0	New York Yankees @ Cleveland Indians Cleveland Municipal Stadium, Cleveland, OH Wed May 18 1960, 7:05 PM EDT Att: 15,585 - Unknown - 60 F								
Mickey Mantle, S (1,8) OBP: 0.437, SLG: 0.500	K		G3 E BB					1B SF9 BB		1	1	0	0	3	1	0									
Bill Skowron, R (1,3) OBP: 0.351, SLG: 0.591	F7		E6					SF9 1B		4	0	1	0	0	0	3									
Roger Maris, L (1,9) OBP: 0.398, SLG: 0.640		F2	G3					SF9		3	0	0	1	0	1	2									
Yogi Berra, L (1,7) OBP: 0.394, SLG: 0.441 Ken Hunt, R (9,7) OBP: 0.429, SLG: 0.412		1B HR BB	1-3					4-3		3	1	0	0	1	0	3									
Elston Howard, R (1,2) OBP: 0.286, SLG: 0.506		1B HR						5-3		0	0	0	0	0	0	0									
Gil McDougald, R (1,5) OBP: 0.290, SLG: 0.393		1B HR						F4		4	1	1	0	0	1	0									
Bobby Richardson, R (1,4) OBP: 0.286, SLG: 0.294		G3						F8		4	1	1	3	0	1	0									
Ralph Terry, R (1,1)	K							1B		4	0	1	0	0	0	0									
	K							5-3		4	0	0	0	0	3	1									
Inning Stats	R: 0 E: 0 K: 1 S: 5	H: 0 LOB: 0 BB: 0 P: 5	R: 3 E: 0 K: 1 S: 7	H: 2 LOB: 0 BB: 1 P: 11	R: 0 E: 1 K: 0 S: 4	H: 0 LOB: 2 BB: 1 P: 8	R: 0 E: 0 K: 2 S: 7	H: 0 LOB: 0 BB: 0 P: 7	R: 0 E: 0 K: 1 S: 5	H: 1 LOB: 1 BB: 1 P: 9	R: 0 E: 0 K: 1 S: 5	H: 0 LOB: 0 BB: 0 P: 5	R: 0 E: 0 K: 1 S: 5	H: 0 LOB: 0 BB: 0 P: 5	R: 1 E: 0 K: 0 S: 4	H: 1 LOB: 1 BB: 1 P: 8	R: 0 E: 0 K: 0 S: 4	H: 1 LOB: 1 BB: 0 P: 4	1B: 4 2B: 0 3B: 0 HR: 1	SF: 1 SAC: 0 DP: 1 HBP: 0	WP: 0 PB: 0 SB: 0 CS: 0	PA: 36			
PITCHER	IP	WLS	BF	H	R	ER	SO	BB	IBB	HBP	BLK	WP	HR	S	P	ERA	WHIP								
Wynn Hawkins, R (1,1) ERA: 4.12	5.0	L	21	3	3	3	5	3	0	0	0	0	1	28	40	5.40	1.200								
Johnny Klippstein, R (6,1) ERA: 0.68	2.0		6	0	0	0	2	0	0	0	0	0	0	10	10	0.00	0.000								
Jim Perry, R (8,1) ERA: 4.14	2.0		9	2	1	1	0	1	0	0	0	0	0	8	12	4.50	1.500								


Batter	1	2	3	4	5	6	7	8	9	AB	R	H	RBI	BB	SO	LOB	BOTTOM								
Johnny Temple, R (1,4) OBP: 0.313, SLG: 0.286	6-3	6-3						F7		4	0	1	0	0	0	0	New York Yankees @ Cleveland Indians Cleveland Municipal Stadium, Cleveland, OH Wed May 18 1960, 7:05 PM EDT Att: 15,585 - Unknown - 60 F								
Jim Piersall, R (1,8) OBP: 0.352, SLG: 0.500	1B 2B 1B		F8					K		4	1	1	0	0	1	1									
Harvey Kuenn, R (1,9) OBP: 0.421, SLG: 0.407	2B FC3-2 1B		F9					1B		4	0	2	0	0	0	0									
Tito Francona, L (1,7) OBP: 0.404, SLG: 0.446	FC3-2 2B		4-3					K		4	1	2	2	0	1	1									
Vic Power, R (1,3) OBP: 0.369, SLG: 0.452	FC3-2 IBB							HR		3	0	1	0	1	0	0									
Russ Nixon, L (1,2) OBP: 0.324, SLG: 0.354	FC3-2 FC6-4							F9		4	0	0	0	0	1	4									
Woodie Held, R (1,6) OBP: 0.359, SLG: 0.543	FC6-4							K		4	0	1	0	0	2	4									
Bubba Phillips, R (1,5) OBP: 0.253, SLG: 0.309								F7		2	0	0	0	0	1	0									
Bob Hale, L (7, PH) OBP: 0.385, SLG: 0.273								F9		1	0	0	0	0	0	1									
Jim Perry, S (8,1) OBP: 0.300, SLG: 0.300								K		0	0	0	0	0	0	0									
John Romano, R (9, PH) OBP: 0.361, SLG: 0.367								WP		0	0	0	0	1	0	0									
Carroll Hardy, R (9, PR) OBP: 0.182, SLG: 0.100								BB		0	0	0	0	0	0	0									
Wynn Hawkins, R (1,1) OBP: 0.077, SLG: 0.077								WP		1	0	0	0	0	1	0									
Walt Bond, L (5, PH) OBP: 0.300, SLG: 0.383								BB		1	0	0	0	0	1	0									
Johnny Klippstein, R (6,1)								F8		0	0	0	0	0	0	0									
John Powers, L (7, PH) OBP: 0.250, SLG: 0.280								1-2 2-3		2	0	0	0	0	0	3									
Inning Stats	R: 1 E: 0 K: 0 S: 6	H: 3 LOB: 3 BB: 1 P: 10	R: 0 E: 0 K: 2 S: 7	H: 0 LOB: 0 BB: 0 P: 7	R: 0 E: 0 K: 0 S: 3	H: 0 LOB: 0 BB: 0 P: 3	R: 0 E: 0 K: 1 S: 5	H: 0 LOB: 0 BB: 0 P: 5	R: 0 E: 0 K: 1 S: 6	H: 1 LOB: 1 BB: 0 P: 6	R: 1 E: 0 K: 0 S: 4	H: 1 LOB: 0 BB: 0 P: 4	R: 0 E: 0 K: 0 S: 3	H: 1 LOB: 0 BB: 0 P: 3	R: 0 E: 0 K: 2 S: 8	H: 1 LOB: 3 BB: 0 P: 8	R: 0 E: 0 K: 2 S: 8	H: 1 LOB: 3 BB: 1 P: 12	1B: 6 2B: 1 3B: 0 HR: 1	SF: 0 SAC: 0 DP: 1 HBP: 0	WP: 1 PB: 0 SB: 0 CS: 0	PA: 36			
PITCHER	IP	WLS	BF	H	R	ER	SO	BB	IBB	HBP	BLK	WP	HR	S	P	ERA	WHIP								
Ralph Terry, R (1,1) ERA: 1.78	9.0	W	36	8	2	2	8	1	1	0	0	1	1	50	58	2.00	1.000								

AB 31
R 4
H 5
RBI 4
BB 4
SO 7
LOB 9



Batter	1	2	3	4	5	6	7	8	9	AB	R	H	RBI	BB	SO	LOB	TOP					
Tony Kubek, L (1, 6) OBP: 0.327, SLG: 0.481	L9		F3				F7		F7	5	0	1	0	0	0	4	New York Yankees @ Chicago White Sox Comiskey Park, Chicago, IL Fri May 20 1960, 8:05 PM EDT Att: 40,970 - Unknown					
Mickey Mantle, S (1, 8) OBP: 0.435, SLG: 0.524	G3		F8		3-1		BB		HR	4	1	1	2	1	0	2						
Bob Cerv, R (1, 7) OBP: 0.351, SLG: 0.530					4-3		K			5	0	3	1	0	1	1						
Yogi Berra, L (1, 2) OBP: 0.394, SLG: 0.429	F7		F4							4	0	1	0	1	0	3						
Bill Skowron, R (1, 3) OBP: 0.343, SLG: 0.567					4-3		F6		K	4	0	0	0	1	1	3						
Roger Maris, L (1, 9) OBP: 0.380, SLG: 0.608					K		1-3			4	0	0	0	0	2	2						
Gil McDougald, R (1, 5) OBP: 0.299, SLG: 0.398					K					4	0	2	0	0	2	2						
Bobby Richardson, R (1, 4) OBP: 0.287, SLG: 0.295							L7			3	0	1	0	0	0	1						
Hector Lopez, R (9, PH) OBP: 0.270, SLG: 0.273									3-1	1	0	0	0	0	0	0						
Whitely Ford, L (1, 1) OBP: 0.333, SLG: 0.143										0	1	0	0	2	0	0						
Kent Haderly, L (7, PH) OBP: 0.227, SLG: 0.556										1	0	0	0	0	1	0						
Ryne Duren, K (7, 1)										0	0	0	0	0	0	0						
Johnny James, L (8, 1)										0	0	0	0	0	0	0						
Elston Howard, R (9, PH) OBP: 0.229, SLG: 0.512										1	0	1	0	0	0	0						
Clete Boyer, R (9, PH) OBP: 0.296, SLG: 0.333										0	1	0	0	0	0	0						
Inning Stats	R: 0 E: 0 K: 0 S: 4	H: 1 LOB: 1 BB: 0 P: 4	R: 0 E: 0 K: 2 S: 6	H: 0 LOB: 1 BB: 1 P: 10	R: 1 E: 0 K: 0 S: 5	H: 2 LOB: 2 BB: 1 P: 9	R: 0 E: 0 K: 1 S: 7	H: 2 LOB: 3 BB: 1 P: 11	R: 0 E: 0 K: 0 S: 3	H: 0 LOB: 0 BB: 0 P: 3	R: 0 E: 0 K: 0 S: 4	H: 1 LOB: 1 BB: 0 P: 4	R: 0 E: 0 K: 2 S: 7	H: 0 LOB: 1 BB: 1 P: 11	R: 0 E: 0 K: 1 S: 5	H: 0 LOB: 1 BB: 1 P: 9	R: 2 E: 0 K: 1 S: 9	H: 4 LOB: 2 BB: 0 P: 9	1B: 9 2B: 1 3B: 0 HR: 1	SF: 0 SAC: 0 DP: 1 HBP: 0	WP: 0 PB: 0 CS: 1	PA: 41
PITCHER	IP WLS BF H R ER SO BB IBB HBP BLK WP HR S P ERA WHIP																					
Early Wynn, R (1, 1) ERA: 4.5	8.2 W 39 9 3 3 6 5 0 0 0 0 1 46 66 3.12 1.615																					
Gerry Staley, R (9, 1) ERA: 0.73	0.0 1 1 0 0 0 0 0 0 0 0 0 0 1 1 ∞ ∞																					
Turk Lown, R (9, 1) ERA: 1.69	0.1 S 1 0 0 0 1 0 0 0 0 0 0 0 3 3 0.00 0.000																					

AB	36
R	3
H	10
RBI	3
BB	5
SO	7
LOB	18



Batter	1	2	3	4	5	6	7	8	9	AB	R	H	RBI	BB	SO	LOB	BOTTOM	
Luis Aparicio, R (1, 6) OBP: 0.269, SLG: 0.255	F4		E6				F7			4	2	1	0	0	0	0	New York Yankees @ Chicago White Sox Comiskey Park, Chicago, IL Fri May 20 1960, 8:05 PM EDT Att: 40,970 - Unknown	
Nellie Fox, L (1, 4) OBP: 0.344, SLG: 0.370	6-3		L6				G3			3	1	0	0	1	0	1		
Minnie Minoso, R (1, 7) OBP: 0.370, SLG: 0.514	E2		1-3							2	0	1	0	1	0	1		
Ted Kluszewski, L (1, 3) OBP: 0.397, SLG: 0.442	F7									4	2	2	4	0	1	2		
Sherm Lollar, R (1, 2) OBP: 0.398, SLG: 0.468										3	0	0	0	0	1	1		
Al Smith, R (1, 9) OBP: 0.348, SLG: 0.462										4	0	2	0	0	1	3		
Jim Landis, R (1, 8) OBP: 0.416, SLG: 0.316										1	0	0	0	3	0	1		
Sammy Esposito, R (1, 5) OBP: 0.306, SLG: 0.241										3	0	0	1	1	0	4		
Early Wynn, S (1, 1) OBP: 0.200, SLG: 0.154										4	0	0	0	0	1	5		
Gerry Staley, R (9, 1) ERA: 4.97										0	0	0	0	0	0	0		
Turk Lown, R (9, 1) ERA: 4.91										0	0	0	0	0	0	0		
Inning Stats	R: 0 E: 1 K: 0 S: 4	H: 1 LOB: 1 BB: 0 P: 4	R: 0 E: 0 K: 0 S: 4	H: 1 LOB: 2 BB: 1 P: 8	R: 2 E: 1 K: 1 S: 7	H: 1 LOB: 0 BB: 0 P: 7	R: 0 E: 0 K: 0 S: 3	H: 1 LOB: 0 BB: 0 P: 3	R: 0 E: 0 K: 1 S: 5	H: 0 LOB: 1 BB: 1 P: 9	R: 0 E: 0 K: 0 S: 2	H: 0 LOB: 0 BB: 1 P: 6	R: 3 E: 0 K: 2 S: 8	H: 2 LOB: 3 BB: 3 P: 22	1B: 5 2B: 0 3B: 0 HR: 1	SF: 0 SAC: 0 DP: 2 HBP: 2	WP: 0 PB: 0 CS: 0	PA: 36
PITCHER	IP WLS BF H R ER SO BB IBB HBP BLK WP HR S P ERA WHIP																	
Whitely Ford, L (1, 1) ERA: 3.29	6.0 L 24 4 2 0 2 2 0 0 0 0 1 26 34 0.00 1.000																	
Ryne Duren, R (7, 1) ERA: 4.97	1.2 10 2 3 3 1 3 0 2 0 0 0 7 21 16.20 3.000																	
Johnny James, R (8, 1) ERA: 4.91	0.1 2 0 0 0 1 1 0 0 0 0 0 0 3 7 0.00 3.000																	

AB	28
R	5
H	6
RBI	5
BB	6
SO	4
LOB	18



Batter	1	2	3	4	5	6	7	8	9	AB	R	H	RBI	BB	SO	LOB	TOP										
Tony Kubek, L (1,6) OBP: 0.339, SLG: 0.491	4-0 G4-6-3 1B BB	0-0 3-1				0-0 G4-6-3 1B	0-0 2H 2B	0-0 3-1		4	1	2	2	1	0	0											
Mickey Mantle, S (1,8) OBP: 0.442, SLG: 0.535	0-0 G4-6-3 1B		0-0 4-3			0-0 G4-6-3 1B	0-0 1-2 IBB	0-0 2B		4	0	2	0	1	0	1											
Bob Cerv, R (1,7) OBP: 0.354, SLG: 0.557	0-0 G4-6-3 1-2 2-3		0-0 HR			0-0 2B 1B	0-3 K	0-0 4-3		5	1	2	1	0	1	5											
Bill Skowron, R (1,3) Clete Boyer, R (9, PR) OBP: 0.346, SLG: 0.569 OBP: 0.296, SLG: 0.333	0-0 FC6-4 1B		0-0 4-3			0-0 1-3 2B	0-0 F3	0-0 E1 4-3 SH1-3		5	0	2	1	0	0	0											
Elston Howard, R (1,2) OBP: 0.302, SLG: 0.517	0-0 FC6-4 1-2		4-0 BB			0-3 K	0-0 HR 2B	0-0 SH1-3		3	1	1	0	1	1	3											
Roger Maris, L (1,9) OBP: 0.392, SLG: 0.675		0-0 HR	0-0 4-1			4-0 G3 2B BB	0-0 HR	0-0 4-3		4	3	2	3	1	0	3											
Gil McDougald, R (1,5) Yogi Berra, L (9, PH) OBP: 0.397, SLG: 0.435 OBP: 0.389, SLG: 0.422		0-0 HR		0-0 1-3		0-0 1-2 G3 2B 1B	0-0 4-3	0-3 K		4	2	2	1	0	0	0											
Bobby Richardson, R (1,4) OBP: 0.276, SLG: 0.283		0-0 F8		0-0 1-3		0-3 K	0-0 4-3			4	0	0	0	0	1	2											
Art Ditmar, R (1,1) John Gabriel, S (3,1) Johnny James, L (3,1) Bobby Shantz, R (5,1) Hector Lopez, R (8, PH) Duke Maas, R (8,1) OBP: 0.140, SLG: 0.200 OBP: 0.333, SLG: 0.200 OBP: 0.302, SLG: 0.265		0-0 F8		0-3 K		0-0 G3		0-0 F8		1	0	0	0	0	0	0											
Inning Stats	R: 1 E: 0 K: 0 S: 4	H: 2 LOB: 1 BB: 1 P: 8	R: 2 E: 0 K: 0 S: 5	H: 2 LOB: 0 BB: 0 P: 5	R: 1 E: 0 K: 0 S: 4	H: 1 LOB: 1 BB: 1 P: 8	R: 0 E: 0 K: 1 S: 5	H: 0 LOB: 0 BB: 0 P: 5	R: 0 E: 0 K: 1 S: 7	H: 3 LOB: 2 BB: 0 P: 7	R: 2 E: 0 K: 2 S: 9	H: 2 LOB: 0 BB: 2 P: 17	R: 2 E: 0 K: 0 S: 5	H: 2 LOB: 0 BB: 0 P: 5	R: 0 E: 0 K: 0 S: 4	H: 1 LOB: 1 BB: 0 P: 4	R: 0 E: 1 K: 1 S: 6	H: 0 LOB: 2 BB: 0 P: 6	1B: 5 2B: 4 3B: 0 HR: 4	SF: 0 SAC: 1 DP: 2 HBP: 0	WP: 0 PB: 0 CS: 0	PA: 43					
PITCHER	IP	WLS	BF	H	R	ER	SO	BB	IBB	HBP	BLK	WP	HR	S	P	ERA	WHIP	PITCHER									
Dick Donovan, R (1,1) ERA: 6.95	2.0		10	4	3	3	0	1	0	0	0	0	2	9	13	13.50	2.500										
Ray Moore, R (3,1) ERA: 4.53	1.0		5	1	1	1	0	1	0	0	0	0	1	4	8	9.00	2.000										
Russ Kemmerer, R (4,1) ERA: 7.36	2.2		13	5	2	2	3	1	0	0	0	0	0	18	22	6.75	2.250										
Turk Lown, R (6,1) ERA: 2.38	1.1		7	2	2	2	1	0	1	0	0	0	1	8	12	13.50	1.500										
Gerry Staley, R (8,1) ERA: 6.69	2.0	W	8	1	0	0	1	0	0	0	0	0	0	10	10	0.00	0.500										
Batter	1	2	3	4	5	6	7	8	9	AB	R	H	RBI	BB	SO	LOB	BOTTOM										
Luis Aparicio, R (1,6) OBP: 0.282, SLG: 0.272	0-0 FC6-4 1B	0-0 S 1B	0-0 FC5 2-3		0-0 SF8 2-3 3H		0-0 5-3 1B			4	1	3	2	0	0	3											
Nellie Fox, L (1,4) OBP: 0.338, SLG: 0.363	0-0 FC6-4 1-2	0-0 L9		0-0 F9		0-0 1B	0-0 5-3			5	0	1	1	0	0	3											
Minnie Minoso, R (1,7) OBP: 0.379, SLG: 0.518	0-3 K		0-0 S 2B 1B	0-0 1B SF9 1B	0-0 5-3		0-0 1B			5	2	3	1	0	1	2											
Ted Kluszewski, L (1,3) OBP: 0.413, SLG: 0.474	0-0 6-3		0-0 1B 2B	0-0 1B 1B		0-0 BB 1B	0-3 K			5	1	3	1	0	1	2											
Sherm Lollar, R (1,2) OBP: 0.388, SLG: 0.450		4-0 2B 6-3 BB	0-0 F7	0-0 SF9		0-0 F7	0-0 K			3	1	0	1	1	1	2											
Al Smith, R (1,9) OBP: 0.359, SLG: 0.472		0-0 E 4-3 2B	0-0 BB 1B	0-3 K		4-0 1-2 BB	0-0 F6			4	1	2	0	1	1	1											
Billy Goodman, L (1,5) Sammy Esposito, R (6, PH) OBP: 0.378, SLG: 0.385 OBP: 0.308, SLG: 0.250		0-0 6-3	0-0 FC5 BB 1B		0-0 SH1-4 SF8 1B	0-3 K	0-3 K			2	0	1	2	0	0	1											
Jim Landis, R (1,8) OBP: 0.429, SLG: 0.329	0-0 E5 4-3 1B	0-0 2-3 1B	0-0 1-2 2-3 BB	0-0 SF8 SH1-4 1B	0-0 K	0-3 K				3	2	2	0	1	1	2											
Dick Donovan, L (1,1) Earl Torreano, L (2, PH) Ray Moore, R (3,1) Joe Hicks, L (3, PH) Russ Kemmerer, R (4,1) Turk Lown, R (6,1) Gene Freese, R (7, PH) Gerry Staley, R (8,1) OBP: 0.125, SLG: 0.125 OBP: 0.307, SLG: 0.500		0-0 4-3	0-0 F6		0-0 SH1-4		0-0 K			0	0	0	0	0	0	0											
Inning Stats	R: 0 E: 0 K: 1 S: 6	H: 1 LOB: 1 BB: 0 P: 6	R: 3 E: 1 K: 0 S: 6	H: 3 LOB: 1 BB: 1 P: 10	R: 2 E: 0 K: 0 S: 7	H: 4 LOB: 3 BB: 1 P: 11	R: 1 E: 0 K: 1 S: 7	H: 2 LOB: 1 BB: 0 P: 7	R: 2 E: 0 K: 0 S: 6	H: 3 LOB: 1 BB: 0 P: 6	R: 0 E: 0 K: 2 S: 8	H: 1 LOB: 2 BB: 1 P: 12	R: 1 E: 0 K: 2 S: 9	H: 2 LOB: 1 BB: 0 P: 9	R: 0 E: 0 K: 2 S: 7	H: 0 LOB: 0 BB: 0 P: 7	1B: 14 2B: 2 3B: 0 HR: 0	SF: 2 SAC: 1 DP: 0 HBP: 0	WP: 0 PB: 0 CS: 0	PA: 43							
PITCHER	IP	WLS	BF	H	R	ER	SO	BB	IBB	HBP	BLK	WP	HR	S	P	ERA	WHIP	PITCHER									
Art Ditmar, R (1,1) ERA: 3.52	2.0		11	4	3	3	1	1	0	0	0	0	0	5	9	54.00	15.000										
John Gabriel, R (3,1) ERA: 5.69	0.1		6	4	2	2	0	1	0	0	0	0	0	9	9	5.40	1.200										
Johnny James, R (3,1) ERA: 5.0	1.2		7	2	1	1	1	0	0	0	0	0	0	9	9	5.40	1.200										
Bobby Shantz, L (5,1) ERA: 8.31	3.0	L	16	6	3	3	4	1	0	0	0	0	0	23	27	9.00	2.333										
Duke Maas, R (8,1) ERA: 6.75	1.0		3	0	0	0	2	0	0	0	0	0	0	7	7	0.00	0.000										

New York Yankees @ Chicago White Sox
Comiskey Park, Chicago, IL
Sat May 21 1960, 4:33 AM EDT
Att: 14,385 - Unknown

AB 38
R 8
H 13
RBI 8
BB 4
SO 5
LOB 18



WP: 0 PA: 43
PB: 0
CS: 0

New York Yankees @ Chicago White Sox
Comiskey Park, Chicago, IL
Sat May 21 1960, 4:33 AM EDT
Att: 14,385 - Unknown

AB 37
R 9
H 16
RBI 9
BB 3
SO 8
LOB 22



WP: 0 PA: 43
PB: 0
CS: 0

Batter	1	2	3	4	5	6	7	8	9	AB	R	H	RBI	BB	SO	LOB	TOP					
Tony Kubek, L (1, 6) OBP: 0.342, SLG: 0.482	L9	G4-6-3		HR		L4-3		F7		4	1	1	0	1	0	2	New York Yankees @ Kansas City Athletics Municipal Stadium, Kansas City, MO Sun May 22 1960, 4:33 AM EDT Att: 21,155 - Unknown - 78 F livebaseballscorecards.com					
Mickey Mantle, S (1, 8) OBP: 0.441, SLG: 0.517	2-3		BB	HR		L4-3		F4		3	1	0	0	2	0	1						
Bob Cerv, R (1, 7) OBP: 0.365, SLG: 0.582	HR		F8	HR		G6-4-3		K		3	3	1	3	2	1	1						
Yogi Berra, L (1, 2) OBP: 0.421, SLG: 0.537			FC5	HR		G6-4-3		F5		3	2	3	3	1	0	0						
Elston Howard, R (7, 2) OBP: 0.299, SLG: 0.511	HR		BB	HR		G6-4-3		F5		1	0	0	0	0	0	0						
Bill Skowron, R (1, 3) OBP: 0.333, SLG: 0.547	F2		F7	F2		G6-4-3				4	0	0	0	0	0	3						
Kent Hadley, L (7, 3) OBP: 0.222, SLG: 0.556	F2		F7	F2		G6-4-3				0	0	0	0	0	0	0						
Roger Maris, L (1, 9) OBP: 0.396, SLG: 0.698		HR	BB			F4		4-3		3	1	1	1	1	0	0						
Gil McDougald, R (1, 5) OBP: 0.305, SLG: 0.427		WP	FC5			F5		5-3		4	1	1	0	0	0	3						
Bobby Richardson, R (1, 4) OBP: 0.284, SLG: 0.292		1B	FC1-6			F8		SH3-4		4	0	2	1	0	0	0						
Jim Coates, R (1, 1) OBP: 0.214, SLG: 0.231	FC1-6		FC1-6			F8		SH3-4		3	0	0	0	0	2	1						
Ralph Terry, R (8, 1) OBP: 0.214, SLG: 0.231	FC1-6		FC1-6			K		SH3-4		0	0	0	0	0	0	0						
Inning Stats	R: 2 E: 0 K: 0 S: 4	H: 1 LOB: 0 BB: 1 P: 8	R: 2 E: 0 K: 0 S: 5	H: 3 LOB: 0 BB: 0 P: 5	R: 0 E: 0 K: 0 S: 3	H: 0 LOB: 3 BB: 3 P: 15	R: 4 E: 0 K: 1 S: 7	H: 2 LOB: 0 BB: 2 P: 15	R: 0 E: 0 K: 0 S: 3	H: 0 LOB: 0 BB: 0 P: 3	R: 0 E: 0 K: 1 S: 5	H: 1 LOB: 0 BB: 0 P: 5	R: 1 E: 0 K: 0 S: 3	H: 1 LOB: 0 BB: 1 P: 7	R: 0 E: 0 K: 0 S: 4	H: 1 LOB: 1 BB: 0 P: 4	R: 0 E: 0 K: 1 S: 5	H: 0 LOB: 0 BB: 0 P: 5	1B: 5 2B: 1 3B: 0 HR: 4	SF: 0 SAC: 1 DP: 3 HBP: 0	WP: 1 PB: 0 CS: 1	PA: 40
PITCHER	IP WLS BF H R ER SO BB IBB HBP BLK WP HR S P ERA WHIP																					
Ned Garver, R (1, 1) ERA: 8.2	1.0 L 7 3 4 4 0 1 0 0 0 0 0 2 6 10 36.00 4.000																					
Johnny Kucks, R (2, 1) ERA: 5.75	3.0 16 3 4 4 1 5 0 0 0 0 1 2 13 33 12.00 2.667																					
Bob Giggie, R (5, 1) ERA: 3.24	4.0 14 3 1 1 1 1 0 0 0 0 0 0 15 19 2.25 1.000																					
Marty Kutyna, R (9, 1) ERA: 3.27	1.0 3 0 0 0 0 1 0 0 0 0 0 0 5 5 0.00 0.000																					

Batter	1	2	3	4	5	6	7	8	9	AB	R	H	RBI	BB	SO	LOB	BOTTOM					
Ken Hamlin, R (1, 6) OBP: 0.286, SLG: 0.238	F9			FC6-4		2B		HR	F7	5	2	3	0	0	0	0	New York Yankees @ Kansas City Athletics Municipal Stadium, Kansas City, MO Sun May 22 1960, 4:33 AM EDT Att: 21,155 - Unknown - 78 F livebaseballscorecards.com					
Jerry Lumpe, L (1, 4) OBP: 0.383, SLG: 0.384	1-3			FC6-4		F7		HR		5	3	2	4	0	0	2						
Russ Snyder, L (1, 9) OBP: 0.311, SLG: 0.463	F8			F7		F6		L8	6-3	5	0	0	0	0	0	2						
Norm Siebern, L (1, 3) OBP: 0.407, SLG: 0.535		3-1		HR		2B		P6		4	0	2	2	0	0	0						
Whitey Herzog, L (1, 7) OBP: 0.452, SLG: 0.608		6-3		L7		F7		1B		4	1	1	0	0	0	2						
Harry Chiti, R (1, 2) OBP: 0.340, SLG: 0.379	F4					5-3		F8		4	0	1	0	0	0	0						
Andy Carey, R (1, 5) OBP: 0.306, SLG: 0.333				K		6-3		1B		4	0	1	1	0	1	0						
Bill Tuttle, R (1, 8) OBP: 0.296, SLG: 0.267				F9		BB		F8		3	0	0	0	1	0	2						
Ned Garver, R (1, 1) OBP: 0.228, SLG: 0.400				4-3		K		1B		0	0	0	0	0	0	0						
Johnny Kucks, R (2, 1) ERA: 5.75								HR		1	0	0	0	0	0	0						
Bob Giggie, R (5, 1) ERA: 3.24								1B		1	0	0	0	0	0	0						
Marty Kutyna, R (9, 1) ERA: 3.27								K		1	1	1	0	0	0	0						
Dick Williams, R (9, 1) OBP: 0.347, SLG: 0.394								HR		1	0	0	0	0	1	0						
Inning Stats	R: 0 E: 0 K: 0 S: 3	H: 0 LOB: 0 BB: 0 P: 3	R: 0 E: 0 K: 0 S: 3	H: 0 LOB: 0 BB: 0 P: 3	R: 0 E: 0 K: 1 S: 5	H: 0 LOB: 0 BB: 0 P: 5	R: 1 E: 0 K: 0 S: 5	H: 2 LOB: 1 BB: 0 P: 5	R: 0 E: 0 K: 0 S: 3	H: 0 LOB: 0 BB: 0 P: 3	R: 1 E: 0 K: 0 S: 6	H: 1 LOB: 0 BB: 0 P: 6	R: 0 E: 0 K: 1 S: 3	H: 0 LOB: 0 BB: 0 P: 3	R: 4 E: 0 K: 0 S: 9	H: 6 LOB: 2 BB: 0 P: 9	R: 1 E: 0 K: 1 S: 6	H: 1 LOB: 0 BB: 0 P: 6	1B: 7 2B: 2 3B: 0 HR: 2	SF: 0 SAC: 0 DP: 0 HBP: 0	WP: 0 PB: 0 CS: 0	PA: 39
PITCHER	IP WLS BF H R ER SO BB IBB HBP BLK WP HR S P ERA WHIP																					
Jim Coates, R (1, 1) ERA: 4.82	7.0 W 29 7 5 5 2 1 0 0 0 0 0 1 12 36 6.43 1.143																					
Ralph Terry, R (8, 1) ERA: 2.17	2.0 S 10 4 2 2 1 0 0 0 0 0 0 1 12 12 9.00 2.000																					

Batter	1	2	3	4	5	6	7	8	9	AB	R	H	RBI	BB	SO	LOB	TOP
Tony Kubek, L (1, 6) OBP: 0.344, SLG: 0.496	0-0 1-3	0-0 2B			0-0 L3			0-0 2B	0-0 4-3	5	0	2	2	0	0	1	
Mickey Mantle, S (1, 8) OBP: 0.434, SLG: 0.500	4-0 1-3 1B BB	0-0 4-3			0-0 F8			0-3 K		3	0	0	0	1	1	2	
Bob Cerv, R (1, 7) OBP: 0.361, SLG: 0.568	0-0 1-2 1B		0-0 4-3		0-0 6-3			0-0 1-3		4	0	1	0	0	0	1	
Yogi Berra, L (1, 2) OBP: 0.413, SLG: 0.514	0-0 1-3 2-3		0-0 F8		0-0 F7			4-0 IBB		3	0	0	0	1	0	2	
Bill Skowron, R (1, 3) OBP: 0.322, SLG: 0.527		0-0 F9	0-0 F9		0-3 K			0-0 4-3		4	0	0	0	0	1	2	
Roger Maris, L (1, 9) OBP: 0.390, SLG: 0.678		0-0 FC5-4 1B		0-0 F4			0-0 F3		0-0 F9	4	0	1	0	0	0	0	
Gil McDougald, R (1, 5) OBP: 0.312, SLG: 0.424		0-0 FC5-4 1B 1-2 1B		0-0 F4			0-0 4-3 1B		4-0 WP BB SF9 BB	3	2	1	0	1	0	1	
Bobby Richardson, R (1, 4) OBP: 0.292, SLG: 0.293		0-0 1B 2B 1B		0-0 F4			0-0 4-3		4-0 SF9 WP BB	3	1	1	0	1	0	1	
Bob Turley, R (1, 1) Duke Maas, K (6, 1) Hector Lopez, R (7, PH) John Gabler, R (7, PH) Elston Howard, R (9, PH) Ryne Duren, R (9, 1)		0-0 1-3 2-H 2B 1B		0-0 5-3			0-0 6-3		0-0 SF9	2	1	1	1	0	0	0	
Inning Stats	R: 0 E: 0 K: 0 S: 3	H: 1 LOB: 1 BB: 1 P: 7	R: 3 E: 0 K: 0 S: 7	H: 4 LOB: 1 BB: 0 P: 7	R: 0 E: 0 K: 0 S: 3	H: 0 LOB: 0 BB: 0 P: 3	R: 0 E: 0 K: 0 S: 3	H: 0 LOB: 0 BB: 0 P: 3	R: 0 E: 0 K: 1 S: 5	H: 1 LOB: 1 BB: 0 P: 4	R: 0 E: 0 K: 1 S: 6	H: 1 LOB: 2 BB: 1 P: 10	R: 1 E: 0 K: 0 S: 3	H: 0 LOB: 1 BB: 2 P: 11	1B: 5 2B: 2 3B: 0 HR: 0	SF: 1 SAC: 0 DP: 0 HBP: 0	WP: 1 PA: 37 CS: 0
PITCHER Ray Herbert, R (1, 1) ERA: 3.47	IP: 9.0 WLS: L BF: 37 H: 7 R: 4 ER: 4 SO: 2 BB: 3 IBB: 1 HBP: 0 BLK: 0 WP: 1 HR: 0 S: 37 P: 53 ERA: 4.00 WHIP: 1.111																

New York Yankees @ Kansas City Athletics
Municipal Stadium, Kansas City, MO
Mon May 23 1960, 4:33 AM EDT
Att: 8,275 - Unknown - 80 F

AB	32
R	4
H	7
RBI	4
BB	4
SO	2
LOB	11



Batter	1	2	3	4	5	6	7	8	9	AB	R	H	RBI	BB	SO	LOB	BOTTOM
Ken Hamlin, R (1, 6) OBP: 0.285, SLG: 0.231	4-0 1B BB	0-0 FC4-6			0-0 F8		0-0 F8		0-3 K	3	0	0	0	1	0	2	
Hank Bauer, R (9, PH) OBP: 0.273, SLG: 0.265		1-2 1B			0-0 F8		0-0 4-3			4	1	1	0	0	0	1	
Jerry Lumpe, L (1, 4) OBP: 0.360, SLG: 0.380	0-0 1-2 1B		0-0 F5		0-0 F8		0-0 4-3			4	1	1	0	0	0	1	
Russ Snyder, L (1, 9) OBP: 0.306, SLG: 0.444	0-0 1-2 1B		0-0 G3		0-0 F7		0-0 6-3			4	0	1	0	0	0	0	
Norm Siebern, L (1, 3) OBP: 0.409, SLG: 0.548	0-0 F7		0-0 G3		0-0 1B 3B		4-0 L6-3 BB			3	1	1	0	1	0	2	
Whitey Herzog, L (1, 7) OBP: 0.455, SLG: 0.600	0-0 1-3 2-H 1B		0-0 F5		0-0 1B 1B		0-0 L6-3		0-0 L6-3	4	1	2	2	0	0	1	
Harry Chiti, R (1, 2) OBP: 0.345, SLG: 0.378	0-0 FC6-4		0-0 K		0-0 1B		0-0 1B		4-0 BB BB	3	0	1	0	1	1	2	
Bob Johnson, R (9, FR) OBP: 0.381, SLG: 0.071	1-2 1B		0-0 F7		0-0 G6-4-3 1B		0-0 K		0-3 BB	4	0	1	1	0	1	1	
Andy Carey, R (1, 5) OBP: 0.294, SLG: 0.313		0-0 F9		0-0 F7		0-0 G6-4-3 1B		0-3 K		4	0	1	1	0	1	1	
Bill Tuttle, R (1, 8) OBP: 0.297, SLG: 0.262		0-0 6-3		0-0 SH3 BB		4-0 G6-4-3		4-0 BB		2	0	0	0	1	0	2	
Mary Throneberry, L (9, PH) OBP: 0.333, SLG: 0.176				0-0 SH3 BB		0-0 G6-4-3		0-0 BB		0	0	0	0	1	0	0	
Ray Herbert, R (1, 1) OBP: 0.333, SLG: 0.143		4-0 FC4-6 BB		0-0 SH3		0-0 F3		0-3 K		1	0	0	0	1	0	0	
Dick Williams, R (9, PH) OBP: 0.343, SLG: 0.379				0-0 SH3		0-0 F3		0-3 K		1	0	0	0	0	1	2	
Inning Stats	R: 1 E: 0 K: 0 S: 5	H: 3 LOB: 2 BB: 1 P: 9	R: 0 E: 0 K: 0 S: 3	H: 0 LOB: 1 BB: 1 P: 7	R: 0 E: 0 K: 1 S: 5	H: 0 LOB: 0 BB: 0 P: 5	R: 0 E: 0 K: 0 S: 3	H: 0 LOB: 1 BB: 1 P: 7	R: 2 E: 0 K: 0 S: 6	H: 4 LOB: 1 BB: 0 P: 6	R: 0 E: 0 K: 0 S: 3	H: 0 LOB: 0 BB: 0 P: 3	R: 0 E: 0 K: 3 S: 9	H: 0 LOB: 2 BB: 2 P: 17	1B: 6 2B: 1 3B: 1 HR: 0	SF: 0 SAC: 1 DP: 2 HBP: 0	WP: 0 PA: 37 CS: 0
PITCHER Bob Turley, R (1, 1) ERA: 3.45	IP: 5.1 WLS: 1 BF: 25 H: 7 R: 3 ER: 3 SO: 3 BB: 3 IBB: 0 HBP: 0 BLK: 0 WP: 0 HR: 0 S: 24 P: 36 ERA: 5.06 WHIP: 1.875																
Duke Maas, R (6, 1) ERA: 6.0	0.2 W																
John Gabler, R (7, 1) ERA: 5.14	2.0 S																
Ryne Duren, R (9, 1) ERA: 4.61	1.0 S																

New York Yankees @ Kansas City Athletics
Municipal Stadium, Kansas City, MO
Mon May 23 1960, 4:33 AM EDT
Att: 8,275 - Unknown - 80 F

AB	30
R	3
H	7
RBI	3
BB	6
SO	4
LOB	15



Batter	1	2	3	4	5	6	7	8	9	AB	R	H	RBI	BB	SO	LOB	TOP		
Tony Kubek, L OBP: 0.333, SLG: 0.479 (1, 6)	F9		F5			F9		4-3		4	0	0	0	0	0	1			
Mickey Mantle, S OBP: 0.429, SLG: 0.484 (1, 8)	L8			1-3		BB			K	3	0	0	0	1	1	0			
Bob Cerv, R OBP: 0.357, SLG: 0.551 (1, 7)	1-3			K		BB			F9	3	0	0	0	1	1	0			
Bill Skowron, R OBP: 0.319, SLG: 0.518 (1, 3)		6-3		3-1		FC5-4			1B	4	0	1	0	0	0	3			
Elston Howard, R OBP: 0.304, SLG: 0.522 (1, 2)		G3				K		L8		4	0	2	0	0	1	0			
Roger Maris, L OBP: 0.376, SLG: 0.649 (1, 9)		G3				L3		K		4	0	0	0	0	1	3			
Gil McDougald, R OBP: 0.304, SLG: 0.412 (1, 5)						F9		F9		3	0	0	0	0	0	1			
Bobby Richardson, R OBP: 0.294, SLG: 0.294 (1, 4)			L5			BB		L8		3	0	1	0	0	0	0			
Bill Short, L Duke Maas, R Hector Lopez, R Johnny James, L Clete Boyer, R Bobby Shantz, R OBP: 0.230, SLG: 0.200 (5, 1) OBP: 0.225, SLG: 0.257 (6, 1) OBP: 0.250, SLG: 0.235 (8, 1) OBP: 0.250, SLG: 0.235 (8, 1)			K			SH1-3		L8		1	0	0	0	0	0	1			
Inning Stats	R: 0 E: 0 K: 0 S: 3	H: 0 LOB: 0 BB: 0 P: 3	R: 0 E: 0 K: 0 S: 4	H: 1 LOB: 1 BB: 0 P: 4	R: 0 E: 0 K: 1 S: 5	H: 0 LOB: 0 BB: 0 P: 5	R: 0 E: 0 K: 1 S: 5	H: 0 LOB: 0 BB: 0 P: 5	R: 0 E: 0 K: 1 S: 5	H: 1 LOB: 3 BB: 2 P: 12	R: 0 E: 0 K: 1 S: 5	H: 0 LOB: 0 BB: 0 P: 5	R: 0 E: 0 K: 0 S: 3	H: 0 LOB: 0 BB: 0 P: 3	R: 0 E: 0 K: 1 S: 7	H: 2 LOB: 2 BB: 0 P: 7	1B: 3 2B: 1 3B: 0 HR: 0	SF: 0 SAC: 1 DP: 0 HBP: 0	WP: 0 PA: 33 CS: 0
PITCHER Don Mossi, L ERA: 3.06 (1, 1)	IP: 9.0 WLS: W BF: 33 H: 4 R: 0 ER: 0 SO: 5 BB: 2 IBB: 0 HBP: 0 BLK: 0 WP: 0 HR: 0 S: 41 P: 49 ERA: 0.00 WHIP: 0.667															PITCHER			

New York Yankees @ Detroit Tigers
Briggs Stadium, Detroit, MI
Tue May 24 1960, 7:05 PM EDT
Att: 34,489 - Unknown - 50 F

AB	30
R	0
H	4
RBI	0
BB	2
SO	5
LOB	8



Batter	1	2	3	4	5	6	7	8	9	AB	R	H	RBI	BB	SO	LOB	BOTTOM		
Eddie Yost, R OBP: 0.381, SLG: 0.330 (1, 5)	WP		G4-6-3		F3		2B			2	1	1	0	2	0	1			
Neil Christley, L OBP: 0.305, SLG: 0.464 (1, 9)	F6		G4-6-3		HR		K			3	1	0	0	1	1	3			
Charlie Maxwell, L OBP: 0.299, SLG: 0.333 (1, 7)	K		F7		HR		BB			3	1	1	3	1	1	1			
Al Kaline, R OBP: 0.353, SLG: 0.429 (1, 8)		1B		L6-3	L6		L5			4	0	1	1	0	0	2			
Norm Cash, L OBP: 0.371, SLG: 0.507 (1, 3)	K					6-3	1-3		K	3	0	1	0	1	2	1			
Red Wilson, R OBP: 0.300, SLG: 0.229 (1, 2)		5-3		6-3		1-3		6-3		4	0	0	0	0	0	2			
Frank Bolling, R OBP: 0.307, SLG: 0.333 (1, 4)		5-3		1-3		6-3		CS		4	0	1	0	0	0	2			
Chico Fernandez, R OBP: 0.368, SLG: 0.370 (1, 6)			S		HR	F6		CS		3	1	2	0	0	0	1			
Don Mossi, L ERA: 7.45 (1, 1)		L6			SH1-4		4-3			2	0	0	0	0	0	1			
Inning Stats	R: 1 E: 0 K: 2 S: 8	H: 1 LOB: 1 BB: 1 P: 12	R: 0 E: 0 K: 0 S: 4	H: 1 LOB: 0 BB: 0 P: 4	R: 0 E: 0 K: 0 S: 2	H: 0 LOB: 1 BB: 1 P: 6	R: 0 E: 0 K: 0 S: 4	H: 1 LOB: 0 BB: 0 P: 4	R: 3 E: 0 K: 0 S: 5	H: 2 LOB: 0 BB: 1 P: 9	R: 0 E: 0 K: 1 S: 6	H: 1 LOB: 2 BB: 1 P: 10	R: 0 E: 0 K: 1 S: 5	H: 1 LOB: 0 BB: 0 P: 5	R: 0 E: 0 K: 1 S: 5	H: 1 LOB: 0 BB: 0 P: 5	1B: 4 2B: 2 3B: 0 HR: 1	SF: 0 SAC: 1 DP: 1 HBP: 0	WP: 1 PA: 35 CS: 1
PITCHER Bill Short, L ERA: 3.78 (1, 1) Duke Maas, R ERA: 8.1 (5, 1) Johnny James, R ERA: 4.09 (6, 1) Bobby Shantz, L ERA: 7.45 (8, 1)	IP: 4.1 WLS: L BF: 18 H: 4 R: 2 ER: 2 SO: 2 BB: 2 IBB: 0 HBP: 0 BLK: 0 WP: 1 HR: 0 S: 20 P: 28 ERA: 4.15 WHIP: 1.385															PITCHER			


New York Yankees @ Detroit Tigers
Briggs Stadium, Detroit, MI
Tue May 24 1960, 7:05 PM EDT
Att: 34,489 - Unknown - 50 F


AB	28
R	4
H	7
RBI	4
BB	5
SO	4
LOB	14



Batter	1	2	3	4	5	6	7	8	9	AB	R	H	RBI	BB	SO	LOB	TOP		
Tony Kubek, L OBP: 0.331, SLG: 0.472 (1, 6)	L8		4-3			F7		E7		4	0	1	1	0	0	0	New York Yankees @ Detroit Tigers Briggs Stadium, Detroit, MI Wed May 25 1960, 4:33 AM EDT Att: 12,363 - Unknown - 63 F		
Mickey Mantle, S OBP: 0.423, SLG: 0.469 (1, 8)	L9			F6		4-3		1B		3	0	0	0	1	0	0			
Bob Cerv, R OBP: 0.353, SLG: 0.539 (1, 7)	6-3			E5			K2-3	FC6-4		4	0	1	0	0	1	3			
Yogi Berra, L OBP: 0.417, SLG: 0.507 (1, 2)		G6-4-3		G4-6-3			K		L8	3	0	1	0	1	1	0			
Bill Skowron, R OBP: 0.309, SLG: 0.500 (1, 3)	G6-4-3		G4-6-3				F4		G2	4	0	0	0	0	0	3			
Roger Maris, L OBP: 0.381, SLG: 0.704 (1, 9)	HR				4-3			F9	HR	4	2	2	2	0	0	0			
Gil McDougald, R OBP: 0.310, SLG: 0.415 (1, 5)	4-3				F9			1B	1B	4	1	2	0	0	0	0			
Bobby Richardson, R OBP: 0.292, SLG: 0.292 (1, 4)			5-3		L8			1B	F6	4	0	1	0	0	0	1			
Ralph Terry, R (1, 1)			K			G3		L8		1	0	0	0	0	1	0			
John Gabler, S (3, 1)										1	0	0	0	0	0	0			
Johnny James, L (6, 1)										0	0	0	0	0	0	0			
Elston Howard, R (8, PH)										1	0	0	0	0	0	2			
Duke Maas, R (8, 1)										0	0	0	0	0	0	0			
Inning Stats	R: 0 E: 0 K: 0 S: 3	H: 0 LOB: 0 BB: 0 P: 3	R: 1 E: 0 K: 0 S: 4	H: 2 LOB: 0 BB: 0 P: 4	R: 0 E: 0 K: 1 S: 5	H: 0 LOB: 0 BB: 0 P: 5	R: 0 E: 1 K: 0 S: 3	H: 1 LOB: 1 BB: 1 P: 7	R: 0 E: 0 K: 0 S: 3	H: 0 LOB: 0 BB: 0 P: 3	R: 0 E: 0 K: 2 S: 7	H: 0 LOB: 0 BB: 0 P: 7	R: 1 E: 1 K: 0 S: 6	H: 3 LOB: 3 BB: 1 P: 10	R: 1 E: 0 K: 0 S: 5	H: 2 LOB: 1 BB: 0 P: 5	1B: 6 2B: 0 3B: 0 HR: 2	SF: 0 SAC: 0 DP: 2 HBP: 0	WP: 0 PA: 35 PB: 0 SB: 0 CS: 0
PITCHER Frank Lary, R ERA: 2.31 (1, 1)	IP: 9.0 WLS: W BF: 35 H: 8 R: 3 ER: 3 SO: 3 BB: 2 IBB: 0 HBP: 0 BLK: 0 WP: 0 HR: 2 S: 39 P: 47 ERA: 3.00 WHIP: 1.111											PITCHER	IP: 9.0 WLS: W BF: 35 H: 8 R: 3 ER: 3 SO: 3 BB: 2 IBB: 0 HBP: 0 BLK: 0 WP: 0 HR: 2 S: 39 P: 47 ERA: 3.00 WHIP: 1.111						

Batter	1	2	3	4	5	6	7	8	9	AB	R	H	RBI	BB	SO	LOB	BOTTOM		
Eddie Yost, R OBP: 0.382, SLG: 0.321 (1, 5)	BB	F4		5-3		BB		F7		3	2	0	0	2	0	0	New York Yankees @ Detroit Tigers Briggs Stadium, Detroit, MI Wed May 25 1960, 4:33 AM EDT Att: 12,363 - Unknown - 63 F		
Neil Christley, L OBP: 0.313, SLG: 0.452 (1, 9)	BB	4-3		F7		BB		F6		4	1	1	0	1	0	0			
Charlie Maxwell, L OBP: 0.319, SLG: 0.350 (1, 7)	F5		BB	K						3	1	1	2	2	1	2			
Al Kaline, R OBP: 0.355, SLG: 0.422 (1, 8)	L9		BB		L9			L5-3		4	1	1	0	1	0	3			
Norm Cash, L OBP: 0.378, SLG: 0.493 (1, 3)	BB	BB	BB	BB	4-3	K				2	1	0	0	2	1	3			
Red Wilson, R OBP: 0.295, SLG: 0.256 (1, 2)	BB	BB	K		4-3			5-3		4	1	1	2	0	1	3			
Frank Bolling, R OBP: 0.316, SLG: 0.357 (1, 4)	BB	BB	BB		4-3					4	0	2	4	0	1	0			
Chico Fernandez, R OBP: 0.373, SLG: 0.368 (1, 6)	BB	BB	BB		4-3					3	1	1	0	1	0	1			
Frank Lary, R OBP: 0.154, SLG: 0.125 (1, 1)		K		G5-2-3		BB				3	1	1	1	1	1	3			
Inning Stats	R: 4 E: 0 K: 0 S: 6	H: 3 LOB: 1 BB: 2 P: 14	R: 0 E: 0 K: 1 S: 5	H: 0 LOB: 0 BB: 0 P: 5	R: 2 E: 0 K: 1 S: 6	H: 2 LOB: 2 BB: 3 P: 18	R: 0 E: 0 K: 1 S: 5	H: 0 LOB: 0 BB: 0 P: 5	R: 0 E: 0 K: 0 S: 3	H: 0 LOB: 0 BB: 0 P: 3	R: 2 E: 0 K: 1 S: 6	H: 1 LOB: 3 BB: 4 P: 22	R: 1 E: 0 K: 1 S: 6	H: 2 LOB: 1 BB: 0 P: 6	R: 0 E: 0 K: 0 S: 3	H: 0 LOB: 1 BB: 1 P: 7		1B: 4 2B: 4 3B: 0 HR: 0	SF: 0 SAC: 0 DP: 1 HBP: 0
PITCHER Ralph Terry, R ERA: 3.18 (1, 1)	IP: 2.1 WLS: L BF: 16 H: 5 R: 6 ER: 5 SO: 2 BB: 4 IBB: 0 HBP: 0 BLK: 0 WP: 0 HR: 0 S: 16 P: 32 ERA: 19.29 WHIP: 3.857											PITCHER	IP: 2.1 WLS: L BF: 16 H: 5 R: 6 ER: 5 SO: 2 BB: 4 IBB: 0 HBP: 0 BLK: 0 WP: 0 HR: 0 S: 16 P: 32 ERA: 19.29 WHIP: 3.857						
John Gabler, R (3, 1)	3.1	15	1	2	2	1	4	1	0	0	0	12	32	5.40	1.500				
Johnny James, R (6, 1)	1.1	5	2	1	1	2	0	0	0	0	0	9	9	6.75	1.500				
Duke Maas, R (8, 1)	1.0	4	0	0	0	0	1	0	0	0	0	3	7	0.00	1.000				

Batter	1	2	3	4	5	6	7	8	9	AB	R	H	RBI	BB	SO	LOB	TOP			
Mary Breeding, R (1.4) OBP: 0.318, SLG: 0.323	0-0 5-3		0-0 6-3		0-0 6-3			0-0 6-3		4	0	0	0	0	0	2	<p>Baltimore Orioles @ New York Yankees Yankee Stadium, Bronx, NY</p> <p>Thu May 26 1960, 7:05 PM EDT Att: 18,297 - Unknown - 72 F</p> <p>livebaseballscorecards.com</p> <p>AB 29 R 0 H 3 RBI 0 BB 4 SO 2 LOB 12</p> 			
Gene Woodling, L (1.7) OBP: 0.489, SLG: 0.433	0-0 4-3		4-0 FC6-4 BB			4-0 FC5-4 BB		4-0 BB		1	0	0	0	3	0					
Jackie Brandt, R (1.8) OBP: 0.413, SLG: 0.495	0-0 6-3		0-0 FC6-4			0-0 FC5-4 FC5-4		0-0 L5		4	0	0	0	0	4					
Walt Dropo, R (1.3) OBP: 0.268, SLG: 0.306		0-0 F9		0-0 6-3		0-0 FC5-4			0-0 5-3	4	0	0	0	0	1					
Brooks Robinson, R (1.5) OBP: 0.283, SLG: 0.315		0-0 3-1 2B		0-0 6-3		0-0 5-3			0-3 K	4	0	1	0	0	1					
Ron Hansen, R (1.6) OBP: 0.384, SLG: 0.448		0-0 3-1		0-0 F8					0-0 K	4	0	1	0	0	1					
Dave Nicholson, R (1.9)		0-0 1-3			4-0 SH1-4 BB				0-3 K	3	0	0	0	1	2					
Valmy Thomas, R (1.2)			0-0 5-3		0-0 SH1-4				0-0 5-3	2	0	0	0	0	0					
Hal Brown, R (1.1) OBP: 0.375, SLG: 0.308			0-0		0-0 1-3				0-0 6-3	2	0	1	0	0	1					
Willie Tasby, R (8, PH) OBP: 0.323, SLG: 0.286										1	0	0	0	0	0					
Jack Fisher, R (8, 1)										0	0	0	0	0	0					
Inning Stats	R: 0 E: 0 K: 0 S: 3	H: 0 LOB: 0 BB: 0 P: 3	R: 0 E: 0 K: 0 S: 4	H: 1 LOB: 1 BB: 0 P: 4	R: 0 E: 0 K: 0 S: 4	H: 1 LOB: 2 BB: 1 P: 8	R: 0 E: 0 K: 0 S: 3	H: 0 LOB: 0 BB: 0 P: 3	R: 0 E: 0 K: 0 S: 3	H: 0 LOB: 1 BB: 1 P: 7	R: 0 E: 0 K: 0 S: 3	H: 0 LOB: 0 BB: 0 P: 3	R: 0 E: 0 K: 0 S: 3	H: 0 LOB: 1 BB: 1 P: 7	R: 0 E: 0 K: 2 S: 8	H: 1 LOB: 1 BB: 0 P: 8	1B: 1 2B: 1 3B: 1 HR: 0	SF: 0 SAC: 1 DP: 0 HBP: 0	WP: 1 PB: 0 SB: 0 CS: 0	PA: 34
PITCHER Whitey Ford, L (1.1) ERA: 2.48	IP: 9.0 WLS: W BF: 34 H: 3 R: 0 ER: 0 SO: 2 BB: 4 IBB: 0 HBP: 0 BLK: 0 WP: 1 HR: 0 S: 34 P: 50 ERA: 0.00 WHIP: 0.778															PITCHER				

Batter	1	2	3	4	5	6	7	8	9	AB	R	H	RBI	BB	SO	LOB	BOTTOM	
Tony Kubek, L (1.6) OBP: 0.336, SLG: 0.488	0-0 BB 1B		0-0 1-3		0-0 3B		0-0 L7			4	1	2	0	0	0	1	<p>Baltimore Orioles @ New York Yankees Yankee Stadium, Bronx, NY</p> <p>Thu May 26 1960, 7:05 PM EDT Att: 18,297 - Unknown - 72 F</p> <p>livebaseballscorecards.com</p> <p>AB 29 R 2 H 7 RBI 2 BB 1 SO 4 LOB 9</p> 	
Mickey Mantle, S (1.8) OBP: 0.410, SLG: 0.451	0-0 F4		0-0 4-3		0-0 F5			0-0 4-3		4	0	0	0	0	2			
Roger Maris, L (1.9) OBP: 0.376, SLG: 0.686	0-0 F9		0-0 1B			0-3 K		0-0 F6		4	0	1	0	0	1			
Yogi Berra, L (1.2) OBP: 0.409, SLG: 0.487	4-0 1B 1-2 BB		0-0 L4			0-0 3-1		0-0 F4		3	0	0	0	1	1			
Bob Cerv, R (1.7) OBP: 0.353, SLG: 0.533	0-0 FC6-4 1-3 2H 1B			0-3 K		0-0 1-4-3				3	0	1	1	0	1			
Bill Skowron, R (1.3) OBP: 0.310, SLG: 0.496	0-0 FC6-4			0-3 K				0-0 SH3-4 1B		3	1	1	0	0	2			
Gil McDougald, R (1.5) OBP: 0.314, SLG: 0.426		0-0 L4-6 2B		0-0 6-3				0-0 SH3-4		2	0	1	0	0	0			
Bobby Richardson, R (1.4) OBP: 0.293, SLG: 0.294		0-0 L4-6 2-3			0-0 L8			0-0 4-3 1B		3	0	1	1	0	1			
Whitey Ford, L (1.1) OBP: 0.250, SLG: 0.100		0-0 4-3			0-3 K			0-0 4-3		3	0	0	0	1	1			
Inning Stats	R: 1 E: 0 K: 0 S: 5	H: 2 LOB: 2 BB: 1 P: 9	R: 0 E: 0 K: 0 S: 3	H: 1 LOB: 0 BB: 0 P: 3	R: 0 E: 0 K: 2 S: 7	H: 0 LOB: 0 BB: 0 P: 7	R: 0 E: 0 K: 1 S: 6	H: 1 LOB: 1 BB: 0 P: 6	R: 0 E: 0 K: 1 S: 5	H: 0 LOB: 0 BB: 0 P: 5	R: 1 E: 0 K: 0 S: 5	H: 2 LOB: 1 BB: 0 P: 5	R: 0 E: 0 K: 0 S: 3	H: 0 LOB: 0 BB: 0 P: 3	1B: 5 2B: 2 3B: 1 HR: 0	SF: 0 SAC: 1 DP: 1 HBP: 0		WP: 0 PB: 0 SB: 0 CS: 0
PITCHER Hal Brown, R (1.1) ERA: 3.16	IP: 7.0 WLS: L BF: 28 H: 7 R: 2 ER: 2 SO: 4 BB: 1 IBB: 0 HBP: 0 BLK: 0 WP: 0 HR: 0 S: 35 P: 39 ERA: 2.57 WHIP: 1.143															PITCHER		
Jack Fisher, R (8, 1) ERA: 6.39	IP: 1.0 WLS: L BF: 3 H: 0 R: 0 ER: 0 SO: 0 BB: 0 IBB: 0 HBP: 0 BLK: 0 WP: 0 HR: 0 S: 3 P: 3 ERA: 0.00 WHIP: 0.000															PITCHER		

Batter	1	2	3	4	5	6	7	8	9	AB	R	H	RBI	BB	SO	LOB	TOP								
Mary Breeding, R OBP: 0.327, SLG: 0.336 (1, 4)										4	1	2	2	1	1	1	Baltimore Orioles @ New York Yankees Yankee Stadium, Bronx, NY Fri May 27 1960, 3:33 AM EDT Att. 7,387 - Unknown - 75 F								
Albie Pearson, L OBP: 0.375, SLG: 0.346 (1, 9)										3	0	0	0	1	0	3									
Gene Woodling, L OBP: 0.483, SLG: 0.426 (1, 7)										4	0	1	1	0	0	1									
Jim Gentile, L OBP: 0.447, SLG: 0.530 (1, 3)										4	0	2	0	0	0	2									
Clint Courtney, L OBP: 0.380, SLG: 0.333 (1, 2)										3	0	0	0	0	0	2									
Jackie Brandt, R OBP: 0.411, SLG: 0.485 Willie Tasby, R OBP: 0.317, SLG: 0.281 (1, 8) (7, 8)										2	0	0	0	1	0	1									
Brooks Robinson, R OBP: 0.289, SLG: 0.315 (1, 5)										3	1	1	0	1	0	2									
Ron Hansen, R OBP: 0.353, SLG: 0.433 (1, 6)										4	1	0	0	0	0	2									
Hoyt Wilhelm, R (1, 1)										3	0	0	0	0	1	1									
Inning Stats	R: 0 E: 0 K: 0 S: 3	H: 1 LOB: 0 BB: 0 P: 3	R: 0 E: 0 K: 0 S: 3	H: 1 LOB: 1 BB: 1 P: 7	R: 0 E: 0 K: 0 S: 3	H: 0 LOB: 1 BB: 1 P: 7	R: 0 E: 0 K: 0 S: 4	H: 1 LOB: 1 BB: 0 P: 4	R: 3 E: 1 K: 0 S: 6	H: 2 LOB: 1 BB: 1 P: 10	R: 0 E: 0 K: 0 S: 3	H: 0 LOB: 0 BB: 0 P: 3	R: 0 E: 0 K: 1 S: 5	H: 0 LOB: 0 BB: 0 P: 5	R: 0 E: 0 K: 0 S: 3	H: 0 LOB: 2 BB: 0 P: 8		R: 0 E: 0 K: 1 S: 6	H: 1 LOB: 1 BB: 0 P: 6	1B: 5 2B: 1 3B: 0 HR: 0	SF: 0 SAC: 1 DP: 2 HBP: 1	WP: 0 PB: 0 SB: 1 CS: 0	PA: 37		
PITCHER	IP	WLS	BF	H	R	ER	SO	BB	IBB	HBP	BLK	WP	HR	S	P	ERA	WHIP								
Art Ditmar, R ERA: 3.28 (1, 1)	5.0	L	22	5	3	1	0	3	0	0	1	0	0	19	31	1.80	1.600								
Bobby Shantz, L ERA: 5.89 (6, 1)	3.0		11	0	0	0	1	1	0	1	0	0	0	11	16	0.00	0.333								
Johnny James, R ERA: 4.05 (9, 1)	1.0		4	1	0	0	1	0	0	0	0	0	0	6	6	0.00	1.000								

AB	31
R	3
H	6
RBI	3
BB	4
SO	2
LOB	17



Batter	1	2	3	4	5	6	7	8	9	AB	R	H	RBI	BB	SO	LOB	BOTTOM								
Tony Kubek, L OBP: 0.341, SLG: 0.492 (1, 6)										3	0	1	0	1	0	0	Baltimore Orioles @ New York Yankees Yankee Stadium, Bronx, NY Fri May 27 1960, 3:33 AM EDT Att. 7,387 - Unknown - 75 F								
Mickey Mantle, S OBP: 0.413, SLG: 0.442 (1, 8)										2	1	0	0	2	1	1									
Roger Maris, L OBP: 0.380, SLG: 0.689 (1, 9)										4	1	2	1	0	1	1									
Yogi Berra, L OBP: 0.413, SLG: 0.488 (1, 2)										4	0	2	1	0	0	2									
Bob Cerv, R OBP: 0.341, SLG: 0.514 (1, 7)										4	0	0	0	0	1	2									
Bill Skowron, R OBP: 0.300, SLG: 0.480 (1, 3)										4	0	0	0	0	0	1									
Gil McDougald, R OBP: 0.311, SLG: 0.420 (1, 5)										4	0	1	0	0	0	1									
Bobby Richardson, R OBP: 0.286, SLG: 0.286 (1, 4)										3	0	0	0	0	1	2									
Art Ditmar, R OBP: 0.091, SLG: 0.182 Hector Lopez, R OBP: 0.250, SLG: 0.250 Bobby Shantz, R (5, PH) Bobby Shantz, R (6, 1) Kent Hadley, L OBP: 0.200, SLG: 0.500 (8, PH) Johnny James, L (9, 1)										1	0	0	0	0	0	0									
Inning Stats	R: 0 E: 0 K: 1 S: 4	H: 0 LOB: 0 BB: 2 P: 12	R: 0 E: 0 K: 0 S: 3	H: 0 LOB: 0 BB: 0 P: 3	R: 0 E: 0 K: 0 S: 4	H: 1 LOB: 1 BB: 0 P: 4	R: 0 E: 0 K: 1 S: 5	H: 1 LOB: 0 BB: 0 P: 5	R: 0 E: 0 K: 0 S: 4	H: 0 LOB: 1 BB: 0 P: 4	R: 1 E: 0 K: 0 S: 3	H: 1 LOB: 0 BB: 1 P: 7	R: 0 E: 0 K: 1 S: 6	H: 1 LOB: 1 BB: 0 P: 6	R: 0 E: 0 K: 2 S: 7	H: 0 LOB: 0 BB: 0 P: 7		R: 1 E: 0 K: 0 S: 5	H: 2 LOB: 1 BB: 0 P: 5	1B: 4 2B: 2 3B: 0 HR: 0	SF: 0 SAC: 0 DP: 1 HBP: 0	WP: 0 PB: 0 SB: 1 CS: 1	PA: 34		
PITCHER	IP	WLS	BF	H	R	ER	SO	BB	IBB	HBP	BLK	WP	HR	S	P	ERA	WHIP								
Hoyt Wilhelm, R ERA: 5.26 (1, 1)	9.0	W	34	6	2	2	5	3	0	0	0	0	0	41	53	2.00	1.000								



Batter	1	2	3	4	5	6	7	8	9	AB	R	H	RBI	BB	SO	LOB	TOP			
Billy Gardner, R OBP: 0.359, SLG: 0.379 (1.4)	F7		FC6-4 HBP		1B		F2			3	0	1	0	0	0	0	Washington Senators @ New York Yankees Yankee Stadium, Bronx, NY Sat May 28 1960, 7:05 PM EDT Att: 27,508 - Unknown - 64 F			
Bob Allison, R OBP: 0.425, SLG: 0.467 (1.9)	G1-6-3 1B		FC6-4		1B			2B SF8 BB		3	1	2	0	1	0	1				
Julio Becquer, L OBP: 0.250, SLG: 0.357 (1.3)	G1-6-3			K	G3-6-3			SF8 2B		4	0	1	0	0	1	4				
Jim Lemon, R OBP: 0.323, SLG: 0.513 (1.7)		L7		F5		G4-6-3 BB 1B		SF8		3	0	1	1	0	0	0				
Harmon Killebrew, R OBP: 0.359, SLG: 0.386 (1.5)				1B BB		G4-6-3 BB		K		2	0	1	0	2	1	1				
Dan Dobbek, L OBP: 0.338, SLG: 0.368 (1.8)		F8		1B		G4-6-3		L7		4	0	1	0	0	0	4				
Earl Batley, R OBP: 0.331, SLG: 0.382 (1.2)		F7		F5		F6		6-3		4	0	0	0	0	0	4				
Jose Valdivielso, R OBP: 0.333, SLG: 0.333 (1.6) Elmer Valo, L OBP: 0.300, SLG: 0.125 (9. PH)			5-3		1B 1B		L9	F8		3	0	1	0	0	0	0				
Jim Kaat, L OBP: 0.167, SLG: 0.167 (1.1) Faye Throneberry, L OBP: 0.333, SLG: 0.259 (7. PH) Jack Kralick, L OBP: 1.000, SLG: 1.000 (7. 1) Lenny Green, L OBP: 0.306, SLG: 0.333 (9. PH)			K		K		K	F7		2	0	0	0	0	2	1				
Inning Stats	R: 0 E: 0 K: 0 S: 3	H: 1 LOB: 0 BB: 0 P: 3	R: 0 E: 0 K: 0 S: 4	H: 1 LOB: 1 BB: 0 P: 4	R: 0 E: 0 K: 1 S: 5	H: 0 LOB: 1 BB: 0 P: 6	R: 0 E: 0 K: 1 S: 6	H: 1 LOB: 2 BB: 1 P: 10	R: 0 E: 0 K: 1 S: 7	H: 3 LOB: 2 BB: 0 P: 7	R: 0 E: 0 K: 0 S: 3	H: 1 LOB: 0 BB: 0 P: 5	R: 0 E: 0 K: 1 S: 6	H: 1 LOB: 1 BB: 1 P: 10	R: 0 E: 0 K: 0 S: 3	H: 0 LOB: 0 BB: 0 P: 3		1B: 6 2B: 2 3B: 0 HR: 0	SF: 1 SAC: 0 DP: 3 HBP: 1	WP: 0 PB: 0 CS: 0
PITCHER Jim Coates, R ERA: 4.08 (1.1)	IP: 9.0 WLS: W BF: 36 H: 8 R: 1 ER: 1 SO: 5 BB: 3 IBB: 0 HBP: 1 BLK: 0 WP: 0 HR: 0 S: 42 P: 55 ERA: 1.00 WHIP: 1.222																			

Batter	1	2	3	4	5	6	7	8	9	AB	R	H	RBI	BB	SO	LOB	BOTTOM			
Tony Kubek, L OBP: 0.343, SLG: 0.485 (1.6)	6-4-3 1B		F8		4-3	1-2 2-3 3-H HBP		K		4	0	1	1	0	1	2	Washington Senators @ New York Yankees Yankee Stadium, Bronx, NY Sat May 28 1960, 7:05 PM EDT Att: 27,508 - Unknown - 64 F			
Mickey Mantle, S OBP: 0.408, SLG: 0.463 (1.8)	6-4-3		FC6			K				4	1	1	1	0	1	5				
Roger Maris, L OBP: 0.376, SLG: 0.700 (1.9)	K			5-3		L8	HR			4	1	1	1	0	1	1				
Elston Howard, R OBP: 0.299, SLG: 0.500 (1.2)	F9			6-3		F9 BB 3B BB	K			3	1	0	0	1	1	1				
Bob Cerv, R OBP: 0.346, SLG: 0.509 (1.7)		4-3		1B 1B		4-3	4-3			3	1	1	0	1	0	0				
Bill Skowron, R OBP: 0.299, SLG: 0.473 (1.3)		L4		1B		F9	K			4	0	1	0	0	1	2				
Gil McDougald, R OBP: 0.310, SLG: 0.431 (1.5)		K		F9		HBP 3B		F6		4	1	1	2	0	1	2				
Bobby Richardson, R OBP: 0.285, SLG: 0.278 (1.4)			6-3		6-3	HBP HBP IBB		K		3	0	0	0	1	1	0				
Jim Coates, R OBP: 0.333, SLG: 0.267 (1.1)			FC6 BB		K	1-2 HBP		1B		2	0	1	0	1	1	0				
Inning Stats	R: 0 E: 0 K: 1 S: 6	H: 1 LOB: 0 BB: 0 P: 6	R: 0 E: 0 K: 1 S: 5	H: 0 LOB: 0 BB: 0 P: 5	R: 0 E: 0 K: 0 S: 5	H: 2 LOB: 2 BB: 0 P: 5	R: 0 E: 0 K: 1 S: 5	H: 0 LOB: 0 BB: 0 P: 5	R: 4 E: 0 K: 1 S: 7	H: 2 LOB: 3 BB: 3 P: 21	R: 1 E: 0 K: 2 S: 8	H: 1 LOB: 0 BB: 0 P: 8	R: 0 E: 0 K: 2 S: 8	H: 1 LOB: 1 BB: 0 P: 8	R: 0 E: 0 K: 2 S: 8	H: 1 LOB: 1 BB: 0 P: 8		1B: 4 2B: 0 3B: 1 HR: 2	SF: 0 SAC: 0 DP: 0 HBP: 2	WP: 0 PB: 0 CS: 0
PITCHER Jim Kaat, L ERA: 5.15 (1.1) Jack Kralick, L ERA: 6.75 (7. 1)	IP: 6.0 WLS: L BF: 29 H: 5 R: 4 ER: 3 SO: 4 BB: 3 IBB: 0 HBP: 0 BLK: 0 WP: 0 HR: 1 S: 31 P: 49 ERA: 4.50 WHIP: 1.333																			

Batter	1	2	3	4	5	6	7	8	9	10	11	AB	R	H	RBI	BB	SO	LOB	TOP					
Billy Gardner, R OBP: 0.371, SLG: 0.389 (1, 4)	4-0 BB BB BB		0-0 2B		0-0 F7		0-0 5-3		4-0 G5-3 1-2 2-3 BB		0-0 1B	4	0	2	0	2	0	0						
Dan Dobbek, L OBP: 0.345, SLG: 0.357 (9, PH)	4-0 BB BB BB		0-0 F7		4-0 CS BB			0-0 F7	0-0 SF9		0-0 B5	2	0	0	0	2	0	1						
Reno Bertoia, R OBP: 0.317, SLG: 0.263 (9, PH)	1-2 BB											0	0	0	1	0	0	0						
Don Lee, R OBP: 0.222, SLG: 0.125 (9, 1)	0-3 BB											1	0	0	0	0	0	1						
Bob Allison, R OBP: 0.414, SLG: 0.449 (9, 8)	K		0-0 F8		0-0 CS	0-0 L7		0-0 F6	4-0 3-H 1-2 2-3 IBB		0-0 F5	5	0	0	0	1	1	4						
Jim Lemon, R OBP: 0.317, SLG: 0.496 (1, 7)	K		0-0 P4					0-0 F7	0-0 FC6-4 1B	0-0 G5-3 2-3F	0-3 K	6	0	1	0	0	2	7						
Harmon Killebrew, R OBP: 0.384, SLG: 0.380 (1, 5)	1-2 2-3 BB			1-0 G4-6-3 HBP		4-0 1B BB			0-0 FC6-4 1-2F		4-0 4-3 SH3-4 2B BB	1	1	0	0	3	0	1						
Julio Becquer, L OBP: 0.267, SLG: 0.417 (1, 3)	0-0 L7		0-0 G4-6-3 1-2F					0-0 1B			0-0 SH3-4 1-2	4	1	2	1	0	0	4						
Earl Battey, R OBP: 0.331, SLG: 0.381 (9, PH)												3	0	1	0	0	1	2						
Hal Naragon, L OBP: 0.294, SLG: 0.077 (9, 2)												1	1	0	0	1	0	1						
Jose Valdivielso, R OBP: 0.267, SLG: 0.267 (9, PH)												3	0	0	0	0	0	1						
Faye Throneberry, L OBP: 0.362, SLG: 0.333 (9, 9)			0-0 6-3		0-0 F8							1	1	1	1	1	0	0						
Hal Woodeshick, R (1, 1)												2	0	0	0	0	1	0						
Dick Hyde, R (6, 1)												0	0	0	0	0	0	0						
Lenny Green, L OBP: 0.362, SLG: 0.327 (7, PH)												1	0	0	0	0	0	0						
Tex Clevenger, R OBP: 0.248, SLG: 0.200 (7, 1)												0	0	0	0	0	0	0						
Eliot Hader, L OBP: 0.134, SLG: 0.222 (9, PH)												1	0	0	0	0	0	0						
Billy Gonzales, R OBP: 0.257, SLG: 0.318 (6, 6)												0	0	1	1	0	0	0						
Billy Gonzales, R OBP: 0.257, SLG: 0.318 (6, 6)												1	0	0	0	0	0	1						
Inning Stats	R: 0 E: 0 K: 2 S: 7	H: 0 LOB: 3 BB: 3 P: 19	R: 0 E: 0 K: 1 S: 5	H: 0 LOB: 0 BB: 0 P: 5	R: 0 E: 1 K: 2 S: 4	H: 1 LOB: 1 BB: 0 P: 4	R: 0 E: 0 K: 0 S: 3	H: 1 LOB: 1 BB: 0 P: 4	R: 0 E: 0 K: 1 S: 6	H: 0 LOB: 0 BB: 0 P: 3	R: 0 E: 0 K: 0 S: 4	H: 1 LOB: 2 BB: 0 P: 10	R: 0 E: 0 K: 0 S: 4	H: 1 LOB: 1 BB: 0 P: 4	R: 3 E: 0 K: 0 S: 4	H: 2 LOB: 2 BB: 4 P: 20	R: 1 E: 0 K: 0 S: 4	H: 1 LOB: 1 BB: 1 P: 8	R: 0 E: 0 K: 1 S: 6	H: 1 LOB: 0 BB: 0 P: 6	1B: 5 2B: 2 3B: 0 HR: 1	SF: 1 SAC: 1 DP: 2 HBP: 1	WP: 0 PB: 0 SB: 0 CS: 1	PA: 50
PITCHER	IP ERA WLS BF H R ER SO BB IBB HBP BLK WP HR S P ERA WHIP	8.0 2.66 0.0 4 1 1 1 0 3 0 0 0 0 0 1 13 ∞ ∞	0.0 5.93 0.1 2 0 1 1 0 0 1 0 0 0 0 1 5 27.00 0.000	2.2 3.94 W 10 2 1 1 1 1 0 0 0 0 0 0 11 15 3.38 1.125	PITCHER										IP WLS BF H R ER SO BB IBB HBP BLK WP HR S P ERA WHIP	5.0 1.12 0.0 4 1 1 0 0 3 0 0 0 0 0 1 13 ∞ ∞								

Washington Senators @ New York Yankees
Yankee Stadium, Bronx, NY
Sun May 29 1960, 3:33 AM EDT
Alt. 21,516' - Overcast - 66 F

AB	36
R	4
H	8
RBI	4
BB	10
SO	5
LOB	23

WP	0	PA	50
PB	0	SB	0
CS	1		

Batter	1	2	3	4	5	6	7	8	9	10	11	AB	R	H	RBI	BB	SO	LOB	BOTTOM							
Tony Kubek, L OBP: 0.342, SLG: 0.475 (1, 6)	0-0 1B		4-0 E BB		0-0 3-1		0-0 F4		0-0 F9		0-0 G3	5	0	1	0	1	0	0								
Mickey Mantle, S OBP: 0.412, SLG: 0.491 (1, 8)	0-0 1B		0-3 K		0-0 F9						0-0 4-3	6	2	3	1	0	1	1								
Roger Maris, L OBP: 0.370, SLG: 0.688 (1, 9)	0-3 K		0-3 K									2	0	0	0	0	2	2								
Hector Lopez, R OBP: 0.318, SLG: 0.410 (6, 9)												3	2	3	2	1	0	0								
Eliot Howard, R OBP: 0.304, SLG: 0.485 (1, 2)	0-0 FC6-4 1B		0-0 5-3									5	1	2	0	0	0	3								
Bob Cerv, R OBP: 0.341, SLG: 0.504 (1, 7)	0-0 FC6-4 1-2F											5	1	1	1	0	2	6								
Bill Skowron, R OBP: 0.289, SLG: 0.485 (1, 3)												3	0	1	1	0	0	0								
Yogi Berra, L OBP: 0.409, SLG: 0.481 (6, PH)												1	0	0	0	0	0	2								
Kent Hader, L OBP: 0.182, SLG: 0.455 (9, 3)												1	0	0	0	0	0	2								
Gil McDougald, R OBP: 0.321, SLG: 0.424 (1, 5)												2	0	0	1	3	0	2								
Bobby Richardson, R OBP: 0.273, SLG: 0.267 (1, 4)												5	0	0	0	0	0	5								
Bob Turley, R OBP: 0.256, SLG: 0.375 (1, 1)												3	0	0	0	0	0	1								
Ryne Duren, R (9, 1)												0	0	0	0	0	0	0								
Bobby Shantz, R (9, 1)												0	0	0	0	0	0	0								
Johnny James, L (9, 1)												1	0	0	0	0	0	0								
Johnny Blanchard, L (11, PH)												1	0	0	0	0	0	0								
Inning Stats	R: 0 E: 0 K: 1 S: 7	H: 3 LOB: 2 BB: 0 P: 7	R: 0 E: 0 K: 0 S: 3	H: 0 LOB: 1 BB: 1 P: 7	R: 0 E: 1 K: 2 S: 7	H: 0 LOB: 1 BB: 1 P: 11	R: 0 E: 0 K: 1 S: 5	H: 0 LOB: 0 BB: 0 P: 5	R: 0 E: 0 K: 0 S: 3	H: 0 LOB: 0 BB: 0 P: 3	R: 3 E: 0 K: 0 S: 6	H: 4 LOB: 1 BB: 1 P: 10	R: 0 E: 0 K: 0 S: 3	H: 0 LOB: 0 BB: 0 P: 3	R: 0 E: 1 K: 1 S: 6	H: 0 LOB: 2 BB: 1 P: 10	R: 0 E: 0 K: 0 S: 3	H: 0 LOB: 0 BB: 0 P: 3	R: 1 E: 1 K: 0 S: 6	H: 2 LOB: 3 BB: 1 P: 10	R: 2 E: 0 K: 0 S: 4	H: 2 LOB: 0 BB: 0 P: 4	1B: 6 2B: 2 3B: 1 HR: 2	SF: 0 SAC: 0 DP: 0 HBP: 0	WP: 1 PB: 1 SB: 0 CS: 0	PA: 48
PITCHER	IP ERA WLS BF H R ER SO BB IBB HBP BLK WP HR S P ERA WHIP	5.1 6.75 0.2 3 1 0 0 0 1 1 0 0 0 0 9 13 0.00 0.500	2.0 3.52 2.0 8 0 0 0 1 1 0 0 0 0 0 9 13 0.00 0.500	2.2 6.51 L 14 4 3 2 0 1 0 0 0 0 1 13 17 6.75 1.875	PITCHER										IP WLS BF H R ER SO BB IBB HBP BLK WP HR S P ERA WHIP	5.1 6.75 0.2 3 1 0 0 0 1 1 0 0 0 0 9 13 0.00 0.500										

Washington Senators @ New York Yankees
Yankee Stadium, Bronx, NY
Sun May 29 1960, 3:33 AM EDT
Alt. 21,516' - Overcast - 66 F

AB	43
R	6
H	11
RBI	6
BB	5
SO	5
LOB	24

WP	1	PA	48
PB	1	SB	0
CS	0		

Batter	1	2	3	4	5	6	7	8	9	AB	R	H	RBI	BB	SO	LOB	TOP			
Bob Allison, R OBP: 0.417, SLG: 0.473 (1, 9)	L7		F8			HR		E 2H 1B		4	1	2	2	0	0	0	Washington Senators @ New York Yankees Yankee Stadium, Bronx, NY Mon May 30 1960, 3:33 AM EDT Unknown - 70 F livebaseballscorecards.com			
Dan Dobbek, L OBP: 0.341, SLG: 0.351 (1, 8) (8, 7)	6-3 1B			G3		F8		E3 1-3		4	0	1	0	0	0	1				
Billy Gardner, R OBP: 0.362, SLG: 0.378 (1, 4)	6-3 1-2			F6		6-3		L7		4	0	0	0	0	0	3				
Jim Lemon, R OBP: 0.310, SLG: 0.484 Billy Consolo, R OBP: 0.333, SLG: 0.315 (1, 7) (8, 6)	5-3			5-3			F6		6-3	3	0	0	0	0	0	1				
Harmon Killebrew, R OBP: 0.367, SLG: 0.360 (1, 5)		5-3			F4		F5		F5	4	0	0	0	0	0	0				
Julio Becquer, L OBP: 0.266, SLG: 0.422 (1, 3)		4-3				1-3 2B		4-3		4	0	1	0	0	0	0				
Hal Naragon, L OBP: 0.250, SLG: 0.063 (1, 2)		4-3			1-3 2-3			1-3		3	0	0	0	0	0	1				
Jose Valdivielso, R OBP: 0.278, SLG: 0.235 Lenny Green, L OBP: 0.302, SLG: 0.327 (1, 6) (8, PR) (8, 8)			6-3			6-3		SH2-4 1B HBP		2	0	0	0	0	0	1				
Chuck Stobbs, L OBP: 0.200, SLG: 0.200 (1, 1) Tex Clevenger, R OBP: 0.200, SLG: 0.200 (7, 1)			4-3			F9		SH2-4 1-2		0	0	0	0	0	0	0				
Inning Stats	R: 0 E: 0 K: 0 S: 4	H: 1 LOB: 1 BB: 0 P: 4	R: 0 E: 0 K: 0 S: 3	H: 0 LOB: 0 BB: 0 P: 3	R: 0 E: 0 K: 0 S: 3	H: 0 LOB: 0 BB: 0 P: 3	R: 0 E: 0 K: 0 S: 4	H: 1 LOB: 1 BB: 0 P: 4	R: 1 E: 0 K: 0 S: 4	H: 1 LOB: 0 BB: 0 P: 4	R: 0 E: 0 K: 0 S: 3	H: 0 LOB: 0 BB: 0 P: 3	R: 1 E: 1 K: 0 S: 5	H: 1 LOB: 2 BB: 0 P: 6	R: 0 E: 0 K: 0 S: 3	H: 0 LOB: 0 BB: 0 P: 3		1B: 2 2B: 1 3B: 0 HR: 1	SF: 0 SAC: 1 DP: 0 HBP: 1	WP: 0 PB: 0 CS: 0
PITCHER	IP WLS BF H R ER SO BB IBB HBP BLK WP HR S P ERA WHIP	7.0 L 24 3 1 1 0 0 0 0 0 0 1 24 24 1.29 0.429	2.0 9 1 1 1 0 0 0 1 0 0 0 0 8 9 4.50 0.500											IP WLS BF H R ER SO BB IBB HBP BLK WP HR S P ERA WHIP						
Art Ditmar, R ERA: 2.95 Johnny James, R ERA: 4.0 (1, 1) (8, 1)																				

Batter	1	2	3	4	5	6	7	8	9	AB	R	H	RBI	BB	SO	LOB	BOTTOM					
Tony Kubek, L OBP: 0.338, SLG: 0.466 (1, 6)	F3		L9		4-3		G3		DI 1-3 1B	5	0	1	0	0	0	5	Washington Senators @ New York Yankees Yankee Stadium, Bronx, NY Mon May 30 1960, 3:33 AM EDT Unknown - 70 F livebaseballscorecards.com					
Hector Lopez, R OBP: 0.286, SLG: 0.364 (1, 9)	K		FC6-4 1-2			F4		1-3	K	5	0	0	0	0	2	3						
Mickey Mantle, S OBP: 0.412, SLG: 0.483 (1, 8)	F7		F5			F7		1B 1B	IBB	4	1	1	0	1	0	1						
Elston Howard, R OBP: 0.299, SLG: 0.481 (1, 2)		F9		F3		6-3		1B 1-2 1B	4-3	5	0	1	0	0	0	3						
Bob Cerv, R OBP: 0.338, SLG: 0.496 (1, 7)		F8		K			2B 1B	K		4	0	1	0	0	2	2						
Bill Skowron, R OBP: 0.312, SLG: 0.507 (1, 3)		WP 2B		F3			1-3 2B	1-3 2H 1B		4	0	3	1	0	0	0						
Gil McDougald, R OBP: 0.326, SLG: 0.421 (1, 5)		2-3 BB					K	K		3	0	1	0	1	2	4						
Bobby Richardson, R OBP: 0.277, SLG: 0.279 Johnny Blanchard, L Joe Demaestri, R Kent Hadley, L (1, 4) (7, PH) (8, 4) (9, PH)		L8			4-3 2B		F9		4-3	2	0	1	0	0	0	2						
Art Ditmar, R OBP: 0.154, SLG: 0.231 Yogi Berra, L OBP: 0.415, SLG: 0.481 Johnny James, L Roger Maris, L OBP: 0.375, SLG: 0.688 (1, 1) (7, PH) (8, 1) (8, PH)				FC6-4 1B		4-3		IBB	BB	2	0	0	0	0	0	0						
Inning Stats	R: 0 E: 0 K: 1 S: 5	H: 0 LOB: 0 BB: 0 P: 5	R: 0 E: 0 K: 0 S: 4	H: 1 LOB: 2 BB: 1 P: 8	R: 0 E: 0 K: 0 S: 4	H: 1 LOB: 1 BB: 0 P: 4	R: 0 E: 0 K: 1 S: 5	H: 0 LOB: 0 BB: 0 P: 5	R: 0 E: 0 K: 0 S: 4	H: 2 LOB: 1 BB: 0 P: 4	R: 0 E: 0 K: 0 S: 3	H: 0 LOB: 0 BB: 0 P: 3	R: 0 E: 0 K: 1 S: 7	H: 2 LOB: 3 BB: 1 P: 11	R: 1 E: 0 K: 2 S: 10	H: 3 LOB: 2 BB: 0 P: 10		R: 0 E: 0 K: 1 S: 6	H: 1 LOB: 3 BB: 2 P: 14	1B: 7 2B: 3 3B: 0 HR: 0	SF: 0 SAC: 0 DP: 0 HBP: 0	WP: 1 PB: 0 CS: 0
PITCHER	IP WLS BF H R ER SO BB IBB HBP BLK WP HR S P ERA WHIP	6.0 W 23 5 0 0 2 1 0 0 0 0 0 26 30 0.00 1.000	3.0 S 17 5 1 1 4 1 2 0 0 0 0 22 34 3.00 2.000											IP WLS BF H R ER SO BB IBB HBP BLK WP HR S P ERA WHIP								
Chuck Stobbs, L ERA: 1.02 Tex Clevenger, R ERA: 3.33 (1, 1) (7, 1)																						

Batter	1	2	3	4	5	6	7	8	9	AB	R	H	RBI	BB	SO	LOB	TOP
Tony Kubek, L (1,6) OBP: 0.319, SLG: 0.437	F5		F8			F5			6-3	4	0	0	0	0	0	0	New York Yankees @ Baltimore Orioles Memorial Stadium, Baltimore, MD Wed Jun 01 1960, 7:05 PM EDT Att: 23,762 - Unknown
Mickey Mantle, S (1,8) OBP: 0.418, SLG: 0.500	HR			BB		4-3			F8	3	1	1	1	1	0	0	
Roger Maris, L (1,9) OBP: 0.381, SLG: 0.694	F8			F3					F5	3	0	0	0	0	0	1	
Yogi Berra, L (1,2) OBP: 0.410, SLG: 0.495	F8			G1-6-3					F2	2	0	0	0	1	0	0	
Bob Cerv, R (1,7) OBP: 0.329, SLG: 0.477		1-3		G1-6-3					F8	3	0	0	0	0	0	2	
Bill Skowron, R (1,3) OBP: 0.291, SLG: 0.473		F7				K			4-3	3	0	0	0	0	1	0	
Gil McDougald, R (1,5) OBP: 0.310, SLG: 0.397						6-3			5-3	3	0	0	0	0	1	0	
Bobby Richardson, R (1,4) OBP: 0.261, SLG: 0.262						4-3			F4	3	0	0	0	0	0	0	
Duke Maas, R (1,1) OBP: 0.154, SLG: 0.385									6-3	1	0	0	0	0	0	0	
Kent Hadley, L (6, PH) OBP: 0.286, SLG: 0.167										1	0	0	0	0	1	0	
John Gabler, S (6, PH) OBP: 0.303, SLG: 0.481										0	0	0	0	0	0	0	
Elston Howard, R (9, PH)										1	0	0	0	0	0	0	
Inning Stats	R: 1 E: 0 K: 0 S: 4	H: 1 LOB: 0 BB: 0 P: 4	R: 0 E: 0 K: 1 S: 5	H: 0 LOB: 0 BB: 0 P: 5	R: 0 E: 0 K: 0 S: 3	H: 0 LOB: 1 BB: 2 P: 3	R: 0 E: 0 K: 1 S: 5	H: 0 LOB: 0 BB: 0 P: 5	R: 0 E: 0 K: 0 S: 3	H: 0 LOB: 0 BB: 0 P: 3	R: 0 E: 0 K: 0 S: 3	H: 0 LOB: 0 BB: 0 P: 3	R: 0 E: 0 K: 0 S: 3	H: 0 LOB: 0 BB: 0 P: 3	1B: 0 2B: 0 3B: 0 HR: 1	SF: 0 SAC: 0 DP: 1 HBP: 0	WP: 0 PA: 29 PB: 0 SB: 1 CS: 0
PITCHER Hal Brown, R (1,1) ERA: 2.74	IP: 9.0 WLS: W BF: 29 H: 1 R: 1 ER: 1 SO: 3 BB: 2 IBB: 0 HBP: 0 BLK: 0 WP: 0 HR: 1 S: 33 P: 41 ERA: 1.00 WHIP: 0.333											PITCHER					

Batter	1	2	3	4	5	6	7	8	9	AB	R	H	RBI	BB	SO	LOB	BOTTOM		
Mary Breeding, R (1,4) OBP: 0.335, SLG: 0.365	F8					6-3				3	0	1	1	1	0	0	New York Yankees @ Baltimore Orioles Memorial Stadium, Baltimore, MD Wed Jun 01 1960, 7:05 PM EDT Att: 23,762 - Unknown		
Al Pilarcik, L (1,9) OBP: 0.310, SLG: 0.343	4-3		BB			F2			G3	4	0	0	0	0	0	2			
Gene Woodling, L (1,7) OBP: 0.469, SLG: 0.421										3	0	0	0	1	1	0			
Albie Pearson, L (9,7) OBP: 0.371, SLG: 0.333	4-3					K			F7	0	0	0	0	0	0	0			
Jim Gentile, L (1,3) OBP: 0.462, SLG: 0.511		4-3				G1-6-3			4-3	3	0	0	0	1	0	1			
Clint Courtney, L (1,2) OBP: 0.356, SLG: 0.293		4-3				4-3			F8	4	0	1	0	0	0	1			
Jackie Brandt, R (1,8) OBP: 0.412, SLG: 0.488						SH			FC5	2	1	1	0	2	0	1			
Brooks Robinson, R (1,5) OBP: 0.287, SLG: 0.320						SH			F9	3	1	0	0	0	1	3			
Ron Hansen, R (1,6) OBP: 0.368, SLG: 0.493						F2			F9	2	2	1	3	1	0	0			
Hal Brown, R (1,1) OBP: 0.316, SLG: 0.250						1-3			K	3	0	0	0	0	1	1			
Inning Stats	R: 0 E: 0 K: 0 S: 3	H: 0 LOB: 0 BB: 0 P: 3	R: 0 E: 0 K: 0 S: 4	H: 1 LOB: 1 BB: 0 P: 4	R: 0 E: 0 K: 0 S: 3	H: 0 LOB: 1 BB: 1 P: 7	R: 0 E: 0 K: 0 S: 2	H: 0 LOB: 0 BB: 1 P: 6	R: 3 E: 1 K: 0 S: 5	H: 1 LOB: 0 BB: 1 P: 9	R: 0 E: 0 K: 1 S: 5	H: 0 LOB: 1 BB: 1 P: 9	R: 1 E: 1 K: 1 S: 6	H: 1 LOB: 1 BB: 1 P: 10	R: 0 E: 0 K: 1 S: 6	H: 1 LOB: 2 BB: 1 P: 10	1B: 3 2B: 0 3B: 0 HR: 1	SF: 0 SAC: 1 DP: 1 HBP: 0	WP: 1 PA: 34 PB: 0 SB: 1 CS: 0
PITCHER Duke Maas, R (1,1) ERA: 5.68	IP: 5.0 WLS: L BF: 20 H: 2 R: 3 ER: 2 SO: 2 BB: 3 IBB: 0 HBP: 0 BLK: 0 WP: 1 HR: 1 S: 17 P: 29 ERA: 3.60 WHIP: 1.000											PITCHER							
John Gabler, R (6,1) ERA: 4.5	IP: 3.0 WLS: L BF: 14 H: 2 R: 1 ER: 0 SO: 3 BB: 3 IBB: 0 HBP: 0 BLK: 0 WP: 1 HR: 0 S: 17 P: 29 ERA: 0.00 WHIP: 1.667											PITCHER							

AB	27
R	1
H	1
RBI	1
BB	2
SO	3
LOB	3




AB	27
R	4
H	4
RBI	4
BB	6
SO	3
LOB	9



Batter	1	2	3	4	5	6	7	8	9	AB	R	H	RBI	BB	SO	LOB	TOP					
Gil McDougald, R OBP: 0.307, SLG: 0.397 (1, 4)	0-0 1-3		0-0 1-H 2B		0-3 K		0-0 L7		0-0 6-3	5	0	1	0	0	1	2	New York Yankees @ Baltimore Orioles Memorial Stadium, Baltimore, MD Thu Jun 02 1960, 7:05 PM EDT Att: 42,755 - Unknown livebaseballscorecards.com					
Hector Lopez, R OBP: 0.293, SLG: 0.358 (1, 7)	0-0 F7		0-0 F5			0-0 S HR 1B		0-0 2B SF4 1B		4	2	2	0	0	0	1						
Mickey Mantle, S OBP: 0.408, SLG: 0.485 (1, 8)	0-0 F4			0-0 5-3		0-0 F4		0-0 L9		4	0	0	0	0	0	2						
Roger Maris, L OBP: 0.392, SLG: 0.728 (1, 9)		0-0 G3		0-0 S 2B 1B		0-0 2H HR		0-0 1-3 2B		4	2	3	2	0	0	0						
Bill Skowron, R OBP: 0.303, SLG: 0.510 (1, 3)		0-0 HR		0-0 1-H 2B		0-0 FC5-4 1B		0-0 SF4 2B		3	1	3	3	0	0	0						
Elston Howard, R OBP: 0.293, SLG: 0.464 (1, 2)	0-0 L7			0-0 F8		0-0 FC5-4 1B		0-3 3-H K		4	0	0	0	0	1	3						
Tony Kubek, L OBP: 0.312, SLG: 0.426 (1, 6)	0-0 4-3			0-0 F7		0-0 G3		0-0 F6		4	0	0	0	0	0	2						
Clete Boyer, R OBP: 0.200, SLG: 0.222 (7, PH)			0-0 F7		0-0 6-3		4-0 CS BB		0-0 F7	2	0	0	0	0	0	0						
Johnny Blanchard, L OBP: 0.261, SLG: 0.262 (7, PR)										0	0	0	0	0	1	0						
Bobby Richardson, R OBP: 0.261, SLG: 0.262 (7, 4)										0	0	0	0	0	0	0						
Kent Hadley, L OBP: 0.143, SLG: 0.357 (8, PH)										1	0	0	0	0	0	0						
Jim Coates, R OBP: 0.330, SLG: 0.294 (8, 1)										2	0	1	0	0	1	0						
Bobby Shantz, R OBP: 0.246, SLG: 0.489 (7, PH)										0	0	0	0	0	0	0						
Yogi Berra, L OBP: 0.346, SLG: 0.489 (7, 1)										1	0	0	0	0	1	1						
Art Ditmar, R OBP: 0.271, SLG: 0.271 (8, PH)										0	0	0	0	0	0	0						
Bob Cerv, R OBP: 0.233, SLG: 0.477 (8, PR)										0	0	0	0	0	1	0						
Joe Demaestri, R OBP: 0.233, SLG: 0.477 (8, PR)										0	0	0	0	0	0	0						
Inning Stats	R: 0 E: 0 K: 0 S: 3	H: 0 LOB: 0 BB: 0 P: 3	R: 1 E: 0 K: 0 S: 4	H: 1 LOB: 0 BB: 0 P: 4	R: 0 E: 0 K: 0 S: 4	H: 2 LOB: 1 BB: 0 P: 4	R: 1 E: 0 K: 0 S: 5	H: 2 LOB: 1 BB: 0 P: 5	R: 0 E: 0 K: 2 S: 7	H: 0 LOB: 0 BB: 0 P: 7	R: 2 E: 0 K: 0 S: 6	H: 3 LOB: 1 BB: 0 P: 6	R: 0 E: 0 K: 1 S: 4	H: 0 LOB: 1 BB: 1 P: 8	R: 1 E: 0 K: 0 S: 7	H: 2 LOB: 1 BB: 0 P: 7	R: 0 E: 0 K: 0 S: 3	H: 0 LOB: 1 BB: 1 P: 7	1B: 5 2B: 3 3B: 0 HR: 2	SF: 1 SAC: 0 DP: 0 HBP: 0	WP: 0 PB: 0 SB: 2 CS: 1	PA: 37
PITCHER	IP	WLS	BF	H	R	ER	SO	BB	IBB	HBP	BLK	WP	HR	S	P	ERA	WHIP					
Hoyt Wilhelm, R ERA: 5.09 (1, 1)	5.1		23	8	4	4	2	0	0	0	0	0	2	27	27	6.75	1.500					
Jack Fisher, R ERA: 5.79 (6, 1)	1.2		6	1	1	1	1	1	0	0	0	0	0	7	11	5.40	1.200					
Chuck Estrada, R ERA: 3.16 (8, 1)	2.0	W	8	1	0	0	1	1	0	0	0	0	0	9	13	0.00	1.000					

Batter	1	2	3	4	5	6	7	8	9	AB	R	H	RBI	BB	SO	LOB	BOTTOM				
Mary Breeding, R OBP: 0.333, SLG: 0.362 (1, 4)	0-0 1B		0-0 F6		0-0 F7		0-0 E6			4	0	1	0	0	0	0	New York Yankees @ Baltimore Orioles Memorial Stadium, Baltimore, MD Thu Jun 02 1960, 7:05 PM EDT Att: 42,755 - Unknown livebaseballscorecards.com				
Al Pilarcik, L OBP: 0.307, SLG: 0.338 (1, 9)	0-0 L9		0-0 1-6-3		0-0 1B HR 1B		0-0 F8			4	1	1	0	0	0	2					
Gene Woodling, L OBP: 0.476, SLG: 0.452 (1, 7)	0-0 F7		4-0 BB FC3-6 BB		0-0 1-2 HR 1B		0-0 HR			3	2	2	1	1	0	1					
Jim Gentile, L OBP: 0.463, SLG: 0.543 (8, PR)	0-0 L8		0-0 FC3-6		0-0 1-2 HR 1B		0-0 SH3-4 1B			4	1	2	3	0	0	2					
Albie Pearson, L OBP: 0.371, SLG: 0.333 (8, PR)										0	0	0	0	0	0	0					
Walt Dropo, R OBP: 0.308, SLG: 0.356 (8, 3)										0	0	0	0	0	0	0					
Clint Courtney, L OBP: 0.342, SLG: 0.279 (1, 2)	0-0 L8		0-0 4-3		0-0 6-3		0-0 SH3-4			3	0	0	0	0	0	1					
Jackie Brandt, R OBP: 0.408, SLG: 0.480 (1, 8)	0-3 K		0-3 K		0-0 HR 1B		0-0 F5		0-0 F3	4	1	1	0	0	1	2					
Brooks Robinson, R OBP: 0.286, SLG: 0.338 (1, 5)	0-3 K		0-0 HR		0-0 F9		0-0 1-3			4	1	1	2	0	1	2					
Ron Hansen, R OBP: 0.361, SLG: 0.482 (1, 6)			0-0 F8		0-0 4-3		0-0 5-3			3	0	0	0	0	0	0					
Hoyt Wilhelm, R ERA: 4.56 (1, 1)	5.0		22	6	5	5	3	1	0	0	0	0	0	0	0	1					
Jack Fisher, R ERA: 4.5 (6, 1)	1.0		3	0	0	0	0	0	0	0	0	3	3	0.00	0.000						
Art Ditmar, R ERA: 3.02 (7, 1)	2.0	L	9	2	1	1	0	0	0	0	0	1	9	9	4.50	1.000					
Inning Stats	R: 0 E: 0 K: 0 S: 4	H: 1 LOB: 1 BB: 0 P: 4	R: 0 E: 0 K: 2 S: 7	H: 0 LOB: 0 BB: 0 P: 7	R: 0 E: 1 K: 0 S: 3	H: 0 LOB: 0 BB: 1 P: 7	R: 2 E: 0 K: 0 S: 5	H: 2 LOB: 0 BB: 0 P: 5	R: 3 E: 0 K: 0 S: 6	H: 3 LOB: 0 BB: 0 P: 6	R: 0 E: 1 K: 0 S: 4	H: 0 LOB: 1 BB: 0 P: 4	R: 1 E: 0 K: 0 S: 5	H: 2 LOB: 2 BB: 0 P: 5	R: 0 E: 0 K: 0 S: 3	H: 0 LOB: 0 BB: 0 P: 7	1B: 5 2B: 0 3B: 0 HR: 3	SF: 0 SAC: 1 DP: 0 HBP: 0	WP: 0 PB: 0 SB: 0 CS: 0	PA: 34	
PITCHER	IP	WLS	BF	H	R	ER	SO	BB	IBB	HBP	BLK	WP	HR	S	P	ERA	WHIP				

Batter	1	2	3	4	5	6	7	8	9	AB	R	H	RBI	BB	SO	LOB	TOP																		
Marty Keough, L OBP: 0.291, SLG: 0.319 Haywood Sullivan, R OBP: 0.247, SLG: 0.239	(1,8) X F8		(1,8) X F8		(1,8) X G3		(1,8) X L7		(1,8) X 1-3	4	0	0	0	0	0	2	Boston Red Sox @ New York Yankees Yankee Stadium, Bronx, NY Fri Jun 03 1960, 7:05 PM EDT Att: 22,918 - Unknown - 72 F livebaseballscorecards.com																		
Pete Runnels, L OBP: 0.426, SLG: 0.444	(1,4) X 1-3		(1,4) X 4-3		(1,4) X P6		(1,4) X FC4-6		(1,4) X 1-2	4	0	0	0	0	0	1																			
Gary Geiger, L OBP: 0.333, SLG: 0.360	(1,9) B 1B		(1,9) X F9		(1,9) X 1B		(1,9) X F8		(1,9) X F8	3	0	1	0	1	0	0																			
Vic Wertz, L OBP: 0.345, SLG: 0.459	(1,3) X 1B		(1,3) X 1B		(1,3) X K		(1,3) X L9		(1,3) X 2B	3	1	1	0	1	1	1																			
Gene Stephens, L OBP: 0.310, SLG: 0.320	(1,7) X F9		(1,7) X F9		(1,7) X 4-3		(1,7) X F7		(1,7) X SF7	4	0	1	0	0	0	3																			
Frank Malzone, R OBP: 0.323, SLG: 0.393	(1,5) X 6-3		(1,5) X K		(1,5) X K		(1,5) X F2		(1,5) X SF7	3	0	0	1	0	1	0																			
Pumpsie Green, S OBP: 0.358, SLG: 0.311 Ted Williams, L OBP: 0.433, SLG: 0.591 Tom Borland, L OBP: 0.405, SLG: 0.583	(8, PH) (8, 1) (8, 1)		(8, PH) (8, 1) (8, 1)		(8, PH) (8, 1) (8, 1)		(8, PH) (8, 1) (8, 1)		(8, PH) (8, 1) (8, 1)	0	1	0	0	3	0	0		AB 31 R 3 H 5 RBI 3 BB 5 SO 4 LOB 12																	
Ed Sadowski, R OBP: 0.318, SLG: 0.410 Rip Repulski, R OBP: 0.405, SLG: 0.583	(1,2) (7, PH) (7, 7)		(1,2) (7, PH) (7, 7)		(1,2) (7, PH) (7, 7)		(1,2) (7, PH) (7, 7)		(1,2) (7, PH) (7, 7)	2	0	0	0	0	0	2																			
Jerry Casale, R OBP: 0.318, SLG: 0.333 Don Buddin, R OBP: 0.346, SLG: 0.326	(1,1) (8, 6)		(1,1) (8, 6)		(1,1) (8, 6)		(1,1) (8, 6)		(1,1) (8, 6)	3	0	1	0	0	1	2																			
Inning Stats	R: 0 E: 0 K: 0 S: 4	H: 1 LOB: 2 BB: 1 P: 8	R: 0 E: 0 K: 0 S: 3	H: 0 LOB: 1 BB: 1 P: 7	R: 0 E: 0 K: 2 S: 7	H: 0 LOB: 0 BB: 0 P: 7	R: 0 E: 0 K: 1 S: 5	H: 1 LOB: 1 BB: 0 P: 4	R: 2 E: 0 K: 0 S: 5	H: 2 LOB: 1 BB: 1 P: 9	R: 1 E: 0 K: 0 S: 4	H: 1 LOB: 1 BB: 0 P: 8	R: 0 E: 0 K: 1 S: 5	H: 0 LOB: 0 BB: 0 P: 5	1B: 3 2B: 1 3B: 0 HR: 1	SF: 1 SAC: 0 DP: 0 HBP: 0			WP: 0 PB: 0 SB: 0 CS: 0	PA: 37															
PITCHER	IP WLS BF H R ER SO BB IBB HBP BLK WP HR S P ERA WHIP																																		
Bob Turley, R ERA: 2.9	(1, 1)	7.1	W	32	5	3	3	3	5	0	0	0	0	0	1	33		53	3.68	1.364															
Johnny James, R ERA: 3.93	(8, 1)	0.1		1	0	0	0	0	0	0	0	0	0	0	0	1	1	0.00	0.000																
Bobby Shantz, L ERA: 4.15	(8, 1)	1.1	S	4	0	0	0	1	0	0	0	0	0	0	0	6	6	0.00	0.000																

Batter	1	2	3	4	5	6	7	8	9	AB	R	H	RBI	BB	SO	LOB	BOTTOM																		
Gil McDougald, R OBP: 0.305, SLG: 0.388	(1,4) X 6-3		(1,4) X CS		(1,4) X F3		(1,4) X K		(1,4) X K	3	0	0	0	1	1	0	Boston Red Sox @ New York Yankees Yankee Stadium, Bronx, NY Fri Jun 03 1960, 7:05 PM EDT Att: 22,918 - Unknown - 72 F livebaseballscorecards.com																		
Hector Lopez, R OBP: 0.290, SLG: 0.368	(1,7) S K		(1,7) X F7		(1,7) X F8		(1,7) X 2B		(1,7) X 3-1	4	0	1	0	0	1	1																			
Mickey Mantle, S OBP: 0.410, SLG: 0.477	(1,8) B BB		(1,8) X 1B		(1,8) X F8		(1,8) X 3-1		(1,8) X 1B	2	1	0	0	2	0	1																			
Roger Maris, L OBP: 0.395, SLG: 0.719	(1,9) X F4		(1,9) X 3B		(1,9) X F2		(1,9) X 1B		(1,9) X 1B	3	1	1	0	1	0	2																			
Yogi Berra, L OBP: 0.418, SLG: 0.521	(1,2) X 3-1		(1,2) X WP		(1,2) X 1B		(1,2) X 1B		(1,2) X 1B	4	1	3	1	0	0	0																			
Bill Skowron, R OBP: 0.308, SLG: 0.510	(1,3) X 1B		(1,3) X F8		(1,3) X 1B		(1,3) X K		(1,3) X K	4	1	2	0	0	1	2																			
Tony Kubek, L OBP: 0.310, SLG: 0.422	(1,6) X 1B		(1,6) X 1B		(1,6) X F9		(1,6) X L8		(1,6) X K	4	0	1	0	0	1	4																			
Clete Boyer, R OBP: 0.231, SLG: 0.250 Elston Howard, R OBP: 0.298, SLG: 0.464 Bobby Richardson, R OBP: 0.291, SLG: 0.262	(1,5) (8, PH) (8, PH) (9, 4)		(1,5) (8, PH) (8, PH) (9, 4)		(1,5) (8, PH) (8, PH) (9, 4)		(1,5) (8, PH) (8, PH) (9, 4)		(1,5) (8, PH) (8, PH) (9, 4)	3	0	1	1	0	1	2		AB 31 R 4 H 9 RBI 2 BB 5 SO 8 LOB 18																	
Bob Turley, R OBP: 0.182, SLG: 0.273 Johnny James, L OBP: 0.291, SLG: 0.262	(1,1) (8, 1) (8, 1)		(1,1) (8, 1) (8, 1)		(1,1) (8, 1) (8, 1)		(1,1) (8, 1) (8, 1)		(1,1) (8, 1) (8, 1)	3	0	0	0	0	2	3																			
Inning Stats	R: 0 E: 0 K: 1 S: 5	H: 0 LOB: 1 BB: 1 P: 9	R: 1 E: 0 K: 1 S: 7	H: 3 LOB: 1 BB: 0 P: 7	R: 3 E: 0 K: 0 S: 4	H: 2 LOB: 0 BB: 2 P: 12	R: 0 E: 0 K: 0 S: 3	H: 0 LOB: 0 BB: 0 P: 3	R: 0 E: 0 K: 2 S: 9	H: 2 LOB: 2 BB: 0 P: 9	R: 0 E: 0 K: 1 S: 5	H: 0 LOB: 0 BB: 0 P: 5	R: 0 E: 0 K: 3 S: 10	H: 1 LOB: 3 BB: 2 P: 18	1B: 7 2B: 1 3B: 1 HR: 0	SF: 0 SAC: 0 DP: 0 HBP: 0		WP: 2 PB: 1 SB: 0 CS: 1	PA: 36																
PITCHER	IP WLS BF H R ER SO BB IBB HBP BLK WP HR S P ERA WHIP																																		
Jerry Casale, R ERA: 4.5	(1, 1)	7.0	L	30	8	4	4	5	3	0	0	0	0	1	0	37		49	5.14	1.571															
Tom Borland, L ERA: 3.13	(8, 1)	1.0		6	1	0	0	3	1	1	0	0	0	1	0	10	18	0.00	2.000																

Batter	1	2	3	4	5	6	7	8	9	AB	R	H	RBI	BB	SO	LOB	TOP					
Pumpsie Green, S OBP: 0.345, SLG: 0.286 (1, 4)										4	1	0	0	1	1	0						
Pete Runnels, L OBP: 0.440, SLG: 0.466 (1, 3)										4	2	3	0	1	0	0						
Lou Clinton, R OBP: 0.322, SLG: 0.413 (1, 9)										4	2	1	0	1	0	2						
Rip Repuski, R OBP: 0.400, SLG: 0.568 (7, PR)										1	1	0	1	1	0	0						
Gene Stephens, L OBP: 0.307, SLG: 0.317 (7, 7)										1	0	0	0	0	0	0						
Bobby Thomson, R OBP: 0.301, SLG: 0.419 (7, 8)										3	1	0	0	1	1	3						
Marty Keough, L OBP: 0.291, SLG: 0.319 (7, 8)										0	0	0	0	0	0	0						
Frank Malzone, R OBP: 0.321, SLG: 0.389 (1, 5)										4	0	1	3	0	0	4						
Don Buddin, R OBP: 0.344, SLG: 0.351 (1, 6)										2	1	1	3	0	1	2						
Ed Sadowski, R OBP: 0.292, SLG: 0.372 (1, 2)										4	0	0	0	0	0	2						
Bill Monbouquette, R OBP: 0.190, SLG: 0.056 (1, 1)										4	0	0	0	0	3	0						
Inning Stats	R: 4 E: 0 K: 0 S: 5	H: 2 LOB: 1 BB: 3 P: 17	R: 0 E: 0 K: 1 S: 6	H: 1 LOB: 1 BB: 0 P: 6	R: 0 E: 0 K: 0 S: 3	H: 0 LOB: 0 BB: 0 P: 3	R: 1 E: 0 K: 1 S: 6	H: 1 LOB: 0 BB: 0 P: 6	R: 3 E: 2 K: 0 S: 7	H: 2 LOB: 1 BB: 0 P: 7	R: 0 E: 0 K: 2 S: 7	H: 0 LOB: 1 BB: 1 P: 11	R: 0 E: 0 K: 2 S: 7	H: 0 LOB: 2 BB: 1 P: 11	R: 0 E: 0 K: 0 S: 3	H: 0 LOB: 0 BB: 0 P: 3	R: 0 E: 0 K: 0 S: 3	H: 0 LOB: 0 BB: 0 P: 3	1B: 3 2B: 2 3B: 0 HR: 1	SF: 3 SAC: 0 DP: 0 HBP: 0	WP: 0 PB: 0 SB: 1 CS: 0	PA: 40
PITCHER	IP WLS BF H R ER SO BB IBB HBP BLK WP HR S P ERA WHIP																					
Bill Short, L ERA: 4.59 (1, 1)	0.0 L 3 1 3 3 0 2 0 0 0 0 0 0 1 26 30 3.60 1.200																					
Duke Maas, R ERA: 5.09 (6, 1)	2.0 8 0 0 0 2 2 0 0 0 0 0 0 14 22 0.00 1.000																					
Ryne Duren, R ERA: 5.63 (8, 1)	2.0 6 0 0 0 0 0 0 0 0 0 0 0 6 6 0.00 0.000																					
John Gabler, R ERA: 4.2 (8, 1)																						

Boston Red Sox @ New York Yankees
Yankee Stadium, Bronx, NY
Sat Jun 04 1960, 3:33 AM EDT
Att: 18,412 - Overcast - 78 F

AB	31
R	8
H	6
RBI	7
BB	5
SO	6
LOB	13



Batter	1	2	3	4	5	6	7	8	9	AB	R	H	RBI	BB	SO	LOB	BOTTOM					
Gil McDougald, R OBP: 0.304, SLG: 0.385 (1, 4)										4	0	1	0	0	0	0						
John Gabler, S OBP: 0.286, SLG: 0.167 (8, 1)										0	0	0	0	0	0	0						
Hector Lopez, R OBP: 0.303, SLG: 0.377 (1, 7)										4	0	2	0	0	0	1						
Mickey Mantle, S OBP: 0.401, SLG: 0.463 (1, 8)										4	0	0	0	0	3	3						
Roger Maris, L OBP: 0.404, SLG: 0.740 (1, 9)										3	1	2	1	1	0	0						
Bill Skowron, R OBP: 0.302, SLG: 0.500 (7, 3)										3	0	0	0	0	0	2						
Kent Hadley, L OBP: 0.133, SLG: 0.333 (7, 3)										1	0	0	0	0	1	2						
Elston Howard, R OBP: 0.288, SLG: 0.448 (1, 2)										4	0	0	0	0	0	2						
Tony Kubek, L OBP: 0.320, SLG: 0.447 (1, 6)										4	1	3	1	0	1	0						
Clete Boyer, R OBP: 0.176, SLG: 0.188 (1, 5)										4	0	0	0	0	1	2						
Bill Short, L ERA: 2.20, SLG: 0.200 (1, 1)										0	0	0	0	0	0	0						
Duke Maas, R ERA: 5.09 (1, 1)										1	0	0	0	0	1	1						
Johnny Blanchard, L ERA: 5.09 (6, 0)										1	0	0	0	0	0	0						
Ryne Duren, R ERA: 5.63 (7, 0)										0	0	0	0	0	0	0						
Joe Demaestri, R ERA: 4.2 (8, 4)										2	0	0	0	0	0	0						
Inning Stats	R: 0 E: 0 K: 1 S: 6	H: 1 LOB: 2 BB: 1 P: 10	R: 0 E: 0 K: 2 S: 8	H: 1 LOB: 1 BB: 0 P: 8	R: 0 E: 0 K: 0 S: 3	H: 0 LOB: 0 BB: 0 P: 3	R: 1 E: 0 K: 0 S: 5	H: 2 LOB: 1 BB: 0 P: 5	R: 0 E: 0 K: 1 S: 6	H: 1 LOB: 1 BB: 0 P: 6	R: 0 E: 0 K: 0 S: 3	H: 0 LOB: 0 BB: 0 P: 3	R: 1 E: 0 K: 0 S: 4	H: 1 LOB: 0 BB: 0 P: 4	R: 0 E: 0 K: 2 S: 9	H: 2 LOB: 2 BB: 0 P: 9	R: 0 E: 0 K: 1 S: 5	H: 0 LOB: 0 BB: 0 P: 5	1B: 6 2B: 0 3B: 0 HR: 2	SF: 0 SAC: 0 DP: 0 HBP: 0	WP: 0 PB: 0 SB: 0 CS: 0	PA: 36
PITCHER	IP WLS BF H R ER SO BB IBB HBP BLK WP HR S P ERA WHIP																					
Bill Monbouquette, R ERA: 3.95 (1, 1)	9.0 W 36 8 2 2 7 1 0 0 0 0 0 2 49 53 2.00 1.000																					

Boston Red Sox @ New York Yankees
Yankee Stadium, Bronx, NY
Sat Jun 04 1960, 3:33 AM EDT
Att: 18,412 - Overcast - 78 F

AB	35
R	2
H	8
RBI	2
BB	1
SO	7
LOB	13



Batter	1	2	3	4	5	6	7	8	9	AB	R	H	RBI	BB	SO	LOB	TOP					
Marty Keough, L (1, 8) OBP: 0.296, SLG: 0.338	0-3 K		0-0 F7		0-0 F9		0-0 1B 2B		0-0 S 1B	5	1	2	1	0	1	1	Boston Red Sox @ New York Yankees Yankee Stadium, Bronx, NY Sun Jun 05 1960, 3:33 AM EDT Unknown - 82 F					
Pete Runnels, L (1, 4) OBP: 0.445, SLG: 0.471	0-0 1B		0-3 K		0-0 1-2 1B		0-0 HR 1B		0-3 2-3 1B	5	1	3	1	0	2	2						
Ted Williams, L (1, 7) OBP: 0.437, SLG: 0.692	0-3 K		0-0 1B		0-3 K		0-0 HR		4-0 G4-6-3 IBB	4	1	2	2	1	2	3						
Vic Wertz, L (1, 3) OBP: 0.330, SLG: 0.437	0-3 K		0-0 F9		0-0 3-1		0-3 K		0-0 G4-6-3 1-2	5	0	0	0	0	2	5						
Gary Geiger, L (1, 9) OBP: 0.322, SLG: 0.346		0-0 3-1		0-3 K		0-0 3-1		0-3 K		3	0	0	0	0	1	0						
Lou Clinton, R (8, PH) OBP: 0.319, SLG: 0.407										1	0	0	0	0	1	0						
Frank Malzone, R (1, 5) OBP: 0.331, SLG: 0.401		0-0 1B		4-0 1B BB		0-0 5-3		0-0 2B		3	0	2	0	1	0	0						
Don Buddin, R (1, 6) OBP: 0.341, SLG: 0.348		0-0 F9		0-0 G6-4-3 1B		0-0 F7		0-3 K		4	0	1	0	0	1	2						
Ed Sadowski, R (1, 2) OBP: 0.294, SLG: 0.370		0-0 1-2 1B		0-0 G6-4-3 1-2		0-3 K		0-3 K		3	0	1	0	0	1	2						
Rip Repulski, R (8, PH) OBP: 0.391, SLG: 0.553										1	0	0	0	0	1	1						
Haywood Sullivan, R (8, 2) OBP: 0.247, SLG: 0.239										0	0	0	0	0	0	0						
Tom Brewer, R (1, 1) OBP: 0.333, SLG: 0.350		0-0 L7		0-0 CS 1B		0-0 2B 1B		0-0 2B		2	0	1	0	0	0	2						
Bobby Thomson, R (7, PH) OBP: 0.308, SLG: 0.426										1	1	1	0	0	0	0						
Ike Delock, R (7, 1) OBP: 0.356, SLG: 0.320										0	0	0	0	0	0	0						
Pumpsie Green, S (8, PH) OBP: 0.356, SLG: 0.320										1	0	1	0	0	0	0						
Inning Stats	R: 0 E: 0 K: 3 S: 10	H: 1 LOB: 1 BB: 0 P: 10	R: 0 E: 0 K: 0 S: 5	H: 2 LOB: 2 BB: 0 P: 5	R: 0 E: 0 K: 1 S: 6	H: 1 LOB: 1 BB: 0 P: 6	R: 0 E: 0 K: 1 S: 5	H: 1 LOB: 1 BB: 0 P: 9	R: 0 E: 0 K: 1 S: 6	H: 2 LOB: 2 BB: 0 P: 6	R: 0 E: 0 K: 0 S: 3	H: 0 LOB: 0 BB: 0 P: 3	R: 4 E: 0 K: 2 S: 11	H: 4 LOB: 0 BB: 0 P: 11	R: 0 E: 0 K: 3 S: 10	H: 1 LOB: 1 BB: 0 P: 10	R: 0 E: 0 K: 1 S: 6	H: 2 LOB: 2 BB: 1 P: 10	1B: 10 2B: 4 3B: 0 HR: 1	SF: 0 SAC: 0 DP: 3 HBP: 0	WP: 0 PB: 0 SB: 1 CS: 1	PA: 40
PITCHER	IP WLS BF H R ER SO BB IBB HBP BLK WP HR S P ERA WHIP																					
Ralph Terry, R (1, 1) ERA: 3.38	6.2 W 30 11 4 4 7 1 0 0 0 0 1 43 47 5.40 1.800																					
Bobby Shantz, L (7, 1) ERA: 3.66	2.1 S 10 3 0 0 5 0 1 0 0 0 0 0 19 23 0.00 1.286																					



Batter	1	2	3	4	5	6	7	8	9	AB	R	H	RBI	BB	SO	LOB	BOTTOM			
Tony Kubek, L (1, 6) OBP: 0.317, SLG: 0.440	0-0 3-1		0-0 4-3	0-0 F8		0-0 1B		0-0 F6		5	0	1	1	0	0	2	Boston Red Sox @ New York Yankees Yankee Stadium, Bronx, NY Sun Jun 05 1960, 3:33 AM EDT Unknown - 82 F			
Hector Lopez, R (1, 7) OBP: 0.343, SLG: 0.406	4-0 BB		0-0 1B	0-0 1B		0-0 HR 1B		0-0 F6		3	1	3	0	1	0	0				
Clete Boyer, R (7, 6) OBP: 0.167, SLG: 0.176			0-0 1B	0-0 1B		0-0 HR 1B		0-0 F6		1	0	0	0	0	0	0				
Yogi Berra, L (1, 2) OBP: 0.417, SLG: 0.515	0-0 F8		0-0 1-2 1B	0-0 1B		0-0 HR 1B		0-0 3-1		5	1	2	0	0	0	3				
Roger Maris, L (1, 9) OBP: 0.400, SLG: 0.748	0-0 P6		0-0 F7	0-0 HR		0-0 L3		0-0 3-1		4	1	1	3	0	0	5				
Mickey Mantle, S (1, 8) OBP: 0.409, SLG: 0.489		0-0 HR	0-0 1-2 2H 1B	0-0 K		0-0 SH3-4 FC5 1B BB		0-0 F6		3	1	2	1	1	1	0				
Bill Skowron, R (1, 3) OBP: 0.307, SLG: 0.500	0-0 1-3		0-0 1B	0-0 1B		0-0 SH3-4 FC5 1B		0-0 F6		4	0	2	0	0	1	0				
Gil McDougald, R (1, 5) OBP: 0.298, SLG: 0.377	0-0 F6		0-0 F8	0-0 5-3		0-0 SH3-4		0-0 F6		3	0	0	0	0	0	1				
Bobby Richardson, R (1, 4) OBP: 0.282, SLG: 0.280	4-0 BB		0-0 1-2 1B	0-0 SH1 1B 2B		0-0 FC5 IBB		0-0 F6		2	1	2	0	2	0	0				
Ralph Terry, R (1, 1) ERA: 4.5	0-3 K		0-0 F4	0-0 SH1		0-0 FC5		0-0 F6		2	0	0	0	0	1	3				
Bobby Shantz, R (7, 1) ERA: 15.43										1	0	0	0	0	0	3				
Inning Stats	R: 0 E: 0 K: 0 S: 3	H: 0 LOB: 1 BB: 1 P: 7	R: 1 E: 0 K: 1 S: 6	H: 1 LOB: 1 BB: 1 P: 10	R: 0 E: 0 K: 0 S: 5	H: 3 LOB: 2 BB: 0 P: 5	R: 0 E: 0 K: 0 S: 5	H: 2 LOB: 2 BB: 0 P: 5	R: 3 E: 0 K: 2 S: 10	H: 3 LOB: 0 BB: 0 P: 10	R: 1 E: 0 K: 0 S: 6	H: 3 LOB: 2 BB: 0 P: 6	R: 0 E: 0 K: 0 S: 3	H: 1 LOB: 3 BB: 2 P: 11	R: 0 E: 0 K: 0 S: 3	H: 0 LOB: 0 BB: 0 P: 3		1B: 10 2B: 1 3B: 0 HR: 2	SF: 0 SAC: 2 DP: 0 HBP: 0	WP: 0 PB: 0 SB: 0 CS: 0
PITCHER	IP WLS BF H R ER SO BB IBB HBP BLK WP HR S P ERA WHIP																			
Tom Brewer, R (1, 1) ERA: 4.5	6.0 L 31 12 5 5 3 2 0 0 0 0 0 2 35 43 7.50 2.333																			
Ike Delock, R (7, 1) ERA: 15.43	2.0 8 1 0 0 0 1 1 0 0 0 0 0 6 14 0.00 1.000																			



Batter	1	2	3	4	5	6	7	8	9	AB	R	H	RBI	BB	SO	LOB	TOP					
Pumpsie Green, S OBP: 0.333, SLG: 0.296 (1, 4)										4	0	0	0	0	2	0	Boston Red Sox @ New York Yankees Yankee Stadium, Bronx, NY Sun Jun 05 1960, 7:05 PM EDT Att: 37,211 - Unknown - 79 F					
Pete Runnels, L OBP: 0.452, SLG: 0.494 (1, 3)										3	2	2	0	1	0	0						
Gary Geiger, L OBP: 0.330, SLG: 0.366 (1, 9)										4	1	2	1	0	1	1						
Marty Keough, L OBP: 0.284, SLG: 0.321 (1, 8)										4	0	0	1	0	0	4						
Gene Stephens, L OBP: 0.305, SLG: 0.317 (1, 7)										3	0	1	1	0	1	1						
Frank Malzone, R OBP: 0.324, SLG: 0.391 (1, 5)										4	0	0	0	0	0	1						
Don Buddin, R OBP: 0.333, SLG: 0.338 (1, 6)										4	0	0	0	0	0	1						
Haywood Sullivan, R OBP: 0.250, SLG: 0.243 (1, 2)										3	0	1	0	0	0	0						
Ted Bowsfield, R OBP: 0.280, SLG: 0.250 (1, 1)										0	0	0	0	0	0	0						
Tom Sturdivant, L OBP: 0.111, SLG: 0.098 (5, PH)										1	0	0	0	0	0	1						
Bobby Thomson, R OBP: 0.362, SLG: 0.421 (5, 1)										1	0	0	0	0	0	0						
Frank Sullivan, R OBP: 0.315, SLG: 0.402 (5, 1)										0	0	0	0	0	0	0						
Lou Clinton, R OBP: 0.315, SLG: 0.402 (8, PH)										1	0	0	0	0	0	0						
Mike Fornieles, R OBP: 0.333, SLG: 0.333 (8, 1)										0	0	0	0	0	0	0						
Inning Stats	R: 0 E: 0 K: 1 S: 5	H: 0 LOB: 0 BB: 0 P: 5	R: 0 E: 0 K: 0 S: 4	H: 1 LOB: 1 BB: 0 P: 4	R: 0 E: 0 K: 1 S: 5	H: 1 LOB: 0 BB: 0 P: 5	R: 2 E: 0 K: 0 S: 5	H: 2 LOB: 0 BB: 0 P: 5	R: 0 E: 0 K: 0 S: 3	H: 0 LOB: 0 BB: 0 P: 3	R: 1 E: 1 K: 2 S: 9	H: 1 LOB: 1 BB: 0 P: 9	R: 0 E: 0 K: 0 S: 3	H: 0 LOB: 0 BB: 0 P: 3	R: 0 E: 0 K: 0 S: 4	H: 1 LOB: 2 BB: 1 P: 8	R: 0 E: 0 K: 0 S: 3	H: 0 LOB: 0 BB: 0 P: 3	1B: 3 2B: 2 3B: 1 HR: 0	SF: 1 SAC: 0 DP: 1 HBP: 0	WP: 0 PB: 0 SB: 0 CS: 0	PA: 34
PITCHER Art Ditmar, R ERA: 2.85 (1, 1)	IP: 9.0 WLS: W BF: 34 H: 6 R: 3 ER: 2 SO: 4 BB: 1 IBB: 0 HBP: 0 BLK: 0 WP: 0 HR: 0 S: 41 P: 45 ERA: 2.00 WHIP: 0.778															PITCHER						

Batter	1	2	3	4	5	6	7	8	9	AB	R	H	RBI	BB	SO	LOB	BOTTOM			
Bobby Richardson, R OBP: 0.272, SLG: 0.270 (1, 4)										5	0	0	0	0	0	3	Boston Red Sox @ New York Yankees Yankee Stadium, Bronx, NY Sun Jun 05 1960, 7:05 PM EDT Att: 37,211 - Unknown - 79 F			
Hector Lopez, R OBP: 0.360, SLG: 0.420 (1, 7)										5	2	3	0	0	1	0				
Roger Maris, L OBP: 0.406, SLG: 0.741 (1, 9)										4	2	2	0	1	1	1				
Bill Skowron, R OBP: 0.316, SLG: 0.497 (1, 3)										3	2	1	1	2	2	0				
Mickey Mantle, S OBP: 0.418, SLG: 0.489 (1, 8)										0	2	0	1	3	0	0				
Bob Cerv, R OBP: 0.329, SLG: 0.469 (4, PR)										2	0	0	0	0	0	2				
Eliot Howard, R OBP: 0.295, SLG: 0.454 (1, 2)										3	0	1	1	1	1	2				
Tony Kubek, L OBP: 0.326, SLG: 0.452 (1, 6)										2	0	1	2	2	0	0				
Clete Boyer, R OBP: 0.182, SLG: 0.200 (1, 5)										3	0	1	2	0	2	2				
Art Ditmar, R OBP: 0.118, SLG: 0.176 (1, 1)										4	0	0	0	0	1	5				
Inning Stats	R: 4 E: 0 K: 0 S: 5	H: 2 LOB: 2 BB: 4 P: 21	R: 0 E: 0 K: 2 S: 7	H: 0 LOB: 0 BB: 0 P: 7	R: 1 E: 0 K: 1 S: 7	H: 2 LOB: 2 BB: 1 P: 15	R: 3 E: 0 K: 1 S: 8	H: 4 LOB: 3 BB: 1 P: 12	R: 0 E: 0 K: 0 S: 4	H: 1 LOB: 1 BB: 0 P: 4	R: 0 E: 0 K: 2 S: 7	H: 0 LOB: 0 BB: 0 P: 7	R: 0 E: 0 K: 2 S: 7	H: 0 LOB: 2 BB: 2 P: 7	R: 0 E: 0 K: 0 S: 3	H: 0 LOB: 2 BB: 2 P: 11	1B: 7 2B: 1 3B: 1 HR: 0	SF: 1 SAC: 0 DP: 1 HBP: 0	WP: 0 PB: 0 SB: 0 CS: 0	PA: 41
PITCHER Ted Bowsfield, L ERA: 6.19 (1, 1)	IP: 0.1 WLS: L BF: 7 H: 2 R: 4 ER: 4 SO: 0 BB: 4 IBB: 0 HBP: 0 BLK: 0 WP: 0 HR: 0 S: 3 P: 19 ERA: 108.00 WHIP: 18.000															PITCHER				
Tom Sturdivant, R ERA: 5.64 (1, 1)	IP: 3.2 WLS: 19 BF: 6 H: 4 R: 4 ER: 4 SO: 4 BB: 2 IBB: 1 HBP: 0 BLK: 0 WP: 0 HR: 0 S: 24 P: 36 ERA: 9.82 WHIP: 2.182																			
Frank Sullivan, R ERA: 6.24 (5, 1)	IP: 3.0 WLS: 10 BF: 1 H: 0 R: 0 ER: 0 SO: 4 BB: 0 IBB: 0 HBP: 0 BLK: 0 WP: 0 HR: 0 S: 18 P: 18 ERA: 0.00 WHIP: 0.333																			
Mike Fornieles, R ERA: 1.82 (8, 1)	IP: 1.0 WLS: 5 BF: 0 H: 0 R: 0 ER: 0 SO: 0 BB: 2 IBB: 0 HBP: 0 BLK: 0 WP: 0 HR: 0 S: 3 P: 11 ERA: 0.00 WHIP: 2.000																			



Batter	1	2	3	4	5	6	7	8	9	AB	R	H	RBI	BB	SO	LOB	TOP					
Jim Landis, R OBP: 0.408, SLG: 0.320 (1, 8)	0-0 5-3		0-0 5-3			4-0 L8 BB		0-0 L4		4	1	1	0	1	0	2						
Nelle Fox, L OBP: 0.348, SLG: 0.365 (1, 4)	0-0 F8		0-0 F8			0-0 L8		0-0 F7		4	0	0	0	0	0	3						
Minnie Minoso, R OBP: 0.380, SLG: 0.503 (1, 7)	0-0 F8			0-0 F6		0-3 K		0-0 K		4	0	1	2	0	1	0						
Ted Kluszewski, L OBP: 0.366, SLG: 0.431 Earl Torgeson, L OBP: 0.529, SLG: 0.652 (9, 3)		0-0 4-3		0-3 K			0-0 5-3	0-0 F7		4	0	0	0	0	1	1						
Gene Freese, R OBP: 0.247, SLG: 0.394 (1, 5)		4-0 1B BB		0-0 6-3			0-0 5-3		0-0 E5 1B	3	1	0	0	1	0	0						
Sherm Lollar, R OBP: 0.390, SLG: 0.468 (1, 2)		0-0 1B			0-0 5-3		0-0 1B		0-0 1B E	4	0	3	0	0	0	0						
Al Smith, R OBP: 0.356, SLG: 0.460 (1, 9)		0-0 F9			0-0 F3		0-0 F7		0-0 E5 1B	4	0	0	0	0	0	5						
Luis Aparicio, R OBP: 0.289, SLG: 0.302 (1, 6)		0-0 L8			0-0 FC1-6 1B			0-0 1B 1B	0-0 G6-2-3 1B	4	1	3	1	0	0	2						
Billy Pierce, L OBP: 0.190, SLG: 0.150 Roy Sievers, R OBP: 0.299, SLG: 0.372 Gerry Staley, R (8, PH) Dick Brown, R OBP: 0.238, SLG: 0.410 Dick Donovan, L OBP: 0.083, SLG: 0.083 (9, PH)			0-0 L8		0-0 FC1-6 1B			0-0 F4	0-0 G6-2-3 1B	2	0	0	0	0	0	1						
Inning Stats	R: 0 E: 0 K: 0 S: 3	H: 0 LOB: 0 BB: 0 P: 3	R: 0 E: 0 K: 0 S: 4	H: 1 LOB: 2 BB: 1 P: 8	R: 0 E: 0 K: 0 S: 3	H: 0 LOB: 0 BB: 0 P: 3	R: 0 E: 0 K: 1 S: 5	H: 0 LOB: 0 BB: 0 P: 5	R: 0 E: 0 K: 0 S: 4	H: 1 LOB: 1 BB: 0 P: 4	R: 0 E: 0 K: 1 S: 4	H: 0 LOB: 0 BB: 1 P: 8	R: 0 E: 0 K: 0 S: 4	H: 1 LOB: 1 BB: 0 P: 4	R: 2 E: 0 K: 0 S: 6	H: 3 LOB: 1 BB: 0 P: 6	R: 1 E: 2 K: 0 S: 6	H: 2 LOB: 2 BB: 0 P: 6	1B: 8 2B: 0 3B: 0 HR: 0	SF: 0 SAC: 0 DP: 1 HBP: 0	WP: 0 PB: 0 SB: 1 CS: 0	PA: 37
PITCHER Whitey Ford, L ERA: 2.41 (1, 1)	IP: 9.0 WLS: L BF: 37 H: 8 R: 3 ER: 2 SO: 2 BB: 2 IBB: 0 HBP: 0 BLK: 0 WP: 0 HR: 0 S: 39 P: 47 ERA: 2.00 WHIP: 1.111															PITCHER	IP: 9.0 WLS: L BF: 37 H: 8 R: 3 ER: 2 SO: 2 BB: 2 IBB: 0 HBP: 0 BLK: 0 WP: 0 HR: 0 S: 39 P: 47 ERA: 2.00 WHIP: 1.111					

Chicago White Sox @ New York Yankees
Yankee Stadium, Bronx, NY
Mon Jun 06 1960, 7:05 PM EDT
Att: 24,018 - Unknown - 77 F


AB 35
R 3
H 8
RBI 3
BB 2
SO 2
LOB 18



Batter	1	2	3	4	5	6	7	8	9	AB	R	H	RBI	BB	SO	LOB	BOTTOM			
Bobby Richardson, R OBP: 0.272, SLG: 0.270 Johnny Blanchard, L (8, PH)	0-0 FC2-6 1B		0-0 F6	0-0 5-3			0-0 F2		0-0 3-1	4	0	1	0	0	0	1				
Hector Lopez, R OBP: 0.367, SLG: 0.425 Clete Boyer, R OBP: 0.182, SLG: 0.200 (9, 6)	0-0 FC2-6 1B		0-0 BB 1B		0-0 G4-3 1B			0-0 6-3		4	1	2	0	0	0	1				
Roger Maris, L OBP: 0.415, SLG: 0.761 (1, 9)	0-0 FC5-4 1B		4-0 FC6-4 1B BB		0-0 G4-3 1B			0-0 HR		3	1	2	1	1	0	1				
Bill Skowron, R OBP: 0.314, SLG: 0.491 (1, 3)	0-0 FC5-4 1B		0-0 FC6-4 1B		0-0 F8			0-0 5-3		4	0	1	1	0	0	2				
Mickey Mantle, S OBP: 0.420, SLG: 0.490 (1, 8)	0-0 FC5-4 1B		0-0 FC6-4 1B		0-0 F6		0-0 6-3 2-3 1B	0-0 S 1B		4	0	2	0	0	0	4				
Elston Howard, R OBP: 0.294, SLG: 0.455 (1, 2)		0-0 4-3 2B	0-0 F6			0-0 2-3		0-0 5-3		4	0	1	0	0	0	4				
Gil McDougald, R OBP: 0.293, SLG: 0.369 Yogi Berra, L OBP: 0.422, SLG: 0.520 (8, PH)		0-0 5-3		0-0 6-3		0-0 6-3			0-0 SH1-4 1B	3	0	0	0	0	0	2				
Tony Kubek, L OBP: 0.326, SLG: 0.450 (9, 7)		0-0 4-3		0-0 WP 4-1 1B			0-0 F6		0-0 SH1-4	3	0	1	0	0	0	1				
Whitey Ford, L OBP: 0.235, SLG: 0.071 Bob Cerv, R OBP: 0.327, SLG: 0.466 (8, PH)		0-0 F9		0-0 4-1			0-3 K		0-0 5-3	3	0	0	0	0	1	2				
Inning Stats	R: 0 E: 0 K: 0 S: 5	H: 2 LOB: 2 BB: 0 P: 5	R: 0 E: 0 K: 0 S: 4	H: 1 LOB: 1 BB: 0 P: 4	R: 1 E: 0 K: 0 S: 5	H: 2 LOB: 2 BB: 1 P: 9	R: 0 E: 0 K: 0 S: 4	H: 1 LOB: 1 BB: 0 P: 4	R: 0 E: 0 K: 0 S: 3	H: 1 LOB: 0 BB: 0 P: 3	R: 0 E: 0 K: 1 S: 5	H: 0 LOB: 0 BB: 0 P: 5	R: 1 E: 0 K: 0 S: 5	H: 2 LOB: 1 BB: 0 P: 5	R: 0 E: 0 K: 0 S: 4	H: 1 LOB: 1 BB: 0 P: 4	1B: 9 2B: 1 3B: 0 HR: 1	SF: 0 SAC: 1 DP: 1 HBP: 0	WP: 1 PB: 0 SB: 1 CS: 0	PA: 37
PITCHER Billy Pierce, L ERA: 3.76 Gerry Staley, R ERA: 1.3 Dick Donovan, R ERA: 6.55	IP: 7.0 WLS: W BF: 28 H: 8 R: 1 ER: 1 SO: 1 BB: 1 IBB: 0 HBP: 0 BLK: 0 WP: 0 HR: 1 S: 29 P: 33 ERA: 1.29 WHIP: 1.286															PITCHER	IP: 1.0 WLS: S BF: 4 H: 1 R: 0 ER: 0 SO: 0 BB: 0 IBB: 0 HBP: 0 BLK: 0 WP: 0 HR: 0 S: 4 P: 4 ERA: 0.00 WHIP: 1.000			

Chicago White Sox @ New York Yankees
Yankee Stadium, Bronx, NY
Mon Jun 06 1960, 7:05 PM EDT
Att: 24,018 - Unknown - 77 F


AB 35
R 2
H 11
RBI 2
BB 1
SO 1
LOB 20



Batter	1	2	3	4	5	6	7	8	9	AB	R	H	RBI	BB	SO	LOB	TOP			
Jim Landis, R OBP: 0.404, SLG: 0.312 (1, 8)	F2		P2		6-3			G3 BB		3	0	0	0	1	0	2				
Nelle Fox, L OBP: 0.341, SLG: 0.357 (1, 4)	K		F3				G3	G3		4	0	0	0	0	1	4				
Minnie Minoso, R OBP: 0.377, SLG: 0.497 (1, 7)	P2		1B				F7	F7		4	0	1	1	0	0	2				
Ted Kluszewski, L OBP: 0.353, SLG: 0.415 (1, 3)		P5	F8				F3		F3	4	0	0	0	0	0	2				
Gene Freese, R OBP: 0.238, SLG: 0.378 (1, 5)		F2			F7				P4	4	0	0	0	0	0	0				
Sherm Lollar, R OBP: 0.380, SLG: 0.453 (1, 2)		F7			5-3				L9	4	0	0	0	0	1	0				
Al Smith, R OBP: 0.356, SLG: 0.458 (1, 9)			1B		6-3					3	1	1	0	0	0	0				
Luis Aparicio, R OBP: 0.294, SLG: 0.308 (1, 6)			1B		6-3			G3 S		3	1	2	0	0	0	0				
Early Wynn, S OBP: 0.208, SLG: 0.143 (1, 1)			E1					F8		2	0	0	0	0	1	1				
Earl Torgeson, L OBP: 0.514, SLG: 0.625 (8, PH)			1B							1	0	0	0	0	0	1				
Dick Donovan, L OBP: 0.083, SLG: 0.083 (8, 1)			1B							0	0	0	0	0	0	0				
Inning Stats	R: 0 E: 0 K: 1 S: 5	H: 0 LOB: 0 BB: 0 P: 5	R: 0 E: 0 K: 0 S: 3	H: 0 LOB: 0 BB: 0 P: 3	R: 2 E: 1 K: 0 S: 7	H: 3 LOB: 2 BB: 0 P: 7	R: 0 E: 0 K: 0 S: 3	H: 0 LOB: 0 BB: 0 P: 3	R: 0 E: 0 K: 1 S: 5	H: 0 LOB: 0 BB: 0 P: 5	R: 0 E: 0 K: 1 S: 5	H: 0 LOB: 0 BB: 0 P: 5	R: 0 E: 0 K: 0 S: 4	H: 1 LOB: 2 BB: 1 P: 8	R: 0 E: 0 K: 0 S: 3	H: 0 LOB: 0 BB: 0 P: 3	1B: 4 2B: 0 3B: 0 HR: 0	SF: 0 SAC: 0 DP: 0 HBP: 0	WP: 0 PB: 0 SB: 1 CS: 0	PA: 33
PITCHER Jim Coates, R ERA: 3.88 (1, 1)	IP: 9.0 WLS: W BF: 33 H: 4 R: 2 ER: 0 SO: 3 BB: 1 IBB: 0 HBP: 0 BLK: 0 WP: 0 HR: 0 S: 38 P: 42 ERA: 0.00 WHIP: 0.556																			

Chicago White Sox @ New York Yankees
Yankee Stadium, Bronx, NY
Tue Jun 07 1960, 3:33 AM EDT
Att: 12,810 - Sunny - 73 F

AB 32
R 2
H 4
RBI 1
BB 1
SO 3
LOB 12



Batter	1	2	3	4	5	6	7	8	9	AB	R	H	RBI	BB	SO	LOB	BOTTOM			
Tony Kubek, L OBP: 0.325, SLG: 0.451 (1, 6)	F9		G3		K			F9		4	1	1	2	0	1	0				
Hector Lopez, R OBP: 0.373, SLG: 0.413 (1, 7)			G3				F9			2	1	0	0	2	0	1				
Gil McDougald, R OBP: 0.293, SLG: 0.369 (9, 5)			CS					1B		0	0	0	0	0	0	0				
Mickey Mantle, S OBP: 0.422, SLG: 0.490 (1, 8)	K		4-3					FC4-6		4	0	2	1	0	1	1				
Roger Maris, L OBP: 0.405, SLG: 0.740 (1, 9)		K	G3				F8	FC4-6		4	1	0	0	0	1	3				
Bill Skowron, R OBP: 0.313, SLG: 0.491 (1, 3)		5-3			K		F7			4	0	1	2	0	1	1				
Elaston Howard, R OBP: 0.300, SLG: 0.457 (1, 2)					F8			5-3		4	0	2	0	0	0	1				
Bobby Richardson, R OBP: 0.273, SLG: 0.278 (1, 4)			F8		P3					3	0	1	0	0	0	1				
Clete Boyer, R OBP: 0.200, SLG: 0.261 (1, 5)							F8			3	1	1	0	0	0	1				
Jim Coates, R OBP: 0.348, SLG: 0.300 (1, 1)					K					3	1	1	0	0	2	1				
Inning Stats	R: 0 E: 0 K: 1 S: 4	H: 0 LOB: 1 BB: 1 P: 8	R: 0 E: 0 K: 1 S: 6	H: 1 LOB: 0 BB: 0 P: 6	R: 3 E: 0 K: 0 S: 6	H: 3 LOB: 0 BB: 0 P: 6	R: 0 E: 0 K: 1 S: 5	H: 0 LOB: 0 BB: 0 P: 5	R: 0 E: 0 K: 2 S: 7	H: 0 LOB: 0 BB: 0 P: 7	R: 0 E: 0 K: 0 S: 4	H: 1 LOB: 1 BB: 0 P: 4	R: 0 E: 0 K: 1 S: 6	H: 2 LOB: 1 BB: 0 P: 6	R: 2 E: 0 K: 0 S: 5	H: 2 LOB: 1 BB: 1 P: 9	1B: 5 2B: 4 3B: 0 HR: 0	SF: 0 SAC: 0 DP: 0 HBP: 0	WP: 0 PB: 0 SB: 0 CS: 1	PA: 33
PITCHER Early Wynn, R ERA: 4.26 (1, 1)	IP: 7.0 WLS: L BF: 27 H: 7 R: 3 ER: 3 SO: 6 BB: 1 IBB: 0 HBP: 0 BLK: 0 WP: 0 HR: 0 S: 38 P: 42 ERA: 3.86 WHIP: 1.143																			
Dick Donovan, R ERA: 6.88 (8, 1)	IP: 1.0 WLS: L BF: 6 H: 2 R: 2 ER: 2 SO: 0 BB: 1 IBB: 0 HBP: 0 BLK: 0 WP: 0 HR: 0 S: 5 P: 9 ERA: 18.00 WHIP: 3.000																			

Chicago White Sox @ New York Yankees
Yankee Stadium, Bronx, NY
Tue Jun 07 1960, 3:33 AM EDT
Att: 12,810 - Sunny - 73 F

AB 31
R 5
H 9
RBI 5
BB 2
SO 6
LOB 10



Batter	1	2	3	4	5	6	7	8	9	AB	R	H	RBI	BB	SO	LOB	TOP			
Luis Aparicio, R (1,6) OBP: 0.289, SLG: 0.301	F8		5-3			K		F8		4	0	0	0	0	1	0				
Nelle Fox, L (1,4) OBP: 0.340, SLG: 0.351	F8		F8			F7			FC4-6 BB	3	0	0	0	1	0	0				
Minnie Minoso, R (1,7) OBP: 0.380, SLG: 0.492		CS BB		4-3					FC4-6 S	2	0	0	0	2	0	1				
Ted Kluszewski, L (1,3) OBP: 0.350, SLG: 0.404	CS 1-2			6-3		4-3			6-3	3	0	0	0	1	0	2				
Sherm Lollar, R (1,2) OBP: 0.370, SLG: 0.439		5-3		6-3					6-3	4	0	0	0	0	0	2				
Gene Freese, R (1,5) OBP: 0.231, SLG: 0.366			E5 1B			L9			5-3	3	0	0	0	0	0	0				
Al Smith, R (1,9) OBP: 0.360, SLG: 0.461						1B			F2	3	0	2	0	0	0	0				
Jim Landis, R (1,8) OBP: 0.402, SLG: 0.313			F2						F9	3	0	1	0	0	0	2				
Bob Shaw, R (1,1) OBP: 0.120, SLG: 0.045									F9	2	0	0	0	0	0	1				
Earl Torgeson, L (8, PH) OBP: 0.500, SLG: 0.600			F6						F9	1	0	0	0	0	0	0				
Ray Moore, R (8, 1)						6-3				0	0	0	0	0	0	0				
Inning Stats	R: 0 E: 0 K: 0 S: 2	H: 0 LOB: 0 BB: 1 P: 6	R: 0 E: 1 K: 0 S: 4	H: 1 LOB: 2 BB: 1 P: 8	R: 0 E: 0 K: 0 S: 3	H: 0 LOB: 0 BB: 0 P: 3	R: 0 E: 0 K: 0 S: 3	H: 0 LOB: 0 BB: 0 P: 3	R: 0 E: 0 K: 0 S: 4	H: 2 LOB: 1 BB: 0 P: 4	R: 0 E: 0 K: 0 S: 5	H: 0 LOB: 1 BB: 1 P: 9	R: 0 E: 0 K: 0 S: 3	H: 0 LOB: 0 BB: 0 P: 3	R: 0 E: 0 K: 0 S: 3	H: 0 LOB: 1 BB: 1 P: 7	1B: 3 2B: 0 3B: 0 HR: 0	SF: 0 SAC: 0 DP: 0 HBP: 0	WP: 0 PB: 0 SB: 1 CS: 2	PA: 33
PITCHER Bob Turley, R (1,1) ERA: 2.25	IP: 9.0 WLS: W BF: 32 H: 3 R: 0 ER: 0 SO: 1 BB: 4 IBB: 0 HBP: 0 BLK: 0 WP: 0 HR: 0 S: 30 P: 46 ERA: 0.00 WHIP: 0.778															PITCHER				

Chicago White Sox @ New York Yankees
Yankee Stadium, Bronx, NY
Wed Jun 08 1960, 7:05 PM EDT
Att: 30,420 - Unknown - 68 F

AB 28
R 0
H 3
RBI 0
BB 4
SO 1
LOB 8



Batter	1	2	3	4	5	6	7	8	9	AB	R	H	RBI	BB	SO	LOB	BOTTOM			
Tony Kubek, L (1,6) OBP: 0.318, SLG: 0.441	F8		F8			F8		L4		4	0	0	0	0	0	2				
Hector Lopez, R (1,7) OBP: 0.379, SLG: 0.481	K					FC5-4				4	2	2	2	0	1	1				
Gil McDougald, R (9,5) OBP: 0.293, SLG: 0.369			HR					HR 3B		0	0	0	0	0	0	0				
Mickey Mantle, S (1,8) OBP: 0.423, SLG: 0.530	4-3		F8					HR		4	2	2	3	0	0	0				
Roger Maris, L (1,9) OBP: 0.401, SLG: 0.747		4-1				L9		HR		4	1	1	1	0	0	0				
Yogi Berra, L (1,2) OBP: 0.408, SLG: 0.500		4-3				3-1		HR		4	0	0	0	0	0	0				
Bill Skowron, R (1,3) OBP: 0.317, SLG: 0.489						3-1		F9		3	0	1	0	1	0	0				
Bobby Richardson, R (1,4) OBP: 0.266, SLG: 0.270						6-3		FC6-4 BB		4	0	1	0	1	0	0				
Clete Boyer, R (1,5) OBP: 0.214, SLG: 0.240									FC6-4	4	0	0	0	0	0	3				
Bob Turley, R (1,1) OBP: 0.214, SLG: 0.286						5-3				2	0	0	0	1	0	0				
			FC5-6 BB							3	1	1	0	0	0	1				
			FC5-6 HR							3	1	1	0	0	0	1				
						FC5-4 1B				3	1	1	0	0	0	1				
Inning Stats	R: 0 E: 0 K: 1 S: 5	H: 0 LOB: 0 BB: 0 P: 5	R: 0 E: 0 K: 0 S: 4	H: 1 LOB: 1 BB: 0 P: 4	R: 2 E: 0 K: 0 S: 4	H: 1 LOB: 0 BB: 1 P: 8	R: 0 E: 1 K: 0 S: 4	H: 0 LOB: 1 BB: 0 P: 4	R: 0 E: 0 K: 0 S: 4	H: 1 LOB: 1 BB: 0 P: 4	R: 1 E: 0 K: 0 S: 4	H: 1 LOB: 0 BB: 0 P: 4	R: 0 E: 0 K: 0 S: 3	H: 0 LOB: 0 BB: 0 P: 3	R: 3 E: 0 K: 0 S: 6	H: 3 LOB: 1 BB: 1 P: 10	1B: 2 2B: 0 3B: 1 HR: 4	SF: 0 SAC: 0 DP: 0 HBP: 0	WP: 0 PB: 0 SB: 0 CS: 0	PA: 34
PITCHER Bob Shaw, R (1,1) ERA: 3.45	IP: 7.0 WLS: L BF: 27 H: 4 R: 3 ER: 3 SO: 1 BB: 1 IBB: 0 HBP: 0 BLK: 0 WP: 0 HR: 2 S: 28 P: 32 ERA: 3.86 WHIP: 0.714															PITCHER				
Ray Moore, R (8, 1) ERA: 5.66	IP: 1.0 WLS: 7 BF: 3 H: 3 R: 3 ER: 3 SO: 0 BB: 1 IBB: 0 HBP: 0 BLK: 0 WP: 0 HR: 2 S: 6 P: 10 ERA: 27.00 WHIP: 4.000															PITCHER				

Chicago White Sox @ New York Yankees
Yankee Stadium, Bronx, NY
Wed Jun 08 1960, 7:05 PM EDT
Att: 30,420 - Unknown - 68 F

AB 32
R 6
H 7
RBI 6
BB 2
SO 1
LOB 7




Batter	1	2	3	4	5	6	7	8	9	AB	R	H	RBI	BB	SO	LOB	TOP			
Luis Aparicio, R (1, 6) OBP: 0.293, SLG: 0.305	F5		SF9 1B		G6-4-3 1B		F9			4	1	2	1	0	0	1	Chicago White Sox @ New York Yankees Yankee Stadium, Bronx, NY Thu Jun 09 1960, 3:33 AM EDT Att: 12,588 - Unknown - 70 F			
Nellie Fox, L (1, 4) OBP: 0.342, SLG: 0.351	4-3		1B		G6-4-3 1-2f		FC5-4 BB			3	0	1	0	1	0	1				
Minnie Minoso, R (1, 7) OBP: 0.373, SLG: 0.484	F9		SF9		6-3		K			3	0	0	1	0	1	1				
Roy Sievers, R (1, 3) OBP: 0.297, SLG: 0.360		6-3	F4		G5-4-3 BB		F8			3	0	0	0	1	0	2				
Al Smith, R (1, 9) OBP: 0.358, SLG: 0.457				F7	G5-4-3 1-2f		FC5-4			4	0	1	0	0	0	2				
Gene Freese, R (1, 5) OBP: 0.231, SLG: 0.362	F9			1B	L7			5-3		4	0	1	0	0	0	1				
Sherm Lollar, R (1, 2) OBP: 0.367, SLG: 0.434	F9			1-2			F9		F4	4	0	1	0	0	0	1				
Jim Landis, R (1, 8) OBP: 0.399, SLG: 0.318			WP 1B 2B	F8			F8		K	4	1	1	0	0	1	2				
Frank Baumann, L (1, 1) OBP: 0.286, SLG: 0.167										2	0	0	0	0	2	3				
Dick Donovan, L (4, 1) OBP: 0.093, SLG: 0.083										0	0	0	0	0	0	0				
Sammy Esposito, R (7, PH) OBP: 0.311, SLG: 0.243										1	0	1	0	0	0	0				
Gerry Staley, R (7, 1) OBP: 0.311, SLG: 0.243										0	0	0	0	0	0	0				
Inning Stats	R: 0 E: 0 K: 0 S: 3	H: 0 LOB: 0 BB: 0 P: 3	R: 0 E: 0 K: 0 S: 4	H: 1 LOB: 1 BB: 0 P: 4	R: 2 E: 0 K: 1 S: 8	H: 3 LOB: 1 BB: 0 P: 8	R: 0 E: 0 K: 1 S: 7	H: 2 LOB: 2 BB: 0 P: 7	R: 0 E: 0 K: 0 S: 2	H: 0 LOB: 0 BB: 1 P: 6	R: 0 E: 0 K: 0 S: 4	H: 1 LOB: 1 BB: 0 P: 4	R: 0 E: 0 K: 1 S: 5	H: 0 LOB: 1 BB: 1 P: 9	R: 0 E: 0 K: 1 S: 5	H: 0 LOB: 0 BB: 0 P: 5	1B: 7 2B: 1 3B: 0 HR: 0	SF: 1 SAC: 0 DP: 2 HBP: 0	WP: 1 PB: 0 SB: 1 CS: 0	PA: 35
PITCHER	IP WLS BF H R ER SO BB IBB HBP BLK WP HR S P ERA WHIP	IP WLS BF H R ER SO BB IBB HBP BLK WP HR S P ERA WHIP	IP WLS BF H R ER SO BB IBB HBP BLK WP HR S P ERA WHIP	IP WLS BF H R ER SO BB IBB HBP BLK WP HR S P ERA WHIP	IP WLS BF H R ER SO BB IBB HBP BLK WP HR S P ERA WHIP	IP WLS BF H R ER SO BB IBB HBP BLK WP HR S P ERA WHIP	IP WLS BF H R ER SO BB IBB HBP BLK WP HR S P ERA WHIP	IP WLS BF H R ER SO BB IBB HBP BLK WP HR S P ERA WHIP	IP WLS BF H R ER SO BB IBB HBP BLK WP HR S P ERA WHIP	IP WLS BF H R ER SO BB IBB HBP BLK WP HR S P ERA WHIP	IP WLS BF H R ER SO BB IBB HBP BLK WP HR S P ERA WHIP	IP WLS BF H R ER SO BB IBB HBP BLK WP HR S P ERA WHIP	IP WLS BF H R ER SO BB IBB HBP BLK WP HR S P ERA WHIP	IP WLS BF H R ER SO BB IBB HBP BLK WP HR S P ERA WHIP	IP WLS BF H R ER SO BB IBB HBP BLK WP HR S P ERA WHIP	IP WLS BF H R ER SO BB IBB HBP BLK WP HR S P ERA WHIP	IP WLS BF H R ER SO BB IBB HBP BLK WP HR S P ERA WHIP			


Batter	1	2	3	4	5	6	7	8	9	AB	R	H	RBI	BB	SO	LOB	BOTTOM			
Bobby Richardson, R (1, 4) OBP: 0.264, SLG: 0.276	1B 2B		5-3	FC5 2-3f		SF7 1-2 3H		6-3		4	1	1	1	0	0	3	Chicago White Sox @ New York Yankees Yankee Stadium, Bronx, NY Thu Jun 09 1960, 3:33 AM EDT Att: 12,588 - Unknown - 70 F			
Hector Lopez, R (1, 7) OBP: 0.385, SLG: 0.482	1B 2H		1-3		F2	1B 2H				4	0	2	2	0	0	0				
Roger Maris, L (1, 9) OBP: 0.398, SLG: 0.740	F6			4-3 HR	K	4-3				4	1	1	0	0	1	2				
Bill Skowron, R (1, 3) OBP: 0.326, SLG: 0.500	G6-4-3 1-2			4-3			FC3-6 1B			4	0	3	0	0	0	1				
Mickey Mantle, S (1, 8) OBP: 0.425, SLG: 0.545	G6-4-3 1-2f						FC3-6 L5-4 1B			3	1	1	2	1	0	3				
Elston Howard, R (1, 2) OBP: 0.306, SLG: 0.458		E4 G4-6-3		1B				1-2	1B	4	0	2	0	0	1	2				
Clete Boyer, R (1, 5) OBP: 0.250, SLG: 0.250	L7			FC5 1-3		1B SF7 BB	L5-4 2-3			3	1	1	0	1	0	3				
Tony Kubek, L (1, 6) OBP: 0.322, SLG: 0.440	G4-6-3 1-2f							G3		3	1	1	0	1	0	1				
Ralph Terry, R (1, 1) ERA: 2.2										1	0	0	0	0	1	0				
Bob Cerv, R (4, PH) OBP: 0.324, SLG: 0.462										1	0	0	0	0	0	3				
Johnny James, L (5, 1) ERA: 6.07										0	0	0	0	0	0	0				
Yogi Berra, L (6, PH) OBP: 0.405, SLG: 0.495										1	0	0	0	0	0	2				
Bobby Shantz, R (7, 1) ERA: 1.24										1	0	0	0	0	0	0				
Inning Stats	R: 1 E: 0 K: 0 S: 5	H: 3 LOB: 1 BB: 0 P: 5	R: 0 E: 1 K: 0 S: 3	H: 0 LOB: 0 BB: 0 P: 3	R: 0 E: 0 K: 1 S: 5	H: 0 LOB: 0 BB: 0 P: 5	R: 2 E: 0 K: 0 S: 7	H: 4 LOB: 3 BB: 1 P: 11	R: 0 E: 0 K: 2 S: 8	H: 1 LOB: 2 BB: 1 P: 12	R: 2 E: 0 K: 0 S: 5	H: 2 LOB: 1 BB: 1 P: 9	R: 0 E: 0 K: 0 S: 4	H: 2 LOB: 1 BB: 0 P: 4	R: 0 E: 0 K: 0 S: 3	H: 0 LOB: 0 BB: 0 P: 3	1B: 8 2B: 4 3B: 0 HR: 1	SF: 1 SAC: 0 DP: 3 HBP: 0	WP: 0 PB: 0 SB: 0 CS: 0	PA: 37
PITCHER	IP WLS BF H R ER SO BB IBB HBP BLK WP HR S P ERA WHIP	IP WLS BF H R ER SO BB IBB HBP BLK WP HR S P ERA WHIP	IP WLS BF H R ER SO BB IBB HBP BLK WP HR S P ERA WHIP	IP WLS BF H R ER SO BB IBB HBP BLK WP HR S P ERA WHIP	IP WLS BF H R ER SO BB IBB HBP BLK WP HR S P ERA WHIP	IP WLS BF H R ER SO BB IBB HBP BLK WP HR S P ERA WHIP	IP WLS BF H R ER SO BB IBB HBP BLK WP HR S P ERA WHIP	IP WLS BF H R ER SO BB IBB HBP BLK WP HR S P ERA WHIP	IP WLS BF H R ER SO BB IBB HBP BLK WP HR S P ERA WHIP	IP WLS BF H R ER SO BB IBB HBP BLK WP HR S P ERA WHIP	IP WLS BF H R ER SO BB IBB HBP BLK WP HR S P ERA WHIP	IP WLS BF H R ER SO BB IBB HBP BLK WP HR S P ERA WHIP	IP WLS BF H R ER SO BB IBB HBP BLK WP HR S P ERA WHIP	IP WLS BF H R ER SO BB IBB HBP BLK WP HR S P ERA WHIP	IP WLS BF H R ER SO BB IBB HBP BLK WP HR S P ERA WHIP	IP WLS BF H R ER SO BB IBB HBP BLK WP HR S P ERA WHIP	IP WLS BF H R ER SO BB IBB HBP BLK WP HR S P ERA WHIP			



Batter	1	2	3	4	5	6	7	8	9	AB	R	H	RBI	BB	SO	LOB	TOP		
Jim Piersall, R (1, 8) OBP: 0.346, SLG: 0.533										4	2	2	0	0	0	1	Cleveland Indians @ New York Yankees Yankee Stadium, Bronx, NY Fri Jun 10 1960, 7:05 PM EDT Att: 46,030 - Unknown - 68 F		
Ken Aspromonte, R (1, 4) OBP: 0.357, SLG: 0.411										4	0	2	1	0	0	1			
Harvey Kuenn, R (1, 9) OBP: 0.373, SLG: 0.370										4	1	3	1	0	0	1			
Tito Francona, L (1, 7) OBP: 0.394, SLG: 0.454										4	0	1	0	0	0	3			
Vic Power, R (1, 3) OBP: 0.357, SLG: 0.456										4	0	1	0	0	0	2			
Woodie Held, R (1, 6) OBP: 0.320, SLG: 0.497										4	0	0	1	0	0	3			
George Strickland, R (1, 5) OBP: 0.207, SLG: 0.231 Johnny Temple, R (9, PH) OBP: 0.317, SLG: 0.293										3	0	0	0	0	1	1		AB 36 R 3 H 10 RBI 3 BB 0 SO 2 LOB 12	
Hank Foiles, R (1, 2) OBP: 0.433, SLG: 0.500 Bob Hale, L (9, PH) OBP: 0.333, SLG: 0.263										3	0	0	0	0	0	0			
Bobby Locke, R (1, 1) OBP: 0.667, SLG: 0.750 Dick Stigman, R (5, 1) OBP: 0.286, SLG: 0.167 Chuck Tanner, L (9, PH)										2	0	1	0	0	0	0			
Inning Stats	R: 1 E: 0 K: 0 S: 4	H: 2 LOB: 0 BB: 0 P: 4	R: 0 E: 0 K: 1 S: 5	H: 0 LOB: 0 BB: 0 P: 5	R: 0 E: 0 K: 0 S: 4	H: 1 LOB: 1 BB: 0 P: 4	R: 1 E: 0 K: 0 S: 5	H: 3 LOB: 2 BB: 0 P: 6	R: 0 E: 0 K: 0 S: 3	H: 0 LOB: 0 BB: 0 P: 3	R: 0 E: 0 K: 0 S: 3	H: 0 LOB: 2 BB: 0 P: 5	R: 0 E: 0 K: 1 S: 5	H: 0 LOB: 0 BB: 0 P: 5	R: 0 E: 0 K: 0 S: 5	H: 2 LOB: 2 BB: 0 P: 5			1B: 6 2B: 3 3B: 1 HR: 0
PITCHER Art Ditmar, R (1, 1) ERA: 2.87	IP: 9.0 WLS: W BF: 36 H: 10 R: 3 ER: 3 SO: 2 BB: 0 IBB: 0 HBP: 0 BLK: 0 WP: 1 HR: 0 S: 40 P: 40 ERA: 3.00 WHIP: 1.111															PITCHER			

Batter	1	2	3	4	5	6	7	8	9	AB	R	H	RBI	BB	SO	LOB	BOTTOM		
Tony Kubek, L (1, 6) OBP: 0.320, SLG: 0.433										3	1	0	1	1	0	1	Cleveland Indians @ New York Yankees Yankee Stadium, Bronx, NY Fri Jun 10 1960, 7:05 PM EDT Att: 46,030 - Unknown - 68 F		
Hector Lopez, R (1, 7) OBP: 0.379, SLG: 0.471										4	0	1	0	0	0	1			
Mickey Mantle, S (1, 8) OBP: 0.431, SLG: 0.567 Gil McDougald, R (9, 5) OBP: 0.293, SLG: 0.369										3	1	2	2	1	0	0			
Roger Maris, L (1, 9) OBP: 0.394, SLG: 0.728										4	0	1	0	0	0	2			
Yogi Berra, L (1, 2) OBP: 0.400, SLG: 0.486										4	0	1	0	0	0	2			
Bill Skowron, R (1, 3) OBP: 0.325, SLG: 0.495										4	0	1	0	0	0	1			
Bobby Richardson, R (1, 4) OBP: 0.269, SLG: 0.277										3	1	1	0	1	0	1		AB 30 R 4 H 9 RBI 4 BB 4 SO 2 LOB 11	
Clete Boyer, R (1, 5) OBP: 0.286, SLG: 0.300									2	1	1	1	1	1	0				
Art Ditmar, R (1, 1) OBP: 0.150, SLG: 0.200										3	0	1	0	0	1	3			
Inning Stats	R: 0 E: 0 K: 0 S: 3	H: 0 LOB: 0 BB: 0 P: 3	R: 0 E: 0 K: 0 S: 3	H: 0 LOB: 0 BB: 0 P: 3	R: 3 E: 0 K: 0 S: 6	H: 4 LOB: 1 BB: 1 P: 10	R: 0 E: 0 K: 0 S: 4	H: 2 LOB: 2 BB: 1 P: 8	R: 0 E: 0 K: 1 S: 5	H: 0 LOB: 0 BB: 0 P: 5	R: 0 E: 0 K: 1 S: 5	H: 0 LOB: 0 BB: 0 P: 5	R: 1 E: 0 K: 0 S: 5	H: 2 LOB: 1 BB: 0 P: 5	R: 0 E: 0 K: 0 S: 5	H: 0 LOB: 0 BB: 0 P: 5		1B: 7 2B: 3 3B: 0 HR: 1	SF: 0 SAC: 0 DP: 3 HBP: 0
PITCHER Bobby Locke, R (1, 1) ERA: 1.32 Dick Stigman, L (5, 1) ERA: 3.82	IP: 4.2 WLS: L BF: 13 H: 3 R: 1 ER: 1 SO: 2 BB: 0 IBB: 0 HBP: 0 BLK: 0 WP: 0 HR: 1 S: 17 P: 17 ERA: 2.70 WHIP: 0.900															PITCHER			

Batter	1	2	3	4	5	6	7	8	9	AB	R	H	RBI	BB	SO	LOB	TOP				
Tony Kubek, L (1.6) OBP: 0.314, SLG: 0.435	F7		SH 1B		F8		SF8 1B	G3		4	1	1	0	0	0	3	<p>New York Yankees @ Kansas City Athletics Municipal Stadium, Kansas City, MO</p> <p>Tue Jun 14 1960, 8:05 PM EDT Att: 15,142 - Unknown</p> <p>livebaseballscorecards.com</p> <p>AB 35 R 6 H 11 RBI 6 BB 3 SO 3 LOB 18</p> 				
Hector Lopez, R (1.9) OBP: 0.394, SLG: 0.485	L8		L8		FC5-4 1B		2B 1B		K	5	1	2	0	0	1	2					
Bill Skowron, R (1.3) OBP: 0.322, SLG: 0.505			F4		FC5-4 HR		SF8			4	1	2	1	0	0	4					
Roger Maris, L (1.8) OBP: 0.410, SLG: 0.759	F9								F2	5	1	3	5	0	0	2					
Elston Howard, R (1.2) OBP: 0.300, SLG: 0.467		5-3			F9		F7		6-3	5	0	0	0	0	0	2					
Bob Cerv, R (1.7) OBP: 0.327, SLG: 0.447										2	0	0	0	1	1	0					
Yogi Berra, L (6.7) OBP: 0.400, SLG: 0.496	K				FC4-6 BB		F9		SH3-4 BB	0	0	0	0	1	0	0					
Bobby Richardson, R (1.4) OBP: 0.272, SLG: 0.267					FC4-6 E S 1-2		L7		SH3-4 BB	3	0	1	0	1	0	1					
Clete Boyer, R (1.5) OBP: 0.271, SLG: 0.286							F6		F9	4	0	0	0	0	1	4					
Jim Coates, R (1.1) OBP: 0.385, SLG: 0.391							6-3		SH3-4	3	2	2	0	0	0	0					
Inning Stats	R: 0 E: 0 K: 0 S: 4	H: 1 LOB: 1 BB: 0 P: 4	R: 0 E: 0 K: 1 S: 6	H: 1 LOB: 1 BB: 0 P: 6	R: 1 E: 0 K: 0 S: 5	H: 2 LOB: 2 BB: 0 P: 5	R: 0 E: 0 K: 1 S: 5	H: 0 LOB: 1 BB: 1 P: 9	R: 3 E: 0 K: 0 S: 6	H: 3 LOB: 0 BB: 0 P: 6	R: 0 E: 0 K: 0 S: 3	H: 0 LOB: 0 BB: 0 P: 3	R: 2 E: 0 K: 0 S: 6	H: 3 LOB: 1 BB: 0 P: 6	R: 0 E: 0 K: 0 S: 3	H: 0 LOB: 2 BB: 2 P: 11	R: 0 E: 0 K: 1 S: 6	H: 1 LOB: 1 BB: 0 P: 6	1B: 7 2B: 3 3B: 0 HR: 1	SF: 1 SAC: 2 DP: 0 HBP: 0	WP: 0 PA: 41 SB: 0 CS: 1
PITCHER	IP WLS BF H R ER SO BB IBB HBP BLK WP HR S P ERA WHIP																				
Johnny Kucks, R (1.1) ERA: 7.39	7.0 L 33 10 6 6 2 2 0 0 0 0 1 35 43 7.71 1.714																				
Marty Kutyna, R (8.1) ERA: 1.53	1.0 4 0 0 0 0 1 0 0 0 0 0 3 7 0.00 1.000																				
Leo Kiely, L (9.1) ERA: 1.47	1.0 4 1 0 0 0 1 0 0 0 0 0 6 6 0.00 1.000																				

Batter	1	2	3	4	5	6	7	8	9	AB	R	H	RBI	BB	SO	LOB	BOTTOM				
Bill Tuttle, R (1.8) OBP: 0.325, SLG: 0.322	4-3				5-3					4	0	0	0	0	0	1	<p>New York Yankees @ Kansas City Athletics Municipal Stadium, Kansas City, MO</p> <p>Tue Jun 14 1960, 8:05 PM EDT Att: 15,142 - Unknown</p> <p>livebaseballscorecards.com</p> <p>AB 32 R 2 H 6 RBI 2 BB 1 SO 7 LOB 7</p> 				
Russ Snyder, L (1.9) OBP: 0.301, SLG: 0.412	1-3				F7					4	1	1	0	0	0	1					
Whitey Herzog, L (1.7) OBP: 0.414, SLG: 0.470	F7									3	0	1	1	1	0	0					
Norm Siebern, L (1.3) OBP: 0.368, SLG: 0.483					6-3					4	0	1	0	0	2	2					
Danny Kravitz, L (1.2) OBP: 0.273, SLG: 0.448										4	0	0	0	0	0	1					
Dick Williams, R (1.5) OBP: 0.333, SLG: 0.396										4	1	1	1	0	1	1					
Bob Johnson, R (1.4) OBP: 0.359, SLG: 0.226										3	0	1	0	0	2	0					
Ken Hamlin, R (1.6) OBP: 0.299, SLG: 0.271					5-3					3	0	0	0	0	0	1					
Johnny Kucks, R (1.1) ERA: 7.39										2	0	0	0	0	2	0					
Marty Kutyna, R (8.1) ERA: 1.53										0	0	0	0	0	0	0					
Hank Bauer, R (6.7) OBP: 0.306, SLG: 0.343										1	0	1	0	0	0	0					
Leo Kiely, L (9.1) ERA: 1.47										0	0	0	0	0	0	0					
Inning Stats	R: 0 E: 0 K: 0 S: 3	H: 0 LOB: 0 BB: 0 P: 3	R: 0 E: 0 K: 2 S: 7	H: 0 LOB: 0 BB: 0 P: 7	R: 0 E: 0 K: 2 S: 7	H: 0 LOB: 0 BB: 0 P: 7	R: 0 E: 0 K: 0 S: 3	H: 0 LOB: 1 BB: 1 P: 7	R: 1 E: 0 K: 0 S: 4	H: 2 LOB: 0 BB: 0 P: 4	R: 1 E: 0 K: 2 S: 9	H: 2 LOB: 1 BB: 0 P: 9	R: 0 E: 0 K: 1 S: 5	H: 0 LOB: 0 BB: 0 P: 5	R: 0 E: 0 K: 0 S: 4	H: 1 LOB: 1 BB: 0 P: 4	R: 0 E: 0 K: 0 S: 4	H: 1 LOB: 1 BB: 0 P: 4	1B: 2 2B: 2 3B: 1 HR: 1	SF: 0 SAC: 0 DP: 1 HBP: 0	WP: 0 PA: 33 SB: 0 CS: 0
PITCHER	IP WLS BF H R ER SO BB IBB HBP BLK WP HR S P ERA WHIP																				
Jim Coates, R (1.1) ERA: 3.63	9.0 W 33 6 2 2 7 1 0 0 0 0 1 46 50 2.00 0.778																				

Batter	1	2	3	4	5	6	7	8	9	10	11	12	AB	R	H	RBI	BB	SO	LOB	TOP										
Tony Kubek, L OBP: 0.319, SLG: 0.434 (1.6)													5	2	2	0	1	0	0											
Hector Lopez, R OBP: 0.391, SLG: 0.471 (1.9)													5	1	1	0	1	0	5											
Yogi Berra, L OBP: 0.397, SLG: 0.520 (1.7)													6	1	2	3	0	0	4											
Roger Maris, L OBP: 0.423, SLG: 0.766 (1.8)													5	0	4	2	1	0	0											
Bill Skowron, R OBP: 0.318, SLG: 0.495 (1.3)													6	0	1	1	0	0	7											
Elston Howard, R OBP: 0.260, SLG: 0.451 (1.2)													5	0	0	0	0	1	3											
Bobby Richardson, R OBP: 0.270, SLG: 0.265 (1.4)													5	0	1	0	0	0	0											
Clete Boyer, R OBP: 0.269, SLG: 0.348 (1.5)													4	1	1	1	0	1	1											
Kent Hadley, L OBP: 0.176, SLG: 0.313 (12, PH)													0	0	0	0	1	0	0											
Gl McDougald, R OBP: 0.297, SLG: 0.380 (12, PR)													0	1	0	0	0	0	0											
Ralph Terry, R OBP: 0.292, SLG: 0.346 (1.1)													4	0	0	0	0	1	0											
Bobby Shantz, R OBP: 0.357, SLG: 0.235 (9, PH)													0	0	0	0	0	0	0											
Johnny James, L OBP: 0.292, SLG: 0.429 (9, PH)													0	0	1	1	0	0	0											
Mickey Mantle, S OBP: 0.350, SLG: 0.599 (12, PH)													0	0	1	0	0	0	0											
Ryne Duren, R OBP: 0.223, SLG: 0.271 (12, 1)													0	0	0	0	0	0	0											
Duke Maas, R OBP: 0.271, SLG: 0.271 (12, 1)													0	0	0	0	0	0	0											
Inning Stats	R: 2 E: 0 K: 6 S: 6	H: 3 LOB: 1 BB: 0 P: 6	R: 0 E: 0 K: 3 S: 3	H: 1 LOB: 0 BB: 0 P: 3	R: 0 E: 0 K: 0 S: 4	H: 2 LOB: 2 BB: 1 P: 6	R: 0 E: 0 K: 0 S: 3	H: 0 LOB: 0 BB: 1 P: 3	R: 0 E: 0 K: 0 S: 3	H: 1 LOB: 0 BB: 0 P: 3	R: 0 E: 0 K: 2 S: 7	H: 0 LOB: 0 BB: 0 P: 7	R: 1 E: 0 K: 0 S: 4	H: 1 LOB: 0 BB: 0 P: 4	R: 0 E: 0 K: 0 S: 3	H: 0 LOB: 0 BB: 0 P: 3	R: 0 E: 1 K: 0 S: 3	H: 0 LOB: 0 BB: 0 P: 3	R: 3 E: 0 K: 0 S: 5	H: 2 LOB: 2 BB: 2 P: 13	1B: 8 2B: 3 3B: 0 HR: 2	SF: 0 SAC: 0 DP: 4 HBP: 0	WP: 0 PB: 0 SB: 0 CS: 1	PA: 51						
PITCHER	IP WLS BF H R ER SO BB IBB HBP BLK WP HR S P ERA WHIP	3.0 14 19 6 2 1 3 2 0 0 0 0 0 23 31 6.00 2.000	5.0 19 3 1 1 3 2 0 0 0 0 0 0 23 31 1.80 1.000	1.0 4 1 1 1 0 0 0 0 0 0 1 4 4 9.00 1.000	2.1 10 1 3 3 0 2 0 0 0 0 0 0 8 16 11.57 1.286	0.2 3 1 0 0 0 0 0 0 0 0 0 0 3 3 0.00 1.500	IP WLS BF H R ER SO BB IBB HBP BLK WP HR S P ERA WHIP	3.0 14 19 6 2 1 3 2 0 0 0 0 0 0 23 31 6.00 2.000	5.0 19 3 1 1 3 2 0 0 0 0 0 0 23 31 1.80 1.000	1.0 4 1 1 1 0 0 0 0 0 0 1 4 4 9.00 1.000	2.1 10 1 3 3 0 2 0 0 0 0 0 0 8 16 11.57 1.286	0.2 3 1 0 0 0 0 0 0 0 0 0 0 3 3 0.00 1.500	IP WLS BF H R ER SO BB IBB HBP BLK WP HR S P ERA WHIP	3.0 14 19 6 2 1 3 2 0 0 0 0 0 0 23 31 6.00 2.000	5.0 19 3 1 1 3 2 0 0 0 0 0 0 23 31 1.80 1.000	1.0 4 1 1 1 0 0 0 0 0 0 1 4 4 9.00 1.000	2.1 10 1 3 3 0 2 0 0 0 0 0 0 8 16 11.57 1.286	0.2 3 1 0 0 0 0 0 0 0 0 0 0 3 3 0.00 1.500	IP WLS BF H R ER SO BB IBB HBP BLK WP HR S P ERA WHIP	3.0 14 19 6 2 1 3 2 0 0 0 0 0 0 23 31 6.00 2.000	5.0 19 3 1 1 3 2 0 0 0 0 0 0 23 31 1.80 1.000	1.0 4 1 1 1 0 0 0 0 0 0 1 4 4 9.00 1.000	2.1 10 1 3 3 0 2 0 0 0 0 0 0 8 16 11.57 1.286	0.2 3 1 0 0 0 0 0 0 0 0 0 0 3 3 0.00 1.500	IP WLS BF H R ER SO BB IBB HBP BLK WP HR S P ERA WHIP	3.0 14 19 6 2 1 3 2 0 0 0 0 0 0 23 31 6.00 2.000	5.0 19 3 1 1 3 2 0 0 0 0 0 0 23 31 1.80 1.000	1.0 4 1 1 1 0 0 0 0 0 0 1 4 4 9.00 1.000	2.1 10 1 3 3 0 2 0 0 0 0 0 0 8 16 11.57 1.286	0.2 3 1 0 0 0 0 0 0 0 0 0 0 3 3 0.00 1.500

New York Yankees @ Kansas City Athletics
Municipal Stadium, Kansas City, MO
Wed Jun 15 1960, 8:05 PM EDT
Alt. 14,418 - Unknown

AB 45
R 7
H 12
RBI 7
BB 5
SO 3
LOB 20

Batter	1	2	3	4	5	6	7	8	9	10	11	12	AB	R	H	RBI	BB	SO	LOB	BOTTOM										
Bill Tuttle, R OBP: 0.321, SLG: 0.317 (1.8)													6	1	1	0	0	0	0											
Jerry Lumpe, L OBP: 0.330, SLG: 0.360 (1.4)													6	2	2	1	0	0	1											
Russ Snyder, L OBP: 0.293, SLG: 0.418 (1.9)													6	1	1	1	0	1	2											
Whitey Herzog, L OBP: 0.418, SLG: 0.463 (1.7)													4	1	1	0	2	0	0											
Norm Siebern, L OBP: 0.367, SLG: 0.478 (1.3)													4	0	1	1	1	0	1											
Dick Williams, R OBP: 0.333, SLG: 0.385 (1.5)													4	0	0	0	2	1	4											
Harry Chitt, R OBP: 0.305, SLG: 0.346 (1.2)													4	0	0	1	1	2	1											
Bob Johnson, R OBP: 0.357, SLG: 0.235 (1.6)													3	0	1	0	0	0	1											
Danny Kravitz, L OBP: 0.294, SLG: 0.448 (9, PH)													0	0	0	1	1	0	0											
Ken Hamlin, R OBP: 0.303, SLG: 0.271 (10, 6)													0	1	0	0	1	0	0											
Dick Hall, R OBP: 0.233, SLG: 0.348 (1.1)													0	0	0	0	0	0	0											
Bobby Shantz, L OBP: 0.357, SLG: 0.235 (9, PH)													0	0	0	0	0	0	0											
Johnny James, R OBP: 0.292, SLG: 0.429 (9, PH)													0	0	0	0	0	0	0											
Ryne Duren, R OBP: 0.223, SLG: 0.271 (12, 1)													0	0	0	0	0	0	0											
Duke Maas, R OBP: 0.271, SLG: 0.271 (12, 1)													0	0	0	0	0	0	0											
Inning Stats	R: 0 E: 0 K: 0 S: 3	H: 0 LOB: 0 BB: 0 P: 3	R: 0 E: 0 K: 0 S: 3	H: 1 LOB: 0 BB: 0 P: 3	R: 0 E: 0 K: 1 S: 3	H: 0 LOB: 0 BB: 0 P: 5	R: 0 E: 0 K: 0 S: 5	H: 1 LOB: 0 BB: 0 P: 4	R: 0 E: 0 K: 0 S: 5	H: 0 LOB: 0 BB: 0 P: 5	R: 0 E: 0 K: 1 S: 5	H: 1 LOB: 0 BB: 0 P: 7	R: 3 E: 1 K: 0 S: 8	H: 3 LOB: 3 BB: 3 P: 20	1B: 5 2B: 0 3B: 1 HR: 2	SF: 1 SAC: 0 DP: 2 HBP: 0	WP: 0 PB: 0 SB: 0 CS: 1	PA: 52												
PITCHER	IP WLS BF H R ER SO BB IBB HBP BLK WP HR S P ERA WHIP	8.1 31 3 0 0 0 2 2 0 0 0 0 1 35 43 1.08 0.840	0.1 3 0 0 0 0 2 0 0 0 0 0 0 1 9 0.00 6.000	2.1 8 0 0 0 0 2 1 0 0 0 0 0 11 15 0.00 0.429	0.1 3 1 2 2 1 1 0 0 0 0 0 1 4 8 54.00 6.000	0.2 6 2 1 1 0 1 1 0 0 0 0 0 4 12 13.50 4.500	IP WLS BF H R ER SO BB IBB HBP BLK WP HR S P ERA WHIP	8.1 31 3 0 0 0 2 2 0 0 0 0 0 1 35 43 1.08 0.840	0.1 3 0 0 0 0 2 0 0 0 0 0 0 1 9 0.00 6.000	2.1 8 0 0 0 0 2 1 0 0 0 0 0 11 15 0.00 0.429	0.1 3 1 2 2 1 1 0 0 0 0 0 1 4 8 54.00 6.000	0.2 6 2 1 1 0 1 1 0 0 0 0 0 4 12 13.50 4.500	IP WLS BF H R ER SO BB IBB HBP BLK WP HR S P ERA WHIP	8.1 31 3 0 0 0 2 2 0 0 0 0 0 1 35 43 1.08 0.840	0.1 3 0 0 0 0 2 0 0 0 0 0 0 1 9 0.00 6.000	2.1 8 0 0 0 0 2 1 0 0 0 0 0 11 15 0.00 0.429	0.1 3 1 2 2 1 1 0 0 0 0 0 1 4 8 54.00 6.000	0.2 6 2 1 1 0 1 1 0 0 0 0 0 4 12 13.50 4.500	IP WLS BF H R ER SO BB IBB HBP BLK WP HR S P ERA WHIP	8.1 31 3 0 0 0 2 2 0 0 0 0 0 1 35 43 1.08 0.840	0.1 3 0 0 0 0 2 0 0 0 0 0 0 1 9 0.00 6.000	2.1 8 0 0 0 0 2 1 0 0 0 0 0 11 15 0.00 0.429	0.1 3 1 2 2 1 1 0 0 0 0 0 1 4 8 54.00 6.000	0.2 6 2 1 1 0 1 1 0 0 0 0 0 4 12 13.50 4.500	IP WLS BF H R ER SO BB IBB HBP BLK WP HR S P ERA WHIP	8.1 31 3 0 0 0 2 2 0 0 0 0 0 1 35 43 1.08 0.840	0.1 3 0 0 0 0 2 0 0 0 0 0 0 1 9 0.00 6.000	2.1 8 0 0 0 0 2 1 0 0 0 0 0 11 15 0.00 0.429	0.1 3 1 2 2 1 1 0 0 0 0 0 1 4 8 54.00 6.000	0.2 6 2 1 1 0 1 1 0 0 0 0 0 4 12 13.50 4.500

New York Yankees @ Kansas City Athletics
Municipal Stadium, Kansas City, MO
Wed Jun 15 1960, 8:05 PM EDT
Alt. 14,418 - Unknown

AB 42
R 7
H 8
RBI 7
BB 8
SO 6
LOB 14

Batter	1	2	3	4	5	6	7	8	9	AB	R	H	RBI	BB	SO	LOB	TOP					
Bobby Richardson, R OBP: 0.265, SLG: 0.259 (1, 4)	F9	F3			1-3		6-3			4	0	0	0	0	0	5	New York Yankees @ Kansas City Athletics Municipal Stadium, Kansas City, MO Thu Jun 16 1960, 8:05 PM EDT Att: 12,679 - Unknown livebaseballscorecards.com					
Hector Lopez, R OBP: 0.378, SLG: 0.453 (1, 7)	K		6-3		F9			F8		4	0	0	0	0	1	0						
Mickey Mantle, S OBP: 0.422, SLG: 0.546 (1, 8)	F5		K2-3			F8		6-3		4	0	0	0	0	1	0						
Roger Maris, L OBP: 0.415, SLG: 0.749 (1, 9)		F7	1-4-3			K		F9		4	0	0	0	0	1	0						
Bill Skowron, R OBP: 0.316, SLG: 0.488 (1, 3)		PB 1B BB		B3		K		6-3		3	1	0	0	1	1	0						
Elston Howard, R OBP: 0.302, SLG: 0.459 (1, 2)		BB PB 1-2 1B		F2		SH1-3 E 1B		WP 1B		4	0	3	0	0	0	0						
Clete Boyer, R OBP: 0.273, SLG: 0.367 Bob Cerv, R OBP: 0.331, SLG: 0.447 (9, PH)	F2					F9		G1-6-3 BB		3	0	1	0	0	0	3						
Tony Kubek, L OBP: 0.317, SLG: 0.428 (1, 6)					6-3		E1 SH1-3	G1-6-3 BB		3	0	0	0	1	0	4						
Whitey Ford, L OBP: 0.300, SLG: 0.067 Johnny James, L (7, 1)					1-3		SH1-3			1	0	0	1	1	0	0						
Inning Stats	R: 0 E: 0 K: 1 S: 5	H: 0 LOB: 0 BB: 0 P: 5	R: 1 E: 0 K: 0 S: 4	H: 1 LOB: 3 BB: 3 P: 16	R: 0 E: 0 K: 1 S: 5	H: 0 LOB: 0 BB: 0 P: 5	R: 0 E: 0 K: 0 S: 4	H: 1 LOB: 1 BB: 0 P: 4	R: 0 E: 0 K: 0 S: 3	H: 0 LOB: 0 BB: 0 P: 3	R: 0 E: 0 K: 2 S: 7	H: 0 LOB: 0 BB: 0 P: 7	R: 0 E: 1 K: 0 S: 5	H: 1 LOB: 2 BB: 0 P: 5	R: 0 E: 0 K: 0 S: 3	H: 0 LOB: 0 BB: 0 P: 3		R: 0 E: 0 K: 0 S: 3	H: 1 LOB: 1 BB: 1 P: 7	1B: 3 2B: 1 3B: 0 HR: 0	SF: 0 SAC: 1 DP: 1 HBP: 0	WP: 1 PB: 1 CS: 0
PITCHER Bud Daley, L ERA: 2.52 (1, 1)	IP: 9.0 WLS: W BF: 35 H: 4 R: 1 ER: 1 SO: 4 BB: 4 IBB: 0 HBP: 0 BLK: 0 WP: 1 HR: 0 S: 39 P: 55 ERA: 1.00 WHIP: 0.889															PITCHER						

Batter	1	2	3	4	5	6	7	8	9	AB	R	H	RBI	BB	SO	LOB	BOTTOM			
Bill Tuttle, R OBP: 0.322, SLG: 0.316 (1, 8)	L9	4-3						5-3		4	1	1	0	1	0	0	New York Yankees @ Kansas City Athletics Municipal Stadium, Kansas City, MO Thu Jun 16 1960, 8:05 PM EDT Att: 12,679 - Unknown livebaseballscorecards.com			
Bob Johnson, R OBP: 0.370, SLG: 0.289 (1, 4)	1B 2B		5-3		FC5-4 1B		FC3-6 1B HR IBB			4	1	2	2	0	0	1				
Hank Bauer, R OBP: 0.304, SLG: 0.340 Russ Snyder, L OBP: 0.290, SLG: 0.413 (7, PH) (8, 9)	FC1-4 1B 2-3		F9		FC6-4		FC3-6 1B			3	1	1	0	0	0	1				
Dick Williams, R OBP: 0.337, SLG: 0.408 (1, 5)	FC1-4 1-2 3-H 1B		F9		FC6-4		FC3-6 HR			1	1	0	0	0	0	2				
Harry Chiti, R OBP: 0.298, SLG: 0.337 (1, 2)	FC1-4 1B 1-2 2-3			1-3		L9	F5			4	0	0	0	0	1	2				
Norm Siebern, L OBP: 0.374, SLG: 0.478 Mary Throneberry, L OBP: 0.321, SLG: 0.486 (9, 3)					4-3 BB			HR BB		2	1	1	1	2	0	0				
Whitey Herzog, L OBP: 0.420, SLG: 0.484 (1, 7)	K				4-3			HR BB		3	2	1	2	1	1	3				
Ken Hamlin, R OBP: 0.299, SLG: 0.267 (1, 6)		F6			5-3		SH5-3 1B BB	HR		3	1	0	0	0	0	1				
Bud Daley, L OBP: 0.250, SLG: 0.133 (1, 1)		4-3					SH5-3 1B	F6		3	0	0	0	0	0	0				
Inning Stats	R: 2 E: 0 K: 1 S: 9	H: 4 LOB: 2 BB: 0 P: 9	R: 0 E: 0 K: 0 S: 3	H: 0 LOB: 0 BB: 0 P: 3	R: 0 E: 0 K: 0 S: 3	H: 0 LOB: 0 BB: 0 P: 3	R: 0 E: 0 K: 0 S: 3	H: 0 LOB: 1 BB: 1 P: 7	R: 0 E: 0 K: 0 S: 4	H: 1 LOB: 1 BB: 0 P: 4	R: 0 E: 0 K: 1 S: 5	H: 0 LOB: 0 BB: 0 P: 5	R: 5 E: 0 K: 0 S: 6	H: 2 LOB: 2 BB: 2 P: 14	R: 2 E: 0 K: 0 S: 4	H: 1 LOB: 0 BB: 1 P: 8		1B: 5 2B: 1 3B: 0 HR: 2	SF: 0 SAC: 2 DP: 0 HBP: 0	WP: 0 PB: 0 CS: 0
PITCHER Whitey Ford, L ERA: 3.16 Johnny James, R ERA: 3.75 (7, 1)	IP: 6.1 WLS: L BF: 29 H: 6 R: 6 ER: 6 SO: 2 BB: 2 IBB: 0 HBP: 0 BLK: 0 WP: 0 HR: 0 S: 30 P: 42 ERA: 8.53 WHIP: 1.263															PITCHER				

Batter	1	2	3	4	5	6	7	8	9	AB	R	H	RBI	BB	SO	LOB	TOP							
Tony Kubek, L (1,6) OBP: 0.314, SLG: 0.420	K	4-3		FC4-6 4-3 HR		5-3	K		F7	6	1	0	0	0	2	5								
Hector Lopez, R (1,7) OBP: 0.369, SLG: 0.436	F4	K		4-3				F9 WP SF8 1B	1B	6	1	3	1	0	1	2								
Mickey Mantle, S (1,8) OBP: 0.430, SLG: 0.585	BB 1B				F2			BB 1B		4	2	2	2	2	0	1								
Roger Maris, L (1,9) OBP: 0.414, SLG: 0.750	1B 2B			1B				HR 1B	F9	5	4	3	1	1	1	4								
Yogi Berra, L (1,2)				1B	L7				SF8	4	1	2	3	0	0	1								
Bill Skowron, R (1,3) OBP: 0.321, SLG: 0.502						L6		HR		4	1	3	4	1	0	0								
Clete Boyer, R (1,5) OBP: 0.297, SLG: 0.466	F2			P6		1B			6-3	5	1	2	0	0	0	5								
Bobby Richardson, R (1,4) OBP: 0.273, SLG: 0.264		4-3 6-3 1B		5-3				K		4	1	2	1	1	1	3								
Bob Turley, R (1,1) OBP: 0.222, SLG: 0.278																								
Kent Hadley, L (4,PH) OBP: 0.222, SLG: 0.353		6-3				G6-3				1	0	0	0	0	0	1								
Eli Grba, R (4,1) OBP: 0.333, SLG: 0.333					FC4-6 1B				K	3	0	1	0	0	1	2								
Inning Stats	R: 3 E: 0 K: 1 S: 7	H: 2 LOB: 1 BB: 2 P: 15	R: 0 E: 0 K: 1 S: 6	H: 1 LOB: 1 BB: 0 P: 6	R: 1 E: 0 K: 0 S: 6	H: 3 LOB: 2 BB: 0 P: 6	R: 3 E: 0 K: 0 S: 6	H: 3 LOB: 0 BB: 0 P: 6	R: 1 E: 0 K: 0 S: 4	H: 2 LOB: 0 BB: 0 P: 4	R: 0 E: 0 K: 0 S: 3	H: 1 LOB: 0 BB: 0 P: 3	R: 2 E: 0 K: 2 S: 11	H: 4 LOB: 2 BB: 0 P: 11	R: 1 E: 0 K: 0 S: 4	H: 1 LOB: 2 BB: 2 P: 12	R: 1 E: 0 K: 2 S: 9	H: 2 LOB: 2 BB: 1 P: 13	1B: 13 2B: 3 3B: 0 HR: 3	SF: 1 SAC: 0 DP: 2 HBP: 0	WP: 1 PB: 0 CS: 2	PA: 49		
PITCHER	IP WLS BF H R ER SO BB IBB HBP BLK WP HR S P ERA WHIP	IP WLS BF H R ER SO BB IBB HBP BLK WP HR S P ERA WHIP	IP WLS BF H R ER SO BB IBB HBP BLK WP HR S P ERA WHIP	IP WLS BF H R ER SO BB IBB HBP BLK WP HR S P ERA WHIP	IP WLS BF H R ER SO BB IBB HBP BLK WP HR S P ERA WHIP	IP WLS BF H R ER SO BB IBB HBP BLK WP HR S P ERA WHIP	IP WLS BF H R ER SO BB IBB HBP BLK WP HR S P ERA WHIP	IP WLS BF H R ER SO BB IBB HBP BLK WP HR S P ERA WHIP	IP WLS BF H R ER SO BB IBB HBP BLK WP HR S P ERA WHIP	IP WLS BF H R ER SO BB IBB HBP BLK WP HR S P ERA WHIP	IP WLS BF H R ER SO BB IBB HBP BLK WP HR S P ERA WHIP	IP WLS BF H R ER SO BB IBB HBP BLK WP HR S P ERA WHIP	IP WLS BF H R ER SO BB IBB HBP BLK WP HR S P ERA WHIP	IP WLS BF H R ER SO BB IBB HBP BLK WP HR S P ERA WHIP	IP WLS BF H R ER SO BB IBB HBP BLK WP HR S P ERA WHIP	IP WLS BF H R ER SO BB IBB HBP BLK WP HR S P ERA WHIP	IP WLS BF H R ER SO BB IBB HBP BLK WP HR S P ERA WHIP	IP WLS BF H R ER SO BB IBB HBP BLK WP HR S P ERA WHIP	IP WLS BF H R ER SO BB IBB HBP BLK WP HR S P ERA WHIP	IP WLS BF H R ER SO BB IBB HBP BLK WP HR S P ERA WHIP	IP WLS BF H R ER SO BB IBB HBP BLK WP HR S P ERA WHIP	IP WLS BF H R ER SO BB IBB HBP BLK WP HR S P ERA WHIP	IP WLS BF H R ER SO BB IBB HBP BLK WP HR S P ERA WHIP	IP WLS BF H R ER SO BB IBB HBP BLK WP HR S P ERA WHIP

New York Yankees @ Chicago White Sox
Comiskey Park, Chicago, IL
Sat Jun 18 1960, 4:33 AM EDT
Att: 20,981 - Unknown

AB 43
R 12
H 19
RBI 12
BB 5
SO 6
LOB 24



Batter	1	2	3	4	5	6	7	8	9	AB	R	H	RBI	BB	SO	LOB	BOTTOM							
Luis Aparicio, R (1,6) OBP: 0.292, SLG: 0.311	6-3		SH5-3		F7		FC6-4		6-3	4	0	0	0	0	0	2								
Nellie Fox, L (1,4) OBP: 0.352, SLG: 0.374	L7		BB 1B		G3		G3			5	1	2	1	0	0	2								
Minnie Minoso, R (1,7) OBP: 0.372, SLG: 0.464	F9		BB 1B		3-1			HR BB	4-3	3	1	0	0	2	0	2								
Roy Sievers, R (1,3) OBP: 0.348, SLG: 0.436		K		1B		4-3 BB		HR		3	1	2	3	1	1	0								
Joe Hicks, L (1,8) OBP: 0.276, SLG: 0.296		4-3		4-3		4-3		4-3		4	0	0	0	0	0	3								
Gene Freese, R (1,5) OBP: 0.289, SLG: 0.437		K			F8		6-3		K	4	0	0	0	0	2	1								
Sherm Lollar, R (1,2) OBP: 0.347, SLG: 0.399			F5		5-3		F5			4	0	1	0	0	0	1								
Jim Rivera, L (1,9) OBP: 0.167, SLG: 0.667			HR		3-1		F2		F4	4	1	1	1	0	0	1								
Early Wynn, S (1,1) OBP: 0.229, SLG: 0.208										0	0	0	0	0	0	0								
Bob Rush, R (3,1) OBP: 0.600, SLG: 0.500										1	1	0	0	0	0	0								
Earl Torgerson, L (5,PH) OBP: 0.500, SLG: 0.187										0	0	0	0	0	0	0								
Frank Baumann, L (6,1) OBP: 0.269, SLG: 0.189										0	0	0	0	0	0	0								
Joe Ginsberg, L (7,PH) OBP: 0.269, SLG: 0.330										0	0	0	0	0	0	0								
Herb Score, L (8,1) OBP: 0.350, SLG: 0.400			SH5-3 1B				FC6-4 BB			0	0	0	0	0	0	0								
Ted Kluszewski (9,PH)										1	0	0	0	0	0	0								
Inning Stats	R: 0 E: 0 K: 0 S: 3	H: 0 LOB: 0 BB: 0 P: 3	R: 0 E: 0 K: 2 S: 7	H: 0 LOB: 0 BB: 0 P: 7	R: 3 E: 0 K: 0 S: 7	H: 4 LOB: 2 BB: 1 P: 11	R: 0 E: 0 K: 0 S: 3	H: 0 LOB: 0 BB: 0 P: 3	R: 0 E: 0 K: 0 S: 3	H: 0 LOB: 1 BB: 1 P: 7	R: 0 E: 0 K: 0 S: 3	H: 0 LOB: 1 BB: 1 P: 7	R: 0 E: 0 K: 1 S: 7	H: 2 LOB: 1 BB: 1 P: 11	R: 0 E: 0 K: 0 S: 4	H: 1 LOB: 1 BB: 0 P: 4	1B: 4 2B: 1 3B: 0 HR: 2	SF: 0 SAC: 1 DP: 0 HBP: 0	WP: 0 PB: 0 CS: 0	PA: 39				
PITCHER	IP WLS BF H R ER SO BB IBB HBP BLK WP HR S P ERA WHIP	IP WLS BF H R ER SO BB IBB HBP BLK WP HR S P ERA WHIP	IP WLS BF H R ER SO BB IBB HBP BLK WP HR S P ERA WHIP	IP WLS BF H R ER SO BB IBB HBP BLK WP HR S P ERA WHIP	IP WLS BF H R ER SO BB IBB HBP BLK WP HR S P ERA WHIP	IP WLS BF H R ER SO BB IBB HBP BLK WP HR S P ERA WHIP	IP WLS BF H R ER SO BB IBB HBP BLK WP HR S P ERA WHIP	IP WLS BF H R ER SO BB IBB HBP BLK WP HR S P ERA WHIP	IP WLS BF H R ER SO BB IBB HBP BLK WP HR S P ERA WHIP	IP WLS BF H R ER SO BB IBB HBP BLK WP HR S P ERA WHIP	IP WLS BF H R ER SO BB IBB HBP BLK WP HR S P ERA WHIP	IP WLS BF H R ER SO BB IBB HBP BLK WP HR S P ERA WHIP	IP WLS BF H R ER SO BB IBB HBP BLK WP HR S P ERA WHIP	IP WLS BF H R ER SO BB IBB HBP BLK WP HR S P ERA WHIP	IP WLS BF H R ER SO BB IBB HBP BLK WP HR S P ERA WHIP	IP WLS BF H R ER SO BB IBB HBP BLK WP HR S P ERA WHIP	IP WLS BF H R ER SO BB IBB HBP BLK WP HR S P ERA WHIP	IP WLS BF H R ER SO BB IBB HBP BLK WP HR S P ERA WHIP	IP WLS BF H R ER SO BB IBB HBP BLK WP HR S P ERA WHIP	IP WLS BF H R ER SO BB IBB HBP BLK WP HR S P ERA WHIP	IP WLS BF H R ER SO BB IBB HBP BLK WP HR S P ERA WHIP	IP WLS BF H R ER SO BB IBB HBP BLK WP HR S P ERA WHIP	IP WLS BF H R ER SO BB IBB HBP BLK WP HR S P ERA WHIP	IP WLS BF H R ER SO BB IBB HBP BLK WP HR S P ERA WHIP

New York Yankees @ Chicago White Sox
Comiskey Park, Chicago, IL
Sat Jun 18 1960, 4:33 AM EDT
Att: 20,981 - Unknown

AB 33
R 5
H 7
RBI 5
BB 5
SO 3
LOB 12



Batter	1	2	3	4	5	6	7	8	9	AB	R	H	RBI	BB	SO	LOB	TOP					
Tony Kubek, L OBP: 0.311, SLG: 0.415 (1,6)	4-3			4-3	FC5-4			F7		5	0	1	1	0	0	1	New York Yankees @ Chicago White Sox Comiskey Park, Chicago, IL Sun Jun 19 1960, 4:33 AM EDT Unknown AB 35 R 7 H 7 RBI 6 BB 4 SO 6 LOB 10					
Hector Lopez, R OBP: 0.356, SLG: 0.418 (1,7)	5-3			K	1-3	L7			K	5	0	0	0	0	2	2						
Mickey Mantle, S OBP: 0.434, SLG: 0.578 (1,8)	L8								4-3	2	0	0	0	3	0	0						
Roger Maris, L OBP: 0.405, SLG: 0.731 (1,9)		F5		G3	F6			FC5-6	4-3	5	0	0	0	0	0	4						
Elston Howard, R OBP: 0.299, SLG: 0.448 (1,2)		F8			E5	1-3				4	1	0	0	0	1	1						
Bill Skowron, R OBP: 0.325, SLG: 0.500 (1,3)		L5				1-3				3	1	1	0	1	0	0						
Clete Boyer, R OBP: 0.309, SLG: 0.459 (1,5)			K							3	2	1	0	0	1	2						
Bobby Richardson, R OBP: 0.277, SLG: 0.269 (1,4)			L5							4	2	2	2	0	1	0						
Jim Coates, R OBP: 0.400, SLG: 0.407 (1,1)										4	1	2	3	0	1	0						
Bob Turley, R OBP: 0.222, SLG: 0.278 (9,1)			3-1							0	0	0	0	0	0	0						
Inning Stats	R: 0 E: 0 K: 0 S: 3	H: 0 LOB: 0 BB: 0 P: 3	R: 0 E: 0 K: 0 S: 3	H: 0 LOB: 0 BB: 0 P: 3	R: 0 E: 0 K: 1 S: 5	H: 0 LOB: 0 BB: 0 P: 5	R: 0 E: 0 K: 1 S: 5	H: 0 LOB: 1 BB: 1 P: 9	R: 4 E: 1 K: 0 S: 7	H: 3 LOB: 2 BB: 1 P: 12	R: 3 E: 0 K: 0 S: 7	H: 4 LOB: 2 BB: 0 P: 7	R: 0 E: 0 K: 1 S: 5	H: 0 LOB: 2 BB: 2 P: 13	R: 0 E: 0 K: 2 S: 7	H: 0 LOB: 0 BB: 0 P: 7	R: 0 E: 0 K: 1 S: 5	H: 0 LOB: 0 BB: 0 P: 5	1B: 7 2B: 0 3B: 0 HR: 0	SF: 0 SAC: 0 DP: 0 HBP: 1	WP: 0 PB: 0 CS: 0	PA: 40
PITCHER	IP WLS BF H R ER SO BB IBB HBP BLK WP HR S P ERA WHIP																					
Bob Shaw, R (1,1)	4.0 L 18 3 4 3 2 1 0 1 0 0 0 0 20 25 6.75 1.000																					
Turk Lewin, R (5,1)	1.0 4 0 0 0 0 0 0 1 0 0 0 0 0 3 7 0.00 0.000																					
Dick Donovan, R (6,1)	1.0 7 4 3 2 0 0 0 0 0 0 0 0 0 7 7 18.00 4.000																					
Frank Baumann, L (7,1)	1.0 5 0 0 0 1 2 0 0 0 0 0 0 0 5 13 0.00 2.000																					
Bob Rush, R (8,1)	2.0 6 0 0 0 3 0 0 0 0 0 0 0 0 12 12 0.00 0.000																					

Batter	1	2	3	4	5	6	7	8	9	AB	R	H	RBI	BB	SO	LOB	BOTTOM					
Luis Aparicio, R OBP: 0.298, SLG: 0.328 (1,6)			F5							4	1	2	2	1	0	1	New York Yankees @ Chicago White Sox Comiskey Park, Chicago, IL Sun Jun 19 1960, 4:33 AM EDT Unknown AB 35 R 5 H 11 RBI 5 BB 4 SO 3 LOB 17					
Nellie Fox, L OBP: 0.356, SLG: 0.384 (1,4)	6-3			F8						5	0	3	1	0	0	1						
Minnie Minoso, R OBP: 0.373, SLG: 0.476 (1,7)										5	1	2	1	0	1	4						
Roy Sievers, R OBP: 0.345, SLG: 0.425 (1,3)										3	0	0	0	1	1	2						
Gene Freese, R OBP: 0.281, SLG: 0.424 (1,5)		F8		F8						4	0	0	0	0	0	2						
Al Smith, R OBP: 0.369, SLG: 0.456 (1,9)					F8					2	2	1	0	2	0	0						
Sherm Lollar, R OBP: 0.345, SLG: 0.395 (1,2)		L4-3								4	0	1	0	0	0	3						
Jim Landis, R OBP: 0.373, SLG: 0.298 (1,8)										4	0	1	1	0	1	2						
Bob Shaw, R (1,1)										1	0	0	0	0	0	0						
Turk Lewin, R (5,1)										0	0	0	0	0	0	0						
Joe Hicks, L (6,1)										1	0	0	0	0	0	1						
Dick Donovan, L (7,1)										0	0	0	0	0	0	0						
Frank Baumann, L (8,1)										0	0	0	0	0	0	0						
Ted Kuszowski, L (9,1)										0	0	0	0	0	0	1						
Bob Rush, R (1,1)										1	0	0	0	0	0	0						
Earl Tompason, L (9,1)										1	1	1	0	0	0	0						
Inning Stats	R: 0 E: 0 K: 2 S: 7	H: 0 LOB: 1 BB: 1 P: 11	R: 0 E: 0 K: 0 S: 2	H: 0 LOB: 0 BB: 1 P: 6	R: 0 E: 0 K: 0 S: 3	H: 0 LOB: 0 BB: 0 P: 3	R: 1 E: 0 K: 0 S: 4	H: 1 LOB: 0 BB: 0 P: 4	R: 0 E: 0 K: 0 S: 4	H: 1 LOB: 1 BB: 0 P: 4	R: 1 E: 0 K: 0 S: 5	H: 3 LOB: 1 BB: 0 P: 5	R: 1 E: 0 K: 0 S: 5	H: 2 LOB: 1 BB: 0 P: 5	R: 0 E: 0 K: 0 S: 3	H: 1 LOB: 1 BB: 1 P: 7	R: 2 E: 0 K: 1 S: 8	H: 3 LOB: 2 BB: 1 P: 12	1B: 7 2B: 3 3B: 0 HR: 2	SF: 0 SAC: 0 DP: 2 HBP: 0	WP: 0 PB: 0 CS: 0	PA: 39
PITCHER	IP WLS BF H R ER SO BB IBB HBP BLK WP HR S P ERA WHIP																					
Jim Coates, R (1,1)	8.2 W 38 11 5 5 3 4 0 0 0 0 0 2 40 56 8.2 1.731																					
Bob Turley, R (9,1)	0.1 S 1 0 0 0 0 0 0 0 0 0 0 0 1 1 0.00 0.000																					

Batter	1	2	3	4	5	6	7	8	9	AB	R	H	RBI	BB	SO	LOB	TOP					
Tony Kubek, L (1, 6) OBP: 0.310, SLG: 0.412										4	1	1	0	0	1	2						
Hector Lopez, R (1, 7) OBP: 0.357, SLG: 0.413										4	0	1	0	1	0	2						
Mickey Mantle, S (1, 8) OBP: 0.437, SLG: 0.585										3	2	1	1	2	0	2						
Roger Maris, L (1, 9) OBP: 0.404, SLG: 0.722										5	0	2	2	0	0	2						
Yogi Berra, L (1, 2) OBP: 0.384, SLG: 0.500										5	0	0	0	0	0	3						
Kent Hadley, L (1, 3) OBP: 0.304, SLG: 0.381										4	1	2	0	1	0	0						
Clete Boyer, R (1, 5) OBP: 0.319, SLG: 0.453										3	0	1	0	1	2	2						
Bobby Richardson, R (1, 4) OBP: 0.282, SLG: 0.270										3	0	1	0	1	0	3						
John Gabler, S (1, 1) OBP: 0.230, SLG: 0.143										1	0	0	0	0	1	0						
Johnny James, L (5, 1) OBP: 0.385, SLG: 0.447										0	0	0	0	0	0	0						
Bob Cerv, R (6, PH) OBP: 0.385, SLG: 0.447										0	0	0	0	0	0	0						
Ryne Duren, R (6, 1) OBP: 0.299, SLG: 0.448										0	0	0	0	0	0	0						
Elston Howard, R (7, PH) OBP: 0.299, SLG: 0.448										0	0	0	0	0	0	0						
Bob Turley, R (7, 1) OBP: 0.222, SLG: 0.278										0	0	0	0	0	0	0						
Inning Stats	R: 2 E: 0 K: 1 S: 7	H: 2 LOB: 2 BB: 2 P: 15	R: 0 E: 0 K: 1 S: 6	H: 1 LOB: 2 BB: 1 P: 10	R: 0 E: 0 K: 0 S: 5	H: 2 LOB: 0 BB: 0 P: 5	R: 0 E: 0 K: 1 S: 6	H: 1 LOB: 2 BB: 1 P: 10	R: 0 E: 0 K: 0 S: 3	H: 0 LOB: 1 BB: 1 P: 7	R: 2 E: 0 K: 0 S: 5	H: 2 LOB: 1 BB: 1 P: 9	R: 1 E: 1 K: 0 S: 4	H: 1 LOB: 1 BB: 1 P: 8	R: 0 E: 0 K: 0 S: 3	H: 0 LOB: 0 BB: 0 P: 3	R: 0 E: 0 K: 1 S: 5	H: 0 LOB: 0 BB: 0 P: 5	1B: 8 2B: 0 3B: 1 HR: 0	SF: 1 SAC: 3 DP: 0 HBP: 0	WP: 1 PB: 0 CS: 0	PA: 43
PITCHER	IP WLS BF H R ER SO BB IBB HBP BLK WP HR S P ERA WHIP																					
Russ Kemmerer, R (1, 1) ERA: 4.11	6.0 L 32 8 4 4 3 6 0 0 0 0 1 0 32 56 6.00 2.333																					
Gerry Staley, R (7, 1) ERA: 1.3	2.0 8 1 1 0 0 0 1 0 0 0 0 0 7 11 0.00 0.500																					
Turk Lown, R (9, 1) ERA: 1.89	1.0 3 0 0 0 0 1 0 0 0 0 0 0 5 5 0.00 0.000																					

New York Yankees @ Chicago White Sox
Comiskey Park, Chicago, IL
Sun Jun 19 1960, 4:38 AM EDT
Att: 48,139 - Unknown

AB 32
R 5
H 9
RBI 4
BB 7
SO 4
LOB 16



Batter	1	2	3	4	5	6	7	8	9	AB	R	H	RBI	BB	SO	LOB	BOTTOM					
Luis Aparicio, R (1, 6) OBP: 0.296, SLG: 0.329										5	1	1	0	0	0	5						
Nellie Fox, L (1, 4) OBP: 0.353, SLG: 0.380										5	0	1	1	0	0	0						
Minnie Minoso, R (1, 7) OBP: 0.385, SLG: 0.496										3	1	3	2	2	0	0						
Roy Sievers, R (1, 3) OBP: 0.340, SLG: 0.424										5	0	1	0	0	0	5						
Joe Ginsberg, L (1, 2) OBP: 0.390, SLG: 0.294										4	0	1	0	0	0	3						
Sherm Lollar, R (9, PH) OBP: 0.344, SLG: 0.393										1	0	0	0	0	1	1						
Gene Freese, R (1, 5) OBP: 0.273, SLG: 0.413										4	0	0	0	0	1	3						
Al Smith, R (1, 9) OBP: 0.371, SLG: 0.452										2	0	0	0	2	1	0						
Jim Landis, R (1, 8) OBP: 0.376, SLG: 0.303										4	1	2	0	0	0	2						
Russ Kemmerer, R (1, 1) ERA: 4.46										0	0	0	0	1	0	0						
Ted Kluszewski, L (5, PH) OBP: 0.347, SLG: 0.393										1	0	0	0	0	0	1						
Jim Rivera, L (6, PH) OBP: 0.347, SLG: 0.393										0	0	0	0	0	0	0						
Gerry Staley, R (7, 1) OBP: 0.299, SLG: 0.448										0	0	0	0	0	0	0						
Joe Hicks, L (8, PH) OBP: 0.299, SLG: 0.448										0	0	0	0	0	0	0						
Turk Lown, R (9, 1) ERA: 2.77										0	0	0	0	0	0	0						
Inning Stats	R: 0 E: 0 K: 0 S: 4	H: 1 LOB: 1 BB: 0 P: 4	R: 0 E: 0 K: 2 S: 7	H: 0 LOB: 0 BB: 0 P: 7	R: 2 E: 0 K: 0 S: 7	H: 4 LOB: 0 BB: 0 P: 7	R: 0 E: 0 K: 0 S: 4	H: 1 LOB: 2 BB: 1 P: 8	R: 1 E: 0 K: 0 S: 5	H: 2 LOB: 1 BB: 0 P: 5	R: 0 E: 0 K: 0 S: 3	H: 0 LOB: 2 BB: 1 P: 7	R: 0 E: 0 K: 0 S: 4	H: 1 LOB: 2 BB: 1 P: 8	R: 0 E: 0 K: 0 S: 2	H: 0 LOB: 1 BB: 2 P: 10	R: 0 E: 0 K: 1 S: 5	H: 0 LOB: 1 BB: 1 P: 9	1B: 6 2B: 2 3B: 0 HR: 1	SF: 0 SAC: 1 DP: 1 HBP: 0	WP: 0 PB: 0 CS: 0	PA: 41
PITCHER	IP WLS BF H R ER SO BB IBB HBP BLK WP HR S P ERA WHIP																					
John Gabler, R (1, 1) ERA: 4.46	4.1 W 22 8 3 3 2 1 0 0 0 0 0 0 25 29 6.23 2.077																					
Johnny James, R (5, 1) ERA: 3.07	0.2 W 2 0 0 0 0 0 0 0 0 0 0 0 2 2 0.00 0.000																					
Ryne Duren, R (6, 1) ERA: 5.89	1.0 4 0 0 0 0 0 1 0 0 0 0 0 3 7 0.00 1.000																					
Bob Turley, R (7, 1) ERA: 2.77	3.0 S 13 1 0 0 1 4 0 0 0 0 0 0 11 27 0.00 1.667																					

New York Yankees @ Chicago White Sox
Comiskey Park, Chicago, IL
Sun Jun 19 1960, 4:38 AM EDT
Att: 48,139 - Unknown

AB 34
R 3
H 9
RBI 3
BB 6
SO 3
LOB 20



Batter	1	2	3	4	5	6	7	8	9	AB	R	H	RBI	BB	SO	LOB	TOP												
Tony Kubek, L (1.6)	0-0 1B WP 1B		0-0 G3		0-0 G4-3 1B		0-0 SH1-4	0-0 4-3		4	0	2	0	0	0	2													
Bob Cerv, R (1.7)	0-3 K 1-2		0-0 6-3		0-0 G4-3 1-2		0-0 L9		0-0 FC4-6 1B	5	0	1	0	0	1	4													
Mickey Mantle, S (1.8)	0-0 S 2-3 1B			0-3 K 1-2		0-0 HR	0-0 HR		0-0 FC4-6 1B E	5	3	3	3	0	1	1													
Roger Maris, L (1.9)	0-3 K 1-2			0-0 WP 3B		0-0 4-3	4-0 1B		0-0 FC4-6 1B	4	1	2	0	1	1	2													
Yogi Berra, L (1.2)	0-0 3-1			0-0 L8		0-0 1B FC6-4	0-0 1-3		0-0 FC4-6 1B	4	1	1	0	0	0	3													
Elston Howard, R (7.2)				0-0 L8		0-0 1B			0-0 FC4-6 1B	1	0	0	0	0	0	1													
Bill Skowron, R (1.3)		0-0 F4		0-0 1B		0-0 FC6-4 1B		0-0 L8	0-3 K	3	0	2	0	0	0	0													
Kent Hadley, L (7.3)				0-0 6-3		0-0 FC6-4 1B		0-0 E6		2	0	0	0	0	1	1													
Clete Boyer, R (1.5)				0-0 6-3		0-0 L8		0-0 1B		4	0	2	0	0	0	1													
Bobby Richardson, R (1.4)					0-0 FC3-6 1B	0-0 L8		0-0 1B		4	0	2	0	0	0	1													
Whitey Ford, L (1.1)			0-0 G3		0-0 FC3-6 1B		0-0 SH1-4 HR 1B	0-3 K		4	1	1	0	0	1	3													
Inning Stats	R: 0 E: 0 K: 2 S: 9	H: 2 LOB: 2 BB: 0 P: 9	R: 0 E: 0 K: 0 S: 3	H: 0 LOB: 0 BB: 0 P: 3	R: 0 E: 0 K: 0 S: 3	H: 0 LOB: 0 BB: 0 P: 3	R: 1 E: 0 K: 1 S: 7	H: 2 LOB: 1 BB: 0 P: 7	R: 0 E: 0 K: 0 S: 4	H: 2 LOB: 1 BB: 0 P: 4	R: 2 E: 0 K: 0 S: 6	H: 3 LOB: 1 BB: 0 P: 6	R: 2 E: 0 K: 0 S: 5	H: 2 LOB: 1 BB: 1 P: 9	R: 0 E: 1 K: 1 S: 7	H: 1 LOB: 2 BB: 0 P: 7	R: 1 E: 1 K: 1 S: 7	H: 2 LOB: 1 BB: 0 P: 7	1B: 11 2B: 0 3B: 1 HR: 2	SF: 0 SAC: 1 DP: 1 HBP: 0	WP: 2 PB: 0 SB: 1 CS: 0	PA: 42							
PITCHER	IP WLS BF H R ER SO BB IBB HBP BLK WP HR S P ERA WHIP	6.2 L 31 11 5 5 3 1 0 0 0 0 2 2 36 40 6.75 1.800	1.1 6 1 0 0 1 0 0 0 0 0 0 0 0 8 8 0.00 0.750	1.0 5 2 1 0 1 0 0 0 0 0 0 0 0 7 7 0.00 2.000											IP WLS BF H R ER SO BB IBB HBP BLK WP HR S P ERA WHIP														
Frank Lary, R (1.1)											6.2	L	31	11	5	5	3	1	0	0	0	0	0	2	2	36	40	6.75	1.800
Dave Sisler, R (7.1)											1.1	6	1	0	0	1	0	0	0	0	0	0	0	0	0	8	8	0.00	0.750
Tom Morgan, R (9.1)											1.0	5	2	1	0	1	0	0	0	0	0	0	0	0	7	7	0.00	2.000	

New York Yankees @ Detroit Tigers
Briggs Stadium, Detroit, MI
Tue Jun 21 1960, 7:05 PM EDT
Att: 39,311 - Unknown

AB 40
R 6
H 14
RBI 4
BB 1
SO 5
LOB 20



Batter	1	2	3	4	5	6	7	8	9	AB	R	H	RBI	BB	SO	LOB	BOTTOM												
Eddie Yost, R (1.5)	0-0 5-3		4-0 1-2 BB		0-0 1-3			0-0 4-3		3	0	0	0	1	0	0													
Chico Fernandez, R (1.6)	0-0 1B		0-0 F4		0-0 6-3			0-0 F7		4	0	1	0	0	0	2													
Charlie Maxwell, L (1.7)	0-0 F7		0-0 F6		0-0 4-3			0-3 K		4	0	0	0	0	1	3													
Steve Bilko, R (1.3)	0-0 FC4-6 1B		0-0 6-3		0-0 5-3			0-0 F9		4	0	1	0	0	0	2													
Al Kaline, R (1.8)	0-0 FC4-6			0-0 G1-6-3 1B			0-0 L7			3	0	1	0	0	0	2													
Rocky Colavito, R (1.9)		0-0 L7		0-0 F7			0-0 1-3			3	0	0	0	0	0	1													
Red Wilson, R (1.2)		0-0 E3		0-0 G1-6-3			0-0 F5			0	0	0	0	0	0	0													
Lou Berberet, L (1.2)					0-0 G1-4-3					3	0	0	0	0	0	1													
Frank Bolling, R (1.4)		0-0 G1-4-3			0-0 F8			0-0 F6		3	0	0	0	0	0	1													
Frank Lary, R (1.1)					0-0 6-3			0-0 6-3		2	0	1	0	0	0	0													
Dave Sisler, R (7.1)										0	0	0	0	0	0	0													
Johnny Groth, R (6. PH)										1	0	0	0	0	0	0													
Tom Morgan, R (9.1)										0	0	0	0	0	0	0													
Inning Stats	R: 0 E: 0 K: 0 S: 5	H: 2 LOB: 2 BB: 0 P: 5	R: 0 E: 1 K: 0 S: 3	H: 0 LOB: 0 BB: 0 P: 3	R: 0 E: 0 K: 0 S: 4	H: 1 LOB: 2 BB: 1 P: 8	R: 0 E: 0 K: 0 S: 3	H: 1 LOB: 0 BB: 0 P: 3	R: 0 E: 0 K: 0 S: 3	H: 0 LOB: 0 BB: 0 P: 3	R: 0 E: 0 K: 0 S: 3	H: 0 LOB: 0 BB: 0 P: 3	R: 0 E: 0 K: 0 S: 3	H: 0 LOB: 0 BB: 0 P: 3	R: 0 E: 0 K: 1 S: 5	H: 0 LOB: 0 BB: 0 P: 5	1B: 4 2B: 0 3B: 0 HR: 0	SF: 0 SAC: 0 DP: 2 HBP: 0	WP: 0 PB: 0 SB: 0 CS: 0	PA: 31									
PITCHER	IP WLS BF H R ER SO BB IBB HBP BLK WP HR S P ERA WHIP	9.0 W 31 4 0 0 1 1 0 0 0 0 0 0 32 36 0.00 0.556											IP WLS BF H R ER SO BB IBB HBP BLK WP HR S P ERA WHIP																
Whitey Ford, L (1.1)											9.0	W	31	4	0	0	1	1	0	0	0	0	0	0	0	32	36	0.00	0.556

New York Yankees @ Detroit Tigers
Briggs Stadium, Detroit, MI
Tue Jun 21 1960, 7:05 PM EDT
Att: 39,311 - Unknown

AB 30
R 0
H 4
RBI 0
BB 1
SO 1
LOB 12



Batter	1	2	3	4	5	6	7	8	9	AB	R	H	RBI	BB	SO	LOB	TOP								
Tony Kubek, L (1,6) OBP: 0.307, SLG: 0.405	L8		F9		F5		L3-6		F7	5	0	0	0	0	0	2									
Hector Lopez, R (1,7) OBP: 0.352, SLG: 0.420	K		K		5-3			2B	F5	5	1	1	0	0	2	1									
Mickey Mantle, S (1,8) OBP: 0.444, SLG: 0.622	BB		K				FC4-6	HR	L8	4	1	2	1	1	1	0									
Roger Maris, L (1,9) OBP: 0.406, SLG: 0.733	F5				F5		FC4-6	HR		4	1	1	2	0	2										
Yogi Berra, L (1,2) OBP: 0.377, SLG: 0.482		E4			F7		F7	HR	1B	3	2	0	0	1	0	1									
Kent Hadley, L (1,3) OBP: 0.345, SLG: 0.615		HR						BB	BB	3	2	2	3	1	1										
Clete Boyer, R (1,5) OBP: 0.300, SLG: 0.417		L6			6-3		F4	FC6-4		4	0	1	0	0	0	2									
Bobby Richardson, R (1,4) OBP: 0.290, SLG: 0.279		5-3			E6		L3-6	FC6-4		4	0	2	0	0	0	1									
Art Ditmar, R (1,1) OBP: 0.192, SLG: 0.231		F6			SH3-4		SH3-4	K		2	0	0	0	0	1	1									
Ryne Duren, R (9,1)										0	0	0	0	0	0	0									
Inning Stats	R: 0 E: 0 K: 1 S: 5	H: 0 LOB: 1 BB: 1 P: 9	R: 2 E: 1 K: 0 S: 5	H: 1 LOB: 0 BB: 0 P: 5	R: 0 E: 0 K: 2 S: 7	H: 0 LOB: 0 BB: 0 P: 7	R: 1 E: 0 K: 0 S: 4	H: 1 LOB: 0 BB: 0 P: 4	R: 0 E: 1 K: 0 S: 4	H: 1 LOB: 1 BB: 0 P: 4	R: 0 E: 0 K: 0 S: 4	H: 1 LOB: 2 BB: 0 P: 8	R: 0 E: 0 K: 0 S: 3	H: 1 LOB: 0 BB: 0 P: 3	R: 4 E: 1 K: 2 S: 11	H: 4 LOB: 1 BB: 1 P: 15	R: 0 E: 0 K: 0 S: 3	H: 0 LOB: 0 BB: 0 P: 3	1B: 4 2B: 2 3B: 1 HR: 3	SF: 0 SAC: 2 DP: 1 HBP: 0	WP: 0 PB: 0 SB: 1 CS: 0	PA: 39			
PITCHER	IP	WLS	BF	H	R	ER	SO	BB	IBB	HBP	BLK	WP	HR	S	P	ERA	WHIP								
Paul Foytack, R (1,1) ERA: 6.39	7.0	L	28	5	3	2	3	2	0	0	0	0	2	32	40	2.57	1.000								
Hank Aguirre, L (8,1) ERA: 3.98	0.0		3	3	3	3	0	0	0	0	0	0	1	3	3	∞	∞								
Bob Bruce, R (8,1) ERA: 3.42	2.0		8	1	1	0	2	1	0	0	0	0	0	11	15	0.00	1.000								

New York Yankees @ Detroit Tigers
Briggs Stadium, Detroit, MI
Wed Jun 22 1960, 7:05 PM EDT
Att: 30,394 - Unknown

AB	34
R	7
H	9
RBI	6
BB	3
SO	5
LOB	11



Batter	1	2	3	4	5	6	7	8	9	AB	R	H	RBI	BB	SO	LOB	BOTTOM								
Eddie Yost, R (1,5) OBP: 0.417, SLG: 0.341	4-3		4-3			L9	G3		F9	5	0	0	0	0	0	4									
Chico Fernandez, R (1,6) OBP: 0.348, SLG: 0.387	FC1-6		6-3			1B			5-3	4	1	2	0	0	0	0									
Charlie Maxwell, L (1,7) OBP: 0.323, SLG: 0.433	FC1-6				F8				F7	4	0	1	1	0	0	1									
Al Kaline, R (1,8) OBP: 0.316, SLG: 0.373	L8				L8				L7	4	1	1	1	0	0	2									
Norm Cash, L (1,3) OBP: 0.330, SLG: 0.447		G3							F7	4	0	1	0	0	0	1									
Rocky Colavito, R (1,9) OBP: 0.317, SLG: 0.446					F4				6-3	4	1	2	1	0	0	1									
Lou Berberet, L (1,2) OBP: 0.293, SLG: 0.241										2	0	0	0	2	0	1									
Johnny Groth, R (9, PR) OBP: 0.273, SLG: 0.200					6-3				4-3	0	0	0	0	0	0	0									
Frank Bolling, R (1,4) OBP: 0.270, SLG: 0.317										2	0	0	0	0	0	1									
Neil Christey, L (7, PH) OBP: 0.260, SLG: 0.420										1	0	0	0	0	0	1									
Casey Wise, S (8,4) OBP: 0.194, SLG: 0.313										1	0	1	0	0	0	0									
Paul Foytack, R (1,1) OBP: 0.313, SLG: 0.333										2	0	0	0	0	1	0									
Sandy Amoros, L (7, PH) OBP: 0.260, SLG: 0.209										0	0	0	0	1	0	0									
Hank Aguirre, R (8,1)										0	0	0	0	0	0	0									
Bob Bruce, R (8,1) OBP: 0.800, SLG: 0.667										0	0	0	0	0	0	0									
Steve Bilko, R (9, PH) OBP: 0.275, SLG: 0.385										1	0	0	0	0	0	2									
Inning Stats	R: 0 E: 0 K: 0 S: 4	H: 1 LOB: 1 BB: 0 P: 4	R: 1 E: 0 K: 0 S: 3	H: 1 LOB: 0 BB: 1 P: 7	R: 0 E: 0 K: 1 S: 5	H: 0 LOB: 0 BB: 0 P: 5	R: 0 E: 0 K: 0 S: 4	H: 1 LOB: 1 BB: 0 P: 4	R: 0 E: 0 K: 0 S: 3	H: 0 LOB: 0 BB: 0 P: 3	R: 1 E: 0 K: 0 S: 5	H: 2 LOB: 1 BB: 0 P: 5	R: 0 E: 0 K: 0 S: 4	H: 1 LOB: 2 BB: 1 P: 8	R: 0 E: 0 K: 0 S: 4	H: 1 LOB: 0 BB: 0 P: 4	R: 0 E: 0 K: 0 S: 4	H: 1 LOB: 2 BB: 1 P: 8	1B: 3 2B: 3 3B: 0 HR: 2	SF: 0 SAC: 0 DP: 1 HBP: 0	WP: 0 PB: 0 SB: 0 CS: 0	PA: 37			
PITCHER	IP	WLS	BF	H	R	ER	SO	BB	IBB	HBP	BLK	WP	HR	S	P	ERA	WHIP								
Art Ditmar, R (1,1) ERA: 2.7	8.1	W	35	8	3	3	1	3	0	0	0	0	2	34	46	3.24	1.320								
Ryne Duren, R (9,1) ERA: 5.68	0.2	S	2	0	0	0	0	0	0	0	0	0	0	2	2	0.00	0.000								

New York Yankees @ Detroit Tigers
Briggs Stadium, Detroit, MI
Wed Jun 22 1960, 7:05 PM EDT
Att: 30,394 - Unknown


AB	34
R	3
H	8
RBI	3
BB	3
SO	1
LOB	14



Batter	1	2	3	4	5	6	7	8	9	AB	R	H	RBI	BB	SO	LOB	TOP					
Bobby Richardson, R OBP: 0.284, SLG: 0.274 (1,4)	F9		6-3			L8		SH5-3	FC5-4	4	0	0	0	0	0	1						
Hector Lopez, R OBP: 0.382, SLG: 0.430 (1,7)	PB		K			1B		4-3	1B	4	0	3	1	0	1	0						
Mickey Mantle, S OBP: 0.445, SLG: 0.619 (1,8)	K			CS		L4		4-3	1B	4	0	2	0	0	1	2						
Roger Maris, L OBP: 0.403, SLG: 0.722 (1,9)	BB			F4			F3	4-3		3	0	0	0	1	0	3						
Bob Cerv, R OBP: 0.335, SLG: 0.436 (1,3)	L8			L8			1B	1B		3	0	1	0	1	0	2						
Elston Howard, R OBP: 0.285, SLG: 0.434 (1,2)		5-3			4-3		K	L6		4	0	0	0	0	1	4						
Clete Boyer, R OBP: 0.298, SLG: 0.408 (1,5)		5-3			6-3		1B		K	4	0	1	0	0	1	0						
Tony Kubek, L OBP: 0.307, SLG: 0.402 (1,6)		1-3			K		4-3		FC3-6	4	0	1	0	0	1	2						
Bob Turley, R OBP: 0.200, SLG: 0.250 (1,1)			F3			F9		SH5-3	FC3-6	2	0	0	0	0	0	0						
Gil McDougald, R OBP: 0.301, SLG: 0.391 (8, PH)								1B	FC5-4	1	1	1	0	0	0	0						
Eli Grba, R OBP: 0.333, SLG: 0.333 (8, PH)								2B		0	0	0	0	0	0	0						
Yogi Berra, L OBP: 0.375, SLG: 0.479 (9, PH)								1B		1	0	0	0	0	0	1						
Ryne Duren, R OBP: 0.375, SLG: 0.479 (9, PH)								2B		0	0	0	0	0	0	0						
Inning Stats	R: 0 E: 0 K: 1 S: 6	H: 1 LOB: 2 BB: 1 P: 10	R: 0 E: 0 K: 0 S: 3	H: 0 LOB: 0 BB: 0 P: 3	R: 0 E: 0 K: 1 S: 5	H: 0 LOB: 0 BB: 0 P: 5	R: 0 E: 0 K: 0 S: 3	H: 1 LOB: 0 BB: 0 P: 3	R: 0 E: 0 K: 1 S: 5	H: 0 LOB: 0 BB: 0 P: 5	R: 0 E: 0 K: 0 S: 4	H: 1 LOB: 1 BB: 0 P: 4	R: 0 E: 0 K: 1 S: 7	H: 2 LOB: 2 BB: 0 P: 7	R: 1 E: 0 K: 0 S: 6	H: 3 LOB: 3 BB: 1 P: 10	R: 0 E: 0 K: 1 S: 6	H: 1 LOB: 1 BB: 0 P: 6	1B: 8 2B: 1 3B: 0 HR: 0	SF: 0 SAC: 1 DP: 0 HBP: 0	WP: 0 PB: 1 SB: 0 CS: 1	PA: 37
PITCHER	IP	WLS	BF	H	R	ER	SO	BB	IBB	HBP	BLK	WP	HR	S	P	ERA	WHIP					
Don Mossi, L ERA: 3.29 (1,1)	9.0	W	37	9	1	1	5	1	1	0	0	0	0	45	53	1.00	1.111					

New York Yankees @ Detroit Tigers
Briggs Stadium, Detroit, MI
Thu Jun 23 1960, 4:33 AM EDT
Att: 14,825 - Unknown

AB 34
R 1
H 9
RBI 1
BB 2
SO 5
LOB 15



Batter	1	2	3	4	5	6	7	8	9	AB	R	H	RBI	BB	SO	LOB	BOTTOM					
Eddie Yost, R OBP: 0.419, SLG: 0.341 (1,5)	K			5-3		6-3		G6-4-3		3	0	1	1	1	1	0						
Chico Fernandez, R OBP: 0.341, SLG: 0.378 (1,6)	5-3			F9		6-3		G6-4-3		4	0	0	0	0	0	3						
Charlie Maxwell, L OBP: 0.327, SLG: 0.448 (1,7)	3-1			G3		IBB			HR	3	1	1	1	1	0	0						
Al Kaline, R OBP: 0.316, SLG: 0.377 (1,8)		L5-3			5-3	L5				3	0	1	0	0	0	2						
Norm Cash, L OBP: 0.322, SLG: 0.434 (1,3)		F9			F4		6-3			3	0	0	0	0	0	1						
Rocky Colavito, R OBP: 0.317, SLG: 0.444 (1,9)		F5			5-3		1B			3	0	1	0	0	0	1						
Lou Berberet, L OBP: 0.287, SLG: 0.235 (1,2)			F6		3-1		F9			3	0	0	0	0	0	1						
Frank Bolling, R OBP: 0.276, SLG: 0.328 (1,4)			F6			1B		BB	1B	3	1	2	0	0	0	0						
Don Mossi, L OBP: 0.200, SLG: 0.077 (1,1)			1-3			1B		F2		2	0	0	0	0	0	1						
Inning Stats	R: 0 E: 0 K: 1 S: 5	H: 0 LOB: 0 BB: 0 P: 5	R: 0 E: 0 K: 0 S: 3	H: 0 LOB: 0 BB: 0 P: 3	R: 0 E: 0 K: 0 S: 3	H: 0 LOB: 0 BB: 0 P: 3	R: 0 E: 0 K: 0 S: 4	H: 1 LOB: 1 BB: 0 P: 4	R: 1 E: 0 K: 0 S: 4	H: 2 LOB: 2 BB: 1 P: 9	R: 0 E: 0 K: 0 S: 3	H: 1 LOB: 1 BB: 1 P: 3	R: 0 E: 0 K: 0 S: 3	H: 1 LOB: 1 BB: 1 P: 7	R: 1 E: 0 K: 0 S: 1	H: 1 LOB: 0 BB: 0 P: 1	1B: 3 2B: 2 3B: 0 HR: 1	SF: 0 SAC: 0 DP: 1 HBP: 1	WP: 0 PB: 0 SB: 0 CS: 0	PA: 30		
PITCHER	IP	WLS	BF	H	R	ER	SO	BB	IBB	HBP	BLK	WP	HR	S	P	ERA	WHIP					
Bob Turley, R ERA: 2.6 (1,1)	7.0		25	4	1	1	1	0	1	1	0	0	0	25	30	1.29	0.571					
Eli Grba, R ERA: 2.57 (8,1)	1.0	4	1	0	0	0	0	1	0	0	0	0	0	3	7	0.00	2.000					
Ryne Duren, R ERA: 6.16 (9,1)	0.0	L	1	1	1	1	0	0	0	0	0	0	1	1	1	∞	∞					

New York Yankees @ Detroit Tigers
Briggs Stadium, Detroit, MI
Thu Jun 23 1960, 4:33 AM EDT
Att: 14,825 - Unknown

AB 27
R 2
H 6
RBI 2
BB 2
SO 1
LOB 9



Batter	1	2	3	4	5	6	7	8	9	AB	R	H	RBI	BB	SO	LOB	TOP										
Tony Kubek, L OBP: 0.312, SLG: 0.430 (1, 6)	4-3		HR	HR		SH5-3	E9 FC5-2 SF9 1B		3-1	5	3	3	5	0	0	0											
Hector Lopez, R OBP: 0.370, SLG: 0.428 (1, 7)	BB		BB	BB	F8	1B	FC5-2			3	0	1	1	2	0	3											
Mickey Mantle, S OBP: 0.440, SLG: 0.609 (1, 8)	L8		BB	BB		F2	K		SF9	3	0	0	1	1	1	2											
Roger Maris, L OBP: 0.403, SLG: 0.714 (1, 9)	F7		BB	BB		3-1			4-3	4	0	1	0	1	0	2											
Kent Hadley, L OBP: 0.324, SLG: 0.645 (1, 3)		3-1	F5		HR	F9			F6	5	1	1	1	0	0	5											
Elston Howard, R OBP: 0.298, SLG: 0.436 (1, 2)	4-3			G1-6-3 1B		E	SH BB		5-3	4	1	2	0	1	0	0											
Clete Boyer, R OBP: 0.284, SLG: 0.388 (1, 5)	K			G1-6-3 1-2		E5 FC6-4	SH BB E		L6	4	1	0	0	0	1	2											
Bobby Richardson, R OBP: 0.284, SLG: 0.273 (1, 4)			L7	2B 1B		FC6-4	SH BB E		5-3	4	2	1	0	0	0	2											
Jim Coates, R OBP: 0.406, SLG: 0.448 (5, 1)										2	1	1	1	0	0	0											
Bobby Shantz, L OBP: 0.296, SLG: 0.479 (7, PH)										0	1	0	0	1	0	0											
Johnny James, L OBP: 0.336, SLG: 0.333 (7, PH)										0	0	0	0	0	0	0											
Yogi Berra, L OBP: 0.322, SLG: 0.323 (7, PH)										0	0	0	0	1	1	0											
Eli Gora, R OBP: 0.102, SLG: 0.125 (7, 1)										1	0	0	0	0	0	0											
John Gabler, S OBP: 0.222, SLG: 0.125 (7, 1)										1	0	0	0	0	0	0											
Inning Stats	R: 0 E: 0 K: 0 S: 3	H: 0 LOB: 1 BB: 1 P: 7	R: 0 E: 0 K: 1 S: 5	H: 0 LOB: 0 BB: 0 P: 5	R: 1 E: 0 K: 0 S: 4	H: 1 LOB: 3 BB: 3 P: 16	R: 3 E: 0 K: 0 S: 6	H: 4 LOB: 0 BB: 0 P: 6	R: 1 E: 0 K: 0 S: 6	H: 2 LOB: 2 BB: 0 P: 6	R: 1 E: 0 K: 1 S: 7	H: 2 LOB: 2 BB: 1 P: 11	R: 4 E: 2 K: 0 S: 6	H: 1 LOB: 2 BB: 2 P: 14	R: 0 E: 0 K: 0 S: 3	H: 0 LOB: 0 BB: 0 P: 3	R: 0 E: 0 K: 0 S: 3	H: 0 LOB: 0 BB: 0 P: 3	1B: 6 2B: 1 3B: 0 HR: 3	SF: 1 SAC: 3 DP: 1 HBP: 0	WP: 0 PB: 0 SB: 0 CS: 0	PA: 46					
PITCHER	IP	WLS	BF	H	R	ER	SO	BB	IBB	HBP	BLK	WP	HR	S	P	ERA	WHIP										
Jim Perry, R ERA: 3.26	4.0		20	5	4	4	1	4	0	0	0	0	2	18	34	9.00	2.250										
Bobby Locke, R ERA: 2.74	1.2	L	11	4	2	2	1	1	0	0	0	0	1	12	16	10.80	3.000										
Johnny Klippstein, R ERA: 1.25	0.1		6	1	4	2	0	2	0	0	0	0	0	4	12	54.00	9.000										
John Briggs, R ERA: 1.83	1.0		3	0	0	0	0	0	0	0	0	0	0	3	3	0.00	0.000										
Wynn Hawkins, R ERA: 4.19	2.0		6	0	0	0	0	0	0	0	0	0	0	6	6	0.00	0.000										

New York Yankees @ Cleveland Indians
Cleveland Municipal Stadium, Cleveland, OH

AB 35
R 10
H 10
RBI 10
BB 7
SO 2
LOB 16



Fri Jun 24 1960, 7:05 PM EDT
Att: 39,675 - Unknown

Batter	1	2	3	4	5	6	7	8	9	AB	R	H	RBI	BB	SO	LOB	BOTTOM										
Johnny Temple, R OBP: 0.351, SLG: 0.329 (1, 4)	G5-4-3 1B		F9		1B	WP SH SF9 BB	FC5-4			4	2	2	0	1	0	2											
Jim Piersall, R OBP: 0.335, SLG: 0.490 (1, 8)	F9		F9		1B	SH SF9 WP	2-3			4	1	1	1	0	0	3											
Harvey Kuenn, R OBP: 0.381, SLG: 0.393 (1, 9)	G5-4-3			F9	BB	FC5-4			3-1 BB	3	1	1	2	2	0	1											
Tito Francona, L OBP: 0.391, SLG: 0.420 (1, 7)		1B BB		BB	1B	E WP BB	SF9		3-1	2	1	1	1	2	0	1											
Vic Power, R OBP: 0.321, SLG: 0.385 (8, 5)	F6			F8	E4 WP 1B	FC5-2-5-1-6			5-3	5	0	1	1	0	0	5											
John Romano, R OBP: 0.333, SLG: 0.457 (1, 2)	K			BB	1-3 2-H	1B	6-3		F8	3	0	0	0	2	1	4											
Woodie Held, R OBP: 0.321, SLG: 0.468 (1, 6)		1B		L8	FC6-4 IBB		FC5-4 1B BB		K	3	0	1	0	2	1	2											
Bubba Phillips, R OBP: 0.280, SLG: 0.303 (7, PH)	5-3						K		G1	3	0	1	0	0	0	5											
Bob Hale, L OBP: 0.235, SLG: 0.207 (8, 3)							K			2	0	0	0	0	1	1											
Jim Perry, S OBP: 0.273, SLG: 0.303 (5, 1)										1	0	0	0	0	0	0											
Bobby Locke, R OBP: 0.296, SLG: 0.592 (5, 1)										2	1	0	0	0	0	4											
Johnny Klippstein, R OBP: 0.167 (7, 1)										0	0	0	0	0	0	0											
John Briggs, R OBP: 0.336, SLG: 0.333 (7, PH)										1	0	1	0	0	0	0											
Marty Keough, L OBP: 0.102, SLG: 0.125 (8, 1)										0	0	0	0	0	0	0											
Wynn Hawkins, R OBP: 0.102, SLG: 0.125 (8, 1)										1	0	0	0	0	0	0											
Chuck Tanner, L OBP: 0.273, SLG: 0.500 (8, PH)										1	0	0	0	0	0	0											
Inning Stats	R: 0 E: 0 K: 0 S: 3	H: 1 LOB: 0 BB: 0 P: 3	R: 0 E: 0 K: 1 S: 6	H: 1 LOB: 2 BB: 1 P: 10	R: 0 E: 0 K: 0 S: 3	H: 0 LOB: 0 BB: 0 P: 3	R: 0 E: 0 K: 0 S: 4	H: 1 LOB: 2 BB: 1 P: 8	R: 5 E: 1 K: 0 S: 8	H: 5 LOB: 3 BB: 3 P: 20	R: 1 E: 1 K: 0 S: 4	H: 0 LOB: 2 BB: 2 P: 12	R: 0 E: 0 K: 1 S: 6	H: 1 LOB: 2 BB: 1 P: 10	R: 0 E: 0 K: 0 S: 3	H: 0 LOB: 1 BB: 1 P: 7	R: 0 E: 0 K: 1 S: 5	H: 0 LOB: 0 BB: 0 P: 5	1B: 9 2B: 0 3B: 0 HR: 0	SF: 1 SAC: 1 DP: 1 HBP: 0	WP: 2 PB: 0 SB: 0 CS: 0	PA: 45					
PITCHER	IP	WLS	BF	H	R	ER	SO	BB	IBB	HBP	BLK	WP	HR	S	P	ERA	WHIP										
Jim Coates, R ERA: 4.15	4.1		23	8	5	5	1	3	0	0	0	1	0	3	34	10.38	2.538										
Bobby Shantz, L ERA: 3.42	0.2		6	0	1	1	0	2	1	0	0	1	0	3	15	13.50	3.000										
Johnny James, R ERA: 3.54	1.0	W	4	0	0	0	0	1	0	0	0	1	0	3	7	0.00	1.000										
John Gabler, R ERA: 4.1	3.0	S	12	1	0	0	2	2	0	0	0	0	0	14	22	0.00	1.000										

New York Yankees @ Cleveland Indians
Cleveland Municipal Stadium, Cleveland, OH

AB 34
R 6
H 9
RBI 5
BB 9
SO 3
LOB 28



Fri Jun 24 1960, 7:05 PM EDT
Att: 39,675 - Unknown

Batter	1	2	3	4	5	6	7	8	9	AB	R	H	RBI	BB	SO	LOB	TOP			
Bobby Richardson, R OBP: 0.288, SLG: 0.278 (1, 4)	L9		L9			L9		L9		4	0	2	0	0	0	0	New York Yankees @ Cleveland Indians Cleveland Municipal Stadium, Cleveland, OH Sat Jun 25 1960, 3:33 AM EDT Att: 40,033 - Unknown livebaseballscorecards.com			
Hector Lopez, R OBP: 0.361, SLG: 0.415 (1, 7)	K		L8			5-3		F9		4	0	0	0	0	1	2				
Roger Maris, L OBP: 0.401, SLG: 0.704 (1, 9)	BB			4-3				F6		3	0	0	0	1	0	0				
Mickey Mantle, S OBP: 0.437, SLG: 0.600 (1, 8)	K			K2-3				1B BB		3	1	0	0	1	2	1				
Elston Howard, R OBP: 0.297, SLG: 0.431 (1, 2)		F2		F6				L8		4	0	1	0	0	0	0				
Bob Cerv, R OBP: 0.335, SLG: 0.434 (1, 3)	K				F9			L5		3	0	1	1	0	1	0				
Clete Boyer, R OBP: 0.275, SLG: 0.373 (1, 5) (8, 6)	K				K			1B		3	0	0	0	0	2	2				
Tony Kubek, L OBP: 0.310, SLG: 0.427 (8, PH) Gil McDougald, R OBP: 0.299, SLG: 0.388 (8, 5)			3-1		K			K		2	0	0	0	0	1	0				
Ralph Terry, R (1, 1) Yogi Berra, L OBP: 0.377, SLG: 0.476 (8, PH) Ryne Duren, R (8, 1)			K			F7		K		1	0	0	0	0	1	0				
Inning Stats	R: 0 E: 0 K: 2 S: 7	H: 0 LOB: 1 BB: 1 P: 11	R: 0 E: 0 K: 2 S: 7	H: 0 LOB: 0 BB: 0 P: 7	R: 0 E: 0 K: 1 S: 6	H: 1 LOB: 1 BB: 0 P: 6	R: 0 E: 0 K: 1 S: 5	H: 0 LOB: 0 BB: 0 P: 5	R: 0 E: 0 K: 2 S: 7	H: 0 LOB: 0 BB: 0 P: 7	R: 1 E: 0 K: 0 S: 4	H: 2 LOB: 1 BB: 1 P: 8	R: 0 E: 0 K: 2 S: 8	H: 1 LOB: 0 BB: 0 P: 8	R: 0 E: 0 K: 0 S: 3	H: 0 LOB: 0 BB: 0 P: 3		1B: 4 2B: 0 3B: 0 HR: 0	SF: 0 SAC: 0 DP: 1 HBP: 0	WP: 0 PB: 0 SB: 0 CS: 0
PITCHER Dick Stigman, L ERA: 3.38 (1, 1)	IP: 9.0 WLS: W BF: 32 H: 4 R: 1 ER: 1 SO: 10 BB: 2 IBB: 0 HBP: 0 BLK: 0 WP: 0 HR: 0 S: 50 P: 58 ERA: 1.00 WHIP: 0.667															PITCHER				

Batter	1	2	3	4	5	6	7	8	9	AB	R	H	RBI	BB	SO	LOB	BOTTOM			
Johnny Temple, R OBP: 0.349, SLG: 0.323 (1, 4)	F9		BB			5-3		K		3	0	0	0	1	1	1	New York Yankees @ Cleveland Indians Cleveland Municipal Stadium, Cleveland, OH Sat Jun 25 1960, 3:33 AM EDT Att: 40,033 - Unknown livebaseballscorecards.com			
Vic Power, R OBP: 0.324, SLG: 0.401 (1, 3)	HR		K			HR		F8		4	2	2	1	0	1	2				
Harvey Kuenn, R OBP: 0.383, SLG: 0.409 (1, 9)	F9		F9			HR		E		4	1	2	2	0	0	1				
Tito Francona, L OBP: 0.385, SLG: 0.411 (1, 7)	K				F7			E3		4	0	0	0	0	1	1				
Jim Piersall, R OBP: 0.329, SLG: 0.481 (1, 8)		F8			L8			L8		4	0	0	0	0	0	2				
John Romano, R OBP: 0.333, SLG: 0.454 (1, 2)			FC5-4		F6			L8		3	0	1	0	0	0	0				
Woodie Held, R OBP: 0.322, SLG: 0.466 (1, 6)		F9				F6		G4-6-3		3	0	1	0	0	0	1				
Bubba Phillips, R OBP: 0.275, SLG: 0.297 (1, 5)		FC5-4			L8			G4-6-3		3	0	0	0	0	0	2				
Dick Stigman, R OBP: 0.250, SLG: 0.100 (1, 1)			K			5-3		1B E BB		2	1	0	0	1	1	0				
Inning Stats	R: 1 E: 0 K: 1 S: 6	H: 1 LOB: 0 BB: 0 P: 6	R: 0 E: 0 K: 0 S: 4	H: 1 LOB: 1 BB: 0 P: 4	R: 0 E: 0 K: 2 S: 7	H: 0 LOB: 1 BB: 1 P: 11	R: 0 E: 0 K: 0 S: 3	H: 0 LOB: 0 BB: 0 P: 3	R: 0 E: 0 K: 0 S: 3	H: 0 LOB: 0 BB: 0 P: 3	R: 2 E: 0 K: 0 S: 5	H: 2 LOB: 0 BB: 0 P: 5	R: 0 E: 0 K: 0 S: 3	H: 1 LOB: 0 BB: 0 P: 3	R: 1 E: 1 K: 1 S: 7	H: 1 LOB: 2 BB: 1 P: 11		1B: 4 2B: 0 3B: 0 HR: 2	SF: 0 SAC: 0 DP: 1 HBP: 0	WP: 0 PB: 0 SB: 0 CS: 0
PITCHER Ralph Terry, R ERA: 3.22 (1, 1) Ryne Duren, R ERA: 5.85 (8, 1)	IP: 7.0 WLS: L BF: 26 H: 5 R: 3 ER: 3 SO: 3 BB: 1 IBB: 0 HBP: 0 BLK: 0 WP: 0 HR: 2 S: 31 P: 35 ERA: 3.86 WHIP: 0.857															PITCHER				

Batter	1	2	3	4	5	6	7	8	9	AB	R	H	RBI	BB	SO	LOB	TOP									
Bobby Richardson, R OBP: 0.294, SLG: 0.286 (1, 4)	0-0 6-3		0-0 SF8 SH1-3 1-2 1B	0-0 B1-3		0-0 1B G3 2B		4-0 BB		4	1	2	2	1	0	1										
Hector Lopez, R OBP: 0.364, SLG: 0.418 Gil McDougald, R OBP: 0.299, SLG: 0.388 (1, 7) (9, 5)	0-0 6-3		0-0 SH1-3		0-0 1B	0-0 1B G3		0-0 F9		4	0	2	0	0	0	1										
Roger Maris, L OBP: 0.393, SLG: 0.691 (1, 9)	0-0 F7		0-0 SF8		0-0 F8	0-0 G3			0-0 4-3	4	0	0	2	0	0	2										
Mickey Mantle, S OBP: 0.436, SLG: 0.593 (1, 8)		4-0 BB BB	0-0 K		0-0 1-2 1B	0-0 F6			0-0 1-3	4	0	1	0	1	1	2										
Elston Howard, R OBP: 0.294, SLG: 0.421 (1, 2)		0-0 F9		4-0 S 2B BB	0-0 F9		0-3 K		0-0 F5	4	1	0	0	1	1	3										
Bob Cerv, R OBP: 0.335, SLG: 0.429 Kent Hadley, L OBP: 0.314, SLG: 0.625 (1, 3) (6, 3)		4-0 BB BB	0-0 BB	0-0 6-3	0-3 K		0-0 F7			2	0	0	0	1	1	3										
Clete Boyer, R OBP: 0.284, SLG: 0.384 (1, 5) (9, 6)		0-3 K		0-0 2H 1B 2B		4-0 2B 2B BB	0-3 K			3	2	1	1	1	2	2										
Tony Kubek, L OBP: 0.313, SLG: 0.432 (1, 6) (9, 7)		0-0 F4		0-0 2H 1B		0-0 2B 2B		0-0 G3		4	1	2	1	0	0	2										
Whitey Ford, L OBP: 0.286, SLG: 0.091 (1, 1)			4-0 SH1-3 SF8 1B BB	0-3 K		0-0 4-3		0-0 F8		3	1	0	0	1	1	3										
Inning Stats	R: 0 E: 0 K: 0 S: 3	H: 0 LOB: 0 BB: 0 P: 3	R: 0 E: 0 K: 1 S: 5	H: 0 LOB: 2 BB: 2 P: 13	R: 1 E: 0 K: 1 S: 6	H: 1 LOB: 1 BB: 1 P: 10	R: 2 E: 0 K: 1 S: 7	H: 2 LOB: 1 BB: 1 P: 11	R: 0 E: 0 K: 1 S: 7	H: 2 LOB: 2 BB: 0 P: 7	R: 3 E: 0 K: 0 S: 6	H: 3 LOB: 1 BB: 1 P: 10	R: 0 E: 0 K: 2 S: 7	H: 0 LOB: 0 BB: 0 P: 7	R: 0 E: 0 K: 0 S: 3	H: 0 LOB: 1 BB: 1 P: 7	R: 0 E: 0 K: 0 S: 3	H: 0 LOB: 0 BB: 0 P: 3	1B: 5 2B: 3 3B: 0 HR: 0	SF: 1 SAC: 1 DP: 0 HBP: 0	WP: 0 PB: 0 SB: 1 CS: 0	PA: 41				
PITCHER	IP	WLS	BF	H	R	ER	SO	BB	IBB	HBP	BLK	WP	HR	S	P	ERA	WHIP									
Ted Bowsfield, L ERA: 4.08 Johnny Klippstein, R ERA: 1.16 Bobby Locke, R ERA: 2.63	(1, 1)	5.1	L	28	7	6	6	4	5	0	0	0	0	0	31	51	10.12	2.250								
	(6, 1)	2.2		10	1	0	0	2	1	0	0	0	0	0	13	17	0.00	0.750								
	(9, 1)	1.0		3	0	0	0	0	0	0	0	0	0	0	3	3	0.00	0.000								

New York Yankees @ Cleveland Indians
Cleveland Municipal Stadium, Cleveland, OH
Sun Jun 26 1960, 3:33 AM EDT
Unknown

AB	33
R	6
H	8
RBI	6
BB	6
SO	6
LOB	19



Batter	1	2	3	4	5	6	7	8	9	AB	R	H	RBI	BB	SO	LOB	BOTTOM								
Johnny Temple, R OBP: 0.346, SLG: 0.321 (1, 4)	0-0 5-3		0-0 G5-3 2-3F			0-0 1B		0-0 2-3		4	0	1	0	0	0	2									
Vic Power, R OBP: 0.323, SLG: 0.398 (1, 3)	0-0 3-1			0-0 FC5-4 1B		0-0 F8		0-0 5-3		4	0	1	0	0	0	1									
Harvey Kuenn, R OBP: 0.377, SLG: 0.402 (1, 9)	0-3 K			0-0 FC5-4 HR		0-0 F4		0-0 F7		4	1	0	0	0	1	2									
Tito Francona, L OBP: 0.382, SLG: 0.423 (1, 7)		0-0 1-3		0-0 1H HR		0-3 K		0-0 4-3		4	1	1	2	0	1	1									
Jim Piersall, R OBP: 0.324, SLG: 0.474 (1, 8)		0-0 F7		0-0 6-3			0-0 6-3			3	0	0	0	0	0	0									
John Romano, R OBP: 0.326, SLG: 0.443 (1, 2)		0-3 K		0-0 4-3			0-0 1-3			3	0	0	0	0	1	0									
Woodie Held, R OBP: 0.322, SLG: 0.464 (1, 6)			0-0 FC5-4 1B		0-0 F8		0-0 F9			3	0	1	0	0	0	0									
Bubba Phillips, R OBP: 0.270, SLG: 0.291 (1, 5)			0-0 FC5-4 G5-3 BB		0-0 6-3		0-0 G3			3	0	0	0	0	0	1									
Ted Bowsfield, R OBP: 0.167, SLG: 0.091 Johnny Klippstein, R OBP: 0.236, SLG: 0.167 Ken Aspromonte, R OBP: 0.361, SLG: 0.378 Bobby Locke, R OBP: 0.556, SLG: 0.571 (1, 1) (6, 1) (8, PH) (9, 1)		4-0 BB BB	0-0 FC5-4 G5-3 BB		0-0 6-3		0-0 6-3		0-0 F9	1	0	0	0	1	0	0									
		0-0 0	0-0 0	0-0 0	0-0 0	0-0 0	0-0 0	0-0 0	0-0 0	0	0	0	0	0	0	0									
		0-0 0	0-0 0	0-0 0	0-0 0	0-0 0	0-0 0	0-0 0	0-0 0	0	0	0	0	0	0	0									
		0-0 0	0-0 0	0-0 0	0-0 0	0-0 0	0-0 0	0-0 0	0-0 0	0	0	0	0	0	0	0									
		0-0 0	0-0 0	0-0 0	0-0 0	0-0 0	0-0 0	0-0 0	0-0 0	0	0	0	0	0	0	0									
Inning Stats	R: 0 E: 0 K: 1 S: 5	H: 0 LOB: 0 BB: 0 P: 5	R: 0 E: 0 K: 1 S: 5	H: 0 LOB: 0 BB: 0 P: 5	R: 0 E: 0 K: 0 S: 3	H: 1 LOB: 1 BB: 1 P: 7	R: 2 E: 0 K: 0 S: 5	H: 2 LOB: 0 BB: 0 P: 5	R: 0 E: 0 K: 1 S: 6	H: 0 LOB: 0 BB: 0 P: 3	R: 0 E: 0 K: 1 S: 6	H: 1 LOB: 1 BB: 0 P: 6	R: 0 E: 0 K: 0 S: 3	H: 0 LOB: 0 BB: 0 P: 3	R: 0 E: 0 K: 0 S: 3	H: 0 LOB: 0 BB: 0 P: 3	R: 0 E: 0 K: 0 S: 3	H: 0 LOB: 0 BB: 0 P: 3	1B: 3 2B: 0 3B: 0 HR: 1	SF: 0 SAC: 0 DP: 1 HBP: 0	WP: 0 PB: 0 SB: 0 CS: 0	PA: 31			
PITCHER	IP	WLS	BF	H	R	ER	SO	BB	IBB	HBP	BLK	WP	HR	S	P	ERA	WHIP								
Whitey Ford, L ERA: 2.68 (1, 1)	9.0	W	31	4	2	2	3	1	0	0	0	0	1	36	40	2.00	0.556								

New York Yankees @ Cleveland Indians
Cleveland Municipal Stadium, Cleveland, OH
Sun Jun 26 1960, 3:33 AM EDT
Unknown

AB	30
R	2
H	4
RBI	2
BB	1
SO	3
LOB	7



Batter	1	2	3	4	5	6	7	8	9	10	11	AB	R	H	RBI	BB	SO	LOB	TOP				
Tony Kubek, L OBP: 0.314, SLG: 0.435 (1, 6)	L3		SH4-3 1B 2B	4-3			G6-4-3 1B		F8			5	1	2	0	0	0	2					
Hector Lopez, R OBP: 0.367, SLG: 0.416 (1, 7)	5-3		SH4-3			HR BB	G6-4-3 1-2f		1-2 1B			3	1	1	0	1	0	1					
Mickey Mantle, S OBP: 0.432, SLG: 0.581 (1, 8)	K		1B BB			F8	K		3-1			4	0	0	0	1	2	3					
Roger Maris, L OBP: 0.397, SLG: 0.716 (1, 9)		F5				HR					F6	5	2	3	4	0	0	0					
Yogi Berra, L OBP: 0.371, SLG: 0.466 (1, 2)		3-1	F7			HR			F5		4-3	5	0	1	0	0	0	2					
Kent Hadley, L OBP: 0.360, SLG: 0.556 (1, 3)		2B VFP BB	4-3			L3			F2		K	4	1	0	0	1	1	3					
Clete Boyer, R OBP: 0.280, SLG: 0.385 (1, 5)		WP E 2B				K			L5		L4	5	1	1	0	0	1	0					
Bobby Richardson, R OBP: 0.292, SLG: 0.284 (1, 4)		E9							F8		L4	5	0	1	0	0	0	0					
Art Ditmar, R ERA: 3.12 (1, 1) Eli Grba, R ERA: 2.84 (1, 1) Bobby Shantz, L ERA: 3.2 (7, 1) Bob Hale, L ERA: 2.57, SLG: 0.267 (11, PH) Johnny James, L ERA: 3.23 (9, 1)		2H 3H	F8			K			1B BB		K	0	0	0	0	0	0	0					
Inning Stats	R: 0 E: 0 K: 1 S: 5	H: 0 LOB: 0 BB: 0 P: 5	R: 2 E: 1 K: 0 S: 5	H: 1 LOB: 1 BB: 1 P: 9	R: 1 E: 0 K: 0 S: 5	H: 2 LOB: 2 BB: 1 P: 9	R: 0 E: 0 K: 2 S: 8	H: 1 LOB: 1 BB: 0 P: 8	R: 2 E: 0 K: 0 S: 4	H: 2 LOB: 0 BB: 1 P: 8	R: 0 E: 0 K: 1 S: 5	H: 0 LOB: 0 BB: 0 P: 5	R: 1 E: 0 K: 0 S: 4	H: 1 LOB: 0 BB: 0 P: 4	R: 0 E: 0 K: 1 S: 5	H: 0 LOB: 0 BB: 0 P: 5	R: 0 E: 0 K: 1 S: 5	H: 0 LOB: 0 BB: 0 P: 5	1B: 5 2B: 2 3B: 0 HR: 2	SF: 0 SAC: 1 DP: 1 HBP: 0	WP: 1 PB: 0 SB: 0 CS: 1	PA: 45	
PITCHER	IP ERA WLS BF H R ER SO BB IBB HBP BLK WP HR S P ERA WHIP	Mudcat Grant, R ERA: 4.46 Jim Perry, R ERA: 3.14	(1, 1) (5, 1)	4.1 6.2	WLS W	23 22	BF 23	H 3	R 1	ER 1	SO 4	BB 1	IBB 0	HBP 0	BLK 0	WP 0	HR 1	S 26	P 38	ERA 8.31	WHIP 2.077		

New York Yankees @ Cleveland Indians
Cleveland Municipal Stadium, Cleveland, OH
Sun Jun 26 1960, 3:38 AM EDT
Att: 57,621 - Unknown

AB	40
R	6
H	9
RBI	4
BB	4
SO	7
LOB	13



Batter	1	2	3	4	5	6	7	8	9	10	11	AB	R	H	RBI	BB	SO	LOB	BOTTOM			
Johnny Temple, R OBP: 0.348, SLG: 0.323 (1, 4)	1B 2B 1B	5-3		F3			L6-4 S 1B		K			5	1	2	0	0	1	0				
Vic Power, R OBP: 0.321, SLG: 0.394 (1, 3)	2B 1B			F9			F6		4-3			5	1	1	0	0	0	1				
Harvey Kuenn, R OBP: 0.385, SLG: 0.417 (1, 9)	HR 2B			BB 1B			1B 2B		F6			4	3	3	2	1	0	0				
Tito Francona, L OBP: 0.387, SLG: 0.421 (1, 7)	K			1B BB			FC4-6 1B		L6-4		BB	3	0	1	1	2	1	3				
Jim Piersall, R OBP: 0.324, SLG: 0.472 (1, 8) Marty Keough, L OBP: 0.309, SLG: 0.336 (6, 8)	5-3			1B			FC4-6 CS		F4		F7	3	0	1	1	0	0	2				
Woody Held, R OBP: 0.323, SLG: 0.474 (1, 6)	HR			K			CS		K			4	1	1	2	1	2	2				
Hank Foiles, R OBP: 0.395, SLG: 0.436 (1, 2)	5-3			F9			SH1-4 BB		F8			4	1	1	0	0	0	2				
Bubba Phillips, R OBP: 0.262, SLG: 0.282 (1, 5)		6-3					5-3		L3		F7	5	0	0	0	0	0	2				
Mudcat Grant, R ERA: 4.46 Jim Perry, S ERA: 2.57, SLG: 0.286 Bob Hale, L ERA: 2.57, SLG: 0.267 (11, PH) Johnny James, R ERA: 3.23 (9, 1)		2-3					K		4-1		L7	2	0	0	0	0	1	0				
Inning Stats	R: 4 E: 0 K: 1 S: 9	H: 4 LOB: 0 BB: 0 P: 9	R: 0 E: 0 K: 0 S: 3	H: 0 LOB: 0 BB: 0 P: 3	R: 1 E: 0 K: 1 S: 7	H: 2 LOB: 2 BB: 1 P: 11	R: 0 E: 0 K: 1 S: 5	H: 0 LOB: 0 BB: 0 P: 5	R: 1 E: 0 K: 0 S: 4	H: 2 LOB: 0 BB: 0 P: 4	R: 0 E: 0 K: 0 S: 3	H: 0 LOB: 1 BB: 1 P: 7	R: 0 E: 0 K: 1 S: 5	H: 0 LOB: 0 BB: 0 P: 5	R: 0 E: 0 K: 0 S: 3	H: 0 LOB: 1 BB: 1 P: 7	R: 1 E: 1 K: 0 S: 4	H: 2 LOB: 1 BB: 0 P: 4	1B: 7 2B: 4 3B: 0 HR: 1	SF: 0 SAC: 1 DP: 1 HBP: 0	WP: 0 PB: 0 SB: 1 CS: 1	PA: 46
PITCHER	IP ERA WLS BF H R ER SO BB IBB HBP BLK WP HR S P ERA WHIP	Art Ditmar, R ERA: 3.12 (1, 1) Eli Grba, R ERA: 2.84 (1, 1) Bobby Shantz, L ERA: 3.2 (7, 1) Johnny James, R ERA: 3.23 (9, 1)	(1, 1) (5, 1) (11, PH) (9, 1)	0.2 5.2 1.2 2.2	L	6 24 4 11	H 4 0 2	R 4 0 1	ER 4 0 0	SO 2 1 0	BB 0 0 1	IBB 0 0 0	HBP 0 0 0	BLK 0 0 0	WP 0 0 0	HR 1 0 0	S 8 25 6 12	P 9 37 6 16	ERA 54.00	WHIP 6.000		

New York Yankees @ Cleveland Indians
Cleveland Municipal Stadium, Cleveland, OH
Sun Jun 26 1960, 3:38 AM EDT
Att: 57,621 - Unknown

AB	40
R	7
H	11
RBI	6
BB	4
SO	5
LOB	14




Batter	1	2	3	4	5	6	7	8	9	AB	R	H	RBI	BB	SO	LOB	TOP		
Russ Snyder, L (1, 8) OBP: 0.305, SLG: 0.411	0-0 1B	4-0 BB		0-0 F3			4-0 BB		0-0 F3	2	1	1	0	2	0	1	Kansas City Athletics @ New York Yankees Yankee Stadium, Bronx, NY Tue Jun 28 1960, 7:05 PM EDT Att: 20,002 - Unknown - 82 F livebaseballscorecards.com		
Bill Tuttle, R (9, PH) OBP: 0.330, SLG: 0.320	0-0 3B	1-2 BB					G4-6-3 BB			1	0	0	0	0	0	1			
Jerry Lumpe, L (1, 4) OBP: 0.325, SLG: 0.366	0-0 4-3 BB	0-0 F9			0-0 F7		0-0 G4-6-3			4	0	1	1	0	0	3			
Whitey Herzog, L (1, 9) OBP: 0.395, SLG: 0.464	4-0 4-3 BB		0-0 F8		0-0 L6			0-0 G1		3	0	0	0	1	0	0			
Norm Siebern, L (1, 7) OBP: 0.390, SLG: 0.507	0-0 4-3		0-0 HR		0-0 2B			0-0 F7		4	1	2	1	0	0	2			
Mary Throneberry, L (1, 3) OBP: 0.308, SLG: 0.485	0-0 F4		0-3 K		0-0 3-1			4-0 BB		3	0	0	0	1	1	3			
Andy Carey, R (1, 5) OBP: 0.292, SLG: 0.455	0-0 5-3		0-3 K			0-0 F6		0-0 F8		4	0	0	0	0	1	3			
Danny Kravitz, L (1, 2) Pete Daley, R (9, PH) OBP: 0.242, SLG: 0.406		0-0 F5		0-0 2B		0-0 G5-4-3 1B		0-3 K		3	0	2	0	0	0	0			
Bob Johnson, R (1, 6) OBP: 0.361, SLG: 0.245		1-0 FC1-6 HBP		0-0 6-3		0-0 G5-4-3		4-0 BB		2	0	0	0	1	0	2			
Bud Daley, L (1, 1) Marty Kutyna, R (8, 1) Dick Williams, R (9, PH) OBP: 0.351, SLG: 0.404		0-0 FC1-6 BB		0-0 F7			0-0 L6		0-0 F6	3	0	0	0	0	0	2			
Inning Stats	R: 1 E: 0 K: 0 S: 5	H: 2 LOB: 2 BB: 1 P: 9	R: 0 E: 0 K: 0 S: 3	H: 0 LOB: 2 BB: 1 P: 8	R: 1 E: 0 K: 2 S: 8	H: 1 LOB: 0 BB: 0 P: 8	R: 0 E: 0 K: 0 S: 4	H: 1 LOB: 1 BB: 0 P: 4	R: 0 E: 0 K: 0 S: 4	H: 1 LOB: 0 BB: 0 P: 4	R: 0 E: 0 K: 0 S: 3	H: 0 LOB: 0 BB: 1 P: 6	R: 0 E: 0 K: 0 S: 3	H: 0 LOB: 1 BB: 1 P: 7	R: 0 E: 0 K: 1 S: 5	H: 0 LOB: 1 BB: 1 P: 9	1B: 2 2B: 2 3B: 1 HR: 1	SF: 0 SAC: 0 DP: 2 HBP: 1	WP: 0 PA: 37 PB: 0 SB: 0 CS: 0
PITCHER	IP WLS BF H R ER SO BB IBB HBP BLK WP HR S P ERA WHIP	IP WLS BF H R ER SO BB IBB HBP BLK WP HR S P ERA WHIP																	
Bob Turley, R (1, 1) ERA: 2.56	8.0 W 33 6 2 2 2 4 0 1 0 0 1 32 49 2.25 1.250																		
Bobby Shantz, L (9, 1) ERA: 3.08	1.0 S 4 0 0 0 1 1 0 0 0 0 0 5 9 0.00 1.000																		

Batter	1	2	3	4	5	6	7	8	9	AB	R	H	RBI	BB	SO	LOB	BOTTOM	
Bobby Richardson, R (1, 4) OBP: 0.292, SLG: 0.284	0-0 6-3	0-0 FC6 1B			0-0 F7	0-0 F5		0-0 SH3		4	0	1	1	0	0	1	Kansas City Athletics @ New York Yankees Yankee Stadium, Bronx, NY Tue Jun 28 1960, 7:05 PM EDT Att: 20,002 - Unknown - 82 F livebaseballscorecards.com	
Hector Lopez, R (1, 7) Gil McDougald, R (9, 5) OBP: 0.374, SLG: 0.435	0-0 BB WP 2B	0-0 FC6			0-0 1B		0-0 FC4 1B	0-0 6-3		5	1	3	0	0	0	2		
Mickey Mantle, S (1, 8) OBP: 0.431, SLG: 0.591	0-0 F7		0-0 HR		0-0 2-3 1B		0-0 L8	0-0 E4		5	1	2	1	0	0	2		
Roger Maris, L (1, 9) OBP: 0.393, SLG: 0.703	4-0 WP BB BB		0-0 F2		0-0 F2		0-0 FC4 1B	0-0 G3		4	0	0	0	1	0	4		
Bill Skowron, R (1, 3) OBP: 0.340, SLG: 0.509	4-0 WP BB		0-0 3-4 1B		0-0 1-2 1B		0-0 1-2 1B			3	0	3	0	1	0	0		
Elston Howard, R (1, 2) OBP: 0.293, SLG: 0.414	4-0 FC4-6 BB		0-0 8-4		0-3 K		0-0 6-3			3	0	0	0	1	1	6		
Clete Boyer, R (1, 5) OBP: 0.279, SLG: 0.372	0-0 FC4-6		0-0 F7		0-0 5-3		4-0 1B BB		3	1	0	0	1	0	3			
Tony Kubek, L (1, 6) OBP: 0.313, SLG: 0.432		0-0 L8		0-0 F4		0-0 4-3		0-0 2B BB SH3 1B		4	1	1	0	0	0	0		
Bob Turley, R (1, 1) Bob Cerv, R (8, PH) Bobby Shantz, R (9, 1) OBP: 0.174, SLG: 0.217		0-0 L9		0-0 6-3		0-0 E4		0-0 SH3 E 2B		3	0	0	0	0	0	0		
Inning Stats	R: 1 E: 0 K: 0 S: 4	H: 1 LOB: 3 BB: 3 P: 16	R: 0 E: 0 K: 0 S: 4	H: 1 LOB: 1 BB: 0 P: 4	R: 1 E: 0 K: 0 S: 4	H: 2 LOB: 0 BB: 0 P: 4	R: 0 E: 0 K: 0 S: 3	H: 0 LOB: 0 BB: 0 P: 3	R: 0 E: 1 K: 0 S: 4	H: 0 LOB: 1 BB: 0 P: 4	R: 0 E: 0 K: 0 S: 5	H: 2 LOB: 2 BB: 0 P: 5	R: 3 E: 1 K: 0 S: 6	H: 2 LOB: 1 BB: 1 P: 10	1B: 7 2B: 4 3B: 0 HR: 1	SF: 0 SAC: 1 DP: 1 HBP: 0		WP: 1 PA: 40 PB: 0 SB: 0 CS: 0
PITCHER	IP WLS BF H R ER SO BB IBB HBP BLK WP HR S P ERA WHIP	IP WLS BF H R ER SO BB IBB HBP BLK WP HR S P ERA WHIP																
Bud Daley, L (1, 1) ERA: 3.5	7.0 L 36 11 5 4 1 4 0 0 0 0 1 34 50 5.14 2.143																	
Marty Kutyna, R (8, 1) ERA: 2.75	1.0 4 0 0 0 0 0 0 0 0 0 0 0 4 4 0.00 0.000																	

Batter	1	2	3	4	5	6	7	8	9	AB	R	H	RBI	BB	SO	LOB	TOP			
Russ Snyder, L (1,9) OBP: 0.295, SLG: 0.396	K		F5			4-3		E1		4	0	0	0	0	1	0	Kansas City Athletics @ New York Yankees Yankee Stadium, Bronx, NY Wed Jun 29 1960, 3:33 AM EDT Att: 9,864 - Cloudy - 78 F			
Jerry Lumpe, L (1,4) OBP: 0.324, SLG: 0.362	F4					F7		FC4		3	0	0	0	1	0	1				
Andy Carey, R (1,5) OBP: 0.282, SLG: 0.439	K		5-3			F5		5-3		4	0	0	0	0	1	2				
Norm Siebern, L (1,7) OBP: 0.387, SLG: 0.502						4-3				4	0	1	0	0	0	0				
Whitey Herzog, L (1,3) OBP: 0.387, SLG: 0.453						F8		F7		4	0	0	0	0	1	1				
Danny Kravitz, L (1,2) OBP: 0.317, SLG: 0.473						F7		E		4	0	2	0	0	0	1				
Bill Tuttle, R (1,8) OBP: 0.329, SLG: 0.316						F9		E5		3	0	0	0	1	0	2				
Bob Johnson, R (1,6) OBP: 0.344, SLG: 0.231						L9		F8		3	0	0	0	0	1	4				
Ray Herbert, R (1,1) OBP: 0.281, SLG: 0.148						1-3				2	0	0	0	0	1	0				
Mary Throneberry, L (8, PH) OBP: 0.336, SLG: 0.460										1	0	0	0	0	1	0				
Ken Johnson, R (8,1) OBP: 0.222, SLG: 0.222										0	0	0	0	0	0	0				
Johnny Kucks, R (8,1)										0	0	0	0	0	0	0				
Inning Stats	R: 0 E: 0 K: 2 S: 7	H: 0 LOB: 0 BB: 0 P: 7	R: 0 E: 0 K: 1 S: 6	H: 1 LOB: 2 BB: 1 P: 10	R: 0 E: 0 K: 0 S: 3	H: 0 LOB: 1 BB: 1 P: 7	R: 0 E: 0 K: 0 S: 3	H: 0 LOB: 0 BB: 0 P: 3	R: 0 E: 0 K: 1 S: 5	H: 0 LOB: 0 BB: 0 P: 5	R: 0 E: 1 K: 0 S: 5	H: 1 LOB: 2 BB: 0 P: 5	R: 0 E: 1 K: 1 S: 6	H: 0 LOB: 1 BB: 0 P: 6	R: 0 E: 0 K: 1 S: 6	H: 1 LOB: 1 BB: 0 P: 6	1B: 3 2B: 0 3B: 0 HR: 0	SF: 0 SAC: 0 DP: 0 HBP: 0	WP: 0 PB: 0 SB: 0 CS: 0	PA: 34
PITCHER Jim Coates, R (1,1) ERA: 3.74	IP: 9.0 WLS: W BF: 34 H: 3 R: 0 ER: 0 SO: 6 BB: 2 IBB: 0 HBP: 0 BLK: 0 WP: 0 HR: 0 S: 44 P: 52 ERA: 0.00 WHIP: 0.556															PITCHER				

Batter	1	2	3	4	5	6	7	8	9	AB	R	H	RBI	BB	SO	LOB	BOTTOM			
Tony Kubek, L (1,6) OBP: 0.318, SLG: 0.443	G6-4-3		F7			E		F4		5	1	3	0	0	0	1	Kansas City Athletics @ New York Yankees Yankee Stadium, Bronx, NY Wed Jun 29 1960, 3:33 AM EDT Att: 9,864 - Cloudy - 78 F			
Hector Lopez, R (1,7) OBP: 0.364, SLG: 0.421	G6-4-3		F8			E3		L8		5	1	0	0	0	1	4				
Mickey Mantle, S (1,8) OBP: 0.432, SLG: 0.586	HR		K			K		HBP		2	2	0	0	2	2	1				
Roger Maris, L (1,9) OBP: 0.398, SLG: 0.728	HR					F7		HBP		3	3	2	4	1	0	0				
Yogi Berra, L (1,2) OBP: 0.368, SLG: 0.457	G3					HR		2B		3	1	0	0	0	0	0				
Billy Shantz, R (9,2)	G3					G3		SF7		0	0	0	0	0	0	0				
Bill Skowron, R (1,3) OBP: 0.339, SLG: 0.509			K			K		F9		4	1	1	2	0	3	0				
Clete Boyer, R (1,5) OBP: 0.276, SLG: 0.402			K			4-3		SF7		3	1	1	2	0	1	0				
Bobby Richardson, R (1,4) OBP: 0.295, SLG: 0.288			FC4-8			1-3		F9		4	0	2	0	0	0	1				
Jim Coates, R (1,1) OBP: 0.400, SLG: 0.438	FC4-6					1-3		2B		3	0	1	1	0	0	1				
Inning Stats	R: 2 E: 0 K: 0 S: 4	H: 2 LOB: 1 BB: 1 P: 8	R: 0 E: 0 K: 2 S: 8	H: 1 LOB: 0 BB: 0 P: 8	R: 0 E: 0 K: 1 S: 5	H: 0 LOB: 0 BB: 0 P: 5	R: 0 E: 0 K: 1 S: 5	H: 0 LOB: 0 BB: 0 P: 5	R: 3 E: 1 K: 2 S: 10	H: 2 LOB: 0 BB: 0 P: 10	R: 1 E: 0 K: 1 S: 7	H: 2 LOB: 1 BB: 0 P: 7	R: 4 E: 0 K: 0 S: 6	H: 3 LOB: 2 BB: 2 P: 15	R: 4 E: 0 K: 0 S: 6	H: 3 LOB: 2 BB: 2 P: 15	1B: 4 2B: 3 3B: 0 HR: 3	SF: 1 SAC: 1 DP: 1 HBP: 1	WP: 0 PB: 0 SB: 0 CS: 0	PA: 38
PITCHER Ray Herbert, R (1,1) ERA: 3.99	IP: 7.0 WLS: L BF: 29 H: 7 R: 6 ER: 5 SO: 7 BB: 1 IBB: 0 HBP: 0 BLK: 0 WP: 0 HR: 3 S: 42 P: 46 ERA: 6.43 WHIP: 1.143															PITCHER				
Ken Johnson, R (8,1) ERA: 4.52	0.2	8	3	4	4	0	2	0	1	0	0	0	5	14	54.00	7.500				
Johnny Kucks, R (8,1) ERA: 8.07	0.1	1	0	0	0	0	0	0	0	0	0	0	1	1	0.00	0.000				



Batter	1	2	3	4	5	6	7	8	9	AB	R	H	RBI	BB	SO	LOB	TOP					
Bill Tuttle, R OBP: 0.331, SLG: 0.319 (1, 8)										4	0	2	0	0	1	1	Kansas City Athletics @ New York Yankees Yankee Stadium, Bronx, NY Thu Jun 30 1960, 3:33 AM EDT Att: 8,513 - Sunny - 84 F					
Jerry Lumpe, L OBP: 0.323, SLG: 0.371 (1, 4)										4	1	1	2	0	1	1						
Hank Bauer, R OBP: 0.310, SLG: 0.359 (1, 9)										4	0	1	0	0	1	1						
Norm Siebern, L OBP: 0.382, SLG: 0.494 (1, 7)										4	0	0	0	0	2	1						
Danny Kravitz, L OBP: 0.313, SLG: 0.448 (1, 2)										3	0	0	0	1	0	0						
Dick Williams, R OBP: 0.344, SLG: 0.394 (1, 3)										4	0	0	0	0	1	2						
Andy Carey, R OBP: 0.291, SLG: 0.466 (1, 5)										2	1	1	1	1	0	0						
Bob Johnson, R OBP: 0.343, SLG: 0.236 (1, 6)										3	0	1	0	0	0	1						
Don Larsen, R OBP: 0.125, SLG: 0.188 (1, 1)										1	1	1	0	0	0	0						
Bob Trowbridge, R OBP: 0.059, SLG: 0.118 (3, 1)										0	0	0	0	0	0	0						
Mary Throneberry, L OBP: 0.393, SLG: 0.475 (5, PH)										1	0	0	0	0	0	1						
Ned Garver, R OBP: 0.143, SLG: 0.286 (5, 1)										1	0	0	0	0	0	0						
Inning Stats	R: 1 E: 0 K: 2 S: 8	H: 2 LOB: 0 BB: 0 P: 8	R: 1 E: 0 K: 0 S: 4	H: 1 LOB: 0 BB: 0 P: 4	R: 1 E: 0 K: 0 S: 4	H: 2 LOB: 0 BB: 0 P: 4	R: 0 E: 0 K: 1 S: 5	H: 0 LOB: 0 BB: 0 P: 5	R: 0 E: 0 K: 1 S: 4	H: 1 LOB: 1 BB: 0 P: 4	R: 0 E: 0 K: 2 S: 8	H: 0 LOB: 0 BB: 1 P: 12	R: 0 E: 0 K: 0 S: 2	H: 0 LOB: 0 BB: 0 P: 6	R: 0 E: 0 K: 1 S: 5	H: 0 LOB: 0 BB: 0 P: 5	R: 0 E: 0 K: 0 S: 3	H: 0 LOB: 0 BB: 0 P: 3	1B: 4 2B: 1 3B: 0 HR: 2	SF: 0 SAC: 0 DP: 2 HBP: 0	WP: 0 PB: 0 SB: 0 CS: 1	PA: 33
PITCHER Ralph Terry, R ERA: 3.2 (1, 1)	IP: 9.0 WLS: W BF: 33 H: 7 R: 3 ER: 3 SO: 6 BB: 2 IBB: 0 HBP: 0 BLK: 0 WP: 0 HR: 2 S: 43 P: 51 ERA: 3.00 WHIP: 1.000															PITCHER	IP: 9.0 WLS: W BF: 33 H: 7 R: 3 ER: 3 SO: 6 BB: 2 IBB: 0 HBP: 0 BLK: 0 WP: 0 HR: 2 S: 43 P: 51 ERA: 3.00 WHIP: 1.000					

Batter	1	2	3	4	5	6	7	8	9	AB	R	H	RBI	BB	SO	LOB	BOTTOM			
Tony Kubek, L OBP: 0.323, SLG: 0.453 (1, 6)										3	2	1	1	2	0	1	Kansas City Athletics @ New York Yankees Yankee Stadium, Bronx, NY Thu Jun 30 1960, 3:33 AM EDT Att: 8,513 - Sunny - 84 F			
Hector Lopez, R OBP: 0.365, SLG: 0.427 (1, 7)										5	2	2	3	0	0	2				
Mickey Mantle, S OBP: 0.428, SLG: 0.591 (1, 8)										5	1	1	2	0	1	3				
Roger Maris, L OBP: 0.396, SLG: 0.733 (1, 9)										4	1	1	2	0	0	1				
Bill Skowron, R OBP: 0.342, SLG: 0.535 (1, 3)										4	2	2	2	0	0	0				
Kent Hadley, L OBP: 0.300, SLG: 0.556 (8, 3)										0	0	0	0	0	0	0				
Elston Howard, R OBP: 0.292, SLG: 0.410 (1, 2)										4	0	1	0	0	0	0				
Clete Boyer, R OBP: 0.286, SLG: 0.394 (1, 5)										2	1	0	0	2	1	1				
Bobby Richardson, R OBP: 0.302, SLG: 0.296 (1, 4)										4	1	3	0	0	0	1				
Ralph Terry, R OBP: 0.071, SLG: 0.037 (1, 1)										4	0	1	0	0	1	3				
Inning Stats	R: 0 E: 0 K: 0 S: 3	H: 0 LOB: 1 BB: 1 P: 7	R: 1 E: 0 K: 2 S: 9	H: 2 LOB: 1 BB: 0 P: 9	R: 3 E: 0 K: 0 S: 6	H: 3 LOB: 0 BB: 0 P: 6	R: 6 E: 0 K: 0 S: 8	H: 5 LOB: 1 BB: 2 P: 16	R: 0 E: 0 K: 1 S: 5	H: 1 LOB: 0 BB: 0 P: 3	R: 0 E: 0 K: 1 S: 5	H: 0 LOB: 0 BB: 1 P: 5	R: 0 E: 0 K: 0 S: 3	H: 0 LOB: 1 BB: 1 P: 7	R: 0 E: 0 K: 0 S: 4	H: 1 LOB: 1 BB: 0 P: 4	1B: 6 2B: 1 3B: 0 HR: 5	SF: 0 SAC: 0 DP: 0 HBP: 0	WP: 0 PB: 0 SB: 0 CS: 0	PA: 39
PITCHER Don Larsen, R ERA: 3.6 (1, 1)	IP: 2.0 WLS: L BF: 14 H: 6 R: 7 ER: 7 SO: 0 BB: 1 IBB: 1 HBP: 0 BLK: 0 WP: 0 HR: 3 S: 12 P: 20 ERA: 13.50 WHIP: 3.500															PITCHER	IP: 2.0 WLS: L BF: 14 H: 6 R: 7 ER: 7 SO: 0 BB: 1 IBB: 1 HBP: 0 BLK: 0 WP: 0 HR: 3 S: 12 P: 20 ERA: 13.50 WHIP: 3.500			
Bob Trowbridge, R ERA: 4.08 (3, 1)	IP: 4.0 WLS: W BF: 14 H: 2 R: 0 ER: 0 SO: 1 BB: 0 IBB: 0 HBP: 0 BLK: 0 WP: 0 HR: 0 S: 15 P: 19 ERA: 0.00 WHIP: 0.750															PITCHER	IP: 4.0 WLS: W BF: 14 H: 2 R: 0 ER: 0 SO: 1 BB: 0 IBB: 0 HBP: 0 BLK: 0 WP: 0 HR: 0 S: 15 P: 19 ERA: 0.00 WHIP: 0.750			

Batter	1	2	3	4	5	6	7	8	9	AB	R	H	RBI	BB	SO	LOB	TOP										
Eddie Yost, R OBP: 0.425, SLG: 0.360 Neil Chrissy, L OBP: 0.311, SLG: 0.421	0-3 K		0-0 HR		4-0 HR BB		0-0 2B		0-0 1B 1-2 2-H	3	2	1	1	1	1	0											
Frank Bolling, R OBP: 0.302, SLG: 0.381	0-3 K		0-0 5-3		0-0 HR		0-0 5-3		4-0 BB	4	1	1	3	1	1	1											
Charlie Maxwell, L OBP: 0.327, SLG: 0.447	4-0 BB			0-0 3-1		0-0 F6		0-0 3B 6-3	0-3 K	4	1	1	0	1	1	3											
Norm Cash, L OBP: 0.360, SLG: 0.462 Steve Bilko, R OBP: 0.273, SLG: 0.370	0-3 K			4-0 WP 1B BB		0-0 2B BLK		0-3 K		2	1	1	0	1	1	1											
Rocky Colavito, R OBP: 0.331, SLG: 0.477		0-0 4-3		0-0 F4		0-0 F4		0-0 6-3		4	0	0	1	0	0	2											
Al Kaline, R OBP: 0.314, SLG: 0.370		0-0 L6-3		0-0 1B 2-H		0-0 L7		0-0 L5-3		4	0	1	1	0	0	1											
Chico Fernandez, R OBP: 0.348, SLG: 0.348 Casey Wise, S OBP: 0.188, SLG: 0.303		0-0 6-3			0-0 SH3 HR 1B		0-0 L8		0-0 1B BB	4	1	2	0	0	0	1											
Red Wilson, R OBP: 0.321, SLG: 0.296			0-0 6-3		0-0 F5		0-0 F4		0-0 F9	4	0	0	0	0	0	2											
Don Mossi, L OBP: 0.189, SLG: 0.063 Johnny Groth, R OBP: 0.385, SLG: 0.273			0-0 6-3		0-0 SH3		0-0 F7		4-0 BB 1B BB	2	0	0	0	0	0	0											
Inning Stats	R: 0 E: 0 K: 3 S: 9	H: 0 LOB: 1 BB: 1 P: 13	R: 0 E: 0 K: 0 S: 3	H: 0 LOB: 0 BB: 0 P: 3	R: 1 E: 0 K: 0 S: 4	H: 1 LOB: 0 BB: 0 P: 4	R: 1 E: 0 K: 0 S: 3	H: 1 LOB: 1 BB: 1 P: 7	R: 3 E: 0 K: 0 S: 5	H: 2 LOB: 0 BB: 1 P: 9	R: 0 E: 0 K: 0 S: 4	H: 1 LOB: 1 BB: 0 P: 4	R: 0 E: 0 K: 0 S: 4	H: 1 LOB: 1 BB: 0 P: 4	R: 1 E: 0 K: 1 S: 6	H: 1 LOB: 0 BB: 0 P: 6	R: 0 E: 0 K: 1 S: 6	H: 2 LOB: 3 BB: 2 P: 14	1B: 4 2B: 2 3B: 1 HR: 2	SF: 0 SAC: 1 DP: 0 HBP: 0	WP: 1 PB: 0 SB: 0 CS: 0	PA: 39					
PITCHER	IP	WLS	BF	H	R	ER	SO	BB	IBB	HBP	BLK	WP	HR	S	P	ERA	WHIP										
Bob Turley, R ERA: 2.95	6.0		25	5	5	5	3	3	0	0	1	1	2	28	40	7.50	1.333										
John Gabler, R ERA: 3.73	1.0	W	4	1	0	0	0	0	0	0	0	0	0	4	4	0.00	1.000										
Bobby Shantz, L ERA: 3.25	1.1		7	2	1	1	1	1	0	0	0	0	0	8	12	6.75	2.250										
Johnny James, R ERA: 3.38	0.1		1	1	0	0	0	0	0	0	0	0	0	1	1	0.00	3.000										
Ryne Duren, R ERA: 5.75	0.1	S	2	0	0	0	1	1	0	0	0	0	0	3	7	0.00	3.000										

Detroit Tigers @ New York Yankees
 Yankee Stadium, Bronx, NY
 Sun Jul 03 1960, 3:33 AM EDT
 Unknown - 83 F

AB 33
 R 6
 H 9
 RBI 6
 BB 5
 SO 5
 LOB 12



Batter	1	2	3	4	5	6	7	8	9	AB	R	H	RBI	BB	SO	LOB	BOTTOM										
Bobby Richardson, R OBP: 0.298, SLG: 0.293	0-0 F3			0-0 L8		0-0 SF7		0-0 5-3		4	0	1	1	0	0	0											
Hector Lopez, R OBP: 0.378, SLG: 0.433	4-0 1B BB	0-0 SH3-4 1B		0-0 FC4-6 1B		0-0 1B		0-0 1B		3	1	3	0	1	0	0											
Roger Maris, L OBP: 0.393, SLG: 0.718	0-0 F4	0-0 F2		0-0 FC4-6 1-2		0-0 F4		0-3 K		5	0	0	0	0	1	5											
Mickey Mantle, S OBP: 0.427, SLG: 0.585	0-0 1B 2B 1-2	0-0 1B		0-3 K		0-0 E6 SH5-3 HR		0-0 F2		5	2	2	0	0	1	2											
Bill Skowron, R OBP: 0.341, SLG: 0.540	0-0 2B E 1-3 2-H	0-0 F9		0-0 L7		0-0 F4				4	1	1	1	0	0	3											
Gil McDougald, R OBP: 0.312, SLG: 0.424	0-0 E 1-3 3-H		0-0 1B	0-0 K		0-0 SH5-3		1-2 1B		3	0	2	1	0	1	0											
Elston Howard, R OBP: 0.300, SLG: 0.406	0-0 E IBB		0-0 L7	0-0 L8		4-0 HR BB				2	1	0	0	2	0	1											
Clete Boyer, R OBP: 0.288, SLG: 0.419	0-0 E5		0-0 F9		0-0 E S SF7 1B		0-0 HR			4	2	2	3	0	0	3											
Bob Turley, R OBP: 0.189, SLG: 0.200 John Gabler, R OBP: 0.244, SLG: 0.436 Joe Demas, S OBP: 0.222, SLG: 0.125 Bobby Shantz, L OBP: 0.286, SLG: 0.290 Johnny James, L OBP: 0.189, SLG: 0.063 Ryne Duren, R OBP: 0.385, SLG: 0.273	0-0 F7		0-0 F4		0-0 F3		0-3 K			2	0	0	0	0	0	4											
Inning Stats	R: 3 E: 1 K: 0 S: 7	H: 3 LOB: 3 BB: 2 P: 15	R: 0 E: 0 K: 0 S: 5	H: 2 LOB: 2 BB: 0 P: 5	R: 0 E: 0 K: 1 S: 6	H: 1 LOB: 1 BB: 0 P: 6	R: 0 E: 0 K: 1 S: 5	H: 0 LOB: 0 BB: 0 P: 5	R: 1 E: 0 K: 0 S: 5	H: 2 LOB: 1 BB: 0 P: 5	R: 3 E: 1 K: 1 S: 7	H: 1 LOB: 0 BB: 1 P: 11	R: 0 E: 0 K: 1 S: 6	H: 1 LOB: 1 BB: 0 P: 6	R: 0 E: 0 K: 1 S: 6	H: 1 LOB: 0 BB: 0 P: 6	1B: 9 2B: 1 3B: 0 HR: 1	SF: 1 SAC: 2 DP: 0 HBP: 0	WP: 0 PB: 0 SB: 1 CS: 0	PA: 40							
PITCHER	IP	WLS	BF	H	R	ER	SO	BB	IBB	HBP	BLK	WP	HR	S	P	ERA	WHIP										
Don Mossi, L ERA: 3.12	8.0	L	40	11	7	3	4	2	1	0	0	0	1	45	57	3.38	1.625										

Detroit Tigers @ New York Yankees
 Yankee Stadium, Bronx, NY
 Sun Jul 03 1960, 3:33 AM EDT
 Unknown - 83 F

AB 34
 R 7
 H 11
 RBI 6
 BB 3
 SO 4
 LOB 19



Batter	1	2	3	4	5	6	7	8	9	AB	R	H	RBI	BB	SO	LOB	TOP			
Eddie Yost, R (1.5) OBP: 0.423, SLG: 0.355	F5		BB		L4		L7			3	0	0	0	1	0	1				
Frank Bolling, R (1.4) OBP: 0.297, SLG: 0.374	F9		F9		6-3			5-3		4	0	0	0	0	0	2				
Charlie Maxwell, L (1.7) OBP: 0.325, SLG: 0.443	F6				F8		1-3	G1-4-3 1B		4	0	1	0	0	0	0				
Norm Cash, L (1.3) OBP: 0.355, SLG: 0.455		F5			K		K	G1-4-3 1B		2	0	0	0	0	1	0				
Steve Bilko, R (5.3) OBP: 0.270, SLG: 0.365										2	0	0	0	0	1	1				
Rocky Colavito, R (1.9) OBP: 0.333, SLG: 0.477	6-3				1B 1B		1B			4	1	2	0	0	0	0				
Al Kaline, R (1.8) OBP: 0.313, SLG: 0.368	L7				1B E 1B		L6			4	1	1	0	0	0	1				
Lou Berberet, L (1.2) OBP: 0.293, SLG: 0.273			4-3		E1 1B		2B			4	0	2	1	0	0	0				
Casey Wise, S (1.6) OBP: 0.194, SLG: 0.294			BB		6-3		L8			2	0	0	0	1	0	2				
Pete Burnside, R (1.1) OBP: 0.250, SLG: 0.100			BB		FC3-6 BB		L8			2	0	0	0	0	0	1				
Sandy Amoros, L (7, PH) OBP: 0.298, SLG: 0.213					FC3-6 BB		B1-3			1	0	0	0	0	0	1				
Paul Foytack, R (7.1) OBP: 0.353, SLG: 0.333										0	0	0	0	0	0	0				
Hank Aguirre, R (8.1) OBP: 0.353, SLG: 0.333										0	0	0	0	0	0	0				
Inning Stats	R: 0 E: 0 K: 0 S: 3	H: 0 LOB: 0 BB: 0 P: 3	R: 0 E: 0 K: 0 S: 3	H: 0 LOB: 0 BB: 0 P: 3	R: 0 E: 0 K: 0 S: 3	H: 0 LOB: 2 BB: 2 P: 11	R: 2 E: 1 K: 1 S: 8	H: 3 LOB: 1 BB: 0 P: 8	R: 0 E: 0 K: 1 S: 6	H: 1 LOB: 1 BB: 0 P: 6	R: 0 E: 0 K: 0 S: 4	H: 1 LOB: 1 BB: 0 P: 4	R: 0 E: 0 K: 0 S: 3	H: 1 LOB: 0 BB: 0 P: 3	R: 0 E: 0 K: 0 S: 3	H: 0 LOB: 0 BB: 0 P: 3	1B: 5 2B: 1 3B: 0 HR: 0	SF: 0 SAC: 0 DP: 1 HBP: 0	WP: 0 PB: 0 SB: 0 CS: 0	PA: 34
PITCHER Art Ditmar, R (1.1) ERA: 2.91	IP: 9.0 WLS: W BF: 34 H: 6 R: 2 ER: 1 SO: 2 BB: 2 IBB: 0 HBP: 0 BLK: 0 WP: 0 HR: 0 S: 36 P: 44 ERA: 1.00 WHIP: 0.889															PITCHER				

Detroit Tigers @ New York Yankees
 Yankee Stadium, Bronx, NY
 Sun Jul 03 1960, 7:05 PM EDT
 Att: 51,593 - Unknown - 82 F

AB	32
R	2
H	6
RBI	1
BB	2
SO	2
LOB	9



Batter	1	2	3	4	5	6	7	8	9	AB	R	H	RBI	BB	SO	LOB	BOTTOM			
Bobby Richardson, R (1.4) OBP: 0.298, SLG: 0.296	L8		5-3		SH3-4		6-3	2B		4	0	1	1	0	0	0				
Hector Lopez, R (1.7) OBP: 0.390, SLG: 0.434	1B 2B BB		BB		FC3-6 BB		6-3	BB		2	1	1	0	3	0	0				
Roger Maris, L (1.9) OBP: 0.393, SLG: 0.711	2B 1-3 1B		F4		FC3-6 HR		BB	K		4	1	1	0	1	1	6				
Mickey Mantle, S (1.8) OBP: 0.428, SLG: 0.595	K		FC6-4 BB		HR		F6			3	1	1	3	1	1	3				
Bill Skowron, R (1.3) OBP: 0.348, SLG: 0.546	2B		FC6-4		BB			1B		3	0	2	1	1	0	2				
Eiston Howard, R (1.2) OBP: 0.294, SLG: 0.397	F9				F9		F9	L8		4	0	0	0	0	0	4				
Gil McDougald, R (1.5) OBP: 0.316, SLG: 0.422			CS BB		F2		L7	2B 1B		3	1	1	0	1	0	0				
Clete Boyer, R (1.6) OBP: 0.287, SLG: 0.422	6-3				K		F7	2B		4	1	1	1	0	1	1				
Art Ditmar, R (1.1) OBP: 0.258, SLG: 0.300			K		FC3-6 HR		K	2B BB		3	1	1	0	1	2	0				
Inning Stats	R: 1 E: 0 K: 1 S: 7	H: 2 LOB: 2 BB: 1 P: 11	R: 0 E: 0 K: 1 S: 4	H: 0 LOB: 1 BB: 1 P: 8	R: 0 E: 0 K: 0 S: 4	H: 1 LOB: 2 BB: 1 P: 8	R: 0 E: 0 K: 1 S: 5	H: 0 LOB: 0 BB: 0 P: 5	R: 3 E: 0 K: 0 S: 5	H: 2 LOB: 1 BB: 2 P: 13	R: 0 E: 0 K: 1 S: 5	H: 0 LOB: 0 BB: 0 P: 5	R: 0 E: 0 K: 0 S: 3	H: 0 LOB: 1 BB: 1 P: 7	R: 2 E: 0 K: 1 S: 8	H: 4 LOB: 3 BB: 2 P: 16	1B: 5 2B: 3 3B: 0 HR: 1	SF: 0 SAC: 1 DP: 0 HBP: 0	WP: 0 PB: 0 SB: 0 CS: 1	PA: 39
PITCHER Pete Burnside, L (1.1) ERA: 3.74 Paul Foytack, R (7.1) ERA: 7.55 Hank Aguirre, L (8.1) ERA: 3.6	IP: 6.0 WLS: L BF: 27 H: 5 R: 4 ER: 4 SO: 4 BB: 5 IBB: 0 HBP: 0 BLK: 0 WP: 0 HR: 1 S: 30 P: 50 ERA: 6.00 WHIP: 1.667															PITCHER				

Detroit Tigers @ New York Yankees
 Yankee Stadium, Bronx, NY
 Sun Jul 03 1960, 7:05 PM EDT
 Att: 51,593 - Unknown - 82 F

AB	30
R	6
H	9
RBI	6
BB	8
SO	5
LOB	16



Batter	1	2	3	4	5	6	7	8	9	AB	R	H	RBI	BB	SO	LOB	TOP										
Bobby Richardson, R OBP: 0.296, SLG: 0.302	5-3	E3		1-3			F5			5	0	1	1	0	0	1	New York Yankees @ Washington Senators Griffith Stadium, Washington, DC Mon Jul 04 1960, 3:33 AM EDT Att: 16,913 - Unknown livebaseballscorecards.com										
Hector Lopez, R OBP: 0.395, SLG: 0.452	HR	1B		HR			L8	5-3		4	2	2	1	0	0	1											
Bob Cerv, R OBP: 0.351, SLG: 0.453	HR	1-3						1-3		3	2	1	1	2	0	2											
Mickey Mantle, S OBP: 0.428, SLG: 0.602	HR		6-3	F9			F8			4	1	1	3	1	0	1											
Bill Skowron, R OBP: 0.345, SLG: 0.539	4-3		F8				6-3			5	1	1	0	0	1	1											
Elston Howard, R OBP: 0.303, SLG: 0.404							F8			4	0	3	0	0	0	1											
Yogi Berra, L OBP: 0.367, SLG: 0.452	1B		1B					1B		1	0	0	0	0	0	0											
Gil McDougald, R OBP: 0.319, SLG: 0.440	L8		1B				5-3			5	1	2	2	0	0	2											
Clete Boyer, R OBP: 0.283, SLG: 0.407		F6	6-3				E6			4	1	0	0	1	1	2											
Jim Coates, R OBP: 0.368, SLG: 0.400										3	0	0	0	0	2	1											
Eli Grba, R OBP: 0.143, SLG: 0.143		K								0	0	0	0	0	0	0											
John Gabler, S OBP: 0.200, SLG: 0.111							P3			1	0	0	0	0	1	1											
Ryne Duren, R OBP: 0.200, SLG: 0.111										0	0	0	0	0	0	0											
Inning Stats	R: 3 E: 0 K: 0 S: 5	H: 2 LOB: 1 BB: 1 P: 10	R: 0 E: 1 K: 1 S: 7	H: 1 LOB: 2 BB: 0 P: 7	R: 0 E: 0 K: 0 S: 5	H: 2 LOB: 2 BB: 0 P: 5	R: 1 E: 0 K: 1 S: 6	H: 1 LOB: 1 BB: 1 P: 10	R: 3 E: 1 K: 0 S: 7	H: 3 LOB: 1 BB: 0 P: 7	R: 1 E: 0 K: 0 S: 5	H: 2 LOB: 1 BB: 0 P: 5	R: 0 E: 0 K: 1 S: 4	H: 0 LOB: 0 BB: 1 P: 8	R: 0 E: 0 K: 1 S: 5	H: 0 LOB: 0 BB: 1 P: 9	R: 0 E: 0 K: 1 S: 5	H: 0 LOB: 0 BB: 0 P: 5	1B: 6 2B: 0 3B: 1 HR: 4	SF: 0 SAC: 0 DP: 0 HBP: 1	WP: 0 PB: 0 SB: 0 CS: 1	PA: 44					
PITCHER	IP	WLS	BF	H	R	ER	SO	BB	IBB	HBP	BLK	WP	HR	S	P	ERA	WHIP										
Hal Woodeshick, L ERA: 4.24	4.1		25	8	6	6	2	2	0	1	0	0	3	26	35	12.46	2.308										
Ray Moore, R ERA: 5.08	1.2		9	3	2	1	0	0	0	0	0	0	1	9	9	5.40	1.800										
Rudy Hernandez, R ERA: 5.08	1.0		3	0	0	0	1	1	0	0	0	0	0	4	8	0.00	1.000										
Don Lee, R ERA: 5.26	2.0	W	7	0	0	0	2	1	0	0	0	0	0	10	14	0.00	0.500										

Batter	1	2	3	4	5	6	7	8	9	AB	R	H	RBI	BB	SO	LOB	BOTTOM										
Pete Whisenant, R OBP: 0.411, SLG: 0.444	F8	PO		1B			PO			5	2	3	3	1	1	3	New York Yankees @ Washington Senators Griffith Stadium, Washington, DC Mon Jul 04 1960, 3:33 AM EDT Att: 16,913 - Unknown livebaseballscorecards.com										
Reno Bertoia, R OBP: 0.372, SLG: 0.400	SH5-3	PO	F8					SH1-4		4	1	2	1	1	0	0											
Bob Allison, R OBP: 0.408, SLG: 0.486	SH5-3		1B					SH1-4		2	2	2	1	2	0	0											
Jim Lemon, R OBP: 0.374, SLG: 0.560	1B		1B					1B		2	1	1	2	3	0	1											
Harmon Killebrew, R OBP: 0.389, SLG: 0.408	1B		L7					4-3		5	0	1	1	0	0	6											
Billy Gardner, R OBP: 0.348, SLG: 0.402	5-3									5	0	3	1	0	0	5											
Pedro Ramos, S OBP: 0.158, SLG: 0.270	5-3									0	0	0	0	0	0	0											
Earl Batley, R OBP: 0.324, SLG: 0.417			F4							4	1	1	0	0	1	3											
Jose Valdivielso, R OBP: 0.308, SLG: 0.311			FC3-5							3	2	2	0	1	0	0											
Dan Dobbek, L OBP: 0.320, SLG: 0.368										1	0	1	0	0	0	0											
Hal Woodeshick, R ERA: 4.11	5.0		26	10	6	6	1	4	0	0	0	0	0	24	40	10.80	2.800										
Eli Grba, R ERA: 3.24	0.1		3	2	1	1	1	0	0	0	0	0	1	5	5	27.00	6.000										
John Gabler, R ERA: 3.83	2.0		10	2	1	1	1	3	0	0	0	1	0	9	21	4.50	2.500										
Ryne Duren, R ERA: 5.82	1.1	L	8	2	1	1	1	1	0	1	0	0	0	8	13	6.75	2.250										
Inning Stats	R: 1 E: 0 K: 0 S: 5	H: 2 LOB: 2 BB: 1 P: 9	R: 1 E: 1 K: 0 S: 4	H: 3 LOB: 0 BB: 0 P: 4	R: 1 E: 0 K: 0 S: 5	H: 2 LOB: 2 BB: 1 P: 9	R: 0 E: 0 K: 1 S: 5	H: 1 LOB: 1 BB: 0 P: 5	R: 2 E: 0 K: 0 S: 7	H: 2 LOB: 3 BB: 3 P: 19	R: 0 E: 0 K: 1 S: 5	H: 1 LOB: 0 BB: 0 P: 5	R: 0 E: 0 K: 0 S: 4	H: 1 LOB: 1 BB: 1 P: 8	R: 1 E: 0 K: 1 S: 6	H: 2 LOB: 3 BB: 1 P: 11	R: 1 E: 0 K: 1 S: 6	H: 2 LOB: 3 BB: 1 P: 11	1B: 12 2B: 2 3B: 0 HR: 2	SF: 0 SAC: 2 DP: 0 HBP: 1	WP: 1 PB: 1 SB: 0 CS: 0	PA: 49					
PITCHER	IP	WLS	BF	H	R	ER	SO	BB	IBB	HBP	BLK	WP	HR	S	P	ERA	WHIP										

Batter	1	2	3	4	5	6	7	8	9	10	AB	R	H	RBI	BB	SO	LOB	TOP		
Tony Kubek, L OBP: 0.328, SLG: 0.450 (1, 6)											3	1	1	0	1	0	0	New York Yankees @ Washington Senators Griffith Stadium, Washington, DC Tue Jul 05 1960, 7:05 PM EDT Att: 20,139 - Unknown		
Hector Lopez, R OBP: 0.389, SLG: 0.444 (1, 7)											3	0	0	0	0	1	2			
Mickey Mantle, S OBP: 0.425, SLG: 0.594 (1, 8)											3	1	0	0	0	0	1			
Roger Maris, L OBP: 0.394, SLG: 0.718 (1, 9)											3	1	1	2	0	0	1			
Yogi Berra, L OBP: 0.359, SLG: 0.441 (1, 2)											4	0	0	0	0	0	2			
Kent Hadley, L OBP: 0.273, SLG: 0.500 Bill Skowron, R OBP: 0.344, SLG: 0.537 (9, PH) (9, 3)											3	0	0	0	0	2	0			
Clete Boyer, R OBP: 0.282, SLG: 0.402 (1, 5)											4	0	1	0	0	0	0			
Bobby Richardson, R OBP: 0.292, SLG: 0.298 (1, 4)											4	0	0	0	0	0	1			
Ralph Terry, R OBP: 0.065, SLG: 0.033 Bob Turley, R OBP: 0.160, SLG: 0.200 Bob Cerv, R OBP: 0.349, SLG: 0.450 Art Ditmar, R OBP: 0.258, SLG: 0.300 (1, 1) (9, 1) (10, PH) (10, 1)											3	0	0	0	0	3	1			
Inning Stats	R: 2 E: 0 K: 0 S: 5	H: 2 LOB: 0 BB: 0 P: 5	R: 0 E: 0 K: 1 S: 5	H: 0 LOB: 0 BB: 0 P: 5	R: 0 E: 0 K: 2 S: 7	H: 0 LOB: 0 BB: 0 P: 7	R: 1 E: 0 K: 1 S: 5	H: 0 LOB: 0 BB: 0 P: 6	R: 0 E: 0 K: 0 S: 3	H: 0 LOB: 0 BB: 0 P: 3	R: 0 E: 0 K: 0 S: 3	H: 0 LOB: 1 BB: 0 P: 4	R: 0 E: 0 K: 0 S: 3	H: 0 LOB: 0 BB: 0 P: 3	R: 0 E: 0 K: 0 S: 3	H: 0 LOB: 0 BB: 0 P: 3	1B: 2 2B: 0 3B: 0 HR: 1		SF: 0 SAC: 1 DP: 0 HBP: 2	WP: 0 PB: 1 SB: 0 CS: 0
PITCHER	IP WLS BF H R ER SO BB IBB HBP BLK WP HR S P ERA WHIP	IP WLS BF H R ER SO BB IBB HBP BLK WP HR S P ERA WHIP																		
Pedro Ramos, R ERA: 3.55 Chuck Stobbs, L ERA: 3.06 (1, 1) (9, 1)	8.0 W 29 3 3 2 6 1 0 1 0 0 1 39 44 2.25 0.500	2.0 L 7 0 0 0 0 0 0 1 0 0 0 6 7 0.00 0.000																		

New York Yankees @ Washington Senators
Griffith Stadium, Washington, DC
Tue Jul 05 1960, 7:05 PM EDT
Att: 20,139 - Unknown

AB	32
R	3
H	3
RBI	2
BB	1
SO	6
LOB	9

WP: 0	PA: 36
PB: 1	
SB: 0	
CS: 0	

Batter	1	2	3	4	5	6	7	8	9	10	AB	R	H	RBI	BB	SO	LOB	BOTTOM		
Pete Whisenant, R OBP: 0.393, SLG: 0.420 (1, 8)											5	1	1	0	0	2	0	New York Yankees @ Washington Senators Griffith Stadium, Washington, DC Tue Jul 05 1960, 7:05 PM EDT Att: 20,139 - Unknown		
Reno Bertoia, R OBP: 0.379, SLG: 0.421 (1, 5) (10, 4)											5	1	3	1	0	1	0			
Bob Allison, R OBP: 0.408, SLG: 0.494 (1, 9) (10, 3)											4	2	1	2	1	0	2			
Jim Lemon, R OBP: 0.372, SLG: 0.555 (1, 7)											4	0	1	0	0	0	2			
Harmon Killebrew, R OBP: 0.391, SLG: 0.537 (1, 3) (10, 5)											4	0	0	0	0	1	3			
Billy Gardner, R OBP: 0.354, SLG: 0.408 (1, 4) (10, 6)											3	1	2	1	0	0	0			
Earl Battey, R OBP: 0.201, SLG: 0.412 (1, 3) (1, PH) Billy Gonzales, R OBP: 0.019, SLG: 0.348 Faye Trumbull, L OBP: 0.017, SLG: 0.311 Rudy Hernandez, R OBP: 0.000, SLG: 0.368 (10, 9)											2	0	0	0	0	2	1			
Jose Valdivielso, R OBP: 0.304, SLG: 0.306 Julio Becquer, L OBP: 0.254, SLG: 0.370 Hal Naragon, L OBP: 0.266, SLG: 0.207 (1, 6) (7, PH) (8, 2)										2	0	0	0	0	1	0	0			
Pedro Ramos, S OBP: 0.150, SLG: 0.256 Lenny Green, L OBP: 0.310, SLG: 0.340 Chuck Stobbs, L (1, 1) (8, PH) (9, 1)												2	0	0	0	0	2		0	
Inning Stats	R: 0 E: 0 K: 2 S: 7	H: 0 LOB: 1 BB: 0 P: 8	R: 0 E: 0 K: 2 S: 7	H: 0 LOB: 0 BB: 0 P: 7	R: 0 E: 0 K: 0 S: 4	H: 1 LOB: 1 BB: 0 P: 4	R: 0 E: 0 K: 1 S: 5	H: 0 LOB: 0 BB: 0 P: 5	R: 0 E: 0 K: 2 S: 7	H: 0 LOB: 2 BB: 1 P: 9	R: 1 E: 0 K: 0 S: 5	H: 2 LOB: 1 BB: 0 P: 5	R: 1 E: 0 K: 0 S: 4	H: 2 LOB: 1 BB: 0 P: 4	R: 2 E: 0 K: 0 S: 4	H: 2 LOB: 0 BB: 0 P: 4	1B: 6 2B: 1 3B: 1 HR: 1		SF: 0 SAC: 0 DP: 1 HBP: 1	WP: 0 PB: 0 SB: 0 CS: 0
PITCHER	IP WLS BF H R ER SO BB IBB HBP BLK WP HR S P ERA WHIP	IP WLS BF H R ER SO BB IBB HBP BLK WP HR S P ERA WHIP																		
Ralph Terry, R ERA: 3.2 Bob Turley, R ERA: 2.92 Art Ditmar, R ERA: 3.09 (1, 1) (9, 1) (10, 1)	8.1 L 33 6 3 3 9 1 0 0 0 0 0 49 54 3.24 0.840	0.2 L 4 2 2 0 0 0 0 0 0 0 1 4 4 27.00 3.000																		

New York Yankees @ Washington Senators
Griffith Stadium, Washington, DC
Tue Jul 05 1960, 7:05 PM EDT
Att: 20,139 - Unknown

AB	37
R	5
H	9
RBI	5
BB	1
SO	9
LOB	13

WP: 0	PA: 39
PB: 0	
SB: 0	
CS: 0	

Batter	1	2	3	4	5	6	7	8	9	AB	R	H	RBI	BB	SO	LOB	TOP						
Tony Kubek, L (1,6) OBP: 0.326, SLG: 0.446	0-0 4-3	0-0 1B		0-0 F7			0-0 F5		0-0 F5	5	0	1	0	0	0	2	New York Yankees @ Baltimore Orioles Memorial Stadium, Baltimore, MD Wed Jul 06 1960, 7:05 PM EDT Att: 36,183 - Unknown						
Hector Lopez, R (1,7) OBP: 0.389, SLG: 0.440 Gil McDougald, R (9,5) OBP: 0.319, SLG: 0.440	0-0 1B WP	0-0 F7			0-0 L6			0-0 3B BB	0-0 FC6-4	4	2	1	0	1	0	2							
Mickey Mantle, S (1,8) OBP: 0.426, SLG: 0.601	0-0 WP 1-3 1B		0-0 5-3		0-0 F8			0-0 1B 3B		4	1	2	1	0	0								
Roger Maris, L (1,9) OBP: 0.399, SLG: 0.729	4-0 WP IBB		0-0 HR		0-3 K			0-0 G6-4-3 1B		3	1	2	2	1	1	0							
Bill Skowron, R (1,3) OBP: 0.338, SLG: 0.528	0-3 K		0-0 5-3		0-0 F6			0-0 G6-4-3 1B		4	0	0	0	0	1	4							
Yogi Berra, L (1,2) OBP: 0.362, SLG: 0.439	4-0 1-2 2-3 3-H IBB		0-0 4-3		0-0 G6-4-3 1B			0-0 F6		3	0	1	0	1	0	0							
Clete Boyer, R (1,5) OBP: 0.289, SLG: 0.430	0-3 K		0-0 CS 1B		0-0 G6-4-3			0-0 HR		4	1	2	1	0	1	4							
Bobby Richardson, R (1,4) OBP: 0.291, SLG: 0.294		0-0 1-3		4-0 G3 1-2 BB			0-0 F7		0-0 5-3	3	0	0	0	1	0	0							
Whitey Ford, L (1,1) OBP: 0.273, SLG: 0.111	0-0 6-3		0-0 G3		0-0 F8			0-0 FC6-4 1B		4	0	1	0	0	0	1							
Inning Stats	R: 1 E: 0 K: 2 S: 9	H: 2 LOB: 3 BB: 2 P: 17	R: 0 E: 0 K: 0 S: 4	H: 1 LOB: 1 BB: 0 P: 4	R: 1 E: 0 K: 0 S: 4	H: 1 LOB: 0 BB: 0 P: 4	R: 0 E: 0 K: 0 S: 3	H: 1 LOB: 1 BB: 1 P: 7	R: 0 E: 0 K: 1 S: 5	H: 0 LOB: 0 BB: 0 P: 5	R: 0 E: 0 K: 0 S: 3	H: 0 LOB: 0 BB: 0 P: 3	R: 0 E: 0 K: 0 S: 4	H: 2 LOB: 1 BB: 0 P: 8	R: 1 E: 0 K: 0 S: 5	H: 2 LOB: 1 BB: 0 P: 5		1B: 7 2B: 0 3B: 1 HR: 2	SF: 0 SAC: 0 DP: 2 HBP: 0	WP: 1 PB: 0 SB: 0 CS: 1	PA: 38		
PITCHER	IP WLS BF H R ER SO BB IBB HBP BLK WP HR S P ERA WHIP	7.0 L 28 6 2 2 3 1 2 0 0 1 1 31 43 2.57 1.000	2.0 10 4 3 3 0 1 0 0 0 0 1 9 13 13.50 2.500																				




Batter	1	2	3	4	5	6	7	8	9	AB	R	H	RBI	BB	SO	LOB	BOTTOM					
Bobby Thomson, R (1,9) OBP: 0.311, SLG: 0.420	0-3 K		0-0 G5-4-3		0-3 K			0-0 5-3		4	0	0	0	0	2	1	New York Yankees @ Baltimore Orioles Memorial Stadium, Baltimore, MD Wed Jul 06 1960, 7:05 PM EDT Att: 36,183 - Unknown					
Jim Busby, R (1,8) OBP: 0.355, SLG: 0.368	0-0 E5 FC3-6		0-0 1B		0-0 2-3		0-0 L8		0-0 4	0	1	0	0	0	0							
Gene Woodling, L (1,7) OBP: 0.424, SLG: 0.415	0-0 FC3-6		0-0 F8		0-0 F7		0-0 2B		0-0 4	0	1	0	0	0	2							
Walt Dropo, R (1,3) OBP: 0.371, SLG: 0.418	4-0 BB		0-0 F8		0-3 K		0-0 5-3		0-0 3	0	0	0	1	1	1							
Gus Triandos, R (1,2) OBP: 0.340, SLG: 0.375	0-0 F3		0-0 F3		0-0 6-3		0-0 F8		0-0 4	0	0	0	0	0	2							
Brooks Robinson, R (1,5) OBP: 0.324, SLG: 0.397		0-0 5-3		4-0 FC6-4 BB		0-3 K		0-0 HR		3	1	1	1	1	1	0						
Ron Hansen, R (1,6) OBP: 0.342, SLG: 0.442		0-0 5-3		0-0 FC6-4		0-0 2B		0-3 K		4	1	1	0	0	1	1						
Mary Breeding, R (1,4) OBP: 0.328, SLG: 0.351		0-0 F9		0-0 1-5-3		0-0 2B		0-0 1B		4	0	2	1	0	0	0						
Hal Brown, R (1,1) OBP: 0.355, SLG: 0.296 Jackie Brandt, R (7, PH) OBP: 0.362, SLG: 0.435 Steve Barber, L (8, PH) OBP: 0.152, SLG: 0.067 Dave Nicholson, R (8, PH) OBP: 0.295, SLG: 0.275			0-0 G5-4-3 1B		0-0 F8		0-0 6-3		0-3 K	2	0	1	0	0	0	0						
Inning Stats	R: 0 E: 2 K: 1 S: 6	H: 0 LOB: 2 BB: 1 P: 10	R: 0 E: 0 K: 0 S: 3	H: 0 LOB: 0 BB: 0 P: 3	R: 0 E: 0 K: 0 S: 4	H: 2 LOB: 1 BB: 0 P: 4	R: 0 E: 0 K: 0 S: 3	H: 0 LOB: 1 BB: 1 P: 7	R: 0 E: 0 K: 1 S: 5	H: 0 LOB: 0 BB: 0 P: 5	R: 1 E: 0 K: 1 S: 7	H: 2 LOB: 1 BB: 0 P: 7	R: 0 E: 0 K: 0 S: 4	H: 1 LOB: 1 BB: 0 P: 4	R: 1 E: 0 K: 2 S: 9	H: 2 LOB: 1 BB: 0 P: 9		1B: 3 2B: 3 3B: 0 HR: 1	SF: 0 SAC: 0 DP: 1 HBP: 0	WP: 0 PB: 0 SB: 0 CS: 0	PA: 36	
PITCHER	IP WLS BF H R ER SO BB IBB HBP BLK WP HR S P ERA WHIP	9.0 W 36 7 2 2 6 2 0 0 0 0 1 46 54 2.00 1.000																				



Batter	1	2	3	4	5	6	7	8	9	AB	R	H	RBI	BB	SO	LOB	TOP					
Tony Kubek, L (1,6) OBP: 0.324, SLG: 0.441	F7		F8				SF8		4-1	3	0	0	1	0	0	0						
Hector Lopez, R (1,7) OBP: 0.390, SLG: 0.436	5-3						F8		1B	4	0	1	0	0	0	2						
Mickey Mantle, S (1,8) Joe Demaestri, R (8,6) OBP: 0.200, SLG: 0.200	1-3						F8		K	4	1	1	0	0	0	1						
Roger Maris, L (1,9) OBP: 0.399, SLG: 0.722							L3		F9	4	0	1	0	1	1	1						
Yogi Berra, L (1,2) OBP: 0.363, SLG: 0.444							F5		F9	5	1	2	0	0	0	4						
Bill Skowron, R (1,3) OBP: 0.337, SLG: 0.524									K	4	0	1	0	0	2	3						
Clete Boyer, R (1,5) OBP: 0.288, SLG: 0.448									K	4	1	1	1	0	2	3						
Bobby Richardson, R (1,4) OBP: 0.297, SLG: 0.298									K	3	2	2	1	1	0	0						
Bob Turley, R (1,1) OBP: 0.194, SLG: 0.192										1	0	0	0	0	0	0						
Bob Cerv, R (5, PH) OBP: 0.353, SLG: 0.472										1	1	1	2	0	0	0						
Duke Maas, R (5, 1)										0	0	0	0	0	0	0						
Kent Hadley, L (7, PH) OBP: 0.289, SLG: 0.512										1	0	1	0	0	0	0						
Bobby Shantz, R (7, 1)										1	0	0	0	0	1	2						
Inning Stats	R: 0 E: 0 K: 0 S: 3	H: 0 LOB: 0 BB: 0 P: 3	R: 0 E: 0 K: 2 S: 8	H: 1 LOB: 1 BB: 0 P: 8	R: 0 E: 0 K: 0 S: 3	H: 0 LOB: 0 BB: 1 P: 3	R: 0 E: 0 K: 0 S: 3	H: 0 LOB: 2 BB: 1 P: 8	R: 2 E: 0 K: 1 S: 5	H: 1 LOB: 0 BB: 1 P: 10	R: 0 E: 0 K: 0 S: 3	H: 0 LOB: 0 BB: 0 P: 3	R: 2 E: 0 K: 1 S: 8	H: 3 LOB: 1 BB: 0 P: 8	R: 2 E: 0 K: 2 S: 11	H: 4 LOB: 2 BB: 0 P: 11	R: 0 E: 0 K: 1 S: 7	H: 2 LOB: 2 BB: 0 P: 7	1B: 8 2B: 1 3B: 0 HR: 2	SF: 1 SAC: 0 DP: 1 HBP: 2	WP: 1 PB: 0 SB: 0 CS: 0	PA: 41
PITCHER	IP WLS BF H R ER SO BB IBB HBP BLK WP HR S P ERA WHIP																					
Mitt Pappas, R (1, 1) ERA: 4.48	7.2 L 35 9 6 6 5 2 0 0 2 0 1 2 41 51 7.04 1.435																					
Billy Hoelt, L (8, 1) ERA: 1.04	1.1 6 2 0 0 2 0 0 0 0 0 0 10 10 0.00 1.500																					

New York Yankees @ Baltimore Orioles
Memorial Stadium, Baltimore, MD
Thu Jul 07 1960, 7:05 PM EDT
Att: 30,647 - Unknown


AB 36
R 6
H 11
RBI 5
BB 2
SO 7
LOB 17



Batter	1	2	3	4	5	6	7	8	9	AB	R	H	RBI	BB	SO	LOB	BOTTOM					
Al Pilarcik, L (1,9) OBP: 0.338, SLG: 0.376										2	1	0	0	2	0	2						
Walt Dropo, R (9, PH) OBP: 0.368, SLG: 0.413										1	0	0	0	0	0	1						
Gene Stephens, L (1,8) OBP: 0.322, SLG: 0.366										3	1	1	0	0	1	2						
Jim Busby, R (7, PH) OBP: 0.351, SLG: 0.362										1	0	0	0	0	0	0						
Gene Woodling, L (1,7) OBP: 0.425, SLG: 0.414										3	0	1	0	1	0	0						
Jim Gentile, L (1,3) OBP: 0.466, SLG: 0.586										4	0	1	1	0	1	1						
Gus Triandos, R (1,2) OBP: 0.344, SLG: 0.381										3	0	2	1	0	0	0						
Brooks Robinson, R (1,5) OBP: 0.323, SLG: 0.395										4	0	1	0	0	0	3						
Ron Hansen, R (1,6) OBP: 0.341, SLG: 0.437										3	1	0	0	1	3	3						
Mary Breeding, R (1,4) OBP: 0.330, SLG: 0.353										4	0	2	0	0	1	2						
Mitt Pappas, R (1, 1) OBP: 0.091, SLG: 0.129										3	0	0	0	0	1	3						
Billy Hoelt, L (8, 1) ERA: 4.43										0	0	0	0	0	0	0						
Jackie Brandt, R (9, PH) OBP: 0.361, SLG: 0.433										1	0	0	0	0	0	1						
Inning Stats	R: 0 E: 0 K: 0 S: 3	H: 1 LOB: 1 BB: 1 P: 7	R: 0 E: 0 K: 2 S: 8	H: 1 LOB: 0 BB: 0 P: 8	R: 2 E: 0 K: 1 S: 7	H: 2 LOB: 2 BB: 2 P: 15	R: 1 E: 2 K: 1 S: 6	H: 0 LOB: 1 BB: 1 P: 10	R: 0 E: 0 K: 1 S: 7	H: 2 LOB: 2 BB: 0 P: 7	R: 0 E: 0 K: 0 S: 3	H: 1 LOB: 0 BB: 0 P: 3	R: 0 E: 0 K: 1 S: 5	H: 0 LOB: 0 BB: 0 P: 5	R: 0 E: 0 K: 1 S: 5	H: 0 LOB: 0 BB: 0 P: 5	R: 0 E: 0 K: 0 S: 3	H: 1 LOB: 0 BB: 0 P: 3	1B: 8 2B: 0 3B: 0 HR: 0	SF: 1 SAC: 0 DP: 1 HBP: 0	WP: 1 PB: 0 SB: 0 CS: 2	PA: 37
PITCHER	IP WLS BF H R ER SO BB IBB HBP BLK WP HR S P ERA WHIP																					
Bob Turley, R (1, 1) ERA: 3.0	4.0 W 8 3 0 0 1 0 0 0 0 0 0 10 10 0.00 1.500																					
Duke Maas, R (5, 1) ERA: 4.43	2.0 W 8 3 0 0 1 0 0 0 0 0 0 10 10 0.00 1.500																					
Bobby Shantz, L (7, 1) ERA: 2.93	3.0 S 9 1 0 0 2 0 0 0 0 0 0 13 13 0.00 0.333																					



New York Yankees @ Baltimore Orioles
Memorial Stadium, Baltimore, MD
Thu Jul 07 1960, 7:05 PM EDT
Att: 30,647 - Unknown

AB 32
R 3
H 8
RBI 2
BB 4
SO 7
LOB 18



Batter	1	2	3	4	5	6	7	8	9	AB	R	H	RBI	BB	SO	LOB	TOP			
Tony Kubek, L (1, 6) OBP: 0.323, SLG: 0.438	F9		1B		K		F7			4	0	1	0	0	1	3	New York Yankees @ Boston Red Sox Fenway Park, Boston, MA Fri Jul 08 1960, 7:05 PM EDT Att: 32,437 - Unknown			
Hector Lopez, R (1, 7) OBP: 0.382, SLG: 0.427	K		G3			F8		5-3	4	0	0	0	0	0	1					
Mickey Mantle, S (1, 8) OBP: 0.422, SLG: 0.589	F5				K		3-1		4	0	1	0	0	0	1					
Roger Maris, L (1, 9) OBP: 0.397, SLG: 0.714		L9				L9		G4-6-3	3	0	0	0	1	0	1					
Bill Skowron, R (1, 3) OBP: 0.343, SLG: 0.533							K		3	0	2	0	1	1	0					
Yogi Berra, L (1, 2) OBP: 0.381, SLG: 0.445	K				F9		1B		4	0	1	0	0	1	4					
Clete Boyer, R (1, 5) OBP: 0.287, SLG: 0.442	F8				FC6-4				4	0	1	0	0	0	4					
Bobby Richardson, R (1, 4) OBP: 0.299, SLG: 0.300			F8						2	0	1	0	0	0	0					
Bob Cerv, R (7, PH) OBP: 0.356, SLG: 0.472									0	0	0	0	0	1	0					
Eli Grba, R (7, 1) OBP: 0.143, SLG: 0.143									0	0	0	0	0	0	0					
Kent Hadley, L (9, PH) OBP: 0.283, SLG: 0.500									1	0	0	0	0	1	1					
Art Ditmar, R (1, 1) OBP: 0.242, SLG: 0.281									2	0	0	0	0	1	1					
Gil McDougald, R (7, PH) OBP: 0.317, SLG: 0.437			K						1	0	0	0	0	1	3					
Inning Stats	R: 0 E: 0 K: 1 S: 5	H: 0 LOB: 0 BB: 0 P: 5	R: 0 E: 0 K: 1 S: 6	H: 1 LOB: 1 BB: 0 P: 6	R: 0 E: 0 K: 1 S: 6	H: 1 LOB: 1 BB: 0 P: 6	R: 0 E: 0 K: 1 S: 5	H: 0 LOB: 2 BB: 2 P: 13	R: 0 E: 0 K: 0 S: 3	H: 0 LOB: 0 BB: 0 P: 3	R: 0 E: 0 K: 2 S: 9	H: 2 LOB: 1 BB: 1 P: 13	R: 0 E: 0 K: 0 S: 3	H: 1 LOB: 0 BB: 0 P: 3	R: 0 E: 0 K: 1 S: 6	H: 1 LOB: 1 BB: 0 P: 6	1B: 4 2B: 3 3B: 0 HR: 0	SF: 0 SAC: 0 DP: 2 HBP: 0	WP: 0 PB: 0 SB: 0 CS: 0	PA: 35
PITCHER Bill Monbouquette, R (1, 1) ERA: 3.08	IP: 9.0 WLS: W BF: 35 H: 7 R: 0 ER: 0 SO: 8 BB: 3 IBB: 0 HBP: 0 BLK: 0 WP: 0 HR: 0 S: 48 P: 60 ERA: 0.00 WHIP: 1.111																			


Batter	1	2	3	4	5	6	7	8	9	AB	R	H	RBI	BB	SO	LOB	BOTTOM			
Willie Tasby, R (1, 8) OBP: 0.354, SLG: 0.340	5-3				K			5-3		5	1	2	3	0	1	0	New York Yankees @ Boston Red Sox Fenway Park, Boston, MA Fri Jul 08 1960, 7:05 PM EDT Att: 32,437 - Unknown			
Pete Runnels, L (1, 4) OBP: 0.400, SLG: 0.418	G3			1B					3	1	0	0	1	0	2					
Ted Williams, L (1, 7) OBP: 0.470, SLG: 0.756									3	1	1	0	1	1	0					
Carroll Hardy, R (7, PR) OBP: 0.167, SLG: 0.152	K			1B	F9				0	1	0	0	0	0	0					
Vic Wertz, L (1, 3) OBP: 0.345, SLG: 0.465		G1							4	0	0	0	0	3	3					
Pumpsie Green, S (8, 4) OBP: 0.344, SLG: 0.361				K			K		0	0	0	0	0	0	0					
Gary Geiger, L (1, 9) OBP: 0.363, SLG: 0.464		1-3							3	2	2	0	1	0	0					
Frank Malzone, R (1, 5) OBP: 0.314, SLG: 0.379									4	0	1	3	0	0	3					
Don Buddin, R (1, 6) OBP: 0.365, SLG: 0.495									3	1	1	1	1	0	2					
Haywood Sullivan, R (1, 2) OBP: 0.247, SLG: 0.224									4	0	1	1	0	0	1					
Bill Monbouquette, R (1, 1) OBP: 0.184, SLG: 0.061									3	1	1	0	0	1	2					
Inning Stats	R: 0 E: 0 K: 1 S: 5	H: 0 LOB: 0 BB: 0 P: 5	R: 0 E: 0 K: 0 S: 3	H: 0 LOB: 0 BB: 0 P: 3	R: 0 E: 0 K: 0 S: 5	H: 2 LOB: 2 BB: 0 P: 5	R: 2 E: 0 K: 1 S: 9	H: 4 LOB: 2 BB: 0 P: 9	R: 0 E: 0 K: 1 S: 5	H: 0 LOB: 0 BB: 0 P: 5	R: 6 E: 0 K: 1 S: 8	H: 2 LOB: 2 BB: 4 P: 24	R: 0 E: 0 K: 1 S: 5	H: 0 LOB: 0 BB: 0 P: 5	R: 0 E: 0 K: 1 S: 5	H: 0 LOB: 0 BB: 0 P: 5	1B: 7 2B: 2 3B: 0 HR: 1	SF: 0 SAC: 1 DP: 1 HBP: 0	WP: 0 PB: 0 SB: 0 CS: 0	PA: 37
PITCHER Art Ditmar, R (1, 1) ERA: 3.08	IP: 6.0 WLS: L BF: 24 H: 7 R: 2 ER: 2 SO: 4 BB: 0 IBB: 0 HBP: 0 BLK: 0 WP: 0 HR: 0 S: 32 P: 32 ERA: 3.00 WHIP: 1.167																			
PITCHER Eli Grba, R (7, 1) ERA: 5.79	IP: 2.0 WLS: L BF: 13 H: 2 R: 6 ER: 6 SO: 2 BB: 4 IBB: 0 HBP: 0 BLK: 0 WP: 0 HR: 1 S: 13 P: 29 ERA: 27.00 WHIP: 3.000																			

Batter	1	2	3	4	5	6	7	8	9	AB	R	H	RBI	BB	SO	LOB	TOP										
Gil McDougald, R OBP: 0.319, SLG: 0.436 (1, 5)	5-3				F6		6-3			5	0	2	1	0	0	0	New York Yankees @ Boston Red Sox Fenway Park, Boston, MA Sat Jul 09 1960, 3:33 AM EDT Att: 24,423 - Unknown 										
Hector Lopez, R OBP: 0.383, SLG: 0.423 (1, 7) (6, 4)					F8		6-3			4	0	1	0	1	1	1											
Mickey Mantle, S OBP: 0.421, SLG: 0.586 (1, 8)	FC4 1B				F2					5	2	2	0	0	0	3											
Roger Maris, L OBP: 0.402, SLG: 0.713 (1, 9)					G4-6-3					3	0	2	1	1	0	1											
Bill Skowron, R OBP: 0.338, SLG: 0.525 (1, 3)	L7				6-3					4	0	0	1	0	1	3											
Elston Howard, R OBP: 0.302, SLG: 0.401 (1, 2)					6-3					4	1	1	0	0	0	2											
Clete Boyer, R OBP: 0.286, SLG: 0.436 (1, 6)										4	0	1	0	0	1	1											
Bobby Richardson, R OBP: 0.304, SLG: 0.305 (6, PH) Bob Cerv, R OBP: 0.353, SLG: 0.466 (6, 7)										2	1	2	1	0	0	0											
Jim Coates, R OBP: 0.359, SLG: 0.389 (4, PH) Kent Hrbek, L OBP: 0.277, SLG: 0.486 (4, 1) Duke Maas, R (4, 1) Johnny James, L (6, 1) Tony Kubek, L OBP: 0.322, SLG: 0.437 (7, PH) John Gabler, S OBP: 0.200, SLG: 0.111 Bobby Shantz, R (7, 1) Yogi Berra, L OBP: 0.386, SLG: 0.466 (9, PH)					F5		3-1			1	0	0	0	0	1	1											
Inning Stats	R: 1 E: 0 K: 0 S: 4	H: 1 LOB: 1 BB: 1 P: 8	R: 2 E: 0 K: 2 S: 10	H: 3 LOB: 1 BB: 0 P: 10	R: 0 E: 0 K: 1 S: 3	H: 1 LOB: 1 BB: 0 P: 3	R: 0 E: 0 K: 1 S: 6	H: 1 LOB: 1 BB: 0 P: 6	R: 0 E: 0 K: 2 S: 8	H: 0 LOB: 0 BB: 1 P: 12	R: 0 E: 0 K: 0 S: 3	H: 0 LOB: 0 BB: 0 P: 3	R: 1 E: 0 K: 0 S: 4	H: 2 LOB: 0 BB: 0 P: 4	R: 1 E: 0 K: 1 S: 8	H: 3 LOB: 2 BB: 0 P: 8		1B: 11 2B: 0 3B: 0 HR: 1	SF: 0 SAC: 0 DP: 1 HBP: 0	WP: 1 PB: 0 SB: 2 CS: 1	PA: 39						
PITCHER	IP	WLS	BF	H	R	ER	SO	BB	IBB	HBP	BLK	WP	HR	S	P	ERA	WHIP										
Ike Delock, R ERA: 5.63 (1, 1)	7.0	W	30	8	4	4	5	2	0	0	0	1	0	38	46	5.14	1.429										
Mike Fomiele, R ERA: 2.77 (8, 1)	1.2		8	4	1	1	1	0	0	0	0	0	1	10	10	5.40	2.400										
Tom Borland, L ERA: 5.83 (9, 1)	0.1	S	1	0	0	0	0	0	0	0	0	0	0	1	1	0.00	0.000										
Batter	1	2	3	4	5	6	7	8	9	AB	R	H	RBI	BB	SO	LOB	BOTTOM										
Willie Tasby, R OBP: 0.351, SLG: 0.333 (1, 8)	5-3				F9					4	1	0	0	1	1	1	New York Yankees @ Boston Red Sox Fenway Park, Boston, MA Sat Jul 09 1960, 3:33 AM EDT Att: 24,423 - Unknown 										
Pete Runnels, L OBP: 0.398, SLG: 0.414 (1, 4)	5-3				F7					3	1	0	0	1	1	1											
Ted Williams, L OBP: 0.477, SLG: 0.752 (7, PR) Carroll Hardy, R OBP: 0.167, SLG: 0.152 (8, 7)	F6									2	1	1	0	2	0	0											
Vic Wertz, L OBP: 0.353, SLG: 0.490 (1, 3)										4	1	3	4	0	0	1											
Gary Geiger, L OBP: 0.365, SLG: 0.485 (1, 9)										4	2	2	1	0	0	3											
Frank Malzone, R OBP: 0.314, SLG: 0.381 (1, 5)	F2				L7					4	0	1	0	0	0	2											
Don Buddin, R OBP: 0.360, SLG: 0.398 (1, 6)	5-3				3-1					4	0	0	0	0	0	1											
Haywood Sullivan, R OBP: 0.257, SLG: 0.236 (1, 2)	F2									4	0	2	0	0	0	1											
Ike Delock, R OBP: 0.071, SLG: 0.071 (1, 1) Mike Fomiele, R OBP: 0.333, SLG: 0.333 (8, 1) Tom Borland, L (9, 1)					F6					3	0	0	0	0	0	0											
Inning Stats	R: 0 E: 0 K: 0 S: 3	H: 0 LOB: 0 BB: 0 P: 3	R: 2 E: 1 K: 0 S: 5	H: 2 LOB: 0 BB: 0 P: 5	R: 2 E: 0 K: 0 S: 5	H: 2 LOB: 1 BB: 1 P: 9	R: 0 E: 0 K: 0 S: 4	H: 1 LOB: 1 BB: 0 P: 4	R: 0 E: 0 K: 1 S: 5	H: 0 LOB: 1 BB: 1 P: 9	R: 1 E: 0 K: 0 S: 5	H: 2 LOB: 1 BB: 0 P: 5	R: 1 E: 0 K: 1 S: 6	H: 1 LOB: 2 BB: 2 P: 14	R: 0 E: 0 K: 0 S: 4	H: 1 LOB: 1 BB: 0 P: 4		1B: 4 2B: 3 3B: 0 HR: 2	SF: 0 SAC: 1 DP: 0 HBP: 0	WP: 1 PB: 0 SB: 0 CS: 0	PA: 37						
PITCHER	IP	WLS	BF	H	R	ER	SO	BB	IBB	HBP	BLK	WP	HR	S	P	ERA	WHIP										
Jim Coates, R ERA: 4.26 (4, 1)	2.0		10	3	1	1	1	1	0	0	0	0	1	11	15	4.50	2.000										
Johnny James, R ERA: 3.27 (6, 1)	1.0		3	0	0	0	0	0	0	0	0	0	0	3	3	0.00	0.000										
John Gabler, R ERA: 4.01 (7, 1)	0.1		4	1	1	1	1	2	0	0	0	0	0	4	12	27.00	9.000										
Bobby Shantz, L ERA: 2.78 (7, 1)	1.2		6	1	0	0	0	0	0	0	0	0	0	6	6	0.00	0.600										

Batter	1	2	3	4	5	6	7	8	9	AB	R	H	RBI	BB	SO	LOB	TOP			
Bob Cerv, R OBP: 0.344, SLG: 0.452 (1, 7)	0-0 5-3	0-0 FC5-4		0-3 K		0-3 K		0-0 4-3		5	0	0	0	0	2	6				
Hector Lopez, R OBP: 0.379, SLG: 0.418 (1, 9)	0-3 K		0-0 1B	0-0 G5-4-3		0-0 F5			0-3 K	5	1	1	0	0	2	2				
Yogi Berra, L OBP: 0.360, SLG: 0.464 (1, 2)	0-0 2B		0-0 F3		0-0 4-3		0-0 4-3		0-0 F9	5	0	1	0	0	0	1				
Roger Maris, L OBP: 0.399, SLG: 0.703 (1, 8)	0-3 K		0-0 E4	1-2 FC6-4		4-0 HR		0-0 3-1	0-3 K	4	2	0	0	1	2	2				
Bill Skowron, R OBP: 0.344, SLG: 0.551 (1, 3)		0-0 HR	0-0 FC6-4	1-3 2-H		0-0 HR		0-0 F8		4	2	3	4	0	0	0				
Gil McDougald, R OBP: 0.318, SLG: 0.432 (1, 5)	0-0 6-3	0-0 FC6-4	0-0 1B	1-2 3-H		0-3 K		0-0 1B	0-0 1B	4	0	1	1	0	1	1				
Clete Boyer, R OBP: 0.291, SLG: 0.438 (1, 6)	0-0 1B	0-0 1B	0-0 1B	1-2 1B		0-0 F7		0-0 F7		4	0	2	0	0	0	1				
Bobby Richardson, R OBP: 0.307, SLG: 0.308 (1, 4)	0-3 K	0-0 4-3				0-0 1B		0-0 1-2	0-0 1B	4	0	2	0	0	1	3				
Ralph Terry, R OBP: 0.294, SLG: 0.095 (1, 1)	0-0 FC5-4			4-0 G5-4-3		0-0 F7		0-3 K		1	0	1	0	0	0	0				
Whitney Ford, L OBP: 0.294, SLG: 0.111 (2, 1)										0	0	0	0	1	0	0				
Kent Haderley, L OBP: 0.271, SLG: 0.477 (6, 1)										0	0	0	0	0	0	0				
Johnny James, L OBP: 0.344, SLG: 0.361 (6, 1)										0	0	0	0	0	0	0				
Mickey Mantle, S OBP: 0.420, SLG: 0.583 (8, 1)										1	0	0	0	0	1	2				
John Gabler, S OBP: 0.200, SLG: 0.111 (8, 1)										0	0	0	0	0	0	0				
Inning Stats	R: 0 E: 0 K: 2 S: 8	H: 1 LOB: 1 BB: 0 P: 8	R: 1 E: 0 K: 1 S: 8	H: 3 LOB: 2 BB: 0 P: 8	R: 2 E: 1 K: 0 S: 7	H: 3 LOB: 2 BB: 0 P: 7	R: 0 E: 0 K: 1 S: 4	H: 0 LOB: 0 BB: 1 P: 8	R: 2 E: 0 K: 1 S: 6	H: 1 LOB: 1 BB: 0 P: 6	R: 0 E: 0 K: 0 S: 3	H: 0 LOB: 0 BB: 0 P: 3	R: 0 E: 0 K: 1 S: 7	H: 2 LOB: 2 BB: 0 P: 7	R: 0 E: 0 K: 2 S: 7	H: 0 LOB: 0 BB: 0 P: 7	1B: 8 2B: 1 3B: 0 HR: 2	SF: 0 SAC: 0 DP: 1 HBP: 0	WP: 0 PB: 0 CS: 0	PA: 40
PITCHER	IP	WLS	BF	H	R	ER	SO	BB	IBB	HBP	BLK	WP	HR	S	P	ERA	WHIP			
Frank Sullivan, R ERA: 5.01 (1, 1)	2.2		16	7	3	2	3	0	0	0	0	0	1	22	22	6.75	2.625			
Billy Muffett, R ERA: 4.33 (3, 1)	6.1	W	24	4	2	2	6	2	0	0	0	0	1	34	42	2.84	0.947			

New York Yankees @ Boston Red Sox
Fenway Park, Boston, MA
Sun Jul 10 1960, 3:33 AM EDT
Att: 28,643 - Unknown


AB 38
R 5
H 11
RBI 5
BB 2
SO 9
LOB 19



Batter	1	2	3	4	5	6	7	8	9	AB	R	H	RBI	BB	SO	LOB	BOTTOM			
Willie Tasby, R OBP: 0.364, SLG: 0.369 (1, 8)	0-0 HR	0-0 HR		0-0 SH3		0-0 BB		0-0 1B		5	3	5	4	0	0	0				
Pete Runnels, L OBP: 0.396, SLG: 0.411 (1, 4)	0-0 BB	0-3 K		0-0 SH3		0-3 K		0-0 F8		4	0	1	0	0	2	5				
Ted Williams, L OBP: 0.481, SLG: 0.740 (1, 7)	4-0 1-2	4-0 HR		0-0 4-3		4-0 BB		0-0 F6		2	1	0	1	3	0	0				
Carroll Hardy, R OBP: 0.167, SLG: 0.152 (9, 7)	1-2 BB	1-2 HR		0-0 4-3		1-2 BB		0-0 F6		0	0	0	0	0	0	0				
Vic Wertz, L OBP: 0.349, SLG: 0.498 (1, 3)	0-0 L7	0-0 HR		0-0 3-1		0-0 G4-6-3		0-0 4-3		5	1	1	4	0	0	4				
Pumpsie Green, S OBP: 0.344, SLG: 0.361 (9, 4)	0-0 L7	0-0 HR		0-0 3-1		0-0 G4-6-3		0-0 4-3		0	0	0	0	0	0	0				
Gary Geiger, L OBP: 0.366, SLG: 0.478 (1, 9)	0-0 L8	0-3 K				0-0 F9		4-0 1B	4-0 1B	3	1	0	0	2	1	2				
Frank Malzone, R OBP: 0.318, SLG: 0.391 (1, 5)	0-0 L5		0-0 1-4-3		0-0 3B		0-0 1B	0-0 1B	0-0 1B	5	1	3	0	0	0	2				
Don Buddin, R OBP: 0.360, SLG: 0.398 (1, 6)		0-0 SH1-4	0-0 F7		0-0 6-3		0-0 1B	0-0 1-3		5	1	2	0	0	0	3				
Haywood Sullivan, R OBP: 0.276, SLG: 0.242 (1, 2)		0-0 1B	4-0 FC6-4		4-0 IBB		0-3 K			2	1	1	0	2	1	3				
Frank Sullivan, R OBP: 0.179, SLG: 0.080 (1, 1)		0-0 SH1-4	0-0 FC6-4		0-0 L4		0-3 K			0	0	0	0	0	0	0				
Billy Muffett, R (3, 1)		1-2 2-3	1-2 FC6-4				0-3 K			3	0	0	0	0	1	6				
Inning Stats	R: 1 E: 0 K: 0 S: 5	H: 2 LOB: 2 BB: 1 P: 9	R: 5 E: 0 K: 2 S: 11	H: 4 LOB: 0 BB: 1 P: 15	R: 0 E: 0 K: 0 S: 3	H: 0 LOB: 1 BB: 1 P: 7	R: 1 E: 0 K: 0 S: 4	H: 1 LOB: 0 BB: 0 P: 4	R: 0 E: 0 K: 1 S: 5	H: 1 LOB: 1 BB: 1 P: 9	R: 2 E: 0 K: 2 S: 10	H: 3 LOB: 2 BB: 1 P: 14	R: 0 E: 0 K: 0 S: 4	H: 1 LOB: 2 BB: 1 P: 8	R: 0 E: 0 K: 2 S: 7	H: 1 LOB: 2 BB: 1 P: 8	1B: 9 2B: 1 3B: 1 HR: 2	SF: 0 SAC: 2 DP: 1 HBP: 0	WP: 0 PB: 0 CS: 0	PA: 43
PITCHER	IP	WLS	BF	H	R	ER	SO	BB	IBB	HBP	BLK	WP	HR	S	P	ERA	WHIP			
Ralph Terry, R ERA: 3.55 (1, 1)	1.1	L	10	5	4	4	0	1	0	0	0	0	1	9	13	27.00	4.500			
Whitney Ford, L ERA: 3.1 (2, 1)	3.2		17	3	3	3	2	2	1	0	0	0	1	18	30	7.36	1.364			
Johnny James, R ERA: 3.6 (6, 1)	2.0		11	4	2	2	3	2	0	0	0	0	0	15	23	9.00	3.000			
John Gabler, R ERA: 3.92 (8, 1)	1.0		5	1	0	0	0	1	0	0	0	0	0	4	8	0.00	2.000			

New York Yankees @ Boston Red Sox
Fenway Park, Boston, MA
Sun Jul 10 1960, 3:33 AM EDT
Att: 28,643 - Unknown

AB 34
R 9
H 13
RBI 9
BB 7
SO 5
LOB 25



Batter	1	2	3	4	5	6	7	8	9	AB	R	H	RBI	BB	SO	LOB	TOP		
Clete Boyer, R OBP: 0.290, SLG: 0.447 (1, 6)										4	1	1	0	0	0	2	New York Yankees @ Detroit Tigers Briggs Stadium, Detroit, MI Fri Jul 15 1960, 7:05 PM EDT Att: 45,714 - Unknown		
Hector Lopez, R OBP: 0.372, SLG: 0.410 (1, 9)										4	0	0	0	0	1	2			
Bob Cerv, R OBP: 0.342, SLG: 0.444 (1, 7)										3	1	0	0	0	0	0			
Mickey Mantle, S OBP: 0.421, SLG: 0.592 (1, 8)										3	2	1	3	1	0	0			
Bill Skowron, R OBP: 0.343, SLG: 0.547 (1, 3)										4	0	1	0	0	1	0			
Elston Howard, R OBP: 0.296, SLG: 0.395 (1, 2)										3	0	0	1	0	0	0			
Gil McDougald, R OBP: 0.311, SLG: 0.422 (1, 5)										4	0	0	0	0	1	1			
Bobby Richardson, R OBP: 0.309, SLG: 0.311 (1, 4)										4	0	2	0	0	0	1			
Art Ditmar, R OBP: 0.265, SLG: 0.281 (3, 1)										0	0	0	0	1	0	0			
Johnny James, L OBP: 0.225, SLG: 0.435 (5, PH)										1	0	0	0	0	0	0			
Tony Kubek, L OBP: 0.225, SLG: 0.435 (5, PH)										0	0	0	0	0	0	0			
John Gabler, R OBP: 0.225, SLG: 0.435 (5, PH)										1	0	0	0	0	0	0			
Yogi Berra, L OBP: 0.327, SLG: 0.463 (7, PH)										0	0	0	0	0	0	0			
Ryne Duren, R OBP: 0.225, SLG: 0.435 (7, PH)										0	0	0	0	0	0	0			
Duke Maas, R OBP: 0.225, SLG: 0.435 (8, PH)										0	0	0	0	0	0	0			
Roger Maris, L OBP: 0.297, SLG: 0.700 (9, PH)										1	0	0	0	0	1	2			
Inning Stats	R: 3 E: 0 K: 2 S: 9	H: 2 LOB: 0 BB: 0 P: 10	R: 0 E: 0 K: 0 S: 3	H: 0 LOB: 1 BB: 1 P: 7	R: 0 E: 0 K: 0 S: 3	H: 0 LOB: 0 BB: 0 P: 3	R: 0 E: 0 K: 0 S: 3	H: 0 LOB: 0 BB: 0 P: 3	R: 0 E: 0 K: 1 S: 6	H: 1 LOB: 1 BB: 0 P: 6	R: 0 E: 0 K: 0 S: 3	H: 0 LOB: 0 BB: 0 P: 3	R: 0 E: 0 K: 0 S: 4	H: 1 LOB: 1 BB: 0 P: 4	R: 0 E: 0 K: 0 S: 3	H: 0 LOB: 0 BB: 1 P: 13	1B: 3 2B: 0 3B: 1 HR: 1	SF: 1 SAC: 0 DP: 0 HBP: 1	WP: 0 PA: 36 PB: 0 SB: 0 CS: 0
PITCHER	IP	WLS	BF	H	R	ER	SO	BB	IBB	HBP	BLK	WP	HR	S	P	ERA	WHIP		
Don Mossi, L ERA: 3.08 (1, 1)	9.0	W	36	5	4	4	5	2	0	1	0	0	1	43	52	4.00	0.778		

Batter	1	2	3	4	5	6	7	8	9	AB	R	H	RBI	BB	SO	LOB	BOTTOM		
Eddie Yost, R OBP: 0.420, SLG: 0.371 (1, 5)										4	2	1	1	1	0	2	New York Yankees @ Detroit Tigers Briggs Stadium, Detroit, MI Fri Jul 15 1960, 7:05 PM EDT Att: 45,714 - Unknown		
Frank Bolling, R OBP: 0.300, SLG: 0.360 (1, 4)										3	2	2	1	2	0	0			
Charlie Maxwell, L OBP: 0.317, SLG: 0.433 (1, 7)										4	1	1	0	0	1	3			
Norm Cash, L OBP: 0.387, SLG: 0.490 (1, 3)										4	0	1	2	0	2	0			
Al Kaline, R OBP: 0.324, SLG: 0.397 (1, 8)										3	1	0	0	1	1	3			
Rocky Colavito, R OBP: 0.337, SLG: 0.518 (1, 9)										2	1	1	3	2	0	0			
Lou Berberet, L OBP: 0.292, SLG: 0.255 (1, 2)										3	1	0	0	1	0	4			
Chico Fernandez, R OBP: 0.328, SLG: 0.343 (1, 6)										4	0	1	1	0	1	0			
Don Mossi, L OBP: 0.283, SLG: 0.132 (1, 1)										3	0	0	0	1	0	0			
Inning Stats	R: 1 E: 0 K: 0 S: 3	H: 0 LOB: 1 BB: 2 P: 11	R: 0 E: 0 K: 1 S: 4	H: 0 LOB: 0 BB: 1 P: 8	R: 6 E: 0 K: 0 S: 8	H: 5 LOB: 3 BB: 3 P: 20	R: 0 E: 0 K: 2 S: 8	H: 1 LOB: 3 BB: 2 P: 16	R: 0 E: 0 K: 0 S: 3	H: 0 LOB: 0 BB: 0 P: 3	R: 1 E: 0 K: 0 S: 4	H: 1 LOB: 0 BB: 0 P: 4	R: 0 E: 0 K: 0 S: 3	H: 0 LOB: 0 BB: 0 P: 3	R: 0 E: 0 K: 0 S: 3	H: 0 LOB: 0 BB: 0 P: 3		1B: 3 2B: 1 3B: 0 HR: 3	SF: 0 SAC: 0 DP: 1 HBP: 0
PITCHER	IP	WLS	BF	H	R	ER	SO	BB	IBB	HBP	BLK	WP	HR	S	P	ERA	WHIP		
Art Ditmar, R ERA: 3.55 (1, 1)	2.2	L	15	4	6	6	1	4	0	0	0	0	0	10	26	6.75	4.500		
Johnny James, R ERA: 3.72 (3, 1)	1.1		10	2	1	1	2	4	0	0	0	0	0	7	7	4.50	0.500		
John Gabler, R ERA: 3.94 (5, 1)	2.0		7	1	1	1	0	0	0	0	0	0	1	7	7	4.50	0.500		
Ryne Duren, R ERA: 5.56 (7, 1)	1.0		3	0	0	0	0	0	0	0	0	0	0	3	3	0.00	0.000		
Duke Maas, R ERA: 4.59 (8, 1)	1.0		3	0	0	0	0	0	0	0	0	0	0	3	3	0.00	0.000		


AB	32
R	4
H	5
RBI	4
BB	2
SO	5
LOB	10



Batter	1	2	3	4	5	6	7	8	9	AB	R	H	RBI	BB	SO	LOB	TOP								
Gil McDougald, R OBP: 0.320, SLG: 0.440 (1, 5)	L8			1B		2B	1B	1-2	SH3-4								4 3 3 1 0 0 0								
Bob Cerv, R OBP: 0.345, SLG: 0.444 (1, 7)				K					L8								0 0 0 0 0 0 0								
Elston Howard, R OBP: 0.300, SLG: 0.397 (2, 2)	G3-6-3 HBP			K					L8								4 2 2 1 0 1 2								
Mickey Mantle, S OBP: 0.418, SLG: 0.591 (1, 8)	G3-6-3 1-2			K					4-3								4 1 1 2 0 1 3								
Roger Maris, L OBP: 0.404, SLG: 0.710 (1, 9)				1B					4-3								2 2 1 2 3 0 0								
Yogi Berra, L OBP: 0.359, SLG: 0.476 (1, 2)	L8			BB					HR								5 1 2 5 0 0 1								
Bill Skowron, R OBP: 0.338, SLG: 0.539 (1, 3)	L8-4 1-2			1B					HR								4 0 0 0 0 2 3								
Clete Boyer, R OBP: 0.289, SLG: 0.441 (1, 6)				K					F9								4 0 1 0 0 1 0								
Bobby Richardson, R OBP: 0.308, SLG: 0.310 (1, 4)				K					6-3								4 1 1 0 0 1 0								
Bob Turley, R OBP: 0.167, SLG: 0.172 (1, 1)	F4			K					K								3 1 0 0 1 1 2								
Inning Stats	R: 0 E: 0 K: 0 S: 2	H: 0 LOB: 0 BB: 0 P: 3	R: 0 E: 0 K: 0 S: 2	H: 0 LOB: 0 BB: 1 P: 6	R: 0 E: 0 K: 2 S: 7	H: 0 LOB: 2 BB: 0 P: 7	R: 1 E: 0 K: 3 S: 11	H: 2 LOB: 2 BB: 1 P: 15	R: 0 E: 0 K: 1 S: 5	H: 0 LOB: 0 BB: 0 P: 5	R: 5 E: 0 K: 0 S: 7	H: 4 LOB: 0 BB: 1 P: 11	R: 0 E: 0 K: 0 S: 3	H: 0 LOB: 0 BB: 1 P: 7	R: 0 E: 0 K: 1 S: 5	H: 0 LOB: 0 BB: 0 P: 5	R: 5 E: 0 K: 0 S: 8	H: 5 LOB: 0 BB: 0 P: 8	1B: 6 2B: 4 3B: 0 HR: 2	SF: 1 SAC: 1 DP: 2 HBP: 1	WP: 0 PB: 0 SB: 0 CS: 0	PA: 41			
PITCHER	IP	WLS	BF	H	R	ER	SO	BB	IBB	HBP	BLK	WP	HR	S	P	ERA	WHIP								
Jim Bunning, R ERA: 2.75 (1, 1)	5.0	L	23	6	6	6	6	2	1	1	0	0	1	31	44	10.80	1.600								
Dave Sisler, R ERA: 2.72 (6, 1)	2.0		7	0	0	0	0	1	0	0	0	0	0	6	10	0.00	0.500								
Tom Morgan, R ERA: 4.82 (8, 1)	2.0		11	5	5	5	1	0	0	0	0	0	1	13	13	22.50	2.500								

New York Yankees @ Detroit Tigers
Briggs Stadium, Detroit, MI
Sat Jul 16 1960, 4:33 AM EDT
Att: 22,710 - Unknown - 82 F

AB 34
R 11
H 11
RBI 11
BB 4
SO 7
LOB 11



Batter	1	2	3	4	5	6	7	8	9	AB	R	H	RBI	BB	SO	LOB	BOTTOM								
Eddie Yost, R OBP: 0.421, SLG: 0.369 (1, 5)	HR			3-1					B2								2 1 0 0 2 0 1								
Frank Bolling, R OBP: 0.295, SLG: 0.358 (1, 4)	F2			FC3-6 1B					FC5-4								4 0 1 0 0 0 4								
Charlie Maxwell, L OBP: 0.316, SLG: 0.442 (1, 7)	HR			FC3-6 HBP					G3								4 1 1 2 0 0 2								
Norm Cash, L OBP: 0.389, SLG: 0.484 (1, 3)	F8			HBP					G3								2 0 0 0 1 0 0								
Al Kaline, R OBP: 0.323, SLG: 0.393 (1, 8)	K			K					L5-4-3 BB								3 0 0 0 1 2 3								
Rocky Colavito, R OBP: 0.332, SLG: 0.510 (1, 9)				6-3					F7								4 0 0 0 0 0 1								
Lou Berberet, L OBP: 0.297, SLG: 0.257 (1, 2)	1-3 1B			G6-4-3 BB					F7								3 0 1 0 1 0 0								
Chico Fernandez, R OBP: 0.327, SLG: 0.342 (1, 6)	1-3			G6-4-3					BB								4 0 1 0 0 0 2								
Jim Bunning, R OBP: 0.205, SLG: 0.209 (1, 1)	L8								K								1 0 0 0 1 0 1								
Dave Sisler, R OBP: 0.143, SLG: 0.143 (6, 1)									K								0 0 0 0 0 0 0								
Sandy Amoros, L OBP: 0.288, SLG: 0.204 (7, PH)									FC5-4								1 0 0 0 0 1 1								
Tom Morgan, R (8, 1)									K								0 0 0 0 0 0 0								
Ozzie Virgil, R OBP: 0.188, SLG: 0.250 (9, PH)									BB								1 0 0 0 0 0 0								
Inning Stats	R: 2 E: 0 K: 1 S: 6	H: 1 LOB: 1 BB: 1 P: 10	R: 0 E: 0 K: 0 S: 4	H: 1 LOB: 0 BB: 0 P: 4	R: 0 E: 0 K: 1 S: 6	H: 1 LOB: 2 BB: 0 P: 7	R: 0 E: 0 K: 0 S: 2	H: 0 LOB: 0 BB: 1 P: 6	R: 0 E: 0 K: 0 S: 3	H: 0 LOB: 1 BB: 1 P: 7	R: 0 E: 0 K: 1 S: 6	H: 0 LOB: 2 BB: 1 P: 10	R: 0 E: 0 K: 0 S: 3	H: 0 LOB: 1 BB: 1 P: 7	R: 0 E: 0 K: 0 S: 3	H: 0 LOB: 0 BB: 0 P: 3	1B: 3 2B: 0 3B: 0 HR: 1	SF: 0 SAC: 0 DP: 2 HBP: 1	WP: 0 PB: 0 SB: 0 CS: 0	PA: 36					
PITCHER	IP	WLS	BF	H	R	ER	SO	BB	IBB	HBP	BLK	WP	HR	S	P	ERA	WHIP								
Bob Turley, R ERA: 2.9 (1, 1)	9.0	W	36	4	2	2	3	6	0	1	0	0	1	35	60	2.00	1.111								

New York Yankees @ Detroit Tigers
Briggs Stadium, Detroit, MI
Sat Jul 16 1960, 4:33 AM EDT
Att: 22,710 - Unknown - 82 F

AB 29
R 2
H 4
RBI 2
BB 6
SO 3
LOB 15



Batter	1	2	3	4	5	6	7	8	9	AB	R	H	RBI	BB	SO	LOB	TOP							
Tony Kubek, L OBP: 0.317, SLG: 0.430 (1, 6)	K2-3		FC6-4 PB 1B		F2		G3			4	0	0	0	0	1	2								
Elston Howard, R OBP: 0.352, SLG: 0.398 Johnny Blanchard, L OBP: 0.250, SLG: 0.143 (1, 2) (3, 2)	F3							F7		2	0	1	0	0	0	0								
Mickey Mantle, S OBP: 0.413, SLG: 0.582 Duke Maas, R (8, 1)	3-1		F6		K			K		4	0	0	0	0	2	3								
Roger Maris, L OBP: 0.399, SLG: 0.699 (8, 8)		F7	4-3			F9		F9		4	0	0	0	0	0	2								
Yogi Berra, L OBP: 0.357, SLG: 0.471 (1, 7)		4-3			G3		F5		G4-6-3 1B	4	0	1	0	0	0	0								
Bill Skowron, R OBP: 0.339, SLG: 0.538 Kent Hadley, L OBP: 0.260, SLG: 0.457 (1, 3) (4, 3)				K		K			G4-6-3 1B	2	0	1	0	0	1	0								
Clete Boyer, R OBP: 0.294, SLG: 0.459 (1, 5)					6-3			F6		3	1	1	1	1	0	0								
Bobby Richardson, R OBP: 0.311, SLG: 0.320 (1, 4)		L7							6-3	4	1	2	0	0	0	2								
Ralph Terry, R OBP: 0.094, SLG: 0.065 Joe Demaestri, R OBP: 0.333, SLG: 0.333 John Gabler, S OBP: 0.167, SLG: 0.091 Hector Lopez, R OBP: 0.372, SLG: 0.410 (1, 1) (3, PH) (3, 1) (8, 9)					4-3 3B				4-3 1B	0	0	0	0	0	0	0								
Inning Stats	R: 0 E: 0 K: 1 S: 5	H: 0 LOB: 0 BB: 0 P: 5	R: 0 E: 0 K: 0 S: 4	H: 1 LOB: 2 BB: 1 P: 8	R: 0 E: 0 K: 0 S: 5	H: 2 LOB: 2 BB: 0 P: 5	R: 0 E: 0 K: 1 S: 5	H: 0 LOB: 0 BB: 0 P: 5	R: 1 E: 0 K: 1 S: 7	H: 2 LOB: 1 BB: 0 P: 7	R: 0 E: 0 K: 1 S: 5	H: 0 LOB: 0 BB: 0 P: 5	R: 0 E: 0 K: 0 S: 4	H: 1 LOB: 0 BB: 0 P: 4	R: 0 E: 0 K: 1 S: 5	H: 0 LOB: 0 BB: 0 P: 5	R: 1 E: 0 K: 0 S: 4	H: 2 LOB: 0 BB: 0 P: 4	R: 1 E: 0 K: 0 S: 4	H: 2 LOB: 0 BB: 0 P: 4	1B: 6 2B: 0 3B: 1 HR: 1	SF: 0 SAC: 0 DP: 1 HBP: 0	WP: 0 PB: 1 SB: 0 CS: 0	PA: 35
PITCHER Frank Lary, R ERA: 3.48 (1, 1)	IP: 9.0 WLS: W BF: 35 H: 8 R: 2 ER: 2 SO: 5 BB: 1 IBB: 0 HBP: 0 BLK: 0 WP: 0 HR: 1 S: 44 P: 48 ERA: 2.00 WHIP: 1.000																							

New York Yankees @ Detroit Tigers
Briggs Stadium, Detroit, MI
Sun Jul 17 1960, 4:33 AM EDT
Unknown

AB 34
R 2
H 8
RBI 2
BB 1
SO 5
LOB 11



Batter	1	2	3	4	5	6	7	8	9	AB	R	H	RBI	BB	SO	LOB	BOTTOM			
Eddie Yost, R OBP: 0.421, SLG: 0.367 Rocky Bridges, R OBP: 0.200, SLG: 0.200 (1, 5) (9, 5)		1B HR BB		5-3		K		K		4	1	1	0	1	2	0				
Frank Bolling, R OBP: 0.301, SLG: 0.359 Ozzie Virgil, R OBP: 0.188, SLG: 0.250 (1, 4) (9, 4)				6-3			K	E 1B PB 1B		5	2	2	0	0	1	1				
Charlie Maxwell, L OBP: 0.321, SLG: 0.453 (1, 7)				6-3				E9 PB 1B		5	2	3	1	0	0	1				
Norm Cash, L OBP: 0.395, SLG: 0.503 (1, 3)								F7		4	2	2	4	1	0	2				
Al Kaline, R OBP: 0.331, SLG: 0.393 (1, 8)										0	2	0	0	4	0	0				
Rocky Colavito, R OBP: 0.334, SLG: 0.519 (1, 9)										3	2	1	3	1	0	3				
Lou Berberet, L OBP: 0.296, SLG: 0.257 (1, 2)										4	1	1	0	0	0	5				
Chico Fernandez, R OBP: 0.326, SLG: 0.344 (1, 6)										4	0	1	3	0	0	1				
Frank Lary, R OBP: 0.212, SLG: 0.234 (1, 1)										4	0	0	0	0	3	1				
Inning Stats	R: 0 E: 0 K: 0 S: 4	H: 1 LOB: 1 BB: 0 P: 4	R: 7 E: 0 K: 1 S: 10	H: 5 LOB: 3 BB: 1 P: 22	R: 0 E: 0 K: 1 S: 5	H: 0 LOB: 0 BB: 0 P: 5	R: 0 E: 0 K: 0 S: 3	H: 0 LOB: 0 BB: 0 P: 3	R: 0 E: 0 K: 0 S: 3	H: 1 LOB: 1 BB: 1 P: 7	R: 0 E: 0 K: 1 S: 5	H: 0 LOB: 0 BB: 0 P: 5	R: 4 E: 0 K: 1 S: 6	H: 2 LOB: 1 BB: 3 P: 18	R: 1 E: 1 K: 2 S: 9	H: 2 LOB: 1 BB: 0 P: 9	1B: 7 2B: 1 3B: 1 HR: 2	SF: 0 SAC: 0 DP: 1 HBP: 0	WP: 0 PB: 1 SB: 0 CS: 1	PA: 40
PITCHER Ralph Terry, R ERA: 3.66 John Gabler, R ERA: 4.29 Duke Maas, R ERA: 4.1 (1, 1) (3, 1) (8, 1)	IP: 2.0 WLS: L BF: 15 H: 6 R: 7 ER: 15 SO: 1 BB: 3 IBB: 0 HBP: 0 BLK: 0 WP: 0 HR: 2 S: 14 P: 26 ERA: 9.00 WHIP: 4.500																			

New York Yankees @ Detroit Tigers
Briggs Stadium, Detroit, MI
Sun Jul 17 1960, 4:33 AM EDT
Unknown

AB 33
R 12
H 11
RBI 11
BB 7
SO 6
LOB 14



Batter	1	2	3	4	5	6	7	8	9	AB	R	H	RBI	BB	SO	LOB	TOP		
Gil McDougald, R OBP: 0.317, SLG: 0.434 (1,5)	F2	F5			SH1-4 1B		5-3		F9	5	0	1	0	0	0	2			
Hector Lopez, R OBP: 0.370, SLG: 0.407 (1,7)	BB 1B		G3		SH1-4		K		6-3	4	0	1	0	0	1	0			
Mickey Mantle, S OBP: 0.414, SLG: 0.579 (1,8)	BB 1B			FC6-4 1B	K		5-3			3	0	1	0	1	1	2			
Roger Maris, L OBP: 0.397, SLG: 0.693 (1,9)	L9			K	F5			HR 1B		4	1	1	0	0	1	5			
Bill Skowron, R OBP: 0.338, SLG: 0.545 (1,3)	F5		FC6-4			1-3		HR 1B		4	1	1	2	0	0	3			
Elston Howard, R OBP: 0.310, SLG: 0.399 (1,2)		BB 1B			G5-4-3 1B	BB 1B		F2		2	0	1	0	2	0	0			
Clete Boyer, R OBP: 0.293, SLG: 0.454 (1,6)		L8		G5-4-3		BB 1B		F7		4	0	1	0	0	0	2			
Bobby Richardson, R OBP: 0.307, SLG: 0.316 (1,4)	F3			5-3		F7		F7		4	0	0	0	0	0	3			
Eli Grba, R OBP: 0.333, SLG: 0.250 (1,1)										1	0	1	0	1	0	0			
Yogi Berra, L OBP: 0.355, SLG: 0.468 (6, PH)										1	0	0	0	0	1	2			
Bobby Shantz, R OBP: 0.286, SLG: 0.286 (6, PH)										0	0	0	0	0	0	0			
Joe Demaestri, R OBP: 0.286, SLG: 0.286 (9, PH)					SH1-4 1B	K			5-3	1	0	0	0	0	0	0			
Inning Stats	R: 0 E: 0 K: 0 S: 4	H: 1 LOB: 2 BB: 1 P: 8	R: 0 E: 0 K: 0 S: 4	H: 1 LOB: 2 BB: 1 P: 8	R: 0 E: 0 K: 1 S: 6	H: 1 LOB: 0 BB: 0 P: 6	R: 0 E: 0 K: 0 S: 3	H: 1 LOB: 0 BB: 0 P: 3	R: 0 E: 0 K: 1 S: 6	H: 1 LOB: 2 BB: 1 P: 10	R: 0 E: 0 K: 1 S: 5	H: 0 LOB: 0 BB: 0 P: 5	R: 2 E: 0 K: 0 S: 5	H: 2 LOB: 0 BB: 0 P: 5	R: 0 E: 0 K: 0 S: 3	H: 0 LOB: 0 BB: 0 P: 3	1B: 7 2B: 0 3B: 0 HR: 1	SF: 0 SAC: 1 DP: 1 HBP: 0	WP: 0 PA: 38 PB: 0 SB: 0 CS: 0
PITCHER Pete Burnside, L ERA: 3.17 (1,1)	IP: 9.0 WLS: W BF: 38 H: 8 R: 2 ER: 2 SO: 4 BB: 4 IBB: 0 HBP: 0 BLK: 0 WP: 0 HR: 1 S: 42 P: 58 ERA: 2.00 WHIP: 1.333															PITCHER			

New York Yankees @ Detroit Tigers
Briggs Stadium, Detroit, MI
Sun Jul 17 1960, 4:38 AM EDT
Att: 42,596 - Unknown

AB 33
R 2
H 8
RBI 2
BB 4
SO 4
LOB 19



Batter	1	2	3	4	5	6	7	8	9	AB	R	H	RBI	BB	SO	LOB	BOTTOM		
Eddie Yost, R OBP: 0.422, SLG: 0.377 (1,5)	HR		K		G6-4-3 BB		F9			3	1	1	1	1	1	1			
Frank Bolling, R OBP: 0.300, SLG: 0.355 (1,4)	G4-6-3 BB		K		G6-4-3			L7		3	0	0	0	1	1	1			
Charlie Maxwell, L OBP: 0.327, SLG: 0.456 (1,7)	G4-6-3			L5-3 1B		L5-4 BB		1B 1B		3	2	2	0	1	0	1			
Norm Cash, L OBP: 0.392, SLG: 0.494 (1,3)	HBP			L7		FC1		F4		3	0	0	0	0	0	3			
Al Kaline, R OBP: 0.330, SLG: 0.391 (1,8)	L9			L5-3		L5		1B 1B		4	0	1	0	0	0	4			
Rocky Colavito, R OBP: 0.337, SLG: 0.517 (1,9)		F8		1B		L5-4		FC6-4 1B		3	0	1	1	1	0	2			
Chico Fernandez, R OBP: 0.325, SLG: 0.343 (1,6)	F5			FC5-4 1B		L6		FC6-4		4	0	1	1	0	0	2			
Red Wilson, R OBP: 0.310, SLG: 0.281 (1,2)	6-3			FC5-4		SH3-4 1B				3	0	1	0	0	0	2			
Pete Burnside, R OBP: 0.235, SLG: 0.133 (1,1)			G3		5-3		SH3-4			2	0	0	0	0	0	0			
Inning Stats	R: 1 E: 0 K: 0 S: 3	H: 1 LOB: 1 BB: 1 P: 8	R: 0 E: 0 K: 0 S: 3	H: 0 LOB: 0 BB: 0 P: 3	R: 0 E: 0 K: 2 S: 7	H: 0 LOB: 0 BB: 0 P: 7	R: 1 E: 0 K: 0 S: 5	H: 2 LOB: 2 BB: 1 P: 9	R: 0 E: 0 K: 0 S: 2	H: 0 LOB: 0 BB: 1 P: 6	R: 0 E: 1 K: 0 S: 3	H: 0 LOB: 1 BB: 1 P: 7	R: 0 E: 0 K: 0 S: 4	H: 1 LOB: 1 BB: 0 P: 4	R: 1 E: 0 K: 0 S: 6	H: 3 LOB: 2 BB: 0 P: 6	1B: 6 2B: 1 3B: 0 HR: 1	SF: 0 SAC: 1 DP: 3 HBP: 1	WP: 0 PA: 34 PB: 0 SB: 0 CS: 0
PITCHER Eli Grba, R ERA: 5.32 (1,1)	IP: 5.0 WLS: L BF: 20 H: 4 R: 3 ER: 2 SO: 2 BB: 3 IBB: 1 HBP: 1 BLK: 0 WP: 0 HR: 1 S: 20 P: 33 ERA: 3.60 WHIP: 1.000															PITCHER			
Bobby Shantz, L ERA: 2.8 (6,1)	IP: 3.0 WLS: L BF: 14 H: 4 R: 1 ER: 1 SO: 0 BB: 1 IBB: 0 HBP: 0 BLK: 0 WP: 0 HR: 0 S: 13 P: 17 ERA: 3.00 WHIP: 1.667															PITCHER			

New York Yankees @ Detroit Tigers
Briggs Stadium, Detroit, MI
Sun Jul 17 1960, 4:38 AM EDT
Att: 42,596 - Unknown

AB 28
R 3
H 7
RBI 3
BB 4
SO 2
LOB 16



Batter	1	2	3	4	5	6	7	8	9	AB	R	H	RBI	BB	SO	LOB	TOP					
Clete Boyer, R OBP: 0.291, SLG: 0.449 (1, 6)	5-3	F9		SF7		1-3				4	0	1	2	0	0	1	New York Yankees @ Cleveland Indians Cleveland Municipal Stadium, Cleveland, OH Mon Jul 18 1960, 7:05 PM EDT Att: 23,513 - Unknown - 80 F livebaseballscorecards.com					
Hector Lopez, R OBP: 0.367, SLG: 0.399 Tony Kubek, L OBP: 0.317, SLG: 0.430 (1, 7) (8, 7)	4-0	F8		FC1-6		L8		4-3		4	2	0	1	1	0	3						
Roger Maris, L OBP: 0.397, SLG: 0.698 (1, 9)	E6		6-3	HR		1-3			HR	5	2	2	1	0	0	1						
Mickey Mantle, S OBP: 0.413, SLG: 0.587 (1, 8)	K		K	HR		K			1-3	5	2	2	3	0	3	2						
Bill Skowron, R OBP: 0.339, SLG: 0.541 (1, 3)	E4		K			K			F4	4	0	1	0	1	1	1						
Gil McDougald, R OBP: 0.314, SLG: 0.425 (1, 5)	K				K				1-3	4	0	0	1	1	3	3						
Elston Howard, R OBP: 0.316, SLG: 0.404 (1, 2)	3-1			SH		5-3				5	1	3	1	0	0	3						
Bobby Richardson, R OBP: 0.312, SLG: 0.321 (1, 4)				SF7				FC6-4	F6	5	2	3	0	0	0	2						
Whitey Ford, L OBP: 0.306, SLG: 0.138 (1, 1)				SH		K		SH1-3		2	0	1	0	0	1	1						
Inning Stats	R: 1 E: 1 K: 1 S: 6	H: 0 LOB: 3 BB: 3 P: 18	R: 0 E: 0 K: 0 S: 4	H: 2 LOB: 1 BB: 0 P: 4	R: 0 E: 1 K: 2 S: 8	H: 0 LOB: 1 BB: 0 P: 8	R: 5 E: 0 K: 1 S: 10	H: 4 LOB: 0 BB: 0 P: 10	R: 0 E: 0 K: 2 S: 8	H: 1 LOB: 1 BB: 0 P: 8	R: 0 E: 0 K: 0 S: 3	H: 0 LOB: 0 BB: 0 P: 3	R: 0 E: 0 K: 2 S: 7	H: 1 LOB: 0 BB: 0 P: 7	R: 1 E: 0 K: 0 S: 5	H: 2 LOB: 1 BB: 0 P: 5		R: 2 E: 0 K: 0 S: 6	H: 3 LOB: 1 BB: 0 P: 6	1B: 11 2B: 0 3B: 0 HR: 2	SF: 1 SAC: 2 DP: 0 HBP: 0	WP: 0 PB: 0 SB: 0 CS: 2
PITCHER	IP	WLS	BF	H	R	ER	SO	BB	IBB	HBP	BLK	WP	HR	S	P	ERA	WHIP					
Dick Stigman, L ERA: 4.14 (1, 1)	5.0	L	27	7	6	5	6	3	0	0	0	0	1	36	48	9.00	2.000					
Barry Latman, R ERA: 4.96 (6, 1)	4.0		17	6	3	3	2	0	0	0	0	0	1	21	21	6.75	1.500					

Batter	1	2	3	4	5	6	7	8	9	AB	R	H	RBI	BB	SO	LOB	BOTTOM				
Harvey Kuenn, R OBP: 0.375, SLG: 0.399 (1, 9)	L7		F7		F5			6-3		4	0	0	0	0	0	1	New York Yankees @ Cleveland Indians Cleveland Municipal Stadium, Cleveland, OH Mon Jul 18 1960, 7:05 PM EDT Att: 23,513 - Unknown - 80 F livebaseballscorecards.com				
Johnny Temple, R OBP: 0.346, SLG: 0.340 (1, 4)	6-3			F9				F9		4	0	1	0	0	0	0					
Ken Aspromonte, R OBP: 0.371, SLG: 0.424 (1, 5)	L7			1B						4	1	2	0	0	0	2					
Vic Power, R OBP: 0.341, SLG: 0.420 (1, 3)		F9		1B		F7		5-3		4	0	1	0	0	0	1					
Jim Piersall, R OBP: 0.331, SLG: 0.459 (1, 8)		4-3				F9			4-3	4	0	1	0	0	0	0					
John Romano, R OBP: 0.324, SLG: 0.463 (1, 2)				SF7		F9				3	1	2	2	0	0	0					
Tito Francona, L OBP: 0.370, SLG: 0.404 (1, 7)				HR				FC4-6	1B	4	0	0	0	0	1	3					
Woodie Held, R OBP: 0.329, SLG: 0.464 George Strickland, R OBP: 0.205, SLG: 0.200 (1, 6) (1, 6)			F8						6-3	0	0	0	0	0	0	0					
Dick Stigman, R OBP: 0.350, SLG: 0.235 Bubba Phillips, R OBP: 0.257, SLG: 0.299 Barry Latman, R OBP: 0.214, SLG: 0.154 (1, 1) (5, PH) (6, 1)				K		FC5-4			6-3	1	0	0	0	0	1	0					
Inning Stats	R: 0 E: 0 K: 0 S: 3	H: 0 LOB: 0 BB: 0 P: 3	R: 1 E: 0 K: 0 S: 4	H: 1 LOB: 0 BB: 0 P: 4	R: 0 E: 0 K: 1 S: 5	H: 0 LOB: 0 BB: 0 P: 5	R: 1 E: 0 K: 1 S: 8	H: 3 LOB: 2 BB: 0 P: 8	R: 0 E: 0 K: 0 S: 5	H: 2 LOB: 2 BB: 0 P: 5	R: 0 E: 0 K: 0 S: 3	H: 0 LOB: 0 BB: 0 P: 3	R: 0 E: 0 K: 0 S: 4	H: 1 LOB: 1 BB: 0 P: 4	R: 0 E: 0 K: 0 S: 4	H: 1 LOB: 1 BB: 0 P: 4		1B: 7 2B: 0 3B: 0 HR: 1	SF: 1 SAC: 0 DP: 0 HBP: 0	WP: 0 PB: 0 SB: 0 CS: 0	PA: 35
PITCHER	IP	WLS	BF	H	R	ER	SO	BB	IBB	HBP	BLK	WP	HR	S	P	ERA	WHIP				
Whitey Ford, L ERA: 3.01 (1, 1)	9.0	W	35	8	2	2	2	0	0	0	0	0	1	39	39	2.00	0.889				

Batter	1	2	3	4	5	6	7	8	9	AB	R	H	RBI	BB	SO	LOB	TOP
Clete Boyer, R OBP: 0.292, SLG: 0.444 (1, 5)	F7		4-3 HR 1B		F8		1-2 2-H 1B	F8	F3	6	1	2	1	0	0	3	
Hector Lopez, R OBP: 0.370, SLG: 0.396 Bob Turley, R OBP: 0.167, SLG: 0.172 (1, 7)	4-0 BB		4-3				L8			4	1	1	0	2	0	6	
Mickey Mantle, S OBP: 0.410, SLG: 0.580 (1, 8)	G4-6-3		4-3				F9			5	1	1	1	0	1	5	
Roger Maris, L OBP: 0.394, SLG: 0.700 (1, 9)		F4					F9	G3		5	2	1	2	0	0	4	
Yogi Berra, L OBP: 0.356, SLG: 0.482 (1, 2)		3-1	3-1				F7			5	2	2	2	0	0	0	
Bill Skowron, R OBP: 0.346, SLG: 0.568 (1, 3)							K			4	3	3	5	1	1	0	
Tony Kubek, L OBP: 0.324, SLG: 0.436 (1, 6)										5	1	4	1	0	0	1	
Bobby Richardson, R OBP: 0.311, SLG: 0.320 (1, 4)										4	1	1	0	0	1	2	
Jim Coates, R K: 0, LOB: 0, S: 2										1	0	0	0	0	0	0	
Ken Hefner, R K: 0, LOB: 0, S: 2										1	0	0	0	0	0	0	
Duke Maas, R K: 0, LOB: 0, S: 2										1	0	0	0	0	0	0	
Johnny James, L K: 0, LOB: 0, S: 2										1	0	0	0	0	0	0	
Eliot Grba, R K: 0, LOB: 0, S: 2										1	0	0	0	0	0	0	
Elton Howard, R K: 0, LOB: 0, S: 2										1	0	0	0	0	0	0	
Ed Conger, R K: 0, LOB: 0, S: 2										1	0	0	0	0	0	0	
Johnny Blanchard, L K: 0, LOB: 0, S: 2										1	0	0	0	0	0	0	
Ryne Duren, R K: 0, LOB: 0, S: 2										1	0	0	0	0	0	0	
Ed Macgregor, R K: 0, LOB: 0, S: 2										1	0	0	0	0	0	0	
Jim Coates, R K: 0, LOB: 0, S: 2										1	0	0	0	0	0	0	
Ken Hefner, R K: 0, LOB: 0, S: 2										1	0	0	0	0	0	0	
Duke Maas, R K: 0, LOB: 0, S: 2										1	0	0	0	0	0	0	
Johnny James, L K: 0, LOB: 0, S: 2										1	0	0	0	0	0	0	
Eliot Grba, R K: 0, LOB: 0, S: 2										1	0	0	0	0	0	0	
Elton Howard, R K: 0, LOB: 0, S: 2										1	0	0	0	0	0	0	
Ed Conger, R K: 0, LOB: 0, S: 2										1	0	0	0	0	0	0	
Johnny Blanchard, L K: 0, LOB: 0, S: 2										1	0	0	0	0	0	0	
Ryne Duren, R K: 0, LOB: 0, S: 2										1	0	0	0	0	0	0	
Ed Macgregor, R K: 0, LOB: 0, S: 2										1	0	0	0	0	0	0	
Jim Coates, R K: 0, LOB: 0, S: 2										1	0	0	0	0	0	0	
Ken Hefner, R K: 0, LOB: 0, S: 2										1	0	0	0	0	0	0	
Duke Maas, R K: 0, LOB: 0, S: 2										1	0	0	0	0	0	0	
Johnny James, L K: 0, LOB: 0, S: 2										1	0	0	0	0	0	0	
Eliot Grba, R K: 0, LOB: 0, S: 2										1	0	0	0	0	0	0	
Elton Howard, R K: 0, LOB: 0, S: 2										1	0	0	0	0	0	0	
Ed Conger, R K: 0, LOB: 0, S: 2										1	0	0	0	0	0	0	
Johnny Blanchard, L K: 0, LOB: 0, S: 2										1	0	0	0	0	0	0	
Ryne Duren, R K: 0, LOB: 0, S: 2										1	0	0	0	0	0	0	
Ed Macgregor, R K: 0, LOB: 0, S: 2										1	0	0	0	0	0	0	
Jim Coates, R K: 0, LOB: 0, S: 2										1	0	0	0	0	0	0	
Ken Hefner, R K: 0, LOB: 0, S: 2										1	0	0	0	0	0	0	
Duke Maas, R K: 0, LOB: 0, S: 2										1	0	0	0	0	0	0	
Johnny James, L K: 0, LOB: 0, S: 2										1	0	0	0	0	0	0	
Eliot Grba, R K: 0, LOB: 0, S: 2										1	0	0	0	0	0	0	
Elton Howard, R K: 0, LOB: 0, S: 2										1	0	0	0	0	0	0	
Ed Conger, R K: 0, LOB: 0, S: 2										1	0	0	0	0	0	0	
Johnny Blanchard, L K: 0, LOB: 0, S: 2										1	0	0	0	0	0	0	
Ryne Duren, R K: 0, LOB: 0, S: 2										1	0	0	0	0	0	0	
Ed Macgregor, R K: 0, LOB: 0, S: 2										1	0	0	0	0	0	0	
Jim Coates, R K: 0, LOB: 0, S: 2										1	0	0	0	0	0	0	
Ken Hefner, R K: 0, LOB: 0, S: 2										1	0	0	0	0	0	0	
Duke Maas, R K: 0, LOB: 0, S: 2										1	0	0	0	0	0	0	
Johnny James, L K: 0, LOB: 0, S: 2										1	0	0	0	0	0	0	
Eliot Grba, R K: 0, LOB: 0, S: 2										1	0	0	0	0	0	0	
Elton Howard, R K: 0, LOB: 0, S: 2										1	0	0	0	0	0	0	
Ed Conger, R K: 0, LOB: 0, S: 2										1	0	0	0	0	0	0	
Johnny Blanchard, L K: 0, LOB: 0, S: 2										1	0	0	0	0	0	0	
Ryne Duren, R K: 0, LOB: 0, S: 2										1	0	0	0	0	0	0	
Ed Macgregor, R K: 0, LOB: 0, S: 2										1	0	0	0	0	0	0	
Jim Coates, R K: 0, LOB: 0, S: 2										1	0	0	0	0	0	0	
Ken Hefner, R K: 0, LOB: 0, S: 2										1	0	0	0	0	0	0	
Duke Maas, R K: 0, LOB: 0, S: 2										1	0	0	0	0	0	0	
Johnny James, L K: 0, LOB: 0, S: 2										1	0	0	0	0	0	0	
Eliot Grba, R K: 0, LOB: 0, S: 2										1	0	0	0	0	0	0	
Elton Howard, R K: 0, LOB: 0, S: 2										1	0	0	0	0	0	0	
Ed Conger, R K: 0, LOB: 0, S: 2										1	0	0	0	0	0	0	
Johnny Blanchard, L K: 0, LOB: 0, S: 2										1	0	0	0	0	0	0	
Ryne Duren, R K: 0, LOB: 0, S: 2										1	0	0	0	0	0	0	
Ed Macgregor, R K: 0, LOB: 0, S: 2										1	0	0	0	0	0	0	
Jim Coates, R K: 0, LOB: 0, S: 2										1	0	0	0	0	0	0	
Ken Hefner, R K: 0, LOB: 0, S: 2										1	0	0	0	0	0	0	
Duke Maas, R K: 0, LOB: 0, S: 2										1	0	0	0	0	0	0	
Johnny James, L K: 0, LOB: 0, S: 2										1	0	0	0	0	0	0	
Eliot Grba, R K: 0, LOB: 0, S: 2										1	0	0	0	0	0	0	
Elton Howard, R K: 0, LOB: 0, S: 2										1	0	0	0	0	0	0	
Ed Conger, R K: 0, LOB: 0, S: 2										1	0	0	0	0	0	0	
Johnny Blanchard, L K: 0, LOB: 0, S: 2										1	0	0	0	0	0	0	
Ryne Duren, R K: 0, LOB: 0, S: 2										1	0	0	0	0	0	0	
Ed Macgregor, R K: 0, LOB: 0, S: 2										1	0	0	0	0	0	0	
Jim Coates, R K: 0, LOB: 0, S: 2										1	0	0	0	0	0	0	
Ken Hefner, R K: 0, LOB: 0, S: 2										1	0	0	0	0	0	0	
Duke Maas, R K: 0, LOB: 0, S: 2										1	0	0	0	0	0	0	
Johnny James, L K: 0, LOB: 0, S: 2										1	0	0	0	0	0	0	
Eliot Grba, R K: 0, LOB: 0, S: 2										1	0	0	0	0	0	0	
Elton Howard, R K: 0, LOB: 0, S: 2										1	0	0	0	0	0	0	
Ed Conger, R K: 0, LOB: 0, S: 2										1	0	0	0	0	0	0	
Johnny Blanchard, L K: 0, LOB: 0, S: 2										1	0	0	0	0	0	0	
Ryne Duren, R K: 0, LOB: 0, S: 2																	

Batter	1	2	3	4	5	6	7	8	9	AB	R	H	RBI	BB	SO	LOB	TOP				
Clete Boyer, R OBP: 0.293, SLG: 0.440 (1, 5)	0-3 K		0-0 3-1 5-3 HR 1B	0-3 K2-6-5-2		0-3 K		0-0 2B SF7 1B	0-0 5-3	6	2	2	0	0	3	4					
Hector Lopez, R OBP: 0.369, SLG: 0.404 (1, 7)	0-0 1-3		0-0 5-3				0-0 L7		0-0 L4	6	0	2	1	0	0	3					
Mickey Mantle, S OBP: 0.410, SLG: 0.586 (1, 8)	4-0 BB		0-0 3-1	0-3 K			0-0 HR		0-0 L3	4	1	1	1	1	1	5					
Roger Maris, L OBP: 0.397, SLG: 0.706 (1, 9)	0-0 L8		0-0 HR				0-0 F7		4-0 BB BB	3	2	1	2	2	0	1					
Yogi Berra, L OBP: 0.362, SLG: 0.482 (1, 2)		1-0 FC4-6 HBP	0-0 1B				0-0 F8		4-0 F9 1B BB	2	0	1	1	1	0	0					
Bill Skowron, R OBP: 0.350, SLG: 0.567 (1, 3)	0-0 FC4-6 1-2		0-0 1B				4-0 BB		0-0 FC5-4 3-H 1-2	4	0	2	1	1	0	3					
Tony Kubek, L OBP: 0.322, SLG: 0.432 (1, 6)	0-0 F8		0-0 3-1				0-0 F4		0-0 F9 2-3	5	0	1	0	0	0	6					
Bobby Richardson, R OBP: 0.311, SLG: 0.317 (7, PH)	4-0 E			0-0 E5 WP			0-0 L7		0-0 6-3	2	0	0	0	1	0	0					
Bob Cerv, R OBP: 0.343, SLG: 0.442 (7, 4)									0-0 F8	2	0	0	0	0	1	0					
Joe DeMaestri, R OBP: 0.286, SLG: 0.286 (8, 1)										0	0	0	0	0	0	0					
Ryne Duren, R OBP: 0.318, SLG: 0.405 (8, PH)										1	0	0	0	0	0	1					
Art Ditmar, R OBP: 0.276, SLG: 0.294 (5, PH)										2	0	1	0	0	0	2					
Kent Haderly, L OBP: 0.226, SLG: 0.436 (5, PH)										1	0	0	0	0	0	0					
Ralph Terry, L OBP: 0.254, SLG: 0.065 (5, 1)										0	0	0	0	0	0	0					
John Gabler, R OBP: 0.277, SLG: 0.099 (5, PH)										0	0	0	0	0	0	0					
Gil McDougald, R OBP: 0.224, SLG: 0.428 (8, 4)	1-2 2-3								4-0 1B BB	1	1	1	0	1	0	0					
Inning Stats	R: 0 E: 0 K: 1 S: 5	H: 0 LOB: 1 BB: 1 P: 9	R: 0 E: 2 K: 0 S: 3	H: 0 LOB: 2 BB: 1 P: 8	R: 2 E: 0 K: 0 S: 7	H: 4 LOB: 2 BB: 0 P: 7	R: 0 E: 1 K: 2 S: 9	H: 2 LOB: 2 BB: 0 P: 9	R: 0 E: 0 K: 0 S: 5	H: 0 LOB: 1 BB: 1 P: 7	R: 2 E: 0 K: 0 S: 5	H: 2 LOB: 2 BB: 2 P: 13	R: 2 E: 0 K: 0 S: 5	H: 2 LOB: 2 BB: 2 P: 13	R: 0 E: 0 K: 0 S: 5	H: 2 LOB: 2 BB: 2 P: 5	1B: 8 2B: 3 3B: 0 HR: 2	SF: 1 SAC: 0 DP: 1 HBP: 1	WP: 1 PB: 0 SB: 0 CS: 0	PA: 47	
PITCHER	IP	WLS	BF	H	R	ER	SO	BB	IBB	HBP	BLK	WP	HR	S	P	ERA	WHIP				
Gary Bell, R ERA: 3.49 (1, 1)	7.0	W	38	10	6	6	4	6	0	1	0	1	2	39	64	7.71	2.286				
John Briggs, R ERA: 3.53 (8, 1)	0.1		1	0	0	0	0	0	0	0	0	0	0	1	1	0.00	0.000				
Dick Stigman, L ERA: 4.06 (8, 1)	1.2	S	8	2	0	0	0	1	0	0	0	0	0	7	11	0.00	1.800				

New York Yankees @ Cleveland Indians
Cleveland Municipal Stadium, Cleveland, OH
Wed Jul 20 1960, 7:05 PM EDT
Att: 27,353 - Unknown

AB	38
R	6
H	12
RBI	6
BB	7
SO	4
LOB	27



Batter	1	2	3	4	5	6	7	8	9	AB	R	H	RBI	BB	SO	LOB	BOTTOM				
Johnny Temple, R OBP: 0.336, SLG: 0.329 (1, 4)	0-0 4-3		0-0 F7	0-0 6-3				0-3 K2-3		5	1	1	2	0	1	0					
Ken Aspromonte, R OBP: 0.388, SLG: 0.429 (6, FR)	0-0 1B		4-0 1B S BB				0-0 K		0-3 K	2	0	1	0	2	1	0					
Bubba Phillips, R OBP: 0.255, SLG: 0.297 (7, 5)										1	1	0	0	0	1	0					
Harvey Kuenn, R OBP: 0.383, SLG: 0.422 (1, 9)	0-0 1B		4-0 1B BB				0-0 HR		0-0 WP 1-H 2-H	3	1	3	3	1	0	0					
Tito Francona, L OBP: 0.369, SLG: 0.404 (1, 7)	0-0 G4-6-3		0-0 L5				0-0 6-3		0-0 F8	4	0	0	0	0	0	6					
Marty Keough, L OBP: 0.325, SLG: 0.345 (7, 8)	0-0 G4-6-3 1-2								2-3	0	0	0	0	0	0	0					
Vic Power, R OBP: 0.348, SLG: 0.429 (1, 3)		0-0 HR 1B	0-0 FC6-4 1B				0-0 4-3		0-0 F5	4	1	2	0	0	0	0					
Jim Piersall, R OBP: 0.331, SLG: 0.478 (7, 7)		0-0 HR 1B	0-0 FC6-4				0-0 6-3		0-0 L8	4	1	1	2	0	0	3					
George Strickland, R OBP: 0.255, SLG: 0.236 (1, 6)		0-0 6-3		4-0 1B G6-4-3 BB			0-0 FC4-6 1B 1B		0-0 FC5-4 1B	3	2	2	0	1	0	0					
Hank Foiles, R OBP: 0.397, SLG: 0.377 (1, 2)		0-0 5-3		0-0 G6-4-3 1B			4-0 FC4-6 BB		0-0 FC5-4	3	0	1	0	1	0	1					
Gary Bell, R OBP: 0.213, SLG: 0.182 (1, 1)		0-0 F8		0-0 G6-4-3			0-0 FC4-6 1B		0-3 K	3	1	0	0	0	0	3					
John Briggs, R OBP: 0.125, SLG: 0.125 (8, 1)										0	0	0	0	0	0	0					
Dick Stigman, R OBP: 0.333, SLG: 0.222 (8, 1)										1	0	0	0	0	1	0					
Inning Stats	R: 0 E: 0 K: 0 S: 4	H: 2 LOB: 0 BB: 0 P: 4	R: 2 E: 0 K: 0 S: 5	H: 2 LOB: 0 BB: 0 P: 5	R: 0 E: 0 K: 0 S: 4	H: 1 LOB: 3 BB: 2 P: 12	R: 1 E: 0 K: 0 S: 6	H: 1 LOB: 0 BB: 1 P: 7	R: 1 E: 0 K: 1 S: 6	H: 1 LOB: 0 BB: 0 P: 6	R: 4 E: 0 K: 0 S: 6	H: 3 LOB: 2 BB: 2 P: 14	R: 0 E: 0 K: 0 S: 4	H: 1 LOB: 1 BB: 0 P: 4	R: 0 E: 0 K: 3 S: 9	H: 0 LOB: 0 BB: 0 P: 9	1B: 8 2B: 1 3B: 0 HR: 2	SF: 0 SAC: 0 DP: 2 HBP: 0	WP: 1 PB: 0 SB: 2 CS: 0	PA: 38	
PITCHER	IP	WLS	BF	H	R	ER	SO	BB	IBB	HBP	BLK	WP	HR	S	P	ERA	WHIP				
Art Ditmar, R ERA: 3.72 (1, 1)	5.0	L	23	7	4	4	1	3	0	0	0	0	0	4	12	54.00	6.000				
Ralph Terry, R ERA: 4.02 (6, 1)	0.2		6	2	4	4	0	2	0	0	0	0	0	4	12	0.00	1.500				
John Gabler, R ERA: 4.15 (6, 1)	1.1		6	2	0	0	0	0	0	0	0	1	0	6	6	0.00	1.500				
Ryne Duren, R ERA: 5.47 (8, 1)	1.0		3	0	0	0	3	0	0	0	0	0	0	9	9	0.00	0.000				


New York Yankees @ Cleveland Indians
Cleveland Municipal Stadium, Cleveland, OH
Wed Jul 20 1960, 7:05 PM EDT
Att: 27,353 - Unknown


AB	33
R	8
H	11
RBI	7
BB	5
SO	4
LOB	13



Batter	1	2	3	4	5	6	7	8	9	AB	R	H	RBI	BB	SO	LOB	TOP			
Luis Aparicio, R OBP: 0.298, SLG: 0.329 (1, 6)										4	2	2	0	1	0	0	Chicago White Sox @ New York Yankees Yankee Stadium, Bronx, NY Sat Jul 23, 1960, 3:33 AM EDT Att: 28,402 - Unknown - 86 F livebaseballscorecards.com			
Nellie Fox, L OBP: 0.342, SLG: 0.342 (1, 4)										4	1	0	0	1	0	3				
Minnie Minoso, R OBP: 0.399, SLG: 0.487 (1, 7)										5	1	4	3	0	0	0				
Roy Sievers, R OBP: 0.406, SLG: 0.544 (1, 3)										4	0	0	0	1	1	5				
Sherm Lollar, R OBP: 0.345, SLG: 0.365 (1, 2)										5	0	1	1	0	0	4				
Al Smith, R OBP: 0.383, SLG: 0.473 (9, PR)										4	0	2	0	1	0	3				
Jim Rivera, L OBP: 0.400, SLG: 0.667 (9, 9)										0	0	0	0	0	0	0				
Gene Freese, R OBP: 0.303, SLG: 0.462 (1, 5)										5	0	2	0	0	0	6				
Joe Hicks, L OBP: 0.279, SLG: 0.216 (1, 8)										2	1	0	0	2	0	4				
Jim Landis, R OBP: 0.367, SLG: 0.365 (6, 8)										1	0	0	0	0	1	2				
Bob Shaw, R OBP: 0.116, SLG: 0.075 (1, 1)										3	0	0	0	0	2	3				
Ted Kluszewski, L OBP: 0.340, SLG: 0.365 (9, PH)										1	0	0	0	0	0	2				
Gerry Staley, R OBP: 0.385, SLG: 0.300 (9, 1)										0	0	0	0	0	0	0				
Inning Stats	R: 0 E: 0 K: 0 S: 5	H: 2 LOB: 2 BB: 0 P: 5	R: 0 E: 0 K: 1 S: 6	H: 1 LOB: 1 BB: 0 P: 6	R: 0 E: 0 K: 0 S: 4	H: 1 LOB: 2 BB: 1 P: 4	R: 0 E: 0 K: 1 S: 6	H: 1 LOB: 2 BB: 1 P: 10	R: 1 E: 0 K: 1 S: 7	H: 2 LOB: 3 BB: 2 P: 15	R: 0 E: 0 K: 0 S: 3	H: 0 LOB: 0 BB: 0 P: 3	R: 0 E: 0 K: 0 S: 3	H: 0 LOB: 0 BB: 0 P: 3	R: 0 E: 0 K: 1 S: 6	H: 2 LOB: 2 BB: 0 P: 6	1B: 10 2B: 1 3B: 0 HR: 0	SF: 0 SAC: 1 DP: 1 HBP: 0	WP: 0 PB: 0 SB: 1 CS: 0	PA: 45
PITCHER	IP WLS BF H R ER SO BB IBB HBP BLK WP HR S P ERA WHIP	IP WLS BF H R ER SO BB IBB HBP BLK WP HR S P ERA WHIP																		
Whitey Ford, L ERA: 3.11 (1, 1)	5.1 L 30 8 5 3 3 4 1 0 0 0 0 0 31 51 5.06 2.250																			
Ralph Terry, R ERA: 3.95 (6, 1)	1.2 8 1 0 0 0 1 0 0 0 0 0 0 7 11 0.00 1.200																			
Bobby Shantz, L ERA: 2.61 (8, 1)	2.0 7 2 0 0 1 0 0 0 0 0 0 0 9 9 0.00 1.000																			

Batter	1	2	3	4	5	6	7	8	9	AB	R	H	RBI	BB	SO	LOB	BOTTOM			
Gil McDougald, R OBP: 0.321, SLG: 0.422 (1, 5)										3	0	1	1	0	0	0	Chicago White Sox @ New York Yankees Yankee Stadium, Bronx, NY Sat Jul 23, 1960, 3:33 AM EDT Att: 28,402 - Unknown - 86 F livebaseballscorecards.com			
Hector Lopez, R OBP: 0.364, SLG: 0.401 (1, 7)										4	1	1	0	0	0	2				
Yogi Berra, L OBP: 0.362, SLG: 0.480 (1, 2)										4	0	2	1	0	0	1				
Roger Maris, L OBP: 0.397, SLG: 0.697 (1, 9)										4	0	0	0	0	0	2				
Bill Skowron, R OBP: 0.361, SLG: 0.599 (1, 3)										4	1	3	1	0	1	1				
Tony Kubek, L OBP: 0.320, SLG: 0.430 (1, 8)										4	0	0	0	0	0	2				
Clete Boyer, R OBP: 0.281, SLG: 0.420 (1, 6)									3	0	0	0	0	0	1					
Kent Hadley, L OBP: 0.241, SLG: 0.420 (9, PH)									1	0	0	0	0	0	0					
Bobby Richardson, R OBP: 0.319, SLG: 0.327 (1, 4)									3	1	2	0	0	0	1					
Elston Howard, R OBP: 0.316, SLG: 0.403 (9, PH)									1	0	0	0	0	0	0					
Whitey Ford, L OBP: 0.316, SLG: 0.161 (1, 1)									2	0	1	0	0	0	1					
Ralph Terry, R OBP: 0.094, SLG: 0.065 (6, 1)										0	0	0	0	0	0	0				
Bob Cerv, R OBP: 0.340, SLG: 0.437 (7, PH)										1	0	0	0	0	1	1				
Bobby Shantz, R (8, 1)										0	0	0	0	0	0	0				
Mickey Mantle, S OBP: 0.409, SLG: 0.577 (9, PH)										1	0	0	0	0	0	0				
Inning Stats	R: 1 E: 0 K: 1 S: 7	H: 2 LOB: 1 BB: 0 P: 7	R: 0 E: 0 K: 0 S: 4	H: 1 LOB: 1 BB: 0 P: 4	R: 0 E: 0 K: 0 S: 4	H: 1 LOB: 1 BB: 0 P: 4	R: 0 E: 0 K: 0 S: 4	H: 1 LOB: 1 BB: 0 P: 4	R: 0 E: 0 K: 0 S: 3	H: 1 LOB: 0 BB: 0 P: 3	R: 1 E: 0 K: 1 S: 7	H: 2 LOB: 1 BB: 0 P: 7	R: 1 E: 0 K: 0 S: 4	H: 1 LOB: 0 BB: 0 P: 4	R: 0 E: 0 K: 0 S: 3	H: 0 LOB: 0 BB: 0 P: 3	1B: 7 2B: 2 3B: 0 HR: 1	SF: 0 SAC: 1 DP: 1 HBP: 0	WP: 0 PB: 0 SB: 0 CS: 0	PA: 36
PITCHER	IP WLS BF H R ER SO BB IBB HBP BLK WP HR S P ERA WHIP	IP WLS BF H R ER SO BB IBB HBP BLK WP HR S P ERA WHIP																		
Bob Shaw, R ERA: 3.36 (1, 1)	8.0 W 33 10 3 3 2 0 0 0 0 0 0 3 37 3.38 1.250																			
Gerry Staley, R ERA: 1.72 (9, 1)	1.0 S 3 0 0 0 0 0 0 0 0 0 0 3 37 0.00 0.000																			


Batter	1	2	3	4	5	6	7	8	9	AB	R	H	RBI	BB	SO	LOB	TOP				
Luis Aparicio, R OBP: 0.299, SLG: 0.329	0-3 K		0-0 6-3	4-0 BB		0-0 FC6-4 1B		0-3 K		4	0	1	0	1	2	1	<p>Chicago White Sox @ New York Yankees Yankee Stadium, Bronx, NY Sun Jul 24 1960, 3:33 AM EDT Unknown - 84 F</p> <p>livebaseballscores.com</p> <p>AB 34 R 6 H 12 RBI 6 BB 4 SO 5 LOB 16</p> 				
Nellie Fox, L OBP: 0.342, SLG: 0.343	0-0 FC6-4 1B			1-2 1B		0-0 FC6-4		0-0 F7		5	1	2	0	0	1	5					
Minnie Minoso, R OBP: 0.396, SLG: 0.482	0-0 FC6-4 FC5-4			0-0 SH1-4 1B SF8 1B	1-3	0-3 K		0-0 L7		5	1	1	0	0	1	3					
Roy Sievers, R OBP: 0.406, SLG: 0.554	0-0 FC5-4			0-0 SF8 SH1-4 1B 1B		0-0 F6		0-0 1-3		5	2	2	2	0	0	3					
Sherm Lollar, R OBP: 0.345, SLG: 0.364		0-0 F8		0-0 SH1-4		0-0 3B 1B		0-0 F5		3	1	1	0	0	0	0					
Al Smith, R OBP: 0.384, SLG: 0.472		0-0 F8		4-0 SF8 1B IBB		0-0 F7		0-0 G5-4-3 1B		3	1	1	0	1	0	1					
Gene Freese, R OBP: 0.398, SLG: 0.471		4-0 CS BB		0-0 SF8		0-0 3B		0-0 G5-4-3		2	0	1	2	1	0	1					
Sammy Esposito, R OBP: 0.302, SLG: 0.209				1-2 2-3 3-H		1-H 3B		0-0 1-2		0	0	0	0	0	0	0					
Joe Hicks, L OBP: 0.298, SLG: 0.225		0-0 CS		0-0 CS		0-0 1-3		0-0 4-3		3	0	1	0	1	0	1					
Jim Landis, R OBP: 0.367, SLG: 0.365		1-2 CS		0-0 1B		0-0 1B		0-0 K		0	0	0	0	0	0	0					
Billy Pierce, L OBP: 0.292, SLG: 0.233				0-0 F7		0-0 FC6-4 1B		0-3 K		4	0	2	2	0	1	1					
Turk Lown, R OBP: 0.333, SLG: 0.400				1-3 2-H 3-H		0-0 1B		0-0 K		0	0	0	0	0	0	0					
Frank Baumann, L OBP: 0.267, SLG: 0.120				0-0 1B		0-0 1B		0-0 K		0	0	0	0	0	0	0					
Inning Stats	R: 0 E: 1 K: 1 S: 6	H: 1 LOB: 1 BB: 0 P: 6	R: 0 E: 0 K: 0 S: 2	H: 0 LOB: 0 BB: 1 P: 6	R: 0 E: 0 K: 0 S: 3	H: 1 LOB: 0 BB: 0 P: 3	R: 4 E: 0 K: 1 S: 9	H: 4 LOB: 3 BB: 3 P: 21	R: 2 E: 0 K: 0 S: 6	H: 3 LOB: 1 BB: 0 P: 6	R: 0 E: 0 K: 1 S: 7	H: 2 LOB: 2 BB: 0 P: 7	R: 0 E: 0 K: 0 S: 3	H: 1 LOB: 0 BB: 0 P: 3	R: 0 E: 0 K: 0 S: 3	H: 0 LOB: 0 BB: 0 P: 3		1B: 10 2B: 0 3B: 1 HR: 1	SF: 1 SAC: 1 DP: 1 HBP: 0	WP: 0 PB: 0 CS: 2	PA: 41
PITCHER	IP WLS BF H R ER SO BB IBB HBP BLK WP HR S P ERA WHIP	4.2 L 25 9 6 6 2 3 1 0 0 0 1 25 41 11.57 2.571	0.1 1 0 0 0 0 0 0 0 0 0 0 0 1 1 0.00 0.000	3.0 11 3 0 0 3 0 0 0 0 0 0 0 17 17 0.00 1.000	1.0 3 0 0 0 0 0 0 0 0 0 0 0 3 3 0.00 0.000	PITCHER															
Jim Coates, R ERA: 4.67																					
Duke Maas, R ERA: 4.55																					
Johnny James, R ERA: 4.36																					
Ralph Terry, R ERA: 3.91																					

Batter	1	2	3	4	5	6	7	8	9	AB	R	H	RBI	BB	SO	LOB	BOTTOM			
Bobby Richardson, R OBP: 0.318, SLG: 0.326	0-0 L8			0-0 F7		0-0 F6		0-0 G6-3 1B		4	0	1	0	0	0	0	<p>Chicago White Sox @ New York Yankees Yankee Stadium, Bronx, NY Sun Jul 24 1960, 3:33 AM EDT Unknown - 84 F</p> <p>livebaseballscores.com</p> <p>AB 33 R 3 H 8 RBI 3 BB 0 SO 7 LOB 8</p> 			
Hector Lopez, R OBP: 0.358, SLG: 0.394	0-0 L9			0-3 K		0-3 K		0-0 G6-3		4	0	0	0	0	2	2				
Roger Maris, L OBP: 0.395, SLG: 0.691	0-0 4-3			0-3 K		0-0 F4		0-0 1B SF9 1B		4	1	1	0	0	1	0				
Bill Skowron, R OBP: 0.362, SLG: 0.598		0-0 L8			0-0 2B 1B 1B		0-0 F9		0-0 FC5-4 1B		4	1	2	0	0	0				
Tony Kubek, L OBP: 0.320, SLG: 0.430					0-0 LOB: 0 1B				1-3 FC5-4 1B		0	0	0	0	0	0				
Mickey Mantle, S OBP: 0.410, SLG: 0.582		0-3 K			0-0 1B 2B		0-0 1B		0-0 SF9		3	1	2	1	0	1				
Elaston Howard, R OBP: 0.315, SLG: 0.400		0-3 K			0-0 G6-4-3 1B		0-0 L8		0-0 FC5-4 FC6-4		4	0	1	2	0	1				
Gil McDougald, R OBP: 0.315, SLG: 0.414				0-0 F8		0-0 G6-4-3		0-0 F7		4	0	0	0	0	0	3				
Clete Boyer, R OBP: 0.282, SLG: 0.425				0-3 K		0-0 2B		0-0 F9		3	0	1	0	0	1	0				
Jim Coates, R ERA: 4.67				0-3 K		0-0 4-3		0-0 E5 1B		1	0	0	0	0	1	0				
Duke Maas, R ERA: 4.55										0	0	0	0	0	0	0				
Joe Demaestri, R ERA: 4.36										0	0	0	0	0	0	0				
Bob Cerv, R ERA: 4.36										0	0	0	0	0	0	0				
Ralph Terry, R ERA: 3.91										0	0	0	0	0	0	0				
Inning Stats	R: 0 E: 0 K: 0 S: 3	H: 0 LOB: 0 BB: 0 P: 3	R: 0 E: 0 K: 2 S: 7	H: 0 LOB: 0 BB: 0 P: 7	R: 0 E: 0 K: 2 S: 7	H: 0 LOB: 0 BB: 0 P: 7	R: 2 E: 0 K: 0 S: 6	H: 4 LOB: 1 BB: 0 P: 6	R: 0 E: 0 K: 1 S: 5	H: 0 LOB: 0 BB: 0 P: 5	R: 0 E: 0 K: 0 S: 4	H: 1 LOB: 1 BB: 0 P: 4	R: 0 E: 1 K: 0 S: 4	H: 1 LOB: 1 BB: 0 P: 4	R: 1 E: 0 K: 0 S: 5	H: 2 LOB: 1 BB: 0 P: 5		1B: 6 2B: 2 3B: 0 HR: 0	SF: 1 SAC: 0 DP: 2 HBP: 0	WP: 0 PB: 0 CS: 0
PITCHER	IP WLS BF H R ER SO BB IBB HBP BLK WP HR S P ERA WHIP	7.1 W 28 6 2 2 7 2 2 0 0 0 0 42 42 2.46 0.818	0.2 3 2 1 1 0 0 0 0 0 0 0 0 3 3 13.50 3.000	1.0 S 3 0 0 0 0 0 0 0 0 0 0 3 3 0.00 0.000	PITCHER															
Billy Pierce, L ERA: 3.22																				
Turk Lown, R ERA: 2.13																				
Frank Baumann, L ERA: 2.16																				

Batter	1	2	3	4	5	6	7	8	9	AB	R	H	RBI	BB	SO	LOB	TOP			
Joe Hicks, L OBP: 0.294, SLG: 0.227 (1, 8)										4	0	1	0	0	0	1				
Nelle Fox, L OBP: 0.339, SLG: 0.339 (1, 4)										4	0	0	0	0	0	1				
Minnie Minoso, R OBP: 0.395, SLG: 0.480 (1, 7)										4	0	1	0	0	0	0				
Roy Sievers, R OBP: 0.411, SLG: 0.555 (1, 3)										3	2	2	0	1	0	1				
Joe Ginsberg, L OBP: 0.398, SLG: 0.343 (1, 2)										4	0	2	0	0	1	2				
Al Smith, R OBP: 0.380, SLG: 0.466 (1, 9)										4	0	0	1	0	0	4				
Gene Freese, R OBP: 0.308, SLG: 0.471 (1, 5)										4	0	2	1	0	0	1				
Sammy Esposito, R OBP: 0.291, SLG: 0.200 (1, 6)																				
Earl Torgeson, L OBP: 0.500, SLG: 0.526 (7, PH)										2	0	0	0	0	0	3				
Luis Aparicio, R OBP: 0.299, SLG: 0.329 (7, 6)										1	0	1	0	0	0	0				
Billy Goodman, L OBP: 0.322, SLG: 0.294 (9, PH)										1	0	0	0	0	0	0				
Herb Score, L OBP: 0.308, SLG: 0.364 (1, 1)										1	0	0	0	0	0	0				
Russ Kemmerer, R (4, 1)										1	0	0	0	0	1	0				
Dick Donovan, L OBP: 0.100, SLG: 0.053 (6, 1)										0	0	0	0	0	0	0				
Ted Kluszewski, L OBP: 0.338, SLG: 0.362 (7, PH)										1	0	0	0	0	2					
Bob Rush, R OBP: 0.600, SLG: 0.500 (7, 1)										0	0	0	0	0	0	0				
Inning Stats	R: 0 E: 0 K: 0 S: 3	H: 1 LOB: 0 BB: 0 P: 3	R: 1 E: 0 K: 0 S: 5	H: 2 LOB: 1 BB: 0 P: 5	R: 0 E: 0 K: 0 S: 3	H: 0 LOB: 0 BB: 0 P: 3	R: 1 E: 0 K: 0 S: 5	H: 2 LOB: 2 BB: 1 P: 9	R: 0 E: 0 K: 1 S: 6	H: 1 LOB: 0 BB: 0 P: 6	R: 0 E: 0 K: 0 S: 4	H: 2 LOB: 1 BB: 0 P: 4	R: 0 E: 0 K: 0 S: 4	H: 1 LOB: 1 BB: 0 P: 4	R: 0 E: 0 K: 0 S: 3	H: 0 LOB: 0 BB: 0 P: 3	1B: 9 2B: 0 3B: 0 HR: 0	SF: 0 SAC: 0 DP: 2 HBP: 0	WP: 0 PB: 0 SB: 1 CS: 0	PA: 35
PITCHER	IP WLS BF H R ER SO BB IBB HBP BLK WP HR S P ERA WHIP																			
Eli Grba, R ERA: 4.28 (1, 1)	9.0 W 35 9 2 2 2 1 0 0 0 0 0 0 38 42 2.00 1.111																			

Chicago White Sox @ New York Yankees
Yankee Stadium, Bronx, NY
Sun Jul 24 1960, 7:05 PM EDT
Att: 60,002 - Unknown


AB 34
R 2
H 9
RBI 2
BB 1
SO 2
LOB 15



Batter	1	2	3	4	5	6	7	8	9	AB	R	H	RBI	BB	SO	LOB	BOTTOM			
Hector Lopez, R OBP: 0.364, SLG: 0.397 (1, 7)										3	1	2	2	1	0	2				
Tony Kubek, L OBP: 0.320, SLG: 0.430 (6, PR)										0	1	0	0	0	0	0				
Clete Boyer, R OBP: 0.279, SLG: 0.420 (1, 6)										2	0	0	1	0	1	1				
Roger Maris, L OBP: 0.398, SLG: 0.688 (1, 9)										4	1	2	2	1	1	2				
Bill Skowron, R OBP: 0.366, SLG: 0.597 (1, 3)										4	1	2	0	1	1	1				
Mickey Mantle, S OBP: 0.410, SLG: 0.589 (1, 8)										5	1	2	2	0	2	4				
Eli Grba, R OBP: 0.313, SLG: 0.402 (1, 2)										4	0	1	1	0	1	2				
Gil McDougald, R OBP: 0.322, SLG: 0.415 (1, 5)										4	1	2	0	1	1	2				
Bobby Richardson, R OBP: 0.320, SLG: 0.326 (1, 4)										3	2	1	0	1	0	2				
Eli Grba, R OBP: 0.417, SLG: 0.300 (1, 1)										2	0	1	0	1	0	1				
Inning Stats	R: 0 E: 0 K: 2 S: 7	H: 0 LOB: 2 BB: 2 P: 15	R: 0 E: 0 K: 0 S: 3	H: 0 LOB: 2 BB: 2 P: 11	R: 0 E: 0 K: 2 S: 8	H: 1 LOB: 2 BB: 1 P: 12	R: 3 E: 0 K: 0 S: 6	H: 3 LOB: 1 BB: 1 P: 10	R: 1 E: 0 K: 0 S: 5	H: 2 LOB: 1 BB: 0 P: 5	R: 3 E: 0 K: 0 S: 7	H: 4 LOB: 2 BB: 0 P: 7	R: 1 E: 0 K: 0 S: 5	H: 2 LOB: 1 BB: 0 P: 5	R: 0 E: 0 K: 3 S: 10	H: 1 LOB: 1 BB: 0 P: 10	1B: 11 2B: 1 3B: 0 HR: 1	SF: 1 SAC: 5 DP: 0 HBP: 0	WP: 2 PB: 0 SB: 2 CS: 0	PA: 43
PITCHER	IP WLS BF H R ER SO BB IBB HBP BLK WP HR S P ERA WHIP																			
Herb Score, L ERA: 5.14 (1, 1)	3.1 L 19 3 3 3 4 6 0 0 0 0 2 0 1 9 8.10 2.700																			
Russ Kemmerer, R ERA: 4.1 (4, 1)	1.2 9 4 2 2 0 0 0 0 0 0 1 9 9 10.80 2.400																			
Dick Donovan, R ERA: 5.61 (6, 1)	1.0 6 3 2 2 0 0 0 0 0 0 0 6 6 18.00 3.000																			
Bob Rush, R ERA: 5.26 (7, 1)	2.0 9 3 1 1 3 0 0 0 0 0 0 15 15 4.50 1.500																			

Chicago White Sox @ New York Yankees
Yankee Stadium, Bronx, NY
Sun Jul 24 1960, 7:05 PM EDT
Att: 60,002 - Unknown

AB 31
R 8
H 13
RBI 8
BB 6
SO 7
LOB 17



Batter	1	2	3	4	5	6	7	8	9	AB	R	H	RBI	BB	SO	LOB	TOP										
Johnny Temple, R OBP: 0.353, SLG: 0.356 (1, 5)										3	0	1	0	1	0	0	Cleveland Indians @ New York Yankees Yankee Stadium, Bronx, NY Thu Jul 28 1960, 3:33 AM EDT Unknown										
Ken Aspromonte, R OBP: 0.374, SLG: 0.405 (1, 4)										4	0	1	0	0	0	2											
Harvey Kuenn, R OBP: 0.375, SLG: 0.415 (1, 9)										3	0	1	0	1	0	1											
Jim Piersall, R OBP: 0.327, SLG: 0.484 (1, 8)										4	0	1	0	0	1	3											
Vic Power, R OBP: 0.343, SLG: 0.419 (1, 3)										4	0	1	0	0	1	1											
Red Wilson, R OBP: 0.297, SLG: 0.268 (1, 2)										4	0	1	0	0	0	2											
Tito Francona, L OBP: 0.374, SLG: 0.416 (1, 7)										4	0	1	0	0	1	2											
Rocky Bridges, R OBP: 0.111, SLG: 0.111 (1, 6)										4	0	0	0	0	0	3											
Jim Perry, S OBP: 0.250, SLG: 0.275 (1, 1)										2	0	0	0	0	1	0											
John Romano, R OBP: 0.315, SLG: 0.445 (8, PH)										1	0	0	0	0	0	0											
Mudcat Grant, R OBP: 0.222, SLG: 0.212 (8, 1)										0	0	0	0	0	0	0											
Inning Stats	R: 0 E: 0 K: 1 S: 6	H: 1 LOB: 1 BB: 0 P: 6	R: 0 E: 0 K: 1 S: 6	H: 1 LOB: 1 BB: 0 P: 6	R: 0 E: 0 K: 1 S: 6	H: 1 LOB: 2 BB: 1 P: 10	R: 0 E: 0 K: 0 S: 3	H: 0 LOB: 0 BB: 0 P: 3	R: 0 E: 0 K: 0 S: 5	H: 0 LOB: 1 BB: 1 P: 7	R: 0 E: 0 K: 0 S: 3	H: 0 LOB: 0 BB: 0 P: 3	R: 0 E: 0 K: 0 S: 4	H: 1 LOB: 1 BB: 0 P: 4	R: 0 E: 0 K: 0 S: 5	H: 2 LOB: 2 BB: 0 P: 5	1B: 7 2B: 0 3B: 0 HR: 0	SF: 0 SAC: 0 DP: 1 HBP: 0	WP: 0 PB: 0 CS: 0	PA: 35							
PITCHER	IP	WLS	BF	H	R	ER	SO	BB	IBB	HBP	BLK	WP	HR	S	P	ERA	WHIP										
Whitey Ford, L ERA: 2.97 (1, 1)	5.0	W	20	4	0	0	3	2	0	0	0	0	0	24	32	0.00	1.200										
Bobby Shantz, L ERA: 2.36 (6, 1)	4.0	S	15	3	0	0	1	0	0	0	0	0	0	17	17	0.00	0.750										

Batter	1	2	3	4	5	6	7	8	9	AB	R	H	RBI	BB	SO	LOB	BOTTOM											
Hector Lopez, R OBP: 0.370, SLG: 0.406 (1, 7)										3	0	2	0	0	0	0	Cleveland Indians @ New York Yankees Yankee Stadium, Bronx, NY Thu Jul 28 1960, 3:33 AM EDT Unknown											
Tony Kubek, L OBP: 0.325, SLG: 0.442 (1, 6)										3	1	2	2	0	0	1												
Yogi Berra, L OBP: 0.368, SLG: 0.481 (1, 2)										4	0	2	0	0	0	2												
Roger Maris, L OBP: 0.395, SLG: 0.675 (1, 9)										4	0	0	0	0	1	4												
Bill Skowron, R OBP: 0.360, SLG: 0.585 (1, 3)										4	0	0	0	0	0	1												
Mickey Mantle, S OBP: 0.406, SLG: 0.600 (1, 8)										4	1	1	1	0	0	0												
Clete Boyer, R OBP: 0.286, SLG: 0.441 (1, 5)										3	1	2	1	1	0	0												
Bobby Richardson, R OBP: 0.317, SLG: 0.323 (1, 4)										3	0	0	0	0	0	2												
Whitey Ford, L OBP: 0.325, SLG: 0.156 (1, 1)										1	1	0	0	1	1	1												
Bobby Shantz, R ERA: 2.36 (6, 1)										1	0	0	0	0	0	0												
Inning Stats	R: 0 E: 0 K: 1 S: 6	H: 2 LOB: 1 BB: 0 P: 6	R: 0 E: 0 K: 0 S: 3	H: 0 LOB: 1 BB: 1 P: 7	R: 2 E: 0 K: 0 S: 5	H: 2 LOB: 1 BB: 1 P: 9	R: 0 E: 0 K: 1 S: 6	H: 1 LOB: 1 BB: 0 P: 6	R: 0 E: 0 K: 0 S: 4	H: 1 LOB: 1 BB: 0 P: 4	R: 2 E: 0 K: 0 S: 5	H: 2 LOB: 0 BB: 0 P: 5	R: 0 E: 0 K: 0 S: 4	H: 1 LOB: 1 BB: 0 P: 4	R: 0 E: 0 K: 0 S: 3	H: 0 LOB: 0 BB: 0 P: 3	1B: 5 2B: 1 3B: 0 HR: 3	SF: 0 SAC: 2 DP: 1 HBP: 0	WP: 0 PB: 0 CS: 0	PA: 34								
PITCHER	IP	WLS	BF	H	R	ER	SO	BB	IBB	HBP	BLK	WP	HR	S	P	ERA	WHIP											
Jim Perry, R ERA: 3.32 (1, 1)	7.0	L	31	9	4	4	2	2	0	0	0	0	0	3	33	41	5.14	1.571										
Mudcat Grant, R ERA: 4.25 (8, 1)	1.0		3	0	0	0	0	0	0	0	0	0	0	3	3	0.00	0.000											

Batter	1	2	3	4	5	6	7	8	9	AB	R	H	RBI	BB	SO	LOB	TOP					
Johnny Temple, R OBP: 0.337, SLG: 0.355 Bubba Phillips, R OBP: 0.254, SLG: 0.295 Chuck Tanner, L OBP: 0.275, SLG: 0.381 Ted Bowsfield, R OBP: 0.235, SLG: 0.143 Bobby Locke, R OBP: 0.215, SLG: 0.357 John Romano, R OBP: 0.314, SLG: 0.443	F4			5-3	K		K		F8	1	0	0	0	0	0	0	Cleveland Indians @ New York Yankees Yankee Stadium, Bronx, NY Thu Jul 28 1960, 7:05 PM EDT Att: 39,812 - Unknown					
Ken Aspromonte, R OBP: 0.374, SLG: 0.402	L7			2B BB		F4	BB 1B		FC5-4	4	0	1	1	1	0	1						
Marty Keough, L OBP: 0.322, SLG: 0.357				F8			HR			2	1	1	1	2	0	1						
Tito Francona, L OBP: 0.375, SLG: 0.419	CS		K				1B BB		F6	3	0	1	0	1	1	2						
Jim Piersall, R OBP: 0.326, SLG: 0.481			K						L9	4	0	1	0	0	1	2						
Vic Power, R OBP: 0.339, SLG: 0.414				F7			1B			4	0	0	0	0	2							
Red Wilson, R OBP: 0.302, SLG: 0.275					4-3		F8		1-3	4	0	0	0	0	2							
Rocky Bridges, R OBP: 0.250, SLG: 0.250 Miguel de la Hoz, R OBP: 0.368, SLG: 0.588				L3			1B		F9	4	0	2	0	0	2							
Barry Latman, R OBP: 0.200, SLG: 0.143 Gary Bell, R OBP: 0.208, SLG: 0.178 Bob Hale, L OBP: 0.260, SLG: 0.333							1B 1B		FC5-4	3	1	2	0	0	0	1						
				5-3	K		4-3		K	1	0	0	0	0	0	0						
Inning Stats	R: 0 E: 0 K: 0 S: 2	H: 0 LOB: 0 BB: 1 P: 6	R: 0 E: 0 K: 2 S: 7	H: 0 LOB: 0 BB: 0 P: 7	R: 0 E: 0 K: 2 S: 3	H: 1 LOB: 0 BB: 1 P: 3	R: 0 E: 0 K: 0 S: 4	H: 1 LOB: 2 BB: 1 P: 8	R: 0 E: 0 K: 2 S: 9	H: 2 LOB: 2 BB: 0 P: 9	R: 1 E: 0 K: 0 S: 5	H: 2 LOB: 2 BB: 1 P: 9	R: 1 E: 0 K: 1 S: 7	H: 2 LOB: 2 BB: 1 P: 11	R: 0 E: 0 K: 0 S: 3	H: 0 LOB: 0 BB: 0 P: 3	R: 0 E: 0 K: 1 S: 6	H: 1 LOB: 1 BB: 0 P: 6	1B: 7 2B: 2 3B: 0 HR: 1	SF: 0 SAC: 0 DP: 1 HBP: 0	WP: 0 PB: 0 SB: 0 CS: 1	PA: 39
PITCHER	IP WLS BF H R ER SO BB IBB HBP BLK WP HR S P ERA WHIP	7.0 W 31 8 2 2 5 4 0 0 0 0 1 37 53 2.57 1.714	2.0 S 7 1 0 0 1 0 0 0 0 0 0 9 9 0.00 0.500	PITCHER										IP WLS BF H R ER SO BB IBB HBP BLK WP HR S P ERA WHIP								

AB	34
R	2
H	9
RBI	2
BB	4
SO	6
LOB	19



Batter	1	2	3	4	5	6	7	8	9	AB	R	H	RBI	BB	SO	LOB	BOTTOM			
Hector Lopez, R OBP: 0.371, SLG: 0.405	1B 2B BB	6-3 WP 1B			F9	4-3				3	2	1	0	1	0	0	Cleveland Indians @ New York Yankees Yankee Stadium, Bronx, NY Thu Jul 28 1960, 7:05 PM EDT Att: 39,812 - Unknown			
Tony Kubek, L OBP: 0.327, SLG: 0.441	2B FC3 1B	6-3			1B E BB	F9				3	2	1	0	1	0	1				
Yogi Berra, L OBP: 0.370, SLG: 0.486 Elston Howard, R OBP: 0.317, SLG: 0.403	FC3 1-3 2-H	1-3			1B E 1B	4-3				4	1	2	1	0	0	0				
Roger Maris, L OBP: 0.393, SLG: 0.669	FC3 1B 2-3 3-H				E3 1B 1B		F8			3	2	0	2	1	0	2				
Bill Skowron, R OBP: 0.356, SLG: 0.577 Kent Hadley, L OBP: 0.241, SLG: 0.420	FC3-2-5 1B FC6-4				F4		K			4	1	0	0	0	2	5				
Mickey Mantle, S OBP: 0.408, SLG: 0.601 Joe Demaestri, R OBP: 0.200, SLG: 0.200	FC6-4 1B									0	0	0	0	0	0	0				
Clete Boyer, R OBP: 0.285, SLG: 0.437	FC6-4 1B				K					3	1	2	2	0	1	0				
Bobby Richardson, R OBP: 0.320, SLG: 0.325	F7				F9					4	0	2	1	0	0	1				
Bob Turley, R OBP: 0.147, SLG: 0.152 Ryne Duren, R		F2			K					3	0	0	0	0	1	2				
										1	0	0	0	0	0	1				
Inning Stats	R: 4 E: 0 K: 0 S: 7	H: 3 LOB: 1 BB: 1 P: 11	R: 1 E: 0 K: 0 S: 4	H: 1 LOB: 0 BB: 0 P: 4	R: 0 E: 0 K: 2 S: 6	H: 0 LOB: 0 BB: 1 P: 10	R: 0 E: 0 K: 2 S: 7	H: 0 LOB: 0 BB: 0 P: 7	R: 4 E: 1 K: 0 S: 8	H: 4 LOB: 2 BB: 1 P: 12	R: 0 E: 0 K: 0 S: 3	H: 0 LOB: 0 BB: 0 P: 3	R: 0 E: 0 K: 1 S: 5	H: 0 LOB: 0 BB: 0 P: 5	R: 0 E: 0 K: 0 S: 3	H: 1 LOB: 0 BB: 0 P: 3	1B: 8 2B: 1 3B: 0 HR: 0	SF: 0 SAC: 0 DP: 1 HBP: 0	WP: 2 PB: 0 SB: 0 CS: 1	PA: 36
PITCHER	IP WLS BF H R ER SO BB IBB HBP BLK WP HR S P ERA WHIP	0.1 L 12 1 1 1 4 1 0 0 0 2 0 19 23 2.46 0.545	1.0 9 4 4 1 0 1 0 0 0 0 0 8 12 9.00 5.000	3.0 9 1 0 0 1 0 0 0 0 0 0 11 11 0.00 0.333	PITCHER										IP WLS BF H R ER SO BB IBB HBP BLK WP HR S P ERA WHIP					



Batter	1	2	3	4	5	6	7	8	9	AB	R	H	RBI	BB	SO	LOB	TOP				
Russ Snyder, L OBP: 0.335, SLG: 0.399 (1, 8)	0-0 4-3			0-0 1B BLK SF7 1B	0-0 4-3			0-3 K		4	1	1	0	0	1	0					
Jerry Lumpe, L OBP: 0.321, SLG: 0.365 (1, 4)	0-0 F9			0-0 BB HR 1B	0-0 4-3			0-0 5-3		4	1	1	0	0	0	0					
Whitney Herzog, L OBP: 0.366, SLG: 0.425 Bill Tuttle, R OBP: 0.313, SLG: 0.301 (6, PH)	0-0 F7			0-0 SF7				0-3 K		2	0	0	1	0	0	0					
Norm Siebern, L OBP: 0.375, SLG: 0.489 (1, 7)		0-0 L6		0-0 3-H F8				0-0 3-1		4	0	0	0	0	0	1					
Dick Williams, R OBP: 0.333, SLG: 0.377 (1, 5)		0-3 K		4-0 BB HR 1B				0-0 5-3		3	1	0	0	1	1	0					
Danny Kravitz, L OBP: 0.270, SLG: 0.383 (1, 2)	0-0 F9			0-0 1-H 2-H HR				0-0 F8		4	1	1	3	0	0	0					
Mary Throneberry, L OBP: 0.277, SLG: 0.430 (1, 3)			0-0 G3	0-0 WP 1B				0-0 HR		3	1	2	1	0	0	0					
Ken Hamlin, R OBP: 0.266, SLG: 0.236 (1, 6)			0-3 K	0-0 F3				0-0 1-3		3	0	0	0	0	1	1					
Ray Herbert, R OBP: 0.245, SLG: 0.140 (1, 1)			0-3 K		0-0 L5			0-0 F8		3	0	0	0	0	1	0					
Inning Stats	R: 0 E: 0 K: 0 S: 3	H: 0 LOB: 0 BB: 0 P: 3	R: 0 E: 0 K: 1 S: 5	H: 0 LOB: 0 BB: 0 P: 5	R: 0 E: 0 K: 2 S: 7	H: 0 LOB: 0 BB: 0 P: 7	R: 4 E: 0 K: 0 S: 7	H: 4 LOB: 1 BB: 1 P: 11	R: 0 E: 0 K: 0 S: 3	H: 0 LOB: 0 BB: 0 P: 3	R: 1 E: 0 K: 0 S: 4	H: 1 LOB: 0 BB: 0 P: 4	R: 0 E: 0 K: 2 S: 7	H: 0 LOB: 0 BB: 0 P: 7	R: 0 E: 0 K: 0 S: 3	H: 0 LOB: 0 BB: 0 P: 3	1B: 3 2B: 0 3B: 0 HR: 2	SF: 1 SAC: 0 DP: 0 HBP: 0	WP: 1 PB: 0 SB: 0 CS: 0	PA: 33	
PITCHER	IP	WLS	BF	H	R	ER	SO	BB	IBB	HBP	BLK	WP	HR	S	P	ERA	WHIP				
Eli Grba, R ERA: 4.78 Jim Coates, R ERA: 4.59 Duke Maas, R ERA: 4.7 Luis Arroyo, L ERA:	4.0	L	17	4	4	4	3	1	0	0	1	1	1	22	26	9.00	1.250				

Kansas City Athletics @ New York Yankees
Yankee Stadium, Bronx, NY
Fri Jul 29 1960, 7:05 PM EDT
Att: 15,635 - Unknown - 79 F

AB 31
R 5
H 5
RBI 5
BB 1
SO 5
LOB 2



Batter	1	2	3	4	5	6	7	8	9	AB	R	H	RBI	BB	SO	LOB	BOTTOM				
Hector Lopez, R OBP: 0.366, SLG: 0.398 (1, 7)	0-3 K		0-0 1-3			0-0 2B 2B		0-0 5-3		4	1	0	0	0	1	1					
Tony Kubek, L OBP: 0.331, SLG: 0.448 (1, 6)	0-0 4-3			0-0 F8 1B		0-0 1-3 2B 2B		0-0 FC4-6 1B		4	1	3	0	0	0	0					
Roger Maris, L OBP: 0.389, SLG: 0.660 (1, 9)	0-0 F6			0-0 F8		0-0 F3		0-0 FC4-6 FC6-4		4	0	0	0	0	0	4					
Bill Skowron, R OBP: 0.355, SLG: 0.576 (1, 3)		0-0 F9		0-3 K		0-0 2B 2B		0-0 FC6-4		4	0	1	2	0	1	2					
Mickey Mantle, S OBP: 0.404, SLG: 0.593 (1, 8)		0-0 F2		0-0 6-3		0-3 K			0-3 K	4	0	0	0	0	2	2					
Elaston Howard, R OBP: 0.312, SLG: 0.396 (1, 2)		0-0 5-3			0-0 6-3		0-0 5-3		0-3 K	4	0	0	0	0	1	0					
Clete Boyer, R OBP: 0.294, SLG: 0.440 (1, 5)			0-0 E 1B	4-0 G6-4-3 BB		0-0 FC6-4 1B		0-0 5-3		3	0	2	0	1	0	0					
Bobby Richardson, R OBP: 0.317, SLG: 0.322 Luis Arroyo, L OBP: 0.337, SLG: 0.432 (8, 1)			0-0 F7	0-0 G6-4-3		0-0 FC6-4				3	0	0	0	0	0	3					
Eli Grba, R OBP: 0.365, SLG: 0.273 Jim Coates, R OBP: 0.341, SLG: 0.366 Kent Hensley, R OBP: 0.228, SLG: 0.412 Duke Maas, R OBP: 0.337, SLG: 0.432 Bob Cerv, R OBP: 0.337, SLG: 0.432 (8, 7)			0-0 F7		0-0 F8		0-3 K			1	0	0	0	0	0	1					
Inning Stats	R: 0 E: 0 K: 1 S: 5	H: 0 LOB: 0 BB: 0 P: 5	R: 0 E: 0 K: 0 S: 3	H: 0 LOB: 0 BB: 0 P: 3	R: 0 E: 1 K: 0 S: 4	H: 1 LOB: 1 BB: 0 P: 4	R: 0 E: 0 K: 1 S: 6	H: 1 LOB: 1 BB: 0 P: 6	R: 0 E: 0 K: 1 S: 8	H: 2 LOB: 1 BB: 0 P: 8	R: 0 E: 0 K: 1 S: 6	H: 1 LOB: 1 BB: 0 P: 6	R: 0 E: 0 K: 0 S: 4	H: 1 LOB: 1 BB: 0 P: 4	R: 0 E: 0 K: 2 S: 7	H: 0 LOB: 0 BB: 0 P: 7	1B: 4 2B: 2 3B: 0 HR: 0	SF: 0 SAC: 0 DP: 1 HBP: 0	WP: 0 PB: 0 SB: 0 CS: 0	PA: 34	
PITCHER	IP	WLS	BF	H	R	ER	SO	BB	IBB	HBP	BLK	WP	HR	S	P	ERA	WHIP				
Ray Herbert, R ERA: 3.29	9.0	W	34	6	2	0	6	1	0	0	0	0	0	45	49	0.00	0.778				

Kansas City Athletics @ New York Yankees
Yankee Stadium, Bronx, NY
Fri Jul 29 1960, 7:05 PM EDT
Att: 15,635 - Unknown - 79 F

AB 33
R 2
H 6
RBI 2
BB 1
SO 6
LOB 14




Batter	1	2	3	4	5	6	7	8	9	AB	R	H	RBI	BB	SO	LOB	TOP			
Russ Snyder, L (1, 8) OBP: 0.330, SLG: 0.391	0-0 4-3		0-0 6-3			0-0 FC4-6 BB 1B		0-0 F8		4	0	1	0	0	0	1	Kansas City Athletics @ New York Yankees Yankee Stadium, Bronx, NY Sun Jul 31 1960, 3:38 AM EDT Att: 29,012 - Unknown livebaseballscorecards.com			
Jerry Lumpe, L (1, 4) OBP: 0.316, SLG: 0.359	0-0 3-1			0-0 G4-6-3 1B		4-0 FC4-6 1-2 BB		0-0 F8		3	0	1	0	1	0	1				
Whitey Herzog, L (1, 9) OBP: 0.365, SLG: 0.429	0-0 3B			0-0 G4-6-3 1-2		0-0 FC4-6 1-2 2-3		0-0 6-3		4	0	1	0	0	0	4				
Norm Siebern, L (1, 7) OBP: 0.374, SLG: 0.481	0-0 F7			4-0 BB		0-0 F7			0-0 E5	3	0	0	0	1	0	3				
Dick Williams, R (1, 5) OBP: 0.329, SLG: 0.371		0-0 F8		0-0 F6			0-0 F2		0-0 F8 1B 1B	4	0	1	0	0	0	1				
Danny Kravitz, L (1, 2) OBP: 0.269, SLG: 0.376		0-0 5-3			0-0 F5		0-0 F9		0-0 1-2 1B	4	0	1	0	0	0	0				
Mary Throneberry, L (1, 3) OBP: 0.289, SLG: 0.456		0-0 F2			4-0 G6-4-3 BB		0-0 2B		0-0 F8 2-3	3	0	1	0	1	0	2				
Ken Hamlin, R (1, 6) OBP: 0.269, SLG: 0.234 Andy Carey, R (9, PH) OBP: 0.269, SLG: 0.474			0-0 F2		0-0 G6-4-3 1-2		0-3 K		0-3 K	3	0	0	0	0	1	2				
Bud Daley, L (1, 1) OBP: 0.233, SLG: 0.170 Lou Klimchuck, L (6, PH) OBP: 0.300, SLG: 0.300 John Briggs, R (6, PH) OBP: 0.125, SLG: 0.125 Hank Bauer, R (8, PH) OBP: 0.335, SLG: 0.407 Bob Davis, R (8, 1)			0-0 6-3			0-0 F9		0-0 2B		1	0	0	0	0	0	0				
Inning Stats	R: 0 E: 0 K: 0 S: 4	H: 1 LOB: 1 BB: 0 P: 4	R: 0 E: 0 K: 0 S: 3	H: 0 LOB: 0 BB: 0 P: 3	R: 0 E: 0 K: 0 S: 3	H: 1 LOB: 1 BB: 1 P: 7	R: 0 E: 0 K: 0 S: 2	H: 0 LOB: 0 BB: 1 P: 6	R: 0 E: 0 K: 0 S: 4	H: 1 LOB: 2 BB: 1 P: 8	R: 0 E: 0 K: 1 S: 6	H: 1 LOB: 0 BB: 0 P: 6	R: 0 E: 0 K: 0 S: 4	H: 1 LOB: 1 BB: 0 P: 4	R: 0 E: 1 K: 1 S: 7	H: 2 LOB: 2 BB: 0 P: 7		1B: 4 2B: 2 3B: 1 HR: 0	SF: 0 SAC: 0 DP: 2 HBP: 0	WP: 0 PB: 0 SB: 0 CS: 0
PITCHER Art Ditmar, R (1, 1) ERA: 3.3	IP: 9.0 WLS: W BF: 35 H: 7 R: 0 ER: 0 SO: 2 BB: 3 IBB: 0 HBP: 0 BLK: 0 WP: 0 HR: 0 S: 36 P: 48 ERA: 0.00 WHIP: 1.111															PITCHER				

Batter	1	2	3	4	5	6	7	8	9	AB	R	H	RBI	BB	SO	LOB	BOTTOM			
Gil McDougald, R (1, 5) OBP: 0.324, SLG: 0.410	0-3 K	0-0 2-H 3-H 1B			4-0 CS BB		0-0 1B 1B			3	1	2	2	1	1	0	Kansas City Athletics @ New York Yankees Yankee Stadium, Bronx, NY Sun Jul 31 1960, 3:38 AM EDT Att: 29,012 - Unknown livebaseballscorecards.com			
Hector Lopez, R (1, 7) OBP: 0.385, SLG: 0.399 Tony Kubek, L (7, PH) OBP: 0.336, SLG: 0.449	4-0 BB	0-3 K			4-0 FC4 BB		0-0 F6			1	0	0	0	2	1	1				
Roger Maris, L (1, 9) OBP: 0.382, SLG: 0.645	0-3 K		0-3 K		0-3 K		0-0 1B E 1B			4	1	1	0	0	3	2				
Bill Skowron, R (1, 3) OBP: 0.353, SLG: 0.576 Kent Hadley, L (8, 3) OBP: 0.250, SLG: 0.412	0-3 K				0-0 FC4		0-0 E8 1B			4	1	2	2	0	1	2				
Mickey Mantle, S (1, 8) OBP: 0.408, SLG: 0.599		0-0 2B SF8 1B		0-0 F5		4-0 6-3 SH1-3 BB		0-3 K		3	1	1	0	1	1	1				
Elston Howard, R (1, 2) OBP: 0.314, SLG: 0.397		0-0 6-3 1B 2B		0-0 6-3		0-0 SH1-3		0-3 K		3	1	1	0	0	1	0				
Clete Boyer, R (1, 6) OBP: 0.294, SLG: 0.432		4-0 6-3 1B BB			0-0 F8		0-0 6-3		0-0 F8	3	1	0	0	1	0	1				
Bobby Richardson, R (1, 4) OBP: 0.311, SLG: 0.317		0-0 SF8			0-0 F8		0-0 5-3		0-0 E5	3	0	0	1	0	0	1				
Art Ditmar, R (1, 1) OBP: 0.238, SLG: 0.250		3-H 6-3			0-0 G3		0-0 6-3		0-0 4-3	4	0	0	0	0	0	3				
Inning Stats	R: 0 E: 0 K: 3 S: 9	H: 0 LOB: 1 BB: 1 P: 13	R: 3 E: 0 K: 1 S: 8	H: 3 LOB: 1 BB: 1 P: 12	R: 1 E: 0 K: 1 S: 6	H: 1 LOB: 0 BB: 0 P: 6	R: 0 E: 0 K: 0 S: 3	H: 0 LOB: 0 BB: 0 P: 3	R: 0 E: 0 K: 1 S: 4	H: 0 LOB: 1 BB: 2 P: 12	R: 2 E: 0 K: 1 S: 8	H: 3 LOB: 1 BB: 0 P: 8	R: 0 E: 1 K: 1 S: 6	H: 0 LOB: 1 BB: 0 P: 6	R: 0 E: 1 K: 1 S: 6	H: 0 LOB: 1 BB: 0 P: 6		1B: 5 2B: 1 3B: 0 HR: 1	SF: 1 SAC: 1 DP: 0 HBP: 0	WP: 0 PB: 0 SB: 1 CS: 1
PITCHER Bud Daley, L (1, 1) ERA: 4.37 John Briggs, R (6, 1) ERA: 4.46 Bob Davis, R (8, 1) ERA: 1.5	IP: 5.0 WLS: L BF: 22 H: 4 R: 4 ER: 4 SO: 6 BB: 4 IBB: 0 HBP: 0 BLK: 0 WP: 0 HR: 1 S: 30 P: 46 ERA: 7.20 WHIP: 1.600															PITCHER				


Batter	1	2	3	4	5	6	7	8	9	AB	R	H	RBI	BB	SO	LOB	TOP					
Eddie Yost, R OBP: 0.411, SLG: 0.381 (1,5)	F3		BB				G6-4-3			2	0	0	0	2	0	1	Detroit Tigers @ New York Yankees Yankee Stadium, Bronx, NY Mon Aug 01 1960, 7:05 PM EDT Att: 19,840 - Unknown - 78 F					
Neil Christley, L OBP: 0.307, SLG: 0.436 (1,7)	F7		K		FC3-6			4-3		4	0	0	1	0	1	3						
Frank Bolling, R OBP: 0.308, SLG: 0.365 (1,4)	K			6-3	F2					4	0	1	0	0	1	2						
Rocky Colavito, R OBP: 0.338, SLG: 0.503 (1,9)		6-3			FC3-6		F7			4	0	1	0	0	1	1						
Norm Cash, L OBP: 0.385, SLG: 0.459 (1,3)		K			FC3-6		F6			4	0	0	0	0	2	2						
Al Kaline, R OBP: 0.320, SLG: 0.378 (1,8)		HR		L1-3			L6			4	1	1	1	0	0	1						
Lou Berberet, L OBP: 0.309, SLG: 0.254 Harry Chiti, R OBP: 0.281, SLG: 0.325 (9, PH)		K			BB	1B	FC3-6			2	1	0	0	1	1	1						
Chico Fernandez, R OBP: 0.307, SLG: 0.339 (1,6)				L9			L9			4	0	0	0	0	1	1						
Pete Burnside, R OBP: 0.227, SLG: 0.150 Ozzie Virgil, R OBP: 0.211, SLG: 0.263 Bill Fischer, R OBP: 0.238, SLG: 0.316 (7, PH)				L4			FC3-6	BB		2	0	1	0	0	0	0						
								G6-4-3		1	0	1	0	0	0	0						
										0	0	0	0	0	0	0						
Inning Stats	R: 0 E: 0 K: 1 S: 5	H: 0 LOB: 0 BB: 0 P: 5	R: 1 E: 0 K: 2 S: 8	H: 1 LOB: 0 BB: 0 P: 8	R: 0 E: 0 K: 1 S: 5	H: 0 LOB: 1 BB: 1 P: 9	R: 0 E: 0 K: 0 S: 4	H: 1 LOB: 1 BB: 0 P: 4	R: 1 E: 0 K: 0 S: 4	H: 1 LOB: 2 BB: 2 P: 12	R: 0 E: 1 K: 0 S: 4	H: 0 LOB: 1 BB: 0 P: 4	R: 0 E: 0 K: 0 S: 3	H: 1 LOB: 0 BB: 0 P: 3	R: 0 E: 0 K: 2 S: 8	H: 1 LOB: 1 BB: 0 P: 8	R: 0 E: 0 K: 2 S: 7	H: 0 LOB: 0 BB: 0 P: 7	1B: 4 2B: 0 3B: 0 HR: 1	SF: 0 SAC: 0 DP: 1 HBP: 0	WP: 0 PB: 0 SB: 0 CS: 0	PA: 35
PITCHER	IP WLS BF H R ER SO BB IBB HBP BLK WP HR S P ERA WHIP	IP WLS BF H R ER SO BB IBB HBP BLK WP HR S P ERA WHIP																				
Ralph Terry, R ERA: 3.86 Luis Arroyo, L ERA:	(1,1) 6.0 W 25 3 2 2 4 3 0 0 0 0 1 30 42 3.00 1.000	(7,1) 3.0 S 10 2 0 0 4 0 0 0 0 0 0 18 18 0.00 0.667																				

Batter	1	2	3	4	5	6	7	8	9	AB	R	H	RBI	BB	SO	LOB	BOTTOM			
Bobby Richardson, R OBP: 0.310, SLG: 0.315 (1,4)	L9	5-3			L5			F2		5	0	1	0	0	0	1	Detroit Tigers @ New York Yankees Yankee Stadium, Bronx, NY Mon Aug 01 1960, 7:05 PM EDT Att: 19,840 - Unknown - 78 F			
Roger Maris, L OBP: 0.383, SLG: 0.644 (1,9)	1B	BB			K		5-3			4	1	2	0	0	1	2				
Mickey Mantle, S OBP: 0.409, SLG: 0.599 (1,8)	1B	BB			L8			F7		3	0	1	0	1	0	1				
Bill Skowron, R OBP: 0.355, SLG: 0.575 (1,3)	1B				F9			K		4	0	2	0	0	1	2				
Gil McDougald, R OBP: 0.331, SLG: 0.414 (1,5)								F9		3	1	2	1	1	0	1				
Hector Lopez, R OBP: 0.385, SLG: 0.398 Tony Kubek, L OBP: 0.338, SLG: 0.451 (7, PH)	9-2				F4					3	1	1	0	0	0	5				
								1B		1	0	1	0	0	0	0				
Clete Boyer, R OBP: 0.294, SLG: 0.428 (1,6)					5-3			K		2	0	0	0	0	1	2				
Johnny Blanchard, L OBP: 0.231, SLG: 0.167 (1,2)					K			G3		4	0	1	1	0	2	1				
Ralph Terry, R ERA: 3.27 Bob Cerv, R OBP: 0.332, SLG: 0.425 Luis Arroyo, L ERA: 4.57 (7,1)					L5			4-3		1	0	0	0	0	0	0				
										1	0	0	1	0	0	1				
										1	0	0	0	0	0	0				
Inning Stats	R: 1 E: 0 K: 0 S: 5	H: 3 LOB: 2 BB: 1 P: 9	R: 0 E: 0 K: 1 S: 5	H: 0 LOB: 1 BB: 0 P: 6	R: 0 E: 0 K: 0 S: 5	H: 2 LOB: 0 BB: 0 P: 5	R: 0 E: 0 K: 1 S: 5	H: 0 LOB: 0 BB: 0 P: 5	R: 0 E: 0 K: 2 S: 8	H: 1 LOB: 1 BB: 0 P: 8	R: 2 E: 0 K: 0 S: 6	H: 3 LOB: 2 BB: 1 P: 10	R: 0 E: 0 K: 1 S: 7	H: 2 LOB: 2 BB: 0 P: 7	R: 0 E: 0 K: 0 S: 3	H: 0 LOB: 0 BB: 0 P: 3	1B: 10 2B: 2 3B: 0 HR: 0	SF: 0 SAC: 2 DP: 1 HBP: 1	WP: 0 PB: 0 SB: 0 CS: 0	PA: 37
PITCHER	IP WLS BF H R ER SO BB IBB HBP BLK WP HR S P ERA WHIP	IP WLS BF H R ER SO BB IBB HBP BLK WP HR S P ERA WHIP																		
Pete Burnside, L ERA: 3.27 Bill Fischer, R ERA: 4.57	(1,1) 6.0 L 29 9 3 3 4 2 0 0 0 0 0 0 10 10 0.00 1.000	(7,1) 2.0 8 2 0 0 1 0 0 0 0 0 0 0 10 10 0.00 1.000																		

AB 32
R 2
H 5
RBI 2
BB 3
SO 8
LOB 12



AB 32
R 3
H 11
RBI 3
BB 2
SO 5
LOB 16



Batter	1	2	3	4	5	6	7	8	9	10	11	12	13	14	AB	R	H	RBI	BB	SO	LOB	TOP					
Eddie Yost, R OBP: 0.410, SLG: 0.380 (1, 5)															6	0	2	0	0	0	1						
Neil Christley, L OBP: 0.303, SLG: 0.424 (1, 7)															5	0	0	0	1	3	4						
Frank Bolling, R OBP: 0.310, SLG: 0.364 Ozzie Virgil, R OBP: 0.160, SLG: 0.238 (9, 4)															3	1	1	0	0	0	0						
Rocky Colavito, R OBP: 0.335, SLG: 0.500 (1, 9)															6	1	1	0	0	0	2						
Norm Cash, L OBP: 0.379, SLG: 0.448 (1, 3)															5	0	0	0	1	2	2						
Al Kaline, R OBP: 0.323, SLG: 0.377 (1, 8)															4	0	1	1	2	0	0						
Lou Berberet, L OBP: 0.306, SLG: 0.253 Charlie Maxwell, L OBP: 0.322, SLG: 0.446 Harry Chitt, R OBP: 0.277, SLG: 0.320 (7, 7)															1	0	0	1	0	0	0						
Chico Fernandez, R OBP: 0.265, SLG: 0.336 Steve Bilko, R OBP: 0.279, SLG: 0.376 Coot Veal, R (9, 6)															3	0	0	0	0	2	1						
Don Mossi, L OBP: 0.265, SLG: 0.122 Sandy Amoros, L OBP: 0.301, SLG: 0.186 Dave Sisler, R OBP: 0.182, SLG: 0.100 Clem Labine, R OBP: 0.290, SLG: 0.500 (13, 1)															2	0	0	0	0	1	0						
Inning Stats	R: 0 E: 0 K: 0 S: 3	H: 1 LOB: 0 BB: 0 P: 3	R: 1 E: 0 K: 1 S: 6	H: 1 LOB: 1 BB: 1 P: 10	R: 0 E: 0 K: 1 S: 5	H: 0 LOB: 0 BB: 0 P: 5	R: 0 E: 0 K: 1 S: 5	H: 0 LOB: 0 BB: 0 P: 5	R: 0 E: 0 K: 1 S: 6	H: 1 LOB: 2 BB: 1 P: 10	R: 0 E: 0 K: 1 S: 5	H: 0 LOB: 1 BB: 1 P: 9	R: 1 E: 0 K: 0 S: 4	H: 1 LOB: 2 BB: 1 P: 9	R: 0 E: 0 K: 0 S: 3	H: 0 LOB: 0 BB: 0 P: 5	R: 0 E: 0 K: 1 S: 3	H: 1 LOB: 1 BB: 1 P: 10	R: 0 E: 0 K: 0 S: 3	H: 0 LOB: 0 BB: 0 P: 3	R: 0 E: 0 K: 0 S: 3	H: 0 LOB: 0 BB: 0 P: 3	1B: 4 2B: 1 3B: 0 HR: 0	SF: 1 SAC: 0 DP: 1 HBP: 1	WP: 0 PB: 0 SB: 1 CS: 0	PA: 53	
PITCHER	IP	WLS	BF	H	R	ER	SO	BB	IBB	HBP	BLK	WP	HR	S	P	ERA	WHIP										
Bob Turley, R ERA: 3.24 Ryne Duren, R ERA: 4.8 Luis Arroyo, L ERA: Eli Grba, R ERA: 4.32 Bobby Shantz, L ERA: 2.18 (14, 1)	7.0		25	3	1	1	6	2	0	1	0	0	0	7	43	6.75	2.250										

Detroit Tigers @ New York Yankees
Yankee Stadium, Bronx, NY
Tue Aug 02 1960, 3:33 AM EDT
Att: 19,729 - Unknown - 85 F

livebaseballscorecards.com

AB 45
R 2
H 5
RBI 2
BB 6
SO 9
LOB 17

Batter	1	2	3	4	5	6	7	8	9	10	11	12	13	14	AB	R	H	RBI	BB	SO	LOB	BOTTOM					
Bobby Richardson, R OBP: 0.304, SLG: 0.309 (1, 4)															6	0	0	0	0	0	2						
Roger Maris, L OBP: 0.380, SLG: 0.635 (1, 9)															6	0	1	0	0	1	0						
Mickey Mantle, S OBP: 0.408, SLG: 0.596 (1, 8)															5	0	1	0	1	0	0						
Bill Skowron, R OBP: 0.349, SLG: 0.565 (1, 3)															6	0	0	0	0	0	3						
Gil McDougald, R OBP: 0.331, SLG: 0.412 (1, 5)															6	1	2	0	0	1	1						
Hector Lopez, R OBP: 0.361, SLG: 0.394 Tony Kubek, L OBP: 0.338, SLG: 0.448 (8, 7)															3	0	0	0	0	0	1						
Clete Boyer, R OBP: 0.292, SLG: 0.422 Yogi Berra, L OBP: 0.375, SLG: 0.488 Joe Damaestrin, R OBP: 0.200, SLG: 0.200 (14, PR)															5	1	1	0	0	3	1						
Johnny Blanchard, L OBP: 0.316, SLG: 0.444 (1, 2)															6	1	3	2	0	1	0						
Bob Turley, R OBP: 0.304, SLG: 0.143 Ryne Duren, R OBP: 0.289, SLG: 0.429 Luis Arroyo, L ERA: Eli Grba, R OBP: 0.207, SLG: 0.250 Kent Hader, L OBP: 0.186, SLG: 0.404 Bobby Shantz, R (14, 1)	7.0		28	7	2	2	2	0	0	0	0	0	0	23	27	2.57	1.000										
Inning Stats	R: 0 E: 0 K: 0 S: 3	H: 0 LOB: 0 BB: 0 P: 3	R: 0 E: 0 K: 1 S: 4	H: 1 LOB: 1 BB: 0 P: 4	R: 0 E: 0 K: 1 S: 5	H: 0 LOB: 0 BB: 0 P: 5	R: 0 E: 0 K: 0 S: 6	H: 0 LOB: 0 BB: 0 P: 3	R: 0 E: 0 K: 0 S: 6	H: 3 LOB: 2 BB: 0 P: 6	R: 1 E: 0 K: 0 S: 5	H: 3 LOB: 2 BB: 0 P: 6	R: 0 E: 0 K: 1 S: 5	H: 0 LOB: 0 BB: 0 P: 5	R: 0 E: 0 K: 0 S: 3	H: 0 LOB: 0 BB: 0 P: 3	R: 0 E: 0 K: 1 S: 5	H: 0 LOB: 0 BB: 0 P: 5	R: 0 E: 0 K: 0 S: 3	H: 0 LOB: 0 BB: 0 P: 3	R: 1 E: 1 K: 0 S: 5	H: 3 LOB: 3 BB: 1 P: 9	1B: 8 2B: 1 3B: 0 HR: 1	SF: 0 SAC: 0 DP: 0 HBP: 0	WP: 0 PB: 0 SB: 0 CS: 0	PA: 53	
PITCHER	IP	WLS	BF	H	R	ER	SO	BB	IBB	HBP	BLK	WP	HR	S	P	ERA	WHIP										
Don Mossi, L ERA: 3.23 Dave Sisler, R ERA: 2.02 Clem Labine, R ERA: 5.09 (13, 1)	5.0		16	0	0	0	4	1	0	0	0	0	0	23	27	0.00	0.200										

Detroit Tigers @ New York Yankees
Yankee Stadium, Bronx, NY
Tue Aug 02 1960, 3:33 AM EDT
Att: 19,729 - Unknown - 85 F


livebaseballscorecards.com

AB 51
R 3
H 10
RBI 3
BB 2
SO 6
LOB 8

Batter	1	2	3	4	5	6	7	8	9	AB	R	H	RBI	BB	SO	LOB	TOP										
Eddie Yost, R OBP: 0.411, SLG: 0.378 (1, 5)	4-0 HR BB	0-3 K	0-0 E 1B 1B			4-0 E BB 1B BB	0-0 F2	0-3 K	0-0 F8	5	2	1	1	2	2	5											
Norm Cash, L OBP: 0.396, SLG: 0.484 (1, 3)	0-0 HR	1-0 HBP	0-0 E4 1B			4-0 E BB 1B		4-0 G1-4-3 BB		2	2	2	3	3	0	0											
Charlie Maxwell, L OBP: 0.327, SLG: 0.441 (1, 7)	0-0 FC5 BB 1B		0-0 F7 BB			0-0 E6 BB 1B	0-0 F7		0-0 F6	5	1	1	0	1	0	6											
Rocky Colavito, R OBP: 0.331, SLG: 0.490 (1, 9)	0-0 F8		0-0 K FC5-4			0-0 BB 1B		0-0 L9	0-0 G1-4-3	6	0	1	2	0	1	5											
Al Kaline, R OBP: 0.317, SLG: 0.369 (1, 8)	0-0 L6		0-0 2B 1B			0-0 L8	0-0 F5		0-0 L6-3	6	1	1	0	0	0	3											
Lou Berberet, L OBP: 0.321, SLG: 0.266 (1, 2)	4-0 BB		0-0 1B 2B			4-0 BB BB	0-0 F2		4-0 BB 1B BB	3	2	2	0	3	0	2											
Ozzie Virgil, R OBP: 0.226, SLG: 0.241 (1, 4)	0-0 FC5		4-0 1B 1B IBB			0-0 F9	0-0 FC6 1B		0-0 F8	5	2	2	1	1	0	4											
Coot Veal, R OBP: 0.583, SLG: 0.375 (1, 6)			4-0 HBP BB 1B 1B			4-0 BB	0-0 FC6		0-0 BB 1B	3	2	2	2	3	0	2											
Hank Aguirre, R (1, 1)			0-3 K			0-3 K			4-0 BB 1B	4	0	0	0	0	3	5											
Sandy Amoros, L OBP: 0.311, SLG: 0.200 (7, PH)			0-0 B1			0-3 K			0-0 BB	1	0	1	2	0	0	0											
Phil Regan, R (7, 1)			0-0 K			0-3 K			0-0 BB	0	0	0	0	1	0	0											
Inning Stats	R: 2 E: 0 K: 0 S: 5	H: 2 LOB: 2 BB: 2 P: 13	R: 0 E: 0 K: 2 S: 7	H: 0 LOB: 2 BB: 1 P: 12	R: 4 E: 1 K: 1 S: 10	H: 5 LOB: 3 BB: 2 P: 18	R: 0 E: 0 K: 1 S: 5	H: 0 LOB: 2 BB: 2 P: 13	R: 3 E: 1 K: 0 S: 6	H: 2 LOB: 1 BB: 1 P: 9	R: 3 E: 1 K: 1 S: 7	H: 2 LOB: 1 BB: 2 P: 15	R: 0 E: 0 K: 0 S: 2	H: 0 LOB: 0 BB: 1 P: 6	R: 0 E: 0 K: 0 S: 5	H: 2 LOB: 3 BB: 1 P: 9	1B: 11 2B: 1 3B: 0 HR: 1	SF: 0 SAC: 0 DP: 1 HBP: 1	WP: 0 PB: 0 SB: 0 CS: 0	PA: 55							
PITCHER	IP	WLS	BF	H	R	ER	SO	BB	IBB	HBP	BLK	WP	HR	S	P	ERA	WHIP										
Jim Coates, R ERA: 4.95	2.2	L	19	6	6	6	3	3	1	1	0	0	1	20	37	20.25	3.375										
Duke Maas, R ERA: 4.5	3.1		20	3	3	1	2	6	0	0	0	0	0	18	42	2.70	2.700										
Ralph Terry, R ERA: 3.96	2.0		10	2	3	2	1	3	0	0	0	0	0	9	21	9.00	2.500										
Ryne Duren, R ERA: 4.65	1.0		6	2	0	0	0	1	0	0	0	0	0	5	9	0.00	3.000										

Detroit Tigers @ New York Yankees
Yankee Stadium, Bronx, NY
Wed Aug 03 1960, 7:05 PM EDT
Att: 23,283 - Unknown - 84 F


AB 40
R 12
H 13
RBI 11
BB 14
SO 6
LOB 32



Batter	1	2	3	4	5	6	7	8	9	AB	R	H	RBI	BB	SO	LOB	BOTTOM										
Bobby Richardson, R OBP: 0.302, SLG: 0.305 (1, 4)	0-0 4-3					0-0 F7			0-0 L8	2	0	0	0	0	0	0											
Joe Demaestri, R OBP: 0.167, SLG: 0.167 (5, 4)						0-0 FC6-4				2	0	0	0	0	0	1											
Roger Maris, L OBP: 0.378, SLG: 0.635 (1, 9)	0-3 K					0-0 L7			0-0 F7	4	0	1	0	0	1	0											
Mickey Mantle, S OBP: 0.400, SLG: 0.582 (1, 8)	0-3 K					0-0 K			0-0 F9	4	0	0	0	0	2	1											
Bill Skowron, R OBP: 0.348, SLG: 0.567 (1, 3)						0-0 F9			0-3 K	3	0	1	0	0	1	0											
Kent Hadley, L OBP: 0.236, SLG: 0.421 (8, 3)						0-0 F4			0-0 K	1	0	0	0	0	1	1											
Gil McDougald, R OBP: 0.328, SLG: 0.401 (1, 5)						0-0 L8			0-0 5-3	4	0	0	0	0	0	2											
Bob Cerv, R OBP: 0.338, SLG: 0.446 (1, 7)						0-3 K			0-0 HR 1B	3	1	1	0	0	2	0											
Clete Boyer, R OBP: 0.286, SLG: 0.412 (1, 6)						0-0 G3			0-0 L8	3	0	0	0	0	1	1											
Johnny Blanchard, L OBP: 0.346, SLG: 0.542 (1, 2)						0-3 K			0-0 FC6-4 1B	3	1	2	2	0	1	0											
Jim Coates, R OBP: 0.341, SLG: 0.368 (1, 1)						0-3 K			0-0 L8	0	0	0	0	0	0	0											
Duke Maas, R (1, 1)						0-0 K			0-0 F3	1	0	0	0	0	1	0											
Tony Kubek, L OBP: 0.336, SLG: 0.447 (6, PH)						0-0 K				1	0	0	0	0	1	0											
Ralph Terry, R OBP: 0.352, SLG: 0.603 (7, 1)						0-0 K				0	0	0	0	0	0	0											
Hector Lopez, R OBP: 0.352, SLG: 0.390 (8, PH)						0-0 K				1	0	0	0	0	0	0											
Ryne Duren, R (9, 1)						0-0 K				0	0	0	0	0	0	0											
Inning Stats	R: 0 E: 0 K: 2 S: 7	H: 0 LOB: 0 BB: 0 P: 7	R: 0 E: 0 K: 2 S: 7	H: 0 LOB: 0 BB: 0 P: 7	R: 0 E: 0 K: 2 S: 7	H: 0 LOB: 0 BB: 0 P: 7	R: 0 E: 0 K: 1 S: 5	H: 0 LOB: 0 BB: 0 P: 5	R: 0 E: 0 K: 1 S: 5	H: 0 LOB: 0 BB: 0 P: 5	R: 0 E: 0 K: 1 S: 6	H: 1 LOB: 1 BB: 0 P: 6	R: 0 E: 0 K: 0 S: 4	H: 1 LOB: 1 BB: 0 P: 4	R: 2 E: 0 K: 0 S: 5	H: 2 LOB: 2 BB: 0 P: 5	R: 0 E: 0 K: 1 S: 6	H: 1 LOB: 1 BB: 0 P: 6	1B: 3 2B: 0 3B: 1 HR: 1	SF: 0 SAC: 0 DP: 0 HBP: 0	WP: 0 PB: 0 SB: 0 CS: 0	PA: 32					
PITCHER	IP	WLS	BF	H	R	ER	SO	BB	IBB	HBP	BLK	WP	HR	S	P	ERA	WHIP										
Hank Aguirre, L ERA: 3.04	6.0	W	19	4	2	2	1	0	0	0	0	0	1	15	15	6.00	1.333										
Phil Regan, R ERA: 4.91	3.0	S	13	4	2	2	1	0	0	0	0	0	1	15	15	6.00	1.333										

Detroit Tigers @ New York Yankees
Yankee Stadium, Bronx, NY
Wed Aug 03 1960, 7:05 PM EDT
Att: 23,283 - Unknown - 84 F

AB 32
R 2
H 5
RBI 2
BB 0
SO 10
LOB 7



Batter	1	2	3	4	5	6	7	8	9	AB	R	H	RBI	BB	SO	LOB	TOP										
Gil McDougald, R OBP: 0.330, SLG: 0.405 (1, 4) (9, 5)	0-0 5-3	0-0 F7			0-0 L8 2B		0-0 FC6-4 1B	0-3 K		5	0	2	0	0	1	2	New York Yankees @ Kansas City Athletics Municipal Stadium, Kansas City, MO Fri Aug 05 1960, 8:05 PM EDT Att: 28,111 - Unknown livebaseballscorecards.com										
Tony Kubek, L OBP: 0.334, SLG: 0.444 (1, 6) (9, 7)	0-0 BB 1B		0-0 F8		0-0 L8		0-0 FC6-4 PB BB 1-2 WP	0-0 6-3	5	1	1	0	0	0	2												
Bob Cerv, R OBP: 0.338, SLG: 0.436 Bobby Richardson, R OBP: 0.302, SLG: 0.305 (1, 7) (9, 4)	0-0 L9		4-0 HR BB		0-0 5-3		0-0 F4	0-0 5-3	4	1	0	0	1	0	3												
Roger Maris, L OBP: 0.380, SLG: 0.641 (1, 9) BB BB BB	4-0 BB 1-2 BB		0-0 HR		0-3 K		4-0 WP 1-2 BB	0-3 K	3	1	1	2	2	2	1												
Mickey Mantle, S OBP: 0.400, SLG: 0.578 (1, 8) BB BB BB	4-0 BB 1-2 2-3 BB		0-0 4-3		0-0 F8		4-0 FC6-4 1-2 2-H BB		2	0	0	0	2	0	0												
Bill Skowron, R OBP: 0.344, SLG: 0.560 (1, 3) BB BB BB	0-0 5-3		0-0 F3		0-0 F5		0-0 FC6-4 1-2 BB		4	0	0	0	0	0	5												
Johnny Blanchard, L OBP: 0.333, SLG: 0.936 (1, 2)		0-0 L4		0-0 F2		0-0 2B		0-0 5-3	4	1	1	0	0	0	0												
Clete Boyer, R OBP: 0.289, SLG: 0.419 (1, 5) (9, 6)		0-0 5-3 1B		0-0 5-3		0-0 2B 2-H		0-3 K	4	0	2	1	0	1	0												
Art Ditmar, R OBP: 0.222, SLG: 0.233 Luis Arroyo, L OBP: 0.199, SLG: 0.143 Bobby Shantz, R OBP: 0.199, SLG: 0.143 (1, 1) (6, 1) (9, 1) (9, 1)		0-0 5-3 1-2		0-0 P3		0-0 G3		4-0 BB	3	0	0	0	0	0	2												
Inning Stats	R: 0 E: 0 K: 0 S: 4	H: 1 LOB: 3 BB: 2 P: 12	R: 0 E: 0 K: 0 S: 4	H: 1 LOB: 1 BB: 0 P: 4	R: 2 E: 0 K: 0 S: 4	H: 1 LOB: 0 BB: 1 P: 8	R: 0 E: 0 K: 0 S: 3	H: 0 LOB: 0 BB: 0 P: 3	R: 0 E: 0 K: 1 S: 6	H: 1 LOB: 1 BB: 0 P: 6	R: 1 E: 0 K: 0 S: 5	H: 2 LOB: 1 BB: 0 P: 5	R: 1 E: 0 K: 0 S: 4	H: 1 LOB: 2 BB: 2 P: 12	R: 0 E: 0 K: 2 S: 7	H: 0 LOB: 1 BB: 1 P: 11	R: 0 E: 0 K: 1 S: 5	H: 0 LOB: 0 BB: 0 P: 5	1B: 3 2B: 3 3B: 0 HR: 1	SF: 0 SAC: 0 DP: 0 HBP: 0	WP: 1 PB: 1 CS: 0	PA: 40					
PITCHER	IP	WLS	BF	H	R	ER	SO	BB	IBB	HBP	BLK	WP	HR	S	P	ERA	WHIP										
Johnny Kucks, R ERA: 6.16 Bob Davis, R ERA: 0.79 (1, 1) (7, 1)	6.0	L	27	6	3	3	1	3	0	0	0	0	1	26	38	4.50	1.500										

Batter	1	2	3	4	5	6	7	8	9	AB	R	H	RBI	BB	SO	LOB	BOTTOM										
Russ Snyder, L OBP: 0.311, SLG: 0.376 (1, 8)	0-0 6-3		0-0 L7		0-0 1B 2-H		0-0 4-3		0-0 SF7	4	0	1	2	0	0	0	New York Yankees @ Kansas City Athletics Municipal Stadium, Kansas City, MO Fri Aug 05 1960, 8:05 PM EDT Att: 28,111 - Unknown livebaseballscorecards.com										
Jerry Lumpe, L OBP: 0.325, SLG: 0.369 (1, 4)	0-0 F8		0-0 WP 1B		0-0 1-3 1B		0-0 4-3		0-0 3-H F8	5	0	2	0	0	1												
Hank Bauer, R OBP: 0.350, SLG: 0.405 (1, 9)	0-0 1B		0-0 6-3 1-2		0-0 F3		0-0 6-3		4-0 1-2 BB	4	0	1	0	1	3												
Norm Siebern, L OBP: 0.379, SLG: 0.501 (1, 7)	0-0 G3			0-0 G3		4-0 BB 1B BB		0-0 F3	4	0	0	0	1	0	3												
Dick Williams, R OBP: 0.324, SLG: 0.357 (1, 5)		0-0 1-3		0-3 K		0-0 1-2 1B		0-0 F7	4	0	1	0	0	1	0												
Mary Thronberry, L OBP: 0.315, SLG: 0.478 (1, 3)		0-0 FC4-6 1B		0-0 F8		4-0 1-2 2-3 BB		0-3 K	3	0	1	0	1	1	0												
Danny Kravitz, L OBP: 0.263, SLG: 0.363 Andy Carey, R OBP: 0.289, SLG: 0.469 Ken Hamlin, R OBP: 0.282, SLG: 0.236 (1, 2) (6, PH) (7, 6)		0-0 FC4-6 1-2 FC6-4		0-0 F7		0-3 K		4-0 2B 1B BB	2	0	0	0	0	1													
Bob Johnson, R OBP: 0.323, SLG: 0.232 Ray Jablonski, R Bob Davis, R Bill Tuttle, R OBP: 0.319, SLG: 0.306 (1, 6) (6, PH) (7, 1) (9, PH)		0-0 FC6-4		0-0 SH2-4 1B		0-0 1B		0-0 F5	2	1	1	0	0	0	1												
Johnny Kucks, R OBP: 0.214, SLG: 0.154 Pete Daley, R OBP: 0.289, SLG: 0.415 (1, 1) (6, PH) (7, 2)			0-0 4-3		0-0 SH2-4 1-2		0-0 FC6-4 1-2		0-0 2-3 3-H 1B	1	0	0	0	0	0												
Inning Stats	R: 0 E: 0 K: 0 S: 4	H: 1 LOB: 1 BB: 0 P: 4	R: 0 E: 0 K: 0 S: 4	H: 1 LOB: 0 BB: 0 P: 4	R: 0 E: 0 K: 1 S: 5	H: 0 LOB: 0 BB: 0 P: 5	R: 1 E: 0 K: 0 S: 6	H: 3 LOB: 2 BB: 0 P: 6	R: 0 E: 0 K: 1 S: 3	H: 1 LOB: 3 BB: 2 P: 14	R: 0 E: 0 K: 0 S: 3	H: 0 LOB: 0 BB: 0 P: 3	R: 0 E: 0 K: 1 S: 5	H: 0 LOB: 0 BB: 0 P: 5	R: 2 E: 0 K: 0 S: 5	H: 2 LOB: 2 BB: 2 P: 13	1B: 8 2B: 1 3B: 0 HR: 0	SF: 1 SAC: 1 DP: 0 HBP: 0	WP: 2 PB: 0 CS: 0	PA: 40							
PITCHER	IP	WLS	BF	H	R	ER	SO	BB	IBB	HBP	BLK	WP	HR	S	P	ERA	WHIP										
Art Ditmar, R ERA: 3.24 Luis Arroyo, L ERA: 1.59 Bob Turley, R ERA: 3.22 Bobby Shantz, L ERA: 2.17 (1, 1) (6, 1) (9, 1) (9, 1)	3.0	W	13	2	2	2	2	2	0	0	0	0	0	15	23	6.00	1.333										

Batter	1	2	3	4	5	6	7	8	9	AB	R	H	RBI	BB	SO	LOB	TOP					
Gil McDougald, R OBP: 0.320, SLG: 0.392 (1, 4) (7, 5)										4	0	0	0	0	1	1	New York Yankees @ Kansas City Athletics Municipal Stadium, Kansas City, MO Sun Aug 07 1960, 4:33 AM EDT Unknown - 90 F livebaseballscorecards.com					
Tony Kubek, L OBP: 0.336, SLG: 0.443 (1, 6) (9, 7)										4	0	1	0	0	1	0						
Mickey Mantle, S OBP: 0.401, SLG: 0.575 (1, 8)										4	0	0	0	0	2	1						
Roger Maris, L OBP: 0.382, SLG: 0.654 (1, 9)										3	1	0	0	1	0	1						
Johnny Blanchard, L OBP: 0.308, SLG: 0.459 (1, 2)										4	0	1	0	0	2	1						
Bill Skowron, R OBP: 0.347, SLG: 0.570 (1, 3)										4	2	2	2	0	1	1						
Bob Cerv, R OBP: 0.339, SLG: 0.452 Bobby Richardson, R OBP: 0.301, SLG: 0.304 (1, 7) (9, 4)										4	0	1	1	0	0	1						
Clete Boyer, R OBP: 0.298, SLG: 0.423 (7, PH) Yogi Berra, L OBP: 0.373, SLG: 0.486 Bobby Shantz, R (7, 1)										1	0	0	0	1	1	0						
Eli Grba, R OBP: 0.375, SLG: 0.286 (7, PH) Hector Lopez, R OBP: 0.356, SLG: 0.388 Joe Demaestri, R OBP: 0.154, SLG: 0.154 (7, 4) (9, 6)										1	0	0	0	0	0	1						
Inning Stats	R: 0 E: 0 K: 1 S: 6	H: 1 LOB: 1 BB: 0 P: 6	R: 0 E: 0 K: 0 S: 4	H: 1 LOB: 2 BB: 1 P: 8	R: 0 E: 0 K: 1 S: 5	H: 0 LOB: 0 BB: 0 P: 5	R: 0 E: 0 K: 2 S: 7	H: 0 LOB: 0 BB: 0 P: 7	R: 0 E: 0 K: 0 S: 8	H: 1 LOB: 1 BB: 0 P: 8	R: 0 E: 0 K: 0 S: 3	H: 0 LOB: 0 BB: 0 P: 3	R: 1 E: 0 K: 0 S: 5	H: 2 LOB: 1 BB: 0 P: 5	R: 0 E: 0 K: 1 S: 5	H: 0 LOB: 0 BB: 1 P: 5		R: 2 E: 0 K: 1 S: 6	H: 1 LOB: 0 BB: 1 P: 10	1B: 3 2B: 2 3B: 0 HR: 1	SF: 0 SAC: 0 DP: 0 HBP: 0	WP: 0 SB: 1 CS: 0
PITCHER Ray Herbert, R ERA: 3.31 (1, 1)	IP: 9.0 WLS: L BF: 35 H: 6 R: 3 ER: 3 SO: 8 BB: 1 IBB: 1 HBP: 0 BLK: 0 WP: 0 HR: 1 S: 49 P: 57 ERA: 3.00 WHIP: 0.778															PITCHER						

Batter	1	2	3	4	5	6	7	8	9	AB	R	H	RBI	BB	SO	LOB	BOTTOM					
Bill Tuttle, R OBP: 0.325, SLG: 0.331 (1, 8)										3	0	2	0	1	0	1	New York Yankees @ Kansas City Athletics Municipal Stadium, Kansas City, MO Sun Aug 07 1960, 4:33 AM EDT Unknown - 90 F livebaseballscorecards.com					
Jerry Lumpe, L OBP: 0.325, SLG: 0.373 (1, 4)										4	0	1	1	0	1	2						
Russ Snyder, L OBP: 0.308, SLG: 0.372 (1, 9)										4	0	0	0	0	1	2						
Norm Siebern, L OBP: 0.377, SLG: 0.494 (1, 7)										3	0	0	0	1	1	0						
Mary Throneberry, L OBP: 0.313, SLG: 0.473 (1, 3)										4	0	1	0	0	1	2						
Dick Williams, R OBP: 0.321, SLG: 0.353 (1, 5)										4	0	1	0	0	2	1						
Danny Kravitz, L OBP: 0.255, SLG: 0.351 Ray Jablonski, R OBP: 0.182, SLG: 0.111 (9, PH)										3	0	0	0	0	1	1						
Ken Hamlin, R OBP: 0.285, SLG: 0.237 Andy Carey, R OBP: 0.266, SLG: 0.463 (9, PH)										2	2	1	0	1	0	0						
Ray Herbert, R OBP: 0.259, SLG: 0.208 Hank Bauer, R OBP: 0.348, SLG: 0.398 (9, PH)										3	0	1	1	0	0	1						
Inning Stats	R: 0 E: 0 K: 2 S: 8	H: 1 LOB: 2 BB: 1 P: 12	R: 1 E: 0 K: 1 S: 6	H: 1 LOB: 1 BB: 1 P: 10	R: 0 E: 0 K: 0 S: 3	H: 0 LOB: 0 BB: 0 P: 3	R: 0 E: 0 K: 0 S: 3	H: 0 LOB: 0 BB: 0 P: 3	R: 1 E: 0 K: 0 S: 5	H: 3 LOB: 1 BB: 0 P: 5	R: 0 E: 0 K: 1 S: 6	H: 1 LOB: 1 BB: 0 P: 6	R: 0 E: 0 K: 1 S: 5	H: 0 LOB: 1 BB: 1 P: 9	R: 0 E: 0 K: 2 S: 8	H: 1 LOB: 1 BB: 0 P: 8		R: 0 E: 0 K: 0 S: 3	H: 0 LOB: 0 BB: 0 P: 3	1B: 5 2B: 2 3B: 0 HR: 0	SF: 0 SAC: 0 DP: 0 HBP: 0	WP: 0 SB: 0 CS: 0
PITCHER Eli Grba, R ERA: 4.15 Bobby Shantz, L ERA: 2.03 (7, 1)	IP: 6.0 WLS: W BF: 11 H: 1 R: 0 ER: 0 SO: 3 BB: 1 IBB: 0 HBP: 0 BLK: 0 WP: 0 HR: 0 S: 16 P: 20 ERA: 0.00 WHIP: 0.667															PITCHER						

Batter	1	2	3	4	5	6	7	8	9	AB	R	H	RBI	BB	SO	LOB	TOP			
Tony Kubek, L (1,6) OBP: 0.332, SLG: 0.438 Joe Demaestri, R (7,6) OBP: 0.143, SLG: 0.143	F2		L9	3-1		3-1			FC5-4	4	0	0	0	0	0	4				
Clete Boyer, R (1,5) OBP: 0.300, SLG: 0.420	1B SF9		L7			F8			F3	4	1	1	0	1	0	1				
Mickey Mantle, S (1,8) OBP: 0.402, SLG: 0.577			F4						L5-3	4	1	2	0	0	0	1				
Bill Skowron, R (1,3) OBP: 0.346, SLG: 0.571 Kent Hadley, L (7,3) OBP: 0.254, SLG: 0.414	SF9			K					K	3	1	1	2	0	2	0				
Bob Cerv, R (1,7) OBP: 0.338, SLG: 0.448	F4			F6		4-3				4	0	1	0	0	0	3				
Hector Lopez, R (1,9) OBP: 0.358, SLG: 0.393									FC1-6	4	0	2	1	0	1	2				
Bobby Richardson, R (1,4) OBP: 0.302, SLG: 0.304									F8	3	0	1	0	0	0	1				
Elston Howard, R (1,2) OBP: 0.309, SLG: 0.390									E6	4	0	0	0	0	0	3				
Ralph Terry, R (1,1) OBP: 0.091, SLG: 0.063 Jim Coates, R (1,1) OBP: 0.333, SLG: 0.359 Gil McDougald, R (4, PH) OBP: 0.322, SLG: 0.392 Duke Maas, R (4,1) OBP: 0.381, SLG: 0.652									FC4-6	0	0	0	0	0	0	0				
Roger Maris, L (9, PH) OBP: 0.381, SLG: 0.652										1	0	0	0	0	0	1				
Inning Stats	R: 1 E: 0 K: 0 S: 5	H: 2 LOB: 1 BB: 0 P: 5	R: 0 E: 0 K: 1 S: 6	H: 1 LOB: 0 BB: 0 P: 6	R: 0 E: 0 K: 0 S: 3	H: 0 LOB: 0 BB: 0 P: 3	R: 1 E: 0 K: 1 S: 8	H: 2 LOB: 3 BB: 1 P: 12	R: 1 E: 0 K: 0 S: 7	H: 2 LOB: 1 BB: 0 P: 7	R: 0 E: 0 K: 0 S: 4	H: 0 LOB: 0 BB: 0 P: 4	R: 0 E: 0 K: 0 S: 3	H: 1 LOB: 0 BB: 0 P: 3	R: 0 E: 1 K: 0 S: 4	H: 0 LOB: 1 BB: 0 P: 4	1B: 5 2B: 4 3B: 0 HR: 0	SF: 1 SAC: 1 DP: 1 HBP: 0	WP: 0 PB: 1 CS: 0	PA: 38
PITCHER Bud Daley, L (1,1) ERA: 4.24	IP: 9.0 WLS: W BF: 38 H: 8 R: 3 ER: 2 SO: 4 BB: 2 IBB: 0 HBP: 0 BLK: 1 WP: 0 HR: 0 S: 44 P: 52 ERA: 2.00 WHIP: 1.111															PITCHER				

New York Yankees @ Kansas City Athletics
Municipal Stadium, Kansas City, MO
Sun Aug 07 1960, 4:38 AM EDT
Att: 31,384 - Unknown - 90 F

AB 34
R 3
H 8
RBI 3
BB 2
SO 4
LOB 18



Batter	1	2	3	4	5	6	7	8	9	AB	R	H	RBI	BB	SO	LOB	BOTTOM			
Bill Tuttle, R (1,8) OBP: 0.324, SLG: 0.330	1B	SH		E5		K		6-3		4	3	1	0	0	1	3				
Jerry Lumpe, L (1,4) OBP: 0.326, SLG: 0.375	1B	SF9		E5		F8		6-3		4	2	2	3	0	0	1				
Whitey Herzog, L (1,9) OBP: 0.394, SLG: 0.426 Russ Snyder, L (6, PR) OBP: 0.308, SLG: 0.372	1B	6-3		L7		F7		BB		5	1	2	2	0	0	2				
Norm Siebern, L (1,7) OBP: 0.379, SLG: 0.494	SH1-4	F7		SF8				1B		2	2	1	2	2	0	0				
Mary Throneberry, L (1,3) OBP: 0.316, SLG: 0.471	SH1-4			F8		F9		L9		5	0	2	2	0	0	1				
Dick Williams, R (1,5) OBP: 0.324, SLG: 0.356	SH1-4			6-3		F4		FC5		4	1	2	1	0	0	0				
Pete Daley, R (1,2) OBP: 0.301, SLG: 0.417	K			K		K		FC4-6		5	0	2	1	0	3	2				
Ken Hamlin, R (1,6) OBP: 0.284, SLG: 0.238	K					F6		SF9		4	1	1	1	0	1	5				
Bud Daley, L (1,1) OBP: 0.266, SLG: 0.182		SH						FC4-6		2	2	1	0	2	0	1				
Inning Stats	R: 3 E: 0 K: 2 S: 12	H: 5 LOB: 2 BB: 0 P: 12	R: 2 E: 1 K: 0 S: 4	H: 0 LOB: 0 BB: 1 P: 8	R: 0 E: 0 K: 1 S: 5	H: 0 LOB: 0 BB: 0 P: 5	R: 4 E: 2 K: 0 S: 6	H: 2 LOB: 0 BB: 1 P: 10	R: 0 E: 0 K: 1 S: 5	H: 0 LOB: 0 BB: 0 P: 5	R: 0 E: 0 K: 1 S: 6	H: 1 LOB: 1 BB: 0 P: 6	R: 2 E: 0 K: 0 S: 5	H: 2 LOB: 1 BB: 1 P: 9	R: 2 E: 0 K: 0 S: 7	H: 4 LOB: 3 BB: 1 P: 11	1B: 14 2B: 0 3B: 0 HR: 0	SF: 3 SAC: 2 DP: 0 HBP: 0	WP: 0 PB: 0 CS: 0	PA: 44
PITCHER Ralph Terry, R (1,1) ERA: 4.21 Jim Coates, R (1,1) ERA: 4.92 Duke Maas, R (4,1) ERA: 4.87	IP: 0.0 WLS: L BF: 4 H: 4 R: 3 ER: 3 SO: 3 BB: 0 IBB: 0 HBP: 0 BLK: 0 WP: 0 HR: 0 S: 4 P: 4 ERA: ∞ WHIP: ∞															PITCHER				

New York Yankees @ Kansas City Athletics
Municipal Stadium, Kansas City, MO
Sun Aug 07 1960, 4:38 AM EDT
Att: 31,384 - Unknown - 90 F


AB 35
R 13
H 14
RBI 12
BB 4
SO 5
LOB 15



Batter	1	2	3	4	5	6	7	8	9	AB	R	H	RBI	BB	SO	LOB	TOP					
Joe Demaestri, R (1.6) OBP: 0.167, SLG: 0.222	F9		K			6-3			DJ 2B	4	0	1	0	0	1	0						
Roger Maris, L (1.9) OBP: 0.377, SLG: 0.645	P6			3-1		P3			P4	4	0	0	0	0	0	1						
Bob Cerv, R (1.7) OBP: 0.332, SLG: 0.439	4-3			4-3		4-3			1-3	4	0	0	0	0	0	1						
Bill Skowron, R (1.3) OBP: 0.343, SLG: 0.565		K		F9					K	4	0	0	0	0	2	1						
Mickey Mantle, S (1.8) OBP: 0.404, SLG: 0.576		5-3			1B BB	1B BB			G6-4-3 1B	2	0	1	0	1	0	0						
Elston Howard, R (1.2) OBP: 0.306, SLG: 0.385	P6			F9		G6-4-3			G6-4-3	3	0	0	0	0	0	2						
Gil McDougald, R (1.4) OBP: 0.322, SLG: 0.395			4-3 6-3 2B			P4			F9	3	1	1	0	0	0	1						
Clete Boyer, R (1.5) OBP: 0.300, SLG: 0.419			4-3						K	3	0	1	0	0	1	1						
Whitey Ford, L (1.1) OBP: 0.295, SLG: 0.139			6-3			F2			F8	2	0	0	1	0	0	2						
Hector Lopez, R (8, PH) OBP: 0.357, SLG: 0.392										1	0	0	0	0	0	0						
Ralph Terry, R (8.1) OBP: 0.091, SLG: 0.063										0	0	0	0	0	0	0						
Inning Stats	R: 0 E: 0 K: 0 S: 3	H: 0 LOB: 0 BB: 0 P: 3	R: 0 E: 0 K: 1 S: 5	H: 0 LOB: 0 BB: 0 P: 5	R: 1 E: 0 K: 1 S: 6	H: 1 LOB: 0 BB: 0 P: 6	R: 0 E: 0 K: 0 S: 3	H: 0 LOB: 0 BB: 0 P: 3	R: 0 E: 0 K: 0 S: 4	H: 1 LOB: 2 BB: 1 P: 8	R: 0 E: 0 K: 0 S: 3	H: 0 LOB: 0 BB: 0 P: 3	R: 0 E: 0 K: 0 S: 3	H: 1 LOB: 1 BB: 0 P: 3	R: 0 E: 0 K: 1 S: 5	H: 0 LOB: 0 BB: 0 P: 5	R: 0 E: 0 K: 1 S: 6	H: 1 LOB: 1 BB: 0 P: 6	1B: 2 2B: 2 3B: 0 HR: 0	SF: 0 SAC: 0 DP: 1 HBP: 0	WP: 0 PB: 0 CS: 0	PA: 31
PITCHER Billy Pierce, L (1.1) ERA: 3.31	IP: 9.0 WLS: W BF: 31 H: 4 R: 1 ER: 1 SO: 4 BB: 1 IBB: 0 HBP: 0 BLK: 0 WP: 0 HR: 0 S: 38 P: 42 ERA: 1.00 WHIP: 0.556															PITCHER						

New York Yankees @ Chicago White Sox
Comiskey Park, Chicago, IL
Mon Aug 08 1960, 8:05 PM EDT
Att: 48,323 - Unknown


AB 30
R 1
H 4
RBI 1
BB 1
SO 4
LOB 9





Batter	1	2	3	4	5	6	7	8	9	AB	R	H	RBI	BB	SO	LOB	BOTTOM					
Jim Landis, R (1.8) OBP: 0.373, SLG: 0.381	FC5-6 1B		F8			6-3		G4-6-3 1B		5	1	3	1	0	0	0						
Nellie Fox, L (1.4) OBP: 0.342, SLG: 0.366	FC5-6 1B		2B		F5	L6		G4-6-3 1B		5	2	1	0	0	0	5						
Roy Sievers, R (1.3) OBP: 0.424, SLG: 0.578	FC6-4 1B		E 2B		SF7 IBB	1B		1B		1	2	1	1	3	0	0						
Minnie Minoso, R (1.7) OBP: 0.385, SLG: 0.477	FC6-4 1B		F9		SF7 1B	CS		CS		4	0	3	3	0	0	0						
Gene Freese, R (1.5) OBP: 0.325, SLG: 0.505	FC6-4 1B		F9		SF7 1B	CS		F5		3	0	0	1	0	0	2						
Al Smith, R (1.9) OBP: 0.378, SLG: 0.450	FC6-4 1B			1-3	6-3			2B 1B		4	1	1	0	0	0	3						
Luis Aparicio, R (1.6) OBP: 0.314, SLG: 0.335		6-3		6-3		P3		2B 2B		4	1	1	0	0	0	0						
Joe Ginsberg, L (1.2) OBP: 0.367, SLG: 0.325		K		2-3		K		1B 1B		4	1	1	2	0	2	0						
Billy Pierce, L (1.1) OBP: 0.291, SLG: 0.240		K			2B 1B	K		1B		4	1	2	0	0	2	0						
Inning Stats	R: 1 E: 0 K: 0 S: 5	H: 2 LOB: 2 BB: 1 P: 9	R: 0 E: 0 K: 2 S: 7	H: 0 LOB: 0 BB: 0 P: 7	R: 2 E: 1 K: 0 S: 5	H: 2 LOB: 0 BB: 0 P: 5	R: 0 E: 0 K: 0 S: 3	H: 0 LOB: 0 BB: 0 P: 3	R: 3 E: 0 K: 0 S: 6	H: 3 LOB: 1 BB: 1 P: 10	R: 0 E: 0 K: 2 S: 7	H: 0 LOB: 0 BB: 0 P: 7	R: 0 E: 0 K: 0 S: 3	H: 1 LOB: 1 BB: 1 P: 7	R: 3 E: 0 K: 0 S: 7	H: 5 LOB: 1 BB: 0 P: 7	R: 0 E: 0 K: 0 S: 5	H: 0 LOB: 0 BB: 0 P: 7	1B: 9 2B: 4 3B: 0 HR: 0	SF: 1 SAC: 0 DP: 1 HBP: 0	WP: 1 PB: 0 CS: 1	PA: 39
PITCHER Whitey Ford, L (1.1) ERA: 2.98	IP: 7.0 WLS: L BF: 31 H: 8 R: 6 ER: 5 SO: 4 BB: 2 IBB: 1 HBP: 0 BLK: 0 WP: 1 HR: 0 S: 36 P: 48 ERA: 6.43 WHIP: 1.429															PITCHER						
Ralph Terry, R (8.1) ERA: 4.43	IP: 1.0 WLS: L BF: 7 H: 5 R: 3 ER: 3 SO: 0 BB: 0 IBB: 0 HBP: 0 BLK: 0 WP: 0 HR: 0 S: 7 P: 7 ERA: 27.00 WHIP: 5.000															PITCHER						

New York Yankees @ Chicago White Sox
Comiskey Park, Chicago, IL
Mon Aug 08 1960, 8:05 PM EDT
Att: 48,323 - Unknown

AB 34
R 9
H 13
RBI 8
BB 3
SO 4
LOB 10



Batter	1	2	3	4	5	6	7	8	9	AB	R	H	RBI	BB	SO	LOB	TOP																	
Tony Kubek, L (1, 6) OBP: 0.331, SLG: 0.434	F9		F5		P6		1B	E3		5	0	1	1	0	0	2	New York Yankees @ Chicago White Sox Comiskey Park, Chicago, IL Tue Aug 09 1960, 8:05 PM EDT Att: 48,408 - Unknown AB 34 R 7 H 11 RBI 5 BB 5 SO 2 LOB 20 																	
Bobby Richardson, R (1, 4) OBP: 0.359, SLG: 0.387					F8		1B	4-3		3	1	2	0	0	0	0																		
Hector Lopez, R (7, PH) OBP: 0.359, SLG: 0.394	1B		CS				1B			1	0	1	1	0	0	0																		
Ryne Duren, R (7, 1)	1B		1B							0	0	0	0	0	0	0																		
Luis Arroyo, L (7, 1)										1	0	0	1	0	0	2																		
Yogi Berra, L (1, 7) OBP: 0.374, SLG: 0.489						6-3	F2	F8		5	0	2	0	0	0	5																		
Roger Maris, L (1, 9) OBP: 0.376, SLG: 0.640										5	0	1	1	0	0	3																		
Mickey Mantle, S (1, 8) OBP: 0.407, SLG: 0.576	F9									2	2	1	0	2	0	1																		
Bill Skowron, R (1, 3) OBP: 0.344, SLG: 0.566										3	0	1	0	1	0	1																		
Kent Hadley, L (8, 3) OBP: 0.254, SLG: 0.414										0	0	0	0	0	0	0																		
Elston Howard, R (1, 2) OBP: 0.305, SLG: 0.382										2	1	0	1	1	0	0																		
Clete Boyer, R (1, 5) OBP: 0.304, SLG: 0.426										3	1	2	0	0	0	0																		
Johnny Blanchard, L (8, PH) OBP: 0.300, SLG: 0.447	E6									1	0	0	0	0	0	2																		
Joe Demaestri, R (8, PR) OBP: 0.187, SLG: 0.222	1B									0	1	0	0	0	0	0																		
Bob Turley, R (1, 1) OBP: 0.332, SLG: 0.135										2	0	0	0	0	2	1																		
Eli Green, C (8, 1) OBP: 0.303, SLG: 0.286										0	0	0	0	0	0	0																		
Bob Cerv, C (7, PH) OBP: 0.332, SLG: 0.439										0	0	0	0	1	0	0																		
Gil Medsger, R (7, PR) OBP: 0.221, SLG: 0.394										1	1	0	0	0	0	3																		
Inning Stats	R: 1 E: 0 K: 0 S: 5	H: 3 LOB: 1 BB: 0 P: 5	R: 0 E: 1 K: 1 S: 6	H: 1 LOB: 1 BB: 0 P: 6	R: 0 E: 0 K: 0 S: 4	H: 2 LOB: 1 BB: 0 P: 4	R: 1 E: 0 K: 0 S: 3	H: 1 LOB: 0 BB: 1 P: 7	R: 0 E: 0 K: 1 S: 5	H: 0 LOB: 0 BB: 0 P: 5	R: 0 E: 0 K: 0 S: 3	H: 0 LOB: 1 BB: 1 P: 7	R: 2 E: 0 K: 0 S: 6	H: 3 LOB: 2 BB: 1 P: 10	R: 3 E: 2 K: 0 S: 6	H: 1 LOB: 3 BB: 2 P: 14	R: 0 E: 0 K: 0 S: 0	H: 0 LOB: 0 BB: 0 P: 0	1B: 8 2B: 4 3B: 0 HR: 0	SF: 1 SAC: 0 DP: 1 HBP: 0	WP: 0 PB: 0 CS: 2	PA: 40												
PITCHER	IP WLS BF H R ER SO BB IBB HBP BLK WP HR S P ERA WHIP																																	
Early Wynn, R (1, 1) ERA: 4.52	6.1	L	29	10	4	4	2	3	0	0	0	0	0	0	30	42	5.68	2.053																
Frank Baumann, L (7, 1) ERA: 2.4	0.2	L	5	1	3	0	0	1	1	0	0	0	0	0	3	11	0.00	3.000																
Gerry Staley, R (8, 1) ERA: 1.89	1.0		5	0	0	0	0	0	0	0	0	0	0	5	5	0.00	0.000																	
Russ Kemmerer, R (9, 1) ERA: 3.75	0.0		1	0	0	0	0	0	0	0	0	0	0	0	0	0	∞	∞																

Batter	1	2	3	4	5	6	7	8	9	AB	R	H	RBI	BB	SO	LOB	BOTTOM																
Jim Landis, R (1, 8) OBP: 0.373, SLG: 0.384	F9				F7					5	0	2	1	0	1	4	New York Yankees @ Chicago White Sox Comiskey Park, Chicago, IL Tue Aug 09 1960, 8:05 PM EDT Att: 48,408 - Unknown AB 33 R 4 H 10 RBI 4 BB 2 SO 1 LOB 13 																
Nellie Fox, L (1, 4) OBP: 0.339, SLG: 0.363	P3									4	0	0	0	0	0	3																	
Roy Sievers, R (1, 3) OBP: 0.422, SLG: 0.573	F9				F5					4	1	1	0	0	0	1																	
Minnie Minoso, R (1, 7) OBP: 0.389, SLG: 0.477					2-3					2	1	1	0	1	0	0																	
Gene Freese, R (1, 5) OBP: 0.324, SLG: 0.511	F2				5-3					4	1	1	3	0	0	3																	
Al Smith, R (1, 9) OBP: 0.375, SLG: 0.446					5-3					4	0	0	0	0	0	0																	
Luis Aparicio, R (1, 6) OBP: 0.316, SLG: 0.339					P5					4	0	2	0	0	0	0																	
Joe Ginsberg, L (1, 2) OBP: 0.373, SLG: 0.326										3	1	1	0	0	0	2																	
Early Wynn, S (1, 1) OBP: 0.322, SLG: 0.260										3	0	2	0	0	0	0																	
Frank Schumann, L (7, 1) OBP: 0.283, SLG: 0.125										0	0	0	0	0	0	0																	
Gerry Staley, R (8, 1) ERA: 1.89										0	0	0	0	0	0	0																	
Ted Kluszewski, R (8, PH) OBP: 0.332, SLG: 0.399										0	0	0	0	1	0	0																	
Jim Rivera, L (8, PR) OBP: 0.462, SLG: 0.730										0	0	0	0	0	0	0																	
Russ Kemmerer, R (9, 1) ERA: 3.75										0	0	0	0	0	0	0																	
Inning Stats	R: 0 E: 0 K: 0 S: 4	H: 1 LOB: 2 BB: 1 P: 8	R: 1 E: 0 K: 0 S: 5	H: 2 LOB: 2 BB: 0 P: 6	R: 0 E: 0 K: 0 S: 3	H: 0 LOB: 0 BB: 0 P: 3	R: 0 E: 0 K: 0 S: 5	H: 2 LOB: 2 BB: 0 P: 5	R: 3 E: 0 K: 0 S: 7	H: 4 LOB: 1 BB: 0 P: 7	R: 0 E: 0 K: 0 S: 3	H: 0 LOB: 0 BB: 0 P: 3	R: 0 E: 0 K: 0 S: 2	H: 0 LOB: 0 BB: 0 P: 3	R: 0 E: 0 K: 1 S: 6	H: 1 LOB: 2 BB: 1 P: 10	R: 0 E: 0 K: 0 S: 0	H: 0 LOB: 0 BB: 0 P: 0	1B: 7 2B: 2 3B: 0 HR: 1	SF: 0 SAC: 0 DP: 1 HBP: 2	WP: 0 PB: 0 CS: 0	PA: 37											
PITCHER	IP WLS BF H R ER SO BB IBB HBP BLK WP HR S P ERA WHIP																																
Bob Turley, R (1, 1) ERA: 3.39	5.0		26	9	4	4	0	1	0	0	0	0	0	24	29	7.20	2.000																
Eli Green, R (6, 1) ERA: 4.07	1.0		3	0	0	0	0	0	0	0	0	0	0	3	3	0.00	0.000																
Ryne Duren, R (7, 1) ERA: 4.6	0.1		2	0	0	0	0	0	0	0	0	0	1	2	0.00	0.000																	
Luis Arroyo, L (7, 1) ERA: 1.38	1.2	W	6	1	0	0	1	1	0	0	0	0	7	11	0.00	1.200																	

Batter	1	2	3	4	5	6	7	8	9	AB	R	H	RBI	BB	SO	LOB	TOP				
Bobby Richardson, R OBP: 0.301, SLG: 0.304 (1, 4)										4	0	0	0	0	0	1					
Roger Maris, L OBP: 0.375, SLG: 0.636 (1, 9)										4	1	1	0	0	1	0					
Mickey Mantle, S OBP: 0.404, SLG: 0.569 (1, 8)										4	0	0	0	0	2	1					
Bill Skowron, R OBP: 0.346, SLG: 0.573 (1, 3)										4	2	2	1	0	1	0					
Hector Lopez, R OBP: 0.356, SLG: 0.390 Joe Demaestri, R OBP: 0.211, SLG: 0.263 (8, 6)										3	0	0	0	0	0	0					
Elston Howard, R OBP: 0.359, SLG: 0.381 Yogi Berra, L OBP: 0.375, SLG: 0.491 Johnny Blanchard, L OBP: 0.300, SLG: 0.447 (1, 2)										3	1	1	0	0	0	0					
Clete Boyer, R OBP: 0.307, SLG: 0.427 (1, 5)										4	1	2	0	0	1	0					
Tony Kubek, L OBP: 0.330, SLG: 0.434 (8, 7)										3	0	1	3	0	1	0					
Art Ditmar, R OBP: 0.213, SLG: 0.222 Eli Grba, R OBP: 0.375, SLG: 0.286 Bobby Shantz, R OBP: 0.222, SLG: 0.125 (1, 1)										2	0	0	0	0	1	0					
Inning Stats	R: 0 E: 0 K: 2 S: 7	H: 0 LOB: 0 BB: 0 P: 7	R: 1 E: 0 K: 1 S: 6	H: 1 LOB: 0 BB: 0 P: 6	R: 0 E: 0 K: 0 S: 3	H: 0 LOB: 0 BB: 0 P: 3	R: 0 E: 0 K: 1 S: 5	H: 0 LOB: 0 BB: 0 P: 5	R: 0 E: 0 K: 0 S: 3	H: 0 LOB: 0 BB: 0 P: 3	R: 0 E: 0 K: 0 S: 3	H: 0 LOB: 0 BB: 0 P: 3	R: 0 E: 0 K: 0 S: 3	H: 0 LOB: 0 BB: 0 P: 3	R: 2 E: 0 K: 0 S: 6	H: 3 LOB: 1 BB: 0 P: 6	R: 3 E: 0 K: 1 S: 10	H: 6 LOB: 2 BB: 0 P: 10	1B: 9 2B: 0 3B: 0 HR: 1	SF: 1 SAC: 1 DP: 0 HBP: 0	WP: 1 PA: 36 CS: 0
PITCHER	IP	WLS	BF	H	R	ER	SO	BB	IBB	HBP	BLK	WP	HR	S	P	ERA	WHIP				
Herb Score, L ERA: 4.16 Turk Lown, R ERA: 3.43	(1, 1)	8.0	L 28	4	3	3	6	0	0	0	0	1	1	40	40	3.38	0.500				
(9, 1)	1.0	8	6	3	3	1	0	0	0	0	0	0	0	10	10	27.00	6.000				

New York Yankees @ Chicago White Sox
Comiskey Park, Chicago, IL
Wed Aug 10 1960, 4:33 AM EDT
Att. 48,109 - Cloudy

AB 34
R 6
H 10
RBI 6
BB 0
SO 7
LOB 2

Batter	1	2	3	4	5	6	7	8	9	AB	R	H	RBI	BB	SO	LOB	BOTTOM				
Jim Landis, R OBP: 0.369, SLG: 0.380 (1, 8)										4	0	0	0	0	0	1					
Nellie Fox, L OBP: 0.336, SLG: 0.360 (1, 4)										4	0	0	0	0	0	1					
Roy Sievers, R OBP: 0.417, SLG: 0.566 (1, 3)										4	0	0	0	0	1	0					
Minnie Minoso, R OBP: 0.389, SLG: 0.478 (1, 7)										3	0	1	0	1	1	0					
Gene Freese, R OBP: 0.323, SLG: 0.506 (1, 5)										3	0	0	0	1	1	1					
Floyd Robinson, L (1, 9)										3	0	0	0	0	1	3					
Luis Aparicio, R OBP: 0.316, SLG: 0.340 Ted Kluszewski, L OBP: 0.353, SLG: 0.391 Sammy Esposito, R OBP: 0.286, SLG: 0.196 (1, 6)										2	0	1	0	0	0	1					
Joe Ginsberg, L OBP: 0.371, SLG: 0.318 (1, 2)										2	0	0	0	1	1	4					
Herb Score, L OBP: 0.238, SLG: 0.263 Al Smith, R OBP: 0.374, SLG: 0.445 Turk Lown, R OBP: 0.333, SLG: 0.400 (1, 1)										2	0	0	0	0	2	1					
Inning Stats	R: 0 E: 0 K: 0 S: 3	H: 0 LOB: 0 BB: 0 P: 3	R: 0 E: 0 K: 0 S: 3	H: 0 LOB: 0 BB: 0 P: 3	R: 0 E: 0 K: 1 S: 5	H: 1 LOB: 0 BB: 0 P: 5	R: 0 E: 0 K: 0 S: 3	H: 0 LOB: 0 BB: 0 P: 3	R: 0 E: 0 K: 0 S: 4	H: 1 LOB: 1 BB: 0 P: 4	R: 0 E: 0 K: 1 S: 5	H: 0 LOB: 1 BB: 1 P: 9	R: 0 E: 0 K: 2 S: 7	H: 0 LOB: 3 BB: 3 P: 19	R: 0 E: 0 K: 0 S: 3	H: 0 LOB: 0 BB: 0 P: 3	R: 0 E: 0 K: 3 S: 9	H: 0 LOB: 0 BB: 0 P: 9	1B: 1 2B: 1 3B: 0 HR: 0	SF: 0 SAC: 0 DP: 0 HBP: 0	WP: 0 PA: 32 CS: 0
PITCHER	IP	WLS	BF	H	R	ER	SO	BB	IBB	HBP	BLK	WP	HR	S	P	ERA	WHIP				
Art Ditmar, R ERA: 3.08 Eli Grba, R ERA: 4.07 Bobby Shantz, L ERA: 1.94	(1, 1)	6.2	W 24	2	0	0	3	3	0	0	0	0	0	27	39	0.00	0.750				
(7, 1)	0.0	1	0	0	0	0	1	0	0	0	0	0	0	4	4	∞	∞				
(7, 1)	2.1	S 7	0	0	0	4	0	0	0	0	0	0	0	15	15	0.00	0.000				

New York Yankees @ Chicago White Sox
Comiskey Park, Chicago, IL
Wed Aug 10 1960, 4:33 AM EDT
Att. 48,109 - Cloudy

AB 28
R 0
H 2
RBI 0
BB 4
SO 7
LOB 12

Batter	1	2	3	4	5	6	7	8	9	AB	R	H	RBI	BB	SO	LOB	TOP					
Bob Allison, R OBP: 0.376, SLG: 0.433 (1, 9)										4	3	1	1	2	0	2	Washington Senators @ New York Yankees Yankee Stadium, Bronx, NY Fri Aug 12 1960, 7:05 PM EDT Att: 20,776 - Unknown - 74 F livebaseballscorecards.com					
Reno Bertoia, R OBP: 0.343, SLG: 0.368 (1, 5)										4	1	1	0	1	1	4						
Harmon Killebrew, R OBP: 0.380, SLG: 0.542 (1, 3)										5	3	3	4	1	1	4						
Jim Lemon, R OBP: 0.370, SLG: 0.529 (1, 7)										3	2	2	2	3	0	1						
Billy Gardner, R OBP: 0.333, SLG: 0.392 (1, 4)										6	0	1	1	0	2	5						
Earl Battey, R OBP: 0.340, SLG: 0.413 (1, 2)										4	1	1	0	1	0	2						
Pete Whisenant, R Lenny Green, L OBP: 0.283, SLG: 0.330 OBP: 0.379, SLG: 0.376 (5, PH) (5, B)										2	0	0	0	0	0	4						
Jose Valdivielso, R Elmer Valo, L Billy Consolo, R OBP: 0.283, SLG: 0.257 OBP: 0.379, SLG: 0.273 OBP: 0.340, SLG: 0.326 (5, PH) (5, PH) (5, B)										1	0	1	0	1	0	0						
Pedro Ramos, S Hal Woodeshick, R OBP: 0.125, SLG: 0.200 OBP: 0.138, SLG: 0.074 (1, 1) (7, 1)										3	0	1	1	0	2	4						
										1	0	1	0	0	0	0						
Inning Stats	R: 2 E: 0 K: 0 S: 5	H: 2 LOB: 2 BB: 2 P: 13	R: 0 E: 0 K: 0 S: 4	H: 1 LOB: 1 BB: 0 P: 4	R: 1 E: 0 K: 2 S: 9	H: 2 LOB: 2 BB: 2 P: 17	R: 0 E: 0 K: 0 S: 3	H: 1 LOB: 0 BB: 0 P: 3	R: 3 E: 1 K: 2 S: 10	H: 2 LOB: 3 BB: 3 P: 22	R: 0 E: 0 K: 1 S: 4	H: 0 LOB: 0 BB: 1 P: 8	R: 5 E: 1 K: 2 S: 9	H: 2 LOB: 0 BB: 3 P: 21	R: 0 E: 0 K: 1 S: 5	H: 0 LOB: 0 BB: 0 P: 5	R: 1 E: 0 K: 0 S: 6	H: 3 LOB: 2 BB: 0 P: 6	1B: 9 2B: 0 3B: 1 HR: 3	SF: 0 SAC: 2 DP: 2 HBP: 0	WP: 0 PB: 0 SB: 1 CS: 0	PA: 50
PITCHER	IP WLS BF H R ER SO BB IBB HBP BLK WP HR S P ERA WHIP																					
Bill Short, L ERA: 4.79 (1, 1)	2.0 L 13 4 3 3 0 3 0 0 0 0 2 10 22 13.50 3.500																					
Jim Coates, R ERA: 4.88 (3, 1)	2.1 15 4 3 2 2 3 1 0 0 0 0 15 31 7.71 3.000																					
Ryne Duren, R ERA: 5.08 (5, 1)	2.1 10 0 3 3 3 4 0 0 0 0 0 16 32 11.57 1.714																					
Ralph Terry, R ERA: 4.54 (7, 1)	1.1 6 2 2 2 1 0 0 0 0 0 1 8 8 13.50 1.500																					
Luis Arroyo, L ERA: 1.93 (9, 1)	1.0 6 3 1 1 0 0 0 0 0 0 0 6 6 9.00 3.000																					
Batter	1	2	3	4	5	6	7	8	9	AB	R	H	RBI	BB	SO	LOB	BOTTOM					
Tony Kubek, L OBP: 0.327, SLG: 0.429 (1, 6)										4	0	0	0	0	1	0	Washington Senators @ New York Yankees Yankee Stadium, Bronx, NY Fri Aug 12 1960, 7:05 PM EDT Att: 20,776 - Unknown - 74 F livebaseballscorecards.com					
Hector Lopez, R OBP: 0.355, SLG: 0.388 (8, PH)										1	0	0	0	0	0	1						
Joe Demasestri, R OBP: 0.211, SLG: 0.263 (9, 6)										0	0	0	0	0	0	0						
Clete Boyer, R OBP: 0.317, SLG: 0.430 (1, 5)										3	2	2	0	2	0	1						
Yogi Berra, L OBP: 0.381, SLG: 0.507 (1, 7)										5	2	3	2	0	0	1						
Roger Maris, L OBP: 0.377, SLG: 0.640 (1, 9)										4	1	2	2	1	0	3						
Mickey Mantle, S OBP: 0.404, SLG: 0.566 (1, 8)										4	1	1	0	1	2	2						
Bill Skowron, R OBP: 0.348, SLG: 0.581 (1, 3)										5	1	3	3	0	0	3						
Johnny Blanchard, L OBP: 0.279, SLG: 0.415 (1, 2)										3	0	0	0	0	0	1						
Elston Howard, R OBP: 0.304, SLG: 0.380 (7, PH) (8, 2)										1	0	0	0	0	0	1						
Bobby Richardson, R OBP: 0.299, SLG: 0.301 (1, 4)										3	0	0	0	0	0	1						
Bill Skowron, R OBP: 0.324, SLG: 0.396 (8, PH) (9, 4)										1	0	1	0	0	0	0						
Bill Short, L OBP: 0.286, SLG: 0.287 (1, 1) Jim Coates, R OBP: 0.318, SLG: 0.341 (5, 1) Ryne Duren, R OBP: 0.360 (7, 1) Ralph Terry, R OBP: 0.333, SLG: 0.437 (8, PH) Bob Cerv, R OBP: 0.333, SLG: 0.437 (9, 1)										0	0	0	0	0	0	0						
										2	0	0	0	2	0	0						
										1	0	0	0	1	0	0						
										0	0	0	0	0	0	0						
										1	0	0	0	0	0	1						
										0	0	0	0	0	0	0						
Inning Stats	R: 0 E: 0 K: 0 S: 3	H: 0 LOB: 1 BB: 1 P: 7	R: 0 E: 0 K: 1 S: 6	H: 1 LOB: 0 BB: 0 P: 6	R: 0 E: 0 K: 1 S: 7	H: 2 LOB: 2 BB: 0 P: 7	R: 2 E: 0 K: 1 S: 6	H: 1 LOB: 0 BB: 1 P: 10	R: 2 E: 0 K: 0 S: 6	H: 3 LOB: 1 BB: 0 P: 6	R: 0 E: 0 K: 1 S: 5	H: 0 LOB: 0 BB: 0 P: 5	R: 3 E: 0 K: 2 S: 10	H: 3 LOB: 1 BB: 1 P: 14	R: 0 E: 0 K: 0 S: 4	H: 1 LOB: 1 BB: 0 P: 4	R: 0 E: 0 K: 0 S: 3	H: 1 LOB: 1 BB: 1 P: 7	1B: 9 2B: 1 3B: 1 HR: 2	SF: 0 SAC: 0 DP: 1 HBP: 0	WP: 0 PB: 0 SB: 0 CS: 0	PA: 42
PITCHER	IP WLS BF H R ER SO BB IBB HBP BLK WP HR S P ERA WHIP																					
Pedro Ramos, R ERA: 3.79 (1, 1)	6.1 W 31 3 0 0 1 3 0 0 0 0 0 12 16 9.95 1.895																					
Hal Woodeshick, L ERA: 4.23 (7, 1)	2.2 S 11 3 0 0 1 1 0 0 0 0 0 0 12 16 0.00 1.500																					

Batter	1	2	3	4	5	6	7	8	9	AB	R	H	RBI	BB	SO	LOB	TOP			
Bob Allison, R OBP: 0.377, SLG: 0.437 (1,9)	G3			3-1		1-3 1B			2B	4	0	2	0	0	0	0				
Reno Bertoia, R OBP: 0.339, SLG: 0.363 (1,5)	K			K		F6			F5	4	0	0	0	0	2	3				
Harmon Killebrew, R OBP: 0.379, SLG: 0.536 (1,3)	F9			6-3					BB	3	0	0	0	1	0	0				
Jim Lemon, R OBP: 0.367, SLG: 0.523 (1,7)		K			5-3				K	4	0	0	0	0	3	2				
Billy Gardner, R OBP: 0.332, SLG: 0.391 (1,4)		5-3			5-3				G3	4	0	1	0	0	0	2				
Earl Battey, R OBP: 0.337, SLG: 0.409 (1,2)		5-3			K				1B	3	0	0	0	0	1	1				
Pete Whisenant, R OBP: 0.304, SLG: 0.323 (1,8)				G3		5-3			CS BB	2	0	0	0	1	0	0				
Jose Valdivielso, R OBP: 0.284, SLG: 0.255 (1,6)				CS BB		6-3			F9	2	0	0	0	1	0	1				
Don Lee, R OBP: 0.233, SLG: 0.269 (1,1)				6-3		1B BB			K	1	0	0	0	1	0	1				
Elmer Valo, L OBP: 0.370, SLG: 0.267 (8, PH)										1	0	0	0	0	1	1				
Ray Moore, R OBP: 0.083, SLG: 0.083 (8, 1)										0	0	0	0	0	0	0				
Inning Stats	R: 0 E: 0 K: 1 S: 5	H: 0 LOB: 0 BB: 0 P: 5	R: 0 E: 0 K: 1 S: 5	H: 0 LOB: 0 BB: 0 P: 5	R: 0 E: 0 K: 0 S: 2	H: 0 LOB: 0 BB: 1 P: 6	R: 0 E: 0 K: 1 S: 5	H: 0 LOB: 0 BB: 0 P: 5	R: 0 E: 0 K: 1 S: 5	H: 1 LOB: 2 BB: 1 P: 8	R: 0 E: 0 K: 1 S: 6	H: 1 LOB: 1 BB: 0 P: 6	R: 0 E: 0 K: 1 S: 4	H: 0 LOB: 1 BB: 1 P: 8	R: 0 E: 0 K: 1 S: 6	H: 1 LOB: 2 BB: 1 P: 10	1B: 2 2B: 2 3B: 0 HR: 0	SF: 0 SAC: 0 DP: 1 HBP: 0	WP: 0 PB: 0 CS: 2	PA: 32
PITCHER Whitey Ford, L ERA: 2.78 (1,1)	IP: 9.0 WLS: W BF: 32 H: 3 R: 0 ER: 0 SO: 7 BB: 4 IBB: 0 HBP: 0 BLK: 0 WP: 0 HR: 0 S: 42 P: 58 ERA: 0.00 WHIP: 0.778															PITCHER				

Washington Senators @ New York Yankees
Yankee Stadium, Bronx, NY
Sat Aug 13 1960, 3:33 AM EDT
Att: 45,040 - Unknown - 74 F

AB	28
R	0
H	3
RBI	0
BB	4
SO	7
LOB	11

WP	0	PA	32
PB	0		
CS	2		

Batter	1	2	3	4	5	6	7	8	9	AB	R	H	RBI	BB	SO	LOB	BOTTOM			
Clete Boyer, R OBP: 0.312, SLG: 0.423 (1,5)	L3		6-3			K		6-3		4	0	0	0	0	1	1				
Hector Lopez, R OBP: 0.356, SLG: 0.388 (1,7)	6-3		FC4-6 BB			G3-6-3 1B		F9		3	0	1	0	1	0	1				
Joe Demaestri, R OBP: 0.211, SLG: 0.263 (9,6)										0	0	0	0	0	0	0				
Yogi Berra, L OBP: 0.380, SLG: 0.504 (1,2)	1B		FC4-6			G3-6-3				3	0	1	0	0	0	2				
Roger Maris, L OBP: 0.377, SLG: 0.643 (1,9)	4-3			6-3		SF9 3B				3	1	1	0	0	0	1				
Mickey Mantle, S OBP: 0.401, SLG: 0.563 (1,8)		F8		F5		SF9				2	0	0	1	0	0	0				
Bill Skowron, R OBP: 0.348, SLG: 0.579 (1,3)		FC4-6 1B		K		3-H 4-3				3	0	1	0	0	1	0				
Tony Kubek, L OBP: 0.324, SLG: 0.426 (9,7)		FC4-6		1-3		L9				3	0	0	0	0	0	1				
Bobby Richardson, R OBP: 0.299, SLG: 0.301 (1,4)		6-3		6-3				6-3 SH2-4 1B		3	0	1	0	0	0	1				
Whitey Ford, L OBP: 0.283, SLG: 0.132 (1,1)			1-3		5-3			SH2-4		2	0	0	0	0	0	0				
Inning Stats	R: 0 E: 0 K: 0 S: 4	H: 1 LOB: 1 BB: 0 P: 4	R: 0 E: 0 K: 0 S: 4	H: 1 LOB: 1 BB: 0 P: 4	R: 0 E: 0 K: 0 S: 3	H: 0 LOB: 1 BB: 1 P: 7	R: 0 E: 0 K: 1 S: 5	H: 0 LOB: 0 BB: 0 P: 5	R: 0 E: 0 K: 0 S: 4	H: 1 LOB: 0 BB: 0 P: 4	R: 1 E: 0 K: 0 S: 4	H: 1 LOB: 0 BB: 0 P: 4	R: 0 E: 0 K: 0 S: 4	H: 1 LOB: 1 BB: 0 P: 4	R: 0 E: 0 K: 0 S: 4	H: 1 LOB: 1 BB: 0 P: 4	1B: 4 2B: 0 3B: 1 HR: 0	SF: 1 SAC: 1 DP: 1 HBP: 0	WP: 0 PB: 0 CS: 0	PA: 29
PITCHER Don Lee, R ERA: 3.76 (1,1)	IP: 7.0 WLS: L BF: 25 H: 4 R: 1 ER: 1 SO: 2 BB: 1 IBB: 0 HBP: 0 BLK: 0 WP: 0 HR: 0 S: 28 P: 32 ERA: 1.29 WHIP: 0.714															PITCHER				
Ray Moore, R ERA: 3.66 (8,1)	IP: 1.0 WLS: L BF: 4 H: 1 R: 0 ER: 0 SO: 0 BB: 0 IBB: 0 HBP: 0 BLK: 0 WP: 0 HR: 0 S: 4 P: 4 ERA: 0.00 WHIP: 1.000															PITCHER				

Washington Senators @ New York Yankees
Yankee Stadium, Bronx, NY
Sat Aug 13 1960, 3:33 AM EDT
Att: 45,040 - Unknown - 74 F

AB	26
R	1
H	5
RBI	1
BB	1
SO	2
LOB	7

WP	0	PA	29
PB	0		
CS	0		

Batter	1	2	3	4	5	6	7	8	9	AB	R	H	RBI	BB	SO	LOB	TOP										
Reno Bertoia, R OBP: 0.343, SLG: 0.365 (1, 5) (6, 4)										4	0	2	0	1	1	0	Washington Senators @ New York Yankees Yankee Stadium, Bronx, NY Sun Aug 14 1960, 3:33 AM EDT Unknown - 81 F livebaseballscorecards.com										
Lenny Green, L OBP: 0.353, SLG: 0.368 (1, 8) (6, 8)										4	0	0	0	1	0	4											
Harmon Killebrew, R OBP: 0.375, SLG: 0.529 (1, 3) (6, 5)										4	0	0	0	1	2	0											
Jim Lemon, R OBP: 0.367, SLG: 0.519 (1, 7) (6, 7)										3	1	0	0	2	0	3											
Billy Gardner, R OBP: 0.329, SLG: 0.387 (1, 4) (6, 6)										4	0	0	0	0	1	2											
Bob Allison, R OBP: 0.380, SLG: 0.444 (1, 9) (6, 9)										3	1	2	0	1	0	0											
Earl Batley, R OBP: 0.339, SLG: 0.406 (1, 2) (6, 2)										2	1	0	0	2	0	1											
Jose Valdivieso, R OBP: 0.285, SLG: 0.294 (5, PH) Elmer Vao, L OBP: 0.297, SLG: 0.285 (5, PH) Billy Conzolo, R OBP: 0.340, SLG: 0.326 (5, PH) Julio Becquer, L OBP: 0.373, SLG: 0.392 (5, PH) (6, 3)										1	0	0	0	0	0	0											
Camilo Pascual, R OBP: 0.265, SLG: 0.378 (1, 1) Ray Moore, R OBP: 0.077, SLG: 0.077 (8, 1) (6, 1)										3	1	1	4	0	1	2											
Inning Stats	R: 0 E: 0 K: 1 S: 5	H: 0 LOB: 0 BB: 0 P: 5	R: 0 E: 0 K: 0 S: 3	H: 0 LOB: 1 BB: 1 P: 7	R: 0 E: 0 K: 1 S: 6	H: 1 LOB: 1 BB: 0 P: 6	R: 0 E: 0 K: 2 S: 6	H: 0 LOB: 1 BB: 1 P: 10	R: 0 E: 0 K: 0 S: 4	H: 1 LOB: 3 BB: 2 P: 12	R: 5 E: 0 K: 1 S: 7	H: 2 LOB: 0 BB: 3 P: 19	R: 0 E: 0 K: 0 S: 3	H: 0 LOB: 0 BB: 0 P: 3	R: 0 E: 0 K: 0 S: 3	H: 0 LOB: 0 BB: 0 P: 3		R: 0 E: 0 K: 1 S: 6	H: 1 LOB: 3 BB: 2 P: 14	1B: 2 2B: 3 3B: 0 HR: 1	SF: 0 SAC: 0 DP: 1 HBP: 0	WP: 0 PB: 0 SB: 0 CS: 1	PA: 40				
PITCHER	IP	WLS	BF	H	R	ER	SO	BB	IBB	HBP	BLK	WP	HR	S	P	ERA	WHIP										
Bob Turley, R ERA: 3.57 (1, 1)	7.0	L	31	4	5	5	5	6	1	0	0	0	1	34	62	6.43	1.429										
Ryne Duren, R ERA: 4.53 (8, 1)	1.0		3	0	0	0	0	0	0	0	0	0	0	3	3	0.00	0.000										
Luis Arroyo, L ERA: 1.8 (9, 1)	1.0		6	1	0	0	1	2	0	0	0	0	0	6	14	0.00	3.000										

Batter	1	2	3	4	5	6	7	8	9	AB	R	H	RBI	BB	SO	LOB	BOTTOM										
Clete Boyer, R OBP: 0.312, SLG: 0.422 (1, 5) (6, 5)										3	1	1	0	0	0	0	Washington Senators @ New York Yankees Yankee Stadium, Bronx, NY Sun Aug 14 1960, 3:33 AM EDT Unknown - 81 F livebaseballscorecards.com										
Bob Cerv, R OBP: 0.332, SLG: 0.435 (7, PH) Ryne Duren, R (8, 1) (6, 1)										1	0	0	0	0	0	2											
Elston Howard, R (8, PH) (9, 7)										1	0	0	0	0	0	2											
Tony Kubek, L OBP: 0.328, SLG: 0.430 (1, 6) (6, 6)										5	0	3	1	0	1	1											
Yogi Berra, L OBP: 0.377, SLG: 0.496 (1, 2) (6, 2)										4	0	0	0	1	0	5											
Roger Maris, L OBP: 0.375, SLG: 0.637 (1, 9) (6, 9)										5	0	1	1	0	1	1											
Mickey Mantle, S OBP: 0.401, SLG: 0.559 (1, 8) (6, 8)										4	1	1	0	1	2	1											
Bill Skowron, R OBP: 0.348, SLG: 0.575 (1, 3) (6, 3)										3	0	0	0	1	2	4											
Hector Lopez, R OBP: 0.355, SLG: 0.386 (1, 7) (6, 4)										4	1	1	0	0	1	4											
Bobby Richardson, R (1, 4) Kent Hadley, L (7, PH) Joe Demasesti, R (8, 4) Johnny Blanchard, L (8, PH) Bobby Shantz, R (8, PH) Luis Arroyo, L (8, 1)										2	0	1	0	0	0	1											
Bob Turley, R OBP: 0.125, SLG: 0.128 (1, 1) Gil McDougald, R (7, PH) (8, 5)										2	0	0	0	0	2	1											
Inning Stats	R: 1 E: 0 K: 1 S: 7	H: 2 LOB: 3 BB: 2 P: 15	R: 0 E: 0 K: 1 S: 5	H: 1 LOB: 0 BB: 0 P: 5	R: 0 E: 0 K: 1 S: 5	H: 1 LOB: 0 BB: 0 P: 5	R: 0 E: 0 K: 2 S: 8	H: 0 LOB: 1 BB: 0 P: 8	R: 0 E: 0 K: 1 S: 5	H: 0 LOB: 0 BB: 0 P: 5	R: 1 E: 0 K: 1 S: 8	H: 3 LOB: 2 BB: 0 P: 8	R: 2 E: 0 K: 0 S: 7	H: 4 LOB: 2 BB: 0 P: 7	R: 0 E: 0 K: 1 S: 6	H: 1 LOB: 1 BB: 0 P: 6	1B: 11 2B: 2 3B: 0 HR: 0	SF: 0 SAC: 0 DP: 2 HBP: 0	WP: 1 PB: 0 SB: 0 CS: 1	PA: 41							
PITCHER	IP	WLS	BF	H	R	ER	SO	BB	IBB	HBP	BLK	WP	HR	S	P	ERA	WHIP										
Camilo Pascual, R ERA: 3.13 (1, 1)	7.2		36	11	4	4	8	3	0	0	0	0	0	49	61	4.70	1.826										
Ray Moore, R ERA: 3.59 (8, 1)	1.1	S	5	1	0	0	1	0	0	0	0	0	0	7	7	0.00	0.750										

Batter	1	2	3	4	5	6	7	8	9	10	11	12	13	14	15	AB	R	H	RBI	BB	SO	LOB	TOP						
Billy Gardner, R OBP: 0.328, SLG: 0.385 (9, PH) Elmer Valo, L OBP: 0.361, SLG: 0.255 Billy Conzolo, R OBP: 0.340, SLG: 0.321 (15, B)	F8			6-3		HBP			G3		5-3		5-3		1B BB	2	0	0	0	0	0	0							
Lenny Green, L OBP: 0.355, SLG: 0.367 (1, B)	4-3			L8		G6-4-3 1B			2B BB		K		F8		1B	6	1	2	2	1	1	0							
Harmon Killebrew, R OBP: 0.370, SLG: 0.529 (15, S)	K			K		G6-4-3 1B			1B SF8 2B		K		6-3		3-1	7	1	1	1	0	3	4							
Faye Throneberry, L OBP: 0.264, SLG: 0.326 (9, PH) Jim Lemon, R OBP: 0.367, SLG: 0.517 (9, T)			B1		4-3				1B				K			3	0	0	0	0	1	0							
Reno Bertola, R OBP: 0.343, SLG: 0.363 (15, 4)	6-3					1B FC4-6 1B			SF8				F2		1B BB HBP	4	2	1	1	0	0	0							
Dan Dobbek, L OBP: 0.306, SLG: 0.371 (9, PH) Bob Allison, R OBP: 0.380, SLG: 0.443 (9, S)	F7					1B FC4-6 1B			L6				1B		K	3	0	1	0	0	0	0							
Hal Naragon, L OBP: 0.264, SLG: 0.192 (13, PH) Earl Battey, R OBP: 0.340, SLG: 0.407 (13, 2)			4-3			1B FC4-6 1B			1-3		K				BB BB 1B 1B	4	0	0	1	0	1	1							
Jose Valdivieso, R OBP: 0.281, SLG: 0.352 Julio Becouer, L OBP: 0.292, SLG: 0.392 (15, 3)			4-3			1B FC4-6 1B			4-3		K				BB BB 1B 1B	5	0	1	0	0	1	1							
Jack Kralick, L OBP: 0.136, SLG: 0.050 Ray Moore, R OBP: 0.071, SLG: 0.071 Pete Whisenant, R OBP: 0.292, SLG: 0.320 Rudy Hernandez, R OBP: 0.292, SLG: 0.320 Chuck Stobbs, L OBP: 0.167, SLG: 0.048 (15, 1)			6-3			G3			L4		K			F9	F4	3	0	0	0	0	0	0							
Inning Stats	R: 0 E: 0 K: 1 S: 5	H: 0 LOB: 0 BB: 0 P: 5	R: 0 E: 0 K: 0 S: 3	H: 0 LOB: 0 BB: 0 P: 3	R: 0 E: 0 K: 0 S: 3	H: 0 LOB: 0 BB: 0 P: 3	R: 0 E: 0 K: 1 S: 5	H: 0 LOB: 0 BB: 0 P: 4	R: 0 E: 0 K: 1 S: 5	H: 0 LOB: 0 BB: 0 P: 5	R: 0 E: 0 K: 0 S: 3	H: 0 LOB: 0 BB: 0 P: 7	R: 0 E: 0 K: 0 S: 5	H: 1 LOB: 1 BB: 0 P: 5	R: 0 E: 0 K: 1 S: 7	R: 0 E: 0 K: 1 S: 5	H: 0 LOB: 0 BB: 0 P: 5	R: 0 E: 0 K: 1 S: 7	H: 0 LOB: 0 BB: 0 P: 5	R: 0 E: 0 K: 1 S: 5	H: 2 LOB: 1 BB: 0 P: 16	1B: 8 2B: 1 3B: 0 HR: 0	SF: 1 SAC: 0 DP: 1 HBP: 2	WP: 0 PB: 0 SB: 0 CS: 0	PA: 57				
PITCHER	IP ERA WLS BF H R ER SO BB IBB HBP BLK WP HR S P ERA WHIP	8.1 3.85 0.2 3 1 0 0 3 0 0 0 0 0 0 0 3 3 0.00 1.500	10.1 1.92 1.0 3 0 0 0 3 0 0 0 0 0 0 0 9 9 0.00 0.000	11.1 4.79 4.0 13 2 0 0 4 0 0 0 0 0 0 0 21 21 0.00 0.500	15.1 4.75 1.0 L 8 2 3 3 1 1 1 1 0 0 0 0 7 16 27.00 3.000																								

Washington Senators @ New York Yankees
 Yankee Stadium, Bronx, NY
 Sun Aug 14 1960, 7:05 PM EDT
 Att. 29,970 - Unknown - 80 F


AB 51
R 6
H 9
RBI 6
BB 3
SO 11
LOB 13



Batter	1	2	3	4	5	6	7	8	9	10	11	12	13	14	15	AB	R	H	RBI	BB	SO	LOB	BOTTOM						
Clete Boyer, R OBP: 0.319, SLG: 0.431 Kent Hadley, L OBP: 0.254, SLG: 0.403 (10, 3)	K			1B		1B FC6-4 1B			K			4-3		1B FC4-6 1B		4	2	3	0	0	1	0							
Roger Maris, L OBP: 0.375, SLG: 0.635 Joe DiMasi, R OBP: 0.217, SLG: 0.281 (7, 6)	1-3			F7		1B FC6-4 1B			K			1B		K		3	0	1	0	0	0	1							
Hector Lopez, R OBP: 0.357, SLG: 0.385 (7, 9) (10, 4)	K					1B FC6-4 1B			F8			F6			BB HBP	6	0	2	2	0	1	2							
Mickey Mantle, S OBP: 0.400, SLG: 0.557 Bob Cerv, R OBP: 0.335, SLG: 0.431 (7, 7)				F4		1B G5-4-3 1B			1B FC6-4 1B			F7		F7		3	0	1	0	0	0	3							
Bill Skowron, R OBP: 0.347, SLG: 0.574 Bobby Richardson, R OBP: 0.301, SLG: 0.363 (9, 9) (10, 5)			G4-6-3 1B			K			F8			F7			BB BB 1B	4	0	1	0	0	1	3							
Gil McDougald, R OBP: 0.309, SLG: 0.399 Ryne Duren, R OBP: 0.222, SLG: 0.125 Yogi Berra, L OBP: 0.376, SLG: 0.491 (15, 9)			5-3			BB			BB			F2		K		1	1	0	0	2	0	0							
Elston Howard, R OBP: 0.295, SLG: 0.368 (1, 2)			F7			F7			F9			F8		G6-4-3 1B		7	0	0	0	0	0	7							
Tony Kubek, L OBP: 0.368, SLG: 0.427 (7, 8)			F7			L8			4-3			1B		1B FC4-6 1B		5	0	1	1	1	0	2							
Eli Grba, R OBP: 0.316, SLG: 0.235 Bobby Shantz, R OBP: 0.222, SLG: 0.125 Yogi Berra, L OBP: 0.376, SLG: 0.491 (10, 9)			K			K			F7			F4		L9		3	0	0	0	0	2	1							
Inning Stats	R: 0 E: 0 K: 2 S: 7	H: 0 LOB: 0 BB: 0 P: 7	R: 0 E: 0 K: 0 S: 3	H: 1 LOB: 0 BB: 0 P: 3	R: 0 E: 0 K: 1 S: 5	H: 2 LOB: 2 BB: 0 P: 7	R: 0 E: 0 K: 1 S: 4	H: 0 LOB: 1 BB: 0 P: 7	R: 1 E: 0 K: 0 S: 5	H: 2 LOB: 1 BB: 1 P: 5	R: 0 E: 0 K: 0 S: 3	H: 0 LOB: 0 BB: 0 P: 7	R: 0 E: 0 K: 0 S: 4	H: 1 LOB: 1 BB: 0 P: 4	R: 0 E: 0 K: 1 S: 5	R: 0 E: 0 K: 1 S: 5	R: 0 E: 0 K: 0 S: 5	R: 0 E: 0 K: 1 S: 7	H: 0 LOB: 0 BB: 0 P: 5	R: 0 E: 0 K: 1 S: 5	H: 0 LOB: 0 BB: 0 P: 9	1B: 9 2B: 2 3B: 0 HR: 0	SF: 0 SAC: 0 DP: 3 HBP: 2	WP: 0 PB: 0 SB: 0 CS: 0	PA: 61				
PITCHER	IP ERA WLS BF H R ER SO BB IBB HBP BLK WP HR S P ERA WHIP	8.0 3.38 4.0 17 2 0 0 2 1 1 1 0 0 0 0 18 27 0.00 0.750	10.0 3.4 2.0 W 9 1 0 0 2 2 0 1 0 0 0 0 10 19 0.00 1.500	11.0 4.05 1.0 S 3 0 0 0 0 0 0 0 0 0 0 3 3 0.00 0.000																									

Washington Senators @ New York Yankees
 Yankee Stadium, Bronx, NY
 Sun Aug 14 1960, 7:05 PM EDT
 Att. 29,970 - Unknown - 80 F

AB 53
R 3
H 11
RBI 3
BB 9
SO 6
LOB 38



Batter	1	2	3	4	5	6	7	8	9	AB	R	H	RBI	BB	SO	LOB	TOP			
Jackie Brandt, R OBP: 0.330, SLG: 0.429	F6		6-3		6-3			HR		4	1	1	1	0	0	0	Baltimore Orioles @ New York Yankees Yankee Stadium, Bronx, NY Mon Aug 15 1960, 7:05 PM EDT Att: 24,233 - Unknown - 72 F			
Gene Stephens, L OBP: 0.315, SLG: 0.359	FC4-6 1B		1B			G3		3-1		4	1	2	0	0	0	0				
Gene Woodling, L OBP: 0.396, SLG: 0.399	FC4-6 1-2		1B			4-3		3-4-1		4	0	1	1	0	0	1				
Jim Gentile, L OBP: 0.430, SLG: 0.546	G3		1-3			6-3		L8		4	0	0	0	0	0	2				
Brooks Robinson, R OBP: 0.343, SLG: 0.453		F7		5-3				F9		3	0	0	0	1	0	0				
Clint Courtney, L OBP: 0.370, SLG: 0.266		4-3		K				F6		4	0	0	0	0	1	1				
Ron Hansen, R OBP: 0.336, SLG: 0.452		HR		5-3				5-3		3	1	1	1	0	0	0				
Mary Breeding, R OBP: 0.319, SLG: 0.339		6-3				5-3		4-3		3	0	0	0	0	0	0				
Jerry Walker, S OBP: 0.389, SLG: 0.412			6-3		5-3			G3		1	0	0	0	0	0	0				
Hoyt Wilhelm, R OBP: 0.103, SLG: 0.081										2	0	0	0	0	0	0				
Inning Stats	R: 0 E: 0 K: 0 S: 4	H: 1 LOB: 1 BB: 0 P: 4	R: 1 E: 0 K: 0 S: 4	H: 1 LOB: 0 BB: 0 P: 4	R: 1 E: 0 K: 1 S: 5	H: 2 LOB: 1 BB: 0 P: 5	R: 0 E: 0 K: 1 S: 5	H: 0 LOB: 0 BB: 0 P: 5	R: 0 E: 0 K: 0 S: 3	H: 0 LOB: 0 BB: 0 P: 3	R: 0 E: 0 K: 0 S: 3	H: 0 LOB: 0 BB: 0 P: 3	R: 1 E: 0 K: 0 S: 4	H: 1 LOB: 0 BB: 0 P: 4	R: 0 E: 0 K: 0 S: 3	H: 0 LOB: 1 BB: 1 P: 7	1B: 3 2B: 0 3B: 0 HR: 2	SF: 0 SAC: 0 DP: 0 HBP: 0	WP: 0 PB: 0 SB: 1 CS: 0	PA: 33
PITCHER Art Ditmar, R ERA: 3.07	IP: 9.0 WLS: W BF: 33 H: 5 R: 3 ER: 3 SO: 1 BB: 1 IBB: 0 HBP: 0 BLK: 0 WP: 0 HR: 2 S: 34 P: 38 ERA: 3.00 WHIP: 0.667																			

Batter	1	2	3	4	5	6	7	8	9	AB	R	H	RBI	BB	SO	LOB	BOTTOM			
Tony Kubek, L OBP: 0.325, SLG: 0.423	F7		4-3		FC1-6 1-2		5-3			4	0	0	0	0	0	1	Baltimore Orioles @ New York Yankees Yankee Stadium, Bronx, NY Mon Aug 15 1960, 7:05 PM EDT Att: 24,233 - Unknown - 72 F			
Hector Lopez, R OBP: 0.358, SLG: 0.384	F8			HR	K			HR		3	2	1	0	1	1	1				
Joe Demaestri, R OBP: 0.217, SLG: 0.261				1B	K			BB		0	0	0	0	0	0	0				
Mickey Mantle, S OBP: 0.401, SLG: 0.573	G3			HR	F9			HR		4	2	2	4	0	0	1				
Bill Skowron, R OBP: 0.349, SLG: 0.576		G4-6-3 2B		SH1-3 1B		5-3		K		4	0	2	0	0	1	0				
Yogi Berra, L OBP: 0.378, SLG: 0.487		G4-6-3 BB		SH1-3 BB		K		4-3		2	0	0	0	2	1	0				
Johnny Blanchard, L OBP: 0.292, SLG: 0.413		G4-6-3 1-2 2-3		SH1-3				F8		3	0	1	0	0	0	2				
Clete Boyer, R OBP: 0.315, SLG: 0.426		L7		F6		FC5-4 1B				3	0	0	0	0	0	4				
Bobby Richardson, R OBP: 0.298, SLG: 0.300			F4	B3				6-3		3	0	0	0	0	0	2				
Art Ditmar, R OBP: 0.216, SLG: 0.224			4-3		FC1-6 1B			5-3		3	0	1	0	0	0	0				
Inning Stats	R: 0 E: 0 K: 0 S: 3	H: 0 LOB: 0 BB: 0 P: 3	R: 0 E: 0 K: 0 S: 3	H: 1 LOB: 1 BB: 1 P: 7	R: 0 E: 0 K: 0 S: 3	H: 0 LOB: 0 BB: 0 P: 3	R: 2 E: 0 K: 0 S: 6	H: 3 LOB: 2 BB: 1 P: 10	R: 0 E: 0 K: 1 S: 6	H: 1 LOB: 1 BB: 0 P: 6	R: 0 E: 0 K: 1 S: 6	H: 0 LOB: 0 BB: 0 P: 6	R: 0 E: 0 K: 1 S: 6	H: 0 LOB: 0 BB: 0 P: 3	R: 2 E: 0 K: 1 S: 6	H: 1 LOB: 0 BB: 1 P: 10	1B: 4 2B: 1 3B: 0 HR: 2	SF: 0 SAC: 1 DP: 1 HBP: 0	WP: 0 PB: 0 SB: 0 CS: 0	PA: 33
PITCHER Jerry Walker, R ERA: 3.53	IP: 3.1 WLS: L BF: 15 H: 4 R: 2 ER: 2 SO: 2 BB: 2 IBB: 0 HBP: 0 BLK: 0 WP: 0 HR: 1 S: 13 P: 21 ERA: 5.40 WHIP: 1.800																			
PITCHER Hoyt Wilhelm, R ERA: 3.46	IP: 4.2 WLS: L BF: 18 H: 3 R: 2 ER: 0 SO: 3 BB: 1 IBB: 0 HBP: 0 BLK: 0 WP: 0 HR: 1 S: 23 P: 27 ERA: 0.00 WHIP: 0.857																			

Batter	1	2	3	4	5	6	7	8	9	AB	R	H	RBI	BB	SO	LOB	TOP							
Jackie Brandt, R (1, 8) OBP: 0.329, SLG: 0.430										4	0	1	0	0	1	1	<p>Baltimore Orioles @ New York Yankees Yankee Stadium, Bronx, NY Tue Aug 16 1960, 3:33 AM EDT Att: 30,149 - Overcast - 72 F</p>							
Gene Woodling, L (1, 7) OBP: 0.395, SLG: 0.397										4	0	1	0	0	0	2								
Brooks Robinson, R (1, 5) OBP: 0.340, SLG: 0.449										4	0	0	0	0	0	3								
Jim Gentile, L (1, 3) OBP: 0.428, SLG: 0.540										3	0	0	0	1	1	2								
Gene Stephens, L (9, PR) OBP: 0.315, SLG: 0.359										0	0	0	0	0	0	0								
Gus Triandos, R (1, 2) OBP: 0.331, SLG: 0.370										4	0	0	0	0	1	2								
Ron Hansen, R (1, 6) OBP: 0.336, SLG: 0.452										3	0	1	0	0	0	0								
Dave Nicholson, R (1, 9) OBP: 0.306, SLG: 0.387										3	0	0	0	0	2	1								
Mary Breeding, R (1, 4) OBP: 0.317, SLG: 0.337										3	0	0	0	0	0	0								
Chuck Estrada, R (1, 1) OBP: 0.174, SLG: 0.163										1	0	0	0	1	1	0								
Walt Dropo, R (8, PH) OBP: 0.338, SLG: 0.369										1	0	0	0	0	0	0								
Billy Hoelt, L (8, 1)										0	0	0	0	0	0	0								
Inning Stats	R: 0 E: 0 K: 0 S: 4	H: 1 LOB: 1 BB: 0 P: 4	R: 0 E: 0 K: 1 S: 5	H: 0 LOB: 0 BB: 0 P: 5	R: 0 E: 0 K: 1 S: 5	H: 0 LOB: 0 BB: 0 P: 5	R: 0 E: 0 K: 1 S: 5	H: 1 LOB: 1 BB: 0 P: 6	R: 0 E: 0 K: 1 S: 5	H: 0 LOB: 0 BB: 0 P: 5	R: 0 E: 0 K: 1 S: 3	H: 0 LOB: 1 BB: 1 P: 7	R: 0 E: 0 K: 1 S: 6	H: 1 LOB: 1 BB: 0 P: 6	R: 0 E: 0 K: 1 S: 5	H: 0 LOB: 0 BB: 1 P: 5	R: 0 E: 0 K: 0 S: 3	H: 0 LOB: 1 BB: 1 P: 7	R: 0 E: 0 K: 0 S: 3	H: 0 LOB: 1 BB: 1 P: 7	1B: 2 2B: 1 3B: 0 HR: 0	SF: 0 SAC: 0 DP: 0 HBP: 0	WP: 0 PB: 0 SB: 0 CS: 0	PA: 32
PITCHER Whitey Ford, L (1, 1) ERA: 2.61	IP: 9.0 WLS: W BF: 32 H: 3 R: 0 ER: 0 SO: 6 BB: 2 IBB: 0 HBP: 0 BLK: 0 WP: 0 HR: 0 S: 42 P: 50 ERA: 0.00 WHIP: 0.556															PITCHER	IP: 9.0 WLS: W BF: 32 H: 3 R: 0 ER: 0 SO: 6 BB: 2 IBB: 0 HBP: 0 BLK: 0 WP: 0 HR: 0 S: 42 P: 50 ERA: 0.00 WHIP: 0.556							

Batter	1	2	3	4	5	6	7	8	9	AB	R	H	RBI	BB	SO	LOB	BOTTOM			
Tony Kubek, L (1, 6) OBP: 0.324, SLG: 0.424										4	0	1	0	0	0	1	<p>Baltimore Orioles @ New York Yankees Yankee Stadium, Bronx, NY Tue Aug 16 1960, 3:33 AM EDT Att: 30,149 - Overcast - 72 F</p>			
Hector Lopez, R (1, 7) OBP: 0.357, SLG: 0.383										4	0	1	0	0	0	2				
Joe Demaestri, R (8, 6) OBP: 0.217, SLG: 0.261										0	0	0	0	0	0	0				
Mickey Mantle, S (1, 8) OBP: 0.398, SLG: 0.567										4	0	0	0	0	1	2				
Bill Skowron, R (1, 3) OBP: 0.348, SLG: 0.571										3	1	0	0	0	1	1				
Yogi Berra, L (1, 9) OBP: 0.380, SLG: 0.488										4	0	2	0	0	0	0				
Johnny Blanchard, L (1, 2) OBP: 0.388, SLG: 0.420										4	0	2	1	0	1	1				
Clete Boyer, R (1, 5) OBP: 0.314, SLG: 0.424										4	0	1	0	0	0	3				
Bobby Richardson, R (1, 4) OBP: 0.298, SLG: 0.299										2	0	0	0	1	0	2				
Whitey Ford, L (1, 1) OBP: 0.286, SLG: 0.171										3	0	1	0	0	0	3				
Inning Stats	R: 0 E: 0 K: 0 S: 3	H: 0 LOB: 0 BB: 0 P: 3	R: 0 E: 0 K: 2 S: 8	H: 1 LOB: 1 BB: 0 P: 8	R: 0 E: 0 K: 0 S: 4	H: 1 LOB: 1 BB: 0 P: 4	R: 1 E: 0 K: 0 S: 5	H: 2 LOB: 2 BB: 0 P: 6	R: 0 E: 0 K: 0 S: 4	H: 1 LOB: 1 BB: 0 P: 4	R: 0 E: 0 K: 0 S: 5	H: 2 LOB: 3 BB: 1 P: 9	R: 0 E: 0 K: 1 S: 6	H: 1 LOB: 1 BB: 0 P: 6	R: 0 E: 0 K: 0 S: 3	H: 0 LOB: 0 BB: 0 P: 3	1B: 6 2B: 2 3B: 0 HR: 0	SF: 0 SAC: 0 DP: 0 HBP: 1	WP: 0 PB: 0 SB: 0 CS: 0	PA: 34
PITCHER Chuck Estrada, R (1, 1) ERA: 3.44	IP: 7.0 WLS: L BF: 31 H: 8 R: 1 ER: 1 SO: 3 BB: 0 IBB: 1 HBP: 1 BLK: 0 WP: 0 HR: 0 S: 35 P: 40 ERA: 1.29 WHIP: 1.143															PITCHER	IP: 7.0 WLS: L BF: 31 H: 8 R: 1 ER: 1 SO: 3 BB: 0 IBB: 1 HBP: 1 BLK: 0 WP: 0 HR: 0 S: 35 P: 40 ERA: 1.29 WHIP: 1.143			
Billy Hoelt, L (8, 1) ERA: 4.41	IP: 1.0 WLS: 3 BF: 0 H: 0 R: 0 ER: 0 SO: 0 BB: 0 IBB: 0 HBP: 0 BLK: 0 WP: 0 HR: 0 S: 3 P: 3 ERA: 0.00 WHIP: 0.000															PITCHER	IP: 1.0 WLS: 3 BF: 0 H: 0 R: 0 ER: 0 SO: 0 BB: 0 IBB: 0 HBP: 0 BLK: 0 WP: 0 HR: 0 S: 3 P: 3 ERA: 0.00 WHIP: 0.000			

AB 30
R 0
H 3
RBI 0
BB 2
SO 6
LOB 11



AB 32
R 1
H 8
RBI 1
BB 1
SO 3
LOB 15



Batter	1	2	3	4	5	6	7	8	9	10	AB	R	H	RBI	BB	SO	LOB	TOP		
Tony Kubek, L OBP: 0.327, SLG: 0.425	FC4-6 BB		K			F8		G4-6-3 1B		FC6-4 1B	4	1	2	0	1	1	0	New York Yankees @ Boston Red Sox Fenway Park, Boston, MA Wed Aug 17 1960, 7:05 PM EDT Att: 29,686 - Unknown		
Bob Cerv, R OBP: 0.336, SLG: 0.427	L7		6-3			1B HBP		G4-6-3 1B		FC6-4	4	0	1	1	0	0	2			
Mickey Mantle, S OBP: 0.396, SLG: 0.562	FC4-6				6-3			G4-6-3		F8	5	0	1	0	0	0	3			
Bill Skowron, R OBP: 0.344, SLG: 0.566	FC4-6				E5		1B	K		K	4	0	0	0	0	2	3			
Yogi Berra, L OBP: 0.375, SLG: 0.480		F9			F8		4-3			F9	4	0	0	0	0	0	3			
Elston Howard, R OBP: 0.236, SLG: 0.370		5-3			F7					5-3	4	0	1	0	0	0	1			
Clete Boyer, R OBP: 0.313, SLG: 0.421						4-3		FC6-5-4-5 2B		K	4	0	1	0	0	1	1			
Bobby Richardson, R OBP: 0.298, SLG: 0.296					6-3			L3			3	1	0	0	1	1	1			
Bill Stafford, R Luis Arroyo, L Kent Hadley, L Ryne Duren, R Bobby Shantz, R			K			1-3		1B BB		B2	2	0	0	0	0	1	0			
Inning Stats	R: 0 E: 0 K: 0 S: 3	H: 0 LOB: 1 BB: 1 P: 7	R: 0 E: 0 K: 1 S: 6	H: 1 LOB: 0 BB: 0 P: 6	R: 0 E: 0 K: 2 S: 7	H: 0 LOB: 0 BB: 0 P: 7	R: 0 E: 1 K: 0 S: 4	H: 0 LOB: 1 BB: 0 P: 4	R: 0 E: 0 K: 1 S: 3	H: 0 LOB: 0 BB: 0 P: 3	R: 0 E: 0 K: 0 S: 3	H: 1 LOB: 0 BB: 0 P: 3	R: 0 E: 0 K: 1 S: 5	H: 0 LOB: 0 BB: 0 P: 5	R: 1 E: 1 K: 0 S: 4	H: 1 LOB: 1 BB: 1 P: 8	1B: 5 2B: 2 3B: 0 HR: 0		SF: 0 SAC: 0 DP: 2 HBP: 1	WP: 0 PB: 0 SB: 0 CS: 0
PITCHER	IP WLS BF H R ER SO ERA WHIP	IP WLS BF H R ER SO ERA WHIP	IP WLS BF H R ER SO ERA WHIP	IP WLS BF H R ER SO ERA WHIP	IP WLS BF H R ER SO ERA WHIP	IP WLS BF H R ER SO ERA WHIP	IP WLS BF H R ER SO ERA WHIP	IP WLS BF H R ER SO ERA WHIP	IP WLS BF H R ER SO ERA WHIP	IP WLS BF H R ER SO ERA WHIP	IP WLS BF H R ER SO ERA WHIP	IP WLS BF H R ER SO ERA WHIP	IP WLS BF H R ER SO ERA WHIP	IP WLS BF H R ER SO ERA WHIP	IP WLS BF H R ER SO ERA WHIP	IP WLS BF H R ER SO ERA WHIP	IP WLS BF H R ER SO ERA WHIP	IP WLS BF H R ER SO ERA WHIP	IP WLS BF H R ER SO ERA WHIP	IP WLS BF H R ER SO ERA WHIP
Billy Muffett, R ERA: 3.95	7.0	0	28	4	2	2	4	2	0	0	0	0	0	0	0	0	0	2.57	0.857	
Mike Fomieles, R ERA: 2.81	3.0	L	11	2	1	0	2	1	0	0	0	0	0	0	0	0	0	0.00	1.000	

New York Yankees @ Boston Red Sox
Fenway Park, Boston, MA
Wed Aug 17 1960, 7:05 PM EDT
Att: 29,686 - Unknown

AB 35
R 3
H 6
RBI 1
BB 3
SO 6
LOB 15



Batter	1	2	3	4	5	6	7	8	9	10	AB	R	H	RBI	BB	SO	LOB	BOTTOM						
Pete Runnels, L OBP: 0.383, SLG: 0.390	3-1		G1-6-3								5	0	2	0	0	0	1	New York Yankees @ Boston Red Sox Fenway Park, Boston, MA Wed Aug 17 1960, 7:05 PM EDT Att: 29,686 - Unknown						
Pumpie Green, S OBP: 0.327, SLG: 0.310					L8		BB FC6-2 1B			SH1-3 1B	0	0	0	0	0	0	0							
Willie Tasby, R OBP: 0.370, SLG: 0.348	FC1-6 1B		1B BB		FC3-6 BB		FC6-2 FC5 BB		SH1-3		2	1	1	0	2	0	3							
Ted Williams, L OBP: 0.457, SLG: 0.651	FC1-6		1B		FC3-6		BB				3	0	1	1	2	0	2							
Vic Wertz, L OBP: 0.342, SLG: 0.490	L7		FC6-4 1B		3-1		BB K		IBB		5	0	1	1	0	1	7							
Frank Matzone, R OBP: 0.338, SLG: 0.427		6-3	FC6-4			6-3	FC5				5	0	1	0	0	0	5							
Jim Pagliaroni, R OBP: 0.387, SLG: 0.577					5-3		5-3			K	5	0	1	0	0	2	1							
Lou Clinton, R OBP: 0.262, SLG: 0.354		K			K		L7			K	5	0	0	0	0	3	2							
Don Buddin, R OBP: 0.340, SLG: 0.360	FC4-6						1B SH FC6-2 1B		L4		5	0	2	0	0	0	2							
Billy Muffett, R ERA: 2.84	6.1	0	29	8	2	2	2	2	0	0	0	0	0	0	0	0	0		2.84	1.579				
Luis Arroyo, L ERA: 1.37	0.2	3	0	0	0	1	1	0	0	0	0	0	0	0	0	0	0	0.00	1.500					
Ryne Duren, R ERA: 4.58	1.2	7	1	0	0	3	0	1	0	0	0	0	0	0	0	0	0	0.00	0.600					
Bobby Shantz, L ERA: 1.87	1.1	W	5	1	0	0	1	0	0	0	0	0	0	0	0	0	0	0.00	0.750					
Inning Stats	R: 0 E: 0 K: 0 S: 4	H: 1 LOB: 1 BB: 0 P: 4	R: 0 E: 0 K: 1 S: 6	H: 1 LOB: 1 BB: 0 P: 6	R: 1 E: 0 K: 0 S: 5	H: 3 LOB: 2 BB: 1 P: 9	R: 0 E: 0 K: 1 S: 6	H: 1 LOB: 1 BB: 0 P: 6	R: 0 E: 0 K: 0 S: 3	H: 0 LOB: 0 BB: 0 P: 3	R: 0 E: 0 K: 1 S: 3	H: 0 LOB: 0 BB: 0 P: 7	R: 0 E: 0 K: 2 S: 7	H: 2 LOB: 3 BB: 1 P: 12	R: 0 E: 0 K: 2 S: 7	H: 0 LOB: 0 BB: 0 P: 7	R: 0 E: 0 K: 1 S: 6	H: 1 LOB: 2 BB: 1 P: 10	R: 0 E: 0 K: 1 S: 6	H: 1 LOB: 1 BB: 0 P: 6	1B: 10 2B: 0 3B: 0 HR: 0	SF: 0 SAC: 2 DP: 1 HBP: 0	WP: 0 PB: 0 SB: 0 CS: 0	PA: 44
PITCHER	IP WLS BF H R ER SO ERA WHIP	IP WLS BF H R ER SO ERA WHIP	IP WLS BF H R ER SO ERA WHIP	IP WLS BF H R ER SO ERA WHIP	IP WLS BF H R ER SO ERA WHIP	IP WLS BF H R ER SO ERA WHIP	IP WLS BF H R ER SO ERA WHIP	IP WLS BF H R ER SO ERA WHIP	IP WLS BF H R ER SO ERA WHIP	IP WLS BF H R ER SO ERA WHIP	IP WLS BF H R ER SO ERA WHIP	IP WLS BF H R ER SO ERA WHIP	IP WLS BF H R ER SO ERA WHIP	IP WLS BF H R ER SO ERA WHIP	IP WLS BF H R ER SO ERA WHIP	IP WLS BF H R ER SO ERA WHIP	IP WLS BF H R ER SO ERA WHIP	IP WLS BF H R ER SO ERA WHIP	IP WLS BF H R ER SO ERA WHIP	IP WLS BF H R ER SO ERA WHIP				

New York Yankees @ Boston Red Sox
Fenway Park, Boston, MA
Wed Aug 17 1960, 7:05 PM EDT
Att: 29,686 - Unknown

AB 38
R 2
H 10
RBI 2
BB 4
SO 7
LOB 24



Batter	1	2	3	4	5	6	7	8	9	AB	R	H	RBI	BB	SO	LOB	TOP								
Clete Boyer, R OBP: 0.314, SLG: 0.428 (1, 5)	6-3	4-3 2B HBP		E5	6-3			F4	HR	5	2	1	2	0	0	2	New York Yankees @ Boston Red Sox Fenway Park, Boston, MA Thu Aug 18 1960, 3:33 AM EDT Att: 29,471 - Unknown AB 42 R 11 H 14 RBI 11 BB 7 SO 7 LOB 26								
Tony Kubek, L OBP: 0.327, SLG: 0.422 (1, 6)	4-3	4-3		F8		K		2B	1B	5	2	1	1	1	1	3									
Yogi Berra, L OBP: 0.377, SLG: 0.486 (1, 9)	1B	2B		F4	4-3			1B	2B	5	1	2	3	1	1	2									
Mickey Mantle, S OBP: 0.395, SLG: 0.558 (1, 8)	1B	G3		G3		F9		1B	1B	6	1	2	1	0	0	3									
Bill Skowron, R OBP: 0.344, SLG: 0.562 (1, 3)	FC6-4		5-3		K		K	1B	1B	6	0	2	2	0	2	2									
Bob Cerv, R OBP: 0.344, SLG: 0.438 (1, 7)		1B	5-3		1B	E	2B		1B	4	2	2	0	2	0	1									
Elston Howard, R OBP: 0.303, SLG: 0.375 (1, 2)		1B	4-3	BB	BB	1B		F3		4	1	3	0	1	0	2									
Bobby Richardson, R OBP: 0.302, SLG: 0.298 (5, PH)		1B	4-3	1B						1	1	1	1	1	0	0									
Hector Lopez, R OBP: 0.356, SLG: 0.381 (5, 1)		2B		BB						1	0	0	1	0	0	1									
Duke Maas, R OBP: 0.258, SLG: 0.250 (7, PH)		2B		BB						0	0	0	0	0	0	0									
Joe Demaestri, R OBP: 0.258, SLG: 0.250 (7, 1)		1B		BB						1	0	0	0	0	1	2									
Ralph Terry, R OBP: 0.088, SLG: 0.061 (7, 1)		1B		BB						1	0	0	0	0	1	2									
Eli Grba, R OBP: 0.316, SLG: 0.235 (2, 1)		1B								0	0	0	0	0	0	0									
Luis Arroyo, L OBP: 0.226, SLG: 0.357 (3, 1)		1B								1	0	0	0	0	0	0									
Kent Hadley, L OBP: 0.222, SLG: 0.348 (3, 1)		1B								0	0	0	0	0	0	0									
Jim Coates, R OBP: 0.281, SLG: 0.300 (5, PH)		1B								1	0	0	0	0	0	0									
Johnny Blanchard, L OBP: 0.302, SLG: 0.474 (5, 4)		1B								1	0	0	0	0	0	2									
Gil McDougald, R OBP: 0.300, SLG: 0.388 (5, 4)		1B								1	1	0	0	1	0	2									
Inning Stats	R: 0 E: 0 K: 0 S: 4	H: 1 LOB: 2 BB: 1 P: 8	R: 4 E: 0 K: 0 S: 7	H: 4 LOB: 1 BB: 0 P: 8	R: 0 E: 0 K: 1 S: 5	H: 0 LOB: 2 BB: 0 P: 13	R: 0 E: 0 K: 0 S: 4	H: 0 LOB: 1 BB: 0 P: 4	R: 1 E: 1 K: 1 S: 7	H: 1 LOB: 2 BB: 1 P: 11	R: 0 E: 0 K: 2 S: 5	H: 0 LOB: 2 BB: 0 P: 5	R: 0 E: 0 K: 2 S: 9	H: 2 LOB: 2 BB: 0 P: 9	R: 3 E: 0 K: 1 S: 9	H: 4 LOB: 2 BB: 1 P: 13	R: 3 E: 0 K: 1 S: 7	H: 2 LOB: 1 BB: 2 P: 15	1B: 9 2B: 4 3B: 0 HR: 1	SF: 0 SAC: 1 DP: 0 HBP: 1	WP: 1 PB: 0 SB: 1 CS: 0	PA: 51			
PITCHER	IP	WLS	BF	H	R	ER	SO	BB	IBB	HBP	BLK	WP	HR	S	P	ERA	WHIP								
Tom Brewer, R ERA: 5.25 (1, 1)	1.2		12	5	4	4	0	1	0	1	0	0	0	10	15	21.60	3.600								
Frank Sullivan, R ERA: 5.68 (2, 1)	5.2	L	29	7	4	4	5	3	0	0	0	0	0	36	48	6.35	1.765								
Mike Forniello, R ERA: 2.79 (8, 1)	0.2		3	0	0	0	1	1	0	0	0	0	0	4	8	0.00	1.500								
Jerry Casale, R ERA: 6.78 (9, 1)	0.0		2	1	2	2	0	1	0	0	0	0	1	1	5	∞	∞								
Ted Wills, L ERA: 6.43 (9, 1)	1.0		5	1	1	1	1	1	0	0	0	1	0	6	10	9.00	2.000								

Batter	1	2	3	4	5	6	7	8	9	AB	R	H	RBI	BB	SO	LOB	BOTTOM								
Pumpsie Green, S OBP: 0.341, SLG: 0.313 (1, 4)	FC6-4	1B		BB		4-3		4-3		2	2	1	0	3	0	0	New York Yankees @ Boston Red Sox Fenway Park, Boston, MA Thu Aug 18 1960, 3:33 AM EDT Att: 29,471 - Unknown AB 31 R 7 H 7 RBI 7 BB 7 SO 3 LOB 17								
Willie Tasby, R OBP: 0.371, SLG: 0.348 (1, 8)	FC6-4	1B		1B		SH1-4		6-3		3	2	1	2	1	0	1									
Ted Williams, L OBP: 0.456, SLG: 0.650 (1, 7)	2B	1B		BB		4-3		L5		5	0	2	1	0	1	4									
Vic Wertz, L OBP: 0.340, SLG: 0.487 (1, 3)	SF8	K		2B	1B	4-3		4-3		4	0	1	3	0	1	3									
Frank Matzone, R OBP: 0.338, SLG: 0.428 (1, 5)	F8		F3		2B		K			4	0	1	1	0	1	1									
Jim Pagliaroni, R OBP: 0.400, SLG: 0.552 (1, 2)		E	F8		FC4-6		G3			3	0	1	0	1	0	0									
Lou Clinton, R OBP: 0.262, SLG: 0.347 (1, 9)		E	L5		F6		5-3			3	1	0	0	1	0	1									
Don Buddin, R OBP: 0.337, SLG: 0.357 (8, PH)		E						F9		3	1	0	0	0	0	3									
Russ Nixon, L OBP: 0.332, SLG: 0.432 (9, 1)		E			6-3		FC4-6			1	0	0	0	0	0	0									
Jerry Casale, R OBP: 0.281, SLG: 0.300 (9, 1)		G5-2-3								0	0	0	0	0	0	0									
Ted Wills, L OBP: 0.600, SLG: 0.750 (9, 1)		1B								0	0	0	0	0	0	0									
Tom Brewer, R OBP: 0.244, SLG: 0.318 (2, 1)		G5-2-3						4-3		0	0	0	0	0	0	0									
Frank Sullivan, R OBP: 0.222, SLG: 0.125 (8, 1)					BB					2	1	0	0	1	0	4									
Mike Forniello, R OBP: 0.364, SLG: 0.364 (8, PH)					1B					0	0	0	0	0	0	0									
Pete Runnels, L OBP: 0.383, SLG: 0.389 (9, 4)					1B					1	0	0	0	0	0	0									
Inning Stats	R: 1 E: 0 K: 0 S: 4	H: 1 LOB: 1 BB: 1 P: 8	R: 3 E: 1 K: 1 S: 7	H: 2 LOB: 3 BB: 3 P: 19	R: 0 E: 0 K: 0 S: 3	H: 0 LOB: 0 BB: 0 P: 3	R: 3 E: 0 K: 1 S: 6	H: 2 LOB: 3 BB: 3 P: 18	R: 0 E: 0 K: 0 S: 4	H: 1 LOB: 1 BB: 0 P: 4	R: 0 E: 0 K: 0 S: 4	H: 1 LOB: 1 BB: 0 P: 4	R: 0 E: 0 K: 1 S: 5	H: 0 LOB: 0 BB: 0 P: 5	R: 0 E: 0 K: 0 S: 3	H: 0 LOB: 0 BB: 0 P: 3		R: 0 E: 0 K: 0 S: 3	H: 0 LOB: 0 BB: 0 P: 3	1B: 5 2B: 2 3B: 0 HR: 0	SF: 1 SAC: 1 DP: 1 HBP: 0	WP: 0 PB: 0 SB: 0 CS: 0	PA: 40		
PITCHER	IP	WLS	BF	H	R	ER	SO	BB	IBB	HBP	BLK	WP	HR	S	P	ERA	WHIP								
Eli Grba, R ERA: 3.99 (1, 1)	1.2		10	1	4	1	0	4	0	0	0	0	0	5	5	0.00	6.000								
Luis Arroyo, L ERA: 1.35 (2, 1)	0.1		3	2	0	0	1	0	0	0	0	0	0	5	5	0.00	6.000								
Jim Coates, R ERA: 5.03 (3, 1)	2.0		10	2	3	3	1	3	0	0	0	0	0	9	21	13.50	2.500								
Duke Maas, R ERA: 4.66 (5, 1)	2.0		8	2	0	0	0	0	0	0	0	0	0	8	8	0.00	1.000								
Ralph Terry, R ERA: 4.62 (7, 1)	3.0	W	9	0	0	0	1	0	0	0	0	0	0	11	11	0.00	0.000								

Batter	1	2	3	4	5	6	7	8	9	AB	R	H	RBI	BB	SO	LOB	TOP					
Clete Boyer, R OBP: 0.313, SLG: 0.429 (1, 5)	F9		5-3			4-3 2B		6-3		4	0	1	0	0	0	0	New York Yankees @ Washington Senators Griffith Stadium, Washington, DC Fri Aug 19 1960, 7:05 PM EDT Att: 27,261 - Unknown livebaseballscorecards.com					
Tony Kubek, L OBP: 0.326, SLG: 0.419 (1, 6)	4-3		F9			4-3		BB		3	0	0	0	1	0	1						
Yogi Berra, L OBP: 0.372, SLG: 0.478 (1, 9)	K			F2		4-3		6-3		4	0	0	0	0	1	2						
Mickey Mantle, S OBP: 0.394, SLG: 0.555 (1, 8)		F7		P6			G6-4-3 1B 1B		K	4	1	1	0	0	1	0						
Bill Skowron, R OBP: 0.343, SLG: 0.559 (1, 3)		K		K			G6-4-3 1B 1-2		4-3	4	0	1	0	0	2	0						
Bob Cerv, R OBP: 0.342, SLG: 0.448 (1, 7)					P4		G6-4-3 1-2 2-3		1-3	4	1	1	1	0	0	2						
Johnny Blanchard, L OBP: 0.321, SLG: 0.415 (1, 2)					F8		1-2 2-3 3-H			2	0	1	1	1	0	0						
Bobby Richardson, R OBP: 0.300, SLG: 0.296 (1, 4)					6-3		L9			2	0	0	0	0	1	1						
Gil McDougald, R OBP: 0.335, SLG: 0.396 (7, PH) (7, 4)		K2-3								1	0	0	0	0	0	1						
Art Ditmar, R OBP: 0.208, SLG: 0.216 (1, 1)				G3						2	0	0	0	0	1	0						
Hector Lopez, R OBP: 0.355, SLG: 0.380 (8, PH)						K		F9		1	0	0	0	0	0	0						
Ryne Duren, R OBP: 0.088, SLG: 0.061 (8, 1)										0	0	0	0	0	0	0						
Ralph Terry, R OBP: 0.088, SLG: 0.061 (8, 1)										0	0	0	0	0	0	0						
Inning Stats	R: 0 E: 0 K: 1 S: 5	H: 0 LOB: 0 BB: 0 P: 5	R: 1 E: 0 K: 2 S: 8	H: 1 LOB: 1 BB: 1 P: 12	R: 0 E: 0 K: 0 S: 3	H: 0 LOB: 0 BB: 0 P: 3	R: 0 E: 0 K: 1 S: 5	H: 0 LOB: 0 BB: 0 P: 5	R: 0 E: 0 K: 0 S: 3	H: 0 LOB: 0 BB: 0 P: 3	R: 0 E: 0 K: 1 S: 6	H: 1 LOB: 1 BB: 0 P: 6	R: 1 E: 0 K: 0 S: 5	H: 3 LOB: 1 BB: 0 P: 5	R: 0 E: 0 K: 0 S: 3	H: 0 LOB: 0 BB: 0 P: 7	R: 0 E: 0 K: 1 S: 5	H: 0 LOB: 0 BB: 0 P: 5	1B: 3 2B: 1 3B: 0 HR: 1	SF: 0 SAC: 0 DP: 1 HBP: 0	WP: 0 PB: 0 SB: 0 CS: 0	PA: 33
PITCHER Camilo Pascual, R ERA: 3.06 (1, 1)	IP: 9.0 WLS: W BF: 33 H: 5 R: 2 ER: 2 SO: 6 BB: 2 IBB: 0 HBP: 0 BLK: 0 WP: 0 HR: 1 S: 43 P: 51 ERA: 2.00 WHIP: 0.778															PITCHER						

Batter	1	2	3	4	5	6	7	8	9	AB	R	H	RBI	BB	SO	LOB	BOTTOM					
Billy Gardner, R OBP: 0.327, SLG: 0.378 (1, 4)	1B BB		4-3					BB 1B FC6-2 BB		2	0	0	0	2	1	1	New York Yankees @ Washington Senators Griffith Stadium, Washington, DC Fri Aug 19 1960, 7:05 PM EDT Att: 27,261 - Unknown livebaseballscorecards.com					
Lenny Green, L OBP: 0.358, SLG: 0.385 (1, 8) (9, 7)	G1-4-3 1-2 1B		L4		L9			FC6-2 1-2 1B		4	1	2	0	0	0	1						
Harmon Killebrew, R OBP: 0.373, SLG: 0.523 (1, 3)	K		P4			HR		FC6-2 1-2 2-3 1B BB		3	2	1	1	1	1	2						
Jim Lemon, R OBP: 0.370, SLG: 0.524 (1, 7)								FC6-2 1B		4	1	1	1	0	1	5						
Dan Dobbek, L OBP: 0.313, SLG: 0.374 (9, 8)	G1-4-3 1-2				HR			1-2 2-3 3-H		0	0	0	0	0	0	0						
Reno Bertoia, R OBP: 0.336, SLG: 0.373 (1, 5)		5-3		5-3		5-3		P4		4	0	0	0	0	0	3						
Bob Allison, R OBP: 0.378, SLG: 0.431 (1, 9)		1B BB		K		5-3		1-2 2-H 3-H 1B		3	0	1	2	1	1	0						
Earl Batley, R OBP: 0.342, SLG: 0.405 (1, 2)					6-3			L8 F8		4	0	1	0	0	0	2						
Jose Valdivielso, R OBP: 0.281, SLG: 0.254 (1, 6)										2	0	0	0	0	0	2						
Elmer Vallo, L OBP: 0.385, SLG: 0.250 (7, PH)		F8			L8					1	0	0	0	0	0	0						
Billy Consolo, R OBP: 0.341, SLG: 0.336 (8, 6)										0	0	0	0	0	0	0						
Camilo Pascual, R OBP: 0.269, SLG: 0.362 (1, 1)								K		2	0	0	0	1	1	2						
Inning Stats	R: 0 E: 0 K: 1 S: 5	H: 1 LOB: 1 BB: 1 P: 9	R: 0 E: 0 K: 0 S: 4	H: 1 LOB: 2 BB: 1 P: 8	R: 0 E: 0 K: 0 S: 3	H: 0 LOB: 0 BB: 0 P: 3	R: 1 E: 0 K: 1 S: 6	H: 1 LOB: 0 BB: 0 P: 6	R: 0 E: 0 K: 1 S: 5	H: 0 LOB: 0 BB: 0 P: 5	R: 1 E: 0 K: 1 S: 6	H: 1 LOB: 0 BB: 0 P: 6	R: 0 E: 0 K: 1 S: 5	H: 0 LOB: 0 BB: 0 P: 5	R: 2 E: 0 K: 0 S: 5	H: 2 LOB: 2 BB: 2 P: 13	R: 0 E: 0 K: 0 S: 5	H: 0 LOB: 0 BB: 0 P: 13	1B: 4 2B: 0 3B: 0 HR: 2	SF: 0 SAC: 0 DP: 1 HBP: 0	WP: 0 PB: 0 SB: 0 CS: 0	PA: 34
PITCHER Art Ditmar, R ERA: 3.05 (1, 1)	IP: 7.0 WLS: L BF: 27 H: 4 R: 2 ER: 2 SO: 2 BB: 0 IBB: 0 HBP: 0 BLK: 0 WP: 0 HR: 2 S: 34 P: 46 ERA: 2.57 WHIP: 1.000															PITCHER						
Ryne Duren, R ERA: 5.05 (8, 1)	0.0	L	2	1	2	2	0	1	0	0	0	0	0	0	0	0	5	∞	∞			
Ralph Terry, R ERA: 4.58 (8, 1)	1.0	5	1	0	0	0	0	1	0	0	0	0	0	0	0	0	4	8	0.00	2.000		

Batter	1	2	3	4	5	6	7	8	9	10	11	AB	R	H	RBI	BB	SO	LOB	TOP			
Bob Cerv, R OBP: 0.338, SLG: 0.441 (1, 7)	F9			F6		1B			F7	6-3	6-3	6	0	1	0	0	0	0				
Tony Kubek, L OBP: 0.325, SLG: 0.416 (1, 6)	L7			F8		F7			F5		1B	5	0	1	0	0	0	1				
Yogi Berra, L OBP: 0.372, SLG: 0.477 (1, 9)	K			1B			1-3		1B	E	L9	5	1	2	0	0	1	1				
Mickey Mantle, S OBP: 0.396, SLG: 0.557 (1, 8)		CS BB		F2			K		E	2B	1B	4	2	2	0	1	1	1				
Bill Skowron, R OBP: 0.342, SLG: 0.562 (1, 3)				L9			F9		E6	2B	E	5	2	1	2	0	0	2				
Johnny Blanchard, L OBP: 0.295, SLG: 0.411 Joe Demaestri, R OBP: 0.298, SLG: 0.259 Elston Howard, R OBP: 0.308, SLG: 0.384 (8, PR)				L9			K		E6	1B	HR	3	0	1	0	0	1	1				
Clete Boyer, R OBP: 0.311, SLG: 0.436 (1, 5)				CS			F8		B1		HR	5	1	1	2	0	0	2				
Bobby Richardson, R OBP: 0.299, SLG: 0.295 Gil McDougald, R OBP: 0.335, SLG: 0.397 (8, PH)				6-3			G1		1B	G5-4-3	5-3	2	0	0	0	0	0	0				
Bob Turley, R OBP: 0.292, SLG: 0.122 Bill Stafford, R OBP: 0.294, SLG: 0.379 Bobby Shantz, R OBP: 0.298, SLG: 0.111 Eli Grba, R OBP: 0.301, SLG: 0.222 Kent Hadley, R OBP: 0.277, SLG: 0.422 Duke Maas, R OBP: 0.277, SLG: 0.422 (11, PH)				K			K		G5-4-3	1B		2	0	0	0	0	2	0				
Inning Stats	R: 0 E: 0 K: 1 S: 5	H: 0 LOB: 0 BB: 0 P: 5	R: 0 E: 0 K: 0 S: 2	H: 0 LOB: 0 BB: 1 P: 6	R: 0 E: 0 K: 1 S: 5	H: 0 LOB: 0 BB: 0 P: 5	R: 0 E: 0 K: 0 S: 4	H: 1 LOB: 1 BB: 0 P: 4	R: 0 E: 0 K: 1 S: 6	H: 0 LOB: 0 BB: 0 P: 5	R: 0 E: 0 K: 0 S: 4	H: 2 LOB: 2 BB: 0 P: 4	R: 5 E: 2 K: 0 S: 8	H: 4 LOB: 0 BB: 0 P: 8	R: 0 E: 0 K: 0 S: 4	H: 1 LOB: 1 BB: 0 P: 4	R: 4 E: 0 K: 0 S: 6	H: 4 LOB: 0 BB: 1 P: 10	1B: 8 2B: 3 3B: 0 HR: 2	SF: 0 SAC: 0 DP: 1 HBP: 0	WP: 0 PB: 0 SB: 0 CS: 1	PA: 47
PITCHER	IP ERA WLS BF H R ER SO BB IBB HBP BLK WP HR S P ERA WHIP	PITCHER																				
Pedro Ramos, R ERA: 3.69 (1, 1)	0.1	2	1	1	0	0	0	0	0	0	0	0	1	2	2	0.00	3.000					
Ray Moore, R ERA: 3.68 (9, 1)	1.0	L	7	4	3	3	0	0	0	0	0	0	1	7	7	27.00	4.000					
Chuck Stobbs, L ERA: 4.46 (10, 1)	1.0		4	1	1	1	0	1	0	0	0	0	0	0	3	7	9.00	2.000				
Tex Clevenger, R ERA: 3.97 (11, 1)																						
Batter	1	2	3	4	5	6	7	8	9	10	11	AB	R	H	RBI	BB	SO	LOB	BOTTOM			
Billy Gardner, R OBP: 0.329, SLG: 0.385 (1, 4)	K			K		HR		6-3	WP			5	1	2	1	1	2	0				
Lenny Green, L OBP: 0.365, SLG: 0.398 (1, 8)				S		4-3			PB			5	0	3	0	1	0	2				
Harmon Killebrew, R OBP: 0.370, SLG: 0.616 (1, 3)	K			K				K	F9			4	0	0	0	1	3	5				
Jim Lemon, R OBP: 0.367, SLG: 0.519 Dan Dobbek, L OBP: 0.311, SLG: 0.373 (1, 7)				6-3				K				4	0	0	0	0	2	4				
Dan Dobbek, L OBP: 0.311, SLG: 0.373 (9, 8)				6-3				K				1	0	0	0	0	0	0				
Bob Allison, R OBP: 0.376, SLG: 0.428 (1, 9)				2-3		5-3			4-3		K	5	1	1	0	0	2	2				
Reno Bertoia, R OBP: 0.334, SLG: 0.371 (1, 5)		5-3				F8			4-3		F9	5	0	1	0	0	0	1				
Earl Battey, R OBP: 0.345, SLG: 0.415 (1, 2)				K		HR			FC4-6		HR	4	2	2	2	1	1	0				
Jose Valdivielso, R OBP: 0.278, SLG: 0.251 Elmer Valo, L OBP: 0.379, SLG: 0.245 Chuck Stobbs, L OBP: 0.167, SLG: 0.048 Tex Clevenger, R OBP: 0.295, SLG: 0.111 Julio Becquer, L OBP: 0.282, SLG: 0.399 (1, 6)				K		4-3			F5			3	0	0	0	0	1	1				
Pedro Ramos, S OBP: 0.143, SLG: 0.258 Ray Moore, R OBP: 0.369, SLG: 0.067 Pete Whisenant, R OBP: 0.306, SLG: 0.356 Billy Consolo, R OBP: 0.341, SLG: 0.336 Faye Throneberry, L OBP: 0.325, SLG: 0.359 (9, PH)				K		K			HR			3	0	0	0	0	2	1				
Inning Stats	R: 0 E: 0 K: 3 S: 10	H: 1 LOB: 1 BB: 0 P: 10	R: 0 E: 0 K: 2 S: 7	H: 0 LOB: 0 BB: 0 P: 7	R: 0 E: 0 K: 3 S: 9	H: 0 LOB: 0 BB: 0 P: 9	R: 1 E: 0 K: 1 S: 6	H: 1 LOB: 1 BB: 0 P: 6	R: 1 E: 0 K: 1 S: 6	H: 1 LOB: 1 BB: 0 P: 10	R: 0 E: 0 K: 1 S: 6	H: 1 LOB: 1 BB: 0 P: 6	R: 3 E: 0 K: 0 S: 7	H: 4 LOB: 2 BB: 1 P: 11	R: 0 E: 0 K: 1 S: 5	H: 0 LOB: 0 BB: 0 P: 5	R: 0 E: 0 K: 1 S: 6	H: 1 LOB: 2 BB: 1 P: 10	1B: 7 2B: 0 3B: 1 HR: 3	SF: 0 SAC: 0 DP: 0 HBP: 0	WP: 1 PB: 1 SB: 2 CS: 0	PA: 47
PITCHER	IP ERA WLS BF H R ER SO BB IBB HBP BLK WP HR S P ERA WHIP	PITCHER																				
Bob Turley, R ERA: 3.52 (8, 1)	1.1	7	3	2	2	1	0	0	0	0	0	0	0	9	9	13.50	2.250					
Billy Stafford, R ERA: 4.7 (9, 1)	0.1	2	1	1	1	0	0	0	0	0	0	0	1	2	2	27.00	3.000					
Bobby Shantz, L ERA: 2.03 (9, 1)	1.1	W	6	1	0	0	1	1	0	0	0	1	0	7	11	0.00	1.500					
Eli Grba, R ERA: 3.9 (11, 1)	1.0	S	5	1	0	0	1	1	0	0	0	0	0	6	10	0.00	2.000					

New York Yankees @ Washington Senators
Griffith Stadium, Washington, DC
Sat Aug 20 1960, 3:33 AM EDT
Att: 21,704 - Unknown

AB 44
R 9
H 13
RBI 7
BB 2
SO 5
LOB 10

livebaseballscorecards.com

New York Yankees @ Washington Senators
Griffith Stadium, Washington, DC
Sat Aug 20 1960, 3:33 AM EDT
Att: 21,704 - Unknown

AB 43
R 5
H 11
RBI 5
BB 4
SO 14
LOB 18

livebaseballscorecards.com

Batter	1	2	3	4	5	6	7	8	9	AB	R	H	RBI	BB	SO	LOB	TOP					
Bob Cerv, R OBP: 0.340, SLG: 0.446 (1, 7)										4	1	1	0	1	0	1	New York Yankees @ Washington Senators Griffith Stadium, Washington, DC Sun Aug 21 1960, 3:33 AM EDT Att: 22,664 - Unknown livebaseballscorecards.com					
Tony Kubek, L OBP: 0.324, SLG: 0.416 (1, 6)										5	1	1	1	0	0	4						
Yogi Berra, L OBP: 0.371, SLG: 0.479 (1, 9)										3	0	1	2	0	0	2						
Mickey Mantle, S OBP: 0.397, SLG: 0.556 (1, 8)										3	0	1	0	1	1	1						
Bill Skowron, R OBP: 0.343, SLG: 0.560 (1, 3)										3	1	1	0	1	0	2						
Johnny Blanchard, L OBP: 0.323, SLG: 0.424 (1, 2)										3	0	1	1	0	0	3						
Elston Howard, R OBP: 0.311, SLG: 0.386 (8, PH)										1	0	1	0	0	0	0						
Clete Boyer, R OBP: 0.310, SLG: 0.433 (1, 5)										4	0	1	0	0	1	2						
Bobby Richardson, R OBP: 0.300, SLG: 0.295 (1, 4)										3	1	1	0	1	0	2						
Whitey Ford, L OBP: 0.275, SLG: 0.163 (6, 1)										2	0	0	0	0	0	1						
Inning Stats	R: 1 E: 0 K: 0 S: 5	H: 2 LOB: 2 BB: 1 P: 9	R: 0 E: 0 K: 1 S: 5	H: 0 LOB: 0 BB: 0 P: 5	R: 1 E: 0 K: 1 S: 6	H: 1 LOB: 1 BB: 0 P: 6	R: 0 E: 0 K: 0 S: 4	H: 2 LOB: 1 BB: 0 P: 4	R: 0 E: 0 K: 1 S: 5	H: 0 LOB: 0 BB: 0 P: 5	R: 1 E: 0 K: 0 S: 4	H: 1 LOB: 1 BB: 1 P: 8	R: 1 E: 1 K: 0 S: 4	H: 1 LOB: 1 BB: 1 P: 8	R: 0 E: 0 K: 0 S: 4	H: 2 LOB: 1 BB: 0 P: 4	R: 0 E: 0 K: 0 S: 3	H: 0 LOB: 1 BB: 1 P: 7	1B: 5 2B: 3 3B: 1 HR: 0	SF: 1 SAC: 1 DP: 3 HBP: 0	WP: 0 PB: 0 SB: 0 CS: 0	PA: 38
PITCHER	IP WLS BF H R ER SO BB IBB HBP BLK WP HR S P ERA WHIP																					
Don Lee, R ERA: 3.84 (1, 1)	6.0	W 26	7	4	3	3	2	0	0	0	0	0	0	0	30	38	4.50	1.500				
Hal Woodeshick, L ERA: 4.13 (7, 1)	2.0	W 9	2	0	0	0	2	0	0	0	0	0	0	0	7	15	0.00	2.000				
Camilo Pascual, R ERA: 3.04 (9, 1)	1.0	S 3	0	0	0	0	0	0	0	0	0	0	0	3	3	0.00	0.000					

Batter	1	2	3	4	5	6	7	8	9	AB	R	H	RBI	BB	SO	LOB	BOTTOM			
Pete Whisenant, R OBP: 0.314, SLG: 0.365 (1, 8)										3	1	1	1	1	0	0	New York Yankees @ Washington Senators Griffith Stadium, Washington, DC Sun Aug 21 1960, 3:33 AM EDT Att: 22,664 - Unknown livebaseballscorecards.com			
Billy Gardner, R OBP: 0.331, SLG: 0.385 (1, 4)										3	1	1	0	1	0	0				
Harmon Killebrew, R OBP: 0.372, SLG: 0.524 (1, 3)										3	2	1	3	1	1	1				
Jim Lemon, R OBP: 0.368, SLG: 0.526 (1, 7)										4	1	2	2	0	2	1				
Lenny Green, L OBP: 0.365, SLG: 0.398 (9, 7)										0	0	0	0	0	0	0				
Bob Allison, R OBP: 0.377, SLG: 0.435 (1, 9)										3	1	1	1	1	1	1				
Reno Bertoia, R OBP: 0.331, SLG: 0.366 (1, 5)										4	0	0	0	0	1	3				
Earl Batley, R OBP: 0.345, SLG: 0.414 (1, 2)										3	0	1	0	0	0	0				
Jose Valdivielso, R OBP: 0.282, SLG: 0.253 (1, 6)										2	1	1	0	1	0	1				
Don Lee, R OBP: 0.212, SLG: 0.241 (1, 1)										1	0	0	0	0	0	0				
Hal Woodeshick, R OBP: 0.133, SLG: 0.071 (7, 1)										1	0	0	0	0	0	1				
Camilo Pascual, R OBP: 0.269, SLG: 0.362 (9, 1)										0	0	0	0	0	0	0				
Inning Stats	R: 0 E: 0 K: 0 S: 3	H: 0 LOB: 0 BB: 0 P: 3	R: 0 E: 0 K: 1 S: 5	H: 1 LOB: 0 BB: 0 P: 5	R: 1 E: 0 K: 0 S: 3	H: 1 LOB: 1 BB: 1 P: 7	R: 0 E: 0 K: 2 S: 8	H: 1 LOB: 2 BB: 1 P: 12	R: 0 E: 0 K: 0 S: 3	H: 1 LOB: 0 BB: 0 P: 3	R: 3 E: 0 K: 1 S: 6	H: 1 LOB: 2 BB: 2 P: 14	R: 0 E: 0 K: 0 S: 3	H: 1 LOB: 0 BB: 0 P: 3	R: 3 E: 0 K: 1 S: 7	H: 2 LOB: 0 BB: 1 P: 11	1B: 4 2B: 1 3B: 0 HR: 3	SF: 0 SAC: 1 DP: 3 HBP: 0	WP: 0 PB: 0 SB: 0 CS: 0	PA: 34
PITCHER	IP WLS BF H R ER SO BB IBB HBP BLK WP HR S P ERA WHIP																			
Whitey Ford, L ERA: 2.59 (1, 1)	5.0	W 18	4	1	1	3	2	0	0	0	0	0	0	0	8	22	1.80	1.200		
Jim Coates, R ERA: 5.18 (6, 1)	0.0	W 2	0	2	2	0	2	0	0	0	0	0	0	0	8	8	∞	∞		
Luis Arroyo, L ERA: 1.71 (6, 1)	1.0	W 4	1	1	1	1	0	0	0	0	0	1	6	6	9.00	1.000				
Bobby Shantz, L ERA: 2.44 (7, 1)	2.0	L 9	3	3	3	1	1	0	0	0	0	2	10	14	13.50	2.000				

Batter	1	2	3	4	5	6	7	8	9	AB	R	H	RBI	BB	SO	LOB	TOP											
Luis Aparicio, R OBP: 0.324, SLG: 0.347 (1, 6)	6-3	SH5-4							4-3	4	1	2	0	0	0	0												
Nellie Fox, L OBP: 0.336, SLG: 0.359 (1, 4)		L9		CS						4	1	2	0	0	0	3												
Roy Sievers, R OBP: 0.411, SLG: 0.556 (1, 3)		K								2	1	0	1	1	2	3												
Minnie Minoso, R OBP: 0.375, SLG: 0.460 (1, 7)	1-3		L1							4	0	0	0	0	0	3												
Gene Freese, R OBP: 0.315, SLG: 0.491 (1, 5)	E6		1-3							4	1	1	1	0	1	0												
Al Smith, R OBP: 0.382, SLG: 0.474 (1, 9)			E4							4	0	1	1	0	0	0												
Sherm Lollar, R OBP: 0.336, SLG: 0.371 (1, 2)	FC6-4		F7							4	0	0	0	0	0	2												
Jim Landis, R OBP: 0.365, SLG: 0.381 (1, 8)				K						3	0	1	0	1	1	0												
Billy Pierce, L OBP: 0.258, SLG: 0.211 Early Wynn, S OBP: 0.324, SLG: 0.288 (1, 1)		SH		4-3						0	0	0	0	0	0	0												
Inning Stats	R: 3 E: 1 K: 0 S: 6	H: 3 LOB: 1 BB: 1 P: 10	R: 0 E: 0 K: 1 S: 6	H: 0 LOB: 2 BB: 1 P: 10	R: 0 E: 1 K: 0 S: 4	H: 0 LOB: 1 BB: 0 P: 4	R: 0 E: 0 K: 1 S: 5	H: 1 LOB: 0 BB: 0 P: 5	R: 0 E: 0 K: 0 S: 3	H: 0 LOB: 0 BB: 0 P: 3	R: 2 E: 1 K: 0 S: 5	H: 2 LOB: 1 BB: 1 P: 9	R: 0 E: 0 K: 1 S: 5	H: 0 LOB: 0 BB: 0 P: 5	R: 0 E: 0 K: 1 S: 5	H: 0 LOB: 0 BB: 0 P: 5	1B: 6 2B: 1 3B: 1 HR: 0	SF: 1 SAC: 2 DP: 1 HBP: 0	WP: 1 PB: 0 SB: 1 CS: 0	PA: 38								
PITCHER	IP	WLS	BF	H	R	ER	SO	BB	IBB	HBP	BLK	WP	HR	S	P	ERA	WHIP											
Eli Grba, R ERA: 3.71 Jim Coates, R ERA: 5.13	(1, 1)	8.0	L	34	7	5	2	4	3	0	0	0	0	0	39	51	2.25	1.250										

Chicago White Sox @ New York Yankees
Yankee Stadium, Bronx, NY

AB 31
R 5
H 7
RBI 3
BB 3
SO 5
LOB 11



Tue Aug 23 1960, 7:05 PM EDT
Att: 43,275 - Unknown - 79 F

Batter	1	2	3	4	5	6	7	8	9	AB	R	H	RBI	BB	SO	LOB	BOTTOM											
Tony Kubek, L OBP: 0.323, SLG: 0.414 (1, 7)	F8									4	0	1	0	0	0	0												
Gil McDougald, R OBP: 0.336, SLG: 0.393 (1, 5)			F8							4	0	1	0	0	0	1												
Yogi Berra, L OBP: 0.369, SLG: 0.475 (1, 9)	F5		K							4	0	1	0	0	1	2												
Mickey Mantle, S OBP: 0.398, SLG: 0.553 (1, 8)				6-3						2	0	0	0	2	1	1												
Bill Skowron, R OBP: 0.342, SLG: 0.556 (1, 3)	F6			K						3	0	0	0	1	1	3												
Eiston Howard, R OBP: 0.306, SLG: 0.381 (1, 2)			F2		6-3					4	0	0	0	0	0	2												
Clete Boyer, R OBP: 0.307, SLG: 0.429 (1, 6)			K		K					3	0	0	0	0	2	1												
Bobby Richardson, R OBP: 0.299, SLG: 0.294 Hector Lopez, R OBP: 0.353, SLG: 0.377 (1, 4)			1-3							2	0	0	0	0	0	0												
Eli Grba, R OBP: 0.318, SLG: 0.400 Bob Cerv, R OBP: 0.338, SLG: 0.444 Jim Coates, R OBP: 0.318, SLG: 0.341 (1, 1)				K						2	1	1	1	0	1	0												
Inning Stats	R: 0 E: 0 K: 0 S: 4	H: 1 LOB: 2 BB: 1 P: 8	R: 0 E: 0 K: 1 S: 5	H: 0 LOB: 0 BB: 0 P: 5	R: 0 E: 0 K: 2 S: 8	H: 1 LOB: 1 BB: 0 P: 8	R: 0 E: 0 K: 2 S: 7	H: 0 LOB: 1 BB: 1 P: 11	R: 1 E: 0 K: 0 S: 4	H: 1 LOB: 0 BB: 0 P: 4	R: 0 E: 0 K: 1 S: 5	H: 0 LOB: 0 BB: 0 P: 5	R: 0 E: 0 K: 0 S: 3	H: 0 LOB: 0 BB: 0 P: 3	R: 0 E: 0 K: 0 S: 3	H: 0 LOB: 0 BB: 0 P: 3	R: 0 E: 0 K: 0 S: 3	H: 1 LOB: 1 BB: 1 P: 7	1B: 3 2B: 0 3B: 0 HR: 1	SF: 0 SAC: 0 DP: 1 HBP: 0	WP: 0 PB: 0 SB: 1 CS: 0	PA: 33						
PITCHER	IP	WLS	BF	H	R	ER	SO	BB	IBB	HBP	BLK	WP	HR	S	P	ERA	WHIP											
Billy Pierce, L ERA: 3.4 Early Wynn, R ERA: 3.87	(1, 1)	0.0	W	33	4	1	1	6	3	0	0	0	0	1	42	54	1.00	0.778										

Chicago White Sox @ New York Yankees
Yankee Stadium, Bronx, NY

AB 30
R 1
H 4
RBI 1
BB 3
SO 6
LOB 10




Tue Aug 23 1960, 7:05 PM EDT
Att: 43,275 - Unknown - 79 F

Batter	1	2	3	4	5	6	7	8	9	AB	R	H	RBI	BB	SO	LOB	TOP				
Luis Aparicio, R OBP: 0.323, SLG: 0.345	4-0 CS BB		1-3			F7		F3		3	0	0	0	1	0	1					
Nellie Fox, L OBP: 0.333, SLG: 0.356	6-3		4-3			F8			6-3	4	0	0	0	0	0	1					
Floyd Robinson, L OBP: 0.381, SLG: 0.472	2B BB			1-3		F8			F7	3	0	0	0	1	0	0					
Roy Sievers, R OBP: 0.416, SLG: 0.580	1-3 2B			HR		L6-3 BB			HR	3	2	3	2	1	0	0					
Al Smith, R OBP: 0.381, SLG: 0.472	6-3			1-3		L6-3			1B	4	0	1	0	0	0	3					
Minnie Minoso, R OBP: 0.374, SLG: 0.458		F7		F8		K			1B	4	0	1	0	0	1	0					
Gene Freese, R OBP: 0.314, SLG: 0.488		F5			5-3				4-3	4	0	1	0	0	0	2					
Sherm Lollar, R OBP: 0.334, SLG: 0.369								L9		2	0	0	0	0	0	0					
Earl Torgerson, L OBP: 0.346, SLG: 0.478	6-3				L7					1	0	0	0	0	0	1					
Joe Ginsberg, L OBP: 0.348, SLG: 0.295										0	0	0	0	0	0	0					
Herb Score, L OBP: 0.185, SLG: 0.200										2	0	0	0	0	2	0					
Ted Kluszewski, L OBP: 0.346, SLG: 0.382										1	0	0	0	0	0	1					
Gerry Staley, R OBP: 0.389, SLG: 0.286										0	0	0	0	0	0	0					
Inning Stats	R: 0 E: 0 K: 0 S: 3	H: 1 LOB: 2 BB: 2 P: 11	R: 0 E: 0 K: 0 S: 3	H: 0 LOB: 0 BB: 0 P: 3	R: 0 E: 0 K: 1 S: 5	H: 0 LOB: 0 BB: 0 P: 5	R: 1 E: 0 K: 0 S: 4	H: 1 LOB: 0 BB: 0 P: 4	R: 0 E: 0 K: 0 S: 5	H: 0 LOB: 0 BB: 0 P: 5	R: 0 E: 0 K: 1 S: 4	H: 0 LOB: 0 BB: 1 P: 8	R: 0 E: 0 K: 0 S: 4	H: 1 LOB: 1 BB: 0 P: 4	R: 1 E: 0 K: 0 S: 6	H: 3 LOB: 2 BB: 0 P: 6	1B: 3 2B: 2 3B: 0 HR: 2	SF: 0 SAC: 0 DP: 1 HBP: 0	WP: 0 PB: 0 SB: 0 CS: 1	PA: 34	
PITCHER	IP WLS BF H R ER SO BB IBB HBP BLK WP HR S P ERA WHIP	8.2 W 33 6 2 2 3 3 0 0 0 0 2 36 48 2.08 1.038	0.1 S 1 0 0 0 0 0 0 0 0 0 0 1 1 0.00 0.000																		

Chicago White Sox @ New York Yankees
Yankee Stadium, Bronx, NY
Wed Aug 24 1960, 3:33 AM EDT
Att: 32,116 - Unknown - 75 F

livebaseballscores.com

AB 31
R 2
H 6
RBI 2
BB 3
SO 3
LOB 9



Batter	1	2	3	4	5	6	7	8	9	AB	R	H	RBI	BB	SO	LOB	BOTTOM				
Clete Boyer, R OBP: 0.303, SLG: 0.423	5-3	F3		L6			F8			4	0	0	0	0	0	2					
Tony Kubek, L OBP: 0.325, SLG: 0.421	4-0	4-3			F2					3	2	1	1	1	0	1					
Gil McDougald, R OBP: 0.336, SLG: 0.393	1-4-3 1B BB					HR				0	0	0	0	0	0	0					
Yogi Berra, L OBP: 0.371, SLG: 0.474	1-4-3 1B		F4		BB		1-3			3	1	1	0	1	0	0					
Mickey Mantle, S OBP: 0.398, SLG: 0.551	1-4-3				FC6-4 BB		K			3	0	1	0	1	1	2					
Bill Skowron, R OBP: 0.344, SLG: 0.555	1B BB		F9		K			G4-6-3 1B		3	0	1	0	1	1	3					
Hector Lopez, R OBP: 0.352, SLG: 0.376	1-2 2H 3H 1B		F8		FC6-4			G4-6-3		4	0	1	2	0	0	4					
Elston Howard, R OBP: 0.302, SLG: 0.375	F9			6-3		K		F9		4	0	0	0	0	1	2					
Bobby Richardson, R OBP: 0.302, SLG: 0.293		SH3-4 BB			BB		F2			1	0	0	0	2	0	0					
Art Ditmar, R OBP: 0.218, SLG: 0.212		SH3-4			BB					1	0	0	0	1	0	0					
Luis Arroyo, L OBP: 0.352, SLG: 0.376					1-2 BB		4-3			0	0	0	0	0	0	0					
Inning Stats	R: 2 E: 0 K: 0 S: 5	H: 2 LOB: 2 BB: 2 P: 13	R: 0 E: 0 K: 0 S: 3	H: 0 LOB: 1 BB: 1 P: 7	R: 0 E: 0 K: 0 S: 4	H: 1 LOB: 1 BB: 0 P: 4	R: 0 E: 0 K: 0 S: 2	H: 0 LOB: 1 BB: 2 P: 10	R: 0 E: 0 K: 1 S: 5	H: 0 LOB: 0 BB: 0 P: 5	R: 1 E: 0 K: 1 S: 6	H: 1 LOB: 0 BB: 0 P: 6	R: 0 E: 0 K: 0 S: 3	H: 1 LOB: 0 BB: 0 P: 3	R: 0 E: 0 K: 0 S: 3	H: 1 LOB: 0 BB: 0 P: 3	1B: 4 2B: 0 3B: 0 HR: 1	SF: 0 SAC: 1 DP: 1 HBP: 0	WP: 0 PB: 0 SB: 0 CS: 0	PA: 34	
PITCHER	IP WLS BF H R ER SO BB IBB HBP BLK WP HR S P ERA WHIP	7.0 L 31 4 3 3 3 7 0 0 0 0 1 30 58 3.86 1.571	1.0 3 1 0 0 0 0 0 0 0 0 0 0 3 3 0.00 1.000																		

Chicago White Sox @ New York Yankees
Yankee Stadium, Bronx, NY
Wed Aug 24 1960, 3:33 AM EDT
Att: 32,116 - Unknown - 75 F

livebaseballscores.com


AB 26
R 3
H 5
RBI 3
BB 7
SO 3
LOB 14



Batter	1	2	3	4	5	6	7	8	9	10	11	AB	R	H	RBI	BB	SO	LOB	TOP			
Ken Aspromonte, R OBP: 0.367, SLG: 0.398 (1, 4)	4-3		F8			4-3					F3	5	0	1	2	1	0	4				
Miguel de la Hoz, R OBP: 0.295, SLG: 0.387 (1, 6)	2B		F8			5-3					L1	6	0	2	0	0	0	5				
Marty Keough, L OBP: 0.300, SLG: 0.346 Red Wilson, R OBP: 0.288, SLG: 0.262 Joe Morgan, L OBP: 0.200, SLG: 0.195 (1, 9)	L8										F8	5	1	1	0	0	0	1				
Vic Power, R OBP: 0.320, SLG: 0.395 (1, 3)	5-3					6-3					L8	6	0	1	1	0	1	3				
Jim Piersall, R OBP: 0.327, SLG: 0.458 (1, 8)			6-3			F6					6-3	5	1	1	0	0	0	1				
Tito Francona, L OBP: 0.377, SLG: 0.448 (1, 7)			F8			7-4					3-1	4	2	1	2	1	0	1				
Bubba Phillips, R OBP: 0.289, SLG: 0.297 (1, 5)	5-3					4-3					K	4	2	2	0	1	1	0				
John Romano, R OBP: 0.318, SLG: 0.461 (1, 2)						G3					K	4	0	1	0	1	1	3				
Jim Perry, S OBP: 0.250, SLG: 0.282 Johnny Klippstein, R OBP: 0.154, SLG: 0.083 Bobby Locke, R OBP: 0.333, SLG: 0.286 (1, 1)			F6			4-3					1B	4	0	2	1	0	0	2				
Inning Stats	R: 0 E: 0 K: 0 S: 4	H: 1 LOB: 1 BB: 0 P: 4	R: 0 E: 0 K: 0 S: 3	H: 0 LOB: 0 BB: 0 P: 3	R: 0 E: 0 K: 0 S: 4	H: 1 LOB: 1 BB: 0 P: 4	R: 1 E: 0 K: 0 S: 4	H: 2 LOB: 0 BB: 0 P: 4	R: 1 E: 0 K: 0 S: 5	H: 2 LOB: 1 BB: 0 P: 5	R: 3 E: 0 K: 1 S: 7	H: 4 LOB: 2 BB: 3 P: 11	R: 0 E: 0 K: 2 S: 3	H: 0 LOB: 0 BB: 0 P: 3	R: 0 E: 0 K: 2 S: 7	H: 0 LOB: 0 BB: 0 P: 7	R: 0 E: 0 K: 1 S: 7	H: 2 LOB: 2 BB: 0 P: 7	1B: 8 2B: 5 3B: 0 HR: 1	SF: 0 SAC: 0 DP: 1 HBP: 0	WP: 1 PB: 0 SB: 0 CS: 0	PA: 49
PITCHER	IP ERA WLS BF H R ER SO BB IBB HBP BLK WP HR S P ERA WHIP	Bob Turley, R ERA: 3.69 Jim Coates, R ERA: 5.12 Duke Maas, R ERA: 4.28 Luis Arroyo, L ERA: 1.61	(1, 1) (7, 1) (9, 1) (11, 1)	6.0 2.0 2.0 1.0	WLS 28 10 5	BF 28 10 6	H 10 0 2	R 5 0 0	ER 5 1 0	SO 0 1 2	BB 3 0 0	IBB 0 0 0	HBP 0 0 0	BLK 0 0 0	WP 0 0 0	HR 1 9 10	S 27 9 10	P 31 21 10	ERA 7.50 4.50 0.00	WHIP 1.833 2.000 0.000		

Cleveland Indians @ New York Yankees
Yankee Stadium, Bronx, NY
Fri Aug 26 1960, 7:05 PM EDT
Unknown - 74 F


AB 45
R 6
H 13
RBI 6
BB 4
SO 4
LOB 22



Batter	1	2	3	4	5	6	7	8	9	10	11	AB	R	H	RBI	BB	SO	LOB	BOTTOM					
Clete Boyer, R OBP: 0.310, SLG: 0.404 Roger Maris, L OBP: 0.318, SLG: 0.638 Eli Green, R OBP: 0.218, SLG: 0.400 Duke Maas, R OBP: 0.300, SLG: 0.291 Bob Carey, R OBP: 0.241, SLG: 0.448 Luis Arroyo, L (1, 5)	BB	K			K							4	0	1	0	0	2	0						
Hector Lopez, R OBP: 0.354, SLG: 0.379 (1, 7)	BB					K					6-3	5	0	2	1	1	1	1						
Yogi Berra, L OBP: 0.370, SLG: 0.493 (1, 9)	L7		4-3		F8						6-3	6	2	2	2	0	0	6						
Mickey Mantle, S OBP: 0.398, SLG: 0.556 (1, 8)	FC4-6				F6						K	4	1	1	1	1	1	1						
Bill Skowron, R OBP: 0.344, SLG: 0.560 (1, 3)	F5					6-3					F8	5	1	2	1	0	0	3						
Tony Kubek, L OBP: 0.325, SLG: 0.419 (1, 6)	FC4-6				K							4	0	1	0	1	1	4						
Elston Howard, R OBP: 0.304, SLG: 0.384 (1, 2)					F9						K	4	1	1	1	1	2	2						
Bobby Richardson, R OBP: 0.308, SLG: 0.291 Gil McDougald, R OBP: 0.336, SLG: 0.392 (1, 4)			F9			F7					FC5-4	2	0	0	0	0	0	0						
Bob Turley, R OBP: 0.314, SLG: 0.116 Dale Long, R OBP: 0.238, SLG: 0.327 Jim Coates, R OBP: 0.218, SLG: 0.341 Johnny Giambardi, L OBP: 0.333, SLG: 0.243 Joe DeLoatch, R OBP: 0.200, SLG: 0.240 (1, 1)			6-3			F8					K	2	0	0	0	0	0	2						
Inning Stats	R: 0 E: 0 K: 0 S: 4	H: 1 LOB: 3 BB: 2 P: 12	R: 1 E: 0 K: 1 S: 6	H: 1 LOB: 0 BB: 0 P: 6	R: 1 E: 0 K: 2 S: 9	H: 2 LOB: 1 BB: 0 P: 9	R: 0 E: 0 K: 0 S: 3	H: 0 LOB: 0 BB: 0 P: 3	R: 0 E: 0 K: 1 S: 6	H: 1 LOB: 2 BB: 0 P: 6	R: 1 E: 0 K: 0 S: 4	H: 1 LOB: 0 BB: 0 P: 4	R: 3 E: 0 K: 0 S: 7	H: 4 LOB: 3 BB: 1 P: 11	R: 0 E: 0 K: 2 S: 7	H: 0 LOB: 1 BB: 1 P: 11	R: 0 E: 0 K: 2 S: 8	H: 1 LOB: 0 BB: 0 P: 8	R: 1 E: 0 K: 0 S: 1	H: 1 LOB: 0 BB: 0 P: 1	1B: 7 2B: 2 3B: 0 HR: 5	SF: 0 SAC: 0 DP: 0 HBP: 0	WP: 0 PB: 0 SB: 0 CS: 0	PA: 48
PITCHER	IP ERA WLS BF H R ER SO BB IBB HBP BLK WP HR S P ERA WHIP	Jim Perry, R ERA: 3.24 Johnny Klippstein, R ERA: 2.86 Bobby Locke, R ERA: 3.67	(1, 1) (8, 1) (8, 1)	7.0 0.2 2.1	WLS 32 5 11	BF 32 9 11	H 9 2 3	R 4 1 2	ER 4 1 2	SO 5 0 4	BB 2 0 1	IBB 0 0 0	HBP 0 0 0	BLK 0 0 0	WP 0 0 1	HR 4 4 18	S 48 4 22	P 48 8 22	ERA 5.14 13.50 7.71	WHIP 1.571 4.500 1.714				

Cleveland Indians @ New York Yankees
Yankee Stadium, Bronx, NY
Fri Aug 26 1960, 7:05 PM EDT
Unknown - 74 F

AB 44
R 7
H 14
RBI 7
BB 4
SO 9
LOB 20



Batter	1	2	3	4	5	6	7	8	9	AB	R	H	RBI	BB	SO	LOB	TOP											
Ken Aspromonte, R OBP: 0.371, SLG: 0.409										4	2	1	1	0	2		Cleveland Indians @ New York Yankees Yankee Stadium, Bronx, NY Fri Aug 26 1960, 7:05 PM EDT Att: 56,508 - Unknown - 75 F											
Miguel de la Hoz, R OBP: 0.299, SLG: 0.411										5	2	2	1	0	0	3												
Bubba Phillips, R OBP: 0.258, SLG: 0.301										4	1	1	2	0	0	2												
Vic Power, R OBP: 0.322, SLG: 0.396										4	0	2	0	0	0	1												
Tito Francona, L OBP: 0.374, SLG: 0.443										4	0	0	0	0	1	3												
Jim Piersall, R OBP: 0.331, SLG: 0.458										2	0	1	0	2	0	0												
Marty Keough, L OBP: 0.295, SLG: 0.339										4	0	0	0	0	2	4												
Red Wilson, R OBP: 0.287, SLG: 0.259										3	0	0	0	1	0	3												
Dick Stigman, R OBP: 0.344, SLG: 0.286										2	0	0	0	0	1	1												
Mudcat Grant, R OBP: 0.269, SLG: 0.286										1	0	0	0	0	1	0												
Inning Stats	R: 0 E: 0 K: 0 S: 3	H: 1 LOB: 0 BB: 0 P: 3	R: 0 E: 0 K: 2 S: 8	H: 1 LOB: 2 BB: 1 P: 12	R: 2 E: 0 K: 0 S: 5	H: 2 LOB: 1 BB: 1 P: 9	R: 0 E: 0 K: 1 S: 6	H: 1 LOB: 0 BB: 0 P: 6	R: 3 E: 0 K: 1 S: 8	H: 3 LOB: 1 BB: 1 P: 12	R: 0 E: 0 K: 0 S: 3	H: 0 LOB: 2 BB: 1 P: 8	R: 0 E: 0 K: 0 S: 3	H: 0 LOB: 0 BB: 0 P: 3	R: 0 E: 0 K: 1 S: 5	H: 0 LOB: 0 BB: 0 P: 5	R: 0 E: 0 K: 0 S: 3	H: 0 LOB: 0 BB: 0 P: 3	1B: 4 2B: 2 3B: 1 HR: 1	SF: 1 SAC: 0 DP: 1 HBP: 1	WP: 2 PB: 1 SB: 0 CS: 0	PA: 39						
PITCHER	IP	WLS	BF	H	R	ER	SO	BB	IBB	HBP	BLK	WP	HR	S	P	ERA	WHIP											
Whitey Ford, L ERA: 2.81	(1, 1)	4.0		21	8	5	5	3	2	0	0	0	1	1	25	33	11.25	2.500										
Ryne Duren, R ERA: 4.53	(5, 1)	1.0		6	0	0	0	1	2	0	1	0	1	0	5	14	0.00	2.000										
Jim Coates, R ERA: 5.04	(6, 1)	2.0	W	6	0	0	0	0	0	0	0	0	0	0	6	6	0.00	0.000										
Duke Maas, R ERA: 4.21	(8, 1)	2.0	S	6	0	0	0	1	0	0	0	0	0	0	8	8	0.00	0.000										

Batter	1	2	3	4	5	6	7	8	9	AB	R	H	RBI	BB	SO	LOB	BOTTOM											
Clete Boyer, R OBP: 0.302, SLG: 0.423										3	1	1	1	0	1	1	Cleveland Indians @ New York Yankees Yankee Stadium, Bronx, NY Fri Aug 26 1960, 7:05 PM EDT Att: 56,508 - Unknown - 75 F											
Tony Kubek, L OBP: 0.323, SLG: 0.415										4	0	0	0	0	1	0												
Hector Lopez, R OBP: 0.359, SLG: 0.383										2	1	1	0	2	0	0												
Mickey Mantle, S OBP: 0.403, SLG: 0.557										1	1	1	0	3	0	0												
Bill Skowron, R OBP: 0.343, SLG: 0.564										4	1	1	1	0	1	5												
Bob Cerv, R OBP: 0.343, SLG: 0.458										3	1	1	3	1	0	0												
Elston Howard, R OBP: 0.303, SLG: 0.382										4	0	1	0	0	0	3												
Bobby Richardson, R OBP: 0.391, SLG: 0.291	(1, 4)									1	1	0	0	1	0	1												
GiL McDougald, R OBP: 0.337, SLG: 0.391	(7, PH) (8, 4)									1	0	0	0	1	0	0												
Whitey Ford, L OBP: 0.269, SLG: 0.159	(1, 1)									1	0	0	0	0	0	1												
Ryne Duren, R	(5, 1)									0	0	0	0	0	0	0												
Jim Coates, R OBP: 0.318, SLG: 0.341	(6, 1)									0	0	0	0	0	0	0												
Dale Long, L OBP: 0.270, SLG: 0.327	(7, PH)									0	1	0	0	1	0	0												
Duke Maas, R	(8, 1)									1	0	0	0	0	1	0												
Inning Stats	R: 0 E: 0 K: 2 S: 7	H: 0 LOB: 0 BB: 0 P: 7	R: 0 E: 0 K: 0 S: 3	H: 1 LOB: 0 BB: 0 P: 3	R: 0 E: 0 K: 0 S: 4	H: 1 LOB: 0 BB: 0 P: 4	R: 3 E: 0 K: 1 S: 7	H: 2 LOB: 0 BB: 1 P: 11	R: 1 E: 0 K: 0 S: 3	H: 0 LOB: 0 BB: 1 P: 7	R: 0 E: 0 K: 0 S: 2	H: 0 LOB: 2 BB: 3 P: 14	R: 2 E: 1 K: 0 S: 3	H: 1 LOB: 1 BB: 3 P: 15	R: 1 E: 0 K: 0 S: 4	H: 1 LOB: 1 BB: 1 P: 8	1B: 3 2B: 1 3B: 0 HR: 2	SF: 1 SAC: 1 DP: 2 HBP: 0	WP: 1 PB: 0 SB: 0 CS: 0	PA: 37								
PITCHER	IP	WLS	BF	H	R	ER	SO	BB	IBB	HBP	BLK	WP	HR	S	P	ERA	WHIP											
Dick Stigman, L ERA: 4.03	(1, 1)		22	4	4	4	3	4	0	0	0	0	1	1	24	40	7.20	1.600										
Mudcat Grant, R ERA: 4.3	(6, 1)		14	2	3	1	0	5	0	0	0	0	1	9	29	3.00	2.333											



Batter	1	2	3	4	5	6	7	8	9	AB	R	H	RBI	BB	SO	LOB	TOP			
Ken Aspromonte, R OBP: 0.372, SLG: 0.413	0-0 E4 K BB		0-0 1-3			0-0 G6-4-3 1B		0-0 1-3 2B		4	0	2	0	0	0	0	Cleveland Indians @ New York Yankees Yankee Stadium, Bronx, NY Sat Aug 27 1960, 3:33 AM EDT Unknown - 87 F			
Miguel de la Hoz, R OBP: 0.297, SLG: 0.405	4-0 1-2 K BB		0-0 5-3			0-0 G6-4-3 1-2		0-0 SF7		2	0	0	1	1	0	1				
Joe Morgan, L OBP: 0.192, SLG: 0.187	0-3 1-2 2-3 K		0-3 K			0-0 6-3		0-0 3-1		4	0	0	0	0	2	3				
Vic Power, R OBP: 0.319, SLG: 0.392	0-0 L8			0-0 E4 FC6-4			0-0 5-3		0-0 E6 2B	4	1	0	0	0	0	1				
Tito Francona, L OBP: 0.375, SLG: 0.450		0-0 HR		0-0 FC6-4 CS			4-0 FC6-4 BB		0-0 E7 2B	3	2	1	1	1	0	2				
Jim Piersall, R OBP: 0.330, SLG: 0.456		0-0 P2-3 1B		0-3 K			0-0 FC6-4 1-2		0-3 K	4	0	1	0	0	2	4				
Bubba Phillips, R OBP: 0.256, SLG: 0.305		0-0 P2-3 1-2			0-3 K		0-0 6-3		0-0 2B	4	0	1	2	0	1	2				
John Romano, R OBP: 0.321, SLG: 0.462		0-0 1B			0-0 F9			0-0 FC6-4 1B	0-3 K	4	0	2	0	0	1	1				
Jack Harshman, L OBP: 0.111, SLG: 0.222		0-0 6-3			0-0 4-3			0-0 FC6-4 2B	0-0 F7	2	0	0	0	0	0	1				
Carl Mathias, S								0-0 FC6-4 2B	0-0 F7	0	0	0	0	0	0	0				
Bob Hale, L OBP: 0.290, SLG: 0.368								0-0 FC6-4 2B	0-0 F7	1	1	0	0	0	0	1				
Mike Lee, L								0-0 FC6-4 2B	0-0 F7	0	0	0	0	0	0	0				
Harvey Kuenn, R OBP: 0.376, SLG: 0.416								0-0 FC6-4 2B	0-0 F7	1	0	0	0	0	0	1				
Inning Stats	R: 0 E: 1 K: 1 S: 5	H: 0 LOB: 1 BB: 1 P: 9	R: 1 E: 0 K: 0 S: 5	H: 3 LOB: 1 BB: 0 P: 6	R: 0 E: 0 K: 1 S: 5	H: 0 LOB: 0 BB: 0 P: 5	R: 0 E: 1 K: 1 S: 5	H: 0 LOB: 1 BB: 0 P: 5	R: 0 E: 0 K: 0 S: 3	H: 1 LOB: 0 BB: 0 P: 3	R: 0 E: 0 K: 0 S: 3	H: 0 LOB: 1 BB: 1 P: 7	R: 1 E: 0 K: 0 S: 5	H: 2 LOB: 1 BB: 0 P: 5	R: 2 E: 2 K: 2 S: 10	H: 1 LOB: 1 BB: 0 P: 10	1B: 4 2B: 4 3B: 0 HR: 1	SF: 1 SAC: 0 DP: 3 HBP: 0	WP: 0 PB: 0 SB: 0 CS: 1	PA: 36
PITCHER	IP WLS BF H R ER SO BB IBB HBP BLK WP HR S P ERA WHIP																			
Bill Stafford, R ERA: 3.38	(1, 1)	8.1 W 34 7 4 2 5 2 0 0 0 0 0 1 42 50 2.16 1.080																		
Luis Arroyo, L ERA: 1.57	(9, 1)	0.2 S 2 0 0 0 1 0 0 0 0 0 0 0 4 4 0.00 0.000																		

AB 33
R 4
H 7
RBI 4
BB 2
SO 6
LOB 17



Batter	1	2	3	4	5	6	7	8	9	AB	R	H	RBI	BB	SO	LOB	BOTTOM			
Tony Kubek, L OBP: 0.321, SLG: 0.413	0-0 L9	0-0 4-3		0-0 F4	0-0 BLK 1B			0-0 4-3		5	0	1	2	0	0	3	Cleveland Indians @ New York Yankees Yankee Stadium, Bronx, NY Sat Aug 27 1960, 3:33 AM EDT Unknown - 87 F			
Clete Boyer, R OBP: 0.303, SLG: 0.431	0-0 5-3		0-0 F3		0-0 HR K2-3			4-0 BB BB		4	1	1	1	1	1	1				
Hector Lopez, R OBP: 0.359, SLG: 0.382	0-0 BB BB 1B		0-3 K		0-3 K	0-3 K		4-0 1-2 BB		4	0	1	0	1	3	0				
Mickey Mantle, S OBP: 0.405, SLG: 0.557	4-0 1-2 BB BB		0-0 F3		4-0 2B 1B BB	0-0 F9 2B		0-3 K		3	1	1	0	2	1	2				
Bill Skowron, R OBP: 0.346, SLG: 0.565	4-0 1-2 2-3 FC4 BB			4-0 1B BB	0-0 1B 2B	0-0 F9 2B		0-0 F9		3	2	1	0	2	0	3				
Bob Cerv, R OBP: 0.345, SLG: 0.456	0-0 FC4 1-2			0-0 1B 1B	4-0 1B E IBB	0-3 K				3	1	1	0	1	1	4				
Elston Howard, R OBP: 0.306, SLG: 0.384		0-3 K		0-0 1B 1-2 2H	0-0 1B 1-2 2H 3H		0-0 6-3			4	1	2	3	0	1	0				
Bobby Richardson, R OBP: 0.301, SLG: 0.293				0-0 F8	0-0 E5 1B		0-0 4-3			4	1	1	0	0	0	3				
Bill Stafford, R ERA: 3.97	(1, 1)	4.1 L 25 7 6 4 4 4 1 0 0 0 0 1 19 19 8.31 2.538																		
Carl Mathias, L ERA: 3.38	(5, 1)	2.2 11 2 1 0 4 0 0 0 0 1 0 0 19 19 0.00 0.750																		
Mike Lee, L ERA: 2.0	(8, 1)	1.0 5 0 0 0 1 2 0 0 0 0 0 0 5 13 0.00 2.000																		
Inning Stats	R: 0 E: 0 K: 0 S: 4	H: 1 LOB: 3 BB: 2 P: 12	R: 0 E: 0 K: 1 S: 6	H: 1 LOB: 1 BB: 0 P: 6	R: 0 E: 0 K: 1 S: 5	H: 0 LOB: 0 BB: 0 P: 5	R: 1 E: 0 K: 1 S: 7	H: 2 LOB: 2 BB: 1 P: 11	R: 6 E: 1 K: 2 S: 12	H: 4 LOB: 1 BB: 2 P: 20	R: 0 E: 0 K: 2 S: 8	H: 1 LOB: 1 BB: 0 P: 8	R: 0 E: 0 K: 1 S: 5	H: 0 LOB: 0 BB: 0 P: 5	R: 0 E: 0 K: 1 S: 5	H: 0 LOB: 2 BB: 2 P: 13	1B: 5 2B: 3 3B: 0 HR: 1	SF: 0 SAC: 0 DP: 0 HBP: 0	WP: 0 PB: 0 SB: 0 CS: 0	PA: 41
PITCHER	IP WLS BF H R ER SO BB IBB HBP BLK WP HR S P ERA WHIP																			

AB 34
R 7
H 9
RBI 6
BB 7
SO 9
LOB 21



Batter	1	2	3	4	5	6	7	8	9	AB	R	H	RBI	BB	SO	LOB	TOP		
Johnny Temple, R (1,4) OBP: 0.329, SLG: 0.326	F9			K		L7			8-5 2B	4	0	1	0	0	1	0	Cleveland Indians @ New York Yankees Yankee Stadium, Bronx, NY Sat Aug 27 1960, 7:05 PM EDT Att: 42,520 - Unknown - 88 F		
Miguel de la Hoz, R (1,6) OBP: 0.298, SLG: 0.398	4-3			6-3					8-5	2	0	0	0	1	0	0			
Rocky Bridges, R (8,6) OBP: 0.238, SLG: 0.238										0	0	0	0	0	0	0			
Harvey Kuenn, R (9,PH) OBP: 0.375, SLG: 0.415									2B BB	1	0	0	0	0	0	1			
Bubba Phillips, R (1,9) OBP: 0.253, SLG: 0.299	L6			F3					F4	4	0	0	0	0	0	1			
Vic Power, R (1,3) OBP: 0.319, SLG: 0.394						L1				3	0	1	0	0	0	0			
Tito Francona, L (1,7) OBP: 0.375, SLG: 0.447										2	0	0	0	1	1	2			
Jim Piersall, R (1,8) OBP: 0.326, SLG: 0.453										3	0	0	0	0	0	3			
Joe Morgan, L (1,5) OBP: 0.186, SLG: 0.181				1-3						3	0	0	0	0	0	1			
Red Wilson, R (1,2) OBP: 0.283, SLG: 0.255				6-3						3	0	0	0	0	0	0			
Gary Bell, R (1,1) OBP: 0.200, SLG: 0.170										0	0	0	0	0	0	0			
Bobby Locke, R (2,1) OBP: 0.308, SLG: 0.261										2	0	0	0	0	2	0			
Bob Hale, L (6,PH) OBP: 0.286, SLG: 0.362										1	0	0	0	0	0	0			
Dick Stigman, R (8,1) OBP: 0.344, SLG: 0.286										0	0	0	0	0	0	0			
Inning Stats	R: 0 E: 0 K: 0 S: 3	H: 0 LOB: 0 BB: 0 P: 3	R: 0 E: 0 K: 0 S: 3	H: 0 LOB: 0 BB: 0 P: 3	R: 0 E: 0 K: 1 S: 5	H: 0 LOB: 0 BB: 0 P: 5	R: 0 E: 0 K: 1 S: 5	H: 0 LOB: 0 BB: 0 P: 5	R: 0 E: 0 K: 1 S: 5	H: 0 LOB: 0 BB: 0 P: 5	R: 0 E: 0 K: 1 S: 6	H: 1 LOB: 2 BB: 1 P: 10	R: 0 E: 0 K: 0 S: 3	H: 0 LOB: 0 BB: 0 P: 3	R: 0 E: 0 K: 0 S: 3	H: 1 LOB: 0 BB: 0 P: 3	1B: 0 2B: 3 3B: 0 HR: 0	SF: 0 SAC: 0 DP: 1 HBP: 0	WP: 1 PA: 30 CS: 0
PITCHER Ralph Terry, R (1,1) ERA: 4.24	IP: 9.0 WLS: W BF: 30 H: 2 R: 0 ER: 0 SO: 4 BB: 2 IBB: 0 HBP: 0 BLK: 0 WP: 1 HR: 0 S: 36 P: 44 ERA: 0.00 WHIP: 0.444																		


Batter	1	2	3	4	5	6	7	8	9	AB	R	H	RBI	BB	SO	LOB	BOTTOM		
Clete Boyer, R (1,5) OBP: 0.303, SLG: 0.428	5-3									4	0	1	0	0	0	1	Cleveland Indians @ New York Yankees Yankee Stadium, Bronx, NY Sat Aug 27 1960, 7:05 PM EDT Att: 42,520 - Unknown - 88 F		
Bob Cerv, R (1,7) OBP: 0.348, SLG: 0.469										4	1	2	2	0	0	1			
Yogi Berra, L (1,9) OBP: 0.369, SLG: 0.489										4	0	1	0	0	1	2			
Mickey Mantle, S (1,8) OBP: 0.406, SLG: 0.557										4	1	2	0	0	1	1			
Bill Skowron, R (1,3) OBP: 0.345, SLG: 0.562										4	0	1	0	0	2	2			
Tony Kubek, L (1,6) OBP: 0.321, SLG: 0.412										3	0	1	0	0	0	1			
Johnny Blanchard, L (1,2) OBP: 0.319, SLG: 0.413										3	0	0	0	0	2	1			
Bobby Richardson, R (1,4) OBP: 0.301, SLG: 0.293										3	1	1	0	0	0	0			
Ralph Terry, R (1,1) OBP: 0.083, SLG: 0.057										2	0	0	0	0	1	0			
Inning Stats	R: 1 E: 0 K: 1 S: 7	H: 2 LOB: 1 BB: 0 P: 7	R: 0 E: 0 K: 1 S: 5	H: 0 LOB: 0 BB: 0 P: 5	R: 0 E: 0 K: 2 S: 8	H: 1 LOB: 1 BB: 0 P: 8	R: 0 E: 0 K: 2 S: 8	H: 1 LOB: 1 BB: 0 P: 8	R: 1 E: 1 K: 0 S: 5	H: 2 LOB: 1 BB: 0 P: 5	R: 1 E: 0 K: 0 S: 4	H: 2 LOB: 0 BB: 0 P: 4	R: 0 E: 0 K: 1 S: 5	H: 0 LOB: 0 BB: 0 P: 5	R: 0 E: 0 K: 2 S: 8	H: 1 LOB: 1 BB: 0 P: 8		1B: 8 2B: 0 3B: 0 HR: 1	SF: 0 SAC: 1 DP: 1 HBP: 0
PITCHER Gary Bell, R (1,1) ERA: 4.13	IP: 1.0 WLS: L BF: 5 H: 2 R: 1 ER: 1 SO: 1 BB: 0 IBB: 0 HBP: 0 BLK: 0 WP: 0 HR: 1 S: 7 P: 7 ERA: 9.00 WHIP: 2.000																		
PITCHER Bobby Locke, R (2,1) ERA: 3.52	IP: 6.0 WLS: L BF: 23 H: 6 R: 2 ER: 2 SO: 4 BB: 0 IBB: 0 HBP: 0 BLK: 0 WP: 0 HR: 0 S: 31 P: 31 ERA: 3.00 WHIP: 1.000																		
PITCHER Dick Stigman, L (8,1) ERA: 4.0	IP: 1.0 WLS: L BF: 4 H: 1 R: 0 ER: 0 SO: 2 BB: 0 IBB: 0 HBP: 0 BLK: 0 WP: 0 HR: 0 S: 8 P: 8 ERA: 0.00 WHIP: 1.000																		

Batter	1	2	3	4	5	6	7	8	9	AB	R	H	RBI	BB	SO	LOB	TOP					
Ozzie Virgil, R OBP: 0.255, SLG: 0.344 (1, 5)										4	1	0	0	0	0	0	Detroit Tigers @ New York Yankees Yankee Stadium, Bronx, NY Sun Aug 28 1960, 3:33 AM EDT Unknown - 84 F					
Al Kaline, R OBP: 0.337, SLG: 0.387 (1, 8)										3	2	3	0	1	0	0						
Norm Cash, L OBP: 0.397, SLG: 0.500 (1, 3)										4	0	0	0	1	2	6						
Charlie Maxwell, L OBP: 0.339, SLG: 0.470 (1, 7)										6	1	3	2	0	0	2						
Frank Bolling, R OBP: 0.316, SLG: 0.388 (1, 4)										3	1	1	3	0	0	2						
Rocky Colavito, R OBP: 0.331, SLG: 0.480 (1, 9)										4	1	1	1	0	1	1						
Harry Chiti, R OBP: 0.278, SLG: 0.305 (1, 2)										2	0	0	0	2	1	1						
Chico Fernandez, R OBP: 0.305, SLG: 0.320 (1, 6)										3	0	0	0	0	0	1						
Don Mossi, L OBP: 0.255, SLG: 0.116 (1, 1)										2	0	0	0	0	1	2						
Sandy Amoros, L OBP: 0.277, SLG: 0.174 (6, PH)										1	0	0	0	0	1	0						
Dave Sisler, R OBP: 0.214, SLG: 0.083 (6, 1)										0	0	0	0	0	0	0						
Hank Aguirre, R OBP: 0.038, SLG: 0.038 (8, 1)										1	0	1	0	0	0	0						
Inning Stats	R: 5 E: 2 K: 0 S: 8	H: 3 LOB: 1 BB: 1 P: 12	R: 1 E: 0 K: 0 S: 4	H: 2 LOB: 1 BB: 1 P: 8	R: 0 E: 0 K: 1 S: 5	H: 0 LOB: 1 BB: 1 P: 9	R: 0 E: 0 K: 1 S: 5	H: 1 LOB: 0 BB: 0 P: 5	R: 0 E: 0 K: 0 S: 4	H: 0 LOB: 0 BB: 0 P: 4	R: 0 E: 0 K: 1 S: 5	H: 0 LOB: 0 BB: 0 P: 5	R: 0 E: 0 K: 0 S: 4	H: 1 LOB: 1 BB: 0 P: 4	R: 0 E: 0 K: 2 S: 7	H: 0 LOB: 0 BB: 0 P: 7	R: 0 E: 0 K: 1 S: 6	H: 2 LOB: 3 BB: 1 P: 10	1B: 6 2B: 1 3B: 0 HR: 2	SF: 0 SAC: 4 DP: 0 HBP: 0	WP: 0 PB: 1 SB: 0 CS: 1	PA: 41
PITCHER	IP WLS BF H R ER SO BB IBB HBP BLK WP HR S P ERA WHIP																					
Eli Grba, R ERA: 3.76 (1, 1)	1.1 L 12 4 6 1 0 2 0 0 0 0 0 2 10 18 6.75 4.500																					
Jim Coates, R ERA: 4.53 (2, 1)	2.2 10 2 0 0 2 1 0 0 0 0 0 0 12 16 0.00 1.125																					
Duke Maas, R ERA: 3.98 (5, 1)	3.0 11 1 0 0 1 0 0 0 0 0 0 0 13 13 0.00 0.333																					
Ryne Duren, R ERA: 4.81 (8, 1)	1.0 3 0 0 0 2 0 0 0 0 0 0 0 7 7 0.00 0.000																					
Whitely Ford, L ERA: 2.79 (9, 1)	1.0 5 2 0 0 1 1 0 0 0 0 0 0 6 10 0.00 3.000																					
Batter	1	2	3	4	5	6	7	8	9	AB	R	H	RBI	BB	SO	LOB	BOTTOM					
Bobby Richardson, R OBP: 0.303, SLG: 0.293 (1, 4)										3	0	1	0	1	0	0	Detroit Tigers @ New York Yankees Yankee Stadium, Bronx, NY Sun Aug 28 1960, 3:33 AM EDT Unknown - 84 F					
Gil McDougald, R OBP: 0.336, SLG: 0.390 (8, PH) (9, 5)										1	0	0	0	0	1	3						
Hector Lopez, R OBP: 0.360, SLG: 0.382 (1, 9)										5	1	2	1	0	1	2						
Bob Cerv, R OBP: 0.348, SLG: 0.468 (1, 7)										5	0	2	0	0	1	4						
Mickey Mantle, S OBP: 0.404, SLG: 0.553 (1, 8)										5	0	1	1	0	2	5						
Bill Skowron, R OBP: 0.347, SLG: 0.561 (1, 3)										4	0	2	0	0	0	2						
Eliot Howard, R OBP: 0.305, SLG: 0.382 (1, 2)										4	0	1	0	0	2	1						
Clete Boyer, R OBP: 0.300, SLG: 0.424 (1, 5)										3	0	0	0	0	2	1						
Johnny Blanchard, L OBP: 0.313, SLG: 0.406 (8, PH)										1	0	0	0	0	0	2						
Joe Demaestri, R OBP: 0.200, SLG: 0.240 (9, 4)										0	0	0	0	0	0	0						
Tony Kubek, L OBP: 0.325, SLG: 0.415 (1, 6)										4	0	3	0	0	0	0						
Eli Grba, R OBP: 0.318, SLG: 0.400 (1, 1)										0	0	0	0	0	0	0						
Jim Coates, R OBP: 0.311, SLG: 0.333 (2, 1)										1	0	0	0	0	1	1						
Yogi Berra, L OBP: 0.347, SLG: 0.487 (4, PH)										0	0	0	0	0	0	0						
Duke Maas, R ERA: 3.98 (5, 1)										0	0	0	0	0	0	0						
Dale Long, L OBP: 0.281, SLG: 0.327 (7, PH)										0	0	0	0	1	0	0						
Ryne Duren, R ERA: 4.81 (8, 1)										0	0	0	0	0	0	0						
Roger Maris, L OBP: 0.354 (8, PH)										1	0	0	0	0	1	3						
Whitely Ford, L OBP: 0.260, SLG: 0.159 (9, 1)										0	0	0	0	0	0	0						
Inning Stats	R: 0 E: 0 K: 0 S: 4	H: 1 LOB: 0 BB: 0 P: 4	R: 0 E: 0 K: 0 S: 3	H: 0 LOB: 0 BB: 0 P: 3	R: 1 E: 0 K: 0 S: 6	H: 3 LOB: 2 BB: 0 P: 6	R: 0 E: 0 K: 2 S: 9	H: 2 LOB: 2 BB: 0 P: 9	R: 1 E: 0 K: 0 S: 5	H: 3 LOB: 1 BB: 0 P: 5	R: 0 E: 0 K: 2 S: 7	H: 0 LOB: 0 BB: 0 P: 7	R: 0 E: 0 K: 2 S: 7	H: 0 LOB: 2 BB: 2 P: 15	R: 0 E: 0 K: 2 S: 10	H: 3 LOB: 3 BB: 0 P: 10	R: 0 E: 0 K: 2 S: 7	H: 0 LOB: 0 BB: 0 P: 7	1B: 12 2B: 0 3B: 0 HR: 0	SF: 0 SAC: 0 DP: 1 HBP: 0	WP: 1 PB: 0 SB: 0 CS: 0	PA: 40
PITCHER	IP WLS BF H R ER SO BB IBB HBP BLK WP HR S P ERA WHIP																					
Don Mossi, L ERA: 3.47 (1, 1)	5.0 W 23 9 2 2 2 2 0 0 0 0 0 1 0 27 27 0.00 1.800																					
Dave Sisler, R ERA: 2.19 (6, 1)	2.1 12 3 0 0 4 2 0 0 0 0 1 0 18 26 0.00 2.143																					
Hank Aguirre, L ERA: 2.87 (8, 1)	1.2 S 5 0 0 0 4 0 0 0 0 0 0 0 13 13 0.00 0.000																					

Batter	1	2	3	4	5	6	7	8	9	AB	R	H	RBI	BB	SO	LOB	TOP					
Ozzie Virgil, R OBP: 0.253, SLG: 0.368 (1, 5)										5	1	1	1	0	1	0						
Al Kaline, R OBP: 0.340, SLG: 0.395 (1, 8)										4	1	3	0	0	0	0						
Norm Cash, L OBP: 0.393, SLG: 0.493 Paul Foytack, R OBP: 0.318, SLG: 0.263 (1, 3)										4	1	0	0	0	2	3						
Charlie Maxwell, L OBP: 0.336, SLG: 0.465 (1, 7)										4	0	0	1	0	1	2						
Frank Bolling, R OBP: 0.315, SLG: 0.387 (1, 4)										4	0	1	1	0	0	0						
Rocky Colavito, R OBP: 0.331, SLG: 0.478 (1, 9)										4	0	1	0	0	0	0						
Lou Berberet, L OBP: 0.266 Hank Foiles, R OBP: 0.347, SLG: 0.342 (9, PH)										3	1	1	1	0	0	2						
Coot Veal, R OBP: 0.410, SLG: 0.455 (1, 6)										4	0	1	0	0	1	0						
Phil Regan, R OBP: 0.231, SLG: 0.091 Pete Burnside, L OBP: 0.207, SLG: 0.146 Bill Fischer, R OBP: 0.226, SLG: 0.333 Hank Aguirre, L OBP: 0.284, SLG: 0.028 Steve Bilko, R OBP: 0.220, SLG: 0.388 (7, 3)										2	0	1	0	0	0	0						
Inning Stats	R: 2 E: 1 K: 1 S: 9	H: 3 LOB: 2 BB: 0 P: 9	R: 0 E: 0 K: 1 S: 5	H: 0 LOB: 0 BB: 0 P: 5	R: 1 E: 0 K: 1 S: 6	H: 1 LOB: 0 BB: 0 P: 6	R: 0 E: 0 K: 0 S: 4	H: 2 LOB: 2 BB: 0 P: 4	R: 0 E: 0 K: 0 S: 4	H: 1 LOB: 1 BB: 0 P: 4	R: 1 E: 0 K: 0 S: 4	H: 1 LOB: 1 BB: 0 P: 4	R: 0 E: 0 K: 2 S: 8	H: 1 LOB: 1 BB: 0 P: 8	R: 0 E: 0 K: 0 S: 3	H: 0 LOB: 0 BB: 0 P: 3	R: 1 E: 0 K: 1 S: 6	H: 1 LOB: 0 BB: 0 P: 6	1B: 6 2B: 0 3B: 1 HR: 3	SF: 0 SAC: 0 DP: 0 HBP: 0	WP: 0 PB: 0 SB: 1 CS: 0	PA: 37
PITCHER	IP WLS BF H R ER SO BB IBB HBP BLK WP HR S P ERA WHIP	IP WLS BF H R ER SO BB IBB HBP BLK WP HR S P ERA WHIP															IP WLS BF H R ER SO BB IBB HBP BLK WP HR S P ERA WHIP					
Art Ditmar, R ERA: 3.05 Bobby Shantz, L ERA: 2.47 (1, 1)	6.0 W 26 8 4 3 3 0 0 0 0 0 2 32 32 4.50 1.333	3.0 S 11 2 1 1 3 0 0 0 0 0 1 17 17 3.00 0.667																				

Detroit Tigers @ New York Yankees
 Yankee Stadium, Bronx, NY
 Sun Aug 28 1960, 7:05 PM EDT
 Att: 47,971 - Unknown - 84 F


AB 37
R 5
H 10
RBI 5
BB 0
SO 6
LOB 7



Batter	1	2	3	4	5	6	7	8	9	AB	R	H	RBI	BB	SO	LOB	BOTTOM			
Clete Boyer, R OBP: 0.296, SLG: 0.417 (1, 5)										5	1	0	0	0	1	2				
Hector Lopez, R OBP: 0.360, SLG: 0.378 (1, 7)										3	0	0	0	1	0	0				
Tony Kubek, L OBP: 0.326, SLG: 0.415 (1, 6)										5	1	2	0	0	0	4				
Mickey Mantle, S OBP: 0.405, SLG: 0.559 (1, 8)										4	1	2	4	0	1	2				
Yogi Berra, L OBP: 0.369, SLG: 0.498 (1, 9)										4	2	2	1	0	1	4				
Dale Long, L OBP: 0.324, SLG: 0.404 (1, 3)										2	1	2	2	2	0	0				
Johnny Blanchard, L OBP: 0.324, SLG: 0.456 (1, 2)										4	1	2	1	0	0	2				
Bobby Richardson, R OBP: 0.302, SLG: 0.293 (1, 4)										4	0	1	0	0	0	3				
Art Ditmar, R OBP: 0.211, SLG: 0.204 Bob Cerv, R OBP: 0.351, SLG: 0.470 Bobby Shantz, R OBP: 0.182, SLG: 0.100 (1, 1)										2	0	0	0	0	0	1				
Inning Stats	R: 0 E: 0 K: 1 S: 5	H: 0 LOB: 0 BB: 0 P: 5	R: 3 E: 0 K: 1 S: 8	H: 3 LOB: 0 BB: 0 P: 8	R: 0 E: 0 K: 0 S: 4	H: 1 LOB: 1 BB: 1 P: 7	R: 0 E: 0 K: 0 S: 3	H: 1 LOB: 1 BB: 1 P: 10	R: 2 E: 0 K: 1 S: 8	H: 3 LOB: 2 BB: 1 P: 12	R: 0 E: 1 K: 0 S: 4	H: 1 LOB: 1 BB: 0 P: 4	R: 0 E: 1 K: 0 S: 3	H: 0 LOB: 0 BB: 0 P: 3	R: 0 E: 0 K: 0 S: 3	H: 0 LOB: 0 BB: 0 P: 3	1B: 8 2B: 0 3B: 0 HR: 4	SF: 0 SAC: 0 DP: 2 HBP: 1	WP: 0 PB: 0 SB: 0 CS: 0	PA: 39
PITCHER	IP WLS BF H R ER SO BB IBB HBP BLK WP HR S P ERA WHIP	IP WLS BF H R ER SO BB IBB HBP BLK WP HR S P ERA WHIP															IP WLS BF H R ER SO BB IBB HBP BLK WP HR S P ERA WHIP			
Phil Regan, R ERA: 5.15 Pete Burnside, L ERA: 4.08 Bill Fischer, R ERA: 3.86 Hank Aguirre, L ERA: 2.84 Paul Foytack, R ERA: 6.2 (1, 1)	4.2 L 23 8 6 6 2 1 0 0 0 0 4 25 30 27.00 4.500	0.2 5 2 2 2 0 1 0 0 0 0 0 4 8 ∞ ∞	0.0 1 0 0 0 0 1 0 0 0 0 0 0 4 ∞ ∞	0.2 3 1 0 0 1 0 0 0 0 0 0 5 5 0.00 1.500	2.84 7 1 0 0 0 0 0 0 0 0 0 7 7 0.00 0.500															

Detroit Tigers @ New York Yankees
 Yankee Stadium, Bronx, NY
 Sun Aug 28 1960, 7:05 PM EDT
 Att: 47,971 - Unknown - 84 F

AB 35
R 8
H 12
RBI 8
BB 3
SO 3
LOB 19



Batter	1	2	3	4	5	6	7	8	9	AB	R	H	RBI	BB	SO	LOB	TOP			
Bill Tuttle, R OBP: 0.327, SLG: 0.337 (1, 8)			1-3							4	2	2	0	0	0	0	Kansas City Athletics @ New York Yankees Yankee Stadium, Bronx, NY Tue Aug 30 1960, 7:05 PM EDT Att: 16,590 - Unknown - 81 F			
Jerry Lumpe, L OBP: 0.320, SLG: 0.354 (1, 4)				4-3						2	0	0	1	1	0	0				
Hank Bauer, R OBP: 0.325, SLG: 0.369 (1, 9)				1-3						4	0	2	1	0	1	0				
Norm Siebern, L OBP: 0.367, SLG: 0.486 (1, 7)				G3						3	0	0	0	0	0	1				
Mary Thronberry, L OBP: 0.297, SLG: 0.429 Dick Williams, R OBP: 0.343, SLG: 0.420 (9, PH) (9, 3)		4-3				1-3				3	0	1	0	0	0	2				
Danny Kravitz, L OBP: 0.295, SLG: 0.354 (1, 2)										4	0	0	0	0	3	4				
Andy Carey, R OBP: 0.265, SLG: 0.392 (1, 5)										4	0	0	0	0	1	2				
Ken Hamlin, R OBP: 0.296, SLG: 0.266 (1, 6)			5-3			6-3				4	0	1	0	0	1	1				
Bud Daley, L OBP: 0.247, SLG: 0.172 (1, 1)						5-3				3	0	0	0	0	2					
Inning Stats	R: 1 E: 0 K: 1 S: 6	H: 1 LOB: 0 BB: 0 P: 6	R: 0 E: 0 K: 2 S: 7	H: 0 LOB: 0 BB: 0 P: 7	R: 0 E: 0 K: 0 S: 3	H: 0 LOB: 0 BB: 0 P: 3	R: 0 E: 0 K: 0 S: 3	H: 2 LOB: 2 BB: 0 P: 7	R: 1 E: 0 K: 1 S: 7	H: 2 LOB: 2 BB: 1 P: 11	R: 0 E: 0 K: 0 S: 3	H: 0 LOB: 0 BB: 0 P: 3	R: 0 E: 0 K: 0 S: 4	H: 1 LOB: 1 BB: 0 P: 4	R: 0 E: 0 K: 1 S: 5	H: 0 LOB: 1 BB: 1 P: 9	1B: 4 2B: 1 3B: 1 HR: 0	SF: 1 SAC: 1 DP: 0 HBP: 0	WP: 0 PB: 0 SB: 1 CS: 0	PA: 35
PITCHER	IP WLS BF H R ER SO BB IBB HBP BLK WP HR S P ERA WHIP	8.0 31 6 2 2 5 1 0 0 0 0 0 40 44 2.25 0.875	1.0 W 4 0 0 0 1 1 0 0 0 0 0 5 9 0.00 1.000																	

Batter	1	2	3	4	5	6	7	8	9	AB	R	H	RBI	BB	SO	LOB	BOTTOM			
Clete Boyer, R OBP: 0.301, SLG: 0.431 (1, 5)					K2-3					4	1	3	2	0	1	1	Kansas City Athletics @ New York Yankees Yankee Stadium, Bronx, NY Tue Aug 30 1960, 7:05 PM EDT Att: 16,590 - Unknown - 81 F			
Hector Lopez, R OBP: 0.358, SLG: 0.376 (1, 9)	5-3									5	0	1	1	0	1	2				
Bob Cerv, R OBP: 0.353, SLG: 0.470 (1, 7)				6-3						4	0	2	0	0	1	0				
Mickey Mantle, S OBP: 0.405, SLG: 0.557 (1, 8)										2	0	0	0	2	0	1				
Bill Skowron, R OBP: 0.348, SLG: 0.559 (1, 3)										2	0	0	0	2	1	3				
Elston Howard, R OBP: 0.304, SLG: 0.378 (1, 2)										3	0	0	0	1	1	4				
Tony Kubek, L OBP: 0.326, SLG: 0.415 Gil McDougald, R OBP: 0.338, SLG: 0.390 (6, PH) (9, 4)					4-3	4-3				3	1	1	0	0	0	3				
Bobby Richardson, R OBP: 0.303, SLG: 0.296 Yogi Berra, L OBP: 0.368, SLG: 0.496 Luis Arroyo, L (9, 1)										3	0	1	0	0	0	1				
Bob Turley, R OBP: 0.109, SLG: 0.111 Joe DeMaestri, R OBP: 0.231, SLG: 0.269 (9, 6)										2	0	0	0	0	1	1				
Inning Stats	R: 0 E: 0 K: 1 S: 5	H: 1 LOB: 0 BB: 1 P: 5	R: 0 E: 0 K: 0 S: 2	H: 0 LOB: 0 BB: 1 P: 6	R: 2 E: 0 K: 1 S: 7	H: 2 LOB: 0 BB: 0 P: 7	R: 0 E: 0 K: 1 S: 5	H: 0 LOB: 1 BB: 1 P: 9	R: 0 E: 0 K: 1 S: 6	H: 1 LOB: 3 BB: 2 P: 12	R: 0 E: 0 K: 1 S: 6	H: 1 LOB: 1 BB: 0 P: 6	R: 0 E: 0 K: 2 S: 8	H: 1 LOB: 3 BB: 2 P: 16	R: 1 E: 0 K: 0 S: 3	H: 2 LOB: 1 BB: 0 P: 3	1B: 7 2B: 1 3B: 0 HR: 1	SF: 0 SAC: 2 DP: 1 HBP: 0	WP: 1 PB: 0 SB: 0 CS: 1	PA: 38
PITCHER	IP WLS BF H R ER SO BB IBB HBP BLK WP HR S P ERA WHIP	8.1 L 38 9 3 3 7 6 0 0 0 0 1 1 46 70 3.24 1.800																		

Batter	1	2	3	4	5	6	7	8	9	AB	R	H	RBI	BB	SO	LOB	TOP	
Bill Tuttle, R OBP: 0.324, SLG: 0.334 (1, 8)										4	0	0	0	0	0	1	Kansas City Athletics @ New York Yankees Yankee Stadium, Bronx, NY Wed Aug 31 1960, 3:33 AM EDT Unknown - 78 F livebaseballscores.com	
Jerry Lumpe, L OBP: 0.321, SLG: 0.354 (1, 4)										3	0	1	0	1	1			
Hank Bauer, R OBP: 0.319, SLG: 0.362 (1, 9)										4	0	0	0	0	1	2		
Norm Siebern, L OBP: 0.364, SLG: 0.482 (1, 7)										4	0	0	0	0	1	2		
Mary Throneberry, L OBP: 0.292, SLG: 0.421 (1, 3)										4	0	0	0	0	2	0		
Danny Kravitz, L OBP: 0.281, SLG: 0.353 (1, 2)										3	0	1	0	0	0	0		
Andy Carey, R OBP: 0.266, SLG: 0.391 (1, 5)										3	0	1	0	0	0	0		
Ken Hamlin, R OBP: 0.295, SLG: 0.264 (8, PH)										2	0	0	0	0	1	2		
Russ Snyder, L OBP: 0.309, SLG: 0.367 (8, 6)										1	0	1	0	0	0	0		
Bob Johnson, R OBP: 0.317, SLG: 0.221 (8, 6)										0	0	0	0	0	0	0		
Ray Herbert, R OBP: 0.265, SLG: 0.242 (1, 1)										2	0	0	0	0	1	2		
Inning Stats	R: 0 E: 0 K: 0 S: 3	H: 0 LOB: 1 BB: 1 P: 7	R: 0 E: 0 K: 3 S: 11	H: 2 LOB: 2 BB: 0 P: 11	R: 0 E: 0 K: 1 S: 6	H: 1 LOB: 1 BB: 0 P: 6	R: 0 E: 0 K: 0 S: 3	H: 0 LOB: 0 BB: 0 P: 3	R: 0 E: 0 K: 0 S: 3	H: 0 LOB: 0 BB: 0 P: 3	R: 0 E: 0 K: 1 S: 6	H: 1 LOB: 1 BB: 0 P: 6	R: 0 E: 0 K: 2 S: 7	H: 0 LOB: 0 BB: 0 P: 7	1B: 4 2B: 0 3B: 0 HR: 0	SF: 0 SAC: 1 DP: 0 HBP: 0	WP: 0 PB: 0 SB: 1 CS: 0	PA: 32
PITCHER Bill Stafford, R ERA: 2.16 (1, 1)	IP: 9.0 WLS: W BF: 32 H: 4 R: 0 ER: 0 SO: 7 BB: 1 IBB: 0 HBP: 0 BLK: 0 WP: 0 HR: 0 S: 45 P: 49 ERA: 0.00 WHIP: 0.556																	

Batter	1	2	3	4	5	6	7	8	9	AB	R	H	RBI	BB	SO	LOB	BOTTOM	
Clete Boyer, R OBP: 0.297, SLG: 0.425 (1, 5)										4	0	0	0	0	0	0	Kansas City Athletics @ New York Yankees Yankee Stadium, Bronx, NY Wed Aug 31 1960, 3:33 AM EDT Unknown - 78 F livebaseballscores.com	
Bob Cerv, R OBP: 0.351, SLG: 0.471 (1, 7)										4	0	1	0	0	1	0		
Yogi Berra, L OBP: 0.366, SLG: 0.493 (1, 9)										4	1	1	0	0	0	1		
Mickey Mantle, S OBP: 0.405, SLG: 0.560 (1, 8)										3	0	1	1	0	0	1		
Bill Skowron, R OBP: 0.348, SLG: 0.557 (1, 3)										3	0	1	0	0	1	1		
Tony Kubek, L OBP: 0.328, SLG: 0.415 (1, 6)										2	0	1	0	1	0	1		
Johnny Blanchard, L OBP: 0.311, SLG: 0.437 (1, 2)										3	0	0	0	0	0	3		
Bobby Richardson, R OBP: 0.300, SLG: 0.294 (1, 4)										3	0	0	0	0	1	3		
Bill Stafford, R (1, 1)										3	0	0	0	0	1	2		
Inning Stats	R: 0 E: 0 K: 0 S: 4	H: 1 LOB: 1 BB: 0 P: 4	R: 0 E: 0 K: 0 S: 4	H: 1 LOB: 1 BB: 0 P: 4	R: 0 E: 0 K: 1 S: 5	H: 0 LOB: 0 BB: 0 P: 5	R: 0 E: 0 K: 1 S: 5	H: 0 LOB: 0 BB: 0 P: 5	R: 0 E: 0 K: 0 S: 5	H: 2 LOB: 1 BB: 0 P: 5	R: 0 E: 0 K: 1 S: 6	H: 1 LOB: 1 BB: 0 P: 6	R: 0 E: 0 K: 0 S: 3	H: 0 LOB: 0 BB: 0 P: 3	1B: 3 2B: 1 3B: 1 HR: 0	SF: 0 SAC: 0 DP: 0 HBP: 0		WP: 0 PB: 0 SB: 1 CS: 0
PITCHER Ray Herbert, R ERA: 3.23 (1, 1)	IP: 8.0 WLS: L BF: 30 H: 5 R: 1 ER: 1 SO: 4 BB: 1 IBB: 0 HBP: 0 BLK: 0 WP: 0 HR: 0 S: 37 P: 41 ERA: 1.12 WHIP: 0.750																	

Batter	1	2	3	4	5	6	7	8	9	AB	R	H	RBI	BB	SO	LOB	TOP																	
Bill Tuttle, R OBP: 0.325, SLG: 0.333 (1, 8)										2	2	0	0	2	0	1	Kansas City Athletics @ New York Yankees Yankee Stadium, Bronx, NY Wed Aug 31 1960, 3:38 AM EDT Att: 15,210 - Unknown - 80 F livebaseballscorecards.com																	
Jerry Lumpe, L OBP: 0.324, SLG: 0.355 (1, 4)										4	1	2	0	1	0	0																		
Russ Snyder, L OBP: 0.314, SLG: 0.369 (1, 9)										4	1	2	3	1	0	0																		
Norm Sieben, L OBP: 0.363, SLG: 0.479 Mary Throneberry, L OBP: 0.292, SLG: 0.421 (9, 3)										5	0	1	2	0	0	3																		
Jim Delsing, L OBP: 0.333, SLG: 0.444 (1, 7)										4	0	1	0	0	0	2																		
Andy Carey, R OBP: 0.296, SLG: 0.393 (1, 5)										4	0	1	1	0	1	1																		
Pete Daley, R OBP: 0.266, SLG: 0.346 (1, 2)										4	0	0	0	0	1	3																		
Ken Hamlin, R OBP: 0.297, SLG: 0.268 (1, 6)										3	1	1	0	1	0	1																		
Ned Garver, R OBP: 0.200, SLG: 0.167 (1, 1)										3	1	1	0	0	0	1																		
Inning Stats	R: 0 E: 0 K: 0 S: 3	H: 0 LOB: 0 BB: 0 P: 3	R: 0 E: 0 K: 1 S: 5	H: 0 LOB: 0 BB: 0 P: 5	R: 0 E: 0 K: 1 S: 6	H: 1 LOB: 1 BB: 0 P: 6	R: 0 E: 0 K: 0 S: 3	H: 0 LOB: 0 BB: 0 P: 3	R: 0 E: 0 K: 0 S: 3	H: 0 LOB: 0 BB: 0 P: 3	R: 2 E: 0 K: 0 S: 3	H: 1 LOB: 1 BB: 3 P: 15	R: 0 E: 0 K: 0 S: 4	H: 1 LOB: 1 BB: 0 P: 4	R: 3 E: 0 K: 0 S: 7	H: 4 LOB: 2 BB: 1 P: 11	R: 1 E: 0 K: 0 S: 5	H: 2 LOB: 2 BB: 1 P: 9	1B: 6 2B: 3 3B: 0 HR: 0	SF: 0 SAC: 2 DP: 0 HBP: 0	WP: 0 PB: 0 SB: 0 CS: 0	PA: 40												
PITCHER	IP WLS BF H R ER SO BB IBB HBP BLK WP HR S P ERA WHIP																																	
Ralph Terry, R ERA: 4.15 Duke Maas, R ERA: 4.47	(1, 1) (8, 1)	7.0 L	26 26	3 3	2 2	2 2	2 2	3 3	0 0	0 0	0 0	0 0	0 0	0 0	27 12	39 20	2.57 18.00	0.857 4.000																

Batter	1	2	3	4	5	6	7	8	9	AB	R	H	RBI	BB	SO	LOB	BOTTOM																
Gil McDougald, R OBP: 0.334, SLG: 0.385 (1, 4) (8, 5)										3	0	0	0	0	0	0	Kansas City Athletics @ New York Yankees Yankee Stadium, Bronx, NY Wed Aug 31 1960, 3:38 AM EDT Att: 15,210 - Unknown - 80 F livebaseballscorecards.com																
Tony Kubek, L OBP: 0.327, SLG: 0.414 (1, 6)										4	0	1	0	0	0	1																	
Roger Maris, L OBP: 0.372, SLG: 0.628 (1, 9)										4	0	0	0	0	2	2																	
Mickey Mantle, S OBP: 0.404, SLG: 0.557 (1, 8)										4	0	1	0	0	2	0																	
Yogi Berra, L OBP: 0.368, SLG: 0.490 (1, 7) (8, 2)										2	0	0	0	2	0	0																	
Dale Long, L OBP: 0.319, SLG: 0.393 (1, 3)										4	0	1	0	0	0	2																	
Johnny Blanchard, L OBP: 0.312, SLG: 0.425 Bobby Richardson, R OBP: 0.300, SLG: 0.294 (1, 2) (7, PR) (8, 4)										2	0	0	0	1	0	4																	
Clete Boyer, R OBP: 0.296, SLG: 0.423 Bill Skowron, R OBP: 0.347, SLG: 0.556 Duke Maas, R (1, 5) (7, PH) (8, 1)										2	0	0	0	0	0	4																	
Ralph Terry, R OBP: 0.105, SLG: 0.081 Hector Lopez, R OBP: 0.357, SLG: 0.375 (1, 1) (7, PH) (8, 7)										2	0	1	0	0	0	0																	
Inning Stats	R: 0 E: 0 K: 0 S: 3	H: 0 LOB: 0 BB: 0 P: 3	R: 0 E: 0 K: 0 S: 4	H: 1 LOB: 2 BB: 1 P: 8	R: 0 E: 0 K: 1 S: 6	H: 1 LOB: 1 BB: 0 P: 6	R: 0 E: 0 K: 0 S: 4	H: 1 LOB: 2 BB: 1 P: 8	R: 0 E: 0 K: 1 S: 5	H: 0 LOB: 0 BB: 0 P: 5	R: 0 E: 0 K: 0 S: 2	H: 0 LOB: 1 BB: 1 P: 6	R: 0 E: 0 K: 0 S: 3	H: 0 LOB: 0 BB: 0 P: 3	R: 0 E: 0 K: 1 S: 5	H: 0 LOB: 0 BB: 0 P: 5	1B: 4 2B: 0 3B: 0 HR: 0	SF: 0 SAC: 1 DP: 1 HBP: 0	WP: 0 PB: 0 SB: 0 CS: 0	PA: 33													
PITCHER	IP WLS BF H R ER SO BB IBB HBP BLK WP HR S P ERA WHIP																																
Ned Garver, R ERA: 4.64	(1, 1)	9.0 W	33 33	4 4	0 0	0 0	4 4	3 3	0 0	0 0	0 0	0 0	0 0	0 0	38 38	50 50	0.00 0.778																

Batter	1	2	3	4	5	6	7	8	9	AB	R	H	RBI	BB	SO	LOB	TOP					
Tony Kubek, L (1, 6) OBP: 0.329, SLG: 0.414										4	0	2	0	0	0	0						
Clete Boyer, R (1, 5) OBP: 0.295, SLG: 0.421										4	0	1	0	0	1	2						
Roger Maris, L (1, 9) OBP: 0.369, SLG: 0.623										3	0	0	0	0	0	2						
Mickey Mantle, S (1, 8) OBP: 0.402, SLG: 0.553										3	0	0	0	0	1	1						
Bill Skowron, R (1, 3) OBP: 0.345, SLG: 0.552										3	0	0	0	0	2	0						
Yogi Berra, L (1, 7) OBP: 0.365, SLG: 0.485										3	0	0	0	0	1	0						
Johnny Blanchard, L (1, 2) OBP: 0.300, SLG: 0.498										3	0	0	0	0	2	0						
Bobby Richardson, R (1, 4) OBP: 0.300, SLG: 0.293										1	0	0	0	0	1	0						
Gil McDougald, R (6, PH) OBP: 0.332, SLG: 0.382										2	0	0	0	0	1	0						
Whitey Ford, L (1, 1) OBP: 0.264, SLG: 0.156										1	0	0	0	0	0	0						
Dale Long, L (6, PH) OBP: 0.315, SLG: 0.387										1	0	0	0	0	0	0						
Ryne Duren, R (6, 1) OBP: 0.356, SLG: 0.373										0	0	0	0	0	0	0						
Hector Lopez, R (9, PH) OBP: 0.356, SLG: 0.373										1	0	0	0	0	0	0						
Inning Stats	R: 0 E: 0 K: 1 S: 5	H: 1 LOB: 0 BB: 0 P: 5	R: 0 E: 0 K: 2 S: 7	H: 0 LOB: 0 BB: 0 P: 7	R: 0 E: 0 K: 2 S: 7	H: 0 LOB: 0 BB: 0 P: 7	R: 0 E: 0 K: 0 S: 3	H: 0 LOB: 0 BB: 0 P: 3	R: 0 E: 0 K: 2 S: 7	H: 0 LOB: 0 BB: 0 P: 7	R: 0 E: 0 K: 1 S: 5	H: 0 LOB: 0 BB: 0 P: 5	R: 0 E: 0 K: 0 S: 4	H: 1 LOB: 1 BB: 0 P: 4	R: 0 E: 0 K: 0 S: 3	H: 0 LOB: 0 BB: 0 P: 3	R: 0 E: 0 K: 1 S: 6	H: 1 LOB: 1 BB: 0 P: 6	1B: 3 2B: 0 3B: 0 HR: 0	SF: 0 SAC: 0 DP: 1 HBP: 0	WP: 0 PB: 0 SB: 0 CS: 0	PA: 29
PITCHER Mitt Pappas, R (1, 1) ERA: 3.62	IP: 9.0 WLS: W BF: 29 H: 3 R: 0 ER: 0 SO: 9 BB: 0 IBB: 0 HBP: 0 BLK: 0 WP: 0 HR: 0 S: 47 P: 47 ERA: 0.00 WHIP: 0.333															PITCHER	IP: 9.0 WLS: W BF: 29 H: 3 R: 0 ER: 0 SO: 9 BB: 0 IBB: 0 HBP: 0 BLK: 0 WP: 0 HR: 0 S: 47 P: 47 ERA: 0.00 WHIP: 0.333					

New York Yankees @ Baltimore Orioles
Memorial Stadium, Baltimore, MD
Fri Sep 02 1960, 7:05 PM EDT
Att: 44,518 - Unknown

AB 29
R 0
H 3
RBI 0
BB 0
SO 9
LOB 5



Batter	1	2	3	4	5	6	7	8	9	AB	R	H	RBI	BB	SO	LOB	BOTTOM			
Jackie Brandt, R (1, 9) OBP: 0.322, SLG: 0.425										4	1	1	0	0	0	2				
Gene Woodling, L (1, 7) OBP: 0.400, SLG: 0.427										4	0	0	0	0	1	1				
Brooks Robinson, R (1, 5) OBP: 0.341, SLG: 0.445										4	1	2	1	0	0	0				
Walt Dropo, R (1, 3) OBP: 0.351, SLG: 0.408										3	2	2	1	0	0	1				
Jim Gentile, L (7, PH) OBP: 0.415, SLG: 0.528										0	0	0	0	1	0	0				
Gus Triandos, R (1, 2) OBP: 0.339, SLG: 0.391										2	1	1	1	2	0	0				
Ron Hansen, R (1, 6) OBP: 0.341, SLG: 0.452										2	0	0	0	1	1	3				
Jim Busby, R (1, 8) OBP: 0.313, SLG: 0.287										2	0	1	1	0	1	1				
Dave Philley, S (6, PH) OBP: 0.279, SLG: 0.260										1	0	0	0	0	1	1				
Gene Stephens, L (7, 9) OBP: 0.318, SLG: 0.365										1	0	0	0	0	1	0				
Mary Breeding, R (1, 4) OBP: 0.327, SLG: 0.350										4	0	1	1	0	1	3				
Mitt Pappas, R (1, 1) OBP: 0.113, SLG: 0.103										4	0	0	0	0	3	5				
Inning Stats	R: 1 E: 0 K: 0 S: 4	H: 2 LOB: 0 BB: 0 P: 4	R: 0 E: 0 K: 2 S: 8	H: 1 LOB: 2 BB: 1 P: 12	R: 0 E: 0 K: 1 S: 5	H: 0 LOB: 0 BB: 0 P: 5	R: 2 E: 0 K: 1 S: 7	H: 2 LOB: 2 BB: 1 P: 12	R: 1 E: 0 K: 0 S: 4	H: 1 LOB: 0 BB: 0 P: 4	R: 0 E: 0 K: 3 S: 9	H: 0 LOB: 1 BB: 1 P: 13	R: 1 E: 0 K: 1 S: 7	H: 2 LOB: 2 BB: 1 P: 11	R: 0 E: 0 K: 1 S: 5	H: 0 LOB: 0 BB: 0 P: 5	1B: 6 2B: 2 3B: 0 HR: 1	SF: 0 SAC: 0 DP: 1 HBP: 1	WP: 1 PB: 0 SB: 1 CS: 0	PA: 36
PITCHER Whitey Ford, L (1, 1) ERA: 2.93	IP: 5.0 WLS: L BF: 23 H: 6 R: 4 ER: 4 SO: 4 BB: 2 IBB: 0 HBP: 1 BLK: 0 WP: 0 HR: 1 S: 28 P: 37 ERA: 7.20 WHIP: 1.600															PITCHER	IP: 5.0 WLS: L BF: 23 H: 6 R: 4 ER: 4 SO: 4 BB: 2 IBB: 0 HBP: 1 BLK: 0 WP: 0 HR: 1 S: 28 P: 37 ERA: 7.20 WHIP: 1.600			
PITCHER Ryne Duren, R (6, 1) ERA: 4.66	IP: 3.0 WLS: L BF: 13 H: 2 R: 1 ER: 1 SO: 5 BB: 2 IBB: 0 HBP: 0 BLK: 0 WP: 1 HR: 0 S: 21 P: 29 ERA: 3.00 WHIP: 1.333															PITCHER	IP: 3.0 WLS: L BF: 13 H: 2 R: 1 ER: 1 SO: 5 BB: 2 IBB: 0 HBP: 0 BLK: 0 WP: 1 HR: 0 S: 21 P: 29 ERA: 3.00 WHIP: 1.333			

New York Yankees @ Baltimore Orioles
Memorial Stadium, Baltimore, MD
Fri Sep 02 1960, 7:05 PM EDT
Att: 44,518 - Unknown


AB 31
R 5
H 8
RBI 5
BB 4
SO 9
LOB 17



Batter	1	2	3	4	5	6	7	8	9	AB	R	H	RBI	BB	SO	LOB	TOP					
Tony Kubek, L (1,6) OBP: 0.327, SLG: 0.412	F2		SH1-4			G3		FC4-6		3	0	0	0	0	0	1	New York Yankees @ Baltimore Orioles Memorial Stadium, Baltimore, MD Sat Sep 03 1960, 3:33 AM EDT Att: 35,499 - Unknown livebaseballscores.com					
Clete Boyer, R (1,5) OBP: 0.293, SLG: 0.417	5-3		5-3			F8		K		3	0	0	0	0	1							
Bob Cerv, R (8,PH) OBP: 0.350, SLG: 0.469	5-3		5-3			F8		K		1	0	0	0	0	1							
Gil McDougald, R (8,5) OBP: 0.332, SLG: 0.382	5-3		5-3			F8		K		0	0	0	0	0	0							
Roger Maris, L (1,9) OBP: 0.368, SLG: 0.618	1B		2-3			F7			4-3	3	0	0	0	1	0							
Mickey Mantle, S (1,8) OBP: 0.404, SLG: 0.555	1B					F9		FC3-6	1B	4	0	3	0	0	0	0						
Bill Skowron, R (1,3) OBP: 0.344, SLG: 0.550	L4					F6		F3	1B	4	0	1	0	0	0	3						
Yogi Berra, L (1,7) OBP: 0.363, SLG: 0.481						K		FC3-6	1B	4	0	1	0	0	1	3						
Elston Howard, R (1,2) OBP: 0.301, SLG: 0.373						6-3		5-3	F9	4	0	0	0	0	0	4						
Bobby Richardson, R (1,4) OBP: 0.298, SLG: 0.291						5-3		4-3		2	0	0	0	0	0	0						
Johnny Blanchard, L (8,PH) OBP: 0.324, SLG: 0.397	6-3					5-3				1	0	0	0	0	0	0						
Luis Arroyo, L (8,1)	6-3					5-3				0	0	0	0	0	0	0						
Art Ditmar, R (1,1) OBP: 0.220, SLG: 0.214						6-3				2	0	1	0	0	0	0						
Dale Long, L (8,PH) OBP: 0.324, SLG: 0.397						6-3				1	0	1	0	0	0	0						
Joe Demaestri, R (8,PR) OBP: 0.231, SLG: 0.269						SH1-4		FC4-6	1B	0	0	0	0	0	0	0						
Inning Stats	R: 0 E: 0 K: 0 S: 4	H: 1 LOB: 2 BB: 1 P: 8	R: 0 E: 0 K: 0 S: 3	H: 1 LOB: 0 BB: 0 P: 3	R: 0 E: 0 K: 0 S: 4	H: 1 LOB: 1 BB: 0 P: 4	R: 0 E: 0 K: 1 S: 5	H: 0 LOB: 0 BB: 0 P: 5	R: 0 E: 0 K: 0 S: 3	H: 0 LOB: 0 BB: 0 P: 3	R: 0 E: 0 K: 0 S: 3	H: 0 LOB: 0 BB: 0 P: 3	R: 0 E: 0 K: 0 S: 4	H: 1 LOB: 1 BB: 0 P: 4	R: 0 E: 0 K: 1 S: 6	H: 1 LOB: 1 BB: 0 P: 6	R: 0 E: 0 K: 0 S: 5	H: 2 LOB: 2 BB: 0 P: 5	1B: 7 2B: 0 3B: 0 HR: 0	SF: 0 SAC: 1 DP: 1 HBP: 0	WP: 0 PB: 0 SB: 0 CS: 0	PA: 34
PITCHER Jack Fisher, R (1,1) ERA: 3.13	IP: 9.0 WLS: W BF: 34 H: 7 R: 0 ER: 0 SO: 2 BB: 1 IBB: 0 HBP: 0 BLK: 0 WP: 0 HR: 0 S: 37 P: 41 ERA: 0.00 WHIP: 0.889															PITCHER	IP: 9.0 WLS: W BF: 34 H: 7 R: 0 ER: 0 SO: 2 BB: 1 IBB: 0 HBP: 0 BLK: 0 WP: 0 HR: 0 S: 37 P: 41 ERA: 0.00 WHIP: 0.889					

Batter	1	2	3	4	5	6	7	8	9	AB	R	H	RBI	BB	SO	LOB	BOTTOM					
Jackie Brandt, R (1,8) OBP: 0.324, SLG: 0.426	1B		6-3			1B		K		4	1	2	0	0	1	0	New York Yankees @ Baltimore Orioles Memorial Stadium, Baltimore, MD Sat Sep 03 1960, 3:33 AM EDT Att: 35,499 - Unknown livebaseballscores.com					
Gene Woodling, L (1,7) OBP: 0.401, SLG: 0.428	1B		3-1			1B		F5		4	0	2	0	0	0	0						
Walt Dropo, R (9,3) OBP: 0.351, SLG: 0.408	1B		3-1			1B		F5		0	0	0	0	0	0	0						
Brooks Robinson, R (1,5) OBP: 0.344, SLG: 0.453	K		WP			1B		HR		4	1	3	2	0	1	2						
Jim Gentile, L (1,3) OBP: 0.416, SLG: 0.527	F3		WP			1B		HR		3	0	1	0	1	0	4						
Al Pilarcik, L (8,PR) OBP: 0.341, SLG: 0.375	F3		WP			1B		HR		0	0	0	0	0	0	0						
Gus Triandos, R (1,2) OBP: 0.338, SLG: 0.389	F4		BB			1B		HR		4	0	1	0	0	0	5						
Ron Hansen, R (1,6) OBP: 0.340, SLG: 0.449	F7		1-2			1B		HR		3	0	0	0	1	0	1						
Gene Stephens, L (1,9) OBP: 0.320, SLG: 0.367	1B		1-2			1B		HR		4	0	2	0	0	0	1						
Mary Breeding, R (1,4) OBP: 0.325, SLG: 0.348	L5		BB			1B		HR		4	0	0	0	0	0	4						
Jack Fisher, R (1,1) OBP: 0.283, SLG: 0.292	2-3		1-2			K		HR		3	0	0	0	0	1	1						
Inning Stats	R: 0 E: 0 K: 1 S: 7	H: 2 LOB: 2 BB: 0 P: 7	R: 0 E: 0 K: 0 S: 4	H: 1 LOB: 1 BB: 0 P: 4	R: 0 E: 0 K: 0 S: 4	H: 1 LOB: 2 BB: 1 P: 8	R: 0 E: 0 K: 0 S: 3	H: 0 LOB: 0 BB: 0 P: 3	R: 1 E: 0 K: 1 S: 7	H: 3 LOB: 1 BB: 0 P: 7	R: 0 E: 0 K: 0 S: 4	H: 1 LOB: 1 BB: 0 P: 4	R: 0 E: 0 K: 1 S: 5	H: 0 LOB: 0 BB: 0 P: 5	R: 1 E: 0 K: 0 S: 5	H: 3 LOB: 2 BB: 1 P: 9	R: 0 E: 0 K: 0 S: 5	H: 0 LOB: 0 BB: 0 P: 5	1B: 10 2B: 1 3B: 0 HR: 1	SF: 0 SAC: 0 DP: 2 HBP: 0	WP: 1 PB: 0 SB: 0 CS: 0	PA: 35
PITCHER Art Ditmar, R (1,1) ERA: 2.98	IP: 7.0 WLS: L BF: 29 H: 8 R: 1 ER: 1 SO: 3 BB: 1 IBB: 0 HBP: 0 BLK: 0 WP: 1 HR: 0 S: 34 P: 38 ERA: 1.29 WHIP: 1.286															PITCHER Luis Arroyo, L (8,1) ERA: 1.8	IP: 1.0 WLS: L BF: 6 H: 3 R: 1 ER: 1 SO: 0 BB: 0 IBB: 0 HBP: 0 BLK: 0 WP: 0 HR: 1 S: 5 P: 9 ERA: 9.00 WHIP: 4.000					



Batter	1	2	3	4	5	6	7	8	9	AB	R	H	RBI	BB	SO	LOB	TOP		
Gil McDougald, R OBP: 0.327, SLG: 0.377 (1, 4)	F9		F9			E5		SF8	FC6-4	4	0	0	1	0	0	2	New York Yankees @ Baltimore Orioles Memorial Stadium, Baltimore, MD Sun Sep 04 1960, 3:33 AM EDT Att: 34,587 - Unknown		
Tony Kubek, L OBP: 0.324, SLG: 0.408 (1, 6)	F9			F7		L3		K		4	0	0	0	0	1	2			
Mickey Mantle, S OBP: 0.403, SLG: 0.551 (1, 8)	K			K			K	1B BB		3	0	0	0	1	3	0			
Yogi Berra, L OBP: 0.362, SLG: 0.478 (1, 2)		4-3		F4			L8	1B		4	0	1	1	0	0	0			
Roger Maris, L OBP: 0.372, SLG: 0.617 (1, 9)		BB			FC6-4 BB		1B BB	G3		1	0	0	0	3	0	3			
Bill Skowron, R OBP: 0.346, SLG: 0.549 (1, 3)	F8			FC6-4 G6-4-3			1B BB			4	0	2	0	0	0	2			
Bob Cerv, R OBP: 0.346, SLG: 0.462 (1, 7)	F9			G6-4-3			FC6-4 1B			4	0	0	0	0	0	5			
Clete Boyer, R OBP: 0.292, SLG: 0.415 (1, 5)			6-3			K		1B SF8 1B	F2	4	1	1	0	0	1	1			
Bill Stafford, R Whitey Ford, L Duke Lind, L Bobby Shantz, L Johnny Blanchard, L Ed Campbell, R Bobby Richardson, R Ryne Duren, R Luis Arroyo, L Hector Lopez, R			K			K		1-3 1B 1B	FC6-4 BB	1	0	0	0	0	0	0			
Inning Stats	R: 0 E: 0 K: 1 S: 5	H: 0 LOB: 0 BB: 0 P: 5	R: 0 E: 0 K: 0 S: 3	H: 0 LOB: 1 BB: 1 P: 7	R: 0 E: 0 K: 1 S: 5	H: 0 LOB: 0 BB: 0 P: 5	R: 0 E: 0 K: 1 S: 5	H: 0 LOB: 0 BB: 1 P: 6	R: 0 E: 1 K: 2 S: 8	H: 0 LOB: 1 BB: 0 P: 8	R: 0 E: 0 K: 1 S: 6	H: 1 LOB: 2 BB: 1 P: 10	R: 2 E: 0 K: 1 S: 8	H: 3 LOB: 3 BB: 1 P: 12	R: 0 E: 0 K: 0 S: 4	H: 1 LOB: 2 BB: 1 P: 8	1B: 5 2B: 0 3B: 0 HR: 0	SF: 1 SAC: 0 DP: 1 HBP: 0	WP: 0 PA: 37 PB: 0 SB: 0 CS: 0
PITCHER	IP WLS BF H R ER SO BB IBB HBP BLK WP HR S P ERA WHIP																		
Chuck Estrada, R ERA: 3.44 (1, 1)	7.2 W 31 4 2 2 7 4 0 0 0 0 0 0 41 57 2.35 1.043																		
Hoyt Wilhelm, R ERA: 3.26 (8, 1)	1.1 S 6 1 0 0 0 1 0 0 0 0 0 0 5 9 0.00 1.500																		

Batter	1	2	3	4	5	6	7	8	9	AB	R	H	RBI	BB	SO	LOB	BOTTOM		
Jackie Brandt, R OBP: 0.329, SLG: 0.426 (1, 8) (6, 9) (9, 7)	BB HBP		F8	BB	BB	1B		FC4-6 BB 1B IBB		2	1	1	0	2	0	0	New York Yankees @ Baltimore Orioles Memorial Stadium, Baltimore, MD Sun Sep 04 1960, 3:33 AM EDT Att: 34,587 - Unknown		
Gene Woodling, L OBP: 0.403, SLG: 0.427 (1, 7)	F7		1B BB	F9		1B		FC4-6 BB		3	1	1	1	2	0	3			
Al Pilarcik, L OBP: 0.341, SLG: 0.375 (8, FR) (9, 9)			1B BB			1B		1-2 2-3 3-H		0	0	0	0	0	0	0			
Brooks Robinson, R OBP: 0.343, SLG: 0.450 (1, 5)	F7		1B 1-2	1B		F9		FC4-6 1B		5	0	1	1	0	0	5			
Jim Gentile, L OBP: 0.421, SLG: 0.528 (1, 3)	BB	1-2	1-3 2-H	1B		2B BB		F7		3	1	2	2	2	0	0			
Gus Triandos, R OBP: 0.335, SLG: 0.389 (1, 2)	L6		1-4-3		1-H	2B		5-3		5	0	1	1	0	0	6			
Ron Hansen, R OBP: 0.337, SLG: 0.445 (1, 6)		K		K		F3		1-3		4	0	0	0	0	2	1			
Gene Stephens, L OBP: 0.321, SLG: 0.372 (1, 9)		4-3				K		E 1B BB BB		2	1	1	0	0	0	0			
Dave Nicholson, R OBP: 0.308, SLG: 0.370 (5, PH)				E 2B		K		E7 BB FC4-6 1B		1	0	0	0	0	1	1			
Jim Busby, R OBP: 0.318, SLG: 0.287 (6, 8)										0	1	0	0	1	0	0			
Mary Breeding, R OBP: 0.324, SLG: 0.347 (1, 4)		F6		6-3		K		1-3 FC4-6 1B		4	1	1	0	0	1	1			
Chuck Estrada, R OBP: 0.220, SLG: 0.218 (1, 1)				2-3		E8 1B		K		3	0	1	1	0	0	0			
Hoyt Wilhelm, R OBP: 0.116, SLG: 0.075 (8, 1)						4-3		K		1	0	0	0	0	1	2			
Inning Stats	R: 0 E: 0 K: 0 S: 3	H: 0 LOB: 2 BB: 1 P: 8	R: 0 E: 0 K: 1 S: 5	H: 0 LOB: 0 BB: 0 P: 5	R: 1 E: 0 K: 0 S: 5	H: 2 LOB: 2 BB: 1 P: 9	R: 1 E: 1 K: 1 S: 7	H: 2 LOB: 2 BB: 1 P: 11	R: 1 E: 0 K: 1 S: 6	H: 1 LOB: 1 BB: 1 P: 10	R: 0 E: 0 K: 1 S: 7	H: 2 LOB: 2 BB: 0 P: 7	R: 0 E: 0 K: 0 S: 3	H: 0 LOB: 0 BB: 0 P: 3	R: 3 E: 1 K: 1 S: 7	H: 2 LOB: 2 BB: 3 P: 19	1B: 7 2B: 2 3B: 0 HR: 0	SF: 0 SAC: 0 DP: 0 HBP: 1	WP: 0 PA: 41 PB: 0 SB: 0 CS: 0
PITCHER	IP WLS BF H R ER SO BB IBB HBP BLK WP HR S P ERA WHIP																		
Bill Stafford, R ERA: 2.51 (1, 1)	3.2 L 19 4 2 2 2 2 3 0 0 0 0 0 0 19 32 4.91 1.909																		
Whitey Ford, L ERA: 2.99 (4, 1)	1.1 6 1 1 1 1 1 0 0 0 0 0 0 7 11 6.75 1.500																		
Bobby Shantz, L ERA: 2.39 (6, 1)	2.0 8 2 0 0 0 1 0 0 0 0 0 0 10 10 0.00 1.000																		
Ryne Duren, R ERA: 4.89 (8, 1)	0.0 1 0 1 1 0 1 0 0 0 0 0 0 4 4 0.00 0.000																		
Luis Arroyo, L ERA: 2.42 (8, 1)	1.0 7 2 2 2 1 1 1 0 0 0 0 0 7 15 18.00 3.000																		



Batter	1	2	3	4	5	6	7	8	9	AB	R	H	RBI	BB	SO	LOB	TOP								
Pumpsie Green, S OBP: 0.353, SLG: 0.333 (1, 6)	0-0 3-1		0-0 BB BB 1B	0-0 3-H 1B		0-3 K			4-0 FC4-6 BB	4	0	2	1	1	1	1	Boston Red Sox @ New York Yankees Yankee Stadium, Bronx, NY Mon Sep 05 1960, 3:33AM EDT Unknown - 79 F								
Carroll Hardy, R OBP: 0.295, SLG: 0.294 (1, 8)	0-0 6-3		0-0 F7	0-0 F4			0-0 B1		0-0 FC4-6 1-2	5	0	0	0	0	0	3									
Ted Williams, L OBP: 0.446, SLG: 0.635 (1, 7)	4-0 BB		4-0 BB 1-2 BB		0-0 L9		0-0 F6		0-0 F7	3	0	0	0	2	0	1									
Vic Wertz, L OBP: 0.341, SLG: 0.480 (1, 3)	0-0 3-1		4-0 G4-6-3 BB 1-2 2-3		0-3 K		0-0 F8			3	0	0	0	1	1	1									
Russ Nixon, L OBP: 0.321, SLG: 0.394 (1, 2)		4-0 BB BB	0-0 G4-6-3 1-2		0-0 1B			0-3 K		3	0	1	0	1	1	3									
Frank Malzone, R OBP: 0.324, SLG: 0.416 (1, 5)		0-0 F7		0-0 6-3		0-0 F7		0-0 6-3		4	0	0	0	0	0	2									
Pete Runnels, L OBP: 0.400, SLG: 0.401 (1, 4)		0-3 K		4-0 2B SH3-4 BB		4-0 SH3-4 BB		4-0 FC6-4 BB		1	1	0	0	3	1	1									
Lou Clinton, R OBP: 0.276, SLG: 0.379 (1, 9)		4-0 BB 1-2		0-0 SH3-4 1B 2B		0-3 K		0-0 FC6-4 1-2		3	1	1	0	1	1	2									
Bill Monbouquette, R OBP: 0.175, SLG: 0.071 (1, 1)		0-0 1-3		0-0 SH3-4		0-0 SH3-4			0-0 F3	1	0	0	1	0	0	2									
Jim Pagan, R OBP: 0.404, SLG: 0.650 (9, PH)				2-3 3-H		1-2				1	0	0	0	0	0	0									
Inning Stats	R: 0 E: 0 K: 0 S: 3	H: 0 LOB: 1 BB: 1 P: 7	R: 0 E: 0 K: 1 S: 5	H: 0 LOB: 2 BB: 2 P: 13	R: 0 E: 0 K: 0 S: 3	H: 1 LOB: 2 BB: 2 P: 11	R: 2 E: 0 K: 0 S: 5	H: 2 LOB: 1 BB: 1 P: 9	R: 0 E: 0 K: 1 S: 6	H: 1 LOB: 1 BB: 0 P: 6	R: 0 E: 0 K: 2 S: 7	H: 0 LOB: 1 BB: 1 P: 11	R: 0 E: 0 K: 0 S: 3	H: 0 LOB: 0 BB: 0 P: 3	R: 0 E: 0 K: 1 S: 5	H: 0 LOB: 1 BB: 1 P: 9	R: 0 E: 0 K: 0 S: 3	H: 0 LOB: 1 BB: 1 P: 7	1B: 3 2B: 1 3B: 0 HR: 0	SF: 0 SAC: 2 DP: 1 HBP: 0	WP: 0 PB: 0 SB: 0 CS: 0	PA: 39			
PITCHER	IP	WLS	BF	H	R	ER	SO	BB	IBB	HBP	BLK	WP	HR	S	P	ERA	WHIP								
Bob Turley, R ERA: 3.64 (1, 1)	4.0		20	3	2	2	1	6	0	0	0	0	0	16	40	4.50	2.250								
Jim Coates, R ERA: 4.75 (5, 1)	5.0	W	19	1	0	0	4	3	0	0	0	0	0	24	36	0.00	0.800								

AB	28
R	2
H	4
RBI	2
BB	9
SO	5
LOB	16



Batter	1	2	3	4	5	6	7	8	9	AB	R	H	RBI	BB	SO	LOB	BOTTOM								
Tony Kubek, L OBP: 0.329, SLG: 0.412 (1, 6)	0-0 FC3-6 1B		0-0 FC6-4 1B		0-0 1B 2B	0-0 E9 1B		0-0 F8		5	1	4	0	0	0	1	Boston Red Sox @ New York Yankees Yankee Stadium, Bronx, NY Mon Sep 05 1960, 3:33AM EDT Unknown - 79 F								
Hector Lopez, R OBP: 0.357, SLG: 0.372 (1, 7)	0-0 FC3-6 4-3 BB 1-2		0-0 FC6-4 BB 1-2		0-0 2B 4-3 1B	0-3 K2-3				4	1	1	0	0	1	3									
Mickey Mantle, S OBP: 0.406, SLG: 0.553 (1, 8)	4-0 4-3 BB 1-2		4-0 BB		0-0 4-3 1B 2B	0-0 4-3				2	1	1	1	2	0	1									
Yogi Berra, L OBP: 0.358, SLG: 0.472 (1, 2)	0-0 4-3		0-0 F6		0-0 F5		0-0 F9			4	0	0	0	0	0	6									
Roger Maris, L OBP: 0.371, SLG: 0.612 (1, 9)	0-0 4-3			4-0 1B BB	0-0 4-3		0-0 F5			3	0	0	1	1	0	3									
Bill Skowron, R OBP: 0.347, SLG: 0.548 (1, 3)		0-0 G1-4-6-3 1B		0-3 K	4-0 1B BB		0-3 K			3	0	1	0	1	2	1									
Clete Boyer, R OBP: 0.297, SLG: 0.417 (1, 5)		0-0 G1-4-6-3 1-2		0-0 1B	0-0 1B		4-0 G6-4-3 BB			3	0	2	1	1	0	1									
Bobby Richardson, R OBP: 0.296, SLG: 0.289 (1, 4)		0-0 5-3		0-0 F7	0-0 F2		0-0 G6-4-3			4	0	0	0	0	0	5									
Bob Turley, R OBP: 0.106, SLG: 0.109 (1, 1)			0-0 5-3		0-3 K		0-3 K		0-0 E6	1	0	0	0	0	0	0									
Dale Long, L OBP: 0.316, SLG: 0.385 (4, PH)										1	0	0	0	0	1	2									
Jim Coates, R OBP: 0.298, SLG: 0.318 (5, 1)										2	0	0	0	0	1	0									
Inning Stats	R: 0 E: 0 K: 0 S: 4	H: 1 LOB: 2 BB: 1 P: 8	R: 0 E: 0 K: 0 S: 3	H: 1 LOB: 0 BB: 0 P: 3	R: 0 E: 0 K: 0 S: 4	H: 1 LOB: 2 BB: 1 P: 8	R: 0 E: 0 K: 2 S: 8	H: 1 LOB: 2 BB: 1 P: 12	R: 3 E: 0 K: 0 S: 7	H: 4 LOB: 2 BB: 2 P: 11	R: 0 E: 1 K: 2 S: 8	H: 1 LOB: 1 BB: 0 P: 8	R: 0 E: 0 K: 1 S: 5	H: 0 LOB: 0 BB: 0 P: 5	R: 0 E: 1 K: 0 S: 3	H: 0 LOB: 1 BB: 1 P: 7	1B: 8 2B: 1 3B: 0 HR: 0	SF: 0 SAC: 0 DP: 2 HBP: 0	WP: 0 PB: 0 SB: 0 CS: 0	PA: 37					
PITCHER	IP	WLS	BF	H	R	ER	SO	BB	IBB	HBP	BLK	WP	HR	S	P	ERA	WHIP								
Bill Monbouquette, R ERA: 3.64 (1, 1)	8.0	L	37	9	3	3	5	5	0	0	0	0	0	42	62	3.38	1.750								

AB	32
R	3
H	9
RBI	3
BB	5
SO	5
LOB	23

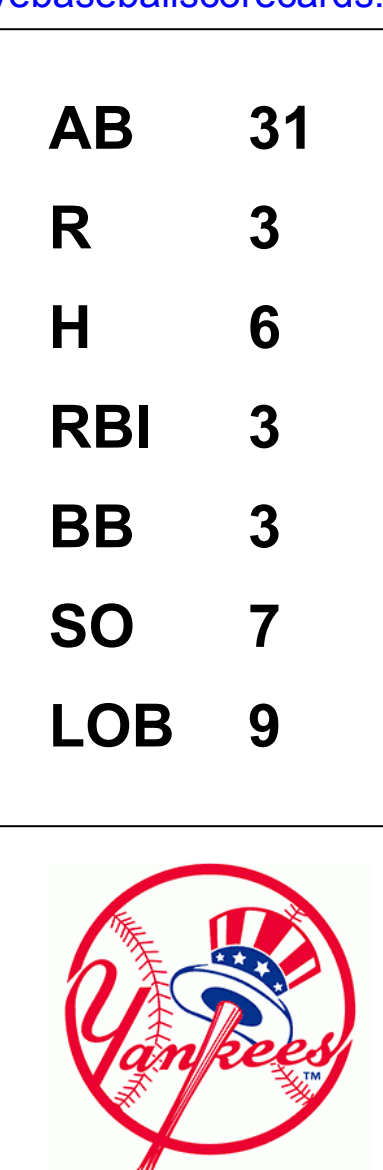


Batter	1	2	3	4	5	6	7	8	9	AB	R	H	RBI	BB	SO	LOB	TOP								
Pumpsie Green, S (1, 6) OBP: 0.345, SLG: 0.325	0-0 4-3	0-3 K			0-0 4-3		0-0 E6	0-3 K		5	0	0	0	0	2	4	Boston Red Sox @ New York Yankees Yankee Stadium, Bronx, NY Mon Sep 05 1960, 3:38 AM EDT Att: 38,290 - Unknown - 75 F								
Carroll Hardy, R (1, 7) OBP: 0.280, SLG: 0.330	HR		0-0 G4-6-3	1B	4-0 G4-6-3	BB	0-0 G6-4-3	0-0 F7		4	1	2	1	1	0	3									
Vic Wertz, L (1, 3) Marian Coughtry, L (8, 4)	FC4-6		0-0 G4-6-3	1-2	0-0 G4-6-3	1-2		0-3 K		4	0	1	0	0	1	2									
Russ Nixon, L (1, 2) OBP: 0.323, SLG: 0.399	FC4-6		0-0 F6					0-0 K		4	0	2	0	0	0	1									
Frank Matzone, R (1, 5) OBP: 0.321, SLG: 0.412	1-3			0-0 G3		0-0 6-3		0-3 K		4	0	0	0	0	1	3									
Pete Runnels, L (1, 4) OBP: 0.401, SLG: 0.402		0-0 FC1-5		0-0 1-3		0-0 FC5		0-0 F7		4	0	2	0	0	0	1									
Willie Tasby, R (1, 8) OBP: 0.358, SLG: 0.359		0-3 K		0-0 2B		0-0 FC5		0-0 F3		4	1	1	0	0	1	3									
Lou Clinton, R (1, 9) OBP: 0.284, SLG: 0.396		1-0 FC1-5		0-0 1-H		0-3 K		0-0 3B		3	0	2	1	0	1	2									
Ike Delock, R (1, 1) OBP: 0.086, SLG: 0.086		0-0 FC1-5		0-0 6-3				0-3 K		3	0	0	0	0	1	3									
Ted Williams, L (9, PH) OBP: 0.447, SLG: 0.635									4-0 IBB	0	0	0	0	1	0	0									
Earl Wilson, R (9, PR) OBP: 0.200, SLG: 0.211										0	0	0	0	0	0	0									
Mike Fomiales, R (9, 1) OBP: 0.429, SLG: 0.429		1-2 2-3f								0	0	0	0	0	0	0									
Inning Stats	R: 1 E: 0 K: 0 S: 5	H: 2 LOB: 1 BB: 0 P: 5	R: 0 E: 0 K: 2 S: 8	H: 1 LOB: 2 BB: 0 P: 9	R: 0 E: 0 K: 0 S: 3	H: 1 LOB: 1 BB: 0 P: 3	R: 1 E: 0 K: 0 S: 5	H: 2 LOB: 1 BB: 0 P: 5	R: 0 E: 0 K: 0 S: 2	H: 0 LOB: 0 BB: 1 P: 6	R: 0 E: 0 K: 1 S: 7	H: 2 LOB: 2 BB: 0 P: 7	R: 0 E: 1 K: 1 S: 5	H: 0 LOB: 0 BB: 0 P: 5	R: 0 E: 0 K: 2 S: 8	H: 1 LOB: 1 BB: 0 P: 8	R: 0 E: 0 K: 1 S: 6	H: 1 LOB: 2 BB: 1 P: 10	1B: 6 2B: 2 3B: 1 HR: 1	SF: 0 SAC: 0 DP: 3 HBP: 1	WP: 0 PB: 0 SB: 0 CS: 0	PA: 38			
PITCHER	IP	WLS	BF	H	R	ER	SO	BB	IBB	HBP	BLK	WP	HR	S	P	ERA	WHIP								
Ralph Terry, R (1, 1) ERA: 4.04	8.0		33	9	2	2	6	1	0	1	0	0	1	43	48	2.25	1.250								
Bobby Shantz, L (9, 1) ERA: 2.35	1.0	W	5	1	0	0	1	0	1	0	0	0	0	6	10	0.00	1.000								

AB	35
R	2
H	10
RBI	2
BB	2
SO	7
LOB	22



Batter	1	2	3	4	5	6	7	8	9	AB	R	H	RBI	BB	SO	LOB	BOTTOM								
Tony Kubek, L (1, 6) OBP: 0.328, SLG: 0.417	0-0 F7		0-0 F7		0-0 1-3			0-0 HR		4	1	1	1	0	0	0	Boston Red Sox @ New York Yankees Yankee Stadium, Bronx, NY Mon Sep 05 1960, 3:38 AM EDT Att: 38,290 - Unknown - 75 F								
Hector Lopez, R (1, 7) OBP: 0.358, SLG: 0.372	4-0 BB		0-0 6-3			0-0 F8		0-0 1B		3	0	1	0	1	0	0									
Mickey Mantle, S (1, 8) OBP: 0.404, SLG: 0.549	4-0 1-2		0-0 G3			0-3 K		0-0 L7		3	0	0	0	1	1	1									
Bill Skowron, R (1, 3) OBP: 0.346, SLG: 0.544	0-0 F8			4-0 1B		0-0 4-3		0-3 K		3	0	0	0	1	1	2									
Roger Maris, L (1, 9) OBP: 0.370, SLG: 0.608	0-3 K			0-0 G1-4-3			0-0 F6		0-0 F9	4	0	1	0	0	1	2									
Johnny Blanchard, L (1, 2) OBP: 0.314, SLG: 0.444		0-0 HR		0-0 F5		0-0 F2		1-0 1B	1B	3	2	1	1	0	0	2									
Clete Boyer, R (1, 5) OBP: 0.296, SLG: 0.414		0-0 F9		0-0 G1-4-3		0-3 K		0-0 1B		2	0	0	0	0	2	2									
Bob Cerv, R (7, PH) OBP: 0.344, SLG: 0.460								1-3 1B		1	0	0	0	0	1	0									
Gil McDougald, R (8, 5) OBP: 0.329, SLG: 0.379								1-3 1B		1	0	1	0	0	0	0									
Bobby Richardson, R (1, 4) OBP: 0.294, SLG: 0.287		0-3 K			0-0 L7			0-3 K		2	0	0	0	0	1	0									
Dale Long, L (8, PH) OBP: 0.312, SLG: 0.379								1-3 3-H	1B	1	0	0	0	0	1	0									
Joe Demaestri, R (9, 4) OBP: 0.259, SLG: 0.296										1	0	1	1	0	0	0									
Ralph Terry, R (1, 1) OBP: 0.100, SLG: 0.077		0-3 K			0-0 2-3			0-0 4-3		2	0	0	0	0	1	0									
Yogi Berra, L (8, PH) OBP: 0.357, SLG: 0.471										1	0	0	0	0	0	0									
Bobby Shantz, R (9, 1) OBP: 0.182, SLG: 0.100										0	0	0	0	0	0	0									
Inning Stats	R: 0 E: 0 K: 1 S: 5	H: 0 LOB: 2 BB: 2 P: 13	R: 1 E: 0 K: 2 S: 8	H: 1 LOB: 0 BB: 0 P: 8	R: 0 E: 0 K: 0 S: 3	H: 0 LOB: 0 BB: 0 P: 3	R: 0 E: 0 K: 0 S: 3	H: 1 LOB: 1 BB: 1 P: 7	R: 0 E: 0 K: 0 S: 3	H: 0 LOB: 0 BB: 0 P: 3	R: 0 E: 0 K: 1 S: 5	H: 0 LOB: 0 BB: 0 P: 5	R: 0 E: 0 K: 1 S: 5	H: 0 LOB: 0 BB: 0 P: 5	R: 1 E: 0 K: 1 S: 7	H: 2 LOB: 1 BB: 0 P: 7	R: 1 E: 0 K: 1 S: 6	H: 2 LOB: 2 BB: 0 P: 7	1B: 4 2B: 0 3B: 0 HR: 2	SF: 0 SAC: 0 DP: 1 HBP: 1	WP: 0 PB: 0 SB: 1 CS: 0	PA: 35			
PITCHER	IP	WLS	BF	H	R	ER	SO	BB	IBB	HBP	BLK	WP	HR	S	P	ERA	WHIP								
Ike Delock, R (1, 1) ERA: 5.28	8.0		30	4	2	2	6	3	0	0	0	0	2	39	51	2.25	0.875								
Mike Fomiales, R (9, 1) ERA: 2.69	0.2	L	5	2	1	1	1	0	0	1	0	0	0	6	7	13.50	3.000								



Batter	1	2	3	4	5	6	7	8	9	AB	R	H	RBI	BB	SO	LOB	TOP										
Pumpsie Green, S OBP: 0.342, SLG: 0.338 (1, 6)										4	1	2	0	1	3		Boston Red Sox @ New York Yankees Yankee Stadium, Bronx, NY Tue Sep 06 1960, 3:33 AM EDT Att: 17,230 - Unknown - 74 F										
Carroll Hardy, R OBP: 0.276, SLG: 0.318 (1, 8) (7, 7)										4	1	0	0	1	2	0											
Ted Williams, L OBP: 0.451, SLG: 0.645 (7, PR)										2	1	1	2	2	0	0											
Willie Tasby, R OBP: 0.356, SLG: 0.359 (7, 8)										0	0	0	0	0	0	0											
Vic Wertz, L OBP: 0.337, SLG: 0.472 (1, 3)										4	0	0	0	0	0	2											
Russ Nixon, L OBP: 0.323, SLG: 0.399 (1, 2)										0	0	0	0	0	0	0											
Jim Pagliaroni, R OBP: 0.412, SLG: 0.628 (2, PH)										3	1	1	0	1	0	0											
Frank Malzone, R OBP: 0.324, SLG: 0.414 (1, 5)										3	1	2	0	1	0	0											
Pete Runnels, L OBP: 0.401, SLG: 0.401 (1, 4)										3	1	1	0	1	0	2											
Lou Clinton, R OBP: 0.283, SLG: 0.394 (1, 9)										4	1	1	1	0	0	4											
Billy Muffett, R OBP: 0.371, SLG: 0.344 (1, 1)										3	0	2	1	1	1	0											
Inning Stats	R: 1 E: 0 K: 0 S: 4	H: 1 LOB: 0 BB: 0 P: 4	R: 1 E: 0 K: 0 S: 4	H: 2 LOB: 2 BB: 12 P: 12	R: 0 E: 0 K: 0 S: 2	H: 0 LOB: 0 BB: 1 P: 6	R: 0 E: 0 K: 0 S: 3	H: 0 LOB: 0 BB: 0 P: 3	R: 3 E: 1 K: 0 S: 5	H: 2 LOB: 0 BB: 1 P: 9	R: 2 E: 0 K: 0 S: 5	H: 3 LOB: 1 BB: 1 P: 9	R: 0 E: 0 K: 1 S: 4	H: 0 LOB: 1 BB: 1 P: 8	R: 0 E: 0 K: 0 S: 3	H: 1 LOB: 1 BB: 1 P: 7	R: 0 E: 0 K: 3 S: 9	H: 0 LOB: 0 BB: 0 P: 9	1B: 7 2B: 2 3B: 0 HR: 2	SF: 1 SAC: 0 DP: 4 HBP: 0	WP: 1 PB: 0 SB: 0 CS: 1	PA: 39					
PITCHER	IP	WLS	BF	H	R	ER	SO	BB	IBB	HBP	BLK	WP	HR	S	P	ERA	WHIP										
Eli Grba, R ERA: 4.0 (1, 1)	5.0	L	22	5	5	4	0	4	0	0	0	0	1	18	34	7.20	1.800										
Duke Maas, R ERA: 4.55 (6, 1)	3.0		13	4	2	2	1	3	0	0	0	1	0	12	24	6.00	2.333										
Ryne Duren, R ERA: 4.78 (9, 1)	1.0		3	0	0	0	3	0	0	0	0	0	0	9	9	0.00	0.000										


Batter	1	2	3	4	5	6	7	8	9	AB	R	H	RBI	BB	SO	LOB	BOTTOM										
Roger Maris, L OBP: 0.367, SLG: 0.602 (1, 9)										4	0	0	0	0	0	2	Boston Red Sox @ New York Yankees Yankee Stadium, Bronx, NY Tue Sep 06 1960, 3:33 AM EDT Att: 17,230 - Unknown - 74 F										
Hector Lopez, R OBP: 0.357, SLG: 0.368 (1, 7)										3	0	0	0	1	0	0											
Tony Kubek, L OBP: 0.327, SLG: 0.415 (1, 6)										3	0	0	0	0	0	2											
Mickey Mantle, S OBP: 0.403, SLG: 0.553 (1, 8)										4	1	1	1	0	0	1											
Yogi Berra, L OBP: 0.354, SLG: 0.466 (1, 2)										3	0	0	0	0	0	0											
Elston Howard, R OBP: 0.300, SLG: 0.372 (8, 2)										1	0	0	0	0	0	0											
Bill Skowron, R OBP: 0.344, SLG: 0.541 (1, 3)										3	0	0	0	0	1	0											
Clete Boyer, R OBP: 0.296, SLG: 0.414 (1, 5)										3	0	1	0	0	1	0											
Bobby Richardson, R OBP: 0.296, SLG: 0.289 (1, 4)										1	0	1	0	0	0	0											
GiI McDougald, R OBP: 0.327, SLG: 0.376 (5, PH)										2	0	0	0	0	0	1											
Eli Grba, R OBP: 0.318, SLG: 0.400 (1, 1)										0	0	0	0	0	0	0											
Bob Cerv, R OBP: 0.343, SLG: 0.458 (5, PH)										1	0	0	0	0	1	1											
Duke Maas, R (6, 1)										0	0	0	0	0	0	0											
Johnny Blanchard, L OBP: 0.310, SLG: 0.439 (8, PH)										1	0	0	0	0	0	0											
Ryne Duren, R (9, 1)										0	0	0	0	0	0	0											
Inning Stats	R: 0 E: 0 K: 0 S: 3	H: 0 LOB: 1 BB: 0 P: 4	R: 0 E: 0 K: 1 S: 5	H: 0 LOB: 0 BB: 0 P: 5	R: 0 E: 0 K: 0 S: 4	H: 1 LOB: 2 BB: 1 P: 8	R: 0 E: 0 K: 1 S: 5	H: 0 LOB: 0 BB: 0 P: 5	R: 0 E: 0 K: 1 S: 6	H: 1 LOB: 1 BB: 0 P: 6	R: 0 E: 0 K: 0 S: 3	H: 0 LOB: 0 BB: 0 P: 3	R: 0 E: 0 K: 0 S: 3	H: 0 LOB: 0 BB: 0 P: 3	R: 0 E: 0 K: 0 S: 3	H: 0 LOB: 0 BB: 0 P: 3	R: 1 E: 0 K: 0 S: 4	H: 1 LOB: 0 BB: 0 P: 4	1B: 2 2B: 0 3B: 0 HR: 1	SF: 0 SAC: 1 DP: 0 HBP: 1	WP: 0 PB: 0 SB: 0 CS: 0	PA: 32					
PITCHER	IP	WLS	BF	H	R	ER	SO	BB	IBB	HBP	BLK	WP	HR	S	P	ERA	WHIP										
Billy Muffett, R ERA: 3.48 (1, 1)	9.0	W	32	3	1	1	3	1	0	1	0	0	1	36	41	1.00	0.444										

Batter	1	2	3	4	5	6	7	8	9	AB	R	H	RBI	BB	SO	LOB	TOP								
Tony Kubek, L OBP: 0.326, SLG: 0.419 (1, 6)	0-0 4-3		0-0 6-3		0-0 P6		0-0 F7		0-0 HR	5	1	1	1	0	0	2									
Hector Lopez, R OBP: 0.356, SLG: 0.367 Joe Demaestri, R OBP: 0.250, SLG: 0.286 (1, 7) (8, 4)	0-0 1B		0-0 4-3		0-0 2-3	0-3 K2-3		0-0 F5	0-0 1-3	4	0	1	0	0	1	1									
Roger Maris, L OBP: 0.367, SLG: 0.600 (1, 9)	0-0 1-3		0-0 P6		0-0 L4			0-0 E BB 1B	0-0 F8	5	1	2	0	0	0	1									
Mickey Mantle, S OBP: 0.405, SLG: 0.554 (1, 8)	0-3 K			4-0 4-3 S BB		0-0 1B 2B		4-0 E 1B BB	0-0 L4	3	2	1	0	2	1	2									
Bill Skowron, R OBP: 0.343, SLG: 0.538 (1, 3)	0-0 1-3			0-0 4-3		0-0 1-3 1B		0-0 E4 1B 2B		4	1	1	1	0	0	5									
Elston Howard, R OBP: 0.297, SLG: 0.368 Yogi Berra, L OBP: 0.355, SLG: 0.468 (1, 2) (8, PH) (8, 2)		0-0 F8		0-3 K		0-0 P6		0-0 1-2 2-3 2B	0-0 1B	3	0	0	0	0	1	2									
Clete Boyer, R OBP: 0.297, SLG: 0.410 Johnny Blanchard, L OBP: 0.318, SLG: 0.458 Jim Pisoni, R (8, PH) (8, PR) (8, 7)		0-0 F8		0-0 4-3			0-0 F9	0-0 1-H 2-H	0-0 2B	3	0	0	0	0	0	1									
Bobby Richardson, R OBP: 0.295, SLG: 0.287 Gil McDougal, R OBP: 0.325, SLG: 0.374 (1, 4) (7, PH) (7, 4) (8, 5)		0-0 F9			0-0 6-3		0-0 F9	0-3 K		2	0	0	0	0	0	0									
Whitey Ford, L OBP: 0.286, SLG: 0.208 Luis Arroyo, L (7, 1)			0-0 4-3 2B		0-3 K			0-0 6-3		3	0	2	0	0	1	0									
Inning Stats	R: 0 E: 0 K: 1 S: 7	H: 2 LOB: 2 P: 7	R: 0 E: 0 K: 0 S: 3	H: 0 LOB: 0 BB: 0 P: 3	R: 0 E: 0 K: 0 S: 4	H: 1 LOB: 1 BB: 0 P: 4	R: 0 E: 0 K: 1 S: 5	H: 0 LOB: 0 BB: 1 P: 9	R: 0 E: 0 K: 1 S: 5	H: 0 LOB: 0 BB: 0 P: 5	R: 1 E: 0 K: 1 S: 7	H: 2 LOB: 1 BB: 0 P: 7	R: 0 E: 0 K: 0 S: 4	H: 1 LOB: 1 BB: 0 P: 4	R: 4 E: 1 K: 1 S: 9	H: 3 LOB: 1 BB: 1 P: 13	R: 1 E: 0 K: 0 S: 4	H: 1 LOB: 0 BB: 0 P: 4	1B: 6 2B: 3 HR: 1	SF: 0 SAC: 0 DP: 0 HBP: 0	WP: 0 PB: 0 CS: 1	PA: 40			
PITCHER	IP WLS BF H R ER SO BB IBB HBP BLK WP HR S P ERA WHIP	7.1 L 33 8 5 4 4 2 0 0 0 0 0 1 9 9 4.91 1.364	1.2 7 2 1 1 1 0 0 0 0 0 0 1 9 9 5.40 1.200																						

New York Yankees @ Chicago White Sox
Comiskey Park, Chicago, IL
Wed Sep 07 1960, 8:05 PM EDT
Att: 36,732 - Unknown

livebaseballscorecards.com

AB 38
R 6
H 10
RBI 6
BB 2
SO 5
LOB 16




Batter	1	2	3	4	5	6	7	8	9	AB	R	H	RBI	BB	SO	LOB	BOTTOM							
Jim Landis, R OBP: 0.369, SLG: 0.389 (1, 8)	0-0 1-3			0-0 E8 WP 1B		0-3 K	0-0 4-3			4	1	1	0	0	1	2								
Luis Aparicio, R OBP: 0.322, SLG: 0.345 (1, 6)	0-0 5-3			0-0 6-3		0-0 2-H 1B		0-0 E6 G5-4-3		4	0	1	1	0	0	0								
Roy Sievers, R OBP: 0.411, SLG: 0.558 (1, 3)	0-0 L6			4-0 FC5-4 BB		0-0 F9		0-0 G5-4-3 1-2		3	0	0	0	1	0	2								
Al Smith, R OBP: 0.371, SLG: 0.450 (1, 9) (8, 7)		0-0 6-3		0-0 FC5-4 1-2		0-0 6-3		0-0 5-3		4	0	0	0	0	0	2								
Minnie Minoso, R OBP: 0.372, SLG: 0.466 Jim Rivera, L OBP: 0.417, SLG: 0.636 (7, PR) (8, 9)		0-0 5-3		0-0 F9			0-0 HR 1B		0-0 F7	3	0	1	0	0	0	1								
Ted Kluszewski, L OBP: 0.342, SLG: 0.378 (8, PH)									0-0 F7	1	0	0	0	0	0	0								
Sherm Lollar, R OBP: 0.339, SLG: 0.379 (1, 2)		0-0 F7			0-0 F8		0-0 HR		0-0 5-3	4	1	1	2	0	0	0								
Gene Freese, R OBP: 0.299, SLG: 0.459 (1, 5)			0-0 L4		0-0 5-3		0-0 F7		0-0 P5	4	0	0	0	0	0	1								
Sammy Esposito, R OBP: 0.283, SLG: 0.200 (1, 4)			0-0 1-3		0-0 P6		0-0 F5			3	0	0	0	0	0	1								
Early Wynn, S OBP: 0.316, SLG: 0.288 Gerry Staley, R OBP: 0.350, SLG: 0.250 (1, 1) (8, 1)			0-0 1-3			0-0 1B 2B				2	1	1	0	1	0	0								
Inning Stats	R: 0 E: 0 K: 0 S: 3	H: 0 LOB: 0 BB: 0 P: 3	R: 0 E: 0 K: 0 S: 3	H: 0 LOB: 0 BB: 0 P: 3	R: 0 E: 0 K: 0 S: 3	H: 0 LOB: 0 BB: 0 P: 3	R: 1 E: 2 K: 0 S: 4	H: 1 LOB: 1 BB: 1 P: 8	R: 0 E: 0 K: 0 S: 3	H: 0 LOB: 0 BB: 0 P: 3	R: 1 E: 0 K: 1 S: 7	H: 2 LOB: 1 BB: 0 P: 7	R: 2 E: 0 K: 0 S: 5	H: 2 LOB: 1 BB: 1 P: 9	R: 0 E: 1 K: 0 S: 3	H: 0 LOB: 0 BB: 0 P: 3	R: 0 E: 0 K: 0 S: 3	H: 0 LOB: 0 BB: 0 P: 3	1B: 3 2B: 1 HR: 1	SF: 0 SAC: 0 DP: 1 HBP: 0	WP: 1 PB: 0 CS: 0	PA: 34		
PITCHER	IP WLS BF H R ER SO BB IBB HBP BLK WP HR S P ERA WHIP	6.2 5 4 3 1 3 1 2 0 0 0 0 0 0 7 7 4.05 1.050	2.1 W 7 0 0 0 0 0 0 0 0 0 0 0 7 7 0.00 0.000																					

New York Yankees @ Chicago White Sox
Comiskey Park, Chicago, IL
Wed Sep 07 1960, 8:05 PM EDT
Att: 36,732 - Unknown

livebaseballscorecards.com

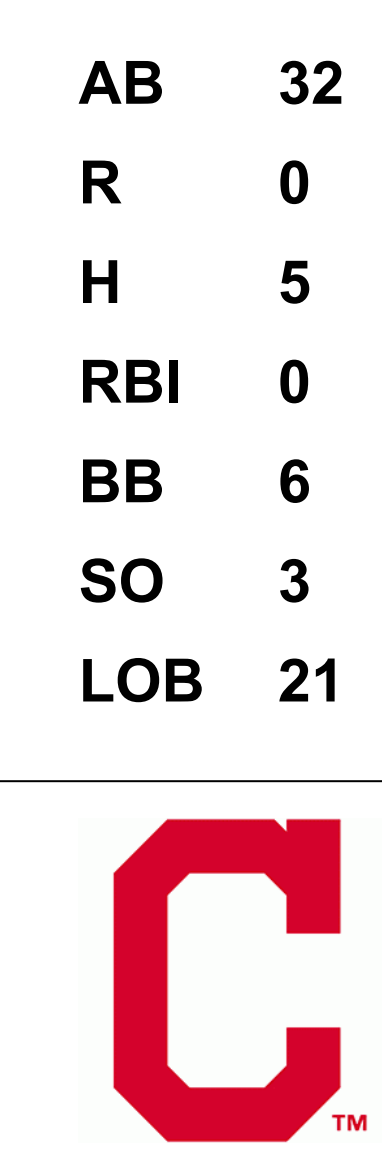
AB 32
R 4
H 5
RBI 3
BB 2
SO 1
LOB 9



Batter	1	2	3	4	5	6	7	8	9	AB	R	H	RBI	BB	SO	LOB	TOP										
Tony Kubek, L (1,6) OBP: 0.324, SLG: 0.414	F7		5-3		FC6-4 1B		3B 1B		F4	5	1	2	0	0	0	0	New York Yankees @ Cleveland Indians Cleveland Municipal Stadium, Cleveland, OH Sun Sep 11 1960, 3:33 AM EDT Unknown - 67 F livebaseballscorecards.com										
Hector Lopez, R (1,7) OBP: 0.363, SLG: 0.410 Jim Pisoni, R (7,7)	BB		HR		FC6-4 1-2		HR 3B		F9	3	2	2	2	1	0	1											
Roger Maris, L (1,9) OBP: 0.374, SLG: 0.617	F5		FC4-6 1B		4-3 1B		HR			4	2	3	2	0	0	1											
Mickey Mantle, S (1,8) OBP: 0.406, SLG: 0.552	F7		FC4-6 1-2		4-3 2B		HR BB			3	0	0	0	1	0	3											
Yogi Berra, L (1,2) OBP: 0.350, SLG: 0.453	F8		4-3		F6		F6			4	0	0	0	0	0	2											
Bill Skowron, R (1,3) OBP: 0.345, SLG: 0.532	CS BB		F9		1B				K	3	0	1	1	1	1	0											
Gil McDougald, R (1,4) OBP: 0.328, SLG: 0.389	1-2 1B		K		F8				K	4	0	1	0	0	2	1											
Clete Boyer, R (1,5) OBP: 0.284, SLG: 0.394	K		4-3		4-3		F2			4	0	0	0	0	1	1											
Ralph Terry, R (1,1) OBP: 0.091, SLG: 0.070			4-3		F3		4-3		1-3	4	0	0	0	0	0	0											
Inning Stats	R: 0 E: 0 K: 0 S: 3	H: 0 LOB: 1 BB: 1 P: 7	R: 0 E: 0 K: 1 S: 5	H: 1 LOB: 1 BB: 1 P: 9	R: 1 E: 0 K: 0 S: 5	H: 2 LOB: 1 BB: 0 P: 5	R: 0 E: 0 K: 1 S: 5	H: 0 LOB: 0 BB: 0 P: 5	R: 0 E: 0 K: 0 S: 4	H: 1 LOB: 1 BB: 0 P: 4	R: 1 E: 0 K: 0 S: 5	H: 2 LOB: 1 BB: 0 P: 5	R: 3 E: 0 K: 0 S: 6	H: 3 LOB: 1 BB: 1 P: 10	R: 0 E: 0 K: 2 S: 7	H: 0 LOB: 0 BB: 0 P: 7	R: 0 E: 0 K: 0 S: 3	H: 0 LOB: 0 BB: 0 P: 3	1B: 5 2B: 1 3B: 1 HR: 2	SF: 0 SAC: 0 DP: 0 HBP: 0	WP: 0 PB: 0 SB: 0 CS: 1	PA: 38					
PITCHER	IP	WLS	BF	H	R	ER	SO	BB	IBB	HBP	BLK	WP	HR	S	P	ERA	WHIP										
Jim Perry, R (1,1) ERA: 3.49	7.0	L	32	9	5	5	2	3	0	0	0	0	2	33	45	6.43	1.714										
Mudcat Grant, R (8,1) ERA: 4.4	2.0		6	0	0	0	2	0	0	0	0	0	0	10	10	0.00	0.000										

Batter	1	2	3	4	5	6	7	8	9	AB	R	H	RBI	BB	SO	LOB	BOTTOM										
Ken Aspromonte, R (1,4) OBP: 0.371, SLG: 0.406	L6-4 2B		L7		F8		4-3		F5	5	0	1	0	0	0	3	New York Yankees @ Cleveland Indians Cleveland Municipal Stadium, Cleveland, OH Sun Sep 11 1960, 3:33 AM EDT Unknown - 67 F livebaseballscorecards.com										
Tito Francona, L (1,7) OBP: 0.376, SLG: 0.454	K		BB BB 1B		1-3		K		4-3	5	0	1	0	0	2	1											
Harvey Kuenn, R (1,9) OBP: 0.378, SLG: 0.414	L6-4 2-3		BB BB		6-3		6-3			3	0	0	0	1	0	1											
Woodie Held, R (1,6) OBP: 0.337, SLG: 0.503		FC1-5 1B BB	1-2 2-3 BB		E3 BB		1B			2	0	1	0	2	0	0											
Vic Power, R (1,3) OBP: 0.320, SLG: 0.398		FC1-5 1B	4-3		BB		4-3			3	0	1	0	1	0	4											
Joe Morgan, L (1,5) OBP: 0.232, SLG: 0.299	FC1-5 1-2 2-3		6-3 BB 1B		3-1				F9	4	0	1	0	0	0	4											
Marty Keough, L (1,8) OBP: 0.289, SLG: 0.339	F9		L9		3-1				F7	4	0	0	0	0	0	3											
John Romano, R (1,2) OBP: 0.348, SLG: 0.481	F5		6-3 BB		BB				K	2	0	0	0	2	1	2											
Jim Perry, S (1,1) OBP: 0.244, SLG: 0.272 Mudcat Grant, R (8,1) OBP: 0.283, SLG: 0.316 Bob Hale, L (9,PH) OBP: 0.282, SLG: 0.369			5-3		6-3		F9		L7	3	0	0	0	0	0	3											
Inning Stats	R: 0 E: 0 K: 1 S: 5	H: 1 LOB: 0 BB: 0 P: 5	R: 0 E: 0 K: 0 S: 4	H: 1 LOB: 2 BB: 1 P: 8	R: 0 E: 0 K: 0 S: 4	H: 1 LOB: 3 BB: 2 P: 12	R: 0 E: 0 K: 0 S: 4	H: 1 LOB: 2 BB: 1 P: 8	R: 0 E: 0 K: 0 S: 3	H: 0 LOB: 1 BB: 1 P: 7	R: 0 E: 0 K: 1 S: 6	H: 1 LOB: 1 BB: 0 P: 6	R: 0 E: 0 K: 1 S: 5	H: 0 LOB: 0 BB: 0 P: 5	R: 0 E: 0 K: 0 S: 3	H: 0 LOB: 0 BB: 0 P: 3	1B: 4 2B: 2 3B: 0 HR: 0	SF: 0 SAC: 0 DP: 1 HBP: 0	WP: 0 PB: 0 SB: 0 CS: 0	PA: 38							
PITCHER	IP	WLS	BF	H	R	ER	SO	BB	IBB	HBP	BLK	WP	HR	S	P	ERA	WHIP										
Ralph Terry, R (1,1) ERA: 3.79	9.0	W	38	5	0	0	3	6	0	0	0	0	0	38	62	0.00	1.222										

AB 35
R 5
H 9
RBI 5
BB 3
SO 4
LOB 9



Batter	1	2	3	4	5	6	7	8	9	AB	R	H	RBI	BB	SO	LOB	TOP		
Gil McDougald, R OBP: 0.333, SLG: 0.395 (1, 4)	0-0 2B	0-0 1-3 2-H 1B			0-0 F8		4-0 FC3-6 BB		0-0 F9	4	0	2	1	1	0	1	New York Yankees @ Kansas City Athletics Municipal Stadium, Kansas City, MO Tue Sep 13 1960, 8:05 PM EDT Att: 13,058 - Unknown livebaseballscorecards.com		
Roger Maris, L OBP: 0.368, SLG: 0.604 (1, 9)	0-0 L3	0-3 K			0-0 F4		0-0 FC3-6 1B		0-0 L3	5	0	0	0	0	1	5			
Hector Lopez, R OBP: 0.361, SLG: 0.407 (1, 7)	0-0 5-3			0-3 K	0-0 F3		0-0 FC6-4 1B			4	0	1	0	0	1	1			
Mickey Mantle, S OBP: 0.405, SLG: 0.554 (1, 8)	4-0 BB			0-0 5-3		0-0 6-3	0-0 FC6-4 1-2			3	0	0	0	1	0	2			
Bill Skowron, R OBP: 0.343, SLG: 0.531 (1, 3)	0-0 1-3			0-0 F5		0-0 1B 2B		0-0 L7		4	1	1	0	0	0	2			
Elston Howard, R OBP: 0.301, SLG: 0.366 (1, 2)		0-3 K2-3			0-0 F9		0-0 6-3	0-0 G6-4-3 1B		4	0	1	0	0	1	1			
Clete Boyer, R OBP: 0.287, SLG: 0.403 (7, 6)		4-0 BB 1B BB			0-0 HR		0-0 1B	0-0 G6-4-3 1-2		3	2	2	2	1	0	1			
Tony Kubek, L OBP: 0.321, SLG: 0.408 Duke Maas, R (7, 1)	4-0 1B 1-2 BB			0-0 F9		0-0 F6			0-0 G3	2	0	0	0	1	0	1			
Yogi Berra, L OBP: 0.348, SLG: 0.451 (9, FH)		0-0 F4			0-0 L8				0-0 1B	0	0	0	0	0	0	0			
Whitely Ford, L OBP: 0.286, SLG: 0.208 Bob Curry, R OBP: 0.341, SLG: 0.455 Bill Stafford, R OBP: 0.269, SLG: 0.287 Luis Arroyo, L OBP: 0.297, SLG: 0.290 (1, 1) (2, PH) (2, 1) (4, 1) (7, PH) (7, 9)										0	0	0	0	0	0	0			
Inning Stats	R: 0 E: 0 K: 0 S: 4	H: 1 LOB: 2 BB: 1 P: 8	R: 1 E: 0 K: 2 S: 8	H: 1 LOB: 2 BB: 2 P: 16	R: 0 E: 0 K: 1 S: 5	H: 0 LOB: 0 BB: 0 P: 5	R: 1 E: 0 K: 0 S: 4	H: 1 LOB: 0 BB: 0 P: 4	R: 0 E: 0 K: 0 S: 3	H: 2 LOB: 1 BB: 1 P: 5	R: 0 E: 0 K: 0 S: 4	H: 1 LOB: 2 BB: 1 P: 8	R: 0 E: 0 K: 0 S: 3	H: 1 LOB: 0 BB: 0 P: 3	R: 0 E: 0 K: 0 S: 4	H: 1 LOB: 1 BB: 0 P: 4	1B: 5 2B: 2 3B: 0 HR: 1	SF: 0 SAC: 0 DP: 1 HBP: 0	WP: 0 PA: 38 CS: 0
PITCHER Bud Daley, L ERA: 4.51 (1, 1)	IP: 9.0 WLS: W BF: 38 H: 8 R: 3 ER: 3 SO: 3 BB: 4 IBB: 0 HBP: 0 BLK: 0 WP: 0 HR: 1 S: 40 P: 56 ERA: 3.00 WHIP: 1.333															PITCHER			

Batter	1	2	3	4	5	6	7	8	9	AB	R	H	RBI	BB	SO	LOB	BOTTOM		
Bill Tuttle, R OBP: 0.330, SLG: 0.330 (1, 8)	0-0 4-3	0-0 1-3		4-0 BB 1B BB		0-0 SH1-4	0-0 FC4-6 G4-6-3			3	1	0	0	1	0	2	New York Yankees @ Kansas City Athletics Municipal Stadium, Kansas City, MO Tue Sep 13 1960, 8:05 PM EDT Att: 13,058 - Unknown livebaseballscorecards.com		
Jerry Lumpe, L OBP: 0.321, SLG: 0.347 (1, 6)	0-0 BB HR 1B	0-0 F7		4-0 BB 1B BB		0-0 4-3	0-0 G4-6-3 1-2			4	2	1	0	1	0	3			
Hank Bauer, R OBP: 0.322, SLG: 0.359 (1, 9)	4-0 1-2 HR BB			4-0 F9 1B BB		0-0 2B 2B		4-0 1-3 BB		2	3	1	2	3	0	0			
Dick Williams, R OBP: 0.343, SLG: 0.425 Russ Snyder, L OBP: 0.311, SLG: 0.373 (9, 7)	0-0 1-2 HR			0-0 1-3 2-H 3-H 1B		0-0 2B 2B		0-0 F6		5	2	3	6	0	0	1			
Norm Siebern, L OBP: 0.362, SLG: 0.476 (1, 3)	4-0 1B BB			0-0 K		4-0 F5	4-0 2B BB		0-0 1-3	3	1	0	0	2	1	3			
Andy Carey, R OBP: 0.293, SLG: 0.424 (1, 5)	0-0 G5-4-3 1B			0-0 1B 3B		0-0 F8	0-0 1-2 2-H 2B		0-0 1B	5	1	4	3	0	0	0			
Bob Johnson, R OBP: 0.346, SLG: 0.264 (1, 4)	0-0 G5-4-3 1-2			0-0 1-3 BB 1B		0-0 4-3	4-0 BB BB		0-0 1B	4	0	1	0	1	0	3			
Pete Daley, R OBP: 0.288, SLG: 0.358 (1, 2)				0-0 SH5-4 1B		0-0 K	0-0 K		0-0 F8	5	1	2	1	0	2	4			
Bud Daley, L OBP: 0.260, SLG: 0.179 (1, 1)				0-0 SH5-4		4-0 4-3 2B BB	0-0 FC4-6 1B			1	1	1	0	1	0	0			
Inning Stats	R: 3 E: 0 K: 0 S: 5	H: 3 LOB: 1 BB: 2 P: 13	R: 0 E: 0 K: 0 S: 4	H: 1 LOB: 0 BB: 0 P: 4	R: 0 E: 0 K: 1 S: 5	H: 0 LOB: 0 BB: 0 P: 5	R: 4 E: 0 K: 0 S: 6	H: 3 LOB: 2 BB: 3 P: 18	R: 0 E: 0 K: 1 S: 5	H: 0 LOB: 0 BB: 0 P: 5	R: 4 E: 0 K: 1 S: 8	H: 3 LOB: 3 BB: 0 P: 20	R: 0 E: 0 K: 0 S: 3	H: 1 LOB: 2 BB: 0 P: 3	R: 1 E: 0 K: 0 S: 5	H: 2 LOB: 2 BB: 1 P: 9		1B: 8 2B: 3 3B: 1 HR: 1	SF: 0 SAC: 0 DP: 2 HBP: 0
PITCHER Whitely Ford, L ERA: 3.14 Bill Stafford, R ERA: 2.68 Luis Arroyo, L ERA: 3.31 Duke Maas, R ERA: 4.85 (1, 1) (2, 1) (4, 1) (7, 1)	IP: 1.0 WLS: L BF: 7 H: 3 R: 3 ER: 3 SO: 3 BB: 2 IBB: 0 HBP: 0 BLK: 0 WP: 0 HR: 1 S: 5 P: 13 ERA: 27.00 WHIP: 5.000															PITCHER			

Batter	1	2	3	4	5	6	7	8	9	AB	R	H	RBI	BB	SO	LOB	TOP
Tony Kubek, L (1.6) OBP: 0.321, SLG: 0.407	0-0 4-3 1B		0-0 5-3		0-0 F7		0-0 F8		0-0 SH3-4	4	0	1	0	0	0	0	New York Yankees @ Kansas City Athletics Municipal Stadium, Kansas City, MO Wed Sep 14 1960, 8:05 PM EDT Att: 13,727 - Unknown livebaseballscorecards.com
Hector Lopez, R (1.7) OBP: 0.359, SLG: 0.402	0-0 4-3 1-2		4-0 BB 1B BB		0-0 L7		0-0 4-3		0-0 FC1-6 1B 2-3	4	1	0	0	1	0	2	
Mickey Mantle, S (1.8) OBP: 0.407, SLG: 0.553	0-0 F7		4-0 1B 1-2 BB		0-0 BB 1B		0-3 K		0-0 1-2 1B	4	0	2	0	1	1	1	
Roger Maris, L (1.9) OBP: 0.369, SLG: 0.601	0-0 L9		0-0 1-3 2H 1B		4-0 1-2 BB 1B				0-0 3-1 F8	4	0	1	1	1	0	3	
Yogi Berra, L (1.2) OBP: 0.347, SLG: 0.446		0-0 F7	0-0 1-6-3		0-0 F9				1-0 S HBP	3	0	0	0	0	0	4	
Bill Skowron, R (1.3) OBP: 0.345, SLG: 0.530		0-0 FC5-4 1B		0-0 6-3		0-0 FC6-4 1B			0-3 K 1-2	4	0	2	0	0	1	1	
Gil McDougald, R (1.4) OBP: 0.335, SLG: 0.397		0-0 FC5-4 1-2		0-0 2B		0-0 F8			4-0 BB	3	0	1	0	1	0	2	
Clete Boyer, R (1.5) OBP: 0.285, SLG: 0.399		0-0 F3		0-3 K		0-0 FC6-4 1-2			0-0 4-3	3	0	0	0	0	1	3	
Dale Long, L (8. PH) OBP: 0.305, SLG: 0.366				0-3 K						1	0	0	0	0	0	2	
Bobby Richardson, R (8. 5) OBP: 0.297, SLG: 0.290				0-3 K						0	0	0	0	0	0	0	
Art Ditmar, R (1.1) OBP: 0.212, SLG: 0.206			0-0 4-3	0-3 K		0-0 4-3			0-0 FC1-6 SH3-4 1B	4	0	1	0	0	1	2	
Inning Stats	R: 0 E: 0 K: 0 S: 4	H: 1 LOB: 1 BB: 0 P: 4	R: 0 E: 0 K: 0 S: 4	H: 1 LOB: 1 BB: 0 P: 4	R: 1 E: 0 K: 0 S: 4	H: 1 LOB: 2 BB: 2 P: 12	R: 0 E: 0 K: 2 S: 8	H: 1 LOB: 1 BB: 0 P: 8	R: 0 E: 0 K: 0 S: 4	H: 0 LOB: 0 BB: 0 P: 5	R: 0 E: 0 K: 1 S: 5	H: 0 LOB: 2 BB: 1 P: 10	R: 0 E: 0 K: 1 S: 5	H: 2 LOB: 2 BB: 0 P: 5	1B: 7 2B: 1 3B: 0 HR: 0	SF: 0 SAC: 1 DP: 0 HBP: 1	WP: 0 PA: 40 SB: 0 CS: 1
PITCHER Ray Herbert, R (1.1) ERA: 3.37	IP: 9.0 WLS: W BF: 40 H: 8 R: 1 ER: 1 SO: 4 BB: 4 IBB: 0 HBP: 1 BLK: 0 WP: 0 HR: 0 S: 43 P: 60 ERA: 1.00 WHIP: 1.333															PITCHER	

Batter	1	2	3	4	5	6	7	8	9	AB	R	H	RBI	BB	SO	LOB	BOTTOM		
Ken Hamlin, R (1.6) OBP: 0.305, SLG: 0.271	4-0 FC4-6 BB	0-0 FC5-4 1-2 2-3			0-0 6-3			0-0 G6-4-3 1B		3	0	1	0	1	0	2	New York Yankees @ Kansas City Athletics Municipal Stadium, Kansas City, MO Wed Sep 14 1960, 8:05 PM EDT Att: 13,727 - Unknown livebaseballscorecards.com		
Bill Tuttle, R (1.8) OBP: 0.327, SLG: 0.327	0-0 FC4-6 1B 1-2	0-0 5-3			0-0 6-3			0-0 G6-4-3 1-2		4	1	0	0	0	0	4			
Hank Bauer, R (1.9) OBP: 0.325, SLG: 0.366	0-0 F7		0-0 G4-3 1B		0-0 6-3			0-0 2B		4	0	2	0	0	0	1			
Norm Siebern, L (1.3) OBP: 0.363, SLG: 0.475	0-0 1B 1-2		0-3 K		0-3 K			4-0 IBB		3	0	1	0	1	2	1			
Dick Williams, R (1.7) OBP: 0.342, SLG: 0.423	0-0 1-2 2H 1B		0-0 G4-3 1-2		0-3 K2-3			0-3 K		4	0	1	1	0	2	3			
Andy Carey, R (1.5) OBP: 0.293, SLG: 0.432	0-0 F7			0-0 L7			0-0 3-1		0-0 HR	4	1	1	1	0	0	2			
Bob Johnson, R (1.4) OBP: 0.338, SLG: 0.257		0-0 F7		0-0 4-3			0-0 4-3			3	0	0	0	0	0	0			
Pete Daley, R (1.2) OBP: 0.294, SLG: 0.363		0-0 FC5-4 BB 1B		0-0 F2			0-0 FC6-4 1B			3	0	2	0	0	0	0			
Ray Herbert, R (1.1) OBP: 0.257, SLG: 0.224		4-0 FC5-4 1-2 BB		0-0 L7			0-0 FC6-4 1-2			2	0	0	0	1	0	1			
Inning Stats	R: 1 E: 0 K: 0 S: 5	H: 2 LOB: 2 BB: 1 P: 9	R: 0 E: 0 K: 0 S: 4	H: 1 LOB: 1 BB: 1 P: 8	R: 0 E: 0 K: 1 S: 5	H: 1 LOB: 0 BB: 0 P: 5	R: 0 E: 0 K: 0 S: 3	H: 0 LOB: 0 BB: 0 P: 3	R: 0 E: 0 K: 2 S: 7	H: 0 LOB: 0 BB: 0 P: 7	R: 0 E: 0 K: 0 S: 4	H: 1 LOB: 1 BB: 0 P: 4	R: 0 E: 0 K: 1 S: 6	H: 2 LOB: 2 BB: 1 P: 10	R: 1 E: 0 K: 0 S: 1	H: 1 LOB: 0 BB: 0 P: 1		1B: 6 2B: 1 3B: 0 HR: 1	SF: 0 SAC: 0 DP: 2 HBP: 0
PITCHER Art Ditmar, R (1.1) ERA: 2.89	IP: 8.0 WLS: L BF: 33 H: 8 R: 2 ER: 2 SO: 4 BB: 2 IBB: 1 HBP: 0 BLK: 0 WP: 0 HR: 1 S: 38 P: 50 ERA: 2.25 WHIP: 1.250															PITCHER			

Batter	1	2	3	4	5	6	7	8	9	AB	R	H	RBI	BB	SO	LOB	TOP								
Jackie Brandt, R (1, 9) OBP: 0.326, SLG: 0.419										4	0	1	0	0	0	2									
Gene Woodling, L (1, 7) OBP: 0.398, SLG: 0.419										4	0	1	0	0	1	1									
Brooks Robinson, R (1, 5) OBP: 0.331, SLG: 0.435										4	0	1	0	0	0	1									
Walt Dropo, R (1, 3) Albie Pearson, L (9, PR) OBP: 0.346, SLG: 0.389 OBP: 0.358, SLG: 0.295										4	0	1	0	0	0	2									
Ron Hansen, R (1, 6) OBP: 0.345, SLG: 0.451										4	1	1	0	0	1	2									
Gus Triandos, R (1, 2) Gene Stephens, L (9, PR) OBP: 0.343, SLG: 0.389 OBP: 0.313, SLG: 0.358										3	0	1	0	1	1	0									
Jim Busby, R (1, 8) OBP: 0.341, SLG: 0.311										4	0	2	2	0	0	0									
Mary Breeding, R (1, 4) OBP: 0.314, SLG: 0.337										4	0	0	0	0	1	4									
Steve Barber, L (1, 1) Dave Philley, S (8, PH) Hal Brown, R (8, 1) OBP: 0.140, SLG: 0.058 OBP: 0.303, SLG: 0.320 OBP: 0.362, SLG: 0.263										2	0	0	0	0	2	2									
Inning Stats	R: 0 E: 0 K: 1 S: 5	H: 1 LOB: 0 BB: 0 P: 5	R: 0 E: 0 K: 1 S: 5	H: 0 LOB: 0 BB: 0 P: 5	R: 0 E: 0 K: 1 S: 5	H: 0 LOB: 0 BB: 0 P: 5	R: 0 E: 0 K: 0 S: 5	H: 2 LOB: 2 BB: 0 P: 5	R: 0 E: 0 K: 1 S: 7	H: 2 LOB: 2 BB: 0 P: 7	R: 0 E: 0 K: 0 S: 3	H: 0 LOB: 0 BB: 0 P: 3	R: 0 E: 0 K: 1 S: 5	H: 0 LOB: 0 BB: 0 P: 5	R: 0 E: 0 K: 0 S: 3	H: 0 LOB: 0 BB: 0 P: 3	R: 2 E: 0 K: 1 S: 8	H: 3 LOB: 2 BB: 1 P: 12	1B: 7 2B: 1 3B: 0 HR: 0	SF: 0 SAC: 0 DP: 1 HBP: 0	WP: 0 PB: 0 SB: 0 CS: 0	PA: 35			
PITCHER	IP	WLS	BF	H	R	ER	SO	BB	IBB	HBP	BLK	WP	HR	S	P	ERA	WHIP								
Whitey Ford, L (1, 1) ERA: 3.09	8.2	W	33	7	2	2	5	1	0	0	0	0	0	42	46	2.08	0.923								
Bobby Shantz, L (9, 1) ERA: 2.45	0.1	S	2	1	0	0	1	0	0	0	0	0	0	4	4	0.00	3.000								

Baltimore Orioles @ New York Yankees
Yankee Stadium, Bronx, NY
Fri Sep 16 1960, 7:05 PM EDT
Att: 50,332 - Unknown - 66 F

AB 34
R 2
H 8
RBI 2
BB 1
SO 6
LOB 14



Batter	1	2	3	4	5	6	7	8	9	AB	R	H	RBI	BB	SO	LOB	BOTTOM								
Bobby Richardson, R (1, 4) OBP: 0.301, SLG: 0.291										2	1	1	0	2	0	2									
Roger Maris, L (1, 9) OBP: 0.388, SLG: 0.604										4	1	1	2	0	1	2									
Mickey Mantle, S (1, 8) OBP: 0.407, SLG: 0.552										3	0	1	0	1	1	0									
Bill Skowron, R (1, 3) OBP: 0.344, SLG: 0.527										3	0	0	0	1	0	3									
Hector Lopez, R (1, 7) Jim Pisoni, R (7, 7) OBP: 0.362, SLG: 0.411										2	2	1	1	1	1	1									
Elston Howard, R (1, 2) OBP: 0.301, SLG: 0.362										3	0	0	0	1	0	1									
Clete Boyer, R (1, 5) OBP: 0.285, SLG: 0.398										4	0	1	0	0	0	2									
Tony Kubek, L (1, 6) OBP: 0.319, SLG: 0.404										3	0	0	1	0	1	3									
Whitey Ford, L (1, 1) Bobby Shantz, R (9, 1) OBP: 0.288, SLG: 0.200 OBP: 0.182, SLG: 0.100										2	0	0	0	1	1	0									
Inning Stats	R: 0 E: 0 K: 2 S: 6	H: 0 LOB: 1 BB: 1 P: 10	R: 0 E: 0 K: 1 S: 5	H: 0 LOB: 2 BB: 2 P: 13	R: 0 E: 0 K: 1 S: 6	H: 1 LOB: 1 BB: 1 P: 10	R: 1 E: 0 K: 1 S: 6	H: 1 LOB: 0 BB: 0 P: 6	R: 2 E: 0 K: 0 S: 4	H: 2 LOB: 0 BB: 1 P: 8	R: 1 E: 1 K: 0 S: 4	H: 1 LOB: 2 BB: 2 P: 12	R: 0 E: 0 K: 0 S: 3	H: 0 LOB: 0 BB: 0 P: 3	R: 0 E: 0 K: 0 S: 3	H: 0 LOB: 0 BB: 0 P: 3	R: 0 E: 0 K: 0 S: 3	H: 0 LOB: 0 BB: 0 P: 3	1B: 3 2B: 1 3B: 0 HR: 2	SF: 0 SAC: 0 DP: 1 HBP: 0	WP: 0 PB: 0 SB: 0 CS: 0	PA: 34			
PITCHER	IP	WLS	BF	H	R	ER	SO	BB	IBB	HBP	BLK	WP	HR	S	P	ERA	WHIP								
Steve Barber, L (1, 1) ERA: 3.12	7.0	L	31	5	4	4	5	7	0	0	0	0	2	34	62	5.14	1.714								
Hal Brown, R (8, 1) ERA: 3.1	1.0		3	0	0	0	0	0	0	0	0	0	0	3	3	0.00	0.000								

Baltimore Orioles @ New York Yankees
Yankee Stadium, Bronx, NY
Fri Sep 16 1960, 7:05 PM EDT
Att: 50,332 - Unknown - 66 F

AB 27
R 4
H 5
RBI 4
BB 7
SO 5
LOB 14



Batter	1	2	3	4	5	6	7	8	9	AB	R	H	RBI	BB	SO	LOB	TOP				
Gene Stephens, L (1,8) OBP: 0.317, SLG: 0.361 Jackie Brandt, R (6,PH) OBP: 0.325, SLG: 0.418 (6,9)	0-0 FC4-6 1B		0-0 1B		0-0 F3	0-3 K			0-0 F6	3	0	2	0	0	0	0	2				
Al Pizarro, L (1,9) OBP: 0.333, SLG: 0.365 Jim Busby, R (6,PH) OBP: 0.337, SLG: 0.307 (6,8)	0-0 FC4-6 1-2		0-0 1B		0-3 K	0-0 F8			0-0 L8	3	0	1	0	0	1	1	2				
Gene Woodling, L (1,7) OBP: 0.396, SLG: 0.415	0-3 K		0-0 F4		4-0 1B BB			0-0 F9	4	1	0	0	1	1	4	4					
Jim Gentile, L (1,3) OBP: 0.404, SLG: 0.511	0-0 4-3		0-3 K		0-0 1B			0-0 HR	4	1	2	1	0	1	4	4					
Brooks Robinson, R (1,5) OBP: 0.331, SLG: 0.434		0-0 5-3	0-0 5-3		0-0 1B			0-0 L5	4	0	1	1	0	0	3	3					
Ron Hansen, R (1,6) OBP: 0.345, SLG: 0.448		0-0 F7		4-0 BB	0-0 F4			0-3 K	3	0	0	0	1	1	2	2					
Gus Triandos, R (1,2) OBP: 0.345, SLG: 0.400		0-0 1B		0-3 K		0-0 HR		0-3 K	4	1	2	1	0	2	1	1					
Mary Breeding, R (1,4) OBP: 0.313, SLG: 0.336 Bob Boyd, L (4,PH) OBP: 0.375, SLG: 0.421 Billy Klaus, L (4,4) OBP: 0.341, SLG: 0.351	0-0 F4		0-0 E4		4-0 FC3-6 BB			0-3 K	1	0	0	0	0	0	1	1					
Chuck Estrada, R (1,1) OBP: 0.219, SLG: 0.203			4-0 1B BB		0-0 G4-6-3			0-0 FC3-6	3	0	0	0	1	0	3	3					
Inning Stats	R: 0 E: 0 K: 1 S: 6	H: 1 LOB: 1 BB: 0 P: 6	R: 0 E: 0 K: 0 S: 4	H: 1 LOB: 1 BB: 0 P: 4	R: 0 E: 0 K: 1 S: 7	H: 2 LOB: 3 BB: 1 P: 11	R: 0 E: 1 K: 1 S: 5	H: 0 LOB: 1 BB: 1 P: 9	R: 1 E: 0 K: 1 S: 7	H: 2 LOB: 2 BB: 1 P: 11	R: 1 E: 0 K: 1 S: 6	H: 1 LOB: 0 BB: 0 P: 6	R: 0 E: 0 K: 2 S: 7	H: 0 LOB: 0 BB: 0 P: 7	R: 0 E: 0 K: 0 S: 3	H: 0 LOB: 0 BB: 0 P: 3	1B: 6 2B: 0 3B: 0 HR: 2	SF: 0 SAC: 0 DP: 1 HBP: 0	WP: 0 PA: 39 PB: 0 SB: 0 CS: 0		
PITCHER	IP WLS BF H R ER SO BB IBB HBP BLK WP HR S P ERA WHIP	IP WLS BF H R ER SO BB IBB HBP BLK WP HR S P ERA WHIP	IP WLS BF H R ER SO BB IBB HBP BLK WP HR S P ERA WHIP	IP WLS BF H R ER SO BB IBB HBP BLK WP HR S P ERA WHIP	IP WLS BF H R ER SO BB IBB HBP BLK WP HR S P ERA WHIP	IP WLS BF H R ER SO BB IBB HBP BLK WP HR S P ERA WHIP	IP WLS BF H R ER SO BB IBB HBP BLK WP HR S P ERA WHIP	IP WLS BF H R ER SO BB IBB HBP BLK WP HR S P ERA WHIP	IP WLS BF H R ER SO BB IBB HBP BLK WP HR S P ERA WHIP	IP WLS BF H R ER SO BB IBB HBP BLK WP HR S P ERA WHIP	IP WLS BF H R ER SO BB IBB HBP BLK WP HR S P ERA WHIP	IP WLS BF H R ER SO BB IBB HBP BLK WP HR S P ERA WHIP	IP WLS BF H R ER SO BB IBB HBP BLK WP HR S P ERA WHIP	IP WLS BF H R ER SO BB IBB HBP BLK WP HR S P ERA WHIP	IP WLS BF H R ER SO BB IBB HBP BLK WP HR S P ERA WHIP	IP WLS BF H R ER SO BB IBB HBP BLK WP HR S P ERA WHIP	IP WLS BF H R ER SO BB IBB HBP BLK WP HR S P ERA WHIP	IP WLS BF H R ER SO BB IBB HBP BLK WP HR S P ERA WHIP	IP WLS BF H R ER SO BB IBB HBP BLK WP HR S P ERA WHIP		
Bob Turley, R (1,1) ERA: 3.48	5.1	27	7	2	2	4	4	0	0	0	0	0	0	0	0	0	1	31	47	3.38	2.062
Bobby Shantz, L (6,1) ERA: 2.54	1.1	5	1	1	1	1	0	0	0	0	0	0	0	0	0	0	1	7	7	6.75	0.750
Bill Stafford, R (7,1) ERA: 2.66	0.1	1	0	0	0	1	0	0	0	0	0	0	0	0	0	0	0	3	3	0.00	0.000
Jim Coates, R (8,1) ERA: 4.51	1.0	W 3	0	0	0	2	0	0	0	0	0	0	0	0	0	0	0	7	7	0.00	0.000
Luis Arroyo, L (9,1) ERA: 3.21	1.0	S 3	0	0	0	0	0	0	0	0	0	0	0	0	0	0	0	3	3	0.00	0.000
Batter	1	2	3	4	5	6	7	8	9	AB	R	H	RBI	BB	SO	LOB	BOTTOM				
Tony Kubek, L (1,6) OBP: 0.319, SLG: 0.404	0-0 1B	0-0 L8			0-0 4-3				0-0 SH1-3	3	0	1	0	0	0	1	3				
Hector Lopez, R (1,7) OBP: 0.363, SLG: 0.412 Jim Pisoni, R (9,7)	0-0 HR		0-0 L7		0-0 E				0-0 6-3	4	1	2	0	0	0	2	0				
Roger Maris, L (1,9) OBP: 0.365, SLG: 0.599	0-0 F2		0-0 F7		0-0 E5				0-0 G3	4	0	0	0	0	0	4	4				
Mickey Mantle, S (1,8) OBP: 0.406, SLG: 0.556	0-0 HR		0-0 L9		0-0 F7				0-3 K	4	1	1	2	0	1	2	4				
Yogi Berra, L (1,2) OBP: 0.351, SLG: 0.461	4-0 BB		0-0 F9		0-0 HR				0-0 BB 1B 2B	3	2	2	1	1	0	0	3				
Bill Skowron, R (1,3) OBP: 0.347, SLG: 0.526	0-0 F4		4-0 PB BB		4-0 FC1-6 BB				4-0 BB 1B IBB	1	1	0	0	3	0	1	1				
Clete Boyer, R (1,5) OBP: 0.313, SLG: 0.395 Johnny Blanchard, L (8,PH) OBP: 0.319, SLG: 0.447 Joe DiMaggio, R (8,PH) OBP: 0.250, SLG: 0.286 (9,4)		0-3 K		0-3 K2-3		0-0 FC1-6			4-0 1B BB	3	0	0	0	0	2	2	0				
Bobby Richardson, R (1,4) OBP: 0.301, SLG: 0.291 (9,5)		0-0 1-3		0-0 L3		0-0 G5-4-3			0-0 BB	4	0	1	2	0	0	2	4				
Bob Turley, R (1,1) ERA: 3.58	8.0	L 36	8	5	5	3	5	1	0	0	0	0	0	0	0	0	1	36	60	5.62	1.625
Bobby Shantz, L (6,1) ERA: 2.54	1.1	5	1	1	1	1	0	0	0	0	0	0	0	0	0	0	1	7	7	6.75	0.750
Bill Stafford, R (7,1) ERA: 2.66	0.1	1	0	0	0	1	0	0	0	0	0	0	0	0	0	0	0	3	3	0.00	0.000
Jim Coates, R (8,1) ERA: 4.51	1.0	W 3	0	0	0	2	0	0	0	0	0	0	0	0	0	0	0	7	7	0.00	0.000
Luis Arroyo, L (9,1) ERA: 3.21	1.0	S 3	0	0	0	0	0	0	0	0	0	0	0	0	0	0	0	3	3	0.00	0.000
Inning Stats	R: 2 E: 0 K: 0 S: 5	H: 3 LOB: 1 BB: 1 P: 9	R: 0 E: 0 K: 1 S: 5	H: 0 LOB: 1 BB: 1 P: 9	R: 0 E: 0 K: 1 S: 3	H: 0 LOB: 0 BB: 0 P: 3	R: 0 E: 0 K: 1 S: 5	H: 0 LOB: 1 BB: 1 P: 9	R: 0 E: 0 K: 0 S: 3	H: 1 LOB: 2 BB: 1 P: 7	R: 0 E: 0 K: 0 S: 4	H: 1 LOB: 2 BB: 0 P: 4	R: 2 E: 0 K: 1 S: 6	H: 2 LOB: 2 BB: 2 P: 14	R: 0 E: 0 K: 0 S: 3	H: 0 LOB: 0 BB: 0 P: 3	1B: 4 2B: 2 3B: 0 HR: 2	SF: 0 SAC: 1 DP: 2 HBP: 0	WP: 0 PA: 36 PB: 1 SB: 0 CS: 0		
PITCHER	IP WLS BF H R ER SO BB IBB HBP BLK WP HR S P ERA WHIP	IP WLS BF H R ER SO BB IBB HBP BLK WP HR S P ERA WHIP	IP WLS BF H R ER SO BB IBB HBP BLK WP HR S P ERA WHIP	IP WLS BF H R ER SO BB IBB HBP BLK WP HR S P ERA WHIP	IP WLS BF H R ER SO BB IBB HBP BLK WP HR S P ERA WHIP	IP WLS BF H R ER SO BB IBB HBP BLK WP HR S P ERA WHIP	IP WLS BF H R ER SO BB IBB HBP BLK WP HR S P ERA WHIP	IP WLS BF H R ER SO BB IBB HBP BLK WP HR S P ERA WHIP	IP WLS BF H R ER SO BB IBB HBP BLK WP HR S P ERA WHIP	IP WLS BF H R ER SO BB IBB HBP BLK WP HR S P ERA WHIP	IP WLS BF H R ER SO BB IBB HBP BLK WP HR S P ERA WHIP	IP WLS BF H R ER SO BB IBB HBP BLK WP HR S P ERA WHIP	IP WLS BF H R ER SO BB IBB HBP BLK WP HR S P ERA WHIP	IP WLS BF H R ER SO BB IBB HBP BLK WP HR S P ERA WHIP	IP WLS BF H R ER SO BB IBB HBP BLK WP HR S P ERA WHIP	IP WLS BF H R ER SO BB IBB HBP BLK WP HR S P ERA WHIP	IP WLS BF H R ER SO BB IBB HBP BLK WP HR S P ERA WHIP	IP WLS BF H R ER SO BB IBB HBP BLK WP HR S P ERA WHIP	IP WLS BF H R ER SO BB IBB HBP BLK WP HR S P ERA WHIP		

Baltimore Orioles @ New York Yankees
Yankee Stadium, Bronx, NY
Sat Sep 17 1960, 3:33 AM EDT
Att: 49,055 - Unknown - 70 F

AB 35
R 3
H 8
RBI 3
BB 4
SO 8
LOB 22



Baltimore Orioles @ New York Yankees
Yankee Stadium, Bronx, NY
Sat Sep 17 1960, 3:33 AM EDT
Att: 49,055 - Unknown - 70 F

AB 29
R 5
H 8
RBI 5
BB 6
SO 3
LOB 16



Batter	1	2	3	4	5	6	7	8	9	AB	R	H	RBI	BB	SO	LOB	TOP				
Gene Stephens, L (1.8) OBP: 0.318, SLG: 0.358	3-1		BB		G3		K		2B	3	0	0	0	2	1	1	<p>Baltimore Orioles @ New York Yankees</p> <p>Yankee Stadium, Bronx, NY</p> <p>Sun Sep 18 1960, 3:33 AM EDT</p> <p>Unknown - 66 F</p>				
Al Pilarcik, L (1.9) OBP: 0.335, SLG: 0.377	6-3		L9			1B	F7		2B	5	1	2	0	0	0	3					
Gene Woodling, L (1.7) OBP: 0.398, SLG: 0.414				1-2		2B	F5		L1	3	1	1	1	2	0	3					
Jim Gentile, L (1.3) OBP: 0.402, SLG: 0.508	F8		4-3			F9			1B	4	0	1	0	0	0	5					
Brooks Robinson, R (1.5) OBP: 0.332, SLG: 0.436					P3				P3	4	1	2	0	0	0	1					
Ron Hansen, R (1.6) OBP: 0.344, SLG: 0.446					6-3				P4	4	0	1	2	0	0	2					
Gus Triandos, R (1.2) OBP: 0.341, SLG: 0.395					K				G3	4	0	0	0	0	2	2					
Billy Klaus, L (1.4) OBP: 0.340, SLG: 0.350					4-3				6-3	3	0	1	0	0	0	1					
Albie Pearson, L (9. PH) OBP: 0.354, SLG: 0.291			BB				P4			1	0	0	0	0	0	0					
Jack Fisher, R (1.1) Hoyt Wilhelm, R (3.1) Ray Barker, L (5. PH) Jerry Walker, S (5.1) Billy Hoelt, L (8.1) Bob Boyd, L (9. PH)			SH5-4			L4			P6	0	0	0	0	0	0	0					
Inning Stats	R: 0 E: 0 K: 0 S: 3	H: 0 LOB: 1 BB: 1 P: 7	R: 0 E: 0 K: 0 S: 3	H: 1 LOB: 0 BB: 0 P: 3	R: 0 E: 0 K: 0 S: 4	H: 1 LOB: 3 BB: 2 P: 12	R: 0 E: 0 K: 1 S: 5	H: 0 LOB: 0 BB: 0 P: 5	R: 0 E: 0 K: 1 S: 3	H: 0 LOB: 0 BB: 0 P: 3	R: 3 E: 0 K: 1 S: 9	H: 4 LOB: 1 BB: 0 P: 9	R: 0 E: 0 K: 0 S: 6	H: 1 LOB: 1 BB: 0 P: 6	R: 0 E: 0 K: 0 S: 4	H: 1 LOB: 2 BB: 1 P: 8	R: 0 E: 0 K: 0 S: 4	H: 1 LOB: 2 BB: 1 P: 8	1B: 6 2B: 3 3B: 0 HR: 0	SF: 0 SAC: 1 DP: 1 HBP: 0	WP: 0 PA: 39 PB: 0 SB: 0 CS: 0
PITCHER	IP WLS BF H R ER SO BB IBB HBP BLK WP HR S P ERA WHIP																				
Art Ditmar, R (1.1) ERA: 2.95	5.1 W 24 6 3 3 1 3 0 0 0 0 0 23 35 5.06 1.688																				
Jim Coates, R (6.1) ERA: 4.4	3.2 S 15 3 0 0 2 1 0 0 0 0 0 0 18 22 0.00 1.091																				

Batter	1	2	3	4	5	6	7	8	9	AB	R	H	RBI	BB	SO	LOB	BOTTOM		
Tony Kubek, L (1.6) OBP: 0.318, SLG: 0.408	F7				F5				F9	5	1	1	1	0	0	1	<p>Baltimore Orioles @ New York Yankees</p> <p>Yankee Stadium, Bronx, NY</p> <p>Sun Sep 18 1960, 3:33 AM EDT</p> <p>Unknown - 66 F</p>		
Hector Lopez, R (1.7) OBP: 0.366, SLG: 0.415										4	1	3	0	0	1	0			
Jim Pisoni, R (7.7)										0	0	0	0	0	0	0			
Dale Long, L (8. PH) OBP: 0.321, SLG: 0.411			1B							1	0	1	1	0	0	0			
Ken Hunt, R (8. PR) OBP: 0.429, SLG: 0.412			WP							0	0	0	0	0	0	0			
Roger Maris, L (1.9) OBP: 0.363, SLG: 0.595	L9				P4				F7	5	1	1	0	0	0	3			
Mickey Mantle, S (1.8) OBP: 0.406, SLG: 0.552	G3									3	1	0	0	2	1	2			
Yogi Berra, L (1.2) OBP: 0.353, SLG: 0.462			4-3		3-1					3	0	1	2	1	0	2			
Bill Skowron, R (1.3) OBP: 0.348, SLG: 0.528									L7	4	1	2	0	0	0	1			
Clete Boyer, R (1.5) OBP: 0.263, SLG: 0.397										3	0	1	1	0	1	1			
Johnny Blanchard, L (7. PH) OBP: 0.315, SLG: 0.442										1	0	0	0	0	0	2			
Joe Demaestri, R (8.4) OBP: 0.250, SLG: 0.286			FC1-5						G4-6-3	0	0	0	0	0	0	0			
Bobby Richardson, R (1.4) OBP: 0.305, SLG: 0.296										2	1	1	0	2	0	1			
Art Ditmar, R (1.1) OBP: 0.203, SLG: 0.197										3	0	0	0	0	1	4			
Jim Coates, R (6.1) OBP: 0.300, SLG: 0.340										1	1	1	1	0	0	0			
Inning Stats	R: 0 E: 0 K: 0 S: 4	H: 1 LOB: 1 BB: 0 P: 4	R: 1 E: 0 K: 1 S: 7	H: 2 LOB: 0 BB: 0 P: 7	R: 4 E: 0 K: 0 S: 7	H: 4 LOB: 2 BB: 2 P: 15	R: 0 E: 0 K: 0 S: 4	H: 1 LOB: 1 BB: 1 P: 8	R: 0 E: 0 K: 1 S: 5	H: 0 LOB: 0 BB: 0 P: 5	R: 0 E: 0 K: 0 S: 3	H: 1 LOB: 1 BB: 1 P: 7	R: 2 E: 0 K: 1 S: 8	H: 3 LOB: 1 BB: 0 P: 8	R: 0 E: 0 K: 0 S: 8	H: 0 LOB: 0 BB: 0 P: 8	1B: 5 2B: 5 3B: 1 HR: 1	SF: 0 SAC: 0 DP: 1 HBP: 0	WP: 1 PA: 40 PB: 0 SB: 0 CS: 0
PITCHER	IP WLS BF H R ER SO BB IBB HBP BLK WP HR S P ERA WHIP																		
Jack Fisher, R (1.1) ERA: 3.38	2.0 L 12 2 1 1 0 3 0 0 0 0 1 0 8 20 4.50 2.500																		
Hoyt Wilhelm, R (3.1) ERA: 3.22	2.0 11 2 1 1 0 3 0 0 0 0 1 0 8 20 4.50 2.500																		
Jerry Walker, R (5.1) ERA: 3.77	3.1 15 4 2 2 2 2 0 0 0 0 0 0 17 25 5.40 1.800																		
Billy Hoelt, L (8.1) ERA: 4.42	0.2 2 0 0 0 1 0 0 0 0 0 0 0 4 4 0.00 0.000																		

AB 34
R 3
H 9
RBI 3
BB 4
SO 3
LOB 18



AB 35
R 7
H 12
RBI 6
BB 5
SO 4
LOB 17



Batter	1	2	3	4	5	6	7	8	9	AB	R	H	RBI	BB	SO	LOB	TOP
Jackie Brandt, R (1, 8) OBP: 0.325, SLG: 0.416	F9			5-3			F7		1B	4	0	1	0	0	0	0	Baltimore Orioles @ New York Yankees Yankee Stadium, Bronx, NY Sun Sep 18, 1960, 7:05 PM EDT Att: 53,876 - Unknown - 68 F livebaseballscorecards.com
Dave Philley, S (1, 7) OBP: 0.292, SLG: 0.307	K			4-3			K		F8	4	0	0	0	0	2	1	
Brooks Robinson, R (1, 5) OBP: 0.332, SLG: 0.435	F8			L1			BB			2	0	0	0	1	0	0	
Jim Gentile, L (1, 3) OBP: 0.400, SLG: 0.504				4-3			F9			3	0	0	0	0	0	1	
Ron Hansen, R (1, 6) OBP: 0.344, SLG: 0.446	K			K					G1-6-3 1B	3	0	1	0	0	2	0	
Al Pilarcik, L (1, 9) OBP: 0.330, SLG: 0.371	F7			3-1					G1-6-3 1B	3	0	0	0	0	0	1	
Gus Triandos, R (1, 2) OBP: 0.340, SLG: 0.393				F5			F9		4-3	2	0	0	0	0	0	0	
Gene Woodling, L (8, PH) OBP: 0.397, SLG: 0.413										1	0	0	0	0	0	0	
Clint Courtney, L (8, 2) OBP: 0.371, SLG: 0.261										0	0	0	0	0	0	0	
Mary Breeding, R (1, 4) OBP: 0.312, SLG: 0.335				F9			F8		F8	2	0	0	0	0	0	0	
Bob Boyd, L (9, PH) OBP: 0.369, SLG: 0.410										1	0	0	0	0	0	0	
Mitt Pappas, R (1, 1) OBP: 0.101, SLG: 0.092				K			6-3		K	2	0	0	0	0	1	0	
Ray Barker, L (9, PH)										1	0	0	0	0	1	0	
Inning Stats	R: 0 E: 0 K: 1 S: 5	H: 0 LOB: 0 BB: 0 P: 5	R: 0 E: 0 K: 1 S: 5	H: 0 LOB: 0 BB: 0 P: 5	R: 0 E: 0 K: 1 S: 5	H: 0 LOB: 0 BB: 0 P: 3	R: 0 E: 0 K: 1 S: 3	H: 0 LOB: 0 BB: 0 P: 3	R: 0 E: 0 K: 1 S: 5	H: 1 LOB: 1 BB: 1 P: 9	R: 0 E: 0 K: 1 S: 6	H: 1 LOB: 1 BB: 0 P: 6	1B: 2 2B: 0 3B: 0 HR: 0	SF: 0 SAC: 0 DP: 1 HBP: 0	WP: 0 PB: 0 SB: 0 CS: 0	PA: 29	
PITCHER Ralph Terry, R (1, 1) ERA: 3.56	IP: 9.0 WLS: W BF: 29 H: 2 R: 0 ER: 0 SO: 6 BB: 1 IBB: 0 HBP: 0 BLK: 0 WP: 0 HR: 0 S: 40 P: 44 ERA: 0.00 WHIP: 0.333																

Batter	1	2	3	4	5	6	7	8	9	AB	R	H	RBI	BB	SO	LOB	BOTTOM
Tony Kubek, L (1, 6) OBP: 0.317, SLG: 0.406	4-3		SF8			L9		IBB		2	0	0	1	1	0	0	Baltimore Orioles @ New York Yankees Yankee Stadium, Bronx, NY Sun Sep 18, 1960, 7:05 PM EDT Att: 53,876 - Unknown - 68 F livebaseballscorecards.com
Hector Lopez, R (1, 7) OBP: 0.364, SLG: 0.412	6-3		K			K		SF8		3	0	0	0	0	0	2	
Yogi Berra, L (8, PH) OBP: 0.352, SLG: 0.462										0	0	0	1	0	0	0	
Ken Hunt, R (9, 7)										0	0	0	0	0	0	0	
Roger Maris, L (1, 9) OBP: 0.361, SLG: 0.590	F7			F6		K		4-3		4	0	0	0	0	1	2	
Mickey Mantle, S (1, 8) OBP: 0.406, SLG: 0.551				4-1		G3				3	0	1	0	0	0	0	
Dale Long, L (1, 3) OBP: 0.322, SLG: 0.434						F6				3	0	1	0	0	0	1	
Johnny Blanchard, L (1, 2) OBP: 0.395, SLG: 0.427						K				3	0	0	0	0	2	2	
Clete Boyer, R (1, 5) OBP: 0.283, SLG: 0.396				4-3				SH1-4 SF8 1B		3	1	1	0	0	1	1	
Bobby Richardson, R (1, 4) OBP: 0.307, SLG: 0.301						F7		SF8 SH1-4 1B		3	1	2	0	0	0	0	
Ralph Terry, R (1, 1) OBP: 0.089, SLG: 0.068				SH3-4		1-3		SH1-4		1	0	0	0	0	0	0	
Inning Stats	R: 0 E: 0 K: 0 S: 3	H: 1 LOB: 1 BB: 0 P: 6	R: 1 E: 0 K: 1 S: 6	H: 1 LOB: 0 BB: 0 P: 6	R: 0 E: 0 K: 1 S: 6	H: 1 LOB: 1 BB: 0 P: 6	R: 0 E: 0 K: 2 S: 7	H: 0 LOB: 0 BB: 0 P: 7	R: 0 E: 0 K: 1 S: 5	H: 0 LOB: 0 BB: 0 P: 5	R: 1 E: 0 K: 0 S: 5	H: 2 LOB: 2 BB: 1 P: 9	1B: 3 2B: 1 3B: 1 HR: 0	SF: 2 SAC: 2 DP: 0 HBP: 0	WP: 0 PB: 0 SB: 1 CS: 0	PA: 30	
PITCHER Mitt Pappas, R (1, 1) ERA: 3.56	IP: 8.0 WLS: L BF: 30 H: 5 R: 2 ER: 2 SO: 6 BB: 0 IBB: 1 HBP: 0 BLK: 0 WP: 0 HR: 0 S: 41 P: 45 ERA: 2.25 WHIP: 0.625																

Batter	1	2	3	4	5	6	7	8	9	AB	R	H	RBI	BB	SO	LOB	TOP																					
Zoilo Versalles, R OBP: 0.231, SLG: 0.400 Julio Becquer, L OBP: 0.281, SLG: 0.397	E6 FC6-4 SH2-3			1-3			4-3		F2	4	0	1	1	0	0	1	Washington Senators @ New York Yankees Yankee Stadium, Bronx, NY Wed Sep 21 1960, 3:33 AM EDT Att: 6,868 - Cloudy - 70 F																					
Reno Bertoia, R OBP: 0.321, SLG: 0.371	SH2-3	F9			F4				F7	4	0	1	0	0	0	2																						
Harmon Killebrew, R OBP: 0.381, SLG: 0.549			6-3		F3		K			3	0	0	0	1	1																							
Jim Lemon, R OBP: 0.358, SLG: 0.521	FC6-4		K			1B			F7	4	0	1	0	0	1	3																						
Earl Battey, R OBP: 0.349, SLG: 0.424	F4					1B			F7	4	1	2	1	0	0	2																						
Bob Allison, R OBP: 0.374, SLG: 0.415		E7 1B	F8		FC6-4				F5	4	1	1	0	0	0	2																						
Pete Whisenant, R OBP: 0.333, SLG: 0.378				G3					F8	4	1	1	1	0	0	0																						
Billy Gardner, R OBP: 0.308, SLG: 0.357		5-3								4	0	1	0	0	0	1																						
Pedro Ramos, S OBP: 0.123, SLG: 0.225 Faye Throneberry, L OBP: 0.319, SLG: 0.318 Tex Clevenger, R OBP: 0.167, SLG: 0.091 Elmer Valo, L OBP: 0.419, SLG: 0.302			K	FC3-6			L8			2	0	0	0	0	1	2																						
Inning Stats	R: 0 E: 1 K: 0 S: 4	H: 0 LOB: 2 BB: 1 P: 8	R: 2 E: 1 K: 1 S: 8	H: 3 LOB: 1 BB: 0 P: 8	R: 1 E: 0 K: 1 S: 6	H: 1 LOB: 0 BB: 0 P: 6	R: 0 E: 0 K: 0 S: 4	H: 1 LOB: 1 BB: 0 P: 4	R: 0 E: 0 K: 0 S: 5	H: 2 LOB: 2 BB: 0 P: 5	R: 0 E: 0 K: 0 S: 3	H: 0 LOB: 0 BB: 0 P: 3	R: 0 E: 0 K: 1 S: 6	H: 1 LOB: 1 BB: 0 P: 6	R: 0 E: 0 K: 0 S: 3	H: 0 LOB: 0 BB: 0 P: 3		R: 0 E: 0 K: 0 S: 4	H: 1 LOB: 1 BB: 0 P: 4	1B: 7 2B: 1 3B: 0 HR: 1	SF: 0 SAC: 1 DP: 0 HBP: 0	WP: 0 PB: 0 CS: 0	PA: 38															
PITCHER	IP	WLS	BF	H	R	ER	SO	BB	IBB	HBP	BLK	WP	HR	S	P	ERA	WHIP	PITCHER				IP	WLS	BF	H	R	ER	SO	BB	IBB	HBP	BLK	WP	HR	S	P	ERA	WHIP
Whitey Ford, L ERA: 3.1	(1, 1)	5.0	W	24	7	3	2	2	1	0	0	0	0	1	27	31	3.60	1.600																				
Duke Maas, R ERA: 4.27	(6, 1)	4.0	S	14	2	0	0	1	0	0	0	0	0	0	16	16	0.00	0.500																				

AB	36
R	3
H	9
RBI	3
BB	1
SO	3
LOB	15




Batter	1	2	3	4	5	6	7	8	9	AB	R	H	RBI	BB	SO	LOB	BOTTOM																					
Tony Kubek, L OBP: 0.314, SLG: 0.403	E7		F7		F9	E4 3B				4	1	0	0	0	0	2	Washington Senators @ New York Yankees Yankee Stadium, Bronx, NY Wed Sep 21 1960, 3:33 AM EDT Att: 6,868 - Cloudy - 70 F																					
Hector Lopez, R OBP: 0.383, SLG: 0.415 Jim Pisoni, R (8, 7)	K			K	E 1B	WP 3B				4	2	2	1	0	2	1																						
Roger Maris, L OBP: 0.360, SLG: 0.583	L9			3-1	E4 1B	F9				4	1	0	0	0	0	2																						
Mickey Mantle, S OBP: 0.407, SLG: 0.560	K				HR	1B BB			G6-3 1B	3	2	2	1	1	1	1																						
Yogi Berra, L OBP: 0.353, SLG: 0.460		F7		F4	1B 1B				G6-3 1B	4	1	1	1	0	0	1																						
Dale Long, L OBP: 0.333, SLG: 0.443 Bill Stafford, R OBP: 0.056, SLG: 0.056 Duke Maas, R (6, 1)		F4			1B				5-3	3	1	2	3	0	0	0																						
Clete Boyer, R OBP: 0.290, SLG: 0.392 Johnny Blanchard, L OBP: 0.302, SLG: 0.422 Joe Demaestri, R OBP: 0.233, SLG: 0.267 (6, 4)			K		E9 1B	K			6-3	1	0	0	0	0	1	0																						
Bobby Richardson, R OBP: 0.305, SLG: 0.300 Bill Skowron, R OBP: 0.348, SLG: 0.527 (6, 3)			6-3		K	6-3			P6	1	0	0	0	0	0	0																						
Whitey Ford, L ERA: 3.56 Gil McDougald, R OBP: 0.336, SLG: 0.395 (6, 5)			K		1B E	F6			P6	3	1	1	1	0	0	0																						
Inning Stats	R: 0 E: 1 K: 2 S: 8	H: 0 LOB: 1 BB: 0 P: 8	R: 0 E: 0 K: 1 S: 5	H: 0 LOB: 0 BB: 0 P: 5	R: 0 E: 0 K: 1 S: 5	H: 0 LOB: 0 BB: 0 P: 6	R: 1 E: 0 K: 1 S: 6	H: 1 LOB: 0 BB: 0 P: 6	R: 7 E: 2 K: 2 S: 14	H: 5 LOB: 1 BB: 1 P: 18	R: 2 E: 1 K: 0 S: 5	H: 1 LOB: 0 BB: 0 P: 5	R: 0 E: 0 K: 0 S: 3	H: 1 LOB: 0 BB: 0 P: 3	R: 0 E: 0 K: 0 S: 3	H: 0 LOB: 0 BB: 0 P: 3		R: 0 E: 0 K: 0 S: 3	H: 0 LOB: 0 BB: 0 P: 3	1B: 6 2B: 0 3B: 1 HR: 1	SF: 0 SAC: 0 DP: 1 HBP: 0	WP: 1 PB: 0 CS: 0	PA: 36															
PITCHER	IP	WLS	BF	H	R	ER	SO	BB	IBB	HBP	BLK	WP	HR	S	P	ERA	WHIP	PITCHER				IP	WLS	BF	H	R	ER	SO	BB	IBB	HBP	BLK	WP	HR	S	P	ERA	WHIP
Pedro Ramos, R ERA: 3.56	(1, 1)	5.0	L	25	6	8	1	7	1	0	0	0	0	1	38	42	1.80	1.400																				
Tex Clevenger, R ERA: 4.3	(6, 1)	3.0		11	2	2	0	0	0	0	0	0	0	1	11	11	0.00	0.667																				



Batter	1	2	3	4	5	6	7	8	9	AB	R	H	RBI	BB	SO	LOB	TOP		
Tony Kubek, L (1,6) OBP: 0.314, SLG: 0.402	0-0 1B		0-3 K2-3			0-0 P6		SH1-3 F8		4	0	1	0	0	1	3			
Hector Lopez, R (1,7) OBP: 0.382, SLG: 0.416	0-3 K		0-3 K			0-0 5-3		0-0 1B	4-0 BB	4	1	1	1	0	2	1			
Ken Hunt, R (8,7) OBP: 0.455, SLG: 0.412								2-H 1B		0	0	0	0	0	1	0			
Roger Maris, L (1,9) OBP: 0.359, SLG: 0.579	0-0 F9			0-0 G3		0-0 P4		2-H 1B	0-0 F5	5	1	1	1	0	0	2			
Mickey Mantle, S (1,8) OBP: 0.405, SLG: 0.556	0-3 K			0-0 P6			0-0 P6	4-0 1B	0-3 K	4	1	0	0	1	2	2			
Bill Skowron, R (1,3)		0-0 1B		0-0 1B			0-0 1B	1-3 2-H 1B	0-3 K	5	1	4	1	0	1	1			
Yogi Berra, L (1,2) OBP: 0.352, SLG: 0.457	0-0 L7			0-0 L3			0-0 L9	1-2 3-H 1B		4	0	1	1	0	0	3			
Clete Boyer, R (1,9) Dale Long, L (7,PH) Joe Demaestri, R (7,PH) Bob Cerv, R (7,4) Deron Johnson, R (8,9)	0-0 P5			0-0 5-3			0-0 1B	1-2 2-H 1B		2	0	0	0	0	0	1	AB 38		
Bobby Richardson, R (1,4) Johnny Blanchard, L (7,PH) Gil McDougald, R (7,5) Bobby Shantz, R (8,1)	0-0 L9			0-0 P6			0-0 5-3	1-2 2-3 1B		2	0	0	0	0	0	1	R 5		
Bob Turley, R (1,1) Jesse Gonder, L (8,PH) Jim Pisoni, R (8,PH) Elston Howard, R (8,PH) Bobby Shantz, R (8,1)			0-3 K		0-0 6-3			E6 SH1-3 2B	0-0 K	1	0	0	0	0	0	0	H 11		
Inning Stats	R: 0 E: 0 K: 2 S: 8	H: 1 LOB: 1 BB: 0 P: 8	R: 0 E: 0 K: 0 S: 4	H: 1 LOB: 1 BB: 0 P: 4	R: 0 E: 0 K: 3 S: 9	H: 0 LOB: 0 BB: 0 P: 9	R: 0 E: 0 K: 0 S: 4	H: 1 LOB: 1 BB: 0 P: 4	R: 0 E: 0 K: 0 S: 3	H: 0 LOB: 0 BB: 0 P: 3	R: 0 E: 0 K: 0 S: 5	H: 2 LOB: 2 BB: 0 P: 5	R: 5 E: 1 K: 1 S: 12	H: 6 LOB: 3 BB: 1 P: 16	R: 0 E: 0 K: 2 S: 7	H: 0 LOB: 1 BB: 1 P: 11	1B: 10 2B: 1 3B: 0 HR: 0	SF: 0 SAC: 1 DP: 0 HBP: 0	WP: 0 PA: 41 CS: 0
PITCHER	IP WLS BF H R ER SO BB IBB HBP BLK WP HR S P ERA WHIP																		
Billy Muffett, R (1,1) ERA: 3.13	7.1 L 30 7 4 3 5 0 0 0 0 0 0 0 40 40 3.68 0.955																		
Mike Fomieles, R (8,1) ERA: 2.72	0.0 4 3 1 1 0 0 1 0 0 0 0 0 3 7 ∞ ∞																		
Frank Sullivan, R (8,1) ERA: 5.23	0.2 3 1 0 0 1 0 0 0 0 0 0 0 5 5 0.00 1.500																		
Chet Nichols, L (9,1) ERA: 2.7	1.0 4 0 0 0 2 1 0 0 0 0 0 0 7 11 0.00 1.000																		

New York Yankees @ Boston Red Sox
Fenway Park, Boston, MA
Fri Sep 23 1960, 3:33 AM EDT
Att: 10,860 - Unknown

AB 38
R 5
H 11
RBI 5
BB 2
SO 8
LOB 19



Batter	1	2	3	4	5	6	7	8	9	AB	R	H	RBI	BB	SO	LOB	BOTTOM		
Pete Runnels, L (1,4) OBP: 0.399, SLG: 0.396	0-0 G4-6-3 BB 1B		0-0 F8			0-0 E7 2B		0-0 6-3		4	1	1	0	0	0	0			
Willie Tasby, R (1,8) OBP: 0.360, SLG: 0.364	4-0 G4-6-3 1-2 BB			0-3 K		0-0 5-3		0-0 F4		3	0	0	0	1	1	1			
Ted Williams, L (1,7) OBP: 0.447, SLG: 0.644	0-0 G4-6-3 1-2 2-3			0-0 3-1		0-0 WP 2B			0-3 K	4	0	1	1	0	1	2			
Vic Wertz, L (1,3) OBP: 0.332, SLG: 0.459	0-0 G3			0-3 K		4-0 WP IBB			0-0 E BB 1B	3	0	1	0	1	1	1			
Russ Nixon, L (1,2) OBP: 0.320, SLG: 0.414		0-3 K			0-0 L8	0-0 F7			4-0 E BB	3	0	0	0	0	1	2			
Jim Pagliaroni, R (9,PH) OBP: 0.435, SLG: 0.588					0-0 L9	1-2 2-3 1B			1-2 2-3 BB	0	0	0	0	1	0	0			
Frank Malzone, R (1,5) OBP: 0.315, SLG: 0.398	0-0 L9				0-0 FC6-4 1B	0-0 F5			0-0 E5 G6-4-3	4	0	1	0	0	0	2			
Lou Clinton, R (1,9) OBP: 0.294, SLG: 0.406	0-3 K				0-3 K	0-3 K			0-0 G6-4-3 1-2	4	0	0	0	0	3	4	AB 31		
Don Buddin, R (1,6) OBP: 0.337, SLG: 0.360				0-0 6-3		0-0 FC6-4 1-2				3	0	0	0	0	1	1	R 1		
Billy Muffett, R (1,1) OBP: 0.333, SLG: 0.308					0-0 6-3					2	0	0	0	0	0	0	H 4		
Mike Fomieles, R (8,1) OBP: 0.400, SLG: 0.400										0	0	0	0	0	0	0	RBI 1		
Frank Sullivan, R (8,1) OBP: 0.209, SLG: 0.128										0	0	0	0	0	0	0	BB 3		
Rip Repulski, R (8,PH) OBP: 0.282, SLG: 0.365										1	0	0	0	1	0	0	SO 9		
Chet Nichols, S (9,1) ERA: 2.47										0	0	0	0	0	0	0	LOB 13		
Inning Stats	R: 0 E: 0 K: 0 S: 3	H: 1 LOB: 1 BB: 1 P: 7	R: 0 E: 0 K: 2 S: 7	H: 0 LOB: 0 BB: 0 P: 7	R: 0 E: 0 K: 0 S: 3	H: 0 LOB: 0 BB: 0 P: 3	R: 0 E: 0 K: 2 S: 7	H: 0 LOB: 0 BB: 0 P: 7	R: 0 E: 1 K: 0 S: 5	H: 1 LOB: 2 BB: 1 P: 9	R: 0 E: 0 K: 2 S: 7	H: 0 LOB: 0 BB: 0 P: 7	R: 0 E: 0 K: 1 S: 5	H: 0 LOB: 0 BB: 0 P: 5	R: 0 E: 1 K: 1 S: 6	H: 1 LOB: 2 BB: 1 P: 10	1B: 3 2B: 1 3B: 0 HR: 0	SF: 0 SAC: 0 DP: 2 HBP: 0	WP: 1 PA: 34 CS: 0
PITCHER	IP WLS BF H R ER SO BB IBB HBP BLK WP HR S P ERA WHIP																		
Bob Turley, R (1,1) ERA: 3.33	7.0 W 26 3 1 0 7 3 1 0 0 0 0 0 38 46 0.00 0.571																		
Bobby Shantz, L (8,1) ERA: 2.47	2.0 S 8 1 0 0 2 1 0 0 0 0 0 0 11 15 0.00 1.000																		

New York Yankees @ Boston Red Sox
Fenway Park, Boston, MA
Fri Sep 23 1960, 3:33 AM EDT
Att: 10,860 - Unknown

AB 31
R 1
H 4
RBI 1
BB 3
SO 9
LOB 13



Batter	1	2	3	4	5	6	7	8	9	AB	R	H	RBI	BB	SO	LOB	TOP										
Bob Cerv, R OBP: 0.347, SLG: 0.455 Jim Pisoni, R (8, 7)	P3		E6 WP 1B 2-3			K			F9	4	1	1	0	0	1	2	New York Yankees @ Boston Red Sox Fenway Park, Boston, MA Sun Sep 25 1960, 3:33 AM EDT Att: 32,420 - Unknown - 56 F										
Dale Long, L OBP: 0.333, SLG: 0.439 Ken Hunt, R OBP: 0.455, SLG: 0.412				F3						2	1	1	0	3	0	2											
Gil McDougald, R OBP: 0.324, SLG: 0.406	1B									5	0	3	2	0	1	3											
Roger Maris, L OBP: 0.365, SLG: 0.584	K									4	0	0	0	1	1	4											
Mickey Mantle, S OBP: 0.403, SLG: 0.556	4-3									5	0	0	0	0	1	5											
Bill Skowron, R OBP: 0.351, SLG: 0.525										4	0	0	0	0	1	4											
Yogi Berra, L OBP: 0.351, SLG: 0.456										4	0	0	0	0	0	3											
Tony Kubek, L OBP: 0.311, SLG: 0.399										4	1	1	0	0	0	0											
Bobby Richardson, R OBP: 0.302, SLG: 0.296										4	1	1	0	0	0	1											
Ralph Terry, R OBP: 0.125, SLG: 0.128 Luis Arroyo, L (9, 1)										3	0	2	1	0	0	0											
Inning Stats	R: 0 E: 0 K: 1 S: 6	H: 1 LOB: 1 BB: 0 P: 6	R: 0 E: 0 K: 0 S: 3	H: 0 LOB: 0 BB: 0 P: 3	R: 3 E: 1 K: 0 S: 6	H: 2 LOB: 2 BB: 2 P: 14	R: 0 E: 0 K: 0 S: 5	H: 2 LOB: 2 BB: 0 P: 5	R: 0 E: 0 K: 0 S: 4	H: 1 LOB: 1 BB: 0 P: 4	R: 0 E: 0 K: 1 S: 7	H: 2 LOB: 2 BB: 1 P: 11	R: 0 E: 0 K: 0 S: 3	H: 0 LOB: 0 BB: 0 P: 3	R: 0 E: 0 K: 0 S: 3	H: 0 LOB: 0 BB: 0 P: 3	R: 0 E: 0 K: 2 S: 8	H: 1 LOB: 2 BB: 1 P: 12	1B: 7 2B: 2 3B: 0 HR: 0	SF: 0 SAC: 1 DP: 0 HBP: 0	WP: 1 PB: 1 SB: 0 CS: 0	PA: 41					
PITCHER	IP	WLS	BF	H	R	ER	SO	BB	IBB	HBP	BLK	WP	HR	S	P	ERA	WHIP	PITCHER									
Tom Brewer, R ERA: 4.73 Mike Fomiele, R ERA: 2.69	8.0	L	36	8	4	3	2	3	0	0	0	1	0	37	49	3.38	1.375										

AB	36
R	4
H	9
RBI	3
BB	4
SO	4
LOB	20



Batter	1	2	3	4	5	6	7	8	9	AB	R	H	RBI	BB	SO	LOB	BOTTOM										
Pumpsie Green, S OBP: 0.340, SLG: 0.322	L7		E3 1B 1B 1B						G4-6-3	4	1	0	0	0	0	1	New York Yankees @ Boston Red Sox Fenway Park, Boston, MA Sun Sep 25 1960, 3:33 AM EDT Att: 32,420 - Unknown - 56 F										
Willie Tasby, R OBP: 0.361, SLG: 0.367	6-3									4	2	2	0	0	1	0											
Ted Williams, L OBP: 0.452, SLG: 0.643										4	0	2	0	0	0	1											
Vic Wertz, L OBP: 0.331, SLG: 0.455	4-3									4	0	1	2	0	0	2											
Russ Nixon, L OBP: 0.318, SLG: 0.412										4	0	1	0	0	0	0											
Frank Malzone, R OBP: 0.317, SLG: 0.404										4	0	1	1	0	0	0											
Pete Runnels, L OBP: 0.396, SLG: 0.392										4	0	0	0	0	1	2											
Lou Clinton, R OBP: 0.287, SLG: 0.394										3	0	0	0	0	0	0											
Tom Brewer, R OBP: 0.206, SLG: 0.258 Jim Pagliaroni, R OBP: 0.453, SLG: 0.588 Carroll Hardy, R OBP: 0.302, SLG: 0.336 Mike Fomiele, R OBP: 0.400, SLG: 0.400										2	0	0	0	0	0	0											
Inning Stats	R: 0 E: 0 K: 0 S: 4	H: 1 LOB: 1 BB: 0 P: 4	R: 0 E: 0 K: 1 S: 5	H: 0 LOB: 0 BB: 0 P: 5	R: 2 E: 1 K: 0 S: 6	H: 3 LOB: 2 BB: 0 P: 6	R: 0 E: 0 K: 0 S: 3	H: 0 LOB: 0 BB: 0 P: 3	R: 0 E: 0 K: 0 S: 3	H: 0 LOB: 0 BB: 0 P: 3	R: 0 E: 0 K: 1 S: 5	H: 0 LOB: 0 BB: 0 P: 5	R: 0 E: 0 K: 0 S: 3	H: 0 LOB: 1 BB: 1 P: 6	R: 0 E: 0 K: 0 S: 2	H: 0 LOB: 1 BB: 1 P: 6		R: 1 E: 0 K: 0 S: 6	H: 3 LOB: 2 BB: 0 P: 6	1B: 7 2B: 0 3B: 0 HR: 0	SF: 0 SAC: 0 DP: 1 HBP: 0	WP: 0 PB: 0 SB: 0 CS: 0	PA: 34				
PITCHER	IP	WLS	BF	H	R	ER	SO	BB	IBB	HBP	BLK	WP	HR	S	P	ERA	WHIP	PITCHER									
Ralph Terry, R ERA: 3.43 Luis Arroyo, L ERA: 2.87	8.2	W	33	7	3	1	2	1	0	0	0	0	0	36	40	1.04	0.923										



Batter	1	2	3	4	5	6	7	8	9	10	AB	R	H	RBI	BB	SO	LOB	TOP			
Bob Cerv, R OBP: 0.348, SLG: 0.455 (1, 7) FC3-6 BB	4-0		4-3			K	F8			F8 1B 2B	4	1	1	0	1	1	1				
Tony Kubek, L OBP: 0.311, SLG: 0.399 (1, 8) F2	0-0		F9			1B E 1B				F8	5	1	2	0	0	0	2				
Roger Maris, L OBP: 0.367, SLG: 0.583 (1, 9) FC3-6	0-0			L7		E9 1B				1B 1B IBB	4	1	2	0	1	0	1				
Mickey Mantle, S OBP: 0.392, SLG: 0.553 (4, 8) Ken Hunt, R OBP: 0.332, SLG: 0.389 (8, PH) John Pisoni, R OBP: 0.292, SLG: 0.454 (8, 4) Hector Lopez, R OBP: 0.351, SLG: 0.416 (10, PH) Joe Judge, R OBP: 0.233, SLG: 0.287 (10, 6) 4-3	0-0			K		K				F8	2	0	0	0	0	1	1				
Dale Long, L OBP: 0.347, SLG: 0.477 (1, 3) HR	0-0			L9						G4-6-3 1B	4	1	2	2	1	0	2				
Gil McDougald, R OBP: 0.342, SLG: 0.403 (1, 4) F4	0-0					5-3				P5	5	0	1	0	0	1	2				
Elston Howard, R OBP: 0.300, SLG: 0.355 (1, 2) K	0-3			6-3						F5	5	0	0	0	0	1	3				
Bobby Richardson, R OBP: 0.304, SLG: 0.299 (9, PH) Jesse Gonder, L (9, 5) Clete Boyer, R OBP: 0.279, SLG: 0.390 (10, PH) Bill Skowron, R OBP: 0.351, SLG: 0.524 (10, 5) Deron Johnson, R (10, 5) 4-3	0-0					1B				E6	3	0	2	0	0	0	0				
Bill Stafford, R OBP: 0.048, SLG: 0.048 (9, PH) Johnny Blanchard, L OBP: 0.303, SLG: 0.413 (9, 1) Duke Maas, R (9, 1) F2	0-0					F2				F5	3	0	0	0	0	0	2				
Inning Stats	R: 0 E: 0 K: 0 S: 3	H: 0 LOB: 1 BB: 1 P: 7	R: 1 E: 0 K: 1 S: 6	H: 1 LOB: 0 BB: 0 P: 6	R: 0 E: 0 K: 0 S: 3	H: 0 LOB: 0 BB: 0 P: 3	R: 0 E: 0 K: 1 S: 5	H: 0 LOB: 0 BB: 0 P: 5	R: 0 E: 0 K: 0 S: 4	H: 1 LOB: 1 BB: 0 P: 4	R: 1 E: 0 K: 2 S: 9	H: 2 LOB: 2 BB: 1 P: 13	R: 0 E: 0 K: 0 S: 4	H: 2 LOB: 1 BB: 0 P: 4	R: 0 E: 1 K: 1 S: 6	H: 0 LOB: 1 BB: 0 P: 6	R: 2 E: 0 K: 0 S: 7	H: 4 LOB: 3 BB: 1 P: 11	1B: 9 2B: 1 3B: 0 HR: 1	SF: 0 SAC: 0 DP: 1 HBP: 0	WP: 0 PA: 44 PB: 0 SB: 0 CS: 0
PITCHER Pedro Ramos, R ERA: 3.53 (1, 1)	IP 10.0	WLS L	BF 44	H 11	R 4	ER 3	SO 5	BB 1	IBB 2	HBP 0	BLK 0	WP 0	HR 1	S 51	P 63	ERA 2.70	WHIP 1.200				

New York Yankees @ Washington Senators
Griffith Stadium, Washington, DC
Mon Sep 26 1960, 7:05 PM EDT
Att: 6,508 - Unknown

livebaseballscorecards.com

AB 41
R 4
H 11
RBI 3
BB 3
SO 5
LOB 21



Batter	1	2	3	4	5	6	7	8	9	10	AB	R	H	RBI	BB	SO	LOB	BOTTOM			
Billy Gardner, R OBP: 0.313, SLG: 0.363 (1, 4) Johnny Schaefer, R OBP: 0.273, SLG: 0.364 (4, 4) 6-3	0-0			6-3		F5				K	1	0	0	0	0	0	0				
Lenny Green, L OBP: 0.389, SLG: 0.441 (1, 8) F7	0-0			2-3 1B						F9	4	1	2	0	0	0	2				
Harmon Killebrew, R OBP: 0.382, SLG: 0.549 (1, 3) L9	0-0			2-3		HR				FC6-4 1B	4	1	1	2	0	0	3				
Jim Lemon, R OBP: 0.354, SLG: 0.513 (1, 7) F9	0-0			F3		K				K	4	0	0	0	0	2	1				
Bob Allison, R OBP: 0.371, SLG: 0.409 (1, 9) K	0-3			K						5-3	3	0	0	0	1	2	0				
Earl Battey, R OBP: 0.346, SLG: 0.425 (1, 2) K	0-3			G1-4-3 1B		F3				6-3	4	0	1	0	0	1	1				
Reno Bertoia, R OBP: 0.316, SLG: 0.363 (1, 5) F7	0-0			G1-4-3 1B		F8				P2	4	0	0	0	0	0	2				
Zelig Versalles, R OBP: 0.194, SLG: 0.294 (8, PH) Don Mincher, L OBP: 0.203, SLG: 0.287 (7, 6) Jose Valdesano, R OBP: 0.249, SLG: 0.329 (8, PH) Elmer Valo, L OBP: 0.211, SLG: 0.303 (8, 6) Billy Gonzales, R OBP: 0.211, SLG: 0.293 (10, PH) Faye Throneberry, L OBP: 0.208, SLG: 0.329 (10, PH) F8	0-0			K		K				F6	1	0	0	0	0	0	0				
Pedro Ramos, S OBP: 0.131, SLG: 0.229 (1, 1) Julio Becquer, L OBP: 0.282, SLG: 0.398 (10, PH) 6-3	0-0			F5						4-3 2B	3	0	1	0	0	0	0				
Inning Stats	R: 0 E: 0 K: 0 S: 3	H: 0 LOB: 0 BB: 0 P: 3	R: 0 E: 0 K: 2 S: 7	H: 0 LOB: 0 BB: 0 P: 7	R: 0 E: 0 K: 0 S: 3	H: 0 LOB: 0 BB: 0 P: 3	R: 0 E: 0 K: 0 S: 4	H: 1 LOB: 1 BB: 0 P: 4	R: 0 E: 0 K: 1 S: 5	H: 1 LOB: 0 BB: 0 P: 5	R: 2 E: 0 K: 1 S: 7	H: 2 LOB: 1 BB: 1 P: 11	R: 0 E: 0 K: 0 S: 5	H: 2 LOB: 2 BB: 0 P: 5	R: 0 E: 0 K: 1 S: 5	H: 0 LOB: 0 BB: 0 P: 5	R: 0 E: 0 K: 1 S: 6	H: 1 LOB: 1 BB: 0 P: 6	1B: 5 2B: 1 3B: 0 HR: 1	SF: 0 SAC: 0 DP: 1 HBP: 0	WP: 0 PA: 37 PB: 0 SB: 0 CS: 0
PITCHER Bill Stafford, R ERA: 2.37 (1, 1) Duke Maas, R ERA: 4.14 (9, 1)	IP 8.0	WLS W	BF 30	H 6	R 2	ER 2	SO 5	BB 1	IBB 0	HBP 0	BLK 0	WP 0	HR 1	S 39	P 43	ERA 2.25	WHIP 0.875				

New York Yankees @ Washington Senators
Griffith Stadium, Washington, DC
Mon Sep 26 1960, 7:05 PM EDT
Att: 6,508 - Unknown

livebaseballscorecards.com

AB 36
R 2
H 7
RBI 2
BB 1
SO 7
LOB 11



Batter	1	2	3	4	5	6	7	8	9	AB	R	H	RBI	BB	SO	LOB	TOP								
Bob Cerv, R OBP: 0.346, SLG: 0.451 Ken Hunt, R OBP: 0.435, SLG: 0.389	0-0 HR 1B		0-3 K		0-0 E3 HR		0-0 3-1		0-0 6-3	5	2	1	0	0	1	0									
Clete Boyer, R OBP: 0.295, SLG: 0.405	0-3 K		0-0 BB E 1B		0-0 HR		0-0 L9		0-0 1B	5	2	3	2	0	1	1									
Roger Maris, L OBP: 0.370, SLG: 0.580	0-3 K		4-0 FC6-4 1-2 BB		0-0 F8		0-0 1B		0-0 F7	4	0	1	0	1	1	2									
Mickey Mantle, S OBP: 0.401, SLG: 0.562 Jim Pisoni, R OBP: 0.296, SLG: 0.167	0-0 HR		0-0 FC6-4 1-2 2-H		0-0 HR		0-0 4-3		0-0 4-3	4	2	2	3	0	0	2									
Bill Skowron, R OBP: 0.350, SLG: 0.526 Dale Long, L OBP: 0.343, SLG: 0.478	0-0 F7		0-0 4-3		0-0 P3				0-0 F9	4	0	0	0	0	0	1									
Gil McDougald, R OBP: 0.335, SLG: 0.393		0-0 6-3		0-0 P4		0-0 F9		0-0 4-3		4	0	0	0	0	0	0									
Elston Howard, R OBP: 0.299, SLG: 0.354 Yogi Berra, L OBP: 0.349, SLG: 0.452 Jim Coates, R OBP: 0.300, SLG: 0.340 Tony Kubek, L OBP: 0.312, SLG: 0.399 Luis Arroyo, L OBP: 0.305, SLG: 0.299		0-0 FC5-4 1B		0-0 4-3		0-0 4-3		0-0 1B		0	0	0	0	0	0	0									
Bobby Richardson, R OBP: 0.305, SLG: 0.299		0-0 FC5-4 1-2		0-0 P6		0-0 1B		0-0 1B		4	0	2	0	0	0	1									
Whitey Ford, L OBP: 0.274, SLG: 0.189 Johnny Blanchard, L OBP: 0.299, SLG: 0.423	0-3 K		0-3 K		0-0 P6		0-0 F7		0-0 L9	2	0	0	0	0	1	1									
										2	0	0	0	0	0	3									
Inning Stats	R: 2 E: 0 K: 2 S: 9	H: 2 LOB: 0 BB: 0 P: 9	R: 0 E: 0 K: 1 S: 6	H: 1 LOB: 1 BB: 0 P: 6	R: 1 E: 1 K: 1 S: 6	H: 1 LOB: 1 BB: 1 P: 10	R: 0 E: 0 K: 0 S: 3	H: 0 LOB: 0 BB: 0 P: 3	R: 3 E: 1 K: 0 S: 6	H: 2 LOB: 0 BB: 0 P: 6	R: 0 E: 0 K: 0 S: 4	H: 1 LOB: 1 BB: 0 P: 4	R: 0 E: 0 K: 0 S: 4	H: 1 LOB: 1 BB: 0 P: 4	R: 0 E: 0 K: 0 S: 5	H: 2 LOB: 2 BB: 0 P: 5	R: 0 E: 0 K: 0 S: 4	H: 1 LOB: 1 BB: 0 P: 4	1B: 8 2B: 0 3B: 0 HR: 3	SF: 0 SAC: 0 DP: 0 HBP: 0	WP: 0 PB: 0 SB: 0 CS: 0	PA: 40			
PITCHER	IP	WLS	BF	H	R	ER	SO	BB	IBB	HBP	BLK	WP	HR	S	P	ERA	WHIP								
Chuck Stobbs, L ERA: 3.35	5.0	L	23	6	6	3	4	1	0	0	0	0	3	30	34	5.40	1.400								
Tex Clevenger, R ERA: 4.2	3.0		13	4	0	0	0	0	0	0	0	0	0	13	13	0.00	1.333								
Hal Woodeshick, L ERA: 4.7	1.0		4	1	0	0	0	0	0	0	0	0	0	4	4	0.00	1.000								

New York Yankees @ Washington Senators
 Griffith Stadium, Washington, DC
 Wed Sep 28 1960, 7:05 PM EDT
 Att: 5,519 - Unknown
livebaseballscorecards.com

AB	39
R	6
H	11
RBI	5
BB	1
SO	4
LOB	12



Batter	1	2	3	4	5	6	7	8	9	AB	R	H	RBI	BB	SO	LOB	BOTTOM								
Zoilo Versalles, R OBP: 0.190, SLG: 0.300	0-3 K		0-0 1B			0-3 K		0-0 5-3		4	1	1	0	0	2	0									
Reno Bertoia, R OBP: 0.315, SLG: 0.361	0-3 K		0-0 2-H 1B			0-0 F9		0-0 5-3		4	0	1	1	0	1	0									
Harmon Killebrew, R OBP: 0.379, SLG: 0.540	0-0 P6		0-0 F9			0-0 P6		4-0 BB 3B		3	1	0	0	1	0	1									
Jim Lemon, R OBP: 0.353, SLG: 0.509		0-0 G4-6-3 1B		0-0 5-3		0-0 P4		0-0 F9		4	0	1	0	0	0	1									
Earl Battey, R OBP: 0.349, SLG: 0.431		0-0 G4-6-3 1-2		0-0 6-3		0-0 2B		0-0 3B		4	0	2	1	0	0	1									
Bob Allison, R OBP: 0.370, SLG: 0.414		0-0 HR		0-3 K		0-3 K		0-0 F9		4	1	1	1	0	2	2									
Pete Whisenant, R OBP: 0.326, SLG: 0.369		0-0 6-3			0-0 F7		0-0 5-3			3	0	0	0	0	0	1									
Billy Consolo, R OBP: 0.310, SLG: 0.292			0-0 5-3		0-0 G6-3 1B		0-3 K			3	0	1	0	0	1	0									
Chuck Stobbs, L OBP: 0.162, SLG: 0.088 Jake Jacobs, R (5, PH) Tex Clevenger, R OBP: 0.167, SLG: 0.091 Elmer Valo, L OBP: 0.407, SLG: 0.294 Hal Woodeshick, R OBP: 0.329, SLG: 0.069			0-0 3-1		0-0 G6-3 1-2		0-0 G3			1	0	0	0	0	0	0									
										1	0	0	0	0	0	0									
										1	0	0	0	0	0	0									
										0	0	0	0	0	0	0									
										0	0	0	0	0	0	0									
Inning Stats	R: 0 E: 0 K: 2 S: 7	H: 0 LOB: 0 BB: 0 P: 7	R: 1 E: 0 K: 0 S: 4	H: 2 LOB: 0 BB: 0 P: 4	R: 1 E: 0 K: 0 S: 5	H: 2 LOB: 1 BB: 0 P: 5	R: 0 E: 0 K: 1 S: 5	H: 0 LOB: 0 BB: 0 P: 5	R: 0 E: 0 K: 1 S: 5	H: 0 LOB: 0 BB: 0 P: 5	R: 0 E: 0 K: 1 S: 6	H: 1 LOB: 1 BB: 0 P: 6	R: 0 E: 0 K: 1 S: 5	H: 0 LOB: 0 BB: 0 P: 5	R: 0 E: 0 K: 1 S: 5	H: 0 LOB: 0 BB: 0 P: 5	R: 1 E: 0 K: 0 S: 4	H: 1 LOB: 1 BB: 1 P: 8	1B: 3 2B: 2 3B: 1 HR: 1	SF: 0 SAC: 0 DP: 2 HBP: 0	WP: 0 PB: 0 SB: 0 CS: 0	PA: 33			
PITCHER	IP	WLS	BF	H	R	ER	SO	BB	IBB	HBP	BLK	WP	HR	S	P	ERA	WHIP								
Whitey Ford, L ERA: 3.12	5.0	W	18	5	2	2	3	0	0	0	0	0	1	24	24	3.60	1.000								
Jim Coates, R ERA: 4.34	2.0		7	1	0	0	2	0	0	0	0	0	0	11	11	0.00	0.500								
Luis Arroyo, L ERA: 2.95	2.0	S	8	1	1	1	1	1	0	0	0	0	0	9	13	4.50	1.000								


New York Yankees @ Washington Senators
 Griffith Stadium, Washington, DC
 Wed Sep 28 1960, 7:05 PM EDT
 Att: 5,519 - Unknown
livebaseballscorecards.com

AB	32
R	3
H	7
RBI	3
BB	1
SO	6
LOB	7




Batter	1	2	3	4	5	6	7	8	9	AB R H RBI BB SO LOB	TOP														
Pumpsie Green, S OBP: 0.343, SLG: 0.316 (1, 6)	0-0 4-1		0-0 1B 1B		4-0 1B BB	0-3 K		0-0 4-3	4 2 1 0 1 1 2	Boston Red Sox @ New York Yankees Yankee Stadium, Bronx, NY Fri Sep 30 1960, 7:05 PM EDT Att: 12,708 - Unknown - 73 F															
Willie Tasby, R OBP: 0.360, SLG: 0.364 (1, 8)	0-0 F8		0-0 1-3 1B		0-0 1-H 1B	0-3 K		0-0 4-3	5 0 2 1 0 1 2																
Vic Wertz, L OBP: 0.336, SLG: 0.462 (1, 3)	0-0 1-5-3		0-0 1-2 1B		0-0 6-3			4-0 SH5-3 BLK SF7 BB	3 1 1 1 1 0 1																
Russ Nixon, L OBP: 0.324, SLG: 0.416 (1, 2)		0-0 G6-4-3 1B	0-0 3-1		0-0 2B 1B			0-0 SH5-3	3 1 2 0 0 0 2																
Frank Matzone, R OBP: 0.315, SLG: 0.403 (1, 5)		0-0 G6-4-3 1-2		0-0 L6	0-0 1-3 1B			0-0 SF7	3 1 1 1 0 0 1																
Pete Runnels, L OBP: 0.398, SLG: 0.394 Marlan Coughtry, L (6, PR) OBP: 0.333, SLG: 0.200 (6, 4)		0-0 1B		0-0 F7	0-0 G6-4-3 2-H 3-H 1B			0-0 P5	3 0 2 2 0 0 0 1 0 0 0 0 0 0																
Carroll Hardy, R OBP: 0.299, SLG: 0.327 (1, 7)		0-0 F5		0-0 F7	0-3 K			4-0 E BB	3 0 0 0 1 1 2																
Lou Clinton, R OBP: 0.276, SLG: 0.379 (1, 9)			0-0 6-3		0-3 K	0-0 G6-4-3 1-2		0-0 E6	4 0 0 0 0 1 2																
Bill Monbouquette, R OBP: 0.181, SLG: 0.092 Tom Brewer, R OBP: 0.256, SLG: 0.258 Tracy Stallard, R (9, 1)			0-0 6-3		0-3 K	0-3 K		0-3 K	4 0 0 0 0 3 2 0 0 0 0 0 0 0 0 0 0 0 0 0 0																
Inning Stats	R: 0 E: 0 K: 0 S: 3	H: 0 LOB: 0 BB: 0 P: 3	R: 0 E: 0 K: 0 S: 4	H: 2 LOB: 1 BB: 0 P: 4	R: 1 E: 0 K: 0 S: 6	H: 3 LOB: 2 BB: 0 P: 6	R: 0 E: 0 K: 0 S: 3	H: 0 LOB: 0 BB: 0 P: 3	R: 1 E: 0 K: 2 S: 8		H: 1 LOB: 1 BB: 1 P: 12	R: 2 E: 0 K: 1 S: 7	H: 3 LOB: 1 BB: 0 P: 7	R: 0 E: 0 K: 3 S: 9	H: 0 LOB: 0 BB: 1 P: 9	R: 1 E: 0 K: 0 S: 3	H: 0 LOB: 0 BB: 1 P: 7	R: 0 E: 1 K: 1 S: 6	H: 0 LOB: 2 BB: 1 P: 10	1B: 8 2B: 1 3B: 0 HR: 0	SF: 1 SAC: 1 DP: 2 HBP: 0	WP: 0 PB: 0 SB: 0 CS: 0	PA: 38		
PITCHER	IP WLS BF H R ER SO BB IBB HBP BLK WP HR S P ERA WHIP											IP WLS BF H R ER SO BB IBB HBP BLK WP HR S P ERA WHIP													
Art Ditmar, R ERA: 3.06 Bobby Shantz, L ERA: 2.79 Ryne Duren, R ERA: 4.41 Hal Stowe, L ERA: 9.0 Duke Maas, R ERA: 4.09	(1, 1) (5, 1) (7, 1) (8, 1) (9, 1)	4.0 2.0 1.0 1.0 1.0	16 10 3 4 5	5 4 0 0 0	1 3 0 1 0	1 3 0 1 0	0 3 0 0 1	0 0 0 0 0	0 0 0 0 0	0 0 0 0 0	0 0 0 0 0	0 15 9 7 6	16 19 9 7 10	2.25 13.50 0.00 9.00 0.00	1.250 2.500 0.000 1.000 1.000										

AB 33
R 5
H 9
RBI 5
BB 3
SO 7
LOB 14



Batter	1	2	3	4	5	6	7	8	9	AB R H RBI BB SO LOB	BOTTOM														
Tony Kubek, L OBP: 0.311, SLG: 0.402 (1, 6)	0-3 K		0-0 HR		0-0 F8		0-0 1-3		0-0 F9	5 1 1 1 0 1 2	Boston Red Sox @ New York Yankees Yankee Stadium, Bronx, NY Fri Sep 30 1960, 7:05 PM EDT Att: 12,708 - Unknown - 73 F														
Hector Lopez, R OBP: 0.362, SLG: 0.415 (1, 7)	0-0 2B		0-3 K		0-3 K		0-0 6-3		0-0 1B FC4	5 1 2 1 0 2 0															
Roger Maris, L OBP: 0.370, SLG: 0.580 (1, 9)	0-0 F8		0-0 L3		0-0 F9			0-0 2B	0-0 FC4 1B	5 1 2 1 0 0 1															
Mickey Mantle, S OBP: 0.400, SLG: 0.560 Jim Pisoni, R OBP: 0.250, SLG: 0.143 Bob Cerv, R OBP: 0.347, SLG: 0.455 (1, 8) (4, 8) (8, PH) (9, 8)	0-3 K		0-0 4-3		0-0 E4		0-0 E4	0-0 L8 2B	0-0 FC4 1B	2 0 0 0 0 1 1 1 0 0 0 0 0 0 2 0 1 2 0 0 1															
Yogi Berra, L OBP: 0.347, SLG: 0.448 Johnny Blanchard, L OBP: 0.266, SLG: 0.418 (1, 2) (7, 2)		0-0 P5		0-0 4-3	0-3 K		0-0 K	0-0 L8		3 0 0 0 0 1 1 1 0 0 0 0 0 1															
Bill Skowron, R OBP: 0.351, SLG: 0.529 Deron Johnson, R (1, 3) (7, 5)		0-0 E 2B		0-0 4-3 BB 1B	0-3 K		0-0 K	0-0 L9		3 0 2 0 0 1 1 1 0 0 0 0 0 1															
Clete Boyer, R OBP: 0.266, SLG: 0.404 Dale Long, L OBP: 0.337, SLG: 0.467 (1, 5) (6, PH) (7, 3)		0-0 F7		0-0 4-3 BB	0-0 L8		0-0 L8	0-0 F8		1 0 0 0 1 0 1 2 0 0 0 0 0 2															
Bobby Richardson, R OBP: 0.304, SLG: 0.299 (1, 4)		0-0 E6		0-0 4-3	0-0 4-3		0-0 4-3		0-0 1B 1B	4 1 1 0 0 0 3															
Art Ditmar, R ERA: 3.06 Ken Fluntz, R OBP: 0.417, SLG: 0.306 Bobby Shantz, L ERA: 2.79 Ryne Duren, R ERA: 4.41 Jesse Gonder, L OBP: 0.200, SLG: 0.800 Hal Stowe, L ERA: 9.0 Duke Maas, R ERA: 4.09 Gil McGoldrick, R OBP: 0.307, SLG: 0.395 (1, 1) (4, PH) (5, 1) (7, 1) (7, PH) (8, 1) (9, 1) (9, PH)		0-3 K		0-3 K	0-3 K		0-0 HR	0-0 1B 1B	1 0 0 0 0 1 2 1 0 0 0 0 0 1 0 0 0 0 0 0 0 0 0 0 0 0 0 0 1 1 1 1 0 0 0 0 0 0 0 0 0 0 0 0 0 0 0 0 0 1 1 1 0 0 0 0																
Inning Stats	R: 0 E: 0 K: 2 S: 8	H: 1 LOB: 1 BB: 0 P: 8	R: 0 E: 1 K: 1 S: 7	H: 1 LOB: 2 BB: 0 P: 7	R: 1 E: 0 K: 1 S: 6	H: 1 LOB: 0 BB: 0 P: 6	R: 0 E: 0 K: 1 S: 6	H: 1 LOB: 2 BB: 1 P: 10	R: 0 E: 0 K: 2 S: 8	H: 0 LOB: 0 BB: 0 P: 5		R: 1 E: 0 K: 0 S: 4	H: 0 LOB: 1 BB: 0 P: 4	R: 1 E: 0 K: 0 S: 5	H: 2 LOB: 1 BB: 0 P: 5	R: 3 E: 0 K: 0 S: 6	H: 4 LOB: 2 BB: 0 P: 6	1B: 5 2B: 4 3B: 0 HR: 2	SF: 0 SAC: 0 DP: 0 HBP: 0	WP: 0 PB: 0 SB: 0 CS: 0	PA: 40				
PITCHER	IP WLS BF H R ER SO BB IBB HBP BLK WP HR S P ERA WHIP											IP WLS BF H R ER SO BB IBB HBP BLK WP HR S P ERA WHIP													
Bill Monbouquette, R ERA: 3.64 Tom Brewer, R ERA: 4.82 Tracy Stallard, R ERA:	(1, 1) (9, 1) (9, 1)	8.0 0.1 0.0	35 L 4 1	4 3 0	4 1 1	4 1 0	0 0 0	0 0 0	0 0 0	0 0 0	0 0 0	0 4 1	54 4 1	4.50 27.00 *	1.125 9.000 *										

AB 39
R 6
H 11
RBI 6
BB 1
SO 8
LOB 19



Batter	1	2	3	4	5	6	7	8	9	AB	R	H	RBI	BB	SO	LOB	TOP		
Pumpsie Green, S OBP: 0.349, SLG: 0.327 (1, 6)										4	0	3	0	0	0	0	Boston Red Sox @ New York Yankees Yankee Stadium, Bronx, NY Sat Oct 01 1960, 3:33 AM EDT Att: 10,244 - Unknown - 60 F		
Willie Tasby, R OBP: 0.356, SLG: 0.363 (1, 8)										4	0	1	0	0	0	2			
Vic Wertz, L OBP: 0.333, SLG: 0.458 (1, 3)										4	0	0	0	0	1	3			
Jim Pagliaroni, R OBP: 0.458, SLG: 0.586 (1, 2)										4	1	1	0	0	1	2			
Frank Matzone, R OBP: 0.313, SLG: 0.400 (1, 5)										4	0	0	0	0	0	1			
Pete Runnels, L OBP: 0.401, SLG: 0.394 (1, 4)										2	0	1	0	2	1	0			
Carroll Hardy, R OBP: 0.298, SLG: 0.321 (1, 7)										3	0	0	0	1	1	3			
Lou Clinton, R OBP: 0.276, SLG: 0.378 (1, 9)										4	0	1	1	0	0	3			
Chet Nichols, S (1, 1)										1	0	0	0	0	0	0			
Frank Sullivan, R OBP: 0.205, SLG: 0.125 (3, 1)										1	0	0	0	0	0	0			
Russ Nixon, L OBP: 0.324, SLG: 0.415 (7, PH)										1	0	0	0	0	0	2			
Tracy Stallard, R (7, 1)										0	0	0	0	0	0	0			
Rip Repulski, R OBP: 0.362 (9, PH)										1	0	0	0	0	1	2			
Inning Stats	R: 0 E: 0 K: 1 S: 6	H: 1 LOB: 1 BB: 0 P: 6	R: 0 E: 0 K: 0 S: 3	H: 0 LOB: 1 BB: 1 P: 7	R: 0 E: 0 K: 0 S: 4	H: 2 LOB: 1 BB: 0 P: 4	R: 0 E: 0 K: 1 S: 5	H: 0 LOB: 0 BB: 0 P: 5	R: 0 E: 0 K: 1 S: 6	H: 1 LOB: 1 BB: 0 P: 6	R: 0 E: 0 K: 0 S: 3	H: 0 LOB: 0 BB: 2 P: 11	R: 0 E: 0 K: 0 S: 3	H: 0 LOB: 0 BB: 0 P: 3	R: 1 E: 0 K: 1 S: 8	H: 3 LOB: 2 BB: 0 P: 8	1B: 5 2B: 2 3B: 0 HR: 0	SF: 0 SAC: 0 DP: 0 HBP: 0	WP: 1 PA: 36 PB: 0 SB: 1 CS: 0
PITCHER	IP WLS BF H R ER SO BB IBB HBP BLK WP HR S P ERA WHIP																		
Bill Stafford, R ERA: 2.25 (1, 1)	3.0	12	3	0	0	1	1	0	0	0	0	0	0	0	13	17	0.00	1.333	
Jim Coates, R ERA: 4.28 (4, 1)	2.0	6	0	0	0	2	0	0	0	0	0	0	0	10	10	0.00	0.000		
Bob Turley, R ERA: 3.27 (6, 1)	4.0	18	4	1	1	2	2	0	0	0	1	0	0	20	28	2.25	1.500		

AB 33
R 1
H 7
RBI 1
BB 3
SO 5
LOB 18



Batter	1	2	3	4	5	6	7	8	9	AB	R	H	RBI	BB	SO	LOB	BOTTOM		
Joe Demaestri, R OBP: 0.235, SLG: 0.265 (1, 6)										4	1	1	0	0	0	1	Boston Red Sox @ New York Yankees Yankee Stadium, Bronx, NY Sat Oct 01 1960, 3:33 AM EDT Att: 10,244 - Unknown - 60 F		
Bob Cerv, R OBP: 0.345, SLG: 0.452 (1, 7)										4	0	1	0	0	1	0			
Roger Maris, L OBP: 0.369, SLG: 0.577 (1, 9)										3	1	0	0	1	1	2			
Mickey Mantle, S OBP: 0.400, SLG: 0.560 (1, 8)										2	0	1	1	0	0	1			
Jim Pisoni, R OBP: 0.200, SLG: 0.111 (4, 8)										2	0	0	0	0	1	0			
Bill Skowron, R OBP: 0.351, SLG: 0.528 (1, 3)										3	1	1	0	0	0	2			
Dale Long, L OBP: 0.333, SLG: 0.462 (6, 3)										1	0	0	0	0	0	0			
Jesse Gonder, L OBP: 0.375, SLG: 0.714 (1, 2)										2	0	1	1	1	0	2			
Clete Boyer, R OBP: 0.286, SLG: 0.406 (1, 5)										3	0	1	1	0	0	1			
Bobby Richardson, R OBP: 0.363, SLG: 0.298 (1, 4)										2	0	0	0	0	0	2			
Gil McDougal, R OBP: 0.336, SLG: 0.394 (5, 4)										1	0	0	0	0	0	1			
Bill Stafford, R OBP: 0.045, SLG: 0.045 (1, 1)										1	0	0	0	0	1	1			
Jim Coates, R OBP: 0.294, SLG: 0.333 (4, 1)										1	0	0	0	0	0	0			
Bob Turley, R OBP: 0.105, SLG: 0.091 (6, 1)										1	0	0	0	0	1	0			
Inning Stats	R: 1 E: 0 K: 0 S: 6	H: 3 LOB: 2 BB: 0 P: 6	R: 0 E: 1 K: 1 S: 6	H: 0 LOB: 1 BB: 0 P: 6	R: 2 E: 0 K: 0 S: 6	H: 3 LOB: 2 BB: 1 P: 10	R: 0 E: 0 K: 0 S: 3	H: 0 LOB: 0 BB: 0 P: 3	R: 0 E: 0 K: 0 S: 2	H: 0 LOB: 0 BB: 1 P: 6	R: 0 E: 0 K: 2 S: 7	H: 0 LOB: 0 BB: 0 P: 7	R: 0 E: 0 K: 2 S: 7	H: 0 LOB: 0 BB: 0 P: 7	R: 0 E: 0 K: 2 S: 7	H: 0 LOB: 0 BB: 0 P: 7	1B: 5 2B: 1 3B: 0 HR: 0	SF: 0 SAC: 0 DP: 1 HBP: 0	WP: 0 PA: 32 PB: 0 SB: 0 CS: 0
PITCHER	IP WLS BF H R ER SO BB IBB HBP BLK WP HR S P ERA WHIP																		
Chet Nichols, L ERA: 4.26 (1, 1)	2.2	14	4	3	3	1	1	0	0	0	0	0	0	15	19	10.12	1.875		
Frank Sullivan, R ERA: 5.1 (3, 1)	3.1	12	2	0	0	0	1	0	0	0	0	0	0	11	15	0.00	0.900		
Tracy Stallard, R ERA: (7, 1)	2.0	6	0	0	0	4	0	0	0	0	0	0	0	14	14	0.00	0.000		

AB 30
R 3
H 6
RBI 3
BB 2
SO 5
LOB 13



Batter	1	2	3	4	5	6	7	8	9	AB	R	H	RBI	BB	SO	LOB	TOP					
Pumpsie Green, S OBP: 0.356, SLG: 0.338 (1, 6)										3	1	2	1	2	0	0	Boston Red Sox @ New York Yankees Yankee Stadium, Bronx, NY Sun Oct 02 1960, 3:33 AM EDT Att: 16,895 - Unknown - 64 F					
Willie Tasby, R OBP: 0.356, SLG: 0.362 (1, 8)										5	0	1	2	0	0	5						
Frank Malzone, R OBP: 0.313, SLG: 0.398 (1, 5)										5	0	1	0	0	0	3						
Jim Pagliaroni, R OBP: 0.434, SLG: 0.548 (1, 2)										4	0	0	0	0	1	3						
Don Gile, R OBP: 0.189, SLG: 0.294 (1, 3)										5	1	1	0	0	0	4						
Carroll Hardy, R OBP: 0.301, SLG: 0.319 (1, 7)										4	1	1	0	1	1	1						
Marian Coughtry, L OBP: 0.304, SLG: 0.158 (1, 4)										4	1	0	0	1	2	4						
Lou Clinton, R OBP: 0.281, SLG: 0.380 (1, 9)										3	2	2	2	1	0	0						
Earl Wilson, R OBP: 0.208, SLG: 0.217 (1, 1)										1	0	0	0	0	1	1						
Jerry Casale, R OBP: 0.333, SLG: 0.364 (2, 1)										1	0	1	0	0	0	0						
Vic Wertz, L OBP: 0.335, SLG: 0.459 (7, PH)										1	0	1	1	0	0	0						
Rip Repulski, R OBP: 0.286, SLG: 0.362 (7, FR)										0	1	0	0	0	0	0						
Arnold Earley, L (7, 1)										0	0	0	0	1	0	0						
Inning Stats	R: 1 E: 1 K: 0 S: 4	H: 1 LOB: 0 BB: 0 P: 4	R: 2 E: 1 K: 1 S: 7	H: 2 LOB: 0 BB: 0 P: 7	R: 0 E: 0 K: 0 S: 3	H: 0 LOB: 0 BB: 0 P: 3	R: 0 E: 0 K: 1 S: 5	H: 0 LOB: 0 BB: 0 P: 5	R: 0 E: 0 K: 1 S: 6	H: 1 LOB: 2 BB: 1 P: 10	R: 0 E: 0 K: 1 S: 6	H: 1 LOB: 1 BB: 0 P: 6	R: 3 E: 0 K: 0 S: 5	H: 2 LOB: 3 BB: 3 P: 17	R: 1 E: 0 K: 0 S: 5	H: 2 LOB: 2 BB: 1 P: 9	R: 0 E: 0 K: 1 S: 6	H: 1 LOB: 2 BB: 1 P: 10	1B: 9 2B: 0 3B: 1 HR: 0	SF: 0 SAC: 1 DP: 0 HBP: 0	WP: 1 PB: 1 SB: 0 CS: 1	PA: 44
PITCHER	IP	WLS	BF	H	R	ER	SO	BB	IBB	HBP	BLK	WP	HR	S	P	ERA	WHIP					
Ralph Terry, R ERA: 3.4 (1, 1)	4.0		15	3	3	1	2	0	0	0	0	0	0	19	19	2.25	0.750					
Whitey Ford, L ERA: 3.09 (5, 1)	2.0		9	2	0	0	2	1	0	0	0	0	0	12	16	0.00	1.500					
Ryne Duren, R ERA: 4.96 (7, 1)	0.0		3	1	3	3	0	2	0	0	0	1	0	1	9	∞	∞					
Luis Arroyo, L ERA: 2.88 (7, 1)	1.0		5	1	0	0	0	1	0	0	0	0	0	4	8	0.00	2.000					
Duke Maas, R ERA: 4.09 (8, 1)	2.0	W	11	3	1	1	1	2	0	0	0	0	0	11	19	4.50	2.500					

AB 36
R 7
H 10
RBI 6
BB 6
SO 5
LOB 21



Batter	1	2	3	4	5	6	7	8	9	AB	R	H	RBI	BB	SO	LOB	BOTTOM					
Tony Kubek, L OBP: 0.312, SLG: 0.401 (1, 6)										4	2	1	1	1	1	2	Boston Red Sox @ New York Yankees Yankee Stadium, Bronx, NY Sun Oct 02 1960, 3:33 AM EDT Att: 16,895 - Unknown - 64 F					
Bob Cerv, R OBP: 0.346, SLG: 0.449 (1, 7)										4	1	1	0	1	0	2						
Roger Maris, L OBP: 0.581, SLG: 0.581 (1, 9)										3	1	2	3	0	0	0						
Joe Demaestri, R OBP: 0.222, SLG: 0.250 (5, 6)										2	0	0	0	0	1	2						
Mickey Mantle, S OBP: 0.400, SLG: 0.559 (1, 8)										1	0	0	0	0	0	2						
Jim Pisoni, R OBP: 0.200, SLG: 0.111 (2, 8)										0	0	0	0	0	0	0						
Jesse Gonder, L OBP: 0.333, SLG: 0.714 (2, PH)										0	0	0	1	0	0	0						
Ken Hunt, R OBP: 0.407, SLG: 0.364 (3, 8)										3	1	1	0	0	0	2						
Bill Skowron, R OBP: 0.353, SLG: 0.528 (1, 3)										2	0	1	1	1	1	0						
Dale Long, L OBP: 0.336, SLG: 0.495 (6, 3)										2	1	1	2	0	1	0						
Yogi Berra, L OBP: 0.347, SLG: 0.446 (1, 2)										2	0	0	0	1	0	1						
Johnny Blanchard, L OBP: 0.292, SLG: 0.414 (6, 2)										1	0	0	0	0	0	0						
Clete Boyer, R OBP: 0.285, SLG: 0.405 (1, 5)										1	0	0	0	0	1	3						
Hector Lopez, R OBP: 0.361, SLG: 0.414 (3, PH)										1	0	0	0	0	0	0						
Deron Johnson, R OBP: 0.500, SLG: 0.750 (4, 5)										2	0	2	0	0	0	0						
Bobby Richardson, R OBP: 0.303, SLG: 0.298 (1, 4)										3	0	1	0	0	0	4						
Ryne Duren, R (7, 1)										0	0	0	0	0	0	0						
Luis Arroyo, L (7, 1)										0	0	0	0	0	0	0						
Elston Howard, R OBP: 0.298, SLG: 0.353 (7, PH)										1	0	0	0	0	0	1						
Duke Maas, R (8, 1)										0	0	0	0	0	0	0						
Ralph Terry, R OBP: 0.140, SLG: 0.143 (1, 1)										2	1	1	0	0	0	1						
Whitey Ford, L OBP: 0.274, SLG: 0.189 (5, 1)										0	0	0	0	0	0	0						
Gil McDougald, R OBP: 0.338, SLG: 0.402 (6, PH)										1	1	1	0	1	0	0						
Inning Stats	R: 2 E: 0 K: 1 S: 7	H: 2 LOB: 3 BB: 3 P: 19	R: 3 E: 0 K: 0 S: 6	H: 3 LOB: 1 BB: 1 P: 10	R: 0 E: 0 K: 0 S: 4	H: 1 LOB: 1 BB: 0 P: 4	R: 0 E: 0 K: 0 S: 3	H: 0 LOB: 0 BB: 0 P: 3	R: 0 E: 0 K: 1 S: 6	H: 1 LOB: 1 BB: 0 P: 6	R: 0 E: 0 K: 1 S: 6	H: 1 LOB: 2 BB: 1 P: 10	R: 0 E: 0 K: 1 S: 6	H: 1 LOB: 1 BB: 0 P: 6	R: 1 E: 0 K: 1 S: 6	H: 1 LOB: 0 BB: 0 P: 6	R: 2 E: 0 K: 0 S: 2	H: 2 LOB: 0 BB: 0 P: 2	1B: 8 2B: 1 3B: 2 HR: 1	SF: 1 SAC: 0 DP: 0 HBP: 0	WP: 1 PB: 0 SB: 2 CS: 0	PA: 41
PITCHER	IP	WLS	BF	H	R	ER	SO	BB	IBB	HBP	BLK	WP	HR	S	P	ERA	WHIP					
Earl Wilson, R ERA: 4.71 (1, 1)	1.1		12	5	5	5	1	2	1	0	0	0	0	11	23	33.75	5.250					
Jerry Casale, R ERA: 8.19 (2, 1)	4.2		19	3	0	0	2	2	0	0	0	0	0	21	29	0.00	1.071					
Arnold Earley, L ERA: 15.75 (7, 1)	2.0	L	10	4	3	3	2	0	0	0	0	0	1	14	14	13.50	2.000					

AB 35
R 8
H 12
RBI 8
BB 5
SO 5
LOB 20



Batter	1	2	3	4	5	6	7	8	9	AB	R	H	RBI	BB	SO	LOB	TOP					
Tony Kubek, L (1, 6) OBP: 0.600, SLG: 0.600										5	0	3	0	0	0	1						
Hector Lopez, R (1, 7) OBP: 0.200, SLG: 0.200										5	0	1	0	0	0	3						
Roger Maris, L (1, 9) OBP: 0.750, SLG: 1.500										4	2	3	1	0	0	1						
Mickey Mantle, S (1, 8)										3	0	0	0	1	2	2						
Yogi Berra, L (1, 2) OBP: 0.250, SLG: 0.250										4	0	1	0	0	0	4						
Bill Skowron, R (1, 3) OBP: 0.500, SLG: 0.500										4	0	2	1	0	2	2						
Clete Boyer, R (1, 5) Dale Long, L (2, PH) Gil McDougald, R (2, 5) OBP: 0.333, SLG: 0.333										0	0	0	0	0	0	0	AB 37					
Bobby Richardson, R (1, 4)										4	1	0	0	0	0	5	R 4					
Art Ditmar, R (1, 1) Jim Coates, R (1, 1) Johnny Blanchard, L (5, PH) Duke Maas, R (5, 1) Bob Cerv, R (7, PH) Ryne Duren, R (7, 1) Elston Howard, R (9, PH) OBP: 0.500, SLG: 1.000										0	0	0	0	0	0	0	H 13					
Inning Stats	R: 1 E: 0 K: 0 S: 4	H: 2 LOB: 0 BB: 0 P: 4	R: 0 E: 0 K: 0 S: 4	H: 2 LOB: 1 BB: 0 P: 4	R: 0 E: 0 K: 1 S: 5	H: 0 LOB: 0 BB: 0 P: 5	R: 1 E: 0 K: 0 S: 5	H: 2 LOB: 2 BB: 1 P: 9	R: 0 E: 0 K: 0 S: 4	H: 1 LOB: 1 BB: 0 P: 4	R: 0 E: 0 K: 2 S: 7	H: 0 LOB: 0 BB: 0 P: 7	R: 0 E: 0 K: 0 S: 4	H: 1 LOB: 1 BB: 0 P: 4	R: 0 E: 0 K: 2 S: 9	H: 2 LOB: 2 BB: 0 P: 9	R: 2 E: 0 K: 0 S: 5	H: 3 LOB: 0 BB: 0 P: 5	1B: 11 2B: 1 3B: 0 HR: 2	SF: 0 SAC: 0 DP: 3 HBP: 0	WP: 1 PB: 0 SB: 0 CS: 0	PA: 38
PITCHER	IP WLS BF H R ER SO BB IBB HBP BLK WP HR S P ERA WHIP																					
Vern Law, R (1, 1) ERA: 2.57	7.0 W 30 10 2 2 3 1 0 0 0 0 1 1 35 39 2.57 1.571																					
Roy Face, R (8, 1) ERA: 9.0	2.0 S 8 3 2 2 2 0 0 0 0 0 0 1 12 12 9.00 1.500																					

New York Yankees @ Pittsburgh Pirates
Forbes Field, Pittsburgh, PA
Wed Oct 05 1960, 3:33 AM EDT
Att: 36,676 - Unknown

AB 37
R 4
H 13
RBI 4
BB 1
SO 5
LOB 22




Batter	1	2	3	4	5	6	7	8	9	AB	R	H	RBI	BB	SO	LOB	BOTTOM			
Bill Virdon, L (1, 8) OBP: 0.500, SLG: 0.667										3	1	1	1	1	1	1				
Dick Groat, R (1, 6) OBP: 0.500, SLG: 0.750										4	1	2	1	0	0	2				
Bob Skinner, L (1, 7) Gino Cimoli, R (8, 7) OBP: 0.500, SLG: 0.333										3	1	1	1	0	0	1				
Dick Stuart, R (1, 3) OBP: 0.250, SLG: 0.250										4	0	1	0	0	1	3				
Roberto Clemente, R (1, 9) OBP: 0.250, SLG: 0.250										4	0	1	1	0	0	3				
Smoky Burgess, L (1, 2)										4	0	0	0	0	1	3				
Don Hoak, R (1, 5)										2	1	0	0	2	0	1	AB 30			
Bill Mazerowski, R (1, 4) OBP: 0.500, SLG: 1.250										4	2	2	2	0	1	1	R 6			
Vern Law, R (1, 1) Roy Face, R (8, 1)										1	0	0	0	0	0	0	H 8			
Inning Stats	R: 3 E: 0 K: 0 S: 6	H: 3 LOB: 1 BB: 1 P: 10	R: 0 E: 0 K: 2 S: 7	H: 0 LOB: 0 BB: 0 P: 7	R: 0 E: 0 K: 0 S: 4	H: 2 LOB: 1 BB: 0 P: 4	R: 2 E: 0 K: 0 S: 4	H: 1 LOB: 1 BB: 1 P: 9	R: 0 E: 0 K: 0 S: 6	H: 0 LOB: 1 BB: 0 P: 6	R: 1 E: 0 K: 0 S: 5	H: 2 LOB: 1 BB: 0 P: 5	R: 0 E: 0 K: 1 S: 5	H: 0 LOB: 0 BB: 0 P: 6	R: 0 E: 0 K: 0 S: 2	H: 0 LOB: 0 BB: 1 P: 6	1B: 5 2B: 2 3B: 0 HR: 1	SF: 0 SAC: 1 DP: 0 HBP: 2	WP: 0 PB: 0 SB: 0 CS: 1	PA: 36
PITCHER	IP WLS BF H R ER SO BB IBB HBP BLK WP HR S P ERA WHIP																			
Art Ditmar, R (1, 1) ERA: 81.0	0.1 L 5 3 3 3 0 1 0 0 0 0 0 1 17 22 81.00 12.000																			
Jim Coates, R (1, 1) ERA: 4.91	3.2 15 3 2 2 2 1 0 1 0 0 0 1 17 22 4.91 1.091																			
Duke Maas, R (5, 1) ERA: 4.5	2.0 9 2 1 1 1 0 0 0 0 0 0 0 11 11 4.50 1.000																			
Ryne Duren, R (7, 1) ERA:	2.0 7 0 0 0 0 1 1 0 1 0 0 0 7 12 0.00 0.500																			

New York Yankees @ Pittsburgh Pirates
Forbes Field, Pittsburgh, PA
Wed Oct 05 1960, 3:33 AM EDT
Att: 36,676 - Unknown

AB 30
R 6
H 8
RBI 6
BB 3
SO 4
LOB 16



Batter	1	2	3	4	5	6	7	8	9	AB	R	H	RBI	BB	SO	LOB	TOP			
Bill Virdon, L OBP: 0.231, SLG: 0.333 (1, 8)	G1-3			2B		4-3			3-1	4	0	1	0	0	0	1	Pittsburgh Pirates @ New York Yankees Yankee Stadium, Bronx, NY Sat Oct 08 1960, 3:33 AM EDT Att: 70,001 - Unknown livebaseballscores.com			
Dick Groat, R OBP: 0.250, SLG: 0.333 (1, 6)	4-3			G1-3		5-3			3-1	4	0	0	0	0	0	2				
Roberto Clemente, R OBP: 0.300, SLG: 0.300 (1, 9)	K			5-3					F9	4	0	1	0	0	1	1				
Dick Stuart, R OBP: 0.250, SLG: 0.250 (1, 3)		K		F9					E6	4	0	1	0	0	1	2				
Gino Cimoli, R OBP: 0.444, SLG: 0.286 (1, 7)		F7				4-3			K	3	0	0	0	1	1	2				
Hal Smith, R (1, 2)		F7				6-3				3	0	0	0	0	0	2				
Don Hoak, R OBP: 0.333, SLG: 0.400 (1, 5)				F8		F7			5-3	3	0	0	0	0	0	0				
Bill Mazerowski, R OBP: 0.364, SLG: 0.727 (1, 4)				G1-3					F8	3	0	1	0	0	0	0				
Vinegar Bend Mizell, R Clem Labine, R Fred Green, R George Witt, R Gene Baker, R Tom Cheney, R Dick Schofield, S Joe Gibbon, R (1, 1) (1, 1) (1, 1) (4, 1) (6, Ph) (6, 1) (6, Ph) (8, 1)				L6					L6	0	0	0	0	0	0	0		AB 31 R 0 H 4 RBI 0 BB 1 SO 3 LOB 11 		
Inning Stats	R: 0 E: 0 K: 1 S: 5	H: 0 LOB: 0 BB: 0 P: 5	R: 0 E: 0 K: 1 S: 5	H: 0 LOB: 0 BB: 0 P: 5	R: 0 E: 0 K: 0 S: 3	H: 0 LOB: 0 BB: 0 P: 3	R: 0 E: 0 K: 0 S: 4	H: 1 LOB: 1 BB: 0 P: 4	R: 0 E: 0 K: 0 S: 3	H: 0 LOB: 0 BB: 0 P: 3	R: 0 E: 0 K: 0 S: 4	H: 1 LOB: 1 BB: 0 P: 4	R: 0 E: 0 K: 0 S: 3	H: 0 LOB: 0 BB: 1 P: 7	R: 0 E: 0 K: 0 S: 3	H: 0 LOB: 0 BB: 0 P: 3			1B: 3 2B: 1 3B: 0 HR: 0	SF: 0 SAC: 0 DP: 1 HBP: 0
PITCHER Whitey Ford, L ERA:	(1, 1)	IP 9.0 WLS W BF 32 H 4 R 0 ER 0 SO 3 BB 1 IBB 0 HBP 0 BLK 0 WP 0 HR 0 S 37 P 41 ERA 0.00 WHIP 0.556											PITCHER	IP 9.0 WLS W BF 32 H 4 R 0 ER 0 SO 3 BB 1 IBB 0 HBP 0 BLK 0 WP 0 HR 0 S 37 P 41 ERA 0.00 WHIP 0.556						

Batter	1	2	3	4	5	6	7	8	9	AB	R	H	RBI	BB	SO	LOB	BOTTOM							
Bob Cerv, R OBP: 0.500, SLG: 0.500 (1, 7)				G3	K				F8	5	1	2	0	0	1	1	Pittsburgh Pirates @ New York Yankees Yankee Stadium, Bronx, NY Sat Oct 08 1960, 3:33 AM EDT Att: 70,001 - Unknown livebaseballscores.com							
Roger Maris, L OBP: 0.429, SLG: 0.583 (1, 9)				4-3	2B					3	0	0	0	1	0	4								
Yogi Berra, L OBP: 0.333, SLG: 0.333 (7, 9)					FC4-2				1B	1	0	1	0	0	0	0								
Mickey Mantle, S OBP: 0.600, SLG: 1.333 (1, 8)	1B	CS		HR	FC4-2				K	5	2	4	2	0	1	1								
Bill Skowron, R OBP: 0.400, SLG: 0.400 (1, 3)	1B	1B		1B	1B				6-3	5	2	2	1	0	1	3								
Gil McDougald, R OBP: 0.500, SLG: 0.500 (1, 5)	1B	1B		1B	1B				F8	4	2	1	0	1	1	3								
Elston Howard, R OBP: 0.545, SLG: 1.000 (1, 2)	1B			F7	WP				K	4	1	2	1	1	1	0								
Bobby Richardson, R OBP: 0.429, SLG: 0.692 (1, 4)	HR			K	WP				F8	5	1	2	6	0	1	1								
Tony Kubek, L OBP: 0.533, SLG: 0.500 (1, 6)	1B			5-3	1B				F7	3	0	1	0	1	0	0								
Whitey Ford, L OBP: 0.250, SLG: 0.250 (1, 1)	FC1-6								K	4	1	1	0	0	1	4								
Inning Stats	R: 6 E: 0 K: 0 S: 10	H: 7 LOB: 2 BB: 1 P: 14	R: 0 E: 0 K: 2 S: 7	H: 1 LOB: 0 BB: 0 P: 7	R: 0 E: 0 K: 1 S: 5	H: 0 LOB: 0 BB: 0 P: 5	R: 4 E: 0 K: 0 S: 9	H: 6 LOB: 3 BB: 1 P: 13	R: 0 E: 0 K: 1 S: 6	H: 1 LOB: 2 BB: 1 P: 10	R: 0 E: 0 K: 1 S: 5	H: 0 LOB: 0 BB: 0 P: 5	R: 0 E: 0 K: 2 S: 8	H: 1 LOB: 1 BB: 0 P: 8	R: 0 E: 0 K: 0 S: 3	H: 0 LOB: 1 BB: 1 P: 7	1B: 13 2B: 1 3B: 0 HR: 2	SF: 0 SAC: 0 DP: 0 HBP: 0	WP: 2 PB: 0 SB: 0 CS: 1	PA: 43				
PITCHER Vinegar Bend Mizell, L ERA: 18.0 Fred Green, L ERA: 18.0 George Witt, R ERA: Tom Cheney, R ERA: 3.0	(1, 1)	IP 0.1 WLS L BF 5 H 3 R 4 ER 2 SO 2 BB 1 IBB 0 HBP 0 BLK 0 WP 0 HR 0 S 4 P 8 ERA 108.00 WHIP 12.000	(1, 1)	IP 0.1 WLS BF 4 H 2 R 2 ER 2 SO 0 BB 0 IBB 0 HBP 0 BLK 0 WP 0 HR 0 S 5 P 5 ERA 54.00 WHIP 12.000	(1, 1)	IP 3.0 WLS BF 13 H 5 R 4 ER 4 SO 3 BB 0 IBB 0 HBP 0 BLK 0 WP 1 HR 1 S 19 P 19 ERA 12.00 WHIP 1.667	(4, 1)	IP 1.1 WLS BF 3 H 3 R 0 ER 0 SO 1 BB 1 IBB 0 HBP 0 BLK 0 WP 1 HR 0 S 9 P 17 ERA 0.00 WHIP 3.000	(6, 1)	IP 2.0 WLS BF 7 H 1 R 0 ER 0 SO 3 BB 0 IBB 0 HBP 0 BLK 0 WP 0 HR 0 S 13 P 13 ERA 0.00 WHIP 0.500											PITCHER Joe Gibbon, L ERA: 9.0	(8, 1)	IP 1.0 WLS BF 4 H 0 R 0 ER 0 SO 0 BB 1 IBB 0 HBP 0 BLK 0 WP 0 HR 0 S 3 P 7 ERA 0.00 WHIP 1.000	

Batter	1	2	3	4	5	6	7	8	9	AB	R	H	RBI	BB	SO	LOB	TOP					
Bill Virdon, L OBP: 0.235, SLG: 0.313 (1, 8)										4	0	1	2	0	2	2	Pittsburgh Pirates @ New York Yankees Yankee Stadium, Bronx, NY Sun Oct 09 1960, 3:33 AM EDT Att: 67,812 - Unknown					
Dick Groat, R OBP: 0.186, SLG: 0.250 (1, 6)										4	0	0	0	0	0	3						
Roberto Clemente, R OBP: 0.294, SLG: 0.294 (1, 9)										4	0	1	0	0	2	0						
Dick Stuart, R OBP: 0.167, SLG: 0.167 (1, 3)										4	0	0	0	0	0	1						
Gino Cimoli, R OBP: 0.385, SLG: 0.273 (1, 7)										4	1	1	0	0	0	1						
Smoky Burgess, L OBP: 0.308, SLG: 0.182 Bob Oldis, R (9, 2)										3	1	0	0	0	1	0						
Don Hoak, R OBP: 0.313, SLG: 0.357 (1, 5)										4	0	1	0	0	0	3						
Bill Mazerowski, R OBP: 0.357, SLG: 0.643 (1, 4)										3	0	1	0	0	1	2						
Vern Law, R OBP: 0.600, SLG: 0.750 Roy Face, R (7, 1)										3	1	2	1	0	1	0						
										1	0	0	0	0	1	1						
Inning Stats	R: 0 E: 0 K: 2 S: 7	H: 0 LOB: 0 BB: 0 P: 7	R: 0 E: 0 K: 0 S: 3	H: 0 LOB: 1 BB: 1 P: 7	R: 0 E: 0 K: 2 S: 7	H: 0 LOB: 0 BB: 0 P: 7	R: 0 E: 0 K: 1 S: 5	H: 0 LOB: 0 BB: 0 P: 5	R: 3 E: 0 K: 0 S: 7	H: 3 LOB: 1 BB: 0 P: 7	R: 0 E: 0 K: 0 S: 4	H: 1 LOB: 1 BB: 0 P: 4	R: 0 E: 0 K: 1 S: 7	H: 2 LOB: 2 BB: 0 P: 7	R: 0 E: 0 K: 0 S: 3	H: 0 LOB: 0 BB: 0 P: 3	R: 0 E: 0 K: 1 S: 6	H: 1 LOB: 1 BB: 0 P: 6	1B: 6 2B: 1 3B: 0 HR: 0	SF: 0 SAC: 1 DP: 0 HBP: 0	WP: 0 PB: 0 CS: 0	PA: 36
PITCHER	IP WLS BF H R ER SO BB IBB HBP BLK WP HR S P ERA WHIP																					
Ralph Terry, R ERA: 4.26 (1, 1)	6.1 L 27 6 3 3 5 1 0 0 0 0 0 0 36 40 4.26 1.105																					
Bobby Shantz, L ERA: (7, 1)	0.2 2 0 0 0 1 0 0 0 0 0 0 0 4 4 0.00 0.000																					
Jim Coates, R ERA: 3.18 (8, 1)	2.0 7 1 0 0 1 0 0 0 0 0 0 0 9 9 0.00 0.500																					

Batter	1	2	3	4	5	6	7	8	9	AB	R	H	RBI	BB	SO	LOB	BOTTOM					
Bob Cerv, R OBP: 0.400, SLG: 0.400 (1, 7)										4	0	1	0	0	1	3	Pittsburgh Pirates @ New York Yankees Yankee Stadium, Bronx, NY Sun Oct 09 1960, 3:33 AM EDT Att: 67,812 - Unknown					
Tony Kubek, L OBP: 0.474, SLG: 0.500 (1, 6)										4	0	1	0	0	1	3						
Roger Maris, L OBP: 0.333, SLG: 0.438 (1, 9)										4	0	0	0	0	0	2						
Mickey Mantle, S OBP: 0.526, SLG: 1.067 (1, 8)										3	0	0	0	1	2	0						
Yogi Berra, L OBP: 0.231, SLG: 0.231 (1, 2)										4	0	0	0	0	0	3						
Bill Skowron, R OBP: 0.421, SLG: 0.632 (1, 3)										4	2	2	1	0	0	0						
Gil McDougald, R OBP: 0.438, SLG: 0.429 (1, 5)										4	0	1	0	0	1	0						
Bobby Richardson, R OBP: 0.471, SLG: 0.750 Dale Long, L (8, PH)										3	0	2	1	0	0	1						
										1	0	0	0	0	0	0						
										0	0	0	0	0	0	0						
Inning Stats	R: 0 E: 0 K: 0 S: 4	H: 2 LOB: 2 BB: 1 P: 8	R: 0 E: 0 K: 0 S: 4	H: 1 LOB: 1 BB: 0 P: 4	R: 0 E: 0 K: 0 S: 3	H: 0 LOB: 0 BB: 0 P: 3	R: 1 E: 0 K: 2 S: 8	H: 1 LOB: 0 BB: 0 P: 8	R: 0 E: 0 K: 3 S: 10	H: 1 LOB: 1 BB: 0 P: 10	R: 0 E: 0 K: 0 S: 3	H: 0 LOB: 0 BB: 0 P: 3	R: 1 E: 0 K: 0 S: 6	H: 3 LOB: 2 BB: 0 P: 6	R: 0 E: 0 K: 1 S: 5	H: 0 LOB: 0 BB: 0 P: 5	R: 0 E: 0 K: 0 S: 3	H: 0 LOB: 0 BB: 0 P: 3	1B: 4 2B: 3 3B: 0 HR: 1	SF: 0 SAC: 0 DP: 1 HBP: 0	WP: 0 PB: 0 CS: 0	PA: 35
PITCHER	IP WLS BF H R ER SO BB IBB HBP BLK WP HR S P ERA WHIP																					
Vern Law, R ERA: 2.7 (1, 1)	6.1 W 27 8 2 2 5 0 0 0 0 0 0 0 10 10 2.84 1.263																					
Roy Face, R ERA: 3.86 (7, 1)	2.2 S 8 0 0 0 1 0 0 0 0 0 0 0 10 10 0.00 0.000																					

Batter	1	2	3	4	5	6	7	8	9	AB	R	H	RBI	BB	SO	LOB	TOP			
Bill Virdon, L OBP: 0.227, SLG: 0.333 (1, 8)	F2	F5			4-3		2B		G1-3	5	0	1	0	0	0	3	Pittsburgh Pirates @ New York Yankees Yankee Stadium, Bronx, NY Mon Oct 10 1960, 3:33 AM EDT Att: 62,753 - Unknown livebaseballscorecards.com			
Dick Groat, R OBP: 0.200, SLG: 0.300 (1, 6)	F7		1B	2B	6-3		F7			4	1	1	0	0	0	2				
Roberto Clemente, R OBP: 0.286, SLG: 0.286 (1, 9)	6-3			1B	6-3			K		4	0	1	1	0	1	0				
Dick Stuart, R OBP: 0.188, SLG: 0.188 Rocky Nelson, L OBP: 0.400, SLG: 0.400 (8, 3)			FC4	1B	P5			5-3		4	0	1	0	0	0	1				
Gino Cimoli, R OBP: 0.294, SLG: 0.200 (1, 7)		FC4	2B	E	F9		K		K	4	1	0	0	0	2	2				
Smoky Burgess, L OBP: 0.353, SLG: 0.333 Joe Christopher, R (9, PR) Bob Oldis, R (9, 2)		E	2B	4-3			F8		E7	4	1	2	0	0	0	1				
Don Hoak, R OBP: 0.350, SLG: 0.389 (1, 5)		E5	2B		FC5-4		K		1B	4	1	2	2	0	1	1				
Bill Mazerowski, R OBP: 0.333, SLG: 0.611 (1, 4)				FC5-4	G1-6-3		F7		K	4	0	1	2	0	1	3				
Harvey Haddix, L OBP: 0.333, SLG: 0.333 Roy Face, R (7, 1)					G1-6-3				K	3	0	1	0	0	1	2				
										1B: 6	SF: 0	WP: 1	PA: 37							
Inning Stats	R: 0 E: 0 K: 0 S: 3	H: 0 LOB: 0 BB: 0 P: 3	R: 3 E: 1 K: 1 S: 9	H: 3 LOB: 1 BB: 0 P: 9	R: 1 E: 0 K: 0 S: 5	H: 2 LOB: 1 BB: 0 P: 5	R: 0 E: 0 K: 0 S: 3	H: 1 LOB: 0 BB: 0 P: 3	R: 0 E: 0 K: 1 S: 5	H: 0 LOB: 0 BB: 0 P: 5	R: 0 E: 0 K: 1 S: 7	H: 2 LOB: 2 BB: 0 P: 7	R: 0 E: 0 K: 2 S: 7	H: 0 LOB: 0 BB: 0 P: 7	R: 1 E: 1 K: 2 S: 9	H: 2 LOB: 2 BB: 0 P: 9		1B: 6 2B: 4 3B: 0 HR: 0	SF: 0 SAC: 0 DP: 1 HBP: 0	WP: 1 PB: 0 CS: 0
PITCHER	IP WLS BF H R ER SO BB IBB HBP BLK WP HR S P ERA WHIP																			
Art Ditmar, R ERA: 21.6 (1, 1)	1.1 L 8 3 3 1 0 0 0 0 0 0 0 0 8 6 6.75 2.250																			
Luis Arroyo, L ERA: 13.5 (2, 1)	0.2 4 2 1 1 1 0 0 0 0 0 0 0 6 6 13.50 3.000																			
Bill Stafford, R ERA: (3, 1)	5.0 17 3 0 0 2 0 0 0 0 0 0 0 21 21 0.00 0.600																			
Ryne Duren, R ERA: 2.25 (8, 1)	2.0 8 2 1 1 4 0 0 0 0 0 1 0 16 16 4.50 1.000																			

Batter	1	2	3	4	5	6	7	8	9	AB	R	H	RBI	BB	SO	LOB	BOTTOM					
Gil McDougald, R OBP: 0.350, SLG: 0.333 (1, 5)	B5-3		G1-3		F9		FC6-4			4	0	0	0	0	0	2	Pittsburgh Pirates @ New York Yankees Yankee Stadium, Bronx, NY Mon Oct 10 1960, 3:33 AM EDT Att: 62,753 - Unknown livebaseballscorecards.com					
Roger Maris, L OBP: 0.318, SLG: 0.550 (1, 9)	4-3		HR		P6		K			4	1	1	1	0	1	2						
Bob Cerv, R OBP: 0.357, SLG: 0.357 (1, 7)	E5		4-3		K			F8		4	0	1	0	0	1	0						
Mickey Mantle, S OBP: 0.565, SLG: 1.000 (1, 8)						K			BB	1	0	0	0	3	1	0						
Bill Skowron, R OBP: 0.348, SLG: 0.522 (1, 3)	K		F9			6-3		P6		4	0	0	0	0	1	4						
Elston Howard, R OBP: 0.500, SLG: 0.923 Yogi Berra, L OBP: 0.214, SLG: 0.214 (8, PH) (9, 2)		4-1	G3		E6			4-3		3	1	1	0	0	1	0						
Bobby Richardson, R OBP: 0.361, SLG: 0.600 (1, 4)		4-1			L4-3					4	0	0	0	0	0	2						
Tony Kubek, L OBP: 0.435, SLG: 0.455 (1, 6)		G3			K				P6	4	0	1	1	0	1	0						
Art Ditmar, R Luis Arroyo, L Bill Stafford, R Hector Lopez, R Ryne Duren, R Johnny Blanchard, L OBP: 0.333, SLG: 0.333 (1, 1) (2, 1) (3, 1) (7, PH) (8, 1) (9, PH)		6-3							F9	0	0	0	0	0	0	0						
										1B: 3	SF: 0	WP: 0	PA: 36									
Inning Stats	R: 0 E: 1 K: 1 S: 6	H: 1 LOB: 2 BB: 1 P: 10	R: 1 E: 0 K: 0 S: 4	H: 1 LOB: 0 BB: 0 P: 4	R: 1 E: 0 K: 0 S: 4	H: 1 LOB: 1 BB: 1 P: 8	R: 0 E: 1 K: 2 S: 8	H: 0 LOB: 1 BB: 0 P: 8	R: 0 E: 0 K: 1 S: 5	H: 0 LOB: 0 BB: 0 P: 5	R: 0 E: 0 K: 2 S: 7	H: 0 LOB: 0 BB: 0 P: 7	R: 0 E: 0 K: 1 S: 7	H: 2 LOB: 2 BB: 0 P: 7	R: 0 E: 0 K: 0 S: 3	H: 0 LOB: 1 BB: 1 P: 7		R: 0 E: 0 K: 0 S: 3	H: 0 LOB: 0 BB: 0 P: 3	1B: 3 2B: 2 3B: 0 HR: 1	SF: 0 SAC: 0 DP: 1 HBP: 0	WP: 0 PB: 1 CS: 0
PITCHER	IP WLS BF H R ER SO BB IBB HBP BLK WP HR S P ERA WHIP																					
Harvey Haddix, L ERA: 2.84 (1, 1)	6.1 W 27 5 2 2 6 1 1 0 0 0 0 0 1 37 45 2.84 0.947																					
Roy Face, R ERA: 2.45 (7, 1)	2.2 S 9 0 0 0 1 1 0 0 0 0 0 0 10 14 0.00 0.375																					

Batter	1	2	3	4	5	6	7	8	9	AB	R	H	RBI	BB	SO	LOB	TOP																			
Clete Boyer, R OBP: 0.250, SLG: 0.625 (1, 5)	G1-3	K	F8			1B	G5-4-3		4-3	6	1	1	0	0	1	5	New York Yankees @ Pittsburgh Pirates Forbes Field, Pittsburgh, PA Wed Oct 12 1960, 3:33 AM EDT Att: 38,580 - Unknown																			
Tony Kubek, L OBP: 0.414, SLG: 0.407 (1, 6) (8, 7)	4-3		2B 1B HBP	F9		1B 1B 1B	L8		L9	5	2	1	1	0	0	0																				
Roger Maris, L OBP: 0.370, SLG: 0.600 (1, 9)	F8		1B	K		1B 1B 1B			FC4-6 1B	5	1	3	0	0	1	0																				
Mickey Mantle, S OBP: 0.536, SLG: 0.850 (1, 8)		G1-3	1B SF9			K			FC4-6 WP E	4	2	1	2	1	1	3																				
Yogi Berra, L OBP: 0.368, SLG: 0.333 Joe Demaestri, R OBP: 0.500, SLG: 0.500 (8, 6)	1B BB	1B 3B 1B	1B	G3		G6-4-3 1B			E8 4-3 2B 1B	4	3	3	2	1	0	1																				
Bill Skowron, R OBP: 0.357, SLG: 0.556 (1, 3)	1B HBP 1B		SF9			F9 2B	G6-4-3 1B		4-3	4	0	2	1	0	0	3																				
Elston Howard, R Eli Grba, R (2, PR)	1B HBP		3B 1B			F9				0	0	0	0	0	0	0																				
Johnny Blanchard, L OBP: 0.571, SLG: 0.857 (2, 2)	1B		3B 1B			2-3				4	2	3	1	0	0	1																				
Bobby Richardson, R OBP: 0.385, SLG: 0.720 (1, 4)	F8		3B			L5			F7	5	1	2	3	0	0	5																				
Whitey Ford, L OBP: 0.250, SLG: 0.250 (1, 1)	1B		K			4-3			G3	4	0	1	2	0	1	2																				
Inning Stats	R: 0 E: 0 K: 0 S: 3	H: 0 LOB: 0 BB: 0 P: 3	R: 1 E: 0 K: 1 S: 7	H: 2 LOB: 3 BB: 1 P: 12	R: 5 E: 0 K: 1 S: 10	H: 5 LOB: 0 BB: 0 P: 11	R: 0 E: 0 K: 1 S: 5	H: 0 LOB: 1 BB: 1 P: 9	R: 0 E: 0 K: 0 S: 4	H: 1 LOB: 1 BB: 0 P: 4	R: 2 E: 0 K: 1 S: 8	H: 4 LOB: 1 BB: 0 P: 8	R: 2 E: 0 K: 0 S: 5	H: 2 LOB: 0 BB: 0 P: 5	R: 2 E: 1 K: 0 S: 6	H: 3 LOB: 1 BB: 0 P: 6	R: 0 E: 0 K: 0 S: 3	H: 0 LOB: 0 BB: 0 P: 3	1B: 10 2B: 4 3B: 3 HR: 0	SF: 1 SAC: 1 DP: 2 HBP: 2	WP: 1 PB: 0 SB: 0 CS: 0	PA: 47														
PITCHER	IP	WLS	BF	H	R	ER	SO	BB	IBB	HBP	BLK	WP	HR	S	P	ERA	WHIP	PITCHER		IP	WLS	BF	H	R	ER	SO	BB	IBB	HBP	BLK	WP	HR	S	P	ERA	WHIP
Bob Friend, R ERA: 10.5 Tom Cheney, R ERA: 4.5 Vinegar Bend Mizell, L ERA: 15.43 Fred Green, L ERA: 22.5 Clem Labine, R ERA: 13.8	(1, 1)	2.0	L	14	5	5	5	1	1	0	2	0	0	0	13	19	22.50	3.000	George Witt, R ERA:		(9, 1)	1.0		3	0	0	0	0	0	0	0	3	3	0.00	0.000	



Batter	1	2	3	4	5	6	7	8	9	AB	R	H	RBI	BB	SO	LOB	BOTTOM																			
Bill Virdon, L OBP: 0.231, SLG: 0.320 (1, 8)	G4-6-3 1B		4-3			4-3			4-3	4	0	1	0	0	0	0	New York Yankees @ Pittsburgh Pirates Forbes Field, Pittsburgh, PA Wed Oct 12 1960, 3:33 AM EDT Att: 38,580 - Unknown																			
Dick Groat, R OBP: 0.208, SLG: 0.292 George Witt, R (9, 1)	G4-6-3 1-2		K			F9			1B	4	0	1	0	0	1	1																				
Roberto Clemente, R OBP: 0.320, SLG: 0.320 (1, 9)	1B					6-3			6-3	4	0	2	0	0	0	1																				
Dick Stuart, R OBP: 0.150, SLG: 0.150 (1, 3)	K					6-3			6-3	4	0	0	0	0	1	2																				
Gino Cimoli, R OBP: 0.286, SLG: 0.211 (1, 7)	5-3					K			G5-4-3 1B	4	0	1	0	0	1	0																				
Hal Smith, R OBP: 0.286, SLG: 0.286 (1, 2)	FC5-4 1B					G5-4-3 BB 1B			FC6-4 FC2-6 1-2	4	0	2	0	0	0	2																				
Don Hoak, R OBP: 0.348, SLG: 0.350 (1, 5)	FC5-4 1-2					G5-4-3 BB			FC2-6	2	0	0	0	1	0	2																				
Bill Mazerowski, R OBP: 0.286, SLG: 0.524 (1, 4)	L8					G5-4-3 1-2 2-3			F8	3	0	0	0	0	0	4																				
Bob Friend, R Tom Cheney, R Gene Baker, R Vinegar Bend Mizell, R Rocky Nelson, L Fred Green, L Clem Labine, R Dick Skowron, S	K	5-3	0	0	0	0	0	0	0																				
Inning Stats	R: 0 E: 0 K: 1 S: 6	H: 2 LOB: 1 BB: 0 P: 6	R: 0 E: 0 K: 0 S: 4	H: 1 LOB: 0 BB: 0 P: 4	R: 0 E: 0 K: 2 S: 7	H: 0 LOB: 0 BB: 0 P: 7	R: 0 E: 0 K: 1 S: 5	H: 0 LOB: 0 BB: 0 P: 5	R: 0 E: 0 K: 0 S: 4	H: 1 LOB: 1 BB: 0 P: 4	R: 0 E: 0 K: 0 S: 4	H: 0 LOB: 1 BB: 0 P: 4	R: 0 E: 0 K: 0 S: 4	H: 1 LOB: 1 BB: 0 P: 4	R: 0 E: 0 K: 0 S: 3	H: 1 LOB: 0 BB: 0 P: 3		1B: 7 2B: 0 3B: 0 HR: 0	SF: 0 SAC: 0 DP: 3 HBP: 0	WP: 0 PB: 0 SB: 0 CS: 0	PA: 33															
PITCHER	IP	WLS	BF	H	R	ER	SO	BB	IBB	HBP	BLK	WP	HR	S	P	ERA	WHIP	PITCHER		IP	WLS	BF	H	R	ER	SO	BB	IBB	HBP	BLK	WP	HR	S	P	ERA	WHIP
Whitey Ford, L ERA:	(1, 1)	9.0	W	33	7	0	0	5	1	0	0	0	0	0	42	46	0.00	0.889	George Witt, R ERA:		(9, 1)	1.0		3	0	0	0	0	0	0	3	3	0.00	0.000		



Batter	1	2	3	4	5	6	7	8	9	AB	R	H	RBI	BB	SO	LOB	TOP										
Bobby Richardson, R OBP: 0.387, SLG: 0.667 (1, 4)	L6		F7			BB 1B	FC5-4		1B	5	2	2	0	0	0	2											
Tony Kubek, L OBP: 0.394, SLG: 0.367 Joe Demaestri, R OBP: 0.500, SLG: 0.500 Dale Long, L OBP: 0.333, SLG: 0.333 Gil McDougald, R OBP: 0.350, SLG: 0.333 (1, 6)	P4			P6		1B HR BB	L9		1B	3	1	0	0	1	0	1											
Roger Maris, L OBP: 0.313, SLG: 0.500 (1, 9)	F5			L9		F5		G1-3	F2	5	0	0	0	0	0	4											
Mickey Mantle, S OBP: 0.545, SLG: 0.800 (1, 8)		F8				HR 1B		L6	FC6-4 1B	5	1	3	2	0	0	0											
Yogi Berra, L OBP: 0.375, SLG: 0.455 (1, 7)	G5-3			F9				1B	G3	4	2	1	4	1	0	2											
Bill Skowron, R OBP: 0.394, SLG: 0.625 (1, 3)	G6-3					HR	F5	1B	FC6-4	5	2	2	1	0	0	2											
Johnny Blanchard, L OBP: 0.455, SLG: 0.636 (1, 2)			G1-3				F8	G3		4	0	1	1	0	0	0											
Clete Boyer, R OBP: 0.250, SLG: 0.583 (9, 6)			P4				L4		F8	4	0	1	1	0	0	0											
Bob Turley, R OBP: 0.286, SLG: 0.250 Bill Stafford, R OBP: 0.429, SLG: 0.429 Hector Lopez, R OBP: 0.333, SLG: 0.333 Bobby Shantz, L OBP: 0.333, SLG: 0.333 Jim Coates, R OBP: 0.333, SLG: 0.333 Ralph Terry, R OBP: 0.333, SLG: 0.333 (1, 1)				P3					L9	0	0	0	0	0	0	0											
Inning Stats	R: 0 E: 0 K: 0 S: 6	H: 0 LOB: 0 BB: 0 P: 11	R: 0 E: 0 K: 0 S: 8	H: 0 LOB: 0 BB: 0 P: 14	R: 0 E: 0 K: 0 S: 8	H: 1 LOB: 1 BB: 0 P: 10	R: 0 E: 0 K: 0 S: 11	H: 1 LOB: 1 BB: 0 P: 15	R: 1 E: 0 K: 0 S: 11	H: 1 LOB: 0 BB: 0 P: 16	R: 4 E: 0 K: 0 S: 17	H: 3 LOB: 0 BB: 1 P: 27	R: 0 E: 0 K: 0 S: 10	H: 1 LOB: 1 BB: 0 P: 14	R: 2 E: 0 K: 0 S: 14	H: 3 LOB: 2 BB: 0 P: 23	R: 2 E: 0 K: 0 S: 8	H: 3 LOB: 2 BB: 0 P: 14	1B: 10 2B: 1 3B: 0 HR: 2	SF: 0 SAC: 0 DP: 0 HBP: 0	WP: 0 PB: 0 SB: 0 CS: 0	PA: 42					
PITCHER	IP	WLS	BF	H	R	ER	SO	BB	IBB	HBP	BLK	WP	HR	S	P	ERA	WHIP										
Vern Law, R ERA: 3.44 Roy Face, R ERA: 5.23 Bob Friend, R ERA: 13.5 Harvey Haddix, L ERA: 2.45 (1, 1)	5.0		20	4	3	3	0	1	0	0	0	0	1	48	74	5.40	1.000										
PITCHER	IP	WLS	BF	H	R	ER	SO	BB	IBB	HBP	BLK	WP	HR	S	P	ERA	WHIP										
Bob Turley, R ERA: 4.82 Bill Stafford, R ERA: 1.5 Bobby Shantz, L ERA: 4.26 Jim Coates, R ERA: 5.68 Ralph Terry, R ERA: 5.4 (2, 1)	1.0		5	2	1	1	0	1	0	0	0	0	0	10	16	9.00	3.000										
PITCHER	IP	WLS	BF	H	R	ER	SO	BB	IBB	HBP	BLK	WP	HR	S	P	ERA	WHIP										
Bob Turley, R ERA: 4.82 Bill Stafford, R ERA: 1.5 Bobby Shantz, L ERA: 4.26 Jim Coates, R ERA: 5.68 Ralph Terry, R ERA: 5.4 (3, 1)	5.0		18	4	3	3	0	1	0	0	0	0	0	36	56	5.40	1.000										
PITCHER	IP	WLS	BF	H	R	ER	SO	BB	IBB	HBP	BLK	WP	HR	S	P	ERA	WHIP										
Don Hoak, R OBP: 0.333, SLG: 0.304 (1, 5)																											
Bill Mazerowski, R OBP: 0.320, SLG: 0.640 (1, 4)																											
Vern Law, R OBP: 0.429, SLG: 0.500 Roy Face, R ERA: 5.23 Gino Cimoli, R OBP: 0.318, SLG: 0.250 Bob Friend, R ERA: 13.5 Harvey Haddix, L OBP: 0.333, SLG: 0.333 (1, 1)	1.0		6	2	3	3	0	1	0	0	0	0	0	10	20	27.00	3.000										
PITCHER	IP	WLS	BF	H	R	ER	SO	BB	IBB	HBP	BLK	WP	HR	S	P	ERA	WHIP										
Bob Turley, R ERA: 4.82 Bill Stafford, R ERA: 1.5 Bobby Shantz, L ERA: 4.26 Jim Coates, R ERA: 5.68 Ralph Terry, R ERA: 5.4 (8, 1)	0.2		4	2	2	2	0	0	0	0	0	0	1	9	13	27.00	3.000										
PITCHER	IP	WLS	BF	H	R	ER	SO	BB	IBB	HBP	BLK	WP	HR	S	P	ERA	WHIP										
Don Hoak, R OBP: 0.333, SLG: 0.304 (8, 1)	0.1	L	2	1	1	1	0	0	0	0	0	0	1	3	5	27.00	3.000										
PITCHER	IP	WLS	BF	H	R	ER	SO	BB	IBB	HBP	BLK	WP	HR	S	P	ERA	WHIP										
Don Hoak, R OBP: 0.333, SLG: 0.304 (8, 1)	0.1	L	2	1	1	1	0	0	0	0	0	0	1	3	5	27.00	3.000										

New York Yankees @ Pittsburgh Pirates
Forbes Field, Pittsburgh, PA
Thu Oct 13 1960, 3:33 AM EDT
Att: 36,683 - Unknown

AB 40
R 9
H 13
RBI 9
BB 2
SO 0
LOB 13



Batter	1	2	3	4	5	6	7	8	9	AB	R	H	RBI	BB	SO	LOB	BOTTOM										
Bill Virdon, L OBP: 0.267, SLG: 0.345 (1, 8)	F7	E9			G4-3			SH5-3 1B		4	1	2	2	0	0	0											
Dick Groat, R OBP: 0.214, SLG: 0.286 (1, 6)	P6	G5-3			L1			1B SH5-3 HR 1B		4	1	1	1	0	0	1											
Bob Skinner, L OBP: 0.429, SLG: 0.200 (1, 7)	HR BB		G3-1			L9		SH5-3		2	1	0	0	1	0	0											
Rocky Nelson, L OBP: 0.400, SLG: 0.667 (1, 3)	HR			G4-6-3 BB		G3-1		F9		3	1	1	2	1	0	2											
Roberto Clemente, R OBP: 0.310, SLG: 0.310 (1, 9)	P4		G4-6-3			G1-3		HR 1B		4	1	1	1	0	0	1											
Smoky Burgess, L OBP: 0.400, SLG: 0.389 Joe Christopher, R ERA: 1.5 Hal Smith, R OBP: 0.375, SLG: 0.750 (1, 2)				G4-3						3	0	2	0	0	0	0											
Don Hoak, R OBP: 0.333, SLG: 0.304 (1, 5)					G4-3					0	0	0	0	0	0	0											
Bill Mazerowski, R OBP: 0.320, SLG: 0.640 (1, 4)										1	1	1	3	0	0	0											
Vern Law, R OBP: 0.429, SLG: 0.500 Roy Face, R ERA: 5.23 Gino Cimoli, R OBP: 0.318, SLG: 0.250 Bob Friend, R ERA: 13.5 Harvey Haddix, L OBP: 0.333, SLG: 0.333 (1, 1)										3	1	0	0	1	0	1											
PITCHER	IP	WLS	BF	H	R	ER	SO	BB	IBB	HBP	BLK	WP	HR	S	P	ERA	WHIP										
Don Hoak, R OBP: 0.333, SLG: 0.304 (1, 5)	4.0																										
Bill Mazerowski, R OBP: 0.320, SLG: 0.640 (1, 4)	4.0																										
Vern Law, R OBP: 0.429, SLG: 0.500 Roy Face, R ERA: 5.23 Gino Cimoli, R OBP: 0.318, SLG: 0.250 Bob Friend, R ERA: 13.5 Harvey Haddix, L OBP: 0.333, SLG: 0.333 (1, 1)	1.0		6	2	3	3	0	1	0	0	0	0	0	10	20	27.00	3.000										
PITCHER	IP	WLS	BF	H	R	ER	SO	BB	IBB	HBP	BLK	WP	HR	S	P	ERA	WHIP										
Don Hoak, R OBP: 0.333, SLG: 0.304 (1, 5)	4.0																										
Bill Mazerowski, R OBP: 0.320, SLG: 0.640 (1, 4)	4.0																										
Vern Law, R OBP: 0.429, SLG: 0.500 Roy Face, R ERA: 5.23 Gino Cimoli, R OBP: 0.318, SLG: 0.250 Bob Friend, R ERA: 13.5 Harvey Haddix, L OBP: 0.333, SLG: 0.333 (1, 1)	1.0		6	2	3	3	0	1	0	0	0	0	0	10	20	27.00	3.000										
PITCHER	IP	WLS	BF	H	R	ER	SO	BB	IBB	HBP	BLK	WP	HR	S	P	ERA	WHIP										
Don Hoak, R OBP: 0.333, SLG: 0.304 (1, 5)	4.0																										
Bill Mazerowski, R OBP: 0.320, SLG: 0.640 (1, 4)	4.0																										
Vern Law, R OBP: 0.429, SLG: 0.500 Roy Face, R ERA: 5.23 Gino Cimoli, R OBP: 0.318, SLG: 0.250 Bob Friend, R ERA: 13.5 Harvey Haddix, L OBP: 0.333, SLG: 0.333 (1, 1)	1.0		6	2	3	3	0	1	0	0	0	0	0	10	20	27.00	3.000										
PITCHER	IP	WLS	BF	H	R	ER	SO	BB	IBB	HBP	BLK	WP	HR	S	P	ERA	WHIP										
Don Hoak, R OBP: 0.333, SLG: 0.304 (1, 5)	4.0																										
Bill Mazerowski, R OBP: 0.320, SLG: 0.640 (1, 4)	4.0																										
Vern Law, R OBP: 0.429, SLG: 0.500 Roy Face, R ERA: 5.23 Gino Cimoli, R OBP: 0.318, SLG: 0.250 Bob Friend, R ERA: 13.5 Harvey Haddix, L OBP: 0.333, SLG: 0.333 (1, 1)	1.0		6	2	3	3	0	1	0	0	0	0	0	10	20	27.00	3.000										
PITCHER	IP	WLS	BF	H	R	ER	SO	BB	IBB	HBP	BLK	WP	HR	S	P	ERA	WHIP										
Don Hoak, R OBP: 0.333, SLG: 0.304 (1, 5)	4.0																										
Bill Mazerowski, R OBP: 0.320, SLG: 0.640 (1, 4)	4.0																										
Vern Law, R OBP: 0.429, SLG: 0.500 Roy Face, R ERA: 5.23 Gino Cimoli, R OBP: 0.318, SLG: 0.250 Bob Friend, R ERA: 13.5 Harvey Haddix, L OBP: 0.333, SLG: 0.333 (1, 1)	1.0		6	2	3	3	0	1	0	0	0	0	0	10	20	27.00	3.000										
PITCHER	IP	WLS	BF	H	R	ER	SO	BB	IBB	HBP	BLK	WP	HR	S	P	ERA	WHIP										
Don Hoak, R OBP: 0.333, SLG: 0.304 (1, 5)	4.0																										
Bill Mazerowski, R OBP: 0.320, SLG: 0.640 (1, 4)	4.0																										
Vern Law, R OBP: 0.429, SLG: 0.500 Roy Face, R ERA: 5.23 Gino Cimoli, R OBP: 0.318, SLG: 0.250 Bob Friend, R ERA: 13.5 Harvey Haddix, L OBP: 0.333, SLG: 0.333 (1, 1)	1.0		6	2	3	3	0	1	0	0	0	0	0	10	20	27.00	3.000										
PITCHER	IP	WLS	BF	H	R	ER	SO	BB	IBB	HBP	BLK	WP	HR	S	P												