New York Yankees - 1962

Batter	1	2	3	4	5	6	7	8	9	AB	R	H	RBI	BB	SO	LOB
Johnny Temple, R (1, 4) OBP: 0.600, SLG: 1.200	5-3		HR		1B		G3		E 4-3 1B	5	1	3	1	0	0	0
Marv Breeding, R (9, PR)										0	0	0	0	0	0	0
Earl Robinson, R (1, 9)	1-3		F8		F9		K		4-3	5	0	0	0	0	1	3
Boog Powell, L (1, 7)	K		K		F5		K		1-3	4	0	0	0	0	3	2
Russ Snyder, L (8, 7)										1	0	0	0	0	0	2
Jim Gentile, L (1, 3) OBP: 0.400, SLG: 0.600		BB 2B 1B	K			4-3		2B 2B	E4	5	2	2	0	0	1	2
Dave Nicholson, R (9, PR)										0	0	0	0	0	0	0
Jackie Brandt, R (1, 8) OBP: 0.200, SLG: 0.400		F8		F2		L4		5-3 SF7 2B	P4	5	1	1	1	0	0	3
Brooks Robinson, R (1, 5) OBP: 0.500, SLG: 0.500		L7		G4-6-3 1B		BB 1B 1B		5-3		4	1	2	0	0	0	2
Gus Triandos, R (1, 2)		BBBB 4-0 1-2 2B BB		G4-6-3 1-2f		BBBB 4-0 1B 1-2 BB		SF7 3-H		1	1	0	1	2	0	1
Jerry Adair, R (1, 6) OBP: 1.000, SLG: 1.333		1-H 2-H 2B			FC5-6 1B	1-3 2-H 1B		BBBB 4-0 BB		3	0	3	3	1	0	0
Billy Hoeft, L (1, 1)		K			FC5-6 F9 1B 1-2f	L1		K		2	0	0	0	0	1	2
Dick Williams, R (6, PH)										1	0	0	0	0	0	2
Hal Brown, R (6, 1)										1	0	0	0	0	1	1
Hoyt Wilhelm, R (8, 1)										0	0	0	0	0	0	0
Inning Stats	R: 0 E: 0 K: 1 S: 5 H: 0 LOB: 0 BB: 0 P: 5	R: 2 E: 0 K: 1 S: 7 H: 2 LOB: 1 BB: 1 P: 11	R: 1 E: 0 K: 2 S: 8 H: 1 LOB: 0 BB: 0 P: 8	R: 0 E: 0 K: 0 S: 3 H: 1 LOB: 0 BB: 0 P: 3	R: 0 E: 0 K: 0 S: 5 H: 2 LOB: 2 BB: 0 P: 5	R: 1 E: 0 K: 0 S: 5 H: 2 LOB: 2 BB: 1 P: 9	R: 0 E: 0 K: 2 S: 7 H: 0 LOB: 0 BB: 0 P: 7	R: 2 E: 0 K: 1 S: 7 H: 2 LOB: 1 BB: 1 P: 11	R: 0 E: 1 K: 0 S: 5 H: 1 LOB: 2 BB: 0 P: 5	1B: 7 2B: 3 3B: 0 HR: 1	SF: 1 SAC: 0 DP: 1 HBP: 0						

PITCHER	IP	WLS	BF	H	R	ER	SO	BB	IBB	HBP	BLK	WP	HR	S	P	ERA	WHIP
Whitey Ford, L (1, 1) ERA: 6.0	6.0		27	8	4	4	4	2	0	0	0	0	1	33	41	6.00	1.667
Ralph Terry, R (7, 1) ERA: 9.0	2.0	W	10	3	2	2	3	1	0	0	0	0	0	15	19	9.00	2.000
Luis Arroyo, L (9, 1) ERA:	1.0	S	4	0	0	0	0	0	0	0	0	0	0	4	4	0.00	0.000

PITCHER	IP	WLS	BF	H	R	ER	SO	BB	IBB	HBP	BLK	WP	HR	S	P	ERA	WHIP

TOP

Baltimore Orioles @ New York Yankees

Yankee Stadium, Bronx, NY

Tue Apr 10 1962, 3:33 AM EST

Att. 22,978 - Unknown - 62 F

livebaseballscorecards.com

AB	37
R	6
H	11
RBI	6
BB	3
SO	7
LOB	20

WP: 0 PB: 0 SB: 0 CS: 0 PA: 41

Baltimore Orioles @ New York Yankees

Yankee Stadium, Bronx, NY

Tue Apr 10 1962, 3:33 AM EST
Att. 22,978 - Unknown - 62 F

livebaseballscorecards.com

BOTTOM

Batter	1	2	3	4	5	6	7	8	9	AB	R	H	RBI	BB	SO	LOB
Bobby Richardson, R (1, 4) OBP: 0.500, SLG: 0.333	BBBB 4-0 BB BB BB		x 0-0 ① 4-3		x 0-0 1B HR 1B		x 0-0 ① F7			3	1	1	0	1	0	0
Tom Tresh, S (1, 6) OBP: 0.500, SLG: 0.333	BBBB 4-0 BB 1-2 BB		x 0-0 ② F8		x 0-0 HR 1-2 1B		x 0-0 ② F9			3	1	1	0	1	0	0
Roger Maris, L (1, 9) OBP: 0.250, SLG: 1.000	x 0-0 ① L9		x 0-0 ③ F2		x 0-0 1-H 2-H HR		x 0-0 ③ 4-3			4	1	1	3	0	0	2
Mickey Mantle, S (1, 8) OBP: 0.500, SLG: 1.333	BBBB 4-0 1-2 2-3 BB			x 0-0 ① 6-3	x 0-0 ① F9			x 0-0 HR		3	1	1	1	1	0	0
Elston Howard, R (1, 2) OBP: 0.500, SLG: 0.750	SSS 0-3 ② K			x 0-0 IHR 1B	x 0-0 ② F9			x 0-0 1B 2B		4	2	2	0	0	1	3
Bill Skowron, R (1, 3) OBP: 0.500, SLG: 1.250	x 0-0 ③ F3			x 0-0 1-H IHR	x 0-0 ③ F7			x 0-0 G6-4-3 BB 2-H 1B		4	1	2	3	0	0	3
Hector Lopez, R (1, 7)		x 0-0 ① F4		x 0-0 ② 5-3		x 0-0 ① 5-3		BBBB 4-0 1-2 G6-4-3 BB		3	0	0	0	1	0	0
Clete Boyer, R (1, 5) OBP: 0.500, SLG: 0.500		x 0-0 ② 5-3		x 0-0 1B		x 0-0 G3-6-3 1B		x 0-0 ① ② G6-4-3 1-2f 2-3		4	0	2	0	0	0	2
Whitey Ford, L (1, 1) Joe Pepitone, L (6, PH) Ralph Terry, R (7, 1) Luis Arroyo, L (9, 1)		x 0-0 ③ F9		x 0-0 ③ F9		x 0-0 ② ③ G3-6-3 1-2f		x 0-0 ③ 5-3		2 1 1 0	0 0 0 0	0 0 0 0	0 0 0 0	0 0 0 0	0 0 0 0	1 1 1 0
Inning Stats	R: 0 E: 0 K: 1 S: 5 H: 0 LOB: 3 BB: 3 P: 17	R: 0 E: 0 K: 0 S: 3 H: 0 LOB: 0 BB: 0 P: 3	R: 0 E: 0 K: 0 S: 3 H: 0 LOB: 0 BB: 0 P: 3	R: 2 E: 0 K: 0 S: 6 H: 3 LOB: 1 BB: 0 P: 6	R: 3 E: 0 K: 0 S: 6 H: 3 LOB: 0 BB: 0 P: 6	R: 0 E: 0 K: 0 S: 3 H: 1 LOB: 0 BB: 0 P: 3	R: 0 E: 0 K: 0 S: 3 H: 0 LOB: 0 BB: 0 P: 3	R: 2 E: 0 K: 0 S: 5 H: 3 LOB: 1 BB: 1 P: 9									

	AB	32
	R	7
	H	10
	RBI	7
	BB	4
	SO	1
	LOB	13

1B: 6 2B: 1 3B: 0 HR: 3
SF: 0 SAC: 0 DP: 2 HBP: 0
WP: 0 PB: 0 SB: 0 CS: 0
PA: 36

PITCHER		IP	WLS	BF	H	R	ER	SO	BB	IBB	HBP	BLK	WP	HR	S	P	ERA	WHIP
Billy Hoeft, L ERA: 9.0	(1, 1)	5.0		24	6	5	5	1	3	0	0	0	0	1	23	35	9.00	1.800
Hal Brown, R ERA: 9.0	(6, 1)	2.0	L	8	3	2	2	0	0	0	0	0	0	1	8	8	9.00	1.500
Hoyt Wilhelm, R ERA:	(8, 1)	1.0		4	1	0	0	0	1	0	0	0	0	0	3	7	0.00	2.000

PITCHER	IP	WLS	BF	H	R	ER	SO	BB	IBB	HBP	BLK	WP	HR	S	P	ERA	WHIP

New York Yankees @ Detroit Tigers

Tiger Stadium, Detroit, MI

Fri Apr 13 1962, 3:33 AM EST

Att. 29,411 - Unknown - 36 F

TOP

livebaseballscorecards.com

Batter	1	2	3	4	5	6	7	8	9	AB	R	H	RBI	BB	SO	LOB
Bobby Richardson, R (1, 4) OBP: 0.333, SLG: 0.250	6-3	F6			1B		L6		FC6-4 1-2f	5	0	1	0	0	0	3
Tom Tresh, S (1, 6) OBP: 0.333, SLG: 0.143	G3		L9		L7		BB		K	4	0	0	0	1	1	2
Roger Maris, L (1, 9) OBP: 0.222, SLG: 0.556	L4		3-1		BB 1-3 1B		K		F4	5	0	1	0	0	1	2
Mickey Mantle, S (1, 8) OBP: 0.500, SLG: 0.833		1B 2B 1B	4-3		BB 1-2		K			3	1	1	0	1	1	1
Yogi Berra, L (1, 7) OBP: 0.500, SLG: 0.500		2B 1-3 FC8-5 1B		4-3	F6			1B		4	1	2	0	0	0	3
Phil Linz, R (8, PR)										0	0	0	0	0	0	0
Jack Reed, R (8, 7)										0	0	0	0	0	0	0
Elston Howard, R (1, 2) OBP: 0.500, SLG: 1.125		FC8-5 1-3 3-H 2B		HR	L8			K		4	1	2	2	0	1	4
Bill Skowron, R (1, 3) OBP: 0.250, SLG: 0.625		F8		K		F6		K		4	0	0	0	0	2	3
Clete Boyer, R (1, 5) OBP: 0.571, SLG: 0.500		FC8-5 BB		1B		1-3		F2		2	0	1	0	1	0	0
Johnny Blanchard, L (8, PH)										1	0	0	0	0	0	1
Billy Gardner, R (8, 5)										0	0	0	0	0	0	0
Bill Stafford, R (1, 1)		FC8-5 1-2 2-3f 3-H		K		6-3			FC6-4 1B	3	0	0	1	0	1	3
Luis Arroyo, L (7, 1)										0	0	0	0	0	0	0
Jim Coates, R (7, 1)										0	0	0	0	0	0	0
Joe Pepitone, L (9, PH) OBP: 0.500, SLG: 0.500										1	0	1	0	0	0	0
Inning Stats	R: 0 E: 0 K: 0 S: 3 H: 0 LOB: 0 BB: 0 P: 3	R: 2 E: 0 K: 0 S: 6 H: 3 LOB: 2 BB: 1 P: 10	R: 0 E: 0 K: 0 S: 3 H: 0 LOB: 0 BB: 0 P: 3	R: 1 E: 0 K: 2 S: 9 H: 2 LOB: 1 BB: 0 P: 9	R: 0 E: 0 K: 0 S: 5 H: 2 LOB: 3 BB: 1 P: 9	R: 0 E: 0 K: 0 S: 3 H: 0 LOB: 0 BB: 0 P: 3	R: 0 E: 0 K: 2 S: 7 H: 0 LOB: 1 BB: 1 P: 11	R: 0 E: 0 K: 2 S: 8 H: 1 LOB: 1 BB: 0 P: 8	R: 0 E: 0 K: 1 S: 6 H: 1 LOB: 1 BB: 0 P: 6	1B: 7 2B: 1 3B: 0 HR: 1 SF: 0 SAC: 0 DP: 0 HBP: 0						

AB	36
R	3
H	9
RBI	3
BB	3
SO	7
LOB	22

WP: 0 PB: 0 SB: 0 CS: 0 PA: 39

PITCHER		IP	WLS	BF	H	R	ER	SO	BB	IBB	HBP	BLK	WP	HR	S	P	ERA	WHIP
Frank Lary, R ERA: 3.86	(1, 1)	7.0	W	31	7	3	3	4	3	0	0	0	0	1	36	48	3.86	1.429
Jim Bunning, R ERA:	(8, 1)	2.0	S	8	2	0	0	3	0	0	0	0	0	0	14	14	0.00	1.000

PITCHER		IP	WLS	BF	H	R	ER	SO	BB	IBB	HBP	BLK	WP	HR	S	P	ERA	WHIP

New York Yankees @ Detroit Tigers

Tiger Stadium, Detroit, MI

Fri Apr 13 1962, 3:33 AM EST

Att. 29,411 - Unknown - 36 F

livebaseballscorecards.com

BOTTOM

Batter	1	2	3	4	5	6	7	8	9	AB	R	H	RBI	BB	SO	LOB
Jake Wood, R (1, 4) OBP: 0.625, SLG: 0.571	F9			1B		BB E 1B	BB BB BB	FC5-4 1-2f		4	2	2	0	1	0	1
Bill Bruton, L (1, 8) OBP: 0.375, SLG: 0.286	4-3			F8		E BB SF7 1-2 1B	BB BB 1-2 BB			3	1	1	0	1	0	1
Al Kaline, R (1, 9) OBP: 0.375, SLG: 0.167	L9			1-2 1B		1-2 BB	1-2 2-3 3-H BB			2	0	1	1	2	0	0
Rocky Colavito, R (1, 7)		K		F5		E5 1-2 2-3 3-H	F6			4	0	0	1	0	1	7
Norm Cash, L (1, 3) OBP: 0.250, SLG: 0.333		4-3		K		SF7 3-H	FC6-4 1-2 2-3 3-H BB			2	0	0	2	1	1	2
Steve Boros, R (1, 5)		K			K	F1	FC6-4 1-2f			4	0	0	0	0	2	5
Chico Fernandez, R (1, 6) OBP: 0.125, SLG: 0.125		4-3			F5		F7	FC5-4 1B		4	0	1	0	0	0	0
Mike Roarke, R (1, 2)		K			F7		3B 1B	FC5-4 FC5-4 1-2f		2	0	0	0	0	1	0
Bubba Morton, R (7, PH) OBP: 1.000, SLG: 1.000										1	1	1	0	0	0	0
Dick Brown, R (8, 2)										1	0	0	0	0	0	1
Frank Lary, R (1, 1) OBP: 0.333, SLG: 1.000		K				4-3	BB 3B 1-H	K		3	0	1	1	0	1	0
Reno Bertoia, R (7, PR)										0	1	0	0	0	0	0
Jim Bunning, R (8, 1)										1	0	0	0	0	1	1
Inning Stats	R: 0 E: 0 K: 0 S: 3 H: 0 LOB: 0 BB: 0 P: 3	R: 0 E: 0 K: 2 S: 7 H: 0 LOB: 0 BB: 0 P: 7	R: 0 E: 0 K: 2 S: 7 H: 0 LOB: 0 BB: 0 P: 7	R: 0 E: 0 K: 1 S: 7 H: 2 LOB: 2 BB: 0 P: 7	R: 0 E: 0 K: 1 S: 5 H: 0 LOB: 0 BB: 0 P: 5	R: 2 E: 1 K: 0 S: 6 H: 2 LOB: 2 BB: 1 P: 10	R: 3 E: 0 K: 0 S: 5 H: 2 LOB: 3 BB: 4 P: 21	R: 0 E: 0 K: 1 S: 6 H: 1 LOB: 1 BB: 0 P: 6		1B: 6 2B: 0 3B: 1 HR: 0	SF: 1 SAC: 0 DP: 0 HBP: 0						

	AB	31
	R	5
	H	7
	RBI	5
	BB	5
	SO	7
	LOB	18

WP: 0 PB: 0 SB: 0 CS: 0 PA: 37

PITCHER		IP	WLS	BF	H	R	ER	SO	BB	IBB	HBP	BLK	WP	HR	S	P	ERA	WHIP
Bill Stafford, R ERA: 1.5	(1, 1)	6.0		24	4	2	1	6	1	0	0	0	0	0	35	39	1.50	0.833
Luis Arroyo, L ERA: 20.25	(7, 1)	0.1	L	6	2	3	3	0	3	0	0	0	0	0	3	15	81.00	15.000
Jim Coates, R ERA:	(7, 1)	1.2		7	1	0	0	1	1	0	0	0	0	0	8	12	0.00	1.200

PITCHER	IP	WLS	BF	H	R	ER	SO	BB	IBB	HBP	BLK	WP	HR	S	P	ERA	WHIP

Batter	1	2	3	4	5	6	7	8	9	AB	R	H	RBI	BB	SO	LOB
Bobby Richardson, R (1, 4) OBP: 0.267, SLG: 0.214	F7	L7		1-3 BB 1B 2-H 1B	1-3		L9		6-3	6	1	1	1	0	0	4
Tom Tresh, S (1, 6) OBP: 0.400, SLG: 0.250	6-3		BB HR 1B	1-3 1B BB 1-2		1-3		F8	1B	5	2	2	0	1	0	0
Roger Maris, L (1, 9) OBP: 0.267, SLG: 0.429	BB 1B BB		F8	1-3 1-2 2-3		F7		1B	4-3	5	1	1	0	1	0	4
Mickey Mantle, S (1, 8) OBP: 0.692, SLG: 0.875	1B BB 1-2		HR BB 1-2	2-H 1B 3-H		BB		L1-6-3 1B 1-3		2	1	2	2	3	0	0
Johnny Blanchard, L (1, 7) OBP: 0.333, SLG: 0.833 Jack Reed, R (8, 7)	1B 1-3 2-H		HR 1-H 2-H	G3		4-3		L1-6-3 1-2		5 0	1 0	2 0	4 0	0 0	0 0	4 0
Elston Howard, R (1, 2) OBP: 0.538, SLG: 1.154	K	K			WP 3B		1B		2B	5	2	3	0	0	2	2
Bill Skowron, R (1, 3) OBP: 0.231, SLG: 0.462		6-3	5-3		K 3-H		F8		HR 2-H 1B	5	1	1	1	0	1	1
Clete Boyer, R (1, 5) OBP: 0.750, SLG: 1.000		SH1-3 BB		E 1B 1B	5-3 BB		1B 1-2		HR 1-H	3	2	3	2	2	0	0
Ralph Terry, R (1, 1) Jim Coates, R (6, 1) Luis Arroyo, L (7, 1)		SH1-3 1-2		L7 1-2	5-3 1-2		K		K	2 1 1	0 0 0	0 0 0	0 0 0	0 0 0	0 1 1	2 2 0
Inning Stats	R: 1 H: 1 E: 0 LOB: 2 K: 1 BB: 2 S: 6 P: 14	R: 0 H: 0 E: 0 LOB: 1 K: 0 BB: 1 S: 3 P: 7	R: 3 H: 2 E: 0 LOB: 0 K: 1 BB: 1 S: 7 P: 11	R: 3 H: 3 E: 1 LOB: 1 K: 0 BB: 1 S: 6 P: 10	R: 1 H: 1 E: 0 LOB: 1 K: 1 BB: 1 S: 6 P: 10	R: 0 H: 0 E: 0 LOB: 1 K: 0 BB: 1 S: 3 P: 7	R: 0 H: 2 E: 0 LOB: 2 K: 1 BB: 0 S: 7 P: 7	R: 0 H: 2 E: 0 LOB: 1 K: 0 BB: 0 S: 4 P: 4	R: 3 H: 4 E: 0 LOB: 1 K: 1 BB: 0 S: 9 P: 9	1B: 11 SF: 0 2B: 1 SAC: 1 3B: 1 DP: 1 HR: 2 HBP: 0						WP: 1 PA: 48 PB: 0 SB: 0 CS: 0	

PITCHER	IP	WLS	BF	H	R	ER	SO	BB	IBB	HBP	BLK	WP	HR	S	P	ERA	WHIP
Phil Regan, R (1, 1) ERA: 17.18	3.2	L	22	6	7	7	2	5	0	0	0	0	1	21	41	17.18	3.000
Doug Gallagher, L (4, 1) ERA:	0.1		1	0	0	0	0	0	0	0	0	0	0	1	1	0.00	0.000
Jerry Casale, R (5, 1) ERA: 4.5	2.0		9	1	1	1	1	2	0	0	0	1	0	9	17	4.50	1.500
Ron Kline, R (7, 1) ERA: 6.75	2.0		9	4	0	0	1	0	0	0	0	0	0	11	11	0.00	2.000
Hank Aguirre, L (9, 1) ERA: 27.0	1.0		7	4	3	3	1	0	0	0	0	0	1	9	9	27.00	4.000

PITCHER	IP	WLS	BF	H	R	ER	SO	BB	IBB	HBP	BLK	WP	HR	S	P	ERA	WHIP

TOP

New York Yankees @ Detroit Tigers

Tiger Stadium, Detroit, MI

Sat Apr 14 1962, 3:33 AM EST

Att. 12,558 - Overcast - 40 F

livebaseballscorecards.com

AB	40
R	11
H	15
RBI	10
BB	7
SO	5
LOB	19

Batter	1	2	3	4	5	6	7	8	9	AB	R	H	RBI	BB	SO	LOB
Jake Wood, R (1, 4) OBP: 0.385, SLG: 0.333	E6 FC6-4		6-3		K	FC6-4 1-2f 2-3 3-H		F8		5	0	0	1	0	1	3
Bill Bruton, L (1, 8) OBP: 0.308, SLG: 0.182	F8		F5		FC5-4 BB	F5		F8		4	0	0	0	1	0	4
Al Kaline, R (1, 9) OBP: 0.462, SLG: 0.222	FC6-4 1-2f			3-1 1B 1B 1B	L9		BB 1-3 BB		G4-6-3 BB	3	1	1	0	2	0	2
Rocky Colavito, R (1, 7) OBP: 0.077, SLG: 0.077	K			3-1 1-2 1B 1B	FC5-4 1-2f		1-3 1-2		F4	5	1	1	0	0	1	4
Norm Cash, L (1, 3) OBP: 0.385, SLG: 1.000		HR	3-1 1-2 2-3			HR	L8-6-4 BB		G4-6-3 1-2f	4	2	2	2	1	0	3
Steve Boros, R (1, 5)		L8	K			5-3	1-2 2-3 BB			3	0	0	0	1	1	2
Chico Fernandez, R (1, 6) OBP: 0.250, SLG: 0.182		5-3	1B 2-H 3-H 1B			FC6-4 BB BB BB	L8-6-4 2-3			3	1	1	2	1	0	3
Mike Roarke, R (1, 2) OBP: 0.250, SLG: 0.143		K	1-3 1B			FC6-4 1-2 BB		5-3		3	0	1	0	1	1	0
Phil Regan, R (1, 1)			F3	3-1						1	0	0	0	0	0	0
Doug Gallagher, R (4, 1)										0	0	0	0	0	0	0
Vic Wertz, L (4, PH)										1	0	0	0	0	0	2
Jerry Casale, R (5, 1)										0	0	0	0	0	0	0
Charlie Maxwell, L (6, PH)										0	0	0	0	1	0	0
Ron Kline, R (7, 1)										0	0	0	0	0	0	0
Bubba Morton, R (8, PH) OBP: 1.000, SLG: 1.000										0	0	0	0	1	0	0
Hank Aguirre, R (9, 1)							FC6-4 1-2 2-3 BB			0	0	0	0	0	0	0
Inning Stats	R: 0 E: 1 K: 1 S: 6 H: 0 LOB: 1 BB: 0 P: 6	R: 1 E: 0 K: 1 S: 6 H: 1 LOB: 0 BB: 0 P: 6	R: 0 E: 0 K: 0 S: 3 H: 0 LOB: 0 BB: 0 P: 3	R: 2 E: 0 K: 1 S: 9 H: 4 LOB: 2 BB: 0 P: 9	R: 0 E: 0 K: 1 S: 5 H: 0 LOB: 1 BB: 1 P: 9	R: 2 E: 0 K: 0 S: 4 H: 1 LOB: 2 BB: 3 P: 16	R: 0 E: 0 K: 0 S: 2 H: 0 LOB: 2 BB: 3 P: 14	R: 0 E: 0 K: 0 S: 3 H: 0 LOB: 1 BB: 1 P: 7	R: 0 E: 0 K: 0 S: 2 H: 0 LOB: 0 BB: 1 P: 6	1B: 4 2B: 1 3B: 0 HR: 2	SF: 0 SAC: 0 DP: 2 HBP: 0					

PITCHER		IP	WLS	BF	H	R	ER	SO	BB	IBB	HBP	BLK	WP	HR	S	P	ERA	WHIP
Ralph Terry, R ERA: 8.59	(1, 1)	5.1	W	27	6	5	5	4	4	0	0	0	0	2	31	47	8.44	1.875
Jim Coates, R ERA:	(6, 1)	1.0		6	0	0	0	0	3	0	0	0	0	0	3	15	0.00	3.000
Luis Arroyo, L ERA: 6.75	(7, 1)	2.2	S	8	0	0	0	0	2	0	0	0	0	0	6	14	0.00	0.750

PITCHER	IP	WLS	BF	H	R	ER	SO	BB	IBB	HBP	BLK	WP	HR	S	P	ERA	WHIP

New York Yankees @ Detroit Tigers

Tiger Stadium, Detroit, MI

Sat Apr 14 1962, 3:33 AM EST

Att. 12,558 - Overcast - 40 F

BOTTOM

livebaseballscorecards.com

AB	32
R	5
H	6
RBI	5
BB	9
SO	4
LOB	23

New York Yankees @ Baltimore Orioles

Memorial Stadium, Baltimore, MD

Tue Apr 17 1962, 6:05 PM EST

Att. 12,210 - Unknown - 50 F

TOP

livebaseballscorecards.com

Batter	1	2	3	4	5	6	7	8	9	AB	R	H	RBI	BB	SO	LOB
Bobby Richardson, R (1, 4) OBP: 0.250, SLG: 0.263	F9		5-3		F3		2B (2-H)	4-3		5	0	1	1	0	0	3
Tom Tresh, S (1, 6) OBP: 0.400, SLG: 0.375	F3			1B 3B	CS BB (BBB)		K (SSS)	F5		4	1	1	0	1	1	4
Roger Maris, L (1, 9) OBP: 0.300, SLG: 0.389	1B			L3	CS (1-2) (SSS)	K2-3	F9		BB (BBB)	4	0	1	0	1	1	2
Mickey Mantle, S (1, 8) OBP: 0.667, SLG: 0.700	L7			1B 1B BB (BBB)		S BB (BBB)		1B 1B BB (BBB) (SSS)	K	2	2	0	0	3	1	2
Johnny Blanchard, L (1, 7) OBP: 0.300, SLG: 0.600		E5 G6-4-3		F9		F4 (1-2)		1B FC6 1B (1-2) (SSS)	K	4	0	1	0	0	0	3
Jack Reed, R (8, PR) (8, 7)										1	1	0	0	0	1	1
Elston Howard, R (1, 2) OBP: 0.556, SLG: 1.000		G6-4-3 (1-2f)		1B 1B (1-2) (3-H)		6-3		FC6 2B (1-3) (2-H) 1B	FC6-4 (1-3) 1B	5	1	3	2	0	0	2
Bill Skowron, R (1, 3) OBP: 0.278, SLG: 0.611		K (SSS)		1B (1-H) (2-H)			HR	FC6 2B (1-2) (3-H)	FC6-4 (1-2f)	5	1	2	3	0	1	3
Clete Boyer, R (1, 5) OBP: 0.750, SLG: 1.308			F3		HR		2B	2B (1-3) (2-H)		4	2	3	2	0	0	0
Whitey Ford, L (1, 1)			F6		1-3		B5	F2		2	0	0	0	0	0	0
Jim Coates, R (6, 1)										2	0	0	0	0	0	4
Inning Stats	R: 0 E: 0 K: 0 S: 4 H: 1 LOB: 1 BB: 0 P: 4	R: 0 E: 1 K: 1 S: 5 H: 0 LOB: 0 BB: 0 P: 5	R: 0 E: 0 K: 0 S: 3 H: 0 LOB: 0 BB: 0 P: 3	R: 2 E: 0 K: 0 S: 5 H: 3 LOB: 2 BB: 1 P: 9	R: 1 E: 0 K: 0 S: 3 H: 1 LOB: 0 BB: 1 P: 7	R: 0 E: 0 K: 1 S: 5 H: 0 LOB: 1 BB: 1 P: 9	R: 2 E: 0 K: 1 S: 8 H: 3 LOB: 1 BB: 0 P: 8	R: 3 E: 0 K: 0 S: 7 H: 3 LOB: 3 BB: 1 P: 11	R: 0 E: 0 K: 2 S: 8 H: 1 LOB: 2 BB: 1 P: 12	1B: 6 2B: 3 3B: 1 HR: 2 SF: 0 SAC: 0 DP: 1 HBP: 0							

	AB	38
	R	8
	H	12
	RBI	8
	BB	5
	SO	5
	LOB	24

WP: 0 PB: 0 SB: 1 CS: 1 PA: 44

PITCHER		IP	WLS	BF	H	R	ER	SO	BB	IBB	HBP	BLK	WP	HR	S	P	ERA	WHIP
Hal Brown, R ERA: 5.63	(1, 1)	6.0		24	5	3	3	2	3	0	0	0	0	1	25	37	4.50	1.333
Dick Hall, R ERA: 7.71	(7, 1)	0.1	L	4	3	2	2	0	0	0	0	0	0	1	4	4	54.00	9.000
Hoyt Wilhelm, R ERA:	(7, 1)	0.2		2	0	0	0	1	0	0	0	0	0	0	4	4	0.00	0.000
Art Quirk, L ERA:	(8, 1)	0.0		3	2	3	3	0	1	0	0	0	0	0	2	6	∞	∞
Wes Stock, R ERA:	(8, 1)	2.0		10	2	0	0	2	1	0	0	0	0	0	13	17	0.00	1.500

PITCHER	IP	WLS	BF	H	R	ER	SO	BB	IBB	HBP	BLK	WP	HR	S	P	ERA	WHIP

Batter	1	2	3	4	5	6	7	8	9	AB	R	H	RBI	BB	SO	LOB
Johnny Temple, R (1, 4) OBP: 0.444, SLG: 0.571	5-3	K			2B		F9			4	1	1	0	0	1	1
Earl Robinson, R (1, 9) OBP: 0.235, SLG: 0.333	1B SF8 BB		F7		2-H 2B		4-3			3	1	1	1	1	0	1
Boog Powell, L (1, 7) OBP: 0.429, SLG: 0.389	1B SF8 1-3 1B		K		F6			BB FC6-4		3	0	1	0	1	1	1
Jim Gentile, L (1, 3) OBP: 0.455, SLG: 0.375	SF8 1-2 3-H		1-3		3-1			F8		3	0	0	1	0	0	2
Jackie Brandt, R (1, 8) OBP: 0.364, SLG: 0.333	BB 2-3 1B			F7		F8		F4		4	0	1	0	0	0	1
Brooks Robinson, R (1, 5) OBP: 0.300, SLG: 0.474	1-2 BB			K		F7		FC6-4 1-2f		3	0	0	0	1	1	1
Gus Triandos, R (1, 2) OBP: 0.400, SLG: 0.800	K			HR		F6			F7	4	1	1	1	0	1	3
Jerry Adair, R (1, 6) OBP: 0.316, SLG: 0.267		K		5-3			K		6-3	4	0	0	0	0	2	0
Hal Brown, R (1, 1) Dick Hall, R (7, 1) Hoyt Wilhelm, R (7, 1) Whitey Herzog, L (7, PH) OBP: 0.333, SLG: 0.200 Art Quirk, R (8, 1) Wes Stock, R (8, 1) Marv Throneberry, L (9, PH)		K			K		K	BB	K	2 0 0 0 0 0 0 1	0 0 0 0 0 0 0 0	0 0 0 0 1 0 0 0	0 0 0 0 0 0 0 0	0 0 0 0 0 0 0 1	2 0 0 0 0 0 0 0	0 0 0 0 0 0 0 0
Inning Stats	R: 1 E: 0 K: 1 S: 7 H: 2 LOB: 3 BB: 2 P: 15	R: 0 E: 0 K: 3 S: 9 H: 0 LOB: 0 BB: 0 P: 9	R: 0 E: 0 K: 1 S: 5 H: 0 LOB: 0 BB: 0 P: 5	R: 1 E: 0 K: 1 S: 6 H: 1 LOB: 0 BB: 0 P: 6	R: 1 E: 0 K: 1 S: 7 H: 2 LOB: 1 BB: 0 P: 7	R: 0 E: 0 K: 0 S: 3 H: 0 LOB: 0 BB: 0 P: 3	R: 0 E: 0 K: 1 S: 5 H: 0 LOB: 1 BB: 1 P: 9	R: 0 E: 0 K: 0 S: 3 H: 0 LOB: 1 BB: 1 P: 7	R: 0 E: 0 K: 1 S: 5 H: 0 LOB: 0 BB: 0 P: 5	1B: 2 2B: 2 3B: 0 HR: 1	SF: 1 SAC: 0 DP: 0 HBP: 0			WP: 0 PB: 0 SB: 0 CS: 0	PA: 36		

PITCHER		IP	WLS	BF	H	R	ER	SO	BB	IBB	HBP	BLK	WP	HR	S	P	ERA	WHIP
Whitey Ford, L ERA: 5.73	(1, 1)	5.0		22	5	3	3	7	2	0	0	0	0	1	34	42	5.40	1.400
Jim Coates, R ERA:	(6, 1)	4.0	W	14	0	0	0	2	2	0	0	0	0	0	16	24	0.00	0.500

PITCHER	IP	WLS	BF	H	R	ER	SO	BB	IBB	HBP	BLK	WP	HR	S	P	ERA	WHIP

BOTTOM

New York Yankees @ Baltimore Orioles

Memorial Stadium, Baltimore, MD

Tue Apr 17 1962, 6:05 PM EST
Att. 12,210 - Unknown - 50 F

livebaseballscorecards.com

AB	31
R	3
H	5
RBI	3
BB	4
SO	9
LOB	10

Batter	1	2	3	4	5	6	7	8	9	AB	R	H	RBI	BB	SO	LOB
Bobby Richardson, R (1, 4) OBP: 0.250, SLG: 0.261	K		L8			6-3			BB 1B 1B	4	0	1	0	0	1	1
Tom Tresh, S (1, 6) OBP: 0.375, SLG: 0.350	3-1			4-3		3-1			1-2 BB 1B	4	0	1	0	0	0	0
Roger Maris, L (1, 9) OBP: 0.250, SLG: 0.318	F8			F5		F4			K	4	0	0	0	0	1	2
Mickey Mantle, S (1, 8) OBP: 0.636, SLG: 0.583		F8		BB 1B			G3		1-2 2-3 BB	2	0	0	0	2	0	0
Johnny Blanchard, L (1, 2) OBP: 0.286, SLG: 0.500		3-1		1-2 1B			K		K	4	0	1	0	0	2	3
Bill Skowron, R (1, 3) OBP: 0.227, SLG: 0.500		4-3		K			5-3		1-3	4	0	0	0	0	1	5
Hector Lopez, R (1, 7) OBP: 0.286, SLG: 0.167			SH3-4 1B		5-3			K		3	0	1	0	0	1	0
Clete Boyer, R (1, 5) OBP: 0.632, SLG: 1.063			K		K			K		3	0	0	0	0	3	1
Bill Stafford, R (1, 1)			1-2 SH3-4		K			L1		1	0	0	0	0	1	0
Yogi Berra, L (8, PH) OBP: 0.400, SLG: 0.400										1	0	0	0	0	0	0
Luis Arroyo, L (8, 1)										0	0	0	0	0	0	0
Inning Stats	R: 0 E: 0 K: 1 S: 5 / H: 0 LOB: 0 BB: 0 P: 5	R: 0 E: 0 K: 0 S: 3 / H: 0 LOB: 0 BB: 0 P: 3	R: 0 E: 0 K: 1 S: 6 / H: 1 LOB: 1 BB: 0 P: 6	R: 0 E: 0 K: 1 S: 6 / H: 1 LOB: 2 BB: 1 P: 10	R: 0 E: 0 K: 2 S: 7 / H: 0 LOB: 0 BB: 0 P: 7	R: 0 E: 0 K: 0 S: 3 / H: 0 LOB: 0 BB: 0 P: 3	R: 0 E: 0 K: 1 S: 5 / H: 0 LOB: 0 BB: 0 P: 5	R: 0 E: 0 K: 2 S: 7 / H: 0 LOB: 0 BB: 0 P: 7	R: 0 E: 0 K: 2 S: 9 / H: 2 LOB: 3 BB: 1 P: 13	1B: 4 2B: 0 3B: 0 HR: 0	SF: 0 SAC: 1 DP: 0 HBP: 0					

TOP

New York Yankees @ Baltimore Orioles

Memorial Stadium, Baltimore, MD

Wed Apr 18 1962, 6:05 PM EST

Att. 13,544 - Cloudy

livebaseballscorecards.com

AB	30
R	0
H	4
RBI	0
BB	2
SO	10
LOB	12

		WP: 0	PA: 33
		PB: 0	
		SB: 0	
		CS: 0	

PITCHER		IP	WLS	BF	H	R	ER	SO	BB	IBB	HBP	BLK	WP	HR	S	P	ERA	WHIP
Milt Pappas, R	(1, 1)	6.0	W	21	2	0	0	5	1	0	0	0	0	0	30	34	0.00	0.500
ERA:																		
Hoyt Wilhelm, R	(7, 1)	3.0	S	12	2	0	0	5	1	0	0	0	0	0	21	25	0.00	1.000
ERA:																		

PITCHER	IP	WLS	BF	H	R	ER	SO	BB	IBB	HBP	BLK	WP	HR	S	P	ERA	WHIP

BOTTOM

New York Yankees @ Baltimore Orioles

Memorial Stadium, Baltimore, MD

Wed Apr 18 1962, 6:05 PM EST

Att. 13,544 - Cloudy

Batter	1	2	3	4	5	6	7	8	9	AB	R	H	RBI	BB	SO	LOB
Johnny Temple, R (1, 4) OBP: 0.429, SLG: 0.500	BBBB 4-0 BB BB		x 0-0 ② 5-3		x 0-0 ③ 5-3			s 0-1 CI 1B 1-2		2	0	0	0	1	0	0
Earl Robinson, R (1, 9) OBP: 0.286, SLG: 0.333	BBBBB 4-0 1-2 BB		x 0-0 ③ 4-3			x 0-0 ① 4-3		x 0-0 G6-3 1B 1-2 2-3		3	0	1	0	1	0	0
Boog Powell, L (1, 7) OBP: 0.417, SLG: 0.350 Hoyt Wilhelm, R (7, 1)	x 0-0 ① F7			BBBB 4-0 BB		x 0-0 ② L8		sss 0-3 ① K		2 1	0 0	0 0	0 0	1 0	0 1	2 3
Jim Gentile, L (1, 3) OBP: 0.423, SLG: 0.350	sss 0-3 ② K			x 0-0 ① F5		x 0-0 1B		x 0-0 ②③ G6-3 1-2f		4	0	1	0	0	1	6
Jackie Brandt, R (1, 8) OBP: 0.320, SLG: 0.286	x 0-0 ③ F6			x 0-0 ② F7		x 0-0 ③ 4-3				3	0	0	0	0	0	4
Brooks Robinson, R (1, 5) OBP: 0.261, SLG: 0.409		x 0-0 ① F7		x 0-0 ③ F3			x 0-0 ① F8			3	0	0	0	0	0	1
Gus Triandos, R (1, 2) OBP: 0.333, SLG: 0.615		sss 0-3 ② K			x 0-0 ① F7		x 0-0 ② F5			3	0	0	0	0	1	0
Jerry Adair, R (1, 6) OBP: 0.273, SLG: 0.222		sss 0-3 ③ K			x 0-0 ② 1-3		x 0-0 ③ F3			3	0	0	0	0	1	0
Milt Pappas, R (1, 1) OBP: 0.500, SLG: 2.000 Russ Snyder, L (7, 7) OBP: 0.250, SLG: 0.250			x 0-0 ① F6		x 0-0 HR			x 0-0 1B CI 1B		2 1	1 0	1 1	1 0	0 0	0 0	0 0
Inning Stats	R: 0 E: 0 K: 1 S: 5 H: 0 LOB: 2 BB: 2 P: 13	R: 0 E: 0 K: 2 S: 7 H: 0 LOB: 0 BB: 0 P: 7	R: 0 E: 0 K: 0 S: 3 H: 0 LOB: 0 BB: 0 P: 3	R: 0 E: 0 K: 0 S: 3 H: 0 LOB: 1 BB: 1 P: 7	R: 1 E: 0 K: 0 S: 4 H: 1 LOB: 0 BB: 0 P: 4	R: 0 E: 0 K: 0 S: 4 H: 1 LOB: 1 BB: 0 P: 4	R: 0 E: 0 K: 0 S: 3 H: 0 LOB: 0 BB: 0 P: 3	R: 0 E: 1 K: 1 S: 7 H: 2 LOB: 2 BB: 0 P: 7		1B: 3 2B: 0 3B: 0 HR: 1 SF: 0 SAC: 0 DP: 1 HBP: 0						

livebaseballscorecards.com

	AB	27
	R	1
	H	4
	RBI	1
	BB	3
	SO	4
	LOB	16

PITCHER		IP	WLS	BF	H	R	ER	SO	BB	IBB	HBP	BLK	WP	HR	S	P	ERA	WHIP
Bill Stafford, R ERA: 1.38	(1, 1)	7.0	L	26	2	1	1	3	3	0	0	0	0	1	29	41	1.29	0.714
Luis Arroyo, L ERA: 5.4	(8, 1)	1.0		5	2	0	0	1	0	0	0	0	0	0	7	7	0.00	2.000

PITCHER	IP	WLS	BF	H	R	ER	SO	BB	IBB	HBP	BLK	WP	HR	S	P	ERA	WHIP

Batter	1	2	3	4	5	6	7	8	9	AB	R	H	RBI	BB	SO	LOB
Bobby Richardson, R (1, 4) OBP: 0.250, SLG: 0.259	F3		K		L8			FC3-6 1B		4	0	1	0	0	1	0
Tom Tresh, S (1, 6) OBP: 0.357, SLG: 0.375	F9			2B 2B		4-3		FC3-6 1-2f		4	1	1	0	0	0	1
Roger Maris, L (1, 9) OBP: 0.214, SLG: 0.269	K			F4		L4		4-3		4	0	0	0	0	1	2
Mickey Mantel, S (1, 8) OBP: 0.692, SLG: 1.000		HR		2B FC5-2 BB		BB			6-3 3B	2	2	2	1	2	0	0
Johnny Blanchard, L (1, 7) OBP: 0.333, SLG: 0.529		F9		1-3 2-H 2B		4-3			1B 6-3 BB	3	0	1	1	1	0	1
Jack Reed, R (9, PR) (9, 7)										0	0	0	0	0	0	0
Elston Howard, R (1, 2) OBP: 0.455, SLG: 0.818		K		FC5-2 3-H			F9		6-3 1-2 3-H	4	0	0	1	0	1	3
Bill Skowron, R (1, 3) OBP: 0.231, SLG: 0.462		K		F4			6-3		2-3 1B	4	0	1	0	0	1	2
Clete Boyer, R (1, 5) OBP: 0.522, SLG: 0.850			4-3		K		F6		F6	4	0	0	0	0	1	2
Ralph Terry, R (1, 1)			4-3		K2-3			K	6-3	4	0	0	0	0	2	2
Inning Stats	R: 0 E: 0 K: 1 S: 5 H: 0 LOB: 0 BB: 0 P: 5	R: 1 E: 0 K: 2 S: 8 H: 1 LOB: 0 BB: 0 P: 8	R: 0 E: 0 K: 1 S: 5 H: 0 LOB: 0 BB: 0 P: 5	R: 1 E: 0 K: 0 S: 5 H: 2 LOB: 2 BB: 1 P: 9	R: 0 E: 0 K: 2 S: 7 H: 0 LOB: 0 BB: 0 P: 7	R: 0 E: 0 K: 0 S: 3 H: 0 LOB: 1 BB: 1 P: 7	R: 0 E: 0 K: 0 S: 3 H: 0 LOB: 0 BB: 0 P: 3	R: 0 E: 0 K: 1 S: 6 H: 1 LOB: 1 BB: 0 P: 6	R: 1 E: 0 K: 0 S: 5 H: 2 LOB: 2 BB: 1 P: 9	1B: 2 2B: 2 3B: 1 HR: 1 SF: 0 SAC: 0 DP: 0 HBP: 0						

PITCHER		IP	WLS	BF	H	R	ER	SO	BB	IBB	HBP	BLK	WP	HR	S	P	ERA	WHIP
Chuck Estrada, R ERA: 1.29	(1, 1)	7.0	L	26	3	2	2	6	2	0	0	0	0	1	36	44	2.57	0.714
Wes Stock, R ERA:	(8, 1)	1.0		4	1	0	0	1	0	0	0	0	0	0	6	6	0.00	1.000
Bill Short, L ERA: 6.75	(9, 1)	0.1		4	2	1	1	0	1	0	0	0	0	0	3	7	27.00	9.000
Jim Lehew, R ERA:	(9, 1)	0.2		2	0	0	0	0	0	0	0	0	0	0	2	2	0.00	0.000

PITCHER	IP	WLS	BF	H	R	ER	SO	BB	IBB	HBP	BLK	WP	HR	S	P	ERA	WHIP

TOP

New York Yankees @ Baltimore Orioles

Memorial Stadium, Baltimore, MD

Thu Apr 19 1962, 6:05 PM EST

Att. 16,376 - Unknown

livebaseballscorecards.com

AB	33
R	3
H	6
RBI	3
BB	3
SO	7
LOB	13

WP: 0 PA: 36
PB: 0
SB: 0
CS: 0

BOTTOM

New York Yankees @ Baltimore Orioles

Memorial Stadium, Baltimore, MD

Thu Apr 19 1962, 6:05 PM EST

Att. 16,376 - Unknown

livebaseballscorecards.com

Batter	1	2	3	4	5	6	7	8	9	AB	R	H	RBI	BB	SO	LOB
Johnny Temple, R (1, 4) OBP: 0.440, SLG: 0.500	6-3		CS 1B			F7		1-3 1B		4	0	2	0	0	0	0
Earl Robinson, R (1, 9) OBP: 0.240, SLG: 0.273	K		K 1-2			6-3		5-3		4	0	0	0	0	2	3
Boog Powell, L (1, 7) OBP: 0.429, SLG: 0.417	2B		K			K			WP 1B	4	0	2	0	0	2	0
Jim Gentile, L (1, 3) OBP: 0.367, SLG: 0.292	G3			F8			F5		F7 1-2	4	0	0	0	0	0	2
Jackie Brandt, R (1, 8) OBP: 0.310, SLG: 0.280		S 2B 1B		1-3			K		K	4	1	1	0	0	2	1
Brooks Robinson, R (1, 5) OBP: 0.222, SLG: 0.346		K 1-2		5-3			F8		F7	4	0	0	0	0	1	2
Gus Triandos, R (1, 2) OBP: 0.286, SLG: 0.500		F6			K			F6		3	0	0	0	0	1	1
Jerry Adair, R (1, 6) OBP: 0.280, SLG: 0.286		2-H 2B			L6			6-3		3	0	1	1	0	0	0
Chuck Estrada, R (1, 1) Wes Stock, R (8, 1) Marv Throneberry, L (8, PH) Dave Nicholson, R (8, PR) Bill Short, L (9, 1) Jim Lehew, R (9, 1)		K			K			1B BB		2 0 0 0 0 0	0 0 0 0 0 0	0 0 0 0 0 0	0 0 0 0 0 0	0 0 1 0 0 0	2 0 0 0 0 0	1 0 0 0 0 0

Inning Stats	1	2	3	4	5	6	7	8	9
	R: 0 H: 1 E: 0 LOB: 1 K: 1 BB: 0 S: 6 P: 6	R: 1 H: 2 E: 0 LOB: 1 K: 2 BB: 0 S: 9 P: 9	R: 0 H: 1 E: 0 LOB: 0 K: 2 BB: 0 S: 7 P: 7	R: 0 H: 0 E: 0 LOB: 0 K: 0 BB: 0 S: 3 P: 3	R: 0 H: 0 E: 0 LOB: 0 K: 2 BB: 0 S: 7 P: 7	R: 0 H: 0 E: 0 LOB: 0 K: 1 BB: 0 S: 5 P: 5	R: 0 H: 0 E: 0 LOB: 0 K: 1 BB: 0 S: 5 P: 5	R: 0 H: 1 E: 0 LOB: 2 K: 0 BB: 1 S: 4 P: 8	R: 0 H: 1 E: 0 LOB: 1 K: 1 BB: 0 S: 6 P: 6

	AB	32
	R	1
	H	6
	RBI	1
	BB	1
	SO	10
	LOB	10

| | | |

Batter	1	2	3	4	5	6	7	8	9	AB	R	H	RBI	BB	SO	LOB
Tito Francona, L (1, 3) OBP: 0.308, SLG: 0.250	F8		6-3	F8			G3		F7	5	0	0	0	0	0	3
Bubba Phillips, R (1, 5) OBP: 0.292, SLG: 0.318	K		1B HBP		F7		5-3			3	0	0	0	0	1	0
Chuck Essegian, R (1, 7) OBP: 0.550, SLG: 0.529	FC4 1B		G1-4-3 1B 1-2		6-3		5-3			4	0	2	0	0	0	0
Gene Green, R (1, 9) OBP: 0.286, SLG: 0.714	FC4 1-2f		G1-4-3 1-2f		HR			6-3		4	1	1	1	0	0	3
John Romano, R (1, 2) OBP: 0.348, SLG: 0.294		K		F2	F8			F7		4	0	0	0	0	1	0
Woodie Held, R (1, 6) OBP: 0.391, SLG: 0.300		F9		1-3		1B		BB		3	0	1	0	1	0	0
Willie Kirkland, L (1, 8) OBP: 0.375, SLG: 0.476		2B BB		BB 1B BB		F9		F3		2	0	0	0	2	0	2
Jerry Kindall, R (1, 4) OBP: 0.238, SLG: 0.333		1-3 2B		BB 1-2 1B		K			6-3	4	0	2	0	0	1	1
Barry Latman, R (1, 1) Ken Aspromonte, R (2, PH) Frank Funk, R (2, 1) Doc Edwards, R (4, PH) Mudcat Grant, R (4, 1) Bob Allen, L (5, 1) Bob Nieman, R (6, PH) Jim Perry, S (6, 1) Miguel de la Hoz, R (9, PH)		F6		1-2 2-3 BB		K			4-3	0 0 0 0 0 0 0 1 0 0 0 0 0 2 0 0 0 0 0 0 0 0 0 0 0 1 0 0 0 0 0 0 0 0 0 0 0 0 0 0 0 0 1 0 0 0 0 1 1 0 0 0 0 0 0 0 1 0 0 0 0 0 0						
Inning Stats	R: 0 H: 1 E: 0 LOB: 1 K: 1 BB: 0 S: 6 P: 6	R: 0 H: 1 E: 0 LOB: 2 K: 1 BB: 1 S: 6 P: 10	R: 0 H: 1 E: 0 LOB: 1 K: 0 BB: 0 S: 3 P: 4	R: 0 H: 1 E: 0 LOB: 3 K: 0 BB: 2 S: 4 P: 12	R: 1 H: 1 E: 0 LOB: 0 K: 0 BB: 0 S: 4 P: 4	R: 0 H: 1 E: 0 LOB: 1 K: 2 BB: 0 S: 8 P: 8	R: 0 H: 0 E: 0 LOB: 0 K: 0 BB: 0 S: 3 P: 3	R: 0 H: 0 E: 0 LOB: 1 K: 0 BB: 1 S: 3 P: 7	R: 0 H: 0 E: 0 LOB: 0 K: 0 BB: 0 S: 3 P: 3	1B: 4 SF: 0 2B: 1 SAC: 0 3B: 0 DP: 1 HR: 1 HBP: 1						

PITCHER	IP	WLS	BF	H	R	ER	SO	BB	IBB	HBP	BLK	WP	HR	S	P	ERA	WHIP
Whitey Ford, L (1, 1) ERA: 3.79	8.0	W	34	6	1	1	4	4	0	1	0	0	1	37	54	1.12	1.250
Luis Arroyo, L (9, 1) ERA: 4.5	1.0	S	3	0	0	0	0	0	0	0	0	0	0	3	3	0.00	0.000

PITCHER	IP	WLS	BF	H	R	ER	SO	BB	IBB	HBP	BLK	WP	HR	S	P	ERA	WHIP

TOP

Cleveland Indians @ New York Yankees

Yankee Stadium, Bronx, NY

Sat Apr 21 1962, 3:33 AM EST

Att. 24,543 - Unknown - 66 F

livebaseballscorecards.com

AB	32
R	1
H	6
RBI	1
BB	4
SO	4
LOB	12

WP: 0 PA: 37
PB: 0
SB: 0
CS: 0

Cleveland Indians @ New York Yankees

Yankee Stadium, Bronx, NY

Sat Apr 21 1962, 3:33 AM EST

Att. 24,543 - Unknown - 66 F

livebaseballscorecards.com

BOTTOM

Batter	1	2	3	4	5	6	7	8	9	AB	R	H	RBI	BB	SO	LOB
Bobby Richardson, R (1, 4) OBP: 0.281, SLG: 0.267	B B B B 4-0 4-3 HR BB	x 0-0 ③ 5-3			x 0-0 F9 BB 1B		x 0-0 ① 4-3			3	1	1	0	1	0	1
Tom Tresh, S (1, 6) OBP: 0.344, SLG: 0.333	x 0-0 ① F7		x 0-0 ① 1-3		B B B B 4-0 1-2 BB		x 0-0 ② L7			3	0	0	0	1	0	1
Roger Maris, L (1, 9) OBP: 0.219, SLG: 0.267	x 0-0 ② 4-3 1-2		x 0-0 BB 1B		x 0-0 ① F9 2-3		x 0-0 ③ F8			4	0	1	0	0	0	3
Mickey Mantle, S (1, 8) OBP: 0.667, SLG: 0.875	B B B B 4-0 HR BB		B B B B 4-0 1-2 G1-6-3 BB		S S S 0-3 ② K			x 0-0 ① 4-3		2	1	0	0	2	1	2
Johnny Blanchard, L (1, 7) OBP: 0.318, SLG: 0.619 Luis Arroyo, L (9, 1)	x 0-0 1-H 2-H HR		x 0-0 ② ③ G1-6-3 1-2f		x 0-0 ③ G3			S S S 0-3 ② K		4 0	1 0	1 0	3 0	0 0	1 0	4 0
Elston Howard, R (1, 2) OBP: 0.385, SLG: 0.692	x 0-0 ③ 5-3			S S S 0-3 ① K		x 0-0 ① F8		S S S 0-3 ③ K		4	0	0	0	0	2	0
Bill Skowron, R (1, 3) OBP: 0.207, SLG: 0.414		x 0-0 ① F5		x 0-0 ② L8		x 0-0 ② 5-3				3	0	0	0	0	0	0
Clete Boyer, R (1, 5) OBP: 0.538, SLG: 0.826		S S S 0-3 ② K		x 0-0 1B		x 0-0 1B				3	0	2	0	0	1	0
Whitey Ford, L (1, 1) Jack Reed, R (9, 7)		B B B B 4-0 BB		x 0-0 ③ F9		x 0-0 ③ L4				2 0	0 0	0 0	0 0	1 0	0 0	2 0
Inning Stats	R: 3 H: 1 E: 0 LOB: 0 K: 0 BB: 2 S: 4 P: 12	R: 0 H: 0 E: 0 LOB: 1 K: 1 BB: 1 S: 5 P: 9	R: 0 H: 1 E: 0 LOB: 1 K: 0 BB: 1 S: 3 P: 7	R: 0 H: 1 E: 0 LOB: 1 K: 1 BB: 0 S: 6 P: 6	R: 0 H: 1 E: 0 LOB: 2 K: 1 BB: 1 S: 6 P: 10	R: 0 H: 1 E: 0 LOB: 1 K: 0 BB: 0 S: 4 P: 4	R: 0 H: 0 E: 0 LOB: 0 K: 0 BB: 0 S: 3 P: 3	R: 0 H: 0 E: 0 LOB: 0 K: 2 BB: 0 S: 7 P: 7		1B: 4 SF: 0 2B: 0 SAC: 0 3B: 0 DP: 1 HR: 1 HBP: 0						

	AB	28
	R	3
	H	5
	RBI	3
	BB	5
	SO	5
	LOB	13

WP: 0 PA: 33
PB: 0
SB: 0
CS: 0

PITCHER		IP	WLS	BF	H	R	ER	SO	BB	IBB	HBP	BLK	WP	HR	S	P	ERA	WHIP
Barry Latman, R ERA: 9.0	(1, 1)	1.0	L	6	1	3	3	0	2	0	0	0	0	1	4	12	27.00	3.000
Frank Funk, R ERA:	(2, 1)	2.0		8	1	0	0	1	2	0	0	0	0	0	8	16	0.00	1.500
Mudcat Grant, R ERA:	(4, 1)	1.1		7	2	0	0	1	1	0	0	0	0	0	8	12	0.00	2.250
Bob Allen, L ERA: 6.75	(5, 1)	0.2		2	0	0	0	1	0	0	0	0	0	0	4	4	0.00	0.000
Jim Perry, R ERA:	(6, 1)	3.0		10	1	0	0	2	0	0	0	0	0	0	14	14	0.00	0.333

PITCHER	IP	WLS	BF	H	R	ER	SO	BB	IBB	HBP	BLK	WP	HR	S	P	ERA	WHIP

Cleveland Indians @ New York Yankees

Yankee Stadium, Bronx, NY

Sun Apr 22 1962, 3:33 AM EST

Unknown - 76 F

TOP

livebaseballscorecards.com

Batter	1	2	3	4	5	6	7	8	9	AB	R	H	RBI	BB	SO	LOB
Ty Cline, L (1, 8) OBP: 0.167, SLG: 0.125	FC1-6 2B	L8	L5			BB		L6-3		4	0	1	0	1	0	2
Al Luplow, L (1, 7) OBP: 0.300, SLG: 0.556	F7		1B 1B BB	1B 1B 1B		F6		K		4	2	1	0	1	1	2
Tito Francona, L (1, 3) OBP: 0.290, SLG: 0.241	FC1-6 BB 2-3		1B 1-2 FC5-2 1B	F4		F7		F7		5	0	1	0	0	0	3
Willie Kirkland, L (1, 9) OBP: 0.414, SLG: 0.458	1-2 BB		FC5-2 1B 1-3 2-H 1B	F8		4-3			1-2 FC1-6 BB	3	1	1	1	2	0	2
John Romano, R (1, 2) OBP: 0.357, SLG: 0.318	F6		FC5-2 1B 1B 3B 1-3 3-H	PO 1B 1-2 1B			FC3-6 1B		1-2f FC1-6	5	1	2	0	0	0	5
Woodie Held, R (1, 6) OBP: 0.393, SLG: 0.320		5-3	1B 3B 1-2 3-H 1B	1-2 2-H 1B			1-2f FC3-6 6-3		K	5	1	2	2	0	1	2
Bubba Phillips, R (1, 5) OBP: 0.310, SLG: 0.333		S 1B 1B	1B 3B 1-2 2-3 1B	PO 2-3	F8		6-3 1-2		K	5	2	2	0	0	1	2
Jerry Kindall, R (1, 4) OBP: 0.280, SLG: 0.417		K 1-2	1-H 2-H 3-H 3B		F7		BB			3	0	1	3	1	1	1
Dick Donovan, L (1, 1)										4	0	1	1	0	1	3
Bob Allen, L (8, 1)										0	0	0	0	0	0	0
Barry Latman, R (8, 1)										0	0	0	0	0	0	0
Frank Funk, R (9, 1)		2-H 1B	K		6-3		3-1			0	0	0	0	0	0	0
Inning Stats	R: 0 E: 0 K: 0 S: 4 H: 1 LOB: 2 BB: 1 P: 8	R: 1 E: 0 K: 1 S: 7 H: 2 LOB: 1 BB: 0 P: 7	R: 5 E: 0 K: 1 S: 10 H: 5 LOB: 1 BB: 1 P: 14	R: 1 E: 0 K: 0 S: 5 H: 3 LOB: 1 BB: 0 P: 5	R: 0 E: 0 K: 0 S: 3 H: 0 LOB: 0 BB: 0 P: 3	R: 0 E: 0 K: 0 S: 3 H: 0 LOB: 1 BB: 1 P: 7	R: 0 E: 0 K: 0 S: 4 H: 1 LOB: 2 BB: 1 P: 8	R: 0 E: 0 K: 1 S: 5 H: 0 LOB: 0 BB: 0 P: 5	R: 0 E: 0 K: 2 S: 7 H: 0 LOB: 1 BB: 1 P: 11	1B: 10 2B: 1 3B: 1 HR: 0 SF: 0 SAC: 0 DP: 0 HBP: 0						

	AB	38
	R	7
	H	12
	RBI	7
	BB	5
	SO	5
	LOB	22

WP: 0 PB: 0 SB: 1 CS: 0 PA: 44

PITCHER		IP	WLS	BF	H	R	ER	SO	BB	IBB	HBP	BLK	WP	HR	S	P	ERA	WHIP
Bill Stafford, R ERA: 4.7	(1, 1)	2.1	L	17	8	6	6	1	2	0	0	0	0	0	17	25	23.14	4.286
Bud Daley, L ERA: 3.38	(3, 1)	2.2		10	3	1	1	1	0	0	0	0	0	0	12	12	3.38	1.125
Jim Bouton, R ERA:	(6, 1)	3.0		12	1	0	0	1	2	0	0	0	0	0	12	20	0.00	1.000
Marshall Bridges, L ERA:	(9, 1)	1.0		4	0	0	0	2	1	0	0	0	0	0	7	11	0.00	1.000

PITCHER	IP	WLS	BF	H	R	ER	SO	BB	IBB	HBP	BLK	WP	HR	S	P	ERA	WHIP

BOTTOM

Cleveland Indians @ New York Yankees

Yankee Stadium, Bronx, NY

Sun Apr 22 1962, 3:33 AM EST

Unknown - 76 F

livebaseballscorecards.com

Batter	1	2	3	4	5	6	7	8	9	AB	R	H	RBI	BB	SO	LOB
Bobby Richardson, R (1, 4) OBP: 0.297, SLG: 0.265	6-3		F9			HR 1B		L8	G3 1-2 2-3 BB	4	1	1	0	1	0	1
Tom Tresh, S (1, 6) OBP: 0.351, SLG: 0.419	4-3		L8			1-H HR		BB BB BB BB	G3 1-2 2-3 3-H	4	2	1	3	1	0	3
Roger Maris, L (1, 9) OBP: 0.216, SLG: 0.235	L8			1-3		L4		BB BB 1-2 BB	K	4	0	0	0	1	1	3
Mickey Mantle, S (1, 8) OBP: 0.618, SLG: 0.737		F2		1-3		G3		BB 1-2 2-3 BB		3	0	0	0	1	0	0
Johnny Blanchard, L (1, 2) OBP: 0.308, SLG: 0.542		G3		4-3		F5		BB 1-2 2-3 3-H BB		3	0	0	1	1	0	0
Yogi Berra, L (1, 7) OBP: 0.444, SLG: 0.750		HR	K				G6-4-3 BB	3-1		3	1	1	1	1	1	3
Joe Pepitone, L (1, 3) OBP: 0.167, SLG: 0.167		L9	4-3				F7		K	4	0	0	0	0	1	1
Clete Boyer, R (1, 5) OBP: 0.533, SLG: 0.769			4-3		1B		G6-4-3 1-2f		BB BB G3 BB	3	1	1	0	1	0	1
Bill Stafford, R (1, 1) Bud Daley, L (3, 1) OBP: 1.000, SLG: 1.000 Phil Linz, R (5, PH) Jim Bouton, R (6, 1) Hector Lopez, R (8, PH) OBP: 0.250, SLG: 0.143 Marshall Bridges, S (9, 1) Elston Howard, R (9, PH) OBP: 0.407, SLG: 0.692 Jack Reed, R (9, PR)					L4			5-3	G3 BB 1-2 BB	0 1 1 0 1 0 0 0 0	0 0 0 0 0 0 0 0 0	0 1 0 0 0 0 0 0 0	0 0 0 0 0 1 0 0 0	0 0 0 0 0 0 0 0 0	0 0 0 0 0 0 0 0 0	0 1 1 0 1 0 0 0 0
Inning Stats	R: 0 E: 0 K: 0 S: 3 H: 0 LOB: 0 BB: 0 P: 3	R: 1 E: 0 K: 0 S: 4 H: 1 LOB: 0 BB: 0 P: 4	R: 0 E: 0 K: 0 S: 4 H: 1 LOB: 1 BB: 0 P: 4	R: 0 E: 0 K: 0 S: 3 H: 0 LOB: 0 BB: 0 P: 3	R: 0 E: 0 K: 1 S: 6 H: 1 LOB: 1 BB: 0 P: 6	R: 2 E: 0 K: 0 S: 5 H: 2 LOB: 0 BB: 0 P: 5	R: 0 E: 0 K: 0 S: 2 H: 0 LOB: 0 BB: 1 P: 6	R: 1 E: 0 K: 0 S: 3 H: 0 LOB: 3 BB: 4 P: 19	R: 1 E: 0 K: 2 S: 7 H: 0 LOB: 3 BB: 3 P: 19	1B: 3 2B: 0 3B: 0 HR: 2 SF: 0 SAC: 0 DP: 1 HBP: 0	WP: 0 PB: 0 SB: 0 CS: 0 PA: 39					

	AB	31
	R	5
	H	5
	RBI	5
	BB	8
	SO	3
	LOB	13

PITCHER		IP	WLS	BF	H	R	ER	SO	BB	IBB	HBP	BLK	WP	HR	S	P	ERA	WHIP
Dick Donovan, R ERA: 1.4	(1, 1)	7.2	W	30	5	4	4	1	3	0	0	0	0	2	29	41	4.70	1.043
Bob Allen, L ERA: 6.75	(8, 1)	0.0		2	0	0	0	0	2	0	0	0	0	0	0	8	∞	∞
Barry Latman, R ERA: 9.64	(8, 1)	0.2		5	0	1	1	1	3	0	0	0	0	0	4	16	13.50	4.500
Frank Funk, R ERA:	(9, 1)	0.2	S	2	0	0	0	1	0	0	0	0	0	0	4	4	0.00	0.000

PITCHER	IP	WLS	BF	H	R	ER	SO	BB	IBB	HBP	BLK	WP	HR	S	P	ERA	WHIP

Cleveland Indians @ New York Yankees

Yankee Stadium, Bronx, NY

Sun Apr 22 1962, 6:05 PM EST

Att. 32,638 - Unknown - 80 F

TOP

livebaseballscorecards.com

Batter	1	2	3	4	5	6	7	8	9	AB	R	H	RBI	BB	SO	LOB
Ty Cline, L (1, 8) OBP: 0.261, SLG: 0.211	BBBB 4-0 1B/1B BB	x 0-0 1-H 2-H 2B		SSS 0-3 K			BBBB 4-0 2B/1B BB	x 0-0 L7		3	2	1	1	2	1	2
Al Luplow, L (1, 7) OBP: 0.333, SLG: 0.571	x 0-0 F2	x 0-0 FC5-4 1B	x 0-0 F4				x 0-0 1-3 1B 2B	x 0-0 1-3		5	1	2	0	0	0	2
Tito Francona, L (1, 3) OBP: 0.361, SLG: 0.303	x 0-0 1B 1-2 1B	x 0-0 FC5-4 FC3-6 1-2f	x 0-0 1B				IIII 4-0 1B FC5-2 IBB		x 0-0 E FC3 3B 1B	4	1	3	0	1	0	1
Willie Kirkland, L (1, 9) OBP: 0.382, SLG: 0.414	SSS 0-3 K	x 0-0 FC3-6 1-2f	x 0-0 F5				x 0-0 FC5-2 1-3 2-H 3-H 1B		x 0-0 FC3 5-3 1-3 3B	5	1	1	2	0	1	5
John Romano, R (1, 2) OBP: 0.333, SLG: 0.296	x 0-0 1-3 2-H 1B	SSS 0-3 K	x 0-0 F9				x 0-0 FC5-2 2-3 3-3		x 0-0 5-3 1-2	5	0	1	1	0	1	6
Woodie Held, R (1, 6) OBP: 0.364, SLG: 0.367	SSS 0-3 K	x 0-0 5-3	x 0-0 L7	x 0-0 L5			x 0-0 2B 2-H 3-H 3B			5	1	1	2	0	1	2
Bubba Phillips, R (1, 5) OBP: 0.294, SLG: 0.344	x 0-0 6-3	SSS 0-3 K	x 0-0 F7	x 0-0 F6			x 0-0 1B 3-H 2B			5	1	1	1	0	1	2
Jerry Kindall, R (1, 4) OBP: 0.367, SLG: 0.500	x 0-0 1B 2B 1B	x 0-0 1B 2B	BBBB 4-0 BB				x 0-0 5-3	x 0-0 2-H 1B		4	2	3	1	1	0	0
Sam McDowell, L (1, 1) OBP: 1.000, SLG: 1.000 Gary Bell, R (5, 1) OBP: 0.143, SLG: 0.143	x 0-0 1-2 2B 1B	x 0-0 2-H 1B	SSS 0-3 K	x 0-0 1B			SSS 0-3 K	x 0-0 1B	SSS 0-3 K	2 3	0 0	2 1	1 0	0 0	0 2	0 1
Inning Stats	R: 1 E: 0 K: 1 S: 6 H: 2 LOB: 1 BB: 1 P: 10	R: 1 E: 0 K: 1 S: 7 H: 3 LOB: 2 BB: 0 P: 7	R: 0 E: 0 K: 1 S: 6 H: 1 LOB: 1 BB: 0 P: 6	R: 1 E: 0 K: 2 S: 9 H: 2 LOB: 0 BB: 0 P: 9	R: 0 E: 0 K: 0 S: 4 H: 1 LOB: 1 BB: 0 P: 4	R: 0 E: 0 K: 1 S: 5 H: 0 LOB: 1 BB: 1 P: 9	R: 2 E: 0 K: 0 S: 5 H: 2 LOB: 2 BB: 2 P: 13	R: 0 E: 0 K: 0 S: 4 H: 1 LOB: 1 BB: 0 P: 4	R: 4 E: 1 K: 1 S: 9 H: 4 LOB: 0 BB: 0 P: 9	1B: 11 2B: 4 3B: 1 HR: 0	SF: 0 SAC: 0 DP: 0 HBP: 0						

PITCHER		IP	WLS	BF	H	R	ER	SO	BB	IBB	HBP	BLK	WP	HR	S	P	ERA	WHIP
Jim Coates, R ERA: 2.13	(1, 1)	6.0		27	9	3	3	6	2	0	0	0	0	0	37	45	4.50	1.833
Luis Arroyo, L ERA: 8.0	(7, 1)	3.0	L	18	7	6	5	1	1	1	0	0	0	0	18	26	15.00	2.667

PITCHER	IP	WLS	BF	H	R	ER	SO	BB	IBB	HBP	BLK	WP	HR	S	P	ERA	WHIP

AB	41
R	9
H	16
RBI	9
BB	4
SO	7
LOB	21

WP: 0 PA: 45
PB: 0
SB: 0
CS: 0

BOTTOM

Cleveland Indians @ New York Yankees

Yankee Stadium, Bronx, NY

Sun Apr 22 1962, 6:05 PM EST

Att. 32,638 - Unknown - 80 F

livebaseballscorecards.com

Batter	1	2	3	4	5	6	7	8	9	AB	R	H	RBI	BB	SO	LOB
Bobby Richardson, R (1, 4) OBP: 0.317, SLG: 0.297	BBBB 4-0 6-3 BB		x 0-0 F3 ②		x 0-0 1B 2B 2-H		x 0-0 6-3 ①			3	1	1	1	1	0	0
Tom Tresh, S (1, 6) OBP: 0.366, SLG: 0.412	x 0-0 6-3 ①② 1-2		BBBB 4-0 BB		x 0-0 1B 2-H		SSS 0-3 K ②			3	0	1	1	1	1	1
Roger Maris, L (1, 9) OBP: 0.195, SLG: 0.211	SSS 0-3 K ③		x 0-0 F6 ③		x 0-0 4-3 ②		x 0-0 L9 ③			4	0	0	0	0	1	2
Mickey Mantle, S (1, 8) OBP: 0.632, SLG: 0.714		BBBB 4-0 5-3 1B BB		x 0-0 5-3 ①	4-0 IBB			x 0-0 G6-4-3 1B		2	1	1	0	2	0	0
Elston Howard, R (1, 2) OBP: 0.355, SLG: 0.600		x 0-0 F7 ①		x 0-0 L8 ②	x 0-0 F9 ③			x 0-0 G6-4-3 ①② 1-2f		4	0	0	0	0	0	4
Bill Skowron, R (1, 3) OBP: 0.212, SLG: 0.424		x 0-0 5-3 ② 1-2		x 0-0 2B		SSS 0-3 K ①		SSS 0-3 K ③		4	0	1	0	0	2	1
Hector Lopez, R (1, 7) OBP: 0.250, SLG: 0.182		x 0-0 1B 2-H		x 0-0 L4 ③		SSS 0-3 K ②			SSS 0-3 K ①	4	0	1	1	0	2	1
Clete Boyer, R (1, 5) OBP: 0.529, SLG: 0.724		x 0-0 5-3 ③			BBBB 4-0 E 2B BB	x 0-0 1B			x 0-0 F7 ②	3	1	1	0	1	0	1
Jim Coates, R (1, 1) Johnny Blanchard, L (6, PH) OBP: 0.296, SLG: 0.520 Luis Arroyo, L (7, 1) Yogi Berra, L (9, PH) OBP: 0.400, SLG: 0.667			SSS 0-3 K ①		x 0-0 1-3 ① 1-2	SSS 0-3 K ③			x 0-0 F2 ③	2 1 0 1	0 0 0 0	0 0 0 0	0 0 0 0	0 1 0 0	1 1 0 0	1 1 0 0
Inning Stats	R: 0 E: 0 K: 1 S: 4 H: 0 LOB: 0 BB: 1 P: 8	R: 1 E: 0 K: 0 S: 4 H: 1 LOB: 1 BB: 1 P: 8	R: 0 E: 0 K: 1 S: 5 H: 0 LOB: 1 BB: 1 P: 9	R: 0 E: 0 K: 0 S: 4 H: 1 LOB: 1 BB: 0 P: 4	R: 2 E: 1 K: 0 S: 5 H: 2 LOB: 2 BB: 2 P: 13	R: 0 E: 0 K: 3 S: 10 H: 1 LOB: 1 BB: 0 P: 10	R: 0 E: 0 K: 1 S: 5 H: 0 LOB: 0 BB: 0 P: 5	R: 0 E: 0 K: 1 S: 5 H: 1 LOB: 0 BB: 0 P: 5	R: 0 E: 0 K: 1 S: 5 H: 0 LOB: 0 BB: 0 P: 5	1B: 4 2B: 2 3B: 0 HR: 0	SF: 0 SAC: 0 DP: 1 HBP: 0			WP: 0 PB: 0 SB: 0 CS: 0	PA: 36		

	AB	31
	R	3
	H	6
	RBI	3
	BB	5
	SO	8
	LOB	12

PITCHER		IP	WLS	BF	H	R	ER	SO	BB	IBB	HBP	BLK	WP	HR	S	P	ERA	WHIP
Sam McDowell, L ERA: 5.79	(1, 1)	4.2		22	4	3	3	2	4	1	0	0	0	0	21	41	5.79	1.714
Gary Bell, R ERA: 2.7	(5, 1)	4.1	W	14	2	0	0	6	0	0	0	0	0	0	26	26	0.00	0.462

PITCHER	IP	WLS	BF	H	R	ER	SO	BB	IBB	HBP	BLK	WP	HR	S	P	ERA	WHIP

Batter	1	2	3	4	5	6	7	8	9	AB	R	H	RBI	BB	SO	LOB
Jim Landis, R (1, 8) OBP: 0.317, SLG: 0.559	S S S 0-3 ① **K**		x 0-0 ③ **6-3**			x 0-0 ① **F3**		B B B B 4-0 E S 1B BB	x 0-0 ③ **FC6-4** 1-2f	4	1	0	0	1	1	1
Nellie Fox, L (1, 4) OBP: 0.321, SLG: 0.375	x 0-0 ② **L9**			x 0-0 **1B**		x 0-0 ② **6-3**		x 0-0 ② **F3**		4	0	1	0	0	0	1
Joe Cunningham, L (1, 3) (7, 9) (8, 3) OBP: 0.492, SLG: 0.500	x 0-0 ③ **6-3**			x 0-0 ① **F3**		x 0-0 **1B**		x 0-0 1-H **HR** 1B		4	1	2	1	0	0	1
Floyd Robinson, L (1, 7) OBP: 0.509, SLG: 0.776		x 0-0 4-3 5-3 1B		x 0-0 ② **F9**		x 0-0 ③ **F9**		x 0-0 1-H **HR**		4	1	2	2	0	0	2
Al Smith, R (1, 5) (8, 9) OBP: 0.356, SLG: 0.362		x 0-0 ① **5-3** 1-2		x 0-0 ③ **F9**			x 0-0 ① **1-3**	B B B B 4-0 **BB**		3	0	0	0	1	0	2
Mike Hershberger, R (1, 9) OBP: 0.296, SLG: 0.286		x 0-0 ② **4-3** 2-3			x 0-0 ① **F7**		x 0-0 ② **G3**	S S S 0-3 ③ **K**		2	0	0	0	0	0	1
Bob Farley, L (7, PH) (7, 3)										1	0	0	0	0	0	0
Charley Smith, R (8, PH) (8, 5)										1	0	0	0	0	1	1
Luis Aparicio, R (1, 6) OBP: 0.186, SLG: 0.228		x 0-0 ③ **6-3**			x 0-0 **E6** S		x 0-0 **1B**		x 0-0 ① **F9**	4	0	1	0	0	0	1
Cam Carreon, R (1, 2) OBP: 0.278, SLG: 0.250			x 0-0 ① **L6**		x 0-0 ② **5-3** 1-2		S S S 0-3 ③ **K**	B B B B 4-0 FC1-6 BB		2	0	0	0	0	0	1
Bob Sadowski, L (7, PH)										1	0	0	0	0	1	1
Bob Roselli, R (7, 2) OBP: 0.286, SLG: 0.333										0	0	0	0	1	0	0
John Buzhardt, R (1, 1)			S S S 0-3 ② **K**		x 0-0 ③ **5-3**			x 0-0 ① **4-3**	x 0-0 ② **FC1-6** FC6-4 1-2f	2	0	0	0	0	1	1
J.C. Martin, L (8, PH)										1	0	0	0	0	0	0
Frank Baumann, L (8, 1)										1	0	0	0	0	0	1
Turk Lown, R (9, 1)										0	0	0	0	0	0	0
Inning Stats	R: 0 E: 0 K: 1 S: 5 H: 0 LOB: 0 BB: 0 P: 5	R: 0 E: 0 K: 0 S: 4 H: 1 LOB: 1 BB: 0 P: 4	R: 0 E: 0 K: 1 S: 5 H: 0 LOB: 0 BB: 0 P: 5	R: 0 E: 0 K: 0 S: 4 H: 1 LOB: 1 BB: 0 P: 4	R: 0 E: 1 K: 0 S: 4 H: 0 LOB: 1 BB: 0 P: 4	R: 0 E: 0 K: 0 S: 4 H: 1 LOB: 1 BB: 0 P: 4	R: 0 E: 0 K: 1 S: 6 H: 1 LOB: 1 BB: 0 P: 6	R: 3 E: 0 K: 1 S: 7 H: 2 LOB: 1 BB: 2 P: 15	R: 0 E: 0 K: 0 S: 3 H: 0 LOB: 1 BB: 1 P: 7	1B: 5 2B: 0 3B: 0 HR: 1	SF: 0 SAC: 0 DP: 0 HBP: 0						

TOP

Chicago White Sox @ New York Yankees

Yankee Stadium, Bronx, NY

Tue Apr 24 1962, 3:33 AM EST

Att. 22,408 - Unknown - 62 F

livebaseballscorecards.com

AB	34
R	3
H	6
RBI	3
BB	3
SO	4
LOB	14

PITCHER		IP	WLS	BF	H	R	ER	SO	BB	IBB	HBP	BLK	WP	HR	S	P	ERA	WHIP
Ralph Terry, R ERA: 4.13	(1, 1)	7.2	L	32	6	3	3	3	2	0	0	0	0	1	36	44	3.52	1.043
Marshall Bridges, L ERA:	(8, 1)	1.1		5	0	0	0	1	1	0	0	0	0	0	6	10	0.00	0.750

PITCHER		IP	WLS	BF	H	R	ER	SO	BB	IBB	HBP	BLK	WP	HR	S	P	ERA	WHIP

WP: 0	PB: 0	SB: 2	CS: 0
PA: 37			

Batter	1	2	3	4	5	6	7	8	9	AB	R	H	RBI	BB	SO	LOB
Bobby Richardson, R (1, 4) OBP: 0.304, SLG: 0.286	5-3	5-3		L8			6-3 SH1-4 1B		5-3	5	0	1	0	0	0	4
Tom Tresh, S (1, 6) OBP: 0.356, SLG: 0.378	F9		BBBB FC4-6 BB	FC6 1-2f			SH1-4 1-2		F5	3	0	0	0	1	0	3
Roger Maris, L (1, 9) OBP: 0.200, SLG: 0.195	H 1-0 BB HBP		FC4-6 FC3-6 1-2f		SSS K		6-3 2-3			3	0	0	0	0	1	2
Mickey Mantle, S (1, 8) OBP: 0.619, SLG: 0.652	BBBB 4-0 1-2 BB		FC3-6 1-2f		6-3		BBBB 4-0 BB			2	0	0	0	2	0	1
Yogi Berra, L (1, 7) OBP: 0.286, SLG: 0.462	4-3		4-3		4-3		F7			4	0	0	0	0	0	5
Johnny Blanchard, L (1, 2) OBP: 0.290, SLG: 0.586		HR		F7		F5		F9		4	1	1	1	0	0	0
Bill Skowron, R (1, 3) OBP: 0.243, SLG: 0.432		FC1-6 1B		1B 1B 1B		6-3		F8		4	0	2	0	0	0	0
Clete Boyer, R (1, 5) OBP: 0.526, SLG: 0.697		FC1-6 FC1-6 1-2f		1B 1-2 1B		1B		F8		4	0	2	0	0	0	1
Ralph Terry, R (1, 1) OBP: 0.100, SLG: 0.100 Marshall Bridges, S (8, 1) Hector Lopez, R (9, PH) OBP: 0.231, SLG: 0.167		FC1-6 1-2f		FC6 1-2 2-3 1B		SSS K			F7	3 0 1	0 0 0	1 0 0	0 0 0	0 0 0	1 0 0	2 0 0
Inning Stats	R: 0 H: 0 E: 0 LOB: 2 K: 0 BB: 1 S: 3 P: 8	R: 1 H: 2 E: 0 LOB: 1 K: 0 BB: 0 S: 5 P: 5	R: 0 H: 0 E: 0 LOB: 1 K: 0 BB: 1 S: 3 P: 7	R: 0 H: 3 E: 0 LOB: 3 K: 0 BB: 0 S: 6 P: 6	R: 0 H: 0 E: 0 LOB: 0 K: 1 BB: 0 S: 5 P: 5	R: 0 H: 1 E: 0 LOB: 1 K: 1 BB: 0 S: 6 P: 6	R: 0 H: 1 E: 0 LOB: 2 K: 0 BB: 1 S: 4 P: 8	R: 0 H: 0 E: 0 LOB: 0 K: 0 BB: 0 S: 3 P: 3	R: 0 H: 0 E: 0 LOB: 0 K: 0 BB: 0 S: 3 P: 3	1B: 6 SF: 0 2B: 0 SAC: 1 3B: 0 DP: 0 HR: 1 HBP: 1						

PITCHER		IP	WLS	BF	H	R	ER	SO	BB	IBB	HBP	BLK	WP	HR	S	P	ERA	WHIP
John Buzhardt, R ERA: 4.67	(1, 1)	7.0	W	32	7	1	1	2	3	0	1	0	0	1	32	45	1.29	1.429
Frank Baumann, L ERA: 5.4	(8, 1)	1.0		3	0	0	0	0	0	0	0	0	0	0	3	3	0.00	0.000
Turk Lown, R ERA: 3.52	(9, 1)	1.0	S	3	0	0	0	0	0	0	0	0	0	0	3	3	0.00	0.000

PITCHER	IP	WLS	BF	H	R	ER	SO	BB	IBB	HBP	BLK	WP	HR	S	P	ERA	WHIP

BOTTOM

Chicago White Sox @ New York Yankees

Yankee Stadium, Bronx, NY

Tue Apr 24 1962, 3:33 AM EST
Att. 22,408 - Unknown - 62 F

livebaseballscorecards.com

AB	33
R	1
H	7
RBI	1
BB	3
SO	2
LOB	18

Batter	1	2	3	4	5	6	7	8	9	AB	R	H	RBI	BB	SO	LOB
Jim Landis, R (1, 8) OBP: 0.348, SLG: 0.718	1B 2B	FC4-6 1-2f			HR	4-3		WP 3B		5	3	3	1	0	0	2
Nellie Fox, L (1, 4) OBP: 0.293, SLG: 0.340	F1	F7			F8		F5	4-3 3-H		5	0	0	0	0	0	2
Joe Cunningham, L (1, 3) OBP: 0.484, SLG: 0.490	F4		L5		3-1		G3 1B 1B	FC5-4 1B		5	1	2	0	0	0	1
Al Smith, R (1, 5) OBP: 0.391, SLG: 0.423	E 2-H 1B		WP 2B		1B		1B G3 1-2 1B	FC5-4 1-2f		5	1	4	1	0	0	1
Charley Smith, R (9, 5)										0	0	0	0	0	0	0
Floyd Robinson, L (1, 7) OBP: 0.483, SLG: 0.722	E1 1B 2-H 1B		1-3 2-3		F8		G3 1-2 2-3		F6	5	0	1	0	0	0	4
Mike Hershberger, R (1, 9) OBP: 0.322, SLG: 0.315	1-3 1B		6-3			G5-4-3 1B	HBP 2-3 3-H 1B		F9	5	0	3	1	0	0	1
Luis Aparicio, R (1, 6) OBP: 0.203, SLG: 0.230	4-3			5-3		G5-4-3 1-2f	HBP 1-2		E7 1B	4	0	1	0	0	0	3
Cam Carreon, R (1, 2) OBP: 0.333, SLG: 0.368		FC4-6 1B		L6		1B 2B	F7		IBB	3	1	2	0	0	0	0
Bob Farley, L (7, PH)										1	0	0	0	0	0	3
Sherm Lollar, R (7, 2) OBP: 0.469, SLG: 0.593										0	0	0	0	1	0	0
Juan Pizarro, L (1, 1) OBP: 0.231, SLG: 0.231		K		1-3		2-H 1B			F6	5	0	1	1	0	1	3
Eddie Fisher, R (9, 1)										0	0	0	0	0	0	0
Turk Lown, R (9, 1)										0	0	0	0	0	0	0
Inning Stats	R: 2 E: 1 K: 0 S: 7 H: 4 LOB: 2 BB: 0 P: 7	R: 0 E: 0 K: 1 S: 6 H: 1 LOB: 1 BB: 0 P: 6	R: 0 E: 0 K: 0 S: 4 H: 1 LOB: 1 BB: 0 P: 4	R: 0 E: 0 K: 0 S: 3 H: 0 LOB: 0 BB: 0 P: 3	R: 1 E: 0 K: 0 S: 5 H: 2 LOB: 1 BB: 0 P: 5	R: 1 E: 0 K: 0 S: 5 H: 3 LOB: 1 BB: 0 P: 5	R: 1 E: 0 K: 0 S: 6 H: 3 LOB: 3 BB: 0 P: 7	R: 1 E: 0 K: 0 S: 5 H: 2 LOB: 1 BB: 0 P: 5	R: 0 E: 1 K: 0 S: 4 H: 1 LOB: 2 BB: 1 P: 8	1B: 12 2B: 3 3B: 1 HR: 1	SF: 0 SAC: 0 DP: 1 HBP: 1					

TOP

Chicago White Sox @ New York Yankees

Yankee Stadium, Bronx, NY

Wed Apr 25 1962, 3:33 AM EST

Att. 23,226 - Unknown - 74 F

livebaseballscorecards.com

AB	43
R	6
H	17
RBI	4
BB	1
SO	1
LOB	20

WP: 2 PB: 0 SB: 0 CS: 0 PA: 45

PITCHER	IP	WLS	BF	H	R	ER	SO	BB	IBB	HBP	BLK	WP	HR	S	P	ERA	WHIP
Whitey Ford, L (1, 1) ERA: 4.32	6.0		28	11	4	4	1	0	0	0	0	1	1	30	30	6.00	1.833
Bud Daley, L (7, 1) ERA: 5.4	0.2		6	3	1	1	0	0	0	1	0	0	0	5	6	13.50	4.500
Jim Coates, R (7, 1) ERA: 2.57	1.1		6	2	1	1	0	0	0	0	0	1	0	6	6	6.75	1.500
Rollie Sheldon, R (9, 1) ERA:	1.0	W	5	1	0	0	0	0	1	0	0	0	0	4	8	0.00	1.000

PITCHER	IP	WLS	BF	H	R	ER	SO	BB	IBB	HBP	BLK	WP	HR	S	P	ERA	WHIP

Batter	1	2	3	4	5	6	7	8	9	AB	R	H	RBI	BB	SO	LOB
Bobby Richardson, R (1, 4) OBP: 0.314, SLG: 0.298	BB 1B		1B		F9		4-3		F9	5	0	2	0	0	0	1
Clete Boyer, R (1, 5) OBP: 0.512, SLG: 0.676	BBBB 1-2 BB		K		1B 2-H 2B		5-3		E6 BB 1B 1B	4	2	1	1	1	1	1
Roger Maris, L (1, 9) OBP: 0.220, SLG: 0.217	SSS K		4-3		4-3		1B		1B BB 1-2 BB 1B	5	1	2	0	0	1	4
Mickey Mantle, S (1, 8) OBP: 0.617, SLG: 0.630	F4			BB 1B	BB 2-H 1B		SSS K	BBBB BB 1B 1-2 2-3 BB		4	1	2	1	1	1	3
Elston Howard, R (1, 2) OBP: 0.343, SLG: 0.545 Johnny Blanchard, L (9, PH) OBP: 0.313, SLG: 0.600	F6			SSS K	BBBB 1-2 BB			SSS K	BB 1B 1-2 2-3 3-H 1B	3 1	0 1	0 1	0 1	1 0	2 0	3 0
Bill Skowron, R (1, 3) OBP: 0.262, SLG: 0.488		F8	L7		F3			HR	1B 1-2 2-3 3-H BB	4	1	1	2	1	0	3
Hector Lopez, R (1, 7) OBP: 0.333, SLG: 0.200		6-3		BBBB 1-2 BB	F9			BBBB BB	1-3 2-H 3-H 1B	3	0	1	2	2	0	0
Tom Tresh, S (1, 6) OBP: 0.327, SLG: 0.341		F9	L9		F8			F5		4	0	0	0	0	0	3
Whitey Ford, L (1, 1) OBP: 0.222, SLG: 0.250 Bob Cerv, R (6, PH) Bud Daley, L (7, 1) OBP: 1.000, SLG: 1.000 Jim Coates, R (7, 1) Yogi Berra, L (8, PH) OBP: 0.267, SLG: 0.429 Rollie Sheldon, R (9, 1)			SSS K		2B 2B		F3	F6		2 1 0 0 1 0	1 0 0 0 0 0	1 0 0 0 0 0	0 0 0 0 0 0	0 0 0 0 0 0	1 0 0 0 0 0	0 0 0 0 1 0
Inning Stats	R: 0 E: 0 K: 1 S: 6 H: 1 LOB: 2 BB: 1 P: 10	R: 0 E: 0 K: 0 S: 3 H: 0 LOB: 0 BB: 0 P: 3	R: 0 E: 0 K: 2 S: 8 H: 1 LOB: 1 BB: 0 P: 8	R: 0 E: 0 K: 1 S: 6 H: 1 LOB: 2 BB: 1 P: 10	R: 2 E: 0 K: 0 S: 6 H: 3 LOB: 2 BB: 1 P: 10	R: 0 E: 0 K: 0 S: 3 H: 0 LOB: 0 BB: 0 P: 3	R: 0 E: 0 K: 1 S: 6 H: 1 LOB: 1 BB: 0 P: 6	R: 1 E: 0 K: 1 S: 6 H: 1 LOB: 1 BB: 1 P: 10	R: 4 E: 1 K: 0 S: 5 H: 3 LOB: 2 BB: 2 P: 13	1B: 8 2B: 2 3B: 0 HR: 1 SF: 0 SAC: 0 DP: 0 HBP: 0				WP: 0 PB: 0 SB: 0 CS: 0	PA: 43	

PITCHER		IP	WLS	BF	H	R	ER	SO	BB	IBB	HBP	BLK	WP	HR	S	P	ERA	WHIP
Juan Pizarro, L ERA: 3.82	(1, 1)	8.1		40	9	6	6	6	5	0	0	0	0	1	47	67	6.48	1.680
Eddie Fisher, R ERA: 18.0	(9, 1)	0.0	L	1	1	0	0	0	0	0	0	0	0	0	1	1	∞	∞
Turk Lown, R ERA: 3.52	(9, 1)	0.0		2	1	1	0	0	1	0	0	0	0	0	1	5	∞	∞

PITCHER	IP	WLS	BF	H	R	ER	SO	BB	IBB	HBP	BLK	WP	HR	S	P	ERA	WHIP

BOTTOM

Chicago White Sox @ New York Yankees

Yankee Stadium, Bronx, NY

Wed Apr 25 1962, 3:33 AM EST
Att. 23,226 - Unknown - 74 F

livebaseballscorecards.com

AB	37
R	7
H	11
RBI	7
BB	6
SO	6
LOB	19

Batter	1	2	3	4	5	6	7	8	9	AB	R	H	RBI	BB	SO	LOB
Bobby Richardson, R (1, 4) OBP: 0.357, SLG: 0.373	0-0 2B 1B		0-0 1B SF8 2B	4-0 HR IBB		0-0 ① 6-3		0-0 SH1-3 2B		4	3	3	0	1	0	0
Clete Boyer, R (1, 5) OBP: 0.511, SLG: 0.732	0-0 ① F8		0-0 2-3 1B	0-0 1-H 2-H 3-H HR		0-0 ② 5-3		0-0 ① SH1-3 2-3		4	1	2	4	0	0	1
Roger Maris, L (1, 9) OBP: 0.218, SLG: 0.275	0-0 ② F3		0-0 ① F5	0-0 ② F9		0-0 HR		0-0 ② F6		5	1	1	1	0	0	4
Mickey Mantle, S (1, 8) OBP: 0.635, SLG: 0.690	0-0 1-H 2B		0-0 ② SF8 3-H	0-0 HR 1B		B B B B 4-0 1B BB		B B B B 4-0 FC6-4 BB		2	1	2	2	2	0	0
Elston Howard, R (1, 2) OBP: 0.350, SLG: 0.605	0-0 ③ 1-3		0-0 ③ F8	0-0 1-H HR		0-0 1-2 1B		0-0 ③ FC6-4 1-2f		5	1	2	2	0	0	4
Bill Skowron, R (1, 3) OBP: 0.277, SLG: 0.467		B B B B 4-0 G5-4-3 BB		0-0 1B 1B 0-3 ③ K		S S S 0-3 ③ K			0-0 ① 1-3	4	1	1	0	1	2	2
Hector Lopez, R (1, 7) OBP: 0.391, SLG: 0.222 Jack Reed, R (9, PR) (9, 7)	0-0 ① ② G5-4-3 1-2f		0-0 SH2-4 1B 1-2 HR 1B	B B B B 4-0 CS BB		0-0 ① L4		B B B B 4-0 BB		3 0	1 0	1 0	0 0	2 0	0 0	1 0
Tom Tresh, S (1, 6) OBP: 0.352, SLG: 0.378	0-0 2B		0-0 SH2-4 1-2 2-H HR 1B	B B B B 4-0 ① CS 1-2 BB		S S S 0-3 ② K2-3		0-0 ② F6		4	1	2	1	1	1	1
Bill Stafford, R (1, 1) Jim Coates, R (6, 1) Rollie Sheldon, R (8, 1) Marshall Bridges, S (8, 1)	0-0 ③ F7		0-0 ① SH2-4 1-2 2-3	S S S 0-3 ②③ K 1-2		S S S 0-3 ③ K		0-0 ③ F4		2 1 0 1	0 0 0 0	0 0 0 0	0 0 0 0	0 0 0 0	1 1 0 0	2 0 0 1
Inning Stats	R: 1 H: 2 E: 0 LOB: 1 K: 0 BB: 0 S: 5 P: 5	R: 0 H: 1 E: 0 LOB: 1 K: 0 BB: 1 S: 3 P: 7	R: 1 H: 2 E: 0 LOB: 1 K: 0 BB: 0 S: 5 P: 5	R: 7 H: 6 E: 0 LOB: 0 K: 1 BB: 1 S: 11 P: 15	R: 0 H: 0 E: 0 LOB: 0 K: 1 BB: 2 S: 3 P: 11	R: 1 H: 2 E: 0 LOB: 2 K: 1 BB: 1 S: 7 P: 11	R: 0 H: 0 E: 0 LOB: 0 K: 2 BB: 0 S: 7 P: 7	R: 0 H: 1 E: 0 LOB: 2 K: 0 BB: 1 S: 4 P: 8	R: 0 H: 0 E: 0 LOB: 1 K: 0 BB: 1 S: 3 P: 7	1B: 7 SF: 1 2B: 4 SAC: 2 3B: 0 DP: 1 HR: 3 HBP: 0						

PITCHER		IP	WLS	BF	H	R	ER	SO	BB	IBB	HBP	BLK	WP	HR	S	P	ERA	WHIP
Pete Burnside, L ERA: 6.6	(1, 1)	3.1	L	20	9	7	7	0	1	1	0	0	0	1	18	26	18.90	3.000
Tom Cheney, R ERA: 7.2	(4, 1)	1.2		7	2	2	2	2	2	0	0	0	0	1	9	17	10.80	2.400
Ray Rippelmeyer, R ERA: 5.06	(6, 1)	1.0		6	2	1	1	1	1	0	0	0	0	1	7	11	9.00	3.000
Jim Hannan, R ERA: 4.5	(7, 1)	2.0		8	1	0	0	2	1	0	0	0	0	0	11	15	0.00	1.000
Dave Stenhouse, R ERA:	(9, 1)	1.0		4	0	0	0	0	1	0	0	0	0	0	3	7	0.00	1.000

PITCHER	IP	WLS	BF	H	R	ER	SO	BB	IBB	HBP	BLK	WP	HR	S	P	ERA	WHIP

TOP

New York Yankees @ Washington Senators

D.C. Stadium, Washington, DC

Fri Apr 27 1962, 6:05 PM EST

Att. 20,120 - Unknown

livebaseballscorecards.com

AB	35
R	10
H	14
RBI	10
BB	7
SO	5
LOB	16

1B: 7 SF: 1 PA: 45
2B: 4 SAC: 2
3B: 0 DP: 1
HR: 3 HBP: 0

WP: 0
PB: 0
SB: 0
CS: 2

Batter	1	2	3	4	5	6	7	8	9	AB	R	H	RBI	BB	SO	LOB
Chuck Hinton, R (1, 7) OBP: 0.185, SLG: 0.269	6-3		5-3		6-3	K		F7		5	0	0	0	0	1	3
Jim Piersall, R (1, 8) Dave Stenhouse, R (9, 1) OBP: 0.207, SLG: 0.250	G5-4-3, 1B		BBBB, BB		F9	K, 2-3		FC3-4, BB, 1-2f		4 0	0 0	1 0	0 0	1 0	1 0	2 0
Bob Johnson, R (1, 6) OBP: 0.375, SLG: 0.477	G5-4-3, 1-2f		1-3			HR	F8	BBBB, FC6-4, BB, 1-2		4	1	1	1	1	0	3
Dale Long, L (1, 3) OBP: 0.347, SLG: 0.400 Willie Tasby, R (8, PH) (9, 8) OBP: 0.250, SLG: 0.192		3-1		HR, 2B		BB, 1B	F9	FC6-4, 1-2f		4 1	2 0	2 0	0 0	0 0	0 0	0 2
Jim King, L (1, 9) OBP: 0.400, SLG: 0.400 Danny O'Connell, R (9, PH) OBP: 0.257, SLG: 0.382		BBBB, G3, BB		F7		BBBB, 1B, PB, BB, 1-2	1B		5-3	2 1	1 0	1 0	0 0	2 0	0 0	1 0
Johnny Schaive, R (1, 5) OBP: 0.444, SLG: 0.706	G3, 1-2			HR, 2-H		F7	1B, 1-2		F2	5	1	2	2	0	0	3
Bob Schmidt, R (1, 2) OBP: 0.242, SLG: 0.250	SSS, K			6-3		PB, 2B, 1B, 1-3, 2-H	SSS, K		SSS, K	5	1	1	1	0	3	3
Chuck Cottier, R (1, 4) OBP: 0.386, SLG: 0.425			SH1-4, 1B	5-3		H, 2B, HBP, 1-2, 3-H		1B, 2B		3	2	2	0	0	0	0
Pete Burnside, R (1, 1) Tom Cheney, R (4, 1) Joe Hicks, L (5, PH) OBP: 0.231, SLG: 0.167 Ray Rippelmeyer, R (6, 1) Gene Woodling, L (6, PH) OBP: 0.333, SLG: 0.778 Jim Hannan, R (7, 1) Ken Retzer, L (8, PH) OBP: 0.000, SLG: 0.400 Ken Hamlin, R (8, PR) Harry Bright, R (9, 3)			SH1-4, 1-2		F8	WP, 2B, 1-H, 2-H		FC3-4, 1B, 2-H		0 0 1 0 1 0 1 0 0	0 0 0 0 0 0 0 0 0	0 0 0 0 1 0 1 0 0	0 0 0 0 2 1 0 0 0	0 0 0 0 0 0 0 0 0	0 0 0 0 0 0 0 0 0	0 0 0 0 0 0 0 0 0
Inning Stats	R: 0 E: 0 K: 0 S: 3 H: 1 LOB: 0 BB: 0 P: 3	R: 0 E: 0 K: 1 S: 5 H: 0 LOB: 1 BB: 1 P: 9	R: 0 E: 0 K: 0 S: 4 H: 1 LOB: 2 BB: 1 P: 8	R: 2 E: 0 K: 0 S: 5 H: 2 LOB: 2 BB: 0 P: 5	R: 0 E: 0 K: 0 S: 3 H: 0 LOB: 0 BB: 0 P: 3	R: 5 E: 0 K: 2 S: 11 H: 4 LOB: 1 BB: 1 P: 16	R: 0 E: 0 K: 1 S: 7 H: 2 LOB: 2 BB: 0 P: 7	R: 1 E: 0 K: 0 S: 5 H: 2 LOB: 2 BB: 1 P: 9	R: 0 E: 0 K: 1 S: 5 H: 0 LOB: 0 BB: 0 P: 5	1B: 7 2B: 3 3B: 0 HR: 2 SF: 0 SAC: 1 DP: 1 HBP: 1						

PITCHER		IP	WLS	BF	H	R	ER	SO	BB	IBB	HBP	BLK	WP	HR	S	P	ERA	WHIP
Bill Stafford, R ERA: 6.1	(1, 1)	5.1	W	25	7	6	6	1	3	0	0	0	0	2	24	36	10.12	1.875
Jim Coates, R ERA: 3.45	(6, 1)	1.2		11	5	2	2	3	0	0	1	0	1	0	16	17	10.80	3.000
Rollie Sheldon, R ERA:	(8, 1)	0.2		3	0	0	0	0	1	0	0	0	0	0	2	6	0.00	1.500
Marshall Bridges, L ERA:	(8, 1)	1.1	S	4	0	0	0	1	0	0	0	0	0	0	6	6	0.00	0.000

PITCHER	IP	WLS	BF	H	R	ER	SO	BB	IBB	HBP	BLK	WP	HR	S	P	ERA	WHIP

BOTTOM

New York Yankees @ Washington Senators

D.C. Stadium, Washington, DC

Fri Apr 27 1962, 6:05 PM EST

Att. 20,120 - Unknown

livebaseballscorecards.com

AB	37
R	8
H	12
RBI	7
BB	4
SO	5
LOB	17

WP: 1 PA: 43
PB: 1
SB: 0
CS: 0

Batter	1	2	3	4	5	6	7	8	9	AB	R	H	RBI	BB	SO	LOB
Bobby Richardson, R (1, 4) OBP: 0.361, SLG: 0.382	B B B B 4-0 G6-4-3 BB		x 0-0 1B BB 2B	x 0-0 E4 1B 1B		x 0-0 ① F8	x 0-0 ② SH1-3 1-2		x 0-0 ② 1-3	4	2	1	0	1	0	0
Clete Boyer, R (1, 5) OBP: 0.509, SLG: 0.766	x 0-0 ① ② G6-4-3 1-2f		x 0-0 BB G3 1B 2-3 1B	x 0-0 ② F6		x 0-0 E E 1B	x 0-0 2-H HR		S S S 0-3 ③ K	6	3	3	2	0	1	2
Roger Maris, L (1, 9) OBP: 0.250, SLG: 0.357	x 0-0 1B 1B		x 0-0 ① G3 1-2	x 0-0 1B 1B 1-2		x 0-0 ② F7	x 0-0 HR			5	1	3	1	0	0	3
Mickey Mantle, S (1, 8) OBP: 0.649, SLG: 0.688 Phil Linz, R (7, PR) Joe Pepitone, L (7, 8) OBP: 0.167, SLG: 0.167	x 0-0 1-2 1B		I I I 4-0 BB 1B IBB	x 0-0 FC6-4 1-3 2-H 1B		x 0-0 E6 E 1-3	B B B B 4-0 BB			3	1	2	1	2	0	1
										0	0	0	0	0	0	0
										0	0	0	0	0	0	0
Elston Howard, R (1, 2) OBP: 0.333, SLG: 0.548	S S S 0-3 ③ K		B B B B 4-0 1-2 2-3 3-H 1B BB	x 0-0 ③ FC6-4 1-2f		x 0-0 E6 1-3 3-H	x 0-0 ③ 4-3			4	0	0	1	1	1	6
Bill Skowron, R (1, 3) OBP: 0.269, SLG: 0.480		x 0-0 5-3 3B	S S S 0-3 ② K		x 0-0 ① F5	x 0-0 ③ 1-3		x 0-0 ① F9		5	1	1	0	0	1	5
Hector Lopez, R (1, 7) OBP: 0.393, SLG: 0.391		x 0-0 ① 5-3 3-H	x 0-0 1-2 2-H 3-H 1B		x 0-0 ② 4-3		x 0-0 HR	x 0-0 ② F9		5	1	2	4	0	0	0
Tom Tresh, S (1, 6) OBP: 0.339, SLG: 0.360		x 0-0 ② 6-3	S S S 0-3 ③ K		x 0-0 1B		x 0-0 ① 5-3	x 0-0 ③ L6		5	0	1	0	0	1	2
Ralph Terry, R (1, 1) OBP: 0.133, SLG: 0.071		x 0-0 ③ 6-3		S S S 0-3 ① K	x 0-0 ③ 1-3		B B B B 4-0 SH1-3 HR BB		x 0-0 ① 6-3	4	1	0	0	1	1	1
Inning Stats	R: 0 H: 2 E: 0 LOB: 2 K: 1 BB: 1 S: 6 P: 10	R: 1 H: 1 E: 0 LOB: 0 K: 0 BB: 0 S: 4 P: 4	R: 3 H: 3 E: 0 LOB: 2 K: 2 BB: 2 S: 10 P: 18	R: 1 H: 2 E: 1 LOB: 2 K: 1 BB: 0 S: 8 P: 8	R: 0 H: 1 E: 0 LOB: 1 K: 0 BB: 0 S: 4 P: 4	R: 1 H: 1 E: 2 LOB: 2 K: 0 BB: 0 S: 6 P: 6	R: 4 H: 3 E: 0 LOB: 1 K: 0 BB: 2 S: 6 P: 14	R: 0 H: 0 E: 0 LOB: 0 K: 0 BB: 0 S: 3 P: 3	R: 0 H: 0 E: 0 LOB: 0 K: 1 BB: 0 S: 5 P: 5	1B: 8 SF: 0 2B: 1 SAC: 1 3B: 1 DP: 1 HR: 3 HBP: 0						

PITCHER		IP	WLS	BF	H	R	ER	SO	BB	IBB	HBP	BLK	WP	HR	S	P	ERA	WHIP
Claude Osteen, L ERA: 12.1	(1, 1)	2.1	L	14	5	4	4	1	2	1	0	0	0	0	13	25	15.43	3.000
Marty Kutyna, R ERA: 1.0	(3, 1)	2.2		13	4	1	0	3	0	0	0	0	0	0	19	19	0.00	1.500
Fred Green, L ERA: 7.5	(6, 1)	3.0		17	4	5	4	0	2	0	0	0	0	3	15	23	12.00	2.000
Tom Cheney, R ERA: 6.0	(9, 1)	1.0		3	0	0	0	1	0	0	0	0	0	0	5	5	0.00	0.000

PITCHER	IP	WLS	BF	H	R	ER	SO	BB	IBB	HBP	BLK	WP	HR	S	P	ERA	WHIP

TOP

New York Yankees @ Washington Senators

D.C. Stadium, Washington, DC

Sat Apr 28 1962, 3:33 AM EST

Att. 9,299 - Unknown

livebaseballscorecards.com

AB	41
R	10
H	13
RBI	9
BB	5
SO	5
LOB	20

WP: 0	PA: 47																	
PB: 0																		
SB: 0																		
CS: 0																		

Batter	1	2	3	4	5	6	7	8	9	AB	R	H	RBI	BB	SO	LOB
Chuck Hinton, R (1, 7) OBP: 0.161, SLG: 0.241	4-3		6-3			K		SF8 2-3 3-H		3	0	0	1	0	1	0
Jim Piersall, R (1, 8) OBP: 0.212, SLG: 0.250	5-3			5-3		F7		FC6-4 3-H		4	0	1	1	0	0	0
Bob Johnson, R (1, 6) OBP: 0.365, SLG: 0.521	6-3			HR		F4		FC6-4 1-2f		4	1	1	1	0	0	1
Dale Long, L (1, 3) OBP: 0.340, SLG: 0.375		3-1		F9			F7		BBBB FC4-6 BB	3	0	0	0	1	0	0
Jim King, L (1, 9) OBP: 0.412, SLG: 0.414		1B		K			G5-4-3 1B		FC4-6 1-2f	4	0	2	0	0	1	1
Johnny Schaive, R (1, 5) OBP: 0.364, SLG: 0.571		F9			F2		G5-4-3 1-2f		F7	4	0	0	0	0	0	3
Bob Schmidt, R (1, 2) OBP: 0.243, SLG: 0.250		K			F4			3-1 1B SF8 1B	F8	4	1	1	0	0	1	2
Chuck Cottier, R (1, 4) OBP: 0.404, SLG: 0.429			1-3		BBBB BB			SF8 3-1 1-2 1B 1B		2	1	1	0	1	0	0
Claude Osteen, L (1, 1) OBP: 0.500, SLG: 0.500 Marty Kutyna, R (3, 1) Joe Hicks, L (5, PH) OBP: 0.214, SLG: 0.154 Fred Green, R (6, 1) Gene Woodling, L (8, PH) OBP: 0.457, SLG: 0.500 Tom Cheney, R (9, 1)			4-3		F5			3-1 1-2 2-3		0 1 1 0 1 0	0 0 0 0 0 0	0 0 0 0 0 0	0 0 0 0 0 0	0 0 0 0 0 0	0 0 1 0 0 2	0 0 1 0 0 0
Inning Stats	R: 0 E: 0 K: 0 S: 3 H: 0 LOB: 0 BB: 0 P: 3	R: 0 E: 0 K: 1 S: 6 H: 1 LOB: 1 BB: 0 P: 6	R: 0 E: 0 K: 0 S: 3 H: 0 LOB: 0 BB: 0 P: 3	R: 1 E: 0 K: 1 S: 6 H: 1 LOB: 0 BB: 0 P: 6	R: 0 E: 0 K: 0 S: 3 H: 0 LOB: 1 BB: 1 P: 7	R: 0 E: 0 K: 1 S: 5 H: 0 LOB: 0 BB: 0 P: 5	R: 0 E: 0 K: 0 S: 3 H: 1 LOB: 0 BB: 0 P: 3	R: 2 E: 0 K: 0 S: 6 H: 3 LOB: 1 BB: 0 P: 6	R: 0 E: 0 K: 0 S: 3 H: 0 LOB: 1 BB: 1 P: 7	1B: 5 2B: 0 3B: 0 HR: 1	SF: 1 SAC: 0 DP: 1 HBP: 0	WP: 0 PB: 0 SB: 0 CS: 0	PA: 34				

PITCHER		IP	WLS	BF	H	R	ER	SO	BB	IBB	HBP	BLK	WP	HR	S	P	ERA	WHIP
Ralph Terry, R ERA: 3.82	(1, 1)	9.0	W	34	6	3	3	3	2	0	0	0	0	1	38	46	3.00	0.889

PITCHER	IP	WLS	BF	H	R	ER	SO	BB	IBB	HBP	BLK	WP	HR	S	P	ERA	WHIP

BOTTOM

New York Yankees @ Washington Senators

D.C. Stadium, Washington, DC

Sat Apr 28 1962, 3:33 AM EST

Att. 9,299 - Unknown

livebaseballscorecards.com

AB	31
R	3
H	6
RBI	3
BB	2
SO	3
LOB	10

Batter	1	2	3	4	5	6	7	8	9	AB	R	H	RBI	BB	SO	LOB
Bobby Richardson, R (1, 4) OBP: 0.354, SLG: 0.373	1-3		6-3	2-3 1B			5-3			4	0	1	0	0	0	0
Clete Boyer, R (1, 5) OBP: 0.491, SLG: 0.725	K		1B FC4-6 1B	K			F2			4	1	1	0	0	2	2
Roger Maris, L (1, 9) OBP: 0.266, SLG: 0.367	1B		1-3 FC4-6 1B		3-1		G3			4	0	2	0	0	0	0
Mickey Mantle, S (1, 8) OBP: 0.607, SLG: 0.611	K		FC4-6 1-2f 3-H		B4-3			F7		4	0	0	1	0	1	2
Yogi Berra, L (1, 7) OBP: 0.316, SLG: 0.412 Jack Reed, R (9, 7)		BBBB 1B SF8 BB	F8		1B			G2		3 0	1 0	1 0	0 0	1 0	0 0	1 0
Johnny Blanchard, L (1, 2) OBP: 0.333, SLG: 0.588		E3 1-3 1B		2B SF7 1B	G3			4-3		4	1	2	0	0	0	1
Joe Pepitone, L (1, 3) OBP: 0.200, SLG: 0.200		K		F9		G4-6-3 1B			F7	4	0	1	0	0	1	3
Tom Tresh, S (1, 6) OBP: 0.349, SLG: 0.396		SF8 3-H		1B 1-3 2B		G4-6-3 1-2f			CS 1B	3	0	2	1	0	0	1
Whitey Ford, L (1, 1) OBP: 0.154, SLG: 0.182		E3 2-3		SF7 3-H		K			F6 1-2	3	0	0	1	0	1	2
Inning Stats	R: 0 E: 0 K: 2 S: 8 H: 1 LOB: 1 BB: 0 P: 8	R: 1 E: 1 K: 1 S: 6 H: 1 LOB: 2 BB: 1 P: 10	R: 1 E: 0 K: 0 S: 5 H: 2 LOB: 1 BB: 0 P: 5	R: 1 E: 0 K: 1 S: 8 H: 3 LOB: 2 BB: 0 P: 8	R: 0 E: 0 K: 0 S: 4 H: 1 LOB: 1 BB: 0 P: 4	R: 0 E: 0 K: 1 S: 5 H: 1 LOB: 0 BB: 0 P: 5	R: 0 E: 0 K: 0 S: 3 H: 0 LOB: 0 BB: 0 P: 3	R: 0 E: 0 K: 0 S: 3 H: 0 LOB: 0 BB: 0 P: 3	R: 0 E: 0 K: 0 S: 3 H: 1 LOB: 0 BB: 0 P: 3	1B: 9 2B: 1 3B: 0 HR: 0 SF: 2 SAC: 0 DP: 1 HBP: 0						

TOP

New York Yankees @ Washington Senators

D.C. Stadium, Washington, DC

Sun Apr 29 1962, 3:33 AM EDT

Unknown

livebaseballscorecards.com

AB	33
R	3
H	10
RBI	3
BB	1
SO	5
LOB	12

PITCHER		IP	WLS	BF	H	R	ER	SO	BB	IBB	HBP	BLK	WP	HR	S	P	ERA	WHIP
Bennie Daniels, R ERA: 4.0	(1, 1)	8.0	L	33	9	3	3	5	1	0	0	0	0	0	42	46	3.38	1.250
Jim Hannan, R ERA: 4.09	(9, 1)	1.0		3	1	0	0	0	0	0	0	0	0	0	3	3	0.00	1.000

PITCHER		IP	WLS	BF	H	R	ER	SO	BB	IBB	HBP	BLK	WP	HR	S	P	ERA	WHIP

Batter	1	2	3	4	5	6	7	8	9	AB	R	H	RBI	BB	SO	LOB
Chuck Hinton, R (1, 9) OBP: 0.200, SLG: 0.250	5-3		G6-4-3 1B			K		BB FC6-4 1-2		3	0	1	0	1	1	0
Jim Piersall, R (1, 8) OBP: 0.189, SLG: 0.222	6-3		G6-4-3 1-2f			F4		FC6-4 1-2f 2-3		4	0	0	0	0	0	3
Bob Johnson, R (1, 6) OBP: 0.357, SLG: 0.500	6-3			F4		1B		6-3		4	0	1	0	0	0	2
Harry Bright, R (1, 3) OBP: 0.286, SLG: 0.714		HR		G6-4-3 1B		F8			F9	4	1	2	1	0	0	1
Willie Tasby, R (1, 7) OBP: 0.250, SLG: 0.200		E7 1B		G6-4-3 1-2f			5-3		F9	4	0	1	0	0	0	1
Johnny Schaive, R (1, 5) OBP: 0.346, SLG: 0.640		F7			HR		F6		F8	4	1	1	1	0	0	1
Bob Schmidt, R (1, 2) OBP: 0.225, SLG: 0.231		5-3			6-3		6-3			3	0	0	0	0	0	1
Chuck Cottier, R (1, 4) OBP: 0.380, SLG: 0.400		5-3			5-3				F8	3	0	0	0	0	0	1
Bennie Daniels, L (1, 1) OBP: 0.125, SLG: 0.125 Danny O'Connell, R (8, PH) OBP: 0.278, SLG: 0.400 Jim Hannan, R (9, 1)			K		K			FC6-4 BB 1B		2 1 0	0 0 0	0 1 0	0 0 0	0 0 0	2 0 0	0 0 0
Inning Stats	R: 0 E: 0 K: 0 S: 3 H: 0 LOB: 0 BB: 0 P: 3	R: 1 E: 1 K: 0 S: 5 H: 2 LOB: 1 BB: 0 P: 5	R: 0 E: 0 K: 1 S: 5 H: 1 LOB: 0 BB: 0 P: 5	R: 0 E: 0 K: 0 S: 3 H: 1 LOB: 0 BB: 0 P: 3	R: 1 E: 0 K: 1 S: 6 H: 1 LOB: 0 BB: 0 P: 6	R: 0 E: 0 K: 1 S: 6 H: 1 LOB: 1 BB: 0 P: 6	R: 0 E: 0 K: 0 S: 3 H: 0 LOB: 0 BB: 0 P: 3	R: 0 E: 0 K: 0 S: 4 H: 1 LOB: 2 BB: 1 P: 8	R: 0 E: 0 K: 0 S: 3 H: 0 LOB: 0 BB: 0 P: 3	1B: 5 2B: 0 3B: 0 HR: 2	SF: 0 SAC: 0 DP: 2 HBP: 0						

PITCHER	IP	WLS	BF	H	R	ER	SO	BB	IBB	HBP	BLK	WP	HR	S	P	ERA	WHIP
Whitey Ford, L (1, 1) ERA: 3.71	9.0	W	33	7	2	2	3	1	0	0	0	0	2	38	42	2.00	0.889

PITCHER	IP	WLS	BF	H	R	ER	SO	BB	IBB	HBP	BLK	WP	HR	S	P	ERA	WHIP

BOTTOM

New York Yankees @ Washington Senators

D.C. Stadium, Washington, DC

Sun Apr 29 1962, 3:33 AM EDT

Unknown

livebaseballscorecards.com

AB	32
R	2
H	7
RBI	2
BB	1
SO	3
LOB	10

PA: 33

Batter	1	2	3	4	5	6	7	8	9	AB	R	H	RBI	BB	SO	LOB
Bobby Richardson, R (1, 4) OBP: 0.366, SLG: 0.385	G5-4-3 1B		F8	BB HR 2-H 3-H 1B	L5		S 2-H 1B		1-3	6	1	3	3	0	0	2
Clete Boyer, R (1, 5) OBP: 0.492, SLG: 0.750	G5-4-3 1-2f		HR	BB 1-2 HR		2B 1B	6-3 1-2		5-3	5	3	2	1	1	0	2
Roger Maris, L (1, 9) OBP: 0.304, SLG: 0.492 Joe Pepitone, L (8, 9) OBP: 0.200, SLG: 0.200	2B		6-3	HR 1-H 2-H		G3 FC4-2 1-H 2B		1B 2B		5 0	2 0	4 0	4 0	0 0	0 0	0 0
Mickey Mantle, S (1, 8) OBP: 0.606, SLG: 0.590	BB		F8	HBP		G3 2-3		BB 2-H 1B		3	0	1	1	1	0	1
Yogi Berra, L (1, 7) OBP: 0.333, SLG: 0.381 Jack Reed, R (8, PR) (8, 7)	F5			3B 1B 4-1		FC4-2 3-H		BB 1-2		4 0	1 0	1 0	0 0	1 0	0 0	4 0
Elston Howard, R (1, 2) OBP: 0.320, SLG: 0.553		4-3		1B 1-H 3B	F8	1-3		F7		5	1	1	1	0	0	3
Bill Skowron, R (1, 3) OBP: 0.263, SLG: 0.509		HR	6-3	4-3			F2 S S S	K		5	1	1	1	0	1	3
Tom Tresh, S (1, 6) OBP: 0.368, SLG: 0.393		4-3		1-3 1B IBB	1B 1B		SH1-4 1B BB	1-3		3	2	1	0	2	0	2
Bud Daley, L (1, 1) OBP: 0.500, SLG: 0.500 Jim Coates, R (6, 1)		5-3		1-3 1-2	1-3 1B		SH1-4 1-2		S S S K	3 1	0 0	1 0	0 0	0 0	0 1	2 0
Inning Stats	R: 0 E: 0 K: 0 S: 4 H: 2 LOB: 2 BB: 1 P: 8	R: 1 E: 0 K: 0 S: 4 H: 1 LOB: 0 BB: 0 P: 4	R: 1 E: 0 K: 0 S: 4 H: 1 LOB: 0 BB: 0 P: 4	R: 6 E: 0 K: 0 S: 7 H: 4 LOB: 1 BB: 2 P: 16	R: 0 E: 0 K: 0 S: 5 H: 2 LOB: 2 BB: 0 P: 5	R: 1 E: 0 K: 0 S: 5 H: 2 LOB: 1 BB: 0 P: 5	R: 1 E: 0 K: 0 S: 4 H: 1 LOB: 1 BB: 1 P: 8	R: 1 E: 0 K: 1 S: 7 H: 2 LOB: 2 BB: 1 P: 11	R: 0 E: 0 K: 1 S: 5 H: 0 LOB: 0 BB: 0 P: 5	1B: 8 2B: 3 3B: 1 HR: 3 SF: 0 SAC: 1 DP: 1 HBP: 1						

PITCHER	IP	WLS	BF	H	R	ER	SO	BB	IBB	HBP	BLK	WP	HR	S	P	ERA	WHIP
Joe McClain, R (1, 1) ERA: 10.2	4.0	L	23	8	8	8	0	2	1	1	0	0	3	19	32	18.00	2.500
Ray Rippelmeyer, R (5, 1) ERA: 4.97	2.0		10	4	1	1	0	0	0	0	0	0	0	10	10	4.50	2.000
Ed Hobaugh, R (7, 1) ERA: 7.5	3.0		14	3	2	2	2	2	0	0	0	0	0	16	24	6.00	1.667

PITCHER	IP	WLS	BF	H	R	ER	SO	BB	IBB	HBP	BLK	WP	HR	S	P	ERA	WHIP

TOP

New York Yankees @ Washington Senators

D.C. Stadium, Washington, DC

Sun Apr 29 1962, 3:38 AM EDT

Att. 31,466 - Unknown

livebaseballscorecards.com

AB	40
R	11
H	15
RBI	11
BB	5
SO	2
LOB	19

BOTTOM

New York Yankees @ Washington Senators

D.C. Stadium, Washington, DC

Sun Apr 29 1962, 3:38 AM EDT

Att. 31,466 - Unknown

livebaseballscorecards.com

Batter	1	2	3	4	5	6	7	8	9	AB	R	H	RBI	BB	SO	LOB
Chuck Hinton, R (1, 9) OBP: 0.225, SLG: 0.250	6-3		SH1-3 1B		6-3	BB			F4	4	0	1	0	1	0	1
Jim Piersall, R (1, 8) Gene Woodling, L (6, PH) Ed Hobaugh, R (7, 1) Jim King, L (9, PH) OBP: 0.400, SLG: 0.400	4-3		SH1-3 1-2		F4	F7			K	2	0	0	0	0	0	1
										1	0	0	0	0	0	2
										0	0	0	0	0	0	0
										1	0	0	0	0	1	0
Bob Johnson, R (1, 6) OBP: 0.344, SLG: 0.464	BB WP HR		5-3		F5		F9		5-3	4	1	0	0	1	0	2
Harry Bright, R (1, 3) OBP: 0.364, SLG: 0.909	1-H HR			F8		F7	1B			4	1	2	2	0	0	0
Willie Tasby, R (1, 7) OBP: 0.250, SLG: 0.206	F9			F8		E8 HR	G6-4-3 1-2 1B			4	1	1	0	0	0	0
Johnny Schaive, R (1, 5) OBP: 0.367, SLG: 0.724		6-3		E6 2B 1B		2-H HR	1-2f G6-4-3			4	2	2	2	0	0	2
Bob Schmidt, R (1, 2) OBP: 0.250, SLG: 0.349		L5		2-H 2B		HR		4-3		4	1	2	2	0	0	0
Chuck Cottier, R (1, 4) OBP: 0.370, SLG: 0.408		K		6-3		2B		F4		4	0	1	0	0	1	1
Joe McClain, R (1, 1) Ray Rippelmeyer, R (5, 1) Joe Hicks, L (6, PH) OBP: 0.188, SLG: 0.133 (7, 8)			F7		2B	K		F5		1	0	0	0	0	0	0
										1	0	1	0	0	0	0
										2	0	0	0	0	1	1

Inning Stats	1	2	3	4	5	6	7	8	9
	R: 2 E: 0 K: 0 S: 4	H: 1 LOB: 0 BB: 1 P: 8	R: 0 E: 0 K: 1 S: 5	H: 0 LOB: 0 BB: 0 P: 5	R: 0 E: 0 K: 0 S: 4	H: 1 LOB: 1 BB: 1 P: 4	R: 1 E: 1 K: 0 S: 5	H: 2 LOB: 1 BB: 0 P: 5	R: 0 E: 0 K: 0 S: 4	H: 1 LOB: 1 BB: 0 P: 4	R: 3 E: 1 K: 1 S: 9	H: 3 LOB: 2 BB: 1 P: 13	R: 0 E: 0 K: 0 S: 4	H: 2 LOB: 1 BB: 0 P: 4	R: 0 E: 0 K: 0 S: 3	H: 0 LOB: 0 BB: 0 P: 3	R: 0 E: 0 K: 1 S: 5	H: 0 LOB: 0 BB: 0 P: 5

	AB	36
	R	6
	H	10
	RBI	6
	BB	2
	SO	3
	LOB	10

1B: 4 SF: 0 WP: 1 PA: 39
2B: 3 SAC: 1 PB: 0
3B: 0 DP: 1 SB: 0
HR: 3 HBP: 0 CS: 0

PITCHER	IP	WLS	BF	H	R	ER	SO	BB	IBB	HBP	BLK	WP	HR	S	P	ERA	WHIP
Bud Daley, L (1, 1) ERA: 6.23	5.1	W	25	7	6	4	1	1	0	0	0	1	3	26	30	6.75	1.500
Jim Coates, R (6, 1) ERA: 2.79	3.2	S	14	3	0	0	2	1	0	0	0	0	0	17	21	0.00	1.091

PITCHER	IP	WLS	BF	H	R	ER	SO	BB	IBB	HBP	BLK	WP	HR	S	P	ERA	WHIP

Batter	1	2	3	4	5	6	7	8	9	AB	R	H	RBI	BB	SO	LOB
Bobby Richardson, R (1, 4) OBP: 0.368, SLG: 0.386	G3		L8		S 1B	BB BB 1B		F7		5	1	2	0	0	0	0
Clete Boyer, R (1, 5) OBP: 0.471, SLG: 0.721	1-3		L6 2B		K	F8		F2		5	0	1	0	0	1	2
Roger Maris, L (1, 9) OBP: 0.324, SLG: 0.485	BB		L6 2-3		E 1B 1B 1-H	G6-4-3 BB 1-2			4-1	3	1	1	1	2	0	1
Mickey Mantle, S (1, 8) OBP: 0.592, SLG: 0.548	K			E6 F9 1B	K	1-2 2-3 BB			HR BB	3	2	0	0	2	2	2
Elston Howard, R (1, 2) OBP: 0.327, SLG: 0.596		F8		F9 1-2	1B E BB 1-2 1B	G6-4-3 2-3f			HR 1-H	5	2	2	2	0	0	4
Bill Skowron, R (1, 3) OBP: 0.274, SLG: 0.492		BB 1B		F8	E5 BB 1B 1-2 2-3		G6-4-3 1B		F9	4	0	1	0	1	0	3
Hector Lopez, R (1, 7) OBP: 0.438, SLG: 0.423 Jack Reed, R (7, 7)	1-2 1B			BB 1B	BB 1-2 2-3 3-H 1B		G6-4-3 1-2f		F8	3 1	0 0	2 0	1 0	1 0	0 0	1 0
Tom Tresh, S (1, 6) OBP: 0.375, SLG: 0.390	F4			1-2 2-H 1B	BB 1-2 2-3 3-H		F7			3	0	1	2	1	0	2
Bill Stafford, R (1, 1) Rollie Sheldon, R (6, 1) Marshall Bridges, S (9, 1)	F8			K	K			K		3 1 0	0 0 0	0 0 0	0 0 0	0 0 0	2 1 0	7 0 0

Inning Stats	1	2	3	4	5	6	7	8	9	1B	SF	WP	PA
	R: 0 H: 0 E: 0 LOB: 1 K: 1 BB: 1 S: 5 P: 9	R: 0 H: 1 E: 0 LOB: 2 K: 0 BB: 1 S: 4 P: 8	R: 0 H: 1 E: 0 LOB: 0 K: 0 BB: 0 S: 3 P: 3	R: 1 H: 1 E: 1 LOB: 2 K: 1 BB: 1 S: 7 P: 11	R: 3 H: 4 E: 1 LOB: 3 K: 3 BB: 1 S: 14 P: 18	R: 0 H: 1 E: 0 LOB: 2 K: 0 BB: 2 S: 3 P: 11	R: 0 H: 1 E: 0 LOB: 0 K: 0 BB: 0 S: 3 P: 3	R: 0 H: 0 E: 0 LOB: 0 K: 1 BB: 0 S: 5 P: 5	R: 2 H: 1 E: 0 LOB: 0 K: 0 BB: 1 S: 4 P: 8	2B: 2 3B: 0 HR: 1	SAC: 0 DP: 3 HBP: 0	PB: 0 SB: 1 CS: 0	

PITCHER	IP	WLS	BF	H	R	ER	SO	BB	IBB	HBP	BLK	WP	HR	S	P	ERA	WHIP
Juan Pizarro, L (1, 1) ERA: 3.5	5.1	L	30	8	4	1	5	5	0	0	0	0	0	35	55	1.69	2.438
Eddie Fisher, R (6, 1) ERA: 5.4	2.2		8	1	0	0	1	1	0	0	0	0	0	9	13	0.00	0.750
Herb Score, L (9, 1) ERA: 4.5	1.0		5	1	2	2	0	1	0	0	0	0	1	4	8	18.00	2.000

PITCHER	IP	WLS	BF	H	R	ER	SO	BB	IBB	HBP	BLK	WP	HR	S	P	ERA	WHIP

TOP

New York Yankees @ Chicago White Sox

Comiskey Park, Chicago, IL

Tue May 01 1962, 8:05 PM EDT

Att. 16,942 - Unknown - 47 F

livebaseballscorecards.com

AB	36
R	6
H	10
RBI	6
BB	7
SO	6
LOB	22

Batter	1	2	3	4	5	6	7	8	9	AB	R	H	RBI	BB	SO	LOB
Jim Landis, R (1, 8) OBP: 0.373, SLG: 0.632	F4		F8			F6		K		4	0	0	0	0	1	1
Nellie Fox, L (1, 4) OBP: 0.293, SLG: 0.324	FC6-4, HBP			F7, HBP		4-3			BB, 2B, 1B	2	1	1	0	0	0	0
Joe Cunningham, L (1, 3) OBP: 0.471, SLG: 0.476	FC6-4 1-2f			F7 1-2		F9			2B 1-2 BB	3	0	0	0	1	0	2
Floyd Robinson, L (1, 7) OBP: 0.474, SLG: 0.708	1-3			G3			F7		1-3 2-H 2B	4	0	1	1	0	0	2
Al Smith, R (1, 5) OBP: 0.388, SLG: 0.375		G6-4-3, BB		FC6-4, BB			5-3		F3	2	0	0	0	2	0	2
Mike Hershberger, R (1, 9) OBP: 0.304, SLG: 0.338		G6-4-3 1-2f		FC6-4 1-2f			1-3		F3	4	0	0	0	0	0	5
Luis Aparicio, R (1, 6) OBP: 0.222, SLG: 0.224 Bob Farley, L (8, PH) Sammy Esposito, R (9, 6) OBP: 0.429, SLG: 0.400		L9			F4			5-3, BB	BB	2 0 0	0 0 0	0 0 0	0 0 0	0 1 1	0 0 0	0 0 0
Sherm Lollar, R (1, 2) OBP: 0.419, SLG: 0.486			F8		F6			5-3 1-2	F3	4	0	0	0	0	0	4
Juan Pizarro, L (1, 1) OBP: 0.200, SLG: 0.200 Eddie Fisher, R (6, 1) Bob Sadowski, L (8, PH) OBP: 0.263, SLG: 0.412 Herb Score, L (9, 1)			6-3		4-3			F9		2 0 1 0	0 0 0 0	0 0 0 0	0 0 0 0	0 0 0 0	0 0 0 0	0 0 1 0
Inning Stats	R: 0 H: 0 E: 0 LOB: 1 K: 0 BB: 0 S: 3 P: 4	R: 0 H: 0 E: 0 LOB: 0 K: 0 BB: 1 S: 2 P: 6	R: 0 H: 0 E: 0 LOB: 0 K: 0 BB: 0 S: 3 P: 3	R: 0 H: 0 E: 0 LOB: 2 K: 0 BB: 1 S: 3 P: 8	R: 0 H: 0 E: 0 LOB: 0 K: 0 BB: 0 S: 3 P: 3	R: 0 H: 0 E: 0 LOB: 0 K: 0 BB: 0 S: 3 P: 3	R: 0 H: 0 E: 0 LOB: 0 K: 0 BB: 0 S: 3 P: 3	R: 0 H: 0 E: 0 LOB: 1 K: 1 BB: 1 S: 5 P: 9	R: 1 H: 2 E: 0 LOB: 3 K: 0 BB: 2 S: 5 P: 13	1B: 1 SF: 0 2B: 1 SAC: 0 3B: 0 DP: 1 HR: 0 HBP: 2							

PITCHER	IP	WLS	BF	H	R	ER	SO	BB	IBB	HBP	BLK	WP	HR	S	P	ERA	WHIP
Bill Stafford, R (1, 1) ERA: 4.91	5.0	W	18	0	0	0	0	2	0	2	0	0	0	14	24	0.00	0.400
Rollie Sheldon, R (6, 1) ERA: 1.93	3.0		13	2	1	1	1	2	0	0	0	0	0	13	21	3.00	1.333
Marshall Bridges, L (9, 1) ERA:	1.0	S	4	0	0	0	0	1	0	0	0	0	0	3	7	0.00	1.000

PITCHER	IP	WLS	BF	H	R	ER	SO	BB	IBB	HBP	BLK	WP	HR	S	P	ERA	WHIP

BOTTOM

New York Yankees @ Chicago White Sox

Comiskey Park, Chicago, IL

Tue May 01 1962, 8:05 PM EDT

Att. 16,942 - Unknown - 47 F

livebaseballscorecards.com

AB	28
R	1
H	2
RBI	1
BB	5
SO	1
LOB	17

Batter	1	2	3	4	5	6	7	8	9	AB	R	H	RBI	BB	SO	LOB
Bobby Richardson, R (1, 4) OBP: 0.370, SLG: 0.387	0-0 BB BB 4-3 1B		0-0 ① 1-4-3			0-0 FC5-4 1B		0-0 ① F7	0-0 ③ FC5-4 1-2f	5	1	2	0	0	0	1
Clete Boyer, R (1, 5) OBP: 0.444, SLG: 0.677	0-0 ① F9		0-0 ② F8			0-0 ① FC5-4 1-2f 2B		0-0 ② F3		4	1	0	0	0	0	2
Roger Maris, L (1, 9) OBP: 0.346, SLG: 0.507	BBB 4-0 4-3 BB 1-2 BB		0-0 ③ G3			0-0 1-H 2B		0-0 WP 1B		3	0	2	1	1	0	0
Mickey Mantle, S (1, 8) OBP: 0.600, SLG: 0.545	BBBB 4-0 4-3 1-2 2-3 BB			0-0 G4-6-3 1B		BBBB 4-0 BB		SSS 0-3 ③ K 1-2		2	0	1	0	2	1	1
Yogi Berra, L (1, 7) OBP: 0.321, SLG: 0.400	0-0 ② 4-3 1-2 2-3 3-H			0-0 ①② G4-6-3 1-2f		SSS 0-3 ② K			0-0 HR 2B	4	1	1	1	0	1	5
Elston Howard, R (1, 2) OBP: 0.322, SLG: 0.625	0-0 ③ 6-3			SSS 0-3 ③ K		SSS 0-3 ③ K			0-0 2-H HR	4	1	1	2	0	2	4
Bill Skowron, R (1, 3) OBP: 0.258, SLG: 0.460		0-0 ① F6			SSS 0-3 ① K		0-0 ① 5-3		0-0 ① G3	4	0	0	0	0	1	0
Tom Tresh, S (1, 6) OBP: 0.368, SLG: 0.371		0-0 ② F8			BBBB 4-0 G4-3 BB		0-0 ② 6-3		0-0 ② F9	3	0	0	0	1	0	0
Ralph Terry, R (1, 1) OBP: 0.118, SLG: 0.063 Johnny Blanchard, L (7, PH) OBP: 0.324, SLG: 0.571 Jim Coates, R (7, 1)		SSS 0-3 ③ K			0-0 ②③ G4-3 1-2f		0-0 ③ F9		BBBB 4-0 FC5-4 BB	2	0	0	0	0	1	1
										1	0	0	0	0	0	0
										0	0	0	0	1	0	0

TOP

New York Yankees @ Chicago White Sox

Comiskey Park, Chicago, IL

Wed May 02 1962, 8:05 PM EDT

Att. 25,547 - Unknown - 54 F

livebaseballscorecards.com

AB	32
R	4
H	7
RBI	4
BB	5
SO	6
LOB	14

Inning Stats	1	2	3	4	5	6	7	8	9
	R: 1 E: 0 K: 0 S: 4	R: 0 E: 0 K: 1 S: 5	R: 0 E: 0 K: 0 S: 3	R: 0 E: 0 K: 1 S: 5	R: 0 E: 0 K: 1 S: 4	R: 1 E: 0 K: 2 S: 9	R: 0 E: 0 K: 0 S: 3	R: 0 E: 0 K: 1 S: 6	R: 2 E: 0 K: 0 S: 5
	H: 1 LOB: 2 BB: 2 P: 12	H: 0 LOB: 0 BB: 0 P: 5	H: 0 LOB: 0 BB: 0 P: 3	H: 1 LOB: 0 BB: 0 P: 5	H: 0 LOB: 0 BB: 1 P: 8	H: 2 LOB: 2 BB: 1 P: 13	H: 0 LOB: 0 BB: 0 P: 3	H: 1 LOB: 1 BB: 0 P: 6	H: 2 LOB: 1 BB: 1 P: 9

1B: 4	SF: 0
2B: 2	SAC: 0
3B: 0	DP: 2
HR: 1	HBP: 0

WP: 1	PA: 37
PB: 0	
SB: 0	
CS: 0	

PITCHER	IP	WLS	BF	H	R	ER	SO	BB	IBB	HBP	BLK	WP	HR	S	P	ERA	WHIP
Joe Horlen, R (1, 1) ERA: 3.82	9.0	L	37	7	4	4	6	5	0	0	0	1	1	44	64	4.00	1.333

PITCHER	IP	WLS	BF	H	R	ER	SO	BB	IBB	HBP	BLK	WP	HR	S	P	ERA	WHIP

Batter	1	2	3	4	5	6	7	8	9	AB	R	H	RBI	BB	SO	LOB
Jim Landis, R (1, 8) OBP: 0.366, SLG: 0.600	5-3		BB		K		FC5 2-3f			3	0	0	0	1	1	3
Nellie Fox, L (1, 4) OBP: 0.278, SLG: 0.306	4-3		K			F7		6-3		4	0	0	0	0	1	1
Joe Cunningham, L (1, 3) OBP: 0.472, SLG: 0.462	F3			3B BB		G3		G3 HBP		2	1	0	0	1	0	0
Floyd Robinson, L (1, 7) OBP: 0.463, SLG: 0.697		1B 2B		F7		F8		G3 1-2		4	1	1	0	0	0	2
Al Smith, R (1, 5) OBP: 0.405, SLG: 0.426 Charley Smith, R (9, 5)		L3 2-H 1B		WP 1-H 3B			BB SH3-4 1B	5-3		4 0	1 0	3 0	2 0	0 0	0 0	1 0
Mike Hershberger, R (1, 9) OBP: 0.293, SLG: 0.325	L3 1-2			4-3 3-H			SH3-4 1-2		K	3	0	0	0	0	1	1
Sammy Esposito, R (1, 6) OBP: 0.333, SLG: 0.286 Bob Sadowski, L (7, PH) OBP: 0.250, SLG: 0.389 Luis Aparicio, R (8, 6) OBP: 0.222, SLG: 0.224 Bob Farley, L (9, PH)	4-3		K				F7		G5-4-3 BB	2 1 0 0	0 0 0 0	0 0 0 0	0 0 0 0	1 0 0 1	0 0 0 0	0 1 0 0
Sherm Lollar, R (1, 2) OBP: 0.404, SLG: 0.450			L6		5-3		FC5 BB IBB		G5-4-3 1-2f	3	0	0	0	1	0	1
Joe Horlen, R (1, 1) OBP: 0.167, SLG: 0.091			6-3		K		1-2 2-3 BB			2	0	0	0	1	1	0
Inning Stats	R: 0 E: 0 K: 0 S: 3 H: 0 LOB: 0 BB: 0 P: 3	R: 1 E: 0 K: 0 S: 4 H: 2 LOB: 0 BB: 0 P: 4	R: 0 E: 0 K: 1 S: 5 H: 0 LOB: 1 BB: 1 P: 9	R: 2 E: 0 K: 1 S: 6 H: 1 LOB: 0 BB: 1 P: 10	R: 0 E: 0 K: 2 S: 7 H: 0 LOB: 0 BB: 0 P: 7	R: 0 E: 0 K: 0 S: 3 H: 0 LOB: 0 BB: 0 P: 3	R: 0 E: 0 K: 0 S: 4 H: 1 LOB: 3 BB: 2 P: 12	R: 0 E: 0 K: 0 S: 3 H: 0 LOB: 1 BB: 0 P: 4	R: 0 E: 0 K: 1 S: 4 H: 0 LOB: 0 BB: 1 P: 8	1B: 2 2B: 2 3B: 1 HR: 0 SF: 0 SAC: 1 DP: 2 HBP: 1						

PITCHER	IP	WLS	BF	H	R	ER	SO	BB	IBB	HBP	BLK	WP	HR	S	P	ERA	WHIP
Ralph Terry, R (1, 1) ERA: 3.92	6.0		22	3	3	3	4	2	0	0	0	1	0	28	36	4.50	0.833
Jim Coates, R (7, 1) ERA: 2.42	3.0	W	13	1	0	0	1	2	1	1	0	0	0	11	24	0.00	1.000

PITCHER	IP	WLS	BF	H	R	ER	SO	BB	IBB	HBP	BLK	WP	HR	S	P	ERA	WHIP

BOTTOM

New York Yankees @ Chicago White Sox

Comiskey Park, Chicago, IL

Wed May 02 1962, 8:05 PM EDT

Att. 25,547 - Unknown - 54 F

livebaseballscorecards.com

AB	28
R	3
H	4
RBI	2
BB	5
SO	5
LOB	10

New York Yankees @ Chicago White Sox

Comiskey Park, Chicago, IL

Thu May 03 1962, 8:05 PM EDT
Att. 30,481 - Unknown - 75 F

livebaseballscorecards.com

Batter	1	2	3	4	5	6	7	8	9	AB	R	H	RBI	BB	SO	LOB
Bobby Richardson, R (1, 4) OBP: 0.353, SLG: 0.367	1-3			5-3		5-3 1-2		L6		4	0	0	0	0	0	2
Clete Boyer, R (1, 5) OBP: 0.434, SLG: 0.647	F9			6-3		BB		K		3	0	0	0	1	1	1
Roger Maris, L (1, 9) OBP: 0.341, SLG: 0.493	F9			F7		4-3			1B	4	0	1	0	0	0	2
Mickey Mantle, S (1, 8) OBP: 0.582, SLG: 0.521		K			K		FC4-6 1B		F9	4	0	1	0	0	2	1
Yogi Berra, L (1, 7) OBP: 0.313, SLG: 0.379		L6			FC4 1B		FC4-6 1-2f FC6-4		F9	4	0	1	0	0	0	2
Elston Howard, R (1, 2) OBP: 0.302, SLG: 0.583		5-3			F9		F5		F8	4	0	0	0	0	0	3
Bill Skowron, R (1, 3) OBP: 0.246, SLG: 0.439			F8		FC4 1-2f		FC6-4 1-2f			3	0	0	0	0	0	2
Tom Tresh, S (1, 6) OBP: 0.380, SLG: 0.400			1-3			5-3 1B		2B		3	0	2	0	0	0	0
Whitey Ford, L (1, 1) OBP: 0.133, SLG: 0.154			4-3			L7		6-3		2	0	0	0	0	0	1
Johnny Blanchard, L (8, PH) OBP: 0.316, SLG: 0.556										1	0	0	0	0	0	1
Marshall Bridges, S (8, 1)										0	0	0	0	0	0	0

Inning Stats	1	2	3	4	5	6	7	8	9		
	R: 0 E: 0 K: 0 S: 3	R: 0 E: 0 K: 1 S: 5	R: 0 E: 0 K: 0 S: 3	R: 0 E: 0 K: 0 S: 3	R: 0 E: 0 K: 1 S: 6	R: 0 E: 0 K: 0 S: 4	R: 0 E: 0 K: 0 S: 4	R: 0 E: 0 K: 1 S: 6	R: 0 E: 0 K: 0 S: 4	1B: 4 2B: 1 3B: 0 HR: 0	SF: 0 SAC: 0 DP: 0 HBP: 0
	H: 0 LOB: 0 BB: 0 P: 3	H: 0 LOB: 0 BB: 0 P: 5	H: 0 LOB: 0 BB: 0 P: 3	H: 0 LOB: 0 BB: 0 P: 3	H: 1 LOB: 1 BB: 0 P: 6	H: 1 LOB: 2 BB: 1 P: 8	H: 1 LOB: 1 BB: 0 P: 4	H: 1 LOB: 1 BB: 0 P: 6	H: 1 LOB: 1 BB: 0 P: 4	WP: 0 PB: 0 SB: 0 CS: 0	PA: 33

PITCHER	IP	WLS	BF	H	R	ER	SO	BB	IBB	HBP	BLK	WP	HR	S	P	ERA	WHIP
John Buzhardt, R (1, 1) ERA: 2.55	9.0	W	33	5	0	0	3	1	0	0	0	0	0	38	42	0.00	0.667

PITCHER	IP	WLS	BF	H	R	ER	SO	BB	IBB	HBP	BLK	WP	HR	S	P	ERA	WHIP

Batter	1	2	3	4	5	6	7	8	9	AB	R	H	RBI	BB	SO	LOB
Jim Landis, R (1, 8) OBP: 0.373, SLG: 0.635	6-3			HR		L9		BBBB FC3-2 1B, 1-2 G1-2-3 BB		3	1	1	1	1	0	0
Nellie Fox, L (1, 4) OBP: 0.289, SLG: 0.316	L1			F7		WP 1B		1-2 2-3 FC3-2 1B		4	0	2	0	0	0	0
Joe Cunningham, L (1, 3) OBP: 0.462, SLG: 0.441	F2			BBBB BB		1-3 1-2		1-2 2-3 3-Hf FC3-2		3	0	0	0	1	0	4
Al Smith, R (1, 5) Charley Smith, R (9, 5) OBP: 0.398, SLG: 0.417		SSS K		F8			FC6-4 1B	3-Hf G1-2-3		4 0	0 0	1 0	0 0	0 0	1 0	4 0
Floyd Robinson, L (1, 7) OBP: 0.459, SLG: 0.684		SSS K		4-3			1-2 FC6-4 1B			3	0	1	0	0	1	1
Mike Hershberger, R (1, 9) OBP: 0.282, SLG: 0.313		SSS K			5-3		SSS K			3	0	0	0	0	2	2
Luis Aparicio, R (1, 6) OBP: 0.214, SLG: 0.215		6-3			6-3		1-2f 2-3 FC6-4 FC5-4			3	0	0	0	0	0	2
Cam Carreon, R (1, 2) OBP: 0.345, SLG: 0.333		6-3			1-3		1-2f FC5-4			3	0	0	0	0	0	2
John Buzhardt, R (1, 1) OBP: 0.250, SLG: 0.182		SSS K				F9		1B BB FC3-2 1B		3	0	1	0	0	1	0
Inning Stats	R: 0 E: 0 K: 0 S: 3 H: 0 LOB: 0 BB: 0 P: 3	R: 0 E: 0 K: 3 S: 9 H: 0 LOB: 0 BB: 0 P: 9	R: 0 E: 0 K: 1 S: 5 H: 0 LOB: 0 BB: 0 P: 5	R: 1 E: 0 K: 0 S: 4 H: 1 LOB: 1 BB: 1 P: 8	R: 0 E: 0 K: 0 S: 3 H: 0 LOB: 0 BB: 0 P: 3	R: 0 E: 0 K: 0 S: 4 H: 1 LOB: 1 BB: 0 P: 4	R: 0 E: 0 K: 1 S: 7 H: 2 LOB: 2 BB: 0 P: 7	R: 0 E: 0 K: 0 S: 4 H: 2 LOB: 2 BB: 1 P: 8		1B: 5 2B: 0 3B: 0 HR: 1	SF: 0 SAC: 0 DP: 1 HBP: 0					

PITCHER		IP	WLS	BF	H	R	ER	SO	BB	IBB	HBP	BLK	WP	HR	S	P	ERA	WHIP
Whitey Ford, L ERA: 3.29	(1, 1)	7.0	L	26	4	1	1	5	1	0	0	0	1	1	35	39	1.29	0.714
Marshall Bridges, L ERA:	(8, 1)	1.0		5	2	0	0	0	1	0	0	0	0	0	4	8	0.00	3.000

PITCHER	IP	WLS	BF	H	R	ER	SO	BB	IBB	HBP	BLK	WP	HR	S	P	ERA	WHIP

BOTTOM

New York Yankees @ Chicago White Sox

Comiskey Park, Chicago, IL

Thu May 03 1962, 8:05 PM EDT

Att. 30,481 - Unknown - 75 F

livebaseballscorecards.com

AB	29
R	1
H	6
RBI	1
BB	2
SO	5
LOB	15

1B: 5	SF: 0	WP: 1	PA: 31
2B: 0	SAC: 0	PB: 0	
3B: 0	DP: 1	SB: 0	
HR: 1	HBP: 0	CS: 0	

Washington Senators @ New York Yankees

Yankee Stadium, Bronx, NY

Sat May 05 1962, 3:33 AM EDT

Att. 16,992 - Unknown - 72 F

livebaseballscorecards.com

TOP

Batter	1	2	3	4	5	6	7	8	9	AB	R	H	RBI	BB	SO	LOB
Jim Piersall, R (1, 8) OBP: 0.226, SLG: 0.288	5-3	K			6-3	F9		BB, 1B 1B		5	0	1	0	0	1	4
Danny O'Connell, R (1, 5) OBP: 0.293, SLG: 0.385	BB	L3			B1-3	FC5-4 1-2f		1-2 BB 1B		4	0	1	0	1	0	4
Chuck Hinton, R (1, 9) OBP: 0.222, SLG: 0.225	F6		F9			5-3	K	1-2 2-3 BB		4	0	0	0	1	1	1
Dale Long, L (1, 3) OBP: 0.333, SLG: 0.339	4-3		4-3			S HR 1B	L9	F9		5	1	1	0	0	0	4
Jim King, L (1, 7) OBP: 0.408, SLG: 0.500		1B SF7 2B	F9			1-H HR	BB		L8	4	2	2	2	1	0	0
Bob Johnson, R (1, 6) OBP: 0.387, SLG: 0.522		BB 1B 1B		L8		2B 3B	1-2 BB		6-3	3	2	1	0	2	0	0
Ken Retzer, L (1, 2) OBP: 0.364, SLG: 0.263		1-2 2-3 1B		F5		1B 3-H 2B	F8		L5	2	0	1	0	0	0	0
Harry Bright, R (6, PH) OBP: 0.400, SLG: 1.067 (6, 2)										3	1	1	1	0	0	2
Chuck Cottier, R (1, 4) OBP: 0.354, SLG: 0.379		SF7 3-H		1-3		1B 2-3 1B		K		3	0	1	1	0	1	0
Bennie Daniels, L (1, 1) OBP: 0.250, SLG: 0.250		1-2 2-H 1B			L9	FC5-4 1-2 3-H 1B		K		4	0	2	2	0	1	0
Marty Kutyna, R (8, 1)										0	0	0	0	0	0	0

	AB	37
	R	6
	H	11
	RBI	6
	BB	5
	SO	4
	LOB	15

Inning Stats																								
	R: 0	E: 0	K: 0	S: 3	H: 0	LOB: 1	BB: 1	P: 7	R: 2	E: 0	K: 1	S: 8	H: 3	LOB: 2	BB: 1	P: 12	R: 0	E: 0	K: 0	S: 3	H: 0	LOB: 0	BB: 0	P: 3
	R: 0	E: 0	K: 0	S: 3	H: 0	LOB: 0	BB: 0	P: 3	R: 0	E: 0	K: 0	S: 3	H: 0	LOB: 0	BB: 0	P: 3	R: 0	E: 0	K: 0	S: 3	H: 0	LOB: 0	BB: 0	P: 3
	R: 4	E: 0	K: 0	S: 9	H: 6	LOB: 2	BB: 0	P: 9	R: 0	E: 0	K: 1	S: 5	H: 0	LOB: 2	BB: 2	P: 13	R: 0	E: 0	K: 2	S: 9	H: 2	LOB: 3	BB: 1	P: 13
	R: 0	E: 0	K: 0	S: 3	H: 0	LOB: 0	BB: 0	P: 3	1B: 7	2B: 2	3B: 1	HR: 1	SF: 1	SAC: 0	DP: 0	HBP: 0	WP: 0	PB: 0	SB: 1	CS: 0	PA: 43			

PITCHER		IP	WLS	BF	H	R	ER	SO	BB	IBB	HBP	BLK	WP	HR	S	P	ERA	WHIP
Rollie Sheldon, R ERA: 5.4	(1, 1)	5.1		24	6	5	5	1	2	0	0	0	0	1	24	32	8.44	1.500
Bud Daley, L ERA: 6.1	(6, 1)	1.2		10	3	1	1	1	2	0	0	0	0	0	10	18	5.40	3.000
Bob Turley, R ERA:	(8, 1)	1.0	W	6	2	0	0	2	1	0	0	0	0	0	9	13	0.00	3.000
Jim Coates, R ERA: 2.31	(9, 1)	1.0	S	3	0	0	0	0	0	0	0	0	0	0	3	3	0.00	0.000

PITCHER	IP	WLS	BF	H	R	ER	SO	BB	IBB	HBP	BLK	WP	HR	S	P	ERA	WHIP

BOTTOM

Washington Senators @ New York Yankees

Yankee Stadium, Bronx, NY

Sat May 05 1962, 3:33 AM EDT
Att. 16,992 - Unknown - 72 F

livebaseballscorecards.com

Batter	1	2	3	4	5	6	7	8	9	AB	R	H	RBI	BB	SO	LOB
Bobby Richardson, R (1, 4) OBP: 0.337, SLG: 0.349	F7		1-3		FC6-5 CS 2-3		FC4-6 1-2f			4	0	0	0	0	0	3
Tom Tresh, S (1, 6) OBP: 0.386, SLG: 0.406	K		2-H 1B		CS 1-2	3-1		HR 1B		4	1	2	1	0	1	0
Roger Maris, L (1, 9) OBP: 0.349, SLG: 0.487	1B			1-3		BBB FC4-6 BB		L7		3	0	1	0	1	0	1
Mickey Mantle, S (1, 8) OBP: 0.578, SLG: 0.577	4-3			HR		FC4-6 1-2f 1B		1-2 HR 1B		4	2	2	1	0	0	2
Yogi Berra, L (1, 7) OBP: 0.333, SLG: 0.485		L7		3-1		1-2 1B		1-H 2-H HR		4	1	2	3	0	0	0
Johnny Blanchard, L (1, 2) OBP: 0.333, SLG: 0.538 Phil Linz, R (8, PR) Jim Coates, R (9, 1)		G3		1B		G3		BBB HR BB		3 0 0	0 1 0	1 0 0	0 0 0	1 0 0	0 0 0	2 0 0
Joe Pepitone, L (1, 3) OBP: 0.214, SLG: 0.429		6-3		L4			SSS K	1-H HR		4	1	1	2	0	1	1
Clete Boyer, R (1, 5) OBP: 0.463, SLG: 0.652			BBB SH3-4 1B BB		BBB FC6-5 SH3-4 BB		FC4-6 1B	BBB G6-4-3 BB		1	1	1	0	3	0	0
Rollie Sheldon, R (1, 1) Bud Daley, L (6, 1) OBP: 0.500, SLG: 0.500 Hector Lopez, R (7, PH) OBP: 0.424, SLG: 0.407 Bob Turley, R (8, 1) Elston Howard, R (8, PH) OBP: 0.297, SLG: 0.574 (9, 2)			SH3-4 1-2		SH3-4 1-2		F7	G6-4-3 1-2f		0 0 1 0 1	0 0 0 0 0	0 0 0 0 0	0 0 0 0 0	0 0 0 0 0	0 0 0 0 0	0 0 1 0 1
Inning Stats	R: 0 E: 0 K: 1 S: 6 H: 1 LOB: 1 BB: 0 P: 6	R: 0 E: 0 K: 0 S: 3 H: 0 LOB: 0 BB: 0 P: 3	R: 1 E: 0 K: 0 S: 3 H: 1 LOB: 1 BB: 1 P: 7	R: 1 E: 0 K: 0 S: 5 H: 2 LOB: 1 BB: 0 P: 5	R: 0 E: 0 K: 0 S: 2 H: 0 LOB: 0 BB: 1 P: 6	R: 0 E: 0 K: 0 S: 4 H: 1 LOB: 2 BB: 1 P: 8	R: 0 E: 0 K: 1 S: 6 H: 1 LOB: 1 BB: 0 P: 6	R: 5 E: 0 K: 0 S: 6 H: 4 LOB: 1 BB: 2 P: 14		1B: 7 2B: 0 3B: 0 HR: 3 SF: 0 SAC: 2 DP: 1 HBP: 0						

AB	29
R	7
H	10
RBI	7
BB	5
SO	2
LOB	11

PITCHER		IP	WLS	BF	H	R	ER	SO	BB	IBB	HBP	BLK	WP	HR	S	P	ERA	WHIP
Bennie Daniels, R ERA: 4.72	(1, 1)	7.1		33	9	6	6	2	4	0	0	0	0	2	33	49	7.36	1.773
Marty Kutyna, R ERA: 2.31	(8, 1)	0.2	L	3	1	1	1	0	1	0	0	0	0	1	2	6	13.50	3.000

PITCHER	IP	WLS	BF	H	R	ER	SO	BB	IBB	HBP	BLK	WP	HR	S	P	ERA	WHIP

Batter	1	2	3	4	5	6	7	8	9	AB	R	H	RBI	BB	SO	LOB
Jim Piersall, R (1, 8) OBP: 0.228, SLG: 0.304	F8		4-3			F9		SH 2B		4	1	1	0	0	0	0
Danny O'Connell, R (1, 5) OBP: 0.273, SLG: 0.357	6-3		F9			4-3		SH SH1-3 SF8 2-H		3	1	0	0	0	0	0
Joe Hicks, L (1, 7) OBP: 0.250, SLG: 0.167	BB		G3			1B 1B		SH1-3 2-3		2	1	1	0	1	0	0
Dale Long, L (1, 3) OBP: 0.343, SLG: 0.371	1-H 2B			K		1-3 1B		SF8 3-H		3	0	2	2	0	1	0
Jim King, L (1, 9) OBP: 0.377, SLG: 0.457	4-3			F2		F2		3-1		4	0	0	0	0	0	3
Bob Johnson, R (1, 6) OBP: 0.367, SLG: 0.493		K		6-3			F7		G3	4	0	0	0	0	1	0
Ken Retzer, L (1, 2) OBP: 0.346, SLG: 0.261		1B			F8		F9		K	4	0	1	0	0	1	0
Chuck Cottier, R (1, 4) OBP: 0.333, SLG: 0.355		K			F8		F6		4-3	4	0	0	0	0	1	1
Dave Stenhouse, R (1, 1)		K			5-3					2	0	0	0	0	1	1
Gene Woodling, L (8, PH) OBP: 0.422, SLG: 0.514								HR		1	1	1	1	0	0	0
Steve Hamilton, L (8, 1)										0	0	0	0	0	0	0

TOP

Washington Senators @ New York Yankees

Yankee Stadium, Bronx, NY

Sun May 06 1962, 3:33 AM EDT

Cloudy - 70 F

livebaseballscorecards.com

AB	31
R	4
H	6
RBI	3
BB	1
SO	5
LOB	5

Inning Stats	1	2	3	4	5	6	7	8	9
R	1	0	0	0	0	0	0	3	0
E	0	0	0	0	0	0	0	1	0
K	0	3	0	1	0	0	0	0	1
S	4	10	3	5	3	5	3	6	5
H	1	1	0	0	0	2	0	2	0
LOB	1	1	0	0	0	2	0	0	0
BB	1	0	0	0	0	0	0	0	0
P	8	10	3	5	3	5	3	6	5

1B	3	SF	1
2B	2	SAC	2
3B	0	DP	0
HR	1	HBP	0

WP	0	PA: 35
PB	0	
SB	1	
CS	0	

PITCHER		IP	WLS	BF	H	R	ER	SO	BB	IBB	HBP	BLK	WP	HR	S	P	ERA	WHIP
Ralph Terry, R ERA: 3.63	(1, 1)	8.0	L	32	6	4	3	4	1	0	0	0	0	1	39	43	3.38	0.875
Marshall Bridges, L ERA:	(9, 1)	1.0		3	0	0	0	1	0	0	0	0	0	0	5	5	0.00	0.000

PITCHER	IP	WLS	BF	H	R	ER	SO	BB	IBB	HBP	BLK	WP	HR	S	P	ERA	WHIP

BOTTOM

Washington Senators @ New York Yankees

Yankee Stadium, Bronx, NY

Sun May 06 1962, 3:33 AM EDT

Cloudy - 70 F

livebaseballscorecards.com

Batter	1	2	3	4	5	6	7	8	9	AB	R	H	RBI	BB	SO	LOB
Bobby Richardson, R (1, 4) OBP: 0.323, SLG: 0.333	F5			F5		5-3		5-3		4	0	0	0	0	0	0
Tom Tresh, S (1, 6) OBP: 0.379, SLG: 0.389	BB, G4-6-3			K2-3		F8		6-3		3	0	0	0	1	1	0
Roger Maris, L (1, 9) OBP: 0.356, SLG: 0.512	G4-6-3, 1-2f			HR, 2B		G3			4-3, 2B	4	1	2	0	0	0	1
Mickey Mantle, S (1, 8) OBP: 0.575, SLG: 0.625		F4		2-H, HR			BB, 1B		4-3, 2-3	4	1	2	2	0	0	1
Yogi Berra, L (1, 7) OBP: 0.325, SLG: 0.444		G3		K			BB, FC6-4, 1-2		K	3	0	0	0	1	2	1
Johnny Blanchard, L (1, 2) OBP: 0.333, SLG: 0.512 Elston Howard, R (9, PH) OBP: 0.292, SLG: 0.565		F6			BB, G3-6-3		F2		6-3	2 1	0 0	0 0	0 0	1 0	0 0	2 1
Joe Pepitone, L (1, 3) OBP: 0.176, SLG: 0.353			K		G3-6-3, 1-2f		F8			3	0	0	0	0	1	3
Clete Boyer, R (1, 5) OBP: 0.458, SLG: 0.634			6-3		BB		FC6-4, 1-2f			2	0	0	0	1	0	2
Ralph Terry, R (1, 1) OBP: 0.105, SLG: 0.056 Hector Lopez, R (8, PH) OBP: 0.412, SLG: 0.393 Marshall Bridges, S (9, 1)			K		5-3			F9		2 1 0	0 0 0	0 0 0	0 0 0	0 0 0	1 0 0	1 0 0

	AB	29
	R	2
	H	4
	RBI	2
	BB	4
	SO	5
	LOB	12

Inning Stats	1	2	3	4	5	6	7	8	9
	R: 0 H: 0 E: 0 LOB: 0 K: 0 BB: 1 S: 2 P: 6	R: 0 H: 0 E: 0 LOB: 0 K: 0 BB: 0 S: 3 P: 3	R: 0 H: 0 E: 0 LOB: 0 K: 2 BB: 0 S: 7 P: 7	R: 2 H: 2 E: 0 LOB: 0 K: 2 BB: 0 S: 9 P: 9	R: 0 H: 0 E: 0 LOB: 1 K: 0 BB: 2 S: 2 P: 10	R: 0 H: 0 E: 0 LOB: 0 K: 0 BB: 0 S: 3 P: 3	R: 0 H: 1 E: 0 LOB: 2 K: 0 BB: 1 S: 4 P: 8	R: 0 H: 0 E: 0 LOB: 0 K: 0 BB: 0 S: 3 P: 3	R: 0 H: 1 E: 0 LOB: 1 K: 1 BB: 0 S: 6 P: 6

1B: 1	SF: 0	WP: 0	PA: 33
2B: 2	SAC: 0	PB: 0	
3B: 0	DP: 2	SB: 0	
HR: 1	HBP: 0	CS: 0	

PITCHER		IP	WLS	BF	H	R	ER	SO	BB	IBB	HBP	BLK	WP	HR	S	P	ERA	WHIP
Dave Stenhouse, R ERA: 1.42	(1, 1)	7.0	W	26	3	2	2	4	4	0	0	0	0	1	30	46	2.57	1.000
Steve Hamilton, L ERA:	(8, 1)	2.0	S	7	1	0	0	1	0	0	0	0	0	0	9	9	0.00	0.500

PITCHER	IP	WLS	BF	H	R	ER	SO	BB	IBB	HBP	BLK	WP	HR	S	P	ERA	WHIP

Batter	1	2	3	4	5	6	7	8	9	AB	R	H	RBI	BB	SO	LOB
Jim Piersall, R (1, 8) OBP: 0.274, SLG: 0.310	BBBB 4-0 G4-6-3 BB		x 0-0 1B 1B		BBBB 4-0 FC1-6 BB		BBBB 4-0 CS BB		x 0-0 ② F9	2	0	1	0	3	0	2
Danny O'Connell, R (1, 5) OBP: 0.265, SLG: 0.340	x 0-0 ①② G4-6-3 1-2f		x 0-0 G4-6-3 1-2 1B		x 0-0 ② FC1-6 1-2f		SSS 0-3 ②③ K 1-2		x 0-0 ③ F8	5	0	1	0	0	1	5
Joe Hicks, L (1, 7) OBP: 0.250, SLG: 0.143	BBBB 4-0 1B BB		x 0-0 ②③ G4-6-3 1-2f		x 0-0 ③ F9			SSS 0-3 ① K		3	0	0	0	1	1	3
Dale Long, L (1, 3) OBP: 0.378, SLG: 0.400	x 0-0 1-2 1B			x 0-0 BB 1B		x 0-0 FC3-6 1B		BBBB 4-0 FC4-6 BB		3	0	3	0	1	0	0
Jim King, L (1, 9) OBP: 0.351, SLG: 0.420	x 0-0 ③ F7			x 0-0 ① F8		x 0-0 ① FC3-6 BB 1-2f		x 0-0 ② FC4-6 FC5-4 1-2f		4	0	0	0	0	0	5
Bob Johnson, R (1, 6) OBP: 0.361, SLG: 0.473		x 0-0 ① 6-3		x 0-0 ② F7		BBBB 4-0 1-2 BB		x 0-0 ③ FC5-4 1-2f		3	0	0	0	1	0	2
Bob Schmidt, R (1, 2) OBP: 0.271, SLG: 0.348		x 0-0 ② F7		BBBB 4-0 1-2 BB		x 0-0 ② F7			x 0-0 1B 1B	3	0	1	0	1	0	2
Chuck Cottier, R (1, 4) OBP: 0.315, SLG: 0.333		x 0-0 ③ F3		x 0-0 ③ 6-3		x 0-0 ③ 4-3			x 0-0 ① F6	4	0	0	0	0	0	5
Pete Burnside, R (1, 1)			x 0-0 ① 4-3		SSS 0-3 ① K		x 0-0 ① F9		x 0-0 1-3 1B	1	0	0	0	0	0	0
Johnny Schaive, R (5, PH) OBP: 0.282, SLG: 0.553										1	0	0	0	0	1	0
Tom Cheney, R (5, 1)										0	0	0	0	0	0	0
Ken Hamlin, R (7, PH)										1	0	0	0	0	0	0
Jim Hannan, R (7, 1)										0	0	0	0	0	0	0
Fred Green, R (8, 1)										0	0	0	0	0	0	0
Gene Woodling, L (9, PH) OBP: 0.435, SLG: 0.526										1	0	1	0	0	0	0
Inning Stats	R: 0 E: 0 K: 0 S: 3 H: 1 LOB: 2 BB: 2 P: 11	R: 0 E: 0 K: 0 S: 3 H: 0 LOB: 0 BB: 0 P: 3	R: 0 E: 0 K: 0 S: 4 H: 2 LOB: 1 BB: 0 P: 4	R: 0 E: 0 K: 0 S: 4 H: 1 LOB: 2 BB: 1 P: 8	R: 0 E: 0 K: 1 S: 5 H: 0 LOB: 1 BB: 1 P: 9	R: 0 E: 0 K: 0 S: 4 H: 1 LOB: 2 BB: 1 P: 8	R: 0 E: 0 K: 1 S: 4 H: 0 LOB: 1 BB: 1 P: 8	R: 0 E: 0 K: 1 S: 5 H: 0 LOB: 1 BB: 1 P: 9	R: 0 E: 0 K: 0 S: 5 H: 2 LOB: 2 BB: 0 P: 5	1B: 7 2B: 1 3B: 0 HR: 0	SF: 0 SAC: 0 DP: 3 HBP: 0					

PITCHER		IP	WLS	BF	H	R	ER	SO	BB	IBB	HBP	BLK	WP	HR	S	P	ERA	WHIP
Jim Bouton, R	(1, 1)	9.0	W	38	7	0	0	3	7	0	0	0	0	0	37	65	0.00	1.556
ERA:																		

PITCHER		IP	WLS	BF	H	R	ER	SO	BB	IBB	HBP	BLK	WP	HR	S	P	ERA	WHIP

TOP

Washington Senators @ New York Yankees

Yankee Stadium, Bronx, NY

Sun May 06 1962, 3:38 AM EDT

Att. 23,940 - Unknown - 70 F

livebaseballscorecards.com

AB	31
R	0
H	7
RBI	0
BB	7
SO	3
LOB	24

1B: 7	SF: 0	WP: 0	PA: 38
2B: 1	SAC: 0	PB: 0	
3B: 0	DP: 3	SB: 0	
HR: 0	HBP: 0	CS: 1	

Batter	1	2	3	4	5	6	7	8	9	AB	R	H	RBI	BB	SO	LOB
Bobby Richardson, R (1, 4) OBP: 0.327, SLG: 0.348	HR 2B		1B	L7		F8		4-3		5	1	2	0	0	0	2
Clete Boyer, R (1, 5) OBP: 0.432, SLG: 0.592	F4		L7		1-3		K	F9		5	0	0	0	0	1	2
Roger Maris, L (1, 9) OBP: 0.379, SLG: 0.548	2-H HR		F3		WP F8 BB		HR BB	BB		2	2	1	2	3	0	1
Mickey Mantle, S (1, 8) OBP: 0.571, SLG: 0.717	HR		F6		F8 1-2		1-H HR	F3		4	2	2	3	0	0	2
Jack Reed, R (8, 8)										1	0	0	0	0	0	1
Elston Howard, R (1, 2) OBP: 0.290, SLG: 0.538	4-3			E6 1B E	BB 2-3		5-3			3	1	0	0	1	0	0
Bill Skowron, R (1, 3) OBP: 0.260, SLG: 0.435	5-3			1-3 E 1B	K		BB 1B BB			3	2	1	0	1	1	2
Hector Lopez, R (1, 7) OBP: 0.421, SLG: 0.367		F9		4-3		BB	1B 1-2 BB			2	0	0	0	2	0	2
Tom Tresh, S (1, 6) OBP: 0.385, SLG: 0.395		1-3		E7 2-H 3-H 1B		F2	1-3 2-H 1B			4	0	2	3	0	0	1
Jim Bouton, R (1, 1)		3-1		K		K	4-3			4	0	0	0	0	2	4
Inning Stats	R: 3 H: 3 E: 0 LOB: 0 K: 0 BB: 0 S: 6 P: 6	R: 0 H: 0 E: 0 LOB: 0 K: 0 BB: 0 S: 3 P: 3	R: 0 H: 1 E: 0 LOB: 1 K: 0 BB: 0 S: 4 P: 4	R: 2 H: 2 E: 2 LOB: 1 K: 1 BB: 0 S: 8 P: 8	R: 0 H: 0 E: 0 LOB: 2 K: 1 BB: 2 S: 5 P: 13	R: 0 H: 0 E: 0 LOB: 1 K: 1 BB: 1 S: 5 P: 9	R: 3 H: 2 E: 0 LOB: 2 K: 1 BB: 3 S: 7 P: 19	R: 0 H: 0 E: 0 LOB: 1 K: 0 BB: 1 S: 3 P: 7		1B: 4 SF: 0 2B: 1 SAC: 0 3B: 0 DP: 0 HR: 3 HBP: 0						

PITCHER		IP	WLS	BF	H	R	ER	SO	BB	IBB	HBP	BLK	WP	HR	S	P	ERA	WHIP
Pete Burnside, L ERA: 4.82	(1, 1)	4.0	L	19	6	5	3	1	0	0	0	0	0	2	21	21	6.75	1.500
Tom Cheney, R ERA: 4.5	(5, 1)	2.0		9	0	0	0	2	3	0	0	0	1	0	10	22	0.00	1.500
Jim Hannan, R ERA: 7.24	(7, 1)	1.0		8	2	3	3	1	3	0	0	0	0	1	7	19	27.00	5.000
Fred Green, L ERA: 6.43	(8, 1)	1.0		4	0	0	0	0	1	0	0	0	0	0	3	7	0.00	1.000

PITCHER	IP	WLS	BF	H	R	ER	SO	BB	IBB	HBP	BLK	WP	HR	S	P	ERA	WHIP

BOTTOM

Washington Senators @ New York Yankees

Yankee Stadium, Bronx, NY

Sun May 06 1962, 3:38 AM EDT
Att. 23,940 - Unknown - 70 F

livebaseballscorecards.com

AB	33
R	8
H	8
RBI	8
BB	7
SO	4
LOB	17

WP: 1 PA: 40
PB: 0
SB: 0
CS: 0

Batter	1	2	3	4	5	6	7	8	9	AB	R	H	RBI	BB	SO	LOB
Pete Runnels, L (1, 3) OBP: 0.352, SLG: 0.367	E 1B 1B		K			6-3		F3		4	0	1	0	0	1	1
Eddie Bressoud, R (1, 6) OBP: 0.340, SLG: 0.462	FC5-4 1-2 1B		6-3			3-1			F7	4	0	1	0	0	0	0
Carl Yastrzemski, L (1, 7) OBP: 0.354, SLG: 0.391	FC5-4 FC1 1-2f 2-3			G1			5-3 2B		3-1	4	0	1	0	0	0	2
Jim Pagliaroni, R (1, 2) OBP: 0.446, SLG: 0.580	FC1 G6-4-3 1-2 3-3			K			F2		2B 1B	4	1	1	0	0	1	3
Frank Malzone, R (1, 5) OBP: 0.333, SLG: 0.409	G6-4-3 1-2f			L1			5-3 2-3		1B 1-H 2B	4	0	1	1	0	0	4
Gary Geiger, L (1, 8) OBP: 0.361, SLG: 0.350		K			K		F6		2-3 1B	4	0	1	0	0	2	1
Carroll Hardy, R (1, 9) OBP: 0.345, SLG: 0.310		6-3			F9			F7 SSS	K	4	0	0	0	0	1	2
Chuck Schilling, R (1, 4) OBP: 0.237, SLG: 0.239		F7			P4			1B		3	0	1	0	0	0	0
Bill Monbouquette, R (1, 1) OBP: 0.214, SLG: 0.083			F7			K		K		2	0	0	0	0	1	0
Don Gile, R (8, PH)										1	0	0	0	0	1	1
Dick Radatz, R (8, 1)										0	0	0	0	0	0	0
Inning Stats	R: 0 E: 1 K: 0 S: 5 H: 2 LOB: 2 BB: 0 P: 5	R: 0 E: 0 K: 1 S: 5 H: 0 LOB: 0 BB: 0 P: 5	R: 0 E: 0 K: 1 S: 5 H: 0 LOB: 0 BB: 0 P: 5	R: 0 E: 0 K: 1 S: 5 H: 0 LOB: 0 BB: 0 P: 5	R: 0 E: 0 K: 1 S: 5 H: 0 LOB: 0 BB: 0 P: 5	R: 0 E: 0 K: 1 S: 5 H: 0 LOB: 0 BB: 0 P: 5	R: 0 E: 0 K: 0 S: 4 H: 1 LOB: 1 BB: 0 P: 4	R: 0 E: 0 K: 1 S: 6 H: 1 LOB: 1 BB: 0 P: 6	R: 1 E: 0 K: 1 S: 8 H: 3 LOB: 2 BB: 0 P: 8	1B: 5 2B: 2 3B: 0 HR: 0	SF: 0 SAC: 0 DP: 1 HBP: 0					

TOP

Boston Red Sox @ New York Yankees

Yankee Stadium, Bronx, NY

Wed May 09 1962, 3:33 AM EDT

Att. 12,500 - Unknown - 58 F

livebaseballscorecards.com

AB	34
R	1
H	7
RBI	1
BB	0
SO	7
LOB	14

PITCHER		IP	WLS	BF	H	R	ER	SO	BB	IBB	HBP	BLK	WP	HR	S	P	ERA	WHIP
Whitey Ford, L ERA: 2.88	(1, 1)	9.0	W	34	7	1	1	7	0	0	0	0	0	0	48	48	1.00	0.778

PITCHER	IP	WLS	BF	H	R	ER	SO	BB	IBB	HBP	BLK	WP	HR	S	P	ERA	WHIP

Batter	1	2	3	4	5	6	7	8	9	AB	R	H	RBI	BB	SO	LOB
Bobby Richardson, R (1, 4) OBP: 0.314, SLG: 0.333	F8			6-3			5-3	6-3		4	0	0	0	0	0	0
Tom Tresh, S (1, 6) OBP: 0.379, SLG: 0.388	F7			6-3			BB, E, 2B, 1B	6-3		4	1	1	0	0	0	0
Roger Maris, L (1, 9) OBP: 0.367, SLG: 0.529	1-3			K			E8, BB, 2B 1-2			3	1	0	0	0	1	1
Mickey Mantle, S (1, 8) OBP: 0.553, SLG: 0.683		K			K		K			3	0	0	0	0	3	2
Yogi Berra, L (1, 7) OBP: 0.349, SLG: 0.432		L9			4-0, G6-4-3, BB		4-0, 2B, BB 1-2 2-3			1	1	0	0	2	0	0
Elston Howard, R (1, 2) OBP: 0.292, SLG: 0.544		L3			G6-4-3 1-2f		1B, 2B 1-H 2-H 3-H			3	1	1	3	0	0	1
Bill Skowron, R (1, 3) OBP: 0.263, SLG: 0.431			F7			F3	FC5-4, 1B 2-H			3	0	1	1	0	0	0
Clete Boyer, R (1, 5) OBP: 0.418, SLG: 0.570			F8			F8	FC5-4 1-2f			3	0	0	0	0	0	1
Whitey Ford, L (1, 1) OBP: 0.111, SLG: 0.125			K			F9		6-3		3	0	0	0	0	1	0
Inning Stats	R: 0 E: 0 K: 0 S: 3 H: 0 LOB: 0 BB: 0 P: 3	R: 0 E: 0 K: 1 S: 5 H: 0 LOB: 0 BB: 0 P: 5	R: 0 E: 0 K: 1 S: 5 H: 0 LOB: 0 BB: 0 P: 5	R: 0 E: 0 K: 1 S: 5 H: 0 LOB: 0 BB: 0 P: 5	R: 0 E: 0 K: 1 S: 4 H: 0 LOB: 0 BB: 1 P: 8	R: 0 E: 0 K: 0 S: 3 H: 0 LOB: 0 BB: 0 P: 3	R: 4 E: 1 K: 1 S: 9 H: 3 LOB: 1 BB: 1 P: 13	R: 0 E: 0 K: 0 S: 3 H: 0 LOB: 0 BB: 0 P: 3		1B: 2 2B: 1 3B: 0 HR: 0 SF: 0 SAC: 0 DP: 1 HBP: 0				WP: 0 PB: 0 SB: 0 CS: 0 PA: 29		

PITCHER		IP	WLS	BF	H	R	ER	SO	BB	IBB	HBP	BLK	WP	HR	S	P	ERA	WHIP
Bill Monbouquette, R ERA: 3.07	(1, 1)	7.0	L	26	3	4	0	5	2	0	0	0	0	0	34	42	0.00	0.714
Dick Radatz, R ERA:	(8, 1)	1.0		3	0	0	0	0	0	0	0	0	0	0	3	3	0.00	0.000

PITCHER	IP	WLS	BF	H	R	ER	SO	BB	IBB	HBP	BLK	WP	HR	S	P	ERA	WHIP

BOTTOM

Boston Red Sox @ New York Yankees

Yankee Stadium, Bronx, NY

Wed May 09 1962, 3:33 AM EDT

Att. 12,500 - Unknown - 58 F

livebaseballscorecards.com

AB	27
R	4
H	3
RBI	4
BB	2
SO	5
LOB	5

TOP

New York Yankees @ Cleveland Indians

Cleveland Municipal Stadium, Cleveland, OH

Fri May 11 1962, 7:05 PM EDT

Att. 23,016 - Unknown - 48 F

livebaseballscorecards.com

Batter	1	2	3	4	5	6	7	8	9	AB	R	H	RBI	BB	SO	LOB
Bobby Richardson, R (1, 4) OBP: 0.302, SLG: 0.320	L9		K			F2		F3		4	0	0	0	0	1	1
Tom Tresh, S (1, 6) OBP: 0.374, SLG: 0.381	1B		K			G3		L5		4	0	1	0	0	1	1
Roger Maris, L (1, 9) OBP: 0.363, SLG: 0.516	K			4-3			4-3 1B		F9	4	0	1	0	0	1	1
Mickey Mantle, S (1, 8) OBP: 0.531, SLG: 0.642	F6			F9			4-3 1-2		F6	4	0	0	0	0	0	2
Yogi Berra, L (1, 7) OBP: 0.319, SLG: 0.390		4-3		F9			L8		L9	4	0	0	0	0	0	1
Elston Howard, R (1, 2) OBP: 0.280, SLG: 0.521		K			F3		F5			3	0	0	0	0	1	1
Bill Skowron, R (1, 3) OBP: 0.278, SLG: 0.480		FC6-4 1B			F4			HR		3	1	2	1	0	0	0
Clete Boyer, R (1, 5) OBP: 0.415, SLG: 0.561		FC6-4 1-2f			K			1B		3	0	1	0	0	1	1
Ralph Terry, R (1, 1) OBP: 0.100, SLG: 0.053			K			K		F9		1	0	0	0	0	1	0
Joe Pepitone, L (6, PH) OBP: 0.167, SLG: 0.333										1	0	0	0	0	1	0
Bud Daley, L (6, 1) OBP: 0.500, SLG: 0.500										0	0	0	0	0	0	0
Johnny Blanchard, L (8, PH) OBP: 0.326, SLG: 0.500										1	0	0	0	0	0	1
Bob Turley, R (8, 1)										0	0	0	0	0	0	0

	AB	32
	R	1
	H	5
	RBI	1
	BB	0
	SO	7
	LOB	9

Inning Stats	1	2	3	4	5	6	7	8	9
	R: 0 E: 0 K: 1 S: 6	H: 1 LOB: 1 BB: 0 P: 6	R: 0 E: 0 K: 1 S: 6	H: 1 LOB: 1 BB: 0 P: 6	R: 0 E: 0 K: 3 S: 9	H: 0 LOB: 0 BB: 0 P: 9	R: 0 E: 0 K: 0 S: 3	H: 0 LOB: 0 BB: 0 P: 3	R: 0 E: 0 K: 1 S: 5	H: 0 LOB: 0 BB: 0 P: 5	R: 0 E: 0 K: 1 S: 5	H: 0 LOB: 0 BB: 0 P: 5	R: 0 E: 0 K: 0 S: 4	H: 1 LOB: 1 BB: 0 P: 4	R: 1 E: 0 K: 0 S: 5	H: 2 LOB: 1 BB: 0 P: 5	R: 0 E: 0 K: 0 S: 3	H: 0 LOB: 0 BB: 0 P: 3

	1B: 4	SF: 0
	2B: 0	SAC: 0
	3B: 0	DP: 0
	HR: 1	HBP: 0

	WP: 0	PA: 32
	PB: 0	
	SB: 0	
	CS: 0	

PITCHER	IP	WLS	BF	H	R	ER	SO	BB	IBB	HBP	BLK	WP	HR	S	P	ERA	WHIP
Mudcat Grant, R (1, 1) ERA: 0.48	9.0	W	32	5	1	1	7	0	0	0	0	0	1	46	46	1.00	0.556

PITCHER	IP	WLS	BF	H	R	ER	SO	BB	IBB	HBP	BLK	WP	HR	S	P	ERA	WHIP

BOTTOM

New York Yankees @ Cleveland Indians

Cleveland Municipal Stadium, Cleveland, OH

Fri May 11 1962, 7:05 PM EDT
Att. 23,016 - Unknown - 48 F

livebaseballscorecards.com

Batter	1	2	3	4	5	6	7	8	9	AB	R	H	RBI	BB	SO	LOB
Ty Cline, L (1, 8) OBP: 0.395, SLG: 0.479	0-0 1B 1B		0-0 ① L4-3	0-0 1B		BBBB 4-0 BB	0-0 1-2 2-H 1B			4	0	3	1	1	0	0
Don Dillard, L (1, 7) OBP: 0.227, SLG: 0.333	0-0 ① 1-2 1B		0-0 HR	0-0 ③ 4-3		0-0 ③ F8	0-0 ③ 1-3			5	1	2	1	0	0	4
Tito Francona, L (1, 3) OBP: 0.330, SLG: 0.337	0-0 ② F4		0-0 3B 1B		0-0 ① L3		0-0 ① F4	0-0 ① F5		5	1	1	0	0	0	1
Willie Kirkland, L (1, 9) OBP: 0.273, SLG: 0.276	0-0 ③ 4-3		0-0 ② F8		0-0 ② 4-3	SSS 0-3 ② K		0-0 ② G3		5	0	0	0	0	1	2
John Romano, R (1, 2) OBP: 0.392, SLG: 0.481		0-0 ① F7	0-0 1-H E 3B		BBBB 4-0 BB BB		0-0 HR 1B	0-0 ③ 6-3		4	2	2	1	1	0	0
Woodie Held, R (1, 6) OBP: 0.356, SLG: 0.369		0-0 1B 1B	0-0 E6 3-H		BBBB 4-0 1-2 BB		0-0 1-H HR			3	1	2	2	1	0	0
Bubba Phillips, R (1, 5) OBP: 0.256, SLG: 0.345		0-0 ② F3	0-0 ③ 5-3		0-0 ③ F9		0-0 1B 1B 1B			4	1	1	0	0	0	4
Jerry Kindall, R (1, 4) OBP: 0.337, SLG: 0.386		0-0 1-3 1B		0-0 ① 1-4-3		0-0 ① F4	0-0 1-2 1B 1B			4	1	2	0	0	0	0
Mudcat Grant, R (1, 1) OBP: 0.250, SLG: 0.375		0-0 ③ F8		0-0 ② L8		0-0 ② 5-3	0-0 1-2 2-H 1B			4	0	1	1	0	0	2
Inning Stats	R: 0 H: 2 E: 0 LOB: 1 K: 0 BB: 0 S: 4 P: 4	R: 0 H: 2 E: 0 LOB: 2 K: 0 BB: 0 S: 5 P: 5	R: 3 H: 3 E: 1 LOB: 1 K: 0 BB: 0 S: 7 P: 7	R: 0 H: 1 E: 0 LOB: 1 K: 0 BB: 0 S: 4 P: 4	R: 0 H: 0 E: 0 LOB: 2 K: 0 BB: 2 S: 3 P: 11	R: 0 H: 0 E: 0 LOB: 1 K: 0 BB: 1 S: 3 P: 7	R: 4 H: 6 E: 0 LOB: 2 K: 1 BB: 0 S: 11 P: 11	R: 0 H: 0 E: 0 LOB: 0 K: 0 BB: 0 S: 3 P: 3		1B: 11 SF: 0 2B: 0 SAC: 0 3B: 1 DP: 0 HR: 2 HBP: 0						

	AB	38
	R	7
	H	14
	RBI	6
	BB	3
	SO	1
	LOB	13

WP: 0 PA: 41
PB: 0
SB: 0
CS: 0

PITCHER		IP	WLS	BF	H	R	ER	SO	BB	IBB	HBP	BLK	WP	HR	S	P	ERA	WHIP
Ralph Terry, R ERA: 3.81	(1, 1)	5.0	L	25	8	3	2	0	2	0	0	0	0	1	23	31	3.60	2.000
Bud Daley, L ERA: 8.03	(6, 1)	2.0		13	6	4	4	1	1	0	0	0	0	1	14	18	18.00	3.500
Bob Turley, R ERA:	(8, 1)	1.0		3	0	0	0	0	0	0	0	0	0	0	3	3	0.00	0.000

PITCHER	IP	WLS	BF	H	R	ER	SO	BB	IBB	HBP	BLK	WP	HR	S	P	ERA	WHIP

Batter	1	2	3	4	5	6	7	8	9	AB	R	H	RBI	BB	SO	LOB
Bobby Richardson, R (1, 4) OBP: 0.297, SLG: 0.314	x 0-0 BB HBP SF9 1B	SSS 0-3 ② K		x 0-0 ② 5-3		x 0-0 ① 5-3		x 0-0 ① F5		5	1	1	0	0	1	0
Clete Boyer, R (1, 5) OBP: 0.404, SLG: 0.540	x 0-0 ① F9	x 0-0 ③ F9		x 0-0 ③ F9		x 0-0 BB 1B 1B		x 0-0 ② 5-3		5	0	1	0	0	0	1
Roger Maris, L (1, 9) OBP: 0.374, SLG: 0.516	H 1-0 BB BB BB 1-2 HBP		x 0-0 ① F9		x 0-0 2B SF8 1B	x 0-0 BB 1-2 1B		x 0-0 ③ F3		4	2	2	0	0	0	0
Mickey Mantle, S (1, 8) OBP: 0.553, SLG: 0.714	BBBB 4-0 BB BB E4 1-2 2-3 BB		x 0-0 1B		x 0-0 1-3 1B 2B	BBBB 4-0 L4-6 1-2 2-3 BB			x 0-0 HR	3	3	3	1	2	0	0
Elston Howard, R (1, 2) OBP: 0.263, SLG: 0.493	x 0-0 ② SF9 3-H		x 0-0 ② F9		SSS 0-3 ① K	x 0-0 ②③ L4-6 1-2			x 0-0 ① F9	4	0	0	1	0	1	6
Bill Skowron, R (1, 3) OBP: 0.286, SLG: 0.462	BBBB 4-0 BB E4 1-2 2-3 BB		SSS 0-3 ③ K		4-0 1B 2B IBB		x 0-0 ① 6-3		x 0-0 ② 1-3	3	1	0	0	2	1	1
Hector Lopez, R (1, 7) OBP: 0.419, SLG: 0.364	BBBB 4-0 E 1-2 2-3 3-H BB			x 0-0 HR 1B	x 0-0 ② SF8 3-H		x 0-0 ② L1-3		x 0-0 ③ 5-3	3	1	1	2	1	0	0
Jack Reed, R (9, 7)										0	0	0	0	0	0	0
Tom Tresh, S (1, 6) OBP: 0.388, SLG: 0.432	x 0-0 ③ E4 1-2 2-H 3-H			x 0-0 1-H HR	x 0-0 1-2 2-H 2B 1B		x 0-0 1B			4	1	3	3	0	0	2
Bill Stafford, R (1, 1) OBP: 0.077, SLG: 0.154		x 0-0 ① 1-3		x 0-0 ① 6-3	x 0-0 ③ 1-H 2-H 2B		x 0-0 ③ F9			4	0	1	1	0	0	1
Marshall Bridges, S (7, 1)										0	0	0	0	0	0	0
Jim Coates, R (7, 1)										0	0	0	0	0	0	0
Inning Stats	R: 3 E: 1 K: 0 S: 4 / H: 1 LOB: 3 BB: 3 P: 17	R: 0 E: 0 K: 1 S: 5 / H: 0 LOB: 0 BB: 0 P: 5	R: 0 E: 0 K: 1 S: 6 / H: 1 LOB: 1 BB: 0 P: 6	R: 2 E: 0 K: 0 S: 5 / H: 2 LOB: 0 BB: 0 P: 5	R: 3 E: 0 K: 1 S: 8 / H: 4 LOB: 2 BB: 1 P: 12	R: 0 E: 0 K: 0 S: 4 / H: 2 LOB: 2 BB: 1 P: 8	R: 0 E: 0 K: 0 S: 4 / H: 1 LOB: 1 BB: 0 P: 4	R: 0 E: 0 K: 0 S: 3 / H: 0 LOB: 0 BB: 0 P: 3	R: 1 E: 0 K: 0 S: 4 / H: 1 LOB: 0 BB: 0 P: 4	1B: 8 2B: 3 3B: 0 HR: 2	SF: 2 SAC: 0 DP: 1 HBP: 1	WP: 0 PB: 0 SB: 0 CS: 0	PA: 43				

PITCHER		IP	WLS	BF	H	R	ER	SO	BB	IBB	HBP	BLK	WP	HR	S	P	ERA	WHIP
Sam McDowell, L ERA: 5.74	(1, 1)	0.2	L	7	1	3	2	0	3	0	1	0	0	0	3	16	27.00	6.000
Frank Funk, R ERA: 2.42	(1, 1)	3.1		13	3	2	2	2	0	0	0	0	0	1	17	17	5.40	0.900
Ron Taylor, R ERA: 6.07	(5, 1)	3.0		16	7	3	3	1	1	1	0	0	0	0	16	24	9.00	2.667
Bob Allen, L ERA: 3.48	(8, 1)	1.0		3	0	0	0	0	0	0	0	0	0	0	3	3	0.00	0.000
Barry Latman, R ERA: 7.27	(9, 1)	1.0		4	1	1	1	0	0	0	0	0	0	1	4	4	9.00	1.000

PITCHER	IP	WLS	BF	H	R	ER	SO	BB	IBB	HBP	BLK	WP	HR	S	P	ERA	WHIP

TOP

New York Yankees @ Cleveland Indians

Cleveland Municipal Stadium, Cleveland, OH

Sat May 12 1962, 3:33 AM EDT

Att. 16,859 - Overcast

livebaseballscorecards.com

AB	35
R	9
H	12
RBI	8
BB	5
SO	3
LOB	11

BOTTOM

Batter	1	2	3	4	5	6	7	8	9	AB	R	H	RBI	BB	SO	LOB
Ty Cline, L (1, 8) OBP: 0.384, SLG: 0.453	L9		L9	K			L9	BB		4	0	0	0	1	1	2
Don Dillard, L (1, 7) OBP: 0.222, SLG: 0.308	F7		3-1		F5		F9 1B	L7		5	1	1	0	0	0	1
Tito Francona, L (1, 3) OBP: 0.325, SLG: 0.330	BB 1B		K		F2		F9		K	5	0	1	0	0	2	2
Willie Kirkland, L (1, 9) OBP: 0.290, SLG: 0.269	BB			BB SF7 BB	F4		1B 1B BB		F8	2	2	0	0	3	0	0
John Romano, R (1, 2) OBP: 0.402, SLG: 0.482	F3			BB 1B BB		FC5-4 1B	1B 1B		L7	4	1	2	2	1	0	2
Woodie Held, R (1, 6) OBP: 0.362, SLG: 0.368		F9		1B G3 BB		FC5-4 FC5-4	1B			3	1	1	1	1	0	1
Bubba Phillips, R (1, 5) OBP: 0.255, SLG: 0.344		FC5-4 1B		SF7		K	L7			3	0	1	1	0	1	3
Jerry Kindall, R (1, 4) OBP: 0.333, SLG: 0.379		FC5-4		G3		FC5-4		K		4	0	1	1	0	1	2
Sam McDowell, L (1, 1) OBP: 0.333, SLG: 0.333		K		G3			1B 1B BB	6-3		0	0	0	0	0	0	0
Frank Funk, R (1, 1)										1	0	0	0	0	1	1
Al Luplow, L (4, PH) OBP: 0.375, SLG: 0.571										1	0	0	1	0	0	1
Ron Taylor, R (5, 1) OBP: 0.273, SLG: 0.273										0	0	0	0	0	0	0
Ken Aspromonte, R (7, PH) OBP: 0.438, SLG: 0.364										0	1	0	0	1	0	0
Bob Allen, L (8, 1)										0	0	0	0	0	0	0
Miguel de la Hoz, R (8, PH) OBP: 0.125, SLG: 0.125										1	0	0	0	0	0	0
Barry Latman, R (9, 1) OBP: 0.500, SLG: 1.000										0	0	0	0	0	0	0
Inning Stats	R: 0 E: 0 K: 0 S: 4 H: 1 LOB: 2 BB: 1 P: 8	R: 0 E: 0 K: 1 S: 6 H: 1 LOB: 1 BB: 0 P: 6	R: 0 E: 0 K: 1 S: 5 H: 0 LOB: 0 BB: 0 P: 5	R: 3 E: 0 K: 1 S: 6 H: 1 LOB: 1 BB: 3 P: 18	R: 0 E: 0 K: 0 S: 3 H: 0 LOB: 0 BB: 0 P: 3	R: 0 E: 0 K: 1 S: 6 H: 1 LOB: 1 BB: 0 P: 6	R: 3 E: 0 K: 0 S: 6 H: 3 LOB: 2 BB: 2 P: 14	R: 0 E: 0 K: 1 S: 5 H: 0 LOB: 1 BB: 1 P: 9	R: 0 E: 0 K: 1 S: 5 H: 0 LOB: 0 BB: 0 P: 5	1B: 7 2B: 0 3B: 0 HR: 0 SF: 1 SAC: 0 DP: 0 HBP: 0						

PITCHER		IP	WLS	BF	H	R	ER	SO	BB	IBB	HBP	BLK	WP	HR	S	P	ERA	WHIP
Bill Stafford, R ERA: 5.57	(1, 1)	6.2	W	31	5	6	6	4	6	0	0	0	0	0	33	57	8.10	1.650
Marshall Bridges, L ERA:	(7, 1)	0.0		2	2	0	0	0	0	0	0	0	0	0	2	2	∞	∞
Jim Coates, R ERA: 2.1	(7, 1)	2.1	S	8	0	0	0	2	1	0	0	0	0	0	11	15	0.00	0.429

PITCHER	IP	WLS	BF	H	R	ER	SO	BB	IBB	HBP	BLK	WP	HR	S	P	ERA	WHIP

New York Yankees @ Cleveland Indians

Cleveland Municipal Stadium, Cleveland, OH

Sat May 12 1962, 3:33 AM EDT

Att. 16,859 - Overcast

livebaseballscorecards.com

AB	33
R	6
H	7
RBI	6
BB	7
SO	6
LOB	15

WP: 0 PB: 0 SB: 0 CS: 0 PA: 41

New York Yankees @ Cleveland Indians

Cleveland Municipal Stadium, Cleveland, OH

Sun May 13 1962, 3:33 AM EDT

Overcast

TOP

livebaseballscorecards.com

Batter	1	2	3	4	5	6	7	8	9	AB	R	H	RBI	BB	SO	LOB
Bobby Richardson, R (1, 4) OBP: 0.287, SLG: 0.303	F7		3-1		4-3			F4		4	0	0	0	0	0	0
Tom Tresh, S (1, 6) OBP: 0.374, SLG: 0.413	F7		4-3			F7		4-3		4	0	0	0	0	0	0
Roger Maris, L (1, 9) OBP: 0.378, SLG: 0.541	G3			F9		HR			BB E SF9	3	2	1	1	1	0	0
Mickey Mantle, S (1, 8) OBP: 0.542, SLG: 0.689		3-1		2B 1B		F8			E3 SF9 1-3	4	0	1	0	0	0	1
Yogi Berra, L (1, 7) OBP: 0.314, SLG: 0.409		L4		1-3 2B		L9			SF9 2-3 3-H	3	0	1	1	0	0	0
Johnny Blanchard, L (1, 2) OBP: 0.320, SLG: 0.543		HR		F5			F4		F2	4	1	1	1	0	0	3
Bill Skowron, R (1, 3) OBP: 0.273, SLG: 0.439		5-3		F3			6-3		F3	4	0	0	0	0	0	3
Clete Boyer, R (1, 5) OBP: 0.402, SLG: 0.567			HR		L3		6-3			3	1	1	1	0	0	0
Whitey Ford, L (1, 1) OBP: 0.100, SLG: 0.111			G3		4-3			L7		2	0	0	0	0	0	0
Hector Lopez, R (8, PH) OBP: 0.409, SLG: 0.353										1	0	0	0	0	0	0
Jim Coates, R (8, 1)										0	0	0	0	0	0	0

Inning Stats	1	2	3	4	5	6	7	8	9
	R: 0 E: 0 K: 0 S: 3	H: 0 LOB: 0 BB: 0 P: 3	R: 1 E: 0 K: 0 S: 4	H: 1 LOB: 0 BB: 0 P: 4	R: 1 E: 0 K: 0 S: 4	H: 1 LOB: 0 BB: 0 P: 4	R: 0 E: 0 K: 0 S: 5	H: 2 LOB: 2 BB: 0 P: 5	R: 0 E: 0 K: 0 S: 3	H: 0 LOB: 0 BB: 0 P: 3	R: 1 E: 0 K: 0 S: 4	H: 1 LOB: 0 BB: 0 P: 4	R: 0 E: 0 K: 0 S: 3	H: 0 LOB: 0 BB: 0 P: 3	R: 0 E: 0 K: 0 S: 3	H: 0 LOB: 0 BB: 0 P: 3	R: 1 E: 1 K: 0 S: 4	H: 0 LOB: 1 BB: 1 P: 8

AB	32
R	4
H	5
RBI	4
BB	1
SO	0
LOB	7

1B: 1 SF: 1
2B: 1 SAC: 0
3B: 0 DP: 0
HR: 3 HBP: 0

WP: 0 PA: 34
PB: 0
SB: 0
CS: 0

PITCHER	IP	WLS	BF	H	R	ER	SO	BB	IBB	HBP	BLK	WP	HR	S	P	ERA	WHIP
Dick Donovan, R (1, 1) ERA: 2.87	9.0	W	34	5	4	3	0	1	0	0	0	0	3	33	37	3.00	0.667

PITCHER	IP	WLS	BF	H	R	ER	SO	BB	IBB	HBP	BLK	WP	HR	S	P	ERA	WHIP

BOTTOM

New York Yankees @ Cleveland Indians

Cleveland Municipal Stadium, Cleveland, OH

Sun May 13 1962, 3:33 AM EDT

Overcast

livebaseballscorecards.com

Batter	1	2	3	4	5	6	7	8	9	AB	R	H	RBI	BB	SO	LOB
Willie Tasby, R (1, 8) OBP: 0.300, SLG: 0.239	K	F9			6-3	1B		CS, 1-3, 3-H, 1B		4	0	1	0	0	1	1
Don Dillard, L (8, PH) (9, 7) OBP: 0.250, SLG: 0.333										1	0	1	1	0	0	0
Tito Francona, L (1, 3) OBP: 0.328, SLG: 0.339	FC3-6, 1B, HR, BB		6-3, 2B		F8	F9		SF8, 3-H		3	1	1	1	1	0	1
Chuck Essegian, R (1, 7) OBP: 0.459, SLG: 0.635	FC3-6, 1-2, 1B		6-3		HR		G1-4-3, 1B	CS, 1-2		4	1	3	1	0	0	1
Willie Kirkland, L (8, 9) OBP: 0.290, SLG: 0.269										0	0	0	0	0	0	0
Gene Green, R (1, 9) OBP: 0.407, SLG: 0.680	FC3-6, 1-2f, 2-3, HR		6-3, 2-3		2B, BB		G1-4-3, 1-2f			3	1	0	0	1	0	4
Ty Cline, L (8, 8) OBP: 0.384, SLG: 0.453										0	0	0	0	0	0	0
John Romano, R (1, 2) OBP: 0.425, SLG: 0.545	1-H, 3-H, HR		BB		1-3, 2B		FC6-4, 1B			3	1	3	3	1	0	0
Woodie Held, R (1, 6) OBP: 0.358, SLG: 0.356	1-3		L9		IBB		FC6-4, 1-2f			3	0	0	0	1	0	3
Bubba Phillips, R (1, 5) OBP: 0.255, SLG: 0.340		F3		5-3	K2-3			SH, 1B		4	1	1	0	0	1	3
Jerry Kindall, R (1, 4) OBP: 0.323, SLG: 0.367		1-3		K		F3		SH, 1B, 1-3, SF8		3	1	0	0	0	1	0
Dick Donovan, L (1, 1) OBP: 0.261, SLG: 0.200		2B		4-3		5-3		K		4	0	1	0	0	1	2
Inning Stats	R: 3, E: 0, K: 1, S: 7, H: 2, LOB: 0, BB: 1, P: 11	R: 0, E: 0, K: 0, S: 4, H: 1, LOB: 1, BB: 0, P: 4	R: 0, E: 0, K: 0, S: 4, H: 1, LOB: 2, BB: 1, P: 8	R: 0, E: 0, K: 1, S: 5, H: 0, LOB: 0, BB: 0, P: 5	R: 1, E: 0, K: 1, S: 7, H: 2, LOB: 3, BB: 2, P: 15	R: 0, E: 0, K: 0, S: 4, H: 1, LOB: 1, BB: 0, P: 4	R: 0, E: 0, K: 0, S: 4, H: 2, LOB: 1, BB: 0, P: 4	R: 2, E: 1, K: 1, S: 7, H: 2, LOB: 0, BB: 0, P: 7		1B: 6, 2B: 3, 3B: 0, HR: 2	SF: 1, SAC: 1, DP: 1, HBP: 0					

	AB	32
	R	6
	H	11
	RBI	6
	BB	4
	SO	4
	LOB	15

PITCHER		IP	WLS	BF	H	R	ER	SO	BB	IBB	HBP	BLK	WP	HR	S	P	ERA	WHIP
Whitey Ford, L ERA: 3.16	(1, 1)	7.0	L	33	9	4	4	3	3	1	0	0	0	2	35	51	5.14	1.714
Jim Coates, R ERA: 2.36	(8, 1)	1.0		5	2	2	1	1	0	0	0	0	0	0	7	7	9.00	2.000

PITCHER	IP	WLS	BF	H	R	ER	SO	BB	IBB	HBP	BLK	WP	HR	S	P	ERA	WHIP

Batter	1	2	3	4	5	6	7	8	9	AB	R	H	RBI	BB	SO	LOB
Bobby Richardson, R (1, 4) OBP: 0.300, SLG: 0.310	BBBB 4-0 1B BB		x 0-0 1B S 1B 1B	x 0-0 ③ 5-3			x 0-0 1B		x 0-0 ③ F7	4	2	2	0	1	0	0
Tom Tresh, S (1, 6) OBP: 0.378, SLG: 0.417	x 0-0 1B 1-3 G4-6-3 1B		x 0-0 BB 1B 1-3 4-3 1B		x 0-0 ① L8		SSS 0-3 ① K			4	2	2	0	0	1	1
Roger Maris, L (1, 9) OBP: 0.383, SLG: 0.539	x 0-0 G4-6-3 1-3 3-H 1B		x 0-0 4-3 BB 1-2 3-H 1B		SSS 0-3 ② K		x 0-0 ② F7			4	0	2	2	0	1	1
Mickey Mantle, S (1, 8) OBP: 0.532, SLG: 0.662	x 0-0 ① ② G4-6-3 1-2f 3-H		BBBB 4-0 4-3 1-2 2-3 BB		x 0-0 ③ G3		SSS 0-3 ③ K			3	0	0	0	1	1	2
Yogi Berra, L (1, 7) OBP: 0.291, SLG: 0.375	x 0-0 ③ 4-3		x 0-0 ② 4-3 1-2 2-3 3-H			x 0-0 ① F7		SSS 0-3 ① K		4	0	0	1	0	1	2
Elston Howard, R (1, 2) OBP: 0.250, SLG: 0.468		x 0-0 ① L8	x 0-0 ③ F9			x 0-0 ② F5		x 0-0 ② L8		4	0	0	0	0	0	2
Joe Pepitone, L (1, 3) OBP: 0.190, SLG: 0.476		x 0-0 ② 6-3		x 0-0 HR		x 0-0 E3		x 0-0 ③ F9		3	1	1	1	0	0	0
Bill Skowron, R (8, PH) (8, 3) OBP: 0.270, SLG: 0.434										1	0	0	0	0	0	0
Clete Boyer, R (1, 5) OBP: 0.406, SLG: 0.559		SSS 0-3 ③ K		SSS 0-3 ① K		BBBB 4-0 BB			x 0-0 L3 1B	3	0	1	0	1	2	0
Jim Bouton, R (1, 1)			x 0-0 ① G3	x 0-0 ② 6-3		SSS 0-3 ③ K			x 0-0 ① ② L3 1-2	2	0	0	0	0	0	0
Rollie Sheldon, R (4, 1)										1	0	0	0	0	1	2
Bob Turley, R (6, 1)										0	0	0	0	0	0	0
Hector Lopez, R (9, PH) OBP: 0.400, SLG: 0.343										1	0	0	0	0	0	1
Inning Stats	R: 2 E: 0 K: 0 S: 4 H: 2 LOB: 0 BB: 1 P: 8	R: 0 E: 0 K: 1 S: 5 H: 0 LOB: 0 BB: 0 P: 5	R: 2 E: 0 K: 0 S: 6 H: 3 LOB: 2 BB: 1 P: 10	R: 1 E: 0 K: 1 S: 6 H: 1 LOB: 0 BB: 0 P: 6	R: 0 E: 0 K: 1 S: 5 H: 0 LOB: 0 BB: 0 P: 5	R: 0 E: 1 K: 1 S: 6 H: 0 LOB: 2 BB: 1 P: 10	R: 0 E: 0 K: 2 S: 8 H: 1 LOB: 1 BB: 0 P: 8	R: 0 E: 0 K: 1 S: 5 H: 0 LOB: 0 BB: 0 P: 5	R: 0 E: 0 K: 0 S: 3 H: 1 LOB: 0 BB: 0 P: 3	1B: 7 2B: 1 3B: 0 HR: 1	SF: 0 SAC: 0 DP: 2 HBP: 0						

PITCHER	IP	WLS	BF	H	R	ER	SO	BB	IBB	HBP	BLK	WP	HR	S	P	ERA	WHIP
Gary Bell, R (1, 1) ERA: 5.72	2.1		13	5	4	4	1	2	0	0	0	0	0	13	21	15.43	3.000
Barry Latman, R (3, 1) ERA: 6.43	3.2	W	14	1	1	1	3	1	0	0	0	0	1	19	23	2.46	0.545
Bob Allen, L (7, 1) ERA: 2.7	3.0	S	10	2	0	0	3	0	0	0	0	0	0	16	16	0.00	0.667

PITCHER	IP	WLS	BF	H	R	ER	SO	BB	IBB	HBP	BLK	WP	HR	S	P	ERA	WHIP

TOP

New York Yankees @ Cleveland Indians

Cleveland Municipal Stadium, Cleveland, OH

Sun May 13 1962, 3:38 AM EDT

Att. 37,415 - Unknown

livebaseballscorecards.com

AB	34
R	5
H	8
RBI	4
BB	3
SO	7
LOB	11

WP: 0	PA: 37
PB: 0	
SB: 1	
CS: 0	

New York Yankees @ Cleveland Indians

Cleveland Municipal Stadium, Cleveland, OH

Sun May 13 1962, 3:38 AM EDT

Att. 37,415 - Unknown

livebaseballscorecards.com

BOTTOM

Batter	1	2	3	4	5	6	7	8	9	AB	R	H	RBI	BB	SO	LOB
Ty Cline, L (1, 8) OBP: 0.374, SLG: 0.438	L7	K		FC4 1-2f		SH1-4 1-2 3-H 1B	K			5	1	1	1	0	2	2
Tito Francona, L (1, 3) OBP: 0.341, SLG: 0.375	BB FC5-2 1B		BBBB G5-4-3 BB	4-3		SH1-4 1-2 2-3		HR		3	1	2	1	1	0	1
Chuck Essegian, R (1, 7) OBP: 0.462, SLG: 0.625 Bob Allen, L (7, 1)	FC5-2 BB 1-2 1B		G5-4-3 1-2f		5-3	FC3-4 2-H 3-H 1B		6-3		4 1	0 0	2 0	2 0	0 0	0 0	1 0
Willie Kirkland, L (1, 9) OBP: 0.296, SLG: 0.293	BBBB FC5-2 1-2 2-3 BB		3-1		1B 3B	FC3-4 BB 1B 1-2f		4-3		4	1	1	0	1	0	1
John Romano, R (1, 2) OBP: 0.414, SLG: 0.527	FC5-2 1-2 2-3 3-Hf			6-3	5-3	BB 1-2 1B		F5		5	0	1	0	0	0	4
Woodie Held, R (1, 6) OBP: 0.372, SLG: 0.366	F3			1B HR 1B	3-H 1B	BBBB 1-2 2-3 BB				3	1	2	1	1	0	3
Bubba Phillips, R (1, 5) OBP: 0.265, SLG: 0.347		1B		1-2 HR 1B	F7	F4				4	1	2	0	0	0	4
Jerry Kindall, R (1, 4) OBP: 0.320, SLG: 0.394		F7		1-H 2-H HR		E6 1B 1B	K			4	2	1	3	0	1	1
Gary Bell, R (1, 1) OBP: 0.182, SLG: 0.182 Barry Latman, R (3, 1) OBP: 0.667, SLG: 1.000 Don Dillard, L (6, PH) OBP: 0.267, SLG: 0.345 (7, 7)		F8		BBBB FC4 BB		SH1-4 1B 1-3 1B	F5			1 0 2	0 0 1	0 0 1	0 0 0	0 1 0	0 0 0	1 0 0

Inning Stats																									
	R: 0 E: 0 K: 0 S: 5	H: 2 LOB: 3 BB: 1 P: 9	R: 0 E: 0 K: 1 S: 6	H: 1 LOB: 1 BB: 0 P: 6	R: 0 E: 0 K: 0 S: 2	H: 0 LOB: 0 BB: 1 P: 6	R: 3 E: 0 K: 0 S: 6	H: 3 LOB: 1 BB: 1 P: 10	R: 1 E: 0 K: 0 S: 5	H: 2 LOB: 1 BB: 0 P: 5	R: 3 E: 1 K: 0 S: 8	H: 4 LOB: 3 BB: 1 P: 12	R: 0 E: 0 K: 2 S: 7	H: 0 LOB: 0 BB: 0 P: 7	R: 1 E: 0 K: 0 S: 4	H: 1 LOB: 0 BB: 0 P: 4	1B: 10 2B: 0 3B: 1 HR: 2	SF: 0 SAC: 1 DP: 1 HBP: 0	WP: 0 PB: 0 SB: 0 CS: 0	PA: 41

PITCHER	IP	WLS	BF	H	R	ER	SO	BB	IBB	HBP	BLK	WP	HR	S	P	ERA	WHIP
Jim Bouton, R (1, 1) ERA: 1.76	3.1		18	6	3	3	1	3	0	0	0	0	1	17	29	8.10	2.700
Rollie Sheldon, R (4, 1) ERA: 6.57	2.1	L	14	6	4	3	0	0	0	0	0	0	0	14	14	11.57	2.571
Bob Turley, R (6, 1) ERA: 2.08	2.1		9	1	1	1	2	1	0	0	0	0	1	12	16	3.86	0.857

PITCHER	IP	WLS	BF	H	R	ER	SO	BB	IBB	HBP	BLK	WP	HR	S	P	ERA	WHIP

AB	36
R	8
H	13
RBI	8
BB	4
SO	3
LOB	18

Batter	1	2	3	4	5	6	7	8	9	AB	R	H	RBI	BB	SO	LOB
Bobby Richardson, R (1, 4) OBP: 0.304, SLG: 0.314	F7		6-3	F6		1B			1-3 1B	5	0	2	0	0	0	2
Tom Tresh, S (1, 6) OBP: 0.371, SLG: 0.410	4-3		4-1	1-2 3-H 1B		F8			SF9 3-H	4	0	1	2	0	0	1
Roger Maris, L (1, 9) OBP: 0.375, SLG: 0.523	F7		BB 1B	F6			F9		K	5	0	1	0	0	1	3
Mickey Mantle, S (1, 8) OBP: 0.526, SLG: 0.642		WP 2B 1B	1-2 BB		G3		K		K	4	1	1	0	1	2	1
Yogi Berra, L (1, 7) OBP: 0.271, SLG: 0.346		F6	F9		F6		F2			4	0	0	0	0	0	3
Elston Howard, R (1, 2) OBP: 0.273, SLG: 0.476		K 1-2		FC6-4 1B	FC6-4 1B			G4-6-3 BB		3	0	2	0	1	1	1
Bill Skowron, R (1, 3) OBP: 0.269, SLG: 0.437		2-H 2B		FC6-4 1B 1-2f	FC6-4 1-2f			G4-6-3 1-2f		4	1	1	1	0	0	3
Clete Boyer, R (1, 5) OBP: 0.409, SLG: 0.552		BB		1B 1-2 1B		F8		K		3	1	1	0	1	1	0
Ralph Terry, R (1, 1) OBP: 0.130, SLG: 0.091		L6		1B 1-3 2-H 1B		K			1B SF9 HBP	3	0	1	1	0	1	2
Jim Coates, R (6, 1)										0	0	0	0	0	0	0
Jim Bouton, R (7, 1)										0	0	0	0	0	0	0
Johnny Blanchard, L (9, PH) OBP: 0.333, SLG: 0.543										0	1	0	0	0	0	0
Inning Stats	R: 0 E: 0 K: 0 S: 3 H: 0 LOB: 0 BB: 0 P: 3	R: 1 E: 0 K: 1 S: 7 H: 2 LOB: 2 BB: 1 P: 11	R: 0 E: 0 K: 0 S: 4 H: 1 LOB: 2 BB: 1 P: 8	R: 2 E: 0 K: 0 S: 7 H: 4 LOB: 2 BB: 0 P: 7	R: 0 E: 0 K: 0 S: 4 H: 1 LOB: 1 BB: 0 P: 4	R: 0 E: 0 K: 1 S: 6 H: 1 LOB: 1 BB: 0 P: 6	R: 0 E: 0 K: 1 S: 5 H: 0 LOB: 0 BB: 0 P: 5	R: 0 E: 0 K: 1 S: 4 H: 0 LOB: 0 BB: 1 P: 8	R: 1 E: 0 K: 2 S: 8 H: 1 LOB: 1 BB: 0 P: 9	1B: 9 2B: 1 3B: 0 HR: 0	SF: 1 SAC: 0 DP: 1 HBP: 1			WP: 1 PB: 0 SB: 0 CS: 0	PA: 40		

PITCHER	IP	WLS	BF	H	R	ER	SO	BB	IBB	HBP	BLK	WP	HR	S	P	ERA	WHIP
Bill Monbouquette, R (1, 1) ERA: 3.26	6.0	W	29	9	3	3	2	2	0	0	0	1	0	31	39	4.50	1.833
Dick Radatz, R (7, 1) ERA: 0.47	3.0	S	11	1	1	1	4	1	0	1	0	0	0	17	22	3.00	0.667

PITCHER	IP	WLS	BF	H	R	ER	SO	BB	IBB	HBP	BLK	WP	HR	S	P	ERA	WHIP

TOP

New York Yankees @ Boston Red Sox

Fenway Park, Boston, MA

Tue May 15 1962, 7:05 PM EDT

Att. 19,260 - Overcast - 55 F

livebaseballscorecards.com

AB	35
R	4
H	10
RBI	4
BB	3
SO	6
LOB	16

BOTTOM

New York Yankees @ Boston Red Sox

Fenway Park, Boston, MA

Tue May 15 1962, 7:05 PM EDT

Att. 19,260 - Overcast - 55 F

livebaseballscorecards.com

Batter	1	2	3	4	5	6	7	8	9	AB	R	H	RBI	BB	SO	LOB
Pete Runnels, L (1, 3) OBP: 0.371, SLG: 0.389	F8		F9			1B; E7		F7		5	2	2	2	0	0	0
Eddie Bressoud, R (1, 6) OBP: 0.339, SLG: 0.454	HR; 1B		BBBBB; CS; BB			SF8; 1B		BBBBB; 1B; BB		2	2	2	2	2	0	0
Carl Yastrzemski, L (1, 7) OBP: 0.371, SLG: 0.456	1-H; HR		CS; 1-2	L8		1B		1B; 1-2		5	3	4	3	0	0	0
Jim Pagliaroni, R (1, 2) OBP: 0.406, SLG: 0.500 Dick Radatz, R (7, 1) OBP: 0.500, SLG: 0.500	F2			L5		FC4-6; 2B; 1B; K		1-H; 2-H		4 1	1 0	1 1	1 2	0 0	1 0	2 0
Frank Malzone, R (1, 5) OBP: 0.309, SLG: 0.371	6-3			6-3		FC4-6; 1-2; 2-H; 1B	F8	F8		5	0	1	1	0	0	1
Gary Geiger, L (1, 8) OBP: 0.326, SLG: 0.342		1-3			F9	FC4-6; 2B; BB; 1-2f; 2-3	F9			4	1	0	0	0	0	2
Carroll Hardy, R (1, 9) OBP: 0.330, SLG: 0.310		6-3			5-3	BB; E; 2B; 1-3; 3-H	F9			4	1	1	1	0	0	0
Chuck Schilling, R (1, 4) OBP: 0.242, SLG: 0.318		5-3			5-3	BB; E; IBB		HR		3	2	1	1	1	0	0
Bill Monbouquette, R (1, 1) OBP: 0.250, SLG: 0.077 Dave Philley, S (6, PH) OBP: 0.333, SLG: 0.167 Russ Nixon, L (7, 2) OBP: 0.217, SLG: 0.182			5-3			SF8; BB; E; 1B; 1-2; 2-3; 3-H; BB		F6		1 0 1	1 1 0	0 1 0	0 1 0	1 1 0	0 0 0	0 0 0
Inning Stats	R: 2 E: 0 K: 0 S: 5 H: 2 LOB: 0 BB: 0 P: 5	R: 0 E: 0 K: 0 S: 3 H: 0 LOB: 0 BB: 0 P: 3	R: 0 E: 0 K: 0 S: 2 H: 0 LOB: 0 BB: 1 P: 6	R: 0 E: 0 K: 0 S: 3 H: 0 LOB: 0 BB: 0 P: 3	R: 0 E: 0 K: 0 S: 3 H: 0 LOB: 0 BB: 0 P: 3	R: 9 E: 1 K: 1 S: 13 H: 8 LOB: 2 BB: 3 P: 25	R: 0 E: 0 K: 0 S: 3 H: 0 LOB: 0 BB: 0 P: 3	R: 3 E: 0 K: 0 S: 6 H: 3 LOB: 1 BB: 1 P: 10		1B: 10 2B: 1 3B: 0 HR: 2 SF: 1 SAC: 0 DP: 0 HBP: 0				WP: 0 PB: 0 SB: 0 CS: 1 PA: 42	

	AB	35
	R	14
	H	13
	RBI	14
	BB	5
	SO	1
	LOB	5

PITCHER		IP	WLS	BF	H	R	ER	SO	BB	IBB	HBP	BLK	WP	HR	S	P	ERA	WHIP
Ralph Terry, R ERA: 4.4	(1, 1)	5.1	L	22	5	6	6	0	2	0	0	0	0	1	20	28	10.12	1.312
Jim Coates, R ERA: 3.95	(6, 1)	0.2		9	5	5	5	1	1	1	0	0	0	0	9	17	67.50	9.000
Jim Bouton, R ERA: 3.12	(7, 1)	2.0		10	3	3	3	0	1	0	0	0	0	1	9	13	13.50	2.000

PITCHER	IP	WLS	BF	H	R	ER	SO	BB	IBB	HBP	BLK	WP	HR	S	P	ERA	WHIP

Batter	1	2	3	4	5	6	7	8	9	AB	R	H	RBI	BB	SO	LOB
Bobby Richardson, R (1, 4) OBP: 0.300, SLG: 0.317	6-3	4-3		FC5-4 1-2f 3-H		1B 2-H 2B		FC4-6 1-2f		5	1	1	2	0	0	2
Tom Tresh, S (1, 6) OBP: 0.372, SLG: 0.410	E3 1B 1B		K	FC5-4 1-2f		2-H 1B			F6	5	1	2	1	0	1	1
Roger Maris, L (1, 9) OBP: 0.382, SLG: 0.527 Hector Lopez, R (5, 9) OBP: 0.391, SLG: 0.333 Johnny Blanchard, L (9, PH) OBP: 0.327, SLG: 0.532 Jack Reed, R (9, 9)	BB 2-H 1B		4-3 BB 1B	4-3		K			K	3 1 1 0	0 0 0 0	2 0 0 0	1 0 0 0	0 0 0 0	0 1 1 0	1 1 0 0
Mickey Mantle, S (1, 8) OBP: 0.529, SLG: 0.627	G1-6-3 1-2 BB		4-3 1-2 BB		6-3		K		1B 1B BB	2	1	0	0	3	1	0
Yogi Berra, L (1, 7) OBP: 0.266, SLG: 0.333 Phil Linz, R (9, PR) Jim Coates, R (9, 1) Marshall Bridges, S (9, 1)	G1-6-3 1-2f		4-3 1-2 2-3		4-3		F5		1B 1-3 1B	5 0 0 0	0 1 0 0	1 0 0 0	0 0 0 0	0 0 0 0	0 0 0 0	4 0 0 0
Elston Howard, R (1, 2) OBP: 0.290, SLG: 0.471		HR BB	FC5-4 BB		K		F8		1B 1-3 3-H 2B 1B	3	2	1	1	2	1	0
Bill Skowron, R (1, 3) OBP: 0.276, SLG: 0.467		1-H HR	FC5-4 1-2f			L9		5-3	2B 1-3 3-H 1B	5	1	2	3	0	0	3
Clete Boyer, R (1, 5) OBP: 0.417, SLG: 0.574		6-3		1B FC5-4 2B		K SH2-4 2B		CS 1B	2B 1-3 3-H 2B	5	2	3	1	0	1	0
Bill Stafford, R (1, 1) OBP: 0.133, SLG: 0.200 Rollie Sheldon, R (5, 1) Joe Pepitone, L (9, PH) OBP: 0.182, SLG: 0.455 (9, 7)		K		FC5-4 2-3 1B		SH2-4 1-2		FC4-6 1-2 BB	K	2 0 1	0 0 0	1 0 0	0 0 0	0 1 0	1 0 1	0 0 3
Inning Stats	R: 1 E: 1 K: 0 S: 4 H: 2 LOB: 1 BB: 1 P: 8	R: 2 E: 0 K: 1 S: 6 H: 1 LOB: 0 BB: 1 P: 10	R: 0 E: 0 K: 1 S: 6 H: 1 LOB: 3 BB: 2 P: 14	R: 1 E: 0 K: 0 S: 5 H: 2 LOB: 1 BB: 0 P: 5	R: 0 E: 0 K: 1 S: 5 H: 0 LOB: 0 BB: 0 P: 5	R: 2 E: 0 K: 2 S: 10 H: 2 LOB: 1 BB: 0 P: 10	R: 0 E: 0 K: 1 S: 5 H: 0 LOB: 0 BB: 0 P: 5	R: 0 E: 0 K: 0 S: 3 H: 1 LOB: 1 BB: 1 P: 7	R: 3 E: 0 K: 2 S: 11 H: 4 LOB: 3 BB: 1 P: 15	1B: 9 2B: 3 3B: 0 HR: 1 SF: 0 SAC: 1 DP: 1 HBP: 0						

PITCHER	IP	WLS	BF	H	R	ER	SO	BB	IBB	HBP	BLK	WP	HR	S	P	ERA	WHIP
Don Schwall, R (1, 1) ERA: 5.48	3.0		18	6	4	3	2	4	0	0	0	0	1	18	34	9.00	3.333
Chet Nichols, L (4, 1) ERA: 0.59	3.0		12	2	2	0	3	0	0	0	0	0	0	18	18	0.00	0.667
Arnold Earley, L (7, 1) ERA: 2.16	1.0		3	0	0	0	1	0	0	0	0	0	0	5	5	0.00	0.000
Mike Fornieles, R (8, 1) ERA: 6.06	1.2	L	8	2	2	2	1	2	0	0	0	0	0	8	16	10.80	2.400
Dick Radatz, R (9, 1) ERA: 0.92	0.1		4	3	1	1	1	0	0	0	0	0	0	6	6	27.00	9.000

PITCHER	IP	WLS	BF	H	R	ER	SO	BB	IBB	HBP	BLK	WP	HR	S	P	ERA	WHIP

TOP

New York Yankees @ Boston Red Sox

Fenway Park, Boston, MA

Wed May 16 1962, 7:05 PM EDT

Att. 16,485 - Unknown

livebaseballscorecards.com

AB	38
R	9
H	13
RBI	9
BB	6
SO	8
LOB	15

WP: 0 PA: 45
PB: 1
SB: 0
CS: 1

Batter	1	2	3	4	5	6	7	8	9	AB	R	H	RBI	BB	SO	LOB
Pete Runnels, L (1, 3) OBP: 0.362, SLG: 0.381	L5	SF7 3-H		F7		1B 1B		4-3	FC1-5-6 FC6-4 2-3	5	1	1	1	0	0	1
Eddie Bressoud, R (1, 6) OBP: 0.339, SLG: 0.442	HR BB	FC5-4 BB 1-2f 2-3		K		1B 1-3		5-3	F7	5	1	1	0	1	1	3
Carl Yastrzemski, L (1, 7) OBP: 0.385, SLG: 0.486	HR 1-H	BB 1-2		F9		FC5-4 1-2 3-H 1B		1B 1B E BB	FC6-4 1-2f	4	2	2	3	2	0	1
Jim Pagliaroni, R (1, 2) OBP: 0.396, SLG: 0.484 Lou Clinton, R (8, PR) OBP: 0.158, SLG: 0.270 Bob Tillman, R (9, 2)	F4	1-3			F5 BB 1B	K		1B E 1-2 1B		5 0 0	0 1 0	1 0 0	0 0 0	0 0 0	1 0 0	5 0 0
Frank Malzone, R (1, 5) OBP: 0.330, SLG: 0.427	2B		HR		BB 1B	FC5-4 1-2f		E 1B 1-2 2-3 1B		5	1	4	1	0	0	2
Gary Geiger, L (1, 8) OBP: 0.330, SLG: 0.338	K	4-3			FC6-4 1-2 BB	F9		E7 1-3 2-H 3-H 1B		4	0	1	2	1	1	1
Carroll Hardy, R (1, 9) OBP: 0.333, SLG: 0.307		1B 1B SF7 BB	6-3		K	1B		1-3		4	1	1	0	1	1	4
Chuck Schilling, R (1, 4) OBP: 0.260, SLG: 0.326		FC5-4 1B 1-2 1B			FC6-4 1-2f	L7			2B BB	4	1	2	0	1	0	3
Don Schwall, R (1, 1) OBP: 0.200, SLG: 0.200 Chet Nichols, S (4, 1) Russ Nixon, L (6, PH) OBP: 0.208, SLG: 0.174 Arnold Earley, L (7, 1) Dave Philley, S (7, PH) OBP: 0.313, SLG: 0.154 Mike Fornieles, R (8, 1) Dick Radatz, R (9, 1) OBP: 0.500, SLG: 0.500 Pumpsie Green, S (9, PH) OBP: 0.333, SLG: 0.308		FC5-4 1-2 2-3 1B	F8			K		L8	FC1-5-6 1-H 2B	2 0 0 1 0 1 0 0 1	0 0 0 0 0 0 0 0 0	1 0 0 0 0 0 0 0 1	0 0 0 0 0 0 0 0 1	0 0 0 1 0 0 0 0 0	0 0 1 0 0 0 0 0 0	1 0 0 0 1 0 0 0 0
Inning Stats	R: 2 E: 0 K: 1 S: 7 H: 2 LOB: 1 BB: 1 P: 11	R: 1 E: 0 K: 0 S: 5 H: 2 LOB: 3 BB: 2 P: 13	R: 1 E: 0 K: 0 S: 5 H: 2 LOB: 1 BB: 0 P: 5	R: 0 E: 0 K: 1 S: 5 H: 0 LOB: 0 BB: 0 P: 5	R: 0 E: 0 K: 1 S: 6 H: 1 LOB: 2 BB: 1 P: 10	R: 1 E: 0 K: 2 S: 10 H: 3 LOB: 2 BB: 0 P: 10	R: 0 E: 0 K: 0 S: 4 H: 1 LOB: 1 BB: 0 P: 4	R: 2 E: 1 K: 0 S: 6 H: 3 LOB: 2 BB: 1 P: 10	R: 1 E: 0 K: 0 S: 4 H: 1 LOB: 1 BB: 1 P: 8	1B: 11 2B: 2 3B: 0 HR: 2 SF: 1 SAC: 0 DP: 0 HBP: 0						

PITCHER		IP	WLS	BF	H	R	ER	SO	BB	IBB	HBP	BLK	WP	HR	S	P	ERA	WHIP
Bill Stafford, R ERA: 5.89	(1, 1)	4.1		24	7	4	4	2	4	0	0	0	0	2	24	40	8.31	2.538
Rollie Sheldon, R ERA: 6.75	(5, 1)	3.2	W	19	7	3	3	3	1	0	0	0	0	0	24	28	7.36	2.182
Jim Coates, R ERA: 4.28	(9, 1)	0.0		2	1	1	1	0	1	0	0	0	0	0	1	5	∞	∞
Marshall Bridges, L ERA:	(9, 1)	1.0	S	3	0	0	0	0	0	0	0	0	0	0	3	3	0.00	0.000

PITCHER	IP	WLS	BF	H	R	ER	SO	BB	IBB	HBP	BLK	WP	HR	S	P	ERA	WHIP

BOTTOM

New York Yankees @ Boston Red Sox

Fenway Park, Boston, MA

Wed May 16 1962, 7:05 PM EDT

Att. 16,485 - Unknown

livebaseballscorecards.com

AB	41
R	8
H	15
RBI	8
BB	6
SO	5
LOB	22

WP: 0	PA: 48					
PB: 0						
SB: 0						
CS: 0						

Batter	1	2	3	4	5	6	7	8	9	AB	R	H	RBI	BB	SO	LOB
Bobby Richardson, R (1, 4) OBP: 0.293, SLG: 0.310	4-3		F2			F6		K 2B		3	0	0	0	0	0	2
Yogi Berra, L (8, PH) OBP: 0.262, SLG: 0.328										1	0	0	0	0	1	1
Phil Linz, R (8, PR)										0	0	0	0	0	0	0
Billy Gardner, R (8, 4)										0	0	0	0	0	0	0
Tom Tresh, S (1, 6) OBP: 0.368, SLG: 0.413	4-3			4-3		K		1-3 3-H 2B		4	0	1	1	0	1	1
Clete Boyer, R (1, 5) OBP: 0.403, SLG: 0.552	K			F7			F2	6-3		4	0	0	0	0	1	3
Mickey Mantle, S (1, 8) OBP: 0.528, SLG: 0.628		L8		K			2B		E S SF7 BB	3	1	1	0	1	1	0
Johnny Blanchard, L (1, 7) OBP: 0.304, SLG: 0.490		1-3			4-3		F6		L7 1-3	4	0	0	0	0	0	2
Jack Reed, R (9, 9)										0	0	0	0	0	0	0
Elston Howard, R (1, 2) OBP: 0.278, SLG: 0.455		K			F9		K		SF7 3-H	3	0	0	1	0	2	1
Bill Skowron, R (1, 3) OBP: 0.265, SLG: 0.448			5-3		6-3			F5	L7	4	0	0	0	0	0	0
Joe Pepitone, L (1, 9) OBP: 0.280, SLG: 0.600 (9, 7)			SH1-4 1B			SH5-3 2B		F8 2B		3	1	3	0	0	0	0
Bob Turley, R (1, 1)			SH1-4 1-2			SH5-3 2-3		F8 2-3		0	0	0	0	0	0	0
Roger Maris, L (8, PH) OBP: 0.379, SLG: 0.523										1	0	0	0	0	0	1
Marshall Bridges, S (8, 1)										0	0	0	0	0	0	0
Inning Stats	R: 0 E: 0 K: 1 S: 5 H: 0 LOB: 0 BB: 0 P: 5	R: 0 E: 0 K: 1 S: 5 H: 0 LOB: 0 BB: 0 P: 5	R: 0 E: 0 K: 0 S: 4 H: 1 LOB: 1 BB: 0 P: 4	R: 0 E: 0 K: 1 S: 5 H: 0 LOB: 0 BB: 0 P: 5	R: 0 E: 0 K: 0 S: 3 H: 0 LOB: 0 BB: 0 P: 3	R: 0 E: 0 K: 1 S: 6 H: 1 LOB: 1 BB: 0 P: 6	R: 0 E: 0 K: 1 S: 6 H: 1 LOB: 1 BB: 0 P: 6	R: 1 E: 0 K: 1 S: 8 H: 2 LOB: 3 BB: 0 P: 8	R: 1 E: 0 K: 0 S: 3 H: 0 LOB: 0 BB: 1 P: 7	1B: 1 2B: 4 3B: 0 HR: 0	SF: 1 SAC: 2 DP: 0 HBP: 0					

PITCHER	IP	WLS	BF	H	R	ER	SO	BB	IBB	HBP	BLK	WP	HR	S	P	ERA	WHIP
Gene Conley, R (1, 1) ERA: 2.38	9.0	L	34	5	2	1	6	1	0	0	0	1	0	45	49	1.00	0.667

PITCHER	IP	WLS	BF	H	R	ER	SO	BB	IBB	HBP	BLK	WP	HR	S	P	ERA	WHIP

TOP

New York Yankees @ Boston Red Sox

Fenway Park, Boston, MA

Thu May 17 1962, 3:33 AM EDT

Att. 9,665 - Unknown - 63 F

livebaseballscorecards.com

AB	30
R	2
H	5
RBI	2
BB	1
SO	6
LOB	11

WP: 1	PA: 34
PB: 0	
SB: 1	
CS: 0	

1B: 1	SF: 1
2B: 4	SAC: 2
3B: 0	DP: 0
HR: 0	HBP: 0

BOTTOM

New York Yankees @ Boston Red Sox

Fenway Park, Boston, MA

Thu May 17 1962, 3:33 AM EDT

Att. 9,665 - Unknown - 63 F

livebaseballscorecards.com

Batter	1	2	3	4	5	6	7	8	9	AB	R	H	RBI	BB	SO	LOB
Pete Runnels, L (1, 3) OBP: 0.366, SLG: 0.374	F9		FC6-4 BB		BB			1-5-3		2	0	0	0	2	0	0
Eddie Bressoud, R (1, 6) OBP: 0.336, SLG: 0.436	K		FC6-4 1-2f		F7			1B		4	0	1	0	0	1	2
Carl Yastrzemski, L (1, 7) OBP: 0.373, SLG: 0.468	F9		F7			3-1		K		4	0	0	0	0	1	2
Jim Pagliaroni, R (1, 2) OBP: 0.391, SLG: 0.474		1B SF7 1B	F5			F7			K	4	1	1	0	0	1	1
Frank Malzone, R (1, 5) OBP: 0.319, SLG: 0.412		F8		6-3		F2			6-3	4	0	0	0	0	0	1
Gary Geiger, L (1, 8) OBP: 0.340, SLG: 0.342		S 1-3 1B		G6-4-3 BB			1-3		F4	2	0	1	0	1	0	0
Pumpsie Green, S (9, PH) OBP: 0.313, SLG: 0.286										1	0	0	0	0	0	0
Carroll Hardy, R (1, 9) OBP: 0.324, SLG: 0.300		SF7 3-H		G6-4-3 1-2f			1-3			2	0	0	1	0	0	1
Chuck Schilling, R (1, 4) OBP: 0.263, SLG: 0.319		1-2 BB			F4		4-3			2	0	0	0	1	0	0
Gene Conley, R (1, 1) OBP: 0.273, SLG: 0.429		F6			K			5-3		3	0	0	0	0	1	2
Inning Stats	R: 0 H: 0 E: 0 LOB: 0 K: 1 BB: 0 S: 5 P: 5	R: 1 H: 2 E: 0 LOB: 2 K: 0 BB: 1 S: 5 P: 9	R: 0 H: 0 E: 0 LOB: 1 K: 0 BB: 1 S: 3 P: 7	R: 0 H: 0 E: 0 LOB: 0 K: 0 BB: 1 S: 2 P: 6	R: 0 H: 0 E: 0 LOB: 1 K: 1 BB: 1 S: 5 P: 9	R: 0 H: 0 E: 0 LOB: 0 K: 0 BB: 0 S: 3 P: 3	R: 0 H: 0 E: 0 LOB: 0 K: 0 BB: 0 S: 3 P: 3	R: 0 H: 1 E: 0 LOB: 1 K: 1 BB: 0 S: 6 P: 6	R: 0 H: 0 E: 0 LOB: 0 K: 1 BB: 0 S: 5 P: 5	1B: 3 SF: 1 2B: 0 SAC: 0 3B: 0 DP: 1 HR: 0 HBP: 0						

	AB	28
	R	1
	H	3
	RBI	1
	BB	4
	SO	4
	LOB	9

PITCHER		IP	WLS	BF	H	R	ER	SO	BB	IBB	HBP	BLK	WP	HR	S	P	ERA	WHIP
Bob Turley, R ERA: 1.59	(1, 1)	7.0		26	2	1	1	2	4	0	0	0	0	0	26	42	1.29	0.857
Marshall Bridges, L ERA:	(8, 1)	2.0	W	7	1	0	0	2	0	0	0	0	0	0	11	11	0.00	0.500

PITCHER	IP	WLS	BF	H	R	ER	SO	BB	IBB	HBP	BLK	WP	HR	S	P	ERA	WHIP

Minnesota Twins @ New York Yankees

Yankee Stadium, Bronx, NY

Fri May 18 1962, 7:05 PM EDT
Att. 20,974 - Unknown - 66 F

livebaseballscorecards.com

Batter	1	2	3	4	5	6	7	8	9	AB	R	H	RBI	BB	SO	LOB
Lenny Green, L (1, 8) OBP: 0.400, SLG: 0.512 (9, 7)	x 0-0 G6-4-3 1B		x 0-0 3-1 ②		x 0-0 1B 2B 1B		SSS 0-3 K ①		x 0-0 2B ②	5	1	3	0	0	1	0
Vic Power, R (1, 3) OBP: 0.359, SLG: 0.474	x 0-0 F4 ①		x 0-0 1B 1B		x 0-0 2B 1-2 1B		x 0-0 F2 ②		x 0-0 4-3 ③	5	0	2	0	0	0	1
Rich Rollins, R (1, 5) OBP: 0.420, SLG: 0.595	x 0-0 G6-4-3 ② ③ 1-2f		x 0-0 1-2 1B		x 0-0 1-3 2-H 2B		BBBB 4-0 HR BB			3	1	2	1	1	0	1
Harmon Killebrew, R (1, 7) OBP: 0.387, SLG: 0.442		x 0-0 2B 2B	SSS 0-3 K ③		x 0-0 5-3 ③		x 0-0 1-H HR			4	2	2	2	0	1	4
Bill Tuttle, R (9, 8) OBP: 0.328, SLG: 0.315										0	0	0	0	0	0	0
Bob Allison, R (1, 9) OBP: 0.411, SLG: 0.418		x 0-0 F9 ①		x 0-0 F7 ①		x 0-0 1B 1B	x 0-0 5-3 ③			4	0	1	0	0	0	1
Earl Battey, R (1, 2) OBP: 0.362, SLG: 0.441		x 0-0 3-1 2-H 2B		x 0-0 5-3 ②		x 0-0 F7 ①		x 0-0 5-3 ①		4	0	1	1	0	0	1
Zoilo Versalles, R (1, 6) OBP: 0.263, SLG: 0.380		x 0-0 3-1 ② 2-3		x 0-0 F8 ③		x 0-0 1-2 1B		x 0-0 F8 ②		4	0	1	0	0	0	1
Bernie Allen, L (1, 4) OBP: 0.322, SLG: 0.514		SSS 0-3 K ③			x 0-0 F5 ①	x 0-0 F8 ②		x 0-0 3-1 ③		4	0	0	0	0	1	3
Don Lee, R (1, 1) OBP: 0.294, SLG: 0.250			SSS 0-3 K ①		SSS 0-3 K ②	SSS 0-3 K ③			x 0-0 5-3 ①	4	0	0	0	0	3	2
Dick Stigman, R (9, 1)										0	0	0	0	0	0	0

Inning Stats	1	2	3	4	5	6	7	8	9	AB	R	H	RBI	BB	SO	LOB
	R: 0 H: 1 E: 0 LOB: 0 K: 0 BB: 0 S: 3 P: 3	R: 1 H: 2 E: 0 LOB: 1 K: 1 BB: 0 S: 7 P: 7	R: 0 H: 2 E: 0 LOB: 2 K: 2 BB: 0 S: 9 P: 9	R: 0 H: 0 E: 0 LOB: 0 K: 0 BB: 0 S: 3 P: 3	R: 1 H: 3 E: 0 LOB: 2 K: 1 BB: 0 S: 8 P: 8	R: 0 H: 2 E: 0 LOB: 2 K: 1 BB: 0 S: 7 P: 7	R: 2 H: 1 E: 0 LOB: 0 K: 1 BB: 1 S: 6 P: 10	R: 0 H: 0 E: 0 LOB: 0 K: 0 BB: 0 S: 3 P: 3	R: 0 H: 1 E: 0 LOB: 0 K: 0 BB: 0 S: 3 P: 3	1B: 7 SF: 0 2B: 4 SAC: 0 3B: 0 DP: 1 HR: 1 HBP: 0	WP: 0 PA: 38 PB: 0 SB: 0 CS: 0						

PITCHER		IP	WLS	BF	H	R	ER	SO	BB	IBB	HBP	BLK	WP	HR	S	P	ERA	WHIP
Whitey Ford, L ERA: 3.32	(1, 1)	8.0	L	35	11	4	4	6	1	0	0	0	0	1	46	50	4.50	1.500
Jim Coates, R ERA: 4.13	(9, 1)	1.0		3	1	0	0	0	0	0	0	0	0	0	3	3	0.00	1.000

PITCHER	IP	WLS	BF	H	R	ER	SO	BB	IBB	HBP	BLK	WP	HR	S	P	ERA	WHIP

AB	37
R	4
H	12
RBI	4
BB	1
SO	6
LOB	14

BOTTOM

Batter	1	2	3	4	5	6	7	8	9	AB	R	H	RBI	BB	SO	LOB
Bobby Richardson, R (1, 4) OBP: 0.285, SLG: 0.300 Yogi Berra, L (9, PH) OBP: 0.258, SLG: 0.322	L5		FC5-4 S 1-2f		F8	F5			F6	4 1	0 0	0 0	0 0	0 0	0 0	4 0
Tom Tresh, S (1, 6) OBP: 0.369, SLG: 0.412	5-3		G3 1-2		F7		1B		F8 1B	5	0	2	0	0	0	1
Joe Pepitone, L (1, 7) OBP: 0.267, SLG: 0.533	1B			K SSS		K SSS	F8		F8 1-2	5	0	1	0	0	2	2
Mickey Mantle, S (1, 8) OBP: 0.523, SLG: 0.607	G3			WP 1B BB BBBB		1B 1B BB BBBB	F8		6-3	3	2	0	0	2	0	3
Johnny Blanchard, L (1, 9) OBP: 0.300, SLG: 0.473		1-3		F4 1-2		HBP 1-3 1B	F3			4	1	1	0	0	0	2
Elston Howard, R (1, 2) OBP: 0.287, SLG: 0.451		5-3		HBP 2-H 1B		1B HBP 1-2 H		K SSS		3	0	1	1	0	1	0
Bill Skowron, R (1, 3) OBP: 0.274, SLG: 0.444		6-3		HBP 1-2 H		BB 1B 1-3 2-H 3-H		F5		3	0	1	2	0	0	0
Clete Boyer, R (1, 5) OBP: 0.415, SLG: 0.551			FC1-6 1B	F5		BB 1-2 BBBB		BB BBBB		2	0	1	0	2	0	2
Whitey Ford, L (1, 1) OBP: 0.087, SLG: 0.095 Roger Maris, L (8, PH) OBP: 0.376, SLG: 0.518 Jim Coates, R (9, 1)			FC1-6 FC5-4 1-2f		4-3	K SSS		F6		3 1 0	0 0 0	0 0 0	0 0 0	0 0 0	1 0 0	4 1 0
Inning Stats	R: 0 H: 1 E: 0 LOB: 1 K: 0 BB: 0 S: 4 P: 4	R: 0 H: 0 E: 0 LOB: 0 K: 0 BB: 0 S: 3 P: 3	R: 0 H: 1 E: 0 LOB: 1 K: 0 BB: 0 S: 4 P: 4	R: 1 H: 1 E: 0 LOB: 2 K: 1 BB: 1 S: 6 P: 11	R: 0 H: 0 E: 0 LOB: 0 K: 0 BB: 0 S: 3 P: 3	R: 2 H: 2 E: 0 LOB: 3 K: 2 BB: 2 S: 9 P: 18	R: 0 H: 1 E: 0 LOB: 1 K: 0 BB: 0 S: 4 P: 4	R: 0 H: 0 E: 0 LOB: 1 K: 1 BB: 1 S: 5 P: 9	R: 0 H: 1 E: 0 LOB: 1 K: 0 BB: 0 S: 4 P: 4	1B: 7 SF: 0 2B: 0 SAC: 0 3B: 0 DP: 0 HR: 0 HBP: 2						WP: 1 PA: 40 PB: 0 SB: 1 CS: 0	

PITCHER	IP	WLS	BF	H	R	ER	SO	BB	IBB	HBP	BLK	WP	HR	S	P	ERA	WHIP
Don Lee, R (1, 1) ERA: 3.6	8.2	W	39	7	3	3	4	4	0	2	0	1	0	41	59	3.12	1.269
Dick Stigman, L (9, 1) ERA: 2.38	0.1	S	1	0	0	0	0	0	0	0	0	0	0	1	1	0.00	0.000

PITCHER	IP	WLS	BF	H	R	ER	SO	BB	IBB	HBP	BLK	WP	HR	S	P	ERA	WHIP

Minnesota Twins @ New York Yankees

Yankee Stadium, Bronx, NY

Fri May 18 1962, 7:05 PM EDT
Att. 20,974 - Unknown - 66 F

livebaseballscorecards.com

AB	34
R	3
H	7
RBI	3
BB	4
SO	4
LOB	19

Batter	1	2	3	4	5	6	7	8	9	AB	R	H	RBI	BB	SO	LOB
Lenny Green, L (1, 8) OBP: 0.396, SLG: 0.504	F6		F3			G6-4-3 1B			F4	4	0	1	0	0	0	0
Vic Power, R (1, 3) OBP: 0.346, SLG: 0.455	5-3		F8			G6-4-3 1-2f			6-3	4	0	0	0	0	0	1
Rich Rollins, R (1, 5) OBP: 0.408, SLG: 0.577	E5			5-3		K			6-3	4	0	0	0	0	1	0
Harmon Killebrew, R (1, 7) OBP: 0.386, SLG: 0.469	K			HR			K			3	1	1	1	0	2	1
Bob Allison, R (1, 9) OBP: 0.398, SLG: 0.402		K		L7			5-3			3	0	0	0	0	1	0
Earl Battey, R (1, 2) OBP: 0.362, SLG: 0.438		FC5-4 1B		K			5-3			3	0	1	0	0	1	0
Zoilo Versalles, R (1, 6) OBP: 0.257, SLG: 0.371		FC5-4 1-2f			G3			F7		3	0	0	0	0	0	1
Bernie Allen, L (1, 4) OBP: 0.314, SLG: 0.500		F9			K			F9		3	0	0	0	0	1	1
Joe Bonikowski, R (1, 1) OBP: 0.200, SLG: 0.111			K		1-3			4-3		2	0	0	0	0	1	0
Hal Naragon, L (8, PH)										1	0	0	0	0	0	0
Dick Stigman, R (8, 1)										0	0	0	0	0	0	0
Inning Stats	R: 0 E: 1 K: 1 S: 6 H: 0 LOB: 1 BB: 0 P: 6	R: 0 E: 0 K: 1 S: 6 H: 1 LOB: 1 BB: 0 P: 6	R: 0 E: 0 K: 1 S: 5 H: 0 LOB: 0 BB: 0 P: 5	R: 1 E: 0 K: 1 S: 6 H: 1 LOB: 0 BB: 0 P: 6	R: 0 E: 0 K: 1 S: 5 H: 0 LOB: 0 BB: 0 P: 5	R: 0 E: 0 K: 1 S: 5 H: 1 LOB: 0 BB: 0 P: 5	R: 0 E: 0 K: 1 S: 5 H: 0 LOB: 0 BB: 0 P: 5	R: 0 E: 0 K: 0 S: 3 H: 0 LOB: 0 BB: 0 P: 3	R: 0 E: 0 K: 0 S: 3 H: 0 LOB: 0 BB: 0 P: 3	1B: 2 2B: 0 3B: 0 HR: 1 SF: 0 SAC: 0 DP: 1 HBP: 0							WP: 0 PB: 0 SB: 0 CS: 0 PA: 30

PITCHER	IP	WLS	BF	H	R	ER	SO	BB	IBB	HBP	BLK	WP	HR	S	P	ERA	WHIP
Ralph Terry, R (1, 1) ERA: 3.93	9.0	W	30	3	1	1	7	0	0	0	0	0	1	44	44	1.00	0.333

PITCHER	IP	WLS	BF	H	R	ER	SO	BB	IBB	HBP	BLK	WP	HR	S	P	ERA	WHIP

TOP

Minnesota Twins @ New York Yankees

Yankee Stadium, Bronx, NY

Sat May 19 1962, 3:33 AM EDT
Att. 13,896 - Unknown - 86 F

livebaseballscorecards.com

AB	30
R	1
H	3
RBI	1
BB	0
SO	7
LOB	4

Batter	1	2	3	4	5	6	7	8	9	AB	R	H	RBI	BB	SO	LOB
Bobby Richardson, R (1, 4) OBP: 0.291, SLG: 0.313	L4-3	1-3 2-H 2B			2B 1B		5-3			4	0	2	1	0	0	0
Tom Tresh, S (1, 6) OBP: 0.373, SLG: 0.424	FC4-6 1B	6-3			1-3 2B		F9			4	0	2	0	0	0	2
Joe Pepitone, L (1, 8) OBP: 0.235, SLG: 0.471	FC4-6 FC3-6 1-2f		L4		F3		1-3			4	0	0	0	0	0	3
Roger Maris, L (1, 9) OBP: 0.364, SLG: 0.500	FC3-6 1-2f		4-3		4-3			SSS K		4	0	0	0	0	1	3
Yogi Berra, L (1, 7) OBP: 0.257, SLG: 0.317		WP 5-3 1B 1B	SSS K			6-3		1-3		4	1	1	0	0	1	0
Jack Reed, R (9, 7)										0	0	0	0	0	0	0
Elston Howard, R (1, 2) OBP: 0.276, SLG: 0.432		F6		F9		SSS K		SSS K		4	0	0	0	0	2	1
Bill Skowron, R (1, 3) OBP: 0.275, SLG: 0.436		5-3 1-2		5-3		BBB BB BB				2	0	0	0	1	0	1
Clete Boyer, R (1, 5) OBP: 0.421, SLG: 0.546		BBBB 1B 2B 2-3 BB		SSS K		BBBB FC6-4 1-2 BB				1	1	0	0	2	1	0
Ralph Terry, R (1, 1) OBP: 0.154, SLG: 0.120		2B 1-2 3-H 1B			F9	FC6-4 1-2f				3	0	1	1	0	0	2
Inning Stats	R: 0 E: 0 K: 0 S: 4 H: 1 LOB: 1 BB: 0 P: 4	R: 2 E: 0 K: 0 S: 6 H: 3 LOB: 2 BB: 1 P: 10	R: 0 E: 0 K: 1 S: 5 H: 0 LOB: 0 BB: 0 P: 5	R: 0 E: 0 K: 1 S: 5 H: 0 LOB: 0 BB: 0 P: 5	R: 0 E: 0 K: 0 S: 5 H: 2 LOB: 2 BB: 0 P: 5	R: 0 E: 0 K: 1 S: 5 H: 0 LOB: 2 BB: 2 P: 13	R: 0 E: 0 K: 0 S: 3 H: 0 LOB: 0 BB: 0 P: 3	R: 0 E: 0 K: 2 S: 7 H: 0 LOB: 0 BB: 0 P: 7		1B: 4 2B: 2 3B: 0 HR: 0 SF: 0 SAC: 0 DP: 0 HBP: 0						

PITCHER		IP	WLS	BF	H	R	ER	SO	BB	IBB	HBP	BLK	WP	HR	S	P	ERA	WHIP
Joe Bonikowski, R ERA: 2.61	(1, 1)	7.0	L	30	6	2	2	3	3	0	0	0	1	0	33	45	2.57	1.286
Dick Stigman, L ERA: 2.19	(8, 1)	1.0		3	0	0	0	2	0	0	0	0	0	0	7	7	0.00	0.000

PITCHER	IP	WLS	BF	H	R	ER	SO	BB	IBB	HBP	BLK	WP	HR	S	P	ERA	WHIP

BOTTOM

Minnesota Twins @ New York Yankees

Yankee Stadium, Bronx, NY

Sat May 19 1962, 3:33 AM EDT
Att. 13,896 - Unknown - 86 F

livebaseballscorecards.com

AB	30
R	2
H	6
RBI	2
BB	3
SO	5
LOB	12

Batter	1	2	3	4	5	6	7	8	9	AB	R	H	RBI	BB	SO	LOB
Lenny Green, L (1, 8) (8, 7) OBP: 0.390, SLG: 0.493	L6-3 1B		4-3		L8		6-3		F8	5	0	1	0	0	0	2
Vic Power, R (1, 3) OBP: 0.342, SLG: 0.448	L6-3 1-2		F8			L7		1B BB G5-2-3 1B		4	0	1	0	0	0	1
Rich Rollins, R (1, 5) OBP: 0.404, SLG: 0.567	L6			BB 1B		5-3		F3		4	0	1	0	0	0	1
Harmon Killebrew, R (1, 7) OBP: 0.389, SLG: 0.495 Jim Kaat, L (8, PR) OBP: 0.214, SLG: 0.250 Bill Tuttle, R (8, 8) OBP: 0.328, SLG: 0.315		5-3		K		HR		1B 1-2 BB		3 0 0	1 0 0	1 0 0	1 0 0	1 0 0	1 0 0	1 0 0
Bob Allison, R (1, 9) OBP: 0.402, SLG: 0.407		1B G3 1B		F3		K		1-2 2-3 1B		4	1	2	0	0	1	1
Earl Battey, R (1, 2) OBP: 0.372, SLG: 0.439		G3 1-3 1B		1-2 BB			SH3 BB	G5-2-3 3-Hf		2	0	1	0	2	0	3
Bernie Allen, L (1, 4) OBP: 0.315, SLG: 0.513		G3 1-2 3-H		F8			SH3 1-2		SF7 3B	3	1	1	1	0	0	3
Zoilo Versalles, R (1, 6) OBP: 0.250, SLG: 0.360		F6			F8		F5		6-3	4	0	0	0	0	0	3
Jack Kralick, L (1, 1) OBP: 0.250, SLG: 0.318 Don Mincher, L (7, PH) OBP: 0.412, SLG: 0.674 Marty Martinez, S (7, PR) Lee Stange, R (7, 1) George Banks, R (9, PH) OBP: 0.250, SLG: 0.286 Ray Moore, R (9, 1)			1-3		F9		BB		SF7 3-H	2 0 0 0 0 0	0 0 0 0 0 0	0 0 0 0 1 0	0 0 0 0 0 0	0 1 0 0 0 0	0 0 0 0 0 0	0 0 0 0 0 0
Inning Stats	R: 0 H: 1 E: 0 LOB: 0 K: 0 BB: 0 S: 3 P: 3	R: 1 H: 2 E: 0 LOB: 1 K: 0 BB: 0 S: 5 P: 5	R: 0 H: 0 E: 0 LOB: 0 K: 0 BB: 0 S: 3 P: 3	R: 0 H: 1 E: 0 LOB: 2 K: 1 BB: 1 S: 6 P: 10	R: 0 H: 0 E: 0 LOB: 0 K: 0 BB: 0 S: 3 P: 3	R: 1 H: 1 E: 0 LOB: 0 K: 1 BB: 0 S: 6 P: 6	R: 0 H: 0 E: 0 LOB: 2 K: 0 BB: 2 S: 3 P: 11	R: 0 H: 2 E: 0 LOB: 2 K: 0 BB: 1 S: 4 P: 8	R: 1 H: 1 E: 0 LOB: 0 K: 0 BB: 0 S: 4 P: 4	1B: 6 SF: 1 2B: 1 SAC: 1 3B: 1 DP: 2 HR: 1 HBP: 0					WP: 0 PA: 37 PB: 0 SB: 0 CS: 0	

PITCHER		IP	WLS	BF	H	R	ER	SO	BB	IBB	HBP	BLK	WP	HR	S	P	ERA	WHIP
Bill Stafford, R ERA: 5.32	(1, 1)	7.1		32	7	2	2	2	4	0	0	0	0	1	32	48	2.46	1.500
Jim Coates, R ERA: 4.2	(8, 1)	1.2	W	5	1	1	1	0	0	0	0	0	0	0	5	5	5.40	0.600

PITCHER	IP	WLS	BF	H	R	ER	SO	BB	IBB	HBP	BLK	WP	HR	S	P	ERA	WHIP

TOP

Minnesota Twins @ New York Yankees

Yankee Stadium, Bronx, NY

Sun May 20 1962, 3:33 AM EDT

Unknown - 86 F

livebaseballscorecards.com

AB	31
R	3
H	8
RBI	3
BB	4
SO	2
LOB	15

BOTTOM

Minnesota Twins @ New York Yankees

Yankee Stadium, Bronx, NY

Sun May 20 1962, 3:33 AM EDT

Unknown - 86 F

livebaseballscorecards.com

Batter	1	2	3	4	5	6	7	8	9	AB	R	H	RBI	BB	SO	LOB
Bobby Richardson, R (1, 4) OBP: 0.308, SLG: 0.333	2B 1B		F8		2B		BBBB 1B BB		1-2 2-3 1B 1B	4	0	3	0	1	0	0
Tom Tresh, S (1, 6) OBP: 0.374, SLG: 0.423	F7		6-3		F7		1-3 1B		1-2 2-3 3-H 1B	5	0	2	1	0	0	2
Hector Lopez, R (1, 7) OBP: 0.380, SLG: 0.350	SSS K		SSS K			HR 2B	L9			4	1	1	0	0	2	3
Roger Maris, L (1, 8) (7, 9) OBP: 0.368, SLG: 0.533	1-3 2B			6-3		2-H HR		G3		4	1	2	2	0	0	0
Elston Howard, R (1, 2) OBP: 0.275, SLG: 0.424	F9			1B		5-3		E5 4-3		4	0	1	0	0	0	2
Bob Cerv, R (1, 9) OBP: 0.250, SLG: 0.500 Jack Reed, R (7, 8) Johnny Blanchard, L (8, PH) OBP: 0.295, SLG: 0.464 Joe Pepitone, L (9, 8) OBP: 0.235, SLG: 0.471		G3 SF8 2B		F9		F7		4-3 1-2		3 0 1 0	1 0 0 0	1 0 0 0	0 0 0 0	0 0 0 0	0 0 0 0	1 0 1 0
Bill Skowron, R (1, 3) OBP: 0.265, SLG: 0.419		G3 2-3		F8		4-3		SSS K		4	0	0	0	0	1	3
Clete Boyer, R (1, 5) OBP: 0.415, SLG: 0.541		SF8 3-H			L4		F9		1B BB 1B 1B	3	1	1	1	0	0	0
Bill Stafford, R (1, 1) OBP: 0.111, SLG: 0.167 Jim Coates, R (8, 1) Yogi Berra, L (9, PH) OBP: 0.268, SLG: 0.317		6-3			6-3		1-3		BBBB 1B 1B 1-2 BB	3 0 0	0 0 0	0 0 0	0 0 0	0 0 1	0 0 0	0 0 0
Inning Stats	R: 0 H: 2 E: 0 LOB: 2 K: 1 BB: 0 S: 7 P: 7	R: 1 H: 1 E: 0 LOB: 0 K: 0 BB: 0 S: 4 P: 4	R: 0 H: 0 E: 0 LOB: 0 K: 1 BB: 0 S: 5 P: 5	R: 0 H: 1 E: 0 LOB: 1 K: 0 BB: 0 S: 4 P: 4	R: 0 H: 1 E: 0 LOB: 1 K: 0 BB: 0 S: 4 P: 4	R: 2 H: 2 E: 0 LOB: 0 K: 0 BB: 0 S: 5 P: 5	R: 0 H: 1 E: 0 LOB: 2 K: 0 BB: 1 S: 4 P: 8	R: 0 H: 0 E: 1 LOB: 1 K: 1 BB: 0 S: 6 P: 6	R: 1 H: 3 E: 0 LOB: 3 K: 0 BB: 1 S: 3 P: 7	1B: 6 SF: 1 2B: 4 SAC: 0 3B: 0 DP: 0 HR: 1 HBP: 0						

	AB	35
	R	4
	H	11
	RBI	4
	BB	2
	SO	3
	LOB	12

PITCHER		IP	WLS	BF	H	R	ER	SO	BB	IBB	HBP	BLK	WP	HR	S	P	ERA	WHIP
Jack Kralick, L ERA: 3.93	(1, 1)	6.0		25	7	3	3	2	0	0	0	0	0	1	29	29	4.50	1.167
Lee Stange, R ERA: 2.51	(7, 1)	2.0		9	1	0	0	1	1	0	0	0	0	0	10	14	0.00	1.000
Ray Moore, R ERA: 5.54	(9, 1)	0.0	L	4	3	1	1	0	1	0	0	0	0	0	3	7	∞	∞

PITCHER		IP	WLS	BF	H	R	ER	SO	BB	IBB	HBP	BLK	WP	HR	S	P	ERA	WHIP

WP: 0 PA: 38
PB: 0
SB: 0
CS: 0

Batter	1	2	3	4	5	6	7	8	9	10	11	12	13	AB	R	H	RBI	BB	SO	LOB
Lenny Green, L (1, 8) (10, 7) OBP: 0.398, SLG: 0.493	F8		1-2 1B		S 3-H 1B			F8		E8 E 1B		L8	G4-6-3 1-2 2-3 BB	6	1	3	1	1	0	0
Vic Power, R (1, 3) OBP: 0.339, SLG: 0.446	F5		4-3		K 1-2			BB 1B		F7		2B	G4-6-3 1-2f	7	0	2	0	0	1	7
Rich Rollins, R (1, 5) OBP: 0.401, SLG: 0.554	6-3			6-3		L8		1-2 BB		E6 2-H 1B		6-3		5	0	1	0	1	0	1
Harmon Killebrew, R (1, 7) OBP: 0.382, SLG: 0.476 Marty Martinez, S (10, PR) Bill Tuttle, R (10, 8) OBP: 0.323, SLG: 0.309		K		K		6-3		K			BB	F6		4 0 1	0 0 0	0 0 0	0 0 0	1 0 0	3 0 0	2 0 1
Bob Allison, R (1, 9) OBP: 0.398, SLG: 0.413		K		FC4-6 1B		6-3		F6		L8			1B 1B 2B	6	1	2	0	0	1	4
Bernie Allen, L (1, 4) OBP: 0.315, SLG: 0.500		F7		FC4-6 1-2f			3-1		G5-4-3 BB		K		1B 1B FC1-2 2-3 1B	5	0	1	0	1	1	1
Zoilo Versalles, R (1, 6) OBP: 0.267, SLG: 0.369			F7		4-3 SH1-4 1B BB		1B		K		1B		1B FC1-2 1-2 3-H 1B	5	2	3	1	1	1	1
Jerry Zimmerman, R (1, 2) Don Mincher, L (7, PH) OBP: 0.404, SLG: 0.659 Earl Battey, R (7, 2) OBP: 0.372, SLG: 0.437			F9		SH1-4 1-2		F8		G5-4-3 1-2f		K		BB FC1-2 1-2 2-3 1B	1 1 3	0 0 0	0 0 1	0 0 0	0 0 1	0 1 2	0 1 2
Jim Kaat, L (1, 1) OBP: 0.222, SLG: 0.200 Lee Stange, R (10, 1) George Banks, R (11, PH) OBP: 0.222, SLG: 0.250 Ray Moore, R (11, 1) Hal Naragon, L (13, PH) Johnny Goryl, R (13, PH) OBP: 0.200, SLG: 0.800 Dick Stigman, R (13, 1)			BB		4-3 2-3			K		K		F8	FC1-2 BB 1-2 2-H 3-Hr 1B	3 0 1 0 1	0 0 0 0 0	0 0 0 0 0	0 0 0 0 0	1 0 0 0 0	2 0 0 0 2	2 0 1 0 0
Inning Stats	R: 0 E: 0 K: 0 S: 3 H: 0 LOB: 0 BB: 0 P: 3	R: 0 E: 0 K: 2 S: 7 H: 0 LOB: 0 BB: 0 P: 7	R: 0 E: 0 K: 0 S: 4 H: 1 LOB: 2 BB: 1 P: 8	R: 0 E: 0 K: 1 S: 6 H: 1 LOB: 1 BB: 0 P: 6	R: 1 E: 0 K: 1 S: 6 H: 1 LOB: 1 BB: 1 P: 10	R: 0 E: 0 K: 0 S: 3 H: 0 LOB: 0 BB: 0 P: 3	R: 0 E: 0 K: 1 S: 6 H: 1 LOB: 1 BB: 0 P: 6	R: 0 E: 0 K: 1 S: 6 H: 1 LOB: 2 BB: 1 P: 10	R: 0 E: 0 K: 1 S: 4 H: 0 LOB: 0 BB: 1 P: 8	R: 1 E: 2 K: 1 S: 7 H: 2 LOB: 2 BB: 1 P: 11	R: 0 E: 0 K: 2 S: 8 H: 1 LOB: 1 BB: 0 P: 8	R: 0 E: 0 K: 0 S: 4 H: 1 LOB: 1 BB: 0 P: 4	R: 2 E: 0 K: 0 S: 6 H: 4 LOB: 2 BB: 1 P: 10	1B: 11 2B: 2 3B: 0 HR: 0 SF: 0 SAC: 1 DP: 2 HBP: 0						

PITCHER		IP	WLS	BF	H	R	ER	SO	BB	IBB	HBP	BLK	WP	HR	S	P	ERA	WHIP
Rollie Sheldon, R ERA: 5.09	(1, 1)	7.0		27	4	1	1	5	2	0	0	0	0	0	35	43	1.29	0.857
Bob Turley, R ERA: 1.26	(8, 1)	3.0		14	3	1	0	3	3	0	0	0	0	0	17	29	0.00	2.000
Jim Coates, R ERA: 4.5	(11, 1)	2.0	L	12	6	2	2	2	0	0	0	0	0	0	16	16	9.00	3.000
Marshall Bridges, L ERA:	(13, 1)	1.0		3	0	0	0	0	1	0	0	0	0	0	2	6	0.00	1.000

PITCHER	IP	WLS	BF	H	R	ER	SO	BB	IBB	HBP	BLK	WP	HR	S	P	ERA	WHIP

TOP

Minnesota Twins @ New York Yankees

Yankee Stadium, Bronx, NY

Sun May 20 1962, 3:38 AM EDT

Att. 27,998 - Unknown - 80 F

livebaseballscorecards.com

AB	49
R	4
H	13
RBI	2
BB	6
SO	10
LOB	25

WP: 0 PB: 0 SB: 1 CS: 0

PA: 56

Batter	1	2	3	4	5	6	7	8	9	10	11	12	13	AB	R	H	RBI	BB	SO	LOB
Bobby Richardson, R (1, 4) OBP: 0.318, SLG: 0.333	BBBB 4-0 1B SF7 BB		x 0-0 HBP 1B			BBBB 4-0 S SH5-4 BB		x 0-0 ① F2		x 0-0 ① SH1-4 1-2		x 0-0 ② F8		3	1	1	0	2	0	0
Tom Tresh, S (1, 6) SSS	SSS 0-3 ① K		H 1-0 G6-3 1-2 HBP			x 0-0 ① SH5-4 1-2		x 0-0 ② 5-3		x 0-0 2-H 2B		x 0-0 3B		4	0	2	1	0	1	1
Hector Lopez, R (1, 7) (12, 9) OBP: 0.375, SLG: 0.333	x 0-0 1-3 1B		x 0-0 ②③ G6-3 1-2f			BBBB 4-0 G4-6-3 2-3 BB		SSS 0-3 ③ K		x 0-0 ② F7		x 0-0 ③ F9		5	0	1	0	1	1	5
Roger Maris, L (1, 8) (8, 9) (12, 8) OBP: 0.374, SLG: 0.528	x 0-0 ② SF7 3-H			x 0-0 ① 6-3		x 0-0 ②③ G4-6-3 1-2f			H 1-0 WP SH1-4 G5-2-3 HBP	4-0 IBB			x 0-0 ① 1B	3	0	1	1	1	0	2
Elston Howard, R (1, 2) OBP: 0.272, SLG: 0.413	x 0-0 ③ L5			x 0-0 ② 4-3			x 0-0 G4-6-3 HBP 1B		x 0-0 ① SH1-4 1-2	SSS 0-3 ③ K			x 0-0 ① F9	5	0	1	0	0	1	4
Bob Cerv, R (1, 9) OBP: 0.286, SLG: 0.333		x 0-0 ① 4-3		x 0-0 ③ 1-3			H 1-0 G4-6-3 1-2 HBP		4-0 WP IBB		x 0-0 ① G3		x 0-0 ② F3	2	0	0	0	0	0	0
Jack Reed, R (7, PR) (8, 8)														0	0	0	0	1	0	0
Yogi Berra, L (11, PH) OBP: 0.260, SLG: 0.308 (12, 7)														2	0	0	0	0	0	1
Bill Skowron, R (1, 3) OBP: 0.261, SLG: 0.400		x 0-0 ② 4-3	SSS 0-3 ① K				x 0-0 ②③ G4-6-3 1-2f 2-3		4-0 1-2 2-3 IBB		SSS 0-3 ② K		SSS 0-3 ③ K	5	0	0	0	1	3	3
Clete Boyer, R (1, 5) OBP: 0.407, SLG: 0.522		SSS 0-3 ③ K2-3					x 0-0 ② F8		4-0 IBB	x 0-0 ②③ G5-2-3 3-Hf	SSS 0-3 ③ K			4	0	0	0	1	2	3
Rollie Sheldon, R (1, 1) Billy Gardner, R (7, PH) Bob Turley, R (8, 1) Johnny Blanchard, L (10, PH) OBP: 0.306, SLG: 0.464 Phil Linz, R (10, PR) Jim Coates, R (11, 1) Marshall Bridges, S (13, 1)	SSS 0-3 ① K		SSS 0-3 ③ K			SSS 0-3 ③ K		BBBB 4-0 E SH1-4 2B BB			SSS 0-3 ① K			2 1 0 0 0 1 1	0 0 0 0 0 0 0	0 0 0 0 0 0 0	0 0 0 0 1 0 0	0 0 0 0 0 0 0	2 1 0 0 0 1 0	0 2 0 0 0 0 0
Inning Stats	R: 1 E: 0 K: 1 S: 6 H: 1 LOB: 1 BB: 1 P: 10	R: 0 E: 0 K: 1 S: 5 H: 0 LOB: 0 BB: 0 P: 5	R: 0 E: 0 K: 1 S: 5 H: 1 LOB: 1 BB: 0 P: 6	R: 0 E: 0 K: 0 S: 3 H: 0 LOB: 0 BB: 0 P: 3	R: 0 E: 0 K: 2 S: 7 H: 0 LOB: 0 BB: 0 P: 7	R: 0 E: 0 K: 0 S: 2 H: 0 LOB: 1 BB: 2 P: 10	R: 0 E: 0 K: 1 S: 5 H: 1 LOB: 2 BB: 1 P: 10	R: 0 E: 0 K: 1 S: 5 H: 0 LOB: 0 BB: 0 P: 5	R: 0 E: 0 K: 0 S: 2 H: 0 LOB: 2 BB: 2 P: 11	R: 1 E: 0 K: 1 S: 6 H: 1 LOB: 2 BB: 2 P: 14	R: 0 E: 0 K: 2 S: 7 H: 0 LOB: 0 BB: 0 P: 7	R: 0 E: 0 K: 1 S: 6 H: 1 LOB: 1 BB: 0 P: 6	R: 0 E: 0 K: 1 S: 6 H: 1 LOB: 1 BB: 0 P: 6	1B: 4 2B: 1 3B: 1 HR: 0	SF: 1 SAC: 3 DP: 4 HBP: 3		WP: 1 PB: 0 SB: 1 CS: 0	PA: 52	

PITCHER		IP	WLS	BF	H	R	ER	SO	BB	IBB	HBP	BLK	WP	HR	S	P	ERA	WHIP
Jim Kaat, L ERA: 3.92	(1, 1)	9.1		38	4	2	1	7	4	3	3	0	1	0	42	73	0.96	0.857
Lee Stange, R ERA: 2.45	(10, 1)	0.2		3	0	0	0	1	0	1	0	0	0	0	4	8	0.00	0.000
Ray Moore, R ERA: 4.8	(11, 1)	2.0	W	7	1	0	0	3	0	0	0	0	0	0	13	13	0.00	0.500
Dick Stigman, L ERA: 2.03	(13, 1)	1.0	S	4	1	0	0	1	0	0	0	0	0	0	6	6	0.00	1.000

PITCHER	IP	WLS	BF	H	R	ER	SO	BB	IBB	HBP	BLK	WP	HR	S	P	ERA	WHIP

BOTTOM

Minnesota Twins @ New York Yankees

Yankee Stadium, Bronx, NY

Sun May 20 1962, 3:38 AM EDT
Att. 27,998 - Unknown - 80 F

livebaseballscorecards.com

AB	37
R	2
H	6
RBI	2
BB	8
SO	12
LOB	21

Batter	1	2	3	4	5	6	7	8	9	10	11	12	AB	R	H	RBI	BB	SO	LOB
Albie Pearson, L (1, 8) OBP: 0.395, SLG: 0.364	BBBB 4-0 1-3 S SF9 BB		x 0-0 ② G3			x 0-0 ② 2-3		BBBB 4-0 BB		x 0-0 ③ F6			3	1	0	0	2	0	0
Billy Moran, R (1, 4) OBP: 0.299, SLG: 0.380	x 0-0 ① 1-3 1-3		x 0-0 ③ 4-3			x 0-0 ③ 6-3		x 0-0 ③ L4			x 0-0 ① 5-3		5	0	0	0	0	0	3
Leon Wagner, L (1, 7) OBP: 0.358, SLG: 0.606	BBBB 4-0 FC5-4 BB			x 0-0 ① G3			x 0-0 ① F8		x 0-0 ① 3-1		x 0-0 ② F7		4	0	0	0	1	0	0
Steve Bilko, R (1, 3) OBP: 0.359, SLG: 0.438	x 0-0 ② SF9 3-H			x 0-0 ② 5-3			x 0-0 ② F7		BBBB 4-0 1B BB		x 0-0 ③ F3		3	0	0	1	1	0	0
Buck Rodgers, S (1, 2) OBP: 0.306, SLG: 0.341	x 0-0 ③ FC5-4 1-2f			x 0-0 ③ F9			BBBB 4-0 BB		x 0-0 1-2 1B			BBBB 4-0 CS BB	3	0	1	0	2	0	1
Felix Torres, R (1, 5) OBP: 0.333, SLG: 0.343 Ryne Duren, R (7, 1) OBP: 0.167, SLG: 0.333 Earl Averill, R (9, PH) OBP: 0.353, SLG: 0.379 Jack Spring, R (9, 1) Tom Morgan, R (11, 1)		x 0-0 ① 6-3			x 0-0 ① F3		x 0-0 ③ L6		x 0-0 ② F5		0/2/3 0-3 ① K		3 0 1 0 1	0 0 0 0 0	0 0 0 0 1	0 0 0 0 0	0 0 0 0 1	1 0 2 0 1	
Lee Thomas, L (1, 9) OBP: 0.316, SLG: 0.336		x 0-0 ② F6			x 0-0 ② 3-1			BBBB 4-0 F8 SH5-4 BB	x 0-0 ③ L8			0/2/3 0-3 ② ③ K 1-2	4	0	0	0	1	1	3
Joe Koppe, R (1, 6) OBP: 0.353, SLG: 0.322		x 0-0 ③ 6-3			x 0-0 ③ 6-3			x 0-0 ① SH5-4 1-2		x 0-0 ① 5-3			3	0	0	0	0	0	0
Dean Chance, R (1, 1) Billy Consolo, R (7, 5) OBP: 0.286, SLG: 0.286 Tom Burgess, L (8, PH) OBP: 0.340, SLG: 0.475 Eddie Yost, R (8, 5) OBP: 0.479, SLG: 0.373			x 0-0 ① 1-3			x 0-0 ① 1-3		x 0-0 ② F8 2-3		x 0-0 ② 6-3			2 0 1 1	0 0 0 0	0 0 0 0	0 0 0 0	0 0 0 0	0 0 1 0	0 0 1 0
Inning Stats	R: 1 H: 0 E: 0 LOB: 1 K: 0 BB: 2 S: 3 P: 11	R: 0 H: 0 E: 0 LOB: 0 K: 0 BB: 0 S: 3 P: 3	R: 0 H: 0 E: 0 LOB: 0 K: 0 BB: 0 S: 3 P: 3	R: 0 H: 0 E: 0 LOB: 0 K: 0 BB: 0 S: 3 P: 3	R: 0 H: 0 E: 0 LOB: 0 K: 0 BB: 0 S: 3 P: 3	R: 0 H: 0 E: 0 LOB: 0 K: 0 BB: 0 S: 3 P: 3	R: 0 H: 0 E: 0 LOB: 1 K: 0 BB: 1 S: 3 P: 7	R: 0 H: 0 E: 0 LOB: 2 K: 0 BB: 2 S: 3 P: 11	R: 0 H: 1 E: 0 LOB: 2 K: 0 BB: 1 S: 4 P: 8	R: 0 H: 0 E: 0 LOB: 0 K: 0 BB: 0 S: 3 P: 3	R: 0 H: 0 E: 0 LOB: 0 K: 0 BB: 0 S: 3 P: 3	R: 0 H: 0 E: 0 LOB: 1 K: 2 BB: 1 S: 6 P: 10	1B: 1 SF: 1 2B: 1 SAC: 1 3B: 0 DP: 1 HR: 0 HBP: 0						

PITCHER		IP	WLS	BF	H	R	ER	SO	BB	IBB	HBP	BLK	WP	HR	S	P	ERA	WHIP
Whitey Ford, L ERA: 3.13	(1, 1)	7.0		24	0	1	1	0	3	0	0	0	0	0	21	33	1.29	0.429
Jim Coates, R ERA: 4.24	(8, 1)	2.0		10	1	0	0	0	3	0	0	0	0	0	7	19	0.00	2.000
Bud Daley, L ERA: 6.91	(10, 1)	2.0		6	0	0	0	0	0	0	0	0	0	0	6	6	0.00	0.000
Bob Turley, R ERA: 1.17	(12, 1)	1.0	W	3	0	0	0	2	1	0	0	0	0	0	6	10	0.00	1.000

PITCHER	IP	WLS	BF	H	R	ER	SO	BB	IBB	HBP	BLK	WP	HR	S	P	ERA	WHIP

TOP

Los Angeles Angels @ New York Yankees

Yankee Stadium, Bronx, NY

Tue May 22 1962, 7:05 PM EDT

Att. 13,841 - Unknown - 68 F

livebaseballscorecards.com

AB	34
R	1
H	1
RBI	1
BB	7
SO	2
LOB	12

Batter	1	2	3	4	5	6	7	8	9	10	11	12	AB	R	H	RBI	BB	SO	LOB
Bobby Richardson, R (1, 4) OBP: 0.312, SLG: 0.327	L8		B3		FC6-4 1-2f		F3			L9 SH5-4 1B	FC6-2-5 2-3 3-H		6	0	1	0	0	0	4
Tom Tresh, S (1, 6) OBP: 0.376, SLG: 0.435	F8		K2-3			1B SF9 BB		F5		SH5-4 1-2		G3	4	1	0	0	1	1	0
Joe Pepitone, L (1, 7) OBP: 0.275, SLG: 0.550	6-3			F4		SF9 1-3 1B		2B		L9 2-3		SF9 3B	6	1	3	0	0	0	1
Roger Maris, L (1, 8) OBP: 0.393, SLG: 0.524		F8		FC6-4 BB		IBB		IBB		IBB		IBB	1	0	0	0	5	0	0
Johnny Blanchard, L (1, 9) OBP: 0.303, SLG: 0.450 Hector Lopez, R (10, PH) OBP: 0.379, SLG: 0.326 (11, 9)		BB 1B 1B		F8		K		F6		L8		IBB 1-2	4 1	0 0	1 0	0 0	0 1	1 0	6 2
Elston Howard, R (1, 2) OBP: 0.275, SLG: 0.426		BB 1-2 1B		FC6-4 1-2f		SF9 2-3 3-H		F8			SH3-4 2B FC6-2-5	SF9 3-H	4	0	2	2	0	0	3
Bill Skowron, R (1, 3) OBP: 0.266, SLG: 0.389		G4-6-3 1-2 2-3 BB			6-3	5-3			F8		FC6-2-5 SH3-4 IBB		3	0	0	0	2	0	2
Clete Boyer, R (1, 5) OBP: 0.403, SLG: 0.513		G4-6-3 1-2f			FC6-4 1B		6-3		K2-3		SH3-4 1-2 2-3		4	0	1	0	0	1	3
Whitey Ford, L (1, 1) OBP: 0.080, SLG: 0.087 Phil Linz, R (7, PH) Jim Coates, R (8, 1) Bob Cerv, R (9, PH) OBP: 0.250, SLG: 0.286 Bud Daley, L (10, 1) OBP: 0.500, SLG: 0.500 Yogi Berra, L (11, PH) OBP: 0.270, SLG: 0.308 Jack Reed, R (11, PR) Bob Turley, R (12, 1)			K		K		G3		F7		IBB		2 1 0 1 0 0 0 0 0	0 0 0 0 0 0 0 0 0	0 0 0 0 0 0 0 1 0	0 0 0 0 0 0 0 0 0	0 0 0 0 0 0 0 0 0	2 0 0 0 0 0 0 0 0	1 0 0 0 0 0 0 0 0

Inning Stats															
	R: 0 E: 0 K: 0 S: 3	H: 0 LOB: 0 BB: 0 P: 3	R: 0 E: 0 K: 0 S: 4	H: 2 LOB: 2 BB: 1 P: 8	R: 0 E: 0 K: 2 S: 7	H: 0 LOB: 0 BB: 0 P: 7	R: 0 E: 0 K: 0 S: 3	H: 0 LOB: 1 BB: 1 P: 7	R: 0 E: 0 K: 1 S: 6	H: 1 LOB: 1 BB: 0 P: 6	R: 1 E: 0 K: 1 S: 6	H: 1 LOB: 2 BB: 2 P: 14	R: 0 E: 0 K: 0 S: 3	H: 0 LOB: 0 BB: 0 P: 3	R: 0 E: 0 K: 0 S: 4	H: 1 LOB: 2 BB: 1 P: 8	R: 0 E: 0 K: 1 S: 5	H: 0 LOB: 0 BB: 0 P: 5	R: 0 E: 0 K: 0 S: 4	H: 1 LOB: 2 BB: 1 P: 8	R: 0 E: 0 K: 0 S: 3	H: 1 LOB: 1 BB: 2 P: 11	R: 1 E: 0 K: 0 S: 3	H: 1 LOB: 2 BB: 2 P: 11	1B: 5 2B: 2 3B: 1 HR: 0	SF: 2 SAC: 2 DP: 2 HBP: 0	WP: 0 PB: 0 SB: 0 CS: 0	PA: 51

PITCHER		IP	WLS	BF	H	R	ER	SO	BB	IBB	HBP	BLK	WP	HR	S	P	ERA	WHIP
Dean Chance, R ERA: 4.32	(1, 1)	6.0		25	4	1	1	4	3	1	0	0	0	0	29	45	1.50	1.167
Ryne Duren, R ERA: 2.77	(7, 1)	2.0		8	1	0	0	0	0	1	0	0	0	0	7	11	0.00	0.500
Jack Spring, L ERA: 1.8	(9, 1)	2.1		12	2	0	0	1	0	3	0	0	0	0	11	23	0.00	0.857
Tom Morgan, R ERA: 3.86	(11, 1)	1.1	L	6	1	1	1	0	0	2	0	0	0	0	4	12	6.75	0.750

PITCHER	IP	WLS	BF	H	R	ER	SO	BB	IBB	HBP	BLK	WP	HR	S	P	ERA	WHIP

BOTTOM

Los Angeles Angels @ New York Yankees

Yankee Stadium, Bronx, NY

Tue May 22 1962, 7:05 PM EDT

Att. 13,841 - Unknown - 68 F

livebaseballscorecards.com

AB	37
R	2
H	8
RBI	2
BB	10
SO	5
LOB	22

Kansas City Athletics @ New York Yankees

Yankee Stadium, Bronx, NY

Wed May 23 1962, 3:33 AM EDT

Att. 9,047 - Unknown - 78 F

livebaseballscorecards.com

TOP

Batter	1	2	3	4	5	6	7	8	9	AB	R	H	RBI	BB	SO	LOB
Dick Howser, R (1, 6) OBP: 0.341, SLG: 0.390	3-1	1B 1-2			L5		BB SH2-3 1B		G5-4-3 1-2f	4	1	1	0	1	0	2
Jerry Lumpe, L (1, 4) OBP: 0.351, SLG: 0.427	1B 2B E	4-3			F3		SH2-3 1-2		6-3	4	1	1	0	0	0	2
Norm Siebern, L (1, 3) OBP: 0.418, SLG: 0.483	2B FC6 4-3 1-3		F8		BB HR 1-2		1B 2-H			3	2	2	1	1	0	0
Manny Jimenez, L (1, 9) OBP: 0.426, SLG: 0.631	FC6 4-3 2-3 3-H		F7		HR 1-H 2-H		K			4	1	1	3	0	1	2
Bobby Del Greco, R (7, 8) OBP: 0.404, SLG: 0.378										0	0	0	0	0	0	0
Gino Cimoli, R (1, 8) (7, 9) OBP: 0.350, SLG: 0.451	4-3 2-3 3-H		1-3		1B		F8			4	0	1	1	0	0	2
George Alusik, R (1, 7) OBP: 0.192, SLG: 0.320	5-3			5-3	K			F7		4	0	0	0	0	1	2
Ed Charles, R (1, 5) OBP: 0.293, SLG: 0.326		HR		K		F7		F4		4	1	1	1	0	1	0
Joe Azcue, R (1, 2) OBP: 0.318, SLG: 0.368		1B 1B		F9		F4		F4		4	0	1	0	0	0	0
Dan Pfister, R (1, 1) OBP: 0.333, SLG: 0.333		B3			BB HR 1B	F8			G5-4-3 1B	3	1	1	0	0	0	1
Diego Segui, R (8, 1)										0	0	0	0	0	0	0
Bob Grim, R (8, 1)										0	0	0	0	0	0	0
John Wyatt, R (8, 1) OBP: 0.091, SLG: 0.091										0	0	0	0	0	0	0
Wayne Causey, L (9, PH) OBP: 0.350, SLG: 0.333										1	0	1	0	0	0	0

Inning Stats	1	2	3	4	5	6	7	8	9
	R: 2 E: 1 K: 0 S: 6	H: 2 LOB: 1 BB: 0 P: 6	R: 1 E: 0 K: 0 S: 5	H: 3 LOB: 1 BB: 0 P: 5	R: 0 E: 0 K: 0 S: 3	H: 0 LOB: 0 BB: 0 P: 3	R: 0 E: 0 K: 1 S: 5	H: 0 LOB: 0 BB: 0 P: 5	R: 3 E: 0 K: 1 S: 8	H: 3 LOB: 1 BB: 1 P: 12	R: 0 E: 0 K: 0 S: 3	H: 0 LOB: 0 BB: 0 P: 3	R: 1 E: 0 K: 1 S: 6	H: 1 LOB: 1 BB: 1 P: 10	R: 0 E: 0 K: 0 S: 3	H: 0 LOB: 0 BB: 0 P: 3	R: 0 E: 0 K: 0 S: 3	H: 1 LOB: 0 BB: 0 P: 3

AB	35
R	7
H	10
RBI	6
BB	2
SO	3
LOB	11

1B: 7 2B: 1 3B: 0 HR: 2	SF: 0 SAC: 1 DP: 1 HBP: 0	WP: 0 PB: 0 SB: 0 CS: 0	PA: 38

PITCHER		IP	WLS	BF	H	R	ER	SO	BB	IBB	HBP	BLK	WP	HR	S	P	ERA	WHIP
Ralph Terry, R ERA: 4.16	(1, 1)	5.0		24	8	6	4	2	1	0	0	0	0	2	27	31	7.20	1.800
Jim Bouton, R ERA: 3.26	(6, 1)	2.0		8	1	1	1	1	1	0	0	0	0	0	9	13	4.50	1.000
Tex Clevenger, R ERA:	(8, 1)	1.0	W	3	0	0	0	0	0	0	0	0	0	0	3	3	0.00	0.000
Rollie Sheldon, R ERA: 4.88	(9, 1)	1.0	S	3	1	0	0	0	0	0	0	0	0	0	3	3	0.00	1.000

PITCHER		IP	WLS	BF	H	R	ER	SO	BB	IBB	HBP	BLK	WP	HR	S	P	ERA	WHIP

BOTTOM

Kansas City Athletics @ New York Yankees

Yankee Stadium, Bronx, NY

Wed May 23 1962, 3:33 AM EDT

Att. 9,047 - Unknown - 78 F

livebaseballscorecards.com

Batter	1	2	3	4	5	6	7	8	9	AB	R	H	RBI	BB	SO	LOB
Bobby Richardson, R (1, 4) OBP: 0.315, SLG: 0.329	5-3		E5		F7		4-3	HR		5	1	2	1	0	0	0
Tom Tresh, S (1, 6) OBP: 0.370, SLG: 0.425	4-3		BB		F8		K	SF7		3	0	0	1	1	1	0
Joe Pepitone, L (1, 7) OBP: 0.289, SLG: 0.667 (9, 3)	L3		F5		3-1			HR		5	2	2	4	0	0	3
Roger Maris, L (1, 8) OBP: 0.393, SLG: 0.512		3-1	BB			K		BB	G3	3	1	0	1	2	1	1
Johnny Blanchard, L (1, 9) OBP: 0.310, SLG: 0.484		HR	3-1			K			K	4	2	1	1	1	2	4
Elston Howard, R (1, 2) OBP: 0.282, SLG: 0.429		F4	FC1-6			6-3		BB		4	1	2	1	0	0	0
Bill Skowron, R (1, 3) OBP: 0.268, SLG: 0.383		F9	K				HR	BB		2	1	0	0	1	1	1
Yogi Berra, L (8, PH) OBP: 0.280, SLG: 0.308										0	0	0	0	1	0	0
Jack Reed, R (8, PR) (9, 7)								BB		0	1	0	0	0	0	0
Clete Boyer, R (1, 5) OBP: 0.407, SLG: 0.513			HBP		FC1-6		HR	SF7		0	0	0	0	0	0	0
Phil Linz, R (4, 5) OBP: 0.400, SLG: 1.000					FC6-4					3	2	2	4	0	0	1
Ralph Terry, R (1, 1) OBP: 0.143, SLG: 0.111			FC5-4		FC6-4		F8	HR		2	1	0	0	0	0	2
Jim Bouton, R (6, 1)										0	0	0	0	0	0	0
Hector Lopez, R (7, PH) OBP: 0.373, SLG: 0.319										1	0	0	0	0	0	0
Tex Clevenger, R (8, 1)										0	0	0	0	0	0	0
Bob Cerv, R (8, PH) OBP: 0.333, SLG: 0.286										0	0	0	0	1	0	0
Billy Gardner, R (8, PR)										0	1	0	0	0	0	0
Rollie Sheldon, R (9, 1)										0	0	0	0	0	0	0
Inning Stats	R: 0 E: 0 K: 0 S: 3 H: 0 LOB: 0 BB: 0 P: 3	R: 1 E: 0 K: 0 S: 4 H: 1 LOB: 0 BB: 0 P: 4	R: 1 E: 1 K: 0 S: 4 H: 1 LOB: 3 BB: 2 P: 13	R: 0 E: 0 K: 1 S: 6 H: 1 LOB: 1 BB: 0 P: 6	R: 0 E: 0 K: 0 S: 3 H: 0 LOB: 0 BB: 0 P: 3	R: 0 E: 0 K: 2 S: 7 H: 0 LOB: 0 BB: 0 P: 7	R: 2 E: 0 K: 1 S: 6 H: 1 LOB: 0 BB: 1 P: 10	R: 9 E: 0 K: 1 S: 10 H: 5 LOB: 1 BB: 4 P: 26		1B: 5 2B: 0 3B: 0 HR: 4 SF: 1 SAC: 0 DP: 0 HBP: 1	WP: 0 PB: 0 SB: 0 CS: 0 PA: 41					

	AB	R	H	RBI	BB	SO	LOB
Totals	32	13	9	13	7	5	12

PITCHER		IP	WLS	BF	H	R	ER	SO	BB	IBB	HBP	BLK	WP	HR	S	P	ERA	WHIP
Dan Pfister, R ERA: 5.56	(1, 1)	7.0		30	5	5	5	4	3	0	1	0	0	3	34	47	6.43	1.143
Diego Segui, R ERA: 4.5	(8, 1)	0.0	L	3	1	1	1	0	2	0	0	0	0	0	1	9	∞	∞
Bob Grim, R ERA: 5.25	(8, 1)	0.0		4	2	3	3	0	2	0	0	0	0	0	2	10	∞	∞
John Wyatt, R ERA: 4.93	(8, 1)	1.0		4	1	4	4	1	0	0	0	0	0	1	6	6	36.00	1.000

PITCHER	IP	WLS	BF	H	R	ER	SO	BB	IBB	HBP	BLK	WP	HR	S	P	ERA	WHIP

Batter	1	2	3	4	5	6	7	8	9	AB	R	H	RBI	BB	SO	LOB
Dick Howser, R (1, 6) OBP: 0.332, SLG: 0.379	6-3		4-3 2-3		FC4-6 1B 1B 1-2f	G3 1-2 2-3		FC1-5 1-2 2-3f		5	1	0	0	0	0	6
Jerry Lumpe, L (1, 4) OBP: 0.341, SLG: 0.414	G3		F8		F6	E6 2-3 3-H		K		5	0	0	0	0	1	5
Norm Siebern, L (1, 3) OBP: 0.412, SLG: 0.474	4-3			5-3	1B 1-3 1B	F7			K	5	0	1	0	0	1	2
Manny Jimenez, L (1, 9) OBP: 0.425, SLG: 0.647		1-3		HR	1-2 3-H 1B		K		L6	5	1	2	2	0	1	0
Gino Cimoli, R (1, 7) OBP: 0.341, SLG: 0.437		5-3		K	F9		K		F8	5	0	0	0	0	2	2
Ed Charles, R (1, 5) OBP: 0.291, SLG: 0.322		1B		E4 2B		E6 F9 1B 1B	4-3			4	1	1	0	0	0	0
Bobby Del Greco, R (1, 8) OBP: 0.407, SLG: 0.391		F5		1-3 2B		G3 1B E 1-2 1B		K		4	1	2	0	0	1	1
Joe Azcue, R (1, 2) OBP: 0.333, SLG: 0.390			4-3 2B	K		F9 2-3		FC1-5 1B BB		3	0	1	0	1	1	4
Ed Rakow, S (1, 1) OBP: 0.160, SLG: 0.200 Leo Posada, R (5, PH) OBP: 0.341, SLG: 0.294 Jim Archer, R (5, 1) OBP: 1.000, SLG: 1.000 George Alusik, R (6, PH) OBP: 0.222, SLG: 0.346 John Wyatt, R (6, 1) OBP: 0.091, SLG: 0.091 Wayne Causey, L (8, PH) OBP: 0.368, SLG: 0.343 Bob Grim, R (8, 1)			1-3		FC4-6 BB	E G3 1-2 3-H 1B		FC1-5 1-2 1B		1 0 0 1 0 1 0	0 0 0 0 0 1 0	0 0 0 1 0 1 0	0 0 0 1 0 1 0	0 1 0 0 0 0 0	0 0 0 0 0 0 0	1 0 0 0 0 0 0
Inning Stats	R: 0 E: 0 K: 0 S: 3 H: 0 LOB: 0 BB: 0 P: 3	R: 0 E: 0 K: 0 S: 4 H: 1 LOB: 1 BB: 0 P: 4	R: 0 E: 0 K: 0 S: 4 H: 1 LOB: 1 BB: 0 P: 4	R: 1 E: 1 K: 2 S: 10 H: 2 LOB: 2 BB: 0 P: 10	R: 1 E: 0 K: 0 S: 5 H: 2 LOB: 2 BB: 1 P: 9	R: 2 E: 2 K: 0 S: 7 H: 2 LOB: 2 BB: 0 P: 7	R: 0 E: 0 K: 2 S: 7 H: 0 LOB: 0 BB: 0 P: 7	R: 0 E: 0 K: 2 S: 8 H: 1 LOB: 2 BB: 1 P: 12	R: 0 E: 0 K: 1 S: 5 H: 0 LOB: 0 BB: 0 P: 5	1B: 6 2B: 2 3B: 0 HR: 1 SF: 0 SAC: 0 DP: 0 HBP: 0						

PITCHER		IP	WLS	BF	H	R	ER	SO	BB	IBB	HBP	BLK	WP	HR	S	P	ERA	WHIP
Bud Daley, L ERA: 5.95	(1, 1)	5.1	W	27	8	4	2	2	1	0	0	0	0	1	30	34	3.38	1.688
Jim Coates, R ERA: 3.82	(6, 1)	3.2	S	14	1	0	0	5	1	0	0	0	0	0	23	27	0.00	0.545

PITCHER	IP	WLS	BF	H	R	ER	SO	BB	IBB	HBP	BLK	WP	HR	S	P	ERA	WHIP

TOP

Kansas City Athletics @ New York Yankees

Yankee Stadium, Bronx, NY

Thu May 24 1962, 3:33 AM EDT

Att. 9,515 - Unknown - 78 F

livebaseballscorecards.com

AB	39
R	4
H	9
RBI	3
BB	2
SO	7
LOB	21

PA:	41
WP:	0
PB:	0
SB:	0
CS:	0

Batter	1	2	3	4	5	6	7	8	9	AB	R	H	RBI	BB	SO	LOB
Bobby Richardson, R (1, 4) OBP: 0.311, SLG: 0.321	L5		E5 3B 1-2 2-3 3-H	F6			BBBB 4-0 FC4-6 BB	6-3		4	1	0	1	1	0	6
Tom Tresh, S (1, 6) OBP: 0.361, SLG: 0.416	1-3		SF7 2-3 3-H		5-3		FC4-6 G4-6-3 1-2f			3	0	0	1	0	0	1
Joe Pepitone, L (1, 7) OBP: 0.306, SLG: 0.755	4-3		1B 3B 1-H 3-H		HR		G4-6-3 1-2f			4	2	2	3	0	0	1
Roger Maris, L (1, 8) (9, 9) OBP: 0.396, SLG: 0.508		F7	FC6-4 1B 3-H		F9			BBBB 4-0 FC3-6 BB		3	0	1	1	1	0	0
Johnny Blanchard, L (1, 9) OBP: 0.307, SLG: 0.515 Jack Reed, R (8, PR) (9, 8)		F4	F8		HR			FC3-6 2B 1B 1-2f		4 0	1 1	1 0	1 0	0 0	0 0	2 0
Elston Howard, R (1, 2) OBP: 0.281, SLG: 0.431	SSS 0-3 K		FC6-4 1-2f		SSS 0-3 K			1B 1B 2B 1-3		4	1	1	0	0	2	1
Bill Skowron, R (1, 3) OBP: 0.282, SLG: 0.385			BBBB 4-0 1B BB E BB BBBB 4-0 SH1-4 BB			SSS 0-3 K		SH1-3 1B 2-3 3-H 1B		2	1	1	1	2	1	0
Phil Linz, R (1, 5) OBP: 0.444, SLG: 0.750			BBBB 4-0 E 1B SF7 1-2 BB F4			F4		SH1-3 1-2 3-H 1B		3	1	1	1	1	0	1
Bud Daley, L (1, 1) OBP: 0.600, SLG: 0.600 Jim Coates, R (6, 1)			SF7 E 3B 1-2 2-3 1B SH1-4 1-2			SSS 0-3 K		SH1-3 1-2 2-3		1 1	1 0	1 0	0 0	0 0	0 1	0 0
Inning Stats	R: 0 E: 0 K: 0 S: 3 H: 0 LOB: 0 BB: 0 P: 3	R: 0 E: 0 K: 1 S: 5 H: 0 LOB: 0 BB: 0 P: 5	R: 5 E: 1 K: 0 S: 7 H: 3 LOB: 1 BB: 2 P: 15	R: 0 E: 0 K: 0 S: 3 H: 0 LOB: 1 BB: 1 P: 7	R: 2 E: 0 K: 1 S: 7 H: 2 LOB: 0 BB: 0 P: 7	R: 0 E: 0 K: 2 S: 7 H: 0 LOB: 0 BB: 0 P: 7	R: 0 E: 0 K: 0 S: 2 H: 0 LOB: 0 BB: 1 P: 6	R: 2 E: 0 K: 0 S: 6 H: 3 LOB: 3 BB: 1 P: 10		1B: 4 2B: 1 3B: 1 HR: 2 SF: 1 SAC: 2 DP: 1 HBP: 0						

PITCHER		IP	WLS	BF	H	R	ER	SO	BB	IBB	HBP	BLK	WP	HR	S	P	ERA	WHIP
Ed Rakow, R ERA: 4.7	(1, 1)	4.0	L	19	3	5	4	1	3	0	0	0	0	0	18	30	9.00	1.500
Jim Archer, L ERA: 10.95	(5, 1)	1.0		5	2	2	2	1	0	0	0	0	0	2	7	7	18.00	2.000
John Wyatt, R ERA: 4.66	(6, 1)	2.0		6	0	0	0	2	1	0	0	0	0	0	9	13	0.00	0.500
Bob Grim, R ERA: 6.23	(8, 1)	1.0		7	3	2	2	0	1	0	0	0	0	0	6	10	18.00	4.000

PITCHER	IP	WLS	BF	H	R	ER	SO	BB	IBB	HBP	BLK	WP	HR	S	P	ERA	WHIP

BOTTOM

Kansas City Athletics @ New York Yankees

Yankee Stadium, Bronx, NY

Thu May 24 1962, 3:33 AM EDT
Att. 9,515 - Unknown - 78 F

livebaseballscorecards.com

AB	29
R	9
H	8
RBI	9
BB	5
SO	4
LOB	12

PA: 37

Batter	1	2	3	4	5	6	7	8	9	AB	R	H	RBI	BB	SO	LOB
Jake Wood, R (1, 4) OBP: 0.272, SLG: 0.271	E5 BB 1B SF8	1-3 1-2			F2		FC6-4 1-2f			4	1	0	0	0	0	2
Bill Bruton, L (1, 8) OBP: 0.369, SLG: 0.536	BB HR 1B 1-2	4-3			2B		4-3			4	1	2	0	0	0	2
Al Kaline, R (1, 9) OBP: 0.411, SLG: 0.690	K S S S		L6		L1-3			F3		4	0	0	0	0	1	3
Norm Cash, L (1, 3) OBP: 0.406, SLG: 0.529	HR BB 1-2 2-3 B B B		4-3			3-1		K S S S		3	1	0	0	1	1	0
Rocky Colavito, R (1, 7) OBP: 0.300, SLG: 0.371	SF8 3-H		F5			K S S S		F5		3	0	0	1	0	1	0
Dick McAuliffe, L (1, 5) OBP: 0.364, SLG: 0.444	HR 1-H 2-H			4-3		1-3			K S S S	4	1	1	3	0	1	0
Chico Fernandez, R (1, 6) OBP: 0.322, SLG: 0.506	K S S S			6-3			HR		K S S S	4	1	1	1	0	2	0
Dick Brown, R (1, 2) OBP: 0.285, SLG: 0.448		5-3		F6			L5		F9	4	0	0	0	0	0	0
Don Mossi, L (1, 1) OBP: 0.375, SLG: 0.286		1-3 BB B B B			4-3		FC6-4 1B			2	0	1	0	1	0	0
Inning Stats	R: 4 H: 2 E: 1 LOB: 0 K: 2 BB: 1 S: 10 P: 14	R: 0 H: 0 E: 0 LOB: 1 K: 0 BB: 1 S: 3 P: 7	R: 0 H: 0 E: 0 LOB: 0 K: 0 BB: 0 S: 3 P: 3	R: 0 H: 0 E: 0 LOB: 0 K: 0 BB: 0 S: 3 P: 3	R: 0 H: 1 E: 0 LOB: 1 K: 0 BB: 0 S: 4 P: 4	R: 0 H: 0 E: 0 LOB: 0 K: 1 BB: 0 S: 5 P: 5	R: 1 H: 2 E: 0 LOB: 1 K: 0 BB: 0 S: 5 P: 5	R: 0 H: 0 E: 0 LOB: 0 K: 1 BB: 0 S: 5 P: 5	R: 0 H: 0 E: 0 LOB: 0 K: 2 BB: 0 S: 7 P: 7	1B: 2 SF: 1 2B: 1 SAC: 0 3B: 0 DP: 0 HR: 2 HBP: 0				WP: 0 PA: 35 PB: 0 SB: 0 CS: 0		

TOP

Detroit Tigers @ New York Yankees

Yankee Stadium, Bronx, NY

Fri May 25 1962, 7:05 PM EDT

Att. 33,191 - Unknown - 76 F

livebaseballscorecards.com

AB	32
R	5
H	5
RBI	5
BB	2
SO	6
LOB	7

PITCHER		IP	WLS	BF	H	R	ER	SO	BB	IBB	HBP	BLK	WP	HR	S	P	ERA	WHIP
Bill Stafford, R ERA: 4.67	(1, 1)	8.0	L	32	5	5	1	4	2	0	0	0	0	2	38	46	1.12	0.875
Marshall Bridges, L ERA:	(9, 1)	1.0		3	0	0	0	2	0	0	0	0	0	0	7	7	0.00	0.000

PITCHER	IP	WLS	BF	H	R	ER	SO	BB	IBB	HBP	BLK	WP	HR	S	P	ERA	WHIP

Batter	1	2	3	4	5	6	7	8	9	AB	R	H	RBI	BB	SO	LOB
Bobby Richardson, R (1, 4) OBP: 0.314, SLG: 0.323	L9		1B	1B		E6		G1-4-3 1-2f		5	1	2	0	0	0	1
Tom Tresh, S (1, 6) OBP: 0.368, SLG: 0.430	E6 FC4		2-3 1B			K			2B	5	1	3	1	0	1	1
Joe Pepitone, L (1, 7) OBP: 0.278, SLG: 0.685	FC4 1-2f		2-3	F8			F8		6-3	5	0	0	0	0	0	6
Roger Maris, L (1, 8) OBP: 0.384, SLG: 0.489	F4		F8		4-3		E6 1B FC5-4		F7	5	1	0	0	0	0	4
Elston Howard, R (1, 2) OBP: 0.286, SLG: 0.430		K	1B		F8		FC5-4 1-3		L9	5	0	2	2	0	1	1
Hector Lopez, R (1, 9) OBP: 0.381, SLG: 0.333		K	FC4 1-3				FC5-4 1-2f 3-H			4	0	2	1	0	1	1
Bill Skowron, R (1, 3) OBP: 0.281, SLG: 0.380			FC4 1-2f		4-3		F8			4	0	1	0	0	0	4
Phil Linz, R (1, 5) OBP: 0.308, SLG: 0.500		K		L5		6-3		F4		4	0	0	0	0	1	1
Bill Stafford, R (1, 1) OBP: 0.143, SLG: 0.190 Bob Cerv, R (8, PH) OBP: 0.400, SLG: 0.286 Jack Reed, R (8, PR) Marshall Bridges, S (9, 1)			1B	E5 1B		K		G1-4-3 BB		3 0 0 0	1 0 0 0	1 0 0 0	0 0 0 0	0 1 0 0	1 0 0 0	0 0 0 0
Inning Stats	R: 0 E: 1 K: 0 S: 4 H: 0 LOB: 1 BB: 0 P: 4	R: 0 E: 0 K: 3 S: 10 H: 1 LOB: 1 BB: 0 P: 10	R: 3 E: 0 K: 0 S: 8 H: 5 LOB: 2 BB: 0 P: 8	R: 0 E: 1 K: 0 S: 5 H: 2 LOB: 2 BB: 0 P: 5	R: 0 E: 0 K: 0 S: 4 H: 1 LOB: 1 BB: 0 P: 4	R: 0 E: 1 K: 2 S: 8 H: 0 LOB: 1 BB: 0 P: 8	R: 1 E: 1 K: 0 S: 5 H: 1 LOB: 1 BB: 0 P: 5	R: 0 E: 0 K: 0 S: 2 H: 0 LOB: 1 BB: 1 P: 6	R: 0 E: 0 K: 0 S: 4 H: 1 LOB: 1 BB: 0 P: 4	1B: 10 2B: 1 3B: 0 HR: 0	SF: 0 SAC: 0 DP: 1 HBP: 0					

PITCHER	IP	WLS	BF	H	R	ER	SO	BB	IBB	HBP	BLK	WP	HR	S	P	ERA	WHIP
Don Mossi, L (1, 1) ERA: 3.73	9.0	W	41	11	4	3	5	1	0	0	0	0	0	50	54	3.00	1.333

PITCHER	IP	WLS	BF	H	R	ER	SO	BB	IBB	HBP	BLK	WP	HR	S	P	ERA	WHIP

BOTTOM

Detroit Tigers @ New York Yankees

Yankee Stadium, Bronx, NY

Fri May 25 1962, 7:05 PM EDT
Att. 33,191 - Unknown - 76 F

livebaseballscorecards.com

AB	40
R	4
H	11
RBI	4
BB	1
SO	5
LOB	19

Detroit Tigers @ New York Yankees

Yankee Stadium, Bronx, NY

Sat May 26 1962, 3:33 AM EDT

Att. 29,487 - Unknown - 82 F

livebaseballscorecards.com

TOP

Batter	1	2	3	4	5	6	7	8	9	AB	R	H	RBI	BB	SO	LOB
Jake Wood, R (1, 4) OBP: 0.272, SLG: 0.285	F3		SF7 (1-H) 3B		F4			F8		4	1	1	1	0	0	0
Bill Bruton, L (1, 8) OBP: 0.366, SLG: 0.531	K		SF7 (3-H)		F9			L3-6 1B		3	0	1	1	0	1	0
Al Kaline, R (1, 9) OBP: 0.401, SLG: 0.671	L8		L6-3		L4			L3-6 (1-2)		4	0	0	0	0	0	1
Norm Cash, L (1, 3) OBP: 0.396, SLG: 0.512		L8		G3		F9			F5	4	0	0	0	0	0	0
Rocky Colavito, R (1, 7) OBP: 0.299, SLG: 0.368		F5		2B 1B		F4			5-3	4	0	1	0	0	0	0
Dick McAuliffe, L (1, 5) OBP: 0.369, SLG: 0.468		2B		1-3 2B		F5			F7	4	0	2	0	0	0	0
Chico Fernandez, R (1, 6) OBP: 0.323, SLG: 0.494		6-3		IBB			5-3			2	0	0	0	1	0	1
Dick Brown, R (1, 2) OBP: 0.286, SLG: 0.445			3B 1B	K			6-3			3	1	1	0	0	1	3
Hank Aguirre, R (1, 1)			K	K			K			3	0	0	0	0	3	4
Inning Stats	R: 0 E: 0 K: 1 S: 5 H: 0 LOB: 0 BB: 0 P: 5	R: 0 E: 0 K: 0 S: 4 H: 1 LOB: 1 BB: 0 P: 4	R: 2 E: 0 K: 1 S: 7 H: 2 LOB: 0 BB: 0 P: 7	R: 0 E: 0 K: 2 S: 9 H: 2 LOB: 3 BB: 1 P: 13	R: 0 E: 0 K: 0 S: 3 H: 0 LOB: 0 BB: 0 P: 3	R: 0 E: 0 K: 0 S: 3 H: 0 LOB: 0 BB: 0 P: 3	R: 0 E: 0 K: 1 S: 5 H: 0 LOB: 0 BB: 0 P: 5	R: 0 E: 0 K: 0 S: 3 H: 1 LOB: 0 BB: 0 P: 3	R: 0 E: 0 K: 0 S: 3 H: 0 LOB: 0 BB: 0 P: 3	1B: 3 2B: 2 3B: 1 HR: 0	SF: 1 SAC: 0 DP: 1 HBP: 0						

	AB	31
	R	2
	H	6
	RBI	2
	BB	1
	SO	5
	LOB	9

WP: 0 PB: 0 SB: 0 CS: 0 PA: 33

PITCHER	IP	WLS	BF	H	R	ER	SO	BB	IBB	HBP	BLK	WP	HR	S	P	ERA	WHIP
Rollie Sheldon, R (1, 1) ERA: 4.09	9.0	L	33	6	2	2	5	0	1	0	0	0	0	42	46	2.00	0.667

PITCHER	IP	WLS	BF	H	R	ER	SO	BB	IBB	HBP	BLK	WP	HR	S	P	ERA	WHIP

Detroit Tigers @ New York Yankees

Yankee Stadium, Bronx, NY

Sat May 26 1962, 3:33 AM EDT

Att. 29,487 - Unknown - 82 F

BOTTOM

Batter	1	2	3	4	5	6	7	8	9	AB	R	H	RBI	BB	SO	LOB
Bobby Richardson, R (1, 4) OBP: 0.313, SLG: 0.317	F4		BBBB 4-0 G5-3 1-2 BB		F8			5-3		3	0	0	0	1	0	0
Tom Tresh, S (1, 6) OBP: 0.359, SLG: 0.418	SSS 0-3 K		0-0 G5-3 1-2 2-3f			0-0 6-3			0-0 1-3	4	0	0	0	0	1	2
Hector Lopez, R (1, 7) OBP: 0.373, SLG: 0.327	E6		0-0 6-3			0-0 F2			0-0 1B	4	0	1	0	0	0	1
Roger Maris, L (1, 8) OBP: 0.374, SLG: 0.475	F2			0-0 4-3		0-0 F5			0-0 L9	4	0	0	0	0	0	2
Elston Howard, R (1, 2) OBP: 0.285, SLG: 0.424		0-0 E5 FC5-2-5 1B		0-0 F3			0-0 6-3		0-0 L9	4	0	1	0	0	0	1
Bob Cerv, R (1, 9) OBP: 0.308, SLG: 0.200		SSS 0-3 K		0-0 L9			0-0 F8			3	0	0	0	0	1	1
Bill Skowron, R (1, 3) OBP: 0.283, SLG: 0.403		0-0 FC5-2-5 2-H			0-0 HR		SSS 0-3 K			3	1	1	1	0	1	1
Phil Linz, R (1, 5) OBP: 0.313, SLG: 0.467		0-0 F4			0-0 6-3			0-0 G3-6-4 1B		3	0	1	0	0	0	1
Rollie Sheldon, R (1, 1) OBP: 0.250, SLG: 0.143			0-0 G5-3 BB 1B		SSS 0-3 K			0-0 G3-6-4 1-2f		3	0	1	0	0	1	1
Inning Stats	R: 0 H: 0 E: 1 LOB: 1 K: 1 BB: 0 S: 6 P: 6	R: 0 H: 1 E: 1 LOB: 1 K: 1 BB: 0 S: 6 P: 6	R: 0 H: 1 E: 0 LOB: 1 K: 0 BB: 1 S: 3 P: 7	R: 0 H: 0 E: 0 LOB: 0 K: 0 BB: 0 S: 3 P: 3	R: 1 H: 1 E: 0 LOB: 0 K: 1 BB: 0 S: 6 P: 6	R: 0 H: 0 E: 0 LOB: 0 K: 0 BB: 0 S: 3 P: 3	R: 0 H: 0 E: 0 LOB: 0 K: 1 BB: 0 S: 5 P: 5	R: 0 H: 1 E: 0 LOB: 0 K: 0 BB: 0 S: 3 P: 3	R: 0 H: 1 E: 0 LOB: 1 K: 0 BB: 0 S: 4 P: 4	1B: 4 SF: 0 2B: 0 SAC: 0 3B: 0 DP: 2 HR: 1 HBP: 0						

livebaseballscorecards.com

AB	31
R	1
H	5
RBI	1
BB	1
SO	4
LOB	10

WP: 0 PA: 32
PB: 0
SB: 0
CS: 0

PITCHER		IP	WLS	BF	H	R	ER	SO	BB	IBB	HBP	BLK	WP	HR	S	P	ERA	WHIP
Hank Aguirre, L ERA: 3.0	(1, 1)	9.0	W	32	5	1	1	4	1	0	0	0	0	1	39	43	1.00	0.667

PITCHER	IP	WLS	BF	H	R	ER	SO	BB	IBB	HBP	BLK	WP	HR	S	P	ERA	WHIP

Batter	1	2	3	4	5	6	7	8	9	AB	R	H	RBI	BB	SO	LOB
Jake Wood, R (1, 4) OBP: 0.271, SLG: 0.284	F2		1-2, 2-H, 1B			F8		F7		4	0	1	1	0	0	0
Bill Bruton, L (1, 8) OBP: 0.364, SLG: 0.521	K		K			G3			BB	3	0	0	0	1	2	2
Charlie Maxwell, L (1, 9) OBP: 0.167, SLG: 0.091	F9		1-3			F8			B5	4	0	0	0	0	0	3
Norm Cash, L (1, 3) OBP: 0.399, SLG: 0.508		F6		G5-4-3, 1B			SH5-3, BB		K	3	0	1	0	1	1	1
Rocky Colavito, R (1, 7) OBP: 0.293, SLG: 0.360		F7		G5-4-3, 1-2f			SH5-3, 1-2		F3	3	0	0	0	0	0	2
Dick McAuliffe, L (1, 5) OBP: 0.358, SLG: 0.454		F7		4-3			F8			3	0	0	0	0	0	1
Chico Fernandez, R (1, 6) OBP: 0.313, SLG: 0.477			5-3		L7		5-3			3	0	0	0	0	0	1
Dick Brown, R (1, 2) OBP: 0.287, SLG: 0.443			1B, 1B, 1B		K			F5		3	1	1	0	0	1	0
Frank Lary, R (1, 1) OBP: 0.417, SLG: 0.500			1B, 1-2, 1B		5-3			K		2	0	1	0	0	0	0
Ron Kline, R (7, 1)										0	0	0	0	0	0	0
Ron Nischwitz, S (7, 1)										0	0	0	0	0	0	0
Sam Jones, R (7, 1) OBP: 0.250, SLG: 1.000										0	0	0	0	0	0	0
Doug Gallagher, R (7, 1) OBP: 0.429, SLG: 0.333										1	0	0	0	0	1	0
Inning Stats	R: 0 E: 0 K: 1 S: 5 H: 0 LOB: 0 BB: 0 P: 5	R: 0 E: 0 K: 0 S: 3 H: 0 LOB: 0 BB: 0 P: 3	R: 1 E: 0 K: 1 S: 8 H: 3 LOB: 2 BB: 0 P: 8	R: 0 E: 0 K: 0 S: 3 H: 1 LOB: 0 BB: 0 P: 3	R: 0 E: 0 K: 1 S: 5 H: 0 LOB: 0 BB: 0 P: 5	R: 0 E: 0 K: 0 S: 3 H: 0 LOB: 0 BB: 0 P: 3	R: 0 E: 0 K: 0 S: 3 H: 0 LOB: 1 BB: 1 P: 7	R: 0 E: 0 K: 1 S: 5 H: 0 LOB: 0 BB: 0 P: 5	R: 0 E: 0 K: 1 S: 5 H: 0 LOB: 1 BB: 1 P: 9	1B: 4 2B: 0 3B: 0 HR: 0 SF: 0 SAC: 1 DP: 1 HBP: 0						

PITCHER		IP	WLS	BF	H	R	ER	SO	BB	IBB	HBP	BLK	WP	HR	S	P	ERA	WHIP
Ralph Terry, R ERA: 3.66	(1, 1)	8.0		28	4	1	1	4	1	0	0	0	0	0	35	39	1.12	0.625
Marshall Bridges, L ERA:	(9, 1)	0.2		3	0	0	0	1	1	0	0	0	0	0	4	8	0.00	1.500
Jim Coates, R ERA: 3.79	(9, 1)	0.1	W	1	0	0	0	0	0	0	0	0	0	0	1	1	0.00	0.000

PITCHER		IP	WLS	BF	H	R	ER	SO	BB	IBB	HBP	BLK	WP	HR	S	P	ERA	WHIP

TOP

Detroit Tigers @ New York Yankees

Yankee Stadium, Bronx, NY

Sun May 27 1962, 3:33 AM EDT

Unknown - 70 F

livebaseballscorecards.com

AB	29
R	1
H	4
RBI	1
BB	2
SO	5
LOB	10

WP: 0 PB: 0 SB: 0 CS: 0 PA: 32

Detroit Tigers @ New York Yankees

Yankee Stadium, Bronx, NY

Sun May 27 1962, 3:33 AM EDT

Unknown - 70 F

BOTTOM

livebaseballscorecards.com

Batter	1	2	3	4	5	6	7	8	9	AB	R	H	RBI	BB	SO	LOB
Bobby Richardson, R (1, 4) OBP: 0.309, SLG: 0.310	F9		L6		F7		FC1-2 1B 1-2 2-3 3-Hf		BBBB E E HR BB	4	1	0	0	1	0	3
Tom Tresh, S (1, 6) OBP: 0.355, SLG: 0.407	4-3		BBBB WP 1B BB		F8		SSS K		E1 HR 1-2	4	1	0	0	1	1	4
Joe Pepitone, L (1, 3) OBP: 0.298, SLG: 0.684 Bill Skowron, R (7, PH) OBP: 0.293, SLG: 0.437 (8, 3)	FC6 1B		WP 1B 1-2		F8		1-2 2-3 3-H 1B		1-H 2-H HR	3 2	0 1	2 2	0 4	0 0	0 0	0 0
Roger Maris, L (1, 8) OBP: 0.365, SLG: 0.462	FC6 1-2f		L7 1-2 2-3			L9	SSS K			4	0	0	0	0	1	6
Johnny Blanchard, L (1, 9) OBP: 0.304, SLG: 0.500		G3-6 1B		F4		SSS K		4-3		4	0	1	0	0	1	0
Yogi Berra, L (1, 7) OBP: 0.266, SLG: 0.290		G3-6 1-2f		F7		G3		F2		4	0	0	0	0	0	1
Elston Howard, R (1, 2) OBP: 0.305, SLG: 0.433		1B		BBBB 1B BB			BBBB 1B 1B FC1-2 BB	WP 1B		2	0	2	0	2	0	0
Clete Boyer, R (1, 5) OBP: 0.417, SLG: 0.516		F9		1-2 1B			FC1-2 1B 1B 1-2 1B	1-2 IBB		3	1	2	0	1	0	1
Ralph Terry, R (1, 1) OBP: 0.161, SLG: 0.133 Hector Lopez, R (8, PH) OBP: 0.368, SLG: 0.321 Marshall Bridges, S (9, 1) Jim Coates, R (9, 1)			2-3	F7			1-2 2-3 1B FC1-2	F8		3 1 0 0	0 0 0 0	1 0 0 0	0 0 0 0	0 0 0 0	0 0 0 0	2 2 0 0
Inning Stats	R: 0 H: 1 E: 0 LOB: 1 K: 0 BB: 0 S: 4 P: 4	R: 0 H: 2 E: 0 LOB: 1 K: 0 BB: 0 S: 4 P: 4	R: 0 H: 1 E: 0 LOB: 2 K: 0 BB: 1 S: 4 P: 8	R: 0 H: 1 E: 0 LOB: 2 K: 0 BB: 1 S: 4 P: 8	R: 0 H: 0 E: 0 LOB: 0 K: 0 BB: 0 S: 3 P: 3	R: 0 H: 0 E: 0 LOB: 0 K: 1 BB: 0 S: 5 P: 5	R: 1 H: 3 E: 0 LOB: 3 K: 2 BB: 1 S: 10 P: 14	R: 0 H: 1 E: 0 LOB: 2 K: 0 BB: 1 S: 4 P: 8	R: 3 H: 1 E: 1 LOB: 0 K: 0 BB: 1 S: 2 P: 6	1B: 9 SF: 0 2B: 0 SAC: 0 3B: 0 DP: 1 HR: 1 HBP: 0						

	AB	34
	R	4
	H	10
	RBI	4
	BB	5
	SO	3
	LOB	19

PITCHER		IP	WLS	BF	H	R	ER	SO	BB	IBB	HBP	BLK	WP	HR	S	P	ERA	WHIP
Frank Lary, R ERA: 5.29	(1, 1)	6.0		24	5	0	0	1	2	0	0	0	1	0	24	32	0.00	1.167
Ron Kline, R ERA: 5.31	(7, 1)	0.1		4	2	1	1	0	1	0	0	0	0	0	3	7	27.00	9.000
Ron Nischwitz, L ERA: 2.7	(7, 1)	0.1		1	0	0	0	1	0	0	0	0	0	0	3	3	0.00	0.000
Sam Jones, R ERA: 5.91	(7, 1)	0.0		1	1	0	0	0	0	0	0	0	0	0	1	1	∞	∞
Doug Gallagher, L ERA: 5.57	(7, 1)	1.1	L	9	2	3	2	1	1	1	0	0	1	1	9	17	13.50	2.250

PITCHER		IP	WLS	BF	H	R	ER	SO	BB	IBB	HBP	BLK	WP	HR	S	P	ERA	WHIP

Detroit Tigers @ New York Yankees

Yankee Stadium, Bronx, NY

Sun May 27 1962, 7:05 PM EDT

Att. 47,680 - Unknown - 72 F

TOP

livebaseballscorecards.com

Batter	1	2	3	4	5	6	7	8	9	AB	R	H	RBI	BB	SO	LOB
Jake Wood, R (1, 4) OBP: 0.269, SLG: 0.295	6-3		F4			SF8 3B		F4	F8	5	1	1	0	0	0	0
Bill Bruton, L (1, 8) OBP: 0.365, SLG: 0.517	BB HBP		4-3			SF8 3-H		BB 1-3 BB 1B	4-3	3	1	1	1	0	0	0
Charlie Maxwell, L (1, 9) OBP: 0.200, SLG: 0.077 Bubba Morton, R (8, PH) (8, 9) OBP: 0.400, SLG: 0.417	1B BB 1-2			F8		F2		1-3 1-2		2 1	0 0	0 0	0 0	1 0	0 0	0 1
Norm Cash, L (1, 3) OBP: 0.407, SLG: 0.508	1B 1-2			BB		F7		BB BB 1B BB		2	1	1	0	2	0	0
Rocky Colavito, R (1, 7) OBP: 0.292, SLG: 0.352	F8			F3			5-3	1B BB 1-2 2-3		3	1	0	0	1	0	3
Dick McAuliffe, L (1, 5) OBP: 0.364, SLG: 0.450		F5	K				2B 1B	1B BB 1-2 2-3 3-H		3	1	1	1	1	1	1
Chico Fernandez, R (1, 6) OBP: 0.320, SLG: 0.489		1-3			5-3		2B 1-H	FC6-4 1B 1-2 2-H 3-H		4	0	2	3	0	0	0
Mike Roarke, R (1, 2) OBP: 0.167, SLG: 0.091		K			5-3		F2	FC6-4 1-2f		4	0	0	0	0	1	3
Paul Foytack, R (1, 1) OBP: 0.267, SLG: 0.154			K		1-3		F3		1-4-3	4	0	0	0	0	1	1

	AB	31
	R	5
	H	6
	RBI	5
	BB	5
	SO	3
	LOB	9

Inning Stats	1	2	3	4	5	6	7	8	9	1B: 4	SF: 1	WP: 0	PA: 38
R	0	0	0	0	0	1	1	3	0	2B: 1	SAC: 0	PB: 0	
E	0	0	0	0	0	0	0	0	0	3B: 1	DP: 0	SB: 0	
K	0	1	1	1	0	0	0	0	0	HR: 0	HBP: 1	CS: 0	
S	3	5	5	5	3	4	5	5	3				
H	1	0	0	0	0	1	2	2	0				
LOB	2	0	0	1	0	0	1	0	0				
BB	1	0	0	1	0	0	0	3	0				
P	8	5	5	9	3	4	5	17	3				

PITCHER		IP	WLS	BF	H	R	ER	SO	BB	IBB	HBP	BLK	WP	HR	S	P	ERA	WHIP
Bob Turley, R ERA: 1.61	(1, 1)	7.0	L	27	4	2	2	3	2	0	1	0	0	0	30	39	2.57	0.857
Marshall Bridges, L ERA: 1.38	(8, 1)	0.2		4	1	2	2	0	1	0	0	0	0	0	3	7	27.00	3.000
Tex Clevenger, R ERA: 6.75	(8, 1)	0.1		4	1	1	1	0	2	0	0	0	0	0	2	10	27.00	9.000
Jim Bouton, R ERA: 3.1	(9, 1)	1.0		3	0	0	0	0	0	0	0	0	0	0	3	3	0.00	0.000

PITCHER		IP	WLS	BF	H	R	ER	SO	BB	IBB	HBP	BLK	WP	HR	S	P	ERA	WHIP

Batter	1	2	3	4	5	6	7	8	9	AB	R	H	RBI	BB	SO	LOB
Bobby Richardson, R (1, 4) OBP: 0.312, SLG: 0.312	FC1-6 1B		K2-3 S 1B		F7 ②		F4 ②		F8 ①	5	0	2	0	0	0	1
Tom Tresh, S (1, 6) OBP: 0.345, SLG: 0.394	FC1-6 ① 1B 4-3 1-2f		L9 ①		E5 WP		F8 ③		G3 ②	5	0	0	0	0	0	3
Joe Pepitone, L (1, 3) OBP: 0.274, SLG: 0.629	4-3 ② 1-2		K2-3 ② 1-3		F6 ③ 1-2			F2 ①	F8 ③	5	0	0	0	0	1	3
Roger Maris, L (1, 8) OBP: 0.374, SLG: 0.473	2-3 1B		F8 ③			F8 2B		BBBB BB BB BB BB		3	1	2	0	1	0	1
Johnny Blanchard, L (1, 9) OBP: 0.313, SLG: 0.493	G3 ③			1B		F6 ①		BBBB BB BB 1-2 BB		3	0	1	0	1	0	3
Elston Howard, R (1, 2) OBP: 0.303, SLG: 0.423		F8 ①		L8 ①		F8 ② 2-3		BBBB BB 1-2 2-3 BB		3	0	0	0	1	0	2
Hector Lopez, R (1, 7) OBP: 0.347, SLG: 0.300		K ②		K ②		F5 ③		SSS K		4	0	0	0	0	3	5
Clete Boyer, R (1, 5) OBP: 0.426, SLG: 0.516		BB		K ③			FC4-6 1B	FC4 1-2 2-3 3-H BB		2	0	1	1	2	1	1
Bob Turley, R (1, 1) Yogi Berra, L (7, PH) OBP: 0.393, SLG: 0.286 Marshall Bridges, S (8, 1) Tex Clevenger, R (8, 1) Bill Skowron, R (8, PH) OBP: 0.291, SLG: 0.433 Jim Bouton, R (9, 1)		K ③			K ①		FC4-6 ① 1-2f	FC4 ③ 1-2f		2 1 0 0 1 0	0 0 0 0 0 0	0 0 0 0 0 0	0 0 0 0 0 0	0 0 0 0 0 0	2 1 0 0 0 0	1 1 0 0 3 0
Inning Stats	R: 0 H: 2 E: 0 LOB: 2 K: 0 BB: 0 S: 5 P: 5	R: 0 H: 0 E: 0 LOB: 1 K: 2 BB: 1 S: 7 P: 11	R: 0 H: 1 E: 0 LOB: 1 K: 1 BB: 0 S: 6 P: 6	R: 0 H: 1 E: 0 LOB: 1 K: 2 BB: 0 S: 8 P: 8	R: 0 H: 0 E: 1 LOB: 1 K: 1 BB: 0 S: 6 P: 6	R: 0 H: 1 E: 0 LOB: 1 K: 0 BB: 0 S: 4 P: 4	R: 0 H: 1 E: 0 LOB: 1 K: 0 BB: 0 S: 4 P: 4	R: 1 H: 0 E: 0 LOB: 3 K: 1 BB: 4 S: 5 P: 21	R: 0 H: 0 E: 0 LOB: 0 K: 0 BB: 0 S: 3 P: 3	1B: 5 2B: 1 3B: 0 HR: 0	SF: 0 SAC: 0 DP: 0 HBP: 0			WP: 1 PB: 0 SB: 1 CS: 0	PA: 39		

PITCHER		IP	WLS	BF	H	R	ER	SO	BB	IBB	HBP	BLK	WP	HR	S	P	ERA	WHIP
Paul Foytack, R ERA: 3.96	(1, 1)	9.0	W	39	6	1	1	7	5	0	0	0	1	0	48	68	1.00	1.222

PITCHER	IP	WLS	BF	H	R	ER	SO	BB	IBB	HBP	BLK	WP	HR	S	P	ERA	WHIP

BOTTOM

Detroit Tigers @ New York Yankees

Yankee Stadium, Bronx, NY

Sun May 27 1962, 7:05 PM EDT
Att. 47,680 - Unknown - 72 F

livebaseballscorecards.com

AB	34
R	1
H	6
RBI	1
BB	5
SO	7
LOB	24

Batter	1	2	3	4	5	6	7	8	9	AB	R	H	RBI	BB	SO	LOB
Bobby Richardson, R (1, 4) OBP: 0.309, SLG: 0.309	FC3-6 HBP 1B		5-3		F9 2-3		L8		FC5-4 1-2f	5	0	1	0	0	0	3
Tom Tresh, S (1, 6) OBP: 0.341, SLG: 0.384	FC3-6 1-2 HBP		F7		F6		4-3		4-1	4	0	0	0	0	0	3
Joe Pepitone, L (1, 7) OBP: 0.258, SLG: 0.591	FC3-6 BB 1-2f 2-3		G3			G3		4-3		4	0	0	0	0	0	2
Roger Maris, L (1, 8) (8, 9) OBP: 0.377, SLG: 0.470	BBBB 1-2 BB			4-3		BB 1B 1B		3-1		3	1	1	0	1	0	0
Johnny Blanchard, L (1, 9) OBP: 0.322, SLG: 0.487 Phil Linz, R (8, PR) OBP: 0.313, SLG: 0.467 Jack Reed, R (8, 8)	F6			F4		BBBB 1-2 1B BB		1B S 1B		3 0 0	0 0 0	1 0 0	0 0 0	1 0 0	0 0 0	3 0 0
Elston Howard, R (1, 2) OBP: 0.302, SLG: 0.418	4-3			1-3		F8		1-3 1B		4	0	1	0	0	0	5
Bill Skowron, R (1, 3) OBP: 0.297, SLG: 0.431		F7			BBBB 4-0 F9 1B BB	1-2 2-H 1B		SSS 0-3 K		3	0	1	1	1	1	2
Clete Boyer, R (1, 5) OBP: 0.428, SLG: 0.516		SSS K			1-2 1B	SSS K			FC5-4 1B	4	0	2	0	0	2	2
Jim Bouton, R (1, 1) Yogi Berra, L (7, PH) OBP: 0.259, SLG: 0.282 Bud Daley, L (7, 1) OBP: 0.600, SLG: 0.600 Hector Lopez, R (9, PH) OBP: 0.342, SLG: 0.295		SSS K			SSS K	F5			L9	2 1 0 1	0 0 0 0	0 0 0 0	0 0 0 0	0 0 0 0	2 0 0 0	2 0 0 1
Inning Stats	R: 0 E: 0 K: 0 S: 4 H: 1 LOB: 3 BB: 1 P: 9	R: 0 E: 0 K: 2 S: 7 H: 0 LOB: 0 BB: 0 P: 7	R: 0 E: 0 K: 0 S: 3 H: 0 LOB: 0 BB: 0 P: 3	R: 0 E: 0 K: 0 S: 3 H: 0 LOB: 0 BB: 0 P: 3	R: 0 E: 0 K: 1 S: 6 H: 1 LOB: 2 BB: 1 P: 10	R: 1 E: 0 K: 1 S: 7 H: 2 LOB: 2 BB: 1 P: 11	R: 0 E: 0 K: 0 S: 3 H: 0 LOB: 0 BB: 0 P: 3	R: 0 E: 0 K: 1 S: 7 H: 2 LOB: 2 BB: 0 P: 7	R: 0 E: 0 K: 0 S: 4 H: 1 LOB: 1 BB: 0 P: 4	1B: 7 2B: 0 3B: 0 HR: 0	SF: 0 SAC: 0 DP: 0 HBP: 1					

TOP

New York Yankees @ Kansas City Athletics

Municipal Stadium, Kansas City, MO

Tue May 29 1962, 4:33 AM EDT
Att. 8,623 - Unknown - 68 F

livebaseballscorecards.com

AB	34
R	1
H	7
RBI	1
BB	3
SO	5
LOB	23

WP: 0 PB: 0 SB: 1 CS: 0 PA: 38

PITCHER		IP	WLS	BF	H	R	ER	SO	BB	IBB	HBP	BLK	WP	HR	S	P	ERA	WHIP
John Wyatt, R ERA: 4.24	(1, 1)	7.0	W	29	4	1	1	4	3	0	1	0	0	0	33	46	1.29	1.000
Bill Fischer, R ERA:	(8, 1)	2.0	S	9	3	0	0	1	0	0	0	0	0	0	11	11	0.00	1.500

PITCHER		IP	WLS	BF	H	R	ER	SO	BB	IBB	HBP	BLK	WP	HR	S	P	ERA	WHIP

Batter	1	2	3	4	5	6	7	8	9	AB	R	H	RBI	BB	SO	LOB
Dick Howser, R (1, 6) OBP: 0.327, SLG: 0.365	BBBB 4-0 FC1-6 BB	SSS 0-3 ③ K			x 0-0 ① F9		x 0-0 ② 5-3			3	0	0	0	1	1	0
Jose Tartabull, L (1, 8) OBP: 0.327, SLG: 0.400	x 0-0 ① FC1-6 1B PB 1-2f		x 0-0 ① F8		x 0-0 ② F5		x 0-0 E8 PB 1B			4	1	1	0	0	0	1
Norm Siebern, L (1, 3) OBP: 0.421, SLG: 0.480	x 0-0 PB 1B 1-3 1B		x 0-0 2B		x 0-0 2B 1B		x 0-0 ③ 4-3 2-3			4	1	3	0	0	0	1
Manny Jimenez, L (1, 7) OBP: 0.450, SLG: 0.669 Bobby Del Greco, R (8, PR) (9, 7) OBP: 0.416, SLG: 0.383	x 0-0 BB 1-H 3-H 1B		x 0-0 ② F4		x 0-0 1-3 2B			H 1-0 CS HBP		3 0	0 0	2 0	1 0	0 0	0 0	1 0
Jerry Lumpe, L (1, 4) OBP: 0.350, SLG: 0.422	BBBB 4-0 FC5-4 1-2 BB		x 0-0 ③ L4		x 0-0 ③ L8			x 0-0 ① B2		3	0	0	0	1	0	4
Gino Cimoli, R (1, 9) OBP: 0.333, SLG: 0.417	x 0-0 ② F6			x 0-0 ① F8		x 0-0 ① 5-3		x 0-0 ② ③ 1-3 1-2		4	0	0	0	0	0	3
Ed Charles, R (1, 5) OBP: 0.285, SLG: 0.330	x 0-0 ③ FC5-4 1-2f			SSS 0-3 ② K		x 0-0 ② 5-3				3	0	0	0	0	1	2
Joe Azcue, R (1, 2) OBP: 0.322, SLG: 0.373		x 0-0 ① F2		x 0-0 1B		x 0-0 ③ F6				3	0	1	0	0	0	0
John Wyatt, R (1, 1) OBP: 0.077, SLG: 0.077 George Alusik, R (7, PH) OBP: 0.200, SLG: 0.310 Bill Fischer, R (8, 1)		SSS 0-3 ② K		x 0-0 ③ 1-3			x 0-0 ① 5-3			2 1 0	0 0 0	0 0 0	0 0 0	0 0 0	1 0 0	1 0 0
Inning Stats	R: 2 E: 0 K: 0 S: 5 H: 2 LOB: 2 BB: 2 P: 13	R: 0 E: 0 K: 2 S: 7 H: 0 LOB: 0 BB: 0 P: 7	R: 0 E: 0 K: 0 S: 4 H: 1 LOB: 1 BB: 0 P: 4	R: 0 E: 0 K: 1 S: 6 H: 1 LOB: 1 BB: 0 P: 6	R: 0 E: 0 K: 0 S: 5 H: 2 LOB: 2 BB: 0 P: 5	R: 0 E: 0 K: 0 S: 3 H: 0 LOB: 0 BB: 0 P: 3	R: 0 E: 1 K: 0 S: 4 H: 1 LOB: 1 BB: 0 P: 4	R: 0 E: 0 K: 0 S: 2 H: 0 LOB: 1 BB: 0 P: 3		1B: 5 2B: 2 3B: 0 HR: 0	SF: 0 SAC: 0 DP: 0 HBP: 1					

PITCHER		IP	WLS	BF	H	R	ER	SO	BB	IBB	HBP	BLK	WP	HR	S	P	ERA	WHIP
Jim Bouton, R ERA: 2.73	(1, 1)	6.0	L	26	6	2	1	3	2	0	0	0	0	0	30	38	1.50	1.333
Bud Daley, L ERA: 5.4	(7, 1)	2.0		7	1	0	0	0	0	0	1	0	0	0	6	7	0.00	0.500

PITCHER	IP	WLS	BF	H	R	ER	SO	BB	IBB	HBP	BLK	WP	HR	S	P	ERA	WHIP

BOTTOM

New York Yankees @ Kansas City Athletics

Municipal Stadium, Kansas City, MO

Tue May 29 1962, 4:33 AM EDT

Att. 8,623 - Unknown - 68 F

livebaseballscorecards.com

AB	30
R	2
H	7
RBI	1
BB	2
SO	3
LOB	13

WP: 0 PB: 2 SB: 0 CS: 1 PA: 33

Batter	1	2	3	4	5	6	7	8	9	AB	R	H	RBI	BB	SO	LOB
Clete Boyer, R (1, 5) OBP: 0.424, SLG: 0.507	SH5-3 1B 1B		FC6 F3 BB 1-2 HR	1-3		1-2 1B		L6	E5 1B 1-2 3-H	6	2	2	0	0	0	3
Bobby Richardson, R (1, 4) OBP: 0.316, SLG: 0.319	SH5-3 1-2		BBBB HR 1-2 2-3 BB		F7	F9		2B	1-2 2-H 1B	4	1	2	1	1	0	2
Roger Maris, L (1, 9) OBP: 0.370, SLG: 0.458	FC5-4 2-H 1B		F3 2-3 3-H		F9		1-3	F3	1-3	6	0	1	2	0	0	5
Johnny Blanchard, L (1, 7) OBP: 0.348, SLG: 0.549	SSS K		1-H 3-H HR		BBBB 1B BB		E 1B FC5-4 1B		1B 2B	4	3	3	3	1	1	1
Elston Howard, R (1, 2) OBP: 0.312, SLG: 0.424	FC5-4 1-2f		F9		1-2 1B		FC5-4 E 1-2 1B		1B SF9 2-H 1B	5	1	3	1	0	0	1
Bill Skowron, R (1, 3) OBP: 0.293, SLG: 0.422		1-3	SSS K		F6		E6 FC5-4 1-2 2-3		FC4-6 BB E 2-3 1B	5	1	1	0	0	1	4
Tom Tresh, S (1, 6) OBP: 0.337, SLG: 0.380		3-1		F6		G4-6-3 1B	FC5-4 1-2f 2-3 3-H		SF9 3-H	4	0	1	2	0	0	2
Joe Pepitone, L (1, 8) OBP: 0.261, SLG: 0.580		F5		SH5-4 1B	G4-6-3 1-2f	SSS K		BBBB FC4-6 1-2 BB		3	0	1	0	0	0	1
Hector Lopez, R (7, PH) OBP: 0.338, SLG: 0.290										1	0	0	0	0	1	2
Jack Reed, R (7, 8)										0	0	0	0	1	0	0
Bill Stafford, R (1, 1) OBP: 0.200, SLG: 0.240			BB E F3 1B	SH5-4 1-2 1B		1B 1B		6-3	FC4-6 E 1-2f 2-3 1B	4	2	2	0	0	0	2
Inning Stats	R: 1 H: 2 E: 0 LOB: 1 K: 1 BB: 0 S: 7 P: 7	R: 0 H: 0 E: 0 LOB: 0 K: 0 BB: 0 S: 3 P: 3	R: 4 H: 2 E: 1 LOB: 0 K: 1 BB: 1 S: 8 P: 12	R: 0 H: 1 E: 0 LOB: 1 K: 0 BB: 0 S: 4 P: 4	R: 0 H: 1 E: 0 LOB: 2 K: 0 BB: 1 S: 4 P: 8	R: 0 H: 3 E: 0 LOB: 2 K: 0 BB: 0 S: 5 P: 5	R: 1 H: 2 E: 1 LOB: 2 K: 1 BB: 0 S: 8 P: 8	R: 0 H: 1 E: 0 LOB: 1 K: 0 BB: 0 S: 4 P: 4	R: 4 H: 4 E: 1 LOB: 2 K: 0 BB: 1 S: 8 P: 12	1B: 13 SF: 1 2B: 2 SAC: 2 3B: 0 DP: 1 HR: 1 HBP: 0						

TOP

New York Yankees @ Minnesota Twins

Metropolitan Stadium, Bloomington , MI

Wed May 30 1962, 4:33 AM EDT

Att. 39,720 - Unknown

livebaseballscorecards.com

AB	42
R	10
H	16
RBI	9
BB	3
SO	3
LOB	23

PITCHER		IP	WLS	BF	H	R	ER	SO	BB	IBB	HBP	BLK	WP	HR	S	P	ERA	WHIP
Joe Bonikowski, R ERA: 3.74	(1, 1)	5.0	L	24	6	5	4	2	2	0	0	0	0	1	26	34	7.20	1.600
Jack Kralick, L ERA: 4.6	(6, 1)	3.0		15	6	1	0	1	0	0	0	0	0	0	17	17	0.00	2.000
Georges Maranda, R ERA: 5.66	(9, 1)	1.0		9	4	4	2	0	1	0	0	0	0	0	8	12	18.00	5.000

PITCHER	IP	WLS	BF	H	R	ER	SO	BB	IBB	HBP	BLK	WP	HR	S	P	ERA	WHIP

WP: 0 PA: 48
PB: 0
SB: 0
CS: 0

Batter	1	2	3	4	5	6	7	8	9	AB	R	H	RBI	BB	SO	LOB
Lenny Green, L (1, 8) OBP: 0.395, SLG: 0.484	4-3		4-3		1B			F5		4	0	1	0	0	0	0
Vic Power, R (1, 3) OBP: 0.324, SLG: 0.420	K		F8		6-3			1B		4	0	1	0	0	1	1
Rich Rollins, R (1, 5) OBP: 0.401, SLG: 0.527	F9		6-3			F7		F8		4	0	0	0	0	0	1
Harmon Killebrew, R (1, 7) OBP: 0.404, SLG: 0.521		FC1-5, 1B 1B		F5		K			F8	4	0	1	0	0	1	0
George Banks, R (1, 9) OBP: 0.341, SLG: 0.441		FC1-5 1-2 1B 1B		K		5-3			K	4	1	1	0	0	2	0
Hal Naragon, L (1, 2) OBP: 0.316, SLG: 0.333		FC1-5 1B 1-2 2-3f		1B			G5-4-3 1B		F9	4	0	2	0	0	0	2
Zoilo Versalles, R (1, 6) OBP: 0.257, SLG: 0.328		F7		F4			G5-4-3 1-2f			3	0	0	0	0	0	4
Bernie Allen, L (1, 4) OBP: 0.289, SLG: 0.453		1B 1-2 2-H			F5		F2			3	0	1	1	0	0	0
Joe Bonikowski, R (1, 1) OBP: 0.143, SLG: 0.077		5-3			K			F6		1	0	0	0	0	0	2
Johnny Goryl, R (5, PH) OBP: 0.267, SLG: 0.615										1	0	0	0	0	1	0
Jack Kralick, L (6, 1) OBP: 0.240, SLG: 0.304										0	0	0	0	0	0	0
Don Mincher, L (8, PH) OBP: 0.414, SLG: 0.617										1	0	0	0	0	0	0
Georges Maranda, R (9, 1) OBP: 0.500, SLG: 0.833										0	0	0	0	0	0	0
Inning Stats	R: 0 E: 0 K: 1 S: 5 H: 0 LOB: 0 BB: 0 P: 5	R: 1 E: 0 K: 0 S: 6 H: 3 LOB: 2 BB: 0 P: 6	R: 0 E: 0 K: 0 S: 3 H: 0 LOB: 0 BB: 0 P: 3	R: 0 E: 0 K: 1 S: 6 H: 1 LOB: 1 BB: 0 P: 6	R: 0 E: 0 K: 1 S: 6 H: 1 LOB: 1 BB: 0 P: 6	R: 0 E: 0 K: 1 S: 5 H: 0 LOB: 0 BB: 0 P: 5	R: 0 E: 0 K: 0 S: 3 H: 1 LOB: 0 BB: 0 P: 3	R: 0 E: 0 K: 0 S: 4 H: 1 LOB: 1 BB: 0 P: 4	R: 0 E: 0 K: 1 S: 5 H: 0 LOB: 0 BB: 0 P: 5	1B: 7 2B: 0 3B: 0 HR: 0 SF: 0 SAC: 0 DP: 1 HBP: 0						

PITCHER	IP	WLS	BF	H	R	ER	SO	BB	IBB	HBP	BLK	WP	HR	S	P	ERA	WHIP
Bill Stafford, R (1, 1) ERA: 4.13	9.0	W	33	7	1	1	5	0	0	0	0	0	0	43	43	1.00	0.778

PITCHER	IP	WLS	BF	H	R	ER	SO	BB	IBB	HBP	BLK	WP	HR	S	P	ERA	WHIP

BOTTOM

New York Yankees @ Minnesota Twins

Metropolitan Stadium, Bloomington , MI

Wed May 30 1962, 4:33 AM EDT

Att. 39,720 - Unknown

livebaseballscorecards.com

AB	33
R	1
H	7
RBI	1
BB	0
SO	5
LOB	10

WP	0
PB	0
SB	0
CS	0
PA	33

Batter	1	2	3	4	5	6	7	8	9	10	11	AB	R	H	RBI	BB	SO	LOB
Clete Boyer, R (1, 5) OBP: 0.411, SLG: 0.489	6-3		1-4-3		K		K			F9		5	0	0	0	0	2	3
Bobby Richardson, R (1, 4) OBP: 0.318, SLG: 0.321	HR 1B		G1-6-3 1B		FC6-4 1-2f			F5		F8		5	1	2	0	0	0	1
Roger Maris, L (1, 9) OBP: 0.366, SLG: 0.469	1-H HR		G1-6-3 1-2f			K		3-1		3-1		5	1	1	2	0	1	1
Johnny Blanchard, L (1, 7) OBP: 0.340, SLG: 0.523	F2			F8 HR		G5-4-3 BB		F2			3-1	4	0	0	0	1	0	0
Elston Howard, R (1, 2) OBP: 0.308, SLG: 0.438	F9					G5-4-3 1-2f			5-3		1-3	5	1	1	1	0	0	1
Bill Skowron, R (1, 3) OBP: 0.303, SLG: 0.432		1B BB		K			E1 1B		3-1 1B 2B		K	4	1	2	0	1	2	0
Tom Tresh, S (1, 6) OBP: 0.335, SLG: 0.377		L1-4 1-2 1B		K			K		3-1 2-3			4	0	1	0	0	2	2
Joe Pepitone, L (1, 8) Jack Reed, R (9, 8)	K				4-3		BB		3-H 1B			3 0	0 0	1 0	1 0	1 0	1 0	2 0
Rollie Sheldon, R (1, 1) Yogi Berra, L (7, PH) Jim Coates, R (7, 1)	L1-4 1-2				FC6-4 BB		K		K			1 1 1	0 0 0	0 0 0	0 0 0	1 0 0	0 1 1	2 2 1
Inning Stats	R: 2 E: 0 K: 0 S: 5	H: 2 LOB: 0 BB: 0 P: 5	R: 0 E: 0 K: 1 S: 5	H: 1 LOB: 1 BB: 1 P: 9	R: 0 E: 0 K: 0 S: 3	H: 1 LOB: 0 BB: 0 P: 3	R: 1 E: 0 K: 2 S: 8	H: 1 LOB: 0 BB: 0 P: 8	R: 0 E: 0 K: 1 S: 5	H: 0 LOB: 1 BB: 1 P: 9	R: 0 E: 0 K: 1 S: 4	H: 0 LOB: 0 BB: 1 P: 8	R: 0 E: 1 K: 3 S: 10	H: 1 LOB: 2 BB: 1 P: 14	R: 0 E: 0 K: 0 S: 3	H: 0 LOB: 0 BB: 0 P: 3	R: 1 E: 0 K: 1 S: 7	H: 2 LOB: 1 BB: 0 P: 7	R: 0 E: 0 K: 0 S: 3	H: 0 LOB: 0 BB: 0 P: 3	R: 0 E: 0 K: 1 S: 5	H: 0 LOB: 0 BB: 0 P: 5	1B: 5 2B: 2 3B: 0 HR: 2	SF: 0 SAC: 0 DP: 3 HBP: 0	WP: 0 PB: 0 SB: 0 CS: 0	PA: 42

PITCHER		IP	WLS	BF	H	R	ER	SO	BB	IBB	HBP	BLK	WP	HR	S	P	ERA	WHIP
Camilo Pascual, R ERA: 3.28	(1, 1)	9.0		36	8	4	4	9	4	0	0	0	0	2	50	66	4.00	1.333
Ray Moore, R ERA: 3.48	(10, 1)	1.0		3	0	0	0	0	0	0	0	0	0	0	3	3	0.00	0.000
Dick Stigman, L ERA: 2.0	(11, 1)	1.0	W	3	0	0	0	1	0	0	0	0	0	0	5	5	0.00	0.000

PITCHER	IP	WLS	BF	H	R	ER	SO	BB	IBB	HBP	BLK	WP	HR	S	P	ERA	WHIP

New York Yankees @ Minnesota Twins

Metropolitan Stadium, Bloomington , MI

Wed May 30 1962, 8:05 PM EDT

Att. 35,635 - Cloudy

TOP

livebaseballscorecards.com

AB	38
R	4
H	8
RBI	4
BB	4
SO	10
LOB	15

Batter	1	2	3	4	5	6	7	8	9	10	11	AB	R	H	RBI	BB	SO	LOB
Lenny Green, L (1, 8) OBP: 0.393, SLG: 0.482	4-3	BB		F6			F7		1B 2B		4-3	5	1	1	0	1	0	1
Vic Power, R (1, 3) OBP: 0.324, SLG: 0.440	F8	F2			F4		2B		L4		HR	6	1	2	1	0	0	4
Rich Rollins, R (1, 5) OBP: 0.406, SLG: 0.529	6-3		1B SF8 1B		G5-4-3 1B		6-3		1B 2-H 1B			5	1	3	1	0	0	2
Harmon Killebrew, R (1, 7) OBP: 0.404, SLG: 0.514		1B 1B BB	F6		G5-4-3 1-2f			F9	1B 1-3			4	1	1	0	1	0	2
George Banks, R (1, 9) OBP: 0.370, SLG: 0.513		1B E 1-2 1B	1-3 1B			F7		3B	F7			5	1	3	0	0	0	2
Hal Naragon, L (1, 2) OBP: 0.348, SLG: 0.350		FC3-6 E FC1-5-2 1-3 2-H 1B	SF8 3-H			4-3		IBB		6-3		2	0	1	2	1	0	0
Bob Allison, R (8, PR) OBP: 0.404, SLG: 0.406												0	0	0	0	0	0	0
Marty Martinez, S (9, 6)												1	0	0	0	0	0	0
Zoilo Versalles, R (1, 6) OBP: 0.253, SLG: 0.322	E5 FC3-6 1-2 3-H	F5			F5		K		F4			3	0	0	1	0	0	2
Don Mincher, L (8, PH) OBP: 0.407, SLG: 0.604												1	0	0	0	0	1	2
Jerry Zimmerman, R (9, 2) OBP: 0.211, SLG: 0.167												1	0	0	0	0	0	0
Bernie Allen, L (1, 4) OBP: 0.287, SLG: 0.446	FC3-6 BB FC1-5-2 1-2f 2-3			L3			F5	F8		FC5-4 1B		5	0	1	0	0	0	4
Camilo Pascual, R (1, 1) OBP: 0.289, SLG: 0.395	FC1-5-2 BB 1-2 3-H			6-3			2B 1B		B1	FC5-4 1-2f		3	0	1	0	0	0	2
Johnny Goryl, R (9, PH) OBP: 0.250, SLG: 0.571												1	0	0	0	0	0	0
Ray Moore, R (10, 1)												0	0	0	0	0	0	0
Bill Tuttle, R (10, PH) OBP: 0.311, SLG: 0.286												1	0	0	0	0	0	1
Dick Stigman, R (11, 1)												0	0	0	0	0	0	0
Inning Stats	R: 0 H: 0 E: 0 LOB: 0 K: 0 BB: 0 S: 3 P: 3	R: 2 H: 2 E: 1 LOB: 3 K: 0 BB: 2 S: 6 P: 14	R: 1 H: 2 E: 0 LOB: 1 K: 0 BB: 0 S: 5 P: 5	R: 0 H: 0 E: 0 LOB: 0 K: 0 BB: 0 S: 3 P: 3	R: 0 H: 1 E: 0 LOB: 0 K: 0 BB: 0 S: 3 P: 3	R: 0 H: 0 E: 0 LOB: 0 K: 0 BB: 0 S: 3 P: 3	R: 0 H: 2 E: 0 LOB: 2 K: 0 BB: 0 S: 5 P: 5	R: 0 H: 1 E: 0 LOB: 2 K: 1 BB: 1 S: 6 P: 10	R: 1 H: 3 E: 0 LOB: 2 K: 0 BB: 0 S: 6 P: 6	R: 0 H: 1 E: 0 LOB: 1 K: 0 BB: 0 S: 4 P: 4	R: 1 H: 1 E: 0 LOB: 0 K: 0 BB: 0 S: 2 P: 2	1B: 9 SF: 1 2B: 2 SAC: 0 3B: 1 DP: 1 HR: 1 HBP: 0						

PITCHER	IP	WLS	BF	H	R	ER	SO	BB	IBB	HBP	BLK	WP	HR	S	P	ERA	WHIP
Rollie Sheldon, R (1, 1) ERA: 4.15	6.0		25	5	3	3	0	2	0	0	0	0	0	23	31	4.50	1.167
Jim Coates, R (7, 1) ERA: 3.83	4.1	L	22	8	2	2	1	0	1	0	0	0	1	23	27	4.15	1.846

PITCHER	IP	WLS	BF	H	R	ER	SO	BB	IBB	HBP	BLK	WP	HR	S	P	ERA	WHIP

BOTTOM

New York Yankees @ Minnesota Twins

Metropolitan Stadium, Bloomington , MI

Wed May 30 1962, 8:05 PM EDT

Att. 35,635 - Cloudy

livebaseballscorecards.com

AB	43
R	5
H	13
RBI	5
BB	3
SO	1
LOB	22

WP: 0 PA: 47
PB: 0
SB: 0
CS: 0

Batter	1	2	3	4	5	6	7	8	9	AB	R	H	RBI	BB	SO	LOB
Clete Boyer, R (1, 5) OBP: 0.405, SLG: 0.479	6-3	2-3			F4		E2 BB 1B	6-3 2-3		5	1	1	0	0	0	2
Bobby Richardson, R (1, 4) OBP: 0.325, SLG: 0.328	4-3		FC5 WP 1B		E1 1B		BB 1B	L7		5	1	3	0	0	0	1
Roger Maris, L (1, 8) (7, 9) OBP: 0.366, SLG: 0.460	BB		F4 1-2		HBP		K		F9	3	0	0	0	1	1	3
Elston Howard, R (1, 2) OBP: 0.305, SLG: 0.426	K		FC5 WP HBP 2-3		F9		FC3-6 1B E 1-2 2-3 BB		6-3	4	1	0	0	1	1	4
Bill Skowron, R (1, 3) OBP: 0.313, SLG: 0.455		1-4-3	WP HBP 1-2		K		FC3-6 1B 1-2 2-H 3-H		HR	4	1	2	3	0	1	2
Johnny Blanchard, L (1, 7) OBP: 0.343, SLG: 0.516		2B 1B	4-3 1-2 2-3		1B		FC3-6 E 1-2f 2-3		F9	5	1	2	0	0	0	4
Hector Lopez, R (1, 9) OBP: 0.333, SLG: 0.303		1B 2B 1-H		L8	K		6-3 1-2 3-H			4	1	1	1	0	1	2
Jack Reed, R (7, 8)										0	0	0	0	0	0	0
Tom Tresh, S (1, 6) OBP: 0.338, SLG: 0.380		1B 3-H		1-3	F4			6-3 SH2-4 1B		4	0	2	1	0	0	1
Ralph Terry, R (1, 1) OBP: 0.147, SLG: 0.121		K		1-3	5-3			SH2-4 1-2		3	0	0	0	0	1	2
Inning Stats	R: 0 E: 0 K: 1 S: 5 H: 0 LOB: 1 BB: 1 P: 9	R: 2 E: 0 K: 1 S: 8 H: 3 LOB: 1 BB: 0 P: 8	R: 0 E: 0 K: 0 S: 4 H: 1 LOB: 2 BB: 0 P: 5	R: 0 E: 0 K: 0 S: 3 H: 0 LOB: 0 BB: 0 P: 3	R: 0 E: 1 K: 1 S: 6 H: 1 LOB: 2 BB: 0 P: 7	R: 0 E: 0 K: 1 S: 6 H: 1 LOB: 1 BB: 0 P: 6	R: 3 E: 2 K: 1 S: 8 H: 3 LOB: 1 BB: 1 P: 12	R: 0 E: 0 K: 0 S: 4 H: 1 LOB: 1 BB: 0 P: 4	R: 1 E: 0 K: 0 S: 4 H: 1 LOB: 0 BB: 0 P: 4	1B: 9 2B: 1 3B: 0 HR: 1	SF: 0 SAC: 1 DP: 0 HBP: 2						

TOP

New York Yankees @ Los Angeles Angels

Dodger Stadium, Los Angeles, CA

Fri Jun 01 1962, 7:05 PM PDT

Att. 51,584 - Unknown

livebaseballscorecards.com

AB	37
R	6
H	11
RBI	5
BB	2
SO	5
LOB	21

WP: 2 PB: 0 SB: 0 CS: 0 PA: 42

PITCHER		IP	WLS	BF	H	R	ER	SO	BB	IBB	HBP	BLK	WP	HR	S	P	ERA	WHIP
Bo Belinsky, L ERA: 2.53	(1, 1)	8.0	L	38	10	5	4	5	2	0	2	0	2	0	44	54	4.50	1.500
Tom Morgan, R ERA: 4.22	(9, 1)	1.0		4	1	1	1	0	0	0	0	0	0	1	4	4	9.00	1.000

PITCHER		IP	WLS	BF	H	R	ER	SO	BB	IBB	HBP	BLK	WP	HR	S	P	ERA	WHIP

Batter	1	2	3	4	5	6	7	8	9	AB	R	H	RBI	BB	SO	LOB
Albie Pearson, L (1, 8) OBP: 0.411, SLG: 0.374	SH1-4 S 1B		F5			L3 1-2		L3		4	0	1	0	0	0	1
Billy Moran, R (1, 4) OBP: 0.332, SLG: 0.414	SH1-4 1-3			K			E7 G3 1B		5-3	3	1	0	0	0	1	0
Leon Wagner, L (1, 7) OBP: 0.342, SLG: 0.582	K			F6			G3 2-3		F9	4	0	0	0	0	1	2
Lee Thomas, L (1, 9) OBP: 0.357, SLG: 0.420	3-1			L7			2B 3-H 1B		HR	4	1	2	2	0	0	1
Buck Rodgers, S (1, 2) OBP: 0.316, SLG: 0.352		K			F9		1-3 2B		FC6-4 BB	3	0	1	0	1	1	0
Steve Bilko, R (1, 3) OBP: 0.355, SLG: 0.419		1-3			6-3		K		FC6-4 1-2f	4	0	0	0	0	1	3
Eddie Yost, R (1, 5) OBP: 0.442, SLG: 0.357		K			K		K			2	0	0	0	0	2	0
Tom Burgess, L (7, PH) OBP: 0.343, SLG: 0.417										1	0	0	0	0	1	2
Billy Consolo, R (8, 5) OBP: 0.211, SLG: 0.211										0	0	0	0	0	0	0
Joe Koppe, R (1, 6) OBP: 0.374, SLG: 0.322			F5			BB L3		G5-3		2	0	0	0	1	0	0
Bo Belinsky, L (1, 1) OBP: 0.260, SLG: 0.053			K			F7		1-3		2	0	0	0	0	1	1
Earl Averill, R (8, PH) OBP: 0.293, SLG: 0.306										1	0	0	0	0	0	0
Tom Morgan, R (9, 1)										0	0	0	0	0	0	0
Inning Stats	R: 0 E: 0 K: 1 S: 6 H: 1 LOB: 1 BB: 0 P: 6	R: 0 E: 0 K: 2 S: 7 H: 0 LOB: 0 BB: 0 P: 7	R: 0 E: 0 K: 1 S: 5 H: 0 LOB: 0 BB: 0 P: 5	R: 0 E: 0 K: 1 S: 5 H: 0 LOB: 0 BB: 0 P: 5	R: 0 E: 0 K: 1 S: 5 H: 0 LOB: 0 BB: 0 P: 5	R: 0 E: 0 K: 0 S: 2 H: 0 LOB: 0 BB: 1 P: 6	R: 1 E: 1 K: 2 S: 10 H: 2 LOB: 2 BB: 0 P: 10	R: 0 E: 0 K: 0 S: 3 H: 0 LOB: 0 BB: 0 P: 3	R: 1 E: 0 K: 0 S: 4 H: 1 LOB: 1 BB: 1 P: 8	1B: 2 2B: 2 3B: 0 HR: 1	SF: 0 SAC: 1 DP: 1 HBP: 0						

PITCHER	IP	WLS	BF	H	R	ER	SO	BB	IBB	HBP	BLK	WP	HR	S	P	ERA	WHIP
Ralph Terry, R (1, 1) ERA: 3.57	9.0	W	33	4	2	1	8	2	0	0	0	0	1	47	55	1.00	0.667

PITCHER	IP	WLS	BF	H	R	ER	SO	BB	IBB	HBP	BLK	WP	HR	S	P	ERA	WHIP

BOTTOM

New York Yankees @ Los Angeles Angels

Dodger Stadium, Los Angeles, CA

Fri Jun 01 1962, 7:05 PM PDT

Att. 51,584 - Unknown

livebaseballscorecards.com

AB	30
R	2
H	4
RBI	2
BB	2
SO	8
LOB	10

WP: 0	PB: 0	SB: 1	CS: 0
PA: 33			

Batter	1	2	3	4	5	6	7	8	9	AB	R	H	RBI	BB	SO	LOB
Clete Boyer, R (1, 5) OBP: 0.401, SLG: 0.473	5-3		6-3			6-3		2-H 1B		4	0	1	1	0	0	0
Bobby Richardson, R (1, 4) OBP: 0.319, SLG: 0.321	5-3			1-3		F9		K		4	0	0	0	0	1	1
Roger Maris, L (1, 8) OBP: 0.359, SLG: 0.449	K			3-1			4-3		F4	4	0	0	0	0	1	0
Johnny Blanchard, L (1, 9) OBP: 0.349, SLG: 0.526		G5-3 BB 1B		F9			2B		6-3	4	0	2	0	0	0	0
Elston Howard, R (1, 2) OBP: 0.304, SLG: 0.417		BBBB 4-0 G5-3 1-2 BB			6-3		5-3		6-3	3	0	0	0	1	0	1
Bill Skowron, R (1, 3) OBP: 0.313, SLG: 0.448		G5-3 1-2 2-3f			H 1-0 HBP		1-3			2	0	0	0	0	0	3
Tom Tresh, S (1, 6) OBP: 0.333, SLG: 0.374		3-1			L9			B1-3		3	0	0	0	0	0	2
Joe Pepitone, L (1, 7) OBP: 0.263, SLG: 0.547			4-3		K			F7		3	0	0	0	0	1	1
Whitey Ford, L (1, 1) OBP: 0.074, SLG: 0.080			G3			K		E1 1B 1B		2	0	0	0	0	1	0
Yogi Berra, L (8, PH) OBP: 0.265, SLG: 0.288										1	1	1	0	0	0	0
Bob Turley, R (8, 1)										0	0	0	0	0	0	0
Inning Stats	R: 0 E: 0 K: 1 S: 5 H: 0 LOB: 0 BB: 0 P: 5	R: 0 E: 0 K: 0 S: 3 H: 1 LOB: 1 BB: 1 P: 7	R: 0 E: 0 K: 0 S: 3 H: 0 LOB: 0 BB: 0 P: 3	R: 0 E: 0 K: 0 S: 3 H: 0 LOB: 0 BB: 0 P: 3	R: 0 E: 0 K: 1 S: 5 H: 0 LOB: 0 BB: 0 P: 6	R: 0 E: 0 K: 1 S: 5 H: 0 LOB: 0 BB: 0 P: 5	R: 0 E: 0 K: 0 S: 4 H: 1 LOB: 1 BB: 0 P: 4	R: 1 E: 1 K: 1 S: 7 H: 2 LOB: 1 BB: 0 P: 7	R: 0 E: 0 K: 0 S: 3 H: 0 LOB: 0 BB: 0 P: 3	1B: 3 2B: 1 3B: 0 HR: 0	SF: 0 SAC: 0 DP: 1 HBP: 1						

TOP

New York Yankees @ Los Angeles Angels

Dodger Stadium, Los Angeles, CA

Sat Jun 02 1962, 7:05 PM PDT

Att. 50,127 - Unknown

livebaseballscorecards.com

AB	30
R	1
H	4
RBI	1
BB	1
SO	4
LOB	8

PITCHER		IP	WLS	BF	H	R	ER	SO	BB	IBB	HBP	BLK	WP	HR	S	P	ERA	WHIP
Ken McBride, R ERA: 4.31	(1, 1)	9.0	W	32	4	1	0	4	1	0	1	0	0	0	38	43	0.00	0.556

PITCHER	IP	WLS	BF	H	R	ER	SO	BB	IBB	HBP	BLK	WP	HR	S	P	ERA	WHIP

Batter	1	2	3	4	5	6	7	8	9	AB	R	H	RBI	BB	SO	LOB
Albie Pearson, L (1, 8) OBP: 0.417, SLG: 0.379	BBBB 4-0 3B BB		x 0-0 ② 6-3			x 0-0 WP BB 1B		x 0-0 BB SH2-4 1B 1B		3	3	2	0	1	0	0
Billy Moran, R (1, 4) OBP: 0.337, SLG: 0.426	x 0-0 1-H 1B 3B		SSS 0-3 ③ K			BBBB 4-0 WP 1-2 FC5-4 BB		x 0-0 ① SH2-4 1-2		2	2	1	1	1	1	0
Leon Wagner, L (1, 7) OBP: 0.350, SLG: 0.582	x 0-0 ① 3-H 1B			x 0-0 ① F9		BBBB 4-0 FC5-4 1-3 2-H BB		IIII 4-0 BB 1B IBB		2	1	1	1	2	0	0
Steve Bilko, R (1, 3) OBP: 0.351, SLG: 0.411	SSS 0-3 ② K			x 0-0 E6 1B		x 0-0 ① FC5-4 1B 1-2f 3-H		SSS 0-3 ② K		4	0	1	1	0	2	3
Lee Thomas, L (1, 9) OBP: 0.360, SLG: 0.418	x 0-0 ③ 6-3			x 0-0 ② F8		x 0-0 G1-4-3 1-2 1B		BBBB 4-0 1B 1-2 2-3 BB		3	0	1	0	1	0	1
Buck Rodgers, S (1, 2) OBP: 0.315, SLG: 0.349		x 0-0 ① F9		x 0-0 ③ 6-3		x 0-0 ②③ G1-4-3 1-2f		x 0-0 FC6-4 1-3 2-H 3-H 1B		4	0	1	2	0	0	3
Felix Torres, R (1, 5) OBP: 0.280, SLG: 0.284 Billy Consolo, R (8, 5) OBP: 0.200, SLG: 0.200		x 0-0 ② 1-3	x 0-0 ① 6-3				SSS 0-3 ① K	x 0-0 ③ FC6-4 1-2f		3 1	0 0	0 0	0 0	0 0	1 0	0 2
Joe Koppe, R (1, 6) OBP: 0.368, SLG: 0.316		x 0-0 ③ 6-3	SSS 0-3 ② K				x 0-0 ② 4-3			3	0	0	0	0	1	0
Ken McBride, R (1, 1) OBP: 0.136, SLG: 0.182			SSS 0-3 ① K	x 0-0 ③ F2			x 0-0 ③ L7			3	0	0	0	0	1	0
Inning Stats	R: 2 H: 2 E: 0 LOB: 0 K: 1 BB: 1 S: 6 P: 10	R: 0 H: 0 E: 0 LOB: 0 K: 0 BB: 0 S: 3 P: 3	R: 0 H: 0 E: 0 LOB: 0 K: 2 BB: 0 S: 7 P: 7	R: 0 H: 1 E: 1 LOB: 1 K: 0 BB: 0 S: 4 P: 4	R: 0 H: 0 E: 0 LOB: 0 K: 1 BB: 0 S: 5 P: 5	R: 2 H: 2 E: 0 LOB: 1 K: 0 BB: 2 S: 4 P: 12	R: 0 H: 0 E: 0 LOB: 0 K: 1 BB: 0 S: 5 P: 5	R: 2 H: 2 E: 0 LOB: 2 K: 1 BB: 2 S: 7 P: 15		1B: 6 SF: 0 2B: 0 SAC: 1 3B: 1 DP: 1 HR: 0 HBP: 0						

PITCHER		IP	WLS	BF	H	R	ER	SO	BB	IBB	HBP	BLK	WP	HR	S	P	ERA	WHIP
Whitey Ford, L ERA: 3.3	(1, 1)	7.0	L	27	5	4	4	5	3	0	0	0	1	0	34	46	5.14	1.143
Bob Turley, R ERA: 2.31	(8, 1)	1.0		7	2	2	2	1	1	1	0	0	0	0	7	15	18.00	3.000

PITCHER	IP	WLS	BF	H	R	ER	SO	BB	IBB	HBP	BLK	WP	HR	S	P	ERA	WHIP

BOTTOM

New York Yankees @ Los Angeles Angels

Dodger Stadium, Los Angeles, CA

Sat Jun 02 1962, 7:05 PM PDT

Att. 50,127 - Unknown

livebaseballscorecards.com

AB	28
R	6
H	7
RBI	5
BB	5
SO	6
LOB	9

WP: 2	PA: 34		
PB: 0			
SB: 0			
CS: 0			

New York Yankees @ Los Angeles Angels

Dodger Stadium, Los Angeles, CA

Sun Jun 03 1962, 3:33 AM PDT

Att. 44,912 - Overcast - 63 F

TOP

livebaseballscorecards.com

Batter	1	2	3	4	5	6	7	8	9	AB	R	H	RBI	BB	SO	LOB
Clete Boyer, R (1, 5) OBP: 0.401, SLG: 0.467	6-3	K		1B			F7		BB	4	0	1	0	1	1	2
Bobby Richardson, R (1, 4) OBP: 0.316, SLG: 0.315	4-3		HBP	F9			6-3		F4	4	1	0	0	0	0	3
Roger Maris, L (1, 8) OBP: 0.355, SLG: 0.448	K		2B		F5		F8		F9	5	1	1	0	0	1	1
Johnny Blanchard, L (1, 7) OBP: 0.364, SLG: 0.535 Jack Reed, R (8, PR) (8, 7)		HR 1B	G6-3 1B		1-3			HR 1B		4 0	1 1	3 0	2 0	0 0	0 0	0 0
Elston Howard, R (1, 2) OBP: 0.314, SLG: 0.471	1-H HR		F9		2B			1-H HR		4	2	3	4	0	0	1
Bill Skowron, R (1, 3) OBP: 0.305, SLG: 0.436	L6		G6-3		6-3			F9		4	0	0	0	0	0	3
Tom Tresh, S (1, 6) OBP: 0.332, SLG: 0.371	1B 1B			F2		F8		B3		4	0	1	0	0	0	1
Joe Pepitone, L (1, 9) OBP: 0.275, SLG: 0.544	1-3 1B			1B SH2-4 1B		F7		F8		4	0	2	0	0	0	1
Rollie Sheldon, R (1, 1) OBP: 0.250, SLG: 0.100 Marshall Bridges, S (8, 1)	K			SH2-4		K			K	2 1	0 0	0 0	0 0	0 0	2 1	2 0
Inning Stats	R: 0 E: 0 K: 1 S: 5 H: 0 LOB: 0 BB: 0 P: 5	R: 2 E: 0 K: 2 S: 11 H: 4 LOB: 2 BB: 0 P: 11	R: 2 E: 0 K: 0 S: 4 H: 2 LOB: 0 BB: 0 P: 5	R: 0 E: 0 K: 0 S: 5 H: 2 LOB: 2 BB: 0 P: 5	R: 0 E: 0 K: 0 S: 4 H: 1 LOB: 1 BB: 0 P: 4	R: 0 E: 0 K: 1 S: 5 H: 0 LOB: 0 BB: 0 P: 5	R: 0 E: 0 K: 0 S: 3 H: 0 LOB: 0 BB: 0 P: 3	R: 2 E: 0 K: 0 S: 5 H: 2 LOB: 1 BB: 0 P: 5	R: 0 E: 0 K: 1 S: 5 H: 0 LOB: 1 BB: 1 P: 9	1B: 7 2B: 2 3B: 0 HR: 2 SF: 0 SAC: 1 DP: 1 HBP: 1	WP: 0 PB: 0 SB: 0 CS: 0 PA: 39					

	AB	36
	R	6
	H	11
	RBI	6
	BB	1
	SO	5
	LOB	14

PITCHER	IP	WLS	BF	H	R	ER	SO	BB	IBB	HBP	BLK	WP	HR	S	P	ERA	WHIP
Eli Grba, R (1, 1) ERA: 6.8	2.0	L	12	5	4	4	3	0	0	1	0	0	1	17	18	18.00	2.500
Jack Spring, L (3, 1) ERA: 1.98	4.0		15	4	0	0	1	0	0	0	0	0	0	17	17	0.00	1.000
Art Fowler, R (7, 1) ERA: 2.65	2.0		8	2	2	2	0	0	0	0	0	0	1	8	8	9.00	1.000
Ryne Duren, R (9, 1) ERA: 2.06	1.0		4	0	0	0	1	1	0	0	0	0	0	5	9	0.00	1.000

PITCHER	IP	WLS	BF	H	R	ER	SO	BB	IBB	HBP	BLK	WP	HR	S	P	ERA	WHIP

Batter	1	2	3	4	5	6	7	8	9	AB	R	H	RBI	BB	SO	LOB
Albie Pearson, L (1, 8) OBP: 0.409, SLG: 0.371	F6			F5			L7	G3		4	0	0	0	0	0	1
Billy Moran, R (1, 4) OBP: 0.335, SLG: 0.422	G3-6-3 1B			F5			F9		L8	4	0	1	0	0	0	0
Leon Wagner, L (1, 7) OBP: 0.348, SLG: 0.574	G3-6-3 1-2f			F8			K		1B	4	0	1	0	0	1	1
Lee Thomas, L (1, 9) OBP: 0.358, SLG: 0.414		3-1			G3			2B SF8 1B	F9	4	1	1	0	0	0	1
Buck Rodgers, S (1, 2) OBP: 0.319, SLG: 0.359		F8			G6-4-3 1B			3-1 1-3 2B 2B	F9	4	1	2	0	0	0	1
Steve Bilko, R (1, 3) OBP: 0.342, SLG: 0.402		F3			G6-4-3 1-2f			SF8 3-H		2	0	0	1	0	0	1
Felix Torres, R (1, 5) OBP: 0.274, SLG: 0.278 Tom Burgess, L (8, PH) OBP: 0.338, SLG: 0.410 Ryne Duren, R (9, 1) OBP: 0.125, SLG: 0.250			5-3			F6		3-1 2-3		2 1 0	0 0 0	0 0 0	0 0 0	0 0 0	0 0 0	0 1 0
Joe Koppe, R (1, 6) OBP: 0.367, SLG: 0.312			K			6-3		BB 2B		2	1	0	0	1	1	0
Eli Grba, R (1, 1) OBP: 0.357, SLG: 0.538 Jack Spring, R (3, 1) Gordie Windhorn, R (6, PH) OBP: 0.186, SLG: 0.231 Art Fowler, R (7, 1) Earl Averill, R (8, PH) OBP: 0.310, SLG: 0.351 Billy Consolo, R (8, PR) OBP: 0.200, SLG: 0.200 (9, 5)			K			F4		1-H 3-H 2B		0 1 1 0 1 0	0 0 0 0 0 0	0 0 0 0 1 0	0 0 0 0 2 0	0 1 0 0 0 0	0 0 0 0 0 0	0 0 0 0 0 0
Inning Stats	R: 0 E: 0 K: 0 S: 3 H: 1 LOB: 0 BB: 0 P: 3	R: 0 E: 0 K: 0 S: 3 H: 0 LOB: 0 BB: 0 P: 3	R: 0 E: 0 K: 2 S: 7 H: 0 LOB: 0 BB: 0 P: 7	R: 0 E: 0 K: 0 S: 3 H: 0 LOB: 0 BB: 0 P: 3	R: 0 E: 0 K: 0 S: 3 H: 1 LOB: 0 BB: 0 P: 3	R: 0 E: 0 K: 0 S: 3 H: 0 LOB: 0 BB: 0 P: 3	R: 0 E: 0 K: 1 S: 5 H: 0 LOB: 0 BB: 0 P: 5	R: 3 E: 0 K: 0 S: 6 H: 3 LOB: 1 BB: 1 P: 10	R: 0 E: 0 K: 0 S: 4 H: 1 LOB: 1 BB: 0 P: 4	1B: 4 2B: 2 3B: 0 HR: 0 SF: 1 SAC: 0 DP: 2 HBP: 0						

PITCHER		IP	WLS	BF	H	R	ER	SO	BB	IBB	HBP	BLK	WP	HR	S	P	ERA	WHIP
Rollie Sheldon, R ERA: 4.05	(1, 1)	7.2	W	27	5	3	3	3	1	0	0	0	0	0	32	36	3.52	0.783
Marshall Bridges, L ERA: 1.26	(8, 1)	1.1	S	5	1	0	0	0	0	0	0	0	0	0	5	5	0.00	0.750

PITCHER	IP	WLS	BF	H	R	ER	SO	BB	IBB	HBP	BLK	WP	HR	S	P	ERA	WHIP

BOTTOM

New York Yankees @ Los Angeles Angels

Dodger Stadium, Los Angeles, CA

Sun Jun 03 1962, 3:33 AM PDT

Att. 44,912 - Overcast - 63 F

livebaseballscorecards.com

AB	30
R	3
H	6
RBI	3
BB	1
SO	3
LOB	6

WP: 0	PA: 32		
PB: 0			
SB: 0			
CS: 0			

Batter	1	2	3	4	5	6	7	8	9	AB	R	H	RBI	BB	SO	LOB
Ty Cline, L (1, 8) OBP: 0.359, SLG: 0.415	F8 1B		L2		F9			F8		2	0	1	0	0	0	0
Willie Tasby, R (3, 8) OBP: 0.342, SLG: 0.290										2	0	0	0	0	0	0
Al Luplow, L (1, 9) OBP: 0.374, SLG: 0.557	F8 1-2		G3			K			5-3	4	0	0	0	0	1	1
Tito Francona, L (1, 3) OBP: 0.303, SLG: 0.359	E7		F2			F8			F2	4	0	0	0	0	0	1
Chuck Essegian, R (1, 7) OBP: 0.430, SLG: 0.646	K			F9		K			4-0 BB 2B	3	0	0	0	1	2	2
John Romano, R (1, 2) OBP: 0.381, SLG: 0.506	K			3B			K		1-3 2B	4	0	2	0	0	2	2
Woodie Held, R (1, 6) OBP: 0.367, SLG: 0.379		K		F9			K		K	4	0	0	0	0	3	3
Bubba Phillips, R (1, 5) OBP: 0.313, SLG: 0.390		F3		F6			F6			3	0	0	0	0	0	1
Jerry Kindall, R (1, 4) OBP: 0.271, SLG: 0.359		1B			L5			K		3	0	1	0	0	1	0
Mudcat Grant, R (1, 1) OBP: 0.167, SLG: 0.176		F8			K			F6		2	0	0	0	0	1	1
Don Dillard, L (8, PH) OBP: 0.230, SLG: 0.345										1	0	0	0	0	0	0
Bob Allen, L (8, 1)										0	0	0	0	0	0	0
Gary Bell, R (8, 1) OBP: 0.143, SLG: 0.143										0	0	0	0	0	0	0
Inning Stats	R: 0 E: 1 K: 2 S: 9 H: 1 LOB: 2 BB: 0 P: 9	R: 0 E: 0 K: 1 S: 6 H: 1 LOB: 1 BB: 0 P: 6	R: 0 E: 0 K: 0 S: 3 H: 0 LOB: 0 BB: 0 P: 3	R: 0 E: 0 K: 0 S: 4 H: 1 LOB: 1 BB: 0 P: 4	R: 0 E: 0 K: 1 S: 5 H: 0 LOB: 0 BB: 0 P: 5	R: 0 E: 0 K: 2 S: 7 H: 0 LOB: 0 BB: 0 P: 7	R: 0 E: 0 K: 2 S: 7 H: 0 LOB: 0 BB: 0 P: 7	R: 0 E: 0 K: 1 S: 5 H: 0 LOB: 0 BB: 0 P: 5	R: 0 E: 0 K: 1 S: 6 H: 1 LOB: 2 BB: 1 P: 10	1B: 2 2B: 1 3B: 1 HR: 0	SF: 0 SAC: 0 DP: 0 HBP: 0						

PITCHER	IP	WLS	BF	H	R	ER	SO	BB	IBB	HBP	BLK	WP	HR	S	P	ERA	WHIP
Ralph Terry, R (1, 1) ERA: 3.24	9.0	W	33	4	0	0	10	1	0	0	0	0	0	52	56	0.00	0.556

PITCHER	IP	WLS	BF	H	R	ER	SO	BB	IBB	HBP	BLK	WP	HR	S	P	ERA	WHIP

WP: 0 PB: 0 SB: 0 CS: 0 PA: 33

TOP

Cleveland Indians @ New York Yankees

Yankee Stadium, Bronx, NY

Wed Jun 06 1962, 3:33 AM EDT

Att. 17,880 - Unknown - 76 F

livebaseballscorecards.com

AB	32
R	0
H	4
RBI	0
BB	1
SO	10
LOB	11

Batter	1	2	3	4	5	6	7	8	9	AB	R	H	RBI	BB	SO	LOB
Clete Boyer, R (1, 5) OBP: 0.392, SLG: 0.455	L8	K			K		F7			4	0	0	0	0	2	2
Bobby Richardson, R (1, 4) OBP: 0.320, SLG: 0.315	6-3		BB, G3-6-3			4-3		1B		3	1	1	0	1	0	0
Roger Maris, L (1, 8) OBP: 0.363, SLG: 0.469	BB, 1B		G3-6-3, 1-2f			HR		1B, SF8, 1-3		3	2	2	1	1	0	1
Johnny Blanchard, L (1, 9) OBP: 0.377, SLG: 0.573	1B, 1-3		F8			HR		IBB, 1B, 1-3, 3-H		4	2	3	2	0	0	0
Elston Howard, R (1, 2) OBP: 0.318, SLG: 0.471	L8			CS, 1B		BB, G3		SF8, 3-H		2	0	1	1	1	0	2
Yogi Berra, L (1, 7) OBP: 0.264, SLG: 0.276		F6		F3, 1-2		G3, 1-2		IBB, 1B, 1-2		3	0	0	0	1	0	2
Jack Reed, R (8, PR) (9, 7)										0	0	0	0	0	0	0
Bill Skowron, R (1, 3) OBP: 0.310, SLG: 0.438		BB, 1B		K		6-3		1B, 1-3, 2-H		4	0	2	1	0	1	1
Tom Tresh, S (1, 6) OBP: 0.330, SLG: 0.365		BB, 1-2			B4-3		F9	K		3	0	0	0	1	1	2
Ralph Terry, R (1, 1) OBP: 0.132, SLG: 0.108		K			K		6-3	F8		4	0	0	0	0	2	4
Inning Stats	R: 0 E: 0 K: 0 S: 4 H: 1 LOB: 2 BB: 1 P: 8	R: 0 E: 0 K: 2 S: 8 H: 1 LOB: 2 BB: 1 P: 12	R: 0 E: 0 K: 0 S: 2 H: 0 LOB: 0 BB: 1 P: 6	R: 0 E: 0 K: 1 S: 5 H: 1 LOB: 0 BB: 0 P: 5	R: 0 E: 0 K: 2 S: 7 H: 0 LOB: 0 BB: 0 P: 7	R: 2 E: 0 K: 0 S: 5 H: 2 LOB: 1 BB: 1 P: 9	R: 0 E: 0 K: 0 S: 3 H: 0 LOB: 0 BB: 0 P: 3	R: 3 E: 0 K: 1 S: 9 H: 4 LOB: 2 BB: 1 P: 13		1B: 7 2B: 0 3B: 0 HR: 2	SF: 1 SAC: 0 DP: 1 HBP: 0						

BOTTOM

Cleveland Indians @ New York Yankees

Yankee Stadium, Bronx, NY

Wed Jun 06 1962, 3:33 AM EDT

Att. 17,880 - Unknown - 76 F

livebaseballscorecards.com

AB	30
R	5
H	9
RBI	5
BB	5
SO	6
LOB	14

WP: 0 PB: 0 SB: 0 CS: 1 PA: 36

PITCHER		IP	WLS	BF	H	R	ER	SO	BB	IBB	HBP	BLK	WP	HR	S	P	ERA	WHIP
Mudcat Grant, R ERA: 4.5	(1, 1)	7.0	L	28	5	2	2	5	4	0	0	0	0	2	34	50	2.57	1.286
Bob Allen, L ERA: 5.24	(8, 1)	0.0		3	3	3	3	0	0	0	0	0	0	0	3	3	∞	∞
Gary Bell, R ERA: 4.15	(8, 1)	1.0		5	1	0	0	1	0	1	0	0	0	0	6	10	0.00	1.000

PITCHER	IP	WLS	BF	H	R	ER	SO	BB	IBB	HBP	BLK	WP	HR	S	P	ERA	WHIP

Batter	1	2	3	4	5	6	7	8	9	AB	R	H	RBI	BB	SO	LOB
Don Dillard, L (1, 8) OBP: 0.215, SLG: 0.323	F8			4-3		F7			L6	4	0	0	0	0	0	0
Al Luplow, L (1, 7) OBP: 0.368, SLG: 0.542	G3			FC5-4 1B		4-3			K	4	0	1	0	0	1	0
Tito Francona, L (1, 3) OBP: 0.299, SLG: 0.354	G3			L5			6-3			3	0	0	0	0	0	1
John Romano, R (1, 2) OBP: 0.375, SLG: 0.497		5-3		FC5-4 1-2f			F7			3	0	0	0	0	0	1
Willie Kirkland, L (1, 9) OBP: 0.288, SLG: 0.379		F8			K		F2			3	0	0	0	0	1	0
Woodie Held, R (1, 6) OBP: 0.362, SLG: 0.372		6-3			4-3			K		3	0	0	0	0	1	0
Bubba Phillips, R (1, 5) OBP: 0.314, SLG: 0.389			F6		1B			6-3		3	0	1	0	0	0	0
Jerry Kindall, R (1, 4) OBP: 0.266, SLG: 0.353			F7		F6			L7		3	0	0	0	0	0	1
Jim Perry, S (1, 1) OBP: 0.190, SLG: 0.238			5-3			F7			F5	2	0	0	0	0	0	0
Gary Bell, R (8, 1) OBP: 0.143, SLG: 0.143										0	0	0	0	0	0	0
Chuck Essegian, R (9, PH) OBP: 0.427, SLG: 0.641										1	0	0	0	0	0	0
Inning Stats	R: 0 H: 0 E: 0 LOB: 0 K: 0 BB: 0 S: 3 P: 3	R: 0 H: 0 E: 0 LOB: 0 K: 0 BB: 0 S: 3 P: 3	R: 0 H: 0 E: 0 LOB: 0 K: 0 BB: 0 S: 3 P: 3	R: 0 H: 1 E: 0 LOB: 1 K: 0 BB: 0 S: 4 P: 4	R: 0 H: 1 E: 0 LOB: 1 K: 1 BB: 0 S: 6 P: 6	R: 0 H: 0 E: 0 LOB: 0 K: 0 BB: 0 S: 3 P: 3	R: 0 H: 0 E: 0 LOB: 0 K: 0 BB: 0 S: 3 P: 3	R: 0 H: 0 E: 0 LOB: 0 K: 1 BB: 0 S: 5 P: 5	R: 0 H: 0 E: 0 LOB: 0 K: 1 BB: 0 S: 5 P: 5	1B: 2 SF: 0 2B: 0 SAC: 0 3B: 0 DP: 0 HR: 0 HBP: 0						

TOP

Cleveland Indians @ New York Yankees

Yankee Stadium, Bronx, NY

Thu Jun 07 1962, 7:05 PM EDT

Att. 20,794 - Unknown - 74 F

livebaseballscorecards.com

AB	29
R	0
H	2
RBI	0
BB	0
SO	3
LOB	3

PITCHER	IP	WLS	BF	H	R	ER	SO	BB	IBB	HBP	BLK	WP	HR	S	P	ERA	WHIP
Bill Stafford, R (1, 1) ERA: 3.6	9.0	W	29	2	0	0	3	0	0	0	0	0	0	35	35	0.00	0.222

PITCHER	IP	WLS	BF	H	R	ER	SO	BB	IBB	HBP	BLK	WP	HR	S	P	ERA	WHIP

Batter	1	2	3	4	5	6	7	8	9	AB	R	H	RBI	BB	SO	LOB
Clete Boyer, R (1, 5) OBP: 0.389, SLG: 0.450	6-3		G3			F4		E SF8 1B 1-2 2-3 1B		4	1	1	0	0	0	0
Bobby Richardson, R (1, 4) OBP: 0.318, SLG: 0.314	F7		6-3			F4		E 1-2 2-3 3-H 1B		4	0	1	1	0	0	0
Roger Maris, L (1, 8) OBP: 0.365, SLG: 0.483	BB			HR		F8		E4 1-2 2-3 3-H		3	1	1	2	1	0	2
Johnny Blanchard, L (1, 9) OBP: 0.364, SLG: 0.557	F9			F4			3-1	SF8 3-H		3	0	0	1	0	0	1
Elston Howard, R (1, 2) OBP: 0.317, SLG: 0.463		K		BB G3-6-1			K	K		3	0	0	0	1	3	2
Yogi Berra, L (1, 7) OBP: 0.267, SLG: 0.278		4-3		G3-6-1 1-2f			CS 1B			3	0	1	0	0	0	1
Jack Reed, R (7, PR) (8, 7)										0	0	0	0	0	0	0
Bill Skowron, R (1, 3) OBP: 0.316, SLG: 0.445		BB			K		CS 1-2	1B 1B 2B		2	1	1	0	1	1	0
Tom Tresh, S (1, 6) OBP: 0.330, SLG: 0.361		F8			4-3			1B 1B E BB		2	1	0	0	1	0	1
Bill Stafford, R (1, 1) OBP: 0.179, SLG: 0.214			K		F5			B3		3	0	0	0	0	1	2
Inning Stats	R: 0 E: 0 K: 0 S: 3 H: 0 LOB: 1 BB: 1 P: 7	R: 0 E: 0 K: 1 S: 5 H: 0 LOB: 1 BB: 1 P: 9	R: 0 E: 0 K: 1 S: 5 H: 0 LOB: 0 BB: 0 P: 5	R: 1 E: 0 K: 0 S: 3 H: 1 LOB: 0 BB: 1 P: 7	R: 0 E: 0 K: 1 S: 5 H: 0 LOB: 0 BB: 0 P: 5	R: 0 E: 0 K: 0 S: 3 H: 0 LOB: 0 BB: 0 P: 3	R: 0 E: 0 K: 1 S: 5 H: 1 LOB: 1 BB: 0 P: 5	R: 3 E: 1 K: 1 S: 9 H: 3 LOB: 2 BB: 1 P: 13		1B: 3 2B: 1 3B: 0 HR: 1 SF: 1 SAC: 0 DP: 1 HBP: 0						

PITCHER		IP	WLS	BF	H	R	ER	SO	BB	IBB	HBP	BLK	WP	HR	S	P	ERA	WHIP
Jim Perry, R ERA: 3.23	(1, 1)	7.1	L	28	4	4	3	4	4	0	0	0	0	1	32	48	3.68	1.091
Gary Bell, R ERA: 4.09	(8, 1)	0.2		4	1	0	0	1	0	0	0	0	0	0	6	6	0.00	1.500

PITCHER	IP	WLS	BF	H	R	ER	SO	BB	IBB	HBP	BLK	WP	HR	S	P	ERA	WHIP

BOTTOM

Cleveland Indians @ New York Yankees

Yankee Stadium, Bronx, NY

Thu Jun 07 1962, 7:05 PM EDT
Att. 20,794 - Unknown - 74 F

livebaseballscorecards.com

AB	27
R	4
H	5
RBI	4
BB	4
SO	5
LOB	9

PA: 33
WP: 0
PB: 0
SB: 0
CS: 1

Baltimore Orioles @ New York Yankees

Yankee Stadium, Bronx, NY

Fri Jun 08 1962, 7:05 PM EDT
Att. 28,164 - Unknown - 76 F

livebaseballscorecards.com

Batter	1	2	3	4	5	6	7	8	9	AB	R	H	RBI	BB	SO	LOB
Johnny Temple, R (1, 4) OBP: 0.401, SLG: 0.392	G5-3 E 1B		F3			FC4-6 1B		BB		3	0	2	0	1	0	0
Dick Williams, R (1, 9) OBP: 0.241, SLG: 0.224	E4 G5-3 1-2		5-3			FC4-6 1-2f		4-3		2	0	0	0	0	0	1
Russ Snyder, L (3, 9) OBP: 0.308, SLG: 0.505										2	0	0	0	0	0	2
Brooks Robinson, R (1, 5) OBP: 0.309, SLG: 0.467	G5-3 1-2 2-3f			6-3		F7			F8	4	0	0	0	0	0	3
Jim Gentile, L (1, 3) OBP: 0.385, SLG: 0.570	K			F7			F8		F7	4	0	0	0	0	1	1
Jackie Brandt, R (1, 8) OBP: 0.299, SLG: 0.391		F4		F8			F2		F7	4	0	0	0	0	0	0
Boog Powell, L (1, 7) OBP: 0.338, SLG: 0.417		FC5-4 BB			F6		E4			2	0	0	0	1	0	0
Ron Hansen, R (1, 6) OBP: 0.278, SLG: 0.232		FC5-4 1-2f			6-3		L9			3	0	0	0	0	0	2
Charlie Lau, L (1, 2) OBP: 0.337, SLG: 0.405		G3			F2			4-3		3	0	0	0	0	0	1
Chuck Estrada, R (1, 1) OBP: 0.136, SLG: 0.095			6-3			F9		F9		3	0	0	0	0	0	0
Hoyt Wilhelm, R (8, 1)										0	0	0	0	0	0	0

Inning Stats	1	2	3	4	5	6	7	8	9		
	R: 0 H: 1	R: 0 H: 0	R: 0 H: 0	R: 0 H: 0	R: 0 H: 0	R: 0 H: 1	R: 0 H: 0	R: 0 H: 0	R: 0 H: 0	1B: 2 SF: 0	WP: 0 PA: 32
	E: 1 LOB: 1	E: 0 LOB: 1	E: 0 LOB: 0	E: 0 LOB: 0	E: 0 LOB: 0	E: 0 LOB: 1	E: 1 LOB: 1	E: 0 LOB: 1	E: 0 LOB: 0	2B: 0 SAC: 0	PB: 0
	K: 1 BB: 0	K: 0 BB: 1	K: 0 BB: 0	K: 0 BB: 0	K: 0 BB: 0	K: 0 BB: 0	K: 0 BB: 0	K: 0 BB: 1	K: 0 BB: 0	3B: 0 DP: 1	SB: 0
	S: 6 P: 6	S: 3 P: 7	S: 3 P: 3	S: 3 P: 3	S: 3 P: 3	S: 4 P: 4	S: 4 P: 4	S: 3 P: 7	S: 3 P: 3	HR: 0 HBP: 0	CS: 0

PITCHER		IP	WLS	BF	H	R	ER	SO	BB	IBB	HBP	BLK	WP	HR	S	P	ERA	WHIP
Whitey Ford, L ERA: 3.26	(1, 1)	1.0		4	1	0	0	1	0	0	0	0	0	0	6	6	0.00	1.000
Jim Coates, R ERA: 3.22	(2, 1)	8.0	W	28	1	0	0	0	2	0	0	0	0	0	26	34	0.00	0.375

PITCHER	IP	WLS	BF	H	R	ER	SO	BB	IBB	HBP	BLK	WP	HR	S	P	ERA	WHIP

AB	R	H	RBI	BB	SO	LOB
3	0	2	0	1	0	0
2	0	0	0	0	0	1
2	0	0	0	0	0	2
4	0	0	0	0	0	3
4	0	0	0	0	1	1
4	0	0	0	0	0	0
2	0	0	0	1	0	0
3	0	0	0	0	0	2
3	0	0	0	0	0	1
3	0	0	0	0	0	0
0	0	0	0	0	0	0

AB	30
R	0
H	2
RBI	0
BB	2
SO	1
LOB	10

Batter	1	2	3	4	5	6	7	8	9	AB	R	H	RBI	BB	SO	LOB
Clete Boyer, R (1, 5) OBP: 0.392, SLG: 0.448	G5-4-3 1B			BB		K		FC6-4 1B 1-2f		3	0	1	0	1	1	2
Bobby Richardson, R (1, 4) OBP: 0.317, SLG: 0.313	G5-4-3 1-2f			F3		6-3		S 1-3 3-H 1B		4	0	1	1	0	0	2
Roger Maris, L (1, 8) OBP: 0.363, SLG: 0.475	K			F8			G6-3 BB	K 1-2		3	0	0	0	1	2	3
Johnny Blanchard, L (1, 9) OBP: 0.352, SLG: 0.536		F9		F5			G6-3 1-2f	F9		4	0	0	0	0	0	4
Elston Howard, R (1, 2) OBP: 0.317, SLG: 0.466		5-3			F9		2B			3	0	1	0	0	0	0
Yogi Berra, L (1, 7) OBP: 0.269, SLG: 0.272		L9			K		IBB			2	0	0	0	1	1	0
Bill Skowron, R (1, 3) OBP: 0.316, SLG: 0.439			F9		BB		K			2	0	0	0	1	1	2
Tom Tresh, S (1, 6) OBP: 0.330, SLG: 0.360			B3-1		F8			1B 1B		3	1	1	0	0	0	1
Whitey Ford, L (1, 1) OBP: 0.074, SLG: 0.080			K			K		FC6-4 1-3 1B		0	0	0	0	0	0	0
Jim Coates, R (2, 1) OBP: 0.143, SLG: 0.077										3	0	1	0	0	2	0
Inning Stats	R: 0 E: 0 K: 1 S: 5 H: 1 LOB: 0 BB: 0 P: 5	R: 0 E: 0 K: 0 S: 3 H: 0 LOB: 0 BB: 0 P: 3	R: 0 E: 0 K: 1 S: 5 H: 0 LOB: 0 BB: 0 P: 5	R: 0 E: 0 K: 0 S: 3 H: 0 LOB: 1 BB: 1 P: 7	R: 0 E: 0 K: 1 S: 5 H: 0 LOB: 1 BB: 1 P: 9	R: 0 E: 0 K: 2 S: 7 H: 0 LOB: 0 BB: 0 P: 7	R: 0 E: 0 K: 1 S: 5 H: 1 LOB: 2 BB: 2 P: 13	R: 1 E: 0 K: 1 S: 8 H: 3 LOB: 2 BB: 0 P: 8		1B: 4 2B: 1 3B: 0 HR: 0 SF: 0 SAC: 0 DP: 2 HBP: 0						

PITCHER		IP	WLS	BF	H	R	ER	SO	BB	IBB	HBP	BLK	WP	HR	S	P	ERA	WHIP
Chuck Estrada, R ERA: 3.87	(1, 1)	7.0		25	2	0	0	6	3	1	0	0	0	0	33	49	0.00	0.714
Hoyt Wilhelm, R ERA: 1.72	(8, 1)	1.0	L	6	3	1	1	1	0	0	0	0	0	0	8	8	9.00	3.000

PITCHER	IP	WLS	BF	H	R	ER	SO	BB	IBB	HBP	BLK	WP	HR	S	P	ERA	WHIP

BOTTOM

Baltimore Orioles @ New York Yankees

Yankee Stadium, Bronx, NY

Fri Jun 08 1962, 7:05 PM EDT
Att. 28,164 - Unknown - 76 F

livebaseballscorecards.com

AB	27
R	1
H	5
RBI	1
BB	4
SO	7
LOB	14

Batter	1	2	3	4	5	6	7	8	9	AB	R	H	RBI	BB	SO	LOB
Johnny Temple, R (1, 4) OBP: 0.398, SLG: 0.389	0-0 1B SF7 1B		0-3 K		0-0 F8			0-3 K		4	1	1	0	0	2	2
Russ Snyder, L (1, 9) OBP: 0.318, SLG: 0.537	0-0 G2-4-3 1-3 1B		0-0 HR			0-3 K		0-0 SF9 1-3 2B		3	1	2	1	0	1	0
Dick Williams, R (8, PH) (8, 9) OBP: 0.255, SLG: 0.260										1	0	1	0	0	0	0
Brooks Robinson, R (1, 5) OBP: 0.308, SLG: 0.472	0-0 SF7 3-H		0-0 F4			0-0 2B		0-0 SF9 2-3 3-H		2	0	1	2	0	0	0
Jim Gentile, L (1, 3) OBP: 0.382, SLG: 0.563	0-0 G2-4-3 1-2f			0-0 G1-6-3 1B		0-0 F5		0-3 K		4	0	1	0	0	1	3
Boog Powell, L (1, 7) OBP: 0.329, SLG: 0.404		0-3 K		0-0 G1-6-3 1-2f		0-0 6-3			0-3 K	4	0	0	0	0	2	2
Jackie Brandt, R (1, 8) OBP: 0.293, SLG: 0.383		0-0 E8		0-0 F2			0-3 K		0-3 K	4	0	0	0	0	2	0
Charlie Lau, L (1, 2) OBP: 0.326, SLG: 0.390		0-0 4-3			0-0 F9		0-0 F8		0-0 F9	3	0	0	0	0	0	1
Jerry Adair, R (9, PH) OBP: 0.228, SLG: 0.225										1	0	0	0	0	0	0
Ron Hansen, R (1, 6) OBP: 0.280, SLG: 0.250		0-0 F6			0-0 2B		0-3 K			3	0	1	0	0	1	1
Steve Barber, L (1, 1) OBP: 0.174, SLG: 0.050			0-3 K		0-3 K			4-0 2B SF9 BB		2	0	0	0	0	2	1
Dick Hall, R (7, 1) OBP: 0.250, SLG: 0.286										0	0	0	0	0	0	0
Earl Robinson, R (8, PH) OBP: 0.338, SLG: 0.390										0	1	0	0	1	0	0
Jack Fisher, R (8, 1) OBP: 0.333, SLG: 0.111										0	0	0	0	0	0	0
Inning Stats	R: 1 E: 0 K: 0 S: 4 H: 2 LOB: 0 BB: 0 P: 4	R: 0 E: 1 K: 1 S: 6 H: 0 LOB: 1 BB: 0 P: 6	R: 1 E: 0 K: 2 S: 8 H: 1 LOB: 0 BB: 0 P: 8	R: 0 E: 0 K: 0 S: 3 H: 1 LOB: 0 BB: 0 P: 3	R: 0 E: 0 K: 1 S: 6 H: 1 LOB: 1 BB: 0 P: 6	R: 0 E: 0 K: 1 S: 6 H: 1 LOB: 1 BB: 0 P: 6	R: 0 E: 0 K: 2 S: 7 H: 0 LOB: 0 BB: 0 P: 7	R: 1 E: 0 K: 2 S: 8 H: 1 LOB: 1 BB: 1 P: 12	R: 0 E: 0 K: 2 S: 7 H: 0 LOB: 0 BB: 0 P: 7	1B: 3 2B: 3 3B: 0 HR: 1 SF: 2 SAC: 0 DP: 2 HBP: 0	WP: 0 PB: 0 SB: 0 CS: 0 PA: 34					

PITCHER		IP	WLS	BF	H	R	ER	SO	BB	IBB	HBP	BLK	WP	HR	S	P	ERA	WHIP
Rollie Sheldon, R ERA: 3.86	(1, 1)	7.0	W	26	6	2	2	7	0	0	0	0	0	1	40	40	2.57	0.857
Marshall Bridges, L ERA: 1.65	(8, 1)	2.0	S	8	1	1	1	4	1	0	0	0	0	0	15	19	4.50	1.000

PITCHER	IP	WLS	BF	H	R	ER	SO	BB	IBB	HBP	BLK	WP	HR	S	P	ERA	WHIP

TOP

Baltimore Orioles @ New York Yankees

Yankee Stadium, Bronx, NY

Sat Jun 09 1962, 3:33 AM EDT

Att. 28,730 - Unknown - 80 F

livebaseballscorecards.com

AB	31
R	3
H	7
RBI	3
BB	1
SO	11
LOB	10

Batter	1	2	3	4	5	6	7	8	9	AB	R	H	RBI	BB	SO	LOB
Clete Boyer, R (1, 5) OBP: 0.381, SLG: 0.435	F7		F7	K			K	G4-6-3 1-2f		5	0	0	0	0	2	5
Bobby Richardson, R (1, 4) OBP: 0.328, SLG: 0.338	FC4-6 1B		1B 1B		F8		1-H HR	1B BB WP 1B		5	2	4	2	0	0	0
Roger Maris, L (1, 8) OBP: 0.361, SLG: 0.470	FC4-6 1-2f		FC6-4 1-3 1B		G3		5-3	WP 1B 1-2 BB		4	0	1	0	0	0	1
Joe Pepitone, L (8, 8) OBP: 0.284, SLG: 0.544										0	0	0	0	1	0	0
Elston Howard, R (1, 2) OBP: 0.319, SLG: 0.464	5-3		FC6-4 1-2f		K		BB HR 1B	WP 1-2 2-3 1B		5	1	2	0	0	1	3
Bill Skowron, R (1, 3) OBP: 0.324, SLG: 0.438		K		FC5-4 1B		5-3	1-2 HR BB	1-2 2-3 3-H BB		3	1	1	0	2	1	0
Hector Lopez, R (1, 7) OBP: 0.333, SLG: 0.304		1B		FC5-4 BB E 1-2f		6-3	1-H 2-H HR	K		3	0	1	0	0	0	1
Yogi Berra, L (7, PH) OBP: 0.277, SLG: 0.317										1	1	1	3	0	0	0
Marshall Bridges, S (8, 1)										1	0	0	0	0	1	3
Johnny Blanchard, L (1, 9) OBP: 0.349, SLG: 0.526		F7		E8 BB 1-2		FC5-4 1B	K			4	0	1	0	0	1	2
Tom Tresh, S (1, 6) OBP: 0.329, SLG: 0.374		K		F9		FC5-4 1-2f		HR		4	1	1	1	0	1	4
Rollie Sheldon, R (1, 1) OBP: 0.286, SLG: 0.091			K	BB 1-2 2-3			HR 1B	G4-6-3 1B		1	0	0	0	1	1	0
Phil Linz, R (7, PH) OBP: 0.353, SLG: 0.500										1	1	1	0	0	0	0
Jack Reed, R (8, 7) OBP: 0.500, SLG: 0.250										1	0	1	0	0	0	0
Inning Stats	R: 0 E: 0 K: 0 S: 4 H: 1 LOB: 1 BB: 0 P: 4	R: 0 E: 0 K: 2 S: 8 H: 1 LOB: 1 BB: 0 P: 8	R: 0 E: 0 K: 1 S: 7 H: 2 LOB: 2 BB: 0 P: 7	R: 0 E: 1 K: 1 S: 7 H: 1 LOB: 3 BB: 1 P: 11	R: 0 E: 0 K: 1 S: 5 H: 0 LOB: 0 BB: 0 P: 5	R: 0 E: 0 K: 0 S: 4 H: 1 LOB: 1 BB: 0 P: 4	R: 5 E: 0 K: 2 S: 11 H: 4 LOB: 0 BB: 1 P: 15	R: 2 E: 0 K: 1 S: 8 H: 4 LOB: 3 BB: 2 P: 16		1B: 11 2B: 0 3B: 0 HR: 3	SF: 0 SAC: 0 DP: 1 HBP: 0						

PITCHER		IP	WLS	BF	H	R	ER	SO	BB	IBB	HBP	BLK	WP	HR	S	P	ERA	WHIP
Steve Barber, L ERA: 3.56	(1, 1)	6.2	L	31	9	3	3	6	1	0	0	0	0	1	42	46	4.05	1.500
Dick Hall, R ERA: 3.38	(7, 1)	0.1		3	1	2	2	1	1	0	0	0	0	1	4	8	54.00	6.000
Jack Fisher, R ERA: 6.17	(8, 1)	1.0		8	4	2	2	1	2	0	0	0	1	1	8	16	18.00	6.000

PITCHER	IP	WLS	BF	H	R	ER	SO	BB	IBB	HBP	BLK	WP	HR	S	P	ERA	WHIP

BOTTOM

Baltimore Orioles @ New York Yankees

Yankee Stadium, Bronx, NY

Sat Jun 09 1962, 3:33 AM EDT
Att. 28,730 - Unknown - 80 F

livebaseballscorecards.com

AB	38
R	7
H	14
RBI	6
BB	4
SO	8
LOB	19

WP: 1 PA: 42
PB: 0
SB: 0
CS: 0

Baltimore Orioles @ New York Yankees

Yankee Stadium, Bronx, NY

Sun Jun 10 1962, 3:33 AM EDT

Unknown - 84 F

livebaseballscorecards.com

Batter	1	2	3	4	5	6	7	8	9	AB	R	H	RBI	BB	SO	LOB
Johnny Temple, R (1, 4) OBP: 0.395, SLG: 0.382	L8		4-3		F7			BB		3	0	0	0	1	0	1
Russ Snyder, L (1, 8) (7, 7) OBP: 0.325, SLG: 0.571	2B		HR			4-3		K		4	1	2	1	0	1	1
Brooks Robinson, R (1, 5) OBP: 0.307, SLG: 0.465	F7		F5			5-3			2B 3B BB	3	1	0	0	1	0	1
Jim Gentile, L (1, 3) OBP: 0.380, SLG: 0.561	F9			F2		G3			1-3 3B 2B	4	1	1	0	0	0	1
Boog Powell, L (1, 7) OBP: 0.323, SLG: 0.396		F7		4-3			F6		1B 2-H 3-H 3B	3	0	0	0	0	0	0
Jackie Brandt, R (7, 8) OBP: 0.297, SLG: 0.397										1	1	1	2	0	0	0
Whitey Herzog, L (1, 9) OBP: 0.368, SLG: 0.347		HR		3-1			F6		1-3	4	1	1	1	0	0	1
Ron Hansen, R (1, 6) OBP: 0.291, SLG: 0.263		G3-6 1B			F7		5-3		3-H 1B	4	0	2	1	0	0	0
Hobie Landrith, L (1, 2) OBP: 0.379, SLG: 0.396		G3-6 1-2f			BB			F6	F8	3	0	0	0	1	0	2
Milt Pappas, R (1, 1) OBP: 0.138, SLG: 0.444			K		F5			K	F8	4	0	0	0	0	2	2

Inning Stats	1	2	3	4	5	6	7	8	9			
	R: 0 H: 1	R: 1 H: 2	R: 1 H: 1	R: 0 H: 0	R: 0 H: 0	R: 0 H: 0	R: 0 H: 0	R: 0 H: 0	R: 3 H: 3	1B: 2 SF: 0	WP: 0 PA: 36
	E: 0 LOB: 1	E: 0 LOB: 0	E: 0 LOB: 0	E: 0 LOB: 0	E: 0 LOB: 1	E: 0 LOB: 0	E: 0 LOB: 0	E: 0 LOB: 1	E: 0 LOB: 1	2B: 2 SAC: 0	PB: 0
	K: 0 BB: 0	K: 0 BB: 0	K: 1 BB: 0	K: 0 BB: 0	K: 0 BB: 1	K: 0 BB: 0	K: 0 BB: 0	K: 2 BB: 1	K: 0 BB: 1	3B: 1 DP: 1	SB: 0
	S: 4 P: 4	S: 4 P: 4	S: 6 P: 6	S: 3 P: 3	S: 3 P: 7	S: 3 P: 3	S: 3 P: 3	S: 7 P: 11	S: 6 P: 10	HR: 2 HBP: 0	CS: 0

PITCHER		IP	WLS	BF	H	R	ER	SO	BB	IBB	HBP	BLK	WP	HR	S	P	ERA	WHIP
Ralph Terry, R ERA: 3.19	(1, 1)	7.0	L	25	4	2	2	1	1	0	0	0	0	2	26	30	2.57	0.714
Jim Bouton, R ERA: 3.49	(8, 1)	2.0		11	3	3	3	2	2	0	0	0	0	0	13	21	13.50	2.500

PITCHER	IP	WLS	BF	H	R	ER	SO	BB	IBB	HBP	BLK	WP	HR	S	P	ERA	WHIP

AB	33
R	5
H	7
RBI	5
BB	3
SO	3
LOB	9

Baltimore Orioles @ New York Yankees

Yankee Stadium, Bronx, NY

Sun Jun 10 1962, 3:33 AM EDT

Unknown - 84 F

BOTTOM

livebaseballscorecards.com

Batter	1	2	3	4	5	6	7	8	9	AB	R	H	RBI	BB	SO	LOB
Clete Boyer, R (1, 5) OBP: 0.374, SLG: 0.424	F5		6-3		K 1-2			F8		4	0	0	0	0	1	1
Bobby Richardson, R (1, 4) OBP: 0.331, SLG: 0.341	E 1B		6-3			CS 1B		4-3		4	0	2	0	0	0	0
Roger Maris, L (1, 8) OBP: 0.355, SLG: 0.460	E3 FC4-6 1-2		L9			K 1-2		4-3		4	0	0	0	0	1	2
Johnny Blanchard, L (1, 9) OBP: 0.346, SLG: 0.542	F8			F6		E8			HR	4	1	1	1	0	0	2
Elston Howard, R (1, 2) OBP: 0.313, SLG: 0.453	FC4-6 1-2f			1-3		K			K	4	0	0	0	0	2	3
Yogi Berra, L (1, 7) OBP: 0.286, SLG: 0.326		F8		1B			1-3 1B		F7	4	0	2	0	0	0	0
Bill Skowron, R (1, 3) OBP: 0.323, SLG: 0.429		1B BB		F9			F9		E1	3	0	0	0	1	0	2
Tom Tresh, S (1, 6) OBP: 0.332, SLG: 0.373		G1-6-3 1-2 1B			CS BB		1-3 1-2		3-1	3	0	1	0	1	0	2
Ralph Terry, R (1, 1) OBP: 0.125, SLG: 0.103		G1-6-3 1-2f			K		F9			2	0	0	0	0	1	3
Joe Pepitone, L (7, PH) OBP: 0.280, SLG: 0.538										1	0	0	0	0	0	1
Jim Bouton, R (8, 1)										0	0	0	0	0	0	0
Inning Stats	R: 0 E: 1 K: 0 S: 5 H: 1 LOB: 2 BB: 0 P: 5	R: 0 E: 0 K: 0 S: 3 H: 1 LOB: 1 BB: 1 P: 7	R: 0 E: 0 K: 0 S: 3 H: 0 LOB: 0 BB: 0 P: 3	R: 0 E: 0 K: 0 S: 4 H: 1 LOB: 1 BB: 0 P: 4	R: 0 E: 0 K: 2 S: 6 H: 0 LOB: 0 BB: 1 P: 10	R: 0 E: 1 K: 2 S: 8 H: 1 LOB: 1 BB: 0 P: 8	R: 0 E: 0 K: 0 S: 4 H: 1 LOB: 1 BB: 0 P: 4	R: 0 E: 0 K: 0 S: 3 H: 0 LOB: 0 BB: 0 P: 3	R: 1 E: 1 K: 1 S: 7 H: 1 LOB: 1 BB: 0 P: 7	1B: 5 2B: 1 3B: 0 HR: 1	SF: 0 SAC: 0 DP: 2 HBP: 0						

	AB	33
	R	1
	H	6
	RBI	1
	BB	2
	SO	5
	LOB	16

WP: 0 PB: 0 SB: 0 CS: 2 PA: 35

PITCHER	IP	WLS	BF	H	R	ER	SO	BB	IBB	HBP	BLK	WP	HR	S	P	ERA	WHIP
Milt Pappas, R (1, 1) ERA: 3.77	9.0	W	35	6	1	1	5	2	0	0	0	0	1	43	51	1.00	0.889

PITCHER	IP	WLS	BF	H	R	ER	SO	BB	IBB	HBP	BLK	WP	HR	S	P	ERA	WHIP

Batter	1	2	3	4	5	6	7	8	9	AB	R	H	RBI	BB	SO	LOB
Johnny Temple, R (1, 4) OBP: 0.390, SLG: 0.373	B B B B 4-0 PB HR BB		x 0-0 ① F9	x 0-0 ③ FC4-6 1-2f		x 0-0 ①② G6-4-3 1-2f 2-3 3-H		x 0-0 ③ F8		4	1	0	0	1	0	4
Russ Snyder, L (1, 8) (4, 9) OBP: 0.319, SLG: 0.556	S S S 0-3 ① K 1-2		x 0-0 ② 3-1		x 0-0 ① B1-3	x 0-0 WP 3-H 1B			x 0-0 ① 1-6-3	5	0	1	1	0	1	1
Brooks Robinson, R (1, 5) OBP: 0.314, SLG: 0.484	x 0-0 2-H HR		B B B B 4-0 BB		x 0-0 2B	S S S 0-3 ③ K 1-2			x 0-0 ② F9	4	1	2	2	1	1	1
Jim Gentile, L (1, 3) OBP: 0.380, SLG: 0.573	S S S 0-3 ② K		x 0-0 ③ F6		x 0-0 ② F5		x 0-0 1B 3B		x 0-0 2B	5	1	2	0	0	1	2
Boog Powell, L (1, 7) OBP: 0.319, SLG: 0.389	S S S 0-3 ③ K			x 0-0 ① F9	S S S 0-3 ③ K		x 0-0 G5-4-3 3-H 1B		x 0-0 ③ F5	5	0	1	1	0	2	2
Whitey Herzog, L (1, 9) Jackie Brandt, R (4, 8) OBP: 0.371, SLG: 0.351 OBP: 0.299, SLG: 0.414		x 0-0 ① 1-3		x 0-0 BB E 1B		x 0-0 HR	x 0-0 ① F8			2	1	1	0	0	0	0
										2	1	1	1	0	0	1
Ron Hansen, R (1, 6) OBP: 0.300, SLG: 0.256		B B B B 4-0 BB		B B B B 4-0 E 1-2 BB		x 0-0 E6 1B G6-4-3	x 0-0 ②③ G5-4-3 1-2f			2	1	0	0	2	0	1
Hobie Landrith, L (1, 2) OBP: 0.371, SLG: 0.373		x 0-0 ② F9		x 0-0 ② F5		B B B B 4-0 G6-4-3 1B 1B BB		x 0-0 ① 4-3		3	1	0	0	1	0	3
Hal Brown, R (1, 1) OBP: 0.400, SLG: 0.400		S S S 0-3 ③ K		x 0-0 E6 FC4-6 1-2 2-H		x 0-0 G6-4-3 1-2 2-3 1B		x 0-0 ② 6-3		4	0	1	0	0	1	2
Billy Hoeft, L (8, 1) OBP: 0.538, SLG: 0.375										0	0	0	0	0	0	0
Inning Stats	R: 2 E: 0 K: 3 S: 10 H: 1 LOB: 0 BB: 1 P: 14	R: 0 E: 0 K: 1 S: 5 H: 0 LOB: 1 BB: 1 P: 9	R: 0 E: 0 K: 0 S: 3 H: 0 LOB: 1 BB: 1 P: 7	R: 1 E: 1 K: 0 S: 5 H: 1 LOB: 2 BB: 1 P: 9	R: 0 E: 0 K: 1 S: 6 H: 1 LOB: 1 BB: 0 P: 6	R: 3 E: 1 K: 1 S: 8 H: 3 LOB: 1 BB: 1 P: 12	R: 1 E: 0 K: 0 S: 4 H: 2 LOB: 0 BB: 0 P: 4	R: 0 E: 0 K: 0 S: 3 H: 0 LOB: 0 BB: 0 P: 3	R: 0 E: 0 K: 0 S: 4 H: 1 LOB: 1 BB: 0 P: 4	1B: 4 2B: 2 3B: 1 HR: 2 SF: 0 SAC: 0 DP: 2 HBP: 0						

PITCHER	IP	WLS	BF	H	R	ER	SO	BB	IBB	HBP	BLK	WP	HR	S	P	ERA	WHIP
Bob Turley, R (1, 1) ERA: 2.76	6.0	L	30	6	6	3	6	5	0	0	0	1	2	37	57	4.50	1.833
Tex Clevenger, R (7, 1) ERA: 5.4	2.0		7	2	1	1	0	0	0	0	0	0	0	7	7	4.50	1.000
Jim Bouton, R (9, 1) ERA: 3.38	1.0		4	1	0	0	0	0	0	0	0	0	0	4	4	0.00	1.000

PITCHER	IP	WLS	BF	H	R	ER	SO	BB	IBB	HBP	BLK	WP	HR	S	P	ERA	WHIP

TOP

Baltimore Orioles @ New York Yankees

Yankee Stadium, Bronx, NY

Sun Jun 10 1962, 7:05 PM EDT

Att. 38,765 - Unknown - 86 F

livebaseballscorecards.com

AB	36
R	7
H	9
RBI	5
BB	5
SO	6
LOB	17

WP: 1 PB: 1 SB: 0 CS: 0 PA: 41

Baltimore Orioles @ New York Yankees

Yankee Stadium, Bronx, NY

Sun Jun 10 1962, 7:05 PM EDT

Att. 38,765 - Unknown - 86 F

livebaseballscorecards.com

BOTTOM

Batter	1	2	3	4	5	6	7	8	9	AB	R	H	RBI	BB	SO	LOB
Clete Boyer, R (1, 5) OBP: 0.386, SLG: 0.469	HR		1B			BBBB 4-0 3-1 BB		HR		3	2	3	2	1	0	0
Bobby Richardson, R (1, 4) OBP: 0.325, SLG: 0.335	SSS 0-3 K ①		0-0 F3 ③			0-0 L6 ①		0-0 6-3 ②		4	0	0	0	0	1	3
Roger Maris, L (1, 8) OBP: 0.353, SLG: 0.461	0-0 G3 ②			0-0 F6 ①		0-0 3-1 ② 1-2 2-3		0-0 2B		4	0	1	0	0	0	2
Johnny Blanchard, L (1, 9) OBP: 0.343, SLG: 0.529	0-0 F9 ③			0-0 L9 ②		0-0 L3 ③		BBBB 4-0 BB		3	0	0	0	1	0	2
Elston Howard, R (1, 2) OBP: 0.311, SLG: 0.449		0-0 FC4-6 1B		0-0 1-3 ③			0-0 6-3 ①	SSS 0-3 K ③		4	0	1	0	0	1	2
Joe Pepitone, L (1, 7) OBP: 0.267, SLG: 0.512		0-0 FC4-6 CS ① 1-2f			0-0 F5 ①		0-0 3-1 ②		SSS 0-3 K ①	4	0	0	0	0	1	1
Bill Skowron, R (1, 3) OBP: 0.321, SLG: 0.437		0-0 F3 ② ③ 1-2			0-0 F7 ②		0-0 3B		0-0 F7 ②	4	0	1	0	0	0	1
Tom Tresh, S (1, 6) OBP: 0.330, SLG: 0.367			0-0 F8 ①		0-0 F6 ③		0-0 4-3 ③		BBBB 4-0 BB	3	0	0	0	1	0	1
Bob Turley, R (1, 1) Phil Linz, R (6, PH) OBP: 0.389, SLG: 0.588 Tex Clevenger, R (7, 1) Hector Lopez, R (8, PH) OBP: 0.329, SLG: 0.300 Jim Bouton, R (9, 1) Bob Cerv, R (9, PH) OBP: 0.286, SLG: 0.182			0-0 F9 ②			0-0 3-1 2B		0-0 4-3 ①	0-0 F7 ③	1 1 0 1 0 1	0 0 0 0 0 0	0 1 0 0 0 0	0 0 0 0 0 0	0 0 0 0 0 1	0 0 0 0 0 0	0 0 0 0 0 1
Inning Stats	R: 1 E: 0 K: 1 S: 6 H: 1 LOB: 0 BB: 0 P: 6	R: 0 E: 0 K: 0 S: 3 H: 1 LOB: 0 BB: 0 P: 3	R: 0 E: 0 K: 0 S: 4 H: 1 LOB: 1 BB: 0 P: 4	R: 0 E: 0 K: 0 S: 3 H: 0 LOB: 0 BB: 0 P: 3	R: 0 E: 0 K: 0 S: 3 H: 0 LOB: 0 BB: 0 P: 3	R: 0 E: 0 K: 0 S: 4 H: 1 LOB: 2 BB: 1 P: 8	R: 0 E: 0 K: 0 S: 4 H: 1 LOB: 1 BB: 0 P: 4	R: 1 E: 0 K: 1 S: 7 H: 2 LOB: 2 BB: 1 P: 11	R: 0 E: 0 K: 1 S: 5 H: 0 LOB: 1 BB: 1 P: 9	1B: 2 2B: 2 3B: 1 HR: 2	SF: 0 SAC: 0 DP: 0 HBP: 0						

AB	33
R	2
H	7
RBI	2
BB	3
SO	3
LOB	13

WP: 0 PB: 0 SB: 0 CS: 1 PA: 36

PITCHER		IP	WLS	BF	H	R	ER	SO	BB	IBB	HBP	BLK	WP	HR	S	P	ERA	WHIP
Hal Brown, R ERA: 4.85	(1, 1)	7.2	W	30	7	2	2	1	1	0	0	0	0	2	31	35	2.35	1.043
Billy Hoeft, L ERA: 6.33	(8, 1)	1.1	S	6	0	0	0	2	2	0	0	0	0	0	8	16	0.00	1.500

PITCHER	IP	WLS	BF	H	R	ER	SO	BB	IBB	HBP	BLK	WP	HR	S	P	ERA	WHIP

Batter	1	2	3	4	5	6	7	8	9	AB	R	H	RBI	BB	SO	LOB
Johnny Temple, R (1, 4) OBP: 0.387, SLG: 0.370	0-0 2B 1B 1B	0-0 FC6-4 1-2f			0-0 F7		0-0 6-3			4	1	1	0	0	0	1
Dick Williams, R (1, 9) (4, 7) OBP: 0.237, SLG: 0.241 Russ Snyder, L (7, 7) OBP: 0.319, SLG: 0.556	0-0 F6	0-3 K			0-0 B2		0-0 L6			4 0	0 0	0 0	0 0	0 0	1 0	2 0
Brooks Robinson, R (1, 5) OBP: 0.321, SLG: 0.493	0-0 1B 6-3 1-3 2B		0-0 L9		0-0 HR 1B			0-0 G3-6 1B		4	2	3	0	0	0	0
Jim Gentile, L (1, 3) OBP: 0.382, SLG: 0.587	0-0 6-3 2-3 3-H 1B		0-0 F4		0-0 1-H HR			0-0 F5		4	1	2	3	0	0	1
Jackie Brandt, R (1, 8) OBP: 0.293, SLG: 0.405	0-0 6-3 1-2 3-H		0-0 F8		0-0 F7			0-0 G3-6 1-2f		4	0	0	1	0	0	2
Boog Powell, L (1, 7) OBP: 0.321, SLG: 0.386 Dave Nicholson, R (4, PR) (4, 9) OBP: 0.319, SLG: 0.327	0-3 K			1-0 G6-4-3 HBP		0-0 L5			0-3 K	1 2	0 0	0 0	0 0	0 0	1 1	1 0
Jerry Adair, R (1, 6) OBP: 0.229, SLG: 0.233		0-0 5-3		0-0 G6-4-3 1-2f		0-0 5-3			0-0 2B	4	0	1	0	0	0	1
Hobie Landrith, L (1, 2) OBP: 0.379, SLG: 0.426 Charlie Lau, L (9, 2) OBP: 0.326, SLG: 0.390	0-0 HR			4-0 BB		0-0 4-3			0-0 L9	3 0	1 0	1 0	1 0	1 0	0 0	1 0
Robin Roberts, S (1, 1) OBP: 0.400, SLG: 0.143 Steve Barber, L (8, 1) OBP: 0.167, SLG: 0.048 Hoyt Wilhelm, R (9, 1)	4-0 FC6-4 BB			0-3 K			0-3 K		0-3 K	2 1 0	0 0 0	0 0 0	0 0 0	1 0 0	2 0 0	1 1 0

TOP

Baltimore Orioles @ New York Yankees

Yankee Stadium, Bronx, NY

Mon Jun 11 1962, 7:05 PM EDT

Att. 12,046 - Overcast - 84 F

livebaseballscorecards.com

AB	33
R	5
H	8
RBI	5
BB	2
SO	6
LOB	11

Inning Stats	1	2	3	4	5	6	7	8	9
	R: 2 E: 0 K: 1 S: 8	R: 1 E: 0 K: 1 S: 6	R: 0 E: 0 K: 0 S: 3	R: 0 E: 0 K: 1 S: 4	R: 2 E: 0 K: 0 S: 5	R: 0 E: 0 K: 0 S: 3	R: 0 E: 0 K: 1 S: 5	R: 0 E: 0 K: 0 S: 3	R: 0 E: 0 K: 2 S: 8
	H: 3 LOB: 1 BB: 0 P: 8	H: 1 LOB: 1 BB: 1 P: 10	H: 0 LOB: 0 BB: 0 P: 3	H: 0 LOB: 1 BB: 1 P: 9	H: 2 LOB: 0 BB: 0 P: 5	H: 0 LOB: 0 BB: 0 P: 3	H: 0 LOB: 0 BB: 0 P: 5	H: 1 LOB: 0 BB: 0 P: 3	H: 1 LOB: 1 BB: 0 P: 8

| | | |

Baltimore Orioles @ New York Yankees

Yankee Stadium, Bronx, NY

Mon Jun 11 1962, 7:05 PM EDT

Att. 12,046 - Overcast - 84 F

livebaseballscorecards.com

BOTTOM

Batter	1	2	3	4	5	6	7	8	9	AB	R	H	RBI	BB	SO	LOB
Clete Boyer, R (1, 5) OBP: 0.377, SLG: 0.456	K		F7		G4-6-3 1-2f		1-3		K2-3	5	0	0	0	0	2	3
Bobby Richardson, R (1, 4) OBP: 0.328, SLG: 0.335	BB		6-3			2B SF9 1B		F7		3	1	1	0	1	0	0
Roger Maris, L (1, 8) OBP: 0.351, SLG: 0.462	F8			F9		SF9 1-3 2B		B1		4	1	1	0	0	0	1
Johnny Blanchard, L (1, 9) OBP: 0.341, SLG: 0.520	F4			G3		SF9 2-3 3-H		BB		2	0	0	1	1	0	1
Yogi Berra, L (1, 7) OBP: 0.284, SLG: 0.356		L5		HR		F8		K		4	1	1	1	0	1	2
Elston Howard, R (1, 2) OBP: 0.315, SLG: 0.461		F8		2B		3-H 2B			3-1	4	0	2	1	0	0	0
Joe Pepitone, L (1, 3) OBP: 0.270, SLG: 0.506 Bill Skowron, R (9, PH) OBP: 0.319, SLG: 0.435		1B		3-1		F5			6-3	3 1	0 0	1 0	0 0	0 0	0 0	2 0
Tom Tresh, S (1, 6) OBP: 0.329, SLG: 0.365		4-3			B3-1		3-1		1B	4	0	1	0	0	0	1
Bud Daley, L (1, 1) OBP: 0.500, SLG: 0.500 Phil Linz, R (5, PH) OBP: 0.421, SLG: 0.611 Jim Bouton, R (6, 1) Hector Lopez, R (7, PH) OBP: 0.325, SLG: 0.296 Jim Coates, R (8, 1) OBP: 0.143, SLG: 0.077 Bob Cerv, R (9, PH) OBP: 0.333, SLG: 0.250 Jack Reed, R (9, PR) OBP: 0.500, SLG: 0.250			F8		G4-6-3 1B		F2		1B 1-2	1 1 0 1 0 1 0	0 1 0 0 0 0 0	0 0 0 0 0 0 0	0 0 0 0 0 0 0	0 0 0 0 0 0 0	0 0 0 0 0 0 0	0 0 0 0 0 0 0
Inning Stats	R: 0 E: 0 K: 1 S: 5 H: 0 LOB: 1 BB: 1 P: 9	R: 0 E: 0 K: 0 S: 4 H: 1 LOB: 1 BB: 0 P: 4	R: 0 E: 0 K: 0 S: 3 H: 0 LOB: 0 BB: 0 P: 3	R: 1 E: 0 K: 0 S: 5 H: 2 LOB: 1 BB: 0 P: 5	R: 0 E: 0 K: 0 S: 3 H: 1 LOB: 0 BB: 0 P: 3	R: 2 E: 0 K: 0 S: 6 H: 3 LOB: 1 BB: 0 P: 6	R: 0 E: 0 K: 0 S: 3 H: 0 LOB: 0 BB: 0 P: 3	R: 0 E: 0 K: 1 S: 5 H: 0 LOB: 1 BB: 1 P: 9	R: 0 E: 0 K: 1 S: 7 H: 2 LOB: 2 BB: 0 P: 7	1B: 5 2B: 3 3B: 0 HR: 1	SF: 1 SAC: 0 DP: 1 HBP: 0					

	AB	34
	R	3
	H	9
	RBI	3
	BB	2
	SO	3
	LOB	10

WP: 0 PB: 0 SB: 0 CS: 0 PA: 37

PITCHER		IP	WLS	BF	H	R	ER	SO	BB	IBB	HBP	BLK	WP	HR	S	P	ERA	WHIP
Robin Roberts, R ERA: 2.73	(1, 1)	7.1	W	29	7	3	3	1	1	0	0	0	0	1	30	34	3.68	1.091
Steve Barber, L ERA: 3.49	(8, 1)	1.1		7	2	0	0	1	1	0	0	0	0	0	8	12	0.00	2.250
Hoyt Wilhelm, R ERA: 1.71	(9, 1)	0.1	S	1	0	0	0	1	0	0	0	0	0	0	3	3	0.00	0.000

PITCHER		IP	WLS	BF	H	R	ER	SO	BB	IBB	HBP	BLK	WP	HR	S	P	ERA	WHIP

Detroit Tigers @ New York Yankees

Yankee Stadium, Bronx, NY

Tue Jun 12 1962, 7:05 PM EDT

Att. 19,037 - Unknown - 64 F

TOP

livebaseballscorecards.com

Batter	1	2	3	4	5	6	7	8	9	AB	R	H	RBI	BB	SO	LOB
Jake Wood, R (1, 4) OBP: 0.326, SLG: 0.366	F8		L9		F7			5-3		4	0	0	0	0	0	1
Bubba Morton, R (1, 8) OBP: 0.378, SLG: 0.400	E5 1B		E5			F7		F8		4	0	0	0	0	0	0
Charlie Maxwell, L (1, 9) OBP: 0.260, SLG: 0.266	1-3 1B		G3			6-3			F5	4	0	1	0	0	0	1
Rocky Colavito, R (1, 7) OBP: 0.316, SLG: 0.450	K			F7		F4			FC4-6 1B 1B	4	1	1	0	0	1	2
Vic Wertz, L (1, 3) OBP: 0.346, SLG: 0.385	5-3			4-3			G3		FC4-6 1-2 1B	4	0	1	0	0	0	2
Purnal Goldy, R (9, PR)										0	0	0	0	0	0	0
Dick McAuliffe, L (1, 5) OBP: 0.356, SLG: 0.370		F8		F7			1-3		FC4-6 1B 1-2f 2-3	4	0	0	0	0	0	2
Chico Fernandez, R (1, 6) OBP: 0.294, SLG: 0.451		K			6-3		1B		1-2 3-H 1B	4	0	2	1	0	1	0
Dick Brown, R (1, 2) OBP: 0.298, SLG: 0.434		F2			1B		F9		K	4	0	1	0	0	1	3
Frank Lary, R (1, 1) OBP: 0.294, SLG: 0.333			5-3		K			F5		2	0	0	0	0	1	1
Bobo Osborne, L (8, PH) OBP: 0.458, SLG: 0.235										1	0	0	0	0	0	0
Ron Nischwitz, S (8, 1)										0	0	0	0	0	0	0
Inning Stats	R: 0 E: 1 K: 1 S: 7 H: 1 LOB: 2 BB: 0 P: 7	R: 0 E: 0 K: 1 S: 5 H: 0 LOB: 0 BB: 0 P: 5	R: 0 E: 1 K: 0 S: 4 H: 0 LOB: 0 BB: 0 P: 4	R: 0 E: 0 K: 0 S: 3 H: 0 LOB: 0 BB: 0 P: 3	R: 0 E: 0 K: 1 S: 6 H: 1 LOB: 1 BB: 0 P: 6	R: 0 E: 0 K: 0 S: 3 H: 0 LOB: 0 BB: 0 P: 3	R: 0 E: 0 K: 0 S: 4 H: 1 LOB: 1 BB: 0 P: 4	R: 0 E: 0 K: 0 S: 3 H: 0 LOB: 0 BB: 0 P: 3	R: 1 E: 0 K: 1 S: 8 H: 3 LOB: 2 BB: 0 P: 8	1B: 6 2B: 0 3B: 0 HR: 0 SF: 0 SAC: 0 DP: 0 HBP: 0						

PITCHER	IP	WLS	BF	H	R	ER	SO	BB	IBB	HBP	BLK	WP	HR	S	P	ERA	WHIP
Bill Stafford, R (1, 1) ERA: 3.3	9.0	W	35	6	1	1	4	0	0	0	0	0	0	43	43	1.00	0.667

PITCHER	IP	WLS	BF	H	R	ER	SO	BB	IBB	HBP	BLK	WP	HR	S	P	ERA	WHIP

AB	35
R	1
H	6
RBI	1
BB	0
SO	4
LOB	12

WP: 0 PA: 35
PB: 0
SB: 0
CS: 0

Batter	1	2	3	4	5	6	7	8	9	AB	R	H	RBI	BB	SO	LOB
Phil Linz, R (1, 6) OBP: 0.391, SLG: 0.545	G3 SH1-3 1B 1B	K			FC1-6 1B 1-2f		5-3			4	1	1	0	0	1	2
Bobby Richardson, R (1, 4) OBP: 0.328, SLG: 0.335	SH1-3 1-2		1-3		1-3 1B		F7			3	0	1	0	0	0	0
Roger Maris, L (1, 8) OBP: 0.349, SLG: 0.473	G3 2-3		HR		F8		L9			4	1	1	1	0	0	3
Johnny Blanchard, L (1, 9) OBP: 0.338, SLG: 0.512	E 1B 3-H		K		K			4-3		4	0	1	1	0	2	2
Yogi Berra, L (1, 7) OBP: 0.283, SLG: 0.344 Jack Reed, R (9, 7) OBP: 0.500, SLG: 0.250	E3 1-3		F8			G6-4-3 1B BB		K		3 0	0 0	0 0	0 0	1 0	1 0	1 0
Elston Howard, R (1, 2) OBP: 0.314, SLG: 0.457	F9			F8		G6-4-3 1B 1-2		K		4	0	1	0	0	1	2
Bill Skowron, R (1, 3) OBP: 0.320, SLG: 0.433		1B		K		G6-4-3 1-2f 2-3				3	0	1	0	0	1	2
Clete Boyer, R (1, 5) OBP: 0.376, SLG: 0.451		F9		L8		IBB				2	0	0	0	1	0	1
Bill Stafford, R (1, 1) OBP: 0.194, SLG: 0.226		B1			FC1-6 1B	K				3	0	1	0	0	1	3
Inning Stats	R: 1 E: 1 K: 0 S: 6 H: 2 LOB: 2 BB: 0 P: 6	R: 0 E: 0 K: 1 S: 6 H: 1 LOB: 1 BB: 0 P: 6	R: 1 E: 0 K: 1 S: 6 H: 1 LOB: 0 BB: 0 P: 6	R: 0 E: 0 K: 1 S: 5 H: 0 LOB: 0 BB: 0 P: 5	R: 0 E: 0 K: 1 S: 7 H: 2 LOB: 2 BB: 0 P: 7	R: 0 E: 0 K: 1 S: 5 H: 1 LOB: 2 BB: 2 P: 13	R: 0 E: 0 K: 0 S: 3 H: 0 LOB: 0 BB: 0 P: 3	R: 0 E: 0 K: 2 S: 7 H: 0 LOB: 0 BB: 0 P: 7		1B: 6 2B: 0 3B: 0 HR: 1 SF: 0 SAC: 1 DP: 1 HBP: 0						

PITCHER	IP	WLS	BF	H	R	ER	SO	BB	IBB	HBP	BLK	WP	HR	S	P	ERA	WHIP
Frank Lary, R (1, 1) ERA: 4.89	7.0	L	30	7	2	2	5	1	1	0	0	0	1	38	46	2.57	1.143
Ron Nischwitz, L (8, 1) ERA: 2.38	1.0		3	0	0	0	2	0	0	0	0	0	0	7	7	0.00	0.000

PITCHER	IP	WLS	BF	H	R	ER	SO	BB	IBB	HBP	BLK	WP	HR	S	P	ERA	WHIP

BOTTOM

Detroit Tigers @ New York Yankees

Yankee Stadium, Bronx, NY

Tue Jun 12 1962, 7:05 PM EDT
Att. 19,037 - Unknown - 64 F

livebaseballscorecards.com

AB	30
R	2
H	7
RBI	2
BB	2
SO	7
LOB	16

Batter	1	2	3	4	5	6	7	8	9	AB	R	H	RBI	BB	SO	LOB
Clete Boyer, R (1, 5) OBP: 0.379, SLG: 0.452	FC6-4 1B	F9			6-3			G4-6-3 1B		4	0	2	0	0	0	1
Bobby Richardson, R (1, 4) OBP: 0.323, SLG: 0.329	FC6-4 BB BB 1-2f		L8			B1-3		G4-6-3 1-2f		4	0	0	0	0	0	2
Roger Maris, L (1, 8) OBP: 0.347, SLG: 0.466	BB 1-2 BB		3-1			K		6-3		3	0	0	0	1	1	0
Johnny Blanchard, L (1, 9) OBP: 0.336, SLG: 0.500	L2		F7			1B BB			F9	3	0	0	0	1	0	2
Yogi Berra, L (1, 7) OBP: 0.300, SLG: 0.354	BB 1-2 2-3 BB			G6-4-3 1B		1-2 1B			L8	3	0	2	0	1	0	0
Elston Howard, R (1, 2) OBP: 0.308, SLG: 0.447	K			G6-4-3 1-2f		5-3			K	4	0	0	0	0	2	6
Bill Skowron, R (1, 3) OBP: 0.315, SLG: 0.425		K		6-3			K			3	0	0	0	0	2	0
Phil Linz, R (1, 6) OBP: 0.346, SLG: 0.480		F5			1-3		4-3			3	0	0	0	0	0	0
Ralph Terry, R (1, 1) OBP: 0.143, SLG: 0.122 Tom Tresh, S (7, PH) OBP: 0.328, SLG: 0.363 Bob Turley, R (7, 1)	1B				5-3		G3			2 1 0	0 0 0	1 0 0	0 0 0	0 0 0	0 0 0	0 0 0
Inning Stats	R: 0 E: 0 K: 1 S: 6 H: 1 LOB: 3 BB: 2 P: 14	R: 0 E: 0 K: 1 S: 6 H: 1 LOB: 1 BB: 0 P: 6	R: 0 E: 0 K: 0 S: 3 H: 0 LOB: 0 BB: 0 P: 3	R: 0 E: 0 K: 0 S: 3 H: 1 LOB: 0 BB: 0 P: 3	R: 0 E: 0 K: 0 S: 3 H: 0 LOB: 0 BB: 0 P: 3	R: 0 E: 0 K: 1 S: 6 H: 1 LOB: 2 BB: 1 P: 10	R: 0 E: 0 K: 1 S: 5 H: 0 LOB: 0 BB: 0 P: 5	R: 0 E: 0 K: 0 S: 3 H: 1 LOB: 0 BB: 0 P: 3	R: 0 E: 0 K: 1 S: 5 H: 0 LOB: 0 BB: 0 P: 5	1B: 5 2B: 0 3B: 0 HR: 0 SF: 0 SAC: 0 DP: 2 HBP: 0						

PITCHER	IP	WLS	BF	H	R	ER	SO	BB	IBB	HBP	BLK	WP	HR	S	P	ERA	WHIP
Mudcat Grant, R (1, 1) ERA: 3.82	9.0	W	33	5	0	0	5	3	0	0	0	0	0	40	52	0.00	0.889

PITCHER	IP	WLS	BF	H	R	ER	SO	BB	IBB	HBP	BLK	WP	HR	S	P	ERA	WHIP

TOP

New York Yankees @ Cleveland Indians

Cleveland Municipal Stadium, Cleveland, OH

Fri Jun 15 1962, 7:05 PM EDT

Att. 49,422 - Unknown

livebaseballscorecards.com

AB	30
R	0
H	5
RBI	0
BB	3
SO	5
LOB	11

WP: 0 PB: 0 SB: 0 CS: 0 PA: 33

Batter	1	2	3	4	5	6	7	8	9	AB	R	H	RBI	BB	SO	LOB
Ty Cline, L (1, 8) OBP: 0.361, SLG: 0.409	L9		L6-3			K		E S 1B (2-H)		4	0	1	1	0	1	1
Al Luplow, L (1, 7) OBP: 0.378, SLG: 0.546	1B			4-3		HR (2-H)		BB (1-3)		3	1	2	2	1	0	0
Tito Francona, L (1, 3) OBP: 0.326, SLG: 0.421	F8			F9		F4		4-3		4	0	0	0	0	0	3
Willie Kirkland, L (1, 9) OBP: 0.323, SLG: 0.438	F3			F7			F9			3	0	0	0	0	0	1
John Romano, R (1, 2) OBP: 0.377, SLG: 0.510		6-3			F9		F8			3	0	0	0	0	0	0
Woodie Held, R (1, 6) OBP: 0.360, SLG: 0.412		BB (G5-4-3)			K		6-3			2	0	0	0	1	1	0
Bubba Phillips, R (1, 5) OBP: 0.326, SLG: 0.407		G5-4-3 (1-2f)			6-3			4-3		3	0	0	0	0	0	1
Jerry Kindall, R (1, 4) OBP: 0.287, SLG: 0.385			CS 1B			HR 2B		1B 2B		3	2	3	0	0	0	0
Mudcat Grant, R (1, 1) OBP: 0.167, SLG: 0.174			K (1-2)			B3		K		3	0	0	0	0	2	3
Inning Stats	R: 0 E: 0 K: 0 S: 4 H: 1 LOB: 1 BB: 0 P: 4	R: 0 E: 0 K: 0 S: 2 H: 0 LOB: 0 BB: 1 P: 6	R: 0 E: 0 K: 1 S: 5 H: 1 LOB: 0 BB: 0 P: 5	R: 0 E: 0 K: 0 S: 3 H: 0 LOB: 0 BB: 0 P: 3	R: 0 E: 0 K: 1 S: 5 H: 0 LOB: 0 BB: 0 P: 5	R: 2 E: 0 K: 1 S: 7 H: 2 LOB: 0 BB: 0 P: 7	R: 0 E: 0 K: 0 S: 3 H: 0 LOB: 0 BB: 0 P: 3	R: 1 E: 0 K: 1 S: 7 H: 2 LOB: 2 BB: 1 P: 11		1B: 3 2B: 2 3B: 0 HR: 1 SF: 0 SAC: 0 DP: 1 HBP: 0						

PITCHER		IP	WLS	BF	H	R	ER	SO	BB	IBB	HBP	BLK	WP	HR	S	P	ERA	WHIP
Ralph Terry, R ERA: 3.18	(1, 1)	6.0	L	21	4	2	2	3	1	0	0	0	0	1	26	30	3.00	0.833
Bob Turley, R ERA: 2.87	(7, 1)	2.0		9	2	1	1	1	1	0	0	0	0	0	10	14	4.50	1.500

PITCHER	IP	WLS	BF	H	R	ER	SO	BB	IBB	HBP	BLK	WP	HR	S	P	ERA	WHIP

BOTTOM

New York Yankees @ Cleveland Indians

Cleveland Municipal Stadium, Cleveland, OH

Fri Jun 15 1962, 7:05 PM EDT

Att. 49,422 - Unknown

livebaseballscorecards.com

AB	28
R	3
H	6
RBI	3
BB	2
SO	4
LOB	9

New York Yankees @ Cleveland Indians

Cleveland Municipal Stadium, Cleveland, OH

Sat Jun 16 1962, 3:33 AM EDT
Att. 50,254 - Unknown - 80 F

TOP

livebaseballscorecards.com

Batter	1	2	3	4	5	6	7	8	9	AB	R	H	RBI	BB	SO	LOB
Clete Boyer, R (1, 5) OBP: 0.370, SLG: 0.440	F3		F7		5-3		4-3	4-3		5	0	0	0	0	0	0
Bobby Richardson, R (1, 4) OBP: 0.328, SLG: 0.339	L7		1B		4-3 HR 2B		HR 1B	K		5	2	3	0	0	1	0
Roger Maris, L (1, 8) (8, 9) OBP: 0.349, SLG: 0.476	BB		G3		4-3 2-3		1-H HR		L8	4	1	1	2	1	0	2
Johnny Blanchard, L (1, 9) (1, 2) OBP: 0.338, SLG: 0.519	K			L8 1B 1B	3-H HR		K		5-3	5	2	2	2	0	2	1
Yogi Berra, L (1, 7) OBP: 0.287, SLG: 0.337		F9		L8 1-2	F9		L8		4-3	5	0	0	0	0	0	1
Elston Howard, R (1, 2) OBP: 0.308, SLG: 0.447		1B		PB 1B 4-3 2-H 1B		L8		5-3		0	0	0	0	0	0	0
Bill Skowron, R (1, 3) OBP: 0.318, SLG: 0.427										4	1	2	1	0	0	0
Joe Pepitone, L (1, 3) (1, 9) OBP: 0.272, SLG: 0.500		K		PB 1-2		4-3		HR 2B		3	0	1	0	0	1	1
Hector Lopez, R (8, PH) OBP: 0.333, SLG: 0.319										1	1	1	0	0	0	0
Jack Reed, R (8, 8) OBP: 0.500, SLG: 0.250										0	0	0	0	0	0	0
Tom Tresh, S (1, 6) OBP: 0.330, SLG: 0.363		L5		4-3 1-2 2-H		1B		HR BB		3	1	1	1	1	0	2
Rollie Sheldon, R (1, 1) OBP: 0.286, SLG: 0.091										0	0	0	0	0	0	0
Bud Daley, L (2, 1) OBP: 0.000, SLG: 0.000										0	0	0	0	0	0	0
Phil Linz (3, PH) OBP: 0.500, SLG: 0.462										1	0	0	0	0	0	0
Jim Bouton, R (3, 1) OBP: 0.000, SLG: 0.000										0	0	0	0	0	0	0
Bob Cerv, R (4, PH) OBP: 0.222, SLG: 0.231										1	0	0	0	0	1	1
Hal Reniff, R (4, 1) OBP: 0.000, SLG: 0.000										0	0	0	0	0	0	0
Marshall Bridges, S (5, 1) OBP: 0.000, SLG: 0.000										1	0	0	0	0	0	1
Mickey Mantle, S (6, PH) OBP: 0.627, SLG: 0.644										1	1	1	3	0	0	0
Bob Turley, R (6, 1) OBP: 0.000, SLG: 0.000										0	0	0	0	0	0	0
Jim Coates, R (6, 1) OBP: 0.143, SLG: 0.077			L9	K		L8		HR		0	0	0	0	0	0	0

	AB	39
	R	9
	H	12
	RBI	9
	BB	2
	SO	5
	LOB	9

Inning Stats	1	2	3	4	5	6	7	8	9
	R: 0 H: 0 E: 0 LOB: 1 K: 1 BB: 1 S: 5 P: 9	R: 0 H: 1 E: 0 LOB: 1 K: 1 BB: 0 S: 6 P: 6	R: 0 H: 1 E: 0 LOB: 1 K: 0 BB: 0 S: 4 P: 4	R: 2 H: 3 E: 0 LOB: 1 K: 1 BB: 0 S: 8 P: 8	R: 2 H: 2 E: 0 LOB: 0 K: 0 BB: 0 S: 5 P: 5	R: 0 H: 1 E: 0 LOB: 1 K: 0 BB: 0 S: 4 P: 4	R: 2 H: 2 E: 0 LOB: 0 K: 1 BB: 0 S: 7 P: 7	R: 3 H: 2 E: 0 LOB: 0 K: 1 BB: 1 S: 7 P: 11	R: 0 H: 0 E: 0 LOB: 0 K: 0 BB: 0 S: 3 P: 3

	1B	7	SF	0	WP	0	PA	41
	2B	2	SAC	0	PB	1		
	3B	0	DP	0	SB	0		
	HR	3	HBP	0	CS	0		

PITCHER		IP	WLS	BF	H	R	ER	SO	BB	IBB	HBP	BLK	WP	HR	S	P	ERA	WHIP
Jim Perry, R ERA: 3.17	(1, 1)	6.1		29	9	5	5	3	1	0	0	0	0	1	34	38	7.11	1.579
Bob Allen, L ERA: 5.61	(7, 1)	1.0		6	2	3	3	1	1	0	0	0	0	1	7	11	27.00	3.000
Gary Bell, R ERA: 3.93	(8, 1)	1.2	W	6	1	1	1	1	0	0	0	0	0	1	8	8	5.40	0.600

PITCHER		IP	WLS	BF	H	R	ER	SO	BB	IBB	HBP	BLK	WP	HR	S	P	ERA	WHIP

Batter	1	2	3	4	5	6	7	8	9	AB	R	H	RBI	BB	SO	LOB
Ty Cline, L (1, 8) OBP: 0.370, SLG: 0.421	0-0 1B 2B	0-0 F9 E 1-2 2B 1B		0-0 ② L3 3-H	BBB 4-0 1-2 BB			0-0 ① L7		4	2	2	1	1	0	0
Al Luplow, L (1, 7) OBP: 0.377, SLG: 0.541	0-0 1B 1B 2-H 1B	0-0 ② F9 1-3 2-H		0-0 E3 1B	SSS 0-3 ③ K			BBBB 4-0 1B SF8 BB		3	1	1	1	0	0	1
Chuck Essegian, R (5, PH) OBP: 0.399, SLG: 0.584										1	0	0	0	0	1	3
Don Dillard, L (6, 7) OBP: 0.244, SLG: 0.309										0	1	0	0	1	0	0
Tito Francona, L (1, 3) OBP: 0.338, SLG: 0.437	0-0 1B 1-2 FC5-2-5-4-2 1B	0-0 1B 3-H 2B		0-0 BB 1-3 1B		0-0 FC5-4 1B		0-0 1-3 1B		5	2	5	1	0	0	0
Willie Kirkland, L (1, 9) OBP: 0.330, SLG: 0.442	0-0 FC5-2-5-4-2 1-2 2-H 1B	0-0 ③ 2-H 1B		BBBB 4-0 1-2 BB		0-0 ① L9		0-0 ② SF8 3-H		3	0	2	3	1	0	1
John Romano, R (1, 2) OBP: 0.369, SLG: 0.498	0-0 ① FC5-2-5-4-2 1-2 2-H	0-0 ① F7		SSS 0-3 ③ K		SSS 0-3 ② K		0-0 ③ 5-3		5	0	0	1	0	2	6
Woodie Held, R (1, 6) OBP: 0.361, SLG: 0.406	0-0 ② F3	SSS 0-3 ② K		H 1-0 FC4-6 1B HBP	0-0 ③ FC5-4 1-2f			H 1-0 HR HBP		3	0	0	0	0	1	2
Jim Mahoney, R (9, PR) OBP: 0.200, SLG: 0.200										0	1	0	0	0	0	0
Bubba Phillips, R (1, 5) OBP: 0.323, SLG: 0.399	0-0 ③ F5	0-0 ③ F5		0-0 ① F6		BBBB 4-0 G1-4-3 BB		0-0 ① F3		4	0	0	0	1	0	3
Jerry Kindall, R (1, 4) OBP: 0.300, SLG: 0.417		0-0 1B E 1B		0-0 SH1-4 L3 2B	0-0 FC4-6 1-2 1B	0-0 ① ② G1-4-3 1-2f		0-0 1-H HR		5	3	4	2	0	0	1
Jim Perry, S (1, 1) OBP: 0.192, SLG: 0.200	SSS 0-3 ① K	0-0 ① SH1-4 2-3		0-0 ② FC4-6 BB 1-2f 2-3		SSS 0-3 ③ K				2	0	0	0	0	1	3
Bob Allen, L (7, 1)										1	0	0	0	0	1	0
Gary Bell, R (8, 1) OBP: 0.133, SLG: 0.133										0	0	0	0	0	0	0
Inning Stats	R: 3 E: 0 K: 0 S: 7 H: 4 LOB: 1 BB: 0 P: 7	R: 3 E: 1 K: 1 S: 8 H: 4 LOB: 1 BB: 0 P: 8	R: 0 E: 0 K: 1 S: 5 H: 0 LOB: 0 BB: 0 P: 5	R: 1 E: 1 K: 1 S: 8 H: 2 LOB: 3 BB: 1 P: 12	R: 0 E: 0 K: 1 S: 6 H: 1 LOB: 3 BB: 1 P: 11	R: 0 E: 0 K: 1 S: 6 H: 1 LOB: 1 BB: 0 P: 6	R: 0 E: 0 K: 1 S: 4 H: 0 LOB: 0 BB: 1 P: 8	R: 1 E: 0 K: 0 S: 4 H: 1 LOB: 1 BB: 1 P: 8	R: 2 E: 0 K: 0 S: 2 H: 1 LOB: 1 BB: 0 P: 3	1B: 10 2B: 3 3B: 0 HR: 1 SF: 1 SAC: 1 DP: 1 HBP: 2							

PITCHER		IP	WLS	BF	H	R	ER	SO	BB	IBB	HBP	BLK	WP	HR	S	P	ERA	WHIP
Rollie Sheldon, R ERA: 4.58	(1, 1)	1.1		10	6	5	5	1	0	0	0	0	0	0	12	12	33.75	4.500
Bud Daley, L ERA: 6.26	(2, 1)	0.2		3	2	1	1	0	0	0	0	0	0	0	3	3	13.50	3.000
Jim Bouton, R ERA: 3.06	(3, 1)	1.0		3	0	0	0	1	0	0	0	0	0	0	5	5	0.00	0.000
Hal Reniff, R ERA: 5.4	(4, 1)	1.2		12	3	1	1	1	2	0	1	0	0	0	11	20	5.40	3.000
Marshall Bridges, L ERA: 1.45	(5, 1)	2.1		8	1	0	0	3	1	0	0	0	0	0	13	17	0.00	0.857

PITCHER		IP	WLS	BF	H	R	ER	SO	BB	IBB	HBP	BLK	WP	HR	S	P	ERA	WHIP
Bob Turley, R ERA: 3.13	(8, 1)	0.1		3	1	1	1	0	1	0	0	0	0	0	2	6	27.00	6.000
Jim Coates, R ERA: 3.38	(8, 1)	1.0	L	5	1	2	2	0	0	0	1	0	0	1	4	5	18.00	1.000

BOTTOM

New York Yankees @ Cleveland Indians

Cleveland Municipal Stadium, Cleveland, OH

Sat Jun 16 1962, 3:33 AM EDT
Att. 50,254 - Unknown - 80 F

livebaseballscorecards.com

AB	36
R	10
H	14
RBI	9
BB	4
SO	6
LOB	20

1B: 10 SF: 1
2B: 3 SAC: 1
3B: 0 DP: 1
HR: 1 HBP: 2

WP: 0 PA: 44
PB: 0
SB: 0
CS: 0

New York Yankees @ Cleveland Indians

Cleveland Municipal Stadium, Cleveland, OH

Sun Jun 17 1962, 3:33 AM EDT

Unknown

livebaseballscorecards.com

Batter	1	2	3	4	5	6	7	8	9	AB	R	H	RBI	BB	SO	LOB
Clete Boyer, R (1, 5) OBP: 0.362, SLG: 0.429	6-3		1-3		G5-4-3 1-2f		4-3		K	5	0	0	0	0	1	1
Bobby Richardson, R (1, 4) OBP: 0.333, SLG: 0.344	L8		1B		E6 HBP 1B		1B 1B		1B	5	1	3	0	0	0	0
Roger Maris, L (1, 8) OBP: 0.354, SLG: 0.476	1B		F9		1B 1-2 HBP		1-3 1B		K	4	0	2	0	0	1	2
Johnny Blanchard, L (1, 9) OBP: 0.333, SLG: 0.507	G3		F3		1-3 2-H 1B		K		G1	5	0	1	1	0	1	5
Yogi Berra, L (1, 7) OBP: 0.286, SLG: 0.333		FC4-6 1B 1B		F9	F3		F6			4	0	1	0	0	0	4
Elston Howard, R (1, 2) OBP: 0.311, SLG: 0.448		F9		BLK 1B		6-3		BLK 1B		4	0	2	0	0	0	1
Bill Skowron, R (1, 3) OBP: 0.317, SLG: 0.423		FC4-6 1-2 1B		K 1-2		2-3		K		4	0	1	0	0	2	2
Tom Tresh, S (1, 6) OBP: 0.329, SLG: 0.357		FC4-6 1-2f 2-3		3-1		BB		K 1-2		3	0	0	0	1	1	4
Bill Stafford, R (1, 1) OBP: 0.212, SLG: 0.242		4-3			G5-4-3 1B	F9		K		2	0	1	0	0	0	2
Joe Pepitone, L (6, PH) OBP: 0.269, SLG: 0.495										1	0	0	0	0	0	1
Jim Bouton, R (6, 1)										0	0	0	0	0	0	0
Bob Cerv, R (8, PH) OBP: 0.294, SLG: 0.214										1	0	0	0	0	1	1
Tex Clevenger, R (8, 1)										0	0	0	0	0	0	0
Inning Stats	R: 0 E: 0 K: 0 S: 4 H: 1 LOB: 1 BB: 0 P: 4	R: 0 E: 0 K: 0 S: 5 H: 2 LOB: 2 BB: 0 P: 5	R: 0 E: 0 K: 0 S: 4 H: 1 LOB: 1 BB: 0 P: 4	R: 0 E: 0 K: 1 S: 6 H: 1 LOB: 1 BB: 0 P: 6	R: 1 E: 1 K: 0 S: 5 H: 2 LOB: 2 BB: 0 P: 6	R: 0 E: 0 K: 0 S: 3 H: 0 LOB: 1 BB: 1 P: 7	R: 0 E: 0 K: 1 S: 7 H: 2 LOB: 2 BB: 0 P: 7	R: 0 E: 0 K: 3 S: 10 H: 1 LOB: 1 BB: 0 P: 10	R: 0 E: 0 K: 2 S: 8 H: 1 LOB: 1 BB: 0 P: 8	1B: 11 2B: 0 3B: 0 HR: 0 SF: 0 SAC: 0 DP: 1 HBP: 1						

PITCHER	IP	WLS	BF	H	R	ER	SO	BB	IBB	HBP	BLK	WP	HR	S	P	ERA	WHIP
Dick Donovan, R (1, 1) ERA: 2.93	6.1	W	29	8	1	0	1	1	0	1	1	0	0	29	34	0.00	1.421
Barry Latman, R (7, 1) ERA: 4.75	2.2	S	11	3	0	0	6	0	0	0	1	0	0	23	23	0.00	1.125

PITCHER	IP	WLS	BF	H	R	ER	SO	BB	IBB	HBP	BLK	WP	HR	S	P	ERA	WHIP

AB	38
R	1
H	11
RBI	1
BB	1
SO	7
LOB	23

WP: 0	PA: 40
PB: 0	
SB: 0	
CS: 0	

BOTTOM

Batter	1	2	3	4	5	6	7	8	9	AB	R	H	RBI	BB	SO	LOB
Ty Cline, L (1, 8) OBP: 0.379, SLG: 0.429	0-0 2-3 1B	0-3 K			0-0 2B SF8 1B	0-0 1-2 2-H 1B		0-0 L7		5	1	3	1	0	1	1
Al Luplow, L (1, 7) OBP: 0.373, SLG: 0.540	0-0 L8	0-0 G3			0-0 SF8 1-3 2B	0-0 F8 2-3				4	0	1	0	0	0	3
Tito Francona, L (1, 3) OBP: 0.333, SLG: 0.430	0-0 2-3 1-2		0-0 6-3		0-0 F5	0-3 K				4	0	0	0	0	1	5
Willie Kirkland, L (1, 9) OBP: 0.338, SLG: 0.449	0-0 F6		0-0 FC1-5 2B		4-0 SF8 IBB		4-0 CS BB			2	0	1	0	2	0	1
John Romano, R (1, 2) OBP: 0.363, SLG: 0.490		0-0 E5 HR	0-0 FC1-5 FC5-4 2-3		0-0 SF8 1-2 2-3 3-H		0-0 4-3 1-2			3	1	0	1	0	0	2
Jerry Kindall, R (1, 4) OBP: 0.299, SLG: 0.429		0-0 1-H HR	0-0 FC5-4 1-2f		0-0 5-3		0-3 K			4	1	1	2	0	1	3
Bubba Phillips, R (1, 5) OBP: 0.322, SLG: 0.410		0-0 HR		0-3 K		0-0 F8		0-0 5-3		4	1	1	1	0	1	0
Jim Mahoney, R (1, 6) OBP: 0.333, SLG: 0.667		0-0 HR		0-0 F9		0-0 BB 1B 1B		0-0 F8		4	2	2	1	0	0	0
Dick Donovan, L (1, 1) OBP: 0.286, SLG: 0.395 Barry Latman, R (7, 1) OBP: 0.286, SLG: 0.538		0-0 4-3		0-3 K		4-0 F8 1B 1-2 BB		0-0 1B		2 1	0 0	0 1	0 0	1 0	1 0	0 0
Inning Stats	R: 0 H: 1 E: 0 LOB: 1 K: 0 BB: 0 S: 4 P: 4	R: 4 H: 3 E: 1 LOB: 0 K: 1 BB: 0 S: 9 P: 9	R: 0 H: 1 E: 0 LOB: 1 K: 0 BB: 0 S: 4 P: 4	R: 0 H: 0 E: 0 LOB: 0 K: 2 BB: 0 S: 7 P: 7	R: 1 H: 2 E: 0 LOB: 2 K: 0 BB: 1 S: 5 P: 9	R: 1 H: 2 E: 0 LOB: 2 K: 1 BB: 1 S: 7 P: 11	R: 0 H: 0 E: 0 LOB: 0 K: 1 BB: 1 S: 4 P: 8	R: 0 H: 1 E: 0 LOB: 1 K: 0 BB: 0 S: 4 P: 4		1B: 5 SF: 1 2B: 2 SAC: 0 3B: 0 DP: 0 HR: 3 HBP: 0						

PITCHER	IP	WLS	BF	H	R	ER	SO	BB	IBB	HBP	BLK	WP	HR	S	P	ERA	WHIP
Bill Stafford, R (1, 1) ERA: 3.54	5.0	L	24	7	5	4	3	0	1	0	0	0	3	29	33	7.20	1.400
Jim Bouton, R (6, 1) ERA: 3.15	2.0		9	2	1	1	2	2	0	0	0	0	0	11	19	4.50	2.000
Tex Clevenger, R (8, 1) ERA: 4.15	1.0		4	1	0	0	0	0	0	0	0	0	0	4	4	0.00	1.000

PITCHER	IP	WLS	BF	H	R	ER	SO	BB	IBB	HBP	BLK	WP	HR	S	P	ERA	WHIP

New York Yankees @ Cleveland Indians

Cleveland Municipal Stadium, Cleveland, OH

Sun Jun 17 1962, 3:33 AM EDT

Unknown

livebaseballscorecards.com

AB	33
R	6
H	10
RBI	6
BB	3
SO	5
LOB	15

Batter	1	2	3	4	5	6	7	8	9	AB	R	H	RBI	BB	SO	LOB
Tom Tresh, S (1, 6) OBP: 0.336, SLG: 0.370	x 0-0 BB BB 4-3 1B		S S S 0-3 ① K	x 0-0 2B	x 0-0 1-3 1B					4	1	3	0	0	1	0
Bobby Richardson, R (1, 4) OBP: 0.333, SLG: 0.341 Mickey Mantle, S (7, PH) OBP: 0.523, SLG: 0.637 Phil Linz, R (7, 4) OBP: 0.333, SLG: 0.462	B B B B 4-0 4-3 BB 1-2 SF8 BB		x 0-0 ② F9	x 0-0 ③ L8	S S S 0-3 ③ K					2 1 0	1 0 0	0 0 0	0 0 0	1 0 0	0 1 0	1 2 0
Roger Maris, L (1, 8) OBP: 0.352, SLG: 0.470	B B B B 4-0 4-3 1-2 2-3 BB		x 0-0 ③ F7			x 0-0 ① 2-3		x 0-0 ① L9		3	0	0	0	1	0	0
Johnny Blanchard, L (1, 9) OBP: 0.325, SLG: 0.493	x 0-0 ① 4-3 1-2 2-3 3-H			x 0-0 ① F6		x 0-0 ② L9		S S S 0-3 ② K		4	0	0	1	0	1	2
Yogi Berra, L (1, 7) OBP: 0.285, SLG: 0.361	x 0-0 ② SF8 3-H			x 0-0 ② 4-3		x 0-0 HR		x 0-0 ③ 4-3		3	1	1	2	0	0	0
Elston Howard, R (1, 2) OBP: 0.310, SLG: 0.444	S S S 0-3 ③ K			x 0-0 1B		x 0-0 ③ F6			x 0-0 ① F3	4	0	1	0	0	1	1
Joe Pepitone, L (1, 3) OBP: 0.268, SLG: 0.484		x 0-0 ① L8		x 0-0 ③ 4-3			x 0-0 1B 1B		x 0-0 ② F7	4	0	1	0	0	0	1
Clete Boyer, R (1, 5) OBP: 0.360, SLG: 0.422		x 0-0 ② 5-3			B B B B 4-0 G4-3 BB		x 0-0 ① F9		S S S 0-3 ③ K	3	0	0	0	1	1	1
Jim Coates, R (1, 1) OBP: 0.133, SLG: 0.071 Rollie Sheldon, R (3, 1) OBP: 0.267, SLG: 0.083 Hector Lopez, R (7, PH) OBP: 0.329, SLG: 0.315 Whitey Ford, L (7, 1) OBP: 0.074, SLG: 0.080 Tex Clevenger, R (8, 1)		S S S 0-3 ③ K			x 0-0 ① ② G4-3 1-2f		x 0-0 ② F9			1 1 1 0 0	0 0 0 0 0	0 0 0 0 0	0 0 0 0 0	0 0 0 0 0	1 0 0 0 0	0 1 1 0 0

Inning Stats																																			
	R: 2	E: 0	K: 1	S: 6	H: 1	LOB: 1	BB: 2	P: 14	R: 0	E: 0	K: 1	S: 5	H: 0	LOB: 0	BB: 0	P: 5	R: 0	E: 0	K: 1	S: 5	H: 0	LOB: 0	BB: 0	P: 5	R: 0	E: 0	K: 0	S: 4	H: 1	LOB: 1	BB: 0	P: 4	R: 0	E: 0	K: 0	S: 3	H: 1	LOB: 1	BB: 1	P: 7
	R: 1	E: 0	K: 0	S: 4	H: 1	LOB: 0	BB: 0	P: 4	R: 0	E: 0	K: 1	S: 7	H: 2	LOB: 2	BB: 0	P: 7	R: 0	E: 0	K: 1	S: 5	H: 0	LOB: 0	BB: 0	P: 5	R: 0	E: 0	K: 1	S: 5	H: 0	LOB: 0	BB: 0	P: 5	1B: 4	2B: 1	3B: 0	HR: 1	SF: 1	SAC: 0	DP: 1	HBP: 0	WP: 0	PB: 0	SB: 0	CS: 0	PA: 35

PITCHER		IP	W/L/S	BF	H	R	ER	SO	BB	IBB	HBP	BLK	WP	HR	S	P	ERA	WHIP
Pedro Ramos, R ERA: 4.47	(1, 1)	6.2	W	28	6	3	3	3	3	0	0	0	0	1	31	43	4.05	1.350
Gary Bell, R ERA: 3.76	(7, 1)	2.1	S	7	0	0	0	3	0	0	0	0	0	0	13	13	0.00	0.000

PITCHER	IP	W/L/S	BF	H	R	ER	SO	BB	IBB	HBP	BLK	WP	HR	S	P	ERA	WHIP

TOP

New York Yankees @ Cleveland Indians

Cleveland Municipal Stadium, Cleveland, OH

Sun Jun 17 1962, 3:38 AM EDT
Att. 70,918 - Unknown

livebaseballscorecards.com

AB	31
R	3
H	6
RBI	3
BB	3
SO	6
LOB	10

Batter	1	2	3	4	5	6	7	8	9	AB	R	H	RBI	BB	SO	LOB
Ty Cline, L (1, 8) OBP: 0.375, SLG: 0.418	BBBB 4-0 2B BB	SSS 0-3 ③ K		x 0-0 ② L6-3			x 0-0 ① L8			3	1	0	0	1	1	1
Al Luplow, L (1, 7) OBP: 0.377, SLG: 0.535	BBBB 4-0 1-2 2B BB		x 0-0 S 2B 1B	x 0-0 ③ F5			SSS 0-3 ② K			3	2	1	0	1	1	0
Tito Francona, L (1, 3) OBP: 0.336, SLG: 0.439	x 0-0 4-3 1-H 2-H SF7 2B		x 0-0 1-H HR 2B		x 0-0 ① 1-3		SSS 0-3 ③ K			4	2	2	3	0	1	0
Willie Kirkland, L (1, 9) OBP: 0.337, SLG: 0.462	x 0-0 ① 4-3 2-3		x 0-0 2-H HR		x 0-0 ② F7			x 0-0 ① F7		4	1	1	2	0	0	1
John Romano, R (1, 2) OBP: 0.361, SLG: 0.486	x 0-0 ② SF7 3-H		x 0-0 ① F4		BBBB 4-0 BB			x 0-0 ② F8		2	0	0	1	1	0	0
Jerry Kindall, R (1, 4) OBP: 0.302, SLG: 0.424	x 0-0 ③ 5-3		BBBB 4-0 1B BB		x 0-0 ③ L5			BBBB 4-0 BB		2	0	0	0	2	0	1
Bubba Phillips, R (1, 5) OBP: 0.325, SLG: 0.409		BBBB 4-0 BB	x 0-0 G6-4-3 1-2 1B			x 0-0 ① F9		x 0-0 ③ L7		3	0	1	0	1	0	1
Jim Mahoney, R (1, 6) OBP: 0.250, SLG: 0.500		SSS 0-3 ① K	x 0-0 ②③ G6-4-3 1-2f			x 0-0 ② F8				3	0	0	0	0	1	3
Pedro Ramos, S (1, 1) OBP: 0.364, SLG: 0.850 Gary Bell, R (7, 1) OBP: 0.133, SLG: 0.133		SSS 0-3 ② K		x 0-0 ① F7		x 0-0 ③ 5-3				3 0	0 0	0 0	0 0	0 0	1 0	1 0
Inning Stats	R: 3 H: 1 E: 0 LOB: 0 K: 0 BB: 2 S: 4 P: 12	R: 0 H: 0 E: 0 LOB: 1 K: 3 BB: 1 S: 9 P: 13	R: 3 H: 4 E: 0 LOB: 1 K: 0 BB: 1 S: 6 P: 10	R: 0 H: 0 E: 0 LOB: 0 K: 0 BB: 0 S: 3 P: 3	R: 0 H: 0 E: 0 LOB: 1 K: 0 BB: 1 S: 3 P: 7	R: 0 H: 0 E: 0 LOB: 0 K: 0 BB: 0 S: 3 P: 3	R: 0 H: 0 E: 0 LOB: 0 K: 2 BB: 0 S: 7 P: 7	R: 0 H: 0 E: 0 LOB: 1 K: 0 BB: 1 S: 3 P: 7		1B: 2 SF: 1 2B: 2 SAC: 0 3B: 0 DP: 1 HR: 1 HBP: 0						

PITCHER		IP	WLS	BF	H	R	ER	SO	BB	IBB	HBP	BLK	WP	HR	S	P	ERA	WHIP
Jim Coates, R ERA: 4.23	(1, 1)	2.0	L	13	4	6	6	3	3	0	0	0	0	1	16	28	27.00	3.500
Rollie Sheldon, R ERA: 4.27	(3, 1)	4.0		14	1	0	0	0	2	0	0	0	0	0	12	20	0.00	0.750
Whitey Ford, L ERA: 3.22	(7, 1)	1.0		3	0	0	0	2	0	0	0	0	0	0	7	7	0.00	0.000
Tex Clevenger, R ERA: 3.38	(8, 1)	1.0		4	0	0	0	0	1	0	0	0	0	0	3	7	0.00	1.000

PITCHER	IP	WLS	BF	H	R	ER	SO	BB	IBB	HBP	BLK	WP	HR	S	P	ERA	WHIP

BOTTOM

New York Yankees @ Cleveland Indians

Cleveland Municipal Stadium, Cleveland, OH

Sun Jun 17 1962, 3:38 AM EDT

Att. 70,918 - Unknown

livebaseballscorecards.com

AB	27
R	6
H	5
RBI	6
BB	6
SO	5
LOB	8

WP: 0 PA: 34
PB: 0
SB: 1
CS: 0

Batter	1	2	3	4	5	6	7	8	9	AB	R	H	RBI	BB	SO	LOB
Tom Tresh, S (1, 6) OBP: 0.333, SLG: 0.363	S S S 0-3 ① K		B B B 4-0 2B BB		x 0-0 ② F8		x 0-0 ① 1-3		x 0-0 ② 4-3 2-3	4	0	0	0	1	1	2
Bobby Richardson, R (1, 4) OBP: 0.335, SLG: 0.355	x 0-0 ② L8		x 0-0 1-3 2B		x 0-0 1B 3B		x 0-0 ② L6		x 0-0 ③ 6-3	5	1	2	0	0	0	2
Roger Maris, L (1, 8) OBP: 0.354, SLG: 0.468	B B B 4-0 BB		S S S 0-3 ② K		x 0-0 1B 3-H 1B		S S S 0-3 ③ K			3	0	1	1	1	2	2
Johnny Blanchard, L (1, 9) OBP: 0.323, SLG: 0.486	S S S 0-3 ③ K		x 0-0 ③ F9		x 0-0 1-3 1B			S S S 0-3 ① K		4	0	1	0	0	2	3
Yogi Berra, L (1, 2) OBP: 0.283, SLG: 0.357		x 0-0 ① F8		x 0-0 ① F4	x 0-0 ③ G3			x 0-0 1B		4	0	1	0	0	0	2
Hector Lopez, R (1, 7) OBP: 0.326, SLG: 0.312		x 0-0 ② F3		x 0-0 FC4-6 1B		S S S 0-3 ① K		x 0-0 ② F8		4	0	1	0	0	1	1
Joe Pepitone, L (1, 3) OBP: 0.267, SLG: 0.475		x 0-0 1B		x 0-0 ② FC4-6 1-2f		x 0-0 ② F9		x 0-0 ③ F4		4	0	1	0	0	0	2
Clete Boyer, R (1, 5) OBP: 0.359, SLG: 0.418 Elston Howard, R (9, PH) OBP: 0.313, SLG: 0.444 Jack Reed, R (9, PR) OBP: 0.500, SLG: 0.250		S S S 0-3 ③ K		x 0-0 ③ F8		B B B B 4-0 BB			B B B B 4-0 4-3 4-3 BB	2	0	0	0	1	1	2
										0	0	0	0	1	0	0
										0	0	0	0	0	0	0
Ralph Terry, R (1, 1) OBP: 0.133, SLG: 0.114 Marshall Bridges, S (8, 1) Mickey Mantle, S (9, PH) OBP: 0.519, SLG: 0.630			x 0-0 ① F7		x 0-0 ① 2-3	S S S 0-3 ③ K			x 0-0 ① 4-3 1-2	3	0	0	0	0	1	1
										0	0	0	0	0	0	0
										1	0	0	0	0	0	1
Inning Stats	R: 0 E: 0 K: 2 S: 7 H: 0 LOB: 1 BB: 1 P: 11	R: 0 E: 0 K: 1 S: 6 H: 1 LOB: 1 BB: 0 P: 6	R: 0 E: 0 K: 1 S: 6 H: 1 LOB: 2 BB: 1 P: 10	R: 0 E: 0 K: 0 S: 4 H: 1 LOB: 1 BB: 0 P: 4	R: 1 E: 0 K: 0 S: 6 H: 3 LOB: 2 BB: 0 P: 6	R: 0 E: 0 K: 2 S: 7 H: 0 LOB: 1 BB: 1 P: 11	R: 0 E: 0 K: 1 S: 5 H: 0 LOB: 0 BB: 0 P: 5	R: 0 E: 0 K: 1 S: 6 H: 1 LOB: 1 BB: 0 P: 6	R: 0 E: 0 K: 0 S: 3 H: 0 LOB: 2 BB: 1 P: 7	1B: 5 2B: 1 3B: 1 HR: 0	SF: 0 SAC: 0 DP: 0 HBP: 0						

PITCHER	IP	WLS	BF	H	R	ER	SO	BB	IBB	HBP	BLK	WP	HR	S	P	ERA	WHIP
Chuck Estrada, R (1, 1) ERA: 3.84	8.0	W	34	7	1	1	8	3	0	0	0	0	0	47	59	1.12	1.250
Jack Fisher, R (9, 1) ERA: 6.35	1.0	S	4	0	0	0	0	1	0	0	0	0	0	3	7	0.00	1.000

PITCHER	IP	WLS	BF	H	R	ER	SO	BB	IBB	HBP	BLK	WP	HR	S	P	ERA	WHIP

TOP

New York Yankees @ Baltimore Orioles

Memorial Stadium, Baltimore, MD

Tue Jun 19 1962, 7:05 PM EDT

Att. 38,703 - Unknown

livebaseballscorecards.com

AB	34
R	1
H	7
RBI	1
BB	4
SO	8
LOB	18

WP: 0 PA: 38
PB: 0
SB: 0
CS: 0

Batter	1	2	3	4	5	6	7	8	9	AB	R	H	RBI	BB	SO	LOB
Marv Breeding, R (1, 4) OBP: 0.275, SLG: 0.291	6-3 1B		K		K			SH2-4 1-2		3	0	1	0	0	2	2
Russ Snyder, L (1, 9) OBP: 0.329, SLG: 0.514	6-3 1-2			F8		B3		F6		4	0	0	0	0	0	2
Brooks Robinson, R (1, 5) OBP: 0.320, SLG: 0.498	F5			F9		HR		2-H 1B		4	1	2	2	0	0	1
Jim Gentile, L (1, 3) OBP: 0.365, SLG: 0.556	3-1			K		K		K		4	0	0	0	0	3	2
Jackie Brandt, R (1, 8) OBP: 0.309, SLG: 0.435		5-3			6-3	K				3	0	0	0	0	1	0
Boog Powell, L (1, 7) OBP: 0.321, SLG: 0.392 Dave Nicholson, R (8, 7) OBP: 0.306, SLG: 0.310		K			1B 2B		K			3 0	1 0	1 0	0 0	0 0	2 0	0 0
Jerry Adair, R (1, 6) OBP: 0.267, SLG: 0.277		K			1B BB		CS BB			1	0	0	0	2	1	0
Hobie Landrith, L (1, 2) OBP: 0.322, SLG: 0.389			F7		SH1-4 1-3 2-H 1B		3-1 1-2			3	0	1	1	0	0	1
Chuck Estrada, R (1, 1) OBP: 0.154, SLG: 0.120 Jack Fisher, R (9, 1) OBP: 0.308, SLG: 0.100			K		SH1-4 1-2				SH2-4 1B 1B	2 0	1 0	1 0	0 0	0 0	1 0	0 0
Inning Stats	R: 0 E: 0 K: 0 S: 4 H: 1 LOB: 1 BB: 0 P: 4	R: 0 E: 0 K: 2 S: 7 H: 0 LOB: 0 BB: 0 P: 7	R: 0 E: 0 K: 2 S: 7 H: 0 LOB: 0 BB: 0 P: 7	R: 0 E: 0 K: 1 S: 5 H: 0 LOB: 0 BB: 0 P: 5	R: 1 E: 0 K: 1 S: 7 H: 2 LOB: 2 BB: 1 P: 11	R: 1 E: 0 K: 2 S: 8 H: 1 LOB: 0 BB: 0 P: 8	R: 0 E: 0 K: 1 S: 4 H: 0 LOB: 0 BB: 1 P: 8	R: 1 E: 0 K: 1 S: 7 H: 2 LOB: 1 BB: 0 P: 7		1B: 4 2B: 1 3B: 0 HR: 1 SF: 0 SAC: 2 DP: 0 HBP: 0						

PITCHER		IP	WLS	BF	H	R	ER	SO	BB	IBB	HBP	BLK	WP	HR	S	P	ERA	WHIP
Ralph Terry, R ERA: 3.2	(1, 1)	7.2	L	30	6	3	3	9	2	0	0	0	0	1	46	54	3.52	1.043
Marshall Bridges, L ERA: 1.42	(8, 1)	0.1		1	0	0	0	1	0	0	0	0	0	0	3	3	0.00	0.000

PITCHER	IP	WLS	BF	H	R	ER	SO	BB	IBB	HBP	BLK	WP	HR	S	P	ERA	WHIP

BOTTOM

New York Yankees @ Baltimore Orioles

Memorial Stadium, Baltimore, MD

Tue Jun 19 1962, 7:05 PM EDT

Att. 38,703 - Unknown

livebaseballscorecards.com

AB	27
R	3
H	6
RBI	3
BB	2
SO	10
LOB	8

Batter	1	2	3	4	5	6	7	8	9	AB	R	H	RBI	BB	SO	LOB
Tom Tresh, S (1, 6) OBP: 0.335, SLG: 0.361	4-3 1B	F3			5-3		BB		K	4	0	1	0	1	1	2
Roger Maris, L (1, 8) OBP: 0.349, SLG: 0.459	4-3 1-2		K		F3		F9			4	0	0	0	0	1	3
Bobby Richardson, R (1, 4) OBP: 0.333, SLG: 0.353	L7		1-4-3 1B		4-3		4-3			4	1	1	0	0	0	3
Elston Howard, R (1, 2) OBP: 0.308, SLG: 0.435	6-3		1-4-3 1-2			K		1-3		4	0	0	0	0	1	2
Hector Lopez, R (1, 7) OBP: 0.333, SLG: 0.333		2B 2B	2-H 1B			F8		K		4	1	2	1	0	1	0
Bill Skowron, R (1, 3) OBP: 0.321, SLG: 0.446		5-3	K			HR		2B		4	1	2	1	0	1	2
Clete Boyer, R (1, 5) OBP: 0.357, SLG: 0.420		4-3 2-H 2B		F4		F8		K		4	0	1	1	0	1	1
Jack Reed, R (1, 9) OBP: 0.500, SLG: 0.500		4-3 1B		6-3			SH1-4 2B		5-3	4	0	2	0	0	0	0
Whitey Ford, L (1, 1) OBP: 0.067, SLG: 0.071 Marshall Bridges, S (9, 1)		4-3 1-2 2-3		1-3			SH1-4 2-3		K2-3	3	0	0	0	0	1	2
										0	0	0	0	0	0	0

TOP

New York Yankees @ Baltimore Orioles

Memorial Stadium, Baltimore, MD

Thu Jun 21 1962, 3:33 AM EDT

Att. 18,049 - Unknown - 70 F

livebaseballscorecards.com

AB	35
R	3
H	9
RBI	3
BB	1
SO	7
LOB	15

Inning Stats	1	2	3	4	5	6	7	8	9
	R: 0 E: 0 K: 0 S: 4	H: 1 LOB: 1 BB: 0 P: 4	R: 1 E: 0 K: 0 S: 6	H: 3 LOB: 2 BB: 0 P: 6	R: 1 E: 0 K: 2 S: 9	H: 2 LOB: 1 BB: 0 P: 9	R: 0 E: 0 K: 0 S: 3	H: 0 LOB: 0 BB: 0 P: 3	R: 0 E: 0 K: 0 S: 3	H: 0 LOB: 0 BB: 0 P: 3	R: 1 E: 0 K: 1 S: 6	H: 1 LOB: 0 BB: 0 P: 6	R: 0 E: 0 K: 0 S: 4	H: 1 LOB: 2 BB: 1 P: 8	R: 0 E: 0 K: 2 S: 8	H: 1 LOB: 1 BB: 0 P: 8	R: 0 E: 0 K: 2 S: 7	H: 0 LOB: 0 BB: 0 P: 7

		1B	2B	3B	HR	SF	SAC	DP	HBP
		4	4	0	1	0	1	0	0

		WP	PB	SB	CS	PA
		0	0	0	0	37

PITCHER		IP	WLS	BF	H	R	ER	SO	BB	IBB	HBP	BLK	WP	HR	S	P	ERA	WHIP
Steve Barber, L ERA: 3.73	(1, 1)	6.0	L	25	7	3	3	3	0	0	0	0	0	1	31	31	4.50	1.167
Dick Hall, R ERA: 2.82	(7, 1)	2.0		9	2	0	0	2	1	0	0	0	0	0	12	16	0.00	1.500
Wes Stock, R ERA: 3.12	(9, 1)	1.0		3	0	0	0	2	0	0	0	0	0	0	7	7	0.00	0.000

PITCHER		IP	WLS	BF	H	R	ER	SO	BB	IBB	HBP	BLK	WP	HR	S	P	ERA	WHIP

Batter	1	2	3	4	5	6	7	8	9	AB	R	H	RBI	BB	SO	LOB
Marv Breeding, R (1, 4) OBP: 0.274, SLG: 0.289	F8			1-3 1B		F8			F9	4	0	1	0	0	0	1
Russ Snyder, L (1, 9) OBP: 0.321, SLG: 0.500	6-3			1-3 1-2		6-3			F7	4	0	0	0	0	0	2
Brooks Robinson, R (1, 5) OBP: 0.319, SLG: 0.492	F6			K			F8		DI BB	3	0	0	0	1	1	1
Jim Gentile, L (1, 3) OBP: 0.363, SLG: 0.548		K		K			F5		1-3 BB	3	0	0	0	1	2	1
Jackie Brandt, R (1, 8) OBP: 0.312, SLG: 0.438		4-3			FC5-4 BB		2B		F4	3	0	1	0	1	0	2
Dick Williams, R (1, 7) OBP: 0.260, SLG: 0.242		1-3			FC5-4 G5-4-3 1-2f		F6			3	0	0	0	0	0	2
Jerry Adair, R (1, 6) OBP: 0.262, SLG: 0.272		K			G5-4-3 1-2f				F9	3	0	0	0	0	1	1
Hobie Landrith, L (1, 2) OBP: 0.315, SLG: 0.378		F9				1-3			F9	2	0	0	0	0	0	0
Johnny Temple, R (8, PH) OBP: 0.391, SLG: 0.362										1	0	0	0	0	0	0
Charlie Lau, L (9, 2) OBP: 0.323, SLG: 0.382										0	0	0	0	0	0	0
Steve Barber, L (1, 1) OBP: 0.185, SLG: 0.083		K				1B			K	1	0	0	0	0	1	0
Earl Robinson, R (6, PH) OBP: 0.352, SLG: 0.403										1	0	1	0	0	0	0
Dick Hall, R (7, 1) OBP: 0.222, SLG: 0.250										0	0	0	0	0	0	0
Ron Hansen, R (8, PH) OBP: 0.297, SLG: 0.253										1	0	0	0	0	1	0
Wes Stock, R (9, 1)										0	0	0	0	0	0	0
Inning Stats	R: 0 E: 0 K: 0 S: 3 H: 0 LOB: 0 BB: 0 P: 3	R: 0 E: 0 K: 1 S: 5 H: 0 LOB: 0 BB: 0 P: 5	R: 0 E: 0 K: 2 S: 7 H: 0 LOB: 0 BB: 0 P: 7	R: 0 E: 0 K: 2 S: 8 H: 1 LOB: 1 BB: 0 P: 8	R: 0 E: 0 K: 0 S: 2 H: 0 LOB: 0 BB: 1 P: 6	R: 0 E: 0 K: 0 S: 4 H: 1 LOB: 1 BB: 0 P: 4	R: 0 E: 0 K: 0 S: 4 H: 1 LOB: 1 BB: 0 P: 4	R: 0 E: 0 K: 1 S: 5 H: 0 LOB: 0 BB: 0 P: 5	R: 0 E: 0 K: 0 S: 3 H: 0 LOB: 2 BB: 2 P: 11	1B: 2 2B: 1 3B: 0 HR: 0 SF: 0 SAC: 0 DP: 1 HBP: 0						

PITCHER	IP	WLS	BF	H	R	ER	SO	BB	IBB	HBP	BLK	WP	HR	S	P	ERA	WHIP
Whitey Ford, L (1, 1) ERA: 2.91	8.2	W	31	3	0	0	6	3	0	0	0	0	0	40	52	0.00	0.692
Marshall Bridges, L (9, 1) ERA: 1.4	0.1	S	1	0	0	0	0	0	0	0	0	0	0	1	1	0.00	0.000

PITCHER	IP	WLS	BF	H	R	ER	SO	BB	IBB	HBP	BLK	WP	HR	S	P	ERA	WHIP

BOTTOM

New York Yankees @ Baltimore Orioles

Memorial Stadium, Baltimore, MD

Thu Jun 21 1962, 3:33 AM EDT

Att. 18,049 - Unknown - 70 F

livebaseballscorecards.com

AB	29
R	0
H	3
RBI	0
BB	3
SO	6
LOB	10

WP: 0 PA: 32
PB: 0
SB: 0
CS: 0

New York Yankees @ Detroit Tigers

Tiger Stadium, Detroit, MI

Fri Jun 22 1962, 7:05 PM EDT

Att. 43,723 - Unknown

TOP

livebaseballscorecards.com

Batter	1	2	3	4	5	6	7	8	9	AB	R	H	RBI	BB	SO	LOB
Tom Tresh, S (1, 6) OBP: 0.332, SLG: 0.362	L7		F7		F9		F8		3B 2B	5	1	1	0	0	0	0
Roger Maris, L (1, 8) OBP: 0.346, SLG: 0.454	K		F6		1B		F9		5-3	5	0	1	0	0	1	1
Bobby Richardson, R (1, 4) OBP: 0.335, SLG: 0.362	K			F3	F7		FC6-4 1B		E 2-H 3B	5	1	2	1	0	1	1
Mickey Mantle, S (1, 9) OBP: 0.518, SLG: 0.621 Jack Reed, R (8, 9) OBP: 0.455, SLG: 0.444		BB 1B SF8-5 BB		1B 1B 1B 1B	K		FC6-4 1-2f		E6 3-H	3 1	2 0	1 0	0 0	1 0	1 0	2 0
Hector Lopez, R (1, 7) OBP: 0.337, SLG: 0.337		F6		1B 1-2 1B		1B		F9	6-3	5	1	2	0	0	0	2
Elston Howard, R (1, 2) OBP: 0.311, SLG: 0.436		SF8-5 BB 1-2 1B		1B 1-2 2-3 1B		L5		6-3		4	0	2	0	0	0	1
Bill Skowron, R (1, 3) OBP: 0.324, SLG: 0.441		1-2 2-3 BB		K		K		BB		2	0	0	0	2	2	4
Clete Boyer, R (1, 5) OBP: 0.360, SLG: 0.423		SF8-5 2-3 3-H		1-3 2-H 3-H 1B		1-2 1B		K		3	0	2	3	0	1	1
Bill Stafford, R (1, 1) OBP: 0.206, SLG: 0.235 Jim Coates, R (3, 1) OBP: 0.125, SLG: 0.067 Bob Cerv, R (6, PH) OBP: 0.278, SLG: 0.200 Hal Reniff, R (6, 1) Tex Clevenger, R (8, 1) Phil Linz, R (9, PH) OBP: 0.321, SLG: 0.444			F8	F9		F9			F8	1 1 1 0 0 1	0 0 0 0 0 0	0 0 0 0 0 0	0 0 0 0 0 0	0 0 0 0 0 0	0 0 0 0 0 0	0 2 2 0 0 0

	AB	37
	R	5
	H	11
	RBI	4
	BB	3
	SO	6
	LOB	16

Inning Stats	1	2	3	4	5	6	7	8	9	1B: 9	SF: 1	WP: 0	PA: 41
	R: 0 E: 0 K: 2 S: 7 H: 0 LOB: 0 BB: 0 P: 7	R: 1 E: 0 K: 0 S: 3 H: 1 LOB: 1 BB: 2 P: 11	R: 0 E: 0 K: 0 S: 3 H: 0 LOB: 0 BB: 0 P: 3	R: 2 E: 0 K: 1 S: 9 H: 4 LOB: 2 BB: 0 P: 9	R: 0 E: 0 K: 1 S: 6 H: 1 LOB: 1 BB: 0 P: 6	R: 0 E: 0 K: 1 S: 7 H: 2 LOB: 2 BB: 0 P: 7	R: 0 E: 0 K: 0 S: 4 H: 1 LOB: 1 BB: 0 P: 4	R: 0 E: 0 K: 1 S: 5 H: 0 LOB: 1 BB: 1 P: 9	R: 2 E: 1 K: 0 S: 6 H: 2 LOB: 1 BB: 0 P: 6	2B: 2 3B: 1 HR: 0	SAC: 0 DP: 1 HBP: 0	PB: 0 SB: 0 CS: 0	

PITCHER		IP	WLS	BF	H	R	ER	SO	BB	IBB	HBP	BLK	WP	HR	S	P	ERA	WHIP
Hank Aguirre, L ERA: 2.85	(1, 1)	8.2	W	39	11	5	4	6	3	0	0	0	0	0	48	60	4.15	1.615
Ron Nischwitz, L ERA: 1.84	(9, 1)	0.1	S	2	0	0	0	0	0	0	0	0	0	0	2	2	0.00	0.000

PITCHER	IP	WLS	BF	H	R	ER	SO	BB	IBB	HBP	BLK	WP	HR	S	P	ERA	WHIP

New York Yankees @ Detroit Tigers

Tiger Stadium, Detroit, MI

Fri Jun 22 1962, 7:05 PM EDT

Att. 43,723 - Unknown

BOTTOM

Batter	1	2	3	4	5	6	7	8	9	AB	R	H	RBI	BB	SO	LOB
Steve Boros, R (1, 5) OBP: 0.351, SLG: 0.369	B B B B 4-0 E BB		x 0-0 1B 2B 1B	x 0-0 1B		x 0-0 ② F4		x 0-0 ② 6-3		4	2	2	0	1	0	2
Bill Bruton, L (1, 8)	x 0-0 E4 1-H 2B		x 0-0 5-3 1-3 2B 1B	x 0-0 ③ G3		x 0-0 ③ 4-3		S S S 0-3 ③ K		5	2	2	1	0	1	3
Purnal Goldy, R (1, 9) OBP: 0.353, SLG: 0.618	x 0-0 ① 6-3		x 0-0 ① 5-3 1-2		x 0-0 ① 6-3		x 0-0 ① F2			4	0	0	0	0	0	2
Rocky Colavito, R (1, 7) OBP: 0.344, SLG: 0.496	x 0-0 ② 5-3		x 0-0 ② 5-3		x 0-0 FC6-4 1B		x 0-0 BB BB SF8 1B			4	1	2	0	0	0	2
Norm Cash, L (1, 3) OBP: 0.407, SLG: 0.564	x 0-0 ③ F8		x 0-0 2-H 3-H 2B		x 0-0 ② FC6-4 CS 1-2f		B B B B 4-0 BB 1-2 BB			3	0	1	2	1	0	1
Dick McAuliffe, L (1, 4) OBP: 0.350, SLG: 0.354		x 0-0 2B	x 0-0 ③ F9		0-0 ③ CS 1-2	x 0-0 SH5-3 1B 2B	B B B B 4-0 FC5-4 1-2 2-3 BB			3	1	2	0	1	0	1
Chico Fernandez, R (1, 6) OBP: 0.297, SLG: 0.458		x 0-0 ① 5-3		x 0-0 HR		x 0-0 ① SH5-3 2-3	x 0-0 ② SF8 3-H			2	1	1	2	0	0	1
Mike Roarke, R (1, 2) OBP: 0.234, SLG: 0.318		x 0-0 ② F6		x 0-0 ① F5		4-0 1B IBB	x 0-0 ③ FC5-4 1-2f			3	0	0	0	1	0	3
Hank Aguirre, R (1, 1) OBP: 0.056, SLG: 0.056 Ron Nischwitz, S (9, 1)		S S S 0-3 ③ K		S S S 0-3 ② K		x 0-0 1-3 3-H 1B		S S S 0-3 ① K		4 0	0 0	1 0	1 0	0 0	3 0	1 0
Inning Stats	R: 2 E: 1 K: 0 S: 4 H: 1 LOB: 0 BB: 1 P: 8	R: 0 E: 0 K: 1 S: 6 H: 1 LOB: 1 BB: 0 P: 6	R: 2 E: 0 K: 0 S: 6 H: 3 LOB: 1 BB: 0 P: 6	R: 1 E: 0 K: 1 S: 7 H: 2 LOB: 1 BB: 0 P: 7	R: 0 E: 0 K: 0 S: 3 H: 1 LOB: 0 BB: 0 P: 3	R: 1 E: 0 K: 0 S: 5 H: 2 LOB: 2 BB: 1 P: 9	R: 1 E: 0 K: 0 S: 4 H: 1 LOB: 2 BB: 2 P: 12	R: 0 E: 0 K: 2 S: 7 H: 0 LOB: 0 BB: 0 P: 7		1B: 6 2B: 4 3B: 0 HR: 1	SF: 1 SAC: 1 DP: 0 HBP: 0			WP: 0 PB: 0 SB: 0 CS: 1	PA: 39	

livebaseballscorecards.com

	AB	32
	R	7
	H	11
	RBI	6
	BB	4
	SO	4
	LOB	16

PITCHER		IP	WLS	BF	H	R	ER	SO	BB	IBB	HBP	BLK	WP	HR	S	P	ERA	WHIP
Bill Stafford, R ERA: 3.84	(1, 1)	2.2	L	14	5	4	4	1	1	0	0	0	0	0	15	19	13.50	2.250
Jim Coates, R ERA: 4.21	(3, 1)	2.1		9	3	1	1	1	0	0	0	0	0	1	11	11	3.86	1.286
Hal Reniff, R ERA: 7.36	(6, 1)	2.0		12	3	2	2	0	2	1	0	0	0	0	9	21	9.00	2.500
Tex Clevenger, R ERA: 2.84	(8, 1)	1.0		3	0	0	0	2	0	0	0	0	0	0	7	7	0.00	0.000

PITCHER	IP	WLS	BF	H	R	ER	SO	BB	IBB	HBP	BLK	WP	HR	S	P	ERA	WHIP

New York Yankees @ Detroit Tigers

Tiger Stadium, Detroit, MI

Sat Jun 23 1962, 4:33 AM EDT

Att. 16,454 - Overcast - 77 F

TOP

livebaseballscorecards.com

Batter	1	2	3	4	5	6	7	8	9	AB	R	H	RBI	BB	SO	LOB
Tom Tresh, S (1, 6) OBP: 0.333, SLG: 0.362	F7	1B		SH1-4 1B 1-2 2-H 3-H		F8		F4		5	1	2	2	0	0	1
Bobby Richardson, R (1, 4) OBP: 0.333, SLG: 0.360	4-3	1-2 1B		SH1-4 1-2 2-3		K			5-3	4	0	1	0	0	1	0
Roger Maris, L (1, 8) OBP: 0.343, SLG: 0.448	BB HR 1B BB	F4		SF8 3-H		F4			G6-3	3	1	0	1	1	0	2
Mickey Mantle, S (1, 9) OBP: 0.522, SLG: 0.625 Joe Pepitone, L (2, 9) OBP: 0.267, SLG: 0.466	BB HR 1-2 1B	K	2-H 1B	L1					F7	1 4	1 0	1 1	0 1	0 0	0 1	0 0
Johnny Blanchard, L (1, 3) OBP: 0.321, SLG: 0.477	HR 1-2 2-3 BB	F9	L9				K2-3			3	1	0	0	1	1	1
Yogi Berra, L (1, 2) OBP: 0.282, SLG: 0.379	HR 1-H 2-H 3-H	F9			6-3		3-1			4	1	1	4	0	0	0
Hector Lopez, R (1, 7) OBP: 0.333, SLG: 0.344	F9			1B 2B	F8			4-3		4	1	1	0	0	0	0
Clete Boyer, R (1, 5) OBP: 0.366, SLG: 0.427		L9		1B 1B	FC6-4 BB			1B		3	1	2	0	1	0	0
Ralph Terry, R (1, 1) OBP: 0.143, SLG: 0.125 Marshall Bridges, S (9, 1)		5-3		SH1-4 SF8 1-2 2-3 1B	FC6-4 1-2f			B2		4 0	1 0	1 0	0 0	0 0	0 0	2 0

	AB	35
	R	8
	H	10
	RBI	8
	BB	3
	SO	3
	LOB	6

Inning Stats																		
	R: 4	H: 2	R: 0	H: 2	R: 0	H: 0	R: 4	H: 5	R: 0	H: 0	R: 0	H: 0	R: 0	H: 0	R: 0	H: 1	R: 0	H: 0
	E: 0	LOB: 0	E: 0	LOB: 2	E: 0	LOB: 0	E: 0	LOB: 1	E: 0	LOB: 1	E: 0	LOB: 0	E: 0	LOB: 0	E: 0	LOB: 1	E: 0	LOB: 0
	K: 0	BB: 2	K: 0	BB: 0	K: 1	BB: 0	K: 0	BB: 0	K: 0	BB: 1	K: 1	BB: 0	K: 1	BB: 0	K: 0	BB: 0	K: 0	BB: 0
	S: 5	P: 13	S: 5	P: 5	S: 5	P: 5	S: 8	P: 8	S: 3	P: 7	S: 5	P: 5	S: 5	P: 5	S: 4	P: 4	S: 3	P: 3

	1B: 8	SF: 1
	2B: 1	SAC: 1
	3B: 0	DP: 0
	HR: 1	HBP: 0

	WP: 0	PA: 40
	PB: 0	
	SB: 0	
	CS: 0	

PITCHER		IP	WLS	BF	H	R	ER	SO	BB	IBB	HBP	BLK	WP	HR	S	P	ERA	WHIP
Phil Regan, R ERA: 5.06	(1, 1)	3.0	L	19	8	8	8	1	2	0	0	0	0	1	19	27	24.00	3.333
Sam Jones, R ERA: 4.18	(4, 1)	5.0		18	2	0	0	2	1	0	0	0	0	0	21	25	0.00	0.600
Jerry Casale, R ERA: 3.9	(9, 1)	1.0		3	0	0	0	0	0	0	0	0	0	0	3	3	0.00	0.000

PITCHER	IP	WLS	BF	H	R	ER	SO	BB	IBB	HBP	BLK	WP	HR	S	P	ERA	WHIP

Batter	1	2	3	4	5	6	7	8	9	AB	R	H	RBI	BB	SO	LOB
Steve Boros, R (1, 5) OBP: 0.348, SLG: 0.391	F6		1-3			HR		L7		4	1	1	1	0	0	1
Bill Bruton, L (1, 8) OBP: 0.347, SLG: 0.478	1-3			4-3 4-3 1B		G3		F8		4	0	1	0	0	0	0
Purnal Goldy, R (1, 9) OBP: 0.316, SLG: 0.553	F3			4-3 1-2		F8		5-3		4	0	0	0	0	0	1
Rocky Colavito, R (1, 7) OBP: 0.347, SLG: 0.508		6-3		4-3 2-3		HR			FC6-4 1B	4	1	2	1	0	0	1
Norm Cash, L (1, 3) OBP: 0.401, SLG: 0.553		K		K		F7			K	4	0	0	0	0	3	2
Dick McAuliffe, L (1, 4) OBP: 0.348, SLG: 0.369		4-3			HR		4-3		FC6-4 DI 1-2f	4	1	1	1	0	0	1
Chico Fernandez, R (1, 6) OBP: 0.291, SLG: 0.448			K		1-3		F7		K2-3 1-3	4	0	0	0	0	2	1
Dick Brown, R (1, 2) OBP: 0.289, SLG: 0.417			1B		F8		F7			3	0	1	0	0	0	0
Phil Regan, R (1, 1) OBP: 0.241, SLG: 0.222 Sam Jones, R (4, 1) OBP: 0.143, SLG: 0.571 Vic Wertz, L (8, PH) OBP: 0.333, SLG: 0.467 Jerry Casale, R (9, 1)			K		6-3			HR		1 1 1 0	0 0 1 0	0 0 1 0	0 0 1 0	1 0 0 0	1 0 0 0	1 0 0 0
Inning Stats	R: 0 E: 0 K: 0 S: 3 H: 0 LOB: 0 BB: 0 P: 3	R: 0 E: 0 K: 1 S: 5 H: 0 LOB: 0 BB: 0 P: 5	R: 0 E: 0 K: 2 S: 8 H: 1 LOB: 1 BB: 0 P: 8	R: 0 E: 0 K: 1 S: 6 H: 1 LOB: 1 BB: 0 P: 6	R: 1 E: 0 K: 0 S: 4 H: 1 LOB: 0 BB: 0 P: 4	R: 2 E: 0 K: 0 S: 5 H: 2 LOB: 0 BB: 0 P: 5	R: 0 E: 0 K: 0 S: 3 H: 0 LOB: 0 BB: 0 P: 3	R: 1 E: 0 K: 0 S: 4 H: 1 LOB: 0 BB: 0 P: 4	R: 0 E: 0 K: 2 S: 8 H: 1 LOB: 1 BB: 0 P: 8	1B: 3 2B: 0 3B: 0 HR: 4	SF: 0 SAC: 0 DP: 0 HBP: 0						

PITCHER	IP	WLS	BF	H	R	ER	SO	BB	IBB	HBP	BLK	WP	HR	S	P	ERA	WHIP
Ralph Terry, R (1, 1) ERA: 3.29	8.0	W	31	7	4	4	4	0	0	0	0	0	4	39	39	4.50	0.875
Marshall Bridges, L (9, 1) ERA: 1.33	1.0	S	3	0	0	0	2	0	0	0	0	0	0	7	7	0.00	0.000

PITCHER	IP	WLS	BF	H	R	ER	SO	BB	IBB	HBP	BLK	WP	HR	S	P	ERA	WHIP

BOTTOM

New York Yankees @ Detroit Tigers

Tiger Stadium, Detroit, MI

Sat Jun 23 1962, 4:33 AM EDT

Att. 16,454 - Overcast - 77 F

livebaseballscorecards.com

AB	34
R	4
H	7
RBI	4
BB	0
SO	6
LOB	8

WP: 0 PB: 0 SB: 0 CS: 0 PA: 34

Batter	1	2	3	4	5	6	7	8	9	AB	R	H	RBI	BB	SO	LOB
Tom Tresh, S (1, 6) OBP: 0.328, SLG: 0.356	L7			K		B1-3		K2-3		4	0	0	0	0	2	0
Bobby Richardson, R (1, 4) OBP: 0.336, SLG: 0.362	F7			G3 1B		1B 1B		F8		4	0	2	0	0	0	0
Roger Maris, L (1, 8) OBP: 0.342, SLG: 0.444	4-3			G3 1-2		1-3 1B		B3-1		4	0	1	0	0	0	1
Mickey Mantle, S (1, 9) OBP: 0.514, SLG: 0.640		K		F6		K			HR	4	1	1	1	0	2	3
Johnny Blanchard, L (1, 3) OBP: 0.326, SLG: 0.484		G3			3-1 4-3 2B		HR 1B		K	4	2	2	0	0	1	0
Hector Lopez, R (1, 7) OBP: 0.321, SLG: 0.330		K			3-1 2-3		K		6-3	4	0	0	0	0	2	2
Elston Howard, R (1, 2) OBP: 0.314, SLG: 0.438			G3-6-4 1B		4-3 3-H		F6		2B 1B	4	0	2	1	0	0	1
Clete Boyer, R (1, 5) Yogi Berra, L (9, PH) Bill Skowron, R (9, PH) Phil Linz, R (9, PR)		F7			4-3		1-H HR		1-3 2B	3 0 1 0	1 0 0 0	1 0 1 0	2 0 0 0	0 0 0 0	0 0 0 0	1 0 0 0
Rollie Sheldon, R (1, 1) Bud Daley, L (4, 1) Joe Pepitone, L (7, PH) Jim Bouton, R (7, 1) Bob Cerv, R (9, PH) OBP: 0.263, SLG: 0.188		G3-6-4 1-2f				6-3	F9		6-3	1 1 1 0 1	0 0 0 0 0	0 0 0 0 0	0 0 0 0 0	0 0 0 0 0	0 0 0 0 0	1 0 0 0 2
Inning Stats	R: 0 E: 0 K: 0 S: 3 H: 0 LOB: 0 BB: 0 P: 3	R: 0 E: 0 K: 2 S: 7 H: 0 LOB: 0 BB: 0 P: 7	R: 0 E: 0 K: 0 S: 3 H: 1 LOB: 0 BB: 0 P: 3	R: 0 E: 0 K: 1 S: 6 H: 1 LOB: 1 BB: 0 P: 6	R: 1 E: 0 K: 0 S: 4 H: 1 LOB: 0 BB: 0 P: 4	R: 0 E: 0 K: 1 S: 7 H: 2 LOB: 2 BB: 0 P: 7	R: 2 E: 0 K: 1 S: 7 H: 2 LOB: 0 BB: 0 P: 7	R: 0 E: 0 K: 1 S: 5 H: 0 LOB: 0 BB: 0 P: 5	R: 1 E: 0 K: 1 S: 8 H: 3 LOB: 2 BB: 0 P: 8	1B: 6 2B: 2 3B: 0 HR: 2	SF: 0 SAC: 0 DP: 1 HBP: 0						

PITCHER		IP	WLS	BF	H	R	ER	SO	BB	IBB	HBP	BLK	WP	HR	S	P	ERA	WHIP
Paul Foytack, R ERA: 4.94	(1, 1)	8.2	W	34	9	4	4	7	0	0	0	0	0	2	48	48	4.15	1.038
Ron Nischwitz, L ERA: 1.84	(9, 1)	0.0		1	1	0	0	0	0	0	0	0	0	0	1	1	∞	∞
Terry Fox, R ERA: 1.69	(9, 1)	0.1	S	1	0	0	0	0	0	0	0	0	0	0	1	1	0.00	0.000

PITCHER		IP	WLS	BF	H	R	ER	SO	BB	IBB	HBP	BLK	WP	HR	S	P	ERA	WHIP

TOP

New York Yankees @ Detroit Tigers

Tiger Stadium, Detroit, MI

Sat Jun 23 1962, 7:05 PM EDT

Att. 38,150 - Unknown - 73 F

livebaseballscorecards.com

AB	36
R	4
H	10
RBI	4
BB	0
SO	7
LOB	11

WP: 0 PB: 0 SB: 0 CS: 0 PA: 36

Batter	1	2	3	4	5	6	7	8	9	AB	R	H	RBI	BB	SO	LOB
Steve Boros, R (1, 5) OBP: 0.345, SLG: 0.387	6-3		F4	1B 1-2 3-H		CS 3-H	6-3			4	0	1	1	0	0	0
Bill Bruton, L (1, 8) OBP: 0.349, SLG: 0.487	4-3			F9 1B 1B 1B K			3B			4	1	2	0	0	1	2
Purnal Goldy, R (1, 9) OBP: 0.310, SLG: 0.524	1-3			1B 1-2 2B 1B	F4		K			4	1	1	0	0	1	1
Rocky Colavito, R (1, 7) OBP: 0.342, SLG: 0.500		F6		F9 2-3	F6		6-3			4	0	0	0	0	0	3
Norm Cash, L (1, 3) OBP: 0.403, SLG: 0.557		2B		2B 1-3 3-H FC2 1B	4-3			F6		4	0	2	1	0	0	0
Dick McAuliffe, L (1, 4) OBP: 0.351, SLG: 0.377		K		FC2 1-3 3-H 1B 2B		K		1B		4	1	2	1	0	2	1
Chico Fernandez, R (1, 6) OBP: 0.290, SLG: 0.441		5-3		FC2 1B IBB		E3 E 5-3 CS		K		3	1	0	0	1	1	2
Mike Roarke, R (1, 2) OBP: 0.216, SLG: 0.292			6-3	FC2 1B 1B 1-2 2-3 3-Hf		5-3 1-2		5-3		4	1	0	0	0	0	5
Paul Foytack, R (1, 1) OBP: 0.261, SLG: 0.190			4-3	1B 1-3 2-H 3-H 1B		E3 2-3				3	0	1	2	0	0	1
Ron Nischwitz, S (9, 1)										0	0	0	0	0	0	0
Terry Fox, R (9, 1) OBP: 1.000, SLG: 1.000										0	0	0	0	0	0	0
Inning Stats	R: 0 E: 0 K: 0 S: 3 H: 0 LOB: 0 BB: 0 P: 3	R: 0 E: 0 K: 1 S: 6 H: 1 LOB: 1 BB: 0 P: 6	R: 0 E: 0 K: 0 S: 3 H: 0 LOB: 0 BB: 0 P: 3	R: 5 E: 0 K: 1 S: 11 H: 6 LOB: 2 BB: 1 P: 15	R: 0 E: 0 K: 0 S: 3 H: 0 LOB: 0 BB: 0 P: 3	R: 0 E: 2 K: 1 S: 6 H: 0 LOB: 1 BB: 0 P: 6	R: 0 E: 0 K: 1 S: 6 H: 1 LOB: 1 BB: 0 P: 6	R: 0 E: 0 K: 1 S: 6 H: 1 LOB: 1 BB: 0 P: 6		1B: 6 2B: 2 3B: 1 HR: 0 SF: 0 SAC: 0 DP: 0 HBP: 0						

PITCHER		IP	WLS	BF	H	R	ER	SO	BB	IBB	HBP	BLK	WP	HR	S	P	ERA	WHIP
Rollie Sheldon, R ERA: 4.74	(1, 1)	3.2	L	19	7	5	5	1	0	1	0	0	0	0	20	24	12.27	1.909
Bud Daley, L ERA: 5.76	(4, 1)	2.1		8	0	0	0	2	0	0	0	0	0	0	12	12	0.00	0.000
Jim Bouton, R ERA: 2.97	(7, 1)	2.0		8	2	0	0	2	0	0	0	0	0	0	12	12	0.00	1.000

PITCHER	IP	WLS	BF	H	R	ER	SO	BB	IBB	HBP	BLK	WP	HR	S	P	ERA	WHIP

BOTTOM

New York Yankees @ Detroit Tigers

Tiger Stadium, Detroit, MI

Sat Jun 23 1962, 7:05 PM EDT

Att. 38,150 - Unknown - 73 F

AB	34
R	5
H	9
RBI	5
BB	1
SO	5
LOB	15

WP: 0 PA: 36
PB: 0
SB: 0
CS: 1

livebaseballscorecards.com

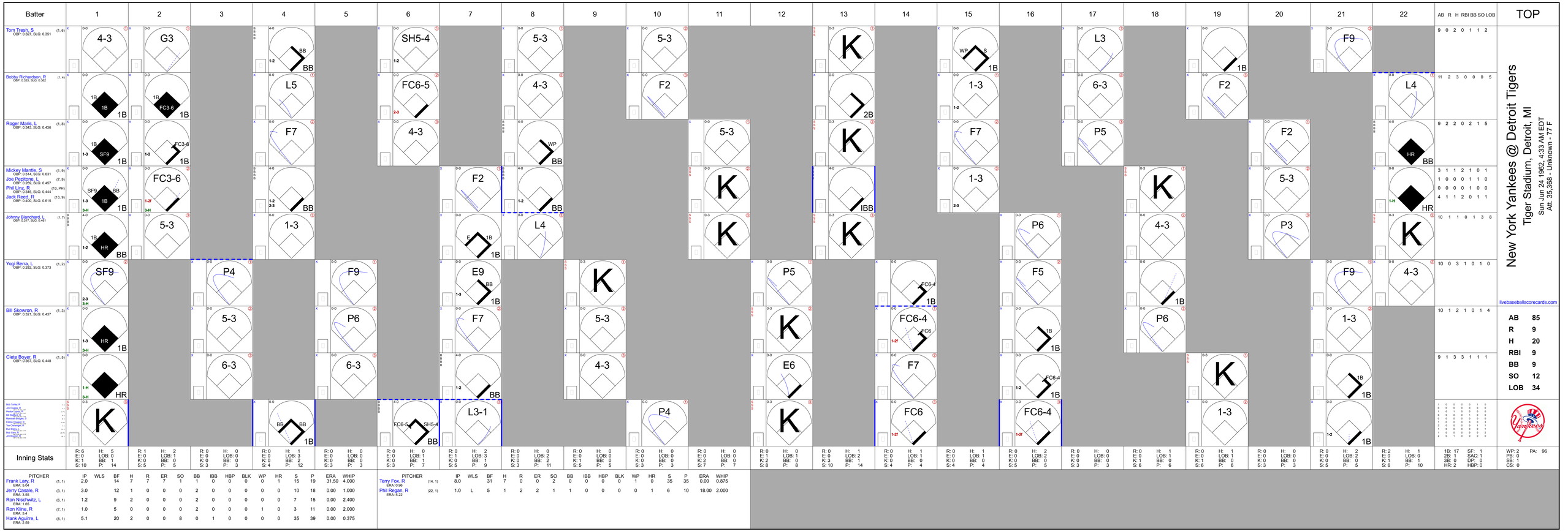

PITCHER		IP	WLS	BF	H	R	ER	SO	BB	IBB	HBP	BLK	WP	HR	S	P	ERA	WHIP
Frank Lary, R	(1, 1)	2.0		14	7	7	7	1	1	0	0	0	0	0	15	19	31.50	4.000
ERA: 9.04																		
Jerry Casale, R	(3, 1)	3.0		12	1	0	0	0	2	0	0	0	0	0	10	18	0.00	1.000
ERA: 3.55																		
Ron Nischwitz, L	(6, 1)	1.2		9	2	0	0	0	2	0	0	0	0	0	7	15	0.00	2.400
ERA: 1.65																		
Ron Kline, R	(7, 1)	1.0		5	0	0	0	0	2	0	0	0	1	0	3	11	0.00	2.000
ERA: 5.4																		
Hank Aguirre, L	(8, 1)	5.1		20	2	0	0	8	0	1	0	0	0	0	35	39	0.00	0.375
ERA: 2.59																		

PITCHER		IP	WLS	BF	H	R	ER	SO	BB	IBB	HBP	BLK	WP	HR	S	P	ERA	WHIP
Terry Fox, R	(14, 1)	8.0		31	7	2	2	1	1	0	0	0	1	0	6	10	2.25	1.125
ERA: 0.96																		
Phil Regan, R	(22, 1)	1.0	L	5	1	2	2	1	1	0	0	0	0	1	6	10	18.00	2.000
ERA: 5.22																		

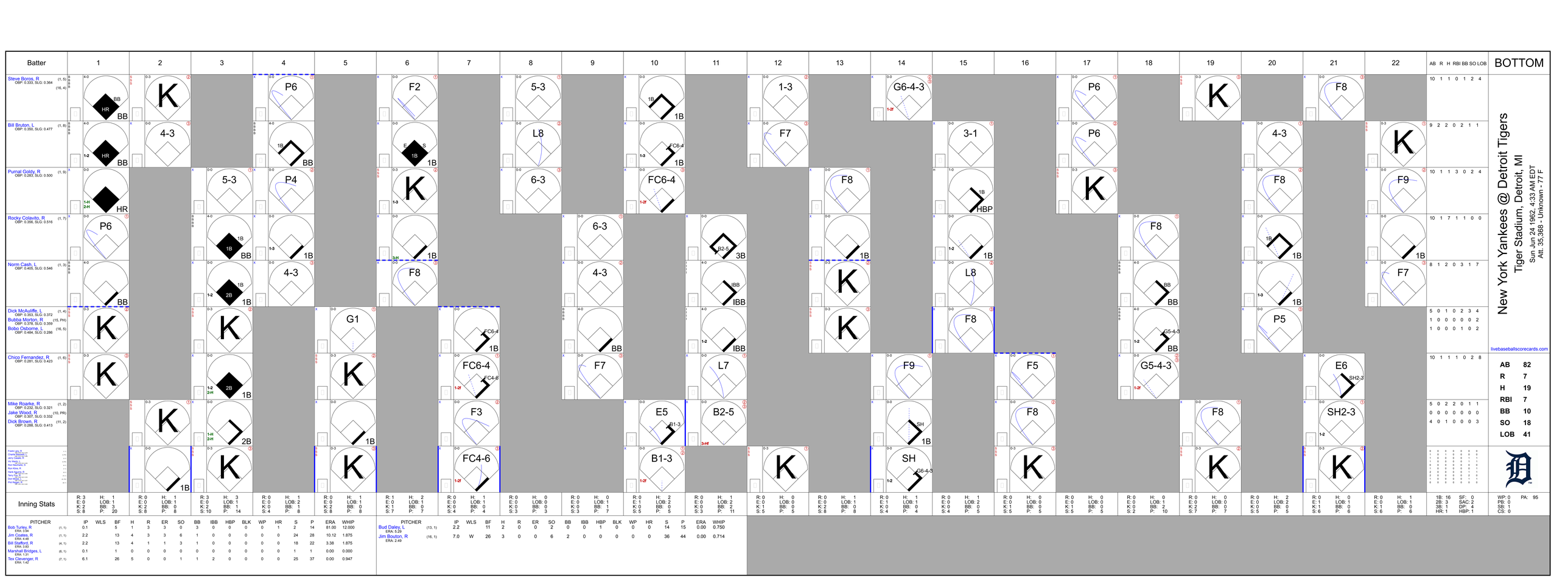

New York Yankees @ Detroit Tigers

Tiger Stadium, Detroit, MI

Sun Jun 24 1962, 4:33 AM EDT
Att. 35,368 - Unknown - 77 F

livebaseballscorecards.com

Batter	1	2	3	4	5	6	7	8	9	10	11	12	13	14	15	16	17	18	19	20	21	22	AB	R	H	RBI	BB	SO	LOB
Steve Boros, R (1, 5) OBP: 0.333, SLG: 0.364 (16, 4)	HR BB BB	K		P6		F2		5-3		1B 1B		1-3		G6-4-3 1-2f			P6		K		F8		10	1	1	0	1	2	4
Bill Bruton, L (1, 8) OBP: 0.350, SLG: 0.477	HR BB 1-2	4-3		1B BB		E S 1B 1B		L8		FC6-4 1-3 1B		F7			3-1		P6			4-3		K	9	2	2	0	2	1	1
Purnal Goldy, R (1, 9) OBP: 0.283, SLG: 0.500	HR 1-H 2-H		5-3	P4		K 1-3		6-3		FC6-4 1-2f			F8		1B HBP		K			F8		F9	10	1	1	3	0	2	4
Rocky Colavito, R (1, 7) OBP: 0.356, SLG: 0.516	P6		1B 1B BB	1-3 1B		3-H 1B			6-3		B2-5 3B		1B		1-2 1B			F8		1B 1B		1B	10	1	7	1	1	0	0
Norm Cash, L (1, 3) OBP: 0.405, SLG: 0.546	BB		1B 2B 1-2 1B	4-3		F8			4-3		IBB IBB		K		L8			BB BB		1-3 1B		F7	8	1	2	0	3	1	7
Dick McAuliffe, L (1, 4) OBP: 0.353, SLG: 0.372	K		K		G1		FC6-4 1B		BB		IBB 1-2		K		F8			G5-4-3 1-2 BB		P5			5	0	1	0	2	3	4
Bubba Morton, R (15, PH) OBP: 0.378, SLG: 0.359																							1	0	0	0	0	0	2
Bobo Osborne, L (16, 5) OBP: 0.484, SLG: 0.286																							1	0	0	0	1	0	2
Chico Fernandez, R (1, 6) OBP: 0.281, SLG: 0.423	K		1-2 2B 2-H 1B		K		FC6-4 FC4-6 1-2f		F7		L7			F9		F5		G5-4-3 1-2f			E6 SH2-3		10	1	1	1	0	2	8
Mike Roarke, R (1, 2) OBP: 0.232, SLG: 0.321		K																					5	0	2	2	0	1	1
Jake Wood, R (10, PR) OBP: 0.307, SLG: 0.332																							0	0	0	0	0	0	0
Dick Brown, R (11, 2) OBP: 0.288, SLG: 0.413			1-H 2-H 2B		1B		F3			E5 B1-3	B2-5 3-Hf			SH 1B		F8			F8		SH2-3 1-2		4	0	1	0	0	0	3
Frank Lary, R (1, 5)																							0	0	0	0	0	0	0
Charles Maxwell, L (1, 9)																							0	0	0	0	0	0	0
Jerry Casale, R (1, 7)																							0	0	0	0	0	0	0
Vic Wertz, L (1, 6)																							0	0	0	0	0	0	0
Ron Nicholas, R (1, 4)																							0	0	0	0	0	0	0
Rod Kline, R (1, 3)																							0	0	0	0	0	0	0
Hank Aguirre, R (1, 2)																							0	0	0	0	0	0	0
Terry Fox, R (1, 1)																							0	0	0	0	0	0	0
Don Mossi, L (1, 8)																							0	0	0	0	0	0	0
Phil Regan, R (1, 6)																							0	0	0	0	0	0	0
Jim Bouton, R (1, 4)																							0	0	0	0	0	0	0
Inning Stats	R: 3 E: 0 K: 2 S: 8	H: 1 LOB: 1 BB: 3 P: 20	R: 0 E: 0 K: 2 S: 8	H: 1 LOB: 1 BB: 0 P: 8	R: 3 E: 0 K: 2 S: 10	H: 3 LOB: 1 BB: 1 P: 14	R: 0 E: 0 K: 0 S: 4	H: 1 LOB: 2 BB: 1 P: 8	R: 0 E: 0 K: 2 S: 8	H: 1 LOB: 1 BB: 0 P: 8	R: 1 E: 0 K: 1 S: 7	H: 2 LOB: 1 BB: 0 P: 7	R: 0 E: 0 K: 0 S: 4	H: 1 LOB: 1 BB: 0 P: 4	R: 0 E: 0 K: 0 S: 3	H: 0 LOB: 0 BB: 0 P: 3	R: 0 E: 0 K: 0 S: 3	H: 0 LOB: 1 BB: 1 P: 7	R: 0 E: 1 K: 0 S: 5	H: 2 LOB: 2 BB: 0 P: 5	R: 0 E: 0 K: 0 S: 3	H: 1 LOB: 2 BB: 2 P: 11	R: 0 E: 0 K: 1 S: 5	H: 0 LOB: 0 BB: 0 P: 5	R: 0 E: 0 K: 1 S: 5	H: 1 LOB: 1 BB: 0 P: 4	R: 0 E: 0 K: 0 S: 4	H: 1 LOB: 2 BB: 0 P: 5	R: 0 E: 0 K: 1 S: 5	H: 0 LOB: 0 BB: 0 P: 5	R: 0 E: 0 K: 1 S: 5	H: 0 LOB: 0 BB: 0 P: 5	R: 0 E: 0 K: 0 S: 2	H: 0 LOB: 1 BB: 2 P: 10	R: 0 E: 0 K: 2 S: 7	H: 0 LOB: 0 BB: 0 P: 7	R: 0 E: 0 K: 0 S: 5	H: 2 LOB: 2 BB: 0 P: 5	R: 0 E: 1 K: 1 S: 6	H: 0 LOB: 1 BB: 0 P: 6	R: 0 E: 0 K: 1 S: 6	H: 1 LOB: 1 BB: 0 P: 6	1B: 16 2B: 3 3B: 1 HR: 1	SF: 0 SAC: 2 DP: 4 HBP: 1	WP: 0 PB: 0 SB: 1 CS: 0	PA: 95

PITCHER	IP	WLS	BF	H	R	ER	SO	BB	IBB	HBP	BLK	WP	HR	S	P	ERA	WHIP
Bob Turley, R (1, 1) ERA: 3.94	0.1		5	1	3	3	0	3	0	0	0	0	1	2	14	81.00	12.000
Jim Coates, R (1, 1) ERA: 4.48	2.2		13	4	3	3	6	1	0	0	0	0	0	24	28	10.12	1.875
Bill Stafford, R (4, 1) ERA: 3.83	2.2		13	4	1	1	3	1	0	0	0	0	0	18	22	3.38	1.875
Marshall Bridges, L (8, 1) ERA: 1.31	0.1		1	0	0	0	0	0	0	0	0	0	0	1	1	0.00	0.000
Tex Clevenger, R (7, 1) ERA: 1.42	6.1		26	5	0	0	1	1	2	0	0	0	0	25	37	0.00	0.947

PITCHER	IP	WLS	BF	H	R	ER	SO	BB	IBB	HBP	BLK	WP	HR	S	P	ERA	WHIP
Bud Daley, L (13, 1) ERA: 5.29	2.2		11	2	0	0	2	0	0	1	0	0	0	14	15	0.00	0.750
Jim Bouton, R (16, 1) ERA: 2.49	7.0	W	26	3	0	0	6	2	0	0	0	0	0	36	44	0.00	0.714

AB	82
R	7
H	19
RBI	7
BB	10
SO	18
LOB	41

Batter	1	2	3	4	5	6	7	8	9	AB	R	H	RBI	BB	SO	LOB
Phil Linz, R (1, 6) OBP: 0.333, SLG: 0.419	S S S 0-3 ① K		x 0-0 ② 6-3		x 0-0 1-2 3-H 1B		x 0-0 ① 5-3			4	0	1	1	0	1	0
Bobby Richardson, R (1, 4) OBP: 0.332, SLG: 0.360	x 0-0 1B 1B		x 0-0 E6 CS		x 0-0 ③ F8		x 0-0 ② 1-3			4	0	1	0	0	0	2
Hector Lopez, R (1, 7) OBP: 0.333, SLG: 0.343	x 0-0 FC6-4 1-2 1B		0-0 ③ CS 1-2	x 0-0 ① F8		x 0-0 FC6-4 1B 1B 1B	S S S 0-3 ③ K			4	1	2	0	0	1	0
Mickey Mantle, S (1, 9) OBP: 0.507, SLG: 0.617 Roger Maris, L (9, 9) OBP: 0.343, SLG: 0.436	x 0-0 ② F6			x 0-0 ② 6-3		x 0-0 FC6-4 1-2 1B		S S S 0-3 ① K		4 0	0 0	1 0	0 0	0 0	1 0	2 0
Elston Howard, R (1, 2) OBP: 0.308, SLG: 0.427	x 0-0 ③ FC6-4 1-2f			x 0-0 ③ F4		x 0-0 ① FC6-4 1B 1B 1-2f 2-3		x 0-0 ② 5-3		4	0	0	0	0	0	4
Bill Skowron, R (1, 3) OBP: 0.320, SLG: 0.433		S S S 0-3 ① K			x 0-0 ① F4	x 0-0 1B 1-2 3-H 1B		x 0-0 ③ 4-3		4	0	1	1	0	1	0
Clete Boyer, R (1, 5) OBP: 0.369, SLG: 0.449		x 0-0 ② F5			x 0-0 ② F7	x 0-0 1-2 2-3 1B			x 0-0 CS 1B	4	0	2	0	0	0	0
Jack Reed, R (1, 8) OBP: 0.368, SLG: 0.529		x 0-0 ③ F8			x 0-0 1B 1B	x 0-0 ② F5			S S S 0-3 ① ② K 1-2	4	1	1	0	0	1	4
Whitey Ford, L (1, 1) OBP: 0.088, SLG: 0.094 Marshall Bridges, S (9, 1)			x 0-0 ① 3-1		x 0-0 1B 1-3 1B	x 0-0 ③ 6-3			x 0-0 ③ 4-3	4 0	0 0	1 0	0 0	0 0	0 0	3 0
Inning Stats	R: 0 E: 0 K: 1 S: 7 H: 2 LOB: 2 BB: 0 P: 7	R: 0 E: 0 K: 1 S: 5 H: 0 LOB: 0 BB: 0 P: 5	R: 0 E: 1 K: 0 S: 3 H: 0 LOB: 0 BB: 0 P: 3	R: 0 E: 0 K: 0 S: 3 H: 0 LOB: 0 BB: 0 P: 3	R: 1 E: 0 K: 0 S: 6 H: 3 LOB: 2 BB: 0 P: 6	R: 1 E: 0 K: 0 S: 7 H: 4 LOB: 3 BB: 0 P: 7	R: 0 E: 0 K: 1 S: 5 H: 0 LOB: 0 BB: 0 P: 5	R: 0 E: 0 K: 1 S: 5 H: 0 LOB: 0 BB: 0 P: 5	R: 0 E: 0 K: 1 S: 5 H: 1 LOB: 0 BB: 0 P: 5	1B: 10 2B: 0 3B: 0 HR: 0	SF: 0 SAC: 0 DP: 0 HBP: 0						

PITCHER		IP	WLS	BF	H	R	ER	SO	BB	IBB	HBP	BLK	WP	HR	S	P	ERA	WHIP
Don Mossi, L ERA: 3.57	(1, 1)	8.0	L	33	9	2	2	4	0	0	0	0	0	0	41	41	2.25	1.125
Ron Kline, R ERA: 5.22	(9, 1)	1.0		3	1	0	0	1	0	0	0	0	0	0	5	5	0.00	1.000

PITCHER	IP	WLS	BF	H	R	ER	SO	BB	IBB	HBP	BLK	WP	HR	S	P	ERA	WHIP

TOP

New York Yankees @ Detroit Tigers

Tiger Stadium, Detroit, MI

Mon Jun 25 1962, 4:33 AM EDT

Att. 24,243 - Unknown - 83 F

livebaseballscorecards.com

AB	36
R	2
H	10
RBI	2
BB	0
SO	5
LOB	15



Batter	1	2	3	4	5	6	7	8	9	AB	R	H	RBI	BB	SO	LOB
Jake Wood, R (1, 4) OBP: 0.307, SLG: 0.335	6-3 2B		F8		K			F8		4	0	1	0	0	1	1
Purnal Goldy, R (1, 9) OBP: 0.263, SLG: 0.464	6-3 2-3			K	K	K		K		4	0	0	0	0	3	1
Bubba Morton, R (1, 8) OBP: 0.372, SLG: 0.343	1-3			1B BB		F7			F9	3	0	0	0	1	0	1
Rocky Colavito, R (1, 7) OBP: 0.355, SLG: 0.512	5-3			L7		5-3			BB 1B	4	0	1	0	0	0	2
Norm Cash, L (1, 3) OBP: 0.403, SLG: 0.541		K		1-2 1B			F8		K	4	0	1	0	0	2	1
Steve Boros, R (1, 5) OBP: 0.338, SLG: 0.359		L7		L5			4-0 BB		4-0 1-2 BB	2	0	0	0	2	0	2
Chico Fernandez, R (1, 6) OBP: 0.276, SLG: 0.415		5-3			6-3		L5		K	4	0	0	0	0	1	3
Mike Roarke, R (1, 2) OBP: 0.237, SLG: 0.309			6-3		4-0 BB		1-3			2	0	0	0	1	0	1
Don Mossi, L (1, 1) OBP: 0.353, SLG: 0.214			L9		K			6-3		2	0	0	0	0	1	1
Dick Brown, R (8, PH) OBP: 0.286, SLG: 0.411										1	0	0	0	0	0	0
Ron Kline, R (9, 1)										0	0	0	0	0	0	0
Inning Stats	R: 0 H: 1 E: 0 LOB: 1 K: 0 BB: 0 S: 4 P: 4	R: 0 H: 0 E: 0 LOB: 0 K: 1 BB: 0 S: 5 P: 5	R: 0 H: 0 E: 0 LOB: 0 K: 0 BB: 0 S: 3 P: 3	R: 0 H: 1 E: 0 LOB: 2 K: 1 BB: 1 S: 6 P: 10	R: 0 H: 0 E: 0 LOB: 1 K: 2 BB: 1 S: 7 P: 11	R: 0 H: 0 E: 0 LOB: 0 K: 1 BB: 0 S: 5 P: 5	R: 0 H: 0 E: 0 LOB: 1 K: 0 BB: 1 S: 3 P: 7	R: 0 H: 0 E: 0 LOB: 0 K: 1 BB: 0 S: 5 P: 5	R: 0 H: 1 E: 0 LOB: 2 K: 2 BB: 1 S: 8 P: 12	1B: 2 SF: 0 2B: 1 SAC: 0 3B: 0 DP: 0 HR: 0 HBP: 0						

PITCHER	IP	WLS	BF	H	R	ER	SO	BB	IBB	HBP	BLK	WP	HR	S	P	ERA	WHIP
Whitey Ford, L (1, 1) ERA: 2.66	8.1	W	30	2	0	0	6	3	0	0	0	0	0	39	51	0.00	0.600
Marshall Bridges, L (9, 1) ERA: 1.27	0.2	S	4	1	0	0	2	1	0	0	0	0	0	7	11	0.00	3.000

PITCHER	IP	WLS	BF	H	R	ER	SO	BB	IBB	HBP	BLK	WP	HR	S	P	ERA	WHIP

BOTTOM

New York Yankees @ Detroit Tigers

Tiger Stadium, Detroit, MI

Mon Jun 25 1962, 4:33 AM EDT

Att. 24,243 - Unknown - 83 F

livebaseballscorecards.com

AB	30
R	0
H	3
RBI	0
BB	4
SO	8
LOB	13

WP: 0 PA: 34
PB: 0
SB: 0
CS: 0

Batter	1	2	3	4	5	6	7	8	9	AB	R	H	RBI	BB	SO	LOB
Lenny Green, L (1, 8) (9, 7) OBP: 0.387, SLG: 0.451	B B B B 4-0 HR BB		B B B B 4-0 5-3 HR BB		x 0-0 1B SF7 1B	B B B B 4-0 1-2 2-3 BB		S S S 0-3 K ③		2	3	1	0	3	1	0
Vic Power, R (1, 3) OBP: 0.335, SLG: 0.456	x 0-0 F7 ①		x 0-0 5-3 ① 1-2		x 0-0 L6 ①	x 0-0 FC5 ③ 3-Hf			H 1-0 4-3 HBP	4	0	0	0	0	0	6
Rich Rollins, R (1, 5) OBP: 0.405, SLG: 0.524	x 0-0 1-H HR		x 0-0 2-H HR		x 0-0 SF7 1-3 1B		x 0-0 BB BB 1B		x 0-0 B1 ①	5	2	4	4	0	0	1
Harmon Killebrew, R (1, 7) OBP: 0.379, SLG: 0.465 Bill Tuttle, R (9, 8) OBP: 0.325, SLG: 0.296	x 0-0 5-3 ②		x 0-0 L5 ②		x 0-0 SF7 ② 1-2 3-H		B B B B 4-0 L6 BB 1-2 BB		x 0-0 4-3 ② 1-2	3 0	0 0	0 0	1 0	1 0	0 0	1 0
Bob Allison, R (1, 9) OBP: 0.376, SLG: 0.406	S S S 0-3 K ③		S S S 0-3 K ③		x 0-0 6-3 ③		B B B B 4-0 1-2 2-3 BB		S S S 0-3 K ③	4	0	0	0	1	3	2
Earl Battey, R (1, 2) OBP: 0.340, SLG: 0.422		x 0-0 F4 ①		x 0-0 F8 ①		x 0-0 6-3 ①	x 0-0 F4 ①			4	0	0	0	0	0	3
Bernie Allen, L (1, 4) OBP: 0.317, SLG: 0.419		x 0-0 1B		x 0-0 FC5-4 1B		B B B B 4-0 CS BB	x 0-0 ②③ L6 2-3			3	0	2	0	1	0	3
Zoilo Versalles, R (1, 6) OBP: 0.259, SLG: 0.353		x 0-0 F8 ②		x 0-0 FC5-4 ② 1-2f		B B B B 4-0 ② BB 1B 1-2 FC5 BB		x 0-0 B2 ①		3	0	0	0	1	0	2
Camilo Pascual, R (1, 1) OBP: 0.276, SLG: 0.404		S S S 0-3 K ③		x 0-0 F8 ③		x 0-0 BB 1-2 1B		x 0-0 5-3 ②		4	0	1	0	0	1	2
Inning Stats	R: 2 H: 1 E: 0 LOB: 0 K: 1 BB: 1 S: 6 P: 10	R: 0 H: 1 E: 0 LOB: 1 K: 1 BB: 0 S: 6 P: 6	R: 2 H: 1 E: 0 LOB: 0 K: 1 BB: 1 S: 6 P: 10	R: 0 H: 1 E: 0 LOB: 1 K: 0 BB: 0 S: 4 P: 4	R: 1 H: 2 E: 0 LOB: 1 K: 0 BB: 0 S: 5 P: 5	R: 0 H: 1 E: 0 LOB: 3 K: 0 BB: 3 S: 3 P: 15	R: 0 H: 1 E: 0 LOB: 2 K: 0 BB: 2 S: 3 P: 11	R: 0 H: 0 E: 0 LOB: 0 K: 1 BB: 0 S: 5 P: 5	R: 0 H: 0 E: 0 LOB: 1 K: 1 BB: 0 S: 5 P: 6	1B: 6 SF: 1 2B: 1 SAC: 0 3B: 0 DP: 1 HR: 2 HBP: 1						WP: 0 PA: 41 PB: 0 SB: 0 CS: 1

TOP

Minnesota Twins @ New York Yankees

Yankee Stadium, Bronx, NY

Tue Jun 26 1962, 7:05 PM EDT

Att. 28,051 - Unknown - 74 F

livebaseballscorecards.com

AB	32
R	5
H	8
RBI	5
BB	7
SO	5
LOB	20

PITCHER		IP	WLS	BF	H	R	ER	SO	BB	IBB	HBP	BLK	WP	HR	S	P	ERA	WHIP
Rollie Sheldon, R ERA: 5.05	(1, 1)	5.0	L	23	6	5	5	3	2	0	0	0	0	2	27	35	9.00	1.600
Bob Turley, R ERA: 3.71	(6, 1)	2.0		11	2	0	0	0	5	0	0	0	0	0	6	26	0.00	3.500
Luis Arroyo, L ERA: 7.2	(8, 1)	1.0		3	0	0	0	1	0	0	0	0	0	0	5	5	0.00	0.000
Bud Daley, L ERA: 5.13	(9, 1)	1.0		4	0	0	0	1	0	0	1	0	0	0	5	6	0.00	0.000

PITCHER	IP	WLS	BF	H	R	ER	SO	BB	IBB	HBP	BLK	WP	HR	S	P	ERA	WHIP

Batter	1	2	3	4	5	6	7	8	9	AB	R	H	RBI	BB	SO	LOB
Tom Tresh, S (1, 6) OBP: 0.325, SLG: 0.348	G3-6-3 1B		K		F7 1-2 3-3		4-3		G3	5	0	1	0	0	1	6
Bobby Richardson, R (1, 4) OBP: 0.331, SLG: 0.359	F9		6-3			E 1B		F9		4	0	1	0	0	0	1
Roger Maris, L (1, 8) OBP: 0.338, SLG: 0.429	G3-6-3 1-2f			K		K		K		4	0	0	0	0	3	2
Johnny Blanchard, L (1, 9) OBP: 0.310, SLG: 0.450		F2		K		K		F4		4	0	0	0	0	2	1
Hector Lopez, R (1, 7) OBP: 0.322, SLG: 0.330		K		F8		E5 FC6-4 1-2			K	4	0	0	0	0	2	1
Elston Howard, R (1, 2) OBP: 0.311, SLG: 0.429		1B 1B			E 1B	FC6-4 1-2f			E6 1B 1B	4	0	2	0	0	0	2
Bill Skowron, R (1, 3) OBP: 0.323, SLG: 0.435		1-3 1B			K		F7		1-2 1B	4	0	2	0	0	1	1
Clete Boyer, R (1, 5) OBP: 0.371, SLG: 0.450		F6			E 1-2 1B		K		1-2 2-3 1B	4	0	2	0	0	1	2
Rollie Sheldon, R (1, 1) OBP: 0.235, SLG: 0.071 Yogi Berra, L (5, PH) OBP: 0.280, SLG: 0.370 Bob Turley, R (6, 1) Joe Pepitone, L (7, PH) OBP: 0.275, SLG: 0.462 Luis Arroyo, L (8, 1) Bud Daley, L (9, 1) OBP: 0.375, SLG: 0.375 Mickey Mantle, S (9, PH) OBP: 0.503, SLG: 0.611			K		F9 2-3		1B		K	1 1 0 1 0 0 1	0 0 0 0 0 0 0	0 0 0 1 0 0 0	0 0 0 0 0 0 0	1 0 0 0 0 0 0	0 2 0 0 0 0 0	0 2 0 0 0 0 0
Inning Stats	R: 0 E: 0 K: 0 S: 3 H: 1 LOB: 0 BB: 0 P: 3	R: 0 E: 0 K: 1 S: 7 H: 2 LOB: 2 BB: 0 P: 7	R: 0 E: 0 K: 2 S: 7 H: 0 LOB: 0 BB: 0 P: 7	R: 0 E: 0 K: 2 S: 7 H: 0 LOB: 0 BB: 0 P: 7	R: 0 E: 1 K: 1 S: 7 H: 2 LOB: 2 BB: 0 P: 7	R: 0 E: 1 K: 2 S: 9 H: 1 LOB: 2 BB: 0 P: 9	R: 0 E: 0 K: 1 S: 6 H: 1 LOB: 1 BB: 0 P: 6	R: 0 E: 0 K: 1 S: 5 H: 0 LOB: 0 BB: 0 P: 5	R: 0 E: 1 K: 2 S: 10 H: 2 LOB: 3 BB: 0 P: 10	1B: 9 2B: 0 3B: 0 HR: 0 SF: 0 SAC: 0 DP: 1 HBP: 0						

PITCHER	IP	WLS	BF	H	R	ER	SO	BB	IBB	HBP	BLK	WP	HR	S	P	ERA	WHIP
Camilo Pascual, R (1, 1) ERA: 3.68	9.0	W	37	9	0	0	12	0	0	0	0	0	0	61	61	0.00	1.000

PITCHER	IP	WLS	BF	H	R	ER	SO	BB	IBB	HBP	BLK	WP	HR	S	P	ERA	WHIP

BOTTOM

Minnesota Twins @ New York Yankees

Yankee Stadium, Bronx, NY

Tue Jun 26 1962, 7:05 PM EDT
Att. 28,051 - Unknown - 74 F

livebaseballscorecards.com

AB	37
R	0
H	9
RBI	0
BB	0
SO	12
LOB	21

WP: 0 PA: 37
PB: 0
SB: 0
CS: 0

Minnesota Twins @ New York Yankees

Yankee Stadium, Bronx, NY

Wed Jun 27 1962, 3:33 AM EDT
Att. 18,312 - Unknown - 78 F

livebaseballscorecards.com

Batter	1	2	3	4	5	6	7	8	9	AB	R	H	RBI	BB	SO	LOB
Lenny Green, L (1, 8) OBP: 0.382, SLG: 0.444	F9		G3 2-3		F9		4-3			4	0	0	0	0	0	1
Vic Power, R (1, 3) (6, 4) OBP: 0.341, SLG: 0.469	E S 1B		3-H 2B			1B 2B		F7		4	1	3	1	0	0	0
Rich Rollins, R (1, 5) OBP: 0.401, SLG: 0.517	K 1-3		K			L7		K		4	0	0	0	0	3	3
Harmon Killebrew, R (1, 7) OBP: 0.374, SLG: 0.457	F5			K		F6		L7		4	0	0	0	0	1	2
Bob Allison, R (1, 9) OBP: 0.378, SLG: 0.408		K		FC5-4 1B		2-H 1B			K	4	0	2	1	0	2	0
Earl Battey, R (1, 2) OBP: 0.339, SLG: 0.419		5-3		FC5-4 1-2f		4-3			BB 1B	4	0	1	0	0	0	2
Bernie Allen, L (1, 4) OBP: 0.315, SLG: 0.415		G3		4-3			HR		BB 1-2	2	0	0	0	0	0	1
Don Mincher, L (6, 3) OBP: 0.400, SLG: 0.512										1	1	1	1	1	0	0
Zoilo Versalles, R (1, 6) OBP: 0.259, SLG: 0.351			E7 G3 2B		F2		G5-4-3 1B		K	4	1	1	0	0	1	2
Jim Kaat, L (1, 1) OBP: 0.283, SLG: 0.350			K		F8		G5-4-3 1-2f		L6	1	0	0	0	0	1	1
Ted Sadowski, R (3, 1) OBP: 0.500, SLG: 0.500										0	0	0	0	0	0	0
Johnny Goryl, R (5, PH) OBP: 0.333, SLG: 0.684										1	0	0	0	0	0	0
Georges Maranda, R (5, 1) OBP: 0.429, SLG: 0.714										0	0	0	0	0	0	0
George Banks, R (7, PH) OBP: 0.377, SLG: 0.429										1	0	0	0	0	0	1
Bill Pleis, L (7, 1)										0	0	0	0	0	0	0
Hal Naragon, L (9, PH) OBP: 0.243, SLG: 0.235										1	0	0	0	0	0	2

Inning Stats	1	2	3	4	5	6	7	8	9		
	R: 0 H: 1	R: 0 H: 0	R: 1 H: 1	R: 0 H: 1	R: 0 H: 0	R: 1 H: 2	R: 1 H: 2	R: 0 H: 0	R: 0 H: 1	1B: 5 SF: 0	WP: 0 PA: 36
	E: 0 LOB: 1	E: 0 LOB: 0	E: 1 LOB: 1	E: 0 LOB: 1	E: 0 LOB: 0	E: 0 LOB: 1	E: 0 LOB: 0	E: 0 LOB: 0	E: 0 LOB: 2	2B: 2 SAC: 0	PB: 0
	K: 1 BB: 0	K: 1 BB: 0	K: 2 BB: 0	K: 1 BB: 0	K: 0 BB: 0	K: 0 BB: 0	K: 0 BB: 0	K: 1 BB: 0	K: 2 BB: 1	3B: 0 DP: 1	SB: 1
	S: 6 P: 6	S: 5 P: 5	S: 9 P: 9	S: 6 P: 6	S: 3 P: 3	S: 5 P: 5	S: 4 P: 4	S: 5 P: 5	S: 8 P: 12	HR: 1 HBP: 0	CS: 0

PITCHER	IP	WLS	BF	H	R	ER	SO	BB	IBB	HBP	BLK	WP	HR	S	P	ERA	WHIP
Ralph Terry, R (1, 1) ERA: 3.2	9.0	W	36	8	3	2	8	1	0	0	0	0	1	51	55	2.00	1.000

PITCHER	IP	WLS	BF	H	R	ER	SO	BB	IBB	HBP	BLK	WP	HR	S	P	ERA	WHIP

Batter	1	2	3	4	5	6	7	8	9	AB	R	H	RBI	BB	SO	LOB
Tom Tresh, S (1, 6) OBP: 0.330, SLG: 0.363	HR	HR 2-H 3-H 1B	1-2 2-3 3-H HBP		F9 ③			F7 ①		4	2	2	4	0	0	0
Roger Maris, L (1, 8) OBP: 0.336, SLG: 0.437	F8 ①	1-H HR	F2 ③			6-3 ①		SSS K ②		5	1	1	2	0	1	3
Bobby Richardson, R (1, 4) OBP: 0.335, SLG: 0.361	6-3 ②	1B		G4-6-3 1B		F7 ②		BBBB FC6-4 BB		4	0	2	0	1	0	0
Mickey Mantle, S (1, 9) OBP: 0.494, SLG: 0.593 Joe Pepitone, L (9, 9) OBP: 0.275, SLG: 0.462	SSS 1B	SSS K ③		G4-6-3 ①② 1-2f		F6 ③		FC6-4 ③ 1-2f		5 0	0 0	1 0	0 0	0 0	1 0	3 0
Elston Howard, R (1, 2) OBP: 0.314, SLG: 0.430	F3 ③		5-3 ①	1B 1B			FC6-4 BLK SF7 1B			4	1	2	0	0	0	1
Hector Lopez, R (1, 7) OBP: 0.336, SLG: 0.340 Jack Reed, R (7, PR) OBP: 0.368, SLG: 0.529 (8, 7)		F9 ① 1B	HBP 4-3 HBP 1B	1-2 1B			BBBB FC6-4 1-2 BB			3 0	1 0	2 0	0 0	1 0	0 0	0 0
Bill Skowron, R (1, 3) OBP: 0.322, SLG: 0.431		1B 1B 1B	4-3 ② 1-2	K ③			FC6-4 ① 1-2f 2-3			4	1	1	0	0	1	5
Clete Boyer, R (1, 5) OBP: 0.373, SLG: 0.451		1-3 1-3 1B 1B	IIII HBP HBP IBB		K ①		SF7 ② 3-H			2	1	1	1	1	1	0
Ralph Terry, R (1, 1) OBP: 0.151, SLG: 0.118		1-3 ② 1-2	HBP 1-2 2-3 HBP		5-3 ②		K ③			3	0	0	0	0	1	3
Inning Stats	R: 1 E: 0 K: 0 S: 5 H: 2 LOB: 1 BB: 0 P: 5	R: 4 E: 0 K: 1 S: 10 H: 5 LOB: 1 BB: 0 P: 10	R: 1 E: 0 K: 0 S: 4 H: 1 LOB: 3 BB: 1 P: 10	R: 0 E: 0 K: 1 S: 7 H: 3 LOB: 2 BB: 0 P: 7	R: 0 E: 0 K: 1 S: 5 H: 0 LOB: 0 BB: 0 P: 5	R: 0 E: 0 K: 0 S: 3 H: 0 LOB: 0 BB: 0 P: 3	R: 1 E: 0 K: 1 S: 6 H: 1 LOB: 1 BB: 1 P: 10	R: 0 E: 0 K: 1 S: 5 H: 0 LOB: 1 BB: 1 P: 9		1B: 10 2B: 0 3B: 0 HR: 2	SF: 1 SAC: 0 DP: 1 HBP: 2			WP: 0 PB: 0 SB: 0 CS: 0	PA: 40		

BOTTOM

Minnesota Twins @ New York Yankees

Yankee Stadium, Bronx, NY

Wed Jun 27 1962, 3:33 AM EDT
Att. 18,312 - Unknown - 78 F

livebaseballscorecards.com

AB	34
R	7
H	12
RBI	7
BB	3
SO	5
LOB	15

PITCHER		IP	WLS	BF	H	R	ER	SO	BB	IBB	HBP	BLK	WP	HR	S	P	ERA	WHIP
Jim Kaat, L ERA: 3.6	(1, 1)	2.2	L	19	8	6	6	1	0	1	2	0	0	2	18	24	20.25	3.000
Ted Sadowski, R ERA: 4.36	(3, 1)	1.1		6	3	0	0	1	0	0	0	0	0	0	8	8	0.00	2.250
Georges Maranda, R ERA: 4.28	(5, 1)	2.0		6	0	0	0	1	0	0	0	0	0	0	8	8	0.00	0.000
Bill Pleis, L ERA: 4.5	(7, 1)	2.0		9	1	1	1	2	2	0	0	1	0	0	11	19	4.50	1.500

PITCHER	IP	WLS	BF	H	R	ER	SO	BB	IBB	HBP	BLK	WP	HR	S	P	ERA	WHIP

Minnesota Twins @ New York Yankees

Yankee Stadium, Bronx, NY

Thu Jun 28 1962, 3:33 AM EDT

Att. 18,539 - Unknown - 78 F

livebaseballscorecards.com

TOP

Batter	1	2	3	4	5	6	7	8	9	AB	R	H	RBI	BB	SO	LOB
Lenny Green, L (1, 8) (8, 7) OBP: 0.383, SLG: 0.440	5-3		BB			L8		F9	BB	3	0	0	0	2	0	1
Vic Power, R (1, 3) (7, 4) OBP: 0.338, SLG: 0.468	F8		F8			3-1		1-H 1B 2B	6-3	5	1	1	1	0	0	2
Rich Rollins, R (1, 5) OBP: 0.396, SLG: 0.510	F7			F8		F7		6-3		4	0	0	0	0	0	1
Harmon Killebrew, R (1, 7) OBP: 0.372, SLG: 0.453		K		F7			F4	2-H BB BB 1B		4	0	1	1	0	1	0
Jim Kaat, L (8, PR) OBP: 0.283, SLG: 0.350										0	0	0	0	0	0	0
Dick Stigman, R (8, 1)										0	0	0	0	0	0	0
Ray Moore, R (8, 1)										0	0	0	0	0	0	0
Bob Allison, R (1, 9) OBP: 0.385, SLG: 0.415		5-3 S BB		K			2B	1-2 BB		2	0	1	0	2	1	0
Earl Battey, R (1, 2) OBP: 0.341, SLG: 0.418		5-3 1-3			FC5-4 1B		F2	1-2 2-3 BB		3	0	1	0	1	0	2
Johnny Goryl, R (1, 4) OBP: 0.304, SLG: 0.619		F4			FC5-4 FC6 1-2f		BB	K		2	0	0	0	0	0	2
Don Mincher, L (7, PH) (7, 3) OBP: 0.402, SLG: 0.506										1	0	0	0	1	1	3
Zoilo Versalles, R (1, 6) OBP: 0.259, SLG: 0.350			G6-4-3 1B		FC6 1-2f		F6		K	4	0	1	0	0	1	3
Jack Kralick, L (1, 1) OBP: 0.220, SLG: 0.256			G6-4-3 1-2f		G3			2B 1B	F4	2	0	0	0	0	0	2
Lee Stange, R (7, 1) OBP: 0.143, SLG: 0.143										0	0	0	0	0	0	0
George Banks, R (8, PH) OBP: 0.385, SLG: 0.438										1	1	1	0	0	0	0
Bill Tuttle, R (8, 8) OBP: 0.321, SLG: 0.292										1	0	0	0	0	0	0
Inning Stats	R: 0 E: 0 K: 0 S: 3 H: 0 LOB: 0 BB: 0 P: 3	R: 0 E: 0 K: 1 S: 5 H: 0 LOB: 1 BB: 1 P: 9	R: 0 E: 0 K: 0 S: 3 H: 1 LOB: 1 BB: 1 P: 7	R: 0 E: 0 K: 1 S: 5 H: 0 LOB: 0 BB: 0 P: 5	R: 0 E: 0 K: 0 S: 4 H: 1 LOB: 1 BB: 0 P: 4	R: 0 E: 0 K: 0 S: 3 H: 0 LOB: 0 BB: 0 P: 3	R: 0 E: 0 K: 0 S: 4 H: 1 LOB: 2 BB: 1 P: 8	R: 2 E: 0 K: 1 S: 8 H: 3 LOB: 3 BB: 2 P: 16	R: 0 E: 0 K: 1 S: 5 H: 0 LOB: 1 BB: 1 P: 9	1B: 4 2B: 2 3B: 0 HR: 0	SF: 0 SAC: 0 DP: 1 HBP: 0					

AB	32
R	2
H	6
RBI	2
BB	6
SO	4
LOB	16

WP: 0 PB: 0 SB: 1 CS: 0 PA: 38

PITCHER		IP	WLS	BF	H	R	ER	SO	BB	IBB	HBP	BLK	WP	HR	S	P	ERA	WHIP
Bill Stafford, R ERA: 3.71	(1, 1)	7.2	W	32	6	2	2	2	4	0	0	0	0	0	32	48	2.35	1.304
Tex Clevenger, R ERA: 1.42	(8, 1)	0.0		1	0	0	0	0	1	0	0	0	0	0	0	4	∞	∞
Marshall Bridges, L ERA: 1.19	(8, 1)	1.1	S	5	0	0	0	2	1	0	0	0	0	0	8	12	0.00	0.750

PITCHER		IP	WLS	BF	H	R	ER	SO	BB	IBB	HBP	BLK	WP	HR	S	P	ERA	WHIP

BOTTOM

Minnesota Twins @ New York Yankees

Yankee Stadium, Bronx, NY

Thu Jun 28 1962, 3:33 AM EDT
Att. 18,539 - Unknown - 78 F

livebaseballscorecards.com

Batter	1	2	3	4	5	6	7	8	9	AB	R	H	RBI	BB	SO	LOB
Tom Tresh, S (1, 6) OBP: 0.329, SLG: 0.358	L5		F9		K			BB		3	1	0	0	1	1	1
Roger Maris, L (1, 8) OBP: 0.338, SLG: 0.447	F2			HR		4-3		1B 1-2 BB		3	1	1	1	1	0	0
Hector Lopez, R (1, 7) OBP: 0.328, SLG: 0.330	6-3			K		K		1-3 2-H 1B		3	0	0	0	0	2	0
Joe Pepitone, L (8, 7) OBP: 0.282, SLG: 0.467										1	0	1	1	0	0	0
Mickey Mantle, S (1, 9) OBP: 0.494, SLG: 0.615		G4-3 1B		HR		F3		F3		4	1	2	1	0	0	2
Jack Reed, R (9, 9) OBP: 0.368, SLG: 0.529										0	0	0	0	0	0	0
Elston Howard, R (1, 2) OBP: 0.313, SLG: 0.431		G4-3 1-2f		6-3			SH3 E 2B	L9		4	1	1	0	0	0	3
Bill Skowron, R (1, 3) OBP: 0.324, SLG: 0.432		1B		5-3			SH3 2-3			2	0	1	0	0	0	0
Clete Boyer, R (1, 5) OBP: 0.369, SLG: 0.445		F7			F2		2-3 3-H			3	0	0	0	0	0	1
Phil Linz, R (1, 4) OBP: 0.306, SLG: 0.382			F2		5-3		F8			3	0	0	0	0	0	0
Bill Stafford, R (1, 1) OBP: 0.243, SLG: 0.250			6-3		1B			5-3		2	0	1	0	0	0	0
Tex Clevenger, R (8, 1)										0	0	0	0	0	0	0
Marshall Bridges, S (8, 1)										1	0	0	0	0	0	0
Inning Stats	R: 0 E: 0 K: 0 S: 3 H: 0 LOB: 0 BB: 0 P: 3	R: 0 E: 0 K: 0 S: 4 H: 2 LOB: 1 BB: 0 P: 4	R: 0 E: 0 K: 0 S: 3 H: 0 LOB: 0 BB: 0 P: 3	R: 2 E: 0 K: 1 S: 7 H: 2 LOB: 0 BB: 0 P: 7	R: 0 E: 0 K: 1 S: 6 H: 1 LOB: 1 BB: 0 P: 6	R: 0 E: 0 K: 1 S: 5 H: 0 LOB: 0 BB: 0 P: 5	R: 1 E: 1 K: 0 S: 4 H: 1 LOB: 0 BB: 0 P: 4	R: 1 E: 0 K: 0 S: 4 H: 1 LOB: 2 BB: 2 P: 12		1B: 4 2B: 1 3B: 0 HR: 2 SF: 0 SAC: 1 DP: 1 HBP: 0						

	AB	29
	R	4
	H	7
	RBI	3
	BB	2
	SO	3
	LOB	7

WP: 0 PA: 32
PB: 0
SB: 0
CS: 0

PITCHER		IP	WLS	BF	H	R	ER	SO	BB	IBB	HBP	BLK	WP	HR	S	P	ERA	WHIP
Jack Kralick, L ERA: 4.34	(1, 1)	6.1	L	24	6	3	2	3	0	0	0	0	0	2	30	30	2.84	0.947
Lee Stange, R ERA: 3.81	(7, 1)	0.2		2	0	0	0	0	0	0	0	0	0	0	2	2	0.00	0.000
Dick Stigman, L ERA: 3.54	(8, 1)	0.2		5	1	1	1	0	2	0	0	0	0	0	3	11	13.50	4.500
Ray Moore, R ERA: 3.27	(8, 1)	0.1		1	0	0	0	0	0	0	0	0	0	0	1	1	0.00	0.000

PITCHER		IP	WLS	BF	H	R	ER	SO	BB	IBB	HBP	BLK	WP	HR	S	P	ERA	WHIP

Los Angeles Angels @ New York Yankees

Yankee Stadium, Bronx, NY

Fri Jun 29 1962, 7:05 PM EDT

Att. 28,007 - Unknown - 78 F

livebaseballscorecards.com

TOP

Batter	1	2	3	4	5	6	7	8	9	AB	R	H	RBI	BB	SO	LOB
Albie Pearson, L (1, 8) OBP: 0.399, SLG: 0.386	HR		L4			3-1		K		4	1	1	1	0	1	0
Billy Moran, R (1, 4) OBP: 0.342, SLG: 0.460	6-3		K			5-3		5-3		4	0	0	0	0	1	0
Leon Wagner, L (1, 9) OBP: 0.359, SLG: 0.579	F9			K			3B 1B		F8	4	1	1	0	0	1	0
Earl Averill, R (1, 7) OBP: 0.418, SLG: 0.381	6-3			BB G6-4-3			K		F6	3	0	0	0	1	1	1
Buck Rodgers, S (1, 2) OBP: 0.330, SLG: 0.418		F7		G6-4-3 1-2f			E 3B 1-H		1-3	4	1	1	1	0	0	1
Felix Torres, R (1, 5) OBP: 0.306, SLG: 0.364		FC5-4 1B			F9		E1 3-H			3	0	1	0	0	0	0
Lee Thomas, L (1, 3) OBP: 0.348, SLG: 0.412		F5			3-1		F9			3	0	0	0	0	0	2
Joe Koppe, R (1, 6) OBP: 0.367, SLG: 0.306		FC5-4 1-2f			F3		F6			3	0	0	0	0	0	2
Ken McBride, R (1, 1) OBP: 0.184, SLG: 0.316			F4			F9		6-3		1	0	0	0	0	0	0
Eddie Yost, R (6, PH) OBP: 0.427, SLG: 0.361										1	0	0	0	0	0	0
Jack Spring, R (6, 1)										0	0	0	0	0	0	0
Gordie Windhorn, R (8, PH) OBP: 0.217, SLG: 0.298										1	0	0	0	0	0	0
Art Fowler, R (8, 1)										0	0	0	0	0	0	0
Inning Stats	R: 1 E: 0 K: 0 S: 4 H: 1 LOB: 0 BB: 0 P: 4	R: 0 E: 0 K: 0 S: 4 H: 1 LOB: 1 BB: 0 P: 4	R: 0 E: 0 K: 1 S: 5 H: 0 LOB: 0 BB: 0 P: 5	R: 0 E: 0 K: 1 S: 4 H: 0 LOB: 0 BB: 1 P: 8	R: 0 E: 0 K: 0 S: 3 H: 0 LOB: 0 BB: 0 P: 3	R: 0 E: 0 K: 0 S: 3 H: 0 LOB: 0 BB: 0 P: 3	R: 2 E: 1 K: 1 S: 8 H: 2 LOB: 1 BB: 0 P: 8	R: 0 E: 0 K: 1 S: 5 H: 0 LOB: 0 BB: 0 P: 5	R: 0 E: 0 K: 0 S: 3 H: 0 LOB: 0 BB: 0 P: 3	1B: 2 2B: 0 3B: 1 HR: 1 SF: 0 SAC: 0 DP: 1 HBP: 0						

	AB	31
	R	3
	H	4
	RBI	2
	BB	1
	SO	4
	LOB	6

WP: 0 PB: 0 SB: 0 CS: 0 PA: 32

PITCHER	IP	WLS	BF	H	R	ER	SO	BB	IBB	HBP	BLK	WP	HR	S	P	ERA	WHIP
Whitey Ford, L (1, 1) ERA: 2.61	9.0	W	32	4	3	2	4	1	0	0	0	0	1	39	43	2.00	0.556

PITCHER	IP	WLS	BF	H	R	ER	SO	BB	IBB	HBP	BLK	WP	HR	S	P	ERA	WHIP

Batter	1	2	3	4	5	6	7	8	9	AB	R	H	RBI	BB	SO	LOB
Tom Tresh, S (1, 6) OBP: 0.337, SLG: 0.362	G3	BBBB FC6-4 1-2 BB			H SH5-3 1B HBP		x G3 BB FC 1B	x 1B 1-2 2-H 1B		3	2	2	1	1	0	0
Bobby Richardson, R (1, 4) OBP: 0.338, SLG: 0.361	E6 4-3 1B	FC6-4 1-2f			SH5-3 1-2		BBBB FC G3 1-2 BB	1B 1-3 2-H 1B		3	0	1	1	1	0	2
Roger Maris, L (1, 8) OBP: 0.336, SLG: 0.442	4-3 1-2 1B	4-3			F8		G3 1-2 2-3	SSS K		5	0	1	0	0	1	5
Mickey Mantle, S (1, 9) OBP: 0.491, SLG: 0.603 Jack Reed, R (9, 9) OBP: 0.368, SLG: 0.529	4-3 1-2 2-3	G3			BB 2-H 1B		FC IBB	SSS K		4 0	0 0	1 0	1 0	1 0	1 0	4 0
Yogi Berra, L (1, 2) OBP: 0.279, SLG: 0.362	G3	G3			BBBB 1-2 BB		FC 1-2 2-3 3-H			3	0	0	1	1	0	4
Johnny Blanchard, L (1, 7) OBP: 0.309, SLG: 0.445 Bill Skowron, R (8, 3) OBP: 0.324, SLG: 0.432		L4		G3 WP SF9 1B	F2		L4			4 0	1 0	1 0	0 0	0 0	0 0	4 0
Joe Pepitone, L (1, 3) OBP: 0.289, SLG: 0.468 (8, 7)		E S 1B 1B		G3 1-3	SSS K			E 1B 1B		4	2	2	0	0	1	1
Clete Boyer, R (1, 5) OBP: 0.367, SLG: 0.444		BB 1-H 1B		SF9 3-H	4-3			SSS K		3	0	1	2	0	1	1
Whitey Ford, L (1, 1) OBP: 0.105, SLG: 0.086		BBBB BB 1-2 BB		4-3	1-3			FC5 1-2 1B 1B		3	1	0	0	1	0	1
Inning Stats	R: 0 E: 1 K: 0 S: 5 H: 1 LOB: 2 BB: 0 P: 5	R: 1 E: 0 K: 0 S: 4 H: 2 LOB: 2 BB: 2 P: 12	R: 0 E: 0 K: 0 S: 3 H: 0 LOB: 0 BB: 0 P: 3	R: 1 E: 0 K: 0 S: 4 H: 1 LOB: 0 BB: 0 P: 4	R: 1 E: 0 K: 0 S: 4 H: 1 LOB: 2 BB: 1 P: 9	R: 0 E: 0 K: 1 S: 5 H: 0 LOB: 0 BB: 0 P: 5	R: 1 E: 0 K: 0 S: 4 H: 1 LOB: 2 BB: 2 P: 12	R: 2 E: 1 K: 3 S: 13 H: 3 LOB: 2 BB: 0 P: 13		1B: 9 2B: 0 3B: 0 HR: 0 SF: 1 SAC: 1 DP: 0 HBP: 1						

PITCHER		IP	WLS	BF	H	R	ER	SO	BB	IBB	HBP	BLK	WP	HR	S	P	ERA	WHIP
Ken McBride, R ERA: 3.94	(1, 1)	5.0		24	5	3	3	0	3	0	1	0	1	0	20	33	5.40	1.600
Jack Spring, L ERA: 2.06	(6, 1)	2.0	L	9	1	1	1	1	1	1	0	0	0	0	9	17	4.50	1.000
Art Fowler, R ERA: 3.0	(8, 1)	1.0		7	3	2	1	3	0	0	0	0	0	0	13	13	9.00	3.000

PITCHER	IP	WLS	BF	H	R	ER	SO	BB	IBB	HBP	BLK	WP	HR	S	P	ERA	WHIP

BOTTOM

Los Angeles Angels @ New York Yankees

Yankee Stadium, Bronx, NY

Fri Jun 29 1962, 7:05 PM EDT
Att. 28,007 - Unknown - 78 F

livebaseballscorecards.com

AB	32
R	6
H	9
RBI	6
BB	5
SO	4
LOB	22

WP: 1 PB: 0 SB: 1 CS: 0 PA: 40

Batter	1	2	3	4	5	6	7	8	9	AB	R	H	RBI	BB	SO	LOB
Albie Pearson, L (1, 8) OBP: 0.396, SLG: 0.383	4-3	4-3		FC5-4 2-H 3-H 1B		6-3			G3	5	0	1	2	0	0	1
Billy Moran, R (1, 4) OBP: 0.339, SLG: 0.455	1B 1B 1B		L6	FC5-4 1-2f			6-3		L9	5	1	1	0	0	0	1
Leon Wagner, L (1, 9) OBP: 0.361, SLG: 0.578	1B 1B 1-2 1B		K		S 1B		G3			4	1	2	0	0	1	0
Buck Rodgers, S (1, 2) OBP: 0.325, SLG: 0.412	K		F2		K		F8			4	0	0	0	0	2	3
Earl Averill, R (1, 7) OBP: 0.421, SLG: 0.386	1B 1-3 2-H 1B			F5	F8 1-2			G1-4-3 1B		4	0	2	1	0	0	1
Gordie Windhorn, R (8, PR) OBP: 0.217, SLG: 0.298 (8, 7)										0	0	0	0	0	0	0
Steve Bilko, R (1, 3) OBP: 0.331, SLG: 0.384	1-3 3-H 1B			2B 3B	L8			G1-4-3 1-2f		4	1	2	1	0	0	2
Lee Thomas, L (8, 3) OBP: 0.348, SLG: 0.412										0	0	0	0	0	0	0
Eddie Yost, R (1, 5) OBP: 0.430, SLG: 0.372	K			2B 1B 3-H 2B		F5		BB		3	1	1	1	1	1	2
Joe Koppe, R (1, 6) OBP: 0.365, SLG: 0.309		6-3		1B 2-3 2B		K		F8		4	1	1	0	0	1	1
Ted Bowsfield, R (1, 1) OBP: 0.118, SLG: 0.063		K		K		1B			1-3	3	0	1	0	0	2	2
Dean Chance, R (8, 1) OBP: 0.217, SLG: 0.143										1	0	0	0	0	0	0
Inning Stats	R: 2 E: 0 K: 2 S: 11 H: 4 LOB: 2 BB: 0 P: 11	R: 0 E: 0 K: 1 S: 5 H: 0 LOB: 0 BB: 0 P: 5	R: 0 E: 0 K: 1 S: 5 H: 0 LOB: 0 BB: 0 P: 5	R: 3 E: 0 K: 1 S: 9 H: 4 LOB: 1 BB: 0 P: 9	R: 0 E: 0 K: 1 S: 6 H: 1 LOB: 1 BB: 0 P: 6	R: 0 E: 0 K: 1 S: 6 H: 1 LOB: 1 BB: 0 P: 6	R: 0 E: 0 K: 0 S: 3 H: 0 LOB: 0 BB: 0 P: 3	R: 0 E: 0 K: 0 S: 3 H: 1 LOB: 1 BB: 1 P: 7	R: 0 E: 0 K: 0 S: 3 H: 0 LOB: 0 BB: 0 P: 3	1B: 8 2B: 2 3B: 1 HR: 0 SF: 0 SAC: 0 DP: 1 HBP: 0						

TOP

Los Angeles Angels @ New York Yankees

Yankee Stadium, Bronx, NY

Sat Jun 30 1962, 3:33 AM EDT

Att. 17,894 - Unknown - 82 F

livebaseballscorecards.com

AB	37
R	5
H	11
RBI	5
BB	1
SO	7
LOB	13

WP: 0 PB: 0 SB: 1 CS: 0 PA: 38

PITCHER		IP	WLS	BF	H	R	ER	SO	BB	IBB	HBP	BLK	WP	HR	S	P	ERA	WHIP
Bud Daley, L ERA: 5.65	(1, 1)	3.1	L	16	6	4	4	4	0	0	0	0	0	0	24	24	10.80	1.800
Rollie Sheldon, R ERA: 5.06	(4, 1)	1.2		8	3	1	1	2	0	0	0	0	0	0	12	12	5.40	1.800
Bob Turley, R ERA: 3.5	(6, 1)	2.0		7	1	0	0	1	0	0	0	0	0	0	9	9	0.00	0.500
Tex Clevenger, R ERA: 1.23	(8, 1)	2.0		7	1	0	0	0	1	0	0	0	0	0	6	10	0.00	1.000

PITCHER	IP	WLS	BF	H	R	ER	SO	BB	IBB	HBP	BLK	WP	HR	S	P	ERA	WHIP

Batter	1	2	3	4	5	6	7	8	9	AB	R	H	RBI	BB	SO	LOB
Tom Tresh, S (1, 6) OBP: 0.334, SLG: 0.359	5-3 ①		F7 ①		1B SF9 1-3 1B ①		6-3 ③		K ③	5	1	1	0	0	1	0
Roger Maris, L (1, 8) OBP: 0.338, SLG: 0.455	F4 ②		1-3 ②		FC6-4 1-3 3-H 1B ①			HR		4	1	2	2	0	0	0
Bobby Richardson, R (1, 4) OBP: 0.340, SLG: 0.361	BB 1B		1-4-3 ③		SF9 3-H ②			BB BB		2	0	1	1	1	0	0
Mickey Mantle, S (1, 9) OBP: 0.491, SLG: 0.593 Joe Pepitone, L (8, PR) OBP: 0.289, SLG: 0.468 (9, 9)	BBB FC6-4 1-2 BB			6-3 ①	FC6-4 1-2f ③			BBB 1-2 BB		2 0	0 0	0 0	0 0	2 0	0 0	1 0
Elston Howard, R (1, 2) OBP: 0.309, SLG: 0.425 Johnny Blanchard, L (8, PH) OBP: 0.307, SLG: 0.443 (9, 2)	FC6-4 1-2f ③			3-1 ②		F8 ①		F3 ①		3 1	0 0	0 0	0 0	0 0	0 0	2 2
Hector Lopez, R (1, 7) OBP: 0.325, SLG: 0.327		5-3 ①		1B ②		F7 ②		K ②		4	0	1	0	0	1	2
Bill Skowron, R (1, 3) OBP: 0.322, SLG: 0.429		1B ②		F7 ③		L7 ③		K ③		4	0	1	0	0	1	3
Clete Boyer, R (1, 5) OBP: 0.362, SLG: 0.436		L8 ②			E6 FC4-6 ①		F8 ①		L9 ①	4	0	0	0	0	0	1
Bud Daley, L (1, 1) OBP: 0.333, SLG: 0.333 Rollie Sheldon, R (4, 1) OBP: 0.235, SLG: 0.071 Phil Linz, R (5, PH) OBP: 0.297, SLG: 0.371 Bob Turley, R (6, 1) Jack Reed, R (7, PH) OBP: 0.350, SLG: 0.500 Tex Clevenger, R (8, 1) Yogi Berra, L (9, PH) OBP: 0.277, SLG: 0.359		SSS K ③			FC4-6 1-2f 1B 1B ①		F4 ②		4-3 ②	1 0 1 0 1 0 1	0 0 1 0 0 0 0	0 0 0 0 0 0 0	0 0 0 0 0 0 0	0 0 0 0 0 0 0	1 0 0 0 0 0 0	1 0 1 0 0 0 0
Inning Stats	R: 0 H: 1 E: 0 LOB: 2 K: 0 BB: 1 S: 4 P: 8	R: 0 H: 1 E: 0 LOB: 1 K: 1 BB: 0 S: 6 P: 6	R: 0 H: 0 E: 0 LOB: 0 K: 0 BB: 0 S: 3 P: 3	R: 0 H: 1 E: 0 LOB: 1 K: 0 BB: 0 S: 4 P: 4	R: 2 H: 2 E: 1 LOB: 1 K: 0 BB: 0 S: 6 P: 6	R: 0 H: 0 E: 0 LOB: 0 K: 0 BB: 0 S: 3 P: 3	R: 0 H: 0 E: 0 LOB: 0 K: 0 BB: 0 S: 3 P: 3	R: 1 H: 1 E: 0 LOB: 2 K: 2 BB: 2 S: 8 P: 16	R: 0 H: 0 E: 0 LOB: 0 K: 1 BB: 0 S: 5 P: 5	1B: 5 2B: 0 3B: 0 HR: 1	SF: 1 SAC: 0 DP: 0 HBP: 0			WP: 0 PB: 0 SB: 0 CS: 0	PA: 37		

PITCHER		IP	WLS	BF	H	R	ER	SO	BB	IBB	HBP	BLK	WP	HR	S	P	ERA	WHIP
Ted Bowsfield, L ERA: 5.56	(1, 1)	7.0	W	30	6	3	1	1	2	0	0	0	0	1	30	38	1.29	1.143
Dean Chance, R ERA: 3.89	(8, 1)	2.0	S	7	0	0	0	3	1	0	0	0	0	0	12	16	0.00	0.500

PITCHER	IP	WLS	BF	H	R	ER	SO	BB	IBB	HBP	BLK	WP	HR	S	P	ERA	WHIP

BOTTOM

Los Angeles Angels @ New York Yankees

Yankee Stadium, Bronx, NY

Sat Jun 30 1962, 3:33 AM EDT

Att. 17,894 - Unknown - 82 F

livebaseballscorecards.com

AB	33
R	3
H	6
RBI	3
BB	3
SO	4
LOB	13

Batter	1	2	3	4	5	6	7	8	9	AB	R	H	RBI	BB	SO	LOB
Albie Pearson, L (1, 8) OBP: 0.390, SLG: 0.376	F6		3-1			F7		K	F8	5	0	0	0	0	1	1
Billy Moran, R (1, 4) OBP: 0.344, SLG: 0.459	1B		5-3			HR		E		4	1	3	0	0	0	0
Leon Wagner, L (1, 9) OBP: 0.360, SLG: 0.584	L8			4-3		1-H HR		F7 1-3		4	1	1	2	0	0	2
Buck Rodgers, S (1, 2) OBP: 0.328, SLG: 0.413	1-2 1B			F4		F9		1B		4	0	2	0	0	0	0
Lee Thomas, L (1, 3) OBP: 0.343, SLG: 0.406	4-3			3-1		K		F8		4	0	0	0	0	1	4
Earl Averill, R (1, 7) OBP: 0.424, SLG: 0.391		K			6-3		1B		FC5-4 SF7 1B	4	0	2	0	0	1	0
Gordie Windhorn, R (9, PR) OBP: 0.217, SLG: 0.298										0	1	0	0	0	0	0
Felix Torres, R (1, 5) OBP: 0.305, SLG: 0.362		K			4-3		F9		FC5-4 1-2 1B	4	0	1	0	0	1	1
Ted Bowsfield, R (9, PR) OBP: 0.118, SLG: 0.063										0	0	0	0	0	0	0
Joe Koppe, R (1, 6) OBP: 0.366, SLG: 0.311		F3			2B 1B		F9		FC5-4 1-2f 2-3	2	0	1	0	0	0	0
Jim Fregosi, R (5, 6)										2	0	0	0	0	0	3
Don Lee, R (1, 1) OBP: 0.222, SLG: 0.229			F7		1-H 2B		1-3		SF7 3-H	2	0	1	0	0	0	0
Tom Burgess, L (7, PH) OBP: 0.348, SLG: 0.387										1	0	0	0	0	0	1
Bob Botz, R (7, 1)										0	0	0	0	0	0	0
Steve Bilko, R (9, PH) OBP: 0.328, SLG: 0.384										0	0	0	1	0	0	0

Inning Stats										
	R: 0 E: 0 K: 0 S: 5	H: 2 LOB: 2 BB: 0 P: 5	R: 0 E: 0 K: 2 S: 7	H: 0 LOB: 0 BB: 0 P: 7	R: 0 E: 0 K: 0 S: 3	H: 0 LOB: 0 BB: 0 P: 3	R: 0 E: 0 K: 0 S: 3	H: 0 LOB: 0 BB: 0 P: 3	R: 0 E: 0 K: 0 S: 4	H: 2 LOB: 2 BB: 0 P: 4
	R: 2 E: 0 K: 1 S: 7	H: 2 LOB: 0 BB: 0 P: 7	R: 0 E: 0 K: 0 S: 4	H: 1 LOB: 1 BB: 0 P: 4	R: 0 E: 1 K: 1 S: 7	H: 2 LOB: 2 BB: 0 P: 7	R: 1 E: 0 K: 0 S: 5	H: 2 LOB: 1 BB: 0 P: 5	1B: 9 2B: 1 3B: 0 HR: 1	SF: 1 SAC: 0 DP: 0 HBP: 0
	WP: 0 PB: 0 SB: 0 CS: 0	PA: 37								

PITCHER		IP	WLS	BF	H	R	ER	SO	BB	IBB	HBP	BLK	WP	HR	S	P	ERA	WHIP
Ralph Terry, R ERA: 3.21	(1, 1)	8.0	W	34	11	3	3	4	0	0	0	0	0	1	42	42	3.38	1.375
Luis Arroyo, L ERA: 6.55	(9, 1)	1.0	S	3	0	0	0	0	0	0	0	0	0	0	3	3	0.00	0.000

PITCHER	IP	WLS	BF	H	R	ER	SO	BB	IBB	HBP	BLK	WP	HR	S	P	ERA	WHIP

TOP

Los Angeles Angels @ New York Yankees

Yankee Stadium, Bronx, NY

Sun Jul 01 1962, 3:33 AM EDT

Unknown - 82 F

livebaseballscorecards.com

AB	36
R	3
H	11
RBI	3
BB	0
SO	4
LOB	12

Batter	1	2	3	4	5	6	7	8	9	AB	R	H	RBI	BB	SO	LOB
Tom Tresh, S (1, 6) OBP: 0.333, SLG: 0.368	F6		FC6 1B 1-2f 3-H		1-H HR		G3-6 1-2f			4	1	1	3	0	0	2
Bobby Richardson, R (1, 4) OBP: 0.339, SLG: 0.360	F7		1-3 1B		F7		F6			4	0	1	0	0	0	0
Roger Maris, L (1, 8) OBP: 0.333, SLG: 0.448	F9		K			F8		F2		4	0	0	0	0	1	2
Yogi Berra, L (1, 2) OBP: 0.283, SLG: 0.358		F9		F4		E HR G3 1B		BBBB BB		3	1	1	0	1	0	0
Johnny Blanchard, L (1, 9) OBP: 0.303, SLG: 0.435 Jack Reed, R (7, 9) OBP: 0.333, SLG: 0.474		4-3		F2		G3 1-2		F7		3 1	0 0	0 0	0 0	0 0	0 0	1 1
Joe Pepitone, L (1, 3) OBP: 0.280, SLG: 0.452		F4		L9		E4 HR 2-3		F7		4	1	0	0	0	0	2
Hector Lopez, R (1, 7) OBP: 0.333, SLG: 0.357			BBBB 1B FC6 BB		5-3	1-H 3-H HR				2	2	1	3	1	0	0
Clete Boyer, R (1, 5) OBP: 0.362, SLG: 0.435			F6		HR 1B	SSS K				3	1	1	0	0	1	1
Ralph Terry, R (1, 1) OBP: 0.179, SLG: 0.148 Luis Arroyo, L (9, 1)			1-3 FC6 1B		F8		G3-6 1B			3 0	0 0	2 0	0 0	0 0	0 0	1 0
Inning Stats	R: 0 E: 0 K: 0 S: 3 H: 0 LOB: 0 BB: 0 P: 3	R: 0 E: 0 K: 0 S: 3 H: 0 LOB: 0 BB: 0 P: 3	R: 1 E: 0 K: 1 S: 7 H: 2 LOB: 2 BB: 1 P: 11	R: 0 E: 0 K: 0 S: 3 H: 0 LOB: 0 BB: 0 P: 3	R: 2 E: 0 K: 0 S: 5 H: 2 LOB: 0 BB: 0 P: 5	R: 3 E: 1 K: 1 S: 8 H: 2 LOB: 0 BB: 0 P: 8	R: 0 E: 0 K: 0 S: 3 H: 1 LOB: 0 BB: 0 P: 3	R: 0 E: 0 K: 0 S: 3 H: 0 LOB: 1 BB: 1 P: 7		1B: 5 2B: 0 3B: 0 HR: 2	SF: 0 SAC: 0 DP: 1 HBP: 0					

PITCHER		IP	WLS	BF	H	R	ER	SO	BB	IBB	HBP	BLK	WP	HR	S	P	ERA	WHIP
Don Lee, R ERA: 3.34	(1, 1)	6.0	L	26	6	6	3	2	1	0	0	0	0	2	29	33	4.50	1.167
Bob Botz, R ERA: 3.81	(7, 1)	2.0		7	1	0	0	0	1	0	0	0	0	0	6	10	0.00	1.000

PITCHER	IP	WLS	BF	H	R	ER	SO	BB	IBB	HBP	BLK	WP	HR	S	P	ERA	WHIP

BOTTOM

Los Angeles Angels @ New York Yankees

Yankee Stadium, Bronx, NY

Sun Jul 01 1962, 3:33 AM EDT

Unknown - 82 F

livebaseballscorecards.com

AB	31
R	6
H	7
RBI	6
BB	2
SO	2
LOB	10

WP: 0 PB: 0 SB: 0 CS: 0 PA: 33

Batter	1	2	3	4	5	6	7	8	9	AB	R	H	RBI	BB	SO	LOB
Albie Pearson, L (1, 8) OBP: 0.383, SLG: 0.369	F8		F7		G3		F6	F8	1-4-3	6	0	0	0	0	0	3
Billy Moran, R (1, 4) OBP: 0.342, SLG: 0.455	K		F8		4-3		F8		WP BB FC6-4 1B	5	1	1	0	0	1	0
Leon Wagner, L (1, 9) OBP: 0.360, SLG: 0.589	4-3		3-1			4-3		HR	FC6-4 WP 1-2 1B BB	4	2	1	1	1	0	0
Buck Rodgers, S (1, 2) OBP: 0.336, SLG: 0.431		BBBB FC5-4 BB		HR		1B 2B		BBBB FC5-4 BB	SSS K 1-2 2-3	3	2	2	1	2	1	2
Earl Averill, R (1, 7) OBP: 0.418, SLG: 0.379	FC5-4 1-2f 2B	BBBB 2B SF8 BB			L3			FC5-4 1B 1-2f 2B	FC6-4 IBB	3	2	0	0	1	0	3
Gordie Windhorn, R (8, PR) OBP: 0.230, SLG: 0.298 (8, 7)										0	1	0	0	1	0	0
Steve Bilko, R (1, 3) OBP: 0.348, SLG: 0.422	1-H 2B	L4-6 1-3 2B			BB 2-H 1B			2B 1B 1-3 1B	FC6-4 FC5 1B 1-2f 2-3 3-H 1B	4	1	4	2	0	0	0
Lee Thomas, L (8, 3) OBP: 0.342, SLG: 0.404										1	1	0	1	0	0	2
Eddie Yost, R (1, 5) OBP: 0.437, SLG: 0.375	BBBB BB	SF8 3-H			BBBB 1-2 BB			F7	FC5 1-2 3-H 1B	2	1	1	2	2	0	2
Jim Fregosi, R (1, 6) OBP: 0.143, SLG: 0.286	F3	L4-6 2-3				F7		1-3 3-H 2B	FC5 1B 1-2 2-3	5	1	1	1	0	0	7
Ryne Duren, R (1, 1) OBP: 0.083, SLG: 0.167					SSS K		F8			1	0	0	0	0	0	2
Jack Spring, R (4, 1)										1	0	0	0	0	1	0
Dean Chance, R (6, 1) OBP: 0.217, SLG: 0.143	5-3									0	0	0	0	0	0	0
Tom Burgess, L (7, PH) OBP: 0.344, SLG: 0.382										1	0	0	0	0	0	0
Art Fowler, R (7, 1) OBP: 0.333, SLG: 0.250								2-H 3-H 1B	1-2 2-H 3-H 1B	2	0	2	4	0	0	0
Inning Stats	R: 0 E: 0 K: 1 S: 5 H: 0 LOB: 0 BB: 0 P: 5	R: 1 E: 0 K: 0 S: 4 H: 1 LOB: 2 BB: 2 P: 12	R: 0 E: 0 K: 0 S: 3 H: 0 LOB: 0 BB: 0 P: 3	R: 2 E: 0 K: 0 S: 4 H: 2 LOB: 0 BB: 1 P: 8	R: 0 E: 0 K: 1 S: 5 H: 0 LOB: 0 BB: 0 P: 5	R: 1 E: 0 K: 0 S: 5 H: 2 LOB: 2 BB: 1 P: 9	R: 0 E: 0 K: 0 S: 3 H: 0 LOB: 0 BB: 0 P: 3	R: 4 E: 0 K: 0 S: 7 H: 4 LOB: 1 BB: 1 P: 11	R: 4 E: 0 K: 1 S: 9 H: 3 LOB: 2 BB: 2 P: 17	1B: 6 2B: 5 3B: 0 HR: 2	SF: 1 SAC: 0 DP: 1 HBP: 0						

TOP

Los Angeles Angels @ New York Yankees

Yankee Stadium, Bronx, NY

Sun Jul 01 1962, 7:05 PM EDT

Att. 35,884 - Unknown - 84 F

livebaseballscorecards.com

AB	38
R	12
H	12
RBI	12
BB	7
SO	3
LOB	21

WP: 1 PB: 0 SB: 0 CS: 0 PA: 46

PITCHER		IP	WLS	BF	H	R	ER	SO	BB	IBB	HBP	BLK	WP	HR	S	P	ERA	WHIP
Jim Bouton, R ERA: 2.94	(1, 1)	5.2		25	5	4	4	2	4	0	0	0	0	1	25	41	6.35	1.588
Jim Coates, R ERA: 4.91	(6, 1)	2.0	L	10	3	4	4	0	1	0	0	0	0	1	9	13	18.00	2.000
Marshall Bridges, L ERA: 2.63	(8, 1)	1.1		11	4	4	4	1	1	1	0	0	1	0	11	19	27.00	3.750

PITCHER		IP	WLS	BF	H	R	ER	SO	BB	IBB	HBP	BLK	WP	HR	S	P	ERA	WHIP

Batter	1	2	3	4	5	6	7	8	9	AB	R	H	RBI	BB	SO	LOB
Tom Tresh, S (1, 6) OBP: 0.341, SLG: 0.378	S S S 0-3 K ①	B B B B 4-0 1-2 2-3 BB		x 0-0 S 1B 2-H 1B		x 0-0 E9 1B 3-H 2B		x 0-0 1B		4	2	3	2	1	1	0
Bobby Richardson, R (1, 4) OBP: 0.339, SLG: 0.359	B B B B 4-0 BB BB	x 0-0 F4 ③		x 0-0 1-H 1B		x 0-0 1-3 ②		x 0-0 F8 ①		4	0	1	1	1	0	5
Roger Maris, L (1, 8) OBP: 0.334, SLG: 0.445	S S S 0-3 K ②		B B B B 4-0 FC5-4 BB	x 0-0 F8 ③		x 0-0 1B 3-H		x 0-0 F8 ②		4	0	1	1	1	1	3
Mickey Mantle, S (1, 9) OBP: 0.483, SLG: 0.575 Joe Pepitone, L (9, 9) OBP: 0.280, SLG: 0.452	B B B B 4-0 FC3-6 1-2 BB		S S S 0-3 K ①	x 0-0 F4 ①	x 0-0 F8 ③		x 0-0 F2 ③			4 0	0 0	0 0	0 0	1 0	1 0	3 0
Elston Howard, R (1, 2) OBP: 0.303, SLG: 0.416	x 0-0 FC3-6 ③ 1-2f		x 0-0 FC5-4 FC6-4 ② 1-2f		S S S 0-3 K ②		x 0-0 F9 ①		x 0-0 6-3 ①	5	0	0	0	0	1	3
Hector Lopez, R (1, 7) OBP: 0.336, SLG: 0.361		B B B 4-0 BB HBP BB	x 0-0 FC6-4 ③ 1-2f		S S S 0-3 K2-3 ③		x 0-0 F8 2B		x 0-0 1-3 ②	4	0	1	0	1	1	1
Bill Skowron, R (1, 3) OBP: 0.328, SLG: 0.443	S S S 0-3 K ①		B B B B 4-0 FC6 BB	x 0-0 HR	x 0-0 F8 ② 2-3			x 0-0 1B		4	1	2	1	1	1	2
Clete Boyer, R (1, 5) OBP: 0.364, SLG: 0.435 Phil Linz, R (2, PR) OBP: 0.317, SLG: 0.395 (3, 5)	H 1-0 BB 1-2 HBP		x 0-0 FC6 S 1B 1-2f ①	x 0-0 SH1-4 E 2B	4-0 IBB			x 0-0 F3 ③		0 3	0 2	0 1	0 0	0 1	0 0	0 2
Jim Bouton, R (1, 1) OBP: 0.083, SLG: 0.083 Jim Coates, R (6, 1) OBP: 0.118, SLG: 0.063 Marshall Bridges, S (8, 1)	S S S 0-3 K ②		S S S 0-3 K ② 1-2	x 0-0 SH1-4 ① 2-3	S S S 0-3 K ③					2 1 0	0 0 0	0 0 0	0 0 0	0 0 0	2 1 0	3 2 0
Inning Stats	R: 0 E: 0 K: 2 S: 7 H: 0 LOB: 2 BB: 2 P: 15	R: 0 E: 0 K: 2 S: 7 H: 0 LOB: 3 BB: 2 P: 16	R: 0 E: 0 K: 1 S: 5 H: 0 LOB: 1 BB: 1 P: 9	R: 2 E: 0 K: 1 S: 7 H: 2 LOB: 1 BB: 1 P: 11	R: 0 E: 0 K: 2 S: 7 H: 0 LOB: 0 BB: 0 P: 7	R: 3 E: 1 K: 0 S: 7 H: 4 LOB: 1 BB: 0 P: 7	R: 0 E: 0 K: 1 S: 6 H: 1 LOB: 2 BB: 1 P: 10	R: 0 E: 0 K: 0 S: 4 H: 1 LOB: 1 BB: 0 P: 4	R: 0 E: 0 K: 0 S: 4 H: 1 LOB: 1 BB: 0 P: 4	1B: 5 2B: 3 3B: 0 HR: 1	SF: 0 SAC: 1 DP: 0 HBP: 1			WP: 0 PB: 0 SB: 2 CS: 0		PA: 44	

PITCHER		IP	WLS	BF	H	R	ER	SO	BB	IBB	HBP	BLK	WP	HR	S	P	ERA	WHIP
Ryne Duren, R ERA: 3.44	(1, 1)	3.2		20	2	2	2	6	6	0	1	0	0	0	25	50	4.91	2.182
Jack Spring, L ERA: 2.4	(4, 1)	1.1		6	2	2	2	2	0	0	0	0	0	1	10	10	13.50	1.500
Dean Chance, R ERA: 3.96	(6, 1)	1.0		5	2	1	1	0	0	0	0	0	0	0	5	5	9.00	2.000
Art Fowler, R ERA: 2.83	(7, 1)	3.0	W	13	3	0	0	1	0	1	0	0	0	0	14	18	0.00	1.000

PITCHER	IP	WLS	BF	H	R	ER	SO	BB	IBB	HBP	BLK	WP	HR	S	P	ERA	WHIP

BOTTOM

Los Angeles Angels @ New York Yankees

Yankee Stadium, Bronx, NY

Sun Jul 01 1962, 7:05 PM EDT

Att. 35,884 - Unknown - 84 F

livebaseballscorecards.com

AB	35
R	5
H	9
RBI	5
BB	7
SO	9
LOB	24

Batter	1	2	3	4	5	6	7	8	9	AB	R	H	RBI	BB	SO	LOB
Bobby Del Greco, R (1, 8) OBP: 0.381, SLG: 0.353	K		6-3			K	1-2 1B 2-3 3-H		F8	3	0	0	0	0	2	0
Gino Cimoli, R (7, PH) OBP: 0.342, SLG: 0.416 (7, 8)										2	0	1	1	0	0	1
Jerry Lumpe, L (1, 4) OBP: 0.322, SLG: 0.366 (7, 6)	K			6-3		6-3	L4		F9	5	0	0	0	0	1	4
George Alusik, R (1, 7) OBP: 0.297, SLG: 0.514	F2			F2			HR K			4	1	1	1	0	1	3
Manny Jimenez, L (1, 9) OBP: 0.406, SLG: 0.523		FC3-6 1B		F6			1B 1B	K		4	1	2	0	0	1	0
Norm Siebern, L (1, 3) OBP: 0.412, SLG: 0.464		FC3-6 1-2f			2-3 1B		BB 1B 1-3 HBP 1B	K		4	1	2	0	0	1	1
Ed Charles, R (1, 5) OBP: 0.340, SLG: 0.463		L8			F9		HBP BB 1-2 1B 3-H	BB		3	1	1	1	1	0	2
Haywood Sullivan, R (1, 2) OBP: 0.317, SLG: 0.288		K			2-3 1-2		1B HBP 1-2 BB 2-3	F8		3	0	0	0	1	1	3
Billy Consolo, R (1, 6) OBP: 0.293, SLG: 0.269			6-3		K		L3		FC5-4 1B	2	0	0	0	0	1	1
Wayne Causey, L (7, PH) OBP: 0.350, SLG: 0.310										1	0	0	0	0	0	3
Charlie Shoemaker, L (7, 4) OBP: 0.222, SLG: 0.222										1	0	1	0	0	0	0
Ed Rakow, S (1, 1) OBP: 0.098, SLG: 0.122			K			K	1B HBP		FC5-4 1-2f	2	0	0	0	0	2	0
Jose Tartabull, L (7, PH) OBP: 0.358, SLG: 0.373										0	0	0	1	0	0	0
John Wyatt, R (7, 1) OBP: 0.143, SLG: 0.100										0	0	0	0	0	0	0
Leo Posada, R (9, PH) OBP: 0.320, SLG: 0.279										1	0	0	0	0	0	1
Inning Stats	R: 0 E: 0 K: 2 S: 7 H: 0 LOB: 0 BB: 0 P: 7	R: 0 E: 0 K: 1 S: 6 H: 1 LOB: 1 BB: 0 P: 6	R: 0 E: 0 K: 1 S: 5 H: 0 LOB: 0 BB: 0 P: 5	R: 0 E: 0 K: 0 S: 3 H: 0 LOB: 0 BB: 0 P: 3	R: 0 E: 0 K: 1 S: 6 H: 1 LOB: 1 BB: 0 P: 6	R: 0 E: 0 K: 2 S: 7 H: 0 LOB: 0 BB: 0 P: 7	R: 4 E: 0 K: 1 S: 10 H: 5 LOB: 3 BB: 1 P: 15	R: 0 E: 0 K: 2 S: 7 H: 0 LOB: 1 BB: 1 P: 11	R: 0 E: 0 K: 0 S: 4 H: 1 LOB: 1 BB: 0 P: 4	1B: 7 2B: 0 3B: 0 HR: 1 SF: 0 SAC: 0 DP: 0 HBP: 1	WP: 0 PB: 0 SB: 0 CS: 0 PA: 38					

PITCHER		IP	WLS	BF	H	R	ER	SO	BB	IBB	HBP	BLK	WP	HR	S	P	ERA	WHIP
Bill Stafford, R ERA: 3.84	(1, 1)	6.0		25	6	4	4	7	1	0	0	0	0	1	38	42	6.00	1.167
Luis Arroyo, L ERA: 5.14	(7, 1)	3.0	W	13	2	0	0	3	1	0	1	0	0	0	17	22	0.00	1.000

PITCHER	IP	WLS	BF	H	R	ER	SO	BB	IBB	HBP	BLK	WP	HR	S	P	ERA	WHIP

TOP

Kansas City Athletics @ New York Yankees

Yankee Stadium, Bronx, NY

Mon Jul 02 1962, 7:05 PM EDT

Att. 17,427 - Unknown - 80 F

livebaseballscorecards.com

AB	35
R	4
H	8
RBI	4
BB	2
SO	10
LOB	19

Batter	1	2	3	4	5	6	7	8	9	AB	R	H	RBI	BB	SO	LOB
Tom Tresh, S (1, 6) OBP: 0.339, SLG: 0.375	E4 (F7, 6-3, PO)		K (S S S)		F7		FC3-6 (1-2f)	1B (1-2, 2-H, 3-H)		5	0	1	2	0	1	2
Bobby Richardson, R (1, 4) OBP: 0.334, SLG: 0.353	6-3 (1-2)		FC6-4 (1-2f)		6-3		F4	F9		5	0	0	0	0	0	5
Roger Maris, L (1, 8) OBP: 0.333, SLG: 0.453	F7 (2-3)			HR	F6			4-3		4	1	1	1	0	0	1
Mickey Mantle, S (1, 9) OBP: 0.494, SLG: 0.602 Jack Reed, R (8, PR) OBP: 0.333, SLG: 0.474 (9, 9)	PO (3-H)	BB (B B B B, G5-4-3)		HR BB (B B B B)		HR		WP S SF9 BB (B B B B)		1 0	2 1	1 0	1 0	3 0	0 0	0 0
Hector Lopez, R (1, 7) OBP: 0.341, SLG: 0.385		G5-4-3 (1-2f)		1-H HR		6-3		SF9 IBB 1B BB (B B B B, 1-3)		3	2	1	2	1	0	1
Elston Howard, R (1, 2) OBP: 0.306, SLG: 0.419		2B		4-3		F9		1B 1B 1B IBB (1-2)		3	1	1	0	1	0	0
Bill Skowron, R (1, 3) OBP: 0.327, SLG: 0.442		5-3		FC6-4 1B		5-3		SF9 (2-3, 3-H)		3	0	1	1	0	0	1
Phil Linz, R (1, 5) OBP: 0.311, SLG: 0.381			6-3	K (S S S)			K (S S S)	1B 1B (1-2, 3-H)		4	1	1	1	0	2	1
Bill Stafford, R (1, 1) OBP: 0.256, SLG: 0.263 Luis Arroyo, L (7, 1) OBP: 0.667, SLG: 0.667			FC6-4	FC6-4 (1-2f)			FC3-6	1B (1-2, 2-3)		2 2	0 0	1 2	0 0	0 0	0 0	1 0
Inning Stats	R: 0 E: 1 K: 0 S: 3 H: 0 LOB: 0 BB: 0 P: 3	R: 0 E: 0 K: 0 S: 3 H: 1 LOB: 1 BB: 1 P: 7	R: 0 E: 0 K: 1 S: 6 H: 1 LOB: 1 BB: 0 P: 6	R: 3 E: 0 K: 1 S: 8 H: 3 LOB: 1 BB: 1 P: 12	R: 0 E: 0 K: 0 S: 3 H: 0 LOB: 0 BB: 0 P: 3	R: 1 E: 0 K: 0 S: 4 H: 1 LOB: 0 BB: 0 P: 4	R: 0 E: 0 K: 1 S: 6 H: 1 LOB: 1 BB: 0 P: 6	R: 4 E: 0 K: 0 S: 6 H: 3 LOB: 2 BB: 3 P: 18		1B: 6 2B: 1 3B: 0 HR: 3	SF: 1 SAC: 0 DP: 1 HBP: 0					

PITCHER		IP	WLS	BF	H	R	ER	SO	BB	IBB	HBP	BLK	WP	HR	S	P	ERA	WHIP
Ed Rakow, R ERA: 4.65	(1, 1)	6.0		25	6	4	4	2	2	0	0	0	0	3	27	35	6.00	1.333
John Wyatt, R ERA: 5.12	(7, 1)	2.0	L	13	4	4	4	1	2	1	0	0	1	0	12	24	18.00	3.000

PITCHER	IP	WLS	BF	H	R	ER	SO	BB	IBB	HBP	BLK	WP	HR	S	P	ERA	WHIP

BOTTOM

Kansas City Athletics @ New York Yankees

Yankee Stadium, Bronx, NY

Mon Jul 02 1962, 7:05 PM EDT

Att. 17,427 - Unknown - 80 F

livebaseballscorecards.com

AB	32
R	8
H	10
RBI	8
BB	5
SO	3
LOB	12

WP: 1 PB: 0 SB: 1 CS: 0 PA: 39

Batter	1	2	3	4	5	6	7	8	9	AB	R	H	RBI	BB	SO	LOB
Bobby Del Greco, R (1, 8) OBP: 0.382, SLG: 0.354	0-0 FC1-6 1B	0-0 F7 ③		0-0 F6 ①		0-0 HR 1B		0-0 F5 ③		5	1	2	0	0	0	2
Jerry Lumpe, L (1, 4) OBP: 0.326, SLG: 0.383	0-0 FC1-6 ① 2B 1-2f		0-0 E9 E 1B	0-0 4-3 ②		0-0 1-H HR			0-0 1B 2B	5	2	3	2	0	0	1
Gino Cimoli, R (1, 7) OBP: 0.349, SLG: 0.437	0-0 1-3 2B		0-0 E6 HR 2-H	0-0 1B		0-0 HR			0-0 2-3 1B	5	2	4	1	0	0	0
Manny Jimenez, L (1, 9) OBP: 0.403, SLG: 0.528	0-0 F4 ②		0-0 2-H HR	S S S 0-3 K ③		0-0 F8 ③			0-0 F3 ①	5	1	1	2	0	1	5
Norm Siebern, L (1, 3) OBP: 0.406, SLG: 0.457	0-0 F7 ③		S S S 0-3 K ①		S S S 0-3 K ①		0-0 F5 ①		S S S 0-3 K ②	5	0	0	0	0	3	4
Ed Charles, R (1, 5) OBP: 0.337, SLG: 0.455		B B B B 4-0 1B BB	0-0 L7 ②		0-0 L7 ②		0-0 L9 ②		0-0 F9 ③	4	0	0	0	1	0	2
Haywood Sullivan, R (1, 2) OBP: 0.323, SLG: 0.306		0-0 1-2 1B	0-0 1B 2B		0-0 F7 ③		S S S 0-3 K ③			4	1	2	0	0	1	0
Billy Consolo, R (1, 6) OBP: 0.290, SLG: 0.268		0-0 F3 ①	0-0 2-H 1B			0-0 F7 ①		0-0 4-3 ①		4	0	1	1	0	0	2
Jerry Walker, S (1, 1) OBP: 0.306, SLG: 0.531		0-0 F2 ②	0-0 4-3 ③			0-0 F4 ②		0-0 1-3 ②		3	0	0	0	0	0	3
Gordon Jones, R (7, 1)										1	0	0	0	0	0	0
Inning Stats	R: 0 E: 0 K: 0 S: 5 H: 2 LOB: 2 BB: 0 P: 5	R: 0 E: 0 K: 0 S: 4 H: 1 LOB: 2 BB: 1 P: 8	R: 4 E: 2 K: 1 S: 10 H: 4 LOB: 1 BB: 0 P: 10	R: 0 E: 0 K: 1 S: 6 H: 1 LOB: 1 BB: 0 P: 6	R: 0 E: 0 K: 1 S: 5 H: 0 LOB: 0 BB: 0 P: 5	R: 3 E: 0 K: 0 S: 6 H: 3 LOB: 0 BB: 0 P: 6	R: 0 E: 0 K: 1 S: 5 H: 0 LOB: 0 BB: 0 P: 5	R: 0 E: 0 K: 0 S: 3 H: 0 LOB: 0 BB: 0 P: 3	R: 0 E: 0 K: 1 S: 7 H: 2 LOB: 2 BB: 0 P: 7	1B: 7 2B: 3 3B: 0 HR: 3	SF: 0 SAC: 0 DP: 0 HBP: 0						

TOP

Kansas City Athletics @ New York Yankees

Yankee Stadium, Bronx, NY

Tue Jul 03 1962, 3:33 AM EDT

Att. 13,378 - Unknown - 78 F

livebaseballscorecards.com

AB	41
R	7
H	13
RBI	6
BB	1
SO	5
LOB	19

WP: 0 PB: 0 SB: 0 CS: 0 PA: 42

PITCHER		IP	WLS	BF	H	R	ER	SO	BB	IBB	HBP	BLK	WP	HR	S	P	ERA	WHIP
Whitey Ford, L ERA: 2.68	(1, 1)	4.0		22	8	4	2	2	1	0	0	0	0	1	25	29	4.50	2.250
Tex Clevenger, R ERA: 2.7	(5, 1)	2.0		9	3	3	3	1	0	0	0	0	0	2	11	11	13.50	1.500
Bud Daley, L ERA: 5.35	(7, 1)	2.0	W	6	0	0	0	1	0	0	0	0	0	0	8	8	0.00	0.000
Marshall Bridges, L ERA: 2.52	(9, 1)	1.0	S	5	2	0	0	1	0	0	0	0	0	0	7	7	0.00	2.000

PITCHER	IP	WLS	BF	H	R	ER	SO	BB	IBB	HBP	BLK	WP	HR	S	P	ERA	WHIP

Batter	1	2	3	4	5	6	7	8	9	AB	R	H	RBI	BB	SO	LOB
Tom Tresh, S (1, 6) OBP: 0.343, SLG: 0.376	0-0 2B 1B		0-0 1B		0-0 E3 G5-4-3		0-0 ① 4-3	BBB 4-0 FC4-6 1-2 BB		4	0	2	0	1	0	0
Bobby Richardson, R (1, 4) OBP: 0.332, SLG: 0.360	0-0 ① F2		0-0 ① F5		0-0 ①② G5-4-3 1-2f		0-0 HR	0-0 ② FC4-6 HR 1-2f 2-3		5	2	1	1	0	0	5
Roger Maris, L (1, 8) OBP: 0.341, SLG: 0.482	0-0 1-3 2B		0-0 ② F6		BBB 4-0 HR BB		0-0 HR	0-0 1-H 3-H HR		4	3	3	4	1	0	1
Mickey Mantle, S (1, 9) Jack Reed, R (9, 9) OBP: 0.497, SLG: 0.647 OBP: 0.333, SLG: 0.474	SSS 0-3 ② K		0-0 ③ 4-3		0-0 1-H HR		0-0 FC3-6 1B	0-0 HR		5 0	2 0	3 0	3 0	0 0	1 0	3 0
Yogi Berra, L (1, 2) OBP: 0.280, SLG: 0.348	BBBB 4-0 FC6-4 BB			0-0 ① 6-3	0-0 ③ G3		0-0 ② FC3-6 2B 1-2f	0-0 ③ L4		4	0	0	0	1	0	2
Hector Lopez, R (1, 7) OBP: 0.352, SLG: 0.400	0-0 ③ FC6-4 1-2f			BBBB 4-0 FC6-4 E BB		0-0 FC6-4 1B	0-0 1-3 2B			3	0	2	0	1	0	3
Bill Skowron, R (1, 3) OBP: 0.322, SLG: 0.434		0-0 ① B1		0-0 E6 FC6-4 1-2	SSS 0-3 ① K	SSS 0-3 ③ K				4	0	0	0	0	2	4
Phil Linz, R (1, 5) OBP: 0.286, SLG: 0.348		0-0 ② 1-3		0-0 ② FC6-4 1-2f 2-3	0-0 ② FC6-4 1-2f			0-0 ① L7		4	0	0	0	0	0	3
Whitey Ford, L (1, 1) OBP: 0.103, SLG: 0.083 Johnny Blanchard, L (4, PH) OBP: 0.301, SLG: 0.433 Tex Clevenger, R (5, 1) Joe Pepitone, L (6, PH) OBP: 0.277, SLG: 0.448 Bud Daley, L (7, 1) OBP: 0.333, SLG: 0.333 Elston Howard, R (8, PH) OBP: 0.309, SLG: 0.422 Clete Boyer, R (8, PR) OBP: 0.364, SLG: 0.435 Marshall Bridges, S (9, 1)		0-0 ③ 5-3		0-0 ③ 4-3		0-0 ③ 4-3		0-0 FC4-6 BB HR 1B		1 1 0 1 0 1 0 0	0 0 0 0 0 0 1 0	0 0 0 0 0 0 0 0	0 0 0 0 0 0 0 0	0 0 0 0 0 0 0 0	0 2 0 1 0 0 0 0	0 0 0 0 0 0 0 0
Inning Stats	R: 0 H: 2 E: 0 LOB: 3 K: 1 BB: 1 S: 7 P: 11	R: 0 H: 0 E: 0 LOB: 0 K: 0 BB: 0 S: 3 P: 3	R: 0 H: 1 E: 0 LOB: 1 K: 0 BB: 0 S: 4 P: 4	R: 0 H: 0 E: 1 LOB: 2 K: 0 BB: 1 S: 4 P: 8	R: 2 H: 1 E: 1 LOB: 0 K: 0 BB: 1 S: 4 P: 8	R: 0 H: 1 E: 0 LOB: 1 K: 1 BB: 0 S: 6 P: 6	R: 2 H: 4 E: 0 LOB: 2 K: 1 BB: 0 S: 9 P: 9	R: 4 H: 3 E: 0 LOB: 1 K: 0 BB: 1 S: 6 P: 10		1B: 5 SF: 0 2B: 2 SAC: 0 3B: 0 DP: 1 HR: 5 HBP: 0				WP: 0 PA: 41 PB: 0 SB: 0 CS: 0		

PITCHER		IP	WLS	BF	H	R	ER	SO	BB	IBB	HBP	BLK	WP	HR	S	P	ERA	WHIP
Jerry Walker, R ERA: 5.2	(1, 1)	6.2		33	9	4	4	2	3	0	0	0	0	3	34	46	5.40	1.800
Gordon Jones, R ERA: 4.94	(7, 1)	1.1	L	8	3	4	4	1	1	0	0	0	0	2	9	13	27.00	3.000

PITCHER	IP	WLS	BF	H	R	ER	SO	BB	IBB	HBP	BLK	WP	HR	S	P	ERA	WHIP

BOTTOM

Kansas City Athletics @ New York Yankees

Yankee Stadium, Bronx, NY

Tue Jul 03 1962, 3:33 AM EDT
Att. 13,378 - Unknown - 78 F

livebaseballscorecards.com

AB	37
R	8
H	12
RBI	8
BB	4
SO	3
LOB	24

Kansas City Athletics @ New York Yankees

Yankee Stadium, Bronx, NY

Wed Jul 04 1962, 3:33 AM EDT

Unknown - 80 F

livebaseballscorecards.com

Batter	1	2	3	4	5	6	7	8	9	AB	R	H	RBI	BB	SO	LOB
Jose Tartabull, L (1, 8) OBP: 0.357, SLG: 0.371	K		FC4-6 1B SF8 1-2f	S 1B 1B 3-H		F6	F8		3B 1B 1-2	6	3	2	1	0	1	1
Jerry Lumpe, L (1, 4) OBP: 0.332, SLG: 0.405	HR		1B 1-3	1B 1-H		L6		E3 1B G5-4-3	3B 1-H 2-H	6	2	4	4	0	0	0
Gino Cimoli, R (1, 7) OBP: 0.346, SLG: 0.433	K		SF8 3-H	K		E6 S 1B		G5-4-3 1B 1-3	F3	5	1	1	1	0	2	2
Manny Jimenez, L (1, 9) OBP: 0.403, SLG: 0.524	1B		3-1		F7	1B BB 1-2		G5-4-3 1-2f 3-H	F7	4	0	1	0	1	0	2
Bobby Del Greco, R (8, 9) OBP: 0.380, SLG: 0.352										1	0	0	0	0	0	1
Norm Siebern, L (1, 3) OBP: 0.406, SLG: 0.456	1-3			FC6-4 1B 2B 1B	4-3	BB 1B 1-3 2-H		E6 FC5 1B		5	1	2	1	0	0	1
Ed Charles, R (1, 5) OBP: 0.346, SLG: 0.460		6-3		FC6-4 1B 1-2	E4 2B 1B	FC6-4 BB 1-2		1B 1-2		4	1	3	0	1	0	0
Haywood Sullivan, R (1, 2) OBP: 0.318, SLG: 0.310		5-3		FC6-4 2B 1-2f 2-3	2B 2-H	FC6-4 1-2f		FC5 2-3f		5	1	1	1	0	0	7
Billy Consolo, R (1, 6) OBP: 0.299, SLG: 0.283		5-3		1-3 1B 2B 1-H 3-H	BB		K		F7	4	1	1	2	1	1	0
Diego Segui, R (1, 1) OBP: 0.278, SLG: 0.294			E5 FC4-6	1-3 2-3	K		F7		1B 3B 1B	5	1	1	0	0	1	3

Inning Stats	1	2	3	4	5	6	7	8	9	AB	R	H	RBI	BB	SO	LOB
	R: 1 E: 0 K: 2 S: 9	H: 2 LOB: 1 BB: 0 P: 9	R: 0 E: 0 K: 0 S: 3	H: 0 LOB: 0 BB: 0 P: 3	R: 1 E: 1 K: 0 S: 5	H: 1 LOB: 1 BB: 0 P: 5	R: 4 E: 0 K: 1 S: 10	H: 5 LOB: 1 BB: 0 P: 10	R: 1 E: 1 K: 1 S: 7	H: 2 LOB: 2 BB: 1 P: 11	R: 1 E: 1 K: 0 S: 5	H: 1 LOB: 3 BB: 2 P: 13	R: 0 E: 0 K: 1 S: 5	H: 0 LOB: 0 BB: 0 P: 5	R: 1 E: 2 K: 0 S: 6	H: 2 LOB: 2 BB: 0 P: 6	R: 2 E: 0 K: 0 S: 6	H: 3 LOB: 1 BB: 0 P: 6

1B: 12	SF: 1	WP: 0	PA: 49													
2B: 2	SAC: 0	PB: 0														
3B: 1	DP: 1	SB: 2														
HR: 1	HBP: 0	CS: 0														

PITCHER		IP	WLS	BF	H	R	ER	SO	BB	IBB	HBP	BLK	WP	HR	S	P	ERA	WHIP
Rollie Sheldon, R ERA: 5.33	(1, 1)	3.1	L	17	6	5	4	2	0	0	0	0	0	1	21	21	10.80	1.800
Jim Coates, R ERA: 4.77	(4, 1)	3.2		20	5	3	1	3	3	0	0	0	0	0	23	35	2.46	2.182
Tex Clevenger, R ERA: 3.38	(8, 1)	2.0		12	5	3	2	0	0	0	0	0	0	0	12	12	9.00	2.500

PITCHER	IP	WLS	BF	H	R	ER	SO	BB	IBB	HBP	BLK	WP	HR	S	P	ERA	WHIP

Batter	1	2	3	4	5	6	7	8	9	AB	R	H	RBI	BB	SO	LOB
Tom Tresh, S (1, 6) OBP: 0.342, SLG: 0.378	SH2-3 2B		F7		F9		F3			4	0	1	0	0	0	0
Clete Boyer, R (9, 5) OBP: 0.364, SLG: 0.435										0	0	0	0	0	0	0
Bobby Richardson, R (1, 4) OBP: 0.332, SLG: 0.360	SH2-3 2-3		BB 1B		F8			5-3		3	0	1	0	0	0	0
Roger Maris, L (1, 8) OBP: 0.336, SLG: 0.475	K		F5		F2			F9		4	0	0	0	0	1	2
Mickey Mantle, S (1, 9) OBP: 0.495, SLG: 0.637	K		BB 1-2			F8		F3		2	0	0	0	1	1	1
Bill Skowron, R (7, 3) OBP: 0.320, SLG: 0.432										1	0	0	0	0	0	0
Yogi Berra, L (1, 2) OBP: 0.286, SLG: 0.355		2B 2B	4-3			BB			F6	3	1	1	0	1	0	2
Hector Lopez, R (1, 7) OBP: 0.356, SLG: 0.411		2-H 2B		1B		F9			3-1	4	0	2	1	0	0	1
Joe Pepitone, L (1, 3) OBP: 0.268, SLG: 0.433 (7, 9)		F7		F9		L3			3-1	4	0	0	0	0	0	2
Phil Linz, R (1, 5) (9, 6) OBP: 0.288, SLG: 0.347		1B		K			E5 G6-4-3			3	0	1	0	0	1	1
Rollie Sheldon, R (1, 1) OBP: 0.222, SLG: 0.067		K		F4			G6-4-3 1-2f			1	0	0	0	0	1	1
Jim Coates, R (4, 1) OBP: 0.111, SLG: 0.059										1	0	0	0	0	0	1
Jack Reed, R (7, PH) OBP: 0.318, SLG: 0.450										1	0	0	0	0	0	1
Tex Clevenger, R (8, 1)										0	0	0	0	0	0	0
Inning Stats	R: 0 H: 1 E: 0 LOB: 1 K: 2 BB: 0 S: 8 P: 8	R: 1 H: 3 E: 0 LOB: 1 K: 1 BB: 0 S: 7 P: 7	R: 0 H: 1 E: 0 LOB: 2 K: 0 BB: 1 S: 4 P: 8	R: 0 H: 1 E: 0 LOB: 1 K: 1 BB: 0 S: 6 P: 6	R: 0 H: 0 E: 0 LOB: 0 K: 0 BB: 0 S: 3 P: 3	R: 0 H: 0 E: 0 LOB: 1 K: 0 BB: 1 S: 3 P: 7	R: 0 H: 0 E: 1 LOB: 0 K: 0 BB: 0 S: 3 P: 3	R: 0 H: 0 E: 0 LOB: 0 K: 0 BB: 0 S: 3 P: 3	R: 0 H: 0 E: 0 LOB: 0 K: 0 BB: 0 S: 3 P: 3	1B: 3	SF: 0	WP: 0	PA: 34			
										2B: 3	SAC: 1	PB: 0				
										3B: 0	DP: 1	SB: 0				
										HR: 0	HBP: 0	CS: 0				

PITCHER	IP	WLS	BF	H	R	ER	SO	BB	IBB	HBP	BLK	WP	HR	S	P	ERA	WHIP
Diego Segui, R (1, 1) ERA: 3.52	9.0	W	34	6	1	1	4	2	0	0	0	0	0	40	48	1.00	0.889

PITCHER	IP	WLS	BF	H	R	ER	SO	BB	IBB	HBP	BLK	WP	HR	S	P	ERA	WHIP

BOTTOM

Kansas City Athletics @ New York Yankees

Yankee Stadium, Bronx, NY

Wed Jul 04 1962, 3:33 AM EDT

Unknown - 80 F

livebaseballscorecards.com

AB	31
R	1
H	6
RBI	1
BB	2
SO	4
LOB	12

Batter	1	2	3	4	5	6	7	8	9	AB	R	H	RBI	BB	SO	LOB
Jose Tartabull, L (1, 8) OBP: 0.351, SLG: 0.364	K		K		FC4-6 1B		F4		K	5	0	1	0	0	3	0
Jerry Lumpe, L (1, 4) OBP: 0.330, SLG: 0.401	F7		CS 1B		FC4-6 1B 1-2f		F7		3-1	5	0	1	0	0	0	1
Gino Cimoli, R (1, 7) OBP: 0.351, SLG: 0.437	F9		1-2 1B		BB 1-3 1B			E SF8 1B		4	1	3	0	0	0	0
Manny Jimenez, L (1, 9) OBP: 0.404, SLG: 0.522		IHR 1B	F7		BBB 4-0 1-2 BB			E4 WP 1B 1-3		3	1	1	0	1	0	2
Norm Siebern, L (1, 3) OBP: 0.404, SLG: 0.461		F7		3B	F8			SF8 3-H		3	0	1	1	0	0	4
Ed Charles, R (1, 5) OBP: 0.348, SLG: 0.473		1-H IHR		1-3		F8		WP 1-2 1B		4	1	2	2	0	0	1
Haywood Sullivan, R (1, 2) OBP: 0.316, SLG: 0.308		1B	K	K	K	K		F4 1-2 2-3		4	0	1	0	0	2	3
Billy Consolo, R (1, 6) OBP: 0.282, SLG: 0.266		F6	K	K	K	K		K		4	0	0	0	0	3	4
Dan Pfister, R (1, 1) OBP: 0.200, SLG: 0.200 Bill Fischer, R (6, 1) John Wyatt, R (6, 1) OBP: 0.143, SLG: 0.100 George Alusik, R (7, PH) OBP: 0.283, SLG: 0.507 Danny McDevitt, L (7, 1) OBP: 0.250, SLG: 0.250 Bobby Del Greco, R (9, PH) OBP: 0.378, SLG: 0.350		K			3-1		F7		F4	2 0 0 1 0 1	0 0 0 0 0 0	0 0 0 0 0 0	0 0 0 0 0 0	0 0 0 0 0 0	1 0 0 0 0 0	1 0 0 0 0 0

Inning Stats	1	2	3	4	5	6	7	8	9
	R: 0 E: 0 K: 1 S: 5	R: 2 E: 0 K: 1 S: 8	R: 0 E: 0 K: 1 S: 6	R: 0 E: 0 K: 2 S: 8	R: 0 E: 0 K: 0 S: 5	R: 0 E: 0 K: 2 S: 7	R: 0 E: 0 K: 0 S: 3	R: 1 E: 1 K: 1 S: 8	R: 0 E: 0 K: 1 S: 5
	H: 0 LOB: 0 BB: 0 P: 5	H: 3 LOB: 1 BB: 0 P: 8	H: 2 LOB: 1 BB: 0 P: 6	H: 1 LOB: 1 BB: 0 P: 8	H: 2 LOB: 3 BB: 1 P: 9	H: 0 LOB: 0 BB: 0 P: 7	H: 0 LOB: 0 BB: 0 P: 3	H: 2 LOB: 2 BB: 0 P: 8	H: 0 LOB: 0 BB: 0 P: 5

1B: 8	SF: 1
2B: 0	SAC: 0
3B: 1	DP: 0
HR: 1	HBP: 0

WP: 1	PA: 38
PB: 0	
SB: 0	
CS: 1	

PITCHER		IP	WLS	BF	H	R	ER	SO	BB	IBB	HBP	BLK	WP	HR	S	P	ERA	WHIP
Bob Turley, R ERA: 3.54	(1, 1)	4.2		22	8	2	2	5	1	0	0	0	0	0	31	35	3.86	1.929
Bud Daley, L ERA: 4.81	(5, 1)	4.1	W	16	2	1	0	4	0	0	0	0	1	0	24	24	0.00	0.462

PITCHER	IP	WLS	BF	H	R	ER	SO	BB	IBB	HBP	BLK	WP	HR	S	P	ERA	WHIP

TOP

Kansas City Athletics @ New York Yankees

Yankee Stadium, Bronx, NY

Wed Jul 04 1962, 7:05 PM EDT

Att. 27,901 - Unknown - 80 F

livebaseballscorecards.com

AB	36
R	3
H	10
RBI	3
BB	1
SO	9
LOB	16

Batter	1	2	3	4	5	6	7	8	9	AB	R	H	RBI	BB	SO	LOB
Phil Linz, R (1, 6) OBP: 0.298, SLG: 0.352	x 0-0 WP 3-1 1B		SSS 0-3 ① K		x 0-0 ① 5-3	x 0-0 1B HR 1B	x 0-0 ③ F3			5	1	2	0	0	1	0
Bobby Richardson, R (1, 4) OBP: 0.336, SLG: 0.361	x 0-0 ① 3-1 1-2		BBB 4-0 1B BB		x 0-0 HR 1B	x 0-0 1-3 HR 1B		x 0-0 ① F7		4	2	2	0	1	0	1
Roger Maris, L (1, 8) OBP: 0.337, SLG: 0.484	x 0-0 ② F8		x 0-0 BB 1-3 1B		x 0-0 ② F9	x 0-0 1-H 3-H HR		x 0-0 ② F8		5	1	2	3	0	0	2
Mickey Mantle, S (1, 9) OBP: 0.505, SLG: 0.686 Jack Reed, R (7, 9) OBP: 0.348, SLG: 0.450	BBBB 4-0 FC5-4 2-3 BB		BBBB 4-0 FC5-4 1-2 BB		x 0-0 1-H HR	x 0-0 HR		BBBB 4-0 PB BB		2 0	2 0	2 0	3 0	2 1	0 0	0 0
Hector Lopez, R (1, 7) OBP: 0.364, SLG: 0.417	x 0-0 ③ FC5-4 1-2f		SSS 0-3 ② K		x 0-0 2B	BBB 4-0 1-3 BB		BBBB 4-0 FC4-6 1-2 BB		3	0	1	0	2	1	5
Elston Howard, R (1, 2) OBP: 0.307, SLG: 0.418 Johnny Blanchard, L (4, 2) OBP: 0.302, SLG: 0.428		SSS 0-3 ① K	x 0-0 ③ FC5-4 1-2f		BBBB 4-0 BB	x 0-0 ② 1-3 1-2		x 0-0 ③ FC4-6 1-2f		2 2	0 0	0 0	0 0	0 1	1 0	3 3
Bill Skowron, R (1, 3) OBP: 0.315, SLG: 0.425	x 0-0 ② F7	x 0-0 6-3	SSS 0-3 ③ K	x 0-0 ③ 6-3						4	0	0	0	0	1	3
Clete Boyer, R (1, 5) OBP: 0.362, SLG: 0.444	x 0-0 E4	SSS 0-3 ② K		x 0-0 HR	x 0-0 ① F8					4	1	1	1	0	1	0
Bob Turley, R (1, 1) Bud Daley, L (5, 1) OBP: 0.273, SLG: 0.273	x 0-0 ③ 6-3	x 0-0 ③ 4-3		x 0-0 ① 1-3	SSS 0-3 ② K					2 2	0 0	0 0	0 0	0 0	0 1	1 0
Inning Stats	R: 0 E: 0 K: 0 S: 4 H: 1 LOB: 2 BB: 1 P: 8	R: 0 E: 1 K: 1 S: 6 H: 0 LOB: 1 BB: 0 P: 6	R: 0 E: 0 K: 2 S: 8 H: 1 LOB: 3 BB: 2 P: 16	R: 0 E: 0 K: 1 S: 5 H: 0 LOB: 0 BB: 0 P: 5	R: 2 E: 0 K: 1 S: 8 H: 3 LOB: 2 BB: 1 P: 12	R: 5 E: 0 K: 0 S: 8 H: 5 LOB: 1 BB: 1 P: 12	R: 0 E: 0 K: 1 S: 5 H: 0 LOB: 0 BB: 0 P: 5	R: 0 E: 0 K: 0 S: 3 H: 0 LOB: 2 BB: 2 P: 11		1B: 5 2B: 1 3B: 0 HR: 4	SF: 0 SAC: 0 DP: 0 HBP: 0					

PITCHER		IP	WLS	BF	H	R	ER	SO	BB	IBB	HBP	BLK	WP	HR	S	P	ERA	WHIP
Dan Pfister, R ERA: 5.6	(1, 1)	5.1	L	28	7	4	4	5	4	0	0	0	1	2	34	50	6.75	2.062
Bill Fischer, R ERA: 6.43	(6, 1)	0.0		2	2	2	2	0	0	0	0	0	0	1	2	2	∞	∞
John Wyatt, R ERA: 5.2	(6, 1)	0.2		4	1	1	1	0	1	0	0	0	0	1	3	7	13.50	3.000
Danny McDevitt, L ERA: 3.56	(7, 1)	2.0		8	0	0	0	1	2	0	0	0	0	0	8	16	0.00	1.000

PITCHER	IP	WLS	BF	H	R	ER	SO	BB	IBB	HBP	BLK	WP	HR	S	P	ERA	WHIP

BOTTOM

Kansas City Athletics @ New York Yankees

Yankee Stadium, Bronx, NY

Wed Jul 04 1962, 7:05 PM EDT

Att. 27,901 - Unknown - 80 F

livebaseballscorecards.com

AB	35
R	7
H	10
RBI	7
BB	7
SO	6
LOB	18

Batter	1	2	3	4	5	6	7	8	9	AB	R	H	RBI	BB	SO	LOB
Tom Tresh, S (1, 6) OBP: 0.343, SLG: 0.378	0-0 HR 1B 1B	0-3 K		0-0 FC4 2-H 1B		0-3 K			3-1	5	1	2	1	0	2	1
Bobby Richardson, R (1, 4) OBP: 0.337, SLG: 0.362	0-0 1-2 HR 1B	0-0 6-3		0-0 FC4 1-2f		0-3 K			BB BB 1B	5	1	2	0	0	1	2
Roger Maris, L (1, 8) OBP: 0.341, SLG: 0.505	0-0 1-H 2-H HR		0-3 K		0-0 HR		0-3 K		4-0 BB 1-2 BB	4	2	2	4	1	2	0
Mickey Mantle, S (1, 9) OBP: 0.508, SLG: 0.723 Jack Reed, R (9, PR) (9, 9) OBP: 0.348, SLG: 0.450	0-0 HR		0-0 HR		0-0 G3		0-3 K		4-0 1-2 2-3 BB	4 0	2 0	2 0	2 0	1 0	1 0	0 0
Hector Lopez, R (1, 7) OBP: 0.359, SLG: 0.404	0-0 F9		0-0 5-3		4-0 1-6-3 BB		0-0 F4		0-3 K	4	0	0	0	1	1	3
Bill Skowron, R (1, 3) OBP: 0.314, SLG: 0.422	0-0 E2 FC6-4		0-0 F9		0-0 1-6-3 1-2			0-0 CS 1B		4	0	1	0	0	0	1
Johnny Blanchard, L (1, 2) OBP: 0.300, SLG: 0.421	0-3 K			4-0 SH1-4 1B BB	0-0 F4			0-0 F4		3	1	0	0	1	1	3
Clete Boyer, R (1, 5) OBP: 0.361, SLG: 0.441	0-0 FC6-4 1-2f			0-3 K		0-0 SH1-4 1B		0-3 K 1-2		4	0	1	0	0	2	3
Ralph Terry, R (1, 1) OBP: 0.175, SLG: 0.145 Luis Arroyo, L (7, 1) OBP: 0.500, SLG: 0.500		0-0 5-3		0-0 SH1-4 1-2		0-0 SH1-4 1-2			0-0 F7	1 1	0 0	0 0	0 0	0 0	0 0	0 0
Inning Stats	R: 4 E: 1 K: 1 S: 10 H: 4 LOB: 1 BB: 0 P: 10	R: 0 E: 0 K: 1 S: 5 H: 0 LOB: 0 BB: 0 P: 5	R: 1 E: 0 K: 1 S: 6 H: 1 LOB: 0 BB: 0 P: 6	R: 1 E: 0 K: 1 S: 6 H: 1 LOB: 1 BB: 1 P: 10	R: 1 E: 0 K: 0 S: 4 H: 1 LOB: 1 BB: 1 P: 8	R: 0 E: 0 K: 2 S: 8 H: 1 LOB: 1 BB: 0 P: 8	R: 0 E: 0 K: 2 S: 7 H: 0 LOB: 0 BB: 0 P: 7	R: 0 E: 0 K: 1 S: 5 H: 1 LOB: 1 BB: 0 P: 5	R: 0 E: 0 K: 1 S: 6 H: 1 LOB: 3 BB: 2 P: 14	1B: 6 2B: 1 3B: 0 HR: 4	SF: 0 SAC: 2 DP: 1 HBP: 0						

TOP

New York Yankees @ Minnesota Twins

Metropolitan Stadium, Bloomington , MI

Fri Jul 06 1962, 8:05 PM EDT

Att. 40,944 - Unknown

livebaseballscorecards.com

AB	35
R	7
H	10
RBI	7
BB	4
SO	10
LOB	13

WP: 0 PB: 0 SB: 0 CS: 1 PA: 41

PITCHER		IP	WLS	BF	H	R	ER	SO	BB	IBB	HBP	BLK	WP	HR	S	P	ERA	WHIP
Camilo Pascual, R ERA: 3.73	(1, 1)	3.2	L	19	6	6	6	4	1	0	0	0	0	3	26	30	14.73	1.909
Lee Stange, R ERA: 3.76	(4, 1)	1.1		6	1	1	1	0	1	0	0	0	0	1	5	9	6.75	1.500
Dick Stigman, L ERA: 3.09	(6, 1)	2.0		7	1	0	0	4	0	0	0	0	0	0	15	15	0.00	0.500
Ray Moore, R ERA: 3.69	(8, 1)	2.0		9	2	0	0	2	2	0	0	0	0	0	11	19	0.00	2.000

PITCHER	IP	WLS	BF	H	R	ER	SO	BB	IBB	HBP	BLK	WP	HR	S	P	ERA	WHIP

BOTTOM

New York Yankees @ Minnesota Twins

Metropolitan Stadium, Bloomington , MI

Fri Jul 06 1962, 8:05 PM EDT

Att. 40,944 - Unknown

livebaseballscorecards.com

Batter	1	2	3	4	5	6	7	8	9	AB	R	H	RBI	BB	SO	LOB
Lenny Green, L (1, 8) OBP: 0.385, SLG: 0.448	4-3		HBP		F9		1B			3	1	1	1	0	0	0
Vic Power, R (1, 3) OBP: 0.324, SLG: 0.447	4-3		F9		K		4-3			4	0	0	0	0	1	4
Rich Rollins, R (1, 5) OBP: 0.397, SLG: 0.508	F4		3B			5-3		5-3		4	0	1	2	0	0	0
Harmon Killebrew, R (1, 7) OBP: 0.371, SLG: 0.475		5-3	5-3			6-3		BB		3	0	0	0	1	0	1
Bob Allison, R (1, 9) OBP: 0.381, SLG: 0.451		F7		5-3		K		K		4	0	0	0	0	2	1
Earl Battey, R (1, 2) OBP: 0.336, SLG: 0.396		4-3		5-3			BB	F8		3	1	0	0	1	0	1
Bernie Allen, L (1, 4) OBP: 0.317, SLG: 0.430			2B	L9			G3	K		4	1	1	0	0	1	1
Zoilo Versalles, R (1, 6) OBP: 0.246, SLG: 0.330			1B		F5		1B	L5		4	1	2	1	0	0	0
Camilo Pascual, R (1, 1) OBP: 0.302, SLG: 0.400			1-3		HR		K	5-3		1	0	0	0	0	0	1
Lee Stange, R (4, 1) OBP: 0.143, SLG: 0.143										0	0	0	0	0	0	0
George Banks, R (5, PH) OBP: 0.390, SLG: 0.478										1	1	1	1	0	0	0
Dick Stigman, R (6, 1)										0	0	0	0	0	0	0
Don Mincher, L (7, PH) OBP: 0.397, SLG: 0.495										1	0	0	0	0	1	2
Ray Moore, R (8, 1)										0	0	0	0	0	0	0
Johnny Goryl, R (9, PH) OBP: 0.280, SLG: 0.565										1	0	0	0	0	0	0
Inning Stats	R: 0 E: 0 K: 0 S: 3 H: 0 LOB: 0 BB: 0 P: 3	R: 0 E: 0 K: 0 S: 3 H: 0 LOB: 0 BB: 0 P: 3	R: 3 E: 0 K: 0 S: 6 H: 3 LOB: 1 BB: 0 P: 7	R: 0 E: 0 K: 0 S: 3 H: 0 LOB: 0 BB: 0 P: 3	R: 1 E: 0 K: 1 S: 6 H: 1 LOB: 0 BB: 0 P: 6	R: 0 E: 0 K: 1 S: 5 H: 0 LOB: 0 BB: 0 P: 5	R: 1 E: 0 K: 1 S: 7 H: 2 LOB: 2 BB: 1 P: 11	R: 0 E: 0 K: 1 S: 5 H: 0 LOB: 1 BB: 1 P: 9	R: 0 E: 0 K: 1 S: 5 H: 0 LOB: 0 BB: 0 P: 5	1B: 3 2B: 1 3B: 1 HR: 1 SF: 0 SAC: 0 DP: 0 HBP: 1						

AB	33	
R	5	
H	6	
RBI	5	
BB	2	
SO	5	
LOB	11	

WP: 0 PB: 0 SB: 0 CS: 0 PA: 36

PITCHER		IP	WLS	BF	H	R	ER	SO	BB	IBB	HBP	BLK	WP	HR	S	P	ERA	WHIP
Ralph Terry, R ERA: 3.37	(1, 1)	6.2	W	28	6	5	5	3	1	0	1	0	0	1	32	37	6.75	1.050
Luis Arroyo, L ERA: 4.41	(7, 1)	2.1	S	8	0	0	0	2	1	0	0	0	0	0	11	15	0.00	0.429

PITCHER	IP	WLS	BF	H	R	ER	SO	BB	IBB	HBP	BLK	WP	HR	S	P	ERA	WHIP

Batter	1	2	3	4	5	6	7	8	9	AB	R	H	RBI	BB	SO	LOB
Tom Tresh, S (1, 6) OBP: 0.337, SLG: 0.372	1-6-3		K		K		3-1		E3 2B CS	5	0	0	0	0	2	0
Bobby Richardson, R (1, 4) OBP: 0.338, SLG: 0.369	4-1 2B 2B		3-1		E4		F9		1-3 2B	5	1	2	0	0	0	0
Roger Maris, L (1, 8) OBP: 0.342, SLG: 0.500	4-1 2-3			HR BB	1-3		BB		K 3-H	3	1	0	0	2	1	4
Mickey Mantle, S (1, 9) OBP: 0.508, SLG: 0.724 Jack Reed, R (7, 9) OBP: 0.348, SLG: 0.450	3-H 2B			K		1B SF7 1B	L4			4 0	1 0	2 0	1 0	0 0	1 0	2 0
Hector Lopez, R (1, 7) OBP: 0.363, SLG: 0.429	L7			1-H HR		1-3 HR 1B		K		4	2	2	2	0	1	1
Elston Howard, R (1, 2) OBP: 0.302, SLG: 0.413		E6 G6-4-3		K		SF7 3-H		1-3		3	0	0	1	0	1	0
Bill Skowron, R (1, 3) OBP: 0.321, SLG: 0.438		F8		1B		1-H HR		BB		3	1	2	2	1	0	1
Clete Boyer, R (1, 5) OBP: 0.356, SLG: 0.434		G6-4-3 1-2f		1-3		1-3		1-3		4	0	0	0	0	0	3
Bill Stafford, R (1, 1) OBP: 0.238, SLG: 0.244 Marshall Bridges, S (8, 1)			5-3		1-3	F9			F6	3 1	0 0	0 0	0 0	0 0	0 0	0 0
Inning Stats	R: 1 E: 0 K: 0 S: 5 H: 2 LOB: 1 BB: 0 P: 5	R: 0 E: 1 K: 0 S: 3 H: 0 LOB: 0 BB: 0 P: 3	R: 0 E: 0 K: 1 S: 5 H: 0 LOB: 0 BB: 0 P: 5	R: 2 E: 0 K: 2 S: 9 H: 2 LOB: 1 BB: 1 P: 13	R: 0 E: 1 K: 1 S: 6 H: 0 LOB: 1 BB: 0 P: 6	R: 3 E: 0 K: 0 S: 6 H: 3 LOB: 0 BB: 0 P: 6	R: 0 E: 0 K: 0 S: 3 H: 0 LOB: 1 BB: 1 P: 7	R: 0 E: 0 K: 1 S: 5 H: 0 LOB: 1 BB: 1 P: 9	R: 0 E: 1 K: 1 S: 6 H: 1 LOB: 1 BB: 0 P: 6	1B: 3 2B: 3 3B: 0 HR: 2 SF: 1 SAC: 0 DP: 1 HBP: 0						

PITCHER	IP	WLS	BF	H	R	ER	SO	BB	IBB	HBP	BLK	WP	HR	S	P	ERA	WHIP
Jack Kralick, L (1, 1) ERA: 4.46	5.1	L	25	7	6	6	4	1	0	0	0	0	2	32	36	10.12	1.500
Joe Bonikowski, R (6, 1) ERA: 3.99	2.2		10	0	0	0	1	2	0	0	0	0	0	10	18	0.00	0.750
Bill Pleis, L (9, 1) ERA: 2.45	1.0		4	1	0	0	1	0	0	0	0	0	0	6	6	0.00	1.000

PITCHER	IP	WLS	BF	H	R	ER	SO	BB	IBB	HBP	BLK	WP	HR	S	P	ERA	WHIP

TOP

New York Yankees @ Minnesota Twins

Metropolitan Stadium, Bloomington , MI

Sat Jul 07 1962, 4:33 AM EDT

Att. 39,665 - Unknown - 86 F

livebaseballscorecards.com

AB	35
R	6
H	8
RBI	6
BB	3
SO	6
LOB	11

WP: 0 PB: 0 SB: 0 CS: 1 PA: 39

Batter	1	2	3	4	5	6	7	8	9	AB	R	H	RBI	BB	SO	LOB
Lenny Green, L (1, 8) OBP: 0.383, SLG: 0.444	4-3		FC3-6 1-2f			F2		BBBB FC5 BB 1-2 2-3 3-H BB		3	0	0	1	1	0	2
Vic Power, R (1, 3) OBP: 0.321, SLG: 0.443 Bill Tuttle, R (8, PH) OBP: 0.322, SLG: 0.286 Bill Pleis, L (9, 1) OBP: 0.250, SLG: 0.250	F5		4-3			4-3		BBBB BB FC5 1-2 2-3 3-H BB		3 0 0	0 0 0	0 0 0	0 1 0	0 1 0	0 0 0	2 0 0
Rich Rollins, R (1, 5) OBP: 0.393, SLG: 0.501	SSS K			F7		6-3		FC5 BB 1-2 2-3f 3-H		4	0	0	1	0	1	2
Bob Allison, R (1, 9) OBP: 0.375, SLG: 0.443		SSS K					SSS K	SSS K		4	0	0	0	0	3	2
Harmon Killebrew, R (1, 7) OBP: 0.369, SLG: 0.470 (9, 3)		5-3		6-3			F7	BBBB 1-2 2-3 BB		3	0	0	0	1	0	0
Bernie Allen, L (1, 4) OBP: 0.313, SLG: 0.424		F8			1-3		SSS K	L9		4	0	0	0	0	1	3
Earl Battey, R (1, 2) OBP: 0.338, SLG: 0.395			L8		BBBB BB			BB 1B BB 1B	L8	3	1	1	0	1	0	0
Zoilo Versalles, R (1, 6) OBP: 0.249, SLG: 0.332			BB 1B		F8			BB BB 1-2 BB 1B	4-3	4	1	2	0	0	0	1
Jack Kralick, L (1, 1) OBP: 0.234, SLG: 0.250 Joe Bonikowski, R (6, 1) OBP: 0.192, SLG: 0.160 George Banks, R (8, PH) OBP: 0.393, SLG: 0.471 (9, 7)			BBBB FC3-6 1-2 BB		SSS K			BBBB BB BB FC5 1-2 2-3 BB	SSS K	1 0 1	0 0 1	0 0 0	0 0 0	1 0 1	1 0 0	1 0 0
Inning Stats	R: 0 E: 0 K: 1 S: 5 H: 0 LOB: 0 BB: 0 P: 5	R: 0 E: 0 K: 1 S: 5 H: 0 LOB: 0 BB: 0 P: 5	R: 0 E: 0 K: 0 S: 4 H: 1 LOB: 2 BB: 1 P: 8	R: 0 E: 0 K: 0 S: 3 H: 0 LOB: 0 BB: 0 P: 3	R: 0 E: 0 K: 1 S: 5 H: 0 LOB: 1 BB: 1 P: 9	R: 0 E: 0 K: 0 S: 3 H: 0 LOB: 0 BB: 0 P: 3	R: 0 E: 0 K: 2 S: 7 H: 0 LOB: 0 BB: 0 P: 7	R: 3 E: 0 K: 1 S: 7 H: 2 LOB: 3 BB: 4 P: 23	R: 0 E: 0 K: 1 S: 5 H: 0 LOB: 0 BB: 0 P: 5	1B: 3 2B: 0 3B: 0 HR: 0 SF: 0 SAC: 0 DP: 0 HBP: 0						

PITCHER	IP	WLS	BF	H	R	ER	SO	BB	IBB	HBP	BLK	WP	HR	S	P	ERA	WHIP
Bill Stafford, R (1, 1) ERA: 3.85	7.0	W	27	3	3	3	5	3	0	0	0	0	0	34	46	3.86	0.857
Marshall Bridges, L (8, 1) ERA: 2.33	2.0	S	9	0	0	0	2	3	0	0	0	0	0	10	22	0.00	1.500

PITCHER	IP	WLS	BF	H	R	ER	SO	BB	IBB	HBP	BLK	WP	HR	S	P	ERA	WHIP

BOTTOM

New York Yankees @ Minnesota Twins

Metropolitan Stadium, Bloomington , MI

Sat Jul 07 1962, 4:33 AM EDT

Att. 39,665 - Unknown - 86 F

livebaseballscorecards.com

AB	30
R	3
H	3
RBI	3
BB	6
SO	7
LOB	13

WP: 0 PB: 0 SB: 0 CS: 0 PA: 36

New York Yankees @ Minnesota Twins

Metropolitan Stadium, Bloomington , MI

Sun Jul 08 1962, 4:33 AM EDT

Att. 40,347 - Unknown - 72 F

livebaseballscorecards.com

TOP

Batter	1	2	3	4	5	6	7	8	9	AB	R	H	RBI	BB	SO	LOB
Tom Tresh, S (1, 6) OBP: 0.338, SLG: 0.383	E1 G6-4-3		K		HR		FC4-6 1B	F2		5	1	2	1	0	1	1
Bobby Richardson, R (1, 4) OBP: 0.339, SLG: 0.378	G6-4-3 1-2f			HR	2B SF9 1B		FC4-6 1B 1-2f 1B	L7		5	3	2	1	0	0	3
Roger Maris, L (1, 8) OBP: 0.343, SLG: 0.502	4-3			F9	SF9 1-3 2B		1B 1-3 E 1B		E3 HR	5	2	2	0	0	0	0
Mickey Mantle, S (1, 9) OBP: 0.515, SLG: 0.721 Jack Reed, R (9, 9) OBP: 0.348, SLG: 0.450	FC6-4 BB			FC1-6 BB	FC4-6 BB		E9 1B 1-H 3-H 1B		K	2 0	1 0	1 0	1 0	3 0	1 0	1 0
Hector Lopez, R (1, 7) OBP: 0.358, SLG: 0.444	F9			FC1-6 1B 1-2f 2B	SF9 2-3 3-H		F4		1-H HR	4	2	1	3	0	0	3
Elston Howard, R (1, 2) OBP: 0.304, SLG: 0.413	F9			2B 1-3 1B	FC4-6 1-2f		FC6-4 2-H 1B		E6	5	0	2	1	0	0	3
Bill Skowron, R (1, 3) OBP: 0.319, SLG: 0.437	FC6-4 1-2f			1-3 3-H 2B	F9		FC6-4 1-2f		F8	5	0	1	1	0	0	3
Clete Boyer, R (1, 5) OBP: 0.353, SLG: 0.430		F3	K2-3		F9			SH1-4 1B	F3	5	0	1	0	0	1	3
Whitey Ford, L (1, 1) OBP: 0.095, SLG: 0.077 Luis Arroyo, L (9, 1) OBP: 0.500, SLG: 0.500		K			K	K		SH1-4 1-2		3 0	0 0	0 0	0 0	0 0	3 0	0 0
Inning Stats	R: 0 E: 1 K: 0 S: 3 H: 0 LOB: 0 BB: 0 P: 3	R: 0 E: 0 K: 0 S: 3 H: 0 LOB: 1 BB: 1 P: 7	R: 0 E: 0 K: 2 S: 7 H: 0 LOB: 0 BB: 0 P: 7	R: 2 E: 0 K: 1 S: 8 H: 3 LOB: 2 BB: 1 P: 12	R: 2 E: 0 K: 1 S: 8 H: 3 LOB: 2 BB: 1 P: 12	R: 0 E: 0 K: 1 S: 5 H: 0 LOB: 0 BB: 0 P: 5	R: 3 E: 1 K: 0 S: 7 H: 4 LOB: 1 BB: 0 P: 7	R: 0 E: 0 K: 0 S: 4 H: 1 LOB: 1 BB: 0 P: 4	R: 2 E: 2 K: 1 S: 8 H: 1 LOB: 1 BB: 0 P: 8	1B: 7 2B: 2 3B: 0 HR: 3 SF: 1 SAC: 1 DP: 1 HBP: 0						

	AB	39
	R	9
	H	12
	RBI	8
	BB	3
	SO	6
	LOB	17

	WP: 0	PA: 44
	PB: 0	
	SB: 0	
	CS: 0	

PITCHER		IP	WLS	BF	H	R	ER	SO	BB	IBB	HBP	BLK	WP	HR	S	P	ERA	WHIP
Jim Kaat, L ERA: 3.93	(1, 1)	6.1	L	31	9	7	7	5	3	0	0	0	0	2	38	50	9.95	1.895
Georges Maranda, R ERA: 4.14	(7, 1)	0.2		3	1	0	0	0	0	0	0	0	0	0	3	3	0.00	1.500
Ray Moore, R ERA: 3.73	(8, 1)	2.0		10	2	2	1	1	0	0	0	0	0	1	12	12	4.50	1.000

PITCHER	IP	WLS	BF	H	R	ER	SO	BB	IBB	HBP	BLK	WP	HR	S	P	ERA	WHIP

BOTTOM

New York Yankees @ Minnesota Twins

Metropolitan Stadium, Bloomington , MI

Sun Jul 08 1962, 4:33 AM EDT
Att. 40,347 - Unknown - 72 F

livebaseballscorecards.com

Batter	1	2	3	4	5	6	7	8	9	AB	R	H	RBI	BB	SO	LOB
Lenny Green, L (1, 8) OBP: 0.382, SLG: 0.442	G3	F8			SH1-3 1B		4-3		K	4	0	1	0	0	0	1
Ray Moore, R (8, 1)										0	0	0	0	0	0	0
Bill Tuttle, R (9, PH) OBP: 0.319, SLG: 0.282										1	0	0	0	0	1	0
Vic Power, R (1, 3) OBP: 0.321, SLG: 0.443			H FC5-4 HBP		SH1-3 1-2		K		BB	0	0	0	0	0	0	0
George Banks, R (1, 7) OBP: 0.409, SLG: 0.471	2B FC6-5 1B									2	1	1	0	1	1	0
(8, 9)																
Rich Rollins, R (1, 5) OBP: 0.390, SLG: 0.500	FC6-5 1-3 2B		FC5-4 G5-4-3 1-2f		5-3			4-3	L6	5	0	1	0	0	0	3
Bob Allison, R (1, 9) OBP: 0.372, SLG: 0.436	FC6-5 HR 2-3 3-H		G5-4-3 1-2f		F5			F8	BB 1-2	4	1	0	1	1	0	3
(8, 8)																
Harmon Killebrew, R (1, 7) OBP: 0.373, SLG: 0.484	HR 1-H			FC1-6 1B		4-3		1B	K	5	1	3	2	0	1	2
(1, 3)																
(8, 7)																
Earl Battey, R (1, 2) OBP: 0.333, SLG: 0.389	K			FC1-6 3B 1-2f		1-3		L4		4	1	0	0	0	1	2
Bernie Allen, L (1, 4) OBP: 0.315, SLG: 0.430		1-3		3B 1-H		K			BB HR	3	1	1	1	1	1	0
Zoilo Versalles, R (1, 6) OBP: 0.255, SLG: 0.345		1B		5-3			HR		BB HR 1-2	3	2	2	1	1	0	1
Jim Kaat, L (1, 1) OBP: 0.250, SLG: 0.304		K		F8			5-3		HR 1-H 2-H	2	0	0	0	0	1	2
Georges Maranda, R (7, 1) OBP: 0.333, SLG: 0.556										0	0	0	0	0	0	0
Johnny Goryl, R (7, PH) OBP: 0.269, SLG: 0.542										1	0	0	0	0	0	0
Don Mincher, L (8, 3) OBP: 0.402, SLG: 0.533										1	1	1	3	0	0	0
Inning Stats	R: 3 E: 0 K: 1 S: 8 H: 3 LOB: 0 BB: 0 P: 8	R: 0 E: 0 K: 1 S: 6 H: 1 LOB: 1 BB: 0 P: 6	R: 0 E: 0 K: 0 S: 2 H: 0 LOB: 0 BB: 0 P: 3	R: 1 E: 1 K: 0 S: 5 H: 2 LOB: 1 BB: 0 P: 5	R: 0 E: 0 K: 0 S: 4 H: 1 LOB: 1 BB: 0 P: 4	R: 0 E: 0 K: 1 S: 5 H: 0 LOB: 0 BB: 0 P: 5	R: 1 E: 0 K: 1 S: 6 H: 1 LOB: 0 BB: 0 P: 6	R: 0 E: 0 K: 0 S: 4 H: 1 LOB: 1 BB: 0 P: 4	R: 3 E: 0 K: 2 S: 8 H: 1 LOB: 2 BB: 4 P: 24	1B: 5 2B: 1 3B: 1 HR: 3 SF: 0 SAC: 1 DP: 1 HBP: 1	WP: 0 PB: 0 SB: 0 CS: 0 PA: 41					

	AB	35
	R	8
	H	10
	RBI	8
	BB	4
	SO	6
	LOB	14

PITCHER		IP	WLS	BF	H	R	ER	SO	BB	IBB	HBP	BLK	WP	HR	S	P	ERA	WHIP
Whitey Ford, L ERA: 2.95	(1, 1)	8.0	W	35	9	7	6	4	2	0	1	0	0	2	40	49	6.75	1.375
Luis Arroyo, L ERA: 4.67	(9, 1)	1.0	S	6	1	1	1	2	2	0	0	0	0	1	8	16	9.00	3.000

PITCHER	IP	WLS	BF	H	R	ER	SO	BB	IBB	HBP	BLK	WP	HR	S	P	ERA	WHIP

New York Yankees @ Los Angeles Angels

Dodger Stadium, Los Angeles, CA

Thu Jul 12 1962, 7:05 PM PDT

Att. 40,259 - Unknown

TOP

livebaseballscorecards.com

Batter	1	2	3	4	5	6	7	8	9	AB	R	H	RBI	BB	SO	LOB
Tom Tresh, S (1, 6) OBP: 0.339, SLG: 0.383	F6		5-3			1B	1B 2B		G3	5	1	2	1	0	0	2
Bobby Richardson, R (1, 4) OBP: 0.338, SLG: 0.379	F7		4-3			L9	2B			4	0	1	2	0	0	1
Roger Maris, L (1, 8) OBP: 0.342, SLG: 0.498	1B			F6		F8	F3			4	0	1	0	0	0	2
Mickey Mantle, S (1, 9) OBP: 0.510, SLG: 0.709	1-3 1B			F4		F9		F6		4	0	1	0	0	0	1
Hector Lopez, R (1, 7) OBP: 0.349, SLG: 0.432	L4			F9			6-3	5-3		4	0	0	0	0	0	2
Elston Howard, R (1, 2) OBP: 0.299, SLG: 0.406		1-3			5-3		6-3	4-3		4	0	0	0	0	0	0
Bill Skowron, R (1, 3) OBP: 0.321, SLG: 0.435		6-3			6-3		B B B B 4-0 1B 1B BB		3 1 1 0 1 0 0							
Jack Reed, R (9, PR) OBP: 0.348, SLG: 0.450									G4-6-3 SH 1B	0	0	0	0	0	0	0
Clete Boyer, R (1, 5) OBP: 0.356, SLG: 0.430		F4			B B B B 4-0 BB		1B 1-2 1B		SH G4-6-3 1-2	2	1	1	0	1	0	0
Whitey Ford, L (1, 1) OBP: 0.091, SLG: 0.073			G3		G3		1B 1-3 2-H 2B 1B		G4-6-3 1-2f 2-3	2	0	0	0	0	0	1
Phil Linz, R (7, PH) OBP: 0.310, SLG: 0.364										1	1	1	1	0	0	0
Jim Coates, R (7, 1) OBP: 0.111, SLG: 0.059										0	0	0	0	0	0	0
Dale Long, L (9, PH) OBP: 0.308, SLG: 0.344										1	0	0	0	0	0	2

	AB	34
	R	4
	H	8
	RBI	4
	BB	2
	SO	0
	LOB	11

Inning Stats										
	R: 0	H: 2	R: 0	H: 0	R: 0	H: 0	R: 0	H: 0	R: 0	H: 0
	E: 0	LOB: 2	E: 0	LOB: 0	E: 0	LOB: 0	E: 0	LOB: 1	E: 0	LOB: 1
	K: 0	BB: 0	K: 0	BB: 0	K: 0	BB: 0	K: 0	BB: 1	K: 0	BB: 0
	S: 5	P: 5	S: 3	P: 3	S: 3	P: 3	S: 3	P: 7	S: 4	P: 4

Inning Stats										
	R: 4	H: 4	R: 0	H: 0	R: 0	H: 1	1B: 7	SF: 0	WP: 0	PA: 37
	E: 0	LOB: 1	E: 0	LOB: 0	E: 1	LOB: 2	2B: 1	SAC: 1	PB: 0	
	K: 0	BB: 1	K: 0	BB: 0	K: 0	BB: 0	3B: 0	DP: 1	SB: 0	
	S: 7	P: 11	S: 3	P: 3	S: 4	P: 4	HR: 0	HBP: 0	CS: 0	

PITCHER		IP	WLS	BF	H	R	ER	SO	BB	IBB	HBP	BLK	WP	HR	S	P	ERA	WHIP
Ted Bowsfield, L ERA: 4.98	(1, 1)	6.2	W	28	6	4	4	0	2	0	0	0	0	0	26	34	5.40	1.200
Dean Chance, R ERA: 3.7	(7, 1)	2.1	S	9	2	0	0	0	0	0	0	0	0	0	9	9	0.00	0.857

PITCHER	IP	WLS	BF	H	R	ER	SO	BB	IBB	HBP	BLK	WP	HR	S	P	ERA	WHIP

Batter	1	2	3	4	5	6	7	8	9	AB	R	H	RBI	BB	SO	LOB
Albie Pearson, L (1, 8) OBP: 0.373, SLG: 0.361	L1	4-3			G3		F9			4	0	0	0	0	0	0
Billy Moran, R (1, 4) OBP: 0.325, SLG: 0.430	BB, 1B, 3B 1B	6-3			F4			K		4	1	1	0	0	1	0
Leon Wagner, L (1, 9) OBP: 0.359, SLG: 0.583	BB, 3B 1B		3-1, SF8 2B		F4			F5		4	2	2	0	0	0	0
Buck Rodgers, S (1, 2) OBP: 0.339, SLG: 0.449	3B BB		3-1			G3		L9		3	1	0	0	1	0	1
Felix Torres, R (1, 5) OBP: 0.314, SLG: 0.395	1B 3B		SF8			BB				1	1	1	4	1	0	0
Lee Thomas, L (1, 3) OBP: 0.346, SLG: 0.414	FC5-4 1B		G3			K				3	0	1	1	0	1	1
Earl Averill, R (1, 7) OBP: 0.404, SLG: 0.342	FC5-4			F9		F2				3	0	0	0	0	0	2
Gordie Windhorn, R (7, 7) OBP: 0.224, SLG: 0.286										0	0	0	0	0	0	0
Joe Koppe, R (1, 6) OBP: 0.361, SLG: 0.306	K			F4			4-3			3	0	0	0	0	1	1
Ted Bowsfield, R (1, 1) OBP: 0.136, SLG: 0.095		K		K			4-3			2	0	0	0	0	2	0
Dean Chance, R (7, 1) OBP: 0.208, SLG: 0.136										1	0	0	0	0	0	0
Inning Stats	R: 4 E: 0 K: 1 S: 9 H: 4 LOB: 1 BB: 1 P: 13	R: 0 E: 0 K: 1 S: 5 H: 0 LOB: 0 BB: 0 P: 5	R: 1 E: 0 K: 0 S: 4 H: 1 LOB: 0 BB: 0 P: 4	R: 0 E: 0 K: 1 S: 5 H: 0 LOB: 0 BB: 0 P: 5	R: 0 E: 0 K: 0 S: 3 H: 0 LOB: 0 BB: 0 P: 3	R: 0 E: 0 K: 1 S: 5 H: 0 LOB: 1 BB: 1 P: 9	R: 0 E: 0 K: 0 S: 3 H: 0 LOB: 0 BB: 0 P: 3	R: 0 E: 0 K: 1 S: 5 H: 0 LOB: 0 BB: 0 P: 5		1B: 3 2B: 1 3B: 1 HR: 0 SF: 1 SAC: 0 DP: 0 HBP: 0						

PITCHER		IP	WLS	BF	H	R	ER	SO	BB	IBB	HBP	BLK	WP	HR	S	P	ERA	WHIP
Whitey Ford, L ERA: 3.17	(1, 1)	6.0	L	25	5	5	5	4	2	0	0	0	0	0	31	39	7.50	1.167
Jim Coates, R ERA: 4.63	(7, 1)	2.0		6	0	0	0	1	0	0	0	0	0	0	8	8	0.00	0.000

PITCHER	IP	WLS	BF	H	R	ER	SO	BB	IBB	HBP	BLK	WP	HR	S	P	ERA	WHIP

BOTTOM

New York Yankees @ Los Angeles Angels

Dodger Stadium, Los Angeles, CA

Thu Jul 12 1962, 7:05 PM PDT

Att. 40,259 - Unknown

livebaseballscorecards.com

AB	28
R	5
H	5
RBI	5
BB	2
SO	5
LOB	5

New York Yankees @ Los Angeles Angels

Dodger Stadium, Los Angeles, CA

Fri Jul 13 1962, 7:05 PM PDT

Att. 53,591 - Unknown

livebaseballscorecards.com

TOP

Batter	1	2	3	4	5	6	7	8	9	AB	R	H	RBI	BB	SO	LOB
Tom Tresh, S (1, 6) OBP: 0.343, SLG: 0.384	0-0 1B		H 1-0 5-3 HBP		x 0-0 G3 2-H 1B		x 0-0 ① F4		x 0-0 ② F6	4	0	2	1	0	0	0
Bobby Richardson, R (1, 4) OBP: 0.336, SLG: 0.377	0-0 ① F9		0-0 ② 5-3 1-3		0-0 ② G3 2-3		0-0 ② F4		0-0 2B 1B	5	0	1	0	0	0	3
Roger Maris, L (1, 8) OBP: 0.343, SLG: 0.500	0-0 ② F5		0-0 ③ B3		0-0 ③ F3		0-0 1B 1B		0-0 1-3 2B	5	0	2	0	0	0	3
Mickey Mantle, S (1, 9) OBP: 0.507, SLG: 0.699	0-0 ③ 1-3			0-0 ① F4		0-0 WP BB 1B 1B	0-0 1-3 1B		0-0 ③ F9	5	1	2	0	0	0	3
Yogi Berra, L (1, 2) OBP: 0.285, SLG: 0.352		0-0 CS 1B		0-0 ② F8	0-0 ① L8	0-3 ③ K				4	0	1	0	0	1	3
Hector Lopez, R (1, 7) OBP: 0.353, SLG: 0.430		0-3 ① K		0-0 1B	4-0 1B WP 1-2 BB			0-3 ① K		3	0	1	0	1	2	1
Bill Skowron, R (1, 3) OBP: 0.320, SLG: 0.437		0-0 ② 1-2 2B		0-0 ③ F7	0-3 ② K 1-2 2-3			0-0 ② 6-3		4	0	1	0	0	1	3
Clete Boyer, R (1, 5) OBP: 0.358, SLG: 0.431		0-0 ③ F5			0-0 SH1-4 1B 1B	0-0 2-3 3-H 1B		0-0 ③ L7		4	1	2	1	0	0	1
Ralph Terry, R (1, 1) OBP: 0.172, SLG: 0.143 Johnny Blanchard, L (6, PH) OBP: 0.299, SLG: 0.418 Jim Bouton, R (6, 1) OBP: 0.083, SLG: 0.083 Joe Pepitone, L (9, PH) OBP: 0.266, SLG: 0.430			0-3 ① K		0-0 ① SH1-4 1-2	0-3 ③ K			0-3 ① K	1 1 0 1	0 0 0 0	0 0 0 0	0 0 0 0	0 0 0 0	1 1 0 1	0 2 0 0
Inning Stats	R: 0 E: 0 K: 0 S: 4 H: 1 LOB: 1 BB: 0 P: 4	R: 0 E: 0 K: 1 S: 6 H: 2 LOB: 1 BB: 0 P: 6	R: 0 E: 0 K: 1 S: 5 H: 0 LOB: 1 BB: 0 P: 6	R: 0 E: 0 K: 0 S: 4 H: 1 LOB: 1 BB: 0 P: 4	R: 1 E: 0 K: 0 S: 5 H: 2 LOB: 1 BB: 0 P: 5	R: 1 E: 0 K: 2 S: 9 H: 2 LOB: 2 BB: 1 P: 13	R: 0 E: 0 K: 1 S: 7 H: 2 LOB: 2 BB: 0 P: 7	R: 0 E: 0 K: 1 S: 5 H: 0 LOB: 0 BB: 0 P: 5	R: 0 E: 0 K: 1 S: 7 H: 2 LOB: 2 BB: 0 P: 7	1B: 10 2B: 2 3B: 0 HR: 0	SF: 0 SAC: 1 DP: 0 HBP: 1						

	AB	37
	R	2
	H	12
	RBI	2
	BB	1
	SO	7
	LOB	19

WP: 1 PB: 0 SB: 0 CS: 1 PA: 40

PITCHER	IP	WLS	BF	H	R	ER	SO	BB	IBB	HBP	BLK	WP	HR	S	P	ERA	WHIP
Ken McBride, R (1, 1) ERA: 3.73	9.0	W	40	12	2	2	7	1	0	1	0	1	0	52	57	2.00	1.444

PITCHER	IP	WLS	BF	H	R	ER	SO	BB	IBB	HBP	BLK	WP	HR	S	P	ERA	WHIP

Batter	1	2	3	4	5	6	7	8	9	AB	R	H	RBI	BB	SO	LOB
Albie Pearson, L (1, 8) OBP: 0.377, SLG: 0.365	x 0-0 1B 4-3 1B		x 0-0 CS 1B		x 0-0 SH1-4 HR 1B		x 0-0 ① 3-1			4	2	3	0	0	0	0
Billy Moran, R (1, 4) OBP: 0.328, SLG: 0.432	x 0-0 4-3 1-3 1B		x 0-0 ① F9 1B 1-2 1B 1B		x 0-0 ① SH1-4 1-2		x 0-0 ② 1-3			3	1	2	0	0	0	0
Leon Wagner, L (1, 9) OBP: 0.361, SLG: 0.591	S S S 0-3 ① K		x 0-0 F9 1B 1-2 1B		x 0-0 2-H HR		x 0-0 ③ F7			4	2	2	2	0	1	2
Buck Rodgers, S (1, 2) OBP: 0.338, SLG: 0.446	x 0-0 ② 4-3 1-2 3-H		x 0-0 ② F9 1-2 2-3		x 0-0 FC5-4 HBP 1B			x 0-0 ① 6-3		4	0	1	1	0	0	3
Lee Thomas, L (1, 3) OBP: 0.347, SLG: 0.413	S S S 0-3 ③ K		x 0-0 2-H 3-H 1B		H 1-0 FC5-4 1-2 HBP			x 0-0 ② 4-3		3	0	1	2	0	1	1
Felix Torres, R (1, 5) OBP: 0.318, SLG: 0.394		B B B B 4-0 BB	x 0-0 ③ F9		x 0-0 ② ③ FC5-4 1-2 2-3			x 0-0 1B		3	0	1	0	1	0	3
Earl Averill, R (1, 7) OBP: 0.400, SLG: 0.339		S S S 0-3 ① K	x 0-0 K2-4-2 1B		x 0-0 ① 5-3			S S S 0-3 ③ K		4	0	1	0	0	2	2
Joe Koppe, R (1, 6) OBP: 0.357, SLG: 0.302		S S S 0-3 ② K	S S S 0-3 ① ② K2-4-2 1-2f		x 0-0 ② F8					3	0	0	0	0	2	2
Ken McBride, R (1, 1) OBP: 0.159, SLG: 0.273		S S S 0-3 ③ K	x 0-0 ③ 6-3		S S S 0-3 ③ K					3	0	0	0	0	2	1
Inning Stats	R: 1 E: 0 K: 2 S: 9 H: 2 LOB: 1 BB: 0 P: 9	R: 0 E: 0 K: 3 S: 9 H: 0 LOB: 1 BB: 1 P: 13	R: 2 E: 0 K: 0 S: 6 H: 4 LOB: 1 BB: 0 P: 6	R: 0 E: 0 K: 1 S: 5 H: 1 LOB: 0 BB: 0 P: 5	R: 2 E: 0 K: 0 S: 5 H: 3 LOB: 1 BB: 0 P: 6	R: 0 E: 0 K: 1 S: 5 H: 0 LOB: 0 BB: 0 P: 5	R: 0 E: 0 K: 0 S: 3 H: 0 LOB: 0 BB: 0 P: 3	R: 0 E: 0 K: 1 S: 6 H: 1 LOB: 1 BB: 0 P: 6		1B: 10 2B: 2 3B: 0 HR: 1	SF: 0 SAC: 1 DP: 2 HBP: 1						

PITCHER		IP	WLS	BF	H	R	ER	SO	BB	IBB	HBP	BLK	WP	HR	S	P	ERA	WHIP
Ralph Terry, R ERA: 3.55	(1, 1)	5.0	L	24	10	5	5	6	1	0	1	0	0	1	34	39	9.00	2.200
Jim Bouton, R ERA: 2.77	(6, 1)	3.0		10	1	0	0	2	0	0	0	0	0	0	14	14	0.00	0.333

PITCHER	IP	WLS	BF	H	R	ER	SO	BB	IBB	HBP	BLK	WP	HR	S	P	ERA	WHIP

BOTTOM

New York Yankees @ Los Angeles Angels

Dodger Stadium, Los Angeles, CA

Fri Jul 13 1962, 7:05 PM PDT

Att. 53,591 - Unknown

livebaseballscorecards.com

AB	31
R	5
H	11
RBI	5
BB	1
SO	8
LOB	14

1B: 10 2B: 2 3B: 0 HR: 1 SF: 0 SAC: 1 DP: 2 HBP: 1

WP: 0 PB: 0 SB: 0 CS: 1 PA: 34

Batter	1	2	3	4	5	6	7	8	9	10	AB	R	H	RBI	BB	SO	LOB
Tom Tresh, S (1, 6) OBP: 0.343, SLG: 0.396	F5	F6		F4		2B 1-3 3-H		F8		HR 1-H	6	1	2	3	0	0	1
Bobby Richardson, R (1, 4) OBP: 0.336, SLG: 0.382	4-3		5-3	F4		F9		2B		E4 FC3-2 2B	6	0	2	0	0	0	3
Roger Maris, L (1, 8) OBP: 0.348, SLG: 0.500	PB 1B		1B 1B BB B B B		1B	F5		F9		FC3-2 IBB I I I	4	1	2	0	2	0	4
Mickey Mantle, S (1, 9) OBP: 0.505, SLG: 0.688 Jack Reed, R (9, 9) OBP: 0.348, SLG: 0.450 Johnny Blanchard, L (10, PH) OBP: 0.298, SLG: 0.416 Phil Linz, R (10, PR) OBP: 0.310, SLG: 0.364 (10, 9)	BB 1-2 B B B	1B HR 1-3 1B	F8	3-1			F4		K S S S	FC3-2 1-2 3-H	4 0 1 0	1 0 0 0	1 0 0 0	0 0 0 0	1 0 0 0	1 0 0 0	0 0 2 0
Hector Lopez, R (1, 7) OBP: 0.346, SLG: 0.420	F4		L4	K S S			F4		1B	K S S	6	0	1	0	0	2	6
Dale Long, L (1, 3) OBP: 0.311, SLG: 0.345		4-3	HR 1-3 3-H 1B			4-3	1B 1B		F7		5	1	2	1	0	0	1
Elston Howard, R (1, 2) OBP: 0.305, SLG: 0.420		F5	HR 1-H 3-H			BB B B B 4-0 1B SH	1B 1-2		K S S S 0-3		4	2	2	3	1	1	1
Clete Boyer, R (1, 5) OBP: 0.362, SLG: 0.438		PB 1B 2B	F9			1B SH 1-2 2B	K S S S 0-3			HR 1B	5	3	3	0	0	1	2
Bill Stafford, R (1, 1) OBP: 0.250, SLG: 0.256 Joe Pepitone, L (6, PR) OBP: 0.266, SLG: 0.430 Jim Coates, R (6, 1) OBP: 0.105, SLG: 0.056 Luis Arroyo, L (8, 1) OBP: 0.500, SLG: 0.500 Marshall Bridges, S (9, 1)		2-H 1B		F2		2B SH 1-3 2-H		F8		K S S S	2 0 1 0 1	0 0 0 0 0	1 0 0 0 0	1 0 0 0 1	0 0 0 0 0	0 0 0 0 1	0 0 0 0 1
Inning Stats	R: 0 E: 0 K: 0 S: 4 H: 1 LOB: 2 BB: 1 P: 8	R: 1 E: 0 K: 0 S: 5 H: 2 LOB: 1 BB: 0 P: 5	R: 4 E: 0 K: 0 S: 6 H: 3 LOB: 0 BB: 1 P: 10	R: 0 E: 0 K: 0 S: 3 H: 0 LOB: 0 BB: 0 P: 3	R: 0 E: 0 K: 1 S: 5 H: 1 LOB: 0 BB: 0 P: 5	R: 2 E: 1 K: 0 S: 6 H: 2 LOB: 3 BB: 1 P: 10	R: 0 E: 0 K: 1 S: 7 H: 2 LOB: 2 BB: 0 P: 7	R: 0 E: 0 K: 0 S: 4 H: 1 LOB: 1 BB: 0 P: 4	R: 0 E: 0 K: 2 S: 8 H: 1 LOB: 1 BB: 0 P: 8	R: 2 E: 1 K: 2 S: 10 H: 3 LOB: 2 BB: 1 P: 14	1B: 10 2B: 4 3B: 0 HR: 2 SF: 0 SAC: 1 DP: 0 HBP: 0						

PITCHER	IP	WLS	BF	H	R	ER	SO	BB	IBB	HBP	BLK	WP	HR	S	P	ERA	WHIP
Don Lee, R (1, 1) ERA: 3.71	3.0		17	6	5	5	0	2	0	0	0	0	1	15	23	15.00	2.667
Art Fowler, R (4, 1) ERA: 2.89	4.0		18	5	2	2	2	1	0	0	0	0	0	21	25	4.50	1.500
Bob Botz, R (8, 1) ERA: 4.18	1.0		4	1	0	0	0	0	0	0	0	0	0	4	4	0.00	1.000
Dean Chance, R (9, 1) ERA: 3.83	2.0	L	11	4	2	2	4	0	1	0	0	0	1	18	22	9.00	2.000

PITCHER	IP	WLS	BF	H	R	ER	SO	BB	IBB	HBP	BLK	WP	HR	S	P	ERA	WHIP

TOP

New York Yankees @ Los Angeles Angels

Dodger Stadium, Los Angeles, CA

Sat Jul 14 1962, 3:33 AM PDT

Att. 38,678 - Unknown

livebaseballscorecards.com

AB	45
R	9
H	16
RBI	8
BB	4
SO	6
LOB	21

WP: 0 PA: 50
PB: 2
SB: 0
CS: 0

Batter	1	2	3	4	5	6	7	8	9	10	AB	R	H	RBI	BB	SO	LOB
Albie Pearson, L (1, 8) OBP: 0.379, SLG: 0.378	4-3		1B 2B 1-H	4-3			BB		HR	6-3	5	2	2	2	1	0	2
Billy Moran, R (1, 4) OBP: 0.329, SLG: 0.430	6-3		1B 1B 2-H		F7		F9		SH1-4 BB		4	0	1	1	1	0	1
Leon Wagner, L (1, 9) OBP: 0.359, SLG: 0.585	CS BB		F5		F5		F9		SH1-4 1-2		3	0	0	0	1	0	2
Buck Rodgers, S (1, 2) OBP: 0.342, SLG: 0.445	CS 1-2	6-3	1B 1-2		1-3			HR BB	IBB		3	1	1	0	2	0	0
Lee Thomas, L (1, 3) OBP: 0.348, SLG: 0.423		1B	4-3			4-3		HR 1-H	F8		5	1	2	2	0	0	4
Felix Torres, R (1, 5) OBP: 0.320, SLG: 0.409		L7		1B 1B		HR		6-3	F5		5	1	2	1	0	0	3
Earl Averill, R (1, 7) OBP: 0.394, SLG: 0.358		F7		F5		F5		HR		6-3	5	1	1	1	0	0	2
Joe Koppe, R (1, 6) OBP: 0.358, SLG: 0.298			2B BB	K		K		CS BB		F9	3	1	0	0	2	2	1
Don Lee, R (1, 1) OBP: 0.237, SLG: 0.243			L7	1-3 1B			K	K 1-2		HR	0	0	0	0	0	0	0
Eddie Yost, R (3, PH) OBP: 0.427, SLG: 0.357											1	0	0	0	0	0	1
Art Fowler, R (4, 1) OBP: 0.364, SLG: 0.300											1	0	1	0	0	0	0
Tom Burgess, L (7, PH) OBP: 0.333, SLG: 0.366											1	0	0	0	0	1	0
Bob Botz, R (8, 1)											0	0	0	0	0	0	0
Steve Bilko, R (8, PH) OBP: 0.346, SLG: 0.445											1	0	0	0	0	1	1
Dean Chance, R (9, 1) OBP: 0.208, SLG: 0.136											0	0	0	0	0	0	0
Ed Sadowski, R (10, PH) OBP: 0.238, SLG: 0.400											1	1	1	1	0	0	0
Inning Stats	R: 0 E: 0 K: 0 S: 2 H: 0 LOB: 0 BB: 1 P: 6	R: 0 E: 0 K: 0 S: 4 H: 1 LOB: 1 BB: 0 P: 4	R: 2 E: 0 K: 0 S: 6 H: 3 LOB: 2 BB: 1 P: 10	R: 0 E: 0 K: 1 S: 7 H: 2 LOB: 2 BB: 0 P: 7	R: 0 E: 0 K: 0 S: 3 H: 0 LOB: 0 BB: 0 P: 3	R: 1 E: 0 K: 1 S: 6 H: 1 LOB: 0 BB: 0 P: 6	R: 0 E: 0 K: 1 S: 5 H: 0 LOB: 1 BB: 1 P: 9	R: 3 E: 0 K: 1 S: 6 H: 2 LOB: 1 BB: 2 P: 14	R: 1 E: 0 K: 0 S: 4 H: 1 LOB: 2 BB: 2 P: 12	R: 1 E: 0 K: 0 S: 4 H: 1 LOB: 0 BB: 0 P: 4						

PITCHER		IP	WLS	BF	H	R	ER	SO	BB	IBB	HBP	BLK	WP	HR	S	P	ERA	WHIP
Bill Stafford, R ERA: 3.83	(1, 1)	5.0		22	6	2	2	1	2	0	0	0	0	0	22	30	3.60	1.600
Jim Coates, R ERA: 4.89	(6, 1)	2.0		10	2	3	3	2	2	0	0	0	0	2	12	20	13.50	2.000
Luis Arroyo, L ERA: 4.91	(8, 1)	1.0		4	1	1	1	1	1	0	0	0	0	1	5	9	9.00	2.000
Marshall Bridges, L ERA: 2.79	(9, 1)	2.0	W	10	2	2	2	0	1	1	0	0	0	2	8	16	9.00	1.500

PITCHER	IP	WLS	BF	H	R	ER	SO	BB	IBB	HBP	BLK	WP	HR	S	P	ERA	WHIP

BOTTOM

New York Yankees @ Los Angeles Angels

Dodger Stadium, Los Angeles, CA

Sat Jul 14 1962, 3:33 AM PDT

Att. 38,678 - Unknown

livebaseballscorecards.com

AB	38
R	8
H	11
RBI	8
BB	7
SO	4
LOB	17

1B: 5	SF: 0	WP: 0	PA: 47
2B: 2	SAC: 1	PB: 0	
3B: 0	DP: 1	SB: 0	
HR: 5	HBP: 0	CS: 2	

Batter	1	2	3	4	5	6	7	8	9	10	AB	R	H	RBI	BB	SO	LOB
Tom Tresh, S (1, 6) OBP: 0.341, SLG: 0.393	K		F2			G3		1B HR 1B	F7		5	1	1	0	0	1	2
Bobby Richardson, R (1, 4) OBP: 0.334, SLG: 0.379	B1-3			F7		6-3		HR 1B	3-1		5	1	1	1	0	0	1
Roger Maris, L (1, 8) OBP: 0.349, SLG: 0.517	F8			G3			HR	HR		4-3	5	2	2	4	0	0	0
Mickey Mantle, S (1, 9) OBP: 0.502, SLG: 0.677		F7		F2			F5	1B 1B		HR BB	4	2	1	0	1	0	0
Yogi Berra, L (1, 2) OBP: 0.288, SLG: 0.373		G3	6-3				4-3	BB 1B		1-H HR	5	1	2	2	0	0	0
Johnny Blanchard, L (1, 7) OBP: 0.297, SLG: 0.413 Jack Reed, R (8, PR) OBP: 0.333, SLG: 0.429 (8, 7)		K	F8				F8	BB		6-3	4 1	0 0	1 0	1 0	0 0	1 0	0 0
Dale Long, L (1, 3) OBP: 0.313, SLG: 0.343			5-3		1-3			1B 1B 1B BB		F7	4	1	1	0	1	0	0
Clete Boyer, R (1, 5) OBP: 0.361, SLG: 0.439			6-3			2B		F8 F9			4	0	1	0	0	0	4
Bud Daley, L (1, 1) OBP: 0.333, SLG: 0.333 Joe Pepitone, L (6, PH) OBP: 0.264, SLG: 0.426 Bob Turley, R (6, 1) Hector Lopez, R (8, PH) OBP: 0.344, SLG: 0.418 Luis Arroyo, L (8, 1) OBP: 0.500, SLG: 0.500 Marshall Bridges, S (8, 1) Ralph Terry, R (10, 1) OBP: 0.172, SLG: 0.143			1B			K		F9	F5		1 1 0 1 0 1 0	0 0 0 0 0 0 0	1 0 0 0 0 0 0	0 0 0 0 0 0 0	0 1 0 0 0 0 0	0 1 0 1 0 0 0	0 1 0 0 0 0 0
Inning Stats	R: 0 E: 0 K: 1 S: 5 H: 0 LOB: 0 BB: 0 P: 5	R: 0 E: 0 K: 1 S: 5 H: 0 LOB: 0 BB: 0 P: 5	R: 0 E: 0 K: 0 S: 4 H: 1 LOB: 1 BB: 0 P: 4	R: 0 E: 0 K: 0 S: 3 H: 0 LOB: 0 BB: 0 P: 3	R: 0 E: 0 K: 0 S: 3 H: 0 LOB: 0 BB: 0 P: 3	R: 0 E: 0 K: 1 S: 6 H: 1 LOB: 1 BB: 0 P: 6	R: 1 E: 0 K: 0 S: 4 H: 1 LOB: 0 BB: 0 P: 4	R: 5 E: 0 K: 0 S: 10 H: 7 LOB: 3 BB: 1 P: 14	R: 0 E: 0 K: 0 S: 3 H: 0 LOB: 0 BB: 0 P: 3	R: 2 E: 0 K: 0 S: 4 H: 1 LOB: 0 BB: 1 P: 8	1B: 7 2B: 1 3B: 0 HR: 3 SF: 0 SAC: 0 DP: 0 HBP: 0						

PITCHER	IP	WLS	BF	H	R	ER	SO	BB	IBB	HBP	BLK	WP	HR	S	P	ERA	WHIP
Diego Segui, R (1, 1) ERA: 4.13	7.2		31	8	6	6	3	0	0	0	0	0	2	37	37	7.04	1.043
John Wyatt, R (8, 1) ERA: 4.94	0.1		4	2	0	0	0	1	0	0	0	0	0	3	7	0.00	9.000
Jerry Walker, R (9, 1) ERA: 5.7	2.0	L	8	1	2	2	0	1	0	0	0	0	1	7	11	9.00	1.000

PITCHER	IP	WLS	BF	H	R	ER	SO	BB	IBB	HBP	BLK	WP	HR	S	P	ERA	WHIP

TOP

New York Yankees @ Kansas City Athletics

Municipal Stadium, Kansas City, MO

Sun Jul 15 1962, 4:33 AM EDT

Unknown - 89 F

livebaseballscorecards.com

AB	41
R	8
H	11
RBI	8
BB	2
SO	3
LOB	9

WP: 0 PA: 43
PB: 0
SB: 0
CS: 0

Batter	1	2	3	4	5	6	7	8	9	10	AB	R	H	RBI	BB	SO	LOB
Jose Tartabull, L (1, 8) OBP: 0.342, SLG: 0.365	0-0 BB 3B 1B		0-0 1-3	0-0 F6		0-0 F9		0-0 4-3		0-3 K	6	1	1	0	0	1	5
Jerry Lumpe, L (1, 4) OBP: 0.344, SLG: 0.424	B B B B 4-0 1-2 3B BB		0-0 1B 2B		0-0 1-3 1B		0-0 G3		S S S 0-3 K		4	2	2	0	1	1	0
George Alusik, R (1, 7) OBP: 0.310, SLG: 0.530	0-0 F2		0-0 5-3		0-0 1-3 1-2		0-0 5-3		S S S 0-3 K		5	0	0	0	0	1	4
Norm Siebern, L (1, 3) OBP: 0.407, SLG: 0.488	S S S 0-3 K		0-0 FC6 2-H 1B		0-0 F8		0-0 F5		B B B B 4-0 S BB		4	0	1	1	1	1	3
Gino Cimoli, R (1, 9) OBP: 0.351, SLG: 0.447	0-0 1-H 2-H 3B		0-0 FC6 1-2f		0-0 F3			0-0 HR	4-0 1-2 IBB		4	1	2	3	1	0	2
Wayne Causey, L (1, 5) OBP: 0.352, SLG: 0.340	S S S 0-3 K			0-0 SH4-3 3B		0-0 F9 S 1B 1B		0-0 4-3	S S S 0-3 K		5	2	2	0	0	2	3
Haywood Sullivan, R (1, 2) OBP: 0.346, SLG: 0.367		0-0 5-3		0-0 5-3		0-0 F7		0-0 F8		S S S 0-3 K	5	0	0	0	0	1	2
Billy Consolo, R (1, 6) OBP: 0.313, SLG: 0.298		0-0 F9		0-0 SH4-3 3-H		0-0 F9 1-3		0-0 1B 1B		0-0 FC5-4 1B	4	0	2	1	0	0	1
Diego Segui, R (1, 1) OBP: 0.304, SLG: 0.318 John Wyatt, R (8, 1) OBP: 0.125, SLG: 0.087 Manny Jimenez, L (8, PH) OBP: 0.395, SLG: 0.498 Dan Pfister, R (8, PR) OBP: 0.162, SLG: 0.182 Jerry Walker, S (9, 1) OBP: 0.283, SLG: 0.491 Ed Charles, R (10, PH) OBP: 0.341, SLG: 0.456		0-0 5-3		0-0 1B		0-0 3-H 1B		0-0 1-3 1B		0-0 FC5-4 1-2f 1B	3 0 1 0 0 1	0 0 0 0 0 0	2 0 1 0 0 0	1 0 0 0 0 0	0 0 0 0 0 0	0 0 0 0 0 1	0 0 0 0 0 1
Inning Stats	R: 2 H: 2 E: 0 LOB: 1 K: 2 BB: 1 S: 9 P: 13	R: 0 H: 0 E: 0 LOB: 0 K: 0 BB: 0 S: 3 P: 3	R: 1 H: 2 E: 0 LOB: 1 K: 0 BB: 0 S: 5 P: 5	R: 1 H: 2 E: 0 LOB: 1 K: 0 BB: 0 S: 5 P: 5	R: 0 H: 1 E: 0 LOB: 1 K: 0 BB: 0 S: 4 P: 4	R: 1 H: 2 E: 0 LOB: 1 K: 0 BB: 0 S: 5 P: 5	R: 0 H: 0 E: 0 LOB: 0 K: 0 BB: 0 S: 3 P: 3	R: 1 H: 3 E: 0 LOB: 2 K: 0 BB: 0 S: 6 P: 6	R: 0 H: 0 E: 0 LOB: 2 K: 3 BB: 2 S: 9 P: 17	R: 0 H: 1 E: 0 LOB: 1 K: 2 BB: 0 S: 8 P: 8	1B: 9 SF: 0 2B: 1 SAC: 1 3B: 2 DP: 0 HR: 1 HBP: 0						

PITCHER		IP	WLS	BF	H	R	ER	SO	BB	IBB	HBP	BLK	WP	HR	S	P	ERA	WHIP
Bud Daley, L ERA: 5.06	(1, 1)	5.0		23	7	4	4	2	1	0	0	0	0	0	26	30	7.20	1.600
Bob Turley, R ERA: 3.59	(6, 1)	2.0		8	2	1	1	0	0	0	0	0	0	0	8	8	4.50	1.000
Luis Arroyo, L ERA: 5.21	(8, 1)	0.2		4	2	1	1	0	0	0	0	0	0	1	4	4	13.50	3.000
Marshall Bridges, L ERA: 2.67	(8, 1)	1.1	W	7	1	0	0	3	1	1	0	0	0	0	11	19	0.00	1.500
Ralph Terry, R ERA: 3.53	(10, 1)	1.0	S	4	1	0	0	2	0	0	0	0	0	0	8	8	0.00	1.000

PITCHER	IP	WLS	BF	H	R	ER	SO	BB	IBB	HBP	BLK	WP	HR	S	P	ERA	WHIP

BOTTOM

New York Yankees @ Kansas City Athletics

Municipal Stadium, Kansas City, MO

Sun Jul 15 1962, 4:33 AM EDT

Unknown - 89 F

livebaseballscorecards.com

AB	42
R	6
H	13
RBI	6
BB	3
SO	7
LOB	21

WP: 0 PA: 46
PB: 0
SB: 2
CS: 0

Batter	1	2	3	4	5	6	7	8	9	AB	R	H	RBI	BB	SO	LOB
Phil Linz, R (1, 6) OBP: 0.328, SLG: 0.377	4-3		E6 WP SH5-3 E	F8 2-H 1B		F8		FC6-4 2-3 1B	 1-2 2-H 3-H 1B	6	1	3	3	0	0	0
Bobby Richardson, R (1, 4) OBP: 0.332, SLG: 0.377	4-3		SH5-3 1-2	F8 1-2			1B SF8 1B	FC6-4 1-2f	F7	5	1	1	0	0	0	5
Roger Maris, L (1, 8) OBP: 0.347, SLG: 0.519	3B		K 2-3		F8		F3		F9	5	0	1	0	0	1	2
Mickey Mantle, S (1, 9) OBP: 0.500, SLG: 0.667 Jack Reed, R (9, 9) OBP: 0.333, SLG: 0.429	6-3		E6 FC4-6 3-H		HR BB		1-3 1B		K	4 0	1 0	1 0	0 0	1 0	1 0	1 0
Elston Howard, R (1, 2) OBP: 0.306, SLG: 0.444		6-3	FC4-6 1-2f		1-H HR		SF8 3-H		HR	4	2	2	4	0	0	1
Hector Lopez, R (1, 7) OBP: 0.346, SLG: 0.417		F8		HR 1B	F8		L9		1B BB 1B	5	2	2	0	0	0	1
Bill Skowron, R (1, 3) OBP: 0.325, SLG: 0.451		1B 1B		1-H HR	1-3			F6	BB 1B 1-2 1B	5	2	3	2	0	0	0
Clete Boyer, R (1, 5) OBP: 0.368, SLG: 0.441		1-3 1B		SH1-4 1B BB		F6		1B SH1-4 BB	BB 1-2 2-3 1B	3	2	2	0	2	0	0
Rollie Sheldon, R (1, 1) OBP: 0.238, SLG: 0.059		K		SH1-4 1-2		K2-3		SH1-4 1-2	1B 1-2 2-3 3-H BB	2	0	0	1	1	2	2
Inning Stats	R: 0 E: 0 K: 0 S: 4 H: 1 LOB: 1 BB: 0 P: 4	R: 0 E: 0 K: 1 S: 7 H: 2 LOB: 2 BB: 0 P: 7	R: 1 E: 2 K: 1 S: 7 H: 0 LOB: 1 BB: 0 P: 7	R: 3 E: 0 K: 0 S: 5 H: 3 LOB: 0 BB: 1 P: 9	R: 2 E: 0 K: 0 S: 4 H: 1 LOB: 0 BB: 1 P: 8	R: 0 E: 0 K: 1 S: 5 H: 0 LOB: 0 BB: 0 P: 5	R: 1 E: 0 K: 0 S: 5 H: 2 LOB: 1 BB: 0 P: 5	R: 0 E: 0 K: 0 S: 4 H: 1 LOB: 2 BB: 1 P: 8	R: 4 E: 0 K: 1 S: 10 H: 5 LOB: 2 BB: 1 P: 14	1B: 11 2B: 0 3B: 1 HR: 3 SF: 1 SAC: 3 DP: 0 HBP: 0						

PITCHER		IP	WLS	BF	H	R	ER	SO	BB	IBB	HBP	BLK	WP	HR	S	P	ERA	WHIP
Danny McDevitt, L ERA: 4.28	(1, 1)	5.2	L	27	7	6	5	3	2	0	0	0	1	2	31	39	7.94	1.588
Gordon Jones, R ERA: 5.97	(6, 1)	1.1		6	2	1	1	0	0	0	0	0	0	0	6	6	6.75	1.500
Jim Archer, L ERA: 11.81	(8, 1)	1.2		11	5	4	4	1	1	0	0	0	0	1	12	16	21.60	3.600
Norm Bass, R ERA: 6.09	(9, 1)	0.1		3	1	0	0	0	1	0	0	0	0	0	2	6	0.00	6.000

PITCHER	IP	WLS	BF	H	R	ER	SO	BB	IBB	HBP	BLK	WP	HR	S	P	ERA	WHIP

TOP

New York Yankees @ Kansas City Athletics

Municipal Stadium, Kansas City, MO

Sun Jul 15 1962, 4:38 AM EDT

Att. 34,865 - Unknown

livebaseballscorecards.com

AB	39
R	11
H	15
RBI	10
BB	4
SO	4
LOB	12

WP: 1 PA: 47
PB: 0
SB: 0
CS: 0

Batter	1	2	3	4	5	6	7	8	9	AB	R	H	RBI	BB	SO	LOB
Jose Tartabull, L (1, 8) OBP: 0.344, SLG: 0.366	K BB 1B	4-3		1B			F5		FC4-6 FC6-4 1-2f	5	0	2	0	0	0	3
Jerry Lumpe, L (1, 4) OBP: 0.344, SLG: 0.422	G4-6-3 1-2 BB		1B 1B 1B	F8			5-3		FC6-4 1-2f	4	1	1	0	1	0	2
Gino Cimoli, R (1, 9) OBP: 0.350, SLG: 0.445	K 2-3		1B SF8 1-3 1B		F8			F8		4	1	1	0	0	1	2
Norm Siebern, L (1, 3) OBP: 0.408, SLG: 0.489	G4-6-3 1-2f		FC4-6 1-3 3-H 1B		F8			FC4-6 1B		4	0	2	1	0	0	2
Manny Jimenez, L (1, 7) OBP: 0.390, SLG: 0.494		E4 BB BB SF9	SF8 3-H		G1			FC4-6 2B 1-2f		3	1	0	1	0	0	1
Wayne Causey, L (1, 5) OBP: 0.357, SLG: 0.349		BB 1-2 BB	FC4-6 1-2f			L8		1-3 2B		3	0	1	0	1	0	1
Joe Azcue, R (1, 2) OBP: 0.302, SLG: 0.323 George Alusik, R (8, PH) OBP: 0.307, SLG: 0.524 Haywood Sullivan, R (9, 2) OBP: 0.346, SLG: 0.367		K	K			K		F7		3 1 0	0 0 0	0 0 0	0 0 0	0 0 0	3 0 0	3 2 0
Billy Consolo, R (1, 6) OBP: 0.320, SLG: 0.291	BB 1-2 2-3 BB			1-3		K			FC4-6 BB	2	0	0	0	2	1	0
Danny McDevitt, L (1, 1) OBP: 0.125, SLG: 0.143 Gordon Jones, R (6, 1) Ed Charles, R (7, PH) OBP: 0.340, SLG: 0.454 Jim Archer, R (8, 1) OBP: 1.000, SLG: 1.000 Norm Bass, R (9, 1) OBP: 0.125, SLG: 0.045 Bobby Del Greco, R (9, PH) OBP: 0.376, SLG: 0.355		SF9 3-H		F7			K		F6	1 0 1 0 0 1	0 0 0 0 0 0	0 0 0 0 0 0	1 0 0 0 0 0	0 0 0 0 0 0	0 0 1 0 0 0	0 0 0 0 0 1
Inning Stats	R: 0 H: 1 E: 1 LOB: 1 K: 1 BB: 1 S: 5 P: 9	R: 1 H: 0 E: 1 LOB: 2 K: 1 BB: 2 S: 6 P: 14	R: 2 H: 3 E: 0 LOB: 1 K: 1 BB: 0 S: 8 P: 8	R: 0 H: 1 E: 0 LOB: 1 K: 0 BB: 0 S: 4 P: 4	R: 0 H: 0 E: 0 LOB: 0 K: 0 BB: 0 S: 3 P: 3	R: 0 H: 0 E: 0 LOB: 0 K: 2 BB: 0 S: 7 P: 7	R: 0 H: 0 E: 0 LOB: 0 K: 1 BB: 0 S: 5 P: 5	R: 0 H: 2 E: 0 LOB: 2 K: 0 BB: 0 S: 5 P: 5	R: 0 H: 0 E: 0 LOB: 1 K: 0 BB: 1 S: 3 P: 7	1B: 6 2B: 1 3B: 0 HR: 0	SF: 2 SAC: 0 DP: 1 HBP: 0			WP: 0 PB: 0 SB: 0 CS: 0	PA: 38		

PITCHER		IP	WLS	BF	H	R	ER	SO	BB	IBB	HBP	BLK	WP	HR	S	P	ERA	WHIP
Rollie Sheldon, R ERA: 4.96	(1, 1)	9.0	W	38	7	3	2	6	4	0	0	0	0	0	46	62	2.00	1.222

PITCHER	IP	WLS	BF	H	R	ER	SO	BB	IBB	HBP	BLK	WP	HR	S	P	ERA	WHIP

BOTTOM

New York Yankees @ Kansas City Athletics

Municipal Stadium, Kansas City, MO

Sun Jul 15 1962, 4:38 AM EDT

Att. 34,865 - Unknown

livebaseballscorecards.com

AB	32
R	3
H	7
RBI	3
BB	4
SO	6
LOB	17

Batter	1	2	3	4	5	6	7	8	9	AB	R	H	RBI	BB	SO	LOB
Phil Linz, R (1, 6) OBP: 0.319, SLG: 0.354	K	5-3		G6-4-3 BB			K		E6	4	0	0	0	1	2	1
Bobby Richardson, R (1, 4) OBP: 0.333, SLG: 0.380	5-3		3-1 1B 2B	G6-4-3 1-2f			1B		6-3	5	1	2	0	0	0	4
Roger Maris, L (1, 8) OBP: 0.346, SLG: 0.514	BB		3-1 2-3		F5		6-3			3	0	0	0	1	0	2
Mickey Mantle, S (1, 9) OBP: 0.496, SLG: 0.657	3-1		1B 1B 3-H		K			F7		4	0	1	1	0	1	1
Elston Howard, R (1, 2) OBP: 0.313, SLG: 0.450		1-3 E 2B	G6-4-3 1-2 1B		K			BB		3	1	2	0	1	1	0
Bill Skowron, R (1, 3) OBP: 0.321, SLG: 0.444		1-3 2-3	G6-4-3 1-2f			F3		K 1-2		4	0	0	0	0	1	4
Hector Lopez, R (1, 7) OBP: 0.349, SLG: 0.416		BB E FC4 SF7		SH5-4 1B 1B		K		F6		3	1	1	0	1	1	1
Clete Boyer, R (1, 5) OBP: 0.366, SLG: 0.439		FC4 1-3 3-H		SH5-4 1-2 1B		K			F4	4	0	1	1	0	1	1
Whitey Ford, L (1, 1) OBP: 0.085, SLG: 0.070 Jim Bouton, R (9, 1) OBP: 0.083, SLG: 0.083		SF7 3-H		SH5-4 1-2 2-3			6-3		F8	2 0	0 0	0 0	1 0	0 0	0 0	0 0
Inning Stats	R: 0 E: 0 K: 1 S: 5 H: 0 LOB: 1 BB: 1 P: 9	R: 2 E: 1 K: 0 S: 5 H: 1 LOB: 1 BB: 1 P: 9	R: 1 E: 0 K: 0 S: 5 H: 3 LOB: 1 BB: 0 P: 5	R: 0 E: 0 K: 0 S: 4 H: 2 LOB: 2 BB: 1 P: 8	R: 0 E: 0 K: 2 S: 7 H: 0 LOB: 0 BB: 0 P: 7	R: 0 E: 0 K: 2 S: 7 H: 0 LOB: 0 BB: 0 P: 7	R: 0 E: 0 K: 1 S: 6 H: 1 LOB: 1 BB: 0 P: 6	R: 0 E: 0 K: 1 S: 5 H: 0 LOB: 1 BB: 1 P: 9	R: 0 E: 1 K: 0 S: 4 H: 0 LOB: 1 BB: 0 P: 4	1B: 5 2B: 2 3B: 0 HR: 0 SF: 1 SAC: 1 DP: 2 HBP: 0						

PITCHER	IP	WLS	BF	H	R	ER	SO	BB	IBB	HBP	BLK	WP	HR	S	P	ERA	WHIP
Dan Pfister, R (1, 1) ERA: 5.17	8.0	L	34	7	3	2	7	4	0	0	0	0	0	44	60	2.25	1.375
Bob Giggie, R (9, 1) ERA:	1.0		4	0	0	0	0	0	0	0	0	0	0	4	4	0.00	0.000

PITCHER IP WLS BF H R ER SO BB IBB HBP BLK WP HR S P ERA WHIP

TOP

New York Yankees @ Kansas City Athletics

Municipal Stadium, Kansas City, MO

Mon Jul 16 1962, 4:33 AM EDT

Att. 13,795 - Unknown - 81 F

livebaseballscorecards.com

AB	32
R	3
H	7
RBI	3
BB	4
SO	7
LOB	14

WP: 0 PA: 38
PB: 0
SB: 1
CS: 0

Batter	1	2	3	4	5	6	7	8	9	AB	R	H	RBI	BB	SO	LOB
Billy Consolo, R (1, 6) OBP: 0.308, SLG: 0.278	F8		K			F8		K		4	0	0	0	0	2	3
Jerry Lumpe, L (1, 4) OBP: 0.341, SLG: 0.418	6-3			F6		F9		4-3		4	0	0	0	0	0	2
Gino Cimoli, R (1, 9) OBP: 0.349, SLG: 0.449	F8			6-3			4-3		1B 3B	4	1	1	0	0	0	0
Norm Siebern, L (1, 3) OBP: 0.404, SLG: 0.483		K		F6			K		L3	4	0	0	0	0	2	1
Manny Jimenez, L (1, 7) OBP: 0.391, SLG: 0.494 Jose Tartabull, L (9, PR) OBP: 0.344, SLG: 0.366		F8			F9		1B		DI G3 3-H 1B	4 0	0 0	2 0	1 0	0 0	0 0	0 0
Wayne Causey, L (1, 5) OBP: 0.353, SLG: 0.345		G3			1B		4-3		G3 1-2	4	0	1	0	0	0	2
Haywood Sullivan, R (1, 2) OBP: 0.350, SLG: 0.366			K		L8			1B	FC6-4 2-3 BB	3	0	1	0	1	1	1
Bobby Del Greco, R (1, 8) OBP: 0.375, SLG: 0.360 Ed Charles, R (9, PH) OBP: 0.339, SLG: 0.453			2B		F8			F7	FC6-4 1-2f	3 1	0 0	1 0	0 0	0 0	0 0	2 2
Dan Pfister, R (1, 1) OBP: 0.171, SLG: 0.171 George Alusik, R (8, PH) OBP: 0.315, SLG: 0.529 Bob Giggie, R (9, 1)			1-3			K		1-2 1B		2 1 0	0 0 0	0 1 0	0 0 0	0 0 0	1 0 0	1 0 0
Inning Stats	R: 0 E: 0 K: 0 S: 3 H: 0 LOB: 0 BB: 0 P: 3	R: 0 E: 0 K: 1 S: 5 H: 0 LOB: 0 BB: 0 P: 5	R: 0 E: 0 K: 2 S: 8 H: 1 LOB: 1 BB: 0 P: 8	R: 0 E: 0 K: 0 S: 3 H: 0 LOB: 0 BB: 0 P: 3	R: 0 E: 0 K: 0 S: 4 H: 1 LOB: 1 BB: 0 P: 4	R: 0 E: 0 K: 1 S: 5 H: 0 LOB: 0 BB: 0 P: 5	R: 0 E: 0 K: 1 S: 6 H: 1 LOB: 1 BB: 0 P: 6	R: 0 E: 0 K: 1 S: 7 H: 2 LOB: 2 BB: 0 P: 7	R: 1 E: 0 K: 0 S: 5 H: 2 LOB: 2 BB: 1 P: 9	1B: 5 2B: 1 3B: 1 HR: 0	SF: 0 SAC: 0 DP: 0 HBP: 0						WP: 0 PB: 0 SB: 0 CS: 0	PA: 35

PITCHER	IP	WLS	BF	H	R	ER	SO	BB	IBB	HBP	BLK	WP	HR	S	P	ERA	WHIP
Whitey Ford, L (1, 1) ERA: 3.03	8.2	W	34	7	1	1	6	1	0	0	0	0	0	45	49	1.04	0.923
Jim Bouton, R (9, 1) ERA: 2.75	0.1	S	1	0	0	0	0	0	0	0	0	0	0	1	1	0.00	0.000

PITCHER	IP	WLS	BF	H	R	ER	SO	BB	IBB	HBP	BLK	WP	HR	S	P	ERA	WHIP

BOTTOM

New York Yankees @ Kansas City Athletics

Municipal Stadium, Kansas City, MO

Mon Jul 16 1962, 4:33 AM EDT

Att. 13,795 - Unknown - 81 F

livebaseballscorecards.com

AB	34
R	1
H	7
RBI	1
BB	1
SO	6
LOB	14

Batter	1	2	3	4	5	6	7	8	9	AB	R	H	RBI	BB	SO	LOB
Tom Tresh, S (1, 6) OBP: 0.340, SLG: 0.391	6-3			F3		1-3		1-3 2-H 1B		4	0	1	1	0	0	0
Bobby Richardson, R (1, 4) OBP: 0.330, SLG: 0.376	F7			5-3			F5	F7		4	0	0	0	0	0	2
Roger Maris, L (1, 9) OBP: 0.347, SLG: 0.511	K			BB			F9		BB	2	0	0	0	2	1	0
Mickey Mantle, S (1, 8) OBP: 0.500, SLG: 0.655		G4-6-3 BB		F4			S 1B		FC6-4 1-2 BB	2	0	1	0	2	0	1
Elston Howard, R (1, 2) OBP: 0.312, SLG: 0.447		G4-6-3 1-2f			G6-4-3 1B		4-3 1-2		K	4	0	1	0	0	1	4
Bill Skowron, R (1, 3) OBP: 0.316, SLG: 0.438		K			G6-4-3 1-2f			F9	K	4	0	0	0	0	2	3
Hector Lopez, R (1, 7) OBP: 0.347, SLG: 0.412			6-3		5-3			1B 1B 1B	FC6-4 1-2f	4	1	1	0	0	0	2
Clete Boyer, R (1, 5) OBP: 0.366, SLG: 0.438			K			F6		1B 1-2 1B		3	0	1	0	0	1	0
Ralph Terry, R (1, 1) OBP: 0.164, SLG: 0.136			F3			6-3		L9		3	0	0	0	0	0	2
Inning Stats	R: 0 E: 0 K: 1 S: 5 H: 0 LOB: 0 BB: 0 P: 5	R: 0 E: 0 K: 1 S: 4 H: 0 LOB: 0 BB: 1 P: 8	R: 0 E: 0 K: 1 S: 5 H: 0 LOB: 0 BB: 0 P: 5	R: 0 E: 0 K: 0 S: 3 H: 0 LOB: 1 BB: 1 P: 7	R: 0 E: 0 K: 0 S: 3 H: 1 LOB: 0 BB: 0 P: 3	R: 0 E: 0 K: 0 S: 3 H: 0 LOB: 0 BB: 0 P: 3	R: 0 E: 0 K: 0 S: 4 H: 1 LOB: 1 BB: 0 P: 4	R: 1 E: 0 K: 0 S: 6 H: 3 LOB: 2 BB: 0 P: 6	R: 0 E: 0 K: 2 S: 7 H: 0 LOB: 2 BB: 2 P: 15	1B: 5 2B: 0 3B: 0 HR: 0 SF: 0 SAC: 0 DP: 2 HBP: 0						

TOP

New York Yankees @ Boston Red Sox

Fenway Park, Boston, MA

Tue Jul 17 1962, 7:05 PM EDT

Att. 34,386 - Cloudy

livebaseballscorecards.com

AB	30
R	1
H	5
RBI	1
BB	4
SO	5
LOB	14

WP: 0 PA: 34
PB: 0
SB: 1
CS: 0

PITCHER		IP	WLS	BF	H	R	ER	SO	BB	IBB	HBP	BLK	WP	HR	S	P	ERA	WHIP
Gene Conley, R ERA: 3.91	(1, 1)	8.0	L	29	5	1	1	3	2	0	0	0	0	0	33	41	1.12	0.875
Dick Radatz, R ERA: 2.25	(9, 1)	1.0		5	0	0	0	2	2	0	0	0	0	0	7	15	0.00	2.000

PITCHER	IP	WLS	BF	H	R	ER	SO	BB	IBB	HBP	BLK	WP	HR	S	P	ERA	WHIP

BOTTOM

New York Yankees @ Boston Red Sox

Fenway Park, Boston, MA

Tue Jul 17 1962, 7:05 PM EDT

Att. 34,386 - Cloudy

livebaseballscorecards.com

Batter	1	2	3	4	5	6	7	8	9	AB	R	H	RBI	BB	SO	LOB
Chuck Schilling, R (1, 4) OBP: 0.306, SLG: 0.335	6-3			K		6-3		BB		3	0	0	0	1	1	0
Carroll Hardy, R (1, 8) OBP: 0.330, SLG: 0.355	G4-6-3 BB			2B BB		6-3		F2		2	0	0	0	2	0	1
Carl Yastrzemski, L (1, 7) OBP: 0.366, SLG: 0.479	G4-6-3 1-2f			K		4-3			3B	4	0	1	0	0	1	2
Frank Malzone, R (1, 5) OBP: 0.325, SLG: 0.429		1-3		1-3 2B			5-3		6-3	4	0	1	0	0	0	1
Pete Runnels, L (1, 3) OBP: 0.432, SLG: 0.477		1-3		5-3			FC6-4 1B		F6	4	0	1	0	0	0	3
Lou Clinton, R (1, 9) OBP: 0.363, SLG: 0.653		5-3			F8 2B		FC6-4 1-2f		5-3	4	0	1	0	0	0	2
Jim Pagliaroni, R (1, 2) OBP: 0.380, SLG: 0.492			K		F8 2-3		K			3	0	0	0	0	2	2
Eddie Bressoud, R (1, 6) OBP: 0.312, SLG: 0.403			K		K			K		3	0	0	0	0	3	1
Gene Conley, R (1, 1) OBP: 0.222, SLG: 0.320			K		F5			K		2	0	0	0	0	1	1
Russ Nixon, L (8, PH) OBP: 0.294, SLG: 0.303										1	0	0	0	0	1	0
Dick Radatz, R (9, 1) OBP: 0.111, SLG: 0.111										0	0	0	0	0	0	0
Inning Stats	R: 0 H: 0 E: 0 LOB: 0 K: 0 BB: 1 S: 2 P: 6	R: 0 H: 0 E: 0 LOB: 0 K: 0 BB: 0 S: 3 P: 3	R: 0 H: 0 E: 0 LOB: 0 K: 3 BB: 0 S: 9 P: 9	R: 0 H: 1 E: 0 LOB: 2 K: 2 BB: 1 S: 8 P: 12	R: 0 H: 1 E: 0 LOB: 1 K: 1 BB: 0 S: 6 P: 6	R: 0 H: 0 E: 0 LOB: 0 K: 0 BB: 0 S: 3 P: 3	R: 0 H: 1 E: 0 LOB: 1 K: 1 BB: 0 S: 6 P: 6	R: 0 H: 0 E: 0 LOB: 1 K: 2 BB: 1 S: 7 P: 11	R: 0 H: 1 E: 0 LOB: 1 K: 0 BB: 0 S: 4 P: 4	1B: 1 2B: 2 3B: 1 HR: 0	SF: 0 SAC: 0 DP: 1 HBP: 0					

	AB	30
	R	0
	H	4
	RBI	0
	BB	3
	SO	9
	LOB	13

PITCHER	IP	WLS	BF	H	R	ER	SO	BB	IBB	HBP	BLK	WP	HR	S	P	ERA	WHIP
Ralph Terry, R (1, 1) ERA: 3.33	9.0	W	33	4	0	0	9	3	0	0	0	0	0	48	60	0.00	0.778

PITCHER	IP	WLS	BF	H	R	ER	SO	BB	IBB	HBP	BLK	WP	HR	S	P	ERA	WHIP

Batter	1	2	3	4	5	6	7	8	9	AB	R	H	RBI	BB	SO	LOB
Tom Tresh, S (1, 6) OBP: 0.345, SLG: 0.399	0-0 1B 2B	4-0 1B 1B BB		0-0 F7 ②	0-0 L3 ③			0-0 2B	4-0 BB	4	2	2	0	2	0	0
Bobby Richardson, R (1, 4) OBP: 0.330, SLG: 0.383	0-0 1B 4-3 1B 2-H	0-3 K ②		0-0 HR		0-0 F7 ①		0-0 5-3 ②	0-0 F7 ③	6	2	2	2	0	1	5
Roger Maris, L (1, 9) OBP: 0.351, SLG: 0.511	0-0 4-3 2B 1B 1-3	0-0 1B 1B 1-2 3-H		4-0 HR BB		0-0 1-3 ②		0-0 F2 ③		4	2	2	1	1	0	1
Mickey Mantle, S (1, 8) OBP: 0.500, SLG: 0.669 Jack Reed, R (6, 8) OBP: 0.360, SLG: 0.545	0-0 4-3 ① 1-3 3-H	0-0 1B 1-3 2-H		0-0 HR 1-H		0-0 G3 ③			0-0 1B 3B	4 1	1 1	2 1	4 1	0 0	0 0	1 0
Yogi Berra, L (1, 2) OBP: 0.303, SLG: 0.419	0-0 1B 2B 3-H	0-0 1-3 ③		0-0 HR			0-0 2B		0-0 BB 2B 1B 3-H	5	2	4	3	0	0	2
Hector Lopez, R (1, 7) OBP: 0.348, SLG: 0.408	0-0 G4-6-3 1B 2-3		0-0 F7 ①	4-0 BB			0-0 5-3 ①		0-3 K ①	4	0	1	0	1	1	2
Bill Skowron, R (1, 3) OBP: 0.314, SLG: 0.431	0-0 G4-6-3 ② ③ 1-2f	0-0 6-3 ②	0-3 K ③				0-0 6-3 ②		4-0 2B SF8 BB 1-2	4	1	0	0	1	1	4
Clete Boyer, R (1, 5) OBP: 0.366, SLG: 0.444		0-0 SH1-4 1B 2B	0-3 K ③		0-3 K ①		0-0 F9 ③		0-0 1-3 2B 2-H	5	1	2	1	0	2	1
Jim Bouton, R (1, 1) OBP: 0.063, SLG: 0.067	0-0 SH1-4 ① 2-3		0-0 3-1 ①		0-0 6-3 ②			0-0 6-3 ①	0-0 SF8 ② 3-H	3	0	0	1	0	0	0
Inning Stats	R: 3 H: 5 E: 0 LOB: 1 K: 0 BB: 0 S: 7 P: 7	R: 2 H: 3 E: 0 LOB: 2 K: 1 BB: 1 S: 8 P: 12	R: 0 H: 0 E: 0 LOB: 0 K: 1 BB: 0 S: 5 P: 5	R: 4 H: 3 E: 0 LOB: 1 K: 1 BB: 2 S: 8 P: 16	R: 0 H: 0 E: 0 LOB: 0 K: 1 BB: 0 S: 5 P: 5	R: 0 H: 0 E: 0 LOB: 0 K: 0 BB: 0 S: 3 P: 3	R: 0 H: 1 E: 0 LOB: 1 K: 0 BB: 0 S: 4 P: 4	R: 0 H: 1 E: 0 LOB: 1 K: 0 BB: 0 S: 4 P: 4	R: 3 H: 3 E: 0 LOB: 2 K: 1 BB: 2 S: 8 P: 16	1B: 6 SF: 1 2B: 6 SAC: 1 3B: 1 DP: 1 HR: 3 HBP: 0						

TOP

New York Yankees @ Boston Red Sox

Fenway Park, Boston, MA

Wed Jul 18 1962, 3:33 AM EDT

Att. 23,885 - Cloudy - 73 F

livebaseballscorecards.com

AB	40
R	12
H	16
RBI	12
BB	5
SO	5
LOB	16

PITCHER		IP	WLS	BF	H	R	ER	SO	BB	IBB	HBP	BLK	WP	HR	S	P	ERA	WHIP
Bill Monbouquette, R ERA: 4.5	(1, 1)	0.1	L	6	5	3	3	0	0	0	0	0	0	0	6	6	81.00	15.000
Galen Cisco, R ERA: 6.06	(1, 1)	3.1		18	6	6	6	2	3	0	0	0	0	3	19	31	16.20	2.700
Hal Kolstad, R ERA: 6.17	(4, 1)	3.1		11	1	0	0	2	0	0	0	0	0	0	15	15	0.00	0.300
Mike Fornieles, R ERA: 5.47	(8, 1)	2.0		12	4	3	3	1	2	0	0	0	0	0	12	20	13.50	3.000

PITCHER	IP	WLS	BF	H	R	ER	SO	BB	IBB	HBP	BLK	WP	HR	S	P	ERA	WHIP

Batter	1	2	3	4	5	6	7	8	9	AB	R	H	RBI	BB	SO	LOB
Chuck Schilling, R (1, 4) OBP: 0.303, SLG: 0.332	F5		L5		5-3		5-3		1B 3-H	5	0	1	1	0	0	2
Carroll Hardy, R (1, 8) OBP: 0.325, SLG: 0.349	4-3		5-3		6-3			5-6-3	F9	5	0	0	0	0	0	2
Carl Yastrzemski, L (1, 7) OBP: 0.367, SLG: 0.479	K		1B			3-1		1B		4	0	2	0	0	1	0
Frank Malzone, R (1, 5) OBP: 0.321, SLG: 0.425		F2	1-3			F8		F7		4	0	0	0	0	0	2
Pete Runnels, L (1, 3) OBP: 0.433, SLG: 0.486		HR		G5-4-3 1B		4-3		5-3		4	1	2	1	0	0	1
Lou Clinton, R (1, 9) OBP: 0.367, SLG: 0.656		1B 1B		G5-4-3 1-2f			L7		WP 2B 2B	4	1	2	0	0	0	1
Jim Pagliaroni, R (1, 2) OBP: 0.377, SLG: 0.486		K		K			FC1-4 1B		5-3	4	0	1	0	0	2	2
Eddie Bressoud, R (1, 6) OBP: 0.316, SLG: 0.409		1-2 1B				WP BB	FC1-4 1-2f 2B		4-3 2-H 1B 2B	3	2	2	1	1	0	1
Bill Monbouquette, R (1, 1) OBP: 0.220, SLG: 0.135 Galen Cisco, R (1, 1) OBP: 0.182, SLG: 0.130 Hal Kolstad, R (4, 1) OBP: 0.143, SLG: 0.143 Russ Nixon, L (7, PH) OBP: 0.314, SLG: 0.353 Mike Fornieles, R (8, 1) OBP: 0.273, SLG: 0.273 Pumpsie Green, S (9, PH) OBP: 0.269, SLG: 0.211		K				F9 1-2		1-H 2B	4-3 2-3	0 1 1 1 0 1	0 0 0 0 0 0	0 0 0 1 0 1	0 0 0 0 0 0	0 1 1 0 0 0	0 2 1 0 0 1	0 2 1 0 0 1
Inning Stats	R: 0 E: 0 K: 1 S: 5 H: 0 LOB: 0 BB: 0 P: 5	R: 1 E: 0 K: 2 S: 10 H: 3 LOB: 2 BB: 0 P: 10	R: 0 E: 0 K: 0 S: 4 H: 1 LOB: 1 BB: 0 P: 4	R: 0 E: 0 K: 1 S: 5 H: 1 LOB: 0 BB: 0 P: 5	R: 0 E: 0 K: 0 S: 3 H: 0 LOB: 1 BB: 1 P: 7	R: 0 E: 0 K: 0 S: 3 H: 0 LOB: 0 BB: 0 P: 3	R: 1 E: 0 K: 0 S: 5 H: 2 LOB: 1 BB: 0 P: 5	R: 0 E: 0 K: 0 S: 4 H: 1 LOB: 1 BB: 0 P: 4	R: 2 E: 0 K: 0 S: 6 H: 3 LOB: 1 BB: 0 P: 6	1B: 7 2B: 3 3B: 0 HR: 1	SF: 0 SAC: 0 DP: 1 HBP: 0						

PITCHER		IP	WLS	BF	H	R	ER	SO	BB	IBB	HBP	BLK	WP	HR	S	P	ERA	WHIP
Jim Bouton, R ERA: 2.93	(1, 1)	9.0	W	38	11	4	4	4	1	0	0	0	2	1	45	49	4.00	1.333

PITCHER	IP	WLS	BF	H	R	ER	SO	BB	IBB	HBP	BLK	WP	HR	S	P	ERA	WHIP

BOTTOM

New York Yankees @ Boston Red Sox

Fenway Park, Boston, MA

Wed Jul 18 1962, 3:33 AM EDT

Att. 23,885 - Cloudy - 73 F

livebaseballscorecards.com

AB	37
R	4
H	11
RBI	4
BB	1
SO	4
LOB	15

WP: 2	PA: 38		
PB: 0			
SB: 0			
CS: 0			

Batter	1	2	3	4	5	6	7	8	9	AB	R	H	RBI	BB	SO	LOB
Tom Tresh, S (1, 6) OBP: 0.343, SLG: 0.396	4-3	K		G5-4-3 1B		K		F8		5	0	1	0	0	2	1
Bobby Richardson, R (1, 4) OBP: 0.328, SLG: 0.381	BB 1B		5-3	G5-4-3 1-2f			F5	F9		5	0	1	0	0	0	1
Roger Maris, L (1, 9) OBP: 0.351, SLG: 0.507	L8		1B 2B BB	F8			1B SH 1B	F8		4	2	1	0	1	0	1
Mickey Mantle, S (1, 8) OBP: 0.506, SLG: 0.669 Jack Reed, R (9, PR) (9, 8) OBP: 0.360, SLG: 0.545	1-2 BB	2B 1B 1-3 1B		F3		SH 1-3 1B 1B		FC6-4 BB		3	2	2	0	2	0	0
										0	0	0	0	0	0	0
Hector Lopez, R (1, 7) OBP: 0.347, SLG: 0.410	K	1B 1-3 3-H 1B 2B		K		SH 1-3 3-H 1B		FC6-4 1-2f		4	2	1	2	0	2	3
Elston Howard, R (1, 2) OBP: 0.316, SLG: 0.458	1B 3B	1B 2-3 3-H 1B		K		HR 2-H 3-H 1B		F9		5	2	3	3	0	1	1
Bill Skowron, R (1, 3) OBP: 0.316, SLG: 0.442	K	1-3 3-H 1B				HR	K	F9		5	1	2	2	0	2	3
Clete Boyer, R (1, 5) OBP: 0.368, SLG: 0.455	FC1-6 3-H 1B	F3				5-3	1-H HR			4	1	2	3	0	0	2
Rollie Sheldon, R (1, 1) OBP: 0.200, SLG: 0.048 Luis Arroyo, L (9, 1) OBP: 0.500, SLG: 0.500	FC1-6 1-2f	K				K	K			4	0	0	0	0	3	3
										0	0	0	0	0	0	0
Inning Stats	R: 0 E: 0 K: 1 S: 6 H: 1 LOB: 2 BB: 1 P: 10	R: 1 E: 0 K: 2 S: 9 H: 2 LOB: 1 BB: 0 P: 9	R: 3 E: 0 K: 1 S: 9 H: 4 LOB: 2 BB: 1 P: 13	R: 0 E: 0 K: 0 S: 3 H: 1 LOB: 0 BB: 0 P: 3	R: 0 E: 0 K: 2 S: 7 H: 0 LOB: 0 BB: 0 P: 7	R: 1 E: 0 K: 2 S: 8 H: 1 LOB: 0 BB: 0 P: 8	R: 5 E: 1 K: 2 S: 12 H: 4 LOB: 0 BB: 0 P: 12	R: 0 E: 0 K: 0 S: 3 H: 0 LOB: 0 BB: 0 P: 3	R: 0 E: 0 K: 0 S: 3 H: 0 LOB: 1 BB: 1 P: 7	1B: 9 2B: 1 3B: 1 HR: 2	SF: 0 SAC: 1 DP: 1 HBP: 0						

TOP

New York Yankees @ Boston Red Sox

Fenway Park, Boston, MA

Thu Jul 19 1962, 3:33 AM EDT

Att. 16,253 - Unknown - 84 F

livebaseballscorecards.com

AB	39
R	10
H	13
RBI	10
BB	3
SO	10
LOB	15

WP: 0 PB: 0 SB: 0 CS: 0 PA: 43

PITCHER		IP	WLS	BF	H	R	ER	SO	BB	IBB	HBP	BLK	WP	HR	S	P	ERA	WHIP
Earl Wilson, R ERA: 4.17	(1, 1)	2.1	L	16	7	4	4	3	2	0	0	0	0	0	20	28	15.43	3.857
Arnold Earley, L ERA: 4.3	(3, 1)	4.2		20	6	6	6	7	0	0	0	0	0	2	34	34	11.57	1.286
Chet Nichols, L ERA: 2.17	(8, 1)	2.0		7	0	0	0	0	1	0	0	0	0	0	6	10	0.00	0.500

PITCHER	IP	WLS	BF	H	R	ER	SO	BB	IBB	HBP	BLK	WP	HR	S	P	ERA	WHIP

BOTTOM

New York Yankees @ Boston Red Sox

Fenway Park, Boston, MA

Thu Jul 19 1962, 3:33 AM EDT
Att. 16,253 - Unknown - 84 F

Batter	1	2	3	4	5	6	7	8	9	AB	R	H	RBI	BB	SO	LOB
Billy Gardner, R (1, 4) OBP: 0.286, SLG: 0.280	F8	5-3			5-3		F8		F2	5	0	0	0	0	0	2
Carroll Hardy, R (1, 8) OBP: 0.320, SLG: 0.343	K		L7		6-3			6-3	F3	5	0	0	0	0	1	0
Carl Yastrzemski, L (1, 7) OBP: 0.368, SLG: 0.479	WP, 1B		FC5-4		F8			F7		4	1	2	0	0	0	0
Frank Malzone, R (1, 5) OBP: 0.321, SLG: 0.421	1B, BB		FC5-4			F8		5-3		3	0	0	0	1	0	1
Pete Runnels, L (1, 3) OBP: 0.433, SLG: 0.487	FC6-4		F7			K			HR	4	1	2	1	0	1	1
Lou Clinton, R (1, 9) OBP: 0.371, SLG: 0.659	FC6-4			1B		K			HR	4	2	2	0	0	1	2
Jim Pagliaroni, R (1, 2) OBP: 0.380, SLG: 0.503		5-3		F2			FC6-4		HR	4	1	2	3	0	0	1
Eddie Bressoud, R (1, 6) OBP: 0.316, SLG: 0.407		F8		G3-6-4			FC6-4		K	4	0	1	1	0	1	1
Earl Wilson, R (1, 1) OBP: 0.294, SLG: 0.500		1B		G3-6-4			FC6-4		HR	1	0	1	0	0	0	0
Arnold Earley, L (3, 1) OBP: 0.222, SLG: 0.125										1	0	0	0	0	0	1
Russ Nixon, L (7, PH) OBP: 0.306, SLG: 0.343										1	0	0	0	0	0	1
Chet Nichols, S (8, 1)										0	0	0	0	0	0	0
Bob Tillman, R (9, PH) OBP: 0.302, SLG: 0.513										1	1	1	1	0	0	0

Inning Stats	1	2	3	4	5	6	7	8	9
	R: 1 E: 0 K: 1 S: 7	H: 2 LOB: 2 BB: 1 P: 11	R: 0 E: 0 K: 0 S: 4	H: 1 LOB: 1 BB: 0 P: 4	R: 0 E: 0 K: 0 S: 4	H: 1 LOB: 1 BB: 0 P: 4	R: 1 E: 0 K: 0 S: 4	H: 2 LOB: 0 BB: 0 P: 4	R: 0 E: 0 K: 0 S: 3	H: 0 LOB: 0 BB: 0 P: 3
	R: 0 E: 0 K: 2 S: 7	H: 0 LOB: 0 BB: 0 P: 7	R: 0 E: 0 K: 0 S: 4	H: 1 LOB: 1 BB: 0 P: 4	R: 0 E: 0 K: 0 S: 3	H: 0 LOB: 0 BB: 0 P: 3	R: 4 E: 0 K: 1 S: 9	H: 4 LOB: 0 BB: 0 P: 9		

1B: 8	SF: 0
2B: 1	SAC: 0
3B: 0	DP: 1
HR: 2	HBP: 0
WP: 1	PA: 38
PB: 0	
SB: 0	
CS: 0	

PITCHER	IP	WLS	BF	H	R	ER	SO	BB	IBB	HBP	BLK	WP	HR	S	P	ERA	WHIP
Rollie Sheldon, R (1, 1) ERA: 5.02	8.0	W	34	10	5	5	3	1	0	0	0	1	1	39	43	5.62	1.375
Luis Arroyo, L (9, 1) ERA: 5.4	1.0	S	4	1	1	1	1	0	0	0	0	0	1	6	6	9.00	1.000

PITCHER	IP	WLS	BF	H	R	ER	SO	BB	IBB	HBP	BLK	WP	HR	S	P	ERA	WHIP

livebaseballscorecards.com

Batter	1	2	3	4	5	6	7	8	9	AB	R	H	RBI	BB	SO	LOB
Ken Hamlin, R (1, 6) OBP: 0.319, SLG: 0.308	F7		1-6-3			1B G6-4-3 1B		5-3		4	1	1	0	0	0	0
Chuck Cottier, R (1, 4) OBP: 0.320, SLG: 0.358	L4-3 BB		K			G6-4-3 1-3 1B			6-3	3	0	1	0	1	1	0
Bob Johnson, R (1, 5) OBP: 0.339, SLG: 0.415	L4-3 1-2			6-3		G6-4-3 1-2f 3-H			1B BB	3	0	0	0	1	0	2
Harry Bright, R (1, 3) OBP: 0.353, SLG: 0.505		2B WP 1B		6-3		F9			F2	4	1	1	0	0	0	1
Chuck Hinton, R (1, 9) OBP: 0.331, SLG: 0.457		F8		K			1-3		1-2 1B	4	0	1	0	0	1	1
Don Lock, R (1, 7) OBP: 0.231, SLG: 0.500		WP 1-3 2B			K2-3		F4		K	4	0	1	0	0	2	2
Bob Schmidt, R (1, 2) OBP: 0.250, SLG: 0.371		1-3 2-3 3-H			6-3		5-3			3	0	0	0	0	0	1
Jim Piersall, R (1, 8) OBP: 0.301, SLG: 0.363		L4			FC6-4 1B			G1-6-3 1B		3	0	2	0	0	0	1
Steve Hamilton, L (1, 1) OBP: 0.133, SLG: 0.071			F7		FC6-4 1-2f			G1-6-3 1-2f		1	0	0	0	0	0	0
Johnny Schaive, R (5, PH) OBP: 0.271, SLG: 0.372										1	0	0	0	0	0	1
Pete Burnside, R (5, 1) OBP: 0.100, SLG: 0.036										0	0	0	0	0	0	0
Danny O'Connell, R (8, PH) OBP: 0.342, SLG: 0.382										1	0	0	0	0	0	1
Jim Hannan, R (8, 1) OBP: 0.200, SLG: 0.200										0	0	0	0	0	0	0
Inning Stats	R: 0 E: 0 K: 0 S: 2 H: 0 LOB: 0 BB: 1 P: 6	R: 1 E: 0 K: 0 S: 5 H: 2 LOB: 1 BB: 0 P: 5	R: 0 E: 0 K: 1 S: 5 H: 0 LOB: 0 BB: 0 P: 5	R: 0 E: 0 K: 1 S: 5 H: 0 LOB: 0 BB: 0 P: 5	R: 0 E: 0 K: 1 S: 6 H: 1 LOB: 1 BB: 0 P: 6	R: 1 E: 0 K: 0 S: 4 H: 2 LOB: 0 BB: 0 P: 4	R: 0 E: 0 K: 0 S: 3 H: 0 LOB: 0 BB: 0 P: 3	R: 0 E: 0 K: 0 S: 3 H: 1 LOB: 0 BB: 0 P: 3	R: 0 E: 0 K: 1 S: 6 H: 1 LOB: 2 BB: 1 P: 10	1B: 6 2B: 2 3B: 0 HR: 0	SF: 0 SAC: 0 DP: 3 HBP: 0					

PITCHER		IP	WLS	BF	H	R	ER	SO	BB	IBB	HBP	BLK	WP	HR	S	P	ERA	WHIP
Whitey Ford, L ERA: 3.01	(1, 1)	7.0	W	25	5	2	2	3	1	0	0	0	1	0	30	34	2.57	0.857
Marshall Bridges, L ERA: 2.51	(8, 1)	2.0	S	8	2	0	0	1	1	0	0	0	0	0	9	13	0.00	1.500

PITCHER	IP	WLS	BF	H	R	ER	SO	BB	IBB	HBP	BLK	WP	HR	S	P	ERA	WHIP

TOP

Washington Senators @ New York Yankees

Yankee Stadium, Bronx, NY

Fri Jul 20 1962, 7:05 PM EDT

Att. 20,255 - Unknown - 78 F

livebaseballscorecards.com

AB	31
R	2
H	7
RBI	0
BB	2
SO	4
LOB	10

1B: 6	SF: 0	WP: 1	PA: 33
2B: 2	SAC: 0	PB: 0	
3B: 0	DP: 3	SB: 0	
HR: 0	HBP: 0	CS: 0	

Batter	1	2	3	4	5	6	7	8	9	AB	R	H	RBI	BB	SO	LOB
Tom Tresh, S (1, 6) OBP: 0.343, SLG: 0.395	S S S 0-3 ① K		x 0-0 ① FC5 1B 1B		x 0-0 ① F8		x 0-0 ① SH1-4 1-2			3	0	1	0	0	1	0
Bobby Richardson, R (1, 4) OBP: 0.325, SLG: 0.377	x 0-0 ② 5-3		x 0-0 ① F9		x 0-0 ② F7		x 0-0 ② F4			4	0	0	0	0	0	2
Roger Maris, L (1, 9) OBP: 0.350, SLG: 0.503	B B B B 4-0 HR BB		x 0-0 ② F9		x 0-0 ③ 3-1		x 0-0 ③ F9			3	1	0	0	1	0	2
Mickey Mantle, S (1, 8) OBP: 0.510, SLG: 0.686	x 0-0 1-H HR		x 0-0 1-2 1B			x 0-0 FC6-4 1B		x 0-0 ① F5		4	1	3	2	0	0	0
Elston Howard, R (1, 2) OBP: 0.312, SLG: 0.451	S S S 0-3 ③ K		x 0-0 ③ FC5 2-3f			x 0-0 ① FC6-4 BB 1-2f		S S S 0-3 ② K		4	0	0	0	0	2	3
Hector Lopez, R (1, 7) OBP: 0.350, SLG: 0.425		x 0-0 ① G3		x 0-0 HR		B B B B 4-0 1-2 BB		x 0-0 ③ 1-3		3	1	1	1	1	0	0
Bill Skowron, R (1, 3) OBP: 0.316, SLG: 0.438		B B B B 4-0 BB		x 0-0 ① 6-3		x 0-0 ② F4				2	0	0	0	1	0	2
Clete Boyer, R (1, 5) OBP: 0.365, SLG: 0.450		x 0-0 ② F7		S S S 0-3 ② K		x 0-0 ③ F2				3	0	0	0	0	1	3
Whitey Ford, L (1, 1) OBP: 0.082, SLG: 0.067 Phil Linz, R (7, PH) OBP: 0.329, SLG: 0.364 Marshall Bridges, S (8, 1)		S S S 0-3 ③ K		x 0-0 ③ 4-3			x 0-0 SH1-4 1B			2 1 0	0 0 0	0 1 0	0 0 0	0 0 0	1 0 0	1 0 0
Inning Stats	R: 2 H: 1 E: 0 LOB: 0 K: 2 BB: 1 S: 8 P: 12	R: 0 H: 0 E: 0 LOB: 1 K: 1 BB: 1 S: 5 P: 9	R: 0 H: 2 E: 0 LOB: 2 K: 0 BB: 0 S: 5 P: 5	R: 1 H: 1 E: 0 LOB: 0 K: 1 BB: 0 S: 6 P: 6	R: 0 H: 0 E: 0 LOB: 0 K: 0 BB: 0 S: 3 P: 3	R: 0 H: 1 E: 0 LOB: 2 K: 0 BB: 1 S: 4 P: 8	R: 0 H: 1 E: 0 LOB: 1 K: 0 BB: 0 S: 4 P: 4	R: 0 H: 0 E: 0 LOB: 0 K: 1 BB: 0 S: 5 P: 5		1B: 4 SF: 0 2B: 0 SAC: 1 3B: 0 DP: 0 HR: 2 HBP: 0					WP: 0 PA: 33 PB: 0 SB: 0 CS: 0	

PITCHER		IP	WLS	BF	H	R	ER	SO	BB	IBB	HBP	BLK	WP	HR	S	P	ERA	WHIP
Steve Hamilton, L ERA: 3.88	(1, 1)	4.0	L	18	4	3	3	4	2	0	0	0	0	2	24	32	6.75	1.500
Pete Burnside, L ERA: 4.3	(5, 1)	3.0		12	2	0	0	0	1	0	0	0	0	0	11	15	0.00	1.000
Jim Hannan, R ERA: 3.69	(8, 1)	1.0		3	0	0	0	1	0	0	0	0	0	0	5	5	0.00	0.000

PITCHER	IP	WLS	BF	H	R	ER	SO	BB	IBB	HBP	BLK	WP	HR	S	P	ERA	WHIP

BOTTOM

Washington Senators @ New York Yankees

Yankee Stadium, Bronx, NY

Fri Jul 20 1962, 7:05 PM EDT
Att. 20,255 - Unknown - 78 F

livebaseballscorecards.com

AB	29
R	3
H	6
RBI	3
BB	3
SO	5
LOB	13

Batter	1	2	3	4	5	6	7	8	9	AB	R	H	RBI	BB	SO	LOB
Ken Hamlin, R (1, 6) OBP: 0.313, SLG: 0.301	0-3 ① K		0-0 ② B3-1			0-0 ① F2	0-3 ③ K		0-0 ③ 6-3	3	0	0	0	0	1	0
Joe Hicks, L (7, PH) OBP: 0.301, SLG: 0.402										1	0	0	0	0	1	2
Ed Brinkman, R (7, 6) OBP: 0.200, SLG: 0.250										0	0	0	0	0	0	0
Johnny Schaive, R (9, PH) OBP: 0.269, SLG: 0.369										1	0	0	0	0	0	2
Chuck Cottier, R (1, 4) OBP: 0.319, SLG: 0.354	0-0 ② F7		0-0 ③ F3			BBBB 4-0 BB E 1B SF7		0-0 ① F8		3	1	0	0	1	0	0
Bob Johnson, R (1, 5) OBP: 0.338, SLG: 0.412	0-3 ③ K			0-0 ① 6-3		0-0 E5 1-3 1B		0-0 ② 5-3		4	0	1	0	0	1	0
Harry Bright, R (1, 3) OBP: 0.351, SLG: 0.519		0-0 ① 5-3		0-0 ② 6-3		0-0 ② SF7 3-H		0-0 HR		3	1	1	2	0	0	0
Chuck Hinton, R (1, 7) OBP: 0.337, SLG: 0.465		0-0 4-3 2B 2B		0-0 1B		0-0 ③ F9		0-0 1B		4	1	3	0	0	0	1
Ken Retzer, L (1, 2) OBP: 0.354, SLG: 0.473		0-0 ② 4-3 2-3		0-0 ③ F9			0-0 1B 2B	0-3 ③ K		3	0	1	0	0	0	2
Don Lock, R (8, PH) OBP: 0.214, SLG: 0.462 (8, 9)										1	0	0	0	0	1	1
Jim King, L (1, 9) OBP: 0.352, SLG: 0.373		0-0 2B 3-H			0-0 ① F4		0-3 ① K		0-0 SH1-4 1B	3	0	1	1	0	1	1
Bob Schmidt, R (8, 2) OBP: 0.254, SLG: 0.375										1	0	1	0	0	0	0
Steve Hamilton, L (9, PR) OBP: 0.133, SLG: 0.071										0	0	0	0	0	0	0
Jim Piersall, R (1, 8) OBP: 0.302, SLG: 0.362		0-0 ③ F9			0-3 ② K		0-0 2-3 1B		0-0 ① SH1-4 1-2	3	0	1	0	0	1	1
Don Rudolph, L (1, 1) OBP: 0.250, SLG: 0.324			0-3 ① K		0-0 ③ G3		0-3 ② K		0-0 ② F9	2	0	0	0	0	1	0
Bud Zipfel, L (7, PH) OBP: 0.321, SLG: 0.389										1	0	0	0	0	1	2
Claude Osteen, L (7, 1) OBP: 0.217, SLG: 0.261										0	0	0	0	0	0	0
Danny O'Connell, R (9, PH) OBP: 0.340, SLG: 0.380										1	0	0	0	0	0	2
Inning Stats	R: 0 E: 0 K: 2 S: 7 H: 0 LOB: 0 BB: 0 P: 7	R: 1 E: 0 K: 0 S: 5 H: 2 LOB: 1 BB: 0 P: 5	R: 0 E: 0 K: 1 S: 5 H: 0 LOB: 0 BB: 0 P: 5	R: 0 E: 0 K: 0 S: 4 H: 1 LOB: 1 BB: 0 P: 4	R: 0 E: 0 K: 1 S: 5 H: 0 LOB: 0 BB: 0 P: 5	R: 1 E: 1 K: 0 S: 4 H: 1 LOB: 1 BB: 1 P: 8	R: 0 E: 0 K: 3 S: 11 H: 2 LOB: 2 BB: 0 P: 11	R: 1 E: 0 K: 1 S: 7 H: 2 LOB: 1 BB: 0 P: 7	R: 0 E: 0 K: 0 S: 4 H: 1 LOB: 2 BB: 0 P: 4	1B: 5 2B: 3 3B: 0 HR: 1 SF: 1 SAC: 1 DP: 0 HBP: 0						

PITCHER		IP	WLS	BF	H	R	ER	SO	BB	IBB	HBP	BLK	WP	HR	S	P	ERA	WHIP
Ralph Terry, R ERA: 3.29	(1, 1)	7.2	W	32	8	3	2	7	1	0	0	0	0	1	45	49	2.35	1.174
Bud Daley, L ERA: 4.93	(8, 1)	1.1	S	5	1	0	0	1	0	0	0	0	0	0	7	7	0.00	0.750

PITCHER	IP	WLS	BF	H	R	ER	SO	BB	IBB	HBP	BLK	WP	HR	S	P	ERA	WHIP

TOP

Washington Senators @ New York Yankees

Yankee Stadium, Bronx, NY

Sat Jul 21 1962, 3:33 AM EDT

Att. 23,565 - Overcast - 85 F

livebaseballscorecards.com

AB	34
R	3
H	9
RBI	3
BB	1
SO	8
LOB	14

WP: 0	PA: 37		
PB: 0			
SB: 0			
CS: 0			

Batter	1	2	3	4	5	6	7	8	9	AB	R	H	RBI	BB	SO	LOB
Tom Tresh, S (1, 6) OBP: 0.342, SLG: 0.393	0-0 SH1-3 1B 1B		0-0 ① F3		0-0 E6 1B HR	0-0 ③ F4				4	2	1	0	0	0	2
Bobby Richardson, R (1, 4) OBP: 0.328, SLG: 0.379	0-0 ① SH1-3 1-2		0-0 ② L6		0-0 HR 1-3 1B		0-0 BB 1B			3	1	2	0	0	0	1
Roger Maris, L (1, 9) OBP: 0.349, SLG: 0.509	0-0 ② F6		0-0 ③ F2		0-0 HR 1-H 3-H		0-0 ① F5			4	1	1	3	0	0	3
Mickey Mantle, S (1, 8) OBP: 0.510, SLG: 0.681	0-0 1B 2-H			0-0 ① 4-3	0-0 ① F9		B B B B 4-0 FC6-4 1-2 BB			3	0	1	1	1	0	0
Elston Howard, R (1, 2) OBP: 0.311, SLG: 0.446	0-0 ③ 1-3			B B B B 4-0 ② 2B BB	0-0 ② 1-3		S S S 0-3 ② K			3	0	0	0	1	1	3
Hector Lopez, R (1, 7) OBP: 0.352, SLG: 0.443		0-0 K 3B	0-0 1-3 2B		0-0 E7 PO		0-0 ③ FC6-4 1-2f			4	0	2	0	0	0	2
Bill Skowron, R (1, 3) OBP: 0.312, SLG: 0.432		S S S 0-3 ① ② K 3-H	0-0 ② F4		0-0 ③ PO 2-3	S S S 0-3 ① K		0-0 ① 6-3		4	0	0	0	0	2	3
Clete Boyer, R (1, 5) OBP: 0.363, SLG: 0.446		0-0 ③ F8		4-0 IBB		0-0 ② F8		0-0 ② F8		3	0	0	0	1	0	0
Ralph Terry, R (1, 1) OBP: 0.188, SLG: 0.161 Bud Daley, L (8, 1) OBP: 0.308, SLG: 0.308			0-0 1B	0-0 ③ 5-3		0-0 1B		0-0 ③ 6-3		3 1	0 0	2 0	0 0	0 0	0 0	3 0
Inning Stats	R: 1 E: 0 K: 0 S: 5 H: 2 LOB: 1 BB: 0 P: 5	R: 0 E: 0 K: 1 S: 5 H: 1 LOB: 0 BB: 0 P: 5	R: 0 E: 0 K: 0 S: 4 H: 1 LOB: 1 BB: 0 P: 4	R: 0 E: 0 K: 0 S: 4 H: 1 LOB: 3 BB: 2 P: 12	R: 3 E: 2 K: 0 S: 6 H: 2 LOB: 0 BB: 0 P: 6	R: 0 E: 0 K: 1 S: 6 H: 1 LOB: 1 BB: 0 P: 6	R: 0 E: 0 K: 1 S: 6 H: 1 LOB: 2 BB: 1 P: 10	R: 0 E: 0 K: 0 S: 3 H: 0 LOB: 0 BB: 0 P: 3		1B: 6 2B: 1 3B: 1 HR: 1	SF: 0 SAC: 1 DP: 0 HBP: 0			WP: 0 PB: 0 SB: 0 CS: 0	PA: 37	

PITCHER		IP	WLS	BF	H	R	ER	SO	BB	IBB	HBP	BLK	WP	HR	S	P	ERA	WHIP
Don Rudolph, L ERA: 3.56	(1, 1)	6.0	L	28	8	4	3	2	1	1	0	0	0	1	30	38	4.50	1.500
Claude Osteen, L ERA: 3.33	(7, 1)	2.0		8	1	0	0	1	1	0	0	0	0	0	9	13	0.00	1.000

PITCHER	IP	WLS	BF	H	R	ER	SO	BB	IBB	HBP	BLK	WP	HR	S	P	ERA	WHIP

BOTTOM

Washington Senators @ New York Yankees

Yankee Stadium, Bronx, NY

Sat Jul 21 1962, 3:33 AM EDT
Att. 23,565 - Overcast - 85 F

livebaseballscorecards.com

AB	32
R	4
H	9
RBI	4
BB	3
SO	3
LOB	17

Batter	1	2	3	4	5	6	7	8	9	AB	R	H	RBI	BB	SO	LOB
Jim Piersall, R (1, 8) OBP: 0.301, SLG: 0.361	0-0 FC3-5 1B 1B		0-0 ① B1-3			0-0 ① 5-3		0-0 ③ 4-3		4	0	1	0	0	0	1
Chuck Cottier, R (1, 4) OBP: 0.318, SLG: 0.352	0-0 1-2 HR FC3-5 1B		0-0 ② F9			0-0 ② F8			0-0 ① F8	4	1	1	0	0	0	0
Bob Johnson, R (1, 5) OBP: 0.333, SLG: 0.406	0-0 ① FC3-5 HR 1-2 2-3f		0-0 ③ L9			0-0 ③ F9			0-0 ② F8	4	1	0	0	0	0	2
Harry Bright, R (1, 3) OBP: 0.349, SLG: 0.529	0-0 1-H 2-H HR			0-0 ① F9			0-0 ① F9		S S S 0-3 ③ K	4	1	1	3	0	1	0
Chuck Hinton, R (1, 9) OBP: 0.340, SLG: 0.467	0-0 CS 1B			0-0 F3 1B			0-0 ② F7			3	0	2	0	0	0	0
Ken Retzer, L (1, 2) OBP: 0.348, SLG: 0.464	0-0 ②③ 4-3 1-2			0-0 ②③ F3 1-2			0-0 ③ G3			3	0	0	0	0	0	2
Bud Zipfel, L (1, 7) OBP: 0.309, SLG: 0.373		S S S 0-3 ① K			S S S 0-3 ① K			x 0-0 ① 1-3		3	0	0	0	0	2	0
Don Lock, R (8, 7) OBP: 0.214, SLG: 0.462										0	0	0	0	0	0	0
Ed Brinkman, R (1, 6) OBP: 0.208, SLG: 0.239		S S S 0-3 ② K			x 0-0 ② F7			B B B B 4-0 SH3 BB		2	0	0	0	1	1	0
Dave Stenhouse, R (1, 1) OBP: 0.105, SLG: 0.056		x 0-0 ③ F5			x 0-0 ③ 4-3			x 0-0 ② SH3 1-2		2	0	0	0	0	0	0
Inning Stats	R: 3 H: 4 E: 0 LOB: 0 K: 0 BB: 0 S: 6 P: 6	R: 0 H: 0 E: 0 LOB: 0 K: 2 BB: 0 S: 7 P: 7	R: 0 H: 0 E: 0 LOB: 0 K: 0 BB: 0 S: 3 P: 3	R: 0 H: 1 E: 0 LOB: 1 K: 0 BB: 0 S: 3 P: 3	R: 0 H: 0 E: 0 LOB: 0 K: 1 BB: 0 S: 5 P: 5	R: 0 H: 0 E: 0 LOB: 0 K: 0 BB: 0 S: 3 P: 3	R: 0 H: 0 E: 0 LOB: 0 K: 0 BB: 0 S: 3 P: 3	R: 0 H: 0 E: 0 LOB: 1 K: 0 BB: 1 S: 3 P: 7	R: 0 H: 0 E: 0 LOB: 0 K: 1 BB: 0 S: 5 P: 5	1B: 4 SF: 0 2B: 0 SAC: 1 3B: 0 DP: 0 HR: 1 HBP: 0						

PITCHER		IP	WLS	BF	H	R	ER	SO	BB	IBB	HBP	BLK	WP	HR	S	P	ERA	WHIP
Bill Stafford, R ERA: 3.8	(1, 1)	8.0	L	28	5	3	3	3	1	0	0	0	0	1	33	37	3.38	0.750
Jim Coates, R ERA: 4.82	(9, 1)	1.0		3	0	0	0	1	0	0	0	0	0	0	5	5	0.00	0.000

PITCHER	IP	WLS	BF	H	R	ER	SO	BB	IBB	HBP	BLK	WP	HR	S	P	ERA	WHIP

TOP

Washington Senators @ New York Yankees

Yankee Stadium, Bronx, NY

Sun Jul 22 1962, 3:33 AM EDT

Unknown - 80 F

livebaseballscorecards.com

AB	29
R	3
H	5
RBI	3
BB	1
SO	4
LOB	5

WP: 0	PA: 31		
PB: 0			
SB: 0			
CS: 1			

BOTTOM

Washington Senators @ New York Yankees

Yankee Stadium, Bronx, NY

Sun Jul 22 1962, 3:33 AM EDT

Unknown - 80 F

livebaseballscorecards.com

Batter	1	2	3	4	5	6	7	8	9	AB	R	H	RBI	BB	SO	LOB
Tom Tresh, S (1, 6) OBP: 0.345, SLG: 0.394	0-0 2B 4-1 1B	4-0 WP BB			0-0 G3 ②			0-0 SH1-4 ① 1-2		2	1	1	0	1	0	0
Bobby Richardson, R (1, 4) OBP: 0.327, SLG: 0.380	0-0 4-1 4-3 1-3 2B	0-0 F4 ③ 1-2 2-3			0-3 K ③			0-0 F5 ②		4	1	1	0	0	1	4
Roger Maris, L (1, 9) OBP: 0.346, SLG: 0.503	0-0 4-1 ① 2-3 3-H		0-0 F8 ①			0-3 K ①		0-0 F6 ③		4	0	0	1	0	1	3
Mickey Mantle, S (1, 8) OBP: 0.502, SLG: 0.667	0-0 4-3 ② 3-H		0-0 G3 ②			0-3 K ②			0-0 3-1 ①	4	0	0	1	0	1	0
Yogi Berra, L (1, 2) OBP: 0.302, SLG: 0.411	4-0 BB		0-0 F7 ③			0-0 4-3 ③			0-3 K ②	3	0	0	0	1	1	0
Dale Long, L (1, 3) OBP: 0.311, SLG: 0.341 Jack Reed, R (9, PR) OBP: 0.360, SLG: 0.545	0-3 K ③			0-0 F8 ①			0-0 4-3 ①		0-0 S 1B	4 0	0 0	1 0	0 0	0 0	1 0	1 0
Hector Lopez, R (1, 7) OBP: 0.355, SLG: 0.441		4-0 WP WP BB		0-0 F4 ②			0-0 G4-3 1B		0-3 K ③ 1-2	3	0	1	0	1	1	1
Clete Boyer, R (1, 5) OBP: 0.360, SLG: 0.441		0-0 F5 ①		0-3 K ③			0-0 G4-3 ② ③ 1-2f			3	0	0	0	0	1	2
Bill Stafford, R (1, 1) OBP: 0.239, SLG: 0.244 Johnny Blanchard, L (8, PH) OBP: 0.300, SLG: 0.413 Phil Linz, R (8, PR) OBP: 0.329, SLG: 0.364 Jim Coates, R (9, 1) OBP: 0.105, SLG: 0.056		0-3 K ② 1-2			0-0 F4 ①			4-0 SH1-4 BB		2 0 0 0	0 0 0 0	0 0 0 0	0 0 0 0	0 1 0 0	1 0 0 0	1 0 0 0
Inning Stats	R: 2 E: 0 K: 1 S: 7 H: 2 LOB: 1 BB: 1 P: 11	R: 0 E: 0 K: 1 S: 5 H: 0 LOB: 2 BB: 2 P: 13	R: 0 E: 0 K: 0 S: 3 H: 0 LOB: 0 BB: 0 P: 3	R: 0 E: 0 K: 1 S: 5 H: 0 LOB: 0 BB: 0 P: 5	R: 0 E: 0 K: 1 S: 5 H: 0 LOB: 0 BB: 0 P: 5	R: 0 E: 0 K: 2 S: 7 H: 0 LOB: 0 BB: 0 P: 7	R: 0 E: 0 K: 0 S: 3 H: 1 LOB: 0 BB: 0 P: 3	R: 0 E: 0 K: 0 S: 3 H: 0 LOB: 2 BB: 1 P: 7	R: 0 E: 0 K: 2 S: 8 H: 1 LOB: 2 BB: 0 P: 8	1B: 3 2B: 1 3B: 0 HR: 0	SF: 0 SAC: 1 DP: 1 HBP: 0						

PITCHER	IP	WLS	BF	H	R	ER	SO	BB	IBB	HBP	BLK	WP	HR	S	P	ERA	WHIP
Dave Stenhouse, R (1, 1) ERA: 2.78	9.0	W	34	4	2	2	8	4	0	0	0	2	0	46	62	2.00	0.889

PITCHER	IP	WLS	BF	H	R	ER	SO	BB	IBB	HBP	BLK	WP	HR	S	P	ERA	WHIP

AB	29
R	2
H	4
RBI	2
BB	4
SO	8
LOB	12

WP: 2 PB: 0 SB: 1 CS: 0 PA: 34

Washington Senators @ New York Yankees

Yankee Stadium, Bronx, NY

Sun Jul 22 1962, 7:05 PM EDT

Att. 27,548 - Unknown - 78 F

livebaseballscorecards.com

TOP

Batter	1	2	3	4	5	6	7	8	9	AB	R	H	RBI	BB	SO	LOB
Ken Hamlin, R (1, 6) OBP: 0.309, SLG: 0.293	L9		6-3			F8		BB, 1B	5-3	4	1	0	0	1	0	0
Chuck Cottier, R (1, 4) OBP: 0.319, SLG: 0.360	L9			1B, G6-4-3		1B		F7	L5	5	2	2	0	0	0	1
Bob Johnson, R (1, 5) OBP: 0.339, SLG: 0.409	K			G6-4-3, 1-3		S, 3-H		BB, 1B, IHR, 1-2		3	1	2	1	1	1	0
Harry Bright, R (1, 3) OBP: 0.347, SLG: 0.523		F9		G6-4-3, 1-2f, 3-H		F9, 1-2		IHR, 1-2, 2-H		4	1	1	1	0	0	2
Chuck Hinton, R (1, 8) (7, 7) OBP: 0.342, SLG: 0.482		F9, 2B		F9			6-3	IHR, 1-H, 2-H		4	1	2	3	0	0	0
Jim King, L (1, 9) OBP: 0.354, SLG: 0.388		F9, 2-3			F7		HR	1B		4	1	2	1	0	0	1
Bud Zipfel, L (1, 7) OBP: 0.298, SLG: 0.359		K			4-3		K	K		3	0	0	0	0	2	1
Jim Piersall, R (7, 8) OBP: 0.300, SLG: 0.359										1	0	0	0	0	1	1
Bob Schmidt, R (1, 2) OBP: 0.249, SLG: 0.366			6-3		6-3		4-3		5-3	4	0	0	0	0	0	0
Bennie Daniels, L (1, 1) OBP: 0.118, SLG: 0.206			K			1-3		K	HR	4	1	1	1	0	2	0
Inning Stats	R: 0 E: 0 K: 1 S: 5 H: 0 LOB: 0 BB: 0 P: 5	R: 0 E: 0 K: 1 S: 6 H: 1 LOB: 1 BB: 0 P: 6	R: 0 E: 0 K: 1 S: 5 H: 0 LOB: 0 BB: 0 P: 5	R: 1 E: 0 K: 0 S: 4 H: 2 LOB: 0 BB: 0 P: 4	R: 0 E: 0 K: 0 S: 3 H: 0 LOB: 0 BB: 0 P: 3	R: 1 E: 0 K: 0 S: 5 H: 2 LOB: 1 BB: 0 P: 5	R: 1 E: 0 K: 1 S: 6 H: 1 LOB: 0 BB: 0 P: 6	R: 4 E: 0 K: 2 S: 10 H: 3 LOB: 1 BB: 2 P: 18	R: 1 E: 0 K: 0 S: 4 H: 1 LOB: 0 BB: 0 P: 4	1B: 5 2B: 1 3B: 1 HR: 3 SF: 0 SAC: 0 DP: 1 HBP: 0	WP: 0 PB: 0 SB: 1 CS: 0 PA: 38					

AB	36
R	8
H	10
RBI	7
BB	2
SO	6
LOB	6

PITCHER		IP	WLS	BF	H	R	ER	SO	BB	IBB	HBP	BLK	WP	HR	S	P	ERA	WHIP
Jim Bouton, R ERA: 3.39	(1, 1)	7.2	L	31	7	6	6	5	2	0	0	0	0	1	39	47	7.04	1.174
Luis Arroyo, L ERA: 5.75	(8, 1)	0.1		3	2	1	1	1	0	0	0	0	0	0	5	5	27.00	6.000
Tex Clevenger, R ERA: 3.66	(9, 1)	1.0		4	1	1	1	0	0	0	0	0	0	1	4	4	9.00	1.000

PITCHER		IP	WLS	BF	H	R	ER	SO	BB	IBB	HBP	BLK	WP	HR	S	P	ERA	WHIP

Batter	1	2	3	4	5	6	7	8	9	AB	R	H	RBI	BB	SO	LOB
Tom Tresh, S (1, 6) OBP: 0.344, SLG: 0.392	G3		4-3		1-3 1B			F4 1-2		4	0	1	0	0	0	1
Bobby Richardson, R (1, 4) OBP: 0.326, SLG: 0.377	1-3		6-3			BBBB 4-0 CS BB		L7 2-3		3	0	0	0	1	0	1
Roger Maris, L (1, 9) OBP: 0.347, SLG: 0.506	2B 1B			F8 SF7 2B		F2		F9		4	1	2	0	0	0	2
Mickey Mantle, S (1, 8) OBP: 0.502, SLG: 0.668	1-3 2B			F8 2-3		F7			FC3-6 1B	4	0	2	0	0	0	2
Johnny Blanchard, L (1, 7) OBP: 0.294, SLG: 0.406	G3			SF7 3-H		CS 1-2	F9		FC3-6 1-2f HR	3	1	0	1	0	0	3
Dale Long, L (1, 3) OBP: 0.315, SLG: 0.364		L9-5 2B		F8			4-3		1-H HR	4	1	2	2	0	0	0
Elston Howard, R (1, 2) OBP: 0.311, SLG: 0.443		L9-5 2-3			SSS 0-3 K		1B		L9	4	0	1	0	0	1	1
Clete Boyer, R (1, 5) OBP: 0.359, SLG: 0.439		1-3			F7		1-3		1B	4	0	1	0	0	0	1
Jim Bouton, R (1, 1) OBP: 0.111, SLG: 0.063			2-3		BBBB 4-0 1B BB			L7 BLK 1B	F9	1	0	0	0	1	0	0
Luis Arroyo, L (8, 1) OBP: 0.500, SLG: 0.500										0	0	0	0	0	0	0
Joe Pepitone, L (8, PH) OBP: 0.270, SLG: 0.431										1	0	1	0	0	0	0
Tex Clevenger, R (9, 1)										0	0	0	0	0	0	0
Yogi Berra, L (9, PH) OBP: 0.300, SLG: 0.409										1	0	0	0	0	0	1
Inning Stats	R: 0 E: 0 K: 0 S: 5 H: 2 LOB: 2 BB: 0 P: 5	R: 0 E: 0 K: 0 S: 3 H: 1 LOB: 0 BB: 0 P: 3	R: 0 E: 0 K: 0 S: 3 H: 0 LOB: 0 BB: 0 P: 3	R: 1 E: 0 K: 0 S: 4 H: 1 LOB: 0 BB: 0 P: 4	R: 0 E: 0 K: 1 S: 5 H: 1 LOB: 2 BB: 1 P: 9	R: 0 E: 0 K: 0 S: 2 H: 0 LOB: 0 BB: 1 P: 6	R: 0 E: 0 K: 0 S: 4 H: 1 LOB: 1 BB: 0 P: 4	R: 0 E: 0 K: 0 S: 4 H: 1 LOB: 1 BB: 0 P: 4	R: 2 E: 0 K: 0 S: 6 H: 3 LOB: 1 BB: 0 P: 6	1B: 6 2B: 4 3B: 0 HR: 1 SF: 1 SAC: 0 DP: 1 HBP: 0							

PITCHER	IP	WLS	BF	H	R	ER	SO	BB	IBB	HBP	BLK	WP	HR	S	P	ERA	WHIP
Bennie Daniels, R (1, 1) ERA: 4.96	9.0	W	36	10	3	3	1	2	0	0	1	0	1	36	44	3.00	1.333

PITCHER	IP	WLS	BF	H	R	ER	SO	BB	IBB	HBP	BLK	WP	HR	S	P	ERA	WHIP

BOTTOM

Washington Senators @ New York Yankees

Yankee Stadium, Bronx, NY

Sun Jul 22 1962, 7:05 PM EDT
Att. 27,548 - Unknown - 78 F

livebaseballscorecards.com

AB	33
R	3
H	10
RBI	3
BB	2
SO	1
LOB	12

WP: 0 PA: 37
PB: 0
SB: 0
CS: 1

Boston Red Sox @ New York Yankees

Yankee Stadium, Bronx, NY

Tue Jul 24 1962, 7:05 PM EDT

Att. 23,513 - Unknown - 76 F

livebaseballscorecards.com

Batter	1	2	3	4	5	6	7	8	9	AB	R	H	RBI	BB	SO	LOB
Eddie Bressoud, R (1, 6) OBP: 0.315, SLG: 0.405	K		F6			6-3	F6			4	0	0	0	0	1	2
Carroll Hardy, R (1, 8) OBP: 0.320, SLG: 0.344	F4			K		F3		F7		4	0	0	0	0	1	0
Carl Yastrzemski, L (1, 7) OBP: 0.373, SLG: 0.500	K			1-3		BB		G5-4-3 1B		3	0	1	0	1	1	0
Frank Malzone, R (1, 5) OBP: 0.311, SLG: 0.406		5-3		1B		1-3		G5-4-3 1-2f		4	0	1	0	0	0	2
Lou Clinton, R (1, 9) OBP: 0.365, SLG: 0.633		K		K			HR 1B		BB 1B G5-4-3 BB	3	2	1	0	1	2	1
Jim Pagliaroni, R (1, 2) OBP: 0.381, SLG: 0.520		F8			K		1-H HR		G5-4-3 BB 1-2 1B	4	1	2	2	0	1	0
Pete Runnels, L (1, 3) OBP: 0.432, SLG: 0.490			3B		1-3		2B		G5-4-3 1-2 2-3 BB	3	0	2	0	1	0	0
Chuck Schilling, R (1, 4) OBP: 0.292, SLG: 0.318			F9		1B		F9		G5-4-3 1-2f 2-3 3-H	4	0	1	0	0	0	4
Arnold Earley, L (1, 1) OBP: 0.200, SLG: 0.111										1	0	0	0	0	1	1
Bob Tillman, R (5, PH) OBP: 0.297, SLG: 0.503										1	0	0	0	0	1	1
Galen Cisco, R (5, 1) OBP: 0.192, SLG: 0.130										0	0	0	0	0	0	0
Pumpsie Green, S (7, PH) OBP: 0.275, SLG: 0.220										1	0	0	0	0	0	1
Chet Nichols, S (7, 1)										0	0	0	0	0	0	0
Don Gile, R (9, PH)			K		K		F9		K	1	0	0	0	0	1	1
Inning Stats	R: 0 E: 0 K: 2 S: 7 H: 0 LOB: 0 BB: 0 P: 7	R: 0 E: 0 K: 1 S: 5 H: 0 LOB: 0 BB: 0 P: 5	R: 0 E: 0 K: 1 S: 6 H: 1 LOB: 1 BB: 0 P: 6	R: 0 E: 0 K: 2 S: 8 H: 1 LOB: 1 BB: 0 P: 8	R: 0 E: 0 K: 2 S: 8 H: 1 LOB: 1 BB: 0 P: 8	R: 0 E: 0 K: 0 S: 3 H: 0 LOB: 1 BB: 1 P: 7	R: 2 E: 0 K: 0 S: 6 H: 3 LOB: 1 BB: 0 P: 6	R: 0 E: 0 K: 0 S: 3 H: 1 LOB: 0 BB: 0 P: 3	R: 1 E: 0 K: 1 S: 5 H: 1 LOB: 1 BB: 2 P: 13	1B: 5 2B: 1 3B: 1 HR: 1	SF: 0 SAC: 0 DP: 2 HBP: 0						

TOP	
AB	33
R	3
H	8
RBI	2
BB	3
SO	9
LOB	13

WP: 0 PB: 0 SB: 0 CS: 0 PA: 36

PITCHER		IP	WLS	BF	H	R	ER	SO	BB	IBB	HBP	BLK	WP	HR	S	P	ERA	WHIP
Whitey Ford, L ERA: 3.03	(1, 1)	8.0	W	33	8	3	3	8	2	0	0	0	0	1	47	55	3.38	1.250
Marshall Bridges, L ERA: 2.43	(9, 1)	1.0	S	3	0	0	0	1	1	0	0	0	0	0	4	8	0.00	1.000

PITCHER		IP	WLS	BF	H	R	ER	SO	BB	IBB	HBP	BLK	WP	HR	S	P	ERA	WHIP

Boston Red Sox @ New York Yankees

Yankee Stadium, Bronx, NY

Tue Jul 24 1962, 7:05 PM EDT

Att. 23,513 - Unknown - 76 F

BOTTOM

Batter	1	2	3	4	5	6	7	8	9	AB	R	H	RBI	BB	SO	LOB
Tom Tresh, S (1, 6) OBP: 0.343, SLG: 0.391	5-3		SH5-3 2B 1B	F9			5-3			4	1	1	0	0	0	0
Bobby Richardson, R (1, 4) OBP: 0.326, SLG: 0.375	F8		SH5-3 1-2		BBBB 1B 6-3 BB		F9			2	1	0	0	1	0	0
Roger Maris, L (1, 9) OBP: 0.346, SLG: 0.506	F7		2-H 2B		L9		F6			4	0	1	1	0	0	1
Mickey Mantle, S (1, 8) OBP: 0.502, SLG: 0.663		BBBB G6-4-3 BB	SSS K		6-3 1-3 1B			SSS K		3	0	1	0	1	2	1
Hector Lopez, R (1, 7) OBP: 0.349, SLG: 0.432		G6-4-3 1-2f	SSS K		6-3 1-2 3-H			F8		4	0	0	1	0	1	3
Elston Howard, R (1, 2) OBP: 0.310, SLG: 0.441		E5 2B		3B 1B	6-3			F8		4	2	1	0	0	0	1
Bill Skowron, R (1, 3) OBP: 0.315, SLG: 0.445		2-H 2B		1-H SF9 3B		SSS K				3	1	2	2	0	1	0
Clete Boyer, R (1, 5) OBP: 0.359, SLG: 0.437		IIIII IBB		SF9 3-H		SSS K				1	0	0	1	1	1	0
Whitey Ford, L (1, 1) OBP: 0.077, SLG: 0.063 Marshall Bridges, S (9, 1)		1-3		6-3		1-3				3 0	0 0	0 0	0 0	0 0	0 0	2 0
Inning Stats	R: 0 H: 0 E: 0 LOB: 0 K: 0 BB: 0 S: 3 P: 3	R: 1 H: 1 E: 1 LOB: 2 K: 0 BB: 2 S: 4 P: 12	R: 1 H: 2 E: 0 LOB: 1 K: 2 BB: 0 S: 9 P: 9	R: 2 H: 2 E: 0 LOB: 0 K: 0 BB: 0 S: 5 P: 5	R: 1 H: 1 E: 0 LOB: 1 K: 0 BB: 1 S: 4 P: 8	R: 0 H: 0 E: 0 LOB: 0 K: 2 BB: 0 S: 7 P: 7	R: 0 H: 0 E: 0 LOB: 0 K: 0 BB: 0 S: 3 P: 3	R: 0 H: 0 E: 0 LOB: 0 K: 1 BB: 0 S: 5 P: 5		1B: 3 SF: 1 2B: 2 SAC: 1 3B: 1 DP: 1 HR: 0 HBP: 0						

livebaseballscorecards.com

AB	28
R	5
H	6
RBI	5
BB	3
SO	5
LOB	8

WP: 0 PB: 0 SB: 0 CS: 0 PA: 33

PITCHER		IP	WLS	BF	H	R	ER	SO	BB	IBB	HBP	BLK	WP	HR	S	P	ERA	WHIP
Arnold Earley, L ERA: 4.5	(1, 1)	4.0	L	19	5	4	3	2	1	1	0	0	0	0	21	29	6.75	1.500
Galen Cisco, R ERA: 5.91	(5, 1)	2.0		8	1	1	1	2	1	0	0	0	0	0	11	15	4.50	1.000
Chet Nichols, L ERA: 2.45	(7, 1)	2.0		6	0	0	0	1	0	0	0	0	0	0	8	8	0.00	0.000

PITCHER	IP	WLS	BF	H	R	ER	SO	BB	IBB	HBP	BLK	WP	HR	S	P	ERA	WHIP

Boston Red Sox @ New York Yankees

Yankee Stadium, Bronx, NY

Wed Jul 25 1962, 7:05 PM EDT

Overcast - 76 F

TOP

livebaseballscorecards.com

Batter	1	2	3	4	5	6	7	8	9	AB	R	H	RBI	BB	SO	LOB
Billy Gardner, R (1, 4) OBP: 0.298, SLG: 0.317	6-3		4-3 3B	1-2 2-3 3-H 1B			2B		FC1-2 3-H	5	1	3	1	0	0	1
Gary Geiger, L (1, 8) OBP: 0.321, SLG: 0.371	F9		4-3 3-H	SF8 2-3 3-H			K		F6	4	0	0	2	0	1	2
Carl Yastrzemski, L (1, 7) OBP: 0.370, SLG: 0.495	G3		F9	G3			F8			4	0	0	0	0	0	3
Russ Nixon, L (1, 2) OBP: 0.300, SLG: 0.333		2B 1B	F4		F6		G3			4	0	1	0	0	0	1
Pete Runnels, L (1, 3) OBP: 0.428, SLG: 0.484		K		F7	G3			3-1		4	0	0	0	0	1	1
Lou Clinton, R (1, 9) OBP: 0.362, SLG: 0.629		1-3 2B		E5 1B 1B	5-3			F7		4	1	1	0	0	0	0
Frank Malzone, R (1, 5) OBP: 0.310, SLG: 0.405		5-3		BB 1B 1-2 1B		F7		F3		4	1	1	0	0	0	2
Eddie Bressoud, R (1, 6) OBP: 0.319, SLG: 0.413		BB		1B BB SF8 1-2 2-H 1B		F2			FC1-2 3B	3	1	2	1	1	0	0
Earl Wilson, R (1, 1) OBP: 0.297, SLG: 0.471		5-3		SF8 1B 1-2 2-3 BB		F5			K	2	0	0	0	1	0	3
Dick Radatz, R (8, 1) OBP: 0.105, SLG: 0.105										1	0	0	0	0	1	1
Inning Stats	R: 0 E: 0 K: 0 S: 3 H: 0 LOB: 0 BB: 0 P: 3	R: 0 E: 0 K: 1 S: 7 H: 2 LOB: 3 BB: 1 P: 11	R: 1 E: 0 K: 0 S: 4 H: 1 LOB: 0 BB: 0 P: 4	R: 3 E: 1 K: 0 S: 7 H: 3 LOB: 2 BB: 1 P: 11	R: 0 E: 0 K: 0 S: 3 H: 0 LOB: 0 BB: 0 P: 3	R: 0 E: 0 K: 0 S: 3 H: 0 LOB: 0 BB: 0 P: 3	R: 0 E: 0 K: 1 S: 6 H: 1 LOB: 1 BB: 0 P: 6	R: 0 E: 0 K: 0 S: 3 H: 0 LOB: 0 BB: 0 P: 3	R: 0 E: 0 K: 1 S: 6 H: 1 LOB: 1 BB: 0 P: 6	1B: 4 2B: 2 3B: 2 HR: 0 SF: 1 SAC: 0 DP: 0 HBP: 0							WP: 0 PB: 0 SB: 0 CS: 0 PA: 38

	AB	35
	R	4
	H	8
	RBI	4
	BB	2
	SO	3
	LOB	14

PITCHER		IP	WLS	BF	H	R	ER	SO	BB	IBB	HBP	BLK	WP	HR	S	P	ERA	WHIP
Ralph Terry, R ERA: 3.28	(1, 1)	6.0	L	27	6	4	2	1	2	0	0	0	0	0	27	35	3.00	1.333
Bud Daley, L ERA: 4.73	(7, 1)	2.0		7	1	0	0	1	0	0	0	0	0	0	9	9	0.00	0.500
Jim Coates, R ERA: 4.75	(9, 1)	1.0		4	1	0	0	1	0	0	0	0	0	0	6	6	0.00	1.000

PITCHER	IP	WLS	BF	H	R	ER	SO	BB	IBB	HBP	BLK	WP	HR	S	P	ERA	WHIP

BOTTOM

Boston Red Sox @ New York Yankees

Yankee Stadium, Bronx, NY

Wed Jul 25 1962, 7:05 PM EDT

Overcast - 76 F

Batter	1	2	3	4	5	6	7	8	9	AB	R	H	RBI	BB	SO	LOB
Tom Tresh, S (1, 6) OBP: 0.344, SLG: 0.399	5-3		K			HR		1B, 1-2, BB		3	1	1	1	1	1	0
Bobby Richardson, R (1, 4) OBP: 0.326, SLG: 0.374	6-3			F4		F9		0-0, 1-2, 2-3, 1B		4	0	1	0	0	0	0
Roger Maris, L (1, 9) OBP: 0.343, SLG: 0.500	L4			F7		F9		F2		4	0	0	0	0	0	3
Mickey Mantle, S (1, 8) OBP: 0.502, SLG: 0.673		HR		K			G5-4-3, BB		K	3	1	1	1	1	2	0
Hector Lopez, R (1, 7) OBP: 0.351, SLG: 0.434		G6-4-3, 1B			G4-6-3, BB, 1B		G5-4-3, 1-2f		1-3	4	0	2	0	0	0	1
Elston Howard, R (1, 2) OBP: 0.312, SLG: 0.439		G6-4-3, 1-2f			G4-6-3, 1-2, BB		K		1B	3	0	1	0	1	1	1
Bill Skowron, R (1, 3) OBP: 0.313, SLG: 0.442 Dale Long, L (8, 3) OBP: 0.316, SLG: 0.365 Jack Reed, R (9, PR) OBP: 0.360, SLG: 0.545		G3			G4-6-3, 1-2f, 2-3			F6	1-3, 1B	2 2 0	0 0 0	0 1 0	0 0 0	0 0 0	0 0 0	2 0 0
Clete Boyer, R (1, 5) OBP: 0.356, SLG: 0.433 Johnny Blanchard, L (9, PH) OBP: 0.293, SLG: 0.404			K		6-3			4-3	F6	3 1	0 0	0 0	0 0	0 0	1 0	1 2
Ralph Terry, R (1, 1) OBP: 0.185, SLG: 0.159 Joe Pepitone, L (6, PH) OBP: 0.268, SLG: 0.427 Bud Daley, L (7, 1) OBP: 0.308, SLG: 0.308 Yogi Berra, L (8, PH) OBP: 0.304, SLG: 0.413 Jim Coates, R (9, 1) OBP: 0.105, SLG: 0.056			6-3			F8		1B, BB, 1B		1 1 0 1 0	0 0 0 0 0	0 0 0 1 0	0 0 0 0 0	0 0 0 0 0	0 0 0 0 0	0 0 0 0 0
Inning Stats	R: 0 E: 0 K: 0 S: 3 H: 0 LOB: 0 BB: 0 P: 3	R: 1 E: 0 K: 0 S: 4 H: 2 LOB: 0 BB: 0 P: 4	R: 0 E: 0 K: 2 S: 7 H: 0 LOB: 0 BB: 0 P: 7	R: 0 E: 0 K: 1 S: 5 H: 0 LOB: 0 BB: 0 P: 5	R: 0 E: 0 K: 0 S: 3 H: 1 LOB: 1 BB: 1 P: 7	R: 1 E: 0 K: 0 S: 4 H: 1 LOB: 0 BB: 0 P: 4	R: 0 E: 0 K: 1 S: 4 H: 0 LOB: 0 BB: 1 P: 8	R: 0 E: 0 K: 0 S: 5 H: 2 LOB: 3 BB: 1 P: 9	R: 0 E: 0 K: 1 S: 7 H: 2 LOB: 2 BB: 0 P: 7	1B: 6 2B: 0 3B: 0 HR: 2	SF: 0 SAC: 0 DP: 3 HBP: 0		WP: 0 PB: 0 SB: 0 CS: 0	PA: 35			

PITCHER	IP	WLS	BF	H	R	ER	SO	BB	IBB	HBP	BLK	WP	HR	S	P	ERA	WHIP
Earl Wilson, R (1, 1) ERA: 4.02	7.2	W	28	5	2	2	4	3	0	0	0	0	2	33	45	2.35	1.043
Dick Radatz, R (8, 1) ERA: 2.12	1.1	S	7	3	0	0	1	0	0	0	0	0	0	9	9	0.00	2.250

PITCHER	IP	WLS	BF	H	R	ER	SO	BB	IBB	HBP	BLK	WP	HR	S	P	ERA	WHIP

AB	32
R	2
H	8
RBI	2
BB	3
SO	5
LOB	10

livebaseballscorecards.com

Batter	1	2	3	4	5	6	7	8	9	AB	R	H	RBI	BB	SO	LOB
Billy Gardner, R (1, 4) OBP: 0.294, SLG: 0.313	6-3		F7		K			K	WP 1B	5	0	1	0	0	2	1
Gary Geiger, L (1, 8) OBP: 0.319, SLG: 0.379	F7		3-1		F9			HR	K	5	1	1	1	0	1	2
Carl Yastrzemski, L (1, 7) OBP: 0.370, SLG: 0.501	E5			HR		G5-3 4-3 1B		3-4-1	4-3 1-2	5	1	2	1	0	0	1
Jim Pagliaroni, R (1, 2) Chuck Schilling, R (8, PR) OBP: 0.292, SLG: 0.318 Russ Nixon, L (8, 2) OBP: 0.300, SLG: 0.333		6-3		1B		4-3 1-2		2B BB BB		3 0 0	0 1 0	1 0 0	0 0 0	1 0 0	0 0 0	1 0 0
Pete Runnels, L (1, 3) OBP: 0.431, SLG: 0.494		WP 3B		F6		BB		BB 1-3 2B		3	1	2	0	1	0	1
Lou Clinton, R (1, 9) OBP: 0.365, SLG: 0.621		3-H BB		F5		G5-3 2-3f		BB IBB		2	0	0	0	2	0	3
Frank Malzone, R (1, 5) OBP: 0.310, SLG: 0.402		K		F4			5-3	1-2 2-3 3-H BB		3	0	0	1	1	1	2
Eddie Bressoud, R (1, 6) OBP: 0.316, SLG: 0.408		L9			F3		F8	F4		4	0	0	0	0	0	4
Don Schwall, R (1, 1) OBP: 0.163, SLG: 0.143 Chet Nichols, S (4, 1) Dave Philley, S (7, PH) OBP: 0.244, SLG: 0.154 Mike Fornieles, R (7, 1) OBP: 0.273, SLG: 0.273 Carroll Hardy, R (9, PH) OBP: 0.319, SLG: 0.343			5-3		BB		L8		K	1 0 1 0 1	0 0 0 0 0	0 0 0 0 0	0 1 0 0 0	0 0 0 0 1	0 0 0 0 0	0 0 0 0 0
Inning Stats	R: 0 E: 1 K: 0 S: 3 H: 0 LOB: 1 BB: 0 P: 3	R: 1 E: 0 K: 1 S: 6 H: 1 LOB: 1 BB: 1 P: 10	R: 0 E: 0 K: 0 S: 3 H: 0 LOB: 0 BB: 0 P: 3	R: 1 E: 0 K: 0 S: 5 H: 2 LOB: 1 BB: 0 P: 5	R: 0 E: 0 K: 1 S: 5 H: 0 LOB: 1 BB: 1 P: 9	R: 0 E: 0 K: 0 S: 3 H: 1 LOB: 1 BB: 1 P: 7	R: 0 E: 0 K: 0 S: 3 H: 0 LOB: 0 BB: 0 P: 3	R: 2 E: 0 K: 1 S: 7 H: 2 LOB: 3 BB: 3 P: 19	R: 0 E: 0 K: 2 S: 8 H: 1 LOB: 1 BB: 0 P: 8	1B: 3 2B: 1 3B: 1 HR: 2	SF: 0 SAC: 0 DP: 1 HBP: 0					

PITCHER	IP	WLS	BF	H	R	ER	SO	BB	IBB	HBP	BLK	WP	HR	S	P	ERA	WHIP
Rollie Sheldon, R (1, 1) ERA: 4.92	7.1		29	5	3	3	3	3	0	0	0	1	2	32	44	3.68	1.091
Marshall Bridges, L (8, 1) ERA: 2.57	1.2	W	10	2	1	1	2	2	1	0	0	1	0	11	23	5.40	2.400

PITCHER	IP	WLS	BF	H	R	ER	SO	BB	IBB	HBP	BLK	WP	HR	S	P	ERA	WHIP

TOP

Boston Red Sox @ New York Yankees

Yankee Stadium, Bronx, NY

Wed Jul 25 1962, 7:05 PM EDT

Att. 25,737 - Overcast - 76 F

livebaseballscorecards.com

AB	33
R	4
H	7
RBI	3
BB	6
SO	5
LOB	15

1B: 3	SF: 0	WP: 2	PA: 39
2B: 1	SAC: 0	PB: 0	
3B: 1	DP: 1	SB: 0	
HR: 2	HBP: 0	CS: 0	

Batter	1	2	3	4	5	6	7	8	9	AB	R	H	RBI	BB	SO	LOB
Tom Tresh, S (1, 6) OBP: 0.345, SLG: 0.397	K	E1 1-3 3-H 1B		K		4-3		1-3 SH1-4 1B BB		4	1	1	0	1	2	1
Bobby Richardson, R (1, 4) OBP: 0.327, SLG: 0.374	6-3 BB	FC4-5 3-H		2B 1-2 G1-2-3 1B		K		SH1-4 1-2		3	0	1	0	1	1	2
Roger Maris, L (1, 9) OBP: 0.344, SLG: 0.500	6-3 1-2	4-3		1-3 2-H 2B		F8		1-3 1B IBB		4	1	1	1	1	0	3
Mickey Mantle, S (1, 8) OBP: 0.498, SLG: 0.663 Joe Pepitone, L (8, 7) (9, 8) OBP: 0.266, SLG: 0.424	K		K	IBB			K	1-3 1-2 2-3		3 1	0 0	0 0	0 0	1 0	3 0	1 2
Yogi Berra, L (1, 2) OBP: 0.312, SLG: 0.411		BB BB 1B BB	F7	G1-2-3 3-Hf			E FC3 1B	1B IBB		3	1	1	0	2	0	3
Johnny Blanchard, L (1, 7) OBP: 0.297, SLG: 0.400 Jack Reed, R (7, PR) (8, 8) OBP: 0.360, SLG: 0.545 Hector Lopez, R (8, PH) (9, 7) OBP: 0.354, SLG: 0.437		BB 1-2 1B BB	BB BB	F8			FC3 1-3 BB	1-2 2-H 3-H 1B		2 0 1	0 0 0	0 0 1	0 0 2	2 0 0	0 0 0	1 0 0
Dale Long, L (1, 3) OBP: 0.326, SLG: 0.366		1B 1-2 2-3 E BB	1-2 BB	G6-3 1B 1B			1-2 BB	3-1		2	1	1	0	3	0	2
Clete Boyer, R (1, 5) OBP: 0.357, SLG: 0.434		E 1-3 2-H 3-H E 1B	F8	1-2 1B			F2			4	1	2	1	0	0	5
Rollie Sheldon, R (1, 1) OBP: 0.207, SLG: 0.042 Marshall Bridges, S (8, 1)		E6 E 2-3 3-H FC4-5		1B 2B BB			F9			3 0	1 0	0 0	0 0	1 0	0 0	6 0
Inning Stats	R: 0 E: 0 K: 2 S: 7 H: 0 LOB: 1 BB: 1 P: 11	R: 3 E: 2 K: 0 S: 5 H: 2 LOB: 2 BB: 3 P: 17	R: 0 E: 0 K: 1 S: 5 H: 0 LOB: 2 BB: 2 P: 13	R: 1 E: 0 K: 1 S: 6 H: 2 LOB: 2 BB: 2 P: 14	R: 0 E: 0 K: 0 S: 4 H: 2 LOB: 1 BB: 0 P: 4	R: 0 E: 0 K: 1 S: 5 H: 0 LOB: 0 BB: 0 P: 5	R: 0 E: 1 K: 1 S: 7 H: 1 LOB: 3 BB: 1 P: 11	R: 2 E: 0 K: 0 S: 4 H: 1 LOB: 2 BB: 3 P: 16		1B: 7 2B: 1 3B: 0 HR: 0 SF: 0 SAC: 1 DP: 2 HBP: 0						

PITCHER		IP	WLS	BF	H	R	ER	SO	BB	IBB	HBP	BLK	WP	HR	S	P	ERA	WHIP
Don Schwall, R ERA: 5.25	(1, 1)	3.1		21	4	4	2	4	7	0	0	0	0	0	22	50	5.40	3.300
Chet Nichols, L ERA: 2.3	(4, 1)	2.2		9	2	0	0	1	0	1	0	0	0	0	10	14	0.00	0.750
Mike Fornieles, R ERA: 5.62	(7, 1)	2.0	L	13	2	2	2	1	2	2	0	0	0	0	11	27	9.00	2.000

PITCHER	IP	WLS	BF	H	R	ER	SO	BB	IBB	HBP	BLK	WP	HR	S	P	ERA	WHIP

BOTTOM

Boston Red Sox @ New York Yankees

Yankee Stadium, Bronx, NY

Wed Jul 25 1962, 7:05 PM EDT
Att. 25,737 - Overcast - 76 F

livebaseballscorecards.com

AB	30
R	6
H	8
RBI	4
BB	12
SO	6
LOB	26

1B: 7 SF: 0
2B: 1 SAC: 1
3B: 0 DP: 2
HR: 0 HBP: 0

WP: 0 PA: 43
PB: 0
SB: 0
CS: 0

Batter	1	2	3	4	5	6	7	8	9	AB	R	H	RBI	BB	SO	LOB
Billy Gardner, R (1, 4) (5, 5) OBP: 0.286, SLG: 0.303	F3		K			3-1		K		4	0	0	0	0	2	1
Gary Geiger, L (1, 8) OBP: 0.318, SLG: 0.377	K		G6-3, BB, 1B			3-1		4-3		4	0	1	0	0	1	0
Carl Yastrzemski, L (1, 7) OBP: 0.369, SLG: 0.497	4-3		G6-3, BB 1-2				5-3	1-3		3	0	0	0	1	0	0
Russ Nixon, L (1, 2) OBP: 0.295, SLG: 0.326		L6	G6-3 1-2f 2-3				BB, 2B, 1B		F5	4	1	1	0	0	0	2
Pete Runnels, L (1, 3) OBP: 0.433, SLG: 0.494		CS, 1B	1-3				2B 1-2 BB		K	2	0	1	0	1	0	1
Don Gile, R (7, PR) (7, 3)										1	1	0	0	0	1	0
Lou Clinton, R (1, 9) OBP: 0.368, SLG: 0.622		L7 1-2			F7		2B 1-3 2-H		FC5-4 BB	3	1	1	1	1	0	1
Frank Malzone, R (1, 5) OBP: 0.308, SLG: 0.399			F7		F7		2B 2-H 3-H		FC5-4 1-2f	2	0	0	0	0	0	0
Chuck Schilling, R (5, 4) OBP: 0.294, SLG: 0.324										2	0	1	2	0	0	1
Eddie Bressoud, R (1, 6) OBP: 0.316, SLG: 0.413			3B		F9		F2			3	0	1	0	0	0	2
Gene Conley, R (1, 1) OBP: 0.246, SLG: 0.358			1B			6-3	1-3			1	0	1	0	0	0	0
Hal Kolstad, R (3, 1) OBP: 0.125, SLG: 0.125										1	0	0	0	0	0	0
Dave Philley, S (7, PH) OBP: 0.239, SLG: 0.150										1	0	0	0	0	0	2
Mike Fornieles, R (7, 1) OBP: 0.273, SLG: 0.273										0	0	0	0	0	0	0
Inning Stats	R: 0 E: 0 K: 1 S: 5 H: 0 LOB: 0 BB: 0 P: 5	R: 0 E: 0 K: 0 S: 3 H: 1 LOB: 0 BB: 0 P: 3	R: 0 E: 0 K: 1 S: 6 H: 2 LOB: 1 BB: 0 P: 6	R: 0 E: 0 K: 0 S: 3 H: 1 LOB: 1 BB: 1 P: 7	R: 0 E: 0 K: 0 S: 3 H: 0 LOB: 0 BB: 0 P: 3	R: 0 E: 0 K: 0 S: 3 H: 0 LOB: 0 BB: 0 P: 3	R: 3 E: 0 K: 0 S: 6 H: 3 LOB: 2 BB: 1 P: 10	R: 0 E: 0 K: 1 S: 5 H: 0 LOB: 0 BB: 0 P: 5	R: 0 E: 0 K: 1 S: 5 H: 0 LOB: 1 BB: 1 P: 9	1B: 4 2B: 2 3B: 1 HR: 0	SF: 0 SAC: 0 DP: 1 HBP: 0					

PITCHER	IP	WLS	BF	H	R	ER	SO	BB	IBB	HBP	BLK	WP	HR	S	P	ERA	WHIP
Jim Bouton, R (1, 1) ERA: 3.46	6.1	W	25	7	3	3	2	2	0	0	0	0	0	27	35	4.26	1.421
Bob Turley, R (7, 1) ERA: 3.38	2.2	S	9	0	0	0	2	1	0	0	0	0	0	12	16	0.00	0.375

PITCHER	IP	WLS	BF	H	R	ER	SO	BB	IBB	HBP	BLK	WP	HR	S	P	ERA	WHIP

TOP

Boston Red Sox @ New York Yankees

Yankee Stadium, Bronx, NY

Thu Jul 26 1962, 3:33 AM EDT

Att. 25,501 - Unknown

livebaseballscorecards.com

AB	31
R	3
H	7
RBI	3
BB	3
SO	4
LOB	10

1B: 4	SF: 0
2B: 2	SAC: 0
3B: 1	DP: 1
HR: 0	HBP: 0

WP: 0	PA: 34
PB: 0	
SB: 0	
CS: 1	

BOTTOM

Boston Red Sox @ New York Yankees

Yankee Stadium, Bronx, NY

Thu Jul 26 1962, 3:33 AM EDT

Att. 25,501 - Unknown

livebaseballscorecards.com

Batter	1	2	3	4	5	6	7	8	9	AB	R	H	RBI	BB	SO	LOB
Tom Tresh, S (1, 6) OBP: 0.348, SLG: 0.407	BBBB 4-0 1-3 5-3 BB		x 0-0 FC5-4 1B	x 0-0 ① 4-3		x 0-0 HR	x 0-0 ② F8			4	1	2	1	1	0	0
Bobby Richardson, R (1, 4) OBP: 0.323, SLG: 0.369	x 0-0 ① 5-3 1-2		x 0-0 ② FC5-4 BB BB BB 1-2f 2-3	x 0-0 ② 6-3		x 0-0 ① 1-4-3	x 0-0 ③ 6-3			5	1	0	0	0	0	3
Roger Maris, L (1, 9) OBP: 0.344, SLG: 0.497 Joe Pepitone, L (9, 9) OBP: 0.266, SLG: 0.424	x 0-0 ② 1-3 2-3		BBBB 4-0 BB BB 2B 1-2 BB	SSS 0-3 ③ K		x 0-0 WP 1B 1B		x 0-0 ① F7		4 0	2 0	1 0	0 0	1 0	1 0	1 0
Mickey Mantle, S (1, 8) OBP: 0.498, SLG: 0.657 Jack Reed, R (6, PR) OBP: 0.346, SLG: 0.522 (7, 8)	SSS 0-3 ③ K		BBBB 4-0 BB 2B 1-2 2-3 3-H BB		x 0-0 ① 3-1	BBBB 4-0 1B E 1-2 BB		x 0-0 ② F2		2 1	1 1	0 0	1 0	2 0	1 0	1 0
Hector Lopez, R (1, 7) OBP: 0.360, SLG: 0.443		SSS 0-3 ① K	BBBB 4-0 2B 2B 1-2 2-3 3-H BB		x 0-0 1B 2B	x 0-0 E 1-3 2-H 1B		x 0-0 ③ F4		4	2	2	2	1	1	0
Elston Howard, R (1, 2) OBP: 0.315, SLG: 0.444		x 0-0 ② F8	x 0-0 2B 1-3 2-H 3-H 2B		x 0-0 1B 1B 2-H 1B	x 0-0 E5 1-2 3-H				4	2	2	4	0	0	1
Dale Long, L (1, 3) OBP: 0.329, SLG: 0.373		x 0-0 ③ 4-3	x 0-0 HR 2-H 3-H 2B		x 0-0 1B 1B 1-2 1B	x 0-0 ② F8				4	1	2	2	0	0	2
Clete Boyer, R (1, 5) OBP: 0.362, SLG: 0.447			x 0-0 FC5-4 5-3 BB 1B x 0-0 2-H HR		x 0-0 ② 1-3 2-H 1B	SSS 0-3 ③ K				4	2	3	3	0	1	2
Jim Bouton, R (1, 1) OBP: 0.095, SLG: 0.053 Bob Turley, R (7, 1)			x 0-0 ① 5-3 1-2 x 0-0 ③ 6-3		x 0-0 ③ 6-3		x 0-0 ① F2			3 1	0 0	0 0	0 0	0 0	0 0	2 0
Inning Stats	R: 0 H: 0 E: 0 LOB: 1 K: 1 BB: 1 S: 5 P: 9	R: 0 H: 0 E: 0 LOB: 0 K: 1 BB: 0 S: 5 P: 5	R: 8 H: 5 E: 0 LOB: 0 K: 0 BB: 3 S: 8 P: 20	R: 0 H: 0 E: 0 LOB: 0 K: 1 BB: 0 S: 5 P: 5	R: 2 H: 4 E: 0 LOB: 1 K: 0 BB: 0 S: 6 P: 6	R: 3 H: 3 E: 1 LOB: 2 K: 1 BB: 1 S: 9 P: 13	R: 0 H: 0 E: 0 LOB: 0 K: 0 BB: 0 S: 3 P: 3	R: 0 H: 0 E: 0 LOB: 0 K: 0 BB: 0 S: 3 P: 3		1B: 7 SF: 0 2B: 3 SAC: 0 3B: 0 DP: 0 HR: 2 HBP: 0						

	AB	36
	R	13
	H	12
	RBI	13
	BB	5
	SO	4
	LOB	12

WP: 1 PA: 41
PB: 0
SB: 0
CS: 0

PITCHER		IP	WLS	BF	H	R	ER	SO	BB	IBB	HBP	BLK	WP	HR	S	P	ERA	WHIP
Gene Conley, R ERA: 4.22	(1, 1)	2.2	L	17	5	8	8	2	4	0	0	0	0	1	17	33	27.00	3.375
Hal Kolstad, R ERA: 7.62	(3, 1)	3.1		18	7	5	5	2	1	0	0	0	1	1	21	25	13.50	2.400
Mike Fornieles, R ERA: 5.43	(7, 1)	2.0		6	0	0	0	0	0	0	0	0	0	0	6	6	0.00	0.000

PITCHER	IP	WLS	BF	H	R	ER	SO	BB	IBB	HBP	BLK	WP	HR	S	P	ERA	WHIP

Batter	1	2	3	4	5	6	7	8	9	10	11	12	AB	R	H	RBI	BB	SO	LOB
Luis Aparicio, R (1, 6) OBP: 0.289, SLG: 0.362	6-3		F4		F7			F8 1B 1B 2-3		L4			5	0	1	0	0	0	0
Nellie Fox, L (1, 4) OBP: 0.301, SLG: 0.336	1-3		G3			F9		1-2 3-H 1B		3-1			5	0	1	1	0	0	0
Joe Cunningham, L (1, 3) OBP: 0.432, SLG: 0.482	HR		K			F3		F8 2-3			K		5	1	1	1	0	2	2
Floyd Robinson, L (1, 7) OBP: 0.374, SLG: 0.463	BB			6-3		F7		5-3			6-3		4	1	0	0	1	0	3
Charlie Maxwell, L (1, 9) OBP: 0.349, SLG: 0.432 Mike Hershberger, R (7, 9) OBP: 0.330, SLG: 0.325	1-H 2B			BB			F9		K		K		2 2	0 0	1 0	1 0	1 0	0 2	0 0
Al Smith, R (1, 5) OBP: 0.368, SLG: 0.490	F3			K			K		F8			6-3	5	0	0	0	0	2	2
Jim Landis, R (1, 8) OBP: 0.345, SLG: 0.401		5-3		F7			5-3		E5			1-6-3	5	0	0	0	0	0	1
Sherm Lollar, R (1, 2) OBP: 0.342, SLG: 0.336 Sammy Esposito, R (8, PR) OBP: 0.311, SLG: 0.250 Bob Roselli, R (8, 2) OBP: 0.323, SLG: 0.340		6-3			5-3			1B 1B 2B	5-3			K2-3	3 0 2	0 1 0	1 0 0	0 0 0	0 0 1	0 0 1	0 0 1
Frank Baumann, L (1, 1) OBP: 0.333, SLG: 0.267 Dom Zanni, R (6, 1) OBP: 0.471, SLG: 0.357 Bob Sadowski, L (8, PH) OBP: 0.318, SLG: 0.463 Dean Stone, L (8, 1) OBP: 0.333, SLG: 0.353 Ramon Conde, R (10, PH) Turk Lown, R (10, 1)		K			5-3			F9		3-1			2 0 1 0 1 0	0 0 0 0 0 0	0 0 0 0 0 0	0 0 0 0 0 0	1 0 0 0 0 0	0 0 0 0 0 0	0 0 1 0 0 0
Inning Stats	R: 2 H: 2 E: 0 LOB: 1 K: 0 BB: 1 S: 5 P: 9	R: 0 H: 0 E: 0 LOB: 0 K: 1 BB: 0 S: 5 P: 5	R: 0 H: 0 E: 0 LOB: 0 K: 1 BB: 0 S: 5 P: 5	R: 0 H: 0 E: 0 LOB: 1 K: 1 BB: 1 S: 5 P: 9	R: 0 H: 0 E: 0 LOB: 0 K: 0 BB: 0 S: 3 P: 3	R: 0 H: 0 E: 0 LOB: 0 K: 0 BB: 0 S: 3 P: 3	R: 0 H: 0 E: 0 LOB: 0 K: 1 BB: 0 S: 5 P: 5	R: 1 H: 3 E: 0 LOB: 3 K: 0 BB: 0 S: 6 P: 6	R: 0 H: 0 E: 1 LOB: 1 K: 1 BB: 0 S: 6 P: 6	R: 0 H: 0 E: 0 LOB: 0 K: 0 BB: 0 S: 3 P: 3	R: 0 H: 0 E: 0 LOB: 0 K: 2 BB: 0 S: 7 P: 7	R: 0 H: 0 E: 0 LOB: 0 K: 1 BB: 0 S: 5 P: 5	1B: 2 SF: 0 2B: 2 SAC: 0 3B: 0 DP: 0 HR: 1 HBP: 0						WP: 0 PA: 44 PB: 0 SB: 0 CS: 0

PITCHER		IP	WLS	BF	H	R	ER	SO	BB	IBB	HBP	BLK	WP	HR	S	P	ERA	WHIP
Bill Stafford, R ERA: 3.8	(1, 1)	7.1		29	5	3	3	4	2	0	0	0	0	1	35	43	3.68	0.955
Marshall Bridges, L ERA: 2.39	(8, 1)	2.2		9	0	0	0	1	0	0	0	0	0	0	11	11	0.00	0.000
Bud Daley, L ERA: 4.56	(11, 1)	2.0	W	6	0	0	0	3	0	0	0	0	0	0	12	12	0.00	0.000

PITCHER	IP	WLS	BF	H	R	ER	SO	BB	IBB	HBP	BLK	WP	HR	S	P	ERA	WHIP

TOP

Chicago White Sox @ New York Yankees

Yankee Stadium, Bronx, NY

Fri Jul 27 1962, 7:05 PM EDT

Att. 29,169 - Unknown

livebaseballscorecards.com

AB	42
R	3
H	5
RBI	3
BB	2
SO	8
LOB	10

Batter	1	2	3	4	5	6	7	8	9	10	11	12	AB	R	H	RBI	BB	SO	LOB
Tom Tresh, S (1, 6) OBP: 0.346, SLG: 0.402	BBBB 4-0 BB 1B SF9 BB		x 0-0 ① F9 2-3		x 0-0 ① F8		SSS 0-3 ③ K			x 0-0 ② L9			4	1	0	0	1	1	1
Bobby Richardson, R (1, 4) OBP: 0.327, SLG: 0.372	x 0-0 SF9 BB 1-2 1B		x 0-0 3-H 1B		x 0-0 FC4-6 1B			x 0-0 ① F8		x 0-0 ③ F7			5	0	3	1	0	0	0
Roger Maris, L (1, 9) OBP: 0.343, SLG: 0.492	BBBB 4-0 G1-6-3 1-2 2-3 BB		x 0-0 ② F2		x 0-0 ② FC4-6 1-2f			x 0-0 ② F5			x 0-0 ① G3		4	0	0	0	1	0	2
Mickey Mantle, S (1, 8) OBP: 0.489, SLG: 0.645	x 0-0 ① SF9 2-3 3-H		x 0-0 ③ F7		x 0-0 ③ L6			x 0-0 ③ F6			SSS 0-3 ② K		4	0	0	1	0	1	2
Hector Lopez, R (1, 7) OBP: 0.356, SLG: 0.437	x 0-0 ② ③ G1-6-3 1-2f			x 0-0 1B SF7 1B		x 0-0 ① F9			SSS 0-3 ① K		x 0-0 ③ L6		5	1	1	0	0	1	2
Elston Howard, R (1, 2) OBP: 0.314, SLG: 0.441		x 0-0 ① 6-3		x 0-0 ① F8		SSS 0-3 ② K			x 0-0 1B			x 0-0 ① 3-1	4	0	1	0	0	1	1
Phil Linz, R (9, PR) OBP: 0.329, SLG: 0.364													0	0	0	0	0	0	0
Yogi Berra, L (10, 2) OBP: 0.310, SLG: 0.409		x 0-0 ② F9		x 0-0 1-3 1B		SSS 0-3 ③ K			x 0-0 ② F8			x 0-0 ② 1-3	1	0	0	0	0	0	0
Clete Boyer, R (1, 5) OBP: 0.359, SLG: 0.443													5	0	1	0	0	1	1
Dale Long, L (1, 3) OBP: 0.327, SLG: 0.385		SSS 0-3 ③ K		x 0-0 ② SF7 3-H			x 0-0 ① F5		x 0-0 ③ F9			x 0-0 HR	4	1	1	2	0	1	1
Bill Stafford, R (1, 1) OBP: 0.245, SLG: 0.271			x 0-0 F9 1B 2B	SSS 0-3 ③ K			x 0-0 ② 5-3			SSS 0-3 ① K			3	1	1	0	0	1	1
Marshall Bridges, S (8, 1) OBP: 0.000, SLG: 0.000													0	0	0	0	0	0	0
Johnny Blanchard, L (10, PH) OBP: 0.295, SLG: 0.398													1	0	0	0	0	1	0
Bud Daley, L (11, 1) OBP: 0.308, SLG: 0.308													0	0	0	0	0	0	0
Inning Stats	R: 1 E: 0 K: 0 S: 3 H: 1 LOB: 1 BB: 2 P: 11	R: 0 E: 0 K: 1 S: 5 H: 0 LOB: 0 BB: 0 P: 5	R: 1 E: 0 K: 0 S: 5 H: 2 LOB: 1 BB: 0 P: 5	R: 1 E: 0 K: 1 S: 7 H: 2 LOB: 1 BB: 0 P: 7	R: 0 E: 0 K: 0 S: 4 H: 1 LOB: 1 BB: 0 P: 4	R: 0 E: 0 K: 2 S: 7 H: 0 LOB: 0 BB: 0 P: 7	R: 0 E: 0 K: 1 S: 5 H: 0 LOB: 0 BB: 0 P: 5	R: 0 E: 0 K: 0 S: 3 H: 0 LOB: 0 BB: 0 P: 3	R: 0 E: 0 K: 1 S: 6 H: 1 LOB: 1 BB: 0 P: 6	R: 0 E: 0 K: 1 S: 5 H: 0 LOB: 0 BB: 0 P: 5	R: 0 E: 0 K: 1 S: 5 H: 0 LOB: 0 BB: 0 P: 5	R: 1 E: 0 K: 0 S: 3 H: 1 LOB: 0 BB: 0 P: 3	1B: 6 2B: 1 3B: 0 HR: 1	SF: 2 SAC: 0 DP: 1 HBP: 0					

PITCHER		IP	WLS	BF	H	R	ER	SO	BB	IBB	HBP	BLK	WP	HR	S	P	ERA	WHIP
Frank Baumann, L ERA: 3.48	(1, 1)	5.0		22	6	3	3	2	2	0	0	0	0	0	24	32	5.40	1.600
Dom Zanni, R ERA: 4.13	(6, 1)	2.0		6	0	0	0	3	0	0	0	0	0	0	12	12	0.00	0.000
Dean Stone, L ERA: 4.45	(8, 1)	2.0		7	1	0	0	1	0	0	0	0	0	0	9	9	0.00	0.500
Turk Lown, R ERA: 3.0	(10, 1)	2.2	L	9	1	1	1	2	0	0	0	0	0	1	13	13	3.38	0.375

PITCHER	IP	WLS	BF	H	R	ER	SO	BB	IBB	HBP	BLK	WP	HR	S	P	ERA	WHIP

BOTTOM

Chicago White Sox @ New York Yankees

Yankee Stadium, Bronx, NY

Fri Jul 27 1962, 7:05 PM EDT

Att. 29,169 - Unknown

livebaseballscorecards.com

AB	40
R	4
H	8
RBI	4
BB	2
SO	8
LOB	11

WP: 0	PA: 44																		
PB: 0																			
SB: 0																			
CS: 0																			

Chicago White Sox @ New York Yankees

Yankee Stadium, Bronx, NY

Sat Jul 28 1962, 3:33 AM EDT

Att. 53,199 - Unknown - 82 F

livebaseballscorecards.com

TOP

Batter	1	2	3	4	5	6	7	8	9	AB	R	H	RBI	BB	SO	LOB
Luis Aparicio, R (1, 6) OBP: 0.288, SLG: 0.366	F8		5-3		SF9 3B		F8		L3 1-2	4	1	1	0	0	0	0
Bob Sadowski, L (9, PH) OBP: 0.315, SLG: 0.458										1	0	0	0	0	0	1
Joe Cunningham, L (1, 3) OBP: 0.430, SLG: 0.480	3-1		1B 1B		SF9 3-H		5-3			3	0	1	1	0	0	0
Floyd Robinson, L (1, 7) OBP: 0.378, SLG: 0.467	BB		1-2 1B		3B 2B		K			3	1	2	0	1	1	0
Al Smith, R (1, 5) OBP: 0.367, SLG: 0.487	5-3		F6		F5				FC1-4-6 1B	4	0	1	0	0	0	4
Mike Hershberger, R (1, 9) OBP: 0.329, SLG: 0.321		K		4-3	3B BB			K		3	1	0	0	1	2	1
Jim Landis, R (1, 8) OBP: 0.346, SLG: 0.407		5-3		BB BB	1-H 2-H 3B			F9		3	0	1	2	1	0	1
Nellie Fox, L (1, 4) OBP: 0.300, SLG: 0.335		FC5-4 1B		F6		F9		FC1-4-6 1-2f		4	0	1	0	0	0	2
Sherm Lollar, R (1, 2) OBP: 0.347, SLG: 0.336		FC5-4 1-2f		BB 1-2		5-3			CS 1B	3	0	1	0	1	0	1
Sammy Esposito, R (9, PR) OBP: 0.311, SLG: 0.250										0	0	0	0	0	0	0
Eddie Fisher, R (1, 1) OBP: 0.087, SLG: 0.091			1-3	L6		4-3			BB 1-2 L3	3	0	0	0	0	0	2
Ramon Conde, R (9, PH)										0	0	0	0	1	0	0

	AB	31
	R	3
	H	8
	RBI	3
	BB	5
	SO	3
	LOB	12

Inning Stats										
	R: 0 E: 0 K: 0 S: 3	H: 0 LOB: 1 BB: 1 P: 7	R: 0 E: 0 K: 1 S: 6	H: 1 LOB: 1 BB: 0 P: 6	R: 0 E: 0 K: 0 S: 5	H: 2 LOB: 2 BB: 0 P: 5	R: 0 E: 0 K: 0 S: 3	H: 0 LOB: 2 BB: 2 P: 11	R: 3 E: 0 K: 0 S: 5	H: 3 LOB: 1 BB: 1 P: 9
	R: 0 E: 0 K: 0 S: 3	H: 0 LOB: 0 BB: 0 P: 3	R: 0 E: 0 K: 1 S: 5	H: 0 LOB: 0 BB: 0 P: 5	R: 0 E: 0 K: 1 S: 6	H: 1 LOB: 1 BB: 0 P: 6	R: 0 E: 0 K: 0 S: 2	H: 1 LOB: 1 BB: 1 P: 6	1B: 5 2B: 2 3B: 2 HR: 0	SF: 1 SAC: 0 DP: 1 HBP: 0
	WP: 0 PB: 0 SB: 0 CS: 1	PA: 37								

PITCHER		IP	WLS	BF	H	R	ER	SO	BB	IBB	HBP	BLK	WP	HR	S	P	ERA	WHIP
Whitey Ford, L ERA: 3.1	(1, 1)	5.0		24	6	3	3	1	4	0	0	0	0	0	22	38	5.40	2.000
Jim Coates, R ERA: 4.62	(6, 1)	2.0	W	6	0	0	0	1	0	0	0	0	0	0	8	8	0.00	0.000
Luis Arroyo, L ERA: 5.4	(8, 1)	1.1		6	2	0	0	1	1	0	0	0	0	0	7	11	0.00	2.250
Jim Bouton, R ERA: 3.43	(9, 1)	0.2	S	1	0	0	0	0	0	0	0	0	0	0	1	1	0.00	0.000

PITCHER	IP	WLS	BF	H	R	ER	SO	BB	IBB	HBP	BLK	WP	HR	S	P	ERA	WHIP

Batter	1	2	3	4	5	6	7	8	9	AB	R	H	RBI	BB	SO	LOB
Tom Tresh, S (1, 6) OBP: 0.343, SLG: 0.398	F8		FC4-6 1-3 S 1-2f			F8	F8			4	0	0	0	0	0	1
Bobby Richardson, R (1, 4) OBP: 0.326, SLG: 0.371	G3 1B		1-3 1-3			L5		F7		4	0	1	0	0	0	1
Roger Maris, L (1, 9) OBP: 0.342, SLG: 0.492	G3 1-2		G3			6-3		2B		4	0	1	0	0	0	2
Mickey Mantle, S (1, 8) OBP: 0.490, SLG: 0.654	K			G3-6-3 BB			HR	K		3	1	1	1	1	2	2
Yogi Berra, L (1, 2) OBP: 0.304, SLG: 0.399		4-3		G3-6-3 1-2f			F4	F9		4	0	0	0	0	0	2
Hector Lopez, R (1, 7) OBP: 0.360, SLG: 0.440		F8 1B		F9			1B HR 1B			3	1	2	0	0	0	0
Dale Long, L (1, 3) OBP: 0.323, SLG: 0.379		F8 1-2			K		F3			3	0	0	0	0	1	2
Clete Boyer, R (1, 5) OBP: 0.359, SLG: 0.442		F8			F9		1-2 HR 1B			3	1	1	0	0	0	1
Whitey Ford, L (1, 1) OBP: 0.094, SLG: 0.063 Joe Pepitone, L (5, PH) OBP: 0.264, SLG: 0.421 Jim Coates, R (6, 1) OBP: 0.105, SLG: 0.056 Johnny Blanchard, L (7, PH) OBP: 0.299, SLG: 0.416 Luis Arroyo, L (8, 1) OBP: 0.500, SLG: 0.500 Jim Bouton, R (9, 1) OBP: 0.095, SLG: 0.053			FC4-6 BB		4-3		1-H 2-H HR			0 1 0 1 0 0	0 0 0 1 0 0	0 0 0 1 0 0	0 0 0 3 0 0	1 0 0 0 0 0	0 0 0 0 0 0	0 0 0 0 0 0
Inning Stats	R: 0 E: 0 K: 1 S: 6 H: 1 LOB: 1 BB: 0 P: 6	R: 0 E: 0 K: 0 S: 4 H: 1 LOB: 1 BB: 0 P: 4	R: 0 E: 0 K: 0 S: 3 H: 0 LOB: 1 BB: 1 P: 7	R: 0 E: 0 K: 0 S: 2 H: 0 LOB: 0 BB: 1 P: 6	R: 0 E: 0 K: 1 S: 5 H: 0 LOB: 0 BB: 0 P: 5	R: 0 E: 0 K: 0 S: 3 H: 0 LOB: 0 BB: 0 P: 3	R: 4 E: 0 K: 0 S: 7 H: 4 LOB: 0 BB: 0 P: 7	R: 0 E: 0 K: 1 S: 6 H: 1 LOB: 1 BB: 0 P: 6		1B: 4 2B: 1 3B: 0 HR: 2	SF: 0 SAC: 0 DP: 1 HBP: 0			WP: 0 PB: 0 SB: 1 CS: 0	PA: 32	

PITCHER	IP	WLS	BF	H	R	ER	SO	BB	IBB	HBP	BLK	WP	HR	S	P	ERA	WHIP
Eddie Fisher, R (1, 1) ERA: 3.41	8.0	L	32	7	4	4	3	2	0	0	0	0	2	36	44	4.50	1.125

PITCHER	IP	WLS	BF	H	R	ER	SO	BB	IBB	HBP	BLK	WP	HR	S	P	ERA	WHIP

BOTTOM

Chicago White Sox @ New York Yankees

Yankee Stadium, Bronx, NY

Sat Jul 28 1962, 3:33 AM EDT

Att. 53,199 - Unknown - 82 F

livebaseballscorecards.com

AB	30
R	4
H	7
RBI	4
BB	2
SO	3
LOB	11

Batter	1	2	3	4	5	6	7	8	9	AB	R	H	RBI	BB	SO	LOB
Luis Aparicio, R (1, 6) OBP: 0.287, SLG: 0.364	1B		F3		L8		F8		L6	5	0	1	0	0	0	2
Nellie Fox, L (1, 4) OBP: 0.301, SLG: 0.336	G3		FC4-6 1B		F6		1B		F7	5	0	2	0	0	0	2
Joe Cunningham, L (1, 3) OBP: 0.430, SLG: 0.477	1B		FC4-6 1B HR 1-2f		BBBB 1B BB		F8		4-3	4	1	1	0	1	0	4
Floyd Robinson, L (1, 9) OBP: 0.381, SLG: 0.473	G3		HR 1-2		1-2			F9 SF9 2B		4	2	3	0	0	0	1
Charlie Maxwell, L (1, 7) OBP: 0.353, SLG: 0.454		1B 1B	HR 1-H 2-H		3-1			F9 2-3		4	1	2	3	0	0	3
Jim Landis, R (1, 8) OBP: 0.345, SLG: 0.406		1B 1-2	SSS K			5-3		SF9 3-H		3	0	1	1	0	1	0
Ramon Conde, R (1, 5)		F6		F8		F3		SSS K		4	0	0	0	0	1	2
Cam Carreon, R (1, 2) OBP: 0.310, SLG: 0.335		F8		F8		F8			BBBB BB BB	3	0	0	0	1	0	2
Juan Pizarro, L (1, 1) OBP: 0.214, SLG: 0.179 Dom Zanni, R (1, 1) OBP: 0.471, SLG: 0.357 Al Smith, L (2, PH) OBP: 0.348, SLG: 0.488 Frank Baumann, L (0, 1) OBP: 0.214, SLG: 0.250 Mike Hershberger, R (1, PH) OBP: 0.333, SLG: 0.333 Turk Lown, R (1, 1) Dean Stone, L (1, 1) OBP: 0.333, SLG: 0.333 Sherm Lollar, R (0, PH) OBP: 0.381, SLG: 0.536 Sammy Esposito, R (0, PR) OBP: 0.211, SLG: 0.263		F9		SSS K			6-3		BBBB 1-2 BB	0 0 1 1 0 0 0 0 0	0 0 0 0 0 0 0 0 0	0 0 0 0 0 1 0 0 0	0 0 0 0 0 0 0 0 0	0 0 0 0 0 0 0 1 0	0 0 0 0 0 0 0 0 0	0 2 0 0 0 0 0 0 0
Inning Stats	R: 0 E: 0 K: 0 S: 4 H: 2 LOB: 1 BB: 0 P: 4	R: 0 E: 0 K: 0 S: 5 H: 2 LOB: 2 BB: 0 P: 5	R: 3 E: 0 K: 1 S: 8 H: 3 LOB: 0 BB: 0 P: 8	R: 0 E: 0 K: 1 S: 5 H: 0 LOB: 0 BB: 0 P: 5	R: 0 E: 0 K: 0 S: 4 H: 1 LOB: 2 BB: 1 P: 8	R: 0 E: 0 K: 0 S: 3 H: 0 LOB: 0 BB: 0 P: 3	R: 0 E: 0 K: 0 S: 4 H: 1 LOB: 1 BB: 0 P: 4	R: 1 E: 0 K: 1 S: 6 H: 1 LOB: 0 BB: 0 P: 6	R: 0 E: 0 K: 0 S: 3 H: 0 LOB: 2 BB: 2 P: 11	1B: 8 2B: 1 3B: 0 HR: 1 SF: 1 SAC: 0 DP: 0 HBP: 0	WP: 0 PB: 0 SB: 0 CS: 0 PA: 39					

PITCHER		IP	WLS	BF	H	R	ER	SO	BB	IBB	HBP	BLK	WP	HR	S	P	ERA	WHIP
Ralph Terry, R ERA: 3.35	(1, 1)	7.0	W	31	10	4	4	2	1	0	0	0	0	1	34	38	5.14	1.571
Marshall Bridges, L ERA: 2.27	(8, 1)	2.0	S	8	0	0	0	1	2	0	0	0	0	0	8	16	0.00	1.000

PITCHER	IP	WLS	BF	H	R	ER	SO	BB	IBB	HBP	BLK	WP	HR	S	P	ERA	WHIP

TOP

Chicago White Sox @ New York Yankees

Yankee Stadium, Bronx, NY

Sun Jul 29 1962, 3:33 AM EDT

Overcast - 82 F

livebaseballscorecards.com

AB	35
R	4
H	10
RBI	4
BB	3
SO	3
LOB	18

BOTTOM

Chicago White Sox @ New York Yankees

Yankee Stadium, Bronx, NY

Sun Jul 29 1962, 3:33 AM EDT

Overcast - 82 F

livebaseballscorecards.com

Batter	1	2	3	4	5	6	7	8	9	AB	R	H	RBI	BB	SO	LOB
Tom Tresh, S (1, 6) OBP: 0.344, SLG: 0.401	4-3 1B 2B	1-3			F8		L1-4 1-2	1B 1-2 1B		5	1	2	0	0	0	1
Bobby Richardson, R (1, 4) OBP: 0.329, SLG: 0.381	4-3 2-3	2B			L6		3B	1-2 2-H 1B		5	0	3	1	0	0	1
Roger Maris, L (1, 9) OBP: 0.342, SLG: 0.488	BB 1B 1B	F9			3-1		BB HBP	K		3	1	0	0	1	1	3
Mickey Mantle, S (1, 8) OBP: 0.490, SLG: 0.650	1-3 3-H 1B 1B		5-3			6-3	1-2 BB			3	1	1	1	1	0	0
Elston Howard, R (1, 2) OBP: 0.310, SLG: 0.435	K		5-3			6-3	F7			4	0	0	0	0	1	5
Hector Lopez, R (1, 7) OBP: 0.367, SLG: 0.446	2-H 3-H HR 1B		6-3			1B 1B		1B SF9 1B		4	2	3	2	0	0	0
Bill Skowron, R (1, 3) OBP: 0.319, SLG: 0.457	1-H HR			1-3		FC6-4 1-2 1B		1B 1-3 1B		4	2	3	2	0	0	0
Clete Boyer, R (1, 5) OBP: 0.355, SLG: 0.438	K			K		FC6-4 1-2f		SF9 3-H		3	0	0	1	0	2	2
Ralph Terry, R (1, 1) OBP: 0.191, SLG: 0.167 Marshall Bridges, S (8, 1)		K		K			L1-4 1B	K		3 1	0 0	1 0	0 0	0 0	2 1	0 1
Inning Stats	R: 5 H: 4 E: 0 LOB: 0 K: 2 BB: 1 S: 11 P: 15	R: 0 H: 1 E: 0 LOB: 1 K: 1 BB: 0 S: 6 P: 6	R: 0 H: 0 E: 0 LOB: 0 K: 0 BB: 0 S: 3 P: 3	R: 0 H: 0 E: 0 LOB: 0 K: 2 BB: 0 S: 7 P: 7	R: 0 H: 0 E: 0 LOB: 0 K: 0 BB: 0 S: 3 P: 3	R: 0 H: 2 E: 0 LOB: 2 K: 0 BB: 0 S: 5 P: 5	R: 0 H: 2 E: 0 LOB: 3 K: 0 BB: 1 S: 4 P: 9	R: 2 H: 4 E: 0 LOB: 2 K: 2 BB: 0 S: 11 P: 11		1B: 9 SF: 1 2B: 3 SAC: 0 3B: 1 DP: 1 HR: 1 HBP: 1						

| | | | | | |

Batter	1	2	3	4	5	6	7	8	9	AB	R	H	RBI	BB	SO	LOB
Jim Landis, R (1, 8) OBP: 0.344, SLG: 0.402	F7		HR BB 1-2		K 1-2			F5		3	1	0	0	1	1	1
Bob Sadowski, L (1, 4) OBP: 0.313, SLG: 0.480	F7		HR 1-H 2-H		4-3			G3		4	1	1	3	0	0	0
Floyd Robinson, L (1, 7) OBP: 0.380, SLG: 0.473	F8		3-1			4-3		1B 2B		4	1	1	0	0	0	0
Charlie Maxwell, L (1, 3) OBP: 0.362, SLG: 0.497		HR	HR			4-3		IBB 1B		3	2	2	2	1	0	0
Al Smith, R (1, 5) OBP: 0.363, SLG: 0.481 Sammy Esposito, R (6, 5) OBP: 0.326, SLG: 0.268	K	K	K			K		1B 1-3 2-H		3 1	0 0	0 1	0 1	0 0	3 0	0 0
Mike Hershberger, R (1, 9) OBP: 0.330, SLG: 0.320	4-3			BB FC4-5-6			FC1-4 1B	L7		3	0	1	0	1	0	2
Luis Aparicio, R (1, 6) OBP: 0.284, SLG: 0.360	6-3			FC4-5-6 1-3			FC1-4 1-2f		6-3	4	0	0	0	0	0	2
Sherm Lollar, R (1, 2) OBP: 0.342, SLG: 0.326			F7	6-3			K		F7	4	0	0	0	0	1	1
Mike Joyce, R (1, 1) OBP: 0.500, SLG: 0.500 Juan Pizarro, L (5, 1) OBP: 0.207, SLG: 0.170			BB HR 1B		K 1B		G3		K	2 2	1 0	2 0	0 0	0 0	0 1	0 1
Inning Stats	R: 0 E: 0 K: 0 S: 3 H: 0 LOB: 0 BB: 0 P: 3	R: 1 E: 0 K: 1 S: 6 H: 1 LOB: 0 BB: 0 P: 6	R: 4 E: 0 K: 1 S: 8 H: 3 LOB: 0 BB: 1 P: 12	R: 0 E: 1 K: 0 S: 2 H: 0 LOB: 0 BB: 1 P: 6	R: 0 E: 0 K: 1 S: 5 H: 1 LOB: 0 BB: 0 P: 5	R: 0 E: 0 K: 1 S: 5 H: 0 LOB: 0 BB: 0 P: 5	R: 0 E: 0 K: 1 S: 6 H: 1 LOB: 1 BB: 0 P: 6	R: 1 E: 0 K: 0 S: 5 H: 2 LOB: 2 BB: 1 P: 9	R: 0 E: 0 K: 1 S: 5 H: 0 LOB: 0 BB: 0 P: 5	1B: 4 2B: 1 3B: 0 HR: 3 SF: 0 SAC: 0 DP: 1 HBP: 0						

PITCHER		IP	WLS	BF	H	R	ER	SO	BB	IBB	HBP	BLK	WP	HR	S	P	ERA	WHIP
Rollie Sheldon, R ERA: 5.22	(1, 1)	3.0	L	14	4	5	5	2	1	0	0	0	0	3	17	21	15.00	1.667
Bob Turley, R ERA: 3.23	(4, 1)	2.0		6	1	0	0	1	1	0	0	0	0	0	7	11	0.00	1.000
Bud Daley, L ERA: 4.39	(6, 1)	2.0		7	1	0	0	2	0	0	0	0	0	0	11	11	0.00	0.500
Tex Clevenger, R ERA: 3.74	(8, 1)	2.0		9	2	1	1	1	0	1	0	0	0	0	10	14	4.50	1.000

PITCHER	IP	WLS	BF	H	R	ER	SO	BB	IBB	HBP	BLK	WP	HR	S	P	ERA	WHIP

TOP

Chicago White Sox @ New York Yankees

Yankee Stadium, Bronx, NY

Sun Jul 29 1962, 7:05 PM EDT

Att. 42,762 - Unknown - 80 F

livebaseballscorecards.com

AB	33
R	6
H	8
RBI	6
BB	3
SO	6
LOB	7

WP: 0 PB: 0 SB: 0 CS: 0 PA: 36

Batter	1	2	3	4	5	6	7	8	9	AB	R	H	RBI	BB	SO	LOB
Tom Tresh, S (1, 6) OBP: 0.340, SLG: 0.396	F6		F6		F7		6-3			4	0	0	0	0	0	2
Bobby Richardson, R (1, 4) OBP: 0.330, SLG: 0.384	L9			BB BB G6-4-3 1B	1-3 2-H 2B		6-3			4	1	2	1	0	0	0
Roger Maris, L (1, 9) OBP: 0.344, SLG: 0.487	1B			B B B G6-4-3 1-2 BB	S S S K			F4		3	0	1	0	1	1	2
Mickey Mantle, S (1, 8) OBP: 0.486, SLG: 0.641	G3			B B B G6-4-3 1-2 2-3 BB		F8		6-3		3	0	0	0	1	0	1
Jack Reed, R (9, 8) OBP: 0.346, SLG: 0.522										0	0	0	0	0	0	0
Hector Lopez, R (1, 7) OBP: 0.365, SLG: 0.442		F8		G6-4-3 1-2f 2-3 3-H		S S S K		1B		4	0	1	0	0	1	2
Yogi Berra, L (1, 2) OBP: 0.303, SLG: 0.392		F7		4-3		B B B BB		F8		3	0	0	0	1	0	2
Dale Long, L (1, 3) OBP: 0.325, SLG: 0.379		L4			BB 2B 1B	B B B 1-2 BB			S S S K	3	1	1	0	1	1	0
Clete Boyer, R (1, 5) OBP: 0.352, SLG: 0.433			F2		F9	F9			1-3	4	0	0	0	0	0	3
Rollie Sheldon, R (1, 1) OBP: 0.207, SLG: 0.042			S S S K		B B B 2B 1-2 BB		F4		S S S K	0	0	0	0	0	0	0
Joe Pepitone, L (3, PH) OBP: 0.262, SLG: 0.417										1	0	0	0	1	0	
Bob Turley, R (4, 1)										0	0	0	0	0	0	
Johnny Blanchard, L (5, PH) OBP: 0.302, SLG: 0.416										0	0	0	1	0	0	
Bud Daley, L (6, 1) OBP: 0.308, SLG: 0.308										0	0	0	0	0	0	
Phil Linz, R (7, PH) OBP: 0.324, SLG: 0.358										1	0	0	0	0	0	
Tex Clevenger, R (8, 1)										0	0	0	0	0	0	
Bill Skowron, R (9, PH) OBP: 0.318, SLG: 0.455										1	0	0	0	0	1	
Inning Stats	R: 0 E: 0 K: 0 S: 4 H: 1 LOB: 1 BB: 0 P: 4	R: 0 E: 0 K: 0 S: 3 H: 0 LOB: 0 BB: 0 P: 3	R: 0 E: 0 K: 1 S: 5 H: 0 LOB: 0 BB: 0 P: 5	R: 1 E: 0 K: 0 S: 3 H: 1 LOB: 1 BB: 2 P: 11	R: 1 E: 0 K: 1 S: 7 H: 2 LOB: 2 BB: 1 P: 11	R: 0 E: 0 K: 1 S: 5 H: 0 LOB: 2 BB: 2 P: 13	R: 0 E: 0 K: 0 S: 3 H: 0 LOB: 0 BB: 0 P: 3	R: 0 E: 0 K: 0 S: 4 H: 1 LOB: 1 BB: 0 P: 4	R: 0 E: 0 K: 2 S: 7 H: 0 LOB: 0 BB: 0 P: 7	1B: 4 2B: 1 3B: 0 HR: 0	SF: 0 SAC: 0 DP: 1 HBP: 0						

BOTTOM

Chicago White Sox @ New York Yankees

Yankee Stadium, Bronx, NY

Sun Jul 29 1962, 7:05 PM EDT

Att. 42,762 - Unknown - 80 F

livebaseballscorecards.com

AB	31
R	2
H	5
RBI	1
BB	5
SO	5
LOB	12

WP: 0 PB: 0 SB: 0 CS: 0 PA: 36

PITCHER		IP	WLS	BF	H	R	ER	SO	BB	IBB	HBP	BLK	WP	HR	S	P	ERA	WHIP
Mike Joyce, R ERA: 1.15	(1, 1)	4.2		20	4	2	2	1	3	0	0	0	0	0	19	31	3.86	1.500
Juan Pizarro, L ERA: 3.74	(5, 1)	4.1	W	16	1	0	0	4	2	0	0	0	0	0	22	30	0.00	0.692

PITCHER	IP	WLS	BF	H	R	ER	SO	BB	IBB	HBP	BLK	WP	HR	S	P	ERA	WHIP

Batter	1	2	3	4	5	6	7	8	9	AB	R	H	RBI	BB	SO	LOB
Tom Tresh, S (1, 6) OBP: 0.343, SLG: 0.399	0-0 BB BB HR 1B	0-0 1B		0-0 F7 ②		0-0 2-H 1B ②		0-3 K ③		5	1	3	0	0	1	2
Bobby Richardson, R (1, 4) OBP: 0.327, SLG: 0.380	0-3 K ①	0-0 4-3 ③		0-0 F8 ③		0-0 F7 ③			0-0 5-3 ①	5	0	0	0	0	1	4
Roger Maris, L (1, 9) OBP: 0.347, SLG: 0.486	4-0 BB HR 1-2 BB		0-0 HR 1B		0-0 F8 ①		4-0 E S 6-3 BB		0-0 4-3 ②	3	3	1	0	2	0	0
Hector Lopez, R (1, 7) OBP: 0.365, SLG: 0.436	4-0 HR 1-2 2-3 BB		0-0 L7 ①		0-0 F9 ②		0-0 F6 ① 1-3		4-0 BB	3	1	0	0	2	0	2
Elston Howard, R (1, 2) OBP: 0.308, SLG: 0.441	0-3 K ②		0-0 1-H HR		0-3 K ③		0-0 6-3 ② 3-H		0-0 F9 ③	5	1	1	3	0	2	4
Bill Skowron, R (1, 3) OBP: 0.320, SLG: 0.466	0-0 1-H 2-H 3-H HR		0-3 K ②			0-0 1B 2B 1B	0-0 1-3 ③			4	2	2	4	0	1	0
Clete Boyer, R (1, 5) OBP: 0.351, SLG: 0.431	0-0 L8 ③		0-3 K ③			0-0 1-2 2B 1B		0-0 6-3 ①		4	1	1	0	0	1	0
Jack Reed, R (1, 8) OBP: 0.300, SLG: 0.444		0-0 F3 ①		0-0 5-3 ①		0-3 K ①		0-0 F5 ②		4	0	0	0	0	1	2
Bill Stafford, R (1, 1) OBP: 0.283, SLG: 0.333 Rollie Sheldon, R (8, 1) OBP: 0.207, SLG: 0.042 Jim Coates, R (8, 1) OBP: 0.105, SLG: 0.056		0-0 4-3 ②		4-0 BB		0-0 1-H 2-H 1B 2B		0-0 2B		3 0 0	0 0 0	2 0 0	2 0 0	1 0 0	0 0 0	0 0 0
Inning Stats	R: 4 H: 2 E: 0 LOB: 0 K: 2 BB: 2 S: 9 P: 17	R: 0 H: 1 E: 0 LOB: 1 K: 0 BB: 0 S: 4 P: 4	R: 2 H: 2 E: 0 LOB: 0 K: 2 BB: 0 S: 9 P: 9	R: 0 H: 0 E: 0 LOB: 1 K: 0 BB: 1 S: 3 P: 7	R: 0 H: 0 E: 0 LOB: 0 K: 1 BB: 0 S: 5 P: 5	R: 2 H: 4 E: 0 LOB: 1 K: 1 BB: 0 S: 8 P: 8	R: 1 H: 0 E: 0 LOB: 0 K: 0 BB: 1 S: 3 P: 7	R: 0 H: 1 E: 0 LOB: 1 K: 1 BB: 0 S: 6 P: 6	R: 0 H: 0 E: 0 LOB: 1 K: 0 BB: 1 S: 3 P: 7	1B: 6 SF: 0 2B: 2 SAC: 0 3B: 0 DP: 0 HR: 2 HBP: 0						WP: 0 PA: 41 PB: 0 SB: 1 CS: 0	

PITCHER	IP	WLS	BF	H	R	ER	SO	BB	IBB	HBP	BLK	WP	HR	S	P	ERA	WHIP
Claude Osteen, L (1, 1) ERA: 3.81	3.0	L	16	5	6	6	4	2	0	0	0	0	2	22	30	18.00	2.333
Ed Hobaugh, R (4, 1) ERA: 4.88	4.0		17	4	3	2	2	2	0	0	0	0	0	19	27	4.50	1.500
Marty Kutyna, R (8, 1) ERA: 3.24	2.0		8	1	0	0	1	1	0	0	0	0	0	9	13	0.00	1.000

PITCHER	IP	WLS	BF	H	R	ER	SO	BB	IBB	HBP	BLK	WP	HR	S	P	ERA	WHIP

TOP

New York Yankees @ Washington Senators

D.C. Stadium, Washington, DC

Tue Jul 31 1962, 7:05 PM EDT

Att. 30,421 - Unknown

livebaseballscorecards.com

AB	36
R	9
H	10
RBI	9
BB	5
SO	7
LOB	14

Batter	1	2	3	4	5	6	7	8	9	AB	R	H	RBI	BB	SO	LOB
Ken Hamlin, R (1, 6) OBP: 0.309, SLG: 0.311	F3		1B		FC4 1-2f		F2		G6-4-3 1-2f	5	0	1	0	0	0	4
Jim Piersall, R (1, 8) OBP: 0.317, SLG: 0.367	WP 1B		FC5 1-2 1B			2B BB		2B BB	BB	2	2	2	0	3	0	0
Johnny Schaive, R (1, 5) OBP: 0.284, SLG: 0.416	K		FC5 1-2f			1-H 2B		1B 1-H 2B	K	5	1	2	2	0	2	4
Harry Bright, R (1, 3) OBP: 0.337, SLG: 0.500	F8 1-2			F3		6-3		2-3 2B 1B		4	1	1	0	0	0	1
Chuck Hinton, R (1, 9) OBP: 0.351, SLG: 0.485		6-3		L6		5-3		1B 1-H SF7 3-H 2B		4	1	1	2	0	0	0
Ken Retzer, L (1, 2) OBP: 0.365, SLG: 0.462		F2		6-3			1B BB	G6-4-3 2-3 1B		3	0	1	0	1	0	0
Don Lock, R (1, 7) OBP: 0.333, SLG: 0.515		F5			K		L7	SF7 3-H		3	0	0	1	0	1	1
Chuck Cottier, R (1, 4) OBP: 0.320, SLG: 0.362			F9		E6 FC4		1-2 1B	G6-4-3 1-2f		4	0	1	0	0	0	1
Claude Osteen, L (1, 1) OBP: 0.192, SLG: 0.231			F8		K		F2		G6-4-3 BB	0	0	0	0	0	0	0
Joe Hicks, L (3, PH) OBP: 0.308, SLG: 0.413										1	0	0	0	0	0	0
Ed Hobaugh, R (4, 1)										1	0	0	0	0	1	1
Bud Zipfel, L (7, PH) OBP: 0.303, SLG: 0.346										1	0	0	0	0	0	2
Marty Kutyna, R (8, 1) OBP: 0.333, SLG: 0.200										0	0	0	0	0	0	0
Jim King, L (9, PH) OBP: 0.352, SLG: 0.380										0	0	0	0	1	0	0
Inning Stats	R: 0 E: 0 K: 1 S: 6 H: 1 LOB: 1 BB: 0 P: 6	R: 0 E: 0 K: 0 S: 3 H: 0 LOB: 0 BB: 0 P: 3	R: 0 E: 0 K: 0 S: 5 H: 2 LOB: 2 BB: 0 P: 5	R: 0 E: 0 K: 0 S: 3 H: 0 LOB: 0 BB: 0 P: 3	R: 0 E: 1 K: 2 S: 8 H: 0 LOB: 1 BB: 0 P: 8	R: 1 E: 0 K: 0 S: 3 H: 1 LOB: 0 BB: 1 P: 7	R: 0 E: 0 K: 0 S: 4 H: 1 LOB: 2 BB: 1 P: 8	R: 4 E: 0 K: 0 S: 6 H: 4 LOB: 0 BB: 1 P: 10	R: 0 E: 0 K: 1 S: 4 H: 0 LOB: 1 BB: 2 P: 12	1B: 6 2B: 3 3B: 0 HR: 0 SF: 1 SAC: 0 DP: 2 HBP: 0	WP: 1 PB: 0 SB: 0 CS: 0 PA: 39					

PITCHER		IP	WLS	BF	H	R	ER	SO	BB	IBB	HBP	BLK	WP	HR	S	P	ERA	WHIP
Bill Stafford, R ERA: 3.8	(1, 1)	7.0	W	30	6	3	3	3	3	0	0	0	1	0	33	45	3.86	1.286
Rollie Sheldon, R ERA: 5.4	(8, 1)	0.0		3	3	1	1	0	0	0	0	0	0	0	3	3	∞	∞
Jim Coates, R ERA: 4.5	(8, 1)	2.0	S	6	0	1	1	1	2	0	0	0	0	0	6	14	4.50	1.000

PITCHER	IP	WLS	BF	H	R	ER	SO	BB	IBB	HBP	BLK	WP	HR	S	P	ERA	WHIP

BOTTOM

New York Yankees @ Washington Senators

D.C. Stadium, Washington, DC

Tue Jul 31 1962, 7:05 PM EDT

Att. 30,421 - Unknown

livebaseballscorecards.com

AB	33
R	5
H	9
RBI	5
BB	5
SO	4
LOB	14

Batter	1	2	3	4	5	6	7	8	9	AB	R	H	RBI	BB	SO	LOB
Tom Tresh, S (1, 6) OBP: 0.344, SLG: 0.402	0-0 SH1-3 1B 1B	0-0 2-H 2B		0-3 K		0-0 L8			0-3 K	5	1	2	1	0	2	3
Bobby Richardson, R (1, 4) OBP: 0.328, SLG: 0.381	0-0 SH1-3 1-2	0-0 5-3		0-0 F5			0-0 G4-3 1B		0-0 2-3 1B	4	0	2	0	0	0	1
Roger Maris, L (1, 8) (9, 9) OBP: 0.347, SLG: 0.483	4-0 1B SF8 BB		0-0 E E 1B		0-0 1-4-3		0-0 F3		0-0 F7	4	2	1	0	1	0	3
Hector Lopez, R (1, 7) OBP: 0.368, SLG: 0.438	0-0 1-3 2-H 1B		0-0 E9 1-3 E 1B		0-0 F4		0-0 G4-3 1-2f			4	1	2	1	0	0	1
Yogi Berra, L (1, 2) OBP: 0.302, SLG: 0.391	0-0 SF8 3-H		0-0 E9 E 2-H 3-H 1B		0-0 F4			0-0 F7		3	1	1	3	0	0	0
Johnny Blanchard, L (1, 9) OBP: 0.296, SLG: 0.408 Jack Reed, R (9, 8) OBP: 0.300, SLG: 0.444	0-0 3-1		0-0 E3 G5-4-3 2-H			0-0 F9		0-0 F9		4 0	0 0	0 0	0 0	0 0	0 0	1 0
Bill Skowron, R (1, 3) OBP: 0.319, SLG: 0.463		0-0 F5	0-0 G5-4-3 1-2f			0-0 BB 1B		0-0 F5		4	0	1	0	0	0	1
Clete Boyer, R (1, 5) OBP: 0.352, SLG: 0.430		0-0 SH3-4 2B 1B	0-3 K			0-0 F4			4-0 1B E BB	3	1	1	0	1	1	1
Jim Bouton, R (1, 1) OBP: 0.125, SLG: 0.048		0-0 SH3-4 1-2		0-0 1-3		4-0 1-2 BB			0-0 F2 1-2	2	0	0	0	1	0	1
Inning Stats	R: 2 E: 0 K: 0 S: 5 H: 2 LOB: 1 BB: 1 P: 9	R: 1 E: 0 K: 0 S: 5 H: 2 LOB: 1 BB: 0 P: 5	R: 3 E: 3 K: 1 S: 8 H: 3 LOB: 0 BB: 0 P: 8	R: 0 E: 0 K: 1 S: 5 H: 0 LOB: 0 BB: 0 P: 5	R: 0 E: 0 K: 0 S: 3 H: 0 LOB: 0 BB: 0 P: 3	R: 0 E: 0 K: 0 S: 4 H: 1 LOB: 2 BB: 1 P: 8	R: 0 E: 0 K: 0 S: 3 H: 1 LOB: 0 BB: 0 P: 3	R: 0 E: 0 K: 0 S: 3 H: 0 LOB: 0 BB: 0 P: 3	R: 0 E: 1 K: 1 S: 6 H: 1 LOB: 2 BB: 1 P: 10	1B: 9 2B: 1 3B: 0 HR: 0	SF: 1 SAC: 2 DP: 2 HBP: 0						

TOP

New York Yankees @ Washington Senators

D.C. Stadium, Washington, DC

Wed Aug 01 1962, 7:05 PM EDT

Unknown - 86 F

livebaseballscorecards.com

AB	33
R	6
H	10
RBI	5
BB	3
SO	3
LOB	12

PITCHER		IP	WLS	BF	H	R	ER	SO	BB	IBB	HBP	BLK	WP	HR	S	P	ERA	WHIP
Bennie Daniels, R ERA: 5.47	(1, 1)	2.0	L	13	6	5	5	0	1	0	0	0	0	0	12	16	22.50	3.500
Steve Hamilton, L ERA: 3.52	(3, 1)	3.0		10	1	1	0	2	0	0	0	0	0	0	14	14	0.00	0.333
Tom Cheney, R ERA: 3.27	(6, 1)	2.0		8	2	0	0	0	1	0	0	0	0	0	7	11	0.00	1.500
Marty Kutyna, R ERA: 3.12	(8, 1)	2.0		8	1	0	0	1	1	0	0	0	0	0	9	13	0.00	1.000

PITCHER	IP	WLS	BF	H	R	ER	SO	BB	IBB	HBP	BLK	WP	HR	S	P	ERA	WHIP

Batter	1	2	3	4	5	6	7	8	9	AB	R	H	RBI	BB	SO	LOB
Jim Piersall, R (1, 8) OBP: 0.316, SLG: 0.363	BBBB 4-0 S BB		x 0-0 ① L6		x 0-0 ② L9			x 0-0 ① L9		3	0	0	0	1	0	1
Chuck Cottier, R (1, 4) OBP: 0.320, SLG: 0.368	SSS 0-3 ① K		x 0-0 3B		x 0-0 ③ F7			x 0-0 ② F2		4	0	1	0	0	1	2
Johnny Schaive, R (1, 5) OBP: 0.276, SLG: 0.404	SSS 0-3 ② K 1-2		x 0-0 ② 5-3			x 0-0 ① 6-3		SSS 0-3 ③ K		4	0	0	0	0	2	2
Chuck Hinton, R (1, 7) OBP: 0.350, SLG: 0.489	SSS 0-3 ③ K		x 0-0 ③ 3-1			x 0-0 ② F9			x 0-0 SF8 3B	4	1	1	0	0	1	2
Jim King, L (1, 9) OBP: 0.347, SLG: 0.375		SSS 0-3 ① K		x 0-0 ① G3		x 0-0 ③ F2			x 0-0 ① SF8 3-H	3	0	0	1	0	1	0
Ken Retzer, L (1, 2) OBP: 0.363, SLG: 0.454		BBBB 4-0 1B SF8 BB		x 0-0 ② G3			x 0-0 ① F2		x 0-0 ② 4-3	3	1	0	0	1	0	0
Bud Zipfel, L (1, 3) OBP: 0.323, SLG: 0.400		x 0-0 1-3 1B		SSS 0-3 ③ K			x 0-0 HR		x 0-0 DI 1B	4	2	3	1	0	1	0
Ken Hamlin, R (1, 6) OBP: 0.309, SLG: 0.313 Harry Bright, R (9, PH) OBP: 0.340, SLG: 0.502 Ed Brinkman, R (9, PR) OBP: 0.193, SLG: 0.218		x 0-0 ② SF8 3-H			x 0-0 1B		x 0-0 ② F4		x 0-0 1-H 1B	2	0	1	1	0	0	0
										1	0	1	1	0	0	0
										0	0	0	0	0	0	0
Bennie Daniels, L (1, 1) OBP: 0.111, SLG: 0.194 Steve Hamilton, L (3, 1) OBP: 0.133, SLG: 0.071 Joe Hicks, L (5, PH) OBP: 0.306, SLG: 0.409 Tom Cheney, R (6, 1) OBP: 0.185, SLG: 0.083 Danny O'Connell, R (7, PH) OBP: 0.332, SLG: 0.370 Marty Kutyna, R (8, 1) OBP: 0.333, SLG: 0.200 Don Lock, R (9, PH) OBP: 0.326, SLG: 0.500		SSS 0-3 ③ K			x 0-0 ① F8		SSS 0-3 ③ K		SSS 0-3 ③ K	1	0	0	0	0	1	1
										0	0	0	0	0	0	0
										1	0	0	0	0	1	0
										0	0	0	0	0	0	0
										1	0	0	0	0	1	0
										0	0	0	0	0	0	0
										1	0	0	0	0	1	1
Inning Stats	R: 0 E: 0 K: 3 S: 9 H: 0 LOB: 1 BB: 1 P: 13	R: 1 E: 0 K: 2 S: 8 H: 1 LOB: 1 BB: 1 P: 12	R: 0 E: 0 K: 0 S: 4 H: 1 LOB: 1 BB: 0 P: 4	R: 0 E: 0 K: 1 S: 5 H: 0 LOB: 0 BB: 0 P: 5	R: 0 E: 0 K: 0 S: 4 H: 1 LOB: 1 BB: 0 P: 4	R: 0 E: 0 K: 0 S: 3 H: 0 LOB: 0 BB: 0 P: 3	R: 1 E: 0 K: 1 S: 6 H: 1 LOB: 0 BB: 0 P: 6	R: 0 E: 0 K: 1 S: 5 H: 0 LOB: 0 BB: 0 P: 5	R: 2 E: 0 K: 1 S: 8 H: 3 LOB: 1 BB: 0 P: 8	1B: 4 2B: 0 3B: 2 HR: 1 SF: 2 SAC: 0 DP: 0 HBP: 0						

PITCHER	IP	WLS	BF	H	R	ER	SO	BB	IBB	HBP	BLK	WP	HR	S	P	ERA	WHIP
Jim Bouton, R (1, 1) ERA: 3.49	9.0	W	36	7	4	4	9	2	0	0	0	0	1	52	60	4.00	1.000

PITCHER	IP	WLS	BF	H	R	ER	SO	BB	IBB	HBP	BLK	WP	HR	S	P	ERA	WHIP

BOTTOM

New York Yankees @ Washington Senators

D.C. Stadium, Washington, DC

Wed Aug 01 1962, 7:05 PM EDT

Unknown - 86 F

livebaseballscorecards.com

AB	32
R	4
H	7
RBI	4
BB	2
SO	9
LOB	10

PA: 36

Batter	1	2	3	4	5	6	7	8	9	10	11	AB	R	H	RBI	BB	SO	LOB
Tom Tresh, S (1, 6) OBP: 0.342, SLG: 0.398	F4	K 1-2			4-3		3-1			SH3-1 1B	6-3	6	0	1	0	0	1	2
Bobby Richardson, R (1, 4) OBP: 0.332, SLG: 0.383	4-3 2B 1B		B3		1B FC6-4 BB		PO 1B			SH3-1 1-2		3	2	2	0	1	0	0
Roger Maris, L (1, 8) OBP: 0.350, SLG: 0.486 (11, 9)	4-3 1-2		2B		FC6-4 1-3 1B		K			G1-4-3 IBB		4	0	2	0	1	1	2
Hector Lopez, R (1, 7) OBP: 0.364, SLG: 0.437	2-H 2B		F8		FC6-4 1-2f 3-H		PO 1-2	F5		G1-4-3 1-2f		5	0	1	2	0	0	4
Dale Long, L (1, 3) OBP: 0.331, SLG: 0.383 Phil Linz, R (11, PR) OBP: 0.324, SLG: 0.358 Jack Reed, R (11, 8) OBP: 0.300, SLG: 0.444	BB	BB			K			3-1			WP 1B 2B	3 0 0	0 1 0	1 0 0	0 0 0	2 0 0	1 0 0	1 0 0
Elston Howard, R (1, 2) OBP: 0.310, SLG: 0.439	F7		5-3			G1-4-3 BB BB		K			HR 2-H 1B	4	1	1	1	1	1	4
Johnny Blanchard, L (1, 9) OBP: 0.299, SLG: 0.420 Ralph Terry, R (11, 1) OBP: 0.191, SLG: 0.167		F9		L3		G1-4-3 1-2 BB			F7		HR 1-H	4 0	1 0	1 0	2 0	1 0	0 0	0 0
Clete Boyer, R (1, 5) OBP: 0.348, SLG: 0.424		3-1		6-3		G1-4-3 1-2f 2-3			4-3		G3	5	0	0	0	0	0	3
Whitey Ford, L (1, 1) OBP: 0.105, SLG: 0.077 Bill Skowron, R (11, PH) OBP: 0.318, SLG: 0.462 (11, 3)		S 1B		4-3		K			4-3		K	4 1	0 0	1 0	0 0	0 1	1 1	1 1
Inning Stats	R: 1 E: 0 K: 0 S: 5 H: 2 LOB: 2 BB: 1 P: 9	R: 0 E: 0 K: 1 S: 6 H: 1 LOB: 1 BB: 0 P: 6	R: 0 E: 0 K: 0 S: 4 H: 1 LOB: 2 BB: 1 P: 8	R: 0 E: 0 K: 0 S: 3 H: 0 LOB: 0 BB: 0 P: 3	R: 1 E: 1 K: 1 S: 6 H: 1 LOB: 1 BB: 1 P: 10	R: 0 E: 0 K: 1 S: 4 H: 0 LOB: 1 BB: 2 P: 12	R: 0 E: 0 K: 1 S: 5 H: 1 LOB: 0 BB: 0 P: 5	R: 0 E: 0 K: 1 S: 5 H: 0 LOB: 0 BB: 0 P: 5	R: 0 E: 0 K: 0 S: 3 H: 0 LOB: 0 BB: 0 P: 3	R: 0 E: 0 K: 0 S: 3 H: 1 LOB: 1 BB: 1 P: 7	R: 3 E: 0 K: 1 S: 8 H: 3 LOB: 1 BB: 0 P: 8	1B: 6 2B: 3 3B: 0 HR: 1	SF: 0 SAC: 1 DP: 2 HBP: 0	WP: 1 PB: 0 SB: 1 CS: 0	PA: 47			

PITCHER		IP	WLS	BF	H	R	ER	SO	BB	IBB	HBP	BLK	WP	HR	S	P	ERA	WHIP
Dave Stenhouse, R ERA: 2.85	(1, 1)	10.0	L	43	10	5	5	5	5	1	0	0	1	1	47	71	4.50	1.500
Jim Hannan, R ERA: 3.51	(11, 1)	1.0		3	0	0	0	1	0	0	0	0	0	0	5	5	0.00	0.000

PITCHER	IP	WLS	BF	H	R	ER	SO	BB	IBB	HBP	BLK	WP	HR	S	P	ERA	WHIP

TOP

New York Yankees @ Washington Senators

D.C. Stadium, Washington, DC

Wed Aug 01 1962, 7:05 PM EDT

Att. 48,147 - Unknown

livebaseballscorecards.com

AB	39
R	5
H	10
RBI	5
BB	6
SO	6
LOB	18

Batter	1	2	3	4	5	6	7	8	9	10	11	AB	R	H	RBI	BB	SO	LOB
Jim Piersall, R (1, 8) OBP: 0.317, SLG: 0.362	0-0 SH1-3 2B 1B		0-0 ① 6-3		0-0 ③ L9			0-0 ② L7		BBBB 4-0 BB		4	1	1	0	1	0	0
Chuck Cottier, R (1, 4) OBP: 0.322, SLG: 0.369	0-0 ① SH1-3 1-2		0-0 1B			0-0 F8 1B		0-0 ③ F9		0-0 ③ F7		4	0	2	0	0	0	1
Johnny Schaive, R (1, 5) OBP: 0.273, SLG: 0.404	0-0 2-H 1B 2B		0-0 ② F2			0-0 ① ② F8 1-2			0-0 ① F2		0-0 ① 5-3	5	1	1	1	0	0	2
Harry Bright, R (1, 3) OBP: 0.337, SLG: 0.496	0-0 ② L3		0-0 ③ 5-3			0-0 ③ F2			0-0 1B 1B		0-0 ② F7	5	0	1	0	0	0	2
Chuck Hinton, R (1, 9) OBP: 0.351, SLG: 0.487	0-0 2-H 1B			0-0 ① 6-3			0-0 ① F9		0-0 1-2 1B		0-0 ③ G3	5	0	2	1	0	0	0
Don Lock, R (1, 7) OBP: 0.319, SLG: 0.474	0-0 ③ F8			0-0 CS 1B			0-3 ② K		0-3 ② K			4	0	1	0	0	2	3
Bob Schmidt, R (1, 2) OBP: 0.263, SLG: 0.383		0-3 ① K		0-0 ② ③ 6-3 1-2			0-0 1B		0-0 ③ F4			4	0	1	0	0	1	3
Ed Brinkman, R (1, 6) OBP: 0.180, SLG: 0.203		0-0 ② 6-3			0-3 ① K		0-0 ③ 5-3			0-0 ① F8		4	0	0	0	0	1	1
Dave Stenhouse, R (1, 1) OBP: 0.109, SLG: 0.068 Jim Hannan, R (11, 1) OBP: 0.200, SLG: 0.200		0-0 ③ 5-3			0-0 ② F7			0-0 ① F9		0-0 ② F5		4 0	0 0	0 0	0 0	0 0	0 0	0 0
Inning Stats	R: 2 E: 0 K: 0 S: 6 H: 3 LOB: 1 BB: 0 P: 6	R: 0 E: 0 K: 1 S: 5 H: 0 LOB: 0 BB: 0 P: 5	R: 0 E: 0 K: 0 S: 4 H: 1 LOB: 1 BB: 0 P: 4	R: 0 E: 0 K: 0 S: 3 H: 1 LOB: 0 BB: 0 P: 3	R: 0 E: 0 K: 1 S: 5 H: 0 LOB: 0 BB: 0 P: 5	R: 0 E: 0 K: 0 S: 3 H: 1 LOB: 0 BB: 0 P: 3	R: 0 E: 0 K: 1 S: 6 H: 1 LOB: 1 BB: 0 P: 6	R: 0 E: 0 K: 0 S: 3 H: 0 LOB: 0 BB: 0 P: 3	R: 0 E: 0 K: 1 S: 7 H: 2 LOB: 2 BB: 0 P: 7	R: 0 E: 0 K: 0 S: 3 H: 0 LOB: 1 BB: 1 P: 7	R: 0 E: 0 K: 0 S: 3 H: 0 LOB: 0 BB: 0 P: 3							

PITCHER		IP	WLS	BF	H	R	ER	SO	BB	IBB	HBP	BLK	WP	HR	S	P	ERA	WHIP
Whitey Ford, L ERA: 3.02	(1, 1)	10.0	W	38	9	2	2	4	1	0	0	0	0	0	45	49	1.80	1.000
Ralph Terry, R ERA: 3.33	(11, 1)	1.0	S	3	0	0	0	0	0	0	0	0	0	0	3	3	0.00	0.000

PITCHER	IP	WLS	BF	H	R	ER	SO	BB	IBB	HBP	BLK	WP	HR	S	P	ERA	WHIP

BOTTOM

New York Yankees @ Washington Senators

D.C. Stadium, Washington, DC

Wed Aug 01 1962, 7:05 PM EDT

Att. 48,147 - Unknown

livebaseballscorecards.com

AB	39
R	2
H	9
RBI	2
BB	1
SO	4
LOB	12

1B: 8	SF: 0	WP: 0	PA: 41
2B: 1	SAC: 1	PB: 0	
3B: 0	DP: 0	SB: 0	
HR: 0	HBP: 0	CS: 1	

Batter	1	2	3	4	5	6	7	8	9	AB	R	H	RBI	BB	SO	LOB
Tom Tresh, S (1, 6) OBP: 0.342, SLG: 0.408	F8 2B	L6			HR	F6		6-3		5	1	2	1	0	0	2
Bobby Richardson, R (1, 4) OBP: 0.335, SLG: 0.391	BBBB G4-6-3 BB		E6 CS		F8	2-H HR		1B		4	1	2	2	1	0	0
Roger Maris, L (1, 9) OBP: 0.351, SLG: 0.484	F8 2-3		F6		SH5-3 1B 1B	BBBB 2B BB		4-3		4	2	1	0	1	0	4
Mickey Mantle, S (1, 8) OBP: 0.483, SLG: 0.635 Jack Reed, R (3, 8) OBP: 0.313, SLG: 0.483	G4-6-3 1-2f		SSS K		SH5-3 1-2	1-H 2B			F7	2 2	0 0	0 1	0 1	0 0	1 0	3 0
Hector Lopez, R (1, 7) OBP: 0.373, SLG: 0.444		1B SF7 1B	CS 1-2	2B 1B	2-H HR 1B	6-3			F7 1B	5	3	4	1	0	0	1
Elston Howard, R (1, 2) OBP: 0.314, SLG: 0.454		SF7 1-3 2B 1B		1-H 2B	1-H HR		4-3		F7 1-2	5	2	3	3	0	0	1
Bill Skowron, R (1, 3) OBP: 0.313, SLG: 0.455		SF7 1-2 3-H		5-3	F7		F4		5-3	4	0	0	1	0	0	2
Clete Boyer, R (1, 5) OBP: 0.349, SLG: 0.426		2-H 2B		F3		BBBB SH1-4 HR BB	5-3			3	1	1	1	1	0	1
Ralph Terry, R (1, 1) OBP: 0.183, SLG: 0.159		SSS K		SSS K		SH1-4 1-2		SSS K		3	0	0	0	0	3	2
Inning Stats	R: 0 E: 0 K: 0 S: 3 H: 1 LOB: 1 BB: 1 P: 7	R: 2 E: 0 K: 1 S: 8 H: 3 LOB: 1 BB: 0 P: 8	R: 0 E: 1 K: 1 S: 5 H: 0 LOB: 0 BB: 0 P: 5	R: 1 E: 0 K: 1 S: 7 H: 2 LOB: 1 BB: 0 P: 7	R: 4 E: 0 K: 0 S: 7 H: 4 LOB: 0 BB: 0 P: 7	R: 3 E: 0 K: 0 S: 5 H: 2 LOB: 1 BB: 2 P: 13	R: 0 E: 0 K: 0 S: 3 H: 0 LOB: 0 BB: 0 P: 3	R: 0 E: 0 K: 1 S: 6 H: 1 LOB: 1 BB: 0 P: 6	R: 0 E: 0 K: 0 S: 4 H: 1 LOB: 1 BB: 0 P: 4	1B: 7 2B: 4 3B: 0 HR: 3	SF: 1 SAC: 2 DP: 1 HBP: 0						

PITCHER	IP	WLS	BF	H	R	ER	SO	BB	IBB	HBP	BLK	WP	HR	S	P	ERA	WHIP
Juan Pizarro, L (1, 1) ERA: 3.92	4.1	L	21	8	5	5	3	1	0	0	0	0	1	26	30	10.38	2.077
Mike Joyce, R (5, 1) ERA: 3.2	1.2		11	4	5	5	0	2	0	0	0	0	2	9	17	27.00	3.600
Dean Stone, L (7, 1) ERA: 4.46	2.0		7	1	0	0	1	0	0	0	0	0	0	9	9	0.00	0.500
Early Wynn, R (9, 1) ERA: 4.17	1.0		4	1	0	0	0	0	0	0	0	0	0	4	4	0.00	1.000

PITCHER	IP	WLS	BF	H	R	ER	SO	BB	IBB	HBP	BLK	WP	HR	S	P	ERA	WHIP

TOP

New York Yankees @ Chicago White Sox

Comiskey Park, Chicago, IL

Fri Aug 03 1962, 4:33 AM EDT

Att. 23,465 - Overcast

livebaseballscorecards.com

AB	37
R	10
H	14
RBI	10
BB	3
SO	4
LOB	16

WP: 0 PB: 0 SB: 0 CS: 1 PA: 44

Batter	1	2	3	4	5	6	7	8	9	AB	R	H	RBI	BB	SO	LOB
Jim Landis, R (1, 8) OBP: 0.339, SLG: 0.400	F9		4-3			F8		G6-4-3 1-2f	F9	5	0	0	0	0	0	3
Joe Cunningham, L (1, 3) OBP: 0.426, SLG: 0.468	L9			3-1		1B		BB BB		3	0	1	0	1	0	0
Floyd Robinson, L (1, 9) OBP: 0.373, SLG: 0.461	4-3			G3		4-3		1-2 BB		3	0	0	0	1	0	1
Charlie Maxwell, L (1, 7) OBP: 0.346, SLG: 0.467		K		4-3			F5	F4		4	0	0	0	0	1	2
Al Smith, R (1, 5) OBP: 0.365, SLG: 0.486		3-1 1B			F7		1B		F7	4	0	2	0	0	0	0
Nellie Fox, L (1, 4) OBP: 0.301, SLG: 0.337		3-1 1-2			1B 2B		1-2 1B		BB 1B 1B	4	2	3	0	0	0	1
Luis Aparicio, R (1, 6) OBP: 0.280, SLG: 0.361		F3			F4		F8		F8	4	0	0	0	0	0	5
Cam Carreon, R (1, 2) OBP: 0.317, SLG: 0.343			6-3		2-H 1B		F8		1B 1-2 BB	3	0	1	1	1	0	2
Juan Pizarro, L (1, 1) OBP: 0.203, SLG: 0.167 Mike Joyce, R (5, 1) OBP: 0.400, SLG: 0.400 Ramon Conde, R (6, PH) Dean Stone, L (7, 1) OBP: 0.333, SLG: 0.353 Mike Hershberger, R (8, PH) OBP: 0.331, SLG: 0.322 Early Wynn, S (9, 1) OBP: 0.242, SLG: 0.138 Bob Sadowski, L (9, PH) OBP: 0.308, SLG: 0.467			4-3			F8		G6-4-3 1B	1-3 2-H 1B	1 0 1 0 1 0 0	0 0 0 0 0 0 0	0 0 0 0 0 0 1	0 0 0 0 0 0 1	0 0 0 0 0 0 1	0 0 0 0 0 0 0	0 0 0 0 0 0 0
Inning Stats	R: 0 E: 0 K: 0 S: 3 H: 0 LOB: 0 BB: 0 P: 3	R: 0 E: 0 K: 1 S: 6 H: 1 LOB: 1 BB: 0 P: 6	R: 0 E: 0 K: 0 S: 3 H: 0 LOB: 0 BB: 0 P: 3	R: 0 E: 0 K: 0 S: 3 H: 0 LOB: 0 BB: 0 P: 3	R: 1 E: 0 K: 0 S: 4 H: 2 LOB: 1 BB: 0 P: 4	R: 0 E: 0 K: 0 S: 4 H: 1 LOB: 1 BB: 0 P: 4	R: 0 E: 0 K: 0 S: 5 H: 2 LOB: 2 BB: 0 P: 5	R: 0 E: 0 K: 0 S: 3 H: 1 LOB: 2 BB: 2 P: 11	R: 1 E: 0 K: 0 S: 5 H: 2 LOB: 2 BB: 1 P: 9	1B: 8 2B: 1 3B: 0 HR: 0 SF: 0 SAC: 0 DP: 1 HBP: 0						

PITCHER	IP	WLS	BF	H	R	ER	SO	BB	IBB	HBP	BLK	WP	HR	S	P	ERA	WHIP
Ralph Terry, R (1, 1) ERA: 3.27	9.0	W	37	9	2	2	1	3	0	0	0	0	0	36	48	2.00	1.333

PITCHER	IP	WLS	BF	H	R	ER	SO	BB	IBB	HBP	BLK	WP	HR	S	P	ERA	WHIP

BOTTOM

New York Yankees @ Chicago White Sox

Comiskey Park, Chicago, IL

Fri Aug 03 1962, 4:33 AM EDT

Att. 23,465 - Overcast

livebaseballscorecards.com

AB	34
R	2
H	9
RBI	2
BB	3
SO	1
LOB	14

1B: 8	SF: 0	WP: 0	PA: 37
2B: 1	SAC: 0	PB: 0	
3B: 0	DP: 1	SB: 0	
HR: 0	HBP: 0	CS: 0	

Batter	1	2	3	4	5	6	7	8	9	AB	R	H	RBI	BB	SO	LOB
Tom Tresh, S (1, 6) OBP: 0.339, SLG: 0.404	6-3		F6		E6		6-3			4	0	0	0	0	0	1
Bobby Richardson, R (1, 4) OBP: 0.334, SLG: 0.389	F9		FC1-2 1B		F5			F7		4	0	1	0	0	0	1
Roger Maris, L (1, 9) OBP: 0.350, SLG: 0.481	F9		FC1-2 1B		4-3			L9		4	0	1	1	0	0	1
Hector Lopez, R (1, 7) OBP: 0.375, SLG: 0.443		1B BB	FC1-2			FC5-4 1B		5-3		3	0	1	0	1	0	2
Elston Howard, R (1, 2) OBP: 0.310, SLG: 0.448		F9	1-3			F9			4-3	4	0	0	0	0	0	4
Bill Skowron, R (1, 3) OBP: 0.310, SLG: 0.450		K		L4		FC5-4 FC6-4			4-3	4	0	0	0	0	1	2
Clete Boyer, R (1, 5) OBP: 0.348, SLG: 0.424		FC4		6-3		FC6-4			F3	4	0	1	0	0	0	1
Jack Reed, R (1, 8) OBP: 0.286, SLG: 0.438		FC4		K			5-3			3	0	0	0	0	1	2
Bill Stafford, R (1, 1) OBP: 0.286, SLG: 0.333			1B		F4		F8			3	1	1	0	0	0	0
Inning Stats	R: 0 E: 0 K: 0 S: 3 H: 0 LOB: 0 BB: 0 P: 3	R: 0 E: 0 K: 1 S: 6 H: 1 LOB: 2 BB: 1 P: 10	R: 1 E: 0 K: 0 S: 6 H: 3 LOB: 2 BB: 0 P: 6	R: 0 E: 0 K: 1 S: 5 H: 0 LOB: 0 BB: 0 P: 5	R: 0 E: 1 K: 0 S: 4 H: 0 LOB: 1 BB: 0 P: 4	R: 0 E: 0 K: 0 S: 4 H: 1 LOB: 1 BB: 0 P: 4	R: 0 E: 0 K: 0 S: 3 H: 0 LOB: 0 BB: 0 P: 3	R: 0 E: 0 K: 0 S: 3 H: 0 LOB: 0 BB: 0 P: 3	R: 0 E: 0 K: 0 S: 3 H: 0 LOB: 0 BB: 0 P: 3	1B: 5 2B: 0 3B: 0 HR: 0 SF: 0 SAC: 0 DP: 0 HBP: 0							

PITCHER	IP	WLS	BF	H	R	ER	SO	BB	IBB	HBP	BLK	WP	HR	S	P	ERA	WHIP
Frank Baumann, L (1, 1) ERA: 2.99	9.0	W	34	5	1	1	2	1	0	0	0	0	0	37	41	1.00	0.667

PITCHER	IP	WLS	BF	H	R	ER	SO	BB	IBB	HBP	BLK	WP	HR	S	P	ERA	WHIP

TOP

New York Yankees @ Chicago White Sox

Comiskey Park, Chicago, IL

Sat Aug 04 1962, 4:33 AM EDT

Att. 36,468 - Overcast

livebaseballscorecards.com

AB	33
R	1
H	5
RBI	1
BB	1
SO	2
LOB	14

1B: 5	SF: 0	WP: 0	PA: 34
2B: 0	SAC: 0	PB: 0	
3B: 0	DP: 0	SB: 0	
HR: 0	HBP: 0	CS: 0	

Batter	1	2	3	4	5	6	7	8	9	AB	R	H	RBI	BB	SO	LOB
Jim Landis, R (1, 8) OBP: 0.340, SLG: 0.397	BBBB 4-0 FC3-6 BB	x 0-0 ③ F5		BBBB 4-0 FC4 1-2 BB		x 0-0 ② F7		SSS 0-3 ② K		3	0	0	0	2	1	4
Nellie Fox, L (1, 4) OBP: 0.300, SLG: 0.336	x 0-0 ① F8		x 0-0 ① 4-3	x 0-0 ② FC4 BB 1-2f 2-3		x 0-0 1-2 1B		x 0-0 ③ L7		5	0	1	0	0	0	5
Charlie Maxwell, L (1, 7) OBP: 0.352, SLG: 0.464 Mike Hershberger, R (9, PR) OBP: 0.331, SLG: 0.322	x 0-0 ② FC3-6 WP BB 1-2f		BBBB 4-0 FC4-6 1B 1B BB	BBBB 4-0 1-2 BB		x 0-0 ③ F3			x 0-0 2B HBP 1B	3 0	1 1	1 0	0 0	2 0	0 0	3 0
Floyd Robinson, L (1, 9) OBP: 0.378, SLG: 0.465	BBBB 4-0 WP 1-2 BB		x 0-0 FC4-6 1-2 1B	x 0-0 ③ 4-3			BBB 4-0 L4-3 BB		x 0-0 HBP 1-3 2B	3	0	2	0	2	0	3
Joe Cunningham, L (1, 3) OBP: 0.426, SLG: 0.464	BBBB 4-0 1-2 2-3 BB		x 0-0 ② FC4-6 1B 1-2f 2-3		x 0-0 ① 6-3		x 0-0 ① ② L4-3 1-2		I 4-0 HBP IBB	3	0	0	0	2	0	3
Al Smith, R (1, 5) OBP: 0.366, SLG: 0.484	x 0-0 ③ F5		x 0-0 1-2 3-H 1B		x 0-0 ② 6-3		x 0-0 ③ F7		H 1-0 1-2 2-3 3-H HBP	4	0	1	2	0	0	3
Luis Aparicio, R (1, 6) OBP: 0.278, SLG: 0.357		x 0-0 ① 6-3	x 0-0 ③ F7		x 0-0 ③ 5-3			x 0-0 ① G3		4	0	0	0	0	0	2
Sherm Lollar, R (1, 2) OBP: 0.340, SLG: 0.331		x 0-0 FC3-6 1B		x 0-0 ① F7		x 0-0 ① F7		x 0-0 2B		4	0	2	0	0	0	0
Frank Baumann, L (1, 1) OBP: 0.391, SLG: 0.316		x 0-0 ② FC3-6 1-2f		x 0-0 FC4 BB 1B		x 0-0 1B 1B		BBBB 4-0 BB		3	0	2	0	1	0	1
Inning Stats	R: 0 E: 0 K: 0 S: 3 H: 0 LOB: 3 BB: 3 P: 15	R: 0 E: 0 K: 0 S: 4 H: 1 LOB: 1 BB: 0 P: 4	R: 1 E: 0 K: 0 S: 5 H: 2 LOB: 2 BB: 1 P: 9	R: 0 E: 0 K: 0 S: 4 H: 1 LOB: 3 BB: 2 P: 12	R: 0 E: 0 K: 0 S: 3 H: 0 LOB: 0 BB: 0 P: 3	R: 0 E: 0 K: 0 S: 5 H: 2 LOB: 2 BB: 0 P: 5	R: 0 E: 0 K: 0 S: 2 H: 0 LOB: 0 BB: 1 P: 6	R: 0 E: 0 K: 1 S: 6 H: 1 LOB: 2 BB: 1 P: 10	R: 1 E: 0 K: 0 S: 2 H: 2 LOB: 3 BB: 1 P: 7	1B: 7 2B: 3 3B: 0 HR: 0	SF: 0 SAC: 0 DP: 1 HBP: 1						

PITCHER	IP	WLS	BF	H	R	ER	SO	BB	IBB	HBP	BLK	WP	HR	S	P	ERA	WHIP
Bill Stafford, R (1, 1) ERA: 3.72	8.0	L	42	9	2	2	1	8	1	1	0	1	0	34	71	2.25	2.125

PITCHER	IP	WLS	BF	H	R	ER	SO	BB	IBB	HBP	BLK	WP	HR	S	P	ERA	WHIP

BOTTOM

New York Yankees @ Chicago White Sox

Comiskey Park, Chicago, IL

Sat Aug 04 1962, 4:33 AM EDT

Att. 36,468 - Overcast

livebaseballscorecards.com

AB	32
R	2
H	9
RBI	2
BB	9
SO	1
LOB	24

1B: 7	SF: 0	WP: 1	PA: 42
2B: 3	SAC: 0	PB: 0	
3B: 0	DP: 1	SB: 0	
HR: 0	HBP: 1	CS: 0	

Batter	1	2	3	4	5	6	7	8	9	10	11	12	13	AB	R	H	RBI	BB	SO	LOB
Tom Tresh, S OBP: 0.335, SLG: 0.398 (1, 6)	3-1	4-3			F5	F2			6-3			K		6	0	0	0	0	1	4
Bobby Richardson, R OBP: 0.336, SLG: 0.391 (1, 4)	4-3		6-3		F8		5-3			FC6-4		BLK		6	0	3	0	0	0	0
Roger Maris, L OBP: 0.350, SLG: 0.479 (1, 8) (11, 9)	4-3		1B		1B		K			FC6-4 G6-4-3		F9		6	0	2	0	0	1	3
Hector Lopez, R OBP: 0.370, SLG: 0.434 (1, 7)	G3		F9		F5		K			G6-4-3		IBB		5	0	0	0	1	1	4
Yogi Berra, L OBP: 0.307, SLG: 0.394 (1, 2)		F9	1B			1B SF8		F8			1B	F2		6	1	3	0	0	0	2
Johnny Blanchard, L OBP: 0.301, SLG: 0.419 (1, 9) Jack Reed, R OBP: 0.306, SLG: 0.438 (11, PR) (11, 8)		G3	F4			4-3 BB		F4			1B		FC5-6 BB	5 0	0 0	2 0	0 0	0 1	0 0	2 0
Dale Long, L OBP: 0.327, SLG: 0.379 (1, 3)	1B			4-3		SF8		F6			F7		FC5-6	5	1	1	1	0	0	3
Clete Boyer, R OBP: 0.348, SLG: 0.421 (1, 5)	1B			K		4-3 BB			K		F4		L8	5	0	1	0	1	2	3
Whitey Ford, L OBP: 0.119, SLG: 0.093 (1, 1) Mickey Mantle, S OBP: 0.481, SLG: 0.632 (6, PH) Bud Daley, L OBP: 0.286, SLG: 0.286 (6, 1) Elston Howard, R OBP: 0.400, SLG: 0.447 (11, PH) Marshall Bridges, S OBP: 0.309, SLG: 0.448 (11, 1) Bill Skowron, R OBP: 0.309, SLG: 0.448 (12, PH) Jim Coates, R OBP: 0.105, SLG: 0.056 (13, 1)	1B		1B	F5		4-3			6-3		F6		K	2 1 1 1 0 1 0	0 0 0 0 0 0 0	1 0 0 0 0 1 0	1 0 0 0 0 0 0	0 0 0 0 0 1 0	0 2 0 2 0 1 0	0 0 0 0 0 1 0
Inning Stats	R: 0 E: 0 K: 0 S: 4 H: 1 LOB: 1 BB: 0 P: 4	R: 1 E: 0 K: 0 S: 6 H: 3 LOB: 2 BB: 0 P: 6	R: 0 E: 0 K: 0 S: 5 H: 2 LOB: 2 BB: 0 P: 5	R: 0 E: 0 K: 1 S: 5 H: 0 LOB: 0 BB: 0 P: 5	R: 0 E: 0 K: 0 S: 4 H: 1 LOB: 1 BB: 0 P: 4	R: 1 E: 0 K: 0 S: 5 H: 2 LOB: 2 BB: 1 P: 9	R: 0 E: 0 K: 2 S: 7 H: 0 LOB: 0 BB: 0 P: 7	R: 0 E: 0 K: 0 S: 3 H: 0 LOB: 0 BB: 0 P: 3	R: 0 E: 0 K: 1 S: 5 H: 0 LOB: 0 BB: 0 P: 5	R: 0 E: 0 K: 0 S: 3 H: 1 LOB: 0 BB: 0 P: 3	R: 0 E: 0 K: 0 S: 5 H: 2 LOB: 2 BB: 0 P: 5	R: 0 E: 0 K: 1 S: 6 H: 1 LOB: 2 BB: 1 P: 10	R: 0 E: 0 K: 1 S: 5 H: 0 LOB: 1 BB: 1 P: 9	1B: 13 2B: 0 3B: 0 HR: 0 SF: 1 SAC: 0 DP: 1 HBP: 0						

PITCHER		IP	WLS	BF	H	R	ER	SO	BB	IBB	HBP	BLK	WP	HR	S	P	ERA	WHIP
Eddie Fisher, R ERA: 3.32	(1, 1)	5.1		26	9	2	2	1	1	0	0	0	0	0	27	31	3.38	1.875
Dean Stone, L ERA: 4.23	(6, 1)	3.2		11	0	0	0	3	0	0	0	0	0	0	17	17	0.00	0.000
Turk Lown, R ERA: 3.15	(10, 1)	2.0		8	3	0	0	0	0	0	0	0	0	0	8	8	0.00	1.500
Juan Pizarro, L ERA: 3.87	(12, 1)	2.0	W	9	1	0	0	2	1	1	0	1	0	0	11	19	0.00	1.000

PITCHER	IP	WLS	BF	H	R	ER	SO	BB	IBB	HBP	BLK	WP	HR	S	P	ERA	WHIP

TOP

New York Yankees @ Chicago White Sox

Comiskey Park, Chicago, IL

Sun Aug 05 1962, 4:33 AM EDT

Att. 44,444 - Unknown

livebaseballscorecards.com

AB	50
R	2
H	13
RBI	2
BB	3
SO	6
LOB	26

WP: 0 PB: 0 SB: 0 CS: 0 PA: 54

New York Yankees @ Chicago White Sox

Comiskey Park, Chicago, IL

Sun Aug 05 1962, 4:33 AM EDT

Att. 44,444 - Unknown

livebaseballscorecards.com

BOTTOM

Batter	1	2	3	4	5	6	7	8	9	10	11	12	13	AB	R	H	RBI	BB	SO	LOB
Luis Aparicio, R (1, 6) OBP: 0.274, SLG: 0.352	F8	1-3			6-3		5-3		5-3			K		6	0	0	0	0	1	4
Joe Cunningham, L (1, 3) OBP: 0.422, SLG: 0.459	FC4-6 1B		L7		F2		F9			6-3		4-3		6	0	1	0	0	0	0
Floyd Robinson, L (1, 7) OBP: 0.377, SLG: 0.462	FC4-6 BB 1-2f 2B		G3		FC5-4 BB			G5-4-3 1B		F7		3-1		5	1	1	0	1	0	1
Al Smith, R (1, 5) OBP: 0.368, SLG: 0.482	BB 1-2 2B		1B		FC5-4 1-2f	F7		G5-4-3 1-2f		1B			F3	5	1	2	0	1	0	2
Jim Landis, R (1, 8) OBP: 0.337, SLG: 0.395	1-H 2-H 2B		K			F7		5-3		F3			L8	6	0	1	2	0	1	2
Sherm Lollar, R (1, 2) OBP: 0.337, SLG: 0.326 Sammy Esposito, R (9, PR) OBP: 0.250, SLG: 0.268 Turk Lown, R (10, 1) Ramon Conde, R (11, PH) Bob Sadowski, L (11, PR) OBP: 0.308, SLG: 0.467 Juan Pizarro, L (12, 1) OBP: 0.217, SLG: 0.182	1-3	F3				K			G4-6-3 2B		FC6-4 BB		E8 1B	4 0 0 0 0 1	0 0 0 0 0 0	1 0 0 0 0 0	0 0 0 0 1 0	0 0 0 0 0 0	1 0 0 0 0 0	1 0 0 0 0 0
Mike Hershberger, R (1, 9) OBP: 0.334, SLG: 0.323		5-3		F9		FC6 1B			G4-6-3 BB		FC6-4 1-2f		2-H 1B	5	0	2	1	1	0	1
Nellie Fox, L (1, 4) OBP: 0.299, SLG: 0.333		F9		BB		FC6 1-2f			G4-6-3 1-2f 2-3		F7			4	0	0	0	1	0	4
Eddie Fisher, R (1, 1) OBP: 0.120, SLG: 0.208 Dean Stone, L (6, 1) OBP: 0.316, SLG: 0.333 Cam Carreon, R (9, PH) OBP: 0.318, SLG: 0.341 (10, 2)	3B		4-3				K		BB		F9			2 1 1	0 0 0	1 0 0	0 0 0	0 1 1	0 0 0	1 0 1
Inning Stats	R: 2 E: 0 K: 0 S: 5 H: 2 LOB: 1 BB: 1 P: 9	R: 0 E: 0 K: 0 S: 4 H: 1 LOB: 1 BB: 0 P: 4	R: 0 E: 0 K: 1 S: 6 H: 1 LOB: 1 BB: 0 P: 6	R: 0 E: 0 K: 0 S: 3 H: 0 LOB: 1 BB: 1 P: 7	R: 0 E: 0 K: 0 S: 3 H: 0 LOB: 1 BB: 1 P: 7	R: 0 E: 0 K: 1 S: 6 H: 1 LOB: 1 BB: 0 P: 6	R: 0 E: 0 K: 1 S: 5 H: 0 LOB: 0 BB: 0 P: 5	R: 0 E: 0 K: 0 S: 3 H: 1 LOB: 0 BB: 0 P: 3	R: 0 E: 0 K: 0 S: 3 H: 1 LOB: 3 BB: 2 P: 11	R: 0 E: 0 K: 0 S: 4 H: 1 LOB: 1 BB: 0 P: 4	R: 0 E: 0 K: 0 S: 3 H: 0 LOB: 1 BB: 1 P: 7	R: 0 E: 0 K: 1 S: 5 H: 0 LOB: 0 BB: 0 P: 5	R: 1 E: 1 K: 0 S: 4 H: 2 LOB: 1 BB: 0 P: 4	1B: 7 2B: 2 3B: 1 HR: 0 SF: 0 SAC: 0 DP: 2 HBP: 0						

PITCHER		IP	WLS	BF	H	R	ER	SO	BB	IBB	HBP	BLK	WP	HR	S	P	ERA	WHIP
Whitey Ford, L ERA: 3.04	(1, 1)	5.0		22	4	2	2	1	3	0	0	0	0	0	21	33	3.60	1.400
Bud Daley, L ERA: 4.03	(6, 1)	5.0		19	4	0	0	2	2	0	0	0	0	0	21	29	0.00	1.200
Marshall Bridges, L ERA: 2.16	(11, 1)	2.0		7	0	0	0	1	1	0	0	0	0	0	8	12	0.00	0.500
Jim Coates, R ERA: 4.46	(13, 1)	0.2	L	4	2	1	0	0	0	0	0	0	0	0	4	4	0.00	3.000

PITCHER	IP	WLS	BF	H	R	ER	SO	BB	IBB	HBP	BLK	WP	HR	S	P	ERA	WHIP

AB	46
R	3
H	10
RBI	3
BB	6
SO	4
LOB	17

WP: 0 PB: 0 SB: 0 CS: 0 PA: 52

Minnesota Twins @ New York Yankees

Yankee Stadium, Bronx, NY

Mon Aug 06 1962, 7:05 PM EDT

Att. 25,282 - Unknown - 80 F

TOP

livebaseballscorecards.com

Batter	1	2	3	4	5	6	7	8	9	AB	R	H	RBI	BB	SO	LOB
Lenny Green, L (1, 8) (7, 7) OBP: 0.374, SLG: 0.437	K	4-3 1-3 PO 2B		1-6-3		FC3-6 1-2f 2-3			F7	5	0	1	0	0	1	2
Vic Power, R (1, 3) OBP: 0.329, SLG: 0.444	E 1B 1B	4-3 2-3 3-H			5-3	5-3			6-3	5	1	1	1	0	0	3
Rich Rollins, R (1, 5) OBP: 0.384, SLG: 0.469	E SF9 1-2 1B	PO 3-H	B5-3		F7		F4			4	1	1	0	0	0	0
Harmon Killebrew, R (1, 7) OBP: 0.378, SLG: 0.536 Bill Tuttle, R (7, 8) OBP: 0.316, SLG: 0.272	E8 SF9 1-3 2-H 1B		BBBB 2B BB		K		K			3 0	0 0	1 0	1 0	1 0	2 0	0 0
Bob Allison, R (1, 9) OBP: 0.370, SLG: 0.505	BBBB BB		1-3 2B			1B 3B	K			3	1	2	0	1	1	0
Earl Battey, R (1, 2) OBP: 0.343, SLG: 0.409	SF9 2-3 3-H		G3			1B G3 1B 3-H 1B		F9		3	1	1	2	0	0	2
Bernie Allen, L (1, 4) OBP: 0.329, SLG: 0.422	4-3		F9			G3 1-2		G3		4	0	0	0	0	0	5
Zoilo Versalles, R (1, 6) OBP: 0.257, SLG: 0.338		FC1-5 2B		F6		FC3-6 2-3 1B		K		4	0	2	0	0	1	0
Dick Stigman, R (1, 1) OBP: 0.111, SLG: 0.118 Frank Sullivan, R (8, 1)		FC1-5 2B 4-3 2-3		F4		FC3-6 1-2 3-H 1B			6-3	3 1	1 0	1 0	1 0	0 0	0 0	1 0
Inning Stats	R: 2 E: 1 K: 1 S: 8 H: 3 LOB: 2 BB: 1 P: 12	R: 1 E: 0 K: 0 S: 4 H: 2 LOB: 0 BB: 0 P: 4	R: 0 E: 0 K: 0 S: 4 H: 1 LOB: 2 BB: 1 P: 8	R: 0 E: 0 K: 0 S: 3 H: 0 LOB: 0 BB: 0 P: 3	R: 0 E: 0 K: 0 S: 5 H: 0 LOB: 0 BB: 0 P: 5	R: 2 E: 0 K: 0 S: 7 H: 4 LOB: 2 BB: 0 P: 7	R: 0 E: 0 K: 2 S: 7 H: 0 LOB: 0 BB: 0 P: 7	R: 0 E: 0 K: 1 S: 5 H: 0 LOB: 0 BB: 0 P: 5	R: 0 E: 0 K: 0 S: 3 H: 0 LOB: 0 BB: 0 P: 3	1B: 6 2B: 3 3B: 1 HR: 0 SF: 1 SAC: 0 DP: 0 HBP: 0						

	AB	35
	R	5
	H	10
	RBI	5
	BB	2
	SO	5
	LOB	13

WP: 0 PB: 0 SB: 0 CS: 0 PA: 39

PITCHER		IP	WLS	BF	H	R	ER	SO	BB	IBB	HBP	BLK	WP	HR	S	P	ERA	WHIP
Rollie Sheldon, R ERA: 5.56	(1, 1)	0.1	L	5	3	2	2	1	1	0	0	0	0	0	6	10	54.00	12.000
Bob Turley, R ERA: 3.33	(1, 1)	6.2		27	7	3	3	3	1	0	0	0	0	0	32	36	4.05	1.200
Luis Arroyo, L ERA: 4.94	(8, 1)	2.0		6	0	0	0	1	0	0	0	0	0	0	8	8	0.00	0.000

PITCHER	IP	WLS	BF	H	R	ER	SO	BB	IBB	HBP	BLK	WP	HR	S	P	ERA	WHIP

BOTTOM

Minnesota Twins @ New York Yankees

Yankee Stadium, Bronx, NY

Mon Aug 06 1962, 7:05 PM EDT

Att. 25,282 - Unknown - 80 F

livebaseballscorecards.com

Batter	1	2	3	4	5	6	7	8	9	AB	R	H	RBI	BB	SO	LOB
Tom Tresh, S (1, 6) OBP: 0.336, SLG: 0.398	L5-3 1B	1-2 1B			5-3		F8		FC4-6 1-2f	5	0	2	0	0	0	2
Bobby Richardson, R (1, 4) OBP: 0.333, SLG: 0.386	L5-3 1-2	F9			F7			6-3	L7	5	0	0	0	0	0	4
Roger Maris, L (1, 9) OBP: 0.351, SLG: 0.485	BB BB	K			K			HR		3	1	1	1	1	2	2
Mickey Mantle, S (1, 8) OBP: 0.482, SLG: 0.633	BB 1-2		F9			5-3		2B		3	0	1	0	1	0	0
Jack Reed, R (8, PR) (9, 8) OBP: 0.306, SLG: 0.438										0	1	0	0	0	0	0
Elston Howard, R (1, 2) OBP: 0.312, SLG: 0.451	F7		G6-4-3 1B			F8		2-H 2B		4	0	2	1	0	0	2
Hector Lopez, R (1, 7) OBP: 0.368, SLG: 0.429		BB HR	G6-4-3 1-2f			F3		6-3		3	1	0	0	1	0	2
Bill Skowron, R (1, 3) OBP: 0.309, SLG: 0.457	1-H HR		K				F7	F9		3	1	1	2	0	1	0
Yogi Berra, L (8, PH) OBP: 0.306, SLG: 0.392										1	0	0	0	0	0	1
Dale Long, L (9, 3) OBP: 0.327, SLG: 0.379										0	0	0	0	0	0	0
Clete Boyer, R (1, 5) OBP: 0.347, SLG: 0.419		FC3-6 1B			F8		5-3		6-3	4	0	1	0	0	0	0
Rollie Sheldon, R (1, 1) OBP: 0.207, SLG: 0.042		FC3-6 1B 1-2f			F9		1B		BB FC4-6	0	0	0	0	0	0	0
Bob Turley, R (1, 1)										2	0	0	0	0	0	1
Phil Linz, R (7, PH) OBP: 0.333, SLG: 0.368										1	0	1	0	0	0	0
Luis Arroyo, L (8, 1) OBP: 0.500, SLG: 0.500										0	0	0	0	0	0	0
Johnny Blanchard, L (9, PH) OBP: 0.304, SLG: 0.419										0	0	0	0	1	0	0
Jim Bouton, R (9, PR) OBP: 0.125, SLG: 0.048										0	0	0	0	0	0	0

Inning Stats	1	2	3	4	5	6	7	8	9
R	0	2	0	0	0	0	0	2	0
H	1	3	1	0	0	0	1	3	0
E	0	0	0	0	0	0	0	0	0
LOB	2	2	0	0	0	0	1	1	1
K	0	1	0	1	1	0	0	0	0
BB	2	1	0	0	0	0	1	0	1
S	3	8	3	5	5	3	4	6	3
P	11	12	3	5	5	3	4	6	7

1B	5
2B	3
3B	0
HR	2
SF	0
SAC	0
DP	2
HBP	0

WP	0
PB	0
SB	0
CS	0
PA	38

AB	34
R	4
H	9
RBI	4
BB	4
SO	3
LOB	14

PITCHER	IP	WLS	BF	H	R	ER	SO	BB	IBB	HBP	BLK	WP	HR	S	P	ERA	WHIP
Dick Stigman, L (1, 1) ERA: 2.99	7.1	W	32	9	4	4	3	3	0	0	0	0	2	35	47	4.91	1.636
Frank Sullivan, R (8, 1) ERA: 4.1	1.2	S	6	0	0	0	0	1	0	0	0	0	0	5	9	0.00	0.600

PITCHER	IP	WLS	BF	H	R	ER	SO	BB	IBB	HBP	BLK	WP	HR	S	P	ERA	WHIP

Batter	1	2	3	4	5	6	7	8	9	AB	R	H	RBI	BB	SO	LOB
Lenny Green, L (1, 8) OBP: 0.373, SLG: 0.436	G4-6-3 1B		F9			L9		4-3		4	0	1	0	0	0	3
Vic Power, R (1, 3) OBP: 0.329, SLG: 0.442	L7			F9		F7			1B	4	0	1	0	0	0	1
Rich Rollins, R (1, 5) OBP: 0.381, SLG: 0.465	G4-6-3 1-2f			6-3			K		F8	4	0	0	0	0	1	2
Harmon Killebrew, R (1, 7) OBP: 0.375, SLG: 0.530		5-3		F8			F7		F8	4	0	0	0	0	0	1
Bob Allison, R (1, 9) OBP: 0.366, SLG: 0.498		4-3			K		5-3		F7	4	0	0	0	0	1	1
Earl Battey, R (1, 2) OBP: 0.342, SLG: 0.408 Jerry Zimmerman, R (2, 2) OBP: 0.317, SLG: 0.316		1-3			1-3			5-3		1 2	0 0	0 0	0 0	0 0	0 0	0 0
Bernie Allen, L (1, 4) OBP: 0.327, SLG: 0.418			K		F6			1-4-3		3	0	0	0	0	1	0
Zoilo Versalles, R (1, 6) OBP: 0.262, SLG: 0.346			1B			E8 SF8 2B		BB 1B		3	1	3	0	0	0	0
Camilo Pascual, R (1, 1) OBP: 0.284, SLG: 0.357 Jackie Collum, L (3, PH) (3, 1) Georges Maranda, R (7, 1) OBP: 0.357, SLG: 0.462			F9			SF8 3-H		1-2 BB		0 1 0	0 0 0	0 0 0	0 1 0	0 0 1	0 0 0	0 1 0
Inning Stats	R: 0 E: 0 K: 0 S: 3 H: 1 LOB: 0 BB: 0 P: 3	R: 0 E: 0 K: 0 S: 3 H: 0 LOB: 0 BB: 0 P: 3	R: 0 E: 0 K: 1 S: 6 H: 1 LOB: 1 BB: 0 P: 6	R: 0 E: 0 K: 0 S: 3 H: 0 LOB: 0 BB: 0 P: 3	R: 0 E: 0 K: 1 S: 5 H: 0 LOB: 0 BB: 0 P: 5	R: 1 E: 1 K: 0 S: 4 H: 1 LOB: 0 BB: 0 P: 4	R: 0 E: 0 K: 1 S: 5 H: 0 LOB: 0 BB: 0 P: 5	R: 0 E: 0 K: 0 S: 4 H: 1 LOB: 2 BB: 1 P: 8	R: 0 E: 0 K: 0 S: 4 H: 1 LOB: 1 BB: 0 P: 4	1B: 4 2B: 1 3B: 0 HR: 0 SF: 1 SAC: 0 DP: 1 HBP: 0						

PITCHER	IP	WLS	BF	H	R	ER	SO	BB	IBB	HBP	BLK	WP	HR	S	P	ERA	WHIP
Ralph Terry, R (1, 1) ERA: 3.13	9.0	W	32	5	1	0	3	1	0	0	0	0	0	37	41	0.00	0.667

PITCHER	IP	WLS	BF	H	R	ER	SO	BB	IBB	HBP	BLK	WP	HR	S	P	ERA	WHIP

TOP

Minnesota Twins @ New York Yankees

Yankee Stadium, Bronx, NY

Tue Aug 07 1962, 3:33 AM EDT

Att. 17,703 - Unknown

livebaseballscorecards.com

AB	30
R	1
H	5
RBI	1
BB	1
SO	3
LOB	9

PA: 32

Batter	1	2	3	4	5	6	7	8	9	AB	R	H	RBI	BB	SO	LOB
Tom Tresh, S (1, 6) OBP: 0.338, SLG: 0.415	BB, BB, SF7, 1B	HR		F8 ①		F6 ③	1-H, HR			5	3	3	3	0	0	1
Bobby Richardson, R (1, 4) OBP: 0.335, SLG: 0.391	F8 ①	2B		F8, 1B			1B, BB, 1B; F3			5	1	3	0	0	0	1
Roger Maris, L (1, 9) OBP: 0.352, SLG: 0.483 Phil Linz, R (8, 9) OBP: 0.342, SLG: 0.377	B B B B; SF7, BB, 1-2, 1B, BB	F5 ②		F8 ② ③, 1-2			B B B B; 1B, 1-2, 1B, BB	1B		2 1	2 0	0 1	0 0	2 0	0 0	2 0
Mickey Mantle, S (1, 8) OBP: 0.480, SLG: 0.627 Jack Reed, R (6, 8) OBP: 0.316, SLG: 0.441	B B B B; 1B, HR, 1-2, 2-3, BB	F8 ③			6-3 ①		1B, FC1-6, 1-2, 2-3, 1B	F7 ①		2 2	1 1	0 1	0 0	1 0	0 0	1 1
Elston Howard, R (1, 2) OBP: 0.318, SLG: 0.460	SF7 ②, 2-3, 3-H		F8, 1B, SF9, 1B		2B		FC1-6, 1-3, 2-H, 3-H, 1B	G6-3, 1-3, 1B		4	1	4	3	0	0	0
Bill Skowron, R (1, 3) OBP: 0.310, SLG: 0.456	HR, 1-2, 3-H, 1B		1-2, 1B	F8 ③			FC1-6 ①, 2B, 1-2f, 3-H	G6-3 ② ③, 1-2f		5	2	2	2	0	0	3
Tony Kubek, L (1, 7) OBP: 0.250, SLG: 1.000	HR, 1-H, 2-H		F8 ①, 2-3			F8 ①, F8 ②				4	1	1	3	0	0	3
Clete Boyer, R (1, 5) OBP: 0.346, SLG: 0.421	F9 ③		SF9 ②, 3-H			5-3 ②	1-3, 1B, 2B			3	1	1	1	0	0	0
Ralph Terry, R (1, 1) OBP: 0.200, SLG: 0.178		6-3 ①, F7 ③				1B	2-H, 3-H, HR, 1B			4	1	2	2	0	0	1
Inning Stats	R: 5 E: 0 K: 0 S: 6 H: 3 LOB: 0 BB: 2 P: 14	R: 1 E: 0 K: 0 S: 5 H: 2 LOB: 1 BB: 0 P: 5	R: 1 E: 0 K: 0 S: 5 H: 2 LOB: 1 BB: 0 P: 5	R: 0 E: 0 K: 0 S: 3 H: 1 LOB: 0 BB: 0 P: 3	R: 0 E: 0 K: 0 S: 3 H: 1 LOB: 0 BB: 0 P: 3	R: 0 E: 0 K: 0 S: 4 H: 1 LOB: 1 BB: 0 P: 4	R: 7 E: 0 K: 0 S: 9 H: 6 LOB: 0 BB: 1 P: 13	R: 0 E: 0 K: 0 S: 4 H: 2 LOB: 1 BB: 0 P: 4		1B: 12 2B: 3 3B: 0 HR: 3	SF: 2 SAC: 0 DP: 1 HBP: 0			WP: 0 PB: 0 SB: 0 CS: 0	PA: 42		

PITCHER		IP	WLS	BF	H	R	ER	SO	BB	IBB	HBP	BLK	WP	HR	S	P	ERA	WHIP
Camilo Pascual, R ERA: 3.64	(1, 1)	2.0	L	13	5	6	6	0	2	0	0	0	0	2	11	19	27.00	3.500
Jackie Collum, L ERA: 13.11	(3, 1)	4.2		23	10	7	7	0	1	0	0	0	0	0	22	26	13.50	2.357
Georges Maranda, R ERA: 4.05	(7, 1)	1.1		6	3	1	1	0	0	0	0	0	0	1	6	6	6.75	2.250

PITCHER	IP	WLS	BF	H	R	ER	SO	BB	IBB	HBP	BLK	WP	HR	S	P	ERA	WHIP

BOTTOM

Minnesota Twins @ New York Yankees

Yankee Stadium, Bronx, NY

Tue Aug 07 1962, 3:33 AM EDT

Att. 17,703 - Unknown

livebaseballscorecards.com

AB	37
R	14
H	18
RBI	14
BB	3
SO	0
LOB	13

Baltimore Orioles @ New York Yankees

Yankee Stadium, Bronx, NY

Wed Aug 08 1962, 3:33 AM EDT

Unknown - 84 F

TOP

livebaseballscorecards.com

Batter	1	2	3	4	5	6	7	8	9	AB	R	H	RBI	BB	SO	LOB
Jerry Adair, R (1, 4) (8, 6) OBP: 0.296, SLG: 0.370	L8			F3		2B		1B		4	0	2	0	0	0	0
Russ Snyder, L (1, 9) OBP: 0.316, SLG: 0.447	4-3			CS 1B		F7		4-3		4	0	1	0	0	0	2
Jackie Brandt, R (1, 8) OBP: 0.329, SLG: 0.457	F5			E5 1-2			G3 SF7 2B		K	4	1	1	0	0	1	1
Jim Gentile, L (1, 3) OBP: 0.361, SLG: 0.521		F4		K			G3 2-3		2B	4	0	1	0	0	1	2
Brooks Robinson, R (1, 5) OBP: 0.323, SLG: 0.480		F7			1-3		SF7 3-H		G5-4-3 IBB	2	0	0	1	1	0	0
Boog Powell, L (1, 7) OBP: 0.322, SLG: 0.424		5-3			1-5-3		4-1		G5-4-3 1-2f	3	0	0	0	0	0	0
Dick Williams, R (9, PH) (9, 7) OBP: 0.279, SLG: 0.276										1	0	0	0	0	0	2
Ron Hansen, R (1, 6) OBP: 0.293, SLG: 0.272			F8		F2			6-3		2	0	0	0	0	0	0
Johnny Temple, R (8, PH) OBP: 0.352, SLG: 0.311										1	0	0	0	0	0	0
Charlie Lau, L (8, 2) OBP: 0.331, SLG: 0.463										0	0	0	0	0	0	0
Hobie Landrith, L (1, 2) OBP: 0.332, SLG: 0.363			F7			6-3		HR		2	0	0	0	0	0	0
Whitey Herzog, L (8, PH) OBP: 0.387, SLG: 0.406										1	1	1	1	0	0	0
Marv Breeding, R (8, 4) OBP: 0.246, SLG: 0.295										0	0	0	0	0	0	0
Milt Pappas, R (1, 1) OBP: 0.111, SLG: 0.353			K			K		K		3	0	0	0	0	3	0

	AB	31
	R	2
	H	6
	RBI	2
	BB	1
	SO	5
	LOB	7

Inning Stats										
	R: 0 E: 0 K: 0 S: 3	H: 0 LOB: 0 BB: 0 P: 3	R: 0 E: 0 K: 0 S: 3	H: 0 LOB: 0 BB: 0 P: 3	R: 0 E: 0 K: 1 S: 5	H: 0 LOB: 0 BB: 0 P: 5	R: 0 E: 1 K: 1 S: 6	H: 1 LOB: 1 BB: 0 P: 6	R: 0 E: 0 K: 0 S: 3	H: 0 LOB: 0 BB: 0 P: 3
	R: 0 E: 0 K: 1 S: 6	H: 1 LOB: 1 BB: 0 P: 6	R: 1 E: 0 K: 0 S: 4	H: 1 LOB: 0 BB: 0 P: 4	R: 1 E: 0 K: 1 S: 7	H: 2 LOB: 1 BB: 0 P: 7	R: 0 E: 0 K: 1 S: 5	H: 1 LOB: 1 BB: 1 P: 9	1B: 2 2B: 3 3B: 0 HR: 1	SF: 1 SAC: 0 DP: 1 HBP: 0
	WP: 0 PB: 0 SB: 0 CS: 1	PA: 33								

PITCHER		IP	WLS	BF	H	R	ER	SO	BB	IBB	HBP	BLK	WP	HR	S	P	ERA	WHIP
Bill Stafford, R (1, 1) ERA: 3.63		8.1		32	6	2	2	5	0	1	0	0	0	1	41	45	2.16	0.720
Marshall Bridges, L (9, 1) ERA: 2.13		0.2	W	1	0	0	0	0	0	0	0	0	0	0	1	1	0.00	0.000

PITCHER	IP	WLS	BF	H	R	ER	SO	BB	IBB	HBP	BLK	WP	HR	S	P	ERA	WHIP

Baltimore Orioles @ New York Yankees

Yankee Stadium, Bronx, NY

Wed Aug 08 1962, 3:33 AM EDT

Unknown - 84 F

livebaseballscorecards.com

BOTTOM

Batter	1	2	3	4	5	6	7	8	9	AB	R	H	RBI	BB	SO	LOB
Tom Tresh, S (1, 6) OBP: 0.338, SLG: 0.412	B B B B 4-0 1B FC4-6 BB		S S S 0-3 ① ② K 1-2			S S S 0-3 ② K		x 0-0 ② F8		3	1	0	0	1	2	1
Bobby Richardson, R (1, 4) OBP: 0.335, SLG: 0.390	S S S 0-3 ① K		S S S 0-3 ③ K			x 0-0 1B		x 0-0 ③ F9		4	0	1	0	0	2	1
Roger Maris, L (1, 9) OBP: 0.353, SLG: 0.482	x 0-0 FC4-6 1-3 1B			S S S 0-3 ① K		x 0-0 ③ F8			B B B B 4-0 5-3 1B BB	3	1	1	0	1	1	1
Mickey Mantle, S (1, 8) OBP: 0.481, SLG: 0.622	x 0-0 ② FC4-6 1-2f 3-H			B B B B 4-0 G5-4-3 BB			B B B B 4-0 SH4-3 1B BB		x 0-0 ① F9	2	1	0	1	2	0	2
Elston Howard, R (1, 2) OBP: 0.316, SLG: 0.456	S S S 0-3 ③ K			x 0-0 ② ③ G5-4-3 1-2f			x 0-0 ① SH4-3 1-2		x 0-0 ② 5-3 1-2	3	0	0	0	0	1	3
Bill Skowron, R (1, 3) OBP: 0.313, SLG: 0.456		x 0-0 ① F4			S S S 0-3 ① K		x 0-0 2-H 1B		x 0-0 2-H 1B	4	0	2	2	0	1	0
Tony Kubek, L (1, 7) OBP: 0.143, SLG: 0.571		x 0-0 ② L8			x 0-0 ② 6-3		x 0-0 ② F7			3	0	0	0	0	0	1
Clete Boyer, R (1, 5) OBP: 0.344, SLG: 0.418		x 0-0 ③ 6-3			x 0-0 ③ F7		x 0-0 ③ 6-3			3	0	0	0	0	0	1
Bill Stafford, R (1, 1) OBP: 0.288, SLG: 0.333 Marshall Bridges, S (9, 1)			x 0-0 CS 1B			x 0-0 ① 5-3		x 0-0 ① F3		3 0	0 0	1 0	0 0	0 0	0 0	0 0

	AB	28
	R	3
	H	5
	RBI	3
	BB	4
	SO	7
	LOB	10

Inning Stats										
	R: 1 H: 1 E: 0 LOB: 1 K: 2 BB: 1 S: 8 P: 12	R: 0 H: 0 E: 0 LOB: 0 K: 0 BB: 0 S: 3 P: 3	R: 0 H: 1 E: 0 LOB: 0 K: 2 BB: 0 S: 7 P: 7	R: 0 H: 0 E: 0 LOB: 0 K: 1 BB: 1 S: 4 P: 8	R: 0 H: 0 E: 0 LOB: 0 K: 1 BB: 0 S: 5 P: 5	R: 0 H: 1 E: 0 LOB: 1 K: 1 BB: 0 S: 6 P: 6	R: 1 H: 1 E: 0 LOB: 1 K: 0 BB: 1 S: 4 P: 8	R: 0 H: 0 E: 0 LOB: 0 K: 0 BB: 0 S: 3 P: 3	R: 1 H: 1 E: 0 LOB: 1 K: 0 BB: 1 S: 3 P: 7	1B: 5 SF: 0 2B: 1 SAC: 1 3B: 0 DP: 2 HR: 0 HBP: 0	WP: 0 PA: 33 PB: 0 SB: 0 CS: 1

PITCHER		IP	WLS	BF	H	R	ER	SO	BB	IBB	HBP	BLK	WP	HR	S	P	ERA	WHIP
Milt Pappas, R ERA: 3.76	(1, 1)	8.2	L	33	5	3	3	7	4	0	0	0	0	0	43	59	3.12	1.038

PITCHER	IP	WLS	BF	H	R	ER	SO	BB	IBB	HBP	BLK	WP	HR	S	P	ERA	WHIP

Baltimore Orioles @ New York Yankees

Yankee Stadium, Bronx, NY

Wed Aug 08 1962, 3:38 AM EDT

Att. 29,137 - Unknown - 86 F

livebaseballscorecards.com

Batter	1	2	3	4	5	6	7	8	9	AB	R	H	RBI	BB	SO	LOB
Jerry Adair, R (1, 4) OBP: 0.298, SLG: 0.373	S S S 0-3 ① K		x 0-0 E5 1B		x 0-0 E 1B 2-3 3-H 1B		x 0-0 2B		x 0-0 ② ③ G5-4-3 1-2f	5	1	2	1	0	1	1
Russ Snyder, L (1, 8) (6, 7) OBP: 0.315, SLG: 0.444	x 0-0 ② F7		x 0-0 1-3 1B		x 0-0 E3 1B 1-3 3-H		x 0-0 ① F2			4	0	1	0	0	0	2
Whitey Herzog, L (1, 9) OBP: 0.380, SLG: 0.398	S S S 0-3 ③ K		x 0-0 ③ 4-3		x 0-0 ① 4-3		x 0-0 ② F5			4	0	0	0	0	1	5
Jim Gentile, L (1, 3) OBP: 0.362, SLG: 0.518		B B B B 4-0 BB		x 0-0 ① F6	4-0 1B IBB		S S S 0-3 ③ K			2	0	0	0	2	1	1
Brooks Robinson, R (1, 5) OBP: 0.322, SLG: 0.477		S S S 0-3 ① K		x 0-0 ② 6-3	x 0-0 G5-4-3 1-2 2-3 3-H 1B			x 0-0 ① F9		4	0	1	1	0	1	1
Boog Powell, L (1, 7) OBP: 0.319, SLG: 0.420 Jackie Brandt, R (6, 8) OBP: 0.328, SLG: 0.456		x 0-0 ② F8		x 0-0 ③ 4-3	x 0-0 ② ③ G5-4-3 1-2f			x 0-0 ② L4		3	0	0	0	0	0	4
										1	0	0	0	0	0	0
Charlie Lau, L (1, 2) OBP: 0.329, SLG: 0.457		x 0-0 ③ 1-3			x 0-0 FC1 BB E 1B	x 0-0 ① F9		x 0-0 ③ 6-3		4	1	1	0	0	0	1
Ron Hansen, R (1, 6) OBP: 0.297, SLG: 0.268			x 0-0 ① F6		B B B B 4-0 FC1 1-2 1B BB	x 0-0 ② F8			B B B B 4-0 G5-4-3 BB	2	1	0	0	2	0	0
Jack Fisher, R (1, 1) OBP: 0.171, SLG: 0.094 Billy Hoeft, L (6, 1) OBP: 0.400, SLG: 0.333			S S S 0-3 ② K		x 0-0 FC1 1B E 1-3 2-H	x 0-0 ③ 6-3			x 0-0 ① F1	3	1	0	0	0	1	1
										1	0	0	0	0	0	1
Inning Stats	R: 0 E: 0 K: 2 S: 7 H: 0 LOB: 0 BB: 0 P: 7	R: 0 E: 0 K: 1 S: 5 H: 0 LOB: 1 BB: 1 P: 9	R: 0 E: 1 K: 1 S: 7 H: 1 LOB: 2 BB: 0 P: 7	R: 0 E: 0 K: 0 S: 3 H: 0 LOB: 0 BB: 0 P: 3	R: 4 E: 2 K: 0 S: 7 H: 3 LOB: 2 BB: 2 P: 15	R: 0 E: 0 K: 0 S: 3 H: 0 LOB: 0 BB: 0 P: 3	R: 0 E: 0 K: 1 S: 6 H: 1 LOB: 1 BB: 0 P: 6	R: 0 E: 0 K: 0 S: 3 H: 0 LOB: 0 BB: 0 P: 3	R: 0 E: 0 K: 0 S: 2 H: 0 LOB: 0 BB: 1 P: 6	1B: 4 2B: 1 3B: 0 HR: 0	SF: 0 SAC: 0 DP: 2 HBP: 0						

AB	33
R	4
H	5
RBI	2
BB	4
SO	5
LOB	17

WP: 0 PB: 0 SB: 0 CS: 0 PA: 37

PITCHER		IP	WLS	BF	H	R	ER	SO	BB	IBB	HBP	BLK	WP	HR	S	P	ERA	WHIP
Jim Bouton, R ERA: 3.36	(1, 1)	6.0	L	27	4	4	1	4	2	1	0	0	0	0	32	44	1.50	1.000
Bud Daley, L ERA: 3.9	(7, 1)	2.0		7	1	0	0	1	0	0	0	0	0	0	9	9	0.00	0.500
Jim Coates, R ERA: 4.4	(9, 1)	1.0		3	0	0	0	0	1	0	0	0	0	0	2	6	0.00	1.000

PITCHER	IP	WLS	BF	H	R	ER	SO	BB	IBB	HBP	BLK	WP	HR	S	P	ERA	WHIP

Batter	1	2	3	4	5	6	7	8	9	AB	R	H	RBI	BB	SO	LOB
Tom Tresh, S (1, 6) OBP: 0.336, SLG: 0.410	F8			K		SF 6-3 1-3 2B		K		2	0	0	0	0	1	0
Phil Linz, R (6, 6) OBP: 0.347, SLG: 0.394										2	1	1	0	0	1	0
Bobby Richardson, R (1, 4) OBP: 0.332, SLG: 0.387	6-3			F7		SF 6-3 2-3 3-H		F6		3	0	0	1	0	0	0
Roger Maris, L (1, 8) OBP: 0.350, SLG: 0.477	F4			F4		F2			F8	4	0	0	0	0	0	2
Yogi Berra, L (1, 2) OBP: 0.300, SLG: 0.384		L6			4-3	6-3 2-3 3-H			L4	4	0	0	1	0	0	1
Johnny Blanchard, L (1, 9) OBP: 0.303, SLG: 0.416		4-3			FC5-4 1B	K			3-1	4	0	1	0	0	1	1
Bill Skowron, R (1, 3) OBP: 0.310, SLG: 0.452		F8			FC5-4 1-2f		2-3			3	0	0	0	0	0	1
Hector Lopez, R (1, 7) OBP: 0.364, SLG: 0.423			6-3		F9		1-3			3	0	0	0	0	0	1
Clete Boyer, R (1, 5) OBP: 0.344, SLG: 0.425			K			HR	K			3	1	1	1	0	2	0
Jim Bouton, R (1, 1) OBP: 0.120, SLG: 0.045			L9			2B SF 1B		F4		1	0	0	0	0	0	0
Tony Kubek, L (6, PH) OBP: 0.250, SLG: 0.625										1	1	1	0	0	0	0
Bud Daley, L (7, 1) OBP: 0.286, SLG: 0.286										0	0	0	0	0	0	0
Mickey Mantle, S (8, PH) OBP: 0.479, SLG: 0.619										1	0	0	0	0	0	0
Jim Coates, R (9, 1) OBP: 0.105, SLG: 0.056										0	0	0	0	0	0	0
Inning Stats	R: 0 E: 0 K: 0 S: 3 H: 0 LOB: 0 BB: 0 P: 3	R: 0 E: 0 K: 0 S: 3 H: 0 LOB: 0 BB: 0 P: 3	R: 0 E: 0 K: 1 S: 5 H: 0 LOB: 0 BB: 0 P: 5	R: 0 E: 0 K: 1 S: 5 H: 0 LOB: 0 BB: 0 P: 5	R: 0 E: 0 K: 0 S: 4 H: 1 LOB: 1 BB: 0 P: 4	R: 3 E: 1 K: 1 S: 9 H: 3 LOB: 1 BB: 0 P: 9	R: 0 E: 0 K: 1 S: 5 H: 0 LOB: 0 BB: 0 P: 5	R: 0 E: 0 K: 1 S: 5 H: 0 LOB: 0 BB: 0 P: 5	R: 0 E: 0 K: 0 S: 3 H: 0 LOB: 0 BB: 0 P: 3	1B: 2 2B: 1 3B: 0 HR: 1	SF: 1 SAC: 0 DP: 0 HBP: 0						

PITCHER	IP	WLS	BF	H	R	ER	SO	BB	IBB	HBP	BLK	WP	HR	S	P	ERA	WHIP
Jack Fisher, R (1, 1) ERA: 5.23	5.0	W	20	4	3	2	2	0	0	0	0	0	1	24	24	3.60	0.800
Billy Hoeft, L (6, 1) ERA: 4.5	4.0	S	12	0	0	0	3	0	0	0	0	0	0	18	18	0.00	0.000

PITCHER	IP	WLS	BF	H	R	ER	SO	BB	IBB	HBP	BLK	WP	HR	S	P	ERA	WHIP

BOTTOM

Baltimore Orioles @ New York Yankees

Yankee Stadium, Bronx, NY

Wed Aug 08 1962, 3:38 AM EDT

Att. 29,137 - Unknown - 86 F

livebaseballscorecards.com

AB	31
R	3
H	4
RBI	3
BB	0
SO	5
LOB	6

Batter	1	2	3	4	5	6	7	8	9	AB	R	H	RBI	BB	SO	LOB
Don Buddin, R (1, 6) OBP: 0.356, SLG: 0.305	SSS 0-3 ① K			x 0-0 ① 5-3		x 0-0 FC6-4 1B	SSS 0-3 ③ K		BBBB 4-0 BB	4	0	1	0	1	2	3
Bill Bruton, L (1, 8) OBP: 0.343, SLG: 0.413	x 0-0 CS 1B			x 0-0 ② G3		SSS 0-3 ① K		x 0-0 1B 2B	SSS 0-3 ③ K	5	0	2	0	0	2	2
Al Kaline, R (1, 9) OBP: 0.381, SLG: 0.599 Bubba Morton, R (6, 9) OBP: 0.365, SLG: 0.374	SSS 0-3 ②③ K 1-2			x 0-0 1B		x 0-0 ② FC6-4 1-2f		x 0-0 BB 2-3 1B		3 1	0 0	1 1	0 0	0 0	1 0	2 0
Rocky Colavito, R (1, 7) OBP: 0.371, SLG: 0.505		x 0-0 ① F3		SSS 0-3 ③ K		x 0-0 ③ F7		SSS 0-3 ① K		4	0	0	0	0	2	4
Steve Boros, R (1, 5) OBP: 0.338, SLG: 0.419		SSS 0-3 ② K			x 0-0 ① 5-3		x 0-0 ① 5-3	BBBB 4-0 1-2 BB		3	0	0	0	1	1	0
Norm Cash, L (1, 3) OBP: 0.378, SLG: 0.523		x 0-0 ③ 4-3			BBBB 4-0 FC4-6 BB		BBBB 4-0 1B BB BB	x 0-0 ② F5		2	0	0	0	2	0	3
Dick McAuliffe, L (1, 4) OBP: 0.363, SLG: 0.407			x 0-0 ① F6	x 0-0 ② FC4-6 1B 1-2f		BBBB 4-0 1B 1-2 BB	x 0-0 ③ 4-3			3	0	0	0	1	0	4
Dick Brown, R (1, 2) OBP: 0.283, SLG: 0.371			x 0-0 ② F8	x 0-0 1-2 1B		x 0-0 1-2 2-3 1B			x 0-0 ① L6	4	0	2	0	0	0	0
Paul Foytack, R (1, 1) OBP: 0.195, SLG: 0.154 Ron Nischwitz, S (2, 1) OBP: 0.500, SLG: 0.750 Sam Jones, R (5, 1) OBP: 0.100, SLG: 0.250 Jake Wood, R (7, PH) OBP: 0.292, SLG: 0.351 Don Mossi, L (7, 1) OBP: 0.302, SLG: 0.159 Chico Fernandez, R (9, PH) OBP: 0.281, SLG: 0.389			SSS 0-3 ③ K		SSS 0-3 ③ K		SSS 0-3 ② K		SSS 0-3 ② K	0 2 0 1 0 1	0 0 0 0 0 0	0 0 0 0 0 0	0 0 0 0 0 0	0 0 0 0 0 0	0 2 0 1 0 1	0 2 0 3 0 0
Inning Stats	R: 0 E: 0 K: 2 S: 7 H: 1 LOB: 1 BB: 0 P: 7	R: 0 E: 0 K: 1 S: 5 H: 0 LOB: 0 BB: 0 P: 5	R: 0 E: 0 K: 1 S: 5 H: 0 LOB: 0 BB: 0 P: 5	R: 0 E: 0 K: 1 S: 6 H: 1 LOB: 1 BB: 0 P: 6	R: 0 E: 0 K: 1 S: 6 H: 1 LOB: 2 BB: 1 P: 10	R: 0 E: 0 K: 1 S: 6 H: 1 LOB: 1 BB: 0 P: 6	R: 0 E: 0 K: 2 S: 8 H: 1 LOB: 3 BB: 2 P: 16	R: 0 E: 0 K: 1 S: 7 H: 2 LOB: 3 BB: 1 P: 11	R: 0 E: 0 K: 2 S: 7 H: 0 LOB: 1 BB: 1 P: 11							

TOP

Detroit Tigers @ New York Yankees

Yankee Stadium, Bronx, NY

Fri Aug 10 1962, 7:05 PM EDT
Att. 28,108 - Unknown - 58 F

livebaseballscorecards.com

AB	33
R	0
H	7
RBI	0
BB	5
SO	12
LOB	23

1B: 6 SF: 0
2B: 2 SAC: 0
3B: 0 DP: 1
HR: 0 HBP: 0

WP: 0 PA: 38
PB: 0
SB: 0
CS: 1

PITCHER		IP	WLS	BF	H	R	ER	SO	BB	IBB	HBP	BLK	WP	HR	S	P	ERA	WHIP
Whitey Ford, L ERA: 2.91	(1, 1)	7.1	W	32	7	0	0	10	4	0	0	0	0	0	48	64	0.00	1.500
Marshall Bridges, L ERA: 2.05	(8, 1)	1.2	S	6	0	0	0	2	1	0	0	0	0	0	9	13	0.00	0.600

PITCHER	IP	WLS	BF	H	R	ER	SO	BB	IBB	HBP	BLK	WP	HR	S	P	ERA	WHIP

Batter	1	2	3	4	5	6	7	8	9	AB	R	H	RBI	BB	SO	LOB
Tom Tresh, S (1, 6) OBP: 0.339, SLG: 0.411	BB, 1B, 1B	F8	1B, HBP		HR, 1B	F6				4	2	2	0	0	0	1
Bobby Richardson, R (1, 4) OBP: 0.335, SLG: 0.396	F8	BB, BB, BB, 1B	1B		HR	F6				5	2	3	2	0	0	1
Roger Maris, L (1, 9) OBP: 0.351, SLG: 0.475	F7	BB, BB, BB	F6		1B, 1B	K				4	1	1	0	1	1	4
Mickey Mantle, S (1, 8) OBP: 0.482, SLG: 0.618 Jack Reed, R (5, PR) OBP: 0.308, SLG: 0.429 (6, 8)	BB, 1B, 1B	BB, BB	L9-6-1-5		SF8-3-4, 1B	K				2 1	1 0	1 0	0 0	2 0	0 1	3 0
Elston Howard, R (1, 2) OBP: 0.317, SLG: 0.455	1B, 1B	BB		4-3	SF8-3-4			F9		3	0	1	3	1	0	0
Bill Skowron, R (1, 3) OBP: 0.314, SLG: 0.460	BB, 1B	F7		G3, 2B	F2			2B		5	0	3	1	0	0	4
Tony Kubek, L (1, 7) OBP: 0.385, SLG: 0.583	BB	3B, 1B		G3	FC6-4, 1B			F8		4	1	2	0	1	0	2
Clete Boyer, R (1, 5) OBP: 0.347, SLG: 0.430	F4	1B, 3B		IBB	FC6-4			BB		3	1	1	1	2	0	4
Whitey Ford, L (1, 1) OBP: 0.127, SLG: 0.103 Marshall Bridges, S (8, 1)		F5	1B, HBP	F4	K			K		4 1	0 0	1 0	1 0	0 0	1 1	3 2
Inning Stats	R: 2 E: 0 K: 0 S: 6 H: 3 LOB: 3 BB: 2 P: 14	R: 1 E: 0 K: 0 S: 4 H: 1 LOB: 3 BB: 3 P: 16	R: 2 E: 0 K: 0 S: 6 H: 4 LOB: 2 BB: 0 P: 7	R: 0 E: 0 K: 0 S: 4 H: 1 LOB: 2 BB: 1 P: 8	R: 3 E: 0 K: 0 S: 6 H: 4 LOB: 1 BB: 0 P: 6	R: 0 E: 0 K: 1 S: 6 H: 1 LOB: 1 BB: 0 P: 6	R: 0 E: 0 K: 2 S: 7 H: 0 LOB: 0 BB: 0 P: 7	R: 0 E: 0 K: 1 S: 6 H: 1 LOB: 2 BB: 1 P: 10		1B: 11 2B: 4 3B: 1 HR: 1	SF: 1 SAC: 0 DP: 2 HBP: 1					

PITCHER		IP	WLS	BF	H	R	ER	SO	BB	IBB	HBP	BLK	WP	HR	S	P	ERA	WHIP
Paul Foytack, R ERA: 4.14	(1, 1)	1.2	L	14	4	3	3	0	5	0	0	0	0	0	9	29	16.20	5.400
Ron Nischwitz, L ERA: 4.08	(2, 1)	2.1		17	9	5	5	0	0	1	1	0	0	1	15	20	19.29	3.857
Sam Jones, R ERA: 3.33	(5, 1)	2.0		6	1	0	0	1	0	0	0	0	0	0	8	8	0.00	0.500
Don Mossi, L ERA: 4.16	(7, 1)	2.0		8	1	0	0	3	1	0	0	0	0	0	13	17	0.00	1.000

PITCHER	IP	WLS	BF	H	R	ER	SO	BB	IBB	HBP	BLK	WP	HR	S	P	ERA	WHIP

BOTTOM

Detroit Tigers @ New York Yankees

Yankee Stadium, Bronx, NY

Fri Aug 10 1962, 7:05 PM EDT
Att. 28,108 - Unknown - 58 F

livebaseballscorecards.com

AB	36
R	8
H	15
RBI	8
BB	7
SO	4
LOB	24

WP: 0 PA: 45
PB: 0
SB: 0
CS: 0

Detroit Tigers @ New York Yankees

Yankee Stadium, Bronx, NY

Sat Aug 11 1962, 3:33 AM EDT

Att. 28,004 - Overcast - 67 F

livebaseballscorecards.com

Batter	1	2	3	4	5	6	7	8	9	AB	R	H	RBI	BB	SO	LOB
Don Buddin, R (1, 6) OBP: 0.370, SLG: 0.313	0-0 SH1-3 E HR 1B		0-0 5-3 ①		H 1-0 1B HR HBP	0-0 G3-6-3 1B		BBB 4-0 BB		3	2	2	0	1	0	0
Bill Bruton, L (1, 8) OBP: 0.339, SLG: 0.408	0-0 FC6 SH1-3 1-2 HR		SSS 0-3 K ②		0-0 F8 ①	0-0 G3-6-3 ②③ 1-2f		0-0 F8 ②		5	1	0	0	0	1	4
Al Kaline, R (1, 9) OBP: 0.383, SLG: 0.597	0-0 SH1-3 ① 1-2 2-3		0-0 S 1B		0-0 HR 1B 1-2		0-0 L9 ①	0-0 F5 ③		4	1	2	0	0	0	1
Rocky Colavito, R (1, 7) OBP: 0.373, SLG: 0.522	0-0 HR 2-H 3-H		0-0 F7 ③ 1-2		0-0 HR 1-H 2-H		0-0 3-1 E 2B		0-0 L7 ①	5	3	3	6	0	0	1
Norm Cash, L (1, 3) OBP: 0.376, SLG: 0.518	0-0 F9 ②			0-0 F3 ①	0-0 G3 ②		BBBB 4-0 E 3-1 BB		0-0 F5 ②	4	0	0	0	1	0	0
Dick McAuliffe, L (1, 4) OBP: 0.364, SLG: 0.410	0-0 4-3 ③			0-0 2B	0-0 BB 1B		0-0 3-1 ② 1-2 2-3		0-0 F7 ③	5	0	2	0	0	0	2
Steve Boros, R (1, 5) OBP: 0.337, SLG: 0.414		SSS 0-3 K ①		0-0 F8 ②	BBBB 4-0 1-2 BB		0-0 E6 2-3 3-H			3	0	0	0	1	1	2
Dick Brown, R (1, 2) OBP: 0.283, SLG: 0.367		0-0 5-3 ②		4-0 IBB	0-0 F7 ③		0-0 F9 ③			3	0	0	0	1	0	4
Hank Aguirre, R (1, 1) OBP: 0.043, SLG: 0.022		SSS 0-3 K ③		0-0 F8 ③		SSS 0-3 K ①		0-0 6-3 ①		4	0	0	0	0	2	2
Inning Stats	R: 3 H: 2 E: 1 LOB: 0 K: 0 BB: 0 S: 6 P: 6	R: 0 H: 0 E: 0 LOB: 0 K: 2 BB: 0 S: 7 P: 7	R: 0 H: 1 E: 0 LOB: 1 K: 1 BB: 0 S: 6 P: 6	R: 0 H: 1 E: 0 LOB: 2 K: 0 BB: 1 S: 4 P: 8	R: 3 H: 3 E: 0 LOB: 2 K: 0 BB: 1 S: 6 P: 11	R: 0 H: 1 E: 0 LOB: 0 K: 1 BB: 0 S: 5 P: 5	R: 1 H: 1 E: 1 LOB: 2 K: 0 BB: 1 S: 5 P: 9	R: 0 H: 0 E: 0 LOB: 1 K: 0 BB: 1 S: 3 P: 7	R: 0 H: 0 E: 0 LOB: 0 K: 0 BB: 0 S: 3 P: 3	1B: 5 SF: 0 2B: 2 SAC: 1 3B: 0 DP: 1 HR: 2 HBP: 1						

TOP	
AB	36
R	7
H	9
RBI	6
BB	4
SO	4
LOB	16

WP: 0 PA: 42
PB: 0
SB: 1
CS: 0

PITCHER		IP	WLS	BF	H	R	ER	SO	BB	IBB	HBP	BLK	WP	HR	S	P	ERA	WHIP
Ralph Terry, R ERA: 3.25	(1, 1)	6.0	L	29	8	6	5	4	1	1	1	0	0	2	34	43	7.50	1.500
Tex Clevenger, R ERA: 3.42	(7, 1)	2.0		10	1	1	0	0	2	0	0	0	0	0	8	16	0.00	1.500
Rollie Sheldon, R ERA: 5.51	(9, 1)	1.0		3	0	0	0	0	0	0	0	0	0	0	3	3	0.00	0.000

PITCHER	IP	WLS	BF	H	R	ER	SO	BB	IBB	HBP	BLK	WP	HR	S	P	ERA	WHIP

BOTTOM

Detroit Tigers @ New York Yankees

Yankee Stadium, Bronx, NY

Sat Aug 11 1962, 3:33 AM EDT

Att. 28,004 - Overcast - 67 F

livebaseballscorecards.com

Batter	1	2	3	4	5	6	7	8	9	AB	R	H	RBI	BB	SO	LOB
Phil Linz, R (1, 6) OBP: 0.342, SLG: 0.387	E4 1-4-3 SH4-3		K			F7		1B 1-3 1B		4	1	1	0	0	1	2
Bobby Richardson, R (1, 4) OBP: 0.334, SLG: 0.393	1-4-3 2-3		F6			G3 1-2 BB		L9		3	0	0	0	1	0	4
Roger Maris, L (1, 9) OBP: 0.353, SLG: 0.475	SH4-3 3-H			K2-3-4-3-6-4- BB		G3 1-2 2-3		1B 1-3 3-H 1B		2	0	1	2	1	0	2
Mickey Mantle, S (1, 8) OBP: 0.476, SLG: 0.608	K			K		F6		L9		4	0	0	0	0	2	5
Elston Howard, R (1, 2) OBP: 0.316, SLG: 0.453		L9		K2-3-4-3-6-4-2 1-1			F8		G4-3 1B	4	0	1	0	0	1	1
Bill Skowron, R (1, 3) OBP: 0.313, SLG: 0.458		K			G5-4-3 1B		L9		G4-3 1-2f	4	0	1	0	0	1	1
Hector Lopez, R (1, 7) OBP: 0.363, SLG: 0.421		L9			G5-4-3 1-2f		F8		1B	4	0	1	0	0	0	1
Clete Boyer, R (1, 5) OBP: 0.348, SLG: 0.430		1B			K			1B 1B 1B	1-3	4	1	2	0	0	1	1
Ralph Terry, R (1, 1) OBP: 0.197, SLG: 0.176			K			G3 BB BB		F7		1	0	0	0	0	1	1
Tom Tresh, S (6, PH) OBP: 0.340, SLG: 0.411										0	0	0	0	1	0	0
Tex Clevenger, R (7, 1)										0	0	0	0	0	0	0
Tony Kubek, L (8, PH) OBP: 0.357, SLG: 0.538										1	0	0	0	0	0	1
Rollie Sheldon, R (9, 1) OBP: 0.207, SLG: 0.042										0	0	0	0	0	0	0
Inning Stats	R: 1 E: 1 K: 1 S: 6 H: 0 LOB: 0 BB: 0 P: 6	R: 0 E: 0 K: 1 S: 5 H: 0 LOB: 0 BB: 0 P: 5	R: 0 E: 0 K: 2 S: 8 H: 1 LOB: 1 BB: 0 P: 8	R: 0 E: 0 K: 2 S: 6 H: 0 LOB: 1 BB: 1 P: 10	R: 0 E: 0 K: 1 S: 5 H: 1 LOB: 0 BB: 0 P: 5	R: 0 E: 0 K: 0 S: 3 H: 0 LOB: 2 BB: 2 P: 11	R: 0 E: 0 K: 0 S: 3 H: 0 LOB: 0 BB: 0 P: 3	R: 1 E: 0 K: 0 S: 6 H: 3 LOB: 2 BB: 0 P: 6	R: 0 E: 0 K: 0 S: 4 H: 2 LOB: 1 BB: 0 P: 4	1B: 7 2B: 1 3B: 0 HR: 0 SF: 0 SAC: 1 DP: 3 HBP: 0						

	AB	31
	R	2
	H	7
	RBI	2
	BB	3
	SO	7
	LOB	19

WP: 0 PB: 0 SB: 0 CS: 0 PA: 35

PITCHER	IP	WLS	BF	H	R	ER	SO	BB	IBB	HBP	BLK	WP	HR	S	P	ERA	WHIP
Hank Aguirre, L (1, 1) ERA: 2.43	9.0	W	35	7	2	1	7	3	0	0	0	0	0	46	58	1.00	1.111

PITCHER	IP	WLS	BF	H	R	ER	SO	BB	IBB	HBP	BLK	WP	HR	S	P	ERA	WHIP

Batter	1	2	3	4	5	6	7	8	9	10	AB	R	H	RBI	BB	SO	LOB
Don Buddin, R (1, 6) OBP: 0.361, SLG: 0.304	F2	K		F7			SH1-4		FC6-4		4	0	0	0	0	1	4
Bill Bruton, L (1, 8) OBP: 0.339, SLG: 0.406	CI		1B		L8		F7		K		4	1	1	0	0	1	2
Al Kaline, R (1, 9) OBP: 0.384, SLG: 0.591	SF7		L9		L5-3		L3-1			G4-6-3	4	1	1	0	1	0	2
Rocky Colavito, R (1, 7) OBP: 0.374, SLG: 0.523	2B		G4-6-3		F7			F6		F8	5	0	2	1	0	0	1
Norm Cash, L (1, 3) OBP: 0.372, SLG: 0.513	SF7		G4-6-3			F7		4-3		G4-6-3	4	0	0	1	0	0	3
Dick McAuliffe, L (1, 4) OBP: 0.365, SLG: 0.409	K			SH3 1B		K		PB 1B			3	0	1	0	1	2	1
Steve Boros, R (1, 5) OBP: 0.339, SLG: 0.413		F7		SH3		FC6-4		F9			3	0	1	0	1	0	1
Dick Brown, R (1, 2) OBP: 0.283, SLG: 0.367		1-3		SH3		FC6-4			6-3		3	0	1	0	0	0	1
Jim Bunning, R (1, 1) OBP: 0.185, SLG: 0.254		1-3		F4			SH1-4		FC6-4		3	0	1	0	0	0	3
Bubba Morton, R (9, PH) OBP: 0.368, SLG: 0.378											1	0	1	0	0	0	0
Don Mossi, L (9, 1) OBP: 0.302, SLG: 0.159											0	0	0	0	0	0	0
Terry Fox, R (9, 1) OBP: 0.429, SLG: 0.200											0	0	0	0	0	0	0
Inning Stats	R: 2 E: 1 K: 1 S: 8 H: 2 LOB: 1 BB: 0 P: 8	R: 0 E: 0 K: 1 S: 6 H: 1 LOB: 1 BB: 0 P: 6	R: 0 E: 0 K: 0 S: 4 H: 2 LOB: 1 BB: 0 P: 4	R: 0 E: 0 K: 0 S: 4 H: 1 LOB: 2 BB: 1 P: 8	R: 0 E: 0 K: 0 S: 3 H: 0 LOB: 0 BB: 0 P: 3	R: 0 E: 0 K: 1 S: 5 H: 0 LOB: 1 BB: 1 P: 9	R: 0 E: 0 K: 0 S: 4 H: 1 LOB: 1 BB: 0 P: 4	R: 0 E: 0 K: 0 S: 4 H: 1 LOB: 1 BB: 0 P: 4	R: 0 E: 0 K: 1 S: 6 H: 1 LOB: 1 BB: 0 P: 6	R: 0 E: 0 K: 0 S: 2 H: 0 LOB: 0 BB: 1 P: 6	1B: 8 2B: 1 3B: 0 HR: 0 SF: 1 SAC: 2 DP: 2 HBP: 0	WP: 0 PB: 1 SB: 0 CS: 0 PA: 41					

PITCHER		IP	WLS	BF	H	R	ER	SO	BB	IBB	HBP	BLK	WP	HR	S	P	ERA	WHIP
Bob Turley, R ERA: 3.05	(1, 1)	5.0		22	6	2	0	2	1	0	0	0	0	0	25	29	0.00	1.400
Bud Daley, L ERA: 3.66	(6, 1)	4.0		16	3	0	0	2	1	0	0	0	0	0	19	23	0.00	1.000
Marshall Bridges, L ERA: 2.0	(10, 1)	1.0	W	3	0	0	0	0	1	0	0	0	0	0	2	6	0.00	1.000

PITCHER	IP	WLS	BF	H	R	ER	SO	BB	IBB	HBP	BLK	WP	HR	S	P	ERA	WHIP

TOP

Detroit Tigers @ New York Yankees

Yankee Stadium, Bronx, NY

Sat Aug 11 1962, 7:05 PM EDT
Att. 22,304 - Overcast - 68 F

livebaseballscorecards.com

AB	34
R	2
H	9
RBI	2
BB	3
SO	4
LOB	18

Detroit Tigers @ New York Yankees

Yankee Stadium, Bronx, NY

Sat Aug 11 1962, 7:05 PM EDT

Att. 22,304 - Overcast - 68 F

livebaseballscorecards.com

Batter	1	2	3	4	5	6	7	8	9	10	AB	R	H	RBI	BB	SO	LOB
Tom Tresh, S (1, 6) OBP: 0.339, SLG: 0.408	G3		1B		4-3			L9		K	5	0	1	0	0	1	0
Bobby Richardson, R (1, 4) OBP: 0.335, SLG: 0.395	1B		F6		B5-3			L8		1B 2B	5	1	2	0	0	0	1
Roger Maris, L (1, 9) OBP: 0.357, SLG: 0.485	F7			F8 1B BB		HR		1B		2-H 1B	4	2	3	2	1	0	1
Mickey Mantle, S (1, 8) OBP: 0.470, SLG: 0.598	K			F8 1-2		K		F2			4	0	0	0	0	2	3
Yogi Berra, L (1, 2) OBP: 0.304, SLG: 0.380		4-3		1B BB		G4-3 HBP			L9		2	0	0	0	1	0	0
Tony Kubek, L (1, 7) OBP: 0.389, SLG: 0.529		CS 1B		K		G4-3 1-2f			1B 1B		4	0	2	0	0	1	3
Dale Long, L (1, 3) OBP: 0.327, SLG: 0.378 Bill Skowron, R (9, PH) OBP: 0.312, SLG: 0.456 (10, 3)	K 1-2			1-3 2-H 1B			F8		F8		3 1	0 0	1 0	1 0	0 0	1 0	1 1
Clete Boyer, R (1, 5) OBP: 0.347, SLG: 0.429			6-3	F7			F5		1-3 1B		4	0	1	0	0	0	2
Bob Turley, R (1, 1) Phil Linz, R (5, PH) OBP: 0.338, SLG: 0.382 Bud Daley, L (6, 1) OBP: 0.267, SLG: 0.267 Johnny Blanchard, L (9, PH) OBP: 0.302, SLG: 0.414 Marshall Bridges, S (10, 1)			K		F7		F7		F5		1 1 1 1 0	0 0 0 0 0	0 0 0 0 0	0 0 0 0 0	1 0 0 0 0	0 0 0 2 0	0 0 0 0 0

BOTTOM

AB	36
R	3
H	10
RBI	3
BB	2
SO	6
LOB	14

Inning Stats	1	2	3	4	5	6	7	8	9	10
	R: 0 E: 0 K: 1 S: 6	H: 1 LOB: 1 BB: 0 P: 6	R: 0 E: 0 K: 1 S: 5	H: 1 LOB: 1 BB: 0 P: 5	R: 0 E: 0 K: 1 S: 6	H: 1 LOB: 1 BB: 0 P: 6	R: 1 E: 0 K: 1 S: 6	H: 1 LOB: 2 BB: 2 P: 14	R: 0 E: 0 K: 0 S: 3	H: 0 LOB: 0 BB: 0 P: 3	R: 1 E: 0 K: 1 S: 5	H: 1 LOB: 0 BB: 0 P: 6	R: 0 E: 0 K: 0 S: 3	H: 0 LOB: 0 BB: 0 P: 3	R: 0 E: 0 K: 0 S: 4	H: 1 LOB: 1 BB: 0 P: 4	R: 0 E: 0 K: 0 S: 5	H: 2 LOB: 2 BB: 0 P: 5	R: 1 E: 0 K: 1 S: 5	H: 2 LOB: 1 BB: 0 P: 5

1B: 8	SF: 0
2B: 2	SAC: 0
3B: 0	DP: 2
HR: 1	HBP: 1

WP: 0	PA: 39
PB: 0	
SB: 0	
CS: 1	

PITCHER		IP	WLS	BF	H	R	ER	SO	BB	IBB	HBP	BLK	WP	HR	S	P	ERA	WHIP
Jim Bunning, R ERA: 3.75	(1, 1)	8.0		31	6	2	2	5	2	0	1	0	0	1	38	47	2.25	1.000
Don Mossi, L ERA: 4.15	(9, 1)	0.1		2	1	0	0	0	0	0	0	0	0	0	2	2	0.00	3.000
Terry Fox, R ERA: 1.73	(9, 1)	1.0	L	6	3	1	1	1	0	0	0	0	0	0	8	8	9.00	3.000

PITCHER		IP	WLS	BF	H	R	ER	SO	BB	IBB	HBP	BLK	WP	HR	S	P	ERA	WHIP

Detroit Tigers @ New York Yankees

Yankee Stadium, Bronx, NY

Sun Aug 12 1962, 3:33 AM EDT

Att. 43,870 - Unknown - 77 F

TOP

livebaseballscorecards.com

Batter	1	2	3	4	5	6	7	8	9	AB	R	H	RBI	BB	SO	LOB
Don Buddin, R (1, 6) OBP: 0.358, SLG: 0.302	F4		F6			SH1-3 1B	F5			4	0	1	0	0	0	3
Bill Bruton, L (1, 8) OBP: 0.339, SLG: 0.406	6-3		1B			SH1-3 1-2		B4-3		3	0	1	0	0	0	0
Al Kaline, R (1, 9) OBP: 0.378, SLG: 0.580	L7		L9			L8		L6-3		4	0	0	0	0	0	2
Rocky Colavito, R (1, 7) OBP: 0.375, SLG: 0.523		FC4-6 1B		G4-3 1B		K		K		4	0	2	0	0	2	1
Vic Wertz, L (1, 3) OBP: 0.333, SLG: 0.470		FC4-6 FC5 BB 1-2f		F8			SH1-4 BB 1B		G3	4	0	1	0	0	0	2
Dick McAuliffe, L (1, 4) OBP: 0.367, SLG: 0.407		BBBB 1-2 BB		G4-3 1-2f			BBBB 1-2 SH1-4 BB		F9	2	0	0	0	2	0	1
Steve Boros, R (1, 5) OBP: 0.336, SLG: 0.407		F5			SSS K		SH1-4 1-2 2-3		6-3	3	0	0	0	0	1	2
Dick Brown, R (1, 2) OBP: 0.283, SLG: 0.364		FC5 2-3f			F3		IBB			2	0	0	0	1	0	2
Ron Kline, R (1, 1) OBP: 0.182, SLG: 0.182			L8		L6-3		L4			3	0	0	0	0	0	3
Sam Jones, R (8, 1) OBP: 0.100, SLG: 0.250										0	0	0	0	0	0	0
Inning Stats	R: 0 E: 0 K: 0 S: 3 H: 0 LOB: 0 BB: 0 P: 3	R: 0 E: 0 K: 0 S: 4 H: 1 LOB: 2 BB: 1 P: 8	R: 0 E: 0 K: 0 S: 4 H: 1 LOB: 1 BB: 0 P: 4	R: 0 E: 0 K: 0 S: 3 H: 1 LOB: 0 BB: 0 P: 3	R: 0 E: 0 K: 1 S: 5 H: 0 LOB: 0 BB: 0 P: 5	R: 0 E: 0 K: 1 S: 6 H: 1 LOB: 1 BB: 0 P: 6	R: 0 E: 0 K: 0 S: 4 H: 1 LOB: 3 BB: 2 P: 12	R: 0 E: 0 K: 1 S: 5 H: 0 LOB: 0 BB: 0 P: 5	R: 0 E: 0 K: 0 S: 3 H: 0 LOB: 0 BB: 0 P: 3	1B: 5 2B: 0 3B: 0 HR: 0 SF: 0 SAC: 2 DP: 1 HBP: 0						

	AB	29
	R	0
	H	5
	RBI	0
	BB	3
	SO	3
	LOB	16

PITCHER	IP	WLS	BF	H	R	ER	SO	BB	IBB	HBP	BLK	WP	HR	S	P	ERA	WHIP
Bill Stafford, R (1, 1) ERA: 3.43	9.0	W	34	5	0	0	3	2	1	0	0	0	0	37	49	0.00	0.778

PITCHER	IP	WLS	BF	H	R	ER	SO	BB	IBB	HBP	BLK	WP	HR	S	P	ERA	WHIP

Batter	1	2	3	4	5	6	7	8	9	AB	R	H	RBI	BB	SO	LOB
Tom Tresh, S (1, 6) OBP: 0.338, SLG: 0.406	4-3		K2-3			L4		BB SH2-4 1B		3	1	0	0	1	1	0
Bobby Richardson, R (1, 4) OBP: 0.337, SLG: 0.397	L9		CS 1B			E 1B		SH2-4 1-2		3	0	2	0	0	0	0
Roger Maris, L (1, 9) OBP: 0.356, SLG: 0.483	K		CS 1-2	F6		F8		IBB 1B 2-H		4	1	1	1	0	1	1
Mickey Mantle, S (1, 8) OBP: 0.471, SLG: 0.594		1B 1B		F3		E4 1-3		WP 1B 1-2 IBB		3	0	1	0	1	0	1
Elston Howard, R (1, 2) OBP: 0.316, SLG: 0.450		F6		4-3		F4		WP 1B 1-2 2-H		4	0	1	1	0	0	3
Bill Skowron, R (1, 3) OBP: 0.312, SLG: 0.454		K			K		FC4-6 1B	K 1-2 2-3		4	0	1	0	0	3	3
Johnny Blanchard, L (1, 7) OBP: 0.305, SLG: 0.413 Jack Reed, R (8, PR) OBP: 0.308, SLG: 0.429 (9, 7)	1-3 1B				F4		L9	BB		3 0	0 0	1 0	0 0	1 0	0 0	1 0
Clete Boyer, R (1, 5) OBP: 0.346, SLG: 0.427	L9				FC6-4 1B		FC4-6 FC5-4 1-2f	F6		4	0	1	0	0	0	6
Bill Stafford, R (1, 1) OBP: 0.274, SLG: 0.317			L9		FC6-4 1-2f		FC5-4 1-2f			3	0	0	0	0	0	2
Inning Stats	R: 0 H: 0 E: 0 LOB: 0 K: 1 BB: 0 S: 5 P: 5	R: 0 H: 2 E: 0 LOB: 2 K: 1 BB: 0 S: 7 P: 7	R: 0 H: 1 E: 0 LOB: 0 K: 1 BB: 0 S: 5 P: 5	R: 0 H: 0 E: 0 LOB: 0 K: 0 BB: 0 S: 3 P: 3	R: 0 H: 1 E: 0 LOB: 1 K: 1 BB: 0 S: 6 P: 6	R: 0 H: 1 E: 1 LOB: 2 K: 0 BB: 0 S: 5 P: 5	R: 0 H: 1 E: 0 LOB: 1 K: 0 BB: 0 S: 4 P: 4	R: 2 H: 2 E: 0 LOB: 3 K: 1 BB: 3 S: 7 P: 19		1B: 8 SF: 0 2B: 0 SAC: 1 3B: 0 DP: 0 HR: 0 HBP: 0						

PITCHER		IP	WLS	BF	H	R	ER	SO	BB	IBB	HBP	BLK	WP	HR	S	P	ERA	WHIP
Ron Kline, R ERA: 4.3	(1, 1)	7.1	L	31	7	2	2	4	1	1	0	0	0	0	37	45	2.46	1.091
Sam Jones, R ERA: 3.3	(8, 1)	0.2		4	1	0	0	1	1	0	0	0	1	0	5	9	0.00	3.000

PITCHER	IP	WLS	BF	H	R	ER	SO	BB	IBB	HBP	BLK	WP	HR	S	P	ERA	WHIP

BOTTOM

Detroit Tigers @ New York Yankees

Yankee Stadium, Bronx, NY

Sun Aug 12 1962, 3:33 AM EDT
Att. 43,870 - Unknown - 77 F

livebaseballscorecards.com

AB	31
R	2
H	8
RBI	2
BB	3
SO	5
LOB	17

WP: 1 PA: 36
PB: 0
SB: 0
CS: 1

New York Yankees @ Minnesota Twins

Metropolitan Stadium, Bloomington , MI

Mon Aug 13 1962, 8:05 PM EDT

Att. 44,366 - Unknown

TOP

livebaseballscorecards.com

Batter	1	2	3	4	5	6	7	8	9	AB	R	H	RBI	BB	SO	LOB
Tom Tresh, S (1, 6) OBP: 0.341, SLG: 0.413	S S S 0-3 ① K		x 0-0 HR		x 0-0 1B		x 0-0 ① F9	I I I 4-0 1-2 IBB		4	1	2	1	1	1	1
Bobby Richardson, R (1, 4) OBP: 0.337, SLG: 0.396	B B B B 4-0 BB		x 0-0 ① L8		x 0-0 ② F9		x 0-0 1B 1-3 1B	x 0-0 ③ F8		4	0	1	0	1	0	3
Roger Maris, L (1, 9) OBP: 0.357, SLG: 0.481	x 0-0 ② L8		x 0-0 ② F2		x 0-0 ③ F8		x 0-0 1B 1-2 3-H 1B		B B B B 4-0 FC1-6 BB	4	0	1	1	1	0	2
Mickey Mantle, S (1, 8) OBP: 0.470, SLG: 0.590	x 0-0 ③ F7		x 0-0 ③ F8			x 0-0 1B SF8-4 1B	x 0-0 ② 1-2 1B		x 0-0 ① F9	5	1	2	0	0	0	2
Elston Howard, R (1, 2) OBP: 0.317, SLG: 0.450		x 0-0 1B 1B		x 0-0 ① F2		x 0-0 SF8-4 1-3 1B	x 0-0 ③ F7		x 0-0 ② FC1-6 1-2f	5	0	2	0	0	0	3
Bill Skowron, R (1, 3) OBP: 0.316, SLG: 0.456 Jack Reed, R (8, PR) OBP: 0.308, SLG: 0.429 Bud Daley, L (8, 1) OBP: 0.267, SLG: 0.267 Yogi Berra, L (9, PH) OBP: 0.302, SLG: 0.378		x 0-0 1-2 1B	H 1-0 1B HBP		x 0-0 ① ② SF8-4 1-2 3-H			B B B B 4-0 SH5-3 1B BB	x 0-0 ③ F5	1 0 0 1	0 1 0 0	1 0 0 0	1 0 0 0	1 0 0 0	0 0 0 0	0 0 0 1
Tony Kubek, L (1, 7) OBP: 0.429, SLG: 0.550	x 0-0 ① F8		x 0-0 G4-3 1-2 1B		x 0-0 1B			x 0-0 ① SH5-3 1-2		3	0	2	0	0	0	2
Clete Boyer, R (1, 5) OBP: 0.345, SLG: 0.425	x 0-0 ② F3		x 0-0 ② ③ G4-3 1-2f			x 0-0 ③ F8		x 0-0 IBB 2-H 1B		4	0	1	1	0	0	5
Jim Bouton, R (1, 1) OBP: 0.111, SLG: 0.042 Phil Linz, R (7, PH) OBP: 0.346, SLG: 0.382 Jim Coates, R (7, 1) OBP: 0.105, SLG: 0.056 Luis Arroyo, L (7, 1) OBP: 0.500, SLG: 0.500 Dale Long, L (8, PH) OBP: 0.326, SLG: 0.377 (8, 3)	S S S 0-3 ③ K				x 0-0 ① 1-3		B B B B 4-0 1B 1B BB	x 0-0 ② F9		2 0 0 0 1	0 1 0 0 0	0 0 0 0 0	0 1 0 0 0	1 0 0 0 0	0 0 0 0 0	2 0 0 0 1
Inning Stats	R: 0 H: 0 E: 0 LOB: 1 K: 1 BB: 1 S: 5 P: 9	R: 0 H: 2 E: 0 LOB: 2 K: 1 BB: 0 S: 7 P: 7	R: 1 H: 1 E: 0 LOB: 0 K: 0 BB: 0 S: 4 P: 4	R: 0 H: 1 E: 0 LOB: 1 K: 0 BB: 0 S: 3 P: 4	R: 0 H: 1 E: 0 LOB: 1 K: 0 BB: 0 S: 4 P: 4	R: 1 H: 3 E: 0 LOB: 1 K: 0 BB: 0 S: 5 P: 5	R: 1 H: 3 E: 0 LOB: 2 K: 0 BB: 1 S: 5 P: 9	R: 1 H: 1 E: 0 LOB: 2 K: 0 BB: 2 S: 4 P: 12	R: 0 H: 0 E: 0 LOB: 1 K: 0 BB: 1 S: 3 P: 7	1B: 11 2B: 1 3B: 0 HR: 1	SF: 1 SAC: 1 DP: 2 HBP: 1					

	AB	34
	R	4
	H	12
	RBI	4
	BB	5
	SO	2
	LOB	22

WP: 0 PA: 42
PB: 0
SB: 0
CS: 0

PITCHER		IP	WLS	BF	H	R	ER	SO	BB	IBB	HBP	BLK	WP	HR	S	P	ERA	WHIP
Jack Kralick, L ERA: 4.48	(1, 1)	6.1		30	10	3	3	2	2	0	1	0	0	1	31	40	4.26	1.895
Ray Moore, R ERA: 3.81	(7, 1)	1.2	W	8	2	1	1	0	1	1	0	0	0	0	6	14	5.40	1.800
Frank Sullivan, R ERA: 3.83	(9, 1)	1.0	S	4	0	0	0	0	1	0	0	0	0	0	3	7	0.00	1.000

PITCHER	IP	WLS	BF	H	R	ER	SO	BB	IBB	HBP	BLK	WP	HR	S	P	ERA	WHIP

Batter	1	2	3	4	5	6	7	8	9	AB	R	H	RBI	BB	SO	LOB
Lenny Green, L (1, 8) OBP: 0.383, SLG: 0.438	x 0-0 4-3 1B 1B		x 0-0 1B S 1B		B B B B 4-0 1B 1B BB	x 0-0 ②③ G4-6-3 1-2f		B B B B 4-0 FC4-6 1-2 BB		3	2	2	0	2	0	1
Vic Power, R (1, 3) OBP: 0.325, SLG: 0.430	x 0-0 ① 4-3 1-2		x 0-0 BB 1-3 1B		x 0-0 ① F9		x 0-0 ① F6	x 0-0 ② FC4-6 BB 1-2f 2-3 2B		5	1	1	0	0	0	4
Rich Rollins, R (1, 5) OBP: 0.389, SLG: 0.461	B B B B 4-0 1B BB		B B B B 4-0 1-2 BB		x 0-0 1B 1-2 1B 1B		x 0-0 1B FC5-2 1B	B B B B 4-0 2B 1-2 BB		2	2	2	0	3	0	0
Harmon Killebrew, R (1, 7) OBP: 0.376, SLG: 0.524	x 0-0 G6-4-3 1-3 2-H 1B		S S S 0-3 ① K		x 0-0 FC5 1B 1-3 2-H 1B		x 0-0 FC5-2 BB 1-3 1B	x 0-0 1-H 2-H 3-H 2B		5	0	4	5	0	1	3
Bob Allison, R (1, 9) OBP: 0.363, SLG: 0.480	x 0-0 ②③ G6-4-3 1-2f		S S S 0-3 ② K		x 0-0 FC5 1-2 3-H 1B		B B B B 4-0 FC5-2 1-2 BB	x 0-0 ③ F8		4	0	1	1	1	1	6
Earl Battey, R (1, 2) OBP: 0.343, SLG: 0.402		x 0-0 ① 1-3	x 0-0 ③ 6-3		x 0-0 ② FC5 1-2 2-3f		x 0-0 ② FC5-2 1-2 2-3 3-Hf			3	0	0	0	0	0	5
Bill Tuttle, R (7, PH) OBP: 0.314, SLG: 0.270										1	0	0	0	0	0	3
Jerry Zimmerman, R (8, 2) OBP: 0.289, SLG: 0.286										0	0	0	0	0	0	0
Bernie Allen, L (1, 4) OBP: 0.336, SLG: 0.428		B B B B 4-0 BB		x 0-0 ① F8	x 0-0 ③ F4		x 0-0 ③ G3			3	0	0	0	1	0	5
Zoilo Versalles, R (1, 6) OBP: 0.259, SLG: 0.336		x 0-0 ② F8		x 0-0 G1-6-3 1B		x 0-0 ① F8		x 0-0 ① F9		4	0	1	0	0	0	1
Jack Kralick, L (1, 1) OBP: 0.224, SLG: 0.222		x 0-0 ③ 6-3		x 0-0 ②③ G1-6-3 1-2f		x 0-0 G4-6-3 1B		B B B B 4-0 FC4-6 BB 2B BB		3	0	1	0	0	0	2
Ray Moore, R (7, 1)										0	0	0	0	0	0	0
George Banks, R (8, PH) OBP: 0.410, SLG: 0.436										0	1	0	0	1	0	0
Frank Sullivan, R (9, 1)										0	0	0	0	0	0	0
Inning Stats	R: 1 E: 0 K: 0 S: 4 H: 2 LOB: 1 BB: 1 P: 8	R: 0 E: 0 K: 0 S: 3 H: 0 LOB: 1 BB: 1 P: 7	R: 0 E: 0 K: 2 S: 9 H: 2 LOB: 3 BB: 1 P: 13	R: 0 E: 0 K: 0 S: 3 H: 1 LOB: 0 BB: 0 P: 3	R: 2 E: 0 K: 0 S: 6 H: 3 LOB: 2 BB: 1 P: 10	R: 0 E: 0 K: 0 S: 3 H: 1 LOB: 0 BB: 0 P: 3	R: 0 E: 0 K: 0 S: 5 H: 2 LOB: 3 BB: 1 P: 9	R: 3 E: 0 K: 0 S: 4 H: 1 LOB: 1 BB: 3 P: 16		1B: 11 2B: 1 3B: 0 HR: 0	SF: 0 SAC: 0 DP: 3 HBP: 0					

PITCHER		IP	WLS	BF	H	R	ER	SO	BB	IBB	HBP	BLK	WP	HR	S	P	ERA	WHIP
Jim Bouton, R ERA: 3.43	(1, 1)	6.0		28	9	3	3	2	4	0	0	0	0	0	28	44	4.50	2.167
Jim Coates, R ERA: 4.38	(7, 1)	0.1		4	2	0	0	0	1	0	0	0	0	0	3	7	0.00	9.000
Luis Arroyo, L ERA: 4.81	(7, 1)	0.2		2	0	0	0	0	0	0	0	0	0	0	2	2	0.00	0.000
Bud Daley, L ERA: 4.01	(8, 1)	1.0	L	7	1	3	3	0	3	0	0	0	0	0	4	16	27.00	4.000

PITCHER	IP	WLS	BF	H	R	ER	SO	BB	IBB	HBP	BLK	WP	HR	S	P	ERA	WHIP

BOTTOM

New York Yankees @ Minnesota Twins

Metropolitan Stadium, Bloomington , MI

Mon Aug 13 1962, 8:05 PM EDT

Att. 44,366 - Unknown

livebaseballscorecards.com

AB	33
R	6
H	12
RBI	6
BB	8
SO	2
LOB	30

WP: 0 PB: 0 SB: 1 CS: 0 PA: 41

Batter	1	2	3	4	5	6	7	8	9	AB	R	H	RBI	BB	SO	LOB
Tom Tresh, S (1, 6) OBP: 0.343, SLG: 0.421	K		L6		HR		1B		BB	4	2	2	3	1	1	0
Bobby Richardson, R (1, 4) OBP: 0.338, SLG: 0.396	F6			1B	5-3		1B		G5-4-3	5	0	2	1	0	0	1
Roger Maris, L (1, 9) OBP: 0.358, SLG: 0.483	K			K		F9	1B			4	0	2	1	0	2	1
Mickey Mantle, S (1, 8) OBP: 0.467, SLG: 0.583		BB		K		K	G3			3	0	0	0	1	2	4
Elston Howard, R (1, 2) OBP: 0.313, SLG: 0.444		F4		5-3		F9		K		4	0	0	0	0	1	3
Bill Skowron, R (1, 3) OBP: 0.316, SLG: 0.453		F4			K	2-3		PB		4	0	1	0	0	1	2
Tony Kubek, L (1, 7) OBP: 0.400, SLG: 0.500		F6			E HR		4-3	4-3		4	1	1	0	0	0	2
Clete Boyer, R (1, 5) OBP: 0.342, SLG: 0.421			4-3		E5 HR		F6	1-3		4	1	0	0	0	0	2
Whitey Ford, L (1, 1) OBP: 0.134, SLG: 0.098			K		F6		BB		1-3	3	1	0	0	1	1	2
Inning Stats	R: 0 E: 0 K: 2 S: 7 H: 0 LOB: 0 BB: 0 P: 7	R: 0 E: 0 K: 0 S: 3 H: 0 LOB: 1 BB: 1 P: 7	R: 0 E: 0 K: 1 S: 5 H: 0 LOB: 0 BB: 0 P: 5	R: 0 E: 0 K: 2 S: 8 H: 1 LOB: 1 BB: 0 P: 8	R: 3 E: 1 K: 1 S: 8 H: 2 LOB: 0 BB: 0 P: 8	R: 0 E: 0 K: 1 S: 6 H: 1 LOB: 1 BB: 0 P: 6	R: 2 E: 0 K: 0 S: 6 H: 3 LOB: 2 BB: 1 P: 10	R: 0 E: 0 K: 1 S: 6 H: 1 LOB: 1 BB: 0 P: 6	R: 0 E: 0 K: 0 S: 2 H: 0 LOB: 0 BB: 1 P: 6	1B: 6 2B: 1 3B: 0 HR: 1	SF: 0 SAC: 0 DP: 1 HBP: 0						

PITCHER		IP	WLS	BF	H	R	ER	SO	BB	IBB	HBP	BLK	WP	HR	S	P	ERA	WHIP
Bill Pleis, L ERA: 3.42	(1, 1)	6.0	L	24	4	3	0	7	1	0	0	0	0	1	37	41	0.00	0.833
Georges Maranda, R ERA: 4.26	(7, 1)	3.0		14	4	2	2	1	2	0	0	0	0	0	14	22	6.00	2.000

PITCHER	IP	WLS	BF	H	R	ER	SO	BB	IBB	HBP	BLK	WP	HR	S	P	ERA	WHIP

TOP

New York Yankees @ Minnesota Twins

Metropolitan Stadium, Bloomington , MI

Tue Aug 14 1962, 8:05 PM EDT

Att. 41,207 - Cloudy

livebaseballscorecards.com

AB	35
R	5
H	8
RBI	5
BB	3
SO	8
LOB	17

WP: 0	PB: 1	SB: 0	CS: 0
PA: 38			

New York Yankees @ Minnesota Twins

Metropolitan Stadium, Bloomington , MI

Tue Aug 14 1962, 8:05 PM EDT

Att. 41,207 - Cloudy

livebaseballscorecards.com

Batter	1	2	3	4	5	6	7	8	9	AB	R	H	RBI	BB	SO	LOB
Lenny Green, L (1, 8) OBP: 0.381, SLG: 0.437	L4	2B		F9			K		F8	5	0	1	0	0	1	2
Vic Power, R (1, 3) OBP: 0.326, SLG: 0.437	HR	F9			6-3		F9		1B	5	1	2	1	0	0	1
Rich Rollins, R (1, 5) OBP: 0.389, SLG: 0.463	E 2B		4-3		F8		1B		F8	5	0	2	0	0	0	1
Harmon Killebrew, R (1, 7) OBP: 0.375, SLG: 0.520	K		K		BB		F9			3	0	0	0	1	2	2
Bob Allison, R (1, 9) OBP: 0.364, SLG: 0.488	E BB		F5		K			HR		3	1	1	1	1	1	1
Earl Battey, R (1, 2) OBP: 0.342, SLG: 0.401	E5 1-2 2-3			FC5-4 1B 1B		L1		6-3		4	0	1	0	0	0	2
Bernie Allen, L (1, 4) OBP: 0.338, SLG: 0.428	K			FC5-4 1-2 1B		1B		K		4	0	2	0	0	2	3
Zoilo Versalles, R (1, 6) OBP: 0.257, SLG: 0.333		F5		FC5-4 FC1-6 1-2f 2-3		K		F6		4	0	0	0	0	1	3
Bill Pleis, L (1, 1) OBP: 0.222, SLG: 0.222		K		FC1-6 1-2f		F1			K	2	0	0	0	0	1	2
George Banks, R (6, PH) OBP: 0.406, SLG: 0.430										1	0	0	0	0	0	1
Georges Maranda, R (7, 1) OBP: 0.357, SLG: 0.462										0	0	0	0	0	0	0
Johnny Goryl, R (9, PH) OBP: 0.259, SLG: 0.520										1	0	0	0	0	1	0

Inning Stats	1	2	3	4	5	6	7	8	9		
	R: 1 E: 1 K: 2 S: 10	H: 2 LOB: 3 BB: 1 P: 14	R: 0 E: 0 K: 1 S: 6	H: 1 LOB: 1 BB: 0 P: 6	R: 0 E: 0 K: 1 S: 5	H: 0 LOB: 0 BB: 0 P: 5	R: 0 E: 0 K: 0 S: 5	H: 2 LOB: 2 BB: 0 P: 5	R: 0 E: 0 K: 1 S: 5	H: 0 LOB: 1 BB: 1 P: 9	R: 0 E: 0 K: 1 S: 6	H: 1 LOB: 1 BB: 0 P: 6
	R: 0 E: 0 K: 1 S: 6	H: 1 LOB: 1 BB: 0 P: 6	R: 1 E: 0 K: 1 S: 6	H: 1 LOB: 0 BB: 0 P: 6	R: 0 E: 0 K: 1 S: 6	H: 1 LOB: 1 BB: 0 P: 6	1B: 5 2B: 2 3B: 0 HR: 2	SF: 0 SAC: 0 DP: 0 HBP: 0	WP: 0 PB: 0 SB: 0 CS: 0	PA: 39		

PITCHER	IP	WLS	BF	H	R	ER	SO	BB	IBB	HBP	BLK	WP	HR	S	P	ERA	WHIP
Whitey Ford, L (1, 1) ERA: 2.87	9.0	W	39	9	2	2	9	2	0	0	0	0	2	55	63	2.00	1.222

PITCHER	IP	WLS	BF	H	R	ER	SO	BB	IBB	HBP	BLK	WP	HR	S	P	ERA	WHIP

Batter	1	2	3	4	5	6	7	8	9	AB	R	H	RBI	BB	SO	LOB
Tom Tresh, S (1, 6) OBP: 0.346, SLG: 0.428	5-3		F4		HR		SH5-3 1B	1B IBB		4	2	2	3	1	0	0
Bobby Richardson, R (1, 4) OBP: 0.339, SLG: 0.396	4-3		6-3		FC6-4 BB		SH5-3	BB 1B		3	1	1	1	1	0	0
Roger Maris, L (1, 9) OBP: 0.358, SLG: 0.480	BB			3-1	F6		F5	1B BB		3	0	0	0	2	0	2
Mickey Mantle, S (1, 8) OBP: 0.466, SLG: 0.578	FC6-4 BB			5-3	FC6-4			E6 HR; PO 1B		4	1	1	2	1	0	1
Jack Reed, R (8, PR) OBP: 0.308, SLG: 0.429										0	0	0	0	0	0	0
(8, 8)																
Elston Howard, R (1, 2) OBP: 0.314, SLG: 0.444	FC6-4			1B 1B		F8		HR 1B; PO	F9	5	1	2	0	0	0	2
Bill Skowron, R (1, 3) OBP: 0.319, SLG: 0.464		F5		1-3 1B		G1-6-3 1B		1-H 3-H HR	6-3	5	1	3	3	0	0	0
Hector Lopez, R (1, 7) OBP: 0.360, SLG: 0.420		1-3	S S S K			G1-6-3		6-3	WP 2B	5	0	1	0	0	1	3
Clete Boyer, R (1, 5) OBP: 0.347, SLG: 0.424		F9			SH1-4 HR 1B		S SH5-4 1B	SH3 1B		4	3	3	0	1	0	0
Ralph Terry, R (1, 1) OBP: 0.192, SLG: 0.171			F8		SH1-4		SH5-4	SH3	1-3	2	0	0	0	0	0	2
Inning Stats	R: 0 E: 0 K: 0 S: 3 H: 0 LOB: 2 BB: 2 P: 11	R: 0 E: 0 K: 0 S: 3 H: 0 LOB: 0 BB: 0 P: 3	R: 0 E: 0 K: 0 S: 3 H: 0 LOB: 0 BB: 0 P: 3	R: 0 E: 0 K: 1 S: 7 H: 2 LOB: 2 BB: 0 P: 7	R: 2 E: 0 K: 0 S: 5 H: 2 LOB: 1 BB: 1 P: 9	R: 0 E: 0 K: 0 S: 3 H: 1 LOB: 0 BB: 0 P: 3	R: 1 E: 0 K: 0 S: 5 H: 2 LOB: 1 BB: 0 P: 5	R: 6 E: 1 K: 0 S: 8 H: 5 LOB: 2 BB: 2 P: 16	R: 0 E: 0 K: 0 S: 4 H: 1 LOB: 2 BB: 1 P: 8	1B: 10 2B: 1 3B: 0 HR: 2 SF: 0 SAC: 4 DP: 1 HBP: 0						

TOP

New York Yankees @ Minnesota Twins

Metropolitan Stadium, Bloomington , MI

Wed Aug 15 1962, 8:05 PM EDT

Att. 41,536 - Unknown - 77 F

livebaseballscorecards.com

AB	35
R	9
H	13
RBI	9
BB	6
SO	1
LOB	10

WP: 1 PB: 0 SB: 1 CS: 0 PA: 46

PITCHER		IP	WLS	BF	H	R	ER	SO	BB	IBB	HBP	BLK	WP	HR	S	P	ERA	WHIP
Jim Kaat, L ERA: 3.22	(1, 1)	7.0	L	32	8	5	5	1	3	0	0	0	0	1	31	43	6.43	1.571
Lee Stange, R ERA: 3.82	(8, 1)	0.2		8	4	4	0	0	1	1	0	0	0	1	6	14	0.00	7.500
Jackie Collum, L ERA: 12.75	(8, 1)	0.1		0	0	0	0	0	0	0	0	0	0	0	0	0	0.00	0.000
Ray Moore, R ERA: 3.74	(9, 1)	1.0		5	1	0	0	0	1	0	0	0	1	0	4	8	0.00	2.000

PITCHER	IP	WLS	BF	H	R	ER	SO	BB	IBB	HBP	BLK	WP	HR	S	P	ERA	WHIP

Batter	1	2	3	4	5	6	7	8	9	AB	R	H	RBI	BB	SO	LOB
Lenny Green, L (1, 8) OBP: 0.382, SLG: 0.443	BBBB 4-0 BB 1B G5-2-3 BB		x 0-0 ① F2			x 0-0 HR		SSS 0-3 ② K		3	1	1	1	1	1	0
Vic Power, R (1, 3) OBP: 0.325, SLG: 0.435	x 0-0 G5-2-3 BB 1-2 1B		x 0-0 ② 6-3			x 0-0 ① L9		x 0-0 ③ F8		4	0	1	0	0	0	0
Rich Rollins, R (1, 5) OBP: 0.390, SLG: 0.462	BBBB 4-0 G5-2-3 1-2 2-3 BB		x 0-0 ③ 5-3			SSS 0-3 ② K			x 0-0 G6-4-3 1B	3	0	1	0	1	1	0
Harmon Killebrew, R (1, 7) OBP: 0.372, SLG: 0.515	x 0-0 ①② G5-2-3 1-2 2-3 3-Hf			x 0-0 ① L7		x 0-0 ③ F8			x 0-0 ①② G6-4-3 1-2f	4	0	0	0	0	0	4
Bob Allison, R (1, 9) OBP: 0.363, SLG: 0.485	SSS 0-3 ③ K			SSS 0-3 ② K			x 0-0 ① F5		x 0-0 HR 1B	4	1	1	0	0	2	2
Earl Battey, R (1, 2) OBP: 0.346, SLG: 0.412		x 0-0 1B		x 0-0 ③ F3			x 0-0 FC6-4 1B		x 0-0 1-H HR	4	1	3	2	0	0	0
Bernie Allen, L (1, 4) OBP: 0.335, SLG: 0.424		x 0-0 ① F6			x 0-0 ① F4		x 0-0 ② F6		x 0-0 ③ F7	4	0	0	0	0	0	2
Zoilo Versalles, R (1, 6) OBP: 0.255, SLG: 0.331		SSS 0-3 ② K			x 0-0 ② L4		x 0-0 ③ FC6-4 1-2f			3	0	0	0	0	1	2
Jim Kaat, L (1, 1) OBP: 0.225, SLG: 0.274 Lee Stange, R (8, 1) OBP: 0.077, SLG: 0.077 Jackie Collum, L (8, 1) Don Mincher, L (8, PH) OBP: 0.394, SLG: 0.490 Ray Moore, R (9, 1)		SSS 0-3 ③ K			x 0-0 ③ 3-1			x 0-0 ① 3-1		2 0 0 1 0	0 0 0 0 0	0 0 0 0 0	0 0 0 0 0	0 0 0 0 0	1 0 0 0 0	1 0 0 0 0
Inning Stats	R: 0 H: 1 E: 0 LOB: 2 K: 1 BB: 2 S: 5 P: 13	R: 0 H: 1 E: 0 LOB: 1 K: 2 BB: 0 S: 8 P: 8	R: 0 H: 0 E: 0 LOB: 0 K: 0 BB: 0 S: 3 P: 3	R: 0 H: 0 E: 0 LOB: 0 K: 1 BB: 0 S: 5 P: 5	R: 0 H: 0 E: 0 LOB: 0 K: 0 BB: 0 S: 3 P: 3	R: 1 H: 1 E: 0 LOB: 0 K: 1 BB: 0 S: 6 P: 6	R: 0 H: 1 E: 0 LOB: 1 K: 0 BB: 0 S: 4 P: 4	R: 0 H: 0 E: 0 LOB: 0 K: 1 BB: 0 S: 5 P: 5	R: 2 H: 3 E: 0 LOB: 0 K: 0 BB: 0 S: 5 P: 5	1B: 5 SF: 0 2B: 0 SAC: 0 3B: 0 DP: 2 HR: 2 HBP: 0						WP: 0 PA: 34 PB: 0 SB: 0 CS: 0

PITCHER	IP	WLS	BF	H	R	ER	SO	BB	IBB	HBP	BLK	WP	HR	S	P	ERA	WHIP
Ralph Terry, R (1, 1) ERA: 3.24	9.0	W	34	7	3	3	6	2	0	0	0	0	2	44	52	3.00	1.000

PITCHER	IP	WLS	BF	H	R	ER	SO	BB	IBB	HBP	BLK	WP	HR	S	P	ERA	WHIP

BOTTOM

New York Yankees @ Minnesota Twins

Metropolitan Stadium, Bloomington , MI

Wed Aug 15 1962, 8:05 PM EDT

Att. 41,536 - Unknown - 77 F

livebaseballscorecards.com

AB	32
R	3
H	7
RBI	3
BB	2
SO	6
LOB	11

Batter	1	2	3	4	5	6	7	8	9	10	AB	R	H	RBI	BB	SO	LOB
Tom Tresh, S (1, 6) OBP: 0.347, SLG: 0.427	E SH1-3 1B		4-3		4-3		L9		BBB HR 1-2 BB		4	2	1	0	1	0	2
Bobby Richardson, R (1, 4) OBP: 0.338, SLG: 0.400	SH1-3 1-2		1-3			4-3	FC6-4 1-2f		HR 1-H 2-H 3-H		4	1	1	4	0	0	1
Roger Maris, L (1, 9) OBP: 0.355, SLG: 0.474	F4			F6		F4		F9	F9		5	0	0	0	0	0	1
Mickey Mantle, S (1, 8) OBP: 0.468, SLG: 0.575	E7 2-H 1B			SSS K		BBB BB		F9		BBB SH BB	3	0	1	1	2	1	0
Elston Howard, R (1, 2) OBP: 0.311, SLG: 0.439	SSS K			F8		6-3		SSS K		SH G5-4-3 1-3	4	0	0	0	0	2	2
Bill Skowron, R (1, 3) OBP: 0.323, SLG: 0.464		F3			E 1B		HR 1B		BBB HR 1B BB	G5-4-3 1-2f	4	3	2	0	1	0	2
Hector Lopez, R (1, 7) OBP: 0.361, SLG: 0.421		BBB G6-4-3 BB			E6 1-H 2B		L9		SSS K	F8	4	0	1	1	1	1	3
Clete Boyer, R (1, 5) OBP: 0.349, SLG: 0.432		G6-4-3 1-2f			SSS K		1-H HR		BB HR 1-3 1B		4	2	2	2	0	1	2
Bill Stafford, R (1, 1) OBP: 0.220, SLG: 0.311			5-3		F8		BBB FC6-4 BB		F8		1	0	0	0	0	0	0
Phil Linz, R (5, PH) OBP: 0.341, SLG: 0.377											1	0	0	0	0	0	1
Rollie Sheldon, R (5, 1) OBP: 0.207, SLG: 0.042											0	0	0	0	0	0	0
Tony Kubek, L (7, PH) OBP: 0.423, SLG: 0.500											0	0	0	1	0	0	0
Jim Coates, R (7, 1) OBP: 0.105, SLG: 0.056											0	0	0	0	0	0	0
Luis Arroyo, L (8, 1) OBP: 0.500, SLG: 0.500											0	0	0	0	0	0	0
Dale Long, L (9, PH) OBP: 0.325, SLG: 0.375											1	0	0	0	0	0	2
Marshall Bridges, S (9, 1)											0	0	0	0	0	0	0
Inning Stats	R: 1 E: 1 K: 1 S: 7 / H: 2 LOB: 1 BB: 0 P: 7	R: 0 E: 0 K: 0 S: 2 / H: 0 LOB: 0 BB: 1 P: 6	R: 0 E: 0 K: 0 S: 3 / H: 0 LOB: 0 BB: 0 P: 3	R: 0 E: 0 K: 1 S: 5 / H: 0 LOB: 0 BB: 0 P: 5	R: 1 E: 1 K: 1 S: 7 / H: 2 LOB: 1 BB: 0 P: 7	R: 0 E: 0 K: 0 S: 3 / H: 0 LOB: 1 BB: 1 P: 7	R: 2 E: 0 K: 0 S: 5 / H: 2 LOB: 1 BB: 1 P: 9	R: 0 E: 0 K: 1 S: 5 / H: 0 LOB: 0 BB: 0 P: 5	R: 4 E: 0 K: 1 S: 7 / H: 2 LOB: 0 BB: 2 P: 15	R: 0 E: 1 K: 0 S: 3 / H: 0 LOB: 1 BB: 1 P: 7	1B: 5 2B: 1 3B: 0 HR: 2	SF: 0 SAC: 2 DP: 2 HBP: 0	WP: 0 PB: 0 SB: 0 CS: 0	PA: 43			

PITCHER		IP	WLS	BF	H	R	ER	SO	BB	IBB	HBP	BLK	WP	HR	S	P	ERA	WHIP
Dick Stigman, L ERA: 3.5	(1, 1)	9.0		39	8	8	8	5	5	0	0	0	0	2	44	64	8.00	1.444
Frank Sullivan, R ERA: 3.74	(10, 1)	1.0	W	4	0	0	0	0	1	0	0	0	0	0	3	7	0.00	1.000

PITCHER	IP	WLS	BF	H	R	ER	SO	BB	IBB	HBP	BLK	WP	HR	S	P	ERA	WHIP

TOP

New York Yankees @ Minnesota Twins

Metropolitan Stadium, Bloomington , MI

Thu Aug 16 1962, 4:33 AM EDT

Att. 41,588 - Unknown

livebaseballscorecards.com

AB	35
R	8
H	8
RBI	8
BB	6
SO	5
LOB	16

New York Yankees @ Minnesota Twins

Metropolitan Stadium, Bloomington , MI

Thu Aug 16 1962, 4:33 AM EDT
Att. 41,588 - Unknown

livebaseballscorecards.com

BOTTOM

Batter	1	2	3	4	5	6	7	8	9	10	AB	R	H	RBI	BB	SO	LOB
Lenny Green, L (1, 8) (9, 7) OBP: 0.381, SLG: 0.442	G4-6-3 1B		L8	E3 1-3 2-H			K		SH1-3 1-2		4	0	1	0	0	1	2
Vic Power, R (1, 3) OBP: 0.322, SLG: 0.430	G4-6-3 1-2f		F5	F2			K		L8		5	0	0	0	0	1	6
Rich Rollins, R (1, 5) OBP: 0.390, SLG: 0.460	5-3			F7	4-3			1B 1B BB	WP 2-H 1B		4	1	1	1	1	0	0
Harmon Killebrew, R (1, 7) OBP: 0.371, SLG: 0.512 Bill Tuttle, R (9, 8) OBP: 0.312, SLG: 0.267		L7		HR 1B	F5			K	K 1-2		4 1	1 0	1 0	0 0	0 0	1 1	1 1
Bob Allison, R (1, 9) OBP: 0.366, SLG: 0.493		F4		1-H HR	F5			1B 1-2 G3 1B		SH5-3 1B BB	4	3	2	2	1	0	0
Earl Battey, R (1, 2) OBP: 0.347, SLG: 0.413		F8		2B SF9 1B			K	1-3 2-H G3 1B		SH5-3 1-2	4	1	2	1	0	1	0
Bernie Allen, L (1, 4) OBP: 0.340, SLG: 0.431			2B 1B	1-3 E 2B			G6-4-3 1B	G3 1-2 3-H		2-H 1B	5	2	4	2	0	0	1
Zoilo Versalles, R (1, 6) OBP: 0.255, SLG: 0.333			1-H 2B	SF9 3-H			G6-4-3 1-2f	5-3			3	0	1	2	0	0	2
Dick Stigman, R (1, 1) OBP: 0.120, SLG: 0.087 George Banks, R (9, PH) OBP: 0.412, SLG: 0.430 Marty Martinez, S (9, PR) OBP: 0.417, SLG: 0.222 Frank Sullivan, R (10, 1)			K	E BB			K			SH1-3 1B BB	2 0 0 0	0 0 1 0	0 0 0 0	0 0 0 0	1 1 0 0	2 0 0 0	1 0 0 0

Inning Stats	1	2	3	4	5	6	7	8	9	10
	R: 0 E: 0 K: 0 S: 3	R: 0 E: 0 K: 0 S: 3	R: 1 E: 0 K: 1 S: 7	R: 4 E: 1 K: 0 S: 8	R: 0 E: 0 K: 0 S: 3	R: 0 E: 0 K: 1 S: 5	R: 0 E: 0 K: 3 S: 9	R: 2 E: 0 K: 1 S: 7	R: 1 E: 0 K: 1 S: 6	R: 1 E: 0 K: 0 S: 2
	H: 1 LOB: 0 BB: 0 P: 3	H: 0 LOB: 0 BB: 0 P: 3	H: 2 LOB: 1 BB: 0 P: 7	H: 4 LOB: 2 BB: 1 P: 12	H: 0 LOB: 0 BB: 0 P: 3	H: 1 LOB: 0 BB: 0 P: 5	H: 0 LOB: 0 BB: 0 P: 9	H: 2 LOB: 1 BB: 1 P: 11	H: 1 LOB: 2 BB: 1 P: 10	H: 1 LOB: 1 BB: 1 P: 6

1B: 9	SF: 1
2B: 2	SAC: 2
3B: 0	DP: 2
HR: 1	HBP: 0
WP: 1	PA: 43
PB: 0	
SB: 0	
CS: 0	

AB	36
R	9
H	12
RBI	8
BB	4
SO	7
LOB	14

PITCHER		IP	WLS	BF	H	R	ER	SO	BB	IBB	HBP	BLK	WP	HR	S	P	ERA	WHIP
Bill Stafford, R ERA: 3.56	(1, 1)	4.0		20	7	5	4	1	1	0	0	0	0	1	21	25	9.00	2.000
Rollie Sheldon, R ERA: 5.4	(5, 1)	2.0		6	1	0	0	1	0	0	0	0	0	0	8	8	0.00	0.500
Jim Coates, R ERA: 4.54	(7, 1)	1.1		7	2	2	2	4	1	0	0	0	0	0	14	18	13.50	2.250
Luis Arroyo, L ERA: 4.68	(8, 1)	0.2		2	0	0	0	0	0	0	0	0	0	0	2	2	0.00	0.000
Marshall Bridges, L ERA: 2.33	(9, 1)	1.1	L	8	2	2	2	1	2	0	0	0	1	0	8	16	13.50	3.000

PITCHER		IP	WLS	BF	H	R	ER	SO	BB	IBB	HBP	BLK	WP	HR	S	P	ERA	WHIP

Batter	1	2	3	4	5	6	7	8	9	AB	R	H	RBI	BB	SO	LOB
Tom Tresh, S (1, 7) OBP: 0.348, SLG: 0.432	SF8 3B		F7		F9			G3 1B		4	1	2	0	0	0	1
Bobby Richardson, R (1, 4) OBP: 0.340, SLG: 0.402	SF8 3-H		1B			FC5-4 1B		G3 1-2		3	0	2	1	0	0	1
Roger Maris, L (1, 9) OBP: 0.352, SLG: 0.470	K		F7			F8		G3		4	0	0	0	0	1	3
Mickey Mantle, S (1, 8) OBP: 0.466, SLG: 0.582	HR			L9		FC5-4 1-2f			F8	4	1	1	1	0	0	1
Yogi Berra, L (1, 2) OBP: 0.297, SLG: 0.370	F7			4-3		F9			F5	4	0	0	0	0	0	1
Tony Kubek, L (1, 6) OBP: 0.367, SLG: 0.429		K		F4			3-1		L7	4	0	0	0	0	1	0
Dale Long, L (1, 3) OBP: 0.321, SLG: 0.370		L8			F7		F3			3	0	0	0	0	0	0
Clete Boyer, R (1, 5) OBP: 0.346, SLG: 0.429		F7			6-3		F3			3	0	0	0	0	0	0
Jim Bouton, R (1, 1) OBP: 0.138, SLG: 0.077 Bud Daley, L (6, 1) OBP: 0.267, SLG: 0.267 Johnny Blanchard, L (8, PH) OBP: 0.304, SLG: 0.411 Luis Arroyo, L (8, 1) OBP: 0.500, SLG: 0.500			4-3		1B			L9		2 0 1 0	0 0 0 0	1 0 0 0	0 0 0 0	0 0 0 0	0 0 0 0	0 0 0 0

Inning Stats	1	2	3	4	5	6	7	8	9
	R: 2 E: 0 K: 1 S: 7	H: 2 LOB: 0 BB: 0 P: 7	R: 0 E: 0 K: 1 S: 5	H: 0 LOB: 0 BB: 0 P: 5	R: 0 E: 0 K: 0 S: 4	H: 1 LOB: 1 BB: 0 P: 4	R: 0 E: 0 K: 0 S: 3	H: 0 LOB: 0 BB: 0 P: 3	R: 0 E: 0 K: 0 S: 4	H: 1 LOB: 1 BB: 0 P: 4	R: 0 E: 0 K: 0 S: 3	H: 0 LOB: 0 BB: 0 P: 3	R: 0 E: 0 K: 0 S: 4	H: 1 LOB: 1 BB: 0 P: 4	R: 0 E: 0 K: 0 S: 3	H: 0 LOB: 0 BB: 0 P: 3

1B: 4 SF: 1
2B: 0 SAC: 0
3B: 1 DP: 0
HR: 1 HBP: 0

WP: 0 PA: 33
PB: 0
SB: 0
CS: 0

PITCHER	IP	WLS	BF	H	R	ER	SO	BB	IBB	HBP	BLK	WP	HR	S	P	ERA	WHIP
Bill Fischer, R (1, 1) ERA: 3.13	9.0	W	33	6	2	2	2	0	0	0	0	0	1	37	37	2.00	0.667

PITCHER	IP	WLS	BF	H	R	ER	SO	BB	IBB	HBP	BLK	WP	HR	S	P	ERA	WHIP

TOP

New York Yankees @ Kansas City Athletics

Municipal Stadium, Kansas City, MO

Fri Aug 17 1962, 8:05 PM EDT
Att. 23,578 - Unknown

livebaseballscorecards.com

AB	32
R	2
H	6
RBI	2
BB	0
SO	2
LOB	7

Batter	1	2	3	4	5	6	7	8	9	AB	R	H	RBI	BB	SO	LOB
Wayne Causey, L (1, 6) OBP: 0.373, SLG: 0.361	1-3		G1-6-3 1-2f			BB 1-2		BB 1B BB		2	2	0	0	2	0	1
Ed Charles, R (1, 5) OBP: 0.355, SLG: 0.459	G3 2B			5-3		1B 1-3 2-H		1B 1-2 BB		3	1	2	1	1	0	0
Jerry Lumpe, L (1, 4) OBP: 0.344, SLG: 0.439	G3 2-3			6-3		G4-6-3 1-3 3-H		1B E 1-2 2-3		4	1	2	1	0	0	1
Norm Siebern, L (1, 3) OBP: 0.408, SLG: 0.468	G3			4-3		F6		E 1B 1-3 2-H 3-H		4	1	1	2	0	0	3
Manny Jimenez, L (1, 7) OBP: 0.372, SLG: 0.461 Dan Pfister, R (8, PR) OBP: 0.151, SLG: 0.151 Haywood Sullivan, R (9, 2) OBP: 0.322, SLG: 0.317		4-3			3-1	G4-6-3 1-2f		E1 1B 1-3 G2 3-H		4 0 0	0 0 0	0 0 0	0 0 0	0 0 0	0 0 0	3 0 0
George Alusik, R (1, 9) OBP: 0.361, SLG: 0.593 (9, 7)	K				5-3		G6-4-3 BB	1B IBB		2	0	0	0	2	1	0
Billy Bryan, L (1, 2) OBP: 0.242, SLG: 0.233 Gino Cimoli, R (8, PH) OBP: 0.334, SLG: 0.427 (9, 9)	K				F4		F1	1-2 2-3 3-H 1B		3 1	0 0	0 1	0 1	0 0	1 0	1 0
Bobby Del Greco, R (1, 8) OBP: 0.388, SLG: 0.420			G1-6-3 1B			HR	G6-4-3 1-2f	G2 3-Hf		4	1	2	1	0	0	4
Bill Fischer, R (1, 1) OBP: 0.182, SLG: 0.227			L7			BB 1B		F7		3	1	1	0	0	0	1
Inning Stats	R: 0 E: 0 K: 0 S: 4 H: 1 LOB: 1 BB: 0 P: 4	R: 0 E: 0 K: 2 S: 7 H: 0 LOB: 0 BB: 0 P: 7	R: 0 E: 0 K: 0 S: 3 H: 1 LOB: 0 BB: 0 P: 3	R: 0 E: 0 K: 0 S: 3 H: 0 LOB: 0 BB: 0 P: 3	R: 0 E: 0 K: 0 S: 3 H: 0 LOB: 0 BB: 0 P: 3	R: 3 E: 0 K: 0 S: 6 H: 4 LOB: 1 BB: 1 P: 10	R: 0 E: 0 K: 0 S: 2 H: 0 LOB: 0 BB: 1 P: 6	R: 4 E: 1 K: 0 S: 6 H: 3 LOB: 2 BB: 3 P: 18		1B: 7 2B: 1 3B: 0 HR: 1 SF: 0 SAC: 0 DP: 4 HBP: 0						

PITCHER		IP	WLS	BF	H	R	ER	SO	BB	IBB	HBP	BLK	WP	HR	S	P	ERA	WHIP
Jim Bouton, R ERA: 3.53	(1, 1)	5.0	L	20	5	3	3	2	1	0	0	0	0	1	23	27	5.40	1.200
Bud Daley, L ERA: 3.89	(6, 1)	2.0		6	1	0	0	0	1	0	0	0	0	0	5	9	0.00	1.000
Luis Arroyo, L ERA: 5.54	(8, 1)	1.0		9	3	4	3	0	2	1	0	0	0	0	6	18	27.00	5.000

PITCHER	IP	WLS	BF	H	R	ER	SO	BB	IBB	HBP	BLK	WP	HR	S	P	ERA	WHIP

BOTTOM

New York Yankees @ Kansas City Athletics

Municipal Stadium, Kansas City, MO

Fri Aug 17 1962, 8:05 PM EDT

Att. 23,578 - Unknown

livebaseballscorecards.com

AB	30
R	7
H	9
RBI	6
BB	5
SO	2
LOB	14

WP: 0	PA: 35		
PB: 0			
SB: 0			
CS: 0			

New York Yankees @ Kansas City Athletics

Municipal Stadium, Kansas City, MO

Sat Aug 18 1962, 8:05 PM EDT

Unknown

TOP

livebaseballscorecards.com

Batter	1	2	3	4	5	6	7	8	9	AB	R	H	RBI	BB	SO	LOB
Tom Tresh, S (1, 7) OBP: 0.349, SLG: 0.438	3-1		FC6-4 1-2f		HR		HBP			3	1	1	1	0	0	1
Bobby Richardson, R (1, 4) OBP: 0.339, SLG: 0.403	L6		F7		HR 2B		L7			4	1	1	0	0	0	2
Roger Maris, L (1, 9) OBP: 0.352, SLG: 0.475	G3		F2		2-H HR			F5		4	1	1	2	0	0	1
Mickey Mantle, S (1, 8) OBP: 0.466, SLG: 0.590		F7		HR	F8			BB		3	1	1	1	1	0	0
Elston Howard, R (1, 2) OBP: 0.308, SLG: 0.434		K		F9		6-3		L8		4	0	0	0	0	1	1
Tony Kubek, L (1, 6) OBP: 0.382, SLG: 0.419		BB		PO 1B		6-3		F6		3	0	1	0	1	0	1
Bill Skowron, R (1, 3) OBP: 0.322, SLG: 0.460		BB 1-2		K		K			K	3	0	0	0	1	3	1
Clete Boyer, R (1, 5) OBP: 0.343, SLG: 0.425		6-3		PO 1-2	K		K		K	4	0	0	0	0	3	2
Whitey Ford, L (1, 1) OBP: 0.141, SLG: 0.108			FC6-4 1B		6-3		6-3		6-3	4	0	1	0	0	0	0
Inning Stats	R: 0 E: 0 K: 0 S: 3 H: 0 LOB: 0 BB: 0 P: 3	R: 0 E: 0 K: 1 S: 5 H: 0 LOB: 2 BB: 2 P: 13	R: 0 E: 0 K: 0 S: 4 H: 1 LOB: 1 BB: 0 P: 4	R: 1 E: 0 K: 1 S: 6 H: 2 LOB: 0 BB: 0 P: 6	R: 3 E: 0 K: 1 S: 8 H: 3 LOB: 0 BB: 0 P: 8	R: 0 E: 0 K: 1 S: 5 H: 0 LOB: 0 BB: 0 P: 5	R: 0 E: 0 K: 1 S: 5 H: 0 LOB: 1 BB: 0 P: 6	R: 0 E: 0 K: 0 S: 3 H: 0 LOB: 1 BB: 1 P: 7	R: 0 E: 0 K: 2 S: 7 H: 0 LOB: 0 BB: 0 P: 7	1B: 2 2B: 1 3B: 0 HR: 3 SF: 0 SAC: 0 DP: 0 HBP: 1							

AB	32
R	4
H	6
RBI	4
BB	3
SO	7
LOB	9

WP: 0 PB: 0 SB: 0 CS: 0 PA: 37

PITCHER		IP	WLS	BF	H	R	ER	SO	BB	IBB	HBP	BLK	WP	HR	S	P	ERA	WHIP
Diego Segui, R ERA: 3.99	(1, 1)	6.0		25	6	4	4	4	2	0	0	0	0	3	31	39	6.00	1.333
Moe Drabowsky, R ERA: 4.87	(7, 1)	2.0		8	0	0	0	1	1	0	1	0	0	0	8	13	0.00	0.500
John Wyatt, R ERA: 4.81	(9, 1)	1.0	W	3	0	0	0	2	0	0	0	0	0	0	7	7	0.00	0.000

PITCHER	IP	WLS	BF	H	R	ER	SO	BB	IBB	HBP	BLK	WP	HR	S	P	ERA	WHIP

Batter	1	2	3	4	5	6	7	8	9	AB	R	H	RBI	BB	SO	LOB
Wayne Causey, L (1, 6) OBP: 0.369, SLG: 0.357	4-3		1B FC6-4 1B	F8		F6		4-3		5	1	1	0	0	0	4
Ed Charles, R (1, 5) OBP: 0.360, SLG: 0.465	2B		1-3 FC6-4 1B		1-3		2B 1B 1B	BBBB 4-0 S BB		4	1	3	0	1	0	0
Jerry Lumpe, L (1, 4) OBP: 0.343, SLG: 0.438	4-3		1-2f FC6-4 FC6-4 3-H		SSS 0-3 K		1B 1-3 2B 2B	1-2 1-3		5	1	1	1	0	1	3
Norm Siebern, L (1, 3) OBP: 0.410, SLG: 0.471	1-4-3		SSS 0-3 K		2B		2B SF7 2-3 3-H 1B		B1-6-4 1B	5	1	3	1	0	1	2
George Alusik, R (1, 7) OBP: 0.356, SLG: 0.586		5-3	1-2f FC6-4		F8		SF7 1-3 3-H 2B		1-2f B1-6-4	5	0	1	1	0	0	3
Gino Cimoli, R (1, 9) OBP: 0.337, SLG: 0.430		BB 1B		L8		FC5-4 1B	SF7 2-3 3-H		1B 1B	4	1	3	1	0	0	0
Bobby Del Greco, R (1, 8) OBP: 0.388, SLG: 0.417		F9		FC5-4 HBP		1-2f FC5-4 1B	SSS 0-3 K		1-3 1B	4	0	1	0	0	1	3
Haywood Sullivan, R (1, 2) OBP: 0.329, SLG: 0.321	BBBB 4-0 1-2 BB			FC5-4 1B		1-2 1B	F8		1-2 3-H 1B	4	0	2	1	1	0	2
Diego Segui, R (1, 1) OBP: 0.257, SLG: 0.353	SSS 0-3 K			1-3 1B	SSS 0-3 K			1-4-3		2	0	1	0	0	1	2
Deron Johnson, R (6, PH) OBP: 0.250, SLG: 0.214										1	0	0	0	0	1	2
Moe Drabowsky, R (7, 1)										0	0	0	0	0	0	0
Billy Consolo, R (8, PH) OBP: 0.329, SLG: 0.283										1	0	0	0	0	0	0
John Wyatt, R (9, 1) OBP: 0.111, SLG: 0.077										0	0	0	0	0	0	0
Inning Stats	R: 0 E: 0 K: 0 S: 4 H: 1 LOB: 1 BB: 0 P: 4	R: 0 E: 0 K: 1 S: 6 H: 1 LOB: 2 BB: 1 P: 10	R: 1 E: 0 K: 1 S: 7 H: 2 LOB: 1 BB: 0 P: 7	R: 0 E: 0 K: 0 S: 4 H: 1 LOB: 2 BB: 0 P: 5	R: 0 E: 0 K: 1 S: 6 H: 1 LOB: 1 BB: 0 P: 6	R: 0 E: 0 K: 1 S: 7 H: 2 LOB: 2 BB: 0 P: 7	R: 3 E: 0 K: 1 S: 9 H: 4 LOB: 1 BB: 0 P: 9	R: 0 E: 0 K: 0 S: 3 H: 0 LOB: 1 BB: 1 P: 7	R: 1 E: 0 K: 0 S: 5 H: 4 LOB: 2 BB: 0 P: 5	1B: 12 2B: 4 3B: 0 HR: 0 SF: 1 SAC: 0 DP: 1 HBP: 1	WP: 0 PB: 0 SB: 1 CS: 0 PA: 44					

PITCHER	IP	WLS	BF	H	R	ER	SO	BB	IBB	HBP	BLK	WP	HR	S	P	ERA	WHIP
Whitey Ford, L (1, 1) ERA: 2.97	8.2	L	44	16	5	5	5	2	0	1	0	0	0	51	60	5.19	2.077

PITCHER	IP	WLS	BF	H	R	ER	SO	BB	IBB	HBP	BLK	WP	HR	S	P	ERA	WHIP

BOTTOM

New York Yankees @ Kansas City Athletics

Municipal Stadium, Kansas City, MO

Sat Aug 18 1962, 8:05 PM EDT

Unknown

livebaseballscorecards.com

AB	40
R	5
H	16
RBI	5
BB	2
SO	5
LOB	21

TOP

New York Yankees @ Kansas City Athletics

Municipal Stadium, Kansas City, MO

Sat Aug 18 1962, 8:05 PM EDT

Att. 35,147 - Unknown

livebaseballscorecards.com

Batter	1	2	3	4	5	6	7	8	9	AB	R	H	RBI	BB	SO	LOB
Hector Lopez, R (1, 7) OBP: 0.361, SLG: 0.423	2B	HR BB		F9			K		5-3	4	1	1	0	1	1	1
Bobby Richardson, R (1, 4) OBP: 0.339, SLG: 0.407	F3	1-H 2-H HR			F7		F8		BB WP FC6-4 BB	4	2	1	3	1	0	1
Roger Maris, L (1, 9) (9, 8) OBP: 0.352, SLG: 0.475	F7	L9			2B		F8		FC6-4 BB 1-2 1B IBB	4	1	1	0	1	0	1
Mickey Mantle, S (1, 8) OBP: 0.463, SLG: 0.584 Jack Reed, R (8, PR) (8, 8) OBP: 0.308, SLG: 0.429 Johnny Blanchard, L (9, PH) (9, 9) OBP: 0.306, SLG: 0.411	K		K		F2			2B BB	FC6-4 1-2 2-3 BB	3 0 0	0 1 0	0 0 0	0 0 0	1 0 1	2 0 0	2 0 0
Yogi Berra, L (1, 2) OBP: 0.295, SLG: 0.371	4-3	K			F7			4-3 1-H 2B	FC6-4 1B 1-2f 2-3 3-H	5	1	1	2	0	1	3
Tony Kubek, L (1, 6) OBP: 0.385, SLG: 0.417	HR 1B	F6				F5		4-3 2-3	1B 1B 1-2 3-H 1B	5	2	2	1	0	0	2
Dale Long, L (1, 3) OBP: 0.330, SLG: 0.386	1-H HR			BB		F8		BB	1B 1-3 2-H 1B	3	1	2	3	2	0	0
Clete Boyer, R (1, 5) OBP: 0.346, SLG: 0.433	SH3 HR HBP			K		HR		K		4	2	2	2	0	2	3
Bob Turley, R (1, 1) Jim Coates, R (4, 1) OBP: 0.105, SLG: 0.056 Bud Daley, L (4, 1) OBP: 0.250, SLG: 0.250 Tom Tresh, S (8, PH) OBP: 0.348, SLG: 0.437 Marshall Bridges, S (8, 1)	SH3 1-2			K		1-3		F6	F6	1 0 1 1 1	0 0 0 0 0	0 0 0 0 0	0 0 0 0 0	0 0 0 0 0	1 0 0 0 0	1 0 0 2 2

	AB	36
	R	11
	H	10
	RBI	11
	BB	7
	SO	7
	LOB	18

Inning Stats	1	2	3	4	5	6	7	8	9
	R: 0 E: 0 K: 1 S: 6 H: 1 LOB: 1 BB: 0 P: 6	R: 5 E: 0 K: 0 S: 6 H: 3 LOB: 0 BB: 1 P: 11	R: 0 E: 0 K: 2 S: 7 H: 0 LOB: 0 BB: 0 P: 7	R: 0 E: 0 K: 2 S: 7 H: 0 LOB: 1 BB: 1 P: 11	R: 0 E: 0 K: 0 S: 4 H: 1 LOB: 1 BB: 0 P: 4	R: 1 E: 0 K: 0 S: 4 H: 1 LOB: 0 BB: 0 P: 4	R: 0 E: 0 K: 1 S: 5 H: 0 LOB: 0 BB: 0 P: 5	R: 1 E: 0 K: 1 S: 6 H: 1 LOB: 2 BB: 2 P: 14	R: 4 E: 0 K: 0 S: 6 H: 3 LOB: 2 BB: 3 P: 18

1B: 4 SF: 0 WP: 1 PA: 45
2B: 3 SAC: 1 PB: 0
3B: 0 DP: 0 SB: 0
HR: 3 HBP: 1 CS: 0

PITCHER		IP	WLS	BF	H	R	ER	SO	BB	IBB	HBP	BLK	WP	HR	S	P	ERA	WHIP
Orlando Pena, R ERA: 5.0	(1, 1)	3.0		15	4	5	5	3	1	0	1	0	0	2	19	24	15.00	1.667
Jerry Walker, R ERA: 5.43	(4, 1)	1.0		4	0	0	0	2	1	0	0	0	0	0	7	11	0.00	1.000
Moe Drabowsky, R ERA: 4.91	(5, 1)	3.0		13	3	2	2	1	1	0	0	0	0	1	14	18	6.00	1.333
John Wyatt, R ERA: 5.0	(8, 1)	1.1	L	8	0	3	3	1	3	1	0	0	1	0	6	22	20.25	2.250
Jim Archer, L ERA: 9.86	(9, 1)	0.2		5	3	1	1	0	0	0	0	0	0	0	5	5	13.50	4.500

PITCHER	IP	WLS	BF	H	R	ER	SO	BB	IBB	HBP	BLK	WP	HR	S	P	ERA	WHIP

BOTTOM

New York Yankees @ Kansas City Athletics

Municipal Stadium, Kansas City, MO

Sat Aug 18 1962, 8:05 PM EDT

Att. 35,147 - Unknown

livebaseballscorecards.com

Batter	1	2	3	4	5	6	7	8	9	AB	R	H	RBI	BB	SO	LOB
Wayne Causey, L (1, 6) OBP: 0.360, SLG: 0.347	K		G4-6-3 1-2f	FC4-6 FC6-4 BB 1-2f		L3		FC1-6 BB 1-2f		5	0	0	0	0	1	4
Ed Charles, R (1, 5) OBP: 0.368, SLG: 0.466	BB 1B S		1B	FC6-4 1-2 BB		BB		BB 1-2		1	1	1	0	4	0	0
Jerry Lumpe, L (1, 4) OBP: 0.339, SLG: 0.434	F8		F8	FC6-4 1-2f 2-3 3-H		4-1		1-3		5	0	0	1	0	0	7
Norm Siebern, L (1, 3) OBP: 0.412, SLG: 0.474	1-H 1B			BB 1B BB 4-3			F8 WP 2B		3-1	4	2	2	1	1	0	2
George Alusik, R (1, 7) OBP: 0.357, SLG: 0.576	F5			1B 1-2 1B BB	1B		F8 2-3		K	4	1	1	0	1	1	2
Gino Cimoli, R (1, 9) OBP: 0.335, SLG: 0.427		K		1B BB 1B 1-3 2-H 1B	F4		5-3 3-H		5-3	5	1	1	1	0	1	1
Bobby Del Greco, R (1, 8) OBP: 0.389, SLG: 0.414	BB G6-4-3-2			1B 1-2 1B BB	F3		5-3			2	1	0	0	2	0	1
Haywood Sullivan, R (1, 2) OBP: 0.327, SLG: 0.320	G6-4-3-2 1-2f			1B FC6-4 1-2 2-3 3-H 1B	F2			5-3		4	1	1	1	0	0	2
Orlando Pena, R (1, 1) OBP: 0.125, SLG: 0.125			G4-6-3 1B	FC4-6 1-3 2-H 3-H 1B		F4		FC1-6 1B		0	0	0	0	0	0	0
Jose Tartabull, L (3, PH) OBP: 0.332, SLG: 0.338										1	0	1	0	0	0	0
Jerry Walker, S (4, 1) OBP: 0.268, SLG: 0.464										0	0	0	0	0	0	0
Manny Jimenez, L (4, PH) OBP: 0.373, SLG: 0.462										1	0	1	2	0	0	0
Dick Howser, R (4, PR) OBP: 0.326, SLG: 0.350										0	0	0	0	0	0	0
Moe Drabowsky, R (5, 1) OBP: 0.143, SLG: 0.111										1	0	0	0	0	0	0
John Wyatt, R (8, 1) OBP: 0.143, SLG: 0.111										1	0	1	0	0	0	0
Jim Archer, R (9, 1) OBP: 1.000, SLG: 1.000										0	0	0	0	0	0	0
Inning Stats	R: 1 E: 0 K: 1 S: 6 H: 1 LOB: 1 BB: 1 P: 10	R: 0 E: 0 K: 1 S: 4 H: 0 LOB: 0 BB: 1 P: 8	R: 0 E: 0 K: 0 S: 4 H: 2 LOB: 1 BB: 0 P: 4	R: 5 E: 0 K: 0 S: 6 H: 3 LOB: 2 BB: 4 P: 22	R: 0 E: 0 K: 0 S: 4 H: 1 LOB: 1 BB: 0 P: 4	R: 0 E: 0 K: 0 S: 3 H: 0 LOB: 1 BB: 1 P: 7	R: 1 E: 0 K: 0 S: 4 H: 1 LOB: 0 BB: 0 P: 4	R: 0 E: 0 K: 0 S: 4 H: 1 LOB: 2 BB: 1 P: 8	R: 0 E: 0 K: 1 S: 5 H: 0 LOB: 0 BB: 0 P: 5	1B: 8 2B: 1 3B: 0 HR: 0 SF: 0 SAC: 0 DP: 2 HBP: 0						

	AB	34
	R	7
	H	9
	RBI	6
	BB	8
	SO	3
	LOB	19

WP: 1 PA: 42
PB: 0
SB: 1
CS: 0

PITCHER		IP	WLS	BF	H	R	ER	SO	BB	IBB	HBP	BLK	WP	HR	S	P	ERA	WHIP
Bob Turley, R ERA: 3.63	(1, 1)	3.0		16	4	5	5	2	5	0	0	0	0	0	15	35	15.00	3.000
Jim Coates, R ERA: 4.63	(4, 1)	0.1		4	2	0	0	0	1	0	0	0	0	0	3	7	0.00	9.000
Bud Daley, L ERA: 3.82	(4, 1)	3.2		14	2	2	2	0	1	0	0	0	1	0	13	17	4.91	0.818
Marshall Bridges, L ERA: 2.23	(8, 1)	2.0	W	8	1	0	0	1	1	0	0	0	0	0	9	13	0.00	1.000

PITCHER	IP	WLS	BF	H	R	ER	SO	BB	IBB	HBP	BLK	WP	HR	S	P	ERA	WHIP

New York Yankees @ Kansas City Athletics

Municipal Stadium, Kansas City, MO

Sun Aug 19 1962, 4:33 AM EDT

Att. 29,274 - Unknown - 100 F

livebaseballscorecards.com

TOP

Batter	1	2	3	4	5	6	7	8	9	AB	R	H	RBI	BB	SO	LOB
Tom Tresh, S (1, 7) OBP: 0.352, SLG: 0.438	BBBB; 4-0; 1B; 1B; BB	0-0; F5		0-0; BB; HR; 1-2; 3-H; 1B		0-0; BB; 2B; 1B	4-1; 2-3	0-0; 1-2; 2-H; 1B		5	3	3	2	1	0	1
Bobby Richardson, R (1, 4) OBP: 0.338, SLG: 0.409 Phil Linz, R (7, 4) OBP: 0.337, SLG: 0.372	0-0; F3		0-0; FC4-6; 3B	0-0; F2		0-0; F1	0-0; 5-3	0-0; 5-3		5 1	1 0	1 0	0 0	0 0	0 0	5 2
Roger Maris, L (1, 9) OBP: 0.358, SLG: 0.479 Johnny Blanchard, L (8, 9) OBP: 0.305, SLG: 0.409	0-0; 1B; HR; 1-3; 1B		BBBB; 4-0; FC4-6; BB	BBBB; 4-0; HR; 1-2; 2-3; BB		BBBB; 4-0; 2B; HR; 1-2; BB		0-0; WP; 1B; 2B	0-0; 6-3	2 1	4 0	2 0	0 0	3 0	0 0	0 0
Mickey Mantle, S (1, 8) OBP: 0.467, SLG: 0.601 Jack Reed, R (6, 8) OBP: 0.317, SLG: 0.432	0-0; HR; 1-2; 3-H; 1B		0-0; FC4-6; S; 1-2f; 3-H	0-0; 1-H; 2-H; 3-H; HR		0-0; 1-3; 2-H; HR; 2B		0-0; F3	0-0; 3B; 1B	4 2	3 1	3 1	7 0	0 0	0 0	1 1
Elston Howard, R (1, 2) OBP: 0.313, SLG: 0.459	0-0; 1-H; 2-H; HR		SSS; 0-3; K; 1-3	0-0; 5-3		0-0; 2-H; 3-H; HR		0-0; 2B; 2-H; 1B	0-0; 1-H; HR; 3B	6	4	4	8	0	1	1
Tony Kubek, L (1, 6) OBP: 0.378, SLG: 0.429	0-0; F7		0-0; 4-3		0-0; F9	0-0; 1B		0-0; 1-3; 1B; 2B	0-0; 5-3	6	1	2	0	0	0	2
Bill Skowron, R (1, 3) OBP: 0.322, SLG: 0.467	0-0; 3-1			0-0; F2	SSS; 0-3; K	0-0; F6		0-0; HBP; 1B; 2-H; 3-H; 1B	0-0; 3-H; HR	6	2	2	4	0	1	1
Clete Boyer, R (1, 5) OBP: 0.346, SLG: 0.434		0-0; 6-3		0-0; S; 1B; 2B	0-0; F3		0-0; 4-1; SH3; 1B	0-0; L7	0-0; F7	6	1	2	0	0	0	1
Ralph Terry, R (1, 1) OBP: 0.207, SLG: 0.167		0-0; F4		BBBB; 4-0; BB; 1B; HR; 2-3; BB		0-0; L4	0-0; SH3; 1-2	H; 1-0; 1B; 1-2; HBP		2	1	0	0	1	0	0
Inning Stats	R: 4 E: 0 K: 0 S: 6 H: 3 LOB: 0 BB: 1 P: 10	R: 0 E: 0 K: 0 S: 3 H: 0 LOB: 0 BB: 0 P: 3	R: 1 E: 0 K: 1 S: 6 H: 1 LOB: 1 BB: 1 P: 10	R: 5 E: 0 K: 0 S: 6 H: 3 LOB: 0 BB: 2 P: 14	R: 0 E: 0 K: 1 S: 5 H: 0 LOB: 0 BB: 0 P: 5	R: 4 E: 0 K: 0 S: 7 H: 4 LOB: 1 BB: 1 P: 11	R: 0 E: 0 K: 0 S: 4 H: 1 LOB: 1 BB: 0 P: 4	R: 4 E: 0 K: 0 S: 8 H: 5 LOB: 2 BB: 0 P: 9	R: 3 E: 0 K: 0 S: 6 H: 3 LOB: 0 BB: 0 P: 6	1B: 10 2B: 4 3B: 2 HR: 4 SF: 0 SAC: 1 DP: 0 HBP: 1						

	AB	46
	R	21
	H	20
	RBI	21
	BB	5
	SO	2
	LOB	15

WP: 1 PB: 0 SB: 3 CS: 0 PA: 53

PITCHER		IP	WLS	BF	H	R	ER	SO	BB	IBB	HBP	BLK	WP	HR	S	P	ERA	WHIP
Dan Pfister, R ERA: 5.11	(1, 1)	3.0	L	15	4	5	5	1	2	0	0	0	0	1	15	23	15.00	2.000
Jerry Walker, R ERA: 5.92	(4, 1)	3.0		19	7	9	9	1	3	0	0	0	0	2	18	30	27.00	3.333
Don Williams, R ERA: 18.0	(7, 1)	2.0		13	6	4	4	0	0	0	1	0	1	0	12	13	18.00	3.000
Jim Archer, L ERA: 10.64	(9, 1)	1.0		6	3	3	3	0	0	0	0	0	0	1	6	6	27.00	3.000

PITCHER	IP	WLS	BF	H	R	ER	SO	BB	IBB	HBP	BLK	WP	HR	S	P	ERA	WHIP

Batter	1	2	3	4	5	6	7	8	9	AB	R	H	RBI	BB	SO	LOB
Jose Tartabull, L (1, 8) OBP: 0.325, SLG: 0.331	1-3		F9			G3	4-3		F8	5	0	0	0	0	0	1
Ed Charles, R (1, 5) OBP: 0.364, SLG: 0.462	F6		F9			F2	F3			4	0	0	0	0	0	0
Jerry Lumpe, L (1, 4) OBP: 0.341, SLG: 0.434	K			G4-6-3, 1B		HR, 1B		L3		4	1	2	0	0	1	0
Norm Siebern, L (1, 3) OBP: 0.412, SLG: 0.485		F7		G4-6-3, 1-2f		1-H, HR		4-3, 3B		4	2	2	2	0	0	1
Jim Archer, R (9, 1) OBP: 1.000, SLG: 1.000										0	0	0	0	0	0	0
Manny Jimenez, L (1, 7) OBP: 0.372, SLG: 0.460		E, 1B, SF8, 1B		L4		4-3		4-3, 3-H		4	1	1	1	0	0	0
Gino Cimoli, R (1, 9) OBP: 0.339, SLG: 0.442		E8, SF8, 1-3, 1B			3B		HR	F4		4	1	3	1	0	0	0
Wayne Causey, L (1, 6) OBP: 0.363, SLG: 0.369		SF8, 1-2, 3-H			F3		HR		FC3-6, 1B	3	1	2	2	0	0	1
Haywood Sullivan, R (1, 2) OBP: 0.327, SLG: 0.320		F5			F2		HR		FC3-6, 1-2f	0	0	0	0	0	0	0
Billy Bryan, L (1, 2) OBP: 0.243, SLG: 0.324										4	1	1	1	0	0	3
Dan Pfister, R (1, 1) OBP: 0.151, SLG: 0.151			K		6-3		F5		F8	0	0	0	0	0	0	0
Deron Johnson, R (3, PH) OBP: 0.235, SLG: 0.200										1	0	0	0	0	1	0
Jerry Walker, S (4, 1) OBP: 0.263, SLG: 0.456										1	0	0	0	0	0	1
Don Williams, R (7, 1)										1	0	0	0	0	0	0
George Alusik, R (9, 3) OBP: 0.355, SLG: 0.572										1	0	0	0	0	0	1
Inning Stats	R: 0 E: 0 K: 1 S: 5 H: 0 LOB: 0 BB: 0 P: 5	R: 1 E: 1 K: 0 S: 5 H: 2 LOB: 1 BB: 0 P: 5	R: 0 E: 0 K: 1 S: 5 H: 0 LOB: 0 BB: 0 P: 5	R: 0 E: 0 K: 0 S: 3 H: 1 LOB: 0 BB: 0 P: 3	R: 0 E: 0 K: 0 S: 4 H: 1 LOB: 1 BB: 0 P: 4	R: 2 E: 0 K: 0 S: 5 H: 2 LOB: 0 BB: 0 P: 5	R: 3 E: 0 K: 0 S: 6 H: 3 LOB: 0 BB: 0 P: 6	R: 1 E: 0 K: 0 S: 4 H: 1 LOB: 0 BB: 0 P: 4	R: 0 E: 0 K: 0 S: 4 H: 1 LOB: 1 BB: 0 P: 4	1B: 5 2B: 0 3B: 2 HR: 4 SF: 1 SAC: 0 DP: 1 HBP: 0						

PITCHER	IP	WLS	BF	H	R	ER	SO	BB	IBB	HBP	BLK	WP	HR	S	P	ERA	WHIP
Ralph Terry, R (1, 1) ERA: 3.35	9.0	W	37	11	7	6	2	0	0	0	0	0	4	41	41	6.00	1.222

PITCHER	IP	WLS	BF	H	R	ER	SO	BB	IBB	HBP	BLK	WP	HR	S	P	ERA	WHIP

BOTTOM

New York Yankees @ Kansas City Athletics

Municipal Stadium, Kansas City, MO

Sun Aug 19 1962, 4:33 AM EDT

Att. 29,274 - Unknown - 100 F

livebaseballscorecards.com

AB	36
R	7
H	11
RBI	7
BB	0
SO	2
LOB	8

WP: 0	PA: 37
PB: 0	
SB: 0	
CS: 0	

Batter	1	2	3	4	5	6	7	8	9	AB	R	H	RBI	BB	SO	LOB
Tom Tresh, S (1, 7) OBP: 0.352, SLG: 0.437	0-0 HR 1B 1B	0-0 F7 ③		B B B 4-0 1-2 2-3 BB			0-0 5-3 ①	0-0 F6 ③		4	1	1	0	1	0	3
Bobby Richardson, R (1, 4) OBP: 0.341, SLG: 0.413	0-0 1-2 HR 1B		0-0 K 2B	0-0 F8 ③			0-0 BB 1B 1B		0-0 F9 ①	5	1	3	0	0	0	3
Roger Maris, L (1, 9) OBP: 0.362, SLG: 0.490	0-0 1-H 2-H HR		B B B B 4-0 K BB		0-0 5-3 ①		0-0 BB 1-2 1B		0-0 2B	4	1	3	3	1	0	0
Mickey Mantle, S (1, 8) OBP: 0.468, SLG: 0.596	B B B B 4-0 G5-4-3 BB		S S S 0-3 K ① ② 1-2 2-3		B B B 4-0 BB		B B B 4-0 G4-6-3 1-2 2-3 BB		S S S 0-3 K ②	2	0	0	0	3	2	3
Elston Howard, R (1, 2) OBP: 0.310, SLG: 0.453	0-0 G5-4-3 ① ② 1-2f		0-0 F8 ③		S S S 0-3 K ②		0-0 G4-6-3 ② ③ 1-2f		S S S 0-3 K ③	5	0	0	0	0	2	7
Tony Kubek, L (1, 6) OBP: 0.347, SLG: 0.391	0-0 4-3 ③			0-0 L1 ①	0-0 F7 ③			0-0 4-3 ①		4	0	0	0	0	0	1
Dale Long, L (1, 3) OBP: 0.332, SLG: 0.386		0-0 G3 ①		B B B B 4-0 BB BB BB		0-0 F9 ①		0-0 FC1-6 1B		3	0	1	0	1	0	0
Clete Boyer, R (1, 5) OBP: 0.343, SLG: 0.430		0-0 1-3 ②		0-0 F9 ②	S S S 0-3 K ②			0-0 FC1-6 ② BB 1-2f		4	0	0	0	0	1	2
Rollie Sheldon, R (1, 1) OBP: 0.258, SLG: 0.080 Bud Daley, L (5, 1) OBP: 0.235, SLG: 0.235 Johnny Blanchard, L (8, PH) OBP: 0.308, SLG: 0.409 Phil Linz, R (8, PR) OBP: 0.337, SLG: 0.372 Jim Coates, R (8, 1) OBP: 0.105, SLG: 0.056		0-0 1B		B B B B 4-0 BB 1-2 BB		0-0 4-3 ③		B B B B 4-0 1-2 BB		1 1 0 0 0	0 0 0 0 0	1 0 0 0 0	0 0 0 0 0	1 0 1 0 0	0 0 0 0 0	0 0 0 0 0
Inning Stats	R: 3 E: 0 K: 0 S: 5 H: 3 LOB: 0 BB: 1 P: 9	R: 0 E: 0 K: 0 S: 4 H: 1 LOB: 1 BB: 0 P: 4	R: 0 E: 0 K: 1 S: 5 H: 1 LOB: 1 BB: 1 P: 9	R: 0 E: 0 K: 0 S: 3 H: 0 LOB: 3 BB: 3 P: 15	R: 0 E: 0 K: 1 S: 5 H: 0 LOB: 1 BB: 1 P: 9	R: 0 E: 0 K: 1 S: 5 H: 0 LOB: 0 BB: 0 P: 5	R: 0 E: 0 K: 0 S: 4 H: 2 LOB: 2 BB: 1 P: 8	R: 0 E: 0 K: 0 S: 4 H: 1 LOB: 2 BB: 1 P: 8	R: 0 E: 0 K: 2 S: 8 H: 1 LOB: 1 BB: 0 P: 8	1B: 6 2B: 2 3B: 0 HR: 1	SF: 0 SAC: 0 DP: 2 HBP: 0						

PITCHER	IP	WLS	BF	H	R	ER	SO	BB	IBB	HBP	BLK	WP	HR	S	P	ERA	WHIP
Ed Rakow, R (1, 1) ERA: 4.19	6.1	W	31	7	3	3	3	7	0	0	0	0	1	30	58	4.26	2.211
John Wyatt, R (7, 1) ERA: 4.88	2.2	S	10	2	0	0	2	1	0	0	0	0	0	13	17	0.00	1.125

PITCHER	IP	WLS	BF	H	R	ER	SO	BB	IBB	HBP	BLK	WP	HR	S	P	ERA	WHIP

TOP

New York Yankees @ Kansas City Athletics

Municipal Stadium, Kansas City, MO

Mon Aug 20 1962, 4:33 AM EDT

Att. 13,271 - Unknown

livebaseballscorecards.com

AB	33
R	3
H	9
RBI	3
BB	8
SO	5
LOB	19

WP: 0 PB: 0 SB: 0 CS: 0 PA: 41

BOTTOM

New York Yankees @ Kansas City Athletics

Municipal Stadium, Kansas City, MO

Mon Aug 20 1962, 4:33 AM EDT

Att. 13,271 - Unknown

livebaseballscorecards.com

Batter	1	2	3	4	5	6	7	8	9	AB	R	H	RBI	BB	SO	LOB
Bobby Del Greco, R (1, 8) OBP: 0.394, SLG: 0.427	F4			1B E	HR 3-H		2B			4	2	3	1	0	0	0
Ed Charles, R (1, 5) OBP: 0.363, SLG: 0.467	F6			F7	2-H HR		F8			4	1	1	2	0	0	2
Jerry Lumpe, L (1, 4) OBP: 0.342, SLG: 0.441	F7			E4 1B 1-2 SF7	G3-6-3 1B			HR		4	2	2	1	0	0	1
Norm Siebern, L (1, 3) OBP: 0.411, SLG: 0.483		L7		1-3 2-H 1B	G3-6-3 1-2f			F7		4	0	1	1	0	0	1
Manny Jimenez, L (1, 7) OBP: 0.369, SLG: 0.457		F8		SF7 3-H		3-1		6-3		3	0	0	1	0	0	0
George Alusik, R (9, 7) OBP: 0.355, SLG: 0.572										0	0	0	0	0	0	0
Gino Cimoli, R (1, 9) OBP: 0.336, SLG: 0.438		5-3		F9		F8		F9		4	0	0	0	0	0	1
Wayne Causey, L (1, 6) OBP: 0.362, SLG: 0.368			6-3		E5 3B 1B	L6				3	1	1	0	0	0	0
Billy Bryan, L (1, 2) OBP: 0.275, SLG: 0.405			G6-4-3 1B		2B 3-H 3B		L9			3	1	2	1	0	0	0
Ed Rakow, S (1, 1) OBP: 0.123, SLG: 0.111			G6-4-3 1-2f		6-3		4-3			2	0	0	0	0	0	2
John Wyatt, R (7, 1) OBP: 0.138, SLG: 0.107										1	0	0	0	0	0	0
Inning Stats	R: 0 E: 0 K: 0 S: 3 H: 0 LOB: 0 BB: 0 P: 3	R: 0 E: 0 K: 0 S: 3 H: 0 LOB: 0 BB: 0 P: 3	R: 0 E: 0 K: 0 S: 3 H: 1 LOB: 0 BB: 0 P: 3	R: 2 E: 1 K: 0 S: 6 H: 2 LOB: 1 BB: 0 P: 6	R: 4 E: 1 K: 0 S: 7 H: 5 LOB: 0 BB: 0 P: 7	R: 0 E: 0 K: 0 S: 3 H: 0 LOB: 0 BB: 0 P: 3	R: 0 E: 0 K: 0 S: 4 H: 1 LOB: 1 BB: 0 P: 4	R: 1 E: 0 K: 0 S: 4 H: 1 LOB: 0 BB: 0 P: 4		1B: 5 2B: 2 3B: 1 HR: 2 SF: 1 SAC: 0 DP: 2 HBP: 0	WP: 0 PB: 0 SB: 0 CS: 0 PA: 33				

	AB	32
	R	7
	H	10
	RBI	7
	BB	0
	SO	0
	LOB	7

PITCHER		IP	WLS	BF	H	R	ER	SO	BB	IBB	HBP	BLK	WP	HR	S	P	ERA	WHIP
Rollie Sheldon, R ERA: 5.52	(1, 1)	4.1	L	20	7	6	4	0	0	0	0	0	0	1	20	20	8.31	1.615
Bud Daley, L ERA: 3.69	(5, 1)	2.2		9	2	0	0	0	0	0	0	0	0	0	9	9	0.00	0.750
Jim Coates, R ERA: 4.69	(8, 1)	1.0		4	1	1	1	0	0	0	0	0	0	1	4	4	9.00	1.000

PITCHER	IP	WLS	BF	H	R	ER	SO	BB	IBB	HBP	BLK	WP	HR	S	P	ERA	WHIP

Batter	1	2	3	4	5	6	7	8	9	10	AB	R	H	RBI	BB	SO	LOB
Tom Tresh, S (1, 7) OBP: 0.350, SLG: 0.432	6-3		F7		E4		5-3		BB	F6	5	0	0	0	1	0	3
Bobby Richardson, R (1, 4) OBP: 0.342, SLG: 0.413	WP, BB, 6-3, 1B		5-3		5-3		2-H, 1B		F8	HR, BB	5	2	2	1	1	0	3
Roger Maris, L (1, 9) OBP: 0.363, SLG: 0.495	BBBB, 1-2, WP, BB		BBBB, BB			F8	F2		F9	1-H, 2-H, 3-H, HR	4	1	1	4	2	0	3
Mickey Mantle, S (1, 8) OBP: 0.466, SLG: 0.588	6-3, 1-2, 2-H		F8			HR, BB		6-3		1B, 1B, BB; K	4	2	0	1	2	1	2
Elston Howard, R (1, 2) OBP: 0.311, SLG: 0.461	6-3			6-3		1-H, HR		6-3		1-3, 1B, 1B	5	2	2	2	0	0	1
Bill Skowron, R (1, 3) OBP: 0.323, SLG: 0.466		F8		F7		K		1B		1-2, 3-H, 1B, 2B, 1B	5	1	2	1	0	1	0
Tony Kubek, L (1, 6) OBP: 0.333, SLG: 0.373		6-3		1-3		4-3		F6		1-3, 2-H, HR, 2B, 1B	5	1	1	1	0	0	1
Clete Boyer, R (1, 5) OBP: 0.346, SLG: 0.433		BBBB, BB			F9		1B, SH2-4, 1B		6-3	1-3, 3-H, HR, 2B	4	2	2	1	1	0	0
Bill Stafford, R (1, 1) OBP: 0.262, SLG: 0.302		K			K		SH2-4, 1-2		BB, BB	F6	2	0	0	0	0	2	1
Jim Bouton, R (5, 1) OBP: 0.167, SLG: 0.077											0	0	0	0	1	0	0
Bud Daley, L (9, 1) OBP: 0.222, SLG: 0.222											1	0	0	0	0	0	2
Inning Stats	R: 1 E: 0 K: 0 S: 4 / H: 1 LOB: 1 BB: 1 P: 8	R: 0 E: 0 K: 1 S: 5 / H: 0 LOB: 1 BB: 1 P: 9	R: 0 E: 0 K: 0 S: 3 / H: 0 LOB: 1 BB: 1 P: 7	R: 0 E: 0 K: 0 S: 3 / H: 0 LOB: 0 BB: 0 P: 3	R: 0 E: 1 K: 1 S: 6 / H: 0 LOB: 1 BB: 0 P: 6	R: 2 E: 0 K: 1 S: 6 / H: 1 LOB: 0 BB: 1 P: 10	R: 1 E: 0 K: 0 S: 5 / H: 2 LOB: 1 BB: 0 P: 5	R: 0 E: 0 K: 0 S: 4 / H: 1 LOB: 1 BB: 0 P: 4	R: 0 E: 0 K: 0 S: 3 / H: 0 LOB: 2 BB: 2 P: 11	R: 7 E: 0 K: 1 S: 10 / H: 5 LOB: 0 BB: 2 P: 18	1B: 7 2B: 1 3B: 0 HR: 2	SF: 0 SAC: 1 DP: 0 HBP: 0						

PITCHER		IP	WLS	BF	H	R	ER	SO	BB	IBB	HBP	BLK	WP	HR	S	P	ERA	WHIP
Bo Belinsky, L ERA: 3.22	(1, 1)	8.1		37	5	4	4	3	6	0	0	0	1	1	37	61	4.32	1.320
Dan Osinski, R ERA: 5.88	(9, 1)	0.2		2	0	0	0	0	0	0	0	0	0	0	2	2	0.00	0.000
Ryne Duren, R ERA: 4.57	(10, 1)	0.0	L	3	2	3	3	0	1	0	0	0	0	0	2	6	∞	∞
Jack Spring, L ERA: 3.47	(10, 1)	1.0		7	3	4	4	1	1	0	0	0	0	1	8	12	36.00	4.000

PITCHER	IP	WLS	BF	H	R	ER	SO	BB	IBB	HBP	BLK	WP	HR	S	P	ERA	WHIP

TOP

New York Yankees @ Los Angeles Angels

Dodger Stadium, Los Angeles, CA

Tue Aug 21 1962, 7:05 PM PDT

Att. 50,830 - Unknown

livebaseballscorecards.com

AB	40
R	11
H	10
RBI	11
BB	8
SO	4
LOB	16

WP: 1	PA: 49		
PB: 0			
SB: 0			
CS: 0			

Batter	1	2	3	4	5	6	7	8	9	10	AB	R	H	RBI	BB	SO	LOB
Albie Pearson, L (1, 8) OBP: 0.383, SLG: 0.372	G3		FC5-4 1B 1-2		F3	K			FC3-6 1B 1-2f 1B	4-3	6	1	1	0	0	1	4
Billy Moran, R (1, 4) OBP: 0.325, SLG: 0.408	F8		FC5-4 1-2f		F8		K		1B 1-3 1B		5	0	1	0	0	1	2
Lee Thomas, L (1, 3) OBP: 0.356, SLG: 0.461	F9			HR	HR		BB		F4		4	2	2	2	1	0	2
Leon Wagner, L (1, 7) OBP: 0.340, SLG: 0.515		1-3		4-3	1B 1B		K		1-3 3-H 1B		5	0	2	1	0	1	1
Buck Rodgers, S (1, 2) OBP: 0.321, SLG: 0.387		G4-6-3 1-2f 1B		BB 1B 1B	FC5-4 1-3 1B		4-3		F7		5	1	3	0	0	0	3
Felix Torres, R (1, 5) OBP: 0.321, SLG: 0.413		G4-6-3 1-2f		F7	FC5-4 1-2f			K		K	5	0	0	0	0	2	4
George Thomas, R (1, 9) OBP: 0.299, SLG: 0.299			6-3	1B 1-2 BB		F5		F4		1B	4	0	1	0	1	0	0
Jim Fregosi, R (1, 6) OBP: 0.276, SLG: 0.259			F6	1-3 2-H 1B		4-3 BB		K		F9	4	0	1	1	1	1	1
Bo Belinsky, L (1, 1) OBP: 0.226, SLG: 0.128 Dan Osinski, R (9, 1) Tom Burgess, L (9, PH) OBP: 0.352, SLG: 0.328 Ed Sadowski, R (9, PR) OBP: 0.189, SLG: 0.257 Ryne Duren, R (10, 1) OBP: 0.067, SLG: 0.133 Jack Spring, R (10, 1) OBP: 0.091, SLG: 0.091 Earl Averill, R (10, PH) OBP: 0.365, SLG: 0.338			1B 1B	4-3		4-3 1-2			FC3-6 BB	1-3 1B	3 0 0 0 0 0 0 1	0 0 0 0 0 0 0 0	1 0 0 0 0 0 0 1	0 0 0 0 0 0 0 0	0 0 1 0 0 0 0 0	0 0 0 0 0 0 0 0	3 0 0 0 0 0 0 0
Inning Stats	R: 0 E: 0 K: 0 S: 3 H: 0 LOB: 0 BB: 0 P: 3	R: 0 E: 0 K: 0 S: 3 H: 1 LOB: 0 BB: 0 P: 3	R: 0 E: 0 K: 0 S: 5 H: 2 LOB: 2 BB: 0 P: 5	R: 2 E: 0 K: 0 S: 6 H: 3 LOB: 2 BB: 1 P: 10	R: 1 E: 0 K: 0 S: 6 H: 3 LOB: 2 BB: 0 P: 6	R: 0 E: 0 K: 1 S: 5 H: 0 LOB: 1 BB: 1 P: 9	R: 0 E: 0 K: 2 S: 7 H: 0 LOB: 1 BB: 1 P: 11	R: 0 E: 0 K: 2 S: 7 H: 0 LOB: 0 BB: 0 P: 7	R: 1 E: 0 K: 0 S: 5 H: 2 LOB: 2 BB: 1 P: 9	R: 0 E: 0 K: 1 S: 7 H: 2 LOB: 2 BB: 0 P: 7	1B: 11 2B: 0 3B: 0 HR: 2	SF: 0 SAC: 0 DP: 1 HBP: 0	WP: 0 PB: 0 SB: 0 CS: 0	PA: 46				

PITCHER		IP	WLS	BF	H	R	ER	SO	BB	IBB	HBP	BLK	WP	HR	S	P	ERA	WHIP
Bill Stafford, R ERA: 3.62	(1, 1)	4.2		23	9	3	3	0	1	0	0	0	0	2	22	26	5.79	2.143
Jim Bouton, R ERA: 3.49	(5, 1)	3.2		15	1	1	1	5	3	0	0	0	0	0	22	34	2.46	1.091
Bud Daley, L ERA: 3.61	(9, 1)	1.2	W	8	3	0	0	1	0	0	0	0	0	0	10	10	0.00	1.800

PITCHER	IP	WLS	BF	H	R	ER	SO	BB	IBB	HBP	BLK	WP	HR	S	P	ERA	WHIP

BOTTOM

New York Yankees @ Los Angeles Angels

Dodger Stadium, Los Angeles, CA

Tue Aug 21 1962, 7:05 PM PDT

Att. 50,830 - Unknown

livebaseballscorecards.com

AB	42
R	4
H	13
RBI	4
BB	4
SO	6
LOB	20

New York Yankees @ Los Angeles Angels

Dodger Stadium, Los Angeles, CA

Wed Aug 22 1962, 7:05 PM PDT

Att. 39,389 - Unknown

TOP

livebaseballscorecards.com

Batter	1	2	3	4	5	6	7	8	9	AB	R	H	RBI	BB	SO	LOB
Tom Tresh, S (1, 7) OBP: 0.353, SLG: 0.435	L7		G4-6-3 1B		F9		2B		BB 1B	4	0	2	0	1	0	0
Bobby Richardson, R (1, 4) OBP: 0.341, SLG: 0.411	K		G4-6-3 1-2f		F9		L7		G6-3 1-2 1B	5	0	1	0	0	1	2
Roger Maris, L (1, 9) OBP: 0.362, SLG: 0.491	BB 1B BB		F9		G3		F5		G6-3 1-2f	4	1	0	0	1	0	3
Mickey Mantle, S (1, 8) OBP: 0.469, SLG: 0.586	1B 1-2 BB			1B 2B BB		F5		HR BB		1	2	0	0	3	0	0
Yogi Berra, L (1, 2) OBP: 0.303, SLG: 0.390	1-2 2-H 1B			F7		BB HBP		1-H HR		3	1	2	3	0	0	1
Tony Kubek, L (1, 6) OBP: 0.328, SLG: 0.364	F7			2B 1-2 1B		K		F8		4	0	1	0	0	1	3
Dale Long, L (1, 3) OBP: 0.334, SLG: 0.389		F8		1-3 2-H 2B		BB 1-2		K		3	0	1	1	1	1	0
Marshall Bridges, S (8, 1)										0	0	0	0	0	0	0
Clete Boyer, R (1, 5) OBP: 0.343, SLG: 0.429		F7		L7		K		F6		4	0	0	0	0	1	4
Whitey Ford, L (1, 1) OBP: 0.137, SLG: 0.104		6-3		F8			4-3		K	2	0	0	0	0	0	2
Johnny Blanchard, L (7, PH) OBP: 0.307, SLG: 0.407										1	0	0	0	0	0	0
Rollie Sheldon, R (7, 1) OBP: 0.258, SLG: 0.080										0	0	0	0	0	0	0
Bill Skowron, R (8, 3) OBP: 0.323, SLG: 0.464										1	0	0	0	0	1	0

	AB	32
	R	4
	H	7
	RBI	4
	BB	6
	SO	5
	LOB	15

Inning Stats	1	2	3	4	5	6	7	8	9
	R: 1 E: 0 K: 1 S: 6	H: 1 LOB: 2 BB: 2 P: 14	R: 0 E: 0 K: 0 S: 3	H: 0 LOB: 0 BB: 0 P: 3	R: 0 E: 0 K: 0 S: 3	H: 1 LOB: 0 BB: 0 P: 3	R: 1 E: 0 K: 0 S: 5	H: 2 LOB: 2 BB: 1 P: 9	R: 0 E: 0 K: 0 S: 3	H: 0 LOB: 0 BB: 0 P: 3
	R: 0 E: 0 K: 2 S: 7	H: 0 LOB: 2 BB: 1 P: 12	R: 0 E: 0 K: 0 S: 4	H: 1 LOB: 1 BB: 0 P: 4	R: 2 E: 0 K: 1 S: 6	H: 1 LOB: 0 BB: 1 P: 10	R: 0 E: 0 K: 1 S: 5	H: 1 LOB: 1 BB: 1 P: 9		

	1B: 4	SF: 0	WP: 0	PA: 39
	2B: 2	SAC: 0	PB: 0	
	3B: 0	DP: 2	SB: 0	
	HR: 1	HBP: 1	CS: 0	

PITCHER		IP	WLS	BF	H	R	ER	SO	BB	IBB	HBP	BLK	WP	HR	S	P	ERA	WHIP
Don Lee, R	(1, 1)	6.1		28	5	2	2	3	4	0	1	0	0	0	29	46	2.84	1.421
ERA: 3.66																		
Dan Osinski, R	(7, 1)	2.2	L	11	2	2	2	2	2	0	0	0	0	1	13	21	6.75	1.500
ERA: 5.97																		

PITCHER		IP	WLS	BF	H	R	ER	SO	BB	IBB	HBP	BLK	WP	HR	S	P	ERA	WHIP

Batter	1	2	3	4	5	6	7	8	9	AB	R	H	RBI	BB	SO	LOB
Jim Fregosi, R (1, 6) OBP: 0.274, SLG: 0.246	B B B 4-0 2B HR BB	x 0-0 ② FC5-2 1-2 3-H	x 0-0 ③ 1-3	x 0-0 ① 5-3	x 0-0 ② F8	x 0-0 ① L6	3	1	0	0	1	0	4
Billy Moran, R (1, 4) OBP: 0.327, SLG: 0.413	x 0-0 1-3 HR 2B	x 0-0 ③ FC5 2-3f	x 0-0 FC6-5-4 2B	x 0-0 ③ F3	x 0-0 ② F7	x 0-0 ② L9	4	1	2	0	0	0	2
Lee Thomas, L (1, 3) OBP: 0.355, SLG: 0.458	S S S 0-3 ① K	H 1-0 G5-4-3 HBP	S S S 0-3 ① K	x 0-0 ③ 6-3	x 0-0 ③ 6-3	S S S 0-3 ③ K	3	0	0	0	0	2	3
Felix Torres, R (1, 5) OBP: 0.318, SLG: 0.408	S S S 0-3 ② K	x 0-0 ① ② G5-4-3 1-2f	x 0-0 ② FC6-5-4 2-3	x 0-0 1B FC5-2 1B	x 0-0 ① 1B FC5-2 1B	S S S 0-3 ② K	4	0	0	0	0	2	4
Leon Wagner, L (1, 9) (7, 7) OBP: 0.339, SLG: 0.519	x 0-0 2-H 3-H HR	S S S 0-3 ③ K	x 0-0 ③ 4-3	x 0-0 1B FC5 FC5-2 1-3 1B	x 0-0 ① 1B 1-2 1B	x 0-0 ① F7	x 0-0 ③ F5	4	1	1	3	0	1	1
Buck Rodgers, S (1, 2) OBP: 0.318, SLG: 0.383	x 0-0 ③ 1-3	x 0-0 ① 5-3	x 0-0 ① F8	x 0-0 ① L6	4	0	0	0	0	0	0	0	0
Earl Averill, R (1, 7) OBP: 0.360, SLG: 0.331	x 0-0 ① 6-3	S S S 0-3 ② K	x 0-0 ② F7	x 0-0 ② L9	3	0	0	0	0	1	0
Dan Osinski, R (7, 1)										0	0	0	0	0	0	0
Steve Bilko, R (9, PH) OBP: 0.374, SLG: 0.500										1	0	0	0	0	0	0
George Thomas, R (1, 8) OBP: 0.308, SLG: 0.309	x 0-0 1B FC5-2 1B	x 0-0 1B 1B	x 0-0 ③ 6-3	S S S 0-3 ③ K	4	0	2	0	0	1	0
(7, 9)																
Don Lee, R (1, 1) OBP: 0.232, SLG: 0.236	x 0-0 FC5 FC5-2 1-3 1B	x 0-0 1-2 1B	x 0-0 ① F7	2	0	2	0	0	0	0
Albie Pearson, L (7, 8) OBP: 0.382, SLG: 0.371										1	0	0	0	0	0	0
Inning Stats	R: 3 H: 2 E: 0 LOB: 0 K: 2 BB: 1 S: 9 P: 13	R: 0 H: 2 E: 0 LOB: 2 K: 0 BB: 0 S: 5 P: 5	R: 0 H: 0 E: 0 LOB: 0 K: 1 BB: 0 S: 4 P: 5	R: 0 H: 2 E: 0 LOB: 2 K: 1 BB: 0 S: 7 P: 7	R: 0 H: 1 E: 0 LOB: 1 K: 1 BB: 0 S: 6 P: 6	R: 0 H: 0 E: 0 LOB: 0 K: 0 BB: 0 S: 3 P: 3	R: 0 H: 0 E: 0 LOB: 0 K: 0 BB: 0 S: 3 P: 3	R: 0 H: 0 E: 0 LOB: 0 K: 1 BB: 0 S: 5 P: 5	R: 0 H: 0 E: 0 LOB: 0 K: 1 BB: 0 S: 5 P: 5	1B: 4 SF: 0 2B: 2 SAC: 0 3B: 0 DP: 1 HR: 1 HBP: 1						

PITCHER		IP	WLS	BF	H	R	ER	SO	BB	IBB	HBP	BLK	WP	HR	S	P	ERA	WHIP
Whitey Ford, L ERA: 3.02	(1, 1)	6.0		26	7	3	3	5	1	0	1	0	0	1	34	39	4.50	1.333
Rollie Sheldon, R ERA: 5.47	(7, 1)	1.0	W	3	0	0	0	0	0	0	0	0	0	0	3	3	0.00	0.000
Marshall Bridges, L ERA: 2.15	(8, 1)	2.0	S	6	0	0	0	2	0	0	0	0	0	0	10	10	0.00	0.000

PITCHER	IP	WLS	BF	H	R	ER	SO	BB	IBB	HBP	BLK	WP	HR	S	P	ERA	WHIP

BOTTOM

New York Yankees @ Los Angeles Angels

Dodger Stadium, Los Angeles, CA

Wed Aug 22 1962, 7:05 PM PDT

Att. 39,389 - Unknown

livebaseballscorecards.com

AB	33
R	3
H	7
RBI	3
BB	1
SO	7
LOB	14

WP: 0 PA: 35
PB: 0
SB: 0
CS: 0

Batter	1	2	3	4	5	6	7	8	9	10	11	12	13	AB	R	H	RBI	BB	SO	LOB
Tom Tresh, S (1, 7) OBP: 0.351, SLG: 0.438	1-3	2-H 3-H HR		F7			L8	K			SH3 2-3	F7		6	1	1	3	0	1	5
Bobby Richardson, R (1, 4) OBP: 0.340, SLG: 0.411	2B 1B	2B			5-3		F8		4-3		F9		B2-3	7	1	2	0	0	0	2
Roger Maris, L (1, 9) (11, 8) OBP: 0.365, SLG: 0.495	1-H 2B	G3			2B		1B 1B		K		FC6 IBB		F8	6	0	3	1	1	1	1
Mickey Mantle, S (1, 8) OBP: 0.468, SLG: 0.581	F8		K		BB		1-2 1B		4-3		FC6 1-2f		BB	4	0	1	0	1	1	1
Jack Reed, R (9, 8) OBP: 0.317, SLG: 0.432														0	0	0	0	0	0	0
Hector Lopez, R (11, PH) (11, 9) OBP: 0.362, SLG: 0.421														1	0	0	0	1	0	3
Elston Howard, R (1, 2) OBP: 0.308, SLG: 0.455	F9		K		F9		F3			F8		SH FC5-2 1B	K	7	0	1	0	0	2	6
Tony Kubek, L (1, 6) OBP: 0.349, SLG: 0.373		6-3 HR 1B 1B	BB		F7			FC4-6 1B		4-3		SH FC5-2 1-3		4	1	2	0	1	0	2
Bill Skowron, R (1, 3) OBP: 0.325, SLG: 0.464		6-3 1-2 HR 1B	F9	E5 G6-4-3			FC4-6 1-2f	FC6-4 1B		1B		FC5-2 IBB		5	1	2	0	1	0	2
Clete Boyer, R (1, 5) OBP: 0.341, SLG: 0.427	F7			F9 2B			G6-4-3 1-2f	FC6-4 1-2f 1B		K		FC5-2 1-2 2-3 3-Hf		6	0	1	0	0	1	8
Ralph Terry, R (1, 1) OBP: 0.200, SLG: 0.171														4	0	1	0	0	0	3
Marshall Bridges, S (8, 1)														0	0	0	0	0	0	0
Yogi Berra, L (11, PH) OBP: 0.306, SLG: 0.398														1	0	1	0	0	0	0
Phil Linz, S (11, PR) OBP: 0.337, SLG: 0.372														0	0	0	0	0	0	0
Bud Daley, L (11, 1) OBP: 0.222, SLG: 0.222														0	0	0	0	0	0	0
Dale Long, L (12, PH) OBP: 0.333, SLG: 0.387														1	0	0	0	0	0	3
Bill Stafford, R (12, 1) OBP: 0.262, SLG: 0.302	6-3 1-2 2-3			F9 2-3			5-3	1-2 1B			SH3 2B	F5		0	0	0	0	0	0	0
Inning Stats	R: 1 E: 0 K: 0 S: 5 H: 2 LOB: 1 BB: 0 P: 5	R: 3 E: 0 K: 0 S: 7 H: 4 LOB: 1 BB: 0 P: 7	R: 0 E: 0 K: 2 S: 7 H: 0 LOB: 1 BB: 1 P: 11	R: 0 E: 0 K: 0 S: 3 H: 1 LOB: 0 BB: 0 P: 3	R: 0 E: 0 K: 0 S: 4 H: 1 LOB: 2 BB: 1 P: 8	R: 0 E: 1 K: 0 S: 3 H: 0 LOB: 0 BB: 0 P: 3	R: 0 E: 0 K: 0 S: 5 H: 2 LOB: 2 BB: 0 P: 5	R: 0 E: 0 K: 1 S: 7 H: 2 LOB: 2 BB: 0 P: 7	R: 0 E: 0 K: 1 S: 5 H: 0 LOB: 0 BB: 0 P: 5	R: 0 E: 0 K: 1 S: 6 H: 1 LOB: 1 BB: 0 P: 6	R: 0 E: 0 K: 0 S: 4 H: 1 LOB: 3 BB: 1 P: 8	R: 0 E: 1 K: 0 S: 5 H: 1 LOB: 3 BB: 1 P: 9	R: 0 E: 0 K: 1 S: 5 H: 0 LOB: 1 BB: 1 P: 9	1B: 9 2B: 5 3B: 0 HR: 1	SF: 0 SAC: 2 DP: 1 HBP: 0				

PITCHER	IP	WLS	BF	H	R	ER	SO	BB	IBB	HBP	BLK	WP	HR	S	P	ERA	WHIP
Dean Chance, R (1, 1) ERA: 2.96	8.0		37	12	4	4	3	2	0	0	0	0	1	41	49	4.50	1.750
Dan Osinski, R (9, 1) ERA: 5.08	5.0	W	22	3	0	0	3	1	2	0	0	0	0	25	37	0.00	0.800

PITCHER	IP	WLS	BF	H	R	ER	SO	BB	IBB	HBP	BLK	WP	HR	S	P	ERA	WHIP

TOP

New York Yankees @ Los Angeles Angels

Dodger Stadium, Los Angeles, CA

Thu Aug 23 1962, 3:33 AM PDT

Att. 34,133 - Unknown - 80 F

livebaseballscorecards.com

AB	52
R	4
H	15
RBI	4
BB	5
SO	6
LOB	36

WP: 0 PB: 0 SB: 0 CS: 0 PA: 59

Batter	1	2	3	4	5	6	7	8	9	10	11	12	13	AB	R	H	RBI	BB	SO	LOB
Albie Pearson, L (1, 8) OBP: 0.382, SLG: 0.371	4-3		HR 1B		F8			F7		F7 2-3		E9 1B		6	1	2	0	0	0	2
Billy Moran, R (1, 4) OBP: 0.329, SLG: 0.424	5-3		1-H HR			5-3		HR		IBB		5-3		5	2	2	3	1	0	1
Lee Thomas, L (1, 3) OBP: 0.356, SLG: 0.459	2B		1-3			K		BB		F1			SH3 2B 1B	5	1	2	0	1	1	2
Leon Wagner, L (1, 7) OBP: 0.338, SLG: 0.518	F6			F8 1B 2B		F3		F8			F7		SH3 1-2	5	1	1	0	0	0	2
Buck Rodgers, S (1, 2) OBP: 0.316, SLG: 0.379		F4		F8 2-3			F5		K		4-3		2B IBB	5	0	0	0	1	1	1
George Thomas, R (1, 9) OBP: 0.330, SLG: 0.349		F7		L4-3 3-H 1B			L5		G5-4-3 BB		2B		1-3 2-H 2B	5	0	3	2	1	0	0
Joe Koppe, R (1, 5) (11, 6) OBP: 0.352, SLG: 0.302		F2		L4-3 1-2			1B		G5-4-3 1-2f		F4			5	0	1	0	0	0	3
Jim Fregosi, R (1, 6) OBP: 0.262, SLG: 0.233 Steve Bilko, R (10, PH) OBP: 0.377, SLG: 0.500 Ted Bowsfield, R (10, PR) OBP: 0.316, SLG: 0.219 Felix Torres, R (11, 5) OBP: 0.317, SLG: 0.407			B6-3		F7		5-3			FC1-6 BB		6-3		3 0 0 1	0 0 0 0	0 0 0 0	0 0 0 0	0 1 0 0	0 0 0 0	1 0 0 0
Dean Chance, R (1, 1) OBP: 0.133, SLG: 0.071 Tom Burgess, L (8, PH) OBP: 0.350, SLG: 0.326 Dan Osinski, R (9, 1)			F3		5-3			F6		FC1-6 WP 1-2f		F2		2 1 2	0 0 0	0 0 0	0 0 0	0 0 0	0 0 0	0 0 1
Inning Stats	R: 0 E: 0 K: 0 S: 4 H: 1 LOB: 1 BB: 0 P: 4	R: 0 E: 0 K: 0 S: 3 H: 0 LOB: 0 BB: 0 P: 3	R: 2 E: 0 K: 0 S: 5 H: 2 LOB: 0 BB: 0 P: 5	R: 1 E: 0 K: 0 S: 4 H: 2 LOB: 0 BB: 0 P: 4	R: 0 E: 0 K: 0 S: 3 H: 0 LOB: 0 BB: 0 P: 3	R: 0 E: 0 K: 1 S: 5 H: 0 LOB: 0 BB: 0 P: 5	R: 0 E: 0 K: 0 S: 4 H: 1 LOB: 1 BB: 0 P: 4	R: 1 E: 0 K: 0 S: 4 H: 1 LOB: 1 BB: 1 P: 8	R: 0 E: 0 K: 1 S: 4 H: 0 LOB: 0 BB: 1 P: 8	R: 0 E: 1 K: 0 S: 3 H: 0 LOB: 2 BB: 2 P: 11	R: 0 E: 0 K: 0 S: 4 H: 1 LOB: 1 BB: 0 P: 4	R: 0 E: 1 K: 0 S: 4 H: 1 LOB: 1 BB: 0 P: 4	R: 1 E: 0 K: 0 S: 3 H: 2 LOB: 2 BB: 1 P: 7	1B: 5 2B: 5 3B: 0 HR: 2 SF: 0 SAC: 1 DP: 2 HBP: 0	WP: 1 PB: 0 SB: 0 CS: 0 PA: 51

PITCHER		IP	WLS	BF	H	R	ER	SO	BB	IBB	HBP	BLK	WP	HR	S	P	ERA	WHIP
Ralph Terry, R ERA: 3.39	(1, 1)	7.2		30	7	4	4	1	1	0	0	0	0	2	31	35	4.70	1.043
Marshall Bridges, L ERA: 2.05	(8, 1)	2.1		9	0	0	0	1	2	1	0	0	1	0	8	20	0.00	0.857
Bud Daley, L ERA: 3.56	(11, 1)	1.0		4	1	0	0	0	0	0	0	0	0	0	4	4	0.00	1.000
Bill Stafford, R ERA: 3.65	(12, 1)	1.1	L	8	3	1	1	0	0	1	0	0	0	0	7	11	6.75	2.250

PITCHER	IP	WLS	BF	H	R	ER	SO	BB	IBB	HBP	BLK	WP	HR	S	P	ERA	WHIP

BOTTOM

New York Yankees @ Los Angeles Angels

Dodger Stadium, Los Angeles, CA

Thu Aug 23 1962, 3:33 AM PDT

Att. 34,133 - Unknown - 80 F

livebaseballscorecards.com

AB	45
R	5
H	11
RBI	5
BB	5
SO	2
LOB	13

Batter	1	2	3	4	5	6	7	8	9	AB	R	H	RBI	BB	SO	LOB
Tom Tresh, S (1, 7) OBP: 0.350, SLG: 0.435	S S S 0-3 ① K		B B B 4-0 WP BB		x 0-0 ③ F7			x 0-0 ① F4		3	0	0	0	1	1	0
Bobby Richardson, R (1, 4) OBP: 0.338, SLG: 0.408	S S S 0-3 ② K		x 0-0 ② 6-3 1-2			x 0-0 ① 1-3		x 0-0 ② F2		4	0	0	0	0	1	1
Roger Maris, L (1, 9) OBP: 0.362, SLG: 0.491	x 0-0 ③ 4-3		x 0-0 ③ F9			x 0-0 ② 4-3		x 0-0 ③ F8		4	0	0	0	0	0	1
Mickey Mantle, S (1, 8) OBP: 0.469, SLG: 0.578		S S S 0-3 ① K		x 0-0 G6-4-3 1B		B B B 4-0 BB BB			S S S 0-3 ① K	3	0	1	0	1	2	0
Yogi Berra, L (1, 2) OBP: 0.309, SLG: 0.401 Elston Howard, R (3, 2) OBP: 0.308, SLG: 0.452		x 0-0 G4-6-3 1B		x 0-0 ① ② G6-4-3 1-2f		B B B B 4-0 1-2 BB			x 0-0 ② F2	1 2	0 0	1 0	0 0	0 1	0 0	0 1
Tony Kubek, L (1, 6) OBP: 0.343, SLG: 0.365		x 0-0 ② ③ G4-6-3 1-2f		x 0-0 1B		S S S 0-3 ③ K			S S S 0-3 ③ K	4	0	1	0	0	2	3
Dale Long, L (1, 3) OBP: 0.337, SLG: 0.388			B B B B 4-0 HR BB	S S S 0-3 ③ K			x 0-0 3-6 1B			2	1	1	0	1	1	1
Clete Boyer, R (1, 5) OBP: 0.341, SLG: 0.433			x 0-0 1-H HR		S S S 0-3 ① K		x 0-0 ① F3			3	1	1	2	0	1	1
Jim Bouton, R (1, 1) OBP: 0.161, SLG: 0.074 Tex Clevenger, R (3, 1) Johnny Blanchard, L (7, PH) OBP: 0.306, SLG: 0.405 Luis Arroyo, L (7, 1) OBP: 0.500, SLG: 0.500			S S S 0-3 ① K		S S S 0-3 ② K		x 0-0 ② ③ 3-6 1-2f			1 1 1 0	0 0 0 0	0 0 0 0	0 0 0 0	0 0 0 0	1 1 0 0	0 0 1 0
Inning Stats	R: 0 E: 0 K: 2 S: 7 H: 0 LOB: 0 BB: 0 P: 7	R: 0 E: 0 K: 1 S: 5 H: 1 LOB: 0 BB: 0 P: 5	R: 2 E: 0 K: 1 S: 6 H: 1 LOB: 1 BB: 2 P: 14	R: 0 E: 0 K: 1 S: 6 H: 2 LOB: 1 BB: 0 P: 6	R: 0 E: 0 K: 2 S: 7 H: 0 LOB: 0 BB: 0 P: 7	R: 0 E: 0 K: 1 S: 5 H: 0 LOB: 2 BB: 2 P: 13	R: 0 E: 0 K: 0 S: 3 H: 1 LOB: 0 BB: 0 P: 3	R: 0 E: 0 K: 0 S: 3 H: 0 LOB: 0 BB: 0 P: 3	R: 0 E: 0 K: 2 S: 7 H: 0 LOB: 0 BB: 0 P: 7	1B: 4 2B: 1 3B: 0 HR: 1 SF: 0 SAC: 0 DP: 3 HBP: 0						

PITCHER	IP	WLS	BF	H	R	ER	SO	BB	IBB	HBP	BLK	WP	HR	S	P	ERA	WHIP
Chuck Estrada, R (1, 1) ERA: 4.1	9.0	W	33	5	2	2	10	4	0	0	0	1	1	49	65	2.00	1.000

PITCHER	IP	WLS	BF	H	R	ER	SO	BB	IBB	HBP	BLK	WP	HR	S	P	ERA	WHIP

TOP

New York Yankees @ Baltimore Orioles

Memorial Stadium, Baltimore, MD

Fri Aug 24 1962, 7:05 PM EDT

Unknown

livebaseballscorecards.com

AB	29
R	2
H	5
RBI	2
BB	4
SO	10
LOB	9

WP: 1 PB: 0 SB: 0 CS: 0 PA: 33

Batter	1	2	3	4	5	6	7	8	9	AB	R	H	RBI	BB	SO	LOB
Jerry Adair, R (1, 6) OBP: 0.315, SLG: 0.418	G4-6-3 1B	1B BB	FC5 2-3f			1B		2-H 2B		4	0	3	1	1	0	3
Russ Snyder, L (1, 8) OBP: 0.322, SLG: 0.439	K	1-3 2-H 1B		4-1		F8		K		5	0	1	1	0	2	3
Whitey Herzog, L (1, 9) OBP: 0.373, SLG: 0.410 Jackie Brandt, R (8, 9) OBP: 0.331, SLG: 0.439	G4-6-3 1-2f	L9		K		4-3				4 0	0 0	0 0	0 0	0 0	1 0	4 0
Jim Gentile, L (1, 3) OBP: 0.364, SLG: 0.505		1B 3B BB	1B 2B	F7			K			3	2	1	0	1	1	0
Brooks Robinson, R (1, 5) OBP: 0.326, SLG: 0.468		1-3 3B 1B	1B BB		FC6-4 1B		G4-6-3 1B			3	1	3	0	1	0	0
Boog Powell, L (1, 7) OBP: 0.316, SLG: 0.431 Dave Nicholson, R (8, 7) OBP: 0.281, SLG: 0.270	K	FC5 BB 1-3 2-H 1B			F3		G4-6-3 1-2f			4 0	0 0	1 0	1 0	0 0	1 0	4 0
Hobie Landrith, L (1, 2) OBP: 0.325, SLG: 0.365		1-H 1B 3-H 3B	F5		FC6-4 1-2f			1-3		4	1	1	2	0	0	3
Marv Breeding, R (1, 4) OBP: 0.261, SLG: 0.301		SH2-4 1B 3-H 1B	1-2 BB		F7			SH1-3 2B 1B		3	2	2	1	1	0	1
Chuck Estrada, R (1, 1) OBP: 0.160, SLG: 0.143		SH2-4 1-2	K			4-3		SH1-3 1-2		2	0	0	0	0	1	3
Inning Stats	R: 0 E: 0 K: 1 S: 5 H: 1 LOB: 0 BB: 0 P: 5	R: 4 E: 0 K: 1 S: 9 H: 4 LOB: 2 BB: 2 P: 17	R: 1 E: 0 K: 1 S: 7 H: 2 LOB: 3 BB: 2 P: 15	R: 0 E: 0 K: 1 S: 5 H: 0 LOB: 0 BB: 0 P: 5	R: 0 E: 1 K: 0 S: 4 H: 1 LOB: 1 BB: 0 P: 4	R: 0 E: 0 K: 0 S: 4 H: 1 LOB: 1 BB: 0 P: 4	R: 0 E: 0 K: 1 S: 5 H: 1 LOB: 0 BB: 0 P: 5	R: 1 E: 0 K: 1 S: 7 H: 2 LOB: 1 BB: 0 P: 7		1B: 9 2B: 2 3B: 1 HR: 0 SF: 0 SAC: 2 DP: 2 HBP: 0				WP: 0 PB: 0 SB: 0 CS: 0 PA: 38		

BOTTOM

New York Yankees @ Baltimore Orioles

Memorial Stadium, Baltimore, MD

Fri Aug 24 1962, 7:05 PM EDT

Unknown

livebaseballscorecards.com

AB	32
R	6
H	12
RBI	6
BB	4
SO	6
LOB	21

PITCHER		IP	WLS	BF	H	R	ER	SO	BB	IBB	HBP	BLK	WP	HR	S	P	ERA	WHIP
Jim Bouton, R ERA: 3.83	(1, 1)	2.1	L	17	7	5	5	2	4	0	0	0	0	0	17	33	19.29	4.714
Tex Clevenger, R ERA: 2.96	(3, 1)	3.2		13	2	0	0	2	0	0	0	0	0	0	17	17	0.00	0.545
Luis Arroyo, L ERA: 5.46	(7, 1)	2.0		8	3	1	1	2	0	0	0	0	0	0	12	12	4.50	1.500

PITCHER	IP	WLS	BF	H	R	ER	SO	BB	IBB	HBP	BLK	WP	HR	S	P	ERA	WHIP

New York Yankees @ Baltimore Orioles

Memorial Stadium, Baltimore, MD

Fri Aug 24 1962, 7:05 PM EDT

Att. 32,627 - Unknown

TOP

livebaseballscorecards.com

Batter	1	2	3	4	5	6	7	8	9	AB	R	H	RBI	BB	SO	LOB
Tom Tresh, S (1, 7) OBP: 0.351, SLG: 0.436	4-3		F7			G4-6-3, 1B		G6-4-3, 1-3, 1B		4	0	2	0	0	0	0
Bobby Richardson, R (1, 4) OBP: 0.337, SLG: 0.407 Phil Linz, R (4, 4) OBP: 0.329, SLG: 0.363	5-3			F9		G4-6-3, 1-2f		G6-4-3, 1-2f		2 2	0 0	0 0	0 0	0 0	0 0	0 3
Roger Maris, L (1, 9) OBP: 0.360, SLG: 0.488 (4, 8) Jack Reed, R (6, 8) OBP: 0.333, SLG: 0.447	3-1			K		F8			G6-4-3, 1B, 1B	3 1	0 1	0 1	0 0	0 0	1 0	0 0
Mickey Mantle, S (1, 8) OBP: 0.469, SLG: 0.576 Hector Lopez, R (4, 9) OBP: 0.363, SLG: 0.422		BBBB, FC1-4, BB		3-1			L9		G6-4-3, 1-2, 1B	1 2	0 0	0 1	0 0	1 0	0 0	0 0
Elston Howard, R (1, 2) OBP: 0.310, SLG: 0.455		FC1-4, 1-2f, FC5-4			E, 4-3, 1B		2B		G6-4-3, 1-2f, 2-3	4	1	2	0	0	0	3
Tony Kubek, L (1, 6) OBP: 0.338, SLG: 0.358		F7			E4, 1-3		L9		1B, 3-H	4	0	1	1	0	0	3
Bill Skowron, R (1, 3) OBP: 0.322, SLG: 0.459		FC5-4, 1-2f			4-3, 3-H		4-3		F9	4	0	0	1	0	0	4
Clete Boyer, R (1, 5) OBP: 0.339, SLG: 0.430			4-3		K			6-3		3	0	0	0	0	1	1
Bob Turley, R (1, 1) Dale Long, L (5, PH) OBP: 0.336, SLG: 0.387 Rollie Sheldon, R (5, 1) OBP: 0.281, SLG: 0.080			SSS, K		L6			BBBB, 1B, BB		1 1 0	0 0 0	0 0 0	0 0 0	0 0 1	1 0 0	0 1 0
Inning Stats	R: 0 E: 0 K: 0 S: 3 H: 0 LOB: 0 BB: 0 P: 3	R: 0 E: 0 K: 0 S: 3 H: 0 LOB: 1 BB: 1 P: 7	R: 0 E: 0 K: 1 S: 5 H: 0 LOB: 0 BB: 0 P: 5	R: 0 E: 0 K: 1 S: 5 H: 0 LOB: 0 BB: 0 P: 5	R: 1 E: 1 K: 1 S: 7 H: 1 LOB: 1 BB: 0 P: 7	R: 0 E: 0 K: 0 S: 3 H: 1 LOB: 0 BB: 0 P: 3	R: 0 E: 0 K: 0 S: 4 H: 1 LOB: 1 BB: 0 P: 4	R: 0 E: 0 K: 0 S: 3 H: 1 LOB: 1 BB: 1 P: 7	R: 1 E: 0 K: 0 S: 5 H: 3 LOB: 1 BB: 0 P: 5	1B: 6 2B: 1 3B: 0 HR: 0 SF: 0 SAC: 0 DP: 3 HBP: 0						

	AB	32
	R	2
	H	7
	RBI	2
	BB	2
	SO	3
	LOB	15

PITCHER	IP	WLS	BF	H	R	ER	SO	BB	IBB	HBP	BLK	WP	HR	S	P	ERA	WHIP
Jack Fisher, R (1, 1) ERA: 5.07	9.0	W	34	7	2	1	3	2	0	0	0	0	0	38	46	1.00	1.000

PITCHER	IP	WLS	BF	H	R	ER	SO	BB	IBB	HBP	BLK	WP	HR	S	P	ERA	WHIP

Batter	1	2	3	4	5	6	7	8	9	AB	R	H	RBI	BB	SO	LOB
Jerry Adair, R (1, 6) OBP: 0.323, SLG: 0.432	0-0 1-3 2B 2B	0-0 1B 1-3 1B		SSS 0-3 ① K	0-0 E4 1B 1-2 1B 1B	0-0 2-H 1B 3B		0-0 FC6-4 1-3 1B		6	3	5	1	0	1	0
Russ Snyder, L (1, 8) OBP: 0.328, SLG: 0.443	0-0 ① 1-3 2-3	0-0 1-3 3-H 1B		0-0 4-3 S HR 1B	0-0 1B 1-3 2-H 1B	0-0 3-H 1B		0-0 ② F5		6	1	4	3	0	0	3
Jackie Brandt, R (1, 9) OBP: 0.331, SLG: 0.440	0-0 G3 3-H 2B	0-0 ② F3		0-0 ② 4-3 1-3	0-0 1-3 3-H 1B	0-0 ③ L9		0-0 ③ FC6-4 1-2f		6	0	2	2	0	0	6
Jim Gentile, L (1, 3) OBP: 0.365, SLG: 0.509	0-0 ② G3 2-3	0-0 ③ F9		0-0 3-H HR	0-0 ② F9		H 1-0 FC5-4 HBP			4	1	1	2	0	0	5
Brooks Robinson, R (1, 5) OBP: 0.327, SLG: 0.469	0-0 ③ L7		BBB 4-0 1B FC4-6 BB	0-0 HR 2B	0-0 ③ 5-3		0-0 ① F8			4	2	1	0	1	0	4
Boog Powell, L (1, 7) OBP: 0.324, SLG: 0.450 Dave Nicholson, R (6, PR) OBP: 0.278, SLG: 0.267 (7, 7)		0-0 HR 2B	0-0 1-3 FC4-6 1B	0-0 2-H HR		0-0 2B 1B	0-0 ② FC5-4 1-2f			4 1	2 1	4 0	2 0	0 0	0 0	0 1
Gus Triandos, R (1, 2) OBP: 0.251, SLG: 0.315	0-0 ① 2-H HR	0-0 ① F5	SSS 0-3 ③ K			0-0 1-H 3B 2B	0-0 ③ F9			5	2	2	3	0	1	3
Marv Breeding, R (1, 4) OBP: 0.259, SLG: 0.298	0-0 ① F8	0-0 ② FC4-6 FC6 1-2f 3-H			0-0 E 1B 1B	SSS 0-3 ① K		0-0 E6 1B		5	1	1	1	0	1	3
Jack Fisher, R (1, 1) OBP: 0.190, SLG: 0.081	BBB 4-0 1B 1B BB	0-0 ③ FC6 1-2f			0-0 ① F9	0-0 ② F6		SSS 0-3 ① K		4	1	0	0	1	1	5
Inning Stats	R: 1 E: 0 K: 0 S: 5 H: 2 LOB: 1 BB: 0 P: 5	R: 3 E: 0 K: 0 S: 7 H: 4 LOB: 2 BB: 1 P: 11	R: 1 E: 0 K: 0 S: 4 H: 1 LOB: 1 BB: 1 P: 8	R: 4 E: 0 K: 2 S: 11 H: 4 LOB: 0 BB: 0 P: 11	R: 2 E: 1 K: 0 S: 7 H: 4 LOB: 2 BB: 0 P: 7	R: 3 E: 0 K: 1 S: 9 H: 4 LOB: 1 BB: 0 P: 9	R: 0 E: 0 K: 0 S: 3 H: 0 LOB: 1 BB: 0 P: 4	R: 0 E: 1 K: 1 S: 7 H: 1 LOB: 2 BB: 0 P: 7		1B: 11 2B: 5 3B: 1 HR: 3		SF: 0 SAC: 0 DP: 0 HBP: 1		WP: 0 PB: 0 SB: 1 CS: 0	PA: 48	

PITCHER		IP	WLS	BF	H	R	ER	SO	BB	IBB	HBP	BLK	WP	HR	S	P	ERA	WHIP
Bob Turley, R ERA: 4.64	(1, 1)	4.0	L	25	11	9	9	2	2	0	0	0	0	3	27	35	20.25	3.250
Rollie Sheldon, R ERA: 5.59	(5, 1)	4.0		23	9	5	4	2	0	0	1	0	0	0	26	27	9.00	2.250

PITCHER	IP	WLS	BF	H	R	ER	SO	BB	IBB	HBP	BLK	WP	HR	S	P	ERA	WHIP

New York Yankees @ Baltimore Orioles

Memorial Stadium, Baltimore, MD

Fri Aug 24 1962, 7:05 PM EDT

Att. 32,627 - Unknown

BOTTOM

livebaseballscorecards.com

AB	45
R	14
H	20
RBI	14
BB	2
SO	4
LOB	30

New York Yankees @ Baltimore Orioles

Memorial Stadium, Baltimore, MD

Sat Aug 25 1962, 3:33 AM EDT

Att. 17,331 - Unknown

TOP

livebaseballscorecards.com

Batter	1	2	3	4	5	6	7	8	9	AB	R	H	RBI	BB	SO	LOB
Tom Tresh, S (1, 7) OBP: 0.353, SLG: 0.441	SF9 3B	1-2 1B		F5			F8 2-3		2-H 1B	5	1	3	1	0	0	1
Bobby Richardson, R (1, 4) OBP: 0.336, SLG: 0.405	SF9 3-H	1-2 2-H 1B			4-3		F7		F5	4	0	1	2	0	0	2
Roger Maris, L (1, 9) OBP: 0.360, SLG: 0.489	2B	F6			F9		3-H 1B		G3	5	0	2	1	0	0	3
Mickey Mantle, S (1, 8) OBP: 0.464, SLG: 0.568	F5		F9		F9		5-3			4	0	0	0	0	0	2
Johnny Blanchard, L (1, 2) OBP: 0.306, SLG: 0.409 Elston Howard, R (8, PH) OBP: 0.309, SLG: 0.454 (8, 2)	3-1		3-1			1B 2B		F6		3 1	1 0	1 0	0 0	0 0	0 0	1 0
Tony Kubek, L (1, 6) OBP: 0.360, SLG: 0.394		4-3 1B 2B	1B			G3-6-3 2-H 1B		6-3		4	1	3	1	0	0	0
Dale Long, L (1, 3) OBP: 0.332, SLG: 0.382 Bill Skowron, R (8, PH) OBP: 0.321, SLG: 0.457 (8, 3)		4-3 2-3	F9			G3-6-3 1-2f		K		3 1	0 0	0 0	0 0	0 0	0 1	3 0
Clete Boyer, R (1, 5) OBP: 0.340, SLG: 0.433		1B 1B 3-H 1B		4-3		F9			1B 2B	4	2	2	1	0	0	0
Jim Coates, R (1, 1) OBP: 0.095, SLG: 0.050 Marshall Bridges, S (6, 1) Luis Arroyo, L (6, 1) OBP: 0.500, SLG: 0.500 Phil Linz, R (7, PH) OBP: 0.337, SLG: 0.383 Tex Clevenger, R (7, 1) Hector Lopez, R (9, PH) OBP: 0.362, SLG: 0.420		F2		K			WP 1B 2B		5-3	2 0 0 1 0 1	0 0 0 1 0 0	0 0 0 1 0 1	0 0 0 0 0 0	1 0 0 0 0 0	1 0 0 0 0 1	1 0 0 0 0 1

Inning Stats																								
	R: 1	H: 2	R: 2	H: 4	R: 0	H: 1	R: 0	H: 0	R: 0	H: 0	R: 1	H: 2	R: 1	H: 2	R: 0	H: 0	R: 1	H: 2	1B: 7	SF: 1	WP: 1	PA: 39
	E: 0	LOB: 1	E: 0	LOB: 2	E: 0	LOB: 1	E: 0	LOB: 0	E: 0	LOB: 0	E: 0	LOB: 0	E: 0	LOB: 1	E: 0	LOB: 0	E: 0	LOB: 1	2B: 5	SAC: 0	PB: 0	
	K: 0	BB: 0	K: 0	BB: 0	K: 0	BB: 0	K: 1	BB: 0	K: 0	BB: 0	K: 0	BB: 0	K: 0	BB: 0	K: 1	BB: 0	K: 0	BB: 0	3B: 1	DP: 1	SB: 0	
	S: 5	P: 5	S: 7	P: 7	S: 4	P: 4	S: 5	P: 5	S: 3	P: 3	S: 4	P: 4	S: 5	P: 5	S: 5	P: 5	S: 5	P: 5	HR: 0	HBP: 0	CS: 0	

PITCHER		IP	WLS	BF	H	R	ER	SO	BB	IBB	HBP	BLK	WP	HR	S	P	ERA	WHIP
Dick Hall, R ERA: 2.49	(1, 1)	6.0	W	26	9	4	4	1	0	0	0	0	0	0	28	28	6.00	1.500
Billy Hoeft, L ERA: 4.91	(7, 1)	2.1		11	4	2	2	1	0	0	0	0	1	0	13	13	7.71	1.714
Hoyt Wilhelm, R ERA: 1.53	(9, 1)	0.2	S	2	0	0	0	0	0	0	0	0	0	0	2	2	0.00	0.000

PITCHER	IP	WLS	BF	H	R	ER	SO	BB	IBB	HBP	BLK	WP	HR	S	P	ERA	WHIP

AB	38
R	6
H	13
RBI	6
BB	0
SO	2
LOB	14

Batter	1	2	3	4	5	6	7	8	9	AB	R	H	RBI	BB	SO	LOB
Jerry Adair, R (1, 6) OBP: 0.326, SLG: 0.433	L6		G4-6-3 1-2 1B			6-3 FC6 1-2 3-H 1B		1B 1B 1-2 HBP		4	1	2	1	0	0	0
Russ Snyder, L (1, 8) OBP: 0.327, SLG: 0.439	6-3		G4-6-3 1-2f			L9 FC6 1-2f		1B SF9 1-3 2-3 1B		5	1	1	0	0	0	4
Whitey Herzog, L (1, 9) OBP: 0.377, SLG: 0.416 (7, 7) Dave Nicholson, R (9, 7) OBP: 0.278, SLG: 0.267	F7			FC1-5 2B		BBBB 1B 1B BB	F8	1B 1-3 3-H 1B		4 0	1 0	2 0	1 0	1 0	0 0	0 0
Jim Gentile, L (1, 3) OBP: 0.365, SLG: 0.509		4-3		FC1-5 2-3		1B E 1-3 1B	2B 1B	SF9 3-H		4	1	2	1	0	0	1
Brooks Robinson, R (1, 5) OBP: 0.330, SLG: 0.470	E1 1B			F3		E 1-2 3-H 1B	F8	1B 1-3		5	1	3	1	0	0	2
Boog Powell, L (1, 7) OBP: 0.322, SLG: 0.447 Jackie Brandt, R (6, PH) OBP: 0.333, SLG: 0.446 (7, 9)	F8			4-3		E6 1B 1-H 2-H 2B	1B 2B 1-3	F2		2 3	0 1	0 2	0 2	0 0	0 0	2 2
Hobie Landrith, L (1, 2) OBP: 0.322, SLG: 0.361 Gus Triandos, R (6, PH) OBP: 0.259, SLG: 0.319 (7, 2)	F5				6-3	1B 1B 3-H 1B	IBB			2 1	0 1	0 1	0 1	0 1	0 0	1 0
Marv Breeding, R (1, 4) OBP: 0.265, SLG: 0.303			FC6-4 1B		F7	1B 1B 1-2 1B	5-3			4	1	2	0	0	0	3
Dick Hall, R (1, 1) OBP: 0.263, SLG: 0.188 Dick Williams, R (6, PH) OBP: 0.274, SLG: 0.271 Billy Hoeft, L (7, 1) OBP: 0.409, SLG: 0.313 Hoyt Wilhelm, R (9, 1) OBP: 0.143, SLG: 0.077			FC6-4 1-2f 1B		F9	1B 1-3 2-H 1B		1B HBP BB		2 1 0 0	0 0 0 0	0 1 0 0	0 1 0 0	0 0 1 0	0 0 0 0	1 0 0 0
Inning Stats	R: 0 E: 0 K: 0 S: 3 H: 0 LOB: 0 BB: 0 P: 3	R: 0 E: 1 K: 0 S: 4 H: 1 LOB: 1 BB: 0 P: 4	R: 0 E: 0 K: 0 S: 4 H: 2 LOB: 1 BB: 0 P: 4	R: 0 E: 0 K: 0 S: 4 H: 1 LOB: 1 BB: 0 P: 4	R: 0 E: 0 K: 0 S: 3 H: 0 LOB: 0 BB: 0 P: 3	R: 6 E: 1 K: 0 S: 10 H: 7 LOB: 2 BB: 1 P: 14	R: 0 E: 0 K: 0 S: 5 H: 2 LOB: 3 BB: 1 P: 9	R: 2 E: 0 K: 0 S: 5 H: 3 LOB: 2 BB: 1 P: 10		1B: 13 2B: 3 3B: 0 HR: 0 SF: 1 SAC: 0 DP: 1 HBP: 1						

PITCHER		IP	WLS	BF	H	R	ER	SO	BB	IBB	HBP	BLK	WP	HR	S	P	ERA	WHIP
Jim Coates, R ERA: 4.69	(1, 1)	5.2		23	6	3	3	0	1	0	0	0	0	0	22	26	4.76	1.235
Marshall Bridges, L ERA: 2.56	(6, 1)	0.0	L	4	4	2	2	0	0	0	0	0	0	0	4	4	∞	∞
Luis Arroyo, L ERA: 5.4	(6, 1)	0.1		2	1	1	1	0	0	0	0	0	0	0	2	2	27.00	3.000
Tex Clevenger, R ERA: 3.38	(7, 1)	2.0		13	5	2	2	0	1	1	1	0	0	0	10	19	9.00	3.000

PITCHER	IP	WLS	BF	H	R	ER	SO	BB	IBB	HBP	BLK	WP	HR	S	P	ERA	WHIP

BOTTOM

New York Yankees @ Baltimore Orioles

Memorial Stadium, Baltimore, MD

Sat Aug 25 1962, 3:33 AM EDT

Att. 17,331 - Unknown

livebaseballscorecards.com

AB	37
R	8
H	16
RBI	8
BB	3
SO	0
LOB	16

WP: 0	PA: 42		
PB: 0			
SB: 0			
CS: 0			

Batter	1	2	3	4	5	6	7	8	9	AB	R	H	RBI	BB	SO	LOB
Tom Tresh, S (1, 7) OBP: 0.355, SLG: 0.446	CS 1B	F4			F9		3B		1-0 HBP 1-2 2-3	4	0	2	0	0	0	1
Bobby Richardson, R (1, 4) OBP: 0.338, SLG: 0.407	WP PB 2B 1-2 1B		CS 1B		1-2 1B		F7		F6	5	1	3	0	0	0	4
Roger Maris, L (1, 9) OBP: 0.357, SLG: 0.484	F9 1-3		S S S 0-3 K 1-2		F8		F3		B3	5	0	0	0	0	1	8
Mickey Mantle, S (1, 8) OBP: 0.464, SLG: 0.569	1B 3-H 2B		F5		4-3			B B B B 4-0 G6-4-3 BB		3	1	1	1	1	0	2
Elston Howard, R (1, 2) OBP: 0.311, SLG: 0.455	2B 2-H 1B			F4		FC4-6 1B		G6-4-3 1-2f		4	1	2	1	0	0	1
Tony Kubek, L (1, 6) OBP: 0.354, SLG: 0.400	1-H 2B			F4		F8		F7		4	0	1	1	0	0	1
Bill Skowron, R (1, 3) OBP: 0.321, SLG: 0.455	5-3			1B		FC4-6 FC6-4 1-2f			L3	4	0	1	0	0	0	2
Clete Boyer, R (1, 5) OBP: 0.339, SLG: 0.430		6-3		F6		FC6-4 1-2f			B B B B 4-0 HBP 1B BB	3	0	0	0	1	0	2
Bud Daley, L (1, 1) OBP: 0.238, SLG: 0.238		S S S 0-3 K			1B		1-3		HBP 1-2 1B	3	0	1	0	0	1	0
Dale Long, L (9, PH) OBP: 0.334, SLG: 0.385										1	0	1	0	0	0	0
Phil Linz, R (9, PR) OBP: 0.337, SLG: 0.383										0	0	0	0	0	0	0
Jim Bouton, R (9, 1) OBP: 0.161, SLG: 0.074										0	0	0	0	0	0	0
Luis Arroyo, L (9, 1) OBP: 0.500, SLG: 0.500										0	0	0	0	0	0	0
Inning Stats	R: 3 E: 0 K: 0 S: 7 H: 5 LOB: 1 BB: 0 P: 7	R: 0 E: 0 K: 1 S: 5 H: 0 LOB: 0 BB: 0 P: 5	R: 0 E: 0 K: 1 S: 5 H: 1 LOB: 0 BB: 0 P: 5	R: 0 E: 0 K: 0 S: 4 H: 1 LOB: 1 BB: 0 P: 4	R: 0 E: 0 K: 0 S: 5 H: 2 LOB: 2 BB: 0 P: 5	R: 0 E: 0 K: 0 S: 4 H: 1 LOB: 1 BB: 0 P: 4	R: 0 E: 0 K: 0 S: 4 H: 1 LOB: 1 BB: 0 P: 4	R: 0 E: 0 K: 0 S: 2 H: 0 LOB: 0 BB: 1 P: 6	R: 0 E: 0 K: 0 S: 4 H: 1 LOB: 3 BB: 1 P: 9	1B: 9 2B: 3 3B: 1 HR: 0	SF: 0 SAC: 0 DP: 2 HBP: 1					

PITCHER	IP	WLS	BF	H	R	ER	SO	BB	IBB	HBP	BLK	WP	HR	S	P	ERA	WHIP
Hal Brown, R (1, 1) ERA: 4.48	7.0		30	11	3	3	2	0	0	0	0	1	0	34	34	3.86	1.571
Wes Stock, R (8, 1) ERA: 3.68	1.1		6	1	0	0	0	2	0	0	0	0	0	4	12	0.00	2.250
Hoyt Wilhelm, R (9, 1) ERA: 1.52	0.2	W	3	0	0	0	0	0	0	1	0	0	0	2	3	0.00	0.000

PITCHER	IP	WLS	BF	H	R	ER	SO	BB	IBB	HBP	BLK	WP	HR	S	P	ERA	WHIP

TOP

New York Yankees @ Baltimore Orioles

Memorial Stadium, Baltimore, MD

Sat Aug 25 1962, 7:05 PM EDT
Att. 24,215 - Unknown

livebaseballscorecards.com

AB	36
R	3
H	12
RBI	3
BB	2
SO	2
LOB	21

PA: 39

WP: 1	
PB: 1	
SB: 0	
CS: 2	

Batter	1	2	3	4	5	6	7	8	9	AB	R	H	RBI	BB	SO	LOB
Jerry Adair, R (1, 6) OBP: 0.322, SLG: 0.427	6-3		K		F9		K		K 1-2 2-3	5	0	0	0	0	3	5
Russ Snyder, L (1, 8) OBP: 0.325, SLG: 0.436	4-3		6-3			F7		K	1B 2-3 3-H	5	0	1	1	0	1	1
Jackie Brandt, R (1, 9) OBP: 0.335, SLG: 0.452	K			6-3		PB 2B 2B		4-3 1B 2B		4	2	2	0	0	1	0
Jim Gentile, L (1, 3) OBP: 0.362, SLG: 0.505		K		F8		K 2-3		4-3 2-3		4	0	0	0	0	2	2
Brooks Robinson, R (1, 5) OBP: 0.335, SLG: 0.482		HR		FC5-4 1B		2B 3-H		FC6-4 1B 3-H		4	1	4	3	0	0	0
Dick Williams, R (1, 7) OBP: 0.273, SLG: 0.270 Dave Nicholson, R (9, 7) OBP: 0.278, SLG: 0.267 Hoyt Wilhelm, R (9, 1) OBP: 0.143, SLG: 0.077		G5-4-3 1B		FC5-4 1-2f		1-3		FC6-4 1-2f		4 0 0	0 0 0	1 0 0	0 0 0	0 0 0	0 0 0	3 0 0
Gus Triandos, R (1, 2) OBP: 0.261, SLG: 0.315 Barry Shetrone, L (7, PR) OBP: 0.167, SLG: 0.167 Wes Stock, R (8, 1) Whitey Herzog, L (9, 7) OBP: 0.379, SLG: 0.416	G5-4-3 1-2f				3-1		BB		FC1-6 BB	2 0 0 0	0 0 0 0	0 0 0 0	0 0 0 1	1 0 0 0	0 0 0 0	1 0 0 0
Marv Breeding, R (1, 4) OBP: 0.271, SLG: 0.311			SH5-4 2B		PB SH3 BB		K		FC1-6 E BB 1B 1-2f	3	1	1	0	1	1	2
Hal Brown, R (1, 1) OBP: 0.240, SLG: 0.240 Charlie Lau, L (7, PH) OBP: 0.324, SLG: 0.450 (8, 2)			SH5-4 2-3		SH3 1-2		F8		1B E BB 1-2	0 1	0 0	0 0	0 0	0 1	0 0	0 1
Inning Stats	R: 0 E: 0 K: 1 S: 5 H: 0 LOB: 0 BB: 0 P: 5	R: 1 E: 0 K: 1 S: 6 H: 2 LOB: 0 BB: 0 P: 6	R: 0 E: 0 K: 1 S: 6 H: 1 LOB: 1 BB: 0 P: 6	R: 0 E: 0 K: 0 S: 4 H: 1 LOB: 1 BB: 0 P: 4	R: 0 E: 0 K: 0 S: 3 H: 0 LOB: 1 BB: 1 P: 7	R: 1 E: 0 K: 1 S: 7 H: 2 LOB: 1 BB: 0 P: 7	R: 0 E: 0 K: 2 S: 7 H: 0 LOB: 1 BB: 1 P: 11	R: 1 E: 0 K: 1 S: 7 H: 2 LOB: 1 BB: 0 P: 7	R: 1 E: 1 K: 1 S: 5 H: 1 LOB: 2 BB: 2 P: 13	1B: 4 2B: 4 3B: 0 HR: 1 SF: 0 SAC: 2 DP: 1 HBP: 0						

PITCHER		IP	WLS	BF	H	R	ER	SO	BB	IBB	HBP	BLK	WP	HR	S	P	ERA	WHIP
Bud Daley, L ERA: 3.54	(1, 1)	8.0		33	8	3	3	7	2	0	0	0	0	1	45	53	3.38	1.250
Jim Bouton, R ERA: 3.9	(9, 1)	0.1	L	3	0	1	1	0	2	0	0	0	0	0	1	9	27.00	6.000
Luis Arroyo, L ERA: 5.34	(9, 1)	0.1		2	1	0	0	1	0	0	0	0	0	0	4	4	0.00	3.000

PITCHER	IP	WLS	BF	H	R	ER	SO	BB	IBB	HBP	BLK	WP	HR	S	P	ERA	WHIP

BOTTOM

New York Yankees @ Baltimore Orioles

Memorial Stadium, Baltimore, MD

Sat Aug 25 1962, 7:05 PM EDT

Att. 24,215 - Unknown

livebaseballscorecards.com

AB	32
R	4
H	9
RBI	4
BB	4
SO	8
LOB	15

WP: 0 PA: 38
PB: 2
SB: 0
CS: 0

Batter	1	2	3	4	5	6	7	8	9	AB	R	H	RBI	BB	SO	LOB
Tom Tresh, S (1, 7) OBP: 0.355, SLG: 0.444	L6		CS 1B		F8			4-3		4	0	1	0	0	0	1
Bobby Richardson, R (1, 4) OBP: 0.337, SLG: 0.406	E5		K 1-2			6-3		1B		4	0	1	0	0	1	1
Roger Maris, L (1, 9) OBP: 0.355, SLG: 0.480	K			F9		F3		4-3		4	0	0	0	0	1	2
Mickey Mantle, S (1, 8) OBP: 0.465, SLG: 0.566	F9			S BB		BB			F5	2	0	0	0	2	0	1
Tony Kubek, L (1, 6) OBP: 0.358, SLG: 0.442		HR		F7		F3			4-3 2B	2	1	1	1	0	0	1
Phil Linz, R (4, 6) OBP: 0.341, SLG: 0.398										2	0	1	0	0	0	1
Elston Howard, R (1, 2) OBP: 0.309, SLG: 0.451		F8		F9 1-2			F4		4-3 2-3	3	0	0	0	0	0	1
Johnny Blanchard, L (9, PH) OBP: 0.305, SLG: 0.407										1	0	0	0	0	0	1
Bill Skowron, R (1, 3) OBP: 0.318, SLG: 0.451		6-3			5-3		K		5-3	4	0	0	0	0	1	1
Clete Boyer, R (1, 5) OBP: 0.337, SLG: 0.428		F4			F5		F6			3	0	0	0	0	0	0
Whitey Ford, L (1, 1) OBP: 0.147, SLG: 0.116			F8		1B			3-1		2	0	1	0	0	0	0
Dale Long, L (8, PH) OBP: 0.333, SLG: 0.383										1	0	0	0	0	0	0
Marshall Bridges, S (8, 1)										0	0	0	0	0	0	0
Inning Stats	R: 0 E: 1 K: 1 S: 6 H: 0 LOB: 1 BB: 0 P: 6	R: 1 E: 0 K: 0 S: 4 H: 1 LOB: 0 BB: 0 P: 4	R: 0 E: 0 K: 1 S: 5 H: 1 LOB: 0 BB: 0 P: 5	R: 0 E: 0 K: 0 S: 3 H: 0 LOB: 1 BB: 1 P: 7	R: 0 E: 0 K: 0 S: 4 H: 1 LOB: 1 BB: 0 P: 4	R: 0 E: 0 K: 0 S: 3 H: 0 LOB: 1 BB: 1 P: 7	R: 0 E: 0 K: 1 S: 5 H: 0 LOB: 0 BB: 0 P: 5	R: 0 E: 0 K: 0 S: 4 H: 1 LOB: 1 BB: 0 P: 4	R: 0 E: 0 K: 0 S: 4 H: 1 LOB: 1 BB: 0 P: 4	1B: 3 2B: 1 3B: 0 HR: 1	SF: 0 SAC: 0 DP: 0 HBP: 0						

PITCHER	IP	WLS	BF	H	R	ER	SO	BB	IBB	HBP	BLK	WP	HR	S	P	ERA	WHIP
Robin Roberts, R (1, 1) ERA: 2.43	9.0	W	34	5	1	1	3	2	0	0	0	0	1	38	46	1.00	0.778

PITCHER	IP	WLS	BF	H	R	ER	SO	BB	IBB	HBP	BLK	WP	HR	S	P	ERA	WHIP

TOP

New York Yankees @ Baltimore Orioles

Memorial Stadium, Baltimore, MD

Sun Aug 26 1962, 3:33 AM EDT

Att. 32,646 - Unknown

livebaseballscorecards.com

AB	32
R	1
H	5
RBI	1
BB	2
SO	3
LOB	10

WP: 0 PA: 34
PB: 0
SB: 1
CS: 1

Batter	1	2	3	4	5	6	7	8	9	AB	R	H	RBI	BB	SO	LOB
Jerry Adair, R (1, 6) OBP: 0.326, SLG: 0.430	1B		CS 1B		3-1 2-3			4-3 SH1-4 1B		4	0	3	0	0	0	1
Russ Snyder, L (1, 8) OBP: 0.322, SLG: 0.432	K		K 1-2		L6			SH1-4 1-2		3	0	0	0	0	2	3
Jackie Brandt, R (1, 9) OBP: 0.332, SLG: 0.447	F9			L6		5-3		4-3 2-3		4	0	0	0	0	0	2
Jim Gentile, L (1, 3) OBP: 0.361, SLG: 0.509	K			HR		K		K		4	1	1	1	0	3	2
Brooks Robinson, R (1, 5) OBP: 0.335, SLG: 0.487		HR		K		F9				3	1	1	1	0	1	0
Dick Williams, R (1, 7) OBP: 0.275, SLG: 0.271		K		1B			1-3			3	0	1	0	0	1	0
Gus Triandos, R (1, 2) OBP: 0.262, SLG: 0.315		F4		F7			FC6-4 1B			3	0	1	0	0	0	1
Marv Breeding, R (1, 4) OBP: 0.272, SLG: 0.311		F4			3-1 SH2-4 1B		FC6-4 1-2f			3	0	1	0	0	0	1
Robin Roberts, S (1, 1) OBP: 0.283, SLG: 0.225			K		SH2-4 1-2		5-3			2	0	0	0	0	1	1
Inning Stats	R: 0 E: 0 K: 2 S: 8 H: 1 LOB: 1 BB: 0 P: 8	R: 1 E: 0 K: 1 S: 6 H: 1 LOB: 0 BB: 0 P: 6	R: 0 E: 0 K: 2 S: 7 H: 1 LOB: 0 BB: 0 P: 7	R: 1 E: 0 K: 1 S: 7 H: 2 LOB: 1 BB: 0 P: 7	R: 0 E: 0 K: 0 S: 4 H: 1 LOB: 1 BB: 0 P: 4	R: 0 E: 0 K: 1 S: 5 H: 0 LOB: 0 BB: 0 P: 5	R: 0 E: 0 K: 0 S: 4 H: 1 LOB: 1 BB: 0 P: 4	R: 0 E: 0 K: 1 S: 6 H: 1 LOB: 1 BB: 0 P: 6		1B: 6 2B: 0 3B: 0 HR: 2 SF: 0 SAC: 2 DP: 0 HBP: 0				WP: 0 PB: 0 SB: 0 CS: 1	PA: 31	

PITCHER		IP	WLS	BF	H	R	ER	SO	BB	IBB	HBP	BLK	WP	HR	S	P	ERA	WHIP
Whitey Ford, L ERA: 3.0	(1, 1)	7.0	L	27	7	2	2	7	0	0	0	0	0	2	41	41	2.57	1.000
Marshall Bridges, L ERA: 2.52	(8, 1)	1.0		4	1	0	0	1	0	0	0	0	0	0	6	6	0.00	1.000

PITCHER		IP	WLS	BF	H	R	ER	SO	BB	IBB	HBP	BLK	WP	HR	S	P	ERA	WHIP

BOTTOM

New York Yankees @ Baltimore Orioles

Memorial Stadium, Baltimore, MD

Sun Aug 26 1962, 3:33 AM EDT

Att. 32,646 - Unknown

livebaseballscorecards.com

AB	29
R	2
H	8
RBI	2
BB	0
SO	8
LOB	11

Batter	1	2	3	4	5	6	7	8	9	AB	R	H	RBI	BB	SO	LOB
Don Dillard, L (1, 8) OBP: 0.269, SLG: 0.354	K			4-3		F9			K	4	0	0	0	0	2	1
Al Luplow, L (1, 9) OBP: 0.358, SLG: 0.466	G3			L3			K		1B	4	0	1	0	0	1	0
Tito Francona, L (1, 3) OBP: 0.318, SLG: 0.394	F5			4-3			1B		F3	4	0	1	0	0	0	1
Chuck Essegian, R (1, 7) OBP: 0.370, SLG: 0.507		F7			K		F6			3	0	0	0	0	1	1
John Romano, R (1, 2) OBP: 0.358, SLG: 0.462		F6			F7		K			3	0	0	0	0	1	1
Woodie Held, R (1, 6) OBP: 0.357, SLG: 0.382		K			L6			F7		3	0	0	0	0	1	0
Bubba Phillips, R (1, 5) OBP: 0.287, SLG: 0.354			F8			E7 1B		L7		3	0	1	0	0	0	0
Jerry Kindall, R (1, 4) OBP: 0.291, SLG: 0.367			K			L4		6-3		3	0	0	0	0	1	1
Sam McDowell, L (1, 1) OBP: 0.105, SLG: 0.105			K2-3			K			L8	2	0	0	0	0	2	1
Bill Dailey, R (8, 1)										0	0	0	0	0	0	0
Ty Cline, L (9, PH) OBP: 0.313, SLG: 0.318										1	0	0	0	0	0	0

Cleveland Indians @ New York Yankees

Yankee Stadium, Bronx, NY

Mon Aug 27 1962, 7:05 PM EDT

Att. 30,891 - Unknown - 78 F

TOP

livebaseballscorecards.com

	AB	R	H	RBI	BB	SO	LOB
	30	0	3	0	0	9	6

Inning Stats	1	2	3	4	5	6	7	8	9	1B	SF	PA
R	0	0	0	0	0	0	0	0	0	3	0	30
E	0	0	0	0	0	1	0	0	0	2B: 0	SAC: 0	
K	1	1	2	0	1	1	2	0	1	3B: 0	DP: 0	
S	5	5	7	3	5	6	8	3	6	HR: 0	HBP: 0	
H	0	0	0	0	0	1	1	0	1	WP: 0		
LOB	0	0	0	0	0	1	1	0	1	PB: 0		
BB	0	0	0	0	0	0	0	0	0	SB: 0		
P	5	5	7	3	5	6	8	3	6	CS: 0		

PITCHER	IP	WLS	BF	H	R	ER	SO	BB	IBB	HBP	BLK	WP	HR	S	P	ERA	WHIP
Ralph Terry, R (1, 1) ERA: 3.27	9.0	W	30	3	0	0	9	0	0	0	0	0	0	48	48	0.00	0.333

PITCHER	IP	WLS	BF	H	R	ER	SO	BB	IBB	HBP	BLK	WP	HR	S	P	ERA	WHIP

Batter	1	2	3	4	5	6	7	8	9	AB	R	H	RBI	BB	SO	LOB
Phil Linz, R (1, 6) OBP: 0.333, SLG: 0.386	S S S 0-3 K ①	x 0-0 FC5 2-3f ③		x 0-0 1-2 2-3 1B		x 0-0 1-3 ③		x 0-0 FC1-5 2B 2-3 3-H ②		5	1	1	0	0	1	5
Bobby Richardson, R (1, 4) OBP: 0.336, SLG: 0.406	x 0-0 F3 ②		x 0-0 5-3 ①	x 0-0 F8 ③			x 0-0 6-3 ①	x 0-0 1B 2-H 3-H 2B		5	1	1	2	0	0	3
Roger Maris, L (1, 9) OBP: 0.354, SLG: 0.476	x 0-0 4-3 ③		x 0-0 3-1 ②		x 0-0 G3 ①		x 0-0 4-1 ②	B B B B 4-0 1B BB		4	0	0	0	1	0	0
Mickey Mantle, S (1, 8) OBP: 0.469, SLG: 0.573 Jack Reed, R (8, PR) (9, 8) OBP: 0.333, SLG: 0.447		x 0-0 BB FC6-4 2B	x 0-0 WP 1B		S S S 0-3 K ②		x 0-0 BB 1B	x 0-0 1-3 2-H 1B		5 0	1 0	4 0	1 0	0 0	1 0	0 0
Tom Tresh, S (1, 7) OBP: 0.357, SLG: 0.444	B B B B 4-0 BB E BB	S S S 0-3 K 1-2 ③			x 0-0 FC6-4 1B		B B B B 4-0 FC6-4 1-2 BB	S S S 0-3 K ③		3	1	1	0	2	2	3
Elston Howard, R (1, 2) OBP: 0.311, SLG: 0.450	B B B B 4-0 FC6-4 1-2 2-3 BB			x 0-0 1B BB 1B	x 0-0 FC6-4 1-2f ③		x 0-0 FC6-4 1-2f ③			3	0	1	0	1	0	3
Bill Skowron, R (1, 3) OBP: 0.319, SLG: 0.456	x 0-0 FC6-4 FC5 1B 1-2f 2-H 3-H ①		S S S 0-3 K ①		x 0-0 3B			x 0-0 2B FC1-5 1B		4	0	2	1	0	1	2
Clete Boyer, R (1, 5) OBP: 0.340, SLG: 0.431	x 0-0 1-2 1B		B B B B 4-0 1B 1-2 BB		x 0-0 L4 ①			x 0-0 FC1-5 1-3 2B 2B		3	1	2	0	1	0	1
Ralph Terry, R (1, 1) OBP: 0.200, SLG: 0.163	x 0-0 F9 ②		x 0-0 F4 ②		S S S 0-3 K ②			x 0-0 4-3 ①		4	0	0	0	0	1	7
Inning Stats	R: 0 H: 0 E: 0 LOB: 0 K: 1 BB: 0 S: 5 P: 5	R: 2 H: 2 E: 1 LOB: 2 K: 0 BB: 2 S: 5 P: 13	R: 0 H: 1 E: 0 LOB: 1 K: 1 BB: 0 S: 6 P: 6	R: 0 H: 2 E: 0 LOB: 3 K: 1 BB: 1 S: 7 P: 11	R: 0 H: 1 E: 0 LOB: 1 K: 1 BB: 0 S: 6 P: 6	R: 0 H: 1 E: 0 LOB: 1 K: 1 BB: 0 S: 6 P: 6	R: 0 H: 1 E: 0 LOB: 2 K: 0 BB: 1 S: 4 P: 8	R: 3 H: 4 E: 0 LOB: 2 K: 1 BB: 1 S: 9 P: 13		1B: 8 SF: 0 2B: 3 SAC: 0 3B: 1 DP: 0 HR: 0 HBP: 0				WP: 1 PA: 41 PB: 0 SB: 0 CS: 0		

PITCHER		IP	WLS	BF	H	R	ER	SO	BB	IBB	HBP	BLK	WP	HR	S	P	ERA	WHIP
Sam McDowell, L ERA: 5.61	(1, 1)	7.0	L	35	10	4	4	5	4	0	0	0	1	0	41	57	5.14	2.000
Bill Dailey, R ERA: 3.96	(8, 1)	1.0		6	2	1	1	1	1	0	0	0	0	0	7	11	9.00	3.000

PITCHER	IP	WLS	BF	H	R	ER	SO	BB	IBB	HBP	BLK	WP	HR	S	P	ERA	WHIP

BOTTOM

Cleveland Indians @ New York Yankees

Yankee Stadium, Bronx, NY

Mon Aug 27 1962, 7:05 PM EDT
Att. 30,891 - Unknown - 78 F

livebaseballscorecards.com

AB	36
R	5
H	12
RBI	4
BB	5
SO	6
LOB	24

Batter	1	2	3	4	5	6	7	8	9	AB	R	H	RBI	BB	SO	LOB
Don Dillard, L (1, 8) OBP: 0.264, SLG: 0.348	x 0-0 ① 3-1			x 0-0 ① F7	x 0-0 ② F8					3	0	0	0	0	0	2
Al Luplow, L (1, 9) OBP: 0.358, SLG: 0.475	x 0-0 ② F9			x 0-0 HR	x 0-0 ③ F2					3	1	1	1	0	0	2
Tito Francona, L (1, 3) OBP: 0.318, SLG: 0.393	x 0-0 ③ L7			B B B B 4-0 1B BB						1	0	0	0	1	0	0
Chuck Essegian, R (1, 7) OBP: 0.371, SLG: 0.507		S S S 0-3 ① K		x 0-0 1-2 1B						2	0	1	0	0	1	0
John Romano, R (1, 2) OBP: 0.356, SLG: 0.459		S S S 0-3 ② K		S S S 0-3 ② K						2	0	0	0	0	2	2
Woodie Held, R (1, 6) OBP: 0.356, SLG: 0.380		S S S 0-3 ③ K		S S S 0-3 ③ K						2	0	0	0	0	2	2
Bubba Phillips, R (1, 5) OBP: 0.288, SLG: 0.353			x 0-0 ① F5		B B B 4-0 FC1-5 1B BB					1	0	0	0	1	0	0
Jerry Kindall, R (1, 4) OBP: 0.291, SLG: 0.367			S S S 0-3 ② K		x 0-0 1-2 FC1-5 1B					2	0	1	0	0	1	0
Mudcat Grant, R (1, 1) OBP: 0.171, SLG: 0.200			S S S 0-3 ③ K		x 0-0 ① 1-2 2-3f FC1-5					2	0	0	0	0	1	2
Inning Stats	R: 0 E: 0 K: 0 S: 3 H: 0 LOB: 0 BB: 0 P: 3	R: 0 E: 0 K: 3 S: 9 H: 0 LOB: 0 BB: 0 P: 9	R: 0 E: 0 K: 2 S: 7 H: 0 LOB: 0 BB: 0 P: 7	R: 1 E: 0 K: 2 S: 9 H: 2 LOB: 2 BB: 1 P: 13	R: 0 E: 0 K: 0 S: 4 H: 1 LOB: 2 BB: 1 P: 8					1B: 2 2B: 0 3B: 0 HR: 1	SF: 0 SAC: 0 DP: 0 HBP: 0					

PITCHER	IP	WLS	BF	H	R	ER	SO	BB	IBB	HBP	BLK	WP	HR	S	P	ERA	WHIP
Bill Stafford, R (1, 1) ERA: 3.6	5.0	W	20	3	1	1	7	2	0	0	0	0	1	32	40	1.80	1.000

PITCHER	IP	WLS	BF	H	R	ER	SO	BB	IBB	HBP	BLK	WP	HR	S	P	ERA	WHIP

TOP

Cleveland Indians @ New York Yankees

Yankee Stadium, Bronx, NY

Tue Aug 28 1962, 7:05 PM EDT

Att. 32,680 - Unknown - 71 F

livebaseballscorecards.com

AB	18
R	1
H	3
RBI	1
BB	2
SO	7
LOB	10

WP: 0 PA: 20
PB: 0
SB: 0
CS: 0

Batter	1	2	3	4	5	6	7	8	9	AB	R	H	RBI	BB	SO	LOB
Phil Linz, R (1, 6) OBP: 0.337, SLG: 0.400	0-0 5-3 ①		0-0 2B							2	0	1	0	0	0	0
Bobby Richardson, R (1, 4) OBP: 0.335, SLG: 0.405	0-0 F3 ②		0-0 1-3 ③							2	0	0	0	0	0	1
Roger Maris, L (1, 9) OBP: 0.356, SLG: 0.479	0-0 2B			BBBB 4-0 HR BB						1	1	1	0	1	0	0
Mickey Mantle, S (1, 8) OBP: 0.469, SLG: 0.582	SSS 0-3 K ③			0-0 1-H HR						2	1	1	2	0	1	1
Tom Tresh, S (1, 7) OBP: 0.356, SLG: 0.442		0-0 4-3 ①		0-0 F5 ①						2	0	0	0	0	0	0
Elston Howard, R (1, 2) OBP: 0.309, SLG: 0.448		0-0 6-3 ②		0-0 L9 ②						2	0	0	0	0	0	0
Bill Skowron, R (1, 3) OBP: 0.318, SLG: 0.454		0-0 G3 ③		0-0 5-3 ③						2	0	0	0	0	0	0
Clete Boyer, R (1, 5) OBP: 0.339, SLG: 0.430			0-0 F5 ①		0-0 F7 ①					2	0	0	0	0	0	0
Bill Stafford, R (1, 1) OBP: 0.254, SLG: 0.292			0-0 F6 ②		0-0 5-3 ②					2	0	0	0	0	0	0
Inning Stats	R: 0 H: 1 E: 0 LOB: 1 K: 1 BB: 0 S: 6 P: 6	R: 0 H: 0 E: 0 LOB: 0 K: 0 BB: 0 S: 3 P: 3	R: 0 H: 1 E: 0 LOB: 1 K: 0 BB: 0 S: 4 P: 4	R: 2 H: 1 E: 0 LOB: 0 K: 0 BB: 1 S: 4 P: 8	R: 0 H: 0 E: 0 LOB: 0 K: 0 BB: 0 S: 2 P: 2					1B: 0 SF: 0 2B: 2 SAC: 0 3B: 0 DP: 0 HR: 1 HBP: 0						

PITCHER		IP	WLS	BF	H	R	ER	SO	BB	IBB	HBP	BLK	WP	HR	S	P	ERA	WHIP
Mudcat Grant, R ERA: 4.57	(1, 1)	4.2	L	18	3	2	2	1	1	0	0	0	0	1	19	23	3.86	0.857

PITCHER	IP	WLS	BF	H	R	ER	SO	BB	IBB	HBP	BLK	WP	HR	S	P	ERA	WHIP

BOTTOM

Cleveland Indians @ New York Yankees

Yankee Stadium, Bronx, NY

Tue Aug 28 1962, 7:05 PM EDT
Att. 32,680 - Unknown - 71 F

livebaseballscorecards.com

AB	17
R	2
H	3
RBI	2
BB	1
SO	1
LOB	2

WP: 0 PA: 18
PB: 0
SB: 0
CS: 0

Batter	1	2	3	4	5	6	7	8	9	AB	R	H	RBI	BB	SO	LOB
Ty Cline, L (1, 8) OBP: 0.311, SLG: 0.316	0-0 WP 1B		0-0 L4-3 ③			0-0 L6 ①		0-0 L4 ①	0-0 L4-3 ③	5	0	1	0	0	0	0
Al Luplow, L (1, 7) OBP: 0.356, SLG: 0.472	0-0 F5 ①			0-0 F4 ①		0-0 FC3-6 1B 1B		0-0 4-1 ②		4	0	1	0	0	0	1
Tito Francona, L (1, 3) OBP: 0.321, SLG: 0.400	0-0 L8 ②			0-0 SF7 3B		0-0 1-2 FC3-6 1B		0-0 1B 1B 1B		4	2	3	0	0	0	1
Willie Kirkland, L (1, 9) OBP: 0.276, SLG: 0.370	0-0 5-3 ③ 1-2			0-0 SF7 ② 3-H		0-0 FC3-6 ② 1-2f 2-3		0-0 1B 1B 1-3 1B		3	1	1	1	0	0	3
John Romano, R (1, 2) OBP: 0.357, SLG: 0.459		0-0 5-3 ①		B B B B 4-0 BB		0-0 F5 ③		0-0 1B 1-3 3-H 1B		3	0	1	1	1	0	2
Woodie Held, R (1, 6) OBP: 0.357, SLG: 0.381		S S S 0-3 K ②		0-0 6-3 ③			0-0 1B	0-0 1-3 3-H 1B		4	0	2	1	0	1	1
Bubba Phillips, R (1, 5) OBP: 0.286, SLG: 0.350		0-0 F6 ③			0-0 F2 ①		0-0 F3 ①	0-0 1-3 ③		4	0	0	0	0	0	3
Jerry Kindall, R (1, 4) OBP: 0.289, SLG: 0.364			0-0 5-3 ①		0-0 F8 ②		0-0 F4 ②		0-0 F7 ①	4	0	0	0	0	0	1
Pedro Ramos, S (1, 1) OBP: 0.212, SLG: 0.420			0-0 6-3 ②		0-0 5-3 ③		S S S 0-3 K ③		0-0 5-3 ②	3	0	0	0	0	1	1
Gary Bell, R (8, 1) OBP: 0.296, SLG: 0.208										1	0	0	0	0	0	0
Inning Stats	R: 0 E: 0 K: 0 S: 4 H: 1 LOB: 1 BB: 0 P: 4	R: 0 E: 0 K: 1 S: 5 H: 0 LOB: 0 BB: 0 P: 5	R: 0 E: 0 K: 0 S: 3 H: 0 LOB: 0 BB: 0 P: 3	R: 1 E: 0 K: 0 S: 4 H: 1 LOB: 1 BB: 1 P: 8	R: 0 E: 0 K: 0 S: 3 H: 0 LOB: 0 BB: 0 P: 3	R: 0 E: 0 K: 0 S: 5 H: 2 LOB: 2 BB: 0 P: 5	R: 0 E: 0 K: 1 S: 6 H: 1 LOB: 1 BB: 0 P: 6	R: 2 E: 0 K: 0 S: 7 H: 4 LOB: 2 BB: 0 P: 7	R: 0 E: 0 K: 0 S: 3 H: 0 LOB: 0 BB: 0 P: 3	1B: 8 2B: 0 3B: 1 HR: 0	SF: 1 SAC: 0 DP: 0 HBP: 0						

PITCHER	IP	WLS	BF	H	R	ER	SO	BB	IBB	HBP	BLK	WP	HR	S	P	ERA	WHIP
Jim Coates, R (1, 1) ERA: 4.48	6.0		23	4	1	1	1	1	0	0	0	1	0	24	28	1.50	0.833
Bud Daley, L (7, 1) ERA: 3.68	1.2	L	10	5	2	2	1	0	0	0	0	0	0	12	12	10.80	3.000
Luis Arroyo, L (8, 1) ERA: 5.1	1.1		4	0	0	0	0	0	0	0	0	0	0	4	4	0.00	0.000

PITCHER	IP	WLS	BF	H	R	ER	SO	BB	IBB	HBP	BLK	WP	HR	S	P	ERA	WHIP

TOP

Cleveland Indians @ New York Yankees

Yankee Stadium, Bronx, NY

Wed Aug 29 1962, 3:33 AM EDT

Unknown - 80 F

livebaseballscorecards.com

AB	35
R	3
H	9
RBI	3
BB	1
SO	2
LOB	13

1B: 8	SF: 1	WP: 1	PA: 37
2B: 0	SAC: 0	PB: 0	
3B: 1	DP: 0	SB: 0	
HR: 0	HBP: 0	CS: 0	

Cleveland Indians @ New York Yankees

Yankee Stadium, Bronx, NY

Wed Aug 29 1962, 3:33 AM EDT

Unknown - 80 F

livebaseballscorecards.com

BOTTOM

Batter	1	2	3	4	5	6	7	8	9	AB	R	H	RBI	BB	SO	LOB
Phil Linz, R (1, 6) OBP: 0.330, SLG: 0.400	0-0 ③ FC1-5 2B		S S S 0-3 ① K		x 0-0 ② L8		x 0-0 ③ L5		x 0-0 ② L6	5	0	1	0	0	1	3
Bobby Richardson, R (1, 4) OBP: 0.332, SLG: 0.401	0-0 ① FC1-5 E 1B 2-3		x 0-0 ② G3		x 0-0 E6			x 0-0 ① 6-3	x 0-0 ③ FC6-5 2-3f	5	1	0	0	0	0	3
Roger Maris, L (1, 9) OBP: 0.355, SLG: 0.483	x 0-0 ② G3 1-2		x 0-0 ③ F2		x 0-0 ③ F9			x 0-0 HR		4	1	1	1	0	0	2
Mickey Mantle, S (1, 8) OBP: 0.469, SLG: 0.581	x 0-0 2-H 1B			x 0-0 ① 4-3		S S S 0-3 ① K		x 0-0 FC4-6 1B		4	0	2	1	0	1	0
Jack Reed, R (8, PR) (9, 8) OBP: 0.333, SLG: 0.447										0	0	0	0	0	0	0
Tom Tresh, S (1, 7) OBP: 0.353, SLG: 0.438	x 0-0 ③ F9			x 0-0 ② L9		x 0-0 ② L8		x 0-0 ② FC4-6 WP 1-2f		4	0	0	0	0	0	2
Johnny Blanchard, L (1, 2) OBP: 0.308, SLG: 0.406		B B B B 4-0 FC5-4 BB K BB		x 0-0 1B 1B		x 0-0 ③ 3-1		x 0-0 ③ 4-3 1-2		3	0	1	0	1	0	1
Dale Long, L (1, 3) OBP: 0.339, SLG: 0.386		B B B B 4-0 FC5-4 1-2 BB		x 0-0 FC6-4 1-3 1B			x 0-0 ① F7		x 0-0 FC6-5 1B 1B	3	0	2	0	1	0	0
Tex Clevenger, R (9, PR)										0	0	0	0	0	0	0
Clete Boyer, R (1, 5) OBP: 0.338, SLG: 0.430	x 0-0 ① FC5-4 1-2f 2-3			x 0-0 ③ FC6-4 1-2f			x 0-0 2B		x 0-0 ① F3	4	0	1	0	0	0	5
Jim Coates, R (1, 1) OBP: 0.087, SLG: 0.045	S S S 0-3 ② ③ K 3-H				x 0-0 ① B5-3		x 0-0 ② 5-3		x 0-0 1-2 1B	2	0	0	0	0	1	2
Bud Daley, L (7, 1) OBP: 0.227, SLG: 0.227										1	0	0	0	0	0	1
Luis Arroyo, L (8, 1) OBP: 0.500, SLG: 0.500										0	0	0	0	0	0	0
Yogi Berra, L (9, PH) OBP: 0.312, SLG: 0.404										1	0	1	0	0	0	0
Inning Stats	R: 1 E: 1 K: 0 S: 5 H: 2 LOB: 1 BB: 0 P: 5		R: 0 E: 0 K: 1 S: 4 H: 0 LOB: 1 BB: 2 P: 12	R: 0 E: 0 K: 1 S: 5 H: 0 LOB: 0 BB: 0 P: 5	R: 0 E: 0 K: 0 S: 5 H: 2 LOB: 2 BB: 0 P: 5	R: 0 E: 1 K: 0 S: 4 H: 0 LOB: 1 BB: 0 P: 4	R: 0 E: 0 K: 0 S: 5 H: 0 LOB: 0 BB: 0 P: 5	R: 0 E: 0 K: 1 S: 4 H: 1 LOB: 1 BB: 0 P: 4	R: 1 E: 0 K: 0 S: 5 H: 2 LOB: 2 BB: 0 P: 5	R: 0 E: 0 K: 0 S: 5 H: 2 LOB: 2 BB: 0 P: 5	1B: 6 2B: 2 3B: 0 HR: 1		SF: 0 SAC: 0 DP: 0 HBP: 0					WP: 1 PB: 0 SB: 0 CS: 0		PA: 38

	AB	36
	R	2
	H	9
	RBI	2
	BB	2
	SO	3
	LOB	19

PITCHER		IP	WLS	BF	H	R	ER	SO	BB	IBB	HBP	BLK	WP	HR	S	P	ERA	WHIP
Pedro Ramos, R ERA: 3.82	(1, 1)	7.1	W	30	6	2	1	3	2	0	0	0	0	1	34	42	1.23	1.091
Gary Bell, R ERA: 4.2	(8, 1)	1.2	S	8	3	0	0	0	0	0	0	0	1	0	8	8	0.00	1.800

PITCHER	IP	WLS	BF	H	R	ER	SO	BB	IBB	HBP	BLK	WP	HR	S	P	ERA	WHIP

Batter	1	2	3	4	5	6	7	8	9	AB	R	H	RBI	BB	SO	LOB
Ty Cline, L (1, 8) OBP: 0.305, SLG: 0.310	L3	L1-3		L6-3		L6 BB HBP 1-3 2-H	L1-3		FC6 1-2f	6	0	0	0	0	0	6
Al Luplow, L (1, 7) OBP: 0.363, SLG: 0.476	2B		BBBB HR 1B BB	F5		H BB 1-2 HBP		BBBB 1B 1B BB		2	2	1	0	2	0	1
Tito Francona, L (1, 3) OBP: 0.324, SLG: 0.401	F7		HR 1-2 1B		4-3	BBBB 1-2 2-3 3-H BB		G6-4-3 1B 1-2 1B		4	1	2	1	1	0	1
Willie Kirkland, L (1, 9) OBP: 0.278, SLG: 0.378	L9		HR 1-H 2-H		SSS K	SSS K		G6-4-3 1-2 2-H 1B		5	1	2	4	0	2	4
John Romano, R (1, 2) OBP: 0.356, SLG: 0.455		FC5-4 1B	L5		F3		F9	G6-4-3 1-2f 2-3		5	0	1	0	0	0	2
Woodie Held, R (1, 6) OBP: 0.359, SLG: 0.381		FC5-4 1B 1-2f 1B	G4-6-3 1B			FC4-6 HBP	2B FC4-6 HBP	SSS K		3	2	1	0	0	1	2
Bubba Phillips, R (1, 5) OBP: 0.287, SLG: 0.353		1B SH3-4 1-3 1B	G4-6-3 1-2f			FC4-6 BB 1-2f E	FC4-6 1-3 2B		4-3	5	2	2	0	0	0	2
Jerry Kindall, R (1, 4) OBP: 0.294, SLG: 0.368		SH3-4 1-3 3-H 1B		E1 SH 1B		F4	FC4-6 IBB		FC6 1B	4	0	3	1	1	0	1
Barry Latman, R (1, 1) OBP: 0.267, SLG: 0.310		SH3-4 1-2 3-H		SH 2-3		BBBB E 1-2 BB	FC4-6 1-2f 2-3 3-H		B1	2	1	0	2	1	0	3
Inning Stats	R: 0 H: 1 E: 0 LOB: 1 K: 0 BB: 0 S: 4 P: 4	R: 2 H: 3 E: 0 LOB: 1 K: 0 BB: 0 S: 6 P: 6	R: 3 H: 3 E: 0 LOB: 0 K: 0 BB: 1 S: 5 P: 9	R: 0 H: 1 E: 1 LOB: 1 K: 0 BB: 0 S: 4 P: 4	R: 0 H: 0 E: 0 LOB: 0 K: 1 BB: 0 S: 5 P: 5	R: 2 H: 0 E: 1 LOB: 3 K: 1 BB: 2 S: 6 P: 16	R: 1 H: 1 E: 0 LOB: 2 K: 0 BB: 1 S: 4 P: 9	R: 1 H: 2 E: 0 LOB: 1 K: 1 BB: 1 S: 6 P: 10	R: 0 H: 1 E: 0 LOB: 1 K: 0 BB: 0 S: 4 P: 4	1B: 9 SF: 0 2B: 2 SAC: 2 3B: 0 DP: 2 HR: 1 HBP: 3						WP: 0 PA: 46 PB: 0 SB: 0 CS: 0

Cleveland Indians @ New York Yankees

Yankee Stadium, Bronx, NY

Wed Aug 29 1962, 7:05 PM EDT

Att. 29,954 - Unknown - 78 F

TOP

livebaseballscorecards.com

AB	36
R	9
H	12
RBI	8
BB	5
SO	3
LOB	22

PITCHER		IP	WLS	BF	H	R	ER	SO	BB	IBB	HBP	BLK	WP	HR	S	P	ERA	WHIP
Jim Bouton, R ERA: 4.23	(1, 1)	2.1	L	15	7	5	5	0	1	0	0	0	0	1	14	18	19.29	3.429
Rollie Sheldon, R ERA: 5.46	(3, 1)	2.2		8	1	0	0	1	0	0	0	0	0	0	10	10	0.00	0.375
Bob Turley, R ERA: 4.63	(6, 1)	2.0		14	1	3	1	1	2	1	3	0	0	0	10	25	4.50	1.500
Tex Clevenger, R ERA: 3.45	(8, 1)	2.0		9	3	1	1	1	1	0	0	0	0	0	10	14	4.50	2.000

PITCHER	IP	WLS	BF	H	R	ER	SO	BB	IBB	HBP	BLK	WP	HR	S	P	ERA	WHIP

BOTTOM

Cleveland Indians @ New York Yankees

Yankee Stadium, Bronx, NY

Wed Aug 29 1962, 7:05 PM EDT

Att. 29,954 - Unknown - 78 F

livebaseballscorecards.com

Batter	1	2	3	4	5	6	7	8	9	AB	R	H	RBI	BB	SO	LOB
Phil Linz, R (1, 6) OBP: 0.324, SLG: 0.390	F3		K			G3 S 2B 1B	6-3		F2	5	1	1	0	0	1	2
Bobby Richardson, R (1, 4) OBP: 0.330, SLG: 0.398	K			L8		F7		F7		4	0	0	0	0	1	1
Roger Maris, L (1, 8) OBP: 0.356, SLG: 0.488	F6			HR		1-2 G3 2B BB		L9		3	2	1	1	1	0	0
Tom Tresh, S (1, 7) OBP: 0.352, SLG: 0.437		4-3		F3		G3 1-2 2-3		1B		4	0	1	0	0	0	2
Hector Lopez, R (1, 9) OBP: 0.360, SLG: 0.421		L8		L9		2-H 3-H 2B		6-3		4	0	1	2	0	0	1
Elston Howard, R (1, 2) OBP: 0.311, SLG: 0.450		BB			G3 1B 2B	F9			5-3	3	1	1	0	1	0	1
Bill Skowron, R (1, 3) OBP: 0.317, SLG: 0.452		K			G3 2-3		1B		L7	4	0	1	0	0	1	2
Clete Boyer, R (1, 5) OBP: 0.340, SLG: 0.429			K		G4-6-3 3-H 1B		K		1B 1B BB	3	1	1	1	1	2	1
Jim Bouton, R (1, 1) OBP: 0.161, SLG: 0.074			K		G4-6-3 1-2f		K		1-H 1B	0	0	0	0	0	0	0
Rollie Sheldon, R (3, 1) OBP: 0.273, SLG: 0.077										1	0	0	0	0	1	0
Dale Long, L (5, PH) OBP: 0.338, SLG: 0.385										1	0	0	0	0	0	1
Bob Turley, R (6, 1)										0	0	0	0	0	0	0
Yogi Berra, L (7, PH) OBP: 0.310, SLG: 0.402										1	0	0	0	0	1	1
Tex Clevenger, R (8, 1)										0	0	0	0	0	0	0
Johnny Blanchard, L (9, PH) OBP: 0.310, SLG: 0.409										1	0	1	1	0	0	0

	AB	34
	R	5
	H	8
	RBI	5
	BB	3
	SO	7
	LOB	12

Inning Stats	1	2	3	4	5	6	7	8	9
	R: 0 H: 0 E: 0 LOB: 0 K: 1 BB: 0 S: 5 P: 5	R: 0 H: 0 E: 0 LOB: 1 K: 1 BB: 1 S: 5 P: 9	R: 0 H: 0 E: 0 LOB: 0 K: 3 BB: 0 S: 9 P: 9	R: 1 H: 1 E: 0 LOB: 0 K: 0 BB: 0 S: 4 P: 4	R: 1 H: 2 E: 0 LOB: 0 K: 0 BB: 0 S: 4 P: 4	R: 2 H: 2 E: 0 LOB: 1 K: 0 BB: 1 S: 5 P: 9	R: 0 H: 1 E: 0 LOB: 1 K: 2 BB: 0 S: 8 P: 8	R: 0 H: 1 E: 0 LOB: 1 K: 0 BB: 0 S: 4 P: 4	R: 1 H: 1 E: 0 LOB: 1 K: 0 BB: 1 S: 4 P: 8

1B: 5 SF: 0
2B: 2 SAC: 0
3B: 0 DP: 1
HR: 1 HBP: 0

WP: 0 PA: 37
PB: 0
SB: 1
CS: 0

PITCHER	IP	WLS	BF	H	R	ER	SO	BB	IBB	HBP	BLK	WP	HR	S	P	ERA	WHIP
Barry Latman, R (1, 1) ERA: 3.93	9.0	W	37	8	5	5	7	3	0	0	0	0	1	48	60	5.00	1.222

PITCHER	IP	WLS	BF	H	R	ER	SO	BB	IBB	HBP	BLK	WP	HR	S	P	ERA	WHIP

Batter	1	2	3	4	5	6	7	8	9	AB	R	H	RBI	BB	SO	LOB
Bobby Del Greco, R (1, 8) OBP: 0.389, SLG: 0.417	F7		E5 FC4-6	F2			F9		L8	5	0	0	0	0	0	3
Ed Charles, R (1, 5) OBP: 0.362, SLG: 0.453	E6 1B		K		K		1B 1B		L8	5	0	2	0	0	2	2
Jerry Lumpe, L (1, 4) OBP: 0.342, SLG: 0.438	F2		L9		3-1		1-2 1B			4	0	1	0	0	0	2
Norm Siebern, L (1, 3) OBP: 0.413, SLG: 0.508	BB		FC4-6 1-2f		1B		K			3	0	1	0	1	1	3
Gino Cimoli, R (1, 9) OBP: 0.327, SLG: 0.438	K			L1	5-3			6-3		4	0	0	0	0	1	3
George Alusik, R (1, 7) OBP: 0.344, SLG: 0.526		1B 1B		BB 2B 1B		6-3		5-3		4	1	2	0	0	0	0
Wayne Causey, L (1, 6) OBP: 0.373, SLG: 0.368		G6-4-3 1-2 1B		2B 1-2 BB		5-3		1-3		3	0	1	0	1	0	0
Haywood Sullivan, R (1, 2) OBP: 0.326, SLG: 0.319		F7		K		F4			1B	4	0	1	0	0	1	4
Ed Rakow, S (1, 1) OBP: 0.132, SLG: 0.121 Manny Jimenez, L (4, PH) OBP: 0.363, SLG: 0.447 Dave Wickersham, R (4, 1) OBP: 0.107, SLG: 0.074 Deron Johnson, R (7, PH) OBP: 0.250, SLG: 0.176 Dan Pfister, R (7, 1) OBP: 0.148, SLG: 0.148 Billy Consolo, R (9, PH) OBP: 0.330, SLG: 0.272		G6-4-3 1-2f		1-3 2-H 2B			F8		K	1 1 0 1 0 1	0 0 0 0 0 0	0 1 0 0 0 0	0 1 0 0 0 0	0 1 0 0 0 0	0 0 0 0 0 0	2 0 0 0 0 0
Inning Stats	R: 0 H: 1 E: 1 LOB: 2 K: 1 BB: 1 S: 6 P: 10	R: 0 H: 2 E: 0 LOB: 1 K: 0 BB: 0 S: 4 P: 4	R: 0 H: 0 E: 1 LOB: 1 K: 1 BB: 0 S: 6 P: 6	R: 1 H: 2 E: 0 LOB: 2 K: 1 BB: 1 S: 7 P: 11	R: 0 H: 1 E: 0 LOB: 1 K: 1 BB: 0 S: 6 P: 6	R: 0 H: 0 E: 0 LOB: 0 K: 0 BB: 0 S: 3 P: 3	R: 0 H: 2 E: 0 LOB: 2 K: 1 BB: 0 S: 7 P: 7	R: 0 H: 0 E: 0 LOB: 0 K: 0 BB: 0 S: 3 P: 3	R: 0 H: 1 E: 0 LOB: 1 K: 1 BB: 0 S: 6 P: 6	1B: 8 SF: 0 2B: 1 SAC: 0 3B: 0 DP: 1 HR: 0 HBP: 0						WP: 0 PA: 38 PB: 0 SB: 0 CS: 0

PITCHER		IP	WLS	BF	H	R	ER	SO	BB	IBB	HBP	BLK	WP	HR	S	P	ERA	WHIP
Whitey Ford, L ERA: 2.94	(1, 1)	7.1	W	32	8	1	1	5	2	0	0	0	0	0	40	48	1.23	1.364
Marshall Bridges, L ERA: 2.44	(8, 1)	1.2	S	6	1	0	0	1	0	0	0	0	0	0	8	8	0.00	0.600

PITCHER	IP	WLS	BF	H	R	ER	SO	BB	IBB	HBP	BLK	WP	HR	S	P	ERA	WHIP

TOP

Kansas City Athletics @ New York Yankees

Yankee Stadium, Bronx, NY

Fri Aug 31 1962, 7:05 PM EDT
Att. 24,450 - Overcast - 75 F

livebaseballscorecards.com

AB	36
R	1
H	9
RBI	1
BB	2
SO	6
LOB	20

Batter	1	2	3	4	5	6	7	8	9	AB	R	H	RBI	BB	SO	LOB
Phil Linz, R (1, 6) OBP: 0.327, SLG: 0.390	6-3	BB, 1-2, 1B		1B, SF9, 1B	4-3			F9		5	1	2	0	0	0	1
Bobby Richardson, R (1, 4) OBP: 0.332, SLG: 0.399	6-3	BBBB, 1-2, 2-3, BB		1B, S, 1-3, 1B		CS, 1B		F6		4	0	2	0	1	0	0
Tom Tresh, S (1, 7) OBP: 0.354, SLG: 0.445	BB, 1B	PO, 3-H	SH1-4, BB, FC6-4, 1B	SF9, 3-H		SSS, 1-2, K		HR		4	2	3	2	0	1	1
Mickey Mantle, S (1, 8) OBP: 0.471, SLG: 0.582	BBBB, 1-2, BB		BBBB, FC6-4, SH1-4, 1-2, 1B, BB	F7		SSS, K		2B		3	1	1	0	2	1	1
Hector Lopez, R (1, 9) OBP: 0.362, SLG: 0.422	F9		SH1-4, 1-2, 2-3	1-3, 1B			1B, 1B	6-3		4	0	2	0	0	0	3
Elston Howard, R (1, 2) OBP: 0.310, SLG: 0.447		4-3	BBBB, FC6-4, BB	4-3			F7			3	0	0	0	1	0	3
Bill Skowron, R (1, 3) OBP: 0.317, SLG: 0.450		E1, 1B	FC6-4, 1B, 1-2f, 2-3, 3-H		L8		F2			4	1	1	1	0	0	3
Clete Boyer, R (1, 5) OBP: 0.341, SLG: 0.430		6-3	1-2, 3-H, 1B		SSS, K		1-3, 1B			4	0	2	1	0	1	1
Whitey Ford, L (1, 1) OBP: 0.165, SLG: 0.137 Marshall Bridges, S (8, 1)		BB, 1B, PO, 2-H, 1B	SSS, K			1B	SSS, K			4 0	0 0	2 0	1 0	0 0	2 0	4 0
Inning Stats	R: 0 E: 0 K: 0 S: 4 H: 1 LOB: 2 BB: 1 P: 8	R: 1 E: 1 K: 0 S: 5 H: 3 LOB: 2 BB: 1 P: 9	R: 2 E: 0 K: 1 S: 7 H: 2 LOB: 2 BB: 2 P: 15	R: 1 E: 0 K: 0 S: 6 H: 3 LOB: 2 BB: 0 P: 6	R: 0 E: 0 K: 1 S: 6 H: 1 LOB: 1 BB: 0 P: 6	R: 0 E: 0 K: 2 S: 7 H: 1 LOB: 0 BB: 0 P: 7	R: 0 E: 0 K: 1 S: 7 H: 2 LOB: 2 BB: 0 P: 7	R: 1 E: 0 K: 0 S: 5 H: 2 LOB: 1 BB: 0 P: 5		1B: 13 2B: 2 3B: 0 HR: 1 SF: 1 SAC: 1 DP: 1 HBP: 0						

PITCHER		IP	WLS	BF	H	R	ER	SO	BB	IBB	HBP	BLK	WP	HR	S	P	ERA	WHIP
Ed Rakow, R ERA: 4.21	(1, 1)	3.0	L	18	6	3	3	1	4	0	0	0	0	0	16	32	9.00	3.333
Dave Wickersham, R ERA: 3.42	(4, 1)	3.0		13	5	1	1	3	0	0	0	0	0	0	19	19	3.00	1.667
Dan Pfister, R ERA: 4.96	(7, 1)	2.0		10	4	1	1	1	0	0	0	0	0	1	12	12	4.50	2.000

PITCHER	IP	WLS	BF	H	R	ER	SO	BB	IBB	HBP	BLK	WP	HR	S	P	ERA	WHIP

BOTTOM

Kansas City Athletics @ New York Yankees

Yankee Stadium, Bronx, NY

Fri Aug 31 1962, 7:05 PM EDT
Att. 24,450 - Overcast - 75 F

livebaseballscorecards.com

AB	35
R	5
H	15
RBI	5
BB	4
SO	5
LOB	17
PA	42
WP	0
PB	0
SB	1
CS	1

Batter	1	2	3	4	5	6	7	8	9	AB	R	H	RBI	BB	SO	LOB
Wayne Causey, L (1, 6) OBP: 0.367, SLG: 0.361	F8		6-3			F6	K			4	0	0	0	0	1	2
Ed Charles, R (1, 5) OBP: 0.363, SLG: 0.457	5-3			BB CS		3B		K		3	0	1	0	1	1	0
Jerry Lumpe, L (1, 4) OBP: 0.343, SLG: 0.444	1B			HR 1-2		6-3		3-1		4	1	2	1	0	0	1
Norm Siebern, L (1, 3) OBP: 0.414, SLG: 0.507	F8			1B FC6-4		BB		F6		3	0	1	0	1	0	1
Gino Cimoli, R (1, 9) OBP: 0.324, SLG: 0.434		4-3		FC6-4 1-2f		5-3			F9	4	0	0	0	0	0	3
George Alusik, R (1, 7) OBP: 0.337, SLG: 0.514		F5		K			5-3		F7	4	0	0	0	0	1	1
Bobby Del Greco, R (1, 8) OBP: 0.387, SLG: 0.415		K			F6		1B		5-3	4	0	1	0	0	1	0
Haywood Sullivan, R (1, 2) OBP: 0.326, SLG: 0.319			K		G5-4-3 1B		F3			3	0	1	0	0	1	1
Bill Fischer, R (1, 1) OBP: 0.148, SLG: 0.185			F7		G5-4-3 1-2f		1B 1-2			2	0	0	0	0	0	1
Manny Jimenez, L (7, PH) OBP: 0.364, SLG: 0.448										1	0	1	0	0	0	0
Dick Howser, R (7, PR) OBP: 0.326, SLG: 0.350										0	0	0	0	0	0	0
John Wyatt, R (7, 1) OBP: 0.138, SLG: 0.107										0	0	0	0	0	0	0
Inning Stats	R: 0 E: 0 K: 0 S: 4 H: 1 LOB: 1 BB: 0 P: 4	R: 0 E: 0 K: 1 S: 5 H: 0 LOB: 0 BB: 0 P: 5	R: 0 E: 0 K: 1 S: 5 H: 0 LOB: 0 BB: 0 P: 5	R: 1 E: 0 K: 1 S: 6 H: 2 LOB: 1 BB: 1 P: 10	R: 0 E: 0 K: 0 S: 3 H: 1 LOB: 0 BB: 0 P: 3	R: 0 E: 0 K: 0 S: 4 H: 1 LOB: 2 BB: 1 P: 8	R: 0 E: 0 K: 1 S: 7 H: 2 LOB: 2 BB: 0 P: 7	R: 0 E: 0 K: 1 S: 5 H: 0 LOB: 0 BB: 0 P: 5	R: 0 E: 0 K: 0 S: 3 H: 0 LOB: 0 BB: 0 P: 3	1B: 5 2B: 0 3B: 1 HR: 1 SF: 0 SAC: 0 DP: 1 HBP: 0						

PITCHER	IP	WLS	BF	H	R	ER	SO	BB	IBB	HBP	BLK	WP	HR	S	P	ERA	WHIP
Ralph Terry, R (1, 1) ERA: 3.19	9.0	W	34	7	1	1	5	2	0	0	0	0	1	42	50	1.00	1.000

PITCHER	IP	WLS	BF	H	R	ER	SO	BB	IBB	HBP	BLK	WP	HR	S	P	ERA	WHIP

TOP

Kansas City Athletics @ New York Yankees

Yankee Stadium, Bronx, NY

Sat Sep 01 1962, 3:33 AM EDT

Att. 17,383 - Unknown - 83 F

livebaseballscorecards.com

AB	32
R	1
H	7
RBI	1
BB	2
SO	5
LOB	10

WP: 0	PB: 0	SB: 0	CS: 1
PA: 34			

Batter	1	2	3	4	5	6	7	8	9	AB	R	H	RBI	BB	SO	LOB
Tony Kubek, L (1, 6) OBP: 0.341, SLG: 0.420	5-3		F8		G4-6-3 1-2f		F7			4	0	0	0	0	0	3
Bobby Richardson, R (1, 4) OBP: 0.332, SLG: 0.398	B1-3			FC4-6 1B		6-3	K			4	0	1	0	0	1	1
Tom Tresh, S (1, 7) OBP: 0.354, SLG: 0.444	3-1			FC4-6 1B 1-2f		1B FC5-2 1B		K		4	0	1	0	0	1	1
Mickey Mantle, S (1, 8) OBP: 0.474, SLG: 0.583		L4-3 1B		F6		FC5-2 1-3 3B 1B		E S BB		3	1	2	0	1	0	1
Hector Lopez, R (1, 9) OBP: 0.361, SLG: 0.420		L4-3 1-2		1-3 1B		FC5-2 1-3 3-H 3B		K 1-3		4	1	1	0	0	1	4
Elston Howard, R (1, 2) OBP: 0.310, SLG: 0.450		F9		F9		1-H 3-H 3B		K		4	0	1	2	0	1	3
Bill Skowron, R (1, 3) OBP: 0.317, SLG: 0.451			L4		1B 2B	6-3				3	1	1	0	0	0	1
Clete Boyer, R (1, 5) OBP: 0.339, SLG: 0.427			K		F4		K			3	0	0	0	0	2	1
Ralph Terry, R (1, 1) OBP: 0.226, SLG: 0.191			1B		G4-6-3 2-H 1B		1B			3	0	3	1	0	0	0
Inning Stats	R: 0 E: 0 K: 0 S: 3 H: 0 LOB: 0 BB: 0 P: 3	R: 0 E: 0 K: 0 S: 3 H: 1 LOB: 0 BB: 0 P: 3	R: 0 E: 0 K: 1 S: 6 H: 1 LOB: 1 BB: 0 P: 6	R: 0 E: 0 K: 0 S: 5 H: 2 LOB: 2 BB: 0 P: 5	R: 1 E: 0 K: 0 S: 4 H: 2 LOB: 0 BB: 0 P: 4	R: 2 E: 0 K: 0 S: 6 H: 3 LOB: 1 BB: 0 P: 6	R: 0 E: 0 K: 2 S: 8 H: 1 LOB: 1 BB: 0 P: 8	R: 0 E: 0 K: 3 S: 9 H: 0 LOB: 1 BB: 1 P: 13		1B: 8 2B: 2 3B: 1 HR: 0	SF: 0 SAC: 0 DP: 2 HBP: 0						

PITCHER		IP	WLS	BF	H	R	ER	SO	BB	IBB	HBP	BLK	WP	HR	S	P	ERA	WHIP
Bill Fischer, R ERA: 3.48	(1, 1)	6.0	L	25	9	3	3	1	0	0	0	0	0	0	27	27	4.50	1.500
John Wyatt, R ERA: 4.72	(7, 1)	2.0		8	1	0	0	5	1	0	0	0	0	0	17	21	0.00	1.000

PITCHER	IP	WLS	BF	H	R	ER	SO	BB	IBB	HBP	BLK	WP	HR	S	P	ERA	WHIP

BOTTOM

Kansas City Athletics @ New York Yankees

Yankee Stadium, Bronx, NY

Sat Sep 01 1962, 3:33 AM EDT

Att. 17,383 - Unknown - 83 F

livebaseballscorecards.com

AB	32
R	3
H	10
RBI	3
BB	1
SO	6
LOB	15

1B: 8 SF: 0
2B: 2 SAC: 0
3B: 1 DP: 2
HR: 0 HBP: 0

WP: 0 PA: 33
PB: 0
SB: 1
CS: 0

Batter	1	2	3	4	5	6	7	8	9	AB	R	H	RBI	BB	SO	LOB
Wayne Causey, L (1, 6) OBP: 0.361, SLG: 0.355	4-3		F7			1-3		G3		4	0	0	0	0	0	1
Ed Charles, R (1, 5) OBP: 0.364, SLG: 0.460	6-3 1B		2B			L7			6-3	4	0	2	0	0	0	0
Jerry Lumpe, L (1, 4) OBP: 0.342, SLG: 0.443	6-3 1-2		4-3			3-1			1B	4	0	1	0	0	0	2
Norm Siebern, L (1, 3) OBP: 0.413, SLG: 0.505	F7			G1-6-3 1B			4-3		F8	4	0	1	0	0	0	2
Manny Jimenez, L (1, 7) OBP: 0.361, SLG: 0.444		4-3		G1-6-3 1-2f			4-3		G3	4	0	0	0	0	0	2
Gino Cimoli, R (1, 9) OBP: 0.323, SLG: 0.431		F3		6-3			F7			3	0	0	0	0	0	0
Bobby Del Greco, R (1, 8) OBP: 0.387, SLG: 0.414		F5			G6-4-3 1B			F9		3	0	1	0	0	0	0
Haywood Sullivan, R (1, 2) OBP: 0.331, SLG: 0.333			SF7 3B		G6-4-3 1-2f			1B		3	1	2	0	0	0	1
Orlando Pena, R (1, 1) OBP: 0.200, SLG: 0.167			SF7 3-H		K			B2		2	0	0	1	0	1	1
Inning Stats	R: 0 H: 1 E: 0 LOB: 1 K: 0 BB: 0 S: 4 P: 4	R: 0 H: 0 E: 0 LOB: 0 K: 0 BB: 0 S: 3 P: 3	R: 1 H: 2 E: 0 LOB: 1 K: 0 BB: 0 S: 5 P: 5	R: 0 H: 1 E: 0 LOB: 0 K: 0 BB: 0 S: 3 P: 3	R: 0 H: 1 E: 0 LOB: 0 K: 1 BB: 0 S: 5 P: 5	R: 0 H: 0 E: 0 LOB: 0 K: 0 BB: 0 S: 3 P: 3	R: 0 H: 0 E: 0 LOB: 0 K: 0 BB: 0 S: 3 P: 3	R: 0 H: 1 E: 0 LOB: 1 K: 0 BB: 0 S: 4 P: 4	R: 0 H: 1 E: 0 LOB: 1 K: 0 BB: 0 S: 4 P: 4	1B: 5 SF: 1 2B: 1 SAC: 0 3B: 1 DP: 2 HR: 0 HBP: 0						WP: 0 PA: 32 PB: 0 SB: 0 CS: 0	

PITCHER		IP	WLS	BF	H	R	ER	SO	BB	IBB	HBP	BLK	WP	HR	S	P	ERA	WHIP
Jim Bouton, R ERA: 4.09	(1, 1)	6.0		21	5	1	1	1	0	0	0	0	0	0	23	23	1.50	0.833
Bud Daley, L ERA: 3.56	(7, 1)	3.0	W	11	2	0	0	0	0	0	0	0	0	0	11	11	0.00	0.667

PITCHER		IP	WLS	BF	H	R	ER	SO	BB	IBB	HBP	BLK	WP	HR	S	P	ERA	WHIP

TOP

Kansas City Athletics @ New York Yankees

Yankee Stadium, Bronx, NY

Sun Sep 02 1962, 3:33 AM EDT

Att. 12,933 - Unknown - 70 F

livebaseballscorecards.com

AB	31
R	1
H	7
RBI	1
BB	0
SO	1
LOB	9

Batter	1	2	3	4	5	6	7	8	9	AB	R	H	RBI	BB	SO	LOB
Tony Kubek, L (1, 6) OBP: 0.333, SLG: 0.400	S S S 0-3 K ①		x 0-0 1-3 1-2 ②		B B B 4-0 FC3-2 BB	x 0-0 F6 ③			x 0-0 FC1-6 1-2f 2B ①	4	1	0	0	1	1	5
Bobby Richardson, R (1, 4) OBP: 0.331, SLG: 0.398	x 0-0 F6 ②		x 0-0 6-3 ③		x 0-0 FC3-2 1-2 2-3 3-Hf ②		x 0-0 F9 ①		x 0-0 1-H 2B	5	0	1	1	0	0	4
Tom Tresh, S (1, 7) OBP: 0.351, SLG: 0.440	x 0-0 L3 ③			x 0-0 4-3 ①	x 0-0 FC1-2 3-Hf ③		x 0-0 G3 ②			4	0	0	0	0	0	3
Mickey Mantle, S (1, 8) OBP: 0.474, SLG: 0.579		x 0-0 F6 ①		B B B B 4-0 BB		B B B B 4-0 1B BLK BB	x 0-0 F2 ③			2	1	0	0	2	0	0
Yogi Berra, L (1, 2) OBP: 0.305, SLG: 0.394		x 0-0 E3 G3		S S S 0-3 K ②		x 0-0 F6 ①		x 0-0 F5 ①		4	0	0	0	0	1	2
Johnny Blanchard, L (1, 9) OBP: 0.311, SLG: 0.408 Jack Reed, R (6, PR) OBP: 0.333, SLG: 0.447 Bud Daley, L (7, 1) OBP: 0.217, SLG: 0.217		x 0-0 G3 1-2 ②		x 0-0 4-3 ③		x 0-0 BLK BB 1-3 1B		x 0-0 4-3 ②		3 0 1	0 0 0	1 0 0	0 0 0	0 0 0	0 0 0	2 0 0
Dale Long, L (1, 3) OBP: 0.343, SLG: 0.388 Phil Linz, R (8, PR) OBP: 0.327, SLG: 0.390 Bill Skowron, R (9, 3) OBP: 0.317, SLG: 0.451		x 0-0 F2 ③			x 0-0 SH5-4 1B FC3-2 1B	B B B 4-0 BLK 1-2 BB		x 0-0 S 1B		3 0 0	0 0 0	2 0 0	0 0 0	1 0 0	0 0 0	1 0 0
Clete Boyer, R (1, 5) OBP: 0.340, SLG: 0.427			B B B B 4-0 1-3 BB		x 0-0 FC3-2 SH5-4 1-2 FC1-2 1B	x 0-0 F9 ②		S S S 0-3 K 1-2 ③		3	0	1	0	1	1	4
Jim Bouton, R (1, 1) OBP: 0.156, SLG: 0.071 Roger Maris, L (6, PH) OBP: 0.358, SLG: 0.489 (7, 9)			x 0-0 F1 ①		x 0-0 SH5-4 1-2 2-3 ①	4-0 1-2 2-3 3-H IBB			x 0-0 FC1-6 1B	1 1	0 0	0 1	0 0	0 1	0 0	1 0
Inning Stats	R: 0 E: 0 K: 1 S: 5 H: 0 LOB: 0 BB: 0 P: 5	R: 0 E: 1 K: 0 S: 4 H: 0 LOB: 1 BB: 0 P: 4	R: 0 E: 0 K: 0 S: 3 H: 0 LOB: 1 BB: 1 P: 7	R: 0 E: 0 K: 1 S: 5 H: 0 LOB: 1 BB: 1 P: 9	R: 0 E: 0 K: 0 S: 5 H: 2 LOB: 3 BB: 1 P: 9	R: 1 E: 0 K: 0 S: 4 H: 1 LOB: 3 BB: 3 P: 16	R: 0 E: 0 K: 0 S: 3 H: 0 LOB: 0 BB: 0 P: 3	R: 0 E: 0 K: 1 S: 6 H: 1 LOB: 2 BB: 0 P: 6	R: 1 E: 0 K: 0 S: 3 H: 2 LOB: 1 BB: 0 P: 3	1B: 5 2B: 1 3B: 0 HR: 0 SF: 0 SAC: 1 DP: 0 HBP: 0						

PITCHER	IP	WLS	BF	H	R	ER	SO	BB	IBB	HBP	BLK	WP	HR	S	P	ERA	WHIP
Orlando Pena, R (1, 1) ERA: 3.04	8.1	L	38	6	2	2	3	5	1	0	1	0	0	38	62	2.16	1.320

PITCHER	IP	WLS	BF	H	R	ER	SO	BB	IBB	HBP	BLK	WP	HR	S	P	ERA	WHIP

BOTTOM

Kansas City Athletics @ New York Yankees

Yankee Stadium, Bronx, NY

Sun Sep 02 1962, 3:33 AM EDT
Att. 12,933 - Unknown - 70 F

livebaseballscorecards.com

AB	31
R	2
H	6
RBI	1
BB	6
SO	3
LOB	22

WP: 0 PA: 38
PB: 0
SB: 1
CS: 0

Batter	1	2	3	4	5	6	7	8	9	AB	R	H	RBI	BB	SO	LOB
Albie Pearson, L (1, 8) OBP: 0.369, SLG: 0.356	BB BB 1B	F8			F8		E3 S			4	0	1	0	0	0	1
Billy Moran, R (1, 4) OBP: 0.332, SLG: 0.428	K	6-3			F9		1-3 (1-2)			4	0	0	0	0	1	3
Lee Thomas, L (1, 3) OBP: 0.356, SLG: 0.459	BB (1-2) BB		L5		BB			FC6-4 BB		1	0	0	0	3	0	0
Leon Wagner, L (1, 9) OBP: 0.329, SLG: 0.518	K		HR		F4			K		4	1	1	1	0	2	4
Buck Rodgers, S (1, 2) OBP: 0.310, SLG: 0.378	BB (1-2 2-3)		F8			6-3		FC6-4 FC5-4 (1-2f)		3	0	0	0	1	0	1
Felix Torres, R (1, 5) OBP: 0.316, SLG: 0.414	1-3		6-3			K		FC5-4 (1-2f)		4	0	0	0	0	1	4
Leo Burke, R (1, 7) OBP: 0.556, SLG: 1.222		HR		G5-4-3 1B		F8			FC1-4 1B	4	1	3	1	0	0	0
Jim Fregosi, R (1, 6) OBP: 0.347, SLG: 0.333 George Thomas, R (9, PH) OBP: 0.311, SLG: 0.377		2B		G5-4-3 (1-2f)			K		FC1-4 K2-4-2 (1-2f)	3 1	0 0	1 0	0 0	0 0	1 0	1 1
Bo Belinsky, L (1, 1) OBP: 0.220, SLG: 0.132 Dan Osinski, R (7, 1) Ryne Duren, R (8, 1) OBP: 0.067, SLG: 0.133 Earl Averill, R (9, PH) OBP: 0.360, SLG: 0.333		K		K			F9		K2-4-2 (1-2f)	3 0 0 1	0 0 0 0	0 0 0 0	0 0 0 0	0 0 0 0	2 0 0 1	1 0 0 1
Inning Stats	R: 0 E: 0 K: 2 S: 8 H: 1 LOB: 3 BB: 2 P: 16	R: 1 E: 0 K: 1 S: 7 H: 2 LOB: 1 BB: 0 P: 7	R: 1 E: 0 K: 0 S: 4 H: 1 LOB: 0 BB: 0 P: 4	R: 0 E: 0 K: 1 S: 5 H: 1 LOB: 0 BB: 0 P: 5	R: 0 E: 0 K: 0 S: 3 H: 0 LOB: 1 BB: 1 P: 7	R: 0 E: 0 K: 1 S: 5 H: 0 LOB: 0 BB: 0 P: 5	R: 0 E: 1 K: 1 S: 6 H: 0 LOB: 1 BB: 0 P: 6	R: 0 E: 0 K: 1 S: 5 H: 0 LOB: 1 BB: 1 P: 9	R: 0 E: 0 K: 1 S: 5 H: 1 LOB: 1 BB: 0 P: 5	1B: 3 2B: 2 3B: 0 HR: 2	SF: 0 SAC: 0 DP: 2 HBP: 0						

TOP

Los Angeles Angels @ New York Yankees

Yankee Stadium, Bronx, NY

Mon Sep 03 1962, 3:33 AM EDT

Unknown - 72 F

livebaseballscorecards.com

AB	32
R	2
H	6
RBI	2
BB	4
SO	8
LOB	17

WP: 0 PB: 0 SB: 1 CS: 0 PA: 36

PITCHER		IP	WLS	BF	H	R	ER	SO	BB	IBB	HBP	BLK	WP	HR	S	P	ERA	WHIP
Bill Stafford, R ERA: 3.56	(1, 1)	7.0	W	29	5	2	2	6	3	0	0	0	0	2	38	50	2.57	1.143
Marshall Bridges, L ERA: 2.35	(8, 1)	2.0	S	7	1	0	0	2	1	0	0	0	0	0	10	14	0.00	1.000

PITCHER		IP	WLS	BF	H	R	ER	SO	BB	IBB	HBP	BLK	WP	HR	S	P	ERA	WHIP

Batter	1	2	3	4	5	6	7	8	9	AB	R	H	RBI	BB	SO	LOB
Tony Kubek, L (1, 6) OBP: 0.337, SLG: 0.386	BBBB 4-0 WP 1B BB		SSS 0-3 ① K		x 0-0 ② F7		BBBB 4-0 FC5-2 2B 1-2 BB	x 0-0 ② F6		3	1	0	0	2	1	1
Bobby Richardson, R (1, 4) OBP: 0.333, SLG: 0.402	x 0-0 ① F8		BBBB 4-0 G5-4-3 BB		x 0-0 2B		x 0-0 ② FC5-2 2B 1-2 2-3 3-Hf	x 0-0 S 2-H 2B		4	1	2	1	1	0	4
Tom Tresh, S (1, 7) OBP: 0.352, SLG: 0.442	x 0-0 WP 1-2 1B		x 0-0 ② ③ G5-4-3 1-2f		SSS 0-3 ③ K		x 0-0 2B 1-3 2-H 3-H 2B	SSS 0-3 ③ K 2-3		5	1	2	2	0	2	3
Mickey Mantle, S (1, 8) OBP: 0.474, SLG: 0.575	SSS 0-3 ② K 1-2 2-3			BBBB 4-0 HR BB		x 0-0 ① 5-3	IIII 4-0 2B E IBB			2	2	0	0	2	1	2
Roger Maris, L (1, 9) OBP: 0.359, SLG: 0.491	x 0-0 ③ 3-1			x 0-0 ① L6		x 0-0 G6-3 1B	x 0-0 E 1-3 2-H 3-H 2B			4	0	2	2	0	0	3
Elston Howard, R (1, 2) OBP: 0.311, SLG: 0.456		BBBB 4-0 FC6-4 BB		x 0-0 1-H HR		x 0-0 ② ③ G6-3 1-2f	x 0-0 E5 2-3 3-H			3	1	1	2	1	0	2
Bill Skowron, R (1, 3) OBP: 0.316, SLG: 0.449		x 0-0 ① FC6-4 1-2f		x 0-0 ② F7			x 0-0 1B SH3-4 FC5-2 1B	x 0-0 F2		4	0	1	0	0	0	3
Clete Boyer, R (1, 5) OBP: 0.340, SLG: 0.425		x 0-0 ② F3		x 0-0 ③ 6-3			x 0-0 ① SH3-4 1-2	BBBB 4-0 SH1-4 2B BB		2	1	0	0	1	0	1
Bill Stafford, R (1, 1) OBP: 0.246, SLG: 0.284 Hector Lopez, R (7, PH) OBP: 0.363, SLG: 0.422 Marshall Bridges, S (8, 1)		x 0-0 ③ 1-3			x 0-0 ① 6-3		x 0-0 FC5-2 BB 2-3 2B 1B	x 0-0 ① SH1-4 1-2		2 1 0	0 1 0	0 1 0	0 1 0	0 0 0	0 0 0	1 0 0
Inning Stats	R: 0 E: 0 K: 1 S: 6 / H: 1 LOB: 2 BB: 1 P: 10	R: 0 E: 0 K: 0 S: 3 / H: 0 LOB: 1 BB: 1 P: 7	R: 0 E: 0 K: 1 S: 4 / H: 0 LOB: 0 BB: 1 P: 8	R: 2 E: 0 K: 0 S: 4 / H: 1 LOB: 0 BB: 1 P: 8	R: 0 E: 0 K: 1 S: 6 / H: 1 LOB: 1 BB: 0 P: 6	R: 0 E: 0 K: 0 S: 3 / H: 1 LOB: 0 BB: 0 P: 3	R: 5 E: 1 K: 0 S: 8 / H: 4 LOB: 2 BB: 2 P: 16	R: 1 E: 0 K: 1 S: 6 / H: 1 LOB: 1 BB: 1 P: 10		1B: 4 2B: 4 3B: 0 HR: 1 / SF: 0 SAC: 2 DP: 2 HBP: 0						

PITCHER		IP	WLS	BF	H	R	ER	SO	BB	IBB	HBP	BLK	WP	HR	S	P	ERA	WHIP
Bo Belinsky, L ERA: 3.64	(1, 1)	6.2	L	32	8	7	6	3	5	1	0	0	1	1	32	56	8.10	1.950
Dan Osinski, R ERA: 4.6	(7, 1)	0.1		2	0	0	0	0	0	0	0	0	0	0	2	2	0.00	0.000
Ryne Duren, R ERA: 4.68	(8, 1)	1.0		5	1	1	1	1	1	0	0	0	0	0	6	10	9.00	2.000

PITCHER	IP	WLS	BF	H	R	ER	SO	BB	IBB	HBP	BLK	WP	HR	S	P	ERA	WHIP

BOTTOM

Los Angeles Angels @ New York Yankees

Yankee Stadium, Bronx, NY

Mon Sep 03 1962, 3:33 AM EDT

Unknown - 72 F

livebaseballscorecards.com

AB	30
R	8
H	9
RBI	7
BB	7
SO	4
LOB	20

WP: 1	PA: 39				
PB: 0					
SB: 1					
CS: 0					

Batter	1	2	3	4	5	6	7	8	9	AB	R	H	RBI	BB	SO	LOB
Albie Pearson, L (1, 8) OBP: 0.368, SLG: 0.360	4-3		K			F7		HR 1-H	L3	5	1	1	2	0	1	2
Billy Moran, R (1, 4) OBP: 0.329, SLG: 0.425	E6 G4-6-3			4-3		5-3		5-3		4	0	0	0	0	0	1
Lee Thomas, L (1, 3) OBP: 0.355, SLG: 0.457	G4-6-3 1-2f			F9		4-3			1B 2B 1B	4	1	1	0	0	0	1
Leon Wagner, L (1, 9) OBP: 0.330, SLG: 0.517		F4		BB 1B			1-3		2B 1-2 1B	3	1	1	0	1	0	0
Buck Rodgers, S (1, 2) OBP: 0.311, SLG: 0.380		4-3		1B 1-3			F9		1B 1-3 2-H 2B	4	1	2	1	0	0	0
Leo Burke, R (1, 7) OBP: 0.462, SLG: 0.923		K		K			K		E SH1-4 2-H 3-H 1B	4	1	1	2	0	3	2
Felix Torres, R (1, 5) OBP: 0.313, SLG: 0.411			F4		F8			4-3	SH1-4 1-2	3	0	0	0	0	0	0
Jim Fregosi, R (1, 6) OBP: 0.343, SLG: 0.330			1B		F8			F9	K	4	0	1	0	0	1	1
Ted Bowsfield, R (1, 1) OBP: 0.293, SLG: 0.200 Gene Leek, R (5, PH) OBP: 0.500, SLG: 0.500 Julio Navarro, R (5, 1) Tom Burgess, L (8, PH) OBP: 0.355, SLG: 0.319 Ken Hunt, R (8, PR) Tom Morgan, R (8, 1) George Thomas, R (9, PH) OBP: 0.316, SLG: 0.382 Dan Osinski, R (9, 1)			K		6-3			HR BB	E7 2-H 1B	1 1 0 0 0 0 1 0	0 0 0 0 1 0 0 0	0 0 0 0 0 0 0 0	0 0 0 1 0 0 0 1	0 0 0 0 0 0 0 0	1 0 0 0 0 0 0 0	1 0 0 0 0 0 0 0
Inning Stats	R: 0 E: 1 K: 0 S: 3 H: 0 LOB: 0 BB: 0 P: 3	R: 0 E: 0 K: 1 S: 5 H: 0 LOB: 0 BB: 0 P: 5	R: 0 E: 0 K: 2 S: 8 H: 1 LOB: 1 BB: 0 P: 8	R: 0 E: 0 K: 1 S: 6 H: 1 LOB: 2 BB: 1 P: 10	R: 0 E: 0 K: 0 S: 3 H: 0 LOB: 0 BB: 0 P: 3	R: 0 E: 0 K: 0 S: 3 H: 0 LOB: 0 BB: 0 P: 3	R: 0 E: 0 K: 1 S: 5 H: 0 LOB: 0 BB: 0 P: 5	R: 2 E: 0 K: 0 S: 4 H: 1 LOB: 1 BB: 1 P: 8	R: 4 E: 1 K: 1 S: 10 H: 5 LOB: 1 BB: 0 P: 10	1B: 6 2B: 1 3B: 0 HR: 1 SF: 0 SAC: 1 DP: 1 HBP: 0						

PITCHER		IP	WLS	BF	H	R	ER	SO	BB	IBB	HBP	BLK	WP	HR	S	P	ERA	WHIP
Jim Coates, R ERA: 4.57	(1, 1)	8.0		32	6	5	5	5	2	0	0	0	0	1	40	48	5.62	1.000
Luis Arroyo, L ERA: 5.28	(9, 1)	0.2	L	4	2	1	1	1	0	0	0	0	0	0	6	6	13.50	3.000
Bud Daley, L ERA: 3.55	(9, 1)	0.1		1	0	0	0	0	0	0	0	0	0	0	1	1	0.00	0.000

PITCHER	IP	WLS	BF	H	R	ER	SO	BB	IBB	HBP	BLK	WP	HR	S	P	ERA	WHIP

TOP

Los Angeles Angels @ New York Yankees

Yankee Stadium, Bronx, NY

Mon Sep 03 1962, 3:38 AM EDT

Att. 56,964 - Unknown - 74 F

livebaseballscorecards.com

AB	34
R	6
H	8
RBI	6
BB	2
SO	6
LOB	8

1B: 6	SF: 0	WP: 0	PA: 37
2B: 1	SAC: 1	PB: 0	
3B: 0	DP: 1	SB: 0	
HR: 1	HBP: 0	CS: 0	

Batter	1	2	3	4	5	6	7	8	9	AB	R	H	RBI	BB	SO	LOB
Tony Kubek, L (1, 6) OBP: 0.340, SLG: 0.380	4-3		L7	G6-4-3 1-2 1B		4-3			BBBB 4-0 SH1-4 BB	4	0	1	0	1	0	0
Bobby Richardson, R (1, 4) OBP: 0.331, SLG: 0.399	F9		E1 1B 2B	G6-4-3 1-2f		G3			SH1-4 1-2	4	1	0	0	0	0	2
Tom Tresh, S (1, 7) OBP: 0.354, SLG: 0.442	BBBB 4-0 1B BB		0-0 1-2 2B 1B		S 1B WP 1B	G3			F8	4	2	2	0	1	0	1
Mickey Mantle, S (1, 8) OBP: 0.476, SLG: 0.579	0-0 1-3 1B		0-0 1-H 2-H 2B		S 1-2 1B		F7		4-3	5	1	3	2	0	0	1
Roger Maris, L (1, 9) OBP: 0.357, SLG: 0.488	SSS 0-3 K		F7		F8 1-3 2-H		SSS 0-3 K			4	0	0	0	0	2	4
Elston Howard, R (1, 2) OBP: 0.313, SLG: 0.462		0-0 HR	BBBB 4-0 BB		F6		L7			3	1	1	1	1	0	1
Bill Skowron, R (1, 3) OBP: 0.315, SLG: 0.446		0-0 5-3	SSS 0-3 K		BBBB 4-0 1B BB			0-0 F8		3	0	0	0	1	1	2
Clete Boyer, R (1, 5) OBP: 0.339, SLG: 0.424		0-0 F8		0-0 F3	0-0 1-2 3-H 1B			0-0 F9		4	0	1	1	0	0	0
Jim Coates, R (1, 1) OBP: 0.111, SLG: 0.077		SSS 0-3 K		0-0 1B 1B	0-0 1-3			0-0 F3		4	0	1	0	0	1	2
Luis Arroyo, L (9, 1) OBP: 0.500, SLG: 0.500										0	0	0	0	0	0	0
Bud Daley, L (9, 1) OBP: 0.217, SLG: 0.217										0	0	0	0	0	0	0
Inning Stats	R: 0 E: 0 K: 1 S: 6 H: 1 LOB: 2 BB: 1 P: 10	R: 1 E: 0 K: 1 S: 6 H: 1 LOB: 0 BB: 0 P: 6	R: 2 E: 1 K: 1 S: 8 H: 2 LOB: 2 BB: 1 P: 12	R: 0 E: 0 K: 0 S: 4 H: 2 LOB: 1 BB: 0 P: 4	R: 2 E: 0 K: 0 S: 6 H: 3 LOB: 2 BB: 1 P: 10	R: 0 E: 0 K: 0 S: 3 H: 0 LOB: 0 BB: 0 P: 3	R: 0 E: 0 K: 1 S: 5 H: 0 LOB: 0 BB: 0 P: 5	R: 0 E: 0 K: 0 S: 3 H: 0 LOB: 0 BB: 1 P: 3	R: 0 E: 0 K: 0 S: 3 H: 0 LOB: 1 BB: 1 P: 7	1B: 7 2B: 1 3B: 0 HR: 1	SF: 0 SAC: 1 DP: 1 HBP: 0					

PITCHER		IP	WLS	BF	H	R	ER	SO	BB	IBB	HBP	BLK	WP	HR	S	P	ERA	WHIP
Ted Bowsfield, L ERA: 4.65	(1, 1)	4.0		20	6	3	2	3	2	0	0	0	0	1	24	32	4.50	2.000
Julio Navarro, R ERA: 6.0	(5, 1)	3.0		13	3	2	2	1	1	0	0	0	1	0	14	18	6.00	1.333
Tom Morgan, R ERA: 3.12	(8, 1)	1.0	W	3	0	0	0	0	0	0	0	0	0	0	3	3	0.00	0.000
Dan Osinski, R ERA: 4.5	(9, 1)	1.0	S	4	0	0	0	0	1	0	0	0	0	0	3	7	0.00	1.000

PITCHER	IP	WLS	BF	H	R	ER	SO	BB	IBB	HBP	BLK	WP	HR	S	P	ERA	WHIP

BOTTOM

Los Angeles Angels @ New York Yankees

Yankee Stadium, Bronx, NY

Mon Sep 03 1962, 3:38 AM EDT
Att. 56,964 - Unknown - 74 F

livebaseballscorecards.com

AB	35
R	5
H	9
RBI	4
BB	4
SO	4
LOB	13

WP: 1 PA: 40
PB: 0
SB: 3
CS: 0

Los Angeles Angels @ New York Yankees

Yankee Stadium, Bronx, NY

Tue Sep 04 1962, 3:33 AM EDT

Att. 17,698 - Overcast - 76 F

TOP

livebaseballscorecards.com

Batter	1	2	3	4	5	6	7	8	9	AB	R	H	RBI	BB	SO	LOB
Jim Fregosi, R (1, 6) OBP: 0.333, SLG: 0.320	S S S 0-3 ① K		x 0-0 ② F7			x 0-0 ① 6-3	B B B B 4-0 1B 1B 1-2 E BB		x 0-0 BB 1B 1B	3	0	0	0	0	1	1
Earl Averill, R (7, PH) OBP: 0.363, SLG: 0.333										0	0	0	0	1	0	0
Joe Koppe, R (7, PR) OBP: 0.356, SLG: 0.305 (7, 6)										1	2	1	0	0	0	0
Billy Moran, R (1, 4) OBP: 0.328, SLG: 0.423	x 0-0 ② 6-3		x 0-0 ③ 4-3			S S S 0-3 ② K	x 0-0 1B 1-2 2-H E 1B		S S S 0-3 ① K	5	1	1	1	0	2	2
Leon Wagner, L (1, 9) OBP: 0.331, SLG: 0.516	x 0-0 1B			x 0-0 ① 1-6-3		x 0-0 E3 1B	x 0-0 1-2 2-3 E 5-6-3 1B		S S S 0-3 ② K	5	1	2	0	0	1	1
Leo Burke, R (1, 7) OBP: 0.444, SLG: 0.765	x 0-0 ③ F8			x 0-0 ② 5-3		x 0-0 ③ FC6-4 1-3 1B	x 0-0 E6 5-6-3 1-3 2-H 3-H		B B B B 4-0 1B 1-2 BB	4	0	1	1	1	0	2
Buck Rodgers, S (1, 2) OBP: 0.310, SLG: 0.379		x 0-0 ① 4-3		x 0-0 ③ 5-3		x 0-0 ③ FC6-4 1-2f	x 0-0 ② 5-6-3 1-2 3-H		x 0-0 1-2 2-H 1B	5	0	1	2	0	0	3
George Thomas, R (1, 8) OBP: 0.305, SLG: 0.367		x 0-0 ② 5-3			x 0-0 ① 5-3		x 0-0 ① 5-3		S S S 0-3 ③ K	5	0	0	0	0	2	4
Felix Torres, R (1, 5) OBP: 0.313, SLG: 0.409		x 0-0 ③ 5-3			x 0-0 E6		x 0-0 ① HR 1B	x 0-0 ① 4-3		4	1	1	0	0	0	0
Lee Thomas, L (1, 3) OBP: 0.354, SLG: 0.462			x 0-0 ① 4-1		S S S 0-3 ② K		x 0-0 1-H HR	x 0-0 ② 4-3		4	1	1	2	0	1	1
Don Lee, R (1, 1) OBP: 0.222, SLG: 0.226			x 0-0 1B		S S S 0-3 ③ K		B B B B 4-0 1B BB BB	S S S 0-3 ③ K		2	0	1	0	0	1	1
Ken Hunt, R (7, PH)										0	1	0	0	1	0	0
Dan Osinski, R (7, 1)										0	0	0	0	0	0	0
Jack Spring, R (7, 1) OBP: 0.083, SLG: 0.083										1	0	0	0	0	1	0
Julio Navarro, R (8, 1)										0	0	0	0	0	0	0
Inning Stats	R: 0 E: 0 K: 1 S: 6 H: 1 LOB: 1 BB: 0 P: 6	R: 0 E: 0 K: 0 S: 3 H: 0 LOB: 0 BB: 0 P: 3	R: 0 E: 0 K: 0 S: 4 H: 1 LOB: 1 BB: 0 P: 4	R: 0 E: 0 K: 0 S: 3 H: 0 LOB: 0 BB: 0 P: 3	R: 0 E: 1 K: 2 S: 8 H: 0 LOB: 1 BB: 0 P: 8	R: 0 E: 1 K: 1 S: 7 H: 1 LOB: 2 BB: 0 P: 7	R: 6 E: 1 K: 1 S: 10 H: 4 LOB: 2 BB: 2 P: 18	R: 0 E: 0 K: 1 S: 5 H: 0 LOB: 0 BB: 0 P: 5	R: 1 E: 0 K: 3 S: 11 H: 2 LOB: 2 BB: 1 P: 15	1B: 8 2B: 0 3B: 0 HR: 1	SF: 0 SAC: 0 DP: 0 HBP: 0						

	AB	39
	R	7
	H	9
	RBI	6
	BB	3
	SO	9
	LOB	15

WP: 0 PB: 0 SB: 0 CS: 0 PA: 42

PITCHER		IP	WLS	BF	H	R	ER	SO	BB	IBB	HBP	BLK	WP	HR	S	P	ERA	WHIP
Whitey Ford, L ERA: 3.02	(1, 1)	6.1		29	6	5	4	4	2	0	0	0	0	1	35	43	5.68	1.263
Marshall Bridges, L ERA: 2.33	(7, 1)	0.2		4	1	1	0	1	0	0	0	0	0	0	6	6	0.00	1.500
Bud Daley, L ERA: 3.57	(8, 1)	2.0	L	9	2	1	1	4	1	0	0	0	0	0	16	20	4.50	1.500

PITCHER	IP	WLS	BF	H	R	ER	SO	BB	IBB	HBP	BLK	WP	HR	S	P	ERA	WHIP

Batter	1	2	3	4	5	6	7	8	9	AB	R	H	RBI	BB	SO	LOB
Tony Kubek, L (1, 6) OBP: 0.343, SLG: 0.385	4-3		F8		SF7		1-3 BB		1B	4	0	2	1	0	0	0
Bobby Richardson, R (1, 4) OBP: 0.330, SLG: 0.397	6-3		F7		6-3		BBBB 1-2 1-3 BB		5-3	4	0	0	0	1	0	2
Tom Tresh, S (1, 7) OBP: 0.354, SLG: 0.442	F7		G3		1B 2-3 1B		1-2 2-3 1-3		FC6-4 1B	5	0	2	0	0	0	2
Roger Maris, L (1, 8) OBP: 0.359, SLG: 0.487		BBBB E BB		SSS K	1-3 3-H 1B		BBBB FC4 BB		F7	3	1	1	1	2	1	1
Yogi Berra, L (1, 2) OBP: 0.301, SLG: 0.389 Elston Howard, R (7, PH) (8, 2) OBP: 0.312, SLG: 0.460		F6		F3	F6		1-2f FC4		1-2f FC6-4	3 2	0 0	0 0	0 0	0 0	0 0	3 4
Johnny Blanchard, L (1, 9) OBP: 0.312, SLG: 0.409	1-H E6 2B 2B			BBBB BB		F9		SSS 4-3	K	4	1	1	1	1	1	1
Dale Long, L (1, 3) OBP: 0.340, SLG: 0.384 Bill Skowron, R (8, PH) (9, 3) OBP: 0.317, SLG: 0.452	F8			F7		F7		HR 3B		3 1	0 1	0 1	0 0	0 0	0 0	2 0
Clete Boyer, R (1, 5) OBP: 0.342, SLG: 0.434	3-H 2B				2B SF7 1B	F9		3-H HR		4	2	3	3	0	0	0
Whitey Ford, L (1, 1) OBP: 0.173, SLG: 0.160 Marshall Bridges, S (7, 1) Hector Lopez, R (7, PH) OBP: 0.362, SLG: 0.420 Bud Daley, L (8, 1) OBP: 0.208, SLG: 0.208	G3				1B 1-3 1B 2B		F7	F7		2 0 1 1	1 0 0 0	1 0 0 0	0 0 0 0	0 0 0 0	0 0 0 0	1 0 0 0
Inning Stats	R: 0 E: 0 K: 0 S: 3 H: 0 LOB: 0 BB: 0 P: 3	R: 2 E: 1 K: 0 S: 5 H: 2 LOB: 1 BB: 1 P: 9	R: 0 E: 0 K: 0 S: 3 H: 0 LOB: 0 BB: 0 P: 3	R: 0 E: 0 K: 1 S: 5 H: 0 LOB: 1 BB: 1 P: 9	R: 2 E: 0 K: 0 S: 7 H: 4 LOB: 2 BB: 0 P: 7	R: 0 E: 0 K: 0 S: 3 H: 0 LOB: 0 BB: 0 P: 3	R: 0 E: 0 K: 0 S: 4 H: 1 LOB: 3 BB: 2 P: 12	R: 2 E: 0 K: 0 S: 6 H: 3 LOB: 1 BB: 0 P: 6	R: 0 E: 0 K: 1 S: 6 H: 1 LOB: 1 BB: 0 P: 6	1B: 6 2B: 3 3B: 1 HR: 1	SF: 1 SAC: 0 DP: 0 HBP: 0						

PITCHER		IP	WLS	BF	H	R	ER	SO	BB	IBB	HBP	BLK	WP	HR	S	P	ERA	WHIP
Don Lee, R ERA: 3.62	(1, 1)	6.0		26	6	4	4	1	2	0	0	0	0	0	26	34	6.00	1.333
Dan Osinski, R ERA: 4.43	(7, 1)	0.2		5	1	0	0	0	2	0	0	0	0	0	3	11	0.00	4.500
Jack Spring, L ERA: 4.02	(7, 1)	1.0		6	3	2	2	0	0	0	0	0	0	1	6	6	18.00	3.000
Julio Navarro, R ERA: 4.15	(8, 1)	1.1	W	5	1	0	0	1	0	0	0	0	0	0	7	7	0.00	0.750

PITCHER	IP	WLS	BF	H	R	ER	SO	BB	IBB	HBP	BLK	WP	HR	S	P	ERA	WHIP

BOTTOM

Los Angeles Angels @ New York Yankees

Yankee Stadium, Bronx, NY

Tue Sep 04 1962, 3:33 AM EDT
Att. 17,698 - Overcast - 76 F

livebaseballscorecards.com

AB	37
R	6
H	11
RBI	6
BB	4
SO	2
LOB	16

WP: 0	PA: 42					
PB: 0						
SB: 0						
CS: 0						

Batter	1	2	3	4	5	6	7	8	9	AB	R	H	RBI	BB	SO	LOB
Albie Pearson, L (1, 8) OBP: 0.370, SLG: 0.360	FC4-6 1B		F9		1B BB 1-2		FC6-4 BB 1-2 2-3		G1-6-3 1-2f	3	0	1	0	2	0	1
Billy Moran, R (1, 4) OBP: 0.327, SLG: 0.421	FC4-6 1B 1-2f			F7	1B 1-3 2-H		FC6-4 1B 1-2f 2-3 3-H		F7	5	1	1	2	0	0	3
Lee Thomas, L (1, 3) OBP: 0.357, SLG: 0.470	1B 1-3			HR	K		1B 1-3 3-H			4	1	3	2	0	1	2
Leon Wagner, L (1, 9) OBP: 0.330, SLG: 0.514	F9			F2		4-3	1B 1-3 3-H			4	0	1	1	0	0	1
Buck Rodgers, S (1, 2) OBP: 0.310, SLG: 0.376		L8		BB		F7	K			3	0	0	0	1	1	2
Leo Burke, R (1, 7) (8, 6) OBP: 0.364, SLG: 0.619		K		F5		F2		6-3		4	0	0	0	0	1	1
Felix Torres, R (1, 5) OBP: 0.314, SLG: 0.410		F9			FC1-6 1B		BB FC6-4 BB 1B	K		4	1	2	0	0	1	0
Jim Fregosi, R (1, 6) OBP: 0.327, SLG: 0.313			5-3		K		FC6-4 BB 1-2 1B BB	F9		2	0	0	0	0	1	1
Tom Burgess, L (7, PH) OBP: 0.359, SLG: 0.319										0	0	0	0	1	0	0
Joe Koppe, R (7, PR) OBP: 0.356, SLG: 0.305										0	1	0	0	0	0	0
(7, 6)																
Earl Averill, R (8, PH) OBP: 0.362, SLG: 0.331										1	0	0	0	0	0	0
Julio Navarro, R (8, 1)										0	0	0	0	0	0	0
Dean Chance, R (1, 1) OBP: 0.111, SLG: 0.059			K		FC1-6 BB 1-2f 1B		F1		G1-6-3 HBP	3	1	0	0	0	1	3
Dan Osinski, R (7, 1)										0	0	0	0	0	0	0
Ted Bowsfield, R (7, 1) OBP: 0.293, SLG: 0.200										0	0	0	0	0	0	0
George Thomas, R (8, 7) OBP: 0.310, SLG: 0.367										0	0	0	0	0	0	0
Inning Stats	R: 0 E: 0 K: 0 S: 4 H: 2 LOB: 1 BB: 0 P: 4	R: 0 E: 0 K: 1 S: 5 H: 0 LOB: 0 BB: 0 P: 5	R: 0 E: 0 K: 1 S: 5 H: 0 LOB: 0 BB: 0 P: 5	R: 1 E: 0 K: 0 S: 4 H: 1 LOB: 1 BB: 1 P: 8	R: 1 E: 0 K: 2 S: 9 H: 2 LOB: 2 BB: 1 P: 13	R: 0 E: 0 K: 0 S: 3 H: 0 LOB: 0 BB: 0 P: 3	R: 3 E: 0 K: 1 S: 8 H: 3 LOB: 2 BB: 2 P: 16	R: 0 E: 0 K: 1 S: 5 H: 0 LOB: 0 BB: 0 P: 5	R: 0 E: 0 K: 0 S: 2 H: 0 LOB: 0 BB: 0 P: 3	1B: 7 2B: 0 3B: 0 HR: 1 SF: 0 SAC: 0 DP: 1 HBP: 1	WP: 0 PB: 0 SB: 0 CS: 0 PA: 38					

PITCHER		IP	WLS	BF	H	R	ER	SO	BB	IBB	HBP	BLK	WP	HR	S	P	ERA	WHIP
Ralph Terry, R ERA: 3.26	(1, 1)	6.2		30	7	5	5	4	4	0	0	0	0	1	34	50	6.75	1.650
Marshall Bridges, L ERA: 2.31	(7, 1)	0.1		2	1	0	0	1	0	0	0	0	0	0	4	4	0.00	3.000
Jim Coates, R ERA: 4.49	(8, 1)	2.0	W	6	0	0	0	1	0	0	1	0	0	0	7	8	0.00	0.000

PITCHER	IP	WLS	BF	H	R	ER	SO	BB	IBB	HBP	BLK	WP	HR	S	P	ERA	WHIP

TOP

Los Angeles Angels @ New York Yankees

Yankee Stadium, Bronx, NY

Thu Sep 06 1962, 3:33 AM EDT

Att. 13,491 - Unknown - 64 F

livebaseballscorecards.com

AB	33
R	5
H	8
RBI	5
BB	4
SO	6
LOB	14

Batter	1	2	3	4	5	6	7	8	9	AB	R	H	RBI	BB	SO	LOB
Tony Kubek, L (1, 6) OBP: 0.330, SLG: 0.370	4-3		FC4-6 S 1B 1-2f		4-3		E6 2B 1B			4	2	0	0	0	0	1
Bobby Richardson, R (1, 4) OBP: 0.331, SLG: 0.399	4-3		1B 1-H			L6	1B 1-3 2B			4	1	2	1	0	0	0
Tom Tresh, S (1, 7) OBP: 0.354, SLG: 0.440	L8		K			F8	1B 2-H 3-H			4	0	1	2	0	1	1
Roger Maris, L (1, 8) (9, 9) OBP: 0.358, SLG: 0.484		4-3	K			BB	4-1			3	0	0	0	1	1	2
Hector Lopez, R (1, 9) OBP: 0.366, SLG: 0.425 Jack Reed, R (8, PR) (9, 8) OBP: 0.333, SLG: 0.447		1B FC6-4 1B		G6-4-3 1B		K	G6-4-3 1B			4 0	1 0	3 0	0 0	0 0	1 0	1 0
Elston Howard, R (1, 2) OBP: 0.313, SLG: 0.460	FC6-4 1-3 1B			G6-4-3 1-2f			2B SF9 1B	G6-4-3 1-2f		4	1	2	0	0	0	2
Bill Skowron, R (1, 3) OBP: 0.316, SLG: 0.453	FC6-4 1-2f 3-H			F1			SF9 1-3 E 2B	5-3		4	1	1	1	0	0	2
Clete Boyer, R (1, 5) OBP: 0.341, SLG: 0.433	F3				5-3		SF9 2-3 3-H			2	0	0	1	0	0	1
Ralph Terry, R (1, 1) OBP: 0.232, SLG: 0.198 Marshall Bridges, S (7, 1) Yogi Berra, L (7, PH) OBP: 0.300, SLG: 0.387 Jim Coates, R (8, 1) OBP: 0.111, SLG: 0.077			FC4-6 1B		4-3		L9 3-H			2 0 1 0	0 0 0 0	1 0 0 0	0 0 0 0	0 0 0 0	0 0 0 0	0 0 0 0
Inning Stats	R: 0 E: 0 K: 0 S: 3 H: 0 LOB: 0 BB: 0 P: 3	R: 1 E: 0 K: 0 S: 5 H: 2 LOB: 1 BB: 0 P: 5	R: 1 E: 0 K: 2 S: 9 H: 2 LOB: 1 BB: 0 P: 9	R: 0 E: 0 K: 0 S: 3 H: 1 LOB: 0 BB: 0 P: 3	R: 0 E: 0 K: 0 S: 3 H: 0 LOB: 0 BB: 0 P: 3	R: 0 E: 0 K: 1 S: 5 H: 0 LOB: 1 BB: 1 P: 9	R: 4 E: 2 K: 0 S: 8 H: 4 LOB: 1 BB: 0 P: 8	R: 0 E: 0 K: 0 S: 3 H: 1 LOB: 1 BB: 0 P: 3		1B: 8 2B: 2 3B: 0 HR: 0 SF: 1 SAC: 0 DP: 2 HBP: 0				WP: 0 PB: 0 SB: 1 CS: 0 PA: 34		

BOTTOM

Los Angeles Angels @ New York Yankees

Yankee Stadium, Bronx, NY

Thu Sep 06 1962, 3:33 AM EDT
Att. 13,491 - Unknown - 64 F

livebaseballscorecards.com

AB	32
R	6
H	10
RBI	5
BB	1
SO	3
LOB	10

PITCHER		IP	WLS	BF	H	R	ER	SO	BB	IBB	HBP	BLK	WP	HR	S	P	ERA	WHIP
Dean Chance, R ERA: 3.14	(1, 1)	6.2	L	29	8	6	4	3	1	0	0	0	0	0	34	38	5.40	1.350
Dan Osinski, R ERA: 4.43	(7, 1)	0.0		1	1	0	0	0	0	0	0	0	0	0	1	1	∞	∞
Ted Bowsfield, L ERA: 4.64	(7, 1)	0.1		1	0	0	0	0	0	0	0	0	0	0	1	1	0.00	0.000
Julio Navarro, R ERA: 3.38	(8, 1)	1.0		3	1	0	0	0	0	0	0	0	0	0	3	3	0.00	1.000

PITCHER	IP	WLS	BF	H	R	ER	SO	BB	IBB	HBP	BLK	WP	HR	S	P	ERA	WHIP

Batter	1	2	3	4	5	6	7	8	9	AB	R	H	RBI	BB	SO	LOB
Gary Geiger, L (1, 8) OBP: 0.334, SLG: 0.388	K		3-1		G3		1B		K	4	0	1	0	0	1	0
Jim Pagliaroni, R (9, PH) OBP: 0.354, SLG: 0.445										1	0	0	0	0	1	0
Eddie Bressoud, R (1, 6) OBP: 0.324, SLG: 0.440	5-3		K		F2		K		1B	5	0	1	0	0	2	1
Carl Yastrzemski, L (1, 7) OBP: 0.370, SLG: 0.478	F7			2B 1B 1B		4-3		BBBB 1B 1B BB	F8	4	2	1	0	1	0	1
Lou Clinton, R (1, 9) OBP: 0.343, SLG: 0.559		K		1B 1B 1-3 2B		E7 1B		F4		4	1	2	0	0	1	1
Pete Runnels, L (1, 3) OBP: 0.419, SLG: 0.472		HR		K		BBBB BB		1B 1-2 1B		3	1	2	1	1	1	2
Frank Malzone, R (1, 5) OBP: 0.319, SLG: 0.426		L6		1B 2-3 3-H 1B		L7		F6		4	0	1	1	0	0	4
Russ Nixon, L (1, 2) OBP: 0.302, SLG: 0.382		1B		L5-4 1-2 3-H 1B		F9		1-2 2-H 1B		4	0	3	2	0	0	2
Chuck Schilling, R (1, 4) OBP: 0.303, SLG: 0.350		K		L5-4 1-2			F3	F9		4	0	0	0	0	1	5
Gene Conley, R (1, 1) OBP: 0.235, SLG: 0.355			5-3		B2-3		6-3		F8	3	0	0	0	0	0	0
Dick Radatz, R (8, 1) OBP: 0.115, SLG: 0.115										0	0	0	0	0	0	0
Pumpsie Green, S (9, PH) OBP: 0.290, SLG: 0.296										1	0	0	0	0	0	0

TOP

Boston Red Sox @ New York Yankees

Yankee Stadium, Bronx, NY

Fri Sep 07 1962, 7:05 PM EDT

Att. 26,635 - Unknown - 66 F

livebaseballscorecards.com

AB	37
R	4
H	11
RBI	4
BB	2
SO	7
LOB	16

Inning Stats	1	2	3	4	5	6	7	8	9	1B	SF	WP	PA
R	0	1	0	2	0	0	0	1	0	9	0	0	39
E	0	0	0	0	0	1	0	0	0	2	0	0	
K	1	2	1	1	0	0	1	0	1	0	0	0	
S	5	9	5	8	3	4	6	5	6	HR 1	DP 1	SB 0	
H	0	2	0	4	0	1	1	2	1		HBP 0	CS 0	
LOB	0	1	0	1	0	2	1	2	1				
BB	0	0	0	0	0	1	0	1	0				
P	5	9	5	8	3	8	6	9	6				

PITCHER		IP	WLS	BF	H	R	ER	SO	BB	IBB	HBP	BLK	WP	HR	S	P	ERA	WHIP
Bill Stafford, R ERA: 3.57	(1, 1)	7.0	W	29	8	3	3	6	1	0	0	0	0	1	40	44	3.86	1.286
Bud Daley, L ERA: 3.59	(8, 1)	2.0	S	10	3	1	1	1	1	0	0	0	0	0	11	15	4.50	2.000

PITCHER	IP	WLS	BF	H	R	ER	SO	BB	IBB	HBP	BLK	WP	HR	S	P	ERA	WHIP

Boston Red Sox @ New York Yankees

Yankee Stadium, Bronx, NY

Fri Sep 07 1962, 7:05 PM EDT

Att. 26,635 - Unknown - 66 F

BOTTOM

Batter	1	2	3	4	5	6	7	8	9	AB	R	H	RBI	BB	SO	LOB
Tony Kubek, L (1, 6) OBP: 0.345, SLG: 0.423	0-0 1B 2B	0-0 E1 1-3 1B			0-0 ② F7		0-0 HR			4	2	3	1	0	0	0
Bobby Richardson, R (1, 4) OBP: 0.329, SLG: 0.396	0-0 ① 5-3	0-0 ③ L9			0-0 ③ 6-3		0-0 ③ F9			4	0	0	0	0	0	3
Tom Tresh, S (1, 7) OBP: 0.353, SLG: 0.439	0-0 2-H 1B		0-0 ① F7			0-0 ① F8		0-0 ① F2		4	0	1	1	0	0	0
Roger Maris, L (1, 8) OBP: 0.357, SLG: 0.482	0-0 ② F7		S S S 0-3 ② K			0-0 ② 3-1		0-0 5-3 1B		4	0	1	0	0	1	1
Hector Lopez, R (1, 9) OBP: 0.362, SLG: 0.419	0-0 ③ 6-3		S S S 0-3 ③ K			0-0 ③ L7		0-0 ② 5-3 1-2		4	0	0	0	0	1	2
Elston Howard, R (1, 2) OBP: 0.315, SLG: 0.468		0-0 HR		0-0 ① L4			0-0 HR 1B	0-0 ③ 6-3		4	2	2	1	0	0	1
Bill Skowron, R (1, 3) OBP: 0.319, SLG: 0.462		0-0 FC5-6 1B		S S S 0-3 ② K			0-0 1-H HR			3	1	2	2	0	1	0
Clete Boyer, R (1, 5) OBP: 0.339, SLG: 0.430		S S S 0-3 ① K		0-0 ③ F9			0-0 ① L9			3	0	0	0	0	1	1
Bill Stafford, R (1, 1) OBP: 0.239, SLG: 0.275		0-0 ② FC5-6 E 1B 1-2f			S S S 0-3 ① K		0-0 ② F7			2	0	0	0	0	1	1
Dale Long, L (7, PH) OBP: 0.339, SLG: 0.382										1	0	0	0	0	0	0
Bud Daley, L (8, 1) OBP: 0.208, SLG: 0.208										0	0	0	0	0	0	0
Inning Stats	R: 1 E: 0 K: 0 S: 5 H: 2 LOB: 1 BB: 0 P: 5	R: 1 E: 1 K: 1 S: 8 H: 3 LOB: 2 BB: 0 P: 8	R: 0 E: 0 K: 2 S: 7 H: 0 LOB: 0 BB: 0 P: 7	R: 0 E: 0 K: 1 S: 5 H: 0 LOB: 0 BB: 0 P: 5	R: 0 E: 0 K: 1 S: 5 H: 0 LOB: 0 BB: 0 P: 5	R: 0 E: 0 K: 0 S: 3 H: 0 LOB: 0 BB: 0 P: 3	R: 3 E: 0 K: 0 S: 6 H: 3 LOB: 0 BB: 0 P: 6	R: 0 E: 0 K: 0 S: 4 H: 1 LOB: 1 BB: 0 P: 4		1B: 5 2B: 1 3B: 0 HR: 3	SF: 0 SAC: 0 DP: 0 HBP: 0					

livebaseballscorecards.com

AB	33
R	5
H	9
RBI	5
BB	0
SO	5
LOB	9

WP: 0 PB: 0 SB: 0 CS: 0 PA: 33

PITCHER		IP	WLS	BF	H	R	ER	SO	BB	IBB	HBP	BLK	WP	HR	S	P	ERA	WHIP
Gene Conley, R ERA: 4.1	(1, 1)	7.1	L	31	9	5	5	5	0	0	0	0	0	3	41	41	6.14	1.227
Dick Radatz, R ERA: 2.01	(8, 1)	0.2		2	0	0	0	0	0	0	0	0	0	0	2	2	0.00	0.000

PITCHER	IP	WLS	BF	H	R	ER	SO	BB	IBB	HBP	BLK	WP	HR	S	P	ERA	WHIP

Batter	1	2	3	4	5	6	7	8	9	AB	R	H	RBI	BB	SO	LOB
Carroll Hardy, R (1, 8) OBP: 0.309, SLG: 0.333	6-3		5-3	6-3			3-1		K	3	0	0	0	0	0	2
Gary Geiger, L (7, PH) (7, 8) OBP: 0.333, SLG: 0.387										2	0	0	0	0	1	0
Eddie Bressoud, R (1, 6) OBP: 0.328, SLG: 0.444	F8		1B E 1B		2B		G4-6-3 1B		G3-6-1 BB	4	1	3	0	1	0	0
Carl Yastrzemski, L (1, 7) OBP: 0.369, SLG: 0.475	F7		E 1B		K		G4-6-3		G3-6-1	5	0	1	0	0	1	3
Lou Clinton, R (1, 9) OBP: 0.342, SLG: 0.555		1-3 1B 1B	E4 FC6-4		K			F8		4	0	1	0	0	1	2
Frank Malzone, R (1, 5) OBP: 0.322, SLG: 0.428		1-3 1B	FC6-4		BB			BB 1B		3	0	2	0	1	0	2
Jim Pagliaroni, R (1, 2) OBP: 0.354, SLG: 0.441		F9			5-3					2	0	0	0	1	0	4
Mike Fornieles, R (6, 1) OBP: 0.200, SLG: 0.200										0	0	0	0	0	0	0
Arnold Earley, L (6, 1) OBP: 0.273, SLG: 0.200										0	0	0	0	0	0	0
Pumpsie Green, S (8, PH) OBP: 0.298, SLG: 0.305										1	0	1	0	0	0	0
Hal Kolstad, R (8, 1) OBP: 0.067, SLG: 0.067				FC6-4 1B BB				BB 1B		0	0	0	0	0	0	0
Pete Runnels, L (1, 3) OBP: 0.420, SLG: 0.472		1-3		FC6-4			1-3			3	0	1	0	1	0	2
Chuck Schilling, R (1, 4) OBP: 0.299, SLG: 0.346		F4		FC6-4			F4		F3	4	0	0	0	0	0	7
Don Schwall, R (1, 1) OBP: 0.150, SLG: 0.121			F8							2	0	0	0	0	1	2
Russ Nixon, L (6, PH) (6, 2) OBP: 0.296, SLG: 0.375							F7		K	2	0	0	0	0	1	3
Inning Stats	R: 0 E: 0 K: 0 S: 3 H: 0 LOB: 0 BB: 0 P: 3	R: 0 E: 0 K: 0 S: 5 H: 2 LOB: 2 BB: 0 P: 5	R: 1 E: 1 K: 0 S: 6 H: 2 LOB: 2 BB: 0 P: 6	R: 0 E: 0 K: 1 S: 6 H: 1 LOB: 2 BB: 1 P: 10	R: 0 E: 0 K: 2 S: 8 H: 1 LOB: 2 BB: 1 P: 12	R: 0 E: 0 K: 0 S: 3 H: 0 LOB: 0 BB: 0 P: 3	R: 0 E: 0 K: 0 S: 3 H: 1 LOB: 0 BB: 0 P: 3	R: 0 E: 0 K: 1 S: 7 H: 2 LOB: 3 BB: 1 P: 11	R: 0 E: 0 K: 1 S: 4 H: 0 LOB: 0 BB: 1 P: 8	1B: 8 2B: 1 3B: 0 HR: 0	SF: 0 SAC: 0 DP: 2 HBP: 0						

TOP

Boston Red Sox @ New York Yankees

Yankee Stadium, Bronx, NY

Sat Sep 08 1962, 3:33 AM EDT

Att. 27,886 - Unknown - 74 F

livebaseballscorecards.com

AB	35
R	1
H	9
RBI	0
BB	4
SO	5
LOB	27

WP: 0 PB: 0 SB: 0 CS: 0 PA: 39

PITCHER		IP	WLS	BF	H	R	ER	SO	BB	IBB	HBP	BLK	WP	HR	S	P	ERA	WHIP
Whitey Ford, L ERA: 2.96	(1, 1)	5.0	W	24	6	1	0	3	2	0	0	0	0	0	28	36	0.00	1.600
Jim Coates, R ERA: 4.32	(6, 1)	4.0	S	15	3	0	0	2	2	0	0	0	0	0	17	25	0.00	1.250

PITCHER	IP	WLS	BF	H	R	ER	SO	BB	IBB	HBP	BLK	WP	HR	S	P	ERA	WHIP

Batter	1	2	3	4	5	6	7	8	9	AB	R	H	RBI	BB	SO	LOB
Tony Kubek, L (1, 6) OBP: 0.350, SLG: 0.421	BB		1-2 SF9 SH1-4 1B		1-3	1-2 4-3				3	0	1	0	1	0	1
Bobby Richardson, R (1, 4) OBP: 0.332, SLG: 0.404	1-2 FC4-6 1B		1-2 2-3 SH1-4		4-3 1B 2B	2-H 3B				3	1	3	1	0	0	0
Tom Tresh, S (1, 7) OBP: 0.351, SLG: 0.437	1-2f FC4-6 G3-6-3		2-3 3-H SF9		2-3 4-3	5-3				3	0	0	1	0	0	4
Roger Maris, L (1, 8) OBP: 0.357, SLG: 0.480	1-2f G3-6-3		F7		3-H 1B		S S S K			4	0	1	1	0	1	3
Hector Lopez, R (1, 9) OBP: 0.358, SLG: 0.414		6-3		6-3	F8		L8			4	0	0	0	0	0	1
Yogi Berra, L (1, 2) OBP: 0.299, SLG: 0.381		BB BB		4-3		L4	F3			3	0	0	0	1	0	0
Bill Skowron, R (1, 3) OBP: 0.322, SLG: 0.465		BB 1-2 G6-4-3 BB		WP 1B 2B		WP 2B 1B		3-1		3	2	2	0	1	0	0
Clete Boyer, R (1, 5) OBP: 0.340, SLG: 0.433		1-2f G6-4-3		2-H 1B		S 1-H 1B 2B		4-3		4	1	2	2	0	0	2
Whitey Ford, L (1, 1) OBP: 0.181, SLG: 0.158			H SH1-4 1B SF9 HBP	4-3		2-H BLK 3B 1B		1-3		1	1	0	0	0	0	1
Jim Coates, R (6, 1) OBP: 0.138, SLG: 0.107										2	1	1	1	0	0	0
Inning Stats	R: 0 E: 0 K: 0 S: 3 H: 1 LOB: 1 BB: 1 P: 7	R: 0 E: 0 K: 0 S: 2 H: 0 LOB: 1 BB: 2 P: 10	R: 1 E: 0 K: 0 S: 4 H: 1 LOB: 1 BB: 0 P: 5	R: 1 E: 0 K: 0 S: 5 H: 2 LOB: 1 BB: 0 P: 5	R: 1 E: 0 K: 0 S: 5 H: 2 LOB: 1 BB: 0 P: 5	R: 3 E: 0 K: 0 S: 7 H: 4 LOB: 1 BB: 0 P: 7	R: 0 E: 0 K: 1 S: 5 H: 0 LOB: 0 BB: 0 P: 5	R: 0 E: 0 K: 0 S: 3 H: 0 LOB: 0 BB: 0 P: 3		1B: 6 2B: 3 3B: 1 HR: 0	SF: 1 SAC: 1 DP: 2 HBP: 1			WP: 2 PB: 0 SB: 1 CS: 0	PA: 36		

PITCHER	IP	WLS	BF	H	R	ER	SO	BB	IBB	HBP	BLK	WP	HR	S	P	ERA	WHIP
Don Schwall, R (1, 1) ERA: 5.09	5.0	L	23	6	3	3	0	3	0	1	0	1	0	19	32	5.40	1.800
Mike Fornieles, R (6, 1) ERA: 5.56	0.1		4	3	3	3	0	0	0	0	0	1	0	4	4	81.00	9.000
Arnold Earley, L (6, 1) ERA: 5.46	1.2		6	1	0	0	1	0	0	0	1	0	0	8	8	0.00	0.600
Hal Kolstad, R (8, 1) ERA: 5.47	1.0		3	0	0	0	0	0	0	0	0	0	0	3	3	0.00	0.000

PITCHER	IP	WLS	BF	H	R	ER	SO	BB	IBB	HBP	BLK	WP	HR	S	P	ERA	WHIP

BOTTOM

Boston Red Sox @ New York Yankees

Yankee Stadium, Bronx, NY

Sat Sep 08 1962, 3:33 AM EDT
Att. 27,886 - Unknown - 74 F

livebaseballscorecards.com

AB	30
R	6
H	10
RBI	6
BB	3
SO	1
LOB	12

Batter	1	2	3	4	5	6	7	8	9	AB	R	H	RBI	BB	SO	LOB
Gary Geiger, L (1, 8) OBP: 0.330, SLG: 0.383	F2		4-3		SH 2B 1B 1-2 2-3	F6		G1-6-3 1-2f		4	1	0	0	0	0	3
Eddie Bressoud, R (1, 6) OBP: 0.327, SLG: 0.448	F9			HR	SF7 3-H	K			F6	4	1	1	2	0	1	1
Carl Yastrzemski, L (1, 7) OBP: 0.370, SLG: 0.483	HR			HR BB	1B 1-3 2-H 2B		6-3		G3	4	3	2	2	1	0	0
Lou Clinton, R (1, 9) OBP: 0.346, SLG: 0.571	F6			HR 1-H	6-3		3B		1B	5	1	3	2	0	0	2
Pete Runnels, L (1, 3) OBP: 0.418, SLG: 0.469		4-3		3-1	3B 1B 2-H 3-H		4-3		6-3	5	1	1	2	0	0	2
Frank Malzone, R (1, 5) OBP: 0.321, SLG: 0.430		F7		F8	3B 1-H		6-3			4	0	1	1	0	0	1
Russ Nixon, L (1, 2) OBP: 0.295, SLG: 0.370		L1		F4	F2			1B		4	0	1	0	0	0	1
Chuck Schilling, R (1, 4) OBP: 0.302, SLG: 0.347			5-3		SH SH SF7 1B	K		G1-6-3 1-3 1B		4	1	2	0	0	1	0
Bill Monbouquette, R (1, 1) OBP: 0.188, SLG: 0.111			K		SH SH 2B 1-2	BB		K		2	1	0	0	1	2	2
Inning Stats	R: 1 E: 0 K: 0 S: 4 H: 1 LOB: 0 BB: 0 P: 4	R: 0 E: 0 K: 0 S: 3 H: 0 LOB: 0 BB: 0 P: 3	R: 0 E: 0 K: 1 S: 5 H: 0 LOB: 0 BB: 0 P: 5	R: 3 E: 0 K: 0 S: 5 H: 2 LOB: 0 BB: 1 P: 9	R: 5 E: 2 K: 0 S: 9 H: 4 LOB: 1 BB: 0 P: 9	R: 0 E: 0 K: 2 S: 7 H: 0 LOB: 1 BB: 1 P: 11	R: 0 E: 0 K: 0 S: 4 H: 1 LOB: 1 BB: 0 P: 4	R: 0 E: 0 K: 1 S: 6 H: 2 LOB: 1 BB: 0 P: 6	R: 0 E: 0 K: 0 S: 4 H: 1 LOB: 1 BB: 0 P: 4	1B: 5 2B: 1 3B: 2 HR: 3 SF: 1 SAC: 2 DP: 1 HBP: 0						

TOP

Boston Red Sox @ New York Yankees

Yankee Stadium, Bronx, NY

Sun Sep 09 1962, 3:33 AM EDT

Unknown - 76 F

livebaseballscorecards.com

AB	36
R	9
H	11
RBI	9
BB	2
SO	4
LOB	12

PITCHER		IP	WLS	BF	H	R	ER	SO	BB	IBB	HBP	BLK	WP	HR	S	P	ERA	WHIP
Hal Brown, R ERA: 4.28	(1, 1)	4.2	L	24	7	9	4	1	1	0	0	0	0	3	25	29	7.71	1.714
Rollie Sheldon, R ERA: 5.45	(5, 1)	0.1		1	0	0	0	0	0	0	0	0	0	0	1	1	0.00	0.000
Jack Cullen, R ERA:	(6, 1)	2.0		8	1	0	0	2	1	0	0	0	0	0	11	15	0.00	1.000
Tex Clevenger, R ERA: 3.24	(8, 1)	2.0		8	3	0	0	1	0	0	0	0	0	0	10	10	0.00	1.500

PITCHER	IP	WLS	BF	H	R	ER	SO	BB	IBB	HBP	BLK	WP	HR	S	P	ERA	WHIP

BOTTOM

Boston Red Sox @ New York Yankees

Yankee Stadium, Bronx, NY

Sun Sep 09 1962, 3:33 AM EDT

Unknown - 76 F

livebaseballscorecards.com

Batter	1	2	3	4	5	6	7	8	9	AB	R	H	RBI	BB	SO	LOB
Tony Kubek, L (1, 6) OBP: 0.355, SLG: 0.418	0-0 2B 1B		0-0 F5 ①		BBB 4-0 1B 2B BB		0-0 F4 ③			3	2	1	0	1	0	0
Bobby Richardson, R (1, 4) OBP: 0.333, SLG: 0.407	0-0 1-3 2B 2B		0-0 B5-3 ②		0-0 2B 1-2 1B			0-0 F8 ①		4	1	2	0	0	0	0
Tom Tresh, S (1, 7) OBP: 0.353, SLG: 0.440	0-0 L7 ①		0-0 1B		0-0 1-3 2-H 2B			BBB 4-0 G5-3 BB BB		3	0	2	1	1	0	2
Roger Maris, L (1, 8) OBP: 0.358, SLG: 0.481	0-0 2-H 3-H 2B		SSS 0-3 K ③		0-0 F9 ③			BBBB 4-0 1-2 BB		3	0	1	2	1	1	3
Hector Lopez, R (1, 9) OBP: 0.353, SLG: 0.408	0-0 L9 ②			0-0 F9 ①		0-0 L9 ①		0-0 G5-3 ②③ 2-3f		4	0	0	0	0	0	3
Elston Howard, R (1, 2) OBP: 0.314, SLG: 0.466	0-0 5-3 ③			0-0 F9 ②		0-0 5-3 ②			0-0 1B	4	0	1	0	0	0	1
Bill Skowron, R (1, 3) OBP: 0.320, SLG: 0.461		SSS 0-3 K ①		0-0 5-3 ③		SSS 0-3 K ③			SSS 0-3 K ①	4	0	0	0	0	3	1
Clete Boyer, R (1, 5) OBP: 0.338, SLG: 0.429		SSS 0-3 K ②			0-0 F9 ①		0-0 6-3 ①		SSS 0-3 K ②	4	0	0	0	0	2	1
Hal Brown, R (1, 1) OBP: 0.276, SLG: 0.276 Rollie Sheldon, R (5, 1) OBP: 0.273, SLG: 0.077 Phil Linz, R (5, PH) OBP: 0.324, SLG: 0.387 Jack Cullen, R (6, 1) Johnny Blanchard, L (7, PH) OBP: 0.311, SLG: 0.408 Tex Clevenger, R (8, 1) Dale Long, L (9, PH) OBP: 0.338, SLG: 0.381		0-0 6-3 ③			0-0 F8 ②		0-0 F2 ②		0-0 F5 ③	1 0 1 0 1 0 1	0 0 0 0 0 0 0	0 0 0 0 0 0 0	0 0 0 0 0 0 0	0 0 0 0 0 0 0	0 0 0 0 0 0 0	0 0 0 0 0 0 1
Inning Stats	R: 2 H: 3 E: 0 LOB: 1 K: 0 BB: 0 S: 6 P: 6	R: 0 H: 0 E: 0 LOB: 0 K: 2 BB: 0 S: 7 P: 7	R: 0 H: 1 E: 0 LOB: 1 K: 1 BB: 0 S: 6 P: 6	R: 0 H: 0 E: 0 LOB: 0 K: 0 BB: 0 S: 3 P: 3	R: 1 H: 2 E: 0 LOB: 2 K: 0 BB: 1 S: 5 P: 9	R: 0 H: 0 E: 0 LOB: 0 K: 1 BB: 0 S: 5 P: 5	R: 0 H: 0 E: 0 LOB: 0 K: 0 BB: 0 S: 3 P: 3	R: 0 H: 0 E: 0 LOB: 1 K: 0 BB: 2 S: 2 P: 10	R: 0 H: 1 E: 0 LOB: 1 K: 2 BB: 0 S: 8 P: 8	1B: 4 SF: 0 2B: 3 SAC: 0 3B: 0 DP: 1 HR: 0 HBP: 0						

	AB	33
	R	3
	H	7
	RBI	3
	BB	3
	SO	6
	LOB	12

WP: 0 PA: 36
PB: 0
SB: 0
CS: 0

PITCHER		IP	WLS	BF	H	R	ER	SO	BB	IBB	HBP	BLK	WP	HR	S	P	ERA	WHIP
Bill Monbouquette, R ERA: 3.71	(1, 1)	9.0	W	36	7	3	3	6	3	0	0	0	0	0	45	57	3.00	1.111

PITCHER	IP	WLS	BF	H	R	ER	SO	BB	IBB	HBP	BLK	WP	HR	S	P	ERA	WHIP

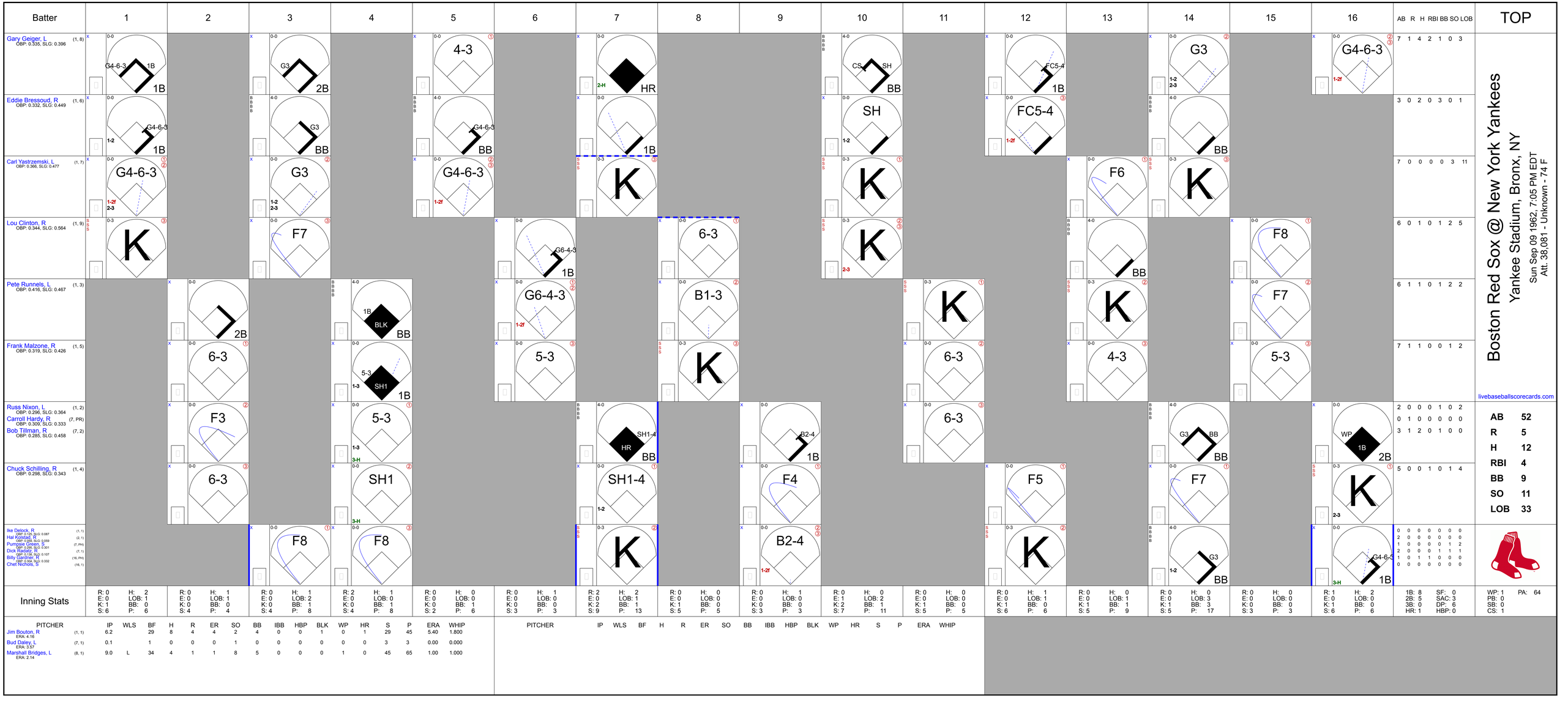
Batter
1
2
3
4
5
6
7
8
9
10
11
12
13
14
15
16
AB R H RBI BB SO LOB
TOP
Gary Geiger, L (1, 8) OBP: 0.335, SLG: 0.396
G4-6-3 1B
G3 2B
4-3
2-H HR
CS SH BB
FC5-4 1B
G3
7 1 4 2 1 0 3
Eddie Bressoud, R (1, 6) OBP: 0.332, SLG: 0.449
G4-6-3 1B
G3 BB
G4-6-3 BB
1B
SH
FC5-4
BB
3 0 2 0 3 0 1
Carl Yastrzemski, L (1, 7) OBP: 0.366, SLG: 0.477
G4-6-3
G3
G4-6-3
K
K
F6
K
7 0 0 0 0 3 11
Lou Clinton, R (1, 9) OBP: 0.344, SLG: 0.564
K
F7
G6-4-3 1B
6-3
K
K
BB
F8
6 0 1 0 1 2 5
Pete Runnels, L (1, 3) OBP: 0.416, SLG: 0.467
2B
1B BLK BB
G6-4-3
B1-3
K
6-3
K
F7
6 1 1 0 1 2 2
Frank Malzone, R (1, 5) OBP: 0.319, SLG: 0.426
6-3
5-3 SH1 1B
5-3
K
6-3
4-3
5-3
7 1 1 0 0 1 2
Russ Nixon, L (1, 2) OBP: 0.296, SLG: 0.364
Carroll Hardy, R (7, PR) OBP: 0.309, SLG: 0.333
Bob Tillman, R (7, 2) OBP: 0.285, SLG: 0.458
F3
5-3
HR SH1-4 BB
B2-4 1B
G3 BB
WP 1B 2B
2 0 0 0 1 0 2
0 1 0 0 0 0 0
3 1 2 0 1 0 0
Chuck Schilling, R (1, 4) OBP: 0.298, SLG: 0.343
6-3
SH1
SH1-4
F4
F5
F7
K
5 0 0 1 0 1 4
Ike Delock, R (1, 1) OBP: 0.139, SLG: 0.087
Hal Kolstad, R (2, 1) OBP: 0.059, SLG: 0.059
Pumpsie Green, S (7, PH) OBP: 0.286, SLG: 0.301
Dick Radatz, R (7, 1) OBP: 0.136, SLG: 0.107
Billy Gardner, R (16, PH) OBP: 0.304, SLG: 0.332
Chet Nichols, S (16, 1)
F8
F8
K
B2-4
K
G4-6-3 1B
0 0 0 0 0 0 0
2 0 0 0 0 0 0
1 0 0 0 0 1 2
2 0 0 0 1 1 1
1 0 1 1 0 0 0
0 0 0 0 0 0 0
Boston Red Sox @ New York Yankees
Yankee Stadium, Bronx, NY
Sun Sep 09 1962, 7:05 PM EDT
Att. 38,081 - Unknown - 74 F
livebaseballscorecards.com
AB 52
R 5
H 12
RBI 4
BB 9
SO 11
LOB 33
Inning Stats
R: 0 E: 0 K: 1 S: 6 H: 2 LOB: 1 BB: 0 P: 6
R: 0 E: 0 K: 0 S: 4 H: 1 LOB: 1 BB: 0 P: 4
R: 0 E: 0 K: 0 S: 4 H: 1 LOB: 2 BB: 1 P: 8
R: 2 E: 0 K: 0 S: 4 H: 1 LOB: 0 BB: 1 P: 8
R: 0 E: 0 K: 0 S: 2 H: 0 LOB: 0 BB: 1 P: 6
R: 0 E: 0 K: 0 S: 3 H: 1 LOB: 0 BB: 0 P: 3
R: 2 E: 0 K: 2 S: 9 H: 2 LOB: 1 BB: 1 P: 13
R: 0 E: 0 K: 1 S: 5 H: 0 LOB: 0 BB: 0 P: 5
R: 0 E: 0 K: 3 S: 3 H: 1 LOB: 0 BB: 0 P: 3
R: 0 E: 0 K: 2 S: 7 H: 0 LOB: 2 BB: 1 P: 11
R: 0 E: 0 K: 1 S: 5 H: 0 LOB: 0 BB: 0 P: 5
R: 0 E: 0 K: 1 S: 6 H: 1 LOB: 0 BB: 0 P: 6
R: 0 E: 0 K: 1 S: 5 H: 0 LOB: 1 BB: 1 P: 9
R: 0 E: 0 K: 1 S: 5 H: 0 LOB: 3 BB: 3 P: 17
R: 0 E: 0 K: 0 S: 3 H: 0 LOB: 0 BB: 0 P: 3
R: 1 E: 0 K: 1 S: 6 H: 2 LOB: 0 BB: 0 P: 6
1B: 8 2B: 5 3B: 0 HR: 1
SF: 0 SAC: 3 DP: 6 HBP: 0
WP: 1 PB: 0 SB: 0 CS: 1
PA: 64
PITCHER IP WLS BF H R ER SO BB IBB HBP BLK WP HR S P ERA WHIP
Jim Bouton, R (1, 1) ERA: 4.16 6.2 29 8 4 4 2 4 0 0 1 0 1 29 45 5.40 1.800
Bud Daley, L (7, 1) ERA: 3.57 0.1 1 0 0 0 1 0 0 0 0 0 0 3 3 0.00 0.000
Marshall Bridges, L (8, 1) ERA: 2.14 9.0 L 34 4 1 1 8 5 0 0 0 1 0 45 65 1.00 1.000
PITCHER IP WLS BF H R ER SO BB IBB HBP BLK WP HR S P ERA WHIP

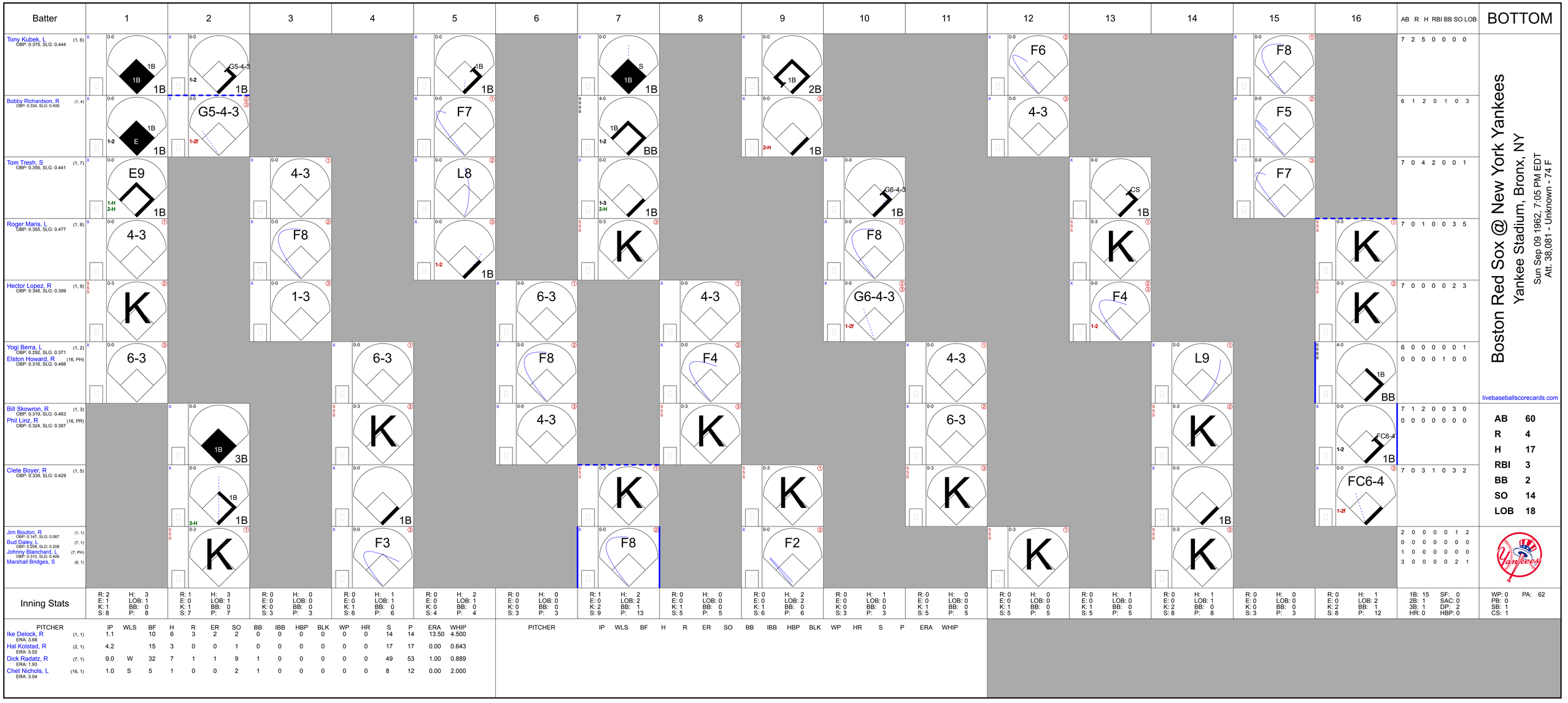
Batter
1
2
3
4
5
6
7
8
9
10
11
12
13
14
15
16
AB R H RBI BB SO LOB
BOTTOM
Tony Kubek, L (1, 6) OBP: 0.375, SLG: 0.444
Bobby Richardson, R (1, 4) OBP: 0.334, SLG: 0.406
Tom Tresh, S (1, 7) OBP: 0.356, SLG: 0.441
Roger Maris, L (1, 8) OBP: 0.355, SLG: 0.477
Hector Lopez, R (1, 9) OBP: 0.346, SLG: 0.399
Yogi Berra, L (1, 2) OBP: 0.292, SLG: 0.371
Elston Howard, R (16, PH) OBP: 0.316, SLG: 0.466
Bill Skowron, R (1, 3) OBP: 0.319, SLG: 0.463
Phil Linz, R (16, PR) OBP: 0.324, SLG: 0.387
Clete Boyer, R (1, 5) OBP: 0.339, SLG: 0.429
Jim Bouton, R (1, 1) OBP: 0.147, SLG: 0.067
Bud Daley, L (7, 1) OBP: 0.208, SLG: 0.208
Johnny Blanchard, L (7, PH) OBP: 0.310, SLG: 0.406
Marshall Bridges, S (8, 1)
Boston Red Sox @ New York Yankees
Yankee Stadium, Bronx, NY
Sun Sep 09 1962, 7:05 PM EDT
Att. 38,081 - Unknown - 74 F
livebaseballscorecards.com
AB 60
R 4
H 17
RBI 3
BB 2
SO 14
LOB 18
Inning Stats
PITCHER
Ike Delock, R (1, 1) ERA: 3.68
Hal Kolstad, R (2, 1) ERA: 5.02
Dick Radatz, R (7, 1) ERA: 1.93
Chet Nichols, L (16, 1) ERA: 3.04
IP WLS BF H R ER SO BB IBB HBP BLK WP HR S P ERA WHIP
1.1 10 6 3 2 2 0 0 0 0 0 0 14 14 13.50 4.500
4.2 15 3 0 0 1 0 0 0 0 0 0 17 17 0.00 0.643
9.0 W 32 7 1 1 9 1 0 0 0 0 0 49 53 1.00 0.889
1.0 S 5 1 0 0 2 1 0 0 0 0 0 8 12 0.00 2.000
1B: 15 SF: 0
2B: 1 SAC: 0
3B: 1 DP: 2
HR: 0 HBP: 0
WP: 0 PA: 62
PB: 0
SB: 1
CS: 1

Batter	1	2	3	4	5	6	7	8	9	AB	R	H	RBI	BB	SO	LOB
Tony Kubek, L (1, 6) OBP: 0.364, SLG: 0.430	F7			K		4-3		F7		4	0	0	0	0	1	0
Bobby Richardson, R (1, 4) OBP: 0.335, SLG: 0.408	K			F7		2B			SH3-4 1B 1B	4	1	2	0	0	1	0
Tom Tresh, S (1, 7) OBP: 0.354, SLG: 0.439	F6			F4		F4			SH3-4 1-2	3	0	0	0	0	0	1
Mickey Mantle, S (1, 8) OBP: 0.478, SLG: 0.589		5-3			HR		G4-6-3 1B		1B FC6-4 IBB	3	2	2	1	1	0	0
Hector Lopez, R (1, 9) OBP: 0.345, SLG: 0.397 Phil Linz, R (9, PR) OBP: 0.324, SLG: 0.387 Roger Maris, L (9, 9) OBP: 0.355, SLG: 0.477		K			F8		G4-6-3 1-2f		FC6-4 1-3 2-H 1B	4 0 0	0 0 0	1 0 0	1 0 0	0 0 0	1 0 0	1 0 0
Elston Howard, R (1, 2) OBP: 0.317, SLG: 0.468		K			1B		2B		FC6-4 FC5-4 1-2f 3-H	4	0	2	1	0	1	1
Bill Skowron, R (1, 3) OBP: 0.316, SLG: 0.459			K		K		F7		FC5-4 1-2f	4	0	0	0	0	2	3
Clete Boyer, R (1, 5) OBP: 0.337, SLG: 0.427			K		F5			1-3		3	0	0	0	0	1	1
Ralph Terry, R (1, 1) OBP: 0.224, SLG: 0.191 Bud Daley, L (9, 1) OBP: 0.208, SLG: 0.208			6-3			K		6-3		3 0	0 0	0 0	0 0	0 0	1 0	0 0
Inning Stats	R: 0 E: 0 K: 1 S: 5 H: 0 LOB: 0 BB: 0 P: 5	R: 0 E: 0 K: 2 S: 7 H: 0 LOB: 0 BB: 0 P: 7	R: 0 E: 0 K: 2 S: 7 H: 0 LOB: 0 BB: 0 P: 7	R: 0 E: 0 K: 1 S: 5 H: 0 LOB: 0 BB: 0 P: 5	R: 1 E: 0 K: 1 S: 7 H: 2 LOB: 1 BB: 0 P: 7	R: 0 E: 0 K: 1 S: 6 H: 1 LOB: 1 BB: 0 P: 6	R: 0 E: 0 K: 0 S: 4 H: 2 LOB: 1 BB: 0 P: 4	R: 0 E: 0 K: 0 S: 3 H: 0 LOB: 0 BB: 0 P: 3	R: 2 E: 0 K: 0 S: 5 H: 2 LOB: 1 BB: 1 P: 9	1B: 4 2B: 2 3B: 0 HR: 1 SF: 0 SAC: 1 DP: 1 HBP: 0						

PITCHER	IP	WLS	BF	H	R	ER	SO	BB	IBB	HBP	BLK	WP	HR	S	P	ERA	WHIP
Hank Aguirre, L (1, 1) ERA: 2.22	8.1	L	32	7	3	3	8	0	1	0	0	0	1	47	51	3.24	0.840
Terry Fox, R (9, 1) ERA: 1.94	0.2		2	0	0	0	0	0	0	0	0	0	0	2	2	0.00	0.000

PITCHER	IP	WLS	BF	H	R	ER	SO	BB	IBB	HBP	BLK	WP	HR	S	P	ERA	WHIP

New York Yankees @ Detroit Tigers

Tiger Stadium, Detroit, MI

Mon Sep 10 1962, 7:05 PM EDT

Att. 22,810 - Unknown

TOP

livebaseballscorecards.com

AB	32
R	3
H	7
RBI	3
BB	1
SO	8
LOB	7

WP: 0	PA: 34		
PB: 0			
SB: 0			
CS: 0			

Batter	1	2	3	4	5	6	7	8	9	AB	R	H	RBI	BB	SO	LOB
Chico Fernandez, R (1, 6) OBP: 0.305, SLG: 0.415	1-3		K			S 1B			F4	4	0	1	0	0	1	0
Bill Bruton, L (1, 8) OBP: 0.355, SLG: 0.442	4-3			G5-4-3 1B		4-3 1-2			G3	4	0	1	0	0	0	1
Al Kaline, R (1, 9) OBP: 0.379, SLG: 0.609	HR			L9			BB G5-4-3		1B 1B	3	1	2	1	1	0	1
Rocky Colavito, R (1, 7) OBP: 0.372, SLG: 0.523	F6			G5-4-3 1-2f			G5-4-3 1-2f		FC5-4 1-3 1B	4	0	1	0	0	0	2
Jake Wood, R (9, PR) OBP: 0.289, SLG: 0.346										0	0	0	0	0	0	0
Norm Cash, L (1, 3) OBP: 0.378, SLG: 0.500		G3			1-3		4-3		FC5-4 1-2f	3	0	0	0	0	0	0
Bubba Morton, R (9, PH) OBP: 0.366, SLG: 0.399										1	0	0	0	0	0	2
Dick McAuliffe, L (1, 4) OBP: 0.347, SLG: 0.388		4-3			B1-3			1B		3	0	1	0	0	0	0
Frank Kostro, R (1, 5) OBP: 0.200, SLG: 0.300		5-3			F2			B3		3	0	0	0	0	0	1
Dick Brown, R (1, 2) OBP: 0.278, SLG: 0.352			K			6-3		L8		3	0	0	0	0	1	1
Hank Aguirre, R (1, 1) OBP: 0.045, SLG: 0.030			K			K		K		3	0	0	0	0	3	1
Terry Fox, R (9, 1) OBP: 0.545, SLG: 0.429										0	0	0	0	0	0	0
Inning Stats	R: 1 E: 0 K: 0 S: 4 H: 1 LOB: 0 BB: 0 P: 4	R: 0 E: 0 K: 0 S: 3 H: 0 LOB: 0 BB: 0 P: 3	R: 0 E: 0 K: 3 S: 9 H: 0 LOB: 0 BB: 0 P: 9	R: 0 E: 0 K: 0 S: 3 H: 1 LOB: 0 BB: 0 P: 3	R: 0 E: 0 K: 3 S: 3 H: 0 LOB: 0 BB: 0 P: 3	R: 0 E: 0 K: 1 S: 6 H: 1 LOB: 1 BB: 0 P: 6	R: 0 E: 0 K: 0 S: 2 H: 0 LOB: 0 BB: 1 P: 6	R: 0 E: 0 K: 1 S: 6 H: 1 LOB: 1 BB: 0 P: 6	R: 0 E: 0 K: 0 S: 5 H: 2 LOB: 2 BB: 0 P: 5	1B: 5 2B: 0 3B: 0 HR: 1	SF: 0 SAC: 0 DP: 2 HBP: 0						

PITCHER		IP	WLS	BF	H	R	ER	SO	BB	IBB	HBP	BLK	WP	HR	S	P	ERA	WHIP
Ralph Terry, R ERA: 3.21	(1, 1)	8.2	W	31	6	1	1	5	1	0	0	0	0	1	40	44	1.04	0.808
Bud Daley, L ERA: 3.56	(9, 1)	0.1	S	1	0	0	0	0	0	0	0	0	0	0	1	1	0.00	0.000

PITCHER	IP	WLS	BF	H	R	ER	SO	BB	IBB	HBP	BLK	WP	HR	S	P	ERA	WHIP

BOTTOM

New York Yankees @ Detroit Tigers

Tiger Stadium, Detroit, MI

Mon Sep 10 1962, 7:05 PM EDT

Att. 22,810 - Unknown

livebaseballscorecards.com

AB	31
R	1
H	6
RBI	1
BB	1
SO	5
LOB	9

1B: 5 SF: 0
2B: 0 SAC: 0
3B: 0 DP: 2
HR: 1 HBP: 0

WP: 0 PA: 32
PB: 0
SB: 1
CS: 0

New York Yankees @ Detroit Tigers

Tiger Stadium, Detroit, MI

Tue Sep 11 1962, 7:05 PM EDT

Att. 22,014 - Unknown

TOP

livebaseballscorecards.com

Batter	1	2	3	4	5	6	7	8	9	10	AB	R	H	RBI	BB	SO	LOB
Tony Kubek, L (1, 6) OBP: 0.377, SLG: 0.480	HR	6-3		1B		6-3		PB 6-3 2-3 3-H 1B		3B	6	1	4	2	0	0	1
Bobby Richardson, R (1, 4) OBP: 0.336, SLG: 0.409	E G4-6-3 1B		2B 1B	1-3 1B			5-3 ①	6-3 ② 1-2 3-H		L6 ①	6	2	3	1	0	0	2
Tom Tresh, S (1, 7) OBP: 0.352, SLG: 0.435	E3 G4-6-3 1-3		F8 ①	K ③			L6 ② B B B	4-0 2-3 BB		S S S K ②	5	0	0	0	1	2	5
Mickey Mantle, S (1, 8) OBP: 0.481, SLG: 0.595	G4-6-3 ① ② 1-2f 3-H		1-H 2B		4-3 2B		1B	G3 ③		B B B B BB	5	0	3	1	1	0	3
Roger Maris, L (1, 9) OBP: 0.353, SLG: 0.476	2B		F7 ②		F7 ①		F8 ③			S S S K ③	6	0	1	0	0	1	5
Elston Howard, R (1, 2) OBP: 0.317, SLG: 0.466 Jake Gibbs, L (8, PR) Dale Long, L (8, 3) OBP: 0.340, SLG: 0.381	F7 ③		S S S K ③		4-3 ② 2-3			SH HBP SF9 1B	B B B B BB		4 0 0	0 1 0	1 0 0	0 0 0	0 0 1	1 0 0	3 0 0
Bill Skowron, R (1, 3) OBP: 0.320, SLG: 0.469 Jack Reed, R (8, PR) OBP: 0.333, SLG: 0.447 Marshall Bridges, S (8, 1) Phil Linz, R (9, PH) OBP: 0.330, SLG: 0.387 Jim Bouton, R (9, 1) OBP: 0.147, SLG: 0.067		2B		S S S HR	S S S K ③			H SF9 SH 1-2 1B HBP	B B B B G4-6-3 1-2 BB		3 0 0 0 0	1 1 0 0 0	2 0 0 0 0	1 0 0 0 0	0 0 0 1 0	1 0 0 0 0	1 0 0 0 0
Clete Boyer, R (1, 5) OBP: 0.334, SLG: 0.423		F8 ①		S S S K ①		6-3 ①		SH 1B SF9 1-2 2-3 6-3		G4-6-3 ② ③ 1-2f	4	1	0	0	0	1	3
Jim Coates, R (1, 1) OBP: 0.120, SLG: 0.100 Rollie Sheldon, R (4, 1) OBP: 0.273, SLG: 0.077 Tex Clevenger, R (4, 1) Hector Lopez, R (6, PH) OBP: 0.344, SLG: 0.395 Bud Daley, L (6, 1) OBP: 0.206, SLG: 0.208 Yogi Berra, L (8, PH) OBP: 0.294, SLG: 0.387 (8, 2)		K ②		S S S K ②		F8 ②		SF9 ① 1-2 2-3 3-H		HR	2 0 0 1 0 1	0 0 0 0 0 1	0 0 0 0 0 2	0 0 0 0 0 2	0 0 0 0 0 0	2 0 0 0 0 0	1 0 0 0 0 0
Inning Stats	R: 2 E: 1 K: 0 S: 6 H: 3 LOB: 1 BB: 0 P: 6	R: 0 E: 0 K: 1 S: 6 H: 1 LOB: 1 BB: 0 P: 6	R: 1 E: 0 K: 1 S: 7 H: 2 LOB: 1 BB: 0 P: 7	R: 1 E: 0 K: 3 S: 12 H: 3 LOB: 2 BB: 0 P: 12	R: 0 E: 0 K: 1 S: 6 H: 1 LOB: 1 BB: 0 P: 6	R: 0 E: 0 K: 0 S: 3 H: 0 LOB: 0 BB: 0 P: 3	R: 0 E: 0 K: 0 S: 4 H: 1 LOB: 1 BB: 0 P: 4	R: 3 E: 1 K: 0 S: 6 H: 2 LOB: 2 BB: 1 P: 11	R: 0 E: 0 K: 0 S: 2 H: 0 LOB: 1 BB: 2 P: 10	R: 1 E: 0 K: 2 S: 9 H: 2 LOB: 2 BB: 1 P: 13	1B: 7 2B: 4 3B: 1 HR: 3 SF: 1 SAC: 1 DP: 2 HBP: 1						

	AB	43
	R	8
	H	15
	RBI	7
	BB	4
	SO	8
	LOB	24

WP: 0 PB: 1 SB: 0 CS: 0 PA: 50

PITCHER	IP	WLS	BF	H	R	ER	SO	BB	IBB	HBP	BLK	WP	HR	S	P	ERA	WHIP
Frank Lary, R (1, 1) ERA: 5.74	3.0		16	7	4	4	2	0	0	0	0	0	2	20	20	12.00	2.333
Ron Kline, R (4, 1) ERA: 4.22	1.0		5	2	0	0	3	0	0	0	0	0	0	11	11	0.00	2.000
Don Mossi, L (5, 1) ERA: 4.28	3.1		16	4	3	2	1	0	0	1	0	0	0	17	18	5.40	1.200
Terry Fox, R (8, 1) ERA: 1.92	0.2		3	0	0	0	0	1	0	0	0	0	0	2	6	0.00	1.500
Ron Nischwitz, L (9, 1) ERA: 3.71	0.1		3	0	0	0	0	2	0	0	0	0	0	1	9	0.00	6.000

PITCHER	IP	WLS	BF	H	R	ER	SO	BB	IBB	HBP	BLK	WP	HR	S	P	ERA	WHIP
Bob Humphreys, R (9, 1) ERA: 5.79	1.2	L	7	2	1	1	2	1	0	0	0	0	1	10	14	5.40	1.800

Batter	1	2	3	4	5	6	7	8	9	10	AB	R	H	RBI	BB	SO	LOB
Chico Fernandez, R (1, 6) OBP: 0.306, SLG: 0.419	F6		F6	FC3-5 2B 1-2 2-3f		F7		1-H 3B		1-2 1B	6	0	2	1	0	0	3
Bill Bruton, L (1, 8) OBP: 0.353, SLG: 0.440	F6		4-3 1-2	1-3 2-H 2B		5-3		S S S K		6-3	6	0	1	1	0	1	5
Al Kaline, R (1, 9) OBP: 0.380, SLG: 0.604	1B		L6-3	IBB			F5		BBBB L5-3		4	0	1	0	1	0	1
Rocky Colavito, R (1, 7) OBP: 0.372, SLG: 0.521	F3			1B 1B 1B			F7		BBBB BB		4	1	1	0	1	0	4
Norm Cash, L (1, 3) OBP: 0.376, SLG: 0.497		G3		1B 1-3 1B 1B			1-3			L3	5	1	1	0	0	0	4
Dick McAuliffe, L (1, 4) OBP: 0.348, SLG: 0.395		F8		1B 1B 1-3 3-H 1B	4-3			S S S HR	S S S K		5	2	2	2	0	1	1
Frank Kostro, R (1, 5) OBP: 0.267, SLG: 0.333	1B			1B 1-2 3-H 1B	G3			F8		6-3	5	1	2	1	0	0	0
Dick Brown, R (1, 2) OBP: 0.280, SLG: 0.354 Jake Wood, R (8, PR) OBP: 0.289, SLG: 0.346 Mike Roarke, R (9, 2) OBP: 0.270, SLG: 0.354 Bobo Osborne, L (10, PH) OBP: 0.361, SLG: 0.246	F7			FC3-5 1B 1-2 2-3 1B	F4			3B 1B	BBBB 1B BB		4 0 0 0	0 1 0 0	2 0 0 0	0 0 0 1	0 0 0 0	0 0 0 0	1 0 0 0
Frank Lary, R (1, 1) OBP: 0.321, SLG: 0.250 Ron Kline, R (4, 1) OBP: 0.333, SLG: 0.125 Vic Wertz (4, PR) OBP: 0.362, SLG: 0.500 Howie Koplitz, R (4, PR) OBP: 0.333, SLG: 0.231 Don Mossi, L (5, 1) OBP: 0.333, SLG: 0.148 Terry Fox, R (6, 1) OBP: 0.345, SLG: 0.429 Bubba Morton, R (8, PH) OBP: 0.400, SLG: 0.667 Ron Nischwitz, S (8, 1) OBP: 0.400, SLG: 0.438 Bob Humphreys, R (9, 1) Bob Farley, L (10, PH) OBP: 0.364, SLG: 0.250			4-3 1B	2B FC3-5 1-2 2-H 3-H 1B		K		K	F8		1 0 1 0 1 0 0 1	0 0 0 1 0 0 0 0	1 0 1 0 0 0 0 0	0 0 2 0 0 0 1 0	0 0 0 0 0 0 1 0	0 0 0 0 0 0 1 0	0 0 0 0 0 0 1 1
Inning Stats	R: 0 H: 1 E: 0 LOB: 1 K: 0 BB: 0 S: 4 P: 4	R: 0 H: 1 E: 0 LOB: 1 K: 0 BB: 0 S: 4 P: 4	R: 0 H: 1 E: 0 LOB: 1 K: 0 BB: 0 S: 4 P: 4	R: 5 H: 7 E: 0 LOB: 3 K: 0 BB: 1 S: 10 P: 14	R: 0 H: 0 E: 0 LOB: 0 K: 0 BB: 0 S: 3 P: 3	R: 0 H: 0 E: 0 LOB: 0 K: 1 BB: 0 S: 5 P: 5	R: 0 H: 0 E: 0 LOB: 0 K: 0 BB: 0 S: 3 P: 3	R: 2 H: 3 E: 0 LOB: 2 K: 2 BB: 0 S: 10 P: 10	R: 0 H: 0 E: 0 LOB: 1 K: 1 BB: 1 S: 5 P: 9	R: 0 H: 1 E: 0 LOB: 2 K: 0 BB: 1 S: 4 P: 8	1B: 11 SF: 0 2B: 1 SAC: 0 3B: 1 DP: 0 HR: 1 HBP: 0						

PITCHER		IP	WLS	BF	H	R	ER	SO	BB	IBB	HBP	BLK	WP	HR	S	P	ERA	WHIP
Jim Coates, R ERA: 4.61	(1, 1)	3.0		17	8	5	5	0	0	0	0	0	0	0	17	17	15.00	2.667
Rollie Sheldon, R ERA: 5.43	(4, 1)	0.1		3	2	0	0	0	0	0	0	0	0	0	3	3	0.00	6.000
Tex Clevenger, R ERA: 3.09	(4, 1)	1.2		6	0	0	0	0	0	1	0	0	0	0	5	9	0.00	0.000
Bud Daley, L ERA: 3.49	(6, 1)	2.0		6	0	0	0	1	0	0	0	0	0	0	8	8	0.00	0.000
Marshall Bridges, L ERA: 2.37	(8, 1)	1.0		6	3	2	2	2	0	0	0	0	0	1	10	10	18.00	3.000

PITCHER		IP	WLS	BF	H	R	ER	SO	BB	IBB	HBP	BLK	WP	HR	S	P	ERA	WHIP
Jim Bouton, R ERA: 4.09	(9, 1)	2.0	W	9	1	0	0	1	2	0	0	0	0	0	9	17	0.00	1.500

BOTTOM

New York Yankees @ Detroit Tigers

Tiger Stadium, Detroit, MI

Tue Sep 11 1962, 7:05 PM EDT

Att. 22,014 - Unknown

livebaseballscorecards.com

AB	44
R	7
H	14
RBI	7
BB	3
SO	4
LOB	21

WP: 0 PA: 47
PB: 0
SB: 0
CS: 0

Batter	1	2	3	4	5	6	7	8	9	AB	R	H	RBI	BB	SO	LOB
Tony Kubek, L (1, 6) OBP: 0.385, SLG: 0.492	F9		1B 2B		F8 1B HR 1B	G4-6-3 1-2f		E8 1B		5	2	3	0	0	0	3
Bobby Richardson, R (1, 4) OBP: 0.335, SLG: 0.407	L4		F4		1-2 HR 1B		F7	6-3		5	1	1	0	0	0	2
Tom Tresh, S (1, 7) OBP: 0.352, SLG: 0.437	L8		2-H 1B		F8 2-3		F9 1B 2B		SSS K	5	1	2	1	0	1	2
Mickey Mantle, S (1, 8) OBP: 0.480, SLG: 0.600		G3 SSS	K		1-H 3-H HR		F9 2-3		BBBB FC4-6 BB	4	1	1	3	1	1	2
Roger Maris, L (1, 9) OBP: 0.352, SLG: 0.473		3-1		F2	G3		1B 3-H 1B		F6	5	0	1	1	0	0	1
Elston Howard, R (1, 2) OBP: 0.318, SLG: 0.465		E3 1B		FC6-4 1B		1-3	1-2 1B		FC4-6 1-2f	5	0	2	0	0	0	1
Dale Long, L (1, 3) OBP: 0.342, SLG: 0.380		1-2 1B		SSS K	BBBB 1B BB		3-1			3	0	1	0	1	1	3
Clete Boyer, R (1, 5) OBP: 0.334, SLG: 0.422		F6		FC6-4 1-2f		1-3 BB 1B		L1		4	0	1	0	0	0	3
Whitey Ford, L (1, 1) OBP: 0.184, SLG: 0.152			F5		SSS K	BBBB G4-6-3 1-2 BB		SSS K		3	0	0	0	1	2	0
Inning Stats	R: 0 E: 0 K: 0 S: 3 H: 0 LOB: 0 BB: 0 P: 3	R: 0 E: 1 K: 0 S: 5 H: 1 LOB: 2 BB: 0 P: 5	R: 1 E: 0 K: 1 S: 7 H: 2 LOB: 1 BB: 0 P: 7	R: 0 E: 0 K: 1 S: 6 H: 1 LOB: 1 BB: 0 P: 6	R: 3 E: 0 K: 1 S: 8 H: 3 LOB: 0 BB: 0 P: 8	R: 0 E: 0 K: 0 S: 3 H: 1 LOB: 2 BB: 2 P: 11	R: 1 E: 0 K: 0 S: 6 H: 3 LOB: 2 BB: 0 P: 6	R: 0 E: 1 K: 1 S: 6 H: 1 LOB: 1 BB: 0 P: 6	R: 0 E: 0 K: 1 S: 5 H: 0 LOB: 1 BB: 1 P: 9	1B: 9 2B: 2 3B: 0 HR: 1 SF: 0 SAC: 0 DP: 1 HBP: 0						

PITCHER	IP	WLS	BF	H	R	ER	SO	BB	IBB	HBP	BLK	WP	HR	S	P	ERA	WHIP
Pedro Ramos, R (1, 1) ERA: 3.72	8.0	L	38	12	5	5	4	2	0	0	0	0	1	44	52	5.62	1.750
Barry Latman, R (9, 1) ERA: 3.87	1.0		4	0	0	0	1	1	0	0	0	0	0	5	9	0.00	1.000

PITCHER	IP	WLS	BF	H	R	ER	SO	BB	IBB	HBP	BLK	WP	HR	S	P	ERA	WHIP

TOP

New York Yankees @ Cleveland Indians

Cleveland Municipal Stadium, Cleveland, OH

Wed Sep 12 1962, 7:05 PM EDT

Att. 13,411 - Unknown

livebaseballscorecards.com

AB	39
R	5
H	12
RBI	5
BB	3
SO	5
LOB	17

Batter	1	2	3	4	5	6	7	8	9	AB	R	H	RBI	BB	SO	LOB
Willie Tasby, R (1, 9) OBP: 0.327, SLG: 0.330	L9		5-3			PO 1B 1B		5-3		4	0	1	0	0	0	0
Tito Francona, L (1, 3) OBP: 0.322, SLG: 0.403	4-3			HR 1B		F6			K	4	1	1	0	0	1	1
Chuck Essegian, R (1, 7) OBP: 0.369, SLG: 0.506	5-3			1-H HR		1-2 1B			K	4	1	2	2	0	1	0
Max Alvis, R (1, 5) OBP: 0.250, SLG: 0.143		F9		6-3		K			4-3	4	0	0	0	0	1	2
Doc Edwards, R (1, 2) OBP: 0.366, SLG: 0.438		L7		5-3		PO 2-3	G6-4-3 1B			3	0	1	0	0	0	0
Woodie Held, R (1, 6) OBP: 0.353, SLG: 0.401		FC6-4 1B		5-3			G6-4-3 1-2f			3	0	1	0	0	0	1
Bubba Phillips, R (1, 8) OBP: 0.290, SLG: 0.355		FC6-4 1-2f			F7		6-3			3	0	0	0	0	0	1
Jerry Kindall, R (1, 4) OBP: 0.290, SLG: 0.351			K		6-3			4-3		3	0	0	0	0	1	0
Pedro Ramos, S (1, 1) OBP: 0.180, SLG: 0.356			6-3		K			5-3		2	0	0	0	0	1	0
Gene Green, R (8, PH) OBP: 0.313, SLG: 0.540										1	0	0	0	0	0	0
Barry Latman, R (9, 1) OBP: 0.235, SLG: 0.271										0	0	0	0	0	0	0
Inning Stats	R: 0 E: 0 K: 0 S: 3 H: 0 LOB: 0 BB: 0 P: 3	R: 0 E: 0 K: 0 S: 4 H: 1 LOB: 1 BB: 0 P: 4	R: 0 E: 0 K: 1 S: 5 H: 0 LOB: 0 BB: 0 P: 5	R: 2 E: 0 K: 0 S: 5 H: 2 LOB: 0 BB: 0 P: 5	R: 0 E: 0 K: 1 S: 5 H: 0 LOB: 0 BB: 0 P: 5	R: 0 E: 0 K: 1 S: 6 H: 2 LOB: 1 BB: 0 P: 6	R: 0 E: 0 K: 0 S: 3 H: 1 LOB: 0 BB: 0 P: 3	R: 0 E: 0 K: 0 S: 3 H: 0 LOB: 0 BB: 0 P: 3	R: 0 E: 0 K: 2 S: 7 H: 0 LOB: 0 BB: 0 P: 7	1B: 5 2B: 0 3B: 0 HR: 1 SF: 0 SAC: 0 DP: 1 HBP: 0						

PITCHER	IP	WLS	BF	H	R	ER	SO	BB	IBB	HBP	BLK	WP	HR	S	P	ERA	WHIP
Whitey Ford, L (1, 1) ERA: 2.92	9.0	W	31	6	2	2	5	0	0	0	0	0	1	41	41	2.00	0.667

PITCHER	IP	WLS	BF	H	R	ER	SO	BB	IBB	HBP	BLK	WP	HR	S	P	ERA	WHIP

BOTTOM

New York Yankees @ Cleveland Indians

Cleveland Municipal Stadium, Cleveland, OH

Wed Sep 12 1962, 7:05 PM EDT

Att. 13,411 - Unknown

livebaseballscorecards.com

AB	31
R	2
H	6
RBI	2
BB	0
SO	5
LOB	5

Batter	1	2	3	4	5	6	7	8	9	AB	R	H	RBI	BB	SO	LOB
Tony Kubek, L (1, 6) OBP: 0.378, SLG: 0.482	F7		FC5-4 1B	K			F6		L7	5	0	1	0	0	1	2
Bobby Richardson, R (1, 4) OBP: 0.336, SLG: 0.410	3-1		FC5-4 2B 1-2f	L8			BB 2B		2B	5	0	2	0	0	0	1
Tom Tresh, S (1, 7) OBP: 0.357, SLG: 0.439	1B 1B BB		1-3 2B	BB			BB		BB	1	1	1	0	4	0	0
Mickey Mantle, S (1, 8) OBP: 0.477, SLG: 0.594	1-3 1B		F2	F8			K		K	5	0	1	0	0	2	7
Roger Maris, L (1, 9) OBP: 0.353, SLG: 0.472	1-2 3-H 1B		K	K			1-2 2-3 BB		F7	4	0	1	1	1	2	5
Elston Howard, R (1, 2) OBP: 0.317, SLG: 0.464	K			1B		6-3	K			4	0	1	0	0	2	5
Bill Skowron, R (1, 3) OBP: 0.320, SLG: 0.466		F4		F9		G5-3 1B BB		K		3	0	0	0	1	1	1
Clete Boyer, R (1, 5) OBP: 0.335, SLG: 0.423		K		1-3 1B		1-2 1B		B1-3		4	0	2	0	0	1	0
Ralph Terry, R (1, 1) OBP: 0.220, SLG: 0.188		6-3		F4		G5-3 2-3f		K		2	0	0	0	0	0	2
Yogi Berra, L (6, PH) OBP: 0.292, SLG: 0.386										1	0	0	0	0	0	2
Jim Coates, R (6, 1) OBP: 0.129, SLG: 0.100										0	0	0	0	0	0	0
Dale Long, L (8, PH) OBP: 0.341, SLG: 0.379										1	0	0	0	0	1	0
Rollie Sheldon, R (8, 1) OBP: 0.273, SLG: 0.077										0	0	0	0	0	0	0
Inning Stats	R: 1 E: 0 K: 1 S: 7 H: 2 LOB: 2 BB: 1 P: 11	R: 0 E: 0 K: 1 S: 5 H: 0 LOB: 0 BB: 0 P: 5	R: 0 E: 0 K: 1 S: 7 H: 2 LOB: 2 BB: 0 P: 7	R: 0 E: 0 K: 1 S: 7 H: 2 LOB: 2 BB: 0 P: 7	R: 0 E: 0 K: 1 S: 5 H: 0 LOB: 1 BB: 1 P: 9	R: 0 E: 0 K: 0 S: 3 H: 1 LOB: 1 BB: 1 P: 7	R: 0 E: 0 K: 2 S: 8 H: 1 LOB: 3 BB: 2 P: 16	R: 0 E: 0 K: 2 S: 7 H: 0 LOB: 0 BB: 0 P: 7	R: 0 E: 0 K: 1 S: 6 H: 1 LOB: 2 BB: 1 P: 10	1B: 6 2B: 3 3B: 0 HR: 0 SF: 0 SAC: 0 DP: 1 HBP: 0						

PITCHER		IP	WLS	BF	H	R	ER	SO	BB	IBB	HBP	BLK	WP	HR	S	P	ERA	WHIP
Bill Monbouquette, R ERA: 3.64	(1, 1)	6.1	W	30	8	1	1	5	4	0	0	0	0	0	36	52	1.42	1.895
Dick Radatz, R ERA: 1.96	(7, 1)	2.2	S	11	1	0	0	5	2	0	0	0	0	0	19	27	0.00	1.125

PITCHER		IP	WLS	BF	H	R	ER	SO	BB	IBB	HBP	BLK	WP	HR	S	P	ERA	WHIP

TOP

New York Yankees @ Boston Red Sox

Fenway Park, Boston, MA

Fri Sep 14 1962, 7:05 PM EDT

Att. 24,370 - Unknown

livebaseballscorecards.com

AB	35
R	1
H	9
RBI	1
BB	6
SO	10
LOB	25

Batter	1	2	3	4	5	6	7	8	9	AB	R	H	RBI	BB	SO	LOB
Gary Geiger, L (1, 8) OBP: 0.331, SLG: 0.392	F9		K		3-1		E1 BB			4	0	0	0	0	1	0
Eddie Bressoud, R (1, 6) OBP: 0.332, SLG: 0.448	K		K		1B		1-2 BB			3	0	1	0	1	2	0
Carl Yastrzemski, L (1, 7) OBP: 0.364, SLG: 0.473	4-3			2B 2B	4-3		F8			4	1	1	0	0	0	3
Lou Clinton, R (1, 9) OBP: 0.344, SLG: 0.551		2B 6-3 1B		3-1 2-H 4-3 2B		1B E 1B	F4			4	3	3	1	0	0	2
Pete Runnels, L (1, 3) OBP: 0.419, SLG: 0.474		1-3 2B		3-1 2-3		F8		5-3		4	0	1	0	0	0	2
Frank Malzone, R (1, 5) OBP: 0.319, SLG: 0.429		6-3 3-H		4-3 1B		1-3 FC6 1B		6-3		4	0	2	1	0	0	1
Russ Nixon, L (1, 2) OBP: 0.290, SLG: 0.349		F7		4-3 1-2 3-H		1-2f FC6 3-H		1B		4	0	1	2	0	0	3
Chuck Schilling, R (1, 4) OBP: 0.296, SLG: 0.341		L7		5-3		F2		1-2 1B		4	0	1	0	0	0	3
Bill Monbouquette, R (1, 1) OBP: 0.183, SLG: 0.108			K		K		K		K	2	0	0	0	0	2	0
Dick Radatz, R (7, 1) OBP: 0.129, SLG: 0.100										2	0	0	0	0	2	2
Inning Stats	R: 0 E: 0 K: 1 S: 5 H: 0 LOB: 0 BB: 0 P: 5	R: 1 E: 0 K: 0 S: 5 H: 2 LOB: 1 BB: 0 P: 5	R: 0 E: 0 K: 3 S: 9 H: 0 LOB: 0 BB: 0 P: 9	R: 2 E: 0 K: 0 S: 6 H: 3 LOB: 1 BB: 0 P: 6	R: 0 E: 0 K: 1 S: 6 H: 1 LOB: 1 BB: 0 P: 6	R: 1 E: 1 K: 0 S: 5 H: 2 LOB: 1 BB: 0 P: 5	R: 0 E: 1 K: 1 S: 6 H: 0 LOB: 2 BB: 1 P: 10	R: 0 E: 0 K: 1 S: 7 H: 2 LOB: 2 BB: 0 P: 7		1B: 7 2B: 3 3B: 0 HR: 0 SF: 0 SAC: 0 DP: 0 HBP: 0						

WP: 0 PB: 0 SB: 0 CS: 0 PA: 36

PITCHER		IP	WLS	BF	H	R	ER	SO	BB	IBB	HBP	BLK	WP	HR	S	P	ERA	WHIP
Ralph Terry, R ERA: 3.25	(1, 1)	5.0	L	21	6	3	3	5	0	0	0	0	0	0	31	31	5.40	1.200
Jim Coates, R ERA: 4.61	(6, 1)	2.0		10	2	1	1	1	1	0	0	0	0	0	11	15	4.50	1.500
Rollie Sheldon, R ERA: 5.38	(8, 1)	1.0		5	2	0	0	1	0	0	0	0	0	0	7	7	0.00	2.000

PITCHER	IP	WLS	BF	H	R	ER	SO	BB	IBB	HBP	BLK	WP	HR	S	P	ERA	WHIP

New York Yankees @ Boston Red Sox

Fenway Park, Boston, MA

Fri Sep 14 1962, 7:05 PM EDT

Att. 24,370 - Unknown

BOTTOM

livebaseballscorecards.com

AB	35
R	4
H	10
RBI	4
BB	1
SO	7
LOB	16

Batter	1	2	3	4	5	6	7	8	9	AB	R	H	RBI	BB	SO	LOB
Tony Kubek, L (1, 6) OBP: 0.373, SLG: 0.472	E SH 1B		F7 ①		6-3 ①	L6 ③		4-3 ③		5	0	1	0	0	0	1
Bobby Richardson, R (1, 4) OBP: 0.335, SLG: 0.409	SH E 1-2		6-3 ②		F9 ②		S 1B		E5 BB 1B	4	1	1	0	0	0	0
Tom Tresh, S (1, 7) OBP: 0.358, SLG: 0.443	K ①		G3 ③		HR		F7 ①		1B SF8 BB 1-2	4	2	1	1	1	1	3
Mickey Mantle, S (1, 8) OBP: 0.478, SLG: 0.593	E6 FC6-4 1-2 2-3			HR 1B	1B BB		K ② 1-2		S SF8 HR 1B 1-3 2-H	4	2	2	1	1	1	3
Roger Maris, L (1, 9) OBP: 0.353, SLG: 0.477	F6 ②			1-H HR	1-3 1B		K ③		SF8 ① 1-2 3-H	4	1	2	3	0	1	4
Elston Howard, R (1, 2) OBP: 0.316, SLG: 0.467	FC6-4 ③ 1-2f			K ①	6-3 ③			6-3 ①	HR 2-H	5	1	1	2	0	1	5
Bill Skowron, R (1, 3) OBP: 0.318, SLG: 0.463		4-3 ①		1B 1B		K ①		6-3 ②	F6 ②	5	0	1	0	0	1	0
Clete Boyer, R (1, 5) OBP: 0.336, SLG: 0.424		6-3 ②		B5-4-3 1B 1-2		K ②		HR 2B	K ③	5	1	2	0	0	2	0
Bill Stafford, R (1, 1) OBP: 0.243, SLG: 0.278 Joe Pepitone, L (8, PH) OBP: 0.267, SLG: 0.445 Marshall Bridges, S (8, 1) Jim Bouton, R (8, 1) OBP: 0.147, SLG: 0.067		5-3 ③		B5-4-3 ② ③ 1-2f		1B		HR 2-H		3 1 0 0	0 1 0 0	1 1 0 0	0 2 0 0	0 0 0 0	0 0 0 0	2 0 0 0
Inning Stats	R: 0 E: 2 K: 1 S: 8 H: 1 LOB: 3 BB: 0 P: 8	R: 0 E: 0 K: 0 S: 3 H: 0 LOB: 0 BB: 0 P: 3	R: 0 E: 0 K: 0 S: 3 H: 0 LOB: 0 BB: 0 P: 3	R: 2 E: 0 K: 1 S: 8 H: 4 LOB: 1 BB: 0 P: 8	R: 1 E: 0 K: 0 S: 5 H: 2 LOB: 2 BB: 1 P: 9	R: 0 E: 0 K: 2 S: 8 H: 1 LOB: 1 BB: 0 P: 8	R: 0 E: 0 K: 2 S: 8 H: 1 LOB: 1 BB: 0 P: 8	R: 2 E: 0 K: 0 S: 5 H: 2 LOB: 0 BB: 0 P: 5	R: 4 E: 1 K: 1 S: 8 H: 2 LOB: 0 BB: 1 P: 12	1B: 8 2B: 1 3B: 0 HR: 4 SF: 1 SAC: 1 DP: 1 HBP: 0						

PITCHER		IP	WLS	BF	H	R	ER	SO	BB	IBB	HBP	BLK	WP	HR	S	P	ERA	WHIP
Earl Wilson, R ERA: 3.76	(1, 1)	7.0		32	9	3	3	6	1	0	0	0	0	2	43	47	3.86	1.429
Hal Kolstad, R ERA: 5.46	(8, 1)	1.0	L	8	3	5	4	0	1	0	0	0	0	1	7	11	36.00	4.000
Chet Nichols, L ERA: 3.02	(9, 1)	0.1		1	0	0	0	0	0	0	0	0	0	0	1	1	0.00	0.000
Ike Delock, R ERA: 3.75	(9, 1)	0.2		3	1	1	1	1	0	0	0	0	0	1	5	5	13.50	1.500

PITCHER	IP	WLS	BF	H	R	ER	SO	BB	IBB	HBP	BLK	WP	HR	S	P	ERA	WHIP

TOP

New York Yankees @ Boston Red Sox

Fenway Park, Boston, MA

Sat Sep 15 1962, 3:33 AM EDT
Att. 22,280 - Unknown - 79 F

AB	40
R	9
H	13
RBI	9
BB	2
SO	7
LOB	18

1B: 8	SF: 1	WP: 0	PA: 44
2B: 1	SAC: 1	PB: 0	
3B: 0	DP: 1	SB: 2	
HR: 4	HBP: 0	CS: 0	

livebaseballscorecards.com

Batter	1	2	3	4	5	6	7	8	9	AB	R	H	RBI	BB	SO	LOB
Gary Geiger, L (1, 8) OBP: 0.329, SLG: 0.389	3-1	F9			K			5-3	6-3	3	0	0	0	0	1	2
Bob Tillman, R (8, PH) OBP: 0.287, SLG: 0.466										2	0	0	0	0	0	0
(9, 2)																
Eddie Bressoud, R (1, 6) OBP: 0.334, SLG: 0.449	K		4-3		BB 1-2			E 2B BB	2B	3	1	1	0	2	1	0
Carl Yastrzemski, L (1, 7) OBP: 0.363, SLG: 0.471	E HBP 1B		1-3		K2-5-2 2-3f			E4 2B 1-3	K	5	2	1	0	0	2	4
Lou Clinton, R (1, 9) OBP: 0.344, SLG: 0.550	E 1-2 HBP		L5			K		E 1-3 3-H 2B	K	4	1	1	1	0	2	1
Pete Runnels, L (1, 3) OBP: 0.416, SLG: 0.470	E3 FC5-4 1-3 2-H			6-3		4-3		K		4	0	0	0	0	1	3
Frank Malzone, R (1, 5) OBP: 0.317, SLG: 0.426	FC5-4 1-2f			F7		F5		E8 1B 2B 2-H 3-H		4	1	0	0	0	0	2
Russ Nixon, L (1, 2) OBP: 0.284, SLG: 0.341		5-3		E6			5-3	1-2 2B 1B		3	0	0	0	0	0	0
Jim Pagliaroni, R (8, PH) OBP: 0.358, SLG: 0.444										1	0	1	0	0	0	0
Carroll Hardy, R (8, PR) OBP: 0.309, SLG: 0.332										0	1	0	0	0	0	0
(9, 8)																
Chuck Schilling, R (1, 4) OBP: 0.295, SLG: 0.343		F5		F8			K	1-H 2-H 2B		4	0	1	2	0	1	1
Earl Wilson, R (1, 1) OBP: 0.232, SLG: 0.344		BB			K2-5-2 BB		G3	K		0	0	0	0	2	0	0
Pumpsie Green, S (7, PH) OBP: 0.310, SLG: 0.352										1	0	0	0	0	0	0
Hal Kolstad, R (8, 1) OBP: 0.056, SLG: 0.056										1	0	0	0	0	1	2
Chet Nichols, S (9, 1)										0	0	0	0	0	0	0
Ike Delock, R (9, 1) OBP: 0.125, SLG: 0.087										0	0	0	0	0	0	0
Inning Stats	R: 1 H: 1 E: 1 LOB: 2 K: 1 BB: 0 S: 7 P: 8	R: 0 H: 0 E: 0 LOB: 1 K: 0 BB: 1 S: 3 P: 7	R: 0 H: 0 E: 0 LOB: 0 K: 0 BB: 0 S: 3 P: 3	R: 0 H: 0 E: 1 LOB: 1 K: 0 BB: 0 S: 4 P: 4	R: 0 H: 0 E: 0 LOB: 2 K: 2 BB: 2 S: 6 P: 14	R: 0 H: 0 E: 0 LOB: 0 K: 1 BB: 0 S: 5 P: 5	R: 0 H: 0 E: 0 LOB: 0 K: 1 BB: 0 S: 5 P: 5	R: 5 H: 3 E: 2 LOB: 2 K: 2 BB: 1 S: 12 P: 16	R: 0 H: 1 E: 0 LOB: 1 K: 2 BB: 0 S: 8 P: 8	1B: 2 SF: 0 2B: 4 SAC: 0 3B: 0 DP: 1 HR: 0 HBP: 1						

PITCHER		IP	WLS	BF	H	R	ER	SO	BB	IBB	HBP	BLK	WP	HR	S	P	ERA	WHIP
Bill Stafford, R ERA: 3.44	(1, 1)	7.0		27	1	1	0	5	3	0	1	0	0	0	33	46	0.00	0.571
Marshall Bridges, L ERA: 2.48	(8, 1)	0.2		8	3	5	1	1	1	0	0	0	0	0	9	13	13.50	6.000
Jim Bouton, R ERA: 4.05	(8, 1)	1.1	W	5	1	0	0	3	0	0	0	0	0	0	11	11	0.00	0.750

PITCHER	IP	WLS	BF	H	R	ER	SO	BB	IBB	HBP	BLK	WP	HR	S	P	ERA	WHIP

BOTTOM

New York Yankees @ Boston Red Sox

Fenway Park, Boston, MA

Sat Sep 15 1962, 3:33 AM EDT
Att. 22,280 - Unknown - 79 F

livebaseballscorecards.com

AB	35
R	6
H	5
RBI	3
BB	4
SO	9
LOB	15

WP: 0 PA: 40
PB: 0
SB: 0
CS: 0

New York Yankees @ Boston Red Sox

Fenway Park, Boston, MA

Sun Sep 16 1962, 3:33 AM EDT

Att. 25,048 - Unknown

TOP

livebaseballscorecards.com

Batter	1	2	3	4	5	6	7	8	9	AB	R	H	RBI	BB	SO	LOB
Tony Kubek, L (1, 6) OBP: 0.369, SLG: 0.466	G3	4-3			FC6-4 1B			4-3		4	0	1	0	0	0	1
Bobby Richardson, R (1, 4) OBP: 0.335, SLG: 0.408	1B 1B 1B		4-3		FC6-4 S 1-2f			5-3		4	1	1	0	0	0	1
Tom Tresh, S (1, 7) OBP: 0.357, SLG: 0.442	1B 1B 1-3 1B		S S S K		F4 1-2			4-3		4	1	1	0	0	1	1
Mickey Mantle, S (1, 8) OBP: 0.478, SLG: 0.595	1B 1-3 3-H 1B		F5			S S S K			1B SF8 2B	4	1	2	1	0	1	0
Roger Maris, L (1, 9) OBP: 0.354, SLG: 0.477	G5-4-3 1-2 3-H 1B			F4		F8			2-3 1B	4	0	2	1	0	0	0
Elston Howard, R (1, 2) OBP: 0.315, SLG: 0.464	G5-4-3 1-2f			B B B B BB		5-3			F4	3	0	0	0	1	0	4
Bill Skowron, R (1, 3) OBP: 0.316, SLG: 0.460		L9		S S S K			5-3		SF8 3-H	3	0	0	1	0	1	1
Clete Boyer, R (1, 5) OBP: 0.334, SLG: 0.422		4-3		F6			5-3		F4	3	0	0	0	0	0	1
Johnny Blanchard, L (9, PH) OBP: 0.309, SLG: 0.404										1	0	0	0	0	0	1
Whitey Ford, L (1, 1) OBP: 0.191, SLG: 0.150		B B B B BB			F8		F9			1	0	0	0	1	0	0
Joe Pepitone, L (7, PH) OBP: 0.265, SLG: 0.442										1	0	0	0	0	0	0
Hal Brown, R (7, 1) OBP: 0.276, SLG: 0.276										0	0	0	0	0	0	0

	AB	32
	R	3
	H	7
	RBI	3
	BB	2
	SO	3
	LOB	10

Inning Stats	1	2	3	4	5	6	7	8	9
	R: 2 E: 0 K: 0 S: 6	H: 4 LOB: 1 BB: 0 P: 6	R: 0 E: 0 K: 0 S: 3	H: 0 LOB: 1 BB: 1 P: 7	R: 0 E: 0 K: 1 S: 5	H: 0 LOB: 0 BB: 0 P: 5	R: 0 E: 0 K: 1 S: 5	H: 0 LOB: 0 BB: 0 P: 5	R: 0 E: 0 K: 0 S: 4	H: 1 LOB: 1 BB: 0 P: 4	R: 0 E: 0 K: 0 S: 3	H: 0 LOB: 0 BB: 0 P: 3	R: 0 E: 0 K: 0 S: 3	H: 0 LOB: 0 BB: 0 P: 3	R: 1 E: 0 K: 0 S: 5	H: 2 LOB: 1 BB: 0 P: 5

	1B: 6	SF: 1	WP: 0	PA: 35
	2B: 1	SAC: 0	PB: 0	
	3B: 0	DP: 1	SB: 1	
	HR: 0	HBP: 0	CS: 0	

PITCHER		IP	WLS	BF	H	R	ER	SO	BB	IBB	HBP	BLK	WP	HR	S	P	ERA	WHIP
Gene Conley, R ERA: 4.08	(1, 1)	8.0	W	31	6	3	3	3	2	0	0	0	0	0	35	43	3.38	1.000
Dick Radatz, R ERA: 1.94	(9, 1)	1.0	S	4	1	0	0	0	0	0	0	0	0	0	4	4	0.00	1.000

PITCHER		IP	WLS	BF	H	R	ER	SO	BB	IBB	HBP	BLK	WP	HR	S	P	ERA	WHIP

BOTTOM

New York Yankees @ Boston Red Sox

Fenway Park, Boston, MA

Sun Sep 16 1962, 3:33 AM EDT

Att. 25,048 - Unknown

livebaseballscorecards.com

Batter	1	2	3	4	5	6	7	8	9	AB	R	H	RBI	BB	SO	LOB
Carroll Hardy, R (1, 8) OBP: 0.311, SLG: 0.340	G4-6-3 1B		FC1-5 3B	L7		4-3		SH2-4 2-3		4	0	2	0	0	0	2
Eddie Bressoud, R (1, 6) OBP: 0.333, SLG: 0.447	G4-6-3 1-2f		FC1-5 1B 3-H		5-3	1B 1B		K		5	1	1	0	0	1	3
Carl Yastrzemski, L (1, 7) OBP: 0.366, SLG: 0.472	BB BB		E 1B 2-H		3B 1B	K		1B BB		3	1	2	1	2	1	1
Lou Clinton, R (1, 9) OBP: 0.350, SLG: 0.558	1-2 BB		E1 1-3		1-H 1B 3B	1-2 1B		1-2 3-H 1B		4	1	3	2	1	0	1
Frank Malzone, R (1, 5) OBP: 0.316, SLG: 0.424	K		L3		F9 1B 3-H 1B	6-3		G3		5	0	1	1	0	1	8
Bob Tillman, R (1, 2) OBP: 0.286, SLG: 0.462		K		6-3	BB 1-2 1B		F8			4	0	1	0	0	1	0
Pete Runnels, L (1, 3) OBP: 0.413, SLG: 0.467		4-3		4-3	F9 2-3		F7			4	0	0	0	0	0	2
Chuck Schilling, R (1, 4) OBP: 0.297, SLG: 0.341		L8		E BB	 1-2 BB		L8			2	0	0	0	2	0	0
Gene Conley, R (1, 1) OBP: 0.230, SLG: 0.354			F4	E6 1-2	5-3			SH2-4 1B 2B		4	1	1	0	0	0	4
Dick Radatz, R (9, 1) OBP: 0.129, SLG: 0.100										0	0	0	0	0	0	0
Inning Stats	R: 0 E: 0 K: 1 S: 5 H: 1 LOB: 2 BB: 2 P: 13	R: 0 E: 0 K: 1 S: 5 H: 0 LOB: 0 BB: 0 P: 5	R: 1 E: 1 K: 0 S: 6 H: 2 LOB: 2 BB: 0 P: 6	R: 0 E: 1 K: 0 S: 4 H: 0 LOB: 2 BB: 1 P: 8	R: 2 E: 0 K: 0 S: 7 H: 4 LOB: 3 BB: 1 P: 11	R: 0 E: 0 K: 1 S: 7 H: 2 LOB: 2 BB: 0 P: 7	R: 0 E: 0 K: 0 S: 3 H: 0 LOB: 0 BB: 0 P: 3	R: 1 E: 0 K: 1 S: 7 H: 2 LOB: 2 BB: 1 P: 11		1B: 8 2B: 1 3B: 2 HR: 0 SF: 0 SAC: 1 DP: 1 HBP: 0						

	AB	35
	R	4
	H	11
	RBI	4
	BB	5
	SO	4
	LOB	21

PITCHER		IP	WLS	BF	H	R	ER	SO	BB	IBB	HBP	BLK	WP	HR	S	P	ERA	WHIP
Whitey Ford, L ERA: 2.96	(1, 1)	6.0	L	32	9	3	3	3	4	0	0	0	0	0	34	50	4.50	2.167
Hal Brown, R ERA: 4.29	(7, 1)	2.0		9	2	1	1	1	1	0	0	0	0	0	10	14	4.50	1.500

PITCHER	IP	WLS	BF	H	R	ER	SO	BB	IBB	HBP	BLK	WP	HR	S	P	ERA	WHIP

Batter	1	2	3	4	5	6	7	8	9	AB	R	H	RBI	BB	SO	LOB
Tony Kubek, L (1, 6) OBP: 0.358, SLG: 0.450	K2-3	3-1		K		K			K	5	0	0	0	0	4	1
Bobby Richardson, R (1, 4) OBP: 0.338, SLG: 0.410	BB		HR	1B			6-3		1B	4	2	3	1	1	0	0
Tom Tresh, S (1, 7) OBP: 0.356, SLG: 0.439	HR		K	K			F8		F8	4	1	0	0	1	2	3
Mickey Mantle, S (1, 8) OBP: 0.478, SLG: 0.611 Jack Reed, R (7, 8) OBP: 0.333, SLG: 0.447	HR		HR	K			L8			4 0	2 0	2 0	5 0	0 0	1 0	1 0
Roger Maris, L (1, 9) OBP: 0.353, SLG: 0.477	2B		K		L4			L4		4	0	1	0	0	1	0
Elston Howard, R (1, 2) OBP: 0.315, SLG: 0.462	F9		E 1B 1B		5-3			5-3		4	1	1	0	0	0	1
Bill Skowron, R (1, 3) OBP: 0.315, SLG: 0.458	K		E8 1B		K			K		4	0	1	0	0	3	1
Clete Boyer, R (1, 5) OBP: 0.335, SLG: 0.424		F9	1B			F8			SH1-4 1B	4	1	2	1	0	0	0
Ralph Terry, R (1, 1) OBP: 0.214, SLG: 0.182		K	F2			K			SH1-4	3	0	0	0	0	2	2
Inning Stats	R: 3 E: 0 K: 2 S: 9 H: 2 LOB: 1 BB: 2 P: 17	R: 0 E: 0 K: 1 S: 5 H: 0 LOB: 0 BB: 0 P: 5	R: 3 E: 1 K: 2 S: 12 H: 5 LOB: 2 BB: 0 P: 12	R: 0 E: 0 K: 3 S: 10 H: 1 LOB: 1 BB: 0 P: 10	R: 0 E: 0 K: 1 S: 5 H: 0 LOB: 0 BB: 0 P: 5	R: 0 E: 0 K: 2 S: 7 H: 0 LOB: 0 BB: 0 P: 7	R: 0 E: 0 K: 0 S: 3 H: 0 LOB: 0 BB: 0 P: 3	R: 0 E: 0 K: 1 S: 5 H: 0 LOB: 0 BB: 0 P: 5	R: 1 E: 0 K: 1 S: 7 H: 2 LOB: 1 BB: 0 P: 7	1B: 6 2B: 2 3B: 0 HR: 2 SF: 0 SAC: 1 DP: 0 HBP: 0	WP: 0 PB: 0 SB: 0 CS: 0 PA: 39					

PITCHER	IP	WLS	BF	H	R	ER	SO	BB	IBB	HBP	BLK	WP	HR	S	P	ERA	WHIP
Tom Cheney, R (1, 1) ERA: 3.28	3.0	L	18	7	6	6	5	2	0	0	0	0	2	26	34	18.00	3.000
Steve Hamilton, L (4, 1) ERA: 3.53	3.0		10	1	0	0	6	0	0	0	0	0	0	22	22	0.00	0.333
Pete Burnside, L (7, 1) ERA: 4.45	2.0		6	0	0	0	1	0	0	0	0	0	0	8	8	0.00	0.000
Don Rudolph, L (9, 1) ERA: 3.38	1.0		5	2	1	1	1	0	0	0	0	0	0	7	7	9.00	2.000

PITCHER	IP	WLS	BF	H	R	ER	SO	BB	IBB	HBP	BLK	WP	HR	S	P	ERA	WHIP

New York Yankees @ Washington Senators

D.C. Stadium, Washington, DC

Tue Sep 18 1962, 7:05 PM EDT

Att. 16,824 - Unknown

TOP

livebaseballscorecards.com

AB	36
R	7
H	10
RBI	7
BB	2
SO	13
LOB	9

Batter	1	2	3	4	5	6	7	8	9	AB	R	H	RBI	BB	SO	LOB
Ken Hamlin, R (1, 6) OBP: 0.297, SLG: 0.320	F8			F3		1B		3-1 FC5-2 2B		4	0	2	0	0	0	0
Chuck Cottier, R (1, 4) OBP: 0.309, SLG: 0.343	F7			F3		1-2 1B		2-3 3-H 3-1		4	0	1	1	0	0	1
Chuck Hinton, R (1, 7) OBP: 0.358, SLG: 0.475	F5			L8		L8		FC5-2 3-H		4	0	0	0	0	0	3
Bud Zipfel, L (1, 3) OBP: 0.304, SLG: 0.366		6-3			K		BB 1B	6-3		4	0	1	0	0	1	1
Johnny Schaive, R (1, 5) OBP: 0.276, SLG: 0.429		5-3			FC4-6 1B		BBBB 1-2 BB		1B	3	0	2	0	1	0	0
Jim King, L (1, 9) OBP: 0.355, SLG: 0.394		F5			1-2f FC4-6 FC6-4		F3		F4	4	0	0	0	0	0	4
Jim Piersall, R (1, 8) OBP: 0.298, SLG: 0.330			4-3		1-2f FC6-4		F8		F9	4	0	0	0	0	0	4
Ken Retzer, L (1, 2) OBP: 0.343, SLG: 0.412			G3			5-3	F3		F8	4	0	0	0	0	0	3
Tom Cheney, R (1, 1) OBP: 0.125, SLG: 0.067 Joe Hicks, L (3, PH) OBP: 0.200, SLG: 0.380 Steve Hamilton, L (4, 1) OBP: 0.111, SLG: 0.154 John Kennedy, R (6, PH) OBP: 0.226, SLG: 0.300 Pete Burnside, R (7, 1) OBP: 0.108, SLG: 0.057 Bob Johnson, R (8, PH) OBP: 0.337, SLG: 0.420 Don Rudolph, L (9, 1) OBP: 0.246, SLG: 0.250			1-3			F9		2B 3-1 1B		0 0 0 0 0 0 0 1 0 0 0 0 0 0 0 0 0 0 0 0 0 1 0 0 0 0 0 0 0 0 0 0 0 0 0 1 1 1 0 0 0 0 0 0 0 0 0 0 0						
Inning Stats	R: 0 H: 0 E: 0 LOB: 0 K: 0 BB: 0 S: 3 P: 3	R: 0 H: 0 E: 0 LOB: 0 K: 0 BB: 0 S: 3 P: 3	R: 0 H: 0 E: 0 LOB: 0 K: 0 BB: 0 S: 3 P: 3	R: 0 H: 0 E: 0 LOB: 0 K: 0 BB: 0 S: 3 P: 3	R: 0 H: 1 E: 0 LOB: 1 K: 1 BB: 0 S: 6 P: 6	R: 0 H: 2 E: 0 LOB: 2 K: 0 BB: 0 S: 5 P: 5	R: 0 H: 1 E: 0 LOB: 2 K: 0 BB: 1 S: 4 P: 8	R: 1 H: 2 E: 0 LOB: 1 K: 0 BB: 0 S: 5 P: 5	R: 0 H: 1 E: 0 LOB: 1 K: 0 BB: 0 S: 4 P: 4	1B: 6 SF: 0 2B: 1 SAC: 0 3B: 0 DP: 0 HR: 0 HBP: 0						

PITCHER	IP	WLS	BF	H	R	ER	SO	BB	IBB	HBP	BLK	WP	HR	S	P	ERA	WHIP
Ralph Terry, R (1, 1) ERA: 3.18	9.0	W	35	7	1	1	1	1	0	0	0	0	0	36	40	1.00	0.889

PITCHER	IP	WLS	BF	H	R	ER	SO	BB	IBB	HBP	BLK	WP	HR	S	P	ERA	WHIP

BOTTOM

New York Yankees @ Washington Senators

D.C. Stadium, Washington, DC

Tue Sep 18 1962, 7:05 PM EDT

Att. 16,824 - Unknown

livebaseballscorecards.com

AB	34
R	1
H	7
RBI	1
BB	1
SO	1
LOB	16

WP: 0 PA: 35
PB: 0
SB: 0
CS: 0

Batter	1	2	3	4	5	6	7	8	9	AB	R	H	RBI	BB	SO	LOB
Tony Kubek, L (1, 6) OBP: 0.355, SLG: 0.445	S S S 0-3 ① K		x 0-0 ② 3-1		x 0-0 2B 2B 1-3 3-H 1B		x 0-0 ① ② L5-3 1-2		x 0-0 BB 1B 2-H BB 1B	4	1	1	1	0	1	1
Hector Lopez, R (9, PH) OBP: 0.346, SLG: 0.397										1	0	1	1	0	0	0
Jake Gibbs, L (9, PR)										0	1	0	0	0	0	0
(9, 5)																
Bobby Richardson, R (1, 4) OBP: 0.341, SLG: 0.415	x 0-0 ③ BB 1B		x 0-0 ③ 1B		x 0-0 2B 1-3 3-H 2B		x 0-0 ③ 6-3		x 0-0 BB BB 1B 1-2 1B	5	2	4	1	0	0	0
Tom Tresh, S (1, 7) OBP: 0.358, SLG: 0.440	B B B B 4-0 1-2 BB			x 0-0 ① F2	x 0-0 2-H 3-H 2B			x 0-0 ① 4-3	B B B B 4-0 1-2 2-3 BB 1B BB	3	1	1	2	2	0	0
Mickey Mantle, S (1, 8) OBP: 0.475, SLG: 0.604	x 0-0 ② F7			x 0-0 ② F8	x 0-0 ② 1-3			x 0-0 ② 4-3	B B B B 4-0 1-2 2-3 3-H 1B BB	4	0	0	1	1	0	3
Roger Maris, L (1, 9) OBP: 0.355, SLG: 0.477	S S S 0-3 ③ K			B B B B 4-0 FC6-4 BB	x 0-0 ③ 3-1			B B B B 4-0 BB	x 0-0 1-2 2-H 3-H 1B	3	0	1	2	2	1	3
Elston Howard, R (1, 2) OBP: 0.312, SLG: 0.457		S S S 0-3 ① K		x 0-0 ③ FC6-4 1-2f		x 0-0 ① 5-3		x 0-0 ③ 4-3	x 0-0 ③ 1-3	5	0	0	0	0	1	4
Bill Skowron, R (1, 3) OBP: 0.315, SLG: 0.456		x 0-0 ② 5-3			B B B B 4-0 FC6-4 1B 1B BB	x 0-0 ② 4-3			x 0-0 ① 3-1	2	1	0	0	1	0	0
Dale Long, L (9, PH)										1	0	0	0	0	0	0
(9, 3)																
Clete Boyer, R (1, 5) OBP: 0.335, SLG: 0.424		x 0-0 ③ 5-3			x 0-0 FC6-4 1-2 1B	S S S 0-3 ③ K			x 0-0 ② 4-3	3	0	1	0	0	1	0
Johnny Blanchard, L (9, PH) OBP: 0.308, SLG: 0.402										1	0	0	0	0	0	0
Bud Daley, L (9, 1) OBP: 0.208, SLG: 0.208										0	0	0	0	0	0	0
Bill Stafford, R (1, 1) OBP: 0.240, SLG: 0.274			x 0-0 ① F9		x 0-0 ① FC6-4 1B 1-2f 2-3 2B		x 0-0 L5-3 1B		x 0-0 1B 2B	1	0	0	0	0	0	0
Jim Bouton, R (3, 1) OBP: 0.147, SLG: 0.067										0	0	0	0	0	0	0
Joe Pepitone, L (5, PH) OBP: 0.263, SLG: 0.438										1	1	0	0	0	0	2
Jim Coates, R (5, 1) OBP: 0.156, SLG: 0.129										1	0	1	0	0	0	0
Marshall Bridges, S (8, 1)										0	0	0	0	0	0	0
Yogi Berra, L (9, PH) OBP: 0.295, SLG: 0.393										1	0	1	0	0	0	0
Phil Linz, R (9, PR) OBP: 0.330, SLG: 0.387										0	1	0	0	0	0	0
(9, 6)																
Inning Stats	R: 0 E: 0 K: 2 S: 8 H: 1 LOB: 2 BB: 1 P: 12	R: 0 E: 0 K: 1 S: 5 H: 0 LOB: 0 BB: 0 P: 5	R: 0 E: 0 K: 0 S: 3 H: 1 LOB: 1 BB: 0 P: 3	R: 0 E: 0 K: 0 S: 3 H: 0 LOB: 1 BB: 1 P: 7	R: 4 E: 0 K: 0 S: 7 H: 4 LOB: 1 BB: 1 P: 11	R: 0 E: 0 K: 1 S: 5 H: 0 LOB: 0 BB: 0 P: 5	R: 0 E: 0 K: 0 S: 3 H: 1 LOB: 0 BB: 0 P: 3	R: 0 E: 0 K: 0 S: 3 H: 0 LOB: 1 BB: 1 P: 7	R: 4 E: 0 K: 0 S: 7 H: 4 LOB: 2 BB: 2 P: 15	1B: 8 2B: 4 3B: 0 HR: 0 SF: 0 SAC: 0 DP: 1 HBP: 0						

TOP

New York Yankees @ Washington Senators

D.C. Stadium, Washington, DC

Wed Sep 19 1962, 7:05 PM EDT

Att. 12,126 - Unknown

livebaseballscorecards.com

AB	36
R	8
H	11
RBI	8
BB	6
SO	4
LOB	13

WP: 0 PB: 0 SB: 0 CS: 0 PA: 42

PITCHER		IP	WLS	BF	H	R	ER	SO	BB	IBB	HBP	BLK	WP	HR	S	P	ERA	WHIP
Dave Stenhouse, R ERA: 3.72	(1, 1)	4.1		21	6	4	4	3	3	0	0	0	0	0	24	36	8.31	2.077
Bennie Daniels, R ERA: 4.83	(5, 1)	4.1		15	2	1	1	1	1	0	0	0	0	0	16	20	2.08	0.692
Steve Hamilton, L ERA: 3.7	(9, 1)	0.0	L	2	2	0	0	0	0	0	0	0	0	0	2	2	∞	∞
Jim Hannan, R ERA: 3.29	(9, 1)	0.0		1	0	0	0	0	1	0	0	0	0	0	0	4	∞	∞
Claude Osteen, L ERA: 3.65	(9, 1)	0.1		3	1	3	3	0	1	0	0	0	0	0	2	6	81.00	6.000

PITCHER	IP	WLS	BF	H	R	ER	SO	BB	IBB	HBP	BLK	WP	HR	S	P	ERA	WHIP

BOTTOM

New York Yankees @ Washington Senators

D.C. Stadium, Washington, DC

Wed Sep 19 1962, 7:05 PM EDT

Att. 12,126 - Unknown

livebaseballscorecards.com

Batter	1	2	3	4	5	6	7	8	9	AB	R	H	RBI	BB	SO	LOB
Ken Hamlin, R (1, 6) OBP: 0.299, SLG: 0.321	CS 1B	4-3			F6		1B		K	5	0	2	0	0	1	1
Chuck Cottier, R (1, 4) OBP: 0.308, SLG: 0.341	F7 1-2		5-3		FC6-4 1B		F8		6-3	5	0	1	0	0	0	2
Chuck Hinton, R (1, 9) OBP: 0.360, SLG: 0.478	2B 1B 1B		1B SF7 1B		FC6-4 1-2f			SH2-3 1B 2B	F8	5	3	3	0	0	0	1
Bud Zipfel, L (1, 3) OBP: 0.310, SLG: 0.377	1B 2B 1-3		2B 1B 1-3		4-3			SH2-3 2-3		3	2	2	0	0	0	1
Johnny Schaive, R (1, 5) OBP: 0.281, SLG: 0.430 Ed Brinkman, R (8, PR) OBP: 0.231, SLG: 0.244 (9, 5)	1B 2-H 3-H		SF7 3-H			6-3		1B IBB		2 0	0 0	1 0	3 0	1 0	0 0	0 0
Don Lock, R (1, 7) OBP: 0.331, SLG: 0.451 Jim King, L (8, PH) OBP: 0.355, SLG: 0.394 Danny O'Connell, R (8, PH) OBP: 0.323, SLG: 0.333 Joe Hicks, L (8, PR) OBP: 0.290, SLG: 0.380 (9, 7)	K		2B 1-H			K		IBB 1B 1-3 3-H		3 0 1 0	0 0 0 0	1 0 1 0	1 0 1 0	0 0 0 0	2 0 0 0	1 0 0 0
Jim Piersall, R (1, 8) OBP: 0.300, SLG: 0.330		G3 1B		4-3		1-3		IBB 1-2		3	0	1	0	1	0	0
Ken Retzer, L (1, 2) OBP: 0.340, SLG: 0.408 Bob Johnson, R (8, PH) OBP: 0.336, SLG: 0.419 Bob Schmidt, R (9, 2) OBP: 0.273, SLG: 0.418		G3 1-2		K			1-4-3	K		3 1 0	0 0 0	0 0 0	0 0 0	0 0 0	1 1 0	1 3 0
Dave Stenhouse, R (1, 1) OBP: 0.085, SLG: 0.053 Bennie Daniels, L (5, 1) OBP: 0.130, SLG: 0.217 Steve Hamilton, L (9, 1) OBP: 0.111, SLG: 0.154 Jim Hannan, R (9, 1) OBP: 0.091, SLG: 0.091 Claude Osteen, L (9, 1) OBP: 0.208, SLG: 0.271		F6		6-3			K	L6		2 2 0 0 0	0 0 0 0 0	0 0 0 0 0	0 0 0 0 0	0 1 0 0 0	0 0 0 0 0	1 3 0 0 0
Inning Stats	R: 2 E: 0 K: 1 S: 8 H: 4 LOB: 1 BB: 0 P: 8	R: 0 E: 0 K: 0 S: 4 H: 1 LOB: 1 BB: 0 P: 4	R: 2 E: 0 K: 0 S: 5 H: 3 LOB: 1 BB: 0 P: 5	R: 0 E: 0 K: 1 S: 5 H: 0 LOB: 0 BB: 0 P: 5	R: 0 E: 0 K: 0 S: 4 H: 1 LOB: 1 BB: 0 P: 4	R: 0 E: 0 K: 1 S: 5 H: 0 LOB: 0 BB: 0 P: 5	R: 0 E: 0 K: 1 S: 6 H: 1 LOB: 1 BB: 0 P: 6	R: 1 E: 0 K: 1 S: 7 H: 2 LOB: 3 BB: 2 P: 15	R: 0 E: 0 K: 1 S: 5 H: 0 LOB: 0 BB: 0 P: 5	1B: 9 2B: 3 3B: 0 HR: 0		SF: 1 SAC: 1 DP: 0 HBP: 0		WP: 0 PB: 0 SB: 0 CS: 1	PA: 39	

	AB	35
	R	5
	H	12
	RBI	5
	BB	2
	SO	6
	LOB	14

PITCHER		IP	WLS	BF	H	R	ER	SO	BB	IBB	HBP	BLK	WP	HR	S	P	ERA	WHIP
Bill Stafford, R ERA: 3.58	(1, 1)	2.1		13	7	4	4	1	0	0	0	0	0	0	15	15	15.43	3.000
Jim Bouton, R ERA: 4.0	(3, 1)	1.2		5	1	0	0	1	0	0	0	0	0	0	7	7	0.00	0.600
Jim Coates, R ERA: 4.55	(5, 1)	3.1		14	3	1	1	2	0	1	0	0	0	0	17	21	2.70	0.900
Marshall Bridges, L ERA: 2.45	(8, 1)	0.2	W	4	1	0	0	1	0	1	0	0	0	0	5	9	0.00	1.500
Bud Daley, L ERA: 3.45	(9, 1)	1.0	S	3	0	0	0	1	0	0	0	0	0	0	5	5	0.00	0.000

PITCHER	IP	WLS	BF	H	R	ER	SO	BB	IBB	HBP	BLK	WP	HR	S	P	ERA	WHIP

Batter	1	2	3	4	5	6	7	8	9	AB	R	H	RBI	BB	SO	LOB
Phil Linz, R (1, 6) OBP: 0.333, SLG: 0.387	F9		F4		CS 1B	1-3			S 2B 1B	5	1	2	0	0	0	2
Bobby Richardson, R (1, 4) OBP: 0.339, SLG: 0.412	G3			F9	F7 1-2		F7		F8 1-2	5	0	0	0	0	0	2
Tom Tresh, S (1, 7) OBP: 0.360, SLG: 0.443	F7			WP 1B 1B	1B		L7		E 2-H 2B	5	1	3	1	0	0	0
Mickey Mantle, S (1, 8) OBP: 0.475, SLG: 0.600 Jack Reed, R (9, PR) OBP: 0.333, SLG: 0.447 (9, 8)		6-3		BB 1B 1-H 1B	F4		1-3		E IBB	4 0	1 0	1 0	1 0	1 0	0 0	1 0
Roger Maris, L (1, 9) OBP: 0.355, SLG: 0.476 Hector Lopez, R (3, 9) OBP: 0.345, SLG: 0.394	SSS K	SSS K		HR BB	BBB	6-3	E5 1-2 2-3			1 3	0 1	0 0	0 1	0 1	1 1	0 3
Elston Howard, R (1, 2) OBP: 0.311, SLG: 0.454	F9		BBB 1B 1-2 1B BB		F8	SSS K	L8			4	1	0	0	1	1	4
Bill Skowron, R (1, 3) OBP: 0.319, SLG: 0.465		SSS K	1B 1-2 2-H 1B		1B 1-H HR	1B				4	1	3	3	0	1	0
Clete Boyer, R (1, 5) OBP: 0.334, SLG: 0.423		F4	1-3 2-H 1B		F9	F4				4	0	1	1	0	0	1
Whitey Ford, L (1, 1) OBP: 0.207, SLG: 0.148 Bud Daley, L (6, 1) OBP: 0.200, SLG: 0.200 Marshall Bridges, S (9, 1) Jim Coates, R (9, 1) OBP: 0.156, SLG: 0.129		BBB BB	F9		BBB BB				1-3	1 1 0 0	0 0 0 0	0 0 0 0	0 0 0 0	2 0 0 0	0 0 0 0	2 0 0 0
Inning Stats	R: 0 E: 0 K: 0 S: 3 H: 0 LOB: 0 BB: 0 P: 3	R: 0 E: 0 K: 1 S: 5 H: 0 LOB: 0 BB: 0 P: 5	R: 0 E: 0 K: 1 S: 5 H: 0 LOB: 1 BB: 1 P: 9	R: 3 E: 0 K: 1 S: 9 H: 4 LOB: 2 BB: 1 P: 13	R: 0 E: 0 K: 0 S: 4 H: 2 LOB: 1 BB: 0 P: 4	R: 2 E: 0 K: 0 S: 4 H: 1 LOB: 1 BB: 2 P: 12	R: 0 E: 0 K: 0 S: 3 H: 0 LOB: 0 BB: 0 P: 3	R: 0 E: 0 K: 1 S: 6 H: 1 LOB: 1 BB: 0 P: 6	R: 1 E: 1 K: 0 S: 6 H: 2 LOB: 3 BB: 1 P: 10	1B: 8 2B: 1 3B: 0 HR: 1 SF: 0 SAC: 0 DP: 0 HBP: 0						

PITCHER	IP	WLS	BF	H	R	ER	SO	BB	IBB	HBP	BLK	WP	HR	S	P	ERA	WHIP
Juan Pizarro, L (1, 1) ERA: 3.77	7.0		31	7	5	5	3	4	0	0	0	1	1	33	49	6.43	1.571
John Buzhardt, R (8, 1) ERA: 4.07	2.0	W	11	3	1	1	1	0	1	0	0	0	0	12	16	4.50	1.500

PITCHER	IP	WLS	BF	H	R	ER	SO	BB	IBB	HBP	BLK	WP	HR	S	P	ERA	WHIP

TOP

New York Yankees @ Chicago White Sox

Comiskey Park, Chicago, IL

Fri Sep 21 1962, 8:05 PM EDT

Att. 32,711 - Unknown

livebaseballscorecards.com

AB	37
R	6
H	10
RBI	6
BB	5
SO	4
LOB	15

WP: 2 PA: 42
PB: 0
SB: 1
CS: 1

Batter	1	2	3	4	5	6	7	8	9	AB	R	H	RBI	BB	SO	LOB
Luis Aparicio, R (1, 6) OBP: 0.281, SLG: 0.340	5-3		5-3		F4		G6-4-3 1-2f		2B BB	4	1	0	0	1	0	2
Joe Cunningham, L (1, 3) OBP: 0.411, SLG: 0.435	F3		3-1		1-3			FC5 BB 1B	1-H 2-H 3-H 2B 2B	5	1	2	3	0	0	0
Floyd Robinson, L (1, 7) OBP: 0.384, SLG: 0.466	F8		3-1			4-3		F9 2B 1B BB		4	1	0	0	1	0	1
Al Smith, R (1, 5) OBP: 0.363, SLG: 0.469		E5 1B E		F8 1B		1B		L8	1-3 2-H 2B	5	1	2	1	0	0	1
Jim Landis, R (1, 8) OBP: 0.335, SLG: 0.378		F8		1B		F5		1-2 BB	1B IBB	3	0	1	0	2	0	2
Mike Hershberger, R (1, 9) OBP: 0.324, SLG: 0.330 Deacon Jones, L (9, PH) OBP: 0.455, SLG: 0.421		E9 1-H 1B		1-3 1B		1-3		FC5 2-3f	1-2 2-3 3-H 1B	4 1	0 0	2 1	0 1	0 0	0 0	3 0
Nellie Fox, L (1, 4) OBP: 0.320, SLG: 0.346		6-3		L7			E 1B		1B 2B 1B	4	1	2	0	0	0	3
Cam Carreon, R (1, 2) OBP: 0.326, SLG: 0.362		BB		F8			E4 G6-4-3 1-2		2B 1-2 2B 1B	3	1	1	0	1	0	3
Juan Pizarro, L (1, 1) OBP: 0.197, SLG: 0.167 Charley Smith, R (7, PH) OBP: 0.260, SLG: 0.280 John Buzhardt, R (8, 1) OBP: 0.173, SLG: 0.122 Bob Roselli, R (9, PH) OBP: 0.315, SLG: 0.323 Ken Berry, R (9, PR) OBP: 0.333, SLG: 0.333		L8			G3		L8		1-3 2-H 2B	2 1 0 1 0	0 0 0 0 1	0 0 0 1 0	0 0 0 1 0	0 0 0 0 0	0 0 0 0 0	2 2 0 0 0
Inning Stats	R: 0 E: 0 K: 0 S: 3 H: 0 LOB: 0 BB: 0 P: 3	R: 1 E: 2 K: 0 S: 5 H: 1 LOB: 2 BB: 1 P: 9	R: 0 E: 0 K: 0 S: 3 H: 0 LOB: 0 BB: 0 P: 3	R: 0 E: 0 K: 0 S: 5 H: 2 LOB: 2 BB: 0 P: 5	R: 0 E: 0 K: 0 S: 3 H: 0 LOB: 0 BB: 0 P: 3	R: 0 E: 0 K: 0 S: 4 H: 1 LOB: 1 BB: 0 P: 4	R: 0 E: 1 K: 0 S: 4 H: 1 LOB: 1 BB: 0 P: 4	R: 0 E: 0 K: 0 S: 4 H: 1 LOB: 2 BB: 1 P: 8	R: 6 E: 0 K: 0 S: 6 H: 6 LOB: 3 BB: 3 P: 18	1B: 9 2B: 3 3B: 0 HR: 0 SF: 0 SAC: 0 DP: 1 HBP: 0						

PITCHER	IP	WLS	BF	H	R	ER	SO	BB	IBB	HBP	BLK	WP	HR	S	P	ERA	WHIP
Whitey Ford, L (1, 1) ERA: 2.89	5.1		22	4	1	0	0	1	0	0	0	0	0	21	25	0.00	0.938
Bud Daley, L (6, 1) ERA: 3.63	2.2		14	5	3	3	0	1	0	0	0	0	0	13	17	10.12	2.250
Marshall Bridges, L (9, 1) ERA: 2.84	0.0	L	3	1	1	1	0	2	0	0	0	0	0	1	9	∞	∞
Jim Coates, R (9, 1) ERA: 4.55	0.0		3	2	2	2	0	0	1	0	0	0	0	2	6	∞	∞

PITCHER	IP	WLS	BF	H	R	ER	SO	BB	IBB	HBP	BLK	WP	HR	S	P	ERA	WHIP

BOTTOM

New York Yankees @ Chicago White Sox

Comiskey Park, Chicago, IL

Fri Sep 21 1962, 8:05 PM EDT

Att. 32,711 - Unknown

livebaseballscorecards.com

AB	37
R	7
H	12
RBI	6
BB	5
SO	0
LOB	19

Batter	1	2	3	4	5	6	7	8	9	AB	R	H	RBI	BB	SO	LOB
Phil Linz, R (1, 6) OBP: 0.320, SLG: 0.371	K	L8			B1-3		4-3		F2	5	0	0	0	0	1	5
Bobby Richardson, R (1, 4) OBP: 0.337, SLG: 0.409	L9		F8		4-3			F8	F9	5	0	0	0	0	0	3
Tom Tresh, S (1, 7) OBP: 0.359, SLG: 0.442	3-1		4-3		1B			G3		4	0	1	0	0	0	0
Mickey Mantle, S (1, 8) OBP: 0.477, SLG: 0.598		HR, BB	1B, BB		K			BB		1	1	0	0	3	1	1
Hector Lopez, R (1, 9) OBP: 0.344, SLG: 0.392		K	1-3, 1B			K		F3		4	0	1	0	0	2	2
Elston Howard, R (1, 2) OBP: 0.314, SLG: 0.462		1-H, HR	K			G1-6-3, 1B			BB, 1B	4	1	3	2	0	1	2
Bill Skowron, R (1, 3) OBP: 0.320, SLG: 0.465		1B, 1B	K			1-2f, G1-6-3			BB, 1-2, 1B	4	0	2	0	0	1	1
Clete Boyer, R (1, 5) OBP: 0.334, SLG: 0.421		1-2, 1B	K				K		K	4	0	1	0	0	3	2
Ralph Terry, R (1, 1) OBP: 0.208, SLG: 0.176		F4	4-3				4-3		BB, 1-2, 2-3	3	0	0	0	0	0	2
Jim Bouton, R (8, 1) OBP: 0.147, SLG: 0.067										0	0	0	0	0	0	0
Yogi Berra, L (9, PH) OBP: 0.298, SLG: 0.393										0	0	0	0	1	0	0
Inning Stats	R: 0 E: 0 K: 1 S: 5 H: 0 LOB: 0 BB: 0 P: 5	R: 2 E: 0 K: 1 S: 8 H: 3 LOB: 2 BB: 1 P: 12	R: 0 E: 0 K: 1 S: 6 H: 1 LOB: 2 BB: 1 P: 10	R: 0 E: 0 K: 2 S: 7 H: 0 LOB: 0 BB: 0 P: 7	R: 0 E: 0 K: 1 S: 6 H: 1 LOB: 1 BB: 0 P: 6	R: 0 E: 0 K: 1 S: 5 H: 1 LOB: 0 BB: 0 P: 5	R: 0 E: 0 K: 1 S: 5 H: 0 LOB: 0 BB: 0 P: 5	R: 0 E: 0 K: 0 S: 3 H: 0 LOB: 1 BB: 1 P: 7	R: 0 E: 0 K: 1 S: 7 H: 2 LOB: 3 BB: 1 P: 11	1B: 7 2B: 0 3B: 0 HR: 1 SF: 0 SAC: 0 DP: 1 HBP: 0						

PITCHER		IP	WLS	BF	H	R	ER	SO	BB	IBB	HBP	BLK	WP	HR	S	P	ERA	WHIP
Ray Herbert, R ERA: 3.23	(1, 1)	7.0	W	28	6	2	2	8	2	0	0	0	0	1	42	50	2.57	1.143
Eddie Fisher, R ERA: 3.19	(8, 1)	1.0		4	0	0	0	0	1	0	0	0	0	0	3	7	0.00	1.000
Turk Lown, R ERA: 3.04	(9, 1)	0.1		3	2	0	0	1	0	0	0	0	0	0	5	5	0.00	6.000
Frank Baumann, L ERA: 3.17	(9, 1)	0.2	S	3	0	0	0	0	1	0	0	0	0	0	2	6	0.00	1.500

PITCHER	IP	WLS	BF	H	R	ER	SO	BB	IBB	HBP	BLK	WP	HR	S	P	ERA	WHIP

TOP

New York Yankees @ Chicago White Sox

Comiskey Park, Chicago, IL

Sat Sep 22 1962, 4:33 AM EDT

Att. 17,454 - Unknown

livebaseballscorecards.com

AB	34
R	2
H	8
RBI	2
BB	4
SO	9
LOB	18

BOTTOM

New York Yankees @ Chicago White Sox

Comiskey Park, Chicago, IL

Sat Sep 22 1962, 4:33 AM EDT

Att. 17,454 - Unknown

livebaseballscorecards.com

Batter	1	2	3	4	5	6	7	8	9	AB	R	H	RBI	BB	SO	LOB
Jim Landis, R (1, 8) OBP: 0.334, SLG: 0.378	0-0 6-3 2B		0-0 F7 ②		0-0 F4 ③		0-0 E6 1B 2-3 3-H	0-0 F8 ③		5	0	1	0	0	0	3
Nellie Fox, L (1, 4) OBP: 0.319, SLG: 0.345	0-0 F9 ①		0-0 4-3 ③			0-0 F9 ①	0-0 1-3 3-H 1B			4	0	1	1	0	0	1
Joe Cunningham, L (1, 3) OBP: 0.410, SLG: 0.432	0-0 6-3 ② 2-3			B B B B 4-0 BB		0-0 F7 ②	0-0 4-3 ③			3	0	0	0	1	0	3
Floyd Robinson, L (1, 7) OBP: 0.383, SLG: 0.466	0-0 4-3 ③			0-0 L9 ①		0-0 4-3 ③		0-0 1-4-3 2B 2B		4	1	1	0	0	0	2
Al Smith, R (1, 5) OBP: 0.364, SLG: 0.469 Sammy Esposito, R (9, 5) OBP: 0.361, SLG: 0.238		0-0 FC4-6 1B 1B		S S S 0-3 K ②			B B B B 4-0 1B 1B SF7 BB	0-0 1-4-3 ① 2-3		3 0	1 0	1 0	0 0	1 0	1 0	2 0
Mike Hershberger, R (1, 9) OBP: 0.325, SLG: 0.334	0-0 F7 ①		0-0 F9 ③				0-0 SF7 1B 1-2 E 1B	0-0 1B FC6-4 2B 3-H		4	2	2	1	0	0	2
Luis Aparicio, R (1, 6) OBP: 0.285, SLG: 0.342	0-0 FC4-6 ② 1-2f				0-0 FC6-4 1B		0-0 E S 1B 1-2 2-3 1B	B B B B 4-0 1B FC6-4 BB		3	2	2	0	1	0	1
Sherm Lollar, R (1, 2) OBP: 0.372, SLG: 0.356 Deacon Jones, L (7, PH) OBP: 0.435, SLG: 0.421 Cam Carreon, R (8, 2) OBP: 0.327, SLG: 0.364		0-0 6-3 ③			S S S 0-3 K ①		0-0 SF7 ① 2-3 3-H	0-0 FC6-4 1-2 2-3 1B		2 0 1	0 0 0	0 0 1	0 1 0	0 0 0	1 0 0	2 0 0
Ray Herbert, R (1, 1) OBP: 0.232, SLG: 0.295 Charlie Maxwell, L (7, PH) OBP: 0.367, SLG: 0.445 Eddie Fisher, R (8, 1) OBP: 0.170, SLG: 0.222 J.C. Martin, L (8, PH) OBP: 0.042, SLG: 0.042 Turk Lown, R (9, 1) OBP: 0.378, SLG: 0.400 Frank Baumann, L (9, 1)			0-0 F6 ①		0-0 FC6-4 ② 1-2f		S S S 0-3 K ② 1-2	0-0 FC6-4 ② 1-2f 2-H 3-H		2 1 0 0 1 0 0	0 0 0 0 0 0 0	0 0 0 0 0 0 0	0 1 0 2 0 0 0	0 0 0 0 1 0 0	0 0 0 0 0 0 0	1 2 0 1 0 0 0
Inning Stats	R: 0 H: 1 E: 0 LOB: 1 K: 0 BB: 0 S: 4 P: 4	R: 0 H: 1 E: 0 LOB: 1 K: 0 BB: 0 S: 4 P: 4	R: 0 H: 0 E: 0 LOB: 0 K: 0 BB: 0 S: 3 P: 3	R: 0 H: 0 E: 0 LOB: 1 K: 1 BB: 1 S: 5 P: 9	R: 0 H: 1 E: 0 LOB: 1 K: 1 BB: 0 S: 6 P: 6	R: 0 H: 0 E: 0 LOB: 0 K: 0 BB: 0 S: 3 P: 3	R: 3 H: 3 E: 1 LOB: 2 K: 1 BB: 1 S: 9 P: 13	R: 3 H: 3 E: 0 LOB: 1 K: 0 BB: 1 S: 6 P: 10		1B: 6 2B: 3 3B: 0 HR: 0	SF: 1 SAC: 0 DP: 0 HBP: 0					

	AB	33
	R	6
	H	9
	RBI	5
	BB	3
	SO	3
	LOB	20

WP: 0 PB: 0 SB: 1 CS: 0 PA: 37

PITCHER		IP	WLS	BF	H	R	ER	SO	BB	IBB	HBP	BLK	WP	HR	S	P	ERA	WHIP
Ralph Terry, R ERA: 3.22	(1, 1)	7.1	L	35	9	6	4	3	3	0	0	0	0	0	38	50	4.91	1.636
Jim Bouton, R ERA: 3.98	(8, 1)	0.2		2	0	0	0	0	0	0	0	0	0	0	2	2	0.00	0.000

PITCHER	IP	WLS	BF	H	R	ER	SO	BB	IBB	HBP	BLK	WP	HR	S	P	ERA	WHIP

Batter	1	2	3	4	5	6	7	8	9	10	AB	R	H	RBI	BB	SO	LOB
Phil Linz, R (1, 6) OBP: 0.323, SLG: 0.372	0-0 S 2B 1B		0-0 4-3		0-3 K		0-0 CS 1B			0-0 4-3	5	1	2	0	0	1	0
Bobby Richardson, R (1, 4) OBP: 0.336, SLG: 0.407	0-3 K		0-0 4-3		0-0 5-3		0-0 CS 1-2	0-0 F8		0-0 BB E 1B	5	1	1	0	0	1	1
Tom Tresh, S (1, 7) OBP: 0.359, SLG: 0.442	0-0 1-H 2B		4-0 FC4-6 BB			0-0 F6		0-0 F9		0-0 F7	4	0	1	1	1	0	1
Mickey Mantle, S (1, 8) OBP: 0.480, SLG: 0.597	4-0 L4-3 IBB		0-0 FC4-6 1-2f			4-0 1B BB		4-0 BB		4-0 E 1-2 E BB	1	1	0	0	4	0	1
Hector Lopez, R (1, 9) OBP: 0.342, SLG: 0.389	0-0 L4-3 1-2			0-0 E5 F8 FC6-2		0-0 F2		0-0 F6		0-0 E9 1-H 2-H HR 1B	5	1	1	1	0	0	4
Elston Howard, R (1, 2) OBP: 0.317, SLG: 0.470		0-0 1B		0-0 F8 2-3		0-0 FC6-4 1-3 1B			0-0 5-3	0-0 3-H HR	5	1	3	2	0	0	1
Bill Skowron, R (1, 3) OBP: 0.319, SLG: 0.463		0-3 K		0-0 FC6-2 FC6-4 3-H		0-0 FC6-4 1-2f			0-0 FC6-4 1B	0-3 K	5	0	1	0	0	2	4
Clete Boyer, R (1, 5) OBP: 0.332, SLG: 0.418		0-0 F8		0-0 FC6-4 1-2f			0-3 K		0-0 L7		4	0	0	0	0	1	3
Bill Stafford, R (1, 1) OBP: 0.228, SLG: 0.260		0-0 F2			0-3 K		0-0 1-3		0-0 FC6-4 1-2f		4	0	0	0	0	1	2
Inning Stats	R: 1 E: 0 K: 1 S: 6 H: 2 LOB: 1 BB: 1 P: 10	R: 0 E: 0 K: 1 S: 6 H: 1 LOB: 1 BB: 0 P: 6	R: 0 E: 0 K: 0 S: 3 H: 0 LOB: 1 BB: 1 P: 7	R: 0 E: 1 K: 0 S: 4 H: 0 LOB: 1 BB: 0 P: 4	R: 0 E: 0 K: 2 S: 7 H: 0 LOB: 0 BB: 0 P: 7	R: 0 E: 0 K: 0 S: 4 H: 1 LOB: 2 BB: 1 P: 8	R: 0 E: 0 K: 1 S: 5 H: 1 LOB: 0 BB: 0 P: 5	R: 0 E: 0 K: 0 S: 3 H: 0 LOB: 1 BB: 1 P: 7	R: 0 E: 0 K: 0 S: 4 H: 1 LOB: 1 BB: 0 P: 4	R: 4 E: 1 K: 1 S: 8 H: 3 LOB: 0 BB: 1 P: 12	1B: 7 2B: 2 3B: 0 HR: 1 SF: 0 SAC: 0 DP: 1 HBP: 0						

PITCHER	IP	WLS	BF	H	R	ER	SO	BB	IBB	HBP	BLK	WP	HR	S	P	ERA	WHIP
Early Wynn, R (1, 1) ERA: 4.28	10.0	L	43	9	5	5	6	4	1	0	0	0	1	50	70	4.50	1.300

PITCHER	IP	WLS	BF	H	R	ER	SO	BB	IBB	HBP	BLK	WP	HR	S	P	ERA	WHIP

TOP

New York Yankees @ Chicago White Sox

Comiskey Park, Chicago, IL

Sun Sep 23 1962, 4:33 AM EDT

Att. 30,032 - Unknown

livebaseballscorecards.com

AB	38
R	5
H	9
RBI	4
BB	5
SO	6
LOB	17

WP: 0	PB: 0	SB: 1	CS: 1
PA: 44			

Batter	1	2	3	4	5	6	7	8	9	10	AB	R	H	RBI	BB	SO	LOB
Jim Landis, R (1, 8) OBP: 0.333, SLG: 0.376	x 0-0 K 1B		S S S 0-3 ② K			x 0-0 ② 4-3		x 0-0 ③ F6		x 0-0 ③ 6-3	5	0	1	0	0	1	3
Nellie Fox, L (1, 4) OBP: 0.317, SLG: 0.343	x 0-0 ① F2		x 0-0 ③ 1-3			x 0-0 ③ 4-3			x 0-0 ① F7		4	0	0	0	0	0	2
Joe Cunningham, L (1, 3) OBP: 0.411, SLG: 0.434	S S S 0-3 ② ③ K 1-2			x 0-0 ① 4-3			x 0-0 L1-3 1B		x 0-0 2B 2B		4	1	2	0	0	1	1
Floyd Robinson, L (1, 7) OBP: 0.384, SLG: 0.467		B B B B 4-0 FC1-4 BB		x 0-0 ② F7			x 0-0 ① F2		x 0-0 2-H 2B		3	0	1	1	1	0	1
Mike Hershberger, R (1, 9) OBP: 0.322, SLG: 0.331		S S S 0-3 ① K		x 0-0 ③ L5			x 0-0 ② ③ L1-3 1-2		x 0-0 ② 5-3		4	0	0	0	0	1	3
Charley Smith, R (1, 5) OBP: 0.296, SLG: 0.276 Charlie Maxwell, L (8, PH) OBP: 0.366, SLG: 0.443 Sammy Esposito, R (9, 5) OBP: 0.361, SLG: 0.238 Deacon Jones, L (9, PH) OBP: 0.458, SLG: 0.421 Al Smith, R (9, PR) OBP: 0.364, SLG: 0.469 (10, 5)		x 0-0 ② FC1-4 1-2f			S S S 0-3 ① K			x 0-0 ① 6-3	4-0 IBB		2 1 0 0 0	0 0 0 0 0	0 0 0 0 0	0 0 0 1 0	1 0 0 0 0	1 0 0 0 0	1 0 0 0 0
Luis Aparicio, R (1, 6) OBP: 0.283, SLG: 0.339		x 0-0 ③ 5-3			x 0-0 ② 4-3			x 0-0 ② F7	x 0-0 ③ F7		4	0	0	0	0	0	3
Sherm Lollar, R (1, 2) OBP: 0.376, SLG: 0.357 Al Weis, S (8, PR) OBP: 0.375, SLG: 0.167 Bob Roselli, R (9, 2) OBP: 0.311, SLG: 0.317			B B B B 4-0 BB		x 0-0 ③ F5			x 0-0 S 1B		S S S 0-3 ① K	2 0 1	0 0 0	1 0 0	0 0 0	1 0 1	0 0 0	0 0 0
Early Wynn, S (1, 1) OBP: 0.241, SLG: 0.157 Brian McCall, L (10, PH)			x 0-0 ① F7			S S S 0-3 ① K		B B B B 4-0 1-2 BB		x 0-0 ② 5-3	2 1	0 0	0 0	0 0	1 0	1 0	1 0
Inning Stats	R: 0 H: 1 E: 0 LOB: 1 K: 1 BB: 0 S: 5 P: 5	R: 0 H: 0 E: 0 LOB: 1 K: 1 BB: 1 S: 5 P: 9	R: 0 H: 0 E: 0 LOB: 1 K: 1 BB: 1 S: 5 P: 9	R: 0 H: 0 E: 0 LOB: 0 K: 0 BB: 0 S: 3 P: 3	R: 0 H: 0 E: 0 LOB: 0 K: 1 BB: 0 S: 5 P: 5	R: 0 H: 0 E: 0 LOB: 0 K: 1 BB: 0 S: 5 P: 5	R: 0 H: 1 E: 0 LOB: 0 K: 0 BB: 0 S: 3 P: 3	R: 0 H: 1 E: 0 LOB: 2 K: 0 BB: 1 S: 4 P: 8	R: 1 H: 2 E: 0 LOB: 2 K: 0 BB: 1 S: 5 P: 9	R: 0 H: 0 E: 0 LOB: 0 K: 1 BB: 0 S: 5 P: 5	1B: 3 2B: 3 3B: 0 HR: 0	SF: 0 SAC: 0 DP: 1 HBP: 0					WP: 0 PB: 0 SB: 1 CS: 0	PA: 37

PITCHER	IP	WLS	BF	H	R	ER	SO	BB	IBB	HBP	BLK	WP	HR	S	P	ERA	WHIP
Bill Stafford, R (1, 1) ERA: 3.45	10.0	W	37	5	1	1	6	3	1	0	0	0	0	45	61	0.90	0.800

PITCHER	IP	WLS	BF	H	R	ER	SO	BB	IBB	HBP	BLK	WP	HR	S	P	ERA	WHIP

BOTTOM

New York Yankees @ Chicago White Sox

Comiskey Park, Chicago, IL

Sun Sep 23 1962, 4:33 AM EDT

Att. 30,032 - Unknown

livebaseballscorecards.com

AB	33
R	1
H	5
RBI	1
BB	4
SO	6
LOB	15

Batter	1	2	3	4	5	6	7	8	9	AB	R	H	RBI	BB	SO	LOB
Ken Hamlin, R (1, 6) OBP: 0.301, SLG: 0.323	K	4-3			FC6-4 1B 1-2		FC6-4 1B 1-2 2-H		1B 1B	5	1	3	1	0	1	2
Chuck Cottier, R (1, 4) OBP: 0.311, SLG: 0.343	K		F4		F7		F7		G6-4-3 1B 1-3	5	0	1	0	0	1	4
Chuck Hinton, R (1, 9) OBP: 0.361, SLG: 0.475	BB		F4		FC6-4 1-2f		FC6-4 FC6-4 1-2f 2-3		G6-4-3 1-2 3-H	4	0	1	1	1	0	4
Harry Bright, R (1, 3) OBP: 0.320, SLG: 0.464	5-3		F8			4-3	FC6-4 1-2f		G6-4-3 1-2f 2-3	5	0	0	0	0	0	5
Johnny Schaive, R (1, 5) OBP: 0.270, SLG: 0.413		K		4-3		F4		F8	6-3	5	0	0	0	0	1	1
Don Lock, R (1, 7) OBP: 0.332, SLG: 0.444		1B 1B BB		5-3		1B		1B 1B		3	1	2	0	1	0	0
Jim Piersall, R (1, 8) OBP: 0.304, SLG: 0.332		1B 1-3		6-3		K		1B 1-2		4	0	2	0	0	1	1
Bob Schmidt, R (1, 2) OBP: 0.279, SLG: 0.417		SH1-3 1-3 3-H			1-3		BB 1B	K		4	1	2	1	0	1	2
Bennie Daniels, L (1, 1) OBP: 0.130, SLG: 0.217 John Kennedy, R (5, PH) OBP: 0.257, SLG: 0.303 Steve Hamilton, L (5, 1) OBP: 0.111, SLG: 0.154 Danny O'Connell, R (7, PH) OBP: 0.328, SLG: 0.336 Pete Burnside, R (7, 1) OBP: 0.108, SLG: 0.057 Bob Johnson, R (8, PH) OBP: 0.334, SLG: 0.416 Jim Hannan, R (8, 1) OBP: 0.091, SLG: 0.091		SH1-3 1-2			1B		FC6-4 1B 1-2	K		0 1 0 0 0 0 1 0	0 0 0 0 0 0 0 0	0 1 0 0 1 0 0 1	0 0 0 0 0 0 0 0	0 0 0 0 0 0 0 0	0 0 0 0 0 0 0 0	0 0 0 0 0 1 2 0
Inning Stats	R: 0 E: 0 K: 2 S: 7 H: 0 LOB: 1 BB: 1 P: 11	R: 1 E: 0 K: 1 S: 7 H: 2 LOB: 2 BB: 1 P: 11	R: 0 E: 0 K: 0 S: 3 H: 0 LOB: 0 BB: 0 P: 3	R: 0 E: 0 K: 0 S: 3 H: 0 LOB: 0 BB: 0 P: 3	R: 0 E: 0 K: 0 S: 5 H: 2 LOB: 2 BB: 0 P: 5	R: 0 E: 0 K: 1 S: 6 H: 1 LOB: 1 BB: 0 P: 6	R: 1 E: 0 K: 0 S: 5 H: 2 LOB: 2 BB: 1 P: 9	R: 0 E: 0 K: 2 S: 9 H: 2 LOB: 2 BB: 0 P: 9	R: 1 E: 0 K: 0 S: 5 H: 3 LOB: 1 BB: 0 P: 5	1B: 12 2B: 0 3B: 0 HR: 0 SF: 0 SAC: 1 DP: 1 HBP: 0						

PITCHER	IP	WLS	BF	H	R	ER	SO	BB	IBB	HBP	BLK	WP	HR	S	P	ERA	WHIP
Whitey Ford, L (1, 1) ERA: 2.9	9.0	W	41	12	3	3	6	3	0	0	0	0	0	50	62	3.00	1.667

PITCHER	IP	WLS	BF	H	R	ER	SO	BB	IBB	HBP	BLK	WP	HR	S	P	ERA	WHIP

TOP

Washington Senators @ New York Yankees

Yankee Stadium, Bronx, NY

Tue Sep 25 1962, 7:05 PM EDT

Att. 11,702 - Unknown - 64 F

livebaseballscorecards.com

AB	37
R	3
H	12
RBI	3
BB	3
SO	6
LOB	21

WP: 0	PA: 41
PB: 0	
SB: 0	
CS: 0	

Batter	1	2	3	4	5	6	7	8	9	AB	R	H	RBI	BB	SO	LOB
Tony Kubek, L (1, 6) OBP: 0.363, SLG: 0.450	F6	FC5-4 2-H 1B		4-3		1-3 1B 1B		FC5-4 1B		5	1	3	1	0	0	0
Bobby Richardson, R (1, 4) OBP: 0.336, SLG: 0.407	PB 1B 1B	FC5-4 1-2f		CS 1B		1-3 1-2		FC5-4 BB 1-2f 1B		5	2	2	0	0	0	3
Tom Tresh, S (1, 7) OBP: 0.361, SLG: 0.442	K 1-2		B1	CS 1-2	1B PB 1B	BB 2-H 1B		1B 1-2 BB		4	1	2	1	1	1	1
Mickey Mantle, S (1, 8) OBP: 0.486, SLG: 0.601 Jack Reed, R (8, PR) OBP: 0.333, SLG: 0.447 (9, 8)	2B 2-H 1B		1B 1B 1B		PB 1-3 1B 1B	BB 1-2 BB		G4-6-3 1-3 2-H 1B		4 0	2 0	4 0	2 0	1 0	0 0	0 0
Roger Maris, L (1, 9) OBP: 0.355, SLG: 0.478 Joe Pepitone, L (7, 9) OBP: 0.261, SLG: 0.435	1-3 2B		1B 1-2 1B		K K	K		G4-6-3 1-2f		4 1	0 0	2 0	0 0	0 0	2 0	4 2
Yogi Berra, L (1, 2) OBP: 0.293, SLG: 0.386	F5	F2			K 1-2 3-H		F3			4	0	0	0	0	1	5
Dale Long, L (1, 3) OBP: 0.344, SLG: 0.380 Bill Skowron, R (5, PH) OBP: 0.322, SLG: 0.471 (6, 3)		S 1B BB	1-3 2-H 1B		2-H 1B		HR			1 2	1 1	1 2	1 2	1 0	0 0	0 0
Clete Boyer, R (1, 5) OBP: 0.330, SLG: 0.415		K 1-2	1-3		F6		4-3			4	0	0	0	0	1	4
Whitey Ford, L (1, 1) OBP: 0.198, SLG: 0.141		K		L8		K	K			4	0	0	0	0	3	1
Inning Stats	R: 1 E: 0 K: 1 S: 8 H: 3 LOB: 2 BB: 0 P: 8	R: 1 E: 0 K: 2 S: 8 H: 1 LOB: 1 BB: 1 P: 12	R: 1 E: 0 K: 0 S: 6 H: 3 LOB: 2 BB: 0 P: 6	R: 0 E: 0 K: 0 S: 3 H: 1 LOB: 0 BB: 0 P: 3	R: 2 E: 0 K: 2 S: 10 H: 3 LOB: 1 BB: 0 P: 10	R: 1 E: 0 K: 2 S: 9 H: 2 LOB: 2 BB: 1 P: 13	R: 1 E: 0 K: 1 S: 6 H: 1 LOB: 0 BB: 0 P: 6	R: 1 E: 0 K: 0 S: 4 H: 2 LOB: 2 BB: 1 P: 8		1B: 14 2B: 1 3B: 0 HR: 1 SF: 0 SAC: 0 DP: 1 HBP: 0		WP: 0 PB: 2 SB: 1 CS: 1 PA: 42		

PITCHER		IP	WLS	BF	H	R	ER	SO	BB	IBB	HBP	BLK	WP	HR	S	P	ERA	WHIP
Bennie Daniels, R ERA: 4.87	(1, 1)	4.0	L	20	8	3	3	3	1	0	0	0	0	0	25	29	6.75	2.250
Steve Hamilton, L ERA: 3.77	(5, 1)	2.0		12	5	3	2	4	1	0	0	0	0	0	19	23	9.00	3.000
Pete Burnside, L ERA: 4.45	(7, 1)	1.0		4	1	1	1	1	0	0	0	0	0	1	6	6	9.00	1.000
Jim Hannan, R ERA: 3.31	(8, 1)	1.0		5	2	1	1	0	1	0	0	0	0	0	4	8	9.00	3.000

PITCHER	IP	WLS	BF	H	R	ER	SO	BB	IBB	HBP	BLK	WP	HR	S	P	ERA	WHIP

BOTTOM

Washington Senators @ New York Yankees

Yankee Stadium, Bronx, NY

Tue Sep 25 1962, 7:05 PM EDT

Att. 11,702 - Unknown - 64 F

livebaseballscorecards.com

AB	38
R	8
H	16
RBI	7
BB	3
SO	8
LOB	20

Batter	1	2	3	4	5	6	7	8	9	AB	R	H	RBI	BB	SO	LOB
John Kennedy, R (1, 5) OBP: 0.275, SLG: 0.316	SSS 0-3 ① K		x 0-0 E5 E E 1-2		x 0-0 ③ F4			x 0-0 1B 1B 1B	x 0-0 WP BB 1B	5	2	2	0	0	1	1
Ron Stillwell, R (1, 4) OBP: 0.400, SLG: 0.333	SSS 0-3 ② K		x 0-0 E7 1B 1-H 2-H 1B			x 0-0 ① F7		x 0-0 1B 1B 1-2 1B	BBBB 4-0 WP 1-2 BB	4	2	2	1	1	1	0
Jim King, L (1, 9) OBP: 0.354, SLG: 0.391	x 0-0 ③ F9		x 0-0 2-H 1B			x 0-0 ② F2		x 0-0 F8 1B 1-3 2-H 1B	x 0-0 ③ 4-3 1-2 2-3	5	0	2	2	0	0	2
Bud Zipfel, L (1, 3) OBP: 0.303, SLG: 0.370		SSS 0-3 ① K	x 0-0 ③ G3			x 0-0 ③ 4-3		x 0-0 FC6-4 1-2 3-H 1B		4	0	1	1	0	1	1
Ken Retzer, L (1, 2) OBP: 0.338, SLG: 0.405		x 0-0 G5-4-3 1B		x 0-0 ① F9			x 0-0 ① F7	x 0-0 ① F9		4	0	1	0	0	0	2
Don Lock, R (1, 7) OBP: 0.331, SLG: 0.438		x 0-0 ②③ G5-4-3 1-2f		x 0-0 ② F7			BBBB 4-0 1B BB	x 0-0 ② F8 2-3		3	0	0	0	1	0	3
Jim Piersall, R (1, 8) OBP: 0.303, SLG: 0.331			x 0-0 CS BB 1B	x 0-0 ③ F6			SSS 0-3 ② K	x 0-0 ③ FC6-4 1-2f		4	0	1	0	0	1	3
Ed Brinkman, R (1, 6) OBP: 0.232, SLG: 0.238			BBBB 4-0 E E 1-2 BB		x 0-0 ① 6-3		x 0-0 1-2 1B		x 0-0 ① 4-3	3	1	1	0	1	0	0
Don Rudolph, L (1, 1) OBP: 0.242, SLG: 0.246			x 0-0 ①② F4 2-3		x 0-0 ② 5-3		SSS 0-3 ③ K		x 0-0 ② F9	1	0	0	0	0	0	2
Dave Stenhouse, R (3, 1) OBP: 0.083, SLG: 0.052										1	0	0	0	0	0	0
Danny O'Connell, R (7, PH) OBP: 0.327, SLG: 0.335										1	0	0	0	0	1	2
Jack Jenkins, R (7, 1)										0	0	0	0	0	0	0
Joe Hicks, L (9, PH) OBP: 0.286, SLG: 0.374										1	0	0	0	0	0	0
Inning Stats	R: 0 E: 0 K: 2 S: 7 H: 0 LOB: 0 BB: 0 P: 7	R: 0 E: 0 K: 1 S: 5 H: 1 LOB: 0 BB: 0 P: 5	R: 3 E: 2 K: 0 S: 6 H: 3 LOB: 1 BB: 1 P: 10	R: 0 E: 0 K: 0 S: 3 H: 0 LOB: 0 BB: 0 P: 3	R: 0 E: 0 K: 0 S: 3 H: 0 LOB: 0 BB: 0 P: 3	R: 0 E: 0 K: 0 S: 3 H: 0 LOB: 0 BB: 0 P: 3	R: 0 E: 0 K: 2 S: 8 H: 1 LOB: 2 BB: 1 P: 12	R: 2 E: 0 K: 0 S: 7 H: 4 LOB: 2 BB: 0 P: 7	R: 0 E: 0 K: 0 S: 4 H: 1 LOB: 2 BB: 1 P: 8	1B: 10 2B: 0 3B: 0 HR: 0 SF: 0 SAC: 0 DP: 1 HBP: 0	WP: 1 PB: 0 SB: 0 CS: 1 PA: 39					

PITCHER		IP	WLS	BF	H	R	ER	SO	BB	IBB	HBP	BLK	WP	HR	S	P	ERA	WHIP
Ralph Terry, R ERA: 3.17	(1, 1)	5.0	W	19	4	3	0	3	1	0	0	0	0	0	24	28	0.00	1.000
Luis Arroyo, L ERA: 4.96	(6, 1)	2.0		8	1	0	0	2	1	0	0	0	0	0	11	15	0.00	1.000
Rollie Sheldon, R ERA: 5.49	(8, 1)	1.0		7	4	2	2	0	0	0	0	0	0	0	7	7	18.00	4.000
Jack Cullen, R ERA:	(9, 1)	1.0	S	5	1	0	0	0	1	0	0	0	1	0	4	8	0.00	2.000

PITCHER	IP	WLS	BF	H	R	ER	SO	BB	IBB	HBP	BLK	WP	HR	S	P	ERA	WHIP

TOP

Washington Senators @ New York Yankees

Yankee Stadium, Bronx, NY

Wed Sep 26 1962, 3:33 AM EDT

Att. 4,140 - Overcast - 72 F

livebaseballscorecards.com

AB	36
R	5
H	10
RBI	4
BB	3
SO	5
LOB	16

BOTTOM

Washington Senators @ New York Yankees

Yankee Stadium, Bronx, NY

Wed Sep 26 1962, 3:33 AM EDT

Att. 4,140 - Overcast - 72 F

livebaseballscorecards.com

Batter	1	2	3	4	5	6	7	8	9	AB	R	H	RBI	BB	SO	LOB
Mickey Mantle, S (1, 8) OBP: 0.487, SLG: 0.603 Jack Reed, R (7, PR) (8, 8) OBP: 0.333, SLG: 0.447	F9	FC6-4 1-2	E 1-3 2-H		K		1B 1-2 BB			4 0	1 0	2 0	1 0	1 0	1 0	0 0
Bobby Richardson, R (1, 4) OBP: 0.337, SLG: 0.407	PB 1B	FC6-4 1-2f	K		K		1B 1-2 2-3			5	0	2	0	0	2	4
Tom Tresh, S (1, 7) OBP: 0.360, SLG: 0.440	5-3 1-2		2B 1B E5 1B 2-3 3-H		F9		4-3			5	1	1	0	0	0	5
Hector Lopez, R (1, 9) (5, 5) OBP: 0.342, SLG: 0.392	F8		2B 1-3 2B 1-2 3-H 1B			F9		F8		5	1	2	1	0	0	1
Elston Howard, R (1, 2) OBP: 0.317, SLG: 0.471 Johnny Blanchard, L (4, 2) OBP: 0.309, SLG: 0.407		6-3	1B SF6 2-H 3-H 2B F4			F9		4-3 2B		3 2	1 0	1 1	2 0	0 0	0 0	2 0
Bill Skowron, R (1, 3) OBP: 0.324, SLG: 0.476 Dale Long, L (4, 3) OBP: 0.341, SLG: 0.376	E 2B	WP 2-3 1B	F5			4-3		4-3 2-3		2 3	2 0	2 0	0 0	0 0	0 0	0 1
Clete Boyer, R (1, 5) OBP: 0.331, SLG: 0.415 Joe Pepitone, L (5, 9) OBP: 0.257, SLG: 0.429	F8	1B 1-2 2B BB	FC6-4 1B				K	F6		2 2	1 0	1 0	0 0	1 0	0 1	1 1
Phil Linz, R (1, 6) OBP: 0.313, SLG: 0.363	E5 1B 2-H	SF6 3-H	FC6-4 1-2f				5-3			3	1	0	1	0	0	1
Ralph Terry, R (1, 1) OBP: 0.220, SLG: 0.190 Luis Arroyo, L (6, 1) OBP: 0.500, SLG: 0.500 Tony Kubek, L (7, PH) OBP: 0.366, SLG: 0.450 Rollie Sheldon, R (8, 1) OBP: 0.273, SLG: 0.077 Jack Cullen, R (9, 1)	1B 2-H 1B	2B 1-2 2-H E 1B	F6				1B BB BB			3 0 0 0 0	1 0 0 0 0	2 0 0 0 0	2 0 1 0 0	0 0 0 0 0	0 0 0 0 0	1 0 0 0 0
Inning Stats	R: 0 E: 0 K: 0 S: 4 H: 1 LOB: 1 BB: 0 P: 4	R: 2 E: 1 K: 0 S: 7 H: 3 LOB: 2 BB: 0 P: 7	R: 7 E: 1 K: 1 S: 13 H: 7 LOB: 2 BB: 1 P: 17	R: 0 E: 0 K: 0 S: 4 H: 1 LOB: 1 BB: 0 P: 4	R: 0 E: 0 K: 2 S: 7 H: 0 LOB: 0 BB: 0 P: 7	R: 0 E: 0 K: 0 S: 3 H: 0 LOB: 0 BB: 0 P: 3	R: 0 E: 0 K: 1 S: 6 H: 1 LOB: 3 BB: 2 P: 14	R: 0 E: 0 K: 0 S: 4 H: 1 LOB: 1 BB: 0 P: 4		1B: 9 2B: 5 3B: 0 HR: 0 SF: 1 SAC: 0 DP: 0 HBP: 0	WP: 1 PB: 1 SB: 0 CS: 0 PA: 43				

	AB	R	H	RBI	BB	SO	LOB
AB	39						
R	9						
H	14						
RBI	7						
BB	3						
SO	4						
LOB	17						

PITCHER		IP	WLS	BF	H	R	ER	SO	BB	IBB	HBP	BLK	WP	HR	S	P	ERA	WHIP
Don Rudolph, L ERA: 3.62	(1, 1)	2.2	L	22	11	9	5	1	1	0	0	0	1	0	23	27	16.88	4.500
Dave Stenhouse, R ERA: 3.65	(3, 1)	3.1		11	1	0	0	2	0	0	0	0	0	0	15	15	0.00	0.300
Jack Jenkins, R ERA: 5.4	(7, 1)	2.0		10	2	0	0	1	2	0	0	0	0	0	10	18	0.00	2.000

PITCHER	IP	WLS	BF	H	R	ER	SO	BB	IBB	HBP	BLK	WP	HR	S	P	ERA	WHIP

Batter	1	2	3	4	5	6	7	8	9	AB	R	H	RBI	BB	SO	LOB
Jim Landis, R (1, 8) OBP: 0.333, SLG: 0.375	1-3		BBB CS BB			1B 1B SF8 1B		F5		3	1	1	0	1	0	0
Joe Cunningham, L (1, 3) OBP: 0.410, SLG: 0.431	BBB 1B 3B BB		F7 1-2			WP 1B 1-2 1B		BBB BB BB		2	1	1	0	2	0	1
Charlie Maxwell, L (1, 9) OBP: 0.366, SLG: 0.442	3B 1-3 1B		F5			WP 1-2 2-3 1B		F7		2	1	1	0	0	0	0
Mike Hershberger, R (6, PH) OBP: 0.323, SLG: 0.331										2	0	1	0	0	0	1
(6, 9)																
Floyd Robinson, L (1, 7) OBP: 0.385, SLG: 0.470	1-H 3-H 3B			4-3		SF8 3-H		BBB BB 1-2		2	0	1	3	1	0	0
Al Smith, R (1, 5) OBP: 0.363, SLG: 0.463	1-3			L6		SSS K 1-2 2-3		F8		3	0	0	0	0	1	3
Sammy Esposito, R (6, 5) OBP: 0.361, SLG: 0.238										0	0	0	0	0	0	0
Deacon Jones, L (8, PH) OBP: 0.444, SLG: 0.455										1	0	0	0	0	0	2
Al Weis, S (8, 5) OBP: 0.364, SLG: 0.125										0	0	0	0	0	0	0
Nellie Fox, L (1, 4) OBP: 0.314, SLG: 0.340	4-3			F7		G3			6-3	4	0	0	0	0	0	3
Luis Aparicio, R (1, 6) OBP: 0.279, SLG: 0.335		F8			F6		F8		1B	3	0	0	0	0	0	0
Brian McCall, L (9, PH) OBP: 0.333, SLG: 0.333										1	0	1	0	0	0	0
Sherm Lollar, R (1, 2) OBP: 0.371, SLG: 0.352		6-3			F6		6-3		SSS K	4	0	0	0	0	1	1
Early Wynn, S (1, 1) OBP: 0.230, SLG: 0.148		SSS K			F6		F4		4-3	3	0	0	0	0	1	0
J.C. Martin, L (9, PH) OBP: 0.040, SLG: 0.040										1	0	0	0	0	0	1
Inning Stats	R: 2 E: 0 K: 0 S: 5 H: 2 LOB: 1 BB: 1 P: 9		R: 0 E: 0 K: 0 S: 2 H: 0 LOB: 1 BB: 1 P: 6	R: 0 E: 0 K: 0 S: 3 H: 0 LOB: 0 BB: 0 P: 3	R: 0 E: 0 K: 0 S: 3 H: 0 LOB: 0 BB: 0 P: 3	R: 1 E: 0 K: 1 S: 8 H: 3 LOB: 2 BB: 0 P: 8	R: 0 E: 0 K: 0 S: 3 H: 0 LOB: 0 BB: 0 P: 3	R: 0 E: 0 K: 0 S: 3 H: 0 LOB: 2 BB: 2 P: 11	R: 0 E: 0 K: 1 S: 6 H: 1 LOB: 1 BB: 0 P: 6	1B: 5 2B: 0 3B: 1 HR: 0	SF: 1 SAC: 0 DP: 0 HBP: 0						

PITCHER		IP	WLS	BF	H	R	ER	SO	BB	IBB	HBP	BLK	WP	HR	S	P	ERA	WHIP
Jim Bouton, R ERA: 3.99	(1, 1)	4.0		15	2	2	2	1	2	0	0	0	0	0	15	23	4.50	1.000
Bud Daley, L ERA: 3.65	(5, 1)	2.0		9	3	1	1	1	0	0	0	0	1	0	11	11	4.50	1.500
Luis Arroyo, L ERA: 4.81	(7, 1)	1.0		3	0	0	0	0	0	0	0	0	0	0	3	3	0.00	0.000
Tex Clevenger, R ERA: 2.92	(8, 1)	2.0	W	9	1	0	0	1	2	0	0	0	0	0	9	17	0.00	1.500

PITCHER	IP	WLS	BF	H	R	ER	SO	BB	IBB	HBP	BLK	WP	HR	S	P	ERA	WHIP

TOP

Chicago White Sox @ New York Yankees

Yankee Stadium, Bronx, NY

Fri Sep 28 1962, 7:05 PM EDT

Att. 12,519 - Unknown - 60 F

livebaseballscorecards.com

AB	31
R	3
H	6
RBI	3
BB	4
SO	3
LOB	12

1B: 5	SF: 1	WP: 1	PA: 36
2B: 0	SAC: 0	PB: 0	
3B: 1	DP: 0	SB: 0	
HR: 0	HBP: 0	CS: 1	

BOTTOM

Chicago White Sox @ New York Yankees

Yankee Stadium, Bronx, NY

Fri Sep 28 1962, 7:05 PM EDT
Att. 12,519 - Unknown - 60 F

Batter	1	2	3	4	5	6	7	8	9	AB	R	H	RBI	BB	SO	LOB
Mickey Mantle, S (1, 8) OBP: 0.485, SLG: 0.598	F3		BBBB FC4-6 BB		G3		F2			3	0	0	0	1	0	0
Jack Reed, R (8, 8) OBP: 0.333, SLG: 0.447										0	0	0	0	0	0	0
Bobby Richardson, R (1, 4) OBP: 0.335, SLG: 0.405	F2		F9		F7			F6		4	0	0	0	0	0	1
Tom Tresh, S (1, 7) OBP: 0.359, SLG: 0.438	K2-3		BBBB FC4-6 1-2 BB			G3		F2		3	0	0	0	1	1	0
Roger Maris, L (1, 9) OBP: 0.356, SLG: 0.485		HR	FC4-6 1-2f 2-3			F9		1B 2B		4	2	2	1	0	0	2
Tony Kubek, L (1, 6) OBP: 0.364, SLG: 0.445		3-1	5-3			F4		1B HR 1B 2-H		4	1	1	1	0	0	2
Elston Howard, R (1, 2) OBP: 0.318, SLG: 0.473		2B		1-3			F9	1-2 HR 1B		2	0	1	0	0	0	0
Yogi Berra, L (5, 2) OBP: 0.295, SLG: 0.387										2	1	1	0	0	0	0
Bill Skowron, R (1, 3) OBP: 0.323, SLG: 0.474		F7		L7			F6	1-H 2-H HR		2	0	0	0	0	0	1
Dale Long, L (5, 3) OBP: 0.342, SLG: 0.387										2	1	1	3	0	0	0
Clete Boyer, R (1, 5) OBP: 0.332, SLG: 0.417		IIII IBB		L7			SSS HR 2B	K		3	1	1	0	1	1	0
Jim Bouton, R (1, 1) OBP: 0.143, SLG: 0.065		F9			1-3		2-H HR			1	0	0	0	0	0	2
Bud Daley, L (5, 1) OBP: 0.192, SLG: 0.192										1	0	0	0	0	0	0
Luis Arroyo, L (7, 1) OBP: 0.500, SLG: 0.500										0	0	0	0	0	0	0
Joe Pepitone, L (7, PH) OBP: 0.263, SLG: 0.455										1	1	1	2	0	0	0
Tex Clevenger, R (8, 1)										0	0	0	0	0	0	0
Inning Stats	R: 0 E: 0 K: 1 S: 5 H: 0 LOB: 0 BB: 0 P: 5	R: 1 E: 0 K: 0 S: 5 H: 2 LOB: 2 BB: 1 P: 9	R: 0 E: 0 K: 0 S: 3 H: 0 LOB: 2 BB: 2 P: 11	R: 0 E: 0 K: 0 S: 3 H: 0 LOB: 0 BB: 0 P: 3	R: 0 E: 0 K: 0 S: 3 H: 0 LOB: 0 BB: 0 P: 3	R: 0 E: 0 K: 0 S: 3 H: 0 LOB: 0 BB: 0 P: 3	R: 2 E: 0 K: 0 S: 5 H: 2 LOB: 0 BB: 0 P: 5	R: 4 E: 0 K: 1 S: 9 H: 4 LOB: 0 BB: 0 P: 9		1B: 2 2B: 3 3B: 0 HR: 3 SF: 0 SAC: 0 DP: 0 HBP: 0						

livebaseballscorecards.com

AB	32
R	7
H	8
RBI	7
BB	3
SO	2
LOB	8

PITCHER	IP	WLS	BF	H	R	ER	SO	BB	IBB	HBP	BLK	WP	HR	S	P	ERA	WHIP
Early Wynn, R (1, 1) ERA: 4.46	8.0	L	35	8	7	7	2	2	1	0	0	0	3	36	48	7.88	1.250

PITCHER	IP	WLS	BF	H	R	ER	SO	BB	IBB	HBP	BLK	WP	HR	S	P	ERA	WHIP

Chicago White Sox @ New York Yankees

Yankee Stadium, Bronx, NY

Sat Sep 29 1962, 3:33 AM EDT

Att. 12,913 - Unknown - 68 F

TOP

Batter	1	2	3	4	5	6	7	8	9	AB	R	H	RBI	BB	SO	LOB
Luis Aparicio, R (1, 6) OBP: 0.280, SLG: 0.334	6-3		1B 1-2 2-H		FC6-4 BB 1-2f		HR S BB	F3		4	1	1	1	1	0	1
Joe Cunningham, L (1, 3) OBP: 0.410, SLG: 0.429	F8		K 2-3		BB 1-2		HR 1-2 BB		4-3	3	1	0	0	2	1	2
Floyd Robinson, L (1, 7) (9, 9) OBP: 0.384, SLG: 0.473	F7			F5	F5		HR 1-H 2-H		E4 BB 1B FC4-6	5	2	1	3	0	0	2
Al Smith, R (1, 5) OBP: 0.363, SLG: 0.462 Sammy Esposito, R (7, PR) OBP: 0.367, SLG: 0.247 (7, 5)	6-3			F5		FC1-5 HBP 1B	E5 1B		BB E 1-2 1B	4 1	0 1	1 1	0 0	0 0	0 0	0 0
Jim Landis, R (1, 8) OBP: 0.335, SLG: 0.375	F9			1B		F9 FC1-5 1-2 HBP	K		FC4-6 1-2 2-3 BB	3	0	1	0	1	1	1
Mike Hershberger, R (1, 9) OBP: 0.324, SLG: 0.333 Deacon Jones, L (9, PH) OBP: 0.429, SLG: 0.435 Charlie Maxwell, L (9, 7) OBP: 0.366, SLG: 0.442	6-3			1-2 1B	FC1-5 1-2 2-3f		1-2 1B		FC4-6 BB BB 1-2f 2-H 3-H	4 1 0	0 0 0	2 0 0	0 1 0	0 0 0	0 0 0	2 1 0
Nellie Fox, L (1, 4) OBP: 0.313, SLG: 0.338	G3		1B 1-2	F8		F9 2-3	F7		BB 1-2 BB	4	0	0	0	1	0	6
Cam Carreon, R (1, 2) OBP: 0.328, SLG: 0.361 Bob Roselli, R (7, 2) OBP: 0.316, SLG: 0.313	BB 1B 1B			FC6-4 BB	K	K		K	BB 1-2 2-3 BB	2 1	1 0	1 0	0 0	1 1	1 1	2 0
Juan Pizarro, L (1, 1) OBP: 0.213, SLG: 0.174 Sherm Lollar, R (7, PH) OBP: 0.369, SLG: 0.350 John Buzhardt, R (7, 1) OBP: 0.167, SLG: 0.118 Frank Baumann, L (9, 1) OBP: 0.378, SLG: 0.400	CS 1B 1-2 BB				K	F5	K	K	1 0 0 0 1 1 1 1 0 0 0 0 0 0 2 0 0 0 0 2 3 0 0 0 0 0 0 0							

livebaseballscorecards.com

	AB	36
	R	6
	H	8
	RBI	5
	BB	8
	SO	7
	LOB	21

Inning Stats									
	R: 0 E: 0 K: 0 S: 3	H: 0 LOB: 0 BB: 0 P: 3	R: 0 E: 0 K: 0 S: 3	H: 0 LOB: 0 BB: 0 P: 3	R: 1 E: 0 K: 1 S: 6	H: 2 LOB: 2 BB: 1 P: 10	R: 0 E: 0 K: 0 S: 5	H: 2 LOB: 2 BB: 0 P: 5	R: 0 E: 0 K: 1 S: 5	H: 0 LOB: 2 BB: 2 P: 13
	R: 0 E: 0 K: 1 S: 6	H: 1 LOB: 2 BB: 0 P: 7	R: 3 E: 1 K: 1 S: 8	H: 2 LOB: 2 BB: 2 P: 16	R: 0 E: 0 K: 2 S: 7	H: 0 LOB: 0 BB: 0 P: 7	R: 2 E: 2 K: 1 S: 7	H: 1 LOB: 3 BB: 3 P: 19	1B: 7 2B: 1 3B: 0 HR: 1	SF: 0 SAC: 0 DP: 1 HBP: 1	WP: 0 PB: 0 SB: 1 CS: 1	PA: 45

PITCHER		IP	WLS	BF	H	R	ER	SO	BB	IBB	HBP	BLK	WP	HR	S	P	ERA	WHIP
Whitey Ford, L ERA: 2.9	(1, 1)	3.0		11	2	1	1	1	1	0	0	0	0	0	12	16	3.00	1.000
Jim Coates, R ERA: 4.44	(4, 1)	3.0		15	3	0	0	2	2	0	1	0	0	0	16	25	0.00	1.667
Marshall Bridges, L ERA: 3.14	(7, 1)	2.0		11	2	3	3	3	2	0	0	0	0	1	15	23	13.50	2.000
Bob Turley, R ERA: 4.57	(9, 1)	1.0	W	8	1	2	0	1	3	0	0	0	0	0	7	19	0.00	4.000

PITCHER		IP	WLS	BF	H	R	ER	SO	BB	IBB	HBP	BLK	WP	HR	S	P	ERA	WHIP

BOTTOM

Chicago White Sox @ New York Yankees

Yankee Stadium, Bronx, NY

Sat Sep 29 1962, 3:33 AM EDT
Att. 12,913 - Unknown - 68 F

livebaseballscorecards.com

Batter	1	2	3	4	5	6	7	8	9	AB	R	H	RBI	BB	SO	LOB
Mickey Mantle, S (1, 8) OBP: 0.485, SLG: 0.596	BBBB 4-0 BB		SSS 0-3 ② K		x 0-0 ① 5-3		SSS 0-3 ② K		x 0-0 1B 1-3 2-H HR 1B	1	0	0	0	1	1	0
Jack Reed, R (4, 8) OBP: 0.333, SLG: 0.439										3	1	1	1	0	1	0
Bobby Richardson, R (1, 4) OBP: 0.336, SLG: 0.406	x 0-0 ① F2		x 0-0 BB 2B 1B		x 0-0 1B		x 0-0 ③ 1-3		x 0-0 1-3 3-H HR 1B	3	1	2	0	0	0	1
Phil Linz, R (5, PR) (6, 4) OBP: 0.316, SLG: 0.365										2	1	1	1	0	0	0
Tom Tresh, S (1, 7) OBP: 0.359, SLG: 0.442	x 0-0 ② F9		BBBB 4-0 1-2 2B BB		x 0-0 ② F8			x 0-0 ① G3	x 0-0 1-H 3-H HR	4	2	1	3	1	0	2
Hector Lopez, R (1, 9) OBP: 0.341, SLG: 0.393	x 0-0 ③ F2		x 0-0 1-H 2-H 2B		x 0-0 ③ F8			x 0-0 ② 5-3		4	0	1	2	0	0	2
Elston Howard, R (1, 2) OBP: 0.318, SLG: 0.475		x 0-0 ① 4-3	x 0-0 ③ 6-3			x 0-0 2B		x 0-0 HR		3	0	1	0	0	0	1
Johnny Blanchard, L (7, 2) OBP: 0.312, SLG: 0.422										1	1	1	1	0	0	0
Bill Skowron, R (1, 3) OBP: 0.325, SLG: 0.475		x 0-0 1B		x 0-0 1B		SSS 0-3 ① K		x 0-0 ③ F8		3	0	2	0	0	1	1
Marshall Bridges, S (7, 1)										0	0	0	0	0	0	0
Roger Maris, L (8, PH) OBP: 0.356, SLG: 0.484										1	0	0	0	0	0	0
Bob Turley, R (9, 1)										0	0	0	0	0	0	0
Clete Boyer, R (1, 5) OBP: 0.332, SLG: 0.416		x 0-0 ② F4		x 0-0 ① F4		SSS 0-3 ② K			x 0-0 BB 1B 1B	4	1	1	0	0	1	3
Tony Kubek, L (1, 6) OBP: 0.361, SLG: 0.437	SSS 0-3 ③ K			SSS 0-3 ② K		x 0-0 ③ F4			BBBB 4-0 1B 1-2 1B BB	3	1	0	0	1	2	3
Whitey Ford, L (1, 1) OBP: 0.198, SLG: 0.141			SSS 0-3 ① K	SSS 0-3 ③ K			SSS 0-3 ① K		x 0-0 ① F7	0	0	0	0	0	0	0
Jim Bouton, R (3, PH) OBP: 0.139, SLG: 0.063										1	0	0	0	0	1	0
Jim Coates, R (4, 1) OBP: 0.152, SLG: 0.125										1	0	0	0	0	1	1
Joe Pepitone, L (7, 3) OBP: 0.259, SLG: 0.449										2	0	0	0	0	1	2
Inning Stats	R: 0 E: 0 K: 0 S: 3 H: 0 LOB: 1 BB: 1 P: 7	R: 0 E: 0 K: 1 S: 6 H: 1 LOB: 1 BB: 0 P: 6	R: 2 E: 0 K: 2 S: 9 H: 2 LOB: 1 BB: 1 P: 13	R: 0 E: 0 K: 2 S: 8 H: 1 LOB: 1 BB: 0 P: 8	R: 0 E: 0 K: 0 S: 4 H: 1 LOB: 1 BB: 0 P: 4	R: 0 E: 0 K: 2 S: 8 H: 1 LOB: 1 BB: 0 P: 8	R: 0 E: 0 K: 2 S: 7 H: 0 LOB: 0 BB: 0 P: 7	R: 1 E: 0 K: 0 S: 4 H: 1 LOB: 0 BB: 0 P: 4	R: 5 E: 0 K: 0 S: 5 H: 4 LOB: 0 BB: 1 P: 9	1B: 7 2B: 2 3B: 0 HR: 2	SF: 0 SAC: 0 DP: 0 HBP: 0						

	AB	36
	R	8
	H	11
	RBI	8
	BB	3
	SO	9
	LOB	16

WP: 0 PB: 0 SB: 0 CS: 0 PA: 39

PITCHER		IP	WLS	BF	H	R	ER	SO	BB	IBB	HBP	BLK	WP	HR	S	P	ERA	WHIP
Juan Pizarro, L ERA: 3.81	(1, 1)	6.0		26	6	2	2	7	2	0	0	0	0	0	38	46	3.00	1.333
John Buzhardt, R ERA: 4.19	(7, 1)	2.0		9	2	3	3	2	1	0	0	0	0	1	12	16	13.50	1.500
Frank Baumann, L ERA: 3.38	(9, 1)	0.1	L	4	3	3	3	0	0	0	0	0	0	1	4	4	81.00	9.000

PITCHER		IP	WLS	BF	H	R	ER	SO	BB	IBB	HBP	BLK	WP	HR	S	P	ERA	WHIP

Batter	1	2	3	4	5	6	7	8	9	AB	R	H	RBI	BB	SO	LOB
Brian McCall, L (1, 8) OBP: 0.375, SLG: 1.125	3-1		HR	E3 G4-6-3			HR		K	5	2	2	3	0	1	0
Nellie Fox, L (1, 4) OBP: 0.314, SLG: 0.343	F9		BB 1B	G4-6-3 1-2f			HR		F8	3	2	1	1	1	0	1
Luis Aparicio, R (7, 6) OBP: 0.280, SLG: 0.334										1	0	0	0	0	0	0
Deacon Jones, L (1, 3) OBP: 0.394, SLG: 0.393	K		1B 1-3 1B		K		F8		4-3	5	1	1	0	0	2	0
Floyd Robinson, L (1, 9) OBP: 0.384, SLG: 0.475		F8 1B 2B	1-3 1-3 1B 3-H 1B		F3		K			4	2	2	1	0	1	0
Charlie Maxwell, L (1, 7) OBP: 0.365, SLG: 0.440		F8 2-3	1-3 1-2		K		1B			4	0	1	0	0	1	3
Mike Hershberger, R (7, PR) OBP: 0.324, SLG: 0.333										0	0	0	0	0	0	0
(7, 9)																
Al Smith, R (1, 5) OBP: 0.363, SLG: 0.462		1B 3-H	5-3 2-H 3-H 1B			F7	F4			4	0	2	3	0	0	1
Sammy Esposito, R (7, 5) OBP: 0.367, SLG: 0.247										0	0	0	0	0	0	0
J.C. Martin, L (1, 2) OBP: 0.077, SLG: 0.077		1B	5-3 1-2			E 1B		F2		1	0	1	0	0	0	0
Sherm Lollar, R (3, PH) OBP: 0.369, SLG: 0.350										3	0	1	0	0	0	1
(3, 2)																
Al Weis, S (1, 6) OBP: 0.267, SLG: 0.083		4-3	5-3			L6 1-2		K		4	0	0	0	0	1	3
(7, 4)																
Ray Herbert, R (1, 1) OBP: 0.247, SLG: 0.329			HR BB	1-3		G3		6-3		1	1	0	0	1	0	0
Joe Cunningham, L (6, PH) OBP: 0.410, SLG: 0.428										1	0	0	0	0	0	1
Eddie Fisher, R (6, 1) OBP: 0.167, SLG: 0.217										1	0	0	0	0	0	0
Inning Stats	R: 0 E: 0 K: 1 S: 5 H: 0 LOB: 0 BB: 0 P: 5	R: 1 E: 0 K: 0 S: 5 H: 3 LOB: 1 BB: 0 P: 5	R: 5 E: 0 K: 0 S: 7 H: 4 LOB: 1 BB: 2 P: 15	R: 0 E: 1 K: 0 S: 3 H: 0 LOB: 0 BB: 0 P: 3	R: 0 E: 0 K: 2 S: 7 H: 0 LOB: 0 BB: 0 P: 7	R: 0 E: 1 K: 0 S: 4 H: 1 LOB: 1 BB: 0 P: 4	R: 2 E: 0 K: 1 S: 8 H: 3 LOB: 1 BB: 0 P: 8	R: 0 E: 0 K: 1 S: 5 H: 0 LOB: 0 BB: 0 P: 5	R: 0 E: 0 K: 1 S: 5 H: 0 LOB: 0 BB: 0 P: 5	1B: 7 2B: 1 3B: 0 HR: 3 SF: 0 SAC: 0 DP: 1 HBP: 0	WP: 0 PB: 0 SB: 0 CS: 0 PA: 39					

PITCHER		IP	WLS	BF	H	R	ER	SO	BB	IBB	HBP	BLK	WP	HR	S	P	ERA	WHIP
Bill Stafford, R ERA: 3.67	(1, 1)	2.1	L	15	7	6	6	1	2	0	0	0	0	1	15	23	23.14	3.857
Bud Daley, L ERA: 3.59	(3, 1)	1.2		5	0	0	0	0	0	0	0	0	0	0	5	5	0.00	0.000
Ralph Terry, R ERA: 3.19	(5, 1)	3.0		13	4	2	2	3	0	0	0	0	0	2	19	19	6.00	1.333
Tex Clevenger, R ERA: 2.84	(8, 1)	1.0		3	0	0	0	1	0	0	0	0	0	0	5	5	0.00	0.000
Al Downing, L ERA:	(9, 1)	1.0		3	0	0	0	1	0	0	0	0	0	0	5	5	0.00	0.000

PITCHER	IP	WLS	BF	H	R	ER	SO	BB	IBB	HBP	BLK	WP	HR	S	P	ERA	WHIP

TOP

Chicago White Sox @ New York Yankees

Yankee Stadium, Bronx, NY

Sun Sep 30 1962, 3:33 AM EDT

Att. 14,685 - Unknown - 68 F

livebaseballscorecards.com

AB	37
R	8
H	11
RBI	8
BB	2
SO	6
LOB	10

BOTTOM

Chicago White Sox @ New York Yankees

Yankee Stadium, Bronx, NY

Sun Sep 30 1962, 3:33 AM EDT

Att. 14,685 - Unknown - 68 F

livebaseballscorecards.com

Batter	1	2	3	4	5	6	7	8	9	AB	R	H	RBI	BB	SO	LOB
Mickey Mantle, S (1, 8) OBP: 0.486, SLG: 0.605	E SH1-3 FC4-6 1B	K		HR		1B		1B		3	2	2	1	0	1	2
Jack Reed, R (5, 8) OBP: 0.362, SLG: 0.465										2	0	2	0	0	0	0
Bobby Richardson, R (1, 4) OBP: 0.337, SLG: 0.406	SH1-3 1-2	1-2 2-H 1B		F7		L7		F7		2	0	1	1	0	0	0
Hector Lopez, R (5, 4) OBP: 0.340, SLG: 0.391										2	0	0	0	0	0	2
Tom Tresh, S (1, 7) OBP: 0.359, SLG: 0.441	BBB FC4-6 E BB	3-1			F4	1-3		G3		2	0	0	0	1	0	2
Joe Pepitone, L (6, 7) OBP: 0.255, SLG: 0.442										2	0	0	0	0	0	2
Roger Maris, L (1, 9) OBP: 0.356, SLG: 0.485	E4 FC4-6 1-2 2-3		1-3		2B 2B		L8		4-3	3	1	1	0	0	0	2
Johnny Blanchard, L (6, 9) OBP: 0.309, SLG: 0.419										2	0	0	0	0	0	0
Tony Kubek, L (1, 6) OBP: 0.357, SLG: 0.432	FC4-6 FC6-4 1-2f 2-3 3-H		F8		2-H 2B		K		F9	2	0	0	1	0	0	2
Phil Linz, R (4, 6) OBP: 0.316, SLG: 0.372										3	0	1	1	0	1	0
Yogi Berra, L (1, 2) OBP: 0.297, SLG: 0.388	FC6-4 1-2f		1B		K		E 1B		6-3	2	0	1	0	0	0	2
Elston Howard, R (4, 2) OBP: 0.318, SLG: 0.474										3	0	1	0	0	1	1
Bill Skowron, R (1, 3) OBP: 0.325, SLG: 0.473		F8	5-3		BB		E4 1-2			2	0	0	0	1	0	1
Dale Long, L (5, PR) (6, 3) OBP: 0.340, SLG: 0.386										1	0	0	0	0	0	1
Clete Boyer, R (1, 5) OBP: 0.331, SLG: 0.413		BBB 1B 1B BB		6-3	F8		G3			3	1	0	0	1	0	4
Bill Stafford, R (1, 1) OBP: 0.238, SLG: 0.269		1-2 1B		K		F4		F7		1	0	1	0	0	0	0
Bud Daley, L (3, 1) OBP: 0.185, SLG: 0.185										1	0	0	0	0	1	0
Ralph Terry, R (5, 1) OBP: 0.218, SLG: 0.189										1	0	0	0	0	0	0
Tex Clevenger, R (8, 1)										1	0	0	0	0	0	0
Al Downing, R (9, 1)										0	0	0	0	0	0	0
Inning Stats	R: 1 E: 1 K: 0 S: 5 H: 1 LOB: 2 BB: 1 P: 9	R: 1 E: 0 K: 1 S: 7 H: 2 LOB: 2 BB: 1 P: 11	R: 0 E: 0 K: 0 S: 4 H: 1 LOB: 1 BB: 0 P: 4	R: 1 E: 0 K: 1 S: 6 H: 1 LOB: 0 BB: 0 P: 6	R: 1 E: 0 K: 1 S: 7 H: 2 LOB: 2 BB: 1 P: 11	R: 0 E: 0 K: 0 S: 4 H: 1 LOB: 1 BB: 0 P: 4	R: 0 E: 1 K: 1 S: 7 H: 1 LOB: 2 BB: 0 P: 7	R: 0 E: 0 K: 0 S: 4 H: 1 LOB: 1 BB: 0 P: 4	R: 0 E: 0 K: 0 S: 3 H: 0 LOB: 0 BB: 0 P: 3	1B: 7 2B: 2 3B: 0 HR: 1 SF: 0 SAC: 1 DP: 0 HBP: 0							

	AB	38
	R	4
	H	10
	RBI	4
	BB	3
	SO	4
	LOB	21

WP: 0 PB: 0 SB: 0 CS: 0 PA: 42

PITCHER		IP	WLS	BF	H	R	ER	SO	BB	IBB	HBP	BLK	WP	HR	S	P	ERA	WHIP
Ray Herbert, R ERA: 3.27	(1, 1)	5.0	W	26	7	4	3	3	3	0	0	0	0	1	29	41	5.40	2.000
Eddie Fisher, R ERA: 3.1	(6, 1)	4.0	S	16	3	0	0	1	0	0	0	0	0	0	18	18	0.00	0.750

PITCHER		IP	WLS	BF	H	R	ER	SO	BB	IBB	HBP	BLK	WP	HR	S	P	ERA	WHIP

Batter	1	2	3	4	5	6	7	8	9	AB	R	H	RBI	BB	SO	LOB
Tony Kubek, L (1, 6) OBP: 0.400, SLG: 0.400	S S S 0-3 ① K	x 0-0 FC6-4 1-2 1B		x 0-0 ③ F7			x 0-0 FC5-4 1B	x 0-0 ③ 6-3		5	0	2	0	0	1	2
Bobby Richardson, R (1, 4) OBP: 0.200, SLG: 0.200	x 0-0 1B 2B 1B	x 0-0 ③ FC6-4 1-2f			x 0-0 ① F7		x 0-0 ② F7		x 0-0 ① F7	5	1	1	0	0	0	3
Tom Tresh, S (1, 7) OBP: 0.400, SLG: 0.400	x 0-0 1-2 2B 1B		x 0-0 ① F9		x 0-0 ② 4-3		x 0-0 ③ FC5-4 1-2f		x 0-0 S 1B 1B	5	2	2	0	0	0	1
Mickey Mantle, S (1, 8)	S S S 0-3 ② K		B B B 4-0 S BB		S S S 0-3 ③ K			x 0-0 ① F7	x 0-0 ② F7	4	0	0	0	1	2	3
Roger Maris, L (1, 9) OBP: 0.600, SLG: 0.750	x 0-0 1-H 2-H 2B		S S S 0-3 ② K			x 0-0 ① 4-3		x 0-0 HBP 1B 1B	B B B B 4-0 1B 1-2 BB	4	1	2	2	1	1	1
Elston Howard, R (1, 2) OBP: 0.800, SLG: 0.667	x 0-0 ③ P4		B B B B 4-0 1-2 BB			x 0-0 G5-4-3 1B		H 1-0 1B 1-2 SF6 HBP	x 0-0 1-2 2-H 1B	3	1	2	1	1	0	1
Bill Skowron, R (1, 3) Dale Long, L (7, 3) OBP: 0.500, SLG: 0.500		B B B 4-0 1B BB	S S S 0-3 ③ K			x 0-0 ②③ G5-4-3 1-2f		x 0-0 SF6 1-3 2-H 1B	x 0-0 ③ G1-3	2 2	0 0	0 1	0 1	1 0	1 0	3 2
Clete Boyer, R (1, 5) OBP: 0.250, SLG: 1.333		S S S 0-3 ① K		x 0-0 ① F8			x 0-0 HR	x 0-0 ② SF6 1-2 3-H		3	1	1	2	0	1	1
Whitey Ford, L (1, 1)		S S S 0-3 ② K		x 0-0 ② 4-3			S S S 0-3 ① K	B B B 4-0 BB		3	0	0	0	1	2	1
Inning Stats	R: 2 E: 0 K: 2 S: 10 H: 3 LOB: 1 BB: 0 P: 10	R: 0 E: 0 K: 2 S: 8 H: 1 LOB: 2 BB: 1 P: 12	R: 0 E: 0 K: 2 S: 7 H: 0 LOB: 2 BB: 2 P: 15	R: 0 E: 0 K: 0 S: 3 H: 0 LOB: 0 BB: 0 P: 3	R: 0 E: 0 K: 1 S: 5 H: 0 LOB: 0 BB: 0 P: 5	R: 0 E: 0 K: 0 S: 3 H: 1 LOB: 0 BB: 0 P: 3	R: 1 E: 0 K: 1 S: 7 H: 2 LOB: 1 BB: 0 P: 7	R: 2 E: 0 K: 0 S: 5 H: 2 LOB: 2 BB: 1 P: 10	R: 1 E: 0 K: 0 S: 5 H: 2 LOB: 2 BB: 1 P: 9	1B: 9 2B: 1 3B: 0 HR: 1 SF: 1 SAC: 0 DP: 1 HBP: 1	WP: 0 PB: 0 SB: 2 CS: 0 PA: 43					

PITCHER		IP	WLS	BF	H	R	ER	SO	BB	IBB	HBP	BLK	WP	HR	S	P	ERA	WHIP
Billy O'Dell, L ERA: 6.14	(1, 1)	7.1	L	34	9	5	5	8	3	0	1	0	0	1	46	59	6.14	1.636
Don Larsen, R ERA: 9.0	(8, 1)	1.0		5	1	1	1	0	1	0	0	0	0	0	4	8	9.00	2.000
Stu Miller, R ERA:	(9, 1)	0.2		4	1	0	0	0	1	0	0	0	0	0	3	7	0.00	3.000

PITCHER	IP	WLS	BF	H	R	ER	SO	BB	IBB	HBP	BLK	WP	HR	S	P	ERA	WHIP

TOP

New York Yankees @ San Francisco Giants

Candlestick Park, San Francisco, CA

Thu Oct 04 1962, 6:33 AM EDT

Att. 43,852 - Unknown

livebaseballscorecards.com

AB	36
R	6
H	11
RBI	6
BB	5
SO	8
LOB	18

New York Yankees @ San Francisco Giants

Candlestick Park, San Francisco, CA

Thu Oct 04 1962, 6:33 AM EDT

Att. 43,852 - Unknown

livebaseballscorecards.com

BOTTOM

Batter	1	2	3	4	5	6	7	8	9	AB	R	H	RBI	BB	SO	LOB
Harvey Kuenn, R (1, 7)	K		5-3	G1-3			G1-3		F8	5	0	0	0	0	1	2
Chuck Hiller, L (1, 4) OBP: 0.250, SLG: 0.500	P6		1B 1B 2B		K		P5			4	1	1	0	0	1	0
Felipe Alou, R (1, 9) OBP: 0.250, SLG: 0.250	G1-3		1B 2-3 1B		K		K			4	0	1	0	0	2	0
Willie Mays, R (1, 8) OBP: 0.750, SLG: 0.750		1B 1B	G4-6-3 1-2 3-H 1B		1B			K		4	1	3	1	0	1	0
Orlando Cepeda, R (1, 3)		K	G4-6-3 1-2f		F4			6-3		4	0	0	0	0	1	4
Jim Davenport, R (1, 5) OBP: 0.750, SLG: 0.500		1B 1-3 1B		1B BB		6-3		BB		2	0	1	0	2	0	0
Ed Bailey, L (1, 2) Stu Miller, R (9, 1)		F4		F9		6-3		F9		4 0	0 0	0 0	0 0	0 0	0 0	4 0
Jose Pagan, R (1, 6) OBP: 0.750, SLG: 0.750		FC6 1-2 3-H 1B		P4		1B			G5-4-3 1B	4	0	3	1	0	0	1
Billy O'Dell, S (1, 1) OBP: 0.333, SLG: 0.333 Don Larsen, R (8, 1) John Orsino, R (9, 2)		FC6 1-2f		1-2 1B		G1-3			G5-4-3 1-2f	3 0 1	0 0 0	1 0 0	0 0 0	0 0 0	0 0 0	3 0 1

Inning Stats	1	2	3	4	5	6	7	8	9
	R: 0 H: 0 E: 0 LOB: 0 K: 1 BB: 0 S: 5 P: 5	R: 1 H: 3 E: 0 LOB: 2 K: 1 BB: 0 S: 8 P: 8	R: 1 H: 3 E: 0 LOB: 1 K: 0 BB: 0 S: 5 P: 5	R: 0 H: 1 E: 0 LOB: 2 K: 0 BB: 1 S: 4 P: 8	R: 0 H: 1 E: 0 LOB: 1 K: 2 BB: 0 S: 8 P: 8	R: 0 H: 1 E: 0 LOB: 1 K: 1 BB: 0 S: 4 P: 4	R: 0 H: 0 E: 0 LOB: 0 K: 1 BB: 0 S: 5 P: 5	R: 0 H: 0 E: 0 LOB: 1 K: 1 BB: 1 S: 5 P: 9	R: 0 H: 1 E: 0 LOB: 0 K: 0 BB: 0 S: 3 P: 3

PITCHER	IP	WLS	BF	H	R	ER	SO	BB	IBB	HBP	BLK	WP	HR	S	P	ERA	WHIP
Whitey Ford, L (1, 1) ERA: 2.0	9.0	W	37	10	2	2	6	2	0	0	0	0	0	47	55	2.00	1.333

PITCHER	IP	WLS	BF	H	R	ER	SO	BB	IBB	HBP	BLK	WP	HR	S	P	ERA	WHIP

AB	35
R	2
H	10
RBI	2
BB	2
SO	6
LOB	15

1B: 9	SF: 0	WP: 0	PA: 37
2B: 1	SAC: 0	PB: 0	
3B: 0	DP: 2	SB: 0	
HR: 0	HBP: 0	CS: 0	

New York Yankees @ San Francisco Giants

Candlestick Park, San Francisco, CA

Fri Oct 05 1962, 6:33 AM EDT

Att. 43,910 - Unknown

livebaseballscorecards.com

TOP

Batter	1	2	3	4	5	6	7	8	9	AB	R	H	RBI	BB	SO	LOB
Tony Kubek, L (1, 6) OBP: 0.222, SLG: 0.222	4-3		F8			K		4-3		4	0	0	0	0	1	0
Bobby Richardson, R (1, 4) OBP: 0.111, SLG: 0.111	6-3			6-3		F8			G1-3	4	0	0	0	0	0	0
Tom Tresh, S (1, 7) OBP: 0.444, SLG: 0.375	BB			S 1B		K2-3			4-3	3	0	1	0	1	1	0
Mickey Mantle, S (1, 8) OBP: 0.222, SLG: 0.250	P6			F5			3-1		2B	4	0	1	0	0	0	2
Roger Maris, L (1, 9) OBP: 0.444, SLG: 0.429		G4-6-3 BB		F2 1-2			4-3		4-3	3	0	0	0	1	0	2
Yogi Berra, L (1, 2)		G4-6-3 1-2f			F7		BB			2	0	0	0	1	0	1
Dale Long, L (1, 3) OBP: 0.200, SLG: 0.200		K			F2		F2			3	0	0	0	0	1	1
Clete Boyer, R (1, 5) OBP: 0.286, SLG: 0.833			F8		1B			K		3	0	1	0	0	1	0
Ralph Terry, R (1, 1)			K		6-3			K		2	0	0	0	0	1	1
Johnny Blanchard, L (8, PH)										1	0	0	0	0	1	0
Bud Daley, L (8, 1)										0	0	0	0	0	0	0
Inning Stats	R: 0 E: 0 K: 0 S: 3 H: 0 LOB: 1 BB: 1 P: 7	R: 0 E: 0 K: 1 S: 4 H: 0 LOB: 0 BB: 1 P: 8	R: 0 E: 0 K: 1 S: 5 H: 0 LOB: 0 BB: 0 P: 5	R: 0 E: 0 K: 0 S: 4 H: 1 LOB: 1 BB: 0 P: 4	R: 0 E: 0 K: 0 S: 4 H: 1 LOB: 1 BB: 0 P: 4	R: 0 E: 0 K: 2 S: 7 H: 0 LOB: 0 BB: 0 P: 7	R: 0 E: 0 K: 0 S: 3 H: 0 LOB: 1 BB: 1 P: 7	R: 0 E: 0 K: 2 S: 7 H: 0 LOB: 0 BB: 0 P: 7	R: 0 E: 0 K: 0 S: 4 H: 1 LOB: 1 BB: 0 P: 4	1B: 2 2B: 1 3B: 0 HR: 0	SF: 0 SAC: 0 DP: 1 HBP: 0					

	AB	29
	R	0
	H	3
	RBI	0
	BB	3
	SO	6
	LOB	7

WP: 0 PB: 0 SB: 1 CS: 0 PA: 32

PITCHER	IP	WLS	BF	H	R	ER	SO	BB	IBB	HBP	BLK	WP	HR	S	P	ERA	WHIP
Jack Sanford, R (1, 1) ERA:	9.0	W	32	3	0	0	6	3	0	0	0	0	0	41	53	0.00	0.667

PITCHER	IP	WLS	BF	H	R	ER	SO	BB	IBB	HBP	BLK	WP	HR	S	P	ERA	WHIP

Batter	1	2	3	4	5	6	7	8	9	AB	R	H	RBI	BB	SO	LOB
Chuck Hiller, L (1, 4) OBP: 0.375, SLG: 0.571	SH3 4-3 2B		BBBB BB			3-1		F5		3	1	1	0	1	0	0
Felipe Alou, R (1, 9) OBP: 0.429, SLG: 0.333	SH3 2-3		F5			1B		BBBBB F8 1B BB		2	0	1	0	1	0	1
Matty Alou, L (1, 7) OBP: 0.250, SLG: 0.250	4-3 3-H			B3		F8		F8 1-2 1B		4	0	1	1	0	0	1
Willie Mays, R (1, 8) OBP: 0.375, SLG: 0.375	SSS K			P4		6-3		F8 1-2 2-3		4	0	0	0	0	1	3
Willie McCovey, L (1, 3) OBP: 0.250, SLG: 1.000		3-1		SSS K			HR	4-3		4	1	1	1	0	1	2
Tom Haller, L (1, 2) OBP: 0.333, SLG: 0.333		4-3			F5		SH5-4 E 1B 1B			3	0	1	0	0	0	0
Jim Davenport, R (1, 5) OBP: 0.429, SLG: 0.200		L4			SSS K		E6 SH5-4 1-2 1B			3	0	0	0	0	1	1
Jose Pagan, R (1, 6) OBP: 0.667, SLG: 0.600			F8		H HBP		SH5-4 1-2 2-3			1	0	0	0	0	0	0
Jack Sanford, R (1, 1) OBP: 0.333, SLG: 0.333			SSS K		SSS K		2-H 3-H 1B			3	0	1	0	0	2	1
Inning Stats	R: 1 E: 0 K: 1 S: 6 H: 1 LOB: 0 BB: 0 P: 6	R: 0 E: 0 K: 0 S: 3 H: 0 LOB: 0 BB: 0 P: 3	R: 0 E: 0 K: 1 S: 5 H: 0 LOB: 1 BB: 1 P: 9	R: 0 E: 0 K: 1 S: 5 H: 0 LOB: 0 BB: 0 P: 5	R: 0 E: 0 K: 2 S: 7 H: 0 LOB: 1 BB: 0 P: 8	R: 0 E: 0 K: 0 S: 4 H: 1 LOB: 1 BB: 0 P: 4	R: 1 E: 1 K: 0 S: 5 H: 3 LOB: 2 BB: 0 P: 5	R: 0 E: 0 K: 0 S: 4 H: 1 LOB: 2 BB: 1 P: 8		1B: 4 2B: 1 3B: 0 HR: 1 SF: 0 SAC: 2 DP: 0 HBP: 1						

PITCHER		IP	WLS	BF	H	R	ER	SO	BB	IBB	HBP	BLK	WP	HR	S	P	ERA	WHIP
Ralph Terry, R ERA: 2.57	(1, 1)	7.0	L	27	5	2	2	5	1	0	1	0	0	1	35	40	2.57	0.857
Bud Daley, L ERA:	(8, 1)	1.0		5	1	0	0	0	1	0	0	0	0	0	4	8	0.00	2.000

PITCHER	IP	WLS	BF	H	R	ER	SO	BB	IBB	HBP	BLK	WP	HR	S	P	ERA	WHIP

BOTTOM

New York Yankees @ San Francisco Giants

Candlestick Park, San Francisco, CA

Fri Oct 05 1962, 6:33 AM EDT

Att. 43,910 - Unknown

livebaseballscorecards.com

AB	27
R	2
H	6
RBI	2
BB	2
SO	5
LOB	9

WP: 0 PA: 32
PB: 0
SB: 0
CS: 0

Batter	1	2	3	4	5	6	7	8	9	AB	R	H	RBI	BB	SO	LOB
Felipe Alou, R (1, 7) OBP: 0.273, SLG: 0.200	L8		5-3		F9			G1-3 (1-2)		4	0	0	0	0	0	1
Chuck Hiller, L (1, 4) OBP: 0.333, SLG: 0.400	BB		K			F9		4-3		3	0	0	0	1	1	1
Willie Mays, R (1, 8) OBP: 0.333, SLG: 0.417	P6		6-3			K			4-3 HR 2B	4	1	1	0	0	1	1
Willie McCovey, L (1, 9) OBP: 0.250, SLG: 0.571	BB (1-2)			K		F7			4-3 (2-3)	3	0	0	0	1	1	1
Orlando Cepeda, R (1, 3)	4-3			E5 FC6-4			P2		F9	4	0	0	0	0	0	3
Ed Bailey, L (1, 2) OBP: 0.125, SLG: 0.500		F8		FC6-4 (1-2f)			P5		HR (3-H)	4	1	1	2	0	0	1
Jim Davenport, R (1, 5) OBP: 0.364, SLG: 0.333		4-3 2B		F7			K		F7	4	0	1	0	0	1	1
Jose Pagan, R (1, 6) OBP: 0.556, SLG: 0.500		4-3 (2-3)			F2			FC5-4 1B		3	0	1	0	0	0	1
Billy Pierce, L (1, 1)		F7			K			FC5-4 G1-3 (1-2f)		2	0	0	0	0	1	1
Don Larsen, R (7, 1)										0	0	0	0	0	0	0
Matty Alou, L (8, PH) OBP: 0.200, SLG: 0.200										1	0	0	0	0	0	1
Bobby Bolin, R (8, 1)										0	0	0	0	0	0	0
Inning Stats	R: 0 E: 0 K: 0 S: 3 H: 0 LOB: 2 BB: 2 P: 11	R: 0 E: 0 K: 0 S: 4 H: 1 LOB: 1 BB: 0 P: 4	R: 0 E: 0 K: 1 S: 5 H: 0 LOB: 0 BB: 0 P: 5	R: 0 E: 1 K: 1 S: 6 H: 0 LOB: 1 BB: 0 P: 6	R: 0 E: 0 K: 1 S: 5 H: 0 LOB: 0 BB: 0 P: 5	R: 0 E: 0 K: 1 S: 5 H: 0 LOB: 0 BB: 0 P: 5	R: 0 E: 0 K: 1 S: 5 H: 0 LOB: 0 BB: 0 P: 5	R: 0 E: 0 K: 0 S: 4 H: 1 LOB: 1 BB: 0 P: 4	R: 2 E: 0 K: 0 S: 5 H: 2 LOB: 0 BB: 0 P: 5	1B: 1 2B: 2 3B: 0 HR: 1	SF: 0 SAC: 0 DP: 0 HBP: 0						

PITCHER	IP	WLS	BF	H	R	ER	SO	BB	IBB	HBP	BLK	WP	HR	S	P	ERA	WHIP
Bill Stafford, R (1, 1) ERA: 2.0	9.0	W	34	4	2	2	5	2	0	0	0	0	1	42	50	2.00	0.667

PITCHER	IP	WLS	BF	H	R	ER	SO	BB	IBB	HBP	BLK	WP	HR	S	P	ERA	WHIP

TOP

San Francisco Giants @ New York Yankees

Yankee Stadium, Bronx, NY

Sun Oct 07 1962, 3:33 AM EDT

Att. 71,434 - Unknown

livebaseballscorecards.com

AB	32
R	2
H	4
RBI	2
BB	2
SO	5
LOB	12

WP: 0	PA: 34
PB: 0	
SB: 0	
CS: 0	

Batter	1	2	3	4	5	6	7	8	9	AB	R	H	RBI	BB	SO	LOB
Tony Kubek, L (1, 6) OBP: 0.231, SLG: 0.308	L7		2B			P6		P4		4	0	1	0	0	0	0
Bobby Richardson, R (1, 4) OBP: 0.077, SLG: 0.077	F9		L3			6-3		F8		4	0	0	0	0	0	1
Tom Tresh, S (1, 7) OBP: 0.385, SLG: 0.333	K			F8			E 1B E 1B	K		4	1	1	0	0	2	0
Mickey Mantle, S (1, 8) OBP: 0.250, SLG: 0.273		E5		L7			E7 E 1B 1-3			3	1	1	0	0	0	0
Roger Maris, L (1, 9) OBP: 0.417, SLG: 0.400		F9		G3			E9 F8 FC6-4 1B 2-H 3-H			3	1	1	2	0	0	1
Elston Howard, R (1, 2) OBP: 0.625, SLG: 0.667		L7			L5-4 2B		F8 2-3			3	0	1	0	0	0	2
Bill Skowron, R (1, 3)		K			L5-4 2-3		FC6-4 HBP			2	0	0	0	0	1	2
Clete Boyer, R (1, 5) OBP: 0.200, SLG: 0.556			F8		F8		FC6-4 1-2f 3-H			3	0	0	1	0	0	1
Bill Stafford, R (1, 1)			F8			K	G3			3	0	0	0	0	1	1
Inning Stats	R: 0 E: 0 K: 1 S: 5 H: 0 LOB: 0 BB: 0 P: 5	R: 0 E: 1 K: 1 S: 6 H: 0 LOB: 1 BB: 0 P: 6	R: 0 E: 0 K: 0 S: 4 H: 1 LOB: 1 BB: 0 P: 4	R: 0 E: 0 K: 0 S: 3 H: 0 LOB: 0 BB: 0 P: 3	R: 0 E: 0 K: 0 S: 3 H: 1 LOB: 0 BB: 0 P: 3	R: 0 E: 0 K: 1 S: 5 H: 0 LOB: 0 BB: 0 P: 5	R: 3 E: 2 K: 0 S: 6 H: 3 LOB: 1 BB: 0 P: 7	R: 0 E: 0 K: 1 S: 5 H: 0 LOB: 0 BB: 0 P: 5		1B: 3 2B: 3 3B: 0 HR: 0	SF: 0 SAC: 0 DP: 1 HBP: 1					

PITCHER		IP	WLS	BF	H	R	ER	SO	BB	IBB	HBP	BLK	WP	HR	S	P	ERA	WHIP
Billy Pierce, L ERA: 3.0	(1, 1)	6.0	L	23	5	3	2	3	0	0	0	0	0	0	29	29	3.00	0.833
Don Larsen, R ERA: 4.5	(7, 1)	1.0		4	0	0	0	0	0	0	1	0	0	0	3	4	0.00	0.000
Bobby Bolin, R ERA:	(8, 1)	1.0		3	0	0	0	1	0	0	0	0	0	0	5	5	0.00	0.000

PITCHER	IP	WLS	BF	H	R	ER	SO	BB	IBB	HBP	BLK	WP	HR	S	P	ERA	WHIP

BOTTOM

San Francisco Giants @ New York Yankees

Yankee Stadium, Bronx, NY

Sun Oct 07 1962, 3:33 AM EDT

Att. 71,434 - Unknown

livebaseballscorecards.com

AB	29
R	3
H	5
RBI	3
BB	0
SO	4
LOB	8

1B: 3	SF: 0	WP: 0	PA: 30
2B: 3	SAC: 0	PB: 0	
3B: 0	DP: 1	SB: 0	
HR: 0	HBP: 1	CS: 0	

San Francisco Giants @ New York Yankees

Yankee Stadium, Bronx, NY

Mon Oct 08 1962, 3:33 AM EDT

Att. 66,607 - Unknown

livebaseballscorecards.com

TOP

Batter	1	2	3	4	5	6	7	8	9	AB	R	H	RBI	BB	SO	LOB
Harvey Kuenn, R (1, 9) Billy O'Dell, S (7, 1) OBP: 0.333, SLG: 0.333	F7		5-3		BBB 4-0 1-2 BB		P5		SH1-4 1-2	3 0	0 0	0 0	0 0	1 0	0 0	3 0
Chuck Hiller, L (1, 4) OBP: 0.353, SLG: 0.600	L6		4-3		SSS 0-3 K		1-H 2-H 3-H HR		2-H E4 1B	5	1	2	4	0	1	3
Willie Mays, R (1, 8) OBP: 0.294, SLG: 0.353	5-3			G5-4-3 1B		6-3	5-3		SSS 0-3 K	5	0	1	0	0	1	2
Felipe Alou, R (1, 7) OBP: 0.267, SLG: 0.286		HR 2B		G5-4-3 1-2f		6-3		4-3		4	1	1	0	0	0	1
Orlando Cepeda, R (1, 3)		6-3		F9		G3		SSS K		4	0	0	0	0	1	1
Jim Davenport, R (1, 5) OBP: 0.400, SLG: 0.273		SSS K			6-3		BBB 4-0 2B HR BB	BBB 4-0 BB		2	1	0	0	2	1	1
Tom Haller, L (1, 2) OBP: 0.429, SLG: 0.857		2-H HR			1B 1B		SSS 0-3 K	SSS 0-3 K		4	1	2	2	0	2	2
Jose Pagan, R (1, 6) OBP: 0.545, SLG: 0.500 Matty Alou, L (7, PH) OBP: 0.429, SLG: 0.571 (7, 9)	G3				BB 1-3 1B		1-3 HR 2B		E SH1-4 1B	2 2	0 2	1 2	0 0	0 0	0 0	0 0
Juan Marichal, R (1, 1) Bobby Bolin, R (5, 1) Don Larsen, R (6, 1) Ed Bailey, L (7, PH) OBP: 0.125, SLG: 0.500 Bob Nieman, R (7, PH) Ernie Bowman, R (7, PR) (7, 6)			F9		SSS 0-3 K		4-0 HR IBB		F9	2 0 0 0 0 1	0 0 0 0 0 1	0 0 0 0 0 1	0 0 0 0 1 1	0 0 0 0 0 0	1 0 0 0 0 0	2 0 0 0 0 1

	AB	34
	R	7
	H	9
	RBI	6
	BB	4
	SO	7
	LOB	16

Inning Stats	1	2	3	4	5	6	7	8	9	1B: 5	SF: 0	WP: 0	PA: 39
	R: 0 E: 0 K: 0 S: 3	H: 0 LOB: 0 BB: 0 P: 3	R: 2 E: 0 K: 1 S: 7	H: 2 LOB: 0 BB: 0 P: 7	R: 0 E: 0 K: 0 S: 3	H: 0 LOB: 0 BB: 0 P: 3	R: 0 E: 0 K: 0 S: 3	H: 1 LOB: 0 BB: 0 P: 3	R: 0 E: 0 K: 2 S: 9	H: 2 LOB: 3 BB: 1 P: 13	R: 0 E: 0 K: 0 S: 3	H: 0 LOB: 0 BB: 0 P: 3	R: 4 E: 0 K: 1 S: 7	H: 2 LOB: 1 BB: 2 P: 15	R: 0 E: 0 K: 2 S: 7	H: 0 LOB: 1 BB: 1 P: 11	R: 1 E: 1 K: 1 S: 7	H: 2 LOB: 1 BB: 0 P: 7	2B: 2 3B: 0 HR: 2	SAC: 1 DP: 1 HBP: 0	PB: 0 SB: 0 CS: 0	

PITCHER		IP	WLS	BF	H	R	ER	SO	BB	IBB	HBP	BLK	WP	HR	S	P	ERA	WHIP
Whitey Ford, L ERA: 2.4	(1, 1)	6.0		23	5	2	2	3	1	0	0	0	0	1	28	32	3.00	1.000
Jim Coates, R ERA: 54.0	(7, 1)	0.1	L	3	1	2	2	1	1	0	0	0	0	0	4	8	54.00	6.000
Marshall Bridges, L ERA: 6.75	(7, 1)	2.2		13	3	3	2	3	1	1	0	0	0	1	17	25	6.75	1.500

PITCHER		IP	WLS	BF	H	R	ER	SO	BB	IBB	HBP	BLK	WP	HR	S	P	ERA	WHIP

Batter	1	2	3	4	5	6	7	8	9	AB	R	H	RBI	BB	SO	LOB
Tony Kubek, L (1, 6) OBP: 0.278, SLG: 0.294	BBBB 4-0 CS BB		x 0-0 F8 ②		x 0-0 E5 G4-3	x 0-0 3-1 ③			x 0-0 1B 1B 1B	4	1	1	0	1	0	5
Bobby Richardson, R (1, 4) OBP: 0.167, SLG: 0.118	SSS 0-3 K ①② 1-2		BBBB 4-0 BB		x 0-0 G4-3 ②③ 1-2f		x 0-0 F7 ①		x 0-0 1B 1-2 1B	4	0	1	0	1	1	4
Tom Tresh, S (1, 7) OBP: 0.389, SLG: 0.353	x 0-0 1B		x 0-0 F7 ③			SSS 0-3 K ①	x 0-0 F4 ②		x 0-0 FC6-4 1-2 2-H 1B	5	0	2	1	0	1	1
Mickey Mantle, S (1, 8) OBP: 0.235, SLG: 0.200	SSS 0-3 K ③			SSS 0-3 K ①		BBBB 4-0 BB 1B BB	x 0-0 P3 ③		x 0-0 FC6-4 ③ 1-2f	4	1	0	0	1	2	3
Roger Maris, L (1, 9) OBP: 0.375, SLG: 0.308		x 0-0 F8 ①		x 0-0 G3 ②		BBBB 4-0 1B 1-2 1B BB		x 0-0 F2 ①		3	1	0	0	1	0	0
Elston Howard, R (1, 2) OBP: 0.417, SLG: 0.400		x 0-0 6-3 ②		SSS 0-3 K ③		x 0-0 F9 ②		x 0-0 6-3 ②		4	0	0	0	0	1	2
Bill Skowron, R (1, 3) OBP: 0.500, SLG: 0.625		x 0-0 3B			x 0-0 1B FC3-5 1B	x 0-0 BB 1B 1-3 2-H 1B		x 0-0 5-3 ③		4	0	3	1	0	0	0
Clete Boyer, R (1, 5) OBP: 0.286, SLG: 0.538		x 0-0 F9 ③			x 0-0 FC3-5 1-3 1B	x 0-0 BB 1-2 3-H 1B			x 0-0 6-3 ①	4	0	2	1	0	0	1
Whitey Ford, L (1, 1) Yogi Berra, L (6, PH) Jim Coates, R (7, 1) Marshall Bridges, S (7, 1) Hector Lopez, R (9, PH)			x 0-0 F9 ①		x 0-0 FC3-5 ① 1-3 3-H	BBBB 4-0 1-2 2-3 BB			x 0-0 6-3 ②	2 0 0 0 1	0 0 0 0 0	0 0 0 0 0	0 0 0 0 0	0 1 0 0 0	0 0 0 0 0	2 0 0 0 0
Inning Stats	R: 0 E: 0 K: 2 S: 7 H: 1 LOB: 1 BB: 1 P: 11	R: 0 E: 0 K: 0 S: 4 H: 1 LOB: 1 BB: 0 P: 4	R: 0 E: 0 K: 0 S: 3 H: 0 LOB: 1 BB: 1 P: 7	R: 0 E: 0 K: 2 S: 7 H: 0 LOB: 0 BB: 0 P: 7	R: 0 E: 1 K: 0 S: 5 H: 2 LOB: 2 BB: 0 P: 5	R: 2 E: 0 K: 1 S: 7 H: 2 LOB: 3 BB: 3 P: 19	R: 0 E: 0 K: 0 S: 3 H: 0 LOB: 0 BB: 0 P: 3	R: 0 E: 0 K: 0 S: 3 H: 0 LOB: 0 BB: 0 P: 3	R: 1 E: 0 K: 0 S: 6 H: 3 LOB: 2 BB: 0 P: 6	1B: 8 2B: 1 3B: 1 HR: 0	SF: 0 SAC: 0 DP: 2 HBP: 0						

PITCHER		IP	WLS	BF	H	R	ER	SO	BB	IBB	HBP	BLK	WP	HR	S	P	ERA	WHIP
Juan Marichal, R ERA:	(1, 1)	4.0		15	2	0	0	4	2	0	0	0	0	0	21	29	0.00	1.000
Bobby Bolin, R ERA: 6.75	(5, 1)	1.2		11	4	2	2	1	2	0	0	0	0	0	11	19	10.80	3.600
Don Larsen, R ERA: 3.86	(6, 1)	0.1	W	2	0	0	0	0	1	0	0	0	0	0	1	5	0.00	3.000
Billy O'Dell, L ERA: 5.23	(7, 1)	3.0	S	12	3	1	1	0	0	0	0	0	0	0	12	12	3.00	1.000

PITCHER	IP	WLS	BF	H	R	ER	SO	BB	IBB	HBP	BLK	WP	HR	S	P	ERA	WHIP

BOTTOM

San Francisco Giants @ New York Yankees

Yankee Stadium, Bronx, NY

Mon Oct 08 1962, 3:33 AM EDT

Att. 66,607 - Unknown

livebaseballscorecards.com

AB	35
R	3
H	9
RBI	3
BB	5
SO	5
LOB	18

1B: 8	SF: 0	WP: 0	PA: 40
2B: 1	SAC: 0	PB: 0	
3B: 1	DP: 2	SB: 0	
HR: 0	HBP: 0	CS: 1	

Batter	1	2	3	4	5	6	7	8	9	AB	R	H	RBI	BB	SO	LOB
Chuck Hiller, L (1, 4) OBP: 0.381, SLG: 0.611	BBBB 4-0 BB		x 0-0 2-H 2B		x 0-0 ② L3		x 0-0 ③ G1-3			3	0	1	1	1	0	2
Jim Davenport, R (1, 5) OBP: 0.316, SLG: 0.200	SSS 0-3 ① K		x 0-0 ② 5-3		SSS 0-3 ③ K			S S S 0-3 ① K		4	0	0	0	0	3	2
Matty Alou, L (1, 9) OBP: 0.273, SLG: 0.364	SSS 0-3 ② K		x 0-0 ③ 6-3			x 0-0 ① G3		x 0-0 ② F7		4	0	0	0	0	1	2
Willie Mays, R (1, 8) OBP: 0.238, SLG: 0.286	x 0-0 ③ L7			S S S 0-3 ① K		x 0-0 ② F8		x 0-0 ③ 5-3		4	0	0	0	0	1	1
Willie McCovey, L (1, 3) OBP: 0.250, SLG: 0.455		S S S 0-3 ① K		x 0-0 ② 4-3		x 0-0 ③ F9			x 0-0 2B 1B	4	1	1	0	0	1	0
Felipe Alou, R (1, 7) OBP: 0.316, SLG: 0.444		x 0-0 ② F8		x 0-0 3B			x 0-0 1B 1B		S S S 0-3 ① K	4	0	2	0	0	1	1
Tom Haller, L (1, 2) OBP: 0.364, SLG: 0.727		x 0-0 ③ 4-3		x 0-0 ③ L9			x 0-0 ① F5		x 0-0 1-H 2B	4	0	1	1	0	0	2
Jose Pagan, R (1, 6) OBP: 0.533, SLG: 0.714			x 0-0 SH3-4 2B 1B		x 0-0 HR		x 0-0 ② P6		x 0-0 ② 6-3	4	2	2	1	0	0	2
Jack Sanford, R (1, 1) OBP: 0.400, SLG: 0.400			x 0-0 ① SH3-4 1-2		x 0-0 ① P4		x 0-0 1-3 1B		x 0-0 ③ L9	2	0	1	0	0	0	0
Stu Miller, R (8, 1)										0	0	0	0	0	0	0
Ed Bailey, L (9, PH) OBP: 0.111, SLG: 0.444										1	0	0	0	0	0	1
Inning Stats	R: 0 E: 0 K: 2 S: 7 H: 0 LOB: 1 BB: 1 P: 11	R: 0 E: 0 K: 1 S: 5 H: 0 LOB: 0 BB: 0 P: 5	R: 1 E: 0 K: 0 S: 5 H: 2 LOB: 1 BB: 0 P: 5	R: 0 E: 0 K: 1 S: 6 H: 1 LOB: 1 BB: 0 P: 6	R: 1 E: 0 K: 1 S: 6 H: 1 LOB: 0 BB: 0 P: 6	R: 0 E: 0 K: 0 S: 3 H: 0 LOB: 0 BB: 0 P: 3	R: 0 E: 0 K: 0 S: 5 H: 2 LOB: 2 BB: 0 P: 5	R: 0 E: 0 K: 1 S: 5 H: 0 LOB: 0 BB: 0 P: 5	R: 1 E: 0 K: 1 S: 7 H: 2 LOB: 1 BB: 0 P: 7	1B: 4 2B: 2 3B: 1 HR: 1	SF: 0 SAC: 1 DP: 0 HBP: 0						

PITCHER	IP	WLS	BF	H	R	ER	SO	BB	IBB	HBP	BLK	WP	HR	S	P	ERA	WHIP
Ralph Terry, R (1, 1) ERA: 2.81	9.0	W	36	8	3	3	7	1	0	0	0	0	1	49	53	3.00	1.000

PITCHER	IP	WLS	BF	H	R	ER	SO	BB	IBB	HBP	BLK	WP	HR	S	P	ERA	WHIP

TOP

San Francisco Giants @ New York Yankees

Yankee Stadium, Bronx, NY

Wed Oct 10 1962, 3:33 AM EDT

Att. 63,165 - Unknown

livebaseballscorecards.com

AB	34
R	3
H	8
RBI	3
BB	1
SO	7
LOB	13

WP: 0 PB: 0 SB: 0 CS: 0 PA: 36

Batter	1	2	3	4	5	6	7	8	9	AB	R	H	RBI	BB	SO	LOB
Tony Kubek, L (1, 6) OBP: 0.318, SLG: 0.333	E E 1B		P6		K			1B HR 1B		4	1	2	0	0	1	0
Bobby Richardson, R (1, 4) OBP: 0.227, SLG: 0.190	E4 L1-3 1-2		P3			4-3 SH3-4 PB 1B		1-2 HR 1B		4	2	2	0	0	0	1
Tom Tresh, S (1, 7) OBP: 0.429, SLG: 0.600	L1-3 1-2			FC3-6 WP 2B		SH3-4 1-2		1-H 2-H HR		3	2	2	3	0	0	2
Mickey Mantle, S (1, 8) OBP: 0.238, SLG: 0.167	E3 S 2-3			BBBB 4-0 FC3-6 BB		4-3 2-3		4-3		3	0	0	0	1	0	2
Roger Maris, L (1, 9) OBP: 0.350, SLG: 0.250	F7 1-2			FC3-6 WP 1-2f 2-3		4-3 3-H		BBBB 4-0 BB		3	0	0	0	1	0	4
Elston Howard, R (1, 2) OBP: 0.313, SLG: 0.286		SSS K		SSS K			6-3	F8		4	0	0	0	0	2	3
Bill Skowron, R (1, 3) OBP: 0.385, SLG: 0.455		SSS K		SSS K 1-2 3-H			SSS K			3	0	0	0	0	3	1
Clete Boyer, R (1, 5) OBP: 0.235, SLG: 0.438		6-3			3-1		SSS K			3	0	0	0	0	1	0
Ralph Terry, R (1, 1)			SSS K		SSS K			SSS K		3	0	0	0	0	3	0
Inning Stats	R: 0 H: 1 E: 2 LOB: 2 K: 0 BB: 0 S: 5 P: 5	R: 0 H: 0 E: 0 LOB: 0 K: 2 BB: 0 S: 7 P: 7	R: 0 H: 0 E: 0 LOB: 0 K: 1 BB: 0 S: 5 P: 5	R: 1 H: 1 E: 0 LOB: 1 K: 2 BB: 1 S: 8 P: 12	R: 0 H: 0 E: 0 LOB: 0 K: 2 BB: 0 S: 7 P: 7	R: 1 H: 1 E: 0 LOB: 0 K: 0 BB: 0 S: 4 P: 4	R: 0 H: 0 E: 0 LOB: 0 K: 2 BB: 0 S: 7 P: 7	R: 3 H: 3 E: 0 LOB: 1 K: 1 BB: 1 S: 8 P: 12		1B: 4 SF: 0 2B: 2 SAC: 1 3B: 0 DP: 1 HR: 1 HBP: 0						

PITCHER		IP	WLS	BF	H	R	ER	SO	BB	IBB	HBP	BLK	WP	HR	S	P	ERA	WHIP
Jack Sanford, R ERA: 2.2	(1, 1)	7.1	L	30	6	5	4	10	1	0	0	0	1	1	49	53	4.91	0.955
Stu Miller, R ERA:	(8, 1)	0.2		3	0	0	0	0	1	0	0	0	0	0	2	6	0.00	1.500

PITCHER	IP	WLS	BF	H	R	ER	SO	BB	IBB	HBP	BLK	WP	HR	S	P	ERA	WHIP

BOTTOM

San Francisco Giants @ New York Yankees

Yankee Stadium, Bronx, NY

Wed Oct 10 1962, 3:33 AM EDT

Att. 63,165 - Unknown

livebaseballscorecards.com

AB	30
R	5
H	6
RBI	3
BB	2
SO	10
LOB	13

WP: 1 PA: 33
PB: 1
SB: 1
CS: 0

Batter	1	2	3	4	5	6	7	8	9	AB	R	H	RBI	BB	SO	LOB
Tony Kubek, L (1, 6) OBP: 0.308, SLG: 0.320	4-3			5-3		3-1		2-H 1B		4	0	1	1	0	0	0
Bobby Richardson, R (1, 4) OBP: 0.192, SLG: 0.160	P6			5-3		5-3		F7		4	0	0	0	0	0	1
Tom Tresh, S (1, 7) OBP: 0.360, SLG: 0.500	6-3			P4		4-3			F7	4	0	0	0	0	0	0
Mickey Mantle, S (1, 8) OBP: 0.200, SLG: 0.136		F8			F8		P4		F8	4	0	0	0	0	0	0
Roger Maris, L (1, 9) OBP: 0.375, SLG: 0.421		4-3			HR		BBB 4-0 G5-4-3 BB		SSS 0-3 K	3	1	1	1	1	1	0
Elston Howard, R (1, 2) OBP: 0.263, SLG: 0.235		P3			E5		G5-4-3 1-2f			3	0	0	0	0	0	1
Bill Skowron, R (1, 3) OBP: 0.313, SLG: 0.357			F8		F8			F7		3	0	0	0	0	0	1
Clete Boyer, R (1, 5) OBP: 0.300, SLG: 0.500			F2		IBB			1B 2B		2	1	1	0	1	0	0
Whitey Ford, L (1, 1)			SSS 0-3 K		P4			F9		2	0	0	0	0	1	2
Jim Coates, R (5, 1)										0	0	0	0	0	0	0
Hector Lopez, R (8, PH)										1	0	0	0	0	0	1
Marshall Bridges, S (8, 1)										0	0	0	0	0	0	0
Inning Stats	R: 0 E: 0 K: 0 S: 3 H: 0 LOB: 0 BB: 0 P: 3	R: 0 E: 0 K: 0 S: 3 H: 0 LOB: 0 BB: 0 P: 3	R: 0 E: 0 K: 1 S: 5 H: 0 LOB: 0 BB: 0 P: 5	R: 0 E: 0 K: 0 S: 3 H: 0 LOB: 0 BB: 0 P: 3	R: 1 E: 1 K: 0 S: 5 H: 1 LOB: 2 BB: 1 P: 9	R: 0 E: 0 K: 0 S: 3 H: 0 LOB: 0 BB: 0 P: 3	R: 0 E: 0 K: 0 S: 2 H: 0 LOB: 0 BB: 1 P: 6	R: 1 E: 0 K: 0 S: 5 H: 2 LOB: 1 BB: 0 P: 5	R: 0 E: 0 K: 1 S: 5 H: 0 LOB: 0 BB: 0 P: 5	1B: 1 2B: 1 3B: 0 HR: 1 SF: 0 SAC: 0 DP: 1 HBP: 0						

PITCHER	IP	WLS	BF	H	R	ER	SO	BB	IBB	HBP	BLK	WP	HR	S	P	ERA	WHIP
Billy Pierce, L (1, 1) ERA: 2.4	9.0	W	32	3	2	2	2	1	1	0	0	0	1	34	42	2.00	0.444

PITCHER	IP	WLS	BF	H	R	ER	SO	BB	IBB	HBP	BLK	WP	HR	S	P	ERA	WHIP

TOP

New York Yankees @ San Francisco Giants

Candlestick Park, San Francisco, CA

Mon Oct 15 1962, 6:33 AM EDT

Att. 43,948 - Unknown

livebaseballscorecards.com

AB	30
R	2
H	3
RBI	2
BB	2
SO	2
LOB	6

WP: 0 PB: 0 SB: 0 CS: 0 PA: 32

Batter	1	2	3	4	5	6	7	8	9	AB	R	H	RBI	BB	SO	LOB
Harvey Kuenn, R (1, 7) OBP: 0.154, SLG: 0.083	5-3		P6		1B		G3			4	1	1	0	0	0	0
Matty Alou, L (9, 7) OBP: 0.273, SLG: 0.364										0	0	0	0	0	0	0
Chuck Hiller, L (1, 4) OBP: 0.400, SLG: 0.591	E 1B			F7	1B 1B		4-3			4	1	2	0	0	0	0
Felipe Alou, R (1, 9) OBP: 0.348, SLG: 0.455	E5 G6-4-3			BB E 1B	1B		4-3			4	1	2	1	0	0	1
Willie Mays, R (1, 8) OBP: 0.280, SLG: 0.292	G6-4-3			E 2B BB	F3			S 1B		3	1	1	0	1	0	4
Orlando Cepeda, R (1, 3) OBP: 0.188, SLG: 0.250		CS 1B		1B 2B	1B			P6		4	1	3	2	0	0	1
Jim Davenport, R (1, 5) OBP: 0.304, SLG: 0.211		K		FC6-4 1B	P6			P4		4	0	1	1	0	1	4
Ed Bailey, L (1, 2) OBP: 0.077, SLG: 0.308		K		K	K			4-3		4	0	0	0	0	3	3
Jose Pagan, R (1, 6) OBP: 0.444, SLG: 0.588			5-3	FC6-4	K					3	0	0	0	0	1	1
Billy Pierce, L (1, 1)			4-3		6-3		6-3			3	0	0	0	0	0	0
Inning Stats	R: 0 E: 1 K: 0 S: 4 H: 1 LOB: 1 BB: 0 P: 4	R: 0 E: 0 K: 2 S: 7 H: 1 LOB: 1 BB: 0 P: 7	R: 0 E: 0 K: 0 S: 3 H: 0 LOB: 0 BB: 0 P: 3	R: 3 E: 1 K: 1 S: 8 H: 3 LOB: 1 BB: 1 P: 12	R: 2 E: 0 K: 0 S: 7 H: 4 LOB: 2 BB: 0 P: 7	R: 0 E: 0 K: 2 S: 7 H: 0 LOB: 0 BB: 0 P: 7	R: 0 E: 0 K: 0 S: 3 H: 0 LOB: 0 BB: 0 P: 3	R: 0 E: 0 K: 0 S: 4 H: 1 LOB: 1 BB: 0 P: 4		1B: 9 2B: 2 3B: 0 HR: 0	SF: 0 SAC: 0 DP: 2 HBP: 0					

PITCHER		IP	WLS	BF	H	R	ER	SO	BB	IBB	HBP	BLK	WP	HR	S	P	ERA	WHIP
Whitey Ford, L ERA: 4.12	(1, 1)	4.2	L	23	9	5	5	3	1	0	0	0	0	0	28	32	9.64	2.143
Jim Coates, R ERA: 6.75	(5, 1)	2.1		7	0	0	0	2	0	0	0	0	0	0	11	11	0.00	0.000
Marshall Bridges, L ERA: 4.91	(8, 1)	1.0		4	1	0	0	0	0	0	0	0	0	0	4	4	0.00	1.000

PITCHER	IP	WLS	BF	H	R	ER	SO	BB	IBB	HBP	BLK	WP	HR	S	P	ERA	WHIP

BOTTOM

New York Yankees @ San Francisco Giants

Candlestick Park, San Francisco, CA

Mon Oct 15 1962, 6:33 AM EDT

Att. 43,948 - Unknown

livebaseballscorecards.com

AB	33
R	5
H	10
RBI	4
BB	1
SO	5
LOB	14

New York Yankees @ San Francisco Giants

Candlestick Park, San Francisco, CA

Tue Oct 16 1962, 6:33 AM EDT

Att. 43,948 - Unknown

livebaseballscorecards.com

TOP

Batter	1	2	3	4	5	6	7	8	9	AB	R	H	RBI	BB	SO	LOB
Tony Kubek, L (1, 6) OBP: 0.300, SLG: 0.310	F8		BB, 1B		G6-4-3; 1-2f 2-3 3-H		F7			4	0	1	0	0	0	4
Bobby Richardson, R (1, 4) OBP: 0.233, SLG: 0.148	BB		1-2 BB		F3			E6; 1B 1B FC4-2		2	0	0	0	2	0	1
Tom Tresh, S (1, 7) OBP: 0.345, SLG: 0.464	F5		4-3			F3		FC4-2 1B; 1-2		4	0	1	0	0	0	3
Mickey Mantle, S (1, 8) OBP: 0.241, SLG: 0.160	F7			K		G3; BB		G5-3 FC4-2; 1-2 2-3		3	0	1	0	1	1	1
Roger Maris, L (1, 9) OBP: 0.321, SLG: 0.348		L5		5-3		G3; 1-2		FC4-2; 1-2 2-3 3-Hf		4	0	0	0	0	0	4
Elston Howard, R (1, 2) OBP: 0.217, SLG: 0.190		5-3		P6			K	G5-3; 2-3f		4	0	0	0	0	1	3
Bill Skowron, R (1, 3) OBP: 0.300, SLG: 0.333		6-3			1B G6-4-3 1B		F7		6-3	4	1	1	0	0	0	0
Clete Boyer, R (1, 5) OBP: 0.333, SLG: 0.500			L9		G6-4-3 BB; 1-3 1B		1B		5-3	4	0	2	0	0	0	0
Ralph Terry, R (1, 1) OBP: 0.222, SLG: 0.125			K		G6-4-3 BB; 1-2		1-2 1B		K	3	0	1	0	1	2	0
Inning Stats	R: 0 E: 0 K: 0 S: 3 / H: 0 LOB: 1 BB: 1 P: 7	R: 0 E: 0 K: 0 S: 3 / H: 0 LOB: 0 BB: 0 P: 3	R: 0 E: 0 K: 1 S: 6 / H: 1 LOB: 2 BB: 1 P: 10	R: 0 E: 0 K: 1 S: 5 / H: 0 LOB: 0 BB: 0 P: 5	R: 1 E: 0 K: 0 S: 4 / H: 2 LOB: 1 BB: 1 P: 8	R: 0 E: 0 K: 0 S: 2 / H: 0 LOB: 0 BB: 1 P: 6	R: 0 E: 0 K: 1 S: 7 / H: 2 LOB: 2 BB: 0 P: 7	R: 0 E: 1 K: 0 S: 5 / H: 2 LOB: 2 BB: 0 P: 5	R: 0 E: 0 K: 1 S: 5 / H: 0 LOB: 0 BB: 0 P: 5	1B: 7 2B: 0 3B: 0 HR: 0 / SF: 0 SAC: 0 DP: 2 HBP: 0						

	AB	32
	R	1
	H	7
	RBI	0
	BB	4
	SO	4
	LOB	16

WP: 0 PB: 0 SB: 0 CS: 0 PA: 36

PITCHER		IP	WLS	BF	H	R	ER	SO	BB	IBB	HBP	BLK	WP	HR	S	P	ERA	WHIP
Jack Sanford, R (1, 1) ERA: 1.93		7.0	L	31	7	1	1	3	4	0	0	0	0	0	33	49	1.29	1.571
Billy O'Dell, L (8, 1) ERA: 4.38		2.0		5	0	0	0	1	0	0	0	0	0	0	7	7	0.00	0.000

PITCHER	IP	WLS	BF	H	R	ER	SO	BB	IBB	HBP	BLK	WP	HR	S	P	ERA	WHIP

Batter	1	2	3	4	5	6	7	8	9	AB	R	H	RBI	BB	SO	LOB
Felipe Alou, R (1, 9) OBP: 0.296, SLG: 0.385	F3			F7		5-3			K	4	0	0	0	0	1	2
Chuck Hiller, L (1, 4) OBP: 0.345, SLG: 0.500	G3			F8			B1		K	4	0	0	0	0	1	1
Willie Mays, R (1, 8) OBP: 0.276, SLG: 0.321	F7			F8			L7		2B	4	0	1	0	0	0	0
Willie McCovey, L (1, 7) OBP: 0.250, SLG: 0.533		F2			F7		3B		L4	4	0	1	0	0	0	2
Orlando Cepeda, R (1, 3) OBP: 0.158, SLG: 0.211		K			P4		K			3	0	0	0	0	2	1
Tom Haller, L (1, 2) OBP: 0.286, SLG: 0.571		P6			G1-3			F7		3	0	0	0	0	0	0
Jim Davenport, R (1, 5) OBP: 0.269, SLG: 0.182			P4			F7		F5		3	0	0	0	0	0	0
Jose Pagan, R (1, 6) OBP: 0.400, SLG: 0.526			5-3			F5		F3		2	0	0	0	0	0	0
Ed Bailey, L (8, PH) OBP: 0.071, SLG: 0.286										1	0	0	0	0	0	0
Ernie Bowman, R (9, 6)										0	0	0	0	0	0	0
Jack Sanford, R (1, 1) OBP: 0.429, SLG: 0.429			F8			1B			2B	2	0	1	0	0	0	0
Billy O'Dell, S (8, 1) OBP: 0.333, SLG: 0.333										0	0	0	0	0	0	0
Matty Alou, L (9, PH) OBP: 0.333, SLG: 0.417									1B	1	0	1	0	0	0	0
Inning Stats	R: 0 E: 0 K: 0 S: 3 H: 0 LOB: 0 BB: 0 P: 3	R: 0 E: 0 K: 1 S: 5 H: 0 LOB: 0 BB: 0 P: 5	R: 0 E: 0 K: 0 S: 3 H: 0 LOB: 0 BB: 0 P: 3	R: 0 E: 0 K: 0 S: 3 H: 0 LOB: 0 BB: 0 P: 3	R: 0 E: 0 K: 0 S: 3 H: 0 LOB: 0 BB: 0 P: 3	R: 0 E: 0 K: 0 S: 4 H: 1 LOB: 1 BB: 0 P: 4	R: 0 E: 0 K: 1 S: 6 H: 1 LOB: 1 BB: 0 P: 6	R: 0 E: 0 K: 0 S: 3 H: 0 LOB: 0 BB: 0 P: 3	R: 0 E: 0 K: 2 S: 9 H: 2 LOB: 2 BB: 0 P: 9	1B: 2 2B: 1 3B: 1 HR: 0 SF: 0 SAC: 0 DP: 0 HBP: 0			WP: 0 PB: 0 SB: 0 CS: 0	PA: 31		

PITCHER	IP	WLS	BF	H	R	ER	SO	BB	IBB	HBP	BLK	WP	HR	S	P	ERA	WHIP
Ralph Terry, R (1, 1) ERA: 1.8	9.0	W	31	4	0	0	4	0	0	0	0	0	0	39	39	0.00	0.444

PITCHER	IP	WLS	BF	H	R	ER	SO	BB	IBB	HBP	BLK	WP	HR	S	P	ERA	WHIP

BOTTOM

New York Yankees @ San Francisco Giants

Candlestick Park, San Francisco, CA

Tue Oct 16 1962, 6:33 AM EDT

Att. 43,948 - Unknown

livebaseballscorecards.com

AB	31
R	0
H	4
RBI	0
BB	0
SO	4
LOB	6