


New York Yankees - 1963

Batter	1	2	3	4	5	6	7	8	9	AB	R	H	RBI	BB	SO	LOB	TOP																					
Tony Kubek, L OBP: 0.400, SLG: 0.400 (1, 6)	0-0 4-3		0-0 F7		0-0 3B 1B		0-0 6-3		0-0 BB 1B	5	1	2	1	0	0	1																						
Bobby Richardson, R OBP: 0.400, SLG: 0.800 (1, 4)	0-0 6-3		0-0 F9		0-0 SF7 3B		0-0 6-3		0-0 BB 1B	5	1	2	1	0	0	1																						
Tom Tresh, S OBP: 0.400, SLG: 0.667 (1, 7)	0-0 4-3			0-0 G3	0-0 SF7		0-0 2B		0-0 BB BB	3	0	1	1	1	0	0																						
Mickey Mantle, S OBP: 0.500, SLG: 0.500 Jack Reed, R (7, 8)		0-0 F7		0-0 1-3 HR 1B	0-0 E6 1B		0-0 4-3		0-0 F2	4	2	2	0	0	0	1																						
Joe Pepitone, L OBP: 0.600, SLG: 2.000 (1, 3)		0-0 HR		0-0 1-3	0-0 2B				0-0 L9	5	2	3	2	0	0	4																						
Elston Howard, R OBP: 0.250, SLG: 1.000 (1, 2)		0-0 F8		0-0 HR	0-0 F9				0-0 5-3	4	1	1	2	0	0	1																						
Hector Lopez, R (1, 9)		0-0 F8		0-0 6-3		0-0 5-3			0-0 F6	4	0	0	0	0	0	0																						
Clete Boyer, R OBP: 0.500, SLG: 0.750 (1, 5)			0-0 2B		0-0 SH3-4 1B 1B		0-0 6-3		0-0 6-3	4	1	2	0	0	0	0																						
Ralph Terry, R (1, 1)			0-3 K		0-0 SH3-4 1-2		0-0 1-4-3		0-0 6-3	3	0	0	0	0	1	1																						
Inning Stats	R: 0 E: 0 K: 0 S: 3	H: 0 LOB: 0 BB: 0 P: 3	R: 1 E: 0 K: 0 S: 4	H: 1 LOB: 0 BB: 0 P: 4	R: 0 E: 0 K: 1 S: 6	H: 1 LOB: 1 BB: 0 P: 6	R: 2 E: 0 K: 0 S: 5	H: 2 LOB: 0 BB: 0 P: 5	R: 4 E: 1 K: 0 S: 8	H: 5 LOB: 1 BB: 0 P: 8	R: 0 E: 0 K: 0 S: 3	H: 0 LOB: 0 BB: 0 P: 3	R: 0 E: 0 K: 0 S: 4	H: 1 LOB: 1 BB: 0 P: 4	R: 1 E: 0 K: 0 S: 4	H: 1 LOB: 0 BB: 0 P: 4	R: 0 E: 0 K: 0 S: 5	H: 2 LOB: 3 BB: 1 P: 9	1B: 6 2B: 3 3B: 1 HR: 3	SF: 1 SAC: 1 DP: 0 HBP: 0	WP: 0 PA: 41 CS: 1																	
PITCHER	IP	WLS	BF	H	R	ER	SO	BB	IBB	HBP	BLK	WP	HR	S	P	ERA	WHIP	PITCHER				IP	WLS	BF	H	R	ER	SO	BB	IBB	HBP	BLK	WP	HR	S	P	ERA	WHIP
Diego Segui, R ERA: 12.46 (1, 1)	4.1	L	20	7	6	6	1	0	0	0	0	0	2	22	22	12.46	1.615																					
Dave Wickersham, R ERA: (5, 1)	1.2		7	2	1	0	0	0	0	0	0	0	0	7	7	0.00	1.200																					
Bill Fischer, R ERA: 4.5 (7, 1)	2.0		8	2	1	1	0	0	0	0	0	0	1	8	8	4.50	1.000																					
Orlando Pena, R ERA: (9, 1)	1.0		6	2	0	0	0	1	0	0	0	0	0	5	9	0.00	3.000																					

New York Yankees @ Kansas City Athletics
Municipal Stadium, Kansas City, MO
Tue Apr 09 1963, 4:33 AM EST
Att: 20,976 - Overcast - 55 F


AB 38
R 8
H 13
RBI 7
BB 1
SO 1
LOB 12



Batter	1	2	3	4	5	6	7	8	9	AB	R	H	RBI	BB	SO	LOB	BOTTOM																					
Dick Howser, R OBP: 0.250, SLG: 0.250 (1, 6)	0-3 K		0-0 F6			0-0 G3 1B		0-0 F2		4	0	1	0	0	1	2																						
Jose Tartabull, L (1, 8)	0-0 B4-3			0-0 F9		0-0 G3		0-0 F8		4	0	0	0	0	0	3																						
Jerry Lumpe, L OBP: 0.250, SLG: 0.250 (1, 4)	0-0 4-3			0-0 4-3		0-0 L8			0-0 G3-6-3 1B	4	0	1	0	0	0	2																						
Norm Siebern, L (1, 3)		0-0 F5		0-0 G3		0-0 G3			0-0 G3-6-3 1B	4	0	0	0	0	0	1																						
Chuck Essegian, R OBP: 0.250, SLG: 1.000 (1, 7)		0-0 L5			0-3 K		0-0 L4		0-0 HR	4	1	1	1	0	1	0																						
Gino Cimoli, R (1, 9)		0-0 F9			0-0 6-3		0-0 5-3		0-0 F8	4	0	0	0	0	0	0																						
Wayne Causey, L (1, 5)			0-0 4-3		0-0 F6			0-0 F9		3	0	0	0	0	0	0																						
Billy Bryan, L OBP: 0.667, SLG: 1.667 (1, 2)				0-0 G3 1B		0-0 F8		0-0 HR		3	1	2	1	0	0	0																						
Diego Segui, R Dave Wickersham, R George Alusik, R Bill Fischer, R Manny Jimenez, L Dan Pilster, R Orlando Pena, R (1, 1) (5, 1) (6, PH) (7, 1) (8, PH) (8, PH) (9, 1)				0-0 G3		0-0 G3 1B		0-0 BB		1	0	0	0	0	0	0																						
Inning Stats	R: 0 E: 0 K: 1 S: 5	H: 0 LOB: 0 BB: 0 P: 5	R: 0 E: 0 K: 0 S: 3	H: 0 LOB: 0 BB: 0 P: 3	R: 0 E: 0 K: 0 S: 4	H: 1 LOB: 1 BB: 0 P: 4	R: 0 E: 0 K: 0 S: 3	H: 0 LOB: 0 BB: 0 P: 3	R: 0 E: 0 K: 0 S: 5	H: 2 LOB: 2 BB: 0 P: 5	R: 0 E: 0 K: 0 S: 3	H: 0 LOB: 0 BB: 0 P: 3	R: 1 E: 0 K: 0 S: 4	H: 1 LOB: 1 BB: 1 P: 8	R: 0 E: 0 K: 0 S: 4	H: 2 LOB: 0 BB: 0 P: 4	1B: 4 2B: 0 3B: 0 HR: 2	SF: 0 SAC: 0 DP: 1 HBP: 0	WP: 0 PA: 33 CS: 0																			
PITCHER	IP	WLS	BF	H	R	ER	SO	BB	IBB	HBP	BLK	WP	HR	S	P	ERA	WHIP	PITCHER				IP	WLS	BF	H	R	ER	SO	BB	IBB	HBP	BLK	WP	HR	S	P	ERA	WHIP
Ralph Terry, R ERA: 2.0 (1, 1)	9.0	W	33	6	2	2	2	1	0	0	0	0	2	36	40	2.00	0.778																					

New York Yankees @ Kansas City Athletics
Municipal Stadium, Kansas City, MO
Tue Apr 09 1963, 4:33 AM EST
Att: 20,976 - Overcast - 55 F

AB 32
R 2
H 6
RBI 2
BB 1
SO 2
LOB 9



Batter	1	2	3	4	5	6	7	8	9	AB	R	H	RBI	BB	SO	LOB	TOP										
Tony Kubek, L (1, 6) OBP: 0.300, SLG: 0.300	0-0 2B 1B		0-0 5-3	0-3 K			0-0 6-3		0-3 K2-3	5	1	1	0	0	2	3											
Bobby Richardson, R (1, 4) OBP: 0.300, SLG: 0.600	0-0 1B 1-H 2B		0-0 5-3			0-0 F9	0-0 F9		0-0 F9	5	0	1	1	0	0	1											
Hector Lopez, R (1, 9) OBP: 0.250, SLG: 0.143	0-3 K		4-0 HR BB			0-0 F2		0-0 HR 1B		3	2	1	0	1	1	1											
Mickey Mantle, S (1, 8) OBP: 0.500, SLG: 0.875	0-0 G4-6-3 2-3 1B		0-0 1-H HR			0-0 1-3		0-0 L9		4	1	2	2	0	0	1											
Elston Howard, R (1, 2) OBP: 0.375, SLG: 1.250	0-0 G4-6-3 1-2		0-3 K			0-0 2B		0-0 1-H HR		4	1	2	2	0	1	2											
Clete Boyer, R (1, 5) OBP: 0.375, SLG: 0.500		0-0 1B		0-0 F4		0-0 4-3		0-0 F8		4	0	1	0	0	0	1											
Joe Pepitone, L (1, 3) OBP: 0.333, SLG: 1.111		0-0 F2		0-0 F9		0-0 1-3		0-0 F7		4	0	0	0	0	0	2											
Jack Reed, R (1, 7) OBP: 0.400, SLG: 0.400		0-0 F5		0-0 1B 1B		0-0 L7		0-0 SH3-4 1B		4	0	2	0	0	0	2											
Bill Stafford, R (1, 1) OBP: 0.333, SLG: 0.333		0-0 L9		0-0 1-3 1B		0-0 L9		0-0 SH3-4		3	0	1	0	0	0	1											
Jim Bouton, R (7, 1)										0	0	0	0	0	0	0											
Bud Daley, L (9, 1)										0	0	0	0	0	0	0											
Inning Stats	R: 1 E: 0 K: 1 S: 7	H: 3 LOB: 1 BB: 0 P: 7	R: 0 E: 0 K: 0 S: 4	H: 1 LOB: 1 BB: 0 P: 4	R: 2 E: 0 K: 1 S: 6	H: 1 LOB: 0 BB: 1 P: 10	R: 0 E: 0 K: 1 S: 7	H: 2 LOB: 2 BB: 0 P: 7	R: 0 E: 0 K: 0 S: 3	H: 1 LOB: 0 BB: 0 P: 4	R: 0 E: 0 K: 0 S: 3	H: 0 LOB: 0 BB: 0 P: 3	R: 0 E: 0 K: 0 S: 4	H: 1 LOB: 1 BB: 0 P: 4	R: 0 E: 0 K: 0 S: 5	H: 2 LOB: 2 BB: 0 P: 5	R: 0 E: 0 K: 1 S: 6	H: 1 LOB: 1 BB: 0 P: 6	1B: 7 2B: 2 3B: 0 HR: 2	SF: 0 SAC: 1 DP: 1 HBP: 0	WP: 0 PB: 0 CS: 0	PA: 38					
PITCHER	IP	WLS	BF	H	R	ER	SO	BB	IBB	HBP	BLK	WP	HR	S	P	ERA	WHIP										
Ted Bowsfield, L (1, 1) ERA: 5.4	5.0	L	22	7	3	3	3	1	0	0	0	0	1	27	31	5.40	1.600										
Norm Bass, R (6, 1) ERA: 6.0	3.0		12	3	2	2	0	0	0	0	0	0	1	12	12	6.00	1.000										
John Wyatt, R (9, 1) ERA:	1.0		4	1	0	0	1	0	0	0	0	0	0	6	6	0.00	1.000										

New York Yankees @ Kansas City Athletics
Municipal Stadium, Kansas City, MO
Wed Apr 10 1963, 4:33 AM EST
Att. 3,855 - Unknown - 47 F


AB	36
R	5
H	11
RBI	5
BB	1
SO	4
LOB	14



Batter	1	2	3	4	5	6	7	8	9	AB	R	H	RBI	BB	SO	LOB	BOTTOM										
Dick Howser, R (1, 6) OBP: 0.333, SLG: 0.250	0-0 5-3		0-0 F3			0-0 5-3		4-0 BB BB	0-0 FC4-5 1B	4	0	1	0	1	0	0											
Jose Tartabull, L (1, 8) OBP: 0.222, SLG: 0.125	0-0 4-3		0-0 F8			0-0 BB 1B		4-0 FC1-6 BB	0-0 FC6-4-5 1B	4	0	1	1	1	0	2											
Jerry Lumpe, L (1, 4) OBP: 0.250, SLG: 0.375	0-0 2B		0-0 F8			0-0 L7		0-0 FC1-6 1-2		4	0	1	0	0	0	3											
Norm Siebern, L (1, 3) BB	4-0 BB		0-0 3-1			4-0 1-2 BB		0-3 K		2	0	0	0	2	1	2											
Ed Charles, R (1, 5) L7	0-0 L7		0-0 F9			0-0 F4		4-0 BB 1B BB		3	1	0	0	1	0	4											
Chuck Essegian, R (1, 7) OBP: 0.250, SLG: 0.571		0-0 F7		0-0 5-3		0-0 5-3		4-0 1B 1B SF8 BB		3	1	0	0	1	1	0											
Gino Cimoli, R (1, 9) OBP: 0.125, SLG: 0.125		0-0 F7		0-0 F8		0-0 F8		0-0 1B 1B BB		4	1	1	1	0	0	0											
Billy Bryan, L (1, 2) OBP: 0.500, SLG: 1.000		0-0 F7		0-0 F7		0-0 4-3		0-0 FC4-5 1B		3	0	1	0	0	0	0											
Haywood Sullivan, R (9, PH) OBP: 1.000, SLG: 1.000								1-2 2-3 3-H 1B		1	0	1	0	0	0	0											
Ted Bowsfield, R (1, 1) Manny Jimenez, L (5, PH) Norm Bass, R (6, 1) George Alusk, R (8, PH) John Wyatt, R (9, 1) Bobby Del Greco, R (9, PH)			0-3 K			0-3 K		0-3 K		1	0	0	0	0	1	0											
Inning Stats	R: 0 E: 0 K: 0 S: 4	H: 1 LOB: 2 BB: 1 P: 8	R: 0 E: 0 K: 0 S: 3	H: 0 LOB: 0 BB: 0 P: 3	R: 0 E: 0 K: 1 S: 5	H: 0 LOB: 0 BB: 0 P: 5	R: 0 E: 0 K: 0 S: 3	H: 0 LOB: 0 BB: 0 P: 3	R: 0 E: 0 K: 0 S: 4	H: 1 LOB: 1 BB: 0 P: 6	R: 0 E: 0 K: 0 S: 5	H: 0 LOB: 0 BB: 0 P: 5	R: 0 E: 0 K: 2 S: 7	H: 0 LOB: 2 BB: 2 P: 15	R: 3 E: 0 K: 0 S: 5	H: 3 LOB: 1 BB: 2 P: 13	1B: 5 2B: 2 3B: 0 HR: 0	SF: 1 SAC: 0 DP: 1 HBP: 0	WP: 0 PB: 0 CS: 0	PA: 38							
PITCHER	IP	WLS	BF	H	R	ER	SO	BB	IBB	HBP	BLK	WP	HR	S	P	ERA	WHIP										
Bill Stafford, R (1, 1) ERA:	6.2	W	25	3	0	0	3	2	0	0	0	0	0	29	37	0.00	0.750										
Jim Bouton, R (7, 1) ERA: 20.25	1.1		9	1	3	3	2	4	0	0	0	0	0	9	25	20.25	3.750										
Bud Daley, L (9, 1) ERA:	1.0	S	4	2	0	0	0	0	0	0	0	0	0	4	4	0.00	2.000										

New York Yankees @ Kansas City Athletics
Municipal Stadium, Kansas City, MO
Wed Apr 10 1963, 4:33 AM EST
Att. 3,855 - Unknown - 47 F

AB	31
R	3
H	6
RBI	3
BB	6
SO	5
LOB	12



Batter	1	2	3	4	5	6	7	8	9	AB	R	H	RBI	BB	SO	LOB	TOP					
Luis Aparicio, R (1.6)	B2-3		G4-6-3		1-3			K		4	0	0	0	0	1	3	Baltimore Orioles @ New York Yankees Yankee Stadium, Bronx, NY Thu Apr 11 1963, 3:33 AM EST Att: 30,374 - Unknown - 50 F					
Jackie Brandt, R (1.8) OBP: 0.167, SLG: 0.417	K			1-3	F4			K		4	0	0	0	0	2	2						
Brooks Robinson, R (1.5) OBP: 0.250, SLG: 0.100	F8			F9		F7		1-3		4	0	0	0	0	0	0						
Jim Gentile, L (1.3) OBP: 0.250, SLG: 0.455		K		F9		F9			1-3	4	0	0	0	0	1	0						
Al Smith, R (1.9) OBP: 0.500, SLG: 0.500		F2				HR	L8		1B	3	1	1	0	1	0	0						
Boog Powell, L (1.7) OBP: 0.417, SLG: 1.182 Russ Snyder, L (9.7)		4-3				HR			FC1-2	4	2	3	3	0	0	0						
Jerry Adair, R (1.4) OBP: 0.333, SLG: 0.455				1B	2B	SH3-4	1B		FC1-2	4	1	2	0	0	1	2						
Dick Brown, R (1.2) OBP: 0.455, SLG: 0.500									FC1-2	4	0	2	1	0	0	2						
Milt Pappas, R (1.1)				K		SH3-4				2	0	0	0	0	2	1						
Inning Stats	R: 0 E: 0 K: 1 S: 5	H: 0 LOB: 0 BB: 0 P: 5	R: 0 E: 0 K: 1 S: 5	H: 0 LOB: 0 BB: 0 P: 5	R: 1 E: 0 K: 1 S: 6	H: 2 LOB: 0 BB: 0 P: 6	R: 0 E: 0 K: 0 S: 3	H: 0 LOB: 0 BB: 0 P: 3	R: 2 E: 0 K: 0 S: 7	H: 4 LOB: 2 BB: 0 P: 7	R: 0 E: 0 K: 0 S: 3	H: 0 LOB: 0 BB: 0 P: 3	R: 1 E: 0 K: 2 S: 8	H: 1 LOB: 0 BB: 0 P: 8	R: 0 E: 0 K: 2 S: 7	H: 0 LOB: 0 BB: 0 P: 7		R: 0 E: 0 K: 0 S: 4	H: 1 LOB: 2 BB: 1 P: 8	1B: 5 2B: 1 3B: 0 HR: 2	SF: 0 SAC: 1 DP: 1 HBP: 0	WP: 0 PB: 0 SB: 0 CS: 0
PITCHER	IP WLS BF H R ER SO BB IBB HBP BLK WP HR S P ERA WHIP																					
Whitey Ford, L (1.1) ERA: 5.4	5.0 L 20 6 3 3 3 0 0 0 0 0 1 26 26 5.40 1.200																					
Bill Kunkel, R (6.1) ERA: 4.5	2.0 7 1 1 1 2 0 0 0 0 0 1 11 11 4.50 0.500																					
Hal Reniff, R (8.1) ERA:	2.0 8 1 0 0 2 1 0 0 0 0 0 0 11 15 0.00 1.000																					

Batter	1	2	3	4	5	6	7	8	9	AB	R	H	RBI	BB	SO	LOB	BOTTOM					
Tony Kubek, L (1.6) OBP: 0.214, SLG: 0.214	F5		F8		F8		3-1			4	0	0	0	0	0	3	Baltimore Orioles @ New York Yankees Yankee Stadium, Bronx, NY Thu Apr 11 1963, 3:33 AM EST Att: 30,374 - Unknown - 50 F					
Bobby Richardson, R (1.4) OBP: 0.214, SLG: 0.429	F9			F3		1-3		F8		4	0	0	0	0	0	0						
Tom Tresh, S (1.7) OBP: 0.444, SLG: 0.400	F5			F7		1B	BB	BB		2	0	0	0	2	0	0						
Mickey Mantle, S (1.8) OBP: 0.583, SLG: 1.091					HR			E3		3	1	2	1	1	0	1						
Joe Pepitone, L (1.3) OBP: 0.308, SLG: 0.846		FC3-6		G3				L1-6		4	0	1	0	0	0	3						
Elston Howard, R (1.2) OBP: 0.333, SLG: 0.909		L7			SH3-4	BB	HBP	G4-6-3		3	0	0	0	0	0	4						
Hector Lopez, R (1.9) OBP: 0.250, SLG: 0.100		K						K		3	0	0	0	1	2	1						
Clete Boyer, R (1.5) OBP: 0.455, SLG: 0.545					SH3-4			6-3		3	0	2	0	0	0	0						
Whitey Ford, L (1.1) Johnny Blanchard, L (5. PH) Bill Kunkel, R (6.1) Dale Long, L (7. PH) Pedro Gonzalez, R (7. PH) Hal Reniff, R (8.1) Yogi Berra, L (9. PH)				G1-6-3					K	1	0	0	0	0	0	1						
Inning Stats	R: 0 E: 0 K: 0 S: 3	H: 0 LOB: 0 BB: 0 P: 3	R: 0 E: 0 K: 1 S: 6	H: 1 LOB: 1 BB: 0 P: 6	R: 0 E: 0 K: 0 S: 3	H: 1 LOB: 0 BB: 0 P: 3	R: 1 E: 0 K: 0 S: 4	H: 1 LOB: 0 BB: 0 P: 4	R: 0 E: 0 K: 1 S: 5	H: 0 LOB: 2 BB: 1 P: 10	R: 0 E: 0 K: 0 S: 3	H: 1 LOB: 2 BB: 2 P: 11	R: 0 E: 0 K: 1 S: 5	H: 0 LOB: 1 BB: 1 P: 9	R: 0 E: 1 K: 0 S: 3	H: 0 LOB: 1 BB: 1 P: 7		R: 0 E: 0 K: 1 S: 6	H: 1 LOB: 1 BB: 0 P: 6	1B: 4 2B: 1 3B: 0 HR: 1	SF: 0 SAC: 1 DP: 3 HBP: 1	WP: 0 PB: 0 SB: 0 CS: 0
PITCHER	IP WLS BF H R ER SO BB IBB HBP BLK WP HR S P ERA WHIP																					
Milt Pappas, R (1.1) ERA: 1.0	9.0 W 36 5 1 1 4 5 0 1 0 0 1 38 59 1.00 1.111																					

Batter	1	2	3	4	5	6	7	8	9	AB	R	H	RBI	BB	SO	LOB	TOP					
Luis Aparicio, R (1, 6) OBP: 0.250, SLG: 0.267										4	0	3	0	0	0	0	<p>Baltimore Orioles @ New York Yankees Yankee Stadium, Bronx, NY</p> <p>Sat Apr 13 1963, 3:33 AM EST Att: 22,899 - Unknown - 62 F</p>					
Jackie Brandt, R (1, 8) OBP: 0.188, SLG: 0.333										3	0	0	0	1	2	2						
Brooks Robinson, R (1, 5) OBP: 0.250, SLG: 0.143										4	0	1	0	0	0	4						
Jim Gentile, L (1, 3) OBP: 0.188, SLG: 0.333										4	0	0	0	0	1	4						
Al Smith, R (1, 9) OBP: 0.500, SLG: 0.692										3	1	1	1	1	0	0						
Boog Powell, L (1, 7) OBP: 0.313, SLG: 0.867										4	0	0	0	0	0	1						
Jerry Adair, R (1, 4) OBP: 0.267, SLG: 0.357										3	0	0	0	0	1	1						
Dick Brown, R (1, 2) OBP: 0.357, SLG: 0.385										3	0	0	0	0	0	1						
Steve Barber, L (1, 1)										1	0	0	0	0	1	0						
Bob Saverine, S (6, PH)										1	0	0	0	0	0	0						
Dick Hall, R (6, PH)										0	0	0	0	0	0	0						
Russ Snyder, L (8, PH)										1	0	0	0	0	0	0						
Wes Stock, R (8, 1)										0	0	0	0	0	0	0						
Inning Stats	R: 0 E: 0 K: 2 S: 8	H: 1 LOB: 1 BB: 0 P: 8	R: 0 E: 0 K: 1 S: 5	H: 0 LOB: 0 BB: 0 P: 5	R: 0 E: 0 K: 1 S: 5	H: 0 LOB: 0 BB: 0 P: 5	R: 0 E: 1 K: 1 S: 5	H: 1 LOB: 0 BB: 0 P: 5	R: 1 E: 0 K: 0 S: 4	H: 1 LOB: 0 BB: 0 P: 4	R: 0 E: 1 K: 0 S: 4	H: 1 LOB: 2 BB: 1 P: 8	R: 0 E: 0 K: 0 S: 3	H: 0 LOB: 1 BB: 1 P: 7	R: 0 E: 0 K: 0 S: 4	H: 1 LOB: 0 BB: 0 P: 4	R: 0 E: 0 K: 0 S: 3	H: 0 LOB: 0 BB: 0 P: 3	1B: 3 2B: 2 3B: 0 HR: 1	SF: 0 SAC: 0 DP: 1 HBP: 0	WP: 0 PB: 0 SB: 1 CS: 0	PA: 33
PITCHER Ralph Terry, R (1, 1) ERA: 1.5	IP: 9.0 WLS: W BF: 33	H: 5 R: 1 ER: 1 SO: 5	BB: 2 IBB: 0 HBP: 0 BLK: 0	WP: 0 HR: 1 S: 41 P: 49	ERA: 1.00 WHIP: 0.778											PITCHER	IP: 9.0 WLS: W BF: 33	H: 5 R: 1 ER: 1 SO: 5	BB: 2 IBB: 0 HBP: 0 BLK: 0	WP: 0 HR: 1 S: 41 P: 49	ERA: 1.00 WHIP: 0.778	

AB	31
R	1
H	5
RBI	1
BB	2
SO	5
LOB	13

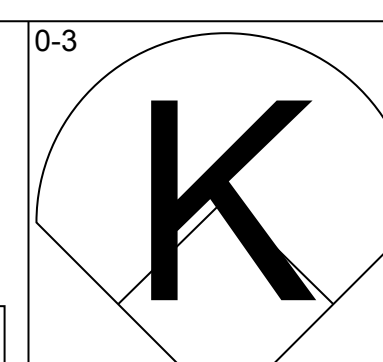
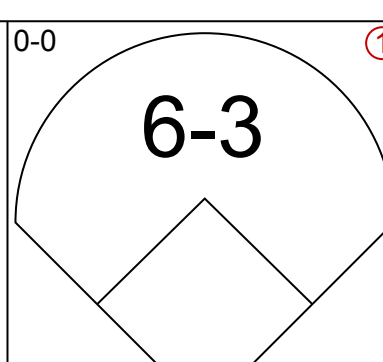
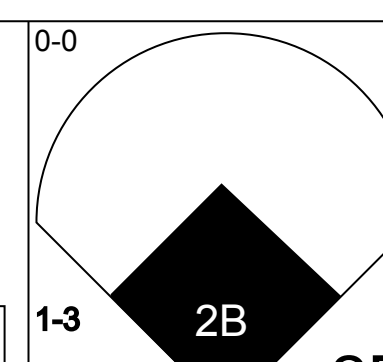
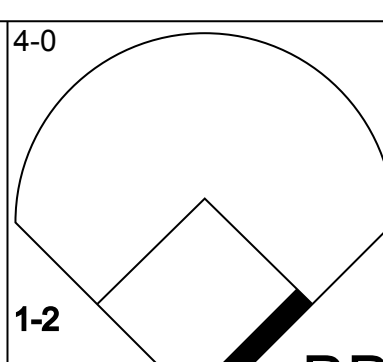
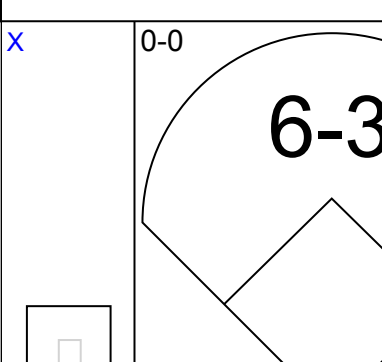
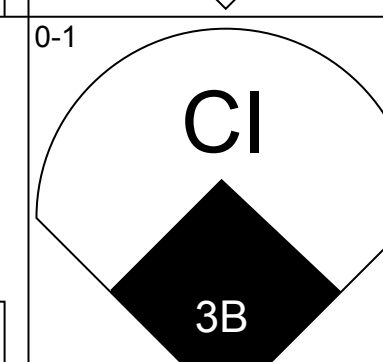
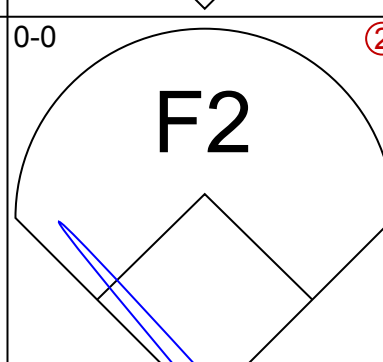
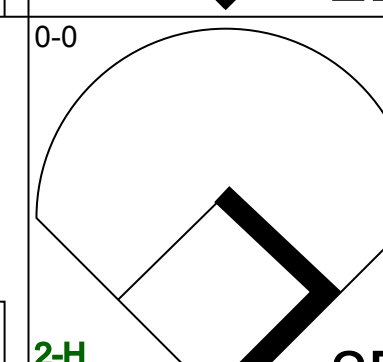
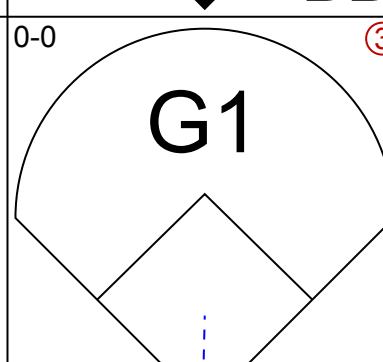
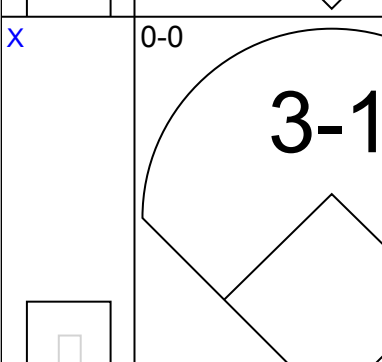
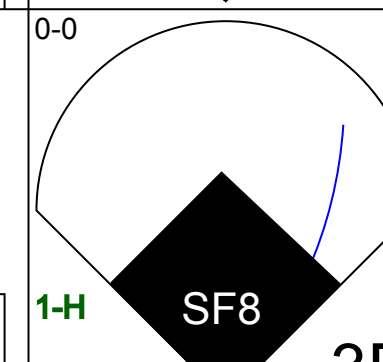
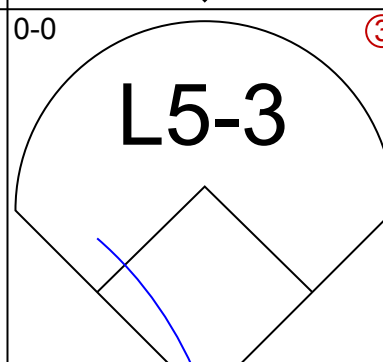
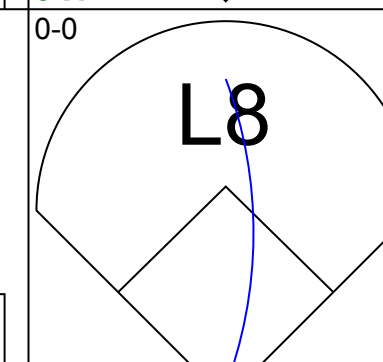
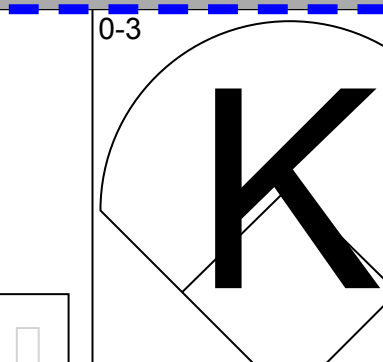
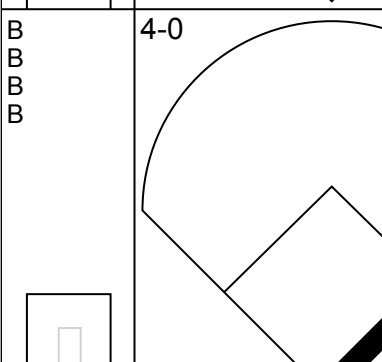
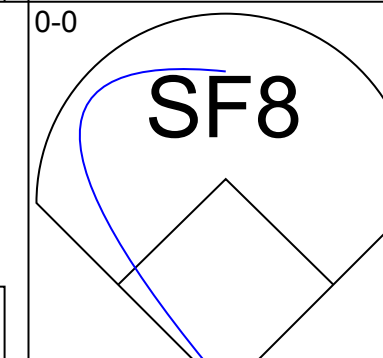
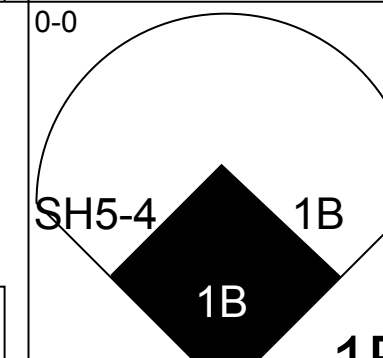
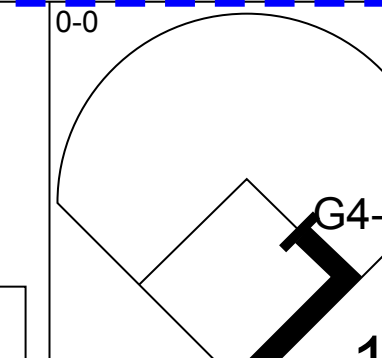
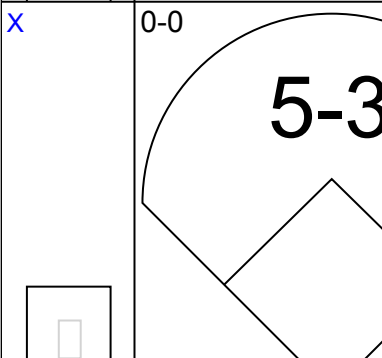
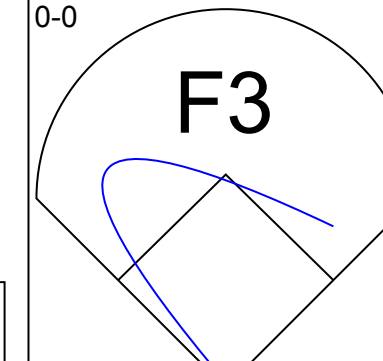
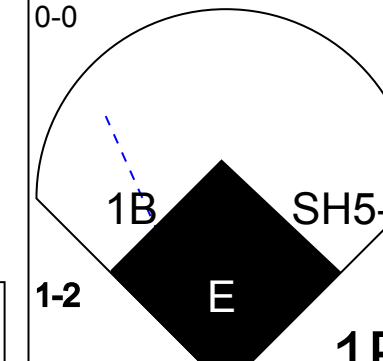
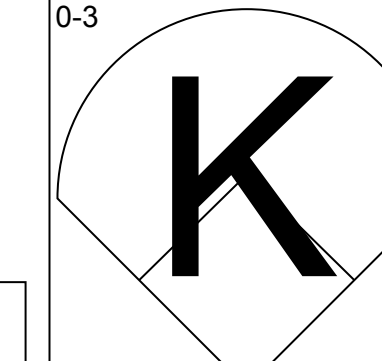
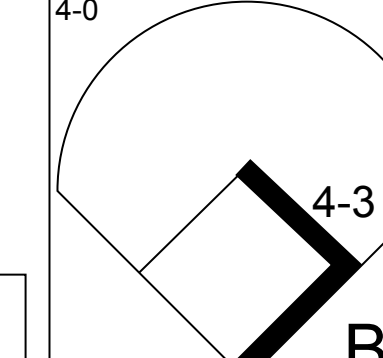
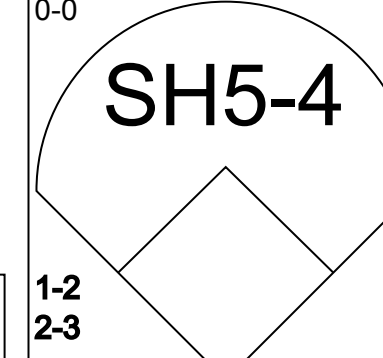
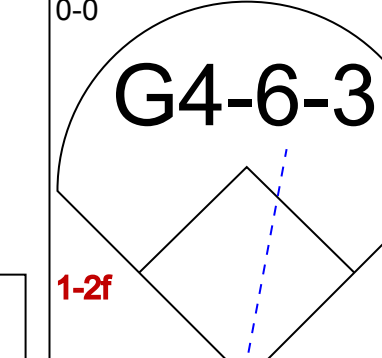
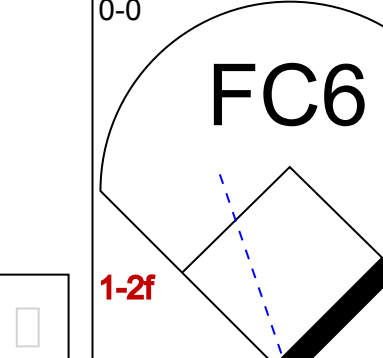
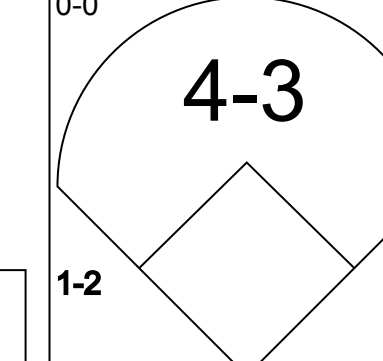
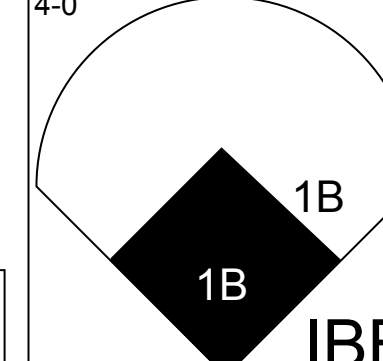
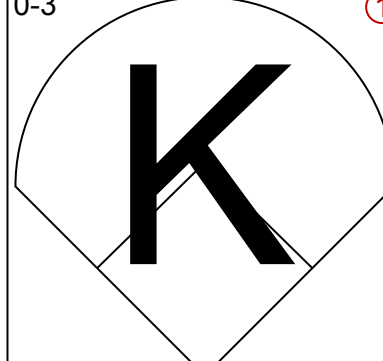
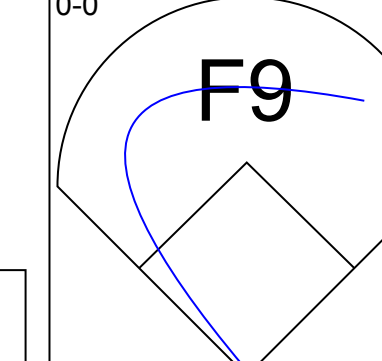
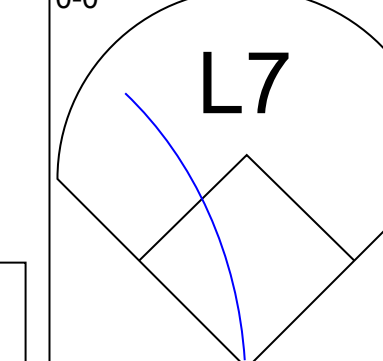
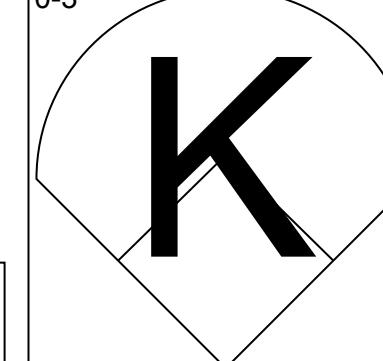
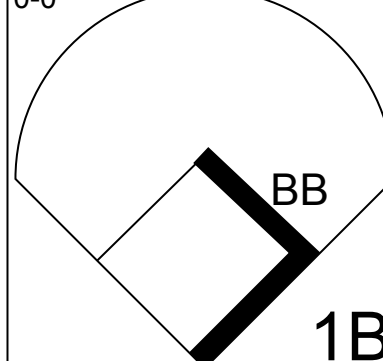
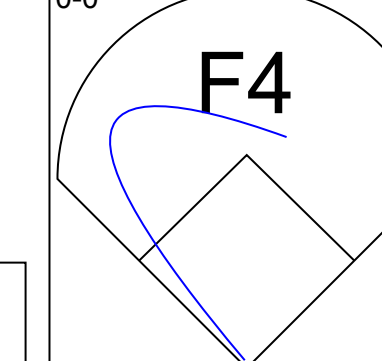
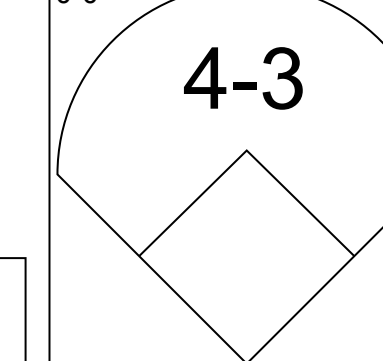
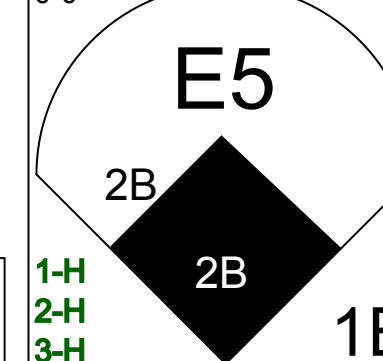

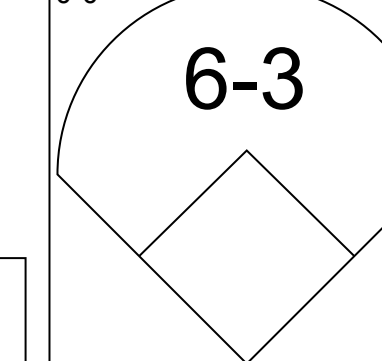


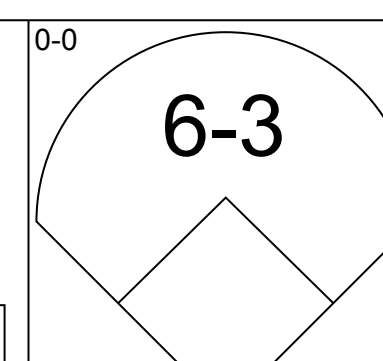
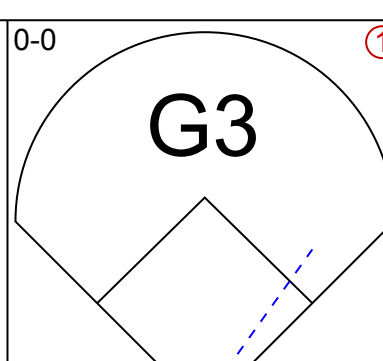
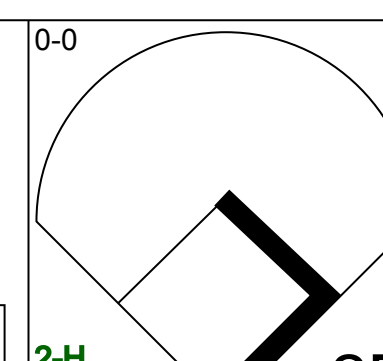
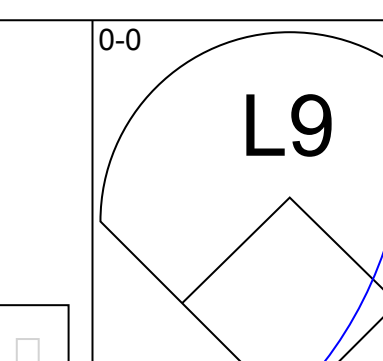
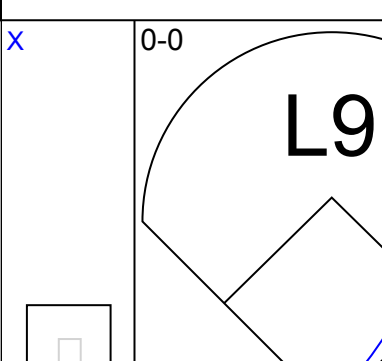
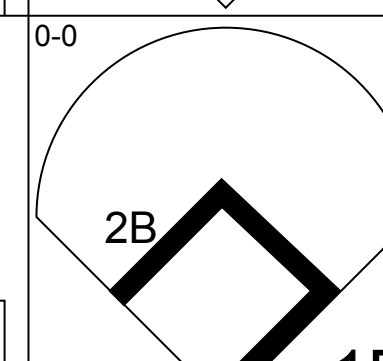
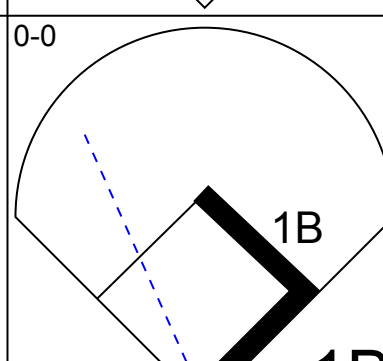
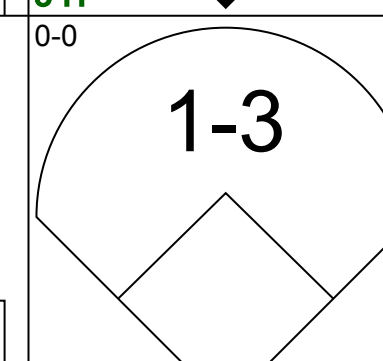
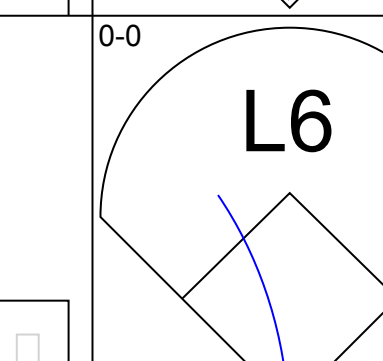
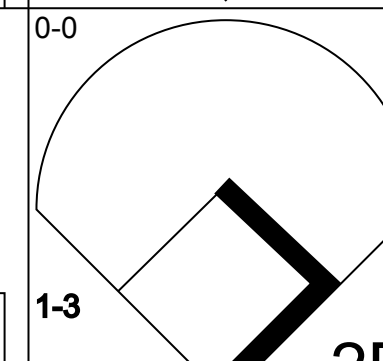
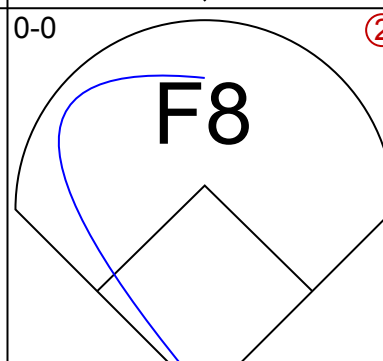
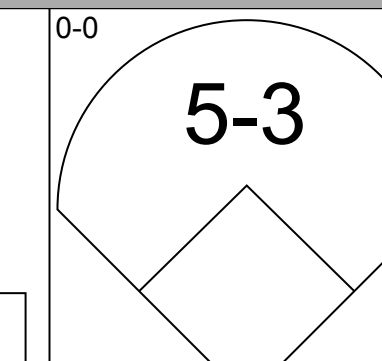
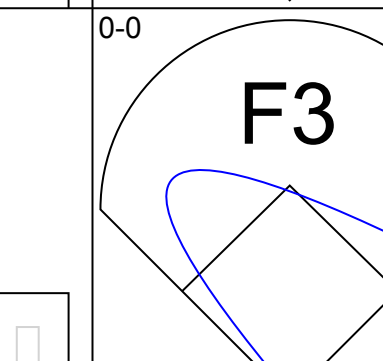
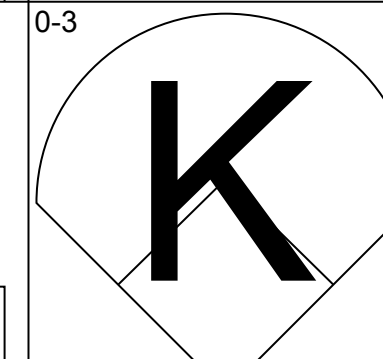
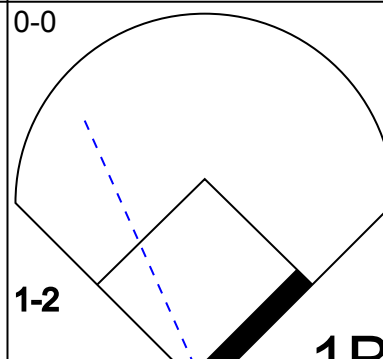
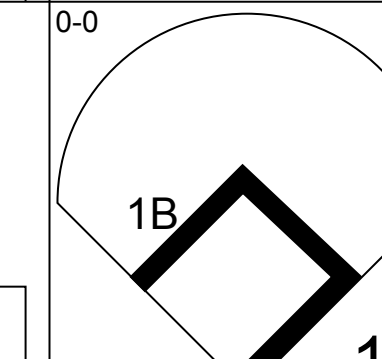
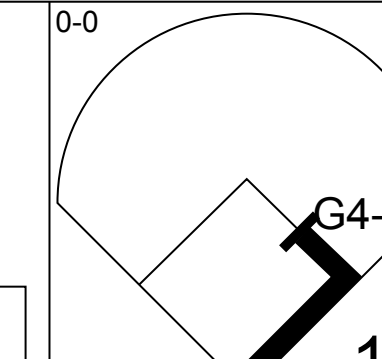
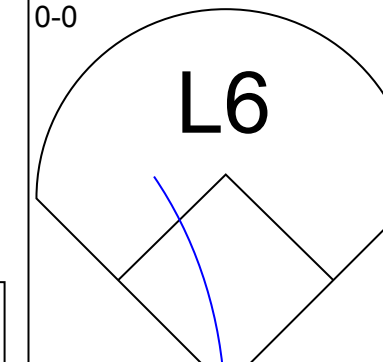
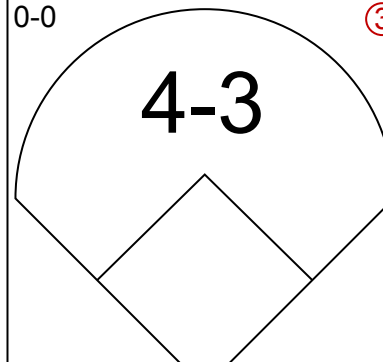
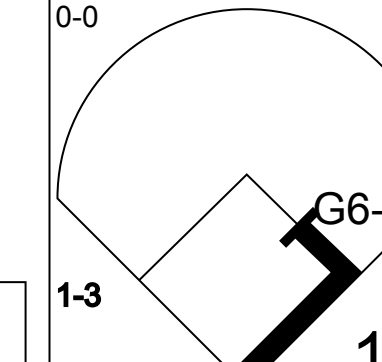
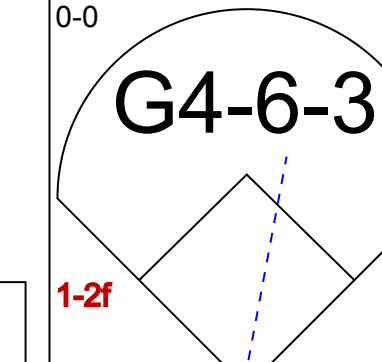
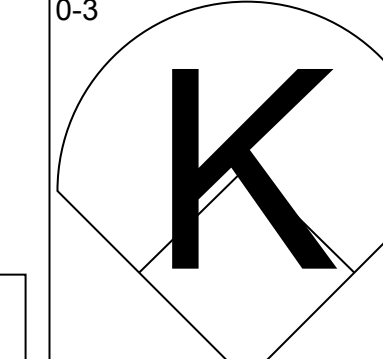
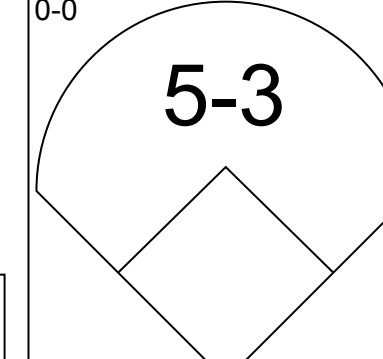
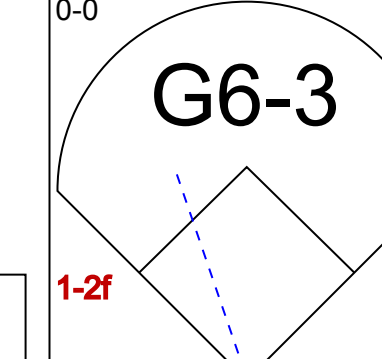
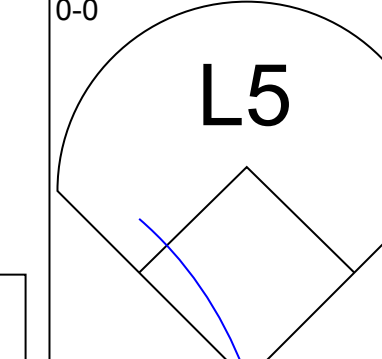
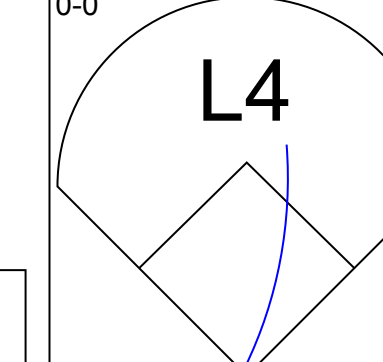
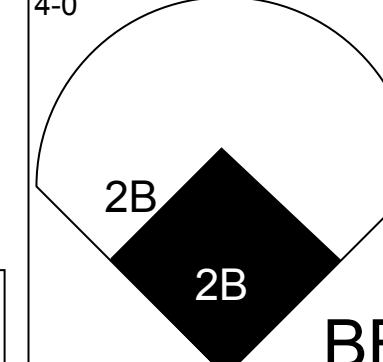
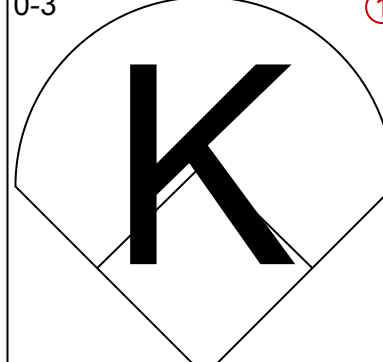
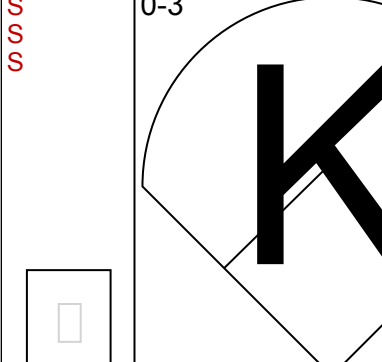
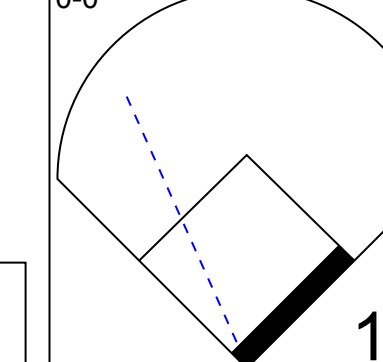
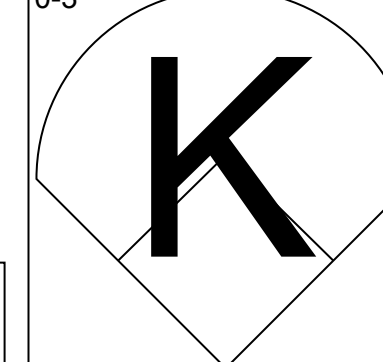
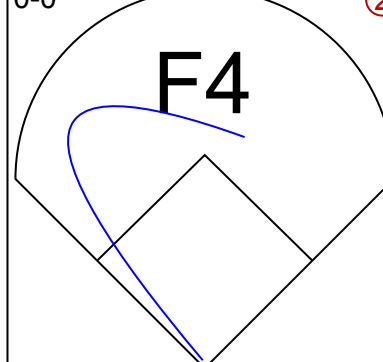
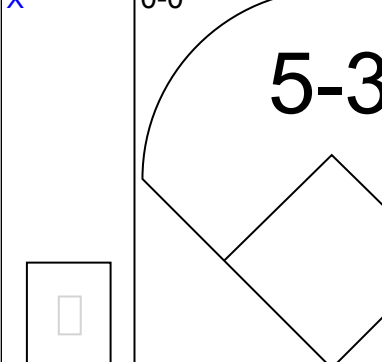
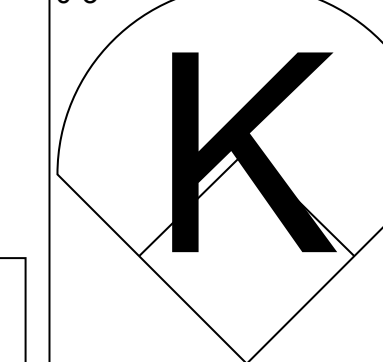
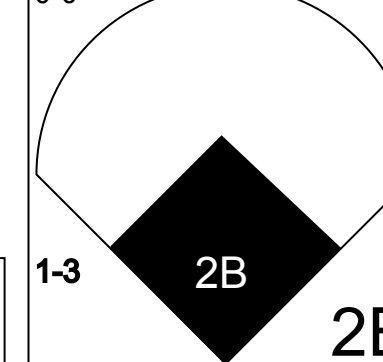
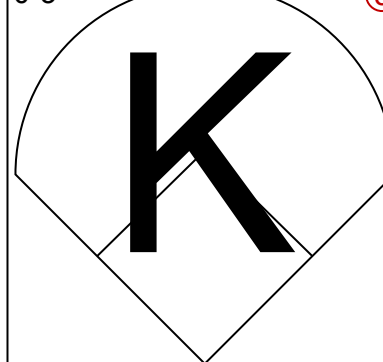
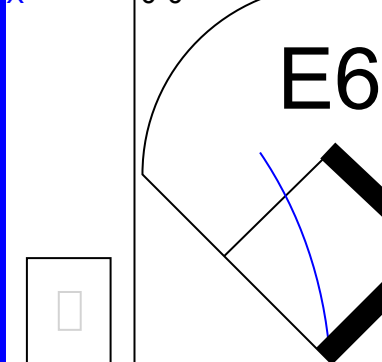
Batter	1	2	3	4	5	6	7	8	9	AB	R	H	RBI	BB	SO	LOB	BOTTOM				
Tony Kubek, L (1, 6) OBP: 0.222, SLG: 0.222										4	2	1	0	0	2	1	<p>Baltimore Orioles @ New York Yankees Yankee Stadium, Bronx, NY</p> <p>Sat Apr 13 1963, 3:33 AM EST Att: 22,899 - Unknown - 62 F</p>				
Bobby Richardson, R (1, 4) OBP: 0.222, SLG: 0.389										4	1	1	0	0	0	2					
Tom Tresh, S (1, 7) OBP: 0.615, SLG: 1.222										4	1	4	4	0	0	0					
Mickey Mantle, S (1, 8) OBP: 0.538, SLG: 1.000										1	0	0	0	0	0	1					
Jack Reed, R (2, 8) OBP: 0.250, SLG: 0.250										3	0	0	0	0	0	2					
Elston Howard, R (1, 2) OBP: 0.313, SLG: 0.714										3	0	0	0	1	2	0					
Clete Boyer, R (1, 5) OBP: 0.400, SLG: 0.667										4	1	1	1	0	0	1					
Hector Lopez, R (1, 9) OBP: 0.200, SLG: 0.077										3	0	0	0	0	1	0					
Joe Pepitone, L (1, 3) OBP: 0.250, SLG: 0.688										3	1	0	0	0	0	0					
Ralph Terry, R (1, 1) ERA: 1.5										2	0	0	0	0	2	0					
Inning Stats	R: 2 E: 1 K: 1 S: 7	H: 3 LOB: 0 BB: 0 P: 7	R: 1 E: 0 K: 1 S: 6	H: 1 LOB: 0 BB: 0 P: 6	R: 0 E: 0 K: 0 S: 3	H: 0 LOB: 0 BB: 0 P: 3	R: 2 E: 2 K: 0 S: 6	H: 1 LOB: 1 BB: 0 P: 6	R: 0 E: 0 K: 2 S: 7	H: 0 LOB: 0 BB: 0 P: 7	R: 0 E: 0 K: 2 S: 7	H: 0 LOB: 0 BB: 0 P: 7	R: 0 E: 0 K: 0 S: 4	H: 1 LOB: 1 BB: 1 P: 8	R: 1 E: 0 K: 0 S: 4	H: 1 LOB: 0 BB: 0 P: 8	1B: 3 2B: 2 3B: 0 HR: 2	SF: 0 SAC: 1 DP: 1 HBP: 0	WP: 0 PB: 0 SB: 0 CS: 0	PA: 33	
PITCHER Steve Barber, L (1, 1) ERA: 2.08	IP: 5.0 WLS: L BF: 22	H: 6 R: 5 ER: 2 SO: 3	BB: 0 IBB: 0 HBP: 0 BLK: 0	WP: 0 HR: 1 S: 28 P: 28	ERA: 3.60 WHIP: 1.200											PITCHER	IP: 5.0 WLS: L BF: 22	H: 6 R: 5 ER: 2 SO: 3	BB: 0 IBB: 0 HBP: 0 BLK: 0	WP: 0 HR: 1 S: 28 P: 28	ERA: 3.60 WHIP: 1.200
Dick Hall, R (6, 1) ERA: 4.5	IP: 2.0 WLS: L BF: 6	H: 0 R: 0 ER: 0 SO: 4	BB: 0 IBB: 0 HBP: 0 BLK: 0	WP: 0 HR: 0 S: 14 P: 14	ERA: 0.00 WHIP: 0.000											PITCHER	IP: 2.0 WLS: L BF: 6	H: 0 R: 0 ER: 0 SO: 4	BB: 0 IBB: 0 HBP: 0 BLK: 0	WP: 0 HR: 0 S: 14 P: 14	ERA: 0.00 WHIP: 0.000
Wes Stock, R (8, 1) ERA: 4.5	IP: 1.0 WLS: L BF: 5	H: 1 R: 1 ER: 1 SO: 0	BB: 1 IBB: 0 HBP: 0 BLK: 0	WP: 0 HR: 1 S: 4 P: 8	ERA: 9.00 WHIP: 2.000											PITCHER	IP: 1.0 WLS: L BF: 5	H: 1 R: 1 ER: 1 SO: 0	BB: 1 IBB: 0 HBP: 0 BLK: 0	WP: 0 HR: 1 S: 4 P: 8	ERA: 9.00 WHIP: 2.000



Batter	1	2	3	4	5	6	7	8	9	AB	R	H	RBI	BB	SO	LOB	TOP					
Luis Aparicio, R OBP: 0.300, SLG: 0.368 (1, 6)	0-0 1-3		0-0 6-3			0-0 2B		0-0 FC4-6 1B		4	0	2	0	0	0	0	<p>Baltimore Orioles @ New York Yankees Yankee Stadium, Bronx, NY Sun Apr 14 1963, 3:33 AM EST Att: 18,638 - Unknown - 60 F</p>					
Russ Snyder, L (1, 8)	0-0 1-3			0-3 K		0-0 5-3		0-0 FC4-6 G3		4	0	0	0	0	1	2						
Brooks Robinson, R OBP: 0.250, SLG: 0.118 (1, 5)	0-0 5-3			0-0 F7		4-0 G4-6-3 BB		0-0 G3		3	0	0	0	1	0	1						
Jim Gentile, L OBP: 0.150, SLG: 0.263 (1, 3)		0-0 F8		0-3 K		0-0 G4-6-3 BB		0-0 3-1		4	0	0	0	0	1	3						
Al Smith, R OBP: 0.450, SLG: 0.588 (1, 9)		0-3 K			0-0 F4		0-0 BB 1B		0-0 6-3		4	0	1	0	0	1		0				
Boog Powell, L OBP: 0.400, SLG: 0.941 (1, 7)		4-0 BB			0-0 3B		4-0 1-2 BB		0-0 F7		2	1	1	0	2	0		0				
Jerry Adair, R OBP: 0.263, SLG: 0.444 (1, 4)		0-0 4-3			0-0 3B		0-3 K		0-0 F2		4	0	1	1	0	1		3				
Dick Brown, R OBP: 0.294, SLG: 0.313 (1, 2)			0-3 K		0-3 K		0-3 K				3	0	0	0	0	3		3				
Chuck Estrada, R Buster Narum, R Bob Saverine, S Pete Burnside, R Dave McNally, R Charlie Lau, L Stu Miller, R (1, 1) (3, 1) (5, PH) (5, 1) (6, 1) (7, PH) (7, 1)			0-0 4-3		0-3 K		0-0 L9				1	0	0	0	0	0		0				
Inning Stats	R: 0 E: 0 K: 0 S: 3	H: 0 LOB: 0 BB: 0 P: 3	R: 0 E: 0 K: 1 S: 5	H: 0 LOB: 1 BB: 1 P: 9	R: 0 E: 0 K: 2 S: 5	H: 0 LOB: 0 BB: 0 P: 5	R: 0 E: 0 K: 2 S: 7	H: 0 LOB: 0 BB: 0 P: 7	R: 1 E: 0 K: 2 S: 9	H: 2 LOB: 1 BB: 0 P: 9	R: 0 E: 0 K: 0 S: 3	H: 1 LOB: 1 BB: 1 P: 7	R: 0 E: 0 K: 2 S: 8	H: 1 LOB: 2 BB: 1 P: 12	R: 0 E: 0 K: 0 S: 4	H: 1 LOB: 1 BB: 0 P: 4		R: 0 E: 0 K: 0 S: 3	H: 0 LOB: 0 BB: 0 P: 3	1B: 2 2B: 1 3B: 2 HR: 0	SF: 0 SAC: 0 DP: 1 HBP: 0	WP: 0 PB: 0 SB: 0 CS: 0
PITCHER Stan Williams, R ERA: 1.0 (1, 1)	IP: 9.0 WLS: W BF: 34 H: 5 R: 1 ER: 1 SO: 8 BB: 3 IBB: 0 HBP: 0 BLK: 0 WP: 0 HR: 0 S: 47 P: 59 ERA: 1.00 WHIP: 0.889															PITCHER						

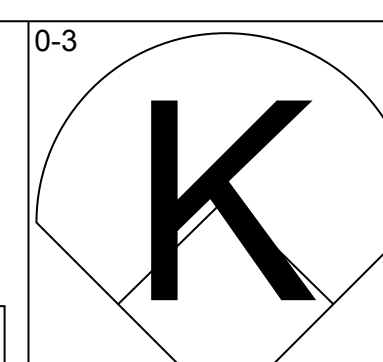
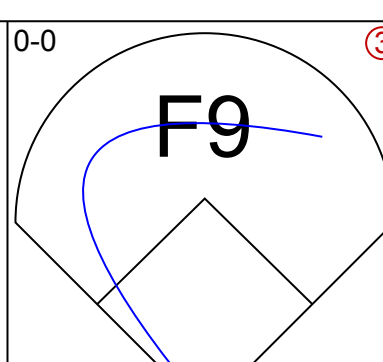
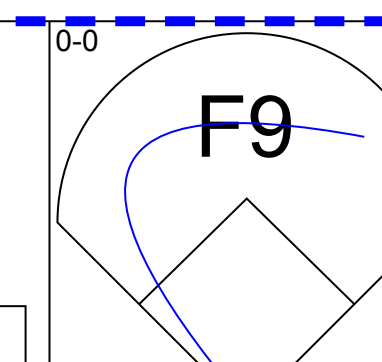
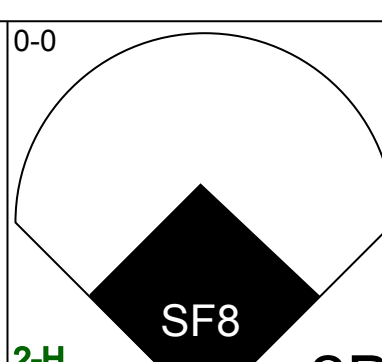
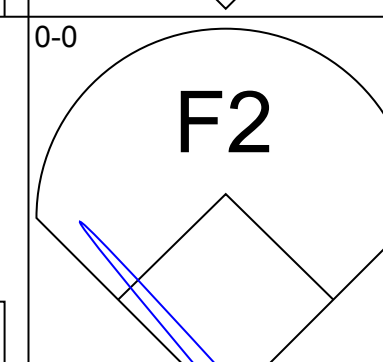
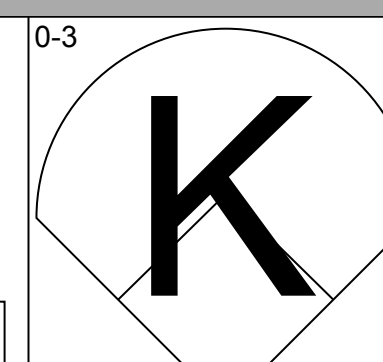
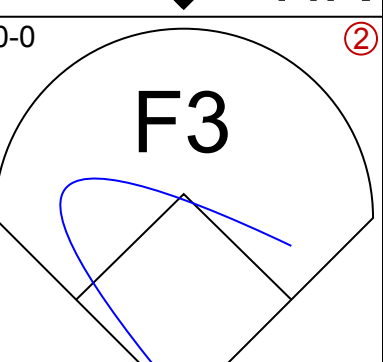
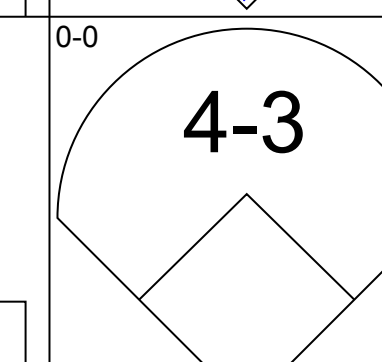
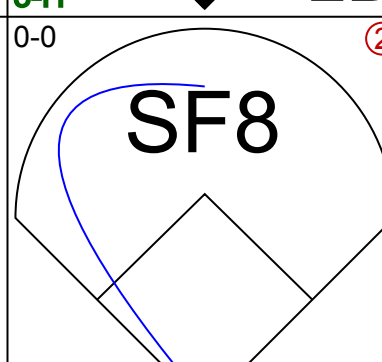
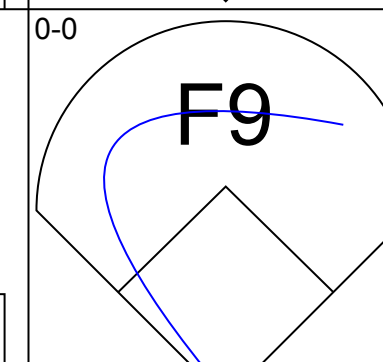
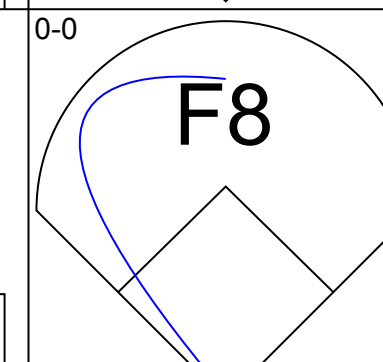
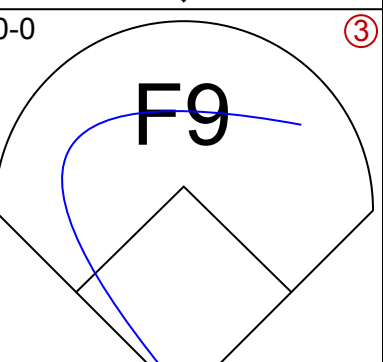
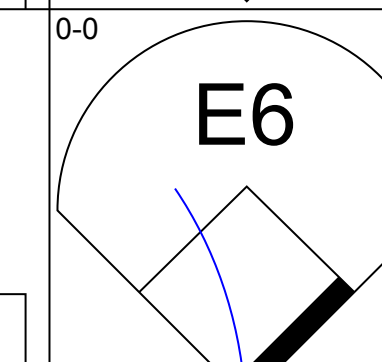
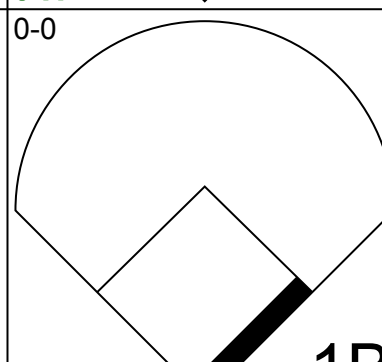
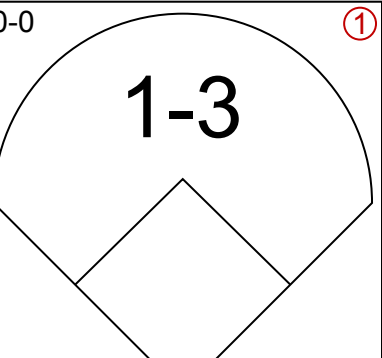
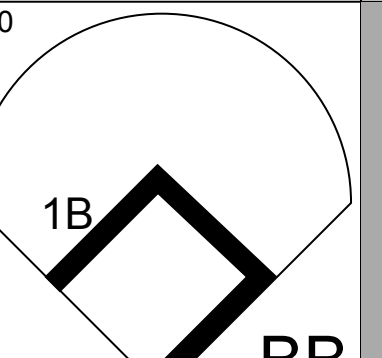
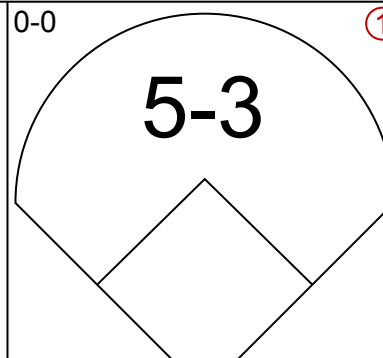
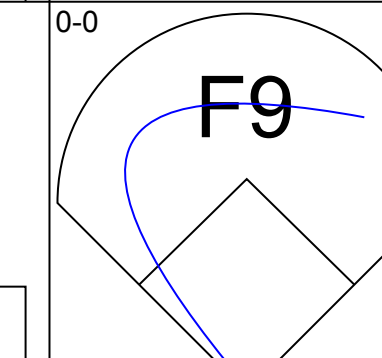
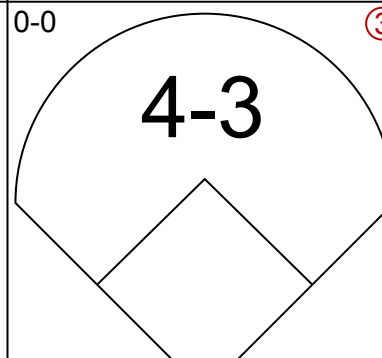
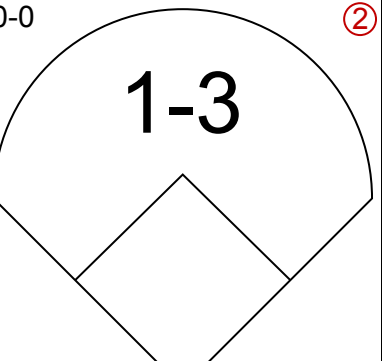
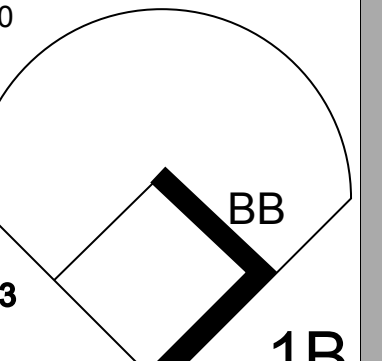
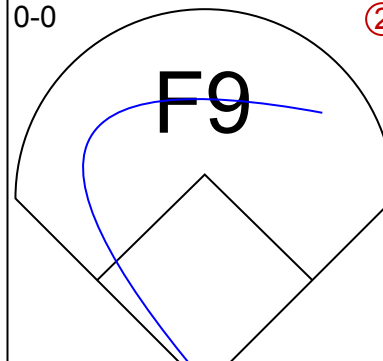
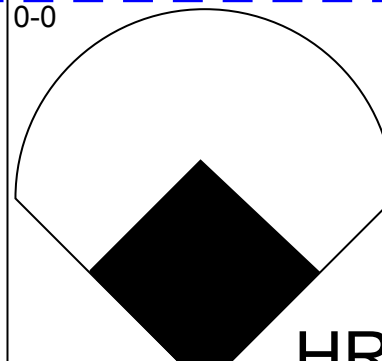
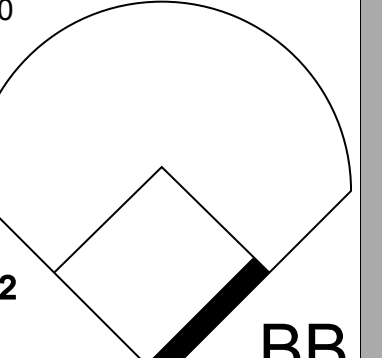
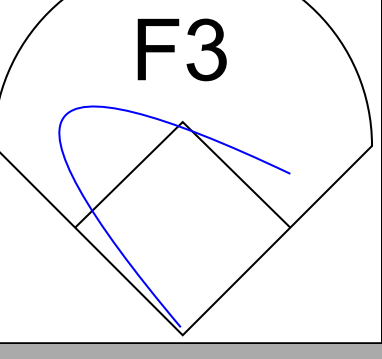
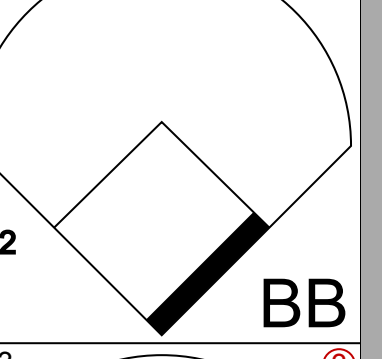

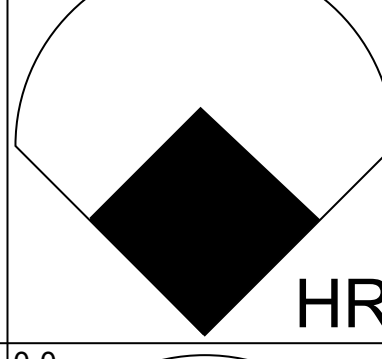
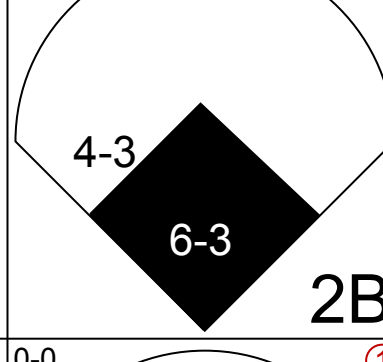
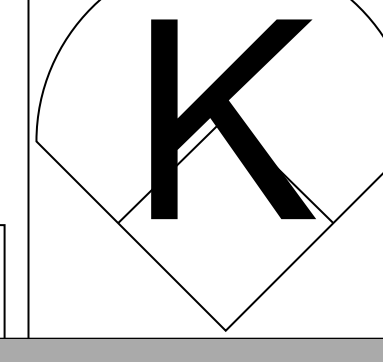
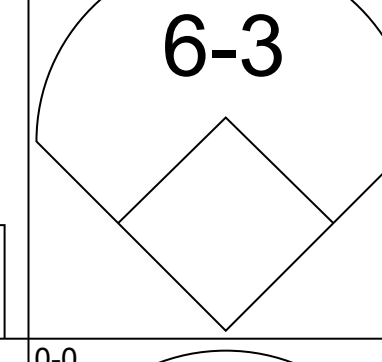
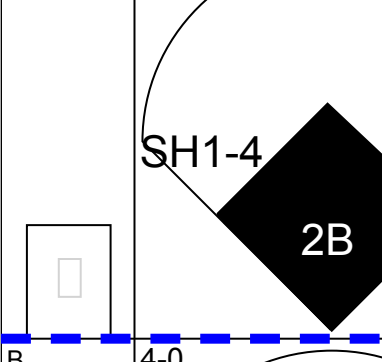
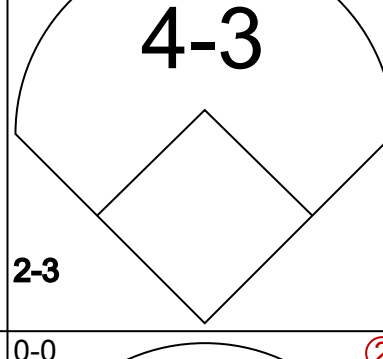
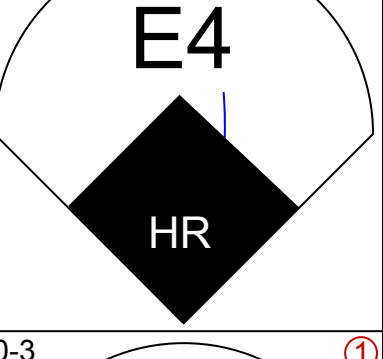
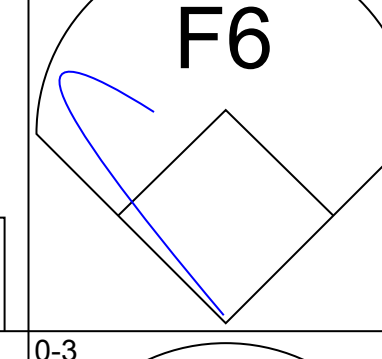
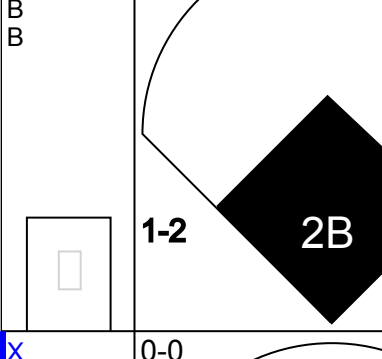
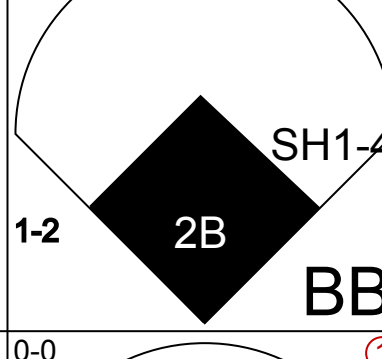
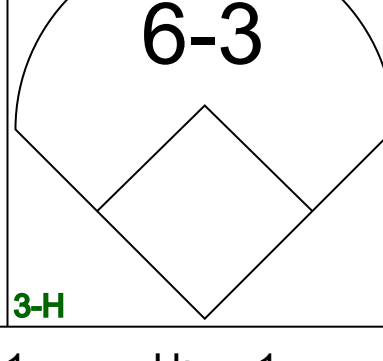
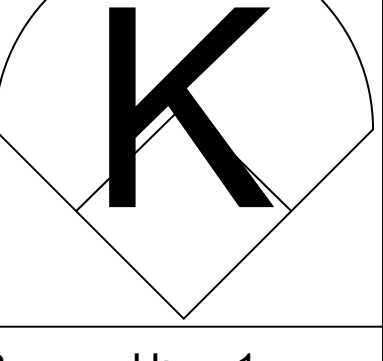
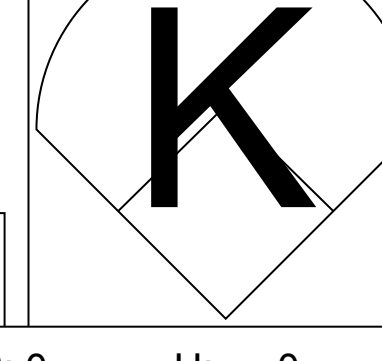
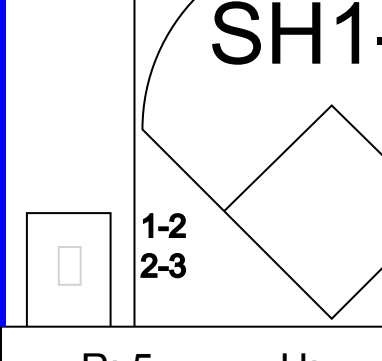
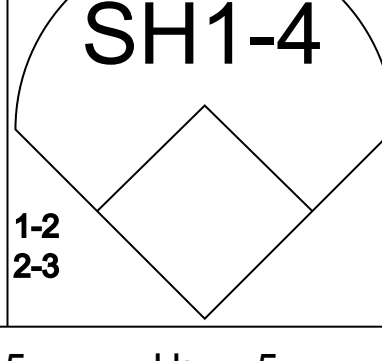
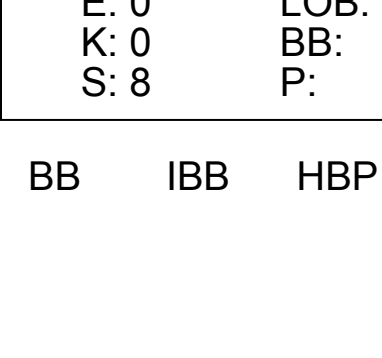
Batter	1	2	3	4	5	6	7	8	9	AB	R	H	RBI	BB	SO	LOB	BOTTOM			
Tony Kubek, L OBP: 0.182, SLG: 0.182 (1, 6)	0-0 F9	0-0 F5		0-0 4-3		0-0 F4				4	0	0	0	0	0	1	<p>Baltimore Orioles @ New York Yankees Yankee Stadium, Bronx, NY Sun Apr 14 1963, 3:33 AM EST Att: 18,638 - Unknown - 60 F</p>			
Bobby Richardson, R OBP: 0.227, SLG: 0.333 (1, 4)	4-0 S 1B BB		0-0 F8	0-0 F6		0-3 K				3	1	0	0	1	1	1				
Joe Pepitone, L OBP: 0.250, SLG: 0.600 (1, 3)	0-0 F8		0-0 BB FC6-4 1B	0-0 4-3		0-0 4-3				4	1	1	0	0	0	2				
Tom Tresh, S OBP: 0.647, SLG: 1.091 (1, 8) (8, 7)	4-0 1B 1-2 1B BB		4-0 FC6-4 1B BB		0-0 S 1B		0-0 L8			2	2	1	0	2	0	0				
Johnny Blanchard, L OBP: 0.400, SLG: 0.250 Jack Reed, R OBP: 0.250, SLG: 0.250 (1, 9) (8, 8)	0-0 1B		4-0 FC6-4 BB	0-3 K		0-0 1-3				3	0	1	1	1	1	1				
Elston Howard, R OBP: 0.300, SLG: 0.611 (1, 2)	0-0 1B		0-0 FC6-4 1B BB	0-0 F8		0-3 K				4	1	1	2	0	1	3				
Hector Lopez, R OBP: 0.263, SLG: 0.067 (1, 7) (8, 9)	0-0 1-3		0-0 1B 1-2 BB	4-0 1-2 BB		4-0 1-2 BB		0-0 F7		2	0	0	0	2	0	2				
Clete Boyer, R OBP: 0.368, SLG: 0.579 (1, 5)		0-0 F3	0-0 1-2 2H 3H 1B	0-0 F7				0-0 1-3		4	0	1	2	0	0	2				
Stan Williams, R OBP: 0.250, SLG: 0.250 (1, 1)		0-0 4-3	0-0 4-3		0-0 1B			0-3 K		4	0	1	0	0	1	2				
Inning Stats	R: 2 E: 0 K: 0 S: 5	H: 2 LOB: 2 BB: 2 P: 13	R: 0 E: 0 K: 0 S: 3	H: 0 LOB: 0 BB: 0 P: 3	R: 3 E: 0 K: 0 S: 5	H: 2 LOB: 2 BB: 3 P: 17	R: 0 E: 0 K: 0 S: 3	H: 0 LOB: 0 BB: 0 P: 3	R: 0 E: 0 K: 1 S: 6	H: 1 LOB: 2 BB: 1 P: 10	R: 0 E: 0 K: 1 S: 6	H: 1 LOB: 1 BB: 0 P: 6	R: 0 E: 0 K: 1 S: 5	H: 0 LOB: 0 BB: 0 P: 5	R: 0 E: 0 K: 1 S: 5	H: 0 LOB: 0 BB: 0 P: 5		1B: 6 2B: 0 3B: 0 HR: 0	SF: 0 SAC: 0 DP: 0 HBP: 0	WP: 0 PB: 0 SB: 2 CS: 0
PITCHER Chuck Estrada, R ERA: 16.88 Buster Narum, R Pete Burnside, L Dave McNally, L Stu Miller, R (1, 1) (3, 1) (5, 1) (6, 1) (7, 1)	IP: 2.2 WLS: L BF: 16 H: 3 R: 5 ER: 5 SO: 5 BB: 5 IBB: 0 HBP: 0 BLK: 0 WP: 0 HR: 0 S: 11 P: 31 ERA: 16.88 WHIP: 3.000															PITCHER				

Batter	1	2	3	4	5	6	7	8	9	AB	R	H	RBI	BB	SO	LOB	TOP									
Jake Wood, R OBP: 0.400, SLG: 0.500 (1, 4)										4	1	1	0	1	1	0	<p>Detroit Tigers @ New York Yankees Yankee Stadium, Bronx, NY</p> <p>Tue Apr 16 1963, 3:33 AM EST Att: 24,163 - Unknown - 64 F</p>									
Bill Bruton, L OBP: 0.296, SLG: 0.462 (1, 8)										4	1	1	2	0	0	2										
Al Kaline, R OBP: 0.393, SLG: 0.348 (1, 9)										4	1	1	1	1	1	1										
Rocky Colavito, R OBP: 0.333, SLG: 0.333 (1, 7)										4	1	3	1	0	0	1										
Bubba Phillips, R OBP: 0.333, SLG: 0.346 (1, 5)										4	1	1	0	0	1	2										
Norm Cash, L OBP: 0.476, SLG: 0.500 (1, 3)										2	0	0	0	1	0	2										
Gus Triandos, R OBP: 0.217, SLG: 0.250 (1, 2)										3	1	0	0	1	1	1										
Chico Fernandez, R OBP: 0.273, SLG: 0.286 (1, 6)										4	0	1	0	0	1	4										
Hank Aquirre, R OBP: 0.143, SLG: 0.143 (1, 1)										4	1	1	1	0	1	2										
Inning Stats	R: 2 E: 1 K: 1 S: 7	H: 1 LOB: 0 BB: 0 P: 7	R: 0 E: 0 K: 0 S: 3	H: 0 LOB: 1 BB: 1 P: 7	R: 0 E: 0 K: 0 S: 3	H: 0 LOB: 0 BB: 0 P: 3	R: 5 E: 1 K: 1 S: 10	H: 5 LOB: 1 BB: 1 P: 14	R: 0 E: 0 K: 2 S: 5	H: 1 LOB: 2 BB: 1 P: 12	R: 0 E: 0 K: 1 S: 6	H: 1 LOB: 0 BB: 0 P: 6	R: 0 E: 0 K: 0 S: 3	H: 0 LOB: 0 BB: 0 P: 3	R: 0 E: 0 K: 0 S: 3	H: 0 LOB: 1 BB: 1 P: 7	1B: 6 2B: 2 3B: 1 HR: 0	SF: 1 SAC: 1 DP: 1 HBP: 0	WP: 0 PB: 0 SB: 0 CS: 0	PA: 40						
PITCHER	IP WLS BF L	H R ER SO	BB IBB HBP BLK	WP HR S P	ERA WHIP	PITCHER										IP WLS BF H R ER SO	BB IBB HBP BLK	WP HR S P	ERA WHIP							
Whitely Ford, L ERA: 8.0 (1, 1)	4.0	6	7	5	2	1	0	0	0	0	0	0	23	31	11.25	1.750										
Jim Bouton, R ERA: 8.1 (5, 1)	2.0	2	0	0	3	1	0	0	0	0	0	0	13	17	0.00	1.500										
Bill Kunkel, R ERA: 1.8 (7, 1)	3.0	1	0	0	1	1	0	0	0	0	0	0	12	16	0.00	0.667										

Batter	1	2	3	4	5	6	7	8	9	AB	R	H	RBI	BB	SO	LOB	BOTTOM									
Tony Kubek, L OBP: 0.185, SLG: 0.222 (1, 6)										5	0	1	2	0	0	1	<p>Detroit Tigers @ New York Yankees Yankee Stadium, Bronx, NY</p> <p>Tue Apr 16 1963, 3:33 AM EST Att: 24,163 - Unknown - 64 F</p>									
Bobby Richardson, R OBP: 0.289, SLG: 0.360 (1, 4)										4	0	2	0	0	0	1										
Clete Boyer, R OBP: 0.348, SLG: 0.565 (1, 5)										4	0	1	0	0	0	1										
Tom Tresh, S OBP: 0.667, SLG: 1.000 (1, 7)										4	0	3	0	0	1	2										
Elston Howard, R OBP: 0.292, SLG: 0.545 (1, 2)										4	0	1	0	0	0	5										
Hector Lopez, R OBP: 0.217, SLG: 0.053 (1, 9)										4	0	0	0	0	1	2										
Joe Pepitone, L OBP: 0.250, SLG: 0.522 (1, 3)										3	1	0	0	1	2	0										
Jack Reed, R OBP: 0.250, SLG: 0.250 (1, 8)										4	0	1	0	0	1	1										
Whitely Ford, L Pedro Gonzalez, R Jim Bouton, R Dale Long, L Bill Kunkel, R Phil Linz, R (1, 1) (4, PH) (5, 1) (6, PH) (7, 1) (8, PH)										1	0	0	0	0	1	1										
Inning Stats	R: 0 E: 0 K: 1 S: 7	H: 2 LOB: 2 BB: 0 P: 7	R: 0 E: 0 K: 2 S: 8	H: 1 LOB: 1 BB: 0 P: 8	R: 0 E: 0 K: 0 S: 5	H: 2 LOB: 2 BB: 0 P: 5	R: 2 E: 0 K: 1 S: 7	H: 2 LOB: 1 BB: 1 P: 11	R: 0 E: 0 K: 2 S: 4	H: 0 LOB: 0 BB: 0 P: 4	R: 0 E: 0 K: 2 S: 7	H: 0 LOB: 0 BB: 0 P: 7	R: 0 E: 0 K: 0 S: 3	H: 0 LOB: 0 BB: 0 P: 3	R: 0 E: 1 K: 1 S: 6	H: 0 LOB: 1 BB: 0 P: 6	1B: 7 2B: 3 3B: 0 HR: 0	SF: 0 SAC: 0 DP: 2 HBP: 0	WP: 0 PB: 0 SB: 0 CS: 0	PA: 37						
PITCHER	IP WLS BF W	H R ER SO	BB IBB HBP BLK	WP HR S P	ERA WHIP	PITCHER										IP WLS BF H R ER SO	BB IBB HBP BLK	WP HR S P	ERA WHIP							
Hank Aquirre, L ERA: 1.5 (1, 1)	9.0	10	2	2	7	1	0	0	0	0	0	0	50	54	2.00	1.222										

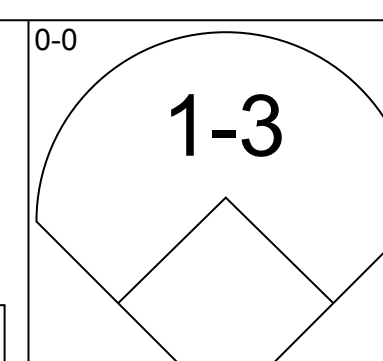
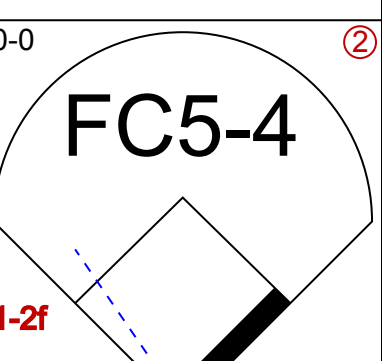
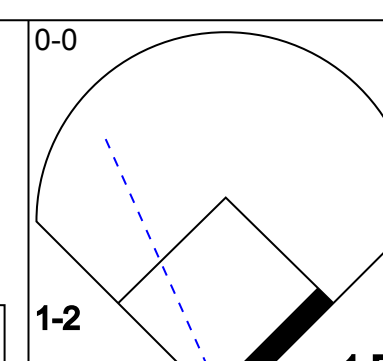
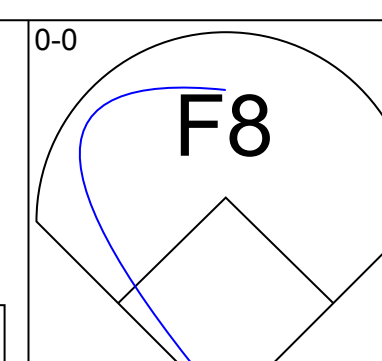
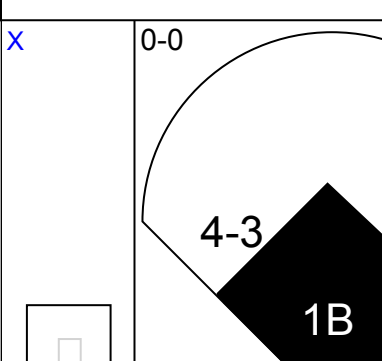
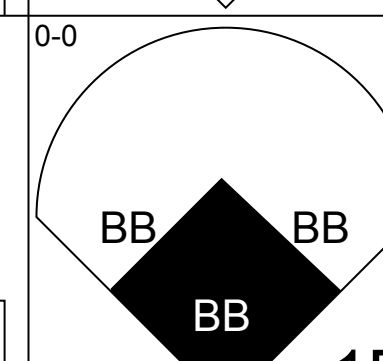
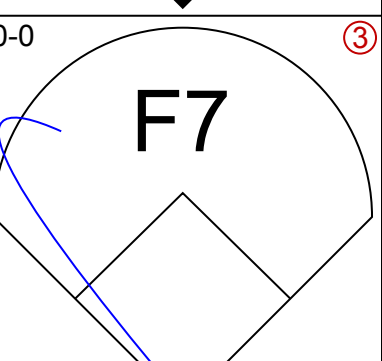
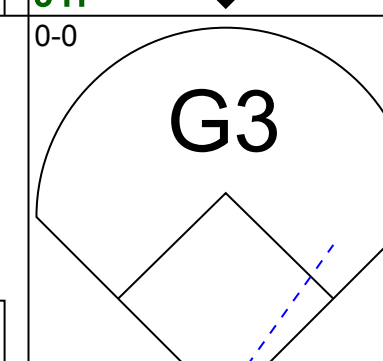
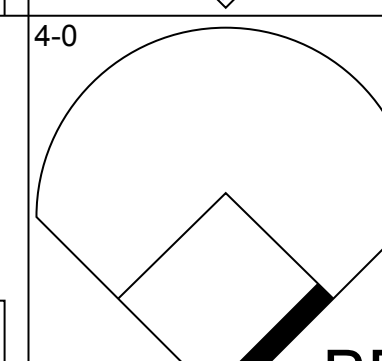
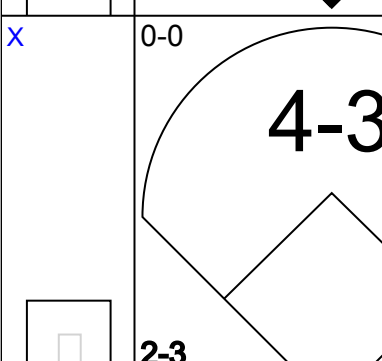
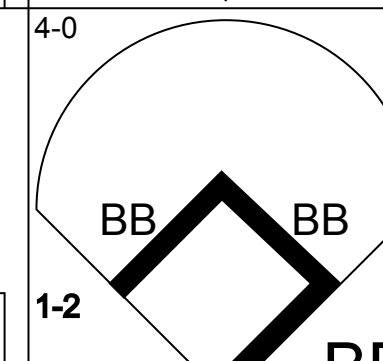
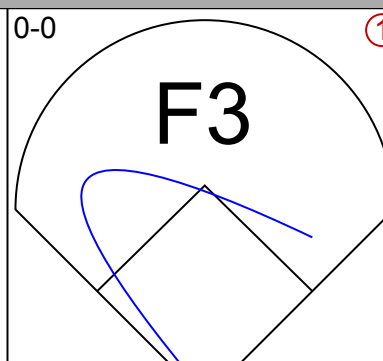
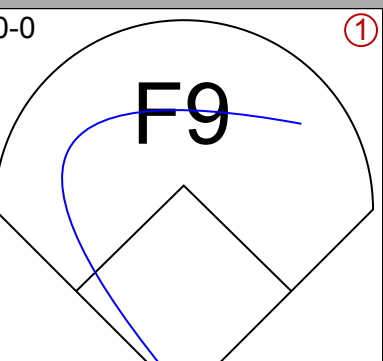
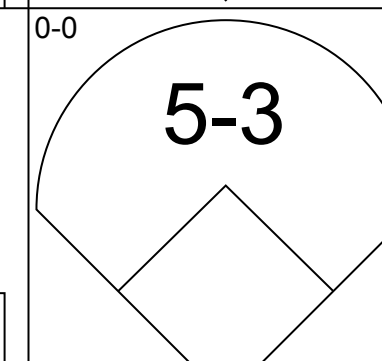
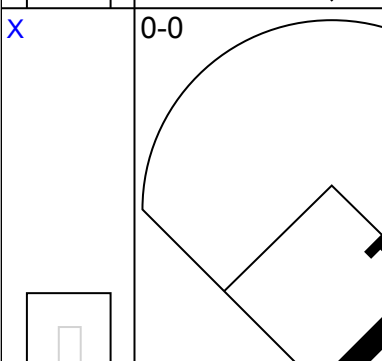
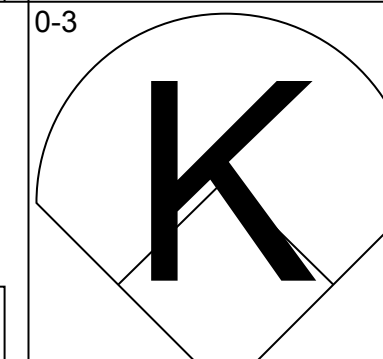
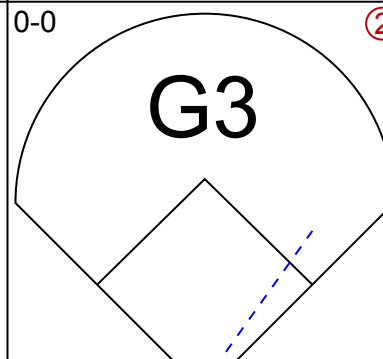
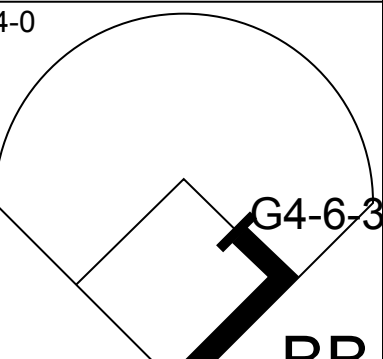
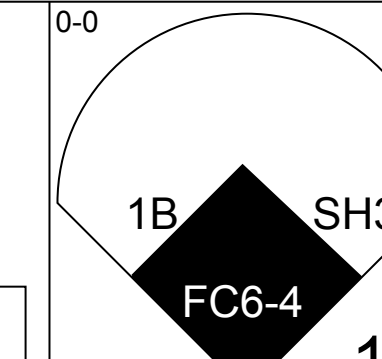
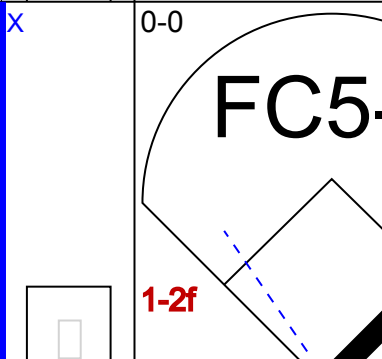
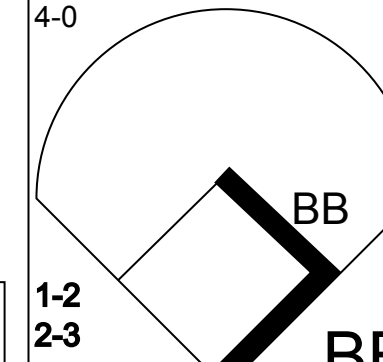
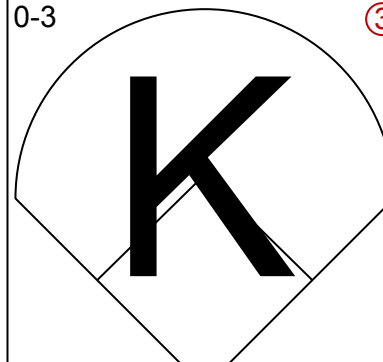
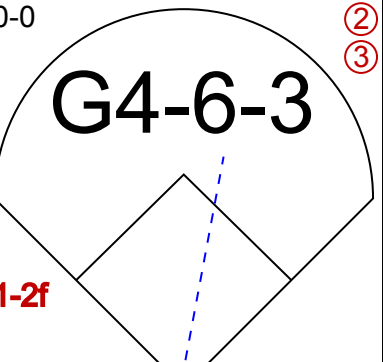
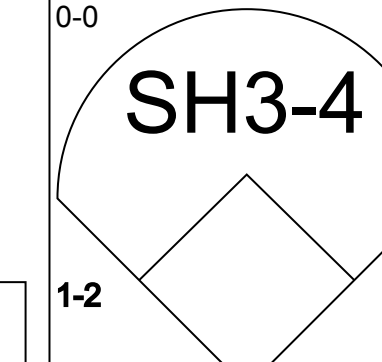

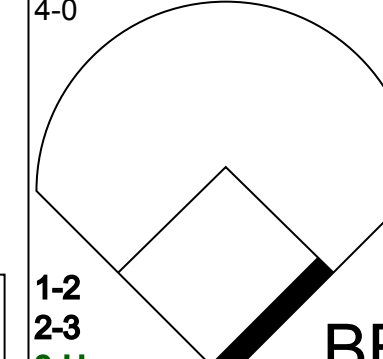


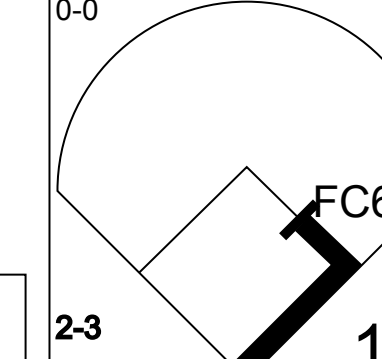
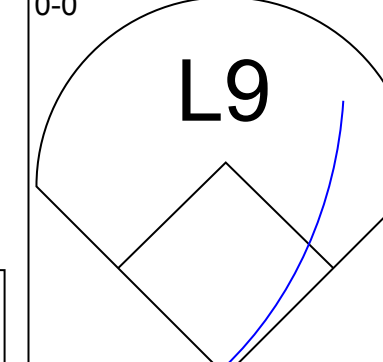
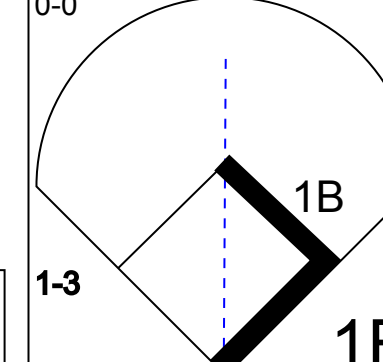

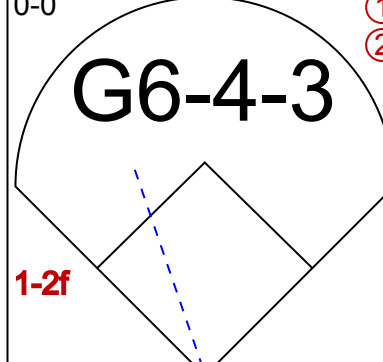
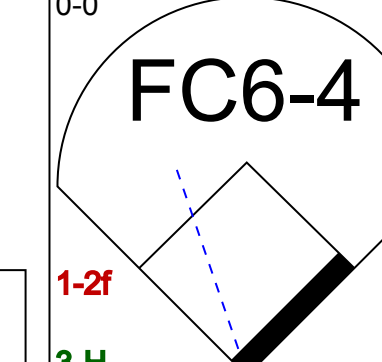


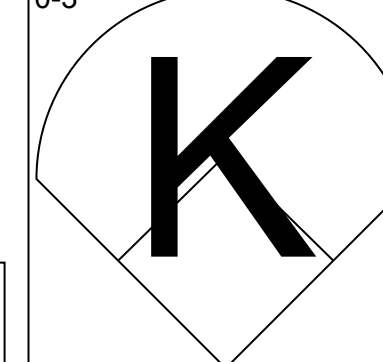

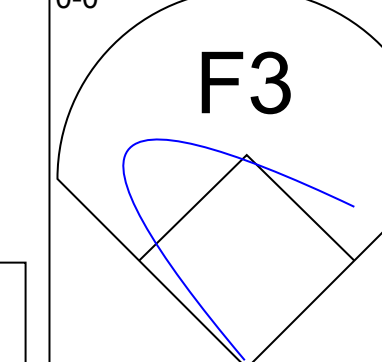
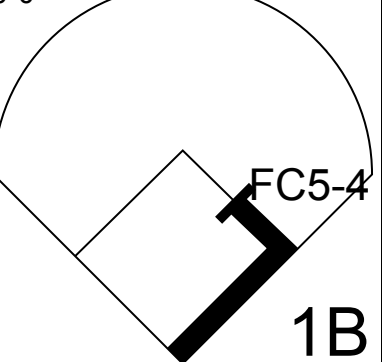
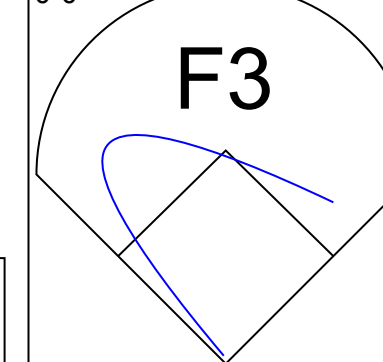


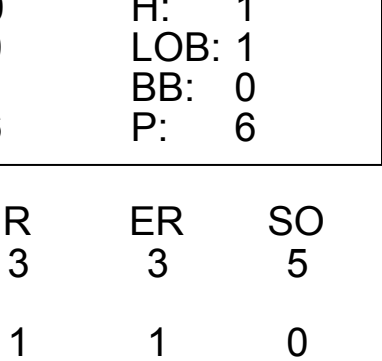
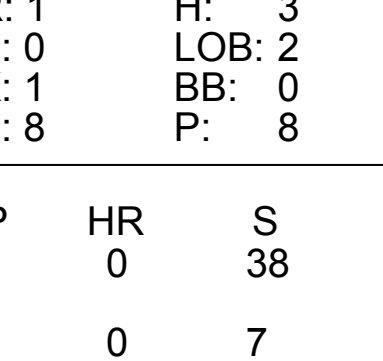
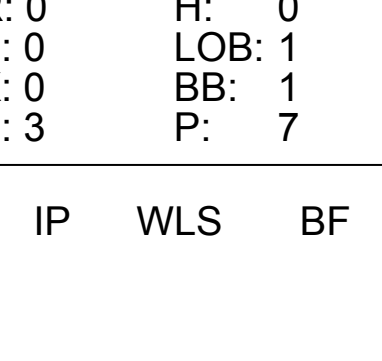
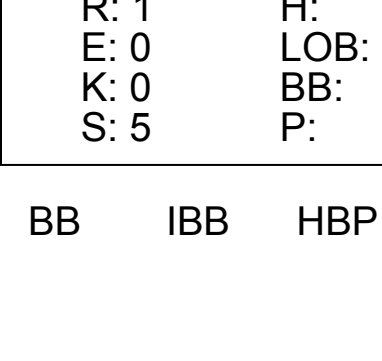
AB	33
R	7
H	9
RBI	5
BB	4
SO	6
LOB	15




Batter	1	2	3	4	5	6	7	8	9	AB	R	H	RBI	BB	SO	LOB	TOP																		
Tony Kubek, L (1,6) OBP: 0.194, SLG: 0.333										5	2	4	0	1	0		New York Yankees @ Washington Senators D.C. Stadium, Washington, DC Fri Apr 19 1963, 6:05 PM EST Att: 18,991 - Overcast - 81 F																		
Bobby Richardson, R (1,4) OBP: 0.229, SLG: 0.363										4	0	0	1	0	1	0																			
Clete Boyer, R (1,5) OBP: 0.344, SLG: 0.500										5	0	1	0	0	0	0																			
Tom Tresh, S (1,8) OBP: 0.500, SLG: 0.652										4	0	0	0	1	0	2																			
Elston Howard, R (1,2) OBP: 0.344, SLG: 0.733										4	1	2	1	0	0	0																			
Roger Maris, L (1,9) OBP: 0.500, SLG: 1.333										3	1	1	1	1	1	0																			
Jack Reed, R (9,9) OBP: 0.250, SLG: 0.250										0	0	0	0	0	0	0																			
Hector Lopez, R (1,7) OBP: 0.258, SLG: 0.296										4	2	2	0	0	1	3																			
Joe Pepitone, L (1,3) OBP: 0.250, SLG: 0.433										3	2	0	0	1	0	1																			
Stan Williams, R (1,1) OBP: 0.143, SLG: 0.143										3	0	0	1	0	2	1																			
Luis Arroyo, L (8,1)										0	0	0	0	0	0	0																			
Inning Stats	R: 0 E: 0 K: 1 S: 5	H: 0 LOB: 0 BB: 0 P: 5	R: 0 E: 0 K: 0 S: 3	H: 0 LOB: 0 BB: 0 P: 3	R: 1 E: 0 K: 0 S: 4	H: 1 LOB: 0 BB: 0 P: 4	R: 0 E: 0 K: 2 S: 8	H: 1 LOB: 3 BB: 2 P: 16	R: 2 E: 1 K: 1 S: 7	H: 1 LOB: 0 BB: 0 P: 7	R: 0 E: 0 K: 1 S: 5	H: 0 LOB: 0 BB: 0 P: 5	R: 0 E: 0 K: 1 S: 5	H: 0 LOB: 1 BB: 0 P: 5	R: 0 E: 1 K: 0 S: 4	H: 0 LOB: 1 BB: 0 P: 4	R: 5 E: 0 K: 0 S: 8	H: 5 LOB: 1 BB: 1 P: 12	1B: 3 2B: 2 3B: 0 HR: 3	SF: 1 SAC: 1 DP: 0 HBP: 0	WP: 0 PB: 0 SB: 0 CS: 0	PA: 40													
PITCHER	IP WLS BF H R ER SO BB IBB HBP BLK WP HR S P ERA WHIP																																		
Art Quirk, L (1,1) ERA: 2.57	7.0		27	3	3	2	6	2	0	0	0	0	0	0	1	37	45	2.57	0.714																
Jim Duckworth, R (8,1) ERA: 6.75	1.0	L	7	3	3	3	0	0	0	0	0	0	0	0	2	7	7	27.00	3.000																
Steve Hamilton, L (9,1) ERA: 13.5	1.0		6	2	2	2	0	1	0	0	0	0	0	0	0	5	9	18.00	3.000																

AB	35
R	8
H	8
RBI	8
BB	3
SO	6
LOB	7



Batter	1	2	3	4	5	6	7	8	9	AB	R	H	RBI	BB	SO	LOB	BOTTOM																		
Mary Breeding, R (1,4) OBP: 0.300, SLG: 0.296										5	1	2	1	0	0	1	New York Yankees @ Washington Senators D.C. Stadium, Washington, DC Fri Apr 19 1963, 6:05 PM EST Att: 18,991 - Overcast - 81 F																		
Dick Phillips, L (1,3) OBP: 0.286, SLG: 0.231										4	1	1	0	1	0	4																			
Chuck Hinton, R (1,9) OBP: 0.333, SLG: 0.393										4	0	1	1	1	0	1																			
Bobo Osborne, L (1,5) OBP: 0.379, SLG: 0.348										3	0	1	0	1	1	2																			
Chuck Cottier, R (8, PR) (9, 4)										1	1	0	0	0	0	1																			
Minnie Minoso, R (1,7) OBP: 0.407, SLG: 0.263										2	0	0	0	1	1	1																			
Don Lock, R (1,8) OBP: 0.414, SLG: 0.417										3	1	3	1	1	0	0																			
Don Leppert, R (1,2) OBP: 0.400, SLG: 0.889										4	0	1	1	0	0	5																			
Ed Brinkman, R (1,6) OBP: 0.200, SLG: 0.250										4	0	0	0	0	3	3																			
Art Quirk, R (1,1) OBP: 0.500, SLG: 0.500										2	0	1	0	0	0	2																			
Lou Klimchok, L (7, PH)										1	0	0	0	0	0	0																			
Jim Duckworth, R (8,1)										0	0	0	0	0	0	0																			
Steve Hamilton, L (9,1)										0	0	0	0	0	0	0																			
Johnny Schaive, R (9, PH)										1	0	0	0	0	0	0																			
Inning Stats	R: 1 E: 0 K: 1 S: 6	H: 1 LOB: 3 BB: 3 P: 18	R: 0 E: 0 K: 1 S: 6	H: 1 LOB: 1 BB: 0 P: 6	R: 0 E: 0 K: 1 S: 5	H: 0 LOB: 0 BB: 0 P: 5	R: 1 E: 0 K: 1 S: 8	H: 3 LOB: 2 BB: 0 P: 8	R: 0 E: 0 K: 0 S: 2	H: 0 LOB: 0 BB: 1 P: 6	R: 0 E: 0 K: 1 S: 5	H: 1 LOB: 0 BB: 0 P: 5	R: 0 E: 0 K: 0 S: 3	H: 0 LOB: 1 BB: 1 P: 7	R: 1 E: 0 K: 0 S: 5	H: 2 LOB: 1 BB: 0 P: 5	R: 1 E: 0 K: 0 S: 5	H: 2 LOB: 1 BB: 0 P: 5	1B: 9 2B: 1 3B: 0 HR: 0	SF: 0 SAC: 1 DP: 2 HBP: 0	WP: 0 PB: 0 SB: 0 CS: 0	PA: 40													
PITCHER	IP WLS BF H R ER SO BB IBB HBP BLK WP HR S P ERA WHIP																																		
Stan Williams, R (1,1) ERA: 2.2	7.1		33	8	3	3	3	5	0	0	0	0	0	0	0	38	58	3.68	1.773																
Luis Arroyo, L (8,1) ERA: 5.4	1.2	W	7	2	1	1	0	0	0	0	0	0	0	0	7	7	5.40	1.200																	

AB	34
R	4
H	10
RBI	4
BB	5
SO	5
LOB	20



Batter	1	2	3	4	5	6	7	8	9	AB	R	H	RBI	BB	SO	LOB	TOP
Tony Kubek, L OBP: 0.200, SLG: 0.325 (1, 6)	F8		FC6-4 1B		FC4-6			F8		4	0	1	0	0	0	1	
Bobby Richardson, R OBP: 0.266, SLG: 0.270 (1, 4)	F8		FC6-4 1-2		F8			5-3		4	0	0	0	0	0	2	
Joe Pepitone, L OBP: 0.250, SLG: 0.412 (1, 3)			G3					L9		4	0	1	0	0	0	1	
Tom Tresh, S OBP: 0.471, SLG: 0.577 (1, 8)	G3			FC3-6 BB				B1-3		3	0	0	0	1	0	1	
Roger Maris, L OBP: 0.500, SLG: 1.333 (1, 9)		3-1		FC3-6 F9 1-2				FC4-6 BB		3	1	1	1	1	0	1	
Elston Howard, R OBP: 0.306, SLG: 0.647 (1, 2)		1-3		F9 2-3				FC4-6 1-2		4	0	0	0	0	0	2	
Hector Lopez, R OBP: 0.257, SLG: 0.290 (1, 7)				K				1-3		4	0	1	0	0	1	1	
Clete Boyer, R OBP: 0.314, SLG: 0.457 (1, 5)		1-3						F8		3	0	0	0	0	0	1	
Bill Stafford, R OBP: 0.285, SLG: 0.250 (1, 1)								F9		1	0	0	0	0	0	0	
Bill Kunkel, R OBP: 0.267, SLG: 0.500 (3, 1)								FC4-6 1B		0	0	0	0	0	0	0	
Dale Long, L OBP: 0.267, SLG: 0.500 (5, Ph)										1	0	1	0	0	0	0	
Hal Reniff, R OBP: 0.290, SLG: 0.325 (5, 1)										0	0	0	0	0	0	0	
Johnny Blanchard, L OBP: 0.290, SLG: 0.325 (7, Ph)										1	0	0	0	0	0	0	
Marshall Bridges, S OBP: 0.290, SLG: 0.325 (7, 1)										0	0	0	0	0	0	0	
Inning Stats	R: 0 E: 0 K: 0 S: 4	H: 1 LOB: 1 BB: 0 P: 4	R: 0 E: 0 K: 0 S: 4	H: 1 LOB: 1 BB: 0 P: 4	R: 0 E: 0 K: 1 S: 5	H: 0 LOB: 1 BB: 0 P: 9	R: 0 E: 0 K: 0 S: 3	H: 1 LOB: 1 BB: 0 P: 4	R: 0 E: 0 K: 0 S: 3	H: 0 LOB: 0 BB: 0 P: 3	R: 0 E: 0 K: 0 S: 3	H: 0 LOB: 0 BB: 0 P: 3	R: 1 E: 0 K: 0 S: 4	H: 1 LOB: 0 BB: 0 P: 4	1B: 4 2B: 0 3B: 0 HR: 1	SF: 0 SAC: 0 DP: 0 HBP: 0	WP: 0 PA: 34 PB: 0 SB: 0 CS: 0
PITCHER Dave Stenhouse, R ERA: 1.0 (1, 1)	IP: 9.0 WLS: W BF: 34 H: 5 R: 1 ER: 1 SO: 1 BB: 2 IBB: 0 HBP: 0 BLK: 0 WP: 0 HR: 1 S: 34 P: 42 ERA: 1.00 WHIP: 0.778																

New York Yankees @ Washington Senators
D.C. Stadium, Washington, DC
Sat Apr 20 1963, 6:05 PM EST
Att: 16,563 - Unknown - 70 F

AB	32
R	1
H	5
RBI	1
BB	2
SO	1
LOB	10



Batter	1	2	3	4	5	6	7	8	9	AB	R	H	RBI	BB	SO	LOB	BOTTOM
Mary Breeding, R OBP: 0.314, SLG: 0.387 (1, 4)	HR	F3		5-3		3B BB		F7		4	2	1	1	1	0	1	
Dick Phillips, L OBP: 0.283, SLG: 0.222 (1, 3)	4-3		1B E	F6		F9		1-3		5	1	1	0	0	0	1	
Chuck Hinton, R OBP: 0.429, SLG: 0.594 (1, 9)	HR		1B E	1B		3B		BB		4	2	4	1	1	0	0	
Bobo Osborne, L OBP: 0.353, SLG: 0.429 (1, 5)	HR		E4 1B	5-3		1-3		1-3		5	2	1	3	0	0	4	
Minnie Minoso, R OBP: 0.387, SLG: 0.261 (1, 7)	F4		F7			G6-3 BB		1-3		4	0	1	0	0	0	2	
Don Lock, R OBP: 0.424, SLG: 0.407 (1, 8)	K		1B			G6-3 BB		K		3	0	1	1	1	2	0	
Don Leppert, R OBP: 0.417, SLG: 0.818 (1, 2)			5-3			G6-3 1-2 2-3		1B		4	0	2	1	0	0	2	
Ed Brinkman, R OBP: 0.207, SLG: 0.250 (1, 6)		F7	F2			6-3		1B		4	0	1	0	0	0	3	
Dave Stenhouse, R OBP: 0.250, SLG: 0.250 (1, 1)			1-3			L9		K		4	0	1	0	0	1	4	
Inning Stats	R: 3 E: 0 K: 1 S: 8	H: 3 LOB: 0 BB: 0 P: 8	R: 0 E: 0 K: 0 S: 4	H: 1 LOB: 0 BB: 0 P: 4	R: 3 E: 1 K: 0 S: 8	H: 4 LOB: 2 BB: 0 P: 8	R: 0 E: 0 K: 0 S: 4	H: 1 LOB: 1 BB: 0 P: 4	R: 0 E: 0 K: 2 S: 9	H: 2 LOB: 2 BB: 0 P: 9	R: 0 E: 0 K: 0 S: 3	H: 0 LOB: 1 BB: 1 P: 7	R: 0 E: 0 K: 0 S: 3	H: 0 LOB: 1 BB: 1 P: 7	1B: 9 2B: 0 3B: 2 HR: 2	SF: 0 SAC: 0 DP: 1 HBP: 0	WP: 0 PA: 40 PB: 0 SB: 1 CS: 0
PITCHER Bill Stafford, R ERA: 5.0 Bill Kunkel, R ERA: 1.35 Hal Reniff, R ERA: 4.5 Marshall Bridges, L ERA: (1, 1) (3, 1) (5, 1) (7, 1)	IP: 2.1 WLS: L BF: 15 H: 7 R: 6 ER: 5 SO: 1 BB: 0 IBB: 0 HBP: 0 BLK: 0 WP: 0 HR: 0 S: 17 P: 17 ERA: 19.29 WHIP: 3.000																

New York Yankees @ Washington Senators
D.C. Stadium, Washington, DC
Sat Apr 20 1963, 6:05 PM EST
Att: 16,563 - Unknown - 70 F

AB	37
R	7
H	13
RBI	7
BB	3
SO	3
LOB	17



Batter	1	2	3	4	5	6	7	8	9	AB	R	H	RBI	BB	SO	LOB	TOP			
Tony Kubek, L (1, 6) OBP: 0.178, SLG: 0.289										5	0	0	0	0	1	3				
Bobby Richardson, R (1, 4) OBP: 0.250, SLG: 0.333										5	2	3	2	0	0	1				
Clete Boyer, R (1, 5) OBP: 0.325, SLG: 0.475										5	2	2	0	0	0	1				
Tom Tresh, S (1, 8) OBP: 0.487, SLG: 0.700										4	1	3	3	0	0	1				
Roger Maris, L (1, 9) OBP: 0.385, SLG: 0.800										4	0	0	0	1	1	3				
Jack Reed, R (9, 9) OBP: 0.250, SLG: 0.250										0	0	0	0	0	0	0				
Elston Howard, R (1, 2) OBP: 0.317, SLG: 0.667										5	0	2	2	0	0	2				
Hector Lopez, R (1, 7) OBP: 0.282, SLG: 0.294										3	1	1	0	1	0	2				
Joe Pepitone, L (1, 3) OBP: 0.225, SLG: 0.368										4	1	0	0	0	0	4				
Ralph Terry, R (1, 1) OBP: 0.125, SLG: 0.125										1	0	0	0	0	0	0				
Jim Bouton, R (2, 1) OBP: 0.333, SLG: 0.333										3	0	1	0	0	2	2				
Inning Stats	R: 2 E: 0 K: 1 S: 8	H: 3 LOB: 3 BB: 2 P: 16	R: 0 E: 0 K: 0 S: 3	H: 0 LOB: 0 BB: 0 P: 3	R: 1 E: 0 K: 1 S: 6	H: 1 LOB: 0 BB: 0 P: 6	R: 2 E: 1 K: 1 S: 8	H: 2 LOB: 1 BB: 0 P: 8	R: 0 E: 0 K: 0 S: 4	H: 0 LOB: 1 BB: 0 P: 5	R: 2 E: 0 K: 0 S: 6	H: 2 LOB: 1 BB: 0 P: 6	R: 0 E: 0 K: 0 S: 4	H: 1 LOB: 1 BB: 0 P: 4	R: 0 E: 0 K: 0 S: 4	H: 1 LOB: 0 BB: 0 P: 4	1B: 7 2B: 4 3B: 0 HR: 1	SF: 1 SAC: 0 DP: 0 HBP: 0	WP: 0 PB: 0 SB: 2 CS: 0	PA: 42
PITCHER	IP WLS BF H R ER SO BB IBB HBP BLK WP HR S P ERA WHIP																			
Claude Osteen, L (1, 1) ERA: 3.6	4.0	L	21	6	5	3	3	1	1	0	0	0	0	0	1	25	33	6.75	1.750	
Jim Bronstad, R (5, 1) ERA: 2.57	4.0	L	17	5	2	2	1	0	0	0	0	0	0	0	0	19	19	4.50	1.250	
Jim Hannan, R (9, 1) ERA:	1.0		4	1	0	0	0	0	0	0	0	0	0	0	0	4	4	0.00	1.000	

New York Yankees @ Washington Senators
D.C. Stadium, Washington, DC
Sun Apr 21 1963, 3:33 AM EST
Att: 15,007 - Unknown

AB	39
R	7
H	12
RBI	7
BB	2
SO	4
LOB	19



Batter	1	2	3	4	5	6	7	8	9	AB	R	H	RBI	BB	SO	LOB	BOTTOM					
Mary Breeding, R (1, 4) OBP: 0.308, SLG: 0.371										4	0	1	0	0	0	1						
Ken Retzer, L (9, PH) OBP: 0.750, SLG: 0.600										1	0	0	0	0	0	0						
Dick Phillips, L (1, 3) OBP: 0.292, SLG: 0.261										5	1	2	1	0	0	1						
Chuck Hinton, R (1, 9) OBP: 0.425, SLG: 0.595										5	1	2	0	0	0	2						
Bobo Osborne, L (1, 5) OBP: 0.368, SLG: 0.469										4	1	2	1	0	0	1						
Minnie Minoso, R (1, 7) OBP: 0.371, SLG: 0.259										4	0	1	1	0	0	3						
Don Lock, R (1, 8) OBP: 0.432, SLG: 0.400										3	1	1	0	1	2	2						
Don Leppert, R (1, 2) OBP: 0.429, SLG: 0.808										4	1	2	2	0	0	2						
Ed Brinkman, R (1, 6) OBP: 0.212, SLG: 0.250										4	0	1	0	0	0	1						
Claude Osteen, L (1, 1) OBP: 0.429, SLG: 0.429										1	1	1	1	0	0	0						
Lou Klimchok, L (4, PH)										1	0	0	0	0	0	0						
Jim Bronstad, R (5, 1) ERA: 2.7										1	0	0	0	0	1	0						
Jim King, L (8, PH)										1	0	0	0	0	0	0						
Jim Hannan, R (9, 1) ERA: 4.22										0	0	0	0	0	0	0						
Inning Stats	R: 1 E: 0 K: 0 S: 5	H: 2 LOB: 1 BB: 0 P: 5	R: 3 E: 1 K: 0 S: 6	H: 3 LOB: 1 BB: 1 P: 10	R: 0 E: 0 K: 0 S: 4	H: 2 LOB: 1 BB: 0 P: 4	R: 0 E: 0 K: 0 S: 4	H: 1 LOB: 1 BB: 0 P: 4	R: 1 E: 0 K: 1 S: 8	H: 4 LOB: 2 BB: 0 P: 8	R: 0 E: 0 K: 1 S: 5	H: 0 LOB: 0 BB: 0 P: 5	R: 1 E: 0 K: 1 S: 6	H: 1 LOB: 0 BB: 0 P: 6	R: 0 E: 0 K: 0 S: 3	H: 0 LOB: 0 BB: 0 P: 3	R: 0 E: 0 K: 0 S: 3	H: 0 LOB: 0 BB: 0 P: 3	1B: 10 2B: 3 3B: 0 HR: 0	SF: 0 SAC: 0 DP: 1 HBP: 0	WP: 0 PB: 0 SB: 0 CS: 0	PA: 39
PITCHER	IP WLS BF H R ER SO BB IBB HBP BLK WP HR S P ERA WHIP																					
Ralph Terry, R (1, 1) ERA: 2.7	1.2	W	11	5	4	3	0	1	0	0	0	0	0	0	10	14	16.20	3.600				
Jim Bouton, R (2, 1) ERA: 4.22	7.1	W	28	8	2	2	3	0	0	0	0	0	0	34	34	2.46	1.091					

New York Yankees @ Washington Senators
D.C. Stadium, Washington, DC
Sun Apr 21 1963, 3:33 AM EST
Att: 15,007 - Unknown

AB	38
R	6
H	13
RBI	6
BB	1
SO	3
LOB	13



Batter	1	2	3	4	5	6	7	8	9	10	11	12	AB	R	H	RBI	BB	SO	LOB	TOP		
Jim Landis, R OBP: 0.286, SLG: 0.290													3	2	1	0	2	0	0			
Nellie Fox, L OBP: 0.333, SLG: 0.273													6	2	3	0	0	1	1			
Pete Ward, L OBP: 0.388, SLG: 0.450													4	1	1	0	2	1	3			
Floyd Robinson, L OBP: 0.444, SLG: 0.300													4	0	2	2	0	2	1			
Mike Hershberger, R OBP: 0.299, SLG: 0.167													1	0	1	2	1	0	0			
Joe Cunningham, L OBP: 0.375, SLG: 0.350													3	0	0	1	0	0	2			
Charlie Maxwell, L OBP: 0.100, SLG: 0.100													2	0	0	0	0	0	4			
Dave Nicholson, R OBP: 0.263, SLG: 0.395													5	0	0	0	0	2	3			
Ron Hansen, R OBP: 0.302, SLG: 0.342													5	0	0	0	0	0	3			
J.C. Martin, L OBP: 0.167, SLG: 0.261														5	0	0	0	0	1	0		
Juan Pizarro, L OBP: 0.250, SLG: 0.250													3	0	0	0	0	0	0			
Hoyt Wilhelm, R OBP: 0.250, SLG: 0.250													2	1	1	0	0	1	0			
Inning Stats	R: 3 E: 0 K: 1 S: 5	H: 2 LOB: 1 BB: 2 P: 13	R: 1 E: 1 K: 0 S: 4	H: 1 LOB: 1 BB: 1 P: 8	R: 0 E: 0 K: 0 S: 3	H: 1 LOB: 1 BB: 0 P: 4	R: 0 E: 0 K: 0 S: 3	H: 0 LOB: 0 BB: 0 P: 3	R: 0 E: 0 K: 1 S: 5	H: 0 LOB: 0 BB: 0 P: 5	R: 0 E: 0 K: 1 S: 6	H: 1 LOB: 1 BB: 0 P: 6	R: 0 E: 0 K: 1 S: 5	H: 0 LOB: 0 BB: 0 P: 5	R: 0 E: 0 K: 1 S: 5	H: 0 LOB: 0 BB: 0 P: 5	R: 2 E: 1 K: 1 S: 8	H: 3 LOB: 1 BB: 0 P: 8	1B: 7 2B: 2 3B: 0 HR: 0	SF: 0 SAC: 1 DP: 1 HBP: 1	WP: 0 PB: 0 CS: 0	PA: 50
PITCHER	IP WLS BF H R ER SO BB IBB HBP BLK WP HR S P ERA WHIP	IP WLS BF H R ER SO BB IBB HBP BLK WP HR S P ERA WHIP																				
Stan Williams, R ERA: 3.26	(1, 1)	3.0	16	4	4	3	0	0	0	0	0	0	0	0	0	13	13	0.00	0.000			
Bill Stafford, R ERA: 3.75	(4, 1)	3.0	9	0	0	0	2	0	0	0	0	0	0	0	0	13	13	0.00	0.000			
Hal Reniff, R ERA: 3.38	(7, 1)	2.0	7	1	0	0	1	0	0	0	0	0	0	0	9	9	0.00	0.500				
Jim Bouton, R ERA: 3.55	(9, 1)	2.0	9	1	0	0	3	2	0	0	0	0	0	0	13	21	0.00	1.500				
Luis Arroyo, L ERA: 9.0	(11, 1)	1.1	L	6	2	2	2	1	0	0	0	0	0	0	8	8	13.50	1.500				

Chicago White Sox @ New York Yankees
Yankee Stadium, Bronx, NY
Wed Apr 24, 1963, 3:33 AM EST
Att. 4,525 - Overcast - 52 F

AB 43
R 6
H 9
RBI 5
BB 5
SO 8
LOB 17





Batter	1	2	3	4	5	6	7	8	9	10	11	12	AB	R	H	RBI	BB	SO	LOB	BOTTOM				
Hector Lopez, R OBP: 0.273, SLG: 0.282													5	0	1	0	0	1	0					
Bobby Richardson, R OBP: 0.224, SLG: 0.298													5	0	0	0	0	0	0					
Clete Boyer, R OBP: 0.289, SLG: 0.422													5	0	0	0	0	0	0					
Tom Tresh, S OBP: 0.455, SLG: 0.618													4	1	0	0	1	1	0					
Euston Howard, R OBP: 0.304, SLG: 0.636													5	1	1	0	0	1	1					
Roger Maris, L OBP: 0.429, SLG: 0.818													1	0	1	0	0	0	0					
Jack Reed, R OBP: 0.300, SLG: 0.450													4	2	2	1	0	0	0					
Harry Bright, R OBP: 0.333, SLG: 0.500													5	0	2	2	0	1	0					
Tony Kubek, L OBP: 0.163, SLG: 0.265													4	0	0	0	0	1	3					
Ben Williams, R ERA: 1.01																								
Inning Stats	R: 0 E: 0 K: 1 S: 5	H: 0 LOB: 0 BB: 0 P: 5	R: 0 E: 0 K: 1 S: 7	H: 2 LOB: 2 BB: 0 P: 7	R: 0 E: 0 K: 0 S: 3	H: 0 LOB: 0 BB: 0 P: 3	R: 0 E: 0 K: 0 S: 3	H: 0 LOB: 0 BB: 0 P: 3	R: 0 E: 0 K: 0 S: 5	H: 0 LOB: 1 BB: 1 P: 9	R: 0 E: 0 K: 0 S: 3	H: 0 LOB: 0 BB: 0 P: 3	R: 2 E: 0 K: 0 S: 5	H: 2 LOB: 0 BB: 0 P: 5	R: 0 E: 0 K: 0 S: 3	H: 1 LOB: 0 BB: 0 P: 3	R: 0 E: 0 K: 1 S: 5	H: 0 LOB: 0 BB: 0 P: 5	R: 0 E: 0 K: 1 S: 5	H: 0 LOB: 0 BB: 0 P: 5	1B: 3 2B: 3 3B: 1 HR: 0	SF: 0 SAC: 0 DP: 0 HBP: 0	WP: 0 PB: 1 CS: 1	PA: 44
PITCHER	IP WLS BF H R ER SO BB IBB HBP BLK WP HR S P ERA WHIP	IP WLS BF H R ER SO BB IBB HBP BLK WP HR S P ERA WHIP																						
Juan Pizarro, L ERA: 1.01	(1, 1)	8.2	33	6	4	3	3	1	0	0	0	0	0	0	0	38	42	3.12	0.808					
Hoyt Wilhelm, R ERA:	(9, 1)	3.1	W	10	1	0	0	2	0	0	0	0	0	0	14	14	0.00	0.300						

Chicago White Sox @ New York Yankees
Yankee Stadium, Bronx, NY
Wed Apr 24, 1963, 3:33 AM EST
Att. 4,525 - Overcast - 52 F

AB 42
R 4
H 7
RBI 3
BB 1
SO 5
LOB 4



Batter	1	2	3	4	5	6	7	8	9	AB	R	H	RBI	BB	SO	LOB	TOP			
Vic Davallilo, L (1.8) OBP: 0.347, SLG: 0.438	0-0 FC5-4 1B		0-0 FC4-6 1B		0-0 1B		0-0 F4			4	0	3	0	0	0	1	Cleveland Indians @ New York Yankees Yankee Stadium, Bronx, NY Sat Apr 27 1963, 3:33 AM EST Att: 16,375 - Unknown - 60 F			
Tony Martinez, R (1.6) OBP: 0.196, SLG: 0.163	0-0 FC5-4 1B 1-2		0-0 FC4-6 1-2		0-0 F7			0-0 4-3		4	1	0	0	0	0	3				
Al Luplow, L (1.9) OBP: 0.125, SLG: 0.167	0-0 F4		0-3 K		0-3 K2-3			0-0 F3		4	0	0	0	0	2	3				
Fred Whitfield, L (1.3) OBP: 0.185, SLG: 0.296	0-0 1B 1-3		0-0 1-3			0-3 K		0-0 F3		4	0	1	0	0	1	1				
John Romano, R (1.2) OBP: 0.317, SLG: 0.487	0-0 1-2 3H 1B			0-0 F8		0-0 F5			0-0 5-3		4	0	1	1	0	0				
Tito Francona, L (1.7) OBP: 0.279, SLG: 0.381	0-0 4-3		0-0 F3		0-0 F4			0-0 F8		4	0	0	0	0	0	2				
Max Alvis, R (1.5) OBP: 0.295, SLG: 0.439		0-0 F5		0-0 1B			0-0 6-3		0-3 K		4	0	1	0	0	1				
Woodie Held, R (1.4) OBP: 0.457, SLG: 0.741		0-0 F4		0-0 5-3			0-0 1B			3	0	1	0	0	0	1				
Dick Donovan, L (1.1) Bob Allen, L (6.1) Willie Kirkland, L (7. PH) Ron Nischwitz, S (7.1)		0-3 K		0-3 K		0-3 K		0-0 F7		2	0	0	0	0	0	2	AB 34 R 1 H 7 RBI 1 BB 0 SO 6 LOB 12 			
Inning Stats	R: 1 E: 0 K: 0 S: 6	H: 3 LOB: 2 BB: 0 P: 6	R: 0 E: 0 K: 1 S: 5	H: 0 LOB: 0 BB: 0 P: 5	R: 0 E: 0 K: 1 S: 6	H: 1 LOB: 1 BB: 0 P: 6	R: 0 E: 0 K: 0 S: 4	H: 1 LOB: 1 BB: 0 P: 4	R: 0 E: 0 K: 2 S: 8	H: 0 LOB: 0 BB: 0 P: 5	R: 0 E: 0 K: 0 S: 4	H: 1 LOB: 1 BB: 0 P: 4	R: 0 E: 0 K: 0 S: 3	H: 0 LOB: 0 BB: 0 P: 3	R: 0 E: 0 K: 1 S: 5	H: 0 LOB: 0 BB: 0 P: 5		1B: 7 2B: 0 3B: 0 HR: 0	SF: 0 SAC: 0 DP: 0 HBP: 0	WP: 0 PB: 0 SB: 0 CS: 0
PITCHER Ralph Terry, R (1.1) ERA: 2.27	IP: 9.0 WLS: W BF: 34 H: 7 R: 1 ER: 1 SO: 6 BB: 0 IBB: 0 HBP: 0 BLK: 0 WP: 0 HR: 0 S: 46 P: 46 ERA: 1.00 WHIP: 0.778															PITCHER				

Batter	1	2	3	4	5	6	7	8	9	AB	R	H	RBI	BB	SO	LOB	BOTTOM			
Tony Kubek, L (1.6) OBP: 0.185, SLG: 0.278	0-0 BB 4-3 1B	0-0 FC6-4 1-2		0-0 FC6-4 1-2		0-3 K		0-0 FC6-4 1B		5	1	2	0	0	1	4	Cleveland Indians @ New York Yankees Yankee Stadium, Bronx, NY Sat Apr 27 1963, 3:33 AM EST Att: 16,375 - Unknown - 60 F			
Bobby Richardson, R (1.4) OBP: 0.222, SLG: 0.288	0-0 4-3 1B		0-0 5-3		0-0 L7		0-0 F2	0-0 FC6-4 1-2		5	0	1	0	0	0	1				
Tom Tresh, S (1.7) OBP: 0.429, SLG: 0.641	0-0 F8		0-0 B3		0-0 HR		0-0 F3	0-0 FC6-4 1-2		5	1	1	1	0	0	3				
Mickey Mantle, S (1.8) OBP: 0.471, SLG: 0.800	4-0 1-2 2-3 BB		0-3 K		0-3 K		0-3 K			3	0	0	0	1	3	0				
Joe Pepitone, L (1.3) OBP: 0.244, SLG: 0.442	0-0 4-3			0-0 HR	0-0 L6			0-0 1B HR		4	2	2	2	0	0	2				
Euston Howard, R (1.2) OBP: 0.320, SLG: 0.617	0-0 L6			0-0 HR	0-0 F8		4-0 1B BB	0-0 1B HR		3	1	1	0	1	0	2				
Hector Lopez, R (1.9) OBP: 0.313, SLG: 0.357		0-0 FC6-4 1B		0-0 E 3B		0-0 F3		4-0 HR IBB		3	2	2	0	1	0	1				
Clete Boyer, R (1.5) OBP: 0.306, SLG: 0.490		0-0 F8		0-0 L4		0-0 1B		0-0 HR		4	1	2	4	0	0	2				
Ralph Terry, R (1.1) OBP: 0.083, SLG: 0.083	0-0 F7		0-0 E5 3H		0-0 F5			0-3 K		4	0	0	0	0	1	3	AB 36 R 8 H 11 RBI 7 BB 3 SO 5 LOB 18 			
Inning Stats	R: 1 E: 0 K: 0 S: 5	H: 2 LOB: 1 BB: 1 P: 9	R: 0 E: 0 K: 0 S: 4	H: 1 LOB: 0 BB: 0 P: 4	R: 0 E: 0 K: 1 S: 5	H: 0 LOB: 0 BB: 0 P: 5	R: 2 E: 1 K: 0 S: 6	H: 2 LOB: 1 BB: 0 P: 6	R: 1 E: 0 K: 1 S: 6	H: 1 LOB: 0 BB: 1 P: 10	R: 0 E: 0 K: 1 S: 5	H: 0 LOB: 0 BB: 0 P: 5	R: 0 E: 0 K: 1 S: 9	H: 4 LOB: 1 BB: 1 P: 13	R: 4 E: 0 K: 1 S: 9	H: 4 LOB: 1 BB: 1 P: 13		1B: 7 2B: 0 3B: 1 HR: 3	SF: 0 SAC: 0 DP: 0 HBP: 0	WP: 0 PB: 0 SB: 0 CS: 0
PITCHER Dick Donovan, R (1.1) ERA: 3.5 Bob Allen, L (6.1) ERA: 3.18 Ron Nischwitz, L (7.1) ERA: 23.14	IP: 5.2 WLS: L BF: 27 H: 7 R: 4 ER: 3 SO: 2 BB: 2 IBB: 0 HBP: 0 BLK: 0 WP: 0 HR: 2 S: 29 P: 37 ERA: 4.76 WHIP: 1.588															PITCHER				


Batter	1	2	3	4	5	6	7	8	9	AB	R	H	RBI	BB	SO	LOB	TOP			
Vic Davallo, L (1, 8) OBP: 0.321, SLG: 0.404	6-3		1-3			F8			L7	4	0	0	0	0	0	1	Cleveland Indians @ New York Yankees Yankee Stadium, Bronx, NY Sun Apr 28 1963, 3:33 AM EDT Att: 22,346 - Unknown - 60 F livebaseballscorecards.com			
Tony Martinez, R (1, 6) OBP: 0.184, SLG: 0.152 Willie Kirkland, L (9, PH) OBP: 0.176, SLG: 0.188	6-3			1-3		F8			1-3	3	0	0	0	0	1	1				
Woodie Held, R (1, 4) OBP: 0.436, SLG: 0.710	K			F5					F5	4	0	1	0	0	1	0				
Joe Adcock, R (1, 3) OBP: 0.250, SLG: 0.217		K		6-3						3	0	0	0	0	1	1				
Tito Francona, L (1, 7) OBP: 0.283, SLG: 0.364		F5				F8				2	0	0	0	1	0	0				
Willie Tasby, R (1, 9) OBP: 0.143, SLG: 0.429										3	0	1	0	0	1	2				
Max Alvis, R (1, 5) OBP: 0.277, SLG: 0.409										3	0	0	0	0	1	1				
Doc Edwards, R (1, 2) OBP: 0.143, SLG: 0.143 Al Luplow, L (8, PH) OBP: 0.120, SLG: 0.160 Jack Curtis, L (8, 1)				F3		6-3			6-3	2	0	0	0	0	0	0				
Mudcat Grant, R (1, 1) Ellis Burton, S (6, PH) OBP: 0.250, SLG: 0.222 Jerry Walker, S (6, 1) OBP: 0.333, SLG: 0.333 Bob Lipski, L (8, 2)				K					K	1	0	0	0	0	1	0				
										0	0	0	0	0	0	0				
										1	0	0	0	0	1	0				
										0	0	0	0	1	0	0				
										1	0	0	0	0	1	0				
Inning Stats	R: 0 E: 0 K: 1 S: 5	H: 0 LOB: 0 BB: 0 P: 5	R: 0 E: 0 K: 2 S: 8	H: 1 LOB: 1 BB: 0 P: 8	R: 0 E: 0 K: 1 S: 5	H: 0 LOB: 0 BB: 0 P: 5	R: 0 E: 0 K: 0 S: 3	H: 0 LOB: 0 BB: 0 P: 3	R: 0 E: 0 K: 1 S: 5	H: 0 LOB: 1 BB: 1 P: 7	R: 0 E: 0 K: 0 S: 3	H: 1 LOB: 1 BB: 1 P: 7	R: 0 E: 0 K: 1 S: 5	H: 0 LOB: 0 BB: 0 P: 5	R: 0 E: 0 K: 0 S: 3	H: 0 LOB: 0 BB: 0 P: 3	1B: 0 2B: 1 3B: 1 HR: 0	SF: 0 SAC: 0 DP: 1 HBP: 0	WP: 0 PB: 0 SB: 0 CS: 0	PA: 30
PITCHER	IP WLS BF H R ER SO BB IBB HBP BLK WP HR S P ERA WHIP																			
Whitey Ford, L (1, 1) ERA: 4.5	7.0 W 24 2 0 0 5 2 0 0 0 0 0 0 32 40 0.00 0.571																			
Hal Reniff, R (8, 1) ERA: 2.7	2.0 S 6 0 0 0 1 0 0 0 0 0 0 0 8 8 0.00 0.000																			

Batter	1	2	3	4	5	6	7	8	9	AB	R	H	RBI	BB	SO	LOB	BOTTOM			
Tony Kubek, L (1, 6) OBP: 0.169, SLG: 0.254	6-3	L8		K		1-3		4-3		5	0	0	0	0	1	5	Cleveland Indians @ New York Yankees Yankee Stadium, Bronx, NY Sun Apr 28 1963, 3:33 AM EDT Att: 22,346 - Unknown - 60 F livebaseballscorecards.com			
Bobby Richardson, R (1, 4) OBP: 0.241, SLG: 0.304		5-3				6-3				4	0	2	0	0	0	1				
Tom Tresh, S (1, 7) OBP: 0.396, SLG: 0.581	L9			F6						4	0	0	0	0	1	2				
Mickey Mantle, S (1, 8) OBP: 0.429, SLG: 0.667	F4			K		4-3				3	0	0	0	1	1	1				
Joe Pepitone, L (1, 3) OBP: 0.286, SLG: 0.532										4	2	3	1	0	0	2				
Elston Howard, R (1, 2) OBP: 0.315, SLG: 0.588										4	1	1	0	0	2	1				
Hector Lopez, R (1, 9) OBP: 0.346, SLG: 0.457										4	1	3	3	0	0	0				
Clete Boyer, R (1, 5) OBP: 0.340, SLG: 0.509										4	0	3	0	0	0	0				
Whitey Ford, L (1, 1) OBP: 0.200, SLG: 0.800 Hal Reniff, R (8, 1)										3	1	1	1	0	1	3				
										1	0	0	0	0	1	2				
Inning Stats	R: 0 E: 0 K: 0 S: 4	H: 1 LOB: 1 BB: 0 P: 4	R: 3 E: 0 K: 0 S: 7	H: 4 LOB: 1 BB: 0 P: 7	R: 0 E: 0 K: 2 S: 8	H: 1 LOB: 1 BB: 0 P: 8	R: 1 E: 0 K: 1 S: 6	H: 1 LOB: 0 BB: 0 P: 6	R: 0 E: 0 K: 1 S: 5	H: 0 LOB: 0 BB: 0 P: 5	R: 1 E: 0 K: 1 S: 8	H: 3 LOB: 2 BB: 0 P: 8	R: 0 E: 0 K: 0 S: 3	H: 1 LOB: 1 BB: 1 P: 7	R: 0 E: 0 K: 2 S: 9	H: 2 LOB: 2 BB: 0 P: 9		1B: 10 2B: 0 3B: 0 HR: 3	SF: 0 SAC: 0 DP: 1 HBP: 0	WP: 2 PB: 0 SB: 0 CS: 0
PITCHER	IP WLS BF H R ER SO BB IBB HBP BLK WP HR S P ERA WHIP																			
Mudcat Grant, R (1, 1) ERA: 4.71	5.0 L 22 7 4 4 4 0 0 0 0 0 1 1 2 30 7.20 1.400																			
Jerry Walker, R (6, 1) ERA: 1.93	2.0 10 4 1 1 1 1 0 0 0 0 1 1 11 15 4.50 2.500																			
Jack Curtis, L (8, 1) ERA: 14.73	1.0 5 2 0 0 2 0 0 0 0 0 0 0 9 9 0.00 2.000																			


Batter	1	2	3	4	5	6	7	8	9	AB	R	H	RBI	BB	SO	LOB	TOP			
Tony Kubek, L (1, 6) OBP: 0.190, SLG: 0.258	K		G3							3	0	1	1	1	1	0	New York Yankees @ Los Angeles Angels Dodger Stadium, Los Angeles, CA Tue Apr 30 1963, 7:05 PM PDT Att: 32,381 - Unknown - 61 F			
Bobby Richardson, R (1, 4) OBP: 0.226, SLG: 0.263	6-3			5-3		F7		F9		4	0	0	0	0	0	2				
Tom Tresh, S (1, 7) OBP: 0.386, SLG: 0.543				L6		G3				3	0	0	0	1	2					
Mickey Mantle, S (1, 8) OBP: 0.400, SLG: 0.591	F5			G3			B1-3		1B	4	1	1	0	0	0	1				
Roger Maris, L (1, 9) OBP: 0.444, SLG: 0.714		F8			F7		1B		1B	3	1	1	0	1	0	0				
Joe Pepitone, L (1, 3) OBP: 0.302, SLG: 0.529		3-1			E4				1B	4	0	2	1	0	0	0				
Elaston Howard, R (1, 2) OBP: 0.310, SLG: 0.564		4-3			FC5-4				1B	4	0	1	1	0	0	3				
Clete Boyer, R (1, 5) OBP: 0.333, SLG: 0.509			F9		F7					4	1	1	0	0	0	3				
Stan Williams, R (1, 1) OBP: 0.125, SLG: 0.125			K							1	0	0	0	0	0	1				
Steve Hamilton, L (5, 1)						F5				0	0	0	0	0	0	0				
Luis Arroyo, L (5, 1)										0	0	0	0	0	0	0				
Yogi Berra, L (6, PH)										0	0	0	0	0	0	0				
Bill Kunkel, R (6, 1)										0	0	0	0	0	0	0				
Johnny Blanchard, L (6, PH)										0	0	0	0	0	0	1				
Marshall Bridges, S (8, 1)										0	0	0	0	0	0	0				
Dale Long, L (9, PH)										1	0	0	0	0	0	2				
Inning Stats	R: 0 E: 0 K: 1 S: 5	H: 0 LOB: 1 BB: 1 P: 9	R: 0 E: 0 K: 0 S: 3	H: 0 LOB: 0 BB: 0 P: 3	R: 0 E: 0 K: 1 S: 5	H: 0 LOB: 0 BB: 0 P: 5	R: 0 E: 0 K: 0 S: 3	H: 0 LOB: 0 BB: 0 P: 3	R: 0 E: 1 K: 0 S: 4	H: 0 LOB: 1 BB: 0 P: 4	R: 0 E: 0 K: 0 S: 3	H: 1 LOB: 1 BB: 1 P: 7	R: 1 E: 0 K: 1 S: 7	H: 2 LOB: 1 BB: 0 P: 7	R: 2 E: 0 K: 0 S: 6	H: 4 LOB: 1 BB: 0 P: 6	1B: 6 2B: 2 3B: 0 HR: 0	SF: 0 SAC: 0 DP: 2 HBP: 0	WP: 0 PB: 0 SB: 0 CS: 0	PA: 36
PITCHER	IP WLS BF H R ER SO BB IBB HBP BLK WP HR S P ERA WHIP																			
Ken McBride, R (1, 1) ERA: 2.38	8.0 W 32 5 3 3 3 3 0 0 0 0 0 0 35 47 3.38 1.000																			
Jack Spring, L (9, 1) ERA:	0.0 1 1 0 0 0 0 0 0 0 0 0 0 1 1 ∞ ∞																			
Art Fowler, R (9, 1) ERA:	1.0 S 3 1 0 0 0 0 0 0 0 0 0 0 3 3 0.00 1.000																			

Batter	1	2	3	4	5	6	7	8	9	AB	R	H	RBI	BB	SO	LOB	BOTTOM			
Albie Pearson, L (1, 8) OBP: 0.424, SLG: 0.383	F8		G3		E8					3	2	1	0	1	0	0	New York Yankees @ Los Angeles Angels Dodger Stadium, Los Angeles, CA Tue Apr 30 1963, 7:05 PM PDT Att: 32,381 - Unknown - 61 F			
Billy Moran, R (1, 4) OBP: 0.298, SLG: 0.329			6-3							3	2	2	2	1	0	0				
Lee Thomas, L (1, 3) OBP: 0.347, SLG: 0.432			4-3							3	1	1	0	1	0	1				
Leon Wagner, L (1, 7) OBP: 0.314, SLG: 0.628										3	1	2	2	1	1	0				
George Thomas, R (1, 9) OBP: 0.241, SLG: 0.327										3	0	1	1	1	2	2				
Felix Torres, R (1, 5) OBP: 0.321, SLG: 0.371										4	0	1	1	0	1	4				
Jim Fregosi, R (1, 6) OBP: 0.296, SLG: 0.364		F6			F5					4	0	0	0	0	1	3				
Ed Sadowski, R (1, 2) OBP: 0.200, SLG: 0.474		F7								4	0	0	0	0	1	2				
Ken McBride, R (1, 1) Jack Spring, R (9, 1) Art Fowler, R (9, 1)		F3			F8					4	0	0	0	0	2	2				
Inning Stats	R: 1 E: 0 K: 2 S: 10	H: 3 LOB: 2 BB: 0 P: 10	R: 0 E: 0 K: 0 S: 3	H: 0 LOB: 0 BB: 0 P: 3	R: 0 E: 0 K: 0 S: 3	H: 0 LOB: 0 BB: 0 P: 3	R: 1 E: 0 K: 1 S: 6	H: 1 LOB: 2 BB: 2 P: 14	R: 3 E: 1 K: 1 S: 7	H: 3 LOB: 1 BB: 2 P: 15	R: 1 E: 0 K: 1 S: 6	H: 1 LOB: 1 BB: 1 P: 10	R: 0 E: 0 K: 2 S: 7	H: 0 LOB: 0 BB: 0 P: 7	R: 0 E: 0 K: 1 S: 5	H: 0 LOB: 0 BB: 0 P: 5		1B: 4 2B: 3 3B: 0 HR: 1	SF: 0 SAC: 0 DP: 1 HBP: 0	WP: 0 PB: 0 SB: 0 CS: 0
PITCHER	IP WLS BF H R ER SO BB IBB HBP BLK WP HR S P ERA WHIP																			
Stan Williams, R (1, 1) ERA: 4.24	4.0 L 20 5 4 4 4 3 3 0 0 0 0 0 0 23 35 9.00 2.000																			
Steve Hamilton, L (5, 1) ERA: 18.0	0.0 2 1 0 0 0 0 1 0 0 0 0 0 0 1 5 ∞ ∞																			
Luis Arroyo, L (5, 1) ERA: 6.75	1.0 3 1 1 1 1 1 0 0 0 0 0 0 0 5 5 9.00 1.000																			
Bill Kunkel, R (6, 1) ERA: 2.0	2.0 8 1 1 1 1 3 1 0 0 0 0 0 0 13 17 4.50 1.000																			
Marshall Bridges, L (8, 1) ERA:	1.0 3 0 0 0 0 1 0 0 0 0 0 0 0 5 5 0.00 0.000																			

AB	33
R	3
H	7
RBI	3
BB	3
SO	3
LOB	14



AB	31
R	6
H	8
RBI	6
BB	5
SO	8
LOB	14



Batter	1	2	3	4	5	6	7	8	9	AB	R	H	RBI	BB	SO	LOB	TOP																			
Hector Lopez, R OBP: 0.321, SLG: 0.420 (1, 7)	0-3 K			0-0 1-3		0-3 K		0-0 6-3		4	0	0	0	0	2	0	New York Yankees @ Los Angeles Angels Dodger Stadium, Los Angeles, CA Wed May 01 1963, 7:05 PM PDT Att: 36,937 - Unknown - 57 F livebaseballscores.com																			
Bobby Richardson, R OBP: 0.212, SLG: 0.262 (1, 4)	0-0 6-3			0-3 K		0-0 6-3		0-0 6-3		4	0	0	0	0	1	0																				
Clete Boyer, R OBP: 0.328, SLG: 0.483 (1, 5)	0-3 K			0-0 1-3		4-0 E BB		0-0 6-3		3	1	0	0	1	1	0																				
Tom Tresh, S OBP: 0.377, SLG: 0.510 (1, 8)		0-0 1-3			0-3 K	0-0 E7 1-H		4-0 1B BB		3	1	0	0	1	1	0																				
Elston Howard, R OBP: 0.306, SLG: 0.534 (1, 2)		0-0 1-3			4-0 WP 1B SF7 BB	0-0 4-3		0-0 F9		3	1	0	0	1	0	2																				
Roger Maris, L OBP: 0.409, SLG: 0.611 (1, 9)		0-3 K			0-0 WP 1-2 1B		0-0 L1	0-3 K		4	0	1	0	0	2	1																				
Harry Bright, R OBP: 0.500, SLG: 0.556 (1, 3)			0-0 F8		4-0 FC4 1-2 2-3 BB		0-0 4-3 1B	0-0 1B 1-3		3	0	2	0	1	0	0																				
Tony Kubek, L OBP: 0.194, SLG: 0.262 (1, 6)			0-3 K		0-0 SF7		0-0 4-3	0-0 1-2 1B		3	0	1	2	0	1	1																				
Ralph Terry, R OBP: 0.083, SLG: 0.083 (1, 1)			0-0 4-3		0-0 FC4 3-H 1-2		0-3 K	0-0 4-3		0	0	0	0	0	0	0																				
Jim Bouton, R OBP: 0.290, SLG: 0.290 (5, PH)										1	0	0	0	0	0	0																				
Phil Lutz, R OBP: 0.250, SLG: 0.250 (5, PH)										0	0	0	0	0	0	2																				
Hal Reniff, R OBP: 0.250, SLG: 0.250 (5, PH)										0	0	0	0	0	0	0																				
Joe Pepitone, L OBP: 0.296, SLG: 0.519 (7, PH)										1	0	0	0	0	1	1																				
Steve Hamilton, L OBP: 0.288, SLG: 0.429 (9, PH)										1	0	0	0	0	0	2																				
Inning Stats	R: 0 H: 0 E: 0 K: 2 S: 7	H: 0 R: 3 ER: 2 SO: 9 BB: 0 IBB: 0 HBP: 0 BLK: 0	R: 0 H: 0 E: 0 K: 1 S: 5	H: 0 R: 3 ER: 2 SO: 9 BB: 0 IBB: 0 HBP: 0 BLK: 0	R: 0 H: 0 E: 0 K: 1 S: 5	H: 0 R: 3 ER: 2 SO: 9 BB: 0 IBB: 0 HBP: 0 BLK: 0	R: 1 H: 1 E: 0 K: 1 S: 6	H: 1 R: 0 ER: 0 SO: 6 BB: 1 IBB: 0 HBP: 0 BLK: 0	R: 1 H: 0 E: 1 K: 1 S: 6	H: 0 R: 0 ER: 0 SO: 6 BB: 1 IBB: 0 HBP: 0 BLK: 0	R: 0 H: 1 E: 0 K: 1 S: 6	H: 1 R: 0 ER: 0 SO: 6 BB: 0 IBB: 0 HBP: 0 BLK: 0	R: 0 H: 0 E: 0 K: 0 S: 3	H: 0 R: 2 ER: 2 SO: 11 BB: 0 IBB: 0 HBP: 0 BLK: 0	R: 1 H: 2 E: 0 K: 1 S: 7	H: 2 R: 0 ER: 0 SO: 11 BB: 1 IBB: 0 HBP: 0 BLK: 0	1B: 4 2B: 0 3B: 0 HR: 0	SF: 1 SAC: 0 DP: 0 HBP: 0	WP: 1 PA: 36 PB: 0 SB: 0 CS: 0																	
PITCHER	IP	WLS	BF	H	R	ER	SO	BB	IBB	HBP	BLK	WP	HR	S	P	ERA	WHIP	PITCHER		IP	WLS	BF	H	R	ER	SO	BB	IBB	HBP	BLK	WP	HR	S	P	ERA	WHIP
Bo Belinsky, L ERA: 3.67 (1, 1)	9.0	W	36	4	3	2	9	4	0	0	0	1	0	50	66	2.00	0.889																			

Batter	1	2	3	4	5	6	7	8	9	AB	R	H	RBI	BB	SO	LOB	BOTTOM																				
Albie Pearson, L OBP: 0.423, SLG: 0.369 (1, 8)	0-0 F9	0-0 F8	4-0 1-2 2-3 BB		4-0 BB		0-0 4-3			3	0	0	0	2	0	0	New York Yankees @ Los Angeles Angels Dodger Stadium, Los Angeles, CA Wed May 01 1963, 7:05 PM PDT Att: 36,937 - Unknown - 57 F livebaseballscores.com																				
Billy Moran, R OBP: 0.315, SLG: 0.357 (1, 4)	0-0 1B HR	0-0 4-3 2B	0-0 F3		0-0 F3			0-0 3-6 1B		5	1	3	0	0	0	5																					
Lee Thomas, L OBP: 0.340, SLG: 0.419 (1, 3)	0-0 1-2 HR	0-0 4-3		0-0 G3	0-0 1-3			0-3 K		5	1	1	0	0	1	4																					
Leon Wagner, L OBP: 0.313, SLG: 0.610 (1, 7)	0-0 1-2 2-3 HR	4-0 BB		0-0 F6		0-3 K		0-0 3-6		4	1	1	0	1	1	1																					
George Thomas, R OBP: 0.258, SLG: 0.379 (1, 9)	0-0 1-H 2-H 3-H HR	0-3 K		4-0 BB		0-0 4-3				3	1	1	4	1	1	2																					
Felix Torres, R OBP: 0.341, SLG: 0.405 (1, 5)	0-0 BB		0-0 BB	0-0 L4		0-0 2B				4	0	3	0	0	0	1																					
Jim Fregosi, R OBP: 0.318, SLG: 0.375 (1, 6)	4-0 1-2 BB		0-0 BB	0-0 1B		0-0 L9				3	1	2	0	1	0	1																					
Ed Sadowski, R OBP: 0.208, SLG: 0.435 (1, 2)	0-0 F8		0-0 F5		0-0 E8 1-H		0-0 1-3			4	0	1	0	0	0	4																					
Bo Belinsky, L (1, 1)	0-3 K		0-0 F5		0-3 K		0-0 F5			4	0	0	0	0	2	5																					
Inning Stats	R: 4 H: 5 E: 0 K: 1 S: 10	H: 1 R: 4 ER: 4 SO: 10 BB: 1 IBB: 0 HBP: 0 BLK: 0	R: 0 H: 1 E: 0 K: 1 S: 6	H: 1 R: 4 ER: 4 SO: 10 BB: 1 IBB: 0 HBP: 0 BLK: 0	R: 0 H: 2 E: 0 K: 0 S: 5	H: 2 R: 0 ER: 0 SO: 9 BB: 1 IBB: 0 HBP: 0 BLK: 0	R: 1 H: 2 E: 1 K: 1 S: 7	H: 2 R: 0 ER: 0 SO: 11 BB: 1 IBB: 0 HBP: 0 BLK: 0	R: 0 H: 1 E: 0 K: 1 S: 6	H: 1 R: 0 ER: 0 SO: 6 BB: 0 IBB: 0 HBP: 0 BLK: 0	R: 0 H: 0 E: 0 K: 0 S: 3	H: 0 R: 0 ER: 0 SO: 3 BB: 0 IBB: 0 HBP: 0 BLK: 0	R: 0 H: 1 E: 0 K: 1 S: 5	R: 0 H: 0 E: 0 K: 0 S: 3	R: 0 H: 1 E: 0 K: 1 S: 7	H: 1 R: 0 ER: 0 SO: 5 BB: 0 IBB: 0 HBP: 0 BLK: 0		1B: 9 2B: 3 3B: 0 HR: 1	SF: 0 SAC: 0 DP: 1 HBP: 0	WP: 0 PA: 40 PB: 0 SB: 0 CS: 0																	
PITCHER	IP	WLS	BF	H	R	ER	SO	BB	IBB	HBP	BLK	WP	HR	S	P	ERA	WHIP	PITCHER		IP	WLS	BF	H	R	ER	SO	BB	IBB	HBP	BLK	WP	HR	S	P	ERA	WHIP	
Ralph Terry, R ERA: 3.25 (1, 1)	0.1	L	6	5	4	4	0	0	0	0	0	0	0	18	34	0.00	1.909																				
Jim Bouton, R ERA: 2.79 (5, 1)	3.2		18	3	0	0	2	4	0	0	0	0	0	18	34	0.00	1.909																				
Hal Reniff, R ERA: 2.25 (7, 1)	2.0		10	3	1	0	2	1	0	0	0	0	0	13	17	0.00	2.000																				
Steve Hamilton, L ERA: 9.0 (7, 1)	2.0		6	1	0	0	1	0	0	0	0	0	0	8	8	0.00	0.500																				



Batter	1	2	3	4	5	6	7	8	9	AB	R	H	RBI	BB	SO	LOB	TOP			
Tony Kubek, L (1,6) OBP: 0.208, SLG: 0.271	F7		4-3			1B	K	1B		5	1	2	0	0	1	0	New York Yankees @ Los Angeles Angels Dodger Stadium, Los Angeles, CA Thu May 02 1963, 3:33 AM PDT Att: 19,927 - Unknown - 69 F livebaseballscorecards.com			
Bobby Richardson, R (1,4) OBP: 0.239, SLG: 0.284	BB			5-3		BB	1B	F6		4	1	2	0	1	0	1				
Tom Tresh, S (1,7) OBP: 0.379, SLG: 0.509	F9			B3		FC3-2	BB	K		4	1	1	0	1	1	2				
Mickey Mantle, S (1,8) OBP: 0.400, SLG: 0.538	K			K		FC3-2	BB	K		4	2	1	2	1	3	2				
Roger Maris, L (1,9) OBP: 0.407, SLG: 0.565		4-3				FC3-2	BB	F7		5	1	2	0	0	0	4				
Joe Pepitone, L (1,3) OBP: 0.310, SLG: 0.571	4-3					HR	1B			4	1	2	5	0	0	1				
Yogi Berra, L (1,2)	G3					HR	1B			4	0	0	0	0	0	3				
Clete Boyer, R (1,5) OBP: 0.338, SLG: 0.468			6-3			IBB	HBP	F8		2	0	0	0	1	0	0				
Whitey Ford, L (1,1) OBP: 0.111, SLG: 0.444			K			6-3	1-3	F5		4	0	0	0	0	1	3				
Inning Stats	R: 0 E: 0 K: 1 S: 5	H: 0 LOB: 1 BB: 1 P: 9	R: 0 E: 0 K: 0 S: 3	H: 0 LOB: 0 BB: 0 P: 3	R: 0 E: 0 K: 1 S: 5	H: 0 LOB: 0 BB: 0 P: 5	R: 0 E: 0 K: 1 S: 4	H: 1 LOB: 2 BB: 1 P: 8	R: 5 E: 0 K: 0 S: 6	H: 3 LOB: 1 BB: 2 P: 15	R: 2 E: 0 K: 2 S: 11	H: 4 LOB: 1 BB: 0 P: 11	R: 0 E: 0 K: 0 S: 4	H: 1 LOB: 1 BB: 0 P: 4	R: 0 E: 0 K: 1 S: 5	H: 1 LOB: 0 BB: 0 P: 5		1B: 7 2B: 2 3B: 0 HR: 1	SF: 0 SAC: 0 DP: 0 HBP: 1	WP: 0 PB: 0 SB: 0 CS: 1
PITCHER	IP WLS BF H R ER SO BB IBB HBP BLK WP HR S P ERA WHIP																			
Dean Chance, R (1,1) ERA: 4.54	6.0 L 27 4 5 5 3 3 1 1 0 0 1 28 45 7.50 1.167																			
Dan Osinski, R (7,1) ERA: 3.6	3.0 14 6 2 2 3 0 0 0 0 0 0 20 20 6.00 2.000																			


Batter	1	2	3	4	5	6	7	8	9	AB	R	H	RBI	BB	SO	LOB	BOTTOM			
Albie Pearson, L (1,8) OBP: 0.417, SLG: 0.364	5-3			K			L6		1B	4	0	1	0	0	1	0	New York Yankees @ Los Angeles Angels Dodger Stadium, Los Angeles, CA Thu May 02 1963, 3:33 AM PDT Att: 19,927 - Unknown - 69 F livebaseballscorecards.com			
Billy Moran, R (1,4) OBP: 0.333, SLG: 0.375	6-3			G4-6-3			1B		1B	4	0	3	0	0	0	0				
Lee Thomas, L (1,3) OBP: 0.327, SLG: 0.402	K			G4-6-3			F8		K	4	0	0	0	0	2	4				
Felix Torres, R (1,5) OBP: 0.329, SLG: 0.390		F8					F9			3	0	0	0	0	0	1				
Leon Wagner, L (1,7) OBP: 0.311, SLG: 0.595		4-3					CS		K	2	0	0	0	1	1	0				
George Thomas, R (1,9) OBP: 0.246, SLG: 0.361		F8					K		3-1	3	0	0	0	0	1	1				
Jim Fregosi, R (1,6) OBP: 0.307, SLG: 0.361				F9			CS		K	3	0	0	0	0	2	0				
Ed Sadowski, R (1,2) OBP: 0.185, SLG: 0.385				K			G3		K2-3	3	0	0	0	0	2	0				
Dean Chance, R (1,1) Joe Koppe, R (6,PH) Dan Osinski, R (7,1) Ken Hunt, R (9,PH)				K			6-3		L5	1	0	0	0	0	1	0				
Inning Stats	R: 0 E: 0 K: 1 S: 5	H: 0 LOB: 0 BB: 0 P: 5	R: 0 E: 0 K: 0 S: 3	H: 0 LOB: 0 BB: 0 P: 3	R: 0 E: 0 K: 2 S: 7	H: 0 LOB: 0 BB: 0 P: 7	R: 0 E: 0 K: 1 S: 5	H: 1 LOB: 0 BB: 0 P: 5	R: 0 E: 0 K: 1 S: 4	H: 0 LOB: 0 BB: 0 P: 5	R: 0 E: 0 K: 0 S: 7	H: 1 LOB: 1 BB: 0 P: 4	R: 0 E: 0 K: 2 S: 9	H: 0 LOB: 2 BB: 0 P: 9	R: 0 E: 0 K: 2 S: 5	H: 2 LOB: 2 BB: 0 P: 9		1B: 4 2B: 0 3B: 0 HR: 0	SF: 0 SAC: 0 DP: 1 HBP: 0	WP: 0 PB: 0 SB: 0 CS: 1
PITCHER	IP WLS BF H R ER SO BB IBB HBP BLK WP HR S P ERA WHIP																			
Whitey Ford, L (1,1) ERA: 2.88	9.0 W 30 4 0 0 10 1 0 0 0 0 0 49 53 0.00 0.556																			


Batter	1	2	3	4	5	6	7	8	9	10	AB	R	H	RBI	BB	SO	LOB	TOP	
Clete Boyer, R OBP: 0.343, SLG: 0.507 (1.5)	L7		4-3		K		1B			HR	5	1	2	1	0	1	0	New York Yankees @ Minnesota Twins Metropolitan Stadium, Bloomington, MI Fri May 03 1963, 8:05 PM EDT Att: 29,168 - Unknown - 66 F AB 37 R 4 H 8 RBI 3 BB 2 SO 8 LOB 10	
Bobby Richardson, R OBP: 0.237, SLG: 0.301 (1.4)	3B		F9		F8		F8			F9	5	1	1	0	0	0	1		
Tom Tresh, S OBP: 0.366, SLG: 0.517 (1.8)	2B		6-3		F4					6-3	5	1	1	1	0	0	0		
Elaston Howard, R OBP: 0.318, SLG: 0.525 (1.2)	K			1B		3-1				G4-6-3	3	0	1	0	1	1	0		
Harry Bright, R OBP: 0.371, SLG: 0.846 (1.3)	1B			BB						1B	4	1	3	1	0	0	1		
Roger Maris, L OBP: 0.355, SLG: 0.481 (1.9)	F8			1B		5-3				G4-6-3	4	0	0	0	0	1	3		
Hector Lopez, R OBP: 0.300, SLG: 0.389 (1.7)			K		6-3					F7	4	0	0	0	0	1	2		
Tony Kubek, L OBP: 0.211, SLG: 0.260 (1.6)		6-3								F2	3	0	0	0	1	1	0		
Bill Stafford, R OBP: 0.167, SLG: 0.167 (7. PH)										K	2	0	0	0	0	2	3		
Phil Linz, R OBP: 0.200, SLG: 0.200 (7.1)										F6	1	0	0	0	0	0	0		
Jim Bouton, R OBP: 0.200, SLG: 0.200 (7.1)										K	1	0	0	0	0	1	0		
Inning Stats	R: 2 E: 0 K: 1 S: 8	H: 3 LOB: 1 BB: 0 P: 8	R: 0 E: 0 K: 2 S: 7	H: 0 LOB: 0 BB: 0 P: 7	R: 0 E: 0 K: 2 S: 8	H: 1 LOB: 3 BB: 2 P: 16	R: 0 E: 0 K: 1 S: 5	H: 0 LOB: 0 BB: 0 P: 5	R: 1 E: 0 K: 0 S: 4	H: 1 LOB: 1 BB: 0 P: 4	R: 0 E: 0 K: 0 S: 3	H: 1 LOB: 0 BB: 0 P: 3	R: 0 E: 0 K: 1 S: 5	H: 0 LOB: 0 BB: 0 P: 5	R: 1 E: 0 K: 1 S: 6	H: 1 LOB: 0 BB: 0 P: 6	1B: 4 2B: 1 3B: 1 HR: 2	SF: 0 SAC: 0 DP: 1 HBP: 0	WP: 1 PA: 39 PB: 0 SB: 0 CS: 0
PITCHER Dick Stigman, L ERA: 2.41 (1.1)	IP 10.0	WLS L	BF 39	H 8	R 4	ER 4	SO 8	BB 1	IBB 1	HBP 0	BLK 0	WP 1	HR 2	S 53	P 61	ERA 3.60	WHIP 0.900		

Batter	1	2	3	4	5	6	7	8	9	10	AB	R	H	RBI	BB	SO	LOB	BOTTOM	
Lenny Green, L OBP: 0.299, SLG: 0.341 (1.8)	L8				SH2-3		F7			F8	4	0	1	0	0	0	1	New York Yankees @ Minnesota Twins Metropolitan Stadium, Bloomington, MI Fri May 03 1963, 8:05 PM EDT Att: 29,168 - Unknown - 66 F AB 35 R 3 H 6 RBI 3 BB 4 SO 5 LOB 14	
Vic Power, R OBP: 0.277, SLG: 0.337 (1.3)	F4		F3		K		F3			G3	5	0	0	0	0	1	2		
Rich Rollins, R OBP: 0.333, SLG: 0.400 (1.5)	BB		F8		F7		F7			L4	4	0	0	0	1	0	2		
Bob Allison, R OBP: 0.418, SLG: 0.628 (1.9)	F5		K				L7			4-3	5	0	1	0	0	1	2		
Jimmie Hall, L OBP: 0.306, SLG: 0.275 (1.7)			L9		4-3		FC4-6			6-3	4	1	0	0	0	0	1		
Earl Battey, R OBP: 0.372, SLG: 0.529 (1.2)		1-3					HR			K	2	2	1	2	2	1	0		
Bernie Allen, L OBP: 0.261, SLG: 0.275 (1.4)		BB					HR				4	0	1	0	0	0	2		
Zoilo Versalles, R OBP: 0.259, SLG: 0.346 (1.6)		1-3			F5		2B			1-3	4	0	1	0	0	0	2		
Dick Stigman, R OBP: 0.267, SLG: 0.154 (1.1)		2B			F7		5-3			F3	4	0	1	1	0	0	2		
Inning Stats	R: 0 E: 0 K: 0 S: 3	H: 0 LOB: 1 BB: 1 P: 7	R: 1 E: 0 K: 1 S: 6	H: 1 LOB: 1 BB: 1 P: 10	R: 0 E: 0 K: 1 S: 6	H: 1 LOB: 1 BB: 1 P: 6	R: 0 E: 0 K: 0 S: 3	H: 0 LOB: 0 BB: 0 P: 3	R: 0 E: 0 K: 1 S: 5	H: 0 LOB: 0 BB: 0 P: 5	R: 0 E: 0 K: 0 S: 3	H: 0 LOB: 1 BB: 0 P: 7	R: 0 E: 0 K: 0 S: 3	H: 0 LOB: 0 BB: 0 P: 3	1B: 2 2B: 3 3B: 0 HR: 1	SF: 0 SAC: 1 DP: 0 HBP: 0	WP: 0 PA: 40 PB: 0 SB: 0 CS: 0		
PITCHER Bill Stafford, R ERA: 4.0 (1.1)	IP 6.0	WLS R	BF 27	H 6	R 3	ER 3	SO 4	BB 3	IBB 0	HBP 0	BLK 0	WP 0	HR 1	S 32	P 44	ERA 4.50	WHIP 1.500		
Jim Bouton, R ERA: 2.21 (7.1)	IP 4.0	WLS W	BF 13	H 0	R 0	ER 0	SO 1	BB 0	IBB 0	HBP 0	BLK 0	WP 0	HR 0	S 14	P 18	ERA 0.00	WHIP 0.250		

Batter	1	2	3	4	5	6	7	8	9	AB	R	H	RBI	BB	SO	LOB	TOP				
Clete Boyer, R OBP: 0.338, SLG: 0.507 (1, 5)	F7		6-3		5-3			SH1-3 2B		4	0	1	0	0	0	0	New York Yankees @ Minnesota Twins Metropolitan Stadium, Bloomington, MI Sat May 04 1963, 4:33 AM EDT Att: 31,667 - Unknown - 58 F AB 33 R 3 H 8 RBI 3 BB 2 SO 4 LOB 8				
Bobby Richardson, R OBP: 0.253, SLG: 0.329 (1, 4)	L1-4 2B		B1-3		FC5-4 1B			SH1-3		3	0	2	0	0	0						
Tom Tresh, S OBP: 0.360, SLG: 0.492 (1, 7)			1-6-3		FC5-4 1-2			K2-3		3	0	0	0	1	2						
Mickey Mantle, S OBP: 0.382, SLG: 0.600 (1, 8)	L1-4 2-3			HR	5-3			6-3		4	1	1	1	0	0						
Harry Bright, R OBP: 0.471, SLG: 0.688 Joe Pepitone, L OBP: 0.305, SLG: 0.561 (9, PH) (9, 3)		K		F6	6-3			F8		3	0	0	0	0	1						
Roger Maris, L OBP: 0.314, SLG: 0.419 (1, 9)		2-3		F9	1-3			K		4	0	0	0	0	1						
Elston Howard, R OBP: 0.343, SLG: 0.646 (1, 2)		HR		HR	6-3			2B		4	2	3	2	0	0						
Tony Kubek, L OBP: 0.225, SLG: 0.263 (1, 6)				5-3	B1-3			IBB		3	0	1	0	1	0						
Stan Williams, R OBP: 0.083, SLG: 0.083 Hal Reniff, R (9, 1)		L4		6-3	6-3			K		4	0	0	0	0	1						
Inning Stats	R: 0 E: 0 K: 0 S: 3	H: 1 LOB: 1 BB: 1 P: 7	R: 1 E: 0 K: 1 S: 7	H: 2 LOB: 1 BB: 0 P: 7	R: 0 E: 0 K: 0 S: 3	H: 0 LOB: 0 BB: 0 P: 3	R: 2 E: 0 K: 0 S: 5	H: 2 LOB: 0 BB: 0 P: 5	R: 0 E: 0 K: 0 S: 4	H: 1 LOB: 1 BB: 0 P: 4	R: 0 E: 0 K: 0 S: 3	H: 0 LOB: 0 BB: 0 P: 3	R: 0 E: 0 K: 1 S: 6	H: 1 LOB: 1 BB: 0 P: 6	R: 0 E: 0 K: 2 S: 8	H: 1 LOB: 2 BB: 1 P: 12		1B: 2 2B: 4 3B: 0 HR: 3	SF: 0 SAC: 1 DP: 1 HBP: 0	WP: 0 PB: 0 CS: 0	PA: 36
PITCHER	IP	WLS	BF	H	R	ER	SO	BB	IBB	HBP	BLK	WP	HR	S	P	ERA	WHIP				
Jim Kaat, L ERA: 4.55 Ray Moore, R ERA:	(1, 1) 8.0	L 31	7 3	3 3	2 2	1 0	0 1	0 0	0 0	0 0	0 0	0 0	3 8	34 12	38	3.38	1.000				

Batter	1	2	3	4	5	6	7	8	9	AB	R	H	RBI	BB	SO	LOB	BOTTOM				
Lenny Green, L OBP: 0.307, SLG: 0.333 (1, 8)	F6			FC6-4 BB		G3 BB		4-3		2	0	0	0	2	0	0	New York Yankees @ Minnesota Twins Metropolitan Stadium, Bloomington, MI Sat May 04 1963, 4:33 AM EDT Att: 31,667 - Unknown - 58 F AB 31 R 2 H 4 RBI 2 BB 3 SO 2 LOB 9				
Vic Power, R OBP: 0.265, SLG: 0.323 (1, 3)	6-3			F9		G3		6-3		4	0	0	0	0	2						
Rich Rollins, R OBP: 0.308, SLG: 0.367 (1, 5)	F9			FC6-4 1-2		L5		F7		4	0	0	0	0	2						
Bob Allison, R OBP: 0.411, SLG: 0.605 (1, 9)		5-3		F8		F2		1B 2B BB		3	1	0	0	1	2						
Jimmie Hall, L OBP: 0.303, SLG: 0.273 (1, 7)		4-3			F5		K	2B 1B		4	1	1	0	0	1						
Earl Battey, R OBP: 0.366, SLG: 0.528 George Banks, R OBP: 0.243, SLG: 0.194 (9, FR)		6-3			1-3		1-3	2B		4	0	1	2	0	0						
Bernie Allen, L OBP: 0.261, SLG: 0.274 (1, 4)				6-3		2B 1B		F6		4	0	1	0	0	1						
Zoilo Versalles, R OBP: 0.262, SLG: 0.358 (1, 6)				F9				K		3	0	1	0	0	1						
Jim Kaat, L Don Mincher, L Ray Moore, R (8, PH) (9, 1)				F7		4-3		1-3		2	0	0	0	0	2						
Inning Stats	R: 0 E: 0 K: 0 S: 3	H: 0 LOB: 0 BB: 0 P: 3	R: 0 E: 0 K: 0 S: 3	H: 0 LOB: 0 BB: 0 P: 3	R: 0 E: 0 K: 0 S: 3	H: 0 LOB: 1 BB: 1 P: 7	R: 0 E: 0 K: 0 S: 5	H: 2 LOB: 2 BB: 0 P: 5	R: 0 E: 0 K: 0 S: 3	H: 0 LOB: 1 BB: 1 P: 7	R: 0 E: 0 K: 1 S: 5	H: 0 LOB: 0 BB: 0 P: 5	R: 0 E: 0 K: 1 S: 5	H: 0 LOB: 0 BB: 0 P: 5	R: 2 E: 0 K: 0 S: 5	H: 2 LOB: 1 BB: 1 P: 9		1B: 2 2B: 2 3B: 0 HR: 0	SF: 0 SAC: 0 DP: 0 HBP: 0	WP: 0 PB: 0 CS: 0	PA: 34
PITCHER	IP	WLS	BF	H	R	ER	SO	BB	IBB	HBP	BLK	WP	HR	S	P	ERA	WHIP				
Stan Williams, R ERA: 3.66 Hal Reniff, R ERA: 2.19	(1, 1) 8.2	W 33	4 2	2 2	2 2	0 0	0 0	0 0	0 0	0 0	0 0	0 0	1 1	34 46	2.08	0.808					

Batter	1	2	3	4	5	6	7	8	9	AB	R	H	RBI	BB	SO	LOB	TOP					
Tony Kubek, L (1, 6) OBP: 0.226, SLG: 0.263	0-3 K2-3		0-0 1-3			0-0 4-3		0-0 1B		4	0	1	0	0	1	0	New York Yankees @ Minnesota Twins Metropolitan Stadium, Bloomington, MI Sun May 05 1963, 4:33 AM EDT Att: 37,615 - Unknown - 62 F 					
Bobby Richardson, R (1, 4) OBP: 0.241, SLG: 0.313	0-0 5-3			0-0 6-3		0-0 F8		0-0 1-3		4	0	0	0	0	0	2						
Tom Tresh, S (1, 7) OBP: 0.367, SLG: 0.516	4-0 BB			0-0 3B		0-0 F8			0-0 F7	3	0	1	0	1	0	0						
Mickey Mantle, S (1, 8) OBP: 0.342, SLG: 0.529	0-0 F7			0-3 K			0-3 K		0-0 F5	4	0	0	0	0	2	2						
Roger Maris, L (1, 9) OBP: 0.333, SLG: 0.543		0-0 F9		0-3 K			0-0 HR		0-0 WP 2B	4	1	2	1	0	1	1						
Joe Pepitone, L (1, 3) OBP: 0.286, SLG: 0.525		0-3 K			0-0 F8		0-3 K		0-3 K2-3	4	0	0	0	0	3	1						
Elston Howard, R (1, 2) OBP: 0.329, SLG: 0.618		0-3 K			0-0 F9		0-0 F6			3	0	0	0	0	1	0						
Clete Boyer, R (1, 5) OBP: 0.336, SLG: 0.514			0-0 1-3			0-0 2B		0-0 5-3		3	0	1	0	0	0	0						
Ralph Terry, R (1, 1) OBP: 0.071, SLG: 0.071 (8, PH)			0-0 5-3			0-0 L9		0-0 1B		2	0	0	0	0	0	1						
Yogi Berra, L (8, PH) OBP: 0.125, SLG: 0.125 (8, PR)								0-0 1B		1	0	1	0	0	0	0						
Phil Linz, R (8, PR) OBP: 0.200, SLG: 0.200 (8, 1)										0	0	0	0	0	0	0						
Luis Arroyo, L (8, 1)										0	0	0	0	0	0	0						
Inning Stats	R: 0 E: 0 K: 1 S: 5	H: 0 LOB: 1 BB: 1 P: 9	R: 0 E: 0 K: 2 S: 7	H: 0 LOB: 0 BB: 0 P: 7	R: 0 E: 0 K: 0 S: 3	H: 0 LOB: 0 BB: 0 P: 3	R: 0 E: 0 K: 2 S: 8	H: 1 LOB: 1 BB: 0 P: 8	R: 0 E: 0 K: 0 S: 4	H: 1 LOB: 1 BB: 0 P: 4	R: 0 E: 0 K: 0 S: 3	H: 0 LOB: 0 BB: 0 P: 3	R: 1 E: 0 K: 2 S: 8	H: 1 LOB: 0 BB: 0 P: 8	R: 0 E: 0 K: 0 S: 4	H: 2 LOB: 2 BB: 0 P: 4	R: 0 E: 0 K: 1 S: 6	H: 1 LOB: 1 BB: 0 P: 6	1B: 2 2B: 2 3B: 1 HR: 1	SF: 0 SAC: 0 DP: 0 HBP: 0	WP: 1 PB: 0 CS: 0	PA: 33
PITCHER Camilo Pascual, R (1, 1) ERA: 3.92	IP: 9.0 WLS: W BF: 33 H: 6 R: 1 ER: 1 SO: 8 BB: 1 IBB: 0 HBP: 0 BLK: 0 WP: 1 HR: 1 S: 48 P: 52 ERA: 1.00 WHIP: 0.778															PITCHER						

Batter	1	2	3	4	5	6	7	8	9	AB	R	H	RBI	BB	SO	LOB	BOTTOM					
Lenny Green, L (1, 8) OBP: 0.314, SLG: 0.371 (9, 7)	0-0 HR		0-0 F9		0-0 F9			0-0 2B BB 1B		4	2	2	1	0	0	3	New York Yankees @ Minnesota Twins Metropolitan Stadium, Bloomington, MI Sun May 05 1963, 4:33 AM EDT Att: 37,615 - Unknown - 62 F 					
Vic Power, R (1, 3) OBP: 0.275, SLG: 0.351	0-0 6-3		0-0 2B		0-0 F8			0-0 BB SF9 2B		4	1	2	1	0	0	2						
Rich Rollins, R (1, 5) OBP: 0.304, SLG: 0.346	0-0 G4-3		0-0 6-3			0-0 F9		4-0 SF9 BB IBB		3	0	0	0	1	0	1						
Bob Allison, R (1, 9) OBP: 0.404, SLG: 0.583	0-0 5-3			0-0 5-3		0-0 L8		4-0 1-2 2-3 3-H BB		3	0	0	1	1	0	0						
Jimmie Hall, L (1, 7) OBP: 0.290, SLG: 0.259 (8, PH)		0-0 4-3		0-0 F9		0-0 4-3		0-0 SF9		3	0	0	0	0	0	0						
Harmon Killebrew, R (8, PH) OBP: 0.152, SLG: 0.263 (9, 8)								2-3 3-H		0	0	0	1	0	0	0						
Bill Tuttle, R (9, 8)										0	0	0	0	0	0	0						
Earl Battey, R (1, 2) OBP: 0.348, SLG: 0.500		0-0 F9		0-0 F6		0-0 L8		0-3 K		4	0	0	0	0	1	2						
Bernie Allen, L (1, 4) OBP: 0.253, SLG: 0.264		0-0 F8			0-3 K2-3		0-0 F7			3	0	0	0	0	1	0						
Zoilo Versalles, R (1, 6) OBP: 0.276, SLG: 0.369			0-0 SH1-4 2B 1B		0-0 1B		0-3 K			3	1	2	0	0	1	0						
Camilo Pascual, R (1, 1) OBP: 0.267, SLG: 0.267			0-0 SH1-4		0-0 1B		0-0 B5-3			2	0	1	0	0	0	0						
Inning Stats	R: 1 E: 0 K: 0 S: 4	H: 1 LOB: 0 BB: 0 P: 4	R: 0 E: 0 K: 0 S: 3	H: 0 LOB: 0 BB: 0 P: 3	R: 1 E: 0 K: 0 S: 5	H: 2 LOB: 1 BB: 0 P: 5	R: 0 E: 0 K: 0 S: 3	H: 0 LOB: 0 BB: 0 P: 3	R: 0 E: 0 K: 1 S: 7	H: 2 LOB: 2 BB: 0 P: 7	R: 0 E: 0 K: 0 S: 3	H: 0 LOB: 0 BB: 0 P: 3	R: 0 E: 0 K: 1 S: 5	H: 0 LOB: 0 BB: 0 P: 5	R: 2 E: 0 K: 1 S: 7	H: 2 LOB: 2 BB: 2 P: 15	R: 0 E: 0 K: 1 S: 7	H: 0 LOB: 0 BB: 0 P: 6	1B: 4 2B: 2 3B: 0 HR: 1	SF: 1 SAC: 1 DP: 0 HBP: 0	WP: 0 PB: 0 CS: 0	PA: 33
PITCHER Ralph Terry, R (1, 1) ERA: 3.14	IP: 7.0 WLS: L BF: 26 H: 5 R: 2 ER: 2 SO: 2 BB: 0 IBB: 0 HBP: 0 BLK: 0 WP: 0 HR: 1 S: 30 P: 30 ERA: 2.57 WHIP: 0.714															PITCHER						
Luis Arroyo, L (8, 1) ERA: 9.0	IP: 1.0 WLS: L BF: 7 H: 2 R: 2 ER: 2 SO: 1 BB: 1 IBB: 1 HBP: 0 BLK: 0 WP: 0 HR: 0 S: 7 P: 15 ERA: 18.00 WHIP: 3.000															PITCHER						

Batter	1	2	3	4	5	6	7	8	9	AB	R	H	RBI	BB	SO	LOB	TOP							
Clete Boyer, R OBP: 0.349, SLG: 0.506 (1, 5)										5	2	0	1	1	4									
Bobby Richardson, R OBP: 0.291, SLG: 0.329 (1, 4)										5	2	3	2	0	0	1								
Tom Tresh, S OBP: 0.381, SLG: 0.565 (1, 7)										5	2	3	3	0	0	3								
Mickey Mantle, S OBP: 0.395, SLG: 0.649 Jack Reed, R OBP: 0.296, SLG: 0.429 (8, 8)										3	1	3	3	1	0	0								
Elston Howard, R OBP: 0.321, SLG: 0.589 (1, 2)										5	1	1	1	0	1	4								
Roger Maris, L OBP: 0.295, SLG: 0.475 (1, 9)										5	0	0	0	0	0	4								
Harry Bright, R OBP: 0.329, SLG: 0.579 Joe Pepitone, L OBP: 0.281, SLG: 0.516 (7, 3)										3	0	0	0	1	1									
Tony Kubek, L OBP: 0.236, SLG: 0.282 (1, 6)										5	2	2	1	0	1	0								
Whitey Ford, L OBP: 0.167, SLG: 0.417 Jim Bouton, R OBP: 0.143, SLG: 0.143 (7, 1)										3	0	1	0	0	1	3								
Inning Stats	R: 0 E: 0 K: 0 S: 3	H: 1 LOB: 0 BB: 0 P: 3	R: 0 E: 0 K: 0 S: 3	H: 1 LOB: 0 BB: 0 P: 3	R: 1 E: 1 K: 2 S: 10	H: 2 LOB: 2 BB: 0 P: 10	R: 1 E: 0 K: 1 S: 7	H: 2 LOB: 1 BB: 1 P: 11	R: 2 E: 0 K: 0 S: 6	H: 3 LOB: 1 BB: 0 P: 6	R: 0 E: 0 K: 0 S: 4	H: 1 LOB: 1 BB: 0 P: 4	R: 2 E: 0 K: 0 S: 6	H: 3 LOB: 1 BB: 0 P: 6	R: 4 E: 1 K: 1 S: 8	H: 2 LOB: 1 BB: 2 P: 16	R: 0 E: 1 K: 2 S: 8	H: 0 LOB: 1 BB: 0 P: 8	1B: 12 2B: 1 3B: 0 HR: 2	SF: 1 SAC: 0 DP: 2 HBP: 0	WP: 0 PB: 0 SB: 1 CS: 0	PA: 46		
PITCHER	IP WLS BF H R ER SO BB IBB HBP BLK WP HR S P ERA WHIP	IP WLS BF H R ER SO BB IBB HBP BLK WP HR S P ERA WHIP	IP WLS BF H R ER SO BB IBB HBP BLK WP HR S P ERA WHIP	IP WLS BF H R ER SO BB IBB HBP BLK WP HR S P ERA WHIP	IP WLS BF H R ER SO BB IBB HBP BLK WP HR S P ERA WHIP	IP WLS BF H R ER SO BB IBB HBP BLK WP HR S P ERA WHIP	IP WLS BF H R ER SO BB IBB HBP BLK WP HR S P ERA WHIP	IP WLS BF H R ER SO BB IBB HBP BLK WP HR S P ERA WHIP	IP WLS BF H R ER SO BB IBB HBP BLK WP HR S P ERA WHIP	IP WLS BF H R ER SO BB IBB HBP BLK WP HR S P ERA WHIP	IP WLS BF H R ER SO BB IBB HBP BLK WP HR S P ERA WHIP	IP WLS BF H R ER SO BB IBB HBP BLK WP HR S P ERA WHIP	IP WLS BF H R ER SO BB IBB HBP BLK WP HR S P ERA WHIP	IP WLS BF H R ER SO BB IBB HBP BLK WP HR S P ERA WHIP	IP WLS BF H R ER SO BB IBB HBP BLK WP HR S P ERA WHIP	IP WLS BF H R ER SO BB IBB HBP BLK WP HR S P ERA WHIP	IP WLS BF H R ER SO BB IBB HBP BLK WP HR S P ERA WHIP	IP WLS BF H R ER SO BB IBB HBP BLK WP HR S P ERA WHIP	IP WLS BF H R ER SO BB IBB HBP BLK WP HR S P ERA WHIP	IP WLS BF H R ER SO BB IBB HBP BLK WP HR S P ERA WHIP	IP WLS BF H R ER SO BB IBB HBP BLK WP HR S P ERA WHIP	IP WLS BF H R ER SO BB IBB HBP BLK WP HR S P ERA WHIP	IP WLS BF H R ER SO BB IBB HBP BLK WP HR S P ERA WHIP	IP WLS BF H R ER SO BB IBB HBP BLK WP HR S P ERA WHIP
Hank Aguirre, L ERA: 3.71 Paul Foytack, R ERA: 6.35 Dick Egan, L ERA: 6.23 (8, 1)	7.0 L	34 3	13 6	6 5	3 3	1 2	0 0	0 0	0 0	0 0	1 8	39 16	43 16	6.43 27.00	2.000 4.000									
Jake Wood, R OBP: 0.314, SLG: 0.429 (1, 4)										5	0	1	0	0	1	1								
Bill Bruton, L OBP: 0.286, SLG: 0.278 (1, 8)										4	1	1	0	0	1	2								
Al Kaline, R OBP: 0.391, SLG: 0.525 (1, 9)										4	0	1	0	0	0	2								
Rocky Colavito, R OBP: 0.324, SLG: 0.340 (1, 7)										4	0	0	0	0	2	4								
Gus Triandos, R OBP: 0.352, SLG: 0.461 (1, 2)										3	1	1	1	0	0	0								
Bill Freehan, R OBP: 0.542, SLG: 0.842 (1, 3)										3	1	2	0	1	1	0								
Bubba Phillips, R OBP: 0.225, SLG: 0.244 (1, 5)										4	0	1	1	0	0	3								
Dick McAuliffe, L OBP: 0.246, SLG: 0.217 (1, 6)										4	0	1	0	0	1	2								
Hank Aguirre, R OBP: 0.188, SLG: 0.133 Frank Kostro, R OBP: 0.395, SLG: 0.267 Paul Foytack, R Dick Egan, L Whitey Herzog, L OBP: 0.400, SLG: 0.467 (8, PH)	6.2 W	30 3	10 3	3 3	3 3	0 3	0 0	0 0	0 0	0 0	2 13	34 13	39 13	4.05 0.00	1.650 0.000									
Inning Stats	R: 0 E: 0 K: 1 S: 5	H: 0 LOB: 0 BB: 0 P: 5	R: 0 E: 0 K: 0 S: 4	H: 1 LOB: 1 BB: 0 P: 4	R: 0 E: 0 K: 0 S: 3	H: 1 LOB: 0 BB: 0 P: 3	R: 3 E: 0 K: 1 S: 9	H: 5 LOB: 3 BB: 1 P: 13	R: 0 E: 1 K: 0 S: 4	H: 0 LOB: 1 BB: 0 P: 4	R: 0 E: 0 K: 2 S: 3	H: 1 LOB: 2 BB: 0 P: 4	R: 0 E: 0 K: 0 S: 9	H: 2 LOB: 2 BB: 0 P: 9	R: 0 E: 0 K: 1 S: 5	H: 0 LOB: 0 BB: 0 P: 5	R: 0 E: 0 K: 1 S: 5	H: 0 LOB: 0 BB: 0 P: 5	1B: 10 2B: 0 3B: 0 HR: 0	SF: 0 SAC: 0 DP: 1 HBP: 1	WP: 2 PB: 0 SB: 0 CS: 1	PA: 38		
PITCHER	IP WLS BF H R ER SO BB IBB HBP BLK WP HR S P ERA WHIP	IP WLS BF H R ER SO BB IBB HBP BLK WP HR S P ERA WHIP	IP WLS BF H R ER SO BB IBB HBP BLK WP HR S P ERA WHIP	IP WLS BF H R ER SO BB IBB HBP BLK WP HR S P ERA WHIP	IP WLS BF H R ER SO BB IBB HBP BLK WP HR S P ERA WHIP	IP WLS BF H R ER SO BB IBB HBP BLK WP HR S P ERA WHIP	IP WLS BF H R ER SO BB IBB HBP BLK WP HR S P ERA WHIP	IP WLS BF H R ER SO BB IBB HBP BLK WP HR S P ERA WHIP	IP WLS BF H R ER SO BB IBB HBP BLK WP HR S P ERA WHIP	IP WLS BF H R ER SO BB IBB HBP BLK WP HR S P ERA WHIP	IP WLS BF H R ER SO BB IBB HBP BLK WP HR S P ERA WHIP	IP WLS BF H R ER SO BB IBB HBP BLK WP HR S P ERA WHIP	IP WLS BF H R ER SO BB IBB HBP BLK WP HR S P ERA WHIP	IP WLS BF H R ER SO BB IBB HBP BLK WP HR S P ERA WHIP	IP WLS BF H R ER SO BB IBB HBP BLK WP HR S P ERA WHIP	IP WLS BF H R ER SO BB IBB HBP BLK WP HR S P ERA WHIP	IP WLS BF H R ER SO BB IBB HBP BLK WP HR S P ERA WHIP	IP WLS BF H R ER SO BB IBB HBP BLK WP HR S P ERA WHIP	IP WLS BF H R ER SO BB IBB HBP BLK WP HR S P ERA WHIP	IP WLS BF H R ER SO BB IBB HBP BLK WP HR S P ERA WHIP	IP WLS BF H R ER SO BB IBB HBP BLK WP HR S P ERA WHIP	IP WLS BF H R ER SO BB IBB HBP BLK WP HR S P ERA WHIP	IP WLS BF H R ER SO BB IBB HBP BLK WP HR S P ERA WHIP	IP WLS BF H R ER SO BB IBB HBP BLK WP HR S P ERA WHIP
Whitey Ford, L ERA: 3.13 Jim Bouton, R ERA: 1.99 (7, 1)	2.1 S	7 7	0 0	0 0	0 0	3 3	0 0	0 0	0 0	0 0	0 13	13 13	0.00 0.000											

New York Yankees @ Detroit Tigers
Tiger Stadium, Detroit, MI
Mon May 06 1963, 7:05 PM EDT
Att: 18,403 - Unknown - 55 F

AB 42
R 10
H 15
RBI 10
BB 3
SO 6
LOB 21



New York Yankees @ Detroit Tigers
Tiger Stadium, Detroit, MI
Mon May 06 1963, 7:05 PM EDT
Att: 18,403 - Unknown - 55 F

AB 35
R 3
H 10
RBI 3
BB 1
SO 6
LOB 14



Batter	1	2	3	4	5	6	7	8	9	AB	R	H	RBI	BB	SO	LOB	TOP					
Clete Boyer, R OBP: 0.345, SLG: 0.494 (1, 5) X	0-0 6-3 1			0-0 G6-4-3 1B		0-0 F8		0-0 F8		4	0	1	0	0	0	0						
Bobby Richardson, R OBP: 0.261, SLG: 0.369 (1, 4) X	0-0 F2			0-0 G6-4-3 1-2f		0-0 L9			0-0 HR 1B	4	1	1	0	0	0	1						
Tom Tresh, S OBP: 0.386, SLG: 0.603 (1, 7) X	0-0 F4			0-0 1B 1B		0-3 K			0-0 HR 1-H	4	1	2	2	0	1	0						
Mickey Mantle, S OBP: 0.404, SLG: 0.659 (1, 8) X		0-0 G3		0-0 FC6-4 1B			0-0 4-3 2B		0-0 5-3	4	0	2	0	0	0	0						
Elston Howard, R OBP: 0.305, SLG: 0.558 (1, 2) X	0-0 F4			0-0 FC6-4 1-2f			0-0 4-3		0-0 L8	4	0	0	0	0	0	3						
Roger Maris, L OBP: 0.271, SLG: 0.432 (1, 9) X	0-0 4-3				0-3 K		0-0 F6		0-0 F8	4	0	0	0	0	1	1						
Harry Bright, R OBP: 0.317, SLG: 0.545 (1, 3) X			0-3 K		0-0 FC6-4 1B		0-0 F4			3	0	1	0	0	1	1						
Tony Kubek, L OBP: 0.228, SLG: 0.273 (1, 6) X			0-0 B5-3		0-3 K			0-0 F7		3	0	0	0	0	1	1						
Bill Stafford, R OBP: 0.143, SLG: 0.143 (1, 1) X			0-3 K		0-0 FC6-4 1-2f			0-0 G3		1	0	0	0	0	1	0						
Phil Linz, R OBP: 0.167, SLG: 0.167 (5, PH) X										1	0	0	0	0	0	0						
Hal Reniff, R (5, 1) X										0	0	0	0	0	0	0						
Hector Lopez, R OBP: 0.295, SLG: 0.382 (8, PH) X										1	0	0	0	0	0	0						
Marshall Bridges, S (8, 1) X										0	0	0	0	0	0	0						
Inning Stats	R: 0 E: 0 K: 0 S: 3	H: 0 LOB: 0 BB: 0 P: 3	R: 0 E: 0 K: 0 S: 3	H: 0 LOB: 0 BB: 0 P: 3	R: 0 E: 0 K: 2 S: 7	H: 0 LOB: 0 BB: 0 P: 7	R: 0 E: 0 K: 0 S: 5	H: 3 LOB: 2 BB: 0 P: 5	R: 0 E: 0 K: 2 S: 8	H: 1 LOB: 1 BB: 0 P: 8	R: 0 E: 0 K: 1 S: 5	H: 0 LOB: 0 BB: 0 P: 5	R: 0 E: 0 K: 0 S: 4	H: 1 LOB: 1 BB: 0 P: 4	R: 0 E: 0 K: 0 S: 3	H: 0 LOB: 0 BB: 0 P: 3	R: 2 E: 0 K: 0 S: 5	H: 2 LOB: 2 BB: 0 P: 5	1B: 5 2B: 1 3B: 0 HR: 1	SF: 0 SAC: 0 DP: 1 HBP: 0	WP: 0 PA: 33	
PITCHER Don Mossi, L ERA: 3.25 (1, 1)	IP: 9.0 WLS: W BF: 33 H: 7 R: 2 ER: 2 SO: 5 BB: 0 IBB: 0 HBP: 0 BLK: 0 WP: 0 HR: 1 S: 43 P: 43 ERA: 2.00 WHIP: 0.778																					

New York Yankees @ Detroit Tigers
Tiger Stadium, Detroit, MI
Tue May 07 1963, 7:05 PM EDT
Att: 16,705 - Unknown - 70 F

AB 33
R 2
H 7
RBI 2
BB 0
SO 5
LOB 8



Batter	1	2	3	4	5	6	7	8	9	AB	R	H	RBI	BB	SO	LOB	BOTTOM				
Jake Wood, R OBP: 0.327, SLG: 0.434 (1, 4) X	0-0 4-3 1B		0-3 K		0-0 F3			0-0 3B 1B		4	1	2	0	0	1	1					
Bill Bruton, L OBP: 0.267, SLG: 0.298 (1, 8) X	0-0 4-3 1-2		0-0 4-3		0-0 1-3			0-0 1B 3B		4	1	1	1	0	0	2					
Norm Cash, L OBP: 0.338, SLG: 0.377 (1, 3) X	0-3 K			0-0 WP HR 1B		0-0 F6		0-0 G3		4	1	1	0	0	1	2					
Al Kaline, R OBP: 0.386, SLG: 0.515 (1, 9) X	0-0 F5			0-0 L5-3 1-2		0-0 L7		0-0 G1-4-3 1B		4	0	1	1	0	0	2					
Rocky Colavito, R OBP: 0.313, SLG: 0.327 (1, 7) X		0-0 F8		0-0 5-3		0-0 F8		0-0 G1-4-3 1-2f		4	0	0	0	0	0	2					
Bill Freehan, R OBP: 0.593, SLG: 1.136 (1, 2) X		0-0 1B 3B		0-0 2-H HR			0-0 4-3 SF9 2B			3	3	3	2	0	0	0					
Dick McAuliffe, L OBP: 0.250, SLG: 0.222 (1, 6) X		0-0 G5-4-3 1B		0-0 4-3			0-0 4-3			3	0	1	1	0	0	1					
Bubba Phillips, R OBP: 0.217, SLG: 0.239 (1, 5) X		0-0 G5-4-3 1-2f			0-0 6-3			0-0 SF9		2	0	0	1	0	0	1					
Don Mossi, L OBP: 0.389, SLG: 0.333 (1, 1) X			0-0 6-3		0-0 BB			0-0 6-3		2	0	0	0	1	0	0					
Inning Stats	R: 0 E: 0 K: 1 S: 6	H: 1 LOB: 1 BB: 0 P: 6	R: 1 E: 0 K: 0 S: 4	H: 2 LOB: 0 BB: 0 P: 4	R: 0 E: 0 K: 1 S: 5	H: 0 LOB: 0 BB: 0 P: 5	R: 2 E: 0 K: 0 S: 5	H: 2 LOB: 0 BB: 0 P: 5	R: 0 E: 0 K: 0 S: 3	H: 0 LOB: 1 BB: 1 P: 7	R: 0 E: 0 K: 0 S: 3	H: 0 LOB: 0 BB: 0 P: 3	R: 1 E: 0 K: 0 S: 4	H: 1 LOB: 0 BB: 0 P: 4	R: 2 E: 0 K: 0 S: 5	H: 3 LOB: 0 BB: 0 P: 5	1B: 5 2B: 1 3B: 2 HR: 1	SF: 1 SAC: 0 DP: 2 HBP: 0	WP: 1 PA: 32		
PITCHER Bill Stafford, R ERA: 4.5 (1, 1)	IP: 4.0 WLS: L BF: 16 H: 5 R: 3 ER: 3 SO: 3 BB: 0 IBB: 0 HBP: 0 BLK: 0 WP: 1 HR: 1 S: 20 P: 20 ERA: 6.75 WHIP: 1.250																				
Hal Reniff, R ERA: 2.35 (5, 1)	IP: 3.0 WLS: 11 BF: 1 H: 1 R: 1 ER: 1 SO: 0 BB: 1 IBB: 0 HBP: 0 BLK: 0 WP: 0 HR: 0 S: 10 P: 14 ERA: 3.00 WHIP: 0.667																				
Marshall Bridges, L ERA: 4.15 (8, 1)	IP: 1.0 WLS: 5 BF: 3 H: 2 R: 2 ER: 2 SO: 0 BB: 0 IBB: 0 HBP: 0 BLK: 0 WP: 0 HR: 0 S: 5 P: 5 ERA: 18.00 WHIP: 3.000																				

New York Yankees @ Detroit Tigers
Tiger Stadium, Detroit, MI
Tue May 07 1963, 7:05 PM EDT
Att: 16,705 - Unknown - 70 F

AB 30
R 6
H 9
RBI 6
BB 1
SO 2
LOB 11



Batter	1	2	3	4	5	6	7	8	9	AB	R	H	RBI	BB	SO	LOB	TOP		
Tony Kubek, L (1, 6) OBP: 0.216, SLG: 0.258	K	G3		FC1-6		4-3		L4-6		5	0	0	0	0	1	4			
Bobby Richardson, R (1, 4) OBP: 0.269, SLG: 0.353	B4			L8		L9			HBP	4	1	1	0	0	0	2			
Tom Tresh, S (1, 7) OBP: 0.398, SLG: 0.675	BB 1B HBP			1B		1-3			L9	4	3	2	3	0	0	2			
Mickey Mantle, S (1, 8) OBP: 0.404, SLG: 0.622	1B			K				F8		4	0	1	0	1	1	1			
Jack Reed, R (9, 8) OBP: 0.296, SLG: 0.429	1B BB			K		FC1-6 1B			L7	0	0	0	0	0	0	0			
Roger Maris, L (1, 9) OBP: 0.283, SLG: 0.429				L9		FC1-6 FC6-4			F5	5	0	2	1	0	0	2			
Joe Pepitone, L (1, 3) OBP: 0.265, SLG: 0.485	F6			L9		FC6-4			L9	4	0	0	0	0	0	4			
Yogi Berra, L (1, 2) OBP: 0.250, SLG: 0.500						L6			F8	4	1	2	1	0	0	2			
Clete Boyer, R (1, 5) OBP: 0.263, SLG: 0.540		F8				HR			L4-6 SH3-4 1B	4	1	3	1	0	0	1			
Stan Williams, R (1, 1) OBP: 0.077, SLG: 0.077									SH3-4	1	0	0	0	0	1	1			
Steve Hamilton, L (2, 1) OBP: 1.000, SLG: 1.000	K					FC1-6 1B			SH3-4	1	0	1	0	0	0	0			
Jim Bouton, R (5, 1) OBP: 0.143, SLG: 0.143									SH1-4	0	0	0	0	0	0	0			
Inning Stats	R: 1 E: 0 K: 1 S: 6	H: 1 LOB: 2 BB: 1 P: 11	R: 0 E: 0 K: 1 S: 6	H: 1 LOB: 1 BB: 0 P: 6	R: 2 E: 0 K: 1 S: 7	H: 2 LOB: 0 BB: 0 P: 7	R: 2 E: 0 K: 0 S: 6	H: 3 LOB: 1 BB: 0 P: 6	R: 0 E: 0 K: 0 S: 4	H: 1 LOB: 1 BB: 0 P: 4	R: 1 E: 0 K: 0 S: 5	H: 2 LOB: 1 BB: 0 P: 5	R: 0 E: 0 K: 0 S: 3	H: 1 LOB: 0 BB: 0 P: 3	R: 0 E: 0 K: 0 S: 3	H: 0 LOB: 1 BB: 0 P: 4	1B: 8 2B: 1 3B: 0 HR: 4	SF: 0 SAC: 2 DP: 1 HBP: 2	WP: 0 PA: 41 PB: 0 SB: 0 CS: 0
PITCHER	IP WLS BF H R ER SO BB IBB HBP BLK WP HR S P ERA WHIP																		
Jim Bunning, R (1, 1) ERA: 3.38	3.0	17	6	5	5	3	1	0	1	0	0	0	0	0	3	21	26	15.00	2.333
Dick Egan, L (4, 1) ERA: 5.09	2.0	8	2	0	0	0	0	0	0	0	0	0	0	0	8	8	8	0.00	1.000
Tom Sturdivant, R (6, 1) ERA: 4.02	3.0	12	4	1	1	0	0	0	0	0	0	1	12	12	3.00	1.333			
Terry Fox, R (9, 1) ERA: 3.38	1.0	W	4	0	0	0	0	0	1	0	0	0	0	3	4	4	0.00	0.000	

New York Yankees @ Detroit Tigers
Tiger Stadium, Detroit, MI
Wed May 08 1963, 7:05 PM EDT
Att: 18,783 - Overcast - 80 F

AB	36
R	6
H	12
RBI	6
BB	1
SO	3
LOB	19



Batter	1	2	3	4	5	6	7	8	9	AB	R	H	RBI	BB	SO	LOB	BOTTOM				
Jake Wood, R (1, 4) OBP: 0.333, SLG: 0.534	HR	K		1-3		HR		L7		5	2	2	2	0	1	1					
Bill Bruton, L (1, 8) OBP: 0.255, SLG: 0.283	4-3	K		K		L9		4-3		5	0	0	0	0	2	1					
Norm Cash, L (1, 3) OBP: 0.329, SLG: 0.354	4-3	FC4-6		K		K			HR BB	4	1	0	0	1	2	1					
Al Kaline, R (1, 9) OBP: 0.403, SLG: 0.547	S BB			BB 1B		1B BB		L6-3		3	2	2	2	2	0	0					
Rocky Colavito, R (1, 7) OBP: 0.328, SLG: 0.330				SH1-4 1B BB		FC5-4 1B		K		2	0	1	0	2	1	0					
Bill Freehan, R (1, 2) OBP: 0.548, SLG: 1.000	F5			SH1-4 1B		FC5-4 BB		K		4	0	1	1	0	1	4					
Dick McAuliffe, L (1, 6) OBP: 0.280, SLG: 0.277				SH1-4 1B						2	1	2	0	1	0	0					
Bubba Phillips, R (1, 5) OBP: 0.219, SLG: 0.272				E5 HR		F3		1-3		4	1	1	2	0	0	6					
Jim Bunning, R (1, 1) OBP: 0.228, SLG: 0.294										2	0	1	0	0	0	3					
Dick Egan, L (4, 1) ERA: 5.09										0	0	0	0	0	0	0					
Whitey Herzog, L (5, PH) OBP: 0.438, SLG: 0.438										1	0	0	0	0	0	3					
Tom Sturdivant, L (6, 1) ERA: 4.02										0	0	0	0	0	0	0					
Gus Triandos, R (8, PH) OBP: 0.348, SLG: 0.455										1	0	0	0	0	0	0					
Terry Fox, R (9, 1) ERA: 3.38										0	0	0	0	0	0	0					
Inning Stats	R: 1 E: 0 K: 0 S: 4	H: 1 LOB: 2 BB: 2 P: 12	R: 2 E: 0 K: 2 S: 10	H: 3 LOB: 1 BB: 0 P: 10	R: 1 E: 1 K: 0 S: 5	H: 2 LOB: 2 BB: 1 P: 9	R: 0 E: 0 K: 2 S: 7	H: 0 LOB: 0 BB: 0 P: 7	R: 0 E: 0 K: 0 S: 4	H: 1 LOB: 3 BB: 2 P: 12	R: 1 E: 0 K: 1 S: 6	H: 1 LOB: 0 BB: 0 P: 6	R: 0 E: 0 K: 0 S: 8	H: 1 LOB: 1 BB: 0 P: 8	R: 0 E: 0 K: 0 S: 3	H: 0 LOB: 0 BB: 0 P: 3	R: 2 E: 0 K: 0 S: 1	H: 1 LOB: 0 BB: 1 P: 5	1B: 5 2B: 0 3B: 1 HR: 4	SF: 0 SAC: 1 DP: 1 HBP: 0	WP: 0 PA: 40 PB: 0 SB: 1 CS: 0
PITCHER	IP WLS BF H R ER SO BB IBB HBP BLK WP HR S P ERA WHIP																				
Stan Williams, R (1, 1) ERA: 4.36	1.0	9	4	3	3	0	2	0	0	0	0	2	7	15	27.00	6.000					
Steve Hamilton, L (2, 1) ERA: 5.14	3.1	16	3	1	1	4	3	0	0	0	0	21	33	2.70	1.800						
Jim Bouton, R (5, 1) ERA: 2.73	3.2	L	15	3	3	3	1	0	0	0	0	2	20	24	7.36	1.091					

New York Yankees @ Detroit Tigers
Tiger Stadium, Detroit, MI
Wed May 08 1963, 7:05 PM EDT
Att: 18,783 - Overcast - 80 F

AB	33
R	7
H	10
RBI	7
BB	6
SO	7
LOB	19



Batter	1	2	3	4	5	6	7	8	9	AB	R	H	RBI	BB	SO	LOB	TOP		
Tony Kubek, L (1, 6) OBP: 0.208, SLG: 0.247	0-3 K		0-0 4-3			0-0 4-3			0-0 F8	4	0	0	0	0	1	1			
Bobby Richardson, R (1, 4) OBP: 0.267, SLG: 0.313	0-0 F7			4-0 4-3 BB		0-0 6-3			0-0 F3	3	0	0	0	1	0	0			
Tom Tresh, S (1, 7) OBP: 0.385, SLG: 0.650	0-0 L7			0-0 4-3					0-0 G3	3	0	0	0	0	0	1			
Mickey Mantle, S (1, 8) OBP: 0.382, SLG: 0.583		0-0 F8		0-0 4-3					0-0 4-3	3	0	0	0	0	0	1			
Roger Maris, L (1, 9) OBP: 0.268, SLG: 0.404		0-0 3-1		0-0 F8					0-0 F5	3	0	0	0	0	0	1			
Joe Pepitone, L (1, 3) OBP: 0.288, SLG: 0.478	0-3 K				0-0 G6-4-3 1B				0-0 3-1	3	0	1	0	0	1	0			
Elston Howard, R (1, 2) OBP: 0.294, SLG: 0.538			0-0 F7		0-0 G6-4-3 1-2				0-0 F3	3	0	0	0	0	0	1			
Clete Boyer, R (1, 5) OBP: 0.362, SLG: 0.533			0-0 FC5-4 1B		0-3 K				0-0 F8	3	0	1	0	0	1	0			
Ralph Terry, R (1, 1) OBP: 0.063, SLG: 0.063			0-0 FC5-4 1-2			0-0 5-3			0-0 4-3	2	0	0	0	0	0	1			
Yogi Berra, L (9, PH) OBP: 0.231, SLG: 0.462										1	0	0	0	0	0	0			
Inning Stats	R: 0 E: 0 K: 1 S: 5	H: 0 LOB: 0 BB: 0 P: 5	R: 0 E: 0 K: 1 S: 5	H: 0 LOB: 0 BB: 0 P: 5	R: 0 E: 0 K: 0 S: 4	H: 1 LOB: 1 BB: 0 P: 4	R: 0 E: 0 K: 0 S: 3	H: 0 LOB: 1 BB: 1 P: 7	R: 0 E: 0 K: 1 S: 5	H: 1 LOB: 0 BB: 0 P: 5	R: 0 E: 0 K: 0 S: 3	H: 0 LOB: 0 BB: 0 P: 3	R: 0 E: 0 K: 0 S: 3	H: 0 LOB: 0 BB: 0 P: 3	R: 0 E: 0 K: 0 S: 3	H: 0 LOB: 0 BB: 0 P: 3	1B: 2 2B: 0 3B: 0 HR: 0	SF: 0 SAC: 0 DP: 1 HBP: 0	WP: 0 PA: 29
PITCHER Ray Herbert, R (1, 1) ERA: 2.21	IP: 9.0 WLS: W BF: 29 H: 2 R: 0 ER: 0 SO: 3 BB: 1 IBB: 0 HBP: 0 BLK: 0 WP: 0 HR: 0 S: 34 P: 38 ERA: 0.00 WHIP: 0.333																		

New York Yankees @ Chicago White Sox
Comiskey Park, Chicago, IL
Thu May 09 1963, 8:05 PM EDT
Att: 32,405 - Unknown

AB	28
R	0
H	2
RBI	0
BB	1
SO	3
LOB	6



Batter	1	2	3	4	5	6	7	8	9	AB	R	H	RBI	BB	SO	LOB	BOTTOM		
Mike Hershberger, R (1, 8) OBP: 0.319, SLG: 0.365	0-0 F8		0-0 1B		0-0 L1-3 1B			0-0 6-3		4	0	2	0	0	0	0			
Nellie Fox, L (1, 4) OBP: 0.382, SLG: 0.362	0-0 6-3		0-0 F9		0-0 L1-3			0-0 6-3		4	0	0	0	0	0	2			
Joe Cunningham, L (1, 3) OBP: 0.386, SLG: 0.363	0-0 F7		0-0 L9			0-0 S 1B		0-0 3-1		4	0	1	0	0	0	1			
Floyd Robinson, L (1, 9) OBP: 0.411, SLG: 0.511		0-0 3-1	0-0 F8			0-3 K				3	0	0	0	0	1	2			
Jim Landis, R (9, 8) OBP: 0.303, SLG: 0.397						1-2 K				0	0	0	0	0	0	0			
Pete Ward, L (1, 5) OBP: 0.358, SLG: 0.411		0-0 WP 2B 2B		0-0 4-3				0-0 L7		3	1	1	0	0	0	1			
Dave Nicholson, R (1, 7) OBP: 0.320, SLG: 0.489		4-0 2B BB		0-0 FC6-4 1B				0-3 K		2	1	1	0	1	1	1			
Ron Hansen, R (1, 6) OBP: 0.297, SLG: 0.402		0-0 1H 3H 2B		0-0 FC6-4 1-2				0-0 F4		3	0	1	2	0	0	1			
J.C. Martin, L (1, 2) OBP: 0.245, SLG: 0.292		0-0 1-3		0-0 F9				0-0 F5		3	0	0	0	0	0	2			
Ray Herbert, R (1, 1) OBP: 0.143, SLG: 0.214	0-3 K				0-0 F7			0-3 K		3	0	0	0	0	2	1			
Inning Stats	R: 0 E: 0 K: 0 S: 3	H: 0 LOB: 0 BB: 0 P: 3	R: 2 E: 0 K: 1 S: 7	H: 2 LOB: 1 BB: 1 P: 11	R: 0 E: 0 K: 0 S: 4	H: 1 LOB: 1 BB: 0 P: 4	R: 0 E: 0 K: 0 S: 4	H: 1 LOB: 1 BB: 0 P: 4	R: 0 E: 0 K: 2 S: 8	H: 1 LOB: 0 BB: 0 P: 8	R: 0 E: 0 K: 1 S: 5	H: 0 LOB: 0 BB: 0 P: 5	R: 0 E: 0 K: 0 S: 3	H: 0 LOB: 0 BB: 0 P: 3	R: 0 E: 0 K: 0 S: 3	H: 0 LOB: 0 BB: 0 P: 3	1B: 4 2B: 3 3B: 0 HR: 0	SF: 0 SAC: 0 DP: 1 HBP: 0	WP: 1 PA: 30
PITCHER Ralph Terry, R (1, 1) ERA: 3.0	IP: 8.0 WLS: L BF: 30 H: 6 R: 2 ER: 2 SO: 4 BB: 1 IBB: 0 HBP: 0 BLK: 0 WP: 1 HR: 0 S: 37 P: 41 ERA: 2.25 WHIP: 0.875																		

New York Yankees @ Chicago White Sox
Comiskey Park, Chicago, IL
Thu May 09 1963, 8:05 PM EDT
Att: 32,405 - Unknown


AB	29
R	2
H	6
RBI	2
BB	1
SO	4
LOB	11



Batter	1	2	3	4	5	6	7	8	9	AB	R	H	RBI	BB	SO	LOB	TOP																			
Phil Linz, R OBP: 0.222, SLG: 0.125 Joe Peppone, L OBP: 0.264, SLG: 0.471 (8, 9)	0-0 4-3		0-0 F9			4-0 G6-4-3 BB		0-0 1-3		2	0	0	0	1	0	0	2 0 0 0 1 0 0 1 0 0 0 0 0 2																			
Clete Boyer, R OBP: 0.357, SLG: 0.521 (1, 5)	0-0 F4		0-0 4-3			0-0 G6-4-3 1-2		0-0 1B 1B		4	0	1	2	0	0	1	4 0 1 2 0 0 1																			
Tom Tresh, S OBP: 0.380, SLG: 0.631 (1, 7)	0-0 6-3		0-0 6-3			0-0 B1-3		0-0 1B		4	0	1	0	0	0	0	4 0 1 0 0 0 0																			
Mickey Mantle, S OBP: 0.373, SLG: 0.549 (1, 8)		4-0 1B 1B BB		0-3 K			0-0 F9	0-3 K		3	1	0	0	1	2	2	3 1 0 0 1 2 2																			
Elston Howard, R OBP: 0.292, SLG: 0.524 (1, 2)		0-0 BB 1B 1B		0-0 6-3			0-0 F8		0-0 1-3	4	0	1	0	0	0	0	4 0 1 0 0 0 0																			
Harry Bright, R OBP: 0.393, SLG: 0.500 (1, 3)		0-0 L8-6 BB 1B		0-0 F9			0-0 6-3		0-3 K	4	0	1	1	0	1	0	4 0 1 1 0 1 0																			
Hector Lopez, R OBP: 0.277, SLG: 0.356 (8, 4)			0-3 K		0-3 K			0-0 6-3	0-3 K	4	0	0	0	0	3	2	4 0 0 0 0 3 2																			
Tony Kubek, L OBP: 0.221, SLG: 0.245 (1, 6)		4-0 1-2 2-3 BB		0-0 4-3				4-0 1B 1B BB		1	1	0	0	2	0	0	1 1 0 0 2 0 0																			
Whitey Ford, L OBP: 0.143, SLG: 0.357 Jack Reed, R OBP: 0.266, SLG: 0.429 Roger Maris, L OBP: 0.281, SLG: 0.415 Hal Reniff, R (8, 1) Luis Arroyo, L (8, 1)	0-0 L8-6		0-0 6-3					0-0 1-3 1B		2	0	0	0	0	0	3	2 0 0 0 0 0 3 0 0 0 0 0 0 0 1 1 1 0 0 0 0 0 0 0 0 0 0 0 0 0 0 0 0 0 0																			
Inning Stats	R: 0 E: 0 K: 0 S: 3	H: 0 LOB: 0 BB: 0 P: 3	R: 1 E: 0 K: 1 S: 6	H: 2 LOB: 2 BB: 2 P: 14	R: 0 E: 0 K: 0 S: 3	H: 0 LOB: 0 BB: 0 P: 3	R: 0 E: 0 K: 1 S: 5	H: 0 LOB: 0 BB: 0 P: 5	R: 0 E: 0 K: 0 S: 2	H: 0 LOB: 0 BB: 1 P: 6	R: 0 E: 0 K: 0 S: 3	H: 0 LOB: 0 BB: 0 P: 3	R: 2 E: 0 K: 1 S: 8	H: 3 LOB: 2 BB: 1 P: 12	R: 0 E: 0 K: 2 S: 7	H: 0 LOB: 0 BB: 0 P: 7	1B: 5 2B: 1 3B: 0 HR: 0	SF: 0 SAC: 0 DP: 2 HBP: 0	WP: 0 PA: 34 PB: 0 SB: 0 CS: 0																	
PITCHER	IP	WLS	BF	H	R	ER	SO	BB	IBB	HBP	BLK	WP	HR	S	P	ERA	WHIP	PITCHER		IP	WLS	BF	H	R	ER	SO	BB	IBB	HBP	BLK	WP	HR	S	P	ERA	WHIP
Mike McCormick, L ERA: 3.48 Dick Hall, R ERA: 7.71	(1, 1) 7.1		26	2	2	2	3	4	0	0	0	0	0	28	44	2.46	0.818			(8, 1) 1.2	W	8	3	1	1	3	0	0	0	0	0	0	14	14	5.40	1.800

New York Yankees @ Baltimore Orioles
Memorial Stadium, Baltimore, MD
Fri May 10 1963, 7:05 PM EDT
Att: 26,685 - Unknown - 85 F

AB 30
R 3
H 5
RBI 3
BB 4
SO 6
LOB 10



Batter	1	2	3	4	5	6	7	8	9	AB	R	H	RBI	BB	SO	LOB	BOTTOM																			
Luis Aparicio, R OBP: 0.333, SLG: 0.427 (1, 6)	0-0 F3		0-3 K			0-0 HR	0-0 G6-4-3 1-2			4	1	1	1	0	1	1	4 1 1 1 0 1 1																			
Joe Gaines, R OBP: 0.458, SLG: 0.667 (1, 7)	0-3 K			0-0 F7		0-0 4-3		4-0 SH1-4 BB		3	1	0	0	1	1	0	3 1 0 0 1 1 0																			
Al Smith, R OBP: 0.369, SLG: 0.510 Russ Snyder, L OBP: 0.271, SLG: 0.311 (8, 9)	0-0 1B			0-0 5-3		0-0 HR		0-0 SH1-4		3	1	2	1	0	0	0	3 1 2 1 0 0 0 0 0 0 0 0 0 0																			
Jim Gentile, L OBP: 0.353, SLG: 0.438 (1, 3)	0-3 K			0-0 3B 1B		0-3 K		4-0 2B 1B BB		3	2	1	0	1	2	1	3 2 1 0 1 2 1																			
Brooks Robinson, R OBP: 0.336, SLG: 0.417 (1, 5)		0-0 6-3		0-0 1H 3B		0-0 1B 1B		0-3 K		4	0	2	1	0	1	2	4 0 2 1 0 1 2																			
Jackie Brandt, R OBP: 0.289, SLG: 0.405 (1, 8)		0-3 K		0-0 F7		0-0 1B 1B		0-0 1B 2B		4	1	2	1	0	1	1	4 1 2 1 0 1 1																			
John Orsino, R OBP: 0.322, SLG: 0.415 (1, 2)		0-0 L5			0-0 6-3	0-0 F9		0-0 2B 1B		4	0	1	2	0	2	2	4 0 1 2 0 0 2																			
Jerry Adair, R OBP: 0.190, SLG: 0.280 (1, 4)			0-0 L9		0-0 F3		0-0 F7	0-0 2B		4	0	1	0	0	0	0	4 0 1 0 0 0 0																			
Mike McCormick, L OBP: 0.286, SLG: 0.286 Dick Hall, R OBP: 0.667, SLG: 0.667 (8, 1)	0-0 L3			0-0 F5		0-0 1B	0-0 G6-4-3	0-3 K		3	0	1	0	0	0	0	3 0 1 0 0 0 0 1 0 0 0 0 1 2																			
Inning Stats	R: 0 E: 0 K: 2 S: 8	H: 1 LOB: 1 BB: 0 P: 8	R: 0 E: 0 K: 1 S: 5	H: 0 LOB: 0 BB: 0 P: 5	R: 0 E: 0 K: 1 S: 5	H: 0 LOB: 0 BB: 0 P: 5	R: 1 E: 0 K: 0 S: 5	H: 2 LOB: 1 BB: 0 P: 5	R: 0 E: 0 K: 0 S: 3	H: 0 LOB: 0 BB: 0 P: 3	R: 2 E: 0 K: 1 S: 9	H: 4 LOB: 2 BB: 0 P: 9	R: 0 E: 0 K: 0 S: 3	H: 1 LOB: 0 BB: 0 P: 3	R: 3 E: 0 K: 2 S: 10	H: 3 LOB: 2 BB: 2 P: 18	1B: 6 2B: 2 3B: 1 HR: 2	SF: 0 SAC: 1 DP: 1 HBP: 0	WP: 0 PA: 36 PB: 0 SB: 0 CS: 0																	
PITCHER	IP	WLS	BF	H	R	ER	SO	BB	IBB	HBP	BLK	WP	HR	S	P	ERA	WHIP	PITCHER		IP	WLS	BF	H	R	ER	SO	BB	IBB	HBP	BLK	WP	HR	S	P	ERA	WHIP
Whitey Ford, L ERA: 3.26 Hal Reniff, R ERA: 3.94 Luis Arroyo, L ERA: 8.44	(1, 1) 7.0		28	8	3	3	5	0	0	0	0	0	0	2	38	3.86	1.143			(8, 1) 0.2	L	7	3	3	3	1	2	0	0	0	0	7	15	40.50	7.500	
	(8, 1) 0.1		1	0	0	0	1	0	0	0	0	0	0	0	3	3	0.00	0.000			(8, 1) 0.1		1	0	0	0	1	0	0	0	0	3	3	0.00	0.000	

New York Yankees @ Baltimore Orioles
Memorial Stadium, Baltimore, MD
Fri May 10 1963, 7:05 PM EDT
Att: 26,685 - Unknown - 85 F

AB 33
R 6
H 11
RBI 6
BB 2
SO 7
LOB 9



Batter	1	2	3	4	5	6	7	8	9	AB R H RBI BB SO LOB	TOP											
Tony Kubek, L (1,6) OBP: 0.218, SLG: 0.240	5-3		K	K		F7		1B	6-3	6 1 1 0 0 2 1	New York Yankees @ Baltimore Orioles Memorial Stadium, Baltimore, MD Sat May 11 1963, 3:33 AM EDT Att: 12,171 - Unknown - 56 F AB 45 R 13 H 19 RBI 12 BB 1 SO 5 LOB 16											
Clete Boyer, R (1,5) OBP: 0.375, SLG: 0.550	F9			2B				1B	4-3	6 2 4 1 0 0 0												
Tom Tresh, S (1,7) OBP: 0.371, SLG: 0.607	F8			1B		4-3		F4		5 1 1 0 0 0 4												
Mickey Mantle, S (1,8) OBP: 0.391, SLG: 0.618 Jack Reed, R (8,8) OBP: 0.296, SLG: 0.429	4-3		4-3	1B	HR			F8		4 3 2 3 1 0 2 0 0 0 0 0 0 0												
Elston Howard, R (1,2) OBP: 0.298, SLG: 0.517	WP		4-3	2B	F8		K	1B		5 1 2 1 0 1 2												
Roger Maris, L (1,9) OBP: 0.295, SLG: 0.474 Hector Lopez, R (7,9) OBP: 0.288, SLG: 0.367	F8		1B	SH			F9	2B		4 2 2 3 0 0 1 1 0 1 1 0 0 0												
Harry Bright, R (1,3) OBP: 0.077, SLG: 0.077 Joe Pepitone, L (5, PH) OBP: 0.293, SLG: 0.507	K		SH	3B	G6-3		1B	1B		2 1 1 0 0 1 1 3 0 3 1 0 0 0												
Phil Linz, R (1,4) OBP: 0.231, SLG: 0.167			1-3	SH	G6-3			F2		4 1 1 0 0 0 3												
Stan Williams, R (1,1) OBP: 0.077, SLG: 0.077 Steve Hamilton, L (1,1) OBP: 0.333, SLG: 0.667	K		K	1B	3B		F8	3-1	G3	0 0 0 0 0 0 0 5 1 1 2 0 1 2												
Inning Stats	R: 0 E: 0 K: 0 S: 3	H: 0 LOB: 0 BB: 0 P: 3	R: 0 E: 0 K: 1 S: 6	H: 1 LOB: 1 BB: 0 P: 6	R: 0 E: 0 K: 2 S: 7	H: 0 LOB: 0 BB: 0 P: 7	R: 7 E: 1 K: 1 S: 13	H: 7 LOB: 1 BB: 0 P: 13	R: 2 E: 0 K: 0 S: 4	H: 2 LOB: 0 BB: 1 P: 8		R: 0 E: 0 K: 0 S: 4	H: 1 LOB: 1 BB: 0 P: 4	R: 1 E: 0 K: 1 S: 8	H: 3 LOB: 2 BB: 0 P: 8	R: 3 E: 0 K: 0 S: 8	H: 5 LOB: 2 BB: 0 P: 8	R: 0 E: 0 K: 0 S: 3	H: 0 LOB: 0 BB: 0 P: 3	1B: 12 2B: 4 3B: 1 HR: 2	SF: 0 SAC: 1 DP: 1 HBP: 0	WP: 1 PB: 0 SB: 0 CS: 0
PITCHER	IP WLS BF H R ER SO BB IBB HBP BLK WP HR S P ERA WHIP											PITCHER	IP WLS BF H R ER SO BB IBB HBP BLK WP HR S P ERA WHIP									
Dave McNally, L (1,1) ERA: 5.47	3.1 L 16 6 5 5 3 0 0 0 0 0 1 0 22 22 13.50 1.800																					
Wes Stock, R (4,1) ERA: 4.29	1.0 9 4 4 2 1 1 0 0 0 0 0 1 10 14 18.00 5.000																					
Milt Pappas, R (5,1) ERA: 1.63	2.2 11 4 1 1 1 0 0 0 0 0 0 1 13 13 3.38 1.500																					
Dean Stone, L (8,1) ERA: 6.0	2.0 11 5 3 3 0 0 0 0 0 0 0 0 11 11 13.50 2.500																					

Batter	1	2	3	4	5	6	7	8	9	AB R H RBI BB SO LOB	BOTTOM									
Luis Aparicio, R (1,6) OBP: 0.331, SLG: 0.416	FC6-2				F8			6-3		3 1 0 0 1 0 2	New York Yankees @ Baltimore Orioles Memorial Stadium, Baltimore, MD Sat May 11 1963, 3:33 AM EDT Att: 12,171 - Unknown - 56 F AB 30 R 1 H 4 RBI 0 BB 3 SO 11 LOB 13									
Russ Snyder, L (1,9) OBP: 0.289, SLG: 0.292	WP		K		1-4-3			G3		3 0 0 0 1 1 2										
Jackie Brandt, R (1,8) OBP: 0.287, SLG: 0.398	G1-4-3		K					F6		4 0 1 0 0 1 2										
Jim Gentile, L (1,3) OBP: 0.350, SLG: 0.426	1B		K				L9		K	3 0 0 0 1 2 1										
Brooks Robinson, R (1,5) OBP: 0.333, SLG: 0.411	BB		K				K		5-3	4 0 1 0 0 2 1										
Boog Powell, L (1,7) OBP: 0.341, SLG: 0.553	K				F7			F6		4 0 0 0 0 1 3										
John Orsino, R (1,2) OBP: 0.323, SLG: 0.411					F7			F5		3 0 1 0 0 0 0										
Jerry Adair, R (1,4) OBP: 0.195, SLG: 0.295	FC6-2				K			F8		3 0 1 0 0 1 0										
Dave McNally, R (1,1) Wes Stock, R (4,1) Milt Pappas, R (5,1) Joe Gaines, R (7, PH) Dean Stone, L (8,1)	K				K			K		1 0 0 0 0 1 2 0 0 0 0 0 0 0 1 0 0 0 0 1 0 0 0 0 0 0 1 0										
Inning Stats	R: 1 E: 0 K: 1 S: 5	H: 1 LOB: 2 BB: 3 P: 17	R: 0 E: 0 K: 2 S: 9	H: 2 LOB: 0 BB: 0 P: 9	R: 0 E: 0 K: 3 S: 9	H: 0 LOB: 0 BB: 0 P: 9	R: 0 E: 0 K: 1 S: 5	H: 0 LOB: 0 BB: 0 P: 5	R: 0 E: 0 K: 1 S: 6	H: 1 LOB: 1 BB: 0 P: 6		R: 0 E: 0 K: 1 S: 5	H: 0 LOB: 0 BB: 0 P: 5	R: 0 E: 0 K: 0 S: 3	H: 0 LOB: 0 BB: 0 P: 3	R: 0 E: 0 K: 1 S: 5	H: 0 LOB: 0 BB: 0 P: 5	1B: 3 2B: 1 3B: 0 HR: 0	SF: 0 SAC: 0 DP: 1 HBP: 0	WP: 1 PB: 1 SB: 0 CS: 0
PITCHER	IP WLS BF H R ER SO BB IBB HBP BLK WP HR S P ERA WHIP											PITCHER	IP WLS BF H R ER SO BB IBB HBP BLK WP HR S P ERA WHIP							
Stan Williams, R (1,1) ERA: 4.54	8.1 W 28 3 0 0 11 0 0 0 0 0 0 0 50 50 0.00 0.360																			
Steve Hamilton, L (1,1) ERA: 2.87																				

Batter	1	2	3	4	5	6	7	8	9	AB	R	H	RBI	BB	SO	LOB	TOP		
Hector Lopez, R OBP: 0.290, SLG: 0.365 (1, 9)										3	0	1	0	0	0	0	New York Yankees @ Baltimore Orioles Memorial Stadium, Baltimore, MD Sun May 12, 1963, 3:33 AM EDT Att: 23,435 - Unknown - 54 F		
Bobby Richardson, R OBP: 0.257, SLG: 0.300 (1, 4)										4	0	0	0	0	0	2			
Tom Tresh, S OBP: 0.367, SLG: 0.591 (1, 7)										4	0	1	0	0	1	2			
Mickey Mantle, S OBP: 0.382, SLG: 0.610 (1, 8)										4	0	1	0	0	0	1			
Clete Boyer, R OBP: 0.370, SLG: 0.534 (1, 5)										3	1	0	0	1	0	0			
Elston Howard, R OBP: 0.306, SLG: 0.527 (1, 2)										4	1	2	1	0	1	3			
Harry Bright, R OBP: 0.312, SLG: 0.484 (9, PR)										3	0	1	0	1	0	3			
Joe Pepitone, L OBP: 0.293, SLG: 0.507 (9, 3)										0	0	0	0	0	0	0			
Tony Kubek, L OBP: 0.211, SLG: 0.234 (1, 6)										3	0	0	1	0	0	2			
Jim Bouton, R OBP: 0.182, SLG: 0.100 (1, 1)										3	0	0	0	1	3	2			
Inning Stats	R: 0 E: 0 K: 1 S: 6	H: 1 LOB: 1 BB: 0 P: 6	R: 0 E: 0 K: 0 S: 3	H: 0 LOB: 0 BB: 0 P: 3	R: 0 E: 0 K: 1 S: 5	H: 0 LOB: 0 BB: 0 P: 5	R: 0 E: 0 K: 1 S: 7	H: 2 LOB: 3 BB: 1 P: 11	R: 0 E: 0 K: 0 S: 5	H: 0 LOB: 0 BB: 0 P: 5	R: 0 E: 0 K: 0 S: 4	H: 2 LOB: 1 BB: 0 P: 4	R: 0 E: 0 K: 0 S: 3	H: 0 LOB: 1 BB: 1 P: 7	R: 2 E: 1 K: 1 S: 7	H: 1 LOB: 2 BB: 1 P: 11	1B: 4 2B: 3 3B: 0 HR: 0	SF: 1 SAC: 1 DP: 1 HBP: 0	WP: 1 PA: 36 PB: 0 SB: 0 CS: 0
PITCHER Steve Barber, L ERA: 2.11 (1, 1)	IP: 9.0 WLS: L BF: 36	H: 6 R: 2 ER: 0 SO: 5	BB: 1 IBB: 2 HBP: 0 BLK: 0	WP: 1 HR: 0 S: 43 P: 55	ERA: 0.00 WHIP: 0.778														

Batter	1	2	3	4	5	6	7	8	9	AB	R	H	RBI	BB	SO	LOB	BOTTOM		
Luis Aparicio, R OBP: 0.320, SLG: 0.402 (1, 6)										4	0	0	0	0	0	0	New York Yankees @ Baltimore Orioles Memorial Stadium, Baltimore, MD Sun May 12, 1963, 3:33 AM EDT Att: 23,435 - Unknown - 54 F		
Jerry Adair, R OBP: 0.196, SLG: 0.293 (1, 4)										4	0	1	0	0	0	0			
Al Smith, R OBP: 0.375, SLG: 0.490 (1, 9)										4	0	0	0	0	3	1			
Jim Gentile, L OBP: 0.341, SLG: 0.414 (1, 3)										3	0	0	0	0	0	1			
Brooks Robinson, R OBP: 0.333, SLG: 0.409 (1, 5)										3	0	1	0	0	0	0			
Boog Powell, L OBP: 0.333, SLG: 0.540 (1, 7)										2	0	0	0	0	0	0			
Jackie Brandt, R OBP: 0.289, SLG: 0.389 (1, 8)										2	0	0	0	1	0	0			
Dick Brown, R OBP: 0.216, SLG: 0.286 (1, 2)										2	0	0	0	0	1	0			
Russ Snyder, L OBP: 0.294, SLG: 0.286 (9, PH)										1	0	0	0	0	0	2			
John Orsino, R OBP: 0.323, SLG: 0.411 (9, 2)										0	0	0	0	0	0	0			
Steve Barber, L OBP: 0.111, SLG: 0.115 (1, 1)										3	0	0	0	0	1	2			
Inning Stats	R: 0 E: 0 K: 0 S: 3	H: 0 LOB: 0 BB: 0 P: 3	R: 0 E: 0 K: 0 S: 3	H: 0 LOB: 0 BB: 0 P: 3	R: 0 E: 0 K: 1 S: 5	H: 0 LOB: 0 BB: 0 P: 5	R: 0 E: 0 K: 2 S: 7	H: 0 LOB: 0 BB: 0 P: 7	R: 0 E: 0 K: 1 S: 6	H: 1 LOB: 1 BB: 0 P: 6	R: 0 E: 1 K: 0 S: 4	H: 1 LOB: 2 BB: 1 P: 8	R: 0 E: 0 K: 1 S: 5	H: 0 LOB: 0 BB: 0 P: 5	1B: 2 2B: 0 3B: 0 HR: 0	SF: 0 SAC: 1 DP: 0 HBP: 0	WP: 0 PA: 30 PB: 0 SB: 0 CS: 0		
PITCHER Jim Bouton, R ERA: 2.04 (1, 1)	IP: 9.0 WLS: W BF: 30	H: 2 R: 0 ER: 0 SO: 5	BB: 0 IBB: 1 HBP: 0 BLK: 0	WP: 0 HR: 0 S: 39 P: 43	ERA: 0.00 WHIP: 0.222														

Batter	1	2	3	4	5	6	7	8	9	AB	R	H	RBI	BB	SO	LOB	TOP			
Lenny Green, L OBP: 0.293, SLG: 0.333	F8		4-3		2B		K			4	0	1	0	0	1	0	Minnesota Twins @ New York Yankees Yankee Stadium, Bronx, NY Tue May 14 1963, 7:05 PM EDT Att: 14,507 - Unknown - 64 F			
Vic Power, R OBP: 0.264, SLG: 0.345	4-3			1B	2B		1-3	F8		4	1	1	0	0	0	1				
Harmon Killebrew, R OBP: 0.226, SLG: 0.231	5-3			E6	1B	BB		K		3	0	0	0	1	1	1				
Bob Allison, R OBP: 0.413, SLG: 0.575		FC6-4		F4				L5		3	0	0	0	1	1	4				
Earl Battey, R OBP: 0.321, SLG: 0.408	F4			1B			6-3		4-3		4	0	1	1	0	0		1		
Rich Rollins, R OBP: 0.257, SLG: 0.277	K			F8			3-1		F9		4	0	0	0	0	1		3		
Zolo Versalles, R OBP: 0.274, SLG: 0.349	FC6-4			1B			K		F4		4	0	1	0	0	1		1		
Johnny Goryl, R OBP: 0.300, SLG: 0.600			B5-6-4	K			5-3			3	0	1	0	0	1	3				
Dick Stigman, R OBP: 0.222, SLG: 0.125		B5-6-4					K		K		3	0	0	0	0	2	1			
Inning Stats	R: 0 E: 0 K: 0 S: 3	H: 0 LOB: 0 BB: 0 P: 3	R: 0 E: 0 K: 1 S: 5	H: 0 LOB: 1 BB: 1 P: 9	R: 0 E: 0 K: 0 S: 3	H: 1 LOB: 0 BB: 0 P: 3	R: 1 E: 1 K: 1 S: 9	H: 3 LOB: 3 BB: 0 P: 9	R: 0 E: 0 K: 2 S: 5	H: 1 LOB: 2 BB: 1 P: 12	R: 0 E: 0 K: 1 S: 7	H: 0 LOB: 0 BB: 0 P: 7	R: 0 E: 0 K: 1 S: 5	H: 0 LOB: 0 BB: 0 P: 5	R: 0 E: 0 K: 0 S: 3	H: 0 LOB: 0 BB: 0 P: 3	1B: 3 2B: 2 3B: 0 HR: 0	SF: 0 SAC: 0 DP: 1 HBP: 0	WP: 0 PB: 0 CS: 0	PA: 34
PITCHER Whitey Ford, L ERA: 2.83	IP: 9.0 WLS: W BF: 34 H: 5 R: 1 ER: 1 SO: 8 BB: 2 IBB: 0 HBP: 0 BLK: 0 WP: 0 HR: 0 S: 48 P: 56 ERA: 1.00 WHIP: 0.778															PITCHER				

livebaseballscorecards.com



Batter	1	2	3	4	5	6	7	8	9	AB	R	H	RBI	BB	SO	LOB	BOTTOM	
Tony Kubek, L OBP: 0.212, SLG: 0.227	K		F9	FC3-2			1-3			3	1	0	0	1	1	3	Minnesota Twins @ New York Yankees Yankee Stadium, Bronx, NY Tue May 14 1963, 7:05 PM EDT Att: 14,507 - Unknown - 64 F	
Bobby Richardson, R OBP: 0.227, SLG: 0.298	F8		5-3	F8			F2			4	0	1	0	0	0	3		
Tom Tresh, S OBP: 0.363, SLG: 0.573	1B		F9	6-3			L6			3	0	0	0	1	0	2		
Mickey Mantle, S OBP: 0.389, SLG: 0.597	1B		5-3	F6			FC5	BB		3	0	1	1	1	0	1		
Clete Boyer, R OBP: 0.357, SLG: 0.514	F3		F9	L9			FC	1B		4	1	0	0	0	0	4		
Elston Howard, R OBP: 0.304, SLG: 0.515	5-3			1B	FC3-2		5-3	FC5	1B	4	0	1	0	0	0	2		
Hector Lopez, R OBP: 0.301, SLG: 0.373	K		FC3-2	1B			F3	1B		4	0	2	1	0	1	0		
Joe Pepitone, L OBP: 0.291, SLG: 0.494	1B			K			4-3	4-3		4	0	1	0	0	1	4		
Whitey Ford, L OBP: 0.176, SLG: 0.313	G3			FC3-2			K			2	0	0	0	1	1	1		
Inning Stats	R: 0 E: 0 K: 1 S: 6	H: 1 LOB: 2 BB: 1 P: 10	R: 0 E: 0 K: 1 S: 6	H: 1 LOB: 0 BB: 0 P: 6	R: 1 E: 0 K: 0 S: 4	H: 1 LOB: 1 BB: 1 P: 8	R: 0 E: 0 K: 1 S: 7	H: 2 LOB: 3 BB: 1 P: 11	R: 0 E: 0 K: 0 S: 3	H: 0 LOB: 0 BB: 0 P: 3	R: 0 E: 0 K: 1 S: 5	H: 0 LOB: 0 BB: 0 P: 5	R: 0 E: 2 K: 0 S: 5	H: 0 LOB: 2 BB: 1 P: 9	1B: 6 2B: 0 3B: 0 HR: 0	SF: 0 SAC: 0 DP: 0 HBP: 0	WP: 0 PB: 0 CS: 0	PA: 35
PITCHER Dick Stigman, L ERA: 2.2	IP: 8.0 WLS: L BF: 35 H: 6 R: 2 ER: 1 SO: 4 BB: 4 IBB: 0 HBP: 0 BLK: 0 WP: 0 HR: 0 S: 39 P: 55 ERA: 1.12 WHIP: 1.250															PITCHER		

livebaseballscorecards.com



Batter	1	2	3	4	5	6	7	8	9	AB	R	H	RBI	BB	SO	LOB	TOP																	
Lenny Green, L OBP: 0.292, SLG: 0.331	F2		F6		F6		1B			4	0	1	0	0	0	1	Minnesota Twins @ New York Yankees Yankee Stadium, Bronx, NY Wed May 15 1963, 3:33 AM EDT Att: 14,177 - Unknown																	
Vic Power, R OBP: 0.272, SLG: 0.358	4-3		F8			1B	1B			4	1	2	0	0	0	0																		
Harmon Killebrew, R OBP: 0.229, SLG: 0.233	F8			F8		1B	F8			4	1	1	0	0	0	2																		
Bob Allison, R OBP: 0.408, SLG: 0.564		K		5-3		L6		L6		4	0	1	2	0	1	0																		
Earl Battey, R OBP: 0.322, SLG: 0.400	F9			F7		SH1-3				2	0	0	0	0	0	0																		
Jay Ward, R OBP: 0.133, SLG: 0.143						SH1-3				0	0	0	0	0	0	0																		
Jerry Zimmerman, R OBP: 0.256, SLG: 0.250								L3		0	0	0	0	0	0	0																		
Bernie Allen, L OBP: 0.256, SLG: 0.250		1B			4-3	L8		L3		3	0	0	0	1	0	2																		
Rich Rollins, R OBP: 0.270, SLG: 0.304						L5				4	1	2	0	0	0	1																		
Zoilo Versalles, R OBP: 0.265, SLG: 0.336					5-3		F7			4	0	0	0	0	0	3																		
Camilo Pascual, R OBP: 0.238, SLG: 0.286				4-3						3	0	1	1	0	0	0																		
Ray Moore, R OBP: 0.279, SLG: 0.257						2B	6-3			0	0	0	0	0	0	0																		
Jimmie Hall, L										1	0	0	0	0	1	0																		
Inning Stats	R: 0 E: 0 K: 0 S: 3	H: 0 LOB: 0 BB: 0 P: 3	R: 0 E: 0 K: 1 S: 6	H: 1 LOB: 2 BB: 1 P: 10	R: 0 E: 0 K: 0 S: 3	H: 0 LOB: 0 BB: 0 P: 3	R: 0 E: 0 K: 0 S: 3	H: 0 LOB: 0 BB: 0 P: 3	R: 1 E: 0 K: 0 S: 5	H: 2 LOB: 1 BB: 0 P: 5	R: 2 E: 0 K: 0 S: 6	H: 3 LOB: 1 BB: 0 P: 6	R: 0 E: 0 K: 0 S: 5	H: 2 LOB: 2 BB: 0 P: 5	R: 0 E: 0 K: 1 S: 5	H: 0 LOB: 0 BB: 0 P: 5	1B: 5 2B: 4 3B: 0 HR: 0	SF: 0 SAC: 1 DP: 1 HBP: 1	WP: 0 PB: 0 CS: 0	PA: 36														
PITCHER	IP WLS BF H R ER SO BB IBB HBP BLK WP HR S P ERA WHIP																																	
Ralph Terry, R ERA: 3.1	(1, 1)	7.0	30	8	3	3	1	1	0	0	0	0	0	0	31	35	3.86	1.286																
Bill Stafford, R ERA: 4.13	(8, 1)	2.0	W	6	0	0	0	1	0	0	1	0	0	0	7	8	0.00	0.000																

Batter	1	2	3	4	5	6	7	8	9	AB	R	H	RBI	BB	SO	LOB	BOTTOM																	
Tony Kubek, L OBP: 0.205, SLG: 0.219	F8		6-3		K		K			4	0	0	0	0	2	1	Minnesota Twins @ New York Yankees Yankee Stadium, Bronx, NY Wed May 15 1963, 3:33 AM EDT Att: 14,177 - Unknown																	
Bobby Richardson, R OBP: 0.266, SLG: 0.299	5-3					HR		L7		3	1	1	0	1	0	0																		
Tom Tresh, S OBP: 0.359, SLG: 0.560	K				F5		F8			4	1	1	0	0	1	2																		
Mickey Mantle, S OBP: 0.395, SLG: 0.636					F5					4	2	2	2	0	1	0																		
Joe Pepitone, L OBP: 0.289, SLG: 0.481					F8		K			4	0	1	1	0	1	1																		
Elston Howard, R OBP: 0.321, SLG: 0.520					K					3	0	2	1	1	1	0																		
Hector Lopez, R OBP: 0.286, SLG: 0.352					F8		K			4	0	0	0	0	3	4																		
Clete Boyer, R OBP: 0.357, SLG: 0.509										3	0	1	0	0	0	2																		
Ralph Terry, R OBP: 0.059, SLG: 0.059					F7					1	0	0	0	0	0	0																		
Yogi Berra, L OBP: 0.214, SLG: 0.429										1	0	0	0	0	0	0																		
Bill Stafford, R OBP: 0.143, SLG: 0.143										0	0	0	0	0	0	0																		
Inning Stats	R: 0 E: 0 K: 1 S: 5	H: 0 LOB: 0 BB: 0 P: 5	R: 0 E: 0 K: 2 S: 9	H: 2 LOB: 2 BB: 0 P: 9	R: 0 E: 0 K: 0 S: 3	H: 0 LOB: 1 BB: 1 P: 7	R: 0 E: 0 K: 1 S: 5	H: 0 LOB: 0 BB: 0 P: 5	R: 0 E: 0 K: 1 S: 6	H: 1 LOB: 1 BB: 0 P: 6	R: 2 E: 0 K: 2 S: 9	H: 2 LOB: 1 BB: 1 P: 13	R: 0 E: 0 K: 1 S: 5	H: 0 LOB: 0 BB: 0 P: 5	R: 2 E: 0 K: 1 S: 8	H: 3 LOB: 1 BB: 0 P: 8		1B: 7 2B: 0 3B: 0 HR: 1	SF: 0 SAC: 1 DP: 0 HBP: 0	WP: 0 PB: 0 CS: 0	PA: 34													
PITCHER	IP WLS BF H R ER SO BB IBB HBP BLK WP HR S P ERA WHIP																																	
Camilo Pascual, R ERA: 3.43	(1, 1)	7.2	L	33	8	4	4	0	0	0	0	0	0	0	47	55	4.70	1.304																
Ray Moore, R ERA: 2.25	(8, 1)	0.1		1	0	0	0	1	0	0	0	0	0	0	3	3	0.00	0.000																



Batter	1	2	3	4	5	6	7	8	9	AB	R	H	RBI	BB	SO	LOB	TOP					
Albie Pearson, L OBP: 0.375, SLG: 0.342	0-0 4-3		0-0 F8		0-3 K			0-0 F3		4	0	0	0	0	1	1	Los Angeles Angels @ New York Yankees Yankee Stadium, Bronx, NY Fri May 17 1963, 7:05 PM EDT Att: 22,979 - Overcast - 62 F					
Jim Fregosi, R OBP: 0.274, SLG: 0.352	0-0 F9		0-0 F9			0-0 F8		4-0 HR BB		3	1	0	0	1	0	0						
Leon Wagner, L OBP: 0.310, SLG: 0.628	0-0 HR		0-0 L8			0-0 4-3		0-0 HR		4	2	2	3	0	0	0						
Lee Thomas, L OBP: 0.264, SLG: 0.315	4-0 BB			0-0 3-1		1-0 HBP		0-0 F7		2	0	0	0	1	0	0						
Buck Rodgers, S OBP: 0.244, SLG: 0.329	0-0 5-3			0-0 4-3		0-0 G3			0-0 1-3	4	0	0	0	0	0	2						
George Thomas, R OBP: 0.282, SLG: 0.388		0-3 K		0-0 F7			0-0 G5-4-3 1B		0-0 F9	4	0	1	0	0	1	0						
Bob Perry, R OBP: 0.250, SLG: 0.250		0-3 K			0-0 6-3 6-3 1B		0-0 G5-4-3 1-2		0-3 K	4	0	1	0	0	2	1						
Joe Koppe, R OBP: 0.306, SLG: 0.244		4-0 BB		0-0 6-3		0-3 K				2	0	0	0	1	1	1						
Mel Nelson, R OBP: 0.143, SLG: 0.143	0-3 K		0-3 K		0-0 6-3			0-0 4-3		2	0	0	0	0	1	2						
Bob Sadowski, L OBP: 0.343, SLG: 0.214										1	0	0	0	0	0	0						
Julio Navarro, R OBP: 0.375, SLG: 0.286					2-3					0	0	0	0	0	0	0						
Inning Stats	R: 1 E: 0 K: 0 S: 4	H: 1 LOB: 1 BB: 1 P: 8	R: 0 E: 0 K: 3 S: 9	H: 0 LOB: 1 BB: 1 P: 13	R: 0 E: 0 K: 0 S: 3	H: 0 LOB: 0 BB: 0 P: 3	R: 0 E: 0 K: 0 S: 3	H: 0 LOB: 0 BB: 0 P: 3	R: 0 E: 0 K: 1 S: 6	H: 1 LOB: 1 BB: 0 P: 6	R: 0 E: 0 K: 0 S: 3	H: 0 LOB: 1 BB: 0 P: 4	R: 0 E: 0 K: 1 S: 5	H: 1 LOB: 0 BB: 0 P: 5	R: 2 E: 0 K: 0 S: 4	H: 1 LOB: 0 BB: 1 P: 8	R: 0 E: 0 K: 1 S: 5	H: 0 LOB: 0 BB: 0 P: 5	1B: 2 2B: 0 3B: 0 HR: 2	SF: 0 SAC: 0 DP: 1 HBP: 1	WP: 0 PB: 0 CS: 0	PA: 34
PITCHER Jim Bouton, R ERA: 2.23	IP: 9.0 WLS: W BF: 34 H: 4 R: 3 ER: 3 SO: 6 BB: 3 IBB: 0 HBP: 1 BLK: 0 WP: 0 HR: 2 S: 42 P: 55 ERA: 3.00 WHIP: 0.778															PITCHER						

Batter	1	2	3	4	5	6	7	8	9	AB	R	H	RBI	BB	SO	LOB	BOTTOM			
Hector Lopez, R OBP: 0.272, SLG: 0.333	0-0 6-3		0-0 F9			0-0 4-3			0-0 5-3	4	0	0	0	0	0	0	Los Angeles Angels @ New York Yankees Yankee Stadium, Bronx, NY Fri May 17 1963, 7:05 PM EDT Att: 22,979 - Overcast - 62 F			
Bobby Richardson, R OBP: 0.274, SLG: 0.300	1-0 FC5 PB HBP		0-0 6-3			0-0 FC6-4 1B		0-0 4-3		3	0	1	0	0	0	0				
Tom Tresh, S OBP: 0.347, SLG: 0.538	0-0 F2		0-0 F8			0-0 FC6-4 FC5-4		0-0 3-1		4	0	0	0	0	0	2				
Mickey Mantle, S OBP: 0.388, SLG: 0.609	4-0 1-2 BB		0-0 F8			0-0 F3		0-0 F9		3	0	0	0	1	0	1				
Elston Howard, R OBP: 0.312, SLG: 0.505	0-0 FC5 2-3f			0-0 5-3		0-0 FC5-4 1-2f				3	0	0	0	0	0	3				
Clete Boyer, R OBP: 0.364, SLG: 0.513		0-0 HR 1B		0-3 K			0-0 HR 1B			3	2	2	0	0	1	0				
Joe Pepitone, L OBP: 0.302, SLG: 0.560		0-0 1-H HR		0-0 L8			0-0 1-H HR			3	2	2	4	0	0	0				
Tony Kubek, L OBP: 0.200, SLG: 0.214		0-3 K			0-3 K			0-3 K		3	0	0	0	0	3	0				
Jim Bouton, R OBP: 0.143, SLG: 0.077		0-3 K			0-0 G1			0-3 K		3	0	0	0	0	2	0				
Inning Stats	R: 0 E: 0 K: 0 S: 3	H: 0 LOB: 2 BB: 1 P: 8	R: 2 E: 0 K: 2 S: 9	H: 2 LOB: 0 BB: 0 P: 9	R: 0 E: 0 K: 1 S: 5	H: 0 LOB: 0 BB: 0 P: 5	R: 0 E: 0 K: 1 S: 5	H: 0 LOB: 0 BB: 0 P: 5	R: 0 E: 0 K: 0 S: 4	H: 1 LOB: 1 BB: 0 P: 4	R: 2 E: 0 K: 2 S: 9	H: 2 LOB: 0 BB: 0 P: 9	R: 0 E: 0 K: 0 S: 3	H: 0 LOB: 0 BB: 0 P: 3	R: 0 E: 0 K: 0 S: 3	H: 0 LOB: 0 BB: 0 P: 3	1B: 3 2B: 0 3B: 0 HR: 2	SF: 0 SAC: 0 DP: 0 HBP: 1	WP: 0 PB: 1 CS: 0	PA: 31
PITCHER Mel Nelson, L ERA: 3.16	IP: 7.0 WLS: L BF: 28 H: 5 R: 4 ER: 4 SO: 6 BB: 1 IBB: 0 HBP: 1 BLK: 0 WP: 0 HR: 2 S: 38 P: 43 ERA: 5.14 WHIP: 0.857															PITCHER				
Julio Navarro, R ERA: 2.76	IP: 1.0 WLS: 3 BF: 0 H: 0 R: 0 ER: 0 SO: 0 BB: 0 IBB: 0 HBP: 0 BLK: 0 WP: 0 HR: 0 S: 3 P: 3 ERA: 0.00 WHIP: 0.000															PITCHER				

Batter	1	2	3	4	5	6	7	8	9	AB	R	H	RBI	BB	SO	LOB	TOP							
Albie Pearson, L OBP: 0.370, SLG: 0.357 (1, 9)	3-1		HR		5-3	F7			4-3	5	1	1	3	0	0	1								
Billy Moran, R OBP: 0.292, SLG: 0.336 (1, 4)	F7		2B		F8		F8		L7	5	0	1	0	0	0	0								
Leon Wagner, L OBP: 0.306, SLG: 0.614 Ken Hunt, R OBP: 0.232, SLG: 0.392 (1, 7) (7, 7)	PO BB		F5		F7		G3			3	0	0	0	1	0	1								
George Thomas, R OBP: 0.270, SLG: 0.395 (1, 5)	1-2 BB		1-3			HR	L9			3	1	1	0	1	0	1								
Bob Perry, R OBP: 0.250, SLG: 0.625 (1, 8)	PO	5-3	F8			HR		F7		4	1	1	2	0	0	1								
Buck Rodgers, S OBP: 0.256, SLG: 0.329 (1, 2)		F3		5-3		HR				3	1	1	0	1	0	0								
Lee Thomas, L OBP: 0.270, SLG: 0.311 (1, 3)						BB				2	0	0	0	2	2	1								
Jim Fregosi, R OBP: 0.281, SLG: 0.364 (1, 6)					F2					4	1	2	0	0	0	2								
Ken McBride, R OBP: 0.136, SLG: 0.238 (1, 1)			HR			HR				3	1	1	1	0	0	1								
Inning Stats	R: 0 E: 0 K: 0 S: 2	H: 0 LOB: 1 BB: 2 P: 10	R: 0 E: 0 K: 1 S: 5	H: 0 LOB: 0 BB: 0 P: 5	R: 3 E: 0 K: 0 S: 7	H: 4 LOB: 1 BB: 0 P: 7	R: 0 E: 0 K: 0 S: 3	H: 0 LOB: 1 BB: 1 P: 7	R: 0 E: 0 K: 0 S: 3	H: 0 LOB: 0 BB: 0 P: 3	R: 3 E: 0 K: 0 S: 5	H: 3 LOB: 1 BB: 2 P: 13	R: 0 E: 0 K: 0 S: 3	H: 0 LOB: 0 BB: 0 P: 3	R: 0 E: 0 K: 1 S: 6	H: 1 LOB: 1 BB: 0 P: 6	R: 0 E: 0 K: 0 S: 3	H: 0 LOB: 0 BB: 0 P: 3	1B: 3 2B: 3 3B: 0 HR: 2	SF: 1 SAC: 0 DP: 0 HBP: 0	WP: 0 PB: 0 SB: 1 CS: 0	PA: 39		
PITCHER	IP WLS BF H R ER SO BB IBB HBP BLK WP HR S P ERA WHIP																							
Whitney Ford, L ERA: 3.59 Marshall Bridges, L ERA: 2.84 Bill Kunkel, R ERA: 1.64	(1, 1) (6, 1) (8, 1)	5.0 2.0 2.0	L 7 7	24 7 7	6 1 1	6 0 0	6 0 0	1 1 1	0 0 0	0 0 0	4 1 0	0 0 0	0 0 0	0 0 0	0 0 0	0 6 9	22 6 9	38 10 9	10.80 0.00 0.00	2.000 1.000 0.500				

Los Angeles Angels @ New York Yankees
Yankee Stadium, Bronx, NY
Sun May 19 1963, 3:33 AM EDT
Unknown - 78 F

AB	32
R	6
H	8
RBI	6
BB	5
SO	2
LOB	8





Batter	1	2	3	4	5	6	7	8	9	AB	R	H	RBI	BB	SO	LOB	BOTTOM	
Tony Kubek, L OBP: 0.200, SLG: 0.230 (1, 6)	K		F7		F8				G3	5	1	1	0	0	1	3		
Bobby Richardson, R OBP: 0.264, SLG: 0.289 (1, 4)	5-3		5-3		1-3					4	0	0	0	0	0	3		
Tom Tresh, S OBP: 0.344, SLG: 0.537 (1, 7)	F7		K			4-3				4	0	1	1	0	1	0		
Mickey Mantle, S OBP: 0.381, SLG: 0.583 (1, 8)		K		K		K				3	0	0	0	1	3	0		
Roger Maris, L OBP: 0.277, SLG: 0.443 (1, 9)		E4		K		G6-3				4	1	0	0	0	1	2		
Joe Pepitone, L OBP: 0.300, SLG: 0.545 (1, 3)					F8					4	0	1	0	0	0	2		
Yogi Berra, L OBP: 0.167, SLG: 0.333 (1, 2)		K				4-3				4	0	0	0	0	1	2		
Clete Boyer, R OBP: 0.385, SLG: 0.543 (1, 5)										3	0	3	1	0	0	0		
Whitney Ford, L OBP: 0.211, SLG: 0.333 Marshall Bridges, S OBP: 0.250, SLG: 0.143 Johnny Blanchard, L OBP: 0.250, SLG: 0.143 Bill Kunkel, R OBP: 0.300, SLG: 0.250 (1, 1) (6, 1) (7, PH) (8, 1) (9, PH)	(1, 1) (6, 1) (7, PH) (8, 1) (9, PH)	9.0 W 37	7 2	2 1	1 1	9 9	1 0	0 1	0 0	0 0	0 53	58	1.00	0.889				

Los Angeles Angels @ New York Yankees
Yankee Stadium, Bronx, NY
Sun May 19 1963, 3:33 AM EDT
Unknown - 78 F

AB	35
R	2
H	7
RBI	2
BB	1
SO	9
LOB	16



Batter	1	2	3	4	5	6	7	8	9	AB	R	H	RBI	BB	SO	LOB	TOP					
Albie Pearson, L OBP: 0.373, SLG: 0.361 (1, 9)	F7		F8				1B HR			4	1	2	1	0	0	0	Los Angeles Angels @ New York Yankees Yankee Stadium, Bronx, NY Sun May 19 1963, 3:38 AM EDT Att: 38,682 - Unknown - 79 F 					
Billy Moran, R OBP: 0.291, SLG: 0.333 (1, 4)	F7		F8				1B HR			4	1	1	0	0	0	1						
Leon Wagner, L OBP: 0.409, SLG: 0.629 (1, 7)	1B BB		F6				1B HR		4-3	3	1	1	3	1	0	0						
Lee Thomas, L OBP: 0.269, SLG: 0.309 (1, 3)	1B			F8	F3			F3		4	0	1	0	0	0	0						
Buck Rodgers, S OBP: 0.256, SLG: 0.325 (1, 2)	F7			F8			3-1	1B		4	0	1	0	0	0	2						
George Thomas, R OBP: 0.262, SLG: 0.382 (1, 5)		6-3		K			F7		G3	4	0	0	0	0	1	1						
Bob Perry, R OBP: 0.333, SLG: 0.636 (1, 8)						4-3 1B	K		F7	3	1	1	0	1	1	0						
Jim Fregosi, R OBP: 0.273, SLG: 0.353 (1, 6)		K			F8		4-3		F8	4	0	0	0	0	1	2						
Bo Belinsky, L Bob Turley, R Ed Kirkpatrick, L Tom Morgan, R Felix Torres, R Jack Spring, R Julio Navarro, R Bob Sadowski, L OBP: 0.333, SLG: 0.207 (1, 1) (3, 1) (5, PH) (5, 1) (7, PH) (7, 1) (7, 1) (9, PH)		K			4-3		F5		K	1	0	0	0	0	1	1						
Inning Stats	R: 0 E: 0 K: 0 S: 4	H: 1 LOB: 2 BB: 1 P: 8	R: 0 E: 0 K: 2 S: 7	H: 0 LOB: 1 BB: 1 P: 11	R: 0 E: 0 K: 1 S: 3	H: 0 LOB: 0 BB: 0 P: 3	R: 0 E: 0 K: 1 S: 5	H: 0 LOB: 0 BB: 0 P: 5	R: 4 E: 0 K: 0 S: 7	H: 4 LOB: 0 BB: 0 P: 7	R: 0 E: 0 K: 1 S: 5	H: 0 LOB: 1 BB: 0 P: 5	R: 0 E: 0 K: 0 S: 4	H: 1 LOB: 1 BB: 0 P: 4	R: 0 E: 0 K: 0 S: 4	H: 1 LOB: 1 BB: 0 P: 4		R: 0 E: 0 K: 1 S: 5	H: 0 LOB: 0 BB: 0 P: 5	1B: 5 2B: 1 3B: 0 HR: 1	SF: 0 SAC: 0 DP: 0 HBP: 0	WP: 0 PB: 0 CS: 0
PITCHER Ralph Terry, R ERA: 3.22 (1, 1)	IP: 9.0 WLS: W BF: 36 H: 7 R: 4 ER: 4 SO: 5 BB: 2 IBB: 0 HBP: 0 BLK: 0 WP: 0 HR: 1 S: 44 P: 52 ERA: 4.00 WHIP: 1.000											PITCHER	IP: 9.0 WLS: W BF: 36 H: 7 R: 4 ER: 4 SO: 5 BB: 2 IBB: 0 HBP: 0 BLK: 0 WP: 0 HR: 1 S: 44 P: 52 ERA: 4.00 WHIP: 1.000									

Batter	1	2	3	4	5	6	7	8	9	AB	R	H	RBI	BB	SO	LOB	BOTTOM
Clete Boyer, R OBP: 0.378, SLG: 0.554 (1, 5)	F7		F8				FC6-4			5	1	1	2	0	0	2	Los Angeles Angels @ New York Yankees Yankee Stadium, Bronx, NY Sun May 19 1963, 3:38 AM EDT Att: 38,682 - Unknown - 79 F 
Bobby Richardson, R OBP: 0.262, SLG: 0.286 (1, 4)	BB 1B 2B	6-3	5-3			K	4-3			5	1	1	0	0	1	2	
Tom Tresh, S OBP: 0.354, SLG: 0.545 (1, 7)	BB 1B	BB 2B		3-1		K		BB		4	2	2	0	1	1	0	
Mickey Mantle, S OBP: 0.395, SLG: 0.583 Jack Reed, R OBP: 0.333, SLG: 0.500 (3, 8)	2B 1-3 BB	BB 2B BB		WP 1B		2B		K		0	2	0	0	2	0	0	
Elston Howard, R OBP: 0.307, SLG: 0.500 (1, 2)	1-3 E 2B	K		K		6-3		F3		5	1	1	2	0	2	5	
Roger Maris, L OBP: 0.304, SLG: 0.460 Hector Lopez, R OBP: 0.268, SLG: 0.329 (8, 9)	1-3 E BB	1H 2H 2B		BB BB	BB		E3 1B	F8		2	2	1	2	2	0	0	
Joe Pepitone, L OBP: 0.287, SLG: 0.522 (1, 3)	1-3 2-3 3H	F8		K			F7			4	0	0	1	0	1	6	
Tony Kubek, L OBP: 0.209, SLG: 0.238 (1, 6)	E8 1B		F8		L9		1B FC6-4	1B		4	1	2	2	0	0	0	
Ralph Terry, R OBP: 0.143, SLG: 0.100 (1, 1)	F9				F7		1-3 2H 1B	FC6-4		3	0	1	1	1	0	1	
Inning Stats	R: 5 E: 1 K: 0 S: 7	H: 4 LOB: 1 BB: 2 P: 15	R: 3 E: 0 K: 1 S: 8	H: 3 LOB: 1 BB: 1 P: 12	R: 0 E: 0 K: 2 S: 8	H: 1 LOB: 2 BB: 1 P: 12	R: 0 E: 0 K: 2 S: 8	H: 1 LOB: 1 BB: 0 P: 8	R: 2 E: 1 K: 0 S: 6	H: 2 LOB: 1 BB: 0 P: 6	R: 0 E: 0 K: 1 S: 5	H: 0 LOB: 1 BB: 1 P: 9	1B: 6 2B: 4 3B: 0 HR: 1	SF: 0 SAC: 0 DP: 0 HBP: 0	WP: 1 PB: 0 SB: 1 CS: 0	PA: 42	
PITCHER Bo Belinsky, L ERA: 6.39 Bob Turley, R ERA: 3.66 Tom Morgan, R ERA: 4.85 Jack Spring, L ERA: 2.84 Julio Navarro, R ERA: 2.61 (1, 1) (3, 1) (5, 1) (7, 1) (7, 1)	IP: 2.0 WLS: L BF: 16 H: 7 R: 8 ER: 8 SO: 1 BB: 3 IBB: 0 HBP: 0 BLK: 0 WP: 1 HR: 0 S: 15 P: 27 ERA: 36.00 WHIP: 5.000											PITCHER	IP: 2.0 WLS: L BF: 16 H: 7 R: 8 ER: 8 SO: 1 BB: 3 IBB: 0 HBP: 0 BLK: 0 WP: 1 HR: 0 S: 15 P: 27 ERA: 36.00 WHIP: 5.000				

Batter	1	2	3	4	5	6	7	8	9	AB	R	H	RBI	BB	SO	LOB	TOP					
Wayne Causey, L OBP: 0.403, SLG: 0.522 (1, 6)										5	0	2	0	0	2	4	Kansas City Athletics @ New York Yankees Yankee Stadium, Bronx, NY Tue May 21 1963, 7:05 PM EDT Att: 12,415 - Unknown - 60 F livebaseballscorecards.com					
Jose Tartabull, L OBP: 0.272, SLG: 0.270 (1, 8)										5	0	0	0	0	2	2						
Jerry Lumpe, L OBP: 0.275, SLG: 0.302 (1, 4)										5	0	1	0	0	0	0						
Norm Siebern, L OBP: 0.346, SLG: 0.383 (1, 3)										5	2	2	1	0	0	2						
Ed Charles, R OBP: 0.360, SLG: 0.368 (1, 5)										4	1	2	0	0	0	2						
Manny Jimenez, L OBP: 0.351, SLG: 0.313 (1, 9)										3	0	1	1	1	1	0						
Gino Cimoli, R OBP: 0.323, SLG: 0.378 (1, 7)										3	1	1	1	1	0	2						
Haywood Sullivan, R OBP: 0.293, SLG: 0.240 (1, 2)										2	0	0	1	1	1	0						
Orlando Pena, R George Alusky, R Diego Segui, R Dick Howser, R Dave Wickersham, R Dale Willis, R Chuck Essegian, R Ed Rakow, S OBP: 0.287, SLG: 0.083 OBP: 0.328, SLG: 0.436 OBP: 0.286, SLG: 0.299 OBP: 0.185, SLG: 0.133 OBP: 0.295, SLG: 0.347 OBP: 0.371, SLG: 0.143 (1, 1) (4, PH) (4, 1) (6, PH) (6, PH) (7, 1) (8, PH) (8, 1)										1	0	0	0	0	1	1						
Inning Stats	R: 0 E: 0 K: 1 S: 7	H: 2 LOB: 2 BB: 0 P: 7	R: 0 E: 0 K: 2 S: 7	H: 0 LOB: 1 BB: 1 P: 11	R: 0 E: 0 K: 0 S: 3	H: 1 LOB: 0 BB: 0 P: 3	R: 1 E: 0 K: 1 S: 6	H: 1 LOB: 3 BB: 0 P: 18	R: 1 E: 0 K: 0 S: 4	H: 1 LOB: 0 BB: 0 P: 4	R: 1 E: 0 K: 1 S: 6	H: 1 LOB: 1 BB: 1 P: 10	R: 1 E: 0 K: 1 S: 8	H: 3 LOB: 2 BB: 0 P: 8	R: 0 E: 0 K: 1 S: 5	H: 0 LOB: 0 BB: 0 P: 5		R: 0 E: 0 K: 0 S: 3	H: 0 LOB: 0 BB: 0 P: 3	1B: 7 2B: 0 3B: 0 HR: 2	SF: 1 SAC: 0 DP: 1 HBP: 0	WP: 2 PB: 0 SB: 0 CS: 0
PITCHER	IP WLS BF H R ER SO BB IBB HBP BLK WP HR S P ERA WHIP																					
Jim Bouton, R ERA: 2.52 (1, 1)	5.2 W 27 6 3 3 4 5 0 0 0 0 1 2 30 50 4.76 1.941																					
Steve Hamilton, L ERA: 2.64 (6, 1)	3.1 S 13 3 1 1 3 0 0 0 0 0 0 0 19 19 2.70 0.900																					

Batter	1	2	3	4	5	6	7	8	9	AB	R	H	RBI	BB	SO	LOB	BOTTOM			
Clete Boyer, R OBP: 0.371, SLG: 0.540 (1, 5)										5	0	1	1	0	1	3	Kansas City Athletics @ New York Yankees Yankee Stadium, Bronx, NY Tue May 21 1963, 7:05 PM EDT Att: 12,415 - Unknown - 60 F livebaseballscorecards.com			
Bobby Richardson, R OBP: 0.282, SLG: 0.285 (1, 4)										4	1	1	0	0	0	4				
Tom Tresh, S OBP: 0.358, SLG: 0.539 (1, 7)										3	2	1	0	1	0	2				
Mickey Mantle, S OBP: 0.400, SLG: 0.658 (1, 8)										4	2	2	5	0	1	0				
Roger Maris, L OBP: 0.301, SLG: 0.493 (1, 9)										4	1	1	1	0	0	0				
Joe Pepitone, L OBP: 0.286, SLG: 0.510 (1, 3)										4	0	1	0	0	1	0				
Elston Howard, R OBP: 0.322, SLG: 0.509 (1, 2)										4	0	3	0	0	0	1				
Tony Kubek, L OBP: 0.217, SLG: 0.254 (1, 6)										4	1	2	0	0	1	2				
Jim Bouton, R OBP: 0.118, SLG: 0.063 Steve Hamilton, L OBP: 0.333, SLG: 0.667 (1, 1) (6, 1)										3	0	0	0	0	2	5				
Inning Stats	R: 3 E: 0 K: 2 S: 9	H: 2 LOB: 0 BB: 1 P: 13	R: 1 E: 0 K: 0 S: 6	H: 3 LOB: 2 BB: 0 P: 6	R: 0 E: 0 K: 1 S: 5	H: 0 LOB: 0 BB: 0 P: 5	R: 0 E: 0 K: 1 S: 7	H: 2 LOB: 2 BB: 0 P: 7	R: 3 E: 0 K: 2 S: 11	H: 4 LOB: 1 BB: 0 P: 11	R: 0 E: 0 K: 0 S: 3	H: 0 LOB: 0 BB: 0 P: 3	R: 0 E: 0 K: 0 S: 3	H: 0 LOB: 0 BB: 0 P: 3	R: 0 E: 0 K: 0 S: 4	H: 1 LOB: 1 BB: 0 P: 4		1B: 8 2B: 1 3B: 0 HR: 3	SF: 0 SAC: 1 DP: 0 HBP: 0	WP: 0 PB: 0 SB: 0 CS: 0
PITCHER	IP WLS BF H R ER SO BB IBB HBP BLK WP HR S P ERA WHIP																			
Orlando Pena, R ERA: 2.45 (1, 1)	3.0 L 15 6 3 4 3 0 0 0 0 0 0 2 18 18 13.50 3.000																			
Diego Segui, R ERA: 7.66 (4, 1)	2.0 12 6 3 3 3 0 0 0 0 0 0 2 18 18 13.50 3.000																			
Dave Wickersham, R ERA: 3.67 (6, 1)	1.0 3 0 0 0 0 0 0 0 0 0 0 0 3 3 0.00 0.000																			
Dale Willis, R ERA: 2.16 (7, 1)	1.0 3 0 0 0 0 0 0 0 0 0 0 0 3 3 0.00 0.000																			
Ed Rakow, R ERA: 3.39 (8, 1)	1.0 4 1 0 0 0 0 0 0 0 0 0 0 4 4 0.00 1.000																			

Batter	1	2	3	4	5	6	7	8	9	AB	R	H	RBI	BB	SO	LOB	TOP							
Mary Breeding, R OBP: 0.313, SLG: 0.380 (1,5)										4	1	2	0	0	0	1								
Minnie Minoza, R OBP: 0.326, SLG: 0.200 (1,7)										3	1	0	0	1	1	2								
Chuck Hinton, R OBP: 0.337, SLG: 0.517 (1,9)										3	0	1	1	1	0	2								
Don Lock, R OBP: 0.333, SLG: 0.373 (1,8)										4	0	0	0	0	1	4								
Bobo Osborne, L OBP: 0.314, SLG: 0.454 (1,3)										3	1	1	2	0	1	2								
Ed Brinkman, R OBP: 0.294, SLG: 0.351 (1,6)										4	0	0	0	0	1	1								
Chuck Cottler, R OBP: 0.242, SLG: 0.355 (1,4)										4	0	2	0	0	0	0								
Hobie Landrith, L OBP: 0.214, SLG: 0.167 (9, PH)										3	0	0	0	0	1	2								
Tom Brown, S OBP: 0.205, SLG: 0.195 (7, PH)										1	0	0	0	0	0	0								
Dave Stenhouse, R OBP: 0.200, SLG: 0.154 Ron Kline, R (6, 1)										2	0	0	0	0	2	1								
Jim King, L OBP: 0.310, SLG: 0.429 Jim Bronstad, R (7, 1)										0	0	0	0	0	0	0								
										1	0	0	0	0	0	1								
										0	0	0	0	0	0	0								
Inning Stats	R: 0 E: 0 K: 0 S: 3	H: 1 LOB: 0 BB: 0 P: 3	R: 1 E: 0 K: 0 S: 4	H: 1 LOB: 0 BB: 0 P: 4	R: 0 E: 0 K: 1 S: 5	H: 0 LOB: 0 BB: 0 P: 5	R: 0 E: 0 K: 2 S: 7	H: 0 LOB: 1 BB: 1 P: 11	R: 0 E: 0 K: 3 S: 10	H: 1 LOB: 1 BB: 0 P: 10	R: 2 E: 1 K: 0 S: 6	H: 2 LOB: 1 BB: 0 P: 6	R: 0 E: 0 K: 0 S: 4	H: 1 LOB: 1 BB: 0 P: 4	R: 0 E: 0 K: 1 S: 5	H: 0 LOB: 0 BB: 0 P: 9	R: 0 E: 0 K: 0 S: 3	H: 0 LOB: 0 BB: 0 P: 3	1B: 4 2B: 1 3B: 0 HR: 1	SF: 1 SAC: 0 DP: 1 HBP: 0	WP: 0 PB: 0 SB: 1 CS: 0	PA: 35		
PITCHER Whitey Ford, L ERA: 3.36 (1, 1)	IP: 9.0 WLS: W BF: 35 H: 6 R: 3 ER: 2 SO: 7 BB: 2 IBB: 0 HBP: 0 BLK: 0 WP: 0 HR: 1 S: 47 P: 55 ERA: 2.00 WHIP: 0.889																							

Washington Senators @ New York Yankees
Yankee Stadium, Bronx, NY
Fri May 24 1963, 7:05 PM EDT
Att: 15,714 - Unknown - 56 F

AB 32
R 3
H 6
RBI 3
BB 2
SO 7
LOB 16



Batter	1	2	3	4	5	6	7	8	9	AB	R	H	RBI	BB	SO	LOB	BOTTOM						
Tony Kubek, L OBP: 0.236, SLG: 0.273 (1,6)										5	1	3	0	0	0	0							
Bobby Richardson, R OBP: 0.271, SLG: 0.316 (1,4)										4	0	2	0	0	0	2							
Tom Tresh, S OBP: 0.366, SLG: 0.553 (1,7)										4	1	1	0	1	2	5							
Mickey Mantle, S OBP: 0.446, SLG: 0.704 (1,8)										2	2	2	1	3	0	0							
Joe Pepitone, L OBP: 0.296, SLG: 0.528 (1,3)										5	1	1	3	0	0	9							
Yogi Berra, L OBP: 0.281, SLG: 0.391 (1,2)										4	0	2	1	0	0	6							
Johnny Blanchard, L OBP: 0.230, SLG: 0.100 Jack Reed, R OBP: 0.333, SLG: 0.500 (7, 9)										3	0	0	0	1	0	1							
Clete Boyer, R OBP: 0.345, SLG: 0.500 (1,5)										4	0	0	0	0	1	2							
Whitey Ford, L OBP: 0.217, SLG: 0.286 (1, 1)										3	0	0	0	1	1	2							
Inning Stats	R: 0 E: 0 K: 0 S: 5	H: 2 LOB: 3 BB: 1 P: 9	R: 0 E: 0 K: 1 S: 6	H: 1 LOB: 2 BB: 1 P: 10	R: 2 E: 0 K: 0 S: 6	H: 3 LOB: 2 BB: 1 P: 10	R: 0 E: 1 K: 1 S: 7	H: 1 LOB: 3 BB: 1 P: 11	R: 0 E: 0 K: 1 S: 5	H: 0 LOB: 0 BB: 0 P: 5	R: 3 E: 0 K: 1 S: 8	H: 3 LOB: 1 BB: 1 P: 12	R: 0 E: 0 K: 0 S: 3	H: 0 LOB: 0 BB: 0 P: 3	R: 0 E: 0 K: 0 S: 3	H: 1 LOB: 1 BB: 1 P: 7	R: 0 E: 0 K: 0 S: 3	H: 1 LOB: 1 BB: 1 P: 7	1B: 6 2B: 3 3B: 1 HR: 1	SF: 0 SAC: 1 DP: 1 HBP: 0	WP: 0 PB: 0 SB: 0 CS: 0	PA: 41	
PITCHER Dave Stenhouse, R ERA: 3.99 Ron Kline, R ERA: 2.18 Jim Bronstad, R ERA: 3.13	IP: 5.2 WLS: L BF: 33 H: 10 R: 5 ER: 5 SO: 4 BB: 3 IBB: 2 HBP: 0 BLK: 0 WP: 0 HR: 1 S: 36 P: 56 ERA: 7.94 WHIP: 2.294																						

Washington Senators @ New York Yankees
Yankee Stadium, Bronx, NY
Fri May 24 1963, 7:05 PM EDT
Att: 15,714 - Unknown - 56 F

AB 34
R 5
H 11
RBI 5
BB 6
SO 4
LOB 27



Batter	1	2	3	4	5	6	7	8	9	AB	R	H	RBI	BB	SO	LOB	TOP			
Mary Breeding, R OBP: 0.307, SLG: 0.369 (1, 5)	5-3		F8			SH1-3 1B		F5	F6	5	0	1	0	0	0	2				
Jim King, L OBP: 0.303, SLG: 0.417 (1, 9)	3-1			3-1		SH1-3 1-2		3-1		3	0	0	0	0	0	0				
Chuck Hinton, R OBP: 0.335, SLG: 0.511 (1, 7)	5-3			5-3		F8			1B	4	0	1	0	0	0	1				
Bobo Osborne, L OBP: 0.313, SLG: 0.445 (1, 3)		F7		3-1					L3	3	0	0	0	1	0	1				
Don Lock, R OBP: 0.338, SLG: 0.377 (1, 8)	5-3				G3 E B1-2-3 1B	F6			FC4-6 1B	4	0	2	0	0	0	2				
Ed Brinkman, R OBP: 0.293, SLG: 0.344 (1, 6)					E6 G3 1-2		F6		FC4-6 1B 1-2	3	1	0	0	1	0	2				
Ken Retzer, L OBP: 0.284, SLG: 0.288 (1, 2)			G3		G3 1-2 2-3		F3			4	0	1	0	0	0	3				
Chuck Cottier, R OBP: 0.250, SLG: 0.371 (1, 4)			F7						F7	3	0	1	0	1	0	2				
Tom Cheney, R OBP: 0.087, SLG: 0.087 Ron Kline, R Pete Burnside, R Dick Phillips, L (8, FH) OBP: 0.254, SLG: 0.241			K		B1-2-3 3-H		F7			3	0	0	0	0	1	4				
										0	0	0	0	0	0	0				
										1	0	1	1	0	0	0				
Inning Stats	R: 0 E: 0 K: 0 S: 3	H: 0 LOB: 0 BB: 0 P: 3	R: 0 E: 0 K: 0 S: 3	H: 0 LOB: 1 BB: 1 P: 7	R: 0 E: 0 K: 1 S: 5	H: 0 LOB: 0 BB: 0 P: 5	R: 0 E: 0 K: 0 S: 3	H: 0 LOB: 0 BB: 0 P: 3	R: 0 E: 1 K: 0 S: 4	H: 1 LOB: 2 BB: 1 P: 8	R: 0 E: 0 K: 0 S: 4	H: 1 LOB: 1 BB: 0 P: 4	R: 0 E: 0 K: 0 S: 4	H: 1 LOB: 1 BB: 0 P: 4	R: 1 E: 0 K: 0 S: 6	H: 3 LOB: 2 BB: 0 P: 6	1B: 6 2B: 0 3B: 1 HR: 0	SF: 0 SAC: 1 DP: 1 HBP: 0	WP: 0 PB: 0 SB: 0 CS: 0	PA: 37
PITCHER Ralph Terry, R ERA: 2.99 (1, 1)	IP: 9.0 WLS: W BF: 37 H: 7 R: 1 ER: 1 SO: 1 BB: 2 IBB: 1 HBP: 0 BLK: 0 WP: 0 HR: 0 S: 36 P: 48 ERA: 1.00 WHIP: 1.000															PITCHER				

Washington Senators @ New York Yankees
Yankee Stadium, Bronx, NY
Sat May 25 1963, 3:33 AM EDT
Att: 22,753 - Unknown - 64 F

AB	33
R	1
H	7
RBI	1
BB	3
SO	1
LOB	17



Batter	1	2	3	4	5	6	7	8	9	AB	R	H	RBI	BB	SO	LOB	BOTTOM
Tony Kubek, L OBP: 0.243, SLG: 0.287 (1, 6)	F7		G3			4-3 SH1-4 1B				4	1	2	0	0	0	0	
Bobby Richardson, R OBP: 0.273, SLG: 0.324 (1, 4)	B5-3		F8			SH1-4 1-2				3	0	1	2	0	0	0	
Tom Tresh, S OBP: 0.362, SLG: 0.543 (1, 7)	K					4-3 2-3				4	0	1	0	0	1	2	
Mickey Mantle, S OBP: 0.438, SLG: 0.682 (1, 8)					L9					4	0	1	0	0	1	1	
Joe Pepitone, L OBP: 0.304, SLG: 0.555 (1, 3)					2-3					4	1	2	1	0	0	0	
Euston Howard, R OBP: 0.310, SLG: 0.479 (1, 2)					K					4	0	0	0	0	1	2	
Hector Lopez, R OBP: 0.282, SLG: 0.325 Jack Reed, R OBP: 0.360, SLG: 0.520										1	1	0	0	2	0	0	
										1	0	1	0	0	0	0	
Clete Boyer, R OBP: 0.342, SLG: 0.500 (1, 5)										4	1	1	1	0	1	4	
Ralph Terry, R OBP: 0.125, SLG: 0.087 (1, 1)										3	1	0	0	0	1	3	
Inning Stats	R: 0 E: 0 K: 1 S: 5	H: 2 LOB: 3 BB: 1 P: 11	R: 0 E: 0 K: 0 S: 3	H: 1 LOB: 1 BB: 0 P: 3	R: 0 E: 0 K: 1 S: 5	H: 0 LOB: 0 BB: 0 P: 5	R: 0 E: 0 K: 1 S: 6	H: 1 LOB: 1 BB: 0 P: 6	R: 4 E: 1 K: 0 S: 7	H: 3 LOB: 1 BB: 1 P: 11	R: 1 E: 0 K: 0 S: 5	H: 2 LOB: 1 BB: 0 P: 5	1B: 5 2B: 3 3B: 0 HR: 1	SF: 0 SAC: 1 DP: 0 HBP: 0	WP: 0 PB: 0 SB: 0 CS: 0	PA: 35	
PITCHER Tom Cheney, R ERA: 2.55 Ron Kline, R ERA: 2.14 Pete Burnside, L ERA: 5.4	IP: 6.2 WLS: L BF: 29 H: 7 R: 4 ER: 0 SO: 5 BB: 1 IBB: 1 HBP: 0 BLK: 0 WP: 0 HR: 0 S: 37 P: 45 ERA: 1.35 WHIP: 1.200															PITCHER	

Washington Senators @ New York Yankees
Yankee Stadium, Bronx, NY
Sat May 25 1963, 3:33 AM EDT
Att: 22,753 - Unknown - 64 F

AB	32
R	5
H	9
RBI	4
BB	2
SO	5
LOB	12



Batter	1	2	3	4	5	6	7	8	9	AB	R	H	RBI	BB	SO	LOB	TOP				
Mary Breeding, R OBP: 0.315, SLG: 0.360 (1,5)	0-0 6-3		4-0 BB		4-0 BB		0-0 6-3			2	0	0	0	2	0	1	Washington Senators @ New York Yankees Yankee Stadium, Bronx, NY Sun May 26 1963, 3:33 AM EDT Unknown - 60 F AB 31 R 1 H 7 RBI 1 BB 4 SO 4 LOB 16				
Jim King, L OBP: 0.293, SLG: 0.402 (1,9)	0-0 F7		4-0 G4-6-3 BB		0-0 F8		0-0 F3			4	0	0	0	0	0	4					
Chuck Hinton, R OBP: 0.333, SLG: 0.517 (1,7)	0-3 K			0-0 F7		0-0 1B 3B		0-3 K		4	1	1	0	0	2	0					
Bobo Osborne, L OBP: 0.317, SLG: 0.453 (1,3)		0-0 6-3		0-0 2B		0-0 G4-6-3 1B		0-0 F8		4	0	2	1	0	0	0					
Don Lock, R OBP: 0.342, SLG: 0.381 (1,8)		0-0 1B		0-0 F5		0-0 F7		0-0 WP 1B		4	0	2	0	0	0	2					
Ken Retzer, L OBP: 0.269, SLG: 0.271 (1,2)	0-3 K			0-0 L8		0-0 G4-6-3		0-0 1-3		4	0	0	0	0	1	4					
Ed Brinkman, R OBP: 0.292, SLG: 0.338 (1,6)	0-3 K				4-0 L5-3 BB		0-0 L7		0-0 6-3	3	0	0	0	1	1	2					
Chuck Cottier, R OBP: 0.250, SLG: 0.375 (1,4)			0-0 F8		0-0 L5-3		0-0 2B		0-0 5-3	4	0	1	0	0	0	2					
Don Rudolph, L OBP: 0.316, SLG: 0.375 (1,1)					4-0 F2					1	0	1	0	1	0	0					
Dick Phillips, L OBP: 0.250, SLG: 0.236 (7, PH)										1	0	0	0	0	0	1					
Jim Bronstad, R (7, 1)										0	0	0	0	0	0	0					
Claude Osteen, L OBP: 0.263, SLG: 0.222 (7, 1)										0	0	0	0	0	0	0					
Inning Stats	R: 0 E: 0 K: 1 S: 5	H: 0 LOB: 0 BB: 0 P: 5	R: 0 E: 0 K: 2 S: 8	H: 1 LOB: 1 BB: 0 P: 8	R: 0 E: 0 K: 0 S: 3	H: 1 LOB: 1 BB: 1 P: 7	R: 0 E: 0 K: 0 S: 4	H: 1 LOB: 1 BB: 0 P: 4	R: 0 E: 0 K: 0 S: 2	H: 0 LOB: 2 BB: 3 P: 14	R: 1 E: 0 K: 0 S: 4	H: 2 LOB: 0 BB: 0 P: 4	R: 0 E: 0 K: 1 S: 5	H: 1 LOB: 1 BB: 0 P: 4	R: 0 E: 0 K: 0 S: 4	H: 1 LOB: 1 BB: 0 P: 4		1B: 4 2B: 3 3B: 1 HR: 0	SF: 0 SAC: 0 DP: 3 HBP: 0	WP: 1 PB: 0 CS: 0	PA: 35
PITCHER Jim Bouton, R ERA: 2.29 (1,1)	IP: 9.0 WLS: W BF: 35 H: 7 R: 1 ER: 1 SO: 4 BB: 4 IBB: 0 HBP: 0 BLK: 0 WP: 1 HR: 0 S: 39 P: 55 ERA: 1.00 WHIP: 1.222																				

Batter	1	2	3	4	5	6	7	8	9	AB	R	H	RBI	BB	SO	LOB	BOTTOM				
Clete Boyer, R OBP: 0.351, SLG: 0.503 (1,5)	0-0 FC5-4 1B		0-0 1B		0-0 F7		0-0 1B PB 1B	0-0 4-3		5	1	3	0	0	0	0	Washington Senators @ New York Yankees Yankee Stadium, Bronx, NY Sun May 26 1963, 3:33 AM EDT Unknown - 60 F AB 33 R 7 H 10 RBI 6 BB 3 SO 3 LOB 16				
Bobby Richardson, R OBP: 0.272, SLG: 0.321 (1,4)	0-0 FC5-4 E		0-0 F2		0-0 F7		0-0 BB 2B 1B			4	1	1	1	0	0	2					
Tom Tresh, S OBP: 0.366, SLG: 0.538 (1,7)	0-0 E6		0-0 FC6-4 1B			0-0 B1-3	0-0 2B BB			3	1	1	0	1	0	1					
Mickey Mantle, S OBP: 0.440, SLG: 0.705 (7, PR)	0-0 G5-4-3		0-3 K			0-0 HR	4-0 2B SF8 IBB			3	1	1	1	1	1	4					
Jack Reed, R OBP: 0.360, SLG: 0.520 (8, 8)	1-2									0	1	0	0	0	0	0					
Elston Howard, R OBP: 0.315, SLG: 0.512 (1,2)		0-0 HR	0-0 FC6-4			0-0 F2	0-0 2B			4	1	2	3	0	0	2					
Harry Bright, R OBP: 0.432, SLG: 0.529 (1,3)		0-0 2B		0-3 K		0-0 1B	0-0 SF8			3	0	2	0	0	1	0					
Joe Pepitone, L OBP: 0.301, SLG: 0.555 (7, PH) (8, 3)										0	0	0	1	0	0	0					
Hector Lopez, R OBP: 0.270, SLG: 0.309 (1,9)		0-0 1-3		0-0 F3		0-0 F7	0-0 6-3			4	0	0	0	0	0	4					
Tony Kubek, L OBP: 0.244, SLG: 0.281 (1,6)		0-0 F8		0-0 F7			4-0 1B S 1B BB	0-0 5-3		3	1	0	0	1	0	1					
Jim Bouton, R OBP: 0.095, SLG: 0.050 (1,1)		0-0 F4			0-0 4-3		0-3 K	0-0 F8		4	0	0	0	0	1	2					
Inning Stats	R: 0 E: 1 K: 0 S: 4	H: 1 LOB: 1 BB: 0 P: 4	R: 1 E: 0 K: 0 S: 5	H: 2 LOB: 1 BB: 0 P: 5	R: 0 E: 0 K: 1 S: 7	H: 2 LOB: 2 BB: 0 P: 7	R: 0 E: 0 K: 1 S: 5	H: 0 LOB: 0 BB: 0 P: 5	R: 0 E: 0 K: 0 S: 3	H: 0 LOB: 0 BB: 0 P: 3	R: 1 E: 0 K: 0 S: 5	H: 2 LOB: 1 BB: 0 P: 5	R: 5 E: 0 K: 1 S: 8	H: 3 LOB: 2 BB: 3 P: 20	R: 0 E: 0 K: 0 S: 3	H: 0 LOB: 0 BB: 0 P: 3		1B: 6 2B: 2 3B: 0 HR: 2	SF: 1 SAC: 0 DP: 1 HBP: 0	WP: 0 PB: 1 SB: 1 CS: 0	PA: 37
PITCHER Don Rudolph, L ERA: 4.7 (1,1)	IP: 6.0 WLS: L BF: 25 H: 7 R: 2 ER: 2 SO: 2 BB: 0 IBB: 0 HBP: 0 BLK: 0 WP: 0 HR: 2 S: 29 P: 29 ERA: 3.00 WHIP: 1.167																				
Jim Bronstad, R ERA: 4.3 (7, 1)	0.1	7	3	5	5	1	2	1	0	0	0	6	18	135.00	15.000						
Claude Osteen, L ERA: 3.64 (7, 1)	1.2	5	0	0	0	0	0	0	0	0	5	5	0.00	0.000							

Batter	1	2	3	4	5	6	7	8	9	AB	R	H	RBI	BB	SO	LOB	TOP								
Ed Brinkman, R (1, 6) OBP: 0.295, SLG: 0.335	F9		FC4-6 BB	1-3 2-H 3-H 1B		K		6-3		4	0	1	2	1	1	1	Washington Senators @ New York Yankees Yankee Stadium, Bronx, NY Sun May 26 1963, 7:05 PM EDT Att: 18,741 - Unknown - 60 F								
Jim King, L (1, 9) OBP: 0.288, SLG: 0.395	F2		FC4-6 FC6-4	K		K		K		2	0	0	0	0	0	1									
Tom Brown, S (4, PH) OBP: 0.200, SLG: 0.190										1	0	0	0	0	1	2									
Jim Duckworth, R (4, 1)										2	0	0	0	0	2	1									
Chuck Hinton, R (1, 7) OBP: 0.325, SLG: 0.503	4-3		FC6-4 1B	K				L9		5	1	0	0	0	1	3									
Bobo Osborne, L (1, 3) OBP: 0.319, SLG: 0.451		F5	FC6-4 1B			6-3 WP 1B		3-1		5	1	2	1	0	1	0									
Don Lock, R (1, 8) OBP: 0.351, SLG: 0.405			FC6-4			F6				5	2	3	0	0	0	2									
Chuck Cottier, R (1, 4) OBP: 0.248, SLG: 0.364								E4		4	1	0	0	1	1	2									
Mary Breeding, R (1, 5) OBP: 0.333, SLG: 0.378								F8		4	1	3	2	0	0	1									
Hobie Landrith, L (1, 2) OBP: 0.294, SLG: 0.214		SH3								2	1	1	1	1	0	1									
Jim Coates, R (1, 1)										1	0	0	0	0	1	1									
Claude Osteen, L (3, 1) OBP: 0.263, SLG: 0.222								F3		0	0	0	0	0	0	0									
Minnie Minoso, R (4, PH) OBP: 0.328, SLG: 0.196										2	0	0	0	0	1	1									
Inning Stats	R: 0 E: 0 K: 0 S: 3	H: 0 LOB: 0 BB: 0 P: 3	R: 2 E: 0 K: 1 S: 7	H: 2 LOB: 1 BB: 1 P: 11	R: 1 E: 0 K: 0 S: 4	H: 1 LOB: 1 BB: 1 P: 8	R: 2 E: 0 K: 3 S: 12	H: 3 LOB: 3 BB: 0 P: 13	R: 1 E: 0 K: 0 S: 5	H: 2 LOB: 1 BB: 0 P: 5	R: 0 E: 0 K: 0 S: 9	H: 0 LOB: 1 BB: 0 P: 9	R: 1 E: 1 K: 0 S: 5	H: 1 LOB: 1 BB: 0 P: 5	R: 0 E: 0 K: 1 S: 5	H: 0 LOB: 1 BB: 1 P: 9	R: 0 E: 0 K: 1 S: 6	H: 1 LOB: 1 BB: 0 P: 6	1B: 8 2B: 2 3B: 0 HR: 0	SF: 0 SAC: 1 DP: 0 HBP: 1	WP: 1 PB: 0 SB: 1 CS: 0	PA: 42			
PITCHER	IP	WLS	BF	H	R	ER	SO	BB	IBB	HBP	BLK	WP	HR	S	P	ERA	WHIP								
Stan Williams, R (1, 1) ERA: 5.35	3.1		17	5	5	5	2	2	0	0	0	0	0	19	27	13.50	2.100								
Steve Hamilton, L (4, 1) ERA: 2.78	2.2	L	12	3	1	1	5	0	0	1	0	1	0	21	22	3.38	1.125								
Hal Reniff, R (7, 1) ERA: 3.5	2.0		9	1	1	0	1	1	0	0	0	0	0	10	14	0.00	1.000								
Bill Kunkel, R (9, 1) ERA: 1.5	1.0		4	1	0	0	1	0	0	0	0	0	0	6	6	0.00	1.000								

Batter	1	2	3	4	5	6	7	8	9	AB	R	H	RBI	BB	SO	LOB	BOTTOM								
Tony Kubek, L (1, 6) OBP: 0.236, SLG: 0.272	L8	4-3		E1 BB HBP		5-3		F7		5	0	0	0	0	0	4	Washington Senators @ New York Yankees Yankee Stadium, Bronx, NY Sun May 26 1963, 7:05 PM EDT Att: 18,741 - Unknown - 60 F								
Bobby Richardson, R (1, 4) OBP: 0.263, SLG: 0.338	4-3			K				2B		5	1	3	1	0	1	2									
Tom Tresh, S (1, 7) OBP: 0.367, SLG: 0.537	F2			B1				F8		4	0	1	0	0	0	2									
Mickey Mantle, S (1, 8) OBP: 0.451, SLG: 0.711										2	1	1	2	2	0	0									
Jack Reed, R (8, 8) OBP: 0.360, SLG: 0.520										0	0	0	0	0	0	0									
Dale Long, L (8, PH) OBP: 0.333, SLG: 0.200										1	0	0	0	0	0	2									
Bill Kunkel, R (9, 1)										0	0	0	0	0	0	0									
Roger Maris, L (1, 9) OBP: 0.313, SLG: 0.533										5	2	2	1	0	1	3									
Joe Pepitone, L (1, 3) OBP: 0.331, SLG: 0.575										3	0	3	0	2	0	0									
Yogi Berra, L (1, 2) OBP: 0.231, SLG: 0.346										3	0	0	0	0	0	5									
Elston Howard, R (7, 2) OBP: 0.311, SLG: 0.504										2	0	0	0	0	1	2									
Clete Boyer, R (1, 5) OBP: 0.353, SLG: 0.500										5	1	2	1	0	1	1									
Stan Williams, R (1, 1) ERA: 5.35										1	0	0	0	0	0	2									
Steve Hamilton, L (4, 1) ERA: 2.78										0	0	0	0	0	0	0									
Johnny Blanchard, L (6, PH) OBP: 0.245, SLG: 0.091										1	0	0	0	0	0	0									
Hal Reniff, R (7, 1) ERA: 3.5										0	0	0	0	0	0	0									
Phil Linz, R (8, PH) OBP: 0.306, SLG: 0.167										0	1	0	0	0	0	0									
Hector Lopez, R (9, 7) OBP: 0.270, SLG: 0.309										0	0	0	0	0	0	0									
Inning Stats	R: 0 E: 0 K: 0 S: 3	H: 0 LOB: 0 BB: 0 P: 3	R: 2 E: 0 K: 0 S: 5	H: 2 LOB: 2 BB: 2 P: 13	R: 2 E: 0 K: 0 S: 6	H: 4 LOB: 1 BB: 0 P: 6	R: 1 E: 1 K: 1 S: 7	H: 1 LOB: 3 BB: 1 P: 12	R: 0 E: 0 K: 1 S: 4	H: 0 LOB: 0 BB: 1 P: 8	R: 0 E: 0 K: 0 S: 8	H: 1 LOB: 1 BB: 0 P: 8	R: 0 E: 0 K: 2 S: 8	H: 1 LOB: 1 BB: 0 P: 8	R: 1 E: 0 K: 0 S: 5	H: 2 LOB: 2 BB: 1 P: 9	R: 0 E: 0 K: 0 S: 4	H: 1 LOB: 1 BB: 0 P: 4	1B: 7 2B: 4 3B: 0 HR: 1	SF: 0 SAC: 1 DP: 1 HBP: 1	WP: 1 PB: 0 SB: 0 CS: 0	PA: 44			
PITCHER	IP	WLS	BF	H	R	ER	SO	BB	IBB	HBP	BLK	WP	HR	S	P	ERA	WHIP								
Jim Coates, R (1, 1) ERA: 7.71	2.2		14	5	4	4	0	2	0	0	0	0	0	12	20	13.50	2.625								
Claude Osteen, L (3, 1) ERA: 3.02	0.1		2	1	0	0	0	0	0	0	0	0	0	2	2	0.00	3.000								
Jim Duckworth, R (4, 1) ERA: 4.54	6.0	W	28	6	2	1	4	3	0	1	1	0	0	32	45	1.50	1.500								

Batter	1	2	3	4	5	6	7	8	9	AB	R	H	RBI	BB	SO	LOB	TOP				
Tony Kubek, L (1, 6) OBP: 0.241, SLG: 0.295	6-3		L6				F9			5	1	2	3	0	0	0	New York Yankees @ Boston Red Sox Fenway Park, Boston, MA Tue May 28 1963, 7:05 PM EDT Att: 23,403 - Unknown				
Bobby Richardson, R (1, 4) OBP: 0.287, SLG: 0.340	1B		F9				F4		1B	5	0	2	0	0	1	2					
Tom Tresh, S (1, 7) OBP: 0.362, SLG: 0.525	E9						F7			5	0	1	0	0	1	4					
Mickey Mantle, S (1, 8) OBP: 0.436, SLG: 0.681	K		K				F4			4	0	0	0	0	2	4					
Roger Maris, L (1, 9) OBP: 0.322, SLG: 0.544	K									4	1	2	0	0	1	2					
Jack Reed, R (8, 9) OBP: 0.360, SLG: 0.520	K									0	0	0	0	0	0	0					
Joe Pepitone, L (1, 3)		3-1								4	1	1	1	0	0	1					
Elston Howard, R (1, 2) OBP: 0.301, SLG: 0.488		4-3								4	0	0	1	0	0	1					
Clete Boyer, R (1, 5) OBP: 0.356, SLG: 0.526										4	2	2	1	0	0	0					
Bill Stafford, R (1, 1) OBP: 0.299, SLG: 0.182										1	0	0	0	0	0	0					
Hal Reniff, R (3, 1) ERA: 3.65										0	1	1	0	0	0	0					
Dale Long, L (5, PH) ERA: 5.21										0	1	1	0	0	0	0					
Stan Williams, R (5, 1) ERA: 5.21										0	0	0	0	0	0	0					
Phil Linz, R (6, PH) ERA: 13.5										0	0	0	0	0	0	0					
Luis Arroyo, L (6, 1) ERA: 2.0										0	0	0	0	0	0	0					
Marshall Bridges, S (6, 1) ERA: 2.0										1	0	1	0	0	0	0					
Harry Bright, R (9, PH) ERA: 1.55										1	0	1	0	0	0	0					
Inning Stats	R: 0 E: 1 K: 2 S: 9	H: 1 LOB: 2 BB: 0 P: 9	R: 1 E: 0 K: 0 S: 4	H: 1 LOB: 0 BB: 0 P: 4	R: 0 E: 0 K: 1 S: 6	H: 1 LOB: 1 BB: 0 P: 6	R: 0 E: 0 K: 0 S: 3	H: 1 LOB: 0 BB: 0 P: 3	R: 2 E: 0 K: 0 S: 6	H: 3 LOB: 1 BB: 0 P: 6	R: 2 E: 0 K: 0 S: 5	H: 2 LOB: 2 BB: 0 P: 5	R: 0 E: 0 K: 0 S: 3	H: 0 LOB: 0 BB: 0 P: 3	R: 0 E: 0 K: 0 S: 3	H: 0 LOB: 0 BB: 0 P: 3	R: 1 E: 0 K: 2 S: 10	H: 3 LOB: 2 BB: 0 P: 10	1B: 7 2B: 2 3B: 1 HR: 2	SF: 0 SAC: 0 DP: 1 HBP: 0	WP: 0 PA: 39
PITCHER	IP WLS BF H R ER SO BB IBB HBP BLK WP HR S P ERA WHIP																				
Bill Monbouquette, R (1, 1) ERA: 1.55	8.1 W 37 12 6 6 3 0 0 0 0 0 2 43 43 6.48 1.440																				
Dick Radatz, R (9, 1)	0.2 S 2 0 0 0 2 0 0 0 0 0 0 6 6 0.00 0.000																				

Batter	1	2	3	4	5	6	7	8	9	AB	R	H	RBI	BB	SO	LOB	BOTTOM		
Chuck Schilling, R (1, 4) OBP: 0.378, SLG: 0.438	F6	G3	5-3				5-3			4	1	0	0	1	0	2	New York Yankees @ Boston Red Sox Fenway Park, Boston, MA Tue May 28 1963, 7:05 PM EDT Att: 23,403 - Unknown		
Gary Geiger, L (1, 8) OBP: 0.438, SLG: 0.661	4-3									5	2	3	3	0	0	0			
Carl Yastrzemski, L (1, 7) OBP: 0.389, SLG: 0.421	1B									4	1	1	1	1	0	1			
Frank Maltzone, R (1, 5) OBP: 0.391, SLG: 0.527										5	1	3	1	0	0	1			
Lou Clinton, R (1, 9) OBP: 0.285, SLG: 0.441	FC6-4									4	1	1	2	0	0	4			
Dick Stuart, R (1, 3) OBP: 0.299, SLG: 0.454										4	1	2	1	0	0	0			
Russ Nixon, L (1, 2) OBP: 0.395, SLG: 0.541										4	2	2	0	0	1	2			
Eddie Bressoud, R (1, 6) OBP: 0.317, SLG: 0.387										4	2	3	3	0	0	0			
Bill Monbouquette, R (1, 1) ERA: 5.35										4	0	0	0	0	2	3			
Dick Radatz, R (9, 1)										0	0	0	0	0	0	0			
Inning Stats	R: 0 E: 0 K: 0 S: 4	H: 1 LOB: 2 BB: 1 P: 8	R: 4 E: 0 K: 1 S: 9	H: 4 LOB: 0 BB: 0 P: 9	R: 3 E: 0 K: 0 S: 7	H: 4 LOB: 1 BB: 0 P: 7	R: 0 E: 0 K: 0 S: 3	H: 0 LOB: 0 BB: 0 P: 3	R: 0 E: 0 K: 1 S: 5	H: 0 LOB: 0 BB: 0 P: 5	R: 4 E: 0 K: 1 S: 10	H: 5 LOB: 2 BB: 1 P: 14	R: 0 E: 0 K: 0 S: 3	H: 0 LOB: 0 BB: 0 P: 3	R: 0 E: 0 K: 0 S: 3	H: 1 LOB: 0 BB: 0 P: 3	1B: 10 2B: 2 3B: 1 HR: 2	SF: 0 SAC: 0 DP: 1 HBP: 0	WP: 1 PA: 40
PITCHER	IP WLS BF H R ER SO BB IBB HBP BLK WP HR S P ERA WHIP																		
Bill Stafford, R (1, 1) ERA: 5.35	2.1 L 16 8 7 7 1 1 0 0 0 0 0 0 6 6 0.00 0.600																		
Hal Reniff, R (3, 1)	1.2 6 1 0 0 0 0 0 0 0 0 0 6 6 0.00 0.600																		
Stan Williams, R (5, 1)	1.0 3 0 0 0 1 0 0 0 0 0 0 5 5 0.00 0.000																		
Luis Arroyo, L (6, 1)	0.2 8 5 4 4 1 1 0 0 0 0 1 0 9 13 54.00 9.000																		
Marshall Bridges, L (6, 1)	2.1 7 1 0 0 0 0 0 0 0 0 0 7 7 0.00 0.429																		

Batter	1	2	3	4	5	6	7	8	9	10	AB	R	H	RBI	BB	SO	LOB	TOP						
Clete Boyer, R OBP: 0.343, SLG: 0.509 (1.5)	5-3		1-3		K		1-3	3-1		SF9	5	0	0	1	0	1	1							
Bobby Richardson, R OBP: 0.294, SLG: 0.342 (1.4)	F9			BB FC6-4 1B		1-3	BB S 1B		3-1 BB 1B	6-3	5	2	2	0	1	0	1							
Tom Tresh, S OBP: 0.369, SLG: 0.524 (1.7)	F9			FC6-4 BB 1B		1B	BB BB 1B		B1		4	1	2	0	1	0	1							
Mickey Mantle, S OBP: 0.443, SLG: 0.667 (1.8)			K		K		1B 1B BB		3-1 BB		2	1	0	0	3	2	2							
Roger Maris, L OBP: 0.348, SLG: 0.585 (1.9)											3	1	2	3	2	0	2							
Jack Reed, R OBP: 0.360, SLG: 0.520 (9.9)										3-1	0	0	0	0	0	0	0							
Jos Peipitone, L OBP: 0.323, SLG: 0.566 (1.3)		HR									5	0	1	2	0	1	7							
Eliot Howard, R OBP: 0.305, SLG: 0.493 (1.2)											5	1	2	0	0	1	4							
Phil Linz, R OBP: 0.250, SLG: 0.167 (1.6)					F5						5	0	1	0	0	0	3							
Ralph Terry, R OBP: 0.111, SLG: 0.077 (1.1)					K						3	0	0	0	0	2	0							
Inning Stats	R: 0 E: 0 K: 0 S: 3	H: 0 LOB: 0 BB: 0 P: 3	R: 1 E: 0 K: 1 S: 6	H: 1 LOB: 0 BB: 0 P: 6	R: 0 E: 0 K: 1 S: 5	H: 0 LOB: 0 BB: 0 P: 5	R: 1 E: 0 K: 2 S: 6	H: 1 LOB: 2 BB: 2 P: 14	R: 0 E: 0 K: 2 S: 7	H: 0 LOB: 0 BB: 0 P: 7	R: 2 E: 0 K: 1 S: 8	H: 3 LOB: 2 BB: 1 P: 12	R: 1 E: 0 K: 0 S: 4	H: 1 LOB: 3 BB: 3 P: 16	R: 0 E: 0 K: 0 S: 4	H: 1 LOB: 1 BB: 0 P: 4	R: 0 E: 0 K: 1 S: 6	H: 1 LOB: 2 BB: 1 P: 10	R: 1 E: 0 K: 0 S: 5	H: 2 LOB: 1 BB: 0 P: 5	1B: 8 2B: 1 3B: 0 HR: 1	SF: 1 SAC: 2 DP: 0 HBP: 0	WP: 0 PB: 0 SB: 1 CS: 0	PA: 47
PITCHER	IP 5.1	WLS 5	BF 24	H 5	R 4	ER 4	SO 5	BB 3	IBB 0	HBP 0	BLK 0	WP 0	HR 1	S 31	P 43	ERA 6.75	WHIP 1.500							
Earl Wilson, R ERA: 3.12 (1.1)	1.1	6	1	1	1	1	1	0	0	0	0	0	0	7	11	6.75	1.500							
Jack Lamabe, R ERA: 4.22 (6.1)	0.1	3	0	0	0	0	2	0	0	0	0	0	0	1	9	0.00	6.000							
Dick Radatz, R ERA: 1.53 (7.1)	3.0	L	14	4	1	1	1	1	0	0	0	0	0	15	19	3.00	1.667							
Arnold Earley, L ERA: 4.24 (8.1)																								

New York Yankees @ Boston Red Sox
Fenway Park, Boston, MA
Thu May 30 1963, 3:33 AM EDT
Att. 26,891 - Overcast

AB	37
R	6
H	10
RBI	6
BB	7
SO	7
LOB	21



Batter	1	2	3	4	5	6	7	8	9	10	AB	R	H	RBI	BB	SO	LOB	BOTTOM						
Chuck Schilling, R OBP: 0.368, SLG: 0.425 (1.4)	F8	F2			K					F7	5	0	0	0	0	1	1							
Gary Geiger, L OBP: 0.420, SLG: 0.625 (1.8)		L7			K					3-1	5	0	1	0	0	1	0							
Carl Yastrzemski, L OBP: 0.387, SLG: 0.408 (1.7)	L4				L9					K	5	0	0	0	0	1	1							
Frank Malzone, R OBP: 0.368, SLG: 0.526 (1.5)	K				F8						4	0	1	0	0	1	1							
Lou Clinton, R OBP: 0.250, SLG: 0.442 (1.9)		HR 1B			F5						4	1	2	0	0	0	1							
Dick Stuart, R OBP: 0.297, SLG: 0.469 (1.3)		HR			6-3					F5	4	1	1	2	0	1	1							
Russ Nixon, L OBP: 0.383, SLG: 0.500 (1.2)		HR HBP			K					F9	3	1	0	0	0	1	0							
Eddie Bressoud, R OBP: 0.327, SLG: 0.448 (1.6)		HR			6-3						4	2	3	3	0	0	0							
Earl Wilson, R OBP: 0.179, SLG: 0.250 (1.1)					5-3					1-3	2	0	0	0	0	1	0							
Jack Lamabe, R (6.1)											0	0	0	0	0	0	0							
Dick Radatz, R (7.1)											0	0	0	0	0	0	0							
Dick Williams, R OBP: 0.217, SLG: 0.273 (7. PH)											1	0	0	0	0	0	1							
Arnold Earley, L OBP: 0.250, SLG: 0.250 (8.1)											1	0	0	0	0	0	0							
Inning Stats	R: 0 E: 0 K: 1 S: 6	H: 1 LOB: 1 BB: 0 P: 6	R: 4 E: 0 K: 1 S: 8	H: 3 LOB: 0 BB: 0 P: 9	R: 0 E: 0 K: 0 S: 3	H: 0 LOB: 0 BB: 0 P: 3	R: 0 E: 0 K: 1 S: 5	H: 0 LOB: 0 BB: 0 P: 5	R: 0 E: 0 K: 2 S: 7	H: 0 LOB: 0 BB: 0 P: 7	R: 0 E: 0 K: 1 S: 6	H: 1 LOB: 1 BB: 0 P: 6	R: 0 E: 0 K: 0 S: 4	H: 1 LOB: 1 BB: 0 P: 4	R: 0 E: 0 K: 0 S: 4	H: 1 LOB: 0 BB: 0 P: 4	R: 1 E: 0 K: 1 S: 5	H: 0 LOB: 0 BB: 0 P: 5	1B: 3 2B: 1 3B: 1 HR: 3	SF: 0 SAC: 0 DP: 0 HBP: 1	WP: 0 PB: 0 SB: 0 CS: 0	PA: 39		
PITCHER	IP 10.0	WLS W	BF 39	H 8	R 5	ER 5	SO 7	BB 0	IBB 0	HBP 1	BLK 0	WP 0	HR 3	S 52	P 53	ERA 4.50	WHIP 0.800							
Ralph Terry, R ERA: 3.16 (1.1)																								

New York Yankees @ Boston Red Sox
Fenway Park, Boston, MA
Thu May 30 1963, 3:33 AM EDT
Att. 26,891 - Overcast

AB	38
R	5
H	8
RBI	5
BB	0
SO	7
LOB	6



Batter	1	2	3	4	5	6	7	8	9	AB	R	H	RBI	BB	SO	LOB	TOP				
Clete Boyer, R OBP: 0.345, SLG: 0.503 (1, 5)	0-3 K		0-0 F4	4-0 FC4-6 BB		0-0 1B		0-0 6-3		4	0	1	0	1	1	0					
Bobby Richardson, R OBP: 0.292, SLG: 0.333 (1, 4)	4-0 BB		0-0 E6 HR	0-0 FC4-6		0-0 F6			0-0 L8	4	1	0	0	1	0	6					
Tom Tresh, S OBP: 0.370, SLG: 0.537 (1, 7)	4-0 1-2 BB		0-0 HR		0-0 F6		0-0 F8		0-0 B5-3	4	1	1	2	1	0	0					
Mickey Mantle, S OBP: 0.441, SLG: 0.650 (1, 8)	0-0 F3		4-0 BB		0-3 K		0-0 F3		0-0 1B	4	0	1	0	1	1	2					
Roger Maris, L OBP: 0.330, SLG: 0.552 (1, 9)	0-0 4-3		0-0 F8		0-0 F9		0-0 F9		0-0 G3	5	0	0	0	0	0	4					
Joe Pepitone, L OBP: 0.321, SLG: 0.556 (1, 3)		0-3 K		0-0 F6		0-0 F3		0-0 HR 1B		4	1	1	0	0	1	0					
Elston Howard, R OBP: 0.310, SLG: 0.514 (1, 2)		0-0 4-3		0-0 5-3		0-0 1B 1B		0-0 HR 1B		4	1	2	2	0	0	0					
Phil Linz, R OBP: 0.292, SLG: 0.190 (1, 6)		0-0 F7		4-0 1B BB		0-0 1B 1B		0-0 5-3		3	0	1	0	1	0	0					
Whitey Ford, L OBP: 0.222, SLG: 0.280 (1, 1)			0-0 1-3	0-0 1B		0-0 F3		0-0 4-3		4	0	1	0	0	0	2					
Inning Stats	R: 0 E: 0 K: 1 S: 5	H: 0 LOB: 2 BB: 2 P: 13	R: 0 E: 0 K: 1 S: 5	H: 0 LOB: 0 BB: 0 P: 5	R: 2 E: 1 K: 0 S: 5	H: 1 LOB: 1 BB: 1 P: 9	R: 0 E: 0 K: 0 S: 4	H: 1 LOB: 3 BB: 2 P: 12	R: 0 E: 0 K: 1 S: 5	H: 0 LOB: 0 BB: 0 P: 5	R: 0 E: 0 K: 0 S: 3	H: 0 LOB: 0 BB: 0 P: 3	R: 2 E: 0 K: 0 S: 5	H: 2 LOB: 2 BB: 0 P: 5	R: 0 E: 0 K: 0 S: 4	H: 1 LOB: 1 BB: 0 P: 4	1B: 6 2B: 0 3B: 0 HR: 2	SF: 0 SAC: 0 DP: 0 HBP: 0	WP: 0 PB: 0 SB: 1 CS: 0	PA: 41	
PITCHER	IP	WLS	BF	H	R	ER	SO	BB	IBB	HBP	BLK	WP	HR	S	P	ERA	WHIP				
Mudcat Grant, R ERA: 3.84 Bob Allen, L ERA: 4.11	(1, 1)	8.0	L 37	7	4	2	3	5	0	0	0	0	0	2	38	58	2.25	1.500			

New York Yankees @ Cleveland Indians
Cleveland Municipal Stadium, Cleveland, OH
Fri May 31 1963, 7:05 PM EDT
Att: 20,426 - Unknown

AB 36
R 4
H 8
RBI 4
BB 5
SO 3
LOB 14



Batter	1	2	3	4	5	6	7	8	9	AB	R	H	RBI	BB	SO	LOB	BOTTOM					
Dick Howser, R OBP: 0.338, SLG: 0.200 (1, 6)	0-0 5-3			4-0 BB		0-0 G4-6-3		0-0 F5		3	0	0	0	1	0	2						
Vic Davallo, L OBP: 0.309, SLG: 0.422 (1, 8)	0-0 5-3			0-0 F5			0-0 5-3		0-0 FC6-5 4-3 1B	4	0	1	0	0	0	1						
Woodie Held, R OBP: 0.333, SLG: 0.454 (1, 9) (8, 5)	0-3 K			0-3 K		0-0 1-3		0-0 4-3		4	0	0	0	0	2	2						
Joe Adcock, R OBP: 0.317, SLG: 0.426 Pedro Ramos, S OBP: 0.100, SLG: 0.100 (9, PR)		0-0 5-3		0-3 K		4-0 BB		0-0 FC6-5 FC6-4		3	0	0	0	1	1	2						
Tito Francona, L OBP: 0.307, SLG: 0.352 (1, 7)	0-3 K			0-0 L6		4-0 1-2 BB		0-0 FC6-4		3	0	0	0	1	1	1						
Max Alvis, R OBP: 0.279, SLG: 0.423 Gene Green, R OBP: 0.294, SLG: 0.300 (7, PH)		0-3 K		0-0 F8		0-3 K				2	0	0	0	0	1	0						
Jerry Kindall, R OBP: 0.214, SLG: 0.192 (1, 4)				0-0 G5-4-3 1B		0-3 K		0-0 F9		3	0	1	0	0	1	0						
Joe Azcue, R OBP: 0.409, SLG: 0.368 (1, 2)				0-0 G5-4-3		4-0 G4-6-3 BB		0-0 1B		2	0	1	0	1	0	1						
Mudcat Grant, R OBP: 0.105, SLG: 0.158 Al Luplow, L OBP: 0.256, SLG: 0.301 Bob Allen, L (9, 1)				0-0 6-3		0-0 F7		0-3 K		2	0	0	0	0	0	1						
Inning Stats	R: 0 E: 0 K: 1 S: 5	H: 0 LOB: 0 BB: 0 P: 5	R: 0 E: 0 K: 2 S: 7	H: 0 LOB: 0 BB: 0 P: 7	R: 0 E: 0 K: 0 S: 3	H: 1 LOB: 0 BB: 0 P: 3	R: 0 E: 0 K: 2 S: 7	H: 0 LOB: 1 BB: 1 P: 11	R: 0 E: 0 K: 1 S: 5	H: 0 LOB: 0 BB: 0 P: 5	R: 0 E: 0 K: 0 S: 2	H: 0 LOB: 0 BB: 1 P: 6	R: 0 E: 0 K: 1 S: 5	H: 0 LOB: 2 BB: 2 P: 13	R: 0 E: 1 K: 1 S: 6	H: 1 LOB: 1 BB: 0 P: 6	R: 0 E: 0 K: 0 S: 4	H: 1 LOB: 1 BB: 0 P: 4	1B: 3 2B: 0 3B: 0 HR: 0	SF: 0 SAC: 0 DP: 2 HBP: 0	WP: 0 PB: 0 SB: 0 CS: 0	PA: 32
PITCHER	IP	WLS	BF	H	R	ER	SO	BB	IBB	HBP	BLK	WP	HR	S	P	ERA	WHIP					
Whitey Ford, L ERA: 2.93	(1, 1)	9.0	W 32	3	0	0	8	4	0	0	0	0	0	44	60	0.00	0.778					

New York Yankees @ Cleveland Indians
Cleveland Municipal Stadium, Cleveland, OH
Fri May 31 1963, 7:05 PM EDT
Att: 20,426 - Unknown

AB 28
R 0
H 3
RBI 0
BB 4
SO 8
LOB 13



Batter	1	2	3	4	5	6	7	8	9	AB	R	H	RBI	BB	SO	LOB	TOP			
Tony Kubek, L (1, 6) OBP: 0.241, SLG: 0.294	0-0 4-3			0-0 4-3		0-0 1B	0-0 F7			4	0	1	0	0	0	1				
Bobby Richardson, R (1, 4) OBP: 0.291, SLG: 0.331	0-0 F4			0-0 6-3		0-0 1B	0-0 F7			4	0	1	0	0	0	0				
Tom Tresh, S (1, 7) OBP: 0.362, SLG: 0.523	0-0 F2			0-0 3-1		0-0 3-1				4	0	0	0	0	0	2				
Mickey Mantle, S (1, 8) OBP: 0.427, SLG: 0.625		0-0 F5			0-0 F9		0-3 K	0-0 4-3		4	0	0	0	0	1	0				
Roger Maris, L (1, 9) OBP: 0.347, SLG: 0.593		0-0 F9			0-0 HR		0-0 IBB	0-0 FC1-2	0-0 S	4	2	3	1	0	0	0				
Jack Reed, R (9, PR) OBP: 0.360, SLG: 0.520		0-0 F8			0-0 CS		0-0 FC1-2	0-0 IBB	0-0 S	0	1	0	0	0	0	0				
Joe Pepitone, L (1, 3)		0-0 F8			0-0 1B		0-0 FC1-2	0-0 IBB	0-0 S	4	1	2	0	0	0	2				
Elston Howard, R (1, 2) OBP: 0.302, SLG: 0.500			0-0 5-3		0-0 F4		0-0 F9		0-3 K	4	0	0	0	0	1	5	AB 34			
Clete Boyer, R (1, 5) OBP: 0.349, SLG: 0.497			0-0 F9		0-0 CS	0-0 F8	4-0 2B		4-0 IBB	2	1	0	0	2	0	0	R 5			
Jim Bouton, R (1, 1) OBP: 0.120, SLG: 0.125			0-0 6-3		0-0 6-3		0-0 2B		0-0 FC4-6-3	4	0	1	4	0	0	2	H 8			
Inning Stats	R: 0 E: 0 K: 0 S: 3	H: 0 LOB: 0 BB: 0 P: 3	R: 0 E: 0 K: 0 S: 3	H: 0 LOB: 0 BB: 0 P: 3	R: 0 E: 0 K: 0 S: 3	H: 0 LOB: 0 BB: 0 P: 3	R: 1 E: 0 K: 0 S: 4	H: 2 LOB: 0 BB: 0 P: 4	R: 0 E: 0 K: 0 S: 5	H: 2 LOB: 2 BB: 0 P: 5	R: 3 E: 1 K: 1 S: 8	H: 2 LOB: 1 BB: 1 P: 12	R: 0 E: 0 K: 0 S: 3	H: 0 LOB: 0 BB: 0 P: 3	R: 1 E: 0 K: 1 S: 6	H: 2 LOB: 2 BB: 1 P: 10	1B: 6 2B: 2 3B: 0 HR: 1	SF: 0 SAC: 0 DP: 1 HBP: 0	WP: 0 PA: 37	
PITCHER	IP	WLS	BF	H	R	ER	SO	BB	IBB	HBP	BLK	WP	HR	S	P	ERA	WHIP			
Dick Donovan, R (1, 1) ERA: 3.88	8.0	L	31	6	4	1	1	0	1	0	0	0	1	32	36	1.12	0.750			
Ted Abernathy, R (9, 1) ERA: 5.4	1.0		5	2	1	1	1	0	1	0	0	0	0	6	10	9.00	2.000			

New York Yankees @ Cleveland Indians
Cleveland Municipal Stadium, Cleveland, OH

Sat Jun 01 1963, 3:33 AM EDT
Att: 30,729 - Unknown - 74 F

livebaseballscorecards.com

AB 34
R 5
H 8
RBI 5
BB 2
SO 2
LOB 12




Batter	1	2	3	4	5	6	7	8	9	AB	R	H	RBI	BB	SO	LOB	BOTTOM			
Dick Howser, R (1, 6) OBP: 0.346, SLG: 0.234	0-0 G4-6-3		0-0 F8			0-0 B3-1		0-0 G4-6-3		4	1	2	0	0	0	0				
Vic Davallo, L (1, 8) OBP: 0.314, SLG: 0.432	4-0 G4-6-3		0-0 4-3			0-0 3B		0-0 G4-6-3		3	0	1	0	1	0	1				
Al Luplow, L (1, 9) OBP: 0.256, SLG: 0.299	0-0 G4-6-3		0-0 F3			0-0 F4		0-0 2B		4	0	1	0	0	0	2				
Fred Whitfield, L (1, 3) OBP: 0.263, SLG: 0.419	4-0 1B			0-3 K		0-0 HR		0-0 F5		3	1	1	1	1	1	1				
Tito Francona, L (1, 7) OBP: 0.306, SLG: 0.349	0-0 WP			0-3 K2-3		0-0 L5		0-0 F8		4	0	1	1	0	1	1				
Woodie Held, R (1, 4) OBP: 0.338, SLG: 0.459	0-3 K			0-0 F3		4-0 BB		0-0 2B		3	0	1	0	1	1	2				
Max Alvis, R (1, 5) OBP: 0.273, SLG: 0.414		0-0 F6			0-0 F5		0-3 K		0-0 F7	3	0	0	0	0	1	1	AB 31			
Joe Adcock, R (9, PH) OBP: 0.314, SLG: 0.421		0-0 F9			0-0 6-3		0-0 F7			1	0	0	0	0	0	2	R 2			
Joe Azcue, R (1, 2) OBP: 0.375, SLG: 0.333		0-0 F9			0-0 6-3					2	0	0	0	0	0	0	RBI 2			
Willie Kirkland, L (7, PH) OBP: 0.292, SLG: 0.333										1	0	0	0	0	0	1	BB 3			
Jim Lawrence, L (8, 2)										0	0	0	0	0	0	0	SO 6			
Dick Donovan, L (1, 1) OBP: 0.053, SLG: 0.053		0-3 K			0-0 G3					2	0	0	0	0	1	0	LOB 11			
Miguel de la Hoz, R (8, PH) OBP: 0.174, SLG: 0.217										1	0	0	0	0	1	0				
Ted Abernathy, R (9, 1)										0	0	0	0	0	0	0				
Inning Stats	R: 1 E: 0 K: 1 S: 6	H: 2 LOB: 2 BB: 2 P: 14	R: 0 E: 0 K: 1 S: 5	H: 0 LOB: 0 BB: 0 P: 5	R: 0 E: 0 K: 2 S: 7	H: 0 LOB: 0 BB: 0 P: 7	R: 0 E: 0 K: 0 S: 3	H: 0 LOB: 0 BB: 0 P: 3	R: 0 E: 0 K: 0 S: 3	H: 1 LOB: 0 BB: 0 P: 3	R: 1 E: 0 K: 1 S: 6	H: 1 LOB: 1 BB: 1 P: 10	R: 0 E: 0 K: 1 S: 5	H: 1 LOB: 0 BB: 0 P: 5	R: 0 E: 0 K: 0 S: 5	H: 2 LOB: 2 BB: 0 P: 5	1B: 3 2B: 2 3B: 1 HR: 1	SF: 0 SAC: 0 DP: 2 HBP: 0	WP: 1 PA: 34	
PITCHER	IP	WLS	BF	H	R	ER	SO	BB	IBB	HBP	BLK	WP	HR	S	P	ERA	WHIP			
Jim Bouton, R (1, 1) ERA: 2.25	9.0	W	34	7	2	2	6	3	0	0	0	1	1	43	55	2.00	1.111			

New York Yankees @ Cleveland Indians
Cleveland Municipal Stadium, Cleveland, OH

Sat Jun 01 1963, 3:33 AM EDT
Att: 30,729 - Unknown - 74 F

livebaseballscorecards.com

AB 31
R 2
H 7
RBI 2
BB 3
SO 6
LOB 11



Batter	1	2	3	4	5	6	7	8	9	AB	R	H	RBI	BB	SO	LOB	TOP			
Clete Boyer, R OBP: 0.346, SLG: 0.491 (1, 5)	F5		1B			1-3			K	4	0	1	0	0	1	0	New York Yankees @ Cleveland Indians Cleveland Municipal Stadium, Cleveland, OH Sun Jun 02 1963, 3:33 AM EDT Unknown livebaseballscorecards.com			
Bobby Richardson, R OBP: 0.294, SLG: 0.353 (1, 4)	B5-3		F4			4-3			5-3	4	0	0	0	0	0	1				
Tom Tresh, S OBP: 0.354, SLG: 0.510 (1, 7)	K								F9	4	0	0	0	0	2	0				
Mickey Mantle, S OBP: 0.433, SLG: 0.623 (1, 8)										2	0	1	0	1	0	0				
Roger Maris, L OBP: 0.337, SLG: 0.574 (1, 9)										3	0	0	0	0	0	2				
Harry Bright, R OBP: 0.315, SLG: 0.500 (1, 3)										3	0	0	0	0	1	2				
Elston Howard, R OBP: 0.296, SLG: 0.490 (1, 2)										3	0	0	0	0	0	1				
Phil Linz, R OBP: 0.259, SLG: 0.167 (1, 6)										3	0	0	0	0	0	0				
Bill Stafford, R OBP: 0.214, SLG: 0.154 Hector Lopez, R OBP: 0.267, SLG: 0.305 Hal Reniff, R (8, 1)										2	0	0	0	0	0	0				
Inning Stats	R: 0 E: 0 K: 1 S: 5	H: 0 LOB: 0 BB: 0 P: 5	R: 0 E: 0 K: 1 S: 5	H: 0 LOB: 1 BB: 1 P: 9	R: 0 E: 0 K: 0 S: 4	H: 1 LOB: 0 BB: 0 P: 4	R: 0 E: 0 K: 1 S: 5	H: 0 LOB: 0 BB: 0 P: 5	R: 0 E: 0 K: 0 S: 3	H: 0 LOB: 0 BB: 0 P: 3	R: 0 E: 0 K: 0 S: 4	H: 1 LOB: 0 BB: 0 P: 4	R: 0 E: 0 K: 0 S: 3	H: 0 LOB: 0 BB: 0 P: 3	R: 0 E: 0 K: 1 S: 5	H: 0 LOB: 0 BB: 0 P: 5	1B: 2 2B: 0 3B: 0 HR: 0	SF: 0 SAC: 0 DP: 0 HBP: 0	WP: 0 PB: 0 SB: 0 CS: 0	PA: 30
PITCHER Jack Kralick, L ERA: 3.08 (1, 1)	IP: 9.0 WLS: W BF: 30 H: 2 R: 0 ER: 0 SO: 4 BB: 1 IBB: 0 HBP: 0 BLK: 0 WP: 0 HR: 0 S: 37 P: 41 ERA: 0.00 WHIP: 0.333															PITCHER Jack Kralick, L ERA: 3.08 (1, 1)	IP: 9.0 WLS: W BF: 30 H: 2 R: 0 ER: 0 SO: 4 BB: 1 IBB: 0 HBP: 0 BLK: 0 WP: 0 HR: 0 S: 37 P: 41 ERA: 0.00 WHIP: 0.333			

Batter	1	2	3	4	5	6	7	8	9	AB	R	H	RBI	BB	SO	LOB	BOTTOM			
Dick Howser, R OBP: 0.329, SLG: 0.221 (1, 6)	K		6-3			F9	F7			4	0	0	0	0	1	0	New York Yankees @ Cleveland Indians Cleveland Municipal Stadium, Cleveland, OH Sun Jun 02 1963, 3:33 AM EDT Unknown livebaseballscorecards.com			
Vic Davallilo, L OBP: 0.312, SLG: 0.433 (1, 8)	K		5-3			1B HR	5-3			4	1	1	0	0	1	0				
Al Luplow, L OBP: 0.279, SLG: 0.313 (1, 9)	F9									3	2	2	0	1	0	0				
Joe Adcock, R OBP: 0.330, SLG: 0.465 (1, 3)										4	1	3	3	0	0	1				
Tito Francona, L OBP: 0.297, SLG: 0.338 (1, 7)										4	0	0	0	0	0	3				
Woodie Held, R OBP: 0.344, SLG: 0.464 (1, 4)										3	0	2	1	0	1	0				
Max Alvis, R OBP: 0.279, SLG: 0.413 (1, 5)										3	0	1	0	1	1	3				
Joe Azcue, R OBP: 0.357, SLG: 0.440 (1, 2)										4	1	1	1	0	0	5				
Jack Kralick, L OBP: 0.238, SLG: 0.263 (1, 1)										3	0	0	0	0	0	1				
Inning Stats	R: 0 E: 0 K: 2 S: 7	H: 0 LOB: 0 BB: 0 P: 7	R: 0 E: 0 K: 1 S: 7	H: 2 LOB: 2 BB: 0 P: 7	R: 0 E: 0 K: 0 S: 3	H: 0 LOB: 0 BB: 0 P: 3	R: 0 E: 0 K: 0 S: 2	H: 0 LOB: 0 BB: 1 P: 6	R: 0 E: 0 K: 1 S: 6	H: 1 LOB: 1 BB: 0 P: 6	R: 3 E: 0 K: 0 S: 7	H: 4 LOB: 1 BB: 0 P: 7	R: 1 E: 0 K: 0 S: 4	H: 1 LOB: 0 BB: 0 P: 4	R: 1 E: 0 K: 0 S: 5	H: 2 LOB: 2 BB: 1 P: 9	1B: 7 2B: 1 3B: 0 HR: 2	SF: 0 SAC: 1 DP: 1 HBP: 0	WP: 0 PB: 0 SB: 0 CS: 0	PA: 35
PITCHER Bill Stafford, R ERA: 5.31 Hal Reniff, R ERA: 3.45 (8, 1)	IP: 7.0 WLS: L BF: 29 H: 8 R: 4 ER: 4 SO: 4 BB: 1 IBB: 0 HBP: 0 BLK: 0 WP: 0 HR: 2 S: 36 P: 40 ERA: 5.14 WHIP: 1.286															PITCHER Bill Stafford, R ERA: 5.31 Hal Reniff, R ERA: 3.45 (8, 1)	IP: 7.0 WLS: L BF: 29 H: 8 R: 4 ER: 4 SO: 4 BB: 1 IBB: 0 HBP: 0 BLK: 0 WP: 0 HR: 2 S: 36 P: 40 ERA: 5.14 WHIP: 1.286			

Batter	1	2	3	4	5	6	7	8	9	AB	R	H	RBI	BB	SO	LOB	TOP			
Phil Linz, R OBP: 0.290, SLG: 0.214 (1, 6)										4	0	2	2	0	0	0	New York Yankees @ Cleveland Indians Cleveland Municipal Stadium, Cleveland, OH Sun Jun 02 1963, 3:38 AM EDT Att: 27,557 - Overcast			
Bobby Richardson, R OBP: 0.278, SLG: 0.316 (1, 4)										4	0	0	0	0	1	2				
Tom Tresh, S OBP: 0.351, SLG: 0.503 (1, 7)										4	0	1	0	0	2	2				
Mickey Mantle, S OBP: 0.428, SLG: 0.609 (1, 8)										4	0	1	0	0	0	2				
Elston Howard, R OBP: 0.295, SLG: 0.483 (1, 2)										4	0	1	0	0	0	1				
Clete Boyer, R OBP: 0.344, SLG: 0.486 (1, 5)										4	0	1	0	0	0	1				
Joe Pepitone, L OBP: 0.331, SLG: 0.552 (1, 3)										4	0	2	0	0	0	1				
Hector Lopez, R OBP: 0.266, SLG: 0.302 (1, 9)										4	1	1	0	0	0	2				
Stan Williams, R OBP: 0.125, SLG: 0.067 Steve Hamilton, L OBP: 0.333, SLG: 0.667 Harry Bright, R OBP: 0.405, SLG: 0.487 Hal Reniff, R (7, 1)										1	1	0	0	1	1	0				
Inning Stats	R: 0 E: 0 K: 1 S: 6	H: 1 LOB: 1 BB: 0 P: 6	R: 0 E: 0 K: 0 S: 4	H: 2 LOB: 1 BB: 0 P: 4	R: 0 E: 0 K: 2 S: 8	H: 1 LOB: 1 BB: 0 P: 8	R: 0 E: 0 K: 0 S: 4	H: 2 LOB: 1 BB: 0 P: 4	R: 2 E: 0 K: 1 S: 7	H: 2 LOB: 1 BB: 1 P: 11	R: 0 E: 0 K: 0 S: 3	H: 0 LOB: 0 BB: 0 P: 3	R: 0 E: 0 K: 0 S: 3	H: 0 LOB: 0 BB: 0 P: 3	R: 0 E: 0 K: 0 S: 4	H: 1 LOB: 1 BB: 0 P: 4		1B: 9 2B: 0 3B: 0 HR: 0	SF: 0 SAC: 0 DP: 2 HBP: 0	WP: 1 PB: 0 SB: 0 CS: 0
PITCHER Sam McDowell, L ERA: 4.55 (1, 1)	IP: 9.0 WLS: W BF: 35 H: 9 R: 2 ER: 2 SO: 4 BB: 1 IBB: 0 HBP: 0 BLK: 0 WP: 1 HR: 0 S: 42 P: 46 ERA: 2.00 WHIP: 1.111															PITCHER				

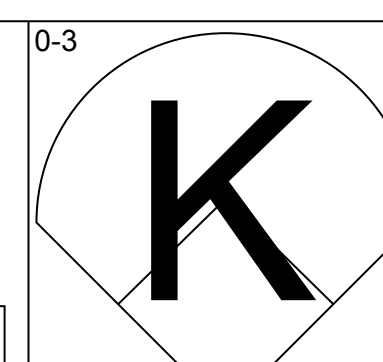
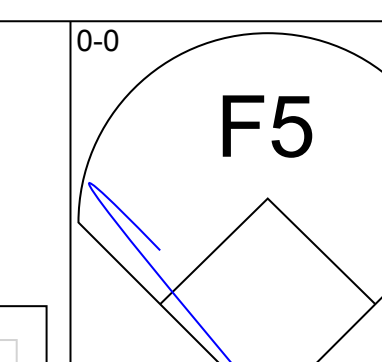
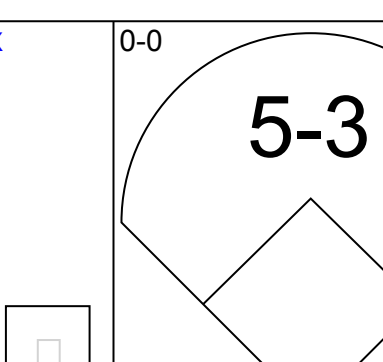
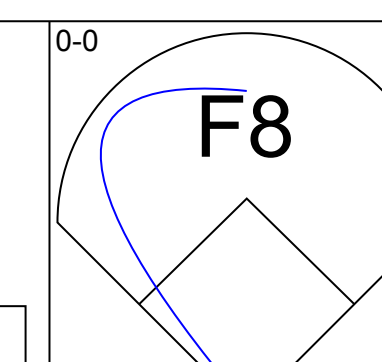
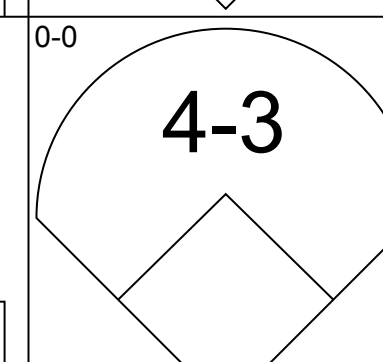
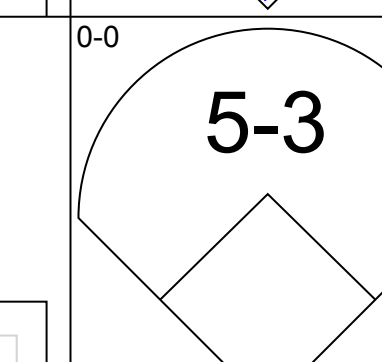
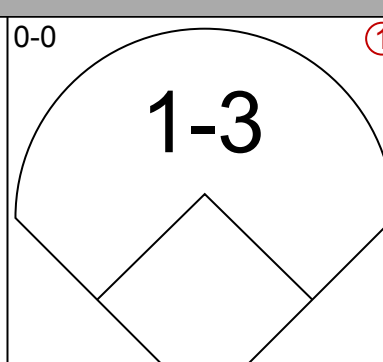
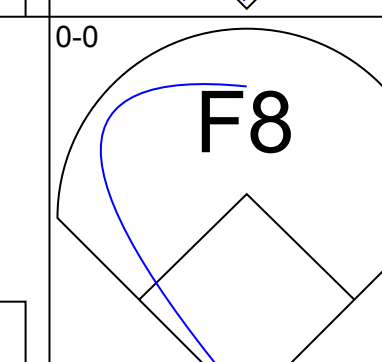
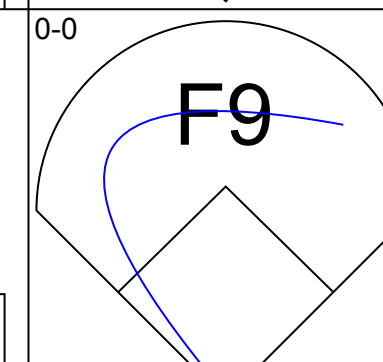
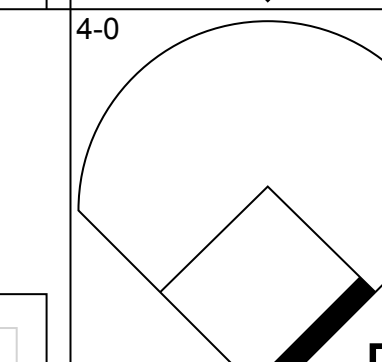
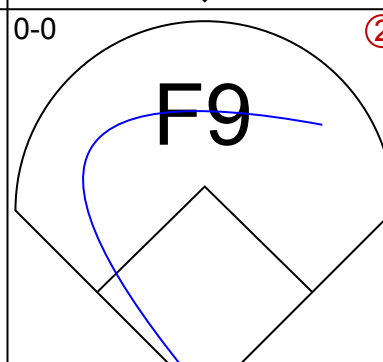
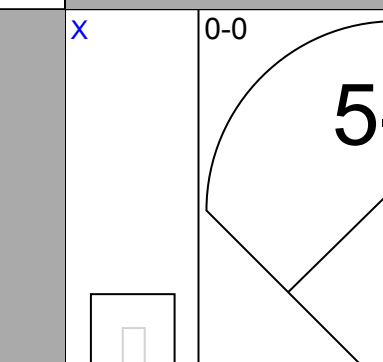
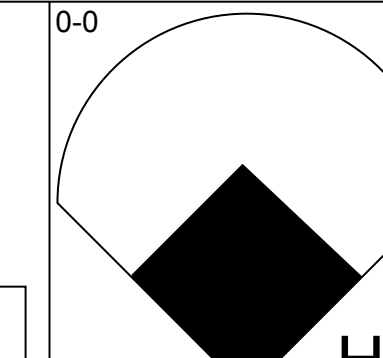
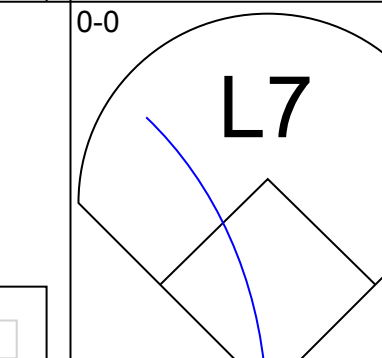
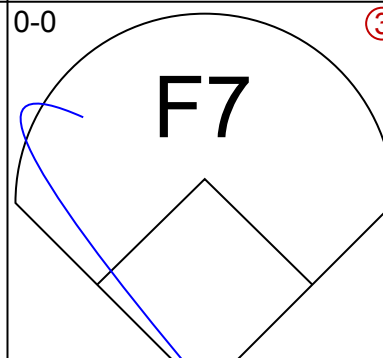
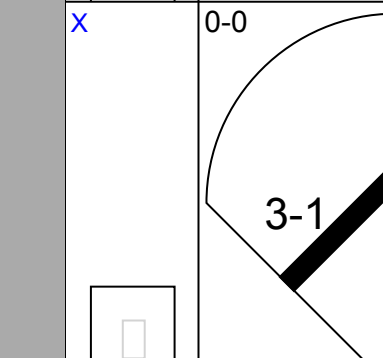
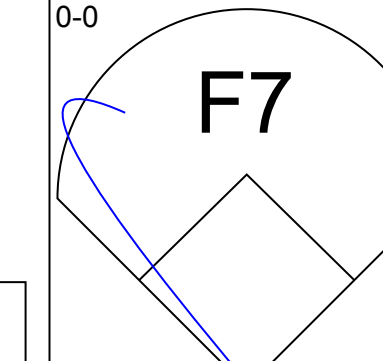
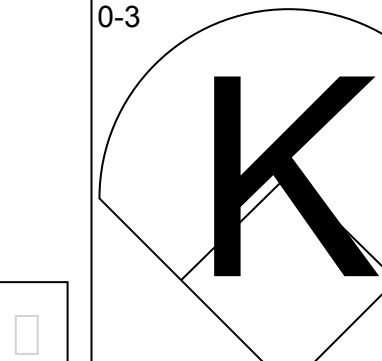
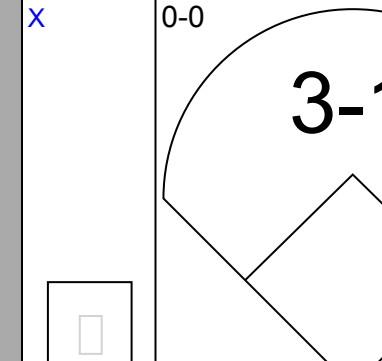
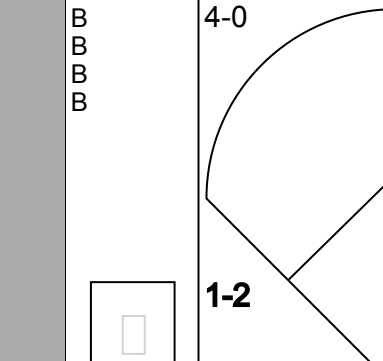
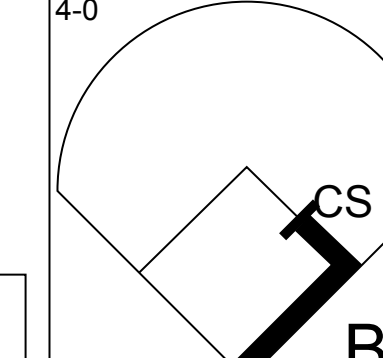
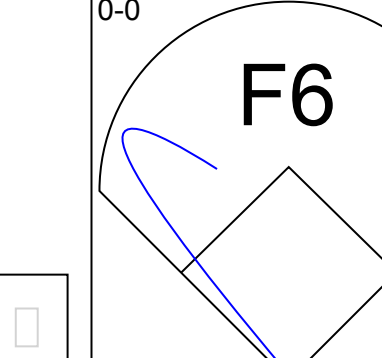
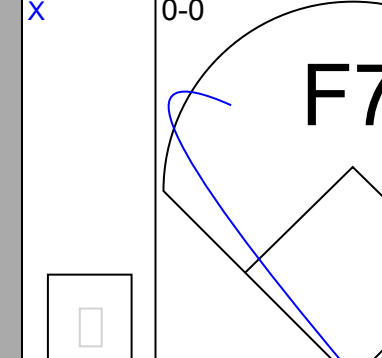
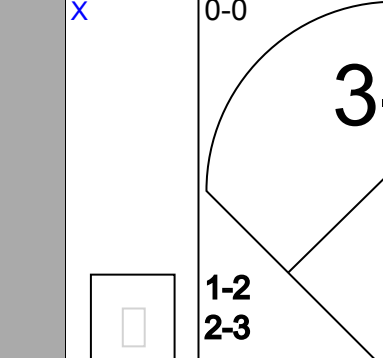
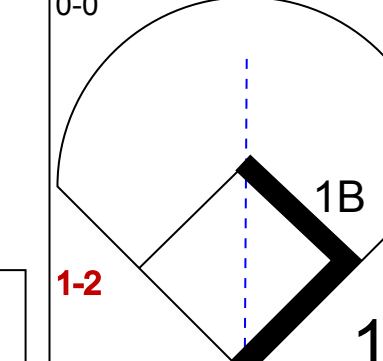
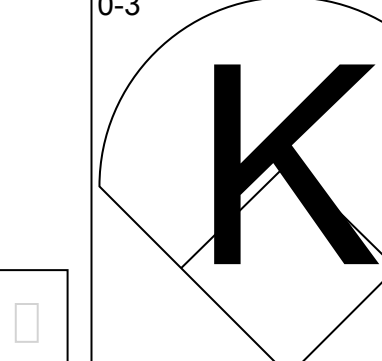
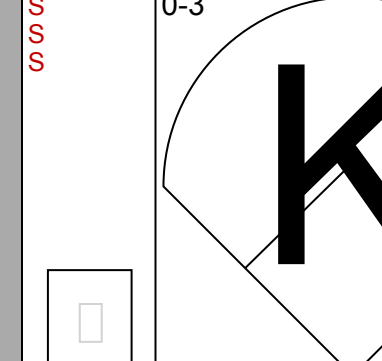
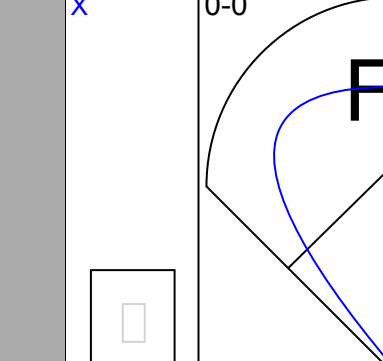
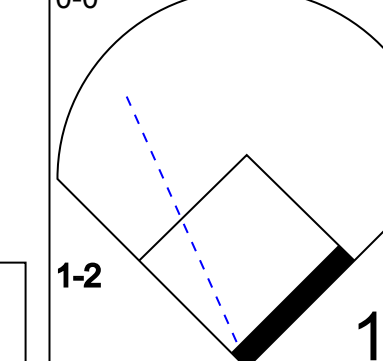
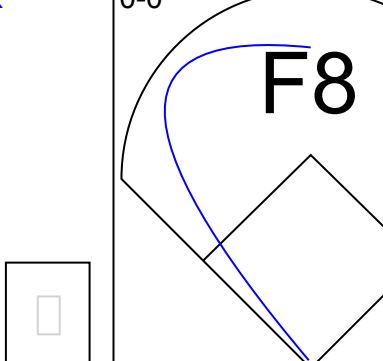
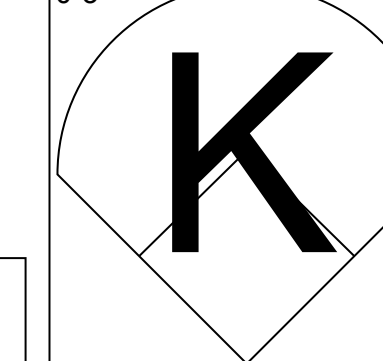
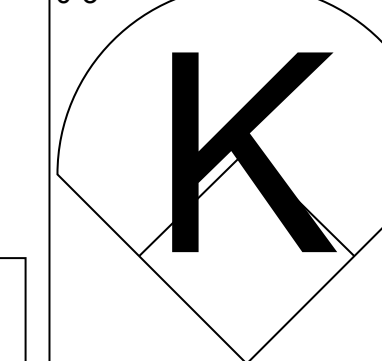
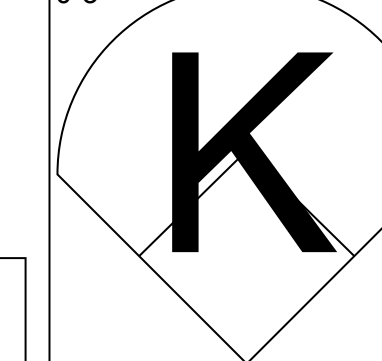
Batter	1	2	3	4	5	6	7	8	9	AB	R	H	RBI	BB	SO	LOB	BOTTOM	
Dick Howser, R OBP: 0.333, SLG: 0.222 (1, 6)										4	1	1	0	1	0	4	New York Yankees @ Cleveland Indians Cleveland Municipal Stadium, Cleveland, OH Sun Jun 02 1963, 3:38 AM EDT Att: 27,557 - Overcast	
Vic Davallo, L OBP: 0.309, SLG: 0.427 (1, 8)										5	1	1	0	0	1	4		
Al Luplow, L OBP: 0.267, SLG: 0.298 (1, 9)										4	0	0	0	0	0	6		
Fred Whitfield, L OBP: 0.286, SLG: 0.487 (1, 3)										4	1	3	3	0	1	1		
Tito Francona, L OBP: 0.289, SLG: 0.328 (1, 7)										4	1	0	0	0	2	2		
Woodie Held, R OBP: 0.355, SLG: 0.477 (1, 4)										3	2	2	0	1	1	0		
Max Alvis, R OBP: 0.280, SLG: 0.407 (1, 5)										2	1	0	0	1	1	2		
Joe Azcue, R OBP: 0.375, SLG: 0.448 (1, 2)										4	0	2	2	0	0	2		
Sam McDowell, L OBP: 0.278, SLG: 0.235 (1, 1)										3	0	1	0	0	1	1		
Inning Stats	R: 0 E: 0 K: 0 S: 2	H: 0 LOB: 0 BB: 1 P: 6	R: 2 E: 0 K: 1 S: 9	H: 4 LOB: 2 BB: 0 P: 9	R: 0 E: 0 K: 1 S: 6	H: 1 LOB: 1 BB: 0 P: 6	R: 0 E: 0 K: 0 S: 3	H: 0 LOB: 1 BB: 1 P: 7	R: 2 E: 1 K: 0 S: 7	H: 2 LOB: 2 BB: 0 P: 7	R: 1 E: 0 K: 2 S: 8	H: 1 LOB: 1 BB: 1 P: 12	R: 0 E: 0 K: 2 S: 7	H: 0 LOB: 0 BB: 0 P: 7	1B: 7 2B: 2 3B: 0 HR: 1	SF: 0 SAC: 2 DP: 1 HBP: 0		WP: 2 PB: 0 SB: 0 CS: 0
PITCHER Stan Williams, R ERA: 5.4 Steve Hamilton, L ERA: 2.7 Hal Reniff, R ERA: 3.57 (1, 1)	IP: 5.1 WLS: L BF: 28 H: 9 R: 6 ER: 4 SO: 3 BB: 2 IBB: 0 HBP: 0 BLK: 0 WP: 2 HR: 0 S: 32 P: 40 ERA: 6.75 WHIP: 2.062															PITCHER		

AB	34
R	2
H	9
RBI	2
BB	1
SO	4
LOB	11



AB	33
R	7
H	10
RBI	5
BB	3
SO	7
LOB	22



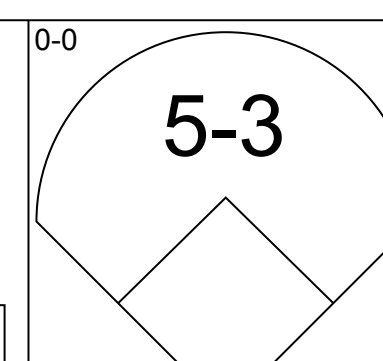
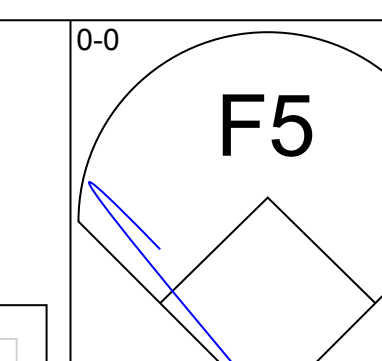
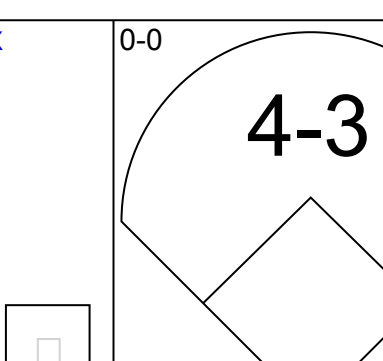
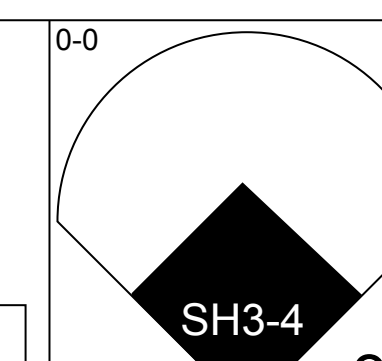
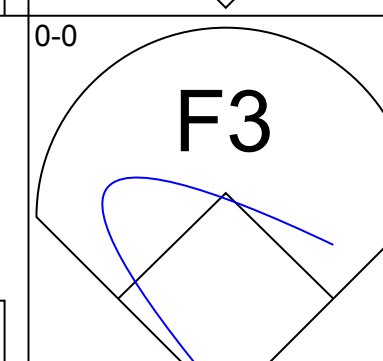
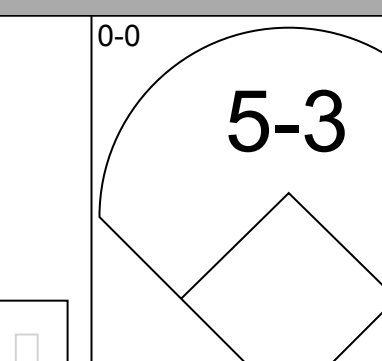
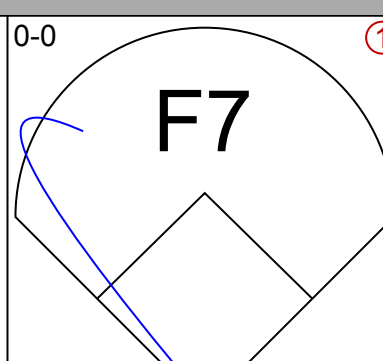
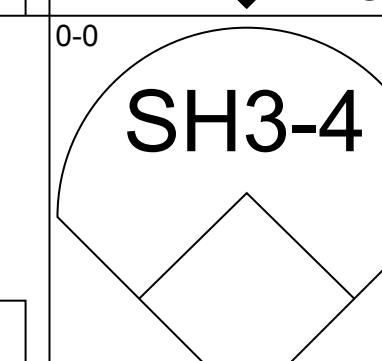
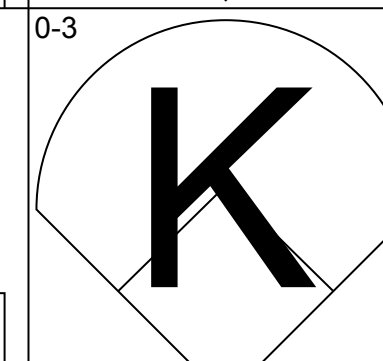
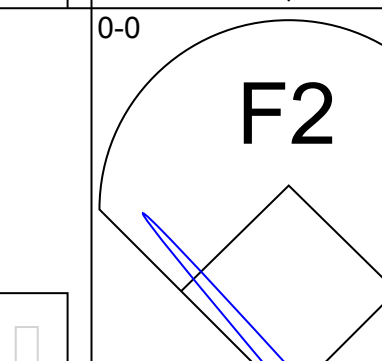
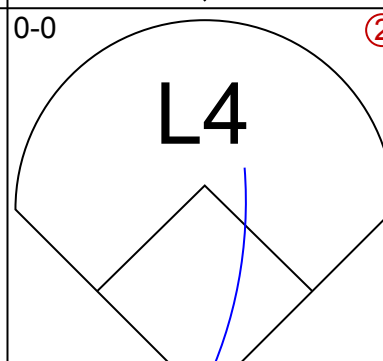
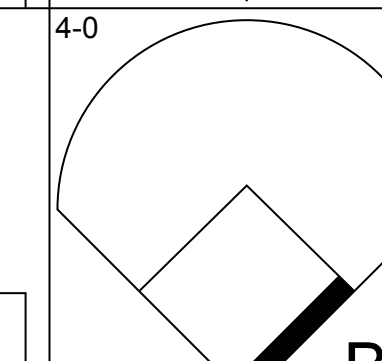
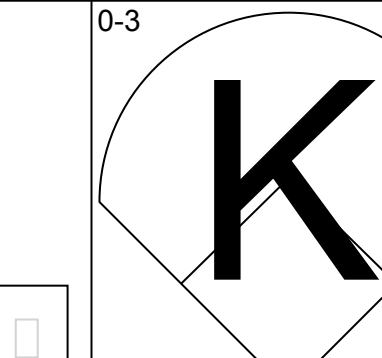
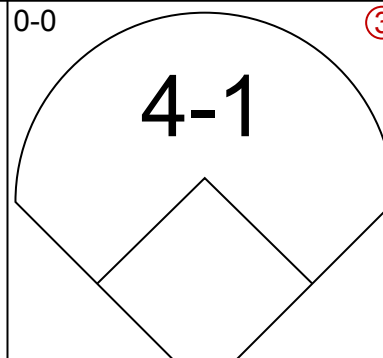
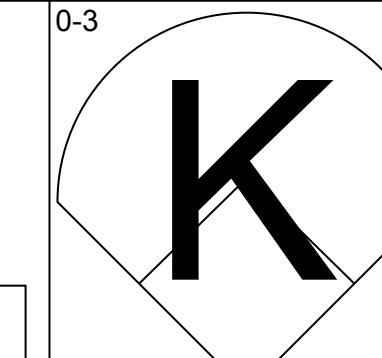
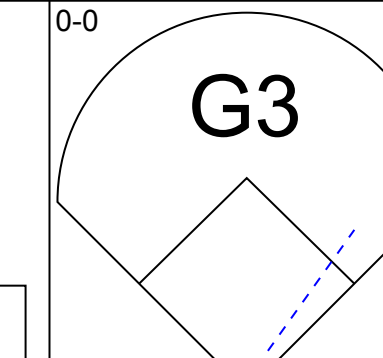
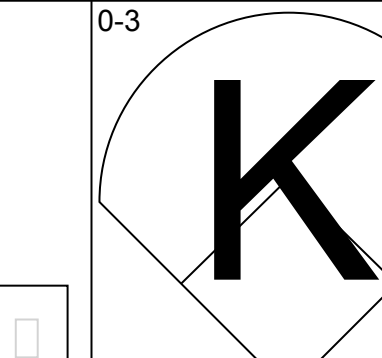
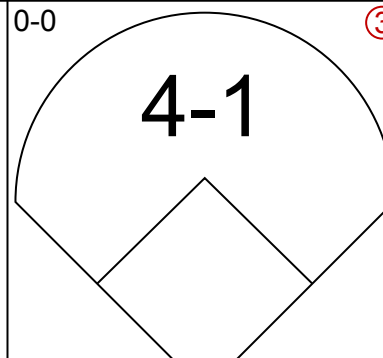
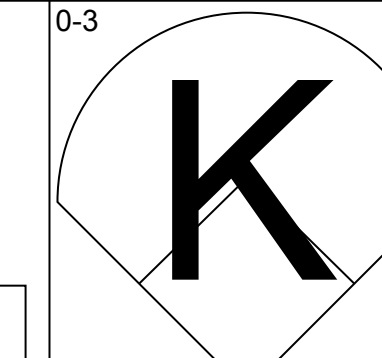
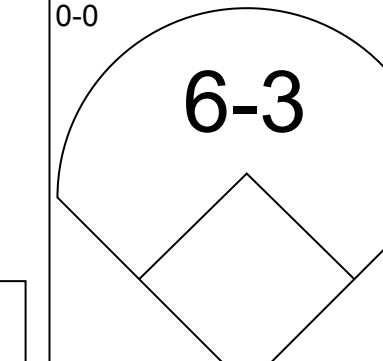
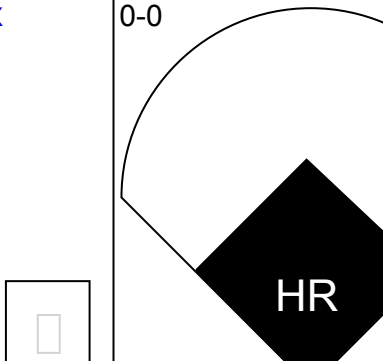
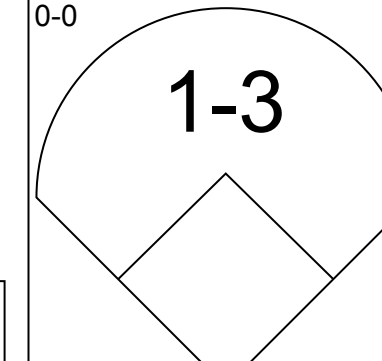
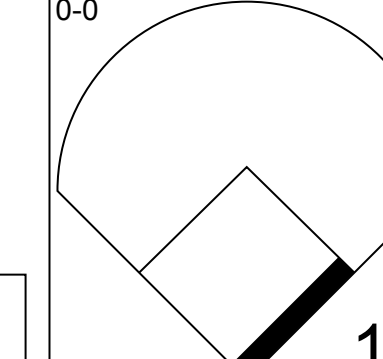
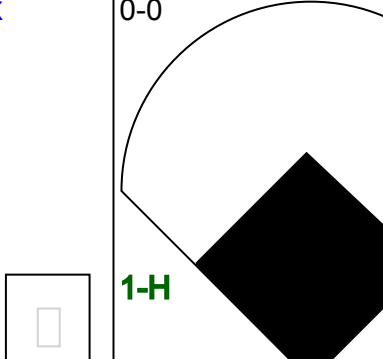
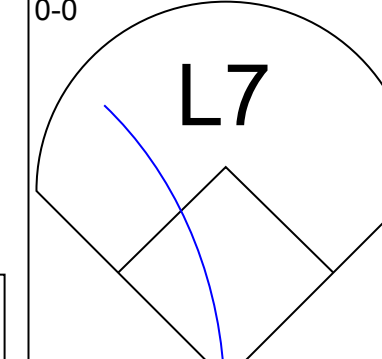
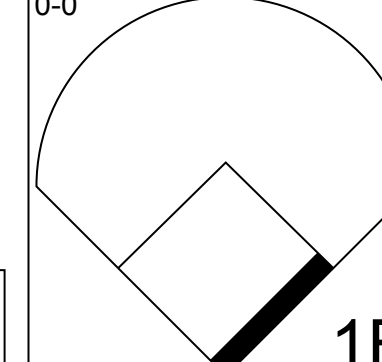

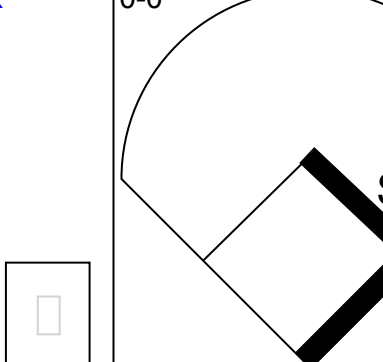
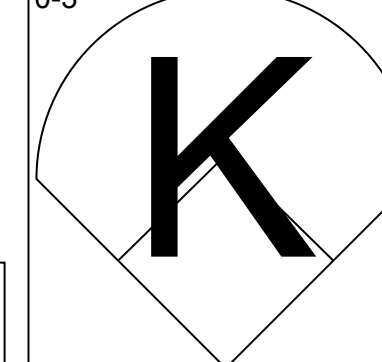
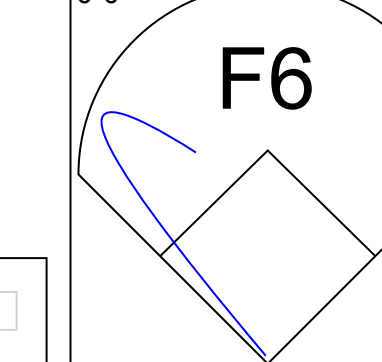
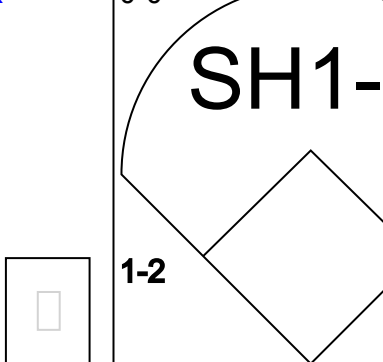

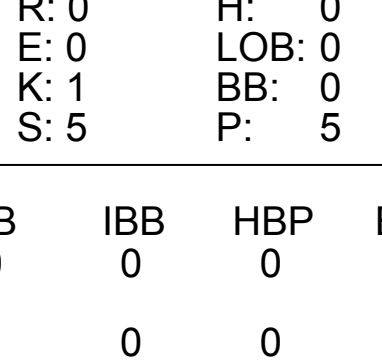
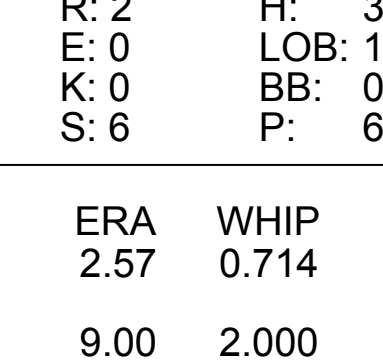
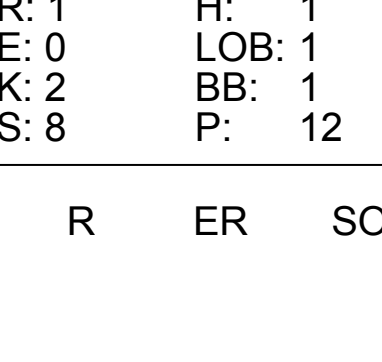

Batter	1	2	3	4	5	6	7	8	9	AB	R	H	RBI	BB	SO	LOB	TOP			
Clete Boyer, R OBP: 0.337, SLG: 0.475 (1,5)										4	0	0	0	0	1	1				
Bobby Richardson, R OBP: 0.272, SLG: 0.369 (1,4)										4	0	0	0	0	0	1				
Tom Tresh, S OBP: 0.349, SLG: 0.494 (1,7)										3	0	0	0	1	0	0				
Mickey Mantle, S OBP: 0.430, SLG: 0.632 (1,8)										4	1	2	1	0	0	1				
Roger Maris, L OBP: 0.333, SLG: 0.557 (1,9)										3	0	0	0	1	1	0				
Joe Pepitone, L OBP: 0.328, SLG: 0.540 (1,3)										3	0	0	0	1	0	2				
Elston Howard, R OBP: 0.294, SLG: 0.477 (1,2)										4	0	1	0	0	2	2				
Phil Linz, R OBP: 0.324, SLG: 0.258 (1,6)										3	0	2	0	0	0	0				
Ralph Terry, R OBP: 0.103, SLG: 0.071 (1,1)										2	0	0	0	0	2	2				
Harry Bright, R OBP: 0.395, SLG: 0.475 (8, PH)										1	0	0	0	0	1	1				
Steve Hamilton, L OBP: 0.333, SLG: 0.667 (8, 1)										0	0	0	0	0	0	0				
Inning Stats	R: 0 E: 0 K: 1 S: 5	H: 0 LOB: 0 BB: 0 P: 5	R: 1 E: 0 K: 1 S: 7	H: 3 LOB: 2 BB: 1 P: 11	R: 0 E: 0 K: 0 S: 3	H: 0 LOB: 1 BB: 1 P: 7	R: 0 E: 0 K: 2 S: 7	H: 0 LOB: 0 BB: 0 P: 7	R: 0 E: 0 K: 1 S: 5	H: 0 LOB: 0 BB: 0 P: 3	R: 0 E: 0 K: 1 S: 5	H: 0 LOB: 0 BB: 0 P: 5	R: 0 E: 0 K: 1 S: 6	H: 1 LOB: 1 BB: 0 P: 6	R: 0 E: 0 K: 0 S: 4	H: 1 LOB: 2 BB: 1 P: 8	1B: 4 2B: 0 3B: 0 HR: 1	SF: 0 SAC: 0 DP: 0 HBP: 0	WP: 0 PB: 0 SB: 0 CS: 1	PA: 34
PITCHER	IP WLS BF H R ER SO BB IBB HBP BLK WP HR S P ERA WHIP																			
Steve Barber, L ERA: 2.49 (1,1)	8.2 W 33 5 1 1 7 3 0 0 0 0 0 1 44 56 1.04 0.923																			
Dick Hall, R ERA: 3.95 (9,1)	0.1 S 1 0 0 0 0 0 0 0 0 0 0 0 1 1 0.00 0.000																			

New York Yankees @ Baltimore Orioles
Memorial Stadium, Baltimore, MD

Tue Jun 04 1963, 7:05 PM EDT
Att: 39,472 - Unknown - 79 F

AB 31
R 1
H 5
RBI 1
BB 3
SO 7
LOB 10



Batter	1	2	3	4	5	6	7	8	9	AB	R	H	RBI	BB	SO	LOB	BOTTOM			
Luis Aparicio, R OBP: 0.309, SLG: 0.372 (1,6)										4	1	1	0	0	0	1				
Jerry Adair, R OBP: 0.217, SLG: 0.341 (1,4)										3	0	0	1	0	0	0				
Al Smith, R OBP: 0.360, SLG: 0.455 (1,9)										3	0	0	0	0	1	0				
Russ Snyder, L OBP: 0.258, SLG: 0.306 (7,9)										4	0	0	0	0	2	1				
Jim Gentile, L OBP: 0.376, SLG: 0.443 (1,3)										4	0	0	0	0	2	1				
Brooks Robinson, R OBP: 0.330, SLG: 0.392 (1,5)										3	1	1	0	0	0	0				
Boog Powell, L OBP: 0.338, SLG: 0.535 (1,7)										3	1	2	2	0	0	0				
Bob Saverine, S OBP: 0.316, SLG: 0.242 (9,8)										0	0	0	0	0	0	0				
Jackie Brandt, R OBP: 0.291, SLG: 0.416 (1,8)										3	0	1	0	0	1	1				
Dick Brown, R OBP: 0.241, SLG: 0.300 (1,2)										3	0	1	0	0	2	1				
Steve Barber, L OBP: 0.081, SLG: 0.083 (1,1)										2	0	0	0	0	1	0				
Dick Hall, R OBP: 0.571, SLG: 0.571 (9,1)										0	0	0	0	0	0	0				
Inning Stats	R: 0 E: 0 K: 1 S: 5	H: 0 LOB: 0 BB: 0 P: 5	R: 0 E: 0 K: 1 S: 6	H: 1 LOB: 1 BB: 0 P: 6	R: 0 E: 0 K: 1 S: 5	H: 0 LOB: 0 BB: 0 P: 5	R: 0 E: 0 K: 1 S: 5	H: 0 LOB: 0 BB: 0 P: 5	R: 2 E: 0 K: 0 S: 6	H: 3 LOB: 1 BB: 0 P: 6	R: 0 E: 0 K: 0 S: 3	H: 0 LOB: 0 BB: 0 P: 3	R: 0 E: 0 K: 1 S: 6	H: 1 LOB: 1 BB: 0 P: 6	R: 1 E: 0 K: 2 S: 8	H: 1 LOB: 1 BB: 1 P: 12	1B: 4 2B: 0 3B: 1 HR: 1	SF: 0 SAC: 2 DP: 0 HBP: 0	WP: 0 PB: 0 SB: 0 CS: 0	PA: 31
PITCHER	IP WLS BF H R ER SO BB IBB HBP BLK WP HR S P ERA WHIP																			
Ralph Terry, R ERA: 3.12 (1,1)	7.0 L 26 5 2 2 5 0 0 0 0 0 0 1 36 36 2.57 0.714																			
Steve Hamilton, L ERA: 2.95 (8,1)	1.0 5 1 1 1 2 1 0 0 0 0 0 0 8 12 9.00 2.000																			

New York Yankees @ Baltimore Orioles
Memorial Stadium, Baltimore, MD

Tue Jun 04 1963, 7:05 PM EDT
Att: 39,472 - Unknown - 79 F

AB 28
R 3
H 6
RBI 3
BB 1
SO 7
LOB 4



Batter	1	2	3	4	5	6	7	8	9	AB	R	H	RBI	BB	SO	LOB	TOP			
Phil Linz, R OBP: 0.333, SLG: 0.317 (1, 6)	0-0 CS 2B		0-0 F4			0-0 6-3		0-0 FC6-4		4	0	1	0	0	0	3				
Bobby Richardson, R OBP: 0.269, SLG: 0.319 (1, 4)	0-3 K			0-0 L8		0-0 HR		0-0 F8		4	1	1	1	0	1	3				
Tom Tresh, S OBP: 0.347, SLG: 0.483 (1, 8)	0-0 5-3			0-0 B5-3		0-0 5-3		0-0 5-3		4	0	0	0	0	0	2				
Elston Howard, R OBP: 0.287, SLG: 0.457 (1, 2)		0-0 F4		0-0 L9			0-0 1B		0-0 1B SF8	4	1	2	0	0	0	0				
Roger Maris, L OBP: 0.333, SLG: 0.556 (1, 9)		0-0 L9			0-0 4-3		0-3 K		0-0 1B PB	4	1	1	0	0	1	1				
Joe Pepitone, L OBP: 0.310, SLG: 0.507 (1, 3)		0-0 3-1			0-0 4-3		0-0 F8		0-0 SF8	3	0	0	1	0	0	1				
Hector Lopez, R OBP: 0.265, SLG: 0.333 (1, 7)			0-0 4-3		0-0 HR		0-0 5-3		0-0 K	4	1	1	1	0	1	2				
Clete Boyer, R OBP: 0.337, SLG: 0.466 (1, 5)		0-0 L7		0-0 F8				0-0 FC6-4 BB	0-0 FC6-4	4	0	2	1	0	0	0				
Bill Stafford, R OBP: 0.267, SLG: 0.214 (1, 1)						0-3 K		4-0 FC6-4	0-0 FC6-4	1	0	1	0	0	0	0				
Bill Kunkel, R (4, 1)								1-2 FC6-4	1-2 FC6-4	1	0	0	0	0	1	0				
Harry Bright, R (8, PH) OBP: 0.409, SLG: 0.475 (8, 1)								1-2 FC6-4	1-2 FC6-4	0	0	0	0	0	1	0				
Al Downing, R (8, 1)								1-2 FC6-4	1-2 FC6-4	0	0	0	0	0	0	0				
Jack Reed, R (9, PH) OBP: 0.333, SLG: 0.481 (9, PH)								1-2 FC6-4	1-2 FC6-4	1	0	0	0	0	0	1				
Inning Stats	R: 0 E: 0 K: 1 S: 5	H: 1 LOB: 0 BB: 0 P: 5	R: 0 E: 0 K: 0 S: 3	H: 0 LOB: 0 BB: 0 P: 3	R: 0 E: 0 K: 0 S: 4	H: 1 LOB: 1 BB: 0 P: 4	R: 0 E: 0 K: 0 S: 3	H: 0 LOB: 0 BB: 0 P: 3	R: 1 E: 0 K: 0 S: 4	H: 1 LOB: 0 BB: 0 P: 4	R: 0 E: 0 K: 1 S: 6	H: 1 LOB: 1 BB: 0 P: 6	R: 0 E: 0 K: 0 S: 4	H: 1 LOB: 2 BB: 1 P: 8	R: 2 E: 0 K: 1 S: 8	H: 3 LOB: 1 BB: 0 P: 8	1B: 6 2B: 1 3B: 0 HR: 2	SF: 1 SAC: 0 DP: 0 HBP: 0	WP: 0 PB: 1 SB: 0 CS: 1	PA: 36
PITCHER Hank Aguirre, L ERA: 3.6 (1, 1)	IP: 9.0 WLS: W BF: 36 H: 9 R: 4 ER: 3 SO: 4	BB: 1 IBB: 0 HBP: 0 BLK: 0	WP: 0 HR: 2 S: 43 P: 47	ERA: 3.00 WHIP: 1.111	PITCHER	IP: 9.0 WLS: W BF: 36 H: 9 R: 4 ER: 3 SO: 4	BB: 1 IBB: 0 HBP: 0 BLK: 0	WP: 0 HR: 2 S: 43 P: 47	ERA: 3.00 WHIP: 1.111											

New York Yankees @ Detroit Tigers
Tiger Stadium, Detroit, MI
Fri Jun 07 1963, 7:05 PM EDT
Att: 38,282 - Unknown

AB 34
R 4
H 9
RBI 4
BB 1
SO 4
LOB 13



Batter	1	2	3	4	5	6	7	8	9	AB	R	H	RBI	BB	SO	LOB	BOTTOM			
Jake Wood, R OBP: 0.320, SLG: 0.432 (1, 4)	0-0 1B HR	0-0 F5		0-0 1B		0-0 F5				4	2	2	0	0	0	1				
Bill Bruton, L OBP: 0.307, SLG: 0.351 (1, 8)	0-0 1B HR	0-3 K		0-0 1B			0-0 L8			4	1	2	2	0	1	1				
Al Kaline, R OBP: 0.415, SLG: 0.553 (1, 9)	0-0 1B HR		0-0 L3	0-0 L3			0-0 F5			4	1	1	3	0	0	1				
Norm Cash, L OBP: 0.343, SLG: 0.381 (1, 3)	0-0 4-3 SF7		0-3 K	0-0 L6			0-0 3-1			4	1	1	0	0	1	1				
Dick McAuliffe, L OBP: 0.349, SLG: 0.376 (1, 6)	0-0 4-3		0-0 F8		0-3 K			0-3 K		4	0	0	0	0	2	1				
Rocky Colavito, R OBP: 0.329, SLG: 0.347 (1, 7)	0-0 SF7			0-0 L7	0-0 6-3			0-0 6-3		3	0	0	1	0	0	0				
Gus Triandos, R OBP: 0.329, SLG: 0.434 (1, 2)	0-3 K			0-0 HR	0-0 6-3			4-0 BB		3	1	1	1	1	1	0				
Don Wert, R OBP: 0.363, SLG: 0.304 (1, 5)		0-0 1B		1-0 2B HBP		0-0 6-3		0-3 K		3	1	1	0	0	1	1				
Hank Aguirre, R OBP: 0.179, SLG: 0.185 (1, 1)		0-3 K		0-0 2B 1B		0-3 K				3	1	1	1	0	2	1				
Inning Stats	R: 4 E: 0 K: 1 S: 9	H: 4 LOB: 0 BB: 0 P: 9	R: 0 E: 0 K: 2 S: 8	H: 1 LOB: 1 BB: 0 P: 8	R: 0 E: 0 K: 1 S: 5	H: 0 LOB: 0 BB: 0 P: 5	R: 4 E: 0 K: 0 S: 7	H: 4 LOB: 1 BB: 0 P: 8	R: 0 E: 0 K: 1 S: 5	H: 0 LOB: 0 BB: 0 P: 5	R: 0 E: 0 K: 0 S: 3	H: 0 LOB: 0 BB: 0 P: 3	R: 0 E: 0 K: 2 S: 7	H: 0 LOB: 1 BB: 1 P: 11	R: 0 E: 0 K: 2 S: 7	H: 0 LOB: 1 BB: 1 P: 11	1B: 4 2B: 3 3B: 0 HR: 2	SF: 1 SAC: 0 DP: 0 HBP: 1	WP: 0 PB: 0 SB: 0 CS: 0	PA: 35
PITCHER Bill Stafford, R ERA: 6.55 (1, 1)	IP: 3.1 WLS: L BF: 19 H: 8 R: 8 ER: 8 SO: 4	BB: 0 IBB: 0 HBP: 1 BLK: 0	WP: 0 HR: 2 S: 26 P: 27	ERA: 21.60 WHIP: 2.400	PITCHER	IP: 3.2 WLS: L BF: 12 H: 1 R: 0 ER: 0 SO: 2	BB: 0 IBB: 0 HBP: 0 BLK: 0	WP: 0 HR: 0 S: 16 P: 16	ERA: 0.00 WHIP: 0.273	PITCHER	IP: 1.0 WLS: L BF: 4 H: 0 R: 0 ER: 0 SO: 2	BB: 1 IBB: 0 HBP: 0 BLK: 0	WP: 0 HR: 0 S: 7 P: 11	ERA: 0.00 WHIP: 1.000						

New York Yankees @ Detroit Tigers
Tiger Stadium, Detroit, MI
Fri Jun 07 1963, 7:05 PM EDT
Att: 38,282 - Unknown

AB 32
R 8
H 9
RBI 8
BB 1
SO 8
LOB 7



Batter	1	2	3	4	5	6	7	8	9	AB	R	H	RBI	BB	SO	LOB	TOP			
Clete Boyer, R OBP: 0.330, SLG: 0.456 (1, 6)	5-3		G3		F7		F2			4	0	0	0	0	0	0				
Bobby Richardson, R OBP: 0.269, SLG: 0.318 (1, 4)	L9		F7		1-3			G5-4-3 1B		4	0	1	0	0	0	0				
Tom Tresh, S OBP: 0.359, SLG: 0.500 (1, 8)	2B			HBP				G5-4-3		4	2	4	0	0	0	0				
Elston Howard, R OBP: 0.291, SLG: 0.473 (1, 2)	F7			2B	HBP			G5-4-3		3	1	1	2	0	0	3				
Roger Maris, L OBP: 0.323, SLG: 0.536 (1, 9)		3-1		F4			4-3	F8		4	0	0	0	0	0	3				
Harry Bright, R OBP: 0.317, SLG: 0.488 (1, 5)	K				L9				FC4-6	3	0	1	1	1	1	0				
Hector Lopez, R OBP: 0.265, SLG: 0.362 (1, 7)				5-3			6-3	F8		4	1	1	1	0	0	3				
Joe Pepitone, L OBP: 0.302, SLG: 0.493 (1, 3)	F5				K		4-3	FC4-6		4	0	0	0	0	1	3				
Ralph Terry, R OBP: 0.100, SLG: 0.069 (1, 1)				6-3			1-3			1	0	0	0	0	0	0				
Hal Reniff, R (3, 1)										1	0	0	0	0	0	0				
Jack Reed, R OBP: 0.321, SLG: 0.464 (7, PH)										1	0	0	0	0	0	0				
Steve Hamilton, L OBP: 0.333, SLG: 0.667 (7, 1)										0	0	0	0	0	0	0				
Yogi Berra, L OBP: 0.307, SLG: 0.310 (9, PH)										1	0	0	0	0	1	1				
Inning Stats	R: 0 E: 0 K: 0 S: 4	H: 1 LOB: 1 BB: 0 P: 4	R: 1 E: 0 K: 1 S: 6	H: 1 LOB: 0 BB: 0 P: 6	R: 0 E: 0 K: 0 S: 3	H: 0 LOB: 0 BB: 0 P: 3	R: 1 E: 0 K: 1 S: 7	H: 2 LOB: 2 BB: 0 P: 8	R: 0 E: 0 K: 0 S: 3	H: 0 LOB: 0 BB: 0 P: 3	R: 2 E: 0 K: 0 S: 5	H: 2 LOB: 0 BB: 0 P: 5	R: 0 E: 0 K: 0 S: 3	H: 0 LOB: 1 BB: 0 P: 4	R: 0 E: 0 K: 1 S: 5	H: 0 LOB: 1 BB: 1 P: 9	1B: 4 2B: 2 3B: 0 HR: 2	SF: 0 SAC: 0 DP: 1 HBP: 1	WP: 0 PB: 0 SB: 0 CS: 0	PA: 36
PITCHER	IP WLS BF H R ER SO BB IBB HBP BLK WP HR S P ERA WHIP																			
Don Mossi, L ERA: 3.76 (1, 1)	7.0 W 29 7 4 4 2 0 0 0 1 0 0 2 32 33 5.14 1.000																			
Tom Sturdivant, R ERA: 4.25 (8, 1)	2.0 S 7 1 0 0 1 1 0 0 0 0 0 0 8 12 0.00 1.000																			

New York Yankees @ Detroit Tigers
Tiger Stadium, Detroit, MI
Sat Jun 08 1963, 7:05 PM EDT
Att: 39,744 - Cloudy - 85 F

AB 34
R 4
H 8
RBI 4
BB 1
SO 3
LOB 13



Batter	1	2	3	4	5	6	7	8	9	AB	R	H	RBI	BB	SO	LOB	BOTTOM			
Jake Wood, R OBP: 0.322, SLG: 0.431 (1, 4)	B5-3		G3	F3				K		5	1	2	0	0	1	0				
Bill Bruton, L OBP: 0.306, SLG: 0.354 (1, 8)	2B		G3	K			F4			4	0	1	0	0	1	2				
Al Kaline, R OBP: 0.416, SLG: 0.573 (1, 9)	L8		HR		L6-3			HR		4	2	2	2	0	0	1				
Norm Cash, L OBP: 0.346, SLG: 0.411 (1, 3)	F4		HR		1B			K		4	2	2	2	0	1	1				
Dick McAuliffe, L OBP: 0.352, SLG: 0.379 (1, 6)		F9	HR		L6-4	BB		1-3		4	1	2	1	0	0	0				
Rocky Colavito, R OBP: 0.332, SLG: 0.363 (1, 7)		G1	HR		L6-4	BB		L3		3	1	1	2	1	0	0				
Gus Triandos, R OBP: 0.327, SLG: 0.429 (1, 2)	E5		FC6-4		L6-4			F3		4	0	1	0	0	0	2				
Bubba Phillips, R OBP: 0.210, SLG: 0.265 (1, 5)	5-3		FC6-4		1-3			HR		4	1	1	1	0	0	2				
Don Mossi, L OBP: 0.333, SLG: 0.278 (1, 1)			F7		L5			F5		3	0	0	0	0	0	0				
Tom Sturdivant, L (8, 1)										1	0	0	0	0	0	0				
Inning Stats	R: 0 E: 0 K: 0 S: 4	H: 1 LOB: 1 BB: 0 P: 4	R: 0 E: 1 K: 0 S: 4	H: 0 LOB: 1 BB: 0 P: 4	R: 5 E: 0 K: 0 S: 9	H: 6 LOB: 1 BB: 0 P: 9	R: 0 E: 0 K: 1 S: 5	H: 0 LOB: 0 BB: 0 P: 5	R: 1 E: 0 K: 0 S: 4	H: 2 LOB: 1 BB: 1 P: 8	R: 0 E: 0 K: 0 S: 4	H: 1 LOB: 0 BB: 0 P: 4	R: 1 E: 0 K: 1 S: 6	H: 1 LOB: 0 BB: 0 P: 6	R: 1 E: 0 K: 1 S: 6	H: 1 LOB: 0 BB: 0 P: 6	1B: 5 2B: 4 3B: 0 HR: 4	SF: 0 SAC: 0 DP: 1 HBP: 0	WP: 0 PB: 0 SB: 0 CS: 0	PA: 37
PITCHER	IP WLS BF H R ER SO BB IBB HBP BLK WP HR S P ERA WHIP																			
Ralph Terry, R ERA: 3.49 (1, 1)	2.2 L 16 7 5 5 0 0 0 0 0 0 2 16 16 16.88 2.625																			
Hal Reniff, R ERA: 3.38 (3, 1)	3.1 13 3 1 1 1 1 0 0 0 0 0 14 18 2.70 1.200																			
Steve Hamilton, L ERA: 3.21 (7, 1)	2.0 8 2 2 2 2 0 0 0 0 0 2 12 12 9.00 1.000																			

New York Yankees @ Detroit Tigers
Tiger Stadium, Detroit, MI
Sat Jun 08 1963, 7:05 PM EDT
Att: 39,744 - Cloudy - 85 F

AB 36
R 8
H 12
RBI 8
BB 1
SO 3
LOB 8



Batter	1	2	3	4	5	6	7	8	9	AB	R	H	RBI	BB	SO	LOB	TOP										
Clete Boyer, R OBP: 0.332, SLG: 0.467 (1, 6)	F8		FC5 1B BB		F8		HR	F8		4	1	1	1	1	0	0	New York Yankees @ Detroit Tigers Tiger Stadium, Detroit, MI Sun Jun 09 1963, 4:33 AM EDT Att: 32,326 - Overcast										
Bobby Richardson, R OBP: 0.267, SLG: 0.315 (1, 4)	L8		BB FC5 1-2 1B		F8		E6 1B	F8		5	0	1	0	0	0	0											
Tom Tresh, S OBP: 0.360, SLG: 0.519 (1, 8)			F6		HR		K	L8		5	1	2	1	0	1	3											
Elston Howard, R OBP: 0.283, SLG: 0.459 (1, 2)	L9		FC5 BB 1-2 2-3		K		K	6-3		5	0	0	0	0	2	4											
Roger Maris, L OBP: 0.328, SLG: 0.536 Jack Reed, R (3, PH) OBP: 0.355, SLG: 0.467 (3, 9)		HR BB	1-2 2-3 BB		K		FC5-4 1-2 1B			0	1	0	0	1	0	0											
Harry Bright, R OBP: 0.304, SLG: 0.532 (1, 5)		HR	F4		L9		FC5-4 1-2			4	1	1	2	0	0	5											
Hector Lopez, R OBP: 0.274, SLG: 0.392 (1, 7)	F8				K			HR		3	2	1	1	1	1	0											
Joe Pepitone, L OBP: 0.301, SLG: 0.494 (1, 3)	L9				1-3			4-3		4	0	1	1	0	0	0											
Whitey Ford, L OBP: 0.229, SLG: 0.250 (1, 1)	K				L9			F8		4	0	0	0	0	1	1											
Inning Stats	R: 0 E: 0 K: 0 S: 4	H: 1 LOB: 1 BB: 0 P: 4	R: 2 E: 0 K: 1 S: 6	H: 1 LOB: 0 BB: 1 P: 10	R: 0 E: 0 K: 0 S: 4	H: 1 LOB: 3 BB: 2 P: 12	R: 0 E: 0 K: 1 S: 5	H: 0 LOB: 0 BB: 0 P: 5	R: 1 E: 0 K: 1 S: 6	H: 1 LOB: 1 BB: 1 P: 6	R: 1 E: 1 K: 2 S: 10	H: 2 LOB: 2 BB: 0 P: 10	R: 1 E: 0 K: 0 S: 4	H: 1 LOB: 0 BB: 0 P: 4	R: 0 E: 0 K: 0 S: 3	H: 0 LOB: 0 BB: 0 P: 3		1B: 2 2B: 2 3B: 0 HR: 4	SF: 0 SAC: 0 DP: 0 HBP: 0	WP: 0 PB: 0 SB: 0 CS: 0	PA: 40						
PITCHER	IP	WLS	BF	H	R	ER	SO	BB	IBB	HBP	BLK	WP	HR	S	P	ERA	WHIP										
Mickey Lolich, L ERA: 3.38 (1, 1)	6.2	L	32	7	5	5	6	4	0	0	0	0	3	40	56	6.75	1.650										
Phil Regan, R ERA: 3.56 (7, 1)	0.1		1	0	0	0	0	0	0	0	0	0	0	1	1	0.00	0.000										
Tom Sturdivant, R ERA: 4.26 (8, 1)	2.0		7	1	1	1	0	0	0	0	0	0	1	7	7	4.50	0.500										

Batter	1	2	3	4	5	6	7	8	9	AB	R	H	RBI	BB	SO	LOB	BOTTOM										
Jake Wood, R OBP: 0.326, SLG: 0.429 (1, 4)	6-3		SH5-4 1B		K		1-2 2-3 BB			3	1	1	0	1	1	0	New York Yankees @ Detroit Tigers Tiger Stadium, Detroit, MI Sun Jun 09 1963, 4:33 AM EDT Att: 32,326 - Overcast										
Bill Bruton, L OBP: 0.303, SLG: 0.351 Frank Kostro, R (7, PH) OBP: 0.345, SLG: 0.245 Tom Sturdivant, L (8, 1)	4-3		SH5-4 1-2 1B		4-3		K			2	0	0	0	0	0	0											
Al Kaline, R OBP: 0.418, SLG: 0.571 (1, 9)	FC6-4 1B		2-H 1B		L7			F5		4	0	2	1	0	0	0											
Rocky Colavito, R OBP: 0.326, SLG: 0.355 (1, 7)	FC6-4 1-2		F8		L7			F7		4	0	0	0	0	0	2											
Gus Triandos, R OBP: 0.319, SLG: 0.417 (1, 2)	F8		6-3		6-3			F7		4	0	0	0	0	0	1											
Norm Cash, L OBP: 0.344, SLG: 0.426 (1, 3)		HR			K			4-3		4	1	1	1	0	1	0											
Bubba Phillips, R OBP: 0.228, SLG: 0.299 (8, 8)			F6				BB 1B			4	0	3	0	0	0	0											
Dick McAuliffe, L OBP: 0.344, SLG: 0.369 (1, 6)			K		4-3			F6		4	0	0	0	0	1	3											
Mickey Lolich, S (1, 1) Phil Regan, R OBP: 0.211, SLG: 0.389 (7, PH) Bill Freehan, R OBP: 0.379, SLG: 0.528 Don Wert, R OBP: 0.358, SLG: 0.300 (8, 5)			K		K		1-2 BB 1B			2	0	0	0	0	2	1											
Inning Stats	R: 0 E: 0 K: 0 S: 4	H: 2 LOB: 1 BB: 0 P: 9	R: 1 E: 0 K: 2 S: 9	H: 2 LOB: 1 BB: 0 P: 9	R: 0 E: 0 K: 1 S: 5	H: 0 LOB: 0 BB: 0 P: 5	R: 0 E: 0 K: 2 S: 7	H: 0 LOB: 0 BB: 0 P: 7	R: 0 E: 0 K: 1 S: 7	H: 2 LOB: 3 BB: 1 P: 11	R: 0 E: 0 K: 0 S: 3	H: 0 LOB: 0 BB: 0 P: 3	R: 0 E: 0 K: 0 S: 4	H: 1 LOB: 1 BB: 0 P: 4	R: 0 E: 0 K: 0 S: 3	H: 1 LOB: 1 BB: 0 P: 4		1B: 6 2B: 0 3B: 1 HR: 1	SF: 0 SAC: 1 DP: 0 HBP: 0	WP: 0 PB: 0 SB: 0 CS: 0	PA: 36						
PITCHER	IP	WLS	BF	H	R	ER	SO	BB	IBB	HBP	BLK	WP	HR	S	P	ERA	WHIP										
Whitey Ford, L ERA: 2.84 (1, 1)	9.0	W	36	8	2	2	6	1	0	0	0	0	1	47	51	2.00	1.000										



Batter	1	2	3	4	5	6	7	8	9	AB R H RBI BB SO LOB	TOP									
Clete Boyer, R OBP: 0.338, SLG: 0.485 (1, 6)	0-0 4-3 1B		0-0 1B		0-0 CS 1B		0-0 6-3		0-0 HR	5 1 3 1 0 0 1	New York Yankees @ Washington Senators D.C. Stadium, Washington, DC Mon Jun 10 1963, 7:05 PM EDT Unknown - 95 F livebaseballscores.com									
Bobby Richardson, R OBP: 0.270, SLG: 0.317 (1, 4)	0-0 5-3 PB 1B		0-0 F9		0-0 6-3 1-2		0-0 FC5-4 1B		0-0 F8	5 1 2 1 0 0 2										
Tom Tresh, S OBP: 0.352, SLG: 0.505 (1, 8)	0-0 5-3 1-3		0-3 K		0-3 K		0-0 FC5-4 1-2		0-0 F9	5 0 0 0 0 2 3										
Harry Bright, R OBP: 0.393, SLG: 0.510 (1, 5)	0-0 3-H 1B		0-0 F6		0-0 F8		0-0 F8			4 0 1 1 0 0 1										
Roger Maris, L OBP: 0.328, SLG: 0.530 Jack Reed, R OBP: 0.344, SLG: 0.452 (6, 9)	0-0 1-2 1B		0-0 4-3		0-0 K		0-0 L9			3 0 1 0 0 1 0 1 0 0 0 0 0 0										
Hector Lopez, R OBP: 0.282, SLG: 0.396 (1, 7)	0-3 K		0-0 E SF7 1B		0-0 F7		0-0 HR 1B			4 2 2 0 0 1 2										
Elston Howard, R OBP: 0.293, SLG: 0.486 (1, 2)		4-0 BB	0-0 E4 SF7		0-0 1-3 1B		0-0 1B 2B		0-0 1-H HR	3 2 2 2 1 0 1										
Joe Pepitone, L OBP: 0.299, SLG: 0.491 (1, 3)	0-0 L6-3		0-0 SF7		0-0 1-2 3-H		0-0 6-3 SH1-4 1B		0-0 F8	3 1 1 2 0 0 1										
Al Downing, R (1, 1)	0-3 K		0-0 1-3		0-0 SH1-4				0-3 K	3 0 0 0 0 2 1										
Inning Stats	R: 1 E: 0 K: 1 S: 8	H: 3 LOB: 2 BB: 0 P: 8	R: 0 E: 0 K: 1 S: 4	H: 0 LOB: 0 BB: 1 P: 8	R: 0 E: 0 K: 1 S: 6	H: 1 LOB: 1 BB: 0 P: 6	R: 1 E: 1 K: 0 S: 5	H: 1 LOB: 1 BB: 0 P: 5	R: 0 E: 0 K: 1 S: 5	H: 0 LOB: 0 BB: 0 P: 5		R: 2 E: 0 K: 0 S: 6	H: 3 LOB: 1 BB: 0 P: 6	R: 2 E: 0 K: 0 S: 5	H: 2 LOB: 2 BB: 0 P: 5	R: 1 E: 0 K: 1 S: 6	H: 1 LOB: 0 BB: 0 P: 6	1B: 9 2B: 2 3B: 0 HR: 2	SF: 1 SAC: 1 DP: 1 HBP: 0	WP: 0 PB: 1 SB: 0 CS: 1
PITCHER	IP WLS BF H R ER SO BB IBB HBP BLK WP HR S P ERA WHIP											PITCHER	IP WLS BF H R ER SO BB IBB HBP BLK WP HR S P ERA WHIP							
Don Rudolph, L ERA: 5.13 (1, 1)	8.0 L 35 11 6 5 5 1 0 0 0 0 0 1 44 48 5.62 1.500																			
Pete Burnside, L ERA: 5.54 (9, 1)	1.0 4 1 1 1 1 0 0 0 0 0 0 1 6 6 9.00 1.000																			

Batter	1	2	3	4	5	6	7	8	9	AB R H RBI BB SO LOB	BOTTOM									
Chuck Cottier, R OBP: 0.235, SLG: 0.318 (1, 4)	0-3 K		0-0 FC5 2B			0-0 F4		0-0 F9		4 0 1 0 0 1 1	New York Yankees @ Washington Senators D.C. Stadium, Washington, DC Mon Jun 10 1963, 7:05 PM EDT Unknown - 95 F livebaseballscores.com									
Minnie Minoso, R OBP: 0.344, SLG: 0.263 (1, 7)	0-0 4-3 2B		4-0 BB			0-0 F2		0-0 F3		3 0 1 0 1 0 1										
Chuck Hinton, R OBP: 0.312, SLG: 0.481 (1, 9)	0-0 4-3 2-3		0-0 FC5 2-3F			4-0 BB		0-0 6-3		3 0 0 0 1 0 3										
Don Lock, R OBP: 0.360, SLG: 0.488 (1, 8)	0-3 K		0-0 6-3		0-0 K		0-3 K		0-0 F8	4 0 0 0 0 2 2										
Don Leppert, R OBP: 0.333, SLG: 0.494 (1, 2)		0-0 5-3		0-0 4-3		0-0 F9		0-0 F5		4 0 0 0 0 0 0										
Ed Brinkman, R OBP: 0.284, SLG: 0.327 (1, 6)	0-3 K		0-3 K		0-3 K		0-0 6-3			3 0 0 0 0 2 0										
Tom Brown, S OBP: 0.180, SLG: 0.158 (1, 3)	0-3 K				0-0 F9		0-3 K			3 0 0 0 0 2 0										
John Kennedy, R OBP: 0.212, SLG: 0.107 Mary Breeding, R OBP: 0.281, SLG: 0.364 (8, PH) (9, 5)			0-3 K		0-0 F9			0-0 F5		2 0 0 0 0 1 0 1 0 0 0 0 0 0										
Don Rudolph, L OBP: 0.261, SLG: 0.300 Dick Phillips, L OBP: 0.281, SLG: 0.246 Pete Burnside, R (9, 1)			0-3 K		0-0 B3-1			4-0 BB		2 0 0 0 0 1 0 0 0 0 0 1 0 0 0 0 0 0 0 0 0										
Inning Stats	R: 0 E: 0 K: 2 S: 8	H: 1 LOB: 1 BB: 0 P: 8	R: 0 E: 0 K: 2 S: 7	H: 0 LOB: 0 BB: 0 P: 7	R: 0 E: 0 K: 1 S: 5	H: 0 LOB: 0 BB: 0 P: 5	R: 0 E: 0 K: 1 S: 5	H: 0 LOB: 0 BB: 0 P: 5	R: 0 E: 0 K: 1 S: 5	H: 0 LOB: 1 BB: 1 P: 9		R: 0 E: 0 K: 0 S: 3	H: 0 LOB: 0 BB: 0 P: 7	R: 0 E: 0 K: 0 S: 3	H: 0 LOB: 0 BB: 1 P: 3	R: 0 E: 0 K: 0 S: 3	H: 0 LOB: 0 BB: 0 P: 3	1B: 0 2B: 2 3B: 0 HR: 0	SF: 0 SAC: 0 DP: 0 HBP: 0	WP: 0 PB: 0 SB: 0 CS: 0
PITCHER	IP WLS BF H R ER SO BB IBB HBP BLK WP HR S P ERA WHIP											PITCHER	IP WLS BF H R ER SO BB IBB HBP BLK WP HR S P ERA WHIP							
Al Downing, L ERA: (1, 1)	9.0 W 32 2 0 0 9 3 0 0 0 0 0 0 47 59 0.00 0.556																			

Batter	1	2	3	4	5	6	7	8	9	AB	R	H	RBI	BB	SO	LOB	TOP
Clete Boyer, R OBP: 0.336, SLG: 0.481 (1, 6)										4	0	1	0	0	0	0	
Bobby Richardson, R OBP: 0.270, SLG: 0.316 (1, 4)										4	0	1	0	0	0	2	
Tom Tresh, S OBP: 0.350, SLG: 0.505 (1, 8)										4	0	1	0	0	1	1	
Harry Bright, R OBP: 0.367, SLG: 0.473 (1, 5)										4	0	0	0	0	1	3	
Hector Lopez, R OBP: 0.281, SLG: 0.390 (1, 7)										4	0	1	0	0	0	3	
Elston Howard, R OBP: 0.285, SLG: 0.478 (1, 2)										3	0	0	0	0	0	1	
Joe Pepitone, L OBP: 0.306, SLG: 0.494 (1, 3)										3	0	2	0	0	0	1	
Jack Reed, R OBP: 0.314, SLG: 0.412 (1, 9)										3	0	0	0	0	0	3	
Jim Bouton, R OBP: 0.143, SLG: 0.148 (8, PH)										2	0	0	0	0	0	0	
Roger Maris, L OBP: 0.326, SLG: 0.526 (8, 1)										1	0	0	0	0	0	1	
Marshall Bridges, S (8, 1)										0	0	0	0	0	0	0	
Inning Stats	R: 0 E: 0 K: 1 S: 6	H: 1 LOB: 1 BB: 0 P: 6	R: 0 E: 0 K: 0 S: 4	H: 1 LOB: 1 BB: 0 P: 4	R: 0 E: 1 K: 0 S: 3	H: 0 LOB: 0 BB: 0 P: 3	R: 0 E: 1 K: 0 S: 3	H: 0 LOB: 0 BB: 0 P: 3	R: 0 E: 0 K: 0 S: 3	H: 0 LOB: 0 BB: 0 P: 3	R: 0 E: 0 K: 1 S: 5	H: 1 LOB: 1 BB: 0 P: 4	R: 0 E: 0 K: 0 S: 5	H: 2 LOB: 2 BB: 0 P: 5	1B: 5 2B: 1 3B: 0 HR: 0	SF: 0 SAC: 0 DP: 3 HBP: 0	WP: 0 PA: 32
PITCHER Claude Osteen, L ERA: 3.89 (1, 1)	IP: 9.0 WLS: W BF: 32 H: 6 R: 0 ER: 0 SO: 2 BB: 0 IBB: 0 HBP: 0 BLK: 0 WP: 0 HR: 0 S: 36 P: 36 ERA: 0.00 WHIP: 0.667																

New York Yankees @ Washington Senators
 D.C. Stadium, Washington, DC
 Mon Jun 10 1963, 7:05 PM EDT
 Att: 25,716 - Unknown

AB	32
R	0
H	6
RBI	0
BB	0
SO	2
LOB	15



Batter	1	2	3	4	5	6	7	8	9	AB	R	H	RBI	BB	SO	LOB	BOTTOM		
Ed Brinkman, R OBP: 0.283, SLG: 0.325 (1, 6)										4	1	1	0	0	0	3			
Jim King, L OBP: 0.308, SLG: 0.406 (1, 9)										4	0	0	0	0	1	2			
Chuck Hinton, R OBP: 0.315, SLG: 0.487 (1, 7)										3	0	1	1	1	0	0			
Bobo Osborne, L OBP: 0.316, SLG: 0.441 (1, 3)										3	0	1	0	1	0	1			
Don Lock, R OBP: 0.358, SLG: 0.483 (1, 8)										4	0	1	0	0	1	3			
Mary Breeding, R OBP: 0.333, SLG: 0.373 (1, 5)										3	0	2	0	0	0	1			
John Kennedy, R OBP: 0.212, SLG: 0.107 (9, 5)										0	0	0	0	0	0	0			
Hobie Landrith, L OBP: 0.289, SLG: 0.212 (1, 2)										2	0	0	0	1	0	2			
Chuck Cottier, R OBP: 0.231, SLG: 0.313 (1, 4)										3	0	0	0	0	0	3			
Claude Osteen, L OBP: 0.227, SLG: 0.190 (1, 1)										3	0	0	0	0	0	2			
Inning Stats	R: 0 E: 0 K: 1 S: 5	H: 0 LOB: 2 BB: 2 P: 13	R: 0 E: 0 K: 0 S: 4	H: 1 LOB: 1 BB: 1 P: 8	R: 0 E: 0 K: 0 S: 3	H: 0 LOB: 0 BB: 0 P: 3	R: 0 E: 0 K: 0 S: 4	H: 1 LOB: 1 BB: 0 P: 4	R: 1 E: 0 K: 0 S: 5	H: 2 LOB: 1 BB: 0 P: 5	R: 0 E: 0 K: 0 S: 3	H: 1 LOB: 0 BB: 0 P: 3	R: 0 E: 1 K: 0 S: 4	H: 0 LOB: 1 BB: 1 P: 4	R: 0 E: 0 K: 1 S: 6	H: 1 LOB: 1 BB: 0 P: 6	1B: 5 2B: 0 3B: 1 HR: 0	SF: 0 SAC: 1 DP: 1 HBP: 0	WP: 0 PA: 33
PITCHER Jim Bouton, R ERA: 2.3 Marshall Bridges, L ERA: 1.5 (1, 1) (8, 1)	IP: 7.0 WLS: L BF: 29 H: 7 R: 0 ER: 1 SO: 1 BB: 1 IBB: 0 HBP: 0 BLK: 0 WP: 0 HR: 0 S: 28 P: 40 ERA: 1.29 WHIP: 1.143																		

New York Yankees @ Washington Senators
 D.C. Stadium, Washington, DC
 Mon Jun 10 1963, 7:05 PM EDT
 Att: 25,716 - Unknown

AB	29
R	1
H	6
RBI	1
BB	3
SO	2
LOB	17



Batter	1	2	3	4	5	6	7	8	9	10	AB	R	H	RBI	BB	SO	LOB					
Luis Aparicio, R OBP: 0.315, SLG: 0.361 (1.6)											4	1	2	0	0	0	0					
Russ Snyder, L OBP: 0.272, SLG: 0.284 (1.7)											4	0	1	0	0	0	2					
Al Smith, R OBP: 0.358, SLG: 0.453 (1.9)											4	0	0	0	0	1	3					
Jim Gentile, L OBP: 0.360, SLG: 0.421 (1.3)											4	0	0	0	0	1	0					
Brooks Robinson, R OBP: 0.324, SLG: 0.390 (1.5)											4	0	2	0	0	0	1					
Charlie Lau, L OBP: 0.219, SLG: 0.258 (1.2)											3	1	1	0	0	0	1					
Jackie Brandt, R OBP: 0.308, SLG: 0.426 (1.8)											3	0	0	0	1	0	2					
Jerry Adair, R OBP: 0.205, SLG: 0.318 (1.4)											3	0	0	1	0	0	2					
Dave McNally, R Stu Miller, R OBP: 0.250, SLG: 0.250 (8.1)											3	0	0	0	0	1	0					
											0	0	0	0	0	0	0					
Inning Stats	R: 0 E: 0 K: 0 S: 3	H: 1 LOB: 0 BB: 0 P: 3	R: 0 E: 0 K: 0 S: 3	H: 0 LOB: 0 BB: 0 P: 3	R: 0 E: 0 K: 0 S: 3	H: 0 LOB: 0 BB: 0 P: 3	R: 1 E: 1 K: 1 S: 7	H: 1 LOB: 1 BB: 0 P: 7	R: 1 E: 0 K: 0 S: 4	H: 1 LOB: 0 BB: 0 P: 4	R: 0 E: 0 K: 1 S: 3	H: 1 LOB: 1 BB: 0 P: 6	R: 0 E: 0 K: 1 S: 5	H: 0 LOB: 0 BB: 0 P: 5	R: 0 E: 0 K: 0 S: 3	H: 0 LOB: 0 BB: 0 P: 3	R: 0 E: 0 K: 0 S: 3	H: 1 LOB: 1 BB: 1 P: 7	1B: 5 2B: 1 3B: 0 HR: 0	SF: 1 SAC: 1 DP: 3 HBP: 0	WP: 0 PA: 35	
PITCHER	IP WLS BF H R ER SO BB IBB HBP BLK WP HR S P ERA WHIP	IP WLS BF H R ER SO BB IBB HBP BLK WP HR S P ERA WHIP	IP WLS BF H R ER SO BB IBB HBP BLK WP HR S P ERA WHIP	IP WLS BF H R ER SO BB IBB HBP BLK WP HR S P ERA WHIP	IP WLS BF H R ER SO BB IBB HBP BLK WP HR S P ERA WHIP	IP WLS BF H R ER SO BB IBB HBP BLK WP HR S P ERA WHIP	IP WLS BF H R ER SO BB IBB HBP BLK WP HR S P ERA WHIP	IP WLS BF H R ER SO BB IBB HBP BLK WP HR S P ERA WHIP	IP WLS BF H R ER SO BB IBB HBP BLK WP HR S P ERA WHIP	IP WLS BF H R ER SO BB IBB HBP BLK WP HR S P ERA WHIP	IP WLS BF H R ER SO BB IBB HBP BLK WP HR S P ERA WHIP	IP WLS BF H R ER SO BB IBB HBP BLK WP HR S P ERA WHIP	IP WLS BF H R ER SO BB IBB HBP BLK WP HR S P ERA WHIP	IP WLS BF H R ER SO BB IBB HBP BLK WP HR S P ERA WHIP	IP WLS BF H R ER SO BB IBB HBP BLK WP HR S P ERA WHIP	IP WLS BF H R ER SO BB IBB HBP BLK WP HR S P ERA WHIP	IP WLS BF H R ER SO BB IBB HBP BLK WP HR S P ERA WHIP	IP WLS BF H R ER SO BB IBB HBP BLK WP HR S P ERA WHIP	IP WLS BF H R ER SO BB IBB HBP BLK WP HR S P ERA WHIP	IP WLS BF H R ER SO BB IBB HBP BLK WP HR S P ERA WHIP	IP WLS BF H R ER SO BB IBB HBP BLK WP HR S P ERA WHIP	
Ralph Terry, R ERA: 3.34 Hal Reniff, R ERA: 3.14 Marshall Bridges, L ERA: 1.38	(1.1) 7.0 2.0 1.0	(1.1) 7.0 2.0 1.0	(1.1) 7.0 2.0 1.0	(1.1) 7.0 2.0 1.0	(1.1) 7.0 2.0 1.0	(1.1) 7.0 2.0 1.0	(1.1) 7.0 2.0 1.0	(1.1) 7.0 2.0 1.0	(1.1) 7.0 2.0 1.0	(1.1) 7.0 2.0 1.0	(1.1) 7.0 2.0 1.0	(1.1) 7.0 2.0 1.0	(1.1) 7.0 2.0 1.0	(1.1) 7.0 2.0 1.0	(1.1) 7.0 2.0 1.0	(1.1) 7.0 2.0 1.0	(1.1) 7.0 2.0 1.0	(1.1) 7.0 2.0 1.0	(1.1) 7.0 2.0 1.0	(1.1) 7.0 2.0 1.0	(1.1) 7.0 2.0 1.0	(1.1) 7.0 2.0 1.0

TOP

Baltimore Orioles @ New York Yankees
Yankee Stadium, Bronx, NY
Wed Jun 12 1963, 7:05 PM EDT
Att: 20,369 - Unknown

AB 32
R 2
H 6
RBI 1
BB 1
SO 3
LOB 11

Batter	1	2	3	4	5	6	7	8	9	10	AB	R	H	RBI	BB	SO	LOB						
Hector Lopez, R OBP: 0.277, SLG: 0.382 (1.7)											5	0	1	0	0	0	1						
Bobby Richardson, R OBP: 0.264, SLG: 0.308 (1.4)											5	1	0	0	0	0	1						
Tom Tresh, S OBP: 0.353, SLG: 0.510 (1.8)											4	1	2	0	0	1	0						
Elaston Howard, R OBP: 0.297, SLG: 0.472 (1.2)											2	1	0	0	2	0	2						
Roger Maris, L OBP: 0.328, SLG: 0.521 (1.9)											5	0	2	1	0	1	3						
Joe Pepitone, L OBP: 0.310, SLG: 0.497 (1.3)											3	0	2	2	0	0	1						
Harry Bright, R OBP: 0.344, SLG: 0.441 (1.5)											4	0	0	0	0	2	4						
Clete Boyer, R OBP: 0.339, SLG: 0.486 (1.6)											4	0	2	0	0	2	1						
Ralph Terry, R OBP: 0.054, SLG: 0.055 Jack Reed, R OBP: 0.306, SLG: 0.400 Hal Reniff, R Yogi Berra, L OBP: 0.280, SLG: 0.300 Marshall Bridges, S	(1.1) 7.1 2.0 1.0	(1.1) 7.1 2.0 1.0	(1.1) 7.1 2.0 1.0	(1.1) 7.1 2.0 1.0	(1.1) 7.1 2.0 1.0	(1.1) 7.1 2.0 1.0	(1.1) 7.1 2.0 1.0	(1.1) 7.1 2.0 1.0	(1.1) 7.1 2.0 1.0	(1.1) 7.1 2.0 1.0	(1.1) 7.1 2.0 1.0	(1.1) 7.1 2.0 1.0	(1.1) 7.1 2.0 1.0	(1.1) 7.1 2.0 1.0	(1.1) 7.1 2.0 1.0	(1.1) 7.1 2.0 1.0	(1.1) 7.1 2.0 1.0	(1.1) 7.1 2.0 1.0	(1.1) 7.1 2.0 1.0	(1.1) 7.1 2.0 1.0	(1.1) 7.1 2.0 1.0	(1.1) 7.1 2.0 1.0	
PITCHER	IP WLS BF H R ER SO BB IBB HBP BLK WP HR S P ERA WHIP	IP WLS BF H R ER SO BB IBB HBP BLK WP HR S P ERA WHIP	IP WLS BF H R ER SO BB IBB HBP BLK WP HR S P ERA WHIP	IP WLS BF H R ER SO BB IBB HBP BLK WP HR S P ERA WHIP	IP WLS BF H R ER SO BB IBB HBP BLK WP HR S P ERA WHIP	IP WLS BF H R ER SO BB IBB HBP BLK WP HR S P ERA WHIP	IP WLS BF H R ER SO BB IBB HBP BLK WP HR S P ERA WHIP	IP WLS BF H R ER SO BB IBB HBP BLK WP HR S P ERA WHIP	IP WLS BF H R ER SO BB IBB HBP BLK WP HR S P ERA WHIP	IP WLS BF H R ER SO BB IBB HBP BLK WP HR S P ERA WHIP	IP WLS BF H R ER SO BB IBB HBP BLK WP HR S P ERA WHIP	IP WLS BF H R ER SO BB IBB HBP BLK WP HR S P ERA WHIP	IP WLS BF H R ER SO BB IBB HBP BLK WP HR S P ERA WHIP	IP WLS BF H R ER SO BB IBB HBP BLK WP HR S P ERA WHIP	IP WLS BF H R ER SO BB IBB HBP BLK WP HR S P ERA WHIP	IP WLS BF H R ER SO BB IBB HBP BLK WP HR S P ERA WHIP	IP WLS BF H R ER SO BB IBB HBP BLK WP HR S P ERA WHIP	IP WLS BF H R ER SO BB IBB HBP BLK WP HR S P ERA WHIP	IP WLS BF H R ER SO BB IBB HBP BLK WP HR S P ERA WHIP	IP WLS BF H R ER SO BB IBB HBP BLK WP HR S P ERA WHIP	IP WLS BF H R ER SO BB IBB HBP BLK WP HR S P ERA WHIP		
Dave McNally, L ERA: 4.1 Stu Miller, R ERA: 2.7	(1.1) 7.1 2.0	(1.1) 7.1 2.0	(1.1) 7.1 2.0	(1.1) 7.1 2.0	(1.1) 7.1 2.0	(1.1) 7.1 2.0	(1.1) 7.1 2.0	(1.1) 7.1 2.0	(1.1) 7.1 2.0	(1.1) 7.1 2.0	(1.1) 7.1 2.0	(1.1) 7.1 2.0	(1.1) 7.1 2.0	(1.1) 7.1 2.0	(1.1) 7.1 2.0	(1.1) 7.1 2.0	(1.1) 7.1 2.0	(1.1) 7.1 2.0	(1.1) 7.1 2.0	(1.1) 7.1 2.0	(1.1) 7.1 2.0	(1.1) 7.1 2.0	(1.1) 7.1 2.0

BOTTOM

Baltimore Orioles @ New York Yankees
Yankee Stadium, Bronx, NY
Wed Jun 12 1963, 7:05 PM EDT
Att: 20,369 - Unknown

AB 36
R 3
H 9
RBI 3
BB 2
SO 7
LOB 16

Batter	1	2	3	4	5	6	7	8	9	AB	R	H	RBI	BB	SO	LOB	TOP			
Jake Wood, R OBP: 0.338, SLG: 0.461 (1, 4)										3	1	1	1	1	1	0				
Bill Bruton, L OBP: 0.286, SLG: 0.338 (1, 8)										4	0	1	0	0	1	1				
Al Kaline, R OBP: 0.431, SLG: 0.631 (1, 9)										4	0	1	0	0	0	2				
Norm Cash, L OBP: 0.350, SLG: 0.411 (1, 3)										4	0	1	0	0	2	3				
Dick McAuliffe, L OBP: 0.343, SLG: 0.390 (1, 6)										4	1	1	0	0	0	2				
Rocky Colavito, R OBP: 0.329, SLG: 0.348 (1, 7)										4	0	2	1	0	0	0				
Bill Freehan, R OBP: 0.370, SLG: 0.482 (1, 2)										3	0	0	0	1	2	2				
Bubba Phillips, R OBP: 0.210, SLG: 0.273 (1, 5)										4	0	0	0	0	0	3				
Don Mossi, L OBP: 0.292, SLG: 0.238 (1, 1)										3	0	0	0	0	0	2				
Dick Egan, L (8, 1)										0	0	0	0	0	0	0				
Whitey Herzog, L OBP: 0.270, SLG: 0.233 (9, PH)										1	0	0	0	0	1	1				
Inning Stats	R: 1 E: 0 K: 0 S: 5	H: 2 LOB: 1 BB: 0 P: 5	R: 0 E: 0 K: 1 S: 6	H: 1 LOB: 1 BB: 0 P: 6	R: 0 E: 0 K: 1 S: 5	H: 0 LOB: 1 BB: 1 P: 9	R: 1 E: 0 K: 1 S: 7	H: 2 LOB: 1 BB: 0 P: 7	R: 0 E: 0 K: 0 S: 8	H: 0 LOB: 0 BB: 0 P: 3	R: 0 E: 0 K: 1 S: 5	H: 0 LOB: 0 BB: 0 P: 5	R: 0 E: 0 K: 0 S: 4	H: 1 LOB: 1 BB: 0 P: 4	R: 0 E: 0 K: 1 S: 5	H: 0 LOB: 1 BB: 1 P: 9	1B: 5 2B: 1 3B: 0 HR: 1	SF: 0 SAC: 0 DP: 0 HBP: 0	WP: 0 PB: 0 SB: 0 CS: 0	PA: 36
PITCHER Jim Bouton, R ERA: 2.27 (1, 1)	IP: 9.0 WLS: W BF: 36 H: 7 R: 2 ER: 2 SO: 7 BB: 2 IBB: 0 HBP: 0 BLK: 0 WP: 0 HR: 0 S: 48 P: 56 ERA: 2.00 WHIP: 1.000															PITCHER				

Detroit Tigers @ New York Yankees
Yankee Stadium, Bronx, NY
Fri Jun 14 1963, 7:05 PM EDT
Att: 34,400 - Overcast - 70 F

AB	34
R	2
H	7
RBI	2
BB	2
SO	7
LOB	16





Batter	1	2	3	4	5	6	7	8	9	AB	R	H	RBI	BB	SO	LOB	BOTTOM			
Hector Lopez, R OBP: 0.266, SLG: 0.370 (1, 7)										4	0	0	0	0	1	0				
Bobby Richardson, R OBP: 0.266, SLG: 0.309 (1, 4)										4	0	1	0	0	0	0				
Tom Tresh, S OBP: 0.343, SLG: 0.490 (1, 8)										4	1	0	0	0	0	1				
Roger Maris, L OBP: 0.338, SLG: 0.527 (8, PR)										4	0	3	1	0	0	0				
Jack Reed, R OBP: 0.306, SLG: 0.400 (9, 9)										0	0	0	0	0	0	0				
Joe Pepitone, L OBP: 0.324, SLG: 0.532 (1, 3)										4	1	1	1	0	1	3				
Elston Howard, R OBP: 0.291, SLG: 0.476 (1, 2)										3	0	0	0	0	0	1				
Harry Bright, R OBP: 0.366, SLG: 0.462 (1, 5)										3	1	2	0	0	0	1				
Clete Boyer, R OBP: 0.338, SLG: 0.493 (1, 6)										3	1	1	2	0	0	1				
Jim Bouton, R OBP: 0.129, SLG: 0.133 (1, 1)										3	0	0	0	0	0	1				
Inning Stats	R: 0 E: 0 K: 0 S: 3	H: 0 LOB: 0 BB: 0 P: 3	R: 0 E: 0 K: 0 S: 4	H: 1 LOB: 1 BB: 0 P: 4	R: 0 E: 0 K: 0 S: 3	H: 0 LOB: 0 BB: 0 P: 3	R: 0 E: 0 K: 0 S: 4	H: 1 LOB: 1 BB: 0 P: 4	R: 0 E: 0 K: 0 S: 4	H: 1 LOB: 1 BB: 0 P: 4	R: 0 E: 0 K: 0 S: 3	H: 0 LOB: 0 BB: 0 P: 3	R: 3 E: 0 K: 0 S: 6	H: 3 LOB: 0 BB: 0 P: 6	R: 1 E: 0 K: 2 S: 9	H: 2 LOB: 1 BB: 0 P: 9	1B: 4 2B: 2 3B: 0 HR: 2	SF: 0 SAC: 0 DP: 0 HBP: 0	WP: 0 PB: 0 SB: 0 CS: 0	PA: 32
PITCHER Don Mossi, L ERA: 3.88 (1, 1)	IP: 7.2 WLS: L BF: 31 H: 8 R: 4 ER: 4 SO: 1 BB: 0 IBB: 0 HBP: 0 BLK: 0 WP: 0 HR: 2 S: 33 P: 33 ERA: 4.70 WHIP: 1.043															PITCHER				
Dick Egan, L ERA: 4.59 (8, 1)	IP: 0.1 WLS: L BF: 1 H: 0 R: 0 ER: 0 SO: 1 BB: 0 IBB: 0 HBP: 0 BLK: 0 WP: 0 HR: 0 S: 3 P: 3 ERA: 0.00 WHIP: 0.000															PITCHER				

Detroit Tigers @ New York Yankees
Yankee Stadium, Bronx, NY
Fri Jun 14 1963, 7:05 PM EDT
Att: 34,400 - Overcast - 70 F

AB	32
R	4
H	8
RBI	4
BB	0
SO	2
LOB	8




Batter	1	2	3	4	5	6	7	8	9	AB	R	H	RBI	BB	SO	LOB	TOP				
Jake Wood, R OBP: 0.344, SLG: 0.464	0-3 K		4-0 CS 1B BB		0-0 5-3		4-0 FC4-6 BB		0-0 2B	3	0	1	0	2	1	0	<p>Detroit Tigers @ New York Yankees Yankee Stadium, Bronx, NY</p> <p>Sat Jun 15 1963, 3:33 AM EDT Att: 31,355 - Unknown - 66 F</p> <p>livebaseballscores.com</p> <p>AB 31 R 2 H 7 RBI 2 BB 7 SO 9 LOB 18</p> 				
Bill Bruton, L OBP: 0.296, SLG: 0.335	0-0 F6		0-0 1B		0-3 K		0-0 FC4-6 L6-3 BB		0-0 4-3	5	0	1	1	0	1	3					
Al Kaline, R OBP: 0.433, SLG: 0.629	0-0 1B		0-0 1B		0-0 L6-3		0-0 L6-3			4	0	2	0	0	0	2					
Rocky Colavito, R OBP: 0.340, SLG: 0.369	0-0 1B		4-0 BB			4-0 FC1-5 BB		0-0 HR		2	1	2	1	2	0	0					
Norm Cash, L OBP: 0.348, SLG: 0.404	0-3 K		0-0 4-3			4-0 FC1-5 BB		0-3 K		3	0	0	0	1	2	4					
Bill Freehan, R OBP: 0.365, SLG: 0.465		0-0 5-3		4-0 BB		0-3 K		0-3 K		3	0	0	0	1	2	2					
Bubba Phillips, R OBP: 0.204, SLG: 0.265		0-0 F8		0-0 L6		0-0 FC1-5		0-0 5-3		4	0	0	0	0	0	3					
Dick McAuliffe, L OBP: 0.337, SLG: 0.381		0-3 K		0-0 F9		0-3 K			0-0 F8	4	0	0	0	0	2	3					
Mickey Lolich, S OBP: 0.344, SLG: 0.250			4-0 BB		0-3 K		0-0 FC4-6 BB		0-0 F8	1	1	0	0	1	1	1					
Frank Kostro, R OBP: 0.344, SLG: 0.250										1	0	1	0	0	0	0					
Bob Anderson, R OBP: 0.309, SLG: 0.397										0	0	0	0	0	0	0					
Dick Egan, L										0	0	0	0	0	0	0					
Gus Triandos, R										1	0	0	0	0	0	0					
Inning Stats	R: 0 E: 0 K: 2 S: 9	H: 2 LOB: 2 BB: 0 P: 9	R: 0 E: 0 K: 1 S: 5	H: 0 LOB: 0 BB: 0 P: 5	R: 1 E: 0 K: 0 S: 3	H: 2 LOB: 2 BB: 3 P: 15	R: 0 E: 0 K: 1 S: 5	H: 0 LOB: 0 BB: 1 P: 9	R: 0 E: 0 K: 2 S: 7	H: 0 LOB: 2 BB: 2 P: 15	R: 0 E: 0 K: 0 S: 3	H: 1 LOB: 1 BB: 1 P: 7	R: 1 E: 0 K: 2 S: 8	H: 1 LOB: 0 BB: 0 P: 8	R: 0 E: 0 K: 0 S: 4	H: 1 LOB: 1 BB: 0 P: 4		1B: 5 2B: 2 3B: 0 HR: 1	SF: 0 SAC: 0 DP: 1 HBP: 0	WP: 0 PB: 0 SB: 0 CS: 1	PA: 38
PITCHER Al Downing, L ERA: 0.95	IP: 9.0 WLS: W BF: 38	H: 7 R: 2 ER: 2 SO: 9	BB: 7 IBB: 0 HBP: 0 BLK: 0	WP: 0 HR: 1 S: 49 P: 77	ERA: 2.00 WHIP: 1.556	PITCHER										IP: 9.0 WLS: W BF: 38		H: 7 R: 2 ER: 2 SO: 9	BB: 7 IBB: 0 HBP: 0 BLK: 0	WP: 0 HR: 1 S: 49 P: 77	ERA: 2.00 WHIP: 1.556


Batter	1	2	3	4	5	6	7	8	9	AB	R	H	RBI	BB	SO	LOB	BOTTOM				
Hector Lopez, R OBP: 0.271, SLG: 0.379	0-0 1-3	0-0 4-3		0-0 1-3 2H 2B			0-0 E6 HR	0-0 1B FC6-4 1B		5	2	2	4	0	0	1	<p>Detroit Tigers @ New York Yankees Yankee Stadium, Bronx, NY</p> <p>Sat Jun 15 1963, 3:33 AM EDT Att: 31,355 - Unknown - 66 F</p> <p>livebaseballscores.com</p> <p>AB 38 R 9 H 13 RBI 9 BB 3 SO 6 LOB 19</p> 				
Bobby Richardson, R OBP: 0.299, SLG: 0.311	0-0 WP 1B		0-0 4-3	0-0 F8			0-0 F3	0-0 FC6-4 1B		5	0	2	0	0	0	3					
Tom Tresh, S OBP: 0.345, SLG: 0.502	0-0 5-3		0-0 G3-6 1B		0-0 F5		0-0 HR	0-0 FC6-4 5-3 1B		5	1	2	3	0	0	2					
Roger Maris, L OBP: 0.336, SLG: 0.519	0-0 3-1		0-0 G3-6		0-0 WP 1B		0-3 K	0-0 5-3		4	0	1	0	0	1	2					
Jack Reed, R OBP: 0.297, SLG: 0.389			0-0 1-2				0-0 K	0-0 5-3		1	0	0	0	0	0	1					
Joe Pepitone, L OBP: 0.326, SLG: 0.525		0-0 G3		4-0 E 2B BB		0-3 K		0-0 3-1		4	1	1	0	1	1	2					
Dale Long, L OBP: 0.364, SLG: 0.300				0-3 K		0-0 F2		0-0 3-1		0	0	0	0	0	0	0					
Elston Howard, R OBP: 0.296, SLG: 0.479		0-0 1B 2B		0-3 K		0-0 F2		0-0 3-1		3	1	1	0	1	1	2					
Harry Bright, R OBP: 0.360, SLG: 0.449		0-0 2B 1B		0-0 4-3		0-3 K		0-0 F8		4	1	1	1	0	1	3					
Clete Boyer, R OBP: 0.345, SLG: 0.500		0-0 2B		4-0 E 2B IBB		0-0 F3		0-0 2B 1B		3	2	2	1	1	0	0					
Al Downing, R OBP: 0.143, SLG: 0.286		0-3 K		0-0 E4 2B		0-3 K		0-0 1B 2B		4	1	1	0	0	2	3					
Inning Stats	R: 0 E: 0 K: 0 S: 4	H: 1 LOB: 1 BB: 0 P: 4	R: 2 E: 0 K: 1 S: 8	H: 3 LOB: 1 BB: 0 P: 8	R: 0 E: 0 K: 0 S: 3	H: 1 LOB: 0 BB: 0 P: 3	R: 2 E: 0 K: 1 S: 7	H: 1 LOB: 2 BB: 2 P: 15	R: 0 E: 0 K: 1 S: 6	H: 1 LOB: 1 BB: 0 P: 6	R: 0 E: 0 K: 2 S: 7	H: 0 LOB: 0 BB: 0 P: 7	R: 2 E: 1 K: 1 S: 8	H: 2 LOB: 2 BB: 1 P: 12	R: 3 E: 0 K: 0 S: 7	H: 4 LOB: 1 BB: 0 P: 7		1B: 8 2B: 4 3B: 0 HR: 1	SF: 0 SAC: 0 DP: 1 HBP: 0	WP: 3 PB: 0 SB: 0 CS: 0	PA: 41
PITCHER Mickey Lolich, L ERA: 3.46	IP: 6.0 WLS: L BF: 27	H: 7 R: 4 ER: 2 SO: 5	BB: 1 IBB: 1 HBP: 0 BLK: 0	WP: 0 HR: 0 S: 35 P: 43	ERA: 3.00 WHIP: 1.333	PITCHER										IP: 6.0 WLS: L BF: 27		H: 7 R: 4 ER: 2 SO: 5	BB: 1 IBB: 1 HBP: 0 BLK: 0	WP: 0 HR: 0 S: 35 P: 43	ERA: 3.00 WHIP: 1.333
Bob Anderson, R ERA: 3.1	0.1	3	1	2	1	0	0	0	0	0	1	3	3	27.00	3.000						
Dick Egan, L ERA: 5.59	1.2	11	5	3	3	1	1	0	0	0	1	0	12	16.20	3.600						

Batter	1	2	3	4	5	6	7	8	9	AB	R	H	RBI	BB	SO	LOB	TOP			
Jake Wood, R OBP: 0.343, SLG: 0.460 (1, 4)										4	0	1	0	0	0	0	Detroit Tigers @ New York Yankees Yankee Stadium, Bronx, NY Sun Jun 16 1963, 3:33 AM EDT Unknown - 76 F			
Bill Bruton, L OBP: 0.291, SLG: 0.329 (1, 8)										4	0	0	0	0	2					
Al Kaline, R OBP: 0.430, SLG: 0.622 (1, 9)										4	0	1	0	0	1					
Norm Cash, L OBP: 0.346, SLG: 0.401 (1, 3)										4	0	1	0	0	3					
Rocky Colavito, R OBP: 0.335, SLG: 0.362 (1, 7)										4	0	0	0	3	1					
Dick McAuliffe, L OBP: 0.332, SLG: 0.375 (1, 6)										3	0	0	0	0	0					
Gus Triandos, R OBP: 0.303, SLG: 0.390 (1, 2)										3	0	0	0	0	0					
Bubba Phillips, R OBP: 0.200, SLG: 0.259 (1, 5)										3	0	0	0	0	1					
Jim Bunning, R OBP: 0.267, SLG: 0.235 (4, 1)										1	0	0	0	0	0					
Don Wert, R OBP: 0.222, SLG: 0.271 (6, 1)										0	0	0	0	0	0					
Mickey Lolich, S OBP: 0.360, SLG: 0.228 (8, 1)										0	0	0	0	0	0					
Whitely Herzog, L OBP: 0.360, SLG: 0.228 (8, 1)										0	0	0	0	0	0					
Tom Sturdivant, L OBP: 0.360, SLG: 0.228 (8, 1)										0	0	0	0	0	0					
Inning Stats	R: 0 E: 1 K: 0 S: 4	H: 0 LOB: 1 BB: 0 P: 4	R: 0 E: 1 K: 0 S: 4	H: 0 LOB: 1 BB: 0 P: 4	R: 0 E: 0 K: 1 S: 3	H: 0 LOB: 0 BB: 0 P: 3	R: 0 E: 0 K: 1 S: 5	H: 0 LOB: 0 BB: 0 P: 5	R: 0 E: 0 K: 0 S: 3	H: 2 LOB: 2 BB: 0 P: 5	R: 0 E: 0 K: 1 S: 5	H: 0 LOB: 0 BB: 0 P: 5	R: 0 E: 0 K: 0 S: 3	H: 0 LOB: 0 BB: 0 P: 3	R: 0 E: 0 K: 1 S: 6	H: 1 LOB: 1 BB: 0 P: 6	1B: 3 2B: 0 3B: 0 HR: 0	SF: 0 SAC: 0 DP: 0 HBP: 0	WP: 0 PB: 0 SB: 1 CS: 0	PA: 32
PITCHER Ralph Terry, R ERA: 3.08 (1, 1)	IP: 9.0 WLS: W BF: 32 H: 3 R: 0 ER: 0 SO: 3 BB: 0 IBB: 0 HBP: 0 BLK: 0 WP: 0 HR: 0 S: 38 P: 38 ERA: 0.00 WHIP: 0.333															PITCHER				

Batter	1	2	3	4	5	6	7	8	9	AB	R	H	RBI	BB	SO	LOB	BOTTOM			
Tony Kubek, L OBP: 0.246, SLG: 0.315 (1, 6)										4	1	1	2	0	0	1	Detroit Tigers @ New York Yankees Yankee Stadium, Bronx, NY Sun Jun 16 1963, 3:33 AM EDT Unknown - 76 F			
Bobby Richardson, R OBP: 0.277, SLG: 0.319 (1, 4)										4	0	3	0	0	0	0				
Joe Pepitone, L OBP: 0.325, SLG: 0.517 (1, 3)										3	1	0	0	1	1	3				
Roger Maris, L OBP: 0.333, SLG: 0.518 (1, 9)										4	1	1	0	0	2					
Tom Tresh, S OBP: 0.343, SLG: 0.502 (1, 8)										4	0	1	2	0	0	3				
Yogi Berra, L OBP: 0.200, SLG: 0.265 (1, 2)										3	0	0	0	1	1	1				
Johnny Blanchard, L OBP: 0.197, SLG: 0.063 (9, 7)										4	0	0	0	0	1	3				
Jack Reed, R OBP: 0.297, SLG: 0.389 (9, 7)										0	0	0	0	0	0	0				
Clete Boyer, R OBP: 0.347, SLG: 0.500 (1, 5)										4	0	2	0	0	1	0				
Ralph Terry, R OBP: 0.111, SLG: 0.086 (1, 1)										4	1	1	0	0	0	2				
Inning Stats	R: 2 E: 0 K: 0 S: 6	H: 3 LOB: 2 BB: 1 P: 10	R: 0 E: 1 K: 1 S: 7	H: 2 LOB: 2 BB: 0 P: 7	R: 0 E: 1 K: 1 S: 6	H: 0 LOB: 1 BB: 0 P: 6	R: 2 E: 0 K: 1 S: 8	H: 3 LOB: 2 BB: 1 P: 12	R: 0 E: 0 K: 1 S: 6	H: 1 LOB: 1 BB: 0 P: 6	R: 0 E: 0 K: 0 S: 3	H: 0 LOB: 0 BB: 0 P: 3	R: 0 E: 0 K: 0 S: 3	H: 0 LOB: 0 BB: 0 P: 3	R: 0 E: 0 K: 0 S: 3	H: 0 LOB: 0 BB: 0 P: 3	1B: 6 2B: 2 3B: 0 HR: 1	SF: 0 SAC: 0 DP: 0 HBP: 0	WP: 0 PB: 0 SB: 0 CS: 0	PA: 36
PITCHER Jim Bunning, R ERA: 3.23 (1, 1)	IP: 3.1 WLS: L BF: 21 H: 8 R: 4 ER: 4 SO: 3 BB: 2 IBB: 0 HBP: 0 BLK: 0 WP: 0 HR: 1 S: 25 P: 33 ERA: 10.80 WHIP: 3.000															PITCHER				
Dick Egan, L ERA: 5.14 (4, 1)	IP: 1.2 WLS: L BF: 6 H: 1 R: 0 ER: 0 SO: 1 BB: 0 IBB: 0 HBP: 0 BLK: 0 WP: 0 HR: 0 S: 8 P: 8 ERA: 0.00 WHIP: 0.600															PITCHER				
Mickey Lolich, L ERA: 3.29 (6, 1)	IP: 2.0 WLS: L BF: 6 H: 0 R: 0 ER: 0 SO: 0 BB: 0 IBB: 0 HBP: 0 BLK: 0 WP: 0 HR: 0 S: 6 P: 6 ERA: 0.00 WHIP: 0.000															PITCHER				
Tom Sturdivant, R ERA: 4.35 (8, 1)	IP: 1.0 WLS: L BF: 3 H: 0 R: 0 ER: 0 SO: 0 BB: 0 IBB: 0 HBP: 0 BLK: 0 WP: 0 HR: 0 S: 3 P: 3 ERA: 0.00 WHIP: 0.000															PITCHER				



Batter	1	2	3	4	5	6	7	8	9	AB	R	H	RBI	BB	SO	LOB	TOP								
Mary Breeding, R OBP: 0.289, SLG: 0.313 (1, 5)	0-3 K		0-0 BB 1B		0-0 6-3		0-3 K	0-0 6-3		5	0	1	0	0	2	1	<p>Washington Senators @ New York Yankees Yankee Stadium, Bronx, NY Tue Jun 18 1963, 7:05 PM EDT Att: 12,762 - Unknown - 76 F</p> <p>AB 37 R 5 H 9 RBI 5 BB 5 SO 10 LOB 20</p> 								
Minnie Minoza, R OBP: 0.344, SLG: 0.280 (1, 7)	0-0 F9		0-0 F8		4-0 BB		0-0 6-3	0-0 L9		4	0	0	0	1	0	3									
Chuck Hinton, R OBP: 0.307, SLG: 0.451 (1, 9)	0-0 L5		4-0 BB 1-2 2-3		0-3 K		4-0 BB E 1B BB		3	1	1	0	2	1	1	1									
Don Leppert, R OBP: 0.321, SLG: 0.471 (1, 2)		0-0 6-3	0-3 K			0-0 2B 2B	0-0 E5 BB 1B		5	2	1	0	0	1	5										
Don Lock, R OBP: 0.326, SLG: 0.427 (1, 8)		0-0 6-3		0-0 1B		0-0 F3	4-0 1B BB		4	0	1	0	1	0	2										
Ed Brinkman, R OBP: 0.275, SLG: 0.331 (1, 6)		0-0 1B		0-0 F7		0-0 HR 2B	0-0 1B		5	1	3	3	0	1	2										
Bobo Osborne, L OBP: 0.315, SLG: 0.443 (1, 3)		0-0 L4		0-3 K		0-0 HR 2B	0-0 3-1		4	1	1	2	0	1	4										
Chuck Cottier, R OBP: 0.237, SLG: 0.321 (1, 4)			0-0 BB 1B 1B	0-0 F5		0-3 K	0-0 4-3		4	0	1	0	0	1	1										
Tom Cheney, R ERA: 3.02 Pete Burnside, L ERA: 5.92 Jim Bronstad, R ERA: 4.81 Dick Phillips, L OBP: 0.307, SLG: 0.286 Jim Coates, R ERA: 4.95 (1, 1)			0-3 K		0-3 K	0-3 K	4-0 6-3 BB		0	0	0	0	0	0	0	0									
Inning Stats	R: 0 E: 0 K: 1 S: 5	H: 0 LOB: 0 BB: 0 P: 5	R: 0 E: 0 K: 0 S: 4	H: 1 LOB: 1 BB: 0 P: 4	R: 0 E: 0 K: 2 S: 9	H: 2 LOB: 3 BB: 1 P: 13	R: 0 E: 0 K: 1 S: 6	H: 1 LOB: 0 BB: 0 P: 6	R: 0 E: 0 K: 2 S: 7	H: 0 LOB: 1 BB: 1 P: 11	R: 3 E: 0 K: 2 S: 10	H: 3 LOB: 0 BB: 0 P: 10	R: 2 E: 1 K: 1 S: 7	H: 1 LOB: 2 BB: 2 P: 15	R: 0 E: 0 K: 0 S: 3	H: 0 LOB: 1 BB: 1 P: 7		R: 0 E: 0 K: 1 S: 6	H: 1 LOB: 1 BB: 0 P: 6	1B: 6 2B: 2 3B: 0 HR: 1	SF: 0 SAC: 0 DP: 0 HBP: 0	WP: 0 PB: 0 SB: 0 CS: 0	PA: 42		
PITCHER	IP	WLS	BF	H	R	ER	SO	BB	IBB	HBP	BLK	WP	HR	S	P	ERA	WHIP								
Whitey Ford, L ERA: 3.02 Marshall Bridges, L ERA: 1.29 Hal Reniff, R ERA: 2.73 (1, 1)	6.0	W	27	7	3	3	8	2	0	0	0	0	1	41	49	4.50	1.500								
Tom Cheney, R ERA: 3.02 Pete Burnside, L ERA: 5.92 Jim Bronstad, R ERA: 4.81 Dick Phillips, L OBP: 0.307, SLG: 0.286 Jim Coates, R ERA: 4.95 (3, PH)	2.0	L	14	6	4	3	1	1	0	0	0	0	1	15	19	13.50	3.500								
Tom Cheney, R ERA: 3.02 Pete Burnside, L ERA: 5.92 Jim Bronstad, R ERA: 4.81 Dick Phillips, L OBP: 0.307, SLG: 0.286 Jim Coates, R ERA: 4.95 (5, 1)	3.0		10	1	1	1	1	1	0	0	0	1	1	11	15	3.00	0.667								
Tom Cheney, R ERA: 3.02 Pete Burnside, L ERA: 5.92 Jim Bronstad, R ERA: 4.81 Dick Phillips, L OBP: 0.307, SLG: 0.286 Jim Coates, R ERA: 4.95 (8, PH)	1.0		5	1	0	0	1	1	0	0	0	0	0	6	10	0.00	2.000								

Batter	1	2	3	4	5	6	7	8	9	AB	R	H	RBI	BB	SO	LOB	BOTTOM								
Tony Kubek, L OBP: 0.290, SLG: 0.331 (1, 6)	0-0 3-1			0-0 F7	0-0 4-3			4-0 1B BB		4	1	1	2	1	0	3	<p>Washington Senators @ New York Yankees Yankee Stadium, Bronx, NY Tue Jun 18 1963, 7:05 PM EDT Att: 12,762 - Unknown - 76 F</p> <p>AB 36 R 10 H 13 RBI 10 BB 3 SO 4 LOB 14</p> 								
Clete Boyer, R OBP: 0.347, SLG: 0.494 (1, 4)	0-0 HR	0-0 F9		0-0 6-3		0-0 F7		0-0 1B		5	1	2	0	0	0	1									
Tom Tresh, S OBP: 0.339, SLG: 0.502 (1, 8)	0-0 HR		0-0 F5	0-0 5-3		0-3 K		0-0 F5		5	1	1	2	0	1	3									
Roger Maris, L OBP: 0.342, SLG: 0.563 Jack Reed, R OBP: 0.293, SLG: 0.375 (1, 9)	0-3 K		0-0 FC6-4 1B		0-0 HR	0-0 HR		0-0 4-3		5	2	3	2	0	1	2									
Joe Pepitone, L OBP: 0.312, SLG: 0.495 (1, 3)	0-0 F6		0-3 K		0-0 E4 1B 1B	0-0 F4				4	1	0	0	0	1	1									
Elston Howard, R OBP: 0.303, SLG: 0.492 (1, 2)		0-0 E9 SF7 1B	0-0 FC6-4		0-0 WP G1-2-3 1B		0-0 L3			4	1	2	0	0	0	1									
Harry Bright, R OBP: 0.373, SLG: 0.467 (1, 5)		0-0 SF7		4-0 3B BB	0-0 G1-2-3 WP 1-2 2-H 1B		0-0 6-3			2	1	1	2	1	0	0									
Hector Lopez, R OBP: 0.282, SLG: 0.385 (1, 7)		0-0 6-3		0-0 1-H 2B 3B	0-0 G1-2-3 BB		0-0 1-3			3	1	1	1	1	0	0									
Whitey Ford, L OBP: 0.296, SLG: 0.306 Marshall Bridges, S Hal Reniff, R (1, 1)		0-0 HR 1B		0-0 6-3 2B	0-0 G1-2-3		0-3 K2-3			3	1	2	1	0	0	3									
Inning Stats	R: 2 E: 0 K: 1 S: 7	H: 2 LOB: 0 BB: 0 P: 7	R: 3 E: 1 K: 0 S: 6	H: 3 LOB: 0 BB: 0 P: 6	R: 0 E: 0 K: 1 S: 6	H: 1 LOB: 1 BB: 0 P: 6	R: 2 E: 0 K: 0 S: 5	H: 2 LOB: 1 BB: 1 P: 9	R: 2 E: 1 K: 0 S: 6	H: 3 LOB: 2 BB: 1 P: 10	R: 1 E: 0 K: 1 S: 6	H: 1 LOB: 0 BB: 0 P: 6	R: 0 E: 0 K: 0 S: 3	H: 0 LOB: 0 BB: 0 P: 3	R: 0 E: 0 K: 1 S: 6	H: 1 LOB: 2 BB: 1 P: 10		R: 0 E: 0 K: 1 S: 6	H: 1 LOB: 1 BB: 1 P: 10	1B: 7 2B: 1 3B: 1 HR: 4	SF: 1 SAC: 0 DP: 1 HBP: 0	WP: 1 PB: 0 SB: 0 CS: 0	PA: 40		
PITCHER	IP	WLS	BF	H	R	ER	SO	BB	IBB	HBP	BLK	WP	HR	S	P	ERA	WHIP								
Tom Cheney, R ERA: 3.02 Pete Burnside, L ERA: 5.92 Jim Bronstad, R ERA: 4.81 Dick Phillips, L OBP: 0.307, SLG: 0.286 Jim Coates, R ERA: 4.95 (3, 1)	2.0	L	14	6	4	3	1	1	0	0	0	0	1	15	19	13.50	3.500								
Tom Cheney, R ERA: 3.02 Pete Burnside, L ERA: 5.92 Jim Bronstad, R ERA: 4.81 Dick Phillips, L OBP: 0.307, SLG: 0.286 Jim Coates, R ERA: 4.95 (5, 1)	3.0		10	1	1	1	1	1	0	0	0	1	1	11	15	3.00	0.667								
Tom Cheney, R ERA: 3.02 Pete Burnside, L ERA: 5.92 Jim Bronstad, R ERA: 4.81 Dick Phillips, L OBP: 0.307, SLG: 0.286 Jim Coates, R ERA: 4.95 (8, 1)	1.0		5	1	0	0	1	1	0	0	0	0	0	6	10	0.00	2.000								

Batter	1	2	3	4	5	6	7	8	9	AB	R	H	RBI	BB	SO	LOB	TOP											
Ed Brinkman, R (1, 6) OBP: 0.270, SLG: 0.324	0-3 K		0-0 F7			0-0 F8		0-3 K	0-3 K	5	0	0	0	0	3	3												
Minnie Minoza, R (1, 5) OBP: 0.340, SLG: 0.274	4-0 2B BB		0-0 F9			0-0 6-3		0-0 L8	0-0 F9	4	0	0	0	1	0	3												
Jim King, L (1, 9) OBP: 0.323, SLG: 0.486	0-0 F8			0-0 F4		0-0 F6		0-0 5-3		4	0	0	0	0	0	1												
Bobo Osborne, L (1, 3) OBP: 0.318, SLG: 0.448	0-0 1-3 2B			0-0 F7			0-0 F9		0-0 6-3 1B	4	1	2	0	0	0	0												
Chuck Hinton, R (1, 7) OBP: 0.310, SLG: 0.451	0-0 F9			0-0 FC5-4 1B			0-0 6-3		0-0 E5 1B 1B	4	1	2	0	0	0	2												
Don Lock, R (1, 8) OBP: 0.325, SLG: 0.424		0-0 F4		0-0 FC5-4 1B			0-0 BB BB 1B		0-0 6-3	4	0	1	1	0	0	2												
Hobie Landrith, L (1, 2) John Kennedy, R (7, PR) Ron Kline, R (7, 1) Ken Retzer, L (9, PH) Tom Brown, S (9, PR)		0-0 F7			0-0 6-3		4-0 BB BB 1B		0-0 1B BB 1B	2	0	0	0	1	0	0	AB 34											
Chuck Cottier, R (1, 4) Dick Phillips, L (7, PH) Mary Breeding, R (9, PH)		0-0 F7			0-0 F6		4-0 BB BB 1B		0-0 BB 1B	0	0	0	0	0	0	0	R 2											
Claude Osteen, L (1, 1) Don Leppert, R (7, PH)			0-0 1-3		0-3 K		0-3 K		4-0 BB	1	0	1	0	0	0	0	H 7											
Inning Stats											R: 0 H: 1 E: 0 LOB: 2 K: 1 BB: 1 S: 6 P: 10	R: 0 H: 0 E: 0 LOB: 0 K: 0 BB: 0 S: 3 P: 3	R: 0 H: 0 E: 0 LOB: 0 K: 0 BB: 0 S: 3 P: 3	R: 0 H: 1 E: 0 LOB: 1 K: 0 BB: 0 S: 4 P: 4	R: 0 H: 0 E: 0 LOB: 0 K: 1 BB: 0 S: 5 P: 5	R: 0 H: 0 E: 0 LOB: 0 K: 0 BB: 0 S: 3 P: 3	R: 0 H: 1 E: 0 LOB: 3 K: 1 BB: 2 S: 6 P: 14	R: 0 H: 0 E: 1 LOB: 3 K: 1 BB: 1 S: 9 P: 13	1B: 6 SF: 0 2B: 1 SAC: 0 3B: 0 DP: 0 HR: 0 HBP: 0	WP: 0 PA: 38 SB: 0 CS: 0								
PITCHER											IP	WLS	BF	H	R	ER	SO	BB	IBB	HBP	BLK	WP	HR	S	P	ERA	WHIP	
Jim Bouton, R (1, 1) Steve Hamilton, L (9, 1) Bill Stafford, R (9, 1)											8.1	W	34	6	2	2	4	3	0	0	0	0	0	39	51	2.16	1.080	
PITCHER											IP	WLS	BF	H	R	ER	SO	BB	IBB	HBP	BLK	WP	HR	S	P	ERA	WHIP	
Claude Osteen, L (1, 1) Ron Kline, R (7, 1)											6.0	L	23	5	3	3	7	0	0	0	0	0	0	8	8	4.50	0.833	
PITCHER											IP	WLS	BF	H	R	ER	SO	BB	IBB	HBP	BLK	WP	HR	S	P	ERA	WHIP	
Harry Bright, R (1, 3) Joe Peppone, L (7, PH) Hector Lopez, R (1, 7) Jim Bouton, R (1, 1) Steve Hamilton, L (9, 1) Bill Stafford, R (9, 1)											2.0		6	0	0	0	1	0	0	0	0	0	0	0	8	8	0.00	0.000

Washington Senators @ New York Yankees
Yankee Stadium, Bronx, NY
Wed Jun 19 1963, 7:05 PM EDT
Att. 9,919 - Unknown - 77 F

AB	34
R	2
H	7
RBI	2
BB	4
SO	5
LOB	14



Batter	1	2	3	4	5	6	7	8	9	AB	R	H	RBI	BB	SO	LOB	BOTTOM											
Tony Kubek, L (1, 6) OBP: 0.245, SLG: 0.324	0-0 4-3		0-0 F8			0-0 F7		0-0 F8		4	0	0	0	0	0	0												
Bobby Richardson, R (1, 4) OBP: 0.291, SLG: 0.335				0-0 1B		0-0 1B HR		0-0 F7		4	1	3	0	0	0	0												
Tom Tresh, S (1, 8) OBP: 0.339, SLG: 0.500				0-0 F4		0-3 K		0-0 1B HR		3	1	1	0	0	1	2												
Roger Maris, L (1, 9) OBP: 0.342, SLG: 0.579				0-3 K		0-3 K		0-0 HR		3	1	1	3	0	2	2												
Clete Boyer, R (1, 5) OBP: 0.343, SLG: 0.487		0-0 5-3			0-3 K		0-0 4-3			3	0	0	0	0	1	1												
Elston Howard, R (1, 2) OBP: 0.296, SLG: 0.485		0-3 K				0-0 L9		0-3 K2-3		3	0	0	0	0	2	0												
Harry Bright, R (1, 3) Joe Peppone, L (7, PH)		0-0 F8				0-3 K		0-0 L8		2	0	0	0	0	1	0	AB 29											
Hector Lopez, R (1, 7) OBP: 0.276, SLG: 0.376			0-0 6-3			0-0 F8		0-0 F9		1	0	0	0	0	0	0	H 5											
Jim Bouton, R (1, 1) Steve Hamilton, L (9, 1) Bill Stafford, R (9, 1)			0-3 K			0-0 4-3		0-0 4-3		3	0	0	0	0	1	0	RBI 3											
Inning Stats											R: 0 H: 1 E: 0 LOB: 1 K: 1 BB: 0 S: 6 P: 6	R: 0 H: 0 E: 0 LOB: 0 K: 1 BB: 0 S: 5 P: 5	R: 0 H: 0 E: 0 LOB: 0 K: 1 BB: 0 S: 5 P: 5	R: 0 H: 1 E: 0 LOB: 1 K: 3 BB: 0 S: 10 P: 10	R: 0 H: 0 E: 0 LOB: 0 K: 1 BB: 0 S: 5 P: 5	R: 3 H: 3 E: 0 LOB: 0 K: 0 BB: 0 S: 6 P: 6	R: 0 H: 0 E: 0 LOB: 0 K: 1 BB: 0 S: 5 P: 5	R: 0 H: 0 E: 0 LOB: 0 K: 0 BB: 0 S: 3 P: 3	1B: 4 SF: 0 2B: 0 SAC: 0 3B: 0 DP: 0 HR: 1 HBP: 0	WP: 0 PA: 29 SB: 0 CS: 0								
PITCHER											IP	WLS	BF	H	R	ER	SO	BB	IBB	HBP	BLK	WP	HR	S	P	ERA	WHIP	
Claude Osteen, L (1, 1) Ron Kline, R (7, 1)											6.0	L	23	5	3	3	7	0	0	0	0	0	0	8	8	0.00	0.000	
PITCHER											IP	WLS	BF	H	R	ER	SO	BB	IBB	HBP	BLK	WP	HR	S	P	ERA	WHIP	
Harry Bright, R (1, 3) Joe Peppone, L (7, PH) Hector Lopez, R (1, 7) Jim Bouton, R (1, 1) Steve Hamilton, L (9, 1) Bill Stafford, R (9, 1)											2.0		6	0	0	0	1	0	0	0	0	0	0	0	0	0	0.00	0.000

Washington Senators @ New York Yankees
Yankee Stadium, Bronx, NY
Wed Jun 19 1963, 7:05 PM EDT
Att. 9,919 - Unknown - 77 F

AB	29
R	3
H	5
RBI	3
BB	0
SO	8
LOB	5



Batter	1	2	3	4	5	6	7	8	9	AB	R	H	RBI	BB	SO	LOB	TOP			
Mary Breeding, R OBP: 0.284, SLG: 0.306 (1, 5)										5	0	0	0	0	1	5				
Minnie Minoza, R OBP: 0.342, SLG: 0.269 (1, 7)										3	1	0	0	1	2	3				
Chuck Hinton, R OBP: 0.311, SLG: 0.451 (1, 9)										5	1	2	0	0	2	1				
Don Leppert, R OBP: 0.319, SLG: 0.454 (1, 2)										5	1	1	1	0	1	3				
Don Lock, R OBP: 0.331, SLG: 0.430 (1, 8)										4	1	2	1	1	1	1				
Ed Brinkman, R OBP: 0.274, SLG: 0.324 (1, 6)										3	0	1	0	1	0	3				
Bobo Osborne, L OBP: 0.317, SLG: 0.443 (1, 3)										3	0	0	0	1	0	6				
Chuck Cottier, R OBP: 0.240, SLG: 0.322 (1, 4)										3	0	1	2	1	2	2				
Dave Stenhouse, R OBP: 0.148, SLG: 0.083 Jim Coates, R (8, 1)										3	0	0	0	1	0	2				
										0	0	0	0	0	0	0				
Inning Stats	R: 0 E: 0 K: 2 S: 7	H: 0 LOB: 0 BB: 0 P: 7	R: 2 E: 0 K: 1 S: 8	H: 3 LOB: 3 BB: 2 P: 16	R: 0 E: 0 K: 1 S: 6	H: 1 LOB: 2 BB: 1 P: 10	R: 0 E: 0 K: 1 S: 5	H: 0 LOB: 0 BB: 0 P: 5	R: 2 E: 0 K: 1 S: 7	H: 2 LOB: 2 BB: 2 P: 15	R: 0 E: 0 K: 1 S: 5	H: 0 LOB: 0 BB: 0 P: 5	R: 0 E: 0 K: 0 S: 4	H: 1 LOB: 2 BB: 1 P: 8	R: 0 E: 0 K: 1 S: 5	H: 0 LOB: 1 BB: 0 P: 6	1B: 5 2B: 2 3B: 0 HR: 0	SF: 0 SAC: 0 DP: 0 HBP: 1	WP: 1 PB: 0 SB: 1 CS: 0	PA: 41
PITCHER	IP WLS BF H R ER SO BB IBB HBP BLK WP HR S P ERA WHIP																			
Al Downing, L ERA: 2.91 Hal Reniff, R ERA: 2.52 Marshall Bridges, L ERA: 1.13	(1, 1) (5, 1) (8, 1)	4.1 2.2 2.0	23 9 9	6 0 1	4 0 0	4 0 0	5 3 1	4 0 1	0 1 0	0 0 1	0 0 0	0 1 0	0 14 9	29 18 14	45 18 14	0.00 0.00 0.00	2.308 0.000 1.000			

Washington Senators @ New York Yankees
 Yankee Stadium, Bronx, NY
 Thu Jun 20 1963, 3:33 AM EDT
 Att: 18,915 - Unknown - 80 F

AB	34
R	4
H	7
RBI	4
BB	6
SO	9
LOB	26



Batter	1	2	3	4	5	6	7	8	9	AB	R	H	RBI	BB	SO	LOB	BOTTOM					
Tony Kubek, L OBP: 0.243, SLG: 0.320 (1, 6)										5	1	1	0	0	0	1						
Bobby Richardson, R OBP: 0.294, SLG: 0.340 (1, 4)										5	1	2	2	0	0	0						
Joe Pepitone, L OBP: 0.309, SLG: 0.492 (1, 3)										4	1	1	0	0	0	1						
Roger Maris, L OBP: 0.352, SLG: 0.581 (1, 9)										3	0	2	0	1	0	1						
Yogi Berra, L OBP: 0.231, SLG: 0.351 (1, 2)										3	1	1	2	1	0	2						
Johnny Blanchard, L OBP: 0.227, SLG: 0.056 (1, 7)										2	0	0	1	2	0	1						
Clete Boyer, R OBP: 0.337, SLG: 0.479 (1, 5)										4	0	0	0	0	1	5						
Jack Reed, R OBP: 0.318, SLG: 0.381 Hector Lopez, R OBP: 0.291, SLG: 0.381 (9, PH)										2	0	1	0	1	0	0						
Al Downing, R OBP: 0.125, SLG: 0.250 Hal Reniff, R Dale Long, L OBP: 0.333, SLG: 0.273 Marshall Bridges, S Pedro Gonzalez, R OBP: 0.500, SLG: 1.000 (9, PH)	(1, 1) (5, 1) (7, PH) (8, 1) (9, PH)	0.2 L	6	3	2	2	1	1	0	0	0	0	0	0	0	0						
Inning Stats	R: 0 E: 0 K: 0 S: 3	H: 0 LOB: 0 BB: 0 P: 3	R: 0 E: 0 K: 0 S: 3	H: 0 LOB: 1 BB: 1 P: 7	R: 0 E: 0 K: 0 S: 2	H: 0 LOB: 0 BB: 1 P: 6	R: 2 E: 0 K: 0 S: 5	H: 2 LOB: 1 BB: 1 P: 9	R: 0 E: 0 K: 1 S: 5	H: 0 LOB: 0 BB: 0 P: 5	R: 0 E: 0 K: 0 S: 4	H: 1 LOB: 1 BB: 0 P: 4	R: 0 E: 0 K: 0 S: 4	H: 1 LOB: 3 BB: 2 P: 15	R: 1 E: 0 K: 1 S: 7	H: 2 LOB: 3 BB: 2 P: 15	R: 2 E: 0 K: 0 S: 4	H: 3 LOB: 1 BB: 0 P: 4	1B: 6 2B: 2 3B: 0 HR: 1	SF: 0 SAC: 1 DP: 1 HBP: 0	WP: 0 PB: 0 SB: 0 CS: 0	PA: 38
PITCHER	IP WLS BF H R ER SO BB IBB HBP BLK WP HR S P ERA WHIP																					
Dave Stenhouse, R ERA: 3.71 Jim Coates, R ERA: 5.31	(1, 1) (8, 1)	7.2 0.2	32 L	6 6	3 3	2 2	1	1	0	0	0	0	0	0	7	11	27.00 6.000					


Washington Senators @ New York Yankees
 Yankee Stadium, Bronx, NY
 Thu Jun 20 1963, 3:33 AM EDT
 Att: 18,915 - Unknown - 80 F

AB	32
R	5
H	9
RBI	5
BB	5
SO	2
LOB	13



Batter	1	2	3	4	5	6	7	8	9	AB	R	H	RBI	BB	SO	LOB	TOP										
Clete Boyer, R OBP: 0.332, SLG: 0.468 (1, 5)	E6 FC5-6			F9		K			F9	5	0	1	1	0	1	3	New York Yankees @ Boston Red Sox Fenway Park, Boston, MA Sat Jun 22 1963, 7:05 PM EDT Att: 31,217 - Unknown - 72 F										
Bobby Richardson, R OBP: 0.291, SLG: 0.335 (1, 4)	FC5-6 BB	6-3			1-3		F8			4	0	0	0	0	0	3											
Tom Tresh, S OBP: 0.345, SLG: 0.498 (1, 8)			F4		K		B1-3			3	0	0	0	1	1	0											
Roger Maris, L OBP: 0.349, SLG: 0.581 (1, 9)	F6		4-3		K		4-3			4	0	0	0	0	1	2											
Harry Bright, R OBP: 0.352, SLG: 0.438 (8, PH)	K		F3		F9			K		3	0	0	0	0	1	2											
Joe Pepitone, L OBP: 0.313, SLG: 0.500 (8, 3)										1	0	0	0	0	1	0											
Elston Howard, R OBP: 0.311, SLG: 0.498 (1, 2)		5-3		1B 4-3		HR		F9		4	2	2	1	0	0	0											
Hector Lopez, R OBP: 0.277, SLG: 0.378 (1, 7)		F4		1B 4-3		F9		K		4	0	1	0	0	1	0											
Tony Kubek, L OBP: 0.238, SLG: 0.309 (1, 6)		1B 2B		F9		1B		F7		4	1	2	0	0	0	2											
Bill Stafford, R OBP: 0.350, SLG: 0.421 (4, PH)				4-3				B1-3		1	0	1	0	0	0	0											
Pedro Gonzalez, R OBP: 0.333, SLG: 0.667 (4, 1)		2B		1-2		1-3				2	0	1	0	0	0	0											
Bill Kunkel, R OBP: 0.250, SLG: 0.250 (9, 1)		1B		3H		1B				0	0	0	0	0	0	0											
Marshall Bridges, S (9, 1)										0	0	0	0	0	0	0											
Inning Stats	R: 0 E: 1 K: 1 S: 6	H: 0 LOB: 2 BB: 1 P: 10	R: 1 E: 0 K: 0 S: 6	H: 3 LOB: 2 BB: 0 P: 6	R: 0 E: 0 K: 0 S: 3	H: 0 LOB: 0 BB: 0 P: 3	R: 1 E: 0 K: 0 S: 5	H: 2 LOB: 1 BB: 0 P: 5	R: 0 E: 0 K: 2 S: 7	H: 0 LOB: 0 BB: 0 P: 7	R: 0 E: 0 K: 1 S: 8	H: 0 LOB: 0 BB: 0 P: 8	R: 0 E: 0 K: 2 S: 7	H: 0 LOB: 0 BB: 0 P: 7	R: 0 E: 0 K: 0 S: 3	H: 0 LOB: 0 BB: 0 P: 3	1B: 6 2B: 1 3B: 0 HR: 1	SF: 0 SAC: 0 DP: 0 HBP: 0	WP: 0 PB: 0 SB: 0 CS: 0	PA: 37							
PITCHER	IP	WLS	BF	H	R	ER	SO	BB	IBB	HBP	BLK	WP	HR	S	P	ERA	WHIP										
Wilbur Wood, L ERA: 3.74 (1, 1)	5.2	L	27	8	3	3	3	1	0	0	0	0	1	32	36	4.76	1.588										
Jack Lamabe, R ERA: 2.89 (6, 1)	1.1		4	0	0	0	1	0	0	0	0	0	0	6	6	0.00	0.000										
Dick Radatz, R ERA: 1.01 (8, 1)	2.0		6	0	0	0	2	0	0	0	0	0	0	10	10	0.00	0.000										

AB 36
R 3
H 8
RBI 3
BB 1
SO 6
LOB 13



Batter	1	2	3	4	5	6	7	8	9	AB	R	H	RBI	BB	SO	LOB	BOTTOM										
Chuck Schilling, R OBP: 0.332, SLG: 0.380 (1, 4)	K		L7			1B 1B	K		L6-4	5	1	1	0	0	2	3	New York Yankees @ Boston Red Sox Fenway Park, Boston, MA Sat Jun 22 1963, 7:05 PM EDT Att: 31,217 - Unknown - 72 F										
Gary Geiger, L OBP: 0.415, SLG: 0.585 (1, 8)	G3		S 1B			1B E		F9	K	5	1	2	0	0	1	2											
Carl Yastrzemski, L OBP: 0.491, SLG: 0.473 (1, 7)			K			E 1B				4	0	3	1	0	1	1											
Frank Maltzone, R OBP: 0.387, SLG: 0.553 (1, 5)				G5-4-3 1B		F5				4	0	3	0	0	0	2											
Dick Stuart, R OBP: 0.311, SLG: 0.519 (1, 3)	F7		G5-4-3			E5		K		4	0	0	1	0	1	6											
Lou Clinton, R OBP: 0.293, SLG: 0.420 (1, 9)			K			L8				4	0	1	0	0	2	4											
Eddie Bressoud, R OBP: 0.324, SLG: 0.421 (1, 6)		G1-4-3 1B				F8			2B 1B	4	0	1	0	0	0	3											
Russ Nixon, L OBP: 0.355, SLG: 0.436 (1, 2)			F6							4	0	1	0	0	0	0											
Felix Mantilla, R OBP: 0.500, SLG: 0.500 (9, PR)					3-1					0	0	0	0	0	0	0											
Wilbur Wood, R (1, 1)					1-3					2	0	0	0	0	1	0											
Jack Lamabe, R (6, 1)										0	0	0	0	0	0	0											
Dick Williams, R OBP: 0.226, SLG: 0.400 (7, PH)									L6-4	1	0	0	0	0	0	0											
Dick Radatz, R OBP: 0.067, SLG: 0.133 (8, 1)										0	0	0	0	0	0	0											
Roman Mejias, R OBP: 0.237, SLG: 0.358 (9, PH)									IBB	0	0	0	0	1	0	0											
Inning Stats	R: 0 E: 0 K: 1 S: 7	H: 2 LOB: 2 BB: 0 P: 7	R: 0 E: 0 K: 0 S: 3	H: 1 LOB: 0 BB: 0 P: 3	R: 0 E: 0 K: 1 S: 6	H: 1 LOB: 1 BB: 0 P: 6	R: 0 E: 0 K: 1 S: 5	H: 1 LOB: 0 BB: 0 P: 5	R: 0 E: 0 K: 0 S: 5	H: 0 LOB: 0 BB: 0 P: 5	R: 2 E: 1 K: 0 S: 7	H: 3 LOB: 2 BB: 0 P: 7	R: 0 E: 0 K: 1 S: 5	H: 0 LOB: 0 BB: 0 P: 5	R: 0 E: 0 K: 2 S: 9	H: 2 LOB: 2 BB: 0 P: 9	R: 0 E: 0 K: 1 S: 6	H: 2 LOB: 2 BB: 1 P: 10	1B: 10 2B: 3 3B: 0 HR: 0	SF: 0 SAC: 0 DP: 3 HBP: 0	WP: 0 PB: 0 SB: 1 CS: 0	PA: 38					
PITCHER	IP	WLS	BF	H	R	ER	SO	BB	IBB	HBP	BLK	WP	HR	S	P	ERA	WHIP										
Bill Stafford, R ERA: 5.66 (1, 1)	3.0		12	4	0	0	2	0	0	0	0	0	0	16	16	0.00	1.333										
Bill Kunkel, R ERA: 2.1 (4, 1)	5.2	W	25	8	2	2	5	0	1	0	0	0	0	34	38	3.18	1.412										
Marshall Bridges, L ERA: 1.1 (9, 1)	0.1	S	1	0	0	0	1	0	0	0	0	0	0	3	3	0.00	0.000										

AB 37
R 2
H 12
RBI 2
BB 1
SO 8
LOB 21



Batter	1	2	3	4	5	6	7	8	9	AB	R	H	RBI	BB	SO	LOB	TOP
Tony Kubek, L (1.6) OBP: 0.232, SLG: 0.301	4-3		6-3	F7			3-1		4-3	5	0	0	0	0	0	4	New York Yankees @ Boston Red Sox Fenway Park, Boston, MA Sun Jun 23 1963, 3:33 AM EDT Att: 29,402 - Unknown - 84 F
Bobby Richardson, R (1.4) OBP: 0.250, SLG: 0.333	F4		F9		6-3				1B	4	1	1	1	1	0	0	
Tom Tresh, S (1.8) OBP: 0.342, SLG: 0.492	F6			4-3	F9				1B	5	0	1	1	0	0	1	
Roger Maris, L (1.9) OBP: 0.356, SLG: 0.598		F6		1B	3-1				1B	4	2	2	2	1	0	0	
Joe Pepitone, L (1.3) OBP: 0.311, SLG: 0.493	4-3		1B	1B		F8		F9	4-3	5	1	1	0	0	0	2	
Elston Howard, R (1.2) OBP: 0.314, SLG: 0.502		1B	1B	1B		6-3		F8		4	2	2	1	0	0	0	
Johnny Blanchard, L (1.7) OBP: 0.286, SLG: 0.261			1B	1B		4-3		F8		2	0	1	1	1	0	0	
Jack Reed, R (6.7) OBP: 0.304, SLG: 0.364		1B	1B	1B						1	0	0	0	0	0	0	
Clete Boyer, R (1.5) OBP: 0.335, SLG: 0.469		F9		1B		E5			1B	4	2	2	2	0	0	1	
Jim Bouton, R (1.1) OBP: 0.111, SLG: 0.114			K	K		SH1-4			SH3-4	2	0	0	0	0	2	2	

Inning Stats	R: 0 E: 0 K: 0 S: 3	H: 0 LOB: 0 BB: 0 P: 3	R: 1 E: 0 K: 0 S: 5	H: 2 LOB: 1 BB: 0 P: 5	R: 0 E: 0 K: 1 S: 5	H: 0 LOB: 0 BB: 0 P: 5	R: 3 E: 0 K: 1 S: 8	H: 3 LOB: 2 BB: 2 P: 16	R: 0 E: 0 K: 0 S: 3	H: 0 LOB: 0 BB: 0 P: 3	R: 0 E: 0 K: 0 S: 3	H: 0 LOB: 0 BB: 0 P: 3	R: 1 E: 1 K: 0 S: 5	H: 1 LOB: 1 BB: 0 P: 5	R: 1 E: 0 K: 0 S: 4	H: 1 LOB: 0 BB: 0 P: 4	R: 2 E: 0 K: 0 S: 6	H: 3 LOB: 2 BB: 1 P: 10	1B: 8 2B: 1 3B: 0 HR: 1	SF: 0 SAC: 2 DP: 0 HBP: 0	WP: 0 PB: 0 SB: 0 CS: 0	PA: 41
---------------------	------------------------------	---------------------------------	------------------------------	---------------------------------	------------------------------	---------------------------------	------------------------------	----------------------------------	------------------------------	---------------------------------	------------------------------	---------------------------------	------------------------------	---------------------------------	------------------------------	---------------------------------	------------------------------	----------------------------------	----------------------------------	------------------------------------	----------------------------------	--------

PITCHER	IP	WLS	BF	H	R	ER	SO	BB	IBB	HBP	BLK	WP	HR	S	P	ERA	WHIP
Earl Wilson, R (1.1) ERA: 2.52	1.2	L	7	2	1	1	0	0	0	0	0	0	0	7	7	5.40	1.200
Jack Lamabe, R (2.1) ERA: 3.18	4.1	R	18	3	3	3	2	2	0	0	0	0	0	20	28	6.23	1.154
Arnold Earley, L (7.1) ERA: 4.8	2.0	R	9	2	2	1	0	0	0	0	0	0	1	9	9	4.50	1.000
Chet Nichols, L (9.1) ERA: 4.57	1.0	R	7	3	2	2	0	1	0	0	0	0	0	6	10	18.00	4.000

Batter	1	2	3	4	5	6	7	8	9	AB	R	H	RBI	BB	SO	LOB	BOTTOM
Chuck Schilling, R (1.4) OBP: 0.331, SLG: 0.376	F4		6-3			L9				3	0	0	0	1	0	1	New York Yankees @ Boston Red Sox Fenway Park, Boston, MA Sun Jun 23 1963, 3:33 AM EDT Att: 29,402 - Unknown - 84 F
Gary Geiger, L (1.8) OBP: 0.300, SLG: 0.561	B4-3			1-3		FC4-6		F2		4	0	0	0	0	0	2	
Carl Yastrzemski, L (1.7) OBP: 0.399, SLG: 0.470				6-3		1-3				2	0	0	0	0	0	0	
Dick Williams, R (5.7) OBP: 0.212, SLG: 0.375				6-3		1-3				2	0	0	0	0	0	1	
Frank Maltzone, R (1.5) OBP: 0.381, SLG: 0.544		F7		K		L5		F5		4	0	0	0	0	1	0	
Dick Stuart, R (1.3) OBP: 0.314, SLG: 0.523		K				F8				4	0	2	0	0	1	0	
Lou Clinton, R (1.9) OBP: 0.296, SLG: 0.419		BB				K		1B		3	0	1	0	1	1	2	
Eddie Bressoud, R (1.6) OBP: 0.321, SLG: 0.415		K				F7		F7		3	0	0	0	0	1	3	
Russ Nixon, L (1.2) OBP: 0.345, SLG: 0.423			5-3		6-3			6-3		3	0	0	0	0	0	1	
Earl Wilson, R (1.1) OBP: 0.226, SLG: 0.263										0	0	0	0	0	0	0	
Jack Lamabe, R (2.1) OBP: 0.318, SLG: 0.667										1	0	1	0	0	0	0	
Felix Mantilla, R (6.99) OBP: 0.297, SLG: 0.333										0	0	0	0	0	0	0	
Arnold Earley, L (7.1) OBP: 0.292, SLG: 0.333										0	0	0	0	0	0	0	
Billy Gardner, R (8.99) OBP: 0.262, SLG: 0.182										1	0	0	0	0	1	0	
Chet Nichols, S (9.1) OBP: 0.111, SLG: 0.114										0	0	0	0	0	0	0	

Inning Stats	R: 0 E: 0 K: 0 S: 3	H: 0 LOB: 0 BB: 2 P: 7	R: 0 E: 0 K: 2 S: 7	H: 0 LOB: 1 BB: 1 P: 11	R: 0 E: 0 K: 1 S: 3	H: 0 LOB: 0 BB: 0 P: 3	R: 0 E: 0 K: 1 S: 5	H: 0 LOB: 0 BB: 0 P: 5	R: 0 E: 0 K: 1 S: 6	H: 1 LOB: 1 BB: 0 P: 6	R: 0 E: 0 K: 0 S: 4	H: 1 LOB: 1 BB: 0 P: 4	R: 0 E: 0 K: 0 S: 4	H: 1 LOB: 1 BB: 0 P: 4	R: 0 E: 0 K: 1 S: 5	H: 0 LOB: 1 BB: 1 P: 9	R: 0 E: 0 K: 0 S: 4	H: 1 LOB: 1 BB: 0 P: 4	1B: 3 2B: 1 3B: 0 HR: 0	SF: 0 SAC: 0 DP: 0 HBP: 0	WP: 0 PB: 0 SB: 0 CS: 0	PA: 33
---------------------	------------------------------	---------------------------------	------------------------------	----------------------------------	------------------------------	---------------------------------	------------------------------	---------------------------------	------------------------------	---------------------------------	------------------------------	---------------------------------	------------------------------	---------------------------------	------------------------------	---------------------------------	------------------------------	---------------------------------	----------------------------------	------------------------------------	----------------------------------	--------

PITCHER	IP	WLS	BF	H	R	ER	SO	BB	IBB	HBP	BLK	WP	HR	S	P	ERA	WHIP
Jim Bouton, R (1.1) ERA: 2.06	9.0	W	33	4	0	0	5	2	0	0	0	0	0	41	49	0.00	0.667

Batter	1	2	3	4	5	6	7	8	9	AB	R	H	RBI	BB	SO	LOB	TOP										
Tony Kubek, L (1, 6) OBP: 0.226, SLG: 0.294	L8		4-3			5-3		5-3	F5	5	0	0	0	0	0	3											
Bobby Richardson, R (1, 4) OBP: 0.292, SLG: 0.332	F7		F9					B2-3		4	0	1	0	0	0	0											
Tom Tresh, S (1, 8) OBP: 0.341, SLG: 0.486	G3			1-6-3		G3				3	0	0	0	1	0	1											
Roger Maris, L (1, 9) OBP: 0.359, SLG: 0.613		HR		F5				1B	K	4	2	2	1	0	1	1											
Joe Pepitone, L (1, 3) OBP: 0.309, SLG: 0.486	E1		1-3				L8			3	0	0	0	1	0	1											
Johnny Blanchard, L (1, 7) OBP: 0.281, SLG: 0.259	G3				F8				F2	4	0	1	0	0	0	2											
Elston Howard, R (1, 2) OBP: 0.313, SLG: 0.498	6-3			6-3					K	4	0	1	1	0	1	2											
Clete Boyer, R (1, 5) OBP: 0.333, SLG: 0.465	F9			L5						4	0	1	0	0	0	3											
Al Downing, R (1, 1) OBP: 0.111, SLG: 0.222										1	0	0	0	0	1	0											
Dale Long, L (5, PH) OBP: 0.208, SLG: 0.280										1	0	0	0	0	0	0											
Steve Hamilton, L (6, 1) OBP: 0.321, SLG: 0.687										0	0	0	0	0	0	0											
Yogi Berra, L (7, PH) OBP: 0.392, SLG: 0.517										1	0	0	0	0	0	2											
Stan Williams, R (7, 1) OBP: 0.125, SLG: 0.087										0	0	0	0	0	0	0											
Hector Lopez, R (8, PH) OBP: 0.276, SLG: 0.373										1	0	0	0	0	1	2											
Inning Stats	R: 0 E: 0 K: 0 S: 3	H: 0 LOB: 0 BB: 0 P: 3	R: 1 E: 1 K: 0 S: 5	H: 1 LOB: 1 BB: 0 P: 5	R: 0 E: 0 K: 1 S: 5	H: 0 LOB: 0 BB: 0 P: 5	R: 0 E: 0 K: 0 S: 3	H: 0 LOB: 0 BB: 0 P: 3	R: 0 E: 0 K: 0 S: 4	H: 1 LOB: 1 BB: 0 P: 4	R: 1 E: 0 K: 0 S: 6	H: 3 LOB: 2 BB: 0 P: 6	R: 0 E: 0 K: 1 S: 5	H: 0 LOB: 1 BB: 1 P: 9	R: 0 E: 0 K: 2 S: 9	H: 1 LOB: 3 BB: 1 P: 13	1B: 5 2B: 0 3B: 0 HR: 1	SF: 0 SAC: 0 DP: 0 HBP: 0	WP: 0 PB: 1 CS: 0	PA: 37							
PITCHER	IP	WLS	BF	H	R	ER	SO	BB	IBB	HBP	BLK	WP	HR	S	P	ERA	WHIP										
John Buzhardt, R (1, 1) ERA: 2.21	7.0	W	27	5	2	2	1	0	0	0	0	0	1	29	29	2.57	0.714										
Hoyt Wilhelm, R (8, 1) ERA: 2.73	2.0	S	10	1	0	0	3	2	0	0	0	0	0	14	22	0.00	1.500										

New York Yankees @ Chicago White Sox
Comiskey Park, Chicago, IL
Mon Jun 24 1963, 8:05 PM EDT
Att: 42,748 - Unknown - 70 F

AB	35
R	2
H	6
RBI	2
BB	2
SO	4
LOB	17

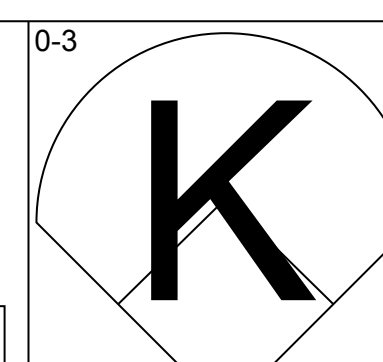
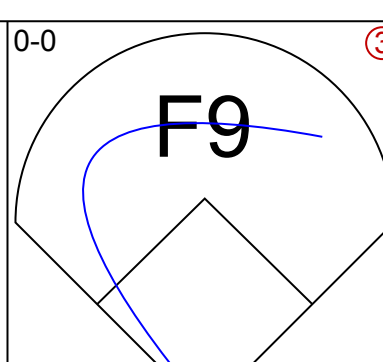
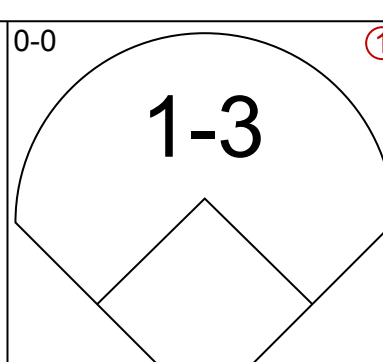
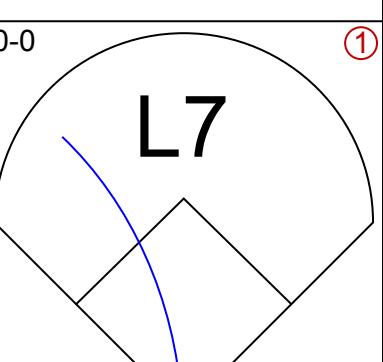
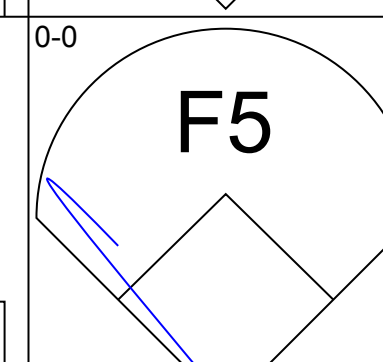
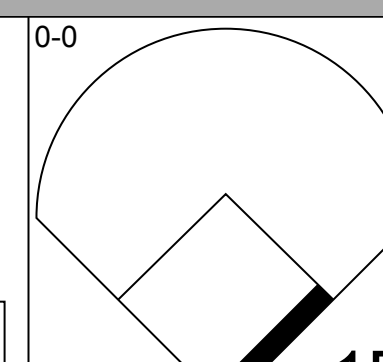
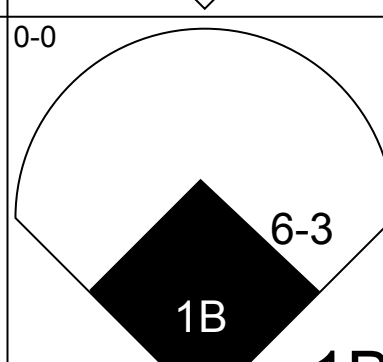
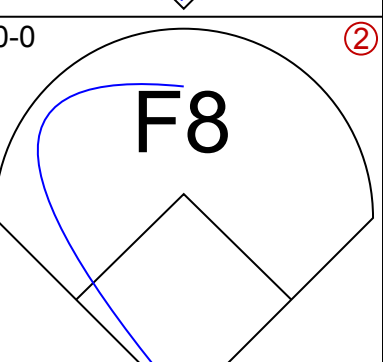
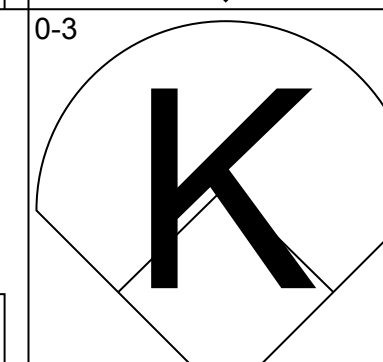
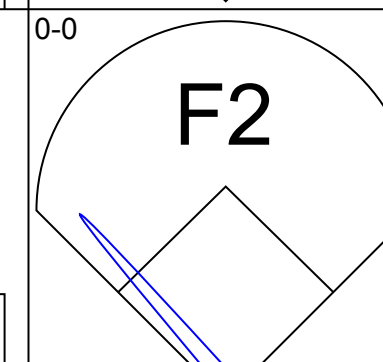
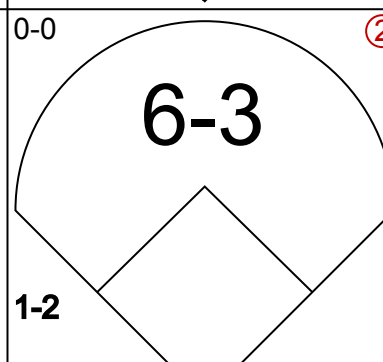
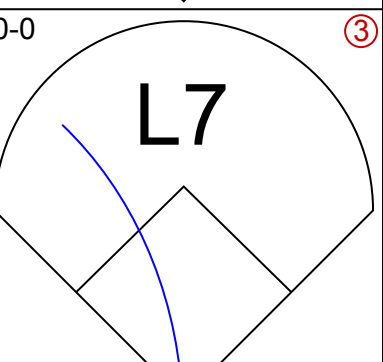
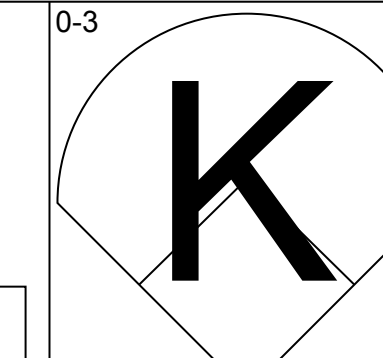
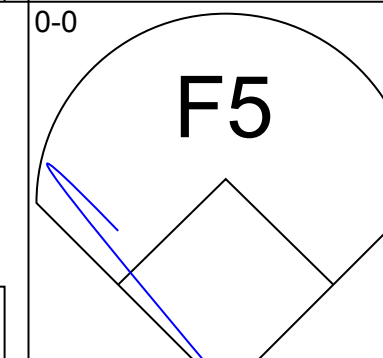
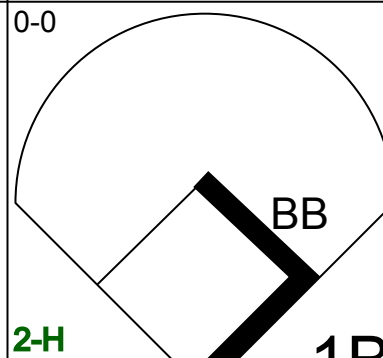

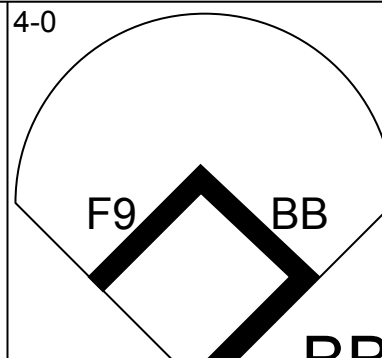
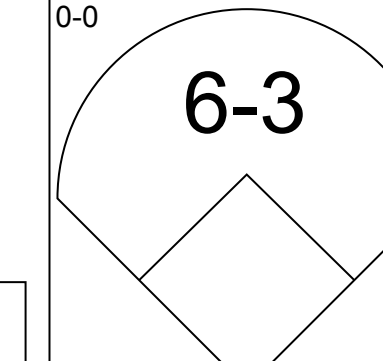
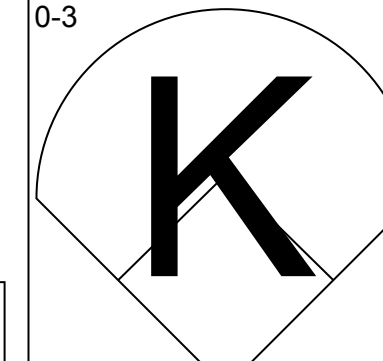
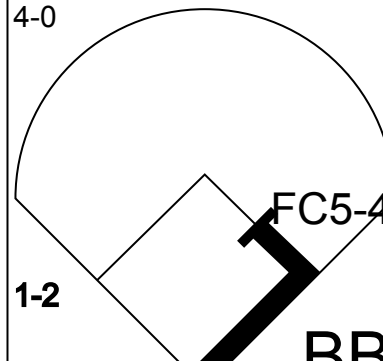

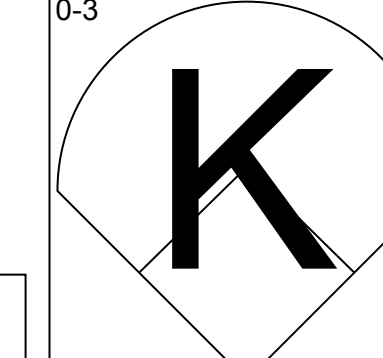
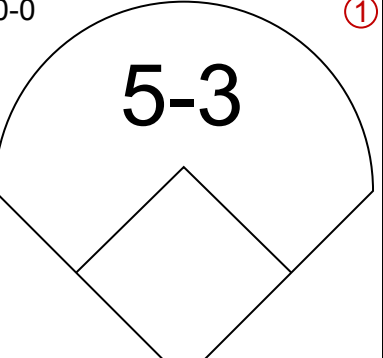
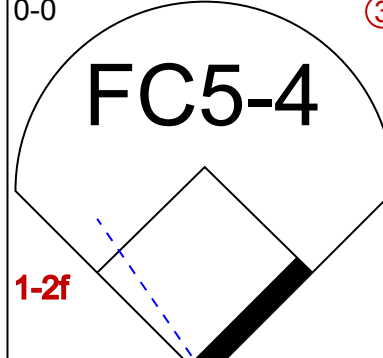

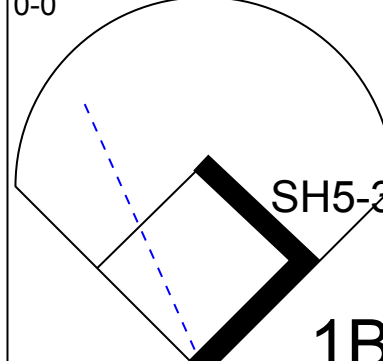
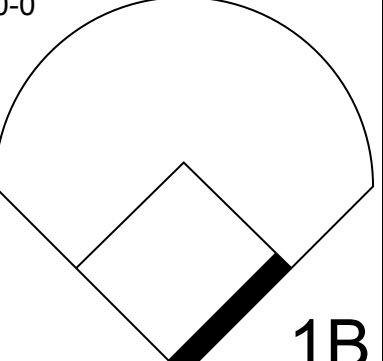
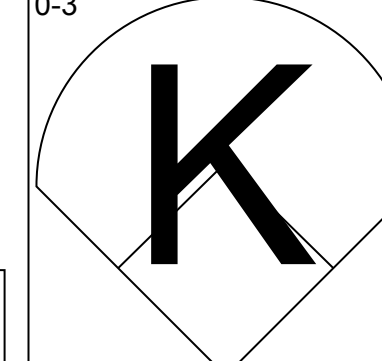
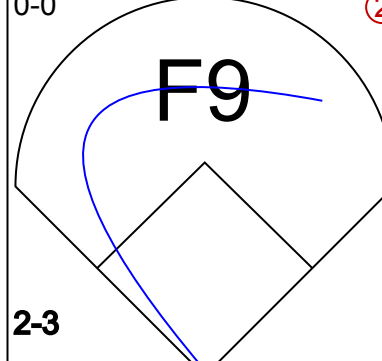
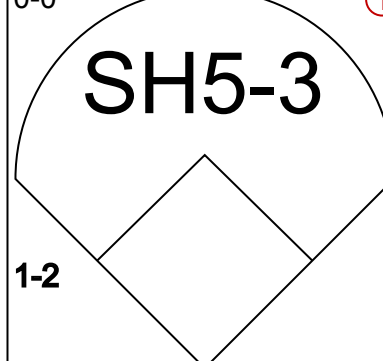
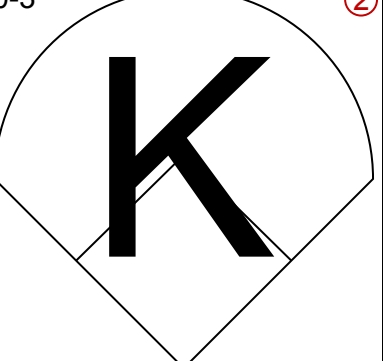
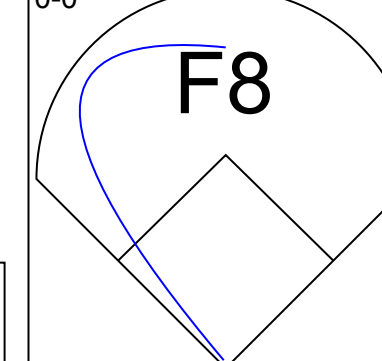
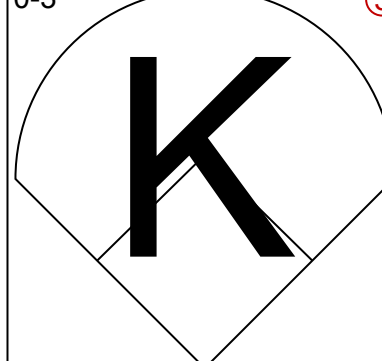

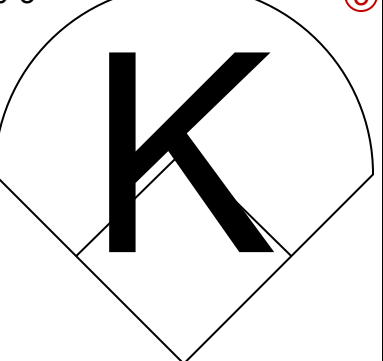
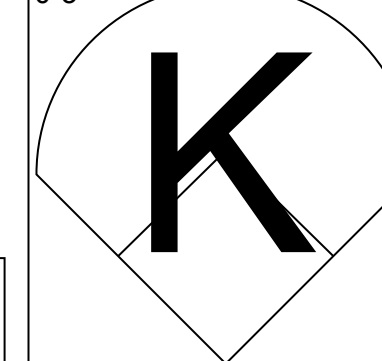


Batter	1	2	3	4	5	6	7	8	9	AB	R	H	RBI	BB	SO	LOB	BOTTOM										
Mike Hershberger, R (1, 8) OBP: 0.348, SLG: 0.357	K		5-3		F7					4	0	1	0	0	1	0											
Nellie Fox, L (1, 4) OBP: 0.324, SLG: 0.330	4-3			5-3	1-3					4	0	1	0	0	0	0											
Floyd Robinson, L (1, 9) OBP: 0.389, SLG: 0.486	K			5-3	4-3					4	0	0	0	0	1	2											
Dave Nicholson, R (1, 7) OBP: 0.329, SLG: 0.457										4	1	2	0	0	1	0											
Jim Landis, R (9, 8) OBP: 0.327, SLG: 0.419										0	0	0	0	0	0	0											
Pete Ward, L (1, 5) OBP: 0.368, SLG: 0.474		HR								2	2	2	1	1	0	0											
Ron Hansen, R (1, 6) OBP: 0.324, SLG: 0.383										2	1	0	0	2	1	2											
Tom McCraw, L (1, 3) OBP: 0.293, SLG: 0.370										2	1	0	1	1	1	2											
Cam Carreon, R (1, 2) OBP: 0.289, SLG: 0.322										3	0	1	3	0	0	0											
Hoyt Wilhelm, R (8, 1) OBP: 0.077, SLG: 0.077										0	0	0	0	0	0	0											
John Buzhardt, R (1, 1) OBP: 0.095, SLG: 0.143										2	0	0	0	0	2	1											
J.C. Martin, L (7, PH) OBP: 0.252, SLG: 0.273										1	0	0	0	0	0	0											
Inning Stats	R: 0 E: 0 K: 2 S: 7	H: 0 LOB: 0 BB: 0 P: 7	R: 1 E: 0 K: 1 S: 5	H: 1 LOB: 1 BB: 1 P: 9	R: 0 E: 0 K: 1 S: 5	H: 0 LOB: 0 BB: 0 P: 5	R: 4 E: 0 K: 1 S: 8	H: 3 LOB: 1 BB: 2 P: 16	R: 0 E: 0 K: 0 S: 3	H: 0 LOB: 0 BB: 0 P: 3	R: 0 E: 0 K: 1 S: 6	H: 1 LOB: 1 BB: 0 P: 6	R: 0 E: 0 K: 0 S: 5	H: 2 LOB: 2 BB: 0 P: 5	R: 0 E: 0 K: 1 S: 4	H: 0 LOB: 1 BB: 1 P: 8	1B: 5 2B: 2 3B: 0 HR: 1	SF: 0 SAC: 1 DP: 2 HBP: 0	WP: 0 PB: 0 CS: 1	PA: 33							
PITCHER	IP	WLS	BF	H	R	ER	SO	BB	IBB	HBP	BLK	WP	HR	S	P	ERA	WHIP										
Al Downing, L (1, 1) ERA: 3.49	5.0	L	21	4	5	5	5	3	0	0	0	0	1	28	40	9.00	1.400										
Steve Hamilton, L (6, 1) ERA: 3.0	1.0		4	1	0	0	1	0	0	0	0	0	0	6	6	0.00	1.000										
Stan Williams, R (7, 1) ERA: 5.4	2.0		8	2	0	0	1	1	0	0	0	0	0	9	13	0.00	1.500										

New York Yankees @ Chicago White Sox
Comiskey Park, Chicago, IL
Mon Jun 24 1963, 8:05 PM EDT
Att: 42,748 - Unknown - 70 F

AB	28
R	5
H	7
RBI	5
BB	4
SO	7
LOB	7

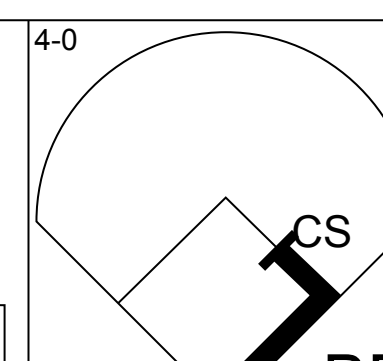
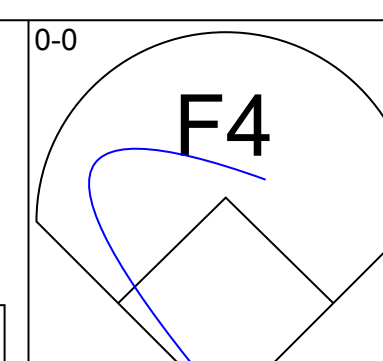
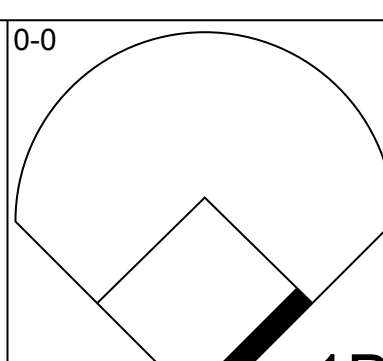
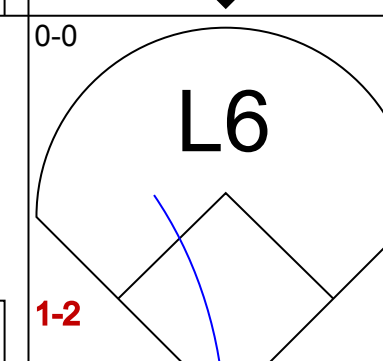
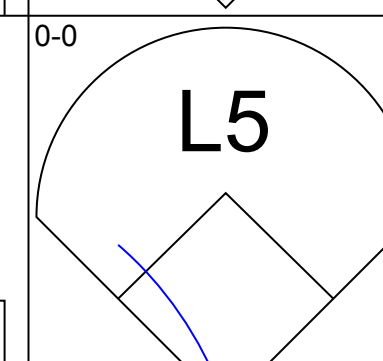
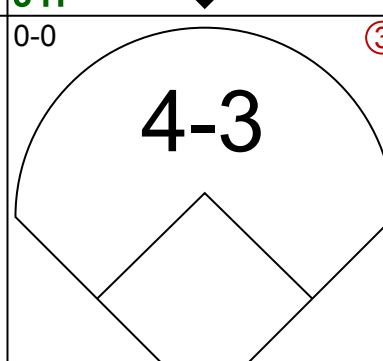
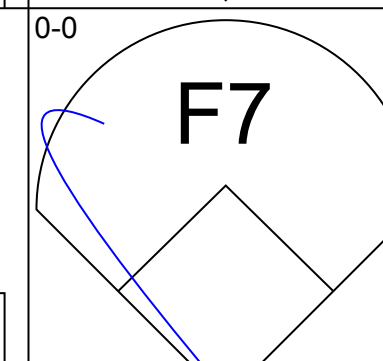
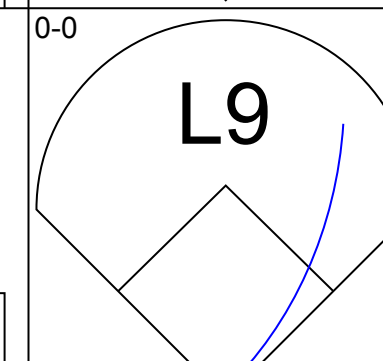
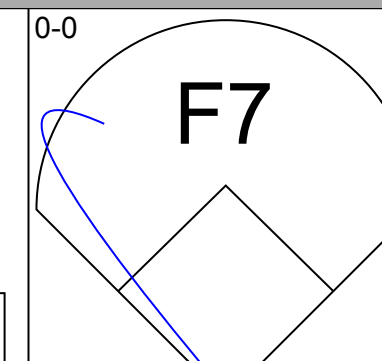
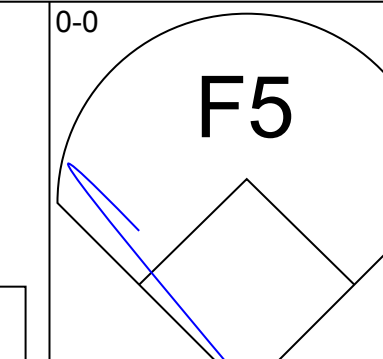
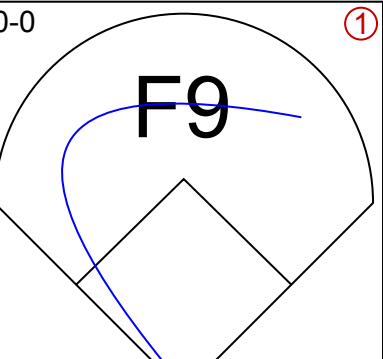
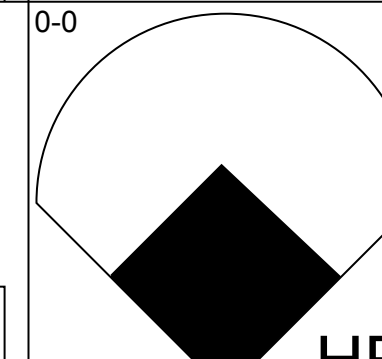
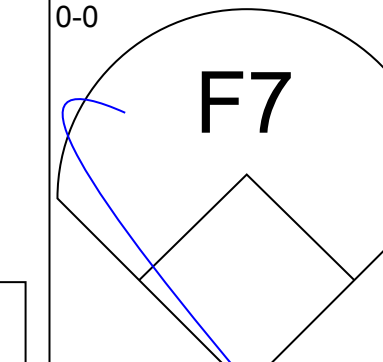
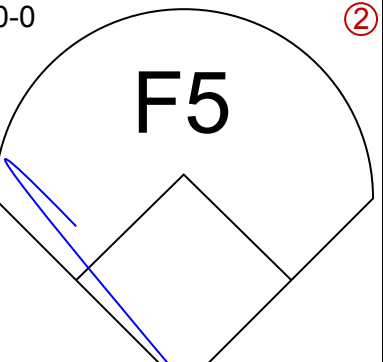
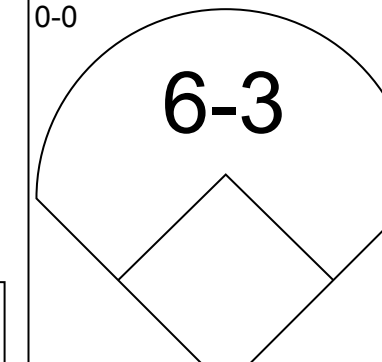
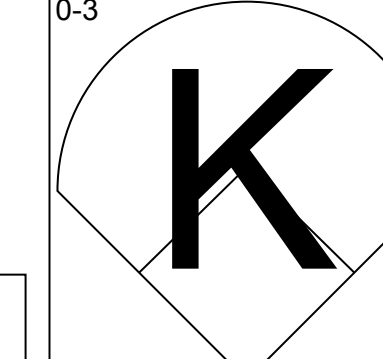
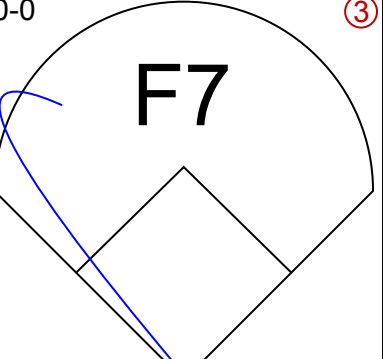
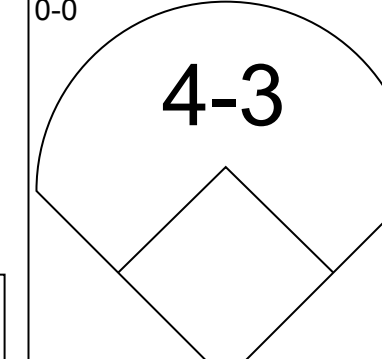
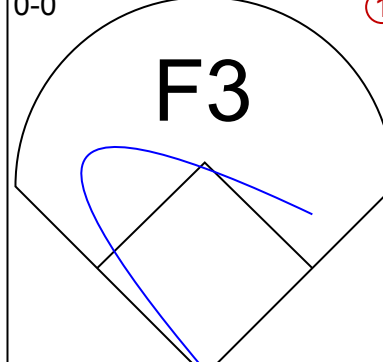
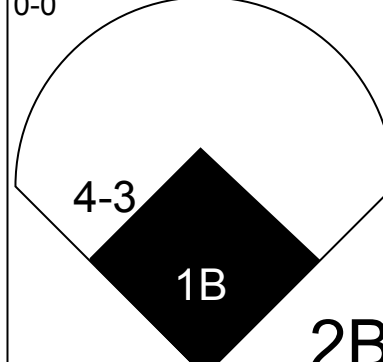
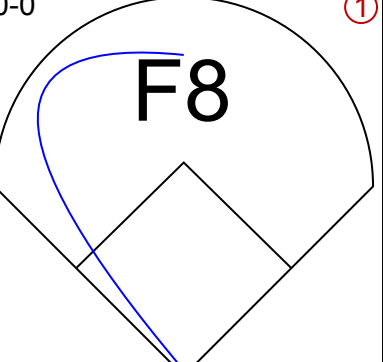
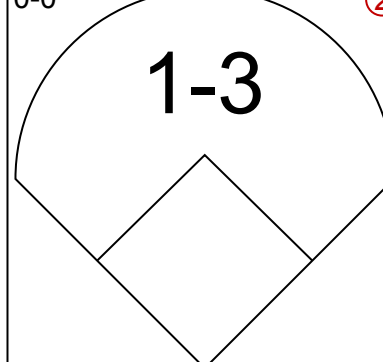
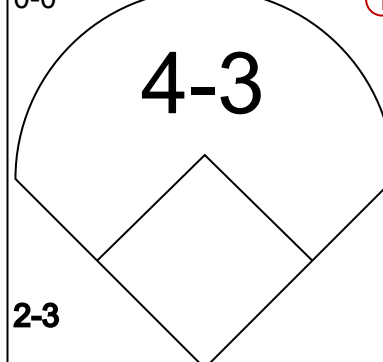
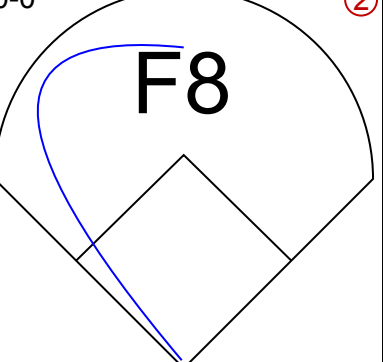
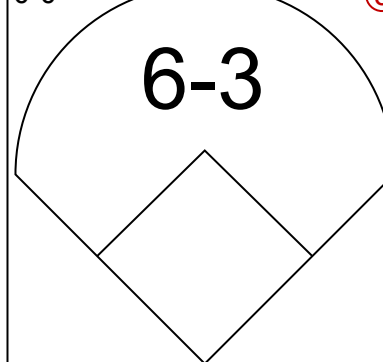
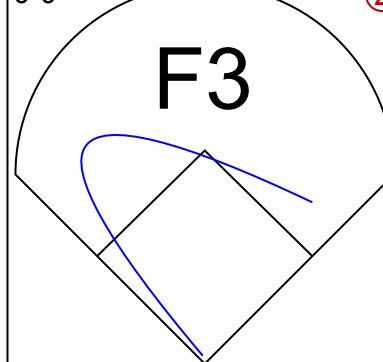
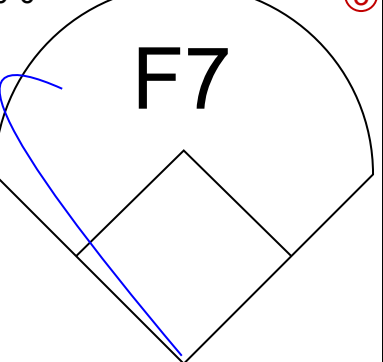


Batter	1	2	3	4	5	6	7	8	9	AB	R	H	RBI	BB	SO	LOB	TOP			
Clete Boyer, R OBP: 0.329, SLG: 0.458 (1, 5)										4	0	0	0	0	1	1				
Bobby Richardson, R OBP: 0.256, SLG: 0.335 (1, 4)										4	1	2	0	0	0	0				
Tom Tresh, S OBP: 0.336, SLG: 0.478 (1, 8)										4	0	0	0	0	1	2				
Roger Maris, L OBP: 0.362, SLG: 0.608 (1, 9)										3	0	1	1	1	1	1				
Harry Bright, R OBP: 0.348, SLG: 0.422 (1, 3)										3	0	0	0	1	1	2				
Elston Howard, R OBP: 0.312, SLG: 0.491 Jack Reed, R OBP: 0.304, SLG: 0.364 (9, PR)										3	0	0	0	1	1	2				
Hector Lopez, R OBP: 0.281, SLG: 0.378 (1, 7)										4	0	2	0	0	1	2				
Tony Kubek, L OBP: 0.223, SLG: 0.289 (1, 6)										3	0	0	0	0	2	3				
Ralph Terry, R OBP: 0.098, SLG: 0.075 (1, 1)										3	0	0	0	0	3	2				
Inning Stats	R: 0 E: 0 K: 2 S: 7	H: 0 LOB: 0 BB: 0 P: 7	R: 0 E: 0 K: 2 S: 7	H: 0 LOB: 0 BB: 0 P: 7	R: 0 E: 0 K: 1 S: 6	H: 1 LOB: 1 BB: 0 P: 6	R: 0 E: 0 K: 1 S: 6	H: 1 LOB: 1 BB: 0 P: 6	R: 0 E: 0 K: 2 S: 8	H: 1 LOB: 1 BB: 0 P: 8	R: 0 E: 0 K: 0 S: 5	H: 0 LOB: 0 BB: 0 P: 7	R: 0 E: 0 K: 0 S: 3	H: 0 LOB: 0 BB: 0 P: 3	R: 0 E: 0 K: 1 S: 5	H: 0 LOB: 2 BB: 2 P: 13	1B: 5 2B: 0 3B: 0 HR: 0	SF: 0 SAC: 1 DP: 0 HBP: 0	WP: 0 PB: 0 CS: 0	PA: 35
PITCHER Juan Pizarro, L ERA: 2.01 (1, 1)	IP: 9.0 WLS: W BF: 35 H: 5 R: 1 ER: 1 SO: 11 BB: 3 IBB: 0 HBP: 0 BLK: 0 WP: 0 HR: 0 S: 54 P: 66 ERA: 1.00 WHIP: 0.889																			

New York Yankees @ Chicago White Sox
Comiskey Park, Chicago, IL
Tue Jun 25 1963, 8:05 PM EDT
Att: 46,177 - Unknown - 82 F

AB 31
R 1
H 5
RBI 1
BB 3
SO 11
LOB 15



Batter	1	2	3	4	5	6	7	8	9	AB	R	H	RBI	BB	SO	LOB	BOTTOM			
Mike Hershberger, R OBP: 0.353, SLG: 0.359 (1, 8)										2	0	1	1	1	0	0				
Nellie Fox, L OBP: 0.321, SLG: 0.326 (1, 4)										3	0	0	0	0	0	2				
Pete Ward, L OBP: 0.365, SLG: 0.469 (1, 5)										3	0	0	0	0	0	0				
Floyd Robinson, L OBP: 0.388, SLG: 0.496 (1, 9)										3	1	1	1	0	0	0				
Charlie Maxwell, L OBP: 0.423, SLG: 0.415 Jim Landis, R OBP: 0.327, SLG: 0.419 (8, 8)										3	0	0	0	0	0	0				
Tom McCraw, L OBP: 0.282, SLG: 0.355 (1, 3)										3	0	0	0	0	1	0				
Ron Hansen, R OBP: 0.324, SLG: 0.387 (1, 6)										3	1	1	0	0	0	0				
J.C. Martin, L OBP: 0.247, SLG: 0.267 (1, 2)										3	0	0	0	0	0	1				
Juan Pizarro, L OBP: 0.205, SLG: 0.368 (1, 1)										3	0	0	0	0	0	1				
Inning Stats	R: 0 E: 0 K: 0 S: 2	H: 0 LOB: 0 BB: 1 P: 6	R: 0 E: 0 K: 1 S: 5	H: 0 LOB: 0 BB: 0 P: 5	R: 0 E: 0 K: 0 S: 3	H: 0 LOB: 0 BB: 0 P: 3	R: 0 E: 0 K: 0 S: 3	H: 0 LOB: 0 BB: 0 P: 3	R: 1 E: 0 K: 0 S: 5	H: 2 LOB: 1 BB: 0 P: 5	R: 1 E: 0 K: 0 S: 4	H: 1 LOB: 0 BB: 0 P: 4	R: 0 E: 0 K: 0 S: 3	H: 0 LOB: 0 BB: 0 P: 3	R: 0 E: 0 K: 0 S: 3	H: 0 LOB: 0 BB: 0 P: 3	1B: 1 2B: 1 3B: 0 HR: 1	SF: 0 SAC: 0 DP: 0 HBP: 0	WP: 0 PB: 0 CS: 1	PA: 27
PITCHER Ralph Terry, R ERA: 3.36 (1, 1)	IP: 8.0 WLS: L BF: 27 H: 3 R: 2 ER: 2 SO: 1 BB: 1 IBB: 0 HBP: 0 BLK: 0 WP: 0 HR: 1 S: 28 P: 32 ERA: 2.25 WHIP: 0.500																			

New York Yankees @ Chicago White Sox
Comiskey Park, Chicago, IL
Tue Jun 25 1963, 8:05 PM EDT
Att: 46,177 - Unknown - 82 F

AB 26
R 2
H 3
RBI 2
BB 1
SO 1
LOB 4



Batter	1	2	3	4	5	6	7	8	9	AB	R	H	RBI	BB	SO	LOB	TOP										
Clete Boyer, R OBP: 0.324, SLG: 0.451 (1, 5)	0-0 6-3		0-0 F2		0-0 6-3		0-0 FC6-4			4	0	0	0	0	0	2											
Bobby Richardson, R OBP: 0.294, SLG: 0.333 (1, 4)	0-0 B5-3		0-0 F8		0-0 6-3			0-0 1B		4	0	1	0	0	0	1											
Tom Tresh, S OBP: 0.330, SLG: 0.494 Jack Reed, R OBP: 0.304, SLG: 0.364 (8, 8)	0-0 HR			0-0 1B 2B		0-0 5-3		0-3 K2-6-3-2		4	2	2	1	0	1	1											
Roger Maris, L OBP: 0.359, SLG: 0.617 (1, 9)	0-0 5-3			0-3 K		0-0 HR		0-3 K		4	1	1	1	0	2	1											
Joe Pepitone, L OBP: 0.304, SLG: 0.477 (1, 3)		0-3 K		0-0 E5 1B		0-0 F3		0-0 3-1		4	0	0	0	0	1	1											
Elston Howard, R OBP: 0.311, SLG: 0.487 (1, 2)	0-0 6-3		0-0 1B		0-0 F8			0-0 5-3		4	0	1	1	0	0	0											
Hector Lopez, R OBP: 0.274, SLG: 0.368 (1, 7)	0-3 K		0-0 F9		0-0 5-3			0-0 6-3		4	0	0	0	0	1	2											
Tony Kubek, L OBP: 0.225, SLG: 0.290 (1, 6)			0-0 3-1		0-0 F9		0-0 FC6-4 1B			3	0	1	0	0	0	2											
Whitey Ford, L OBP: 0.244, SLG: 0.310 Hal Reniff, R (7, 1)				0-0 2B		0-3 K		0-0 B1		3	0	1	0	0	1	1											
Inning Stats	R: 1 E: 0 K: 0 S: 4	H: 1 LOB: 0 BB: 0 P: 4	R: 0 E: 0 K: 2 S: 7	H: 0 LOB: 0 BB: 0 P: 7	R: 0 E: 0 K: 0 S: 4	H: 1 LOB: 1 BB: 0 P: 4	R: 1 E: 1 K: 1 S: 8	H: 2 LOB: 2 BB: 0 P: 8	R: 0 E: 0 K: 1 S: 5	H: 0 LOB: 0 BB: 0 P: 5	R: 1 E: 0 K: 0 S: 4	H: 1 LOB: 1 BB: 0 P: 4	R: 0 E: 0 K: 2 S: 7	H: 1 LOB: 0 BB: 0 P: 7	R: 0 E: 0 K: 0 S: 3	H: 0 LOB: 0 BB: 0 P: 3	1B: 3 2B: 3 3B: 0 HR: 2	SF: 0 SAC: 0 DP: 1 HBP: 0	WP: 0 PB: 0 CS: 0	PA: 34							
PITCHER	IP	WLS	BF	H	R	ER	SO	BB	IBB	HBP	BLK	WP	HR	S	P	ERA	WHIP										
Gary Peters, L ERA: 2.71 Jim Brosnan, R ERA: 1.93	(1, 1) 7.0	L 28	6	3	3	4	4	0	0	0	0	0	2	36	36	3.86	0.857										
(8, 1) 2.0	6	1	0	0	0	2	0	0	0	0	0	0	0	10	10	0.00	0.500										

New York Yankees @ Chicago White Sox
Comiskey Park, Chicago, IL
Wed Jun 26 1963, 8:05 PM EDT
Att: 44,305 - Unknown

AB	34
R	3
H	7
RBI	3
BB	0
SO	6
LOB	11



Batter	1	2	3	4	5	6	7	8	9	AB	R	H	RBI	BB	SO	LOB	BOTTOM										
Mike Hershberger, R OBP: 0.356, SLG: 0.362 (1, 8)	0-0 3-1 SH5-3 1B		0-0 G3		0-0 4-3			0-0 1-3		4	1	2	0	0	0	0											
Nellie Fox, L OBP: 0.321, SLG: 0.324 Al Weis, S OBP: 0.258, SLG: 0.238 (8, PR) (9, 4)	0-0 SH5-3		0-0 G3			0-0 F4		4-0 F8 BB		2	0	0	0	1	0	1											
Floyd Robinson, L OBP: 0.383, SLG: 0.488 (1, 9)	0-0 3-1		0-0 F5			0-0 G3		0-0 F8		4	0	0	0	0	0	3											
Dave Nicholson, R OBP: 0.332, SLG: 0.458 (1, 7)	0-0 3-H 1B			0-0 1B		0-0 6-3		0-0 F4		4	0	2	1	0	0	2											
Pete Ward, L OBP: 0.367, SLG: 0.473 (1, 5)	0-0 F9			0-0 1B			0-0 1B 2B		0-0 1-3	4	1	2	0	0	0	1											
Ron Hansen, R OBP: 0.319, SLG: 0.380 (1, 6)		0-0 6-3		0-3 K			0-3 K		0-0 F9	4	0	0	0	0	2	2											
Tom McCraw, L OBP: 0.276, SLG: 0.346 Sherm Lollar, R OBP: 0.340, SLG: 0.340 (7, PH) Jim Brosnan, R OBP: 0.286, SLG: 0.286 J.C. Martin, L OBP: 0.252, SLG: 0.273 (9, PH)		0-0 L7		0-0 G3			0-3 K		0-0 FC6-4 1B	2	0	0	0	0	0	1											
Cam Carreon, R OBP: 0.287, SLG: 0.319 (1, 2)	0-0 L9				0-3 K		0-0 FC4-6 1B		0-0 FC6-4	4	0	1	1	0	1	1											
Gary Peters, L OBP: 0.174, SLG: 0.273 Jim Landis, R OBP: 0.327, SLG: 0.419 Charlie Maxwell, L OBP: 0.417, SLG: 0.407 (8, 3)			0-0 4-3		0-0 6-3		0-0 FC4-6			2	0	0	0	0	0	0											
Inning Stats	R: 1 E: 0 K: 0 S: 5	H: 2 LOB: 1 BB: 0 P: 5	R: 0 E: 0 K: 0 S: 3	H: 0 LOB: 0 BB: 0 P: 3	R: 0 E: 0 K: 0 S: 4	H: 1 LOB: 1 BB: 0 P: 4	R: 0 E: 0 K: 1 S: 6	H: 2 LOB: 1 BB: 0 P: 6	R: 0 E: 0 K: 1 S: 5	H: 0 LOB: 0 BB: 0 P: 5	R: 1 E: 0 K: 2 S: 9	H: 2 LOB: 1 BB: 0 P: 9	R: 0 E: 0 K: 0 S: 3	H: 0 LOB: 2 BB: 1 P: 7	R: 0 E: 0 K: 0 S: 4	H: 1 LOB: 1 BB: 0 P: 4	1B: 7 2B: 1 3B: 0 HR: 0	SF: 0 SAC: 1 DP: 0 HBP: 0	WP: 0 PB: 0 CS: 0	PA: 35							
PITCHER	IP	WLS	BF	H	R	ER	SO	BB	IBB	HBP	BLK	WP	HR	S	P	ERA	WHIP										
Whitey Ford, L ERA: 3.2 Hal Reniff, R ERA: 2.41	(1, 1) 6.2	W 26	7	2	2	4	4	0	0	0	0	0	0	34	34	2.70	1.050										
(7, 1) 2.1	S 9	1	0	0	0	0	1	0	0	0	0	0	0	8	12	0.00	0.857										

New York Yankees @ Chicago White Sox
Comiskey Park, Chicago, IL
Wed Jun 26 1963, 8:05 PM EDT
Att: 44,305 - Unknown

AB	33
R	2
H	8
RBI	2
BB	1
SO	4
LOB	13



Batter	1	2	3	4	5	6	7	8	9	AB	R	H	RBI	BB	SO	LOB	TOP			
Tony Kubek, L (1, 6) OBP: 0.234, SLG: 0.299										4	0	3	0	0	0	1				
Bobby Richardson, R (1, 4) OBP: 0.250, SLG: 0.322										4	0	0	0	0	0	4				
Tom Tresh, S (1, 8) OBP: 0.333, SLG: 0.486										4	0	0	0	0	0	3				
Roger Maris, L (1, 9) OBP: 0.354, SLG: 0.607										3	0	0	0	0	0	1				
Joe Pepitone, L (1, 3) OBP: 0.300, SLG: 0.470										3	0	0	0	0	0	0				
Johnny Blanchard, L (1, 7) OBP: 0.237, SLG: 0.233										3	0	0	0	0	0	0				
Elaston Howard, R (1, 2) OBP: 0.311, SLG: 0.485										3	0	1	0	0	0	0				
Clete Boyer, R (1, 5) OBP: 0.320, SLG: 0.446										3	0	0	0	0	1	1				
Jim Bouton, R (1, 1) OBP: 0.108, SLG: 0.111										1	0	0	0	0	1	0				
Dale Long, L (6, PH) OBP: 0.286, SLG: 0.231										1	0	0	0	0	0	0				
Steve Hamilton, L (6, PH) OBP: 0.333, SLG: 0.667										0	0	0	0	0	0	0				
Yogi Berra, L (9, PH) OBP: 0.244, SLG: 0.333										1	0	1	0	0	0	0				
Inning Stats	R: 0 E: 0 K: 0 S: 3	H: 1 LOB: 0 BB: 0 P: 3	R: 0 E: 0 K: 0 S: 3	H: 0 LOB: 0 BB: 0 P: 3	R: 0 E: 0 K: 1 S: 5	H: 0 LOB: 0 BB: 0 P: 5	R: 0 E: 0 K: 0 S: 4	H: 1 LOB: 1 BB: 0 P: 4	R: 0 E: 0 K: 1 S: 6	H: 1 LOB: 1 BB: 0 P: 6	R: 0 E: 0 K: 0 S: 3	H: 0 LOB: 0 BB: 0 P: 3	R: 0 E: 0 K: 0 S: 3	H: 0 LOB: 0 BB: 0 P: 3	R: 0 E: 0 K: 0 S: 4	H: 1 LOB: 1 BB: 0 P: 4	1B: 5 2B: 0 3B: 0 HR: 0	SF: 0 SAC: 0 DP: 2 HBP: 0	WP: 0 PB: 0 CS: 0	PA: 30
PITCHER Ray Herbert, R (1, 1) ERA: 3.42	IP: 9.0 WLS: W BF: 30 H: 5 R: 0 ER: 0 SO: 2 BB: 0 IBB: 0 HBP: 0 BLK: 0 WP: 0 HR: 0 S: 34 P: 34 ERA: 0.00 WHIP: 0.556																	PITCHER		

New York Yankees @ Chicago White Sox
Comiskey Park, Chicago, IL
Thu Jun 27 1963, 4:33 AM EDT
Att: 30,040 - Unknown

AB 30
R 0
H 5
RBI 0
BB 0
SO 2
LOB 10



Batter	1	2	3	4	5	6	7	8	9	AB	R	H	RBI	BB	SO	LOB	BOTTOM			
Mike Hershberger, R (1, 8) OBP: 0.354, SLG: 0.360										4	1	1	0	0	1	2				
Tom McCraw, L (1, 3) OBP: 0.286, SLG: 0.346										3	1	1	0	0	0	1				
Pete Ward, L (1, 5) OBP: 0.368, SLG: 0.477										4	2	2	0	0	1	2				
Floyd Robinson, L (1, 9) OBP: 0.381, SLG: 0.485										4	0	1	2	0	1	1				
Charlie Maxwell, L (1, 7) OBP: 0.400, SLG: 0.386										3	0	0	0	0	0	2				
Jim Landis, R (6, 8) OBP: 0.325, SLG: 0.417										1	0	0	0	0	0	0				
Ron Hansen, R (1, 6) OBP: 0.318, SLG: 0.378										4	0	1	1	0	1	0				
Al Weis, S (1, 4) OBP: 0.271, SLG: 0.284										4	2	2	0	0	0	1				
J.C. Martin, L (1, 2) OBP: 0.253, SLG: 0.274										3	0	1	1	0	0	1				
Ray Herbert, R (1, 1) OBP: 0.275, SLG: 0.395										3	0	1	1	0	1	1				
Inning Stats	R: 3 E: 1 K: 0 S: 5	H: 3 LOB: 0 BB: 0 P: 6	R: 1 E: 1 K: 0 S: 6	H: 3 LOB: 2 BB: 0 P: 6	R: 0 E: 0 K: 2 S: 7	H: 0 LOB: 0 BB: 0 P: 7	R: 1 E: 0 K: 0 S: 5	H: 2 LOB: 1 BB: 0 P: 5	R: 0 E: 0 K: 2 S: 7	H: 0 LOB: 0 BB: 0 P: 7	R: 0 E: 0 K: 1 S: 5	H: 0 LOB: 0 BB: 0 P: 5	R: 0 E: 0 K: 0 S: 3	H: 0 LOB: 0 BB: 0 P: 3	R: 0 E: 0 K: 0 S: 3	H: 0 LOB: 0 BB: 0 P: 3	1B: 7 2B: 3 3B: 0 HR: 0	SF: 0 SAC: 0 DP: 1 HBP: 1	WP: 0 PB: 0 CS: 0	PA: 34
PITCHER Jim Bouton, R (1, 1) ERA: 2.46	IP: 5.0 WLS: L BF: 25 H: 10 R: 6 ER: 6 SO: 2 BB: 10 IBB: 1 HBP: 0 BLK: 0 WP: 0 HR: 0 S: 28 P: 29 ERA: 10.80 WHIP: 2.000																	PITCHER		
Steve Hamilton, L (6, 1) ERA: 2.73	IP: 3.0 WLS: 9 BF: 9 H: 0 R: 0 ER: 0 SO: 3 BB: 0 IBB: 0 HBP: 0 BLK: 0 WP: 0 HR: 0 S: 15 P: 15 ERA: 0.00 WHIP: 0.000																	PITCHER		


New York Yankees @ Chicago White Sox
Comiskey Park, Chicago, IL
Thu Jun 27 1963, 4:33 AM EDT
Att: 30,040 - Unknown

AB 33
R 6
H 10
RBI 5
BB 0
SO 5
LOB 11



Batter	1	2	3	4	5	6	7	8	9	AB	R	H	RBI	BB	SO	LOB	TOP															
Chuck Schilling, R (1, 4) OBP: 0.328, SLG: 0.386										3	1	0	0	1	1	1	Boston Red Sox @ New York Yankees Yankee Stadium, Bronx, NY Fri Jun 28 1963, 7:05 PM EDT Att: 30,760 - Overcast - 86 F															
Roman Mejias, R (1, 8) OBP: 0.245, SLG: 0.358										4	0	0	0	0	1	1																
Carl Yastrzemski, L (1, 7) OBP: 0.389, SLG: 0.478										4	1	2	0	0	0	0																
Frank Maltzone, R (1, 5) OBP: 0.385, SLG: 0.532										4	1	2	1	0	2	0																
Dick Stuart, R (1, 3) OBP: 0.323, SLG: 0.508										4	1	1	1	0	0	2																
Dick Williams, R (8, 3) OBP: 0.286, SLG: 0.333										0	0	0	0	0	0	0																
Lou Clinton, R (1, 9) OBP: 0.292, SLG: 0.430										4	0	1	1	0	2	2																
Eddie Bressoud, R (1, 6) OBP: 0.322, SLG: 0.438										3	0	0	0	1	0	0																
Bob Tillman, R (1, 2) OBP: 0.284, SLG: 0.326										2	0	0	0	0	0	0																
Russ Nixon, L (7, PH) OBP: 0.323, SLG: 0.447										2	0	0	1	0	0	2																
Bob Heffner, R (1, 1) OBP: 0.333, SLG: 0.375										2	0	0	0	0	0	1																
Gary Geiger, L (7, PH) OBP: 0.376, SLG: 0.542										1	0	0	0	0	1	2																
Dick Radatz, R (7, 1) OBP: 0.059, SLG: 0.118										1	0	0	0	0	0	0																
Inning Stats	R: 0 E: 0 K: 2 S: 7	H: 0 LOB: 0 BB: 0 P: 7	R: 0 E: 0 K: 2 S: 7	H: 0 LOB: 0 BB: 0 P: 7	R: 0 E: 0 K: 0 S: 3	H: 0 LOB: 0 BB: 0 P: 3	R: 0 E: 0 K: 0 S: 3	H: 0 LOB: 0 BB: 0 P: 3	R: 0 E: 0 K: 1 S: 5	H: 0 LOB: 0 BB: 0 P: 5	R: 3 E: 0 K: 1 S: 9	H: 4 LOB: 2 BB: 1 P: 13	R: 1 E: 0 K: 1 S: 7	H: 2 LOB: 2 BB: 1 P: 11	R: 0 E: 0 K: 0 S: 3	H: 0 LOB: 0 BB: 0 P: 3	1B: 5 2B: 1 3B: 0 HR: 0	SF: 0 SAC: 0 DP: 0 HBP: 0	WP: 0 PB: 0 SB: 0 CS: 0	PA: 36												
PITCHER	IP WLS BF H R ER SO BB IBB HBP BLK WP HR S P ERA WHIP																															
Al Downing, L (1, 1) ERA: 3.63	6.1	24	4	3	3	5	0	0	0	0	0	0	34	34	4.26	0.632																
Hal Reniff, R (7, 1) ERA: 2.47	2.2	L 12	2	1	1	2	1	1	0	0	0	0	14	22	3.38	1.125																

AB 34
R 4
H 6
RBI 4
BB 2
SO 7
LOB 11



Batter	1	2	3	4	5	6	7	8	9	AB	R	H	RBI	BB	SO	LOB	BOTTOM															
Tony Kubek, L (1, 6) OBP: 0.230, SLG: 0.293										4	0	0	0	0	0	0	Boston Red Sox @ New York Yankees Yankee Stadium, Bronx, NY Fri Jun 28 1963, 7:05 PM EDT Att: 30,760 - Overcast - 86 F															
Bobby Richardson, R (1, 4) OBP: 0.290, SLG: 0.327										4	1	1	0	0	0	0																
Tom Tresh, S (1, 8) OBP: 0.336, SLG: 0.490										4	0	2	1	0	1	0																
Roger Maris, L (1, 9) OBP: 0.362, SLG: 0.611										2	1	1	0	2	0	1																
Joe Pepitone, L (1, 3) OBP: 0.303, SLG: 0.471										4	0	2	1	0	0	3																
Johnny Blanchard, L (1, 7) OBP: 0.237, SLG: 0.212										3	0	0	0	0	1	3																
Jack Reed, R (7, 7) OBP: 0.394, SLG: 0.364										0	0	0	0	0	0	0																
Yogi Berra, L (8, PH) OBP: 0.239, SLG: 0.326										1	0	0	0	0	0	2																
Hector Lopez, R (9, 7) OBP: 0.274, SLG: 0.388										0	0	0	0	0	0	0																
Elston Howard, R (1, 2) OBP: 0.310, SLG: 0.494										4	1	1	1	0	0	1																
Clete Boyer, R (1, 5) OBP: 0.316, SLG: 0.440										4	0	0	0	0	3	0																
Al Downing, R (1, 1) OBP: 0.091, SLG: 0.182										2	0	0	0	0	0	0																
Hal Reniff, R (7, 1) ERA: 1.16										1	0	0	0	0	1	0																
Harry Bright, R (9, PH) OBP: 0.344, SLG: 0.417										1	0	0	0	0	0	0																
Inning Stats	R: 1 E: 0 K: 0 S: 5	H: 2 LOB: 1 BB: 0 P: 5	R: 0 E: 0 K: 1 S: 5	H: 0 LOB: 0 BB: 0 P: 5	R: 0 E: 0 K: 0 S: 3	H: 0 LOB: 0 BB: 0 P: 3	R: 1 E: 0 K: 1 S: 7	H: 2 LOB: 1 BB: 0 P: 7	R: 0 E: 0 K: 0 S: 3	H: 0 LOB: 0 BB: 0 P: 3	R: 0 E: 0 K: 1 S: 6	H: 1 LOB: 2 BB: 1 P: 10	R: 1 E: 0 K: 2 S: 8	H: 1 LOB: 0 BB: 0 P: 8	R: 0 E: 0 K: 0 S: 4	H: 1 LOB: 2 BB: 1 P: 8	R: 0 E: 0 K: 1 S: 5	H: 0 LOB: 0 BB: 0 P: 5	1B: 4 2B: 2 3B: 0 HR: 1	SF: 0 SAC: 0 DP: 0 HBP: 0	WP: 1 PB: 0 SB: 0 CS: 0	PA: 36										
PITCHER	IP WLS BF H R ER SO BB IBB HBP BLK WP HR S P ERA WHIP																															
Bob Heffner, R (1, 1) ERA: 3.38	6.0	24	5	2	2	3	1	0	0	0	0	0	29	33	3.00	1.000																
Dick Radatz, R (7, 1) ERA: 1.16	3.0	W 12	2	1	1	3	1	0	0	0	0	1	17	21	3.00	1.000																

AB 34
R 3
H 7
RBI 3
BB 2
SO 6
LOB 10



Batter	1	2	3	4	5	6	7	8	9	AB	R	H	RBI	BB	SO	LOB	TOP					
Chuck Schilling, R OBP: 0.327, SLG: 0.384										4	0	1	0	0	1	1	Boston Red Sox @ New York Yankees Yankee Stadium, Bronx, NY Sat Jun 29 1963, 3:33 AM EDT Att: 21,962 - Overcast - 70 F					
Gary Geiger, L OBP: 0.365, SLG: 0.524										4	0	0	0	0	0	1						
Carl Yastrzemski, L OBP: 0.493, SLG: 0.484										3	0	2	0	1	0	0						
Frank Maltzone, R OBP: 0.379, SLG: 0.524										4	0	0	0	0	0	4						
Dick Stuart, R OBP: 0.322, SLG: 0.508										4	0	1	0	0	0	0						
Lou Clinton, R OBP: 0.286, SLG: 0.423										4	0	0	0	0	2	2						
Eddie Bressoud, R OBP: 0.324, SLG: 0.435										2	0	0	0	1	0	0						
Russ Nixon, L OBP: 0.326, SLG: 0.449										4	0	2	0	0	0	1						
Chet Nichols, S										1	0	0	0	0	1	2						
Felix Mantilla, R OBP: 0.333, SLG: 0.333										1	0	0	0	0	0	1						
Jack Lamabe, R										1	0	0	0	0	0	0						
Inning Stats	R: 0 E: 0 K: 0 S: 4	H: 2 LOB: 1 BB: 0 P: 4	R: 0 E: 0 K: 2 S: 8	H: 1 LOB: 2 BB: 0 P: 9	R: 0 E: 0 K: 0 S: 3	H: 0 LOB: 0 BB: 0 P: 3	R: 0 E: 0 K: 1 S: 5	H: 0 LOB: 0 BB: 0 P: 5	R: 0 E: 0 K: 1 S: 6	H: 1 LOB: 1 BB: 0 P: 6	R: 0 E: 0 K: 0 S: 4	H: 1 LOB: 2 BB: 1 P: 8	R: 0 E: 0 K: 0 S: 3	H: 0 LOB: 0 BB: 0 P: 3	R: 0 E: 0 K: 0 S: 4	H: 1 LOB: 1 BB: 1 P: 4	R: 0 E: 0 K: 0 S: 3	H: 0 LOB: 1 BB: 1 P: 7	1B: 4 2B: 2 3B: 0 HR: 0	SF: 0 SAC: 0 DP: 1 HBP: 1	WP: 0 PB: 0 SB: 0 CS: 0	PA: 35
PITCHER Ralph Terry, R ERA: 3.13	IP: 9.0 WLS: W BF: 35 H: 6 R: 0 ER: 0 SO: 4 BB: 2 IBB: 0 HBP: 1 BLK: 0 WP: 0 HR: 0 S: 40 P: 49 ERA: 0.00 WHIP: 0.889															PITCHER						

AB	32
R	0
H	6
RBI	0
BB	2
SO	4
LOB	12




Batter	1	2	3	4	5	6	7	8	9	AB	R	H	RBI	BB	SO	LOB	BOTTOM					
Tony Kubek, L OBP: 0.235, SLG: 0.297										4	0	2	0	0	0	1	Boston Red Sox @ New York Yankees Yankee Stadium, Bronx, NY Sat Jun 29 1963, 3:33 AM EDT Att: 21,962 - Overcast - 70 F					
Bobby Richardson, R OBP: 0.286, SLG: 0.323										4	0	0	0	0	0	2						
Tom Tresh, S OBP: 0.339, SLG: 0.504										3	1	2	1	0	0	0						
Roger Maris, L OBP: 0.361, SLG: 0.612										3	0	1	0	0	0	1						
Joe Pepitone, L OBP: 0.300, SLG: 0.464										3	0	0	0	0	0	1						
Elston Howard, R OBP: 0.311, SLG: 0.504										3	1	1	1	0	0	1						
Hector Lopez, R OBP: 0.275, SLG: 0.368										3	0	1	0	0	1	0						
Clete Boyer, R OBP: 0.313, SLG: 0.435										3	0	0	0	0	1	1						
Ralph Terry, R OBP: 0.093, SLG: 0.071										2	0	0	0	0	0	0						
Inning Stats	R: 0 E: 0 K: 0 S: 3	H: 0 LOB: 0 BB: 0 P: 3	R: 1 E: 0 K: 1 S: 6	H: 1 LOB: 0 BB: 0 P: 6	R: 0 E: 0 K: 0 S: 4	H: 1 LOB: 1 BB: 0 P: 4	R: 1 E: 0 K: 0 S: 4	H: 2 LOB: 0 BB: 0 P: 4	R: 0 E: 0 K: 1 S: 6	H: 1 LOB: 1 BB: 0 P: 6	R: 0 E: 0 K: 0 S: 3	H: 1 LOB: 0 BB: 0 P: 3	R: 0 E: 0 K: 0 S: 3	H: 0 LOB: 0 BB: 0 P: 3	R: 0 E: 0 K: 0 S: 4	H: 1 LOB: 1 BB: 0 P: 4	R: 0 E: 0 K: 0 S: 4	H: 1 LOB: 1 BB: 0 P: 4	1B: 4 2B: 2 3B: 0 HR: 2	SF: 0 SAC: 1 DP: 2 HBP: 0	WP: 1 PB: 0 SB: 1 CS: 0	PA: 29
PITCHER Chet Nichols, L ERA: 4.44	IP: 4.0 WLS: L BF: 15 H: 4 R: 2 ER: 2 SO: 1 BB: 0 IBB: 0 HBP: 0 BLK: 0 WP: 0 HR: 2 S: 17 P: 17 ERA: 4.50 WHIP: 1.000															PITCHER						
Jack Lamabe, R ERA: 3.12	IP: 4.0 WLS: L BF: 14 H: 3 R: 0 ER: 0 SO: 1 BB: 0 IBB: 0 HBP: 0 BLK: 0 WP: 1 HR: 0 S: 16 P: 16 ERA: 0.00 WHIP: 0.750															PITCHER						




Batter	1	2	3	4	5	6	7	8	9	AB	R	H	RBI	BB	SO	LOB	TOP										
Chuck Schilling, R OBP: 0.325, SLG: 0.381	5-3		K				K		F9	5	0	1	0	0	2	1	Boston Red Sox @ New York Yankees Yankee Stadium, Bronx, NY Sun Jun 30 1963, 3:33 AM EDT Overcast - 86 F										
Roman Mejias, R OBP: 0.250, SLG: 0.361	1-3						FC1-4			4	0	2	0	0	0	1											
Carl Yastrzemski, L OBP: 0.491, SLG: 0.461	4-3		4-3				F7			4	0	1	0	0	0	3											
Frank Maltzone, R OBP: 0.374, SLG: 0.516		F2				F8		F4	FC6-4	4	0	0	0	0	0	2											
Dick Stuart, R OBP: 0.328, SLG: 0.513										3	1	2	0	1	1	0											
Lou Clinton, R OBP: 0.286, SLG: 0.421		F8			F5		E7		5-3	4	1	1	1	0	0	2											
Eddie Bressoud, R OBP: 0.323, SLG: 0.433								SF8	F9	3	0	1	1	0	0	1											
Bob Tillman, R OBP: 0.278, SLG: 0.319										3	0	0	0	0	0	2											
Russ Nixon, L OBP: 0.326, SLG: 0.445					F2		5-3		4-3	1	0	0	0	0	0	0											
Bill Monbouquette, R OBP: 0.196, SLG: 0.159			6-3							2	0	0	0	0	0	0											
Dick Williams, R OBP: 0.300, SLG: 0.349					4-3				F8	1	0	0	0	0	0	0											
Arnold Earley, L OBP: 0.300, SLG: 0.400										0	0	0	0	0	0	0											
Gary Geiger, L OBP: 0.362, SLG: 0.520										1	0	0	0	0	0	0											
Inning Stats	R: 0 E: 0 K: 0 S: 3	H: 0 LOB: 0 BB: 0 P: 3	R: 0 E: 0 K: 0 S: 5	H: 2 LOB: 2 BB: 0 P: 5	R: 0 E: 0 K: 1 S: 6	H: 1 LOB: 1 BB: 0 P: 6	R: 0 E: 0 K: 0 S: 3	H: 0 LOB: 1 BB: 1 P: 7	R: 0 E: 0 K: 0 S: 5	H: 2 LOB: 2 BB: 0 P: 5	R: 2 E: 1 K: 0 S: 5	H: 2 LOB: 0 BB: 0 P: 7	R: 0 E: 0 K: 1 S: 7	H: 2 LOB: 2 BB: 0 P: 7	R: 0 E: 0 K: 0 S: 5	H: 0 LOB: 0 BB: 0 P: 5	1B: 8 2B: 1 3B: 0 HR: 0	SF: 1 SAC: 0 DP: 0 HBP: 0	WP: 0 PB: 0 SB: 0 CS: 0	PA: 37							
PITCHER	IP	WLS	BF	H	R	ER	SO	BB	IBB	HBP	BLK	WP	HR	S	P	ERA	WHIP										
Whitey Ford, L ERA: 3.11	6.0	W	27	8	2	1	1	1	0	0	0	0	0	28	32	1.50	1.500										
Hal Reniff, R ERA: 2.31	3.0	S	10	1	0	0	2	0	0	0	0	0	0	14	14	0.00	0.333										

AB 35
R 2
H 9
RBI 2
BB 1
SO 3
LOB 12



Batter	1	2	3	4	5	6	7	8	9	AB	R	H	RBI	BB	SO	LOB	BOTTOM										
Tony Kubek, L OBP: 0.235, SLG: 0.305		4-3								4	1	1	0	0	0	0	Boston Red Sox @ New York Yankees Yankee Stadium, Bronx, NY Sun Jun 30 1963, 3:33 AM EDT Overcast - 86 F										
Phil Linz, R OBP: 0.327, SLG: 0.311										4	1	1	1	0	0	0											
Tom Tresh, S OBP: 0.341, SLG: 0.502										3	1	1	0	1	1	0											
Roger Maris, L OBP: 0.359, SLG: 0.602										3	0	0	0	1	0	3											
Joe Pepitone, L OBP: 0.296, SLG: 0.458										3	0	0	0	0	0	3											
Yogi Berra, L OBP: 0.245, SLG: 0.391										3	1	1	3	0	1	0											
Johnny Blanchard, L ERA: 3.48										2	0	0	0	0	0	0											
Harry Bright, R OBP: 0.340, SLG: 0.412										1	0	0	0	0	1	0											
Jack Reed, R OBP: 0.304, SLG: 0.364										0	0	0	0	0	0	0											
Clete Boyer, R OBP: 0.313, SLG: 0.434										3	0	1	0	0	1	0											
Whitey Ford, L OBP: 0.234, SLG: 0.295										2	0	0	0	0	2	0											
Hal Reniff, R ERA: 2.31										1	0	0	0	0	0	1											
Inning Stats	R: 4 E: 0 K: 0 S: 6	H: 3 LOB: 0 BB: 1 P: 10	R: 0 E: 0 K: 1 S: 5	H: 0 LOB: 0 BB: 0 P: 5	R: 0 E: 0 K: 1 S: 5	H: 0 LOB: 1 BB: 1 P: 9	R: 0 E: 0 K: 2 S: 7	H: 0 LOB: 0 BB: 0 P: 7	R: 0 E: 0 K: 1 S: 5	H: 0 LOB: 0 BB: 0 P: 5	R: 0 E: 0 K: 0 S: 3	H: 0 LOB: 0 BB: 0 P: 3	R: 0 E: 0 K: 1 S: 6	H: 1 LOB: 1 BB: 0 P: 6	R: 0 E: 0 K: 0 S: 4	H: 1 LOB: 1 BB: 0 P: 4	1B: 3 2B: 0 3B: 1 HR: 1	SF: 0 SAC: 0 DP: 0 HBP: 0	WP: 0 PB: 0 SB: 0 CS: 0	PA: 31							
PITCHER	IP	WLS	BF	H	R	ER	SO	BB	IBB	HBP	BLK	WP	HR	S	P	ERA	WHIP										
Bill Monbouquette, R ERA: 4.94	6.0	L	23	3	4	4	5	2	0	0	0	0	0	31	39	6.00	0.833										
Arnold Earley, L ERA: 4.94	2.0		8	2	0	0	1	0	0	0	0	0	0	10	10	0.00	1.000										

AB 29
R 4
H 5
RBI 4
BB 2
SO 6
LOB 7



Batter	1	2	3	4	5	6	7	8	9	AB	R	H	RBI	BB	SO	LOB	TOP									
Chuck Schilling, R OBP: 0.321, SLG: 0.378										4	1	1	0	0	1	0	Boston Red Sox @ New York Yankees Yankee Stadium, Bronx, NY Mon Jul 01 1963, 7:05 PM EDT Att: 15,952 - Unknown - 92 F									
Gary Geiger, L OBP: 0.374, SLG: 0.579										3	3	2	2	1	0	0										
Carl Yastrzemski, L OBP: 0.465, SLG: 0.460										4	0	1	0	0	1	1										
Frank Maltzone, R OBP: 0.380, SLG: 0.521										4	1	2	2	0	0	0										
Dick Williams, R OBP: 0.309, SLG: 0.340										3	0	1	1	1	0	2										
Eddie Bressoud, R OBP: 0.327, SLG: 0.430										4	0	0	0	0	1	2										
Lou Clinton, R OBP: 0.282, SLG: 0.415										4	0	1	0	0	1	1										
Russ Nixon, L OBP: 0.319, SLG: 0.433										4	0	0	0	0	1	1										
Wilbur Wood, R										1	0	0	0	0	0	0										
Jack Lamabe, R										1	0	0	0	0	0	0										
Roman Mejias, R OBP: 0.246, SLG: 0.358										1	0	0	0	0	0	0										
Arnold Earley, L OBP: 0.300, SLG: 0.400										0	0	0	0	0	0	0										
Dick Stuart, R OBP: 0.331, SLG: 0.511										1	0	0	0	0	0	1										
Inning Stats	R: 3 E: 0 K: 0 S: 7	H: 4 LOB: 1 BB: 0 P: 7	R: 0 E: 0 K: 0 S: 3	H: 0 LOB: 0 BB: 0 P: 3	R: 1 E: 0 K: 0 S: 4	H: 1 LOB: 1 BB: 1 P: 8	R: 0 E: 0 K: 1 S: 5	H: 0 LOB: 0 BB: 0 P: 5	R: 1 E: 0 K: 1 S: 6	H: 2 LOB: 1 BB: 1 P: 10	R: 0 E: 0 K: 2 S: 7	H: 0 LOB: 0 BB: 0 P: 7	R: 0 E: 0 K: 0 S: 3	H: 0 LOB: 0 BB: 0 P: 3	R: 0 E: 0 K: 1 S: 5	H: 1 LOB: 1 BB: 0 P: 5	R: 0 E: 0 K: 0 S: 4	H: 1 LOB: 1 BB: 0 P: 4	1B: 3 2B: 4 3B: 0 HR: 1	SF: 0 SAC: 0 DP: 1 HBP: 0	WP: 0 PB: 0 SB: 0 CS: 0	PA: 36				
PITCHER	IP	WLS	BF	H	R	ER	SO	BB	IBB	HBP	BLK	WP	HR	S	P	ERA	WHIP									
Jim Bouton, R ERA: 2.76	(1, 1)	4.1		22	7	5	5	2	2	0	0	0	0	1	24	32	10.38	2.077								
Stan Williams, R ERA: 4.91	(5, 1)	4.2	W	14	1	0	0	3	0	0	0	0	0	0	20	20	0.00	0.214								

AB 34
R 5
H 8
RBI 5
BB 2
SO 5
LOB 8




Batter	1	2	3	4	5	6	7	8	9	AB	R	H	RBI	BB	SO	LOB	BOTTOM									
Tony Kubek, L OBP: 0.246, SLG: 0.313										5	2	3	1	0	0	1	Boston Red Sox @ New York Yankees Yankee Stadium, Bronx, NY Mon Jul 01 1963, 7:05 PM EDT Att: 15,952 - Unknown - 92 F									
Phil Linz, R OBP: 0.370, SLG: 0.380										5	2	4	0	0	1	1										
Tom Tresh, S OBP: 0.340, SLG: 0.493										4	0	1	3	0	1	3										
Roger Maris, L OBP: 0.361, SLG: 0.607										5	0	2	0	0	1	2										
Joe Pepitone, L OBP: 0.304, SLG: 0.477										5	0	2	1	0	0	3										
Elston Howard, R OBP: 0.314, SLG: 0.500										3	0	1	0	1	0	2										
Hector Lopez, R OBP: 0.274, SLG: 0.358										4	0	0	0	0	0	6										
Clete Boyer, R OBP: 0.318, SLG: 0.450										4	2	3	1	0	0	0										
Jim Bouton, R OBP: 0.103, SLG: 0.105										2	0	0	0	0	0	1										
Stan Williams, R OBP: 0.167, SLG: 0.235										2	1	1	1	0	1	0										
Inning Stats	R: 2 E: 0 K: 1 S: 8	H: 3 LOB: 2 BB: 0 P: 9	R: 3 E: 0 K: 0 S: 8	H: 5 LOB: 3 BB: 1 P: 12	R: 0 E: 0 K: 1 S: 6	H: 1 LOB: 1 BB: 0 P: 6	R: 0 E: 0 K: 0 S: 3	H: 1 LOB: 0 BB: 0 P: 3	R: 2 E: 0 K: 0 S: 7	H: 4 LOB: 2 BB: 0 P: 7	R: 0 E: 0 K: 0 S: 4	H: 1 LOB: 1 BB: 0 P: 4	R: 0 E: 0 K: 1 S: 5	H: 0 LOB: 0 BB: 0 P: 5	R: 0 E: 0 K: 1 S: 7	H: 2 LOB: 2 BB: 0 P: 7	1B: 13 2B: 2 3B: 1 HR: 1	SF: 1 SAC: 0 DP: 1 HBP: 1	WP: 0 PB: 0 SB: 0 CS: 0	PA: 42						
PITCHER	IP	WLS	BF	H	R	ER	SO	BB	IBB	HBP	BLK	WP	HR	S	P	ERA	WHIP									
Wilbur Wood, L ERA: 5.46	(1, 1)	1.1		10	5	4	4	1	0	1	0	0	0	1	11	12	27.00	3.750								
Jack Lamabe, R ERA: 3.39	(2, 1)	4.2	L	24	10	3	3	1	0	1	0	0	0	0	25	29	5.79	2.143								
Arnold Earley, L ERA: 4.67	(7, 1)	2.0		8	2	0	0	2	0	0	0	0	0	0	12	12	0.00	1.000								



Batter	1	2	3	4	5	6	7	8	9	AB	R	H	RBI	BB	SO	LOB	TOP						
Jim Landis, R (1, 8) OBP: 0.315, SLG: 0.393										3	0	0	0	1	2	1							
Nelle Fox, L (1, 4) OBP: 0.317, SLG: 0.315										3	0	0	0	1	0	0							
Pete Ward, L (1, 5) OBP: 0.370, SLG: 0.485										4	0	0	0	0	1	2							
Dave Nicholson, R (1, 7) OBP: 0.330, SLG: 0.446										3	0	0	0	1	2	0							
Floyd Robinson, L (1, 9) OBP: 0.369, SLG: 0.461										4	0	0	0	0	1	1							
Cam Carreon, R (1, 2) OBP: 0.304, SLG: 0.346										3	0	1	0	1	1	0							
Tom McCraw, L (1, 3) OBP: 0.299, SLG: 0.354										1	0	0	0	1	1	0							
Jim Lemon, R (7, PH) OBP: 0.307, SLG: 0.333										2	0	0	0	0	2	2							
Al Weis, S (1, 6) OBP: 0.274, SLG: 0.266										2	0	0	0	1	0	1							
Ray Herbert, R (1, 1) OBP: 0.262, SLG: 0.375										2	0	0	0	0	0	2							
Mike Hershberger, R (8, PH) OBP: 0.317, SLG: 0.363										1	0	0	0	0	0	0							
Dave DeBusschere, R (8, 1)										0	0	0	0	0	0	0							
Inning Stats	R: 0 E: 0 K: 1 S: 5	H: 0 LOB: 0 BB: 0 P: 5	R: 0 E: 0 K: 2 S: 7	H: 0 LOB: 0 BB: 0 P: 7	R: 0 E: 0 K: 1 S: 5	H: 0 LOB: 1 BB: 1 P: 9	R: 0 E: 0 K: 1 S: 5	H: 0 LOB: 1 BB: 1 P: 9	R: 0 E: 0 K: 3 S: 10	H: 1 LOB: 1 BB: 0 P: 10	R: 0 E: 0 K: 0 S: 3	H: 0 LOB: 2 BB: 2 P: 11	R: 0 E: 0 K: 1 S: 5	H: 0 LOB: 1 BB: 1 P: 9	1B: 1 2B: 0 3B: 0 HR: 0	SF: 0 SAC: 0 DP: 0 HBP: 0	WP: 1 PB: 1 CS: 1	PA: 34					
PITCHER Al Downing, L (1, 1) ERA: 2.89	IP: 9.0 WLS: W BF: 34 H: 1 R: 0 ER: 0 SO: 10 BB: 6 IBB: 0 HBP: 0 BLK: 0 WP: 1 HR: 0 S: 48 P: 72 ERA: 0.00 WHIP: 0.778											PITCHER	IP: 9.0 WLS: W BF: 34 H: 1 R: 0 ER: 0 SO: 10 BB: 6 IBB: 0 HBP: 0 BLK: 0 WP: 1 HR: 0 S: 48 P: 72 ERA: 0.00 WHIP: 0.778										

Chicago White Sox @ New York Yankees
Yankee Stadium, Bronx, NY
Tue Jul 02 1963, 7:05 PM EDT
Att: 21,691 - Overcast - 88 F


AB	28
R	0
H	1
RBI	0
BB	6
SO	10
LOB	9



Batter	1	2	3	4	5	6	7	8	9	AB	R	H	RBI	BB	SO	LOB	BOTTOM						
Tony Kubek, L (1, 6) OBP: 0.246, SLG: 0.312										4	0	1	1	0	0	0							
Phil Linz, R (1, 4) OBP: 0.362, SLG: 0.358										3	0	0	0	1	0	0							
Tom Tresh, S (1, 8) OBP: 0.339, SLG: 0.489										4	0	1	0	0	0	1							
Roger Maris, L (1, 9) OBP: 0.361, SLG: 0.603										3	0	1	0	0	0	1							
Joe Pepitone, L (1, 3) OBP: 0.300, SLG: 0.471										3	0	0	0	0	0	2							
Elston Howard, R (1, 2) OBP: 0.314, SLG: 0.498										3	1	1	0	0	0	0							
Hector Lopez, R (1, 7) OBP: 0.281, SLG: 0.382										3	2	2	2	0	0	0							
Clete Boyer, R (1, 5) OBP: 0.315, SLG: 0.445										3	0	0	0	0	0	1							
Al Downing, R (1, 1) OBP: 0.071, SLG: 0.143										3	0	0	0	0	2	2							
Inning Stats	R: 0 E: 0 K: 0 S: 3	H: 0 LOB: 0 BB: 0 P: 3	R: 0 E: 0 K: 0 S: 3	H: 0 LOB: 0 BB: 0 P: 3	R: 1 E: 0 K: 1 S: 6	H: 2 LOB: 0 BB: 0 P: 6	R: 0 E: 0 K: 0 S: 4	H: 1 LOB: 1 BB: 0 P: 4	R: 2 E: 0 K: 1 S: 7	H: 2 LOB: 0 BB: 0 P: 7	R: 0 E: 0 K: 0 S: 4	H: 1 LOB: 1 BB: 0 P: 4	R: 0 E: 1 K: 0 S: 4	H: 0 LOB: 1 BB: 0 P: 4	R: 0 E: 0 K: 0 S: 2	H: 0 LOB: 0 BB: 1 P: 6	1B: 5 2B: 0 3B: 0 HR: 1	SF: 0 SAC: 0 DP: 1 HBP: 0	WP: 0 PB: 0 SB: 0 CS: 1	PA: 31			
PITCHER Ray Herbert, R (1, 1) ERA: 3.45	IP: 7.0 WLS: L BF: 27 H: 7 R: 3 ER: 3 SO: 2 BB: 3 IBB: 0 HBP: 0 BLK: 0 WP: 0 HR: 1 S: 31 P: 31 ERA: 3.86 WHIP: 0.857											PITCHER Dave DeBusschere, R (8, 1) ERA: 3.28	IP: 1.0 WLS: L BF: 3 H: 0 R: 0 ER: 0 SO: 0 BB: 1 IBB: 0 HBP: 0 BLK: 0 WP: 0 HR: 0 S: 6 P: 6 ERA: 0.00 WHIP: 1.000										

Chicago White Sox @ New York Yankees
Yankee Stadium, Bronx, NY
Tue Jul 02 1963, 7:05 PM EDT
Att: 21,691 - Overcast - 88 F

AB	29
R	3
H	6
RBI	3
BB	1
SO	2
LOB	7



Batter	1	2	3	4	5	6	7	8	9	AB	R	H	RBI	BB	SO	LOB	TOP				
Jim Landis, R OBP: 0.321, SLG: 0.407 (1, 8)	L8		BB		F7		HR		BB	3	1	1	3	2	0	1	Chicago White Sox @ New York Yankees Yankee Stadium, Bronx, NY Wed Jul 03 1963, 3:33 AM EDT Att: 20,988 - Unknown - 84 F livebaseballscorecards.com				
Tom McCraw, L OBP: 0.286, SLG: 0.337 (1, 3)	F4		F5		F3		L9		BB	5	0	0	0	0	0	5					
Floyd Robinson, L OBP: 0.367, SLG: 0.458 (1, 7)	3-1		F2						3-H	4	0	1	0	0	0	1					
Pete Ward, L OBP: 0.366, SLG: 0.479 (7, 6) (8, 4) (9, 6)		F5	G3			1B			F7	4	0	0	0	0	0	2					
Mike Hershberger, R OBP: 0.346, SLG: 0.360 (1, 9)					F3				F4	4	1	1	0	0	0	1					
Nellie Fox, L OBP: 0.314, SLG: 0.312 (7, 2) Sherm Lollar, R OBP: 0.321, SLG: 0.320 Cam Carreon, R OBP: 0.304, SLG: 0.346 (9, PR) (9, 2)					3-1				E5	3	0	0	0	0	0	2					
Al Weis, S OBP: 0.284, SLG: 0.289 (7, 4) (8, 6) (9, 4)					F9				E6	4	1	2	1	0	0	1					
J.C. Martin, L OBP: 0.258, SLG: 0.280 (1, 2) (7, 5)					FC1-5				SH5-4	2	0	1	0	1	0	1					
John Buzhardt, R ERA: 2.53 Frank Baumann, L ERA: 2.87 Jim Esposito, L ERA: 2.97 Joe Horlen, R ERA: 4.25 Hoyt Wilhelm, R ERA: 2.82 Gary Peters, L ERA: 2.52 Jim Brosnan, R ERA: 2.52					FC1-5				BB	2	0	0	0	0	0	3					
Inning Stats	R: 0 E: 0 K: 0 S: 3	H: 0 LOB: 0 BB: 0 P: 3	R: 1 E: 0 K: 0 S: 5	H: 2 LOB: 2 BB: 1 P: 9	R: 0 E: 0 K: 0 S: 3	H: 0 LOB: 1 BB: 1 P: 7	R: 0 E: 0 K: 0 S: 4	H: 1 LOB: 1 BB: 0 P: 4	R: 0 E: 0 K: 0 S: 4	H: 1 LOB: 1 BB: 0 P: 4	R: 2 E: 0 K: 1 S: 7	H: 2 LOB: 0 BB: 0 P: 7	R: 0 E: 0 K: 0 S: 3	H: 0 LOB: 0 BB: 0 P: 3	R: 1 E: 2 K: 0 S: 4	H: 0 LOB: 2 BB: 2 P: 12		1B: 3 2B: 3 3B: 0 HR: 1	SF: 0 SAC: 1 DP: 1 HBP: 0	WP: 0 PB: 0 SB: 1 CS: 0	PA: 38
PITCHER	IP	WLS	BF	H	R	ER	SO	BB	IBB	HBP	BLK	WP	HR	S	P	ERA	WHIP				
Ralph Terry, R ERA: 3.15 Hal Reniff, R ERA: 2.27	8.0		33	6	4	3	1	2	0	0	0	0	1	33	41	3.38	1.000				
Hal Reniff, R ERA: 2.27	1.0	W	5	0	0	0	0	1	1	0	0	0	0	3	11	0.00	1.000				

Batter	1	2	3	4	5	6	7	8	9	AB	R	H	RBI	BB	SO	LOB	BOTTOM				
Tony Kubek, L OBP: 0.253, SLG: 0.322 (1, 6)	1-3			FC6-5		HBP	K		1-2	5	1	3	1	0	1	2	Chicago White Sox @ New York Yankees Yankee Stadium, Bronx, NY Wed Jul 03 1963, 3:33 AM EDT Att: 20,988 - Unknown - 84 F livebaseballscorecards.com				
Phil Linz, R OBP: 0.355, SLG: 0.339 (1, 4)	K			1-3		FC4-6	G6-4-3			3	0	0	0	0	1	3					
Tom Tresh, S OBP: 0.334, SLG: 0.482 (1, 8)	3-1			FC6-5		B2				4	0	0	0	0	1	3					
Roger Maris, L OBP: 0.359, SLG: 0.594 (1, 9)		F5				FC4-6				3	1	0	0	1	1	1					
Joe Pepitone, L OBP: 0.300, SLG: 0.480 (1, 3)		L8				1-2				4	1	1	2	0	1	2					
Yogi Berra, L OBP: 0.278, SLG: 0.400 (1, 2)		F8				1-2				4	1	2	0	0	0	0					
Johnny Blanchard, L OBP: 0.239, SLG: 0.216 Hector Lopez, R OBP: 0.283, SLG: 0.383 (6, PH) (7, 7)						1B				2	0	1	0	0	0	0					
Clete Boyer, R OBP: 0.314, SLG: 0.443 (1, 5)						1B				2	1	1	0	0	0	1					
Ralph Terry, R OBP: 0.109, SLG: 0.089 Hal Reniff, R ERA: 2.27						1B				4	0	1	0	0	0	2					
Inning Stats	R: 0 E: 0 K: 1 S: 5	H: 0 LOB: 0 BB: 0 P: 5	R: 0 E: 0 K: 0 S: 3	H: 0 LOB: 0 BB: 0 P: 3	R: 0 E: 0 K: 1 S: 5	H: 0 LOB: 0 BB: 0 P: 5	R: 0 E: 0 K: 0 S: 4	H: 1 LOB: 2 BB: 1 P: 8	R: 1 E: 0 K: 0 S: 4	H: 2 LOB: 0 BB: 0 P: 4	R: 3 E: 1 K: 0 S: 6	H: 3 LOB: 1 BB: 0 P: 7	R: 0 E: 0 K: 3 S: 9	H: 0 LOB: 0 BB: 0 P: 9	R: 1 E: 0 K: 0 S: 4	H: 2 LOB: 2 BB: 1 P: 8		1B: 8 2B: 1 3B: 0 HR: 1	SF: 0 SAC: 0 DP: 2 HBP: 1	WP: 0 PB: 0 SB: 0 CS: 0	PA: 37
PITCHER	IP	WLS	BF	H	R	ER	SO	BB	IBB	HBP	BLK	WP	HR	S	P	ERA	WHIP				
John Buzhardt, R ERA: 2.53 Frank Baumann, L ERA: 2.87 Joe Horlen, R ERA: 4.25 Hoyt Wilhelm, R ERA: 2.82 Jim Brosnan, R ERA: 2.52	5.2		24	6	4	4	2	1	0	1	0	0	0	1	1	6.35	1.235				
Joe Horlen, R ERA: 4.25	0.0		2	2	0	0	0	0	0	0	0	0	0	2	2	∞	∞				
Hoyt Wilhelm, R ERA: 2.82	2.0		5	0	0	0	4	0	0	0	0	0	0	13	13	0.00	0.000				
Jim Brosnan, R ERA: 2.52	0.2	L	5	2	1	1	0	1	0	0	0	0	0	4	8	13.50	4.500				

Batter	1	2	3	4	5	6	7	8	9	AB	R	H	RBI	BB	SO	LOB	TOP			
Jim Landis, R OBP: 0.320, SLG: 0.404 (1, 8)										4	0	1	0	0	1	1	Chicago White Sox @ New York Yankees Yankee Stadium, Bronx, NY Thu Jul 04 1963, 3:33 AM EDT Unknown - 78 F			
Al Weis, S OBP: 0.293, SLG: 0.299 (1, 6)										4	0	2	0	0	1	2				
Floyd Robinson, L OBP: 0.366, SLG: 0.465 (1, 9)										4	1	1	1	0	1	2				
Dave Nicholson, R OBP: 0.325, SLG: 0.438 (1, 7)										4	0	0	0	0	2	2				
Pete Ward, L OBP: 0.362, SLG: 0.473 (1, 5)										4	0	0	0	0	1	0				
Jim Lemon, R OBP: 0.290, SLG: 0.313 (1, 3)										4	0	0	0	0	3	0				
Nellie Fox, L OBP: 0.314, SLG: 0.312 (1, 4)										3	0	1	0	0	0	0				
Cam Carreon, R OBP: 0.305, SLG: 0.345 (1, 2)										3	0	1	0	0	1	1				
Gary Peters, L OBP: 0.172, SLG: 0.222 (8, PH)										2	0	0	0	0	2	2				
Mike Hershberger, R OBP: 0.344, SLG: 0.399 (8, 1)										1	0	0	0	0	0	0				
Eddie Fisher, R OBP: 0.211, SLG: 0.167 (8, 1)										0	0	0	0	0	0	0				
Frank Baumann, L OBP: 0.250, SLG: 0.143 (8, 1)										0	0	0	0	0	0	0				
Inning Stats	R: 0 E: 0 K: 2 S: 8	H: 1 LOB: 1 BB: 0 P: 8	R: 0 E: 0 K: 2 S: 7	H: 0 LOB: 0 BB: 0 P: 7	R: 0 E: 0 K: 1 S: 6	H: 1 LOB: 1 BB: 0 P: 6	R: 0 E: 0 K: 1 S: 5	H: 0 LOB: 0 BB: 0 P: 5	R: 0 E: 0 K: 1 S: 4	H: 1 LOB: 1 BB: 0 P: 4	R: 0 E: 0 K: 1 S: 5	H: 0 LOB: 0 BB: 0 P: 5	R: 0 E: 0 K: 2 S: 8	H: 1 LOB: 1 BB: 0 P: 8	R: 1 E: 0 K: 2 S: 8	H: 1 LOB: 0 BB: 0 P: 8	1B: 5 2B: 0 3B: 0 HR: 1	SF: 0 SAC: 0 DP: 0 HBP: 0	WP: 0 PB: 0 SB: 0 CS: 0	PA: 33
PITCHER Whitey Ford, L ERA: 2.96 (1, 1)	IP: 9.0 WLS: W BF: 33 H: 6 R: 1 ER: 1 SO: 12 BB: 0 IBB: 0 HBP: 0 BLK: 0 WP: 0 HR: 1 S: 57 P: 57 ERA: 1.00 WHIP: 0.667															PITCHER				


Batter	1	2	3	4	5	6	7	8	9	AB	R	H	RBI	BB	SO	LOB	BOTTOM			
Tony Kubek, L OBP: 0.260, SLG: 0.325 (1, 6)										4	2	2	2	1	0	1	Chicago White Sox @ New York Yankees Yankee Stadium, Bronx, NY Thu Jul 04 1963, 3:33 AM EDT Unknown - 78 F			
Bobby Richardson, R OBP: 0.294, SLG: 0.338 (1, 4)										5	1	4	0	0	0	1				
Tom Tresh, S OBP: 0.335, SLG: 0.482 (1, 8)										4	1	1	1	1	0	4				
Roger Maris, L OBP: 0.360, SLG: 0.602 (9, 9)										4	1	1	4	1	1	4				
Jack Reed, R OBP: 0.304, SLG: 0.364 (9, 9)										0	0	0	0	0	0	0				
Joe Pepitone, L OBP: 0.298, SLG: 0.472 (1, 3)										4	0	0	0	1	2	4				
Elston Howard, R OBP: 0.317, SLG: 0.518 (1, 2)										4	2	2	1	0	1	2				
Hector Lopez, R OBP: 0.283, SLG: 0.376 (1, 7)										3	0	0	0	1	1	1				
Clete Boyer, R OBP: 0.316, SLG: 0.441 (1, 5)										3	1	1	0	1	0	3				
Whitey Ford, L OBP: 0.216, SLG: 0.271 (1, 1)										4	1	0	1	0	2	2				
Inning Stats	R: 0 E: 0 K: 2 S: 7	H: 0 LOB: 2 BB: 2 P: 15	R: 0 E: 0 K: 2 S: 7	H: 0 LOB: 0 BB: 0 P: 7	R: 0 E: 0 K: 1 S: 6	H: 1 LOB: 1 BB: 0 P: 6	R: 0 E: 0 K: 0 S: 2	H: 0 LOB: 2 BB: 3 P: 14	R: 2 E: 0 K: 0 S: 6	H: 3 LOB: 1 BB: 0 P: 6	R: 1 E: 0 K: 1 S: 7	H: 2 LOB: 1 BB: 0 P: 7	R: 0 E: 0 K: 0 S: 4	H: 1 LOB: 1 BB: 0 P: 4	R: 6 E: 1 K: 1 S: 10	H: 4 LOB: 0 BB: 1 P: 14	1B: 6 2B: 2 3B: 2 HR: 2	SF: 0 SAC: 0 DP: 1 HBP: 0	WP: 0 PB: 0 SB: 1 CS: 0	PA: 41
PITCHER Gary Peters, L ERA: 2.53 (1, 1)	IP: 7.0 WLS: L BF: 32 H: 7 R: 3 ER: 3 SO: 6 BB: 5 IBB: 0 HBP: 0 BLK: 0 WP: 0 HR: 1 S: 39 P: 59 ERA: 3.86 WHIP: 1.714															PITCHER				
PITCHER Eddie Fisher, R ERA: 5.31 (8, 1)	IP: 0.1 WLS: L BF: 4 H: 1 R: 3 ER: 2 SO: 0 BB: 0 IBB: 0 HBP: 0 BLK: 0 WP: 0 HR: 0 S: 3 P: 7 ERA: 54.00 WHIP: 3.000															PITCHER				
PITCHER Frank Baumann, L ERA: 2.81 (8, 1)	IP: 0.2 WLS: L BF: 5 H: 3 R: 3 ER: 0 SO: 1 BB: 0 IBB: 0 HBP: 0 BLK: 0 WP: 0 HR: 1 S: 7 P: 7 ERA: 0.00 WHIP: 4.500															PITCHER				

Batter	1	2	3	4	5	6	7	8	9	AB	R	H	RBI	BB	SO	LOB	TOP							
Mike Hershberger, R OBP: 0.350, SLG: 0.374 (1, 9)	F6		E9 1B				F4		1B 1B	5	2	3	0	0	0	0								
Al Weis, S OBP: 0.289, SLG: 0.293 (1, 6)	4-3		F5			4-3	K		1B 1-2 1B	5	0	1	0	0	1	2								
Floyd Robinson, L OBP: 0.375, SLG: 0.469 (1, 7)										2	0	2	2	3	0	0								
Pete Ward, L OBP: 0.356, SLG: 0.465 (1, 5)	K		F8				L7		1-3 2-H 1B	5	0	0	0	0	1	7								
Tom McCraw, L OBP: 0.293, SLG: 0.343 (1, 3)										4	1	2	0	0	2	0								
Jim Landis, R OBP: 0.314, SLG: 0.396 (1, 8)										4	0	0	0	0	1	2								
Nellie Fox, L OBP: 0.317, SLG: 0.325 (1, 4)										4	1	2	2	0	0	1								
J.C. Martin, L OBP: 0.252, SLG: 0.272 (1, 2)										4	0	0	0	0	0	2								
Juan Pizarro, L OBP: 0.182, SLG: 0.326 Hoyt Wilhelm, R OBP: 0.071, SLG: 0.071 (7, 1)			1-3				5-3		4-3	3	0	0	0	0	0	0								
							F7			1	0	0	0	0	0	0								
Inning Stats	R: 0 E: 0 K: 1 S: 5	H: 0 LOB: 1 BB: 1 P: 9	R: 0 E: 0 K: 2 S: 8	H: 1 LOB: 1 BB: 0 P: 8	R: 1 E: 1 K: 0 S: 5	H: 2 LOB: 1 BB: 0 P: 5	R: 0 E: 0 K: 0 S: 4	H: 1 LOB: 1 BB: 0 P: 4	R: 0 E: 0 K: 0 S: 4	H: 1 LOB: 2 BB: 1 P: 8	R: 2 E: 0 K: 0 S: 5	H: 2 LOB: 0 BB: 0 P: 5	R: 0 E: 0 K: 1 S: 5	H: 0 LOB: 1 BB: 1 P: 9	R: 0 E: 0 K: 1 S: 5	H: 0 LOB: 0 BB: 0 P: 5	R: 1 E: 0 K: 0 S: 6	H: 3 LOB: 2 BB: 0 P: 6	1B: 8 2B: 0 3B: 1 HR: 1	SF: 0 SAC: 0 DP: 0 HBP: 0	WP: 0 PB: 0 SB: 1 CS: 0	PA: 40		
PITCHER	IP WLS BF H R ER SO BB IBB HBP BLK WP HR S P ERA WHIP	7.0 L 31 7 3 2 4 3 0 0 0 0 1 36 48 2.57 1.429	2.0 S 9 3 1 1 1 0 0 0 0 0 0 11 11 4.50 1.500																					

Chicago White Sox @ New York Yankees
Yankee Stadium, Bronx, NY
Thu Jul 04 1963, 3:38 AM EDT
Att: 39,526 - Unknown - 78 F

livebaseballscores.com

AB 37
R 4
H 10
RBI 4
BB 3
SO 5
LOB 14



Batter	1	2	3	4	5	6	7	8	9	AB	R	H	RBI	BB	SO	LOB	BOTTOM						
Tony Kubek, L OBP: 0.260, SLG: 0.321 (1, 6)	4-3		L5			FC6-4 1B BB	G4-6-3			3	0	0	0	1	0	3							
Bobby Richardson, R OBP: 0.294, SLG: 0.337 (1, 4)	K		F4			FC6-4 1B			5-3	4	0	1	0	0	1	1							
Tom Tresh, S OBP: 0.334, SLG: 0.477 (1, 8)						FC6-4 1-2 2-3			K	3	0	0	0	1	2	2							
Roger Maris, L OBP: 0.353, SLG: 0.590 (1, 9)	K					F7			G6-3	4	0	0	0	0	1	3							
Joe Pepitone, L OBP: 0.301, SLG: 0.484 (1, 3)						F5				4	1	2	1	0	0	2							
Elston Howard, R OBP: 0.316, SLG: 0.514 (1, 2)						PB 1B 1-2			3-1	4	1	1	0	0	1	1							
Hector Lopez, R OBP: 0.282, SLG: 0.374 (1, 7)						1B SF7 1B				4	0	1	0	0	1	0							
Clete Boyer, R OBP: 0.319, SLG: 0.442 (1, 5)						SH2-4 1B				4	0	2	0	0	1	0							
Bill Stafford, R OBP: 0.318, SLG: 0.381 Phil Linz, R OBP: 0.349, SLG: 0.339 Steve Hamilton, L OBP: 0.333, SLG: 0.667 (7, PH) (8, 1)			SH2-4			1-2 SF7				1	0	0	0	0	1	0							
										0	0	0	1	0	0	0							
										0	0	0	0	0	0	0							
Inning Stats	R: 0 E: 0 K: 2 S: 7	H: 0 LOB: 1 BB: 1 P: 11	R: 0 E: 0 K: 0 S: 3	H: 0 LOB: 0 BB: 0 P: 3	R: 0 E: 0 K: 0 S: 4	H: 1 LOB: 1 BB: 0 P: 4	R: 0 E: 0 K: 2 S: 8	H: 1 LOB: 1 BB: 0 P: 8	R: 0 E: 0 K: 1 S: 5	H: 0 LOB: 0 BB: 0 P: 5	R: 0 E: 0 K: 0 S: 4	H: 1 LOB: 2 BB: 1 P: 8	R: 1 E: 0 K: 0 S: 5	H: 3 LOB: 1 BB: 0 P: 5	R: 0 E: 0 K: 1 S: 5	H: 0 LOB: 0 BB: 0 P: 5	R: 1 E: 0 K: 2 S: 8	H: 1 LOB: 0 BB: 0 P: 8	1B: 6 2B: 0 3B: 0 HR: 1	SF: 1 SAC: 1 DP: 1 HBP: 0	WP: 0 PB: 1 SB: 0 CS: 0	PA: 35	
PITCHER	IP WLS BF H R ER SO BB IBB HBP BLK WP HR S P ERA WHIP	6.0 W 26 6 1 1 5 2 0 0 0 0 0 34 42 1.50 1.333	3.0 S 9 1 1 1 3 0 0 0 0 0 1 15 15 3.00 0.333																				

Chicago White Sox @ New York Yankees
Yankee Stadium, Bronx, NY
Thu Jul 04 1963, 3:38 AM EDT
Att: 39,526 - Unknown - 78 F

livebaseballscores.com

AB 31
R 2
H 7
RBI 2
BB 2
SO 8
LOB 12



Batter	1	2	3	4	5	6	7	8	9	AB	R	H	RBI	BB	SO	LOB	TOP			
Tony Kubek, L (1,6) OBP: 0.299, SLG: 0.320	G3		F5			F6		1B		4	0	1	0	0	0	0	New York Yankees @ Cleveland Indians Cleveland Municipal Stadium, Cleveland, OH Fri Jul 05 1963, 7:05 PM EDT Att: 27,598 - Unknown - 78 F			
Bobby Richardson, R (1,4) OBP: 0.290, SLG: 0.332	E6				F8	5-3		F8		4	0	0	0	0	0	1				
Tom Tresh, S (1,8) OBP: 0.336, SLG: 0.481	3-1						2B	1B	F9	4	0	2	0	0	0	2				
Roger Maris, L (1,9) OBP: 0.352, SLG: 0.589	4-3				F6		1B		F3	4	0	1	0	0	0	3				
Joe Pepitone, L (1,3) OBP: 0.296, SLG: 0.477		1-3			F8		K		F9	4	0	0	0	0	1	3				
Elston Howard, R (1,2) OBP: 0.312, SLG: 0.506		F8				6-3			5-3	4	0	0	0	0	0	0				
Hector Lopez, R (1,7) OBP: 0.281, SLG: 0.388		5-3				F8		HR	5-3	4	1	1	1	0	0	0				
Clete Boyer, R (1,5) OBP: 0.319, SLG: 0.441			K				L7			3	0	1	0	0	1	0				
Jim Bouton, R (1,1) OBP: 0.098, SLG: 0.100										2	0	0	0	0	1	1				
Yogi Berra, L (7, Ph) OBP: 0.273, SLG: 0.392										1	0	0	0	0	0	0				
Marshall Bridges, S (7, 1)										0	0	0	0	0	0	0				
Inning Stats	R: 0 E: 1 K: 0 S: 4	H: 0 LOB: 1 BB: 0 P: 4	R: 0 E: 0 K: 0 S: 3	H: 0 LOB: 0 BB: 0 P: 3	R: 0 E: 0 K: 2 S: 7	H: 0 LOB: 0 BB: 0 P: 7	R: 0 E: 0 K: 0 S: 4	H: 1 LOB: 1 BB: 0 P: 4	R: 0 E: 0 K: 1 S: 7	H: 2 LOB: 2 BB: 0 P: 7	R: 1 E: 0 K: 0 S: 4	H: 1 LOB: 1 BB: 0 P: 4	R: 0 E: 0 K: 0 S: 4	H: 0 LOB: 0 BB: 0 P: 3	R: 0 E: 0 K: 0 S: 3	H: 0 LOB: 0 BB: 0 P: 3	1B: 3 2B: 2 3B: 0 HR: 1	SF: 0 SAC: 0 DP: 0 HBP: 0	WP: 0 PB: 0 SB: 1 CS: 0	PA: 34
PITCHER Dick Donovan, R (1,1) ERA: 3.8	IP: 9.0 WLS: W BF: 34 H: 6 R: 1 ER: 1 SO: 3 BB: 0 IBB: 0 HBP: 0 BLK: 0 WP: 0 HR: 1 S: 40 P: 40 ERA: 1.00 WHIP: 0.667															PITCHER				

Batter	1	2	3	4	5	6	7	8	9	AB	R	H	RBI	BB	SO	LOB	BOTTOM			
Tito Francona, L (1,7) OBP: 0.286, SLG: 0.316	K2-3		SF9		K		FC6-4 1B			3	0	1	1	0	2	2	New York Yankees @ Cleveland Indians Cleveland Municipal Stadium, Cleveland, OH Fri Jul 05 1963, 7:05 PM EDT Att: 27,598 - Unknown - 78 F			
Miguel de la Hoz, R (1,4) OBP: 0.304, SLG: 0.481			F5		E 1-3 2B		FC6-4 1-2			4	0	2	1	0	0	2				
Willie Kirkland, L (1,8) OBP: 0.336, SLG: 0.426	F8				E5			SH2-3 SF8 BB		3	1	1	0	1	0	2				
Max Alvis, R (1,5) OBP: 0.335, SLG: 0.438	F6				F5 5-3			SH2-3		3	0	0	0	0	0	3				
Fred Whitfield, L (1,3) OBP: 0.300, SLG: 0.473							L3			3	0	0	0	0	1	0				
Joe Adcock, R (8, Ph) OBP: 0.362, SLG: 0.518		K			G1			SF8 BB		0	0	0	0	1	0	0				
John Romano, R (1,2) OBP: 0.389, SLG: 0.534		F8			4-3		F2			3	0	0	1	0	0	0				
Al Luplow, L (1,9) OBP: 0.257, SLG: 0.253							4-3			4	1	1	0	0	1	1				
Jerry Kindall, R (1,6) OBP: 0.274, SLG: 0.323										2	1	0	0	1	1	1				
Dick Donovan, L (1,1) OBP: 0.139, SLG: 0.167										3	1	2	0	0	0	0				
Inning Stats	R: 0 E: 0 K: 1 S: 6	H: 1 LOB: 1 BB: 0 P: 6	R: 0 E: 0 K: 1 S: 5	H: 0 LOB: 0 BB: 0 P: 5	R: 1 E: 0 K: 0 S: 4	H: 2 LOB: 2 BB: 1 P: 8	R: 0 E: 0 K: 0 S: 3	H: 0 LOB: 0 BB: 0 P: 3	R: 2 E: 1 K: 1 S: 9	H: 3 LOB: 2 BB: 0 P: 9	R: 0 E: 0 K: 0 S: 3	H: 0 LOB: 0 BB: 0 P: 3	R: 0 E: 0 K: 1 S: 6	H: 1 LOB: 1 BB: 0 P: 6	R: 1 E: 0 K: 1 S: 5	H: 0 LOB: 1 BB: 2 P: 13	1B: 5 2B: 2 3B: 0 HR: 0	SF: 2 SAC: 1 DP: 0 HBP: 0	WP: 0 PB: 0 SB: 0 CS: 0	PA: 34
PITCHER Jim Bouton, R (1,1) ERA: 2.78	IP: 6.0 WLS: L BF: 25 H: 6 R: 3 ER: 2 SO: 3 BB: 1 IBB: 0 HBP: 0 BLK: 0 WP: 0 HR: 0 S: 30 P: 34 ERA: 3.00 WHIP: 1.167															PITCHER				
Marshall Bridges, L (7, 1) ERA: 1.47	IP: 2.0 WLS: 9 BF: 1 H: 1 R: 1 ER: 1 SO: 2 BB: 2 IBB: 0 HBP: 0 BLK: 0 WP: 0 HR: 0 S: 11 P: 19 ERA: 4.50 WHIP: 1.500															PITCHER				



Batter	1	2	3	4	5	6	7	8	9	AB R H RBI BB SO LOB	TOP									
Tony Kubek, L (1, 6) OBP: 0.262, SLG: 0.322										5 1 2 1 0 3 1	New York Yankees @ Cleveland Indians Cleveland Municipal Stadium, Cleveland, OH Sat Jul 06 1963, 3:33 AM EDT Att: 15,416 - Unknown - 80 F AB 39 R 11 H 14 RBI 11 BB 4 SO 10 LOB 12									
Bobby Richardson, R (1, 4) OBP: 0.298, SLG: 0.340										5 2 4 0 0 0 1										
Clete Boyer, R (1, 5) OBP: 0.317, SLG: 0.437										5 1 1 1 0 2 4										
Roger Maris, L (1, 9) OBP: 0.357, SLG: 0.601										4 2 2 2 1 0 2										
Joe Pepitone, L (1, 3) OBP: 0.298, SLG: 0.475										5 1 2 2 0 0 1										
Yogi Berra, L (1, 2) OBP: 0.283, SLG: 0.446										5 1 2 3 0 1 2										
Hector Lopez, R (1, 7) OBP: 0.279, SLG: 0.379										4 1 0 0 1 1 1										
Jack Reed, R (1, 8) OBP: 0.314, SLG: 0.340										3 2 0 0 2 1 0										
Al Downing, R (1, 1) OBP: 0.116, SLG: 0.235										3 0 1 2 0 2 0										
Hal Reniff, R (8, 1)										0 0 0 0 0 0 0										
Inning Stats	R: 0 E: 0 K: 1 S: 5	H: 1 LOB: 0 BB: 0 P: 5	R: 7 E: 0 K: 0 S: 10	H: 7 LOB: 2 BB: 2 P: 18	R: 0 E: 0 K: 3 S: 9	H: 0 LOB: 0 BB: 0 P: 9	R: 0 E: 0 K: 2 S: 8	H: 1 LOB: 1 BB: 0 P: 8	R: 2 E: 0 K: 0 S: 6	H: 3 LOB: 1 BB: 0 P: 6	R: 0 E: 0 K: 0 S: 4	H: 0 LOB: 0 BB: 0 P: 7	R: 0 E: 0 K: 0 S: 4	H: 1 LOB: 1 BB: 0 P: 4	R: 0 E: 0 K: 0 S: 3	H: 0 LOB: 0 BB: 0 P: 3	1B: 11 2B: 1 3B: 0 HR: 2	SF: 0 SAC: 1 DP: 0 HBP: 0	WP: 1 PB: 0 SB: 0 CS: 0	PA: 44
PITCHER	IP WLS BF H R ER SO BB IBB HBP BLK WP HR S P ERA WHIP	IP WLS BF H R ER SO BB IBB HBP BLK WP HR S P ERA WHIP																		
Barry Latman, R (1, 1) ERA: 4.56	1.2 L 10 5 5 5 1 1 0 0 0 0 0 1 11 15 27.00 3.600																			
Bob Allen, L (2, 1) ERA: 4.5	3.1 18 5 4 4 7 3 0 0 0 0 1 0 29 41 10.80 2.400																			
Jerry Walker, R (6, 1) ERA: 4.03	3.0 13 4 2 2 2 0 0 0 0 0 0 1 17 17 6.00 1.333																			
Gary Bell, R (9, 1) ERA: 3.44	1.0 3 0 0 0 0 0 0 0 0 0 0 0 3 3 0.00 0.000																			

Batter	1	2	3	4	5	6	7	8	9	AB R H RBI BB SO LOB	BOTTOM											
Tito Francona, L (1, 7) OBP: 0.284, SLG: 0.314										2 0 0 0 0 2 0	New York Yankees @ Cleveland Indians Cleveland Municipal Stadium, Cleveland, OH Sat Jul 06 1963, 3:33 AM EDT Att: 15,416 - Unknown - 80 F AB 33 R 6 H 7 RBI 6 BB 6 SO 15 LOB 16											
Larry Brown, R (6, FH) OBP: 0.667, SLG: 0.500										2 2 1 0 1 1 0												
Miguel de la Hoz, R (1, 4) OBP: 0.333, SLG: 0.525										3 1 2 2 2 0 0												
Willie Kirkland, L (1, 8) OBP: 0.329, SLG: 0.415										5 0 0 0 0 4 5												
Max Alvis, R (1, 5) OBP: 0.338, SLG: 0.449										4 1 2 1 0 2 4												
Joe Adcock, R (1, 3) OBP: 0.359, SLG: 0.510										4 0 1 2 0 1 2												
John Romano, R (1, 2) OBP: 0.373, SLG: 0.524										2 0 0 0 2 0 0												
Willie Tasby, R (1, 9) OBP: 0.281, SLG: 0.510										3 1 1 1 0 1 1												
Fred Whitfield, L (8, FH) OBP: 0.298, SLG: 0.470										1 0 0 0 0 0 3												
Gary Bell, R (9, 1) OBP: 0.095, SLG: 0.050										0 0 0 0 0 0 0												
Jerry Kindall, R (1, 6) OBP: 0.267, SLG: 0.314										4 0 0 0 0 2 1												
Barry Latman, R (1, 1) ERA: 4.56										0 0 0 0 0 0 0												
Bob Allen, L (2, 1) ERA: 4.5										1 0 0 0 0 1 0												
Gene Green, R (5, PH) OBP: 0.228, SLG: 0.275										1 0 0 0 0 1 0												
Jerry Walker, R (6, 1) ERA: 4.03										0 0 0 0 0 0 0												
Joe Azcue, R (8, PH) OBP: 0.312, SLG: 0.458										0 1 0 0 1 0 0												
Al Luplow, L (9, 9) OBP: 0.256, SLG: 0.291										1 0 0 0 0 0 0												
Inning Stats	R: 0 E: 0 K: 3 S: 9	H: 0 LOB: 1 BB: 1 P: 13	R: 0 E: 0 K: 1 S: 5	H: 0 LOB: 0 BB: 0 P: 5	R: 0 E: 0 K: 3 S: 9	H: 0 LOB: 0 BB: 0 P: 9	R: 1 E: 0 K: 2 S: 8	H: 1 LOB: 0 BB: 0 P: 8	R: 1 E: 0 K: 2 S: 8	H: 1 LOB: 0 BB: 0 P: 8	R: 0 E: 0 K: 2 S: 8	H: 1 LOB: 2 BB: 1 P: 12	R: 0 E: 0 K: 0 S: 2	H: 0 LOB: 0 BB: 1 P: 6	R: 2 E: 0 K: 1 S: 8	H: 3 LOB: 3 BB: 2 P: 16	R: 2 E: 0 K: 1 S: 6	H: 1 LOB: 0 BB: 1 P: 10	1B: 4 2B: 0 3B: 0 HR: 3	SF: 0 SAC: 0 DP: 1 HBP: 0	WP: 0 PB: 0 SB: 0 CS: 0	PA: 39
PITCHER	IP WLS BF H R ER SO BB IBB HBP BLK WP HR S P ERA WHIP	IP WLS BF H R ER SO BB IBB HBP BLK WP HR S P ERA WHIP																				
Al Downing, L (1, 1) ERA: 3.16	7.2 W 33 6 4 4 14 5 0 0 0 0 0 1 56 76 4.70 1.435																					
Hal Reniff, R (8, 1) ERA: 2.57	1.1 S 6 1 2 2 1 1 0 0 0 0 0 1 7 11 13.50 1.500																					

Batter	1	2	3	4	5	6	7	8	9	AB	R	H	RBI	BB	SO	LOB	TOP		
Tony Kubek, L (1,6) OBP: 0.289, SLG: 0.326 Marshall Bridges, S (7,1) Joe Pepitone, L (9,PH) OBP: 0.297, SLG: 0.473	F3		1B		F5		1B		4-3	3	0	2	0	1	0	0	New York Yankees @ Cleveland Indians Cleveland Municipal Stadium, Cleveland, OH Sun Jul 07 1963, 3:33 AM EDT Unknown		
Bobby Richardson, R (1,4) OBP: 0.303, SLG: 0.342	BB		F3		F5		1B		1B	4	0	2	0	1	0	2			
Tom Tresh, S (1,8) OBP: 0.334, SLG: 0.478	F8		FC6-4		F9		SF7		K	4	0	1	1	0	1	3			
Elston Howard, R (1,2) OBP: 0.307, SLG: 0.498	4-3		FC6-4		F7		4-3			4	0	0	0	0	0	5			
Harry Bright, R (1,3) OBP: 0.347, SLG: 0.443		HR			F8		BB		F8	3	1	1	1	1	0	0			
Hector Lopez, R (1,7) OBP: 0.278, SLG: 0.376	L4				F8				6-3	4	0	1	0	0	0	1			
Clete Boyer, R (1,5) OBP: 0.313, SLG: 0.432	4-3				F2				G3	4	0	0	0	0	0	2			
Jack Reed, R (1,9) OBP: 0.291, SLG: 0.314	6-3				F9				K	4	0	0	0	0	1	1			
Ralph Terry, R (1,1) OBP: 0.104, SLG: 0.085 Bill Kunkel, R (5,1) OBP: 0.333, SLG: 0.333 Phil Linz, R (7,PH) OBP: 0.369, SLG: 0.431			6-3		1-3		1B		HR	2	0	0	0	0	0	0			
Inning Stats	R: 0 E: 0 K: 0 S: 3	H: 0 LOB: 1 BB: 1 P: 7	R: 1 E: 0 K: 0 S: 4	H: 1 LOB: 0 BB: 0 P: 4	R: 0 E: 0 K: 0 S: 5	H: 2 LOB: 2 BB: 0 P: 5	R: 0 E: 0 K: 0 S: 4	H: 1 LOB: 1 BB: 0 P: 4	R: 0 E: 0 K: 0 S: 3	H: 0 LOB: 1 BB: 1 P: 7	R: 1 E: 0 K: 0 S: 5	H: 2 LOB: 2 BB: 1 P: 9	R: 0 E: 0 K: 0 S: 3	H: 0 LOB: 0 BB: 0 P: 3	R: 1 E: 0 K: 2 S: 9	H: 2 LOB: 1 BB: 0 P: 9		1B: 6 2B: 1 3B: 0 HR: 2	SF: 1 SAC: 0 DP: 0 HBP: 0
PITCHER Jack Kralick, L (1,1) ERA: 2.53	IP: 9.0 WLS: W BF: 39 H: 9 R: 3 ER: 3 SO: 2 BB: 3 IBB: 0 HBP: 0 BLK: 0 WP: 0 HR: 2 S: 40 P: 52 ERA: 3.00 WHIP: 1.333																		

Batter	1	2	3	4	5	6	7	8	9	AB	R	H	RBI	BB	SO	LOB	BOTTOM		
Tito Francona, L (1,7) OBP: 0.279, SLG: 0.308	F5	L3		F8	K		F7			5	0	0	0	0	1	5	New York Yankees @ Cleveland Indians Cleveland Municipal Stadium, Cleveland, OH Sun Jul 07 1963, 3:33 AM EDT Unknown		
Miguel de la Hoz, R (1,4) OBP: 0.322, SLG: 0.506 Larry Brown, R (6,4) OBP: 0.800, SLG: 0.750	F8	E5		L5		FC5-4	1B		1B	3	0	0	0	0	0	1			
Willie Kirkland, L (1,8) OBP: 0.335, SLG: 0.417	HR	FC6-4			G3		1-3		1-3	4	1	2	0	1	0	2			
Max Alvis, R (1,5) OBP: 0.339, SLG: 0.462	HR	FC6-4			2B		FC5-4		K	5	2	2	2	0	1	4			
Joe Adcock, R (1,3) OBP: 0.354, SLG: 0.507	6-3			5-3	HR		K		K	5	1	1	1	0	2	1			
Al Luplow, L (1,9) OBP: 0.269, SLG: 0.270		2B		L7	HR		BB		BB	2	3	1	2	3	0	0			
Joe Azcue, R (1,2) OBP: 0.315, SLG: 0.442		1B		L5	HR		K		K2-3	5	2	2	1	0	2	2			
Jerry Kindall, R (1,6) OBP: 0.273, SLG: 0.314		SH		5-3	K		2B		BB	3	2	1	2	1	1	0			
Jack Kralick, L (1,1) OBP: 0.222, SLG: 0.265	SH						1B		2B	3	0	3	2	0	0	0			
Inning Stats	R: 2 E: 0 K: 0 S: 5	H: 2 LOB: 0 BB: 0 P: 5	R: 3 E: 1 K: 0 S: 6	H: 2 LOB: 2 BB: 2 P: 14	R: 0 E: 0 K: 0 S: 3	H: 0 LOB: 0 BB: 0 P: 3	R: 0 E: 0 K: 0 S: 4	H: 1 LOB: 1 BB: 0 P: 4	R: 4 E: 0 K: 2 S: 12	H: 5 LOB: 1 BB: 0 P: 12	R: 0 E: 0 K: 1 S: 6	H: 2 LOB: 1 BB: 0 P: 6	R: 2 E: 0 K: 1 S: 7	H: 2 LOB: 2 BB: 2 P: 15	R: 0 E: 0 K: 3 S: 9	H: 0 LOB: 1 BB: 1 P: 13		1B: 7 2B: 5 3B: 0 HR: 3	SF: 0 SAC: 1 DP: 2 HBP: 0
PITCHER Ralph Terry, R (1,1) ERA: 3.42 Bill Kunkel, R (5,1) ERA: 2.51 Marshall Bridges, L (7,1) ERA: 2.21	IP: 7 WLS: L BF: 9 H: 5 R: 2 ER: 2 SO: 3 BB: 0 IBB: 0 HBP: 0 BLK: 0 WP: 0 HR: 1 S: 21 P: 29 ERA: 10.80 WHIP: 3.000																		

AB	35
R	3
H	9
RBI	3
BB	3
SO	2
LOB	14


AB	37
R	11
H	14
RBI	10
BB	5
SO	7
LOB	15



Batter	1	2	3	4	5	6	7	8	9	10	AB	R	H	RBI	BB	SO	LOB	TOP									
Tony Kubek, L OBP: 0.264, SLG: 0.320 (1, 6)	6-3		4-3			E4 1B E	4-3			4-3	5	1	0	0	0	0	0										
Bobby Richardson, R OBP: 0.298, SLG: 0.337 (1, 4)	5-3			K		L9		L7		F7	5	0	0	0	0	1	1										
Tom Tresh, S OBP: 0.335, SLG: 0.475 (1, 8)	K			K		PB SF7 E 1B		K		1B 2B BB	4	2	1	0	1	3	0										
Joe Pepitone, L OBP: 0.299, SLG: 0.472 (1, 3)		1-3		F4		E4 PB		1B		2B E 1B	5	1	2	1	0	0	1										
Yogi Berra, L OBP: 0.320, SLG: 0.467 (1, 2)		F9					4-3				4	1	2	1	1	0	0										
Johnny Blanchard, L OBP: 0.281, SLG: 0.275 Jack Reed, R OBP: 0.266, SLG: 0.308 (1, 9) (8, 9)								SF7		E6 CS	3	1	2	1	0	0	2										
Hector Lopez, R OBP: 0.278, SLG: 0.389 (1, 7)				2B		HR 1B		6-3			1	0	0	0	0	0	0										
Clete Boyer, R OBP: 0.309, SLG: 0.426 (1, 5)											4	1	1	2	0	1	3										
Stan Williams, R OBP: 0.150, SLG: 0.211 Hal Reniff, R OBP: 0.098, SLG: 0.100 Jim Bouton, R OBP: 0.216, SLG: 0.271 (1, 1) (6, 1) (9, 1) (10, 1)											2	0	0	0	0	1	0										
Inning Stats	R: 0 E: 0 K: 1 S: 5	H: 0 LOB: 0 BB: 0 P: 5	R: 0 E: 0 K: 0 S: 4	H: 1 LOB: 1 BB: 0 P: 4	R: 0 E: 0 K: 1 S: 5	H: 0 LOB: 0 BB: 0 P: 5	R: 0 E: 0 K: 2 S: 7	H: 0 LOB: 0 BB: 0 P: 7	R: 2 E: 0 K: 0 S: 5	H: 2 LOB: 0 BB: 0 P: 5	R: 2 E: 2 K: 0 S: 6	H: 1 LOB: 2 BB: 1 P: 10	R: 0 E: 0 K: 2 S: 7	H: 0 LOB: 0 BB: 0 P: 7	R: 0 E: 0 K: 1 S: 7	H: 2 LOB: 2 BB: 0 P: 7	R: 0 E: 0 K: 2 S: 7	H: 0 LOB: 0 BB: 0 P: 7	R: 3 E: 1 K: 0 S: 5	H: 2 LOB: 1 BB: 1 P: 9	1B: 5 2B: 2 3B: 0 HR: 1	SF: 1 SAC: 0 DP: 0 HBP: 0	WP: 0 PB: 1 SB: 0 CS: 1	PA: 43			
PITCHER	IP	WLS	BF	H	R	ER	SO	BB	IBB	HBP	BLK	WP	HR	S	P	ERA	WHIP										
Pedro Ramos, R ERA: 3.26 Early Wynn, R ERA: 1.96 Ted Abernathy, R ERA: 3.82 Gary Bell, R ERA: 3.42 (1, 1) (8, 1) (10, 1) (10, 1)	7.0		28	4	4	2	6	0	0	0	0	0	1	39	43	2.57	0.571										

New York Yankees @ Cleveland Indians
Cleveland Municipal Stadium, Cleveland, OH
Sun Jul 07 1963, 3:38 AM EDT
Att: 37,220 - Unknown


AB 39
R 7
H 8
RBI 5
BB 2
SO 9
LOB 7



Batter	1	2	3	4	5	6	7	8	9	10	AB	R	H	RBI	BB	SO	LOB	BOTTOM									
Tito Francona, L OBP: 0.284, SLG: 0.312 (1, 7)	6-3 1B 2B		K			FC4-6 BB		G6-3 BB		K	3	1	1	0	2	2	2										
Miguel de la Hoz, R OBP: 0.315, SLG: 0.483 (1, 4) (8, 6) (10, 4) (10, 6)	6-3 2-3		5-3			FC4-6 BB		F8		K	4	0	0	0	1	1	2										
Willie Kirkland, L OBP: 0.332, SLG: 0.412 (1, 8)						FC4-6 HBP		G6-3 1-2r		K	5	0	1	1	0	1	3										
Max Alvis, R OBP: 0.343, SLG: 0.464 (1, 5) (8, 6) (10, 6)						1-2r 2-3		K2-3 BB		F5	3	1	1	0	1	1	0										
Fred Whitfield, L OBP: 0.292, SLG: 0.459 (1, 3)						1-2r 2-3		K		K	4	0	0	0	0	2	5										
John Romano, R OBP: 0.369, SLG: 0.514 Larry Brown, R OBP: 0.800, SLG: 0.750 (1, 2) (9, PH) (10, 6) (10, 4)						1-2r		K		1B 2B	4	0	1	1	0	1	3										
Al Luplow, L OBP: 0.273, SLG: 0.286 (1, 9)						1-2r		K		K	3	1	1	1	1	1	0										
Jerry Kindall, R OBP: 0.268, SLG: 0.308 (1, 6) (8, 4)						1-2r		HR		1B BB	3	0	0	0	0	3	0										
Joe Adcock, R OBP: 0.352, SLG: 0.503 Ted Abernathy, R OBP: 0.400, SLG: 0.500 Gary Bell, R OBP: 0.095, SLG: 0.050 (9, PH) (10, 1) (10, 1)						1-2r		K		F5	1	0	0	0	0	2											
Pedro Ramos, S OBP: 0.053, SLG: 0.053 Gene Green, R OBP: 0.224, SLG: 0.269 Early Wynn, S OBP: 0.429, SLG: 0.200 Joe Azcue, R OBP: 0.319, SLG: 0.445 (1, 1) (7, PH) (8, 1) (9, PH) (10, 2)						1-2r		K		K	2	0	0	0	0	0	0										
Inning Stats	R: 1 E: 0 K: 0 S: 4	H: 2 LOB: 1 BB: 1 P: 8	R: 0 E: 0 K: 2 S: 7	H: 0 LOB: 0 BB: 0 P: 7	R: 0 E: 0 K: 2 S: 7	H: 0 LOB: 0 BB: 0 P: 7	R: 0 E: 0 K: 1 S: 5	H: 0 LOB: 0 BB: 0 P: 5	R: 1 E: 0 K: 2 S: 8	H: 1 LOB: 0 BB: 0 P: 8	R: 0 E: 0 K: 1 S: 5	H: 0 LOB: 3 BB: 2 P: 14	R: 0 E: 0 K: 3 S: 9	H: 0 LOB: 0 BB: 0 P: 9	R: 0 E: 0 K: 0 S: 2	H: 0 LOB: 0 BB: 1 P: 6	R: 2 E: 0 K: 2 S: 10	H: 3 LOB: 2 BB: 1 P: 14	R: 0 E: 0 K: 2 S: 7	H: 0 LOB: 0 BB: 0 P: 7	1B: 3 2B: 2 3B: 0 HR: 1	SF: 0 SAC: 0 DP: 1 HBP: 1	WP: 0 PB: 0 SB: 0 CS: 1	PA: 40			
PITCHER	IP	WLS	BF	H	R	ER	SO	BB	IBB	HBP	BLK	WP	HR	S	P	ERA	WHIP										
Stan Williams, R ERA: 4.79 Hal Reniff, R ERA: 2.75 Jim Bouton, R ERA: 2.76 Whitey Ford, L ERA: 2.94 (1, 1) (6, 1) (9, 1) (10, 1)	5.0		20	3	2	2	7	3	0	0	0	0	1	31	43	3.60	1.200										

New York Yankees @ Cleveland Indians
Cleveland Municipal Stadium, Cleveland, OH
Sun Jul 07 1963, 3:38 AM EDT
Att: 37,220 - Unknown

AB 34
R 4
H 6
RBI 4
BB 5
SO 15
LOB 17



Batter	1	2	3	4	5	6	7	8	9	AB	R	H	RBI	BB	SO	LOB	TOP			
Tony Kubek, L (1, 6) OBP: 0.272, SLG: 0.323	0-0 4-3		0-0 1B		0-0 1B		0-0 BB			3	0	2	0	1	0	0				
Bobby Richardson, R (1, 4) OBP: 0.259, SLG: 0.335	0-0 4-3		0-3 K		0-0 6-3		0-0 F3			4	0	0	0	0	1	5				
Tom Tresh, S (1, 8) OBP: 0.334, SLG: 0.465	0-3 K		0-0 4-3			0-0 4-3 F8 1B				4	0	1	0	0	1	4				
Joe Pepitone, L (1, 3) OBP: 0.296, SLG: 0.464		0-0 L8		0-0 1B G6-4-3 1B		0-0 F8		0-0 F7		4	1	1	0	0	0	1				
Elston Howard, R (1, 2) OBP: 0.308, SLG: 0.493		0-0 FC5-4 1B		0-0 1B G6-4-3		0-0 4-3		0-0 F8		4	0	2	0	0	0	1				
Johnny Blanchard, L (1, 9) OBP: 0.259, SLG: 0.255		0-0 FC5-4 1B		0-0 1B G6-4-3		0-0 F4		0-0 F9		4	0	0	0	0	0	3				
Hector Lopez, R (1, 7) OBP: 0.290, SLG: 0.408		0-0 1B		0-0 F2			0-0 6-3		0-0 G6-3 1B	4	0	2	0	0	0	0				
Clete Boyer, R (1, 5) OBP: 0.307, SLG: 0.418		0-0 F6			0-0 F5		0-0 1B 1B		0-3 K	4	0	1	0	0	1	3				
Jim Bouton, R (1, 1) OBP: 0.093, SLG: 0.095			0-3 K							2	0	0	0	0	1	0				
Yogi Berra, L (7, PH) OBP: 0.343, SLG: 0.531					0-0 6-3					1	0	1	0	0	0	0				
Marshall Bridges, S (7, PH)										0	0	0	0	0	0	0				
Phil Linz, R (9, PH) OBP: 0.364, SLG: 0.424							0-0 BB 1B		0-0 G6-3	1	0	0	0	0	0	1				
Inning Stats	R: 0 E: 0 K: 1 S: 5	H: 0 LOB: 0 BB: 0 P: 5	R: 0 E: 0 K: 0 S: 5	H: 2 LOB: 2 BB: 0 P: 5	R: 0 E: 0 K: 2 S: 8	H: 1 LOB: 1 BB: 0 P: 8	R: 1 E: 0 K: 0 S: 4	H: 2 LOB: 0 BB: 0 P: 4	R: 0 E: 0 K: 0 S: 4	H: 1 LOB: 1 BB: 0 P: 4	R: 0 E: 0 K: 0 S: 5	H: 2 LOB: 3 BB: 1 P: 9	R: 0 E: 0 K: 0 S: 3	H: 0 LOB: 0 BB: 0 P: 3	R: 0 E: 0 K: 1 S: 5	H: 1 LOB: 0 BB: 0 P: 5	1B: 10 2B: 0 3B: 0 HR: 0	SF: 0 SAC: 0 DP: 2 HBP: 0	WP: 0 PB: 0 SB: 0 CS: 0	PA: 36
PITCHER	IP WLS BF H R ER SO BB IBB HBP BLK WP HR S P ERA WHIP															IP WLS BF H R ER SO BB IBB HBP BLK WP HR S P ERA WHIP				
Dean Chance, R (1, 1) ERA: 3.51	6.1 W 27 9 1 1 3 0 0 0 0 0 0 33 33 1.42 1.421																			
Mel Nelson, L (7, 1) ERA: 5.33	0.0 S 1 0 0 0 0 1 0 0 0 0 0 0 4 ∞ ∞																			
Art Fowler, R (7, 1) ERA: 1.75	2.2 S 8 1 0 0 1 0 0 0 0 0 0 10 10 0.00 0.375																			

New York Yankees @ Los Angeles Angels
Dodger Stadium, Los Angeles, CA

AB 35
R 1
H 10
RBI 0
BB 1
SO 4
LOB 18



Sat Jul 13 1963, 3:33 AM PDT
Att: 26,804 - Unknown - 85 F

Batter	1	2	3	4	5	6	7	8	9	AB	R	H	RBI	BB	SO	LOB	BOTTOM			
Jim Fregosi, R (1, 6) OBP: 0.297, SLG: 0.406	0-0 F8		0-0 E4 BB 3B		0-0 F8		0-3 K			4	1	0	0	0	1	1				
Albie Pearson, L (1, 8) OBP: 0.384, SLG: 0.420	0-0 4-3		4-0 BB BB BB 1-2 3B BB		0-0 F9			4-0 L1-3 BB		2	1	0	0	2	0	0				
Leon Wagner, L (1, 7) OBP: 0.391, SLG: 0.539	0-0 4-3		0-0 F4		0-0 F4			0-0 L1-3		4	0	0	0	0	0	3				
Lee Thomas, L (1, 9) OBP: 0.307, SLG: 0.332		0-0 F8		0-0 F8 FC6-2 3B		0-0 4-3		4-0 BB		3	0	1	2	1	0	0				
Felix Torres, R (1, 5) OBP: 0.336, SLG: 0.369		0-0 1B 1B		0-0 FC6-2		0-0 L6		0-0 F8		4	1	1	0	0	0	2				
Charlie Dees, L (1, 3) OBP: 0.360, SLG: 0.394		0-0 1B 1B		0-0 1-4-3			0-0 F8			3	0	1	0	0	0	1				
Billy Moran, R (1, 4) OBP: 0.278, SLG: 0.324		0-0 1B			0-0 F8		0-0 6-3			3	0	1	1	0	0	0				
Ed Sadowski, R (1, 2) OBP: 0.265, SLG: 0.299		0-0 F3			0-0 6-3			0-0 L7		3	0	0	0	0	0	2				
Dean Chance, R (1, 1) OBP: 0.122, SLG: 0.100		0-3 K			0-0 L9			4-0 BB		2	0	0	0	0	1	2				
Mel Nelson, R (7, 1) OBP: 0.100, SLG: 0.100										0	0	0	0	0	0	0				
Art Fowler, R (7, 1) OBP: 0.428, SLG: 0.200										0	0	0	0	1	0	0				
Inning Stats	R: 0 E: 0 K: 0 S: 3	H: 0 LOB: 0 BB: 0 P: 3	R: 1 E: 0 K: 1 S: 8	H: 3 LOB: 2 BB: 0 P: 8	R: 2 E: 1 K: 0 S: 5	H: 1 LOB: 1 BB: 1 P: 9	R: 0 E: 0 K: 0 S: 3	H: 0 LOB: 0 BB: 0 P: 3	R: 0 E: 0 K: 0 S: 3	H: 0 LOB: 0 BB: 0 P: 3	R: 0 E: 0 K: 1 S: 5	H: 0 LOB: 1 BB: 1 P: 9	R: 0 E: 0 K: 0 S: 2	H: 0 LOB: 1 BB: 2 P: 10	R: 0 E: 0 K: 0 S: 2	H: 0 LOB: 0 BB: 0 P: 3	1B: 3 2B: 1 3B: 1 HR: 0	SF: 0 SAC: 0 DP: 1 HBP: 0	WP: 0 PB: 0 SB: 0 CS: 0	PA: 32
PITCHER	IP WLS BF H R ER SO BB IBB HBP BLK WP HR S P ERA WHIP															IP WLS BF H R ER SO BB IBB HBP BLK WP HR S P ERA WHIP				
Jim Bouton, R (1, 1) ERA: 2.77	6.0 L 24 4 3 2 1 1 0 0 0 0 0 25 29 3.00 0.833																			
Marshall Bridges, L (7, 1) ERA: 2.01	2.0 S 8 0 0 0 1 3 0 0 0 0 0 7 19 0.00 1.500																			

New York Yankees @ Los Angeles Angels
Dodger Stadium, Los Angeles, CA

AB 28
R 3
H 4
RBI 3
BB 4
SO 2
LOB 11



Sat Jul 13 1963, 3:33 AM PDT
Att: 26,804 - Unknown - 85 F

Batter	1	2	3	4	5	6	7	8	9	AB	R	H	RBI	BB	SO	LOB	TOP																					
Tony Kubek, L (1,6) OBP: 0.273, SLG: 0.320	F8		1B					G3	4-3	5	1	0	1	0	1		New York Yankees @ Kansas City Athletics Municipal Stadium, Kansas City, MO Sun Jul 14 1963, 4:33 AM EDT Unknown - 87 F																					
Bobby Richardson, R (1,4) OBP: 0.306, SLG: 0.342	F7		1B					4-3	4-3	5	2	3	1	1	0	0																						
Tom Tresh, S (1,8) OBP: 0.337, SLG: 0.462	G3		1B					1B	F4	4	2	1	1	2	1	2																						
Joe Pepitone, L (1,3) OBP: 0.294, SLG: 0.461		F8	F9					1B		4	1	1	2	0	0	5																						
Yogi Berra, L (1,2) OBP: 0.360, SLG: 0.551				K				F4		5	1	3	1	0	1	2																						
Johnny Blanchard, L (1,9) OBP: 0.270, SLG: 0.321										5	1	2	2	0	0	3																						
Jack Reed, R (8, PR) OBP: 0.298, SLG: 0.308	F4			HR				HR		0	1	0	0	0	0	0																						
Hector Lopez, R (1,7) OBP: 0.293, SLG: 0.422				E5				1B	HR	5	1	2	4	0	0	2																						
Clete Boyer, R (1,5) OBP: 0.306, SLG: 0.413			5-3	K				6-3		4	0	0	0	1	1	2																						
Bill Stafford, R (1,1) OBP: 0.318, SLG: 0.381										0	0	0	0	0	0	0																						
Steve Hamilton, L (1,1) OBP: 0.273, SLG: 0.455			1B	L7				E3	4-3	5	1	1	0	0	1	3																						
Hal Reniff, R (8,1)			1B					K		0	0	0	0	0	0	0																						
Inning Stats	R: 0 E: 0 K: 0 S: 3	H: 0 LOB: 0 BB: 0 P: 3	R: 0 E: 0 K: 0 S: 4	H: 1 LOB: 1 BB: 0 P: 4	R: 1 E: 0 K: 1 S: 8	H: 3 LOB: 2 BB: 0 P: 8	R: 1 E: 1 K: 2 S: 9	H: 1 LOB: 1 BB: 0 P: 9	R: 3 E: 1 K: 0 S: 6	H: 3 LOB: 1 BB: 1 P: 10	R: 0 E: 1 K: 0 S: 5	H: 1 LOB: 3 BB: 1 P: 9	R: 1 E: 0 K: 0 S: 5	H: 2 LOB: 1 BB: 0 P: 5	R: 5 E: 0 K: 1 S: 8	H: 3 LOB: 1 BB: 3 P: 20	R: 0 E: 0 K: 0 S: 3	H: 0 LOB: 0 BB: 0 P: 3	1B: 11 2B: 1 3B: 0 HR: 2	SF: 1 SAC: 0 DP: 0 HBP: 0	WP: 0 PA: 48 CS: 0																	
PITCHER	IP	WLS	BF	H	R	ER	SO	BB	IBB	HBP	BLK	WP	HR	S	P	ERA	WHIP	PITCHER				IP	WLS	BF	H	R	ER	SO	BB	IBB	HBP	BLK	WP	HR	S	P	ERA	WHIP
Ed Rakow, R (1,1) ERA: 3.66	4.1		23	8	5	4	3	1	0	0	0	0	1	28	32	8.31	2.077																					
Bill Fischer, R (5,1) ERA: 3.39	2.2	L	13	3	1	1	0	1	0	0	0	0	0	12	16	3.38	1.500																					
Dale Willis, R (8,1) ERA: 5.49	1.0		9	3	5	5	1	3	0	0	0	0	1	8	20	45.00	6.000																					
Pete Lovrich, R (9,1) ERA: 8.1	1.0		3	0	0	0	0	0	0	0	0	0	0	3	3	0.00	0.000																					

Batter	1	2	3	4	5	6	7	8	9	AB	R	H	RBI	BB	SO	LOB	BOTTOM																						
Jose Tartabull, L (1,8) OBP: 0.273, SLG: 0.275	FC4-6	4-3		K				L4		4	1	1	1	1	1	0	New York Yankees @ Kansas City Athletics Municipal Stadium, Kansas City, MO Sun Jul 14 1963, 4:33 AM EDT Unknown - 87 F																						
Wayne Causey, L (1,6) OBP: 0.351, SLG: 0.410	FC4-6	1B		1B				FC6-4		2	0	1	0	3	0	2																							
Jerry Lumpe, L (1,4) OBP: 0.304, SLG: 0.340	FC4-6			F8				FC6-4		5	1	1	0	0	0	4																							
Norm Siebern, L (1,3) OBP: 0.379, SLG: 0.414	SF9	F3						4-3		4	1	1	0	1	0	3																							
Ed Charles, R (1,5) OBP: 0.340, SLG: 0.379	SF9			K				F6		4	1	1	1	1	2	4																							
Gino Cimoli, R (1,9) OBP: 0.336, SLG: 0.395	SF9			K				HR		4	1	1	2	0	2	1																							
Chuck Essegian, R (1,7) OBP: 0.289, SLG: 0.355				4-3				3-1		4	0	1	0	1	0	0																							
Charlie Lau, L (1,2) OBP: 0.250, SLG: 0.277										0	0	0	0	0	0	0																							
Doc Edwards, R (1, PH) OBP: 0.304, SLG: 0.386								L7		5	1	3	2	0	0	0																							
Ed Rakow, S (1,1) OBP: 0.184, SLG: 0.133										2	0	0	0	0	1	3																							
Bill Fischer, R (5,1)										0	0	0	0	1	0	0																							
Ken Harrelson, R (7, PH) OBP: 0.307, SLG: 0.433										1	0	0	0	0	0	0																							
Dale Willis, R (8,1) OBP: 0.200, SLG: 0.200										0	0	0	0	0	0	0																							
Pete Lovrich, R (9,1)										0	0	0	0	0	0	0																							
Inning Stats	R: 4 E: 0 K: 0 S: 4	H: 1 LOB: 2 BB: 5 P: 24	R: 0 E: 0 K: 1 S: 6	H: 1 LOB: 1 BB: 1 P: 10	R: 0 E: 0 K: 2 S: 8	H: 1 LOB: 1 BB: 0 P: 8	R: 0 E: 0 K: 2 S: 8	H: 1 LOB: 2 BB: 1 P: 12	R: 0 E: 0 K: 0 S: 5	H: 3 LOB: 2 BB: 1 P: 9	R: 0 E: 0 K: 1 S: 6	H: 1 LOB: 1 BB: 0 P: 6	R: 0 E: 0 K: 0 S: 3	H: 0 LOB: 0 BB: 0 P: 3	R: 0 E: 0 K: 0 S: 4	H: 1 LOB: 1 BB: 0 P: 4	R: 1 E: 0 K: 0 S: 4	H: 1 LOB: 0 BB: 0 P: 4	1B: 7 2B: 2 3B: 0 HR: 1	SF: 1 SAC: 0 DP: 0 HBP: 0	WP: 0 PA: 44 CS: 0																		
PITCHER	IP	WLS	BF	H	R	ER	SO	BB	IBB	HBP	BLK	WP	HR	S	P	ERA	WHIP	PITCHER				IP	WLS	BF	H	R	ER	SO	BB	IBB	HBP	BLK	WP	HR	S	P	ERA	WHIP	
Bill Stafford, R (1,1) ERA: 5.75	0.2		7	0	0	0	0	5	0	0	0	0	0	2	22	54.00	7.500																						
Steve Hamilton, L (1,1) ERA: 2.55	6.2	W	30	8	1	1	6	3	0	0	0	0	0	39	51	1.35	1.650																						
Hal Reniff, R (8,1) ERA: 3.05	1.2	S	7	2	1	1	0	0	0	0	0	0	1	7	7	5.40	1.200																						



Batter	1	2	3	4	5	6	7	8	9	AB	R	H	RBI	BB	SO	LOB	TOP		
Tony Kubek, L (1, 6) OBP: 0.289, SLG: 0.315	L6		F6		F7		F6		F7	5	0	0	0	0	0	1	New York Yankees @ Kansas City Athletics Municipal Stadium, Kansas City, MO Sun Jul 14 1963, 4:38 AM EDT Att: 31,215 - Unknown - 88 F livebaseballscorecards.com		
Bobby Richardson, R (1, 4) OBP: 0.301, SLG: 0.332	5-3		F3		K		F9		F7	5	0	0	0	0	1	1			
Tom Tresh, S (1, 8) OBP: 0.339, SLG: 0.481	F2		F6		HR		HR		HR	4	2	2	2	0	0	0			
Joe Pepitone, L (1, 3) OBP: 0.300, SLG: 0.469		1B		HR		4-3		G4-6-3	1B	4	2	3	0	0	0	0			
Elston Howard, R (1, 2) OBP: 0.314, SLG: 0.511		1B		HR		FC5		E6	1B	4	1	3	3	0	0	1			
Johnny Blanchard, L (1, 9) OBP: 0.289, SLG: 0.305	G6-3				F4		FC5		G4-6-3	3	0	0	0	1	0	3			
Jack Reed, R (8, 9) OBP: 0.298, SLG: 0.308							BB			0	0	0	0	0	0	0			
Hector Lopez, R (1, 7) OBP: 0.292, SLG: 0.419					F9		FC5		5-3	4	0	1	0	0	0	3			
Clete Boyer, R (1, 5) OBP: 0.308, SLG: 0.412					5-3		FC5-4			3	0	1	0	1	0	2			
Al Downing, R (1, 1) OBP: 0.095, SLG: 0.190	5-3				6-3		K		K	4	0	0	0	0	2	3			
Inning Stats	R: 0 E: 0 K: 0 S: 3	H: 0 LOB: 0 BB: 0 P: 3	R: 1 E: 0 K: 0 S: 6	H: 4 LOB: 2 BB: 0 P: 6	R: 0 E: 0 K: 0 S: 3	H: 0 LOB: 0 BB: 0 P: 3	R: 2 E: 0 K: 0 S: 5	H: 2 LOB: 0 BB: 0 P: 5	R: 0 E: 0 K: 1 S: 5	H: 0 LOB: 0 BB: 0 P: 5	R: 1 E: 0 K: 0 S: 5	H: 2 LOB: 1 BB: 1 P: 9	R: 0 E: 0 K: 0 S: 5	H: 2 LOB: 1 BB: 1 P: 5	R: 0 E: 0 K: 1 S: 5	H: 0 LOB: 1 BB: 1 P: 9	1B: 5 2B: 2 3B: 0 HR: 3	SF: 0 SAC: 0 DP: 2 HBP: 0	WP: 0 PA: 38 CS: 0
PITCHER	IP WLS BF H R ER SO BB IBB HBP BLK WP HR S P ERA WHIP																		
Orlando Pena, R (1, 1) ERA: 3.69	8.0 L 34 10 5 5 2 1 0 0 0 0 0 3 37 41 5.62 1.375																		
Moe Drabowsky, R (9, 1) ERA: 3.66	1.0 4 0 0 0 1 1 0 0 0 0 0 0 5 9 0.00 1.000																		

Batter	1	2	3	4	5	6	7	8	9	AB	R	H	RBI	BB	SO	LOB	BOTTOM				
Jerry Lumpe, L (1, 4) OBP: 0.303, SLG: 0.338	F5		K			F5		WP		4	0	1	0	0	1	0	New York Yankees @ Kansas City Athletics Municipal Stadium, Kansas City, MO Sun Jul 14 1963, 4:38 AM EDT Att: 31,215 - Unknown - 88 F livebaseballscorecards.com				
Wayne Causey, L (1, 6) OBP: 0.350, SLG: 0.406	FC4-6		K			L7		F9		3	0	0	0	1	1	1					
George Alusik, R (1, 9) OBP: 0.333, SLG: 0.439	K				F7		BB		K	3	0	0	0	1	2	1					
Norm Siebern, L (1, 3) OBP: 0.374, SLG: 0.409	FC4-6				F6		K		6-3	4	0	0	0	0	1	2					
Doc Edwards, R (1, 2) OBP: 0.303, SLG: 0.382			K		F5				5-3	4	0	1	0	0	1	0					
Ed Charles, R (1, 5) OBP: 0.341, SLG: 0.381						F5		1B		4	0	2	0	0	0	1					
Chuck Essegian, R (1, 7) OBP: 0.284, SLG: 0.349			FC5-4			F7		1B		3	0	0	0	0	0	2					
Jose Tartabull, L (1, 8) OBP: 0.265, SLG: 0.266			FC6			K			K	3	0	0	0	0	2	2					
Orlando Pena, R (1, 1) OBP: 0.216, SLG: 0.212						K			F4	2	0	0	0	0	2	1					
Gino Cimoli, R (8, PH) OBP: 0.334, SLG: 0.394										1	0	0	0	0	0	0					
Moe Drabowsky, R (9, 1) OBP: 0.200, SLG: 0.267										0	0	0	0	0	0	0					
Inning Stats	R: 0 E: 0 K: 1 S: 5	H: 0 LOB: 1 BB: 1 P: 9	R: 0 E: 0 K: 1 S: 6	H: 1 LOB: 1 BB: 0 P: 6	R: 0 E: 0 K: 3 S: 9	H: 0 LOB: 0 BB: 0 P: 9	R: 0 E: 0 K: 0 S: 3	H: 0 LOB: 0 BB: 0 P: 3	R: 0 E: 0 K: 2 S: 8	H: 1 LOB: 1 BB: 0 P: 8	R: 0 E: 0 K: 1 S: 5	H: 0 LOB: 1 BB: 1 P: 9	R: 0 E: 0 K: 0 S: 3	H: 0 LOB: 0 BB: 0 P: 3	R: 0 E: 0 K: 1 S: 6	H: 1 LOB: 1 BB: 0 P: 6	R: 0 E: 0 K: 1 S: 6	H: 1 LOB: 1 BB: 0 P: 6	1B: 4 2B: 0 3B: 0 HR: 0	SF: 0 SAC: 0 DP: 0 HBP: 0	WP: 1 PA: 33 CS: 0
PITCHER	IP WLS BF H R ER SO BB IBB HBP BLK WP HR S P ERA WHIP																				
Al Downing, L (1, 1) ERA: 2.69	9.0 W 33 4 0 0 10 2 0 0 0 0 1 0 51 59 0.00 0.667																				

Batter	1	2	3	4	5	6	7	8	9	AB	R	H	RBI	BB	SO	LOB	TOP			
Albie Pearson, L OBP: 0.390, SLG: 0.416	F7		2B		F8		L3		FC4-6 1B	5	0	2	0	0	0	2				
Jim Fregosi, R OBP: 0.293, SLG: 0.392	G3 1B		K		F9				4-3 FC4-6 1-2	5	0	1	0	0	1	2				
Leon Wagner, L OBP: 0.383, SLG: 0.510	G3 1-2			HR 1B					4-3	4	1	1	0	0	0	1				
Lee Thomas, L OBP: 0.315, SLG: 0.339	F8			HR					F7 2B 1B 1B	4	2	2	2	0	0	1				
Billy Moran, R OBP: 0.303, SLG: 0.360		4-3			G5-3 1B 1B				F8 1-3 1B 2B	4	1	2	0	0	0	0				
Bob Sadowski, L OBP: 0.333, SLG: 0.325	K				F8				F7 2H 3H 1B	4	0	1	2	0	1	1				
Frank Kostro, R OBP: 0.333, SLG: 0.296	F7								2B 1B K	4	0	2	0	0	1	1				
Hank Foiles, R OBP: 0.321, SLG: 0.408					G5-3 BB				L5-3	1	0	0	0	1	0	2				
Ed Kirkpatrick, L OBP: 0.150, SLG: 0.216									3-1	2	0	0	0	0	1	1				
Fred Newman, R Jack Spring, L Dan Osinski, R Julio Navarro, R Eli Cirba, R					G6-3 1-2				L8	1	0	0	0	0	0	1				
Inning Stats	R: 0 E: 0 K: 1 S: 4	H: 1 LOB: 1 BB: 0 P: 4	R: 0 E: 0 K: 1 S: 5	H: 0 LOB: 0 BB: 0 P: 5	R: 0 E: 0 K: 1 S: 5	H: 1 LOB: 1 BB: 1 P: 9	R: 2 E: 0 K: 0 S: 6	H: 4 LOB: 0 BB: 0 P: 6	R: 0 E: 0 K: 0 S: 3	H: 0 LOB: 0 BB: 0 P: 3	R: 0 E: 0 K: 1 S: 7	H: 2 LOB: 2 BB: 0 P: 7	R: 2 E: 0 K: 1 S: 8	H: 3 LOB: 1 BB: 0 P: 8	R: 0 E: 0 K: 0 S: 4	H: 1 LOB: 1 BB: 0 P: 4	1B: 8 2B: 3 3B: 0 HR: 1	SF: 0 SAC: 0 DP: 2 HBP: 0	WP: 0 PB: 0 SB: 0 CS: 0	PA: 38
PITCHER Ralph Terry, R ERA: 3.36	IP: 9.0 WLS: W BF: 38	H: 12 R: 4 ER: 4 SO: 4	BB: 1 IBB: 0 HBP: 0 BLK: 0	WP: 0 HR: 1 S: 45 P: 49	ERA: 4.00 WHIP: 1.444															

Los Angeles Angels @ New York Yankees
Yankee Stadium, Bronx, NY
Mon Jul 22 1963, 7:05 PM EDT
Att. 8,194 - Overcast - 70 F

AB	37
R	4
H	12
RBI	4
BB	1
SO	4
LOB	12



Batter	1	2	3	4	5	6	7	8	9	AB	R	H	RBI	BB	SO	LOB	BOTTOM			
Tony Kubek, L OBP: 0.274, SLG: 0.318	4-3		1B 1B	BB 1B		L8		4-3		5	1	2	0	0	0	0				
Bobby Richardson, R OBP: 0.302, SLG: 0.332	HR BB		1B 1-2 1B 1B	F5		4-3		F9		4	2	1	0	1	0	1				
Tom Tresh, S OBP: 0.354, SLG: 0.486	HR		1-3 2-H 1B BB	1-2 BB		3-1				3	2	2	3	1	0	0				
Joe Pepitone, L OBP: 0.307, SLG: 0.481	F8		1B G5-2-3 BB	F5			F7			3	0	0	0	1	0	2				
Eliot Howard, R OBP: 0.324, SLG: 0.530	K2-3		G5-2-3 1-3 2-H 3-H 1B 1B	1-3			1B BB			3	1	1	2	1	1	2				
Johnny Blanchard, L OBP: 0.315, SLG: 0.368		G6-3	G5-2-3 1B BB		HR		F9			3	2	1	1	1	0	1				
Harry Bright, R OBP: 0.325, SLG: 0.458		6-3	1-2 2-3 3-H G5-2-3	F9			1-2 1B			4	0	1	0	0	0	3				
Clete Boyer, R OBP: 0.305, SLG: 0.400		1B	2-H 3-H 1B 1B	4-3			L8			4	0	2	2	0	0	2				
Ralph Terry, R OBP: 0.105, SLG: 0.089	K		F8		K			6-3		4	0	0	0	0	2	2				
Inning Stats	R: 2 E: 0 K: 1 S: 6	H: 1 LOB: 0 BB: 1 P: 10	R: 0 E: 0 K: 1 S: 6	H: 1 LOB: 1 BB: 0 P: 6	R: 5 E: 0 K: 0 S: 7	H: 5 LOB: 1 BB: 2 P: 15	R: 0 E: 0 K: 0 S: 4	H: 1 LOB: 2 BB: 1 P: 8	R: 1 E: 0 K: 1 S: 6	H: 1 LOB: 0 BB: 0 P: 6	R: 0 E: 0 K: 0 S: 3	H: 0 LOB: 0 BB: 0 P: 3	R: 0 E: 0 K: 0 S: 4	H: 1 LOB: 2 BB: 1 P: 8	R: 0 E: 0 K: 0 S: 3	H: 0 LOB: 0 BB: 0 P: 3	1B: 8 2B: 0 3B: 0 HR: 2	SF: 0 SAC: 0 DP: 1 HBP: 0	WP: 0 PB: 0 SB: 0 CS: 0	PA: 38
PITCHER Fred Newman, R ERA: 22.5 Jack Spring, L ERA: 3.6 Dan Osinski, R ERA: 3.12 Julio Navarro, R ERA: 3.08 Eli Cirba, R ERA: 2.38	IP: 2.0 WLS: L BF: 12	H: 5 R: 5 ER: 5 SO: 2	BB: 1 IBB: 0 HBP: 0 BLK: 0	WP: 0 HR: 1 S: 15 P: 19	ERA: 22.50 WHIP: 3.000															

Los Angeles Angels @ New York Yankees
Yankee Stadium, Bronx, NY
Mon Jul 22 1963, 7:05 PM EDT
Att. 8,194 - Overcast - 70 F

AB	33
R	8
H	10
RBI	8
BB	5
SO	3
LOB	13




Batter	1	2	3	4	5	6	7	8	9	AB	R	H	RBI	BB	SO	LOB	TOP			
Zoilo Versalles, R OBP: 0.319, SLG: 0.437 (1, 6)										4	0	2	0	0	0	0	Minnesota Twins @ New York Yankees Yankee Stadium, Bronx, NY Sat Jul 27 1963, 3:33 AM EDT Att: 40,713 - Unknown - 94 F AB 33 R 1 H 7 RBI 1 BB 0 SO 6 LOB 12 			
Johnny Gonyl, R OBP: 0.395, SLG: 0.573 (1, 5)										4	0	1	0	0	1	1				
Harmon Killebrew, R OBP: 0.363, SLG: 0.551 (1, 7)										4	1	1	1	0	0	3				
Don Mincher, L OBP: 0.349, SLG: 0.600 (1, 3)										4	0	0	0	0	2	3				
Jimmie Hall, L OBP: 0.327, SLG: 0.464 (1, 8)										4	0	0	0	0	1	2				
Earl Battey, R OBP: 0.357, SLG: 0.491 (1, 2)										4	0	0	0	0	1	0				
Bob Allison, R OBP: 0.380, SLG: 0.513 (1, 9)										3	0	2	0	0	0	0				
Bernie Allen, L OBP: 0.271, SLG: 0.299 (1, 4)										3	0	1	0	0	1	1				
Bill Pleis, L OBP: 0.250, SLG: 0.100 (1, 1)										1	0	0	0	0	0	2				
Jim Kaat, L OBP: 0.179, SLG: 0.222 (3, 1)										1	0	0	0	0	0	0				
Lenny Green, L OBP: 0.310, SLG: 0.326 (6, PH)										1	0	0	0	0	0	0				
Ray Moore, R (8, 1)										0	0	0	0	0	0	0				
Inning Stats	R: 0 E: 0 K: 0 S: 5	H: 2 LOB: 2 BB: 0 P: 5	R: 0 E: 0 K: 0 S: 4	H: 2 LOB: 1 BB: 0 P: 4	R: 0 E: 0 K: 2 S: 8	H: 1 LOB: 1 BB: 0 P: 8	R: 0 E: 0 K: 0 S: 3	H: 0 LOB: 0 BB: 0 P: 3	R: 0 E: 0 K: 1 S: 5	H: 0 LOB: 0 BB: 0 P: 5	R: 0 E: 0 K: 1 S: 6	H: 1 LOB: 1 BB: 0 P: 6	R: 0 E: 0 K: 0 S: 3	H: 0 LOB: 0 BB: 0 P: 3	R: 1 E: 0 K: 2 S: 8	H: 1 LOB: 0 BB: 0 P: 8	1B: 5 2B: 1 3B: 0 HR: 1	SF: 0 SAC: 0 DP: 0 HBP: 0	WP: 0 PB: 0 CS: 0	PA: 33
PITCHER Ralph Terry, R ERA: 3.24 (1, 1)	IP: 9.0 WLS: W BF: 33 H: 7 R: 1 ER: 1 SO: 6 BB: 0 IBB: 0 HBP: 0 BLK: 0 WP: 0 HR: 1 S: 45 P: 45 ERA: 1.00 WHIP: 0.778															PITCHER IP: 9.0 WLS: W BF: 33 H: 7 R: 1 ER: 1 SO: 6 BB: 0 IBB: 0 HBP: 0 BLK: 0 WP: 0 HR: 1 S: 45 P: 45 ERA: 1.00 WHIP: 0.778				

Batter	1	2	3	4	5	6	7	8	9	AB	R	H	RBI	BB	SO	LOB	BOTTOM			
Tony Kubek, L OBP: 0.278, SLG: 0.323 (1, 6)										4	2	2	0	0	1	0	Minnesota Twins @ New York Yankees Yankee Stadium, Bronx, NY Sat Jul 27 1963, 3:33 AM EDT Att: 40,713 - Unknown - 94 F AB 30 R 5 H 7 RBI 5 BB 1 SO 2 LOB 9 			
Bobby Richardson, R OBP: 0.366, SLG: 0.332 (1, 4)										4	0	1	0	0	0	1				
Tom Tresh, S OBP: 0.356, SLG: 0.491 (1, 8)										3	1	1	3	0	1	0				
Roger Maris, L OBP: 0.355, SLG: 0.590 (1, 9)										4	1	1	0	0	0	1				
Elston Howard, R OBP: 0.324, SLG: 0.524 (1, 2)										3	0	0	0	1	0	1				
Hector Lopez, R OBP: 0.303, SLG: 0.433 (1, 7)										4	0	0	0	0	0	2				
Joe Pepitone, L OBP: 0.308, SLG: 0.478 (1, 3)										2	1	2	2	0	0	0				
Clete Boyer, R OBP: 0.309, SLG: 0.406 (1, 5)										3	0	0	0	0	0	3				
Ralph Terry, R OBP: 0.100, SLG: 0.085 (1, 1)										3	0	0	0	0	0	1				
Inning Stats	R: 1 E: 0 K: 0 S: 5	H: 2 LOB: 1 BB: 0 P: 5	R: 1 E: 0 K: 0 S: 4	H: 1 LOB: 0 BB: 0 P: 4	R: 3 E: 0 K: 0 S: 7	H: 4 LOB: 2 BB: 1 P: 11	R: 0 E: 0 K: 0 S: 3	H: 0 LOB: 0 BB: 0 P: 3	R: 0 E: 0 K: 0 S: 3	H: 0 LOB: 1 BB: 0 P: 4	R: 0 E: 0 K: 2 S: 7	H: 0 LOB: 0 BB: 0 P: 7	R: 0 E: 0 K: 0 S: 3	H: 0 LOB: 0 BB: 0 P: 3	R: 0 E: 0 K: 2 S: 8	H: 0 LOB: 0 BB: 0 P: 8		1B: 4 2B: 1 3B: 0 HR: 2	SF: 1 SAC: 0 DP: 0 HBP: 1	WP: 0 PB: 0 CS: 0
PITCHER Bill Pleis, L ERA: 4.57 (1, 1)	IP: 2.1 WLS: L BF: 13 H: 6 R: 5 ER: 5 SO: 0 BB: 0 IBB: 0 HBP: 0 BLK: 0 WP: 0 HR: 2 S: 13 P: 13 ERA: 19.29 WHIP: 2.571															PITCHER IP: 4.2 WLS: L BF: 17 H: 1 R: 0 ER: 0 SO: 2 BB: 1 IBB: 0 HBP: 1 BLK: 0 WP: 0 HR: 0 S: 19 P: 24 ERA: 0.00 WHIP: 0.429				
PITCHER Jim Kaat, L ERA: 3.07 (3, 1)	IP: 4.2 WLS: L BF: 17 H: 1 R: 0 ER: 0 SO: 2 BB: 1 IBB: 0 HBP: 1 BLK: 0 WP: 0 HR: 0 S: 19 P: 24 ERA: 0.00 WHIP: 0.429															PITCHER IP: 1.0 WLS: L BF: 3 H: 0 R: 0 ER: 0 SO: 0 BB: 0 IBB: 0 HBP: 0 BLK: 0 WP: 0 HR: 0 S: 3 P: 3 ERA: 0.00 WHIP: 0.000				

Batter	1	2	3	4	5	6	7	8	9	AB	R	H	RBI	BB	SO	LOB	TOP			
Zoilo Versalles, R OBP: 0.316, SLG: 0.431	0-0 6-3		0-0 5-3		0-0 F9	0-0 F8		0-0 B2-3	5	0	0	0	0	0	0	2	Minnesota Twins @ New York Yankees Yankee Stadium, Bronx, NY Sun Jul 28 1963, 3:33 AM EDT Unknown - 95 F AB 36 R 5 H 9 RBI 5 BB 3 SO 1 LOB 13			
Vic Power, R OBP: 0.277, SLG: 0.347	0-0 1-3		0-0 F9		0-0 1B		0-0 FC6-5 1B	5	0	3	1	0	0	0	0	0				
Hamron Killebrew, R OBP: 0.351, SLG: 0.545 Bernie Allen, L OBP: 0.271, SLG: 0.299	0-0 1B		0-0 1-3		0-0 F9		0-3 K	5	0	1	0	0	1	3	0	0				
Bob Allison, R OBP: 0.384, SLG: 0.513	0-0 1B		4-0 FC6-4 BB		4-0 1B 3B BB		0-0 FC6-5 FC5-4	2	1	1	0	2	0	1						
Earl Battey, R OBP: 0.353, SLG: 0.485	0-0 F8		0-0 F8		0-0 F4		0-0 FC5-4	4	0	0	0	0	0	5						
Wally Post, R OBP: 0.235, SLG: 0.354 Jimmie Hall, L OBP: 0.326, SLG: 0.463		0-0 F4		0-0 FC6-4		0-0 1B		0-0 4-3	3	1	1	0	0	0	1					
Don Mincher, L OBP: 0.356, SLG: 0.628 Lenny Green, L OBP: 0.310, SLG: 0.326		0-0 1-3			0-0 HR		0-0 G3	3	2	1	1	1	0	0	0					
Johnny Goryl, R OBP: 0.365, SLG: 0.579		0-0 F9			0-0 F8		0-0 F8	4	0	1	3	0	0	0						
Camilo Pascual, R OBP: 0.294, SLG: 0.333			0-0 F3		0-0 1B		0-0 5-3	4	1	1	0	0	0	1						
Inning Stats	R: 0 E: 0 K: 0 S: 5	H: 2 LOB: 2 BB: 0 P: 5	R: 0 E: 0 K: 0 S: 3	H: 0 LOB: 0 BB: 0 P: 3	R: 0 E: 0 K: 0 S: 3	H: 0 LOB: 1 BB: 1 P: 7	R: 2 E: 0 K: 0 S: 6	H: 3 LOB: 1 BB: 0 P: 6	R: 3 E: 0 K: 1 S: 5	H: 2 LOB: 1 BB: 2 P: 13	R: 0 E: 0 K: 1 S: 6	H: 1 LOB: 1 BB: 0 P: 6	R: 0 E: 0 K: 0 S: 3	H: 0 LOB: 0 BB: 0 P: 3	R: 0 E: 0 K: 0 S: 4	H: 1 LOB: 1 BB: 0 P: 4		1B: 6 2B: 1 3B: 1 HR: 1	SF: 0 SAC: 0 DP: 0 HBP: 0	WP: 1 PB: 0 SB: 1 CS: 0
PITCHER	IP WLS BF L	H R ER SO	BB IBB HBP BLK	WP HR S P	ERA WHIP	PITCHER	IP WLS BF L	H R ER SO	BB IBB HBP BLK	WP HR S P	ERA WHIP									
Whitey Ford, L ERA: 3.29	5.1	7	5	5	0	3	0	0	0	1	1	23	35	8.44	1.875					
Bill Stafford, R ERA: 5.57	1.2	1	0	0	1	0	0	0	0	0	0	8	8	0.00	0.600					
Bill Kunkel, R ERA: 2.56	2.0	1	0	0	0	0	0	0	0	0	0	7	7	0.00	0.500					

Batter	1	2	3	4	5	6	7	8	9	AB	R	H	RBI	BB	SO	LOB	BOTTOM					
Tony Kubek, L OBP: 0.274, SLG: 0.318	0-0 F5	0-0 4-3			0-0 F8		0-0 6-3		0-0 F8	5	0	0	0	0	0	2	Minnesota Twins @ New York Yankees Yankee Stadium, Bronx, NY Sun Jul 28 1963, 3:33 AM EDT Unknown - 95 F AB 33 R 1 H 6 RBI 1 BB 4 SO 2 LOB 15					
Bobby Richardson, R OBP: 0.304, SLG: 0.332	0-0 6-3		0-0 L7		0-0 F4		0-0 WP 1B	4	0	1	0	0	0	0	0	0						
Tom Tresh, S OBP: 0.360, SLG: 0.490	4-0 3B BB		0-0 G3		4-0 BB		4-0 1-2 BB	1	1	0	0	3	0	0	0	0						
Roger Maris, L OBP: 0.353, SLG: 0.593	0-0 1-2 3B		0-0 F8		0-0 G3		0-0 F5	4	0	1	1	0	0	3								
Joe Pepitone, L OBP: 0.307, SLG: 0.473	4-0 BB		0-0 G3		0-0 2-3		0-0 F6	3	0	0	0	1	0	2								
Yogi Berra, L OBP: 0.355, SLG: 0.500	0-0 4-3		0-0 3-1		0-0 L8		0-0 F9	4	0	0	0	0	0	4								
Hector Lopez, R OBP: 0.305, SLG: 0.434		0-0 FC5-6 1B		0-0 1B 1B		0-0 F4		0-0 F7	4	0	2	0	0	0	0	0						
Clete Boyer, R OBP: 0.309, SLG: 0.405		0-3 K		0-0 1-2 1B		0-0 F3		0-0 F8	4	0	1	0	0	1	1							
Whitey Ford, L OBP: 0.215, SLG: 0.233 Bill Stafford, R OBP: 0.316, SLG: 0.381 Phil Linz, R OBP: 0.333, SLG: 0.385 Bill Kunkel, R OBP: 0.333, SLG: 0.333 Elston Howard, R OBP: 0.326, SLG: 0.526		0-0 FC5-6 WP		0-0 F6		0-3 K		0-0 1B	2	0	0	0	0	0	3							
Inning Stats	R: 1 E: 0 K: 0 S: 4	H: 1 LOB: 2 BB: 2 P: 12	R: 0 E: 0 K: 1 S: 6	H: 1 LOB: 1 BB: 0 P: 6	R: 0 E: 0 K: 0 S: 3	H: 0 LOB: 2 BB: 0 P: 3	R: 0 E: 0 K: 0 S: 5	H: 2 LOB: 2 BB: 0 P: 5	R: 0 E: 0 K: 0 S: 3	H: 0 LOB: 1 BB: 1 P: 7	R: 0 E: 0 K: 0 S: 3	H: 0 LOB: 0 BB: 0 P: 3	R: 0 E: 0 K: 1 S: 5	H: 0 LOB: 0 BB: 0 P: 5	R: 0 E: 0 K: 0 S: 4	H: 1 LOB: 2 BB: 1 P: 8		R: 0 E: 0 K: 0 S: 4	H: 1 LOB: 1 BB: 0 P: 4	1B: 5 2B: 0 3B: 1 HR: 0	SF: 0 SAC: 0 DP: 0 HBP: 0	WP: 2 PB: 0 SB: 0 CS: 0
PITCHER	IP WLS BF L	H R ER SO	BB IBB HBP BLK	WP HR S P	ERA WHIP	PITCHER	IP WLS BF L	H R ER SO	BB IBB HBP BLK	WP HR S P	ERA WHIP											
Camilo Pascual, R ERA: 2.45	9.0	6	1	1	2	4	0	0	0	2	0	37	53	1.00	1.111							

livebaseballscores.com




Batter	1	2	3	4	5	6	7	8	9	AB	R	H	RBI	BB	SO	LOB	TOP											
Zoilo Versalles, R OBP: 0.313, SLG: 0.427	4-3	G5-3			F6		G6-4-3			4	0	0	0	0	0	3	Minnesota Twins @ New York Yankees Yankee Stadium, Bronx, NY Sun Jul 28 1963, 3:38 AM EDT Att: 29,813 - Overcast - 92 F livebaseballscorecards.com											
Vic Power, R OBP: 0.280, SLG: 0.357	L3			HR	FC5-4		F9			4	1	2	1	0	0	0												
Harmon Killebrew, R OBP: 0.360, SLG: 0.540	E			K	FC5-4		F3			3	0	0	0	1	1	1												
Don Mincher, L OBP: 0.351, SLG: 0.610	E4				4-3		4-3			4	0	1	0	0	0	2												
Bob Allison, R OBP: 0.382, SLG: 0.510	F7			K			5-3			4	0	1	0	0	1	3												
Jimmie Hall, L OBP: 0.326, SLG: 0.461		K	K							3	0	1	0	0	2	1												
Johnny Goryl, R OBP: 0.369, SLG: 0.581	E9				5-3		G5-4-3			3	1	1	0	1	0	1												
Jerry Zimmerman, R OBP: 0.207, SLG: 0.207					4-3					4	0	1	1	0	1	2												
Dick Stigman, R OBP: 0.226, SLG: 0.130					F9					2	0	0	0	1	0	2												
Bill Dailey, R OBP: 0.267, SLG: 0.214										0	0	0	0	0	0	0												
Inning Stats	R: 0 E: 1 K: 0 S: 4	H: 0 LOB: 2 BB: 1 P: 8	R: 1 E: 1 K: 1 S: 6	H: 2 LOB: 1 BB: 0 P: 7	R: 1 E: 0 K: 3 S: 11	H: 2 LOB: 1 BB: 0 P: 11	R: 0 E: 0 K: 0 S: 3	H: 0 LOB: 0 BB: 0 P: 3	R: 0 E: 0 K: 0 S: 3	H: 1 LOB: 1 BB: 0 P: 3	R: 0 E: 0 K: 0 S: 2	H: 0 LOB: 0 BB: 1 P: 6	R: 0 E: 0 K: 0 S: 3	H: 0 LOB: 0 BB: 1 P: 3	R: 0 E: 0 K: 1 S: 6	H: 1 LOB: 2 BB: 1 P: 10	1B: 5 2B: 1 3B: 0 HR: 1	SF: 0 SAC: 1 DP: 3 HBP: 1	WP: 0 PB: 0 CS: 0	PA: 36								
PITCHER	IP	WLS	BF	H	R	ER	SO	BB	IBB	HBP	BLK	WP	HR	S	P	ERA	WHIP											
Stan Williams, R ERA: 4.05	(1, 1)	8.0	31	6	2	2	4	2	0	1	0	0	0	1	36	45	2.25	1.000										
Hal Reniff, R ERA: 3.13	(9, 1)	1.0	5	1	0	0	1	1	0	0	0	0	0	6	10	0.00	2.000											

Batter	1	2	3	4	5	6	7	8	9	AB	R	H	RBI	BB	SO	LOB	BOTTOM											
Tony Kubek, L OBP: 0.272, SLG: 0.314	K		K			F8		F7		4	0	0	0	0	2	2	Minnesota Twins @ New York Yankees Yankee Stadium, Bronx, NY Sun Jul 28 1963, 3:38 AM EDT Att: 29,813 - Overcast - 92 F livebaseballscorecards.com											
Bobby Richardson, R OBP: 0.304, SLG: 0.331	L9				G6-4-3	F9		4-3		4	0	1	0	0	0	1												
Tom Tresh, S OBP: 0.359, SLG: 0.487	F3				F3	F8				4	1	1	0	0	0	1												
Elston Howard, R OBP: 0.328, SLG: 0.524		F9			G6-4-3					3	1	1	0	1	0	1												
Harry Bright, R OBP: 0.331, SLG: 0.486		F9				FC6				4	1	2	1	0	0	1												
Jack Reed, R OBP: 0.293, SLG: 0.302		F9			HR					0	0	0	0	0	0	0												
Hector Lopez, R OBP: 0.305, SLG: 0.431					6-3	F9				4	0	1	2	0	1	1												
Joe Pepitone, L OBP: 0.307, SLG: 0.472			K			L9				3	0	1	0	0	1	1												
Clete Boyer, R OBP: 0.309, SLG: 0.404						FC5-4		F7		3	0	1	0	0	0	1												
Stan Williams, R OBP: 0.120, SLG: 0.167										2	0	0	0	0	1	2												
Phil Linz, R OBP: 0.342, SLG: 0.385			F7							0	0	0	0	1	0	0												
Hal Reniff, R ERA: 2.17	(9, 1)	0.0	1	1	0	0	0	0	0	0	0	0	0	0	0	0												
Inning Stats	R: 0 E: 0 K: 1 S: 5	H: 0 LOB: 0 BB: 0 P: 5	R: 0 E: 0 K: 1 S: 5	H: 0 LOB: 0 BB: 0 P: 5	R: 0 E: 0 K: 2 S: 8	H: 1 LOB: 1 BB: 0 P: 8	R: 0 E: 0 K: 0 S: 3	H: 1 LOB: 0 BB: 0 P: 3	R: 1 E: 0 K: 1 S: 7	H: 2 LOB: 1 BB: 0 P: 7	R: 0 E: 0 K: 0 S: 3	H: 0 LOB: 0 BB: 0 P: 3	R: 0 E: 0 K: 0 S: 4	H: 1 LOB: 1 BB: 0 P: 4	R: 0 E: 0 K: 0 S: 3	H: 0 LOB: 1 BB: 1 P: 7	R: 2 E: 0 K: 0 S: 3	H: 3 LOB: 2 BB: 1 P: 7	1B: 7 2B: 0 3B: 0 HR: 1	SF: 0 SAC: 0 DP: 1 HBP: 0	WP: 0 PB: 0 CS: 0	PA: 33						
PITCHER	IP	WLS	BF	H	R	ER	SO	BB	IBB	HBP	BLK	WP	HR	S	P	ERA	WHIP											
Dick Stigman, L ERA: 2.95	(1, 1)	8.0	32	7	3	3	5	2	0	0	0	0	0	1	40	48	3.38	1.125										
Bill Dailey, R ERA: 2.17	(9, 1)	0.0	1	1	0	0	0	0	0	0	0	0	0	1	1	∞	∞											

Batter	1	2	3	4	5	6	7	8	9	AB	R	H	RBI	BB	SO	LOB	TOP			
Gino Cimoli, R OBP: 0.328, SLG: 0.393 (1, 9)										4	1	2	0	0	0	1	Kansas City Athletics @ New York Yankees Yankee Stadium, Bronx, NY Mon Jul 29 1963, 3:33 AM EDT Att: 13,467 - Unknown - 92 F livebaseballscorecards.com			
Wayne Causey, L OBP: 0.360, SLG: 0.435 (1, 6)										3	2	2	2	1	0	0				
Jerry Lumpe, L OBP: 0.317, SLG: 0.365 (1, 4)										4	1	1	0	0	1	1				
Norm Siebern, L OBP: 0.384, SLG: 0.444 (1, 3)										4	1	2	3	0	0	0				
Ed Charles, R OBP: 0.342, SLG: 0.389 (1, 5)										4	0	0	0	0	2	2				
Doc Edwards, R OBP: 0.277, SLG: 0.360 (1, 2)										4	0	0	0	0	1	2				
Ken Harrelson, R OBP: 0.308, SLG: 0.411 (1, 7)										4	0	1	0	0	1	1		AB 34 R 5 H 8 RBI 5 BB 2 SO 7 LOB 11		
Bobby Del Greco, R OBP: 0.290, SLG: 0.301 (1, 8)										3	0	0	0	1	2	2				
Dave Wickersham, R OBP: 0.167, SLG: 0.151 (1, 1)										4	0	0	0	0	0	2				
Inning Stats	R: 2 E: 0 K: 1 S: 7	H: 2 LOB: 0 BB: 0 P: 7	R: 0 E: 0 K: 0 S: 3	H: 1 LOB: 0 BB: 0 P: 3	R: 0 E: 0 K: 0 S: 3	H: 0 LOB: 0 BB: 0 P: 3	R: 0 E: 1 K: 1 S: 6	H: 0 LOB: 1 BB: 0 P: 6	R: 3 E: 0 K: 1 S: 7	H: 3 LOB: 0 BB: 1 P: 11	R: 0 E: 0 K: 0 S: 3	H: 0 LOB: 1 BB: 1 P: 7	R: 0 E: 0 K: 2 S: 9	H: 2 LOB: 2 BB: 0 P: 9	R: 0 E: 0 K: 2 S: 7	H: 0 LOB: 0 BB: 0 P: 7	1B: 5 2B: 1 3B: 0 HR: 2	SF: 0 SAC: 0 DP: 1 HBP: 0	WP: 0 PB: 0 SB: 0 CS: 0	PA: 36
PITCHER	IP WLS BF H R ER SO BB IBB HBP BLK WP HR S P ERA WHIP	7.0 L 28 6 5 5 3 2 0 0 0 0 2 32 40 6.43 1.143	2.0 L 8 2 0 0 4 0 0 0 0 0 0 16 16 0.00 1.000																	

Batter	1	2	3	4	5	6	7	8	9	AB	R	H	RBI	BB	SO	LOB	BOTTOM			
Tony Kubek, L OBP: 0.271, SLG: 0.317 (1, 6)										4	0	1	0	0	0	2	Kansas City Athletics @ New York Yankees Yankee Stadium, Bronx, NY Mon Jul 29 1963, 3:33 AM EDT Att: 13,467 - Unknown - 92 F livebaseballscorecards.com			
Bobby Richardson, R OBP: 0.301, SLG: 0.327 (1, 4)										4	0	0	0	0	0	1				
Tom Tresh, S OBP: 0.362, SLG: 0.490 (1, 8)										4	0	3	0	0	0	1				
Roger Maris, L OBP: 0.353, SLG: 0.588 (6, PH)										2	0	0	0	1	0	1				
Yogi Berra, L OBP: 0.351, SLG: 0.494 (9, 9)										1	0	0	0	0	0	1				
Jack Reed, R OBP: 0.293, SLG: 0.302 (9, 9)										0	0	0	0	0	0	0				
Joe Pepitone, L OBP: 0.304, SLG: 0.467 (1, 3)										4	0	0	0	0	0	3				
Elston Howard, R OBP: 0.330, SLG: 0.530 (1, 2)										4	0	2	0	0	0	0				
Hector Lopez, R OBP: 0.304, SLG: 0.428 (1, 7)										4	0	1	0	0	0	2	AB 33 R 0 H 8 RBI 0 BB 2 SO 2 LOB 12			
Clete Boyer, R OBP: 0.308, SLG: 0.401 (1, 5)										3	0	0	0	1	1	1				
Al Downing, R OBP: 0.171, SLG: 0.185 (7, PH)										2	0	1	0	0	1	0				
Phil Linz, R OBP: 0.338, SLG: 0.379 (8, 1)										1	0	0	0	0	0	0				
Marshall Bridges, S (8, 1)										0	0	0	0	0	0	0				
Inning Stats	R: 0 E: 0 K: 0 S: 4	H: 1 LOB: 2 BB: 1 P: 8	R: 0 E: 0 K: 0 S: 4	H: 2 LOB: 2 BB: 1 P: 8	R: 0 E: 0 K: 0 S: 4	H: 1 LOB: 1 BB: 0 P: 4	R: 0 E: 0 K: 0 S: 3	H: 1 LOB: 0 BB: 0 P: 3	R: 0 E: 0 K: 1 S: 6	H: 0 LOB: 0 BB: 0 P: 6	R: 0 E: 0 K: 0 S: 3	H: 0 LOB: 0 BB: 0 P: 3	R: 0 E: 0 K: 0 S: 4	H: 1 LOB: 1 BB: 0 P: 4	R: 0 E: 0 K: 1 S: 6	H: 1 LOB: 1 BB: 0 P: 6	1B: 6 2B: 1 3B: 1 HR: 0	SF: 0 SAC: 0 DP: 2 HBP: 0	WP: 0 PB: 0 SB: 0 CS: 0	PA: 35
PITCHER	IP WLS BF H R ER SO BB IBB HBP BLK WP HR S P ERA WHIP	9.0 W 35 8 0 0 2 2 0 0 0 0 0 37 45 0.00 1.111																		

Batter	1	2	3	4	5	6	7	8	9	AB	R	H	RBI	BB	SO	LOB	TOP			
Gino Cimoli, R (1, 9) OBP: 0.324, SLG: 0.388										4	0	0	0	0	2	1	Kansas City Athletics @ New York Yankees Yankee Stadium, Bronx, NY Tue Jul 30 1963, 7:05 PM EDT Att: 18,192 - Unknown - 80 F			
Wayne Causey, L (1, 6) OBP: 0.364, SLG: 0.451										4	1	3	1	0	0	0				
Jerry Lumpe, L (1, 4) OBP: 0.315, SLG: 0.362										3	0	0	0	0	0	1				
Norm Siebern, L (1, 3) OBP: 0.383, SLG: 0.440										3	0	0	0	1	2	1				
Charlie Lau, L (1, 2) OBP: 0.330, SLG: 0.384										4	1	2	0	0	1	2				
Ed Charles, R (1, 5) OBP: 0.341, SLG: 0.387										4	0	1	0	0	0	2				
Ken Harrelson, R (1, 7) OBP: 0.307, SLG: 0.402										3	0	0	0	1	0	1				
Bobby Del Greco, R (1, 8) OBP: 0.294, SLG: 0.302										3	0	1	1	1	1	1				
Moe Drabowsky, R (1, 1) John Wyatt, R (8, 1)										2	0	0	0	0	2	2				
Inning Stats	R: 0 E: 0 K: 2 S: 8	H: 1 LOB: 1 BB: 0 P: 8	R: 1 E: 1 K: 1 S: 6	H: 2 LOB: 2 BB: 1 P: 10	R: 1 E: 0 K: 1 S: 6	H: 1 LOB: 1 BB: 0 P: 6	R: 0 E: 0 K: 1 S: 6	H: 0 LOB: 0 BB: 0 P: 6	R: 0 E: 0 K: 0 S: 4	H: 1 LOB: 1 BB: 0 P: 4	R: 0 E: 0 K: 0 S: 3	H: 0 LOB: 1 BB: 1 P: 7	R: 0 E: 0 K: 0 S: 3	H: 1 LOB: 1 BB: 1 P: 7	R: 0 E: 0 K: 1 S: 5	H: 0 LOB: 0 BB: 0 P: 5		1B: 4 2B: 2 3B: 0 HR: 1	SF: 0 SAC: 2 DP: 1 HBP: 0	WP: 0 PB: 0 SB: 0 CS: 0
PITCHER Jim Bouton, R (1, 1) ERA: 2.69	IP: 9.0 WLS: W BF: 35 H: 7 R: 2 ER: 2 SO: 8 BB: 2 IBB: 1 HBP: 0 BLK: 0 WP: 0 HR: 1 S: 48 P: 60 ERA: 2.00 WHIP: 1.000															PITCHER	IP: 9.0 WLS: W BF: 35 H: 7 R: 2 ER: 2 SO: 8 BB: 2 IBB: 1 HBP: 0 BLK: 0 WP: 0 HR: 1 S: 48 P: 60 ERA: 2.00 WHIP: 1.000			

Batter	1	2	3	4	5	6	7	8	9	AB	R	H	RBI	BB	SO	LOB	BOTTOM			
Tony Kubek, L (1, 6) OBP: 0.276, SLG: 0.320										5	1	3	0	0	0	2	Kansas City Athletics @ New York Yankees Yankee Stadium, Bronx, NY Tue Jul 30 1963, 7:05 PM EDT Att: 18,192 - Unknown - 80 F			
Bobby Richardson, R (1, 4) OBP: 0.303, SLG: 0.332										4	1	2	1	0	0	2				
Tom Tresh, S (1, 8) OBP: 0.366, SLG: 0.492										3	1	2	1	1	0	1				
Joe Pepitone, L (1, 3) OBP: 0.301, SLG: 0.461										4	0	0	0	0	1	5				
Elston Howard, R (1, 2) OBP: 0.332, SLG: 0.527										2	1	0	0	2	1	2				
Johnny Blanchard, L (1, 9) Jack Reed, R (8, PR) OBP: 0.293, SLG: 0.302										4	0	1	1	0	1	4				
Hector Lopez, R (1, 7) OBP: 0.300, SLG: 0.422										4	1	0	0	0	1	4				
Clete Boyer, R (1, 5) OBP: 0.308, SLG: 0.399										4	0	1	2	0	2	0				
Jim Bouton, R (1, 1) OBP: 0.089, SLG: 0.091										4	0	0	0	0	1	1				
Inning Stats	R: 2 E: 0 K: 1 S: 8	H: 3 LOB: 2 BB: 1 P: 12	R: 0 E: 0 K: 1 S: 5	H: 0 LOB: 0 BB: 0 P: 5	R: 0 E: 0 K: 1 S: 6	H: 1 LOB: 2 BB: 1 P: 10	R: 0 E: 0 K: 0 S: 3	H: 0 LOB: 0 BB: 0 P: 3	R: 0 E: 0 K: 2 S: 7	H: 0 LOB: 0 BB: 0 P: 7	R: 0 E: 0 K: 1 S: 6	H: 1 LOB: 1 BB: 0 P: 6	R: 0 E: 0 K: 1 S: 9	H: 3 LOB: 2 BB: 1 P: 13	R: 4 E: 1 K: 1 S: 9	H: 3 LOB: 2 BB: 1 P: 13		1B: 8 2B: 1 3B: 0 HR: 0	SF: 0 SAC: 0 DP: 0 HBP: 0	WP: 3 PB: 0 SB: 1 CS: 0
PITCHER Moe Drabowsky, R (1, 1) John Wyatt, R (8, 1) ERA: 3.11 ERA: 2.66	IP: 7.1 WLS: L BF: 33 H: 8 R: 5 ER: 4 SO: 6 BB: 3 IBB: 0 HBP: 0 BLK: 0 WP: 1 HR: 0 S: 42 P: 54 ERA: 4.91 WHIP: 1.500															PITCHER	IP: 7.1 WLS: L BF: 33 H: 8 R: 5 ER: 4 SO: 6 BB: 3 IBB: 0 HBP: 0 BLK: 0 WP: 1 HR: 0 S: 42 P: 54 ERA: 4.91 WHIP: 1.500			

Batter	1	2	3	4	5	6	7	8	9	AB	R	H	RBI	BB	SO	LOB	TOP		
Gino Cimoli, R (1,9) OBP: 0.320, SLG: 0.384	F7			5-3		L9		5-3		4	0	0	0	0	0	0			
Wayne Causey, L (1,6) OBP: 0.360, SLG: 0.447	4-3			F4		K			4-3	4	0	0	0	0	1	0			
Jerry Lumpe, L (1,4) OBP: 0.316, SLG: 0.363	K			1B			2B SF9		F9	4	1	2	0	0	1	0			
Norm Siebern, L (1,3) OBP: 0.382, SLG: 0.441		6-3		K			1B SF9		5-3	4	1	1	0	0	1	1			
Charlie Lau, L (1,2) OBP: 0.339, SLG: 0.396		G6-4-3 1B			1-3 1B		SF9			2	0	2	1	0	0	0			
Ed Charles, R (1,5) OBP: 0.339, SLG: 0.385		G6-4-3 1-2		K			SF8			2	0	0	1	0	1	2			
Ken Harrelson, R (1,7) OBP: 0.301, SLG: 0.393			K	1-3			F8			3	0	0	0	0	1	1			
Bobby Del Greco, R (1,8) OBP: 0.290, SLG: 0.297			F8	1-2					6-3	3	0	0	0	0	0	1			
Diego Segui, R (1,1) OBP: 0.211, SLG: 0.243										1	0	0	0	0	0	0			
Chuck Essegian, R (6,PH) OBP: 0.291, SLG: 0.341										1	0	0	0	0	0	0			
Ted Bowsfield, R (6,1) OBP: 0.182, SLG: 0.105			5-3				F5		6-3	1	0	0	0	0	0	0			
Inning Stats	R: 0 E: 0 K: 1 S: 5	H: 0 LOB: 0 BB: 0 P: 5	R: 0 E: 0 K: 0 S: 3	H: 1 LOB: 0 BB: 0 P: 3	R: 0 E: 0 K: 1 S: 5	H: 0 LOB: 0 BB: 0 P: 5	R: 0 E: 0 K: 1 S: 6	H: 1 LOB: 1 BB: 0 P: 6	R: 0 E: 0 K: 1 S: 5	H: 0 LOB: 0 BB: 0 P: 5	R: 2 E: 0 K: 0 S: 5	H: 2 LOB: 2 BB: 0 P: 5	R: 0 E: 0 K: 0 S: 3	H: 0 LOB: 0 BB: 0 P: 3	R: 0 E: 0 K: 0 S: 3	H: 0 LOB: 0 BB: 0 P: 3	1B: 4 2B: 1 3B: 0 HR: 0	SF: 2 SAC: 0 DP: 1 HBP: 0	WP: 0 PA: 31 CS: 0
PITCHER Ralph Terry, R (1,1) ERA: 3.18	IP: 9.0 WLS: W BF: 31 H: 5 R: 2 ER: 2 SO: 5 BB: 0 IBB: 0 HBP: 0 BLK: 0 WP: 0 HR: 0 S: 41 P: 41 ERA: 2.00 WHIP: 0.556															PITCHER			

Kansas City Athletics @ New York Yankees
Yankee Stadium, Bronx, NY
Wed Jul 31 1963, 3:33 AM EDT
Att: 17,979 - Unknown - 82 F

AB 29
R 2
H 5
RBI 2
BB 0
SO 5
LOB 5



Batter	1	2	3	4	5	6	7	8	9	AB	R	H	RBI	BB	SO	LOB	BOTTOM		
Tony Kubek, L (1,6) OBP: 0.275, SLG: 0.319	E 1B		F9	6-3			F7		L9	5	0	1	0	0	0	1			
Bobby Richardson, R (1,4) OBP: 0.304, SLG: 0.335	E7 1B		E5 1B	4-3			6-3 2B		6-3	5	1	2	0	0	0	1			
Tom Tresh, S (1,8) OBP: 0.364, SLG: 0.496	1-3		F7				6-3		HR	5	1	1	1	0	0	4			
Joe Peppone, L (1,3) OBP: 0.306, SLG: 0.462										2	0	1	0	1	0	0			
Harry Bright, R (8,3) OBP: 0.331, SLG: 0.486			1B	1B			F5			0	0	0	0	0	0	0			
Elston Howard, R (1,2) OBP: 0.331, SLG: 0.523	K			1B			L9		1-3	4	0	1	1	0	1	5			
Johnny Blanchard, L (1,9) OBP: 0.313, SLG: 0.460	2-3		5-3				L3		K	4	0	0	0	0	1	5			
Hector Lopez, R (1,7) OBP: 0.306, SLG: 0.424		5-3		1B SF7						3	1	2	0	1	0	0			
Clete Boyer, R (1,5) OBP: 0.307, SLG: 0.398		K		6-3 SF7			K		L9	4	0	1	0	0	2	2			
Ralph Terry, R (1,1) OBP: 0.094, SLG: 0.081		F7		1-2 3H SF7			F9		F3	3	0	0	1	0	0	2			
Inning Stats	R: 0 E: 1 K: 1 S: 7	H: 2 LOB: 3 BB: 1 P: 11	R: 0 E: 0 K: 1 S: 5	H: 0 LOB: 0 BB: 0 P: 5	R: 1 E: 1 K: 0 S: 6	H: 2 LOB: 2 BB: 0 P: 6	R: 0 E: 0 K: 0 S: 4	H: 1 LOB: 1 BB: 1 P: 8	R: 0 E: 0 K: 1 S: 6	H: 1 LOB: 2 BB: 0 P: 6	R: 0 E: 0 K: 0 S: 4	H: 1 LOB: 2 BB: 0 P: 5	R: 0 E: 0 K: 1 S: 6	H: 1 LOB: 1 BB: 0 P: 6	R: 1 E: 0 K: 0 S: 3	H: 1 LOB: 0 BB: 0 P: 3	1B: 7 2B: 1 3B: 0 HR: 1	SF: 1 SAC: 0 DP: 0 HBP: 1	WP: 0 PA: 39 CS: 0
PITCHER Diego Segui, R (1,1) ERA: 3.88	IP: 5.0 WLS: L BF: 23 H: 5 R: 2 ER: 1 SO: 2 BB: 1 IBB: 0 HBP: 0 BLK: 0 WP: 0 HR: 0 S: 25 P: 33 ERA: 1.80 WHIP: 1.200															PITCHER			
Ted Bowsfield, L (6,1) ERA: 4.77	IP: 3.2 WLS: L BF: 16 H: 4 R: 1 ER: 1 SO: 2 BB: 0 IBB: 0 HBP: 1 BLK: 0 WP: 0 HR: 1 S: 19 P: 20 ERA: 2.46 WHIP: 1.091															PITCHER			

Kansas City Athletics @ New York Yankees
Yankee Stadium, Bronx, NY
Wed Jul 31 1963, 3:33 AM EDT
Att: 17,979 - Unknown - 82 F

AB 35
R 3
H 9
RBI 3
BB 2
SO 4
LOB 20



Batter	1	2	3	4	5	6	7	8	9	AB	R	H	RBI	BB	SO	LOB	TOP			
Luis Aparicio, R (1, 6) OBP: 0.304, SLG: 0.355	F6		F9		FC4-6			F9	G6-4-3	5	0	0	0	0	0	4	<p>Baltimore Orioles @ New York Yankees Yankee Stadium, Bronx, NY</p> <p>Sat Aug 03 1963, 3:33 AM EDT Att: 28,595 - Unknown - 86 F</p> <p>livebaseballscores.com</p>			
Jackie Brandt, R (1, 8) OBP: 0.294, SLG: 0.385	1B		6-3			1B		1B		4	1	3	0	0	0	0				
Boog Powell, L (1, 7) OBP: 0.317, SLG: 0.461	1B		K			1B		K		4	0	2	0	0	2	1				
John Orsino, R (1, 2) OBP: 0.335, SLG: 0.440	1B			L5		K		F4		4	0	1	1	0	1	3				
Al Smith, R (1, 9) OBP: 0.354, SLG: 0.434	K			1-3		G5-4-3			K	4	0	0	0	0	2	4				
Brooks Robinson, R (1, 5) OBP: 0.316, SLG: 0.371	L4			K					K	4	1	1	0	0	2	2				
Jim Gentile, L (1, 3) OBP: 0.355, SLG: 0.436			K						1B	3	0	0	0	0	3	0				
Bob Johnson, R (9, PH) OBP: 0.374, SLG: 0.523					K				E6	1	0	1	0	0	0	0				
Jerry Adair, R (1, 4) OBP: 0.231, SLG: 0.340		5-3			6-3				1B	4	0	2	1	0	0	0				
Mitt Pappas, R (1, 1) OBP: 0.113, SLG: 0.078									2B	2	0	0	0	0	1	2		1		
Stu Miller, R (8, 1) OBP: 0.364, SLG: 0.455									3-H	0	0	0	0	0	0	0	0			
Joe Gaines, R (9, PH) OBP: 0.388, SLG: 0.495									4-0	0	0	0	0	0	0	0	0			
Russ Snyder, L (9, PH) OBP: 0.337, SLG: 0.357						FC4-6			IBB	0	0	0	0	1	0	0				
Inning Stats	R: 1 E: 0 K: 1 S: 8	H: 3 LOB: 2 BB: 0 P: 8	R: 0 E: 0 K: 2 S: 7	H: 0 LOB: 0 BB: 0 P: 7	R: 0 E: 0 K: 1 S: 5	H: 0 LOB: 0 BB: 0 P: 5	R: 0 E: 0 K: 1 S: 5	H: 0 LOB: 1 BB: 1 P: 9	R: 0 E: 0 K: 3 S: 6	H: 2 LOB: 1 BB: 0 P: 6	R: 0 E: 0 K: 3 S: 10	H: 1 LOB: 1 BB: 0 P: 10	R: 0 E: 0 K: 1 S: 6	H: 1 LOB: 1 BB: 0 P: 6	R: 1 E: 1 K: 1 S: 7	H: 3 LOB: 2 BB: 1 P: 11	1B: 8 2B: 2 3B: 0 HR: 0	SF: 0 SAC: 0 DP: 2 HBP: 0	WP: 0 PB: 0 SB: 1 CS: 0	PA: 37
PITCHER	IP WLS BF H R ER SO BB IBB HBP BLK WP HR S P ERA WHIP																			
Al Downing, L (1, 1) ERA: 3.01	8.1 W 35 10 2 2 12 1 0 0 0 0 0 0 58 62 2.16 1.320																			
Bill Stafford, R (9, 1) ERA: 5.52	0.2 S 2 0 0 0 0 0 0 1 0 0 0 0 0 1 5 0.00 0.000																			

Batter	1	2	3	4	5	6	7	8	9	AB	R	H	RBI	BB	SO	LOB	BOTTOM			
Tony Kubek, L (1, 6) OBP: 0.272, SLG: 0.317	F8		F7		F9		K			4	0	0	0	0	1	1	<p>Baltimore Orioles @ New York Yankees Yankee Stadium, Bronx, NY</p> <p>Sat Aug 03 1963, 3:33 AM EDT Att: 28,595 - Unknown - 86 F</p> <p>livebaseballscores.com</p>			
Bobby Richardson, R (1, 4) OBP: 0.326, SLG: 0.343	F7			S	1B		1B		6-3	4	0	2	0	0	0	0				
Tom Tresh, S (1, 8) OBP: 0.364, SLG: 0.497	F8			L8	F8			1B	WP	3	1	0	0	1	0	3				
Roger Maris, L (1, 9) OBP: 0.342, SLG: 0.568		L8		F6		4-3		L9		4	0	0	0	0	0	2				
Joe Pepitone, L (1, 3) OBP: 0.310, SLG: 0.469		K			4-0	F7		BB	WP	3	0	1	0	1	1	0				
Yogi Berra, L (1, 2) OBP: 0.357, SLG: 0.489				F9		6-3			BB	3	0	1	0	1	0	2				
Johnny Blanchard, L (1, 7) OBP: 0.319, SLG: 0.519									3-H	3	2	2	2	0	0	1				
Jack Reed, R (8, 7) OBP: 0.293, SLG: 0.302	F3								1-2	0	0	0	0	0	0	0				
Hector Lopez, R (9, PH) OBP: 0.304, SLG: 0.418									2-3	0	0	0	0	1	0	0				
Clete Boyer, R (1, 5) OBP: 0.304, SLG: 0.391				6-3				F9	L7	3	0	0	0	1	0	3				
Al Downing, R (1, 1) OBP: 0.100, SLG: 0.167										3	0	0	0	0	2	1				
Bill Stafford, R (9, 1) OBP: 0.318, SLG: 0.381				F8						0	0	0	0	0	0	0				
Inning Stats	R: 0 E: 0 K: 0 S: 3	H: 0 LOB: 0 BB: 0 P: 3	R: 0 E: 0 K: 1 S: 6	H: 1 LOB: 1 BB: 0 P: 6	R: 0 E: 0 K: 0 S: 3	H: 0 LOB: 0 BB: 0 P: 3	R: 0 E: 0 K: 0 S: 4	H: 1 LOB: 2 BB: 1 P: 8	R: 1 E: 0 K: 1 S: 7	H: 2 LOB: 2 BB: 1 P: 11	R: 0 E: 0 K: 0 S: 3	H: 0 LOB: 0 BB: 0 P: 3	R: 1 E: 0 K: 2 S: 8	H: 1 LOB: 0 BB: 0 P: 8	R: 1 E: 0 K: 0 S: 4	H: 1 LOB: 3 BB: 3 P: 16	1B: 4 2B: 0 3B: 0 HR: 2	SF: 0 SAC: 0 DP: 0 HBP: 0	WP: 1 PB: 0 SB: 1 CS: 0	PA: 35
PITCHER	IP WLS BF H R ER SO BB IBB HBP BLK WP HR S P ERA WHIP																			
Mitt Pappas, R (1, 1) ERA: 2.59	7.2 L 33 6 3 3 4 3 1 0 0 0 0 0 0 37 53 3.52 1.174																			
Stu Miller, R (8, 1) ERA: 2.49	0.1 2 0 0 0 0 0 1 0 0 0 0 0 0 1 5 0.00 3.000																			

AB 35
R 2
H 10
RBI 2
BB 2
SO 12
LOB 15

AB 30
R 3
H 6
RBI 2
BB 5
SO 4
LOB 13



Batter	1	2	3	4	5	6	7	8	9	AB	R	H	RBI	BB	SO	LOB	TOP								
Luis Aparicio, R OBP: 0.305, SLG: 0.355 (1, 6)	6-3		5-3		E5		L5		G4-6-3	5	0	2	2	0	0	0	<p>Baltimore Orioles @ New York Yankees Yankee Stadium, Bronx, NY Sun Aug 04 1963, 3:33 AM EDT Unknown - 86 F</p> <p>livebaseballscorecards.com</p>								
Russ Snyder, L OBP: 0.334, SLG: 0.358 (1, 9)	4-3			4-3	K			F8	G4-6-3	5	1	1	0	0	1	3									
Boog Powell, L OBP: 0.316, SLG: 0.467 Bob Saverine, S OBP: 0.302, SLG: 0.225 (1, 7) (8, 8)	4-3			F2				F8		4	1	1	1	0	0	1									
John Orsino, R OBP: 0.341, SLG: 0.462 (1, 2)		F7								4	1	3	2	0	0	0									
Jim Gentile, L OBP: 0.351, SLG: 0.431 (1, 3)	1-4-3			G3				F9		4	0	0	0	0	0	2									
Brooks Robinson, R OBP: 0.314, SLG: 0.368 (1, 5)	5-3				F3		F4			4	0	0	0	0	0	1									
Jackie Brandt, R OBP: 0.294, SLG: 0.383 (8, 7)			F3		2B		F7		5-3	4	1	1	0	0	0	1									
Jerry Adair, R OBP: 0.234, SLG: 0.349 (1, 4)			F4				6-3			4	2	2	0	0	0	0									
Steve Barber, L OBP: 0.141, SLG: 0.177 Dick Hall, R OBP: 0.421, SLG: 0.632 (1, 1) (7, 1)					K		F5			3	1	1	1	0	1	2									
										1	0	1	1	0	0	0									
Inning Stats	R: 0 E: 0 K: 0 S: 3	H: 0 LOB: 0 BB: 0 P: 3	R: 0 E: 0 K: 0 S: 3	H: 0 LOB: 0 BB: 0 P: 3	R: 1 E: 0 K: 0 S: 4	H: 1 LOB: 0 BB: 0 P: 4	R: 0 E: 0 K: 0 S: 4	H: 1 LOB: 1 BB: 0 P: 4	R: 2 E: 1 K: 2 S: 10	H: 3 LOB: 1 BB: 0 P: 10	R: 1 E: 0 K: 0 S: 5	H: 2 LOB: 1 BB: 0 P: 5	R: 0 E: 0 K: 0 S: 3	H: 0 LOB: 0 BB: 0 P: 3	R: 2 E: 0 K: 0 S: 5	H: 2 LOB: 0 BB: 0 P: 5	R: 1 E: 0 K: 0 S: 5	H: 3 LOB: 1 BB: 0 P: 5	1B: 5 2B: 4 3B: 0 HR: 3	SF: 0 SAC: 0 DP: 1 HBP: 0	WP: 0 PB: 0 SB: 0 CS: 0	PA: 38			
PITCHER	IP	WLS	BF	H	R	ER	SO	BB	IBB	HBP	BLK	WP	HR	S	P	ERA	WHIP								
Ralph Terry, L ERA: 3.29 (1, 1)	5.0	L	22	7	4	4	2	0	0	0	0	0	2	26	26	7.20	1.400								
Steve Hamilton, L ERA: 2.17 (6, 1)	2.0		6	0	0	0	0	0	0	0	0	0	0	6	6	0.00	0.000								
Tom Metcalf, R ERA: 13.5 (8, 1)	2.0		10	5	3	3	0	0	0	0	0	0	1	10	10	13.50	2.500								

Batter	1	2	3	4	5	6	7	8	9	AB	R	H	RBI	BB	SO	LOB	BOTTOM								
Tony Kubek, L OBP: 0.274, SLG: 0.317 (1, 6)	K		K							3	1	1	0	1	2	0	<p>Baltimore Orioles @ New York Yankees Yankee Stadium, Bronx, NY Sun Aug 04 1963, 3:33 AM EDT Unknown - 86 F</p> <p>livebaseballscorecards.com</p>								
Bobby Richardson, R OBP: 0.306, SLG: 0.341 (1, 4)	6-3				F8		FC4-6			3	0	0	0	1	0	2									
Tom Tresh, S OBP: 0.363, SLG: 0.495 (1, 8)					K		K			4	0	1	0	0	3	3									
Elston Howard, R OBP: 0.327, SLG: 0.520 (1, 2)	F8		FC6-4							4	0	1	1	0	0	2									
Harry Bright, R OBP: 0.328, SLG: 0.487 (1, 3)			F9							4	0	1	0	0	2	1									
Joe Pepitone, L OBP: 0.309, SLG: 0.475 (1, 9)					F2		F9		F6	4	1	1	1	0	0	1									
Hector Lopez, R OBP: 0.300, SLG: 0.412 (1, 7)			6-3		1-3		F3		F2	4	0	0	0	0	0	1									
Clete Boyer, R OBP: 0.306, SLG: 0.391 (1, 5)							6-3		4-3	3	0	1	0	1	0	0									
Ralph Terry, R OBP: 0.091, SLG: 0.078 Steve Hamilton, L OBP: 0.250, SLG: 0.417 Phil Lutz, R OBP: 0.333, SLG: 0.373 Tom Metcalf, R (1, 1) (7, PH) (8, 1)			5-3		L7				4-3	2	0	0	0	0	0	3									
										0	0	0	0	0	0	0									
										1	0	0	0	0	0	0									
										1	0	0	0	0	0	0									
Inning Stats	R: 0 E: 0 K: 1 S: 6	H: 1 LOB: 1 BB: 0 P: 6	R: 1 E: 0 K: 0 S: 5	H: 2 LOB: 1 BB: 0 P: 5	R: 0 E: 0 K: 2 S: 7	H: 0 LOB: 1 BB: 1 P: 11	R: 0 E: 0 K: 0 S: 4	H: 1 LOB: 2 BB: 1 P: 8	R: 1 E: 0 K: 2 S: 9	H: 2 LOB: 1 BB: 0 P: 9	R: 0 E: 0 K: 0 S: 3	H: 0 LOB: 0 BB: 0 P: 3	R: 0 E: 0 K: 1 S: 5	H: 0 LOB: 1 BB: 1 P: 9	R: 0 E: 0 K: 1 S: 5	H: 0 LOB: 0 BB: 0 P: 5	R: 0 E: 0 K: 0 S: 3	H: 0 LOB: 0 BB: 0 P: 3	1B: 3 2B: 1 3B: 1 HR: 1	SF: 0 SAC: 0 DP: 0 HBP: 0	WP: 0 PB: 0 SB: 0 CS: 0	PA: 36			
PITCHER	IP	WLS	BF	H	R	ER	SO	BB	IBB	HBP	BLK	WP	HR	S	P	ERA	WHIP								
Steve Barber, L ERA: 2.63 (1, 1)	6.1	W	28	6	2	2	5	2	1	0	0	0	0	35	47	2.84	1.263								
Dick Hall, R ERA: 3.97 (7, 1)	2.2	S	8	0	0	0	2	0	0	0	0	0	0	12	12	0.00	0.000								

Batter	1	2	3	4	5	6	7	8	9	AB	R	H	RBI	BB	SO	LOB	TOP			
Tony Kubek, L (1, 6) OBP: 0.279, SLG: 0.323	0-0 3-1		0-0 CS 1B		0-0 1-3			0-0 SF8 3B		4	1	2	0	0	0	1				
Bobby Richardson, R (1, 4) OBP: 0.306, SLG: 0.347	0-0 F4		0-0 CS 1-2	0-0 F8		0-0 3-1 1B		0-0 SF8		3	0	1	1	0	0	0				
Tom Tresh, S (1, 8) OBP: 0.372, SLG: 0.505	0-0 1B			0-0 F8		0-0 F5		0-0 3-1		4	0	1	0	0	0	1				
Roger Maris, L (1, 9) OBP: 0.343, SLG: 0.563	0-0 G3			0-0 1B		0-0 3-1			4-0 4-3 F7 BB	3	0	1	0	1	0	2				
Joe Pepitone, L (1, 3) OBP: 0.307, SLG: 0.464		0-0 G3		0-0 1B		0-0 4-3			0-0 F7 1-2	4	0	1	0	0	0	2				
Yogi Berra, L (1, 2) OBP: 0.350, SLG: 0.478		0-0 4-3		0-0 F9			0-0 L4-3 1B		0-0 4-3	4	0	1	0	0	0	3				
Johnny Blanchard, L (1, 7) Jack Reed, R (9, PR) OBP: 0.293, SLG: 0.302		0-0 L9			0-0 F6		0-0 K		4-0 FC6-4 IBB	3	0	0	0	1	1	1				
Clete Boyer, R (1, 5) OBP: 0.303, SLG: 0.383			0-0 F3		4-0 SH3-4 BB		0-0 L4-3		0-0 FC6-4	3	0	0	0	1	0	3				
Stan Williams, R (1, 1) OBP: 0.111, SLG: 0.154			0-0 5-3		0-0 SH3-4			0-0 F8		2	0	0	0	0	0	0				
Inning Stats	R: 0 E: 0 K: 0 S: 4	H: 1 LOB: 1 BB: 0 P: 4	R: 0 E: 0 K: 0 S: 3	H: 0 LOB: 0 BB: 0 P: 3	R: 0 E: 0 K: 0 S: 3	H: 1 LOB: 0 BB: 0 P: 3	R: 0 E: 0 K: 0 S: 5	H: 2 LOB: 2 BB: 0 P: 5	R: 0 E: 0 K: 0 S: 3	H: 1 LOB: 1 BB: 0 P: 4	R: 0 E: 0 K: 1 S: 5	H: 1 LOB: 0 BB: 0 P: 5	R: 1 E: 0 K: 0 S: 4	H: 1 LOB: 0 BB: 0 P: 4	R: 0 E: 0 K: 0 S: 3	H: 0 LOB: 2 BB: 2 P: 11	1B: 6 2B: 1 3B: 1 HR: 0	SF: 1 SAC: 1 DP: 1 HBP: 0	WP: 0 PB: 0 SB: 0 CS: 1	PA: 36
PITCHER Bennie Daniels, R (1, 1) ERA: 4.53	IP: 9.0 WLS: L BF: 35	H: 7 R: 1 ER: 1 SO: 1	BB: 2 IBB: 1 HBP: 0 BLK: 0	WP: 0 HR: 0 S: 34 P: 46	ERA: 1.00 WHIP: 1.000															

New York Yankees @ Washington Senators
D.C. Stadium, Washington, DC
Tue Aug 06 1963, 7:05 PM EDT
Att: 38,486 - Unknown

AB 30
R 1
H 7
RBI 1
BB 3
SO 1
LOB 13



Batter	1	2	3	4	5	6	7	8	9	AB	R	H	RBI	BB	SO	LOB	BOTTOM			
Don Blasingame, L (1, 4) OBP: 0.328, SLG: 0.296	0-3 K		0-0 2B			0-0 B4-3			0-0 4-3	4	0	1	0	0	1	0				
Jim King, L (1, 9) OBP: 0.326, SLG: 0.497	4-0 BB		0-0 1-3			0-0 G3			0-0 F3	3	0	0	0	1	0	1				
Chuck Hinton, R (1, 7) OBP: 0.338, SLG: 0.449	0-3 K			0-0 F9			0-0 F4			3	0	0	0	0	1	1				
Bobo Osborne, L (1, 3) OBP: 0.308, SLG: 0.379	0-3 K			0-0 F7			0-0 F5			3	0	0	0	0	1	1				
Don Lock, R (1, 8) OBP: 0.330, SLG: 0.449		0-3 K		0-3 K			0-0 6-3			3	0	0	0	0	2	0				
Don Zimmer, R (1, 5) OBP: 0.304, SLG: 0.452		0-0 1-3			0-3 K			0-0 1-3		3	0	0	0	0	1	0				
Ken Retzer, L (1, 2) OBP: 0.261, SLG: 0.269		0-0 4-3			0-0 F5			0-0 4-3		3	0	0	0	0	0	0				
Chuck Cottier, R (1, 6) OBP: 0.252, SLG: 0.331			0-3 K		0-3 K			0-3 K		3	0	0	0	0	3	0				
Bennie Daniels, L (1, 1) Dick Phillips, L (9, PH) OBP: 0.267, SLG: 0.297			0-3 K		0-3 K		0-3 K		0-0 F2	2	0	0	0	0	2	0				
Inning Stats	R: 0 E: 0 K: 3 S: 9	H: 0 LOB: 1 BB: 1 P: 13	R: 0 E: 0 K: 1 S: 5	H: 0 LOB: 0 BB: 0 P: 5	R: 0 E: 0 K: 2 S: 8	H: 1 LOB: 1 BB: 0 P: 8	R: 0 E: 0 K: 1 S: 5	H: 0 LOB: 0 BB: 0 P: 5	R: 0 E: 0 K: 2 S: 7	H: 0 LOB: 0 BB: 0 P: 7	R: 0 E: 0 K: 1 S: 5	H: 0 LOB: 0 BB: 0 P: 5	R: 0 E: 0 K: 1 S: 5	H: 0 LOB: 0 BB: 0 P: 5	R: 0 E: 0 K: 0 S: 3	H: 0 LOB: 0 BB: 0 P: 3	1B: 0 2B: 1 3B: 0 HR: 0	SF: 0 SAC: 0 DP: 0 HBP: 0	WP: 0 PB: 0 SB: 0 CS: 0	PA: 29
PITCHER Stan Williams, R (1, 1) ERA: 3.61	IP: 9.0 WLS: W BF: 29	H: 1 R: 0 ER: 0 SO: 11	BB: 1 IBB: 0 HBP: 0 BLK: 0	WP: 0 HR: 0 S: 50 P: 54	ERA: 0.00 WHIP: 0.222															

New York Yankees @ Washington Senators
D.C. Stadium, Washington, DC
Tue Aug 06 1963, 7:05 PM EDT
Att: 38,486 - Unknown

AB 28
R 0
H 1
RBI 0
BB 1
SO 11
LOB 3



Batter	1	2	3	4	5	6	7	8	9	AB	R	H	RBI	BB	SO	LOB	TOP					
Tony Kubek, L (1, 6) OBP: 0.277, SLG: 0.323	F7			5-3	FC1-2		F9		4-3	6	1	1	0	0	0	8	New York Yankees @ Washington Senators D.C. Stadium, Washington, DC Wed Aug 07 1963, 7:05 PM EDT Att: 18,001 - Unknown livebaseballscorecards.com					
Bobby Richardson, R (1, 4) OBP: 0.309, SLG: 0.350	L6	F7		BB	BB					4	0	2	3	1	0	1						
Tom Tresh, S (1, 8) OBP: 0.372, SLG: 0.504	HBP		4-3	BB	6-3			K		5	1	2	2	0	1	2						
Roger Maris, L (1, 9) OBP: 0.344, SLG: 0.556	HR		4-3	BB			K	F8		3	1	0	0	1	1	1						
Joe Pepitone, L (1, 3) OBP: 0.305, SLG: 0.468	HR		F8	3-1			F8	K		5	1	1	3	0	1	4						
Elston Howard, R (1, 2) OBP: 0.331, SLG: 0.548	1B			HR	G3		F8		K	5	1	2	1	0	1	0						
Johnny Blanchard, L (1, 7) Jack Reed, R (9, 7) OBP: 0.300, SLG: 0.470 OBP: 0.293, SLG: 0.302	G3			F3	BB		F3	L6		5	0	1	0	0	0	1						
Phil Linz, R (1, 5) Clete Boyer, R (9, 5) OBP: 0.353, SLG: 0.395 OBP: 0.303, SLG: 0.383		5-3		5-3	FC1-2					5	2	4	0	0	0	0						
Al Downing, R (1, 1) OBP: 0.143, SLG: 0.176	F6			5-3	FC1-2		F6	E6		4	2	1	0	1	0	2						
Inning Stats	R: 3 E: 0 K: 0 S: 6	H: 3 LOB: 1 BB: 0 P: 7	R: 0 E: 0 K: 0 S: 4	H: 1 LOB: 1 BB: 0 P: 4	R: 0 E: 0 K: 0 S: 3	H: 0 LOB: 0 BB: 0 P: 3	R: 3 E: 0 K: 0 S: 7	H: 4 LOB: 3 BB: 2 P: 15	R: 3 E: 0 K: 0 S: 6	H: 3 LOB: 1 BB: 1 P: 10	R: 0 E: 0 K: 1 S: 5	H: 0 LOB: 0 BB: 0 P: 5	R: 0 E: 0 K: 0 S: 4	H: 1 LOB: 1 BB: 0 P: 4	R: 0 E: 0 K: 2 S: 8	H: 1 LOB: 1 BB: 0 P: 8		R: 0 E: 1 K: 1 S: 7	H: 1 LOB: 2 BB: 0 P: 7	1B: 9 2B: 3 3B: 0 HR: 2	SF: 0 SAC: 0 DP: 0 HBP: 1	WP: 0 PB: 0 CS: 0
PITCHER	IP WLS BF H R ER SO BB IBB HBP BLK WP HR S P ERA WHIP																					
Steve Ridzik, R (1, 1) ERA: 5.86	3.2 L 20 7 6 6 0 1 0 1 0 0 0 2 18 23 14.73 2.182																					
Pete Burnside, L (4, 1) ERA: 4.59	1.1 10 4 3 3 0 2 0 0 0 0 0 0 8 16 20.25 4.500																					
Tom Cheney, R (6, 1) ERA: 2.67	3.0 11 2 0 0 3 0 0 0 0 0 0 0 17 17 0.00 0.667																					
Ed Roebuck, R (9, 1) ERA: 3.55	1.0 5 1 0 0 1 0 0 0 0 0 0 0 7 7 0.00 1.000																					

Batter	1	2	3	4	5	6	7	8	9	AB	R	H	RBI	BB	SO	LOB	BOTTOM					
Ed Brinkman, R (1, 6) OBP: 0.271, SLG: 0.311	4-3		6-3			F4		1-3		4	0	0	0	0	0	2	New York Yankees @ Washington Senators D.C. Stadium, Washington, DC Wed Aug 07 1963, 7:05 PM EDT Att: 18,001 - Unknown livebaseballscorecards.com					
Minnie Minoso, R (1, 7) OBP: 0.319, SLG: 0.307	5-3			PB		F9		B1-3		4	1	1	0	0	0	1						
Chuck Hinton, R (1, 9) OBP: 0.341, SLG: 0.448	6-3			L5-4				FC6-4		1	0	0	0	3	0	0						
Don Lock, R (1, 8) OBP: 0.329, SLG: 0.445				K		F8		FC6-4		3	0	0	0	1	1	4						
Don Zimmer, R (1, 5) OBP: 0.297, SLG: 0.441		G6-4-3		L5-4				L3		4	0	0	0	0	0	3						
Dick Phillips, L (1, 3) OBP: 0.298, SLG: 0.298		G3				F9				3	0	1	0	0	0	0						
Chuck Cottler, R (1, 4) OBP: 0.253, SLG: 0.329						F4		F7		2	0	0	0	1	0	1						
Hobie Landrith, L (1, 2) OBP: 0.277, SLG: 0.231										1	0	0	0	0	1	0						
Ken Retzler, L (4, 2) OBP: 0.258, SLG: 0.265						K		G4-6-3		2	0	0	0	0	0	2						
Steve Ridzik, R (1, 1) Pete Burnside, R (4, 1) Tom Cheney, R (6, 1) Don Blasingame, L (8, PH) Ed Roebuck, R (9, 1) OBP: 0.286, SLG: 0.286									K	0	0	0	0	1	0	0						
Inning Stats	R: 0 E: 0 K: 0 S: 3	H: 0 LOB: 0 BB: 0 P: 3	R: 0 E: 0 K: 0 S: 2	H: 0 LOB: 0 BB: 1 P: 6	R: 0 E: 0 K: 1 S: 5	H: 0 LOB: 1 BB: 1 P: 9	R: 1 E: 0 K: 1 S: 5	H: 1 LOB: 0 BB: 1 P: 9	R: 0 E: 0 K: 0 S: 2	H: 0 LOB: 0 BB: 1 P: 6	R: 0 E: 0 K: 0 S: 4	H: 1 LOB: 2 BB: 1 P: 8	R: 0 E: 0 K: 0 S: 4	H: 1 LOB: 1 BB: 0 P: 4	R: 0 E: 0 K: 1 S: 5	H: 0 LOB: 0 BB: 0 P: 5	R: 0 E: 0 K: 0 S: 2	H: 0 LOB: 0 BB: 1 P: 6	1B: 3 2B: 2 3B: 0 HR: 0	SF: 0 SAC: 0 DP: 4 HBP: 0	WP: 0 PB: 1 CS: 0	PA: 32
PITCHER	IP WLS BF H R ER SO BB IBB HBP BLK WP HR S P ERA WHIP																					
Al Downing, L (1, 1) ERA: 2.74	9.0 W 32 3 1 0 3 6 0 0 0 0 0 0 32 56 0.00 1.000																					

Batter	1	2	3	4	5	6	7	8	9	AB	R	H	RBI	BB	SO	LOB	TOP					
Tony Kubek, L (1,6) OBP: 0.277, SLG: 0.322	F8		4-3		4-3			E 2B 1B		4	1	1	0	0	0	1						
Bobby Richardson, R (1,4) OBP: 0.309, SLG: 0.362	F8			6-3		F8		1-H 1B 2B		4	1	1	1	0	0	0						
Tom Tresh, S (1,8) OBP: 0.373, SLG: 0.506	K			6-3			2B	G6-4-3 2-H 1B		4	0	2	1	0	1	0						
Elston Howard, R (1,2) OBP: 0.330, SLG: 0.543		F9		1B BB		5-3		G6-4-3 1-2		3	0	0	0	1	0	2						
Harry Bright, R (1,3) OBP: 0.343, SLG: 0.479		F7								2	0	1	0	2	0	0						
Jack Reed, R (8, PR) OBP: 0.293, SLG: 0.302				1-3 1B			BB			0	0	0	0	0	0	0						
Joe Pepitone, L (1,9) OBP: 0.302, SLG: 0.463	K			K		4-3		G3		4	0	0	0	0	2	5						
Hector Lopez, R (1,7) OBP: 0.294, SLG: 0.401						F8		F8		4	0	1	0	0	1	0						
Phil Linz, R (1,5) OBP: 0.360, SLG: 0.438						F3				4	1	2	1	0	1	1						
Clete Boyer, R (9,5) OBP: 0.303, SLG: 0.383								G6-4-3 1B HR		0	0	0	0	0	0	0						
Ralph Terry, R (1,1) OBP: 0.086, SLG: 0.074						F8		F4 G6-4-3 1-2		4	0	0	0	0	0	2						
Inning Stats	R: 0 E: 0 K: 1 S: 5	H: 0 LOB: 0 BB: 0 P: 5	R: 0 E: 0 K: 1 S: 5	H: 0 LOB: 0 BB: 0 P: 5	R: 0 E: 0 K: 0 S: 4	H: 1 LOB: 1 BB: 0 P: 4	R: 0 E: 0 K: 1 S: 6	H: 1 LOB: 2 BB: 1 P: 10	R: 1 E: 0 K: 0 S: 4	H: 1 LOB: 0 BB: 0 P: 4	R: 0 E: 0 K: 0 S: 4	H: 1 LOB: 2 BB: 0 P: 8	R: 0 E: 0 K: 0 S: 3	H: 1 LOB: 1 BB: 0 P: 3	R: 2 E: 0 K: 0 S: 5	H: 3 LOB: 1 BB: 1 P: 9	R: 0 E: 0 K: 2 S: 7	H: 0 LOB: 0 BB: 0 P: 7	1B: 5 2B: 2 3B: 0 HR: 1	SF: 0 SAC: 0 DP: 2 HBP: 0	WP: 0 PB: 0 SB: 0 CS: 0	PA: 36
PITCHER	IP WLS BF H R ER SO BB IBB HBP BLK WP HR S P ERA WHIP																					
Don Rudolph, L (1,1) ERA: 3.83	7.0 L 30 8 3 2 3 2 0 0 0 0 1 34 42 2.57 1.429																					
Pete Burnside, L (8,1) ERA: 4.57	1.0 3 0 0 0 0 1 0 0 0 0 0 2 6 0.00 1.000																					
Ron Kline, R (9,1) ERA: 2.61	1.0 3 0 0 0 2 0 0 0 0 0 0 7 7 0.00 0.000																					

New York Yankees @ Washington Senators
 D.C. Stadium, Washington, DC
 Thu Aug 08 1963, 3:33 AM EDT
 Att: 15,570 - Unknown - 87 F

AB	33
R	3
H	8
RBI	3
BB	3
SO	5
LOB	11



Batter	1	2	3	4	5	6	7	8	9	AB	R	H	RBI	BB	SO	LOB	BOTTOM			
Don Blasingame, L (1,4) OBP: 0.323, SLG: 0.301	6-3		F8			6-3			4-3 SF8 2B	4	1	1	0	0	0	0				
Dick Phillips, L (1,3) OBP: 0.282, SLG: 0.290	G3			K			4-3		4-3	4	0	0	0	0	1	1				
Chuck Hinton, R (1,7) OBP: 0.340, SLG: 0.447	F3			K			FC4-6 1B		SF8	3	0	1	1	0	1	0				
Jim King, L (1,9) OBP: 0.326, SLG: 0.493		4-3		F8			FC4-6 BB 1-2			4	0	1	0	0	0	1				
Don Lock, R (1,8) OBP: 0.331, SLG: 0.444		1B 1B				6-3			1B	3	0	1	0	1	0	1				
Don Zimmer, R (1,5) OBP: 0.297, SLG: 0.439				G4-6-3 1B 1-2		5-3				3	0	1	0	0	1	2				
Ken Retzer, L (1,2) OBP: 0.253, SLG: 0.260				G4-6-3 1-2		F6			G3	3	0	0	0	0	2					
Chuck Cottier, R (1,6) OBP: 0.253, SLG: 0.329			K			4-3			G3-6-3 1B	3	0	1	0	0	1	0				
Don Rudolph, L (1,1) OBP: 0.209, SLG: 0.225										2	0	0	0	0	1	0				
Pete Burnside, R (8,1) OBP: 0.333, SLG: 0.200										0	0	0	0	0	0	0				
Bobo Osborne, L (6, PH) OBP: 0.307, SLG: 0.378										1	0	0	0	0	0	1				
Ron Kline, R (9,1) OBP: 0.167, SLG: 0.500									G3-6-3 1-2	0	0	0	0	0	0	0				
Inning Stats	R: 0 E: 0 K: 0 S: 3	H: 0 LOB: 0 BB: 0 P: 3	R: 0 E: 0 K: 0 S: 4	H: 2 LOB: 1 BB: 0 P: 4	R: 0 E: 0 K: 2 S: 7	H: 0 LOB: 0 BB: 0 P: 7	R: 0 E: 0 K: 2 S: 7	H: 0 LOB: 0 BB: 0 P: 7	R: 0 E: 0 K: 0 S: 3	H: 0 LOB: 0 BB: 0 P: 3	R: 0 E: 0 K: 1 S: 6	H: 1 LOB: 2 BB: 1 P: 10	R: 0 E: 0 K: 0 S: 3	H: 1 LOB: 0 BB: 0 P: 3	R: 1 E: 0 K: 0 S: 5	H: 2 LOB: 1 BB: 0 P: 5	1B: 5 2B: 1 3B: 0 HR: 0	SF: 1 SAC: 0 DP: 2 HBP: 0	WP: 0 PB: 0 SB: 0 CS: 0	PA: 32
PITCHER	IP WLS BF H R ER SO BB IBB HBP BLK WP HR S P ERA WHIP																			
Ralph Terry, R (1,1) ERA: 3.18	9.0 W 32 6 1 1 5 1 0 0 0 0 0 41 45 1.00 0.778																			

New York Yankees @ Washington Senators
 D.C. Stadium, Washington, DC
 Thu Aug 08 1963, 3:33 AM EDT
 Att: 15,570 - Unknown - 87 F

AB	30
R	1
H	6
RBI	1
BB	1
SO	5
LOB	8



Batter	1	2	3	4	5	6	7	8	9	AB	R	H	RBI	BB	SO	LOB	TOP			
Tony Kubek, L (1,6) OBP: 0.274, SLG: 0.319	F7		L1		3-1		F4			4	0	0	0	0	0	0				
Bobby Richardson, R (1,4) OBP: 0.308, SLG: 0.351	F9		F4					3-1		4	0	1	0	0	0	0				
Tom Tresh, S (1,8) OBP: 0.377, SLG: 0.508										3	0	2	0	1	0	1				
Roger Maris, L (1,9) OBP: 0.346, SLG: 0.558	5-3									3	0	1	0	1	1	2				
Joe Pepitone, L (1,3)										4	1	1	0	0	1	4				
Elston Howard, R (1,2) OBP: 0.325, SLG: 0.540										4	0	1	0	0	3	3				
Johnny Blanchard, L (1,7) Jack Reed, R (9,7) OBP: 0.293, SLG: 0.302										2	0	0	1	1	0	1				
Phil Linz, R (1,5) Clete Boyer, R (7,5) OBP: 0.303, SLG: 0.382										3	0	0	0	0	1	4				
Jim Bouton, R (1,1) OBP: 0.083, SLG: 0.085										3	0	0	0	0	2	0				
Inning Stats	R: 0 E: 0 K: 0 S: 4	H: 1 LOB: 1 BB: 0 P: 4	R: 1 E: 0 K: 0 S: 4	H: 2 LOB: 1 BB: 0 P: 4	R: 0 E: 0 K: 0 S: 3	H: 0 LOB: 0 BB: 0 P: 3	R: 0 E: 0 K: 1 S: 6	H: 1 LOB: 3 BB: 2 P: 14	R: 0 E: 0 K: 2 S: 7	H: 0 LOB: 1 BB: 1 P: 11	R: 0 E: 0 K: 2 S: 7	H: 0 LOB: 0 BB: 0 P: 7	R: 0 E: 0 K: 1 S: 6	H: 1 LOB: 1 BB: 0 P: 6	R: 0 E: 0 K: 1 S: 5	H: 0 LOB: 0 BB: 0 P: 5	1B: 5 2B: 1 3B: 0 HR: 0	SF: 1 SAC: 0 DP: 0 HBP: 0	WP: 0 PB: 0 SB: 0 CS: 0	PA: 35
PITCHER	IP WLS BF H R ER SO BB IBB HBP BLK WP HR S P ERA WHIP																			
Don Lee, R (1,1) ERA: 3.58	8.0 L 32 6 1 1 7 2 1 0 0 0 0 0 43 55 1.12 1.000																			
Art Fowler, R (9,1) ERA: 2.42	1.0 3 0 0 0 1 0 0 0 0 0 0 0 5 5 0.00 0.000																			

New York Yankees @ Los Angeles Angels
Dodger Stadium, Los Angeles, CA
Fri Aug 09 1963, 7:05 PM PDT
Att: 30,826 - Unknown - 70 F

AB	31
R	1
H	6
RBI	1
BB	3
SO	8
LOB	15



Batter	1	2	3	4	5	6	7	8	9	AB	R	H	RBI	BB	SO	LOB	BOTTOM					
Albie Pearson, L (1,9) OBP: 0.393, SLG: 0.402	F7									3	0	0	0	1	0	1						
Jim Fregosi, R (1,6) OBP: 0.307, SLG: 0.392	6-3									3	0	1	0	1	0	1						
Leon Wagner, L (1,7) OBP: 0.369, SLG: 0.486	4-3									4	0	0	0	0	0	2						
Lee Thomas, L (1,3) OBP: 0.316, SLG: 0.343										4	0	0	0	0	0	2						
Buck Rodgers, S (1,2) OBP: 0.309, SLG: 0.339										4	0	2	0	0	0	1						
Billy Moran, R (1,4) OBP: 0.297, SLG: 0.343										3	0	0	0	0	0	2						
Frank Kostro, R (1,5) OBP: 0.301, SLG: 0.270										3	0	0	0	0	1	1						
Jim Piersall, R (1,8) OBP: 0.281, SLG: 0.287										3	0	1	0	0	1	0						
Don Lee, R (1,1) OBP: 0.091, SLG: 0.091										1	0	0	0	0	1	0						
Bob Sadowski, L (8,PH) OBP: 0.321, SLG: 0.317										1	0	1	0	0	0	0						
Art Fowler, R (9,1) OBP: 0.375, SLG: 0.167										0	0	0	0	0	0	0						
Inning Stats	R: 0 E: 0 K: 0 S: 3	H: 0 LOB: 0 BB: 0 P: 3	R: 0 E: 0 K: 0 S: 3	H: 0 LOB: 0 BB: 0 P: 3	R: 0 E: 0 K: 1 S: 5	H: 0 LOB: 0 BB: 0 P: 5	R: 0 E: 0 K: 0 S: 4	H: 1 LOB: 1 BB: 0 P: 4	R: 0 E: 0 K: 0 S: 3	H: 1 LOB: 0 BB: 0 P: 3	R: 0 E: 0 K: 0 S: 3	H: 1 LOB: 1 BB: 1 P: 7	R: 0 E: 0 K: 0 S: 4	H: 1 LOB: 1 BB: 0 P: 4	R: 0 E: 0 K: 2 S: 8	H: 1 LOB: 1 BB: 0 P: 8	R: 0 E: 0 K: 0 S: 3	H: 0 LOB: 1 BB: 1 P: 7	1B: 4 2B: 1 3B: 0 HR: 0	SF: 0 SAC: 1 DP: 1 HBP: 0	WP: 0 PB: 0 SB: 0 CS: 1	PA: 32
PITCHER	IP WLS BF H R ER SO BB IBB HBP BLK WP HR S P ERA WHIP																					
Jim Bouton, R (1,1) ERA: 2.53	9.0 W 32 5 0 0 3 2 0 0 0 0 0 0 36 44 0.00 0.778																					

New York Yankees @ Los Angeles Angels
Dodger Stadium, Los Angeles, CA
Fri Aug 09 1963, 7:05 PM PDT
Att: 30,826 - Unknown - 70 F


AB	29
R	0
H	5
RBI	0
BB	2
SO	3
LOB	10



Batter	1	2	3	4	5	6	7	8	9	AB	R	H	RBI	BB	SO	LOB	TOP										
Tony Kubek, L (1, 6) OBP: 0.272, SLG: 0.317	G3			K		CS	F6		SH3-4	3	0	0	0	0	1	0											
Bobby Richardson, R (1, 4) OBP: 0.310, SLG: 0.352	K			F9			1B		FC6-4	4	0	2	2	0	1	0											
Tom Tresh, S (1, 8) OBP: 0.373, SLG: 0.503	F6			K			F7		FC6-4	4	0	0	0	0	1	2											
Roger Maris, L (1, 9) OBP: 0.342, SLG: 0.549		3-1			G6-3		F7		4-1	4	0	0	0	0	0	2											
Joe Pepitone, L (1, 3) OBP: 0.300, SLG: 0.458		F5			4-3				4-3	3	0	0	0	0	0	0											
Elston Howard, R (1, 2) OBP: 0.325, SLG: 0.538		K			4-3				G5-4-3	3	0	1	0	0	1	0											
Hector Lopez, R (1, 7) OBP: 0.291, SLG: 0.397				G3			4-3		G5-4-3	3	0	0	0	0	0	1											
Clete Boyer, R (1, 5) OBP: 0.301, SLG: 0.380				1-3			K		SH3-4	2	0	0	0	0	1	0											
Mickey Mantle, S (9, PH) OBP: 0.449, SLG: 0.675									1B	0	0	0	0	1	0	0											
Jack Reed, R (9, FR) OBP: 0.293, SLG: 0.302									BB	0	1	0	0	0	0	0											
Hal Reniff, R (9, 1)									BB	0	0	0	0	0	0	0											
Whitey Ford, L (1, 1) OBP: 0.225, SLG: 0.231				4-3					SH3-4	1	0	0	0	1	0	0											
Johnny Blanchard, L (9, PH) OBP: 0.304, SLG: 0.467									1B	1	0	1	0	0	0	0											
Phil Linz, R (9, FR) OBP: 0.348, SLG: 0.422									1B	0	1	0	0	0	0	0											
Inning Stats	R: 0 E: 0 K: 1 S: 5	H: 0 LOB: 0 BB: 0 P: 5	R: 0 E: 0 K: 1 S: 5	H: 0 LOB: 0 BB: 0 P: 5	R: 0 E: 0 K: 0 S: 3	H: 0 LOB: 0 BB: 0 P: 3	R: 0 E: 0 K: 2 S: 7	H: 0 LOB: 0 BB: 0 P: 7	R: 0 E: 0 K: 0 S: 3	H: 0 LOB: 0 BB: 0 P: 3	R: 0 E: 0 K: 0 S: 4	H: 1 LOB: 1 BB: 1 P: 8	R: 0 E: 0 K: 0 S: 3	H: 1 LOB: 0 BB: 0 P: 3	R: 2 E: 0 K: 0 S: 5	H: 2 LOB: 1 BB: 1 P: 9	1B: 4 2B: 0 3B: 0 HR: 0	SF: 0 SAC: 1 DP: 1 HBP: 0	WP: 0 PB: 0 SB: 0 CS: 1	PA: 32							
PITCHER	IP	WLS	BF	H	R	ER	SO	BB	IBB	HBP	BLK	WP	HR	S	P	ERA	WHIP										
Dean Chance, R (1, 1) ERA: 3.27	8.1	L	29	4	2	2	5	2	0	0	0	0	0	37	45	2.16	0.720										
Jack Spring, L (9, 1) ERA: 3.35	0.2		2	0	0	0	0	0	0	0	0	0	0	2	2	0.00	0.000										

New York Yankees @ Los Angeles Angels
Dodger Stadium, Los Angeles, CA
 Sat Aug 10 1963, 7:05 PM PDT
 Att: 35,942 - Unknown - 65 F


AB 28
 R 2
 H 4
 RBI 2
 BB 2
 SO 5
 LOB 5



Batter	1	2	3	4	5	6	7	8	9	AB	R	H	RBI	BB	SO	LOB	BOTTOM										
Albie Pearson, L (1, 9) OBP: 0.389, SLG: 0.399	L9			4-3		FC6-5		F6		4	0	0	0	0	0	2											
Jim Fregosi, R (1, 6) OBP: 0.304, SLG: 0.389	6-3			K		FC5-4			K	4	0	0	0	0	2	1											
Leon Wagner, L (1, 7) OBP: 0.367, SLG: 0.482	4-3			4-3					F9	3	0	0	0	0	1	0											
Ken Hunt, R (9, 7) OBP: 0.245, SLG: 0.347										1	0	0	0	0	0	0											
Billy Moran, R (1, 4) OBP: 0.297, SLG: 0.342		5-3			5-3		6-3			4	0	1	0	0	0	0											
Buck Rodgers, S (1, 2) OBP: 0.303, SLG: 0.332		5-3			6-3		4-3		FC4-6	4	0	0	0	0	0	1											
Frank Koestel, R (1, 5) OBP: 0.310, SLG: 0.282		F3							G4-6-3	3	1	2	0	0	0	0											
Lee Thomas, L (1, 3) OBP: 0.316, SLG: 0.343				K			6-3		G4-6-3	3	0	1	0	0	1	1											
Jim Piersall, R (1, 8) OBP: 0.282, SLG: 0.288				K					G4-6-3	3	0	1	0	0	1	2											
Dean Chance, R (1, 1) OBP: 0.193, SLG: 0.182				K					SH3-4	2	0	1	1	0	1	0											
Jack Spring, R (9, 1) OBP: 0.333, SLG: 0.333										0	0	0	0	0	0	0											
Inning Stats	R: 0 E: 0 K: 0 S: 3	H: 0 LOB: 0 BB: 0 P: 3	R: 0 E: 0 K: 0 S: 3	H: 0 LOB: 0 BB: 0 P: 3	R: 0 E: 0 K: 3 S: 9	H: 0 LOB: 0 BB: 0 P: 9	R: 0 E: 0 K: 1 S: 5	H: 0 LOB: 0 BB: 0 P: 5	R: 0 E: 0 K: 0 S: 4	H: 1 LOB: 1 BB: 0 P: 4	R: 0 E: 0 K: 0 S: 4	H: 1 LOB: 1 BB: 0 P: 4	R: 0 E: 0 K: 1 S: 5	H: 0 LOB: 0 BB: 0 P: 5	R: 1 E: 0 K: 0 S: 5	H: 3 LOB: 1 BB: 0 P: 5	R: 0 E: 0 K: 1 S: 6	H: 1 LOB: 1 BB: 0 P: 6	1B: 6 2B: 0 3B: 0 HR: 0	SF: 0 SAC: 1 DP: 1 HBP: 0	WP: 0 PB: 0 SB: 0 CS: 0	PA: 32					
PITCHER	IP	WLS	BF	H	R	ER	SO	BB	IBB	HBP	BLK	WP	HR	S	P	ERA	WHIP										
Whitey Ford, L (1, 1) ERA: 3.54	8.0	W	28	5	1	1	5	0	0	0	0	0	0	38	38	1.12	0.625										
Hal Reniff, R (9, 1) ERA: 2.65	1.0	S	4	1	0	0	1	0	0	0	0	0	0	6	6	0.00	1.000										

New York Yankees @ Los Angeles Angels
Dodger Stadium, Los Angeles, CA
 Sat Aug 10 1963, 7:05 PM PDT
 Att: 35,942 - Unknown - 65 F

AB 31
 R 1
 H 6
 RBI 1
 BB 0
 SO 6
 LOB 7



Batter	1	2	3	4	5	6	7	8	9	10	AB	R	H	RBI	BB	SO	LOB	TOP	
Tony Kubek, L OBP: 0.271, SLG: 0.317 (1, 6)	F8	K							F7	4-3	6	0	1	0	0	1	4		
Bobby Richardson, R OBP: 0.309, SLG: 0.350 (1, 4)	F9		E1					F7	5-3	E6	5	0	1	0	0	0	0		
Tom Tresh, S OBP: 0.375, SLG: 0.500 (1, 8)			F6					K		F5	4	1	1	0	2	1	2		
Roger Maris, L OBP: 0.343, SLG: 0.543 (1, 9)	F5		F8					G3			3	1	0	0	2	0	2		
Yogi Berra, L OBP: 0.358, SLG: 0.479 Elston Howard, R OBP: 0.330, SLG: 0.546 (8, 2)		1B							F8		2	1	1	0	1	0	3		
Jos Peipitone, L OBP: 0.298, SLG: 0.452 (1, 3)		K	4-3								5	0	0	0	0	2	6		
Johnny Blanchard, L OBP: 0.297, SLG: 0.455 Harry Bright, R OBP: 0.340, SLG: 0.492 Jack Reed, R OBP: 0.293, SLG: 0.302 Hal Reniff, R OBP: 0.375, SLG: 0.409 (8, 1)	F8										3	0	0	0	0	0	1	AB 39	
Clete Boyer, R OBP: 0.304, SLG: 0.381 Mickey Mantle, S OBP: 0.453, SLG: 0.675 Phil Linz, R OBP: 0.348, SLG: 0.422 (8, 5)											1	0	1	0	0	0	0	R 6	
Al Downing, R OBP: 0.132, SLG: 0.162 Hector Lopez, R OBP: 0.252, SLG: 0.397 (8, 7)		E4									2	0	1	0	1	0	0	H 9	
											0	0	0	0	0	0	0	RBI 4	
											0	0	0	0	0	0	0	BB 7	
											0	0	0	0	0	0	0	SO 4	
											3	0	0	0	0	0	2	LOB 22	
											2	1	1	1	0	0	2		
Inning Stats	R: 0 E: 0 K: 0 S: 4	H: 1 LOB: 1 BB: 0 P: 4	R: 1 E: 1 K: 2 S: 10	H: 2 LOB: 2 BB: 0 P: 10	R: 0 E: 1 K: 0 S: 4	H: 1 LOB: 2 BB: 1 P: 8	R: 0 E: 0 K: 0 S: 3	H: 0 LOB: 0 BB: 0 P: 3	R: 0 E: 0 K: 1 S: 5	H: 0 LOB: 0 BB: 0 P: 5	R: 0 E: 0 K: 0 S: 4	H: 1 LOB: 2 BB: 1 P: 8	R: 3 E: 0 K: 1 S: 6	H: 1 LOB: 0 BB: 2 P: 14	R: 2 E: 1 K: 0 S: 6	H: 2 LOB: 1 BB: 0 P: 6	1B: 6 2B: 2 3B: 0 HR: 1	SF: 0 SAC: 2 DP: 0 HBP: 0	WP: 0 PA: 48
PITCHER	IP WLS BF H R ER SO BB IBB HBP BLK WP HR S P ERA WHIP	Ken McBride, R ERA: 2.63	Jack Spring, L ERA: 3.29	Dan Osinski, R ERA: 3.37	Art Fowler, R ERA: 2.54	Julio Navarro, R ERA: 2.95													

New York Yankees @ Los Angeles Angels
 Dodger Stadium, Los Angeles, CA
 Sun Aug 11 1963, 3:33 AM PDT
 Att: 26,286 - Unknown - 73 F

AB	39
R	6
H	9
RBI	4
BB	7
SO	4
LOB	22



Batter	1	2	3	4	5	6	7	8	9	10	AB	R	H	RBI	BB	SO	LOB	BOTTOM	
Albie Pearson, L OBP: 0.394, SLG: 0.400 (10, 8)	G4-3		L1-3					SH3-4	FC5-2		3	2	2	0	2	0	0		
Jim Fregosi, R OBP: 0.304, SLG: 0.387 (1, 6)	G4-3		L1-3					SH3-4	FC5-2		4	0	1	0	0	0	3		
Billy Moran, R OBP: 0.298, SLG: 0.343 (1, 4)	G4-3							5-3	F7		5	0	1	0	0	0	4		
Frank Kostro, R OBP: 0.314, SLG: 0.274 (1, 5)	K		F3					2B			3	1	0	0	2	1	1		
Ken Hunt, R OBP: 0.261, SLG: 0.377 (1, 7)		E						SH			5	1	3	1	0	0	1		
Buck Rodgers, S OBP: 0.300, SLG: 0.328 Ed Sadowski, R OBP: 0.251, SLG: 0.266 (8, 2)		E8						SH			2	0	0	0	0	0	1		
Lee Thomas, L OBP: 0.315, SLG: 0.342 Felix Torres, R OBP: 0.316, SLG: 0.364 (8, 3)		F6									2	0	1	1	0	0	0		
Jim Piersall, R OBP: 0.282, SLG: 0.287 Julio Navarro, R OBP: 0.308, SLG: 0.250 (10, 1)			FC5-2								2	0	0	0	0	0	2		
Ken McBride, L OBP: 0.173, SLG: 0.280 Leon Wagner, L OBP: 0.145, SLG: 0.233 Jack Spring, R OBP: 0.293, SLG: 0.302 Dan Osinski, R OBP: 0.348, SLG: 0.422 Art Fowler, R OBP: 0.252, SLG: 0.397 Bob Sadowski, R OBP: 0.132, SLG: 0.162 (10, 9)		F3									2	0	0	0	0	1	2	AB 36	
											1	0	0	0	0	3	0	R 4	
											0	0	0	0	0	0	0	H 10	
											0	0	0	0	0	0	0	RBI 3	
											0	0	0	0	0	0	0	BB 4	
											1	0	0	0	0	0	1	SO 2	
											2	0	0	0	0	0	2	LOB 25	
											2	0	0	0	0	1	2		
											1	0	0	0	0	3	0		
											0	0	0	0	0	0	0		
											0	0	0	0	0	0	0		
											1	0	0	0	0	1	0		
Inning Stats	R: 1 E: 0 K: 1 S: 5	H: 1 LOB: 0 BB: 1 P: 9	R: 0 E: 1 K: 0 S: 5	H: 1 LOB: 2 BB: 0 P: 5	R: 0 E: 0 K: 0 S: 4	H: 2 LOB: 1 BB: 0 P: 4	R: 0 E: 0 K: 0 S: 3	H: 0 LOB: 0 BB: 0 P: 3	R: 0 E: 0 K: 1 S: 5	H: 2 LOB: 2 BB: 0 P: 5	R: 2 E: 0 K: 0 S: 5	H: 2 LOB: 2 BB: 2 P: 13	R: 0 E: 0 K: 0 S: 5	H: 2 LOB: 2 BB: 0 P: 5	R: 0 E: 0 K: 0 S: 2	H: 0 LOB: 0 BB: 1 P: 6	1B: 6 2B: 5 3B: 0 HR: 0	SF: 0 SAC: 2 DP: 4 HBP: 0	WP: 0 PA: 42
PITCHER	IP WLS BF H R ER SO BB IBB HBP BLK WP HR S P ERA WHIP	Al Downing, L ERA: 2.73	Hal Reniff, R ERA: 3.07	Bill Stafford, R ERA: 5.49															

New York Yankees @ Los Angeles Angels
 Dodger Stadium, Los Angeles, CA
 Sun Aug 11 1963, 3:33 AM PDT
 Att: 26,286 - Unknown - 73 F

AB	36
R	4
H	10
RBI	3
BB	4
SO	2
LOB	25



Batter	1	2	3	4	5	6	7	8	9	AB	R	H	RBI	BB	SO	LOB	TOP					
Tony Kubek, L (1,6) OBP: 0.277, SLG: 0.328										5	2	4	1	0	1	0	New York Yankees @ Boston Red Sox Fenway Park, Boston, MA Wed Aug 14 1963, 3:33 AM EDT Att: 20,680 - Overcast					
Bobby Richardson, R (1,4) OBP: 0.309, SLG: 0.350										4	1	1	1	1	0	3						
Tom Tresh, S (1,8) OBP: 0.375, SLG: 0.498										4	1	1	1	1	1	4						
Roger Maris, L (1,9) OBP: 0.337, SLG: 0.532										5	0	0	0	0	1	6						
Yogi Berra, L (1,2) OBP: 0.360, SLG: 0.515										5	2	2	2	0	1	2						
Joe Pepitone, L (1,3) OBP: 0.297, SLG: 0.451										5	0	2	1	0	1	1						
Hector Lopez, R (1,7) OBP: 0.291, SLG: 0.394										5	0	1	1	0	0	3						
Clete Boyer, R (1,5) OBP: 0.305, SLG: 0.379										2	1	0	0	2	1	0						
Ralph Terry, R (1,1) OBP: 0.083, SLG: 0.071										2	0	0	0	0	0	2						
Steve Hamilton, L (5,1) OBP: 0.250, SLG: 0.417										0	0	0	0	0	0	0						
Bill Stafford, R (5,1) OBP: 0.375, SLG: 0.409										0	0	0	0	0	0	0						
Johnny Blanchard, L (8,PH) OBP: 0.295, SLG: 0.452										1	0	0	0	0	0	0						
Tom Metcalf, R (8,1)										0	0	0	0	0	0	0						
Inning Stats	R: 2 E: 1 K: 1 S: 9	H: 3 LOB: 2 BB: 0 P: 9	R: 1 E: 1 K: 0 S: 5	H: 1 LOB: 2 BB: 1 P: 9	R: 0 E: 0 K: 0 S: 3	H: 0 LOB: 0 BB: 0 P: 3	R: 1 E: 0 K: 0 S: 5	H: 2 LOB: 1 BB: 0 P: 5	R: 1 E: 0 K: 1 S: 7	H: 2 LOB: 2 BB: 1 P: 11	R: 0 E: 0 K: 2 S: 7	H: 0 LOB: 1 BB: 1 P: 11	R: 0 E: 0 K: 1 S: 5	H: 1 LOB: 0 BB: 0 P: 5	R: 0 E: 0 K: 1 S: 6	H: 1 LOB: 1 BB: 0 P: 6	R: 2 E: 0 K: 0 S: 4	H: 1 LOB: 0 BB: 1 P: 8	1B: 7 2B: 3 3B: 0 HR: 1	SF: 0 SAC: 1 DP: 1 HBP: 0	WP: 0 PB: 0 SB: 0 CS: 0	PA: 43
PITCHER	IP WLS BF H R ER SO BB IBB HBP BLK WP HR S P ERA WHIP																					
Bill Monbouquette, R (1,1) ERA: 3.4	5.0 W 27 8 5 4 2 1 1 0 0 0 0 0 29 37 7.20 1.800																					
Jack Lamabe, R (6,1) ERA: 3.46	4.0 S 16 3 2 2 4 2 0 0 0 0 0 1 22 30 4.50 1.250																					

AB	38
R	7
H	11
RBI	7
BB	4
SO	6
LOB	21



Batter	1	2	3	4	5	6	7	8	9	AB	R	H	RBI	BB	SO	LOB	BOTTOM			
Chuck Schilling, R (1,4) OBP: 0.315, SLG: 0.352										5	1	2	1	0	1	1	New York Yankees @ Boston Red Sox Fenway Park, Boston, MA Wed Aug 14 1963, 3:33 AM EDT Att: 20,680 - Overcast			
Gary Geiger, L (1,8) OBP: 0.348, SLG: 0.507										6	0	1	0	0	3	8				
Carl Yastrzemski, L (1,7) OBP: 0.427, SLG: 0.595										4	3	1	0	2	1	4				
Dick Stuart, R (1,3) OBP: 0.311, SLG: 0.497										6	3	3	3	0	0	4				
Lou Clinton, R (1,9) OBP: 0.281, SLG: 0.421										5	2	4	1	1	0	0				
Frank Malzone, R (1,5) OBP: 0.337, SLG: 0.441										5	0	3	3	0	0	3				
Eddie Bressoud, R (1,6) OBP: 0.306, SLG: 0.401										4	1	0	0	1	0	7				
Bob Tillman, R (1,2) OBP: 0.328, SLG: 0.387										4	2	4	1	1	0	0				
Bill Monbouquette, R (1,1) OBP: 0.174, SLG: 0.136										1	0	0	0	0	1	2				
Felix Mantilla, R (5,PH) ERA: 2.0										1	1	0	0	0	0	3				
Jack Lamabe, R (6,1) OBP: 0.095, SLG: 0.200										2	1	1	3	0	1	1				
Inning Stats	R: 2 E: 0 K: 0 S: 7	H: 4 LOB: 2 BB: 0 P: 7	R: 0 E: 2 K: 1 S: 8	H: 1 LOB: 3 BB: 0 P: 8	R: 0 E: 0 K: 1 S: 7	H: 2 LOB: 2 BB: 0 P: 7	R: 0 E: 0 K: 1 S: 6	H: 1 LOB: 1 BB: 0 P: 6	R: 7 E: 0 K: 1 S: 11	H: 6 LOB: 3 BB: 3 P: 23	R: 0 E: 0 K: 2 S: 8	H: 1 LOB: 1 BB: 0 P: 8	R: 5 E: 0 K: 1 S: 9	H: 4 LOB: 2 BB: 2 P: 17	R: 0 E: 0 K: 0 S: 3	H: 0 LOB: 0 BB: 0 P: 3	1B: 13 2B: 5 3B: 0 HR: 1	SF: 0 SAC: 1 DP: 0 HBP: 0	WP: 2 PB: 0 SB: 0 CS: 0	PA: 50
PITCHER	IP WLS BF H R ER SO BB IBB HBP BLK WP HR S P ERA WHIP																			
Ralph Terry, R (1,1) ERA: 3.42	4.1 L 28 12 7 7 3 1 0 0 0 0 1 0 33 37 14.54 3.000																			
Steve Hamilton, L (5,1) ERA: 2.0	0.1 2 0 0 0 1 1 0 0 0 0 1 0 3 7 0.00 3.000																			
Bill Stafford, R (5,1) ERA: 6.0	2.1 17 7 7 7 3 2 1 0 0 0 1 1 20 32 27.00 3.857																			
Tom Metcalf, R (8,1) ERA: 9.0	1.0 3 0 0 0 0 0 0 0 0 0 0 0 3 3 0.00 0.000																			



Batter	1	2	3	4	5	6	7	8	9	AB	R	H	RBI	BB	SO	LOB	TOP						
Tony Kubek, L (1, 6) OBP: 0.277, SLG: 0.329	F7			4-3		2B			K	4	0	1	0	0	1	0	New York Yankees @ Boston Red Sox Fenway Park, Boston, MA Wed Aug 14 1963, 7:05 PM EDT Att: 24,964 - Unknown - 64 F						
Bobby Richardson, R (1, 4) OBP: 0.311, SLG: 0.353	4-3			FC5-4 1B		3-1			1B BB 2B	4	1	2	0	0	0	1							
Tom Tresh, S (1, 8) OBP: 0.374, SLG: 0.494	B6			K				F8	BB BB 1B BB	3	1	0	0	1	1								
Elston Howard, R (1, 2) OBP: 0.329, SLG: 0.543		6-3		FC5-4 1-2				F8	BB BB 1B 1B	4	1	1	0	0	0	1							
Joe Pepitone, L (1, 9) OBP: 0.297, SLG: 0.449					3-1				K	4	0	1	0	0	2	3							
Harry Bright, R (1, 3) OBP: 0.353, SLG: 0.488		G6-4-3 1B							K	3	1	1	1	1	1	1							
Johnny Blanchard, L (1, 7) Jack Reed, R (9, PR) OBP: 0.294, SLG: 0.441 OBP: 0.293, SLG: 0.302				F9		4-3			F9	3	0	0	1	1	0	1							
Phil Linz, R (1, 5) Yogi Berra, L (9, PH) Clete Boyer, R (9, PR) OBP: 0.337, SLG: 0.407 OBP: 0.366, SLG: 0.520 OBP: 0.305, SLG: 0.379				F8		5-3			FC5-4 1B BB	3	0	0	0	0	0	1							
Jim Bouton, R (1, 1) Mickey Mantle, S (8, PH) Marshall Bridges, S (8, 1) Hector Lopez, R (9, PH) OBP: 0.081, SLG: 0.082 OBP: 0.450, SLG: 0.659 OBP: 0.250, SLG: 0.393				K		B1-3			K F9	2	0	0	0	0	1	0							
Inning Stats	R: 0 E: 0 K: 0 S: 3	H: 0 LOB: 0 BB: 0 P: 3	R: 0 E: 0 K: 0 S: 3	H: 1 LOB: 0 BB: 0 P: 3	R: 0 E: 0 K: 1 S: 5	H: 0 LOB: 0 BB: 0 P: 5	R: 0 E: 0 K: 1 S: 6	H: 1 LOB: 1 BB: 0 P: 6	R: 0 E: 0 K: 1 S: 5	H: 0 LOB: 0 BB: 0 P: 5	R: 0 E: 0 K: 1 S: 4	H: 1 LOB: 1 BB: 0 P: 4	R: 0 E: 0 K: 1 S: 5	H: 0 LOB: 0 BB: 0 P: 5	R: 4 E: 0 K: 2 S: 10	H: 3 LOB: 2 BB: 3 P: 22		1B: 5 2B: 2 3B: 0 HR: 0	SF: 0 SAC: 0 DP: 1 HBP: 0	WP: 0 PB: 0 SB: 0 CS: 0	PA: 36		
PITCHER	IP WLS BF H R ER SO BB IBB HBP BLK WP HR S P ERA WHIP	8.1 W 31 6 3 3 6 1 0 0 0 0 0 42 46 3.24 0.840	0.2 S 5 1 1 1 1 2 0 0 0 0 0 5 13 13.50 4.500																				

AB	33
R	4
H	7
RBI	4
BB	3
SO	7
LOB	12



Batter	1	2	3	4	5	6	7	8	9	AB	R	H	RBI	BB	SO	LOB	BOTTOM					
Chuck Schilling, R (1, 4) OBP: 0.314, SLG: 0.351	2B 1B	G1-4-3			6-3			K		4	1	1	0	0	1	1	New York Yankees @ Boston Red Sox Fenway Park, Boston, MA Wed Aug 14 1963, 7:05 PM EDT Att: 24,964 - Unknown - 64 F					
Gary Geiger, L (1, 8) OBP: 0.347, SLG: 0.507	1B PB 2B			K		4-3		K		4	1	1	0	0	2	0						
Carl Yastrzemski, L (1, 7) OBP: 0.429, SLG: 0.506	PB 1B 4-3 BB			F7		F9			HR 2B	3	2	1	0	1	0	0						
Dick Stuart, R (1, 3) OBP: 0.314, SLG: 0.506	4-3 PB 1B			6-3		FC5-4 1B		HR		4	1	3	3	0	0	0						
Lou Clinton, R (1, 9) OBP: 0.281, SLG: 0.418	4-3			F2 BB		FC5-4		5-3		3	0	0	1	1	0	2						
Frank Malzone, R (1, 5) OBP: 0.335, SLG: 0.438	1-3			F2		6-3				3	0	0	0	0	0	2						
Eddie Bressoud, R (1, 6) OBP: 0.307, SLG: 0.403	F6			L6						3	0	1	0	0	0	1						
Russ Nixon, L (1, 2) OBP: 0.308, SLG: 0.380		4-3				K		K		3	0	0	0	0	2	1						
Dave Morehead, R (1, 1) Dick Radatz, R (9, 1) OBP: 0.100, SLG: 0.100 OBP: 0.083, SLG: 0.087				G1-4-3 1B		K		F6		3	0	1	0	0	1	1						
Inning Stats	R: 3 E: 0 K: 0 S: 6	H: 3 LOB: 1 BB: 1 P: 10	R: 0 E: 0 K: 0 S: 3	H: 1 LOB: 0 BB: 0 P: 3	R: 0 E: 0 K: 1 S: 5	H: 0 LOB: 0 BB: 0 P: 5	R: 0 E: 0 K: 0 S: 2	H: 0 LOB: 0 BB: 1 P: 6	R: 0 E: 0 K: 2 S: 7	H: 0 LOB: 0 BB: 0 P: 7	R: 0 E: 0 K: 0 S: 4	H: 1 LOB: 1 BB: 0 P: 4	R: 0 E: 0 K: 1 S: 6	H: 1 LOB: 1 BB: 0 P: 6	R: 2 E: 0 K: 2 S: 9	H: 2 LOB: 0 BB: 0 P: 9		1B: 4 2B: 3 3B: 0 HR: 1	SF: 0 SAC: 0 DP: 1 HBP: 0	WP: 0 PB: 1 SB: 0 CS: 0	PA: 32	
PITCHER	IP WLS BF H R ER SO BB IBB HBP BLK WP HR S P ERA WHIP	7.0 L 27 6 3 2 4 2 0 0 0 0 1 9 9 18.00 2.000																				



Batter	1	2	3	4	5	6	7	8	9	AB	R	H	RBI	BB	SO	LOB	TOP					
Phil Linz, R OBP: 0.356, SLG: 0.429 (1, 6)										5	1	3	1	1	0	2						
Bobby Richardson, R OBP: 0.368, SLG: 0.350 (1, 4)										4	0	0	0	0	0	6						
Tom Tresh, S OBP: 0.372, SLG: 0.490 (1, 8)										5	2	1	0	0	2	4						
Elston Howard, R OBP: 0.332, SLG: 0.541 (1, 2)										3	1	1	0	2	0	1						
Joe Pepitone, L OBP: 0.298, SLG: 0.450 (1, 3)										4	2	1	0	1	1	4						
Johnny Blanchard, L OBP: 0.297, SLG: 0.465 Jack Reed, R OBP: 0.293, SLG: 0.302 (1, 9) (8, 9)										5	2	2	6	0	1	1						
Hector Lopez, R OBP: 0.295, SLG: 0.403 (1, 7)										5	2	3	1	0	0	0						
Clete Boyer, R OBP: 0.307, SLG: 0.378 (1, 5)										4	0	1	0	1	1	1						
Stan Williams, R OBP: 0.156, SLG: 0.167 (1, 1)										4	0	1	0	1	3	3						
Inning Stats	R: 5 E: 1 K: 2 S: 11	H: 3 LOB: 1 BB: 2 P: 19	R: 0 E: 0 K: 1 S: 6	H: 1 LOB: 2 BB: 1 P: 10	R: 0 E: 0 K: 1 S: 5	H: 0 LOB: 0 BB: 0 P: 5	R: 0 E: 0 K: 1 S: 6	H: 2 LOB: 1 BB: 0 P: 6	R: 0 E: 0 K: 0 S: 3	H: 1 LOB: 0 BB: 0 P: 3	R: 1 E: 1 K: 1 S: 8	H: 2 LOB: 2 BB: 0 P: 8	R: 2 E: 0 K: 0 S: 5	H: 2 LOB: 3 BB: 3 P: 17	R: 2 E: 0 K: 1 S: 7	H: 2 LOB: 0 BB: 0 P: 7	R: 0 E: 0 K: 1 S: 5	H: 0 LOB: 0 BB: 0 P: 5	1B: 7 2B: 4 3B: 0 HR: 2	SF: 0 SAC: 1 DP: 1 HBP: 0	WP: 1 PB: 0 SB: 0 CS: 0	PA: 46
PITCHER	IP WLS BF H R ER SO BB IBB HBP BLK WP HR S P ERA WHIP	0.1 L 7 3 5 4 0 2 0 0 0 0 1 1 5 13 108.00 15.000	5.2 23 6 1 0 6 1 0 0 0 0 0 0 34 38 0.00 1.235	2.0 13 4 4 1 3 0 0 0 0 0 0 1 12 24 18.00 3.500	1.0 3 0 0 0 1 0 0 0 0 0 0 0 5 5 0.00 0.000																	
Earl Wilson, R ERA: 3.66 Arnold Earley, L ERA: 4.35 Bob Turley, R ERA: 4.24 Wilbur Wood, L ERA: 4.34																						

New York Yankees @ Boston Red Sox
Fenway Park, Boston, MA
Thu Aug 15 1963, 3:33 AM EDT
Att: 18,784 - Unknown

AB 39
R 10
H 13
RBI 8
BB 6
SO 8
LOB 22

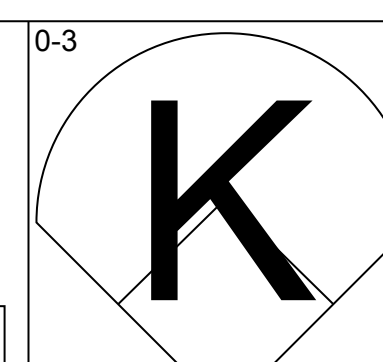
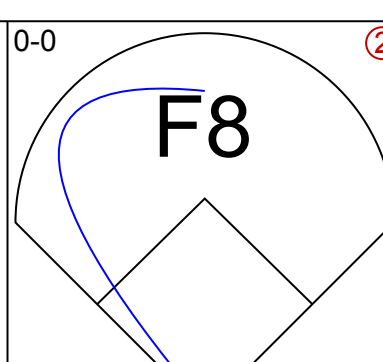
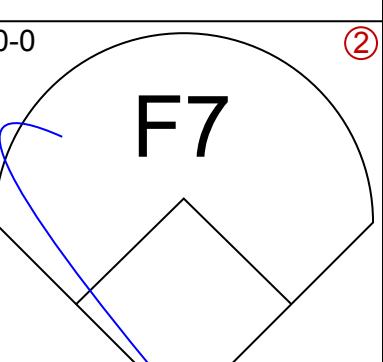
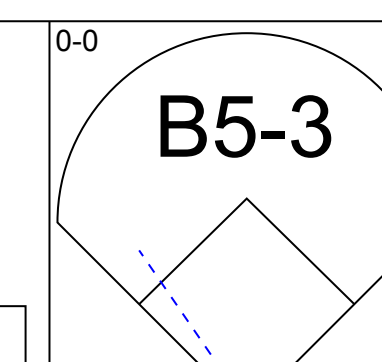
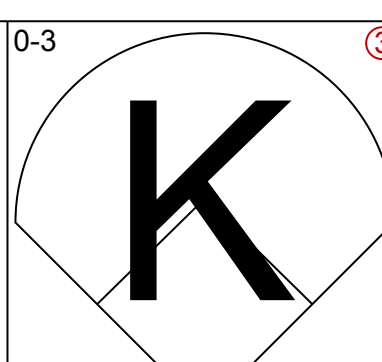
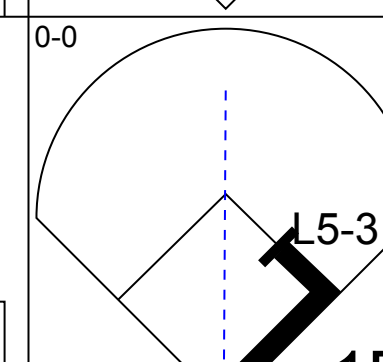
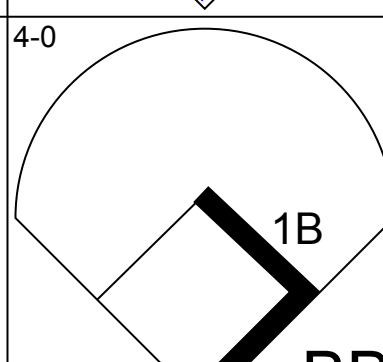
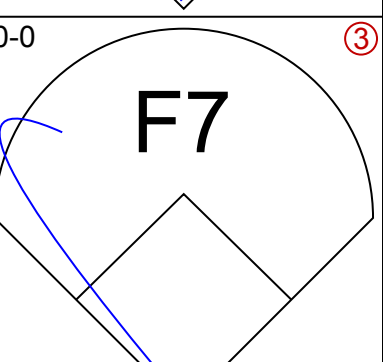
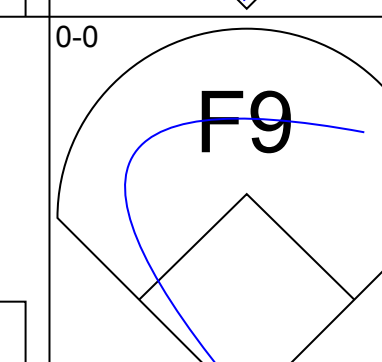
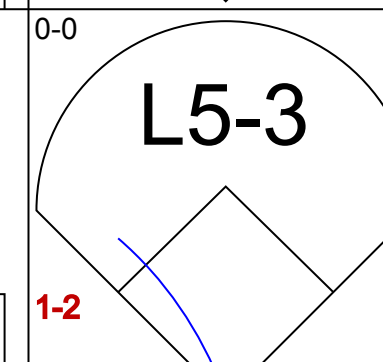
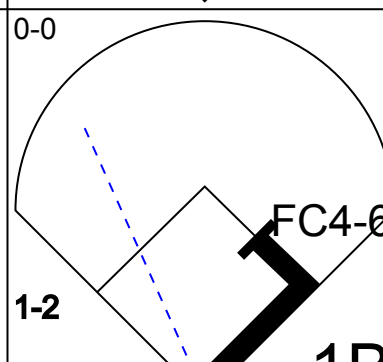
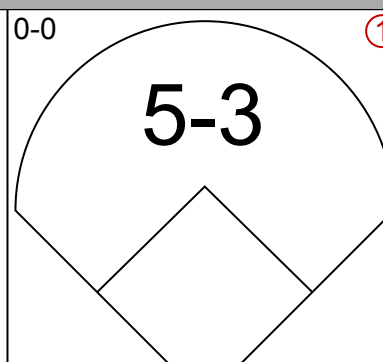
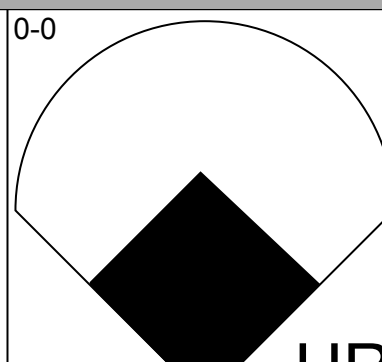
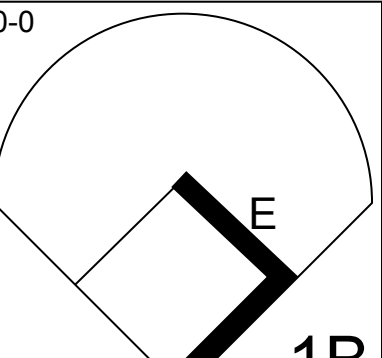
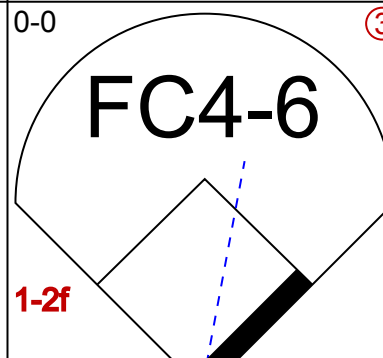
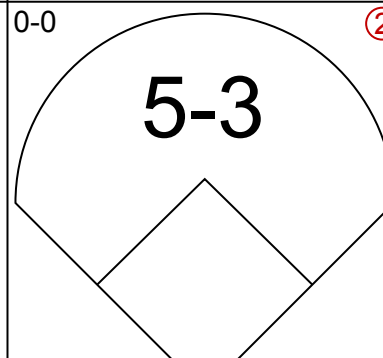
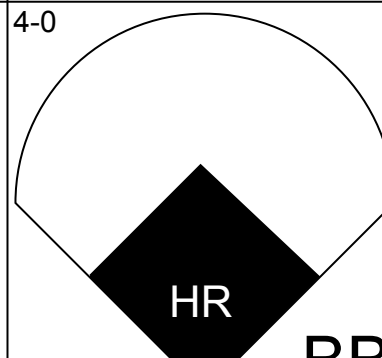
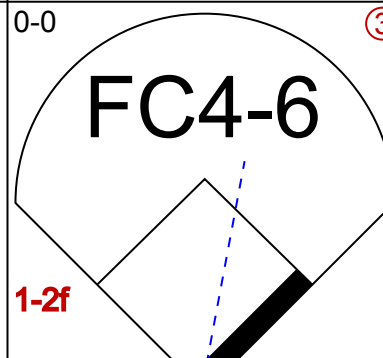
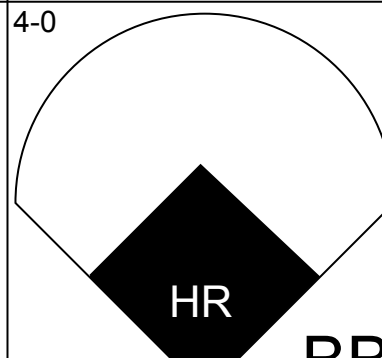
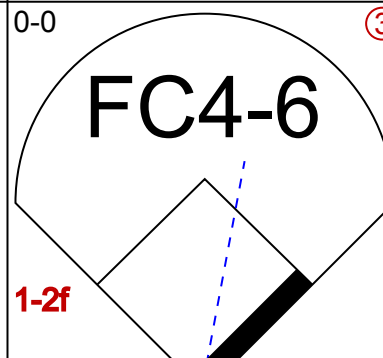
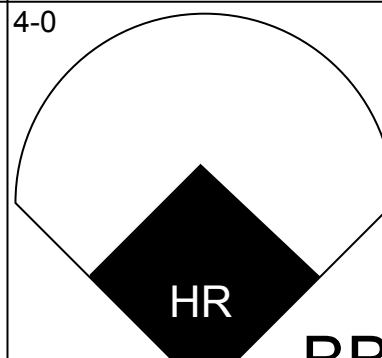
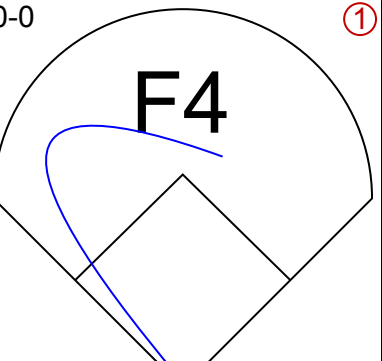
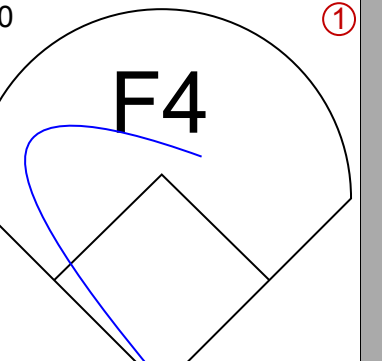
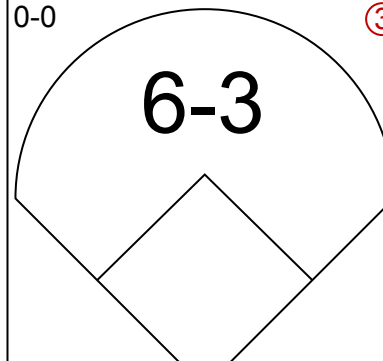
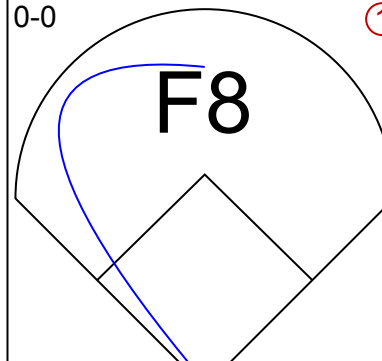
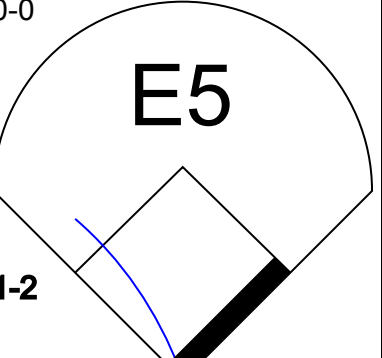
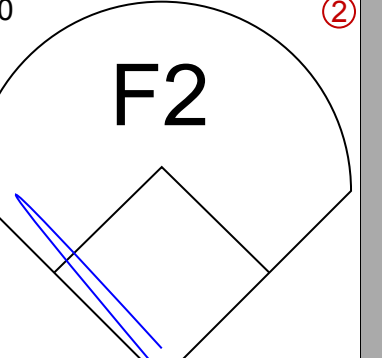
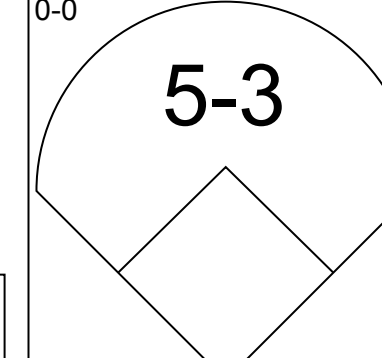
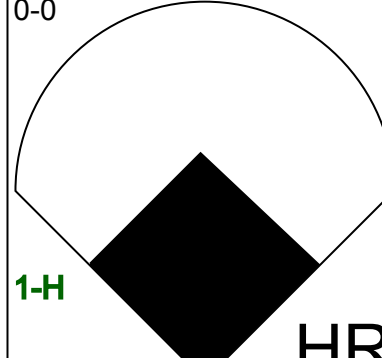
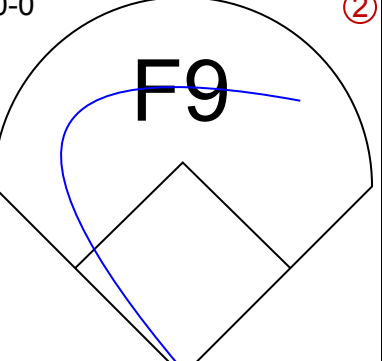
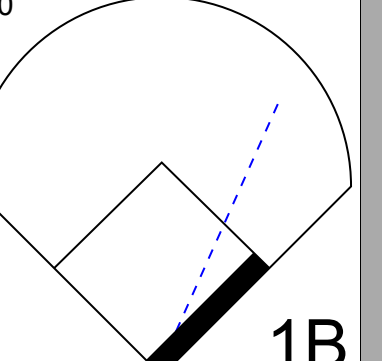
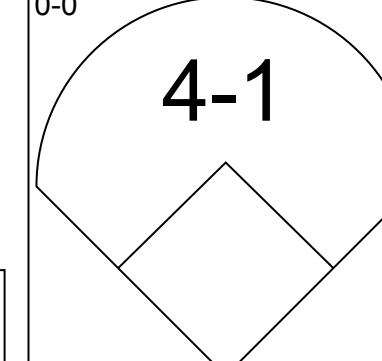
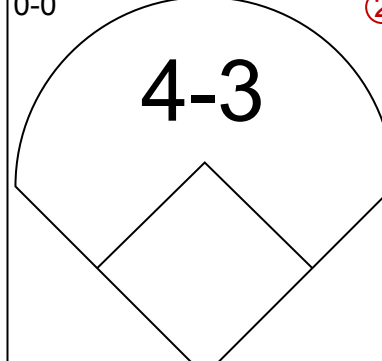
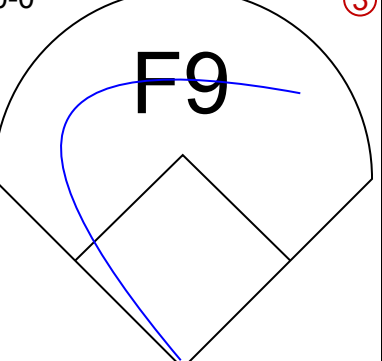
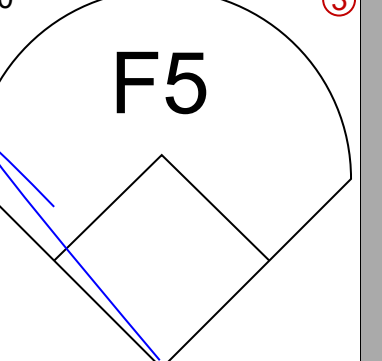
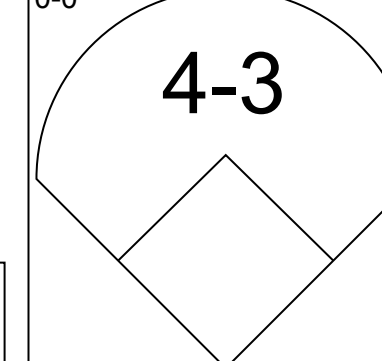
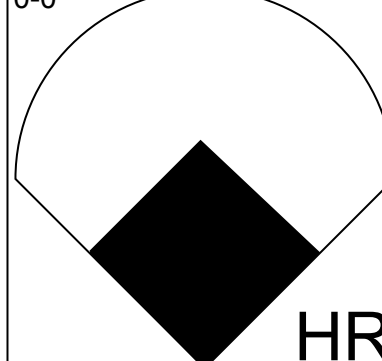

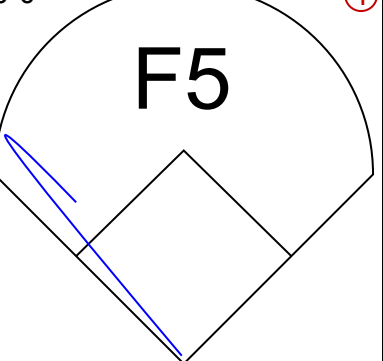
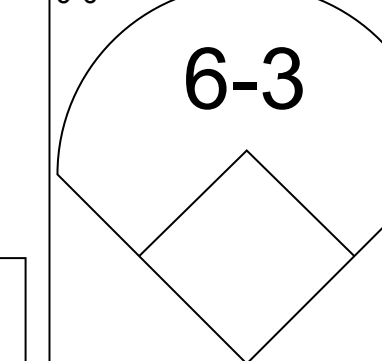
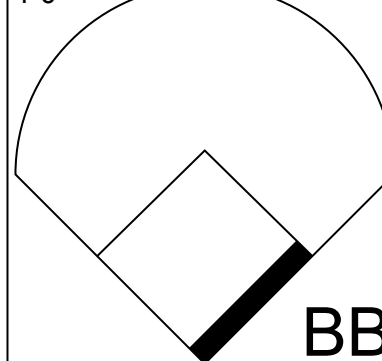




Batter	1	2	3	4	5	6	7	8	9	AB	R	H	RBI	BB	SO	LOB	BOTTOM					
Chuck Schilling, R OBP: 0.312, SLG: 0.348 (1, 4)										4	0	0	0	0	0	2						
Gary Geiger, L OBP: 0.346, SLG: 0.510 (1, 8)										4	0	1	1	0	0	0						
Carl Yastrzemski, L OBP: 0.426, SLG: 0.504 (1, 7)										4	0	1	0	0	0	1						
Dick Stuart, R OBP: 0.316, SLG: 0.512 (1, 3)										4	1	2	1	0	1	1						
Lou Clinton, R OBP: 0.281, SLG: 0.416 (1, 9)										4	0	1	0	0	2	1						
Frank Malzone, R OBP: 0.332, SLG: 0.434 (1, 5)										4	0	0	0	0	1	2						
Eddie Bressoud, R OBP: 0.307, SLG: 0.400 (1, 6)										2	0	0	0	1	1	1						
Bob Tillman, R OBP: 0.325, SLG: 0.382 (1, 2)										3	0	0	0	0	1	1						
Earl Wilson, R OBP: 0.292, SLG: 0.383 Arnold Earley, L OBP: 0.291, SLG: 0.333 Felix Mantilla, R OBP: 0.292, SLG: 0.333 Bob Turley, R OBP: 0.292, SLG: 0.294 Russ Nixon, R OBP: 0.300, SLG: 0.378 Wilbur Wood, R OBP: 0.156, SLG: 0.167 (1, 1) (1, 1) (6, 9) (7, 1) (8, 9) (9, 1)										0	0	0	0	0	0	0						
Inning Stats	R: 0 E: 0 K: 0 S: 3	H: 0 LOB: 0 BB: 0 P: 3	R: 0 E: 0 K: 2 S: 7	H: 0 LOB: 0 BB: 0 P: 7	R: 0 E: 0 K: 1 S: 5	H: 0 LOB: 1 BB: 1 P: 9	R: 0 E: 0 K: 0 S: 3	H: 1 LOB: 0 BB: 0 P: 3	R: 0 E: 0 K: 1 S: 5	H: 0 LOB: 0 BB: 0 P: 5	R: 1 E: 0 K: 1 S: 7	H: 2 LOB: 1 BB: 0 P: 7	R: 0 E: 0 K: 2 S: 8	H: 1 LOB: 1 BB: 0 P: 8	R: 0 E: 0 K: 0 S: 3	H: 0 LOB: 0 BB: 0 P: 3	R: 1 E: 0 K: 0 S: 5	H: 2 LOB: 1 BB: 0 P: 5	1B: 4 2B: 0 3B: 1 HR: 1	SF: 0 SAC: 0 DP: 1 HBP: 0	WP: 0 PB: 0 SB: 0 CS: 0	PA: 33
PITCHER	IP WLS BF H R ER SO BB IBB HBP BLK WP HR S P ERA WHIP	9.0 W 33 6 2 2 7 1 0 0 0 0 1 46 50 2.00 0.778																				
Stan Williams, R ERA: 3.45																						

New York Yankees @ Boston Red Sox
Fenway Park, Boston, MA
Thu Aug 15 1963, 3:33 AM EDT
Att: 18,784 - Unknown

AB 32
R 2
H 6
RBI 2
BB 1
SO 7
LOB 10



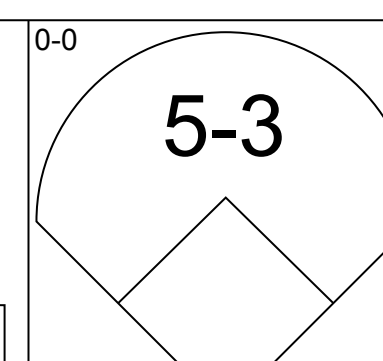
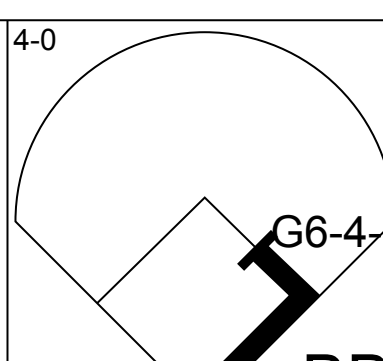
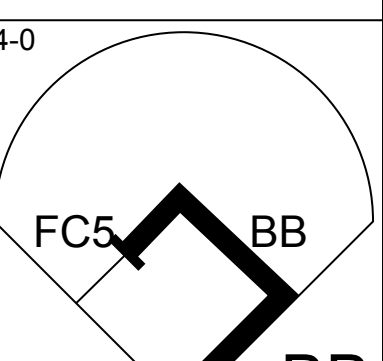
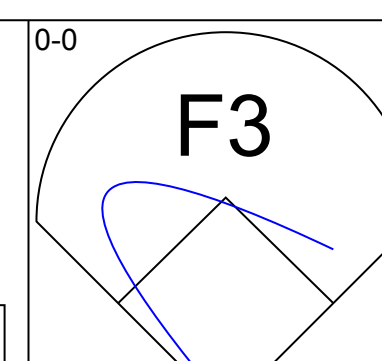
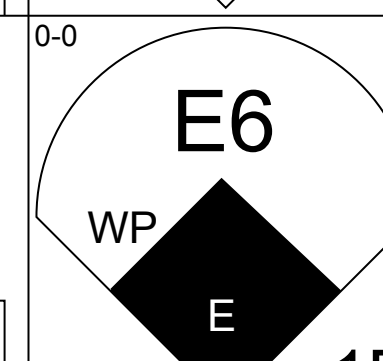
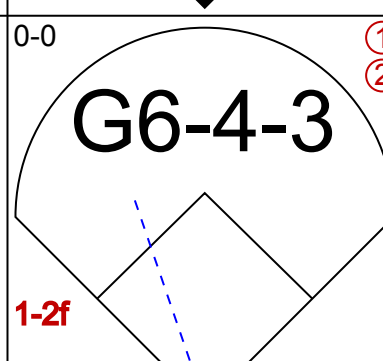
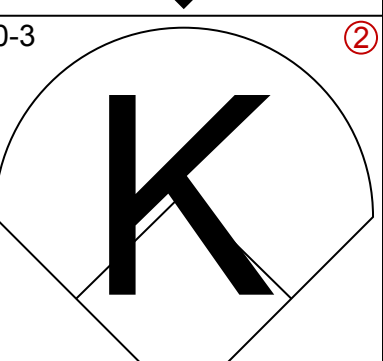
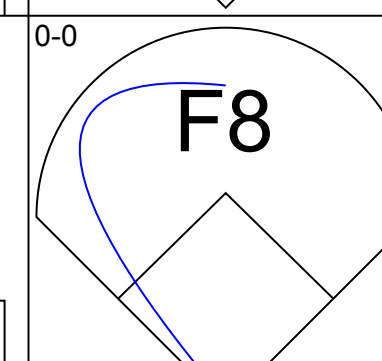
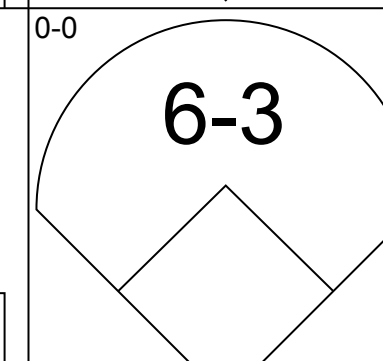
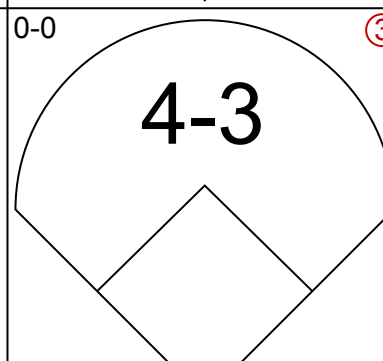
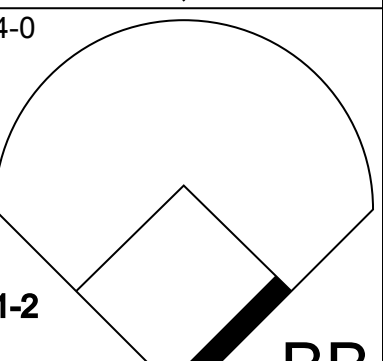
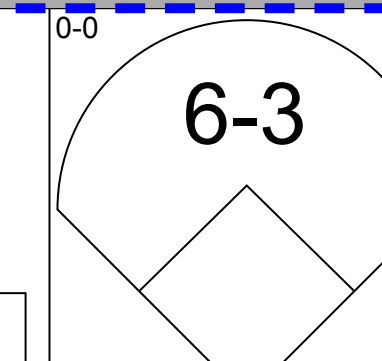
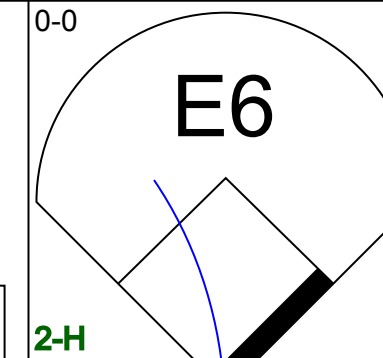
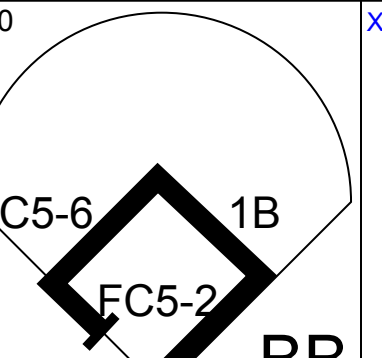
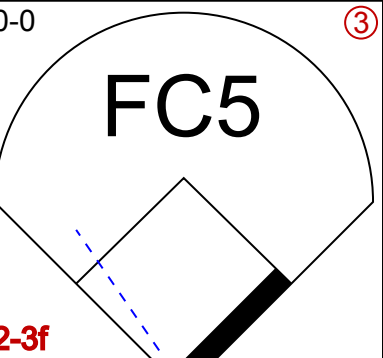
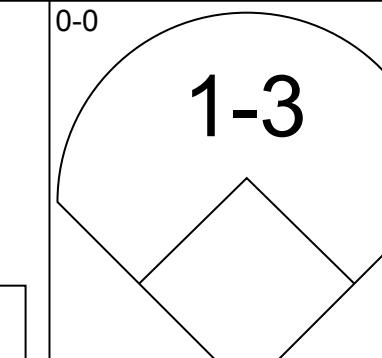
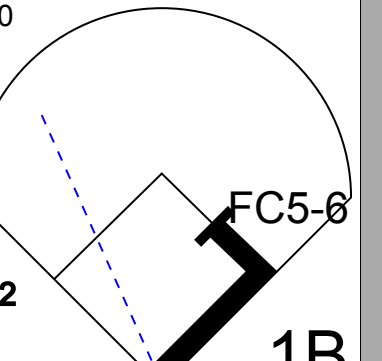
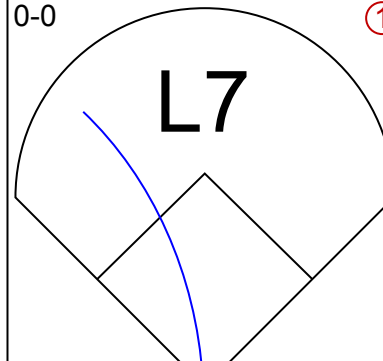
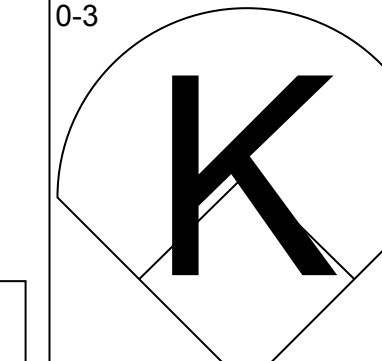
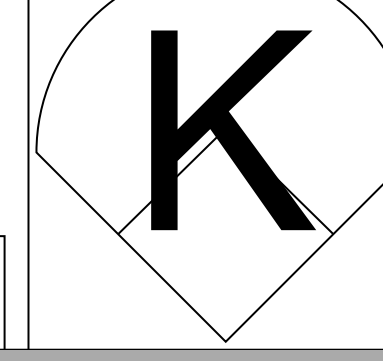
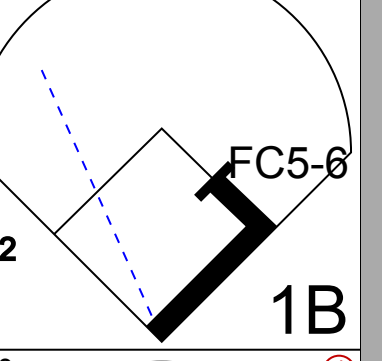
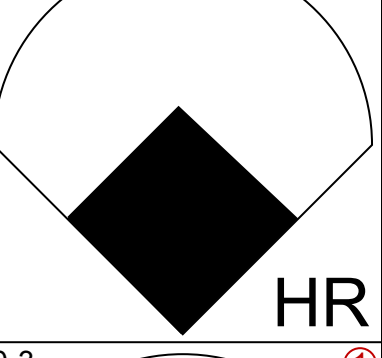
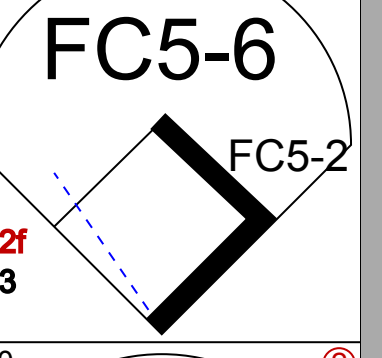

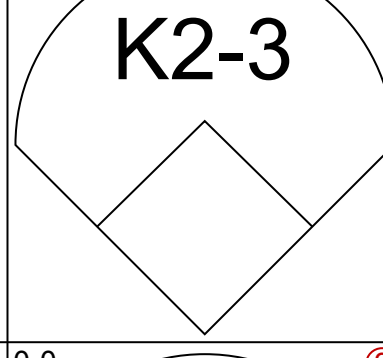
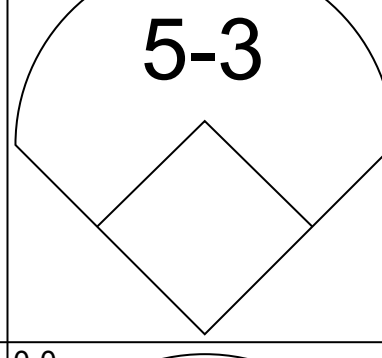
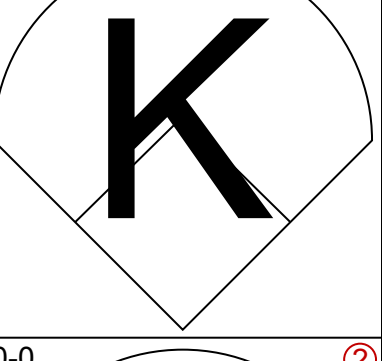
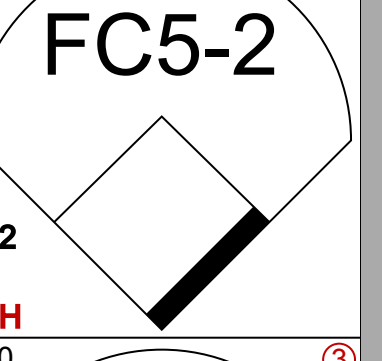
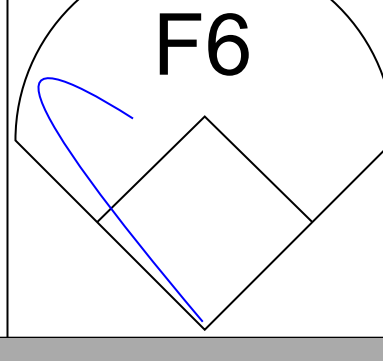
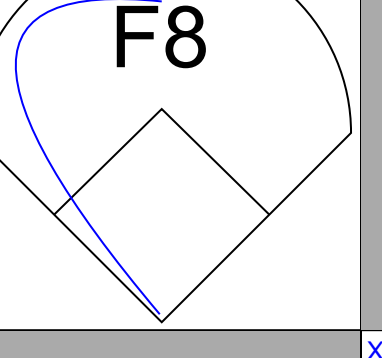
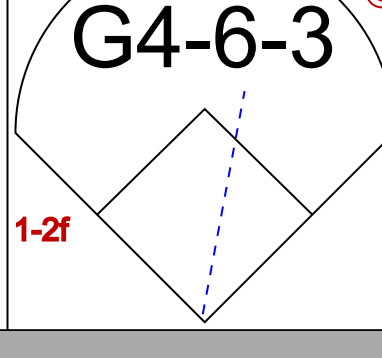
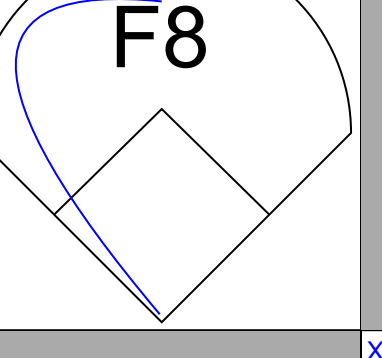
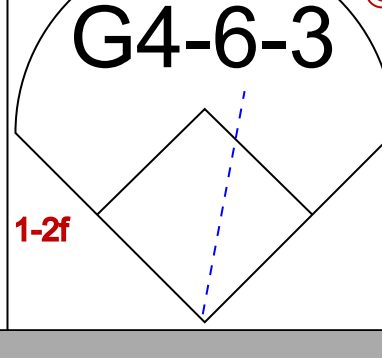



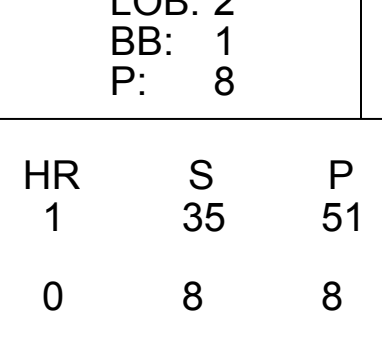
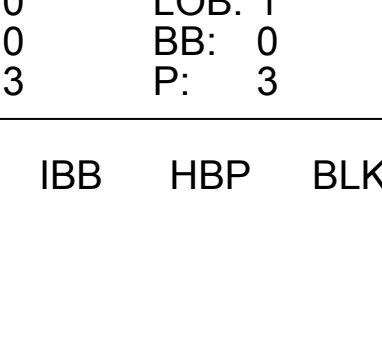



Batter	1	2	3	4	5	6	7	8	9	AB	R	H	RBI	BB	SO	LOB	TOP			
Phil Linz, R OBP: 0.340, SLG: 0.406 (1, 6)										5	0	0	0	0	2	1				
Bobby Richardson, R OBP: 0.310, SLG: 0.350 (1, 4)										3	0	1	0	1	0	0				
Tom Tresh, S OBP: 0.373, SLG: 0.498 (1, 8)										4	1	2	1	0	0	1				
Elston Howard, R OBP: 0.334, SLG: 0.540 (9, PR)										3	0	1	0	1	0	2				
Jack Reed, R OBP: 0.293, SLG: 0.302 (9, 2)										0	1	0	0	0	0	0				
Yogi Berra, L OBP: 0.366, SLG: 0.520 (9, 2)										0	0	0	0	0	0	0				
Harry Bright, R OBP: 0.343, SLG: 0.473 (1, 3)										4	0	0	0	0	0	2				
Hector Lopez, R OBP: 0.294, SLG: 0.410 (1, 7)										4	1	1	2	0	0	1				
Joe Pepitone, L OBP: 0.297, SLG: 0.448 (1, 9)										4	0	1	0	0	0	3				
Clete Boyer, R OBP: 0.306, SLG: 0.383 (1, 5)										4	1	1	1	0	0	3				
Whitey Ford, L OBP: 0.219, SLG: 0.224 (8, PH)										2	0	0	0	0	1	0				
Mickey Mantle, S OBP: 0.447, SLG: 0.664 (8, 1)										1	0	0	0	0	0	0				
Bill Kunkel, R OBP: 0.428, SLG: 0.333 (8, 1)										0	0	0	0	1	0	0				
Inning Stats	R: 0 E: 0 K: 1 S: 5	H: 1 LOB: 0 BB: 0 P: 5	R: 0 E: 1 K: 0 S: 5	H: 1 LOB: 2 BB: 0 P: 5	R: 0 E: 0 K: 1 S: 6	H: 1 LOB: 1 BB: 1 P: 10	R: 0 E: 0 K: 0 S: 4	H: 1 LOB: 1 BB: 0 P: 4	R: 0 E: 0 K: 0 S: 3	H: 0 LOB: 0 BB: 0 P: 3	R: 0 E: 0 K: 0 S: 3	H: 0 LOB: 0 BB: 0 P: 3	R: 0 E: 0 K: 0 S: 3	H: 0 LOB: 0 BB: 0 P: 3	R: 0 E: 0 K: 1 S: 8	H: 3 LOB: 1 BB: 2 P: 16	1B: 4 2B: 1 3B: 0 HR: 3	SF: 0 SAC: 0 DP: 1 HBP: 0	WP: 0 PB: 0 CS: 0	PA: 37
PITCHER Juan Pizarro, L ERA: 2.37 (1, 1)	IP: 9.0 WLS: L BF: 37 H: 7 R: 4 ER: 4 SO: 3 BB: 3 IBB: 0 HBP: 0 BLK: 0 WP: 0 HR: 3 S: 40 P: 52 ERA: 4.00 WHIP: 1.111															PITCHER				

New York Yankees @ Chicago White Sox
Comiskey Park, Chicago, IL

AB 34
R 4
H 7
RBI 4
BB 3
SO 3
LOB 13



WP: 0 PA: 37
PB: 0
CS: 0

Batter	1	2	3	4	5	6	7	8	9	AB	R	H	RBI	BB	SO	LOB	BOTTOM			
Jim Landis, R OBP: 0.328, SLG: 0.394 (1, 8)										2	0	0	0	2	0	1				
Nellie Fox, L OBP: 0.304, SLG: 0.316 (1, 4)										4	1	1	0	0	1	3				
Mike Hershberger, R OBP: 0.347, SLG: 0.369 (1, 9)										3	0	0	0	1	0	1				
Dave Nicholson, R OBP: 0.331, SLG: 0.452 (1, 7)										3	0	0	0	1	0	2				
Jim Lemon, R OBP: 0.319, SLG: 0.317 (1, 3)										3	0	1	0	0	1	1				
Tom McCraw, L OBP: 0.283, SLG: 0.311 (8, 3)										1	0	0	0	0	1	0				
Pete Ward, L OBP: 0.336, SLG: 0.454 (1, 5)										4	1	1	1	0	1	2				
Ron Hansen, R OBP: 0.304, SLG: 0.351 (1, 6)										3	0	0	0	0	1	2				
Floyd Robinson, L OBP: 0.348, SLG: 0.414 (9, PH)										1	0	1	0	0	0	0				
Al Weis, S OBP: 0.331, SLG: 0.329 (9, PR)										0	0	0	0	0	0	0				
Cam Carreon, R OBP: 0.328, SLG: 0.356 (1, 2)										3	0	1	0	0	0	2				
Charlie Maxwell, L OBP: 0.353, SLG: 0.340 (9, PH)										1	0	0	0	0	0	1				
Juan Pizarro, L OBP: 0.197, SLG: 0.270 (1, 1)										3	0	0	0	0	1	1				
Inning Stats	R: 1 E: 2 K: 1 S: 7	H: 1 LOB: 1 BB: 0 P: 7	R: 1 E: 0 K: 2 S: 8	H: 1 LOB: 0 BB: 0 P: 8	R: 0 E: 0 K: 0 S: 2	H: 0 LOB: 0 BB: 1 P: 6	R: 0 E: 0 K: 0 S: 4	H: 1 LOB: 2 BB: 1 P: 8	R: 0 E: 0 K: 1 S: 5	H: 0 LOB: 0 BB: 0 P: 5	R: 0 E: 0 K: 0 S: 4	H: 1 LOB: 1 BB: 0 P: 4	R: 0 E: 0 K: 1 S: 5	H: 0 LOB: 0 BB: 0 P: 5	R: 0 E: 0 K: 0 S: 3	H: 1 LOB: 1 BB: 0 P: 3	1B: 3 2B: 1 3B: 0 HR: 1	SF: 0 SAC: 0 DP: 2 HBP: 0	WP: 1 PB: 0 CS: 0	PA: 35
PITCHER Whitey Ford, L ERA: 3.46 (1, 1)	IP: 7.0 WLS: W BF: 29 H: 4 R: 2 ER: 1 SO: 5 BB: 4 IBB: 0 HBP: 0 BLK: 0 WP: 0 HR: 1 S: 35 P: 51 ERA: 1.29 WHIP: 1.143															PITCHER				
Bill Kunkel, R ERA: 2.32 (8, 1)	IP: 2.0 WLS: W BF: 6 H: 1 R: 0 ER: 0 SO: 1 BB: 0 IBB: 0 HBP: 0 BLK: 0 WP: 0 HR: 0 S: 8 P: 8 ERA: 0.00 WHIP: 0.500															PITCHER				

New York Yankees @ Chicago White Sox
Comiskey Park, Chicago, IL

AB 31
R 2
H 5
RBI 1
BB 4
SO 6
LOB 16



WP: 1 PA: 35
PB: 0
CS: 0

Batter	1	2	3	4	5	6	7	8	9	AB	R	H	RBI	BB	SO	LOB	TOP	
Phil Linz, R OBP: 0.327, SLG: 0.390 (1, 6)	5-3		F8			F6		FC1-6 FC6-4		4	0	0	0	0	0	2	New York Yankees @ Chicago White Sox Comiskey Park, Chicago, IL Sat Aug 17 1963, 4:33 AM EDT Att: 29,719 - Overcast - 63 F	
Bobby Richardson, R OBP: 0.306, SLG: 0.347 (1, 4)	F6		G6-3			6-3		FC6-4		4	0	0	0	0	0	2		
Tom Tresh, S OBP: 0.374, SLG: 0.500 (1, 8)	E1 1B				F9				F8	4	0	2	0	0	0	0		
Elston Howard, R OBP: 0.336, SLG: 0.538 (1, 2)	6-3				G5-4-3 1B		L9		BB	3	0	1	0	1	0	2		
Harry Bright, R OBP: 0.333, SLG: 0.459 (1, 3)		K			G5-4-3		F9		F8	4	0	0	0	0	1	3		
Hector Lopez, R OBP: 0.297, SLG: 0.408 (1, 7)		FC4-6 BB			F7		BB		K	2	0	0	0	2	1	1		
Joe Pepitone, L OBP: 0.295, SLG: 0.444 (1, 9)		FC4-6			K		K			3	0	0	0	0	2	3		
Clete Boyer, R OBP: 0.304, SLG: 0.381 (1, 5)		K			4-3				6-3	3	0	0	0	0	1	1		
Al Downing, R OBP: 0.150, SLG: 0.179 (1, 1)										2	0	1	0	0	0	0	AB 29 R 0 H 4 RBI 0 BB 4 SO 5 LOB 14	
Mickey Mantle, S OBP: 0.450, SLG: 0.664 (8, PH)										0	0	0	0	1	0	0		
Jack Reed, R OBP: 0.293, SLG: 0.302 (8, PR)										0	0	0	0	0	0	0		
Tom Metcalf, R (8, 1)										0	0	0	0	0	0	0		
Inning Stats	R: 0 E: 1 K: 0 S: 4	H: 1 LOB: 1 BB: 0 P: 4	R: 0 E: 0 K: 2 S: 7	H: 0 LOB: 1 BB: 1 P: 11	R: 0 E: 0 K: 0 S: 3	H: 1 LOB: 0 BB: 0 P: 3	R: 0 E: 0 K: 1 S: 5	H: 0 LOB: 0 BB: 0 P: 5	R: 0 E: 0 K: 1 S: 6	H: 1 LOB: 2 BB: 1 P: 10	R: 0 E: 0 K: 0 S: 3	H: 0 LOB: 1 BB: 1 P: 9	R: 0 E: 0 K: 1 S: 5	H: 0 LOB: 1 BB: 1 P: 9	1B: 3 2B: 1 3B: 0 HR: 0	SF: 0 SAC: 0 DP: 2 HBP: 0	WP: 0 PB: 0 CS: 0	PA: 33
PITCHER Gary Peters, L ERA: 1.88 (1, 1)	IP: 9.0 WLS: W BF: 33 H: 4 R: 0 ER: 0 SO: 5 BB: 4 IBB: 0 HBP: 0 BLK: 0 WP: 0 HR: 0 S: 39 P: 55 ERA: 0.00 WHIP: 0.889															PITCHER		

Batter	1	2	3	4	5	6	7	8	9	AB	R	H	RBI	BB	SO	LOB	BOTTOM	
Mike Hershberger, R OBP: 0.348, SLG: 0.371 (1, 9)	BB SF9 1B	FC5-4				F7				4	1	2	0	0	0	1	New York Yankees @ Chicago White Sox Comiskey Park, Chicago, IL Sat Aug 17 1963, 4:33 AM EDT Att: 29,719 - Overcast - 63 F	
Nellie Fox, L OBP: 0.304, SLG: 0.314 (1, 4)	SF9 BB 1-2 BB		4-3			6-3			F9	3	0	0	0	1	0	0		
Jim Lemon, R OBP: 0.317, SLG: 0.315 (1, 3)			4-3						F7	4	1	1	0	0	0	2		
Tom McCraw, L OBP: 0.263, SLG: 0.311 (8, 3)			4-3			BB 1B				0	0	0	0	0	0	0		
Dave Nicholson, R OBP: 0.332, SLG: 0.449 (1, 7)	1-2 2-3 BB		E5 1B			1B BB			L7	2	0	0	0	2	0	0		
Pete Ward, L OBP: 0.339, SLG: 0.457 (1, 5)	SF9									3	0	3	2	0	0	0		
Jim Landis, R OBP: 0.327, SLG: 0.393 (1, 8)	2-3 3-H K		1-3 1B			1-3 2-H 1B			G6-4-3 1B	4	0	1	0	0	3	6		
Ron Hansen, R OBP: 0.306, SLG: 0.349 (1, 6)		G4-3 BB				F8			G6-4-3 1B BB	2	0	0	0	2	0	2		
Cam Carreon, R OBP: 0.321, SLG: 0.348 (1, 2)		G4-3				4-3			K	4	0	0	0	0	1	3		
Gary Peters, L OBP: 0.254, SLG: 0.393 (1, 1)						K			SH5-4	2	0	1	0	0	1	0		
Inning Stats	R: 1 E: 0 K: 1 S: 6	H: 1 LOB: 2 BB: 2 P: 14	R: 0 E: 0 K: 0 S: 3	H: 1 LOB: 1 BB: 1 P: 7	R: 0 E: 1 K: 1 S: 7	H: 1 LOB: 2 BB: 0 P: 7	R: 0 E: 0 K: 1 S: 5	H: 0 LOB: 0 BB: 0 P: 5	R: 1 E: 0 K: 1 S: 7	H: 2 LOB: 2 BB: 1 P: 11	R: 0 E: 0 K: 1 S: 5	H: 1 LOB: 1 BB: 1 P: 9	R: 0 E: 0 K: 0 S: 3	H: 2 LOB: 1 BB: 0 P: 4	1B: 8 2B: 0 3B: 0 HR: 0	SF: 1 SAC: 1 DP: 2 HBP: 0	WP: 0 PB: 0 CS: 0	PA: 35
PITCHER Al Downing, L ERA: 2.72 Tom Metcalf, R ERA: 6.75 (8, 1)	IP: 7.0 WLS: L BF: 31 H: 6 R: 2 ER: 2 SO: 5 BB: 5 IBB: 0 HBP: 0 BLK: 0 WP: 0 HR: 0 S: 36 P: 56 ERA: 2.57 WHIP: 1.571															PITCHER		



Batter	1	2	3	4	5	6	7	8	9	AB	R	H	RBI	BB	SO	LOB	TOP					
Tony Kubek, L (1, 6) OBP: 0.280, SLG: 0.331										4	3	2	0	1	0	1	New York Yankees @ Chicago White Sox Comiskey Park, Chicago, IL Sun Aug 18 1963, 4:33 AM EDT Unknown - 70 F					
Bobby Richardson, R (1, 4) OBP: 0.310, SLG: 0.362										5	2	3	0	0	1	1						
Tom Tresh, S (1, 8) OBP: 0.375, SLG: 0.498										4	0	1	1	1	1	2						
Joe Pepitone, L (1, 3) OBP: 0.294, SLG: 0.442										5	1	1	2	0	0	4						
Yogi Berra, L (1, 2) OBP: 0.376, SLG: 0.524										3	1	1	0	2	0	2						
Johnny Blanchard, L (1, 9) OBP: 0.288, SLG: 0.461										3	0	1	2	0	1	2						
Jack Reed, R (7, 9) OBP: 0.289, SLG: 0.296										1	0	0	0	0	0	1						
Hector Lopez, R (1, 7) OBP: 0.302, SLG: 0.420										3	1	2	1	1	1	1						
Clete Boyer, R (1, 5) OBP: 0.301, SLG: 0.377										4	0	0	0	0	1	3						
Ralph Terry, R (1, 1) OBP: 0.080, SLG: 0.068										3	0	0	0	0	0	1						
Steve Hamilton, L (7, 1) OBP: 0.308, SLG: 0.462										1	0	1	0	0	0	0						
Inning Stats	R: 2 E: 0 K: 0 S: 5	H: 3 LOB: 0 BB: 5	R: 0 E: 0 K: 1 S: 6	H: 1 LOB: 1 BB: 0 P: 6	R: 1 E: 0 K: 0 S: 6	H: 3 LOB: 2 BB: 0 P: 6	R: 1 E: 0 K: 0 S: 4	H: 1 LOB: 0 BB: 0 P: 4	R: 0 E: 0 K: 1 S: 5	H: 0 LOB: 0 BB: 0 P: 5	R: 0 E: 0 K: 1 S: 2	H: 0 LOB: 1 BB: 2 P: 10	R: 4 E: 0 K: 1 S: 7	H: 2 LOB: 1 BB: 3 P: 19	R: 0 E: 0 K: 1 S: 6	H: 1 LOB: 1 BB: 0 P: 6	R: 0 E: 0 K: 1 S: 6	H: 1 LOB: 1 BB: 0 P: 6	1B: 9 2B: 2 3B: 0 HR: 1	SF: 0 SAC: 1 DP: 2 HBP: 0	WP: 2 PB: 0 CS: 0	PA: 42
PITCHER	IP WLS BF H R ER SO BB IBB HBP BLK WP HR S P ERA WHIP																					
Ray Herbert, R (1, 1) ERA: 3.24	3.0 L 15 7 3 3 1 0 0 0 0 0 1 0 17 17 9.00 2.333																					
Eddie Fisher, R (4, 1) ERA: 4.55	2.0 7 1 1 1 1 0 0 0 0 0 0 1 9 9 4.50 0.500																					
Taylor Phillips, L (6, 1) ERA: 9.39	2.0 12 2 4 4 1 4 1 0 0 0 1 0 9 29 18.00 3.000																					
Jim Brosnan, R (8, 1) ERA: 1.9	1.0 4 1 0 0 1 0 0 0 0 0 0 0 6 6 0.00 1.000																					
Hoyt Wilhelm, R (9, 1) ERA: 2.91	1.0 4 1 0 0 1 0 0 0 0 0 0 0 6 6 0.00 1.000																					

Batter	1	2	3	4	5	6	7	8	9	AB	R	H	RBI	BB	SO	LOB	BOTTOM					
Mike Hershberger, R (1, 8) OBP: 0.349, SLG: 0.389										4	0	1	1	1	1	1	New York Yankees @ Chicago White Sox Comiskey Park, Chicago, IL Sun Aug 18 1963, 4:33 AM EDT Unknown - 70 F					
Nellie Fox, L (1, 4) OBP: 0.303, SLG: 0.312										5	0	1	0	0	0	5						
Floyd Robinson, L (1, 9) OBP: 0.353, SLG: 0.416										3	0	2	0	2	1	0						
Pete Ward, L (1, 5) OBP: 0.340, SLG: 0.456										5	0	2	0	0	2	5						
Charlie Maxwell, L (1, 3) OBP: 0.354, SLG: 0.330										3	0	0	0	0	2	3						
Jim Landis, R (8, PH) OBP: 0.326, SLG: 0.391										1	0	0	0	0	0	0						
Hoyt Wilhelm, R (9, PH) OBP: 0.125, SLG: 0.087										0	0	0	0	0	0	0						
J.C. Martin, L (8, PH) OBP: 0.269, SLG: 0.273										1	0	0	0	0	0	1						
Gary Peters, L (9, FR) OBP: 0.254, SLG: 0.393										0	0	0	0	0	0	0						
Dave Nicholson, R (1, 7) OBP: 0.333, SLG: 0.447										4	1	1	0	1	0	1						
Ron Hansen, R (1, 6) OBP: 0.308, SLG: 0.349										3	1	1	0	1	0	2						
Sherm Lollar, R (1, 2) OBP: 0.313, SLG: 0.282										4	0	2	0	0	0	2						
Ray Herbert, R (1, 1) ERA: 3.24										0	0	0	0	0	0	0						
Jim Landis, R (8, PH) OBP: 0.326, SLG: 0.391										0	0	0	0	0	0	0						
Hoyt Wilhelm, R (9, PH) OBP: 0.125, SLG: 0.087										0	0	0	0	0	0	0						
J.C. Martin, L (8, PH) OBP: 0.269, SLG: 0.273										0	0	0	0	0	0	0						
Gary Peters, L (9, FR) OBP: 0.254, SLG: 0.393										0	0	0	0	0	0	0						
Dave Nicholson, R (1, 7) OBP: 0.333, SLG: 0.447										0	0	0	0	0	0	0						
Ron Hansen, R (1, 6) OBP: 0.308, SLG: 0.349										0	0	0	0	0	0	0						
Sherm Lollar, R (1, 2) OBP: 0.313, SLG: 0.282										0	0	0	0	0	0	0						
Inning Stats	R: 0 E: 0 K: 0 S: 3	H: 0 LOB: 1 BB: 1 P: 7	R: 0 E: 0 K: 1 S: 5	H: 0 LOB: 0 BB: 0 P: 5	R: 0 E: 0 K: 1 S: 5	H: 0 LOB: 0 BB: 0 P: 5	R: 0 E: 0 K: 1 S: 6	H: 1 LOB: 1 BB: 0 P: 6	R: 1 E: 0 K: 0 S: 6	H: 4 LOB: 2 BB: 0 P: 6	R: 0 E: 0 K: 1 S: 6	H: 2 LOB: 3 BB: 1 P: 10	R: 0 E: 0 K: 3 S: 11	H: 2 LOB: 3 BB: 1 P: 15	R: 1 E: 0 K: 0 S: 5	H: 2 LOB: 2 BB: 2 P: 13	R: 0 E: 0 K: 1 S: 6	H: 1 LOB: 1 BB: 0 P: 6	1B: 12 2B: 1 3B: 0 HR: 0	SF: 0 SAC: 0 DP: 1 HBP: 0	WP: 0 PB: 0 CS: 1	PA: 42
PITCHER	IP WLS BF H R ER SO BB IBB HBP BLK WP HR S P ERA WHIP																					
Ralph Terry, R (1, 1) ERA: 3.36	6.2 W 29 9 1 1 6 2 0 0 0 0 0 0 39 47 1.35 1.650																					
Steve Hamilton, L (7, 1) ERA: 2.65	2.1 S 13 3 1 1 2 3 0 0 0 0 0 0 14 26 3.86 2.571																					

Batter	1	2	3	4	5	6	7	8	9	AB	R	H	RBI	BB	SO	LOB	TOP				
Tony Kubek, L OBP: 0.282, SLG: 0.329 (1, 6)	F7	1B IBB		F5			F6		E 1B BB	3	1	0	0	2	0	1					
Bobby Richardson, R OBP: 0.309, SLG: 0.350 (1, 4)	1-3	1B			6-3		G5-4-3		E5 1B SF7	5	1	1	2	0	0	2					
Tom Tresh, S OBP: 0.375, SLG: 0.495 (1, 8)	BB	4-3			F8			F2	SF7 BB 1B	4	1	1	1	1	0	2					
Johnny Blanchard, L OBP: 0.290, SLG: 0.468 Jack Reed, R OBP: 0.300, SLG: 0.296 (1, 9) (8, 9)	F4			F8	K			F2	1B BB	4	0	0	0	0	1	1					
Elston Howard, R OBP: 0.342, SLG: 0.553 (1, 2)		1B 2B						HR	1B SF7	4	2	4	2	0	0	0					
Joe Pepitone, L OBP: 0.296, SLG: 0.441 (1, 3)		FC3-6 BB 1B		F9			F9		G3	5	1	2	1	0	0	2					
Hector Lopez, R OBP: 0.304, SLG: 0.419 (1, 7)		FC3-6 BB		K			G1-6-3 1B		F8	3	0	1	0	1	1	3					
Clete Boyer, R OBP: 0.301, SLG: 0.376 (1, 5)		FC3-6 SH1-4 1B		1-3			G1-6-3		1B SH1-4 E	4	2	1	0	0	0	3					
Jim Bouton, R OBP: 0.094, SLG: 0.095 Hal Reniff, R (9, 1)	SH1-4			G1			G5-4-3 1B		SH1-4	2	0	1	0	0	0	0					
Inning Stats	R: 0 E: 0 K: 0 S: 3	H: 0 LOB: 1 BB: 1 P: 7	R: 3 E: 0 K: 0 S: 6	H: 3 LOB: 2 BB: 2 P: 14	R: 0 E: 0 K: 1 S: 6	H: 1 LOB: 1 BB: 0 P: 6	R: 0 E: 0 K: 0 S: 3	H: 0 LOB: 0 BB: 0 P: 3	R: 0 E: 0 K: 1 S: 5	H: 2 LOB: 0 BB: 0 P: 4	R: 0 E: 0 K: 0 S: 3	H: 1 LOB: 0 BB: 0 P: 3	R: 0 E: 0 K: 0 S: 5	H: 2 LOB: 2 BB: 0 P: 5	R: 4 E: 1 K: 0 S: 6	H: 2 LOB: 1 BB: 2 P: 14	1B: 9 2B: 1 3B: 0 HR: 1	SF: 1 SAC: 2 DP: 2 HBP: 0	WP: 0 PB: 2 CS: 0	PA: 42	
PITCHER	IP	WLS	BF	H	R	ER	SO	BB	IBB	HBP	BLK	WP	HR	S	P	ERA	WHIP				
Joe Horlen, R ERA: 3.79 (1, 1)	2.0	L	12	3	3	3	0	2	1	0	0	0	0	9	21	13.50	2.500				
Dave DeSusschere, R ERA: 3.15 (3, 1)	5.0		17	4	1	1	2	0	0	0	0	0	1	21	21	1.80	0.800				
Hoyt Wilhelm, R ERA: 3.03 (8, 1)	2.0		13	4	4	2	0	2	0	0	0	0	0	11	19	9.00	3.000				

New York Yankees @ Chicago White Sox
Comiskey Park, Chicago, IL
Sun Aug 18 1963, 4:38 AM EDT
Att: 44,659 - Overcast

AB 34
R 8
H 11
RBI 6
BB 5
SO 2
LOB 14



Batter	1	2	3	4	5	6	7	8	9	AB	R	H	RBI	BB	SO	LOB	BOTTOM				
Jim Landis, R OBP: 0.330, SLG: 0.393 (1, 8)	CS BB		G6-3 1B		K		6-3		FC4-6 1B	4	0	2	2	1	1	0					
Tom McCraw, L OBP: 0.285, SLG: 0.308 (1, 3)	F5		G6-3		CS BB			4-3	FC4-6 BB	4	0	0	0	1	0	3					
Mike Hershberger, R OBP: 0.352, SLG: 0.371 (1, 9)	F4				K				1B BB	4	0	2	0	1	1	2					
Pete Ward, L OBP: 0.338, SLG: 0.456 (1, 5)	CS	1B SF9 2B	3-1				F8		G3 1B	5	1	1	0	0	0	4					
Cam Carreon, R OBP: 0.323, SLG: 0.346 (1, 2)		F8			6-3		WP BB		F9	3	0	0	0	1	0	2					
Dave Nicholson, R OBP: 0.332, SLG: 0.444 (1, 7)		SF9 BB 1B		K			K		F4	4	0	1	0	0	2	1					
Ron Hansen, R OBP: 0.312, SLG: 0.352 (1, 6)		1B BB		BB BB			L7		2B 2B	2	1	1	0	2	0	1					
Al Weis, S OBP: 0.333, SLG: 0.324 (1, 4)		SF9		FC4-6 BB			6-3		2B 1B BB	1	1	0	1	2	0	0					
Joe Horlen, R OBP: 0.285, SLG: 0.281 Floyd Robinson, L OBP: 0.302, SLG: 0.415 Dave DeSusschere, R OBP: 0.296, SLG: 0.332 Nellie Fox, L OBP: 0.325, SLG: 0.407 Hoyt Wilhelm, R OBP: 0.300, SLG: 0.287 Charlie Maxwell, L OBP: 0.309, SLG: 0.347 (1, 1) (2, PH) (3, 1) (7, PH) (8, 1) (9, PH)	F6		FC4-6		FC4-6		F8		1B 2B	0	0	0	0	0	0	0					
Inning Stats	R: 0 E: 0 K: 0 S: 2	H: 0 LOB: 0 BB: 1 P: 6	R: 1 E: 0 K: 0 S: 5	H: 2 LOB: 1 BB: 1 P: 9	R: 0 E: 0 K: 1 S: 4	H: 2 LOB: 2 BB: 0 P: 4	R: 0 E: 0 K: 2 S: 6	H: 0 LOB: 0 BB: 1 P: 10	R: 0 E: 0 K: 1 S: 5	H: 0 LOB: 1 BB: 1 P: 9	R: 0 E: 0 K: 0 S: 3	H: 0 LOB: 0 BB: 0 P: 3	R: 0 E: 0 K: 0 S: 4	H: 1 LOB: 1 BB: 0 P: 4	R: 3 E: 0 K: 0 S: 6	H: 3 LOB: 2 BB: 2 P: 14	1B: 5 2B: 3 3B: 0 HR: 0	SF: 1 SAC: 0 DP: 1 HBP: 0	WP: 1 PB: 0 CS: 2	PA: 41	
PITCHER	IP	WLS	BF	H	R	ER	SO	BB	IBB	HBP	BLK	WP	HR	S	P	ERA	WHIP				
Jim Bouton, R ERA: 2.61 (1, 1)	8.1	W	37	8	4	4	4	7	0	0	0	1	0	38	66	4.32	1.800				
Hal Reniff, R ERA: 3.04 (9, 1)	0.2	S	3	0	0	0	0	1	0	0	0	0	0	2	6	0.00	1.500				

New York Yankees @ Chicago White Sox
Comiskey Park, Chicago, IL
Sun Aug 18 1963, 4:38 AM EDT
Att: 44,659 - Overcast

AB 31
R 4
H 8
RBI 4
BB 8
SO 4
LOB 17



Batter	1	2	3	4	5	6	7	8	9	AB	R	H	RBI	BB	SO	LOB	TOP			
Larry Brown, R (1, 6) OBP: 0.327, SLG: 0.340	K			L8		F5		F4	K	4	0	0	0	0	1	0	Cleveland Indians @ New York Yankees Yankee Stadium, Bronx, NY Tue Aug 20 1963, 7:05 PM EDT Att: 20,356 - Unknown - 76 F			
John Romano, R (9, PH) OBP: 0.328, SLG: 0.407										1	0	0	0	0	1	2				
Willie Tasby, R (9, 7) OBP: 0.337, SLG: 0.427										0	0	0	0	0	0	0				
Jerry Kindall, R (1, 4) OBP: 0.288, SLG: 0.304	L4			6-3		F8		E5	1B	5	0	2	0	0	0	0				
Vic Davallillo, L (1, 8) OBP: 0.338, SLG: 0.458	K			6-3				FC1-2	1B	5	0	3	1	0	1	0				
Joe Adcock, R (1, 3) OBP: 0.321, SLG: 0.410		K				6-3		FC1-2	F9	3	0	0	0	2	1	4				
Max Alvis, R (1, 5) OBP: 0.320, SLG: 0.452						FC5-4		FC1-2		4	1	2	0	0	0	4				
Joe Azzue, R (1, 2) OBP: 0.306, SLG: 0.487										4	0	2	1	0	0	4				
Willie Kirkland, L (1, 9) OBP: 0.311, SLG: 0.399						L9		G3	K	3	0	0	0	1	1	3				
Woodie Held, R (1, 7) OBP: 0.357, SLG: 0.446						FC1-4			1B	2	1	1	0	2	0	1				
Dick Donovan, L (1, 1) OBP: 0.143, SLG: 0.145						B5-6-3		G4-6-3	1B	3	0	0	0	1	0	6				
Inning Stats	R: 0 E: 0 K: 2 S: 7	H: 0 LOB: 0 BB: 0 P: 7	R: 0 E: 0 K: 1 S: 5	H: 1 LOB: 0 BB: 0 P: 5	R: 0 E: 0 K: 0 S: 2	H: 0 LOB: 0 BB: 1 P: 6	R: 0 E: 0 K: 0 S: 3	H: 0 LOB: 0 BB: 0 P: 3	R: 1 E: 0 K: 0 S: 4	H: 1 LOB: 2 BB: 2 P: 12	R: 0 E: 0 K: 0 S: 4	H: 2 LOB: 2 BB: 1 P: 8	R: 0 E: 1 K: 0 S: 5	H: 2 LOB: 3 BB: 1 P: 9	R: 1 E: 0 K: 2 S: 10	H: 3 LOB: 3 BB: 1 P: 14	1B: 8 2B: 2 3B: 0 HR: 0	SF: 0 SAC: 0 DP: 3 HBP: 0	WP: 1 PB: 0 SB: 1 CS: 0	PA: 40
PITCHER Whitey Ford, L (1, 1) ERA: 3.4	IP: 9.0 WLS: L BF: 40 H: 10 R: 2 ER: 2 SO: 5 BB: 4 IBB: 2 HBP: 0 BLK: 0 WP: 1 HR: 0 S: 44 P: 68 ERA: 2.00 WHIP: 1.556															PITCHER				

Batter	1	2	3	4	5	6	7	8	9	AB	R	H	RBI	BB	SO	LOB	BOTTOM			
Tony Kubek, L (1, 6) OBP: 0.284, SLG: 0.329	6-3				G3			K		3	0	1	0	1	1	2	Cleveland Indians @ New York Yankees Yankee Stadium, Bronx, NY Tue Aug 20 1963, 7:05 PM EDT Att: 20,356 - Unknown - 76 F			
Bobby Richardson, R (1, 4) OBP: 0.309, SLG: 0.353	4-3							4-3		4	1	1	0	0	0	1				
Tom Tresh, S (1, 8) OBP: 0.372, SLG: 0.491	6-3							F7		4	0	0	0	0	1	2				
Johnny Blanchard, L (1, 9) OBP: 0.289, SLG: 0.462	K							4-3		4	0	1	1	0	1	1				
Joe Pepitone, L (1, 3) OBP: 0.300, SLG: 0.446								FC6-4		4	0	3	0	0	0	1				
Elston Howard, R (1, 2) OBP: 0.343, SLG: 0.556								FC3-2		4	0	2	0	0	1	2				
Jack Reed, R (9, FR) OBP: 0.300, SLG: 0.296	K									0	0	0	0	0	0	0				
Hector Lopez, R (1, 7) OBP: 0.307, SLG: 0.418										3	0	1	0	1	0	1				
Clete Boyer, R (1, 5) OBP: 0.299, SLG: 0.374										3	0	0	0	0	1	2				
Yogi Berra, L (9, PH) OBP: 0.373, SLG: 0.519										1	0	0	0	0	0	3				
Whitey Ford, L (1, 1) OBP: 0.211, SLG: 0.214										3	0	0	0	0	1	2				
Inning Stats	R: 0 E: 0 K: 1 S: 5	H: 0 LOB: 1 BB: 1 P: 9	R: 0 E: 0 K: 1 S: 5	H: 1 LOB: 0 BB: 0 P: 5	R: 0 E: 0 K: 1 S: 5	H: 1 LOB: 1 BB: 0 P: 5	R: 0 E: 0 K: 1 S: 6	H: 1 LOB: 1 BB: 0 P: 6	R: 0 E: 0 K: 0 S: 7	H: 2 LOB: 2 BB: 0 P: 7	R: 1 E: 0 K: 0 S: 5	H: 2 LOB: 1 BB: 0 P: 5	R: 0 E: 0 K: 1 S: 5	H: 0 LOB: 0 BB: 0 P: 5	R: 0 E: 0 K: 0 S: 4	H: 2 LOB: 2 BB: 1 P: 8	1B: 6 2B: 2 3B: 1 HR: 0	SF: 0 SAC: 0 DP: 1 HBP: 0	WP: 0 PB: 0 SB: 0 CS: 1	PA: 35
PITCHER Dick Donovan, R (1, 1) ERA: 4.39	IP: 9.0 WLS: W BF: 35 H: 9 R: 1 ER: 1 SO: 6 BB: 1 IBB: 1 HBP: 0 BLK: 0 WP: 0 HR: 0 S: 45 P: 53 ERA: 1.00 WHIP: 1.111															PITCHER				

Batter	1	2	3	4	5	6	7	8	9	AB	R	H	RBI	BB	SO	LOB	TOP					
Woodie Held, R OBP: 0.354, SLG: 0.441 (1, 8) (6, 4) (7, 6)	G3		F9			F7	4-3			4	0	0	0	0	0	4						
Jerry Kindall, R OBP: 0.289, SLG: 0.301 Bob Allen, L OBP: 0.200, SLG: 0.200 Fred Whitfield, L OBP: 0.281, SLG: 0.452 (1, 4) (6, 1) (6, PH) (6, 3)	K			4-3				4-3		2	0	0	0	1	1	0						
Willie Kirkland, L OBP: 0.310, SLG: 0.397 (1, 9) (6, 3)	K			FC6-4 1B				K		4	0	1	0	0	3	1						
Joe Adcock, R OBP: 0.320, SLG: 0.407 Ted Abernathy, R OBP: 0.500, SLG: 0.600 (1, 3) (8, 1)		4-3		L8				L6		4	1	1	0	0	0	1						
Max Alvis, R OBP: 0.318, SLG: 0.448 (1, 5)	F6		FC6-4 1-2			F2				4	0	0	0	0	1	2						
Joe Azzue, R OBP: 0.305, SLG: 0.482 (1, 2)	K									4	0	1	0	0	3	0						
Willie Tasby, R OBP: 0.333, SLG: 0.412 (1, 7) (6, 8)			K		1-3					3	0	0	0	1	1	0						
Larry Brown, R OBP: 0.323, SLG: 0.336 John Romano, R OBP: 0.331, SLG: 0.407 Mudcat Grant, R OBP: 0.290, SLG: 0.212 Miguel de la Hoz, R OBP: 0.292, SLG: 0.396 (1, 6) (7, PH) (7, PR) (7, 4)			6-3		1-3					2	0	0	0	0	0	0						
Jack Kralick, L OBP: 0.196, SLG: 0.208 Early Wynn, S OBP: 0.333, SLG: 0.200 Tito Francona, L OBP: 0.303, SLG: 0.335 (1, 1) (5, 1) (6, PH) (6, 7)						4-3				0	0	0	0	1	0	0						
										0	0	0	0	0	0	0						
										2	0	0	0	0	1	3						
Inning Stats	R: 0 E: 0 K: 2 S: 7	H: 0 LOB: 0 BB: 0 P: 7	R: 0 E: 0 K: 1 S: 5	H: 0 LOB: 0 BB: 0 P: 5	R: 0 E: 0 K: 1 S: 5	H: 0 LOB: 1 BB: 1 P: 9	R: 0 E: 0 K: 0 S: 4	H: 1 LOB: 1 BB: 0 P: 4	R: 0 E: 0 K: 1 S: 5	H: 0 LOB: 2 BB: 0 P: 5	R: 0 E: 0 K: 1 S: 5	H: 0 LOB: 1 BB: 1 P: 9	R: 1 E: 0 K: 1 S: 7	H: 2 LOB: 2 BB: 2 P: 15	R: 0 E: 0 K: 1 S: 5	H: 0 LOB: 0 BB: 0 P: 5	R: 0 E: 0 K: 2 S: 7	H: 0 LOB: 0 BB: 0 P: 7	1B: 3 2B: 0 3B: 0 HR: 0	SF: 0 SAC: 0 DP: 0 HBP: 0	WP: 0 PB: 0 SB: 0 CS: 0	PA: 34
PITCHER Al Downing, L ERA: 2.59 (1, 1)	IP: 9.0 WLS: W BF: 34 H: 3 R: 1 ER: 1 SO: 10 BB: 4 IBB: 0 HBP: 0 BLK: 0 WP: 0 HR: 0 S: 50 P: 66 ERA: 1.00 WHIP: 0.778															PITCHER	IP: 9.0 WLS: W BF: 34 H: 3 R: 1 ER: 1 SO: 10 BB: 4 IBB: 0 HBP: 0 BLK: 0 WP: 0 HR: 0 S: 50 P: 66 ERA: 1.00 WHIP: 0.778					

Cleveland Indians @ New York Yankees
Yankee Stadium, Bronx, NY
Wed Aug 21 1963, 7:05 PM EDT
Unknown - 80 F

AB	30
R	1
H	3
RBI	1
BB	4
SO	10
LOB	11



Batter	1	2	3	4	5	6	7	8	9	AB	R	H	RBI	BB	SO	LOB	BOTTOM			
Tony Kubek, L OBP: 0.285, SLG: 0.330 (1, 6)	4-3					4-3				4	1	2	0	0	0	1				
Bobby Richardson, R OBP: 0.308, SLG: 0.355 (1, 4) (6, PH)	K		L9					F9		4	1	1	0	0	1	1				
Tom Tresh, S OBP: 0.373, SLG: 0.495 (1, 8)			F6					B2-3		4	1	2	2	0	0	1				
Elston Howard, R OBP: 0.342, SLG: 0.552 (1, 2)			F7					F9		4	0	1	1	0	0	2				
Hector Lopez, R OBP: 0.309, SLG: 0.417 (1, 7)								K		3	0	1	0	1	2	0				
Harry Bright, R OBP: 0.329, SLG: 0.452 Johnny Blanchard, L OBP: 0.286, SLG: 0.455 (1, 3) (5, PH) (6, 9)	K									2	0	0	0	0	1	2				
Jack Reed, R OBP: 0.300, SLG: 0.296 (9, 9)										2	0	0	0	0	2	2				
Joe Pepitone, L OBP: 0.303, SLG: 0.451 (1, 9) (6, 3)										0	0	0	0	0	0	0				
Phil Linz, R OBP: 0.327, SLG: 0.388 (1, 5)										0	0	0	0	0	0	0				
Al Downing, R OBP: 0.140, SLG: 0.167 (1, 1)										3	0	0	0	0	2	1				
Inning Stats	R: 1 E: 0 K: 2 S: 10	H: 3 LOB: 2 BB: 0 P: 10	R: 0 E: 0 K: 1 S: 5	H: 1 LOB: 0 BB: 0 P: 5	R: 0 E: 0 K: 0 S: 4	H: 1 LOB: 1 BB: 0 P: 4	R: 0 E: 0 K: 1 S: 6	H: 2 LOB: 2 BB: 0 P: 6	R: 2 E: 0 K: 1 S: 8	H: 3 LOB: 2 BB: 1 P: 12	R: 0 E: 0 K: 1 S: 6	H: 1 LOB: 0 BB: 0 P: 6	R: 0 E: 0 K: 0 S: 3	H: 0 LOB: 0 BB: 0 P: 3	R: 0 E: 0 K: 2 S: 7	H: 0 LOB: 0 BB: 0 P: 7	1B: 7 2B: 5 3B: 0 HR: 0	SF: 0 SAC: 0 DP: 1 HBP: 0	WP: 0 PB: 0 SB: 0 CS: 0	PA: 34
PITCHER Jack Kralick, L ERA: 3.35 Early Wynn, R ERA: 2.51 Bob Allen, L ERA: 3.83 Ted Abernathy, R ERA: 3.51 (1, 1) (5, 1) (6, 1) (8, 1)	IP: 4.1 WLS: L BF: 21 H: 10 R: 3 ER: 3 SO: 4 BB: 1 IBB: 0 HBP: 0 BLK: 0 WP: 0 HR: 0 S: 29 P: 29 ERA: 6.23 WHIP: 2.308															PITCHER	IP: 4.1 WLS: L BF: 21 H: 10 R: 3 ER: 3 SO: 4 BB: 1 IBB: 0 HBP: 0 BLK: 0 WP: 0 HR: 0 S: 29 P: 29 ERA: 6.23 WHIP: 2.308			

Cleveland Indians @ New York Yankees
Yankee Stadium, Bronx, NY
Wed Aug 21 1963, 7:05 PM EDT
Unknown - 80 F

AB	33
R	3
H	11
RBI	3
BB	1
SO	8
LOB	12



Batter	1	2	3	4	5	6	7	8	9	AB	R	H	RBI	BB	SO	LOB	TOP			
Tito Francona, L OBP: 0.307, SLG: 0.339 (1, 9)										4	0	3	0	0	0	0	Cleveland Indians @ New York Yankees Yankee Stadium, Bronx, NY Wed Aug 21 1963, 7:05 PM EDT Att: 25,983 - Cloudy - 79 F			
Larry Brown, R OBP: 0.321, SLG: 0.333 (1, 6)										4	0	1	0	0	1	2				
Jerry Kindall, R OBP: 0.269, SLG: 0.301 (7, 6)										0	0	0	0	0	0	0				
Willie Kirkland, L OBP: 0.309, SLG: 0.394 (1, 8)										3	1	0	0	1	2	2				
Fred Whitfield, L OBP: 0.287, SLG: 0.458 (1, 3)										3	0	2	0	0	0	1				
John Romano, R OBP: 0.325, SLG: 0.399 (1, 7)										4	0	0	0	0	1	5				
Max Alvis, R OBP: 0.317, SLG: 0.447 (1, 5)										4	0	1	0	0	1	2				
Joe Azcue, R OBP: 0.304, SLG: 0.478 (1, 2)										4	0	1	1	0	0	1				
Woodie Held, R OBP: 0.350, SLG: 0.435 (1, 4)										4	0	0	0	0	2	2				
Barry Latman, R OBP: 0.211, SLG: 0.278 (1, 1)										2	0	0	0	0	2	0				
Miguel de la Hoz, R OBP: 0.299, SLG: 0.393 (7, PH)										1	0	0	0	0	0	0				
Gary Bell, R OBP: 0.193, SLG: 0.091 (7, 1)										0	0	0	0	0	0	0				
Willie Tasby, R OBP: 0.330, SLG: 0.407 (9, PH)										1	0	0	0	0	0	0				
Inning Stats	R: 0 E: 0 K: 3 S: 11	H: 2 LOB: 2 BB: 0 P: 11	R: 0 E: 0 K: 0 S: 3	H: 0 LOB: 0 BB: 0 P: 3	R: 0 E: 0 K: 1 S: 5	H: 0 LOB: 0 BB: 0 P: 5	R: 1 E: 0 K: 1 S: 7	H: 2 LOB: 2 BB: 1 P: 11	R: 0 E: 0 K: 1 S: 6	H: 1 LOB: 1 BB: 0 P: 6	R: 0 E: 0 K: 1 S: 6	H: 1 LOB: 1 BB: 0 P: 6	R: 0 E: 0 K: 1 S: 5	H: 0 LOB: 1 BB: 0 P: 6	R: 0 E: 0 K: 0 S: 3	H: 0 LOB: 0 BB: 0 P: 3	1B: 7 2B: 1 3B: 0 HR: 0	SF: 0 SAC: 0 DP: 0 HBP: 1	WP: 0 PB: 0 SB: 0 CS: 0	PA: 36
PITCHER Stan Williams, R ERA: 3.23 (1, 1)	IP: 9.0 WLS: W BF: 36 H: 8 R: 1 ER: 1 SO: 9 BB: 1 IBB: 0 HBP: 1 BLK: 0 WP: 0 HR: 0 S: 52 P: 57 ERA: 1.00 WHIP: 1.000																			

Batter	1	2	3	4	5	6	7	8	9	AB	R	H	RBI	BB	SO	LOB	BOTTOM	
Tony Kubek, L OBP: 0.286, SLG: 0.330 (1, 6)										3	1	1	0	0	0	1	Cleveland Indians @ New York Yankees Yankee Stadium, Bronx, NY Wed Aug 21 1963, 7:05 PM EDT Att: 25,983 - Cloudy - 79 F	
Bobby Richardson, R OBP: 0.306, SLG: 0.354 (1, 4)										4	1	1	0	0	0	1		
Tom Tresh, S OBP: 0.372, SLG: 0.493 (1, 8)										4	1	1	0	0	1	3		
Joe Pepitone, L OBP: 0.310, SLG: 0.455 (8, PR)										1	0	1	2	1	0	0		
Harry Bright, R OBP: 0.329, SLG: 0.452 (9, 3)										0	0	0	0	0	0	0		
Yogi Berra, L OBP: 0.361, SLG: 0.500 (1, 2)										4	0	0	0	0	1	5		
Johnny Blanchard, L OBP: 0.285, SLG: 0.446 (1, 9)										3	0	0	0	1	1	2		
Jack Reed, R OBP: 0.300, SLG: 0.296 (9, 9)										0	0	0	0	0	0	0		
Hector Lopez, R OBP: 0.311, SLG: 0.426 (1, 7)										3	0	2	1	0	0	0		
Phil Linz, R OBP: 0.325, SLG: 0.377 (1, 5)										3	0	0	0	1	1	3		
Stan Williams, R OBP: 0.167, SLG: 0.152 (1, 1)										3	0	0	0	0	2	4		
Inning Stats	R: 2 E: 1 K: 2 S: 10	H: 3 LOB: 1 BB: 0 P: 10	R: 0 E: 0 K: 2 S: 8	H: 1 LOB: 1 BB: 0 P: 8	R: 0 E: 0 K: 0 S: 3	H: 0 LOB: 0 BB: 0 P: 4	R: 0 E: 0 K: 1 S: 5	H: 0 LOB: 0 BB: 0 P: 5	R: 0 E: 0 K: 0 S: 4	H: 1 LOB: 2 BB: 2 P: 12	R: 0 E: 0 K: 0 S: 3	H: 0 LOB: 0 BB: 0 P: 4	R: 0 E: 0 K: 0 S: 4	H: 1 LOB: 3 BB: 1 P: 9	1B: 3 2B: 3 3B: 0 HR: 0	SF: 1 SAC: 1 DP: 0 HBP: 3	WP: 0 PB: 0 SB: 0 CS: 0	PA: 36
PITCHER Barry Latman, R ERA: 4.52 (7, 1)	IP: 6.0 WLS: L BF: 26 H: 5 R: 3 ER: 2 SO: 6 BB: 1 IBB: 1 HBP: 1 BLK: 0 WP: 0 HR: 0 S: 35 P: 44 ERA: 3.00 WHIP: 1.000																	
Gary Bell, R ERA: 2.96 (7, 1)	IP: 2.0 WLS: L BF: 10 H: 1 R: 0 ER: 0 SO: 0 BB: 1 IBB: 0 HBP: 2 BLK: 0 WP: 0 HR: 0 S: 7 P: 13 ERA: 0.00 WHIP: 1.000																	

Batter	1	2	3	4	5	6	7	8	9	AB	R	H	RBI	BB	SO	LOB	TOP			
Woodie Held, R (1.4)	F2		F4		G3 3B 2B		5-3		1-3	5	1	1	0	0	0	0	Cleveland Indians @ New York Yankees Yankee Stadium, Bronx, NY Thu Aug 22 1963, 3:33 AM EDT Att: 21,293 - Overcast - 86 F			
Tito Francona, L (1.7)	HR		G3		G3		F7			4	1	1	1	0	0	1				
Willie Kirkland, L (1.9)	6-3				HR					4	2	2	2	0	1	0				
Fred Whitfield, L (1.3)	HR				F5				3-1	3	1	1	1	1	0	0				
Max Alvis, R (1.5)	F2				1B				WP 1B 2B	4	2	3	1	0	0	0				
Joe Azcue, R (1.2)					3B				CS 1B	4	0	2	1	0	1	3				
Willie Tasby, R (1.8)	G4-6-3				1B				2H 1B	4	0	1	1	0	1	2				
Jerry Kindall, R (1.6)	F9				F8				F7	4	0	0	0	0	0	1				
Mudcat Grant, R (1.1)					F8				K	3	0	0	0	0	1	0				
Gary Bell, R (8.1)									K	1	0	0	0	0	1	0				
Inning Stats	R: 2 E: 0 K: 0 S: 5	H: 2 LOB: 0 BB: 0 P: 5	R: 0 E: 0 K: 0 S: 3	H: 1 LOB: 0 BB: 0 P: 3	R: 0 E: 0 K: 0 S: 3	H: 0 LOB: 0 BB: 0 P: 3	R: 2 E: 0 K: 0 S: 6	H: 3 LOB: 1 BB: 0 P: 6	R: 2 E: 0 K: 2 S: 10	H: 3 LOB: 2 BB: 1 P: 14	R: 0 E: 0 K: 1 S: 5	H: 0 LOB: 0 BB: 0 P: 5	R: 0 E: 0 K: 1 S: 6	H: 2 LOB: 1 BB: 0 P: 6	R: 0 E: 0 K: 1 S: 5	H: 0 LOB: 0 BB: 0 P: 5	1B: 4 2B: 3 3B: 2 HR: 3	SF: 0 SAC: 0 DP: 2 HBP: 0	WP: 1 PB: 0 CS: 1	PA: 37
PITCHER	IP WLS BF H R ER SO BB IBB HBP BLK WP HR S P ERA WHIP																			
Ralph Terry, R (1.1)	3.2 L 16 6 4 4 0 0 0 0 0 0 0 3 16 16 9.82 1.636																			
Bill Kunkel, R (4.1)	1.1 8 3 2 2 2 1 0 0 0 0 0 0 11 15 13.50 3.000																			
Tom Metcalf, R (6.1)	2.0 6 0 0 0 1 0 0 0 0 0 0 0 8 8 0.00 0.000																			
Steve Hamilton, L (8.1)	2.0 7 2 1 1 2 0 0 0 0 0 1 0 11 11 4.50 1.000																			

Batter	1	2	3	4	5	6	7	8	9	AB	R	H	RBI	BB	SO	LOB	BOTTOM					
Tony Kubek, L (1.6)	E6		K						F7	5	1	1	0	0	1	1	Cleveland Indians @ New York Yankees Yankee Stadium, Bronx, NY Thu Aug 22 1963, 3:33 AM EDT Att: 21,293 - Overcast - 86 F					
Bobby Richardson, R (1.4)	L9				L1-3				L4	5	0	2	0	0	0	2						
Tom Tresh, S (1.8)	K				L1-3				F9	3	1	0	0	1	1	4						
Joe Pepitone, L (1.3)	4-1				F6				WP BB 1B	4	0	1	0	0	0	3						
Elston Howard, R (1.2)					6-3				K	3	1	0	0	1	1	1						
Johnny Blanchard, L (1.9)					G3				WP	2	1	1	4	2	0	0						
Hector Lopez, R (1.7)					F9				6-3	4	0	1	0	0	0	2						
Phil Linz, R (1.5)					4-3				F7	4	0	0	0	0	0	4						
Ralph Terry, R (1.1)					F5				K	1	0	0	0	0	0	0						
Bill Kunkel, R (4.1)										0	0	0	0	0	0	0						
Mickey Martin, S (5. PH)										0	0	0	0	0	0	2						
Tom Metcalf, R (6.1)										0	0	0	0	0	0	0						
Yogi Berra, L (7. PH)										0	0	0	0	0	1	1						
Steve Hamilton, L (8.1)										0	0	0	0	0	0	0						
Harry Bright, R (9. PH)										0	0	0	0	0	1	0						
Inning Stats	R: 0 E: 1 K: 1 S: 6	H: 0 LOB: 1 BB: 0 P: 6	R: 0 E: 0 K: 0 S: 3	H: 0 LOB: 0 BB: 0 P: 3	R: 0 E: 0 K: 1 S: 5	H: 0 LOB: 0 BB: 0 P: 5	R: 0 E: 0 K: 0 S: 3	H: 1 LOB: 0 BB: 0 P: 3	R: 0 E: 0 K: 0 S: 4	H: 1 LOB: 2 BB: 1 P: 8	R: 4 E: 0 K: 0 S: 5	H: 2 LOB: 0 BB: 2 P: 13	R: 0 E: 1 K: 1 S: 7	H: 1 LOB: 2 BB: 0 P: 7	R: 0 E: 0 K: 1 S: 6	H: 1 LOB: 1 BB: 1 P: 10	R: 0 E: 0 K: 1 S: 5	H: 0 LOB: 0 BB: 0 P: 5	1B: 5 2B: 1 3B: 0 HR: 1	SF: 0 SAC: 0 DP: 1 HBP: 0	WP: 1 PB: 0 CS: 0	PA: 38
PITCHER	IP WLS BF H R ER SO BB IBB HBP BLK WP HR S P ERA WHIP																					
Mudcat Grant, R (1.1)	7.1 W 33 6 4 4 4 4 0 0 0 0 0 1 37 53 4.91 1.364																					
Gary Bell, R (8.1)	1.2 S 5 0 0 0 1 0 0 0 0 0 1 0 7 7 0.00 0.000																					

Batter	1	2	3	4	5	6	7	8	9	AB	R	H	RBI	BB	SO	LOB	TOP				
Tom McCraw, L (1, 3) OBP: 0.291, SLG: 0.340										4	1	1	0	1	1	3					
Nelle Fox, L (1, 4) OBP: 0.304, SLG: 0.311										5	0	1	0	0	0	4					
Floyd Robinson, L (1, 9) OBP: 0.351, SLG: 0.408										4	1	1	0	1	0	3					
Pete Ward, L (1, 5) OBP: 0.338, SLG: 0.468										4	0	3	1	0	0	1					
Mike Hershberger, R (1, 8) OBP: 0.346, SLG: 0.366										4	0	1	1	0	0	3					
Dave Nicholson, R (1, 7) OBP: 0.333, SLG: 0.437										3	0	2	0	1	0	1					
Ron Hansen, R (1, 6) OBP: 0.313, SLG: 0.352										4	0	0	0	0	1	5					
J.C. Martin, L (1, 2) OBP: 0.265, SLG: 0.272										1	0	0	0	2	0	0					
Cam Carreon, R (7, PR) OBP: 0.325, SLG: 0.350										1	0	0	0	0	0	0					
Hoyt Wilhelm, R (1, 1) OBP: 0.115, SLG: 0.080										2	0	0	0	0	0	2					
Charlie Maxwell, L (7, PH) OBP: 0.354, SLG: 0.340										1	0	0	0	0	0	1					
Jim Brosnan, R (7, 1) OBP: 0.250, SLG: 0.250										0	0	0	0	0	0	0					
Joe Horlen, R (8, 1) OBP: 0.261, SLG: 0.261										0	0	0	0	0	0	0					
Jim Landis, R (9, PH) OBP: 0.332, SLG: 0.395										1	0	1	0	0	0	0					
Inning Stats	R: 0 E: 0 K: 0 S: 2	H: 0 LOB: 1 BB: 2 P: 10	R: 0 E: 0 K: 0 S: 4	H: 2 LOB: 2 BB: 1 P: 8	R: 1 E: 0 K: 0 S: 5	H: 2 LOB: 1 BB: 0 P: 5	R: 0 E: 0 K: 1 S: 5	H: 1 LOB: 0 BB: 0 P: 5	R: 0 E: 0 K: 0 S: 3	H: 0 LOB: 0 BB: 0 P: 3	R: 1 E: 0 K: 0 S: 5	H: 2 LOB: 1 BB: 0 P: 5	R: 0 E: 0 K: 1 S: 5	H: 0 LOB: 2 BB: 1 P: 9	R: 0 E: 0 K: 0 S: 4	H: 1 LOB: 2 BB: 1 P: 8	R: 0 E: 0 K: 0 S: 5	H: 2 LOB: 2 BB: 0 P: 5	1B: 8 2B: 2 3B: 0 HR: 0	SF: 0 SAC: 0 DP: 2 HBP: 0	WP: 0 PA: 39 PB: 0 SB: 0 CS: 0
PITCHER Jim Bouton, R (1, 1) ERA: 2.88	IP: 9.0 WLS: W BF: 39 H: 10 R: 2 ER: 2 SO: 2 BB: 5 IBB: 0 HBP: 0 BLK: 0 WP: 0 HR: 0 S: 38 P: 58 ERA: 2.00 WHIP: 1.667																				

Chicago White Sox @ New York Yankees
Yankee Stadium, Bronx, NY
Fri Aug 23 1963, 7:05 PM EDT
Att: 30,944 - Unknown - 80 F


AB 34
R 2
H 10
RBI 2
BB 5
SO 2
LOB 23




Batter	1	2	3	4	5	6	7	8	9	AB	R	H	RBI	BB	SO	LOB	BOTTOM		
Tony Kubek, L (1, 6) OBP: 0.285, SLG: 0.328										4	1	1	1	0	0	2			
Bobby Richardson, R (1, 4) OBP: 0.310, SLG: 0.357										4	2	2	1	0	0	0			
Tom Tresh, S (1, 8) OBP: 0.370, SLG: 0.487										3	0	0	0	1	0	1			
Joe Pepitone, L (1, 3) OBP: 0.313, SLG: 0.456										4	1	3	3	0	0	0			
Elston Howard, R (1, 2) OBP: 0.340, SLG: 0.545										4	1	1	0	0	1	4			
Johnny Blanchard, L (1, 9) OBP: 0.297, SLG: 0.471										3	0	1	0	0	0	2			
Jack Reed, R (7, PR) OBP: 0.295, SLG: 0.291										1	1	0	0	0	0	0			
Hector Lopez, R (1, 7) OBP: 0.310, SLG: 0.421										4	0	1	1	0	0	1			
Phil Linz, R (1, 5) OBP: 0.320, SLG: 0.368										4	1	2	1	0	0	0			
Jim Bouton, R (1, 1) OBP: 0.090, SLG: 0.091										3	0	0	0	0	1	4			
Inning Stats	R: 0 E: 0 K: 0 S: 3	H: 0 LOB: 0 BB: 0 P: 3	R: 0 E: 0 K: 1 S: 5	H: 0 LOB: 0 BB: 0 P: 5	R: 0 E: 0 K: 0 S: 3	H: 0 LOB: 0 BB: 0 P: 3	R: 2 E: 0 K: 0 S: 7	H: 4 LOB: 2 BB: 0 P: 7	R: 1 E: 0 K: 0 S: 4	H: 2 LOB: 0 BB: 0 P: 4	R: 4 E: 0 K: 1 S: 10	H: 5 LOB: 3 BB: 1 P: 14	R: 0 E: 0 K: 0 S: 3	H: 0 LOB: 0 BB: 0 P: 3	R: 0 E: 0 K: 0 S: 3	H: 0 LOB: 0 BB: 0 P: 3	1B: 9 2B: 2 3B: 0 HR: 0	SF: 0 SAC: 0 DP: 1 HBP: 0	WP: 0 PA: 35 PB: 0 SB: 1 CS: 0
PITCHER Hoyt Wilhelm, R (1, 1) ERA: 3.12	IP: 6.0 WLS: L BF: 23 H: 6 R: 3 ER: 3 SO: 3 BB: 0 IBB: 0 HBP: 0 BLK: 0 WP: 0 HR: 0 S: 25 P: 25 ERA: 4.50 WHIP: 1.000																		
PITCHER Jim Brosnan, R (7, 1) ERA: 2.44	IP: 1.0 WLS: L BF: 9 H: 5 R: 4 ER: 4 SO: 1 BB: 1 IBB: 0 HBP: 0 BLK: 0 WP: 0 HR: 0 S: 10 P: 14 ERA: 36.00 WHIP: 6.000																		
PITCHER Joe Horlen, R (8, 1) ERA: 3.87	IP: 1.0 WLS: L BF: 3 H: 0 R: 0 ER: 0 SO: 0 BB: 0 IBB: 0 HBP: 0 BLK: 0 WP: 0 HR: 0 S: 3 P: 3 ERA: 0.00 WHIP: 0.000																		

Chicago White Sox @ New York Yankees
Yankee Stadium, Bronx, NY
Fri Aug 23 1963, 7:05 PM EDT
Att: 30,944 - Unknown - 80 F

AB 34
R 7
H 11
RBI 7
BB 1
SO 2
LOB 14



Batter	1	2	3	4	5	6	7	8	9	AB	R	H	RBI	BB	SO	LOB	TOP			
Jim Landis, R (1,8) OBP: 0.328, SLG: 0.390	0-0 6-3			0-0 5-3		0-3 K		0-0 F4	4 0 0 0 0 1 2											
Mike Hershberger, R (1,9) OBP: 0.345, SLG: 0.265	0-0 L5			0-0 1B		0-0 FC6-4		0-3 K	4 0 1 0 0 1 2											
Dave Nicholson, R (1,7) OBP: 0.334, SLG: 0.438	0-3 K			0-3 K				0-0 FC6-4 1B	4 0 2 0 0 2 1											
Jim Lemon, R (1,3)		0-0 6-3		0-0 5-3				0-0 FC6-4 G4-6-3	4 0 0 0 0 0 4											
Pete Ward, L (1,5) OBP: 0.338, SLG: 0.467		0-0 G6-4-3 1B			0-3 K			0-0 G4-6-3	3 0 1 0 0 1 1											
Ron Hansen, R (1,6) OBP: 0.310, SLG: 0.349		0-0 G6-4-3			0-0 4-3			0-3 K	3 0 0 0 0 1 1											
Al Weis, S (1,4) OBP: 0.333, SLG: 0.323			0-3 K		0-0 6-3			0-0 5-3	3 0 0 0 0 1 0											
Cam Carreon, R (1,2) OBP: 0.326, SLG: 0.350			0-3 K			0-0 FC6-4 1B		0-0 5-3	3 0 1 0 0 1 0											
Ray Herbert, R (1,1) OBP: 0.305, SLG: 0.346			0-0 1-3			0-0 F6		0-0 1B	2 0 0 0 0 0 1											
Floyd Robinson, L (9, PH) OBP: 0.352, SLG: 0.409								0-0 1B	1 0 1 0 0 0 0											
Tom McCraw, L (9, PR) OBP: 0.291, SLG: 0.340								0-0 1B	0 0 0 0 0 0 0											
Inning Stats	R: 0 E: 0 K: 1 S: 5	H: 0 LOB: 0 BB: 0 P: 5	R: 0 E: 0 K: 0 S: 3	H: 1 LOB: 0 BB: 0 P: 3	R: 0 E: 0 K: 2 S: 7	H: 0 LOB: 0 BB: 0 P: 7	R: 0 E: 0 K: 1 S: 6	H: 1 LOB: 1 BB: 0 P: 6	R: 0 E: 0 K: 1 S: 5	H: 0 LOB: 0 BB: 0 P: 5	R: 0 E: 0 K: 0 S: 3	H: 1 LOB: 0 BB: 0 P: 3	R: 0 E: 0 K: 1 S: 5	H: 0 LOB: 0 BB: 0 P: 5	R: 0 E: 0 K: 1 S: 7	H: 2 LOB: 2 BB: 0 P: 7	1B: 6 2B: 0 3B: 0 HR: 0	SF: 0 SAC: 0 DP: 2 HBP: 0	WP: 0 PB: 0 SB: 0 CS: 0	PA: 31
PITCHER Whitey Ford, L (1,1) ERA: 3.25	IP: 9.0 WLS: W BF: 31 H: 6 R: 0 ER: 0 SO: 8 BB: 0 IBB: 0 HBP: 0 BLK: 0 WP: 0 HR: 0 S: 47 P: 47 ERA: 0.00 WHIP: 0.667															PITCHER				

Chicago White Sox @ New York Yankees
Yankee Stadium, Bronx, NY
Sat Aug 24 1963, 3:33 AM EDT
Att: 27,899 - Overcast - 81 F

AB 31
R 0
H 6
RBI 0
BB 0
SO 8
LOB 12



Batter	1	2	3	4	5	6	7	8	9	AB	R	H	RBI	BB	SO	LOB	BOTTOM			
Tony Kubek, L (1,6) OBP: 0.286, SLG: 0.332	0-0 F9		0-0 G4-6-3		0-0 1B 2B		0-0 1B		0-0 1B	4 1 2 1 0 0 1										
Bobby Richardson, R (1,4) OBP: 0.312, SLG: 0.359	0-3 K			0-0 L7	0-0 1B		0-0 1B		0-0 1B	4 0 2 1 0 1 0										
Tom Tresh, S (1,8) OBP: 0.367, SLG: 0.482	0-0 E3			0-0 F7	0-3 K		0-0 L8		0-0 1B	4 0 0 0 0 1 3										
Joe Pepitone, L (1,3) OBP: 0.312, SLG: 0.454	0-0 F7			0-0 1B		0-0 F7		0-0 F5	4 0 1 0 0 0 1											
Yogi Berra, L (1,2) OBP: 0.362, SLG: 0.496		0-0 4-1		0-0 1B		0-0 1B		0-0 6-3	4 0 2 0 0 0 0											
Johnny Blanchard, L (1,9) OBP: 0.391, SLG: 0.467		4-0 BB		0-3 K		0-0 L9		0-0 HR	3 1 1 1 1 1 3											
Jack Reed, R (9,9) OBP: 0.295, SLG: 0.291		0-0 G6-3 BB						0-0 HR	0 0 0 0 0 0 0											
Hector Lopez, R (1,7) OBP: 0.309, SLG: 0.418		0-0 G6-3			0-0 F8	0-0 F6		4-0 FC6-4 BB	3 0 0 0 1 0 2											
Phil Linz, R (1,5) OBP: 0.326, SLG: 0.373			0-0 F9		0-0 6-3 2B 1B		0-0 CS 1B	0-0 FC6-4	4 1 2 0 0 0 1											
Whitey Ford, L (1,1) OBP: 0.215, SLG: 0.219			0-0 G4-6-3 1B		0-0 6-3		0-0 F6		3 0 1 0 0 0 2											
Inning Stats	R: 0 E: 1 K: 1 S: 6	H: 0 LOB: 1 BB: 0 P: 6	R: 0 E: 0 K: 0 S: 2	H: 0 LOB: 1 BB: 1 P: 6	R: 0 E: 0 K: 0 S: 3	H: 1 LOB: 0 BB: 0 P: 3	R: 0 E: 0 K: 1 S: 7	H: 2 LOB: 2 BB: 0 P: 7	R: 2 E: 0 K: 1 S: 8	H: 3 LOB: 1 BB: 0 P: 8	R: 0 E: 0 K: 0 S: 4	H: 1 LOB: 1 BB: 0 P: 4	R: 0 E: 0 K: 0 S: 5	H: 3 LOB: 2 BB: 0 P: 5	R: 1 E: 0 K: 0 S: 4	H: 1 LOB: 1 BB: 1 P: 8	1B: 9 2B: 1 3B: 0 HR: 1	SF: 0 SAC: 0 DP: 2 HBP: 0	WP: 0 PB: 0 SB: 1 CS: 1	PA: 35
PITCHER Ray Herbert, R (1,1) ERA: 3.24	IP: 8.0 WLS: L BF: 35 H: 11 R: 3 ER: 3 SO: 3 BB: 2 IBB: 0 HBP: 0 BLK: 0 WP: 0 HR: 1 S: 39 P: 47 ERA: 3.38 WHIP: 1.625															PITCHER				

Chicago White Sox @ New York Yankees
Yankee Stadium, Bronx, NY
Sat Aug 24 1963, 3:33 AM EDT
Att: 27,899 - Overcast - 81 F

AB 33
R 3
H 11
RBI 3
BB 2
SO 3
LOB 13



Batter	1	2	3	4	5	6	7	8	9	AB	R	H	RBI	BB	SO	LOB	TOP		
Mike Hershberger, R (1.8)	F4			L7			F7		F9	4	0	0	0	0	0	0			
Floyd Robinson, L (1.9)	F9			K			3-1		K	4	0	0	0	0	2	0			
Dave Nicholson, R (1.7)	F4			K			E6		BLK	4	0	1	0	0	1	0			
Jim Lemon, R (1.3)																			
Pete Ward, L (1.5)	G3																		
Ron Hansen, R (1.6)	K																		
Al Weis, S (1.4)																			
Cam Carreon, R (1.2)																			
Juan Pizarro, L (1.1)																			
Jim Landis, R (8, PH)																			
Jim Brosnan, R (8.1)																			
Inning Stats	R: 0 E: 0 K: 0 S: 3	H: 0 LOB: 0 BB: 0 P: 3	R: 0 E: 0 K: 2 S: 7	H: 0 LOB: 0 BB: 0 P: 7	R: 0 E: 0 K: 2 S: 7	H: 0 LOB: 0 BB: 0 P: 7	R: 0 E: 0 K: 2 S: 7	H: 0 LOB: 0 BB: 0 P: 7	R: 0 E: 0 K: 1 S: 5	H: 0 LOB: 0 BB: 0 P: 5	R: 0 E: 1 K: 0 S: 4	H: 0 LOB: 2 BB: 1 P: 8	R: 0 E: 0 K: 2 S: 8	H: 1 LOB: 1 BB: 0 P: 8	R: 0 E: 0 K: 2 S: 8	H: 1 LOB: 1 BB: 0 P: 8	1B: 2 2B: 0 3B: 0 HR: 0	SF: 0 SAC: 0 DP: 0 HBP: 0	WP: 0 PA: 31 CS: 0
PITCHER	IP WLS BF H R ER SO BB IBB HBP BLK WP HR S P ERA WHIP																		
Al Downing, L (1.1)	9.0 W 31 2 0 0 13 1 0 0 1 0 0 56 60 0.00 0.333																		

Chicago White Sox @ New York Yankees
 Yankee Stadium, Bronx, NY
 Sun Aug 25 1963, 3:33 AM EDT
 Unknown - 72 F

AB 30
 R 0
 H 2
 RBI 0
 BB 1
 SO 13
 LOB 6





Batter	1	2	3	4	5	6	7	8	9	AB	R	H	RBI	BB	SO	LOB	BOTTOM		
Tony Kubek, L (1.6)	K2-3									4	0	2	1	0	1	0			
Bobby Richardson, R (1.4)	1-3									3	0	0	0	1	0	4			
Tom Tresh, S (1.8)	F8									4	0	0	0	0	1	1			
Euston Howard, R (1.2)										3	3	2	2	1	0	0			
Hector Lopez, R (1.7)										4	0	1	0	0	1	0			
Joe Pepitone, L (1.3)										4	0	0	1	0	1	1			
Johnny Blanchard, L (1.9)										3	0	0	0	0	1	1			
Jack Reed, R (8.9)										0	0	0	0	0	0	0			
Phil Linz, R (1.5)										2	1	1	0	1	0	1			
Al Downing, R (1.1)										2	0	0	0	1	2	1			
Inning Stats	R: 0 E: 0 K: 1 S: 5	H: 1 LOB: 0 BB: 0 P: 5	R: 1 E: 0 K: 1 S: 6	H: 1 LOB: 1 BB: 1 P: 10	R: 0 E: 0 K: 1 S: 5	H: 0 LOB: 1 BB: 1 P: 9	R: 0 E: 0 K: 0 S: 3	H: 0 LOB: 0 BB: 0 P: 3	R: 0 E: 0 K: 1 S: 7	H: 2 LOB: 2 BB: 0 P: 7	R: 1 E: 0 K: 3 S: 10	H: 1 LOB: 0 BB: 0 P: 10	R: 1 E: 0 K: 0 S: 3	H: 1 LOB: 2 BB: 2 P: 11	R: 1 E: 0 K: 0 S: 4	H: 1 LOB: 0 BB: 0 P: 4	1B: 2 2B: 3 3B: 0 HR: 2	SF: 0 SAC: 0 DP: 1 HBP: 0	WP: 0 PA: 33 CS: 0
PITCHER	IP WLS BF H R ER SO BB IBB HBP BLK WP HR S P ERA WHIP																		
Juan Pizarro, L (1.1)	7.0 L 29 5 3 3 7 4 0 0 0 0 0 39 55 3.86 1.286																		
Jim Brosnan, R (8.1)	1.0 4 1 1 1 0 0 0 0 0 0 1 4 4 9.00 1.000																		

Chicago White Sox @ New York Yankees
 Yankee Stadium, Bronx, NY
 Sun Aug 25 1963, 3:33 AM EDT
 Unknown - 72 F

AB 29
 R 4
 H 6
 RBI 4
 BB 4
 SO 7
 LOB 9





Batter	1	2	3	4	5	6	7	8	9	AB	R	H	RBI	BB	SO	LOB	TOP				
Gary Geiger, L (1, 8) OBP: 0.332, SLG: 0.486	0-0 4-3		0-0 3-1			0-0 L8			0-0 1B	4	0	1	0	0	0	0	Boston Red Sox @ New York Yankees Yankee Stadium, Bronx, NY Tue Aug 27 1963, 7:05 PM EDT Unknown - 76 F livebaseballscorecards.com AB 29 R 0 H 2 RBI 0 BB 1 SO 2 LOB 6 				
Chuck Schilling, R (1, 4) OBP: 0.298, SLG: 0.328	0-0 F7		0-0 6-3			0-0 F3			0-0 G4-6-3	4	0	0	0	0	0	2					
Carl Yastrzemski, L (1, 7) OBP: 0.416, SLG: 0.496	0-0 E4			0-0 1-3			0-0 F7		0-0 3-1	4	0	0	0	0	0	2					
Frank Maltzone, R (1, 5) OBP: 0.331, SLG: 0.440	4-0 BB			0-0 L7			0-0 5-3			2	0	0	0	1	0	0					
Dick Stuart, R (1, 3) OBP: 0.310, SLG: 0.504	0-0 6-3			0-0 F7			0-0 F3			3	0	0	0	0	0	2					
Lou Clinton, R (1, 9) OBP: 0.288, SLG: 0.429		0-0 F8			0-0 5-3			0-0 5-3		3	0	0	0	0	0	0					
Eddie Bressoud, R (1, 6) OBP: 0.316, SLG: 0.427		0-0 5-3			0-0 F3		0-0 F7			3	0	0	0	0	0	0					
Bob Tillman, R (1, 2) OBP: 0.318, SLG: 0.375		0-0 F8			0-0 6-3		0-0 6-3			3	0	0	0	0	0	0					
Chet Nichols, S (1, 1) OBP: 0.231, SLG: 0.231			0-3 K			0-3 K			0-0 1B	0	0	0	0	0	0	0					
Jack Lamabe, R (2, 1) OBP: 0.063, SLG: 0.174									0-0 1B	2	0	0	0	0	0	2					
Russ Nixon, L (9, PH) OBP: 0.308, SLG: 0.378									0-0 1B	1	0	1	0	0	0	0					
Jim Gosger, L (9, PR) OBP: 0.333, SLG: 0.143									0-0 1B	0	0	0	0	0	0	0					
Inning Stats	R: 0 E: 1 K: 0 S: 4	H: 0 LOB: 2 BB: 1 P: 8	R: 0 E: 0 K: 0 S: 3	H: 0 LOB: 0 BB: 0 P: 3	R: 0 E: 0 K: 1 S: 5	H: 0 LOB: 0 BB: 0 P: 5	R: 0 E: 0 K: 0 S: 3	H: 0 LOB: 0 BB: 0 P: 3	R: 0 E: 0 K: 1 S: 5	H: 0 LOB: 0 BB: 0 P: 5	R: 0 E: 0 K: 0 S: 3	H: 0 LOB: 0 BB: 0 P: 3	R: 0 E: 0 K: 0 S: 3	H: 2 LOB: 2 BB: 0 P: 4	R: 2 E: 0 K: 0 S: 4	SF: 0 SAC: 0 DP: 1 HBP: 0	WP: 0 PA: 30 CS: 0				
PITCHER Jim Bouton, R (1, 1) ERA: 2.47	IP: 9.0 WLS: W BF: 30	H: 2 R: 0 ER: 0 SO: 2	BB: 1 IBB: 0 HBP: 0 BLK: 0	WP: 0 HR: 0 S: 33 P: 37	ERA: 0.00 WHIP: 0.333	PITCHER											IP: 9.0 WLS: W BF: 30	H: 2 R: 0 ER: 0 SO: 2	BB: 1 IBB: 0 HBP: 0 BLK: 0	WP: 0 HR: 0 S: 33 P: 37	ERA: 0.00 WHIP: 0.333

Batter	1	2	3	4	5	6	7	8	9	AB	R	H	RBI	BB	SO	LOB	BOTTOM				
Tony Kubek, L (1, 6) OBP: 0.289, SLG: 0.335	0-0 F7	0-0 2B 3-1 1B		0-0 3-1			0-0 F2			4	1	1	1	0	0	0	Boston Red Sox @ New York Yankees Yankee Stadium, Bronx, NY Tue Aug 27 1963, 7:05 PM EDT Unknown - 76 F livebaseballscorecards.com AB 34 R 5 H 10 RBI 4 BB 0 SO 2 LOB 11 				
Bobby Richardson, R (1, 4) OBP: 0.312, SLG: 0.358	0-0 2B 1B	0-0 3-1 1B 2B			0-0 F9		0-0 6-3			4	1	2	0	0	0	0					
Tom Tresh, S (1, 8) OBP: 0.365, SLG: 0.477	0-0 1B 2B	0-0 3-1			0-0 F7		0-0 6-3 1B			4	2	2	1	0	0	1					
Elston Howard, R (1, 2) OBP: 0.349, SLG: 0.558	0-0 2B 1B	0-0 6-3			0-0 1B		0-0 F8			4	0	2	2	0	0	2					
Hector Lopez, R (1, 7) OBP: 0.310, SLG: 0.426	0-0 2B		0-0 F9		0-0 F7		0-0 6-3		0-0 E3 1B	4	0	1	0	0	0	2					
Joe Pepitone, L (1, 3) OBP: 0.304, SLG: 0.441	0-0 F6		0-0 3-1		0-0 F8		0-0 E3 1B		0-0 E3 1B	4	0	0	0	0	0	2					
Phil Linz, R (1, 9) OBP: 0.325, SLG: 0.364	0-0 4-3		0-0 F6		0-0 F3		0-0 1B		0-0 1B	4	0	1	0	0	0	2					
Jack Reed, R (9, 9) OBP: 0.295, SLG: 0.291									0-0 1B	0	0	0	0	0	0	0					
Clete Boyer, R (1, 5) OBP: 0.299, SLG: 0.375		0-0 SH5-4 1B 2B		0-0 1-3		0-3 K		0-0 4-3		4	1	1	0	0	1	2					
Jim Bouton, R (1, 1) OBP: 0.087, SLG: 0.088		0-0 SH5-4		0-0 1-3		0-3 K				2	0	0	0	0	1	0					
Inning Stats	R: 2 E: 0 K: 0 S: 7	H: 4 LOB: 2 BB: 0 P: 7	R: 2 E: 0 K: 0 S: 6	H: 3 LOB: 1 BB: 0 P: 6	R: 0 E: 0 K: 0 S: 3	H: 0 LOB: 0 BB: 0 P: 3	R: 0 E: 0 K: 0 S: 3	H: 0 LOB: 0 BB: 0 P: 3	R: 0 E: 0 K: 1 S: 5	H: 0 LOB: 0 BB: 0 P: 5	R: 0 E: 0 K: 1 S: 5	H: 0 LOB: 0 BB: 0 P: 5	R: 1 E: 1 K: 0 S: 6	H: 2 LOB: 2 BB: 0 P: 6	R: 6 E: 0 K: 0 S: 6	SF: 0 SAC: 1 DP: 0 HBP: 0	WP: 0 PA: 35 CS: 0				
PITCHER Chet Nichols, L (1, 1) ERA: 5.07	IP: 1.1 WLS: L BF: 11	H: 7 R: 4 ER: 4 SO: 4	BB: 0 IBB: 0 HBP: 0 BLK: 0	WP: 0 HR: 0 S: 11 P: 11	ERA: 27.00 WHIP: 5.250	PITCHER											IP: 6.2 WLS: L BF: 24	H: 3 R: 1 ER: 0 SO: 2	BB: 0 IBB: 0 HBP: 0 BLK: 0	WP: 0 PA: 28 CS: 0	ERA: 0.00 WHIP: 0.450

Batter	1	2	3	4	5	6	7	8	9	AB	R	H	RBI	BB	SO	LOB	TOP			
Gary Geiger, L (1, 8) OBP: 0.334, SLG: 0.485										3	0	1	0	1	0	1	Boston Red Sox @ New York Yankees Yankee Stadium, Bronx, NY Tue Aug 27 1963, 7:05 PM EDT Att: 35,490 - Unknown - 76 F AB 29 R 0 H 5 RBI 0 BB 3 SO 2 LOB 14			
Billy Gardner, R (1, 4) OBP: 0.333, SLG: 0.304										3	0	0	0	1	0	2				
Carl Yastrzemski, L (1, 7) OBP: 0.417, SLG: 0.495										3	0	1	0	1	2	1				
Frank Malzone, R (1, 5) OBP: 0.331, SLG: 0.438										4	0	1	0	0	0	3				
Lou Clinton, R (1, 9) OBP: 0.286, SLG: 0.425										4	0	0	0	0	0	2				
Dick Stuart, R (1, 3) OBP: 0.308, SLG: 0.501										3	0	0	0	0	0	1				
Eddie Bressoud, R (1, 6) OBP: 0.318, SLG: 0.431										3	0	2	0	0	0	0				
Russ Nixon, L (1, 2) OBP: 0.304, SLG: 0.373										3	0	0	0	0	0	2				
Dave Morehead, R (1, 1) OBP: 0.106, SLG: 0.106										2	0	0	0	0	0	2				
Arnold Earley, L (5, 1) OBP: 0.235, SLG: 0.294										1	0	0	0	0	0	0				
Inning Stats	R: 0 E: 0 K: 1 S: 5	H: 1 LOB: 1 BB: 0 P: 5	R: 0 E: 0 K: 0 S: 3	H: 1 LOB: 0 BB: 0 P: 3	R: 0 E: 0 K: 0 S: 4	H: 1 LOB: 1 BB: 0 P: 4	R: 0 E: 0 K: 0 S: 3	H: 0 LOB: 0 BB: 1 P: 7	R: 0 E: 0 K: 0 S: 4	H: 1 LOB: 1 BB: 0 P: 4	R: 0 E: 0 K: 0 S: 3	H: 1 LOB: 1 BB: 1 P: 7	R: 0 E: 0 K: 0 S: 3	H: 0 LOB: 0 BB: 0 P: 3	R: 0 E: 0 K: 0 S: 3	H: 0 LOB: 0 BB: 0 P: 7	1B: 4 2B: 2 3B: 0 HR: 0	SF: 0 SAC: 0 DP: 3 HBP: 0	WP: 0 PB: 0 SB: 0 CS: 0	PA: 32
PITCHER Ralph Terry, R (1, 1) ERA: 3.33	IP: 9.0 WLS: W BF: 32 H: 5 R: 0 ER: 0 SO: 2 BB: 3 IBB: 0 HBP: 0 BLK: 0 WP: 0 HR: 0 S: 33 P: 45 ERA: 0.00 WHIP: 0.889															PITCHER				

Batter	1	2	3	4	5	6	7	8	9	AB	R	H	RBI	BB	SO	LOB	BOTTOM			
Tony Kubek, L (1, 6) OBP: 0.289, SLG: 0.333										3	1	0	0	0	0	1	Boston Red Sox @ New York Yankees Yankee Stadium, Bronx, NY Tue Aug 27 1963, 7:05 PM EDT Att: 35,490 - Unknown - 76 F AB 30 R 3 H 6 RBI 3 BB 2 SO 5 LOB 13			
Bobby Richardson, R (1, 4) OBP: 0.311, SLG: 0.357										4	1	1	1	0	0	0				
Tom Tresh, S (1, 8) OBP: 0.366, SLG: 0.479										3	0	1	0	1	0	0				
Joe Pepitone, L (1, 3) OBP: 0.301, SLG: 0.437										4	0	0	0	0	2	4				
Yogi Berra, L (1, 2) OBP: 0.359, SLG: 0.496										4	0	1	2	0	1	1				
Johnny Blanchard, L (1, 9) OBP: 0.391, SLG: 0.475										3	0	1	0	1	1	2				
Jack Reed, R (9, 9) OBP: 0.295, SLG: 0.291										0	0	0	0	0	0	0				
Hector Lopez, R (1, 7) OBP: 0.307, SLG: 0.423										3	0	0	0	0	0	3				
Clete Boyer, R (1, 5) OBP: 0.299, SLG: 0.374										3	1	1	0	0	1	1				
Ralph Terry, R (1, 1) OBP: 0.089, SLG: 0.078										3	0	1	0	0	0	1				
Inning Stats	R: 0 E: 0 K: 0 S: 3	H: 0 LOB: 0 BB: 0 P: 3	R: 0 E: 0 K: 0 S: 3	H: 0 LOB: 0 BB: 0 P: 3	R: 0 E: 0 K: 0 S: 4	H: 1 LOB: 1 BB: 0 P: 4	R: 0 E: 0 K: 0 S: 3	H: 0 LOB: 0 BB: 0 P: 3	R: 0 E: 0 K: 2 S: 8	H: 1 LOB: 1 BB: 0 P: 8	R: 0 E: 0 K: 0 S: 3	H: 0 LOB: 0 BB: 0 P: 3	R: 0 E: 0 K: 1 S: 6	H: 1 LOB: 2 BB: 1 P: 10	R: 3 E: 0 K: 2 S: 10	H: 3 LOB: 2 BB: 1 P: 15	1B: 4 2B: 2 3B: 0 HR: 0	SF: 0 SAC: 0 DP: 0 HBP: 1	WP: 0 PB: 0 SB: 0 CS: 0	PA: 33
PITCHER Dave Morehead, R (1, 1) ERA: 4.16	IP: 4.0 WLS: L BF: 20 H: 5 R: 3 ER: 3 SO: 5 BB: 1 IBB: 1 HBP: 1 BLK: 0 WP: 0 HR: 0 S: 27 P: 36 ERA: 6.75 WHIP: 1.500															PITCHER				

Batter	1	2	3	4	5	6	7	8	9	AB	R	H	RBI	BB	SO	LOB	TOP			
Billy Gardner, R OBP: 0.327, SLG: 0.320 (1, 4)										4	0	1	0	0	0	0	Boston Red Sox @ New York Yankees Yankee Stadium, Bronx, NY Wed Aug 28 1963, 3:33 AM EDT Att: 23,427 - Unknown - 81 F AB 32 R 1 H 5 RBI 1 BB 0 SO 5 LOB 7 			
Gary Geiger, L OBP: 0.331, SLG: 0.479 (1, 8)										4	0	0	0	0	3	1				
Roman Mejias, R OBP: 0.253, SLG: 0.353 (1, 7)										4	0	1	0	0	0	1				
Frank Maltzone, R OBP: 0.328, SLG: 0.435 (1, 5)										4	0	0	0	0	0	1				
Lou Clinton, R OBP: 0.284, SLG: 0.421 (1, 9)										4	0	0	0	0	1	2				
Dick Stuart, R OBP: 0.309, SLG: 0.506 (1, 3)										3	1	1	1	0	0	0				
Eddie Bressoud, R OBP: 0.320, SLG: 0.433 (1, 6)										3	0	2	0	0	0	0				
Bob Tillman, R OBP: 0.315, SLG: 0.370 (1, 2)										3	0	0	0	0	0	2				
Earl Wilson, R OBP: 0.275, SLG: 0.359 Dick Williams, R OBP: 0.333, SLG: 0.375 Wilbur Wood, R (6, 1)										1	0	0	0	0	0	0				
Inning Stats	R: 0 E: 0 K: 0 S: 3	H: 0 LOB: 0 BB: 0 P: 3	R: 1 E: 0 K: 1 S: 7	H: 2 LOB: 1 BB: 0 P: 7	R: 0 E: 0 K: 1 S: 5	H: 0 LOB: 0 BB: 0 P: 5	R: 0 E: 0 K: 0 S: 3	H: 0 LOB: 0 BB: 0 P: 3	R: 0 E: 0 K: 1 S: 6	H: 1 LOB: 1 BB: 0 P: 6	R: 0 E: 0 K: 0 S: 3	H: 0 LOB: 0 BB: 0 P: 3	R: 0 E: 0 K: 1 S: 5	H: 0 LOB: 0 BB: 0 P: 5	R: 0 E: 1 K: 1 S: 7	H: 1 LOB: 2 BB: 0 P: 7		1B: 3 2B: 1 3B: 0 HR: 1	SF: 0 SAC: 0 DP: 1 HBP: 0	WP: 0 PB: 0 SB: 0 CS: 0
PITCHER Whitey Ford, L ERA: 3.16 (1, 1)	IP: 9.0 WLS: W BF: 32 H: 5 R: 1 ER: 1 SO: 5 BB: 0 IBB: 0 HBP: 0 BLK: 0 WP: 0 HR: 1 S: 42 P: 42 ERA: 1.00 WHIP: 0.556															PITCHER IP: WLS: BF: H: R: ER: SO: BB: IBB: HBP: BLK: WP: HR: S: P: ERA: WHIP:				

Batter	1	2	3	4	5	6	7	8	9	AB	R	H	RBI	BB	SO	LOB	BOTTOM			
Phil Linz, R OBP: 0.331, SLG: 0.364 (1, 6)										3	2	1	0	1	0	2	Boston Red Sox @ New York Yankees Yankee Stadium, Bronx, NY Wed Aug 28 1963, 3:33 AM EDT Att: 23,427 - Unknown - 81 F AB 27 R 4 H 6 RBI 1 BB 4 SO 6 LOB 15 			
Bobby Richardson, R OBP: 0.311, SLG: 0.356 (1, 4)										2	0	0	1	1	0	0				
Tom Tresh, S OBP: 0.363, SLG: 0.474 (1, 8)										4	0	0	0	0	2	4				
Joe Pepitone, L OBP: 0.301, SLG: 0.436 (1, 3)										4	0	1	0	0	0	2				
Elston Howard, R OBP: 0.350, SLG: 0.556 (1, 2)										3	0	1	0	1	1	1				
Johnny Blanchard, L OBP: 0.299, SLG: 0.467 Jack Reed, R OBP: 0.295, SLG: 0.291 (9, 9)										3	0	0	0	1	2	1				
Hector Lopez, R OBP: 0.307, SLG: 0.422 (1, 7)										3	0	1	0	0	0	3				
Clete Boyer, R OBP: 0.301, SLG: 0.376 (1, 5)										3	2	2	0	0	0	0				
Whitey Ford, L OBP: 0.210, SLG: 0.213 (1, 1)										2	0	0	0	0	1	2				
Inning Stats	R: 1 E: 0 K: 1 S: 6	H: 1 LOB: 3 BB: 3 P: 18	R: 1 E: 0 K: 0 S: 4	H: 1 LOB: 1 BB: 1 P: 8	R: 0 E: 0 K: 2 S: 7	H: 0 LOB: 0 BB: 0 P: 7	R: 2 E: 0 K: 0 S: 5	H: 2 LOB: 0 BB: 0 P: 5	R: 0 E: 0 K: 2 S: 8	H: 1 LOB: 1 BB: 0 P: 8	R: 0 E: 0 K: 1 S: 5	H: 0 LOB: 0 BB: 0 P: 5	R: 0 E: 0 K: 0 S: 3	H: 0 LOB: 0 BB: 0 P: 3	R: 0 E: 0 K: 0 S: 3	H: 1 LOB: 0 BB: 0 P: 3		1B: 6 2B: 0 3B: 0 HR: 0	SF: 1 SAC: 1 DP: 2 HBP: 0	WP: 4 PB: 0 SB: 1 CS: 0
PITCHER Earl Wilson, R ERA: 3.63 Wilbur Wood, L ERA: 4.29 (6, 1)	IP: 5.0 WLS: L BF: 24 H: 5 R: 4 ER: 4 SO: 4 BB: 4 IBB: 0 HBP: 0 BLK: 0 WP: 3 HR: 0 S: 30 P: 46 ERA: 7.20 WHIP: 1.800															PITCHER IP: WLS: BF: H: R: ER: SO: BB: IBB: HBP: BLK: WP: HR: S: P: ERA: WHIP:				

Batter	1	2	3	4	5	6	7	8	9	AB	R	H	RBI	BB	SO	LOB	TOP					
Billy Gardner, R (1.4) OBP: 0.305, SLG: 0.296	F8		3-1		6-3		6-3		K	4	0	0	0	0	0	1	Boston Red Sox @ New York Yankees Yankee Stadium, Bronx, NY Thu Aug 29 1963, 3:33 AM EDT Att: 14,951 - Overcast - 76 F					
Dick Williams, R (9, PH) OBP: 0.330, SLG: 0.371										1	0	0	0	0	1							
Chuck Schilling, R (9.4) OBP: 0.298, SLG: 0.328										0	0	0	0	0	0							
Gary Geiger, L (1.8) OBP: 0.332, SLG: 0.476	G6-4-3 1B		F8			F8		F8		4	0	1	0	1	0	0						
Roman Mejias, R (1.7) OBP: 0.249, SLG: 0.347	G6-4-3 1-2			F5		F9		F8	F7	5	0	0	0	0	0	3						
Frank Maltzone, R (1.5) OBP: 0.331, SLG: 0.439				4-3						4	1	3	0	0	0	0						
Lou Clinton, R (1.9) OBP: 0.287, SLG: 0.423	L9			HR						3	1	2	0	1	0	1						
Dick Stuart, R (1.3) OBP: 0.310, SLG: 0.512										4	1	2	2	0	0	4						
Eddie Bressoud, R (1.6) OBP: 0.320, SLG: 0.431										4	1	1	0	0	0	1						
Russ Nixon, L (1.2) OBP: 0.307, SLG: 0.375										4	0	2	0	0	0	1						
Bill Monbouquette, R (1.1) OBP: 0.150, SLG: 0.117										3	0	0	0	0	2	2						
Inning Stats	R: 0 E: 0 K: 0 S: 3	H: 1 LOB: 0 BB: 0 P: 3	R: 1 E: 1 K: 0 S: 5	H: 2 LOB: 1 BB: 0 P: 5	R: 0 E: 0 K: 0 S: 3	H: 0 LOB: 0 BB: 0 P: 3	R: 2 E: 0 K: 0 S: 5	H: 2 LOB: 0 BB: 0 P: 5	R: 0 E: 0 K: 1 S: 5	H: 0 LOB: 0 BB: 0 P: 5	R: 0 E: 0 K: 0 S: 5	H: 2 LOB: 2 BB: 0 P: 5	R: 0 E: 0 K: 0 S: 4	H: 1 LOB: 1 BB: 0 P: 4	R: 0 E: 0 K: 0 S: 4	H: 1 LOB: 2 BB: 1 P: 8	R: 1 E: 0 K: 2 S: 9	H: 2 LOB: 2 BB: 1 P: 13	1B: 9 2B: 1 3B: 0 HR: 1	SF: 0 SAC: 1 DP: 1 HBP: 0	WP: 1 PB: 1 CS: 0	PA: 39
PITCHER Stan Williams, R (1.1) ERA: 2.98	IP: 9.0 WLS: L BF: 39 H: 11 R: 4 ER: 2 SO: 3	BB: 1 IBB: 1 HBP: 0 BLK: 0	WP: 1 HR: 1 S: 43 P: 51	ERA: 2.00 WHIP: 1.333																		

Batter	1	2	3	4	5	6	7	8	9	AB	R	H	RBI	BB	SO	LOB	BOTTOM					
Tony Kubek, L (1.6) OBP: 0.288, SLG: 0.339	HR		F2			F9		4-3		4	1	1	1	0	0	0	Boston Red Sox @ New York Yankees Yankee Stadium, Bronx, NY Thu Aug 29 1963, 3:33 AM EDT Att: 14,951 - Overcast - 76 F					
Bobby Richardson, R (1.4) OBP: 0.309, SLG: 0.353	F7		L9			F6		F8		4	0	0	0	0	0	0						
Tom Tresh, S (1.8) OBP: 0.362, SLG: 0.471	F8		4-3							3	1	0	0	1	0	0						
Joe Pepitone, L (1.3) OBP: 0.303, SLG: 0.440	F9									4	0	2	1	0	0	0						
Elston Howard, R (1.2) OBP: 0.347, SLG: 0.551										4	0	0	0	0	1	2						
Johnny Blanchard, L (1.9) OBP: 0.300, SLG: 0.454										3	0	1	0	0	0	0						
Hector Lopez, R (1.7) OBP: 0.308, SLG: 0.421										3	1	1	0	0	0	1						
Clete Boyer, R (1.5) OBP: 0.301, SLG: 0.376										3	0	1	0	0	0	0						
Stan Williams, R (1.1) OBP: 0.140, SLG: 0.125										3	0	0	0	0	2	1						
Inning Stats	R: 1 E: 0 K: 0 S: 4	H: 1 LOB: 0 BB: 0 P: 4	R: 1 E: 1 K: 1 S: 7	H: 2 LOB: 1 BB: 0 P: 7	R: 0 E: 0 K: 0 S: 3	H: 0 LOB: 0 BB: 0 P: 3	R: 0 E: 0 K: 1 S: 5	H: 0 LOB: 0 BB: 0 P: 5	R: 0 E: 0 K: 0 S: 3	H: 0 LOB: 0 BB: 0 P: 3	R: 1 E: 0 K: 0 S: 4	H: 1 LOB: 1 BB: 1 P: 8	R: 0 E: 0 K: 0 S: 3	H: 1 LOB: 0 BB: 0 P: 3	R: 0 E: 0 K: 1 S: 5	H: 0 LOB: 0 BB: 0 P: 5	R: 0 E: 0 K: 0 S: 3	H: 1 LOB: 0 BB: 0 P: 3	1B: 4 2B: 0 3B: 1 HR: 1	SF: 0 SAC: 0 DP: 2 HBP: 0	WP: 0 PB: 0 CS: 0	PA: 32
PITCHER Bill Monbouquette, R (1.1) ERA: 3.41	IP: 9.0 WLS: W BF: 32 H: 6 R: 3 ER: 2 SO: 3	BB: 1 IBB: 0 HBP: 0 BLK: 0	WP: 0 HR: 1 S: 37 P: 41	ERA: 2.00 WHIP: 0.778																		

Batter	1	2	3	4	5	6	7	8	9	AB	R	H	RBI	BB	SO	LOB	TOP			
Tony Kubek, L (1, 6) OBP: 0.290, SLG: 0.340										4	1	2	0	0	0	0				
Bobby Richardson, R (1, 4) OBP: 0.306, SLG: 0.350										4	1	0	0	0	0	3				
Tom Tresh, S (1, 8) OBP: 0.365, SLG: 0.475										3	1	2	1	1	0	0				
Elston Howard, R (1, 2) OBP: 0.346, SLG: 0.547										3	0	0	2	1	0	2				
Hector Lopez, R (1, 7) OBP: 0.305, SLG: 0.416										4	0	0	0	0	0	5				
Joe Pepitone, L (1, 3) OBP: 0.304, SLG: 0.441										4	0	2	1	0	0	0				
Phil Linz, R (1, 9) OBP: 0.329, SLG: 0.360										4	0	1	0	0	0	2				
Jack Reed, R (9, 9) OBP: 0.295, SLG: 0.291										0	0	0	0	0	0	0				
Clete Boyer, R (1, 5) OBP: 0.301, SLG: 0.374										3	0	0	0	1	0	0				
Al Downing, R (1, 1) OBP: 0.160, SLG: 0.167										4	1	1	0	0	2	1				
Inning Stats	R: 3 E: 1 K: 0 S: 7	H: 3 LOB: 1 BB: 0 P: 7	R: 0 E: 0 K: 1 S: 5	H: 0 LOB: 0 BB: 0 P: 5	R: 0 E: 0 K: 0 S: 4	H: 1 LOB: 1 BB: 0 P: 4	R: 0 E: 0 K: 0 S: 3	H: 1 LOB: 0 BB: 0 P: 3	R: 1 E: 0 K: 0 S: 4	H: 2 LOB: 2 BB: 2 P: 12	R: 0 E: 0 K: 0 S: 3	H: 0 LOB: 0 BB: 0 P: 3	R: 0 E: 0 K: 0 S: 3	H: 0 LOB: 0 BB: 0 P: 3	R: 0 E: 0 K: 1 S: 5	H: 1 LOB: 1 BB: 1 P: 9	1B: 7 2B: 1 3B: 0 HR: 0	SF: 0 SAC: 0 DP: 2 HBP: 0	WP: 0 PB: 0 SB: 0 CS: 1	PA: 36
PITCHER	IP WLS BF H R ER SO BB IBB HBP BLK WP HR S P ERA WHIP																			
Steve Barber, L (1, 1) ERA: 2.62	6.0 L 26 7 4 2 1 1 1 0 0 0 0 0 26 34 3.00 1.333																			
Dick Hall, R (7, 1) ERA: 3.29	2.0 6 0 0 0 0 0 0 0 0 0 0 0 6 6 0.00 0.000																			
Wes Stock, R (9, 1) ERA: 3.32	1.0 4 1 0 0 0 1 1 0 0 0 0 0 5 9 0.00 2.000																			

New York Yankees @ Baltimore Orioles
Memorial Stadium, Baltimore, MD

AB 33
R 4
H 8
RBI 4
BB 3
SO 2
LOB 13



WP: 0 PA: 36
PB: 0
SB: 0
CS: 1

Fri Aug 30 1963, 7:05 PM EDT
Att: 28,023 - Unknown - 80 F

BOTTOM

Batter	1	2	3	4	5	6	7	8	9	AB	R	H	RBI	BB	SO	LOB	BOTTOM					
Luis Aparicio, R (1, 6) OBP: 0.293, SLG: 0.336										4	1	1	0	0	0	1						
Bob Johnson, R (1, 3) OBP: 0.371, SLG: 0.500										2	0	0	0	2	0	1						
Boog Powell, L (1, 7) OBP: 0.336, SLG: 0.487										4	0	1	1	0	1	3						
John Orsino, R (1, 2) OBP: 0.345, SLG: 0.452										4	0	0	0	0	0	4						
Jackie Brandt, R (1, 8) OBP: 0.305, SLG: 0.399										3	0	1	0	1	0	1						
Al Smith, R (1, 9) OBP: 0.342, SLG: 0.418										4	0	2	0	0	2	1						
Brooks Robinson, R (1, 5) OBP: 0.314, SLG: 0.378										4	0	0	0	0	0	4						
Jerry Adair, R (1, 4) OBP: 0.244, SLG: 0.349										4	0	0	0	0	0	3						
Steve Barber, L (1, 1) OBP: 0.165, SLG: 0.197										1	0	0	0	0	0	0						
Fred Valentine, S (6, PH) OBP: 0.448, SLG: 0.348										1	0	1	0	0	0	0						
Dick Hall, R (7, 1) OBP: 0.458, SLG: 0.625										0	0	0	0	0	0	0						
Joe Gaines, R (8, PH) OBP: 0.381, SLG: 0.478										1	0	0	0	0	1	0						
Wes Stock, R (9, 1) ERA: 3.32										0	0	0	0	0	0	0						
Inning Stats	R: 0 E: 0 K: 1 S: 5	H: 0 LOB: 0 BB: 0 P: 5	R: 0 E: 0 K: 1 S: 6	H: 1 LOB: 1 BB: 0 P: 6	R: 0 E: 0 K: 0 S: 3	H: 0 LOB: 0 BB: 0 P: 3	R: 0 E: 0 K: 0 S: 3	H: 0 LOB: 1 BB: 1 P: 7	R: 0 E: 0 K: 0 S: 3	H: 0 LOB: 0 BB: 0 P: 5	R: 0 E: 0 K: 0 S: 4	H: 1 LOB: 2 BB: 1 P: 8	R: 0 E: 0 K: 0 S: 4	H: 1 LOB: 1 BB: 0 P: 4	R: 1 E: 0 K: 1 S: 7	H: 2 LOB: 1 BB: 0 P: 7	R: 0 E: 0 K: 0 S: 3	H: 1 LOB: 1 BB: 1 P: 7	1B: 4 2B: 1 3B: 1 HR: 0	SF: 0 SAC: 0 DP: 1 HBP: 0	WP: 1 PB: 0 SB: 0 CS: 0	PA: 35
PITCHER	IP WLS BF H R ER SO BB IBB HBP BLK WP HR S P ERA WHIP																					
Al Downing, L (1, 1) ERA: 2.32	9.0 W 35 6 1 1 4 3 0 0 0 0 1 0 40 52 1.00 1.000																					

New York Yankees @ Baltimore Orioles
Memorial Stadium, Baltimore, MD

AB 32
R 1
H 6
RBI 1
BB 3
SO 4
LOB 18



WP: 1 PA: 35
PB: 0
SB: 0
CS: 0

Fri Aug 30 1963, 7:05 PM EDT
Att: 28,023 - Unknown - 80 F

Batter	1	2	3	4	5	6	7	8	9	AB	R	H	RBI	BB	SO	LOB	TOP										
Tony Kubek, L (1, 6) OBP: 0.292, SLG: 0.342	F9		G5-4-3 1B			HR 1B		4-3		4	1	2	0	0	0	0	New York Yankees @ Baltimore Orioles Memorial Stadium, Baltimore, MD Sat Aug 31 1963, 7:05 PM EDT Att: 23,256 - Unknown - 80 F livebaseballscorecards.com										
Bobby Richardson, R (1, 4) OBP: 0.304, SLG: 0.348	4-3		G5-4-3 1-2			F8		L8		4	0	0	0	0	0	2											
Tom Tresh, S (1, 8) OBP: 0.366, SLG: 0.480	L8			BB		HR 1-H		F7		3	1	1	2	1	0	0											
Roger Maris, L (1, 9) OBP: 0.339, SLG: 0.532		4-3 HR 1B		F8		G4-6-3 1B		B4-3		4	1	2	0	0	0	1											
Joe Pepitone, L (1, 3) OBP: 0.304, SLG: 0.439	4-3	1-2		F9		G4-6-3 1-2		G6-3 1B		4	0	1	0	0	0	3											
Yogi Berra, L (1, 2) OBP: 0.363, SLG: 0.521		HR 2-H		4-3				G6-3 1B		4	2	2	2	0	0	2											
Johnny Blanchard, L (1, 7) Jack Reed, R (9, 7) OBP: 0.301, SLG: 0.462 OBP: 0.295, SLG: 0.291	F6			F8		G6-3 1-3 1B				3	0	1	0	0	0	0											
Clete Boyer, R (1, 5) OBP: 0.299, SLG: 0.371	F7			6-3		G6-3 1-2				3	0	0	0	0	0	1											
Jim Bouton, R (1, 1) Hal Reniff, R (9, 1) OBP: 0.083, SLG: 0.085			K	K		F9				3	0	0	0	0	2	0											
										0	0	0	0	0	0	0											
Inning Stats	R: 0 E: 0 K: 0 S: 3	H: 0 LOB: 0 BB: 0 P: 3	R: 2 E: 0 K: 0 S: 5	H: 2 LOB: 0 BB: 0 P: 5	R: 0 E: 0 K: 1 S: 5	H: 1 LOB: 0 BB: 0 P: 5	R: 0 E: 0 K: 0 S: 3	H: 0 LOB: 1 BB: 1 P: 7	R: 0 E: 0 K: 1 S: 5	H: 0 LOB: 0 BB: 0 P: 5	R: 2 E: 0 K: 0 S: 5	H: 3 LOB: 0 BB: 0 P: 5	R: 1 E: 0 K: 0 S: 4	H: 2 LOB: 0 BB: 0 P: 4	R: 0 E: 0 K: 0 S: 3	H: 0 LOB: 0 BB: 0 P: 3	R: 0 E: 0 K: 0 S: 3	H: 1 LOB: 0 BB: 0 P: 3	1B: 7 2B: 0 3B: 0 HR: 2	SF: 0 SAC: 0 DP: 4 HBP: 0	WP: 0 PB: 0 SB: 0 CS: 0	PA: 33					
PITCHER	IP	WLS	BF	H	R	ER	SO	BB	IBB	HBP	BLK	WP	HR	S	P	ERA	WHIP										
Robin Roberts, R (1, 1) ERA: 3.2	6.0	L	25	8	5	5	2	1	0	0	0	0	2	28	32	7.50	1.500										
Herman Starrette, R (7, 1) ERA: 2.84	2.0		5	0	0	0	0	0	0	0	0	0	0	5	5	0.00	0.000										
George Brunet, L (9, 1) ERA: 6.26	1.0		3	1	0	0	0	0	0	0	0	0	0	3	3	0.00	1.000										

Batter	1	2	3	4	5	6	7	8	9	AB	R	H	RBI	BB	SO	LOB	BOTTOM											
Luis Aparicio, R (1, 6) OBP: 0.293, SLG: 0.335	1-3	F8			F8					4	0	1	0	0	0	3	New York Yankees @ Baltimore Orioles Memorial Stadium, Baltimore, MD Sat Aug 31 1963, 7:05 PM EDT Att: 23,256 - Unknown - 80 F livebaseballscorecards.com											
Russ Snyder, L (1, 8) OBP: 0.331, SLG: 0.373	F6		4-3			F7		K		4	0	0	0	0	1	1												
Boog Powell, L (1, 7) OBP: 0.336, SLG: 0.484	4-3		3-1			F6				4	1	1	0	0	0	0												
John Orsino, R (1, 2) OBP: 0.347, SLG: 0.461		2B 4-3 BB	F8			5-3				3	2	1	2	1	0	0												
Jim Gentile, L (1, 3) Bob Saverine, S (9, PR) OBP: 0.349, SLG: 0.437 OBP: 0.309, SLG: 0.227	F9			F5						4	0	1	0	0	0	1												
Al Smith, R (1, 9) OBP: 0.341, SLG: 0.419				6-3						0	0	0	0	0	0	0												
Brooks Robinson, R (1, 5) OBP: 0.314, SLG: 0.376				6-3						4	0	1	0	0	0	1												
Bob Johnson, R (1, 4) OBP: 0.368, SLG: 0.495		4-3			4-3					4	0	1	1	0	0	3												
Robin Roberts, S (1, 1) Herman Starrette, R (7, 1) Fred Valentine, S (8, PH) George Brunet, R (9, 1) OBP: 0.243, SLG: 0.236 OBP: 0.433, SLG: 0.333					1-3					1	0	0	0	1	0	0												
										0	0	0	0	0	0	0												
										1	0	0	0	0	0	1												
										0	0	0	0	0	0	0												
Inning Stats	R: 0 E: 0 K: 0 S: 3	H: 0 LOB: 0 BB: 0 P: 3	R: 1 E: 0 K: 0 S: 4	H: 1 LOB: 3 BB: 3 P: 16	R: 0 E: 0 K: 0 S: 3	H: 0 LOB: 0 BB: 0 P: 3	R: 0 E: 0 K: 0 S: 3	H: 0 LOB: 0 BB: 0 P: 3	R: 0 E: 0 K: 1 S: 5	H: 0 LOB: 0 BB: 0 P: 5	R: 0 E: 0 K: 1 S: 6	H: 2 LOB: 1 BB: 0 P: 6	R: 2 E: 0 K: 1 S: 8	H: 3 LOB: 1 BB: 0 P: 8	1B: 4 2B: 1 3B: 0 HR: 1	SF: 0 SAC: 0 DP: 1 HBP: 0	WP: 0 PB: 0 SB: 0 CS: 0	PA: 35										
PITCHER	IP	WLS	BF	H	R	ER	SO	BB	IBB	HBP	BLK	WP	HR	S	P	ERA	WHIP											
Jim Bouton, R (1, 1) ERA: 2.5	8.0	W	32	8	3	3	2	3	0	0	0	0	0	1	33	45	3.38	1.125										
Hal Reniff, R (9, 1) ERA: 3.0	1.0	S	3	0	0	0	1	0	0	0	0	0	0	5	5	0.00	0.000											

Batter	1	2	3	4	5	6	7	8	9	AB	R	H	RBI	BB	SO	LOB	TOP								
Tony Kubek, L (1,6)										4	0	1	0	0	0	0									
Bobby Richardson, R (1,4)										4	1	2	0	0	0	0									
Tom Tresh, S (1,8)										3	2	3	3	1	0	0									
Elston Howard, R (1,2)										4	0	1	0	0	1	3									
Joe Pepitone, L (1,3)										4	0	1	0	0	1	3									
Hector Lopez, R (1,7)										4	0	0	0	0	0	1									
Phil Linz, R (1,9)										3	0	0	0	0	1	0									
Jack Reed, R (8,9)										1	0	1	0	0	0	0									
Clete Boyer, R (1,5)										4	1	1	0	0	1	1									
Ralph Terry, R (1,1)										1	0	0	0	0	0	0									
Steve Hamilton, L (5,1)										0	0	0	0	0	0	0									
Harry Bright, R (6,PH)										0	0	0	0	0	0	0									
Tom Metcalf, R (6,1)										0	0	0	0	0	0	0									
Mickey Mantle, S (8,PH)										1	1	2	0	0	0	0									
Hal Reniff, R (8,1)										1	0	0	0	0	1	1									
Inning Stats	R: 0 E: 0 K: 0 S: 3	H: 1 LOB: 1 BB: 1 P: 7	R: 0 E: 0 K: 0 S: 3	H: 1 LOB: 0 BB: 0 P: 3	R: 0 E: 0 K: 0 S: 3	H: 0 LOB: 0 BB: 0 P: 3	R: 0 E: 0 K: 1 S: 6	H: 2 LOB: 1 BB: 0 P: 6	R: 0 E: 0 K: 0 S: 3	H: 0 LOB: 0 BB: 0 P: 3	R: 0 E: 0 K: 0 S: 3	H: 0 LOB: 0 BB: 0 P: 3	R: 1 E: 0 K: 1 S: 6	H: 1 LOB: 0 BB: 0 P: 6	R: 4 E: 0 K: 1 S: 10	H: 5 LOB: 1 BB: 0 P: 10	R: 0 E: 0 K: 2 S: 8	H: 1 LOB: 1 BB: 0 P: 8	1B: 7 2B: 1 3B: 0 HR: 3	SF: 0 SAC: 0 DP: 2 HBP: 0	WP: 0 PB: 0 SB: 1 CS: 0	PA: 36			
PITCHER	IP WLS BF H R ER SO BB IBB HBP BLK WP HR S P ERA WHIP																								
Mike McCormick, L (1,1)	7.2		29	8	4	4	3	1	0	0	0	0	0	0	2	34	38	4.70	1.174						
Dick Hall, R (8,1)	0.1	L	3	2	1	1	0	0	0	0	0	0	0	0	1	3	3	27.00	6.000						
Stu Miller, R (9,1)	1.0		4	1	0	0	2	0	0	0	0	0	0	0	0	8	8	0.00	1.000						

New York Yankees @ Baltimore Orioles
Memorial Stadium, Baltimore, MD

AB 35
R 5
H 11
RBI 5
BB 1
SO 5
LOB 9



WP: 0 PA: 36
PB: 0
SB: 1
CS: 0

Sun Sep 01 1963, 3:33 AM EDT
Att: 24,037 - Unknown - 75 F

livebaseballscores.com

Batter	1	2	3	4	5	6	7	8	9	AB	R	H	RBI	BB	SO	LOB	BOTTOM							
Luis Aparicio, R (1,6)										5	2	2	0	0	0	1								
Russ Snyder, L (1,8)										5	1	1	0	0	0	2								
Boog Powell, L (1,7)										4	0	2	1	1	1	1								
John Orsino, R (1,2)										3	1	1	2	0	0	3								
Jim Gentile, L (1,3)										4	0	1	1	0	1	3								
Al Smith, R (1,9)										4	0	0	0	0	1	3								
Bob Saverine, S (8,8)										0	0	0	0	0	0	0								
Brooks Robinson, R (1,5)										4	0	0	0	0	1	1								
Bob Johnson, R (1,4)										4	0	1	0	0	0	1								
Mike McCormick, L (1,1)										3	0	1	0	0	1	1								
Dick Hall, R (8,1)										0	0	0	0	0	0	0								
Fred Valentine, S (6,PH)										1	0	0	0	0	1	0								
Stu Miller, R (9,1)										0	0	0	0	0	0	0								
Inning Stats	R: 0 E: 0 K: 0 S: 4	H: 1 LOB: 1 BB: 0 P: 4	R: 0 E: 1 K: 0 S: 4	H: 0 LOB: 1 BB: 0 P: 4	R: 3 E: 0 K: 0 S: 6	H: 3 LOB: 0 BB: 0 P: 6	R: 0 E: 0 K: 0 S: 3	H: 0 LOB: 0 BB: 0 P: 3	R: 0 E: 0 K: 2 S: 9	H: 2 LOB: 3 BB: 0 P: 10	R: 0 E: 0 K: 1 S: 6	H: 1 LOB: 1 BB: 0 P: 6	R: 1 E: 0 K: 0 S: 5	H: 2 LOB: 2 BB: 1 P: 9	R: 0 E: 0 K: 2 S: 7	H: 0 LOB: 0 BB: 0 P: 7	R: 0 E: 0 K: 1 S: 5	H: 0 LOB: 0 BB: 0 P: 5	1B: 7 2B: 1 3B: 0 HR: 1	SF: 0 SAC: 0 DP: 0 HBP: 1	WP: 0 PB: 0 SB: 1 CS: 0	PA: 39		
PITCHER	IP WLS BF H R ER SO BB IBB HBP BLK WP HR S P ERA WHIP																							
Ralph Terry, R (1,1)	4.2		22	6	3	3	1	0	0	0	0	0	0	0	3	3	0.00	0.000						
Steve Hamilton, L (5,1)	0.1		1	0	0	0	1	0	0	0	0	0	0	0	3	3	0.00	0.000						
Tom Metcalf, R (6,1)	2.0	W	10	3	1	1	1	0	1	0	0	11	15	4.50	1.500									
Hal Reniff, R (8,1)	2.0	S	6	0	0	0	3	0	0	0	0	12	12	0.00	0.000									

New York Yankees @ Baltimore Orioles
Memorial Stadium, Baltimore, MD

AB 37
R 4
H 9
RBI 4
BB 1
SO 6
LOB 16



WP: 0 PA: 39
PB: 0
SB: 1
CS: 0

Sun Sep 01 1963, 3:33 AM EDT
Att: 24,037 - Unknown - 75 F

livebaseballscores.com

Batter	1	2	3	4	5	6	7	8	9	AB	R	H	RBI	BB	SO	LOB	TOP					
Tony Kubek, L (1, 6) OBP: 0.290, SLG: 0.339	L7		WP 1B		F5		4-3			4	1	1	0	0	0	4	New York Yankees @ Detroit Tigers Tiger Stadium, Detroit, MI Mon Sep 02 1963, 4:38 AM EDT Att: 43,926 - Unknown					
Bobby Richardson, R (1, 4) OBP: 0.304, SLG: 0.347	L9		1B		F7			5-3		4	0	1	1	0	0	2						
Tom Tresh, S (1, 7) OBP: 0.371, SLG: 0.492	6-3		K			1-3		6-3		4	0	0	0	0	1	1						
Mickey Mantle, S (1, 8) OBP: 0.453, SLG: 0.675		CS E BB		F8					3	0	2	0	1	0	0	0						
Jack Reed, R (8, PR) OBP: 0.306, SLG: 0.321					G5-4-3 1B			BLK 1B	0	0	0	0	0	0	0	0						
Elston Howard, R (1, 2) OBP: 0.342, SLG: 0.538	E4 CS			1-3		G5-4-3 1-2		6-3	4	0	0	0	0	0	0	3						
Joe Pepitone, L (1, 3) OBP: 0.301, SLG: 0.439	L9			K					4	0	0	0	0	0	1	2						
Hector Lopez, R (1, 9) OBP: 0.303, SLG: 0.413	K				2B 1B				4	0	2	0	0	2	2							
Clete Boyer, R (1, 5) OBP: 0.296, SLG: 0.370			4-3					F8	4	0	2	0	0	0	0							
Stan Williams, R (1, 1) OBP: 0.133, SLG: 0.119			K						2	0	0	0	0	2	2							
Phil Linz, R (7, PH) OBP: 0.320, SLG: 0.350					K				1	0	0	0	0	0	2							
Marshall Bridges, S (7, 1)								L9	0	0	0	0	0	0	0	0						
Inning Stats	R: 0 E: 0 K: 0 S: 3	H: 0 LOB: 0 BB: 0 P: 3	R: 0 E: 1 K: 1 S: 5	H: 0 LOB: 1 BB: 1 P: 9	R: 1 E: 0 K: 2 S: 9	H: 2 LOB: 1 BB: 0 P: 9	R: 0 E: 0 K: 1 S: 5	H: 0 LOB: 0 BB: 0 P: 5	R: 0 E: 0 K: 1 S: 7	H: 2 LOB: 2 BB: 0 P: 7	R: 0 E: 0 K: 0 S: 3	H: 1 LOB: 0 BB: 0 P: 3	R: 0 E: 0 K: 0 S: 5	H: 2 LOB: 2 BB: 0 P: 5	R: 0 E: 0 K: 0 S: 4	H: 1 LOB: 2 BB: 0 P: 4	R: 0 E: 0 K: 1 S: 5	H: 0 LOB: 0 BB: 0 P: 5	1B: 7 2B: 1 3B: 0 HR: 0	SF: 0 SAC: 0 DP: 1 HBP: 0	WP: 1 PB: 0 SB: 0 CS: 2	PA: 35
PITCHER Hank Aquirre, L (1, 1) ERA: 3.56	IP: 9.0 WLS: W BF: 35 H: 8 R: 1 ER: 1 SO: 6 BB: 1 IBB: 0 HBP: 0 BLK: 1 WP: 1 HR: 0 S: 46 P: 50 ERA: 1.00 WHIP: 1.000															PITCHER						

Batter	1	2	3	4	5	6	7	8	9	AB	R	H	RBI	BB	SO	LOB	BOTTOM					
Bill Bruton, L (1, 8) OBP: 0.343, SLG: 0.381	4-3 BB		1B SF7 2B		L9-3 BB		F9			2	1	1	0	2	0	0	New York Yankees @ Detroit Tigers Tiger Stadium, Detroit, MI Mon Sep 02 1963, 4:38 AM EDT Att: 43,926 - Unknown					
Dick McAuliffe, L (1, 6) OBP: 0.342, SLG: 0.387	4-3 1-2		1B 1B		L9-3 1-2			BB	3	1	1	0	1	0	2							
Al Kaline, R (1, 9) OBP: 0.379, SLG: 0.518	L5-3		SF7 3-H		1B BB			K	2	0	0	1	1	1	2							
Rocky Colavito, R (1, 7) OBP: 0.370, SLG: 0.446	K		1B		1B			K	4	0	2	1	0	2	1							
Norm Cash, L (1, 3) OBP: 0.383, SLG: 0.469		BB BB	F5		F5			4-3	3	0	0	0	1	0	3							
Bubba Phillips, R (1, 5) OBP: 0.282, SLG: 0.313	F5		K		K		G1	BB 1B BB	3	0	0	0	1	1	1							
Gus Triandos, R (1, 2) OBP: 0.322, SLG: 0.413	K		5-3		5-3		F5	BB 1B	4	0	1	0	0	1	1							
George Smith, R (1, 4) OBP: 0.295, SLG: 0.297	F8		HBP				6-3	1-2 2-3 BB	2	0	0	0	1	0	1							
Hank Aquirre, R (1, 1) OBP: 0.176, SLG: 0.197			4-3		K		K	K	4	0	0	0	0	3	4							
Inning Stats	R: 0 E: 0 K: 1 S: 5	H: 0 LOB: 1 BB: 1 P: 9	R: 0 E: 0 K: 1 S: 5	H: 0 LOB: 1 BB: 1 P: 9	R: 2 E: 0 K: 0 S: 6	H: 3 LOB: 1 BB: 0 P: 6	R: 0 E: 0 K: 2 S: 7	H: 0 LOB: 0 BB: 0 P: 8	R: 0 E: 0 K: 0 S: 3	H: 1 LOB: 2 BB: 0 P: 11	R: 0 E: 0 K: 0 S: 3	H: 0 LOB: 0 BB: 0 P: 3	R: 0 E: 0 K: 2 S: 7	H: 0 LOB: 1 BB: 1 P: 11	R: 0 E: 0 K: 2 S: 8	H: 1 LOB: 3 BB: 2 P: 16		R: 0 E: 0 K: 2 S: 8	H: 0 LOB: 2 BB: 2 P: 16	1B: 4 2B: 2 3B: 0 HR: 0	SF: 1 SAC: 0 DP: 1 HBP: 1	WP: 0 PB: 0 SB: 0 CS: 0
PITCHER Stan Williams, R (1, 1) ERA: 2.98	IP: 6.0 WLS: L BF: 26 H: 4 R: 2 ER: 2 SO: 4 BB: 4 IBB: 2 HBP: 1 BLK: 0 WP: 0 HR: 0 S: 29 P: 46 ERA: 3.00 WHIP: 1.333															PITCHER						
Marshall Bridges, L (7, 1) ERA: 3.56	IP: 2.0 WLS: L BF: 10 H: 1 R: 0 ER: 0 SO: 4 BB: 3 IBB: 0 HBP: 0 BLK: 0 WP: 0 HR: 0 S: 15 P: 27 ERA: 0.00 WHIP: 2.000															PITCHER						

AB	34
R	1
H	8
RBI	1
BB	1
SO	6
LOB	18



AB	27
R	2
H	5
RBI	2
BB	7
SO	8
LOB	15



Batter	1	2	3	4	5	6	7	8	9	10	11	12	13	14	15	AB	R	H	RBI	BB	SO	LOB	TOP										
Tony Kubek, L OBP: 0.293, SLG: 0.339 (1, 9)	F7		FC1-2 BB		F8				G3				K			6	0	2	0	2	1	1											
Bobby Richardson, R OBP: 0.302, SLG: 0.343 (1, 4)	F8		FC1-2		F6		F7			SH5-4 BB	4-3		FC6-4			6	0	0	0	1	0	8											
Tom Tresh, S OBP: 0.368, SLG: 0.486 (1, 8)	K		4-1			F5		4-3		SH5-4 BB		G3		F8		6	0	0	0	1	1	3											
Roger Maris, L OBP: 0.334, SLG: 0.518 (1, 9)		L9		4-3		K		6-3		SH5-4		G3				6	0	1	0	0	1	0											
Joe Pepitone, L OBP: 0.304, SLG: 0.446 (1, 3)		L9			BB BB		1B	HR		F8			1B 1B	G3-6-4		6	1	3	1	1	0	3											
Yogi Berra, L OBP: 0.363, SLG: 0.500 (1, 2)		4-3			F8		L9	K		F7						7	0	1	0	0	1	4											
Johnny Blanchard, L OBP: 0.193, SLG: 0.249 (11, PR)			BB 1B				K				SH1-4 BB		F8			3	1	2	1	2	1	0											
Jack Reed, R OBP: 0.306, SLG: 0.321 (11, 7)			FC1-2 1B						HR							0	0	0	0	0	0	0											
Hector Lopez, R OBP: 0.302, SLG: 0.411 (12, PH)																2	0	0	0	0	0	2											
Clete Boyer, R OBP: 0.300, SLG: 0.370 (1, 5)			FC1-2 BB 1B		3-1				F7		K			L9		6	0	2	0	1	1	3											
Al Downing, R OBP: 0.193, SLG: 0.249 (7, PH)																2	0	0	0	0	2	2											
Mickey Vernon, R OBP: 0.289, SLG: 0.389 (7, 1)																1	0	0	0	0	0	1											
Tom Metcalf, R OBP: 0.289, SLG: 0.389 (7, 1)																0	0	0	0	0	0	0											
Elroy Hoenes, R OBP: 0.289, SLG: 0.389 (8, PH)																1	0	0	0	0	0	0											
Hal Reniff, R OBP: 0.289, SLG: 0.389 (8, 1)																0	0	0	0	0	0	0											
Jake Gibbs, L OBP: 0.289, SLG: 0.389 (15, PH)																1	0	1	0	0	0	0											
Bill Kunkel, R OBP: 0.284, SLG: 0.332 (15, 1)																0	0	0	0	0	0	0											
Inning Stats	R: 0 E: 0 K: 1 S: 5	H: 0 LOB: 0 BB: 0 P: 5	R: 0 E: 0 K: 0 S: 3	H: 0 LOB: 0 BB: 0 P: 3	R: 0 E: 0 K: 1 S: 7	H: 2 LOB: 3 BB: 1 P: 11	R: 0 E: 0 K: 0 S: 3	H: 0 LOB: 0 BB: 0 P: 11	R: 0 E: 0 K: 1 S: 6	H: 1 LOB: 1 BB: 0 P: 6	R: 0 E: 0 K: 2 S: 9	H: 2 LOB: 2 BB: 0 P: 9	R: 1 E: 0 K: 1 S: 6	H: 1 LOB: 0 BB: 0 P: 6	R: 1 E: 0 K: 0 S: 4	H: 1 LOB: 0 BB: 0 P: 4	R: 0 E: 0 K: 0 S: 3	H: 0 LOB: 2 BB: 2 P: 11	R: 0 E: 0 K: 1 S: 5	H: 2 LOB: 1 BB: 1 P: 9	R: 0 E: 0 K: 0 S: 3	H: 0 LOB: 0 BB: 0 P: 3	R: 0 E: 0 K: 0 S: 4	H: 1 LOB: 3 BB: 1 P: 8	R: 0 E: 0 K: 0 S: 4	H: 0 LOB: 0 BB: 0 P: 8	1B: 10 2B: 0 3B: 0 HR: 2	SF: 0 SAC: 2 DP: 1 HBP: 0	WP: 0 PB: 0 SB: 0 CS: 0	PA: 64			
PITCHER	IP ERA WLS BF H R ER SO BB IBB HBP BLK WP HR S P ERA WHIP	9.0 4.33 1.0 3 0 0 0 0 0 0 0 0 0 0 0 3 3 0.00 0.000	10.1 3.72 3.0 14 2 0 0 2 2 1 0 0 0 0 0 15 27 0.00 1.333	11.1 2.25 2.0 W 8 3 0 0 0 1 0 0 0 0 0 7 11 0.00 2.000	PITCHER	IP ERA WLS BF H R ER SO BB IBB HBP BLK WP HR S P ERA WHIP	9.0 2.00 1.333 1.0 3 0 0 0 0 0 0 0 0 0 0 3 3 0.00 0.000	10.1 3.72 3.0 14 2 0 0 2 2 1 0 0 0 0 0 15 27 0.00 1.333	11.1 2.25 2.0 W 8 3 0 0 0 1 0 0 0 0 0 7 11 0.00 2.000																								

New York Yankees @ Detroit Tigers
Tiger Stadium, Detroit, MI
Tue Sep 03 1963, 4:33 AM EDT
Att: 7,755 - Unknown

AB 53
R 2
H 12
RBI 2
BB 9
SO 9
LOB 27



Batter	1	2	3	4	5	6	7	8	9	10	11	12	13	14	15	AB	R	H	RBI	BB	SO	LOB	BOTTOM									
George Thomas, R OBP: 0.284, SLG: 0.351 (1, 8)	E S 1B BB		2-3		F7			F2			K			L1		3	1	0	0	1	0	0										
Bill Bruton, L OBP: 0.341, SLG: 0.380 (11, PH)																2	0	0	0	0	1	0										
Dick McAuliffe, L OBP: 0.340, SLG: 0.384 (1, 6)			F8		F5			K			L5			G3		6	0	1	1	0	1	0										
Al Kaline, R OBP: 0.375, SLG: 0.512 (1, 9)			FC5-4 PB		L8			F9			L4			L3		6	0	0	0	0	0	1										
Rocky Colavito, R OBP: 0.366, SLG: 0.441 (1, 7)			K		6-3			F9			5-3			3-1		6	0	0	0	0	1	1										
Bubba Phillips, R OBP: 0.283, SLG: 0.310 (1, 5)			5-3					F4						F4		4	1	0	0	2	1	1										
Norm Cash, L OBP: 0.386, SLG: 0.470 (1, 3)					F8						4-3					4	1	2	0	2	0	1										
Bill Freehan, R OBP: 0.329, SLG: 0.390 (1, 2)					L5						F7			FC6-4 1B		5	0	1	1	1	1	2										
George Smith, R OBP: 0.288, SLG: 0.290 (1, 4)					F9									FC6-4		6	0	1	1	0	0	3										
Al Downing, L OBP: 0.193, SLG: 0.249 (7, 1)																3	0	0	0	0	0	0										
Tom Metcalf, R OBP: 0.289, SLG: 0.389 (7, 1)																0	0	0	0	0	0	0										
Hal Reniff, R OBP: 0.289, SLG: 0.389 (8, 1)																0	0	0	0	0	0	0										
Mike Escobar, R OBP: 0.289, SLG: 0.389 (15, PH)																1	0	0	0	0	0	0										
Terry Fox, R OBP: 0.289, SLG: 0.389 (15, 1)																0	0	0	0	0	0	0										
Inning Stats	R: 1 E: 0 K: 1 S: 6	H: 1 LOB: 1 BB: 1 P: 10	R: 0 E: 0 K: 0 S: 3	H: 0 LOB: 0 BB: 0 P: 3	R: 0 E: 0 K: 0 S: 3	H: 0 LOB: 0 BB: 0 P: 3	R: 1 E: 0 K: 0 S: 5	H: 2 LOB: 2 BB: 1 P: 9	R: 0 E: 0 K: 0 S: 3	H: 0 LOB: 0 BB: 0 P: 3	R: 0 E: 0 K: 0 S: 2	H: 0 LOB: 0 BB: 1 P: 6	R: 0 E: 0 K: 1 S: 5	H: 0 LOB: 0 BB: 0 P: 5	R: 0 E: 0 K: 1 S: 5	H: 0 LOB: 0 BB: 0 P: 5	R: 0 E: 0 K: 0 S: 4	H: 1 LOB: 1 BB: 0 P: 4	R: 0 E: 0 K: 0 S: 3	H: 0 LOB: 0 BB: 0 P: 3	R: 0 E: 0 K: 0 S: 3	H: 0 LOB: 0 BB: 0 P: 3	R: 1 E: 0 K: 1 S: 4	H: 1 LOB: 2 BB: 2 P: 12	1B: 4 2B: 1 3B: 0 HR: 0	SF: 0 SAC: 0 DP: 1 HBP: 0	WP: 0 PB: 1 SB: 0 CS: 0	PA: 53				
PITCHER	IP ERA WLS BF H R ER SO BB IBB HBP BLK WP HR S P ERA WHIP	6.0 2.35 2.0 6 0 0 0 1 1 0 0 0 0 0 7 11 0.00 0.500	7.1 3.16 6.0 20 1 0 0 2 1 0 0 0 0 0 23 27 0.00 0.333	8.1 2.69 0.1 L 4 1 1 1 1 2 0 0 0 0 0 4 12 27.00 9.000	PITCHER	IP ERA WLS BF H R ER SO BB IBB HBP BLK WP HR S P ERA WHIP	6.0 2.35 2.0 6 0 0 0 1 1 0 0 0 0 0 7 11 0.00 0.500	7.1 3.16 6.0 20 1 0 0 2 1 0 0 0 0 0 23 27 0.00 0.333	8.1 2.69 0.1 L 4 1 1 1 1 2 0 0 0 0 0 4 12 27.00 9.000																							

New York Yankees @ Detroit Tigers
Tiger Stadium, Detroit, MI
Tue Sep 03 1963, 4:33 AM EDT
Att: 7,755 - Unknown

AB 47
R 3
H 5
RBI 3
BB 6
SO 5
LOB 9



Batter	1	2	3	4	5	6	7	8	9	AB	R	H	RBI	BB	SO	LOB	TOP											
Don Blasingame, L (1,4) OBP: 0.315, SLG: 0.305	0-0 4-3		0-0 4-3			0-0 3-1		4-0 CS BB		3	0	0	0	1	0	0	<p>Washington Senators @ New York Yankees</p> <p>Yankee Stadium, Bronx, NY</p> <p>Wed Sep 04 1963, 3:33 AM EDT</p> <p>Alt: 8,629 - Unknown - 74 F</p> <p>livebaseballscores.com</p>											
Dick Phillips, L (1,3) OBP: 0.294, SLG: 0.346	0-0 4-3		0-0 4-1			0-0 4-3		0-0 F7		4	0	0	0	0	0	1												
Chuck Hinton, R (1,7) OBP: 0.346, SLG: 0.446	0-0 5-3			0-0 G3-6-3 1B		0-0 F4		0-0 CS 1-2	0-0 SH2-4 FC5-2 2B	4	0	2	0	0	0	0												
Jim King, L (1,9) OBP: 0.306, SLG: 0.472		0-0 F2		0-0 G3-6-3 1-2		0-0 4-3		0-0 SH2-4	0-0 SH2-4	3	0	0	0	0	0	1												
Don Lock, R (1,8) OBP: 0.333, SLG: 0.457		0-0 F8		0-0 F2		0-0 HR		0-0 FC5-2 1B	0-0 FC5-2	4	1	1	1	0	0	1												
Don Zimmer, R (1,5) OBP: 0.283, SLG: 0.436		0-0 5-3			0-0 F6		0-0 E5 E S	0-0 1B	0-0 1B	4	0	1	0	0	0	0												
Ken Retzer, L (1,2) Minnie Minoso, R (9, PH) Cal Neeman, R (9, 2) OBP: 0.315, SLG: 0.305 OBP: 0.125, SLG: 0.067			0-0 F8		0-0 3-1		0-0 F9	0-0 K	0-0 K	3	0	0	0	0	0	1												
Ed Brinkman, R (1,6) OBP: 0.266, SLG: 0.316			0-0 HR 1B		0-0 HR		0-0 F8 1-3			3	2	2	1	0	0	1												
Claude Osteen, L (1,1) OBP: 0.210, SLG: 0.220			0-0 HR 1-H		0-0 F6		0-0 3-1			3	1	1	2	0	0	0												
Inning Stats	R: 0 E: 0 K: 0 S: 3	H: 0 LOB: 0 BB: 0 P: 3	R: 0 E: 0 K: 0 S: 3	H: 0 LOB: 0 BB: 0 P: 3	R: 2 E: 0 K: 0 S: 5	H: 2 LOB: 0 BB: 0 P: 5	R: 0 E: 0 K: 0 S: 3	H: 1 LOB: 0 BB: 0 P: 3	R: 1 E: 0 K: 0 S: 4	H: 1 LOB: 0 BB: 0 P: 4	R: 0 E: 0 K: 0 S: 3	H: 0 LOB: 0 BB: 0 P: 3	R: 1 E: 2 K: 0 S: 5	H: 1 LOB: 1 BB: 0 P: 5	R: 0 E: 0 K: 0 S: 2	H: 0 LOB: 2 BB: 1 P: 6		R: 0 E: 0 K: 1 S: 7	H: 2 LOB: 2 BB: 0 P: 7	1B: 3 2B: 1 3B: 0 HR: 3	SF: 0 SAC: 1 DP: 1 HBP: 0	WP: 0 PB: 0 SB: 1 CS: 1	PA: 35					
PITCHER	IP	WLS	BF	H	R	ER	SO	BB	IBB	HBP	BLK	WP	HR	S	P	ERA		WHIP										
Jim Bouton, R (1,1) ERA: 2.57	8.0		29	5	4	4	0	1	0	0	0	0	3	28	32	4.50		0.750										
Steve Hamilton, L (9,1) ERA: 2.96	1.0	W	5	2	0	0	1	0	0	0	0	0	0	7	7	0.00		2.000										

Batter	1	2	3	4	5	6	7	8	9	AB	R	H	RBI	BB	SO	LOB	BOTTOM											
Tony Kubek, L (1,6) OBP: 0.295, SLG: 0.339	0-0 3B 1B		0-0 6-3			4-0 FC5-4 BB		0-0 F8		3	1	1	0	1	0	1	<p>Washington Senators @ New York Yankees</p> <p>Yankee Stadium, Bronx, NY</p> <p>Wed Sep 04 1963, 3:33 AM EDT</p> <p>Alt: 8,629 - Unknown - 74 F</p> <p>livebaseballscores.com</p>											
Bobby Richardson, R (1,4) OBP: 0.304, SLG: 0.348	0-0 1B 3B		0-0 F8			0-0 FC5-4 S 1-2		0-0 1B 1-2		4	1	2	1	0	0	1												
Hector Lopez, R (1,7) OBP: 0.301, SLG: 0.409	0-0 G5-4-3 3-H 1B		0-0 5-3			0-3 K 1-2		0-0 F9		4	0	1	1	0	1	3												
Elston Howard, R (1,2) Jack Reed, R (9, PR) OBP: 0.341, SLG: 0.533 OBP: 0.306, SLG: 0.321	0-0 G5-4-3 1-2		0-0 6-3			0-0 F3		4-0 HR BB		3	0	0	0	1	0	2												
Roger Maris, L (1,9) OBP: 0.333, SLG: 0.525	0-0 1-3		0-0 F8			0-0 F6		0-0 HR 1-H		4	1	1	2	0	0	0												
Joe Pepitone, L (1,3) OBP: 0.306, SLG: 0.446		0-0 F7			0-0 1B FC5-4 1B		4-0 L4-3 BB			2	1	1	0	1	0	0												
Phil Linz, R (1,8) OBP: 0.321, SLG: 0.350		0-0 B1-3			0-0 FC5-4 1B		0-0 L4-3 1-2			3	0	1	0	0	0	1												
Clete Boyer, R (1,5) OBP: 0.298, SLG: 0.368		0-0 F9			0-0 FC5-4 L5-3		0-0 6-3			3	0	0	1	0	0	1												
Jim Bouton, R (1,1) Mickey Mantle, S (8, PH) Tom Tresh, S (8, PR) Steve Hamilton, L (9,1) OBP: 0.081, SLG: 0.082 OBP: 0.453, SLG: 0.672 OBP: 0.368, SLG: 0.486 OBP: 0.286, SLG: 0.429			0-0 L9		0-0 L5-3		0-0 1B 1B			2	0	0	0	0	0	1												
Inning Stats	R: 2 E: 0 K: 0 S: 5	H: 3 LOB: 0 BB: 0 P: 5	R: 0 E: 0 K: 0 S: 3	H: 0 LOB: 0 BB: 0 P: 3	R: 0 E: 0 K: 0 S: 3	H: 0 LOB: 0 BB: 0 P: 3	R: 0 E: 0 K: 0 S: 3	H: 0 LOB: 0 BB: 0 P: 3	R: 1 E: 0 K: 0 S: 4	H: 2 LOB: 0 BB: 0 P: 4	R: 0 E: 0 K: 1 S: 5	H: 0 LOB: 1 BB: 1 P: 9	R: 0 E: 0 K: 0 S: 2	H: 0 LOB: 0 BB: 1 P: 6	R: 0 E: 0 K: 0 S: 5	H: 2 LOB: 2 BB: 0 P: 5		R: 2 E: 0 K: 0 S: 1	H: 1 LOB: 1 BB: 1 P: 5	1B: 6 2B: 2 3B: 1 HR: 1	SF: 0 SAC: 0 DP: 3 HBP: 0	WP: 0 PB: 0 SB: 1 CS: 0	PA: 32					
PITCHER	IP	WLS	BF	H	R	ER	SO	BB	IBB	HBP	BLK	WP	HR	S	P	ERA		WHIP										
Claude Osteen, L (1,1) ERA: 3.48	8.0	L	32	8	5	5	1	3	0	0	0	0	1	31	43	5.62		1.375										

Batter	1	2	3	4	5	6	7	8	9	10	11	12	AB	R	H	RBI	BB	SO	LOB	TOP						
Don Blasingame, L (1.4) OBP: 0.320, SLG: 0.307	G3		FC3-6 BB		FC6-4 HR		CS 1B			FC5 G3 1B		F5	5	1	2	0	1	0	1							
Dick Phillips, L (1.3) OBP: 0.292, SLG: 0.355	6-3		FC3-6 HBP		HR		F9			G3			5	1	1	2	0	0	4							
Chuck Hinton, R (1.7) OBP: 0.348, SLG: 0.447																										
Minnie Minoso, R (3, PR) OBP: 0.312, SLG: 0.302	E S 1B									FC5			1	0	1	0	0	0	0							
Jim King, L (1.9) OBP: 0.303, SLG: 0.466	F6																									
Don Lock, R (1.8) OBP: 0.332, SLG: 0.453																										
Don Zimmer, R (1.5) OBP: 0.263, SLG: 0.433																										
Ken Retzer, L (1.2) OBP: 0.263, SLG: 0.322																										
Ed Brinkman, R (1.6) OBP: 0.266, SLG: 0.314																										
Steve Riddick, R (1.1) OBP: 0.154, SLG: 0.160																										
Ed Roebuck, R (6.1) OBP: 0.287, SLG: 0.214																										
Bobo Osborne, L (10, PH) OBP: 0.303, SLG: 0.362																										
Ron Kline, R (10.1) OBP: 0.091, SLG: 0.273																										
Inning Stats	R: 0 E: 0 K: 0 S: 4	H: 1 LOB: 1 BB: 0 P: 4	R: 0 E: 0 K: 0 S: 3	H: 0 LOB: 0 BB: 0 P: 3	R: 0 E: 0 K: 1 S: 6	H: 1 LOB: 3 BB: 1 P: 11	R: 0 E: 0 K: 0 S: 3	H: 1 LOB: 1 BB: 1 P: 7	R: 2 E: 0 K: 0 S: 5	H: 2 LOB: 0 BB: 0 P: 5	R: 0 E: 0 K: 1 S: 5	H: 1 LOB: 0 BB: 0 P: 3	R: 0 E: 0 K: 0 S: 3	H: 0 LOB: 0 BB: 0 P: 3	R: 0 E: 0 K: 1 S: 5	H: 0 LOB: 2 BB: 0 P: 5	R: 0 E: 0 K: 0 S: 3	H: 0 LOB: 0 BB: 0 P: 3	R: 0 E: 0 K: 0 S: 3	H: 1 LOB: 0 BB: 0 P: 3	R: 0 E: 0 K: 0 S: 3	H: 1 LOB: 0 BB: 0 P: 3	1B: 7 2B: 1 3B: 0 HR: 1	SF: 0 SAC: 0 DP: 2 HBP: 1	WP: 0 PB: 0 SB: 1 CS: 2	PA: 46
PITCHER Ralph Terry, R (1.1) ERA: 3.29	IP: 12.0 WLS: 7 BF: 46 H: 9 R: 2 ER: 2 SO: 3	BB: 3 IBB: 0 HBP: 1 BLK: 0	WP: 0 HR: 1 S: 48 P: 61	ERA: 1.50 WHIP: 1.000																						

Washington Senators @ New York Yankees
Yankee Stadium, Bronx, NY

Thu Sep 05 1963, 3:33 AM EDT
Att: 5,733 - Unknown - 62 F

livebaseballscorecards.com

AB 42
R 2
H 9
RBI 2
BB 3
SO 3
LOB 18



Batter	1	2	3	4	5	6	7	8	9	10	11	12	AB	R	H	RBI	BB	SO	LOB	BOTTOM								
Tony Kubek, L (1.6) OBP: 0.294, SLG: 0.343	3-1		4-3																									
Bobby Richardson, R (1.4) OBP: 0.303, SLG: 0.346	L7																											
Joe Pepitone, L (1.3) OBP: 0.303, SLG: 0.441	F9																											
Mickey Mantle, S (1.8) OBP: 0.497, SLG: 0.667																												
Phil Linz, R (7.8) OBP: 0.316, SLG: 0.345																												
Roger Maris, L (1.9) OBP: 0.334, SLG: 0.521																												
Elston Howard, R (1.2) OBP: 0.339, SLG: 0.528																												
Johnny Blanchard, L (1.7) OBP: 0.311, SLG: 0.475																												
Clete Boyer, R (1.5) OBP: 0.299, SLG: 0.369																												
Ralph Terry, R (1.1) OBP: 0.093, SLG: 0.073																												
Hector Lopez, R (12, PH) OBP: 0.303, SLG: 0.411																												
Inning Stats	R: 0 E: 0 K: 0 S: 3	H: 0 LOB: 0 BB: 0 P: 3	R: 0 E: 0 K: 2 S: 7	H: 0 LOB: 1 BB: 1 P: 11	R: 0 E: 0 K: 0 S: 3	H: 0 LOB: 0 BB: 0 P: 3	R: 0 E: 0 K: 0 S: 3	H: 0 LOB: 1 BB: 1 P: 7	R: 0 E: 0 K: 1 S: 5	H: 0 LOB: 1 BB: 1 P: 9	R: 0 E: 0 K: 0 S: 2	H: 0 LOB: 0 BB: 1 P: 6	R: 0 E: 0 K: 0 S: 3	H: 0 LOB: 0 BB: 0 P: 3	R: 0 E: 0 K: 0 S: 3	H: 0 LOB: 0 BB: 0 P: 3	R: 0 E: 0 K: 0 S: 3	H: 0 LOB: 0 BB: 0 P: 3	R: 0 E: 0 K: 0 S: 3	H: 0 LOB: 0 BB: 0 P: 3	R: 0 E: 0 K: 0 S: 3	H: 0 LOB: 0 BB: 0 P: 3	R: 1 E: 0 K: 0 S: 3	H: 2 LOB: 1 BB: 0 P: 3	1B: 3 2B: 1 3B: 0 HR: 1	SF: 0 SAC: 0 DP: 1 HBP: 0	WP: 0 PB: 0 SB: 1 CS: 0	PA: 45
PITCHER Steve Riddick, R (1.1) ERA: 5.59	IP: 5.2 WLS: 2 BF: 24 H: 3 R: 0 ER: 2 SO: 4	BB: 4 IBB: 0 HBP: 0 BLK: 0	WP: 0 HR: 1 S: 28 P: 44	ERA: 1.59 WHIP: 1.235																								
Ed Roebuck, R (6.1) ERA: 3.86	IP: 3.1 WLS: 12 BF: 9 H: 2 R: 0 ER: 0 SO: 1	BB: 1 IBB: 1 HBP: 0 BLK: 0	WP: 0 HR: 0 S: 10 P: 18	ERA: 0.00 WHIP: 0.300																								
Ron Kline, R (10.1) ERA: 3.02	IP: 2.1 WLS: 9 BF: 2 H: 1 R: 1 ER: 1 SO: 0	BB: 0 IBB: 0 HBP: 0 BLK: 0	WP: 0 HR: 0 S: 9 P: 9	ERA: 3.86 WHIP: 0.857																								

Washington Senators @ New York Yankees
Yankee Stadium, Bronx, NY

Thu Sep 05 1963, 3:33 AM EDT
Att: 5,733 - Unknown - 62 F

livebaseballscorecards.com


AB 39
R 3
H 5
RBI 2
BB 6
SO 4
LOB 15



Batter	1	2	3	4	5	6	7	8	9	AB	R	H	RBI	BB	SO	LOB	TOP					
George Thomas, R OBP: 0.283, SLG: 0.349	0-0 2-3		0-0 G6-4-3 1B			0-0 L1		0-3 K		4	0	1	0	0	1	0						
Don Wert, R OBP: 0.329, SLG: 0.381	0-0 2B		0-0 G6-4-3 1-2			0-0 CS 1B			0-0 F2	4	0	2	0	0	0	1						
Bill Bruton, L OBP: 0.344, SLG: 0.379	0-0 L7			4-0 G6-4-3 BB		0-0 CS 1-2	0-3 K		0-0 F6	3	0	0	0	1	1	1						
Rocky Colavito, R OBP: 0.366, SLG: 0.444	0-0 2B		0-0 G6-4-3 1-2			0-0 F9			0-0 F8	4	0	1	0	0	0	1						
Bill Freehan, R OBP: 0.333, SLG: 0.389	0-0 5-3					0-0 L8			0-0 S 1B	3	0	1	0	0	0	2						
Gus Triandos, R OBP: 0.316, SLG: 0.404		0-0 F4				0-0 F9			0-0 6-3	3	0	0	0	0	0	1						
Dick McAuliffe, L OBP: 0.342, SLG: 0.396		0-0 6-3				0-0 F8			0-0 HR	3	1	1	1	0	0	0						
George Smith, R OBP: 0.279, SLG: 0.274		0-0 4-3				0-3 K			4-0 F2 BB	2	0	0	0	1	1	0						
Hank Aguirre, R OBP: 0.169, SLG: 0.188			0-3 K			0-0 F8			0-0 F2 1-2	3	0	0	0	0	1	1						
Inning Stats	R: 0 E: 0 K: 0 S: 5	H: 2 LOB: 2 BB: 0 P: 5	R: 0 E: 0 K: 0 S: 3	H: 0 LOB: 0 BB: 0 P: 3	R: 0 E: 0 K: 1 S: 5	H: 1 LOB: 0 BB: 0 P: 5	R: 0 E: 0 K: 0 S: 2	H: 0 LOB: 0 BB: 1 P: 6	R: 0 E: 0 K: 1 S: 5	H: 0 LOB: 0 BB: 0 P: 5	R: 0 E: 0 K: 0 S: 3	H: 1 LOB: 0 BB: 0 P: 3	R: 0 E: 0 K: 1 S: 6	H: 1 LOB: 1 BB: 0 P: 6	R: 1 E: 0 K: 1 S: 5	H: 1 LOB: 0 BB: 1 P: 9	R: 0 E: 0 K: 0 S: 3	H: 0 LOB: 0 BB: 0 P: 3	1B: 4 2B: 1 3B: 0 HR: 1	SF: 0 SAC: 0 DP: 2 HBP: 0	WP: 0 PB: 0 SB: 1 CS: 1	PA: 32
PITCHER Whitey Ford, L ERA: 3.02	IP: 9.0 WLS: W BF: 31 H: 6 R: 1 ER: 1 SO: 4 BB: 2 IBB: 0 HBP: 0 BLK: 0 WP: 0 HR: 1 S: 37 P: 45 ERA: 1.00 WHIP: 0.889															PITCHER						

Detroit Tigers @ New York Yankees
Yankee Stadium, Bronx, NY
Fri Sep 06 1963, 7:05 PM EDT
Att: 16,273 - Unknown - 60 F


AB	29
R	1
H	6
RBI	1
BB	2
SO	4
LOB	7



Batter	1	2	3	4	5	6	7	8	9	AB	R	H	RBI	BB	SO	LOB	BOTTOM					
Phil Linz, R OBP: 0.309, SLG: 0.336	0-0 F7		0-3 K			0-0 F7		0-0 L4		4	0	0	0	0	1	1						
Bobby Richardson, R OBP: 0.301, SLG: 0.344	0-0 F8			0-0 F6		0-0 6-3			0-0 F7	4	0	0	0	0	0	0						
Hector Lopez, R OBP: 0.303, SLG: 0.409	0-3 K			0-3 K		0-3 K			0-0 1B 1B	4	1	1	0	0	3	0						
Elston Howard, R OBP: 0.340, SLG: 0.528		0-0 FC3-6 1B		0-0 5-3		0-0 1-3			0-0 1B 1B	4	0	2	0	0	0	0						
Joe Pepitone, L OBP: 0.303, SLG: 0.440		0-0 FC3-6 1-2			0-0 L7		0-0 1-3		0-0 1B 1-2 2-H	4	0	1	1	0	0	1						
Clete Boyer, R OBP: 0.297, SLG: 0.366		0-0 F6			0-0 F2		0-0 6-3			3	0	0	0	0	0	1						
Harry Bright, R OBP: 0.314, SLG: 0.448		0-0 F4				0-0 HR			0-0 F3	3	1	1	1	0	0	1						
Jack Reed, R OBP: 0.323, SLG: 0.328			0-0 5-3		0-0 SH1-4 1B			4-0 SH1-4 BB		2	0	1	0	1	0	0						
Whitey Ford, L OBP: 0.198, SLG: 0.200			0-0 5-3		0-3 K			0-0 SH1-4		2	0	0	0	0	1	1						
Inning Stats	R: 0 E: 0 K: 1 S: 5	H: 0 LOB: 0 BB: 0 P: 5	R: 0 E: 0 K: 0 S: 4	H: 1 LOB: 1 BB: 0 P: 4	R: 0 E: 0 K: 1 S: 5	H: 0 LOB: 0 BB: 0 P: 5	R: 0 E: 0 K: 1 S: 5	H: 0 LOB: 0 BB: 0 P: 5	R: 1 E: 0 K: 1 S: 7	H: 2 LOB: 1 BB: 0 P: 7	R: 0 E: 0 K: 1 S: 5	H: 0 LOB: 0 BB: 0 P: 5	R: 0 E: 0 K: 0 S: 3	H: 0 LOB: 1 BB: 1 P: 7	R: 0 E: 0 K: 0 S: 3	H: 0 LOB: 1 BB: 1 P: 7	R: 1 E: 0 K: 0 S: 4	H: 3 LOB: 2 BB: 0 P: 4	1B: 5 2B: 0 3B: 0 HR: 1	SF: 0 SAC: 1 DP: 0 HBP: 0	WP: 0 PB: 0 SB: 0 CS: 0	PA: 32
PITCHER Hank Aguirre, L ERA: 3.5	IP: 8.1 WLS: L BF: 32 H: 6 R: 2 ER: 2 SO: 5 BB: 1 IBB: 0 HBP: 0 BLK: 0 WP: 0 HR: 1 S: 41 P: 45 ERA: 2.16 WHIP: 0.840															PITCHER						

Detroit Tigers @ New York Yankees
Yankee Stadium, Bronx, NY
Fri Sep 06 1963, 7:05 PM EDT
Att: 16,273 - Unknown - 60 F

AB	30
R	2
H	6
RBI	2
BB	1
SO	5
LOB	5



Batter	1	2	3	4	5	6	7	8	9	AB	R	H	RBI	BB	SO	LOB	TOP					
Bill Bruton, L (1.8) OBP: 0.346, SLG: 0.380										4	1	2	1	1	0	1						
Dick McAuliffe, L (1.6) OBP: 0.346, SLG: 0.402										5	1	4	2	0	0	2						
Norm Cash, L (1.3) OBP: 0.383, SLG: 0.461										4	0	0	0	1	0	5						
Rocky Colavito, R (1.9) OBP: 0.367, SLG: 0.445										4	0	1	0	1	1	3						
Don Wert, R (1.5) OBP: 0.321, SLG: 0.373										4	0	0	1	0	2	5						
Gates Brown, L (1.7) OBP: 0.348, SLG: 0.407										4	2	2	0	1	1	2						
Bill Freehan, R (1.2) OBP: 0.338, SLG: 0.395										4	1	2	1	1	0	0						
George Smith, R (1.4) OBP: 0.276, SLG: 0.270										5	1	1	1	0	0	4						
Don Mossi, L (1.1) OBP: 0.326, SLG: 0.256										1	0	0	0	1	0	0						
Mickey Lolich, S (5.1) OBP: 0.225, SLG: 0.061										0	0	0	0	0	0	0						
Bob Anderson, R (5.1) OBP: 0.429, SLG: 0.571										0	0	0	0	0	0	0						
Bill Faul, R (6.1) OBP: 0.179, SLG: 0.222										1	0	1	0	0	0	0						
Whitey Herzog, L (9. PH) OBP: 0.308, SLG: 0.231										1	0	0	0	0	1	0						
Inning Stats	R: 0 E: 0 K: 2 S: 8	H: 1 LOB: 2 BB: 1 P: 12	R: 1 ER: 0 K: 0 S: 4	H: 2 LOB: 0 BB: 0 P: 4	R: 0 ER: 0 K: 0 S: 5	H: 2 LOB: 2 BB: 1 P: 5	R: 5 E: 1 K: 1 S: 11	H: 5 LOB: 2 BB: 1 P: 15	R: 0 E: 0 K: 0 S: 4	H: 1 LOB: 3 BB: 3 P: 8	R: 0 E: 0 K: 1 S: 5	H: 0 LOB: 3 BB: 3 P: 17	R: 0 E: 0 K: 0 S: 4	H: 2 LOB: 1 BB: 0 P: 4	R: 0 E: 0 K: 0 S: 3	H: 0 LOB: 0 BB: 0 P: 3	R: 0 E: 0 K: 1 S: 5	H: 0 LOB: 0 BB: 0 P: 5	1B: 10 2B: 5 3B: 0 HR: 0	SF: 1 SAC: 1 DP: 2 HBP: 0	WP: 0 PB: 0 SB: 0 CS: 0	PA: 45
PITCHER	IP WLS BF H R ER SO BB IBB HBP BLK WP HR S P ERA WHIP																					
Stan Williams, R (1.1) ERA: 3.25	3.1 19 9 5 5 2 1 0 0 0 0 0 0 22 26 13.50 3.000																					
Steve Hamilton, L (4.1) ERA: 2.54	0.2 5 1 1 0 1 1 0 0 0 0 0 0 6 10 0.00 3.000																					
Tom Metcalf, R (5.1) ERA: 3.27	1.0 5 1 0 0 0 1 0 0 0 0 0 0 4 8 0.00 2.000																					
Marshall Bridges, L (6.1) ERA: 3.48	0.2 5 0 0 0 1 3 0 0 0 0 0 0 4 16 0.00 4.500																					
Hal Reniff, R (6.1) ERA: 2.58	3.1 W 11 2 0 0 1 0 0 0 0 0 0 0 13 13 0.00 0.600																					

Detroit Tigers @ New York Yankees
 Yankee Stadium, Bronx, NY
 Sat Sep 07 1963, 3:33 AM EDT
 Att: 22,361 - Unknown - 74 F

AB	37
R	6
H	13
RBI	6
BB	6
SO	5
LOB	22

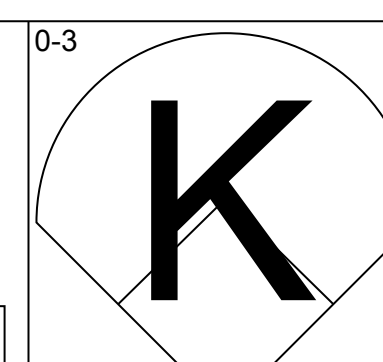
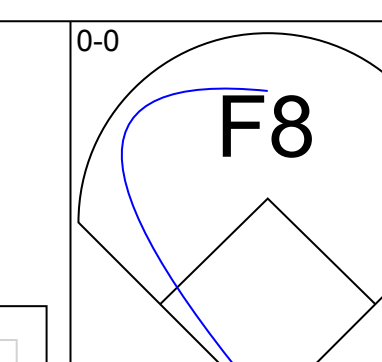
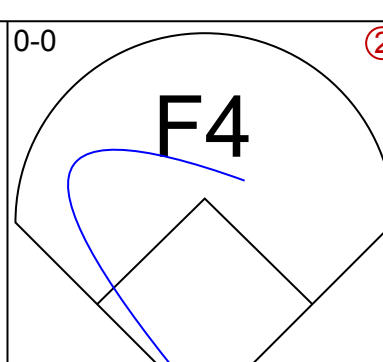
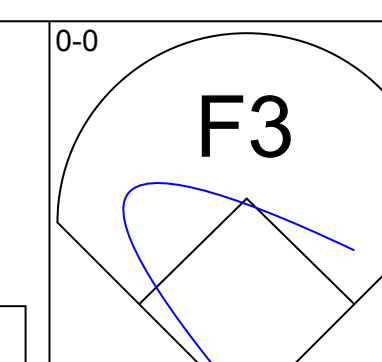
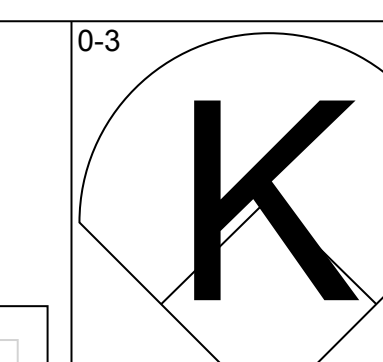
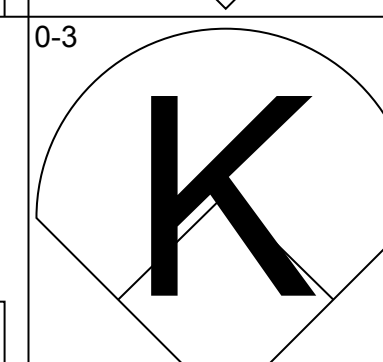
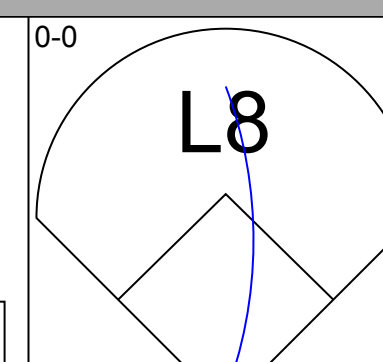
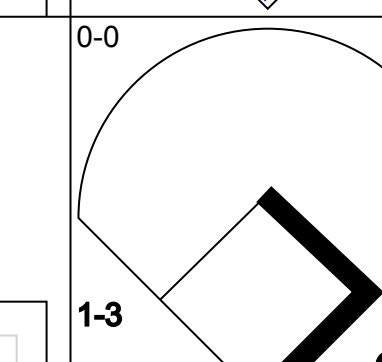
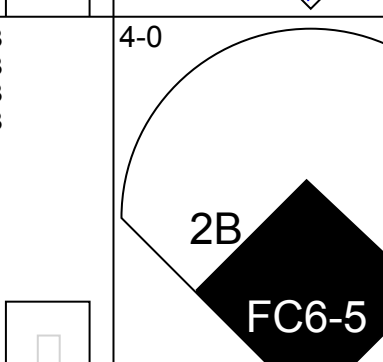
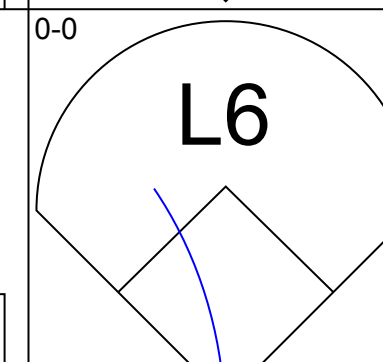
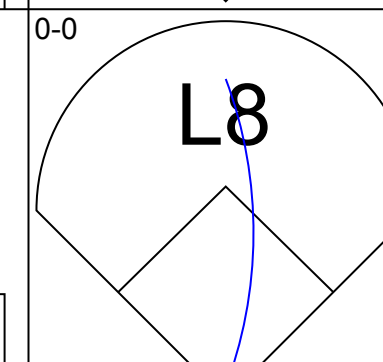
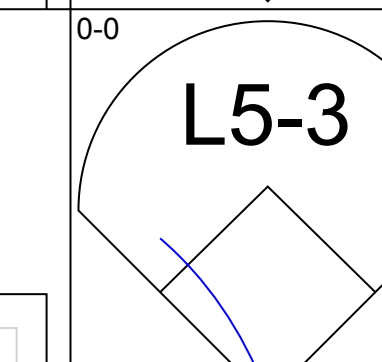
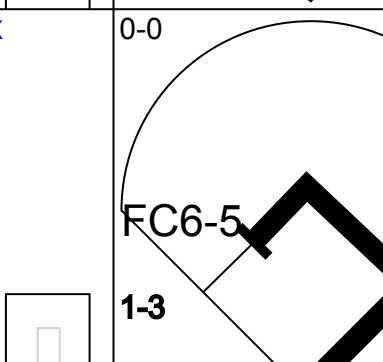
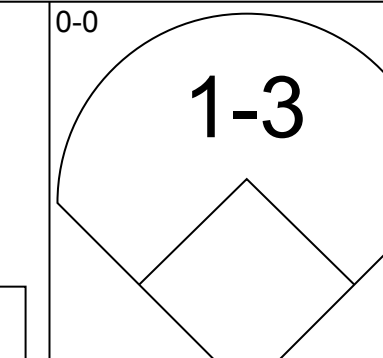
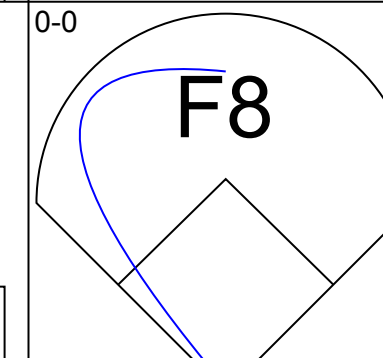
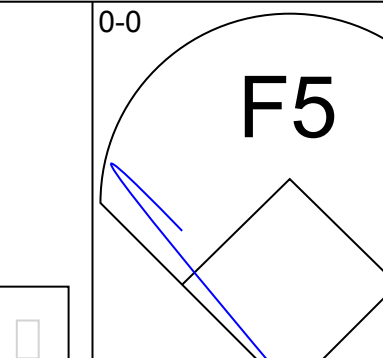
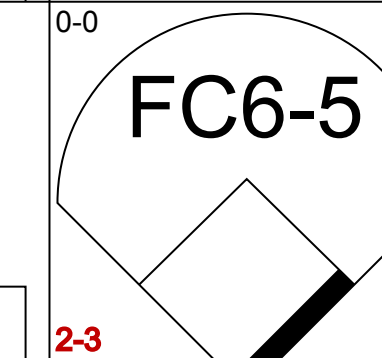
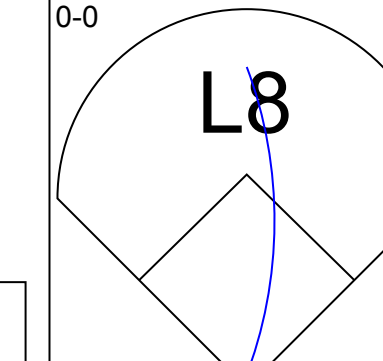
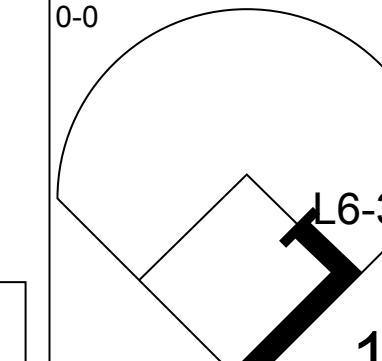
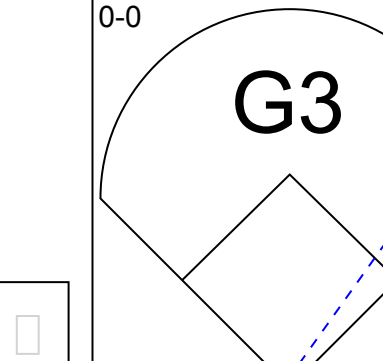
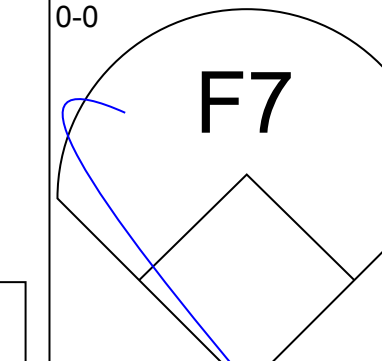
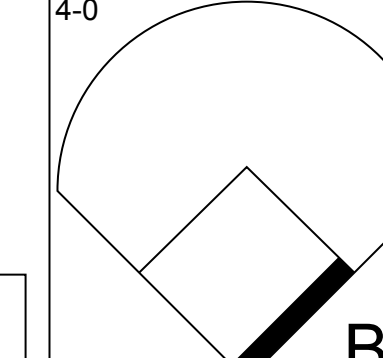
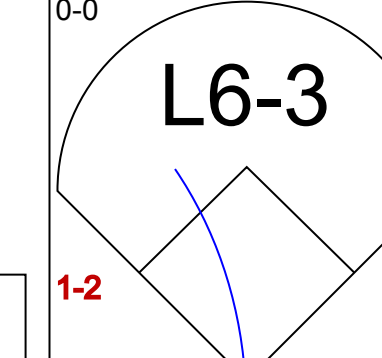
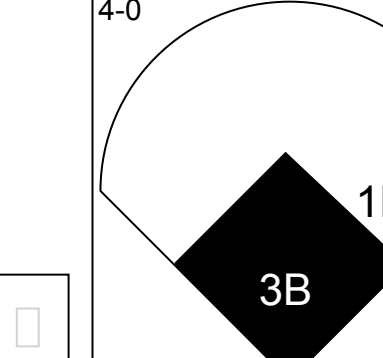
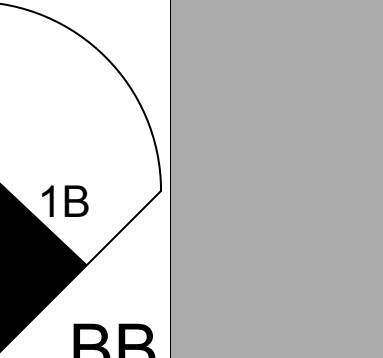
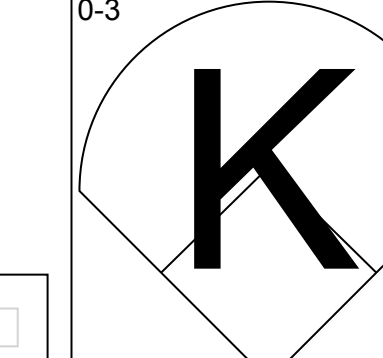
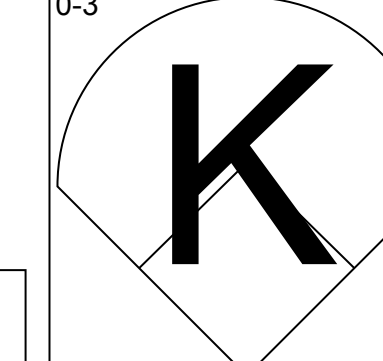
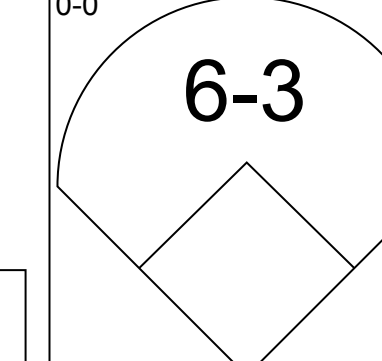
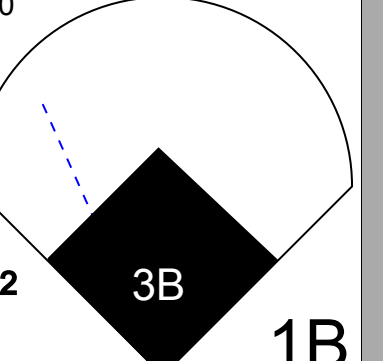
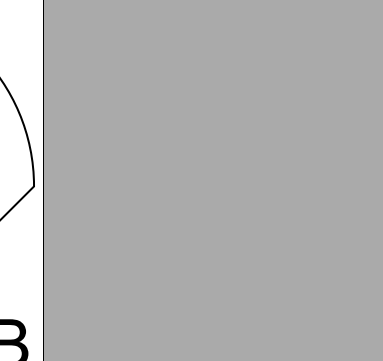
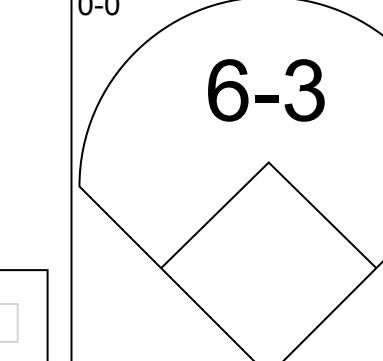
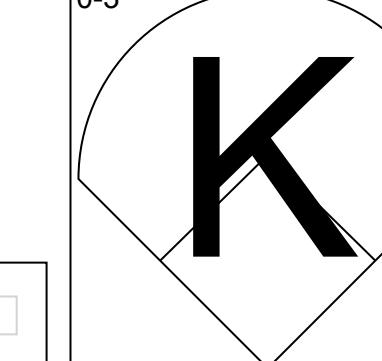
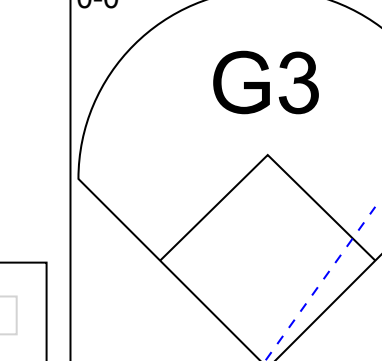
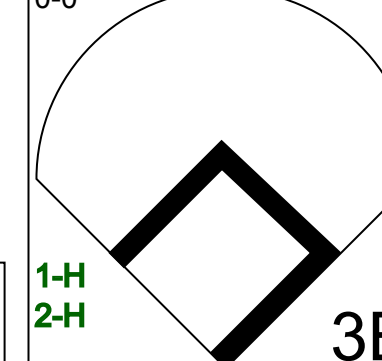
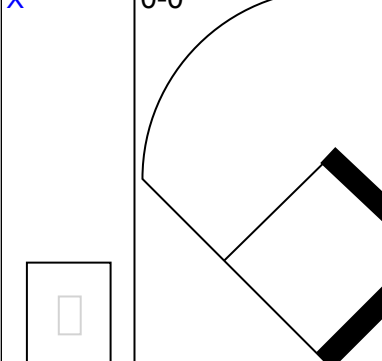
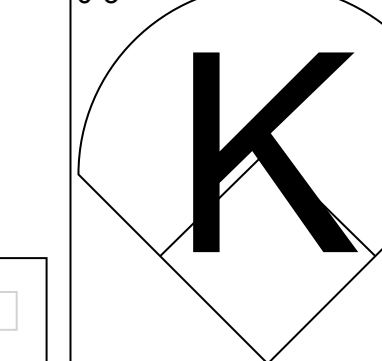
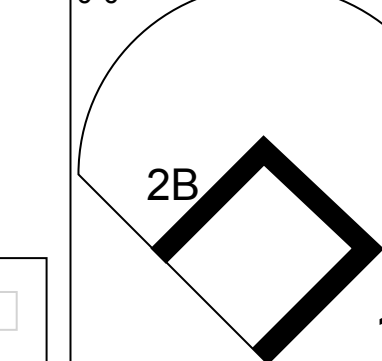
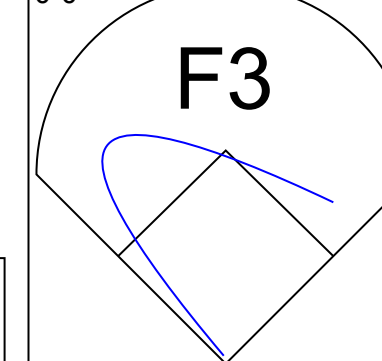
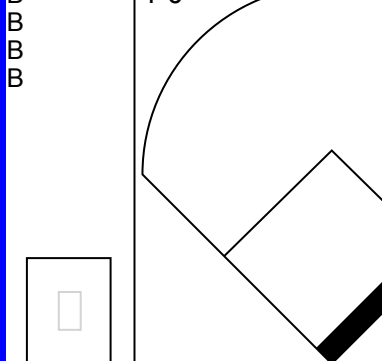


Batter	1	2	3	4	5	6	7	8	9	AB	R	H	RBI	BB	SO	LOB	BOTTOM			
Phil Linz, R (1.6) OBP: 0.313, SLG: 0.340										4	0	2	0	0	0	1				
Bobby Richardson, R (1.4) OBP: 0.300, SLG: 0.342										4	1	0	1	1	0	3				
Hector Lopez, R (1.7) OBP: 0.304, SLG: 0.407										4	1	1	1	1	0	3				
Mickey Mantle, S (1.8) OBP: 0.458, SLG: 0.662										4	2	2	0	0	1	3				
Jack Reed, R (6.8) OBP: 0.316, SLG: 0.322										1	0	0	0	0	1	1				
Roger Maris, L (1.9) OBP: 0.339, SLG: 0.533										5	1	3	4	0	1	0				
Elston Howard, R (1.2) OBP: 0.343, SLG: 0.531										5	2	3	1	0	0	1				
Joe Pepitone, L (1.3) OBP: 0.308, SLG: 0.442										4	2	3	0	0	0	2				
Clete Boyer, R (1.5) OBP: 0.296, SLG: 0.369										5	1	1	2	0	1	4				
Stan Williams, R (1.1) ERA: 3.74	4.0 22 9 4 4 1 0 0 0 0 0 0 1 4 4																			
Mickey Lolich, L (5.1) ERA: 4.01	0.0 L 4 4 3 3 0 0 0 0 0 0 0 1 4 4																			
Bob Anderson, R (5.1) ERA: 2.96	1.0 7 2 4 2 1 0 0 1 0 0 0 0 8 9 18.00 2.000																			
Bill Faul, R (6.1) ERA: 4.65	3.0 11 1 0 0 2 1 0 1 0 0 0 0 13 18 0.00 0.667																			
Inning Stats	R: 0 E: 0 K: 0 S: 4	H: 1 LOB: 1 BB: 0 P: 4	R: 2 ER: 0 K: 1 S: 8	H: 3 LOB: 1 BB: 0 P: 8	R: 1 ER: 0 K: 0 S: 6	H: 3 LOB: 2 BB: 0 P: 6	R: 0 E: 0 K: 0 S: 4	H: 1 LOB: 2 BB: 1 P: 8	R: 8 E: 1 K: 1 S: 13	H: 7 LOB: 1 BB: 0 P: 14	R: 0 E: 0 K: 1 S: 5	H: 1 LOB: 0 BB: 0 P: 5	R: 0 E: 0 K: 1 S: 5	H: 0 LOB: 1 BB: 1 P: 9	R: 0 E: 0 K: 0 S: 3	H: 0 LOB: 1 BB: 0 P: 4	1B: 12 2B: 3 3B: 1 HR: 1	SF: 0 SAC: 1 DP: 1 HBP: 2	WP: 0 PB: 1 SB: 0 CS: 0	PA: 44
PITCHER	IP WLS BF H R ER SO BB IBB HBP BLK WP HR S P ERA WHIP																			

Detroit Tigers @ New York Yankees
 Yankee Stadium, Bronx, NY
 Sat Sep 07 1963, 3:33 AM EDT
 Att: 22,361 - Unknown - 74 F

AB	39
R	11
H	16
RBI	11
BB	2
SO	4
LOB	19

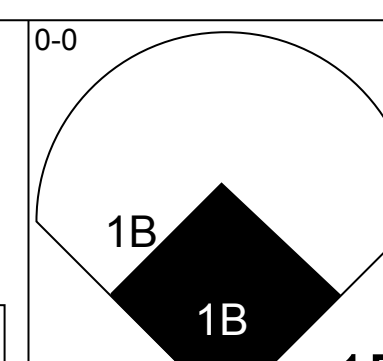
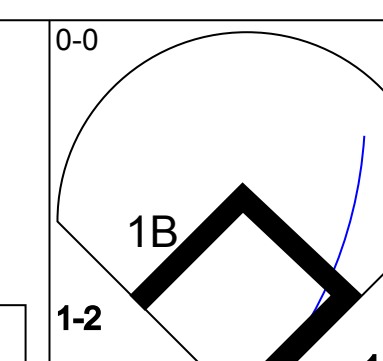
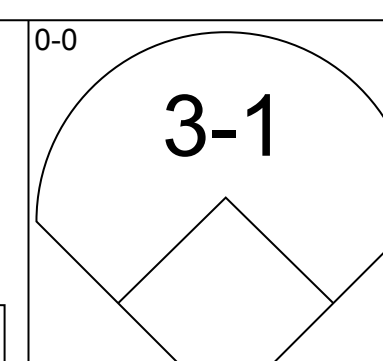
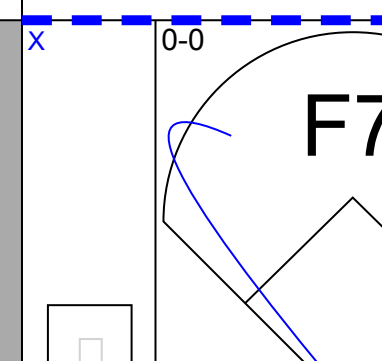
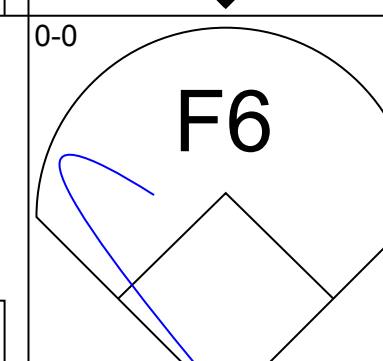
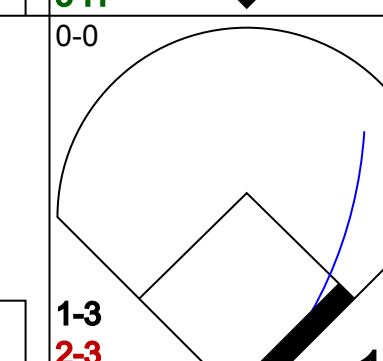
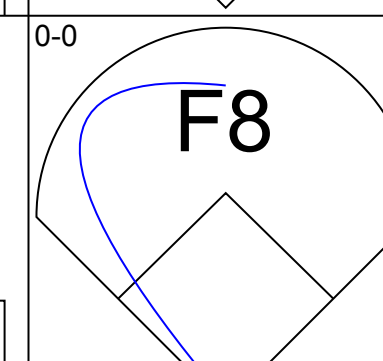
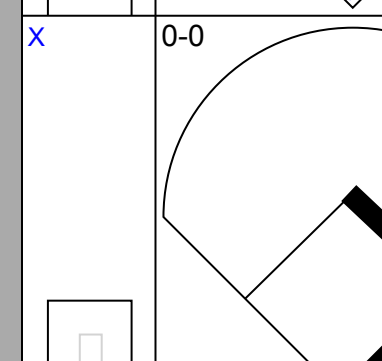
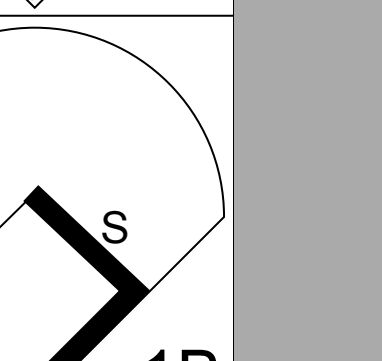
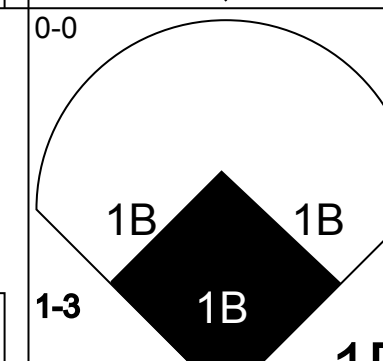
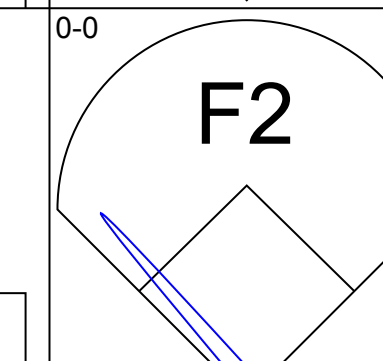
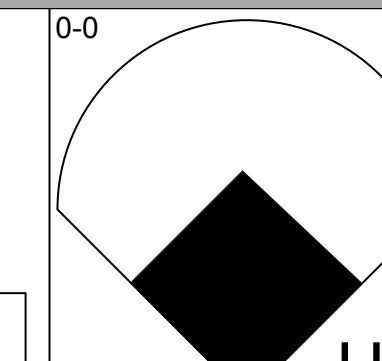
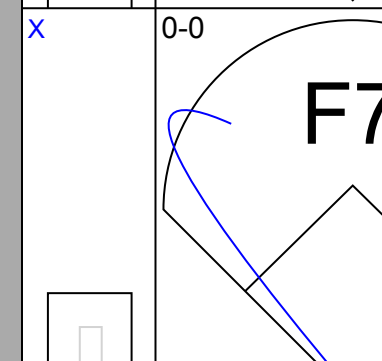
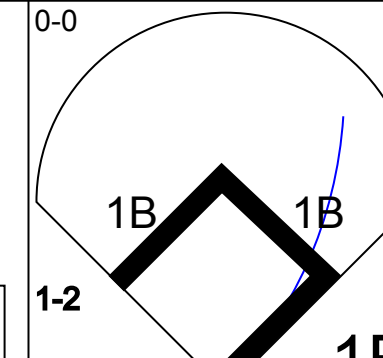
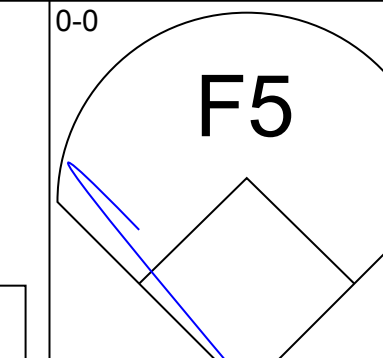
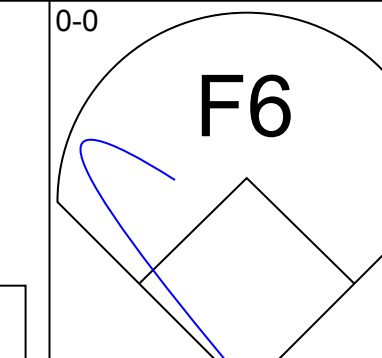
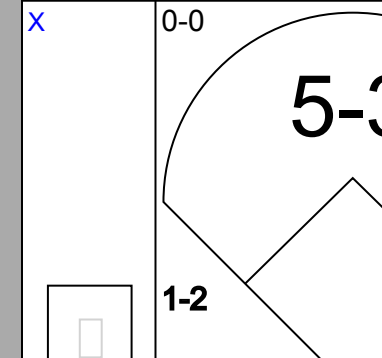
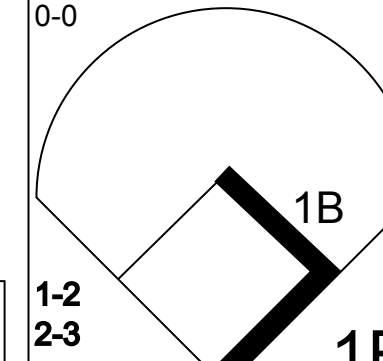
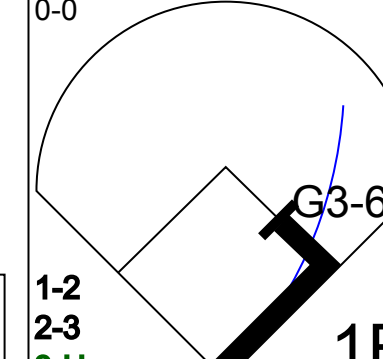
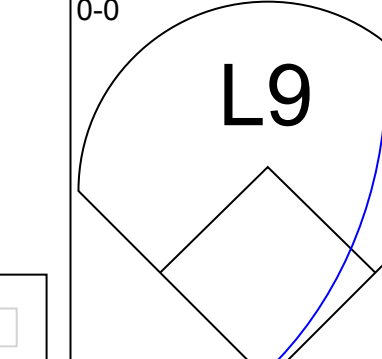
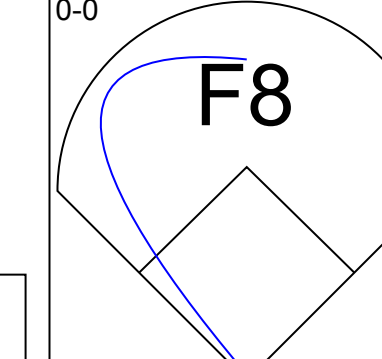
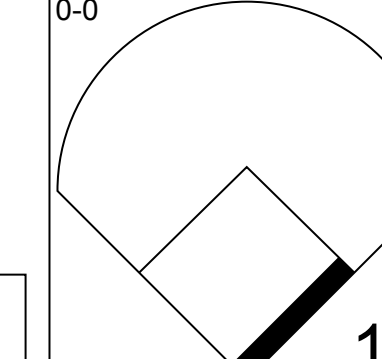
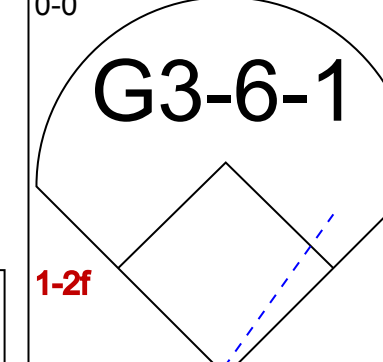
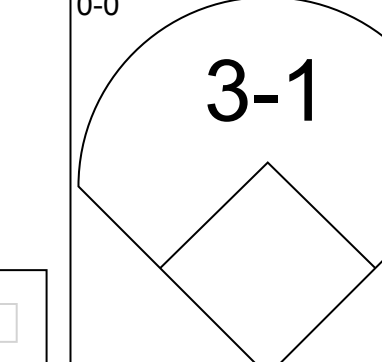


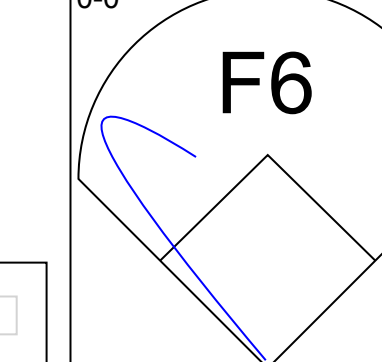
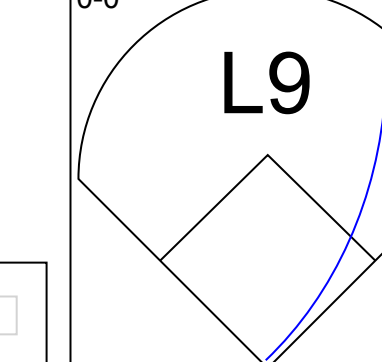
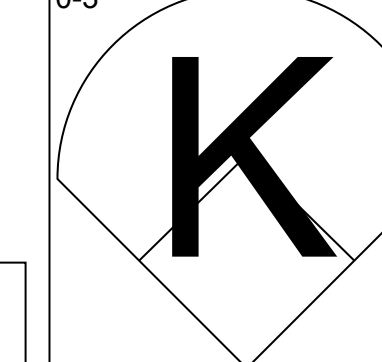
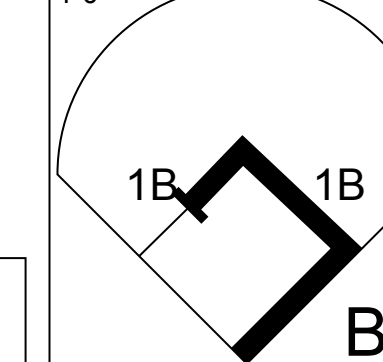

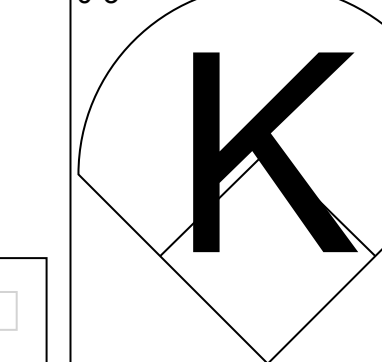

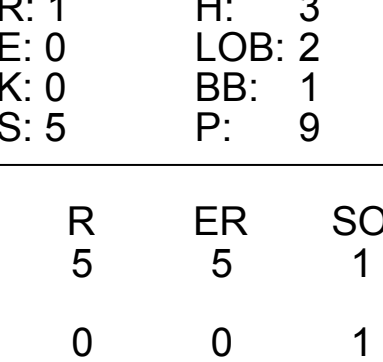
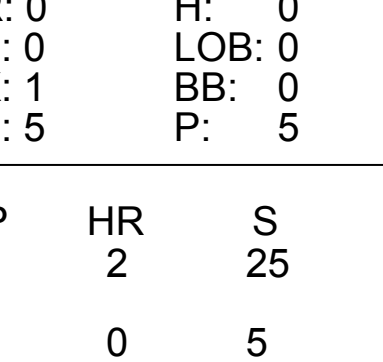
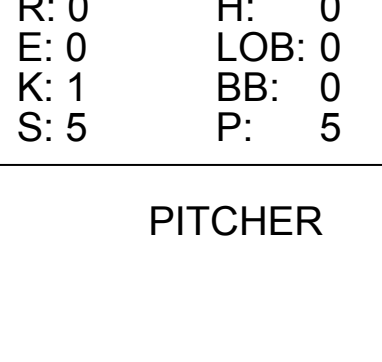


Batter	1	2	3	4	5	6	7	8	9	AB	R	H	RBI	BB	SO	LOB	TOP				
Don Wert, R OBP: 0.314, SLG: 0.364 (1, 5)										5	0	0	0	0	0	2	3				
Dick McAuliffe, L OBP: 0.347, SLG: 0.403 (1, 6)										3	1	1	0	1	1	0					
Al Kaline, R OBP: 0.377, SLG: 0.511 (1, 9)										4	0	1	0	0	0	3					
Rocky Colavito, R OBP: 0.364, SLG: 0.441 (1, 7)										4	0	0	1	0	0	1					
Bill Freehan, R OBP: 0.337, SLG: 0.392 (1, 3)										4	0	1	0	0	0	1					
George Thomas, R OBP: 0.286, SLG: 0.346 (1, 8)										2	1	0	0	2	1	1					
Gus Triandos, R OBP: 0.315, SLG: 0.402 (1, 2)										4	1	1	0	0	1	1					
George Smith, R OBP: 0.283, SLG: 0.302 (1, 4)										4	0	2	2	0	1	0					
Frank Lary, R OBP: 0.266, SLG: 0.300 (5, PH)										1	0	0	0	0	0	1					
Mike Kocifelis, R OBP: 0.261, SLG: 0.324 (5, PH)										1	0	1	0	0	0	0					
Bill Faul, R OBP: 0.179, SLG: 0.222 (5, PH)										0	0	0	0	0	0	0					
Bubba Phillips, R OBP: 0.277, SLG: 0.324 (7, PH)										1	0	0	0	0	0	1					
Fred Gladding, L OBP: 0.284, SLG: 0.441 (9, PH)										0	0	0	0	0	0	0					
Norm Cash, L OBP: 0.348, SLG: 0.441 (9, PH)										0	0	0	0	1	0	0					
Inning Stats	R: 0 E: 0 K: 2 S: 7	H: 0 LOB: 0 BB: 0 P: 7	R: 0 E: 0 K: 1 S: 5	H: 0 LOB: 1 BB: 1 P: 9	R: 0 E: 0 K: 0 S: 7	H: 0 LOB: 0 BB: 0 P: 7	R: 0 E: 0 K: 0 S: 3	H: 0 LOB: 0 BB: 0 P: 3	R: 0 E: 0 K: 0 S: 3	H: 1 LOB: 0 BB: 0 P: 3	R: 0 E: 0 K: 0 S: 5	H: 2 LOB: 3 BB: 0 P: 5	R: 2 E: 0 K: 0 S: 5	H: 2 LOB: 1 BB: 1 P: 9	R: 1 E: 0 K: 0 S: 4	H: 1 LOB: 1 BB: 1 P: 8	R: 0 E: 0 K: 2 S: 8	H: 1 LOB: 2 BB: 1 P: 12	1B: 3 2B: 4 3B: 1 HR: 0	SF: 0 SAC: 0 DP: 1 HBP: 0	WP: 0 PA: 37 PB: 0 SB: 0 CS: 0
PITCHER Al Downing, L ERA: 2.39 (1, 1)	IP: 9.0 WLS: W BF: 37 H: 7 R: 3 ER: 3 SO: 7 BB: 4 IBB: 0 HBP: 0 BLK: 0 WP: 0 HR: 0 S: 47 P: 63 ERA: 3.00 WHIP: 1.222																				

Detroit Tigers @ New York Yankees
Yankee Stadium, Bronx, NY
Sun Sep 08 1963, 3:33 AM EDT
Att: 23,422 - Unknown - 80 F

AB	33
R	3
H	7
RBI	3
BB	4
SO	7
LOB	11



Batter	1	2	3	4	5	6	7	8	9	AB	R	H	RBI	BB	SO	LOB	BOTTOM		
Tony Kubek, L OBP: 0.296, SLG: 0.344 (1, 6)										4	1	2	1	0	0	0			
Bobby Richardson, R OBP: 0.301, SLG: 0.343 (1, 4)										4	0	2	0	0	0	1			
Joe Pepitone, L OBP: 0.309, SLG: 0.449 (1, 3)										4	2	2	1	0	0	3			
Mickey Mantle, S OBP: 0.456, SLG: 0.654 (6, 8)										3	0	1	1	0	0	2			
Jack Reed, R OBP: 0.315, SLG: 0.317 (6, 8)										1	0	0	0	0	0	1			
Roger Maris, L OBP: 0.340, SLG: 0.543 (1, 9)										4	1	2	1	0	0	0			
Yogi Berra, L OBP: 0.367, SLG: 0.500 (1, 2)										4	0	2	1	0	0	0			
Johnny Blanchard, L OBP: 0.305, SLG: 0.465 (1, 7)										4	0	0	0	0	0	4			
Clete Boyer, R OBP: 0.296, SLG: 0.372 (1, 5)										4	1	1	0	0	1	1			
Al Downing, R OBP: 0.164, SLG: 0.154 (1, 1)										2	0	0	0	1	2	0			
Inning Stats	R: 2 E: 0 K: 0 S: 7	H: 5 LOB: 2 BB: 0 P: 7	R: 1 E: 0 K: 0 S: 5	H: 3 LOB: 2 BB: 1 P: 9	R: 1 E: 0 K: 0 S: 4	H: 1 LOB: 0 BB: 0 P: 4	R: 0 E: 0 K: 1 S: 5	H: 0 LOB: 0 BB: 0 P: 5	R: 1 E: 0 K: 0 S: 4	H: 1 LOB: 0 BB: 0 P: 4	R: 0 E: 0 K: 1 S: 5	H: 0 LOB: 0 BB: 0 P: 5	R: 0 E: 0 K: 0 S: 4	H: 1 LOB: 1 BB: 0 P: 4	R: 0 E: 0 K: 1 S: 6	H: 1 LOB: 1 BB: 0 P: 6	1B: 9 2B: 0 3B: 1 HR: 2	SF: 0 SAC: 0 DP: 1 HBP: 0	WP: 0 PA: 35 PB: 0 SB: 1 CS: 0
PITCHER Frank Lary, R ERA: 3.33 Bill Faul, R ERA: 4.6 Fred Gladding, R ERA: 1.96	IP: 5.0 WLS: L BF: 24 H: 10 R: 5 ER: 5 SO: 1 BB: 1 IBB: 0 HBP: 0 BLK: 0 WP: 0 HR: 2 S: 25 P: 29 ERA: 9.00 WHIP: 2.200																		

Detroit Tigers @ New York Yankees
Yankee Stadium, Bronx, NY
Sun Sep 08 1963, 3:33 AM EDT
Att: 23,422 - Unknown - 80 F

AB	34
R	5
H	12
RBI	5
BB	1
SO	3
LOB	12



Batter	1	2	3	4	5	6	7	8	9	AB	R	H	RBI	BB	SO	LOB	TOP		
Tony Kubek, L (1, 6) OBP: 0.295, SLG: 0.343	0-0 1B	0-0 G3		0-0 F8		0-0 F8		0-0 4-3	5 0 1 0 0 0 2								New York Yankees @ Kansas City Athletics Municipal Stadium, Kansas City, MO Mon Sep 09 1963, 8:05 PM EDT Att: 16,352 - Unknown - 93 F livebaseballscorecards.com		
Bobby Richardson, R (1, 4) OBP: 0.299, SLG: 0.340	0-0 F7		0-0 F8	0-0 L3		0-0 L8		0-0 F9	5 0 0 0 0 0 2										
Hector Lopez, R (1, 7) OBP: 0.303, SLG: 0.404	0-0 F8		4-0 BB HR BB		0-0 L5		0-0 1-3		3 1 0 0 1 0 1										
Mickey Mantle, S (1, 8) OBP: 0.457, SLG: 0.647 Jack Reed, R (7, 8) OBP: 0.313, SLG: 0.317	0-0 F7		4-0 1-2 HR BB		0-0 BB 1B		0-0 4-3		3 2 1 0 1 0 1 0 0 0 0 0 0 0										
Roger Maris, L (1, 9) OBP: 0.342, SLG: 0.539		4-0 S 1B E BB	0-3 K		4-0 1-2 BB		0-0 3-1		2 1 0 0 2 1 2										
Elston Howard, R (1, 2) OBP: 0.344, SLG: 0.538	0-0 1-2 E 1B		0-0 1-H 2-H HR		0-3 K		0-0 1-3		4 2 2 3 0 1 2										
Joe Pepitone, L (1, 3) OBP: 0.309, SLG: 0.447		0-3 K	0-0 F9		0-0 1-2 2-H 1B		0-0 L7		4 0 1 1 0 1 2										
Clete Boyer, R (1, 5) OBP: 0.296, SLG: 0.371		0-3 K		0-0 SH1-4 1B		0-0 F3		0-3 K	4 0 1 0 0 2 4										
Jim Bouton, R (1, 1) OBP: 0.092, SLG: 0.093 Steve Hamilton, L (7, 1) OBP: 0.286, SLG: 0.429 Hal Reniff, R (7, 1) Yogi Berra, L (9, PH) OBP: 0.364, SLG: 0.496	0-0 1-H 3-H 1B		0-0 SH1-4		0-0 4-3		0-0 1-3		2 0 1 1 0 0 0 0 0 0 0 0 0 0 0 0 0 0 0 0 0 1 0 0 0 0 0 0										
Inning Stats	R: 0 E: 0 K: 0 S: 4	H: 1 LOB: 1 BB: 0 P: 4	R: 2 E: 1 K: 2 S: 9	H: 2 LOB: 1 BB: 1 P: 13	R: 3 E: 0 K: 1 S: 6	H: 1 LOB: 0 BB: 2 P: 14	R: 0 E: 0 K: 0 S: 4	H: 1 LOB: 1 BB: 0 P: 4	R: 1 E: 0 K: 1 S: 7	H: 2 LOB: 2 BB: 1 P: 11	R: 0 E: 0 K: 0 S: 3	H: 0 LOB: 0 BB: 0 P: 3	R: 0 E: 0 K: 1 S: 5	H: 0 LOB: 0 BB: 0 P: 5	R: 0 E: 0 K: 0 S: 3	H: 0 LOB: 0 BB: 0 P: 3		1B: 6 2B: 0 3B: 0 HR: 1	SF: 0 SAC: 1 DP: 0 HBP: 0
PITCHER	IP WLS BF H R ER SO BB IBB HBP BLK WP HR S P ERA WHIP																		
Fred Norman, L (1, 1) ERA: 12.0	3.0 16 4 5 4 3 3 0 0 0 0 0 1 19 31 12.00 2.333																		
Aurelio Montegudo, R (4, 1) ERA: 3.6	2.0 10 3 1 1 1 1 1 0 0 0 0 0 0 11 15 4.50 2.000																		
Tom Sturdivant, R (6, 1) ERA: 4.55	2.0 6 0 0 0 0 0 0 0 0 0 0 0 0 6 6 0.00 0.000																		
Jose Santiago, R (8, 1) ERA:	1.0 W 3 0 0 0 1 0 0 0 0 0 0 0 0 5 5 0.00 0.000																		
John Wyatt, R (9, 1) ERA: 3.02	1.0 S 3 0 0 0 0 0 0 0 0 0 0 0 0 3 3 0.00 0.000																		
Batter	1	2	3	4	5	6	7	8	9	AB	R	H	RBI	BB	SO	LOB	BOTTOM		
Jerry Lumpe, L (1, 4) OBP: 0.321, SLG: 0.357	0-0 6-3		0-0 4-3		4-0 FC6-4 BB		4-0 BB 1B BB	0-0 SH	2 1 0 2 2 0 0								New York Yankees @ Kansas City Athletics Municipal Stadium, Kansas City, MO Mon Sep 09 1963, 8:05 PM EDT Att: 16,352 - Unknown - 93 F livebaseballscorecards.com		
Wayne Causey, L (1, 6) OBP: 0.349, SLG: 0.404	0-0 1B		0-0 4-3	0-0 FC6-4		0-0 1-2 2-3 3-H 1B	0-0 FC3-4	5 1 2 2 0 0 4											
Norm Siebern, L (1, 3) OBP: 0.362, SLG: 0.428	0-0 F6		0-3 K		0-3 K		4-0 G6-3 BB 1B BB	0-0 4-3	4 1 0 0 1 2 2										
Manny Jimenez, L (1, 7) OBP: 0.380, SLG: 0.353 John Wojcik, L (4, PR) OBP: 0.297, SLG: 0.161	0-0 5-3		1-0 FC5-4 HBP		4-0 FC6-4 BB		4-0 G6-3 BB BB		1 0 0 0 0 0 1 0 0 0 1 2 0 0										
Ed Charles, R (1, 5) OBP: 0.342, SLG: 0.404		0-0 F8		0-0 FC5-4		0-0 FC6-4	0-0 G6-3		4 0 0 0 0 0 4										
Charlie Lau, L (1, 2) OBP: 0.315, SLG: 0.366		0-3 K		0-0 F8		0-0 F5	0-0 1B		4 0 1 1 0 1 1										
Gino Cimoli, R (1, 9) OBP: 0.321, SLG: 0.382		0-0 5-3		0-0 2B 1B		0-0 K			3 1 1 0 1 1 1										
Bobby Del Greco, R (1, 8) OBP: 0.316, SLG: 0.341			0-0 F8		0-0 1-3 2B		0-0 BB BB 1B BB	0-0 SH 1B	4 2 3 0 0 0 0										
Fred Norman, S Ken Hammett, R Aurelio Montegudo, R Chuck Essegger, R Tom Sturdivant, L Dick Green, R Jose Santiago, R Doc Edwards, R John Wyatt, R			0-0 F4		0-0 F6		0-0 BB BB 1B BB	0-0 6-3	0 0										
Inning Stats	R: 0 E: 0 K: 0 S: 4	H: 1 LOB: 0 BB: 0 P: 4	R: 0 E: 0 K: 1 S: 5	H: 0 LOB: 0 BB: 0 P: 5	R: 0 E: 0 K: 0 S: 3	H: 0 LOB: 0 BB: 0 P: 3	R: 0 E: 0 K: 1 S: 5	H: 0 LOB: 1 BB: 0 P: 6	R: 0 E: 0 K: 0 S: 5	H: 2 LOB: 3 BB: 1 P: 9	R: 0 E: 0 K: 1 S: 5	H: 0 LOB: 1 BB: 1 P: 9	R: 6 E: 0 K: 1 S: 7	H: 3 LOB: 5 BB: 5 P: 27	R: 1 E: 1 K: 0 S: 5	H: 1 LOB: 1 BB: 0 P: 5		1B: 6 2B: 1 3B: 0 HR: 0	SF: 0 SAC: 1 DP: 1 HBP: 1
PITCHER	IP WLS BF H R ER SO BB IBB HBP BLK WP HR S P ERA WHIP																		
Jim Bouton, R (1, 1) ERA: 2.58	6.0 26 4 2 2 3 3 0 0 0 0 0 0 1 28 41 3.00 1.167																		
Steve Hamilton, L (7, 1) ERA: 3.13	0.0 4 1 1 1 0 3 0 0 0 0 0 0 1 13 ∞ ∞																		
Hal Reniff, R (7, 1) ERA: 2.62	2.0 L 9 2 4 4 1 1 0 0 0 0 0 0 10 14 18.00 1.500																		

Batter	1	2	3	4	5	6	7	8	9	AB	R	H	RBI	BB	SO	LOB	TOP										
Tony Kubek, L (1, 6) OBP: 0.294, SLG: 0.342	0-0 6-3		0-0 L9			0-0 1-3		0-0 1-2 1B		4	0	1	0	0	0	0	New York Yankees @ Kansas City Athletics Municipal Stadium, Kansas City, MO Tue Sep 10 1963, 8:05 PM EDT Att: 10,921 - Unknown livebaseballscorecards.com										
Bobby Richardson, R (1, 4) OBP: 0.297, SLG: 0.337	0-0 4-3			0-0 6-3		0-0 F5		0-0 F7		4	0	0	0	0	0	2											
Joe Pepitone, L (1, 3) OBP: 0.308, SLG: 0.446	0-0 F4			0-0 F9		0-0 L3			0-0 BB 1B	4	0	1	0	0	0	0											
Mickey Mantle, S (1, 8) OBP: 0.449, SLG: 0.634		0-0 F5		0-3 K			0-0 3-1		0-0 BB 1B	3	0	0	0	0	1	0											
Johnny Blanchard, L (7, 9) OBP: 0.308, SLG: 0.468									0-0 BB 1B	1	0	1	0	0	0	0											
Jack Reed, R (9, PR) OBP: 0.313, SLG: 0.317									0-0 BB 1B	0	0	0	0	0	0	0											
Roger Maris, L (1, 9) OBP: 0.344, SLG: 0.535		4-0 FC5-4 BB			4-0 1B BB		0-0 5-3		0-0 F6	2	0	0	0	2	0	2											
Elston Howard, R (1, 2) OBP: 0.346, SLG: 0.536		0-0 F9			0-0 BB 1B		0-3 K		0-0 1-2 2-3 BB	3	0	1	0	1	1	1											
Hector Lopez, R (1, 7) OBP: 0.300, SLG: 0.400		0-0 FC5-4 1-2			0-0 F8			0-0 6-3	0-3 K	4	0	0	0	0	1	5											
Clete Boyer, R (1, 5) OBP: 0.296, SLG: 0.369			0-3 K		4-0 1-2 BB		0-3 K		0-3 K	2	0	0	0	1	2	0											
Yogi Berra, L (9, PH) OBP: 0.362, SLG: 0.493										1	0	0	0	0	1	3											
Ralph Terry, R (1, 1) OBP: 0.092, SLG: 0.082			0-0 F9		0-0 6-3			0-0 1B 1B		3	0	1	0	0	0	2											
Inning Stats	R: 0 E: 0 K: 0 S: 3	H: 0 LOB: 0 BB: 0 P: 3	R: 0 E: 0 K: 0 S: 3	H: 0 LOB: 1 BB: 1 P: 7	R: 0 E: 0 K: 1 S: 5	H: 0 LOB: 0 BB: 0 P: 5	R: 0 E: 0 K: 0 S: 5	H: 1 LOB: 2 BB: 0 P: 11	R: 0 E: 0 K: 0 S: 3	H: 0 LOB: 0 BB: 0 P: 3	R: 0 E: 0 K: 1 S: 5	H: 0 LOB: 0 BB: 0 P: 5	R: 0 E: 0 K: 1 S: 7	H: 2 LOB: 2 BB: 0 P: 7	R: 0 E: 0 K: 2 S: 9	H: 2 LOB: 3 BB: 1 P: 13	1B: 5 2B: 0 3B: 0 HR: 0	SF: 0 SAC: 0 DP: 0 HBP: 0	WP: 0 PA: 35 CS: 0								
PITCHER	IP	WLS	BF	H	R	ER	SO	BB	IBB	HBP	BLK	WP	HR	S	P	ERA	WHIP										
Diego Segui, R (1, 1) ERA: 3.79	8.0	W	31	5	0	0	4	3	0	0	0	0	0	36	48	0.00	1.000										
Ted Bowsfield, L (9, 1) ERA: 4.55	0.1		1	0	0	0	0	0	0	0	0	0	0	1	1	0.00	0.000										
John Wyatt, R (9, 1) ERA: 3.0	0.2	S	3	0	0	0	2	1	0	0	0	0	0	6	10	0.00	1.500										

Batter	1	2	3	4	5	6	7	8	9	AB	R	H	RBI	BB	SO	LOB	BOTTOM										
John Wojcik, L (1, 7) OBP: 0.231, SLG: 0.143	0-0 F2		0-0 F8			0-0 F9	0-0 FC4-6 1-2			4	0	0	0	0	0	5	New York Yankees @ Kansas City Athletics Municipal Stadium, Kansas City, MO Tue Sep 10 1963, 8:05 PM EDT Att: 10,921 - Unknown livebaseballscorecards.com										
Wayne Causey, L (1, 6) OBP: 0.347, SLG: 0.401	0-0 F6		0-3 K			0-0 F8		0-0 F9		4	0	0	0	0	1	2											
Jerry Lumpe, L (1, 4) OBP: 0.322, SLG: 0.358	0-0 F8			0-0 4-3		0-0 FC6 1B		0-0 1-4-3 2B 1B		4	1	2	0	0	0	0											
Norm Siebern, L (1, 3) OBP: 0.359, SLG: 0.425		0-0 1-3		0-0 F8		0-0 FC6		0-0 1-4-3		4	0	0	0	0	0	2											
Ed Charles, R (1, 5) OBP: 0.343, SLG: 0.403		0-0 F9				0-0 1B		0-0 2B BB		3	1	1	0	1	0	0											
Charlie Lau, L (1, 2) OBP: 0.314, SLG: 0.368		0-3 K		0-0 5-3		0-0 G3		0-0 1-1 2-2 2B		4	0	1	2	0	1	1											
Gino Cimoli, R (1, 9) OBP: 0.323, SLG: 0.383			0-0 SH1-4 1B			0-0 F9		0-0 1B BB 1B		3	0	2	0	0	0	0											
Bobby Del Greco, R (1, 8) OBP: 0.320, SLG: 0.342			0-0 SH1-4 1B			0-0 F8		4-0 1B BB		2	0	1	0	1	0	0											
Diego Segui, R (1, 1) OBP: 0.240, SLG: 0.265			0-0 SH1-4			0-0 K		0-0 FC4-6 1B		2	0	1	0	0	1	0											
Ted Bowsfield, R (9, 1) OBP: 0.167, SLG: 0.095								0-0 FC4-6 1B		0	0	0	0	0	0	0											
John Wyatt, R (9, 1) ERA: 3.0			1-2 2-3							0	0	0	0	0	0	0											
Inning Stats	R: 0 E: 0 K: 0 S: 3	H: 0 LOB: 0 BB: 0 P: 3	R: 0 E: 0 K: 1 S: 5	H: 0 LOB: 0 BB: 0 P: 5	R: 0 E: 0 K: 1 S: 7	H: 2 LOB: 2 BB: 0 P: 7	R: 0 E: 0 K: 0 S: 4	H: 1 LOB: 1 BB: 0 P: 4	R: 0 E: 0 K: 0 S: 5	H: 2 LOB: 3 BB: 1 P: 9	R: 2 E: 0 K: 0 S: 4	H: 2 LOB: 1 BB: 1 P: 8	1B: 7 2B: 1 3B: 0 HR: 0	SF: 0 SAC: 1 DP: 0 HBP: 0	WP: 0 PA: 33 CS: 0												
PITCHER	IP	WLS	BF	H	R	ER	SO	BB	IBB	HBP	BLK	WP	HR	S	P	ERA	WHIP										
Ralph Terry, R (1, 1) ERA: 3.25	8.0	L	33	8	2	2	3	2	0	0	0	0	0	37	45	2.25	1.250										

Batter	1	2	3	4	5	6	7	8	9	AB R H RBI BB SO LOB	TOP									
Tony Kubek, L (1,6) OBP: 0.295, SLG: 0.342	F7	K							3-1 HR	4 2 1 0 1 1 2	New York Yankees @ Kansas City Athletics Municipal Stadium, Kansas City, MO Wed Sep 11 1963, 8:05 PM EDT Att: 14,834 - Unknown - 86 F livebaseballscorecards.com									
Bobby Richardson, R (1,4) OBP: 0.298, SLG: 0.338	1B HR		F8		G3		L6	3-1	5 2 2 0 0 0 1											
Joe Pepitone, L (1,3) OBP: 0.309, SLG: 0.451	1B HR		F5		G3		F8	HR	5 2 2 3 0 0 1											
Mickey Mantle, S (1,8) OBP: 0.456, SLG: 0.664	1B HR				1B			1-3	4 1 3 4 0 1 0											
Jack Reed, R (7,8) OBP: 0.309, SLG: 0.311	1B HR				1B				1 0 0 0 0 0 0											
Roger Maris, L (1,9) OBP: 0.342, SLG: 0.530	K		3-1		1B				5 0 1 0 0 2 1											
Elston Howard, R (1,2) OBP: 0.345, SLG: 0.534	6-3				F7				4 0 1 0 0 1 2											
Hector Lopez, R (1,7) OBP: 0.302, SLG: 0.399		K		G5-4-3				BLK	3 1 1 0 1 1 1											
Clete Boyer, R (1,5) OBP: 0.296, SLG: 0.372		K		F8				3B	4 0 1 1 0 1 1											
Whitey Ford, L (1,1) OBP: 0.200, SLG: 0.202					6-3			6-3	4 0 1 0 0 0 2											
Inning Stats	R: 3 E: 0 K: 1 S: 8	H: 3 LOB: 0 BB: 0 P: 8	R: 0 E: 0 K: 3 S: 10	H: 1 LOB: 1 BB: 0 P: 10	R: 0 E: 0 K: 0 S: 4	H: 1 LOB: 0 BB: 0 P: 4	R: 0 E: 0 K: 0 S: 3	H: 1 LOB: 0 BB: 0 P: 3	R: 2 E: 0 K: 0 S: 6	H: 3 LOB: 2 BB: 1 P: 10	R: 0 E: 0 K: 1 S: 5	H: 0 LOB: 0 BB: 0 P: 5	R: 1 E: 0 K: 2 S: 8	H: 1 LOB: 1 BB: 1 P: 12	R: 2 E: 0 K: 0 S: 5	H: 2 LOB: 0 BB: 0 P: 5	1B: 9 2B: 1 3B: 1 HR: 2	SF: 0 SAC: 0 DP: 1 HBP: 0	WP: 0 PA: 41 CS: 0	
PITCHER	IP WLS BF H R ER SO BB IBB HBP BLK WP HR S P ERA WHIP																			
Ed Rakow, R (1,1) ERA: 3.91	4.2 L 22 8 5 5 4 1 0 0 0 0 1 29 33 9.64 1.929																			
Tom Sturdivant, R (5,1) ERA: 4.59	0.1 2 1 0 0 0 0 0 0 0 0 0 2 2 0.00 3.000																			
Bill Fischer, R (6,1) ERA: 3.53	2.0 7 1 0 0 1 0 0 0 0 0 0 9 9 0.00 0.500																			
Jose Santiago, R (8,1) ERA: 9.0	2.0 10 3 3 3 2 1 0 0 1 0 1 13 17 13.50 2.000																			

Batter	1	2	3	4	5	6	7	8	9	AB R H RBI BB SO LOB	BOTTOM									
Bobby Del Greco, R (1,8) OBP: 0.318, SLG: 0.337	5-3		L7		G6-4-3			SF8	F8	4 1 0 0 1 0 4	New York Yankees @ Kansas City Athletics Municipal Stadium, Kansas City, MO Wed Sep 11 1963, 8:05 PM EDT Att: 14,834 - Unknown - 86 F livebaseballscorecards.com									
Wayne Causey, L (1,6) OBP: 0.344, SLG: 0.398	3-1		1-3				F8	E3	4 0 0 0 0 0 1											
Ed Charles, R (1,5) OBP: 0.342, SLG: 0.403	1B			K			5-3	SF8	3 0 1 1 0 1 0											
Norm Siebern, L (1,3) OBP: 0.357, SLG: 0.421	4-1			3-1			K	F9	4 0 0 0 0 1 2											
Gino Cimoli, R (1,9) OBP: 0.322, SLG: 0.382			4-3		4-3			F9	4 0 1 0 0 0 1											
Jerry Lumpe, L (1,4) OBP: 0.325, SLG: 0.359		FC6-4			1B		FC4-6	1B	2 1 1 0 2 0 1											
Ken Harrelson, R (1,7) OBP: 0.308, SLG: 0.371		FC6-4			1B		K		4 0 2 0 0 1 2											
Doc Edwards, R (1,2) OBP: 0.277, SLG: 0.348		FC6-4			1B			F7	4 0 2 0 0 0 3											
Ed Rakow, S (1,1) OBP: 0.177, SLG: 0.123									1 0 0 0 0 0 0											
Tom Sturdivant, L (5,1) OBP: 0.297, SLG: 0.320									0 0 0 0 1 0 0											
Chuck Essegian, R (5,PH) OBP: 0.297, SLG: 0.320									0 0 0 0 0 0 0											
Bill Fischer, R (6,1) OBP: 0.309, SLG: 0.311									0 0 0 0 0 0 0											
Dick Green, R (7,PH) OBP: 0.309, SLG: 0.311									1 0 0 0 0 0 0											
Jose Santiago, R (8,1) OBP: 0.309, SLG: 0.311									1 0 0 0 0 0 0											
Tommie Reynolds, R (8,PH) OBP: 0.309, SLG: 0.311									1 0 0 0 0 0 0											
Inning Stats	R: 0 E: 0 K: 0 S: 4	H: 1 LOB: 1 BB: 1 P: 7	R: 0 E: 0 K: 0 S: 3	H: 0 LOB: 1 BB: 1 P: 7	R: 0 E: 0 K: 1 S: 5	H: 0 LOB: 0 BB: 0 P: 5	R: 0 E: 0 K: 0 S: 5	H: 0 LOB: 0 BB: 0 P: 5	R: 0 E: 0 K: 1 S: 9	H: 2 LOB: 2 BB: 0 P: 9	R: 1 E: 1 K: 0 S: 4	H: 0 LOB: 1 BB: 1 P: 8	R: 0 E: 0 K: 1 S: 6	H: 1 LOB: 2 BB: 1 P: 10	1B: 7 2B: 0 3B: 0 HR: 0	SF: 2 SAC: 0 DP: 1 HBP: 0	WP: 1 PA: 37 CS: 0			
PITCHER	IP WLS BF H R ER SO BB IBB HBP BLK WP HR S P ERA WHIP																			
Whitey Ford, L (1,1) ERA: 2.95	9.0 W 37 7 2 1 5 3 0 0 0 1 0 44 56 1.00 1.111																			

Batter	1	2	3	4	5	6	7	8	9	AB	R	H	RBI	BB	SO	LOB	TOP										
Tony Kubek, L (1, 6) OBP: 0.296, SLG: 0.340	F8		4-3		F8-4 1B		G3			4	0	1	0	0	0	0											
Bobby Richardson, R (1, 4) OBP: 0.256, SLG: 0.333	1-6-3		6-3		F8-4 1-2			K		4	0	0	0	0	1	1											
Hector Lopez, R (1, 7) OBP: 0.304, SLG: 0.398	K		K		BB			F6		3	0	0	0	1	2	0											
Joe Pepitone, L (1, 3)		1B BB		HR	K			3-1		3	1	1	1	1	1	1											
Elston Howard, R (1, 2) OBP: 0.342, SLG: 0.529	F6		6-3		F9			K		4	0	0	0	0	1	1											
Johnny Blanchard, L (1, 9) OBP: 0.312, SLG: 0.497		HBP 1B		HR	K			K		3	1	2	1	0	1	0											
Jack Reed, R (6, 9) OBP: 0.304, SLG: 0.306										1	0	0	0	0	1	0											
Phil Linz, R (1, 8) OBP: 0.312, SLG: 0.333			E5 5-4-3		5-3			1-3		3	0	0	0	0	0	0											
Tom Tresh, S (9, 8) OBP: 0.368, SLG: 0.486		HBP								0	0	0	0	0	0	0											
Clete Boyer, R (1, 5) OBP: 0.294, SLG: 0.369	K		5-4-3		5-3			5-3		3	0	0	0	0	1	4											
Jim Bouton, R (1, 1) OBP: 0.089, SLG: 0.090	K		6-3		K			K		3	0	0	0	0	2	4											
Inning Stats	R: 0 E: 0 K: 1 S: 5	H: 0 LOB: 0 BB: 0 P: 5	R: 0 E: 0 K: 2 S: 8	H: 1 LOB: 3 BB: 1 P: 13	R: 0 E: 0 K: 1 S: 5	H: 0 LOB: 0 BB: 0 P: 5	R: 2 E: 1 K: 0 S: 6	H: 2 LOB: 1 BB: 1 P: 6	R: 0 E: 0 K: 1 S: 5	H: 0 LOB: 0 BB: 0 P: 5	R: 0 E: 0 K: 1 S: 5	H: 0 LOB: 0 BB: 0 P: 5	R: 0 E: 0 K: 2 S: 7	H: 0 LOB: 0 BB: 0 P: 7	R: 0 E: 0 K: 2 S: 7	H: 0 LOB: 0 BB: 0 P: 7	1B: 2 2B: 1 3B: 0 HR: 2	SF: 0 SAC: 0 DP: 1 HBP: 1	WP: 0 PB: 0 CS: 0	PA: 34							
PITCHER	IP	WLS	BF	H	R	ER	SO	BB	IBB	HBP	BLK	WP	HR	S	P	ERA	WHIP										
Camilo Pascual, R (1, 1) ERA: 2.6	8.0	L	31	4	2	2	8	2	0	1	0	0	2	44	53	2.25	0.750										
Bill Dailey, R (9, 1) ERA: 1.99	1.0		3	0	0	0	2	0	0	0	0	0	0	7	7	0.00	0.000										

New York Yankees @ Minnesota Twins
Metropolitan Stadium, Bloomington, MI
Fri Sep 13 1963, 8:05 PM EDT
Att: 32,445 - Unknown - 63 F

livebaseballscorecards.com

AB 31
R 2
H 4
RBI 2
BB 2
SO 10
LOB 11




Batter	1	2	3	4	5	6	7	8	9	AB	R	H	RBI	BB	SO	LOB	BOTTOM										
Rich Rollins, R (1, 5) OBP: 0.362, SLG: 0.449	F6		F4			1B		SH5-4 1-2 2-3		3	0	1	0	0	0	0											
Vic Power, R (1, 3) OBP: 0.296, SLG: 0.377	K		6-3		1-3			F3		4	0	0	0	0	1	3											
Jimmie Hall, L (1, 8) OBP: 0.340, SLG: 0.543	F6		F3		K		K	FC6-4 BB		3	0	0	0	1	1	0											
Harmon Killebrew, R (1, 7) OBP: 0.350, SLG: 0.535		5-3		K		1B		FC6-4 1-2		4	0	1	0	0	1	3											
Bob Allison, R (1, 9) OBP: 0.384, SLG: 0.554		6-3		G6-4-3 BB		K		K		3	0	0	0	1	2	1											
Earl Battey, R (1, 2) OBP: 0.368, SLG: 0.479			G6-4-3 1-2		G6-4-3 1-2		1B	F8		4	0	2	0	0	0	1											
Zolio Versalles, R (1, 6) OBP: 0.300, SLG: 0.411		K			K		K			4	0	1	0	0	3	3											
Bernie Allen, L (1, 4) OBP: 0.301, SLG: 0.343			K		K			SH5-4 1B BB		3	0	0	0	1	2	1											
Camilo Pascual, R (1, 1) OBP: 0.294, SLG: 0.350			K					SH5-4 1B		2	0	0	0	0	1	0											
Tony Oliva, L (8, PH) OBP: 0.750, SLG: 0.750			K							1	0	1	0	0	0	0											
Bill Dailey, R (9, 1) OBP: 0.238, SLG: 0.350								SH5-4 1B		0	0	0	0	0	0	0											
Inning Stats	R: 0 E: 0 K: 1 S: 5	H: 0 LOB: 0 BB: 0 P: 5	R: 0 E: 0 K: 1 S: 6	H: 1 LOB: 1 BB: 0 P: 6	R: 0 E: 0 K: 2 S: 7	H: 0 LOB: 0 BB: 0 P: 7	R: 0 E: 0 K: 1 S: 5	H: 0 LOB: 0 BB: 0 P: 5	R: 0 E: 0 K: 1 S: 4	H: 0 LOB: 1 BB: 1 P: 8	R: 0 E: 0 K: 1 S: 6	H: 1 LOB: 1 BB: 0 P: 6	R: 0 E: 0 K: 3 S: 11	H: 2 LOB: 2 BB: 0 P: 11	R: 0 E: 0 K: 0 S: 4	H: 1 LOB: 3 BB: 2 P: 12	R: 0 E: 0 K: 1 S: 6	H: 1 LOB: 1 BB: 0 P: 6	1B: 6 2B: 0 3B: 0 HR: 0	SF: 0 SAC: 1 DP: 1 HBP: 0	WP: 0 PB: 0 CS: 0	PA: 35					
PITCHER	IP	WLS	BF	H	R	ER	SO	BB	IBB	HBP	BLK	WP	HR	S	P	ERA	WHIP										
Jim Bouton, R (1, 1) ERA: 2.49	9.0	W	35	6	0	0	11	3	0	0	0	0	0	54	66	0.00	1.000										


New York Yankees @ Minnesota Twins
Metropolitan Stadium, Bloomington, MI
Fri Sep 13 1963, 8:05 PM EDT
Att: 32,445 - Unknown - 63 F

livebaseballscorecards.com

AB 31
R 0
H 6
RBI 0
BB 3
SO 11
LOB 12



Batter	1	2	3	4	5	6	7	8	9	AB	R	H	RBI	BB	SO	LOB	TOP					
Phil Linz, R OBP: 0.305, SLG: 0.325 (1, 6)	F4		F3		K			F6		4	0	0	0	0	1	1	New York Yankees @ Minnesota Twins Metropolitan Stadium, Bloomington, MI Sat Sep 14 1963, 4:33 AM EDT Att: 34,836 - Unknown - 69 F 					
Pedro Gonzalez, R OBP: 0.231, SLG: 0.308 (1, 4)	E5		4-3		K			4-3		4	0	0	0	0	1	1						
Tom Tresh, S OBP: 0.370, SLG: 0.488 (1, 7)	E5			5-3						4	0	3	0	0	0	0						
Mickey Mantle, S OBP: 0.447, SLG: 0.647 (1, 8)	F3			6-3				F4		4	1	1	0	0	0	4						
Tony Kubek, L OBP: 0.296, SLG: 0.340 (8, 8)				2B						0	0	0	0	0	0	0						
Elston Howard, R OBP: 0.343, SLG: 0.535 (1, 2)	F9			6-3						4	1	2	1	0	0	3						
Joe Pepitone, L OBP: 0.311, SLG: 0.455 (1, 3)				2B						4	0	2	1	0	1	1						
Harry Bright, R OBP: 0.311, SLG: 0.436 (1, 5)	F9			K						4	0	0	0	0	1	2						
Jack Reed, R OBP: 0.301, SLG: 0.292 (1, 9)	L6-3									3	0	0	0	1	1	1						
Bill Stafford, R OBP: 0.346, SLG: 0.375 (1, 1)										2	0	0	0	0	0	1						
Bobby Richardson, R OBP: 0.294, SLG: 0.333 (7, PH)										1	0	0	0	0	0	0						
Marshall Bridges, S OBP: 0.294, SLG: 0.333 (7, 1)										0	0	0	0	0	0	0						
Inning Stats	R: 0 E: 2 K: 0 S: 5	H: 1 LOB: 2 BB: 0 P: 5	R: 0 E: 0 K: 0 S: 3	H: 1 LOB: 0 BB: 0 P: 3	R: 0 E: 0 K: 0 S: 3	H: 0 LOB: 0 BB: 0 P: 3	R: 1 E: 0 K: 1 S: 7	H: 2 LOB: 1 BB: 0 P: 7	R: 0 E: 0 K: 2 S: 7	H: 0 LOB: 1 BB: 1 P: 11	R: 0 E: 0 K: 1 S: 6	H: 2 LOB: 1 BB: 0 P: 6	R: 0 E: 0 K: 0 S: 3	H: 0 LOB: 0 BB: 0 P: 3	R: 0 E: 0 K: 0 S: 4	H: 1 LOB: 1 BB: 0 P: 4	R: 1 E: 0 K: 1 S: 6	H: 1 LOB: 0 BB: 0 P: 6	1B: 5 2B: 3 3B: 0 HR: 1	SF: 0 SAC: 0 DP: 2 HBP: 0	WP: 0 PB: 0 CS: 0	PA: 35
PITCHER Dick Stigman, L ERA: 3.11 (1, 1)	IP: 9.0 WLS: W BF: 35 H: 8 R: 2 ER: 2 SO: 5 BB: 1 IBB: 0 HBP: 0 BLK: 0 WP: 0 HR: 1 S: 44 P: 48 ERA: 2.00 WHIP: 1.000															PITCHER	IP: 9.0 WLS: W BF: 35 H: 8 R: 2 ER: 2 SO: 5 BB: 1 IBB: 0 HBP: 0 BLK: 0 WP: 0 HR: 1 S: 44 P: 48 ERA: 2.00 WHIP: 1.000					

Batter	1	2	3	4	5	6	7	8	9	AB	R	H	RBI	BB	SO	LOB	BOTTOM			
Rich Rollins, R OBP: 0.363, SLG: 0.449 (1, 5)	1B			5-3						2	1	1	0	0	0	1	New York Yankees @ Minnesota Twins Metropolitan Stadium, Bloomington, MI Sat Sep 14 1963, 4:33 AM EDT Att: 34,836 - Unknown - 69 F 			
George Banks, R OBP: 0.268, SLG: 0.235 (3, 5)	3-1									3	1	1	1	0	0	1				
Vic Power, R OBP: 0.300, SLG: 0.383 (1, 3)	1B									5	1	4	1	0	0	0				
Jimmie Hall, L OBP: 0.341, SLG: 0.540 (1, 8)	1B									2	1	0	0	2	0	1				
Harmon Killebrew, R OBP: 0.348, SLG: 0.531 (1, 7)	1B									4	0	0	1	0	1	5				
Lenny Green, L OBP: 0.312, SLG: 0.318 (8, 8)	3-1									0	0	0	0	0	0	0				
Bob Allison, R OBP: 0.385, SLG: 0.555 (1, 9)	F4									3	1	1	1	1	1	2				
Earl Battey, R OBP: 0.368, SLG: 0.477 (1, 2)	K									4	0	1	2	0	1	4				
Zoilo Versalles, R OBP: 0.301, SLG: 0.410 (1, 6)										3	1	1	0	1	0	1				
Bernie Allen, L OBP: 0.300, SLG: 0.340 (1, 4)	F7									3	0	0	0	1	0	2				
Dick Stigman, R OBP: 0.207, SLG: 0.128 (1, 1)	K									2	0	0	0	1	2	3				
Inning Stats	R: 1 E: 0 K: 1 S: 7	H: 2 LOB: 2 BB: 1 P: 11	R: 0 E: 0 K: 1 S: 6	H: 1 LOB: 1 BB: 0 P: 6	R: 3 E: 0 K: 1 S: 8	H: 3 LOB: 2 BB: 2 P: 16	R: 0 E: 0 K: 0 S: 3	H: 0 LOB: 0 BB: 0 P: 3	R: 0 E: 0 K: 1 S: 5	H: 0 LOB: 0 BB: 0 P: 5	R: 0 E: 0 K: 0 S: 3	H: 0 LOB: 1 BB: 1 P: 7	R: 0 E: 0 K: 1 S: 6	H: 1 LOB: 2 BB: 1 P: 10	R: 2 E: 0 K: 0 S: 5	H: 2 LOB: 1 BB: 1 P: 9	1B: 6 2B: 3 3B: 0 HR: 0	SF: 0 SAC: 2 DP: 0 HBP: 0	WP: 0 PB: 0 CS: 0	PA: 39
PITCHER Bill Stafford, R ERA: 6.06 (1, 1)	IP: 6.0 WLS: L BF: 28 H: 6 R: 4 ER: 4 SO: 4 BB: 4 IBB: 0 HBP: 0 BLK: 0 WP: 0 HR: 0 S: 32 P: 48 ERA: 6.00 WHIP: 1.667															PITCHER	IP: 6.0 WLS: L BF: 28 H: 6 R: 4 ER: 4 SO: 4 BB: 4 IBB: 0 HBP: 0 BLK: 0 WP: 0 HR: 0 S: 32 P: 48 ERA: 6.00 WHIP: 1.667			
PITCHER Marshall Bridges, L ERA: 3.82 (7, 1)	IP: 2.0 WLS: 11 BF: 3 H: 2 R: 2 ER: 2 SO: 1 BB: 2 IBB: 0 HBP: 0 BLK: 0 WP: 0 HR: 0 S: 11 P: 19 ERA: 9.00 WHIP: 2.500															PITCHER	IP: 2.0 WLS: 11 BF: 3 H: 2 R: 2 ER: 2 SO: 1 BB: 2 IBB: 0 HBP: 0 BLK: 0 WP: 0 HR: 0 S: 11 P: 19 ERA: 9.00 WHIP: 2.500			


Batter	1	2	3	4	5	6	7	8	9	AB	R	H	RBI	BB	SO	LOB	TOP								
Tony Kubek, L (1, 6) OBP: 0.294, SLG: 0.338	0-3 K		0-3 K		0-0 5-3		0-0 4-3			4	0	0	0	0	2	2	New York Yankees @ Minnesota Twins Metropolitan Stadium, Bloomington, MI Sat Sep 14 1963, 8:05 PM EDT Att: 37,044 - Unknown - 62 F livebaseballscorecards.com								
Bobby Richardson, R (1, 4) OBP: 0.296, SLG: 0.334	0-0 F8		0-0 BB 2H 1B			0-0 F9		0-0 3B 1B		4	1	2	1	0	0	0									
Tom Tresh, S (1, 8) OBP: 0.374, SLG: 0.495 Joe Pepitone, L (8, PH) OBP: 0.311, SLG: 0.455 (8, 3)	4-0 BB		4-0 BB			0-0 HR		0-0 F4 1-3		1	1	1	1	2	0	0									
Elston Howard, R (1, 2) OBP: 0.343, SLG: 0.533	0-0 F8		0-0 F8			0-0 1B		0-0 L8		4	0	1	0	0	0	4									
Hector Lopez, R (1, 7) OBP: 0.305, SLG: 0.402		0-3 K		4-0 G4-6-3 BB		0-0 F8		0-0 3B		3	0	1	1	1	1	1									
Johnny Blanchard, L (1, 9) OBP: 0.309, SLG: 0.467	0-0 F9		0-0 G4-6-3 1-2		0-0 4-3			0-0 1-3		4	0	0	0	0	0	3									
Harry Bright, R (1, 3) OBP: 0.305, SLG: 0.428 Jack Reed, R (8, 8) OBP: 0.297, SLG: 0.288	0-0 5-3		0-3 K				0-0 F9		0-3 K	3	0	0	0	0	1	0									
Clete Boyer, R (1, 5) OBP: 0.293, SLG: 0.368			0-0 WP SH5-4 1B			0-0 F3		0-0 F9		4	1	1	0	0	0	0									
Ralph Terry, R (1, 1) OBP: 0.100, SLG: 0.080			0-0 SH5-4 1-2		0-0 6-3		4-0 BB		0-0 4-3	2	0	0	0	1	0	0									
Inning Stats	R: 0 E: 0 K: 1 S: 5	H: 0 LOB: 1 BB: 1 P: 9	R: 0 E: 0 K: 1 S: 5	H: 0 LOB: 0 BB: 0 P: 5	R: 1 E: 0 K: 1 S: 7	H: 2 LOB: 2 BB: 1 P: 11	R: 0 E: 0 K: 1 S: 4	H: 0 LOB: 0 BB: 1 P: 8	R: 0 E: 0 K: 0 S: 3	H: 0 LOB: 1 BB: 0 P: 7	R: 1 E: 0 K: 0 S: 5	H: 2 LOB: 1 BB: 0 P: 5	R: 0 E: 0 K: 0 S: 3	H: 0 LOB: 1 BB: 1 P: 7	R: 1 E: 0 K: 1 S: 5	H: 2 LOB: 1 BB: 0 P: 5		R: 0 E: 0 K: 1 S: 5	H: 0 LOB: 0 BB: 0 P: 5	1B: 4 2B: 0 3B: 1 HR: 1	SF: 0 SAC: 1 DP: 1 HBP: 0	WP: 1 PB: 0 CS: 1	PA: 36		
PITCHER	IP WLS BF H R ER SO BB IBB HBP BLK WP HR S P ERA WHIP		IP WLS BF H R ER SO BB IBB HBP BLK WP HR S P ERA WHIP		IP WLS BF H R ER SO BB IBB HBP BLK WP HR S P ERA WHIP		IP WLS BF H R ER SO BB IBB HBP BLK WP HR S P ERA WHIP		IP WLS BF H R ER SO BB IBB HBP BLK WP HR S P ERA WHIP		IP WLS BF H R ER SO BB IBB HBP BLK WP HR S P ERA WHIP		IP WLS BF H R ER SO BB IBB HBP BLK WP HR S P ERA WHIP		IP WLS BF H R ER SO BB IBB HBP BLK WP HR S P ERA WHIP		IP WLS BF H R ER SO BB IBB HBP BLK WP HR S P ERA WHIP		IP WLS BF H R ER SO BB IBB HBP BLK WP HR S P ERA WHIP		IP WLS BF H R ER SO BB IBB HBP BLK WP HR S P ERA WHIP		IP WLS BF H R ER SO BB IBB HBP BLK WP HR S P ERA WHIP		IP WLS BF H R ER SO BB IBB HBP BLK WP HR S P ERA WHIP
Gerry Arrigo, L (1, 1) ERA: 1.29	7.0	L	28	4	2	2	4	4	0	0	0	0	0	0	0	0	2.57	1.143							
Bill Dailey, R (8, 1) ERA: 2.04	2.0		8	2	1	1	1	0	0	0	0	0	0	0	0	0	4.50	1.000							

Batter	1	2	3	4	5	6	7	8	9	AB	R	H	RBI	BB	SO	LOB	BOTTOM								
Zoilo Versalles, R (1, 6) OBP: 0.299, SLG: 0.408	0-0 1-3		0-0 L7		0-0 5-3			0-0 B1-3		4	0	0	0	0	0	0	New York Yankees @ Minnesota Twins Metropolitan Stadium, Bloomington, MI Sat Sep 14 1963, 8:05 PM EDT Att: 37,044 - Unknown - 62 F livebaseballscorecards.com								
Vic Power, R (1, 3) OBP: 0.298, SLG: 0.380	0-0 6-3		0-0 E6 G3-6-3		0-0 5-3			0-0 F6		4	0	0	0	0	0	0									
Jimmie Hall, L (1, 8) OBP: 0.340, SLG: 0.537	4-0 2B BB		0-0 G3-6-3 1-2			0-0 F7		0-0 F7		3	0	0	0	1	0	1									
Harmon Killebrew, R (1, 7) OBP: 0.349, SLG: 0.533	0-0 1-3 2B			0-0 1B G6-4-3 1B		0-0 F6			0-0 1-3	4	1	2	0	0	0	0									
Bob Allison, R (1, 9) OBP: 0.384, SLG: 0.552	0-3 K			0-0 1-3 1B G6-4-3		0-3 K			0-0 5-3	4	0	1	0	0	2	2									
Earl Battey, R (1, 2) OBP: 0.365, SLG: 0.473		0-0 F8		0-0 G6-4-3 1-2			0-0 F4		0-0 6-3	4	0	0	0	0	0	1									
George Banks, R (1, 5) OBP: 0.295, SLG: 0.297		0-0 6-3		0-0 1-3 1B			0-0 2B			3	0	2	0	0	0	0									
Bernie Allen, L (1, 4) OBP: 0.301, SLG: 0.340		0-0 1B		0-0 L4			0-0 F2			3	0	1	0	0	0	2									
Gerry Arrigo, L (1, 1) Tony Oliva, L (7, PH) OBP: 0.600, SLG: 0.600 Bill Dailey, R (8, 1) OBP: 0.238, SLG: 0.350	0-3 K				0-0 F5		0-0 4-3			2	0	0	0	0	1	1									
Inning Stats	R: 0 E: 0 K: 1 S: 6	H: 1 LOB: 2 BB: 1 P: 10	R: 0 E: 0 K: 1 S: 6	H: 1 LOB: 1 BB: 0 P: 6	R: 0 E: 1 K: 0 S: 3	H: 0 LOB: 0 BB: 0 P: 3	R: 1 E: 0 K: 0 S: 5	H: 3 LOB: 1 BB: 0 P: 5	R: 0 E: 0 K: 0 S: 3	H: 0 LOB: 0 BB: 0 P: 3	R: 0 E: 0 K: 1 S: 5	H: 0 LOB: 0 BB: 0 P: 5	R: 0 E: 0 K: 0 S: 4	H: 1 LOB: 1 BB: 0 P: 4	R: 0 E: 0 K: 0 S: 3	H: 0 LOB: 0 BB: 0 P: 3		R: 0 E: 0 K: 0 S: 3	H: 0 LOB: 0 BB: 0 P: 3	1B: 4 2B: 2 3B: 0 HR: 0	SF: 0 SAC: 0 DP: 2 HBP: 0	WP: 0 PB: 0 CS: 0	PA: 33		
PITCHER	IP WLS BF H R ER SO BB IBB HBP BLK WP HR S P ERA WHIP		IP WLS BF H R ER SO BB IBB HBP BLK WP HR S P ERA WHIP		IP WLS BF H R ER SO BB IBB HBP BLK WP HR S P ERA WHIP		IP WLS BF H R ER SO BB IBB HBP BLK WP HR S P ERA WHIP		IP WLS BF H R ER SO BB IBB HBP BLK WP HR S P ERA WHIP		IP WLS BF H R ER SO BB IBB HBP BLK WP HR S P ERA WHIP		IP WLS BF H R ER SO BB IBB HBP BLK WP HR S P ERA WHIP		IP WLS BF H R ER SO BB IBB HBP BLK WP HR S P ERA WHIP		IP WLS BF H R ER SO BB IBB HBP BLK WP HR S P ERA WHIP		IP WLS BF H R ER SO BB IBB HBP BLK WP HR S P ERA WHIP		IP WLS BF H R ER SO BB IBB HBP BLK WP HR S P ERA WHIP		IP WLS BF H R ER SO BB IBB HBP BLK WP HR S P ERA WHIP		IP WLS BF H R ER SO BB IBB HBP BLK WP HR S P ERA WHIP
Ralph Terry, R (1, 1) ERA: 3.17	9.0	W	33	6	1	1	3	1	0	0	0	0	0	0	0	0	1.00	0.778							



Batter	1	2	3	4	5	6	7	8	9	AB	R	H	RBI	BB	SO	LOB	TOP			
Tony Kubek, L (1, 6) OBP: 0.293, SLG: 0.337	0-0 4-3		0-0 F5 1B		0-0 F8			0-0 F7		4	0	1	0	0	0	0	New York Yankees @ Minnesota Twins Metropolitan Stadium, Bloomington, MI Sun Sep 15 1963, 4:33 AM EDT Att: 35,010 - Overcast - 73 F			
Bobby Richardson, R (1, 4) Pedro Gonzalez, R (9, 4) OBP: 0.234, SLG: 0.332 OBP: 0.231, SLG: 0.308	0-0 F8		0-0 F5 1-2		0-0 5-3			0-0 F8		4	0	0	0	0	0	1				
Hector Lopez, R (1, 7) OBP: 0.307, SLG: 0.405	0-0 2B		0-3 K		0-0 4-3			0-0 1B FC6-4-5 1B		4	0	2	0	0	1	0				
Joe Peppone, L (1, 3) OBP: 0.310, SLG: 0.453	0-0 F5			0-0 F4		0-0 G3		0-0 1B FC6-4-5 1B		4	0	1	0	0	0	1				
Elston Howard, R (1, 2) OBP: 0.344, SLG: 0.533		0-0 2B 1B 1B		0-0 BB 1B		0-0 F8		0-0 1B FC6-4-5 1B		4	1	2	0	0	0	2				
Johnny Blanchard, L (1, 9) Tom Tresh, S (9, PH) OBP: 0.322, SLG: 0.460 OBP: 0.373, SLG: 0.494		0-0 F2		0-3 K		0-0 F9		0-0 4-3		3	0	0	0	0	1	2				
Phil Linz, R (1, 8) Jack Reed, R (9, 9) OBP: 0.297, SLG: 0.288		0-0 1B 2B		4-0 BB 1-2 BB		0-0 E4 L6				2	1	1	0	1	0	0				
Clete Boyer, R (1, 5) OBP: 0.294, SLG: 0.368		0-0 K2-6-2 1B 2H 3-H		0-0 F8		0-0 L6 1-2				3	0	1	2	0	0	3				
Whitey Ford, L (1, 1) OBP: 0.194, SLG: 0.195		0-3 K2-6-2 1-2		0-0 F2		0-0 F6				3	0	0	0	0	1	1				
Inning Stats	R: 0 E: 0 K: 0 S: 4	H: 1 LOB: 1 BB: 0 P: 4	R: 2 E: 0 K: 1 S: 7	H: 3 LOB: 1 BB: 0 P: 7	R: 0 E: 0 K: 1 S: 5	H: 1 LOB: 0 BB: 1 P: 5	R: 0 E: 0 K: 1 S: 6	H: 0 LOB: 0 BB: 0 P: 10	R: 0 E: 0 K: 0 S: 3	H: 0 LOB: 0 BB: 0 P: 3	R: 0 E: 1 K: 0 S: 3	H: 0 LOB: 0 BB: 0 P: 3	R: 0 E: 0 K: 0 S: 3	H: 0 LOB: 0 BB: 0 P: 3	R: 0 E: 0 K: 0 S: 4	H: 2 LOB: 1 BB: 0 P: 4		1B: 6 2B: 5 3B: 0 HR: 0	SF: 0 SAC: 0 DP: 3 HBP: 0	WP: 0 PB: 0 CS: 0
PITCHER	IP WLS BF H R ER SO BB IBB HBP BLK WP HR S P ERA WHIP	IP WLS BF H R ER SO BB IBB HBP BLK WP HR S P ERA WHIP	IP WLS BF H R ER SO BB IBB HBP BLK WP HR S P ERA WHIP	IP WLS BF H R ER SO BB IBB HBP BLK WP HR S P ERA WHIP	IP WLS BF H R ER SO BB IBB HBP BLK WP HR S P ERA WHIP	IP WLS BF H R ER SO BB IBB HBP BLK WP HR S P ERA WHIP	IP WLS BF H R ER SO BB IBB HBP BLK WP HR S P ERA WHIP	IP WLS BF H R ER SO BB IBB HBP BLK WP HR S P ERA WHIP	IP WLS BF H R ER SO BB IBB HBP BLK WP HR S P ERA WHIP	IP WLS BF H R ER SO BB IBB HBP BLK WP HR S P ERA WHIP	IP WLS BF H R ER SO BB IBB HBP BLK WP HR S P ERA WHIP	IP WLS BF H R ER SO BB IBB HBP BLK WP HR S P ERA WHIP	IP WLS BF H R ER SO BB IBB HBP BLK WP HR S P ERA WHIP	IP WLS BF H R ER SO BB IBB HBP BLK WP HR S P ERA WHIP	IP WLS BF H R ER SO BB IBB HBP BLK WP HR S P ERA WHIP	IP WLS BF H R ER SO BB IBB HBP BLK WP HR S P ERA WHIP	IP WLS BF H R ER SO BB IBB HBP BLK WP HR S P ERA WHIP	IP WLS BF H R ER SO BB IBB HBP BLK WP HR S P ERA WHIP		
Lee Stange, R (1, 1) ERA: 2.43	8.0	L	29	6	2	2	3	1	0	0	0	0	0	0	0	0	2.25	0.875		
Gary Roggenburk, L (9, 1) ERA: 2.17	0.2		3	2	0	0	0	0	0	0	0	0	0	0	0	0	0.00	3.000		
Bill Dalley, R (9, 1) ERA: 2.04	0.1		1	0	0	0	0	0	0	0	0	0	0	0	0	0	0.00	0.000		

AB	32
R	2
H	8
RBI	2
BB	1
SO	3
LOB	11



Batter	1	2	3	4	5	6	7	8	9	AB	R	H	RBI	BB	SO	LOB	BOTTOM					
Zoilo Versalles, R (1, 6) OBP: 0.301, SLG: 0.406	0-0 6-3			4-0 1B FC5-4 BB		4-0 BB		0-0 6-3		2	1	0	0	2	0	0	New York Yankees @ Minnesota Twins Metropolitan Stadium, Bloomington, MI Sun Sep 15 1963, 4:33 AM EDT Att: 35,010 - Overcast - 73 F					
Vic Power, R (1, 3) OBP: 0.296, SLG: 0.377	0-0 5-3			0-0 F9		0-0 F9		0-0 F8		4	0	0	0	0	0	2						
Jimmie Hall, L (1, 8) OBP: 0.340, SLG: 0.534	0-0 4-3			0-0 FC5-4 1B		0-0 F8		0-0 4-3		4	0	1	0	0	0	1						
Harmon Killebrew, R (1, 7) OBP: 0.346, SLG: 0.528		0-0 5-3		0-0 FC5-4 FC6-4		0-3 K		0-3 K		4	0	0	1	0	2	2						
Bob Allison, R (1, 9) OBP: 0.382, SLG: 0.549		0-0 E5 G4-6-3		0-0 FC6-4			0-0 6-3			3	0	0	0	0	0	1						
Earl Battey, R (1, 2) OBP: 0.363, SLG: 0.471		0-0 G4-6-3			0-0 6-3		0-0 6-3			3	0	0	0	0	0	1						
George Banks, R (1, 5) OBP: 0.277, SLG: 0.275			0-0 F8		0-3 K		0-0 5-3			3	0	0	0	0	1	0						
Johnny Goryl, R (1, 4) OBP: 0.362, SLG: 0.548			0-0 6-3		0-0 K		0-0 1B		0-0 F4	3	0	1	0	0	0	0						
Lee Stange, R (1, 1) OBP: 0.173, SLG: 0.106			0-0 6-3		0-3 K			0-0 L9		2	0	0	0	0	1	1						
Rich Rollins, R (8, PH) Garry Roggenburk, R (9, 1) Bill Dalley, R (9, 1) OBP: 0.352, SLG: 0.448 OBP: 0.250, SLG: 0.143 OBP: 0.238, SLG: 0.350			0-0 6-3		0-0 K					1	0	0	0	0	0	0						
Inning Stats	R: 0 E: 0 K: 0 S: 3	H: 0 LOB: 0 BB: 0 P: 3	R: 0 E: 1 K: 0 S: 3	H: 0 LOB: 0 BB: 0 P: 3	R: 0 E: 0 K: 0 S: 3	H: 0 LOB: 0 BB: 0 P: 3	R: 1 E: 0 K: 0 S: 4	H: 1 LOB: 1 BB: 1 P: 8	R: 0 E: 0 K: 2 S: 8	H: 1 LOB: 1 BB: 0 P: 8	R: 0 E: 0 K: 1 S: 5	H: 0 LOB: 1 BB: 1 P: 9	R: 0 E: 0 K: 0 S: 3	H: 0 LOB: 0 BB: 0 P: 3	R: 0 E: 0 K: 0 S: 3	H: 0 LOB: 0 BB: 0 P: 3	R: 0 E: 0 K: 1 S: 5	H: 0 LOB: 0 BB: 0 P: 5	1B: 2 2B: 0 3B: 0 HR: 0	SF: 0 SAC: 0 DP: 1 HBP: 0	WP: 0 PB: 0 CS: 0	PA: 31
PITCHER	IP WLS BF H R ER SO BB IBB HBP BLK WP HR S P ERA WHIP	IP WLS BF H R ER SO BB IBB HBP BLK WP HR S P ERA WHIP	IP WLS BF H R ER SO BB IBB HBP BLK WP HR S P ERA WHIP	IP WLS BF H R ER SO BB IBB HBP BLK WP HR S P ERA WHIP	IP WLS BF H R ER SO BB IBB HBP BLK WP HR S P ERA WHIP	IP WLS BF H R ER SO BB IBB HBP BLK WP HR S P ERA WHIP	IP WLS BF H R ER SO BB IBB HBP BLK WP HR S P ERA WHIP	IP WLS BF H R ER SO BB IBB HBP BLK WP HR S P ERA WHIP	IP WLS BF H R ER SO BB IBB HBP BLK WP HR S P ERA WHIP	IP WLS BF H R ER SO BB IBB HBP BLK WP HR S P ERA WHIP	IP WLS BF H R ER SO BB IBB HBP BLK WP HR S P ERA WHIP	IP WLS BF H R ER SO BB IBB HBP BLK WP HR S P ERA WHIP	IP WLS BF H R ER SO BB IBB HBP BLK WP HR S P ERA WHIP	IP WLS BF H R ER SO BB IBB HBP BLK WP HR S P ERA WHIP	IP WLS BF H R ER SO BB IBB HBP BLK WP HR S P ERA WHIP	IP WLS BF H R ER SO BB IBB HBP BLK WP HR S P ERA WHIP	IP WLS BF H R ER SO BB IBB HBP BLK WP HR S P ERA WHIP	IP WLS BF H R ER SO BB IBB HBP BLK WP HR S P ERA WHIP				
Whitey Ford, L (1, 1) ERA: 2.88	9.0	W	31	2	1	1	4	2	0	0	0	0	0	0	0	0	1.00	0.444				



Batter	1	2	3	4	5	6	7	8	9	10	AB	R	H	RBI	BB	SO	LOB	TOP									
Phil Linz, R OBP: 0.308, SLG: 0.329 (1, 6)	K			K		6-3		SF8 SH1-4 1-2 3-H 1B		F5	5	0	1	1	0	2	0										
Pedro Gonzalez, R OBP: 0.188, SLG: 0.260 (1, 4)	F6			K				SH1-4			3	0	0	0	0	1	0										
Hector Lopez, R OBP: 0.304, SLG: 0.402 (1, 7)	K			K				SF8			3	0	0	1	0	2	0										
Joe Peppone, L OBP: 0.308, SLG: 0.450 (1, 3)		1-6-3				F6		F9	F8		4	0	0	0	0	0	1										
Elston Howard, R OBP: 0.345, SLG: 0.532 (1, 2)		K				1B		1B		F9	4	0	2	0	0	1	0										
Johnny Blanchard, L OBP: 0.300, SLG: 0.480 (1, 9)		1-3				1B		FC6-4 1B		3-1	4	0	2	0	0	0	0										
Clete Boyer, R OBP: 0.292, SLG: 0.365 (1, 5)			K			K		FC6-4 1B		F9	4	0	0	0	0	2	4										
Jack Reed, R OBP: 0.295, SLG: 0.286 (1, 8)			K			K		1B		6-3	4	1	1	0	0	2	2										
Al Downing, R OBP: 0.158, SLG: 0.148 (8, PH)			K					SH1-4 1B		4-3	2	0	0	0	0	2	0										
Jake Gibbs, L OBP: 1.000, SLG: 1.000 (8, PH)								SF8 1B			1	1	1	0	0	0	0										
Hal Reniff, R (8, 1)											0	0	0	0	0	0	0										
Yogi Berra, L OBP: 0.353, SLG: 0.489 (10, PH)											1	0	0	0	0	0	0										
Stan Williams, R OBP: 0.160, SLG: 0.170 (10, 1)											0	0	0	0	0	0	0										
Inning Stats	R: 0 E: 0 K: 2 S: 7	H: 0 LOB: 0 BB: 0 P: 7	R: 0 E: 0 K: 1 S: 5	H: 0 LOB: 0 BB: 0 P: 5	R: 0 E: 0 K: 3 S: 9	H: 0 LOB: 0 BB: 0 P: 9	R: 0 E: 0 K: 3 S: 9	H: 2 LOB: 2 BB: 0 P: 9	R: 0 E: 0 K: 1 S: 5	H: 0 LOB: 0 BB: 0 P: 5	R: 0 E: 0 K: 0 S: 5	H: 2 LOB: 2 BB: 0 P: 5	R: 2 E: 0 K: 0 S: 6	H: 3 LOB: 1 BB: 0 P: 6	R: 0 E: 0 K: 0 S: 3	H: 0 LOB: 0 BB: 0 P: 3	R: 0 E: 0 K: 0 S: 3	H: 0 LOB: 0 BB: 0 P: 3	1B: 7 2B: 0 3B: 0 HR: 0	SF: 1 SAC: 1 DP: 0 HBP: 0	WP: 0 PA: 37 PB: 0 SB: 0 CS: 0						
PITCHER	IP 9.0	WLS 34	BF 7	H 2	R 2	ER 2	SO 12	BB 0	IBB 0	HBP 0	BLK 0	WP 0	HR 0	S 58	P 58	ERA 2.00	WHIP 0.778										
Pedro Ramos, R ERA: 3.28 (1, 1)	1.0	W	3	0	0	0	0	0	0	0	0	0	0	3	3	0.00	0.000										
Ted Abernathy, R ERA: 2.93 (10, 1)																											

New York Yankees @ Cleveland Indians
Cleveland Municipal Stadium, Cleveland, OH

Tue Sep 17 1963, 7:05 PM EDT
Att: 7,269 - Unknown - 63 F

AB 35
R 2
H 7
RBI 2
BB 0
SO 12
LOB 7



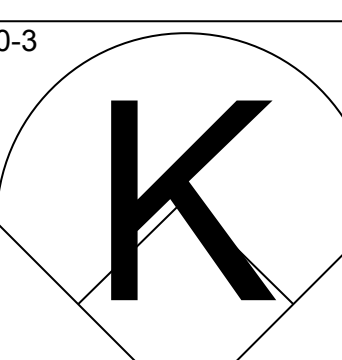
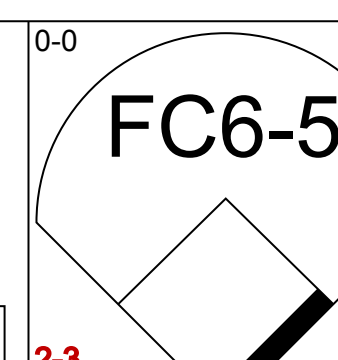
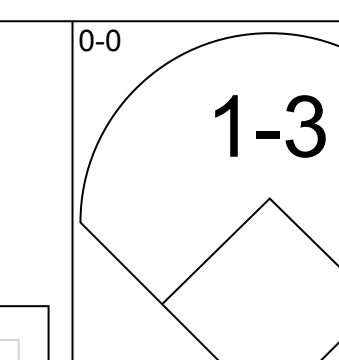
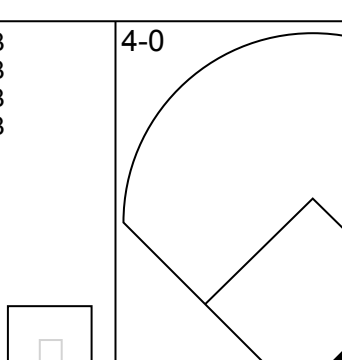
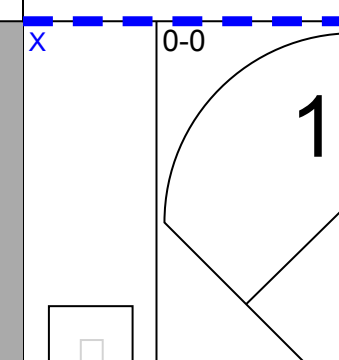
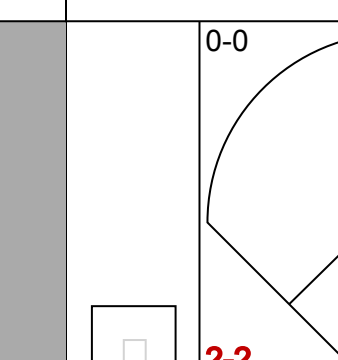
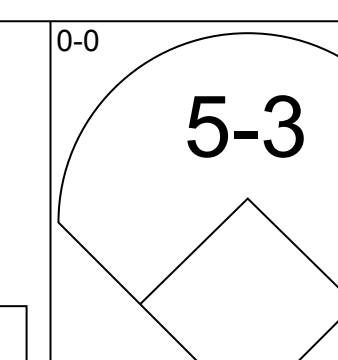
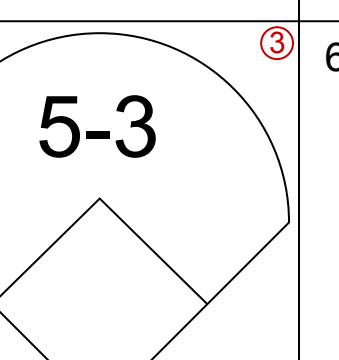
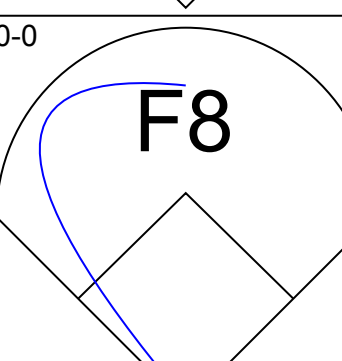
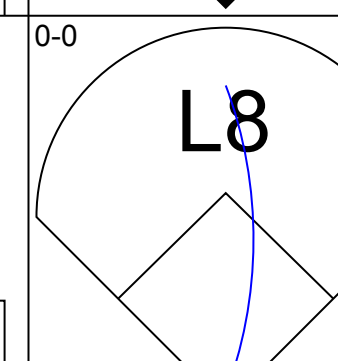
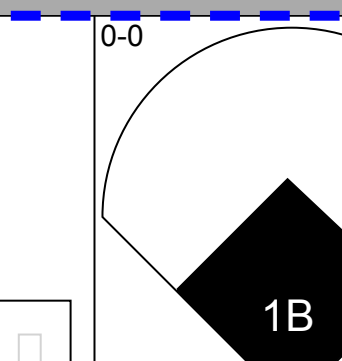
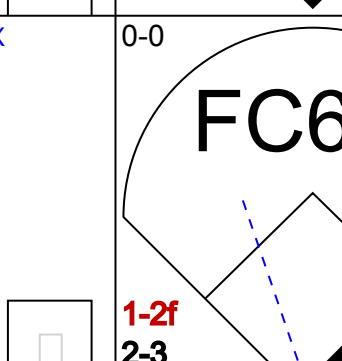
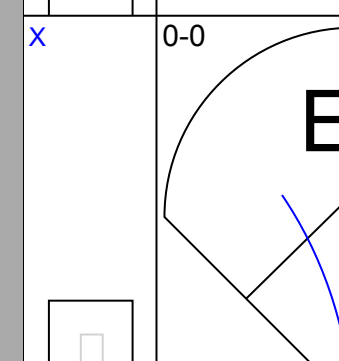
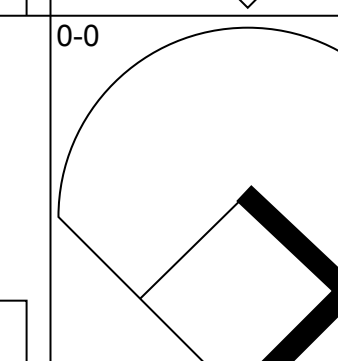
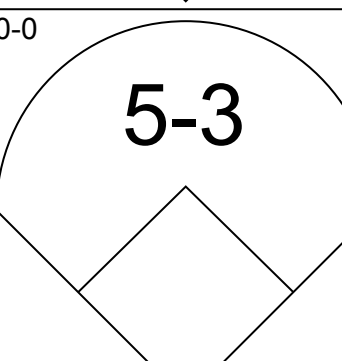
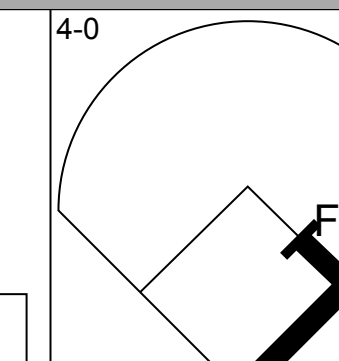
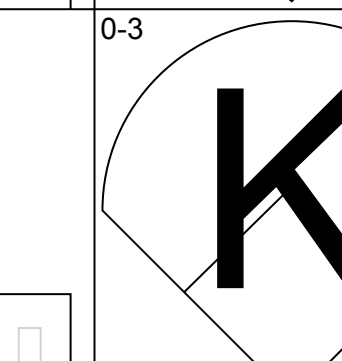
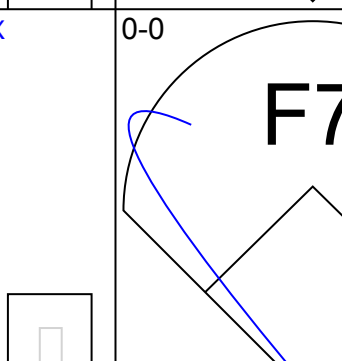
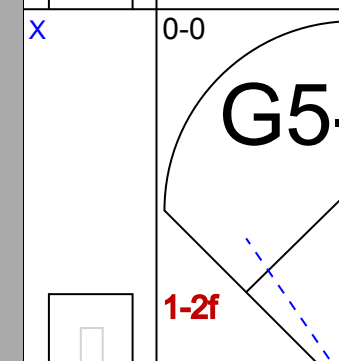
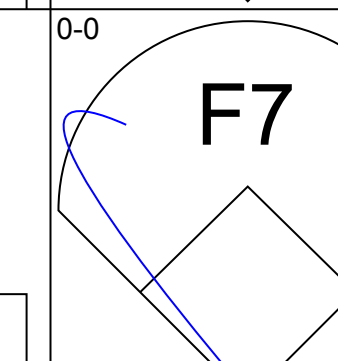
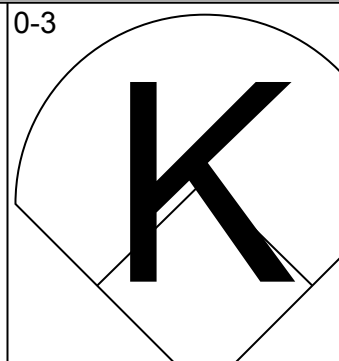
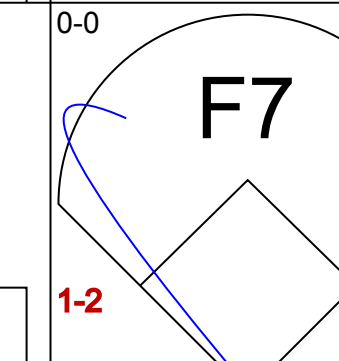
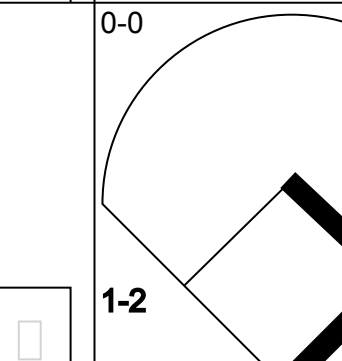
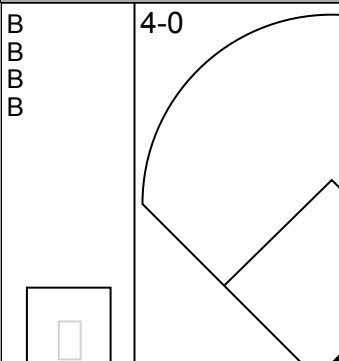
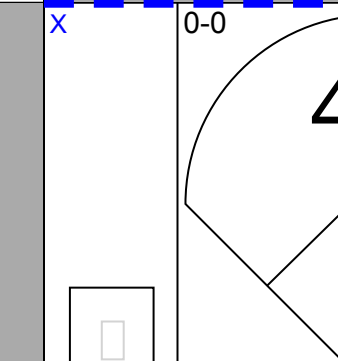
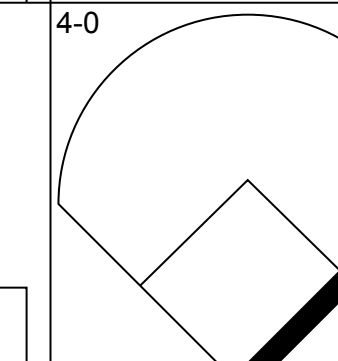
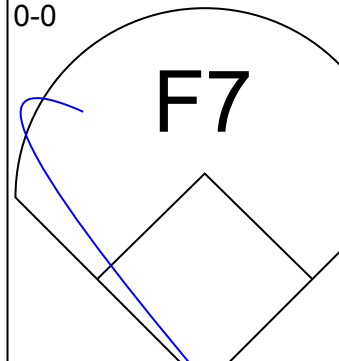
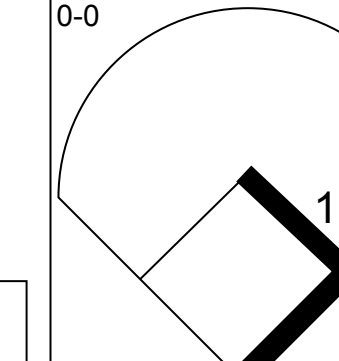
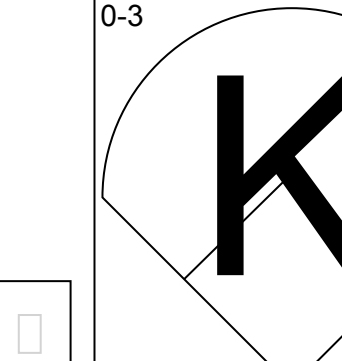
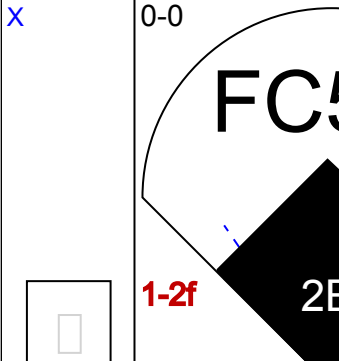
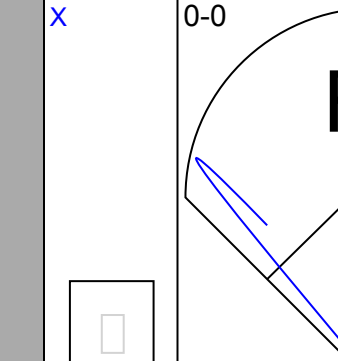
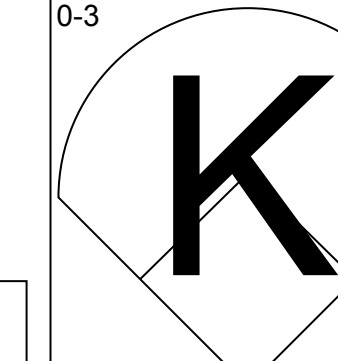
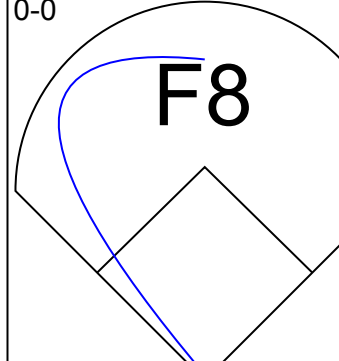
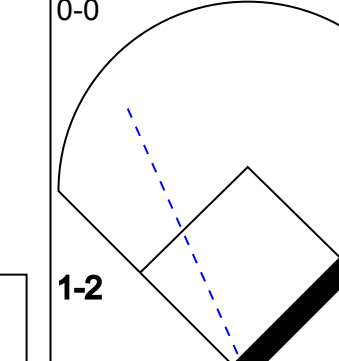
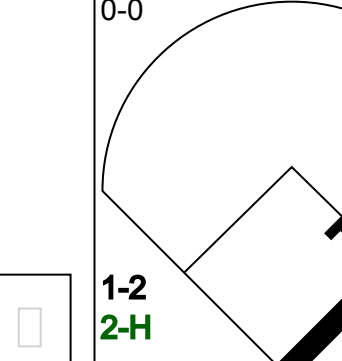
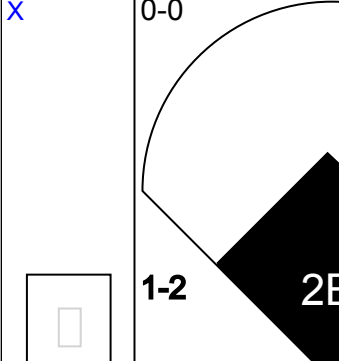
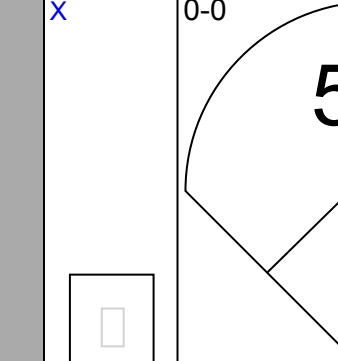
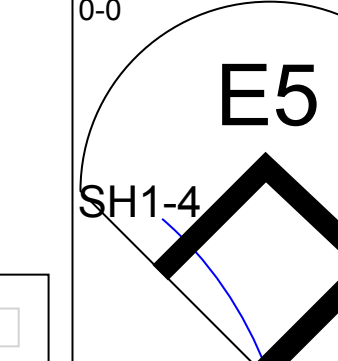
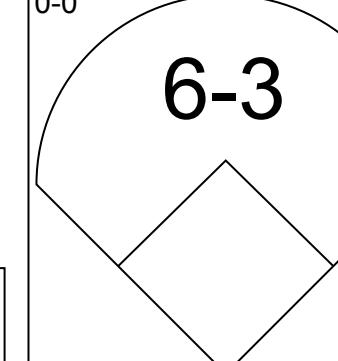
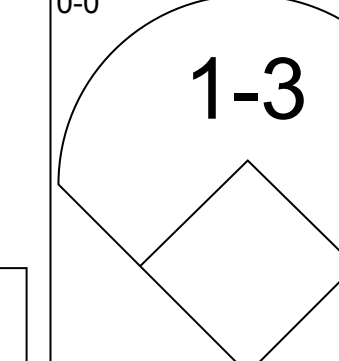
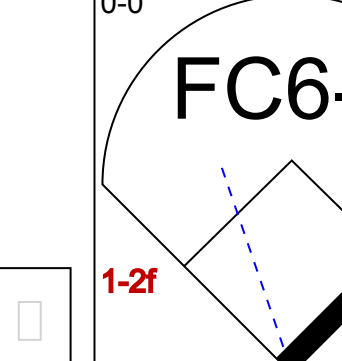
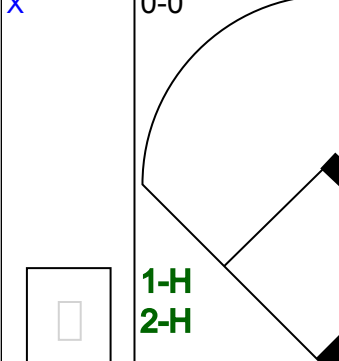
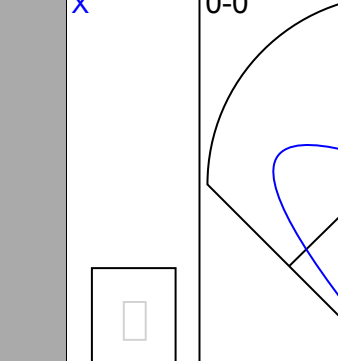
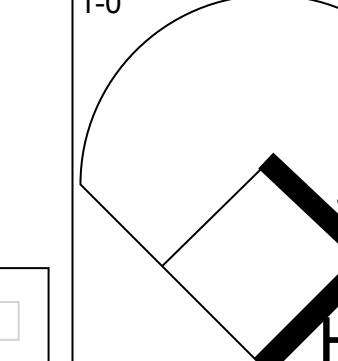
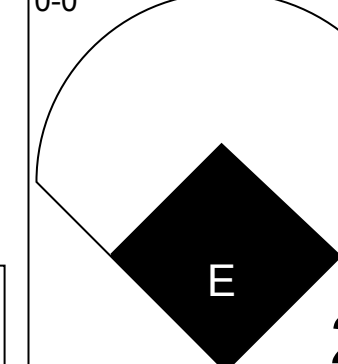
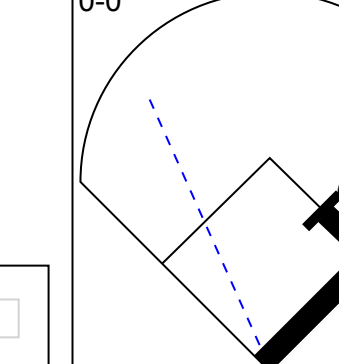
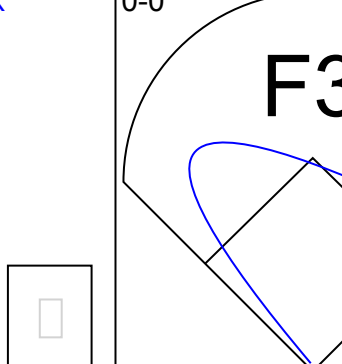
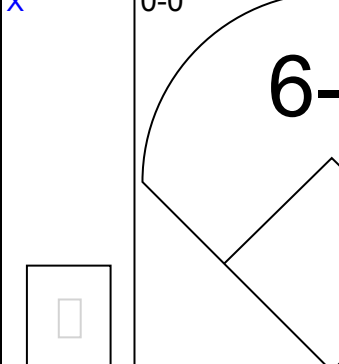
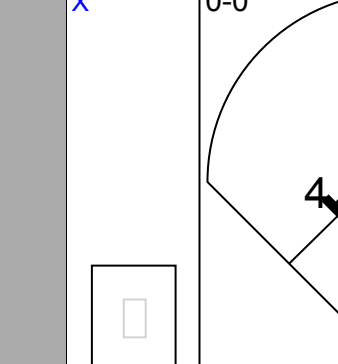
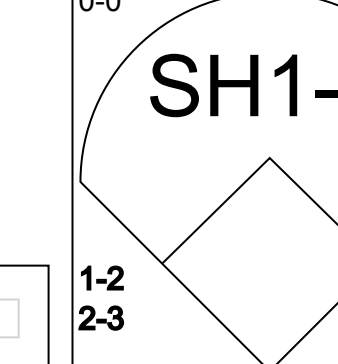

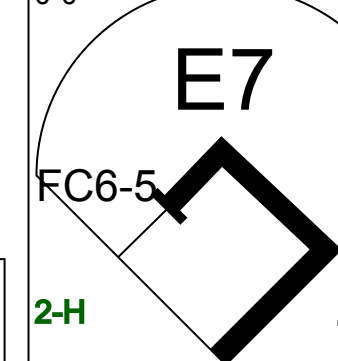
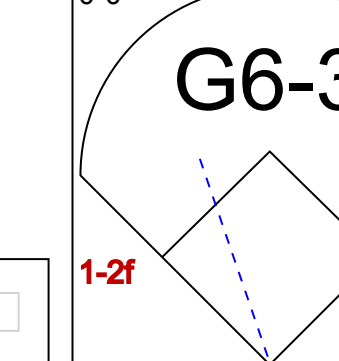
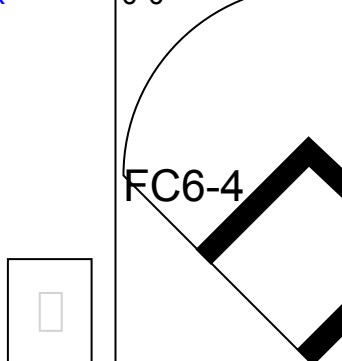
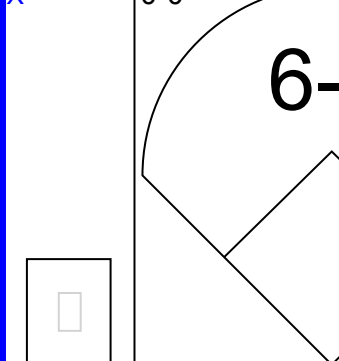
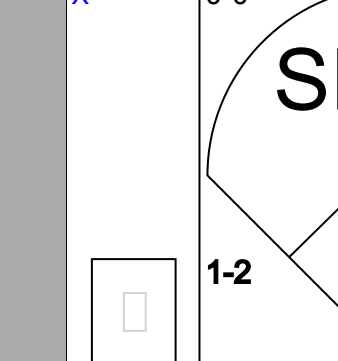
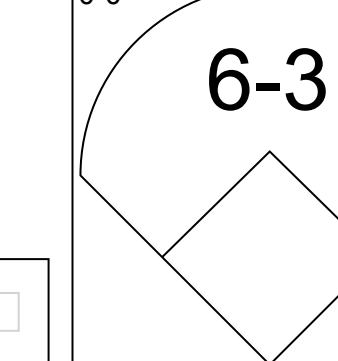
Batter	1	2	3	4	5	6	7	8	9	10	AB	R	H	RBI	BB	SO	LOB	BOTTOM									
Larry Brown, R OBP: 0.319, SLG: 0.345 (1, 4)	6-3				F9		L6		4-3		4	0	1	0	0	0	0										
Willie Kirkland, L OBP: 0.300, SLG: 0.376 (9, PH)			1-2 1B								1	0	0	0	0	0	0										
Vic Davallo, L OBP: 0.325, SLG: 0.435 (1, 8)	K		K		1B		E BB		WP 2B		3	0	1	0	2	2	2										
Max Alvis, R OBP: 0.329, SLG: 0.476 (1, 5)	6-3		K				K		WP		6	1	2	0	0	2	4										
Joe Adcock, R OBP: 0.314, SLG: 0.405 (1, 3)		5-3		SH3-4 1B	K		E4			S SH3-4 E 1B	4	1	1	0	0	1	3										
Joe Azcue, R OBP: 0.305, SLG: 0.452 (1, 2)				SH3 SH3-4 1B	5-3		K			SH3-4	4	1	1	0	1	1	4										
Bob Chance, L OBP: 0.333, SLG: 0.512 (1, 9)		BB									3	0	0	0	0	2	1										
Tommie Agee, R OBP: 0.188, SLG: 0.250 (9, 9)	K			SH3-4		L8		K		E1	0	0	0	0	0	0	0										
Jerry Kindall, R OBP: 0.265, SLG: 0.297 (1, 6)		K		SH3							3	0	2	1	0	1	1										
Woodie Held, R OBP: 0.353, SLG: 0.437 (1, 7)			1B BB		1B			F8			3	0	1	1	1	1	1										
Pedro Ramos, S OBP: 0.167, SLG: 0.294 (1, 1)			K		K						3	0	0	0	0	3	3										
Fred Whitfield, L OBP: 0.303, SLG: 0.497 (9, PH)			K		K						1	0	0	0	0	0	0										
Ted Abernathy, R OBP: 0.500, SLG: 0.600 (10, 1)									3-1		0	0	0	0	0	0	0										
Inning Stats	R: 0 E: 0 K: 1 S: 5	H: 0 LOB: 1 BB: 1 P: 11	R: 0 E: 0 K: 2 S: 7	H: 1 LOB: 2 BB: 1 P: 14	R: 2 E: 0 K: 1 S: 8	H: 3 LOB: 1 BB: 0 P: 8	R: 0 E: 0 K: 1 S: 6	H: 1 LOB: 2 BB: 1 P: 10	R: 0 E: 0 K: 2 S: 8	H: 1 LOB: 0 BB: 0 P: 5	R: 0 E: 1 K: 2 S: 8	H: 0 LOB: 2 BB: 1 P: 12	R: 0 E: 0 K: 1 S: 5	H: 1 LOB: 0 BB: 0 P: 5	R: 0 E: 0 K: 0 S: 3	H: 1 LOB: 0 BB: 0 P: 3	R: 1 E: 1 K: 0 S: 3	H: 1 LOB: 1 BB: 0 P: 3	1B: 8 2B: 1 3B: 0 HR: 0	SF: 0 SAC: 3 DP: 0 HBP: 0	WP: 1 PA: 42 PB: 0 SB: 1 CS: 0						
PITCHER	IP 7.0	WLS 32	BF 6	H 2	R 2	ER 2	SO 12	BB 4	IBB 0	HBP 0	BLK 0	WP 0	HR 0	S 52	P 68	ERA 2.57	WHIP 1.429										
Al Downing, L ERA: 2.39 (8, 1)	2.0	7	2	0	1	0	0	0	0	0	0	0	0	8	8	0.00	1.000										
Hal Reniff, R ERA: 2.96 (10, 1)	0.1	L	3	1	1	0	0	0	0	0	0	0	0	3	3	0.00	3.000										

New York Yankees @ Cleveland Indians
Cleveland Municipal Stadium, Cleveland, OH

Tue Sep 17 1963, 7:05 PM EDT
Att: 7,269 - Unknown - 63 F


AB 35
R 3
H 9
RBI 2
BB 4
SO 13
LOB 19

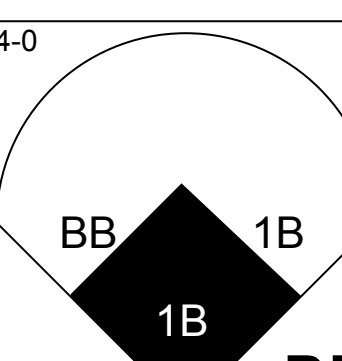
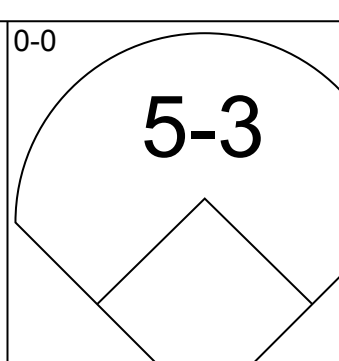
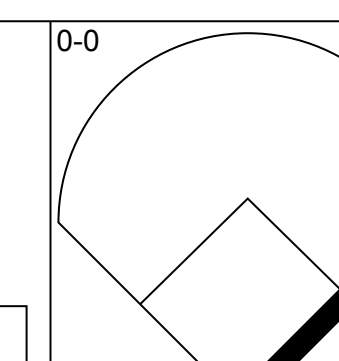
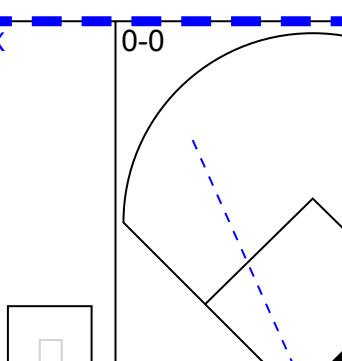
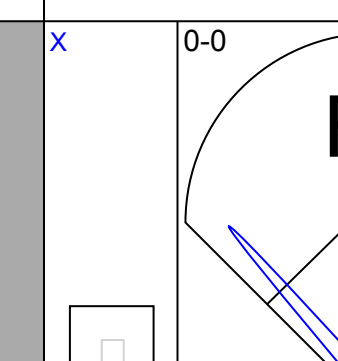
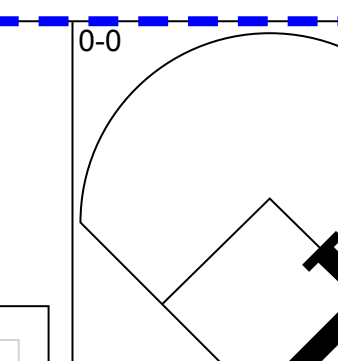
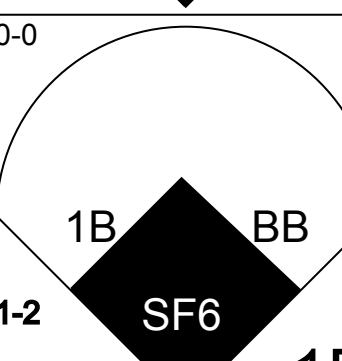
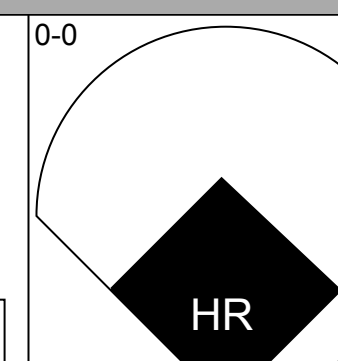
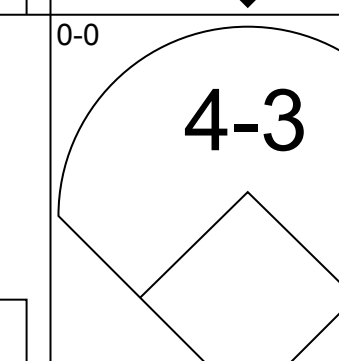
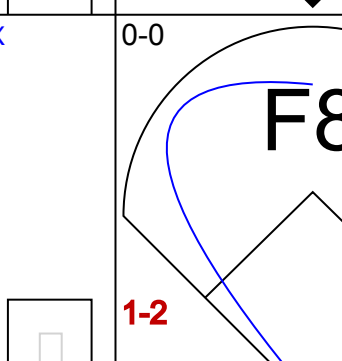
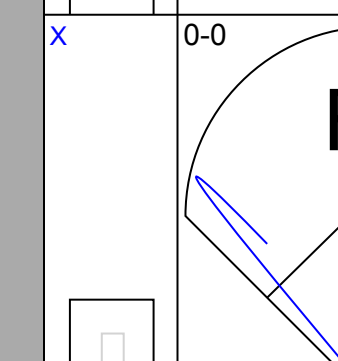
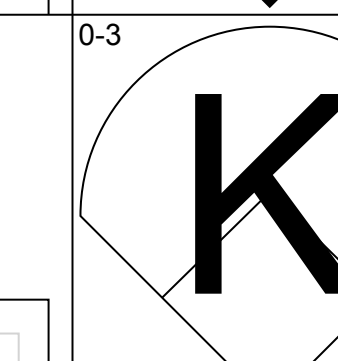
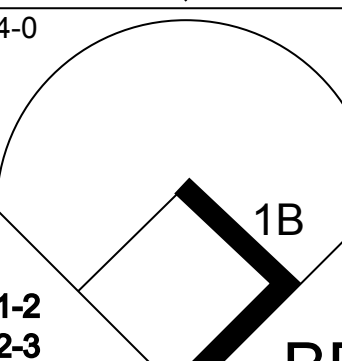
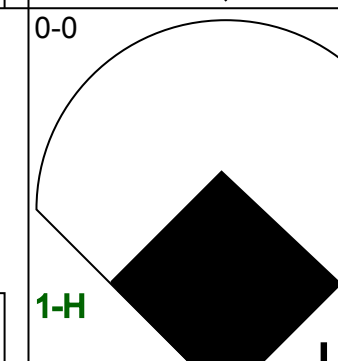
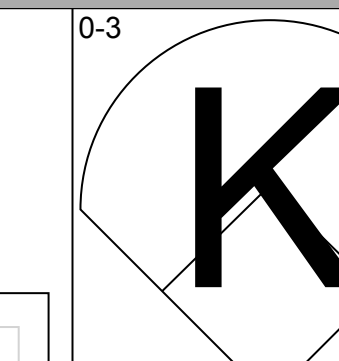
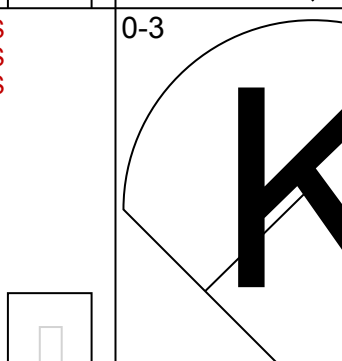
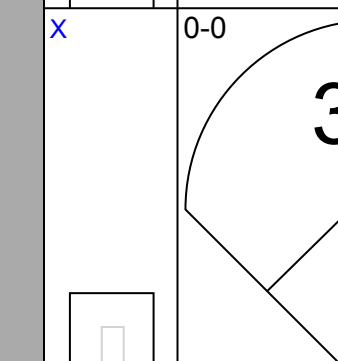
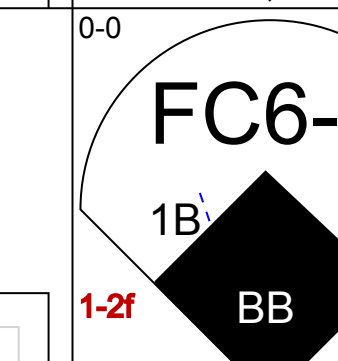
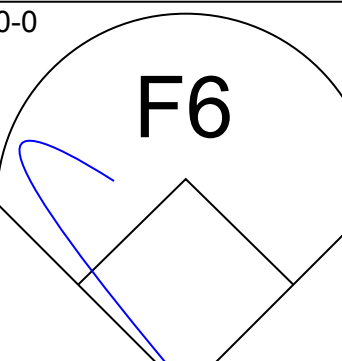
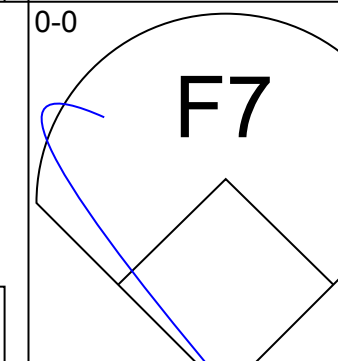
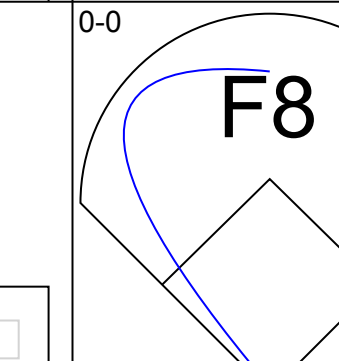


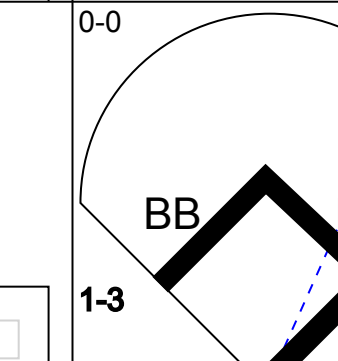
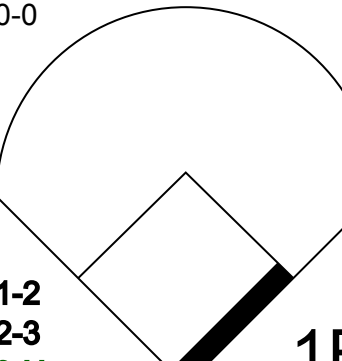
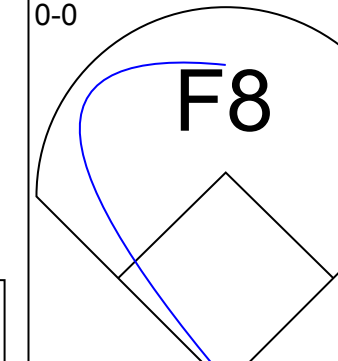
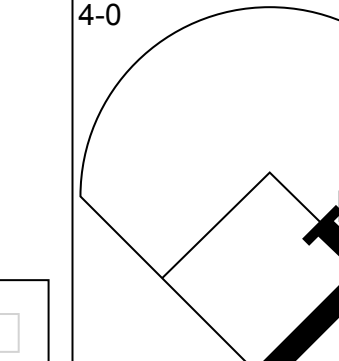


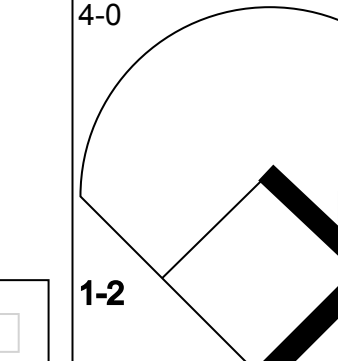
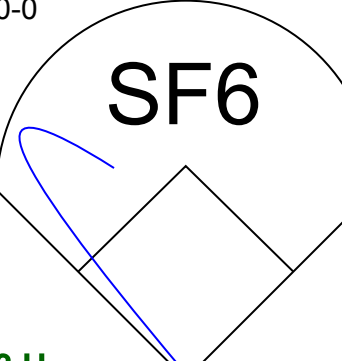
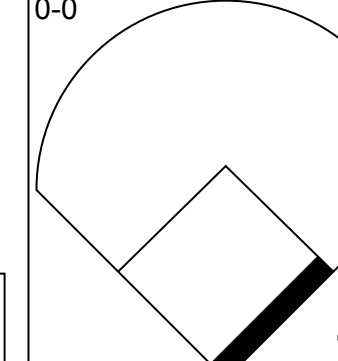
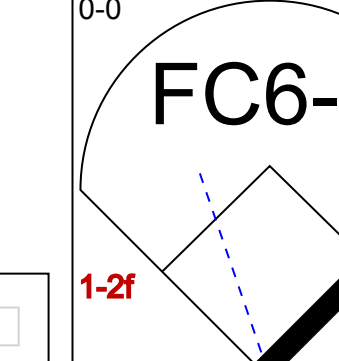


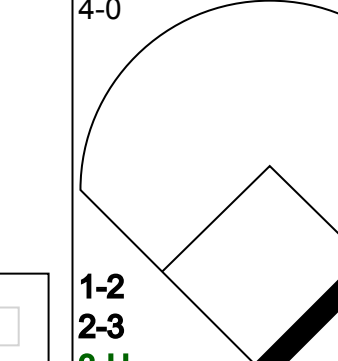
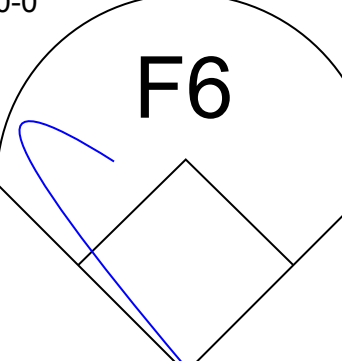
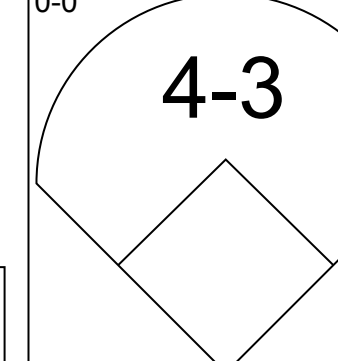


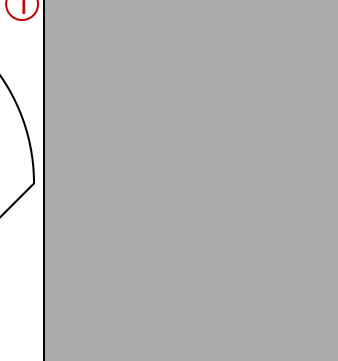

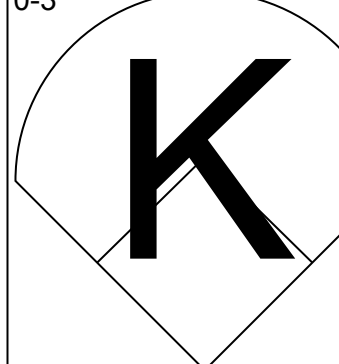
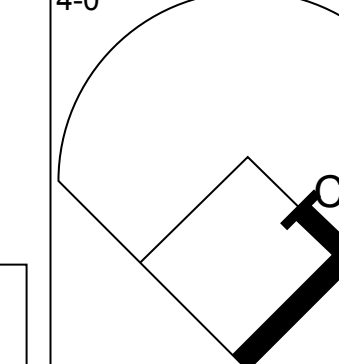
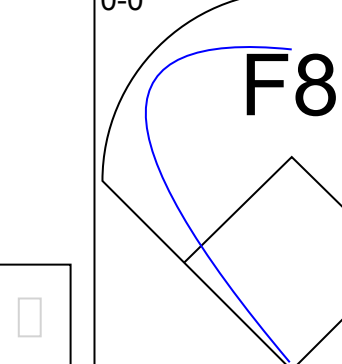

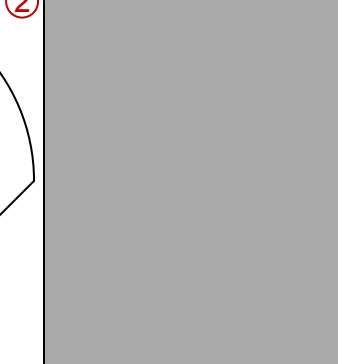
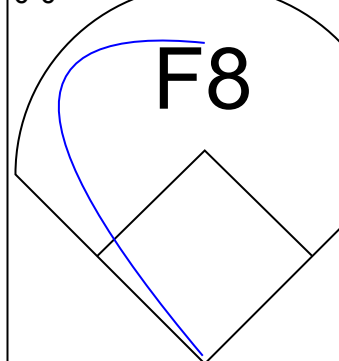
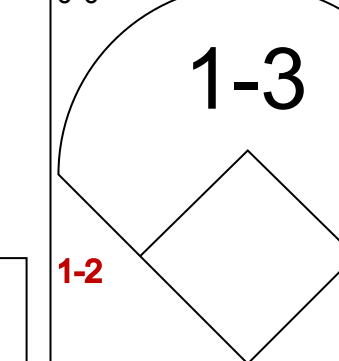
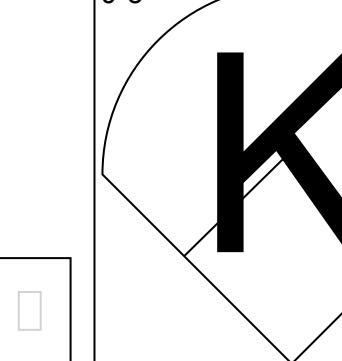

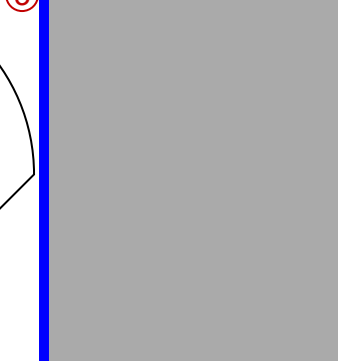
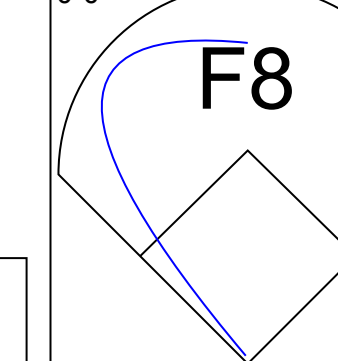


Batter	1	2	3	4	5	6	7	8	9	10	11	12	13	AB	R	H	RBI	BB	SO	LOB	TOP	
Jose Tartabull, L OBP: 0.294, SLG: 0.323 (1, 8)														6	0	0	0	1	1	4		
Wayne Causey, L OBP: 0.344, SLG: 0.396 (1, 6)														6	1	2	0	0	0	3		
Ed Charles, R OBP: 0.339, SLG: 0.398 (1, 5)														5	0	0	0	1	1	5		
Norm Sieben, L OBP: 0.357, SLG: 0.414 (1, 3)														4	0	1	0	2	1	1		
Gino Cimoli, R OBP: 0.319, SLG: 0.375 (1, 9)														6	1	1	0	0	2	5		
Jerry Lumpe, L OBP: 0.359, SLG: 0.372 Dick Green, R OBP: 0.625, SLG: 0.400 (10, 4)														5	1	3	1	0	0	0		
Doc Edwards, R OBP: 0.284, SLG: 0.351 Tony La Russa, R OBP: 0.326, SLG: 0.289 John Wyatt, R (13, 1)														5	0	1	2	0	0	4		
Ken Harrelson, R OBP: 0.313, SLG: 0.380 (1, 7)														5	1	3	0	0	0	1		
Diego Segui, R OBP: 0.241, SLG: 0.264 Chuck Essegian, R OBP: 0.291, SLG: 0.326 Tom Sturdivant, L OBP: 0.310, SLG: 0.357 Charlie Lau, L OBP: 0.310, SLG: 0.357 (13, 2)														2	0	1	0	0	0	1		
Inning Stats	R: 0 E: 0 K: 1 S: 5	H: 0 LOB: 0 BB: 0 P: 5	R: 0 E: 0 K: 1 S: 5	H: 0 LOB: 0 BB: 0 P: 5	R: 1 E: 1 K: 0 S: 5	H: 2 LOB: 1 BB: 0 P: 5	R: 0 E: 0 K: 0 S: 4	H: 2 LOB: 2 BB: 1 P: 8	R: 0 E: 0 K: 2 S: 10	H: 1 LOB: 0 BB: 0 P: 10	R: 0 E: 0 K: 1 S: 5	H: 1 LOB: 1 BB: 0 P: 3	R: 0 E: 0 K: 0 S: 3	R: 0 E: 0 K: 1 S: 6	H: 1 LOB: 2 BB: 1 P: 10	R: 0 E: 1 K: 0 S: 4	H: 0 LOB: 3 BB: 0 P: 5	1B: 9 2B: 4 3B: 0 HR: 0	SF: 0 SAC: 2 DP: 2 HBP: 1	WIP: 0 PB: 0 SB: 0 CS: 0	PA: 55	
PITCHER	IP WLS BF H R ER SO BB IBB HBP BLK WP HR S P ERA WHIP	Whitey Ford, L ERA: 2.82 Hal Reniff, R ERA: 2.78 Steve Hamilton, L ERA: 3.08 Stan Williams, R ERA: 3.01	Whitey Ford, L ERA: 2.82 Hal Reniff, R ERA: 2.78 Steve Hamilton, L ERA: 3.08 Stan Williams, R ERA: 3.01	Whitey Ford, L ERA: 2.82 Hal Reniff, R ERA: 2.78 Steve Hamilton, L ERA: 3.08 Stan Williams, R ERA: 3.01	Whitey Ford, L ERA: 2.82 Hal Reniff, R ERA: 2.78 Steve Hamilton, L ERA: 3.08 Stan Williams, R ERA: 3.01	Whitey Ford, L ERA: 2.82 Hal Reniff, R ERA: 2.78 Steve Hamilton, L ERA: 3.08 Stan Williams, R ERA: 3.01	Whitey Ford, L ERA: 2.82 Hal Reniff, R ERA: 2.78 Steve Hamilton, L ERA: 3.08 Stan Williams, R ERA: 3.01	Whitey Ford, L ERA: 2.82 Hal Reniff, R ERA: 2.78 Steve Hamilton, L ERA: 3.08 Stan Williams, R ERA: 3.01	Whitey Ford, L ERA: 2.82 Hal Reniff, R ERA: 2.78 Steve Hamilton, L ERA: 3.08 Stan Williams, R ERA: 3.01	Whitey Ford, L ERA: 2.82 Hal Reniff, R ERA: 2.78 Steve Hamilton, L ERA: 3.08 Stan Williams, R ERA: 3.01	Whitey Ford, L ERA: 2.82 Hal Reniff, R ERA: 2.78 Steve Hamilton, L ERA: 3.08 Stan Williams, R ERA: 3.01	Whitey Ford, L ERA: 2.82 Hal Reniff, R ERA: 2.78 Steve Hamilton, L ERA: 3.08 Stan Williams, R ERA: 3.01	Whitey Ford, L ERA: 2.82 Hal Reniff, R ERA: 2.78 Steve Hamilton, L ERA: 3.08 Stan Williams, R ERA: 3.01	Whitey Ford, L ERA: 2.82 Hal Reniff, R ERA: 2.78 Steve Hamilton, L ERA: 3.08 Stan Williams, R ERA: 3.01	Whitey Ford, L ERA: 2.82 Hal Reniff, R ERA: 2.78 Steve Hamilton, L ERA: 3.08 Stan Williams, R ERA: 3.01	Whitey Ford, L ERA: 2.82 Hal Reniff, R ERA: 2.78 Steve Hamilton, L ERA: 3.08 Stan Williams, R ERA: 3.01	Whitey Ford, L ERA: 2.82 Hal Reniff, R ERA: 2.78 Steve Hamilton, L ERA: 3.08 Stan Williams, R ERA: 3.01	Whitey Ford, L ERA: 2.82 Hal Reniff, R ERA: 2.78 Steve Hamilton, L ERA: 3.08 Stan Williams, R ERA: 3.01	Whitey Ford, L ERA: 2.82 Hal Reniff, R ERA: 2.78 Steve Hamilton, L ERA: 3.08 Stan Williams, R ERA: 3.01	Whitey Ford, L ERA: 2.82 Hal Reniff, R ERA: 2.78 Steve Hamilton, L ERA: 3.08 Stan Williams, R ERA: 3.01	Whitey Ford, L ERA: 2.82 Hal Reniff, R ERA: 2.78 Steve Hamilton, L ERA: 3.08 Stan Williams, R ERA: 3.01	Whitey Ford, L ERA: 2.82 Hal Reniff, R ERA: 2.78 Steve Hamilton, L ERA: 3.08 Stan Williams, R ERA: 3.01

Kansas City Athletics @ New York Yankees
Yankee Stadium, Bronx, NY
Fri Sep 20 1963, 7:05 PM EDT
Unknown - 66 F

AB 48
R 4
H 13
RBI 3
BB 4
SO 5
LOB 28



Batter	1	2	3	4	5	6	7	8	9	10	11	12	13	AB	R	H	RBI	BB	SO	LOB	BOTTOM	
Phil Lutz, R OBP: 0.319, SLG: 0.337 (1, 6)														5	1	3	0	1	0	0		
Pedro Gonzalez, R OBP: 0.227, SLG: 0.273 (1, 4)														6	2	2	0	0	1	3		
Tom Tresh, S OBP: 0.373, SLG: 0.497 (1, 8)														5	2	1	2	1	2	1		
Joe Pepitone, L OBP: 0.307, SLG: 0.447 (1, 3)														6	0	1	0	0	0	3		
Johnny Blanchard, L OBP: 0.311, SLG: 0.476 (1, 9)														4	0	1	1	2	0	0		
Hector Lopez, R OBP: 0.305, SLG: 0.401 (1, 7)														4	0	1	2	1	1	1		
Jake Gibbs, L OBP: 0.296, SLG: 0.296 (1, 2)														5	0	0	0	0	0	3		
Clete Boyer, R OBP: 0.291, SLG: 0.363 (1, 5)														4	0	0	0	1	2	0		
Whitey Ford, L OBP: 0.189, SLG: 0.191 Hal Reniff, R OBP: 0.286, SLG: 0.429 Mickey Martie, S OBP: 0.445, SLG: 0.643 Stan Williams, R OBP: 0.157, SLG: 0.167 (10, 1)														2	0	0	0	0	0	1		
Inning Stats	R: 2 E: 0 K: 0 S: 5	H: 2 LOB: 2 BB: 2 P: 13	R: 0 E: 0 K: 1 S: 5	H: 0 LOB: 0 BB: 0 P: 5	R: 2 E: 0 K: 0 S: 6	H: 3 LOB: 1 BB: 0 P: 6	R: 0 E: 0 K: 0 S: 3	H: 1 LOB: 1 BB: 1 P: 7	R: 0 E: 0 K: 1 S: 5	H: 0 LOB: 0 BB: 0 P: 5	R: 0 E: 0 K: 1 S: 5	H: 0 LOB: 0 BB: 0 P: 5	R: 0 E: 0 K: 0 S: 3	R: 0 E: 0 K: 1 S: 3	H: 0 LOB: 0 BB: 0 P: 3	R: 0 E: 0 K: 0 S: 3	H: 0 LOB: 0 BB: 0 P: 3	1B: 8 2B: 0 3B: 0 HR: 1	SF: 1 SAC: 0 DP: 0 HBP: 0	WIP: 0 PB: 0 SB: 0 CS: 2	PA: 51	
PITCHER	IP WLS BF H R ER SO BB IBB HBP BLK WP HR S P ERA WHIP	Diego Segui, R ERA: 3.88 Tom Sturdivant, R ERA: 4.03 John Wyatt, R ERA: 3.13	Diego Segui, R ERA: 3.88 Tom Sturdivant, R ERA: 4.03 John Wyatt, R ERA: 3.13	Diego Segui, R ERA: 3.88 Tom Sturdivant, R ERA: 4.03 John Wyatt, R ERA: 3.13	Diego Segui, R ERA: 3.88 Tom Sturdivant, R ERA: 4.03 John Wyatt, R ERA: 3.13	Diego Segui, R ERA: 3.88 Tom Sturdivant, R ERA: 4.03 John Wyatt, R ERA: 3.13	Diego Segui, R ERA: 3.88 Tom Sturdivant, R ERA: 4.03 John Wyatt, R ERA: 3.13	Diego Segui, R ERA: 3.88 Tom Sturdivant, R ERA: 4.03 John Wyatt, R ERA: 3.13	Diego Segui, R ERA: 3.88 Tom Sturdivant, R ERA: 4.03 John Wyatt, R ERA: 3.13	Diego Segui, R ERA: 3.88 Tom Sturdivant, R ERA: 4.03 John Wyatt, R ERA: 3.13	Diego Segui, R ERA: 3.88 Tom Sturdivant, R ERA: 4.03 John Wyatt, R ERA: 3.13	Diego Segui, R ERA: 3.88 Tom Sturdivant, R ERA: 4.03 John Wyatt, R ERA: 3.13	Diego Segui, R ERA: 3.88 Tom Sturdivant, R ERA: 4.03 John Wyatt, R ERA: 3.13	Diego Segui, R ERA: 3.88 Tom Sturdivant, R ERA: 4.03 John Wyatt, R ERA: 3.13	Diego Segui, R ERA: 3.88 Tom Sturdivant, R ERA: 4.03 John Wyatt, R ERA: 3.13	Diego Segui, R ERA: 3.88 Tom Sturdivant, R ERA: 4.03 John Wyatt, R ERA: 3.13	Diego Segui, R ERA: 3.88 Tom Sturdivant, R ERA: 4.03 John Wyatt, R ERA: 3.13	Diego Segui, R ERA: 3.88 Tom Sturdivant, R ERA: 4.03 John Wyatt, R ERA: 3.13	Diego Segui, R ERA: 3.88 Tom Sturdivant, R ERA: 4.03 John Wyatt, R ERA: 3.13	Diego Segui, R ERA: 3.88 Tom Sturdivant, R ERA: 4.03 John Wyatt, R ERA: 3.13	Diego Segui, R ERA: 3.88 Tom Sturdivant, R ERA: 4.03 John Wyatt, R ERA: 3.13	Diego Segui, R ERA: 3.88 Tom Sturdivant, R ERA: 4.03 John Wyatt, R ERA: 3.13

Kansas City Athletics @ New York Yankees
Yankee Stadium, Bronx, NY
Fri Sep 20 1963, 7:05 PM EDT
Unknown - 66 F

AB 44
R 5
H 9
RBI 5
BB 6
SO 7
LOB 12



Batter	1	2	3	4	5	6	7	8	9	AB	R	H	RBI	BB	SO	LOB	TOP					
Jose Tartabull, L (1.8) OBP: 0.286, SLG: 0.324	F7	3-1							F5	5	0	2	0	0	0	1						
Wayne Causey, L (1.6) OBP: 0.343, SLG: 0.397	F8		3-1							4	0	1	0	0	0	1						
Ed Charles, R (1.5) OBP: 0.336, SLG: 0.395	K		F3							4	0	0	0	0	1	3						
Norm Siebern, L (1.3) OBP: 0.358, SLG: 0.414		1B BB	F7							3	1	1	0	1	0	0						
Charlie Lau, L (1.2) OBP: 0.317, SLG: 0.379		1B 2B 1B		4-3						4	2	3	1	0	0	0						
John Wojcik, L (1.9) OBP: 0.235, SLG: 0.170		2B SH3 1B		F5						4	1	1	1	0	0	1						
Ken Harrelson, R (1.7) OBP: 0.316, SLG: 0.387		SH3 1-3 2H		K						4	0	2	1	0	1	1						
Dick Green, R (1.4) OBP: 0.417, SLG: 0.222		1-3			K					4	0	0	0	0	1	3						
Orlando Pena, R (1.1) OBP: 0.224, SLG: 0.197		SH3			F6					3	0	0	1	0	0	0						
Inning Stats	R: 0 E: 0 K: 1 S: 5	H: 0 LOB: 0 BB: 0 P: 5	R: 3 E: 0 K: 0 S: 6	H: 3 LOB: 1 BB: 1 P: 10	R: 0 E: 0 K: 0 S: 3	H: 0 LOB: 0 BB: 0 P: 3	R: 0 E: 0 K: 1 S: 5	H: 0 LOB: 0 BB: 0 P: 5	R: 0 E: 0 K: 1 S: 7	H: 2 LOB: 2 BB: 0 P: 7	R: 1 E: 0 K: 0 S: 5	H: 3 LOB: 1 BB: 0 P: 5	R: 0 E: 0 K: 0 S: 4	H: 1 LOB: 1 BB: 0 P: 4	R: 0 E: 0 K: 0 S: 4	H: 1 LOB: 1 BB: 0 P: 4	R: 0 E: 0 K: 0 S: 3	H: 0 LOB: 0 BB: 0 P: 3	1B: 7 2B: 2 3B: 0 HR: 1	SF: 0 SAC: 1 DP: 0 HBP: 0	WP: 0 PB: 0 SB: 0 CS: 1	PA: 37
PITCHER	IP	WLS	BF	H	R	ER	SO	BB	IBB	HBP	BLK	WP	HR	S	P	ERA	WHIP					
Jim Bouton, R (1.1) ERA: 2.56	7.0	L	30	9	4	4	3	1	0	0	0	0	1	35	39	5.14	1.429					
Tom Metcalf, R (8.1) ERA: 2.77	2.0		7	1	0	0	0	0	0	0	0	0	0	7	7	0.00	0.500					

Kansas City Athletics @ New York Yankees
Yankee Stadium, Bronx, NY
Fri Sep 20 1963, 7:05 PM EDT
Att: 14,711 - Overcast - 58 F

AB	35
R	4
H	10
RBI	4
BB	1
SO	3
LOB	10



Batter	1	2	3	4	5	6	7	8	9	AB	R	H	RBI	BB	SO	LOB	BOTTOM					
Tony Kubek, L (1.6) OBP: 0.295, SLG: 0.344	K		1B		F8					4	1	2	1	0	1	0						
Bobby Richardson, R (1.4) OBP: 0.256, SLG: 0.333	E		1B		5-3					4	0	2	1	0	0	0						
Joe Pepitone, L (1.3) OBP: 0.305, SLG: 0.443	E4		1B		6-3					4	0	0	0	0	0	3						
Mickey Mantle, S (1.8) OBP: 0.438, SLG: 0.631	G4-6-3				4-3					3	0	0	0	0	0	4						
Jack Reed, R (7.8) OBP: 0.291, SLG: 0.282	G4-6-3				4-3					1	0	0	0	0	1	0						
Elston Howard, R (1.2) OBP: 0.342, SLG: 0.528		6-3			1-3					4	0	0	0	0	1	0						
Johnny Blanchard, L (1.9) OBP: 0.310, SLG: 0.476	K				2B					4	1	1	0	0	1	0						
Harry Bright, R (1.5) OBP: 0.298, SLG: 0.417		5-3			F6					4	0	0	0	0	0	1						
Phil Linz, R (1.7) OBP: 0.325, SLG: 0.349					1B 1B					3	1	2	1	0	0	0						
Jim Bouton, R (1.1) OBP: 0.086, SLG: 0.088					F6					2	0	0	0	0	0	2						
Yogi Berra, L (7. PH) OBP: 0.361, SLG: 0.486					6-3					1	0	0	0	0	1	0						
Tom Metcalf, R (8.1) ERA: 2.77					6-3					0	0	0	0	0	0	0						
Inning Stats	R: 0 E: 1 K: 1 S: 6	H: 1 LOB: 1 BB: 0 P: 6	R: 0 E: 0 K: 1 S: 5	H: 0 LOB: 0 BB: 0 P: 5	R: 1 E: 0 K: 0 S: 6	H: 3 LOB: 2 BB: 0 P: 6	R: 1 E: 0 K: 0 S: 5	H: 2 LOB: 1 BB: 0 P: 5	R: 0 E: 0 K: 0 S: 3	H: 0 LOB: 0 BB: 0 P: 3	R: 0 E: 0 K: 1 S: 5	H: 0 LOB: 0 BB: 0 P: 5	R: 0 E: 0 K: 1 S: 6	H: 0 LOB: 0 BB: 0 P: 6	R: 0 E: 0 K: 1 S: 5	H: 0 LOB: 0 BB: 0 P: 5	R: 0 E: 0 K: 1 S: 5	H: 0 LOB: 0 BB: 0 P: 5	1B: 4 2B: 2 3B: 0 HR: 1	SF: 0 SAC: 0 DP: 1 HBP: 0	WP: 0 PB: 0 SB: 0 CS: 0	PA: 34
PITCHER	IP	WLS	BF	H	R	ER	SO	BB	IBB	HBP	BLK	WP	HR	S	P	ERA	WHIP					
Orlando Pena, R (1.1) ERA: 3.59	9.0	W	34	7	3	3	5	0	0	0	0	0	1	44	44	3.00	0.778					


Kansas City Athletics @ New York Yankees
Yankee Stadium, Bronx, NY
Fri Sep 20 1963, 7:05 PM EDT
Att: 14,711 - Overcast - 58 F

AB	34
R	3
H	7
RBI	3
BB	0
SO	5
LOB	10



Batter	1	2	3	4	5	6	7	8	9	AB	R	H	RBI	BB	SO	LOB	TOP										
Jose Tartabull, L (1,8) OBP: 0.289, SLG: 0.326	F7	FC5-4 1B			L7		S 1B		F6	5	0	2	2	0	0	1	Kansas City Athletics @ New York Yankees Yankee Stadium, Bronx, NY Sat Sep 21 1963, 3:33 AM EDT Att: 15,081 - Overcast - 64 F										
Wayne Causey, L (1,6) OBP: 0.343, SLG: 0.396 Dick Green, R (2,PH) OBP: 0.375, SLG: 0.308	F8	FC5-4 1-2					5-3 1-2		K	1	0	0	0	0	0	0											
Jerry Lumpe, L (1,4) OBP: 0.339, SLG: 0.370	F7		3-1		F2					3	0	0	0	1	0												
Norm Siebern, L (1,3) OBP: 0.359, SLG: 0.415		E9 2B	3-1			5-3 1B			L3	3	2	1	0	1	0												
Ed Charles, R (1,5) OBP: 0.336, SLG: 0.396		1B 3-1			F5		5-3 1-2		4-3	4	1	1	1	0	0												
Charlie Lau, L (1,2) OBP: 0.321, SLG: 0.381		3-1 1B			F9				K	4	1	2	1	0	1												
Gino Cimoli, R (1,9) OBP: 0.319, SLG: 0.373		3-1 1B			K				K	3	1	0	0	1	2												
Ken Harrelson, R (1,7) OBP: 0.313, SLG: 0.381 Bobby Del Greco, R (7,7) OBP: 0.308, SLG: 0.320		1-2 1B			K				K	3	0	0	0	1	2												
Moe Drabowsky, R (1,1) OBP: 0.169, SLG: 0.322 Ted Bowsfield, R (6,1) OBP: 0.154, SLG: 0.087		3-1			K				K	2	0	0	1	0	1												
Inning Stats	R: 0 E: 0 K: 0 S: 3	H: 0 LOB: 0 BB: 0 P: 3	R: 4 E: 1 K: 1 S: 9	H: 4 LOB: 1 BB: 1 P: 13	R: 0 E: 0 K: 0 S: 3	H: 0 LOB: 0 BB: 0 P: 3	R: 0 E: 0 K: 2 S: 7	H: 0 LOB: 0 BB: 0 P: 7	R: 0 E: 0 K: 1 S: 6	H: 1 LOB: 1 BB: 0 P: 6	R: 1 E: 0 K: 1 S: 6	H: 1 LOB: 1 BB: 1 P: 10	R: 0 E: 0 K: 2 S: 8	H: 1 LOB: 2 BB: 1 P: 10	R: 0 E: 0 K: 2 S: 7	H: 0 LOB: 0 BB: 0 P: 7		R: 0 E: 1 K: 2 S: 8	H: 0 LOB: 1 BB: 0 P: 8	1B: 4 2B: 3 3B: 0 HR: 0	SF: 0 SAC: 0 DP: 0 HBP: 0	WP: 0 PB: 0 SB: 2 CS: 0	PA: 38				
PITCHER	IP	WLS	BF	H	R	ER	SO	BB	IBB	HBP	BLK	WP	HR	S	P	ERA	WHIP										
Ralph Terry, R (1,1) ERA: 3.25	5.0	L	21	5	4	4	4	1	0	0	0	0	0	28	32	7.20	1.200										
Bill Stafford, R (6,1) ERA: 6.02	2.0		10	2	1	1	2	2	0	0	0	0	0	12	20	4.50	2.000										
Bill Kunkel, R (8,1) ERA: 2.72	2.0		7	0	0	0	4	0	0	0	0	0	0	15	15	0.00	0.000										

AB	35
R	5
H	7
RBI	5
BB	3
SO	10
LOB	16



Batter	1	2	3	4	5	6	7	8	9	AB	R	H	RBI	BB	SO	LOB	BOTTOM										
Tony Kubek, L (1,6) OBP: 0.294, SLG: 0.342	4-3		F9				S 1B		E3 4-3	5	0	1	0	0	1	2	Kansas City Athletics @ New York Yankees Yankee Stadium, Bronx, NY Sat Sep 21 1963, 3:33 AM EDT Att: 15,081 - Overcast - 64 F										
Bobby Richardson, R (1,4) OBP: 0.293, SLG: 0.330	F4		5-3				K 1-2		4-3	5	0	0	0	0	1	4											
Tom Tresh, S (1,7) OBP: 0.373, SLG: 0.494	L9						K		5-3	3	0	0	0	2	1	1											
Mickey Mantle, S (1,8) OBP: 0.447, SLG: 0.654 Phil Linz, R (6,PR) OBP: 0.323, SLG: 0.347		HR				FC6-4 1B			E5 FC6-4	2	1	2	1	1	0	0											
Joe Pepitone, L (1,3) OBP: 0.303, SLG: 0.440		3-1			FC6-4 HR				FC6-4 BB	4	1	0	0	0	0	5											
Yogi Berra, L (1,2) OBP: 0.383, SLG: 0.507 Elston Howard, R (6,PH) OBP: 0.341, SLG: 0.526		F5							F2	2	1	1	2	0	0	0											
Hector Lopez, R (1,9) OBP: 0.304, SLG: 0.398		F8							F8	3	0	0	0	1	1	2											
Clete Boyer, R (1,5) OBP: 0.292, SLG: 0.364									1-3	4	0	2	0	0	0	3											
Ralph Terry, R (1,1) OBP: 0.169, SLG: 0.322 Pedro Gonzalez, R (5,PH) OBP: 0.217, SLG: 0.281 Bill Stafford, L (8,1) OBP: 0.375, SLG: 0.444 Harry Bright, R (7,PH) OBP: 0.303, SLG: 0.333 Bill Kunkel, R (9,1) OBP: 0.293, SLG: 0.330 Jack Reed, R (9,PH) OBP: 0.293, SLG: 0.278		SH3-1 1B							F3	0	0	0	0	0	0	0											
Inning Stats	R: 0 E: 0 K: 0 S: 3	H: 0 LOB: 0 BB: 0 P: 3	R: 1 E: 0 K: 0 S: 4	H: 1 LOB: 0 BB: 0 P: 4	R: 0 E: 0 K: 0 S: 4	H: 1 LOB: 1 BB: 0 P: 4	R: 2 E: 0 K: 1 S: 7	H: 2 LOB: 0 BB: 0 P: 7	R: 0 E: 0 K: 1 S: 5	H: 1 LOB: 1 BB: 0 P: 6	R: 0 E: 0 K: 1 S: 8	H: 0 LOB: 2 BB: 2 P: 13	R: 0 E: 1 K: 0 S: 4	H: 1 LOB: 1 BB: 0 P: 8	R: 0 E: 1 K: 0 S: 4	H: 0 LOB: 3 BB: 2 P: 12		R: 0 E: 1 K: 1 S: 6	H: 0 LOB: 1 BB: 0 P: 6	1B: 4 2B: 0 3B: 0 HR: 2	SF: 0 SAC: 1 DP: 0 HBP: 0	WP: 0 PB: 0 SB: 1 CS: 0	PA: 39				
PITCHER	IP	WLS	BF	H	R	ER	SO	BB	IBB	HBP	BLK	WP	HR	S	P	ERA	WHIP										
Moe Drabowsky, R (1,1) ERA: 3.05	5.0	W	22	5	3	3	2	2	0	0	0	0	0	24	32	5.40	1.400										
Ted Bowsfield, L (6,1) ERA: 4.4	4.0	S	17	1	0	0	4	2	0	0	0	0	0	23	31	0.00	0.750										



Batter	1	2	3	4	5	6	7	8	9	AB	R	H	RBI	BB	SO	LOB	TOP		
Gino Cimoli, R OBP: 0.317, SLG: 0.370 (1, 9)	F6		K		F9			F9		4	0	0	0	0	1	1	Kansas City Athletics @ New York Yankees Yankee Stadium, Bronx, NY Sun Sep 22 1963, 3:33 AM EDT Att: 11,022 - Unknown - 60 F livebaseballscorecards.com		
Dick Green, R OBP: 0.400, SLG: 0.353 (1, 6)	F6			5-3		WP 1B		1B		4	0	2	0	0	0	0			
Jerry Lumpe, L OBP: 0.338, SLG: 0.369 (1, 4)	6-3			E7 1B		F5 1-2		L9		4	1	1	0	0	2				
Norm Siebern, L OBP: 0.360, SLG: 0.416 (1, 3)		4-3		G6-4-3 1B		K		FC6-4 1B		4	0	2	1	0	1	1			
Ed Charles, R OBP: 0.334, SLG: 0.393 (1, 5)		5-3		G6-4-3 1-2		K		FC6-4 1-2		4	0	0	0	0	1	4			
Doc Edwards, R OBP: 0.290, SLG: 0.373 (1, 2)						1B 2B		HR		4	2	3	1	0	0	0			
Ken Harrelson, R OBP: 0.307, SLG: 0.374 (1, 7)						F8		F8		4	0	0	0	0	2	2			
Bobby Del Greco, R OBP: 0.307, SLG: 0.319 (1, 8)				K				F7		4	0	1	1	0	1	0			
Dave Wickersham, R OBP: 0.141, SLG: 0.130 (7, PH)				1-3		2H 1B				2	0	0	0	0	0	1			
Chuck Essegian, R OBP: 0.280, SLG: 0.325 (7, 1)					5-3			6-3		1	0	0	0	0	0	0			
Tom Sturdivant, L (7, 1)										0	0	0	0	0	0	0			
Inning Stats	R: 0 E: 0 K: 0 S: 3	H: 0 LOB: 0 BB: 0 P: 3	R: 0 E: 0 K: 1 S: 6	H: 1 LOB: 1 BB: 0 P: 6	R: 0 E: 0 K: 2 S: 7	H: 0 LOB: 0 BB: 0 P: 7	R: 1 E: 1 K: 0 S: 4	H: 2 LOB: 1 BB: 0 P: 4	R: 1 E: 0 K: 2 S: 5	H: 2 LOB: 1 BB: 0 P: 5	R: 0 E: 0 K: 2 S: 8	H: 1 LOB: 1 BB: 0 P: 8	R: 1 E: 0 K: 0 S: 4	H: 1 LOB: 0 BB: 0 P: 4	R: 0 E: 0 K: 1 S: 5	H: 0 LOB: 2 BB: 0 P: 5	1B: 7 2B: 1 3B: 0 HR: 1	SF: 0 SAC: 0 DP: 1 HBP: 0	WP: 1 PA: 35 CS: 0
PITCHER Al Downing, L ERA: 2.37 (1, 1)	IP: 9.0 WLS: W BF: 35 H: 9 R: 3 ER: 2 SO: 6 BB: 0 IBB: 0 HBP: 0 BLK: 0 WP: 1 HR: 1 S: 47 P: 47 ERA: 2.00 WHIP: 1.000															PITCHER Al Downing, L ERA: 2.37 (1, 1)	IP: 9.0 WLS: W BF: 35 H: 9 R: 3 ER: 2 SO: 6 BB: 0 IBB: 0 HBP: 0 BLK: 0 WP: 1 HR: 1 S: 47 P: 47 ERA: 2.00 WHIP: 1.000		

Batter	1	2	3	4	5	6	7	8	9	AB	R	H	RBI	BB	SO	LOB	BOTTOM		
Tony Kubek, L OBP: 0.294, SLG: 0.342 (1, 6)	4-3		L8		1B 1-2 3H 1B		4-3			4	0	1	1	0	0	1	Kansas City Athletics @ New York Yankees Yankee Stadium, Bronx, NY Sun Sep 22 1963, 3:33 AM EDT Att: 11,022 - Unknown - 60 F livebaseballscorecards.com		
Bobby Richardson, R OBP: 0.294, SLG: 0.331 (1, 4)	5-3				1-3 2H 1B					4	0	2	1	0	0	0			
Tom Tresh, S OBP: 0.370, SLG: 0.490 (1, 7)	6-3			G3	4-3		F2			4	0	0	0	0	0	3			
Mickey Mantle, S OBP: 0.448, SLG: 0.648 (8, 8)			L9				F8			3	1	1	0	1	0	1			
Jack Reed, R OBP: 0.296, SLG: 0.278 (8, 8)					1B		HR BB			0	0	0	0	0	0	0			
Joe Pepitone, L OBP: 0.304, SLG: 0.445 (1, 3)		3-1		G3			HR			3	1	1	2	0	0	1			
Elston Howard, R OBP: 0.338, SLG: 0.521 (1, 2)		4-3			E5 1B		6-3			4	1	0	0	0	0	1			
Hector Lopez, R OBP: 0.304, SLG: 0.397 (1, 9)			1-3		E6 1B					4	1	1	0	0	0	2			
Clete Boyer, R OBP: 0.292, SLG: 0.363 (1, 5)				SH3-4 1B	F4		F4			3	0	1	0	0	0	3			
Al Downing, R OBP: 0.153, SLG: 0.143 (1, 1)			SH3-4 1-2		K		1-3			2	0	0	0	0	1	3			
Inning Stats	R: 0 E: 0 K: 0 S: 3	H: 0 LOB: 0 BB: 0 P: 3	R: 0 E: 0 K: 0 S: 3	H: 0 LOB: 0 BB: 0 P: 3	R: 0 E: 0 K: 0 S: 4	H: 1 LOB: 1 BB: 0 P: 4	R: 0 E: 0 K: 0 S: 4	H: 1 LOB: 1 BB: 0 P: 4	R: 2 E: 2 K: 1 S: 9	H: 2 LOB: 2 BB: 0 P: 9	R: 2 E: 0 K: 0 S: 5	H: 2 LOB: 1 BB: 1 P: 9	R: 0 E: 0 K: 0 S: 4	H: 1 LOB: 1 BB: 0 P: 4	R: 0 E: 0 K: 0 S: 2	H: 0 LOB: 1 BB: 0 P: 3	1B: 6 2B: 0 3B: 0 HR: 1	SF: 0 SAC: 1 DP: 0 HBP: 1	WP: 0 PA: 34 CS: 0
PITCHER Dave Wickersham, R ERA: 4.21 (7, 1)	IP: 6.0 WLS: L BF: 27 H: 6 R: 4 ER: 2 SO: 1 BB: 1 IBB: 0 HBP: 0 BLK: 0 WP: 0 HR: 1 S: 28 P: 32 ERA: 3.00 WHIP: 1.167															PITCHER Tom Sturdivant, R ERA: 3.95 (7, 1)	IP: 2.0 WLS: 7 BF: 1 H: 0 R: 0 ER: 0 SO: 0 BB: 0 IBB: 0 HBP: 1 BLK: 0 WP: 0 HR: 0 S: 6 P: 7 ERA: 0.00 WHIP: 0.500		

Batter	1	2	3	4	5	6	7	8	9	AB	R	H	RBI	BB	SO	LOB	TOP					
Albie Pearson, L OBP: 0.405, SLG: 0.401 (1, 8)	0-0 3-1		0-0 FC6-4 1B			0-0 F4		0-0 B5-3		4	0	1	0	0	0	1						
Jim Fregosi, R OBP: 0.324, SLG: 0.420 (1, 6)	0-3 K		0-0 FC6-4 1-2			0-0 FC1-6 1-2		0-0 6-3		4	0	0	0	0	0	1						
Leon Wagner, L OBP: 0.353, SLG: 0.458 (1, 7)	0-3 K			0-3 K		0-3 K			0-0 HR	4	1	1	1	0	3	1						
Felix Torres, R OBP: 0.311, SLG: 0.364 (1, 5)		0-0 F7		0-0 5-3			0-0 5-3		0-0 1-3	4	0	0	0	0	0	0						
Billy Moran, R OBP: 0.311, SLG: 0.378 (1, 4)		0-3 K		0-0 1B			0-0 1B		0-0 6-3	4	0	2	0	0	1	0						
Lee Thomas, L OBP: 0.300, SLG: 0.315 (1, 3)		0-0 1B			0-3 K		0-3 K		0-0 1B	4	0	2	0	0	2	1						
Bob Perry, R OBP: 0.305, SLG: 0.369 (1, 9)		0-3 K			0-0 F8		0-0 1-2 1B		0-0 F7	4	0	1	0	0	1	2						
Hank Foiles, R OBP: 0.289, SLG: 0.379 (1, 2)			0-0 F7		0-0 5-3		0-0 F8			3	0	0	0	0	0	2						
Fred Newman, R OBP: 0.250, SLG: 0.250 (8, 1)										0	0	0	0	0	0	0						
Bo Belinsky, L OBP: 0.107, SLG: 0.074 (1, 1)			0-3 K					0-0 F7		1	0	0	0	0	1	0						
Frank Kostro, R OBP: 0.293, SLG: 0.298 (6, PH)										1	0	1	0	0	0	0						
Julio Navarro, R OBP: 0.294, SLG: 0.200 (6, PH)										0	0	0	0	0	0	0						
Tom Satriano, L OBP: 0.275, SLG: 0.182 (8, 2)						0-0 FC1-6 1B				1	0	0	0	0	0	0						
Inning Stats	R: 0 E: 0 K: 2 S: 7	H: 0 LOB: 0 BB: 0 P: 7	R: 0 E: 0 K: 2 S: 8	H: 1 LOB: 1 BB: 0 P: 8	R: 0 E: 0 K: 1 S: 6	H: 1 LOB: 1 BB: 0 P: 6	R: 0 E: 0 K: 1 S: 5	H: 1 LOB: 1 BB: 0 P: 5	R: 0 E: 0 K: 1 S: 6	H: 1 LOB: 1 BB: 0 P: 6	R: 0 E: 0 K: 1 S: 7	H: 2 LOB: 2 BB: 0 P: 7	R: 0 E: 0 K: 0 S: 3	H: 0 LOB: 0 BB: 0 P: 3	R: 1 E: 0 K: 0 S: 5	H: 2 LOB: 1 BB: 0 P: 5	1B: 7 2B: 0 3B: 0 HR: 1	SF: 0 SAC: 0 DP: 0 HBP: 0	WP: 0 PB: 0 SB: 0 CS: 0	PA: 34		
PITCHER	IP WLS BF H R ER SO BB IBB HBP BLK WP HR S P ERA WHIP	IP WLS BF H R ER SO BB IBB HBP BLK WP HR S P ERA WHIP	IP WLS BF H R ER SO BB IBB HBP BLK WP HR S P ERA WHIP	IP WLS BF H R ER SO BB IBB HBP BLK WP HR S P ERA WHIP	IP WLS BF H R ER SO BB IBB HBP BLK WP HR S P ERA WHIP	IP WLS BF H R ER SO BB IBB HBP BLK WP HR S P ERA WHIP	IP WLS BF H R ER SO BB IBB HBP BLK WP HR S P ERA WHIP	IP WLS BF H R ER SO BB IBB HBP BLK WP HR S P ERA WHIP	IP WLS BF H R ER SO BB IBB HBP BLK WP HR S P ERA WHIP	IP WLS BF H R ER SO BB IBB HBP BLK WP HR S P ERA WHIP	IP WLS BF H R ER SO BB IBB HBP BLK WP HR S P ERA WHIP	IP WLS BF H R ER SO BB IBB HBP BLK WP HR S P ERA WHIP	IP WLS BF H R ER SO BB IBB HBP BLK WP HR S P ERA WHIP	IP WLS BF H R ER SO BB IBB HBP BLK WP HR S P ERA WHIP	IP WLS BF H R ER SO BB IBB HBP BLK WP HR S P ERA WHIP	IP WLS BF H R ER SO BB IBB HBP BLK WP HR S P ERA WHIP	IP WLS BF H R ER SO BB IBB HBP BLK WP HR S P ERA WHIP	IP WLS BF H R ER SO BB IBB HBP BLK WP HR S P ERA WHIP	IP WLS BF H R ER SO BB IBB HBP BLK WP HR S P ERA WHIP	IP WLS BF H R ER SO BB IBB HBP BLK WP HR S P ERA WHIP	IP WLS BF H R ER SO BB IBB HBP BLK WP HR S P ERA WHIP	
Whitey Ford, L ERA: 2.75 (1, 1)	7.0 W 26	6 0 0 9	0 0 0 0	0 0 0 0	0 0 0 0	0 0 1 8	8 8 4.50 1.000															
Ralph Terry, R ERA: 3.26 (8, 1)	2.0 S 8	2 1 1 0	0 0 0 0	0 0 0 0	0 0 0 0	0 1 8 8	4.50 1.000															

Los Angeles Angels @ New York Yankees
Yankee Stadium, Bronx, NY
Tue Sep 24 1963, 7:05 PM EDT
Att. 7,732 - Unknown - 57 F


AB 34
R 1
H 8
RBI 1
BB 0
SO 9
LOB 9



Batter	1	2	3	4	5	6	7	8	9	AB	R	H	RBI	BB	SO	LOB	BOTTOM				
Tony Kubek, L OBP: 0.294, SLG: 0.341 (1, 6)	0-3 K	0-0 4-3		0-0 2H 1B			0-0 F6	0-0 CS		4	0	1	1	0	1	0					
Bobby Richardson, R OBP: 0.292, SLG: 0.329 (1, 4)	0-0 F5	0-0 1-3			0-0 F5		0-0 L9			4	0	0	0	0	0	0					
Tom Tresh, S OBP: 0.371, SLG: 0.489 (1, 7)	4-0 BB 3B BB		0-0 6-3		0-0 5-3		0-0 1B			3	2	1	0	1	0	0					
Ralph Terry, R OBP: 0.100, SLG: 0.080 (8, 1)							E 1B			0	0	0	0	0	0	0					
Mickey Mantle, S OBP: 0.444, SLG: 0.639 (1, 8)	0-0 BB 3B 1B		0-0 6-3		0-0 5-3		0-0 E4 1B			4	1	1	0	0	0	1					
Jack Reed, R OBP: 0.296, SLG: 0.278 (7, PR) (8, 8)	1-2 BB 3B 1B		0-0 6-3		0-0 5-3		1-2 BB 1B			0	1	0	0	0	0	0					
Roger Maris, L OBP: 0.345, SLG: 0.533 (1, 9)	4-0 BB 3B BB		0-0 6-3		0-0 5-3		0-0 FC6-4 1B			2	1	1	0	1	1	0					
Hector Lopez, R OBP: 0.305, SLG: 0.398 (7, 9)	1-2 BB 3B BB		0-0 2B			0-0 K	1-2 FC6-4 1B			1	0	1	2	0	0	0					
Eliot Howard, R OBP: 0.340, SLG: 0.529 (1, 2)	0-0 1B 3B		0-0 1-3			0-0 K	0-0 FC6-4			4	2	2	3	0	0	2					
Joe Pepitone, L OBP: 0.303, SLG: 0.444 (1, 3)	0-0 1B			0-3 K2-3		0-3 K		0-0 G3		4	0	1	1	0	2	1					
Clete Boyer, R OBP: 0.294, SLG: 0.364 (1, 5)	0-3 K			0-0 SH1-3 1B		0-0 K		0-3 K		4	1	2	1	0	2	1					
Whitey Ford, L OBP: 0.186, SLG: 0.187 (1, 1)		0-3 K		0-0 SH1-3		0-0 K		4-0 CS		2	0	0	0	0	2	1					
Phil Linz, R OBP: 0.326, SLG: 0.347 (8, 7)				1-2 CS BB		1-2 K				0	0	0	0	1	0	0					
Inning Stats	R: 4 E: 0 K: 2 S: 10	H: 3 LOB: 1 BB: 2 P: 18	R: 0 E: 0 K: 1 S: 5	H: 0 LOB: 0 BB: 0 P: 5	R: 0 E: 0 K: 0 S: 4	H: 1 LOB: 1 BB: 0 P: 4	R: 1 E: 0 K: 1 S: 6	H: 2 LOB: 1 BB: 0 P: 6	R: 0 E: 0 K: 0 S: 3	H: 0 LOB: 0 BB: 0 P: 3	R: 1 E: 0 K: 3 S: 11	H: 2 LOB: 1 BB: 0 P: 11	R: 2 E: 1 K: 0 S: 6	H: 2 LOB: 1 BB: 0 P: 6	R: 0 E: 0 K: 1 S: 4	H: 0 LOB: 0 BB: 1 P: 8	1B: 7 2B: 1 3B: 2 HR: 0	SF: 0 SAC: 1 DP: 0 HBP: 0	WP: 0 PB: 0 SB: 1 CS: 1	PA: 37	
PITCHER	IP WLS BF H R ER SO BB IBB HBP BLK WP HR S P ERA WHIP	IP WLS BF H R ER SO BB IBB HBP BLK WP HR S P ERA WHIP	IP WLS BF H R ER SO BB IBB HBP BLK WP HR S P ERA WHIP	IP WLS BF H R ER SO BB IBB HBP BLK WP HR S P ERA WHIP	IP WLS BF H R ER SO BB IBB HBP BLK WP HR S P ERA WHIP	IP WLS BF H R ER SO BB IBB HBP BLK WP HR S P ERA WHIP	IP WLS BF H R ER SO BB IBB HBP BLK WP HR S P ERA WHIP	IP WLS BF H R ER SO BB IBB HBP BLK WP HR S P ERA WHIP	IP WLS BF H R ER SO BB IBB HBP BLK WP HR S P ERA WHIP	IP WLS BF H R ER SO BB IBB HBP BLK WP HR S P ERA WHIP	IP WLS BF H R ER SO BB IBB HBP BLK WP HR S P ERA WHIP	IP WLS BF H R ER SO BB IBB HBP BLK WP HR S P ERA WHIP	IP WLS BF H R ER SO BB IBB HBP BLK WP HR S P ERA WHIP	IP WLS BF H R ER SO BB IBB HBP BLK WP HR S P ERA WHIP	IP WLS BF H R ER SO BB IBB HBP BLK WP HR S P ERA WHIP	IP WLS BF H R ER SO BB IBB HBP BLK WP HR S P ERA WHIP	IP WLS BF H R ER SO BB IBB HBP BLK WP HR S P ERA WHIP	IP WLS BF H R ER SO BB IBB HBP BLK WP HR S P ERA WHIP	IP WLS BF H R ER SO BB IBB HBP BLK WP HR S P ERA WHIP	IP WLS BF H R ER SO BB IBB HBP BLK WP HR S P ERA WHIP	IP WLS BF H R ER SO BB IBB HBP BLK WP HR S P ERA WHIP
Bo Belinsky, L ERA: 5.75 (6, 1)	5.0 L 22	6 5 5 4	2 0 0 0	0 0 0 0	0 0 0 0	0 0 17 17	4.50 2.000														
Julio Navarro, R ERA: 2.99 (8, 1)	2.0 11	4 3 1 3	0 0 0 0	0 0 0 0	0 0 4 8	0.00 1.000															
Fred Newman, R ERA: 5.32 (8, 1)	1.0 3	0 0 0 1	1 0 0 0	0 0 0 0	0 0 4 8	0.00 1.000															

Los Angeles Angels @ New York Yankees
Yankee Stadium, Bronx, NY
Tue Sep 24 1963, 7:05 PM EDT
Att. 7,732 - Unknown - 57 F

AB 32
R 8
H 10
RBI 8
BB 3
SO 8
LOB 6



Batter	1	2	3	4	5	6	7	8	9	AB	R	H	RBI	BB	SO	LOB	TOP				
Albie Pearson, L OBP: 0.403, SLG: 0.399	L6		FC3-6			F8			B3	4	0	0	0	0	0	1					
Jim Fregosi, R OBP: 0.323, SLG: 0.421	2B		F8			F8			4-3	4	0	1	0	0	0	1					
Leon Wagner, L OBP: 0.352, SLG: 0.456	F9			6-3		F3			1B	4	0	1	0	0	0	1					
Lee Thomas, L OBP: 0.298, SLG: 0.312	F8			K					K	4	0	0	0	0	3	2					
Billy Moran, R OBP: 0.311, SLG: 0.377			F8			F4				2	0	0	0	1	0	0					
Tom Satriano, L OBP: 0.259, SLG: 0.170			F5		BB					3	0	0	0	0	0	1					
Ed Kirkpatrick, L OBP: 0.259, SLG: 0.329			HR			G3			K	3	1	1	1	0	1	0					
Bob Perry, R OBP: 0.301, SLG: 0.364						F9				2	0	0	0	0	1	0					
Bob Sadowski, L OBP: 0.319, SLG: 0.315			K						K	1	0	0	0	0	1	0					
Dean Chance, R OBP: 0.171, SLG: 0.163									K	3	0	1	0	0	2	0					
Inning Stats	R: 0 E: 0 K: 0 S: 4	H: 1 LOB: 1 BB: 0 P: 4	R: 1 E: 0 K: 1 S: 6	H: 1 LOB: 0 BB: 0 P: 6	R: 0 E: 0 K: 0 S: 3	H: 1 LOB: 1 BB: 0 P: 3	R: 0 E: 0 K: 1 S: 5	H: 0 LOB: 0 BB: 1 P: 9	R: 0 E: 0 K: 0 S: 3	H: 0 LOB: 0 BB: 0 P: 3	R: 0 E: 0 K: 1 S: 5	H: 0 LOB: 0 BB: 0 P: 5	R: 0 E: 0 K: 3 S: 9	H: 0 LOB: 0 BB: 0 P: 9	R: 0 E: 0 K: 1 S: 6	H: 1 LOB: 1 BB: 0 P: 6	1B: 2 2B: 1 3B: 0 HR: 1	SF: 0 SAC: 0 DP: 0 HBP: 0	WP: 0 PB: 0 SB: 0 CS: 0	PA: 31	
PITCHER	IP	WLS	BF	H	R	ER	SO	BB	IBB	HBP	BLK	WP	HR	S	P	ERA	WHIP				
Jim Bouton, R ERA: 2.53	(1, 1)	7.0	W	24	3	1	1	4	1	0	0	0	1	31	35	1.29	0.571				
Hal Reniff, R ERA: 2.72	(8, 1)	2.0	S	7	1	0	0	4	0	0	0	0	0	15	15	0.00	0.500				

Los Angeles Angels @ New York Yankees
Yankee Stadium, Bronx, NY
Wed Sep 25 1963, 3:33 AM EDT
Att: 2,455 - Unknown

AB	30
R	1
H	4
RBI	1
BB	1
SO	8
LOB	6



Batter	1	2	3	4	5	6	7	8	9	AB	R	H	RBI	BB	SO	LOB	BOTTOM				
Tony Kubek, L OBP: 0.294, SLG: 0.343	K			F8		K				3	0	1	0	0	1	0					
Phil Linz, R OBP: 0.325, SLG: 0.345		2B								1	0	0	0	0	1	0					
Bobby Richardson, R OBP: 0.284, SLG: 0.331										3	1	2	0	0	1	1					
Pedro Gonzalez, R OBP: 0.208, SLG: 0.250	2B	1B								1	0	0	0	0	0	0					
Joe Pepitone, L OBP: 0.303, SLG: 0.444	1B									4	1	1	0	0	1	2					
Mickey Mantle, S OBP: 0.442, SLG: 0.631	1B									2	1	0	0	1	0	1					
Hector Lopez, R OBP: 0.307, SLG: 0.400	1B	IBB		F6						1	0	1	0	0	0	0					
Roger Maris, L OBP: 0.345, SLG: 0.531										3	0	1	2	0	0	0					
Jack Reed, R OBP: 0.284, SLG: 0.274	1B									1	0	0	0	0	0	1					
Euston Howard, R OBP: 0.343, SLG: 0.531										4	0	3	1	0	0	0					
Johnny Blanchard, L OBP: 0.305, SLG: 0.466	F7			FC4-6						4	0	0	0	0	0	4					
Clete Boyer, R OBP: 0.295, SLG: 0.364										3	0	1	0	1	1	1					
Jim Bouton, R OBP: 0.083, SLG: 0.084										3	0	0	0	0	1	3					
Hal Reniff, R ERA: 2.72				1-3						1	0	0	0	0	1	1					
Inning Stats	R: 3 E: 0 K: 2 S: 11	H: 4 LOB: 3 BB: 2 P: 19	R: 0 E: 0 K: 1 S: 6	H: 1 LOB: 1 BB: 0 P: 6	R: 0 E: 0 K: 1 S: 6	H: 1 LOB: 1 BB: 0 P: 6	R: 0 E: 0 K: 0 S: 4	H: 1 LOB: 1 BB: 0 P: 4	R: 0 E: 0 K: 0 S: 4	H: 1 LOB: 1 BB: 0 P: 4	R: 0 E: 0 K: 1 S: 5	H: 0 LOB: 0 BB: 0 P: 5	R: 0 E: 1 K: 1 S: 6	H: 1 LOB: 1 BB: 0 P: 6	R: 0 E: 0 K: 1 S: 6	H: 1 LOB: 1 BB: 0 P: 6	1B: 8 2B: 2 3B: 0 HR: 0	SF: 0 SAC: 0 DP: 0 HBP: 0	WP: 0 PB: 0 SB: 0 CS: 0	PA: 36	
PITCHER	IP	WLS	BF	H	R	ER	SO	BB	IBB	HBP	BLK	WP	HR	S	P	ERA	WHIP				
Dean Chance, R ERA: 3.19	(1, 1)	8.0	L	36	10	3	3	7	0	2	0	0	0	48	56	3.38	1.250				

Los Angeles Angels @ New York Yankees
Yankee Stadium, Bronx, NY
Wed Sep 25 1963, 3:33 AM EDT
Att: 2,455 - Unknown

AB	34
R	3
H	10
RBI	3
BB	2
SO	7
LOB	14



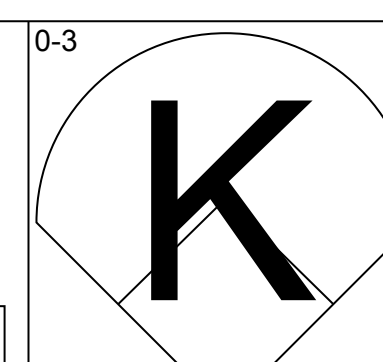
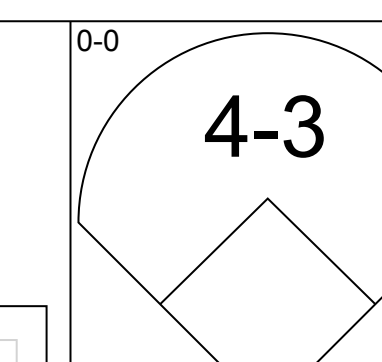
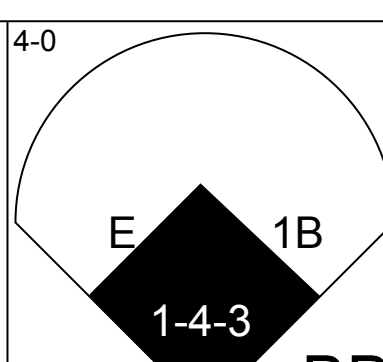
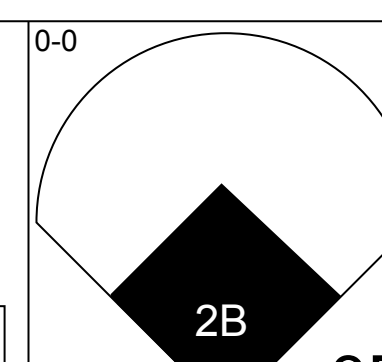
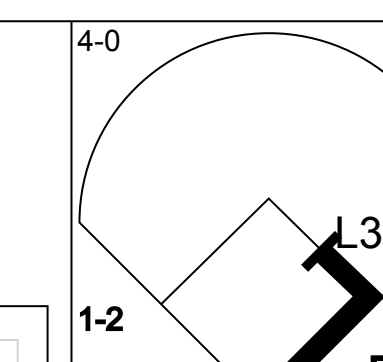
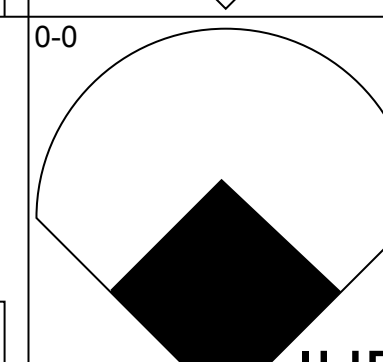
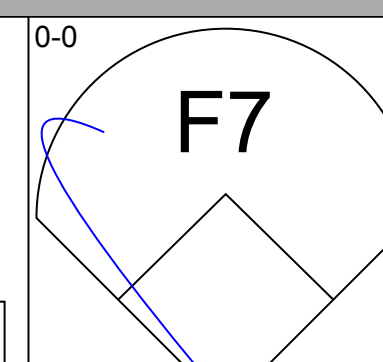
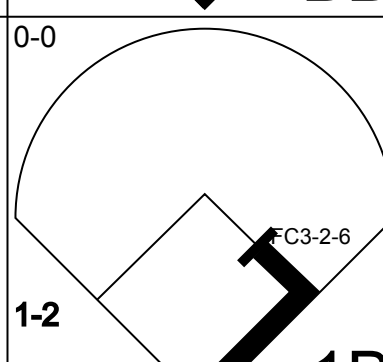
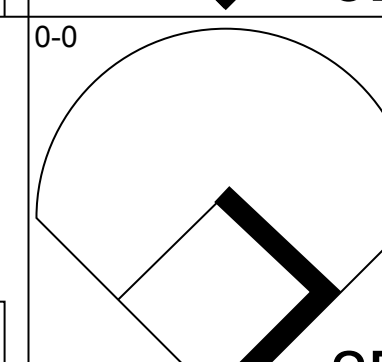
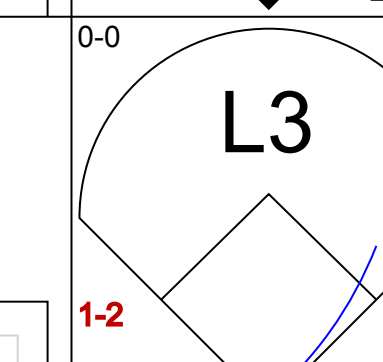
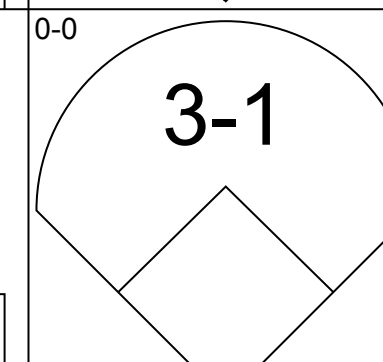
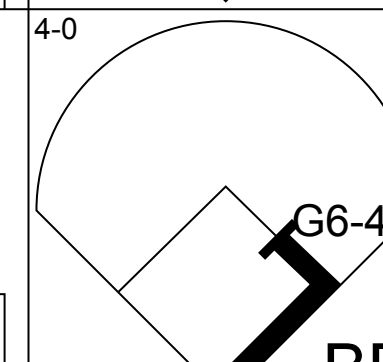
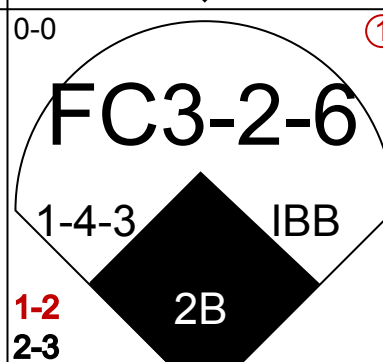
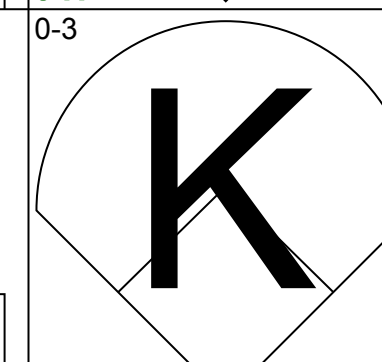
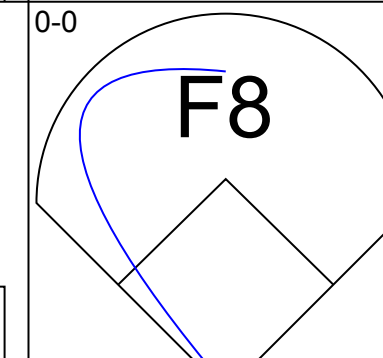
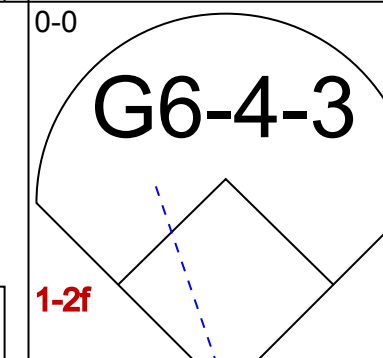
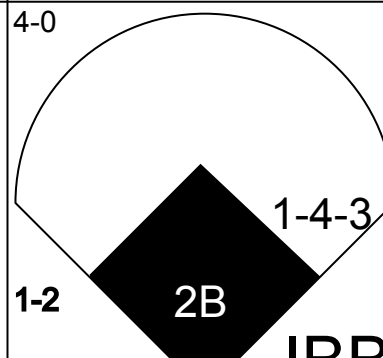
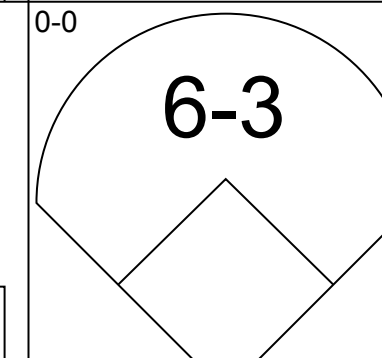
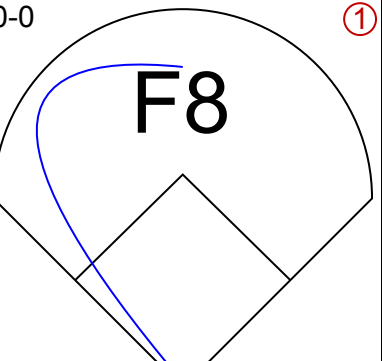
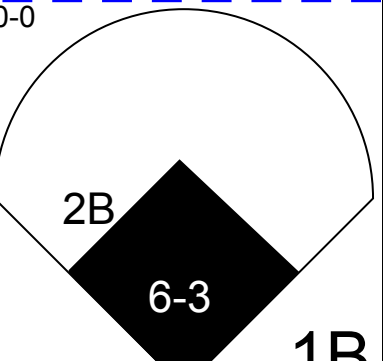
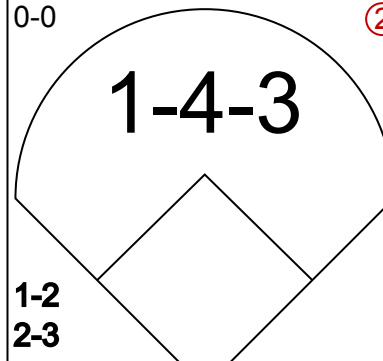
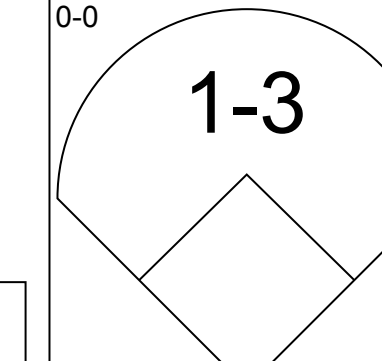
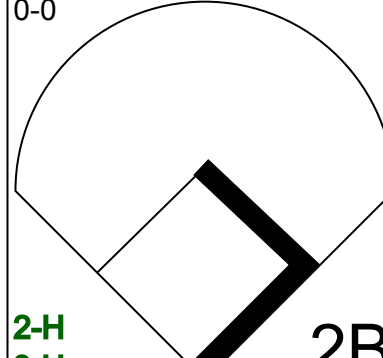
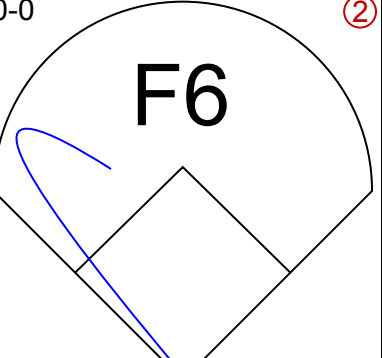
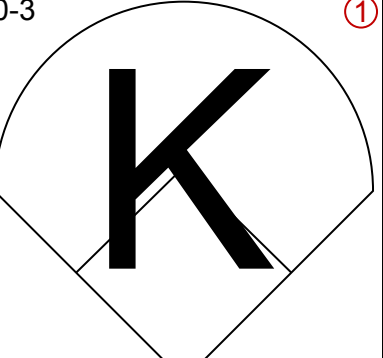
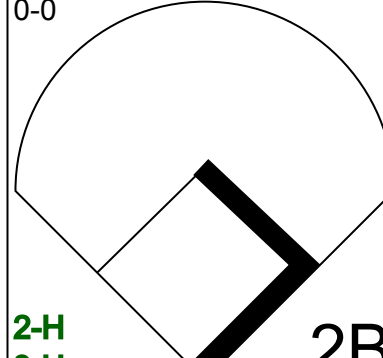
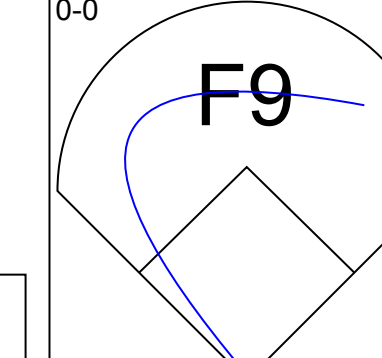
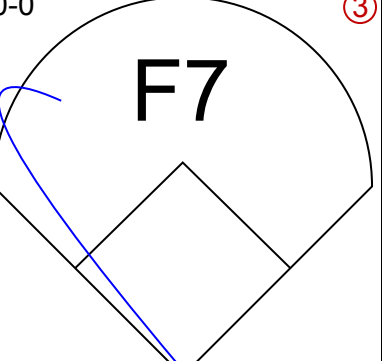
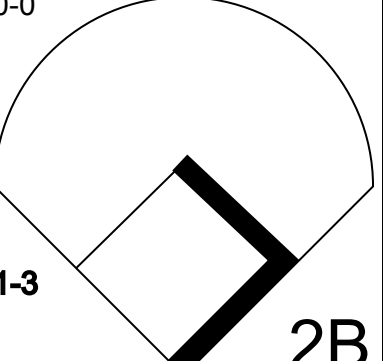
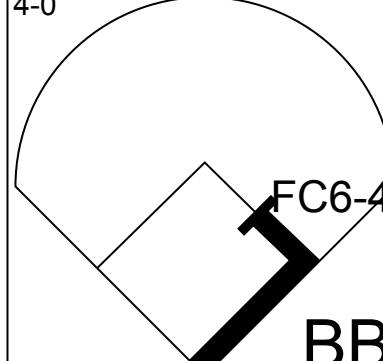
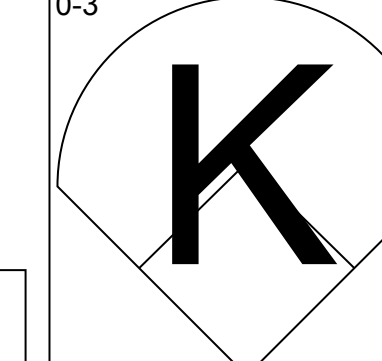
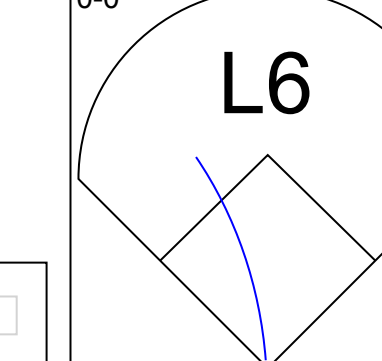
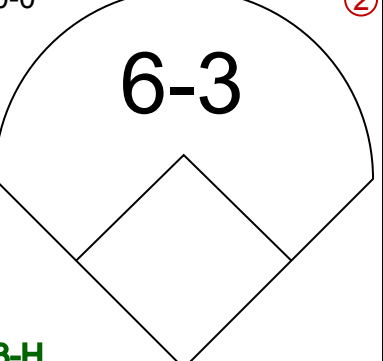
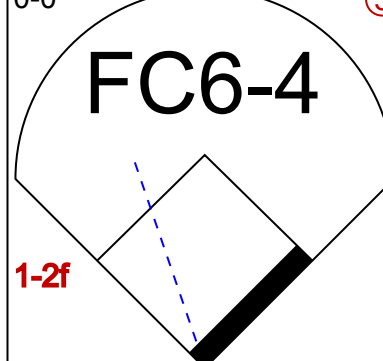
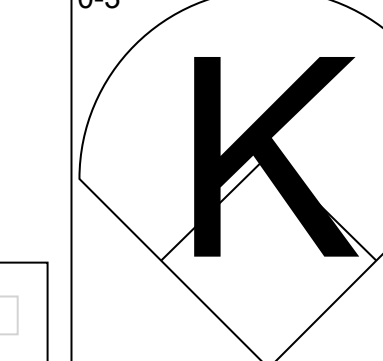
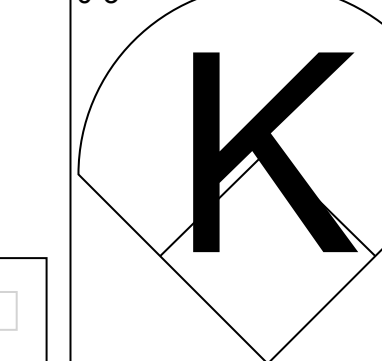
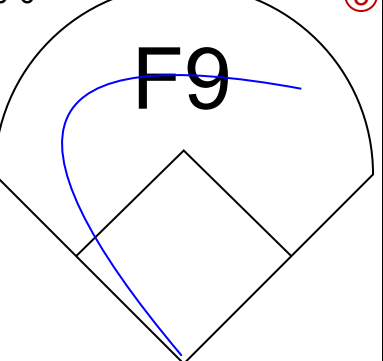
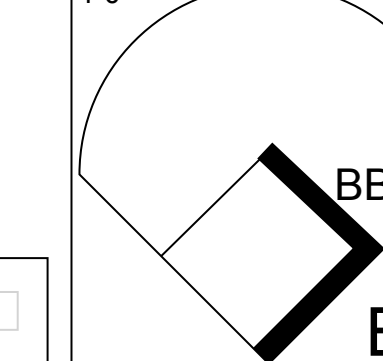
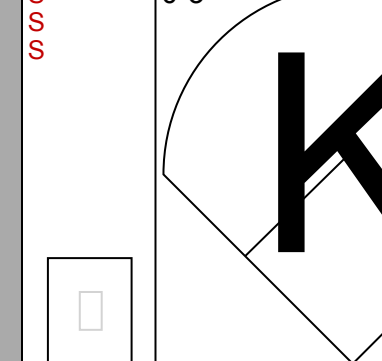
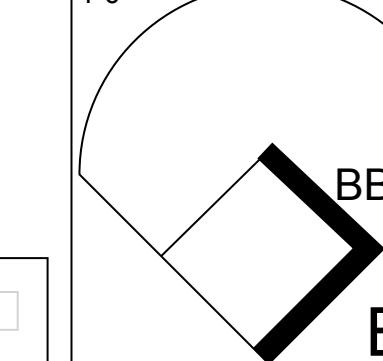
Batter	1	2	3	4	5	6	7	8	9	AB R H RBI BB SO LOB	TOP											
Bernie Allen, L OBP: 0.302, SLG: 0.356 (1, 4)	0-0 4-3	0-0 F6		0-3 K		0-3 K			0-0 4-1	5 0 0 0 0 2 4	Minnesota Twins @ New York Yankees Yankee Stadium, Bronx, NY Fri Sep 27 1963, 7:05 PM EDT Alt. 9,768 - Unknown - 74 F											
George Banks, R OBP: 0.247, SLG: 0.324 (1, 5)	0-3 K	0-3 K		0-3 K			0-0 F8			4 0 0 0 0 3 3												
Jimmie Hall, L OBP: 0.342, SLG: 0.524 (1, 8)	0-0 F5		0-3 K		0-3 K		0-3 K			4 0 0 0 0 3 0												
Harmon Killebrew, R OBP: 0.350, SLG: 0.559 (1, 7)		0-0 2B 1B	0-0 2B SF8 1B		0-0 F4		0-0 F3			4 2 2 0 0 0 0												
Don Mincher, L OBP: 0.351, SLG: 0.520 Vic Power, R OBP: 0.295, SLG: 0.375 (8, 3)	0-0 1B 1-3 1B	0-0 1B 2B	0-0 1B 2B		4-0 BB		0-3 K			3 2 2 0 1 1 0 0 0 0 0 0 0 0												
Bob Allison, R OBP: 0.378, SLG: 0.533 (1, 9)	4-0 1B BB	0-0 SF8		0-0 5-3			0-3 K			2 0 0 1 1 1 1												
Earl Battey, R OBP: 0.369, SLG: 0.477 (1, 2)	0-0 1-2 2-3 3-H 1B	0-0 1B	0-0 2-H 1B		0-0 L9		0-3 K			4 0 2 2 0 1 0												
Zolio Versalles, R OBP: 0.306, SLG: 0.404 (1, 6)	0-0 F6	0-0 1-3			0-0 SH3-4 1B			0-0 6-3		4 0 1 0 0 0 4												
Camilo Pascual, R OBP: 0.278, SLG: 0.326 (1, 1)	0-0 1-2 2-3 3-H 1B		0-0 F9		0-0 SH3-4			0-0 6-3		3 0 1 1 0 0 0												
Inning Stats	R: 0 E: 0 K: 1 S: 5	H: 0 LOB: 0 BB: 0 P: 5	R: 2 E: 0 K: 1 S: 9	H: 4 LOB: 3 BB: 1 P: 13	R: 2 E: 0 K: 1 S: 8	H: 3 LOB: 1 BB: 0 P: 8	R: 0 E: 0 K: 2 S: 7	H: 0 LOB: 0 BB: 0 P: 7	R: 0 E: 0 K: 1 S: 6	H: 1 LOB: 1 BB: 0 P: 6		R: 0 E: 0 K: 1 S: 5	H: 0 LOB: 0 BB: 0 P: 5	R: 0 E: 0 K: 3 S: 9	H: 0 LOB: 0 BB: 0 P: 9	R: 0 E: 0 K: 3 S: 9	H: 0 LOB: 0 BB: 0 P: 9	R: 0 E: 0 K: 3 S: 3	H: 0 LOB: 0 BB: 0 P: 3	1B: 6 2B: 2 3B: 0 HR: 0	SF: 1 SAC: 1 DP: 0 HBP: 0	WP: 0 PB: 0 CS: 0
PITCHER	IP WLS BF H R ER SO BB IBB HBP BLK WP HR S P ERA WHIP																					
Stan Williams, R ERA: 3.2 (1, 1)	3.0 L 17 7 4 4 3 1 0 0 0 0 0 0 22 26 12.00 2.667																					
Steve Hamilton, L ERA: 2.94 (4, 1)	3.0 11 1 0 0 4 1 0 0 0 0 0 0 18 22 0.00 0.667																					
Ralph Terry, R ERA: 3.22 (7, 1)	3.0 9 0 0 0 4 0 0 0 0 0 0 0 17 17 0.00 0.000																					

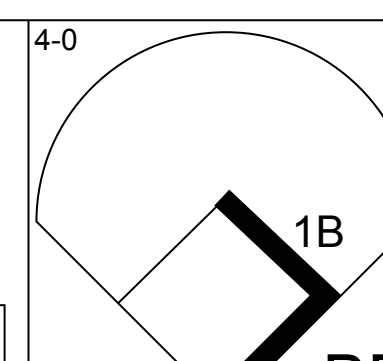
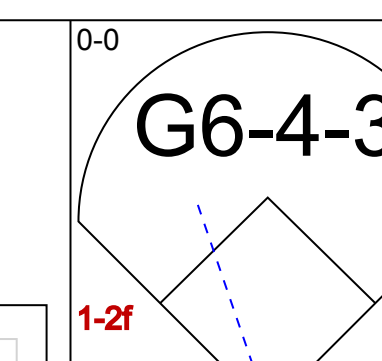
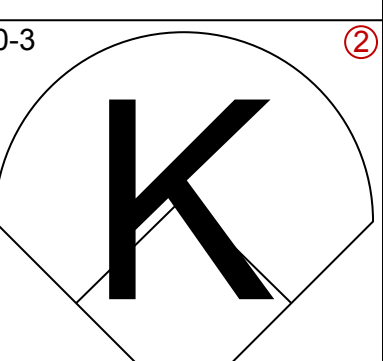
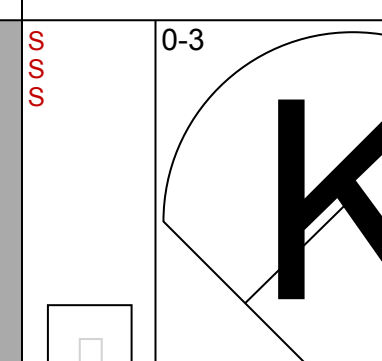
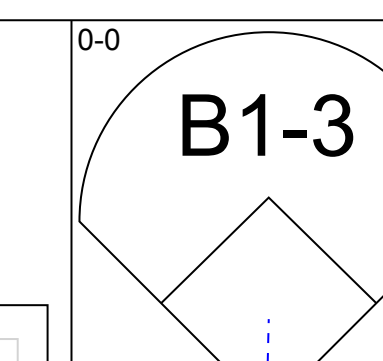
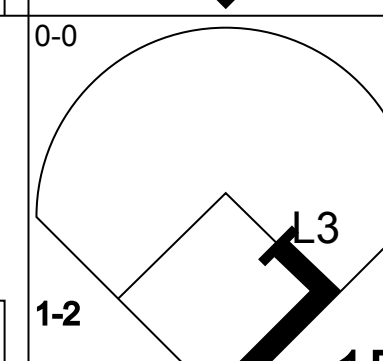
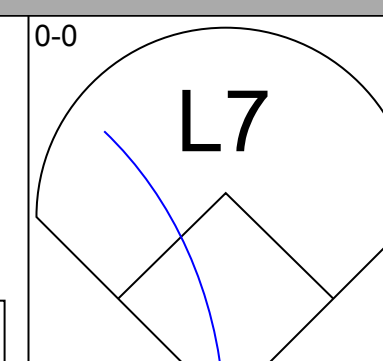
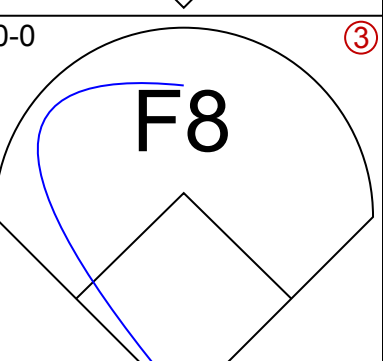
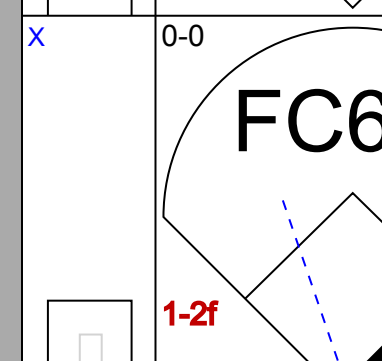
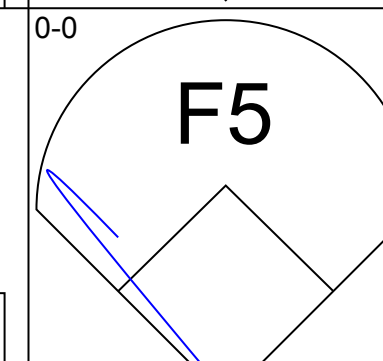
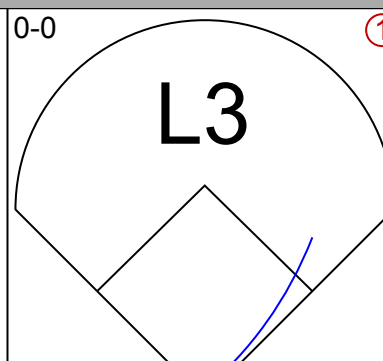
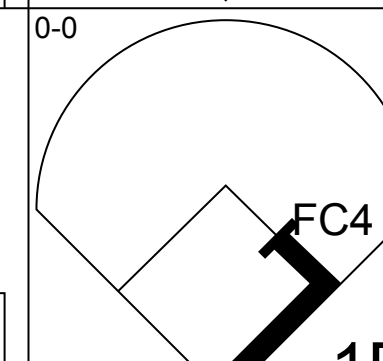
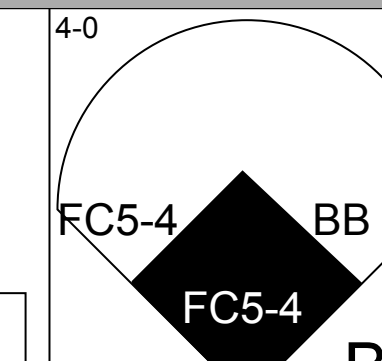
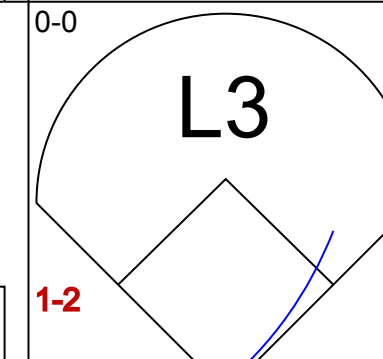
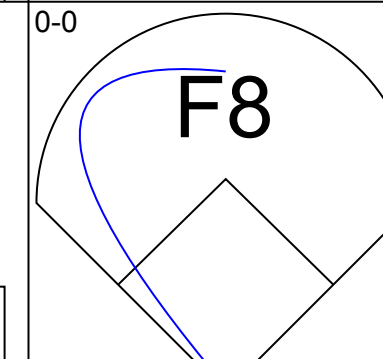
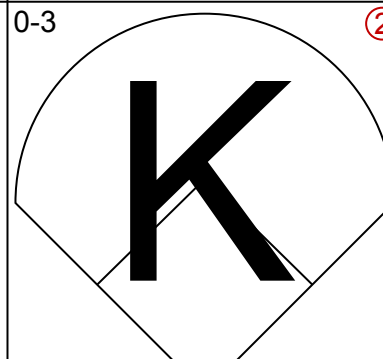
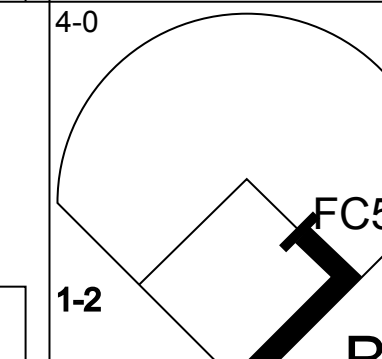
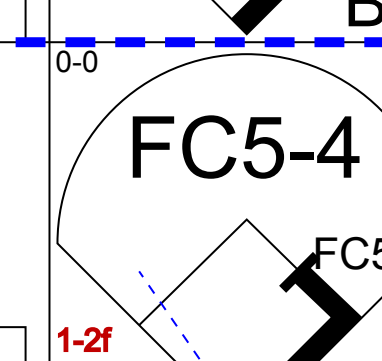
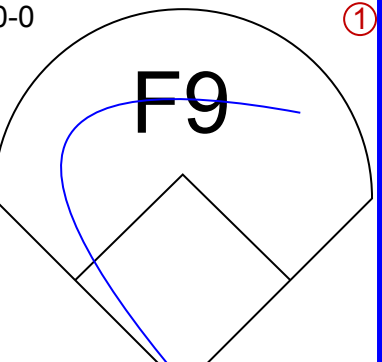
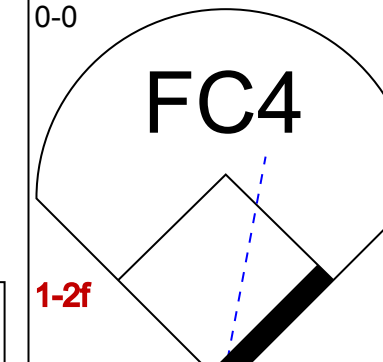
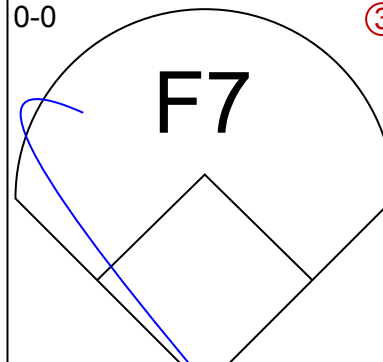
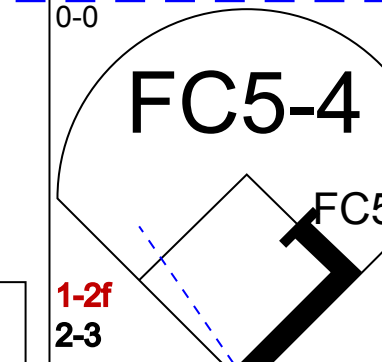
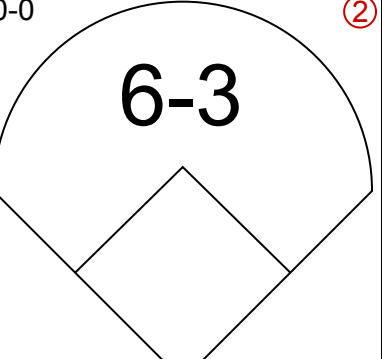
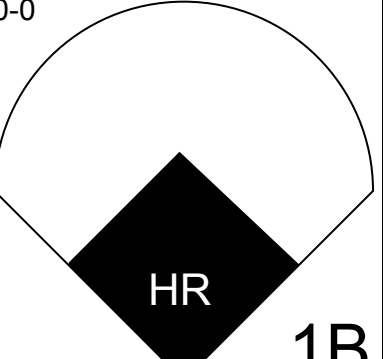
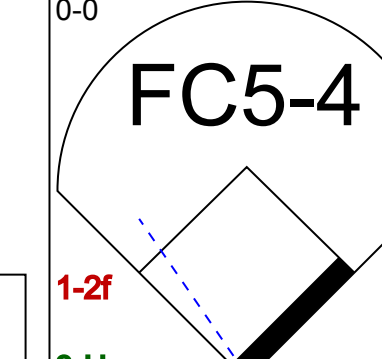
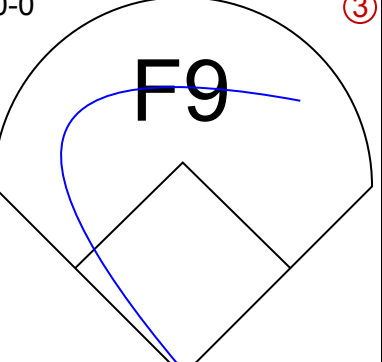
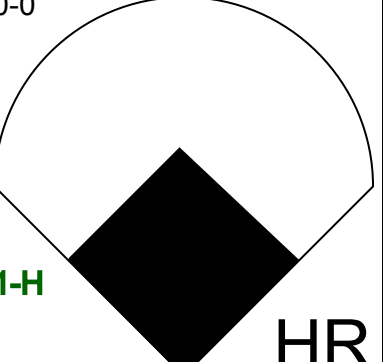
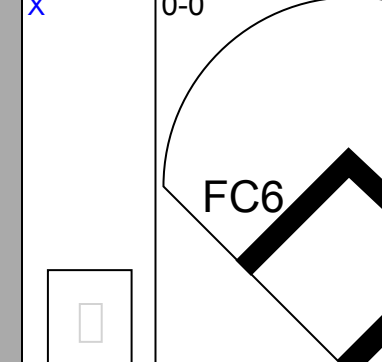
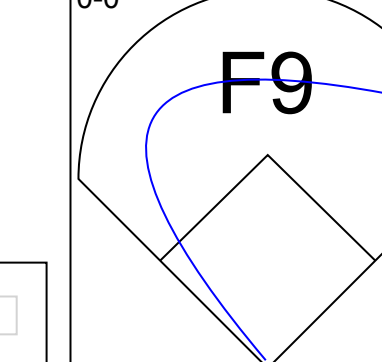
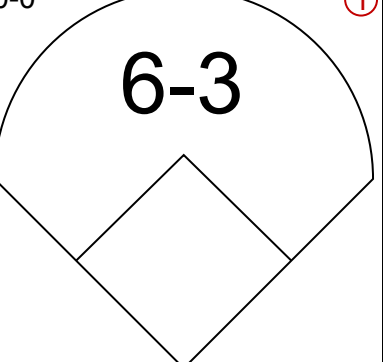
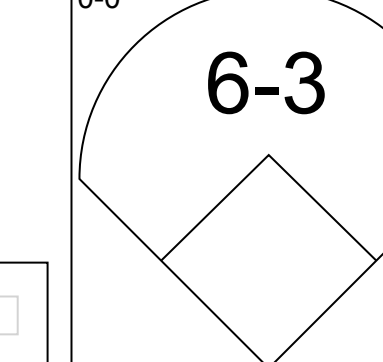
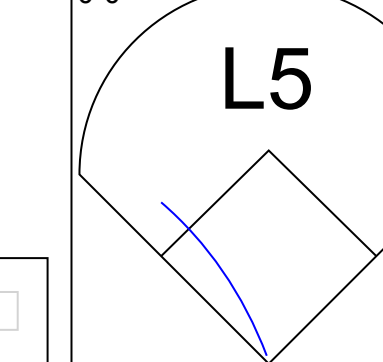
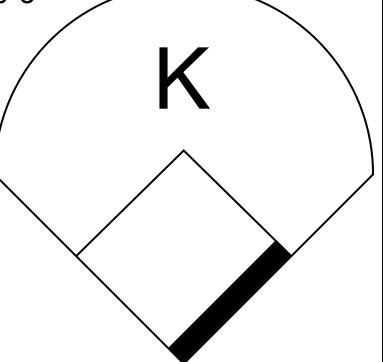
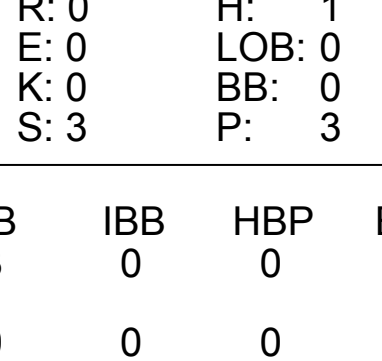
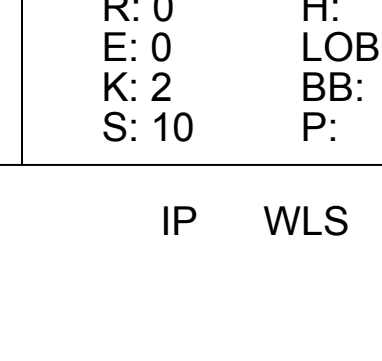
AB	33
R	4
H	8
RBI	4
BB	2
SO	11
LOB	12



Batter	1	2	3	4	5	6	7	8	9	AB R H RBI BB SO LOB	BOTTOM											
Phil Linz, R OBP: 0.332, SLG: 0.357 (1, 6)	0-0 1B 2B		0-0 6-3	0-0 1-2 2-3 1B			0-0 5-3		0-0 CS 1B	5 1 3 0 0 0 0	Minnesota Twins @ New York Yankees Yankee Stadium, Bronx, NY Fri Sep 27 1963, 7:05 PM EDT Alt. 9,768 - Unknown - 74 F											
Bobby Richardson, R OBP: 0.294, SLG: 0.331 Pedro Gonzalez, R OBP: 0.192, SLG: 0.231 (5, 4)	0-0 BB 2-H 1B		0-0 F2	0-0 F9			0-0 3-1		0-3 K	3 0 1 1 0 0 3 2 0 0 0 0 1 1												
Tom Tresh, S OBP: 0.371, SLG: 0.487 Hector Lopez, R OBP: 0.306, SLG: 0.399 (6, 7)	0-3 K		4-0 BB		0-3 K		0-0 5-3			2 0 0 0 1 2 1 1 0 0 0 0 0 0												
Mickey Mantle, S OBP: 0.443, SLG: 0.626 Johnny Blanchard, L OBP: 0.305, SLG: 0.468 (9, 9)	4-0 FC6-4 BB		0-0 F4		0-0 1B			0-0 B4		3 0 1 0 1 0 1 0 0 0 0 0 0 0												
Roger Maris, L OBP: 0.347, SLG: 0.543 Jack Reed, R OBP: 0.284, SLG: 0.274 (8, PR)	0-0 F4		0-0 HR		0-0 F4			0-0 WP 1B 2B		4 1 2 1 0 0 3 0 1 0 0 0 0 0												
Elston Howard, R OBP: 0.342, SLG: 0.530 Yogi Berra, L OBP: 0.362, SLG: 0.500 (4, 2)	0-0 FC6-4		4-0 FC1-5 BB		0-0 G3			0-0 F2		1 0 0 0 0 0 2 2 0 0 0 1 0 2												
Joe Pepitone, L OBP: 0.303, SLG: 0.443 (1, 3)		0-0 G3		0-3 K		0-0 L9		0-0 1B		4 0 1 1 0 1 1												
Clete Boyer, R OBP: 0.295, SLG: 0.363 (1, 5)		0-3 K		0-0 1B FC1-5 1B		0-3 K		0-0 F4		4 0 1 0 0 2 2												
Stan Williams, R OBP: 0.154, SLG: 0.163 Steve Hamilton, L OBP: 0.287, SLG: 0.400 Jake Gibbs, L OBP: 0.250, SLG: 0.250 Ralph Terry, R OBP: 0.100, SLG: 0.080 Harry Bright, R OBP: 0.295, SLG: 0.411 (9, PH)	0-3 K		0-0 FC1-5 1B		0-3 K			0-3 K		1 0 0 0 0 1 0 1 0 0 0 0 0 2 1 0 0 0 0 1 0 0 0 0 0 0 0 0 1 0 0 0 0 1 0												
Inning Stats	R: 1 E: 0 K: 1 S: 7	H: 2 LOB: 2 BB: 1 P: 11	R: 0 E: 0 K: 2 S: 7	H: 0 LOB: 0 BB: 0 P: 7	R: 0 E: 0 K: 0 S: 3	H: 0 LOB: 1 BB: 1 P: 7	R: 1 E: 0 K: 1 S: 8	H: 3 LOB: 3 BB: 1 P: 12	R: 0 E: 0 K: 1 S: 6	H: 1 LOB: 1 BB: 0 P: 6		R: 0 E: 0 K: 2 S: 7	H: 0 LOB: 0 BB: 0 P: 7	R: 0 E: 0 K: 0 S: 3	H: 0 LOB: 0 BB: 0 P: 3	R: 1 E: 0 K: 0 S: 5	H: 2 LOB: 2 BB: 0 P: 5	R: 0 E: 0 K: 2 S: 7	H: 1 LOB: 0 BB: 0 P: 7	1B: 6 2B: 2 3B: 0 HR: 1	SF: 0 SAC: 0 DP: 0 HBP: 0	WP: 1 PB: 0 CS: 1
PITCHER	IP WLS BF H R ER SO BB IBB HBP BLK WP HR S P ERA WHIP																					
Camilo Pascual, R ERA: 2.46 (1, 1)	9.0 W 38 9 3 3 9 3 0 0 0 0 1 1 53 65 3.00 1.333																					



Batter	1	2	3	4	5	6	7	8	9	AB	R	H	RBI	BB	SO	LOB	TOP															
Johnny Goryl, R OBP: 0.353, SLG: 0.540										3	2	1	0	2	1	0	Minnesota Twins @ New York Yankees Yankee Stadium, Bronx, NY Sat Sep 28 1963, 3:33 AM EDT Alt. 8, 147 - Unknown - 74 F															
Vic Power, R OBP: 0.297, SLG: 0.384										5	1	3	2	0	0	2																
Jimmie Hall, L OBP: 0.342, SLG: 0.521										3	1	0	0	1	1	3																
Harmon Killebrew, R OBP: 0.349, SLG: 0.555										3	1	0	0	1	0	2																
Earl Batley, R OBP: 0.368, SLG: 0.476										1	0	0	0	0	0	0																
Jerry Zimmerman, R OBP: 0.259, SLG: 0.250										3	1	1	1	0	0	2																
Bob Allison, R OBP: 0.378, SLG: 0.533										4	0	1	2	0	1	1																
George Banks, R OBP: 0.259, SLG: 0.338										3	0	1	0	1	1	0																
Zolio Versalles, R OBP: 0.305, SLG: 0.401										4	0	0	1	0	1	3																
Lee Stange, R OBP: 0.175, SLG: 0.115										3	0	0	0	0	2	1																
Bill Dailey, R OBP: 0.304, SLG: 0.381										0	0	0	0	1	0	0																
Inning Stats	R: 1 E: 0 K: 1 S: 6	H: 1 LOB: 0 BB: 0 P: 6	R: 0 E: 0 K: 0 S: 3	H: 0 LOB: 0 BB: 0 P: 3	R: 0 E: 0 K: 1 S: 5	H: 0 LOB: 0 BB: 1 P: 5	R: 0 E: 0 K: 0 S: 2	H: 0 LOB: 0 BB: 0 P: 6	R: 1 E: 0 K: 1 S: 7	H: 2 LOB: 1 BB: 0 P: 7	R: 3 E: 1 K: 0 S: 5	H: 2 LOB: 2 BB: 3 P: 17	R: 1 E: 0 K: 2 S: 9	H: 2 LOB: 1 BB: 0 P: 9	R: 0 E: 0 K: 1 S: 5	H: 0 LOB: 0 BB: 0 P: 5	R: 0 E: 0 K: 1 S: 4	H: 0 LOB: 1 BB: 2 P: 12	1B: 2 2B: 4 3B: 1 HR: 1	SF: 0 SAC: 0 DP: 2 HBP: 0	WP: 0 PB: 0 CS: 0	PA: 38										
PITCHER	IP WLS BF H R ER SO BB IBB HBP BLK WP HR S P ERA WHIP																															
Whitey Ford, L ERA: 2.74	(1, 1) 4.0	13	1	1	1	2	1	0	0	0	0	0	16	20	2.25	0.500																
Al Downing, L ERA: 2.96	(5, 1) 5.0	L 25	6	5	5	5	4	1	0	0	0	0	30	50	9.00	2.000																

Batter	1	2	3	4	5	6	7	8	9	AB	R	H	RBI	BB	SO	LOB	BOTTOM																	
Phil Linz, R OBP: 0.328, SLG: 0.349										4	0	0	0	1	2	5	Minnesota Twins @ New York Yankees Yankee Stadium, Bronx, NY Sat Sep 28 1963, 3:33 AM EDT Alt. 8, 147 - Unknown - 74 F																	
Bobby Richardson, R OBP: 0.294, SLG: 0.330										4	0	1	0	0	0	4																		
Tom Tresh, S OBP: 0.371, SLG: 0.487										3	0	1	0	0	0	2																		
Jack Reed, R OBP: 0.293, SLG: 0.274										0	1	0	0	1	0	0																		
Mickey Mantle, S OBP: 0.441, SLG: 0.622										1	0	0	0	0	0	2																		
Johnny Blanchard, L OBP: 0.305, SLG: 0.463										2	0	0	0	1	1	1																		
Roger Maris, L OBP: 0.346, SLG: 0.542										1	0	0	0	0	0	0																		
Hector Lopez, R OBP: 0.304, SLG: 0.396										3	0	0	0	0	0	3																		
Elston Howard, R OBP: 0.342, SLG: 0.528										4	1	1	1	0	1	1																		
Joe Pepitone, L OBP: 0.304, SLG: 0.448										4	1	2	2	0	1	1																		
Clete Boyer, R OBP: 0.295, SLG: 0.363										4	0	1	0	0	0	0																		
Whitey Ford, L OBP: 0.194, SLG: 0.196										1	0	1	0	0	0	0																		
Al Downing, R OBP: 0.146, SLG: 0.138										2	0	0	0	0	1	2																		
Yogi Berra, L OBP: 0.360, SLG: 0.497										1	0	0	0	0	0	0																		
Inning Stats	R: 0 E: 0 K: 0 S: 3	H: 1 LOB: 1 BB: 1 P: 7	R: 0 E: 0 K: 0 S: 3	H: 0 LOB: 0 BB: 0 P: 3	R: 0 E: 0 K: 0 S: 3	H: 1 LOB: 0 BB: 0 P: 3	R: 0 E: 0 K: 0 S: 4	H: 1 LOB: 0 BB: 0 P: 4	R: 2 E: 0 K: 2 S: 10	H: 2 LOB: 1 BB: 0 P: 10	R: 0 E: 0 K: 1 S: 5	H: 0 LOB: 0 BB: 0 P: 5	R: 0 E: 0 K: 2 S: 10	H: 2 LOB: 3 BB: 0 P: 10	R: 1 E: 0 K: 1 S: 5	H: 0 LOB: 1 BB: 2 P: 13	R: 0 E: 0 K: 0 S: 3	H: 0 LOB: 0 BB: 0 P: 3	1B: 6 2B: 1 3B: 0 HR: 1	SF: 0 SAC: 0 DP: 2 HBP: 0	WP: 1 PB: 0 CS: 0	PA: 37												
PITCHER	IP WLS BF H R ER SO BB IBB HBP BLK WP HR S P ERA WHIP																																	
Lee Stange, R ERA: 2.82	(1, 1) 7.0	W 31	7	3	3	5	3	0	0	0	0	0	1	1	38	50	3.86	1.429																
Bill Dailey, R ERA: 1.99	(8, 1) 2.0	S 6	0	0	0	1	0	0	0	0	0	0	0	8	8	0.00	0.000																	

AB	32
R	6
H	7
RBI	6
BB	6
SO	7
LOB	14



AB	34
R	3
H	7
RBI	3
BB	3
SO	6
LOB	21



Batter	1	2	3	4	5	6	7	8	9	AB	R	H	RBI	BB	SO	LOB	TOP	
Maury Wills, S OBP: 0.222, SLG: 0.222										4	1	2	0	0	0	1		
Jim Gilliam, S OBP: 0.333, SLG: 0.250										4	1	1	0	0	0	1		
Willie Davis, L OBP: 0.286, SLG: 0.571										4	1	2	2	0	2	0		
Tommy Davis, R OBP: 0.625, SLG: 1.125										4	0	2	1	0	0	1		
Frank Howard, R OBP: 0.143, SLG: 0.286 Ron Fairly, L (8, PH)										3	0	0	0	0	1	2		
Bill Skowron, R OBP: 0.625, SLG: 1.000										4	1	2	1	0	1	3		
Dick Tracewski, R OBP: 0.250, SLG: 0.143										3	0	0	0	1	1	1	AB 34	
John Roseboro, L OBP: 0.125, SLG: 0.500										4	0	0	0	0	1	1	R 4	
Johnny Podres, L OBP: 0.250, SLG: 0.250 Ron Perranoski, L (9, 1)										4	0	1	0	0	0	0	H 10	
										0	0	0	0	0	0	0	RBI 4	
																	BB 2	
																	SO 6	
																	LOB 10	
Inning Stats	R: 2 E: 0 K: 1 S: 8	H: 3 LOB: 1 BB: 0 P: 8	R: 0 E: 0 K: 2 S: 8	H: 1 LOB: 1 BB: 0 P: 8	R: 0 E: 0 K: 2 S: 8	H: 1 LOB: 0 BB: 1 P: 7	R: 0 E: 0 K: 1 S: 5	H: 1 LOB: 0 BB: 0 P: 5	R: 0 E: 0 K: 0 S: 4	H: 0 LOB: 0 BB: 0 P: 3	R: 1 E: 0 K: 0 S: 4	H: 2 LOB: 1 BB: 1 P: 8	R: 0 E: 0 K: 1 S: 3	H: 0 LOB: 0 BB: 0 P: 3	1B: 5 2B: 2 3B: 2 HR: 1	SF: 0 SAC: 0 DP: 3 HBP: 0	WP: 0 PB: 0 SB: 1 CS: 0	PA: 36
PITCHER	IP WLS BF H R ER SO BB IBB HBP BLK WP HR S P ERA WHIP																	
Al Downing, L ERA: 5.4	(1, 1) 5.0 L 21 7 3 3 6 1 0 0 0 0 1 32 36 5.40 1.600																	
Ralph Terry, R ERA: 3.0	(6, 1) 3.0 12 3 1 1 0 0 1 0 0 0 0 11 15 3.00 1.000																	
Hal Reniff, R ERA:	(9, 1) 1.0 3 0 0 0 0 0 0 0 0 0 0 3 3 0.00 0.000																	

Los Angeles Dodgers @ New York Yankees
Yankee Stadium, Bronx, NY
Thu Oct 03 1963, 3:33 AM EDT
Att: 66,455 - Unknown

AB 34
R 4
H 10
RBI 4
BB 2
SO 6
LOB 10



Batter	1	2	3	4	5	6	7	8	9	AB	R	H	RBI	BB	SO	LOB	BOTTOM	
Tony Kubek, L OBP: 0.125, SLG: 0.125										4	0	0	0	0	0	0		
Bobby Richardson, R OBP: 0.250, SLG: 0.143										4	0	1	0	0	0	0		
Tom Tresh, S OBP: 0.500, SLG: 0.857										4	0	2	0	0	0	1		
Mickey Mantle, S (1, 8)										4	0	0	0	0	0	2		
Roger Maris, L Hector Lopez, R OBP: 0.500, SLG: 1.000										1	0	0	0	0	0	0		
Euston Howard, R OBP: 0.375, SLG: 0.375										4	0	2	1	0	0	1		
Joe Pepitone, L OBP: 0.375, SLG: 0.286										3	0	0	0	1	0	2	AB 34	
Clete Boyer, R OBP: 0.125, SLG: 0.125										4	0	0	0	0	3	4	R 1	
Al Downing, R Harry Bright, R Ralph Terry, R Phil Linz, R Hal Reniff, R										1	0	0	0	0	1	2	H 7	
										1	0	0	0	0	0	0	RBI 1	
																	BB 1	
																	SO 5	
																	LOB 12	
Inning Stats	R: 0 E: 0 K: 0 S: 4	H: 1 LOB: 2 BB: 1 P: 12	R: 0 E: 0 K: 0 S: 3	H: 0 LOB: 0 BB: 0 P: 3	R: 0 E: 0 K: 0 S: 3	H: 0 LOB: 0 BB: 0 P: 3	R: 0 E: 1 K: 0 S: 4	H: 1 LOB: 1 BB: 0 P: 4	R: 0 E: 0 K: 0 S: 4	H: 1 LOB: 1 BB: 0 P: 4	R: 0 E: 0 K: 0 S: 4	H: 1 LOB: 1 BB: 0 P: 4	R: 1 E: 0 K: 1 S: 7	H: 2 LOB: 1 BB: 0 P: 7	1B: 5 2B: 2 3B: 0 HR: 0	SF: 0 SAC: 0 DP: 0 HBP: 0	WP: 0 PB: 0 SB: 0 CS: 0	PA: 35
PITCHER	IP WLS BF H R ER SO BB IBB HBP BLK WP HR S P ERA WHIP																	
Johnny Podres, L ERA: 1.08	(1, 1) 8.1 W 32 6 1 1 4 1 0 0 0 0 0 39 43 1.08 0.840																	
Ron Perranoski, L ERA:	(9, 1) 0.2 S 3 1 0 0 1 0 0 0 0 0 0 5 5 0.00 1.500																	

Los Angeles Dodgers @ New York Yankees
Yankee Stadium, Bronx, NY
Thu Oct 03 1963, 3:33 AM EDT
Att: 66,455 - Unknown

AB 34
R 1
H 7
RBI 1
BB 1
SO 5
LOB 12



Batter	1	2	3	4	5	6	7	8	9	AB	R	H	RBI	BB	SO	LOB	TOP					
Tony Kubek, L (1, 6) OBP: 0.250, SLG: 0.250	3-1		E6			4-3 SH1-4 1B		FC4 1B		4	0	2	0	0	0	0	New York Yankees @ Los Angeles Dodgers Dodger Stadium, Los Angeles, CA Sat Oct 05 1963, 3:33 AM PDT Att: 55,912 - Unknown livebaseballscorecards.com					
Bobby Richardson, R (1, 4) OBP: 0.162, SLG: 0.100	F3		P3			SH1-4		FC4		3	0	0	0	0	0	2						
Tom Tresh, S (1, 7) OBP: 0.333, SLG: 0.545	K		G3			4-3			0-3 K	4	0	0	0	0	2	1						
Mickey Mantle, S (1, 8) OBP: 0.167, SLG: 0.091		4-3 HBP 1B		K		K			0-3 G3	4	0	1	0	0	2	1						
Joe Pepitone, L (1, 3) OBP: 0.333, SLG: 0.200		1-2 4-3 HBP		P4			4-3		0-3 F9	3	0	0	0	0	0	0						
Elston Howard, R (1, 2) OBP: 0.273, SLG: 0.273		0-3 K		K			0-3 G1-3			3	0	0	0	0	2	2						
Johnny Blanchard, L (1, 9)		0-0 4-3			0-0 6-3				0-0 F9	3	0	0	0	0	0	2						
Clete Boyer, R (1, 5) OBP: 0.182, SLG: 0.100		4-0 K			0-0 6-3			0-3 K		2	0	0	0	1	1	0						
Jim Bouton, R (1, 1) Yogi Berra, L (8, PH) Hal Reniff, R (8, 1)		0-3 K			0-3 K			0-0 L9		2	0	0	0	0	2	3						
										1	0	0	0	0	0	0						
										0	0	0	0	0	0	0						
Inning Stats	R: 0 E: 0 K: 1 S: 5	H: 0 LOB: 0 BB: 0 P: 5	R: 0 E: 0 K: 2 S: 8	H: 1 LOB: 3 BB: 1 P: 13	R: 0 E: 1 K: 0 S: 3	H: 0 LOB: 0 BB: 0 P: 3	R: 0 E: 0 K: 2 S: 7	H: 0 LOB: 0 BB: 0 P: 7	R: 0 E: 0 K: 1 S: 5	H: 0 LOB: 0 BB: 0 P: 5	R: 0 E: 0 K: 1 S: 6	H: 1 LOB: 1 BB: 0 P: 6	R: 0 E: 0 K: 0 S: 3	H: 0 LOB: 0 BB: 0 P: 3	R: 0 E: 0 K: 1 S: 6	H: 1 LOB: 1 BB: 0 P: 6	R: 0 E: 0 K: 1 S: 5	H: 0 LOB: 0 BB: 0 P: 5	1B: 3 2B: 0 3B: 0 HR: 0	SF: 0 SAC: 1 DP: 0 HBP: 1	WP: 0 PB: 0 SB: 0 CS: 0	PA: 32
PITCHER Don Drysdale, R (1, 1) ERA:	IP: 9.0 WLS: W BF: 32 H: 3 R: 0 ER: 0 SO: 9 BB: 0 IBB: 1 HBP: 1 BLK: 0 WP: 0 HR: 0 S: 48 P: 53 ERA: 0.00 WHIP: 0.333															PITCHER IP: WLS: BF: H: R: ER: SO: BB: IBB: HBP: BLK: WP: HR: S: P: ERA: WHIP:						

Batter	1	2	3	4	5	6	7	8	9	AB	R	H	RBI	BB	SO	LOB	BOTTOM					
Maury Wills, S (1, 6) OBP: 0.154, SLG: 0.154	B1-3	F7			B2		4-3			4	0	0	0	0	0	4	New York Yankees @ Los Angeles Dodgers Dodger Stadium, Los Angeles, CA Sat Oct 05 1963, 3:33 AM PDT Att: 55,912 - Unknown livebaseballscorecards.com					
Jim Gilliam, S (1, 5) OBP: 0.385, SLG: 0.200	4-0 WP 1B BB		0-0 G1-3		0-0 G3-6-3			4-0 CS SH3 BB		2	1	0	0	2	0	1						
Willie Davis, L (1, 8) OBP: 0.200, SLG: 0.400	0-0 L9		0-0 L1			0-3 K		0-0 SH3		3	0	0	0	0	1	1						
Tommy Davis, R (1, 7) OBP: 0.500, SLG: 0.833	0-0 1-H 1B		0-3 K			0-0 6-3		0-3 K		4	0	1	1	0	2	1						
Ron Fairly, L (1, 9)	0-0 F2			4-0 FC5-4 BB						1	0	0	0	2	0	1						
Bill Skowron, R (1, 3) OBP: 0.545, SLG: 0.800		0-0 4-3 WP 1B		0-0 FC5-4		0-3 K				3	0	1	0	0	1	2						
John Roseboro, L (1, 2) OBP: 0.182, SLG: 0.455		0-0 4-3		0-0 F7				0-0 1B		3	0	1	0	0	0	2						
Dick Tracewski, R (1, 4) OBP: 0.273, SLG: 0.200		0-3 K		0-0 F8				0-0 4-3-6 1B		3	0	1	0	0	1	2						
Don Drysdale, R (1, 1)		4-0 BB			4-0 G3-6-3 BB			0-0 4-3-6		1	0	0	0	2	0	2						
Inning Stats	R: 1 E: 0 K: 0 S: 4	H: 1 LOB: 1 BB: 1 P: 8	R: 0 E: 0 K: 1 S: 6	H: 1 LOB: 2 BB: 1 P: 10	R: 0 E: 0 K: 1 S: 5	H: 0 LOB: 0 BB: 0 P: 5	R: 0 E: 0 K: 0 S: 3	H: 0 LOB: 1 BB: 1 P: 7	R: 0 E: 0 K: 0 S: 2	H: 0 LOB: 0 BB: 1 P: 6	R: 0 E: 0 K: 2 S: 7	H: 0 LOB: 1 BB: 1 P: 11	R: 0 E: 0 K: 0 S: 4	H: 2 LOB: 1 BB: 0 P: 4	R: 0 E: 0 K: 1 S: 4	H: 0 LOB: 0 BB: 1 P: 8	R: 0 E: 0 K: 1 S: 4	H: 0 LOB: 0 BB: 1 P: 8	1B: 4 2B: 1 3B: 0 HR: 0	SF: 0 SAC: 1 DP: 2 HBP: 0	WP: 2 PB: 0 SB: 0 CS: 1	PA: 31
PITCHER Jim Bouton, R (1, 1) ERA: 1.29 Hal Reniff, R (8, 1) ERA:	IP: 7.0 WLS: L BF: 28 H: 4 R: 1 ER: 1 SO: 4 BB: 5 IBB: 0 HBP: 0 BLK: 0 WP: 2 HR: 0 S: 31 P: 51 ERA: 1.29 WHIP: 1.286															PITCHER IP: WLS: BF: H: R: ER: SO: BB: IBB: HBP: BLK: WP: HR: S: P: ERA: WHIP:						

