New York Yankees - 1964

| Batter | 1 | 2 | 3 | 4 | 5 | 6 | 7 | 8 | 9 | 10 | 11 | AB | R | H | RBI | BB | SO | LOB |
|---|---|---|---|---|---|---|---|---|---|---|---|---|---|---|---|---|---|---|
| Chuck Schilling, R (1, 4) | 6-3 | F7 | | FC6-4 1-2f | | | K | | 1-3 | | 6-3 | 6 | 0 | 0 | 0 | 0 | 1 | 4 |
| Eddie Bressoud, R (1, 6) OBP: 0.600, SLG: 1.200 | G3 | | 1-3 1B | | F7 | | 4-3 | | | | | 5 | 1 | 3 | 0 | 0 | 0 | 0 |
| Carl Yastrzemski, L (1, 7) | K | | 1-3 1-2 | | 1-3 | | 4-3 2-3 | | F8 | | | 5 | 0 | 0 | 0 | 0 | 1 | 3 |
| Frank Malzone, R (1, 5) OBP: 0.600, SLG: 0.750 | | BB 1B | 2-H | | | | 5-3 | | | F4 | | 4 | 1 | 2 | 1 | 1 | 0 | 1 |
| Dick Stuart, R (1, 3) OBP: 0.200, SLG: 0.200 | | FC5-4 1B 1-3 | K | | 6-3 | | | 5-3 | | F9 | | 5 | 0 | 1 | 0 | 0 | 1 | 2 |
| Lou Clinton, R (1, 9) OBP: 0.400, SLG: 0.400 | | FC5-4 1-2 3-H | F7 | | | 6-3 | | 1B | | F9 | | 5 | 0 | 2 | 1 | 0 | 0 | 1 |
| Tony Conigliaro, R (1, 8) OBP: 0.200, SLG: 0.200 | | FC5-4 1B 1-2 2-3 | | 5-3 | | 1B | | F9 | | | 6-3 | 5 | 1 | 1 | 0 | 0 | 0 | 3 |
| Bob Tillman, R (1, 2) OBP: 0.800, SLG: 1.200 | | BB 1-H | | FC6-4 | | G6-3 1-2 | | F8 | | | WP | 5 | 0 | 4 | 1 | 0 | 0 | 1 |
| Roman Mejias, R (11, PR) | | | | | | | | | | | | 0 | 1 | 0 | 0 | 0 | 0 | 0 |
| Russ Nixon, L (11, 2) | | | | | | | | | | | | 0 | 0 | 0 | 0 | 0 | 0 | 0 |
| Bill Monbouquette, R (1, 1) | | BB | | K | | G6-3 1-2f | | | K | | 6-3 3-H | 2 | 0 | 0 | 0 | 1 | 1 | 3 |
| Dick Radatz, R (7, 1) | | | | | | | | | | | | 1 | 0 | 0 | 0 | 0 | 1 | 0 |
| Dick Williams, R (11, PH) | | | | | | | | | | | | 1 | 0 | 0 | 0 | 0 | 0 | 0 |
| Bob Heffner, R (11, 1) | | | | | | | | | | | | 0 | 0 | 0 | 0 | 0 | 0 | 0 |
| Inning Stats | R: 0 E: 0 K: 1 S: 5 H: 0 LOB: 0 BB: 0 P: 5 | R: 2 E: 0 K: 0 S: 5 H: 3 LOB: 2 BB: 2 P: 13 | R: 1 E: 0 K: 1 S: 7 H: 2 LOB: 1 BB: 0 P: 7 | R: 0 E: 0 K: 1 S: 6 H: 1 LOB: 1 BB: 0 P: 6 | R: 0 E: 0 K: 0 S: 4 H: 1 LOB: 1 BB: 0 P: 4 | R: 0 E: 0 K: 0 S: 4 H: 2 LOB: 1 BB: 0 P: 4 | R: 0 E: 0 K: 1 S: 6 H: 1 LOB: 1 BB: 0 P: 6 | R: 0 E: 0 K: 0 S: 4 H: 1 LOB: 1 BB: 0 P: 4 | R: 0 E: 0 K: 1 S: 6 H: 1 LOB: 1 BB: 0 P: 6 | R: 0 E: 0 K: 0 S: 3 H: 0 LOB: 0 BB: 0 P: 3 | R: 1 E: 0 K: 0 S: 4 H: 1 LOB: 1 BB: 0 P: 4 | | | | | | | |

| PITCHER | IP | WLS | BF | H | R | ER | SO | BB | IBB | HBP | BLK | WP | HR | S | P | ERA | WHIP |
|---|---|---|---|---|---|---|---|---|---|---|---|---|---|---|---|---|---|
| Whitey Ford, L (1, 1) ERA: 3.27 | 11.0 | L | 46 | 13 | 4 | 4 | 5 | 2 | 0 | 0 | 0 | 1 | 0 | 54 | 62 | 3.27 | 1.364 |

| PITCHER | IP | WLS | BF | H | R | ER | SO | BB | IBB | HBP | BLK | WP | HR | S | P | ERA | WHIP |
|---|---|---|---|---|---|---|---|---|---|---|---|---|---|---|---|---|---|

# TOP

## Boston Red Sox @ New York Yankees

Yankee Stadium, Bronx, NY

Thu Apr 16 1964, 3:33 AM EST

Att. 12,709 - Unknown - 60 F

livebaseballscorecards.com

| | |
|---|---|
| AB | 44 |
| R | 4 |
| H | 13 |
| RBI | 3 |
| BB | 2 |
| SO | 5 |
| LOB | 18 |

| | | | |
|---|---|---|---|
| 1B: 9 | SF: 0 | WP: 1 | PA: 46 |
| 2B: 2 | SAC: 0 | PB: 0 | |
| 3B: 2 | DP: 2 | SB: 0 | |
| HR: 0 | HBP: 0 | CS: 0 | |

| Batter | 1 | 2 | 3 | 4 | 5 | 6 | 7 | 8 | 9 | 10 | 11 | AB | R | H | RBI | BB | SO | LOB |
|---|---|---|---|---|---|---|---|---|---|---|---|---|---|---|---|---|---|---|
| Phil Linz, R (1, 6)<br>OBP: 0.167, SLG: 0.167 | F8 | | FC4-6<br>F8 1B<br>1B<br>1-2f<br>2-3 | G5-3<br>2-3f | | | F7 | | E<br>1B | | 6-3 | 6 | 1 | 1 | 0 | 0 | 0 | 6 |
| Bobby Richardson, R (1, 4)<br>OBP: 0.200, SLG: 0.200 | F7 | | 1B<br>1-2<br>3-H<br>1B | | 6-3 | | F3 | | F6<br>1-2 | | | 5 | 0 | 1 | 1 | 0 | 0 | 2 |
| Roger Maris, L (1, 9)<br>OBP: 0.400, SLG: 0.400 | 1B | | F8<br>2-3 | | F5 | | | 1B<br>E<br>1B | K | | | 5 | 1 | 2 | 0 | 0 | 1 | 3 |
| Mickey Mantle, S (1, 8)<br>OBP: 0.200, SLG: 0.200 | F8 | | 1-3<br>3-H<br>1B | | G3 | | | F7 | | K | | 5 | 0 | 1 | 1 | 0 | 1 | 2 |
| Tom Tresh, S (1, 7)<br>OBP: 0.200, SLG: 0.200 | | F8 | F6 | | | F7 | | E<br>1-3<br>1B | | K | | 5 | 0 | 1 | 0 | 0 | 1 | 2 |
| Joe Pepitone, L (1, 3) | | F2 | | F9 1B<br>BB | | 3-1 | | E4<br>1-2<br>3-H | | 1B<br>BB | | 3 | 0 | 0 | 0 | 2 | 0 | 1 |
| Elston Howard, R (1, 2)<br>OBP: 0.400, SLG: 0.400 | K | | | G5-3 BB<br>1-2<br>1B | | 5-3 | | K | | 1-3<br>1B | | 5 | 0 | 2 | 0 | 0 | 2 | 2 |
| Clete Boyer, R (1, 5)<br>OBP: 0.400, SLG: 0.400 | | | FC4-6 BB<br>1B<br>1B | F9<br>2-3 | | | SH1-4<br>1B | F8 | | | K | 5 | 1 | 2 | 0 | 0 | 1 | 4 |
| Whitey Ford, L (1, 1)<br>Johnny Blanchard, L (11, PH) | | | FC4-6<br>1-2<br>BB | 1-2<br>BB | | | SH1-4<br>1-2 | | 4-3 | | K | 1<br>1 | 0<br>0 | 0<br>0 | 0<br>0 | 2<br>0 | 0<br>1 | 0<br>0 |
| Inning Stats | R: 0 H: 1<br>E: 0 LOB: 1<br>K: 0 BB: 0<br>S: 4 P: 4 | R: 0 H: 0<br>E: 0 LOB: 0<br>K: 1 BB: 0<br>S: 5 P: 5 | R: 2 H: 3<br>E: 0 LOB: 2<br>K: 0 BB: 1<br>S: 6 P: 10 | R: 0 H: 1<br>E: 0 LOB: 2<br>K: 0 BB: 2<br>S: 3 P: 11 | R: 0 H: 0<br>E: 0 LOB: 0<br>K: 0 BB: 0<br>S: 3 P: 3 | R: 0 H: 0<br>E: 0 LOB: 0<br>K: 0 BB: 0<br>S: 3 P: 3 | R: 0 H: 1<br>E: 0 LOB: 2<br>K: 0 BB: 0<br>S: 4 P: 4 | R: 1 H: 2<br>E: 1 LOB: 2<br>K: 1 BB: 0<br>S: 8 P: 8 | R: 0 H: 1<br>E: 1 LOB: 1<br>K: 1 BB: 0<br>S: 6 P: 6 | R: 0 H: 1<br>E: 0 LOB: 2<br>K: 2 BB: 1<br>S: 7 P: 11 | R: 0 H: 0<br>E: 0 LOB: 0<br>K: 2 BB: 0<br>S: 7 P: 7 | 1B: 10 SF: 0<br>2B: 0 SAC: 1<br>3B: 0 DP: 1<br>HR: 0 HBP: 0 | | | | | | |

| PITCHER | | IP | WLS | BF | H | R | ER | SO | BB | IBB | HBP | BLK | WP | HR | S | P | ERA | WHIP |
|---|---|---|---|---|---|---|---|---|---|---|---|---|---|---|---|---|---|---|
| Bill Monbouquette, R<br>ERA: 2.84 | (1, 1) | 6.1 | | 27 | 6 | 2 | 2 | 1 | 3 | 0 | 0 | 0 | 0 | 0 | 26 | 38 | 2.84 | 1.421 |
| Dick Radatz, R<br>ERA: | (7, 1) | 3.2 | W | 16 | 4 | 1 | 0 | 4 | 1 | 0 | 0 | 0 | 0 | 0 | 23 | 27 | 0.00 | 1.364 |
| Bob Heffner, R<br>ERA: | (11, 1) | 1.0 | S | 3 | 0 | 0 | 0 | 2 | 0 | 0 | 0 | 0 | 0 | 0 | 7 | 7 | 0.00 | 0.000 |

| PITCHER | | IP | WLS | BF | H | R | ER | SO | BB | IBB | HBP | BLK | WP | HR | S | P | ERA | WHIP |
|---|---|---|---|---|---|---|---|---|---|---|---|---|---|---|---|---|---|---|

# Boston Red Sox @ New York Yankees

Yankee Stadium, Bronx, NY

Thu Apr 16 1964, 3:33 AM EST

Att. 12,709 - Unknown - 60 F

BOTTOM

livebaseballscorecards.com

| | |
|---|---|
| AB | 41 |
| R | 3 |
| H | 10 |
| RBI | 2 |
| BB | 4 |
| SO | 7 |
| LOB | 22 |

WP: 0 PA: 46
PB: 0
SB: 0
CS: 0

| Batter | 1 | 2 | 3 | 4 | 5 | 6 | 7 | 8 | 9 | 10 | 11 | AB | R | H | RBI | BB | SO | LOB |
|---|---|---|---|---|---|---|---|---|---|---|---|---|---|---|---|---|---|---|
| Phil Linz, R (1, 6)<br>OBP: 0.182, SLG: 0.100 | S S S 0-3 ① K | | S S S 0-3 ③ K | | | B B B B 4-0 BB 1B BB | x 0-0 ③ L4 | | S S S 0-3 ③ K | | | 4 | 1 | 0 | 0 | 1 | 3 | 0 |
| Bobby Richardson, R (1, 4)<br>OBP: 0.200, SLG: 0.111 | x 0-0 ② 4-3 | | | x 0-0 ① 2-3 | | B B B B 4-0 1B SF8 1-2 BB | | x 0-0 ① L5 | | x 0-0 ① 1-3 | | 4 | 1 | 0 | 0 | 1 | 0 | 0 |
| Roger Maris, L (1, 9)<br>OBP: 0.200, SLG: 0.200 | x 0-0 ③ 4-3 | | | x 0-0 ② 4-3 | | S S S 0-3 ① K | | S S S 0-3 ② K | | x 0-0 ② 3-1 | | 5 | 0 | 0 | 0 | 0 | 2 | 2 |
| Mickey Mantle, S (1, 8)<br>OBP: 0.400, SLG: 0.400 | | x 0-0 6-3 1B | | x 0-0 ③ F6 | | x 0-0 BB 1-3 2-H 1B | | x 0-0 E5 1B 1B | | x 0-0 ③ F8 | | 5 | 1 | 3 | 1 | 0 | 0 | 0 |
| Tom Tresh, S (1, 7)<br>OBP: 0.200, SLG: 0.222 | | S S S 0-3 ① K | | | S S S 0-3 ① K | x 0-0 ② SF8 3-H | | x 0-0 1B 2-H 1B | | | x 0-0 ① B1 | 4 | 0 | 1 | 2 | 0 | 2 | 1 |
| Elston Howard, R (1, 2)<br>OBP: 0.500, SLG: 0.444 | | x 0-0 ② 6-3 1-2 | | | x 0-0 BB 1B | B B B B 4-0 1-2 BB | | x 0-0 1-3 1B | | | S S S 0-3 ② K | 4 | 0 | 2 | 0 | 1 | 1 | 1 |
| Joe Pepitone, L (1, 3) | | x 0-0 ③ F4 | | | S S S 0-3 ② K | S S S 0-3 ③ K | | x 0-0 ③ 3-4-3 | | | x 0-0 ③ 3-1 | 5 | 0 | 0 | 0 | 0 | 2 | 6 |
| Clete Boyer, R (1, 5)<br>OBP: 0.333, SLG: 0.250 | | | x 0-0 ① 1-3 | | B B B 4-0 1-2 BB | | x 0-0 ① F8 | | S S S 0-3 ① K | | | 3 | 0 | 0 | 0 | 1 | 1 | 0 |
| Jim Bouton, R (1, 1)<br>Pete Mikkelsen, R (11, 1) | | | S S S 0-3 ② K | | x 0-0 ③ L4 | | S S S 0-3 ② K | | S S S 0-3 ② K | | | 4 | 0 | 0 | 0 | 0 | 3 | 2 |
| | | | | | | | | | | | | 0 | 0 | 0 | 0 | 0 | 0 | 0 |
| Inning Stats | R: 0 H: 0<br>E: 0 LOB: 0<br>K: 1 BB: 0<br>S: 5 P: 5 | R: 0 H: 1<br>E: 0 LOB: 1<br>K: 1 BB: 0<br>S: 6 P: 6 | R: 0 H: 0<br>E: 0 LOB: 0<br>K: 2 BB: 0<br>S: 7 P: 7 | R: 0 H: 0<br>E: 0 LOB: 0<br>K: 0 BB: 0<br>S: 3 P: 3 | R: 0 H: 1<br>E: 0 LOB: 2<br>K: 2 BB: 1<br>S: 8 P: 12 | R: 2 H: 1<br>E: 0 LOB: 2<br>K: 2 BB: 3<br>S: 8 P: 20 | R: 0 H: 0<br>E: 0 LOB: 0<br>K: 1 BB: 0<br>S: 5 P: 5 | R: 1 H: 3<br>E: 1 LOB: 2<br>K: 1 BB: 0<br>S: 8 P: 8 | R: 0 H: 0<br>E: 0 LOB: 0<br>K: 3 BB: 0<br>S: 9 P: 9 | R: 0 H: 0<br>E: 0 LOB: 0<br>K: 0 BB: 0<br>S: 3 P: 3 | R: 0 H: 0<br>E: 0 LOB: 0<br>K: 1 BB: 0<br>S: 5 P: 5 | | | | | | |

| PITCHER | | IP | WLS | BF | H | R | ER | SO | BB | IBB | HBP | BLK | WP | HR | S | P | ERA | WHIP |
|---|---|---|---|---|---|---|---|---|---|---|---|---|---|---|---|---|---|---|
| Steve Barber, L<br>ERA: 3.18 | (1, 1) | 5.2 | | 24 | 3 | 2 | 2 | 7 | 4 | 0 | 0 | 0 | 0 | 0 | 34 | 50 | 3.18 | 1.235 |
| Harvey Haddix, L<br>ERA: 2.7 | (6, 1) | 2.1 | | 10 | 3 | 1 | 1 | 3 | 0 | 0 | 0 | 0 | 0 | 0 | 16 | 16 | 3.86 | 1.286 |
| Stu Miller, R<br>ERA: | (9, 1) | 3.0 | W | 9 | 0 | 0 | 0 | 4 | 0 | 0 | 0 | 0 | 0 | 0 | 17 | 17 | 0.00 | 0.000 |

| PITCHER | IP | WLS | BF | H | R | ER | SO | BB | IBB | HBP | BLK | WP | HR | S | P | ERA | WHIP |
|---|---|---|---|---|---|---|---|---|---|---|---|---|---|---|---|---|---|

# TOP

## New York Yankees @ Baltimore Orioles

Memorial Stadium, Baltimore, MD

Fri Apr 17 1964, 3:33 AM EST
Att. 35,141 - Sunny - 86 F

livebaseballscorecards.com

| | |
|---|---|
| AB | 38 |
| R | 3 |
| H | 6 |
| RBI | 3 |
| BB | 4 |
| SO | 14 |
| LOB | 12 |

| | | | |
|---|---|---|---|
| 1B: 6 | SF: 1 | WP: 0 | PA: 43 |
| 2B: 0 | SAC: 0 | PB: 0 | |
| 3B: 0 | DP: 0 | SB: 0 | |
| HR: 0 | HBP: 0 | CS: 0 | |

| Batter | 1 | 2 | 3 | 4 | 5 | 6 | 7 | 8 | 9 | 10 | 11 | AB | R | H | RBI | BB | SO | LOB |
|---|---|---|---|---|---|---|---|---|---|---|---|---|---|---|---|---|---|---|
| Jackie Brandt, R (1, 8)<br>OBP: 0.467, SLG: 0.571 | G4-6-3 1B | | SF9 1-3 2B | | 6-3 | | 1-2 1B | | | 6-3 | | 5 | 0 | 3 | 0 | 0 | 0 | 0 |
| Luis Aparicio, R (1, 6)<br>OBP: 0.385, SLG: 0.545 | F9 | | SF9 2-3 3-H | | S E 1B | | F8 | | | F8 | | 4 | 1 | 1 | 1 | 0 | 0 | 2 |
| Boog Powell, L (1, 7)<br>OBP: 0.231, SLG: 0.462 | G4-6-3 1-2f | | 4-3 | | F7 1-H | | | F7 | | 1B | | 5 | 0 | 1 | 0 | 0 | 0 | 2 |
| Norm Siebern, L (1, 3)<br>OBP: 0.308, SLG: 0.200 | | 1-3 | | 2B SF9 1B | 4-3 | | | F8 | | F8 | | 5 | 1 | 1 | 0 | 0 | 0 | 1 |
| John Orsino, R (1, 2)<br>OBP: 0.462, SLG: 1.000<br>Bob Saverine, S (11, PR) | | FC5-4 1B | | 1-3 2B | | F3 | | BBBB BB | | | E FC4-2 1B | 4<br>0 | 0<br>0 | 3<br>0 | 0<br>0 | 1<br>0 | 0<br>0 | 0<br>0 |
| Willie Kirkland, L (1, 9)<br>OBP: 0.200, SLG: 0.111 | | FC5-4 FC4-6 1-2f | | SSS K | | SSS K | | F7 | | | E6 FC4-2 1-3 1B | 5 | 1 | 0 | 0 | 0 | 2 | 5 |
| Brooks Robinson, R (1, 5)<br>OBP: 0.308, SLG: 0.182 | | FC4-6 1-2f | | IBB | | L8 | | | F8 | | 1B FC4-2 IBB | 3 | 0 | 0 | 0 | 2 | 0 | 1 |
| Jerry Adair, R (1, 4)<br>OBP: 0.154, SLG: 0.167 | | | 6-3 | SF9 3-H | | | FC2-6 1B | | 6-3 | | FC4-2 1B 1-2 2-3 3-Hf | 4 | 0 | 1 | 1 | 0 | 0 | 3 |
| Steve Barber, L (1, 1)<br>OBP: 0.500, SLG: 0.500<br>Harvey Haddix, L (6, 1)<br>Stu Miller, R (9, 1)<br>Russ Snyder, L (11, PH)<br>OBP: 1.000, SLG: 1.000 | | | 2B SF9 1B | SSS K | | | FC2-6 1B 1-2f | | 5-3 | | 1-2 2-3 3-H 1B | 2<br>1<br>1<br>1 | 1<br>0<br>0<br>0 | 1<br>0<br>0<br>1 | 0<br>0<br>0<br>0 | 0<br>0<br>0<br>0 | 1<br>0<br>0<br>0 | 2<br>1<br>0<br>0 |
| Inning Stats | R: 0 H: 1<br>E: 0 LOB: 0<br>K: 0 BB: 0<br>S: 3 P: 3 | R: 0 H: 1<br>E: 0 LOB: 1<br>K: 0 BB: 0<br>S: 4 P: 4 | R: 1 H: 2<br>E: 0 LOB: 1<br>K: 0 BB: 0<br>S: 5 P: 5 | R: 1 H: 2<br>E: 0 LOB: 2<br>K: 2 BB: 1<br>S: 9 P: 13 | R: 1 H: 1<br>E: 0 LOB: 0<br>K: 0 BB: 0<br>S: 4 P: 4 | R: 0 H: 0<br>E: 0 LOB: 0<br>K: 1 BB: 0<br>S: 5 P: 5 | R: 0 H: 2<br>E: 0 LOB: 1<br>K: 0 BB: 0<br>S: 4 P: 4 | R: 0 H: 0<br>E: 0 LOB: 1<br>K: 0 BB: 1<br>S: 3 P: 7 | R: 0 H: 0<br>E: 0 LOB: 0<br>K: 0 BB: 0<br>S: 3 P: 3 | R: 0 H: 1<br>E: 0 LOB: 1<br>K: 0 BB: 0<br>S: 4 P: 4 | R: 1 H: 2<br>E: 1 LOB: 3<br>K: 0 BB: 1<br>S: 4 P: 8 | 1B: 10 SF: 2<br>2B: 2 SAC: 0<br>3B: 0 DP: 1<br>HR: 0 HBP: 0 | | | | | | |

| PITCHER | | IP | WLS | BF | H | R | ER | SO | BB | IBB | HBP | BLK | WP | HR | S | P | ERA | WHIP |
|---|---|---|---|---|---|---|---|---|---|---|---|---|---|---|---|---|---|---|
| Jim Bouton, R<br>ERA: 2.7 | (1, 1) | 10.0 | L | 43 | 11 | 4 | 3 | 3 | 1 | 2 | 0 | 0 | 0 | 0 | 46 | 58 | 2.70 | 1.200 |
| Pete Mikkelsen, R<br>ERA: | (11, 1) | 0.1 | | 2 | 1 | 0 | 0 | 0 | 0 | 0 | 0 | 0 | 0 | 0 | 2 | 2 | 0.00 | 3.000 |

| PITCHER | IP | WLS | BF | H | R | ER | SO | BB | IBB | HBP | BLK | WP | HR | S | P | ERA | WHIP |
|---|---|---|---|---|---|---|---|---|---|---|---|---|---|---|---|---|---|

# BOTTOM

# New York Yankees @ Baltimore Orioles

Memorial Stadium, Baltimore, MD

Fri Apr 17 1964, 3:33 AM EST
Att. 35,141 - Sunny - 86 F

livebaseballscorecards.com

| | |
|---|---|
| AB | 40 |
| R | 4 |
| H | 12 |
| RBI | 3 |
| BB | 3 |
| SO | 3 |
| LOB | 17 |

WP: 0 PA: 45
PB: 0
SB: 1
CS: 0

| Batter | 1 | 2 | 3 | 4 | 5 | 6 | 7 | 8 | 9 | 10 | 11 | 12 | AB | R | H | RBI | BB | SO | LOB |
|---|---|---|---|---|---|---|---|---|---|---|---|---|---|---|---|---|---|---|---|
| Phil Linz, R (1, 6)<br>OBP: 0.188, SLG: 0.133 | BB<br>1B | | 5-3 | | 5-3 | | | L5 | | F6 | | | 5 | 0 | 1 | 0 | 0 | 0 | 0 |
| Bobby Richardson, R (1, 4)<br>OBP: 0.200, SLG: 0.143 | F2 | | L9 | | 1-3 | | | 5-3 | | | G4-6-3<br>1B | | 5 | 0 | 1 | 0 | 0 | 0 | 1 |
| Roger Maris, L (1, 9)<br>OBP: 0.267, SLG: 0.267 | F8 | | | E<br>1B | 4-3 | | | 1B | | | G4-6-3<br>1-2f | | 5 | 1 | 2 | 0 | 0 | 0 | 2 |
| Mickey Mantle, S (1, 8)<br>OBP: 0.333, SLG: 0.286 | 1-2<br>BB | | | F5 | | 4-3 | | G3 | | | 4-1 | | 4 | 0 | 0 | 0 | 1 | 0 | 2 |
| Tom Tresh, S (1, 7)<br>OBP: 0.267, SLG: 0.357 | F8 | | | 1-H<br>E9<br>2B | | 4-3 | | | G4-6-3<br>1B | | | 1-3 | 5 | 0 | 2 | 1 | 0 | 0 | 2 |
| Joe Pepitone, L (1, 3) | | F9 | | 4-3 | | F9 | | | G4-6-3<br>1-2f | | | 3-1 | 5 | 0 | 0 | 0 | 0 | 0 | 2 |
| Elston Howard, R (1, 2)<br>OBP: 0.467, SLG: 0.385 | | 6-3 | | BB<br>IBB | | | G4-6-3<br>1B | | 1-3 | | | 5-3 | 4 | 0 | 1 | 0 | 1 | 0 | 0 |
| Clete Boyer, R (1, 5)<br>OBP: 0.308, SLG: 0.182 | | 6-3 | | 1-2<br>BB | | | G4-6-3<br>1-2f | | | F8 | | | 3 | 0 | 0 | 0 | 1 | 0 | 1 |
| Al Downing, R (1, 1)<br>Pete Mikkelsen, R (10, 1) | | | F9 | K | | | 6-3 | | | 4-3 | | | 4<br>0 | 0<br>0 | 0<br>0 | 0<br>0 | 0<br>0 | 1<br>0 | 3<br>0 |
| Inning Stats | R: 0 H: 1<br>E: 0 LOB: 2<br>K: 0 BB: 1<br>S: 4 P: 8 | R: 0 H: 0<br>E: 0 LOB: 0<br>K: 0 BB: 0<br>S: 3 P: 3 | R: 0 H: 0<br>E: 0 LOB: 0<br>K: 0 BB: 0<br>S: 3 P: 3 | R: 1 H: 2<br>E: 1 LOB: 3<br>K: 1 BB: 2<br>S: 7 P: 15 | R: 0 H: 0<br>E: 0 LOB: 0<br>K: 0 BB: 0<br>S: 3 P: 3 | R: 0 H: 0<br>E: 0 LOB: 0<br>K: 0 BB: 0<br>S: 3 P: 3 | R: 0 H: 1<br>E: 0 LOB: 0<br>K: 0 BB: 0<br>S: 3 P: 3 | R: 0 H: 1<br>E: 0 LOB: 1<br>K: 0 BB: 0<br>S: 4 P: 4 | R: 0 H: 1<br>E: 0 LOB: 0<br>K: 0 BB: 0<br>S: 3 P: 3 | R: 0 H: 0<br>E: 0 LOB: 0<br>K: 0 BB: 0<br>S: 3 P: 3 | R: 0 H: 1<br>E: 0 LOB: 0<br>K: 0 BB: 0<br>S: 3 P: 3 | R: 0 H: 0<br>E: 0 LOB: 0<br>K: 0 BB: 0<br>S: 3 P: 3 | 1B: 6<br>2B: 1<br>3B: 0<br>HR: 0 | SF: 0<br>SAC: 0<br>DP: 3<br>HBP: 0 | | | | | | |

| PITCHER | IP | WLS | BF | H | R | ER | SO | BB | IBB | HBP | BLK | WP | HR | S | P | ERA | WHIP |
|---|---|---|---|---|---|---|---|---|---|---|---|---|---|---|---|---|---|
| Robin Roberts, R (1, 1)<br>ERA: 1.0 | 9.0 | | 34 | 6 | 1 | 1 | 1 | 2 | 1 | 0 | 0 | 0 | 0 | 33 | 45 | 1.00 | 0.889 |
| Dick Hall, R (10, 1)<br>ERA: | 2.0 | | 6 | 1 | 0 | 0 | 0 | 0 | 0 | 0 | 0 | 0 | 0 | 6 | 6 | 0.00 | 0.500 |
| Wes Stock, R (12, 1)<br>ERA: | 1.0 | W | 3 | 0 | 0 | 0 | 0 | 0 | 0 | 0 | 0 | 0 | 0 | 3 | 3 | 0.00 | 0.000 |

| PITCHER | IP | WLS | BF | H | R | ER | SO | BB | IBB | HBP | BLK | WP | HR | S | P | ERA | WHIP |
|---|---|---|---|---|---|---|---|---|---|---|---|---|---|---|---|---|---|

# TOP

## New York Yankees @ Baltimore Orioles

Memorial Stadium, Baltimore, MD

Sat Apr 18 1964, 3:33 AM EST

Att. 12,433 - Sunny - 87 F

livebaseballscorecards.com

| | |
|---|---|
| AB | 40 |
| R | 1 |
| H | 7 |
| RBI | 1 |
| BB | 3 |
| SO | 1 |
| LOB | 13 |

PA: 43

WP: 0
PB: 0
SB: 0
CS: 0

| Batter | 1 | 2 | 3 | 4 | 5 | 6 | 7 | 8 | 9 | 10 | 11 | 12 | AB | R | H | RBI | BB | SO | LOB |
|---|---|---|---|---|---|---|---|---|---|---|---|---|---|---|---|---|---|---|---|
| Jackie Brandt, R (1, 8)<br>OBP: 0.381, SLG: 0.500 | F3 | | F2 | | 2B | | 6-3 | | K | | K | | 6 | 0 | 1 | 0 | 0 | 2 | 3 |
| Luis Aparicio, R (1, 6)<br>OBP: 0.474, SLG: 0.500 | F7 | | | 1B 2-3 1B BB | BB | | | 4-3 S 1B | | S BB BB | E5 1-2 2-3 | | 3 | 1 | 1 | 0 | 3 | 0 | 2 |
| Boog Powell, L (1, 7)<br>OBP: 0.158, SLG: 0.316 | K | | | 2-3 1-2 | K | | | K 1-2 | | F2 | K | | 6 | 0 | 0 | 0 | 0 | 4 | 8 |
| Norm Siebern, L (1, 3)<br>OBP: 0.368, SLG: 0.214 | | F5 | | 1B 2-3 1B | | F7 | | 4-3 2-3 | | FC6-4 1-2 BB | | SH 2B BB | 4 | 1 | 1 | 0 | 2 | 0 | 1 |
| John Orsino, R (1, 2)<br>OBP: 0.444, SLG: 0.813 | | K | | 1-2 3-H 1B | | 5-3 | | IBB | | K 2-3 | | SH 2B 1-2 | 4 | 0 | 1 | 1 | 1 | 2 | 2 |
| Sam Bowens, R (1, 9)<br>OBP: 0.429, SLG: 0.333 | | 1B | | K | 1B | | | G3 | | FC6-4 1-2f | | K | 4 | 0 | 2 | 0 | 0 | 1 | 4 |
| Russ Snyder, L (10, PH)<br>OBP: 0.333, SLG: 0.333 (11, 9) | | | | | | | | | | | | | 2 | 0 | 0 | 0 | 0 | 1 | 4 |
| Brooks Robinson, R (1, 5)<br>OBP: 0.316, SLG: 0.294 | | F8 | | F9 | | L9 | | | F7 | | E BB 1B | 1-3 2-H 2B | 6 | 0 | 2 | 1 | 0 | 0 | 4 |
| Jerry Adair, R (1, 4)<br>OBP: 0.111, SLG: 0.118 | | | K | | 6-3 | | 6-3 | | F7 | | K | | 5 | 0 | 0 | 0 | 0 | 2 | 1 |
| Robin Roberts, S (1, 1) | | | K | | 1-3 | | 4-3 | | 1B | | E BB 1-2 | | 3 | 0 | 0 | 0 | 0 | 1 | 0 |
| Bob Johnson, R (9, PH)<br>OBP: 1.000, SLG: 1.000 | | | | | | | | | | | | | 1 | 0 | 1 | 0 | 0 | 0 | 0 |
| Dick Hall, R (10, 1) | | | | | | | | | | | | | 0 | 0 | 0 | 0 | 0 | 0 | 0 |
| Willie Kirkland, L (11, PH)<br>OBP: 0.273, SLG: 0.111 | | | | | | | | | | | | | 0 | 0 | 0 | 0 | 1 | 0 | 0 |
| Wes Stock, R (12, 1) | | | | | | | | | | | | | 0 | 0 | 0 | 0 | 0 | 0 | 0 |
| Inning Stats | R: 0 H: 0<br>E: 0 LOB: 0<br>K: 1 BB: 0<br>S: 5 P: 5 | R: 0 H: 1<br>E: 0 LOB: 1<br>K: 1 BB: 0<br>S: 6 P: 6 | R: 0 H: 0<br>E: 0 LOB: 0<br>K: 2 BB: 0<br>S: 7 P: 7 | R: 1 H: 2<br>E: 0 LOB: 2<br>K: 1 BB: 1<br>S: 7 P: 11 | R: 0 H: 1<br>E: 0 LOB: 2<br>K: 1 BB: 1<br>S: 6 P: 10 | R: 0 H: 1<br>E: 0 LOB: 1<br>K: 0 BB: 0<br>S: 4 P: 4 | R: 0 H: 0<br>E: 0 LOB: 0<br>K: 0 BB: 0<br>S: 3 P: 3 | R: 0 H: 1<br>E: 0 LOB: 2<br>K: 1 BB: 1<br>S: 6 P: 10 | R: 0 H: 1<br>E: 0 LOB: 1<br>K: 1 BB: 0<br>S: 6 P: 6 | R: 0 H: 0<br>E: 0 LOB: 2<br>K: 1 BB: 2<br>S: 5 P: 13 | R: 0 H: 1<br>E: 1 LOB: 3<br>K: 3 BB: 1<br>S: 11 P: 15 | R: 1 H: 1<br>E: 0 LOB: 2<br>K: 1 BB: 1<br>S: 5 P: 9 | 1B: 7<br>2B: 2<br>3B: 0<br>HR: 0 | SF: 0<br>SAC: 1<br>DP: 0<br>HBP: 0 | WP: 0<br>PB: 0<br>SB: 2<br>CS: 0 | PA: 52 | | | |

| PITCHER | IP | WLS | BF | H | R | ER | SO | BB | IBB | HBP | BLK | WP | HR | S | P | ERA | WHIP |
|---|---|---|---|---|---|---|---|---|---|---|---|---|---|---|---|---|---|
| Al Downing, L (1, 1)<br>ERA: 0.96 | 9.1 | | 40 | 7 | 1 | 1 | 8 | 4 | 1 | 0 | 0 | 0 | 0 | 51 | 71 | 0.96 | 1.179 |
| Pete Mikkelsen, R (10, 1)<br>ERA: 3.86 | 2.0 | L | 12 | 2 | 1 | 1 | 5 | 2 | 0 | 0 | 0 | 0 | 0 | 20 | 28 | 4.50 | 2.000 |

| PITCHER | IP | WLS | BF | H | R | ER | SO | BB | IBB | HBP | BLK | WP | HR | S | P | ERA | WHIP |
|---|---|---|---|---|---|---|---|---|---|---|---|---|---|---|---|---|---|

# BOTTOM

## New York Yankees @ Baltimore Orioles

Memorial Stadium, Baltimore, MD

Sat Apr 18 1964, 3:33 AM EST
Att. 12,433 - Sunny - 87 F

livebaseballscorecards.com

| | |
|---|---|
| AB | 44 |
| R | 2 |
| H | 9 |
| RBI | 2 |
| BB | 7 |
| SO | 13 |
| LOB | 29 |

| Batter | 1 | 2 | 3 | 4 | 5 | 6 | 7 | 8 | 9 | AB | R | H | RBI | BB | SO | LOB |
|---|---|---|---|---|---|---|---|---|---|---|---|---|---|---|---|---|
| Phil Linz, R (1, 6)<br>OBP: 0.176, SLG: 0.125 | L4 | | FC6-4<br>1-2f | | 6-3 | 1-3<br>2-3 | | 6-3 | | 1 | 0 | 0 | 0 | 0 | 0 | 0 |
| Pedro Gonzalez, R (2, 5) | | | | | | | | | | 4 | 0 | 0 | 0 | 0 | 0 | 2 |
| Bobby Richardson, R (1, 4)<br>OBP: 0.250, SLG: 0.211 | 1B | | F9 | | 4-3 | 1B<br>3-H | | F7 | | 5 | 0 | 2 | 1 | 0 | 0 | 1 |
| Roger Maris, L (1, 9)<br>OBP: 0.300, SLG: 0.350 | F7 | | | F5 | 1B | 1-2 | | 4-3 | | 5 | 1 | 2 | 0 | 0 | 0 | 1 |
| Mickey Mantle, S (1, 8)<br>OBP: 0.300, SLG: 0.263 | F5 | | | G3 | BB<br>2-H | L3 | | | K | 5 | 1 | 1 | 1 | 0 | 1 | 3 |
| Hector Lopez, R (9, 7) | | | | | | | | | | 0 | 0 | 0 | 0 | 0 | 0 | 0 |
| Tom Tresh, S (1, 7)<br>OBP: 0.400, SLG: 0.438 | | K | | BB | BB<br>1-2 | | BB<br>S G3 | | 4-3 | 2 | 1 | 1 | 0 | 3 | 1 | 0 |
| (9, 8) | | | | | | | | | 2B | | | | | | | |
| Joe Pepitone, L (1, 3)<br>OBP: 0.200, SLG: 0.167 | | F8 | | E<br>1-H | 1B<br>1-3<br>2-H | | G3<br>1-2 | | 4-3<br>2-3 | 5 | 1 | 2 | 2 | 0 | 0 | 2 |
| Johnny Blanchard, L (1, 2) | | K | | 2B | | | | | | 2 | 0 | 0 | 0 | 2 | 1 | 2 |
| Elston Howard, R (9, PH)<br>OBP: 0.500, SLG: 0.385 | | | | E | F8 | | S | | BB | 0 | 0 | 0 | 0 | 1 | 0 | 0 |
| (9, 2) | | | | IBB | | | IBB<br>2-3 | | | | | | | | | |
| Clete Boyer, R (1, 5)<br>OBP: 0.278, SLG: 0.188 | | | 3-1 | E2<br>1-3<br>2-H | 1B | K<br>WP SH2-4<br>1B | | K<br>1-2 | K | 5 | 1 | 1 | 1 | 0 | 3 | 4 |
| (2, 6) | | | | | | | | | | | | | | | | |
| Bud Daley, L (1, 1) | | | FC6-4 | L7 | | SH2-4<br>1-2 | | F5 | | 1 | 0 | 0 | 0 | 0 | 0 | 2 |
| Steve Hamilton, L (6, 1) | | | HBP | | | | | | | 1 | 0 | 0 | 0 | 0 | 0 | 2 |
| Inning Stats | R: 0<br>E: 0<br>K: 0<br>S: 4 | H: 1<br>LOB: 1<br>BB: 0<br>P: 4 | R: 0<br>E: 0<br>K: 2<br>S: 7 | H: 0<br>LOB: 0<br>BB: 0<br>P: 7 | R: 0<br>E: 0<br>K: 0<br>S: 3 | H: 0<br>LOB: 1<br>BB: 0<br>P: 4 | R: 2<br>E: 1<br>K: 0<br>S: 5 | H: 2<br>LOB: 2<br>BB: 2<br>P: 13 | R: 2<br>E: 0<br>K: 0<br>S: 6 | H: 3<br>LOB: 2<br>BB: 1<br>P: 10 | R: 1<br>E: 0<br>K: 1<br>S: 8 | H: 2<br>LOB: 2<br>BB: 0<br>P: 8 | R: 0<br>E: 0<br>K: 1<br>S: 5 | H: 0<br>LOB: 2<br>BB: 2<br>P: 13 | R: 0<br>E: 0<br>K: 0<br>S: 3 | H: 0<br>LOB: 0<br>BB: 0<br>P: 3 | R: 0<br>E: 0<br>K: 2<br>S: 8 | H: 1<br>LOB: 2<br>BB: 1<br>P: 12 | 1B: 6<br>2B: 3<br>3B: 0<br>HR: 0 | SF: 0<br>SAC: 1<br>DP: 0<br>HBP: 1 | WP: 1<br>PB: 1<br>SB: 2<br>CS: 0 | PA: 44 |

| PITCHER | | IP | WLS | BF | H | R | ER | SO | BB | IBB | HBP | BLK | WP | HR | S | P | ERA | WHIP |
|---|---|---|---|---|---|---|---|---|---|---|---|---|---|---|---|---|---|---|
| Milt Pappas, R<br>ERA: 4.0 | (1, 1) | 4.0 | L | 18 | 3 | 2 | 2 | 2 | 1 | 1 | 1 | 0 | 0 | 0 | 19 | 28 | 4.50 | 1.000 |
| Mike McCormick, L<br>ERA: 27.0 | (5, 1) | 0.2 | | 6 | 3 | 2 | 2 | 0 | 1 | 0 | 0 | 0 | 0 | 0 | 5 | 9 | 27.00 | 6.000 |
| Wes Stock, R<br>ERA: | (5, 1) | 0.1 | | 1 | 0 | 0 | 0 | 0 | 0 | 0 | 0 | 0 | 0 | 0 | 1 | 1 | 0.00 | 0.000 |
| Chuck Estrada, R<br>ERA: | (6, 1) | 2.0 | | 11 | 2 | 1 | 0 | 2 | 1 | 1 | 0 | 0 | 1 | 0 | 13 | 21 | 0.00 | 1.500 |
| Harvey Haddix, L<br>ERA: 1.69 | (8, 1) | 2.0 | | 8 | 1 | 0 | 0 | 2 | 1 | 0 | 0 | 0 | 0 | 0 | 11 | 15 | 0.00 | 1.000 |

| PITCHER | IP | WLS | BF | H | R | ER | SO | BB | IBB | HBP | BLK | WP | HR | S | P | ERA | WHIP |
|---|---|---|---|---|---|---|---|---|---|---|---|---|---|---|---|---|---|

TOP

# New York Yankees @ Baltimore Orioles

Memorial Stadium, Baltimore, MD

Sun Apr 19 1964, 3:33 AM EST
Att. 26,144 - Overcast - 70 F

livebaseballscorecards.com

| | |
|---|---|
| AB | 36 |
| R | 5 |
| H | 9 |
| RBI | 5 |
| BB | 6 |
| SO | 6 |
| LOB | 19 |

# BOTTOM

## New York Yankees @ Baltimore Orioles

Memorial Stadium, Baltimore, MD

Sun Apr 19 1964, 3:33 AM EST

Att. 26,144 - Overcast - 70 F

livebaseballscorecards.com

| Batter | 1 | 2 | 3 | 4 | 5 | 6 | 7 | 8 | 9 | AB | R | H | RBI | BB | SO | LOB |
|---|---|---|---|---|---|---|---|---|---|---|---|---|---|---|---|---|
| Jackie Brandt, R (1, 8)<br>OBP: 0.346, SLG: 0.440 | 2-3 | | F5 | | G4-6-3<br>1-2f | | FC4-6<br>1B | | K | 5 | 0 | 1 | 0 | 0 | 1 | 3 |
| Bob Johnson, R (1, 6)<br>OBP: 0.600, SLG: 0.750 | L6-4<br>2B | | | 6-3 | | FC3-6<br>SF7<br>BB | FC4-6<br>1-2f | | | 3 | 1 | 1 | 0 | 1 | 0 | 1 |
| Boog Powell, L (1, 7)<br>OBP: 0.143, SLG: 0.286<br>Joe Gaines, R (6, PH)<br>OBP: 0.667, SLG: 2.000 (7, 7) | L6-4<br>2-3 | | | K | | FC3-6<br>1-2<br>BB | | 1-3 | | 2<br>1 | 0<br>0 | 0<br>0 | 0<br>0 | 0<br>1 | 1<br>0 | 1<br>0 |
| Norm Siebern, L (1, 3)<br>OBP: 0.348, SLG: 0.176 | | F8 | | BB | | FC3-6<br>1B<br>1-2f<br>2-3 | | K | | 3 | 0 | 0 | 0 | 1 | 1 | 2 |
| John Orsino, R (1, 2)<br>OBP: 0.409, SLG: 0.737 | | 6-3 | | 4-3 | | SF7<br>3-H | | FC6-4<br>1B | | 3 | 0 | 1 | 1 | 0 | 0 | 1 |
| Sam Bowens, R (1, 9)<br>OBP: 0.455, SLG: 0.500 | | K | | | 2B<br>E<br>2B | 1-2<br>1B | | FC6-4<br>1-2f | | 4 | 1 | 2 | 0 | 0 | 1 | 1 |
| Brooks Robinson, R (1, 5)<br>OBP: 0.304, SLG: 0.333 | | | L5 | | E4<br>E<br>2-H<br>2B | K | | | 5-3 | 4 | 1 | 1 | 0 | 0 | 1 | 2 |
| Jerry Adair, R (1, 4)<br>OBP: 0.227, SLG: 0.238 | | | 1B | | 1-3 | | G1-6-3<br>1B | | 1B | 4 | 0 | 3 | 0 | 0 | 0 | 1 |
| Milt Pappas, R (1, 1)<br>Mike McCormick, L (5, 1)<br>Wes Stock, R (5, 1)<br>Dick Brown, R (5, PH)<br>Chuck Estrada, R (6, 1)<br>Bob Saverine, S (7, PH)<br>Harvey Haddix, L (8, 1)<br>Russ Snyder, L (9, PH)<br>OBP: 0.250, SLG: 0.250 | | | F8 | | E6<br>G4-6-3<br>3-H | | G1-6-3<br>1-2f | | K | 1<br>0<br>0<br>1<br>0<br>1<br>0<br>1 | 0<br>0<br>0<br>0<br>0<br>0<br>0<br>0 | 0<br>0<br>0<br>0<br>0<br>0<br>0<br>0 | 0<br>0<br>0<br>1<br>0<br>0<br>0<br>0 | 0<br>0<br>0<br>0<br>0<br>0<br>0<br>0 | 0<br>0<br>0<br>0<br>0<br>0<br>0<br>1 | 1<br>0<br>0<br>0<br>0<br>0<br>0<br>1 |
| Inning Stats | R: 0 H: 1<br>E: 0 LOB: 0<br>K: 0 BB: 0<br>S: 3 P: 3 | R: 0 H: 0<br>E: 0 LOB: 0<br>K: 1 BB: 0<br>S: 5 P: 5 | R: 0 H: 1<br>E: 0 LOB: 1<br>K: 0 BB: 0<br>S: 4 P: 4 | R: 0 H: 0<br>E: 0 LOB: 1<br>K: 1 BB: 1<br>S: 5 P: 9 | R: 2 H: 2<br>E: 2 LOB: 0<br>K: 0 BB: 0<br>S: 5 P: 5 | R: 1 H: 1<br>E: 0 LOB: 2<br>K: 1 BB: 2<br>S: 6 P: 14 | R: 0 H: 2<br>E: 0 LOB: 1<br>K: 0 BB: 0<br>S: 4 P: 4 | R: 0 H: 1<br>E: 0 LOB: 1<br>K: 1 BB: 0<br>S: 6 P: 6 | R: 0 H: 1<br>E: 0 LOB: 1<br>K: 2 BB: 0<br>S: 8 P: 8 | 1B: 6<br>2B: 4<br>3B: 0<br>HR: 0 | SF: 1<br>SAC: 0<br>DP: 3<br>HBP: 0 | | | | | |

| | AB | 33 |
|---|---|---|
| | R | 3 |
| | H | 9 |
| | RBI | 2 |
| | BB | 3 |
| | SO | 6 |
| | LOB | 15 |

| PITCHER | | IP | WLS | BF | H | R | ER | SO | BB | IBB | HBP | BLK | WP | HR | S | P | ERA | WHIP |
|---|---|---|---|---|---|---|---|---|---|---|---|---|---|---|---|---|---|---|
| Bud Daley, L<br>ERA: 3.6 | (1, 1) | 5.0 | W | 21 | 4 | 3 | 2 | 2 | 3 | 0 | 0 | 0 | 0 | 0 | 22 | 34 | 3.60 | 1.400 |
| Steve Hamilton, L<br>ERA: | (6, 1) | 4.0 | S | 16 | 5 | 0 | 0 | 4 | 0 | 0 | 0 | 0 | 0 | 0 | 24 | 24 | 0.00 | 1.250 |

| PITCHER | IP | WLS | BF | H | R | ER | SO | BB | IBB | HBP | BLK | WP | HR | S | P | ERA | WHIP |
|---|---|---|---|---|---|---|---|---|---|---|---|---|---|---|---|---|---|

| Batter | 1 | 2 | 3 | 4 | 5 | 6 | 7 | 8 | 9 | AB | R | H | RBI | BB | SO | LOB |
|---|---|---|---|---|---|---|---|---|---|---|---|---|---|---|---|---|
| Pedro Gonzalez, R (1, 5) | F8 | | 1-3 | | K | | | F8 | | 4 | 0 | 0 | 0 | 0 | 1 | 0 |
| Bobby Richardson, R (1, 4)<br>OBP: 0.333, SLG: 0.304 | G4-6-3<br>1B | | 1B | | F8 | | | 1B | | 4 | 0 | 3 | 0 | 0 | 0 | 0 |
| Roger Maris, L (1, 9)<br>OBP: 0.250, SLG: 0.292 | G4-6-3<br>1-2f | | G3 | | | F6 | | F6 | | 4 | 0 | 0 | 0 | 0 | 0 | 3 |
| Mickey Mantle, S (1, 8)<br>OBP: 0.333, SLG: 0.348 | | FC1-6-3<br>2B | | L9 | | F6<br>1B | | F7 | | 4 | 0 | 2 | 0 | 0 | 0 | 1 |
| Tom Tresh, S (1, 7)<br>OBP: 0.417, SLG: 0.421 | | FC1-6-5<br>1B<br>2-3 | | BB<br>1B | | F5 | | | 1B<br>1B | 3 | 0 | 1 | 0 | 1 | 0 | 2 |
| Joe Pepitone, L (1, 3)<br>OBP: 0.208, SLG: 0.182 | | 1B<br>1-2 | | F7 | | F4 | | | K | 4 | 0 | 1 | 0 | 0 | 1 | 3 |
| Elston Howard, R (1, 2)<br>OBP: 0.500, SLG: 0.412 | | K | | 1B<br>1-2 | | | 5-3 | | 1B<br>1-3 | 4 | 0 | 2 | 0 | 0 | 1 | 2 |
| Clete Boyer, R (1, 6)<br>OBP: 0.227, SLG: 0.150 | | K | | F4 | | | F7 | | K | 4 | 0 | 0 | 0 | 0 | 2 | 6 |
| Bob Meyer, R (1, 1) | | | F4 | | K | | F7 | | K | 2 | 0 | 0 | 0 | 0 | 1 | 0 |
| Archie Moore, L (7, PH) | | | | | | | | | | 1 | 0 | 0 | 0 | 0 | 0 | 0 |
| Hal Reniff, R (7, 1) | | | | | | | | | | 0 | 0 | 0 | 0 | 0 | 0 | 0 |
| Johnny Blanchard, L (9, PH) | | | | | | | | | | 1 | 0 | 0 | 0 | 0 | 1 | 2 |
| Inning Stats | R: 0<br>E: 0<br>K: 0<br>S: 3<br>H: 1<br>LOB: 0<br>BB: 0<br>P: 3 | R: 0<br>E: 0<br>K: 2<br>S: 9<br>H: 2<br>LOB: 2<br>BB: 0<br>P: 9 | R: 0<br>E: 0<br>K: 0<br>S: 4<br>H: 1<br>LOB: 1<br>BB: 0<br>P: 4 | R: 0<br>E: 0<br>K: 0<br>S: 4<br>H: 1<br>LOB: 2<br>BB: 1<br>P: 8 | R: 0<br>E: 0<br>K: 2<br>S: 7<br>H: 0<br>LOB: 0<br>BB: 0<br>P: 7 | R: 0<br>E: 0<br>K: 0<br>S: 4<br>H: 1<br>LOB: 1<br>BB: 0<br>P: 4 | R: 0<br>E: 0<br>K: 0<br>S: 3<br>H: 0<br>LOB: 0<br>BB: 0<br>P: 3 | R: 0<br>E: 0<br>K: 0<br>S: 4<br>H: 1<br>LOB: 1<br>BB: 0<br>P: 4 | R: 0<br>E: 0<br>K: 3<br>S: 11<br>H: 2<br>LOB: 2<br>BB: 0<br>P: 11 | 1B: 8<br>2B: 1<br>3B: 0<br>HR: 0<br>SF: 0<br>SAC: 0<br>DP: 1<br>HBP: 0 | | | | | | |

# TOP

## New York Yankees @ Boston Red Sox

Fenway Park, Boston, MA

Mon Apr 20 1964, 3:33 AM EST

Att. 15,401 - Overcast - 42 F

livebaseballscorecards.com

| | |
|---|---|
| AB | 35 |
| R | 0 |
| H | 9 |
| RBI | 0 |
| BB | 1 |
| SO | 7 |
| LOB | 19 |

| PITCHER | | IP | WLS | BF | H | R | ER | SO | BB | IBB | HBP | BLK | WP | HR | S | P | ERA | WHIP |
|---|---|---|---|---|---|---|---|---|---|---|---|---|---|---|---|---|---|---|
| Bill Monbouquette, R<br>ERA: 1.26 | (1, 1) | 8.0 | W | 31 | 7 | 0 | 0 | 4 | 1 | 0 | 0 | 0 | 0 | 0 | 38 | 42 | 0.00 | 1.000 |
| Dick Radatz, R<br>ERA: | (9, 1) | 1.0 | S | 5 | 2 | 0 | 0 | 3 | 0 | 0 | 0 | 0 | 0 | 0 | 11 | 11 | 0.00 | 2.000 |

| PITCHER | | IP | WLS | BF | H | R | ER | SO | BB | IBB | HBP | BLK | WP | HR | S | P | ERA | WHIP |
|---|---|---|---|---|---|---|---|---|---|---|---|---|---|---|---|---|---|---|

# BOTTOM

## New York Yankees @ Boston Red Sox

Fenway Park, Boston, MA

Mon Apr 20 1964, 3:33 AM EST
Att. 15,401 - Overcast - 42 F

livebaseballscorecards.com

| Batter | 1 | 2 | 3 | 4 | 5 | 6 | 7 | 8 | 9 | AB | R | H | RBI | BB | SO | LOB |
|---|---|---|---|---|---|---|---|---|---|---|---|---|---|---|---|---|
| Chuck Schilling, R (1, 4) | BBBB 4-0 BB, 1B BB | x 0-0 ② L4 | | x 0-0 ②③ G6-4-3, 1-2f | | x 0-0 ③ FC6, 1-2f | | x 0-0 ② FC6-4, 1-2f | | 4 | 1 | 0 | 0 | 1 | 0 | 4 |
| Eddie Bressoud, R (1, 6)<br>OBP: 0.522, SLG: 0.667 | BBBB 4-0 1B, 1-2 1B BB | x 0-0 ③ F7 | | | x 0-0 ① L9 | | x 0-0 SH1-3, E 1B | x 0-0 ③ F2 | | 4 | 1 | 1 | 0 | 1 | 0 | 2 |
| Carl Yastrzemski, L (1, 7)<br>OBP: 0.143, SLG: 0.200 | SSS 0-3 ① K | | x 0-0 ① 5-3 | | x 0-0 1B 3B | | x 0-0 E6, SH1-3, 1-2 | | | 4 | 1 | 1 | 0 | 0 | 1 | 3 |
| Frank Malzone, R (1, 5)<br>OBP: 0.550, SLG: 0.722 | x 0-0 1B, 1-3 2-H 1B | | BBBB 4-0 BB | | x 0-0 ② 6-3 | | x 0-0 ① SH1-3, 1-2 2-3 | | | 2 | 0 | 1 | 1 | 1 | 0 | 1 |
| Dick Stuart, R (1, 3)<br>OBP: 0.250, SLG: 0.211 | x 0-0 FC5-4, 1-3 3-H 1B | | x 0-0 ② F9 | | x 0-0 3-H 1B | | 4-0 IBB | | | 3 | 0 | 2 | 2 | 1 | 0 | 1 |
| Lou Clinton, R (1, 9)<br>OBP: 0.200, SLG: 0.200 | x 0-0 ② F9 | | x 0-0 ③ F7 | | SSS 0-3 ③ K | | SSS 0-3 ② K | | | 4 | 0 | 0 | 0 | 0 | 2 | 7 |
| Tony Conigliaro, R (1, 8)<br>OBP: 0.300, SLG: 0.579 | x 0-0 ③ FC5-4, 1-2f | | | x 0-0 HR | | x 0-0 ① F5 | x 0-0 ③ L5 | | | 4 | 1 | 1 | 1 | 0 | 0 | 5 |
| Bob Tillman, R (1, 2)<br>OBP: 0.429, SLG: 0.538 | | x 0-0 ① 5-3 | | x 0-0 ① 1-3 | | x 0-0 E5, FC1-6 | | x 0-0 ① F6 | | 4 | 0 | 0 | 0 | 0 | 0 | 0 |
| Bill Monbouquette, R (1, 1)<br>OBP: 0.500, SLG: 0.250<br>Dalton Jones, L (8, PH)<br>OBP: 0.214, SLG: 0.538<br>Dick Radatz, R (9, 1) | | x 0-0 1B | | BBBB 4-0 G6-4-3 BB | | x 0-0 ② FC1-6, FC6, 1-2f | | BBBB 4-0 FC6-4 BB | | 2<br>0<br>0 | 0<br>0<br>0 | 1<br>0<br>0 | 0<br>0<br>0 | 1<br>1<br>0 | 0<br>0<br>0 | 1<br>0<br>0 |
| Inning Stats | R: 2 E: 0 K: 1 S: 7 H: 2 LOB: 2 BB: 2 P: 15 | R: 0 E: 0 K: 0 S: 4 H: 1 LOB: 1 BB: 0 P: 4 | R: 0 E: 0 K: 0 S: 3 H: 0 LOB: 1 BB: 1 P: 7 | R: 1 E: 0 K: 0 S: 3 H: 1 LOB: 0 BB: 1 P: 7 | R: 1 E: 0 K: 1 S: 7 H: 2 LOB: 1 BB: 0 P: 7 | R: 0 E: 1 K: 0 S: 4 H: 0 LOB: 1 BB: 0 P: 4 | R: 0 E: 1 K: 1 S: 7 H: 1 LOB: 3 BB: 1 P: 11 | R: 0 E: 0 K: 0 S: 3 H: 0 LOB: 1 BB: 1 P: 7 | | 1B: 5 2B: 0 3B: 1 HR: 1 | | SF: 0 SAC: 1 DP: 1 HBP: 0 | | | | |

| AB | 31 |
|---|---|
| R | 4 |
| H | 7 |
| RBI | 4 |
| BB | 6 |
| SO | 3 |
| LOB | 24 |

WP: 0 PB: 0 SB: 0 CS: 0 PA: 38

| PITCHER | | IP | WLS | BF | H | R | ER | SO | BB | IBB | HBP | BLK | WP | HR | S | P | ERA | WHIP |
|---|---|---|---|---|---|---|---|---|---|---|---|---|---|---|---|---|---|---|
| Bob Meyer, L<br>ERA: 6.0 | (1, 1) | 6.0 | L | 28 | 6 | 4 | 4 | 2 | 4 | 0 | 0 | 0 | 0 | 1 | 28 | 44 | 6.00 | 1.667 |
| Hal Reniff, R<br>ERA: | (7, 1) | 2.0 | | 10 | 1 | 0 | 0 | 1 | 1 | 1 | 0 | 0 | 0 | 0 | 10 | 18 | 0.00 | 1.000 |

| PITCHER | IP | WLS | BF | H | R | ER | SO | BB | IBB | HBP | BLK | WP | HR | S | P | ERA | WHIP |
|---|---|---|---|---|---|---|---|---|---|---|---|---|---|---|---|---|---|

| Batter | 1 | 2 | 3 | 4 | 5 | 6 | 7 | 8 | 9 | AB | R | H | RBI | BB | SO | LOB |
|---|---|---|---|---|---|---|---|---|---|---|---|---|---|---|---|---|
| Phil Linz, R (1, 6)<br>OBP: 0.182, SLG: 0.143 | 4-3 | | 4-3 | | L7 | | K | | G6-4-3<br>1-2 | 5 | 0 | 1 | 0 | 0 | 1 | 1 |
| Bobby Richardson, R (1, 4)<br>OBP: 0.345, SLG: 0.296 | E6<br>1B | | G4-6-3<br>1B | | K | | | 4-3 S<br>1B<br>BB | G6-4-3<br>1-2f | 4 | 1 | 1 | 0 | 1 | 1 | 2 |
| Roger Maris, L (1, 9)<br>OBP: 0.280, SLG: 0.320<br>Hector Lopez, R (2, 9) | FC6-4<br>1-3<br>1B | | G4-6-3<br>1-2f | | | F9 | | 4-3<br>1-3 | | 1<br>3 | 0<br>0 | 1<br>0 | 0<br>0 | 0<br>0 | 0<br>0 | 0<br>2 |
| Mickey Mantle, S (1, 8)<br>OBP: 0.393, SLG: 0.360 | K | | | CS BB<br>1B | | G4-6-3<br>BB | | 1B<br>BB | | 2 | 0 | 1 | 0 | 2 | 1 | 2 |
| Tom Tresh, S (1, 7)<br>OBP: 0.393, SLG: 0.364 | FC6-4<br>1-2f | | | CS<br>1-2<br>BB | | G4-6-3<br>1-2f | | F5 | | 3 | 0 | 0 | 0 | 1 | 0 | 5 |
| Elston Howard, R (1, 2)<br>OBP: 0.478, SLG: 0.400 | | F8 | | 4-3<br>1-2<br>2-3 | | | CI<br>F8 PB<br>WP | 1B<br>1-2<br>3-H | | 3 | 1 | 1 | 1 | 0 | 0 | 2 |
| Joe Pepitone, L (1, 3)<br>OBP: 0.214, SLG: 0.160 | | 4-0<br>BB | | F5 | | | F8<br>1-3 | 4-3 | | 3 | 0 | 0 | 0 | 1 | 0 | 4 |
| Clete Boyer, R (1, 5)<br>OBP: 0.269, SLG: 0.304 | | F4 | | | HR | | IBB | | E6<br>1B | 3 | 1 | 1 | 1 | 1 | 0 | 1 |
| Whitey Ford, L (1, 1) | | K | | | K | | K<br>3-H | | F2 | 4 | 0 | 0 | 0 | 0 | 3 | 3 |
| Inning Stats | R: 0 H: 1<br>E: 1 LOB: 2<br>K: 1 BB: 0<br>S: 7 P: 7 | R: 0 H: 0<br>E: 0 LOB: 1<br>K: 1 BB: 1<br>S: 5 P: 9 | R: 0 H: 1<br>E: 0 LOB: 0<br>K: 0 BB: 0<br>S: 3 P: 3 | R: 0 H: 1<br>E: 0 LOB: 1<br>K: 0 BB: 1<br>S: 3 P: 7 | R: 1 H: 1<br>E: 0 LOB: 0<br>K: 2 BB: 0<br>S: 8 P: 8 | R: 0 H: 0<br>E: 0 LOB: 0<br>K: 0 BB: 1<br>S: 2 P: 6 | R: 1 H: 0<br>E: 1 LOB: 1<br>K: 2 BB: 1<br>S: 8 P: 12 | R: 1 H: 1<br>E: 0 LOB: 2<br>K: 0 BB: 2<br>S: 4 P: 12 | R: 0 H: 1<br>E: 1 LOB: 1<br>K: 0 BB: 0<br>S: 4 P: 4 | 1B: 5 SF: 0<br>2B: 0 SAC: 0<br>3B: 0 DP: 3<br>HR: 1 HBP: 0 | | | | | | |

# TOP

## New York Yankees @ Chicago White Sox

Comiskey Park, Chicago, IL

Wed Apr 22 1964, 7:05 PM EST

Att. 29,703 - Sunny - 60 F

livebaseballscorecards.com

| | |
|---|---|
| AB | 31 |
| R | 3 |
| H | 6 |
| RBI | 2 |
| BB | 6 |
| SO | 6 |
| LOB | 22 |

| PITCHER | | IP | WLS | BF | H | R | ER | SO | BB | IBB | HBP | BLK | WP | HR | S | P | ERA | WHIP |
|---|---|---|---|---|---|---|---|---|---|---|---|---|---|---|---|---|---|---|
| Gary Peters, L<br>ERA: 2.7 | (1, 1) | 7.0 | L | 28 | 4 | 2 | 1 | 6 | 3 | 1 | 0 | 0 | 1 | 1 | 36 | 52 | 1.29 | 1.000 |
| Hoyt Wilhelm, R<br>ERA: 5.06 | (8, 1) | 0.1 | | 3 | 0 | 1 | 1 | 0 | 2 | 0 | 0 | 0 | 0 | 0 | 1 | 9 | 27.00 | 6.000 |
| Don Mossi, L<br>ERA: 1.8 | (8, 1) | 1.2 | | 7 | 2 | 0 | 0 | 0 | 0 | 0 | 0 | 0 | 0 | 0 | 7 | 7 | 0.00 | 1.200 |

| PITCHER | IP | WLS | BF | H | R | ER | SO | BB | IBB | HBP | BLK | WP | HR | S | P | ERA | WHIP |
|---|---|---|---|---|---|---|---|---|---|---|---|---|---|---|---|---|---|

| Batter | 1 | 2 | 3 | 4 | 5 | 6 | 7 | 8 | 9 | AB | R | H | RBI | BB | SO | LOB |
|---|---|---|---|---|---|---|---|---|---|---|---|---|---|---|---|---|
| Mike Hershberger, R (1, 8)<br>OBP: 0.455, SLG: 0.421 | F3 | | 6-3 | | FC5-4, 1B | | FC5-4, 1-2f | | | 4 | 0 | 1 | 0 | 0 | 0 | 2 |
| Don Buford, S (1, 5)<br>OBP: 0.346, SLG: 0.318 | 6-3 | | 3-1 | | FC5-4, 1-2f | | | 6-3 | | 4 | 0 | 0 | 0 | 0 | 0 | 2 |
| Floyd Robinson, L (1, 9)<br>OBP: 0.333, SLG: 0.217 | 1B | | | 5-3 | | G3 | | F3 | | 4 | 0 | 1 | 0 | 0 | 0 | 0 |
| Ron Hansen, R (1, 6)<br>OBP: 0.385, SLG: 0.667 | K | | | FC3-6, 2B | | 5-3 | | 6-3 | | 4 | 0 | 1 | 0 | 0 | 1 | 1 |
| Dave Nicholson, R (1, 7)<br>OBP: 0.346, SLG: 0.304 | | 5-3 | | BB, FC3-6 | | 1B | | | 1-3 | 3 | 0 | 1 | 0 | 1 | 0 | 0 |
| Joe Cunningham, L (1, 3)<br>OBP: 0.308, SLG: 0.261 | | K | | FC3-6, 1-2f, 2-3 | | L9 | | | 1-4-3 | 4 | 0 | 0 | 0 | 0 | 1 | 3 |
| Jerry McNertney, R (1, 2)<br>OBP: 0.188, SLG: 0.143 | | 6-3 | | F8 | | | 6-3 | | 5-3 | 4 | 0 | 0 | 0 | 0 | 0 | 2 |
| Al Weis, S (1, 4)<br>OBP: 0.200, SLG: 0.143 | | | E6, SH1-4 | | G3-6-3, 1B | | 5-3 | | | 3 | 0 | 1 | 0 | 0 | 0 | 0 |
| Gary Peters, L (1, 1)<br>OBP: 0.333, SLG: 0.667 | | | SH1-4, 1-2 | | G3-6-3, 1-2f | | FC5-4, 1B | | | 1 | 0 | 0 | 0 | 0 | 0 | 1 |
| Minnie Minoso, R (7, PH)<br>OBP: 0.400, SLG: 0.400 | | | | | | | | | | 1 | 0 | 1 | 0 | 0 | 0 | 0 |
| Hoyt Wilhelm, R (8, 1) | | | | | | | | | | 0 | 0 | 0 | 0 | 0 | 0 | 0 |
| Don Mossi, L (8, 1) | | | | | | | | | | 0 | 0 | 0 | 0 | 0 | 0 | 0 |
| Inning Stats | R: 0 E: 0 K: 1 S: 6 H: 1 LOB: 1 BB: 0 P: 6 | R: 0 E: 0 K: 1 S: 5 H: 0 LOB: 0 BB: 0 P: 5 | R: 0 E: 1 K: 0 S: 4 H: 0 LOB: 1 BB: 0 P: 4 | R: 0 E: 0 K: 0 S: 4 H: 1 LOB: 2 BB: 1 P: 8 | R: 0 E: 0 K: 0 S: 4 H: 2 LOB: 1 BB: 0 P: 4 | R: 0 E: 0 K: 0 S: 4 H: 1 LOB: 1 BB: 0 P: 4 | R: 0 E: 0 K: 0 S: 4 H: 1 LOB: 1 BB: 0 P: 4 | R: 0 E: 0 K: 0 S: 3 H: 0 LOB: 0 BB: 0 P: 3 | R: 0 E: 0 K: 0 S: 3 H: 0 LOB: 0 BB: 0 P: 3 | 1B: 5 2B: 1 3B: 0 HR: 0 | SF: 0 SAC: 1 DP: 1 HBP: 0 | | | | | |

| PITCHER | IP | WLS | BF | H | R | ER | SO | BB | IBB | HBP | BLK | WP | HR | S | P | ERA | WHIP |
|---|---|---|---|---|---|---|---|---|---|---|---|---|---|---|---|---|---|
| Whitey Ford, L (1, 1)<br>ERA: 1.8 | 9.0 | W | 34 | 6 | 0 | 0 | 2 | 1 | 0 | 0 | 0 | 0 | 0 | 37 | 41 | 0.00 | 0.778 |

| PITCHER | IP | WLS | BF | H | R | ER | SO | BB | IBB | HBP | BLK | WP | HR | S | P | ERA | WHIP |
|---|---|---|---|---|---|---|---|---|---|---|---|---|---|---|---|---|---|

# BOTTOM

## New York Yankees @ Chicago White Sox

Comiskey Park, Chicago, IL

Wed Apr 22 1964, 7:05 PM EST
Att. 29,703 - Sunny - 60 F

livebaseballscorecards.com

| | |
|---|---|
| AB | 32 |
| R | 0 |
| H | 6 |
| RBI | 0 |
| BB | 1 |
| SO | 2 |
| LOB | 11 |

| | | | |
|---|---|---|---|
| 1B: 5 | SF: 0 | WP: 0 | PA: 34 |
| 2B: 1 | SAC: 1 | PB: 0 | |
| 3B: 0 | DP: 1 | SB: 0 | |
| HR: 0 | HBP: 0 | CS: 0 | |

| Batter | 1 | 2 | 3 | 4 | 5 | 6 | 7 | 8 | 9 | AB | R | H | RBI | BB | SO | LOB |
|---|---|---|---|---|---|---|---|---|---|---|---|---|---|---|---|---|
| Jackie Brandt, R (1, 8)<br>OBP: 0.333, SLG: 0.395 | K | | F7 | | | 1B | | 6-3 | | 4 | 0 | 1 | 0 | 0 | 1 | 1 |
| Luis Aparicio, R (1, 6)<br>OBP: 0.344, SLG: 0.308 | K | | | F4 | | G3 | | | BB | 3 | 0 | 0 | 0 | 1 | 1 | 1 |
| Norm Siebern, L (1, 3)<br>OBP: 0.371, SLG: 0.379 | 1-3 | | | 3-1 | | | HR | | 1B | 4 | 1 | 2 | 1 | 0 | 0 | 0 |
| Boog Powell, L (1, 7)<br>OBP: 0.156, SLG: 0.258 | | F8 | | 4-3 | | | 3-1 | | K | 3 | 0 | 0 | 0 | 0 | 0 | 0 |
| Joe Gaines, R (9, PH)<br>OBP: 0.500, SLG: 1.333 | | | | | | | | | | 1 | 0 | 0 | 0 | 0 | 1 | 2 |
| John Orsino, R (1, 2)<br>OBP: 0.353, SLG: 0.533 | | F2 | | | K | | F6 | | K | 4 | 0 | 0 | 0 | 0 | 2 | 2 |
| Willie Kirkland, L (1, 9)<br>OBP: 0.273, SLG: 0.200 | | K | | | F9 | | E9 | | F4 | 3 | 0 | 1 | 0 | 0 | 1 | 0 |
| Sam Bowens, R (9, PH)<br>OBP: 0.417, SLG: 0.455 | | | | | | | 1B | | | 1 | 0 | 0 | 0 | 0 | 0 | 2 |
| Brooks Robinson, R (1, 5)<br>OBP: 0.333, SLG: 0.333 | | | L8 | | K | | F8 | | | 3 | 0 | 0 | 0 | 0 | 1 | 1 |
| Jerry Adair, R (1, 4)<br>OBP: 0.219, SLG: 0.226 | | | L9 | | | F3 | | F9 | | 3 | 0 | 0 | 0 | 0 | 0 | 0 |
| Milt Pappas, R (1, 1) | | | E5 | | | F8 | | 1-3 | | 2 | 0 | 0 | 0 | 0 | 0 | 0 |
| Bob Johnson, R (8, PH)<br>OBP: 0.571, SLG: 0.833 | | | | | | | | | | 1 | 0 | 0 | 0 | 0 | 0 | 0 |
| Stu Miller, R (8, 1) | | | | | | | | | | 0 | 0 | 0 | 0 | 0 | 0 | 0 |
| Inning Stats | R: 0 E: 0 K: 2 S: 7 H: 0 LOB: 0 BB: 0 P: 7 | R: 0 E: 0 K: 1 S: 5 H: 0 LOB: 0 BB: 0 P: 5 | R: 0 E: 1 K: 0 S: 4 H: 0 LOB: 1 BB: 0 P: 4 | R: 0 E: 0 K: 0 S: 3 H: 0 LOB: 0 BB: 0 P: 3 | R: 0 E: 0 K: 2 S: 7 H: 0 LOB: 0 BB: 0 P: 7 | R: 0 E: 0 K: 0 S: 4 H: 1 LOB: 1 BB: 0 P: 4 | R: 1 E: 1 K: 0 S: 5 H: 2 LOB: 1 BB: 0 P: 5 | R: 0 E: 0 K: 0 S: 3 H: 0 LOB: 0 BB: 0 P: 3 | R: 0 E: 0 K: 2 S: 8 H: 1 LOB: 2 BB: 1 P: 12 | 1B: 3 2B: 0 3B: 0 HR: 1 | SF: 0 SAC: 0 DP: 0 HBP: 0 | | | | | | |

# TOP

## Baltimore Orioles @ New York Yankees

Yankee Stadium, Bronx, NY

Sat Apr 25 1964, 3:33 AM EST
Att. 13,659 - Cloudy - 54 F

livebaseballscorecards.com

| | |
|---|---|
| AB | 32 |
| R | 1 |
| H | 4 |
| RBI | 1 |
| BB | 1 |
| SO | 7 |
| LOB | 9 |

| PITCHER | | IP | WLS | BF | H | R | ER | SO | BB | IBB | HBP | BLK | WP | HR | S | P | ERA | WHIP |
|---|---|---|---|---|---|---|---|---|---|---|---|---|---|---|---|---|---|---|
| Jim Bouton, R<br>ERA: 2.0 | (1, 1) | 8.0 | W | 29 | 3 | 1 | 1 | 5 | 1 | 0 | 0 | 0 | 0 | 1 | 38 | 42 | 1.12 | 0.500 |
| Steve Hamilton, L<br>ERA: | (9, 1) | 1.0 | S | 4 | 1 | 0 | 0 | 2 | 0 | 0 | 0 | 0 | 0 | 0 | 8 | 8 | 0.00 | 1.000 |

| PITCHER | | IP | WLS | BF | H | R | ER | SO | BB | IBB | HBP | BLK | WP | HR | S | P | ERA | WHIP |
|---|---|---|---|---|---|---|---|---|---|---|---|---|---|---|---|---|---|---|

| Batter | 1 | 2 | 3 | 4 | 5 | 6 | 7 | 8 | 9 | AB | R | H | RBI | BB | SO | LOB |
|---|---|---|---|---|---|---|---|---|---|---|---|---|---|---|---|---|
| Phil Linz, R (1, 6)<br>OBP: 0.192, SLG: 0.160 | F9 | | 6-3 | | 1B | | F7<br>2-3 | | | 4 | 0 | 1 | 0 | 0 | 0 | 2 |
| Bobby Richardson, R (1, 4)<br>OBP: 0.333, SLG: 0.323 | 5-3 | | 2B<br>2B | | F5 | | FC5-2<br>1-2<br>3-H | | | 4 | 1 | 1 | 0 | 0 | 0 | 3 |
| Roger Maris, L (1, 9)<br>OBP: 0.321, SLG: 0.393 | G3 | | 2-H<br>2B | | | F8<br>1B<br>1B | F9 | | | 3 | 1 | 2 | 1 | 0 | 0 | 0 |
| Hector Lopez, R (7, 9) | | | | | | | | | | 1 | 0 | 0 | 0 | 0 | 0 | 2 |
| Mickey Mantle, S (1, 8)<br>OBP: 0.375, SLG: 0.345 | | HR<br>1B | K | | | F8<br>1-2 | | F8 | | 4 | 1 | 1 | 0 | 0 | 1 | 2 |
| Tom Tresh, S (1, 7)<br>OBP: 0.438, SLG: 0.538 | | 1-H<br>HR | | F8 | | IBB<br>2-H<br>1B | | G3-6-3<br>1B | | 4 | 1 | 3 | 3 | 0 | 0 | 0 |
| Joe Pepitone, L (1, 3)<br>OBP: 0.219, SLG: 0.143 | | K | | 6-3 | | G6-4-3<br>IBB<br>1-2 | | G3-6-3<br>1-2f | | 3 | 0 | 0 | 0 | 1 | 1 | 1 |
| Elston Howard, R (1, 2)<br>OBP: 0.423, SLG: 0.348 | | K | | 4-3 | | G6-4-3<br>1-2f | | | | 3 | 0 | 0 | 0 | 0 | 1 | 2 |
| Clete Boyer, R (1, 5)<br>OBP: 0.276, SLG: 0.308 | | K | | | L4 | | F7 SH<br>FC5-2<br>1B | | | 3 | 0 | 1 | 0 | 0 | 1 | 0 |
| Jim Bouton, R (1, 1) | | | K | | L3 | | SH<br>FC5-2<br>1-2 | | | 2 | 0 | 0 | 0 | 0 | 1 | 0 |
| Steve Hamilton, L (9, 1) | | | | | | | | | | 0 | 0 | 0 | 0 | 0 | 0 | 0 |
| Inning Stats | R: 0 E: 0 K: 0 S: 3 H: 0 LOB: 0 BB: 0 P: 3 | R: 2 E: 0 K: 3 S: 11 H: 2 LOB: 0 BB: 0 P: 11 | R: 1 E: 0 K: 2 S: 9 H: 2 LOB: 1 BB: 0 P: 9 | R: 0 E: 0 K: 0 S: 3 H: 0 LOB: 0 BB: 0 P: 3 | R: 0 E: 0 K: 0 S: 4 H: 1 LOB: 1 BB: 0 P: 4 | R: 1 E: 0 K: 0 S: 4 H: 2 LOB: 1 BB: 1 P: 8 | R: 0 E: 0 K: 0 S: 5 H: 1 LOB: 2 BB: 0 P: 5 | R: 0 E: 0 K: 0 S: 3 H: 1 LOB: 0 BB: 0 P: 3 | | 1B: 6 2B: 2 3B: 0 HR: 1 | SF: 0 SAC: 1 DP: 2 HBP: 0 | | | | | |

| PITCHER | | IP | WLS | BF | H | R | ER | SO | BB | IBB | HBP | BLK | WP | HR | S | P | ERA | WHIP |
|---|---|---|---|---|---|---|---|---|---|---|---|---|---|---|---|---|---|---|
| Milt Pappas, R<br>ERA: 4.5 | (1, 1) | 7.0 | L | 30 | 8 | 4 | 4 | 5 | 0 | 1 | 0 | 0 | 0 | 1 | 39 | 43 | 5.14 | 1.143 |
| Stu Miller, R<br>ERA: | (8, 1) | 1.0 | | 3 | 1 | 0 | 0 | 0 | 0 | 0 | 0 | 0 | 0 | 0 | 3 | 3 | 0.00 | 1.000 |

| PITCHER | IP | WLS | BF | H | R | ER | SO | BB | IBB | HBP | BLK | WP | HR | S | P | ERA | WHIP |
|---|---|---|---|---|---|---|---|---|---|---|---|---|---|---|---|---|---|

# BOTTOM

# Baltimore Orioles @ New York Yankees

Yankee Stadium, Bronx, NY

Sat Apr 25 1964, 3:33 AM EST
Att. 13,659 - Cloudy - 54 F

livebaseballscorecards.com

| | |
|---|---|
| AB | 31 |
| R | 4 |
| H | 9 |
| RBI | 4 |
| BB | 1 |
| SO | 5 |
| LOB | 12 |

WP: 0 PB: 0 SB: 0 CS: 0 PA: 33

| Batter | 1 | 2 | 3 | 4 | 5 | 6 | 7 | 8 | 9 | AB | R | H | RBI | BB | SO | LOB |
|---|---|---|---|---|---|---|---|---|---|---|---|---|---|---|---|---|
| Jackie Brandt, R (1, 8)<br>OBP: 0.341, SLG: 0.381 | L9 | 1-2<br>2-H<br>1B | | F8 | | E3<br>SH1-3 | | BB<br>BB | | 4 | 0 | 1 | 1 | 1 | 0 | 1 |
| Luis Aparicio, R (1, 6)<br>OBP: 0.333, SLG: 0.276 | 6-3 | L9 | | 1-2f<br>FC6-4 | | 1-2<br>SH1-3 | | 1-2<br>BB | | 3 | 0 | 0 | 0 | 1 | 0 | 3 |
| Joe Gaines, R (1, 7)<br>OBP: 0.250, SLG: 0.571 | 1-3 | | B1 | | L6 | K | | 1-3 | | 4 | 0 | 0 | 0 | 0 | 1 | 1 |
| Russ Snyder, L (7, 7)<br>OBP: 0.167, SLG: 0.167 (8, 9) | | | | | | | | | | 1 | 0 | 0 | 0 | 0 | 0 | 2 |
| Norm Siebern, L (1, 3)<br>OBP: 0.350, SLG: 0.333 | | 4-3 | 1B<br>BB | | 4-3 | 4-3 | | | 4-3 | 4 | 0 | 0 | 0 | 1 | 0 | 1 |
| John Orsino, R (1, 2)<br>OBP: 0.308, SLG: 0.457 | | 6-3 | K | | E6<br>1B<br>1B | | F4 | | 5-3 | 5 | 1 | 0 | 0 | 0 | 1 | 1 |
| Brooks Robinson, R (1, 5)<br>OBP: 0.368, SLG: 0.400 | | 1B<br>2B | 1-3<br>FC6-4<br>1B | | 1-2<br>1B<br>1B | | F8 | | L9 | 5 | 1 | 3 | 0 | 0 | 0 | 0 |
| Sam Bowens, R (1, 9)<br>OBP: 0.438, SLG: 0.429 | | 1B<br>1B<br>BB | 1-2f<br>FC6-4 | | 1-3<br>2-H<br>IBB<br>1B | | 6-3 | | | 3 | 1 | 1 | 1 | 1 | 0 | 2 |
| Harvey Haddix, L (8, 1) | | | | | | | | | | 0 | 0 | 0 | 0 | 0 | 0 | 0 |
| Jerry Adair, R (1, 4)<br>OBP: 0.278, SLG: 0.265 | | 1-3<br>2-H<br>1B<br>1B | | FC2-6<br>1B | 1-2<br>IBB | | | 1-3 | | 3 | 1 | 2 | 1 | 1 | 0 | 0 |
| Dave McNally, R (1, 1)<br>OBP: 0.167, SLG: 0.167 | | 1-2<br>3-H<br>1B<br>1B | | 1-2f<br>FC2-6<br>FC6-4 | F3 | | | 4-3 | | 3 | 0 | 1 | 1 | 0 | 0 | 4 |
| Stu Miller, R (7, 1) | | | | | | | | | | 0 | 0 | 0 | 0 | 0 | 0 | 0 |
| Boog Powell, L (8, PH)<br>OBP: 0.152, SLG: 0.250 (8, 7) | | | | | | | | | | 1 | 0 | 0 | 0 | 0 | 0 | 0 |
| Inning Stats | R: 0<br>E: 0<br>K: 0<br>S: 3<br>H: 0<br>LOB: 0<br>BB: 0<br>P: 3 | R: 3<br>E: 0<br>K: 0<br>S: 7<br>H: 4<br>LOB: 2<br>BB: 1<br>P: 11 | R: 0<br>E: 0<br>K: 1<br>S: 6<br>H: 1<br>LOB: 2<br>BB: 1<br>P: 10 | R: 0<br>E: 0<br>K: 0<br>S: 4<br>H: 1<br>LOB: 1<br>BB: 0<br>P: 4 | R: 1<br>E: 1<br>K: 0<br>S: 6<br>H: 2<br>LOB: 3<br>BB: 1<br>P: 10 | R: 0<br>E: 1<br>K: 1<br>S: 6<br>H: 0<br>LOB: 1<br>BB: 0<br>P: 6 | R: 0<br>E: 0<br>K: 0<br>S: 3<br>H: 0<br>LOB: 0<br>BB: 0<br>P: 3 | R: 0<br>E: 0<br>K: 0<br>S: 3<br>H: 0<br>LOB: 2<br>BB: 2<br>P: 11 | R: 0<br>E: 0<br>K: 0<br>S: 3<br>H: 0<br>LOB: 0<br>BB: 0<br>P: 3 | 1B: 7<br>2B: 1<br>3B: 0<br>HR: 0<br>SF: 0<br>SAC: 1<br>DP: 0<br>HBP: 0 | | | | | | |

| PITCHER | | IP | WLS | BF | H | R | ER | SO | BB | IBB | HBP | BLK | WP | HR | S | P | ERA | WHIP |
|---|---|---|---|---|---|---|---|---|---|---|---|---|---|---|---|---|---|---|
| Whitey Ford, L<br>ERA: 2.33 | (1, 1) | 7.0 | | 34 | 8 | 4 | 3 | 2 | 2 | 1 | 0 | 0 | 0 | 0 | 35 | 47 | 3.86 | 1.429 |
| Hal Reniff, R<br>ERA: | (8, 1) | 2.0 | W | 8 | 0 | 0 | 0 | 0 | 2 | 0 | 0 | 0 | 0 | 0 | 6 | 14 | 0.00 | 1.000 |

| PITCHER | IP | WLS | BF | H | R | ER | SO | BB | IBB | HBP | BLK | WP | HR | S | P | ERA | WHIP |
|---|---|---|---|---|---|---|---|---|---|---|---|---|---|---|---|---|---|

# TOP

## Baltimore Orioles @ New York Yankees

Yankee Stadium, Bronx, NY

Sun Apr 26 1964, 3:33 AM EDT

Att. 18,988 - Sunny - 62 F

livebaseballscorecards.com

| | |
|---|---|
| AB | 36 |
| R | 4 |
| H | 8 |
| RBI | 4 |
| BB | 5 |
| SO | 2 |
| LOB | 15 |

| | | | | | |
|---|---|---|---|---|---|
| WP: 0 | PB: 0 | SB: 0 | CS: 0 | PA: | 42 |

| Batter | 1 | 2 | 3 | 4 | 5 | 6 | 7 | 8 | 9 | AB | R | H | RBI | BB | SO | LOB |
|---|---|---|---|---|---|---|---|---|---|---|---|---|---|---|---|---|
| Phil Linz, R (1, 6)<br>OBP: 0.200, SLG: 0.172 | 5-3 | 6-3 | | | K | | 1B | | | 4 | 0 | 1 | 0 | 0 | 1 | 1 |
| Bobby Richardson, R (1, 4)<br>OBP: 0.351, SLG: 0.343 | 5-3 | | G6-4-3 1B | | | 1-3 | 1B | | | 4 | 0 | 2 | 1 | 0 | 0 | 0 |
| Hector Lopez, R (1, 9)<br>(8, 7)<br>OBP: 0.250, SLG: 0.143 | 1B E 1B | | K | | | FC5-4 BB | F3 | | | 3 | 1 | 1 | 0 | 1 | 1 | 4 |
| Mickey Mantle, S (1, 8)<br>OBP: 0.361, SLG: 0.333 | 1-3 E 1B | | G6-4-3<br>1-2f | | | FC5-4 1B<br>1-2f | K | | | 4 | 2 | 1 | 0 | 0 | 1 | 5 |
| Hal Reniff, R (8, 1) | | | | | | | | | | 0 | 0 | 0 | 0 | 0 | 0 | 0 |
| Tom Tresh, S (1, 7)<br>(8, 8)<br>OBP: 0.444, SLG: 0.533 | E7<br>1-H<br>3-H | | | 5-3 | | 1-H 1B | | F8 4-3 PB 1B | | 4 | 1 | 2 | 0 | 0 | 0 | 0 |
| Elston Howard, R (1, 2)<br>OBP: 0.367, SLG: 0.296 | 5-3 | | | 6-3 | | F4 | | 4-3<br>1-2 | | 4 | 0 | 0 | 0 | 0 | 0 | 3 |
| Joe Pepitone, L (1, 3)<br>OBP: 0.222, SLG: 0.156 | | SH1-4 1B | | 1-3 | | | F8 | F8<br>2-3 | | 4 | 0 | 1 | 0 | 0 | 0 | 1 |
| Clete Boyer, R (1, 5)<br>OBP: 0.273, SLG: 0.276 | | F2 | | | F7 | | 1B BB 1B BB | 6-3<br>3-H | | 3 | 1 | 0 | 0 | 1 | 0 | 1 |
| Whitey Ford, L (1, 1) | | SH1-4<br>1-2 | | | L8 | | 1B 1B BB<br>1-2 | | | 1 | 0 | 0 | 0 | 0 | 0 | 0 |
| Harry Bright, R (7, PH) | | | | | | | | | | 0 | 0 | 0 | 0 | 1 | 0 | 0 |
| Archie Moore, L (7, PR) | | | | | | | | | | 0 | 0 | 0 | 0 | 0 | 0 | 0 |
| Pedro Gonzalez, R (8, 9) | | | | | | | | | | 0 | 0 | 0 | 0 | 0 | 0 | 0 |
| Inning Stats | R: 2 H: 2<br>E: 1 LOB: 1<br>K: 0 BB: 0<br>S: 6 P: 6 | R: 0 H: 1<br>E: 0 LOB: 1<br>K: 0 BB: 0<br>S: 4 P: 4 | R: 0 H: 1<br>E: 0 LOB: 0<br>K: 1 BB: 0<br>S: 5 P: 5 | R: 0 H: 0<br>E: 0 LOB: 0<br>K: 0 BB: 0<br>S: 3 P: 3 | R: 0 H: 0<br>E: 0 LOB: 0<br>K: 1 BB: 0<br>S: 5 P: 5 | R: 1 H: 1<br>E: 0 LOB: 1<br>K: 0 BB: 1<br>S: 4 P: 8 | R: 1 H: 2<br>E: 0 LOB: 3<br>K: 1 BB: 2<br>S: 7 P: 15 | R: 1 H: 1<br>E: 0 LOB: 0<br>K: 0 BB: 0<br>S: 4 P: 4 | | 1B: 8 SF: 0<br>2B: 0 SAC: 1<br>3B: 0 DP: 1<br>HR: 0 HBP: 0 | | | | | | |

| PITCHER | | IP | WLS | BF | H | R | ER | SO | BB | IBB | HBP | BLK | WP | HR | S | P | ERA | WHIP |
|---|---|---|---|---|---|---|---|---|---|---|---|---|---|---|---|---|---|---|
| Dave McNally, L<br>ERA: 3.38 | (1, 1) | 6.1 | | 27 | 5 | 4 | 2 | 2 | 3 | 0 | 0 | 0 | 0 | 0 | 28 | 40 | 2.84 | 1.263 |
| Stu Miller, R<br>ERA: | (7, 1) | 0.2 | | 4 | 2 | 0 | 0 | 1 | 0 | 0 | 0 | 0 | 0 | 0 | 6 | 6 | 0.00 | 3.000 |
| Harvey Haddix, L<br>ERA: 1.42 | (8, 1) | 1.0 | L | 4 | 1 | 1 | 0 | 0 | 0 | 0 | 0 | 0 | 0 | 0 | 4 | 4 | 0.00 | 1.000 |

| PITCHER | IP | WLS | BF | H | R | ER | SO | BB | IBB | HBP | BLK | WP | HR | S | P | ERA | WHIP |
|---|---|---|---|---|---|---|---|---|---|---|---|---|---|---|---|---|---|

# BOTTOM

# Baltimore Orioles @ New York Yankees

Yankee Stadium, Bronx, NY

Sun Apr 26 1964, 3:33 AM EDT
Att. 18,988 - Sunny - 62 F

livebaseballscorecards.com

| | |
|---|---|
| AB | 31 |
| R | 5 |
| H | 8 |
| RBI | 1 |
| BB | 3 |
| SO | 3 |
| LOB | 15 |

PA: 35
WP: 0
PB: 1
SB: 0
CS: 0

| Batter | 1 | 2 | 3 | 4 | 5 | 6 | 7 | 8 | 9 | AB | R | H | RBI | BB | SO | LOB |
|---|---|---|---|---|---|---|---|---|---|---|---|---|---|---|---|---|
| Don Zimmer, R (1, 5)<br>OBP: 0.302, SLG: 0.550 | S S S 0-3 ① K | | x 0-0 1B | | | x 0-0 ② F3 | | x 0-0 ③ G3 | | 4 | 0 | 1 | 0 | 0 | 1 | 1 |
| Ed Brinkman, R (1, 6)<br>OBP: 0.179, SLG: 0.273 | x 0-0 ② 3-1 | | x 0-0 ③ L9 | | | x 0-0 ③ 6-3 | | | S S S 0-3 ① K | 3 | 0 | 0 | 0 | 0 | 0 | 1 |
| Don Blasingame, L (9, PH)<br>OBP: 0.357, SLG: 0.410 | | | | | | | | | | 1 | 0 | 0 | 0 | 0 | 1 | 0 |
| Chuck Hinton, R (1, 7)<br>OBP: 0.333, SLG: 0.522 | S S S 0-3 ③ K | | B B B B 4-0 G4-6-3 BB | | | | x 0-0 ① 5-3 | | x 0-0 ② F9 | 3 | 0 | 0 | 0 | 1 | 1 | 0 |
| Bill Skowron, R (1, 3)<br>OBP: 0.271, SLG: 0.491 | | x 0-0 ① 3-1 | x 0-0 ①② G4-6-3 1-2f | | | | x 0-0 ② F3 | | S S S 0-3 ③ K | 4 | 0 | 0 | 0 | 0 | 1 | 1 |
| Ken Hunt, R (1, 8)<br>OBP: 0.400, SLG: 0.583 | | x 0-0 2B | x 0-0 ③ 4-3 | | | | B B B B 4-0 BB | | | 2 | 0 | 1 | 0 | 1 | 0 | 0 |
| Don Lock, R (1, 9)<br>OBP: 0.364, SLG: 0.273 | | S S S 0-3 ② K | | | S S S 0-3 ① K | | S S S 0-3 ③ K | | | 3 | 0 | 0 | 0 | 0 | 3 | 2 |
| Don Leppert, R (1, 2)<br>OBP: 0.143, SLG: 0.143 | | x 0-0 ③ F7 | | | x 0-0 ② 4-3 | | | x 0-0 ① 5-3 | | 3 | 0 | 0 | 0 | 0 | 0 | 1 |
| Chuck Cottier, R (1, 4) | | | x 0-0 ① 5-3 | | x 0-0 ③ F8 | | | B B B B 4-0 FC3-6 BB | | 2 | 0 | 0 | 0 | 1 | 0 | 0 |
| Bennie Daniels, L (1, 1)<br>OBP: 0.250, SLG: 0.143 | | | S S S 0-3 ② K | | | x 0-0 ① F8 | | x 0-0 ② FC3-6 1-2f | | 2 | 0 | 0 | 0 | 0 | 1 | 0 |
| Tom Cheney, R (7, 1) | | | | | | | | | | 0 | 0 | 0 | 0 | 0 | 0 | 0 |
| Fred Valentine, S (8, PH)<br>OBP: 0.278, SLG: 0.438 | | | | | | | | | | 1 | 0 | 0 | 0 | 0 | 0 | 1 |
| Jim Duckworth, R (8, 1) | | | | | | | | | | 0 | 0 | 0 | 0 | 0 | 0 | 0 |
| Inning Stats | R: 0 E: 0 K: 2 S: 7 H: 0 LOB: 0 BB: 0 P: 7 | R: 0 E: 0 K: 1 S: 6 H: 1 LOB: 1 BB: 0 P: 6 | R: 0 E: 0 K: 1 S: 6 H: 1 LOB: 1 BB: 0 P: 6 | R: 0 E: 0 K: 0 S: 2 H: 0 LOB: 0 BB: 1 P: 6 | R: 0 E: 0 K: 1 S: 5 H: 0 LOB: 0 BB: 0 P: 5 | R: 0 E: 0 K: 0 S: 3 H: 0 LOB: 0 BB: 0 P: 3 | R: 0 E: 0 K: 1 S: 5 H: 0 LOB: 1 BB: 1 P: 9 | R: 0 E: 0 K: 0 S: 3 H: 0 LOB: 1 BB: 1 P: 7 | R: 0 E: 0 K: 2 S: 7 H: 0 LOB: 0 BB: 0 P: 7 | 1B: 1 2B: 1 3B: 0 HR: 0 | SF: 0 SAC: 0 DP: 1 HBP: 0 | | | | | | |

| PITCHER | | IP | WLS | BF | H | R | ER | SO | BB | IBB | HBP | BLK | WP | HR | S | P | ERA | WHIP |
|---|---|---|---|---|---|---|---|---|---|---|---|---|---|---|---|---|---|---|
| Whitey Ford, L<br>ERA: 1.75 | (1, 1) | 9.0 | W | 31 | 2 | 0 | 0 | 8 | 3 | 0 | 0 | 0 | 0 | 0 | 44 | 56 | 0.00 | 0.556 |

| PITCHER | IP | WLS | BF | H | R | ER | SO | BB | IBB | HBP | BLK | WP | HR | S | P | ERA | WHIP |
|---|---|---|---|---|---|---|---|---|---|---|---|---|---|---|---|---|---|

# TOP

## Washington Senators @ New York Yankees

Yankee Stadium, Bronx, NY

Fri May 01 1964, 7:05 PM EDT

Att. 10,967 - Sunny - 50 F

livebaseballscorecards.com

| | |
|---|---|
| AB | 28 |
| R | 0 |
| H | 2 |
| RBI | 0 |
| BB | 3 |
| SO | 8 |
| LOB | 7 |

WP: 0 PA: 31
PB: 0
SB: 0
CS: 0

| Batter | 1 | 2 | 3 | 4 | 5 | 6 | 7 | 8 | 9 | AB | R | H | RBI | BB | SO | LOB |
|---|---|---|---|---|---|---|---|---|---|---|---|---|---|---|---|---|
| Tony Kubek, L (1, 6) | 6-3 | | 4-3 | | BB 2B | | F5 | | | 3 | 0 | 0 | 0 | 1 | 0 | 0 |
| Bobby Richardson, R (1, 4)<br>OBP: 0.366, SLG: 0.368 | 6-3 | | | BB 1B 1B | 1-3 2B | | | L8 | | 3 | 1 | 1 | 0 | 1 | 0 | 0 |
| Hector Lopez, R (1, 9) (6, 7)<br>OBP: 0.417, SLG: 0.455 | 1B | | | 1-3 1B | 3-4 | | | 2B | | 4 | 0 | 3 | 0 | 0 | 0 | 2 |
| Mickey Mantle, S (1, 8)<br>OBP: 0.333, SLG: 0.306 | F5 | | | K | K | | | K | | 3 | 0 | 0 | 0 | 0 | 2 | 5 |
| Pedro Gonzalez, R (6, 9) | | | | | | | | | | 1 | 0 | 0 | 0 | 0 | 1 | 1 |
| Tom Tresh, S (1, 7) (6, 8)<br>OBP: 0.425, SLG: 0.500 | | L8 | | 1-3 3-H 1B | | 1-3 | | F7 | | 4 | 0 | 1 | 1 | 0 | 0 | 1 |
| Joe Pepitone, L (1, 3)<br>OBP: 0.231, SLG: 0.147 | | 1-3 | | IBB | | 4-3 | | | | 2 | 0 | 0 | 0 | 1 | 0 | 0 |
| Elston Howard, R (1, 2)<br>OBP: 0.333, SLG: 0.267 | | 5-3 | | F4 | | 1-3 | | | | 3 | 0 | 0 | 0 | 0 | 0 | 3 |
| Clete Boyer, R (1, 5)<br>OBP: 0.250, SLG: 0.250 | | | F4 | L7 | | | K | | | 3 | 0 | 0 | 0 | 0 | 1 | 3 |
| Whitey Ford, L (1, 1) | | | 1-3 | | 1-3 | | K | | | 3 | 0 | 0 | 0 | 0 | 1 | 0 |
| Inning Stats | R: 0 E: 0 K: 0 S: 4 H: 1 LOB: 1 BB: 0 P: 4 | R: 0 E: 0 K: 0 S: 3 H: 0 LOB: 0 BB: 0 P: 3 | R: 0 E: 0 K: 0 S: 3 H: 0 LOB: 0 BB: 0 P: 3 | R: 1 E: 0 K: 1 S: 7 H: 2 LOB: 3 BB: 2 P: 15 | R: 0 E: 0 K: 1 S: 6 H: 1 LOB: 2 BB: 1 P: 10 | R: 0 E: 0 K: 0 S: 3 H: 0 LOB: 0 BB: 0 P: 3 | R: 0 E: 0 K: 2 S: 7 H: 0 LOB: 0 BB: 0 P: 7 | R: 0 E: 0 K: 1 S: 6 H: 1 LOB: 1 BB: 0 P: 6 | | 1B: 3 2B: 2 3B: 0 HR: 0 | SF: 0 SAC: 0 DP: 0 HBP: 0 | | | | | |

| PITCHER | | IP | WLS | BF | H | R | ER | SO | BB | IBB | HBP | BLK | WP | HR | S | P | ERA | WHIP |
|---|---|---|---|---|---|---|---|---|---|---|---|---|---|---|---|---|---|---|
| Bennie Daniels, R<br>ERA: 3.05 | (1, 1) | 6.2 | L | 27 | 4 | 1 | 1 | 4 | 2 | 1 | 0 | 0 | 0 | 0 | 32 | 44 | 1.35 | 0.900 |
| Tom Cheney, R<br>ERA: 4.05 | (7, 1) | 0.1 | | 1 | 0 | 0 | 0 | 0 | 0 | 0 | 0 | 0 | 0 | 0 | 1 | 1 | 0.00 | 0.000 |
| Jim Duckworth, R<br>ERA: | (8, 1) | 1.0 | | 4 | 1 | 0 | 0 | 1 | 0 | 0 | 0 | 0 | 0 | 0 | 6 | 6 | 0.00 | 1.000 |

| PITCHER | IP | WLS | BF | H | R | ER | SO | BB | IBB | HBP | BLK | WP | HR | S | P | ERA | WHIP |
|---|---|---|---|---|---|---|---|---|---|---|---|---|---|---|---|---|---|

# BOTTOM

## Washington Senators @ New York Yankees

Yankee Stadium, Bronx, NY

Fri May 01 1964, 7:05 PM EDT
Att. 10,967 - Sunny - 50 F

livebaseballscorecards.com

| | |
|---|---|
| AB | 29 |
| R | 1 |
| H | 5 |
| RBI | 1 |
| BB | 3 |
| SO | 5 |
| LOB | 15 |

| | | | |
|---|---|---|---|
| WP: 0 | PA: 32 | | |
| PB: 0 | | | |
| SB: 0 | | | |
| CS: 0 | | | |

| Batter | 1 | 2 | 3 | 4 | 5 | 6 | 7 | 8 | 9 | 10 | AB | R | H | RBI | BB | SO | LOB |
|---|---|---|---|---|---|---|---|---|---|---|---|---|---|---|---|---|---|
| Don Zimmer, R (1, 5)<br>OBP: 0.298, SLG: 0.512<br>John Kennedy, R (8, 5)<br>OBP: 0.333, SLG: 0.300 | BBBB 4-0 L5-3 BB | | | x 0-0 ① 6-3 | | x 0-0 ① FC5-4 1B 1-2f HR | | x 0-0 ① 6-3 | | x 0-0 1B 3B | 3<br>1 | 1<br>1 | 0<br>1 | 0<br>1 | 1<br>0 | 0<br>0 | 1<br>0 |
| Don Blasingame, L (1, 4)<br>OBP: 0.370, SLG: 0.419<br>Bill Skowron, R (10, PH)<br>OBP: 0.283, SLG: 0.500<br>Chuck Cottier, R (10, PR)<br>(10, 4) | x 0-0 ① ② L5-3 1-2 | | | x 0-0 ② 5-3 | | x 0-0 HR 1B 1-2 | | x 0-0 S 1B | | x 0-0 G5-4-3 1B 3-H | 4<br>1<br>0 | 1<br>0<br>0 | 2<br>1<br>0 | 0<br>1<br>0 | 0<br>0<br>0 | 0<br>0<br>0 | 1<br>0<br>0 |
| Chuck Hinton, R (1, 7)<br>OBP: 0.304, SLG: 0.471 | SSS 0-3 ③ K | | | x 0-0 ③ 6-3 | | x 0-0 ② F9 | | SSS 0-3 ② K 1-2 | | x 0-0 ②③ G5-4-3 1-2f | 5 | 0 | 0 | 0 | 0 | 2 | 4 |
| Jim King, L (1, 9)<br>OBP: 0.234, SLG: 0.341 | | SSS 0-3 ① K | | | SSS 0-3 ① K | x 0-0 HR 1-H 2-H | | BBBB 4-0 BB | | | 3 | 1 | 1 | 3 | 1 | 2 | 0 |
| Dick Phillips, L (1, 3)<br>OBP: 0.333, SLG: 0.273 | | x 0-0 ② 4-3 | | | H 1-0 FC4-6 1B WP HBP | x 0-0 S 1B | | SSS 0-3 ③ K | | | 3 | 1 | 1 | 0 | 0 | 1 | 2 |
| Ken Hunt, R (1, 8)<br>OBP: 0.368, SLG: 0.500 | | SSS 0-3 ③ K | | | x 0-0 FC4-6 1B 1-2 | x 0-0 ③ F4 1-2 | | | x 0-0 ① 5-3 | | 4 | 0 | 1 | 0 | 0 | 1 | 1 |
| Mike Brumley, L (1, 2)<br>OBP: 0.182, SLG: 0.219 | | | x 0-0 ① F9 | | x 0-0 ② FC4-6 WP 1-2f 2-3 | | SSS 0-3 ① K | | x 0-0 ② 1-3 | | 4 | 0 | 0 | 0 | 0 | 1 | 2 |
| Ed Brinkman, R (1, 6)<br>OBP: 0.183, SLG: 0.259 | BBBB 4-0 L4-3 BB | | | | SSS 0-3 ③ K 1-3 3-H | | x 0-0 ② 6-3 | | x 0-0 ③ 5-3 | | 3 | 0 | 0 | 0 | 1 | 1 | 1 |
| Claude Osteen, L (1, 1)<br>OBP: 0.300, SLG: 0.400<br>Marshall Bridges, S (6, 1)<br>Steve Ridzik, R (6, 1)<br>Fred Valentine, S (10, PH)<br>OBP: 0.263, SLG: 0.412<br>Jim Duckworth, R (10, 1) | | | x 0-0 ②③ L4-3 1-2 | | | x 0-0 FC5-4 1B | x 0-0 ③ 6-3 | | | x 0-0 ① F7 | 2<br>0<br>1<br>1<br>0 | 0<br>0<br>0<br>0<br>0 | 1<br>0<br>0<br>0<br>0 | 0<br>0<br>0<br>0<br>0 | 0<br>0<br>0<br>0<br>0 | 0<br>0<br>0<br>0<br>0 | 1<br>0<br>0<br>0<br>0 |
| Inning Stats | R: 0 E: 0 K: 1 S: 4 / H: 0 LOB: 0 BB: 1 P: 8 | R: 0 E: 0 K: 2 S: 7 / H: 0 LOB: 0 BB: 0 P: 7 | R: 0 E: 0 K: 0 S: 2 / H: 0 LOB: 0 BB: 1 P: 6 | R: 0 E: 0 K: 0 S: 3 / H: 0 LOB: 0 BB: 0 P: 3 | R: 1 E: 0 K: 2 S: 8 / H: 1 LOB: 1 BB: 0 P: 9 | R: 3 E: 0 K: 0 S: 7 / H: 4 LOB: 1 BB: 0 P: 7 | R: 0 E: 0 K: 1 S: 5 / H: 0 LOB: 0 BB: 0 P: 5 | R: 0 E: 0 K: 2 S: 8 / H: 1 LOB: 2 BB: 1 P: 12 | R: 0 E: 0 K: 0 S: 3 / H: 0 LOB: 0 BB: 0 P: 3 | R: 1 E: 0 K: 0 S: 4 / H: 2 LOB: 1 BB: 0 P: 4 | 1B: 6<br>2B: 2<br>3B: 1<br>HR: 1 | SF: 0<br>SAC: 0<br>DP: 3<br>HBP: 1 | | | | | |

| PITCHER | IP | WLS | BF | H | R | ER | SO | BB | IBB | HBP | BLK | WP | HR | S | P | ERA | WHIP |
|---|---|---|---|---|---|---|---|---|---|---|---|---|---|---|---|---|---|
| Jim Bouton, R (1, 1)<br>ERA: 3.0 | 6.0 | | 24 | 5 | 4 | 4 | 5 | 2 | 0 | 1 | 0 | 1 | 1 | 31 | 40 | 6.00 | 1.167 |
| Bill Stafford, R (7, 1)<br>ERA: | 1.0 | | 3 | 0 | 0 | 0 | 1 | 0 | 0 | 0 | 0 | 0 | 0 | 5 | 5 | 0.00 | 0.000 |
| Hal Reniff, R (8, 1)<br>ERA: | 2.0 | | 8 | 1 | 0 | 0 | 2 | 1 | 0 | 0 | 0 | 0 | 0 | 11 | 15 | 0.00 | 1.000 |
| Bud Daley, L (10, 1)<br>ERA: 4.5 | 1.0 | L | 4 | 2 | 1 | 1 | 0 | 0 | 0 | 0 | 0 | 0 | 0 | 4 | 4 | 9.00 | 2.000 |

| PITCHER | IP | WLS | BF | H | R | ER | SO | BB | IBB | HBP | BLK | WP | HR | S | P | ERA | WHIP |
|---|---|---|---|---|---|---|---|---|---|---|---|---|---|---|---|---|---|

# TOP

## Washington Senators @ New York Yankees

Yankee Stadium, Bronx, NY

Sat May 02 1964, 3:33 AM EDT

Att. 7,712 - Sunny - 58 F

livebaseballscorecards.com

| | |
|---|---|
| AB | 35 |
| R | 5 |
| H | 8 |
| RBI | 4 |
| BB | 3 |
| SO | 8 |
| LOB | 13 |

| | | | | | | | | | |
|---|---|---|---|---|---|---|---|---|---|
| WP: 2 | PB: 0 | SB: 2 | CS: 0 | PA: 39 | | | | | |

| Batter | 1 | 2 | 3 | 4 | 5 | 6 | 7 | 8 | 9 | 10 | AB | R | H | RBI | BB | SO | LOB |
|---|---|---|---|---|---|---|---|---|---|---|---|---|---|---|---|---|---|
| Tony Kubek, L (1, 6) | S S S 0-3 K ① | | x 0-0 1-3 ③ | | x 0-0 F5 ③ | | x 0-0 6-3 ① | | x 0-0 F9 ② | | 5 | 0 | 0 | 0 | 0 | 1 | 3 |
| Bobby Richardson, R (1, 4)<br>OBP: 0.348, SLG: 0.372 | x 0-0 F9 ② | | | x 0-0 5-3 ① | | x 0-0 1B 2B | x 0-0 E6 7-3 | | x 0-0 F5 ③ | | 5 | 1 | 1 | 0 | 0 | 0 | 0 |
| Hector Lopez, R (1, 7)<br>OBP: 0.353, SLG: 0.375 | S S S 0-3 K ③ | | | x 0-0 L9 ② | | x 0-0 G3 BB E 2-H 1B | x 0-0 ②③ 7-3 1-2f | | | S S S 0-3 K ① | 5 | 1 | 1 | 1 | 0 | 2 | 1 |
| Elston Howard, R (1, 2)<br>OBP: 0.316, SLG: 0.314 | | x 0-0 1-3 ① | | x 0-0 4-3 ③ | | x 0-0 L8 ① | | x 0-0 SF9 3B | | x 0-0 6-3 ② | 5 | 1 | 1 | 0 | 0 | 0 | 1 |
| Tom Tresh, S (1, 8)<br>OBP: 0.444, SLG: 0.605 | | x 0-0 4-3 ② | | | x 0-0 HR | B B B B 4-0 E G3 1-2 BB | | x 0-0 6-3 ① | | x 0-0 2B | 4 | 1 | 2 | 1 | 1 | 0 | 1 |
| Joe Pepitone, L (1, 3)<br>OBP: 0.205, SLG: 0.132 | | x 0-0 4-3 ③ | | | x 0-0 4-3 ① | x 0-0 G3 ② 1-2 2-3 | | x 0-0 SF9 ② 3-H | | x 0-0 4-3 ③ | 4 | 0 | 0 | 1 | 0 | 0 | 3 |
| Pedro Gonzalez, R (1, 9)<br>OBP: 0.308, SLG: 0.182 | | | B B B B 4-0 FC6-4 BB | | x 0-0 1B 1B | B B B B 4-0 E BB | | x 0-0 1B | | | 2 | 0 | 2 | 0 | 2 | 0 | 0 |
| Clete Boyer, R (1, 5)<br>OBP: 0.225, SLG: 0.222 | | | x 0-0 F8 ① | | x 0-0 F9 ② | x 0-0 E5 1-2 2-3 3-H | | x 0-0 5-3 ③ | | | 4 | 0 | 0 | 0 | 0 | 0 | 5 |
| Jim Bouton, R (1, 1)<br>OBP: 0.125, SLG: 0.125<br>Mickey Mantle, S (6, PH)<br>OBP: 0.325, SLG: 0.297<br>Bill Stafford, R (7, 1)<br>Hal Reniff, R (8, 1)<br>Johnny Blanchard, L (9, PH)<br>Bud Daley, L (10, 1) | | | x 0-0 FC6-4 ② 1-2f | | x 0-0 1-2 1B | x 0-0 F8 ③ | | | S S S 0-3 K ① | | 2<br>1<br>0<br>0<br>1<br>0 | 0<br>0<br>0<br>0<br>0<br>0 | 1<br>0<br>0<br>0<br>0<br>0 | 0<br>0<br>0<br>0<br>1<br>0 | 0<br>0<br>0<br>0<br>0<br>0 | 0<br>0<br>0<br>0<br>0<br>0 | 1<br>3<br>0<br>0<br>0<br>0 |
| Inning Stats | R: 0 E: 0 K: 2 S: 7 H: 0 LOB: 0 BB: 0 P: 7 | R: 0 E: 0 K: 0 S: 3 H: 0 LOB: 0 BB: 0 P: 3 | R: 0 E: 0 K: 0 S: 3 H: 0 LOB: 1 BB: 1 P: 7 | R: 0 E: 0 K: 0 S: 3 H: 0 LOB: 0 BB: 0 P: 3 | R: 1 E: 0 K: 0 S: 6 H: 3 LOB: 2 BB: 0 P: 6 | R: 2 E: 1 K: 0 S: 6 H: 2 LOB: 3 BB: 2 P: 14 | R: 0 E: 1 K: 0 S: 3 H: 0 LOB: 0 BB: 0 P: 3 | R: 1 E: 0 K: 0 S: 5 H: 2 LOB: 1 BB: 0 P: 5 | R: 0 E: 0 K: 1 S: 5 H: 0 LOB: 0 BB: 0 P: 5 | R: 0 E: 0 K: 1 S: 6 H: 1 LOB: 1 BB: 0 P: 6 | 1B: 4 2B: 3 3B: 1 HR: 1 | SF: 1 SAC: 0 DP: 1 HBP: 0 | | | | | |

| PITCHER | | IP | WLS | BF | H | R | ER | SO | BB | IBB | HBP | BLK | WP | HR | S | P | ERA | WHIP |
|---|---|---|---|---|---|---|---|---|---|---|---|---|---|---|---|---|---|---|
| Claude Osteen, L<br>ERA: 3.6 | (1, 1) | 5.1 | | 22 | 5 | 3 | 2 | 2 | 1 | 0 | 0 | 0 | 0 | 1 | 25 | 29 | 3.38 | 1.125 |
| Marshall Bridges, L<br>ERA: 2.08 | (6, 1) | 0.1 | | 3 | 0 | 0 | 0 | 0 | 2 | 0 | 0 | 0 | 0 | 0 | 1 | 9 | 0.00 | 6.000 |
| Steve Ridzik, R<br>ERA: 2.87 | (6, 1) | 3.1 | W | 13 | 2 | 1 | 1 | 1 | 0 | 0 | 0 | 0 | 0 | 0 | 15 | 15 | 2.70 | 0.600 |
| Jim Duckworth, R<br>ERA: | (10, 1) | 1.0 | S | 4 | 1 | 0 | 0 | 1 | 0 | 0 | 0 | 0 | 0 | 0 | 6 | 6 | 0.00 | 1.000 |

| PITCHER | IP | WLS | BF | H | R | ER | SO | BB | IBB | HBP | BLK | WP | HR | S | P | ERA | WHIP |
|---|---|---|---|---|---|---|---|---|---|---|---|---|---|---|---|---|---|

# BOTTOM

# Washington Senators @ New York Yankees

Yankee Stadium, Bronx, NY

Sat May 02 1964, 3:33 AM EDT

Att. 7,712 - Sunny - 58 F

livebaseballscorecards.com

| | |
|---|---|
| AB | 38 |
| R | 4 |
| H | 8 |
| RBI | 3 |
| BB | 3 |
| SO | 4 |
| LOB | 18 |

1B: 4 2B: 3 3B: 1 HR: 1 SF: 1 SAC: 0 DP: 1 HBP: 0

WP: 0 PB: 0 SB: 0 CS: 0 PA: 42

| Batter | 1 | 2 | 3 | 4 | 5 | 6 | 7 | 8 | 9 | AB | R | H | RBI | BB | SO | LOB |
|---|---|---|---|---|---|---|---|---|---|---|---|---|---|---|---|---|
| Chuck Cottier, R (1, 4) | BBBB 4-0 1B BB | | SSS 0-3 ② K | | x 0-0 ① F6 | | x 0-0 ③ 4-3 | | | 3 | 0 | 0 | 0 | 1 | 1 | 2 |
| Don Zimmer, R (1, 5)<br>OBP: 0.294, SLG: 0.489 | x 0-0 BB 1-3 1B | | x 0-0 ③ F7 | | x 0-0 ② F7 | | | SSS 0-3 ① K | | 4 | 0 | 1 | 0 | 0 | 1 | 1 |
| Chuck Hinton, R (1, 7)<br>OBP: 0.317, SLG: 0.453 | BBBB 4-0 G6-4-3 1-2 BB | | | BBBB 4-0 BB 1B BB | SSS 0-3 ③ K | | | x 0-0 ② F9 | | 2 | 0 | 0 | 0 | 2 | 1 | 1 |
| Bill Skowron, R (1, 3)<br>OBP: 0.281, SLG: 0.484 | SSS 0-3 ① K | | | x 0-0 BB 1-2 1B | | x 0-0 ① F5 | | SSS 0-3 ③ K | | 4 | 0 | 1 | 0 | 0 | 2 | 3 |
| Ken Hunt, R (1, 8)<br>OBP: 0.304, SLG: 0.400 | x 0-0 ②③ G6-4-3 1-2f | | | SSS 0-3 ① K | | x 0-0 ② F4 | | | x 0-0 ① 6-3 | 4 | 0 | 0 | 0 | 0 | 1 | 5 |
| Don Lock, R (1, 9)<br>OBP: 0.356, SLG: 0.255 | | SSS 0-3 ① K | | BBBB 4-0 1-2 2-3 BB | | SSS 0-3 ③ K | | | x 0-0 ② 6-3 | 3 | 0 | 0 | 0 | 1 | 2 | 0 |
| Don Leppert, R (1, 2)<br>OBP: 0.091, SLG: 0.091 | | SSS 0-3 ② K | | SSS 0-3 ② K | | | SSS 0-3 ① K | | x 0-0 ③ L8 | 4 | 0 | 0 | 0 | 0 | 3 | 3 |
| Ed Brinkman, R (1, 6)<br>OBP: 0.190, SLG: 0.262 | | x 0-0 ③ F7 | | SSS 0-3 ③ K | | | x 0-0 FC4-6 1B | | | 3 | 0 | 1 | 0 | 0 | 1 | 3 |
| Dave Stenhouse, R (1, 1)<br>OBP: 1.000, SLG: 1.000 | | | SSS 0-3 ① K | | BBBB 4-0 BB | | x 0-0 ② FC4-6 1-2f | | | 0 | 0 | 0 | 0 | 0 | 0 | 0 |
| Carl Bouldin, S (1, 1) | | | | | | | | | | 1 | 0 | 0 | 0 | 1 | 1 | 0 |
| Fred Valentine, S (7, PH)<br>OBP: 0.250, SLG: 0.389 | | | | | | | | | | 1 | 0 | 0 | 0 | 0 | 0 | 1 |
| Jim Hannan, R (7, 1) | | | | | | | | | | 0 | 0 | 0 | 0 | 0 | 0 | 0 |
| Inning Stats | R: 0 E: 0 K: 1 S: 5 H: 1 LOB: 2 BB: 2 P: 13 | R: 0 E: 0 K: 2 S: 7 H: 0 LOB: 0 BB: 0 P: 7 | R: 0 E: 0 K: 2 S: 7 H: 0 LOB: 0 BB: 0 P: 7 | R: 0 E: 0 K: 3 S: 10 H: 1 LOB: 3 BB: 2 P: 18 | R: 0 E: 0 K: 1 S: 5 H: 0 LOB: 1 BB: 1 P: 9 | R: 0 E: 0 K: 1 S: 5 H: 0 LOB: 0 BB: 0 P: 5 | R: 0 E: 0 K: 1 S: 6 H: 1 LOB: 1 BB: 0 P: 6 | R: 0 E: 0 K: 2 S: 7 H: 0 LOB: 0 BB: 0 P: 7 | R: 0 E: 0 K: 0 S: 3 H: 0 LOB: 0 BB: 0 P: 3 | 1B: 3 2B: 0 3B: 0 HR: 0 | SF: 0 SAC: 0 DP: 1 HBP: 0 | | | | | |

| PITCHER | IP | WLS | BF | H | R | ER | SO | BB | IBB | HBP | BLK | WP | HR | S | P | ERA | WHIP |
|---|---|---|---|---|---|---|---|---|---|---|---|---|---|---|---|---|---|
| Al Downing, L (1, 1)<br>ERA: 0.49 | 9.0 | W | 34 | 3 | 0 | 0 | 13 | 5 | 0 | 0 | 0 | 0 | 0 | 55 | 75 | 0.00 | 0.889 |

| PITCHER | IP | WLS | BF | H | R | ER | SO | BB | IBB | HBP | BLK | WP | HR | S | P | ERA | WHIP |
|---|---|---|---|---|---|---|---|---|---|---|---|---|---|---|---|---|---|

# TOP

## Washington Senators @ New York Yankees

Yankee Stadium, Bronx, NY

Sun May 03 1964, 3:33 AM EDT

Sunny - 59 F

livebaseballscorecards.com

| | |
|---|---|
| AB | 29 |
| R | 0 |
| H | 3 |
| RBI | 0 |
| BB | 5 |
| SO | 13 |
| LOB | 19 |

| Batter | 1 | 2 | 3 | 4 | 5 | 6 | 7 | 8 | 9 | AB | R | H | RBI | BB | SO | LOB |
|---|---|---|---|---|---|---|---|---|---|---|---|---|---|---|---|---|
| Tony Kubek, L (1, 6)<br>OBP: 0.154, SLG: 0.083 | BB BB BB 1B | K | | F7 | | F6 | | | | 4 | 1 | 1 | 0 | 0 | 1 | 2 |
| Bobby Richardson, R (1, 4)<br>OBP: 0.320, SLG: 0.340 | F8 | F9 | | F9 | | | 5-3 | | | 4 | 0 | 0 | 0 | 0 | 0 | 1 |
| Hector Lopez, R (1, 7)<br>OBP: 0.286, SLG: 0.300 | F3 | F8 | | | 5-3 | | 1-3 | | | 4 | 0 | 0 | 0 | 0 | 0 | 1 |
| Johnny Blanchard, L (1, 9) | BB BB BB BB<br>1-2 | | 4-3 | | F4 | | G3 | | | 3 | 1 | 0 | 0 | 1 | 0 | 0 |
| Tom Tresh, S (1, 8)<br>OBP: 0.449, SLG: 0.575 | BB BB 1B BB<br>1-2<br>2-3 | | FC4-6 BB | | 4-3 | | | F4 | | 2 | 1 | 0 | 0 | 2 | 0 | 0 |
| Joe Pepitone, L (1, 3)<br>OBP: 0.229, SLG: 0.146 | 1B BB BB<br>1-2<br>2-3<br>3-H | | FC4-6 WP 1B<br>1-2f | | | 1B FC5-2 1B | | 4-3 | | 3 | 1 | 1 | 1 | 1 | 0 | 1 |
| Elston Howard, R (1, 2)<br>OBP: 0.357, SLG: 0.342 | 1B BB<br>1-2<br>2-3<br>3-H | | 1-H 1B | | | FC5-2<br>1-3 1B | | F2 | | 3 | 0 | 2 | 2 | 1 | 0 | 0 |
| Clete Boyer, R (1, 5)<br>OBP: 0.233, SLG: 0.231 | 1-2<br>2-3<br>3-H 1B | | F4 | | | FC5-2<br>1-2<br>3-H | | | | 3 | 0 | 1 | 1 | 0 | 0 | 3 |
| Al Downing, R (1, 1) | F8 | | | 6-3 | | K | | | | 3 | 0 | 0 | 0 | 0 | 1 | 5 |
| Inning Stats | R: 3 E: 0 K: 0 S: 5 H: 2 LOB: 3 BB: 4 P: 21 | R: 0 E: 0 K: 1 S: 5 H: 0 LOB: 0 BB: 0 P: 5 | R: 1 E: 0 K: 0 S: 4 H: 1 LOB: 1 BB: 1 P: 8 | R: 0 E: 0 K: 0 S: 3 H: 0 LOB: 0 BB: 0 P: 3 | R: 0 E: 0 K: 0 S: 3 H: 0 LOB: 0 BB: 0 P: 3 | R: 0 E: 0 K: 1 S: 7 H: 2 LOB: 2 BB: 0 P: 7 | R: 0 E: 0 K: 0 S: 3 H: 0 LOB: 0 BB: 0 P: 3 | R: 0 E: 0 K: 0 S: 3 H: 0 LOB: 0 BB: 0 P: 3 | | 1B: 5 2B: 0 3B: 0 HR: 0 | SF: 0 SAC: 0 DP: 0 HBP: 0 | | | | | |

| PITCHER | | IP | WLS | BF | H | R | ER | SO | BB | IBB | HBP | BLK | WP | HR | S | P | ERA | WHIP |
|---|---|---|---|---|---|---|---|---|---|---|---|---|---|---|---|---|---|---|
| Dave Stenhouse, R<br>ERA: 8.22 | (1, 1) | 0.2 | L | 7 | 1 | 3 | 3 | 0 | 4 | 0 | 0 | 0 | 0 | 0 | 3 | 19 | 40.50 | 7.500 |
| Carl Bouldin, R<br>ERA: 6.06 | (1, 1) | 5.1 | | 21 | 4 | 1 | 1 | 2 | 1 | 0 | 0 | 0 | 1 | 0 | 24 | 28 | 1.69 | 0.938 |
| Jim Hannan, R<br>ERA: 1.42 | (7, 1) | 2.0 | | 6 | 0 | 0 | 0 | 0 | 0 | 0 | 0 | 0 | 0 | 0 | 6 | 6 | 0.00 | 0.000 |

| PITCHER | IP | WLS | BF | H | R | ER | SO | BB | IBB | HBP | BLK | WP | HR | S | P | ERA | WHIP |
|---|---|---|---|---|---|---|---|---|---|---|---|---|---|---|---|---|---|

# BOTTOM

## Washington Senators @ New York Yankees

Yankee Stadium, Bronx, NY

Sun May 03 1964, 3:33 AM EDT

Sunny - 59 F

livebaseballscorecards.com

| | |
|---|---|
| AB | 29 |
| R | 4 |
| H | 5 |
| RBI | 4 |
| BB | 5 |
| SO | 2 |
| LOB | 13 |

WP: 1 PA: 34
PB: 0
SB: 0
CS: 0

| Batter | 1 | 2 | 3 | 4 | 5 | 6 | 7 | 8 | 9 | AB | R | H | RBI | BB | SO | LOB |
|---|---|---|---|---|---|---|---|---|---|---|---|---|---|---|---|---|
| Ed Brinkman, R (1, 6)<br>OBP: 0.191, SLG: 0.273 | F7 | | 1-3 | | K | | F7 | | 1B 2B | 5 | 1 | 1 | 0 | 0 | 1 | 1 |
| Don Blasingame, L (1, 4)<br>OBP: 0.353, SLG: 0.396 | L6 | | | F7 | F4 | | K | | E 1B<br>2-H | 5 | 1 | 1 | 1 | 0 | 1 | 1 |
| Fred Valentine, S (1, 9)<br>OBP: 0.240, SLG: 0.348 | F6 | | | E 1B 1B | | L6 | L5 | | E3<br>1B PB<br>2-H | 5 | 0 | 1 | 0 | 0 | 0 | 0 |
| Chuck Hinton, R (1, 7)<br>OBP: 0.354, SLG: 0.464 | | FC6 1B | | E4<br>BB<br>1-3 1B | | 3-1 | | BBBB<br>G3<br>2B BB | 1B<br>1-2 IBB | 3 | 1 | 2 | 0 | 2 | 0 | 0 |
| Dick Phillips, L (1, 3)<br>OBP: 0.353, SLG: 0.267 | FC6<br>CS 1B<br>1-2f | | | F2 | | BBBB<br>1B<br>1B BB | | G3<br>1-2 | G3-6-3<br>1-2<br>2-3 1B | 4 | 1 | 1 | 0 | 1 | 0 | 4 |
| Mike Brumley, L (1, 2)<br>OBP: 0.237, SLG: 0.250 | 1-2 1B | | | BBBB<br>1-2 BB | | 1B BB<br>1-3 1B 1B | | SSS<br>K | G3-6-3<br>1-2f | 4 | 1 | 2 | 0 | 1 | 1 | 4 |
| Ken Hunt, R (1, 8)<br>OBP: 0.333, SLG: 0.435 | | SSS<br>K<br>2-3 | | SSS<br>K | | BBBB<br>1B<br>1-2 1B BB | | 0-0<br>2-H 2B | | 3 | 1 | 1 | 1 | 1 | 2 | 5 |
| John Kennedy, R (1, 5)<br>OBP: 0.357, SLG: 0.333 | | | 5-3 | | SH3-4 1B | 1B<br>1-2 1B<br>2-3<br>3-H 1B | | 6-3 | | 4 | 0 | 2 | 1 | 0 | 0 | 1 |
| Buster Narum, R (1, 1)<br>Jim King, L (6, PH)<br>OBP: 0.250, SLG: 0.356<br>Marshall Bridges, S (6, 1)<br>Dave Stenhouse, R (9, 1)<br>OBP: 1.000, SLG: 1.000 | | | SSS<br>K | | SH3-4<br>1-2 | 1-H<br>2-H<br>3-H 1B | | | SSS<br>K | 1<br>1<br>1<br>0 | 0<br>0<br>0<br>0 | 0<br>1<br>0<br>0 | 0<br>2<br>0<br>0 | 0<br>0<br>0<br>0 | 1<br>0<br>1<br>0 | 0<br>0<br>0<br>0 |
| Inning Stats | R: 0<br>E: 0<br>K: 0<br>S: 3<br>H: 0<br>LOB: 0<br>BB: 0<br>P: 3 | R: 0<br>E: 0<br>K: 1<br>S: 6<br>H: 2<br>LOB: 2<br>BB: 0<br>P: 6 | R: 0<br>E: 0<br>K: 1<br>S: 5<br>H: 0<br>LOB: 0<br>BB: 0<br>P: 5 | R: 0<br>E: 1<br>K: 1<br>S: 7<br>H: 2<br>LOB: 3<br>BB: 1<br>P: 11 | R: 0<br>E: 0<br>K: 1<br>S: 6<br>H: 1<br>LOB: 1<br>BB: 0<br>P: 6 | R: 3<br>E: 0<br>K: 0<br>S: 5<br>H: 3<br>LOB: 2<br>BB: 2<br>P: 13 | R: 0<br>E: 0<br>K: 1<br>S: 5<br>H: 0<br>LOB: 0<br>BB: 0<br>P: 5 | R: 1<br>E: 0<br>K: 1<br>S: 6<br>H: 1<br>LOB: 1<br>BB: 1<br>P: 10 | R: 2<br>E: 1<br>K: 1<br>S: 8<br>H: 3<br>LOB: 2<br>BB: 1<br>P: 12 | 1B: 10<br>2B: 3<br>3B: 0<br>HR: 0<br>SF: 0<br>SAC: 1<br>DP: 2<br>HBP: 0 | | | | | | |

| PITCHER | IP | WLS | BF | H | R | ER | SO | BB | IBB | HBP | BLK | WP | HR | S | P | ERA | WHIP |
|---|---|---|---|---|---|---|---|---|---|---|---|---|---|---|---|---|---|
| Ralph Terry, R (1, 1)<br>ERA: 4.5 | 6.0 | L | 27 | 8 | 3 | 3 | 4 | 3 | 0 | 0 | 0 | 0 | 0 | 32 | 44 | 4.50 | 1.833 |
| Steve Hamilton, L (7, 1)<br>ERA: | 1.0 | | 3 | 0 | 0 | 0 | 1 | 0 | 0 | 0 | 0 | 0 | 0 | 5 | 5 | 0.00 | 0.000 |
| Pete Mikkelsen, R (8, 1)<br>ERA: 8.31 | 2.0 | | 12 | 4 | 3 | 3 | 2 | 1 | 1 | 0 | 0 | 0 | 0 | 14 | 22 | 13.50 | 2.500 |

| PITCHER | IP | WLS | BF | H | R | ER | SO | BB | IBB | HBP | BLK | WP | HR | S | P | ERA | WHIP |
|---|---|---|---|---|---|---|---|---|---|---|---|---|---|---|---|---|---|

TOP

# Washington Senators @ New York Yankees

Yankee Stadium, Bronx, NY

Sun May 03 1964, 3:38 AM EDT

Att. 20,487 - Sunny - 59 F

livebaseballscorecards.com

| | |
|---|---|
| AB | 36 |
| R | 6 |
| H | 12 |
| RBI | 5 |
| BB | 5 |
| SO | 7 |
| LOB | 16 |

WP: 0 PA: 42
PB: 1
SB: 0
CS: 1

| Batter | 1 | 2 | 3 | 4 | 5 | 6 | 7 | 8 | 9 | AB | R | H | RBI | BB | SO | LOB |
|---|---|---|---|---|---|---|---|---|---|---|---|---|---|---|---|---|
| Tony Kubek, L (1, 6)<br>OBP: 0.167, SLG: 0.176 | 5-3 | | 4-3 | | F5 | | G6-3<br>1-2f | | 1-H<br>2-H<br>2B | 5 | 0 | 1 | 2 | 0 | 0 | 2 |
| Bobby Richardson, R (1, 4)<br>OBP: 0.309, SLG: 0.314 | BBBB<br>1B 1B<br>SF8<br>BB | | 1-3 | | 5-3 | | | L9 | 4-3 | 4 | 1 | 0 | 0 | 1 | 0 | 3 |
| Hector Lopez, R (1, 7)<br>OBP: 0.280, SLG: 0.292 | 1B<br>E<br>1-2<br>1B | | 5-3 | | | SSS<br>K | | 5-3 | | 4 | 1 | 1 | 0 | 0 | 1 | 0 |
| Johnny Blanchard, L (1, 9)<br>OBP: 0.333, SLG: 0.091 | E<br>1-2<br>2-3<br>1B | | | G3 | | BBBB<br>1-6-3<br>BB | | F5 | | 3 | 0 | 1 | 0 | 1 | 0 | 0 |
| Tom Tresh, S (1, 8)<br>OBP: 0.442, SLG: 0.571<br>Phil Linz, R (7, 8)<br>OBP: 0.194, SLG: 0.167 | SF8<br>3-H | | | 1B | | 1-6-3<br>1-2 | | | 5-3 | 2<br>1 | 0<br>0 | 1<br>0 | 1<br>0 | 0<br>0 | 0<br>0 | 1<br>0 |
| Joe Pepitone, L (1, 3)<br>OBP: 0.250, SLG: 0.140 | SSS<br>K<br>1-3<br>2-H | | | F9 | | BBBB<br>FC6-4<br>BB | | | 1B<br>1B<br>BB | 2 | 1 | 0 | 0 | 2 | 1 | 2 |
| Elston Howard, R (1, 2)<br>OBP: 0.326, SLG: 0.310 | | 6-3 | | SSS<br>K | | FC6-4<br>1-2f | | | F7 | 4 | 0 | 0 | 0 | 0 | 1 | 4 |
| Clete Boyer, R (1, 5)<br>OBP: 0.234, SLG: 0.233 | | 1-3 | | | F5 | | F7 | | 1B<br>1-2<br>2B<br>1B | 4 | 1 | 1 | 0 | 0 | 0 | 0 |
| Ralph Terry, R (1, 1)<br>OBP: 0.500, SLG: 1.000<br>Steve Hamilton, L (7, 1)<br>Pedro Gonzalez, R (7, PH)<br>OBP: 0.357, SLG: 0.182<br>Pete Mikkelsen, R (8, 1)<br>Mickey Mantle, S (9, PH)<br>OBP: 0.341, SLG: 0.316<br>Archie Moore, L (9, PR) | | L1 | | | 2B | | BBBB<br>G6-3<br>BB | | 1-2<br>2-H<br>2B<br>1B | 2<br>0<br>0<br>0<br>1<br>0 | 0<br>0<br>0<br>0<br>0<br>1 | 1<br>0<br>0<br>0<br>1<br>0 | 0<br>0<br>0<br>0<br>1<br>0 | 0<br>0<br>1<br>0<br>0<br>0 | 0<br>0<br>0<br>0<br>0<br>0 | 0<br>0<br>0<br>0<br>0<br>0 |
| Inning Stats | R: 2<br>E: 1<br>K: 1<br>S: 7<br>H: 2<br>LOB: 1<br>BB: 1<br>P: 11 | R: 0<br>E: 0<br>K: 0<br>S: 3<br>H: 0<br>LOB: 0<br>BB: 0<br>P: 3 | R: 0<br>E: 0<br>K: 0<br>S: 3<br>H: 0<br>LOB: 0<br>BB: 0<br>P: 3 | R: 0<br>E: 0<br>K: 1<br>S: 6<br>H: 1<br>LOB: 1<br>BB: 0<br>P: 6 | R: 0<br>E: 0<br>K: 0<br>S: 4<br>H: 1<br>LOB: 1<br>BB: 0<br>P: 4 | R: 0<br>E: 0<br>K: 1<br>S: 5<br>H: 0<br>LOB: 2<br>BB: 2<br>P: 13 | R: 0<br>E: 0<br>K: 0<br>S: 2<br>H: 0<br>LOB: 0<br>BB: 1<br>P: 6 | R: 0<br>E: 0<br>K: 0<br>S: 3<br>H: 0<br>LOB: 0<br>BB: 0<br>P: 3 | R: 3<br>E: 0<br>K: 0<br>S: 6<br>H: 3<br>LOB: 2<br>BB: 1<br>P: 10 | 1B: 5<br>2B: 2<br>3B: 0<br>HR: 0<br>SF: 1<br>SAC: 0<br>DP: 1<br>HBP: 0 | | | | | | |

| PITCHER | | IP | WLS | BF | H | R | ER | SO | BB | IBB | HBP | BLK | WP | HR | S | P | ERA | WHIP |
|---|---|---|---|---|---|---|---|---|---|---|---|---|---|---|---|---|---|---|
| Buster Narum, R<br>ERA: 2.19 | (1, 1) | 5.0 | W | 20 | 4 | 2 | 1 | 2 | 1 | 0 | 0 | 0 | 0 | 0 | 23 | 27 | 1.80 | 1.000 |
| Marshall Bridges, L<br>ERA: 4.5 | (6, 1) | 3.2 | | 17 | 3 | 3 | 3 | 1 | 4 | 0 | 0 | 0 | 0 | 0 | 15 | 31 | 7.36 | 1.909 |
| Dave Stenhouse, R<br>ERA: 7.88 | (9, 1) | 0.1 | S | 1 | 0 | 0 | 0 | 0 | 0 | 0 | 0 | 0 | 0 | 0 | 1 | 1 | 0.00 | 0.000 |

| PITCHER | IP | WLS | BF | H | R | ER | SO | BB | IBB | HBP | BLK | WP | HR | S | P | ERA | WHIP |
|---|---|---|---|---|---|---|---|---|---|---|---|---|---|---|---|---|---|

# BOTTOM

# Washington Senators @ New York Yankees

Yankee Stadium, Bronx, NY

Sun May 03 1964, 3:38 AM EDT
Att. 20,487 - Sunny - 59 F

livebaseballscorecards.com

| | |
|---|---|
| AB | 32 |
| R | 5 |
| H | 7 |
| RBI | 4 |
| BB | 5 |
| SO | 3 |
| LOB | 12 |

| Batter | 1 | 2 | 3 | 4 | 5 | 6 | 7 | 8 | 9 | 10 | AB | R | H | RBI | BB | SO | LOB |
|---|---|---|---|---|---|---|---|---|---|---|---|---|---|---|---|---|---|
| Don Wert, R (1, 5)<br>OBP: 0.314, SLG: 0.422 | K | | 1-3 | | | K | | 2B | | 5-3 | 5 | 0 | 1 | 0 | 0 | 2 | 1 |
| Jerry Lumpe, L (1, 4)<br>OBP: 0.301, SLG: 0.343 | K | | | 1-3 | | F9 | | 6-3 | | G3 | 5 | 0 | 0 | 0 | 0 | 1 | 1 |
| Don Demeter, R (1, 8)<br>OBP: 0.238, SLG: 0.403 | F6 | | | 6-3 | | | FC1-4 1B | | 2B 1B | F7 | 5 | 1 | 2 | 0 | 0 | 0 | 0 |
| Al Kaline, R (1, 9)<br>OBP: 0.394, SLG: 0.365 | | L5-3 | | L9 | | | FC1-4 FC5 1-3 1-2f | | 1B 2B 1-3 | | 4 | 1 | 1 | 0 | 0 | 0 | 1 |
| Willie Horton, R (1, 7)<br>OBP: 0.264, SLG: 0.217 | | 5-3 | | | 6-3 | | 1-3 1-2 | | FC1-5 1B 2-H 3-H | | 4 | 0 | 1 | 2 | 0 | 0 | 1 |
| Jake Wood, R (1, 3)<br>OBP: 0.250, SLG: 0.250 | | K | | | K | | FC5 2-3 | | FC1-5 1B 1-2 | | 4 | 0 | 1 | 0 | 0 | 2 | 1 |
| Norm Cash, L (9, 3)<br>OBP: 0.344, SLG: 0.446 | | | | | | | | | | | 0 | 0 | 0 | 0 | 0 | 0 | 0 |
| Bill Freehan, R (1, 2)<br>OBP: 0.477, SLG: 0.526 | | | FC6-4 1B | | H 1-0 FC6-4 HBP | | | F8 | FC1-5 FC6-4 1-2 2-3f | | 3 | 0 | 1 | 0 | 0 | 0 | 2 |
| Dick McAuliffe, L (1, 6)<br>OBP: 0.354, SLG: 0.500 | | | FC6-4 SH5-4 1-2f | | FC6-4 1-2f | | | HR | K | | 4 | 1 | 1 | 1 | 0 | 1 | 4 |
| Hank Aguirre, R (1, 1) | | | SH5-4 1-2 | | | K | | F9 | FC6-4 1-2f | | 1 | 0 | 0 | 0 | 0 | 1 | 0 |
| George Thomas, R (8, PH)<br>OBP: 0.571, SLG: 1.667 | | | | | | | | | | | 1 | 0 | 0 | 0 | 0 | 0 | 0 |
| Larry Sherry, R (8, 1) | | | | | | | | | | | 1 | 0 | 0 | 0 | 0 | 0 | 2 |
| Inning Stats | R: 0 E: 0 K: 2 S: 7 H: 0 LOB: 0 BB: 0 P: 7 | R: 0 E: 0 K: 1 S: 5 H: 0 LOB: 0 BB: 0 P: 5 | R: 0 E: 0 K: 0 S: 4 H: 1 LOB: 1 BB: 0 P: 4 | R: 0 E: 0 K: 0 S: 3 H: 0 LOB: 0 BB: 0 P: 3 | R: 0 E: 0 K: 1 S: 5 H: 0 LOB: 1 BB: 0 P: 6 | R: 0 E: 0 K: 2 S: 7 H: 0 LOB: 0 BB: 0 P: 7 | R: 0 E: 0 K: 0 S: 4 H: 1 LOB: 1 BB: 0 P: 4 | R: 1 E: 0 K: 0 S: 5 H: 2 LOB: 1 BB: 0 P: 5 | R: 2 E: 0 K: 1 S: 9 H: 4 LOB: 2 BB: 0 P: 9 | R: 0 E: 0 K: 0 S: 3 H: 0 LOB: 0 BB: 0 P: 3 | 1B: 5 2B: 2 3B: 0 HR: 1 SF: 0 SAC: 1 DP: 0 HBP: 1 | | | | | | |

| PITCHER | IP | WLS | BF | H | R | ER | SO | BB | IBB | HBP | BLK | WP | HR | S | P | ERA | WHIP |
|---|---|---|---|---|---|---|---|---|---|---|---|---|---|---|---|---|---|
| Whitey Ford, L (1, 1)<br>ERA: 2.05 | 8.0 | | 33 | 8 | 3 | 3 | 6 | 0 | 0 | 1 | 0 | 0 | 1 | 44 | 45 | 3.38 | 1.000 |
| Bill Stafford, R (9, 1)<br>ERA: | 0.1 | | 1 | 0 | 0 | 0 | 0 | 0 | 0 | 0 | 0 | 0 | 0 | 1 | 1 | 0.00 | 0.000 |
| Steve Hamilton, L (9, 1)<br>ERA: | 1.2 | W | 5 | 0 | 0 | 0 | 1 | 0 | 0 | 0 | 0 | 0 | 0 | 7 | 7 | 0.00 | 0.000 |

| PITCHER | IP | WLS | BF | H | R | ER | SO | BB | IBB | HBP | BLK | WP | HR | S | P | ERA | WHIP |
|---|---|---|---|---|---|---|---|---|---|---|---|---|---|---|---|---|---|

# TOP

## Detroit Tigers @ New York Yankees

Yankee Stadium, Bronx, NY

Tue May 05 1964, 7:05 PM EDT

Att. 12,867 - Sunny - 60 F

livebaseballscorecards.com

| | |
|---|---|
| AB | 37 |
| R | 3 |
| H | 8 |
| RBI | 3 |
| BB | 0 |
| SO | 7 |
| LOB | 13 |

WP: 0 PB: 0 SB: 0 CS: 0 PA: 39

| Batter | 1 | 2 | 3 | 4 | 5 | 6 | 7 | 8 | 9 | 10 | AB | R | H | RBI | BB | SO | LOB |
|---|---|---|---|---|---|---|---|---|---|---|---|---|---|---|---|---|---|
| Tony Kubek, L (1, 6)<br>OBP: 0.217, SLG: 0.286 | BBBB 4-0 1B 5-3 BB | | x 0-0 4-3 ① | | x 0-0 F7 ② | | | x 0-0 4-3 ① | | x 0-0 1B 3B | 4 | 2 | 1 | 0 | 1 | 0 | 0 |
| Bobby Richardson, R (1, 4)<br>OBP: 0.317, SLG: 0.321 | x 0-0 WP 5-3 1-3 1B | | x 0-0 5-3 ② | | x 0-0 4-3 ③ | | | x 0-0 F5 ② | | x 0-0 3-H 1B | 5 | 0 | 2 | 1 | 0 | 0 | 0 |
| Hector Lopez, R (1, 7)<br>OBP: 0.276, SLG: 0.259 | x 0-0 5-3 ① 1-2 3-H | | x 0-0 L6 ③ | | | BBBB 4-0 CS BB | | x 0-0 6-3 ③ | | | 3 | 0 | 0 | 1 | 1 | 0 | 1 |
| Elston Howard, R (1, 2)<br>OBP: 0.320, SLG: 0.304<br>Phil Linz, R (9, PR)<br>OBP: 0.194, SLG: 0.167 (10, 8) | x 0-0 L9 ② | | | x 0-0 5-3 ① | | x 0-0 ①② F7 1-2 | | | x 0-0 1B SF9 1B | | 4<br>0 | 0<br>1 | 1<br>0 | 0<br>0 | 0<br>0 | 0<br>0 | 2<br>0 |
| Harry Bright, R (1, 3)<br>OBP: 0.500, SLG: 0.333<br>Mickey Mantle, S (9, PH)<br>OBP: 0.333, SLG: 0.308<br>Archie Moore, L (10, 9) | x 0-0 6-3 ③ 2-3 | | | x 0-0 1B 1B | | x 0-0 E6 | | | SSS 0-3 K ① | | 3<br>1<br>0 | 0<br>0<br>0 | 1<br>0<br>0 | 0<br>0<br>0 | 0<br>1<br>0 | 0<br>1<br>0 | 1<br>1<br>0 |
| Joe Pepitone, L (1, 8)<br>OBP: 0.268, SLG: 0.170 (10, 3) | | x 0-0 4-3 ① | | x 0-0 1-2 1B | | x 0-0 F8 ③ | | | x 0-0 FC6-4 1-3 1B | | 4 | 0 | 2 | 0 | 0 | 0 | 1 |
| Pedro Gonzalez, R (1, 9)<br>OBP: 0.353, SLG: 0.214<br>Johnny Blanchard, L (9, PH)<br>OBP: 0.313, SLG: 0.091 (10, 2) | x 0-0 E1 SF9 1B | | SSS 0-3 K ② | | | | x 0-0 4-3 ① | | x 0-0 SF9 ② 3-H | | 3<br>0 | 1<br>0 | 1<br>0 | 0<br>1 | 0<br>0 | 1<br>0 | 2<br>0 |
| Clete Boyer, R (1, 5)<br>OBP: 0.216, SLG: 0.217 | x 0-0 SF9 ② 3-H | | x 0-0 F7 ③ | | | | x 0-0 5-3 ② | | x 0-0 FC6-4 ③ 1-2f | | 3 | 0 | 0 | 1 | 0 | 0 | 3 |
| Whitey Ford, L (1, 1)<br>Bill Stafford, R (9, 1)<br>Steve Hamilton, L (9, 1) | x 0-0 G3 ③ | | | | x 0-0 4-3 ① | | x 0-0 4-3 ③ | | | SSS 0-3 K2-3 ① | 3<br>0<br>1 | 0<br>0<br>0 | 0<br>0<br>0 | 0<br>0<br>0 | 0<br>0<br>1 | 0<br>0<br>0 | 0<br>0<br>0 |
| Inning Stats | R: 1 E: 0 K: 0 S: 4 H: 1 LOB: 1 BB: 1 P: 8 | R: 1 E: 1 K: 0 S: 4 H: 1 LOB: 0 BB: 0 P: 4 | R: 0 E: 0 K: 0 S: 3 H: 0 LOB: 0 BB: 0 P: 3 | R: 0 E: 0 K: 1 S: 7 H: 2 LOB: 2 BB: 0 P: 7 | R: 0 E: 0 K: 0 S: 3 H: 0 LOB: 0 BB: 0 P: 3 | R: 0 E: 1 K: 0 S: 3 H: 0 LOB: 1 BB: 1 P: 7 | R: 0 E: 0 K: 0 S: 3 H: 0 LOB: 0 BB: 0 P: 3 | R: 0 E: 0 K: 0 S: 3 H: 0 LOB: 0 BB: 0 P: 3 | R: 1 E: 0 K: 1 S: 7 H: 2 LOB: 1 BB: 0 P: 7 | R: 1 E: 0 K: 1 S: 5 H: 2 LOB: 1 BB: 0 P: 5 | 1B: 7 2B: 0 3B: 1 HR: 0 | SF: 2 SAC: 0 DP: 0 HBP: 0 | | | | | |

| PITCHER | IP | WLS | BF | H | R | ER | SO | BB | IBB | HBP | BLK | WP | HR | S | P | ERA | WHIP |
|---|---|---|---|---|---|---|---|---|---|---|---|---|---|---|---|---|---|
| Hank Aguirre, L (1, 1)<br>ERA: 2.95 | 7.0 | | 27 | 4 | 2 | 1 | 1 | 2 | 0 | 0 | 0 | 1 | 0 | 27 | 35 | 1.29 | 0.857 |
| Larry Sherry, R (8, 1)<br>ERA: 1.38 | 2.1 | L | 11 | 4 | 2 | 2 | 2 | 0 | 0 | 0 | 0 | 0 | 0 | 15 | 15 | 7.71 | 1.714 |

| PITCHER | IP | WLS | BF | H | R | ER | SO | BB | IBB | HBP | BLK | WP | HR | S | P | ERA | WHIP |
|---|---|---|---|---|---|---|---|---|---|---|---|---|---|---|---|---|---|

# BOTTOM

# Detroit Tigers @ New York Yankees

Yankee Stadium, Bronx, NY

Tue May 05 1964, 7:05 PM EDT
Att. 12,867 - Sunny - 60 F

livebaseballscorecards.com

| | |
|---|---|
| AB | 34 |
| R | 4 |
| H | 8 |
| RBI | 4 |
| BB | 2 |
| SO | 3 |
| LOB | 11 |

WP: 1 PA: 38
PB: 0
SB: 0
CS: 1

| Batter | 1 | 2 | 3 | 4 | 5 | 6 | 7 | 8 | 9 | AB | R | H | RBI | BB | SO | LOB |
|---|---|---|---|---|---|---|---|---|---|---|---|---|---|---|---|---|
| Tony Kubek, L (1, 6)<br>OBP: 0.214, SLG: 0.240 | 4-3 | | | 5-3 | BBB 4-0 1B E BB | | E6 6-3 HR | F7 | | 4 | 2 | 0 | 0 | 1 | 0 | 0 |
| Bobby Richardson, R (1, 4)<br>OBP: 0.308, SLG: 0.311 | 5-3 | | | F7 | 0-0 BB E 1-3 2-H 1B | | 6-3 1-2 | | F4 | 5 | 0 | 1 | 1 | 0 | 0 | 1 |
| Hector Lopez, R (1, 7)<br>OBP: 0.294, SLG: 0.469 | 4-3 | | | HR | E5 BB 1-2 3-H | | 2-H HR | | 4-3 | 5 | 2 | 2 | 3 | 0 | 0 | 1 |
| Mickey Mantle, S (1, 8)<br>OBP: 0.340, SLG: 0.372<br>Pedro Gonzalez, R (9, 9)<br>OBP: 0.353, SLG: 0.214 | | 1-3 | | HR | BBB 4-0 1-2 2-3 BB | | SSS 0-3 K | | G3 | 4<br>0 | 1<br>0 | 1<br>0 | 1<br>0 | 1<br>0 | 1<br>0 | 0<br>0 |
| Joe Pepitone, L (1, 3)<br>(9, 8)<br>OBP: 0.267, SLG: 0.176 | | G3-6-3 1B | | 3-1 | 3-1 | | 4-3 | | | 4 | 0 | 1 | 0 | 0 | 0 | 3 |
| Johnny Blanchard, L (1, 9)<br>OBP: 0.300, SLG: 0.200<br>Archie Moore, L (9, 3) | | G3-6-3 1-2f | | | 1-3 | 2B | | F9 | | 4<br>0 | 0<br>0 | 1<br>0 | 0<br>0 | 0<br>0 | 0<br>0 | 1<br>0 |
| Elston Howard, R (1, 2)<br>OBP: 0.315, SLG: 0.320 | | | 6-3 | | 1B 2B | 5-3 | | E6 HR | | 4 | 2 | 1 | 0 | 0 | 0 | 1 |
| Clete Boyer, R (1, 5)<br>OBP: 0.218, SLG: 0.220 | | | 6-3 | | SH3-4 2-H 1B | SSS 0-3 K | | SSS 0-3 K | | 4 | 1 | 1 | 1 | 0 | 2 | 2 |
| Jim Bouton, R (1, 1)<br>OBP: 0.100, SLG: 0.100<br>Roger Maris, L (8, PH)<br>OBP: 0.345, SLG: 0.517<br>Bill Stafford, R (8, 1) | | | 5-3 | | SH3-4 1-2 | 6-3 | | 1-H HR | | 2<br>1<br>0 | 0<br>1<br>0 | 0<br>1<br>0 | 0<br>2<br>0 | 0<br>0<br>0 | 0<br>0<br>0 | 1<br>0<br>0 |
| Inning Stats | R: 0 E: 0 K: 0 S: 3<br>H: 0 LOB: 0 BB: 0 P: 3 | R: 0 E: 0 K: 0 S: 3<br>H: 1 LOB: 0 BB: 0 P: 3 | R: 0 E: 0 K: 0 S: 3<br>H: 0 LOB: 0 BB: 0 P: 3 | R: 2 E: 0 K: 0 S: 5<br>H: 2 LOB: 0 BB: 0 P: 5 | R: 3 E: 1 K: 0 S: 7<br>H: 3 LOB: 3 BB: 2 P: 15 | R: 0 E: 0 K: 1 S: 6<br>H: 1 LOB: 1 BB: 0 P: 6 | R: 2 E: 1 K: 1 S: 7<br>H: 1 LOB: 0 BB: 0 P: 7 | R: 2 E: 1 K: 1 S: 7<br>H: 1 LOB: 0 BB: 0 P: 7 | R: 0 E: 0 K: 0 S: 3<br>H: 0 LOB: 0 BB: 0 P: 3 | 1B: 3 2B: 2 3B: 0 HR: 4<br>SF: 0 SAC: 1 DP: 1 HBP: 0 | | | | | | |

# TOP

## New York Yankees @ Washington Senators

D.C. Stadium, Washington, DC

Wed May 06 1964, 7:05 PM EDT

Unknown - 70 F

livebaseballscorecards.com

| | |
|---|---|
| AB | 37 |
| R | 9 |
| H | 9 |
| RBI | 8 |
| BB | 2 |
| SO | 3 |
| LOB | 10 |

| PITCHER | | IP | WLS | BF | H | R | ER | SO | BB | IBB | HBP | BLK | WP | HR | S | P | ERA | WHIP |
|---|---|---|---|---|---|---|---|---|---|---|---|---|---|---|---|---|---|---|
| Bennie Daniels, R<br>ERA: 3.91 | (1, 1) | 4.2 | L | 19 | 5 | 5 | 4 | 0 | 1 | 0 | 0 | 0 | 0 | 2 | 18 | 22 | 7.71 | 1.286 |
| Carl Bouldin, R<br>ERA: 5.49 | (5, 1) | 3.1 | | 18 | 4 | 4 | 1 | 3 | 1 | 0 | 0 | 0 | 0 | 2 | 23 | 27 | 2.70 | 1.500 |
| Steve Ridzik, R<br>ERA: 2.79 | (9, 1) | 1.0 | | 3 | 0 | 0 | 0 | 0 | 0 | 0 | 0 | 0 | 0 | 0 | 3 | 3 | 0.00 | 0.000 |

| PITCHER | IP | WLS | BF | H | R | ER | SO | BB | IBB | HBP | BLK | WP | HR | S | P | ERA | WHIP |
|---|---|---|---|---|---|---|---|---|---|---|---|---|---|---|---|---|---|

| Batter | 1 | 2 | 3 | 4 | 5 | 6 | 7 | 8 | 9 | AB | R | H | RBI | BB | SO | LOB |
|---|---|---|---|---|---|---|---|---|---|---|---|---|---|---|---|---|
| Don Zimmer, R (1, 5)<br>OBP: 0.273, SLG: 0.451 | 6-3 | | K | | L5 | | | E5 1B | | 4 | 0 | 0 | 0 | 0 | 1 | 0 |
| Don Blasingame, L (1, 4)<br>OBP: 0.333, SLG: 0.400 | HR 3B | | 1B | | | 3-1 | | 1-2 G1-4-3 1B | | 4 | 1 | 3 | 0 | 0 | 0 | 0 |
| Chuck Hinton, R (1, 7)<br>OBP: 0.338, SLG: 0.463 | 3-H HR | | K | | | F8 | | G1-4-3<br>1-2f | | 4 | 1 | 1 | 2 | 0 | 1 | 3 |
| Jim King, L (1, 9)<br>OBP: 0.271, SLG: 0.400 | K | | | F5 | | F2 | | | G4-6-3 1B | 4 | 0 | 1 | 0 | 0 | 1 | 0 |
| Bill Skowron, R (1, 3)<br>OBP: 0.267, SLG: 0.452 | F3 | | | FC5-4 1B | | | 3-1 2B | | K | 4 | 0 | 2 | 0 | 0 | 1 | 1 |
| Don Lock, R (1, 8)<br>OBP: 0.333, SLG: 0.235 | | F7 | | FC5-4<br>1-2f | | | 6-3 | | G4-6-3<br>1-2f | 4 | 0 | 0 | 0 | 0 | 0 | 3 |
| Ken Retzer, L (1, 2)<br>OBP: 0.240, SLG: 0.136 | | F6 | | 4-3 | | | 3-1<br>2-3 | | | 3 | 0 | 0 | 0 | 0 | 0 | 2 |
| Ed Brinkman, R (1, 6)<br>OBP: 0.190, SLG: 0.263 | | K | | | F8 | | L5 | | | 3 | 0 | 0 | 0 | 0 | 1 | 1 |
| Bennie Daniels, L (1, 1)<br>OBP: 0.222, SLG: 0.125 | | | K | | K | | | F8 | | 1 | 0 | 0 | 0 | 0 | 1 | 0 |
| Carl Bouldin, S (5, 1) | | | | | | | | | | 1 | 0 | 0 | 0 | 0 | 1 | 0 |
| Fred Valentine, S (8, PH)<br>OBP: 0.214, SLG: 0.308 | | | | | | | | | | 1 | 0 | 0 | 0 | 0 | 0 | 0 |
| Steve Ridzik, R (9, 1) | | | | | | | | | | 0 | 0 | 0 | 0 | 0 | 0 | 0 |
| Inning Stats | R: 2 H: 2<br>E: 0 LOB: 0<br>K: 1 BB: 0<br>S: 7 P: 7 | R: 0 H: 0<br>E: 0 LOB: 0<br>K: 1 BB: 0<br>S: 5 P: 5 | R: 0 H: 1<br>E: 0 LOB: 1<br>K: 3 BB: 0<br>S: 10 P: 10 | R: 0 H: 1<br>E: 0 LOB: 1<br>K: 0 BB: 0<br>S: 4 P: 4 | R: 0 H: 0<br>E: 0 LOB: 0<br>K: 1 BB: 0<br>S: 5 P: 5 | R: 0 H: 0<br>E: 0 LOB: 0<br>K: 0 BB: 0<br>S: 3 P: 3 | R: 0 H: 1<br>E: 0 LOB: 1<br>K: 0 BB: 0<br>S: 4 P: 4 | R: 0 H: 1<br>E: 1 LOB: 1<br>K: 0 BB: 0<br>S: 4 P: 4 | R: 0 H: 1<br>E: 0 LOB: 0<br>K: 1 BB: 0<br>S: 5 P: 5 | 1B: 4 SF: 0<br>2B: 1 SAC: 0<br>3B: 1 DP: 2<br>HR: 1 HBP: 0 | | | | | | WP: 0 PA: 33<br>PB: 0<br>SB: 0<br>CS: 0 | |

| PITCHER | | IP | WLS | BF | H | R | ER | SO | BB | IBB | HBP | BLK | WP | HR | S | P | ERA | WHIP |
|---|---|---|---|---|---|---|---|---|---|---|---|---|---|---|---|---|---|---|
| Jim Bouton, R<br>ERA: 2.9 | (1, 1) | 7.0 | W | 26 | 5 | 2 | 2 | 6 | 0 | 0 | 0 | 0 | 0 | 1 | 38 | 38 | 2.57 | 0.714 |
| Bill Stafford, R<br>ERA: | (8, 1) | 2.0 | S | 7 | 2 | 0 | 0 | 1 | 0 | 0 | 0 | 0 | 0 | 0 | 9 | 9 | 0.00 | 1.000 |

| PITCHER | IP | WLS | BF | H | R | ER | SO | BB | IBB | HBP | BLK | WP | HR | S | P | ERA | WHIP |
|---|---|---|---|---|---|---|---|---|---|---|---|---|---|---|---|---|---|

# BOTTOM

## New York Yankees @ Washington Senators

D.C. Stadium, Washington, DC

Wed May 06 1964, 7:05 PM EDT

Unknown - 70 F

livebaseballscorecards.com

| | |
|---|---|
| AB | 33 |
| R | 2 |
| H | 7 |
| RBI | 2 |
| BB | 0 |
| SO | 7 |
| LOB | 10 |

| Batter | 1 | 2 | 3 | 4 | 5 | 6 | 7 | 8 | 9 | AB | R | H | RBI | BB | SO | LOB |
|---|---|---|---|---|---|---|---|---|---|---|---|---|---|---|---|---|
| Tony Kubek, L (1, 6)<br>OBP: 0.242, SLG: 0.267 | E3 / F9 / 2B | K | | 1B (1-2) | | 1B (1B) | | L9 (2-3) | | 5 | 1 | 2 | 0 | 0 | 1 | 3 |
| Bobby Richardson, R (1, 4)<br>OBP: 0.314, SLG: 0.318 | F9 (1-2) | | 1B / HR / 1B | F7 | | 1B (1-3) | | 4-3 | | 5 | 1 | 2 | 0 | 0 | 0 | 5 |
| Hector Lopez, R (1, 7)<br>OBP: 0.282, SLG: 0.432 | K | | HR (1-3) / 1B | F8 | | F8 | | | 5-3 | 5 | 1 | 1 | 0 | 0 | 1 | 5 |
| Mickey Mantle, S (1, 8)<br>OBP: 0.353, SLG: 0.468 | 2B (2-H) | | HR (1-H, 3-H) | | 6-3 | | K | | 6-3 | 4 | 1 | 2 | 4 | 0 | 1 | 0 |
| Harry Bright, R (7, 3)<br>OBP: 0.400, SLG: 0.250 | | | | | | | | | | 1 | 0 | 0 | 0 | 0 | 0 | 0 |
| Elston Howard, R (1, 2)<br>OBP: 0.339, SLG: 0.333 | IBB | | 6-3 | | FC4-6 / 1B | | F9 | | 1B | 4 | 0 | 2 | 0 | 1 | 0 | 0 |
| Joe Pepitone, L (1, 3) (7, 8)<br>OBP: 0.246, SLG: 0.161 | F5 | | K | | K | | F8 | | F6 | 5 | 0 | 0 | 0 | 0 | 2 | 4 |
| Pedro Gonzalez, R (1, 9)<br>OBP: 0.381, SLG: 0.333 | | G3 / 1B | 5-3 | | FC4-6 (1-2f) | | | L9 / 2B | | 4 | 0 | 2 | 0 | 0 | 0 | 1 |
| Clete Boyer, R (1, 5)<br>OBP: 0.220, SLG: 0.208 | | G3 (1-2) | | F9 | | F8 | | BB | | 3 | 0 | 0 | 0 | 1 | 0 | 1 |
| Stan Williams, R (1, 1)<br>OBP: 0.500, SLG: 0.500 | | K | | 1B | | F4 | | K | | 2 | 0 | 1 | 0 | 0 | 1 | 1 |
| Tom Tresh, S (6, PH)<br>OBP: 0.434, SLG: 0.558 | | | | | | | | | | 1 | 0 | 0 | 0 | 0 | 0 | 0 |
| Bob Meyer, R (6, 1) | | | | | | | | | | 1 | 0 | 0 | 0 | 0 | 1 | 2 |
| Steve Hamilton, L (9, 1) | | | | | | | | | | 0 | 0 | 0 | 0 | 0 | 0 | 0 |
| Inning Stats | R: 1 E: 1 K: 1 S: 7 H: 1 LOB: 2 BB: 1 P: 11 | R: 0 E: 0 K: 2 S: 8 H: 1 LOB: 1 BB: 0 P: 8 | R: 3 E: 0 K: 1 S: 8 H: 3 LOB: 0 BB: 0 P: 8 | R: 0 E: 0 K: 0 S: 5 H: 2 LOB: 2 BB: 0 P: 5 | R: 0 E: 0 K: 1 S: 6 H: 1 LOB: 1 BB: 0 P: 6 | R: 0 E: 0 K: 0 S: 5 H: 2 LOB: 2 BB: 0 P: 5 | R: 0 E: 0 K: 1 S: 5 H: 0 LOB: 0 BB: 0 P: 5 | R: 0 E: 0 K: 1 S: 6 H: 1 LOB: 2 BB: 1 P: 10 | R: 0 E: 0 K: 0 S: 4 H: 1 LOB: 1 BB: 0 P: 4 | 1B: 9 2B: 2 3B: 0 HR: 1 | SF: 0 SAC: 0 DP: 0 HBP: 0 | | | | | |

| PITCHER | IP | WLS | BF | H | R | ER | SO | BB | IBB | HBP | BLK | WP | HR | S | P | ERA | WHIP |
|---|---|---|---|---|---|---|---|---|---|---|---|---|---|---|---|---|---|
| Claude Osteen, L (1, 1)<br>ERA: 3.79 | 5.2 | | 29 | 10 | 4 | 3 | 5 | 0 | 1 | 0 | 0 | 0 | 1 | 38 | 42 | 4.76 | 1.765 |
| Jim Duckworth, R (6, 1)<br>ERA: 1.5 | 2.1 | | 9 | 1 | 0 | 0 | 2 | 1 | 0 | 0 | 0 | 0 | 0 | 12 | 16 | 0.00 | 0.857 |
| Ron Kline, R (9, 1)<br>ERA: 1.17 | 1.0 | W | 4 | 1 | 0 | 0 | 0 | 0 | 0 | 0 | 0 | 0 | 0 | 4 | 4 | 0.00 | 1.000 |

| PITCHER | IP | WLS | BF | H | R | ER | SO | BB | IBB | HBP | BLK | WP | HR | S | P | ERA | WHIP |
|---|---|---|---|---|---|---|---|---|---|---|---|---|---|---|---|---|---|

# TOP

## New York Yankees @ Washington Senators

D.C. Stadium, Washington, DC

Wed May 06 1964, 7:05 PM EDT

Att. 32,026 - Unknown - 68 F

livebaseballscorecards.com

| | |
|---|---|
| AB | 40 |
| R | 4 |
| H | 12 |
| RBI | 4 |
| BB | 2 |
| SO | 7 |
| LOB | 22 |

| | |
|---|---|
| WP: 0 | PA: 42 |
| PB: 0 | |
| SB: 0 | |
| CS: 0 | |

| Batter | 1 | 2 | 3 | 4 | 5 | 6 | 7 | 8 | 9 | AB | R | H | RBI | BB | SO | LOB |
|---|---|---|---|---|---|---|---|---|---|---|---|---|---|---|---|---|
| Don Blasingame, L (1, 4)<br>OBP: 0.338, SLG: 0.381 | 4-0 1B BB | | 4-0 1B HR BB | x 0-0 1-3 ② | | S S S 0-3 K ③ | | | x 0-0 F7 ① | 3 | 1 | 0 | 0 | 2 | 1 | 2 |
| Ed Brinkman, R (1, 6)<br>OBP: 0.202, SLG: 0.263 | x 0-0 F7 ① | | x 0-0 1-2 HR 1B | x 0-0 F8 ③ | | | S S S 0-3 K ① | | B B B B 4-0 1B 1B BB | 4 | 2 | 1 | 0 | 1 | 1 | 3 |
| Chuck Hinton, R (1, 7)<br>OBP: 0.341, SLG: 0.500 | x 0-0 L9 ② | | x 0-0 1-H 2-H HR | | x 0-0 5-3 ① | | x 0-0 6-3 ② | | x 0-0 1B 1-3 PB 1B | 5 | 2 | 2 | 3 | 0 | 0 | 1 |
| Jim King, L (1, 9)<br>OBP: 0.297, SLG: 0.417 | x 0-0 1-3 1B | | x 0-0 CS 1B | | S S S 0-3 K ② | | x 0-0 3-1 ③ | | x 0-0 1-3 3-H 1B | 5 | 0 | 3 | 1 | 0 | 1 | 0 |
| Bill Skowron, R (1, 3)<br>OBP: 0.278, SLG: 0.455 | x 0-0 F8 ③ | | S S S 0-3 ① ② K 1-2 | | x 0-0 BB 1B | | | x 0-0 SH1-4 1B | 0-0 PB 3-H | 5 | 0 | 2 | 0 | 0 | 1 | 4 |
| Mike Brumley, L (1, 2)<br>OBP: 0.222, SLG: 0.214<br>Don Leppert, R (8, PH)<br>OBP: 0.091, SLG: 0.091<br>(9, 2) | | x 0-0 4-3 ① | x 0-0 F8 ③ | | B B B 4-0 1-2 BB | | | x 0-0 SH1-4 ① 1-2 | | 2 | 0 | 0 | 0 | 1 | 0 | 0 |
| | | | | | | | | | | 0 | 0 | 0 | 0 | 0 | 0 | 0 |
| Don Lock, R (1, 8)<br>OBP: 0.358, SLG: 0.296 | | x 0-0 3B | x 0-0 SH1-4 1B 1B | | x 0-0 F8 ③ | | | B B B B 4-0 BB | | 3 | 0 | 2 | 0 | 1 | 0 | 2 |
| John Kennedy, R (1, 5)<br>OBP: 0.351, SLG: 0.344<br>Don Zimmer, R (8, PH)<br>OBP: 0.268, SLG: 0.442<br>(9, 5) | | S S S 0-3 K ② | x 0-0 1-2 SH1-4 1B | | | S S S 0-3 K ① | | S S S 0-3 K ② | | 3 | 0 | 1 | 0 | 0 | 2 | 1 |
| | | | | | | | | | | 1 | 0 | 0 | 0 | 0 | 1 | 2 |
| Claude Osteen, L (1, 1)<br>OBP: 0.273, SLG: 0.364<br>Jim Duckworth, R (6, 1)<br>Ken Hunt, R (8, PH)<br>OBP: 0.314, SLG: 0.400<br>Ron Kline, R (9, 1) | | x 0-0 F7 ③ | | x 0-0 SH1-4 ① 1-2 2-3 | | x 0-0 L4 ② | | x 0-0 6-3 ③ | | 1 | 0 | 0 | 0 | 0 | 0 | 1 |
| | | | | | | | | | | 1 | 0 | 0 | 0 | 0 | 0 | 0 |
| | | | | | | | | | | 1 | 0 | 0 | 0 | 0 | 0 | 2 |
| | | | | | | | | | | 0 | 0 | 0 | 0 | 0 | 0 | 0 |
| Inning Stats | R: 0 E: 0 K: 0 S: 4 H: 1 LOB: 2 BB: 1 P: 8 | R: 0 E: 0 K: 1 S: 6 H: 1 LOB: 1 BB: 0 P: 6 | R: 3 E: 0 K: 1 S: 7 H: 3 LOB: 0 BB: 1 P: 11 | R: 0 E: 0 K: 0 S: 5 H: 2 LOB: 2 BB: 0 P: 5 | R: 0 E: 0 K: 1 S: 6 H: 1 LOB: 2 BB: 1 P: 10 | R: 0 E: 0 K: 2 S: 7 H: 0 LOB: 0 BB: 0 P: 7 | R: 0 E: 0 K: 1 S: 5 H: 0 LOB: 0 BB: 0 P: 5 | R: 0 E: 0 K: 1 S: 6 H: 1 LOB: 2 BB: 1 P: 10 | R: 2 E: 0 K: 0 S: 3 H: 2 LOB: 1 BB: 1 P: 7 | 1B: 9 2B: 1 3B: 1 HR: 1 | | SF: 0 SAC: 2 DP: 1 HBP: 0 | | | | |

| PITCHER | | IP | WLS | BF | H | R | ER | SO | BB | IBB | HBP | BLK | WP | HR | S | P | ERA | WHIP |
|---|---|---|---|---|---|---|---|---|---|---|---|---|---|---|---|---|---|---|
| Stan Williams, R<br>ERA: 5.4 | (1, 1) | 5.0 | | 25 | 8 | 3 | 3 | 3 | 3 | 0 | 0 | 0 | 0 | 1 | 28 | 40 | 5.40 | 2.200 |
| Bob Meyer, L<br>ERA: 4.82 | (6, 1) | 3.1 | L | 14 | 2 | 2 | 1 | 4 | 2 | 0 | 0 | 0 | 0 | 0 | 20 | 28 | 2.70 | 1.200 |
| Steve Hamilton, L<br>ERA: | (9, 1) | 0.0 | | 2 | 1 | 0 | 0 | 0 | 0 | 0 | 0 | 0 | 0 | 0 | 1 | 1 | ∞ | ∞ |

| PITCHER | IP | WLS | BF | H | R | ER | SO | BB | IBB | HBP | BLK | WP | HR | S | P | ERA | WHIP |
|---|---|---|---|---|---|---|---|---|---|---|---|---|---|---|---|---|---|

# BOTTOM

## New York Yankees @ Washington Senators

D.C. Stadium, Washington, DC

Wed May 06 1964, 7:05 PM EDT

Att. 32,026 - Unknown - 68 F

livebaseballscorecards.com

| | |
|---|---|
| AB | 34 |
| R | 5 |
| H | 11 |
| RBI | 4 |
| BB | 5 |
| SO | 7 |
| LOB | 18 |

| | | | | | | |
|---|---|---|---|---|---|---|
| 1B: 9 | SF: 0 | WP: 0 | PA: 41 |
| 2B: 1 | SAC: 2 | PB: 1 | |
| 3B: 1 | DP: 1 | SB: 0 | |
| HR: 1 | HBP: 0 | CS: 1 | |

| Batter | 1 | 2 | 3 | 4 | 5 | 6 | 7 | 8 | 9 | AB | R | H | RBI | BB | SO | LOB |
|---|---|---|---|---|---|---|---|---|---|---|---|---|---|---|---|---|
| Tony Kubek, L (1, 6)<br>OBP: 0.231, SLG: 0.250 | 4-3 | | 4-3 / F8 | | | 1-3 | 1-3 | | S<br>1-2<br>2-3<br>3-H | 6 | 0 | 1 | 1 | 0 | 0 | 3 |
| Bobby Richardson, R (1, 4)<br>OBP: 0.329, SLG: 0.329 | 2-3 | | 1B<br>1B | G5-4-3<br>BB | | S<br>1B | | F8 | SF8<br>3-H | 4 | 2 | 2 | 1 | 1 | 0 | 0 |
| Hector Lopez, R (1, 7)<br>OBP: 0.311, SLG: 0.465 | 2B | | 1-3<br>1B | G5-4-3<br>1-2f | | BB<br>1-H | | F7 | K<br>1-2<br>2-3 | 6 | 1 | 3 | 1 | 0 | 1 | 3 |
| Mickey Mantle, S (1, 8)<br>OBP: 0.393, SLG: 0.480 | IBB | | K | 1B | | 1-2 | | 1B | | 3 | 0 | 2 | 0 | 2 | 1 | 2 |
| Joe Pepitone, L (1, 3)<br>OBP: 0.243, SLG: 0.164 | F8 | | 1B<br>2B<br>2-H<br>3-H | F5<br>1B | | F9 | | 4-3 | | 5 | 1 | 1 | 2 | 0 | 0 | 6 |
| Johnny Blanchard, L (1, 9)<br>OBP: 0.375, SLG: 0.235<br>Pedro Gonzalez, R (7, PR)<br>OBP: 0.409, SLG: 0.368<br>(7, 9) | | F8<br>2B<br>1-2 | 1B | L6-3<br>BB | | F8<br>1-3<br>1B<br>BB | | | 1B<br>HBP<br>1B | 2<br>1 | 1<br>2 | 1<br>1 | 0<br>0 | 2<br>0 | 0<br>0 | 0<br>0 |
| Elston Howard, R (1, 2)<br>OBP: 0.359, SLG: 0.362 | | FC5-4<br>1B | 1-3<br>2-H<br>1B | F8 | | | 1-3<br>1-2 | | 1B<br>1B<br>1-2<br>SF8<br>HBP | 4 | 2 | 2 | 1 | 0 | 0 | 2 |
| Clete Boyer, R (1, 5)<br>OBP: 0.234, SLG: 0.211 | | FC5-4<br>1-2f | 1B<br>IBB | L6-3<br>1-2 | | F8<br>2-3 | | | S<br>1B<br>1-2<br>2-3 | 4 | 0 | 1 | 0 | 1 | 0 | 4 |
| Al Downing, R (1, 1)<br>OBP: 0.111, SLG: 0.111<br>Pete Mikkelsen, R (5, 1)<br>Tom Tresh, S (7, PH)<br>OBP: 0.444, SLG: 0.568<br>Archie Moore, L (7, PR)<br>Hal Reniff, R (7, 1) | | F9 | 1-3<br>2-H<br>3-H<br>1B | | | K | 3-H | | K | 2<br>1<br>1<br>0<br>1 | 0<br>0<br>0<br>0<br>0 | 1<br>0<br>1<br>0<br>0 | 2<br>0<br>1<br>0<br>0 | 0<br>1<br>0<br>0<br>1 | 0<br>0<br>0<br>0<br>3 | 1<br>0<br>0<br>0<br>3 |
| Inning Stats | R: 0<br>E: 0<br>K: 0<br>S: 4<br>H: 1<br>LOB: 2<br>BB: 1<br>P: 8 | R: 0<br>E: 0<br>K: 0<br>S: 4<br>H: 1<br>LOB: 1<br>BB: 0<br>P: 4 | R: 5<br>E: 0<br>K: 1<br>S: 11<br>H: 6<br>LOB: 2<br>BB: 1<br>P: 15 | R: 0<br>E: 0<br>K: 0<br>S: 3<br>H: 1<br>LOB: 1<br>BB: 1<br>P: 7 | R: 0<br>E: 0<br>K: 0<br>S: 2<br>H: 0<br>LOB: 0<br>BB: 1<br>P: 6 | R: 1<br>E: 0<br>K: 1<br>S: 7<br>H: 2<br>LOB: 2<br>BB: 1<br>P: 11 | R: 1<br>E: 0<br>K: 0<br>S: 4<br>H: 1<br>LOB: 1<br>BB: 1<br>P: 8 | R: 0<br>E: 0<br>K: 0<br>S: 4<br>H: 1<br>LOB: 1<br>BB: 0<br>P: 4 | R: 2<br>E: 0<br>K: 2<br>S: 10<br>H: 3<br>LOB: 2<br>BB: 0<br>P: 11 | 1B: 14<br>2B: 3<br>3B: 0<br>HR: 0<br>SF: 1<br>SAC: 0<br>DP: 2<br>HBP: 1 | | | | | | |

| PITCHER | | IP | WLS | BF | H | R | ER | SO | BB | IBB | HBP | BLK | WP | HR | S | P | ERA | WHIP |
|---|---|---|---|---|---|---|---|---|---|---|---|---|---|---|---|---|---|---|
| Dave Stenhouse, R<br>ERA: 9.28 | (1, 1) | 2.2 | | 15 | 6 | 4 | 4 | 1 | 0 | 1 | 0 | 0 | 0 | 0 | 16 | 20 | 13.50 | 2.250 |
| Howie Koplitz, R<br>ERA: 6.97 | (3, 1) | 1.1 | | 8 | 3 | 1 | 1 | 0 | 1 | 1 | 0 | 0 | 0 | 0 | 6 | 14 | 6.75 | 3.000 |
| Marshall Bridges, L<br>ERA: 5.25 | (5, 1) | 4.0 | L | 19 | 5 | 3 | 3 | 1 | 3 | 0 | 0 | 0 | 0 | 0 | 18 | 30 | 6.75 | 2.000 |
| Ron Kline, R<br>ERA: 2.08 | (9, 1) | 1.0 | | 6 | 2 | 1 | 1 | 2 | 0 | 0 | 1 | 0 | 0 | 0 | 9 | 10 | 9.00 | 2.000 |

PITCHER IP WLS BF H R ER SO BB IBB HBP BLK WP HR S P ERA WHIP

# TOP

## New York Yankees @ Washington Senators

D.C. Stadium, Washington, DC

Thu May 07 1964, 7:05 PM EDT

Att. 10,485 - Unknown - 80 F

livebaseballscorecards.com

| | |
|---|---|
| AB | 40 |
| R | 9 |
| H | 16 |
| RBI | 9 |
| BB | 6 |
| SO | 4 |
| LOB | 24 |

WP: 0 PA: 48
PB: 0
SB: 3
CS: 0

# BOTTOM

## New York Yankees @ Washington Senators

D.C. Stadium, Washington, DC

Thu May 07 1964, 7:05 PM EDT

Att. 10,485 - Unknown - 80 F

livebaseballscorecards.com

| Batter | 1 | 2 | 3 | 4 | 5 | 6 | 7 | 8 | 9 | AB | R | H | RBI | BB | SO | LOB |
|---|---|---|---|---|---|---|---|---|---|---|---|---|---|---|---|---|
| Don Blasingame, L (1, 4)<br>OBP: 0.315, SLG: 0.353 | 5-3 | | F7 | | K | 2-3 | | | F7 | 5 | 0 | 0 | 0 | 0 | 1 | 0 |
| Ed Brinkman, R (1, 6)<br>OBP: 0.202, SLG: 0.271 | HR 2B | | 1-3 | | E3 2B SF7 | | F7 | | 6-3 | 5 | 2 | 1 | 0 | 0 | 0 | 0 |
| Chuck Hinton, R (1, 7)<br>OBP: 0.360, SLG: 0.526 | K | | | BB 1B 1B | 1-3 1B 2B | | G4-3 1B | | | 4 | 2 | 3 | 0 | 0 | 1 | 1 |
| Bill Skowron, R (1, 3)<br>OBP: 0.277, SLG: 0.488 | 2-H HR | | | F3 | SF7 3-H | | G4-3 1-2f | | | 3 | 1 | 1 | 3 | 0 | 0 | 2 |
| Don Lock, R (1, 9) (6, 8)<br>OBP: 0.380, SLG: 0.304 | F8 | | | 1B 1-2 1B BB | BB 2-H 1B | | | SH1-4 BB | | 2 | 1 | 1 | 1 | 2 | 0 | 0 |
| Don Leppert, R (1, 2)<br>OBP: 0.214, SLG: 0.154 | | 6-3 | | 1B 1-2 2-H 1B | 1-2 BB | | | SH1-4 1-2 | | 2 | 0 | 1 | 1 | 1 | 0 | 0 |
| Ken Hunt, R (1, 8)<br>OBP: 0.297, SLG: 0.375 | | K | | K | 3-1 | | | F4 | | 2 | 0 | 0 | 0 | 0 | 2 | 2 |
| Jim King, L (5, PH) (6, 9)<br>OBP: 0.288, SLG: 0.403 | | | | | | | | | | 2 | 0 | 0 | 0 | 0 | 0 | 3 |
| John Kennedy, R (1, 5)<br>OBP: 0.341, SLG: 0.333 | | F9 | | 1-2 2-H 1B | | K | | 6-3 | | 4 | 0 | 1 | 1 | 0 | 1 | 1 |
| Dave Stenhouse, R (1, 1)<br>OBP: 1.000, SLG: 1.000 | | | K2-3 | F5 | | 6-3 | | | 5-3 | 0 | 0 | 0 | 0 | 0 | 0 | 0 |
| Howie Koplitz, R (3, 1) | | | | | | | | | | 1 | 0 | 0 | 0 | 0 | 1 | 0 |
| Don Zimmer, R (4, PH)<br>OBP: 0.263, SLG: 0.434 | | | | | | | | | | 1 | 0 | 0 | 0 | 0 | 0 | 2 |
| Marshall Bridges, S (5, 1) | | | | | | | | | | 1 | 0 | 0 | 0 | 0 | 0 | 0 |
| Ron Kline, R (9, 1) | | | | | | | | | | 0 | 0 | 0 | 0 | 0 | 0 | 0 |
| Dick Phillips, L (9, PH)<br>OBP: 0.316, SLG: 0.235 | | | | | | | | | | 1 | 0 | 0 | 0 | 0 | 0 | 0 |
| Inning Stats | R: 2 E: 0 K: 1 S: 7 H: 2 LOB: 0 BB: 0 P: 7 | R: 0 E: 0 K: 1 S: 5 H: 0 LOB: 0 BB: 0 P: 5 | R: 0 E: 0 K: 1 S: 5 H: 0 LOB: 0 BB: 0 P: 5 | R: 2 E: 0 K: 1 S: 8 H: 3 LOB: 2 BB: 1 P: 12 | R: 2 E: 1 K: 1 S: 8 H: 2 LOB: 2 BB: 1 P: 12 | R: 0 E: 0 K: 1 S: 5 H: 0 LOB: 0 BB: 0 P: 5 | R: 0 E: 0 K: 0 S: 3 H: 1 LOB: 0 BB: 0 P: 3 | R: 0 E: 0 K: 0 S: 3 H: 0 LOB: 1 BB: 1 P: 7 | R: 0 E: 0 K: 0 S: 3 H: 0 LOB: 0 BB: 0 P: 3 | 1B: 5 2B: 2 3B: 0 HR: 1 | SF: 1 SAC: 1 DP: 1 HBP: 0 | | | | | | |

| | |
|---|---|
| AB | 33 |
| R | 6 |
| H | 8 |
| RBI | 6 |
| BB | 3 |
| SO | 6 |
| LOB | 11 |

WP: 0 PB: 0 SB: 0 CS: 0 PA: 38

| PITCHER | | IP | WLS | BF | H | R | ER | SO | BB | IBB | HBP | BLK | WP | HR | S | P | ERA | WHIP |
|---|---|---|---|---|---|---|---|---|---|---|---|---|---|---|---|---|---|---|
| Al Downing, L<br>ERA: 1.96 | (1, 1) | 4.2 | | 24 | 7 | 6 | 4 | 5 | 2 | 0 | 0 | 0 | 0 | 1 | 32 | 40 | 7.71 | 1.929 |
| Pete Mikkelsen, R<br>ERA: 6.35 | (5, 1) | 1.1 | W | 4 | 0 | 0 | 0 | 1 | 0 | 0 | 0 | 0 | 0 | 0 | 6 | 6 | 0.00 | 0.000 |
| Hal Reniff, R<br>ERA: | (7, 1) | 3.0 | S | 10 | 1 | 0 | 0 | 0 | 1 | 0 | 0 | 0 | 0 | 0 | 9 | 13 | 0.00 | 0.667 |

| PITCHER | IP | WLS | BF | H | R | ER | SO | BB | IBB | HBP | BLK | WP | HR | S | P | ERA | WHIP |
|---|---|---|---|---|---|---|---|---|---|---|---|---|---|---|---|---|---|

| Batter | 1 | 2 | 3 | 4 | 5 | 6 | 7 | 8 | 9 | AB | R | H | RBI | BB | SO | LOB |
|---|---|---|---|---|---|---|---|---|---|---|---|---|---|---|---|---|
| Tony Kubek, L (1, 6)<br>OBP: 0.273, SLG: 0.341 | FC1-6 1B | BB WP 2B<br>2-H | | F7 ① | | F8 ③ | | | 1B 2B 2B | 5 | 2 | 3 | 1 | 0 | 0 | 0 |
| Bobby Richardson, R (1, 4)<br>OBP: 0.346, SLG: 0.338 | FC1-6 ①<br>2B HR<br>1-2f | B B B B<br>WP BB BB | | F7 1B | | | 6-3 ① | | IBB 2B 1B<br>2-3 | 4 | 2 | 2 | 0 | 1 | 0 | 1 |
| Hector Lopez, R (1, 9)<br>(9, 7)<br>OBP: 0.300, SLG: 0.458 | HR 2B<br>1-3 | S S S<br>K ② | | F3 ② | | | S S S<br>K ② | | F8 ① | 5 | 1 | 1 | 0 | 0 | 2 | 5 |
| Mickey Mantle, S (1, 8)<br>OBP: 0.426, SLG: 0.538<br>Pedro Gonzalez, R (9, PR)<br>(9, 9)<br>OBP: 0.409, SLG: 0.368 | HR<br>2-H<br>3-H | B B B B<br>WP BB<br>1-2<br>2-3 | | 6-3 ③ | | | B B B B<br>BB | | I I I I<br>2B IBB<br>1-2 | 2<br>0 | 1<br>1 | 1<br>0 | 3<br>0 | 3<br>0 | 0<br>0 | 1<br>0 |
| Tom Tresh, S (1, 7)<br>OBP: 0.424, SLG: 0.531<br>Archie Moore, L (9, 3) | 1B | 4-3 ③<br>1-2<br>2-3<br>3-H | | | F8 ① | | G3 ③ | | L7 ② | 5<br>0 | 0<br>0 | 1<br>0 | 0<br>0 | 0<br>0 | 0<br>0 | 6<br>0 |
| Elston Howard, R (1, 2)<br>OBP: 0.362, SLG: 0.397 | F9 ② | 4-3 2B | | | F2 ② | | | 6-3 ① | 3B 2B<br>1-H<br>2-H<br>3-H | 5 | 1 | 2 | 3 | 0 | 0 | 1 |
| Joe Pepitone, L (1, 3)<br>(9, 8)<br>OBP: 0.253, SLG: 0.212 | 4-3 ③ | S S S<br>K ① | | | 4-3 ③ | | | 1B 3B<br>2-H | 1B 3B | 5 | 1 | 2 | 1 | 0 | 1 | 2 |
| Clete Boyer, R (1, 5)<br>OBP: 0.246, SLG: 0.213 | | B B B B<br>SH5-4 BB<br>2B | 4-3 ②<br>2-3 | | | F5 ① | | F9 ② | 1B<br>3-H | 4 | 1 | 1 | 1 | 1 | 0 | 2 |
| Ralph Terry, R (1, 1)<br>OBP: 0.167, SLG: 0.333 | | SH5-4 ①<br>1-2 | K ③ | | | K ② | | 1-3 ③ | 5-3 ③ | 4 | 0 | 0 | 0 | 0 | 2 | 3 |
| Inning Stats | R: 3 H: 4<br>E: 0 LOB: 1<br>K: 0 BB: 0<br>S: 7 P: 7 | R: 2 H: 1<br>E: 0 LOB: 2<br>K: 1 BB: 3<br>S: 6 P: 18 | R: 0 H: 1<br>E: 0 LOB: 1<br>K: 2 BB: 0<br>S: 8 P: 8 | R: 0 H: 1<br>E: 0 LOB: 1<br>K: 0 BB: 0<br>S: 4 P: 4 | R: 0 H: 0<br>E: 0 LOB: 0<br>K: 0 BB: 0<br>S: 3 P: 3 | R: 0 H: 0<br>E: 0 LOB: 1<br>K: 1 BB: 1<br>S: 5 P: 5 | R: 0 H: 0<br>E: 0 LOB: 1<br>K: 1 BB: 1<br>S: 5 P: 9 | R: 0 H: 1<br>E: 0 LOB: 1<br>K: 0 BB: 0<br>S: 4 P: 4 | R: 5 H: 5<br>E: 0 LOB: 1<br>K: 0 BB: 1<br>S: 8 P: 12 | 1B: 6 SF: 0<br>2B: 5 SAC: 1<br>3B: 1 DP: 0<br>HR: 1 HBP: 0 | | | | | | WP: 1 PA: 45<br>PB: 0<br>SB: 0<br>CS: 0 |

# TOP

## New York Yankees @ Cleveland Indians

Cleveland Municipal Stadium, Cleveland, OH

Fri May 08 1964, 7:05 PM EDT
Att. 20,877 - Overcast - 70 F

livebaseballscorecards.com

| | |
|---|---|
| AB | 39 |
| R | 10 |
| H | 13 |
| RBI | 9 |
| BB | 5 |
| SO | 5 |
| LOB | 21 |

| PITCHER | | IP | WLS | BF | H | R | ER | SO | BB | IBB | HBP | BLK | WP | HR | S | P | ERA | WHIP |
|---|---|---|---|---|---|---|---|---|---|---|---|---|---|---|---|---|---|---|
| Tommy John, L<br>ERA: 2.89 | (1, 1) | 0.1 | L | 5 | 4 | 3 | 3 | 0 | 0 | 0 | 0 | 0 | 0 | 1 | 5 | 5 | 81.00 | 12.000 |
| Don McMahon, R<br>ERA: 2.92 | (1, 1) | 1.2 | | 9 | 1 | 2 | 2 | 1 | 3 | 0 | 0 | 0 | 1 | 0 | 8 | 20 | 10.80 | 2.400 |
| Jerry Walker, R<br>ERA: 3.86 | (3, 1) | 4.0 | | 14 | 2 | 0 | 0 | 3 | 0 | 0 | 0 | 0 | 0 | 0 | 20 | 20 | 0.00 | 0.500 |
| Tom Kelley, R<br>ERA: 12.27 | (7, 1) | 2.2 | | 15 | 5 | 5 | 5 | 1 | 1 | 1 | 0 | 0 | 0 | 0 | 15 | 23 | 16.88 | 2.250 |
| Gary Bell, R<br>ERA: 4.5 | (9, 1) | 0.1 | | 2 | 1 | 0 | 0 | 0 | 0 | 0 | 0 | 0 | 0 | 0 | 2 | 2 | 0.00 | 3.000 |

| PITCHER | IP | WLS | BF | H | R | ER | SO | BB | IBB | HBP | BLK | WP | HR | S | P | ERA | WHIP |
|---|---|---|---|---|---|---|---|---|---|---|---|---|---|---|---|---|---|

# New York Yankees @ Cleveland Indians

Cleveland Municipal Stadium, Cleveland, OH

Fri May 08 1964, 7:05 PM EDT
Att. 20,877 - Overcast - 70 F

livebaseballscorecards.com

## BOTTOM

| Batter | 1 | 2 | 3 | 4 | 5 | 6 | 7 | 8 | 9 | AB | R | H | RBI | BB | SO | LOB |
|---|---|---|---|---|---|---|---|---|---|---|---|---|---|---|---|---|
| Dick Howser, R (1, 6)<br>OBP: 0.365, SLG: 0.382 | F5 | | | G5-4-3 1B | | 5-3 | | | 6-3 | 4 | 0 | 1 | 0 | 0 | 0 | 0 |
| Larry Brown, R (1, 4)<br>OBP: 0.316, SLG: 0.529 | F3 | | | G5-4-3<br>1-2f | | | L8 | | HR BB | 3 | 1 | 0 | 0 | 1 | 0 | 1 |
| Leon Wagner, L (1, 7)<br>OBP: 0.388, SLG: 0.574 | F8 | | | K2-3 | | | F4 | | 1-H HR | 4 | 1 | 1 | 2 | 0 | 1 | 0 |
| Fred Whitfield, L (1, 3)<br>OBP: 0.333, SLG: 0.324 | | 3-1 | | | G3-6-3 1B | | F6 | | 1B BB | 3 | 0 | 1 | 0 | 1 | 0 | 0 |
| Tito Francona, L (1, 9)<br>OBP: 0.453, SLG: 0.379 | | K | | | G3-6-3<br>1-2f | | | E3 | 1-2 1B | 4 | 0 | 1 | 0 | 0 | 1 | 1 |
| Joe Azcue, R (1, 2)<br>OBP: 0.212, SLG: 0.355 | | K | | | 6-3 | | | F3 | L9 | 4 | 0 | 0 | 0 | 0 | 1 | 3 |
| Woodie Held, R (1, 8)<br>OBP: 0.296, SLG: 0.476 | | | 5-3 | | | F5 | | K | | 3 | 0 | 0 | 0 | 0 | 1 | 1 |
| Max Alvis, R (1, 5)<br>OBP: 0.270, SLG: 0.380 | | | 6-3 | | | F7 | | F5 | | 3 | 0 | 0 | 0 | 0 | 0 | 1 |
| Tommy John, R (1, 1)<br>OBP: 0.250, SLG: 0.250<br>Don McMahon, R (1, 1)<br>OBP: 0.500, SLG: 0.500<br>Jerry Walker, S (3, 1)<br>Bob Chance, L (6, PH)<br>OBP: 0.333, SLG: 1.333<br>Tom Kelley, R (7, 1)<br>Gary Bell, R (9, 1)<br>OBP: 0.500, SLG: 0.500<br>Al Luplow, L (9, PH) | | | 6-3 | | | HR | | | K | 0<br>0<br>1<br>1<br>0<br>0<br>1 | 0<br>0<br>0<br>1<br>0<br>0<br>0 | 0<br>0<br>0<br>1<br>0<br>0<br>0 | 0<br>0<br>0<br>1<br>0<br>0<br>0 | 0<br>0<br>0<br>0<br>0<br>0<br>1 | 0<br>0<br>0<br>0<br>0<br>0<br>0 | 0<br>0<br>0<br>0<br>0<br>0<br>0 |
| Inning Stats | R: 0 E: 0 K: 0 S: 3 H: 0 LOB: 0 BB: 0 P: 3 | R: 0 E: 0 K: 2 S: 7 H: 0 LOB: 0 BB: 0 P: 7 | R: 0 E: 0 K: 0 S: 3 H: 0 LOB: 0 BB: 0 P: 3 | R: 0 E: 0 K: 1 S: 5 H: 1 LOB: 0 BB: 0 P: 5 | R: 0 E: 0 K: 0 S: 3 H: 1 LOB: 0 BB: 0 P: 3 | R: 1 E: 0 K: 0 S: 4 H: 1 LOB: 0 BB: 0 P: 4 | R: 0 E: 0 K: 0 S: 3 H: 0 LOB: 0 BB: 0 P: 3 | R: 0 E: 1 K: 1 S: 6 H: 0 LOB: 1 BB: 0 P: 6 | R: 2 E: 0 K: 1 S: 7 H: 2 LOB: 2 BB: 2 P: 15 | 1B: 3 2B: 0 3B: 0 HR: 2 | SF: 0 SAC: 0 DP: 2 HBP: 0 | | | | | | |

| | AB | 31 |
|---|---|---|
| | R | 3 |
| | H | 5 |
| | RBI | 3 |
| | BB | 2 |
| | SO | 5 |
| | LOB | 7 |

WP: 0 PB: 0 SB: 0 CS: 0 — PA: 33

| PITCHER | | IP | WLS | BF | H | R | ER | SO | BB | IBB | HBP | BLK | WP | HR | S | P | ERA | WHIP |
|---|---|---|---|---|---|---|---|---|---|---|---|---|---|---|---|---|---|---|
| Ralph Terry, R<br>ERA: 3.6 | (1, 1) | 9.0 | W | 33 | 5 | 3 | 3 | 5 | 2 | 0 | 0 | 0 | 0 | 2 | 41 | 49 | 3.00 | 0.778 |

# New York Yankees @ Cleveland Indians

Cleveland Municipal Stadium, Cleveland, OH

Sat May 09 1964, 3:33 AM EDT
Att. 8,106 - Unknown - 70 F

TOP

livebaseballscorecards.com

| Batter | 1 | 2 | 3 | 4 | 5 | 6 | 7 | 8 | 9 | AB | R | H | RBI | BB | SO | LOB |
|---|---|---|---|---|---|---|---|---|---|---|---|---|---|---|---|---|
| Tony Kubek, L (1, 6)<br>OBP: 0.292, SLG: 0.409 | HR | | FC4-6, G6-4-3, 1-2f | | | K | | BB | | 3 | 2 | 1 | 1 | 1 | 1 | 1 |
| Bobby Richardson, R (1, 4)<br>OBP: 0.353, SLG: 0.359 | G3 | | G6-4-3, 1-2f | | | HR, 1B | | 1-H, 2B | | 4 | 1 | 2 | 1 | 0 | 0 | 1 |
| Hector Lopez, R (1, 9)<br>OBP: 0.315, SLG: 0.510 | K | | | BB, G4-3 | | HR, 1-H | | K | | 3 | 1 | 1 | 2 | 1 | 2 | 1 |
| Pedro Gonzalez, R (8, 9)<br>OBP: 0.409, SLG: 0.368 | | | | | | | | | | 0 | 0 | 0 | 0 | 0 | 0 | 0 |
| Mickey Mantle, S (1, 8)<br>OBP: 0.431, SLG: 0.582 | HR | | | K | | G3 | | IBB | | 3 | 1 | 1 | 1 | 1 | 1 | 1 |
| Phil Linz, R (8, PR) (8, 7)<br>OBP: 0.194, SLG: 0.167 | | | | | | | | | | 0 | 0 | 0 | 0 | 0 | 0 | 0 |
| Tom Tresh, S (1, 7) (8, 8)<br>OBP: 0.397, SLG: 0.491 | K | | | G4-3, 1-2f | | 4-3 | | L8 | | 4 | 0 | 0 | 0 | 0 | 1 | 3 |
| Archie Moore, L (9, 3) | | | | | | | | | | 0 | 0 | 0 | 0 | 0 | 0 | 0 |
| Joe Pepitone, L (1, 3) (9, 8)<br>OBP: 0.266, SLG: 0.271 | | G5-6-3, 1B | | | HR | | L7 | | 4-3 | 4 | 1 | 2 | 1 | 0 | 0 | 0 |
| Johnny Blanchard, L (1, 2)<br>OBP: 0.357, SLG: 0.200 | | G5-6-3, 1-2f | | | 4-3 | | F4 | | G6-4-3, BB | 3 | 0 | 0 | 0 | 1 | 0 | 1 |
| Clete Boyer, R (1, 5)<br>OBP: 0.233, SLG: 0.200 | | 6-3 | | | F9 | | F6 | | G6-4-3, 1-2f | 4 | 0 | 0 | 0 | 0 | 0 | 1 |
| Whitey Ford, L (1, 1)<br>OBP: 0.188, SLG: 0.071 | | | FC4-6, 1B | | 1-3 | | | K | | 2 | 0 | 1 | 0 | 0 | 0 | 0 |
| Pete Mikkelsen, R (7, 1) | | | | | | | | | | 1 | 0 | 0 | 0 | 0 | 1 | 0 |

| | AB | 31 |
|---|---|---|
| | R | 6 |
| | H | 8 |
| | RBI | 6 |
| | BB | 4 |
| | SO | 6 |
| | LOB | 9 |

| Inning Stats | 1 | 2 | 3 | 4 | 5 | 6 | 7 | 8 | 9 |
|---|---|---|---|---|---|---|---|---|---|
| | R: 2<br>E: 0<br>K: 2<br>S: 9 | H: 2<br>LOB: 0<br>BB: 0<br>P: 9 | R: 0<br>E: 0<br>K: 0<br>S: 3 | H: 1<br>LOB: 0<br>BB: 0<br>P: 3 | R: 0<br>E: 1<br>K: 0<br>S: 3 | H: 1<br>LOB: 1<br>BB: 0<br>P: 3 | R: 0<br>E: 0<br>K: 1<br>S: 4 | H: 0<br>LOB: 0<br>BB: 1<br>P: 8 | R: 1<br>E: 0<br>K: 0<br>S: 4 | H: 1<br>LOB: 0<br>BB: 0<br>P: 4 |
| | R: 2<br>E: 0<br>K: 1<br>S: 7 | H: 2<br>LOB: 0<br>BB: 0<br>P: 7 | R: 0<br>E: 0<br>K: 0<br>S: 3 | H: 0<br>LOB: 0<br>BB: 0<br>P: 3 | R: 1<br>E: 0<br>K: 2<br>S: 8 | H: 1<br>LOB: 2<br>BB: 2<br>P: 16 | R: 0<br>E: 0<br>K: 0<br>S: 2 | H: 0<br>LOB: 0<br>BB: 1<br>P: 6 | | |

| 1B: 3 | SF: 0 | WP: 0 | PA: 35 |
|---|---|---|---|
| 2B: 1 | SAC: 0 | PB: 0 | |
| 3B: 0 | DP: 4 | SB: 0 | |
| HR: 4 | HBP: 0 | CS: 0 | |

| PITCHER | | IP | WLS | BF | H | R | ER | SO | BB | IBB | HBP | BLK | WP | HR | S | P | ERA | WHIP |
|---|---|---|---|---|---|---|---|---|---|---|---|---|---|---|---|---|---|---|
| Pedro Ramos, R<br>ERA: 3.19 | (1, 1) | 6.0 | L | 23 | 7 | 5 | 5 | 4 | 1 | 0 | 0 | 0 | 0 | 4 | 30 | 34 | 7.50 | 1.333 |
| Gary Bell, R<br>ERA: 4.2 | (7, 1) | 3.0 | | 12 | 1 | 1 | 1 | 2 | 2 | 1 | 0 | 0 | 0 | 0 | 13 | 25 | 3.00 | 1.000 |

| PITCHER | IP | WLS | BF | H | R | ER | SO | BB | IBB | HBP | BLK | WP | HR | S | P | ERA | WHIP |
|---|---|---|---|---|---|---|---|---|---|---|---|---|---|---|---|---|---|

# New York Yankees @ Cleveland Indians

Cleveland Municipal Stadium, Cleveland, OH

Sat May 09 1964, 3:33 AM EDT
Att. 8,106 - Unknown - 70 F

livebaseballscorecards.com

| Batter | 1 | 2 | 3 | 4 | 5 | 6 | 7 | 8 | 9 | AB | R | H | RBI | BB | SO | LOB |
|---|---|---|---|---|---|---|---|---|---|---|---|---|---|---|---|---|
| Dick Howser, R (1, 6) OBP: 0.367, SLG: 0.375 | 4-3 | | FC5-4 1B 1-2f | | 1B 1-2 BB | | L9 | | 1B | 4 | 0 | 1 | 0 | 1 | 0 | 1 |
| Larry Brown, R (1, 4) OBP: 0.333, SLG: 0.500 | FC6-4 1B | | 1-2 1B | | F6 | | 5-3 | | F3 | 5 | 0 | 2 | 0 | 0 | 0 | 3 |
| Leon Wagner, L (1, 7) OBP: 0.381, SLG: 0.556 | K | | K | | 1-3 2-H 1B | | K | | | 4 | 0 | 1 | 1 | 0 | 3 | 3 |
| Al Smith, R (1, 9) OBP: 0.185, SLG: 0.240 | FC6-4 1-2f | | F7 | | K | | | K | | 3 | 0 | 0 | 0 | 0 | 1 | 5 |
| Bob Chance, L (8, PH) OBP: 0.250, SLG: 1.000 (9, 3) | | | | | | | | | | 1 | 0 | 0 | 0 | 0 | 1 | 0 |
| Joe Azcue, R (1, 2) OBP: 0.270, SLG: 0.514 | | 2B | | K | | FC4-6 1B | | HR | | 4 | 1 | 3 | 1 | 0 | 1 | 0 |
| Woodie Held, R (1, 8) OBP: 0.280, SLG: 0.448 | | K | | F6 | | FC4-6 1B 1-2f | | K | | 4 | 0 | 0 | 0 | 0 | 2 | 2 |
| Max Alvis, R (1, 5) OBP: 0.269, SLG: 0.373 | | K | | L9 | | 1-2 1B | | K | | 4 | 0 | 1 | 0 | 0 | 2 | 1 |
| Tito Francona, L (1, 3) OBP: 0.430, SLG: 0.355 (9, 9) | | 6-3 | | | F3 | F8 | | | 4-3 | 4 | 0 | 0 | 0 | 0 | 0 | 3 |
| Pedro Ramos, S (1, 1) OBP: 0.455, SLG: 0.400 | | | FC5-4 1B | | BB 1B 1B | F9 | | | 3-1 | 2 | 1 | 2 | 0 | 0 | 0 | 0 |
| Wally Post, R (6, PH) | | | | | | | | | | 1 | 0 | 0 | 0 | 0 | 0 | 2 |
| Gary Bell, R (7, 1) OBP: 0.500, SLG: 0.500 | | | | | | | | | | 0 | 0 | 0 | 0 | 0 | 0 | 0 |
| Fred Whitfield, L (9, PH) OBP: 0.325, SLG: 0.314 | | | | | | | | | | 1 | 0 | 0 | 0 | 0 | 0 | 0 |

| Inning Stats | 1 | 2 | 3 | 4 | 5 | 6 | 7 | 8 | 9 | 1B | SF | WP | PA |
|---|---|---|---|---|---|---|---|---|---|---|---|---|---|
| | R: 0 H: 1 E: 0 LOB: 1 K: 1 BB: 0 S: 6 P: 6 | R: 0 H: 1 E: 0 LOB: 1 K: 2 BB: 0 S: 8 P: 8 | R: 0 H: 2 E: 0 LOB: 2 K: 1 BB: 0 S: 7 P: 7 | R: 0 H: 0 E: 0 LOB: 0 K: 1 BB: 0 S: 5 P: 5 | R: 1 H: 2 E: 0 LOB: 2 K: 1 BB: 1 S: 7 P: 11 | R: 0 H: 2 E: 0 LOB: 2 K: 0 BB: 0 S: 5 P: 5 | R: 0 H: 0 E: 0 LOB: 0 K: 1 BB: 0 S: 5 P: 5 | R: 1 H: 1 E: 0 LOB: 0 K: 3 BB: 0 S: 10 P: 10 | R: 0 H: 1 E: 0 LOB: 1 K: 0 BB: 0 S: 4 P: 4 | 1B: 8 2B: 1 3B: 0 HR: 1 | SF: 0 SAC: 0 DP: 0 HBP: 0 | WP: 0 PB: 0 SB: 0 CS: 0 | PA: 38 |

| PITCHER | | IP | WLS | BF | H | R | ER | SO | BB | IBB | HBP | BLK | WP | HR | S | P | ERA | WHIP |
|---|---|---|---|---|---|---|---|---|---|---|---|---|---|---|---|---|---|---|
| Whitey Ford, L ERA: 1.98 | (1, 1) | 6.0 | W | 27 | 8 | 1 | 1 | 6 | 1 | 0 | 0 | 0 | 0 | 0 | 38 | 42 | 1.50 | 1.500 |
| Pete Mikkelsen, R ERA: 5.19 | (7, 1) | 3.0 | S | 11 | 2 | 1 | 1 | 4 | 0 | 0 | 0 | 0 | 0 | 1 | 19 | 19 | 3.00 | 0.667 |

| PITCHER | IP | WLS | BF | H | R | ER | SO | BB | IBB | HBP | BLK | WP | HR | S | P | ERA | WHIP |
|---|---|---|---|---|---|---|---|---|---|---|---|---|---|---|---|---|---|
| | | | | | | | | | | | | | | | | | |

| | |
|---|---|
| AB | 37 |
| R | 2 |
| H | 10 |
| RBI | 2 |
| BB | 1 |
| SO | 10 |
| LOB | 20 |

| Batter | 1 | 2 | 3 | 4 | 5 | 6 | 7 | 8 | 9 | AB | R | H | RBI | BB | SO | LOB |
|---|---|---|---|---|---|---|---|---|---|---|---|---|---|---|---|---|
| Tony Kubek, L (1, 6)<br>OBP: 0.314, SLG: 0.413 | 1B | | BBB 4-0 1B BB | | 0-0 1B | | 0-0 F7 | | 1-0 E HBP | 2 | 1 | 1 | 0 | 1 | 0 | 2 |
| Phil Linz, R (3, PR)<br>OBP: 0.235, SLG: 0.188 | 1B | | | | | | | | | 2 | 2 | 1 | 0 | 0 | 0 | 0 |
| (3, 6) | G3 | | | | | | | | | | | | | | | |
| Bobby Richardson, R (1, 4)<br>OBP: 0.385, SLG: 0.393 | 0-0 1B<br>1-2 SF7 1B | 0-0 HR 1B | 0-0 1B<br>1-2 1B | | 0-0 1B<br>1-3 1B | | 0-0 E6 | | 0-0 FC5-2-4 S<br>1-3 1B | 6 | 3 | 5 | 0 | 0 | 0 | 0 |
| Roger Maris, L (1, 9)<br>OBP: 0.382, SLG: 0.618 | 0-0 SF7 BB<br>1-3 SF<br>2-H 1B | 0-0 HR<br>1-H HR | 0-0<br>1-H 1B<br>2-H | | 0-0 F5 ② | | 0-0 4-3 ③ | | 0-0 FC5-2-4 ①<br>1-3<br>3-H | 5 | 2 | 3 | 5 | 0 | 0 | 3 |
| Pedro Gonzalez, R (7, 9)<br>OBP: 0.391, SLG: 0.350 | | | | | | | | | | 1 | 1 | 0 | 0 | 0 | 0 | 0 |
| Mickey Mantle, S (1, 8)<br>OBP: 0.429, SLG: 0.552 | BBB 4-0 SF SF7<br>1-2 2B BB | BBB 4-0 2B BB | SSS 0-3 K ③ | | SSS 0-3 K ③ | | | 0-0 F9 ① | 0-0 G3 ② | 3 | 1 | 0 | 0 | 2 | 2 | 3 |
| Hector Lopez, R (8, 7)<br>OBP: 0.309, SLG: 0.500 | | | | | | | | | | 1 | 0 | 0 | 0 | 0 | 0 | 0 |
| Tom Tresh, S (1, 7)<br>OBP: 0.382, SLG: 0.491 | 0-0 SF7 ①<br>1-2<br>2-3<br>3-H | 0-0 L4-6<br>1-3 2B | | 0-0 F7 ① | | SSS 0-3 K ① | | 0-3 K ② | 0-3 K ③ | 4 | 0 | 1 | 1 | 0 | 2 | 0 |
| Steve Hamilton, L (8, 1) | | | | | | | | | | 1 | 0 | 0 | 0 | 0 | 1 | 0 |
| Bud Daley, L (9, 1) | | | | | | | | | | 0 | 0 | 0 | 0 | 0 | 0 | 0 |
| Joe Pepitone, L (1, 3)<br>OBP: 0.298, SLG: 0.338 | III 4-0 SF<br>2B IBB | 0-0 ①②<br>L4-6<br>2-3 | | 0-0 1B | | 0-0 1B | | 0-0 HR | | 4 | 2 | 3 | 1 | 1 | 0 | 2 |
| (8, 8) | | | | | | | | | | | | | | | | |
| Elston Howard, R (1, 2)<br>OBP: 0.351, SLG: 0.379 | 0-0 SF<br>2B<br>1-2<br>2-3<br>3-H | 0-0 ③ 5-3 | | SSS 0-3 ② K | | SSS 0-3 ② K | | BBBB 4-0 BB BB | | 3 | 0 | 0 | 1 | 1 | 2 | 3 |
| Clete Boyer, R (1, 5)<br>OBP: 0.244, SLG: 0.217 | 0-0<br>1-3<br>2-H 2B<br>3-H | | SSS 0-3 ① K | SSS 0-3 ③ K | | 0-0 ③ F7 | | BBBB 4-0<br>1-2 BB | | 4 | 0 | 1 | 2 | 1 | 2 | 2 |
| Jim Bouton, R (1, 1)<br>OBP: 0.071, SLG: 0.071 | SSS 0-3 K ② | SSS 0-3 ② K | | 0-0 ① F4 | | SSS 0-3 ① K | SSS | 0-3 K ③ | | 4 | 0 | 0 | 0 | 0 | 3 | 2 |
| Archie Moore, L (8, PH)<br>(8, 3) | | | | | | | | | | 1 | 0 | 0 | 0 | 0 | 1 | 2 |
| Inning Stats | R: 5<br>E: 1<br>K: 1<br>S: 10<br>H: 4<br>LOB: 2<br>BB: 2<br>P: 18 | R: 2<br>E: 0<br>K: 0<br>S: 5<br>H: 3<br>LOB: 1<br>BB: 1<br>P: 9 | R: 2<br>E: 0<br>K: 3<br>S: 11<br>H: 2<br>LOB: 1<br>BB: 1<br>P: 15 | R: 0<br>E: 0<br>K: 2<br>S: 8<br>H: 1<br>LOB: 1<br>BB: 0<br>P: 8 | R: 0<br>E: 0<br>K: 1<br>S: 7<br>H: 2<br>LOB: 2<br>BB: 0<br>P: 7 | R: 0<br>E: 0<br>K: 2<br>S: 8<br>H: 1<br>LOB: 1<br>BB: 0<br>P: 8 | R: 0<br>E: 1<br>K: 1<br>S: 6<br>H: 0<br>LOB: 1<br>BB: 0<br>P: 6 | R: 1<br>E: 0<br>K: 2<br>S: 8<br>H: 1<br>LOB: 2<br>BB: 2<br>P: 16 | R: 2<br>E: 1<br>K: 1<br>S: 6<br>H: 1<br>LOB: 0<br>BB: 0<br>P: 7 | 1B: 11<br>2B: 3<br>3B: 0<br>HR: 2<br>SF: 2<br>SAC: 0<br>DP: 1<br>HBP: 1 | WP: 0<br>PB: 0<br>SB: 1<br>CS: 0<br>PA: 50 | | | | | |

| PITCHER | | IP | W | L | S | BF | H | R | ER | SO | BB | IBB | HBP | BLK | WP | HR | P | ERA | WHIP |
|---|---|---|---|---|---|---|---|---|---|---|---|---|---|---|---|---|---|---|---|
| Dick Donovan, R<br>ERA: 6.65 | (1, 1) | 0.1 | | L | | 6 | 3 | 5 | 4 | 0 | 1 | 1 | 0 | 0 | 0 | 0 | 12 | 108.00 | 12.000 |
| Don McMahon, R<br>ERA: 2.92 | (1, 1) | 0.0 | | | | 2 | 1 | 0 | 0 | 0 | 0 | 0 | 0 | 0 | 0 | 0 | 2 | ∞ | ∞ |
| Jerry Walker, R<br>ERA: 5.68 | (1, 1) | 1.2 | | | | 8 | 3 | 2 | 2 | 1 | 1 | 0 | 0 | 0 | 0 | 1 | 13 | 10.80 | 2.400 |
| Sonny Siebert, R<br>ERA: 6.14 | (3, 1) | 6.0 | | | | 29 | 7 | 3 | 3 | 11 | 3 | 0 | 0 | 0 | 0 | 1 | 60 | 4.50 | 1.667 |
| Tom Kelley, R<br>ERA: 9.64 | (9, 1) | 1.0 | | | | 5 | 1 | 2 | 0 | 1 | 0 | 0 | 1 | 0 | 0 | 0 | 7 | 0.00 | 1.000 |

| PITCHER | IP | W | L | S | BF | H | R | ER | SO | BB | IBB | HBP | BLK | WP | HR | P | ERA | WHIP |
|---|---|---|---|---|---|---|---|---|---|---|---|---|---|---|---|---|---|---|

# TOP

## New York Yankees @ Cleveland Indians

Cleveland Municipal Stadium, Cleveland, OH

Sun May 10 1964, 3:33 AM EDT

Unknown - 70 F

livebaseballscorecards.com

| | |
|---|---|
| AB | 41 |
| R | 12 |
| H | 15 |
| RBI | 10 |
| BB | 6 |
| SO | 13 |
| LOB | 19 |

# BOTTOM

## New York Yankees @ Cleveland Indians

Cleveland Municipal Stadium, Cleveland, OH

Sun May 10 1964, 3:33 AM EDT

Unknown - 70 F

livebaseballscorecards.com

| Batter | 1 | 2 | 3 | 4 | 5 | 6 | 7 | 8 | 9 | AB | R | H | RBI | BB | SO | LOB |
|---|---|---|---|---|---|---|---|---|---|---|---|---|---|---|---|---|
| Dick Howser, R (1, 6)<br>OBP: 0.362, SLG: 0.369 | F2 | | | K | | 2B 1B | | 6-3 | | 4 | 0 | 1 | 0 | 0 | 1 | 0 |
| Larry Brown, R (1, 4)<br>OBP: 0.286, SLG: 0.423 | F6 | | | E5 HR | | K | | L7 | | 4 | 1 | 0 | 0 | 0 | 1 | 1 |
| Leon Wagner, L (1, 7)<br>OBP: 0.386, SLG: 0.605 | K | | | 1-H HR | | 1-3 2B | | | F7 | 4 | 1 | 2 | 2 | 0 | 1 | 0 |
| John Romano, R (1, 2)<br>OBP: 0.438, SLG: 0.725 | | 6-3 | | L7 | | F2 | | | K | 4 | 0 | 0 | 0 | 0 | 1 | 2 |
| Fred Whitfield, L (1, 3)<br>OBP: 0.295, SLG: 0.282 | | K | | K | | | F9 | | 1-3 | 4 | 0 | 0 | 0 | 0 | 2 | 0 |
| Tito Francona, L (1, 9)<br>OBP: 0.415, SLG: 0.338 (4, 8) | | F9 | | | E3 G1-6-3 | | L8 | | | 3 | 0 | 0 | 0 | 0 | 0 | 0 |
| Woodie Held, R (1, 8)<br>OBP: 0.276, SLG: 0.441 | | | K | | G1-6-3 1-2f | | 1B | | | 1 | 0 | 0 | 0 | 0 | 1 | 0 |
| Bob Chance, L (4, 9)<br>OBP: 0.333, SLG: 0.833 | | | | | | | | | | 2 | 0 | 1 | 0 | 0 | 0 | 1 |
| Max Alvis, R (1, 5)<br>OBP: 0.259, SLG: 0.359 | | | K | | F8 | | K | | | 3 | 0 | 0 | 0 | 0 | 2 | 1 |
| Dick Donovan, L (1, 1)<br>OBP: 0.222, SLG: 0.125 | | | 3-1 | | | F9 | | 4-3 | | 0 | 0 | 0 | 0 | 0 | 0 | 0 |
| Don McMahon, R (1, 1)<br>OBP: 0.500, SLG: 0.500 | | | | | | | | | | 0 | 0 | 0 | 0 | 0 | 0 | 0 |
| Jerry Walker, S (1, 1) | | | | | | | | | | 0 | 0 | 0 | 0 | 0 | 0 | 0 |
| Sonny Siebert, R (3, 1) | | | | | | | | | | 2 | 0 | 0 | 0 | 0 | 0 | 0 |
| Al Smith, R (8, PH)<br>OBP: 0.179, SLG: 0.231 | | | | | | | | | | 1 | 0 | 0 | 0 | 0 | 0 | 0 |
| Tom Kelley, R (9, 1) | | | | | | | | | | 0 | 0 | 0 | 0 | 0 | 0 | 0 |
| **Inning Stats** | R: 0 E: 0 K: 1 S: 5 H: 0 LOB: 0 BB: 0 P: 5 | R: 0 E: 0 K: 1 S: 5 H: 0 LOB: 0 BB: 0 P: 5 | R: 0 E: 0 K: 2 S: 7 H: 0 LOB: 0 BB: 0 P: 7 | R: 2 E: 1 K: 2 S: 9 H: 1 LOB: 0 BB: 0 P: 9 | R: 0 E: 1 K: 0 S: 3 H: 0 LOB: 0 BB: 0 P: 3 | R: 0 E: 0 K: 1 S: 7 H: 2 LOB: 2 BB: 0 P: 7 | R: 0 E: 0 K: 1 S: 6 H: 1 LOB: 1 BB: 0 P: 6 | R: 0 E: 0 K: 0 S: 3 H: 0 LOB: 0 BB: 0 P: 3 | R: 0 E: 0 K: 1 S: 5 H: 0 LOB: 0 BB: 0 P: 5 | 1B: 2 2B: 1 3B: 0 HR: 1 | SF: 0 SAC: 0 DP: 1 HBP: 0 | | | | | | |

| PITCHER | | IP | WLS | BF | H | R | ER | SO | BB | IBB | HBP | BLK | WP | HR | S | P | ERA | WHIP |
|---|---|---|---|---|---|---|---|---|---|---|---|---|---|---|---|---|---|---|
| Jim Bouton, R<br>ERA: 2.61 | (1, 1) | 7.0 | W | 26 | 4 | 2 | 1 | 8 | 0 | 0 | 0 | 0 | 0 | 1 | 42 | 42 | 1.29 | 0.571 |
| Steve Hamilton, L<br>ERA: | (8, 1) | 1.0 | | 3 | 0 | 0 | 0 | 0 | 0 | 0 | 0 | 0 | 0 | 0 | 3 | 3 | 0.00 | 0.000 |
| Bud Daley, L<br>ERA: 3.86 | (9, 1) | 1.0 | S | 3 | 0 | 0 | 0 | 1 | 0 | 0 | 0 | 0 | 0 | 0 | 5 | 5 | 0.00 | 0.000 |

| PITCHER | IP | WLS | BF | H | R | ER | SO | BB | IBB | HBP | BLK | WP | HR | S | P | ERA | WHIP |
|---|---|---|---|---|---|---|---|---|---|---|---|---|---|---|---|---|---|

| | |
|---|---|
| AB | 32 |
| R | 2 |
| H | 4 |
| RBI | 2 |
| BB | 0 |
| SO | 9 |
| LOB | 5 |

WP: 0 PA: 32
PB: 0
SB: 0
CS: 0

| Batter | 1 | 2 | 3 | 4 | 5 | 6 | 7 | 8 | 9 | 10 | AB | R | H | RBI | BB | SO | LOB |
|---|---|---|---|---|---|---|---|---|---|---|---|---|---|---|---|---|---|
| Phil Linz, R (1, 6)<br>OBP: 0.231, SLG: 0.189 | K | | 1-3 | | | FC1-6 4-3 1-2f | | F3 | | E 1-2 1B | 5 | 0 | 1 | 0 | 0 | 1 | 1 |
| Bobby Richardson, R (1, 4)<br>OBP: 0.365, SLG: 0.371 | F3 | | | 6-3 | | 4-3 1-2 | | F9 | | E1 1-2 2-H | 5 | 0 | 0 | 0 | 0 | 0 | 2 |
| Hector Lopez, R (1, 7)<br>OBP: 0.283, SLG: 0.456 | 6-3 | | | K | | F8 | | | F8 | F8 | 5 | 0 | 0 | 0 | 0 | 1 | 3 |
| Mickey Mantle, S (1, 8)<br>OBP: 0.419, SLG: 0.532 | | F7 | | 1B | | | F8 | | L8 | 1-3 | 4 | 0 | 1 | 0 | 0 | 0 | 0 |
| Tom Tresh, S (9, 8)<br>OBP: 0.382, SLG: 0.491 | | | | | | | | | | | 0 | 0 | 0 | 0 | 0 | 0 | 0 |
| Roger Maris, L (10, PH)<br>OBP: 0.371, SLG: 0.600 (10, 9) | | | | | | | | | | | 1 | 0 | 0 | 0 | 0 | 0 | 2 |
| Elston Howard, R (1, 2)<br>OBP: 0.372, SLG: 0.435 | | HR | | 4-3 | | | BB 1B FC5-4 | | 1B | | 3 | 2 | 2 | 1 | 1 | 0 | 1 |
| Joe Pepitone, L (1, 9)<br>OBP: 0.318, SLG: 0.359 (10, 8) | | K | | | G6-4-3 1B | | FC5-4 1-3 1B | | FC6-4 1-2 1B | | 4 | 0 | 3 | 0 | 0 | 1 | 0 |
| Pedro Gonzalez, R (1, 3)<br>OBP: 0.333, SLG: 0.292 | | F7 | | | G6-4-3 1-2f | | FC5-4 1-2f 3-H | | FC6-4 1-2f | | 4 | 0 | 0 | 1 | 0 | 0 | 4 |
| Clete Boyer, R (1, 5)<br>OBP: 0.244, SLG: 0.208 | | | 5-3 | | K | | F5 | | | FC5-6 BB | 3 | 0 | 0 | 0 | 1 | 1 | 1 |
| Stan Williams, R (1, 1)<br>OBP: 0.500, SLG: 0.500 | | | 5-3 | | | FC1-6 1B | | 6-3 | | FC5-6 1B 1-2f E | 2 | 0 | 1 | 0 | 0 | 0 | 0 |
| Bill Stafford, R (6, 1) | | | | | | | | | | | 2 | 1 | 0 | 0 | 0 | 0 | 1 |
| Inning Stats | R: 0 E: 0 K: 1 S: 5 H: 0 LOB: 0 BB: 0 P: 5 | R: 1 E: 0 K: 1 S: 6 H: 1 LOB: 0 BB: 0 P: 6 | R: 0 E: 0 K: 0 S: 3 H: 0 LOB: 0 BB: 0 P: 3 | R: 0 E: 0 K: 1 S: 6 H: 1 LOB: 1 BB: 0 P: 6 | R: 0 E: 0 K: 1 S: 5 H: 1 LOB: 0 BB: 0 P: 5 | R: 0 E: 0 K: 0 S: 4 H: 1 LOB: 1 BB: 0 P: 4 | R: 1 E: 0 K: 0 S: 4 H: 1 LOB: 1 BB: 1 P: 8 | R: 0 E: 0 K: 0 S: 3 H: 0 LOB: 0 BB: 0 P: 3 | R: 0 E: 0 K: 0 S: 5 H: 2 LOB: 2 BB: 0 P: 5 | R: 1 E: 1 K: 0 S: 5 H: 1 LOB: 2 BB: 1 P: 9 | 1B: 7 2B: 0 3B: 0 HR: 1 SF: 0 SAC: 0 DP: 1 HBP: 0 | | | | | | |

| PITCHER | IP | WLS | BF | H | R | ER | SO | BB | IBB | HBP | BLK | WP | HR | S | P | ERA | WHIP |
|---|---|---|---|---|---|---|---|---|---|---|---|---|---|---|---|---|---|
| Jack Kralick, L (1, 1)<br>ERA: 1.14 | 9.0 | | 34 | 7 | 2 | 2 | 4 | 1 | 0 | 0 | 0 | 0 | 1 | 41 | 45 | 2.00 | 0.889 |
| Ted Abernathy, R (10, 1)<br>ERA: 1.17 | 1.0 | L | 6 | 1 | 1 | 0 | 0 | 1 | 0 | 0 | 0 | 0 | 0 | 5 | 9 | 0.00 | 2.000 |

| PITCHER | IP | WLS | BF | H | R | ER | SO | BB | IBB | HBP | BLK | WP | HR | S | P | ERA | WHIP |
|---|---|---|---|---|---|---|---|---|---|---|---|---|---|---|---|---|---|

# TOP

## New York Yankees @ Cleveland Indians

Cleveland Municipal Stadium, Cleveland, OH

Sun May 10 1964, 7:05 PM EDT
Att. 28,694 - Unknown - 60 F

livebaseballscorecards.com

| | |
|---|---|
| AB | 38 |
| R | 3 |
| H | 8 |
| RBI | 2 |
| BB | 2 |
| SO | 4 |
| LOB | 15 |

WP: 0 PB: 0 SB: 0 CS: 0 PA: 40

# New York Yankees @ Cleveland Indians

Cleveland Municipal Stadium, Cleveland, OH

Sun May 10 1964, 7:05 PM EDT

Att. 28,694 - Unknown - 60 F

livebaseballscorecards.com

## BOTTOM

| Batter | 1 | 2 | 3 | 4 | 5 | 6 | 7 | 8 | 9 | 10 | AB | R | H | RBI | BB | SO | LOB |
|---|---|---|---|---|---|---|---|---|---|---|---|---|---|---|---|---|---|
| Dick Howser, R (1, 6)<br>OBP: 0.374, SLG: 0.368 | BBBB 4-0 G6-4-3 BB | | BBBB 4-0 1-2 BB | | x 0-0 ② F6 | | x 0-0 G6-4-3 1B | | x 0-0 ② L9 | | 3 | 0 | 1 | 0 | 2 | 0 | 3 |
| Larry Brown, R (1, 4)<br>OBP: 0.242, SLG: 0.355 | x 0-0 ①② G6-4-3 1-2f | | x 0-0 ③ FC5 2-3f | | x 0-0 ③ F6 | | x 0-0 ①② G6-4-3 1-2f | | x 0-0 ③ F8 | | 5 | 0 | 0 | 0 | 0 | 0 | 7 |
| Leon Wagner, L (1, 7)<br>OBP: 0.376, SLG: 0.580 | x 0-0 ③ 3-1 | | | x 0-0 4-3 WP 1B 1B | | x 0-0 ① F9 | SSS 0-3 ③ K | | | x 0-0 ① F9 | 5 | 1 | 1 | 0 | 0 | 1 | 0 |
| Fred Whitfield, L (1, 3)<br>OBP: 0.306, SLG: 0.364<br>Mudcat Grant, R (10, PR)<br>OBP: 0.462, SLG: 0.700 | | x 0-0 ① F8 | | x 0-0 ① 4-3 1-3 | | x 0-0 HR | | x 0-0 ① F9 | | x 0-0 1B 1B | 5<br>0 | 1<br>0 | 2<br>0 | 1<br>0 | 0<br>0 | 0<br>0 | 1<br>0 |
| Tito Francona, L (1, 9)<br>OBP: 0.425, SLG: 0.357 | | x 0-0 ② 1-3 | | x 0-0 FC5-4 3-H 1B | | x 0-0 FC6-4 1B 1B | | x 0-0 ② F7 | | x 0-0 G6-4-3 1-2 1B | 5 | 0 | 3 | 1 | 0 | 0 | 0 |
| Joe Azcue, R (1, 2)<br>OBP: 0.262, SLG: 0.475 | | SSS 0-3 ③ K | | x 0-0 ② L9 | | x 0-0 FC6-4 1-2 1B | | x 0-0 ③ 1-3 | | x 0-0 ②③ G6-4-3 1-2f | 5 | 0 | 1 | 0 | 0 | 1 | 3 |
| Woodie Held, R (1, 8)<br>OBP: 0.275, SLG: 0.423 | | | SSS 0-3 ① K | x 0-0 ③ FC5-4 1-2f | | x 0-0 ② FC6-4 BB 1-2f 2-3 | | | BBBB 4-0 SH3-4 BB | | 3 | 0 | 0 | 0 | 1 | 1 | 3 |
| Max Alvis, R (1, 5)<br>OBP: 0.274, SLG: 0.363 | | | x 0-0 FC5 S 1B | | x 0-0 ① F6 | BBBB 4-0 1-2 BB | | | x 0-0 ① SH3-4 1-2 | | 2 | 0 | 1 | 0 | 1 | 0 | 0 |
| Jack Kralick, L (1, 1)<br>OBP: 0.200, SLG: 0.143<br>Bob Chance, L (9, PH)<br>OBP: 0.429, SLG: 0.833<br>Vic Davalillo, L (9, PR)<br>OBP: 0.243, SLG: 0.273<br>Ted Abernathy, R (10, 1) | | | x 0-0 ② L7 | | x 0-0 1B | x 0-0 ③ 1-3 | | | IIII 4-0 IBB | | 3<br>0<br>0<br>0 | 0<br>0<br>0<br>0 | 1<br>0<br>0<br>0 | 0<br>0<br>0<br>0 | 0<br>1<br>0<br>0 | 0<br>0<br>0<br>0 | 4<br>0<br>0<br>0 |

| Inning Stats | | | | | | | | | | | | | | | | | | | | | | | | |
|---|---|---|---|---|---|---|---|---|---|---|---|---|---|---|---|---|---|---|---|---|---|---|---|---|
| | R: 0 | H: 0 | R: 0 | H: 0 | R: 0 | H: 1 | R: 1 | H: 2 | R: 0 | H: 1 | R: 1 | H: 3 | R: 0 | H: 1 | R: 0 | H: 0 | R: 0 | H: 0 | R: 0 | H: 2 | 1B: 9 | SF: 0 | WP: 1 | PA: 42 |
| | E: 0 | LOB: 0 | E: 0 | LOB: 0 | E: 0 | LOB: 2 | E: 0 | LOB: 1 | E: 0 | LOB: 1 | E: 0 | LOB: 3 | E: 0 | LOB: 0 | E: 0 | LOB: 0 | E: 0 | LOB: 2 | E: 0 | LOB: 2 | 2B: 0 | SAC: 1 | PB: 0 | |
| | K: 0 | BB: 1 | K: 1 | BB: 0 | K: 1 | BB: 1 | K: 0 | BB: 0 | K: 0 | BB: 0 | K: 0 | BB: 1 | K: 1 | BB: 0 | K: 0 | BB: 0 | K: 0 | BB: 2 | K: 0 | BB: 0 | 3B: 0 | DP: 3 | SB: 1 | |
| | S: 2 | P: 6 | S: 5 | P: 5 | S: 6 | P: 10 | S: 5 | P: 5 | S: 4 | P: 4 | S: 6 | P: 10 | S: 5 | P: 5 | S: 3 | P: 3 | S: 3 | P: 11 | S: 4 | P: 4 | HR: 1 | HBP: 0 | CS: 0 | |

| PITCHER | | IP | WLS | BF | H | R | ER | SO | BB | IBB | HBP | BLK | WP | HR | S | P | ERA | WHIP |
|---|---|---|---|---|---|---|---|---|---|---|---|---|---|---|---|---|---|---|
| Stan Williams, R<br>ERA: 4.35 | (1, 1) | 5.1 | | 24 | 7 | 2 | 2 | 2 | 2 | 0 | 0 | 0 | 1 | 1 | 26 | 34 | 3.38 | 1.688 |
| Bill Stafford, R<br>ERA: | (6, 1) | 4.2 | W | 18 | 3 | 0 | 0 | 1 | 2 | 1 | 0 | 0 | 0 | 0 | 17 | 29 | 0.00 | 1.071 |

| PITCHER | | IP | WLS | BF | H | R | ER | SO | BB | IBB | HBP | BLK | WP | HR | S | P | ERA | WHIP |
|---|---|---|---|---|---|---|---|---|---|---|---|---|---|---|---|---|---|---|

| | |
|---|---|
| AB | 36 |
| R | 2 |
| H | 10 |
| RBI | 2 |
| BB | 5 |
| SO | 3 |
| LOB | 21 |

| Batter | 1 | 2 | 3 | 4 | 5 | 6 | 7 | 8 | 9 | AB | R | H | RBI | BB | SO | LOB |
|---|---|---|---|---|---|---|---|---|---|---|---|---|---|---|---|---|
| Phil Linz, R (1, 6)<br>OBP: 0.233, SLG: 0.175 | BBBB<br>4-0<br>HR<br>BB | x 0-0 ③<br>F7 | | | x 0-0 ②<br>6-3 | | | x 0-0 ②<br>6-3 | | 3 | 1 | 0 | 0 | 1 | 0 | 1 |
| Bobby Richardson, R (1, 4)<br>OBP: 0.360, SLG: 0.366 | x 0-0 ①<br>F8 | | x 0-0<br>G5-4-3<br>1B | | x 0-0 ③<br>1-3 | | | x 0-0 ③<br>4-3 | | 4 | 0 | 1 | 0 | 0 | 0 | 1 |
| Hector Lopez, R (1, 9)<br>OBP: 0.297, SLG: 0.508 | x 0-0<br>1-H<br>HR | | x 0-0 ① ②<br>G5-4-3<br>1-2f | | | x 0-0<br>E6<br>G4-6-3 | | | x 0-0<br>G6-4-3<br>1B | 4 | 1 | 2 | 2 | 0 | 0 | 1 |
| Mickey Mantle, S (1, 8)<br>OBP: 0.429, SLG: 0.524<br>Pedro Gonzalez, R (6, 3)<br>OBP: 0.321, SLG: 0.280 | BBBB<br>4-0<br>BB | | BBBB<br>4-0<br>BB | | | x 0-0 ① ②<br>G4-6-3<br>1-2f | | | x 0-0 ① ②<br>G6-4-3<br>1-2f | 1<br>1 | 0<br>0 | 0<br>0 | 0<br>0 | 2<br>0 | 0<br>0 | 1<br>1 |
| Tom Tresh, S (1, 7)<br>OBP: 0.361, SLG: 0.459 | SSS<br>0-3 ②<br>K | | x 0-0 ③<br>F8 | | | x 0-0 ③<br>5-3 | | | x 0-0 ③<br>F9 | 4 | 0 | 0 | 0 | 0 | 1 | 2 |
| Elston Howard, R (1, 2)<br>OBP: 0.358, SLG: 0.417 | SSS<br>0-3 ③<br>K | | | x 0-0 ①<br>1-3 | | | x 0-0 ①<br>1-3 | | | 3 | 0 | 0 | 0 | 0 | 1 | 1 |
| Joe Pepitone, L (1, 3)<br>OBP: 0.308, SLG: 0.346<br>(6, 8) | | x 0-0 ①<br>4-3 | | x 0-0 ②<br>F3 | | | x 0-0 ②<br>F5 | | | 3 | 0 | 0 | 0 | 0 | 0 | 0 |
| Clete Boyer, R (1, 5)<br>OBP: 0.235, SLG: 0.200 | | x 0-0 ②<br>F9 | | SSS 0-3 ③<br>K | | | x 0-0 ③<br>F8 | | | 3 | 0 | 0 | 0 | 0 | 1 | 0 |
| Al Downing, R (1, 1)<br>OBP: 0.111, SLG: 0.111<br>Bob Meyer, R (1, 1)<br>Harry Bright, R (5, PH)<br>OBP: 0.333, SLG: 0.200<br>Bud Daley, L (5, 1)<br>Archie Moore, L (8, PH)<br>Hal Reniff, R (8, 1) | | x 0-0<br>E4 | | | SSS 0-3 ①<br>K | | | SSS 0-3 ①<br>K | | 0<br>1<br>1<br>0<br>1<br>0 | 0<br>0<br>0<br>0<br>0<br>0 | 0<br>0<br>0<br>0<br>0<br>0 | 0<br>0<br>0<br>0<br>0<br>0 | 0<br>0<br>1<br>0<br>1<br>0 | 0<br>0<br>0<br>0<br>0<br>0 | 0<br>0<br>0<br>0<br>0<br>0 |
| Inning Stats | R: 2<br>E: 0<br>K: 2<br>S: 8<br>H: 1<br>LOB: 1<br>BB: 2<br>P: 16 | R: 0<br>E: 1<br>K: 0<br>S: 4<br>H: 0<br>LOB: 1<br>BB: 0<br>P: 4 | R: 0<br>E: 0<br>K: 0<br>S: 3<br>H: 1<br>LOB: 1<br>BB: 1<br>P: 7 | R: 0<br>E: 0<br>K: 1<br>S: 5<br>H: 0<br>LOB: 0<br>BB: 0<br>P: 5 | R: 0<br>E: 0<br>K: 1<br>S: 5<br>H: 0<br>LOB: 0<br>BB: 0<br>P: 5 | R: 0<br>E: 1<br>K: 0<br>S: 3<br>H: 0<br>LOB: 0<br>BB: 0<br>P: 3 | R: 0<br>E: 0<br>K: 0<br>S: 3<br>H: 0<br>LOB: 0<br>BB: 0<br>P: 3 | R: 0<br>E: 0<br>K: 1<br>S: 5<br>H: 0<br>LOB: 0<br>BB: 0<br>P: 5 | R: 0<br>E: 0<br>K: 0<br>S: 3<br>H: 1<br>LOB: 0<br>BB: 0<br>P: 3 | 1B: 2<br>2B: 0<br>3B: 0<br>HR: 1 | SF: 0<br>SAC: 0<br>DP: 3<br>HBP: 0 | | | | | |

# New York Yankees @ Detroit Tigers

Tiger Stadium, Detroit, MI

Tue May 12 1964, 7:05 PM EDT

Att. 18,688 - Unknown

TOP

livebaseballscorecards.com

| | |
|---|---|
| AB | 29 |
| R | 2 |
| H | 3 |
| RBI | 2 |
| BB | 3 |
| SO | 5 |
| LOB | 8 |

| PITCHER | | IP | WLS | BF | H | R | ER | SO | BB | IBB | HBP | BLK | WP | HR | S | P | ERA | WHIP |
|---|---|---|---|---|---|---|---|---|---|---|---|---|---|---|---|---|---|---|
| Mickey Lolich, L<br>ERA: 3.6 | (1, 1) | 9.0 | W | 32 | 3 | 2 | 2 | 5 | 3 | 0 | 0 | 0 | 0 | 1 | 39 | 51 | 2.00 | 0.667 |

| PITCHER | IP | WLS | BF | H | R | ER | SO | BB | IBB | HBP | BLK | WP | HR | S | P | ERA | WHIP |
|---|---|---|---|---|---|---|---|---|---|---|---|---|---|---|---|---|---|

# New York Yankees @ Detroit Tigers

Tiger Stadium, Detroit, MI

Tue May 12 1964, 7:05 PM EDT

Att. 18,688 - Unknown

livebaseballscorecards.com

## BOTTOM

| Batter | 1 | 2 | 3 | 4 | 5 | 6 | 7 | 8 | 9 | AB | R | H | RBI | BB | SO | LOB |
|---|---|---|---|---|---|---|---|---|---|---|---|---|---|---|---|---|
| Don Wert, R (1, 5)<br>OBP: 0.319, SLG: 0.398 | BBBB 4-0 BB | x 0-0 2B<br>2-H<br>3-H | | x 0-0 E6<br>G3<br>WP 1B | | x 0-0 FC6-4 1B | | x 0-0 ③ F9 | | 4 | 1 | 3 | 2 | 1 | 0 | 0 |
| Jerry Lumpe, L (1, 4)<br>OBP: 0.295, SLG: 0.326 | x 0-0 ① F7<br>SSS | 0-3 ③ K | | x 0-0 ② G3<br>2-3 | | x 0-0 ③ FC6-4<br>1-2f | | | | 4 | 0 | 0 | 0 | 0 | 1 | 4 |
| Don Demeter, R (1, 8)<br>OBP: 0.239, SLG: 0.360 | x 0-0 ② F9 | | x 0-0 ① F8 | BBBB 4-0 BB<br>3-H | | | x 0-0 ① F8 | | | 3 | 0 | 0 | 0 | 1 | 0 | 1 |
| Norm Cash, L (1, 3)<br>OBP: 0.362, SLG: 0.475 | SSS 0-3 ③ K | | BBBB 4-0 2B BB | x 0-0 ③ 4-3 | | | SSS 0-3 ② K | | | 3 | 1 | 0 | 0 | 1 | 2 | 2 |
| Bill Freehan, R (1, 2)<br>OBP: 0.433, SLG: 0.466 | | x 0-0 ① F9 | x 0-0 1-H 3B 2B | | x 0-0 ① F3 | | x 0-0 3B 1B | | | 4 | 2 | 2 | 1 | 0 | 0 | 0 |
| Willie Horton, R (1, 7)<br>OBP: 0.268, SLG: 0.274 | | BBBB 4-0 BB G3 BB BB | x 0-0 3-H 3B | | SSS 0-3 ② K | | x 0-0 1-H 3B | | | 3 | 1 | 2 | 2 | 1 | 1 | 0 |
| George Thomas, R (1, 9)<br>OBP: 0.455, SLG: 1.111 | | BBBB 4-0 G3 BB 2B BB<br>1-2 | SSS 0-3 ② K | | x 0-0 ③ F9 | | x 0-0 ③ 6-3 | | | 3 | 1 | 0 | 0 | 1 | 1 | 2 |
| Dick McAuliffe, L (1, 6)<br>OBP: 0.337, SLG: 0.453 | | BBBB 4-0 G3 2B BB<br>1-2<br>2-3 | x 0-0 ③ 4-3 | | | x 0-0 ① 1-3 | | x 0-0 L3-6 2B | | 3 | 1 | 1 | 0 | 1 | 0 | 1 |
| Mickey Lolich, S (1, 1) | | x 0-0 ② G3<br>1-2<br>2-3<br>3-H | | x 0-0 ① 1-3 | | x 0-0 ② 6-3 | | x 0-0 ①② L3-6<br>2-3 | | 4 | 0 | 0 | 1 | 0 | 0 | 3 |
| Inning Stats | R: 0 E: 0 K: 1 S: 5 H: 0 LOB: 1 BB: 1 P: 9 | R: 3 E: 0 K: 1 S: 6 H: 1 LOB: 1 BB: 3 P: 18 | R: 2 E: 0 K: 1 S: 7 H: 2 LOB: 1 BB: 1 P: 11 | R: 1 E: 1 K: 0 S: 4 H: 1 LOB: 1 BB: 1 P: 8 | R: 0 E: 0 K: 1 S: 5 H: 0 LOB: 0 BB: 0 P: 5 | R: 0 E: 0 K: 0 S: 4 H: 1 LOB: 1 BB: 0 P: 4 | R: 1 E: 0 K: 1 S: 7 H: 2 LOB: 1 BB: 0 P: 7 | R: 0 E: 0 K: 0 S: 3 H: 1 LOB: 0 BB: 0 P: 3 | | 1B: 3 2B: 4 3B: 2 HR: 0 | SF: 0 SAC: 0 DP: 1 HBP: 0 | | | | | |

| | AB | 31 |
|---|---|---|
| | R | 7 |
| | H | 8 |
| | RBI | 6 |
| | BB | 6 |
| | SO | 5 |
| | LOB | 13 |

WP: 1 PB: 0 SB: 0 CS: 0 PA: 37

| PITCHER | | IP | WLS | BF | H | R | ER | SO | BB | IBB | HBP | BLK | WP | HR | S | P | ERA | WHIP |
|---|---|---|---|---|---|---|---|---|---|---|---|---|---|---|---|---|---|---|
| Al Downing, L<br>ERA: 1.96 | (1, 1) | 0.0 | | 0 | 0 | 0 | 0 | 0 | 0 | 0 | 0 | 0 | 0 | 0 | 0 | 0 | ∞ | ∞ |
| Bob Meyer, L<br>ERA: 6.75 | (1, 1) | 4.0 | L | 22 | 4 | 6 | 5 | 3 | 6 | 0 | 0 | 0 | 1 | 0 | 22 | 46 | 11.25 | 2.500 |
| Bud Daley, L<br>ERA: 3.6 | (5, 1) | 3.0 | | 12 | 3 | 1 | 1 | 2 | 0 | 0 | 0 | 0 | 0 | 0 | 16 | 16 | 3.00 | 1.000 |
| Hal Reniff, R<br>ERA: | (8, 1) | 1.0 | | 3 | 1 | 0 | 0 | 0 | 0 | 0 | 0 | 0 | 0 | 0 | 3 | 3 | 0.00 | 1.000 |

| PITCHER | IP | WLS | BF | H | R | ER | SO | BB | IBB | HBP | BLK | WP | HR | S | P | ERA | WHIP |
|---|---|---|---|---|---|---|---|---|---|---|---|---|---|---|---|---|---|

| Batter | 1 | 2 | 3 | 4 | 5 | 6 | 7 | 8 | 9 | AB | R | H | RBI | BB | SO | LOB |
|---|---|---|---|---|---|---|---|---|---|---|---|---|---|---|---|---|
| Phil Linz, R (1, 6)<br>OBP: 0.239, SLG: 0.186 | FC6-4 1B | F9 | | L6 | | | | | | 3 | 0 | 1 | 0 | 0 | 0 | 2 |
| Bobby Richardson, R (1, 4)<br>OBP: 0.359, SLG: 0.365 | FC6-4 1B 1-2f 1B | | 6-3 SH5-3 1B | | 6-3 | | | | | 3 | 1 | 1 | 0 | 0 | 0 | 1 |
| Hector Lopez, R (1, 7)<br>OBP: 0.288, SLG: 0.492 | K | | SH5-3 1-2 | | F2 | | | | | 2 | 0 | 0 | 0 | 0 | 1 | 1 |
| Elston Howard, R (1, 2)<br>OBP: 0.357, SLG: 0.413 | E 1B 1-3 1B | | 6-3 2-3 | | 4-3 | | | | | 3 | 0 | 1 | 0 | 0 | 0 | 1 |
| Tom Tresh, S (1, 8)<br>OBP: 0.373, SLG: 0.460 | E7 1-3 3-H 1B | | HBP | | | F3 | | | | 2 | 0 | 1 | 1 | 0 | 0 | 0 |
| Joe Pepitone, L (1, 3)<br>OBP: 0.298, SLG: 0.333 | 4-3 | | K | | | F9 | | | | 3 | 0 | 0 | 0 | 0 | 1 | 4 |
| Pedro Gonzalez, R (1, 9)<br>OBP: 0.323, SLG: 0.286 | | K | | SH2-4 1B | | K | | | | 3 | 0 | 1 | 0 | 0 | 2 | 0 |
| Clete Boyer, R (1, 5)<br>OBP: 0.241, SLG: 0.208 | | 1B | | F5 | | | | | | 2 | 0 | 1 | 0 | 0 | 0 | 1 |
| Whitey Ford, L (1, 1)<br>OBP: 0.176, SLG: 0.067 | | K | | SH2-4 1-2 | | | | | | 1 | 0 | 0 | 0 | 0 | 1 | 1 |
| Inning Stats | R: 1 E: 1 K: 1 S: 8 H: 3 LOB: 2 BB: 0 P: 8 | R: 0 E: 0 K: 2 S: 8 H: 1 LOB: 1 BB: 0 P: 8 | R: 0 E: 0 K: 1 S: 6 H: 1 LOB: 2 BB: 0 P: 7 | R: 0 E: 0 K: 0 S: 4 H: 1 LOB: 1 BB: 0 P: 4 | R: 0 E: 0 K: 0 S: 3 H: 0 LOB: 0 BB: 0 P: 3 | R: 0 E: 0 K: 1 S: 5 H: 0 LOB: 0 BB: 0 P: 5 | | | | 1B: 6 2B: 0 3B: 0 HR: 0 SF: 0 SAC: 2 DP: 0 HBP: 1 | | | | | | |

| PITCHER | IP | WLS | BF | H | R | ER | SO | BB | IBB | HBP | BLK | WP | HR | S | P | ERA | WHIP |
|---|---|---|---|---|---|---|---|---|---|---|---|---|---|---|---|---|---|
| Hank Aguirre, L (1, 1)<br>ERA: 3.09 | 6.0 | | 25 | 6 | 1 | 1 | 5 | 0 | 0 | 1 | 0 | 0 | 0 | 34 | 35 | 1.50 | 1.000 |

| PITCHER | IP | WLS | BF | H | R | ER | SO | BB | IBB | HBP | BLK | WP | HR | S | P | ERA | WHIP |
|---|---|---|---|---|---|---|---|---|---|---|---|---|---|---|---|---|---|

# TOP

## New York Yankees @ Detroit Tigers

Tiger Stadium, Detroit, MI

Wed May 13 1964, 7:05 PM EDT

Att. 12,017 - Unknown - 48 F

livebaseballscorecards.com

| | |
|---|---|
| AB | 22 |
| R | 1 |
| H | 6 |
| RBI | 1 |
| BB | 0 |
| SO | 5 |
| LOB | 11 |

WP: 0 PA: 25
PB: 0
SB: 0
CS: 0

| Batter | 1 | 2 | 3 | 4 | 5 | 6 | 7 | 8 | 9 | AB | R | H | RBI | BB | SO | LOB |
|---|---|---|---|---|---|---|---|---|---|---|---|---|---|---|---|---|
| Don Wert, R (1, 5)<br>OBP: 0.309, SLG: 0.384 | K | | | F9 | | K | | | | 3 | 0 | 0 | 0 | 0 | 2 | 0 |
| Jerry Lumpe, L (1, 4)<br>OBP: 0.286, SLG: 0.316 | 5-3 | | | 6-3 | | F4 | | | | 3 | 0 | 0 | 0 | 0 | 0 | 0 |
| Don Demeter, R (1, 8)<br>OBP: 0.231, SLG: 0.348 | F5 | | | F8 | | F7 | | | | 3 | 0 | 0 | 0 | 0 | 0 | 0 |
| Norm Cash, L (1, 3)<br>OBP: 0.365, SLG: 0.476 | | 4-3 | | | 1B WP 1B 1B | | | | | 2 | 1 | 1 | 0 | 0 | 0 | 0 |
| Bill Freehan, R (1, 2)<br>OBP: 0.435, SLG: 0.467 | | F9 | | | WP 1B 1B<br>1-2 | | | | | 2 | 0 | 1 | 0 | 0 | 0 | 0 |
| Willie Horton, R (1, 7)<br>OBP: 0.274, SLG: 0.281 | | K | | | WP 1B<br>1-2<br>2-3 | | | | | 2 | 0 | 1 | 0 | 0 | 1 | 0 |
| George Thomas, R (1, 9)<br>OBP: 0.385, SLG: 0.909 | | | 4-3 | | 6-3<br>1-2<br>2-3<br>3-H | | | | | 2 | 0 | 0 | 0 | 0 | 0 | 2 |
| Dick McAuliffe, L (1, 6)<br>OBP: 0.330, SLG: 0.443 | | | K | | K | | | | | 2 | 0 | 0 | 0 | 0 | 2 | 2 |
| Hank Aguirre, R (1, 1) | | | 1-3 | | L9 | | | | | 2 | 0 | 0 | 0 | 0 | 0 | 2 |
| Inning Stats | R: 0 E: 0 K: 1 S: 5 H: 0 LOB: 0 BB: 0 P: 5 | R: 0 E: 0 K: 1 S: 5 H: 0 LOB: 0 BB: 0 P: 5 | R: 0 E: 0 K: 1 S: 5 H: 0 LOB: 0 BB: 0 P: 5 | R: 0 E: 0 K: 0 S: 3 H: 0 LOB: 0 BB: 0 P: 3 | R: 1 E: 0 K: 1 S: 8 H: 3 LOB: 2 BB: 0 P: 8 | R: 0 E: 0 K: 1 S: 5 H: 0 LOB: 0 BB: 0 P: 5 | | | | 1B: 3 2B: 0 3B: 0 HR: 0 | SF: 0 SAC: 0 DP: 0 HBP: 0 | | | | | | |

| PITCHER | IP | WLS | BF | H | R | ER | SO | BB | IBB | HBP | BLK | WP | HR | S | P | ERA | WHIP |
|---|---|---|---|---|---|---|---|---|---|---|---|---|---|---|---|---|---|
| Whitey Ford, L (1, 1)<br>ERA: 1.93 | 6.0 | | 21 | 3 | 1 | 1 | 5 | 0 | 0 | 0 | 0 | 1 | 0 | 31 | 31 | 1.50 | 0.500 |

| PITCHER | IP | WLS | BF | H | R | ER | SO | BB | IBB | HBP | BLK | WP | HR | S | P | ERA | WHIP |
|---|---|---|---|---|---|---|---|---|---|---|---|---|---|---|---|---|---|

# BOTTOM

## New York Yankees @ Detroit Tigers

Tiger Stadium, Detroit, MI

Wed May 13 1964, 7:05 PM EDT

Att. 12,017 - Unknown - 48 F

livebaseballscorecards.com

| | |
|---|---|
| AB | 21 |
| R | 1 |
| H | 3 |
| RBI | 0 |
| BB | 0 |
| SO | 5 |
| LOB | 6 |

1B: 3 SF: 0
2B: 0 SAC: 0
3B: 0 DP: 0
HR: 0 HBP: 0

WP: 1 PA: 21
PB: 0
SB: 0
CS: 0

| Batter | 1 | 2 | 3 | 4 | 5 | 6 | 7 | 8 | 9 | AB | R | H | RBI | BB | SO | LOB |
|---|---|---|---|---|---|---|---|---|---|---|---|---|---|---|---|---|
| Phil Linz, R (1, 6)<br>OBP: 0.255, SLG: 0.229 | F5 | | FC6-2-5<br>1-3<br>2-H<br>2B | | K | 5-3 | | 1-2<br>1B | | 5 | 0 | 2 | 1 | 0 | 1 | 0 |
| Bobby Richardson, R (1, 4)<br>OBP: 0.352, SLG: 0.356 | 1-3 | | FC6-2-5<br>2-3<br>3-H | | | 3B<br>1B | 6-3 | | F9 | 5 | 1 | 1 | 0 | 0 | 0 | 4 |
| Roger Maris, L (1, 9)<br>OBP: 0.350, SLG: 0.538 | F8 | | 3-1 | | | F4 | | E<br>BB<br>BB | K | 4 | 0 | 0 | 0 | 1 | 1 | 5 |
| Mickey Mantle, S (1, 8)<br>OBP: 0.427, SLG: 0.500 | | G6-3<br>BB | | 6-3 | | F8 | | E<br>1-2<br>BB | F7 | 3 | 0 | 0 | 0 | 2 | 0 | 3 |
| Tom Tresh, S (1, 7)<br>OBP: 0.367, SLG: 0.478 | | G6-3<br>1-2f | | L7 | | 2B<br>1-H<br>3B | | K | | 4 | 1 | 1 | 1 | 0 | 1 | 3 |
| Joe Pepitone, L (1, 3)<br>OBP: 0.306, SLG: 0.352 | | F5 | | 1B | | FC5<br>3-H<br>2B | | K | | 4 | 0 | 2 | 1 | 0 | 1 | 2 |
| Johnny Blanchard, L (1, 2)<br>OBP: 0.387, SLG: 0.190<br>Elston Howard, R (8, PH)<br>OBP: 0.353, SLG: 0.408 (8, 2) | | | BB<br>2B<br>BB | F3 | | IBB | | E3<br>FC6<br>1-2<br>2-3 | | 1<br>1 | 1<br>0 | 0<br>0 | 0<br>0 | 2<br>0 | 0<br>0 | 1<br>2 |
| Clete Boyer, R (1, 5)<br>OBP: 0.231, SLG: 0.198 | | | F8 | F6 | | FC5<br>2-3f | | FC6<br>1-2f | | 4 | 0 | 0 | 0 | 0 | 0 | 6 |
| Jim Bouton, R (1, 1)<br>OBP: 0.118, SLG: 0.063<br>Pete Mikkelsen, R (7, 1)<br>Steve Hamilton, L (7, 1)<br>Bob Meyer, R (8, 1)<br>Hector Lopez, R (9, PH)<br>OBP: 0.299, SLG: 0.500 | | | 2B<br>1-2<br>FC6-2-5<br>BB | | K | F8 | | 1B<br>1B | | 2<br>0<br>0<br>0<br>1 | 0<br>0<br>0<br>0<br>0 | 0<br>0<br>0<br>0<br>1 | 0<br>0<br>0<br>0<br>0 | 1<br>0<br>0<br>0<br>0 | 1<br>0<br>0<br>0<br>0 | 0<br>0<br>0<br>0<br>0 |
| Inning Stats | R: 0<br>E: 0<br>K: 0<br>S: 3<br>H: 0<br>LOB: 0<br>BB: 0<br>P: 3 | R: 0<br>E: 0<br>K: 0<br>S: 2<br>H: 0<br>LOB: 0<br>BB: 1<br>P: 6 | R: 1<br>E: 0<br>K: 0<br>S: 4<br>H: 1<br>LOB: 2<br>BB: 2<br>P: 12 | R: 0<br>E: 0<br>K: 0<br>S: 4<br>H: 1<br>LOB: 1<br>BB: 0<br>P: 4 | R: 0<br>E: 0<br>K: 2<br>S: 7<br>H: 0<br>LOB: 0<br>BB: 0<br>P: 7 | R: 2<br>E: 0<br>K: 0<br>S: 6<br>H: 3<br>LOB: 2<br>BB: 1<br>P: 10 | R: 0<br>E: 0<br>K: 0<br>S: 3<br>H: 0<br>LOB: 0<br>BB: 0<br>P: 3 | R: 0<br>E: 1<br>K: 2<br>S: 8<br>H: 0<br>LOB: 3<br>BB: 2<br>P: 16 | R: 0<br>E: 0<br>K: 1<br>S: 7<br>H: 2<br>LOB: 2<br>BB: 0<br>P: 7 | 1B: 4<br>2B: 2<br>3B: 1<br>HR: 0<br>SF: 0<br>SAC: 0<br>DP: 1<br>HBP: 0 | | | | | | |

| PITCHER | | IP | WLS | BF | H | R | ER | SO | BB | IBB | HBP | BLK | WP | HR | S | P | ERA | WHIP |
|---|---|---|---|---|---|---|---|---|---|---|---|---|---|---|---|---|---|---|
| Phil Regan, R<br>ERA: 4.29 | (1, 1) | 7.0 | W | 29 | 5 | 3 | 3 | 2 | 3 | 1 | 0 | 0 | 0 | 0 | 29 | 45 | 3.86 | 1.143 |
| Dick Egan, L<br>ERA: 2.77 | (8, 1) | 0.0 | | 2 | 0 | 0 | 0 | 0 | 2 | 0 | 0 | 0 | 0 | 0 | 0 | 8 | ∞ | ∞ |
| Mickey Lolich, L<br>ERA: 3.38 | (8, 1) | 2.0 | S | 9 | 2 | 0 | 0 | 3 | 0 | 0 | 0 | 0 | 0 | 0 | 15 | 15 | 0.00 | 1.000 |

| PITCHER | IP | WLS | BF | H | R | ER | SO | BB | IBB | HBP | BLK | WP | HR | S | P | ERA | WHIP |
|---|---|---|---|---|---|---|---|---|---|---|---|---|---|---|---|---|---|

# TOP

## New York Yankees @ Detroit Tigers

Tiger Stadium, Detroit, MI

Thu May 14 1964, 4:33 AM EDT

Att. 7,511 - Unknown - 58 F

livebaseballscorecards.com

| | |
|---|---|
| AB | 34 |
| R | 3 |
| H | 7 |
| RBI | 3 |
| BB | 6 |
| SO | 5 |
| LOB | 26 |

| | | | | | |
|---|---|---|---|---|---|
| WP: 0 | PA: 40 | | | | |
| PB: 0 | | | | | |
| SB: 0 | | | | | |
| CS: 0 | | | | | |

| Batter | 1 | 2 | 3 | 4 | 5 | 6 | 7 | 8 | 9 | AB | R | H | RBI | BB | SO | LOB |
|---|---|---|---|---|---|---|---|---|---|---|---|---|---|---|---|---|
| Dick McAuliffe, L (1, 6)<br>OBP: 0.347, SLG: 0.473 | BBBB<br>4-0 FC1-6 BB | X 0-0 2-H 3B | | SSS 0-3 ② K | | X 0-0 ① SH5-4 1-2 | X 0-0 E 1B 1-H 2-H 3-H 1B | | | 3 | 1 | 2 | 3 | 1 | 1 | 1 |
| Bill Bruton, L (1, 8)<br>OBP: 0.314, SLG: 0.396 | X 0-0 ① FC1-6 1B 1B 1-2f | BBBB<br>4-0 BB | | X 0-0 1-H 3B | | X 0-0 ② F7 | X 0-0 E3 1B 1-2 | | | 4 | 0 | 1 | 1 | 1 | 0 | 3 |
| Don Demeter, R (1, 9)<br>OBP: 0.232, SLG: 0.344<br>George Thomas, R (7, PH)<br>OBP: 0.429, SLG: 0.917 (8, 9) | X 0-0 1B 1-2 1B | X 0-0 ③ F5 | | SSS 0-3 ③ K | | SSS 0-3 ③ K | X 0-0 1-3 2-H 1B | | | 4<br>1 | 0<br>0 | 1<br>1 | 0<br>1 | 0<br>1 | 2<br>0 | 4<br>0 |
| Norm Cash, L (1, 3)<br>OBP: 0.376, SLG: 0.483 | X 0-0 FC6-4 1-2 2-3 1B | X 0-0 B3-6 1B 1B | | X 0-0 FC6-4 1B | | | X 0-0 F8<br>F4 | | | 5 | 0 | 3 | 0 | 0 | 0 | 2 |
| Jerry Lumpe, L (1, 4)<br>OBP: 0.282, SLG: 0.310 | SSS 0-3 ② K | X 0-0 1-2 1B | | X 0-0 ① L7 | | | X 0-0 ② F2 | X 0-0 ① F3 | | 5 | 0 | 1 | 0 | 0 | 1 | 4 |
| Bill Freehan, R (1, 2)<br>OBP: 0.419, SLG: 0.438 | X 0-0 ③ FC6-4 1-2f | SSS 0-3 ① K | | X 0-0 ② FC6-4 1B 1-2f | | | BBBB<br>4-0 BB 1B BB | X 0-0 ② F6 | | 4 | 1 | 0 | 0 | 1 | 1 | 6 |
| Willie Horton, R (1, 7)<br>OBP: 0.282, SLG: 0.279 | | X 0-0 ① 6-3 | X 0-0 ② ③ B3-6 2-3f | X 0-0 1-2 1B | | | BBBBB<br>4-0 BB 1B 1-2 WP BB | X 0-0 ③ 4-3 | | 4 | 1 | 1 | 0 | 1 | 0 | 2 |
| Don Wert, R (1, 5)<br>OBP: 0.316, SLG: 0.389 | | X 0-0 E6 SH3-4 3B | | X 0-0 FC3-6 1B | X 0-0 F8 | | X 0-0 WP BB 1-2 2-H 1B | | | 4 | 2 | 2 | 1 | 0 | 0 | 2 |
| Phil Regan, R (1, 1)<br>OBP: 0.462, SLG: 0.364<br>Gates Brown, L (7, PH)<br>OBP: 0.222, SLG: 0.500<br>Dick Egan, L (8, 1)<br>Mickey Lolich, S (8, 1) | | X 0-0 ② SH3-4 1-2 | | X 0-0 ① FC3-6 3B 1-2f | | X 0-0 SH5-4 1B | BBBB<br>4-0 WP 1B 1-2 2-3 BB | | | 2<br>0<br>0<br>0 | 1<br>1<br>0<br>0 | 1<br>0<br>0<br>0 | 0<br>0<br>0<br>0 | 0<br>1<br>0<br>0 | 0<br>0<br>0<br>0 | 1<br>0<br>0<br>0 |
| Inning Stats | R: 0 E: 0 K: 1 S: 7 H: 2 LOB: 3 BB: 1 P: 11 | R: 1 E: 1 K: 0 S: 5 H: 1 LOB: 2 BB: 1 P: 9 | R: 0 E: 0 K: 1 S: 6 H: 2 LOB: 1 BB: 0 P: 6 | R: 1 E: 0 K: 2 S: 9 H: 2 LOB: 1 BB: 0 P: 9 | R: 0 E: 0 K: 0 S: 5 H: 2 LOB: 2 BB: 0 P: 5 | R: 0 E: 0 K: 1 S: 6 H: 1 LOB: 1 BB: 0 P: 6 | R: 5 E: 1 K: 0 S: 7 H: 3 LOB: 2 BB: 3 P: 19 | R: 0 E: 0 K: 0 S: 3 H: 0 LOB: 0 BB: 0 P: 3 | | 1B: 11 2B: 1 3B: 2 HR: 0 | SF: 0 SAC: 2 DP: 1 HBP: 0 | | | | | |

# BOTTOM

## New York Yankees @ Detroit Tigers

Tiger Stadium, Detroit, MI

Thu May 14 1964, 4:33 AM EDT

Att. 7,511 - Unknown - 58 F

livebaseballscorecards.com

| | |
|---|---|
| AB | 36 |
| R | 7 |
| H | 13 |
| RBI | 6 |
| BB | 5 |
| SO | 5 |
| LOB | 25 |

WP: 1 PA: 43
PB: 0
SB: 0
CS: 0

| PITCHER | | IP | WLS | BF | H | R | ER | SO | BB | IBB | HBP | BLK | WP | HR | S | P | ERA | WHIP |
|---|---|---|---|---|---|---|---|---|---|---|---|---|---|---|---|---|---|---|
| Jim Bouton, R<br>ERA: 3.02 | (1, 1) | 6.2 | L | 35 | 11 | 5 | 4 | 5 | 4 | 0 | 0 | 0 | 0 | 0 | 41 | 57 | 5.40 | 2.250 |
| Pete Mikkelsen, R<br>ERA: 6.23 | (7, 1) | 0.0 | | 1 | 0 | 0 | 0 | 0 | 1 | 0 | 0 | 0 | 0 | 0 | 0 | 4 | ∞ | ∞ |
| Steve Hamilton, L<br>ERA: | (7, 1) | 0.1 | | 4 | 2 | 2 | 1 | 0 | 0 | 0 | 0 | 0 | 1 | 0 | 4 | 4 | 27.00 | 6.000 |
| Bob Meyer, L<br>ERA: 6.28 | (8, 1) | 1.0 | | 3 | 0 | 0 | 0 | 0 | 0 | 0 | 0 | 0 | 0 | 0 | 3 | 3 | 0.00 | 0.000 |

| PITCHER | IP | WLS | BF | H | R | ER | SO | BB | IBB | HBP | BLK | WP | HR | S | P | ERA | WHIP |
|---|---|---|---|---|---|---|---|---|---|---|---|---|---|---|---|---|---|

| Batter | 1 | 2 | 3 | 4 | 5 | 6 | 7 | 8 | 9 | AB | R | H | RBI | BB | SO | LOB |
|---|---|---|---|---|---|---|---|---|---|---|---|---|---|---|---|---|
| Wayne Causey, L (1, 6)<br>OBP: 0.411, SLG: 0.359 | 0-0 1B | | S S S 0-3 K | | | 0-0 2B 1B 1B<br>0-0 FC4-6 1-2f | | 0-0 4-3 1-2 | 0-0 FC1-6 1-2f | 6 | 1 | 2 | 0 | 0 | 1 | 6 |
| Nelson Mathews, R (1, 8)<br>OBP: 0.379, SLG: 0.456 | S S S 0-3 K | | S S S 0-3 K | | | 0-0 1B 1-3 1B 2B | 0-0 E6 CS | 0-0 E BB 2-H 3-H 1B 1B | 0-0 F9 | 6 | 2 | 2 | 2 | 0 | 2 | 2 |
| Ed Charles, R (1, 5)<br>OBP: 0.385, SLG: 0.407 | 0-0 F8 | | | 0-0 F5 | | 0-0 1B BB 2-3 3-H 1B<br>B B B B | 4-0 1B 1-2 BB<br>B B B B | 4-0 E 1-2 1B BB | | 3 | 2 | 1 | 1 | 2 | 0 | 1 |
| Jim Gentile, L (1, 3)<br>OBP: 0.398, SLG: 0.511 | S S S 0-3 K | | | 0-0 F8 | | S S S 0-3 K | 0-0 1-2 1B | 0-0 E7 5-3 1B 1-2 2-3 | | 5 | 0 | 1 | 0 | 0 | 2 | 5 |
| Rocky Colavito, R (1, 9)<br>OBP: 0.409, SLG: 0.659<br>Orlando Pena, R (6, PR)<br>OBP: 0.087, SLG: 0.045<br>Doc Edwards, R (6, 2)<br>OBP: 0.283, SLG: 0.295 | | 0-0 HR | | S S S 0-3 K | | 0-0 BB BB 2B 1-3 3-H 1B | 0-0 F5 | 0-0 5-3 1-2 2-H 3-H 1B | | 3<br>0<br>2 | 1<br>1<br>0 | 2<br>0<br>1 | 2<br>0<br>2 | 0<br>0<br>0 | 1<br>0<br>0 | 0<br>0<br>2 |
| Manny Jimenez, L (1, 7)<br>(6, 9)<br>OBP: 0.225, SLG: 0.417<br>Jose Tartabull, L (8, 7)<br>OBP: 0.200, SLG: 0.400 | | 0-0 G5-4-3 1B | | | 0-0 F5<br>B B B B | 4-0 BB 1-2 2B BB | 0-0 F8 | 0-0 5-3 1-2 2-3 | | 4<br>0 | 1<br>0 | 1<br>0 | 0<br>0 | 1<br>0 | 0<br>0 | 4<br>0 |
| Charlie Lau, L (1, 2)<br>OBP: 0.373, SLG: 0.509<br>George Alusik, R (6, PH)<br>OBP: 0.619, SLG: 0.273<br>(6, 7)<br>(8, 9) | | 0-0 F3 | | | 0-0 F8<br>B B B B | 4-0 2B BB 1-2 2-3 3-H BB | | 1B 1B BB<br>0-0 L4 | | 2<br>1 | 0<br>1 | 0<br>1 | 0<br>2 | 0<br>0 | 1<br>2 | 1<br>2 |
| Dick Green, R (1, 4)<br>OBP: 0.262, SLG: 0.351 | | 0-0 G5-4-3 1-2f | | | S S S 0-3 K | 0-0 1-3 2-H 3-H 2B | | 0-0 1B 1-2 1B 1B | 0-0 FC1-6 1B | 5 | 1 | 3 | 2 | 0 | 1 | 1 |
| Diego Segui, R (1, 1)<br>OBP: 0.333, SLG: 0.500 | | | S S S 0-3 K | | | 0-0 F3<br>1-0 FC4-6 HBP | | 0-0 4-3 1-3 2-H 1B 1B | S S S 0-3 K | 4 | 1 | 1 | 1 | 0 | 2 | 1 |

| Inning Stats | | |

| Batter | 1 | 2 | 3 | 4 | 5 | 6 | 7 | 8 | 9 | AB | R | H | RBI | BB | SO | LOB |
|---|---|---|---|---|---|---|---|---|---|---|---|---|---|---|---|---|
| Phil Linz, R (1, 6)<br>OBP: 0.232, SLG: 0.208 | S S S 0-3 K ① | | x 0-0 6-3 ③ | | x 0-0 F2 ③ | | x 0-0 F2 ③ | | x 0-0 B1-3 ③ | 5 | 0 | 0 | 0 | 0 | 1 | 5 |
| Bobby Richardson, R (1, 4)<br>OBP: 0.348, SLG: 0.352 | x 0-0 F8 ② | | | x 0-0 F6 ① | | x 0-0 6-3 ① | | x 0-0 1B | | 4 | 0 | 1 | 0 | 0 | 0 | 0 |
| Roger Maris, L (1, 9)<br>OBP: 0.364, SLG: 0.535 | x 0-0 1B | | | x 0-0 1B 1B | | S S S 0-3 K ② | | x 0-0 F2 ① | | 4 | 0 | 2 | 0 | 0 | 1 | 1 |
| Mickey Mantle, S (1, 8)<br>OBP: 0.424, SLG: 0.485<br>Archie Moore, L (6, PR)<br>(7, 3) | x 0-0 L5 ③ | | | x 0-0 F8 ② | | B B B B 4-0 FC6-4 BB | | S S S 0-3 K ② | | 2<br>1 | 0<br>0 | 0<br>0 | 0<br>0 | 1<br>0 | 0<br>1 | 2<br>1 |
| Hector Lopez, R (1, 7)<br>OBP: 0.310, SLG: 0.500 | | x 0-0 G3-6-3 1B | | x 0-0 1-3 1B | | x 0-0 FC6-4 ③ 1-2f | | x 0-0 F7 ③ | | 4 | 0 | 2 | 0 | 0 | 0 | 2 |
| Joe Pepitone, L (1, 3)<br>OBP: 0.304, SLG: 0.348<br>(7, 8) | | x 0-0 ①② G3-6-3 1-2f | | x 0-0 ③ 4-3 | | | x 0-0 1-3 1B | | x 0-0 ① L6 | 4 | 0 | 1 | 0 | 0 | 0 | 3 |
| Elston Howard, R (1, 2)<br>OBP: 0.348, SLG: 0.400 | | x 0-0 ③ F8 | | | x 0-0 ① 6-3 | | x 0-0 1-3 1-2 1B | | x 0-0 ② 1-3 | 4 | 0 | 1 | 0 | 0 | 0 | 0 |
| Clete Boyer, R (1, 5)<br>OBP: 0.232, SLG: 0.200 | | | x 0-0 ① F5 | | x 0-0 ② 1-3 | | x 0-0 ① 1-3 1-2 2-3 | | x 0-0 1B 1B | 4 | 0 | 1 | 0 | 0 | 0 | 2 |
| Ralph Terry, R (1, 1)<br>OBP: 0.250, SLG: 0.286<br>Bud Daley, L (6, 1)<br>Pedro Gonzalez, R (7, PH)<br>OBP: 0.313, SLG: 0.276<br>Pete Mikkelsen, R (8, 1)<br>Bob Meyer, R (9, 1)<br>Johnny Blanchard, L (9, PH)<br>OBP: 0.406, SLG: 0.227 | | | x 0-0 6-3 ② | | B B B B 4-0 BB | | x 0-0 F2 ② | | x 0-0 1-3 1B | 1<br>0<br>1<br>0<br>0<br>1 | 0<br>0<br>0<br>0<br>0<br>0 | 0<br>0<br>0<br>0<br>0<br>1 | 0<br>0<br>0<br>0<br>0<br>0 | 1<br>0<br>0<br>0<br>0<br>1 | 0<br>0<br>0<br>0<br>0<br>0 | 0<br>0<br>2<br>0<br>0<br>0 |
| Inning Stats | R: 0 H: 1<br>E: 0 LOB: 1<br>K: 1 BB: 0<br>S: 6 P: 6 | R: 0 H: 1<br>E: 0 LOB: 0<br>K: 0 BB: 0<br>S: 3 P: 3 | R: 0 H: 0<br>E: 0 LOB: 0<br>K: 0 BB: 0<br>S: 3 P: 3 | R: 0 H: 2<br>E: 0 LOB: 2<br>K: 0 BB: 0<br>S: 5 P: 5 | R: 0 H: 0<br>E: 0 LOB: 1<br>K: 0 BB: 1<br>S: 3 P: 7 | R: 0 H: 0<br>E: 0 LOB: 1<br>K: 1 BB: 1<br>S: 5 P: 9 | R: 0 H: 2<br>E: 0 LOB: 2<br>K: 0 BB: 0<br>S: 5 P: 5 | R: 0 H: 1<br>E: 0 LOB: 1<br>K: 1 BB: 0<br>S: 6 P: 6 | R: 0 H: 2<br>E: 0 LOB: 2<br>K: 0 BB: 0<br>S: 5 P: 5 | 1B: 9<br>2B: 0<br>3B: 0<br>HR: 0 | SF: 0<br>SAC: 0<br>DP: 1<br>HBP: 0 | | | | | |

| PITCHER | | IP | WLS | BF | H | R | ER | SO | BB | IBB | HBP | BLK | WP | HR | S | P | ERA | WHIP |
|---|---|---|---|---|---|---|---|---|---|---|---|---|---|---|---|---|---|---|
| Diego Segui, R<br>ERA: 3.4 | (1, 1) | 9.0 | W | 37 | 9 | 0 | 0 | 3 | 2 | 0 | 0 | 0 | 0 | 0 | 41 | 49 | 0.00 | 1.222 |

| PITCHER | IP | WLS | BF | H | R | ER | SO | BB | IBB | HBP | BLK | WP | HR | S | P | ERA | WHIP |
|---|---|---|---|---|---|---|---|---|---|---|---|---|---|---|---|---|---|

# BOTTOM

## Kansas City Athletics @ New York Yankees

Yankee Stadium, Bronx, NY

Fri May 15 1964, 7:05 PM EDT
Att. 13,445 - Unknown - 62 F

livebaseballscorecards.com

| | |
|---|---|
| AB | 35 |
| R | 0 |
| H | 9 |
| RBI | 0 |
| BB | 2 |
| SO | 3 |
| LOB | 18 |

WP: 0 PA: 37
PB: 0
SB: 0
CS: 0

| Batter | 1 | 2 | 3 | 4 | 5 | 6 | 7 | 8 | 9 | AB | R | H | RBI | BB | SO | LOB |
|---|---|---|---|---|---|---|---|---|---|---|---|---|---|---|---|---|
| Wayne Causey, L (1, 6)<br>OBP: 0.395, SLG: 0.343 | 3-1 | | FC5-4<br>1-2f | G4-6-3<br>1-2f | | 4-3 | | | 1-3 | 5 | 1 | 0 | 0 | 0 | 0 | 3 |
| Nelson Mathews, R (1, 8)<br>OBP: 0.372, SLG: 0.444 | K | | BB<br>1-2 | | F8 | | F7 | | L9 | 5 | 1 | 1 | 0 | 0 | 1 | 0 |
| Ed Charles, R (1, 5)<br>OBP: 0.386, SLG: 0.400 | 6-3 | | BB<br>1-2<br>2-3 | | 2B HR | | K | | F9 | 4 | 2 | 1 | 0 | 1 | 1 | 0 |
| Jim Gentile, L (1, 3)<br>OBP: 0.393, SLG: 0.500 | | 3-1 | 1B<br>1-3<br>2-H<br>3-H | | K | | 4-3 | | | 4 | 0 | 1 | 2 | 0 | 1 | 1 |
| George Alusik, R (1, 7)<br>OBP: 0.600, SLG: 0.500 | | 5-3 | SF9<br>3-H | | HR<br>1-3 | | | F8 | | 3 | 1 | 2 | 1 | 0 | 0 | 0 |
| Manny Jimenez, L (1, 9)<br>OBP: 0.273, SLG: 0.538 | | 2B | F6 | | HR<br>2-H<br>3-H | | | BB | | 3 | 1 | 2 | 3 | 1 | 0 | 1 |
| Charlie Lau, L (1, 2)<br>OBP: 0.387, SLG: 0.509 | | BB<br>FC6-4 | | FC5-6<br>BB<br>1B | L7 | | | F8 | | 2 | 0 | 1 | 0 | 1 | 0 | 0 |
| Doc Edwards, R (8, PH)<br>OBP: 0.277, SLG: 0.289 | | | | | | | | | | 1 | 0 | 0 | 0 | 0 | 0 | 2 |
| Aurelio Monteagudo, R (8, 1)<br>OBP: 0.400, SLG: 0.800 | | | | | | | | | | 0 | 0 | 0 | 0 | 0 | 0 | 0 |
| Dick Green, R (1, 4)<br>OBP: 0.262, SLG: 0.340 | | FC6-4<br>1-2f | | BB<br>1-2<br>FC5-6 | | 1-3 | | F8<br>2-3 | | 3 | 0 | 0 | 0 | 1 | 0 | 4 |
| Moe Drabowsky, R (1, 1)<br>OBP: 0.091, SLG: 0.091 | | | 1B<br>FC5-4 | FC5-6<br>1-2<br>2-3f<br>G4-6-3 | | 5-3 | | L9 | | 1 | 0 | 1 | 0 | 0 | 0 | 0 |
| Joe Grzenda, R (3, 1) | | | | | | | | | | 1 | 0 | 0 | 0 | 0 | 0 | 2 |
| Jack Aker, R (5, 1) | | | | | | | | | | 1 | 0 | 0 | 0 | 0 | 0 | 0 |
| Billy Bryan, L (8, PH)<br>OBP: 0.357, SLG: 0.727 | | | | | | | | | | 1 | 0 | 0 | 0 | 0 | 0 | 2 |
| (8, 2) | | | | | | | | | | | | | | | | |

# Kansas City Athletics @ New York Yankees

Yankee Stadium, Bronx, NY

Sat May 16 1964, 3:33 AM EDT

Att. 11,145 - Unknown - 70 F

TOP

livebaseballscorecards.com

| | |
|---|---|
| AB | 34 |
| R | 6 |
| H | 9 |
| RBI | 6 |
| BB | 4 |
| SO | 3 |
| LOB | 15 |

| Inning Stats | 1 | 2 | 3 | 4 | 5 | 6 | 7 | 8 | 9 |
|---|---|---|---|---|---|---|---|---|---|
| | R: 0<br>E: 0<br>K: 1<br>S: 5 | H: 0<br>LOB: 0<br>BB: 0<br>P: 5 | R: 0<br>E: 0<br>K: 0<br>S: 4 | H: 1<br>LOB: 2<br>BB: 1<br>P: 8 | R: 3<br>E: 0<br>K: 0<br>S: 6 | H: 3<br>LOB: 1<br>BB: 1<br>P: 10 | R: 0<br>E: 0<br>K: 0<br>S: 3 | H: 1<br>LOB: 1<br>BB: 1<br>P: 7 | R: 3<br>E: 0<br>K: 1<br>S: 8 | H: 3<br>LOB: 0<br>BB: 0<br>P: 8 |
| | R: 0<br>E: 0<br>K: 0<br>S: 3 | H: 0<br>LOB: 0<br>BB: 0<br>P: 3 | R: 0<br>E: 0<br>K: 1<br>S: 5 | H: 0<br>LOB: 0<br>BB: 0<br>P: 5 | R: 0<br>E: 0<br>K: 0<br>S: 4 | H: 1<br>LOB: 2<br>BB: 1<br>P: 8 | R: 0<br>E: 0<br>K: 0<br>S: 3 | H: 0<br>LOB: 0<br>BB: 0<br>P: 3 | 1B: 5<br>2B: 3<br>3B: 0<br>HR: 1 | SF: 1<br>SAC: 0<br>DP: 1<br>HBP: 0 |
| | WP: 0<br>PB: 0<br>SB: 0<br>CS: 0 | PA: 39 | | | | | | | | |

| PITCHER | | IP | WLS | BF | H | R | ER | SO | BB | IBB | HBP | BLK | WP | HR | S | P | ERA | WHIP |
|---|---|---|---|---|---|---|---|---|---|---|---|---|---|---|---|---|---|---|
| Stan Williams, R<br>ERA: 5.4 | (1, 1) | 3.0 | | 15 | 4 | 3 | 3 | 1 | 2 | 0 | 0 | 0 | 0 | 0 | 15 | 23 | 9.00 | 2.000 |
| Steve Hamilton, L<br>ERA: 2.08 | (4, 1) | 4.0 | W | 18 | 5 | 3 | 3 | 2 | 2 | 0 | 0 | 0 | 0 | 1 | 20 | 28 | 6.75 | 1.750 |
| Hal Reniff, R<br>ERA: | (8, 1) | 2.0 | S | 6 | 0 | 0 | 0 | 0 | 0 | 0 | 0 | 0 | 0 | 0 | 6 | 6 | 0.00 | 0.000 |

| PITCHER | IP | WLS | BF | H | R | ER | SO | BB | IBB | HBP | BLK | WP | HR | S | P | ERA | WHIP |
|---|---|---|---|---|---|---|---|---|---|---|---|---|---|---|---|---|---|

| Batter | 1 | 2 | 3 | 4 | 5 | 6 | 7 | 8 | 9 | AB | R | H | RBI | BB | SO | LOB |
|---|---|---|---|---|---|---|---|---|---|---|---|---|---|---|---|---|
| Phil Linz, R (1, 6)<br>OBP: 0.230, SLG: 0.207 | F6 | | L6 | WP<br>1-2 1B<br>1B | | B1-3 | 6-3 | | | 5 | 1 | 1 | 0 | 0 | 0 | 1 |
| Bobby Richardson, R (1, 4)<br>OBP: 0.359, SLG: 0.352 | F4 | | BBBB<br>HR BB | 1-H 2-H<br>HR 1B | | BBBB<br>BB | | L8 | | 3 | 2 | 1 | 2 | 2 | 0 | 0 |
| Roger Maris, L (1, 9)<br>OBP: 0.367, SLG: 0.646 | HR | | 1-H<br>HR | F5 | | F9 | | F2 | | 5 | 2 | 2 | 3 | 0 | 0 | 2 |
| Mickey Mantle, S (1, 8)<br>OBP: 0.411, SLG: 0.507<br>Pedro Gonzalez, R (9, 3)<br>OBP: 0.313, SLG: 0.276 | K | | F8 | 1-H<br>HR | | F8 | | 4-3 | | 5<br>0 | 1<br>0 | 1<br>0 | 2<br>0 | 0<br>0 | 1<br>0 | 1<br>0 |
| Hector Lopez, R (1, 7)<br>OBP: 0.320, SLG: 0.521 | | 1B 3B | BBBB<br>1B BB | 6-3 | | | SSS<br>K | | | 3 | 1 | 1 | 0 | 1 | 1 | 0 |
| Joe Pepitone, L (1, 3)<br>OBP: 0.330, SLG: 0.406<br>(9, 8) | | CS<br>3-H 1B | FC6-4<br>1-3 1B | | FC4-6<br>1B | | HR | | | 4 | 1 | 4 | 2 | 0 | 0 | 0 |
| Elston Howard, R (1, 2)<br>OBP: 0.344, SLG: 0.386 | | F6<br>1-2 | FC6-4<br>1-2f | | F8 | | H<br>3B HBP | | | 3 | 1 | 0 | 0 | 0 | 0 | 4 |
| Clete Boyer, R (1, 5)<br>OBP: 0.242, SLG: 0.227 | | BBBB<br>BB | | F7 | FC4-6<br>1-2f | | 1-H<br>3B | | | 3 | 0 | 1 | 1 | 1 | 0 | 1 |
| Stan Williams, R (1, 1)<br>OBP: 0.400, SLG: 0.400<br>Steve Hamilton, L (4, 1)<br>Hal Reniff, R (8, 1) | | 6-3 | | BBBB<br>WP 1B<br>1B BB | 4-3 | | 4-3 | | | 1<br>2<br>0 | 0<br>1<br>0 | 0<br>0<br>0 | 0<br>0<br>0 | 0<br>1<br>0 | 0<br>0<br>0 | 1<br>2<br>0 |
| Inning Stats | R: 1<br>E: 0<br>K: 1<br>S: 6<br>H: 1<br>LOB: 0<br>BB: 0<br>P: 6 | R: 1<br>E: 0<br>K: 0<br>S: 4<br>H: 2<br>LOB: 1<br>BB: 1<br>P: 8 | R: 2<br>E: 0<br>K: 0<br>S: 5<br>H: 2<br>LOB: 2<br>BB: 2<br>P: 13 | R: 4<br>E: 0<br>K: 0<br>S: 6<br>H: 3<br>LOB: 0<br>BB: 1<br>P: 10 | R: 0<br>E: 0<br>K: 0<br>S: 4<br>H: 1<br>LOB: 1<br>BB: 0<br>P: 4 | R: 0<br>E: 0<br>K: 0<br>S: 3<br>H: 0<br>LOB: 1<br>BB: 1<br>P: 7 | R: 2<br>E: 0<br>K: 1<br>S: 7<br>H: 2<br>LOB: 1<br>BB: 0<br>P: 8 | R: 0<br>E: 0<br>K: 0<br>S: 3<br>H: 0<br>LOB: 0<br>BB: 0<br>P: 3 | | | | | | | | |

| PITCHER | | IP | WLS | BF | H | R | ER | SO | BB | IBB | HBP | BLK | WP | HR | S | P | ERA | WHIP |
|---|---|---|---|---|---|---|---|---|---|---|---|---|---|---|---|---|---|---|
| Moe Drabowsky, R<br>ERA: 6.67 | (1, 1) | 2.2 | L | 14 | 4 | 4 | 4 | 1 | 3 | 0 | 0 | 0 | 0 | 2 | 13 | 25 | 13.50 | 2.625 |
| Joe Grzenda, L<br>ERA: 9.0 | (3, 1) | 1.1 | | 9 | 4 | 4 | 4 | 0 | 1 | 0 | 0 | 0 | 1 | 1 | 8 | 12 | 27.00 | 3.750 |
| Jack Aker, R<br>ERA: 11.0 | (5, 1) | 3.0 | | 14 | 3 | 2 | 2 | 1 | 1 | 0 | 1 | 0 | 0 | 1 | 14 | 19 | 6.00 | 1.333 |
| Aurelio Monteagudo, R<br>ERA: 8.72 | (8, 1) | 1.0 | | 3 | 0 | 0 | 0 | 0 | 0 | 0 | 0 | 0 | 0 | 0 | 3 | 3 | 0.00 | 0.000 |

| PITCHER | IP | WLS | BF | H | R | ER | SO | BB | IBB | HBP | BLK | WP | HR | S | P | ERA | WHIP |
|---|---|---|---|---|---|---|---|---|---|---|---|---|---|---|---|---|---|

# BOTTOM

## Kansas City Athletics @ New York Yankees

Yankee Stadium, Bronx, NY

Sat May 16 1964, 3:33 AM EDT
Att. 11,145 - Unknown - 70 F

livebaseballscorecards.com

| | |
|---|---|
| AB | 34 |
| R | 10 |
| H | 11 |
| RBI | 10 |
| BB | 5 |
| SO | 2 |
| LOB | 12 |

| | | | | | | |
|---|---|---|---|---|---|---|
| 1B: 5 | SF: 0 | WP: 1 | PA: 40 |
| 2B: 0 | SAC: 0 | PB: 0 | |
| 3B: 2 | DP: 0 | SB: 0 | |
| HR: 4 | HBP: 1 | CS: 1 | |

| Batter | 1 | 2 | 3 | 4 | 5 | 6 | 7 | 8 | 9 | AB | R | H | RBI | BB | SO | LOB |
|---|---|---|---|---|---|---|---|---|---|---|---|---|---|---|---|---|
| Wayne Causey, L (1, 6)<br>OBP: 0.403, SLG: 0.348 | F8 | | | F7 | 1B | FC6-4 | | BBB 4-0 FC6-4 BB | | 4 | 1 | 2 | 1 | 1 | 0 | 0 |
| Nelson Mathews, R (1, 8)<br>OBP: 0.365, SLG: 0.434 | SSS 0-3 K | | | 0-0 F6 | 1B 1-2 | FC6-4 1-2f | | 0-0 FC6-4 1-2f | | 5 | 0 | 1 | 0 | 0 | 1 | 2 |
| Ed Charles, R (1, 5)<br>OBP: 0.395, SLG: 0.404 | 0-0 F9 | | | H 1-0 1B 3B HBP | 1-3 2-H 1B | | 0-0 G6-4-3 1B | | 0-0 F8 | 4 | 1 | 2 | 1 | 0 | 0 | 0 |
| Jim Gentile, L (1, 3)<br>OBP: 0.393, SLG: 0.495 | | 0-0 L3 | | 0-0 1-3 3B 1B | 0-0 F8 | | 0-0 F2 | | 0-0 G5-4-3 1B | 5 | 1 | 2 | 0 | 0 | 0 | 3 |
| George Alusik, R (1, 7)<br>OBP: 0.567, SLG: 0.556 | | BBBB 4-0 G6-3 BB | | 0-0 1-H 3-H 3B | | SSS 0-3 K | 0-0 G6-4-3 1-2f | | 0-0 G5-4-3 1-2f | 4 | 0 | 1 | 2 | 1 | 1 | 2 |
| Manny Jimenez, L (1, 9)<br>OBP: 0.271, SLG: 0.512 | | 0-0 G6-3 1-2f | | 0-0 6-3 | | 0-0 BB 3B 1B | | SSS 0-3 K | | 4 | 1 | 1 | 0 | 0 | 1 | 2 |
| Charlie Lau, L (1, 2)<br>OBP: 0.409, SLG: 0.552 | | | SSS 0-3 K | | 3-1 1B 2B | BBBB 4-0 1-2 3B BB | | 0-0 3B 2B | | 3 | 3 | 2 | 0 | 1 | 1 | 0 |
| Dick Green, R (1, 4)<br>OBP: 0.270, SLG: 0.385 | | | 0-0 5-3 | | 0-0 F3 | 0-0 1-H 2-H 4-3 3B | | 0-0 2-H 5-3 3B | | 4 | 2 | 2 | 3 | 0 | 0 | 1 |
| John O'Donoghue, R (1, 1)<br>OBP: 0.444, SLG: 0.444 | | | SSS 0-3 K | | 0-0 2-3 3-1 | 0-0 3-H 4-3 | | 0-0 3-H 5-3 | | 1 | 0 | 0 | 0 | 0 | 1 | 0 |
| Vern Handrahan, L (4, 1) | | | | | | | | | | 1 | 0 | 0 | 0 | 0 | 0 | 1 |
| Joe Grzenda, R (5, 1) | | | | | | | | | | 0 | 0 | 0 | 0 | 0 | 0 | 0 |
| Doc Edwards, R (6, PH)<br>OBP: 0.271, SLG: 0.283 | | | | | | | | | | 1 | 0 | 0 | 1 | 0 | 0 | 0 |
| Jack Aker, R (6, 1) | | | | | | | | | | 0 | 0 | 0 | 0 | 0 | 0 | 0 |
| Billy Bryan, L (8, PH)<br>OBP: 0.333, SLG: 0.667 | | | | | | | | | | 1 | 0 | 0 | 1 | 0 | 0 | 0 |
| Aurelio Monteagudo, R (8, 1)<br>OBP: 0.400, SLG: 0.800 | | | | | | | | | | 0 | 0 | 0 | 0 | 0 | 0 | 0 |
| Inning Stats | R: 0<br>E: 0<br>K: 1<br>S: 5<br>H: 0<br>LOB: 0<br>BB: 0<br>P: 5 | R: 0<br>E: 0<br>K: 0<br>S: 2<br>H: 0<br>LOB: 0<br>BB: 1<br>P: 6 | R: 0<br>E: 0<br>K: 2<br>S: 7<br>H: 0<br>LOB: 0<br>BB: 0<br>P: 7 | R: 2<br>E: 0<br>K: 0<br>S: 5<br>H: 2<br>LOB: 1<br>BB: 0<br>P: 6 | R: 2<br>E: 0<br>K: 0<br>S: 7<br>H: 4<br>LOB: 2<br>BB: 0<br>P: 7 | R: 3<br>E: 0<br>K: 1<br>S: 8<br>H: 3<br>LOB: 1<br>BB: 1<br>P: 12 | R: 0<br>E: 0<br>K: 0<br>S: 3<br>H: 1<br>LOB: 0<br>BB: 0<br>P: 3 | R: 2<br>E: 0<br>K: 1<br>S: 7<br>H: 2<br>LOB: 1<br>BB: 1<br>P: 11 | R: 0<br>E: 0<br>K: 0<br>S: 3<br>H: 1<br>LOB: 0<br>BB: 0<br>P: 3 | 1B: 8<br>2B: 2<br>3B: 3<br>HR: 0<br>SF: 0<br>SAC: 0<br>DP: 3<br>HBP: 1 | | | | | | |

| PITCHER | | IP | WLS | BF | H | R | ER | SO | BB | IBB | HBP | BLK | WP | HR | S | P | ERA | WHIP |
|---|---|---|---|---|---|---|---|---|---|---|---|---|---|---|---|---|---|---|
| Bill Stafford, R<br>ERA: 2.84 | (1, 1) | 4.2 | | 21 | 6 | 4 | 4 | 3 | 1 | 0 | 1 | 0 | 0 | 0 | 25 | 30 | 7.71 | 1.500 |
| Bud Daley, L<br>ERA: 5.68 | (5, 1) | 1.1 | | 9 | 4 | 3 | 3 | 1 | 1 | 0 | 0 | 0 | 0 | 0 | 10 | 14 | 20.25 | 3.750 |
| Pete Mikkelsen, R<br>ERA: 9.53 | (7, 1) | 1.2 | | 7 | 2 | 2 | 2 | 1 | 1 | 0 | 0 | 0 | 0 | 0 | 8 | 12 | 10.80 | 1.800 |
| Hal Reniff, R<br>ERA: | (8, 1) | 1.1 | W | 4 | 1 | 0 | 0 | 0 | 0 | 0 | 0 | 0 | 0 | 0 | 4 | 4 | 0.00 | 0.750 |

| PITCHER | IP | WLS | BF | H | R | ER | SO | BB | IBB | HBP | BLK | WP | HR | S | P | ERA | WHIP |
|---|---|---|---|---|---|---|---|---|---|---|---|---|---|---|---|---|---|

# Kansas City Athletics @ New York Yankees

Yankee Stadium, Bronx, NY

Sun May 17 1964, 3:33 AM EDT

Unknown - 76 F

TOP

livebaseballscorecards.com

| | |
|---|---|
| AB | 37 |
| R | 9 |
| H | 13 |
| RBI | 9 |
| BB | 3 |
| SO | 5 |
| LOB | 11 |

WP: 0 PB: 0 SB: 0 CS: 0 PA: 41

| Batter | 1 | 2 | 3 | 4 | 5 | 6 | 7 | 8 | 9 | AB | R | H | RBI | BB | SO | LOB |
|---|---|---|---|---|---|---|---|---|---|---|---|---|---|---|---|---|
| Phil Linz, R (1, 6) (9, 5)<br>OBP: 0.242, SLG: 0.226 | G3 1-3 2B | | BBB 1B 3B BB | F8 | 6-3 | | | SSS K | | 4 | 2 | 1 | 0 | 1 | 1 | 1 |
| Bobby Richardson, R (1, 4)<br>OBP: 0.352, SLG: 0.345 | G3 2-3 | | 1-3 3B 1B | | F3 | 4-3 | | F8 | | 5 | 1 | 1 | 0 | 0 | 0 | 1 |
| Hector Lopez, R (1, 9)<br>OBP: 0.325, SLG: 0.533 | 1-3 3-H | | 1-H 1B 3-H 3B | | BBB 4-0 BB HR BB | 4-3 | | F4 | | 4 | 2 | 1 | 3 | 1 | 0 | 0 |
| Mickey Mantle, S (1, 8)<br>OBP: 0.436, SLG: 0.560 | HR | | 6-3 3-H 1B | | BBB 4-0 1-2 HR BB | BBB 4-0 BB | | | | 2 | 3 | 2 | 2 | 2 | 0 | 0 |
| Pedro Gonzalez, R (9, 3)<br>OBP: 0.313, SLG: 0.276 | | | | | | | | | | 0 | 0 | 0 | 0 | 0 | 0 | 0 |
| Tom Tresh, S (1, 7)<br>OBP: 0.361, SLG: 0.507 | 4-3 | | 6-3 1-2 | | 1-H 2-H HR | 1-3 | | | | 4 | 1 | 1 | 3 | 0 | 0 | 2 |
| Elston Howard, R (1, 2)<br>OBP: 0.351, SLG: 0.384 | | F8 | 2-H 1B | | BBB 4-0 3B BB | | 6-3 | | | 3 | 1 | 1 | 1 | 1 | 0 | 0 |
| Joe Pepitone, L (1, 3) (9, 8)<br>OBP: 0.327, SLG: 0.420 | | 3-1 | F6 | | 1-H 2B 3B | | F9 | | | 4 | 1 | 1 | 1 | 0 | 0 | 1 |
| Clete Boyer, R (1, 5)<br>OBP: 0.252, SLG: 0.242 | | 4-3 | | F8 | 3-H 2B | | H 1-0 HBP | | | 3 | 0 | 1 | 1 | 0 | 0 | 0 |
| Tony Kubek, L (9, 6)<br>OBP: 0.314, SLG: 0.413 | | | | | | | | | | 0 | 0 | 0 | 0 | 0 | 0 | 0 |
| Bill Stafford, R (1, 1) | | | SSS K | 5-3 | SSS K | | SSS K | | | 2 | 0 | 0 | 0 | 0 | 1 | 0 |
| Bud Daley, L (5, 1) | | | | | | | | | | 1 | 0 | 0 | 0 | 0 | 1 | 1 |
| Pete Mikkelsen, R (7, 1) | | | | | | | | | | 1 | 0 | 0 | 0 | 0 | 1 | 1 |
| Hal Reniff, R (8, 1) | | | | | | | | | | 0 | 0 | 0 | 0 | 0 | 0 | 0 |
| Inning Stats | R: 2 H: 2<br>E: 0 LOB: 0<br>K: 0 BB: 0<br>S: 5 P: 5 | R: 0 H: 0<br>E: 0 LOB: 0<br>K: 0 BB: 0<br>S: 3 P: 3 | R: 4 H: 4<br>E: 0 LOB: 1<br>K: 1 BB: 1<br>S: 9 P: 13 | R: 0 H: 0<br>E: 0 LOB: 0<br>K: 0 BB: 0<br>S: 3 P: 3 | R: 5 H: 3<br>E: 0 LOB: 1<br>K: 1 BB: 3<br>S: 8 P: 20 | R: 0 H: 0<br>E: 0 LOB: 1<br>K: 0 BB: 1<br>S: 3 P: 7 | R: 0 H: 0<br>E: 0 LOB: 1<br>K: 1 BB: 0<br>S: 5 P: 6 | R: 0 H: 0<br>E: 0 LOB: 0<br>K: 1 BB: 0<br>S: 5 P: 5 | | 1B: 3 SF: 0<br>2B: 2 SAC: 0<br>3B: 2 DP: 0<br>HR: 2 HBP: 1 | | | | WP: 0 PA: 39<br>PB: 0<br>SB: 0<br>CS: 0 | | |

| PITCHER | | IP | WLS | BF | H | R | ER | SO | BB | IBB | HBP | BLK | WP | HR | S | P | ERA | WHIP |
|---|---|---|---|---|---|---|---|---|---|---|---|---|---|---|---|---|---|---|
| John O'Donoghue, L<br>ERA: 4.66 | (1, 1) | 3.0 | L | 16 | 6 | 6 | 6 | 1 | 1 | 0 | 0 | 0 | 0 | 1 | 17 | 21 | 18.00 | 2.333 |
| Vern Handrahan, R<br>ERA: 7.27 | (4, 1) | 1.1 | | 8 | 1 | 4 | 4 | 0 | 3 | 0 | 0 | 0 | 0 | 1 | 5 | 17 | 27.00 | 3.000 |
| Joe Grzenda, L<br>ERA: 9.53 | (5, 1) | 0.2 | | 4 | 2 | 1 | 1 | 1 | 0 | 0 | 0 | 0 | 0 | 0 | 6 | 6 | 13.50 | 3.000 |
| Jack Aker, R<br>ERA: 9.0 | (6, 1) | 2.0 | | 8 | 0 | 0 | 0 | 1 | 1 | 0 | 1 | 0 | 0 | 0 | 8 | 13 | 0.00 | 0.500 |
| Aurelio Monteagudo, R<br>ERA: 8.34 | (8, 1) | 1.0 | | 3 | 0 | 0 | 0 | 1 | 0 | 0 | 0 | 0 | 0 | 0 | 5 | 5 | 0.00 | 0.000 |

| PITCHER | IP | WLS | BF | H | R | ER | SO | BB | IBB | HBP | BLK | WP | HR | S | P | ERA | WHIP |
|---|---|---|---|---|---|---|---|---|---|---|---|---|---|---|---|---|---|

# BOTTOM

Kansas City Athletics @ New York Yankees

Yankee Stadium, Bronx, NY

Sun May 17 1964, 3:33 AM EDT

Unknown - 76 F

livebaseballscorecards.com

| | |
|---|---|
| AB | 33 |
| R | 11 |
| H | 9 |
| RBI | 11 |
| BB | 5 |
| SO | 4 |
| LOB | 7 |

| Batter | 1 | 2 | 3 | 4 | 5 | 6 | 7 | 8 | 9 | AB | R | H | RBI | BB | SO | LOB |
|---|---|---|---|---|---|---|---|---|---|---|---|---|---|---|---|---|
| Wayne Causey, L (1, 6)<br>OBP: 0.391, SLG: 0.336 | S S S 0-3 ① K | | x 0-0 ③ 3-1 | | | x 0-0 E7 FC5-4 1-2 | | | x 0-0 ① 6-3 | 4 | 0 | 0 | 0 | 0 | 1 | 1 |
| Nelson Mathews, R (1, 8)<br>OBP: 0.369, SLG: 0.436 | x 0-0 CS 1B | | | x 0-0 ① F9 | | x 0-0 ② FC5-4 1-2f 2-3 | | | x 0-0 FC5-4 1B | 4 | 0 | 2 | 0 | 0 | 0 | 2 |
| Ed Charles, R (1, 5)<br>OBP: 0.390, SLG: 0.392 | B B B B 4-0 ② 1-2 BB | | | x 0-0 ② F9 | | S S S 0-3 ③ K | | | x 0-0 ② FC5-4 1-2f | 3 | 0 | 0 | 0 | 1 | 1 | 3 |
| Jim Gentile, L (1, 3)<br>OBP: 0.380, SLG: 0.475 | S S S 0-3 ③ K | | | x 0-0 ③ 3-1 | | | x 0-0 ① F7 | | x 0-0 ③ F8 | 4 | 0 | 0 | 0 | 0 | 1 | 2 |
| George Alusik, R (1, 7)<br>OBP: 0.545, SLG: 0.524 | | S S S 0-3 ① K | | | x 0-0 G4-6-3 1B | | x 0-0 ② F4 | | | 3 | 0 | 1 | 0 | 0 | 1 | 0 |
| Manny Jimenez, L (1, 9)<br>OBP: 0.255, SLG: 0.478 | | x 0-0 ② F5 | | | x 0-0 ① ② G4-6-3 1-2f | | S S S 0-3 ③ K | | | 3 | 0 | 0 | 0 | 0 | 1 | 1 |
| Dick Green, R (1, 4)<br>OBP: 0.263, SLG: 0.374 | | x 0-0 ③ F8 | | | x 0-0 ③ F7 | | | S S S 0-3 ① K | | 3 | 0 | 0 | 0 | 0 | 1 | 0 |
| Charlie Lau, L (1, 2)<br>OBP: 0.412, SLG: 0.550 | | | S S S 0-3 ① K | | | x 0-0 FC5-4 E 1B | | x 0-0 ② 6-3 | | 2 | 0 | 1 | 0 | 0 | 1 | 0 |
| Dave Duncan, R (6, 2)<br>OBP: 0.500, SLG: 0.500 | | | | | | | | | | 1 | 0 | 0 | 0 | 0 | 0 | 0 |
| Orlando Pena, R (1, 1)<br>OBP: 0.083, SLG: 0.043 | | | x 0-0 ② 6-3 | | | x 0-0 ① F6 | | x 0-0 ③ 6-3 | | 1 | 0 | 0 | 0 | 0 | 0 | 0 |
| George Williams, R (6, PH)<br>OBP: 0.250, SLG: 0.143 | | | | | | | | | | 1 | 0 | 0 | 0 | 0 | 0 | 1 |
| Vern Handrahan, L (6, 1) | | | | | | | | | | 0 | 0 | 0 | 0 | 0 | 0 | 0 |
| Jose Tartabull, L (8, PH)<br>OBP: 0.167, SLG: 0.333 | | | | | | | | | | 1 | 0 | 0 | 0 | 0 | 0 | 0 |
| John Wyatt, R (8, 1) | | | | | | | | | | 0 | 0 | 0 | 0 | 0 | 0 | 0 |
| Inning Stats | R: 0 E: 0 K: 2 S: 7 H: 1 LOB: 1 BB: 1 P: 11 | R: 0 E: 0 K: 1 S: 5 H: 0 LOB: 0 BB: 0 P: 5 | R: 0 E: 0 K: 1 S: 5 H: 0 LOB: 0 BB: 0 P: 5 | R: 0 E: 0 K: 0 S: 3 H: 0 LOB: 0 BB: 0 P: 3 | R: 0 E: 0 K: 0 S: 3 H: 1 LOB: 0 BB: 0 P: 3 | R: 0 E: 1 K: 1 S: 7 H: 1 LOB: 2 BB: 0 P: 7 | R: 0 E: 0 K: 1 S: 5 H: 0 LOB: 0 BB: 0 P: 5 | R: 0 E: 0 K: 1 S: 5 H: 0 LOB: 0 BB: 0 P: 5 | R: 0 E: 0 K: 0 S: 4 H: 1 LOB: 1 BB: 0 P: 4 | 1B: 4 2B: 0 3B: 0 HR: 0 | SF: 0 SAC: 0 DP: 1 HBP: 0 | | | | | | |

| PITCHER | IP | WLS | BF | H | R | ER | SO | BB | IBB | HBP | BLK | WP | HR | S | P | ERA | WHIP |
|---|---|---|---|---|---|---|---|---|---|---|---|---|---|---|---|---|---|
| Whitey Ford, L (1, 1)<br>ERA: 1.66 | 9.0 | W | 31 | 4 | 0 | 0 | 7 | 1 | 0 | 0 | 0 | 0 | 0 | 44 | 48 | 0.00 | 0.556 |

| PITCHER | IP | WLS | BF | H | R | ER | SO | BB | IBB | HBP | BLK | WP | HR | S | P | ERA | WHIP |
|---|---|---|---|---|---|---|---|---|---|---|---|---|---|---|---|---|---|

# TOP

## Kansas City Athletics @ New York Yankees

Yankee Stadium, Bronx, NY

Sun May 17 1964, 3:38 AM EDT
Att. 24,007 - Unknown - 78 F

livebaseballscorecards.com

| | |
|---|---|
| AB | 30 |
| R | 0 |
| H | 4 |
| RBI | 0 |
| BB | 1 |
| SO | 7 |
| LOB | 10 |

1B: 4 SF: 0
2B: 0 SAC: 0
3B: 0 DP: 1
HR: 0 HBP: 0

WP: 0 PA: 31
PB: 0
SB: 0
CS: 1

| Batter | 1 | 2 | 3 | 4 | 5 | 6 | 7 | 8 | 9 | AB | R | H | RBI | BB | SO | LOB |
|---|---|---|---|---|---|---|---|---|---|---|---|---|---|---|---|---|
| Phil Linz, R (1, 6)<br>OBP: 0.254, SLG: 0.227 | B B B B<br>4-0<br>1B S<br>G4-6-3<br>BB | S S S<br>0-3 ③<br>K | | x<br>0-0 ①<br>F9 | | x<br>0-0<br>4-3 WP<br>HR<br>1B | x<br>0-0 ③<br>F7 | | | 4 | 2 | 1 | 0 | 1 | 1 | 3 |
| Bobby Richardson, R (1, 4)<br>OBP: 0.346, SLG: 0.339 | x<br>0-0<br>G4-6-3<br>1-3<br>1B | | x<br>0-0 ①<br>6-3 | x<br>0-0 ②<br>FC6-4<br>1-2f | | x<br>0-0 ①<br>4-3<br>1-3 | | x<br>0-0 ①<br>F9 | | 5 | 0 | 1 | 0 | 0 | 0 | 2 |
| Roger Maris, L (1, 9)<br>OBP: 0.352, SLG: 0.596 | x<br>0-0 ① ②<br>G4-6-3<br>1-2f<br>3-H | S S S<br>0-3 ②<br>K | x<br>0-0 ③<br>F4 | | | H<br>1-0<br>HR<br>HBP | | x<br>0-0 ②<br>F8 | | 4 | 1 | 0 | 0 | 0 | 1 | 2 |
| Joe Pepitone, L (1, 3)<br>OBP: 0.348, SLG: 0.495 | x<br>0-0<br>BB<br>1B | x<br>0-0<br>HR | | x<br>0-0 ①<br>4-3 | x<br>0-0<br>1-H<br>3-H<br>HR | | x<br>0-0<br>1B | | 5 | 2 | 4 | 4 | 0 | 0 | 0 | |
| Tom Tresh, S (1, 8)<br>OBP: 0.364, SLG: 0.493 | B B B B<br>4-0<br>1-2<br>BB | S S S<br>0-3 ③<br>K | | x<br>0-0 ②<br>F8 | x<br>0-0<br>G4-6-3<br>1B | | x<br>0-0 ③<br>6-3 | | 4 | 0 | 1 | 0 | 1 | 1 | 1 | |
| Hector Lopez, R (1, 7)<br>OBP: 0.333, SLG: 0.544 | S S S<br>0-3 ③<br>K | x<br>0-0<br>1B<br>2B | x<br>0-0<br>HBP BB<br>1B | x<br>0-0 ② ③<br>G4-6-3<br>1-2f | | | | | 4 | 1 | 2 | 0 | 0 | 1 | 3 | |
| Elston Howard, R (1, 2)<br>OBP: 0.366, SLG: 0.393 | S S S<br>0-3 ①<br>K | x<br>0-0<br>1B<br>1B<br>2-H<br>1B | B B B<br>4-0<br>HBP<br>1-2<br>BB | | x<br>0-0<br>FC3-6<br>1B | | | | 3 | 1 | 2 | 1 | 1 | 1 | 0 | |
| Pedro Gonzalez, R (1, 5)<br>OBP: 0.333, SLG: 0.281 | S S S<br>0-3 ②<br>K | x<br>0-0<br>S<br>1-3<br>1B | H<br>1-0<br>1-2<br>2-3<br>HBP | | x<br>0-0 ①<br>FC3-6<br>SH1-3<br>1-2f | | | | 3 | 1 | 1 | 0 | 0 | 1 | 1 | |
| Whitey Ford, L (1, 1)<br>OBP: 0.250, SLG: 0.167 | x<br>0-0<br>1B | x<br>0-0<br>FC6-4<br>1-H<br>3-H<br>1B | x<br>0-0 ③<br>L8 | | x<br>0-0 ②<br>SH1-3<br>1-2 | | | | 3 | 0 | 2 | 2 | 0 | 0 | 3 | |
| Inning Stats | R: 1 H: 2<br>E: 0 LOB: 2<br>K: 1 BB: 2<br>S: 6 P: 14 | R: 0 H: 1<br>E: 0 LOB: 1<br>K: 3 BB: 0<br>S: 10 P: 10 | R: 1 H: 1<br>E: 0 LOB: 0<br>K: 2 BB: 0<br>S: 8 P: 8 | R: 3 H: 4<br>E: 0 LOB: 1<br>K: 0 BB: 0<br>S: 7 P: 7 | R: 0 H: 1<br>E: 0 LOB: 3<br>K: 0 BB: 1<br>S: 4 P: 9 | R: 3 H: 3<br>E: 0 LOB: 0<br>K: 0 BB: 0<br>S: 5 P: 6 | R: 0 H: 1<br>E: 0 LOB: 1<br>K: 0 BB: 0<br>S: 4 P: 4 | R: 0 H: 1<br>E: 0 LOB: 1<br>K: 0 BB: 0<br>S: 4 P: 4 | | 1B: 11 SF: 0<br>2B: 1 SAC: 1<br>3B: 0 DP: 2<br>HR: 2 HBP: 2 | | | | | | WP: 1 PA: 41<br>PB: 0<br>SB: 2<br>CS: 0 | |

| PITCHER | | IP | WLS | BF | H | R | ER | SO | BB | IBB | HBP | BLK | WP | HR | S | P | ERA | WHIP |
|---|---|---|---|---|---|---|---|---|---|---|---|---|---|---|---|---|---|---|
| Orlando Pena, R<br>ERA: 3.97 | (1, 1) | 5.0 | L | 27 | 9 | 5 | 5 | 6 | 3 | 0 | 1 | 0 | 0 | 1 | 35 | 48 | 9.00 | 2.400 |
| Vern Handrahan, R<br>ERA: 7.91 | (6, 1) | 2.0 | | 10 | 4 | 3 | 3 | 0 | 0 | 0 | 1 | 0 | 1 | 1 | 9 | 10 | 13.50 | 2.000 |
| John Wyatt, R<br>ERA: 0.9 | (8, 1) | 1.0 | | 4 | 1 | 0 | 0 | 0 | 0 | 0 | 0 | 0 | 0 | 0 | 4 | 4 | 0.00 | 1.000 |

| PITCHER | IP | WLS | BF | H | R | ER | SO | BB | IBB | HBP | BLK | WP | HR | S | P | ERA | WHIP |
|---|---|---|---|---|---|---|---|---|---|---|---|---|---|---|---|---|---|

# BOTTOM

# Kansas City Athletics @ New York Yankees

Yankee Stadium, Bronx, NY

Sun May 17 1964, 3:38 AM EDT
Att. 24,007 - Unknown - 78 F

livebaseballscorecards.com

| | |
|---|---|
| AB | 35 |
| R | 8 |
| H | 14 |
| RBI | 7 |
| BB | 3 |
| SO | 6 |
| LOB | 15 |

| Batter | 1 | 2 | 3 | 4 | 5 | 6 | 7 | 8 | 9 | 10 | 11 | 12 | 13 | AB | R | H | RBI | BB | SO | LOB |
|---|---|---|---|---|---|---|---|---|---|---|---|---|---|---|---|---|---|---|---|---|
| Zoilo Versalles, R (1, 6)<br>OBP: 0.336, SLG: 0.388 | H<br>1-0<br>CS<br>HBP | | x<br>0-0<br>1-3 | | | x<br>0-0<br>FC3-6<br>G5-4-3<br>2-3 | | x<br>0-0<br>F8 | | x<br>0-0<br>6-3 | | | x<br>0-0<br>2B<br>1-2<br>SF8<br>1B | 5 | 1 | 1 | 0 | 0 | 0 | 1 |
| Rich Rollins, R (1, 5)<br>OBP: 0.349, SLG: 0.489 | x<br>0-0<br>1-2<br>HR | | | x<br>0-0<br>3-1 | | x<br>0-0<br>G5-4-3<br>1-2f | | x<br>0-0<br>1B<br>1B | | | x<br>0-0<br>6-3 | | x<br>0-0<br>1-3<br>2-H<br>HR<br>2B | 6 | 2 | 3 | 2 | 0 | 0 | 1 |
| Tony Oliva, L (1, 9)<br>OBP: 0.418, SLG: 0.659 | x<br>0-0<br>1-3 | | | S S S<br>0-3<br>K | | | x<br>0-0<br>G3 | x<br>0-0<br>FC6-4<br>1-3<br>1B | | | x<br>0-0<br>1-3 | | I I I<br>4-0<br>HR<br>IBB | 5 | 1 | 1 | 0 | 1 | 1 | 0 |
| Bob Allison, R (1, 3)<br>OBP: 0.398, SLG: 0.632 | x<br>0-0<br>F6 | | | x<br>0-0<br>F8 | | | x<br>0-0<br>5-3 | x<br>0-0<br>FC6-4<br>1-2f | | | x<br>0-0<br>4-3 | | x<br>0-0<br>SF8<br>3-H | 5 | 0 | 0 | 1 | 0 | 0 | 2 |
| Jimmie Hall, L (1, 8)<br>OBP: 0.385, SLG: 0.646 | | x<br>0-0<br>F7 | | | x<br>0-0<br>F8<br>2B | | x<br>0-0<br>1B<br>2B | | x<br>0-0<br>4-3 | | | x<br>0-0<br>4-3 | x<br>0-0<br>1-H<br>2-H<br>HR | 6 | 2 | 3 | 3 | 0 | 0 | 0 |
| Harmon Killebrew, R (1, 7)<br>OBP: 0.264, SLG: 0.445<br>Bill Pleis, L (13, 1) | | x<br>0-0<br>F8 | | | x<br>0-0<br>F8<br>2-3 | | x<br>0-0<br>BB<br>2-H<br>1B | | x<br>0-0<br>G4-6-3<br>1B | | | S S S<br>0-3<br>K | S S S<br>0-3<br>K | 6<br>0 | 0<br>0 | 2<br>0 | 1<br>0 | 0<br>0 | 2<br>0 | 1<br>0 |
| Earl Battey, R (1, 2)<br>OBP: 0.344, SLG: 0.450 | | x<br>0-0<br>5-3 | | | x<br>0-0<br>L7 | | B B B B<br>4-0<br>1-2<br>BB | | x<br>0-0<br>G4-6-3<br>2<br>3<br>1-2f | | | x<br>0-0<br>5-3 | | 4 | 0 | 0 | 0 | 1 | 0 | 2 |
| Bernie Allen, L (1, 4)<br>OBP: 0.275, SLG: 0.295<br>Don Mincher, L (10, PH)<br>OBP: 0.373, SLG: 0.729<br>Johnny Goryl, R (10, 4)<br>OBP: 0.321, SLG: 0.240 | | | x<br>0-0<br>L7 | | x<br>0-0<br>F5 | | x<br>0-0<br>L8 | | | x<br>0-0<br>F5 | | | x<br>0-0<br>5-3 | 3<br>1<br>1 | 0<br>0<br>0 | 0<br>0<br>0 | 0<br>0<br>0 | 0<br>0<br>0 | 0<br>0<br>0 | 3<br>0<br>0 |
| Jim Roland, R (1, 1)<br>OBP: 0.083, SLG: 0.083<br>Lenny Green, L (13, PH)<br>(13, 7) | | | S S S<br>0-3<br>K | | | x<br>0-0<br>E3<br>FC3-6 | | x<br>0-0<br>6-3 | | S S S<br>0-3<br>K | | | B B B B<br>4-0<br>1B<br>2B<br>BB | 4<br>0 | 0<br>1 | 0<br>0 | 0<br>0 | 2<br>1 | 0<br>0 | 0<br>0 |
| Inning Stats | R: 1<br>E: 0<br>K: 0<br>S: 3<br>H: 1<br>LOB: 0<br>BB: 0<br>P: 4 | R: 0<br>E: 0<br>K: 0<br>S: 3<br>H: 0<br>LOB: 0<br>BB: 0<br>P: 3 | R: 0<br>E: 0<br>K: 1<br>S: 5<br>H: 0<br>LOB: 0<br>BB: 0<br>P: 5 | R: 0<br>E: 0<br>K: 1<br>S: 5<br>H: 0<br>LOB: 0<br>BB: 0<br>P: 5 | R: 0<br>E: 0<br>K: 0<br>S: 4<br>H: 1<br>LOB: 1<br>BB: 0<br>P: 4 | R: 0<br>E: 1<br>K: 0<br>S: 3<br>H: 0<br>LOB: 0<br>BB: 0<br>P: 3 | R: 1<br>E: 0<br>K: 0<br>S: 5<br>H: 2<br>LOB: 2<br>BB: 1<br>P: 9 | R: 0<br>E: 0<br>K: 0<br>S: 5<br>H: 2<br>LOB: 2<br>BB: 0<br>P: 5 | R: 0<br>E: 0<br>K: 0<br>S: 3<br>H: 1<br>LOB: 0<br>BB: 0<br>P: 3 | R: 0<br>E: 0<br>K: 1<br>S: 5<br>H: 0<br>LOB: 0<br>BB: 0<br>P: 5 | R: 0<br>E: 0<br>K: 0<br>S: 3<br>H: 0<br>LOB: 0<br>BB: 0<br>P: 3 | R: 0<br>E: 0<br>K: 1<br>S: 5<br>H: 0<br>LOB: 0<br>BB: 0<br>P: 5 | R: 5<br>E: 0<br>K: 1<br>S: 8<br>H: 3<br>LOB: 0<br>BB: 2<br>P: 16 | 1B: 5<br>2B: 3<br>3B: 0<br>HR: 2 | SF: 1<br>SAC: 0<br>DP: 2<br>HBP: 1 | WP: 0<br>PB: 0<br>SB: 0<br>CS: 1 | PA: 51 | | |

| PITCHER | | IP | WLS | BF | H | R | ER | SO | BB | IBB | HBP | BLK | WP | HR | S | P | ERA | WHIP |
|---|---|---|---|---|---|---|---|---|---|---|---|---|---|---|---|---|---|---|
| Jim Bouton, R<br>ERA: 2.56 | (1, 1) | 7.0 | | 26 | 4 | 2 | 2 | 2 | 1 | 0 | 1 | 0 | 0 | 1 | 28 | 33 | 2.57 | 0.714 |
| Hal Reniff, R<br>ERA: 2.33 | (8, 1) | 6.0 | L | 25 | 6 | 5 | 5 | 3 | 1 | 1 | 0 | 0 | 0 | 1 | 29 | 37 | 7.50 | 1.167 |

| PITCHER | IP | WLS | BF | H | R | ER | SO | BB | IBB | HBP | BLK | WP | HR | S | P | ERA | WHIP |
|---|---|---|---|---|---|---|---|---|---|---|---|---|---|---|---|---|---|

# TOP

## Minnesota Twins @ New York Yankees

Yankee Stadium, Bronx, NY

Tue May 19 1964, 7:05 PM EDT

Att. 18,603 - Unknown - 82 F

livebaseballscorecards.com

| | |
|---|---|
| AB | 46 |
| R | 7 |
| H | 10 |
| RBI | 7 |
| BB | 3 |
| SO | 5 |
| LOB | 10 |

| Batter | 1 | 2 | 3 | 4 | 5 | 6 | 7 | 8 | 9 | 10 | 11 | 12 | 13 | AB | R | H | RBI | BB | SO | LOB |
|---|---|---|---|---|---|---|---|---|---|---|---|---|---|---|---|---|---|---|---|---|
| Phil Linz, R (1, 6) (11, 5)<br>OBP: 0.273, SLG: 0.254 | K | | 1B SH3-4 | | 1-3 | | 2B 3-H | | E6 | | BB | | | 5 | 0 | 2 | 1 | 1 | 1 | 0 |
| Bobby Richardson, R (1, 4)<br>OBP: 0.348, SLG: 0.331 | 6-3 | | SH3-4 1-2 | | 6-3 | | BB | | IBB | | F7 | | | 3 | 0 | 0 | 0 | 2 | 0 | 1 |
| Roger Maris, L (1, 9)<br>OBP: 0.350, SLG: 0.561 | HBP BB | | F3 | | | K | L9 | | 1-3 | | | FC1-6 1B | | 5 | 0 | 1 | 0 | 0 | 1 | 5 |
| Mickey Mantle, S (1, 8)<br>OBP: 0.434, SLG: 0.538 | BB 1-2 | | F9 | | | 3B BB | K | | | 5-3 | | FC1-6 G5-4-3 1-2f | | 3 | 1 | 0 | 0 | 2 | 1 | 3 |
| Tony Kubek, L (11, 6)<br>OBP: 0.308, SLG: 0.404 | | | | | | | | | | | | | | 1 | 0 | 0 | 0 | 0 | 0 | 1 |
| Tom Tresh, S (1, 7)<br>OBP: 0.340, SLG: 0.457 | K | | | 6-3 | | L8 | | 5-3 | | F7 | | G5-4-3 1-2f | | 6 | 0 | 0 | 0 | 0 | 1 | 4 |
| Elston Howard, R (1, 2)<br>OBP: 0.374, SLG: 0.415 | | L8 | | BB FC6-4 | | 3B 1-H | | 6-3 | | 1B | | | F6 | 5 | 0 | 2 | 1 | 1 | 0 | 0 |
| Joe Pepitone, L (1, 3) (11, 8)<br>OBP: 0.339, SLG: 0.477 | | 1B | | F8 | | 4-3 | | L8 | | K | | | F4 | 6 | 0 | 1 | 0 | 0 | 1 | 3 |
| Pedro Gonzalez, R (1, 5) (11, 3)<br>OBP: 0.333, SLG: 0.316 | | L9 | | FC6-4 1-2f | | | 1B 4-3 S 2B | | F7 | | 4-3 | | 2B | 6 | 1 | 2 | 0 | 0 | 0 | 2 |
| Jim Bouton, R (1, 1)<br>OBP: 0.105, SLG: 0.056 | K | | | | K | | 4-3 1-3 | | K | | 1-3 | | F9 | 2 | 0 | 0 | 0 | 0 | 2 | 1 |
| Hector Lopez, R (7, PH)<br>OBP: 0.329, SLG: 0.538 | | | | | | | | | | | | | | 1 | 0 | 0 | 0 | 0 | 0 | 1 |
| Hal Reniff, R (8, 1) | | | | | | | | | | | | | | 2 | 0 | 0 | 0 | 0 | 1 | 0 |
| Clete Boyer, R (13, PH)<br>OBP: 0.250, SLG: 0.239 | | | | | | | | | | | | | | 1 | 0 | 0 | 0 | 0 | 0 | 1 |
| Inning Stats | R: 0 E: 0 K: 2 S: 7 H: 0 LOB: 2 BB: 1 P: 12 | R: 0 E: 0 K: 1 S: 6 H: 1 LOB: 1 BB: 0 P: 6 | R: 0 E: 0 K: 0 S: 4 H: 1 LOB: 1 BB: 0 P: 4 | R: 0 E: 0 K: 0 S: 3 H: 0 LOB: 1 BB: 1 P: 7 | R: 0 E: 0 K: 1 S: 5 H: 0 LOB: 0 BB: 0 P: 5 | R: 1 E: 0 K: 1 S: 6 H: 1 LOB: 1 BB: 1 P: 10 | R: 1 E: 0 K: 1 S: 7 H: 2 LOB: 2 BB: 1 P: 11 | R: 0 E: 0 K: 0 S: 3 H: 0 LOB: 0 BB: 0 P: 3 | R: 0 E: 1 K: 1 S: 6 H: 0 LOB: 2 BB: 1 P: 10 | R: 0 E: 0 K: 1 S: 6 H: 1 LOB: 1 BB: 0 P: 6 | R: 0 E: 0 K: 0 S: 3 H: 0 LOB: 1 BB: 1 P: 7 | R: 0 E: 0 K: 0 S: 3 H: 1 LOB: 0 BB: 0 P: 3 | R: 0 E: 0 K: 0 S: 4 H: 1 LOB: 1 BB: 0 P: 4 | 1B: 5 2B: 2 3B: 1 HR: 0 | SF: 0 SAC: 1 DP: 1 HBP: 1 | WP: 0 PB: 0 SB: 1 CS: 0 | PA: 54 | | | |

| PITCHER | IP | WLS | BF | H | R | ER | SO | BB | IBB | HBP | BLK | WP | HR | S | P | ERA | WHIP |
|---|---|---|---|---|---|---|---|---|---|---|---|---|---|---|---|---|---|
| Jim Roland, L (1, 1)<br>ERA: 3.0 | 12.0 | W | 50 | 7 | 2 | 2 | 8 | 5 | 1 | 1 | 0 | 0 | 0 | 59 | 84 | 1.50 | 1.000 |
| Bill Pleis, L (13, 1)<br>ERA: 2.45 | 1.0 | S | 4 | 1 | 0 | 0 | 0 | 0 | 0 | 0 | 0 | 0 | 0 | 4 | 4 | 0.00 | 1.000 |

PITCHER IP WLS BF H R ER SO BB IBB HBP BLK WP HR S P ERA WHIP

# BOTTOM

## Minnesota Twins @ New York Yankees

Yankee Stadium, Bronx, NY

Tue May 19 1964, 7:05 PM EDT

Att. 18,603 - Unknown - 82 F

livebaseballscorecards.com

| | |
|---|---|
| AB | 46 |
| R | 2 |
| H | 8 |
| RBI | 2 |
| BB | 6 |
| SO | 8 |
| LOB | 22 |

| Batter | 1 | 2 | 3 | 4 | 5 | 6 | 7 | 8 | 9 | AB | R | H | RBI | BB | SO | LOB |
|---|---|---|---|---|---|---|---|---|---|---|---|---|---|---|---|---|
| Zoilo Versalles, R (1, 6)<br>OBP: 0.333, SLG: 0.384 | 0-0 3B 1B | 0-0 F8 ② | | | 0-0 SH1-3 ① 1-2 | | 0-0 B3 ① | | 0-3 K ③ | 4 | 1 | 1 | 0 | 0 | 1 | 0 |
| Rich Rollins, R (1, 5)<br>OBP: 0.347, SLG: 0.496 | 0-0 1-H HR 3B | 0-0 5-3 ③ | | | 0-0 F9 ② | | 0-0 5-3 ② | | | 4 | 1 | 1 | 1 | 0 | 0 | 1 |
| Tony Oliva, L (1, 9)<br>OBP: 0.413, SLG: 0.669 | 0-0 3-H HR | | 0-3 K ① | | 0-3 K ③ | | 0-0 F6 ③ | | | 4 | 1 | 1 | 2 | 0 | 2 | 1 |
| Bob Allison, R (1, 3)<br>OBP: 0.402, SLG: 0.655 | 0-0 HR 2B | | 0-0 6-3 ② | | | 0-0 E 3B | | 0-3 K ① | | 4 | 2 | 2 | 0 | 0 | 1 | 0 |
| Jimmie Hall, L (1, 8)<br>OBP: 0.372, SLG: 0.621 | 0-3 K ① | | 0-0 5-3 ③ | | | 0-0 E4 1B 3-H | | 0-3 K ② | | 4 | 0 | 0 | 0 | 0 | 2 | 1 |
| Harmon Killebrew, R (1, 7)<br>OBP: 0.280, SLG: 0.509<br>Lenny Green, L (9, 7) | 0-0 2-H HR | | | 0-0 G4-3 1B | | 0-3 K ① | | 0-0 HR | | 4<br>0 | 2<br>0 | 3<br>0 | 3<br>0 | 0<br>0 | 1<br>0 | 1<br>0 |
| Earl Battey, R (1, 2)<br>OBP: 0.330, SLG: 0.429 | 0-0 F9 ② | | | 0-0 G4-3 ① ② 1-2f | | 0-3 K ② | | 0-0 5-3 ③ | | 4 | 0 | 0 | 0 | 0 | 1 | 2 |
| Bernie Allen, L (1, 4)<br>OBP: 0.274, SLG: 0.293 | 0-3 K ③ | | | 0-0 F8 ③ | | 0-0 FC6-4 1-3 1B | | | 0-3 K ① | 4 | 0 | 1 | 0 | 0 | 2 | 0 |
| Camilo Pascual, R (1, 1)<br>OBP: 0.292, SLG: 0.364 | | 0-0 F9 ① | | | 0-0 SH1-3 1B | 0-0 FC6-4 ③ 1-2f | | | 0-0 B1 ② | 4 | 0 | 1 | 0 | 0 | 0 | 2 |
| Inning Stats | R: 5 H: 5<br>E: 0 LOB: 0<br>K: 2 BB: 0<br>S: 12 P: 12 | R: 0 H: 0<br>E: 0 LOB: 0<br>K: 0 BB: 0<br>S: 3 P: 3 | R: 0 H: 0<br>E: 0 LOB: 0<br>K: 1 BB: 0<br>S: 5 P: 5 | R: 0 H: 1<br>E: 0 LOB: 0<br>K: 0 BB: 0<br>S: 3 P: 3 | R: 0 H: 1<br>E: 0 LOB: 1<br>K: 1 BB: 0<br>S: 6 P: 6 | R: 1 H: 2<br>E: 1 LOB: 2<br>K: 2 BB: 0<br>S: 10 P: 10 | R: 0 H: 0<br>E: 0 LOB: 0<br>K: 0 BB: 0<br>S: 3 P: 3 | R: 1 H: 1<br>E: 0 LOB: 0<br>K: 2 BB: 0<br>S: 8 P: 8 | R: 0 H: 0<br>E: 0 LOB: 0<br>K: 2 BB: 0<br>S: 7 P: 7 | 1B: 4 SF: 0<br>2B: 1 SAC: 1<br>3B: 2 DP: 1<br>HR: 3 HBP: 0 | | | | | | WP: 0 PA: 37<br>PB: 0<br>SB: 0<br>CS: 0 | |

| PITCHER | | IP | WLS | BF | H | R | ER | SO | BB | IBB | HBP | BLK | WP | HR | S | P | ERA | WHIP |
|---|---|---|---|---|---|---|---|---|---|---|---|---|---|---|---|---|---|---|
| Ralph Terry, R<br>ERA: 6.86 | (1, 1) | 0.1 | L | 6 | 5 | 5 | 5 | 1 | 0 | 0 | 0 | 0 | 0 | 2 | 8 | 8 | 135.00 | 15.000 |
| Bill Stafford, R<br>ERA: 1.96 | (1, 1) | 5.2 | | 21 | 4 | 1 | 0 | 5 | 0 | 0 | 0 | 0 | 0 | 0 | 31 | 31 | 0.00 | 0.706 |
| Pete Mikkelsen, R<br>ERA: 8.76 | (7, 1) | 1.0 | | 3 | 0 | 0 | 0 | 0 | 0 | 0 | 0 | 0 | 0 | 0 | 3 | 3 | 0.00 | 0.000 |
| Steve Hamilton, L<br>ERA: 2.4 | (8, 1) | 2.0 | | 7 | 1 | 1 | 1 | 4 | 0 | 0 | 0 | 0 | 0 | 1 | 15 | 15 | 4.50 | 0.500 |

| PITCHER | IP | WLS | BF | H | R | ER | SO | BB | IBB | HBP | BLK | WP | HR | S | P | ERA | WHIP |
|---|---|---|---|---|---|---|---|---|---|---|---|---|---|---|---|---|---|

# TOP

# Minnesota Twins @ New York Yankees

Yankee Stadium, Bronx, NY

Wed May 20 1964, 3:33 AM EDT

Att. 8,175 - Unknown - 72 F

livebaseballscorecards.com

| | |
|---|---|
| AB | 36 |
| R | 7 |
| H | 10 |
| RBI | 6 |
| BB | 0 |
| SO | 10 |
| LOB | 8 |

# BOTTOM

## Minnesota Twins @ New York Yankees

Yankee Stadium, Bronx, NY

Wed May 20 1964, 3:33 AM EDT

Att. 8,175 - Unknown - 72 F

livebaseballscorecards.com

| Batter | 1 | 2 | 3 | 4 | 5 | 6 | 7 | 8 | 9 | AB | R | H | RBI | BB | SO | LOB |
|---|---|---|---|---|---|---|---|---|---|---|---|---|---|---|---|---|
| Pedro Gonzalez, R (1, 5)<br>OBP: 0.319, SLG: 0.326 | K | | 1B 2B | | B1-3 | | FC5-4 1-2f | | F8 | 5 | 1 | 1 | 0 | 0 | 1 | 1 |
| Bobby Richardson, R (1, 4)<br>OBP: 0.350, SLG: 0.333 | 6-3 | | PB 1B 2-H | | 1-3 | | | S 1B | F3 | 5 | 0 | 2 | 1 | 0 | 0 | 0 |
| Roger Maris, L (1, 9)<br>OBP: 0.359, SLG: 0.574 | 1B | | K | | | G4-6-3 2B | | L9 1-2 | | 4 | 0 | 2 | 0 | 0 | 1 | 2 |
| Mickey Mantle, S (1, 8)<br>OBP: 0.437, SLG: 0.531 | L9 | | K 1-2 | | | G4-6-3 BB | | 1B | | 3 | 0 | 1 | 0 | 1 | 1 | 2 |
| Tom Tresh, S (1, 7)<br>OBP: 0.327, SLG: 0.435 | | K | 3-1 | | | G4-6-3 1-2f 2-3 | | K | | 4 | 0 | 0 | 0 | 0 | 2 | 6 |
| Joe Pepitone, L (1, 3)<br>OBP: 0.328, SLG: 0.461 | | G3 | | 4-3 | | 4-3 | | K | | 4 | 0 | 0 | 0 | 0 | 1 | 3 |
| Elston Howard, R (1, 2)<br>OBP: 0.378, SLG: 0.412 | | F9 | | 6-3 | | | FC5-4 BB | | FC6 1B | 3 | 0 | 1 | 0 | 1 | 0 | 0 |
| Clete Boyer, R (1, 6)<br>OBP: 0.250, SLG: 0.260 | | | 4-3 3B | K | | | F2 | | FC6 1-2f HR | 4 | 2 | 1 | 0 | 0 | 1 | 2 |
| Ralph Terry, R (1, 1)<br>Bill Stafford, R (1, 1)<br>Pete Mikkelsen, R (7, 1)<br>Hector Lopez, R (7, PH)<br>OBP: 0.326, SLG: 0.531<br>Steve Hamilton, L (8, 1)<br>Johnny Blanchard, L (9, PH)<br>OBP: 0.424, SLG: 0.391 | | | 4-3 3-H | | K | | K | | HR 1-H | 0<br>2<br>0<br>1<br>0<br>1 | 0<br>0<br>0<br>0<br>0<br>1 | 0<br>0<br>0<br>0<br>0<br>1 | 0<br>1<br>0<br>0<br>0<br>2 | 0<br>0<br>0<br>0<br>0<br>0 | 0<br>1<br>0<br>1<br>0<br>0 | 0<br>0<br>0<br>1<br>0<br>0 |

| Inning Stats | | | | | | | | | |
|---|---|---|---|---|---|---|---|---|---|
| | R: 0 H: 1<br>E: 0 LOB: 1<br>K: 1 BB: 0<br>S: 6 P: 6 | R: 0 H: 0<br>E: 0 LOB: 0<br>K: 1 BB: 0<br>S: 5 P: 5 | R: 2 H: 3<br>E: 0 LOB: 2<br>K: 2 BB: 0<br>S: 11 P: 11 | R: 0 H: 0<br>E: 0 LOB: 0<br>K: 1 BB: 0<br>S: 5 P: 5 | R: 0 H: 0<br>E: 0 LOB: 0<br>K: 1 BB: 0<br>S: 5 P: 5 | R: 0 H: 1<br>E: 0 LOB: 1<br>K: 0 BB: 1<br>S: 3 P: 7 | R: 0 H: 0<br>E: 0 LOB: 1<br>K: 1 BB: 1<br>S: 5 P: 9 | R: 0 H: 2<br>E: 0 LOB: 2<br>K: 2 BB: 0<br>S: 9 P: 9 | R: 2 H: 2<br>E: 0 LOB: 0<br>K: 0 BB: 0<br>S: 5 P: 5 |

| | 1B | SF | WP | PA |
|---|---|---|---|---|
| | 2B | SAC | PB | |
| | 3B | DP | SB | |
| | HR | HBP | CS | |

| PITCHER | IP | WLS | BF | H | R | ER | SO | BB | IBB | HBP | BLK | WP | HR | S | P | ERA | WHIP |
|---|---|---|---|---|---|---|---|---|---|---|---|---|---|---|---|---|---|
| Camilo Pascual, R (1, 1)<br>ERA: 3.84 | 9.0 | W | 38 | 9 | 4 | 4 | 9 | 2 | 0 | 0 | 0 | 0 | 1 | 54 | 62 | 4.00 | 1.222 |

| PITCHER | IP | WLS | BF | H | R | ER | SO | BB | IBB | HBP | BLK | WP | HR | S | P | ERA | WHIP |
|---|---|---|---|---|---|---|---|---|---|---|---|---|---|---|---|---|---|

| Batter | 1 | 2 | 3 | 4 | 5 | 6 | 7 | 8 | 9 | AB | R | H | RBI | BB | SO | LOB |
|---|---|---|---|---|---|---|---|---|---|---|---|---|---|---|---|---|
| Albie Pearson, L (1, 8)<br>OBP: 0.301, SLG: 0.303 | 5-3 1B | | FC4-6 1B | | FC5-4 1B | | 1-3 | | 4-3<br>2-3<br>3-H | 5 | 0 | 3 | 1 | 0 | 0 | 1 |
| Billy Moran, R (1, 5)<br>OBP: 0.300, SLG: 0.303 | 5-3<br>1-2 | | FC4-6<br>1-2f 1B 1B | | FC5-4<br>1-2f FC5-4 | | | 1B 1B | 6-3 | 5 | 1 | 1 | 0 | 0 | 0 | 4 |
| Jim Fregosi, R (1, 6)<br>OBP: 0.407, SLG: 0.567 | F8 | | L9 | | FC5-4<br>1-2f | | | L8 | | 4 | 0 | 0 | 0 | 0 | 0 | 4 |
| Joe Adcock, R (1, 3)<br>OBP: 0.352, SLG: 0.487 | K | | 1B<br>1-2 1B | | F9 | | | F8 | | 4 | 0 | 1 | 0 | 0 | 1 | 3 |
| Buck Rodgers, S (1, 2)<br>OBP: 0.313, SLG: 0.274 | | 2B<br>FC6-5-4 1B | 1-3<br>2-H 1B | | | 1-3 | | 1-2 1B | | 4 | 1 | 3 | 1 | 0 | 0 | 0 |
| Lee Thomas, L (1, 9)<br>OBP: 0.294, SLG: 0.349 | | FC6-5-4<br>1-3 2B | K | | | 3-1 | | 5-3 | | 4 | 0 | 1 | 0 | 0 | 1 | 4 |
| Bobby Knoop, R (1, 4)<br>OBP: 0.281, SLG: 0.317 | | 5-3 | | F4 | | 6-3 | | | 2B<br>4-3 1B | 4 | 1 | 1 | 0 | 0 | 0 | 2 |
| Jim Piersall, R (1, 7)<br>OBP: 0.387, SLG: 0.357<br>Ed Kirkpatrick, L (4, PH)<br>OBP: 0.340, SLG: 0.370 (4, 7) | | FC6-5-4<br>2-3<br>3-H | | E3<br>CS | | | F8 | | 4-3<br>1-3 2B | 1<br>3 | 0<br>0 | 0<br>1 | 1<br>0 | 0<br>0 | 0<br>0 | 1<br>0 |
| Ken McBride, R (1, 1)<br>OBP: 0.389, SLG: 0.267<br>Willie Smith, L (4, PH)<br>OBP: 0.091, SLG: 0.200 (4, 1)<br>Tom Satriano, L (9, PH)<br>OBP: 0.397, SLG: 0.356 | | K | | K<br>1-2 | | | K | | 6-3 | 1<br>2<br>1 | 0<br>0<br>0 | 0<br>0<br>0 | 0<br>0<br>0 | 0<br>0<br>0 | 1<br>2<br>0 | 1<br>1<br>2 |
| Inning Stats | R: 0 H: 1<br>E: 0 LOB: 1<br>K: 1 BB: 0<br>S: 6 P: 6 | R: 1 H: 2<br>E: 0 LOB: 1<br>K: 1 BB: 0<br>S: 7 P: 7 | R: 1 H: 3<br>E: 0 LOB: 2<br>K: 1 BB: 0<br>S: 8 P: 8 | R: 0 H: 0<br>E: 1 LOB: 1<br>K: 1 BB: 0<br>S: 5 P: 5 | R: 0 H: 1<br>E: 0 LOB: 1<br>K: 0 BB: 0<br>S: 4 P: 4 | R: 0 H: 0<br>E: 0 LOB: 0<br>K: 0 BB: 0<br>S: 3 P: 3 | R: 0 H: 0<br>E: 0 LOB: 0<br>K: 1 BB: 0<br>S: 5 P: 5 | R: 0 H: 2<br>E: 0 LOB: 2<br>K: 0 BB: 0<br>S: 5 P: 5 | R: 1 H: 2<br>E: 0 LOB: 1<br>K: 0 BB: 0<br>S: 5 P: 5 | 1B: 9 SF: 0<br>2B: 3 SAC: 0<br>3B: 0 DP: 1<br>HR: 0 HBP: 0 | | | | | | |

| PITCHER | | IP | WLS | BF | H | R | ER | SO | BB | IBB | HBP | BLK | WP | HR | S | P | ERA | WHIP |
|---|---|---|---|---|---|---|---|---|---|---|---|---|---|---|---|---|---|---|
| Whitey Ford, L<br>ERA: 1.85 | (1, 1) | 3.0 | | 15 | 6 | 2 | 2 | 3 | 0 | 0 | 0 | 0 | 0 | 0 | 21 | 21 | 6.00 | 2.000 |
| Pete Mikkelsen, R<br>ERA: 6.23 | (4, 1) | 5.0 | W | 18 | 3 | 0 | 0 | 2 | 0 | 0 | 0 | 0 | 0 | 0 | 22 | 22 | 0.00 | 0.600 |
| Hal Reniff, R<br>ERA: 2.66 | (9, 1) | 1.0 | S | 5 | 2 | 1 | 1 | 0 | 0 | 0 | 0 | 0 | 0 | 0 | 5 | 5 | 9.00 | 2.000 |

| PITCHER | IP | WLS | BF | H | R | ER | SO | BB | IBB | HBP | BLK | WP | HR | S | P | ERA | WHIP |
|---|---|---|---|---|---|---|---|---|---|---|---|---|---|---|---|---|---|

# TOP

## Los Angeles Angels @ New York Yankees

Yankee Stadium, Bronx, NY

Fri May 22 1964, 7:05 PM EDT

Att. 13,030 - Unknown - 77 F

livebaseballscorecards.com

| | |
|---|---|
| AB | 38 |
| R | 3 |
| H | 11 |
| RBI | 3 |
| BB | 0 |
| SO | 5 |
| LOB | 23 |

WP: 0 PA: 38
PB: 0
SB: 0
CS: 1

| Batter | 1 | 2 | 3 | 4 | 5 | 6 | 7 | 8 | 9 | AB | R | H | RBI | BB | SO | LOB |
|---|---|---|---|---|---|---|---|---|---|---|---|---|---|---|---|---|
| Tony Kubek, L (1, 6)<br>OBP: 0.309, SLG: 0.400 | F5 | | F4 | SH1-4<br>1-2<br>2-3 | | 1-2<br>1B | | | | 3 | 0 | 1 | 0 | 0 | 0 | 0 |
| Bobby Richardson, R (1, 4)<br>OBP: 0.348, SLG: 0.333 | 4-3 | | E<br>1B<br>1B | SF8<br>3-H | | FC5<br>2-3f | | | | 3 | 1 | 1 | 1 | 0 | 0 | 2 |
| Roger Maris, L (1, 9)<br>OBP: 0.353, SLG: 0.554 | 1B<br>1B<br>1B | | FC3<br>1B<br>1-2<br>1B | 4-3 | | | F5 | | | 4 | 2 | 1 | 0 | 0 | 0 | 2 |
| Mickey Mantle, S (1, 8)<br>OBP: 0.439, SLG: 0.529<br>Pedro Gonzalez, R (9, 3)<br>OBP: 0.319, SLG: 0.326 | 1B<br>1-H<br>1B | | F5 | | K | | G6-4-3<br>1B | | | 4<br>0 | 0<br>0 | 2<br>0 | 1<br>0 | 0<br>0 | 1<br>0 | 2<br>0 |
| Tom Tresh, S (1, 7)<br>OBP: 0.333, SLG: 0.438 | 1-2<br>1B | | 1B<br>1-3<br>2-H<br>1B | | K | | G6-4-3<br>1-2f | | | 4 | 0 | 2 | 1 | 0 | 1 | 1 |
| Joe Pepitone, L (1, 3)<br>OBP: 0.326, SLG: 0.454<br>(9, 8) | 1-3 | | 1-2<br>3-H<br>1B | | F3 | | | K | | 4 | 0 | 1 | 1 | 0 | 1 | 2 |
| Johnny Blanchard, L (1, 2)<br>OBP: 0.417, SLG: 0.360<br>Elston Howard, R (8, PH)<br>OBP: 0.375, SLG: 0.408<br>(9, 2) | | 3-1 | F9 | | | FC5<br>1B<br>BB | | 6-3 | | 2<br>1 | 0<br>0 | 0<br>0 | 0<br>0 | 1<br>0 | 0<br>0 | 2<br>0 |
| Clete Boyer, R (1, 5)<br>OBP: 0.250, SLG: 0.260 | | 5-3 | | SH1-4<br>SH<br>SF8<br>1B | | L7 | | 4-3 | | 4 | 1 | 1 | 0 | 0 | 0 | 1 |
| Whitey Ford, L (1, 1)<br>OBP: 0.238, SLG: 0.158<br>Pete Mikkelsen, R (4, 1)<br>Hal Reniff, R (9, 1) | | G3 | | SH<br>SH1-4<br>1-2 | | K | | | | 1<br>1<br>0 | 0<br>0<br>0 | 0<br>0<br>0 | 0<br>0<br>0 | 0<br>1<br>0 | 0<br>1<br>0 | 0<br>1<br>0 |
| Inning Stats | R: 1<br>E: 0<br>K: 0<br>S: 6<br>H: 3<br>LOB: 2<br>BB: 0<br>P: 6 | R: 0<br>E: 0<br>K: 0<br>S: 3<br>H: 0<br>LOB: 0<br>BB: 0<br>P: 3 | R: 2<br>E: 1<br>K: 0<br>S: 7<br>H: 3<br>LOB: 2<br>BB: 0<br>P: 7 | R: 1<br>E: 1<br>K: 0<br>S: 5<br>H: 1<br>LOB: 1<br>BB: 0<br>P: 5 | R: 0<br>E: 0<br>K: 2<br>S: 7<br>H: 0<br>LOB: 0<br>BB: 0<br>P: 7 | R: 0<br>E: 0<br>K: 1<br>S: 6<br>H: 1<br>LOB: 2<br>BB: 1<br>P: 10 | R: 0<br>E: 0<br>K: 0<br>S: 3<br>H: 1<br>LOB: 0<br>BB: 0<br>P: 3 | R: 0<br>E: 0<br>K: 1<br>S: 5<br>H: 0<br>LOB: 0<br>BB: 0<br>P: 5 | | 1B: 9<br>2B: 0<br>3B: 0<br>HR: 0<br>SF: 1<br>SAC: 2<br>DP: 1<br>HBP: 0 | | | | | | |

| PITCHER | IP | WLS | BF | H | R | ER | SO | BB | IBB | HBP | BLK | WP | HR | S | P | ERA | WHIP |
|---|---|---|---|---|---|---|---|---|---|---|---|---|---|---|---|---|---|
| Ken McBride, R (1, 1)<br>ERA: 4.8 | 3.0 | L | 16 | 6 | 3 | 1 | 0 | 0 | 0 | 0 | 0 | 0 | 0 | 16 | 16 | 3.00 | 2.000 |
| Willie Smith, L (4, 1)<br>ERA: 0.9 | 5.0 | | 19 | 3 | 1 | 0 | 4 | 1 | 0 | 0 | 0 | 0 | 0 | 26 | 30 | 0.00 | 0.800 |

| PITCHER | IP | WLS | BF | H | R | ER | SO | BB | IBB | HBP | BLK | WP | HR | S | P | ERA | WHIP |
|---|---|---|---|---|---|---|---|---|---|---|---|---|---|---|---|---|---|

# BOTTOM

## Los Angeles Angels @ New York Yankees

Yankee Stadium, Bronx, NY

Fri May 22 1964, 7:05 PM EDT
Att. 13,030 - Unknown - 77 F

livebaseballscorecards.com

| | |
|---|---|
| AB | 31 |
| R | 4 |
| H | 9 |
| RBI | 4 |
| BB | 1 |
| SO | 4 |
| LOB | 13 |

| | | | |
|---|---|---|---|
| WP: 0 | PA: 35 | | |
| PB: 0 | | | |
| SB: 0 | | | |
| CS: 0 | | | |

| Batter | 1 | 2 | 3 | 4 | 5 | 6 | 7 | 8 | 9 | AB | R | H | RBI | BB | SO | LOB |
|---|---|---|---|---|---|---|---|---|---|---|---|---|---|---|---|---|
| Albie Pearson, L (1, 7)<br>OBP: 0.312, SLG: 0.304 | 1-3 | FC5-2 BB<br>1-2<br>2-3<br>3-H<br>BB | | 4-3<br>3-H | | HR<br>1-2<br>2-3<br>BB | | 1-3 SH2-4<br>1B | | 3 | 1 | 1 | 2 | 2 | 0 | 0 |
| Bobby Knoop, R (1, 4)<br>OBP: 0.288, SLG: 0.341 | 6-3 | FC5-2<br>1-2<br>2-3<br>3-H<br>BB | | K | | 1-H<br>2-H<br>3-H<br>HR | | SH2-4<br>1-2 | | 3 | 1 | 1 | 5 | 1 | 1 | 0 |
| Jim Fregosi, R (1, 6)<br>OBP: 0.408, SLG: 0.585<br>Joe Koppe, R (2, 6)<br>OBP: 0.419, SLG: 0.417 | 3B | FC5-2<br>1-2<br>2-3<br>3-Hf | | | F5 | 5-3 | | 1-3<br>2-3 | | 2<br>3 | 0<br>0 | 1<br>0 | 0<br>0 | 0<br>0 | 0<br>0 | 3<br>2 |
| Joe Adcock, R (1, 3)<br>OBP: 0.344, SLG: 0.470 | 5-3 | F3 | | | 1B | F5 | | F8 | | 5 | 0 | 1 | 0 | 0 | 0 | 6 |
| Billy Moran, R (1, 5)<br>OBP: 0.310, SLG: 0.309 | | 2B FC6<br>BB | F6<br>1B | | F8 | | SH2-4<br>1B<br>1B | | F7 | 4 | 2 | 2 | 0 | 1 | 0 | 1 |
| Buck Rodgers, S (1, 2)<br>OBP: 0.311, SLG: 0.282 | | FC6<br>1-3<br>BB<br>2B | K | | K | | SH2-4<br>1-2 | | L5 | 4 | 1 | 1 | 0 | 0 | 2 | 2 |
| Lee Thomas, L (1, 9)<br>OBP: 0.298, SLG: 0.351 | | K2-3 | F6<br>1-2 | | | K | 2-H<br>1B | | 1B<br>1B | 5 | 0 | 2 | 1 | 0 | 2 | 3 |
| Dick Simpson, R (1, 8)<br>OBP: 0.259, SLG: 0.280 | | FC6<br>BB BB<br>BB<br>2-3<br>3-H | | SH1-4 WP<br>4-3<br>BB | | BB BB<br>HR<br>1B | F8 | | 1-3<br>1B | 4 | 3 | 2 | 1 | 1 | 0 | 2 |
| Bo Belinsky, L (1, 1)<br>Bob Duliba, R (4, 1)<br>Felix Torres, R (6, PH)<br>OBP: 0.361, SLG: 0.559<br>Willie Smith, L (6, PR)<br>OBP: 0.091, SLG: 0.200<br>Bob Lee, R (6, 1) | | BB BB<br>1-2 FC5-2<br>BB | | SH1-4<br>1-3 | | BB<br>1-2<br>HR<br>BB | K | | | 0<br>0<br>0<br>0<br>1 | 0<br>0<br>0<br>1<br>0 | 0<br>0<br>0<br>0<br>1 | 0<br>0<br>0<br>0<br>1 | 1<br>0<br>1<br>0<br>0 | 0<br>0<br>0<br>0<br>1 | 0<br>0<br>0<br>0<br>1 |

| Inning Stats | | |

| Batter | 1 | 2 | 3 | 4 | 5 | 6 | 7 | 8 | 9 | AB | R | H | RBI | BB | SO | LOB |
|---|---|---|---|---|---|---|---|---|---|---|---|---|---|---|---|---|
| Tony Kubek, L (1, 6)<br>OBP: 0.288, SLG: 0.370 | S S S 0-3 K ① | | x 0-0 F6 ① | x 0-0 G6-4-3 ②③ 1-2f | | | x 0-0 F8 ② | | x 0-0 L9 ③ | 4 | 0 | 0 | 0 | 0 | 1 | 2 |
| Johnny Blanchard, L (9, PH)<br>OBP: 0.405, SLG: 0.346 | | | | | | | | | | 1 | 0 | 0 | 0 | 0 | 0 | 0 |
| Bobby Richardson, R (1, 4)<br>OBP: 0.352, SLG: 0.338 | x 0-0 F7 ② | | x 0-0 L5 ② | | x 0-0 CS 1B | | x 0-0 BB 1B | | | 4 | 0 | 2 | 0 | 0 | 0 | 0 |
| Roger Maris, L (1, 9)<br>OBP: 0.361, SLG: 0.544 | x 0-0 HR 1B | | x 0-0 4-3 ③ | | x 0-0 F7 ① | | B B B B 4-0 1-2 BB | | | 3 | 1 | 1 | 0 | 1 | 0 | 1 |
| Mickey Mantle, S (1, 8)<br>OBP: 0.441, SLG: 0.573 | x 0-0 1-H HR | | | x 0-0 2B 2B | S S S 0-3 K ②③ 1-2 | | x 0-0 4-3 ③ | | | 4 | 2 | 2 | 2 | 0 | 1 | 3 |
| Tom Tresh, S (1, 7)<br>OBP: 0.330, SLG: 0.441 | x 0-0 L9 ③ | | | x 0-0 1B 2B 2-H | S S S 0-3 K ① | | | x 0-0 1-3 ① | | 4 | 1 | 1 | 1 | 0 | 1 | 0 |
| Elston Howard, R (1, 2)<br>OBP: 0.379, SLG: 0.412 | | x 0-0 1B | | x 0-0 1B 1B 2-H | x 0-0 5-3 ② | | | x 0-0 4-3 ② | | 4 | 1 | 2 | 1 | 0 | 0 | 0 |
| Joe Pepitone, L (1, 3)<br>OBP: 0.323, SLG: 0.447 | | x 0-0 L3 ① | | x 0-0 1B 1B 2-H | x 0-0 E6 | | | x 0-0 L7 ③ | | 4 | 0 | 1 | 1 | 0 | 0 | 1 |
| Clete Boyer, R (1, 5)<br>OBP: 0.241, SLG: 0.250 | | x 0-0 F4 ② | | x 0-0 F6 ① | x 0-0 F8 ③ | | | | x 0-0 F3 ① | 4 | 0 | 0 | 0 | 0 | 0 | 3 |
| Al Downing, R (1, 1)<br>OBP: 0.182, SLG: 0.182 | | S S S 0-3 K ③ | | x 0-0 G6-4-3 1-2 1B | | | x 0-0 F7 ① | | x 0-0 B3 ② | 2 | 0 | 1 | 0 | 0 | 1 | 1 |
| Bill Stafford, R (6, 1) | | | | | | | | | | 0 | 0 | 0 | 0 | 0 | 0 | 0 |
| Hector Lopez, R (7, PH)<br>OBP: 0.322, SLG: 0.524 | | | | | | | | | | 1 | 0 | 0 | 0 | 0 | 0 | 0 |
| Bob Meyer, R (8, 1) | | | | | | | | | | 0 | 0 | 0 | 0 | 0 | 0 | 0 |
| Phil Linz, R (9, PH)<br>OBP: 0.269, SLG: 0.250 | | | | | | | | | | 1 | 0 | 0 | 0 | 0 | 0 | 0 |
| Inning Stats | R: 2 H: 2<br>E: 0 LOB: 0<br>K: 1 BB: 0<br>S: 7 P: 7 | R: 0 H: 1<br>E: 0 LOB: 1<br>K: 1 BB: 0<br>S: 6 P: 6 | R: 0 H: 0<br>E: 0 LOB: 0<br>K: 0 BB: 0<br>S: 3 P: 3 | R: 3 H: 5<br>E: 0 LOB: 1<br>K: 0 BB: 0<br>S: 7 P: 7 | R: 0 H: 1<br>E: 0 LOB: 0<br>K: 1 BB: 0<br>S: 5 P: 5 | R: 0 H: 0<br>E: 1 LOB: 1<br>K: 1 BB: 0<br>S: 6 P: 6 | R: 0 H: 1<br>E: 0 LOB: 2<br>K: 0 BB: 1<br>S: 4 P: 8 | R: 0 H: 0<br>E: 0 LOB: 0<br>K: 0 BB: 0<br>S: 3 P: 3 | R: 0 H: 0<br>E: 0 LOB: 0<br>K: 0 BB: 0<br>S: 3 P: 3 | 1B: 7 SF: 0<br>2B: 2 SAC: 0<br>3B: 0 DP: 1<br>HR: 1 HBP: 0 | | | | | | |

| PITCHER | | IP | WLS | BF | H | R | ER | SO | BB | IBB | HBP | BLK | WP | HR | S | P | ERA | WHIP |
|---|---|---|---|---|---|---|---|---|---|---|---|---|---|---|---|---|---|---|
| Bo Belinsky, L<br>ERA: 4.11 | (1, 1) | 3.0 | | 16 | 7 | 5 | 5 | 2 | 0 | 0 | 0 | 0 | 0 | 1 | 20 | 20 | 15.00 | 2.333 |
| Bob Duliba, R<br>ERA: 1.17 | (4, 1) | 2.0 | W | 6 | 2 | 0 | 0 | 1 | 0 | 0 | 0 | 0 | 0 | 0 | 8 | 8 | 0.00 | 1.000 |
| Bob Lee, R<br>ERA: 2.23 | (6, 1) | 4.0 | S | 15 | 1 | 0 | 0 | 1 | 1 | 0 | 0 | 0 | 0 | 0 | 16 | 20 | 0.00 | 0.500 |

| PITCHER | IP | WLS | BF | H | R | ER | SO | BB | IBB | HBP | BLK | WP | HR | S | P | ERA | WHIP |
|---|---|---|---|---|---|---|---|---|---|---|---|---|---|---|---|---|---|

# BOTTOM

## Los Angeles Angels @ New York Yankees

Yankee Stadium, Bronx, NY

Sat May 23 1964, 3:33 AM EDT
Att. 12,912 - Unknown - 90 F

livebaseballscorecards.com

| | |
|---|---|
| AB | 36 |
| R | 5 |
| H | 10 |
| RBI | 5 |
| BB | 1 |
| SO | 4 |
| LOB | 11 |

WP: 0 PA: 37
PB: 0
SB: 0
CS: 1

| Batter | 1 | 2 | 3 | 4 | 5 | 6 | 7 | 8 | 9 | AB | R | H | RBI | BB | SO | LOB |
|---|---|---|---|---|---|---|---|---|---|---|---|---|---|---|---|---|
| Albie Pearson, L (1, 8) (8, 7)<br>OBP: 0.301, SLG: 0.292 | F2 | F9 | | 4-3 | | | L9 | | F6 | 5 | 0 | 0 | 0 | 0 | 0 | 3 |
| Bobby Knoop, R (1, 4)<br>OBP: 0.285, SLG: 0.336 | F2 | 1B | | | K | | K | | K | 5 | 0 | 1 | 0 | 0 | 3 | 1 |
| Lee Thomas, L (1, 9)<br>OBP: 0.297, SLG: 0.348 | 1B, 2B, 1B | K | | | 4-3 | | F9 | | | 4 | 1 | 1 | 0 | 0 | 1 | 2 |
| Buck Rodgers, S (1, 2)<br>OBP: 0.316, SLG: 0.283 | 2B, 1B | | 5-3 | | G3 | | | SH1-4, HBP | | 3 | 1 | 1 | 0 | 0 | 0 | 0 |
| Billy Moran, R (1, 5)<br>OBP: 0.318, SLG: 0.324 | 2B, 2B | | F3 | | | FC4-6, 1B | | SH1-4 | | 3 | 1 | 2 | 2 | 0 | 0 | 0 |
| Tom Satriano, L (1, 3)<br>OBP: 0.403, SLG: 0.371 | 2B | | 3-1 | | | FC4-6, 1B | | BB, G5-4-3 | | 3 | 0 | 1 | 1 | 1 | 0 | 1 |
| Ed Kirkpatrick, L (1, 7)<br>OBP: 0.351, SLG: 0.381 | 4-3 | | | 1B | | 1B | | G5-4-3 | | 3 | 0 | 2 | 0 | 0 | 0 | 1 |
| Felix Torres, R (8, PH)<br>OBP: 0.351, SLG: 0.543 | | | | | | | | | | 1 | 0 | 0 | 0 | 0 | 0 | 2 |
| Dick Simpson, R (8, 8)<br>OBP: 0.259, SLG: 0.280 | | | | | | | | | | 0 | 0 | 0 | 0 | 0 | 0 | 0 |
| Joe Koppe, R (1, 6)<br>OBP: 0.426, SLG: 0.425 | | FC3-6, 1B | | SH3-4 | | F2 | | | F9 | 4 | 0 | 2 | 0 | 0 | 0 | 2 |
| Dean Chance, R (1, 1)<br>OBP: 0.231, SLG: 0.167 | | FC3-6, 1B | | SH3-4 | | K | | | 1B | 3 | 0 | 1 | 0 | 0 | 1 | 3 |
| Inning Stats | R: 3 H: 4<br>E: 0 LOB: 1<br>K: 0 BB: 0<br>S: 7 P: 7 | R: 0 H: 2<br>E: 0 LOB: 2<br>K: 1 BB: 0<br>S: 7 P: 7 | R: 0 H: 0<br>E: 0 LOB: 0<br>K: 0 BB: 0<br>S: 3 P: 3 | R: 0 H: 2<br>E: 0 LOB: 1<br>K: 0 BB: 0<br>S: 4 P: 4 | R: 0 H: 0<br>E: 0 LOB: 0<br>K: 1 BB: 0<br>S: 5 P: 5 | R: 0 H: 2<br>E: 0 LOB: 2<br>K: 1 BB: 0<br>S: 7 P: 7 | R: 0 H: 0<br>E: 0 LOB: 0<br>K: 1 BB: 0<br>S: 5 P: 5 | R: 0 H: 0<br>E: 0 LOB: 1<br>K: 0 BB: 1<br>S: 2 P: 7 | R: 0 H: 1<br>E: 0 LOB: 1<br>K: 1 BB: 0<br>S: 6 P: 6 | 1B: 9 SF: 0<br>2B: 2 SAC: 2<br>3B: 0 DP: 1<br>HR: 0 HBP: 1 | | | | | | |

| PITCHER | | IP | WLS | BF | H | R | ER | SO | BB | IBB | HBP | BLK | WP | HR | S | P | ERA | WHIP |
|---|---|---|---|---|---|---|---|---|---|---|---|---|---|---|---|---|---|---|
| Jim Bouton, R<br>ERA: 3.07 | (1, 1) | 7.0 | L | 30 | 10 | 3 | 3 | 4 | 0 | 0 | 0 | 0 | 0 | 0 | 38 | 38 | 3.86 | 1.429 |
| Bud Daley, L<br>ERA: 4.91 | (8, 1) | 2.0 | | 8 | 1 | 0 | 0 | 1 | 1 | 0 | 1 | 0 | 0 | 0 | 8 | 13 | 0.00 | 1.000 |

| PITCHER | IP | WLS | BF | H | R | ER | SO | BB | IBB | HBP | BLK | WP | HR | S | P | ERA | WHIP |
|---|---|---|---|---|---|---|---|---|---|---|---|---|---|---|---|---|---|

# TOP

## Los Angeles Angels @ New York Yankees

Yankee Stadium, Bronx, NY

Sun May 24 1964, 3:33 AM EDT

Unknown - 86 F

livebaseballscorecards.com

| | |
|---|---|
| AB | 34 |
| R | 3 |
| H | 11 |
| RBI | 3 |
| BB | 1 |
| SO | 5 |
| LOB | 15 |

# Los Angeles Angels @ New York Yankees

Yankee Stadium, Bronx, NY

Sun May 24 1964, 3:33 AM EDT

Unknown - 86 F

| Batter | 1 | 2 | 3 | 4 | 5 | 6 | 7 | 8 | 9 | AB | R | H | RBI | BB | SO | LOB |
|---|---|---|---|---|---|---|---|---|---|---|---|---|---|---|---|---|
| Phil Linz, R (1, 6) OBP: 0.280, SLG: 0.263 | E1 G4-6-3 | | 4-3 | | 1B | | | 4-3 1B | | 4 | 0 | 2 | 0 | 0 | 0 | 0 |
| Bobby Richardson, R (1, 4) OBP: 0.342, SLG: 0.328 | G4-6-3 1-2f | | 6-3 | | F9 | | | F7 | | 4 | 0 | 0 | 0 | 0 | 0 | 3 |
| Roger Maris, L (1, 9) OBP: 0.368, SLG: 0.535 | BB BB 1B | | BB | | | K | | 4-3 1-2 | | 3 | 0 | 1 | 0 | 1 | 1 | 1 |
| Mickey Mantle, S (1, 8) OBP: 0.435, SLG: 0.554 | BB BB 1-2 | | K | | | B5 | | L9 | | 3 | 0 | 0 | 0 | 1 | 1 | 2 |
| Tom Tresh, S (1, 7) OBP: 0.336, SLG: 0.432 | BB 1-2 2-3 | | | F8 | | BB | | | 4-3 | 2 | 0 | 0 | 0 | 2 | 0 | 0 |
| Joe Pepitone, L (1, 3) OBP: 0.314, SLG: 0.433 | K | | | L9 | | 4-3 | | | E9 G6-3 | 4 | 0 | 0 | 0 | 0 | 1 | 4 |
| Elston Howard, R (1, 2) OBP: 0.367, SLG: 0.396 | | L6 | | 4-3 | | | 6-3 | | G6-3 1-2f | 4 | 0 | 0 | 0 | 0 | 0 | 1 |
| Clete Boyer, R (1, 5) OBP: 0.235, SLG: 0.243 | | F5 | | | K | | 1-3 | | | 3 | 0 | 0 | 0 | 0 | 1 | 0 |
| Jim Bouton, R (1, 1) OBP: 0.095, SLG: 0.050 | | 4-3 | | | G3 | | 4-3 | | | 2 | 0 | 0 | 0 | 0 | 0 | 0 |
| Archie Moore, L (7, PH) | | | | | | | | | | 1 | 0 | 0 | 0 | 0 | 0 | 0 |
| Bud Daley, L (8, 1) | | | | | | | | | | 0 | 0 | 0 | 0 | 0 | 0 | 0 |

livebaseballscorecards.com

| | |
|---|---|
| AB | 30 |
| R | 0 |
| H | 3 |
| RBI | 0 |
| BB | 4 |
| SO | 4 |
| LOB | 11 |

| Inning Stats | 1 | 2 | 3 | 4 | 5 | 6 | 7 | 8 | 9 | | | |
|---|---|---|---|---|---|---|---|---|---|---|---|---|
| | R: 0 H: 1 E: 1 LOB: 3 K: 1 BB: 2 S: 6 P: 14 | R: 0 H: 0 E: 0 LOB: 0 K: 0 BB: 0 S: 3 P: 3 | R: 0 H: 0 E: 0 LOB: 1 K: 1 BB: 1 S: 5 P: 9 | R: 0 H: 0 E: 0 LOB: 0 K: 0 BB: 0 S: 3 P: 3 | R: 0 H: 1 E: 0 LOB: 1 K: 1 BB: 0 S: 6 P: 6 | R: 0 H: 0 E: 0 LOB: 1 K: 1 BB: 1 S: 5 P: 9 | R: 0 H: 0 E: 0 LOB: 0 K: 0 BB: 0 S: 3 P: 3 | R: 0 H: 1 E: 0 LOB: 1 K: 0 BB: 0 S: 4 P: 4 | R: 0 H: 0 E: 1 LOB: 0 K: 0 BB: 0 S: 3 P: 3 | 1B: 3 SF: 0 2B: 0 SAC: 0 3B: 0 DP: 2 HR: 0 HBP: 0 | WP: 0 PA: 34 PB: 0 SB: 0 CS: 0 | |

| PITCHER | IP | WLS | BF | H | R | ER | SO | BB | IBB | HBP | BLK | WP | HR | S | P | ERA | WHIP |
|---|---|---|---|---|---|---|---|---|---|---|---|---|---|---|---|---|---|
| Dean Chance, R (1, 1) ERA: 2.03 | 9.0 | W | 34 | 3 | 0 | 0 | 4 | 4 | 0 | 0 | 0 | 0 | 0 | 38 | 54 | 0.00 | 0.778 |

| PITCHER | IP | WLS | BF | H | R | ER | SO | BB | IBB | HBP | BLK | WP | HR | S | P | ERA | WHIP |
|---|---|---|---|---|---|---|---|---|---|---|---|---|---|---|---|---|---|

| Batter | 1 | 2 | 3 | 4 | 5 | 6 | 7 | 8 | 9 | AB | R | H | RBI | BB | SO | LOB |
|---|---|---|---|---|---|---|---|---|---|---|---|---|---|---|---|---|
| Albie Pearson, L (1, 8)<br>OBP: 0.298, SLG: 0.289 | L8 | | BB HBP 1B 1B | K | | | 6-3 1-2 | | 4-3 | 5 | 1 | 1 | 0 | 0 | 1 | 2 |
| Bobby Knoop, R (1, 4)<br>OBP: 0.289, SLG: 0.328 | K | | 1-2 BB 1B HBP | 1-3 | | | L9 | | BB | 3 | 1 | 0 | 0 | 1 | 1 | 2 |
| Lee Thomas, L (1, 9)<br>OBP: 0.307, SLG: 0.348 | BB | | F9 1B SF8 1-2 2-3 BB | | F8 | | 2-H 1B | | F5 | 3 | 1 | 1 | 0 | 2 | 0 | 1 |
| Joe Adcock, R (1, 3)<br>OBP: 0.340, SLG: 0.460 | F8 | | 1-2 2-H 3-H 1B | | F5 | | | 6-3 | | 4 | 0 | 1 | 2 | 0 | 0 | 1 |
| Billy Moran, R (1, 5) (8, 6)<br>OBP: 0.316, SLG: 0.329 | | HR 2B | F9 2-3 | | L7 | | | L7 | | 4 | 1 | 1 | 0 | 0 | 0 | 2 |
| Tom Satriano, L (1, 2)<br>OBP: 0.387, SLG: 0.359 | | F9 | SF8 3-H | | | F7 | | 1B 1B | | 2 | 0 | 0 | 1 | 0 | 0 | 1 |
| Dan Osinski, R (6, 1) | | | | | | | | | | 0 | 0 | 0 | 0 | 0 | 0 | 0 |
| Bob Lee, R (6, 1) | | | | | | | | | | 0 | 0 | 0 | 0 | 0 | 0 | 0 |
| Willie Smith, L (8, PH)<br>OBP: 0.167, SLG: 0.273 | | | | | | | | | | 1 | 0 | 1 | 0 | 0 | 0 | 0 |
| (8, 1) | | | | | | | | | | | | | | | | |
| Bob Duliba, R (8, 1) | | | | | | | | | | 0 | 0 | 0 | 0 | 0 | 0 | 0 |
| Ed Kirkpatrick, L (1, 7)<br>OBP: 0.356, SLG: 0.420 | | 2-H HR | K | | | F4 | | 1-3 1B | | 4 | 1 | 2 | 2 | 0 | 1 | 1 |
| Joe Koppe, R (1, 6)<br>OBP: 0.420, SLG: 0.405 | | 6-3 | | BB SH3-4 | | 5-3 | | F6 | | 2 | 0 | 0 | 0 | 1 | 0 | 0 |
| Charlie Dees, L (8, PH)<br>OBP: 0.160, SLG: 0.130 | | | | | | | | | | 1 | 0 | 0 | 0 | 0 | 0 | 2 |
| Felix Torres, R (8, 5)<br>OBP: 0.351, SLG: 0.543 | | | | | | | | | | 0 | 0 | 0 | 0 | 0 | 0 | 0 |
| Fred Newman, R (1, 1)<br>OBP: 0.214, SLG: 0.154 | | K | | SH3-4 1-2 | | | 6-3 1B 1B | | 6-3 | 1 | 0 | 0 | 0 | 0 | 1 | 0 |
| Buck Rodgers, S (6, 2)<br>OBP: 0.319, SLG: 0.287 | | | | | | | | | | 2 | 0 | 1 | 0 | 0 | 0 | 0 |
| Inning Stats | R: 0 E: 0 K: 1 S: 5 H: 0 LOB: 1 BB: 1 P: 9 | R: 2 E: 0 K: 1 S: 7 H: 2 LOB: 0 BB: 0 P: 7 | R: 3 E: 0 K: 1 S: 7 H: 2 LOB: 1 BB: 1 P: 12 | R: 0 E: 0 K: 1 S: 5 H: 0 LOB: 1 BB: 1 P: 9 | R: 0 E: 0 K: 0 S: 3 H: 0 LOB: 0 BB: 0 P: 3 | R: 0 E: 0 K: 0 S: 3 H: 0 LOB: 0 BB: 0 P: 3 | R: 0 E: 0 K: 0 S: 4 H: 2 LOB: 2 BB: 0 P: 4 | R: 0 E: 0 K: 0 S: 5 H: 2 LOB: 2 BB: 0 P: 5 | R: 0 E: 0 K: 0 S: 3 H: 0 LOB: 1 BB: 1 P: 7 | 1B: 6 2B: 1 3B: 0 HR: 1 | SF: 1 SAC: 1 DP: 0 HBP: 1 | | | | | | |

# TOP

## Los Angeles Angels @ New York Yankees

Yankee Stadium, Bronx, NY

Sun May 24 1964, 3:38 AM EDT

Att. 20,609 - Unknown - 90 F

livebaseballscorecards.com

| | |
|---|---|
| AB | 32 |
| R | 5 |
| H | 8 |
| RBI | 5 |
| BB | 4 |
| SO | 4 |
| LOB | 12 |

WP: 0 PB: 0 SB: 0 CS: 0 PA: 39

| PITCHER | | IP | WLS | BF | H | R | ER | SO | BB | IBB | HBP | BLK | WP | HR | S | P | ERA | WHIP |
|---|---|---|---|---|---|---|---|---|---|---|---|---|---|---|---|---|---|---|
| Ralph Terry, R<br>ERA: 8.22 | (1, 1) | 2.0 | | 13 | 4 | 5 | 5 | 2 | 2 | 0 | 1 | 0 | 0 | 1 | 14 | 23 | 22.50 | 3.000 |
| Steve Hamilton, L<br>ERA: 1.89 | (3, 1) | 4.0 | W | 13 | 0 | 0 | 0 | 2 | 1 | 0 | 0 | 0 | 0 | 0 | 16 | 20 | 0.00 | 0.250 |
| Pete Mikkelsen, R<br>ERA: 5.68 | (7, 1) | 1.2 | | 8 | 4 | 0 | 0 | 0 | 0 | 0 | 0 | 0 | 0 | 0 | 8 | 8 | 0.00 | 2.400 |
| Hal Reniff, R<br>ERA: 2.49 | (8, 1) | 1.1 | S | 5 | 0 | 0 | 0 | 0 | 1 | 0 | 0 | 0 | 0 | 0 | 4 | 8 | 0.00 | 0.750 |

| PITCHER | IP | WLS | BF | H | R | ER | SO | BB | IBB | HBP | BLK | WP | HR | S | P | ERA | WHIP |
|---|---|---|---|---|---|---|---|---|---|---|---|---|---|---|---|---|---|

| Batter | 1 | 2 | 3 | 4 | 5 | 6 | 7 | 8 | 9 | AB | R | H | RBI | BB | SO | LOB |
|---|---|---|---|---|---|---|---|---|---|---|---|---|---|---|---|---|
| Phil Linz, R (1, 6)<br>OBP: 0.287, SLG: 0.284 | L3 | | F7 1B 2B | | FC6-4 1-2f | 1-2 2-H 1B | | F3 | | 5 | 1 | 2 | 1 | 0 | 0 | 1 |
| Bobby Richardson, R (1, 4)<br>OBP: 0.331, SLG: 0.317 | F9 | | F7 2-3 | | F9 | FC5 2-3f | | 5-3 | | 5 | 0 | 0 | 0 | 0 | 0 | 4 |
| Roger Maris, L (1, 9)<br>OBP: 0.363, SLG: 0.520 | 4-1 | | 3-H 1B | | | 1-3 | 4-1 | | | 4 | 0 | 1 | 1 | 0 | 0 | 0 |
| Mickey Mantle, S (1, 8)<br>OBP: 0.445, SLG: 0.604<br>Pedro Gonzalez, R (7, PR)<br>OBP: 0.319, SLG: 0.326 (8, 3) | | HR | K | | | 1B 1B 1B | 2B | | | 4<br>0 | 2<br>0 | 3<br>0 | 1<br>0 | 0<br>0 | 1<br>0 | 1<br>0 |
| Tom Tresh, S (1, 7)<br>OBP: 0.333, SLG: 0.424 | | 6-3 | | F7 | | 1B 1B 1-2 1B | K | | | 4 | 1 | 1 | 0 | 0 | 1 | 1 |
| Joe Pepitone, L (1, 3)<br>OBP: 0.319, SLG: 0.435 (8, 8) | | 1B | | G3 | | 1B 1B 1-3 2-H 1B | G3 | | | 4 | 1 | 2 | 1 | 0 | 0 | 1 |
| Johnny Blanchard, L (1, 2)<br>OBP: 0.415, SLG: 0.400 | | F6 | | 4-3 | | 1B 1B 1-2 3-H 1B | | HR 2B | | 4 | 2 | 2 | 1 | 0 | 0 | 1 |
| Clete Boyer, R (1, 5)<br>OBP: 0.244, SLG: 0.279 | | 1-3 | | | E4 FC6-4 | FC5 1B 1-2 2-H 1B | | 2-H HR | | 4 | 1 | 2 | 3 | 0 | 0 | 1 |
| Ralph Terry, R (1, 1)<br>OBP: 0.250, SLG: 0.286<br>Steve Hamilton, L (3, 1)<br>Hector Lopez, R (6, PH)<br>OBP: 0.318, SLG: 0.518<br>Pete Mikkelsen, R (7, 1)<br>Hal Reniff, R (8, 1) | | | L1 | | F6 | K | K | K | | 0<br>2<br>1<br>0<br>1 | 0<br>0<br>0<br>0<br>0 | 0<br>0<br>0<br>0<br>1 | 0<br>0<br>0<br>0<br>0 | 0<br>0<br>0<br>0<br>1 | 0<br>1<br>2<br>0<br>0 | 0<br>1<br>2<br>0<br>0 |
| Inning Stats | R: 0 E: 0 K: 0 S: 3 H: 0 LOB: 0 BB: 0 P: 3 | R: 1 E: 0 K: 0 S: 5 H: 2 LOB: 1 BB: 0 P: 5 | R: 1 E: 0 K: 1 S: 7 H: 2 LOB: 1 BB: 0 P: 7 | R: 0 E: 0 K: 0 S: 3 H: 0 LOB: 0 BB: 0 P: 3 | R: 0 E: 1 K: 0 S: 4 H: 0 LOB: 1 BB: 0 P: 4 | R: 4 E: 0 K: 1 S: 11 H: 6 LOB: 2 BB: 0 P: 11 | R: 0 E: 0 K: 1 S: 6 H: 1 LOB: 1 BB: 0 P: 6 | R: 2 E: 0 K: 1 S: 7 H: 2 LOB: 0 BB: 0 P: 7 | | 1B: 8 2B: 3 3B: 0 HR: 2 | SF: 0 SAC: 0 DP: 0 HBP: 0 | | | | | |

| PITCHER | | IP | WLS | BF | H | R | ER | SO | BB | IBB | HBP | BLK | WP | HR | S | P | ERA | WHIP |
|---|---|---|---|---|---|---|---|---|---|---|---|---|---|---|---|---|---|---|
| Fred Newman, R<br>ERA: 4.17 | (1, 1) | 5.1 | | 24 | 7 | 5 | 5 | 1 | 0 | 0 | 0 | 0 | 0 | 1 | 26 | 26 | 8.44 | 1.312 |
| Dan Osinski, R<br>ERA: 5.09 | (6, 1) | 0.1 | L | 4 | 3 | 1 | 1 | 1 | 0 | 0 | 0 | 0 | 0 | 0 | 6 | 6 | 27.00 | 9.000 |
| Bob Lee, R<br>ERA: 2.16 | (6, 1) | 1.1 | | 5 | 1 | 0 | 0 | 1 | 0 | 0 | 0 | 0 | 0 | 0 | 7 | 7 | 0.00 | 0.750 |
| Willie Smith, L<br>ERA: 1.8 | (8, 1) | 0.0 | | 2 | 2 | 2 | 2 | 0 | 0 | 0 | 0 | 0 | 0 | 1 | 2 | 2 | ∞ | ∞ |
| Bob Duliba, R<br>ERA: 1.1 | (8, 1) | 1.0 | | 3 | 0 | 0 | 0 | 1 | 0 | 0 | 0 | 0 | 0 | 0 | 5 | 5 | 0.00 | 0.000 |

| PITCHER | IP | WLS | BF | H | R | ER | SO | BB | IBB | HBP | BLK | WP | HR | S | P | ERA | WHIP |
|---|---|---|---|---|---|---|---|---|---|---|---|---|---|---|---|---|---|

# BOTTOM

## Los Angeles Angels @ New York Yankees

Yankee Stadium, Bronx, NY

Sun May 24 1964, 3:38 AM EDT
Att. 20,609 - Unknown - 90 F

livebaseballscorecards.com

| | |
|---|---|
| AB | 38 |
| R | 8 |
| H | 13 |
| RBI | 8 |
| BB | 0 |
| SO | 4 |
| LOB | 13 |

WP: 0 PA: 38
PB: 0
SB: 0
CS: 0

| Batter | 1 | 2 | 3 | 4 | 5 | 6 | 7 | 8 | 9 | AB | R | H | RBI | BB | SO | LOB |
|---|---|---|---|---|---|---|---|---|---|---|---|---|---|---|---|---|
| Dick Howser, R (1, 6)<br>OBP: 0.377, SLG: 0.356 | K | | 6-3 | | | BB | FC6-4 1-2f | | | 3 | 1 | 0 | 0 | 1 | 1 | 2 |
| Larry Brown, R (1, 4)<br>OBP: 0.271, SLG: 0.423 | 6-3 | | | 6-3 | | K | | K | | 4 | 0 | 0 | 0 | 0 | 2 | 1 |
| Leon Wagner, L (1, 7)<br>OBP: 0.379, SLG: 0.504 | K | | | 1-3 | | 1B 1-2 | | K | | 4 | 0 | 1 | 0 | 0 | 2 | 0 |
| Max Alvis, R (1, 5)<br>OBP: 0.299, SLG: 0.389 | | 5-3 | | K | | 1-3 2-H | | F8 | | 4 | 0 | 1 | 1 | 0 | 1 | 0 |
| Bob Chance, L (1, 9)<br>OBP: 0.500, SLG: 0.944 | | K | | | K | L8 | | | 6-3 | 2 | 0 | 0 | 0 | 0 | 2 | 0 |
| Al Smith, R (6, PH)<br>OBP: 0.139, SLG: 0.176 (6, 9) | | | | | | | | | | 2 | 0 | 0 | 0 | 0 | 0 | 2 |
| John Romano, R (1, 2)<br>OBP: 0.414, SLG: 0.576 | | 6-3 | | | 1B | | F3 | | FC5-4 1B | 4 | 0 | 2 | 0 | 0 | 0 | 0 |
| Vic Davalillo, L (9, PR)<br>OBP: 0.236, SLG: 0.265 | | | | | | | | | | 0 | 0 | 0 | 0 | 0 | 0 | 0 |
| Joe Azcue, R (9, 2)<br>OBP: 0.319, SLG: 0.422 | | | | | | | | | | 0 | 0 | 0 | 0 | 0 | 0 | 0 |
| Jerry Kindall, R (1, 3)<br>OBP: 0.533, SLG: 0.929 | | | K | | F8 | | 1B FC4-6 | | FC5-4 1-2 1B | 4 | 1 | 2 | 0 | 0 | 1 | 1 |
| Woodie Held, R (1, 8)<br>OBP: 0.288, SLG: 0.469 | | | 6-3 | | K | | FC4-6 1-3 | | FC5-4 1-2f 2-3 | 4 | 0 | 1 | 0 | 0 | 1 | 3 |
| Mudcat Grant, R (1, 1)<br>OBP: 0.364, SLG: 0.684 | | | 2B | | | 1-3 | FC4-6 FC6-4 1-2f 3-H | | L7 | 4 | 0 | 1 | 1 | 0 | 0 | 3 |
| Inning Stats | R: 0 E: 0 K: 2 S: 7<br>H: 0 LOB: 0 BB: 0 P: 7 | R: 0 E: 0 K: 1 S: 5<br>H: 0 LOB: 0 BB: 0 P: 5 | R: 0 E: 0 K: 1 S: 6<br>H: 1 LOB: 1 BB: 0 P: 6 | R: 0 E: 0 K: 1 S: 5<br>H: 0 LOB: 0 BB: 0 P: 5 | R: 0 E: 0 K: 2 S: 8<br>H: 1 LOB: 1 BB: 0 P: 8 | R: 1 E: 0 K: 1 S: 7<br>H: 2 LOB: 2 BB: 1 P: 11 | R: 1 E: 0 K: 0 S: 5<br>H: 2 LOB: 1 BB: 0 P: 5 | R: 0 E: 0 K: 2 S: 7<br>H: 0 LOB: 0 BB: 0 P: 7 | R: 0 E: 0 K: 0 S: 5<br>H: 2 LOB: 2 BB: 0 P: 5 | 1B: 7 2B: 1 3B: 0 HR: 0<br>SF: 0 SAC: 0 DP: 0 HBP: 0 | | | | | | |

# TOP

## Cleveland Indians @ New York Yankees

Yankee Stadium, Bronx, NY

Tue May 26 1964, 7:05 PM EDT

Att. 15,906 - Unknown - 77 F

livebaseballscorecards.com

| | |
|---|---|
| AB | 35 |
| R | 2 |
| H | 8 |
| RBI | 2 |
| BB | 1 |
| SO | 10 |
| LOB | 12 |

WP: 0 PB: 0 SB: 0 CS: 0 PA: 36

| PITCHER | IP | WLS | BF | H | R | ER | SO | BB | IBB | HBP | BLK | WP | HR | S | P | ERA | WHIP |
|---|---|---|---|---|---|---|---|---|---|---|---|---|---|---|---|---|---|
| Whitey Ford, L (1, 1)<br>ERA: 1.89 | 8.1 | | 34 | 8 | 2 | 2 | 10 | 1 | 0 | 0 | 0 | 0 | 0 | 53 | 57 | 2.16 | 1.080 |
| Pete Mikkelsen, R (9, 1)<br>ERA: 5.49 | 0.2 | W | 2 | 0 | 0 | 0 | 0 | 0 | 0 | 0 | 0 | 0 | 0 | 2 | 2 | 0.00 | 0.000 |

| PITCHER | IP | WLS | BF | H | R | ER | SO | BB | IBB | HBP | BLK | WP | HR | S | P | ERA | WHIP |
|---|---|---|---|---|---|---|---|---|---|---|---|---|---|---|---|---|---|

| Batter | 1 | 2 | 3 | 4 | 5 | 6 | 7 | 8 | 9 | AB | R | H | RBI | BB | SO | LOB |
|---|---|---|---|---|---|---|---|---|---|---|---|---|---|---|---|---|
| Phil Linz, R (1, 6)<br>OBP: 0.283, SLG: 0.279 | F7 | | F4 | | FC4-6 CS<br>1-2f | | F8 | | 1B<br>1-2<br>2-3<br>1B | 5 | 0 | 1 | 0 | 0 | 0 | 2 |
| Bobby Richardson, R (1, 4)<br>OBP: 0.340, SLG: 0.354 | 4-3 | | F4 | | 1-2<br>3B | | 3B | | 1-2<br>2-3<br>3-H<br>1B | 5 | 0 | 3 | 1 | 0 | 0 | 1 |
| Roger Maris, L (1, 9)<br>OBP: 0.369, SLG: 0.551 | BB | | | HR | 4-3 | | F2 | | | 3 | 1 | 1 | 1 | 1 | 0 | 2 |
| Mickey Mantle, S (1, 8)<br>OBP: 0.455, SLG: 0.606<br>Pedro Gonzalez, R (8, PR)<br>OBP: 0.319, SLG: 0.326 (9, 3) | F5 | | | FC3-6<br>BB | | 1B<br>1B | | G4-3<br>1B | | 3<br>0 | 0<br>0 | 2<br>0 | 0<br>0 | 1<br>0 | 0<br>0 | 1<br>0 |
| Tom Tresh, S (1, 7)<br>OBP: 0.322, SLG: 0.408 | | F8 | | FC3-6 G3<br>1-2f<br>1B | | F9 | | G4-3<br>1-2f | | 4 | 1 | 0 | 0 | 0 | 0 | 3 |
| Joe Pepitone, L (1, 3)<br>OBP: 0.324, SLG: 0.437 (9, 8) | | G1-4-3<br>1B | | G3<br>1-2 | | 1-2<br>1B | | G1 | | 4 | 0 | 2 | 0 | 0 | 0 | 2 |
| Elston Howard, R (1, 2)<br>OBP: 0.371, SLG: 0.400 | | G1-4-3<br>1-2f | | 1B<br>2-H<br>1B | | F8 | | | 1B SH1-4<br>1B<br>1B | 4 | 1 | 2 | 1 | 0 | 0 | 3 |
| Clete Boyer, R (1, 5)<br>OBP: 0.238, SLG: 0.272 | | | K | K | | L8 | | | SH1-4<br>1-2 | 3 | 0 | 0 | 0 | 0 | 2 | 3 |
| Whitey Ford, L (1, 1)<br>OBP: 0.292, SLG: 0.238<br>Pete Mikkelsen, R (9, 1)<br>Tony Kubek, L (9, PH)<br>OBP: 0.300, SLG: 0.370 | | 2B | | | FC4-6<br>BB | | K | | 1B 1B<br>IBB | 2<br>0<br>0 | 0<br>0<br>0 | 1<br>0<br>0 | 0<br>0<br>0 | 1<br>0<br>1 | 1<br>0<br>0 | 0<br>0<br>0 |
| Inning Stats | R: 0 H: 0<br>E: 0 LOB: 1<br>K: 0 BB: 1<br>S: 3 P: 7 | R: 0 H: 1<br>E: 0 LOB: 0<br>K: 0 BB: 0<br>S: 3 P: 3 | R: 0 H: 1<br>E: 0 LOB: 1<br>K: 1 BB: 0<br>S: 6 P: 6 | R: 2 H: 2<br>E: 0 LOB: 1<br>K: 1 BB: 1<br>S: 7 P: 11 | R: 0 H: 1<br>E: 0 LOB: 1<br>K: 0 BB: 1<br>S: 3 P: 7 | R: 0 H: 2<br>E: 0 LOB: 2<br>K: 0 BB: 0<br>S: 5 P: 5 | R: 0 H: 1<br>E: 0 LOB: 1<br>K: 1 BB: 0<br>S: 6 P: 6 | R: 0 H: 1<br>E: 0 LOB: 1<br>K: 0 BB: 0<br>S: 3 P: 3 | R: 1 H: 3<br>E: 0 LOB: 3<br>K: 0 BB: 1<br>S: 4 P: 8 | 1B: 8 SF: 0<br>2B: 1 SAC: 1<br>3B: 2 DP: 2<br>HR: 1 HBP: 0 | | | | | | WP: 0 PA: 38<br>PB: 0<br>SB: 0<br>CS: 1 | |

| PITCHER | IP | WLS | BF | H | R | ER | SO | BB | IBB | HBP | BLK | WP | HR | S | P | ERA | WHIP |
|---|---|---|---|---|---|---|---|---|---|---|---|---|---|---|---|---|---|
| Mudcat Grant, R (1, 1)<br>ERA: 5.8 | 8.1 | L | 38 | 12 | 3 | 3 | 3 | 3 | 1 | 0 | 0 | 0 | 1 | 40 | 56 | 3.24 | 1.800 |

| PITCHER | IP | WLS | BF | H | R | ER | SO | BB | IBB | HBP | BLK | WP | HR | S | P | ERA | WHIP |
|---|---|---|---|---|---|---|---|---|---|---|---|---|---|---|---|---|---|

# BOTTOM

## Cleveland Indians @ New York Yankees

Yankee Stadium, Bronx, NY

Tue May 26 1964, 7:05 PM EDT
Att. 15,906 - Unknown - 77 F

livebaseballscorecards.com

| | |
|---|---|
| AB | 33 |
| R | 3 |
| H | 12 |
| RBI | 3 |
| BB | 4 |
| SO | 3 |
| LOB | 17 |

| Batter | 1 | 2 | 3 | 4 | 5 | 6 | 7 | 8 | 9 | AB | R | H | RBI | BB | SO | LOB |
|---|---|---|---|---|---|---|---|---|---|---|---|---|---|---|---|---|
| Dick Howser, R (1, 6)<br>OBP: 0.365, SLG: 0.343 | F3 | | 5-3 | | | 4-3 | | F8 | F5 | 5 | 0 | 0 | 0 | 0 | 0 | 1 |
| Larry Brown, R (1, 4)<br>OBP: 0.303, SLG: 0.481 | 1-3, 1B | | | F8, G3, 1B | | WP, 1B, BB | | HR | | 3 | 1 | 3 | 1 | 1 | 0 | 0 |
| Leon Wagner, L (1, 7)<br>OBP: 0.376, SLG: 0.496 | 1-3<br>1-2 | | | G3<br>1-2 | | WP, 1B<br>1-2 | | K | | 4 | 0 | 1 | 0 | 0 | 1 | 2 |
| Max Alvis, R (1, 5)<br>OBP: 0.297, SLG: 0.385 | F7 | | | F8<br>2-3 | | F2<br>1-2<br>2-3 | | 1B | | 4 | 0 | 1 | 0 | 0 | 0 | 4 |
| John Romano, R (1, 2)<br>OBP: 0.392, SLG: 0.540 | | F8 | | L5 | | F2 | | K | | 4 | 0 | 0 | 0 | 0 | 1 | 4 |
| Al Smith, R (1, 8)<br>OBP: 0.150, SLG: 0.237 | | L9 | | | F8 | | 3B | | 5-3 | 4 | 0 | 1 | 0 | 0 | 0 | 0 |
| Jerry Kindall, R (1, 3)<br>OBP: 0.526, SLG: 0.882 | | K | | | FC6-4, BB | | 1-3 | | G3, WP, 2B | 3 | 1 | 1 | 0 | 1 | 1 | 1 |
| Tito Francona, L (1, 9)<br>OBP: 0.381, SLG: 0.314 | | | L4 | | FC6-4<br>1-2f | | F5 | | G3<br>2-3 | 4 | 0 | 0 | 0 | 0 | 0 | 3 |
| Jack Kralick, L (1, 1)<br>OBP: 0.174, SLG: 0.136<br>Don McMahon, R (6, 1)<br>OBP: 0.200, SLG: 0.200<br>Woodie Held, R (7, PH)<br>OBP: 0.286, SLG: 0.465<br>Sonny Siebert, R (7, 1)<br>OBP: 0.286, SLG: 0.571<br>Joe Azcue, R (9, PH)<br>OBP: 0.329, SLG: 0.422<br>Mudcat Grant, R (9, PR)<br>OBP: 0.364, SLG: 0.684 | | | K | | K | | K | | 3-H, BB | 2<br>0<br>1<br>0<br>0<br>0 | 0<br>0<br>0<br>0<br>0<br>0 | 0<br>0<br>0<br>0<br>1<br>0 | 0<br>0<br>0<br>0<br>0<br>0 | 0<br>0<br>1<br>0<br>1<br>0 | 2<br>0<br>0<br>0<br>0<br>0 | 1<br>0<br>1<br>0<br>0<br>0 |
| Inning Stats | R: 0<br>E: 0<br>K: 0<br>S: 4<br>H: 1<br>LOB: 1<br>BB: 0<br>P: 4 | R: 0<br>E: 0<br>K: 1<br>S: 5<br>H: 0<br>LOB: 0<br>BB: 0<br>P: 5 | R: 0<br>E: 0<br>K: 1<br>S: 5<br>H: 0<br>LOB: 0<br>BB: 0<br>P: 5 | R: 0<br>E: 0<br>K: 0<br>S: 4<br>H: 1<br>LOB: 1<br>BB: 0<br>P: 4 | R: 0<br>E: 0<br>K: 1<br>S: 5<br>H: 0<br>LOB: 1<br>BB: 1<br>P: 9 | R: 0<br>E: 0<br>K: 0<br>S: 4<br>H: 1<br>LOB: 2<br>BB: 1<br>P: 8 | R: 0<br>E: 0<br>K: 1<br>S: 6<br>H: 1<br>LOB: 1<br>BB: 0<br>P: 6 | R: 1<br>E: 0<br>K: 2<br>S: 9<br>H: 2<br>LOB: 1<br>BB: 0<br>P: 9 | R: 1<br>E: 0<br>K: 0<br>S: 4<br>H: 1<br>LOB: 1<br>BB: 1<br>P: 8 | 1B: 4<br>2B: 1<br>3B: 1<br>HR: 1<br>SF: 0<br>SAC: 0<br>DP: 0<br>HBP: 0 | | | | | | |

| PITCHER | IP | WLS | BF | H | R | ER | SO | BB | IBB | HBP | BLK | WP | HR | S | P | ERA | WHIP |
|---|---|---|---|---|---|---|---|---|---|---|---|---|---|---|---|---|---|
| Al Downing, L (1, 1)<br>ERA: 3.38 | 9.0 | W | 37 | 7 | 2 | 2 | 6 | 3 | 0 | 0 | 0 | 2 | 1 | 46 | 58 | 2.00 | 1.111 |

| PITCHER | IP | WLS | BF | H | R | ER | SO | BB | IBB | HBP | BLK | WP | HR | S | P | ERA | WHIP |
|---|---|---|---|---|---|---|---|---|---|---|---|---|---|---|---|---|---|

# TOP

## Cleveland Indians @ New York Yankees

Yankee Stadium, Bronx, NY

Wed May 27 1964, 3:33 AM EDT

Att. 6,299 - Unknown - 78 F

livebaseballscorecards.com

| | |
|---|---|
| AB | 34 |
| R | 2 |
| H | 7 |
| RBI | 1 |
| BB | 3 |
| SO | 6 |
| LOB | 17 |

| | |
|---|---|
| WP: 2 | PA: 37 |
| PB: 0 | |
| SB: 0 | |
| CS: 0 | |

| Batter | 1 | 2 | 3 | 4 | 5 | 6 | 7 | 8 | 9 | AB | R | H | RBI | BB | SO | LOB |
|---|---|---|---|---|---|---|---|---|---|---|---|---|---|---|---|---|
| Phil Linz, R (1, 6)<br>OBP: 0.268, SLG: 0.264 | F7 | | L4 | F8 | | F3 | | 5-3<br>1-2 | | 5 | 0 | 0 | 0 | 0 | 0 | 4 |
| Bobby Richardson, R (1, 4)<br>OBP: 0.341, SLG: 0.355 | F3 | | 5-3<br>1B | | F7 | 6-3 | | 2-H<br>1B | | 5 | 0 | 2 | 1 | 0 | 0 | 1 |
| Hector Lopez, R (1, 7)<br>OBP: 0.312, SLG: 0.500 | F9 | | 5-3<br>1-2 | | 4-3 | | FC3-6<br>1B | K | | 5 | 0 | 1 | 0 | 0 | 1 | 2 |
| Roger Maris, L (1, 9)<br>OBP: 0.364, SLG: 0.573 | | IHR | 4-3 | | F5 | | FC3-6<br>1B<br>1-2f | | | 4 | 1 | 1 | 1 | 0 | 0 | 2 |
| Tom Tresh, S (1, 8)<br>OBP: 0.328, SLG: 0.415 | | BB<br>B<br>B<br>B<br>S<br>2B | | 1B<br>2B | | F7 | F8 | | | 3 | 2 | 1 | 0 | 1 | 0 | 1 |
| Elston Howard, R (1, 2)<br>OBP: 0.383, SLG: 0.430 | | 4-3<br>1-H<br>2B | | F7 | | 1B<br>2B | 1-3<br>1B | | | 4 | 1 | 3 | 1 | 0 | 0 | 1 |
| Joe Pepitone, L (1, 3)<br>OBP: 0.322, SLG: 0.432 | | 4-3<br>2-3 | | K | | HR<br>2-H<br>1B | F7 | | | 4 | 1 | 1 | 1 | 0 | 1 | 4 |
| Clete Boyer, R (1, 5)<br>OBP: 0.254, SLG: 0.308 | | L8 | | 1B<br>IBB | | HR<br>1-H | | 5-3<br>1B<br>1B | | 3 | 2 | 2 | 2 | 1 | 0 | 1 |
| Al Downing, R (1, 1)<br>OBP: 0.267, SLG: 0.400 | | K | | 1-3<br>2-H<br>1B | | 3B | | K | | 4 | 0 | 2 | 1 | 0 | 2 | 2 |
| Inning Stats | R: 0<br>E: 0<br>K: 0<br>S: 3<br>H: 0<br>LOB: 0<br>BB: 0<br>P: 3 | R: 2<br>E: 0<br>K: 1<br>S: 7<br>H: 2<br>LOB: 1<br>BB: 1<br>P: 11 | R: 0<br>E: 0<br>K: 0<br>S: 4<br>H: 1<br>LOB: 1<br>BB: 0<br>P: 4 | R: 1<br>E: 0<br>K: 1<br>S: 7<br>H: 2<br>LOB: 2<br>BB: 1<br>P: 11 | R: 0<br>E: 0<br>K: 0<br>S: 3<br>H: 0<br>LOB: 0<br>BB: 0<br>P: 3 | R: 3<br>E: 0<br>K: 0<br>S: 7<br>H: 4<br>LOB: 1<br>BB: 0<br>P: 7 | R: 0<br>E: 0<br>K: 0<br>S: 5<br>H: 2<br>LOB: 2<br>BB: 0<br>P: 5 | R: 1<br>E: 0<br>K: 2<br>S: 9<br>H: 2<br>LOB: 1<br>BB: 0<br>P: 9 | | 1B: 7<br>2B: 3<br>3B: 1<br>HR: 2<br>SF: 0<br>SAC: 0<br>DP: 0<br>HBP: 0 | | | | WP: 0<br>PB: 0<br>SB: 1<br>CS: 0<br>PA: 39 | | |

| PITCHER | | IP | WLS | BF | H | R | ER | SO | BB | IBB | HBP | BLK | WP | HR | S | P | ERA | WHIP |
|---|---|---|---|---|---|---|---|---|---|---|---|---|---|---|---|---|---|---|
| Jack Kralick, L<br>ERA: 2.09 | (1, 1) | 5.1 | L | 27 | 9 | 6 | 6 | 2 | 1 | 1 | 0 | 0 | 0 | 1 | 29 | 37 | 10.12 | 1.875 |
| Don McMahon, R<br>ERA: 1.42 | (6, 1) | 0.2 | | 2 | 0 | 0 | 0 | 0 | 0 | 0 | 0 | 0 | 0 | 0 | 2 | 2 | 0.00 | 0.000 |
| Sonny Siebert, R<br>ERA: 5.3 | (7, 1) | 2.0 | | 10 | 4 | 1 | 1 | 2 | 0 | 0 | 0 | 0 | 0 | 0 | 14 | 14 | 4.50 | 2.000 |

| PITCHER | IP | WLS | BF | H | R | ER | SO | BB | IBB | HBP | BLK | WP | HR | S | P | ERA | WHIP |
|---|---|---|---|---|---|---|---|---|---|---|---|---|---|---|---|---|---|

# BOTTOM

## Cleveland Indians @ New York Yankees

Yankee Stadium, Bronx, NY

Wed May 27 1964, 3:33 AM EDT
Att. 6,299 - Unknown - 78 F

livebaseballscorecards.com

| | |
|---|---|
| AB | 37 |
| R | 7 |
| H | 13 |
| RBI | 7 |
| BB | 2 |
| SO | 4 |
| LOB | 18 |

# New York Yankees @ Kansas City Athletics

Municipal Stadium, Kansas City, MO

Fri May 29 1964, 8:05 PM EDT

Att. 16,670 - Unknown

TOP

livebaseballscorecards.com

| Batter | 1 | 2 | 3 | 4 | 5 | 6 | 7 | 8 | 9 | AB | R | H | RBI | BB | SO | LOB |
|---|---|---|---|---|---|---|---|---|---|---|---|---|---|---|---|---|
| Tony Kubek, L (1, 6)<br>OBP: 0.292, SLG: 0.345 | F7 | | K | | 4-3 | | | G3 | BB | 4 | 0 | 0 | 0 | 1 | 1 | 2 |
| Bobby Richardson, R (1, 4)<br>OBP: 0.331, SLG: 0.344 | F8 | | F8 | | | L4 | | F7 | F8 | 5 | 0 | 0 | 0 | 0 | 0 | 5 |
| Hector Lopez, R (1, 7)<br>OBP: 0.320, SLG: 0.533 | K | | | 4-3 | | HR | | 1B | | 4 | 1 | 2 | 1 | 0 | 1 | 0 |
| Roger Maris, L (1, 9)<br>OBP: 0.359, SLG: 0.558 | | 3-1 | | F9 | | K | | 1-2<br>1B | | 4 | 0 | 1 | 0 | 0 | 1 | 0 |
| Tom Tresh, S (1, 8)<br>OBP: 0.325, SLG: 0.404 | | 3-1 | | BB | | 1-3 | | K | | 3 | 0 | 0 | 0 | 1 | 1 | 2 |
| Joe Pepitone, L (1, 3)<br>OBP: 0.327, SLG: 0.430 | | 4-3 | | 1-2<br>BB | | | 6-3 | | 1B | 3 | 0 | 1 | 0 | 1 | 0 | 0 |
| Elston Howard, R (1, 2)<br>OBP: 0.394, SLG: 0.436 | | | BB<br>BB | F9 | | | 1B | | 1-3<br>BB<br>1-3<br>1B | 3 | 0 | 2 | 0 | 1 | 0 | 2 |
| Clete Boyer, R (1, 5)<br>OBP: 0.261, SLG: 0.303 | | | 1-2<br>BB | | P5 | | P3 | | 1-3<br>1-2<br>BB | 2 | 0 | 0 | 0 | 2 | 0 | 1 |
| Jim Bouton, R (1, 1)<br>OBP: 0.087, SLG: 0.045<br>Mickey Mantle, S (7, PH)<br>OBP: 0.452, SLG: 0.600<br>Stan Williams, R (7, 1)<br>OBP: 0.400, SLG: 0.400<br>Johnny Blanchard, L (9, PH)<br>OBP: 0.405, SLG: 0.387 | | | K | | K | | K | | 1-3<br>1-2<br>2-3 | 2<br>1<br>0<br>1 | 0<br>0<br>0<br>0 | 0<br>0<br>0<br>0 | 0<br>0<br>0<br>0 | 0<br>1<br>0<br>0 | 2<br>1<br>0<br>0 | 2<br>1<br>0<br>2 |
| Inning Stats | R: 0<br>E: 0<br>K: 1<br>S: 5<br>H: 0<br>LOB: 0<br>BB: 0<br>P: 5 | R: 0<br>E: 0<br>K: 0<br>S: 3<br>H: 0<br>LOB: 0<br>BB: 0<br>P: 3 | R: 0<br>E: 0<br>K: 2<br>S: 7<br>H: 0<br>LOB: 2<br>BB: 2<br>P: 15 | R: 0<br>E: 0<br>K: 0<br>S: 3<br>H: 0<br>LOB: 2<br>BB: 2<br>P: 11 | R: 0<br>E: 0<br>K: 1<br>S: 5<br>H: 0<br>LOB: 0<br>BB: 0<br>P: 5 | R: 1<br>E: 0<br>K: 1<br>S: 6<br>H: 1<br>LOB: 0<br>BB: 0<br>P: 6 | R: 0<br>E: 0<br>K: 1<br>S: 6<br>H: 1<br>LOB: 1<br>BB: 0<br>P: 6 | R: 0<br>E: 0<br>K: 1<br>S: 7<br>H: 2<br>LOB: 2<br>BB: 0<br>P: 7 | R: 0<br>E: 0<br>K: 0<br>S: 4<br>H: 2<br>LOB: 3<br>BB: 2<br>P: 12 | 1B: 5<br>2B: 0<br>3B: 0<br>HR: 1<br>SF: 0<br>SAC: 0<br>DP: 0<br>HBP: 0 | | | | | | |

| | AB | 32 |
|---|---|---|
| | R | 1 |
| | H | 6 |
| | RBI | 1 |
| | BB | 6 |
| | SO | 7 |
| | LOB | 17 |

WP: 0 PA: 38
PB: 0
SB: 0
CS: 0

| PITCHER | | IP | WLS | BF | H | R | ER | SO | BB | IBB | HBP | BLK | WP | HR | S | P | ERA | WHIP |
|---|---|---|---|---|---|---|---|---|---|---|---|---|---|---|---|---|---|---|
| Diego Segui, R<br>ERA: 3.86 | (1, 1) | 8.1 | W | 35 | 6 | 1 | 1 | 7 | 5 | 0 | 0 | 0 | 0 | 1 | 44 | 64 | 1.08 | 1.320 |
| Ted Bowsfield, L<br>ERA: 6.75 | (9, 1) | 0.1 | | 2 | 0 | 0 | 0 | 0 | 1 | 0 | 0 | 0 | 0 | 0 | 1 | 5 | 0.00 | 3.000 |
| John Wyatt, R<br>ERA: 1.69 | (9, 1) | 0.1 | S | 1 | 0 | 0 | 0 | 0 | 0 | 0 | 0 | 0 | 0 | 0 | 1 | 1 | 0.00 | 0.000 |

| PITCHER | | IP | WLS | BF | H | R | ER | SO | BB | IBB | HBP | BLK | WP | HR | S | P | ERA | WHIP |
|---|---|---|---|---|---|---|---|---|---|---|---|---|---|---|---|---|---|---|

| Batter | 1 | 2 | 3 | 4 | 5 | 6 | 7 | 8 | 9 | AB | R | H | RBI | BB | SO | LOB |
|---|---|---|---|---|---|---|---|---|---|---|---|---|---|---|---|---|
| Wayne Causey, L (1, 6)<br>OBP: 0.402, SLG: 0.349 | HR<br>1B<br>1B | K | | | P5 | | FC6-4<br>3-H<br>1B | | | 4 | 1 | 2 | 1 | 0 | 1 | 1 |
| Nelson Mathews, R (1, 8)<br>OBP: 0.328, SLG: 0.380 | P5 | 1-3 | | | 6-3 | | FC6-4<br>1-2f | | | 4 | 0 | 0 | 0 | 0 | 0 | 2 |
| George Alusik, R (1, 7)<br>(8, 3)<br>OBP: 0.530, SLG: 0.511 | HR<br>1-3<br>1B | 6-3 | | | | F7 | | 1-6-3 | | 4 | 1 | 1 | 0 | 0 | 0 | 0 |
| Rocky Colavito, R (1, 9)<br>OBP: 0.409, SLG: 0.642 | HR<br>1-H<br>3-H | 1B | | | | FC6-4<br>BB | | F8 | | 3 | 1 | 2 | 3 | 1 | 0 | 0 |
| Ed Charles, R (1, 5)<br>OBP: 0.353, SLG: 0.331 | P2 | F9 | | | | FC6-4<br>1-2f | | 5-3 | | 4 | 0 | 0 | 0 | 0 | 0 | 2 |
| Charlie Lau, L (1, 2)<br>OBP: 0.340, SLG: 0.451 | F7 | | K | | | 3-1 | | | | 3 | 0 | 0 | 0 | 0 | 1 | 1 |
| Doc Edwards, R (1, 3)<br>OBP: 0.306, SLG: 0.333<br>Jose Tartabull, L (7, PR)<br>OBP: 0.167, SLG: 0.250<br>(8, 7) | | K2-6-2<br>1B<br>1B | | L7 | | | F8<br>SH2-4<br>1B<br>1B | | | 3<br>0 | 0<br>1 | 2<br>0 | 0<br>0 | 0<br>0 | 0<br>0 | 0<br>0 |
| Dick Green, R (1, 4)<br>OBP: 0.248, SLG: 0.338 | | 1-2<br>1B | | 4-3 | | | SH2-4<br>1-2 | | | 2 | 0 | 1 | 0 | 0 | 0 | 0 |
| Diego Segui, R (1, 1)<br>OBP: 0.238, SLG: 0.350<br>Ted Bowsfield, R (9, 1)<br>John Wyatt, R (9, 1) | | K2-6-2<br>2-2 | | | 6-3 | | F8<br>2-3 | | | 3<br>0<br>0 | 0<br>0<br>0 | 0<br>0<br>0 | 0<br>0<br>0 | 0<br>0<br>0 | 1<br>0<br>0 | 4<br>0<br>0 |
| Inning Stats | R: 3<br>E: 0<br>K: 0<br>S: 6<br>H: 3<br>LOB: 0<br>BB: 0<br>P: 6 | R: 0<br>E: 0<br>K: 2<br>S: 8<br>H: 2<br>LOB: 1<br>BB: 0<br>P: 8 | R: 0<br>E: 0<br>K: 0<br>S: 4<br>H: 1<br>LOB: 1<br>BB: 0<br>P: 4 | R: 0<br>E: 0<br>K: 1<br>S: 5<br>H: 0<br>LOB: 0<br>BB: 0<br>P: 5 | R: 0<br>E: 0<br>K: 0<br>S: 3<br>H: 0<br>LOB: 0<br>BB: 0<br>P: 3 | R: 0<br>E: 0<br>K: 0<br>S: 3<br>H: 0<br>LOB: 1<br>BB: 1<br>P: 7 | R: 1<br>E: 0<br>K: 0<br>S: 5<br>H: 2<br>LOB: 1<br>BB: 0<br>P: 5 | R: 0<br>E: 0<br>K: 0<br>S: 3<br>H: 0<br>LOB: 0<br>BB: 0<br>P: 3 | | 1B: 7<br>2B: 1<br>3B: 0<br>HR: 1<br>SF: 0<br>SAC: 1<br>DP: 1<br>HBP: 0 | | | | WP: 0<br>PB: 0<br>SB: 0<br>CS: 0<br>PA: 32 | | |

| PITCHER | | IP | WLS | BF | H | R | ER | SO | BB | IBB | HBP | BLK | WP | HR | S | P | ERA | WHIP |
|---|---|---|---|---|---|---|---|---|---|---|---|---|---|---|---|---|---|---|
| Jim Bouton, R<br>ERA: 3.2 | (1, 1) | 6.0 | L | 24 | 6 | 3 | 3 | 3 | 1 | 0 | 0 | 0 | 0 | 1 | 29 | 33 | 4.50 | 1.167 |
| Stan Williams, R<br>ERA: 5.28 | (7, 1) | 2.0 | | 8 | 2 | 1 | 1 | 0 | 0 | 0 | 0 | 0 | 0 | 0 | 8 | 8 | 4.50 | 1.000 |

| PITCHER | IP | WLS | BF | H | R | ER | SO | BB | IBB | HBP | BLK | WP | HR | S | P | ERA | WHIP |
|---|---|---|---|---|---|---|---|---|---|---|---|---|---|---|---|---|---|

# BOTTOM

## New York Yankees @ Kansas City Athletics

Municipal Stadium, Kansas City, MO

Fri May 29 1964, 8:05 PM EDT

Att. 16,670 - Unknown

livebaseballscorecards.com

| | |
|---|---|
| AB | 30 |
| R | 4 |
| H | 8 |
| RBI | 4 |
| BB | 1 |
| SO | 3 |
| LOB | 10 |

| Batter | 1 | 2 | 3 | 4 | 5 | 6 | 7 | 8 | 9 | AB | R | H | RBI | BB | SO | LOB |
|---|---|---|---|---|---|---|---|---|---|---|---|---|---|---|---|---|
| Tony Kubek, L (1, 6) OBP: 0.300, SLG: 0.349 | G3 | | P4 | | 1B (3-H) | | G3 | | FC3-6, 1B | 5 | 0 | 2 | 1 | 0 | 0 | 1 |
| Bobby Richardson, R (1, 4) OBP: 0.322, SLG: 0.333 | P1 | | FC4-6 (1-2f) | | 1-3 | | L7 | | FC3-6, 1B, SF9 (1-2f) | 5 | 1 | 0 | 0 | 0 | 0 | 3 |
| Hector Lopez, R (1, 7) OBP: 0.324, SLG: 0.526 | K | | | 5-3 | | FC4-6, 1B, 1B | P5 | | SF9, BB, 1B (1-3) | 5 | 2 | 2 | 0 | 0 | 1 | 0 |
| Roger Maris, L (1, 9) OBP: 0.361, SLG: 0.539 | | P6 | | P6 | | K | | BB, E, HBP | 1B, BB (1-2) | 3 | 2 | 0 | 0 | 1 | 1 | 1 |
| Tom Tresh, S (1, 8) OBP: 0.344, SLG: 0.409 | | FC3-6, BB | | BB | | FC4-6, 1B (1-2) | | E, BB (1-2) | SF9 (2-3, 3-H) | 1 | 0 | 1 | 1 | 3 | 0 | 0 |
| Joe Pepitone, L (1, 3) OBP: 0.323, SLG: 0.422 | | FC3-6 (1-2f) | | F8 | | FC4-6, 1B, HR (1-2f, 2-3) | | L6 | 1B (1-3, 3-H) | 5 | 1 | 1 | 1 | 0 | 0 | 6 |
| Elston Howard, R (1, 2) OBP: 0.409, SLG: 0.459 | | F9 | | | 1-3, 1B, 2B | 1-2, HR, 1B (3-H) | | E8, 1B (1-3, 2-H) | 1B (1-3, 3-H) | 5 | 2 | 4 | 3 | 0 | 0 | 1 |
| Clete Boyer, R (1, 5) OBP: 0.259, SLG: 0.323 | | | K | | K | 1-H, 2-H, HR | | K2-3 | P5 | 5 | 1 | 1 | 3 | 0 | 3 | 5 |
| Whitey Ford, L (1, 1) OBP: 0.286, SLG: 0.240 | | | FC4-6, 1B | | 1-3 (2-3) | 5-3 | | L7 | | 4 | 0 | 1 | 0 | 0 | 0 | 3 |
| Inning Stats | R: 0 E: 0 K: 1 S: 5 H: 0 LOB: 0 BB: 0 P: 5 | R: 0 E: 0 K: 0 S: 3 H: 0 LOB: 1 BB: 1 P: 7 | R: 0 E: 0 K: 1 S: 6 H: 1 LOB: 1 BB: 0 P: 6 | R: 0 E: 0 K: 0 S: 3 H: 0 LOB: 1 BB: 1 P: 7 | R: 1 E: 0 K: 1 S: 7 H: 2 LOB: 1 BB: 0 P: 7 | R: 4 E: 0 K: 1 S: 9 H: 4 LOB: 0 BB: 0 P: 9 | R: 0 E: 0 K: 0 S: 3 H: 0 LOB: 0 BB: 0 P: 3 | R: 1 E: 1 K: 1 S: 6 H: 1 LOB: 2 BB: 1 P: 11 | R: 3 E: 0 K: 0 S: 7 H: 4 LOB: 2 BB: 1 P: 11 | 1B: 10 2B: 1 3B: 0 HR: 1 SF: 1 SAC: 0 DP: 0 HBP: 1 | | | | | | | |

# TOP

## New York Yankees @ Kansas City Athletics

Municipal Stadium, Kansas City, MO

Sat May 30 1964, 8:05 PM EDT

Att. 20,989 - Overcast - 60 F

livebaseballscorecards.com

| | |
|---|---|
| AB | 38 |
| R | 9 |
| H | 12 |
| RBI | 9 |
| BB | 4 |
| SO | 5 |
| LOB | 20 |

| PITCHER | | IP | WLS | BF | H | R | ER | SO | BB | IBB | HBP | BLK | WP | HR | S | P | ERA | WHIP |
|---|---|---|---|---|---|---|---|---|---|---|---|---|---|---|---|---|---|---|
| Moe Drabowsky, R ERA: 5.96 | (1, 1) | 7.0 | L | 30 | 7 | 5 | 5 | 4 | 2 | 0 | 0 | 0 | 0 | 1 | 36 | 44 | 6.43 | 1.286 |
| Joe Grzenda, L ERA: 11.05 | (8, 1) | 1.0 | | 6 | 1 | 1 | 1 | 1 | 1 | 0 | 1 | 0 | 0 | 0 | 6 | 11 | 9.00 | 2.000 |
| Vern Handrahan, R ERA: 7.27 | (9, 1) | 1.0 | | 8 | 4 | 3 | 3 | 0 | 1 | 0 | 0 | 0 | 0 | 0 | 7 | 11 | 27.00 | 5.000 |

| PITCHER | | IP | WLS | BF | H | R | ER | SO | BB | IBB | HBP | BLK | WP | HR | S | P | ERA | WHIP |
|---|---|---|---|---|---|---|---|---|---|---|---|---|---|---|---|---|---|---|

WP: 0 PB: 0 SB: 0 CS: 0 PA: 44

| Batter | 1 | 2 | 3 | 4 | 5 | 6 | 7 | 8 | 9 | AB | R | H | RBI | BB | SO | LOB |
|---|---|---|---|---|---|---|---|---|---|---|---|---|---|---|---|---|
| Wayne Causey, L (1, 6)<br>OBP: 0.404, SLG: 0.353 | S S S 0-3 K ① | | x 0-0 E BB 1-2 1B | | x 0-0 5-3 ③ | | | x 0-0 FC6-4 1B | | 4 | 0 | 2 | 0 | 0 | 1 | 0 |
| Nelson Mathews, R (1, 8)<br>OBP: 0.331, SLG: 0.379 | x 0-0 5-3 ② | | B B B B 4-0 E 1-2 2-3 BB | | | x 0-0 1B | | x 0-0 L5 ② | | 3 | 0 | 1 | 0 | 1 | 0 | 1 |
| George Alusik, R (1, 7)<br>OBP: 0.500, SLG: 0.471 | x 0-0 P4 ③ | | x 0-0 E5 FC6-4 1-2 2-3 3-H | | | S S S 0-3 K ① | | x 0-0 FC6-4 ③ 1-2f | | 4 | 0 | 0 | 0 | 0 | 1 | 4 |
| Rocky Colavito, R (1, 9)<br>OBP: 0.405, SLG: 0.630 | | x 0-0 G5-4-3 1B | x 0-0 FC6-4 ③ 1-2f | | | x 0-0 L8 ② | | | x 0-0 P3 ① | 4 | 0 | 1 | 0 | 0 | 0 | 4 |
| Ed Charles, R (1, 5)<br>OBP: 0.345, SLG: 0.322 | | S S S 0-3 K ① | | S S S 0-3 K ① | | x 0-0 5-3 ③ | | | x 0-0 F8 ② | 4 | 0 | 0 | 0 | 0 | 2 | 2 |
| Doc Edwards, R (1, 3)<br>OBP: 0.288, SLG: 0.313 | | x 0-0 G5-4-3 ② ③ 1-2f | | x 0-0 6-3 ② | | | x 0-0 P6 ① | | x 0-0 6-3 ③ | 4 | 0 | 0 | 0 | 0 | 0 | 1 |
| Dick Green, R (1, 4)<br>OBP: 0.243, SLG: 0.331 | | | x 0-0 P4 ① | x 0-0 L8 ③ | | | x 0-0 2-3 ② | | | 3 | 0 | 0 | 0 | 0 | 0 | 0 |
| Charlie Lau, L (1, 2)<br>OBP: 0.340, SLG: 0.447 | | | x 0-0 BB 1B E 1B | | x 0-0 L9 ① | | x 0-0 3-1 ③ | | | 3 | 1 | 1 | 0 | 0 | 0 | 0 |
| Moe Drabowsky, R (1, 1)<br>OBP: 0.053, SLG: 0.053<br>Joe Grzenda, R (8, 1)<br>George Williams, R (8, PH)<br>OBP: 0.174, SLG: 0.095<br>Vern Handrahan, L (9, 1) | | | S S S 0-3 K ② | | S S S 0-3 K ② | | | S S S 0-3 K ① | | 2<br>0<br>1<br>0 | 0<br>0<br>0<br>0 | 0<br>0<br>0<br>0 | 0<br>0<br>0<br>0 | 0<br>0<br>0<br>0 | 2<br>0<br>1<br>0 | 1<br>0<br>0<br>0 |
| Inning Stats | R: 0 E: 0 K: 1 S: 5 H: 0 LOB: 0 BB: 0 P: 5 | R: 0 E: 0 K: 1 S: 5 H: 1 LOB: 0 BB: 0 P: 5 | R: 1 E: 1 K: 1 S: 8 H: 2 LOB: 3 BB: 1 P: 12 | R: 0 E: 0 K: 1 S: 5 H: 0 LOB: 0 BB: 0 P: 5 | R: 0 E: 0 K: 1 S: 5 H: 0 LOB: 0 BB: 0 P: 5 | R: 0 E: 0 K: 1 S: 6 H: 1 LOB: 1 BB: 0 P: 6 | R: 0 E: 0 K: 0 S: 3 H: 0 LOB: 0 BB: 0 P: 3 | R: 0 E: 0 K: 1 S: 6 H: 1 LOB: 1 BB: 0 P: 6 | R: 0 E: 0 K: 0 S: 3 H: 0 LOB: 0 BB: 0 P: 3 | 1B: 5 2B: 0 3B: 0 HR: 0 | SF: 0 SAC: 0 DP: 1 HBP: 0 | | | | | | |

| PITCHER | IP | WLS | BF | H | R | ER | SO | BB | IBB | HBP | BLK | WP | HR | S | P | ERA | WHIP |
|---|---|---|---|---|---|---|---|---|---|---|---|---|---|---|---|---|---|
| Whitey Ford, L (1, 1)<br>ERA: 1.69 | 9.0 | W | 33 | 5 | 1 | 0 | 7 | 1 | 0 | 0 | 0 | 0 | 0 | 46 | 50 | 0.00 | 0.667 |

| PITCHER | IP | WLS | BF | H | R | ER | SO | BB | IBB | HBP | BLK | WP | HR | S | P | ERA | WHIP |
|---|---|---|---|---|---|---|---|---|---|---|---|---|---|---|---|---|---|

# BOTTOM

## New York Yankees @ Kansas City Athletics

Municipal Stadium, Kansas City, MO

Sat May 30 1964, 8:05 PM EDT

Att. 20,989 - Overcast - 60 F

livebaseballscorecards.com

| | |
|---|---|
| AB | 32 |
| R | 1 |
| H | 5 |
| RBI | 0 |
| BB | 1 |
| SO | 7 |
| LOB | 13 |

PA: 33

| Batter | 1 | 2 | 3 | 4 | 5 | 6 | 7 | 8 | 9 | AB | R | H | RBI | BB | SO | LOB |
|---|---|---|---|---|---|---|---|---|---|---|---|---|---|---|---|---|
| Tony Kubek, L (1, 6)<br>OBP: 0.293, SLG: 0.338 | FC1-6<br>1B | | | P6 | | F7 | F8 | | F7 | 5 | 0 | 1 | 0 | 0 | 0 | 3 |
| Bobby Richardson, R (1, 4)<br>OBP: 0.320, SLG: 0.331 | FC1-6<br>G5-4-3<br>1-2f | | | 6-3 | | F7 | | L4-6<br>BB<br>1B | | 4 | 0 | 1 | 0 | 0 | 0 | 1 |
| Hector Lopez, R (1, 7)<br>OBP: 0.330, SLG: 0.525 | G5-4-3<br>1-2f | | | 1B | | 1B | | P6 | | 4 | 0 | 2 | 0 | 0 | 0 | 2 |
| Roger Maris, L (1, 9)<br>OBP: 0.356, SLG: 0.522 | | 4-3 | | P4 | | G3 | | 1-2<br>BB | | 3 | 0 | 0 | 0 | 1 | 0 | 2 |
| Tom Tresh, S (1, 8)<br>OBP: 0.333, SLG: 0.395 | | F8 | | | L7 | | L9 | L4-6<br>2-3 | | 4 | 0 | 0 | 0 | 0 | 0 | 2 |
| Elston Howard, R (1, 2)<br>OBP: 0.404, SLG: 0.452 | | F9 | | | 5-3<br>1B | | 4-3 | | F8 | 4 | 0 | 1 | 0 | 0 | 0 | 0 |
| Joe Pepitone, L (1, 3)<br>OBP: 0.333, SLG: 0.430 | | | G3 | | 5-3<br>1-2 | | 1B | | 1B | 4 | 1 | 3 | 0 | 0 | 0 | 0 |
| Clete Boyer, R (1, 5)<br>OBP: 0.259, SLG: 0.320 | | | 6-3 | | 5-3<br>1-2<br>2-3 | | 1B<br>1-2 | | K | 4 | 1 | 1 | 0 | 0 | 1 | 3 |
| Al Downing, R (1, 1)<br>OBP: 0.235, SLG: 0.353<br>Mickey Mantle, S (7, PH)<br>OBP: 0.456, SLG: 0.604<br>Pedro Gonzalez, R (7, PR)<br>OBP: 0.319, SLG: 0.326<br>Hal Reniff, R (7, 1)<br>Johnny Blanchard, L (9, PH)<br>OBP: 0.419, SLG: 0.406<br>Phil Linz, R (9, PR)<br>OBP: 0.268, SLG: 0.264 | | | K | | K2-3 | | 1-H<br>2-H | | 1-2 | 2<br>1<br>0<br>0<br>1<br>0 | 0<br>0<br>0<br>0<br>0<br>0 | 0<br>1<br>0<br>0<br>1<br>0 | 0<br>2<br>0<br>0<br>0<br>0 | 0<br>0<br>0<br>0<br>0<br>0 | 2<br>0<br>0<br>0<br>0<br>0 | 2<br>0<br>0<br>0<br>0<br>0 |
| Inning Stats | R: 0<br>E: 0<br>K: 0<br>S: 3<br>H: 1<br>LOB: 0<br>BB: 0<br>P: 3 | R: 0<br>E: 0<br>K: 0<br>S: 3<br>H: 0<br>LOB: 0<br>BB: 0<br>P: 3 | R: 0<br>E: 0<br>K: 1<br>S: 5<br>H: 0<br>LOB: 0<br>BB: 0<br>P: 5 | R: 0<br>E: 0<br>K: 0<br>S: 4<br>H: 1<br>LOB: 1<br>BB: 0<br>P: 4 | R: 0<br>E: 0<br>K: 1<br>S: 7<br>H: 2<br>LOB: 2<br>BB: 0<br>P: 7 | R: 0<br>E: 0<br>K: 0<br>S: 4<br>H: 1<br>LOB: 1<br>BB: 0<br>P: 4 | R: 2<br>E: 0<br>K: 0<br>S: 6<br>H: 3<br>LOB: 1<br>BB: 0<br>P: 6 | R: 0<br>E: 0<br>K: 0<br>S: 3<br>H: 1<br>LOB: 1<br>BB: 1<br>P: 7 | R: 0<br>E: 0<br>K: 1<br>S: 7<br>H: 2<br>LOB: 2<br>BB: 0<br>P: 7 | 1B: 11<br>2B: 1<br>3B: 0<br>HR: 0<br>SF: 0<br>SAC: 0<br>DP: 2<br>HBP: 0 | | | | | | |

| PITCHER | | IP | WLS | BF | H | R | ER | SO | BB | IBB | HBP | BLK | WP | HR | S | P | ERA | WHIP |
|---|---|---|---|---|---|---|---|---|---|---|---|---|---|---|---|---|---|---|
| John O'Donoghue, L<br>ERA: 4.44 | (1, 1) | 7.0 | W | 28 | 8 | 2 | 2 | 2 | 0 | 0 | 0 | 0 | 0 | 0 | 32 | 32 | 2.57 | 1.143 |
| John Wyatt, R<br>ERA: 1.57 | (8, 1) | 2.0 | S | 9 | 3 | 0 | 0 | 1 | 1 | 0 | 0 | 0 | 0 | 0 | 10 | 14 | 0.00 | 2.000 |

| PITCHER | IP | WLS | BF | H | R | ER | SO | BB | IBB | HBP | BLK | WP | HR | S | P | ERA | WHIP |
|---|---|---|---|---|---|---|---|---|---|---|---|---|---|---|---|---|---|

TOP

# New York Yankees @ Kansas City Athletics

Municipal Stadium, Kansas City, MO

Sun May 31 1964, 4:33 AM EDT

Att. 18,764 - Unknown

livebaseballscorecards.com

| | |
|---|---|
| AB | 36 |
| R | 2 |
| H | 11 |
| RBI | 2 |
| BB | 1 |
| SO | 3 |
| LOB | 15 |

| Batter | 1 | 2 | 3 | 4 | 5 | 6 | 7 | 8 | 9 | AB | R | H | RBI | BB | SO | LOB |
|---|---|---|---|---|---|---|---|---|---|---|---|---|---|---|---|---|
| Wayne Causey, L (1, 6)<br>OBP: 0.406, SLG: 0.375 | G5-4-3<br>1B | | 4-3 | | | P5 | 1-H<br>2-H<br>HR | | | 4 | 1 | 2 | 3 | 0 | 0 | 1 |
| Nelson Mathews, R (1, 8)<br>OBP: 0.324, SLG: 0.370 | B2 | | | 6-3 | | K | P4 | | | 4 | 0 | 0 | 0 | 0 | 1 | 2 |
| George Alusik, R (1, 7)<br>OBP: 0.493, SLG: 0.463<br>Billy Bryan, L (8, 2)<br>OBP: 0.333, SLG: 0.600 | G5-4-3<br>1-2f | | | F7 | | WP<br>1B<br>1B | | SH1-4<br>1B | | 3<br>1 | 1<br>0 | 1<br>1 | 0<br>0 | 0<br>0 | 0<br>0 | 1<br>0 |
| Rocky Colavito, R (1, 9)<br>OBP: 0.410, SLG: 0.638 | | K | | WP<br>2B | | 1-H<br>1B | | SH1-4<br>1-2 | | 3 | 0 | 2 | 1 | 0 | 1 | 0 |
| Ed Charles, R (1, 5)<br>OBP: 0.337, SLG: 0.313 | | K | | 6-3<br>2-3 | | 6-3 | | F8 | | 4 | 0 | 0 | 0 | 0 | 1 | 3 |
| Doc Edwards, R (1, 3)<br>OBP: 0.271, SLG: 0.294 | | P5 | | | P6 | | F7 | 6-3 | | 4 | 0 | 0 | 0 | 0 | 0 | 1 |
| Dick Green, R (1, 4)<br>OBP: 0.245, SLG: 0.331 | | | SH3-4<br>1B | | P6 | | K | | | 3 | 0 | 1 | 0 | 0 | 1 | 0 |
| Charlie Lau, L (1, 2)<br>OBP: 0.349, SLG: 0.448<br>Jose Tartabull, L (7, PR)<br>OBP: 0.167, SLG: 0.250<br>(8, 7) | | K | | | 1B | | BB<br>HR<br>BB | | | 2<br>0 | 0<br>1 | 1<br>0 | 0<br>0 | 1<br>0 | 1<br>0 | 1<br>0 |
| John O'Donoghue, R (1, 1)<br>OBP: 0.333, SLG: 0.333<br>Jim Gentile, L (7, PH)<br>OBP: 0.392, SLG: 0.533<br>Moe Drabowsky, R (7, PR)<br>OBP: 0.053, SLG: 0.053<br>John Wyatt, R (1, 1) | | | SH3-4<br>1-2 | | G3 | | 1-2<br>HR<br>BB | | | 1<br>0<br>0<br>0 | 0<br>0<br>1<br>0 | 0<br>0<br>0<br>0 | 0<br>0<br>0<br>0 | 0<br>1<br>0<br>0 | 0<br>0<br>0<br>0 | 1<br>0<br>0<br>0 |
| Inning Stats | R: 0<br>E: 0<br>K: 0<br>S: 3<br>H: 1<br>LOB: 0<br>BB: 0<br>P: 3 | R: 0<br>E: 0<br>K: 2<br>S: 7<br>H: 0<br>LOB: 0<br>BB: 0<br>P: 7 | R: 0<br>E: 0<br>K: 1<br>S: 6<br>H: 1<br>LOB: 1<br>BB: 0<br>P: 6 | R: 0<br>E: 0<br>K: 0<br>S: 4<br>H: 1<br>LOB: 1<br>BB: 0<br>P: 4 | R: 0<br>E: 0<br>K: 0<br>S: 4<br>H: 1<br>LOB: 1<br>BB: 0<br>P: 4 | R: 1<br>E: 0<br>K: 1<br>S: 7<br>H: 2<br>LOB: 1<br>BB: 0<br>P: 7 | R: 3<br>E: 0<br>K: 1<br>S: 6<br>H: 1<br>LOB: 1<br>BB: 2<br>P: 14 | R: 0<br>E: 0<br>K: 0<br>S: 4<br>H: 1<br>LOB: 1<br>BB: 0<br>P: 4 | | 1B: 6<br>2B: 1<br>3B: 0<br>HR: 1<br>SF: 0<br>SAC: 2<br>DP: 1<br>HBP: 0 | | | | | | |

| PITCHER | | IP | WLS | BF | H | R | ER | SO | BB | IBB | HBP | BLK | WP | HR | S | P | ERA | WHIP |
|---|---|---|---|---|---|---|---|---|---|---|---|---|---|---|---|---|---|---|
| Al Downing, L<br>ERA: 3.12 | (1, 1) | 6.0 | | 23 | 6 | 1 | 1 | 4 | 0 | 0 | 0 | 0 | 2 | 0 | 31 | 31 | 1.50 | 1.000 |
| Hal Reniff, R<br>ERA: 3.42 | (7, 1) | 2.0 | L | 10 | 2 | 3 | 3 | 1 | 2 | 0 | 0 | 0 | 0 | 1 | 10 | 18 | 13.50 | 2.000 |

| PITCHER | IP | WLS | BF | H | R | ER | SO | BB | IBB | HBP | BLK | WP | HR | S | P | ERA | WHIP |
|---|---|---|---|---|---|---|---|---|---|---|---|---|---|---|---|---|---|

# BOTTOM

## New York Yankees @ Kansas City Athletics

Municipal Stadium, Kansas City, MO

Sun May 31 1964, 4:33 AM EDT

Att. 18,764 - Unknown

livebaseballscorecards.com

| | |
|---|---|
| AB | 29 |
| R | 4 |
| H | 8 |
| RBI | 4 |
| BB | 2 |
| SO | 5 |
| LOB | 10 |

# New York Yankees @ Minnesota Twins

Metropolitan Stadium, Bloomington , MI

Mon Jun 01 1964, 8:05 PM EDT

Att. 29,649 - Overcast - 59 F

livebaseballscorecards.com

TOP

| Batter | 1 | 2 | 3 | 4 | 5 | 6 | 7 | 8 | 9 | AB | R | H | RBI | BB | SO | LOB |
|---|---|---|---|---|---|---|---|---|---|---|---|---|---|---|---|---|
| Tony Kubek, L (1, 6)<br>OBP: 0.291, SLG: 0.333 | P5 | | FC5 1B<br>1B | | L8 | | K2-3 | | | 4 | 0 | 1 | 0 | 0 | 1 | 2 |
| Bobby Richardson, R (1, 4)<br>OBP: 0.319, SLG: 0.329 | P4 | | 1-2<br>1B | | | F8 | | F9 | | 4 | 0 | 1 | 0 | 0 | 0 | 0 |
| Tom Tresh, S (1, 8)<br>OBP: 0.338, SLG: 0.393 | BB | | FC5<br>2-3f | | | 1B | | F8 | | 3 | 0 | 1 | 0 | 1 | 0 | 2 |
| Elston Howard, R (1, 2)<br>OBP: 0.400, SLG: 0.469 | K | | | L8 | | K | | HR | | 4 | 1 | 1 | 1 | 0 | 2 | 2 |
| Hector Lopez, R (1, 7)<br>OBP: 0.327, SLG: 0.510 | | L6 | | BB | | F9 | | G1-6-3 | | 3 | 0 | 0 | 0 | 1 | 0 | 1 |
| Roger Maris, L (1, 9)<br>OBP: 0.352, SLG: 0.505 | | K | | F9 | | | FC4-6<br>BB | | K | 3 | 0 | 0 | 0 | 1 | 2 | 1 |
| Joe Pepitone, L (1, 3)<br>OBP: 0.325, SLG: 0.419 | | K | | L6 | | | FC4-6<br>1-2f<br>1B | | P4 | 4 | 0 | 0 | 0 | 0 | 1 | 2 |
| Clete Boyer, R (1, 5)<br>OBP: 0.265, SLG: 0.321 | | | F8 | | F9 | | 1-2<br>1B | | WP<br>BB | 3 | 0 | 1 | 0 | 1 | 0 | 0 |
| Ralph Terry, R (1, 1)<br>OBP: 0.200, SLG: 0.222<br>Phil Linz, R (7, PH)<br>OBP: 0.265, SLG: 0.261<br>Pete Mikkelsen, R (7, 1)<br>Mickey Mantle, S (9, PH)<br>OBP: 0.452, SLG: 0.598 | | | P2 | | 5-3 | | P4 | | 6-3<br>1-2 | 2<br>1<br>0<br>1 | 0<br>0<br>0<br>0 | 0<br>0<br>0<br>0 | 0<br>0<br>0<br>0 | 0<br>0<br>0<br>0 | 0<br>0<br>0<br>0 | 0<br>2<br>0<br>1 |

| | AB | 32 |
|---|---|---|
| | R | 1 |
| | H | 5 |
| | RBI | 1 |
| | BB | 4 |
| | SO | 6 |
| | LOB | 13 |

| Inning Stats | 1 | 2 | 3 | 4 | 5 | 6 | 7 | 8 | 9 | 1B: 4 | SF: 0 | WP: 1 | PA: 36 |
|---|---|---|---|---|---|---|---|---|---|---|---|---|---|
| | R: 0<br>E: 0<br>K: 1<br>S: 5 | R: 0<br>E: 0<br>K: 2<br>S: 7 | R: 0<br>E: 0<br>K: 0<br>S: 5 | R: 0<br>E: 0<br>K: 0<br>S: 3 | R: 0<br>E: 0<br>K: 0<br>S: 3 | R: 0<br>E: 0<br>K: 1<br>S: 6 | R: 0<br>E: 0<br>K: 1<br>S: 6 | R: 1<br>E: 0<br>K: 0<br>S: 4 | R: 0<br>E: 0<br>K: 1<br>S: 5 | 2B: 0<br>3B: 0<br>HR: 1 | SAC: 0<br>DP: 0<br>HBP: 0 | PB: 0<br>SB: 0<br>CS: 0 | |
| | H: 0<br>LOB: 1<br>BB: 1<br>P: 9 | H: 0<br>LOB: 0<br>BB: 0<br>P: 7 | H: 2<br>LOB: 2<br>BB: 0<br>P: 5 | H: 0<br>LOB: 1<br>BB: 1<br>P: 7 | H: 0<br>LOB: 0<br>BB: 0<br>P: 3 | H: 1<br>LOB: 1<br>BB: 0<br>P: 6 | H: 1<br>LOB: 2<br>BB: 1<br>P: 10 | H: 1<br>LOB: 0<br>BB: 0<br>P: 4 | H: 0<br>LOB: 1<br>BB: 1<br>P: 9 | | | | |

| PITCHER | IP | WLS | BF | H | R | ER | SO | BB | IBB | HBP | BLK | WP | HR | S | P | ERA | WHIP |
|---|---|---|---|---|---|---|---|---|---|---|---|---|---|---|---|---|---|
| Dick Stigman, L (1, 1)<br>ERA: 4.94 | 9.0 | W | 36 | 5 | 1 | 1 | 6 | 4 | 0 | 0 | 0 | 1 | 1 | 44 | 60 | 1.00 | 1.000 |

| PITCHER | IP | WLS | BF | H | R | ER | SO | BB | IBB | HBP | BLK | WP | HR | S | P | ERA | WHIP |
|---|---|---|---|---|---|---|---|---|---|---|---|---|---|---|---|---|---|

| Batter | 1 | 2 | 3 | 4 | 5 | 6 | 7 | 8 | 9 | AB | R | H | RBI | BB | SO | LOB |
|---|---|---|---|---|---|---|---|---|---|---|---|---|---|---|---|---|
| Zoilo Versalles, R (1, 6)<br>OBP: 0.313, SLG: 0.352 | S S S 0-3 K ① | | x 0-0 G5-3 ② | | x 0-0 1B 1-2 2-H 1B | | x 0-0 6-3 ① | | | 4 | 0 | 1 | 1 | 0 | 1 | 0 |
| Tony Oliva, L (1, 9)<br>OBP: 0.413, SLG: 0.674 | x 0-0 P2 ② | | x 0-0 1B | | x 0-0 1-2 2-3 1B | | x 0-0 4-3 ② | | | 4 | 0 | 2 | 0 | 0 | 0 | 0 |
| Harmon Killebrew, R (1, 7)<br>OBP: 0.331, SLG: 0.532 | x 0-0 F8 ③ | | x 0-0 5-3 ③ | | S S S 0-3 K ② | | x 0-0 E7 | | | 4 | 0 | 0 | 0 | 0 | 1 | 4 |
| Don Mincher, L (1, 3)<br>OBP: 0.380, SLG: 0.714 | | x 0-0 HR | | S S S 0-3 K ① | S S S 0-3 K ③ | | x 0-0 F8 ③ | | | 4 | 1 | 1 | 1 | 0 | 2 | 4 |
| Bob Allison, R (1, 8)<br>OBP: 0.392, SLG: 0.597 | | x 0-0 P4 ① | | S S S 0-3 K ② | | B B B 4-0 1-3 BB | | x 0-0 SH5-4 2B | | 3 | 0 | 1 | 0 | 1 | 1 | 0 |
| Earl Battey, R (1, 2)<br>OBP: 0.305, SLG: 0.375 | | B B B 4-0 BB | | x 0-0 P3 ③ | | x 0-0 F9 ① | | x 0-0 SH5-4 ① 2-3 | | 2 | 0 | 0 | 0 | 1 | 0 | 1 |
| Bernie Allen, L (1, 4)<br>OBP: 0.283, SLG: 0.306 | | x 0-0 P4 ② | | | x 0-0 FC1-5 WP 1B | x 0-0 1-3 ② 1-2 | | S S S 0-3 K2-3 ② | | 4 | 0 | 1 | 0 | 0 | 1 | 3 |
| Johnny Goryl, R (1, 5)<br>OBP: 0.313, SLG: 0.262 | | x 0-0 L4 ③ | | | B B B 4-0 FC1-5 1B 1-2 BB | I I I 4-0 IBB | | I I I 4-0 S IBB | | 1 | 1 | 0 | 0 | 3 | 0 | 1 |
| Dick Stigman, R (1, 1)<br>OBP: 0.091, SLG: 0.095 | | | S S S 0-3 K ① | | x 0-0 FC1-5 1B 1B 1-2 2-3f ① | S S S 0-3 K ③ | | x 0-0 5-3 ③ 1-2 | | 4 | 0 | 0 | 0 | 0 | 2 | 6 |
| Inning Stats | R: 0 E: 0 K: 1 S: 5 H: 0 LOB: 0 BB: 0 P: 5 | R: 1 E: 0 K: 0 S: 4 H: 1 LOB: 1 BB: 1 P: 8 | R: 0 E: 0 K: 1 S: 6 H: 1 LOB: 1 BB: 0 P: 6 | R: 0 E: 0 K: 2 S: 7 H: 0 LOB: 0 BB: 0 P: 7 | R: 1 E: 0 K: 2 S: 10 H: 3 LOB: 3 BB: 1 P: 14 | R: 0 E: 0 K: 1 S: 5 H: 0 LOB: 2 BB: 2 P: 13 | R: 0 E: 1 K: 0 S: 4 H: 0 LOB: 1 BB: 0 P: 4 | R: 0 E: 0 K: 1 S: 6 H: 1 LOB: 2 BB: 1 P: 10 | | 1B: 4 2B: 1 3B: 0 HR: 1 | SF: 0 SAC: 1 DP: 0 HBP: 0 | | | | | |

| PITCHER | | IP | WLS | BF | H | R | ER | SO | BB | IBB | HBP | BLK | WP | HR | S | P | ERA | WHIP |
|---|---|---|---|---|---|---|---|---|---|---|---|---|---|---|---|---|---|---|
| Ralph Terry, R<br>ERA: 7.14 | (1, 1) | 6.0 | L | 27 | 5 | 2 | 2 | 7 | 3 | 1 | 0 | 0 | 1 | 1 | 37 | 53 | 3.00 | 1.333 |
| Pete Mikkelsen, R<br>ERA: 4.98 | (7, 1) | 2.0 | | 9 | 1 | 0 | 0 | 1 | 0 | 1 | 0 | 0 | 0 | 0 | 10 | 14 | 0.00 | 0.500 |

| PITCHER | IP | WLS | BF | H | R | ER | SO | BB | IBB | HBP | BLK | WP | HR | S | P | ERA | WHIP |
|---|---|---|---|---|---|---|---|---|---|---|---|---|---|---|---|---|---|

# BOTTOM

## New York Yankees @ Minnesota Twins

Metropolitan Stadium, Bloomington , MI

Mon Jun 01 1964, 8:05 PM EDT

Att. 29,649 - Overcast - 59 F

livebaseballscorecards.com

| | |
|---|---|
| AB | 30 |
| R | 2 |
| H | 6 |
| RBI | 2 |
| BB | 5 |
| SO | 8 |
| LOB | 19 |

WP: 1 PB: 0 SB: 1 CS: 0 PA: 36

| Batter | 1 | 2 | 3 | 4 | 5 | 6 | 7 | 8 | 9 | AB | R | H | RBI | BB | SO | LOB |
|---|---|---|---|---|---|---|---|---|---|---|---|---|---|---|---|---|
| Tony Kubek, L (1, 6)<br>OBP: 0.298, SLG: 0.351 | S S S 0-3 ① K | | x 0-0 BB 2-3 1B | S S S 0-3 ③ K | | | x 0-0 ① 1-3 | | x 0-0 1B 2B | 5 | 1 | 2 | 0 | 0 | 2 | 3 |
| Bobby Richardson, R (1, 4)<br>OBP: 0.321, SLG: 0.331 | S S S 0-3 ② K | | x 0-0 ② P3 | | x 0-0 S WP 1B | | x 0-0 1B | | x 0-0 ① F9 | 5 | 0 | 2 | 0 | 0 | 1 | 3 |
| Tom Tresh, S (1, 8)<br>OBP: 0.347, SLG: 0.387 | B B B B 4-0 BB | | B B B B 4-0 1-2 BB | | B B B B 4-0 S 1-2 BB | | x 0-0 ② P5 | | x 0-0 ② P3 | 2 | 0 | 0 | 0 | 3 | 0 | 2 |
| Elston Howard, R (1, 2)<br>OBP: 0.393, SLG: 0.459 | x 0-0 ③ P3 | | S S S 0-3 ③ K | | x 0-0 ① P6 1-2 2-3 | | x 0-0 ③ 5-3 | | x 0-0 WP 2-H 1B | 5 | 0 | 1 | 1 | 0 | 1 | 7 |
| Hector Lopez, R (1, 7)<br>OBP: 0.330, SLG: 0.528 | | x 0-0 ① L7 | B B B B 4-0 BB BB BB | | S S S 0-3 ② K | | | x 0-0 HR | x 0-0 ③ F7 1-2 | 4 | 1 | 1 | 1 | 1 | 1 | 3 |
| Roger Maris, L (1, 9)<br>OBP: 0.349, SLG: 0.490 | | x 0-0 ② G3 | B B B B 4-0 BB 1-2 BB | | x 0-0 ③ P4 | | | x 0-0 ① P5 | | 3 | 0 | 0 | 0 | 1 | 0 | 2 |
| Joe Pepitone, L (1, 3)<br>OBP: 0.329, SLG: 0.418 | | S S S 0-3 ③ K | B B B B 4-0 1-2 2-3 BB | | | x 0-0 ① 4-3 | | x 0-0 1B | | 3 | 0 | 1 | 0 | 1 | 1 | 0 |
| Clete Boyer, R (1, 5)<br>OBP: 0.265, SLG: 0.319 | | | x 0-0 1B SH3 1B | x 0-0 ① F8 | | S S S 0-3 ② K | | S S S 0-3 ② K | | 4 | 0 | 1 | 0 | 0 | 2 | 4 |
| Jim Bouton, R (1, 1)<br>OBP: 0.087, SLG: 0.045 | | | x 0-0 ① SH3 1-2 | x 0-0 ② F9 | | S S S 0-3 ③ K | | x 0-0 ③ 4-3 | | 0 | 0 | 0 | 0 | 0 | 0 | 0 |
| Phil Linz, R (4, PH)<br>OBP: 0.263, SLG: 0.258 | | | | | | | | | | 1 | 0 | 0 | 0 | 0 | 0 | 3 |
| Bill Stafford, R (4, 1) | | | | | | | | | | 0 | 0 | 0 | 0 | 0 | 0 | 0 |
| Archie Moore, L (6, PH) | | | | | | | | | | 1 | 0 | 0 | 0 | 0 | 1 | 0 |
| Stan Williams, R (6, 1)<br>OBP: 0.400, SLG: 0.400 | | | | | | | | | | 0 | 0 | 0 | 0 | 0 | 0 | 0 |
| Pedro Gonzalez, R (8, PH)<br>OBP: 0.313, SLG: 0.318 | | | | | | | | | | 1 | 0 | 0 | 0 | 0 | 0 | 1 |
| Bob Meyer, R (8, 1) | | | | | | | | | | 0 | 0 | 0 | 0 | 0 | 0 | 0 |

# TOP

# New York Yankees @ Minnesota Twins

Metropolitan Stadium, Bloomington , MI

Tue Jun 02 1964, 8:05 PM EDT

Att. 31,392 - Unknown - 63 F

livebaseballscorecards.com

| | |
|---|---|
| AB | 34 |
| R | 2 |
| H | 8 |
| RBI | 2 |
| BB | 6 |
| SO | 9 |
| LOB | 28 |

| Inning Stats | 1 | 2 | 3 | 4 | 5 | 6 | 7 | 8 | 9 |
|---|---|---|---|---|---|---|---|---|---|
| | R: 0<br>E: 0<br>K: 2<br>S: 7 | H: 0<br>LOB: 1<br>BB: 1<br>P: 11 | R: 0<br>E: 0<br>K: 1<br>S: 5 | H: 0<br>LOB: 0<br>BB: 0<br>P: 5 | R: 0<br>E: 0<br>K: 1<br>S: 7 | H: 2<br>LOB: 3<br>BB: 1<br>P: 11 | R: 0<br>E: 0<br>K: 1<br>S: 5 | H: 0<br>LOB: 3<br>BB: 3<br>P: 17 | R: 0<br>E: 0<br>K: 1<br>S: 6 | H: 1<br>LOB: 2<br>BB: 1<br>P: 10 |
| | R: 0<br>E: 0<br>K: 2<br>S: 7 | H: 0<br>LOB: 0<br>BB: 0<br>P: 7 | R: 0<br>E: 0<br>K: 0<br>S: 4 | H: 1<br>LOB: 1<br>BB: 0<br>P: 4 | R: 1<br>E: 0<br>K: 1<br>S: 7 | H: 2<br>LOB: 1<br>BB: 0<br>P: 7 | R: 1<br>E: 0<br>K: 0<br>S: 5 | H: 2<br>LOB: 1<br>BB: 0<br>P: 5 | | |

| | | | | | | | | | |

# BOTTOM

## New York Yankees @ Minnesota Twins

Metropolitan Stadium, Bloomington , MI

Tue Jun 02 1964, 8:05 PM EDT
Att. 31,392 - Unknown - 63 F

livebaseballscorecards.com

| Batter | 1 | 2 | 3 | 4 | 5 | 6 | 7 | 8 | 9 | AB | R | H | RBI | BB | SO | LOB |
|---|---|---|---|---|---|---|---|---|---|---|---|---|---|---|---|---|
| Zoilo Versalles, R (1, 6)<br>OBP: 0.312, SLG: 0.350 | 6-3 | L8 | | FC6-4 1B | | SH3-4 | | K | | 4 | 0 | 1 | 0 | 0 | 1 | 1 |
| Tony Oliva, L (1, 9)<br>OBP: 0.418, SLG: 0.677 | BB 1B 1B | | SH1-3 BB 1B 1B | F7 | | 2-H 2B | | K | | 5 | 1 | 3 | 1 | 0 | 1 | 3 |
| Harmon Killebrew, R (1, 7)<br>OBP: 0.330, SLG: 0.522 | K | | 1-2 SH1-3 1B BB | 1-2f FC6-4 | | 6-3 | | | | 3 | 1 | 0 | 0 | 1 | 1 | 4 |
| Don Mincher, L (1, 3)<br>OBP: 0.390, SLG: 0.740 | 1-2 BB 1B | | 1-2 2-3 SH1-3 | | 3B 3B | 4-3 | | | | 3 | 1 | 2 | 0 | 0 | 0 | 1 |
| Bob Allison, R (1, 8)<br>OBP: 0.394, SLG: 0.592 | 1-2 2-3 BB | | 2-H 3-H G5-4-3 1B | | K | | K | | | 3 | 0 | 1 | 2 | 1 | 2 | 1 |
| Earl Battey, R (1, 2)<br>OBP: 0.304, SLG: 0.388 | F9 | | 1-2f G5-4-3 | | 3-H 3B | | K | | | 4 | 0 | 1 | 1 | 0 | 1 | 4 |
| Bernie Allen, L (1, 4)<br>OBP: 0.282, SLG: 0.319 | | 3-1 | | 1B 3B | F7 | | L8 | | | 4 | 1 | 1 | 0 | 0 | 0 | 1 |
| Johnny Goryl, R (1, 5)<br>OBP: 0.308, SLG: 0.304 | | PB 3B | | 6-3 | L8 | | | 6-3 | | 4 | 1 | 1 | 0 | 0 | 0 | 2 |
| Gerry Arrigo, L (1, 1)<br>OBP: 0.286, SLG: 0.231 | | K 3-H | | 3-H 1B | | 2B SH3-4 1B | | BB | | 3 | 1 | 2 | 1 | 1 | 1 | 0 |
| Inning Stats | R: 0 E: 0 K: 1 S: 7 H: 2 LOB: 3 BB: 1 P: 11 | R: 1 E: 0 K: 1 S: 6 H: 1 LOB: 0 BB: 0 P: 6 | R: 2 E: 0 K: 0 S: 4 H: 2 LOB: 0 BB: 1 P: 8 | R: 1 E: 0 K: 0 S: 6 H: 3 LOB: 2 BB: 0 P: 6 | R: 1 E: 0 K: 1 S: 7 H: 2 LOB: 1 BB: 0 P: 7 | R: 1 E: 0 K: 0 S: 5 H: 2 LOB: 1 BB: 0 P: 5 | R: 0 E: 0 K: 2 S: 7 H: 0 LOB: 0 BB: 0 P: 7 | R: 0 E: 0 K: 2 S: 7 H: 0 LOB: 1 BB: 1 P: 11 | | 1B: 7 2B: 1 3B: 4 HR: 0 SF: 0 SAC: 2 DP: 1 HBP: 0 | | | | | | |

| | AB | 33 |
|---|---|---|
| | R | 6 |
| | H | 12 |
| | RBI | 5 |
| | BB | 3 |
| | SO | 7 |
| | LOB | 17 |

WP: 0 PB: 1 SB: 0 CS: 0 PA: 38

| PITCHER | | IP | WLS | BF | H | R | ER | SO | BB | IBB | HBP | BLK | WP | HR | S | P | ERA | WHIP |
|---|---|---|---|---|---|---|---|---|---|---|---|---|---|---|---|---|---|---|
| Jim Bouton, R<br>ERA: 3.33 | (1, 1) | 3.0 | L | 15 | 5 | 3 | 2 | 2 | 2 | 0 | 0 | 0 | 0 | 0 | 17 | 25 | 6.00 | 2.333 |
| Bill Stafford, R<br>ERA: 3.27 | (4, 1) | 2.0 | | 11 | 5 | 2 | 2 | 1 | 0 | 0 | 0 | 0 | 0 | 0 | 13 | 13 | 9.00 | 2.500 |
| Stan Williams, R<br>ERA: 5.19 | (6, 1) | 2.0 | | 8 | 2 | 1 | 1 | 2 | 0 | 0 | 0 | 0 | 0 | 0 | 12 | 12 | 4.50 | 1.000 |
| Bob Meyer, L<br>ERA: 4.91 | (8, 1) | 1.0 | | 4 | 0 | 0 | 0 | 2 | 1 | 0 | 0 | 0 | 0 | 0 | 7 | 11 | 0.00 | 1.000 |

| PITCHER | IP | WLS | BF | H | R | ER | SO | BB | IBB | HBP | BLK | WP | HR | S | P | ERA | WHIP |
|---|---|---|---|---|---|---|---|---|---|---|---|---|---|---|---|---|---|

| Batter | 1 | 2 | 3 | 4 | 5 | 6 | 7 | 8 | 9 | AB | R | H | RBI | BB | SO | LOB |
|---|---|---|---|---|---|---|---|---|---|---|---|---|---|---|---|---|
| Tony Kubek, L (1, 6)<br>OBP: 0.303, SLG: 0.354 | P6 | | K | | 1B | | K | | SH1-4 1-2 | 5 | 0 | 2 | 0 | 0 | 2 | 1 |
| Bobby Richardson, R (1, 4)<br>OBP: 0.325, SLG: 0.335 | FC4-5 1B | | FC5-4 1-2f | | F8 | | | 2B 1B | SH1-4 1-2 2-3 | 4 | 1 | 2 | 0 | 0 | 0 | 2 |
| Tom Tresh, S (1, 8)<br>OBP: 0.349, SLG: 0.395 | FC4-5 1-2f | | P5 | | 1-3 1B | | | 1-3 1B | K | 5 | 1 | 2 | 0 | 0 | 1 | 4 |
| Elston Howard, R (1, 2)<br>OBP: 0.394, SLG: 0.475 | P3 | | | HR | F9 | | | FC6-4 1B HBP | P6 | 4 | 1 | 1 | 1 | 0 | 0 | 5 |
| Hector Lopez, R (1, 7)<br>OBP: 0.328, SLG: 0.518 | | K | | L7 | | K | | FC6-4 1-2 2-H 3-H | | 4 | 0 | 1 | 2 | 0 | 2 | 0 |
| Roger Maris, L (1, 9)<br>OBP: 0.345, SLG: 0.475 | | P6 | | FC5-4 BB | | K | | F9 | | 3 | 0 | 0 | 0 | 1 | 1 | 2 |
| Joe Pepitone, L (1, 3)<br>OBP: 0.328, SLG: 0.414 | | 1B | | L8 | | 4-3 | | FC6-4 1-2f 2-3 | | 4 | 0 | 1 | 0 | 0 | 0 | 3 |
| Clete Boyer, R (1, 5)<br>OBP: 0.258, SLG: 0.309 | | F8 | | FC5-4 1-2f | | | K | FC6-4 1-2f | | 4 | 0 | 0 | 0 | 0 | 1 | 4 |
| Whitey Ford, L (1, 1)<br>OBP: 0.313, SLG: 0.250 | | | FC5-4 1B | | K | | F7 | | SH1-4 1B BB | 3 | 0 | 1 | 0 | 1 | 1 | 0 |
| Inning Stats | R: 0 E: 0 K: 0 S: 4 H: 1 LOB: 1 BB: 0 P: 4 | R: 0 E: 0 K: 1 S: 6 H: 1 LOB: 1 BB: 0 P: 6 | R: 0 E: 0 K: 1 S: 6 H: 1 LOB: 1 BB: 0 P: 6 | R: 1 E: 0 K: 0 S: 4 H: 1 LOB: 1 BB: 1 P: 8 | R: 0 E: 0 K: 1 S: 7 H: 2 LOB: 2 BB: 0 P: 7 | R: 0 E: 0 K: 2 S: 7 H: 0 LOB: 0 BB: 0 P: 7 | R: 0 E: 0 K: 2 S: 7 H: 0 LOB: 0 BB: 0 P: 7 | R: 2 E: 0 K: 0 S: 6 H: 3 LOB: 2 BB: 0 P: 7 | R: 0 E: 0 K: 1 S: 6 H: 1 LOB: 2 BB: 1 P: 10 | 1B: 8 2B: 1 3B: 0 HR: 1 SF: 0 SAC: 1 DP: 0 HBP: 1 | | | | | | | |

| PITCHER | | IP | WLS | BF | H | R | ER | SO | BB | IBB | HBP | BLK | WP | HR | S | P | ERA | WHIP |
|---|---|---|---|---|---|---|---|---|---|---|---|---|---|---|---|---|---|---|
| Jim Roland, L<br>ERA: 2.85 | (1, 1) | 8.0 | L | 35 | 9 | 3 | 3 | 7 | 1 | 0 | 1 | 0 | 0 | 1 | 47 | 52 | 3.38 | 1.250 |
| Garland Shifflett, R<br>ERA: | (9, 1) | 1.0 | | 5 | 1 | 0 | 0 | 1 | 1 | 0 | 0 | 0 | 0 | 0 | 6 | 10 | 0.00 | 2.000 |

| PITCHER | | IP | WLS | BF | H | R | ER | SO | BB | IBB | HBP | BLK | WP | HR | S | P | ERA | WHIP |
|---|---|---|---|---|---|---|---|---|---|---|---|---|---|---|---|---|---|---|

# TOP

## New York Yankees @ Minnesota Twins

Metropolitan Stadium, Bloomington , MI

Wed Jun 03 1964, 8:05 PM EDT

Att. 35,743 - Unknown - 69 F

livebaseballscorecards.com

| | |
|---|---|
| AB | 36 |
| R | 3 |
| H | 10 |
| RBI | 3 |
| BB | 2 |
| SO | 8 |
| LOB | 21 |

| | | | |
|---|---|---|---|
| 1B: 8 | SF: 0 | WP: 0 | PA: 40 |
| 2B: 1 | SAC: 1 | PB: 0 | |
| 3B: 0 | DP: 0 | SB: 0 | |
| HR: 1 | HBP: 1 | CS: 0 | |

# New York Yankees @ Minnesota Twins

Metropolitan Stadium, Bloomington , MI

Wed Jun 03 1964, 8:05 PM EDT

Att. 35,743 - Unknown - 69 F

BOTTOM

livebaseballscorecards.com

| Batter | 1 | 2 | 3 | 4 | 5 | 6 | 7 | 8 | 9 | AB | R | H | RBI | BB | SO | LOB |
|---|---|---|---|---|---|---|---|---|---|---|---|---|---|---|---|---|
| Zoilo Versalles, R (1, 6)<br>OBP: 0.310, SLG: 0.348 | G5-4-3 1B | | P4 | | | F7 | | | K | 4 | 0 | 1 | 0 | 0 | 1 | 1 |
| Johnny Goryl, R (1, 5)<br>OBP: 0.304, SLG: 0.300 | G5-4-3<br>1-2f | | | L1 | | 5-3 | | | FC4-6 1B | 4 | 0 | 1 | 0 | 0 | 0 | 1 |
| Tony Oliva, L (1, 9)<br>OBP: 0.410, SLG: 0.663 | P6 | | | 4-1 | | | 3-1 | | FC4-6<br>1-2f | 4 | 0 | 0 | 0 | 0 | 0 | 1 |
| Bob Allison, R (1, 8)<br>OBP: 0.386, SLG: 0.577 | | K | | 6-3 | | | P3 | | P6 | 4 | 0 | 0 | 0 | 0 | 1 | 1 |
| Harmon Killebrew, R (1, 7)<br>OBP: 0.330, SLG: 0.516 | | P6 | | | 5-3 | | BB | | | 2 | 0 | 0 | 0 | 1 | 0 | 0 |
| Don Mincher, L (1, 3)<br>OBP: 0.376, SLG: 0.711 | | 3-1 | | | K | | K | | | 3 | 0 | 0 | 0 | 0 | 2 | 1 |
| Earl Battey, R (1, 2)<br>OBP: 0.312, SLG: 0.403 | | | FC4-6 1B | | 2B | | | F8 | | 3 | 0 | 2 | 0 | 0 | 0 | 0 |
| Bernie Allen, L (1, 4)<br>OBP: 0.277, SLG: 0.312 | | | K | | 6-3 | | | K | | 3 | 0 | 0 | 0 | 0 | 2 | 2 |
| Jim Roland, R (1, 1)<br>OBP: 0.105, SLG: 0.105<br>Vic Power, R (8, PH)<br>OBP: 0.200, SLG: 0.205<br>Garland Shifflett, R (9, 1) | | | FC4-6<br>1-2f | | | K | | F9 | | 2<br>1<br>0 | 0<br>0<br>0 | 0<br>0<br>0 | 0<br>0<br>0 | 0<br>0<br>0 | 1<br>0<br>0 | 1<br>0<br>0 |
| Inning Stats | R: 0 E: 0 K: 0 S: 3 H: 1 LOB: 0 BB: 0 P: 3 | R: 0 E: 0 K: 1 S: 5 H: 0 LOB: 0 BB: 0 P: 5 | R: 0 E: 0 K: 1 S: 6 H: 1 LOB: 1 BB: 0 P: 6 | R: 0 E: 0 K: 0 S: 3 H: 0 LOB: 0 BB: 0 P: 3 | R: 0 E: 0 K: 1 S: 6 H: 1 LOB: 1 BB: 0 P: 6 | R: 0 E: 0 K: 1 S: 5 H: 0 LOB: 0 BB: 0 P: 5 | R: 0 E: 0 K: 1 S: 5 H: 0 LOB: 1 BB: 1 P: 9 | R: 0 E: 0 K: 1 S: 5 H: 0 LOB: 0 BB: 0 P: 5 | R: 0 E: 0 K: 1 S: 6 H: 1 LOB: 1 BB: 0 P: 6 | 1B: 3 2B: 1 3B: 0 HR: 0 | SF: 0 SAC: 0 DP: 1 HBP: 0 | | | | | | |

| | AB | 30 |
|---|---|---|
| | R | 0 |
| | H | 4 |
| | RBI | 0 |
| | BB | 1 |
| | SO | 7 |
| | LOB | 8 |

| PITCHER | IP | WLS | BF | H | R | ER | SO | BB | IBB | HBP | BLK | WP | HR | S | P | ERA | WHIP |
|---|---|---|---|---|---|---|---|---|---|---|---|---|---|---|---|---|---|
| Whitey Ford, L (1, 1)<br>ERA: 1.53 | 9.0 | W | 31 | 4 | 0 | 0 | 7 | 1 | 0 | 0 | 0 | 0 | 0 | 44 | 48 | 0.00 | 0.556 |

| PITCHER | IP | WLS | BF | H | R | ER | SO | BB | IBB | HBP | BLK | WP | HR | S | P | ERA | WHIP |
|---|---|---|---|---|---|---|---|---|---|---|---|---|---|---|---|---|---|

WP: 0 PB: 0 SB: 0 CS: 0 PA: 31

| Batter | 1 | 2 | 3 | 4 | 5 | 6 | 7 | 8 | 9 | AB | R | H | RBI | BB | SO | LOB |
|---|---|---|---|---|---|---|---|---|---|---|---|---|---|---|---|---|
| Tony Kubek, L (1, 6)<br>OBP: 0.287, SLG: 0.333 | S S S<br>0-3 ① K | x<br>0-0 ① 4-3<br>2-3 | | x<br>0-0 ② 4-3 | | x<br>0-0 ② F7 | | x<br>0-0 ③ P6 | | 5 | 0 | 0 | 0 | 0 | 1 | 1 |
| Bobby Richardson, R (1, 4)<br>OBP: 0.342, SLG: 0.359 | x<br>0-0 1B PB WP 1B | x<br>0-0 F8 3-H 2B | | x<br>0-0 HBP HR 1B | | x<br>0-0 1B | | | x<br>0-0 BB G3 1B | 5 | 2 | 5 | 1 | 0 | 0 | 0 |
| Tom Tresh, S (1, 8)<br>OBP: 0.357, SLG: 0.389 | B B B B<br>4-0 WP 1B HR<br>1-2 BB | B B B<br>4-0 BB | | H<br>1-0 HR<br>1-2 HBP | | x<br>0-0 ③ P5 | | | x<br>0-0 ① G3<br>1-2 | 2 | 2 | 0 | 0 | 2 | 0 | 2 |
| Roger Maris, L (1, 9)<br>OBP: 0.364, SLG: 0.514 | x<br>0-0 WP HR<br>1-2 2-3 1B | x<br>0-0 ② F8<br>2-3 | | x<br>0-0 HR<br>1-H 2-H | | | x<br>0-0 WP 1B | | B B B B<br>4-0 BB BB | 4 | 2 | 3 | 3 | 1 | 0 | 2 |
| Joe Pepitone, L (1, 3)<br>OBP: 0.330, SLG: 0.428 | x<br>0-0 HR<br>1-H 2-H 3-H | x<br>0-0 ③ P2 | | x<br>0-0 ③ P6 | | | x<br>0-0 ① F8 | | B B B B<br>4-0 BB<br>1-2 2-3 | 4 | 1 | 1 | 3 | 1 | 0 | 3 |
| Hector Lopez, R (1, 7)<br>OBP: 0.315, SLG: 0.496 | x<br>0-0 ② 5-3 | | x<br>0-0 ① 6-3 | | x<br>0-0 ① F7 | | S S S<br>0-3 ② K | | S S S<br>0-3 ② K | 5 | 0 | 0 | 0 | 0 | 2 | 4 |
| Elston Howard, R (1, 2)<br>OBP: 0.381, SLG: 0.458 | S S S<br>0-3 ③ K | | x<br>0-0 ② 6-3 | | x<br>0-0 ② 5-3 | | x<br>0-0 ③ 6-3<br>1-2 | | x<br>0-0 ③ P3 | 5 | 0 | 0 | 0 | 0 | 1 | 4 |
| Clete Boyer, R (1, 5)<br>OBP: 0.258, SLG: 0.308 | | x<br>0-0 WP 2B 1B | x<br>0-0 ③ 5-3 | | x<br>0-0 ③ 5-3 | | | x<br>0-0 ① F9 | | 4 | 1 | 1 | 0 | 0 | 0 | 0 |
| Al Downing, R (1, 1)<br>OBP: 0.278, SLG: 0.444<br>Pete Mikkelsen, R (3, 1) | | x<br>0-0 4-3 1-H 2B 2B | | S S S<br>0-3 ① K | | x<br>0-0 ① F8 | | x<br>0-0 ② P5 | | 1<br>3 | 1<br>0 | 1<br>0 | 1<br>0 | 0<br>0 | 0<br>1 | 0<br>0 |
| Inning Stats | R: 4 H: 3<br>E: 0 LOB: 0<br>K: 2 BB: 1<br>S: 10 P: 14 | R: 2 H: 3<br>E: 0 LOB: 2<br>K: 0 BB: 1<br>S: 6 P: 10 | R: 0 H: 0<br>E: 0 LOB: 0<br>K: 0 BB: 0<br>S: 3 P: 3 | R: 3 H: 2<br>E: 0 LOB: 0<br>K: 1 BB: 0<br>S: 7 P: 8 | R: 0 H: 0<br>E: 0 LOB: 0<br>K: 0 BB: 0<br>S: 3 P: 3 | R: 0 H: 1<br>E: 0 LOB: 1<br>K: 0 BB: 0<br>S: 4 P: 4 | R: 0 H: 1<br>E: 0 LOB: 1<br>K: 1 BB: 0<br>S: 6 P: 6 | R: 0 H: 0<br>E: 0 LOB: 0<br>K: 0 BB: 0<br>S: 3 P: 3 | R: 0 H: 1<br>E: 0 LOB: 3<br>K: 1 BB: 2<br>S: 6 P: 14 | 1B: 7 SF: 0<br>2B: 2 SAC: 0<br>3B: 0 DP: 0<br>HR: 2 HBP: 1 | | | | | | |

# TOP

## New York Yankees @ Minnesota Twins

Metropolitan Stadium, Bloomington , MI

Thu Jun 04 1964, 4:33 AM EDT

Att. 27,579 - Unknown - 71 F

livebaseballscorecards.com

| | |
|---|---|
| AB | 38 |
| R | 9 |
| H | 11 |
| RBI | 8 |
| BB | 4 |
| SO | 5 |
| LOB | 16 |

| | | WP: 3 | PA: 43 |
|---|---|---|---|
| | | PB: 1 | |
| | | SB: 0 | |
| | | CS: 0 | |

| PITCHER | | IP | WLS | BF | H | R | ER | SO | BB | IBB | HBP | BLK | WP | HR | S | P | ERA | WHIP |
|---|---|---|---|---|---|---|---|---|---|---|---|---|---|---|---|---|---|---|
| Jim Perry, R<br>ERA: 5.87 | (1, 1) | 1.0 | L | 9 | 5 | 6 | 6 | 2 | 1 | 0 | 0 | 0 | 2 | 1 | 12 | 16 | 54.00 | 6.000 |
| Garland Shifflett, R<br>ERA: 4.5 | (2, 1) | 5.0 | | 21 | 4 | 3 | 3 | 1 | 1 | 0 | 1 | 0 | 0 | 1 | 21 | 26 | 5.40 | 1.000 |
| Bill Pleis, L<br>ERA: 2.95 | (7, 1) | 2.0 | | 7 | 1 | 0 | 0 | 1 | 0 | 0 | 0 | 0 | 1 | 0 | 9 | 9 | 0.00 | 0.500 |
| Bill Dailey, R<br>ERA: 3.86 | (9, 1) | 1.0 | | 6 | 1 | 0 | 0 | 1 | 2 | 0 | 0 | 0 | 0 | 0 | 6 | 14 | 0.00 | 3.000 |

| PITCHER | IP | WLS | BF | H | R | ER | SO | BB | IBB | HBP | BLK | WP | HR | S | P | ERA | WHIP |
|---|---|---|---|---|---|---|---|---|---|---|---|---|---|---|---|---|---|

# BOTTOM

## New York Yankees @ Minnesota Twins

Metropolitan Stadium, Bloomington , MI

Thu Jun 04 1964, 4:33 AM EDT

Att. 27,579 - Unknown - 71 F

livebaseballscorecards.com

| Batter | 1 | 2 | 3 | 4 | 5 | 6 | 7 | 8 | 9 | AB | R | H | RBI | BB | SO | LOB |
|---|---|---|---|---|---|---|---|---|---|---|---|---|---|---|---|---|
| Zoilo Versalles, R (1, 6) OBP: 0.317, SLG: 0.344 | x 0-0 ① F9 | BBBB 4-0 2B 1-2 BB | | x 0-0 ① 6-3 | | BBBB 4-0 BB | | BBBB 4-0 1B BB | | 2 | 0 | 0 | 0 | 3 | 0 | 0 |
| Vic Power, R (1, 3) OBP: 0.244, SLG: 0.273 | x 0-0 1B 1B 1B | x 0-0 1-3 2-H 2B | | x 0-0 ② F8 | | x 0-0 ③ 1-3 | | x 0-0 1-3 1B | | 5 | 1 | 3 | 1 | 0 | 0 | 1 |
| Bob Allison, R (1, 9) OBP: 0.386, SLG: 0.571 | x 0-0 1B 1-2 FC3-6 1B | x 0-0 ③ 5-3 | | x 0-0 ③ 3-1 | | | x 0-0 BB 1B | x 0-0 ③ P6 | | 5 | 1 | 2 | 0 | 0 | 0 | 4 |
| Harmon Killebrew, R (1, 7) OBP: 0.342, SLG: 0.518 | x 0-0 FC3-6 1-3 2-H 1B | | BBBB 4-0 4-3 WP 2B BB | | x 0-0 ① 6-3 | | BBBB 4-0 FC5-4 1-2 BB | | x 0-0 1B SF7 1B | 3 | 2 | 2 | 1 | 2 | 0 | 0 |
| Jimmie Hall, L (1, 8) OBP: 0.359, SLG: 0.569 | x 0-0 ② FC3-6 1-2f 3-H | | x 0-0 ① L8 1-2 | | x 0-0 HR | | SSS 0-3 ① K | | x 0-0 1-3 1B | 5 | 1 | 2 | 2 | 0 | 1 | 4 |
| Earl Battey, R (1, 2) OBP: 0.301, SLG: 0.390 | SSS 0-3 ③ K | | x 0-0 ② 4-3 2-3 | | SSS 0-3 ② K | | x 0-0 ② P3 | | x 0-0 ① SF7 3-H | 4 | 0 | 0 | 1 | 0 | 2 | 4 |
| Johnny Goryl, R (1, 5) OBP: 0.295, SLG: 0.278 | | x 0-0 ① P4 | BBBB 4-0 2B BB | | x 0-0 ③ F9 | | x 0-0 ③ FC5-4 1-2f | | x 0-0 ② P4 | 4 | 1 | 0 | 0 | 1 | 0 | 3 |
| Bernie Allen, L (1, 4) OBP: 0.280, SLG: 0.317 | | BBBB 4-0 BB 2B BB | x 0-0 1-H 3-H 2B | | | x 0-0 ① 4-1 | | x 0-0 ① 4-3 | x 0-0 ③ F9 | 4 | 1 | 1 | 2 | 1 | 0 | 1 |
| Jim Perry, S (1, 1) OBP: 0.500, SLG: 0.500<br>Garland Shiflett, R (2, 1)<br>Lenny Green, L (6, PH)<br>Bill Pleis, L (7, 1) OBP: 0.667, SLG: 0.500<br>Don Mincher, L (8, PH) OBP: 0.372, SLG: 0.701<br>Bill Dailey, R (9, 1) | | SSS 0-3 ② K | x 0-0 ③ 6-3 | | | x 0-0 ② 4-3 | | x 0-0 ② F9 | | 0<br>2<br>1<br>0<br>1<br>0 | 0<br>0<br>0<br>0<br>0<br>0 | 0<br>0<br>0<br>0<br>0<br>0 | 0<br>1<br>0<br>0<br>0<br>0 | 0<br>0<br>0<br>0<br>0<br>0 | 0<br>1<br>0<br>0<br>0<br>0 | 0<br>2<br>0<br>0<br>0<br>0 |
| Inning Stats | R: 2 E: 0 K: 1 S: 8 H: 3 LOB: 1 BB: 0 P: 8 | R: 1 E: 0 K: 1 S: 6 H: 1 LOB: 2 BB: 2 P: 14 | R: 2 E: 0 K: 0 S: 4 H: 1 LOB: 1 BB: 2 P: 12 | R: 0 E: 0 K: 0 S: 3 H: 0 LOB: 0 BB: 0 P: 3 | R: 1 E: 0 K: 1 S: 6 H: 1 LOB: 0 BB: 0 P: 6 | R: 0 E: 0 K: 0 S: 3 H: 0 LOB: 1 BB: 1 P: 7 | R: 0 E: 0 K: 1 S: 6 H: 1 LOB: 2 BB: 1 P: 10 | R: 0 E: 0 K: 0 S: 4 H: 1 LOB: 2 BB: 1 P: 8 | R: 1 E: 0 K: 0 S: 5 H: 2 LOB: 1 BB: 0 P: 5 | 1B: 7<br>2B: 2<br>3B: 0<br>HR: 1 | SF: 1<br>SAC: 0<br>DP: 0<br>HBP: 0 | | WP: 1<br>PB: 0<br>SB: 0<br>CS: 0 | PA: 44 | | | |

| PITCHER | | IP | WLS | BF | H | R | ER | SO | BB | IBB | HBP | BLK | WP | HR | S | P | ERA | WHIP |
|---|---|---|---|---|---|---|---|---|---|---|---|---|---|---|---|---|---|---|
| Al Downing, L<br>ERA: 3.91 | (1, 1) | 2.2 | | 17 | 5 | 5 | 5 | 2 | 4 | 0 | 0 | 0 | 1 | 0 | 17 | 33 | 16.88 | 3.375 |
| Pete Mikkelsen, R<br>ERA: 4.5 | (3, 1) | 6.1 | W | 27 | 5 | 2 | 2 | 2 | 3 | 0 | 0 | 0 | 0 | 1 | 28 | 40 | 2.84 | 1.263 |

| PITCHER | IP | WLS | BF | H | R | ER | SO | BB | IBB | HBP | BLK | WP | HR | S | P | ERA | WHIP |
|---|---|---|---|---|---|---|---|---|---|---|---|---|---|---|---|---|---|

| | |
|---|---|
| AB | 36 |
| R | 7 |
| H | 10 |
| RBI | 7 |
| BB | 7 |
| SO | 4 |
| LOB | 19 |

| Batter | 1 | 2 | 3 | 4 | 5 | 6 | 7 | 8 | 9 | AB | R | H | RBI | BB | SO | LOB |
|---|---|---|---|---|---|---|---|---|---|---|---|---|---|---|---|---|
| Tony Kubek, L (1, 6)<br>OBP: 0.283, SLG: 0.337 | F8<br>0-0 ① | 6-3<br>0-0 ②<br>1-2 | | 2B<br>0-0<br>1-3 | | 4-3<br>0-0 ③ | | | P4<br>0-0 ① | 5 | 0 | 1 | 0 | 0 | 0 | 2 |
| Bobby Richardson, R (1, 4)<br>OBP: 0.343, SLG: 0.353 | BB<br>F8 1B 1B<br>4-0 | 5-3<br>0-0 ③ | | 6-2-3-4-3<br>0-0 ② | | | BB<br>FC5-4<br>4-0 | | L9<br>0-0 ② | 3 | 1 | 0 | 0 | 2 | 0 | 3 |
| Tom Tresh, S (1, 8)<br>OBP: 0.365, SLG: 0.397 | 1B<br>1B 2B<br>0-0<br>1-2 | | 1B<br>S S<br>0-0 | 5-3<br>0-0 ③ | | | K<br>0-3 ① | | 1B<br>0-0 | 5 | 1 | 3 | 0 | 0 | 1 | 3 |
| Elston Howard, R (1, 2)<br>OBP: 0.382, SLG: 0.453 | F8<br>0-0 ②<br>2-3 | | BB<br>4-0<br>1-2 | | 5-3<br>0-0 ① | | P4<br>0-0 ② | | FC6-4<br>0-0<br>1-2 | 4 | 0 | 1 | 0 | 1 | 0 | 3 |
| Hector Lopez, R (1, 7)<br>OBP: 0.310, SLG: 0.484 | 1B<br>2B<br>0-0<br>1-3<br>3-H | | K<br>0-3 ①<br>2-3 | | 6-3<br>0-0 ② | | FC5-4<br>0-0 ③<br>1-2f | | FC6-4<br>0-0 ③<br>1-2f | 5 | 0 | 1 | 1 | 0 | 1 | 5 |
| Roger Maris, L (1, 9)<br>OBP: 0.361, SLG: 0.514 | 2B<br>0-0<br>1-3<br>3-H | | P3<br>0-0 ② | | P2<br>0-0 ③ | | | K<br>0-3 ① | | 4 | 0 | 1 | 1 | 0 | 1 | 2 |
| Joe Pepitone, L (1, 3)<br>OBP: 0.322, SLG: 0.418 | B3<br>0-0 ③ | 5-3<br>0-0 ③ | | | | G3<br>0-0 ① | | E4<br>0-0 | | 4 | 0 | 0 | 0 | 0 | 0 | 4 |
| Clete Boyer, R (1, 5)<br>OBP: 0.259, SLG: 0.308 | | 5-3<br>0-0 ① | | 2B<br>0-0<br>1B | | 6-3<br>0-0 ② | | K<br>0-3 ② | | 3 | 0 | 1 | 0 | 0 | 0 | 0 |
| Johnny Blanchard, L (8, PH)<br>OBP: 0.409, SLG: 0.394 | | | | | | | | | | 1 | 0 | 0 | 0 | 0 | 1 | 1 |
| Phil Linz, R (8, 5)<br>OBP: 0.263, SLG: 0.258 | | | | | | | | | | 0 | 0 | 0 | 0 | 0 | 0 | 0 |
| Ralph Terry, R (1, 1)<br>OBP: 0.308, SLG: 0.273 | | 6-3<br>0-0<br>1B | | K<br>0-3 ①<br>S S S | | BB<br>4-0<br>B B B B | | K<br>0-3 ③<br>S S S | | 2 | 0 | 1 | 0 | 1 | 1 | 1 |
| Steve Hamilton, L (6, 1) | | | | | | | | | | 0 | 0 | 0 | 0 | 0 | 0 | 0 |
| Mickey Mantle, S (8, PH)<br>OBP: 0.449, SLG: 0.592 | | | | | | | | | | 1 | 0 | 0 | 0 | 0 | 1 | 1 |
| Hal Reniff, R (8, 1) | | | | | | | | | | 0 | 0 | 0 | 0 | 0 | 0 | 0 |
| Inning Stats | R: 2<br>E: 0<br>K: 0<br>S: 6<br>H: 3<br>LOB: 2<br>BB: 1<br>P: 10 | R: 0<br>E: 0<br>K: 0<br>S: 4<br>H: 1<br>LOB: 1<br>BB: 0<br>P: 4 | R: 0<br>E: 0<br>K: 1<br>S: 6<br>H: 1<br>LOB: 2<br>BB: 1<br>P: 10 | R: 0<br>E: 0<br>K: 1<br>S: 7<br>H: 2<br>LOB: 2<br>BB: 0<br>P: 7 | R: 0<br>E: 0<br>K: 0<br>S: 3<br>H: 0<br>LOB: 0<br>BB: 0<br>P: 3 | R: 0<br>E: 0<br>K: 0<br>S: 3<br>H: 0<br>LOB: 1<br>BB: 1<br>P: 7 | R: 0<br>E: 0<br>K: 1<br>S: 5<br>H: 0<br>LOB: 1<br>BB: 1<br>P: 9 | R: 0<br>E: 1<br>K: 3<br>S: 10<br>H: 0<br>LOB: 1<br>BB: 0<br>P: 10 | R: 0<br>E: 0<br>K: 0<br>S: 5<br>H: 2<br>LOB: 2<br>BB: 0<br>P: 5 | 1B: 7<br>2B: 2<br>3B: 0<br>HR: 0<br>SF: 0<br>SAC: 0<br>DP: 0<br>HBP: 0 | | | | | | |

| PITCHER | IP | WLS | BF | H | R | ER | SO | BB | IBB | HBP | BLK | WP | HR | S | P | ERA | WHIP |
|---|---|---|---|---|---|---|---|---|---|---|---|---|---|---|---|---|---|
| Bo Belinsky, L (1, 1)<br>ERA: 3.26 | 6.0 | W | 28 | 7 | 2 | 2 | 2 | 3 | 0 | 0 | 0 | 0 | 0 | 29 | 41 | 3.00 | 1.667 |
| Bob Lee, R (7, 1)<br>ERA: 1.75 | 3.0 | S | 13 | 2 | 0 | 0 | 4 | 1 | 0 | 0 | 0 | 0 | 0 | 20 | 24 | 0.00 | 1.000 |

| PITCHER | IP | WLS | BF | H | R | ER | SO | BB | IBB | HBP | BLK | WP | HR | S | P | ERA | WHIP |
|---|---|---|---|---|---|---|---|---|---|---|---|---|---|---|---|---|---|

TOP

# New York Yankees @ Los Angeles Angels

Dodger Stadium, Los Angeles, CA

Fri Jun 05 1964, 7:05 PM PDT

Att. 29,711 - Unknown - 61 F

livebaseballscorecards.com

| | |
|---|---|
| AB | 37 |
| R | 2 |
| H | 9 |
| RBI | 2 |
| BB | 4 |
| SO | 6 |
| LOB | 25 |

WP: 0 PA: 41
PB: 0
SB: 2
CS: 0

| Batter | 1 | 2 | 3 | 4 | 5 | 6 | 7 | 8 | 9 | AB | R | H | RBI | BB | SO | LOB |
|---|---|---|---|---|---|---|---|---|---|---|---|---|---|---|---|---|
| Albie Pearson, L (1, 8)<br>OBP: 0.309, SLG: 0.277 | FC5 1B<br>1B | | 1-3 | | F7 | F7 | | | | 4 | 0 | 1 | 0 | 0 | 0 | 2 |
| Billy Moran, R (1, 5)<br>OBP: 0.320, SLG: 0.339 | K | | HR<br>1B | | 5-3 | | P3 | | | 4 | 1 | 1 | 0 | 0 | 1 | 1 |
| Lou Clinton, R (1, 9)<br>OBP: 0.323, SLG: 0.452 | FC5<br>1-2<br>1B | | 1-H<br>HR | | FC6-4<br>1B | | P6 | | | 4 | 1 | 3 | 2 | 0 | 0 | 0 |
| Joe Adcock, R (1, 3)<br>OBP: 0.360, SLG: 0.469 | FC5<br>1-2<br>2-3f | | BBB<br>2B<br>BB | | FC6-4<br>1-2f | | P2 | | | 3 | 0 | 0 | 0 | 1 | 0 | 3 |
| Tom Satriano, L (1, 2)<br>OBP: 0.343, SLG: 0.283 | F9 | | SSS<br>K | | | SSS<br>K | | 6-3 | | 4 | 0 | 0 | 0 | 0 | 2 | 3 |
| Ed Kirkpatrick, L (1, 7)<br>OBP: 0.345, SLG: 0.386 | | G4-6-3<br>1B | 1-H<br>2B | | | 1B<br>SF8<br>1B | | P5 | | 4 | 1 | 3 | 0 | 0 | 0 | 0 |
| Joe Koppe, R (1, 6)<br>OBP: 0.368, SLG: 0.349 | | G4-6-3<br>1-2f | | 5-3 | | SH<br>1-3<br>1B | | SSS<br>K | | 4 | 0 | 1 | 0 | 0 | 1 | 1 |
| Bobby Knoop, R (1, 4)<br>OBP: 0.277, SLG: 0.304 | | 2B | | 5-3 | | SH<br>1-2 | | | | 2 | 0 | 1 | 0 | 0 | 0 | 0 |
| Bo Belinsky, L (1, 1)<br>OBP: 0.111, SLG: 0.118 | | 6-3 | | L8 | | SF8<br>3-H | | | | 2 | 0 | 0 | 0 | 0 | 0 | 1 |
| Jim Fregosi, R (6, PH)<br>OBP: 0.400, SLG: 0.573 | | | | | | | | | | 0 | 0 | 0 | 1 | 0 | 0 | 0 |
| Bob Lee, R (7, 1) | | | | | | | | | | 0 | 0 | 0 | 0 | 0 | 0 | 0 |
| Inning Stats | R: 0 H: 2<br>E: 0 LOB: 2<br>K: 1 BB: 0<br>S: 7 P: 7 | R: 0 H: 2<br>E: 0 LOB: 1<br>K: 0 BB: 0<br>S: 4 P: 4 | R: 2 H: 3<br>E: 0 LOB: 2<br>K: 1 BB: 1<br>S: 7 P: 11 | R: 0 H: 0<br>E: 0 LOB: 0<br>K: 0 BB: 0<br>S: 3 P: 3 | R: 0 H: 1<br>E: 0 LOB: 1<br>K: 0 BB: 0<br>S: 4 P: 4 | R: 1 H: 2<br>E: 0 LOB: 2<br>K: 1 BB: 0<br>S: 8 P: 8 | R: 0 H: 0<br>E: 0 LOB: 0<br>K: 0 BB: 0<br>S: 3 P: 3 | R: 0 H: 0<br>E: 0 LOB: 0<br>K: 1 BB: 0<br>S: 5 P: 5 | | 1B: 7 SF: 1<br>2B: 2 SAC: 1<br>3B: 0 DP: 1<br>HR: 1 HBP: 0 | | | | | | |

| PITCHER | | IP | WLS | BF | H | R | ER | SO | BB | IBB | HBP | BLK | WP | HR | S | P | ERA | WHIP |
|---|---|---|---|---|---|---|---|---|---|---|---|---|---|---|---|---|---|---|
| Ralph Terry, R<br>ERA: 6.82 | (1, 1) | 5.1 | L | 26 | 10 | 3 | 3 | 3 | 1 | 0 | 0 | 0 | 0 | 1 | 31 | 35 | 5.06 | 2.062 |
| Steve Hamilton, L<br>ERA: 1.74 | (6, 1) | 1.2 | | 5 | 0 | 0 | 0 | 0 | 0 | 0 | 0 | 0 | 0 | 0 | 5 | 5 | 0.00 | 0.000 |
| Hal Reniff, R<br>ERA: 3.28 | (8, 1) | 1.0 | | 3 | 0 | 0 | 0 | 1 | 0 | 0 | 0 | 0 | 0 | 0 | 5 | 5 | 0.00 | 0.000 |

| PITCHER | IP | WLS | BF | H | R | ER | SO | BB | IBB | HBP | BLK | WP | HR | S | P | ERA | WHIP |
|---|---|---|---|---|---|---|---|---|---|---|---|---|---|---|---|---|---|

# BOTTOM

## New York Yankees @ Los Angeles Angels

Dodger Stadium, Los Angeles, CA

Fri Jun 05 1964, 7:05 PM PDT

Att. 29,711 - Unknown - 61 F

livebaseballscorecards.com

| | |
|---|---|
| AB | 31 |
| R | 3 |
| H | 10 |
| RBI | 3 |
| BB | 1 |
| SO | 4 |
| LOB | 11 |

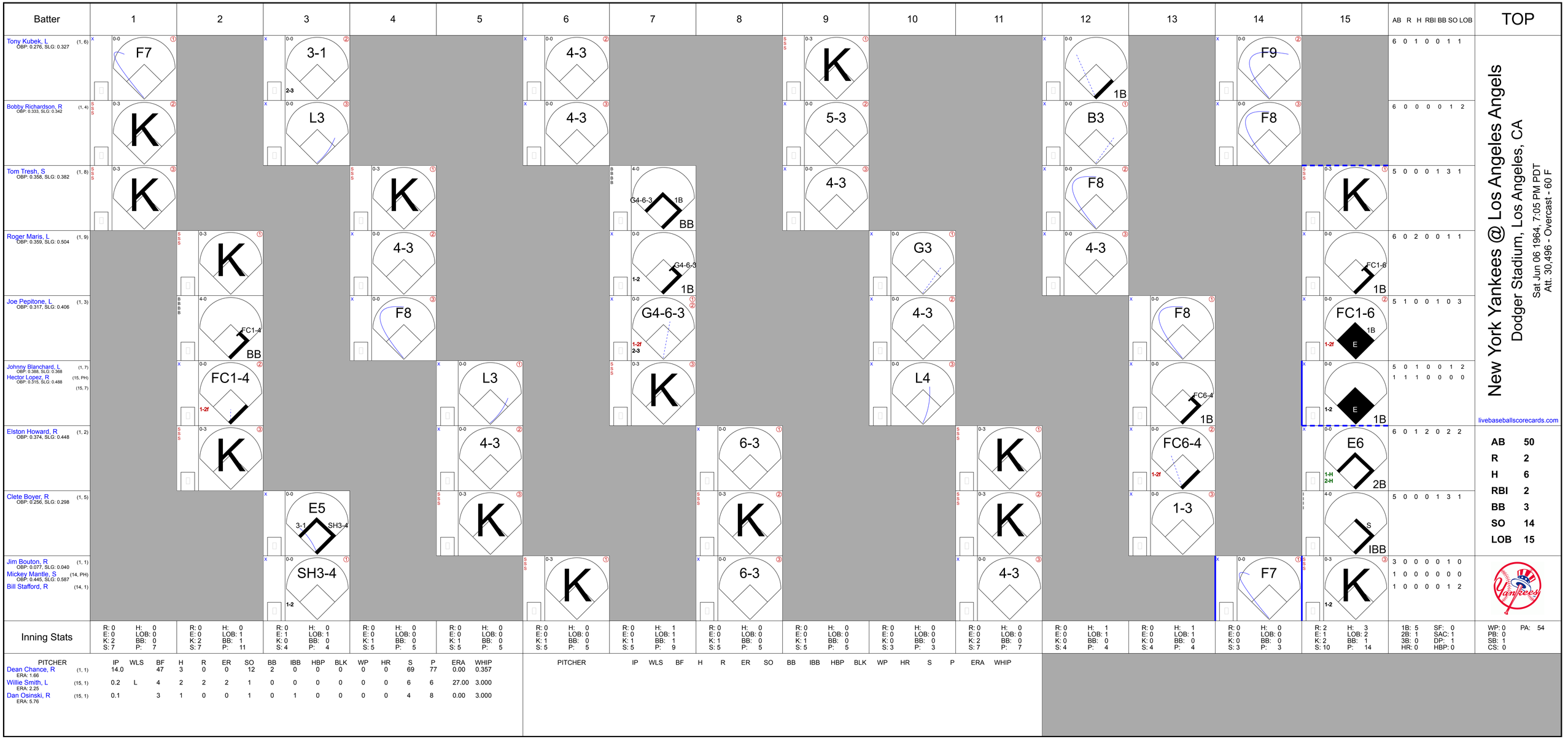
Batter
1
2
3
4
5
6
7
8
9
10
11
12
13
14
15
AB R H RBI BB SO LOB
TOP
Tony Kubek, L (1, 6)
OBP: 0.276, SLG: 0.327
F7
3-1
2-3
4-3
K
5-3
1B
F9
6 0 1 0 0 1 1
Bobby Richardson, R (1, 4)
OBP: 0.333, SLG: 0.342
K
L3
4-3
B3
F8
6 0 0 0 0 1 2
Tom Tresh, S (1, 8)
OBP: 0.358, SLG: 0.382
K
K
4-3
F8
K
5 0 0 0 1 3 1
Roger Maris, L (1, 9)
OBP: 0.359, SLG: 0.504
K
4-3
G4-6-3
BB
G4-6-3
1B
G3
4-3
FC1-6
1B
6 0 2 0 0 1 1
Joe Pepitone, L (1, 3)
OBP: 0.317, SLG: 0.406
FC1-4
BB
F8
G4-6-3
1-2f
2-3
4-3
F8
FC1-6
1B
E
5 1 0 0 1 0 3
Johnny Blanchard, L (1, 7)
OBP: 0.388, SLG: 0.368
Hector Lopez, R (15, PH)
OBP: 0.315, SLG: 0.488
(15, 7)
FC1-4
1-2f
L3
K
L4
FC6-4
1B
E
1B
5 0 1 0 0 1 2
1 1 1 0 0 0 0
Elston Howard, R (1, 2)
OBP: 0.374, SLG: 0.448
K
4-3
6-3
K
K
FC6-4
1-2f
E6
1-H
2-H
2B
6 0 1 2 0 2 2
Clete Boyer, R (1, 5)
OBP: 0.256, SLG: 0.298
E5
3-1
SH3-4
K
K
K
1-3
S
IBB
5 0 0 0 1 3 1
Jim Bouton, R (1, 1)
OBP: 0.077, SLG: 0.040
Mickey Mantle, S (14, PH)
OBP: 0.445, SLG: 0.587
Bill Stafford, R (14, 1)
SH3-4
1-2
K
6-3
4-3
F7
K
3 0 0 0 0 1 0
1 0 0 0 0 0 0
1 0 0 0 0 1 2
Inning Stats
R: 0 H: 0 E: 0 LOB: 0 K: 2 BB: 0 S: 7 P: 7
R: 0 H: 0 E: 0 LOB: 1 K: 2 BB: 1 S: 7 P: 11
R: 0 H: 0 E: 1 LOB: 1 K: 0 BB: 0 S: 4 P: 4
R: 0 H: 0 E: 0 LOB: 1 K: 1 BB: 0 S: 5 P: 5
R: 0 H: 0 E: 0 LOB: 0 K: 1 BB: 0 S: 5 P: 5
R: 0 H: 0 E: 0 LOB: 0 K: 1 BB: 0 S: 5 P: 5
R: 0 H: 1 E: 0 LOB: 1 K: 1 BB: 1 S: 5 P: 9
R: 0 H: 0 E: 0 LOB: 0 K: 1 BB: 0 S: 5 P: 5
R: 0 H: 0 E: 0 LOB: 0 K: 1 BB: 0 S: 5 P: 5
R: 0 H: 0 E: 0 LOB: 0 K: 0 BB: 0 S: 3 P: 3
R: 0 H: 0 E: 0 LOB: 0 K: 2 BB: 0 S: 7 P: 7
R: 0 H: 1 E: 0 LOB: 1 K: 0 BB: 0 S: 4 P: 4
R: 0 H: 1 E: 0 LOB: 1 K: 0 BB: 0 S: 4 P: 4
R: 0 H: 0 E: 0 LOB: 0 K: 0 BB: 0 S: 3 P: 3
R: 2 H: 3 E: 1 LOB: 2 K: 2 BB: 1 S: 10 P: 14
1B: 5 SF: 0 2B: 1 SAC: 1 3B: 0 DP: 1 HR: 0 HBP: 0
WP: 0 PA: 54 PB: 0 SB: 1 CS: 0
PITCHER IP WLS BF H R ER SO BB IBB HBP BLK WP HR S P ERA WHIP
Dean Chance, R (1, 1) ERA: 1.66 14.0 47 3 0 0 12 2 0 0 0 0 0 0 69 77 0.00 0.357
Willie Smith, L (15, 1) ERA: 2.25 0.2 L 4 2 2 2 1 0 0 0 0 0 0 6 6 27.00 3.000
Dan Osinski, R (15, 1) ERA: 5.76 0.1 3 1 0 0 1 0 1 0 0 0 0 4 8 0.00 3.000
PITCHER IP WLS BF H R ER SO BB IBB HBP BLK WP HR S P ERA WHIP
New York Yankees @ Los Angeles Angels
Dodger Stadium, Los Angeles, CA
Sat Jun 06 1964, 7:05 PM PDT
Att. 30,496 - Overcast - 60 F
livebaseballscorecards.com
AB 50
R 2
H 6
RBI 2
BB 3
SO 14
LOB 15

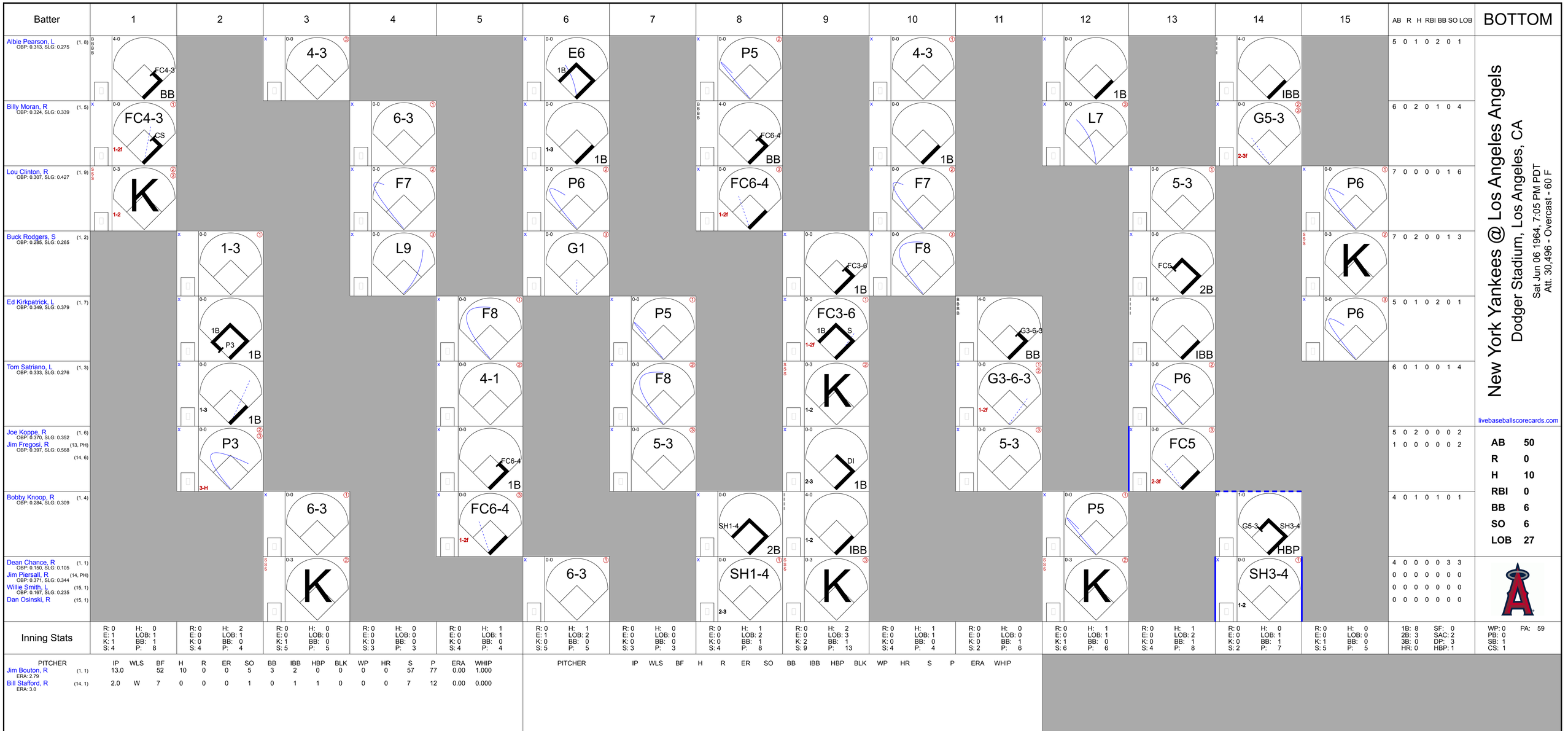
Batter
1
2
3
4
5
6
7
8
9
10
11
12
13
14
15
AB R H RBI BB SO LOB
BOTTOM
Albie Pearson, L (1, 8)
OBP: 0.313, SLG: 0.275
FC4-3
BB
4-3
E6
1B
P5
4-3
1B
IBB
5 0 1 0 2 0 1
Billy Moran, R (1, 5)
OBP: 0.324, SLG: 0.339
FC4-3
CS
1-2f
6-3
1-3
1B
FC6-4
BB
L7
G5-3
2-3f
6 0 2 0 1 0 4
Lou Clinton, R (1, 9)
OBP: 0.307, SLG: 0.427
K
1-2
F7
P6
FC6-4
1-2f
F7
5-3
P6
7 0 0 0 0 1 6
Buck Rodgers, S (1, 2)
OBP: 0.285, SLG: 0.265
1-3
L9
G1
FC3-6
1B
F8
FC5
2B
K
7 0 2 0 0 1 3
Ed Kirkpatrick, L (1, 7)
OBP: 0.349, SLG: 0.379
1B
P3
1B
F8
P5
FC3-6
1B
S
1-2f
G3-6-3
BB
IBB
P6
5 0 1 0 2 0 1
Tom Satriano, L (1, 3)
OBP: 0.333, SLG: 0.276
1-3
1B
4-1
F8
K
1-2
G3-6-3
1-2f
P6
6 0 1 0 0 1 4
Joe Koppe, R (1, 6)
OBP: 0.370, SLG: 0.352
Jim Fregosi, R (13, PH)
OBP: 0.397, SLG: 0.568
(14, 6)
P3
3-H
FC6-4
1B
5-3
DI
1B
5-3
FC5
2-3f
5 0 2 0 0 0 2
1 0 0 0 0 0 2
Bobby Knoop, R (1, 4)
OBP: 0.284, SLG: 0.309
6-3
FC6-4
1-2f
SH1-4
2B
IBB
P5
G5-3
SH3-4
HBP
4 0 1 0 1 0 1
Dean Chance, R (1, 1)
OBP: 0.150, SLG: 0.105
Jim Piersall, R (14, PH)
OBP: 0.371, SLG: 0.344
Willie Smith, L (15, 1)
OBP: 0.167, SLG: 0.235
Dan Osinski, R (15, 1)
K
6-3
SH1-4
K
K
SH3-4
1-2
4 0 0 0 0 3 3
0 0 0 0 0 0 0
0 0 0 0 0 0 0
0 0 0 0 0 0 0
New York Yankees @ Los Angeles Angels
Dodger Stadium, Los Angeles, CA
Sat Jun 06 1964, 7:05 PM PDT
Att. 30,496 - Overcast - 60 F
livebaseballscorecards.com
AB 50
R 0
H 10
RBI 0
BB 6
SO 6
LOB 27
Inning Stats
R: 0 H: 0 E: 1 LOB: 1 K: 1 BB: 1 S: 4 P: 8
R: 0 H: 2 E: 0 LOB: 1 K: 0 BB: 0 S: 4 P: 4
R: 0 H: 0 E: 0 LOB: 0 K: 1 BB: 0 S: 5 P: 5
R: 0 H: 0 E: 0 LOB: 0 K: 0 BB: 0 S: 3 P: 3
R: 0 H: 1 E: 0 LOB: 0 K: 0 BB: 0 S: 4 P: 4
R: 0 H: 1 E: 1 LOB: 2 K: 0 BB: 0 S: 5 P: 5
R: 0 H: 0 E: 0 LOB: 0 K: 0 BB: 0 S: 3 P: 3
R: 0 H: 1 E: 0 LOB: 2 K: 0 BB: 1 S: 4 P: 8
R: 0 H: 2 E: 0 LOB: 3 K: 2 BB: 1 S: 9 P: 13
R: 0 H: 1 E: 0 LOB: 1 K: 0 BB: 0 S: 4 P: 4
R: 0 H: 0 E: 0 LOB: 0 K: 0 BB: 1 S: 2 P: 6
R: 0 H: 1 E: 0 LOB: 1 K: 1 BB: 0 S: 6 P: 6
R: 0 H: 1 E: 0 LOB: 2 K: 0 BB: 1 S: 4 P: 8
R: 0 H: 0 E: 0 LOB: 1 K: 0 BB: 1 S: 2 P: 7
R: 0 H: 0 E: 0 LOB: 0 K: 1 BB: 0 S: 5 P: 5
1B: 8 SF: 0
2B: 3 SAC: 2
3B: 0 DP: 3
HR: 0 HBP: 1
WP: 0 PA: 59
PB: 0
SB: 1
CS: 1
PITCHER IP WLS BF H R ER SO BB IBB HBP BLK WP HR S P ERA WHIP
Jim Bouton, R (1, 1) ERA: 2.79 13.0 52 10 0 0 5 3 2 0 0 0 0 0 57 77 0.00 1.000
Bill Stafford, R (14, 1) ERA: 3.0 2.0 W 7 0 0 0 1 0 1 1 0 0 0 7 12 0.00 0.000

| Batter | 1 | 2 | 3 | 4 | 5 | 6 | 7 | 8 | 9 | AB | R | H | RBI | BB | SO | LOB |
|---|---|---|---|---|---|---|---|---|---|---|---|---|---|---|---|---|
| Tony Kubek, L (1, 6)<br>OBP: 0.273, SLG: 0.314 | 6-3 | | P4 | | FC4-6 1B<br>1-2<br>BB | | 4-3 | E6<br>1-2<br>2-H | | 4 | 0 | 0 | 0 | 1 | 0 | 2 |
| Bobby Richardson, R (1, 4)<br>OBP: 0.335, SLG: 0.343 | F8 | | 1B<br>1-3<br>1B | | FC4-6<br>1-2<br>2-H<br>1B | | L5 | K | | 5 | 0 | 2 | 1 | 0 | 1 | 2 |
| Tom Tresh, S (1, 8)<br>OBP: 0.365, SLG: 0.418 | HR | | 1-3<br>3-H<br>1B | | FC4-6<br>1-2f<br>2-3 | | 4-3 | | 1B<br>2B | 5 | 2 | 3 | 2 | 0 | 0 | 2 |
| Roger Maris, L (1, 9)<br>OBP: 0.346, SLG: 0.483 | L4 | | | G3 | 4-3 | | | G3 | G3 | 5 | 0 | 0 | 0 | 0 | 0 | 3 |
| Joe Pepitone, L (1, 3)<br>OBP: 0.325, SLG: 0.417 | | 4-3 | | 4-3 | | HR<br>1B | | 2B<br>2B | 1B<br>2-H<br>1B | 5 | 2 | 3 | 1 | 0 | 0 | 0 |
| Johnny Blanchard, L (1, 7)<br>OBP: 0.396, SLG: 0.390<br>Phil Linz, R (8, PR)<br>OBP: 0.263, SLG: 0.258<br>Pete Mikkelsen, R (8, 1) | | K | | BB | | F9 | | 1B<br>2-H<br>2B | K | 3<br>0<br>1 | 0<br>1<br>0 | 1<br>0<br>0 | 1<br>0<br>0 | 1<br>0<br>0 | 1<br>0<br>1 | 1<br>0<br>1 |
| Elston Howard, R (1, 2)<br>OBP: 0.386, SLG: 0.478 | | FC5-4<br>1B | | P3 | | HR<br>1-H | | BB<br>E<br>2-H<br>1B | 1B<br>1-2<br>1B | 5 | 2 | 4 | 3 | 0 | 0 | 1 |
| Clete Boyer, R (1, 5)<br>OBP: 0.249, SLG: 0.288 | | FC5-4<br>1-2f | | | K | L8 | | K | K | 5 | 0 | 0 | 0 | 0 | 3 | 5 |
| Whitey Ford, L (1, 1)<br>OBP: 0.343, SLG: 0.241<br>Hector Lopez, R (8, PH)<br>OBP: 0.321, SLG: 0.488<br>(8, 7) | | | 1B<br>1B<br>BB | | HBP | 6-3 | | E<br>1-2<br>BB | | 1<br>0 | 2<br>0 | 0<br>0 | 0<br>0 | 1<br>1 | 0<br>0 | 0<br>0 |
| Inning Stats | R: 1<br>E: 0<br>K: 0<br>S: 4<br>H: 1<br>LOB: 0<br>BB: 0<br>P: 4 | R: 0<br>E: 0<br>K: 1<br>S: 6<br>H: 1<br>LOB: 1<br>BB: 0<br>P: 6 | R: 1<br>E: 0<br>K: 0<br>S: 3<br>H: 2<br>LOB: 2<br>BB: 1<br>P: 7 | R: 0<br>E: 0<br>K: 0<br>S: 3<br>H: 0<br>LOB: 1<br>BB: 1<br>P: 7 | R: 1<br>E: 1<br>K: 1<br>S: 6<br>H: 1<br>LOB: 2<br>BB: 1<br>P: 11 | R: 2<br>E: 0<br>K: 0<br>S: 5<br>H: 2<br>LOB: 0<br>BB: 0<br>P: 5 | R: 0<br>E: 0<br>K: 0<br>S: 3<br>H: 0<br>LOB: 0<br>BB: 0<br>P: 3 | R: 3<br>E: 1<br>K: 2<br>S: 11<br>H: 3<br>LOB: 2<br>BB: 1<br>P: 15 | R: 1<br>E: 0<br>K: 2<br>S: 10<br>H: 3<br>LOB: 2<br>BB: 0<br>P: 10 | 1B: 8<br>2B: 3<br>3B: 0<br>HR: 2<br>SF: 0<br>SAC: 0<br>DP: 0<br>HBP: 1 | | | | | | |

| PITCHER | | IP | WLS | BF | H | R | ER | SO | BB | IBB | HBP | BLK | WP | HR | S | P | ERA | WHIP |
|---|---|---|---|---|---|---|---|---|---|---|---|---|---|---|---|---|---|---|
| Ken McBride, R<br>ERA: 4.7 | (1, 1) | 7.0 | L | 30 | 7 | 5 | 5 | 2 | 3 | 0 | 1 | 0 | 0 | 2 | 30 | 43 | 6.43 | 1.429 |
| Bob Duliba, R<br>ERA: 1.99 | (8, 1) | 0.1 | | 4 | 3 | 3 | 2 | 0 | 0 | 0 | 0 | 0 | 0 | 0 | 4 | 4 | 54.00 | 9.000 |
| Don Lee, R<br>ERA: 2.86 | (8, 1) | 1.2 | | 10 | 3 | 1 | 1 | 4 | 1 | 0 | 0 | 0 | 0 | 0 | 17 | 21 | 5.40 | 2.400 |

| PITCHER | IP | WLS | BF | H | R | ER | SO | BB | IBB | HBP | BLK | WP | HR | S | P | ERA | WHIP |
|---|---|---|---|---|---|---|---|---|---|---|---|---|---|---|---|---|---|

# TOP

# New York Yankees @ Los Angeles Angels

Dodger Stadium, Los Angeles, CA

Sun Jun 07 1964, 3:33 AM PDT

Att. 26,933 - Overcast - 67 F

livebaseballscorecards.com

| | |
|---|---|
| AB | 39 |
| R | 9 |
| H | 13 |
| RBI | 8 |
| BB | 4 |
| SO | 6 |
| LOB | 17 |

WP: 0 PA: 44
PB: 0
SB: 0
CS: 0

| Batter | 1 | 2 | 3 | 4 | 5 | 6 | 7 | 8 | 9 | AB | R | H | RBI | BB | SO | LOB |
|---|---|---|---|---|---|---|---|---|---|---|---|---|---|---|---|---|
| Jim Piersall, R (1, 7)<br>OBP: 0.385, SLG: 0.343 | F8 | | BB | | 5-3 | | HR, 1B | | 1-3 | 3 | 1 | 1 | 0 | 1 | 0 | 0 |
| Ed Kirkpatrick, L (9, 7)<br>OBP: 0.346, SLG: 0.376 | | | | | | | | | | 1 | 0 | 0 | 0 | 0 | 0 | 2 |
| Jim Fregosi, R (1, 6)<br>OBP: 0.397, SLG: 0.586 | G6-4-3, 1B | | L5 | | K | | 1-H, HR | | 6-3 | 5 | 1 | 2 | 2 | 0 | 1 | 4 |
| Lou Clinton, R (1, 9)<br>OBP: 0.306, SLG: 0.418 | G6-4-3, 1-2f | | FC6-4, BB | | L7 | | F8 | | | 3 | 0 | 0 | 0 | 1 | 0 | 1 |
| Joe Adcock, R (1, 3)<br>OBP: 0.349, SLG: 0.453 | | 1-3 | K | | | F8 | | K | | 4 | 0 | 0 | 0 | 0 | 2 | 3 |
| Felix Torres, R (1, 5)<br>OBP: 0.306, SLG: 0.511 | | HR | FC6-4, 1-2f | | | P6 | | P3 | | 4 | 1 | 1 | 1 | 0 | 0 | 3 |
| Buck Rodgers, S (1, 2)<br>OBP: 0.290, SLG: 0.271 | | 5-3 | | FC5, 4-3, 1B | | 1B | | 4-3 | | 4 | 0 | 2 | 0 | 0 | 0 | 0 |
| Bob Perry, R (1, 8)<br>OBP: 0.350, SLG: 0.350 | | 1B | K | | | K | | | 1B | 3 | 0 | 1 | 0 | 0 | 2 | 2 |
| Albie Pearson, L (9, PH)<br>OBP: 0.316, SLG: 0.279 | | | | | | | | | | 1 | 0 | 1 | 0 | 0 | 0 | 0 |
| Bobby Knoop, R (1, 4)<br>OBP: 0.280, SLG: 0.303 | | 1-3 | 4-3, 1-2 | | | | K | | 1-3, 1B | 3 | 0 | 0 | 0 | 0 | 1 | 2 |
| Tom Satriano, L (9, PH)<br>OBP: 0.339, SLG: 0.283 | | | | | | | | | | 1 | 0 | 1 | 0 | 0 | 0 | 0 |
| Ken McBride, R (1, 1)<br>OBP: 0.360, SLG: 0.238 | | | BB, BB, BB | | FC5, 2-3 | | 6-3 | | K | 1 | 0 | 0 | 0 | 1 | 0 | 1 |
| Billy Moran, R (7, PH)<br>OBP: 0.322, SLG: 0.337 | | | | | | | | | | 1 | 0 | 0 | 0 | 0 | 0 | 0 |
| Bob Duliba, R (8, 1) | | | | | | | | | | 0 | 0 | 0 | 0 | 0 | 0 | 0 |
| Don Lee, R (8, 1)<br>OBP: 0.250, SLG: 0.250 | | | | | | | | | | 0 | 0 | 0 | 0 | 0 | 0 | 0 |
| Willie Smith, L (9, PH)<br>OBP: 0.158, SLG: 0.222 | | | | | | | | | | 1 | 0 | 0 | 0 | 0 | 1 | 2 |
| Inning Stats | R: 0<br>E: 0<br>K: 0<br>S: 3<br>H: 1<br>LOB: 0<br>BB: 0<br>P: 3 | R: 1<br>E: 0<br>K: 0<br>S: 5<br>H: 2<br>LOB: 1<br>BB: 0<br>P: 5 | R: 0<br>E: 0<br>K: 1<br>S: 5<br>H: 0<br>LOB: 3<br>BB: 3<br>P: 17 | R: 0<br>E: 0<br>K: 1<br>S: 6<br>H: 1<br>LOB: 1<br>BB: 0<br>P: 6 | R: 0<br>E: 0<br>K: 1<br>S: 5<br>H: 0<br>LOB: 0<br>BB: 0<br>P: 5 | R: 0<br>E: 0<br>K: 1<br>S: 6<br>H: 1<br>LOB: 1<br>BB: 0<br>P: 6 | R: 2<br>E: 0<br>K: 1<br>S: 7<br>H: 2<br>LOB: 0<br>BB: 0<br>P: 7 | R: 0<br>E: 0<br>K: 1<br>S: 5<br>H: 0<br>LOB: 0<br>BB: 0<br>P: 5 | R: 0<br>E: 0<br>K: 1<br>S: 7<br>H: 2<br>LOB: 2<br>BB: 0<br>P: 7 | 1B: 7<br>2B: 0<br>3B: 0<br>HR: 2<br>SF: 0<br>SAC: 0<br>DP: 1<br>HBP: 0 | WP: 0<br>PB: 0<br>SB: 0<br>CS: 0<br>PA: 38 | | | | | |

| PITCHER | IP | WLS | BF | H | R | ER | SO | BB | IBB | HBP | BLK | WP | HR | S | P | ERA | WHIP |
|---|---|---|---|---|---|---|---|---|---|---|---|---|---|---|---|---|---|
| Whitey Ford, L (1, 1)<br>ERA: 1.69 | 7.0 | W | 30 | 7 | 3 | 3 | 5 | 3 | 0 | 0 | 0 | 0 | 2 | 37 | 49 | 3.86 | 1.429 |
| Pete Mikkelsen, R (8, 1)<br>ERA: 4.2 | 2.0 | S | 8 | 2 | 0 | 0 | 2 | 0 | 0 | 0 | 0 | 0 | 0 | 12 | 12 | 0.00 | 1.000 |

| PITCHER | IP | WLS | BF | H | R | ER | SO | BB | IBB | HBP | BLK | WP | HR | S | P | ERA | WHIP |
|---|---|---|---|---|---|---|---|---|---|---|---|---|---|---|---|---|---|

# BOTTOM

## New York Yankees @ Los Angeles Angels

Dodger Stadium, Los Angeles, CA

Sun Jun 07 1964, 3:33 AM PDT

Att. 26,933 - Overcast - 67 F

livebaseballscorecards.com

| | |
|---|---|
| AB | 35 |
| R | 3 |
| H | 9 |
| RBI | 3 |
| BB | 3 |
| SO | 7 |
| LOB | 20 |

| Batter | 1 | 2 | 3 | 4 | 5 | 6 | 7 | 8 | 9 | AB | R | H | RBI | BB | SO | LOB |
|---|---|---|---|---|---|---|---|---|---|---|---|---|---|---|---|---|
| Tony Kubek, L (1, 6)<br>OBP: 0.263, SLG: 0.302 | F6 | | G4-6-3<br>1-2f | | | 6-3 | | 1-3 | | 4 | 0 | 0 | 0 | 0 | 0 | 2 |
| Bobby Richardson, R (1, 4)<br>OBP: 0.338, SLG: 0.366 | F8 | | | 2B | | HR | | K | | 4 | 1 | 2 | 1 | 0 | 1 | 0 |
| Mickey Mantle, S (1, 8)<br>OBP: 0.432, SLG: 0.565 | K | | | P2 | | 3-1 | | K | | 4 | 0 | 0 | 0 | 0 | 2 | 1 |
| Pedro Gonzalez, R (8, 7)<br>OBP: 0.313, SLG: 0.318 | | | | | | | | | | 0 | 0 | 0 | 0 | 0 | 0 | 0 |
| Roger Maris, L (1, 9)<br>OBP: 0.350, SLG: 0.508 | | P5 | | P6 | | 1B | | | HR | 4 | 1 | 2 | 1 | 0 | 0 | 1 |
| Tom Tresh, S (1, 7)<br>(8, 8)<br>OBP: 0.368, SLG: 0.413 | | G4-6-3<br>BB | | BB | | F9 | | | P3 | 2 | 0 | 0 | 0 | 2 | 0 | 1 |
| Joe Pepitone, L (1, 3)<br>OBP: 0.318, SLG: 0.408 | | G4-6-3<br>1-2f | | P4 | | | L9 | | F7 | 4 | 0 | 0 | 0 | 0 | 0 | 3 |
| Elston Howard, R (1, 2)<br>OBP: 0.389, SLG: 0.472 | | | FC3-5<br>1B<br>BB | | L9 | | BB | K | | 2 | 0 | 0 | 0 | 2 | 1 | 0 |
| Clete Boyer, R (1, 5)<br>OBP: 0.250, SLG: 0.289 | | | FC3-5<br>1-2<br>1B | | 1-3 | | K | | | 3 | 0 | 1 | 0 | 0 | 1 | 1 |
| Al Downing, R (1, 1)<br>OBP: 0.250, SLG: 0.400 | | | FC3-5<br>G4-6-3<br>1-2<br>2-3f | | K | | F9 | | | 2 | 0 | 0 | 0 | 0 | 1 | 2 |
| Johnny Blanchard, L (7, PH)<br>OBP: 0.389, SLG: 0.381 | | | | | | | | | | 1 | 0 | 0 | 0 | 0 | 0 | 1 |
| Hal Reniff, R (7, 1) | | | | | | | | | | 0 | 0 | 0 | 0 | 0 | 0 | 0 |
| Inning Stats | R: 0<br>E: 0<br>K: 1<br>S: 5<br>H: 0<br>LOB: 0<br>BB: 0<br>P: 5 | R: 0<br>E: 0<br>K: 0<br>S: 2<br>H: 0<br>LOB: 0<br>BB: 1<br>P: 6 | R: 0<br>E: 0<br>K: 0<br>S: 3<br>H: 1<br>LOB: 1<br>BB: 1<br>P: 7 | R: 0<br>E: 0<br>K: 0<br>S: 4<br>H: 1<br>LOB: 2<br>BB: 1<br>P: 8 | R: 0<br>E: 0<br>K: 1<br>S: 5<br>H: 0<br>LOB: 0<br>BB: 0<br>P: 5 | R: 1<br>E: 0<br>K: 0<br>S: 5<br>H: 2<br>LOB: 1<br>BB: 0<br>P: 5 | R: 0<br>E: 0<br>K: 1<br>S: 5<br>H: 0<br>LOB: 1<br>BB: 1<br>P: 9 | R: 0<br>E: 0<br>K: 2<br>S: 7<br>H: 0<br>LOB: 0<br>BB: 0<br>P: 7 | R: 1<br>E: 0<br>K: 1<br>S: 6<br>H: 1<br>LOB: 0<br>BB: 0<br>P: 6 | 1B: 2<br>2B: 1<br>3B: 0<br>HR: 2<br>SF: 0<br>SAC: 0<br>DP: 2<br>HBP: 0 | | | | | | |

TOP

# New York Yankees @ Boston Red Sox

Fenway Park, Boston, MA

Tue Jun 09 1964, 7:05 PM EDT

Att. 31,049 - Unknown

livebaseballscorecards.com

| | |
|---|---|
| AB | 30 |
| R | 2 |
| H | 5 |
| RBI | 2 |
| BB | 4 |
| SO | 6 |
| LOB | 12 |

WP: 0 PB: 0 SB: 0 CS: 0 PA: 34

| PITCHER | | IP | WLS | BF | H | R | ER | SO | BB | IBB | HBP | BLK | WP | HR | S | P | ERA | WHIP |
|---|---|---|---|---|---|---|---|---|---|---|---|---|---|---|---|---|---|---|
| Earl Wilson, R<br>ERA: 4.71 | (1, 1) | 6.1 | W | 25 | 4 | 1 | 1 | 2 | 4 | 0 | 0 | 0 | 0 | 1 | 25 | 41 | 1.42 | 1.263 |
| Dick Radatz, R<br>ERA: 1.59 | (7, 1) | 2.2 | S | 9 | 1 | 1 | 1 | 4 | 0 | 0 | 0 | 0 | 0 | 1 | 17 | 17 | 3.38 | 0.375 |

| PITCHER | IP | WLS | BF | H | R | ER | SO | BB | IBB | HBP | BLK | WP | HR | S | P | ERA | WHIP |
|---|---|---|---|---|---|---|---|---|---|---|---|---|---|---|---|---|---|

| Batter | 1 | 2 | 3 | 4 | 5 | 6 | 7 | 8 | 9 | AB | R | H | RBI | BB | SO | LOB |
|---|---|---|---|---|---|---|---|---|---|---|---|---|---|---|---|---|
| Chuck Schilling, R (1, 4)<br>OBP: 0.296, SLG: 0.261 | BBBB 4-0 L8 BLK BB | | BBBB 4-0 BB 3B BB | | x 0-0 ① F7 | | BBBB 4-0 E 1B BB | | | 1 | 2 | 0 | 0 | 3 | 0 | 0 |
| Tony Conigliaro, R (1, 7)<br>OBP: 0.330, SLG: 0.497 | BBBB 4-0 1-2 BB | | BBBB 4-0 1-2 3B BB | | x 0-0 ② 6-3 | | SSS 0-3 ② K | | | 2 | 1 | 0 | 0 | 2 | 1 | 1 |
| Carl Yastrzemski, L (1, 8)<br>OBP: 0.355, SLG: 0.439 | x 0-0 ① L8 2-3 | | x 0-0 1-H 2-H 1B 3B | | BBBB 4-0 CS BB | | x 0-0 E8 1-3 1B 1B | | | 3 | 2 | 2 | 2 | 1 | 0 | 2 |
| Dick Stuart, R (1, 3)<br>OBP: 0.308, SLG: 0.464 | SSS 0-3 ② K | | x 0-0 3-H 1B | | 0-0 ③ CS 1-2 | x 0-0 1B 1B | x 0-0 2-H 3-H 1B | | | 4 | 0 | 3 | 3 | 0 | 1 | 2 |
| Frank Malzone, R (1, 5)<br>OBP: 0.327, SLG: 0.379 | x 0-0 ③ F8 | | SSS 0-3 ② K | | | x 0-0 ① P4 | SSS 0-3 ③ K | | | 4 | 0 | 0 | 0 | 0 | 2 | 5 |
| Lee Thomas, L (1, 9)<br>OBP: 0.354, SLG: 0.411 | | SSS 0-3 ① K | x 0-0 ③ P4 | | | x 0-0 ② L9 | | x 0-0 5-3 1B | | 4 | 0 | 1 | 0 | 0 | 1 | 2 |
| Eddie Bressoud, R (1, 6)<br>OBP: 0.381, SLG: 0.420 | | BBBB 4-0 G5-4-3 BB | | x 0-0 ① 6-3 | | x 0-0 FC5-4 1-3 1B | | x 0-0 ① F7 | | 3 | 0 | 1 | 0 | 1 | 0 | 1 |
| Bob Tillman, R (1, 2)<br>OBP: 0.346, SLG: 0.393 | x 0-0 ② ③ G5-4-3 1-2f | | | SSS 0-3 ② K | | x 0-0 ③ FC5-4 1-2f | | x 0-0 ② 5-3 1-2 | | 4 | 0 | 0 | 0 | 0 | 1 | 4 |
| Earl Wilson, R (1, 1)<br>OBP: 0.381, SLG: 0.444 | | | SSS 0-3 ① K | x 0-0 ③ L8 | | | x 0-0 ① P3 | SSS 0-3 ③ K | | 2 | 0 | 0 | 0 | 0 | 1 | 0 |
| Dick Radatz, R (7, 1)<br>OBP: 0.267, SLG: 0.333 | | | | | | | | | | 2 | 0 | 0 | 0 | 0 | 1 | 1 |
| Inning Stats | R: 0 H: 0<br>E: 0 LOB: 2<br>K: 1 BB: 2<br>S: 5 P: 13 | R: 0 H: 0<br>E: 0 LOB: 0<br>K: 1 BB: 1<br>S: 4 P: 8 | R: 3 H: 2<br>E: 0 LOB: 1<br>K: 2 BB: 2<br>S: 9 P: 17 | R: 0 H: 0<br>E: 0 LOB: 0<br>K: 1 BB: 0<br>S: 5 P: 5 | R: 0 H: 0<br>E: 0 LOB: 0<br>K: 0 BB: 1<br>S: 2 P: 6 | R: 0 H: 2<br>E: 0 LOB: 2<br>K: 0 BB: 0<br>S: 5 P: 5 | R: 2 H: 2<br>E: 1 LOB: 1<br>K: 2 BB: 1<br>S: 9 P: 13 | R: 0 H: 1<br>E: 0 LOB: 1<br>K: 1 BB: 0<br>S: 6 P: 6 | | 1B: 6 SF: 0<br>2B: 0 SAC: 0<br>3B: 1 DP: 1<br>HR: 0 HBP: 0 | | | | | | |

| PITCHER | | IP | WLS | BF | H | R | ER | SO | BB | IBB | HBP | BLK | WP | HR | S | P | ERA | WHIP |
|---|---|---|---|---|---|---|---|---|---|---|---|---|---|---|---|---|---|---|
| Al Downing, L<br>ERA: 3.98 | (1, 1) | 6.0 | L | 26 | 4 | 3 | 3 | 5 | 6 | 0 | 0 | 1 | 0 | 0 | 30 | 54 | 4.50 | 1.667 |
| Hal Reniff, R<br>ERA: 3.38 | (7, 1) | 2.0 | | 10 | 3 | 2 | 1 | 3 | 1 | 0 | 0 | 0 | 0 | 0 | 15 | 19 | 4.50 | 2.000 |

| PITCHER | IP | WLS | BF | H | R | ER | SO | BB | IBB | HBP | BLK | WP | HR | S | P | ERA | WHIP |
|---|---|---|---|---|---|---|---|---|---|---|---|---|---|---|---|---|---|

# BOTTOM

## New York Yankees @ Boston Red Sox

Fenway Park, Boston, MA

Tue Jun 09 1964, 7:05 PM EDT

Att. 31,049 - Unknown

livebaseballscorecards.com

| | |
|---|---|
| AB | 29 |
| R | 5 |
| H | 7 |
| RBI | 5 |
| BB | 7 |
| SO | 8 |
| LOB | 18 |

| Batter | 1 | 2 | 3 | 4 | 5 | 6 | 7 | 8 | 9 | 10 | AB | R | H | RBI | BB | SO | LOB |
|---|---|---|---|---|---|---|---|---|---|---|---|---|---|---|---|---|---|
| Tony Kubek, L (1, 6)<br>OBP: 0.277, SLG: 0.324 | 0-0 1B G6-3 2B | | 0-0 S 1B | | 0-0 4-3 2-3 | | 0-3 K | | 0-0 FC4-6 1B | | 5 | 1 | 3 | 0 | 0 | 1 | 1 |
| Bobby Richardson, R (1, 4)<br>OBP: 0.339, SLG: 0.374 | 0-0 G6-3 2-3 1B | | 0-0 L7 | | 0-0 SF8 3-H | | | 0-0 4-3 1B 2B | 0-0 FC4-6 1-2f | | 4 | 1 | 2 | 1 | 0 | 0 | 2 |
| Mickey Mantle, S (1, 8)<br>OBP: 0.426, SLG: 0.550<br>Pedro Gonzalez, R (8, 7)<br>OBP: 0.306, SLG: 0.311 | 0-0 G6-3 1-2f 3-H | | 4-0 S BB | | 0-0 P5 | | | 0-0 4-3 2-3 | 0-3 K | | 3<br>1 | 0<br>0 | 0<br>0 | 0<br>0 | 1<br>0 | 0<br>1 | 2<br>1 |
| Roger Maris, L (1, 9)<br>OBP: 0.352, SLG: 0.504 | 0-3 K | | 0-3 K 1-2 2-3 | | | 0-0 4-3 | | 0-0 HBP 3-H 1B | | 0-0 S 1B | 5 | 1 | 2 | 1 | 0 | 2 | 2 |
| Tom Tresh, S (1, 7)<br>OBP: 0.374, SLG: 0.411<br>(8, 8) | | 4-0 1B SF8 BB | 0-0 P6 | | | 0-0 1B | | 1-0 1-2 HBP | | 0-3 K | 3 | 1 | 1 | 0 | 1 | 1 | 3 |
| Johnny Blanchard, L (1, 3)<br>OBP: 0.373, SLG: 0.362 | | 0-0 1-3 1B | | 0-3 K | | 0-0 F8 | | 0-3 K | | 0-0 P4 1-2 | 5 | 0 | 1 | 0 | 0 | 2 | 4 |
| Elston Howard, R (1, 2)<br>OBP: 0.384, SLG: 0.463 | | 0-0 SF8 3-H | | 0-3 K | | 0-0 F9 | | 0-0 P3 | | 4-0 1B IBB | 3 | 0 | 0 | 1 | 1 | 1 | 3 |
| Phil Linz, R (1, 5)<br>OBP: 0.269, SLG: 0.296 | | 0-0 F7 | | 0-0 F9 | | | 0-3 K | | 0-0 HR | 0-0 1-2 2-H 1B | 5 | 1 | 2 | 2 | 0 | 1 | 1 |
| Stan Williams, R (1, 1)<br>OBP: 0.429, SLG: 0.571<br>Bill Stafford, R (6, 1)<br>Pete Mikkelsen, R (6, 1)<br>Hector Lopez, R (7, PH)<br>OBP: 0.318, SLG: 0.484<br>Hal Reniff, R (7, 1)<br>Joe Pepitone, L (10, PH)<br>OBP: 0.317, SLG: 0.405<br>Bud Daley, L (10, 1) | | 0-0 F8 | | | 0-0 4-3 SF8 2B | | 0-0 5-3 | | 0-3 K | 0-0 F8 | 2<br>0<br>0<br>1<br>1<br>1<br>0 | 1<br>0<br>0<br>0<br>0<br>0<br>0 | 1<br>0<br>0<br>0<br>0<br>0<br>0 | 0<br>0<br>0<br>0<br>0<br>1<br>0 | 0<br>0<br>0<br>0<br>0<br>0<br>0 | 0<br>0<br>0<br>0<br>0<br>0<br>0 | 1<br>0<br>0<br>0<br>0<br>0<br>2 |
| Inning Stats | R: 1 H: 2<br>E: 0 LOB: 0<br>K: 1 BB: 0<br>S: 6 P: 6 | R: 1 H: 1<br>E: 0 LOB: 1<br>K: 0 BB: 1<br>S: 4 P: 8 | R: 0 H: 1<br>E: 0 LOB: 2<br>K: 1 BB: 1<br>S: 6 P: 10 | R: 0 H: 0<br>E: 0 LOB: 0<br>K: 2 BB: 0<br>S: 7 P: 7 | R: 1 H: 1<br>E: 0 LOB: 0<br>K: 0 BB: 0<br>S: 4 P: 4 | R: 0 H: 1<br>E: 0 LOB: 1<br>K: 0 BB: 0<br>S: 4 P: 4 | R: 0 H: 0<br>E: 0 LOB: 0<br>K: 2 BB: 0<br>S: 7 P: 7 | R: 1 H: 2<br>E: 0 LOB: 2<br>K: 1 BB: 0<br>S: 7 P: 8 | R: 1 H: 2<br>E: 0 LOB: 1<br>K: 2 BB: 0<br>S: 9 P: 9 | R: 1 H: 2<br>E: 0 LOB: 2<br>K: 1 BB: 1<br>S: 7 P: 11 | 1B: 8<br>2B: 3<br>3B: 0<br>HR: 1 | SF: 2<br>SAC: 0<br>DP: 1<br>HBP: 1 | | | | | |

| PITCHER | | IP | WLS | BF | H | R | ER | SO | BB | IBB | HBP | BLK | WP | HR | S | P | ERA | WHIP |
|---|---|---|---|---|---|---|---|---|---|---|---|---|---|---|---|---|---|---|
| Jack Lamabe, R<br>ERA: 3.93 | (1, 1) | 7.1 | | 31 | 8 | 4 | 4 | 6 | 2 | 0 | 0 | 0 | 0 | 0 | 41 | 49 | 4.91 | 1.364 |
| Dick Radatz, R<br>ERA: 1.7 | (8, 1) | 1.2 | | 8 | 2 | 1 | 1 | 3 | 0 | 0 | 1 | 0 | 0 | 1 | 13 | 14 | 5.40 | 1.200 |
| Bob Heffner, R<br>ERA: 2.56 | (10, 1) | 1.0 | W | 6 | 2 | 1 | 1 | 1 | 0 | 1 | 0 | 0 | 0 | 0 | 7 | 11 | 9.00 | 2.000 |

| PITCHER | IP | WLS | BF | H | R | ER | SO | BB | IBB | HBP | BLK | WP | HR | S | P | ERA | WHIP |
|---|---|---|---|---|---|---|---|---|---|---|---|---|---|---|---|---|---|

TOP

# New York Yankees @ Boston Red Sox

Fenway Park, Boston, MA

Wed Jun 10 1964, 3:33 AM EDT
Att. 10,264 - Unknown - 84 F

livebaseballscorecards.com

| | |
|---|---|
| AB | 39 |
| R | 6 |
| H | 12 |
| RBI | 5 |
| BB | 3 |
| SO | 10 |
| LOB | 22 |

| | | | | | | |
|---|---|---|---|---|---|---|
| 1B: 8 | SF: 2 | WP: 0 | PA: 45 |
| 2B: 3 | SAC: 0 | PB: 0 | |
| 3B: 0 | DP: 1 | SB: 3 | |
| HR: 1 | HBP: 1 | CS: 0 | |

| Batter | 1 | 2 | 3 | 4 | 5 | 6 | 7 | 8 | 9 | 10 | AB | R | H | RBI | BB | SO | LOB |
|---|---|---|---|---|---|---|---|---|---|---|---|---|---|---|---|---|---|
| Dalton Jones, L (1, 4)<br>OBP: 0.327, SLG: 0.404 | x 0-0 ① P4 | x 0-0 ③ 4-3 | | | x 0-0 ① 6-3 | | x 0-0 CS 1B | x 0-0 ③ 1-3 | | | 5 | 0 | 1 | 0 | 0 | 0 | 0 |
| Tony Conigliaro, R (1, 7)<br>OBP: 0.326, SLG: 0.506 | x 0-0 ② 1-5-3 | | S S S 0-3 ① K | | x 0-0 ② F9 | | x 0-0 ① ② 6-3 1-2 | | | x 0-0 HR | 5 | 1 | 1 | 1 | 0 | 1 | 1 |
| Carl Yastrzemski, L (1, 8)<br>OBP: 0.356, SLG: 0.455 | x 0-0 2B | | x 0-0 FC4-6 3B | | x 0-0 ③ G3 | | S S S 0-3 ③ K | | | x 0-0 ① P6 | 5 | 1 | 2 | 0 | 0 | 1 | 0 |
| Dick Stuart, R (1, 3)<br>OBP: 0.317, SLG: 0.472<br>Earl Wilson, R (8, PR)<br>OBP: 0.381, SLG: 0.444<br>Dick Williams, R (9, 3)<br>OBP: 0.269, SLG: 0.583 | x 0-0 ③ 6-3 | | B B B B 4-0 FC4-6 BB | | | x 0-0 1B 1B 2B | | x 0-0 1B | | x 0-0 HR | 3<br>0<br>1 | 1<br>0<br>1 | 2<br>0<br>1 | 0<br>0<br>1 | 1<br>0<br>0 | 0<br>0<br>0 | 1<br>0<br>0 |
| Lee Thomas, L (1, 9)<br>OBP: 0.352, SLG: 0.408 | | x 0-0 HR 1B | x 0-0 ② FC4-6 1-2f 3-H | | | x 0-0 ① F7 | | x 0-0 ① F9 | | | 4 | 1 | 1 | 1 | 0 | 0 | 3 |
| Frank Malzone, R (1, 5)<br>OBP: 0.330, SLG: 0.398 | | x 0-0 1-H HR | x 0-0 ③ P4 | | | x 0-0 1B 2-3 1B | | x 0-0 ② F7 | | | 4 | 1 | 2 | 2 | 0 | 0 | 2 |
| Eddie Bressoud, R (1, 6)<br>OBP: 0.383, SLG: 0.426 | | x 0-0 1B 2B | | S S S 0-3 ① K | | x 0-0 BB 1-3 3-H 1B | | x 0-0 ③ P3 | | | 4 | 1 | 2 | 1 | 0 | 1 | 1 |
| Bob Tillman, R (1, 2)<br>OBP: 0.350, SLG: 0.392 | | x 0-0 G3-6-4 2-H 1B | | x 0-0 ② 1-4-3 | | B B B B 4-0 G5-4-3 1-2 BB | | | x 0-0 ① F9 | | 3 | 0 | 1 | 1 | 1 | 0 | 0 |
| Jack Lamabe, R (1, 1)<br>OBP: 0.125, SLG: 0.161<br>Dick Radatz, R (8, 1)<br>OBP: 0.250, SLG: 0.313<br>Bob Heffner, R (10, 1)<br>OBP: 0.286, SLG: 0.714 | | x 0-0 ① ② G3-6-4 1-2f | | S S S 0-3 ③ K | | x 0-0 ② ③ G5-4-3 1-2f | | | x 0-0 ② L9 | | 3<br>1<br>0 | 0<br>0<br>0 | 0<br>0<br>0 | 0<br>0<br>0 | 1<br>0<br>0 | 4<br>0<br>0 | |
| Inning Stats | R: 0 H: 1<br>E: 0 LOB: 1<br>K: 0 BB: 0<br>S: 4 P: 4 | R: 3 H: 4<br>E: 0 LOB: 0<br>K: 0 BB: 0<br>S: 6 P: 6 | R: 1 H: 1<br>E: 0 LOB: 1<br>K: 1 BB: 1<br>S: 6 P: 10 | R: 0 H: 0<br>E: 0 LOB: 0<br>K: 2 BB: 0<br>S: 7 P: 7 | R: 0 H: 0<br>E: 0 LOB: 0<br>K: 0 BB: 0<br>S: 3 P: 3 | R: 1 H: 3<br>E: 0 LOB: 2<br>K: 0 BB: 1<br>S: 5 P: 9 | R: 0 H: 1<br>E: 0 LOB: 0<br>K: 1 BB: 0<br>S: 5 P: 5 | R: 0 H: 1<br>E: 0 LOB: 1<br>K: 0 BB: 0<br>S: 4 P: 4 | R: 0 H: 0<br>E: 0 LOB: 0<br>K: 0 BB: 0<br>S: 3 P: 3 | R: 2 H: 2<br>E: 0 LOB: 0<br>K: 0 BB: 0<br>S: 3 P: 3 | 1B: 6 SF: 0<br>2B: 3 SAC: 0<br>3B: 1 DP: 2<br>HR: 3 HBP: 0 | | | | | | |

| PITCHER | | IP | WLS | BF | H | R | ER | SO | BB | IBB | HBP | BLK | WP | HR | S | P | ERA | WHIP |
|---|---|---|---|---|---|---|---|---|---|---|---|---|---|---|---|---|---|---|
| Stan Williams, R<br>ERA: 5.96 | (1, 1) | 5.1 | | 24 | 8 | 5 | 5 | 3 | 1 | 0 | 0 | 0 | 0 | 1 | 29 | 33 | 8.44 | 1.688 |
| Bill Stafford, R<br>ERA: 3.0 | (6, 1) | 0.0 | | 2 | 1 | 0 | 0 | 0 | 1 | 0 | 0 | 0 | 0 | 0 | 1 | 5 | ∞ | ∞ |
| Pete Mikkelsen, R<br>ERA: 4.11 | (6, 1) | 0.2 | | 1 | 0 | 0 | 0 | 0 | 0 | 0 | 0 | 0 | 0 | 0 | 1 | 1 | 0.00 | 0.000 |
| Hal Reniff, R<br>ERA: 3.03 | (7, 1) | 3.0 | | 10 | 2 | 0 | 0 | 1 | 0 | 0 | 0 | 0 | 0 | 0 | 12 | 12 | 0.00 | 0.667 |
| Bud Daley, L<br>ERA: 6.0 | (10, 1) | 0.1 | L | 3 | 2 | 2 | 2 | 0 | 0 | 0 | 0 | 0 | 0 | 2 | 3 | 3 | 54.00 | 6.000 |

| PITCHER | IP | WLS | BF | H | R | ER | SO | BB | IBB | HBP | BLK | WP | HR | S | P | ERA | WHIP |
|---|---|---|---|---|---|---|---|---|---|---|---|---|---|---|---|---|---|

# New York Yankees @ Boston Red Sox

Fenway Park, Boston, MA

Wed Jun 10 1964, 3:33 AM EDT

Att. 10,264 - Unknown - 84 F

BOTTOM

livebaseballscorecards.com

| | |
|---|---|
| AB | 38 |
| R | 7 |
| H | 13 |
| RBI | 7 |
| BB | 2 |
| SO | 4 |
| LOB | 12 |

| | | | |
|---|---|---|---|
| 1B: 6 | SF: 0 | WP: 0 | PA: 40 |
| 2B: 3 | SAC: 0 | PB: 0 | |
| 3B: 1 | DP: 2 | SB: 0 | |
| HR: 3 | HBP: 0 | CS: 1 | |

| Batter | 1 | 2 | 3 | 4 | 5 | 6 | 7 | 8 | 9 | AB | R | H | RBI | BB | SO | LOB |
|---|---|---|---|---|---|---|---|---|---|---|---|---|---|---|---|---|
| Tony Kubek, L (1, 6)<br>OBP: 0.298, SLG: 0.374 | F8 | | 2B BB | | 2B HR 1B | HR | | 2-H 2B | | 4 | 3 | 3 | 2 | 1 | 0 | 0 |
| Bobby Richardson, R (1, 4)<br>OBP: 0.341, SLG: 0.379 | 1B 1B | | K | | 1-3 HR 2B | F7 | | F7 | | 5 | 1 | 2 | 0 | 0 | 1 | 2 |
| Roger Maris, L (1, 9)<br>OBP: 0.361, SLG: 0.537 | K | | 1-3 2B 2B | | 2-H 3-H HR | P2 | | | HR 1B | 5 | 3 | 3 | 3 | 0 | 1 | 1 |
| Mickey Mantle, S (1, 8)<br>OBP: 0.426, SLG: 0.552<br>Hector Lopez, R (9, 7)<br>OBP: 0.318, SLG: 0.484 | 1-3 1B | | 2-H 3-H 2B | | 3-1 | P5 | | | F8 | 5<br>0 | 0<br>0 | 2<br>0 | 2<br>0 | 0<br>0 | 0<br>0 | 1<br>0 |
| Tom Tresh, S (1, 7)<br>(9, 8)<br>OBP: 0.375, SLG: 0.437 | 1-4-3 | | F8 | | K | 2B | | | 1-H HR | 5 | 1 | 2 | 2 | 0 | 1 | 3 |
| Elston Howard, R (1, 2)<br>OBP: 0.379, SLG: 0.452 | | BB | K | | K | 6-3 | | | P4 | 4 | 0 | 0 | 0 | 1 | 2 | 2 |
| Pedro Gonzalez, R (1, 3)<br>OBP: 0.333, SLG: 0.360 | | F8 | | G5-4-3 1B | | PB 4-3 2B | | K | E 1B | 5 | 1 | 3 | 0 | 0 | 1 | 1 |
| Phil Linz, R (1, 5)<br>OBP: 0.257, SLG: 0.282 | | K | | F7 | | 4-3 2-H | | 4-3 | E5 1-2 | 5 | 0 | 0 | 1 | 0 | 1 | 3 |
| Ralph Terry, R (1, 1)<br>OBP: 0.267, SLG: 0.231<br>Joe Pepitone, L (6, PH)<br>OBP: 0.315, SLG: 0.403<br>Pete Mikkelsen, R (6, 1) | | K | | G5-4-3 1-2f | | P3 | | K 2B | K | 2<br>1<br>2 | 0<br>0<br>1 | 0<br>0<br>0 | 0<br>0<br>0 | 1<br>0<br>2 | 2<br>0<br>2 | 2<br>0<br>2 |
| Inning Stats | R: 0<br>E: 0<br>K: 1<br>S: 7<br>H: 2<br>LOB: 2<br>BB: 0<br>P: 7 | R: 0<br>E: 0<br>K: 2<br>S: 7<br>H: 0<br>LOB: 1<br>BB: 1<br>P: 11 | R: 2<br>E: 0<br>K: 2<br>S: 9<br>H: 2<br>LOB: 1<br>BB: 1<br>P: 13 | R: 0<br>E: 0<br>K: 0<br>S: 3<br>H: 1<br>LOB: 0<br>BB: 0<br>P: 3 | R: 3<br>E: 0<br>K: 2<br>S: 10<br>H: 3<br>LOB: 0<br>BB: 0<br>P: 10 | R: 2<br>E: 0<br>K: 0<br>S: 5<br>H: 2<br>LOB: 0<br>BB: 0<br>P: 5 | R: 0<br>E: 0<br>K: 0<br>S: 4<br>H: 1<br>LOB: 1<br>BB: 0<br>P: 4 | R: 1<br>E: 1<br>K: 2<br>S: 9<br>H: 1<br>LOB: 1<br>BB: 0<br>P: 9 | R: 2<br>E: 1<br>K: 1<br>S: 9<br>H: 3<br>LOB: 2<br>BB: 0<br>P: 9 | 1B: 6<br>2B: 6<br>3B: 0<br>HR: 3<br>SF: 0<br>SAC: 0<br>DP: 1<br>HBP: 0 | | | | | | |

| PITCHER | | IP | WLS | BF | H | R | ER | SO | BB | IBB | HBP | BLK | WP | HR | S | P | ERA | WHIP |
|---|---|---|---|---|---|---|---|---|---|---|---|---|---|---|---|---|---|---|
| Bill Spanswick, L<br>ERA: 6.88 | (1, 1) | 4.0 | | 21 | 8 | 5 | 5 | 5 | 2 | 0 | 0 | 0 | 0 | 1 | 29 | 37 | 11.25 | 2.500 |
| Bob Heffner, R<br>ERA: 2.74 | (5, 1) | 4.0 | L | 17 | 4 | 3 | 2 | 4 | 0 | 0 | 0 | 0 | 0 | 1 | 25 | 25 | 4.50 | 1.000 |
| Pete Charton, R<br>ERA: 10.5 | (9, 1) | 1.0 | | 7 | 3 | 2 | 2 | 1 | 0 | 0 | 0 | 0 | 0 | 1 | 9 | 9 | 18.00 | 3.000 |

| PITCHER | IP | WLS | BF | H | R | ER | SO | BB | IBB | HBP | BLK | WP | HR | S | P | ERA | WHIP |
|---|---|---|---|---|---|---|---|---|---|---|---|---|---|---|---|---|---|

# TOP

## New York Yankees @ Boston Red Sox

Fenway Park, Boston, MA

Wed Jun 10 1964, 7:05 PM EDT

Att. 28,516 - Unknown - 70 F

livebaseballscorecards.com

| | |
|---|---|
| AB | 43 |
| R | 10 |
| H | 15 |
| RBI | 10 |
| BB | 2 |
| SO | 10 |
| LOB | 17 |

| | | | | | | | | | | | | | | | | | | |
|---|---|---|---|---|---|---|---|---|---|---|---|---|---|---|---|---|---|---|
| 1B: 6 | SF: 0 | WP: 0 | PA: 45 |
| 2B: 6 | SAC: 0 | PB: 1 | |
| 3B: 0 | DP: 1 | SB: 0 | |
| HR: 3 | HBP: 0 | CS: 0 | |

| Batter | 1 | 2 | 3 | 4 | 5 | 6 | 7 | 8 | 9 | AB | R | H | RBI | BB | SO | LOB |
|---|---|---|---|---|---|---|---|---|---|---|---|---|---|---|---|---|
| Dalton Jones, L (1, 4)<br>OBP: 0.323, SLG: 0.404 | F7 | F8 | | 2B | | 1-3 | | | 1-3 | 5 | 0 | 1 | 0 | 0 | 0 | 2 |
| Tony Conigliaro, R (1, 7)<br>OBP: 0.318, SLG: 0.492 | 5-3 | FC5-4<br>1-2f | | P2 | | | P1 | | 5-3 | 5 | 0 | 0 | 0 | 0 | 0 | 3 |
| Carl Yastrzemski, L (1, 8)<br>OBP: 0.352, SLG: 0.444 | 3-1 | | K | 4-3 | | | 4-3 | | 1B HBP<br>BB | 4 | 0 | 0 | 0 | 1 | 1 | 0 |
| Dick Stuart, R (1, 3)<br>OBP: 0.332, SLG: 0.488 | | 2B<br>1B<br>1B | 1B<br>2B | HR<br>1B | | | 1B<br>1B | | 1B<br>1-2<br>HBP | 4 | 3 | 4 | 0 | 0 | 0 | 0 |
| Lee Thomas, L (1, 9)<br>OBP: 0.362, SLG: 0.433 | | F9 | G3<br>2-H<br>1B | 1-H<br>HR | | | 1-2<br>1B | | 1-2<br>2-3<br>1B | 5 | 1 | 4 | 3 | 0 | 0 | 1 |
| Frank Malzone, R (1, 5)<br>OBP: 0.327, SLG: 0.398 | | 1B<br>1B<br>1-3<br>2B | G3<br>2-3 | L5 | | | K | | P4 | 5 | 1 | 1 | 0 | 0 | 1 | 6 |
| Eddie Bressoud, R (1, 6)<br>OBP: 0.385, SLG: 0.428 | | 1B<br>1B<br>1B | 5-3 | F7 | | | | 1B | | 4 | 1 | 2 | 0 | 0 | 0 | 1 |
| Russ Nixon, L (1, 2)<br>OBP: 0.415, SLG: 0.438 | | 1B<br>1-2<br>2-3<br>3-H<br>1B | | 4-3 | | F7 | | 4-3 | | 4 | 0 | 1 | 1 | 0 | 0 | 0 |
| Bill Spanswick, L (1, 1)<br>OBP: 0.455, SLG: 0.400<br>Bob Heffner, R (5, 1)<br>OBP: 0.250, SLG: 0.625<br>Felix Mantilla, R (8, PH)<br>OBP: 0.250, SLG: 0.367<br>Pete Charton, L (9, 1) | | FC5-4<br>1-2<br>2-H<br>3-H<br>1B | | 4-3 | | K | | 5-3 | | 2<br>1<br>1<br>0 | 0<br>0<br>0<br>0 | 1<br>0<br>0<br>0 | 2<br>0<br>0<br>0 | 0<br>1<br>0<br>0 | 0<br>0<br>0<br>0 | 0<br>0<br>0<br>0 |
| Inning Stats | R: 0<br>E: 0<br>K: 0<br>S: 3<br>H: 0<br>LOB: 0<br>BB: 0<br>P: 3 | R: 3<br>E: 0<br>K: 0<br>S: 8<br>H: 5<br>LOB: 2<br>BB: 0<br>P: 8 | R: 1<br>E: 0<br>K: 1<br>S: 7<br>H: 2<br>LOB: 0<br>BB: 0<br>P: 7 | R: 0<br>E: 0<br>K: 0<br>S: 4<br>H: 1<br>LOB: 1<br>BB: 0<br>P: 4 | R: 2<br>E: 0<br>K: 0<br>S: 5<br>H: 2<br>LOB: 0<br>BB: 0<br>P: 5 | R: 0<br>E: 0<br>K: 1<br>S: 5<br>H: 0<br>LOB: 0<br>BB: 0<br>P: 5 | R: 0<br>E: 0<br>K: 1<br>S: 7<br>H: 2<br>LOB: 2<br>BB: 0<br>P: 7 | R: 0<br>E: 0<br>K: 0<br>S: 3<br>H: 1<br>LOB: 0<br>BB: 0<br>P: 3 | R: 0<br>E: 0<br>K: 0<br>S: 4<br>H: 1<br>LOB: 3<br>BB: 1<br>P: 9 | 1B: 10<br>2B: 3<br>3B: 0<br>HR: 1<br>SF: 0<br>SAC: 0<br>DP: 0<br>HBP: 1 | | | | | | |

| PITCHER | | IP | WLS | BF | H | R | ER | SO | BB | IBB | HBP | BLK | WP | HR | S | P | ERA | WHIP |
|---|---|---|---|---|---|---|---|---|---|---|---|---|---|---|---|---|---|---|
| Ralph Terry, R<br>ERA: 7.09 | (1, 1) | 5.0 | W | 25 | 10 | 6 | 5 | 1 | 0 | 0 | 0 | 0 | 0 | 1 | 27 | 27 | 9.00 | 2.000 |
| Pete Mikkelsen, R<br>ERA: 3.63 | (6, 1) | 4.0 | S | 17 | 4 | 0 | 0 | 2 | 1 | 0 | 1 | 0 | 0 | 0 | 19 | 24 | 0.00 | 1.250 |

| PITCHER | | IP | WLS | BF | H | R | ER | SO | BB | IBB | HBP | BLK | WP | HR | S | P | ERA | WHIP |
|---|---|---|---|---|---|---|---|---|---|---|---|---|---|---|---|---|---|---|

# BOTTOM

## New York Yankees @ Boston Red Sox

Fenway Park, Boston, MA

Wed Jun 10 1964, 7:05 PM EDT
Att. 28,516 - Unknown - 70 F

livebaseballscorecards.com

| | |
|---|---|
| AB | 40 |
| R | 6 |
| H | 14 |
| RBI | 6 |
| BB | 1 |
| SO | 3 |
| LOB | 13 |

| | | | |
|---|---|---|---|
| WP: 0 | PA: 42 | | |
| PB: 0 | | | |
| SB: 0 | | | |
| CS: 0 | | | |

| Batter | 1 | 2 | 3 | 4 | 5 | 6 | 7 | 8 | 9 | AB | R | H | RBI | BB | SO | LOB |
|---|---|---|---|---|---|---|---|---|---|---|---|---|---|---|---|---|
| Tony Kubek, L (1, 6)<br>OBP: 0.302, SLG: 0.392 | L8 | | 2B | | 2-H 2B | | 4-3 | P6 | | 5 | 0 | 2 | 1 | 0 | 0 | 1 |
| Bobby Richardson, R (1, 4)<br>OBP: 0.333, SLG: 0.370 | L7 | | L7 | | FC6-5-4-6 HR 2-3 | | F8 | 6-3 | | 5 | 1 | 0 | 0 | 0 | 0 | 3 |
| Mickey Mantle, S (1, 8)<br>OBP: 0.432, SLG: 0.600 | BB | | | 4-3 | 2-H HR | | HR | | 6-3 | 4 | 2 | 2 | 3 | 1 | 0 | 0 |
| Hector Lopez, R (9, 7)<br>OBP: 0.318, SLG: 0.484 | | | | | | | | | | 0 | 0 | 0 | 0 | 0 | 0 | 0 |
| Roger Maris, L (1, 9)<br>OBP: 0.362, SLG: 0.551 | F9 | | | HR | F9 | | K | | 1B BB | 4 | 1 | 1 | 1 | 1 | 1 | 1 |
| Tom Tresh, S (1, 7) (9, 8)<br>OBP: 0.376, SLG: 0.449 | | 4-3 | | E3 | | F8 | | 1B 3B | 1-2 1B | 5 | 1 | 2 | 0 | 0 | 0 | 0 |
| Joe Pepitone, L (1, 3)<br>OBP: 0.312, SLG: 0.398 | | P6 | | F7 | | 1B 1B | | P4 | P5 | 5 | 0 | 1 | 0 | 0 | 0 | 4 |
| Johnny Blanchard, L (1, 2)<br>OBP: 0.359, SLG: 0.346 | | K | | L8 | | F8 | | 2B 1B 3-H 1B | P5 | 5 | 1 | 1 | 1 | 0 | 1 | 4 |
| Phil Linz, R (1, 5)<br>OBP: 0.265, SLG: 0.299 | | | K | | P2 | 1-2 1B | | 1-3 1B 2B | | 4 | 1 | 2 | 0 | 0 | 1 | 0 |
| Jim Bouton, R (1, 1)<br>OBP: 0.133, SLG: 0.138 | | | K | | 2B | 4-3 | | 2-H 3-H 1B | | 4 | 1 | 2 | 2 | 0 | 1 | 2 |
| Inning Stats | R: 0 E: 0 K: 0 S: 3 H: 0 LOB: 1 BB: 1 P: 7 | R: 0 E: 0 K: 1 S: 5 H: 0 LOB: 0 BB: 0 P: 5 | R: 0 E: 0 K: 2 S: 8 H: 1 LOB: 1 BB: 0 P: 8 | R: 1 E: 1 K: 0 S: 5 H: 1 LOB: 1 BB: 0 P: 5 | R: 3 E: 0 K: 0 S: 6 H: 3 LOB: 0 BB: 0 P: 6 | R: 0 E: 0 K: 0 S: 5 H: 2 LOB: 2 BB: 0 P: 5 | R: 1 E: 0 K: 1 S: 6 H: 1 LOB: 0 BB: 0 P: 6 | R: 3 E: 0 K: 0 S: 7 H: 4 LOB: 1 BB: 0 P: 7 | R: 0 E: 0 K: 0 S: 4 H: 1 LOB: 2 BB: 1 P: 8 | 1B: 5 2B: 4 3B: 1 HR: 3 SF: 0 SAC: 0 DP: 0 HBP: 0 | | | | | | |

TOP

# New York Yankees @ Boston Red Sox

Fenway Park, Boston, MA

Thu Jun 11 1964, 7:05 PM EDT

Att. 28,494 - Unknown - 70 F

livebaseballscorecards.com

| | |
|---|---|
| AB | 41 |
| R | 8 |
| H | 13 |
| RBI | 8 |
| BB | 2 |
| SO | 4 |
| LOB | 15 |

WP: 0 PB: 0 SB: 0 CS: 0 PA: 43

| PITCHER | | IP | WLS | BF | H | R | ER | SO | BB | IBB | HBP | BLK | WP | HR | S | P | ERA | WHIP |
|---|---|---|---|---|---|---|---|---|---|---|---|---|---|---|---|---|---|---|
| Bill Monbouquette, R<br>ERA: 5.14 | (1, 1) | 7.1 | L | 36 | 12 | 8 | 8 | 4 | 1 | 0 | 0 | 0 | 0 | 3 | 43 | 47 | 9.82 | 1.773 |
| Arnold Earley, L<br>ERA: 2.45 | (8, 1) | 0.2 | | 2 | 0 | 0 | 0 | 0 | 0 | 0 | 0 | 0 | 0 | 0 | 2 | 2 | 0.00 | 0.000 |
| Ed Connolly, L<br>ERA: 4.11 | (9, 1) | 1.0 | | 5 | 1 | 0 | 0 | 0 | 1 | 0 | 0 | 0 | 0 | 0 | 4 | 8 | 0.00 | 2.000 |

| PITCHER | IP | WLS | BF | H | R | ER | SO | BB | IBB | HBP | BLK | WP | HR | S | P | ERA | WHIP |
|---|---|---|---|---|---|---|---|---|---|---|---|---|---|---|---|---|---|

| Batter | 1 | 2 | 3 | 4 | 5 | 6 | 7 | 8 | 9 | AB | R | H | RBI | BB | SO | LOB |
|---|---|---|---|---|---|---|---|---|---|---|---|---|---|---|---|---|
| Dalton Jones, L (1, 4)<br>OBP: 0.313, SLG: 0.390 | S S S 0-3 ① K | | x 0-0 ① FC3-6 CS 1-2f | | | x 0-0 ① 6-3 | | x 0-0 ② F7 | x 0-0 ③ P4 1-2 2-3 | 5 | 0 | 0 | 0 | 0 | 1 | 4 |
| Felix Mantilla, R (1, 7)<br>OBP: 0.286, SLG: 0.431 | B B B B 4-0 FC5-4 BB | | x 0-0 ②③ F7 1-2 | | | B B B B 4-0 G6-4-3 BB | | x 0-0 2-H HR | | 2 | 1 | 1 | 2 | 2 | 0 | 1 |
| Tony Conigliaro, R (1, 8)<br>OBP: 0.317, SLG: 0.487 | x 0-0 ② FC5-4 FC5-4 1-2f | | | x 0-0 ① 6-3 | | x 0-0 ②③ G6-4-3 1-2f | | x 0-0 1B | | 4 | 0 | 1 | 0 | 0 | 0 | 2 |
| Dick Stuart, R (1, 3)<br>OBP: 0.326, SLG: 0.478 | x 0-0 ③ FC5-4 1-2f | | | x 0-0 ② P4 | | | x 0-0 ① 1-3 | x 0-0 ③ F8 | | 4 | 0 | 0 | 0 | 0 | 0 | 2 |
| Lee Thomas, L (1, 9)<br>OBP: 0.356, SLG: 0.424 | | x 0-0 ① F7 | | x 0-0 ③ G3 | | | x 0-0 ② 4-3 | | x 0-0 ① P3 | 4 | 0 | 0 | 0 | 0 | 0 | 0 |
| Frank Malzone, R (1, 5)<br>OBP: 0.325, SLG: 0.395 | | x 0-0 ② 1-3 | | | x 0-0 ① P5 | | x 0-0 1B | | x 0-0 ② P2 | 4 | 0 | 1 | 0 | 0 | 0 | 0 |
| Eddie Bressoud, R (1, 6)<br>OBP: 0.391, SLG: 0.458 | | x 0-0 2B | | | x 0-0 HR | | S S S 0-3 ③ K | | x 0-0 1B 1B 2B | 4 | 2 | 3 | 1 | 0 | 1 | 1 |
| Bob Tillman, R (1, 2)<br>OBP: 0.353, SLG: 0.401 | | x 0-0 ③ 6-3 | | | x 0-0 ② 6-3 | | | x 0-0 HR 2B | x 0-0 WP 1B 2-3 1B | 4 | 1 | 2 | 0 | 0 | 0 | 1 |
| Bill Monbouquette, R (1, 1)<br>OBP: 0.320, SLG: 0.150<br>Arnold Earley, L (8, 1)<br>Roman Mejias, R (8, PH)<br>OBP: 0.254, SLG: 0.390<br>Ed Connolly, L (9, 1)<br>Dick Williams, R (9, PH)<br>OBP: 0.296, SLG: 0.600 | | | B B B B 4-0 FC3-6 BB | | x 0-0 ③ 1-3 | | | x 0-0 ① P4 | x 0-0 WP 1B 1-2 3-H | 1<br>0<br>1<br>0<br>1 | 0<br>0<br>0<br>0<br>0 | 0<br>0<br>0<br>0<br>1 | 0<br>0<br>0<br>0<br>0 | 1<br>0<br>0<br>0<br>0 | 0<br>0<br>0<br>0<br>0 | 0<br>0<br>1<br>0<br>0 |
| Inning Stats | R: 0 E: 0 K: 1 S: 5 H: 0 LOB: 1 BB: 1 P: 9 | R: 0 E: 0 K: 0 S: 4 H: 1 LOB: 1 BB: 0 P: 4 | R: 0 E: 0 K: 0 S: 2 H: 0 LOB: 0 BB: 1 P: 6 | R: 0 E: 0 K: 0 S: 3 H: 0 LOB: 0 BB: 0 P: 3 | R: 1 E: 0 K: 0 S: 4 H: 1 LOB: 0 BB: 0 P: 4 | R: 0 E: 0 K: 0 S: 2 H: 0 LOB: 0 BB: 1 P: 6 | R: 0 E: 0 K: 1 S: 6 H: 1 LOB: 1 BB: 0 P: 6 | R: 2 E: 0 K: 0 S: 6 H: 3 LOB: 1 BB: 0 P: 6 | R: 1 E: 0 K: 0 S: 6 H: 3 LOB: 2 BB: 0 P: 6 | 1B: 4<br>2B: 3<br>3B: 0<br>HR: 2 | SF: 0<br>SAC: 0<br>DP: 1<br>HBP: 0 | | | | | WP: 1<br>PB: 0<br>SB: 0<br>CS: 1 | PA: 37 |

| PITCHER | IP | WLS | BF | H | R | ER | SO | BB | IBB | HBP | BLK | WP | HR | S | P | ERA | WHIP |
|---|---|---|---|---|---|---|---|---|---|---|---|---|---|---|---|---|---|
| Jim Bouton, R (1, 1)<br>ERA: 2.91 | 9.0 | W | 37 | 9 | 4 | 4 | 2 | 3 | 0 | 0 | 0 | 1 | 2 | 38 | 50 | 4.00 | 1.333 |

| PITCHER | IP | WLS | BF | H | R | ER | SO | BB | IBB | HBP | BLK | WP | HR | S | P | ERA | WHIP |
|---|---|---|---|---|---|---|---|---|---|---|---|---|---|---|---|---|---|

# New York Yankees @ Boston Red Sox

Fenway Park, Boston, MA

Thu Jun 11 1964, 7:05 PM EDT

Att. 28,494 - Unknown - 70 F

BOTTOM

livebaseballscorecards.com

| | |
|---|---|
| AB | 34 |
| R | 4 |
| H | 9 |
| RBI | 4 |
| BB | 3 |
| SO | 2 |
| LOB | 12 |

# Chicago White Sox @ New York Yankees

Yankee Stadium, Bronx, NY

Fri Jun 12 1964, 7:05 PM EDT

Unknown - 78 F

TOP

livebaseballscorecards.com

| Batter | 1 | 2 | 3 | 4 | 5 | 6 | 7 | 8 | 9 | AB | R | H | RBI | BB | SO | LOB |
|---|---|---|---|---|---|---|---|---|---|---|---|---|---|---|---|---|
| Jim Landis, R (1, 8)<br>OBP: 0.333, SLG: 0.514 | 1-3 | | K | | 1B 4-3 1B | | 1B | | | 4 | 0 | 2 | 0 | 0 | 1 | 1 |
| Al Weis, S (1, 4)<br>OBP: 0.312, SLG: 0.354 | 6-3 | | 1-3 2B | | 4-3<br>1-2 | | 5-3 | | | 4 | 0 | 1 | 0 | 0 | 0 | 2 |
| Floyd Robinson, L (1, 7)<br>(6, 9)<br>OBP: 0.374, SLG: 0.449 | FC4-6 1B | | F7 | | FC5-4<br>2-3 1B | | | K | | 4 | 0 | 2 | 0 | 0 | 1 | 2 |
| Ron Hansen, R (1, 6)<br>OBP: 0.350, SLG: 0.407 | FC4-6<br>1-2f | | | 1B 6-3 1B | FC5-4<br>1-2f | | | F7 | | 4 | 1 | 1 | 0 | 0 | 0 | 3 |
| Pete Ward, L (1, 5)<br>OBP: 0.376, SLG: 0.472 | | G4-6-3 1B | | 6-3<br>1-3 1B | | K | | F7 | | 4 | 0 | 2 | 0 | 0 | 1 | 0 |
| Mike Hershberger, R (1, 9)<br>OBP: 0.323, SLG: 0.328<br>Eddie Fisher, R (6, 1)<br>OBP: 0.200, SLG: 0.200<br>Don Buford, S (9, PH)<br>OBP: 0.320, SLG: 0.306 | | G4-6-3<br>1-2f | | P5 | | F9 | | | K | 3<br>0<br>1 | 0<br>0<br>0 | 0<br>0<br>0 | 0<br>0<br>0 | 0<br>0<br>0 | 0<br>0<br>1 | 3<br>0<br>0 |
| Tom McCraw, L (1, 3)<br>OBP: 0.352, SLG: 0.443<br>Minnie Minoso, R (4, PH)<br>OBP: 0.478, SLG: 0.526<br>Joe Cunningham, L (4, 3)<br>OBP: 0.338, SLG: 0.299 | K | | | 6-3<br>2-3<br>3-H | | 6-3 | | | K | 1<br>1<br>2 | 0<br>0<br>0 | 0<br>0<br>0 | 0<br>1<br>0 | 0<br>0<br>0 | 1<br>0<br>1 | 0<br>1<br>0 |
| Cam Carreon, R (1, 2)<br>OBP: 0.235, SLG: 0.219 | | | K | 5-3 | | | 4-3 | | FC5-4 1B | 4 | 0 | 1 | 0 | 0 | 1 | 1 |
| John Buzhardt, R (1, 1)<br>OBP: 0.130, SLG: 0.095<br>Jerry McNertney, R (3, PH)<br>OBP: 0.280, SLG: 0.318<br>Frank Baumann, L (3, 1)<br>Dave Nicholson, R (6, 7)<br>OBP: 0.409, SLG: 0.474 | | | 2B BB | | K | | F8 | | FC5-4<br>1-2f | 0<br>0<br>1<br>2 | 0<br>0<br>0<br>0 | 0<br>0<br>0<br>0 | 0<br>0<br>0<br>0 | 0<br>1<br>0<br>0 | 0<br>0<br>1<br>0 | 0<br>0<br>0<br>1 |
| Inning Stats | R: 0<br>E: 0<br>K: 0<br>S: 4<br>H: 1<br>LOB: 1<br>BB: 0<br>P: 4 | R: 0<br>E: 0<br>K: 1<br>S: 5<br>H: 1<br>LOB: 0<br>BB: 0<br>P: 5 | R: 0<br>E: 0<br>K: 2<br>S: 8<br>H: 1<br>LOB: 2<br>BB: 1<br>P: 12 | R: 1<br>E: 0<br>K: 0<br>S: 5<br>H: 2<br>LOB: 1<br>BB: 0<br>P: 5 | R: 0<br>E: 0<br>K: 1<br>S: 7<br>H: 2<br>LOB: 2<br>BB: 0<br>P: 7 | R: 0<br>E: 0<br>K: 1<br>S: 5<br>H: 0<br>LOB: 0<br>BB: 0<br>P: 5 | R: 0<br>E: 0<br>K: 0<br>S: 4<br>H: 1<br>LOB: 1<br>BB: 0<br>P: 4 | R: 0<br>E: 0<br>K: 1<br>S: 5<br>H: 0<br>LOB: 0<br>BB: 0<br>P: 5 | R: 0<br>E: 0<br>K: 2<br>S: 8<br>H: 1<br>LOB: 1<br>BB: 0<br>P: 8 | 1B: 8<br>2B: 1<br>3B: 0<br>HR: 0<br>SF: 0<br>SAC: 0<br>DP: 1<br>HBP: 0 | | | | | | |

| | AB | 35 |
|---|---|---|
| | R | 1 |
| | H | 9 |
| | RBI | 1 |
| | BB | 1 |
| | SO | 8 |
| | LOB | 14 |

WP: 0 PB: 0 SB: 0 CS: 0 PA: 36

| PITCHER | IP | WLS | BF | H | R | ER | SO | BB | IBB | HBP | BLK | WP | HR | S | P | ERA | WHIP |
|---|---|---|---|---|---|---|---|---|---|---|---|---|---|---|---|---|---|
| Steve Hamilton, L (1, 1)<br>ERA: 1.52 | 9.0 | W | 36 | 9 | 1 | 1 | 8 | 1 | 0 | 0 | 0 | 0 | 0 | 51 | 55 | 1.00 | 1.111 |

| PITCHER | IP | WLS | BF | H | R | ER | SO | BB | IBB | HBP | BLK | WP | HR | S | P | ERA | WHIP |
|---|---|---|---|---|---|---|---|---|---|---|---|---|---|---|---|---|---|

| Batter | 1 | 2 | 3 | 4 | 5 | 6 | 7 | 8 | 9 | AB | R | H | RBI | BB | SO | LOB |
|---|---|---|---|---|---|---|---|---|---|---|---|---|---|---|---|---|
| Tony Kubek, L (1, 6)<br>OBP: 0.308, SLG: 0.403 | 1B FC4-6 1B | | F7 | | | 1B E 2B | 4-3 | | | 4 | 2 | 2 | 0 | 0 | 0 | 0 |
| Bobby Richardson, R (1, 4)<br>OBP: 0.332, SLG: 0.368 | L7 | | L4 | | | E 1B 2-3 1B | F7 | | | 4 | 1 | 1 | 0 | 0 | 0 | 1 |
| Mickey Mantle, S (1, 8)<br>OBP: 0.433, SLG: 0.597 | FC4-6 1-3 1B | | | S S S K | | E7 1B 1-3 3-H 1B | F7 | | | 4 | 1 | 2 | 1 | 0 | 1 | 0 |
| Hector Lopez, R (8, 7)<br>OBP: 0.318, SLG: 0.484 | | | | | | | | | | 0 | 0 | 0 | 0 | 0 | 0 | 0 |
| Roger Maris, L (1, 9)<br>OBP: 0.359, SLG: 0.542 | FC4-6 1-2f 3-H | | | L8 | | FC2-6 2-H 3-H 1B | | P6 | | 4 | 0 | 1 | 3 | 0 | 0 | 1 |
| Tom Tresh, S (1, 7) (8, 8)<br>OBP: 0.373, SLG: 0.444 | P5 | | | 1B | | FC2-6 HR 1-2f | | 4-3 | | 4 | 1 | 1 | 0 | 0 | 0 | 2 |
| Joe Pepitone, L (1, 3)<br>OBP: 0.311, SLG: 0.410 | | L3 | | G3 | | HR 1-H | | L9 | | 4 | 1 | 1 | 2 | 0 | 0 | 1 |
| Johnny Blanchard, L (1, 2)<br>OBP: 0.373, SLG: 0.364 | | G6-4-3 1B | | | G3 | 1B | | | | 3 | 0 | 2 | 0 | 0 | 0 | 0 |
| Phil Linz, R (1, 5)<br>OBP: 0.259, SLG: 0.291 | | G6-4-3 1-2f | | | 6-3 | S S S K | | | | 3 | 0 | 0 | 0 | 0 | 1 | 2 |
| Steve Hamilton, L (1, 1) | | | 4-3 | | P4 | P5 | | | | 3 | 0 | 0 | 0 | 0 | 0 | 1 |
| Inning Stats | R: 1 E: 0 K: 0 S: 5 H: 2 LOB: 1 BB: 0 P: 5 | R: 0 E: 0 K: 0 S: 3 H: 1 LOB: 0 BB: 0 P: 3 | R: 0 E: 0 K: 0 S: 3 H: 0 LOB: 0 BB: 0 P: 3 | R: 0 E: 0 K: 1 S: 6 H: 1 LOB: 1 BB: 0 P: 6 | R: 0 E: 0 K: 0 S: 3 H: 0 LOB: 0 BB: 0 P: 3 | R: 5 E: 1 K: 1 S: 11 H: 6 LOB: 1 BB: 0 P: 11 | R: 0 E: 0 K: 0 S: 3 H: 0 LOB: 0 BB: 0 P: 3 | R: 0 E: 0 K: 0 S: 3 H: 0 LOB: 0 BB: 0 P: 3 | | 1B: 8 2B: 1 3B: 0 HR: 1 SF: 0 SAC: 0 DP: 1 HBP: 0 | | | | | | |

| PITCHER | | IP | WLS | BF | H | R | ER | SO | BB | IBB | HBP | BLK | WP | HR | S | P | ERA | WHIP |
|---|---|---|---|---|---|---|---|---|---|---|---|---|---|---|---|---|---|---|
| John Buzhardt, R<br>ERA: 2.45 | (1, 1) | 2.0 | | 8 | 3 | 1 | 1 | 0 | 0 | 0 | 0 | 0 | 0 | 0 | 8 | 8 | 4.50 | 1.500 |
| Frank Baumann, L<br>ERA: 8.44 | (3, 1) | 3.1 | L | 17 | 7 | 5 | 5 | 1 | 0 | 0 | 0 | 0 | 0 | 1 | 19 | 19 | 13.50 | 2.100 |
| Eddie Fisher, R<br>ERA: 3.45 | (6, 1) | 2.2 | | 8 | 0 | 0 | 0 | 1 | 0 | 0 | 0 | 0 | 0 | 0 | 10 | 10 | 0.00 | 0.000 |

| PITCHER | IP | WLS | BF | H | R | ER | SO | BB | IBB | HBP | BLK | WP | HR | S | P | ERA | WHIP |
|---|---|---|---|---|---|---|---|---|---|---|---|---|---|---|---|---|---|

# BOTTOM

# Chicago White Sox @ New York Yankees

Yankee Stadium, Bronx, NY

Fri Jun 12 1964, 7:05 PM EDT

Unknown - 78 F

livebaseballscorecards.com

| | |
|---|---|
| AB | 33 |
| R | 6 |
| H | 10 |
| RBI | 6 |
| BB | 0 |
| SO | 2 |
| LOB | 8 |

| | | | |
|---|---|---|---|
| WP: 0 | PA: 33 | | |
| PB: 0 | | | |
| SB: 0 | | | |
| CS: 0 | | | |

| Batter | 1 | 2 | 3 | 4 | 5 | 6 | 7 | 8 | 9 | AB | R | H | RBI | BB | SO | LOB |
|---|---|---|---|---|---|---|---|---|---|---|---|---|---|---|---|---|
| Jim Landis, R (1, 8)<br>OBP: 0.302, SLG: 0.463 | E8<br>SH3 | | K | | K | | | 1-3 | | 4 | 0 | 0 | 0 | 0 | 2 | 1 |
| Al Weis, S (1, 4)<br>OBP: 0.312, SLG: 0.361 | SH3<br>2-3 | | 2B | | | F8 | | 6-3 | | 3 | 0 | 1 | 0 | 0 | 0 | 0 |
| Floyd Robinson, L (1, 9)<br>OBP: 0.372, SLG: 0.444 | 6-3 | | 6-3 | | | L8 | | | BB<br>1B | 4 | 0 | 1 | 0 | 0 | 0 | 2 |
| Ron Hansen, R (1, 6)<br>OBP: 0.353, SLG: 0.406 | 5-3 | | | F8 | | 1B | | | 1-2<br>BB | 3 | 0 | 1 | 0 | 1 | 0 | 1 |
| Pete Ward, L (1, 5)<br>OBP: 0.364, SLG: 0.455 | | K | | F2 | | G3 | | | K | 4 | 0 | 0 | 0 | 0 | 2 | 3 |
| Dave Nicholson, R (1, 7)<br>OBP: 0.400, SLG: 0.462 | | 6-3 | | F8 | | | F8 | | F3 | 4 | 0 | 0 | 0 | 0 | 0 | 2 |
| Tom McCraw, L (1, 3)<br>OBP: 0.352, SLG: 0.436 | | BB | | | 4-3 | | 6-3 | | 1-3 | 2 | 0 | 0 | 0 | 1 | 0 | 0 |
| Minnie Minoso, R (9, PH)<br>OBP: 0.458, SLG: 0.500 | | | | | | | | | | 1 | 0 | 0 | 0 | 0 | 0 | 2 |
| Jerry McNertney, R (1, 2)<br>OBP: 0.283, SLG: 0.319 | | K | | | SH2-4<br>1B | | 5-3 | | | 3 | 0 | 1 | 0 | 0 | 1 | 1 |
| Don Mossi, L (7, 1) | | | | | | | | | | 0 | 0 | 0 | 0 | 0 | 0 | 0 |
| Joe Horlen, R (1, 1)<br>OBP: 0.267, SLG: 0.267 | | | 6-3 | | SH2-4<br>1-2 | | | F7 | | 1 | 0 | 0 | 0 | 0 | 0 | 0 |
| Cam Carreon, R (7, 2)<br>OBP: 0.229, SLG: 0.212 | | | | | | | | | | 1 | 0 | 0 | 0 | 0 | 0 | 0 |
| Inning Stats | R: 0<br>E: 1<br>K: 0<br>S: 4<br>H: 0<br>LOB: 1<br>BB: 0<br>P: 4 | R: 0<br>E: 0<br>K: 2<br>S: 7<br>H: 0<br>LOB: 1<br>BB: 1<br>P: 11 | R: 0<br>E: 0<br>K: 1<br>S: 6<br>H: 1<br>LOB: 1<br>BB: 0<br>P: 6 | R: 0<br>E: 0<br>K: 0<br>S: 3<br>H: 0<br>LOB: 0<br>BB: 0<br>P: 3 | R: 0<br>E: 0<br>K: 1<br>S: 6<br>H: 1<br>LOB: 1<br>BB: 0<br>P: 6 | R: 0<br>E: 0<br>K: 0<br>S: 4<br>H: 1<br>LOB: 1<br>BB: 0<br>P: 4 | R: 0<br>E: 0<br>K: 0<br>S: 3<br>H: 0<br>LOB: 0<br>BB: 0<br>P: 3 | R: 0<br>E: 0<br>K: 0<br>S: 3<br>H: 0<br>LOB: 0<br>BB: 0<br>P: 3 | R: 0<br>E: 0<br>K: 1<br>S: 6<br>H: 1<br>LOB: 2<br>BB: 1<br>P: 10 | 1B: 3<br>2B: 1<br>3B: 0<br>HR: 0<br>SF: 0<br>SAC: 2<br>DP: 0<br>HBP: 0 | WP: 0<br>PB: 0<br>SB: 0<br>CS: 0<br>PA: 34 | | | | | |

| PITCHER | IP | WLS | BF | H | R | ER | SO | BB | IBB | HBP | BLK | WP | HR | S | P | ERA | WHIP |
|---|---|---|---|---|---|---|---|---|---|---|---|---|---|---|---|---|---|
| Whitey Ford, L (1, 1)<br>ERA: 1.55 | 9.0 | W | 34 | 4 | 0 | 0 | 5 | 2 | 0 | 0 | 0 | 0 | 0 | 42 | 50 | 0.00 | 0.667 |

| PITCHER | IP | WLS | BF | H | R | ER | SO | BB | IBB | HBP | BLK | WP | HR | S | P | ERA | WHIP |
|---|---|---|---|---|---|---|---|---|---|---|---|---|---|---|---|---|---|

# Chicago White Sox @ New York Yankees

Yankee Stadium, Bronx, NY

Fri Jun 12 1964, 7:05 PM EDT

Att. 38,135 - Unknown - 78 F

TOP

livebaseballscorecards.com

| | |
|---|---|
| AB | 30 |
| R | 0 |
| H | 4 |
| RBI | 0 |
| BB | 2 |
| SO | 5 |
| LOB | 12 |

# BOTTOM

## Chicago White Sox @ New York Yankees

Yankee Stadium, Bronx, NY

Fri Jun 12 1964, 7:05 PM EDT

Att. 38,135 - Unknown - 78 F

livebaseballscorecards.com

| Batter | 1 | 2 | 3 | 4 | 5 | 6 | 7 | 8 | 9 | AB | R | H | RBI | BB | SO | LOB |
|---|---|---|---|---|---|---|---|---|---|---|---|---|---|---|---|---|
| Tony Kubek, L (1, 6)<br>OBP: 0.307, SLG: 0.422 | 4-3 | | F5 | | | HR (3-H) | F8 | | | 4 | 1 | 1 | 2 | 0 | 0 | 3 |
| Bobby Richardson, R (1, 4)<br>OBP: 0.326, SLG: 0.362 | 6-3 | | | 1-3 | | E6 (2B) | | 1-3 | | 4 | 1 | 0 | 0 | 0 | 0 | 0 |
| Mickey Mantle, S (1, 8)<br>OBP: 0.431, SLG: 0.598<br>Pedro Gonzalez, R (6, PR)<br>OBP: 0.333, SLG: 0.360<br>Hector Lopez, R (7, 7)<br>OBP: 0.323, SLG: 0.484 | F3 | | | K (SSS) | | 2B (1-H) | | 1B (BBBB) | | 3<br>0<br>0 | 0<br>0<br>0 | 1<br>0<br>0 | 1<br>0<br>0 | 0<br>0<br>1 | 1<br>0<br>0 | 0<br>0<br>0 |
| Roger Maris, L (1, 9)<br>OBP: 0.363, SLG: 0.538 | | FC6-4 HBP (H) | | L9 | | P6 | | 1B (1-2) | | 3 | 0 | 1 | 0 | 0 | 0 | 1 |
| Tom Tresh, S (1, 7)<br>(7, 8)<br>OBP: 0.371, SLG: 0.436 | | FC6-4 G6-4-3 (1-2f) | | | BB (BBBB) G4-6-3 | G3 | | L6 | | 3 | 0 | 0 | 0 | 1 | 0 | 4 |
| Joe Pepitone, L (1, 3)<br>OBP: 0.305, SLG: 0.402 | | G6-4-3 (1-2f) | | | G4-6-3 (1-2f) | | P6 | G3 | | 4 | 0 | 0 | 0 | 0 | 0 | 4 |
| Elston Howard, R (1, 2)<br>OBP: 0.378, SLG: 0.456 | | | 6-3 2B | | K (SSS) | | F7 | | | 3 | 0 | 1 | 0 | 0 | 1 | 0 |
| Phil Linz, R (1, 5)<br>OBP: 0.269, SLG: 0.304 | | | 5-3 | | | 6-3 HR 2B | 1B (BBBB) BB | | | 2 | 1 | 1 | 0 | 1 | 0 | 1 |
| Whitey Ford, L (1, 1)<br>OBP: 0.342, SLG: 0.250 | | | 6-3 (2-3) | | | 6-3 (2-3) | 1B (1-2) | | | 3 | 0 | 1 | 0 | 0 | 0 | 2 |
| Inning Stats | R: 0 H: 0<br>E: 0 LOB: 0<br>K: 0 BB: 0<br>S: 3 P: 3 | R: 0 H: 0<br>E: 0 LOB: 0<br>K: 0 BB: 0<br>S: 2 P: 3 | R: 0 H: 1<br>E: 0 LOB: 1<br>K: 0 BB: 0<br>S: 4 P: 4 | R: 0 H: 0<br>E: 0 LOB: 0<br>K: 1 BB: 0<br>S: 5 P: 5 | R: 0 H: 0<br>E: 0 LOB: 0<br>K: 1 BB: 1<br>S: 4 P: 8 | R: 3 H: 3<br>E: 1 LOB: 1<br>K: 0 BB: 0<br>S: 7 P: 7 | R: 0 H: 1<br>E: 0 LOB: 2<br>K: 0 BB: 1<br>S: 4 P: 8 | R: 0 H: 1<br>E: 0 LOB: 2<br>K: 0 BB: 1<br>S: 4 P: 8 | | 1B: 2 SF: 0<br>2B: 3 SAC: 0<br>3B: 0 DP: 2<br>HR: 1 HBP: 1 | | | | WP: 0 PA: 33<br>PB: 0<br>SB: 0<br>CS: 0 | | |

| PITCHER | | IP | WLS | BF | H | R | ER | SO | BB | IBB | HBP | BLK | WP | HR | S | P | ERA | WHIP |
|---|---|---|---|---|---|---|---|---|---|---|---|---|---|---|---|---|---|---|
| Joe Horlen, R<br>ERA: 3.0 | (1, 1) | 6.0 | L | 23 | 4 | 3 | 2 | 2 | 1 | 0 | 1 | 0 | 0 | 1 | 25 | 30 | 3.00 | 0.833 |
| Don Mossi, L<br>ERA: 2.08 | (7, 1) | 2.0 | | 10 | 2 | 0 | 0 | 0 | 2 | 0 | 0 | 0 | 0 | 0 | 8 | 16 | 0.00 | 2.000 |

| PITCHER | IP | WLS | BF | H | R | ER | SO | BB | IBB | HBP | BLK | WP | HR | S | P | ERA | WHIP |
|---|---|---|---|---|---|---|---|---|---|---|---|---|---|---|---|---|---|

| Batter | 1 | 2 | 3 | 4 | 5 | 6 | 7 | 8 | 9 | AB | R | H | RBI | BB | SO | LOB |
|---|---|---|---|---|---|---|---|---|---|---|---|---|---|---|---|---|
| Jim Landis, R (1, 8)<br>OBP: 0.277, SLG: 0.422 | 5-3 | F9 | | | K | | | K | | 4 | 0 | 0 | 0 | 0 | 2 | 2 |
| Al Weis, S (1, 4)<br>OBP: 0.313, SLG: 0.356 | K | | 1B BB | | F5 | | | G3 BB | | 2 | 0 | 0 | 0 | 1 | 1 | 0 |
| Don Buford, S (8, PH)<br>OBP: 0.325, SLG: 0.306 | | | | | | | | | | 0 | 0 | 0 | 0 | 1 | 0 | 0 |
| Pete Ward, L (8, 4)<br>OBP: 0.361, SLG: 0.447 | K | | 1-3 1B | | 1-3 | | | G3 1-2 | | 4 | 0 | 1 | 0 | 0 | 1 | 1 |
| Ron Hansen, R (1, 6)<br>OBP: 0.351, SLG: 0.399 | | BB BB 1B BB | 3-4 | | | 6-3 | | 1-3 | | 3 | 1 | 0 | 0 | 1 | 0 | 2 |
| Floyd Robinson, L (1, 9)<br>OBP: 0.369, SLG: 0.436 | | 1-2 BB 1B BB | K | | | P6 | | | F7 | 3 | 1 | 0 | 0 | 1 | 1 | 1 |
| Dave Nicholson, R (1, 7)<br>OBP: 0.407, SLG: 0.462 | | SH2-3 1B 1-2 2-3 BB | | SH3-1 WP SF7 1B | | F7 | | | 1B BB | 2 | 1 | 1 | 0 | 2 | 0 | 0 |
| Tom McCraw, L (1, 3)<br>OBP: 0.359, SLG: 0.442 | | SH2-3 1-2 2-H 3-H 1B | | SH3-1 1-3 | | | G3 | | 1-2 1B | 3 | 0 | 2 | 2 | 0 | 0 | 0 |
| Jerry McNertney, R (1, 2)<br>OBP: 0.273, SLG: 0.313 | K | | | SF7 3-H | | | 1-3 | | K | 1 | 0 | 0 | 1 | 0 | 1 | 2 |
| J.C. Martin, L (5, 2)<br>OBP: 0.223, SLG: 0.286 | | | | | | | | | | 2 | 0 | 0 | 0 | 0 | 1 | 2 |
| Frank Kreutzer, R (1, 1)<br>OBP: 0.167, SLG: 0.333 | | SH2-3 1-2 2-3 | | K | | | K | | K | 1 | 0 | 0 | 0 | 0 | 1 | 0 |
| Hoyt Wilhelm, R (5, 1) | | | | | | | | | | 1 | 0 | 0 | 0 | 0 | 1 | 0 |
| Don Mossi, L (8, 1) | | | | | | | | | | 0 | 0 | 0 | 0 | 0 | 0 | 0 |
| Joe Cunningham, L (9, PH)<br>OBP: 0.333, SLG: 0.294 | | | | | | | | | | 1 | 0 | 0 | 0 | 0 | 1 | 2 |
| Inning Stats | R: 0 E: 0 K: 2 S: 7 H: 0 LOB: 0 BB: 0 P: 7 | R: 2 E: 0 K: 1 S: 6 H: 1 LOB: 2 BB: 3 P: 18 | R: 0 E: 0 K: 1 S: 5 H: 1 LOB: 1 BB: 1 P: 9 | R: 1 E: 0 K: 1 S: 6 H: 1 LOB: 0 BB: 0 P: 6 | R: 0 E: 0 K: 1 S: 5 H: 0 LOB: 0 BB: 0 P: 5 | R: 0 E: 0 K: 0 S: 3 H: 0 LOB: 0 BB: 0 P: 3 | R: 0 E: 0 K: 1 S: 5 H: 0 LOB: 0 BB: 0 P: 5 | R: 0 E: 0 K: 1 S: 5 H: 0 LOB: 1 BB: 1 P: 9 | R: 0 E: 0 K: 2 S: 8 H: 1 LOB: 2 BB: 1 P: 12 | 1B: 4 2B: 0 3B: 0 HR: 0 | SF: 1 SAC: 2 DP: 0 HBP: 0 | | | | | |

| PITCHER | IP | WLS | BF | H | R | ER | SO | BB | IBB | HBP | BLK | WP | HR | S | P | ERA | WHIP |
|---|---|---|---|---|---|---|---|---|---|---|---|---|---|---|---|---|---|
| Al Downing, L (1, 1)<br>ERA: 4.18 | 4.0 | | 18 | 3 | 3 | 3 | 5 | 4 | 0 | 0 | 0 | 1 | 0 | 24 | 40 | 6.75 | 1.750 |
| Bill Stafford, R (5, 1)<br>ERA: 2.54 | 4.1 | W | 16 | 1 | 0 | 0 | 3 | 2 | 0 | 0 | 0 | 0 | 0 | 20 | 28 | 0.00 | 0.692 |
| Pete Mikkelsen, R (9, 1)<br>ERA: 3.57 | 0.2 | S | 2 | 0 | 0 | 0 | 2 | 0 | 0 | 0 | 0 | 0 | 0 | 6 | 6 | 0.00 | 0.000 |

| PITCHER | IP | WLS | BF | H | R | ER | SO | BB | IBB | HBP | BLK | WP | HR | S | P | ERA | WHIP |
|---|---|---|---|---|---|---|---|---|---|---|---|---|---|---|---|---|---|

# TOP

## Chicago White Sox @ New York Yankees

Yankee Stadium, Bronx, NY

Sat Jun 13 1964, 3:33 AM EDT
Att. 15,531 - Overcast - 74 F

livebaseballscorecards.com

| | |
|---|---|
| AB | 27 |
| R | 3 |
| H | 4 |
| RBI | 3 |
| BB | 6 |
| SO | 10 |
| LOB | 12 |

| | | | | | | | | | |
|---|---|---|---|---|---|---|---|---|---|
| 1B: 4 | SF: 1 | WP: 1 | PA: 36 |
| 2B: 0 | SAC: 2 | PB: 0 | |
| 3B: 0 | DP: 0 | SB: 0 | |
| HR: 0 | HBP: 0 | CS: 0 | |

| Batter | 1 | 2 | 3 | 4 | 5 | 6 | 7 | 8 | 9 | AB | R | H | RBI | BB | SO | LOB |
|---|---|---|---|---|---|---|---|---|---|---|---|---|---|---|---|---|
| Tony Kubek, L (1, 6)<br>OBP: 0.310, SLG: 0.421 | 1-3 | | FC5-6 G5-4-3<br>1-2f | | F7 SH1-3 1B<br>1B | F9 | | G6-4-3<br>2-H 3-H<br>1B | | 5 | 1 | 2 | 2 | 0 | 0 | 2 |
| Bobby Richardson, R (1, 4)<br>OBP: 0.325, SLG: 0.364 | 1B<br>2B | | G5-4-3<br>1-2f | | SH1-3<br>1-2 | | F5 | G6-4-3<br>1-2f | | 4 | 1 | 1 | 0 | 0 | 0 | 2 |
| Roger Maris, L (1, 9)<br>OBP: 0.354, SLG: 0.523 | P4 | | | L9 | F7<br>2-3 | | K | | | 4 | 0 | 0 | 0 | 0 | 1 | 2 |
| Mickey Mantle, S (1, 8)<br>OBP: 0.446, SLG: 0.631<br>Hector Lopez, R (7, PR)<br>OBP: 0.323, SLG: 0.484 (8, 7) | 2-H<br>1B | | | HR | 1B<br>IBB | | 1B<br>1B | | | 3<br>0 | 1<br>0 | 3<br>0 | 2<br>0 | 1<br>0 | 0<br>0 | 0<br>0 |
| Tom Tresh, S (1, 7)<br>OBP: 0.373, SLG: 0.437 (8, 8) | F9 | | | F8 | 1-2<br>3-H<br>1B | | FC5-4<br>1-2<br>1B | | | 4 | 0 | 2 | 1 | 0 | 0 | 1 |
| Elston Howard, R (1, 2)<br>OBP: 0.376, SLG: 0.457 | | 6-3 | | 1B<br>2B | SSS K | | FC5-4<br>1-2f | | | 4 | 1 | 1 | 0 | 0 | 1 | 4 |
| Joe Pepitone, L (1, 3)<br>OBP: 0.309, SLG: 0.398 | | 1-3 | | BBB 1B<br>BB | SSS K2-3 | | | H E<br>1B<br>HBP | | 2 | 1 | 0 | 0 | 1 | 1 | 0 |
| Phil Linz, R (1, 5)<br>OBP: 0.276, SLG: 0.310 | | SSS K | | 1-2<br>2-H<br>1B | SSS K | | | E7<br>1-3<br>1B | | 4 | 1 | 2 | 1 | 0 | 2 | 0 |
| Al Downing, R (1, 1)<br>OBP: 0.238, SLG: 0.381<br>Clete Boyer, R (4, PH)<br>OBP: 0.249, SLG: 0.288<br>Bill Stafford, R (5, 1)<br>OBP: 0.111, SLG: 0.222<br>Pete Mikkelsen, R (9, 1) | | | SSS K<br>FC5-6 | 5-3 | | 2B | | 5-3 | | 1<br>1<br>2<br>0 | 0<br>0<br>0<br>0 | 0<br>0<br>1<br>0 | 0<br>0<br>0<br>0 | 0<br>0<br>0<br>0 | 1<br>0<br>0<br>0 | 0<br>2<br>2<br>0 |
| Inning Stats | R: 1 H: 2<br>E: 0 LOB: 1<br>K: 0 BB: 0<br>S: 5 P: 5 | R: 0 H: 0<br>E: 0 LOB: 0<br>K: 1 BB: 0<br>S: 5 P: 5 | R: 0 H: 0<br>E: 0 LOB: 0<br>K: 1 BB: 0<br>S: 5 P: 5 | R: 2 H: 3<br>E: 0 LOB: 2<br>K: 0 BB: 1<br>S: 6 P: 10 | R: 1 H: 2<br>E: 0 LOB: 2<br>K: 1 BB: 1<br>S: 7 P: 11 | R: 0 H: 1<br>E: 0 LOB: 1<br>K: 2 BB: 0<br>S: 8 P: 8 | R: 0 H: 2<br>E: 0 LOB: 2<br>K: 1 BB: 0<br>S: 7 P: 7 | R: 2 H: 2<br>E: 1 LOB: 0<br>K: 0 BB: 0<br>S: 4 P: 5 | | 1B: 8 SF: 0<br>2B: 3 SAC: 1<br>3B: 0 DP: 2<br>HR: 1 HBP: 1 | | | | WP: 1 PA: 38<br>PB: 0<br>SB: 0<br>CS: 0 | | |

| PITCHER | IP | WLS | BF | H | R | ER | SO | BB | IBB | HBP | BLK | WP | HR | S | P | ERA | WHIP |
|---|---|---|---|---|---|---|---|---|---|---|---|---|---|---|---|---|---|
| Frank Kreutzer, L (1, 1)<br>ERA: 3.49 | 4.0 | | 18 | 5 | 3 | 3 | 2 | 1 | 0 | 0 | 0 | 1 | 1 | 21 | 25 | 6.75 | 1.500 |
| Hoyt Wilhelm, R (5, 1)<br>ERA: 2.16 | 3.1 | L | 18 | 6 | 3 | 2 | 4 | 0 | 1 | 1 | 0 | 0 | 0 | 24 | 29 | 5.40 | 1.800 |
| Don Mossi, L (8, 1)<br>ERA: 2.0 | 0.2 | | 2 | 1 | 0 | 0 | 0 | 0 | 0 | 0 | 0 | 0 | 0 | 2 | 2 | 0.00 | 1.500 |

| PITCHER | IP | WLS | BF | H | R | ER | SO | BB | IBB | HBP | BLK | WP | HR | S | P | ERA | WHIP |
|---|---|---|---|---|---|---|---|---|---|---|---|---|---|---|---|---|---|

# BOTTOM

# Chicago White Sox @ New York Yankees

Yankee Stadium, Bronx, NY

Sat Jun 13 1964, 3:33 AM EDT
Att. 15,531 - Overcast - 74 F

livebaseballscorecards.com

| | |
|---|---|
| AB | 34 |
| R | 6 |
| H | 12 |
| RBI | 6 |
| BB | 2 |
| SO | 6 |
| LOB | 15 |

# Chicago White Sox @ New York Yankees

Yankee Stadium, Bronx, NY

Sun Jun 14 1964, 3:33 AM EDT

Unknown - 88 F

TOP

livebaseballscorecards.com

| Batter | 1 | 2 | 3 | 4 | 5 | 6 | 7 | 8 | 9 | AB | R | H | RBI | BB | SO | LOB |
|---|---|---|---|---|---|---|---|---|---|---|---|---|---|---|---|---|
| Mike Hershberger, R (1, 8)<br>OBP: 0.322, SLG: 0.326 | 5-3 | | BB, 1-3, 1B | | 1-3 | | 5-3, 1-2 | | | 4 | 0 | 1 | 0 | 0 | 0 | 1 |
| Al Weis, S (1, 4)<br>OBP: 0.311, SLG: 0.362 | F6 | | SF7, 3-H | | G3, 2B | | 3-1 | | | 3 | 0 | 1 | 1 | 0 | 0 | 1 |
| Pete Ward, L (1, 5)<br>OBP: 0.350, SLG: 0.432 | K | | F7 | | G3, 2-3 | | | 6-3 | | 4 | 0 | 0 | 0 | 0 | 1 | 2 |
| Dave Nicholson, R (1, 7)<br>OBP: 0.404, SLG: 0.453 | | P3 | BB, 1-2 | | K | | | K | | 3 | 0 | 0 | 0 | 1 | 2 | 1 |
| Floyd Robinson, L (1, 9)<br>OBP: 0.361, SLG: 0.426 | | 1-3 | L7 | | | 6-3 | | K | | 4 | 0 | 0 | 0 | 0 | 1 | 2 |
| Ron Hansen, R (1, 6)<br>OBP: 0.349, SLG: 0.392 | | BB, 3B | | F9 | | F7 | | | F2 | 3 | 1 | 0 | 0 | 1 | 0 | 0 |
| Tom McCraw, L (1, 3)<br>OBP: 0.363, SLG: 0.484 | | 3B, 1-H | | HR | | K | | | K | 4 | 1 | 2 | 2 | 0 | 2 | 0 |
| Cam Carreon, R (1, 2)<br>OBP: 0.222, SLG: 0.206 | | F8 | | 6-3 | | | 5-3, BB | | K | 1 | 0 | 0 | 0 | 0 | 0 | 1 |
| Eddie Fisher, R (3, 1)<br>OBP: 0.167, SLG: 0.167 | | | | | | | | | | 1 | 0 | 0 | 0 | 0 | 0 | 0 |
| Jim Landis, R (7, PH)<br>OBP: 0.292, SLG: 0.422 | | | | | | | | | | 0 | 0 | 0 | 0 | 1 | 0 | 0 |
| Frank Baumann, L (7, 1) | | | | | | | | | | 0 | 0 | 0 | 0 | 0 | 0 | 0 |
| Don Buford, S (9, PH)<br>OBP: 0.323, SLG: 0.303 | | | | | | | | | | 1 | 0 | 0 | 0 | 0 | 1 | 0 |
| Juan Pizarro, L (1, 1)<br>OBP: 0.321, SLG: 0.407 | | | BB, 1B, SF7 | P6 | | P6 | | | | 0 | 0 | 0 | 0 | 0 | 0 | 0 |
| Jerry McNertney, R (3, PH)<br>OBP: 0.281, SLG: 0.306 | | | | | | | | | | 1 | 1 | 0 | 0 | 1 | 0 | 0 |
| (3, 2) | | | | | | | | | | | | | | | | |
| J.C. Martin, L (7, PH)<br>OBP: 0.221, SLG: 0.283 | | | | | | | | | | 1 | 0 | 0 | 0 | 0 | 0 | 1 |
| (7, 2) | | | | | | | | | | | | | | | | |

| | AB | 30 |
|---|---|---|
| | R | 3 |
| | H | 4 |
| | RBI | 3 |
| | BB | 4 |
| | SO | 7 |
| | LOB | 9 |

| Inning Stats | 1 | 2 | 3 | 4 | 5 | 6 | 7 | 8 | 9 |
|---|---|---|---|---|---|---|---|---|---|
| | R: 0<br>E: 0<br>K: 1<br>S: 5 | H: 0<br>LOB: 0<br>BB: 0<br>P: 5 | R: 1<br>E: 0<br>K: 0<br>S: 4 | H: 1<br>LOB: 1<br>BB: 1<br>P: 8 | R: 1<br>E: 0<br>K: 0<br>S: 4 | H: 1<br>LOB: 2<br>BB: 2<br>P: 12 | R: 1<br>E: 0<br>K: 0<br>S: 4 | H: 1<br>LOB: 0<br>BB: 0<br>P: 4 | R: 0<br>E: 0<br>K: 1<br>S: 6 | H: 1<br>LOB: 1<br>BB: 0<br>P: 6 |
| | R: 0<br>E: 0<br>K: 1<br>S: 5 | H: 0<br>LOB: 0<br>BB: 0<br>P: 5 | R: 0<br>E: 0<br>K: 0<br>S: 3 | H: 0<br>LOB: 1<br>BB: 1<br>P: 7 | R: 0<br>E: 0<br>K: 2<br>S: 7 | H: 0<br>LOB: 0<br>BB: 0<br>P: 7 | R: 0<br>E: 0<br>K: 2<br>S: 7 | H: 0<br>LOB: 0<br>BB: 0<br>P: 7 | | |

| | 1B: 1<br>2B: 1<br>3B: 1<br>HR: 1 | SF: 1<br>SAC: 0<br>DP: 0<br>HBP: 0 | WP: 0<br>PB: 0<br>SB: 0<br>CS: 0 | PA: 35 |
|---|---|---|---|---|

| PITCHER | | IP | WLS | BF | H | R | ER | SO | BB | IBB | HBP | BLK | WP | HR | S | P | ERA | WHIP |
|---|---|---|---|---|---|---|---|---|---|---|---|---|---|---|---|---|---|---|
| Bud Daley, L<br>ERA: 5.57 | (1, 1) | 6.0 | W | 26 | 4 | 3 | 3 | 3 | 4 | 0 | 0 | 0 | 0 | 1 | 28 | 44 | 4.50 | 1.333 |
| Hal Reniff, R<br>ERA: 2.76 | (7, 1) | 3.0 | S | 9 | 0 | 0 | 0 | 4 | 0 | 0 | 0 | 0 | 0 | 0 | 17 | 17 | 0.00 | 0.000 |

| PITCHER | IP | WLS | BF | H | R | ER | SO | BB | IBB | HBP | BLK | WP | HR | S | P | ERA | WHIP |
|---|---|---|---|---|---|---|---|---|---|---|---|---|---|---|---|---|---|

| Batter | 1 | 2 | 3 | 4 | 5 | 6 | 7 | 8 | 9 | AB | R | H | RBI | BB | SO | LOB |
|---|---|---|---|---|---|---|---|---|---|---|---|---|---|---|---|---|
| Tony Kubek, L (1, 6)<br>OBP: 0.303, SLG: 0.412 | 4-3 | G4-6-3<br>1-2f | | FC6-4<br>1-2f | | | SH3-4<br>1-2 | | | 3 | 0 | 0 | 0 | 0 | 0 | 2 |
| Bobby Richardson, R (1, 4)<br>OBP: 0.324, SLG: 0.362 | F7 | | F7 | | 6-3 | | E7<br>2-H<br>1B | | | 4 | 0 | 1 | 1 | 0 | 0 | 0 |
| Roger Maris, L (1, 9)<br>OBP: 0.345, SLG: 0.510 | P6 | | G3 | | 4-3 | | K | | | 4 | 0 | 0 | 0 | 0 | 1 | 1 |
| Mickey Mantle, S (1, 8)<br>OBP: 0.447, SLG: 0.632<br>Hector Lopez, R (7, PR)<br>OBP: 0.323, SLG: 0.484 (8, 7) | | HR<br>2B | 4-3 | | K | | IBB | | | 3<br>0 | 1<br>0 | 1<br>0 | 0<br>0 | 1<br>0 | 1<br>0 | 0<br>0 |
| Tom Tresh, S (1, 7)<br>OBP: 0.371, SLG: 0.429 (8, 8) | 5-3 | | | F3 S<br>SF8<br>BB | | G3 | G3 | | | 3 | 1 | 0 | 0 | 1 | 0 | 3 |
| Elston Howard, R (1, 2)<br>OBP: 0.373, SLG: 0.469 | HR<br>2-H | | | F3<br>1-3 | | P4 | | 6-3 | | 4 | 1 | 1 | 2 | 0 | 0 | 1 |
| Joe Pepitone, L (1, 3)<br>OBP: 0.312, SLG: 0.402 | HR<br>1B | | | SF8<br>3-H | | 1B | | F2 | | 3 | 1 | 2 | 1 | 0 | 0 | 0 |
| Phil Linz, R (1, 5)<br>OBP: 0.291, SLG: 0.383 | HR<br>1-H | | | 1B<br>2B | | K | | HR | | 4 | 3 | 3 | 3 | 0 | 1 | 1 |
| Bud Daley, L (1, 1)<br>OBP: 0.600, SLG: 0.500<br>Hal Reniff, R (7, 1)<br>OBP: 0.143, SLG: 0.143 | G4-6-3<br>1B | | | FC6-4<br>2-H<br>1B | | | SH3-4<br>E<br>1B | K | | 2<br>2 | 0<br>1 | 2<br>1 | 1<br>0 | 0<br>0 | 0<br>1 | 0<br>0 |
| Inning Stats | R: 0 H: 0<br>E: 0 LOB: 0<br>K: 0 BB: 0<br>S: 3 P: 3 | R: 4 H: 5<br>E: 0 LOB: 0<br>K: 0 BB: 0<br>S: 7 P: 7 | R: 0 H: 0<br>E: 0 LOB: 0<br>K: 0 BB: 0<br>S: 3 P: 3 | R: 2 H: 2<br>E: 0 LOB: 1<br>K: 0 BB: 1<br>S: 5 P: 9 | R: 0 H: 0<br>E: 0 LOB: 0<br>K: 1 BB: 0<br>S: 5 P: 5 | R: 0 H: 1<br>E: 0 LOB: 1<br>K: 1 BB: 0<br>S: 6 P: 6 | R: 1 H: 2<br>E: 1 LOB: 2<br>K: 1 BB: 1<br>S: 7 P: 11 | R: 1 H: 1<br>E: 0 LOB: 0<br>K: 1 BB: 0<br>S: 6 P: 6 | | 1B: 6 SF: 1<br>2B: 2 SAC: 1<br>3B: 0 DP: 1<br>HR: 3 HBP: 0 | | | | | | WP: 0 PA: 36<br>PB: 0<br>SB: 1<br>CS: 0 |

| PITCHER | | IP | WLS | BF | H | R | ER | SO | BB | IBB | HBP | BLK | WP | HR | S | P | ERA | WHIP |
|---|---|---|---|---|---|---|---|---|---|---|---|---|---|---|---|---|---|---|
| Juan Pizarro, L<br>ERA: 2.35 | (1, 1) | 2.0 | L | 10 | 5 | 4 | 4 | 0 | 0 | 0 | 0 | 0 | 0 | 2 | 10 | 10 | 18.00 | 2.500 |
| Eddie Fisher, R<br>ERA: 3.57 | (3, 1) | 4.0 | | 16 | 3 | 2 | 2 | 2 | 1 | 0 | 0 | 0 | 0 | 0 | 19 | 23 | 4.50 | 1.000 |
| Frank Baumann, L<br>ERA: 8.53 | (7, 1) | 2.0 | | 10 | 3 | 2 | 2 | 2 | 0 | 1 | 0 | 0 | 0 | 1 | 13 | 17 | 9.00 | 1.500 |

| PITCHER | IP | WLS | BF | H | R | ER | SO | BB | IBB | HBP | BLK | WP | HR | S | P | ERA | WHIP |
|---|---|---|---|---|---|---|---|---|---|---|---|---|---|---|---|---|---|

# BOTTOM

## Chicago White Sox @ New York Yankees

Yankee Stadium, Bronx, NY

Sun Jun 14 1964, 3:33 AM EDT

Unknown - 88 F

livebaseballscorecards.com

| | |
|---|---|
| AB | 32 |
| R | 8 |
| H | 11 |
| RBI | 8 |
| BB | 2 |
| SO | 4 |
| LOB | 8 |

| Batter | 1 | 2 | 3 | 4 | 5 | 6 | 7 | 8 | 9 | 10 | AB | R | H | RBI | BB | SO | LOB |
|---|---|---|---|---|---|---|---|---|---|---|---|---|---|---|---|---|---|
| Tom McCraw, L (1, 3)<br>OBP: 0.357, SLG: 0.481 | 1-3 | | F7 | | 4-3 | | B4-3 | | 2B | | 5 | 0 | 1 | 0 | 0 | 0 | 2 |
| Don Buford, S (1, 4)<br>OBP: 0.320, SLG: 0.310 | 4-3 | | | 4-3 | | F7 | 2B | | K2-3 | | 4 | 0 | 1 | 0 | 0 | 0 | 0 |
| Al Weis, S (7, 4)<br>OBP: 0.309, SLG: 0.359 | | | | | | | | | | | 1 | 0 | 0 | 0 | 0 | 1 | 1 |
| Floyd Robinson, L (1, 9)<br>OBP: 0.367, SLG: 0.434 | BB | | | 6-3 2B | | HR BB 1B | P6 | | 4-3 | | 4 | 1 | 2 | 0 | 1 | 0 | 2 |
| Pete Ward, L (1, 5)<br>OBP: 0.359, SLG: 0.430 | F5 | | | 6-3 2-3 | | 1-2 HR BB | | FC1-4 1B | | FC3-6 BB | 3 | 1 | 1 | 0 | 2 | 0 | 2 |
| Gene Stephens, L (1, 8)<br>OBP: 0.286, SLG: 0.167 (6, 7) | | L1-3 BB | | F8 | | F2 | | K | | FC3-6 1-2f | 4 | 0 | 0 | 0 | 1 | 1 | 5 |
| Dave Nicholson, R (1, 7)<br>OBP: 0.403, SLG: 0.470 | | K | 5-3 | | | 1-H 2-H HR | | FC1-4 S 1-2f | | F7 | 3 | 1 | 1 | 3 | 0 | 1 | 1 |
| Mike Hershberger, R (6, 8)<br>OBP: 0.319, SLG: 0.323 | | | | | | | | | | | 2 | 0 | 0 | 0 | 0 | 0 | 2 |
| Ron Hansen, R (1, 6)<br>OBP: 0.350, SLG: 0.386 | L1-3 1-2 | | E5 1B | | | FC5-4 BB | | 1-2 BB | | F7 | 3 | 0 | 0 | 0 | 2 | 0 | 2 |
| Jerry McNertney, R (1, 2)<br>OBP: 0.279, SLG: 0.302 | | | P3 | | 1-2 1B | FC5-4 1-2f | | 4-3 | | | 4 | 0 | 1 | 0 | 0 | 0 | 3 |
| J.C. Martin, L (9, 2)<br>OBP: 0.221, SLG: 0.283 | | | | | | | | | | | 0 | 0 | 0 | 0 | 0 | 0 | 0 |
| Gary Peters, L (1, 1)<br>OBP: 0.212, SLG: 0.273 | | | 1-3 | | F8 | | 4-3 | | K | | 4 | 0 | 0 | 0 | 0 | 1 | 2 |
| Hoyt Wilhelm, R (9, 1) | | | | | | | | | | | 0 | 0 | 0 | 0 | 0 | 0 | 0 |
| Don Mossi, L (10, 1) | | | | | | | | | | | 0 | 0 | 0 | 0 | 0 | 0 | 0 |
| Inning Stats | R: 0 E: 0 K: 0 S: 3 H: 0 LOB: 1 BB: 1 P: 7 | R: 0 E: 0 K: 1 S: 4 H: 0 LOB: 0 BB: 1 P: 8 | R: 0 E: 0 K: 0 S: 3 H: 0 LOB: 0 BB: 0 P: 3 | R: 0 E: 0 K: 0 S: 4 H: 1 LOB: 1 BB: 0 P: 4 | R: 0 E: 1 K: 0 S: 5 H: 1 LOB: 2 BB: 0 P: 5 | R: 3 E: 0 K: 0 S: 5 H: 2 LOB: 1 BB: 2 P: 13 | R: 0 E: 0 K: 0 S: 4 H: 1 LOB: 1 BB: 0 P: 4 | R: 0 E: 0 K: 1 S: 6 H: 1 LOB: 2 BB: 1 P: 10 | R: 0 E: 0 K: 2 S: 8 H: 1 LOB: 1 BB: 0 P: 8 | R: 0 E: 0 K: 0 S: 3 H: 0 LOB: 1 BB: 1 P: 7 | 1B: 3 2B: 4 3B: 0 HR: 1 SF: 0 SAC: 0 DP: 1 HBP: 0 | | | | | | |

| PITCHER | | IP | WLS | BF | H | R | ER | SO | BB | IBB | HBP | BLK | WP | HR | S | P | ERA | WHIP |
|---|---|---|---|---|---|---|---|---|---|---|---|---|---|---|---|---|---|---|
| Rollie Sheldon, R<br>ERA: 3.86 | (1, 1) | 7.0 | | 30 | 5 | 3 | 3 | 1 | 4 | 0 | 0 | 0 | 0 | 1 | 28 | 44 | 3.86 | 1.286 |
| Pete Mikkelsen, R<br>ERA: 3.57 | (8, 1) | 0.0 | | 1 | 1 | 0 | 0 | 0 | 0 | 0 | 0 | 0 | 0 | 0 | 1 | 1 | ∞ | ∞ |
| Stan Williams, R<br>ERA: 5.47 | (8, 1) | 2.0 | | 8 | 1 | 0 | 0 | 3 | 1 | 0 | 0 | 0 | 0 | 0 | 13 | 17 | 0.00 | 1.000 |
| Hal Reniff, R<br>ERA: 2.67 | (10, 1) | 1.0 | W | 4 | 0 | 0 | 0 | 0 | 1 | 0 | 0 | 0 | 0 | 0 | 3 | 7 | 0.00 | 1.000 |

| PITCHER | IP | WLS | BF | H | R | ER | SO | BB | IBB | HBP | BLK | WP | HR | S | P | ERA | WHIP |
|---|---|---|---|---|---|---|---|---|---|---|---|---|---|---|---|---|---|

# TOP

## Chicago White Sox @ New York Yankees

Yankee Stadium, Bronx, NY

Sun Jun 14 1964, 3:38 AM EDT
Att. 37,148 - Unknown - 86 F

livebaseballscorecards.com

| | |
|---|---|
| AB | 37 |
| R | 3 |
| H | 7 |
| RBI | 3 |
| BB | 6 |
| SO | 4 |
| LOB | 22 |

| | | | |
|---|---|---|---|
| WP: 0 | PB: 0 | SB: 1 | CS: 0 |
| PA: 43 | | | |

| Batter | 1 | 2 | 3 | 4 | 5 | 6 | 7 | 8 | 9 | 10 | AB | R | H | RBI | BB | SO | LOB |
|---|---|---|---|---|---|---|---|---|---|---|---|---|---|---|---|---|---|
| Clete Boyer, R (1, 6)<br>OBP: 0.247, SLG: 0.285 | 6-3 | | F8 | | G5-4-3<br>1-2f | | F9 | | S<br>1-2<br>2-3<br>1B | | 5 | 0 | 1 | 0 | 0 | 0 | 3 |
| Bobby Richardson, R (1, 4)<br>OBP: 0.317, SLG: 0.356 | 6-3 | | K | | | 1-3 | | 1-3 | SF7<br>2-3<br>3-H | | 4 | 0 | 0 | 1 | 0 | 1 | 0 |
| Hector Lopez, R (1, 9)<br>(9, 7)<br>OBP: 0.326, SLG: 0.488 | PO BB<br>1B | | 5-3 | | | P6 | | 2B | K<br>1-2 | | 5 | 0 | 2 | 0 | 0 | 1 | 2 |
| Mickey Mantle, S (1, 8)<br>OBP: 0.442, SLG: 0.618<br>Archie Moore, L (9, 9) | BB<br>1-2 | | | L9 | | F3 | | K | | F8 SH3-4<br>1B<br>BB | 3<br>0 | 0<br>1 | 0<br>0 | 0<br>0 | 1<br>1 | 1<br>0 | 1<br>0 |
| Tom Tresh, S (1, 7)<br>OBP: 0.373, SLG: 0.437<br>(9, 8) | PO<br>2-3 | 5-3 | | FC3-6<br>1B | | | 1B<br>2B | L7 | | SH3-4<br>1-2 | 4 | 1 | 2 | 0 | 0 | 0 | 1 |
| Elston Howard, R (1, 2)<br>OBP: 0.379, SLG: 0.470 | | G3<br>BB | | FC3-6<br>1-2f | | | FC4-6<br>2-H<br>1B | | E<br>FC6<br>1B | F8<br>2-3 | 4 | 1 | 2 | 1 | 1 | 0 | 2 |
| Joe Pepitone, L (1, 3)<br>OBP: 0.314, SLG: 0.402 | | G3<br>1-2 | | F8 | | | FC4-6<br>E<br>1-2f | | E6<br>1B<br>1-3<br>SF7<br>1B | 1B<br>3-H | 5 | 1 | 2 | 1 | 0 | 0 | 3 |
| Phil Linz, R (1, 5)<br>OBP: 0.290, SLG: 0.374 | | IBB | | | G3 | | E6<br>1-2 | | F3 | | 3 | 0 | 0 | 0 | 1 | 0 | 3 |
| Rollie Sheldon, R (1, 1)<br>OBP: 0.500, SLG: 0.500<br>Roger Maris, L (7, PH)<br>OBP: 0.343, SLG: 0.506<br>Pete Mikkelsen, R (8, 1)<br>Stan Williams, R (8, 1)<br>OBP: 0.429, SLG: 0.571<br>Pedro Gonzalez, R (9, PH)<br>OBP: 0.327, SLG: 0.353<br>Hal Reniff, R (10, 1)<br>OBP: 0.143, SLG: 0.143 | | K | | | G5-4-3<br>1B | | L6 | | FC6<br>SF7 1B<br>3-H | | 2<br>1<br>0<br>0<br>1<br>0 | 0<br>0<br>0<br>0<br>0<br>0 | 1<br>0<br>0<br>0<br>0<br>0 | 0<br>0<br>0<br>0<br>1<br>0 | 1<br>0<br>0<br>0<br>0<br>0 | 2<br>2<br>0<br>0<br>1<br>0 | 2<br>2<br>0<br>0<br>1<br>0 |
| Inning Stats | R: 0 H: 1<br>E: 0 LOB: 1<br>K: 0 BB: 1<br>S: 3 P: 7 | R: 0 H: 0<br>E: 0 LOB: 2<br>K: 1 BB: 2<br>S: 5 P: 13 | R: 0 H: 0<br>E: 0 LOB: 0<br>K: 1 BB: 0<br>S: 5 P: 5 | R: 0 H: 1<br>E: 0 LOB: 1<br>K: 0 BB: 0<br>S: 4 P: 4 | R: 0 H: 1<br>E: 0 LOB: 0<br>K: 0 BB: 0<br>S: 3 P: 3 | R: 0 H: 0<br>E: 0 LOB: 0<br>K: 0 BB: 0<br>S: 3 P: 3 | R: 1 H: 2<br>E: 1 LOB: 2<br>K: 0 BB: 0<br>S: 6 P: 6 | R: 0 H: 1<br>E: 0 LOB: 1<br>K: 1 BB: 0<br>S: 6 P: 6 | R: 2 H: 3<br>E: 1 LOB: 2<br>K: 1 BB: 0<br>S: 9 P: 9 | R: 1 H: 1<br>E: 0 LOB: 1<br>K: 0 BB: 1<br>S: 3 P: 7 | 1B: 8<br>2B: 2<br>3B: 0<br>HR: 0 | SF: 1<br>SAC: 1<br>DP: 1<br>HBP: 0 | | | | | | |

| PITCHER | | IP | WLS | BF | H | R | ER | SO | BB | IBB | HBP | BLK | WP | HR | S | P | ERA | WHIP |
|---|---|---|---|---|---|---|---|---|---|---|---|---|---|---|---|---|---|---|
| Gary Peters, L<br>ERA: 3.24 | (1, 1) | 8.1 | | 37 | 9 | 3 | 2 | 3 | 2 | 1 | 0 | 0 | 0 | 0 | 40 | 52 | 2.16 | 1.320 |
| Hoyt Wilhelm, R<br>ERA: 2.3 | (9, 1) | 1.1 | L | 5 | 0 | 1 | 1 | 1 | 1 | 0 | 0 | 0 | 0 | 0 | 6 | 10 | 6.75 | 0.750 |
| Don Mossi, L<br>ERA: 2.0 | (10, 1) | 0.0 | | 1 | 1 | 0 | 0 | 0 | 0 | 0 | 0 | 0 | 0 | 0 | 1 | 1 | ∞ | ∞ |

| PITCHER | IP | WLS | BF | H | R | ER | SO | BB | IBB | HBP | BLK | WP | HR | S | P | ERA | WHIP |
|---|---|---|---|---|---|---|---|---|---|---|---|---|---|---|---|---|---|

# BOTTOM

## Chicago White Sox @ New York Yankees

Yankee Stadium, Bronx, NY

Sun Jun 14 1964, 3:38 AM EDT
Att. 37,148 - Unknown - 86 F

livebaseballscorecards.com

| | |
|---|---|
| AB | 37 |
| R | 4 |
| H | 10 |
| RBI | 4 |
| BB | 4 |
| SO | 4 |
| LOB | 20 |

WP: 0 PA: 44
PB: 0
SB: 1
CS: 0

| Batter | 1 | 2 | 3 | 4 | 5 | 6 | 7 | 8 | 9 | AB | R | H | RBI | BB | SO | LOB |
|---|---|---|---|---|---|---|---|---|---|---|---|---|---|---|---|---|
| Dalton Jones, L (1, 4)<br>OBP: 0.303, SLG: 0.385 | G3 | E2<br>2-H<br>1B | | | 3-1 | | F9 | | F5 | 5 | 0 | 1 | 1 | 0 | 0 | 0 |
| Tony Conigliaro, R (1, 7)<br>OBP: 0.317, SLG: 0.500 | 5-3 | K | | | F7 | | 2B | | K | 5 | 0 | 1 | 0 | 0 | 2 | 1 |
| Carl Yastrzemski, L (1, 8)<br>OBP: 0.348, SLG: 0.447 | 2B<br>3B | | 3-1 | | | 6-3 | 4-3 | | | 4 | 1 | 1 | 0 | 0 | 0 | 1 |
| Dick Stuart, R (1, 3)<br>OBP: 0.317, SLG: 0.462 | 3-H<br>2B | | K | | | F2 | | BBB<br>HR<br>BB | | 3 | 1 | 1 | 1 | 1 | 1 | 0 |
| Lee Thomas, L (1, 9)<br>OBP: 0.352, SLG: 0.414 | P3 | | F9 | | | 1B<br>1B<br>1B | | F9 | | 4 | 1 | 1 | 0 | 0 | 0 | 2 |
| Frank Malzone, R (1, 5)<br>OBP: 0.326, SLG: 0.408 | | P5 | | 6-3 | | 1-3<br>1B<br>1B | | 1-H<br>HR | | 4 | 1 | 2 | 2 | 0 | 0 | 0 |
| Eddie Bressoud, R (1, 6)<br>OBP: 0.394, SLG: 0.471 | | HR | | F8 | | 1-2<br>3-H<br>1B | | G4-6-3<br>1B | | 4 | 1 | 3 | 2 | 0 | 0 | 0 |
| Russ Nixon, L (1, 2)<br>OBP: 0.383, SLG: 0.389 | | SH1-4<br>E<br>HBP | | P3 | | 5-3 | | G4-6-3<br>1-2f | | 3 | 1 | 0 | 0 | 0 | 0 | 3 |
| Dave Morehead, R (1, 1)<br>OBP: 0.138, SLG: 0.074 | | SH1-4<br>1-2 | | | K | | P4 | | K | 2 | 0 | 0 | 0 | 0 | 1 | 0 |
| Dick Radatz, R (8, 1)<br>OBP: 0.235, SLG: 0.294 | | | | | | | | | | 1 | 0 | 0 | 0 | 0 | 1 | 0 |
| Inning Stats | R: 1<br>E: 0<br>K: 0<br>S: 5<br>H: 2<br>LOB: 1<br>BB: 0<br>P: 5 | R: 2<br>E: 1<br>K: 1<br>S: 7<br>H: 2<br>LOB: 1<br>BB: 0<br>P: 8 | R: 0<br>E: 0<br>K: 1<br>S: 5<br>H: 0<br>LOB: 0<br>BB: 0<br>P: 5 | R: 0<br>E: 0<br>K: 0<br>S: 3<br>H: 0<br>LOB: 0<br>BB: 0<br>P: 3 | R: 0<br>E: 0<br>K: 1<br>S: 5<br>H: 0<br>LOB: 0<br>BB: 0<br>P: 5 | R: 1<br>E: 0<br>K: 0<br>S: 6<br>H: 3<br>LOB: 2<br>BB: 0<br>P: 6 | R: 0<br>E: 0<br>K: 0<br>S: 4<br>H: 1<br>LOB: 1<br>BB: 0<br>P: 4 | R: 2<br>E: 0<br>K: 0<br>S: 4<br>H: 2<br>LOB: 0<br>BB: 1<br>P: 8 | R: 0<br>E: 0<br>K: 2<br>S: 7<br>H: 0<br>LOB: 0<br>BB: 0<br>P: 7 | 1B: 5<br>2B: 2<br>3B: 1<br>HR: 2<br>SF: 0<br>SAC: 1<br>DP: 1<br>HBP: 1 | | | | | | |

| PITCHER | IP | WLS | BF | H | R | ER | SO | BB | IBB | HP | BLK | WP | HR | S | P | ERA | WHIP |
|---|---|---|---|---|---|---|---|---|---|---|---|---|---|---|---|---|---|
| Jim Bouton, R (1, 1)<br>ERA: 3.19 | 9.0 | L | 38 | 10 | 6 | 6 | 5 | 1 | 0 | 1 | 0 | 0 | 2 | 46 | 51 | 6.00 | 1.222 |

| PITCHER | IP | WLS | BF | H | R | ER | SO | BB | IBB | HP | BLK | WP | HR | S | P | ERA | WHIP |
|---|---|---|---|---|---|---|---|---|---|---|---|---|---|---|---|---|---|

TOP

# Boston Red Sox @ New York Yankees

Yankee Stadium, Bronx, NY

Tue Jun 16 1964, 7:05 PM EDT

Unknown - 67 F

livebaseballscorecards.com

| | |
|---|---|
| AB | 35 |
| R | 6 |
| H | 10 |
| RBI | 6 |
| BB | 1 |
| SO | 5 |
| LOB | 7 |

# BOTTOM

## Boston Red Sox @ New York Yankees

Yankee Stadium, Bronx, NY

Tue Jun 16 1964, 7:05 PM EDT

Unknown - 67 F

| Batter | 1 | 2 | 3 | 4 | 5 | 6 | 7 | 8 | 9 | AB | R | H | RBI | BB | SO | LOB |
|---|---|---|---|---|---|---|---|---|---|---|---|---|---|---|---|---|
| Tony Kubek, L (1, 6)<br>OBP: 0.300, SLG: 0.404 | 0-0 FC6-4 1B | 0-3 K | | 0-0 3-1 | | | 0-0 F9 | | 0-0 P6 | 5 | 0 | 1 | 0 | 0 | 1 | 0 |
| Bobby Richardson, R (1, 4)<br>OBP: 0.315, SLG: 0.353 | 0-0 FC6-4 BB 1B<br>1-2f | 0-0 F3 | | 0-0 5-3 | | | 0-0 1B | | 0-0 P4 | 5 | 1 | 1 | 0 | 0 | 0 | 1 |
| Mickey Mantle, S (1, 8)<br>OBP: 0.444, SLG: 0.612<br>Hector Lopez, R (8, 7)<br>OBP: 0.326, SLG: 0.488 | BBBB<br>4-0 1B BB<br>1-2 | | 0-0 F7 BB SF8 1B | | 0-3 K | | 0-0 4-3 | | | 3<br>0 | 2<br>0 | 1<br>0 | 0<br>0 | 1<br>0 | 1<br>0 | 1<br>0 |
| Roger Maris, L (1, 9)<br>OBP: 0.353, SLG: 0.529 | 0-0 1B FC 1B<br>1-2<br>2-H | | BBBB<br>4-0 BB BB<br>1-2 | | 0-0 3-1 | | | 0-0 HR | | 3 | 2 | 2 | 2 | 1 | 0 | 0 |
| Tom Tresh, S (1, 7)<br>(8, 8)<br>OBP: 0.371, SLG: 0.433 | 0-0 FC 1B<br>1-3<br>2-H | | 0-0 F7<br>2-3 | | 0-3 K | | | 0-0 B4-3 | | 4 | 0 | 1 | 1 | 0 | 1 | 2 |
| Joe Pepitone, L (1, 3)<br>OBP: 0.309, SLG: 0.398 | 0-0 FC BB<br>1-2<br>3-H | | 0-0 SF8<br>3-H | | | 0-0 P6 | | 0-0 E4 4-3 | | 3 | 0 | 0 | 2 | 0 | 0 | 1 |
| Johnny Blanchard, L (1, 2)<br>OBP: 0.380, SLG: 0.351 | BBBB<br>4-0 BB<br>1-2 | | BBBB<br>4-0 BB<br>1-2 | | | 0-0 G3 | | 0-0 4-3<br>1-2 | | 2 | 0 | 0 | 0 | 2 | 0 | 1 |
| Phil Linz, R (1, 5)<br>OBP: 0.281, SLG: 0.362 | 0-0 F7 | | 0-0 L7 | | | 0-0 F9 | | 0-0 F5 | | 4 | 0 | 0 | 0 | 0 | 0 | 5 |
| Jim Bouton, R (1, 1)<br>OBP: 0.121, SLG: 0.125<br>Elston Howard, R (9, PH)<br>OBP: 0.377, SLG: 0.467 | | 0-3 K | | 0-3 K | | | 0-0 4-3 | | 0-0 6-3 | 3<br>1 | 0<br>0 | 0<br>0 | 0<br>0 | 0<br>0 | 2<br>0 | 0<br>0 |
| Inning Stats | R: 3 H: 3<br>E: 0 LOB: 2<br>K: 0 BB: 2<br>S: 6 P: 14 | R: 0 H: 0<br>E: 0 LOB: 0<br>K: 2 BB: 0<br>S: 7 P: 7 | R: 1 H: 1<br>E: 0 LOB: 2<br>K: 0 BB: 2<br>S: 4 P: 12 | R: 0 H: 0<br>E: 0 LOB: 0<br>K: 1 BB: 0<br>S: 5 P: 5 | R: 0 H: 0<br>E: 0 LOB: 0<br>K: 2 BB: 0<br>S: 7 P: 7 | R: 0 H: 0<br>E: 0 LOB: 0<br>K: 0 BB: 0<br>S: 3 P: 3 | R: 0 H: 1<br>E: 0 LOB: 1<br>K: 0 BB: 0<br>S: 4 P: 4 | R: 1 H: 1<br>E: 1 LOB: 1<br>K: 0 BB: 0<br>S: 5 P: 5 | R: 0 H: 0<br>E: 0 LOB: 0<br>K: 0 BB: 0<br>S: 3 P: 3 | 1B: 5 SF: 2<br>2B: 0 SAC: 0<br>3B: 0 DP: 0<br>HR: 1 HBP: 0 | | | | | | |

livebaseballscorecards.com

| | |
|---|---|
| AB | 33 |
| R | 5 |
| H | 6 |
| RBI | 5 |
| BB | 4 |
| SO | 5 |
| LOB | 11 |

| PITCHER | | IP | WLS | BF | H | R | ER | SO | BB | IBB | HBP | BLK | WP | HR | S | P | ERA | WHIP |
|---|---|---|---|---|---|---|---|---|---|---|---|---|---|---|---|---|---|---|
| Dave Morehead, R<br>ERA: 4.41 | (1, 1) | 7.1 | W | 33 | 6 | 5 | 5 | 5 | 4 | 0 | 0 | 0 | 0 | 1 | 39 | 55 | 6.14 | 1.364 |
| Dick Radatz, R<br>ERA: 1.93 | (8, 1) | 1.2 | S | 5 | 0 | 0 | 0 | 0 | 0 | 0 | 0 | 0 | 0 | 0 | 5 | 5 | 0.00 | 0.000 |

| PITCHER | IP | WLS | BF | H | R | ER | SO | BB | IBB | HBP | BLK | WP | HR | S | P | ERA | WHIP |
|---|---|---|---|---|---|---|---|---|---|---|---|---|---|---|---|---|---|

| Batter | 1 | 2 | 3 | 4 | 5 | 6 | 7 | 8 | 9 | AB | R | H | RBI | BB | SO | LOB |
|---|---|---|---|---|---|---|---|---|---|---|---|---|---|---|---|---|
| Chuck Schilling, R (1, 4)<br>OBP: 0.291, SLG: 0.253 | P3 | F9 | L7 | | F9 | | | G6-3<br>1-2f | | 4 | 0 | 0 | 0 | 0 | 0 | 2 |
| Dalton Jones, L (8, PH)<br>OBP: 0.301, SLG: 0.383 | | | | | | | | | | 1 | 0 | 0 | 0 | 0 | 0 | 1 |
| (8, 4) | | | | | | | | | | | | | | | | |
| Tony Conigliaro, R (1, 7)<br>OBP: 0.314, SLG: 0.493 | 1B<br>1B<br>1B | 6-3 | | 6-3 | | 3-1 | | | K | 5 | 1 | 1 | 0 | 0 | 1 | 0 |
| Carl Yastrzemski, L (1, 8)<br>OBP: 0.350, SLG: 0.443 | K | 1B<br>E<br>1B | | F7 | | G3 | | | 2B<br>BB | 4 | 2 | 1 | 0 | 1 | 1 | 1 |
| Dick Stuart, R (1, 3)<br>OBP: 0.327, SLG: 0.474 | 1B<br>E<br>1-3<br>1B | E<br>1-3<br>1B | | 1B<br>1B | | 1-3 | | | 1-H<br>2B | 5 | 1 | 4 | 1 | 0 | 0 | 0 |
| Frank Malzone, R (1, 5)<br>OBP: 0.332, SLG: 0.413 | 1B<br>E<br>BB<br>1-3<br>3-H<br>1B | E5<br>1-2<br>3-H | | FC4-6<br>1-3<br>1B | | | G6-4-3<br>1B | | F7 | 5 | 1 | 3 | 1 | 0 | 0 | 1 |
| Lee Thomas, L (1, 9)<br>OBP: 0.347, SLG: 0.407 | E4<br>BB<br>1B<br>1-2<br>3-H | 4-1 | | FC4-6<br>1-2f | | | L9 | | | 4 | 0 | 0 | 0 | 0 | 0 | 6 |
| Eddie Bressoud, R (1, 6)<br>OBP: 0.391, SLG: 0.468 | BB<br>1B<br>1-2<br>2-3 | | 5-3 | | L9 | | G6-4-3<br>1-2f | | | 4 | 0 | 1 | 0 | 0 | 0 | 1 |
| Bob Tillman, R (1, 2)<br>OBP: 0.379, SLG: 0.448 | BB<br>1-2<br>2-3<br>3-H | | K | | 1-3<br>1B | | | G6-3<br>BB | | 2 | 0 | 1 | 1 | 2 | 1 | 0 |
| Bill Monbouquette, R (1, 1)<br>OBP: 0.286, SLG: 0.130 | K | | K | | 1-3<br>1-2 | | | K | | 3 | 0 | 0 | 0 | 0 | 2 | 4 |
| Felix Mantilla, R (8, PH)<br>OBP: 0.306, SLG: 0.507 | | | | | | | | | | 1 | 0 | 0 | 0 | 0 | 1 | 1 |
| Arnold Earley, L (8, 1) | | | | | | | | | | 0 | 0 | 0 | 0 | 0 | 0 | 0 |
| Inning Stats | R: 3<br>E: 1<br>K: 2<br>S: 12<br>H: 4<br>LOB: 3<br>BB: 1<br>P: 16 | R: 1<br>E: 1<br>K: 0<br>S: 6<br>H: 2<br>LOB: 2<br>BB: 0<br>P: 6 | R: 0<br>E: 0<br>K: 2<br>S: 8<br>H: 0<br>LOB: 1<br>BB: 0<br>P: 8 | R: 0<br>E: 0<br>K: 0<br>S: 5<br>H: 2<br>LOB: 2<br>BB: 0<br>P: 5 | R: 0<br>E: 0<br>K: 0<br>S: 4<br>H: 1<br>LOB: 1<br>BB: 0<br>P: 4 | R: 0<br>E: 0<br>K: 0<br>S: 3<br>H: 0<br>LOB: 0<br>BB: 0<br>P: 3 | R: 0<br>E: 0<br>K: 0<br>S: 3<br>H: 1<br>LOB: 0<br>BB: 0<br>P: 3 | R: 0<br>E: 0<br>K: 1<br>S: 4<br>H: 0<br>LOB: 0<br>BB: 1<br>P: 8 | R: 1<br>E: 0<br>K: 1<br>S: 5<br>H: 1<br>LOB: 0<br>BB: 1<br>P: 9 | 1B: 10<br>2B: 1<br>3B: 0<br>HR: 0<br>SF: 0<br>SAC: 0<br>DP: 2<br>HBP: 0 | | | | | | |

TOP

# Boston Red Sox @ New York Yankees

Yankee Stadium, Bronx, NY

Tue Jun 16 1964, 7:05 PM EDT

Att. 22,658 - Unknown - 66 F

livebaseballscorecards.com

| | |
|---|---|
| AB | 38 |
| R | 5 |
| H | 11 |
| RBI | 3 |
| BB | 3 |
| SO | 6 |
| LOB | 17 |

WP: 1 PA: 41
PB: 0
SB: 0
CS: 0

| PITCHER | IP | WLS | BF | H | R | ER | SO | BB | IBB | HBP | BLK | WP | HR | S | P | ERA | WHIP |
|---|---|---|---|---|---|---|---|---|---|---|---|---|---|---|---|---|---|
| Whitey Ford, L (1, 1)<br>ERA: 1.61 | 7.0 | W | 34 | 10 | 4 | 2 | 4 | 1 | 0 | 0 | 0 | 1 | 0 | 41 | 45 | 2.57 | 1.571 |
| Pete Mikkelsen, R (8, 1)<br>ERA: 3.62 | 2.0 | S | 7 | 1 | 1 | 1 | 2 | 2 | 0 | 0 | 0 | 0 | 0 | 9 | 17 | 4.50 | 1.500 |

| PITCHER | IP | WLS | BF | H | R | ER | SO | BB | IBB | HBP | BLK | WP | HR | S | P | ERA | WHIP |
|---|---|---|---|---|---|---|---|---|---|---|---|---|---|---|---|---|---|

| Batter | 1 | 2 | 3 | 4 | 5 | 6 | 7 | 8 | 9 | AB | R | H | RBI | BB | SO | LOB |
|---|---|---|---|---|---|---|---|---|---|---|---|---|---|---|---|---|
| Tony Kubek, L (1, 6)<br>OBP: 0.297, SLG: 0.397 | BB 1B 1B<br>1B | 4-3 | | G3<br>2-3 | | P4 | | 4-3 | | 5 | 1 | 1 | 0 | 0 | 0 | 2 |
| Bobby Richardson, R (1, 4)<br>OBP: 0.314, SLG: 0.351 | 1B BB<br>1-2 FC3-6<br>1B | | 5-3 | F7 | | | 4-3 | | | 4 | 1 | 1 | 0 | 0 | 0 | 1 |
| Mickey Mantle, S (1, 8)<br>OBP: 0.451, SLG: 0.613<br>Hector Lopez, R (7, PR)<br>OBP: 0.326, SLG: 0.488 (8, 7) | K | | BLK<br>2B<br>1B | | HR<br>1B | | HR<br>BB | | | 3<br>0 | 2<br>1 | 2<br>0 | 0<br>0 | 1<br>0 | 1<br>0 | 2<br>0 |
| Roger Maris, L (1, 9)<br>OBP: 0.350, SLG: 0.519 | FC3-6 1B<br>1-2<br>2-3<br>BB | | F2 | | P6 | | L7 | | | 3 | 0 | 0 | 0 | 1 | 0 | 3 |
| Tom Tresh, S (1, 7)<br>OBP: 0.378, SLG: 0.453 (8, 8) | FC3-6<br>1-2<br>2-3<br>3-H<br>1B | | 2B<br>1-2<br>BB | | K | | 1-H<br>HR | | | 3 | 1 | 2 | 3 | 1 | 1 | 1 |
| Joe Pepitone, L (1, 3)<br>OBP: 0.312, SLG: 0.419 | FC3-6<br>1-2f<br>2-3<br>3-H | | 1-3<br>2-H<br>2B | | 1-H<br>HR | | 3-1 | | | 4 | 1 | 2 | 4 | 0 | 0 | 3 |
| Elston Howard, R (1, 2)<br>OBP: 0.374, SLG: 0.468 | K | | K | | 5-3 | | | 2B | | 4 | 0 | 1 | 0 | 0 | 2 | 4 |
| Phil Linz, R (1, 5)<br>OBP: 0.281, SLG: 0.359 | | B2-3 | | G3 SH1-4<br>1B | | P5 | | 5-3 | | 4 | 0 | 1 | 0 | 0 | 0 | 1 |
| Whitey Ford, L (1, 1)<br>OBP: 0.325, SLG: 0.235<br>Pete Mikkelsen, R (8, 1) | | 6-3 | | SH1-4<br>1-2 | | F8 | | K | | 2<br>1 | 0<br>0 | 0<br>0 | 0<br>0 | 0<br>0 | 0<br>1 | 0<br>1 |
| Inning Stats | R: 2 E: 0 K: 2 S: 10<br>H: 3 LOB: 2 BB: 1 P: 14 | R: 0 E: 0 K: 0 S: 3<br>H: 0 LOB: 0 BB: 0 P: 3 | R: 1 E: 0 K: 1 S: 7<br>H: 2 LOB: 2 BB: 1 P: 11 | R: 0 E: 0 K: 0 S: 4<br>H: 1 LOB: 1 BB: 0 P: 4 | R: 2 E: 0 K: 1 S: 7<br>H: 2 LOB: 0 BB: 0 P: 7 | R: 0 E: 0 K: 0 S: 3<br>H: 0 LOB: 0 BB: 0 P: 3 | R: 2 E: 0 K: 0 S: 4<br>H: 1 LOB: 1 BB: 1 P: 8 | R: 0 E: 0 K: 1 S: 6<br>H: 1 LOB: 1 BB: 0 P: 6 | | 1B: 6<br>2B: 2<br>3B: 0<br>HR: 2 | SF: 0<br>SAC: 1<br>DP: 0<br>HBP: 0 | | | WP: 0<br>PB: 0<br>SB: 0<br>CS: 0 | PA: 37 | |

| PITCHER | | IP | WLS | BF | H | R | ER | SO | BB | IBB | HBP | BLK | WP | HR | S | P | ERA | WHIP |
|---|---|---|---|---|---|---|---|---|---|---|---|---|---|---|---|---|---|---|
| Bill Monbouquette, R<br>ERA: 5.44 | (1, 1) | 7.0 | L | 33 | 9 | 7 | 7 | 4 | 3 | 0 | 0 | 1 | 0 | 2 | 38 | 50 | 9.00 | 1.714 |
| Arnold Earley, L<br>ERA: 2.16 | (8, 1) | 1.0 | | 4 | 1 | 0 | 0 | 1 | 0 | 0 | 0 | 0 | 0 | 0 | 6 | 6 | 0.00 | 1.000 |

| PITCHER | IP | WLS | BF | H | R | ER | SO | BB | IBB | HBP | BLK | WP | HR | S | P | ERA | WHIP |
|---|---|---|---|---|---|---|---|---|---|---|---|---|---|---|---|---|---|

# BOTTOM

# Boston Red Sox @ New York Yankees

Yankee Stadium, Bronx, NY

Tue Jun 16 1964, 7:05 PM EDT
Att. 22,658 - Unknown - 66 F

livebaseballscorecards.com

| | |
|---|---|
| AB | 33 |
| R | 7 |
| H | 10 |
| RBI | 7 |
| BB | 3 |
| SO | 5 |
| LOB | 18 |

# Boston Red Sox @ New York Yankees

Yankee Stadium, Bronx, NY

Wed Jun 17 1964, 3:33 AM EDT

Att. 9,668 - Unknown - 74 F

TOP

livebaseballscorecards.com

| Batter | 1 | 2 | 3 | 4 | 5 | 6 | 7 | 8 | 9 | 10 | 11 | 12 | AB | R | H | RBI | BB | SO | LOB |
|---|---|---|---|---|---|---|---|---|---|---|---|---|---|---|---|---|---|---|---|
| Chuck Schilling, R (1, 4)<br>OBP: 0.281, SLG: 0.243 | G3 | | L9 | | FC5-4 | | | P3 | | | F6 | F7 | 4 | 0 | 0 | 0 | 0 | 0 | 1 |
| Dalton Jones, L (11, PH)<br>OBP: 0.298, SLG: 0.378 (11, 4) | | | | | 1-2f | | | | | | | | 2 | 0 | 0 | 0 | 0 | 0 | 2 |
| Tony Conigliaro, R (1, 7)<br>OBP: 0.320, SLG: 0.507 | BBBB<br>CS 1B<br>BB | | F8 | | | HR | | K | | | FC4-6<br>1B | | 4 | 1 | 2 | 1 | 1 | 1 | 0 |
| Carl Yastrzemski, L (1, 8)<br>OBP: 0.351, SLG: 0.452 | 1-2<br>1B | | | SF9<br>3B | | 4-3 | | K | | | FC4-6<br>1-2f | | 5 | 1 | 2 | 0 | 0 | 1 | 1 |
| Dick Stuart, R (1, 3)<br>OBP: 0.320, SLG: 0.466 | K<br>2-3 | | | SF9<br>3-H | | K | | | 5-3 | | K | | 4 | 0 | 0 | 1 | 0 | 3 | 3 |
| Frank Malzone, R (1, 5)<br>OBP: 0.333, SLG: 0.412 | | FC4-6<br>1B | | F2 | | 6-3 | | | P4 | | | FC1-6<br>1B | 5 | 0 | 2 | 0 | 0 | 0 | 0 |
| Lee Thomas, L (1, 9)<br>OBP: 0.344, SLG: 0.400 | | FC4-6<br>1-2f CS | | K | | | BBBB<br>FC5-4<br>BB | | 1-3 | | | FC1-6<br>1-2f 1-3<br>1B | 4 | 1 | 0 | 0 | 1 | 1 | 2 |
| Eddie Bressoud, R (1, 6)<br>OBP: 0.384, SLG: 0.458 | K | | | | 1-3 | | FC5-4<br>1-2f FC5-4 | | | K | | 1-3<br>1-2 | 5 | 0 | 0 | 0 | 0 | 2 | 3 |
| Bob Tillman, R (1, 2)<br>OBP: 0.380, SLG: 0.440 | CS<br>1-2 | K | | | BBBB<br>FC5-4<br>BB | | FC5-4<br>1-2f | | | F8 | | IBB<br>1B | 3 | 0 | 0 | 0 | 2 | 1 | 1 |
| Earl Wilson, R (1, 1)<br>OBP: 0.357, SLG: 0.560 | | | HR | | F3 | | F7 | | | K | | 1-2<br>2-H 1B | 3 | 1 | 1 | 1 | 0 | 0 | 2 |
| Dick Radatz, R (7, 1)<br>OBP: 0.222, SLG: 0.278 | | | | | | | | | | | | | 1 | 0 | 0 | 0 | 0 | 1 | 0 |
| Russ Nixon, L (12, PH)<br>OBP: 0.393, SLG: 0.400 | | | | | | | | | | | | | 1 | 0 | 1 | 1 | 0 | 0 | 0 |
| Roman Mejias, R (12, PR)<br>OBP: 0.258, SLG: 0.387 | | | | | | | | | | | | | 0 | 0 | 0 | 0 | 0 | 0 | 0 |
| Bob Heffner, R (12, 1)<br>OBP: 0.250, SLG: 0.625 | | | | | | | | | | | | | 0 | 0 | 0 | 0 | 0 | 0 | 0 |
| Inning Stats | R: 0<br>E: 0<br>K: 1<br>S: 5<br>H: 1<br>LOB: 2<br>BB: 1<br>P: 9 | R: 0<br>E: 0<br>K: 1<br>S: 5<br>H: 1<br>LOB: 0<br>BB: 0<br>P: 5 | R: 1<br>E: 0<br>K: 1<br>S: 6<br>H: 1<br>LOB: 0<br>BB: 0<br>P: 6 | R: 1<br>E: 0<br>K: 1<br>S: 6<br>H: 1<br>LOB: 0<br>BB: 0<br>P: 6 | R: 0<br>E: 0<br>K: 0<br>S: 3<br>H: 0<br>LOB: 1<br>BB: 1<br>P: 7 | R: 1<br>E: 0<br>K: 1<br>S: 6<br>H: 1<br>LOB: 0<br>BB: 0<br>P: 6 | R: 0<br>E: 0<br>K: 0<br>S: 3<br>H: 0<br>LOB: 1<br>BB: 1<br>P: 7 | R: 0<br>E: 0<br>K: 2<br>S: 7<br>H: 0<br>LOB: 0<br>BB: 0<br>P: 7 | R: 0<br>E: 0<br>K: 0<br>S: 3<br>H: 0<br>LOB: 0<br>BB: 0<br>P: 3 | R: 0<br>E: 0<br>K: 2<br>S: 7<br>H: 0<br>LOB: 0<br>BB: 0<br>P: 7 | R: 0<br>E: 0<br>K: 1<br>S: 6<br>H: 1<br>LOB: 1<br>BB: 0<br>P: 6 | R: 1<br>E: 0<br>K: 0<br>S: 5<br>H: 2<br>LOB: 2<br>BB: 1<br>P: 9 | 1B: 5<br>2B: 1<br>3B: 1<br>HR: 2<br>SF: 1<br>SAC: 0<br>DP: 1<br>HBP: 0 | | | | WP: 0<br>PB: 0<br>SB: 0<br>CS: 2 | | PA: 47 |

| PITCHER | | IP | WLS | BF | H | R | ER | SO | BB | IBB | HBP | BLK | WP | HR | S | P | ERA | WHIP |
|---|---|---|---|---|---|---|---|---|---|---|---|---|---|---|---|---|---|---|
| Al Downing, L<br>ERA: 4.14 | (1, 1) | 7.0 | | 27 | 5 | 3 | 3 | 5 | 3 | 0 | 0 | 0 | 0 | 2 | 34 | 46 | 3.86 | 1.143 |
| Hal Reniff, R<br>ERA: 2.52 | (8, 1) | 2.0 | | 6 | 0 | 0 | 0 | 2 | 0 | 0 | 0 | 0 | 0 | 0 | 10 | 10 | 0.00 | 0.000 |
| Ralph Terry, R<br>ERA: 6.8 | (10, 1) | 3.0 | L | 13 | 3 | 1 | 1 | 3 | 0 | 1 | 0 | 0 | 0 | 0 | 18 | 22 | 3.00 | 1.000 |

| PITCHER | IP | WLS | BF | H | R | ER | SO | BB | IBB | HBP | BLK | WP | HR | S | P | ERA | WHIP |
|---|---|---|---|---|---|---|---|---|---|---|---|---|---|---|---|---|---|

| | |
|---|---|
| AB | 41 |
| R | 4 |
| H | 8 |
| RBI | 4 |
| BB | 4 |
| SO | 10 |
| LOB | 15 |

# Boston Red Sox @ New York Yankees

Yankee Stadium, Bronx, NY

Wed Jun 17 1964, 3:33 AM EDT

Att. 9,668 - Unknown - 74 F

BOTTOM

livebaseballscorecards.com

| Batter | 1 | 2 | 3 | 4 | 5 | 6 | 7 | 8 | 9 | 10 | 11 | 12 | AB | R | H | RBI | BB | SO | LOB |
|---|---|---|---|---|---|---|---|---|---|---|---|---|---|---|---|---|---|---|---|
| Tony Kubek, L (1, 6) OBP: 0.292, SLG: 0.395 | K | | F9 | | F2 | | F5 | | 2B | | L9 | | 6 | 0 | 1 | 1 | 0 | 1 | 4 |
| Bobby Richardson, R (1, 4) OBP: 0.311, SLG: 0.347 | P5 | | | 1B | | 2-3 | F3 | | 5-3 | | | P6 | 6 | 0 | 1 | 0 | 0 | 0 | 2 |
| Mickey Mantle, S (1, 8) OBP: 0.446, SLG: 0.623 | 4-3 | | | L9 | | K | | HR | | P4 | | 5-3 | 4 | 1 | 1 | 1 | 0 | 1 | 1 |
| Pedro Gonzalez, R (9, 7) OBP: 0.316, SLG: 0.340 | | | | | | | | | | | | | 2 | 0 | 0 | 0 | 0 | 0 | 0 |
| Roger Maris, L (1, 9) OBP: 0.350, SLG: 0.506 | | K | | F4 | | 1B BB | | K | | BB | | 4-3 | 4 | 0 | 0 | 0 | 2 | 2 | 1 |
| Tom Tresh, S (1, 7) (9, 8) OBP: 0.383, SLG: 0.451 | | K | | 4-3 | | 1-3 1B | | BB | | 1-2 BB | | | 3 | 0 | 1 | 0 | 2 | 1 | 1 |
| Joe Pepitone, L (1, 3) OBP: 0.305, SLG: 0.409 | | 4-3 | | | P6 | F8 | | F8 | | F5 | | | 5 | 0 | 0 | 0 | 0 | 0 | 5 |
| Elston Howard, R (1, 2) OBP: 0.370, SLG: 0.461 | | | P4 | | 6-3 | | SH5-3 1B | L9 | | F2 | | | 5 | 0 | 1 | 0 | 0 | 0 | 3 |
| Phil Linz, R (1, 5) OBP: 0.287, SLG: 0.373 | | K | | | 1B 3B | | SH5-3 1-2 | | E7 2B | | CS BB | | 3 | 2 | 1 | 0 | 1 | 1 | 0 |
| Al Downing, R (1, 1) OBP: 0.304, SLG: 0.435 | | | 1B | | 3-H 1B | | BB | | K | | B1 1-2 | | 2 | 0 | 2 | 1 | 0 | 0 | 0 |
| Johnny Blanchard, L (7, PH) OBP: 0.389, SLG: 0.351 | | | | | | | | | | | | | 0 | 0 | 0 | 0 | 1 | 0 | 0 |
| Clete Boyer, R (7, PR) OBP: 0.317, SLG: 0.285 | | | | | | | | | | | | | 0 | 0 | 0 | 0 | 0 | 0 | 0 |
| Hal Reniff, R (8, 1) OBP: 0.143, SLG: 0.143 | | | | | | | | | | | | | 0 | 0 | 0 | 0 | 0 | 0 | 0 |
| Hector Lopez, R (9, PH) OBP: 0.167, SLG: 0.485 | | | | | | | | | | | | | 1 | 0 | 0 | 0 | 0 | 1 | 1 |
| Ralph Terry, R (10, 1) OBP: 0.250, SLG: 0.214 | | | | | | | | | | | | | 1 | 0 | 0 | 0 | 0 | 0 | 1 |
| Inning Stats | R: 0 E: 0 K: 1 S: 5 H: 0 LOB: 0 BB: 0 P: 5 | R: 0 E: 0 K: 2 S: 7 H: 0 LOB: 0 BB: 0 P: 7 | R: 0 E: 0 K: 1 S: 6 H: 1 LOB: 1 BB: 0 P: 6 | R: 0 E: 0 K: 0 S: 4 H: 1 LOB: 1 BB: 0 P: 4 | R: 1 E: 0 K: 0 S: 5 H: 2 LOB: 1 BB: 0 P: 5 | R: 0 E: 0 K: 1 S: 6 H: 1 LOB: 2 BB: 1 P: 10 | R: 0 E: 0 K: 0 S: 4 H: 1 LOB: 2 BB: 1 P: 8 | R: 1 E: 0 K: 1 S: 6 H: 1 LOB: 1 BB: 1 P: 10 | R: 1 E: 1 K: 1 S: 6 H: 1 LOB: 0 BB: 0 P: 6 | R: 0 E: 0 K: 0 S: 3 H: 0 LOB: 2 BB: 2 P: 11 | R: 0 E: 0 K: 0 S: 2 H: 0 LOB: 0 BB: 1 P: 6 | R: 0 E: 0 K: 0 S: 3 H: 0 LOB: 0 BB: 0 P: 3 | 1B: 5 2B: 1 3B: 1 HR: 1 | SF: 0 SAC: 1 DP: 0 HBP: 0 | | | | | |

| | AB | 42 |
|---|---|---|
| | R | 3 |
| | H | 8 |
| | RBI | 3 |
| | BB | 6 |
| | SO | 7 |
| | LOB | 19 |

WP: 0 PB: 0 SB: 0 CS: 1 PA: 49

| PITCHER | IP | WLS | BF | H | R | ER | SO | BB | IBB | HBP | BLK | WP | HR | S | P | ERA | WHIP |
|---|---|---|---|---|---|---|---|---|---|---|---|---|---|---|---|---|---|
| Earl Wilson, R (1, 1) ERA: 4.11 | 6.0 | | 25 | 6 | 1 | 1 | 5 | 1 | 0 | 0 | 0 | 0 | 0 | 34 | 38 | 1.50 | 1.167 |
| Dick Radatz, R (7, 1) ERA: 1.92 | 5.0 | W | 21 | 2 | 2 | 1 | 2 | 5 | 0 | 0 | 0 | 0 | 1 | 20 | 40 | 1.80 | 1.400 |
| Bob Heffner, R (12, 1) ERA: 3.09 | 1.0 | S | 3 | 0 | 0 | 0 | 0 | 0 | 0 | 0 | 0 | 0 | 0 | 3 | 3 | 0.00 | 0.000 |

| PITCHER | IP | WLS | BF | H | R | ER | SO | BB | IBB | HBP | BLK | WP | HR | S | P | ERA | WHIP |
|---|---|---|---|---|---|---|---|---|---|---|---|---|---|---|---|---|---|

| Batter | 1 | 2 | 3 | 4 | 5 | 6 | 7 | 8 | 9 | AB | R | H | RBI | BB | SO | LOB |
|---|---|---|---|---|---|---|---|---|---|---|---|---|---|---|---|---|
| Dalton Jones, L (1, 4)<br>OBP: 0.302, SLG: 0.381 | L7 | | B5-3 | | 2B 1B 1B | | G4-6-3 1B | | | 4 | 1 | 2 | 0 | 0 | 0 | 0 |
| Tony Conigliaro, R (1, 7)<br>OBP: 0.323, SLG: 0.511 | K | | 1B | | 1-3 E 2B | | G4-6-3<br>1-2f | | | 4 | 1 | 2 | 0 | 0 | 1 | 1 |
| Carl Yastrzemski, L (1, 8)<br>OBP: 0.353, SLG: 0.450 | BB | | F5 | | 1-3 | | | G5-4-3 1B | | 3 | 0 | 1 | 0 | 1 | 0 | 3 |
| Dick Stuart, R (1, 3)<br>OBP: 0.319, SLG: 0.462 | P3 | | K | | E5<br>2-H<br>3-H 1B | | | G5-4-3<br>1-2f | | 4 | 0 | 1 | 1 | 0 | 1 | 3 |
| Lee Thomas, L (1, 9)<br>OBP: 0.342, SLG: 0.397 | | 4-3 | | FC5-4 1B | F7 | | | 1-3 | | 4 | 0 | 1 | 0 | 0 | 0 | 1 |
| Frank Malzone, R (1, 5)<br>OBP: 0.332, SLG: 0.409 | | 1-3 1B 1B | | F7 | | 6-3 | | | K | 4 | 1 | 1 | 0 | 0 | 1 | 1 |
| Eddie Bressoud, R (1, 6)<br>OBP: 0.382, SLG: 0.454 | | 1-3<br>1-2 | | F8 | | F7 | | | 1B | 4 | 0 | 1 | 0 | 0 | 0 | 2 |
| Bob Tillman, R (1, 2)<br>OBP: 0.377, SLG: 0.435 | | 2-H 1B | | FC5-4<br>1-2f | | 5-3 | | | K | 4 | 0 | 1 | 1 | 0 | 1 | 2 |
| Jack Lamabe, R (1, 1)<br>OBP: 0.111, SLG: 0.143 | | K | | | P4 | | 4-3 | | 4-3 | 3 | 0 | 0 | 0 | 0 | 1 | 1 |
| Russ Nixon, L (9, PH)<br>OBP: 0.387, SLG: 0.393 | | | | | | | | | | 1 | 0 | 0 | 0 | 0 | 0 | 1 |
| Inning Stats | R: 0 H: 0<br>E: 0 LOB: 1<br>K: 1 BB: 1<br>S: 5 P: 9 | R: 1 H: 2<br>E: 0 LOB: 1<br>K: 1 BB: 0<br>S: 7 P: 7 | R: 0 H: 1<br>E: 0 LOB: 1<br>K: 1 BB: 0<br>S: 6 P: 6 | R: 0 H: 1<br>E: 0 LOB: 1<br>K: 0 BB: 0<br>S: 4 P: 4 | R: 2 H: 3<br>E: 1 LOB: 1<br>K: 0 BB: 0<br>S: 6 P: 6 | R: 0 H: 0<br>E: 0 LOB: 0<br>K: 0 BB: 0<br>S: 3 P: 3 | R: 0 H: 1<br>E: 0 LOB: 0<br>K: 0 BB: 0<br>S: 3 P: 3 | R: 0 H: 1<br>E: 0 LOB: 0<br>K: 0 BB: 0<br>S: 3 P: 3 | R: 0 H: 1<br>E: 0 LOB: 1<br>K: 2 BB: 0<br>S: 8 P: 8 | 1B: 9 SF: 0<br>2B: 1 SAC: 0<br>3B: 0 DP: 2<br>HR: 0 HBP: 0 | | | | | | |

| PITCHER | IP | WLS | BF | H | R | ER | SO | BB | IBB | HBP | BLK | WP | HR | S | P | ERA | WHIP |
|---|---|---|---|---|---|---|---|---|---|---|---|---|---|---|---|---|---|
| Rollie Sheldon, R (1, 1)<br>ERA: 2.81 | 9.0 | W | 36 | 10 | 3 | 2 | 5 | 1 | 0 | 0 | 0 | 0 | 0 | 45 | 49 | 2.00 | 1.222 |

| PITCHER | IP | WLS | BF | H | R | ER | SO | BB | IBB | HBP | BLK | WP | HR | S | P | ERA | WHIP |
|---|---|---|---|---|---|---|---|---|---|---|---|---|---|---|---|---|---|

# TOP

## Boston Red Sox @ New York Yankees

Yankee Stadium, Bronx, NY

Thu Jun 18 1964, 7:05 PM EDT

Att. 13,973 - Unknown - 76 F

livebaseballscorecards.com

| | |
|---|---|
| AB | 35 |
| R | 3 |
| H | 10 |
| RBI | 2 |
| BB | 1 |
| SO | 5 |
| LOB | 15 |

| | | | |
|---|---|---|---|
| WP: 0 | PA: 36 | | |
| PB: 0 | | | |
| SB: 0 | | | |
| CS: 0 | | | |

| Batter | 1 | 2 | 3 | 4 | 5 | 6 | 7 | 8 | 9 | AB | R | H | RBI | BB | SO | LOB |
|---|---|---|---|---|---|---|---|---|---|---|---|---|---|---|---|---|
| Tony Kubek, L (1, 6)<br>OBP: 0.307, SLG: 0.404 | BBBB 4-0 3-1 1B 1B BB | x 0-0 ② 4-3 | | x 0-0 1B 1B | | x 0-0 1B | | x 0-0 G5-4-3 1B | | 4 | 1 | 3 | 0 | 1 | 0 | 0 |
| Bobby Richardson, R (1, 4)<br>OBP: 0.316, SLG: 0.352 | x 0-0 1B 3-1 1B 1-2 1B | x 0-0 1B | | x 0-0 BB 1-3 1B | | x 0-0 ③ F9 | | x 0-0 ①② G5-4-3 1-2f | | 5 | 1 | 3 | 0 | 0 | 0 | 2 |
| Mickey Mantle, S (1, 8)<br>OBP: 0.442, SLG: 0.611<br>Hector Lopez, R (8, 7)<br>OBP: 0.321, SLG: 0.481 | x 0-0 ① 3-1 1-2 2-3 | x 0-0 ③ F8 | | BBBB 4-0 1-2 BB | | | x 0-0 ① 3-1 | x 0-0 ③ P4 | | 3<br>1 | 0<br>0 | 0<br>0 | 0<br>0 | 1<br>0 | 0<br>0 | 3<br>0 |
| Roger Maris, L (1, 9)<br>OBP: 0.358, SLG: 0.509 | x 0-0 1B 3B 1B 2-3 3-H | | BBB 4-0 FC4-6 BB | x 0-0 ③ G3 | | | x 0-0 HR 1B | | | 3 | 2 | 2 | 1 | 1 | 0 | 3 |
| Tom Tresh, S (1, 7)<br>(8, 8)<br>OBP: 0.381, SLG: 0.463 | SSS 0-3 ② K | | SSS 0-3 ① K | | x 0-0 ① 3-1 | | x 0-0 1-H HR | | | 4 | 1 | 1 | 2 | 0 | 2 | 3 |
| Joe Pepitone, L (1, 3)<br>OBP: 0.309, SLG: 0.411 | x 0-0 1-3 3B 3-H 1B | | x 0-0 ② F8 | | x 0-0 ② P5 | | x 0-0 E 1B | | | 4 | 1 | 2 | 1 | 0 | 0 | 1 |
| Elston Howard, R (1, 2)<br>OBP: 0.368, SLG: 0.467 | x 0-0 1-H 3-H 3B | | x 0-0 ③ FC4-6 1-2f | | x 0-0 ③ F9 | | x 0-0 E5 1-2 | | | 4 | 0 | 1 | 2 | 0 | 0 | 2 |
| Phil Linz, R (1, 5)<br>OBP: 0.279, SLG: 0.362 | x 0-0 ③ 5-3 | | | x 0-0 ① 5-3 | | x 0-0 ① L9 | x 0-0 ② F8 | | | 4 | 0 | 0 | 0 | 0 | 0 | 3 |
| Rollie Sheldon, R (1, 1)<br>OBP: 0.167, SLG: 0.167 | | SSS 0-3 ① K | | SSS 0-3 ② K | | SSS 0-3 ② K | SSS 0-3 ③ K | | | 4 | 0 | 0 | 0 | 0 | 4 | 2 |
| Inning Stats | R: 4 H: 4<br>E: 0 LOB: 1<br>K: 1 BB: 1<br>S: 9 P: 13 | R: 0 H: 1<br>E: 0 LOB: 1<br>K: 1 BB: 0<br>S: 6 P: 6 | R: 0 H: 0<br>E: 0 LOB: 1<br>K: 1 BB: 1<br>S: 5 P: 9 | R: 0 H: 2<br>E: 0 LOB: 3<br>K: 1 BB: 1<br>S: 7 P: 11 | R: 0 H: 0<br>E: 0 LOB: 0<br>K: 0 BB: 0<br>S: 3 P: 3 | R: 0 H: 1<br>E: 0 LOB: 1<br>K: 1 BB: 0<br>S: 6 P: 6 | R: 2 H: 3<br>E: 1 LOB: 2<br>K: 1 BB: 0<br>S: 9 P: 9 | R: 0 H: 1<br>E: 0 LOB: 0<br>K: 0 BB: 0<br>S: 3 P: 3 | | 1B: 10 SF: 0<br>2B: 0 SAC: 0<br>3B: 1 DP: 1<br>HR: 1 HBP: 0 | | | | | | |

| PITCHER | IP | WLS | BF | H | R | ER | SO | BB | IBB | HBP | BLK | WP | HR | S | P | ERA | WHIP |
|---|---|---|---|---|---|---|---|---|---|---|---|---|---|---|---|---|---|
| Jack Lamabe, R (1, 1)<br>ERA: 4.33 | 8.0 | L | 39 | 12 | 6 | 6 | 6 | 3 | 0 | 0 | 0 | 0 | 1 | 48 | 60 | 6.75 | 1.875 |

| PITCHER | IP | WLS | BF | H | R | ER | SO | BB | IBB | HBP | BLK | WP | HR | S | P | ERA | WHIP |
|---|---|---|---|---|---|---|---|---|---|---|---|---|---|---|---|---|---|

# BOTTOM

## Boston Red Sox @ New York Yankees

Yankee Stadium, Bronx, NY

Thu Jun 18 1964, 7:05 PM EDT
Att. 13,973 - Unknown - 76 F

livebaseballscorecards.com

| | |
|---|---|
| AB | 36 |
| R | 6 |
| H | 12 |
| RBI | 6 |
| BB | 3 |
| SO | 6 |
| LOB | 19 |

WP: 0 PA: 39
PB: 0
SB: 0
CS: 0

| Batter | 1 | 2 | 3 | 4 | 5 | 6 | 7 | 8 | 9 | 10 | 11 | AB | R | H | RBI | BB | SO | LOB |
|---|---|---|---|---|---|---|---|---|---|---|---|---|---|---|---|---|---|---|
| Tony Kubek, L (1, 6)<br>OBP: 0.298, SLG: 0.391 | 1-3 | | 4-3 | | K | | | L6 | | 3-1 | | 5 | 0 | 0 | 0 | 0 | 1 | 3 |
| Bobby Richardson, R (1, 4)<br>OBP: 0.310, SLG: 0.345 | 6-3 | | | L5 | | 6-3 | | 5-3 | | | K | 5 | 0 | 0 | 0 | 0 | 1 | 0 |
| Roger Maris, L (1, 9)<br>OBP: 0.359, SLG: 0.500 | 4-3 | | | P4 | | BB | | K | | | 1B BB | 3 | 0 | 0 | 0 | 2 | 1 | 0 |
| Mickey Mantle, S (1, 8)<br>OBP: 0.446, SLG: 0.617<br>Pedro Gonzalez, R (11, PR)<br>OBP: 0.316, SLG: 0.340<br>Hector Lopez, R (11, 7)<br>OBP: 0.321, SLG: 0.481 | | 4-3 2B | | 1B | | F8 | | | 6-3 | | 1B 1B<br>1-2 | 5<br>0<br>0 | 0<br>1<br>0 | 3<br>0<br>0 | 0<br>0<br>0 | 0<br>0<br>0 | 0<br>0<br>0 | 1<br>0<br>0 |
| Tom Tresh, S (1, 7)<br>OBP: 0.377, SLG: 0.456<br>(11, 8) | K | | | K | | F5 | | | F9 | | 1B<br>1-3<br>2-H | 5 | 0 | 1 | 0 | 0 | 2 | 3 |
| Elston Howard, R (1, 2)<br>OBP: 0.364, SLG: 0.460 | 4-3<br>2-3 | | 4-3 | | | 1-3 | | | F3 | | 1B<br>1-3<br>3-H | 5 | 0 | 1 | 1 | 0 | 0 | 1 |
| Joe Pepitone, L (1, 3)<br>OBP: 0.306, SLG: 0.406 | B5-3 | | 2B 1B | | F4 | | | 1-3 | | L9 | | 5 | 0 | 1 | 0 | 0 | 0 | 3 |
| Phil Linz, R (1, 5)<br>OBP: 0.291, SLG: 0.371 | | 5-3 | 1-3 2B | | BB | | | | SH5-4 BB | | | 2 | 0 | 1 | 0 | 2 | 0 | 0 |
| Whitey Ford, L (1, 1)<br>OBP: 0.302, SLG: 0.216 | | K | 1-3 | | K | | | | SH5-4<br>1-2 | | | 3 | 0 | 0 | 0 | 0 | 2 | 3 |
| Inning Stats | R: 0 E: 0 K: 0 S: 3 H: 0 LOB: 0 BB: 0 P: 3 | R: 0 E: 0 K: 1 S: 6 H: 1 LOB: 1 BB: 0 P: 6 | R: 0 E: 0 K: 1 S: 5 H: 0 LOB: 0 BB: 0 P: 5 | R: 0 E: 0 K: 1 S: 6 H: 1 LOB: 1 BB: 0 P: 6 | R: 0 E: 0 K: 1 S: 7 H: 2 LOB: 2 BB: 0 P: 7 | R: 0 E: 0 K: 0 S: 3 H: 0 LOB: 1 BB: 1 P: 7 | R: 0 E: 0 K: 1 S: 5 H: 0 LOB: 1 BB: 1 P: 9 | R: 0 E: 0 K: 1 S: 5 H: 0 LOB: 0 BB: 0 P: 5 | R: 0 E: 0 K: 0 S: 3 H: 0 LOB: 0 BB: 0 P: 3 | R: 0 E: 0 K: 0 S: 3 H: 0 LOB: 0 BB: 1 P: 7 | R: 1 E: 0 K: 1 S: 7 H: 3 LOB: 2 BB: 1 P: 11 | 1B: 5 2B: 2 3B: 0 HR: 0 SF: 0 SAC: 1 DP: 0 HBP: 0 | | | | | | |

| PITCHER | IP | WLS | BF | H | R | ER | SO | BB | IBB | HBP | BLK | WP | HR | S | P | ERA | WHIP |
|---|---|---|---|---|---|---|---|---|---|---|---|---|---|---|---|---|---|
| Gary Peters, L (1, 1)<br>ERA: 2.96 | 11.0 | L | 43 | 7 | 1 | 1 | 7 | 4 | 0 | 0 | 0 | 0 | 0 | 53 | 69 | 0.82 | 1.000 |

| PITCHER | IP | WLS | BF | H | R | ER | SO | BB | IBB | HBP | BLK | WP | HR | S | P | ERA | WHIP |
|---|---|---|---|---|---|---|---|---|---|---|---|---|---|---|---|---|---|

# TOP

## New York Yankees @ Chicago White Sox

Comiskey Park, Chicago, IL

Sat Jun 20 1964, 4:33 AM EDT
Att. 22,453 - Overcast - 69 F

livebaseballscorecards.com

| | |
|---|---|
| AB | 38 |
| R | 1 |
| H | 7 |
| RBI | 1 |
| BB | 4 |
| SO | 7 |
| LOB | 14 |

| | | | |
|---|---|---|---|
| 1B: 5 | SF: 0 | WP: 0 | PA: 43 |
| 2B: 2 | SAC: 1 | PB: 0 | |
| 3B: 0 | DP: 0 | SB: 0 | |
| HR: 0 | HBP: 0 | CS: 0 | |

| Batter | 1 | 2 | 3 | 4 | 5 | 6 | 7 | 8 | 9 | 10 | 11 | AB | R | H | RBI | BB | SO | LOB |
|---|---|---|---|---|---|---|---|---|---|---|---|---|---|---|---|---|---|---|
| Mike Hershberger, R (1, 8) (10, 9)<br>OBP: 0.309, SLG: 0.324 | 1-3 | | K | | 5-3 | | | P3 | | G3 | | 5 | 0 | 0 | 0 | 0 | 1 | 2 |
| Al Weis, S (1, 4)<br>OBP: 0.324, SLG: 0.377 | 1B | | BB<br>1-2 | | K | | | 1B | | F7 | | 4 | 0 | 2 | 0 | 1 | 1 | 1 |
| Pete Ward, L (1, 5)<br>OBP: 0.348, SLG: 0.418 | F8 | | G3-6-1<br>1-2<br>2-3 | | | 3-1 | | 4-3 | | | K | 5 | 0 | 1 | 0 | 0 | 1 | 2 |
| Ron Hansen, R (1, 6)<br>OBP: 0.332, SLG: 0.366 | 5-3 | | G3-6-1<br>1-2f | | | F8 | | | K | | K | 5 | 0 | 0 | 0 | 0 | 2 | 4 |
| Floyd Robinson, L (1, 9) (10, 7)<br>OBP: 0.362, SLG: 0.451 | | 6-3 | | K | | 6-3 | | | 1-3 | | 1B | 5 | 0 | 1 | 0 | 0 | 1 | 0 |
| Dave Nicholson, R (1, 7)<br>OBP: 0.380, SLG: 0.434 | | BB<br>FC1-4-6 | | K | | | K | | 2B | | 2-3 | 3 | 0 | 1 | 0 | 1 | 2 | 0 |
| Tom McCraw, L (9, PR) (10, 3) | | | | | | | | | | | | 0 | 0 | 0 | 0 | 0 | 0 | 0 |
| Minnie Minoso, R (11, PH)<br>OBP: 0.393, SLG: 0.417 | | | | | | | | | | | | 1 | 0 | 0 | 0 | 0 | 0 | 1 |
| Joe Cunningham, L (1, 3)<br>OBP: 0.337, SLG: 0.309 | | F7 | | 5-3 | | | 6-3 | | BB | | | 3 | 0 | 0 | 0 | 0 | 0 | 1 |
| Jim Landis, R (9, PH) (10, 8)<br>OBP: 0.268, SLG: 0.365 | | | | | | | | | | | | 0 | 0 | 0 | 0 | 1 | 0 | 0 |
| Cam Carreon, R (1, 2)<br>OBP: 0.200, SLG: 0.184 | | FC1-4-6<br>1-2f | | | E5<br>SH1-3 | | 6-3 | | K | | | 4 | 0 | 0 | 0 | 0 | 1 | 3 |
| Gary Peters, L (1, 1)<br>OBP: 0.222, SLG: 0.278 | | | 1B BB<br>1B | | SH1-3<br>1-2 | | | F2 | | K | | 3 | 0 | 1 | 0 | 0 | 1 | 0 |
| Inning Stats | R: 0 H: 1<br>E: 0 LOB: 1<br>K: 0 BB: 0<br>S: 4 P: 4 | R: 0 H: 0<br>E: 0 LOB: 1<br>K: 0 BB: 1<br>S: 3 P: 7 | R: 0 H: 2<br>E: 0 LOB: 2<br>K: 1 BB: 1<br>S: 6 P: 10 | R: 0 H: 0<br>E: 0 LOB: 0<br>K: 2 BB: 0<br>S: 7 P: 7 | R: 0 H: 0<br>E: 1 LOB: 1<br>K: 1 BB: 0<br>S: 6 P: 6 | R: 0 H: 0<br>E: 0 LOB: 0<br>K: 0 BB: 0<br>S: 3 P: 3 | R: 0 H: 0<br>E: 0 LOB: 0<br>K: 1 BB: 0<br>S: 5 P: 5 | R: 0 H: 1<br>E: 0 LOB: 1<br>K: 0 BB: 0<br>S: 4 P: 4 | R: 0 H: 1<br>E: 0 LOB: 2<br>K: 2 BB: 1<br>S: 8 P: 12 | R: 0 H: 0<br>E: 0 LOB: 0<br>K: 1 BB: 0<br>S: 5 P: 5 | R: 0 H: 1<br>E: 0 LOB: 1<br>K: 2 BB: 0<br>S: 8 P: 8 | 1B: 5 SF: 0<br>2B: 1 SAC: 1<br>3B: 0 DP: 1<br>HR: 0 HBP: 0 | | | | | | |

| PITCHER | IP | WLS | BF | H | R | ER | SO | BB | IBB | HBP | BLK | WP | HR | S | P | ERA | WHIP |
|---|---|---|---|---|---|---|---|---|---|---|---|---|---|---|---|---|---|
| Whitey Ford, L (1, 1)<br>ERA: 1.47 | 11.0 | W | 42 | 6 | 0 | 0 | 10 | 3 | 0 | 0 | 0 | 0 | 0 | 59 | 71 | 0.00 | 0.818 |

| PITCHER | IP | WLS | BF | H | R | ER | SO | BB | IBB | HBP | BLK | WP | HR | S | P | ERA | WHIP |
|---|---|---|---|---|---|---|---|---|---|---|---|---|---|---|---|---|---|

# BOTTOM

## New York Yankees @ Chicago White Sox

Comiskey Park, Chicago, IL

Sat Jun 20 1964, 4:33 AM EDT
Att. 22,453 - Overcast - 69 F

livebaseballscorecards.com

| | |
|---|---|
| AB | 38 |
| R | 0 |
| H | 6 |
| RBI | 0 |
| BB | 3 |
| SO | 10 |
| LOB | 14 |

| Batter | 1 | 2 | 3 | 4 | 5 | 6 | 7 | 8 | 9 | AB | R | H | RBI | BB | SO | LOB |
|---|---|---|---|---|---|---|---|---|---|---|---|---|---|---|---|---|
| Tony Kubek, L (1, 6)<br>OBP: 0.293, SLG: 0.384 | G3 | | F5 | | | SH1-4<br>1-2 | | 4-3 | | 3 | 0 | 0 | 0 | 0 | 0 | 0 |
| Bobby Richardson, R (1, 4)<br>OBP: 0.306, SLG: 0.340 | F5 | | | K | | F8 | | F8 | | 4 | 0 | 0 | 0 | 0 | 1 | 1 |
| Roger Maris, L (1, 9)<br>OBP: 0.352, SLG: 0.489 | F8 | | | K | | K | | | 4-1 | 4 | 0 | 0 | 0 | 0 | 2 | 1 |
| Mickey Mantle, S (1, 8)<br>OBP: 0.442, SLG: 0.627<br>Hector Lopez, R (9, 7)<br>OBP: 0.321, SLG: 0.481 | | L8 | | E5 | | | HR | | F8 | 4<br>0 | 1<br>0 | 1<br>0 | 1<br>0 | 0<br>0 | 0<br>0 | 0<br>0 |
| Tom Tresh, S (1, 7)<br>(9, 8)<br>OBP: 0.374, SLG: 0.452 | | B2-3 | | F8 | | | FC3-6<br>1B | | K | 4 | 0 | 1 | 0 | 0 | 1 | 1 |
| Elston Howard, R (1, 2)<br>OBP: 0.364, SLG: 0.473 | | HR | | | F7 | | FC3-6<br>1-2f | | | 3 | 1 | 1 | 1 | 0 | 0 | 1 |
| Joe Pepitone, L (1, 3)<br>OBP: 0.303, SLG: 0.401 | | F2 | | | 3-1 | | L9 | | | 3 | 0 | 0 | 0 | 0 | 0 | 1 |
| Phil Linz, R (1, 5)<br>OBP: 0.286, SLG: 0.364<br>Clete Boyer, R (8, 5)<br>OBP: 0.247, SLG: 0.285 | | | 5-3 | | F8 | | F8 | | | 3<br>0 | 0<br>0 | 0<br>0 | 0<br>0 | 0<br>0 | 0<br>0 | 1<br>0 |
| Jim Bouton, R (1, 1)<br>OBP: 0.139, SLG: 0.143<br>Pete Mikkelsen, R (8, 1) | | | K | | | SH1-4<br>1B | | K | | 3<br>0 | 0<br>0 | 1<br>0 | 0<br>0 | 0<br>0 | 2<br>0 | 0<br>0 |
| Inning Stats | R: 0<br>E: 0<br>K: 0<br>S: 3<br>H: 0<br>LOB: 0<br>BB: 0<br>P: 3 | R: 1<br>E: 0<br>K: 0<br>S: 4<br>H: 1<br>LOB: 0<br>BB: 0<br>P: 4 | R: 0<br>E: 0<br>K: 1<br>S: 5<br>H: 0<br>LOB: 0<br>BB: 0<br>P: 5 | R: 0<br>E: 1<br>K: 2<br>S: 8<br>H: 0<br>LOB: 1<br>BB: 0<br>P: 8 | R: 0<br>E: 0<br>K: 0<br>S: 3<br>H: 0<br>LOB: 0<br>BB: 0<br>P: 3 | R: 0<br>E: 0<br>K: 1<br>S: 6<br>H: 1<br>LOB: 1<br>BB: 0<br>P: 6 | R: 1<br>E: 0<br>K: 0<br>S: 5<br>H: 2<br>LOB: 1<br>BB: 0<br>P: 5 | R: 0<br>E: 0<br>K: 1<br>S: 5<br>H: 0<br>LOB: 0<br>BB: 0<br>P: 5 | R: 0<br>E: 0<br>K: 1<br>S: 5<br>H: 0<br>LOB: 0<br>BB: 0<br>P: 5 | 1B: 2<br>2B: 0<br>3B: 0<br>HR: 2 | SF: 0<br>SAC: 1<br>DP: 0<br>HBP: 0 | | | | | |

# TOP

## New York Yankees @ Chicago White Sox

Comiskey Park, Chicago, IL

Sun Jun 21 1964, 4:33 AM EDT

Unknown - 75 F

livebaseballscorecards.com

| | |
|---|---|
| AB | 31 |
| R | 2 |
| H | 4 |
| RBI | 2 |
| BB | 0 |
| SO | 6 |
| LOB | 6 |

| | | WP: 0 | PA: 32 |
|---|---|---|---|
| | | PB: 0 | |
| | | SB: 0 | |
| | | CS: 0 | |

| PITCHER | | IP | WLS | BF | H | R | ER | SO | BB | IBB | HBP | BLK | WP | HR | S | P | ERA | WHIP |
|---|---|---|---|---|---|---|---|---|---|---|---|---|---|---|---|---|---|---|
| Juan Pizarro, L<br>ERA: 2.11 | (1, 1) | 8.0 | L | 29 | 4 | 2 | 2 | 5 | 0 | 0 | 0 | 0 | 0 | 2 | 39 | 39 | 2.25 | 0.500 |
| Hoyt Wilhelm, R<br>ERA: 2.06 | (9, 1) | 1.0 | | 3 | 0 | 0 | 0 | 1 | 0 | 0 | 0 | 0 | 0 | 0 | 5 | 5 | 0.00 | 0.000 |

| PITCHER | | IP | WLS | BF | H | R | ER | SO | BB | IBB | HBP | BLK | WP | HR | S | P | ERA | WHIP |
|---|---|---|---|---|---|---|---|---|---|---|---|---|---|---|---|---|---|---|

| Batter | 1 | 2 | 3 | 4 | 5 | 6 | 7 | 8 | 9 | AB | R | H | RBI | BB | SO | LOB |
|---|---|---|---|---|---|---|---|---|---|---|---|---|---|---|---|---|
| Mike Hershberger, R (1, 8)<br>OBP: 0.305, SLG: 0.319 | F5 | | K | | | 6-3 | | | F9 | 3 | 0 | 0 | 0 | 0 | 1 | 0 |
| Don Buford, S (9, PH)<br>OBP: 0.329, SLG: 0.323 | | | | | | | | | | 1 | 0 | 0 | 0 | 0 | 0 | 0 |
| Al Weis, S (1, 4)<br>OBP: 0.323, SLG: 0.371 | F7 | | | P6 | | | B1-3 | | FC1-6 HBP | 3 | 0 | 0 | 0 | 0 | 0 | 0 |
| Floyd Robinson, L (1, 9)<br>OBP: 0.360, SLG: 0.452 | 1-3 | | | F7 | | | 3-1 2B | | FC1-6 2B 1-2f | 4 | 0 | 1 | 0 | 0 | 0 | 1 |
| Pete Ward, L (1, 5)<br>OBP: 0.345, SLG: 0.421 | | F9 | | K | | | 3-1 2-3 | | 1-3 2B | 4 | 0 | 1 | 0 | 0 | 1 | 1 |
| Joe Cunningham, L (1, 3)<br>OBP: 0.333, SLG: 0.306 | | FC5-4 1B | | | K | | 4-1 | | 4-3 | 4 | 0 | 1 | 0 | 0 | 1 | 3 |
| Dave Nicholson, R (1, 7)<br>OBP: 0.375, SLG: 0.427 | | K | | | P4 | | | F2 | | 3 | 0 | 0 | 0 | 0 | 1 | 1 |
| Ron Hansen, R (1, 6)<br>OBP: 0.328, SLG: 0.361 | | FC5-4 1-2f | | | F8 | | | K | | 3 | 0 | 0 | 0 | 0 | 1 | 1 |
| J.C. Martin, L (1, 2)<br>OBP: 0.224, SLG: 0.288 | | | 4-3 | | | G3 | | 1B | | 3 | 0 | 1 | 0 | 0 | 0 | 0 |
| Juan Pizarro, L (1, 1)<br>OBP: 0.294, SLG: 0.364 | | | 4-3 | | | 6-3 | | G3 | | 2 | 0 | 0 | 0 | 0 | 0 | 0 |
| Tom McCraw, L (8, PH)<br>OBP: 0.338, SLG: 0.441 | | | | | | | | | | 1 | 0 | 0 | 0 | 0 | 0 | 1 |
| Hoyt Wilhelm, R (9, 1) | | | | | | | | | | 0 | 0 | 0 | 0 | 0 | 0 | 0 |
| Inning Stats | R: 0<br>E: 0<br>K: 0<br>S: 3<br>H: 0<br>LOB: 0<br>BB: 0<br>P: 3 | R: 0<br>E: 0<br>K: 1<br>S: 6<br>H: 1<br>LOB: 1<br>BB: 0<br>P: 6 | R: 0<br>E: 0<br>K: 1<br>S: 5<br>H: 0<br>LOB: 0<br>BB: 0<br>P: 5 | R: 0<br>E: 0<br>K: 1<br>S: 5<br>H: 0<br>LOB: 0<br>BB: 0<br>P: 5 | R: 0<br>E: 0<br>K: 1<br>S: 5<br>H: 0<br>LOB: 0<br>BB: 0<br>P: 5 | R: 0<br>E: 0<br>K: 0<br>S: 3<br>H: 0<br>LOB: 0<br>BB: 0<br>P: 3 | R: 0<br>E: 0<br>K: 0<br>S: 4<br>H: 1<br>LOB: 1<br>BB: 0<br>P: 4 | R: 0<br>E: 0<br>K: 1<br>S: 6<br>H: 1<br>LOB: 1<br>BB: 0<br>P: 6 | R: 0<br>E: 0<br>K: 0<br>S: 4<br>H: 1<br>LOB: 2<br>BB: 0<br>P: 5 | 1B: 2<br>2B: 2<br>3B: 0<br>HR: 0<br>SF: 0<br>SAC: 0<br>DP: 0<br>HBP: 1 | | | | | | |

| PITCHER | IP | WLS | BF | H | R | ER | SO | BB | IBB | HBP | BLK | WP | HR | S | P | ERA | WHIP |
|---|---|---|---|---|---|---|---|---|---|---|---|---|---|---|---|---|---|
| Jim Bouton, R (1, 1)<br>ERA: 2.96 | 7.2 | W | 26 | 3 | 0 | 0 | 5 | 0 | 0 | 0 | 0 | 0 | 0 | 36 | 36 | 0.00 | 0.391 |
| Pete Mikkelsen, R (8, 1)<br>ERA: 3.49 | 1.1 | S | 6 | 1 | 0 | 0 | 0 | 0 | 0 | 1 | 0 | 0 | 0 | 5 | 6 | 0.00 | 0.750 |

| PITCHER | IP | WLS | BF | H | R | ER | SO | BB | IBB | HBP | BLK | WP | HR | S | P | ERA | WHIP |
|---|---|---|---|---|---|---|---|---|---|---|---|---|---|---|---|---|---|

# BOTTOM

## New York Yankees @ Chicago White Sox

Comiskey Park, Chicago, IL

Sun Jun 21 1964, 4:33 AM EDT

Unknown - 75 F

livebaseballscorecards.com

| | |
|---|---|
| AB | 31 |
| R | 0 |
| H | 4 |
| RBI | 0 |
| BB | 0 |
| SO | 5 |
| LOB | 8 |

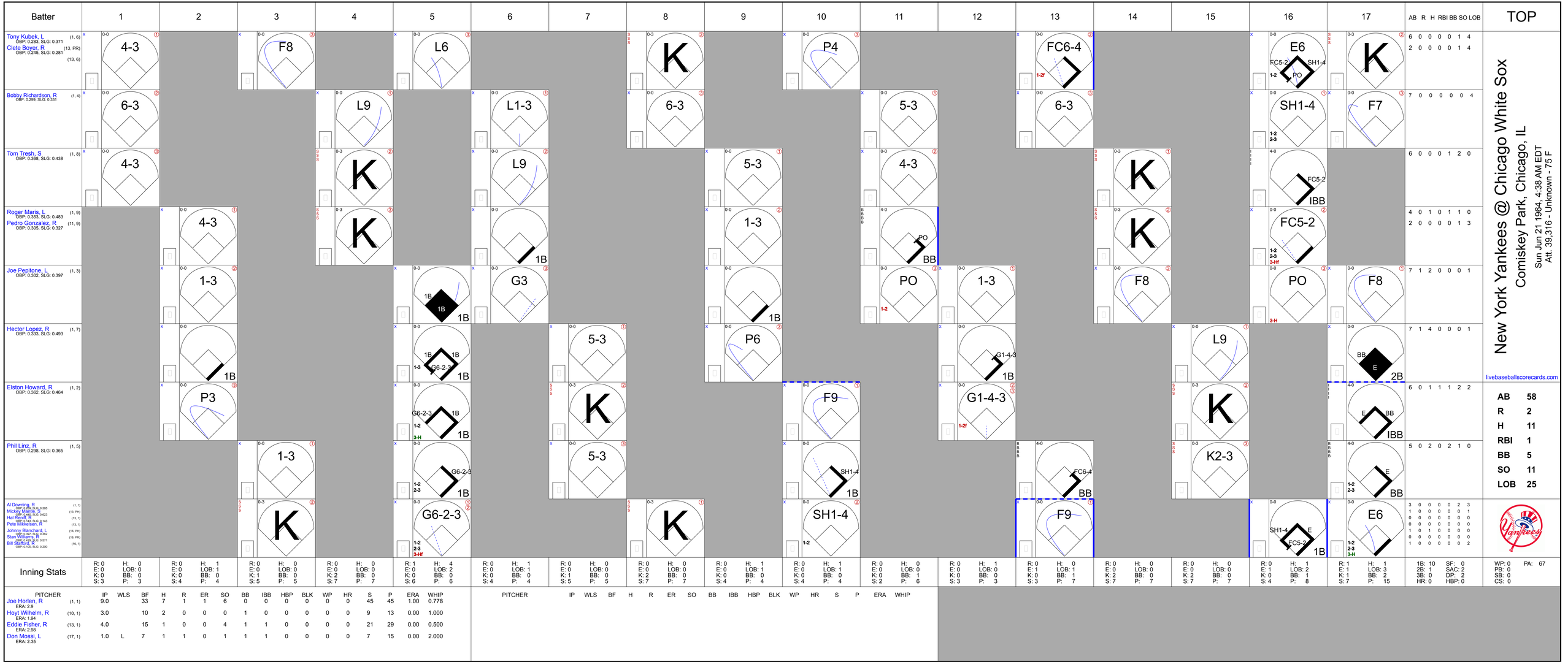
Batter
1
2
3
4
5
6
7
8
9
10
11
12
13
14
15
16
17
AB R H RBI BB SO LOB
TOP
Tony Kubek, L (1, 6) OBP: 0.283, SLG: 0.371
Clete Boyer, R (13, PR) (13, 6) OBP: 0.245, SLG: 0.281
4-3
F8
L6
K
P4
FC6-4
E6
FC5-2
SH1-4
PO
K
6 0 0 0 0 1 4
2 0 0 0 0 1 4
Bobby Richardson, R (1, 4) OBP: 0.299, SLG: 0.331
6-3
L9
L1-3
6-3
6-3
SH1-4
F7
7 0 0 0 0 0 4
Tom Tresh, S (1, 8) OBP: 0.368, SLG: 0.438
4-3
K
K
L9
5-3
4-3
K
FC5-2
IBB
6 0 0 0 1 2 0
Roger Maris, L (1, 9) OBP: 0.353, SLG: 0.483
Pedro Gonzalez, R (11, 9) OBP: 0.305, SLG: 0.327
4-3
K
1B
1-3
4-3
K
FC5-2
4 0 1 0 1 1 0
2 0 0 0 0 1 3
Joe Pepitone, L (1, 3) OBP: 0.302, SLG: 0.397
1-3
1B
G3
1B
1-3
PO
BB
1-3
F8
PO
F8
7 1 2 0 0 0 1
Hector Lopez, R (1, 7) OBP: 0.333, SLG: 0.493
1B
1B
G6-2-3
5-3
P6
PO
G1-4-3
L9
BB
E
2B
7 1 4 0 0 0 1
Elston Howard, R (1, 2) OBP: 0.362, SLG: 0.464
P3
G6-2-3
1B
K
F9
G1-4-3
K
E
BB
IBB
6 0 1 1 1 2 2
Phil Linz, R (1, 5) OBP: 0.298, SLG: 0.365
1-3
G6-2-3
5-3
SH1-4
FC6-4
K2-3
E
BB
5 0 2 0 2 1 0
Al Downing, R (1, 1) OBP: 0.286, SLG: 0.385
Mickey Mantle, S (13, PH) OBP: 0.423, SLG: 0.623
Hal Reniff, R (13, 1) OBP: 0.143, SLG: 0.143
Pete Mikkelsen, R (13, 1)
Johnny Blanchard, L (16, PH) OBP: 0.297, SLG: 0.262
Stan Williams, R (16, PR) OBP: 0.000, SLG: 0.571
Bill Stafford, R (16, 1) OBP: 0.100, SLG: 0.200
K
G6-2-3
K
SH1-4
F9
E6
3 0 0 0 0 2 3
1 0 0 0 0 0 1
0 0 0 0 0 0 0
0 0 0 0 0 0 0
1 0 1 0 0 0 0
0 0 0 0 0 0 0
1 0 0 0 0 0 2
New York Yankees @ Chicago White Sox
Comiskey Park, Chicago, IL
Sun Jun 21 1964, 4:38 AM EDT
Att. 39,316 - Unknown - 75 F
livebaseballscorecards.com
AB 58
R 2
H 11
RBI 1
BB 5
SO 11
LOB 25
Inning Stats
R: 0 E: 0 K: 0 S: 3
H: 0 LOB: 0 BB: 0 P: 3
R: 0 E: 0 K: 0 S: 4
H: 1 LOB: 1 BB: 0 P: 4
R: 0 E: 0 K: 1 S: 5
H: 0 LOB: 0 BB: 0 P: 5
R: 0 E: 0 K: 2 S: 7
H: 0 LOB: 0 BB: 0 P: 7
R: 1 E: 0 K: 0 S: 6
H: 4 LOB: 2 BB: 0 P: 6
R: 0 E: 0 K: 0 S: 4
H: 1 LOB: 1 BB: 0 P: 4
R: 0 E: 0 K: 1 S: 5
H: 0 LOB: 0 BB: 0 P: 5
R: 0 E: 0 K: 2 S: 7
H: 1 LOB: 1 BB: 0 P: 4
R: 0 E: 0 K: 0 S: 4
H: 1 LOB: 1 BB: 0 P: 4
R: 0 E: 0 K: 0 S: 4
H: 0 LOB: 0 BB: 1 P: 6
R: 0 E: 0 K: 0 S: 3
H: 1 LOB: 0 BB: 0 P: 3
R: 0 E: 1 K: 0 S: 3
H: 0 LOB: 1 BB: 1 P: 7
R: 0 E: 0 K: 2 S: 7
H: 0 LOB: 0 BB: 0 P: 7
R: 0 E: 0 K: 2 S: 7
H: 0 LOB: 0 BB: 0 P: 7
R: 0 E: 1 K: 0 S: 4
H: 1 LOB: 2 BB: 1 P: 8
R: 1 E: 1 K: 1 S: 7
H: 1 LOB: 3 BB: 2 P: 15
1B: 10 2B: 1 3B: 0 HR: 0
SF: 0 SAC: 2 DP: 2 HBP: 0
WP: 0 PB: 0 SB: 0 CS: 0
PA: 67
PITCHER IP WLS BF H R ER SO BB IBB HBP BLK WP HR S P ERA WHIP
Joe Horlen, R (1, 1) ERA: 2.9 9.0 33 7 1 1 6 0 0 0 0 0 0 45 45 1.00 0.778
Hoyt Wilhelm, R (10, 1) ERA: 1.94 3.0 10 2 0 0 0 1 0 0 0 0 0 9 13 0.00 1.000
Eddie Fisher, R (13, 1) ERA: 2.08 4.0 15 1 0 0 4 1 1 0 0 0 0 21 29 0.00 0.500
Don Mossi, L (17, 1) ERA: 2.35 1.0 L 7 1 1 0 1 1 1 0 0 0 0 7 15 0.00 2.000
PITCHER IP WLS BF H R ER SO BB IBB HBP BLK WP HR S P ERA WHIP

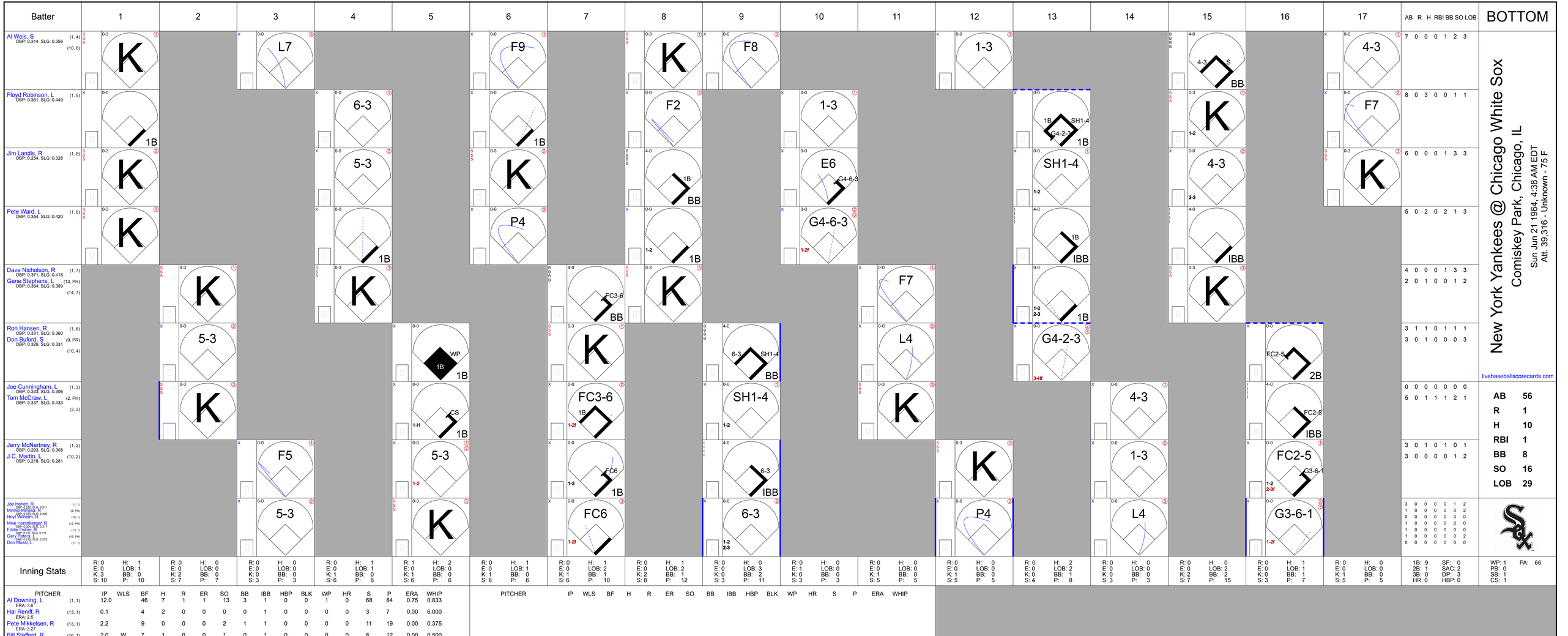
Batter
1
2
3
4
5
6
7
8
9
10
11
12
13
14
15
16
17
AB R H RBI BB SO LOB
BOTTOM
Al Weis, S (1, 4) (10, 6) OBP: 0.314, SLG: 0.356
Floyd Robinson, L (1, 9) OBP: 0.361, SLG: 0.449
Jim Landis, R (1, 8) OBP: 0.254, SLG: 0.328
Pete Ward, L (1, 5) OBP: 0.354, SLG: 0.420
Dave Nicholson, R (1, 7) OBP: 0.371, SLG: 0.418
Gene Stephens, L (13, PH) (14, 7) OBP: 0.364, SLG: 0.389
Ron Hansen, R (1, 6) OBP: 0.331, SLG: 0.360
Don Buford, S (9, PR) (10, 4) OBP: 0.329, SLG: 0.331
Joe Cunningham, L (1, 3) OBP: 0.335, SLG: 0.306
Tom McCraw, L (2, PH) (3, 3) OBP: 0.337, SLG: 0.433
Jerry McNertney, R (1, 2) OBP: 0.293, SLG: 0.308
J.C. Martin, L (10, 2) OBP: 0.218, SLG: 0.281
Joe Horlen, R (1, 1) OBP: 0.200, SLG: 0.211
Minnie Mñoz, R (9, PH) OBP: 0.375, SLG: 0.400
Hoyt Wilhelm, R (10, 1)
Mike Hershberger, R (12, PH) OBP: 0.304, SLG: 0.317
Eddie Fisher, R (13, 1) OBP: 0.111, SLG: 0.111
Gary Peters, L (16, PH) OBP: 0.218, SLG: 0.270
Don Mossi, L (17, 1)
Inning Stats
PITCHER IP WLS BF H R ER SO BB IBB HBP BLK WP HR S P ERA WHIP
Al Downing, L (1, 1) ERA: 3.6
Hal Reniff, R (13, 1) ERA: 2.5
Pete Mikkelsen, R (13, 1) ERA: 3.27
Bill Stafford, R (16, 1) ERA: 2.37
1B: 9 SF: 0
2B: 1 SAC: 2
3B: 0 DP: 3
HR: 0 HBP: 0
WP: 1 PA: 66
PB: 0
SB: 1
CS: 1
New York Yankees @ Chicago White Sox
Comiskey Park, Chicago, IL
Sun Jun 21 1964, 4:38 AM EDT
Att. 39,316 - Unknown - 75 F
livebaseballscorecards.com
AB 56
R 1
H 10
RBI 1
BB 8
SO 16
LOB 29

| Batter | 1 | 2 | 3 | 4 | 5 | 6 | 7 | 8 | 9 | AB | R | H | RBI | BB | SO | LOB |
|---|---|---|---|---|---|---|---|---|---|---|---|---|---|---|---|---|
| Phil Linz, R (1, 5)<br>OBP: 0.301, SLG: 0.368 | BBBB 4-0 1B 1B BB | SSS 0-3 K ③ | | x 0-0 G5-2-3 ②③ 3-Hf | | SSS 0-3 K ① | | x 0-0 SF8 1-3 2B | | 4 | 1 | 1 | 0 | 1 | 2 | 3 |
| Bobby Richardson, R (1, 4)<br>OBP: 0.297, SLG: 0.336 | x 0-0 F2 ① | | x 0-0 5-3 ① | | x 0-0 SF7 3B | SSS 0-3 K ② | | x 0-0 5-3 ① | | 5 | 1 | 1 | 0 | 0 | 1 | 3 |
| Hector Lopez, R (1, 7)<br>OBP: 0.336, SLG: 0.489 | x 0-0 L7 ② | | x 0-0 L8 ② | | x 0-0 SF7 ① 3-H | x 0-0 1B | | 4-0 IBB | | 3 | 0 | 1 | 1 | 1 | 0 | 1 |
| Roger Maris, L (1, 9)<br>OBP: 0.359, SLG: 0.486 | x 0-0 E 1B 1-2 1B | | BBBB 4-0 BB | | x 0-0 1B 1B 1B | x 0-0 G3 ③ | | x 0-0 SF8 ② 2-3 3-H | | 3 | 1 | 2 | 1 | 1 | 0 | 1 |
| Tom Tresh, S (1, 8)<br>OBP: 0.372, SLG: 0.440 | x 0-0 E 1-2 2-H 1B | | x 0-0 G3 ③ | | x 0-0 1B 6-3 1-2 1B | | BBBB 4-0 FC3-6 BB | x 0-0 F8 ③ | | 4 | 1 | 2 | 1 | 1 | 0 | 3 |
| Joe Pepitone, L (1, 3)<br>OBP: 0.304, SLG: 0.398 | x 0-0 E1 1-2 2-3 | | | x 0-0 PB BB G5-2-3 1B | x 0-0 6-3 1B 1-3 2-H 1B | | x 0-0 FC3-6 ① 1-2f | | x 0-0 6-3 ① | 5 | 1 | 2 | 1 | 0 | 0 | 3 |
| Johnny Blanchard, L (1, 2)<br>OBP: 0.385, SLG: 0.339 | SSS 0-3 K ③ | | | BBBB 4-0 PB 1-2 BB | x 0-0 6-3 ② 1-2 3-H | | x 0-0 F2 ② | x 0-0 1-3 ② | | 4 | 0 | 0 | 1 | 1 | 1 | 5 |
| Clete Boyer, R (1, 6)<br>OBP: 0.254, SLG: 0.282 | | x 0-0 CS 1B | | BBBB 4-0 1-2 2-3 BB | 4-0 1B IBB | | x 0-0 F7 ③ | | SSS 0-3 K ③ | 3 | 0 | 1 | 0 | 2 | 1 | 1 |
| Steve Hamilton, L (1, 1)<br>OBP: 0.200, SLG: 0.077<br>Hal Reniff, R (9, 1)<br>OBP: 0.143, SLG: 0.143<br>Bill Stafford, R (9, 1)<br>OBP: 0.100, SLG: 0.200 | | SSS 0-3 K ①② 1-2 | | SSS 0-3 K ① | x 0-0 ③ 1-3 2-H 1B | | | BBBB 4-0 2B SF8 BB | | 3<br>0<br>0 | 1<br>0<br>0 | 1<br>0<br>0 | 1<br>0<br>0 | 1<br>0<br>0 | 2<br>0<br>0 | 4<br>0<br>0 |

| Inning Stats | | | | | | | | | | | | | | | | | | |
|---|---|---|---|---|---|---|---|---|---|---|---|---|---|---|---|---|---|---|
| | R: 1 | H: 2 | R: 0 | H: 1 | R: 0 | H: 0 | R: 0 | H: 1 | R: 4 | H: 5 | R: 0 | H: 1 | R: 0 | H: 0 | R: 1 | H: 1 | R: 0 | H: 0 |
| | E: 1 | LOB: 3 | E: 0 | LOB: 0 | E: 0 | LOB: 1 | E: 0 | LOB: 2 | E: 0 | LOB: 2 | E: 0 | LOB: 1 | E: 0 | LOB: 1 | E: 0 | LOB: 2 | E: 0 | LOB: 0 |
| | K: 1 | BB: 1 | K: 2 | BB: 0 | K: 0 | BB: 1 | K: 1 | BB: 2 | K: 0 | BB: 1 | K: 2 | BB: 0 | K: 0 | BB: 1 | K: 0 | BB: 2 | K: 1 | BB: 0 |
| | S: 8 | P: 12 | S: 7 | P: 7 | S: 3 | P: 7 | S: 5 | P: 13 | S: 7 | P: 11 | S: 8 | P: 8 | S: 3 | P: 7 | S: 4 | P: 12 | S: 5 | P: 5 |

| | 1B: 9 | SF: 2 | WP: 0 | PA: 44 |
|---|---|---|---|---|
| | 2B: 1 | SAC: 0 | PB: 1 | |
| | 3B: 1 | DP: 1 | SB: 0 | |
| | HR: 0 | HBP: 0 | CS: 1 | |

| PITCHER | | IP | WLS | BF | H | R | ER | SO | BB | IBB | HBP | BLK | WP | HR | S | P | ERA | WHIP |
|---|---|---|---|---|---|---|---|---|---|---|---|---|---|---|---|---|---|---|
| John Buzhardt, R<br>ERA: 3.01 | (1, 1) | 4.1 | | 21 | 5 | 2 | 2 | 4 | 4 | 0 | 0 | 0 | 0 | 0 | 25 | 41 | 4.15 | 2.077 |
| Frank Baumann, L<br>ERA: 7.79 | (5, 1) | 0.2 | L | 6 | 4 | 3 | 3 | 0 | 0 | 1 | 0 | 0 | 0 | 0 | 5 | 9 | 40.50 | 6.000 |
| Eddie Fisher, R<br>ERA: 2.85 | (6, 1) | 2.0 | | 8 | 1 | 0 | 0 | 2 | 1 | 0 | 0 | 0 | 0 | 0 | 11 | 15 | 0.00 | 1.000 |
| Frank Kreutzer, L<br>ERA: 2.97 | (8, 1) | 2.0 | | 9 | 1 | 1 | 1 | 1 | 1 | 1 | 0 | 0 | 0 | 0 | 9 | 17 | 4.50 | 1.000 |

| PITCHER | | IP | WLS | BF | H | R | ER | SO | BB | IBB | HBP | BLK | WP | HR | S | P | ERA | WHIP |
|---|---|---|---|---|---|---|---|---|---|---|---|---|---|---|---|---|---|---|

# TOP

## New York Yankees @ Chicago White Sox

Comiskey Park, Chicago, IL

Mon Jun 22 1964, 8:05 PM EDT

Att. 26,026 - Unknown - 60 F

livebaseballscorecards.com

| | |
|---|---|
| AB | 34 |
| R | 6 |
| H | 11 |
| RBI | 6 |
| BB | 8 |
| SO | 7 |
| LOB | 24 |

| Batter | 1 | 2 | 3 | 4 | 5 | 6 | 7 | 8 | 9 | AB | R | H | RBI | BB | SO | LOB |
|---|---|---|---|---|---|---|---|---|---|---|---|---|---|---|---|---|
| Don Buford, S (1, 4)<br>OBP: 0.318, SLG: 0.319 | F7 | | F5 | 5-3 | | | 4-3 | | FC6-4<br>6-3 WP<br>1-2f 2-3 3-H | 5 | 0 | 0 | 1 | 0 | 0 | 4 |
| Floyd Robinson, L (1, 7)<br>OBP: 0.366, SLG: 0.455 | BB<br>FC5-4 | | 2B<br>2B | | K | | | WP S<br>1B | 6-3<br>1-3 3-H | 4 | 1 | 2 | 1 | 1 | 1 | 1 |
| Mike Hershberger, R (1, 9)<br>OBP: 0.298, SLG: 0.311<br>Joe Cunningham, L (9, PH)<br>OBP: 0.330, SLG: 0.302 | FC5-4<br>1-2f | | P6 | | F5 | | | F8 | 1-3 | 4<br>1 | 0<br>0 | 0<br>0 | 0<br>0 | 0<br>0 | 0<br>0 | 3<br>2 |
| Pete Ward, L (1, 5)<br>OBP: 0.352, SLG: 0.422 | 1-3 | | 2-H<br>2B | | 4-3 | | | K<br>1-2 | | 4 | 0 | 1 | 1 | 0 | 1 | 2 |
| Jim Landis, R (1, 8)<br>OBP: 0.239, SLG: 0.306 | | K | F8 | | | K | | 6-3<br>2-3 | | 4 | 0 | 0 | 0 | 0 | 2 | 2 |
| Ron Hansen, R (1, 6)<br>OBP: 0.337, SLG: 0.364<br>Al Weis, S (9, PR)<br>OBP: 0.314, SLG: 0.356 | PB<br>1B<br>1B | | | BB<br>1B | F5 | | | | 1B<br>1B | 3<br>0 | 1<br>1 | 2<br>0 | 0<br>0 | 1<br>0 | 0<br>0 | 0<br>0 |
| Tom McCraw, L (1, 3)<br>OBP: 0.341, SLG: 0.435 | 6-3<br>1-H<br>1B | | | F5 | 5-3 | | | | 1B BB<br>1-3 FC6-4<br>1B | 4 | 1 | 2 | 1 | 0 | 0 | 1 |
| Jerry McNertney, R (1, 2)<br>OBP: 0.295, SLG: 0.309<br>Gene Stephens, L (9, PH)<br>OBP: 0.391, SLG: 0.389 | 6-3<br>1-2 | | | 1-2<br>1B | | | 6-3 | | FC6-4 1B<br>1-2 6-3<br>BB | 3<br>0 | 0<br>1 | 1<br>0 | 0<br>0 | 0<br>1 | 0<br>0 | 1<br>0 |
| John Buzhardt, R (1, 1)<br>OBP: 0.120, SLG: 0.087<br>Frank Baumann, L (5, 1)<br>Eddie Fisher, R (6, 1)<br>OBP: 0.111, SLG: 0.111<br>Minnie Minoso, R (7, PH)<br>OBP: 0.367, SLG: 0.385<br>Frank Kreutzer, R (8, 1)<br>OBP: 0.125, SLG: 0.250<br>J.C. Martin, L (9, PH)<br>OBP: 0.225, SLG: 0.287 | K | | K | K | | | P4 | | FC6-4<br>1-2 2-3 3-H<br>1B | 2<br>0<br>0<br>1<br>0<br>1 | 0<br>0<br>0<br>0<br>0<br>0 | 0<br>0<br>0<br>0<br>0<br>1 | 0<br>0<br>0<br>0<br>0<br>1 | 2<br>0<br>0<br>0<br>0<br>0 | 0<br>0<br>0<br>0<br>0<br>0 | 3<br>0<br>0<br>0<br>0<br>0 |
| Inning Stats | R: 0 H: 0<br>E: 0 LOB: 1<br>K: 0 BB: 1<br>S: 3 P: 7 | R: 1 H: 2<br>E: 0 LOB: 1<br>K: 2 BB: 0<br>S: 9 P: 9 | R: 1 H: 2<br>E: 0 LOB: 1<br>K: 0 BB: 0<br>S: 5 P: 5 | R: 0 H: 1<br>E: 0 LOB: 2<br>K: 1 BB: 1<br>S: 6 P: 10 | R: 0 H: 0<br>E: 0 LOB: 0<br>K: 1 BB: 0<br>S: 5 P: 5 | R: 0 H: 0<br>E: 0 LOB: 0<br>K: 1 BB: 0<br>S: 5 P: 5 | R: 0 H: 0<br>E: 0 LOB: 0<br>K: 0 BB: 0<br>S: 3 P: 3 | R: 0 H: 1<br>E: 0 LOB: 1<br>K: 1 BB: 0<br>S: 6 P: 6 | R: 3 H: 3<br>E: 0 LOB: 2<br>K: 0 BB: 1<br>S: 6 P: 10 | 1B: 7<br>2B: 2<br>3B: 0<br>HR: 0 | SF: 0<br>SAC: 0<br>DP: 0<br>HBP: 0 | | | WP: 2<br>PB: 1<br>SB: 1<br>CS: 0 | PA: 39 | | |

| PITCHER | | IP | WLS | BF | H | R | ER | SO | BB | IBB | HBP | BLK | WP | HR | S | P | ERA | WHIP |
|---|---|---|---|---|---|---|---|---|---|---|---|---|---|---|---|---|---|---|
| Steve Hamilton, L<br>ERA: 1.67 | (1, 1) | 8.0 | W | 32 | 6 | 2 | 2 | 6 | 2 | 0 | 0 | 0 | 1 | 0 | 42 | 50 | 2.25 | 1.000 |
| Hal Reniff, R<br>ERA: 3.25 | (9, 1) | 0.0 | | 4 | 3 | 3 | 3 | 0 | 1 | 0 | 0 | 0 | 0 | 0 | 3 | 7 | ∞ | ∞ |
| Bill Stafford, R<br>ERA: 2.3 | (9, 1) | 1.0 | S | 3 | 0 | 0 | 0 | 0 | 0 | 0 | 0 | 0 | 1 | 0 | 3 | 3 | 0.00 | 0.000 |

| PITCHER | IP | WLS | BF | H | R | ER | SO | BB | IBB | HBP | BLK | WP | HR | S | P | ERA | WHIP |
|---|---|---|---|---|---|---|---|---|---|---|---|---|---|---|---|---|---|

# BOTTOM

## New York Yankees @ Chicago White Sox

Comiskey Park, Chicago, IL

Mon Jun 22 1964, 8:05 PM EDT

Att. 26,026 - Unknown - 60 F

livebaseballscorecards.com

| | |
|---|---|
| AB | 36 |
| R | 5 |
| H | 9 |
| RBI | 5 |
| BB | 3 |
| SO | 6 |
| LOB | 19 |

| Batter | 1 | 2 | 3 | 4 | 5 | 6 | 7 | 8 | 9 | AB | R | H | RBI | BB | SO | LOB |
|---|---|---|---|---|---|---|---|---|---|---|---|---|---|---|---|---|
| Phil Linz, R (1, 5)<br>OBP: 0.304, SLG: 0.376 | PB 3-4 2B | K | | F7 | | | HR 1B 1B | F5 | | 5 | 2 | 2 | 0 | 0 | 1 | 6 |
| Bobby Richardson, R (1, 4)<br>OBP: 0.295, SLG: 0.333 | 6-3 | | F8 | | P4 | | 1-2 HR 1B | | P4 | 5 | 1 | 1 | 0 | 0 | 0 | 1 |
| Mickey Mantle, S (1, 8)<br>OBP: 0.434, SLG: 0.628 | 3-4 2-H | | F8 | | F8 | | 1-H 2-H HR | | K | 5 | 1 | 1 | 4 | 0 | 1 | 0 |
| Roger Maris, L (1, 9)<br>OBP: 0.355, SLG: 0.495 | L6 | | 1-3 | | 5-3 | | L7 | | HR | 5 | 1 | 1 | 1 | 0 | 0 | 0 |
| Tom Tresh, S (1, 7)<br>OBP: 0.369, SLG: 0.434 | | 1B 1B 1B | | 4-3 | | 4-3 | | 4-3 | K | 5 | 1 | 1 | 0 | 0 | 1 | 0 |
| Joe Pepitone, L (1, 3)<br>OBP: 0.303, SLG: 0.395 | | F9 | | HR 1B | | F7 | | F9 | | 4 | 1 | 1 | 0 | 0 | 0 | 1 |
| Elston Howard, R (1, 2)<br>OBP: 0.368, SLG: 0.484 | | 1B 1-2 1B | | 1-H HR | | 6-3 | | 1B 1B | | 4 | 1 | 3 | 2 | 0 | 0 | 0 |
| Clete Boyer, R (1, 6)<br>OBP: 0.264, SLG: 0.289 | | 1-3 2-H 1B | | SH2-4 BB | | | K | 1-3 1B | | 3 | 0 | 2 | 1 | 1 | 1 | 0 |
| Rollie Sheldon, R (1, 1)<br>OBP: 0.125, SLG: 0.125 | | K | | SH2-4 1-2 | | | K | IBB | | 2 | 0 | 0 | 0 | 0 | 2 | 2 |
| Johnny Blanchard, L (8, PH)<br>OBP: 0.392, SLG: 0.339 | | | | | | | | | | 0 | 0 | 0 | 0 | 1 | 0 | 0 |
| Pete Mikkelsen, R (8, 1) | | | | | | | | | | 0 | 0 | 0 | 0 | 0 | 0 | 0 |
| Ralph Terry, R (8, 1)<br>OBP: 0.250, SLG: 0.214 | | | | | | | | | | 0 | 0 | 0 | 0 | 0 | 0 | 0 |
| Inning Stats | R: 1 E: 0 K: 0 S: 4 H: 1 LOB: 0 BB: 0 P: 4 | R: 1 E: 0 K: 2 S: 10 H: 3 LOB: 2 BB: 0 P: 10 | R: 0 E: 0 K: 0 S: 3 H: 0 LOB: 0 BB: 0 P: 3 | R: 2 E: 0 K: 0 S: 5 H: 2 LOB: 1 BB: 1 P: 9 | R: 0 E: 0 K: 0 S: 3 H: 0 LOB: 0 BB: 0 P: 3 | R: 0 E: 0 K: 0 S: 3 H: 0 LOB: 0 BB: 0 P: 3 | R: 3 E: 0 K: 2 S: 10 H: 3 LOB: 0 BB: 0 P: 10 | R: 0 E: 0 K: 0 S: 5 H: 2 LOB: 3 BB: 1 P: 9 | R: 1 E: 0 K: 2 S: 8 H: 1 LOB: 0 BB: 0 P: 8 | 1B: 8 2B: 1 3B: 0 HR: 3 | | | SF: 0 SAC: 1 DP: 0 HBP: 0 | | | | |

| PITCHER | | IP | WLS | BF | H | R | ER | SO | BB | IBB | HBP | BLK | WP | HR | S | P | ERA | WHIP |
|---|---|---|---|---|---|---|---|---|---|---|---|---|---|---|---|---|---|---|
| Wally Bunker, R<br>ERA: 3.39 | (1, 1) | 3.1 | | 17 | 6 | 4 | 3 | 2 | 1 | 0 | 0 | 0 | 0 | 1 | 20 | 24 | 8.10 | 2.100 |
| Harvey Haddix, L<br>ERA: 2.85 | (4, 1) | 1.2 | | 5 | 0 | 0 | 0 | 0 | 0 | 0 | 0 | 0 | 0 | 0 | 5 | 5 | 0.00 | 0.000 |
| Chuck Estrada, R<br>ERA: 5.32 | (6, 1) | 3.0 | W | 15 | 5 | 3 | 3 | 2 | 0 | 1 | 0 | 0 | 0 | 1 | 18 | 22 | 9.00 | 1.667 |
| Stu Miller, R<br>ERA: 1.7 | (9, 1) | 1.0 | S | 4 | 1 | 1 | 1 | 2 | 0 | 0 | 0 | 0 | 0 | 1 | 8 | 8 | 9.00 | 1.000 |

| PITCHER | IP | WLS | BF | H | R | ER | SO | BB | IBB | HBP | BLK | WP | HR | S | P | ERA | WHIP |
|---|---|---|---|---|---|---|---|---|---|---|---|---|---|---|---|---|---|

TOP

# New York Yankees @ Baltimore Orioles

Memorial Stadium, Baltimore, MD

Tue Jun 23 1964, 7:05 PM EDT

Att. 31,860 - Unknown

livebaseballscorecards.com

| | |
|---|---|
| AB | 38 |
| R | 8 |
| H | 12 |
| RBI | 8 |
| BB | 2 |
| SO | 6 |
| LOB | 10 |

WP: 0 PA: 41
PB: 1
SB: 0
CS: 0

# New York Yankees @ Baltimore Orioles

Memorial Stadium, Baltimore, MD

Tue Jun 23 1964, 7:05 PM EDT

Att. 31,860 - Unknown

BOTTOM

| Batter | 1 | 2 | 3 | 4 | 5 | 6 | 7 | 8 | 9 | AB | R | H | RBI | BB | SO | LOB |
|---|---|---|---|---|---|---|---|---|---|---|---|---|---|---|---|---|
| Jackie Brandt, R (1, 8)<br>OBP: 0.315, SLG: 0.383 | F9 | | G6-4-3, 1-2, 1B | | | F8 | | 1B, BB, 1-2<br>K | | 5 | 1 | 2 | 0 | 0 | 1 | 1 |
| Bob Johnson, R (1, 6)<br>Stu Miller, R (9, 1) | 6-3 | | G6-4-3, 1-2f | | | 5-3 | | F8 | | 4<br>0 | 0<br>0 | 0<br>0 | 0<br>0 | 0<br>0 | 0<br>0 | 4<br>0 |
| Boog Powell, L (1, 7)<br>OBP: 0.362, SLG: 0.574 | K | | | HR | | HR | | K | | 4 | 2 | 2 | 2 | 0 | 2 | 2 |
| Norm Siebern, L (1, 3)<br>OBP: 0.408, SLG: 0.370 | | F7 | | G6-4-3, 1B | | K | | 1B, 2B, BB, 1-2, 2-3 | | 3 | 1 | 1 | 0 | 1 | 1 | 0 |
| Brooks Robinson, R (1, 5)<br>OBP: 0.371, SLG: 0.483 | | 2B | | G6-4-3, 1-2f | | | L9 | 2B, 1B, 1-2, 2-H, 3-H | | 4 | 1 | 2 | 2 | 0 | 0 | 1 |
| John Orsino, R (1, 2)<br>OBP: 0.320, SLG: 0.427<br>Bob Saverine, S (8, PR)<br>OBP: 0.235, SLG: 0.194 (9, 6) | F6 | | | L5 | | | FC3-6, 1B | 1B, 1-3, 2-H | | 4<br>0 | 0<br>1 | 2<br>0 | 1<br>0 | 0<br>0 | 0<br>0 | 1<br>0 |
| Willie Kirkland, L (1, 9)<br>OBP: 0.289, SLG: 0.315 | F5 | | | | 6-3 | | FC3-6, 1-2f | S, 1B, 2-H, 3-H | | 4 | 1 | 1 | 2 | 0 | 0 | 2 |
| Jerry Adair, R (1, 4)<br>OBP: 0.299, SLG: 0.325 | | | 1B, BB | | G6-3 | | 3-1 | 2B, 1B, 1-H | | 3 | 1 | 2 | 1 | 1 | 0 | 1 |
| Wally Bunker, R (1, 1)<br>OBP: 0.148, SLG: 0.154<br>Harvey Haddix, L (4, 1)<br>Sam Bowens, R (5, PH)<br>OBP: 0.312, SLG: 0.424<br>Chuck Estrada, R (6, 1)<br>OBP: 0.154, SLG: 0.154<br>Charlie Lau, L (8, PH)<br>OBP: 0.340, SLG: 0.431 (9, 2) | | | K | | G6-3, 1-2f | | | 1B, BB, 1-H<br>2B | | 1<br>0<br>1<br>0<br>2 | 0<br>0<br>0<br>0<br>1 | 0<br>0<br>0<br>0<br>2 | 0<br>0<br>0<br>0<br>1 | 1<br>0<br>0<br>0<br>0 | 1<br>0<br>1<br>0<br>0 | 1<br>0<br>1<br>0<br>0 |
| Inning Stats | R: 0<br>E: 0<br>K: 1<br>S: 5<br>H: 0<br>LOB: 0<br>BB: 0<br>P: 5 | R: 0<br>E: 0<br>K: 0<br>S: 4<br>H: 1<br>LOB: 1<br>BB: 0<br>P: 4 | R: 0<br>E: 0<br>K: 1<br>S: 5<br>H: 1<br>LOB: 1<br>BB: 1<br>P: 9 | R: 1<br>E: 0<br>K: 0<br>S: 4<br>H: 2<br>LOB: 0<br>BB: 0<br>P: 4 | R: 0<br>E: 0<br>K: 0<br>S: 3<br>H: 1<br>LOB: 0<br>BB: 0<br>P: 3 | R: 1<br>E: 0<br>K: 1<br>S: 6<br>H: 1<br>LOB: 0<br>BB: 0<br>P: 6 | R: 0<br>E: 0<br>K: 0<br>S: 4<br>H: 1<br>LOB: 1<br>BB: 0<br>P: 4 | R: 7<br>E: 0<br>K: 2<br>S: 14<br>H: 7<br>LOB: 1<br>BB: 1<br>P: 18 | | 1B: 9<br>2B: 3<br>3B: 0<br>HR: 2<br>SF: 0<br>SAC: 0<br>DP: 3<br>HBP: 0 | | | | | |

| | |
|---|---|
| AB | 35 |
| R | 9 |
| H | 14 |
| RBI | 9 |
| BB | 2 |
| SO | 5 |
| LOB | 14 |

WP: 0 PA: 37
PB: 0
SB: 1
CS: 0

livebaseballscorecards.com

| PITCHER | | IP | WLS | BF | H | R | ER | SO | BB | IBB | HBP | BLK | WP | HR | S | P | ERA | WHIP |
|---|---|---|---|---|---|---|---|---|---|---|---|---|---|---|---|---|---|---|
| Rollie Sheldon, R<br>ERA: 2.74 | (1, 1) | 7.0 | | 26 | 7 | 2 | 2 | 3 | 1 | 0 | 0 | 0 | 0 | 2 | 31 | 35 | 2.57 | 1.143 |
| Pete Mikkelsen, R<br>ERA: 4.5 | (8, 1) | 0.2 | L | 8 | 5 | 7 | 7 | 1 | 1 | 0 | 0 | 0 | 0 | 0 | 9 | 13 | 94.50 | 9.000 |
| Ralph Terry, R<br>ERA: 6.96 | (8, 1) | 0.1 | | 3 | 2 | 0 | 0 | 1 | 0 | 0 | 0 | 0 | 0 | 0 | 5 | 5 | 0.00 | 6.000 |

| PITCHER | IP | WLS | BF | H | R | ER | SO | BB | IBB | HBP | BLK | WP | HR | S | P | ERA | WHIP |
|---|---|---|---|---|---|---|---|---|---|---|---|---|---|---|---|---|---|

# New York Yankees @ Baltimore Orioles

Memorial Stadium, Baltimore, MD

Wed Jun 24 1964, 7:05 PM EDT

Att. 34,528 - Unknown

TOP

livebaseballscorecards.com

| Batter | 1 | 2 | 3 | 4 | 5 | 6 | 7 | 8 | 9 | AB | R | H | RBI | BB | SO | LOB |
|---|---|---|---|---|---|---|---|---|---|---|---|---|---|---|---|---|
| Phil Linz, R (1, 5)<br>OBP: 0.303, SLG: 0.379 | 5-3 | | L5 | 2B<br>1-H<br>3-H | | | F7 | | | 4 | 0 | 1 | 2 | 0 | 0 | 1 |
| Bobby Richardson, R (1, 4)<br>OBP: 0.295, SLG: 0.332 | 6-3 | | L8 | | L7 | | | 1B | | 4 | 0 | 1 | 0 | 0 | 0 | 1 |
| Mickey Mantle, S (1, 8)<br>OBP: 0.430, SLG: 0.619 | F5 | | G3 | | F8 | | | 1B<br>1-3 | | 4 | 0 | 1 | 0 | 0 | 0 | 1 |
| Roger Maris, L (1, 9)<br>OBP: 0.353, SLG: 0.489 | | F8 | | 1B<br>F9<br>BB | F8 | | | L8 | | 4 | 1 | 1 | 0 | 0 | 0 | 2 |
| Tom Tresh, S (1, 7)<br>OBP: 0.367, SLG: 0.428 | | K | | BB<br>1B<br>1-2 | | F8 | | F5 | | 3 | 1 | 0 | 0 | 1 | 1 | 2 |
| Joe Pepitone, L (1, 3)<br>OBP: 0.303, SLG: 0.393 | | 1B | | F9<br>2-3 | | 4-3 | | P4 | | 4 | 0 | 1 | 0 | 0 | 0 | 4 |
| Elston Howard, R (1, 2)<br>OBP: 0.370, SLG: 0.482 | | 1B<br>1-3 | | 2B<br>1B<br>1-2 | | F8 | | | 1-3 | 3 | 1 | 1 | 0 | 1 | 0 | 0 |
| Clete Boyer, R (1, 6)<br>OBP: 0.264, SLG: 0.288 | | F9 | | 2B<br>1-3<br>2-H<br>3-H | | | B2-3 | | F7 | 4 | 1 | 1 | 2 | 0 | 0 | 2 |
| Whitey Ford, L (1, 1)<br>OBP: 0.302, SLG: 0.216<br>Archie Moore, L (3, PH)<br>OBP: 0.250, SLG: 0.286<br>Stan Williams, R (3, 1)<br>OBP: 0.333, SLG: 0.444<br>Johnny Blanchard, L (9, PH)<br>OBP: 0.388, SLG: 0.333 | | 2B | | K | | | K | | G3 | 0<br>1<br>2<br>1 | 0<br>0<br>0<br>0 | 0<br>1<br>0<br>0 | 0<br>0<br>0<br>0 | 0<br>0<br>0<br>0 | 0<br>0<br>2<br>0 | 0<br>0<br>2<br>0 |

| Inning Stats | 1 | 2 | 3 | 4 | 5 | 6 | 7 | 8 | 9 |
|---|---|---|---|---|---|---|---|---|---|
| R: | 0 | 0 | 0 | 4 | 0 | 0 | 0 | 0 | 0 |
| E: | 0 | 0 | 0 | 0 | 0 | 0 | 0 | 0 | 0 |
| K: | 0 | 1 | 0 | 1 | 0 | 0 | 1 | 0 | 0 |
| S: | 3 | 7 | 4 | 7 | 3 | 3 | 5 | 5 | 3 |
| H: | 0 | 2 | 1 | 3 | 0 | 0 | 0 | 2 | 0 |
| LOB: | 0 | 2 | 1 | 1 | 0 | 0 | 0 | 2 | 0 |
| BB: | 0 | 0 | 0 | 2 | 0 | 0 | 0 | 0 | 0 |
| P: | 3 | 7 | 4 | 15 | 3 | 3 | 5 | 5 | 3 |

| | |
|---|---|
| 1B: | 6 |
| 2B: | 2 |
| 3B: | 0 |
| HR: | 0 |
| SF: | 0 |
| SAC: | 0 |
| DP: | 0 |
| HBP: | 0 |

| | |
|---|---|
| WP: | 0 |
| PB: | 0 |
| SB: | 0 |
| CS: | 0 |
| PA: | 36 |

| | |
|---|---|
| AB | 34 |
| R | 4 |
| H | 8 |
| RBI | 4 |
| BB | 2 |
| SO | 3 |
| LOB | 15 |

| PITCHER | | IP | WLS | BF | H | R | ER | SO | BB | IBB | HBP | BLK | WP | HR | S | P | ERA | WHIP |
|---|---|---|---|---|---|---|---|---|---|---|---|---|---|---|---|---|---|---|
| Robin Roberts, R<br>ERA: 2.58 | (1, 1) | 4.0 | | 19 | 6 | 4 | 4 | 2 | 2 | 0 | 0 | 0 | 0 | 0 | 21 | 29 | 9.00 | 2.000 |
| Harvey Haddix, L<br>ERA: 2.72 | (5, 1) | 2.0 | | 6 | 0 | 0 | 0 | 0 | 0 | 0 | 0 | 0 | 0 | 0 | 6 | 6 | 0.00 | 0.000 |
| Dick Hall, R<br>ERA: 2.27 | (7, 1) | 3.0 | W | 11 | 2 | 0 | 0 | 1 | 0 | 0 | 0 | 0 | 0 | 0 | 13 | 13 | 0.00 | 0.667 |

| PITCHER | IP | WLS | BF | H | R | ER | SO | BB | IBB | HBP | BLK | WP | HR | S | P | ERA | WHIP |
|---|---|---|---|---|---|---|---|---|---|---|---|---|---|---|---|---|---|

# BOTTOM

## New York Yankees @ Baltimore Orioles

Memorial Stadium, Baltimore, MD

Wed Jun 24 1964, 7:05 PM EDT

Att. 34,528 - Unknown

livebaseballscorecards.com

| Batter | 1 | 2 | 3 | 4 | 5 | 6 | 7 | 8 | 9 | AB | R | H | RBI | BB | SO | LOB |
|---|---|---|---|---|---|---|---|---|---|---|---|---|---|---|---|---|
| Jackie Brandt, R (1, 8)<br>OBP: 0.321, SLG: 0.404 | 0-0 1B 2B | 0-0 1-H HR | | 0-0 BB 2-3 1B | | 0-0 ② L7 | | 0-0 ① F5 | | 5 | 2 | 3 | 2 | 0 | 0 | 3 |
| Bob Johnson, R (1, 6)<br>OBP: 0.320, SLG: 0.366<br>Dick Brown, R (9, 2)<br>OBP: 0.231, SLG: 0.298 | 0-0 ① F3 | 0-0 2B | | S S S 0-3 ② K | | 0-0 ③ F3 | | 0-0 ② 1-3 | | 5<br>0 | 0<br>0 | 1<br>0 | 0<br>0 | 0<br>0 | 1<br>0 | 6<br>0 |
| Boog Powell, L (1, 7)<br>OBP: 0.363, SLG: 0.566<br>Gino Cimoli, R (9, 7)<br>OBP: 0.143, SLG: 0.154 | 0-0 1B SF8 2-H 1B | 0-0 ③ P5 | | B B B 4-0 1-2 BB | | | S S S 0-3 ① K | 0-0 ③ L9 | | 4<br>0 | 1<br>0 | 1<br>0 | 1<br>0 | 1<br>0 | 1<br>0 | 3<br>0 |
| Norm Siebern, L (1, 3)<br>OBP: 0.405, SLG: 0.368 | 0-0 FC6-4 1-3 1B | | 0-0 ① 6-3 | 0-0 ③ 4-3 | | | 0-0 ② F8 | | | 4 | 0 | 1 | 0 | 0 | 0 | 3 |
| Brooks Robinson, R (1, 5)<br>OBP: 0.369, SLG: 0.486 | 0-0 ② SF8 3-H | | 0-0 2B | | 0-0 ① F7 | | 0-0 ③ F8 | | | 3 | 0 | 1 | 1 | 0 | 0 | 0 |
| John Orsino, R (1, 2)<br>OBP: 0.318, SLG: 0.422<br>Bob Saverine, S (8, PR)<br>OBP: 0.235, SLG: 0.194 (9, 6) | 0-0 ③ FC6-4 1-2f | | S S S 0-3 ② K | | 0-0 ② F7 | | | 0-0 1B E 1B | | 4<br>0 | 0<br>1 | 1<br>0 | 0<br>0 | 0<br>0 | 1<br>0 | 2<br>0 |
| Jerry Adair, R (1, 4)<br>OBP: 0.302, SLG: 0.329 | | 0-0 SH1-3 1B 1B | 0-0 ③ 6-3 | | 0-0 ③ 5-3 | | | 0-0 E 1-2 E 1B | | 4 | 1 | 2 | 0 | 0 | 0 | 1 |
| Willie Kirkland, L (1, 9)<br>OBP: 0.298, SLG: 0.318 | | 0-0 ① SH1-3 1-2 | | B B B B 4-0 1B SH3-4 BB | | 0-0 1B | | 0-0 E1 1-H 2-H E | | 2 | 1 | 1 | 0 | 1 | 0 | 0 |
| Robin Roberts, S (1, 1)<br>OBP: 0.152, SLG: 0.125<br>Harvey Haddix, L (4, PH) (5, 1)<br>Dick Hall, R (7, 1)<br>OBP: 0.375, SLG: 0.286 | | 0-0 ② HR 2-H 1B | | 0-0 ① SH3-4 1-2 | | 0-0 ① B5 | | 0-0 E1 3-H 1B | | 1<br>1<br>1 | 1<br>0<br>0 | 1<br>0<br>1 | 0<br>0<br>1 | 0<br>0<br>0 | 0<br>0<br>0 | 0<br>1<br>0 |
| Inning Stats | R: 2 E: 0 K: 0 S: 6 H: 3 LOB: 1 BB: 0 P: 6 | R: 2 E: 0 K: 0 S: 6 H: 4 LOB: 1 BB: 0 P: 6 | R: 0 E: 0 K: 1 S: 6 H: 1 LOB: 1 BB: 0 P: 6 | R: 0 E: 0 K: 1 S: 6 H: 1 LOB: 3 BB: 2 P: 14 | R: 0 E: 0 K: 0 S: 3 H: 0 LOB: 0 BB: 0 P: 3 | R: 0 E: 0 K: 0 S: 4 H: 1 LOB: 1 BB: 0 P: 4 | R: 0 E: 0 K: 1 S: 5 H: 0 LOB: 0 BB: 0 P: 5 | R: 3 E: 2 K: 0 S: 7 H: 3 LOB: 2 BB: 0 P: 7 | | 1B: 9 2B: 3 3B: 0 HR: 1 | SF: 1 SAC: 2 DP: 0 HBP: 0 | | | WP: 0 PB: 0 SB: 0 CS: 0 | PA: 39 | | |

| | AB | 34 |
|---|---|---|
| | R | 7 |
| | H | 13 |
| | RBI | 5 |
| | BB | 2 |
| | SO | 3 |
| | LOB | 19 |

| PITCHER | | IP | WLS | BF | H | R | ER | SO | BB | IBB | HBP | BLK | WP | HR | S | P | ERA | WHIP |
|---|---|---|---|---|---|---|---|---|---|---|---|---|---|---|---|---|---|---|
| Whitey Ford, L<br>ERA: 1.73 | (1, 1) | 2.0 | | 12 | 7 | 4 | 4 | 0 | 0 | 0 | 0 | 0 | 0 | 1 | 12 | 12 | 18.00 | 3.500 |
| Stan Williams, R<br>ERA: 4.4 | (3, 1) | 6.0 | L | 27 | 6 | 3 | 0 | 3 | 2 | 0 | 0 | 0 | 0 | 0 | 31 | 39 | 0.00 | 1.333 |

| PITCHER | IP | WLS | BF | H | R | ER | SO | BB | IBB | HBP | BLK | WP | HR | S | P | ERA | WHIP |
|---|---|---|---|---|---|---|---|---|---|---|---|---|---|---|---|---|---|

# New York Yankees @ Baltimore Orioles

Memorial Stadium, Baltimore, MD

Thu Jun 25 1964, 7:05 PM EDT

Att. 36,369 - Unknown

TOP

livebaseballscorecards.com

| Batter | 1 | 2 | 3 | 4 | 5 | 6 | 7 | 8 | 9 | AB | R | H | RBI | BB | SO | LOB |
|---|---|---|---|---|---|---|---|---|---|---|---|---|---|---|---|---|
| Phil Linz, R (1, 5)<br>OBP: 0.302, SLG: 0.372 | P4 | | K | | BB | | | K | | 3 | 0 | 0 | 0 | 1 | 2 | 0 |
| Bobby Richardson, R (1, 4)<br>OBP: 0.291, SLG: 0.328 | 6-3 | | | 6-3 | K | | | 4-3 | | 4 | 0 | 0 | 0 | 0 | 1 | 3 |
| Hector Lopez, R (1, 9)<br>OBP: 0.340, SLG: 0.486 | 5-3 | | | BB | | PB<br>1B | | F8 | | 3 | 0 | 1 | 0 | 1 | 0 | 0 |
| Mickey Mantle, S (1, 8)<br>OBP: 0.426, SLG: 0.608 | | 5-3 | | BB<br>G5-4-3<br>1-2 | | K<br>1-2 | | | K | 3 | 0 | 0 | 0 | 1 | 2 | 1 |
| Tom Tresh, S (1, 7)<br>OBP: 0.362, SLG: 0.420 | | P3 | | G5-4-3<br>1-2f | | K | | | 5-3 | 4 | 0 | 0 | 0 | 0 | 1 | 3 |
| Elston Howard, R (1, 2)<br>OBP: 0.368, SLG: 0.475 | | K | | | FC4-6<br>BB | 3-1 | | | 5-3 | 3 | 0 | 0 | 0 | 1 | 1 | 1 |
| Joe Pepitone, L (1, 3)<br>OBP: 0.303, SLG: 0.404 | | | HR | | FC4-6<br>1B<br>1-2f<br>FC3-2 | | K | | | 3 | 1 | 1 | 1 | 0 | 1 | 1 |
| Clete Boyer, R (1, 6)<br>OBP: 0.265, SLG: 0.289 | | | 5-3 | | BB<br>FC3-2<br>1-3<br>1B | | P4 | | | 3 | 0 | 1 | 0 | 0 | 0 | 0 |
| Jim Bouton, R (1, 1)<br>OBP: 0.132, SLG: 0.135 | | | K | | FC3-2<br>BB<br>1-2<br>3-H | | 1-3 | | | 2 | 0 | 0 | 0 | 0 | 1 | 2 |
| Pedro Gonzalez, R (7, PH)<br>OBP: 0.300, SLG: 0.321 | | | | | | | | | | 1 | 0 | 0 | 0 | 0 | 0 | 0 |
| Hal Reniff, R (7, 1)<br>OBP: 0.143, SLG: 0.143 | | | | | | | | | | 0 | 0 | 0 | 0 | 0 | 0 | 0 |

| | AB | 29 |
|---|---|---|
| | R | 1 |
| | H | 3 |
| | RBI | 1 |
| | BB | 4 |
| | SO | 9 |
| | LOB | 11 |

| Inning Stats | 1 | 2 | 3 | 4 | 5 | 6 | 7 | 8 | 9 |
|---|---|---|---|---|---|---|---|---|---|
| | R: 0<br>E: 0<br>K: 0<br>S: 3 | H: 0<br>LOB: 0<br>BB: 0<br>P: 3 | R: 0<br>E: 0<br>K: 1<br>S: 5 | H: 0<br>LOB: 0<br>BB: 0<br>P: 5 | R: 1<br>E: 0<br>K: 2<br>S: 8 | H: 1<br>LOB: 0<br>BB: 0<br>P: 8 | R: 0<br>E: 0<br>K: 0<br>S: 2 | H: 0<br>LOB: 1<br>BB: 2<br>P: 10 | R: 0<br>E: 0<br>K: 1<br>S: 6 | H: 1<br>LOB: 3<br>BB: 2<br>P: 14 |
| | R: 0<br>E: 0<br>K: 2<br>S: 8 | H: 1<br>LOB: 1<br>BB: 0<br>P: 8 | R: 0<br>E: 0<br>K: 1<br>S: 5 | H: 0<br>LOB: 0<br>BB: 0<br>P: 5 | R: 0<br>E: 0<br>K: 1<br>S: 5 | H: 0<br>LOB: 0<br>BB: 0<br>P: 5 | R: 0<br>E: 0<br>K: 1<br>S: 5 | H: 0<br>LOB: 0<br>BB: 0<br>P: 5 | | |

| | 1B: 2 | SF: 0 | WP: 0 | PA: 33 |
|---|---|---|---|---|
| | 2B: 0 | SAC: 0 | PB: 1 | |
| | 3B: 0 | DP: 1 | SB: 0 | |
| | HR: 1 | HBP: 0 | CS: 0 | |

| PITCHER | IP | WLS | BF | H | R | ER | SO | BB | IBB | HBP | BLK | WP | HR | S | P | ERA | WHIP |
|---|---|---|---|---|---|---|---|---|---|---|---|---|---|---|---|---|---|
| Steve Barber, L (1, 1)<br>ERA: 3.79 | 9.0 | W | 33 | 3 | 1 | 1 | 9 | 4 | 0 | 0 | 0 | 0 | 1 | 47 | 63 | 1.00 | 0.778 |

| PITCHER | IP | WLS | BF | H | R | ER | SO | BB | IBB | HBP | BLK | WP | HR | S | P | ERA | WHIP |
|---|---|---|---|---|---|---|---|---|---|---|---|---|---|---|---|---|---|

# BOTTOM

| Batter | 1 | 2 | 3 | 4 | 5 | 6 | 7 | 8 | 9 | AB | R | H | RBI | BB | SO | LOB |
|---|---|---|---|---|---|---|---|---|---|---|---|---|---|---|---|---|
| Jackie Brandt, R (1, 8)<br>OBP: 0.320, SLG: 0.402 | P6 | | K | | F7<br>2-3 | | CS<br>1B | | | 4 | 0 | 1 | 0 | 0 | 1 | 1 |
| Bob Johnson, R (1, 6)<br>OBP: 0.317, SLG: 0.361 | 6-3 | | L4 | | 1B<br>3-H | | K<br>1-2 | | | 4 | 0 | 1 | 1 | 0 | 1 | 1 |
| Gino Cimoli, R (9, 7)<br>OBP: 0.143, SLG: 0.154 | | | | | | | | | | 0 | 0 | 0 | 0 | 0 | 0 | 0 |
| Boog Powell, L (1, 7)<br>OBP: 0.365, SLG: 0.580 | HR | | K | | P3 | | | FC4-6<br>BB | | 3 | 1 | 1 | 1 | 1 | 1 | 1 |
| Bob Saverine, S (8, PR)<br>OBP: 0.235, SLG: 0.194 | | | | | | | | | | 0 | 0 | 0 | 0 | 0 | 0 | 0 |
| (9, 6) | | | | | | | | | | | | | | | | |
| Norm Siebern, L (1, 3)<br>OBP: 0.407, SLG: 0.364 | 3-1 | | | 5-3<br>BB | | FC3-6<br>SH1-3<br>BB | | FC4-6<br>BB<br>1-2f | | 2 | 0 | 0 | 0 | 2 | 0 | 1 |
| Brooks Robinson, R (1, 5)<br>OBP: 0.372, SLG: 0.498 | | HR | 5-3<br>1-2 | | SH1-3<br>1-2 | | | BB<br>1-2 | | 2 | 1 | 1 | 1 | 1 | 0 | 1 |
| John Orsino, R (1, 2)<br>OBP: 0.323, SLG: 0.428 | | F8<br>2B | F7 | | FC3-6<br>BB | | | F7 | | 3 | 0 | 1 | 0 | 1 | 0 | 3 |
| Willie Kirkland, L (1, 9)<br>OBP: 0.289, SLG: 0.307 | | F8<br>2-3 | F5 | | FC3-6<br>FC4-6<br>1-2f<br>2-3 | | | P4 | | 4 | 0 | 0 | 0 | 0 | 0 | 6 |
| Jerry Adair, R (1, 4)<br>OBP: 0.303, SLG: 0.333 | | 6-3 | | | F7<br>1B<br>2B | FC4-6<br>1-2f | | | | 3 | 1 | 1 | 0 | 0 | 0 | 3 |
| Steve Barber, L (1, 1)<br>OBP: 0.222, SLG: 0.222 | | F5 | | | B2-4 | | K | | | 3 | 0 | 0 | 0 | 0 | 1 | 2 |
| Inning Stats | R: 1 H: 1<br>E: 0 LOB: 0<br>K: 0 BB: 0<br>S: 4 P: 4 | R: 1 H: 2<br>E: 0 LOB: 1<br>K: 0 BB: 0<br>S: 5 P: 5 | R: 0 H: 0<br>E: 0 LOB: 0<br>K: 2 BB: 0<br>S: 7 P: 7 | R: 0 H: 0<br>E: 0 LOB: 1<br>K: 0 BB: 1<br>S: 3 P: 7 | R: 1 H: 2<br>E: 0 LOB: 1<br>K: 0 BB: 0<br>S: 5 P: 5 | R: 0 H: 0<br>E: 0 LOB: 2<br>K: 0 BB: 2<br>S: 3 P: 11 | R: 0 H: 1<br>E: 0 LOB: 0<br>K: 2 BB: 0<br>S: 7 P: 7 | R: 0 H: 0<br>E: 0 LOB: 2<br>K: 0 BB: 2<br>S: 3 P: 11 | | 1B: 2 SF: 0<br>2B: 2 SAC: 1<br>3B: 0 DP: 0<br>HR: 2 HBP: 0 | | | | | | WP: 0 PA: 34<br>PB: 0<br>SB: 0<br>CS: 1 |

| PITCHER | | IP | WLS | BF | H | R | ER | SO | BB | IBB | HBP | BLK | WP | HR | S | P | ERA | WHIP |
|---|---|---|---|---|---|---|---|---|---|---|---|---|---|---|---|---|---|---|
| Jim Bouton, R<br>ERA: 3.04 | (1, 1) | 6.0 | L | 26 | 5 | 3 | 3 | 2 | 3 | 0 | 0 | 0 | 0 | 2 | 27 | 39 | 4.50 | 1.333 |
| Hal Reniff, R<br>ERA: 3.08 | (7, 1) | 2.0 | | 8 | 1 | 0 | 0 | 2 | 2 | 0 | 0 | 0 | 0 | 0 | 10 | 18 | 0.00 | 1.500 |

| PITCHER | IP | WLS | BF | H | R | ER | SO | BB | IBB | HBP | BLK | WP | HR | S | P | ERA | WHIP |
|---|---|---|---|---|---|---|---|---|---|---|---|---|---|---|---|---|---|

New York Yankees @ Baltimore Orioles

Memorial Stadium, Baltimore, MD

Thu Jun 25 1964, 7:05 PM EDT

Att. 36,369 - Unknown

livebaseballscorecards.com

| | |
|---|---|
| AB | 28 |
| R | 3 |
| H | 6 |
| RBI | 3 |
| BB | 5 |
| SO | 4 |
| LOB | 19 |

| Batter | 1 | 2 | 3 | 4 | 5 | 6 | 7 | 8 | 9 | 10 | 11 | AB | R | H | RBI | BB | SO | LOB |
|---|---|---|---|---|---|---|---|---|---|---|---|---|---|---|---|---|---|---|
| Jerry Lumpe, L (1, 4)<br>OBP: 0.298, SLG: 0.335 | F8 | | K 1-2 | | | F7 | | 4-3 | | E FC5-2 1B | F8 | 6 | 0 | 1 | 0 | 0 | 1 | 2 |
| Jake Wood, R (1, 3)<br>OBP: 0.179, SLG: 0.215 | F7 | | 5-3 | | | E5 CS | | 6-3 | | E9 FC5-2 1-3 1B | | 4 | 0 | 0 | 0 | 0 | 0 | 1 |
| Norm Cash, L (10, PH)<br>OBP: 0.312, SLG: 0.384 (10, 3) | | | | | | | | | | | | 1 | 0 | 1 | 0 | 0 | 0 | 0 |
| Al Kaline, R (1, 9)<br>OBP: 0.398, SLG: 0.457 | 2B | | | 2B | | L8 1-2 | | L6 | | FC5-2 IBB | | 4 | 0 | 2 | 0 | 1 | 0 | 1 |
| Bill Freehan, R (1, 2)<br>OBP: 0.341, SLG: 0.492 | 5-3 | | | F9 | | BB | | | G3 SH3-4 1B | FC5-2 FC5-4 1-2 2-3 3-Hf | | 4 | 0 | 1 | 0 | 1 | 0 | 5 |
| Don Demeter, R (1, 7)<br>OBP: 0.286, SLG: 0.411 | | 6-3 | | K | | K | | | SH3-4 1-2 | FC5-4 1-2f | | 4 | 0 | 0 | 0 | 0 | 2 | 6 |
| George Thomas, R (1, 8)<br>OBP: 0.342, SLG: 0.473 | | P3 | | 1-3 | | | F9 | | G3 2-3 | | G3 1B 1B | 4 | 0 | 0 | 0 | 0 | 0 | 2 |
| Gates Brown, L (11, PH)<br>OBP: 0.365, SLG: 0.597 | | | | | | | | | | | | 1 | 1 | 1 | 0 | 0 | 0 | 0 |
| Terry Fox, R (11, 1)<br>OBP: 0.500, SLG: 0.750 | | | | | | | | | | | | 0 | 0 | 0 | 0 | 0 | 0 | 0 |
| Don Wert, R (1, 5)<br>OBP: 0.309, SLG: 0.343 | | P2 | | | F9 | | E6 | | IBB | | K | 4 | 0 | 0 | 0 | 1 | 1 | 1 |
| Dick McAuliffe, L (1, 6)<br>OBP: 0.348, SLG: 0.485 | | | F9 | | 4-3 | | F9 | | G3 | | G3 1-2 | 5 | 0 | 0 | 0 | 0 | 0 | 4 |
| Dave Wickersham, R (1, 1)<br>OBP: 0.119, SLG: 0.143 | | | | | K | | 1-3 | | | K | | 4 | 0 | 1 | 0 | 0 | 2 | 1 |
| Bill Bruton, L (11, PH)<br>OBP: 0.313, SLG: 0.371 (11, 8) | | | PB 1B | | | | | | | | 2-H 1B | 1 | 0 | 1 | 1 | 0 | 0 | 0 |
| Inning Stats | R: 0 E: 0 K: 0 S: 4 H: 1 LOB: 1 BB: 0 P: 4 | R: 0 E: 0 K: 0 S: 3 H: 0 LOB: 0 BB: 0 P: 3 | R: 0 E: 0 K: 1 S: 6 H: 1 LOB: 1 BB: 0 P: 6 | R: 0 E: 0 K: 1 S: 6 H: 1 LOB: 1 BB: 0 P: 6 | R: 0 E: 0 K: 1 S: 5 H: 0 LOB: 0 BB: 0 P: 5 | R: 0 E: 1 K: 1 S: 6 H: 0 LOB: 2 BB: 1 P: 10 | R: 0 E: 1 K: 0 S: 4 H: 0 LOB: 1 BB: 0 P: 4 | R: 0 E: 0 K: 0 S: 3 H: 0 LOB: 0 BB: 0 P: 3 | R: 0 E: 0 K: 0 S: 4 H: 1 LOB: 2 BB: 1 P: 8 | R: 0 E: 1 K: 1 S: 7 H: 2 LOB: 3 BB: 1 P: 11 | R: 1 E: 0 K: 1 S: 7 H: 2 LOB: 1 BB: 0 P: 7 | 1B: 6 2B: 2 3B: 0 HR: 0 | SF: 0 SAC: 1 DP: 0 HBP: 0 | WP: 0 PB: 1 SB: 0 CS: 1 | PA: 46 | | | |

| PITCHER | | IP | WLS | BF | H | R | ER | SO | BB | IBB | HBP | BLK | WP | HR | S | P | ERA | WHIP |
|---|---|---|---|---|---|---|---|---|---|---|---|---|---|---|---|---|---|---|
| Al Downing, L<br>ERA: 3.21 | (1, 1) | 9.0 | | 35 | 4 | 0 | 0 | 4 | 1 | 1 | 0 | 0 | 0 | 0 | 41 | 49 | 0.00 | 0.556 |
| Bill Stafford, R<br>ERA: 2.27 | (10, 1) | 0.1 | | 4 | 2 | 0 | 0 | 1 | 0 | 1 | 0 | 0 | 0 | 0 | 5 | 9 | 0.00 | 6.000 |
| Pete Mikkelsen, R<br>ERA: 4.53 | (10, 1) | 1.2 | L | 7 | 2 | 1 | 1 | 1 | 0 | 0 | 0 | 0 | 0 | 0 | 9 | 9 | 5.40 | 1.200 |

| PITCHER | IP | WLS | BF | H | R | ER | SO | BB | IBB | HBP | BLK | WP | HR | S | P | ERA | WHIP |
|---|---|---|---|---|---|---|---|---|---|---|---|---|---|---|---|---|---|

# TOP

## Detroit Tigers @ New York Yankees

Yankee Stadium, Bronx, NY

Fri Jun 26 1964, 7:05 PM EDT

Att. 27,816 - Unknown - 77 F

livebaseballscorecards.com

| | |
|---|---|
| AB | 42 |
| R | 1 |
| H | 8 |
| RBI | 1 |
| BB | 3 |
| SO | 6 |
| LOB | 23 |

# Detroit Tigers @ New York Yankees

Yankee Stadium, Bronx, NY

Fri Jun 26 1964, 7:05 PM EDT

Att. 27,816 - Unknown - 77 F

livebaseballscorecards.com

## BOTTOM

| Batter | 1 | 2 | 3 | 4 | 5 | 6 | 7 | 8 | 9 | 10 | 11 | AB | R | H | RBI | BB | SO | LOB |
|---|---|---|---|---|---|---|---|---|---|---|---|---|---|---|---|---|---|---|
| Phil Linz, R (1, 5)<br>OBP: 0.299, SLG: 0.363 | 4-0 FC5-4 BB | | 0-0 5-3 | | 0-0 5-3 | | 0-0 5-3 | | 0-3 K | | 0-0 1-3 1B | 4 | 0 | 0 | 0 | 1 | 1 | 2 |
| Hector Lopez, R (11, PH)<br>OBP: 0.344, SLG: 0.490 | | | | | | | | | | | | 1 | 0 | 1 | 0 | 0 | 0 | 0 |
| Bobby Richardson, R (1, 4)<br>OBP: 0.285, SLG: 0.321 | 0-0 FC5-4 4-3 1-2f | | 0-0 5-3 | | 0-0 F9 | | | 0-0 F7 | | 0-0 F7 | 0-0 P5 | 6 | 0 | 0 | 0 | 0 | 0 | 3 |
| Mickey Mantle, S (1, 8)<br>OBP: 0.426, SLG: 0.600 | 0-0 4-3 1-2 | | 4-0 BB BB | | 0-0 P6 | | | 0-0 1-3 | | 0-0 FC3-6 1B | | 4 | 0 | 1 | 0 | 1 | 0 | 1 |
| Pedro Gonzalez, R (10, PR)<br>OBP: 0.300, SLG: 0.321 | | | | | | | | | | | | 0 | 0 | 0 | 0 | 0 | 0 | 0 |
| (11, 7) | | | | | | | | | | | | | | | | | | |
| Roger Maris, L (1, 9)<br>OBP: 0.355, SLG: 0.485 | 0-0 4-3 | | 4-0 1-2 BB | | | 0-0 F9 | | 0-0 1-3 1B | | 0-0 FC3-6 S, 1-2f | | 4 | 0 | 1 | 0 | 1 | 0 | 2 |
| Tom Tresh, S (1, 7)<br>OBP: 0.366, SLG: 0.419 | | 0-0 2-3 1B | 0-0 L9 | | | 4-0 BB | | 0-3 K | | 1-0 1-2 HBP | | 3 | 0 | 1 | 0 | 1 | 1 | 3 |
| (11, 8) | | | | | | | | | | | | | | | | | | |
| Joe Pepitone, L (1, 3)<br>OBP: 0.297, SLG: 0.396 | | 0-0 P6 | | 0-0 F8 | | 0-3 K | | | 0-0 F8 | 0-0 4-3 | | 5 | 0 | 0 | 0 | 0 | 1 | 4 |
| Elston Howard, R (1, 2)<br>OBP: 0.361, SLG: 0.465 | | 0-0 2-3 1-2 | | 0-0 G3 | | 0-0 6-3 | | | 0-0 4-3 | | 0-0 6-3 | 5 | 0 | 0 | 0 | 0 | 0 | 2 |
| Clete Boyer, R (1, 6)<br>OBP: 0.273, SLG: 0.299 | 4-0 BB | | | 0-0 1B | | | 0-0 6-3 | | 0-0 2B | | 0-0 P2 | 4 | 0 | 2 | 0 | 1 | 0 | 0 |
| Al Downing, R (1, 1)<br>OBP: 0.231, SLG: 0.345 | | 0-0 F7 | | 0-0 P2 | | | 0-0 1-3 | | 4-0 IBB | | 4-0 1B BB | 3 | 0 | 0 | 0 | 0 | 0 | 3 |
| Tony Kubek, L (9, PH)<br>OBP: 0.287, SLG: 0.371 | | | | | | | | | | | | 0 | 0 | 0 | 0 | 1 | 0 | 0 |
| Archie Moore, L (9, PR)<br>OBP: 0.250, SLG: 0.286 | | | | | | | | | | | | 0 | 0 | 0 | 0 | 0 | 0 | 0 |
| Bill Stafford, R (10, 1)<br>OBP: 0.100, SLG: 0.200 | | | | | | | | | | | | 0 | 0 | 0 | 0 | 0 | 0 | 0 |
| Pete Mikkelsen, R (10, 1) | | | | | | | | | | | | 0 | 0 | 0 | 0 | 0 | 0 | 0 |
| Johnny Blanchard, L (11, PH)<br>OBP: 0.395, SLG: 0.333 | | | | | | | | | | | | 0 | 0 | 0 | 0 | 0 | 0 | 0 |
| Steve Hamilton, L (11, PR)<br>OBP: 0.200, SLG: 0.077 | | | | | | | | | | | | 0 | 0 | 0 | 1 | 0 | 0 | 0 |
| Inning Stats | R: 0 E: 0 K: 0 S: 3 H: 0 LOB: 1 BB: 1 P: 7 | R: 0 E: 0 K: 0 S: 4 H: 1 LOB: 2 BB: 1 P: 8 | R: 0 E: 0 K: 0 S: 3 H: 0 LOB: 2 BB: 2 P: 11 | R: 0 E: 0 K: 0 S: 4 H: 1 LOB: 1 BB: 0 P: 4 | R: 0 E: 0 K: 0 S: 3 H: 0 LOB: 0 BB: 0 P: 3 | R: 0 E: 0 K: 1 S: 5 H: 0 LOB: 1 BB: 1 P: 9 | R: 0 E: 0 K: 0 S: 3 H: 0 LOB: 0 BB: 0 P: 3 | R: 0 E: 0 K: 1 S: 6 H: 1 LOB: 1 BB: 0 P: 6 | R: 0 E: 0 K: 1 S: 6 H: 1 LOB: 2 BB: 1 P: 10 | R: 0 E: 0 K: 0 S: 4 H: 1 LOB: 2 BB: 0 P: 5 | R: 0 E: 0 K: 0 S: 4 H: 1 LOB: 2 BB: 1 P: 8 | 1B: 5 2B: 1 3B: 0 HR: 0 | SF: 0 SAC: 0 DP: 0 HBP: 1 | WP: 0 PB: 0 SB: 1 CS: 0 | PA: 47 | | | |

| | AB | 39 |
|---|---|---|
| | R | 0 |
| | H | 6 |
| | RBI | 0 |
| | BB | 7 |
| | SO | 3 |
| | LOB | 20 |

| PITCHER | | IP | WLS | BF | H | R | ER | SO | BB | IBB | HBP | BLK | WP | HR | S | P | ERA | WHIP |
|---|---|---|---|---|---|---|---|---|---|---|---|---|---|---|---|---|---|---|
| Dave Wickersham, R<br>ERA: 2.92 | (1, 1) | 10.0 | W | 42 | 5 | 0 | 0 | 3 | 5 | 1 | 1 | 0 | 0 | 0 | 41 | 66 | 0.00 | 1.000 |
| Terry Fox, R<br>ERA: 1.46 | (11, 1) | 1.0 | S | 5 | 1 | 0 | 0 | 0 | 1 | 0 | 0 | 0 | 0 | 0 | 4 | 8 | 0.00 | 2.000 |

| PITCHER | IP | WLS | BF | H | R | ER | SO | BB | IBB | HBP | BLK | WP | HR | S | P | ERA | WHIP |
|---|---|---|---|---|---|---|---|---|---|---|---|---|---|---|---|---|---|

| Batter | 1 | 2 | 3 | 4 | 5 | 6 | 7 | 8 | 9 | 10 | AB | R | H | RBI | BB | SO | LOB |
|---|---|---|---|---|---|---|---|---|---|---|---|---|---|---|---|---|---|
| Jerry Lumpe, L (1, 4)<br>OBP: 0.296, SLG: 0.332 | 0-0 BB 1B 1B | 0-0 ③ 3-1 | | 0-0 ② P2 | | | 0-0 ① L9 | | 0-0 ① 6-3 | | 5 | 1 | 1 | 0 | 0 | 0 | 1 |
| Jake Wood, R (1, 3)<br>OBP: 0.181, SLG: 0.214 | 0-3 ① K | | 0-0 ① 6-3 | 0-3 ③ K | | | 0-0 1B 1B | | 0-0 ② 6-3 | | 5 | 0 | 1 | 0 | 0 | 2 | 1 |
| Al Kaline, R (1, 9)<br>OBP: 0.402, SLG: 0.455 | 4-0 1B 1-2 FC5-4 BB | | 0-0 1B 1B 1B | | 0-0 ① F8 | | 0-0 ② B1 | | 4-0 2B BB | | 3 | 2 | 1 | 0 | 2 | 0 | 1 |
| Bill Freehan, R (1, 2)<br>OBP: 0.356, SLG: 0.510 | 0-0 FC5-4 1-3 2-H 1B | | 0-0 FC4-6 1B 1-2 1B 1B | | 0-0 K2-3 1B | | 0-0 FC5 HBP 1-3 1B | | 0-0 1-3 2B | | 5 | 1 | 5 | 1 | 0 | 0 | 0 |
| Don Demeter, R (1, 7)<br>OBP: 0.288, SLG: 0.408 | 0-0 ② FC5-4 1-2f 3-H | | 0-0 FC4-6 1-2 2-H 1B | | 0-3 ② ③ K2-3 1-2 | | 1-0 1-2 HBP | | 0-0 ③ P2 | | 4 | 0 | 1 | 2 | 0 | 1 | 4 |
| Don Wert, R (1, 5)<br>OBP: 0.302, SLG: 0.335 | 0-0 ③ 5-3 | | 0-0 ② FC4-6 1B 1-2f 2-3 | | | 0-0 ① F7 | 0-0 ③ FC5 2-3f | | | 0-3 ① K | 5 | 0 | 0 | 0 | 0 | 1 | 6 |
| George Thomas, R (1, 8)<br>OBP: 0.336, SLG: 0.461 | | 0-0 ① L6 | 0-0 1-3 3-H 1B | | | 0-0 ② F7 | | 0-0 ① F9 | | 0-0 ② L6 | 5 | 0 | 1 | 1 | 0 | 0 | 0 |
| Dick McAuliffe, L (1, 6)<br>OBP: 0.349, SLG: 0.478 | | 0-3 K SH1-3 | 0-0 ③ P3 | | | 4-0 BB | | 0-0 ② 4-3 | | 4-0 BB | 3 | 0 | 0 | 0 | 2 | 1 | 2 |
| Denny McLain, R (1, 1)<br>Larry Sherry, R (6, 1)<br>Gates Brown, L (10, PH)<br>OBP: 0.360, SLG: 0.590<br>Fred Gladding, L (10, 1)<br>Dick Egan, L (10, 1)<br>Ed Rakow, S (10, 1) | | 0-0 ② SH1-3 1-2 | | 0-0 ① L8 | | 0-0 ③ P5 | | 0-0 ③ 1-3 | | 0-0 ③ F7 | 2 | 0 | 0 | 0 | 0 | 0 | 1 |
| | | | | | | | | | | | 1 | 0 | 0 | 0 | 0 | 0 | 0 |
| | | | | | | | | | | | 1 | 0 | 0 | 0 | 0 | 0 | 1 |
| | | | | | | | | | | | 0 | 0 | 0 | 0 | 0 | 0 | 0 |
| | | | | | | | | | | | 0 | 0 | 0 | 0 | 0 | 0 | 0 |
| | | | | | | | | | | | 0 | 0 | 0 | 0 | 0 | 0 | 0 |
| Inning Stats | R: 2 E: 0 K: 1 S: 7 H: 2 LOB: 1 BB: 1 P: 11 | R: 0 E: 0 K: 1 S: 6 H: 0 LOB: 1 BB: 0 P: 6 | R: 2 E: 0 K: 0 S: 7 H: 4 LOB: 2 BB: 0 P: 7 | R: 0 E: 0 K: 1 S: 5 H: 0 LOB: 0 BB: 0 P: 5 | R: 0 E: 0 K: 1 S: 5 H: 1 LOB: 0 BB: 0 P: 5 | R: 0 E: 0 K: 0 S: 3 H: 0 LOB: 1 BB: 1 P: 7 | R: 0 E: 0 K: 0 S: 5 H: 2 LOB: 3 BB: 0 P: 6 | R: 0 E: 0 K: 0 S: 3 H: 0 LOB: 0 BB: 0 P: 3 | R: 0 E: 0 K: 0 S: 4 H: 1 LOB: 2 BB: 1 P: 8 | R: 0 E: 0 K: 1 S: 5 H: 0 LOB: 1 BB: 1 P: 9 | 1B: 9 2B: 1 3B: 0 HR: 0 | SF: 0 SAC: 1 DP: 0 HBP: 1 | | | | | |

| PITCHER | | IP | WLS | BF | H | R | ER | SO | BB | IBB | HBP | BLK | WP | HR | S | P | ERA | WHIP |
|---|---|---|---|---|---|---|---|---|---|---|---|---|---|---|---|---|---|---|
| Whitey Ford, L<br>ERA: 1.96 | (1, 1) | 3.0 | | 17 | 6 | 4 | 4 | 2 | 1 | 0 | 0 | 0 | 1 | 0 | 20 | 24 | 12.00 | 2.333 |
| Bud Daley, L<br>ERA: 4.39 | (4, 1) | 5.2 | | 23 | 4 | 0 | 0 | 2 | 2 | 0 | 1 | 0 | 0 | 0 | 24 | 33 | 0.00 | 1.059 |
| Bill Stafford, R<br>ERA: 2.18 | (9, 1) | 1.1 | W | 5 | 0 | 0 | 0 | 1 | 1 | 0 | 0 | 0 | 0 | 0 | 6 | 10 | 0.00 | 0.750 |

| PITCHER | IP | WLS | BF | H | R | ER | SO | BB | IBB | HBP | BLK | WP | HR | S | P | ERA | WHIP |
|---|---|---|---|---|---|---|---|---|---|---|---|---|---|---|---|---|---|

# TOP

## Detroit Tigers @ New York Yankees

Yankee Stadium, Bronx, NY

Sat Jun 27 1964, 3:33 AM EDT
Att. 17,224 - Cloudy - 89 F

livebaseballscorecards.com

| | |
|---|---|
| AB | 39 |
| R | 4 |
| H | 10 |
| RBI | 4 |
| BB | 4 |
| SO | 5 |
| LOB | 17 |

1B: 9 SF: 0
2B: 1 SAC: 1
3B: 0 DP: 0
HR: 0 HBP: 1

WP: 1 PA: 45
PB: 0
SB: 0
CS: 0

# Detroit Tigers @ New York Yankees

Yankee Stadium, Bronx, NY

Sat Jun 27 1964, 3:33 AM EDT
Att. 17,224 - Cloudy - 89 F

livebaseballscorecards.com

| Batter | 1 | 2 | 3 | 4 | 5 | 6 | 7 | 8 | 9 | 10 | AB | R | H | RBI | BB | SO | LOB |
|---|---|---|---|---|---|---|---|---|---|---|---|---|---|---|---|---|---|
| Phil Linz, R (1, 5)<br>OBP: 0.296, SLG: 0.355 | K | | L7 | | | 1B BB 1B BB | P6 | | | L6 | 4 | 1 | 0 | 0 | 1 | 1 | 1 |
| Bobby Richardson, R (1, 4)<br>OBP: 0.284, SLG: 0.317 | 6-3 | | | 5-3 | | P4 | K | | | BB BB BB BB | 4 | 1 | 0 | 0 | 1 | 1 | 1 |
| Mickey Mantle, S (1, 8)<br>OBP: 0.425, SLG: 0.609 | 1-3 | | | HR | | K | | L8 | | BB BB 1-2 BB | 4 | 1 | 1 | 1 | 1 | 1 | 1 |
| Roger Maris, L (1, 9)<br>OBP: 0.360, SLG: 0.482 | | G3 | | G6-3 1B | | 1B 1B 1-2 BB | | F7 | | BB 1-2 2-3 BB | 3 | 1 | 1 | 0 | 2 | 0 | 0 |
| Tom Tresh, S (1, 7)<br>OBP: 0.367, SLG: 0.416 | | L7 | | G6-3 1-2f | | 1B WP 1-2 2-3 1B | | F9 | | BB 1-2 2-3 3-H BB | 4 | 1 | 1 | 1 | 1 | 0 | 1 |
| Joe Pepitone, L (1, 3)<br>OBP: 0.297, SLG: 0.394 | | P4 | | | P4 | K 1-2 2-H 3-H 1B | | | G8 | | 4 | 0 | 1 | 2 | 0 | 0 | 0 |
| Johnny Blanchard, L (1, 2)<br>OBP: 0.388, SLG: 0.328<br>Pedro Gonzalez, R (9, PR)<br>OBP: 0.300, SLG: 0.321<br>Elston Howard, R (10, 2)<br>OBP: 0.361, SLG: 0.465 | | | P5 | | P4 | K 1-3 2-H | | | | CS 1B | 4<br>0<br>0 | 0<br>0<br>0 | 1<br>0<br>0 | 0<br>0<br>0 | 0<br>0<br>0 | 1<br>0<br>0 | 1<br>0<br>0 |
| Clete Boyer, R (1, 6)<br>OBP: 0.273, SLG: 0.298 | | | K | | 1B | F7 | | | | K 1-2 | 4 | 0 | 1 | 0 | 0 | 2 | 3 |
| Whitey Ford, L (1, 1)<br>OBP: 0.302, SLG: 0.216<br>Archie Moore, L (3, PH)<br>OBP: 0.333, SLG: 0.286<br>Bud Daley, L (4, 1)<br>OBP: 0.429, SLG: 0.333<br>Bill Stafford, R (9, 1)<br>OBP: 0.091, SLG: 0.182 | | | BB | | K | | L7 | | | K | 0<br>0<br>2<br>1 | 0<br>0<br>0<br>0 | 0<br>0<br>0<br>0 | 0<br>0<br>0<br>0 | 0<br>1<br>0<br>0 | 0<br>0<br>1<br>1 | 0<br>0<br>1<br>0 |
| Inning Stats | R: 0 E: 0 K: 1 S: 5 H: 0 LOB: 0 BB: 0 P: 5 | R: 0 E: 0 K: 0 S: 3 H: 0 LOB: 0 BB: 0 P: 3 | R: 0 E: 0 K: 1 S: 5 H: 0 LOB: 1 BB: 1 P: 9 | R: 1 E: 0 K: 0 S: 4 H: 2 LOB: 0 BB: 0 P: 4 | R: 0 E: 0 K: 1 S: 6 H: 1 LOB: 1 BB: 0 P: 6 | R: 3 E: 0 K: 2 S: 10 H: 2 LOB: 2 BB: 2 P: 18 | R: 0 E: 0 K: 1 S: 5 H: 0 LOB: 0 BB: 0 P: 5 | R: 0 E: 0 K: 0 S: 3 H: 0 LOB: 0 BB: 0 P: 3 | R: 0 E: 0 K: 1 S: 5 H: 1 LOB: 1 BB: 0 P: 5 | R: 1 E: 0 K: 1 S: 4 H: 0 LOB: 3 BB: 4 P: 20 | 1B: 5 2B: 0 3B: 0 HR: 1 SF: 0 SAC: 0 DP: 1 HBP: 0 | | | | | | |

| | |
|---|---|
| AB | 34 |
| R | 5 |
| H | 6 |
| RBI | 4 |
| BB | 7 |
| SO | 8 |
| LOB | 9 |

WP: 1 PB: 0 SB: 0 CS: 1 PA: 41

| PITCHER | | IP | WLS | BF | H | R | ER | SO | BB | IBB | HBP | BLK | WP | HR | S | P | ERA | WHIP |
|---|---|---|---|---|---|---|---|---|---|---|---|---|---|---|---|---|---|---|
| Denny McLain, R<br>ERA: 3.91 | (1, 1) | 5.1 | | 20 | 3 | 2 | 2 | 3 | 2 | 0 | 0 | 0 | 0 | 1 | 24 | 32 | 3.38 | 0.938 |
| Larry Sherry, R<br>ERA: 3.72 | (6, 1) | 3.2 | | 15 | 3 | 2 | 2 | 4 | 1 | 0 | 0 | 0 | 1 | 0 | 22 | 26 | 4.91 | 1.091 |
| Fred Gladding, R<br>ERA: 5.74 | (10, 1) | 0.2 | L | 4 | 0 | 1 | 1 | 1 | 2 | 0 | 0 | 0 | 0 | 0 | 4 | 12 | 13.50 | 3.000 |
| Dick Egan, L<br>ERA: 3.18 | (10, 1) | 0.0 | | 1 | 0 | 0 | 0 | 0 | 1 | 0 | 0 | 0 | 0 | 0 | 0 | 4 | ∞ | ∞ |
| Ed Rakow, R<br>ERA: 3.91 | (10, 1) | 0.0 | | 1 | 0 | 0 | 0 | 0 | 1 | 0 | 0 | 0 | 0 | 0 | 0 | 4 | ∞ | ∞ |

| PITCHER | IP | WLS | BF | H | R | ER | SO | BB | IBB | HBP | BLK | WP | HR | S | P | ERA | WHIP |
|---|---|---|---|---|---|---|---|---|---|---|---|---|---|---|---|---|---|

| Batter | 1 | 2 | 3 | 4 | 5 | 6 | 7 | 8 | 9 | AB | R | H | RBI | BB | SO | LOB |
|---|---|---|---|---|---|---|---|---|---|---|---|---|---|---|---|---|
| Jerry Lumpe, L (1, 4)<br>OBP: 0.295, SLG: 0.330 | 4-1 | | E3 FC6-4 | 1-2 3-H 1B | | L3 | | | 4-3 | 5 | 0 | 1 | 1 | 0 | 0 | 0 |
| Jake Wood, R (1, 3)<br>OBP: 0.184, SLG: 0.216 | 1B 1B 1B | | FC6-4 1B 1-2f | L9 | | P6 | | | 1B 1B BB | 4 | 1 | 1 | 0 | 0 | 0 | 3 |
| Norm Cash, L (9, PH)<br>OBP: 0.314, SLG: 0.384 | | | | | | | | | | 0 | 0 | 0 | 0 | 1 | 0 | 0 |
| Al Kaline, R (1, 9)<br>OBP: 0.410, SLG: 0.460 | 1B 1-2 1B 1B | | G4-6-3 1-3 1B | | L5 HR | | SH1-3 BB | | G5-3 1B 1-2 1B | 4 | 1 | 3 | 0 | 1 | 0 | 0 |
| Bill Freehan, R (1, 2)<br>OBP: 0.359, SLG: 0.510 | 1B 1-2 2-H 1B | | G4-6-3 1-2f | | K | | SH1-3 1-2 | | 1-2 2-3 1B | 4 | 0 | 2 | 1 | 0 | 1 | 3 |
| Don Demeter, R (1, 7)<br>OBP: 0.295, SLG: 0.440 | 1-3 2-H 1B | | | HR | 1-H HR | | F7 | | G5-3 2-3f | 5 | 2 | 3 | 3 | 0 | 0 | 4 |
| Don Wert, R (1, 5)<br>OBP: 0.305, SLG: 0.335 | 1-3 | | | 1B 1B BB | G4-3 1B | | L9 | | | 3 | 1 | 1 | 0 | 1 | 0 | 3 |
| George Thomas, R (1, 8)<br>OBP: 0.333, SLG: 0.454 | | 4-3 | | 1B 1-3 1B | G4-3 1-2f | | | K | | 4 | 0 | 1 | 0 | 0 | 1 | 1 |
| Dick McAuliffe, L (1, 6)<br>OBP: 0.347, SLG: 0.487 | | 6-3 | | P6 | | HR | | F7 | | 4 | 1 | 1 | 1 | 0 | 0 | 2 |
| Hank Aguirre, R (1, 1) | | 6-3 | | K | | P5 | | K | | 0 | 0 | 0 | 0 | 0 | 0 | 0 |
| Ed Rakow, S (1, 1) | | | | | | | | | | 3 | 0 | 0 | 0 | 0 | 1 | 2 |
| Terry Fox, R (6, 1)<br>OBP: 0.400, SLG: 0.600 | | | | | | | | | | 1 | 0 | 0 | 0 | 0 | 1 | 0 |
| Larry Sherry, R (8, 1) | | | | | | | | | | 0 | 0 | 0 | 0 | 0 | 0 | 0 |
| Inning Stats | R: 1 H: 4<br>E: 0 LOB: 2<br>K: 0 BB: 0<br>S: 6 P: 6 | R: 0 H: 0<br>E: 0 LOB: 0<br>K: 0 BB: 0<br>S: 3 P: 3 | R: 0 H: 1<br>E: 1 LOB: 1<br>K: 0 BB: 0<br>S: 4 P: 4 | R: 2 H: 3<br>E: 0 LOB: 2<br>K: 1 BB: 1<br>S: 8 P: 12 | R: 2 H: 2<br>E: 1 LOB: 0<br>K: 1 BB: 0<br>S: 7 P: 7 | R: 1 H: 1<br>E: 0 LOB: 0<br>K: 0 BB: 0<br>S: 4 P: 4 | R: 0 H: 0<br>E: 0 LOB: 1<br>K: 0 BB: 1<br>S: 3 P: 7 | R: 0 H: 0<br>E: 0 LOB: 0<br>K: 2 BB: 0<br>S: 7 P: 7 | R: 0 H: 2<br>E: 0 LOB: 2<br>K: 0 BB: 1<br>S: 4 P: 8 | 1B: 10 SF: 0<br>2B: 0 SAC: 1<br>3B: 0 DP: 3<br>HR: 3 HBP: 0 | | | | | | |

# TOP

## Detroit Tigers @ New York Yankees

Yankee Stadium, Bronx, NY

Sun Jun 28 1964, 3:33 AM EDT

Unknown - 78 F

livebaseballscorecards.com

| | |
|---|---|
| AB | 37 |
| R | 6 |
| H | 13 |
| RBI | 6 |
| BB | 3 |
| SO | 4 |
| LOB | 18 |

WP: 0 PA: 41
PB: 0
SB: 0
CS: 0

| PITCHER | | IP | WLS | BF | H | R | ER | SO | BB | IBB | HBP | BLK | WP | HR | S | P | ERA | WHIP |
|---|---|---|---|---|---|---|---|---|---|---|---|---|---|---|---|---|---|---|
| Steve Hamilton, L<br>ERA: 2.36 | (1, 1) | 4.1 | | 23 | 9 | 5 | 4 | 2 | 1 | 0 | 0 | 0 | 0 | 2 | 26 | 30 | 8.31 | 2.308 |
| Ralph Terry, R<br>ERA: 6.9 | (5, 1) | 1.2 | | 6 | 2 | 1 | 1 | 0 | 0 | 0 | 0 | 0 | 0 | 1 | 6 | 6 | 5.40 | 1.200 |
| Stan Williams, R<br>ERA: 4.13 | (7, 1) | 2.0 | W | 7 | 0 | 0 | 0 | 2 | 1 | 0 | 0 | 0 | 0 | 0 | 10 | 14 | 0.00 | 0.500 |
| Pete Mikkelsen, R<br>ERA: 4.43 | (9, 1) | 1.0 | S | 5 | 2 | 0 | 0 | 0 | 1 | 0 | 0 | 0 | 0 | 0 | 4 | 8 | 0.00 | 3.000 |

| PITCHER | IP | WLS | BF | H | R | ER | SO | BB | IBB | HBP | BLK | WP | HR | S | P | ERA | WHIP |
|---|---|---|---|---|---|---|---|---|---|---|---|---|---|---|---|---|---|

| Batter | 1 | 2 | 3 | 4 | 5 | 6 | 7 | 8 | 9 | AB | R | H | RBI | BB | SO | LOB |
|---|---|---|---|---|---|---|---|---|---|---|---|---|---|---|---|---|
| Phil Linz, R (1, 5)<br>OBP: 0.304, SLG: 0.354 | BBBB 4-0 BB 1B BB | SSS 0-3 ② K | | x 0-0 ③ F7 | | BBBB 4-0 1-2 BB | | x 0-0 SH2-4 1-2 HR 1B | | 3 | 2 | 1 | 0 | 2 | 1 | 2 |
| Bobby Richardson, R (1, 4)<br>OBP: 0.283, SLG: 0.315 | BBBB 4-0 1B 1-2 2B BB | x 0-0 ③ 1-3 | | | x 0-0 ① F8 | x 0-0 ② SF8 2-3 3-H | | x 0-0 ① SH2-4 1-2 2-3 | | 2 | 1 | 0 | 1 | 1 | 0 | 0 |
| Roger Maris, L (1, 9)<br>OBP: 0.357, SLG: 0.475 | SSS 0-3 ① K | | x 0-0 ① G3 | | x 0-0 FC4-6 1B | x 0-0 ③ F8 | | x 0-0 ② L3 | | 5 | 0 | 1 | 0 | 0 | 1 | 6 |
| Mickey Mantle, S (1, 8)<br>Pete Mikkelsen, R (9, 1)<br>OBP: 0.429, SLG: 0.604 | x 0-0 2B 1-2 2-H 1B | SSS 0-3 ② K | | | x 0-0 ② F8 | | BBBB 4-0 1B BB | BBBB 4-0 HR BB | | 3<br>0 | 1<br>0 | 1<br>0 | 1<br>0 | 2<br>0 | 1<br>0 | 1<br>0 |
| Tom Tresh, S (1, 7)<br>OBP: 0.367, SLG: 0.433 | x 0-0 1-3 2-H 2B | x 0-0 ③ F7 | | | x 0-0 ③ FC4-6 1-2f | | SSS 0-3 ① K | x 0-0 1-H 2-H 3-H HR | | 5 | 1 | 2 | 5 | 0 | 1 | 2 |
| Elston Howard, R (1, 2)<br>OBP: 0.370, SLG: 0.472 | x 0-0 ② P5 | | | x 0-0 G3-6-1-4 1B | | x 0-0 1B 1B 1B | x 0-0 FC6-4 1-2 1B | x 0-0 1B | | 5 | 1 | 4 | 0 | 0 | 0 | 2 |
| Joe Pepitone, L (1, 3)<br>(9, 8)<br>OBP: 0.295, SLG: 0.388 | 4-0 IBB | | | x 0-0 ①② G3-6-1-4 1-2f | | x 0-0 ① F8 | x 0-0 ② P4 | SSS 0-3 ③ K | | 4 | 0 | 0 | 0 | 1 | 1 | 5 |
| Clete Boyer, R (1, 6)<br>OBP: 0.277, SLG: 0.302 | SSS 0-3 ③ K | | | x 0-0 1B 1B | | x 0-0 1B 1-2 SF8 1B | x 0-0 ③ FC6-4 1-2f | | | 4 | 1 | 2 | 0 | 0 | 1 | 5 |
| Steve Hamilton, L (1, 1)<br>OBP: 0.235, SLG: 0.133<br>Ralph Terry, R (5, 1)<br>OBP: 0.250, SLG: 0.214<br>Johnny Blanchard, L (6, PH)<br>OBP: 0.356, SLG: 0.338<br>Hal Reniff, R (6, PR)<br>OBP: 0.143, SLG: 0.143<br>Stan Williams, R (7, 1)<br>OBP: 0.333, SLG: 0.444<br>Hector Lopez, R (8, PH)<br>OBP: 0.348, SLG: 0.493<br>Pedro Gonzalez, R (9, 3)<br>OBP: 0.300, SLG: 0.321 | | x 0-0 ① 3-1 | | x 0-0 1-2 1B | | x 0-0 SF8 BB 1-3 2-H 1B | | x 0-0 SH2-4 1B HR 1B | | 2<br>0<br>1<br>0<br>0<br>1<br>0 | 0<br>0<br>0<br>0<br>0<br>1<br>0 | 1<br>0<br>1<br>0<br>0<br>1<br>0 | 0<br>0<br>1<br>0<br>0<br>1<br>0 | 0<br>0<br>0<br>0<br>0<br>0<br>0 | 0<br>0<br>0<br>0<br>0<br>0<br>0 | 0<br>0<br>0<br>0<br>0<br>0<br>0 |
| Inning Stats | R: 2<br>E: 0<br>K: 2<br>S: 9<br>H: 2<br>LOB: 3<br>BB: 3<br>P: 21 | R: 0<br>E: 0<br>K: 1<br>S: 5<br>H: 0<br>LOB: 0<br>BB: 0<br>P: 5 | R: 0<br>E: 0<br>K: 1<br>S: 5<br>H: 0<br>LOB: 0<br>BB: 0<br>P: 5 | R: 0<br>E: 0<br>K: 0<br>S: 5<br>H: 3<br>LOB: 2<br>BB: 0<br>P: 5 | R: 0<br>E: 0<br>K: 0<br>S: 4<br>H: 1<br>LOB: 1<br>BB: 0<br>P: 4 | R: 2<br>E: 0<br>K: 0<br>S: 6<br>H: 3<br>LOB: 2<br>BB: 1<br>P: 10 | R: 0<br>E: 0<br>K: 1<br>S: 6<br>H: 1<br>LOB: 2<br>BB: 1<br>P: 10 | R: 4<br>E: 0<br>K: 1<br>S: 9<br>H: 4<br>LOB: 1<br>BB: 1<br>P: 13 | | 1B: 12<br>2B: 1<br>3B: 0<br>HR: 1<br>SF: 1<br>SAC: 1<br>DP: 1<br>HBP: 0 | | | | | |

| PITCHER | | IP | WLS | BF | H | R | ER | SO | BB | IBB | HBP | BLK | WP | HR | S | P | ERA | WHIP |
|---|---|---|---|---|---|---|---|---|---|---|---|---|---|---|---|---|---|---|
| Hank Aguirre, L<br>ERA: 4.11 | (1, 1) | 0.1 | | 5 | 2 | 2 | 2 | 1 | 2 | 0 | 0 | 0 | 0 | 0 | 5 | 13 | 54.00 | 12.000 |
| Ed Rakow, R<br>ERA: 3.89 | (1, 1) | 5.0 | | 23 | 7 | 2 | 2 | 3 | 1 | 1 | 0 | 0 | 0 | 0 | 27 | 35 | 3.60 | 1.600 |
| Terry Fox, R<br>ERA: 2.51 | (6, 1) | 2.0 | | 10 | 3 | 2 | 2 | 1 | 1 | 0 | 0 | 0 | 0 | 0 | 11 | 15 | 9.00 | 2.000 |
| Larry Sherry, R<br>ERA: 4.04 | (8, 1) | 0.2 | L | 5 | 2 | 2 | 2 | 1 | 1 | 0 | 0 | 0 | 0 | 1 | 6 | 10 | 27.00 | 4.500 |

| PITCHER | IP | WLS | BF | H | R | ER | SO | BB | IBB | HBP | BLK | WP | HR | S | P | ERA | WHIP |
|---|---|---|---|---|---|---|---|---|---|---|---|---|---|---|---|---|---|

# BOTTOM

# Detroit Tigers @ New York Yankees

Yankee Stadium, Bronx, NY

Sun Jun 28 1964, 3:33 AM EDT

Unknown - 78 F

livebaseballscorecards.com

| | |
|---|---|
| AB | 35 |
| R | 8 |
| H | 14 |
| RBI | 8 |
| BB | 6 |
| SO | 6 |
| LOB | 23 |

WP: 0 PA: 43
PB: 0
SB: 0
CS: 0

| Batter | 1 | 2 | 3 | 4 | 5 | 6 | 7 | 8 | 9 | AB | R | H | RBI | BB | SO | LOB |
|---|---|---|---|---|---|---|---|---|---|---|---|---|---|---|---|---|
| Bill Bruton, L (1, 8)<br>OBP: 0.323, SLG: 0.388 | 2B | | 1B SF7 | K | | | 4-3 | | S | 5 | 2 | 3 | 0 | 0 | 1 | 1 |
| Gates Brown, L (1, 7)<br>OBP: 0.363, SLG: 0.627<br>George Thomas, R (9, 7)<br>OBP: 0.333, SLG: 0.454 | HR 2-H | | F7 | | G3 | | HR | | 4-3 1-2 | 5<br>0 | 2<br>0 | 2<br>0 | 2<br>0 | 0<br>0 | 0<br>0 | 2<br>0 |
| Al Kaline, R (1, 9)<br>OBP: 0.408, SLG: 0.457 | K | | 1B 1-3 | | L6-3 | | L5-3 | | | 4 | 1 | 1 | 0 | 0 | 1 | 1 |
| Norm Cash, L (1, 3)<br>OBP: 0.317, SLG: 0.401 | HR 2-H | | SF7 3-H | | 1B | | L8 | | | 3 | 1 | 2 | 3 | 0 | 0 | 0 |
| Jerry Lumpe, L (1, 4)<br>OBP: 0.294, SLG: 0.328 | K | | 1B 2-H | | F7 | | | F9 | | 4 | 0 | 1 | 1 | 0 | 1 | 1 |
| Dick McAuliffe, L (1, 6)<br>OBP: 0.346, SLG: 0.483 | K | | K | | | 1B 5-3 SH3-4 | | 4-3 | | 4 | 0 | 1 | 0 | 0 | 2 | 1 |
| Don Wert, R (1, 5)<br>OBP: 0.302, SLG: 0.330 | | F7 | | P5 | | SH3-4 1-2 | | 6-3 | | 3 | 0 | 0 | 0 | 0 | 0 | 0 |
| Mike Roarke, R (1, 2)<br>OBP: 0.250, SLG: 0.192<br>Don Demeter, R (6, PH)<br>OBP: 0.294, SLG: 0.438<br>Joe Sparma, R (6, 1) | K | | | F7 | | 5-3 2-3 | | | P6 | 2<br>1<br>1 | 0<br>0<br>0 | 0<br>0<br>0 | 0<br>0<br>0 | 1<br>0<br>0 | 0<br>1<br>0 | 0<br>1<br>0 |
| Mickey Lolich, S (1, 1)<br>OBP: 0.267, SLG: 0.083<br>Bill Freehan, R (6, PH)<br>OBP: 0.356, SLG: 0.505<br>(6, 2) | K | | | BB | | K | | | 4-3 | 1<br>2 | 0<br>0 | 0<br>0 | 0<br>0 | 1<br>0 | 1<br>1 | 0<br>1 |
| Inning Stats | R: 3 E: 0 K: 3 S: 12<br>H: 3 LOB: 0 BB: 0 P: 12 | R: 0 E: 0 K: 2 S: 7<br>H: 0 LOB: 0 BB: 0 P: 7 | R: 2 E: 0 K: 1 S: 8<br>H: 3 LOB: 1 BB: 0 P: 8 | R: 0 E: 0 K: 1 S: 5<br>H: 0 LOB: 1 BB: 1 P: 9 | R: 0 E: 0 K: 0 S: 4<br>H: 1 LOB: 1 BB: 0 P: 4 | R: 0 E: 0 K: 1 S: 6<br>H: 1 LOB: 0 BB: 0 P: 6 | R: 1 E: 0 K: 0 S: 4<br>H: 1 LOB: 0 BB: 0 P: 4 | R: 0 E: 0 K: 0 S: 3<br>H: 0 LOB: 0 BB: 0 P: 3 | R: 0 E: 0 K: 0 S: 4<br>H: 1 LOB: 1 BB: 0 P: 4 | 1B: 6 2B: 2 3B: 0 HR: 2<br>SF: 1 SAC: 1 DP: 0 HBP: 0 | | | | | | |

| PITCHER | IP | WLS | BF | H | R | ER | SO | BB | IBB | HBP | BLK | WP | HR | S | P | ERA | WHIP |
|---|---|---|---|---|---|---|---|---|---|---|---|---|---|---|---|---|---|
| Rollie Sheldon, R (1, 1)<br>ERA: 3.77 | 8.0 | L | 34 | 9 | 6 | 6 | 8 | 1 | 0 | 0 | 0 | 0 | 2 | 49 | 53 | 6.75 | 1.250 |
| Bill Stafford, R (9, 1)<br>ERA: 2.12 | 1.0 | | 4 | 1 | 0 | 0 | 0 | 0 | 0 | 0 | 0 | 0 | 0 | 4 | 4 | 0.00 | 1.000 |

| PITCHER | IP | WLS | BF | H | R | ER | SO | BB | IBB | HBP | BLK | WP | HR | S | P | ERA | WHIP |
|---|---|---|---|---|---|---|---|---|---|---|---|---|---|---|---|---|---|

# TOP

## Detroit Tigers @ New York Yankees

Yankee Stadium, Bronx, NY

Sun Jun 28 1964, 7:05 PM EDT

Att. 35,383 - Unknown - 80 F

livebaseballscorecards.com

| | |
|---|---|
| AB | 35 |
| R | 6 |
| H | 10 |
| RBI | 6 |
| BB | 1 |
| SO | 8 |
| LOB | 8 |

WP: 0 PA: 38
PB: 0
SB: 1
CS: 0

| Batter | 1 | 2 | 3 | 4 | 5 | 6 | 7 | 8 | 9 | AB | R | H | RBI | BB | SO | LOB |
|---|---|---|---|---|---|---|---|---|---|---|---|---|---|---|---|---|
| Phil Linz, R (1, 5)<br>OBP: 0.302, SLG: 0.350 | 0-0 2B 2B 1B | 0-0 F7 ③ | | 0-0 F7 ③ | | 0-0 6-3 ② | | 0-0 5-3 ②<br>1-2<br>2-3 | | 5 | 1 | 1 | 0 | 0 | 0 | 4 |
| Bobby Richardson, R (1, 4)<br>OBP: 0.282, SLG: 0.316 | 0-0 1-3 2B 2B | | 0-0 4-3 ① | | 0-0 F9 ① | 0-0 L9 ③ | | 0-0 5-3 ③ | | 5 | 1 | 1 | 0 | 0 | 0 | 3 |
| Hector Lopez, R (1, 9)<br>(8, 7)<br>OBP: 0.350, SLG: 0.490 | 0-0 L4 ① | | 0-0 6-3 ② | | 0-0 3B 1B | | 0-0 4-3 ① | | 0-0 1B | 5 | 1 | 2 | 0 | 0 | 0 | 2 |
| Mickey Mantle, S (1, 8)<br>OBP: 0.438, SLG: 0.622 | 0-0 6-3 2-H 3-H 2B | | B B B B 4-0 BB | | 0-0 1-H 1B 3B | | B B B B 4-0 BB | | 0-0 F7 ① | 3 | 1 | 2 | 3 | 2 | 0 | 1 |
| Tom Tresh, S (1, 7)<br>OBP: 0.365, SLG: 0.429<br>Pedro Gonzalez, R (4, 7)<br>OBP: 0.295, SLG: 0.316<br>Roger Maris, L (7, PH)<br>OBP: 0.353, SLG: 0.471<br>(8, 9) | 0-0 6-3 ②<br>2-3 | | 0-0 F7 ③ | | 0-0 5-3 ② | | 0-0 P5 ② | | S S S 0-3 K ② | 2<br>1<br>2 | 0<br>0<br>0 | 0<br>0<br>0 | 0<br>0<br>0 | 0<br>0<br>1 | 0<br>0<br>1 | 2<br>1<br>2 |
| Elston Howard, R (1, 2)<br>OBP: 0.366, SLG: 0.466 | S S S 0-3 K ③ | | | S S S 0-3 K ① | 0-0 1B 3-H 1B | | 0-0 5-3 ③ | | 0-0 F8 ③ | 5 | 0 | 1 | 1 | 0 | 2 | 3 |
| Joe Pepitone, L (1, 3)<br>OBP: 0.298, SLG: 0.390 | | 0-0 L9 ① | | 0-0 6-3 ② | 0-0 FC6-4 1-2 1B | | | 0-0 FC1-6 1B | | 4 | 0 | 2 | 0 | 0 | 0 | 0 |
| Clete Boyer, R (1, 6)<br>OBP: 0.281, SLG: 0.311 | | 0-0 SH1-4 1B | | 0-0 1B 2B | 0-0 FC6-4 ③<br>1-2f | | | 0-0 FC1-6 ①<br>5-3 BB<br>1-2f | | 4 | 1 | 2 | 0 | 0 | 0 | 3 |
| Rollie Sheldon, R (1, 1)<br>OBP: 0.200, SLG: 0.200<br>Johnny Blanchard, L (8, PH)<br>OBP: 0.402, SLG: 0.338<br>Al Downing, R (8, PR)<br>OBP: 0.241, SLG: 0.345<br>Bill Stafford, R (9, 1)<br>OBP: 0.091, SLG: 0.182 | | 0-0 SH1-4 ②<br>1-2 | | 0-0 2-H 1B | | S S S 0-3 K ① | | B B B B 4-0 5-3<br>1-2 BB | | 2<br>0<br>0<br>0 | 0<br>0<br>0<br>0 | 1<br>0<br>0<br>0 | 1<br>0<br>0<br>0 | 0<br>1<br>0<br>0 | 1<br>0<br>0<br>0 | 0<br>0<br>0<br>0 |
| Inning Stats | R: 2 E: 0 K: 1 S: 8 H: 3 LOB: 1 BB: 0 P: 8 | R: 0 E: 0 K: 0 S: 4 H: 1 LOB: 1 BB: 0 P: 4 | R: 0 E: 0 K: 0 S: 3 H: 0 LOB: 1 BB: 1 P: 7 | R: 1 E: 0 K: 1 S: 7 H: 2 LOB: 1 BB: 0 P: 7 | R: 2 E: 0 K: 0 S: 7 H: 4 LOB: 2 BB: 0 P: 7 | R: 0 E: 0 K: 1 S: 5 H: 0 LOB: 0 BB: 0 P: 5 | R: 0 E: 0 K: 0 S: 3 H: 0 LOB: 1 BB: 1 P: 7 | R: 0 E: 0 K: 0 S: 4 H: 1 LOB: 3 BB: 1 P: 8 | R: 0 E: 0 K: 1 S: 6 H: 1 LOB: 1 BB: 0 P: 6 | 1B: 8<br>2B: 3<br>3B: 1<br>HR: 0 | SF: 0<br>SAC: 1<br>DP: 0<br>HBP: 0 | | | | | |

| PITCHER | | IP | WLS | BF | H | R | ER | SO | BB | IBB | HBP | BLK | WP | HR | S | P | ERA | WHIP |
|---|---|---|---|---|---|---|---|---|---|---|---|---|---|---|---|---|---|---|
| Mickey Lolich, L<br>ERA: 4.13 | (1, 1) | 5.0 | | 26 | 10 | 5 | 5 | 2 | 1 | 0 | 0 | 0 | 0 | 0 | 29 | 33 | 9.00 | 2.200 |
| Joe Sparma, R<br>ERA: 1.23 | (6, 1) | 4.0 | W | 16 | 2 | 0 | 0 | 2 | 2 | 0 | 0 | 0 | 0 | 0 | 18 | 26 | 0.00 | 1.000 |

| PITCHER | IP | WLS | BF | H | R | ER | SO | BB | IBB | HBP | BLK | WP | HR | S | P | ERA | WHIP |
|---|---|---|---|---|---|---|---|---|---|---|---|---|---|---|---|---|---|

# BOTTOM

## Detroit Tigers @ New York Yankees

Yankee Stadium, Bronx, NY

Sun Jun 28 1964, 7:05 PM EDT

Att. 35,383 - Unknown - 80 F

livebaseballscorecards.com

| | |
|---|---|
| AB | 38 |
| R | 5 |
| H | 12 |
| RBI | 5 |
| BB | 3 |
| SO | 4 |
| LOB | 21 |

WP: 0 PA: 42
PB: 0
SB: 0
CS: 0

| Batter | 1 | 2 | 3 | 4 | 5 | 6 | 7 | 8 | 9 | AB | R | H | RBI | BB | SO | LOB |
|---|---|---|---|---|---|---|---|---|---|---|---|---|---|---|---|---|
| Albie Pearson, L (1, 8)<br>OBP: 0.306, SLG: 0.271 | F9 | | FC4-6<br>1-2f | | | FC6-4<br>1B | | F8 | | 4 | 0 | 1 | 0 | 0 | 0 | 1 |
| Vic Power, R (1, 3)<br>OBP: 0.268, SLG: 0.308 | P4 | | | P4 | | P2 | | | 3-1 | 4 | 0 | 0 | 0 | 0 | 0 | 1 |
| Jim Fregosi, R (1, 6)<br>OBP: 0.404, SLG: 0.531 | F7 | | | 1-3 | | FC6-4<br>1-2f | | | BBBB<br>4-0<br>WP<br>BB | 3 | 0 | 0 | 0 | 1 | 0 | 1 |
| Willie Smith, L (1, 9)<br>OBP: 0.301, SLG: 0.486 | | G1 | | F8 | | | F9 | | L9<br>1-2 | 4 | 0 | 0 | 0 | 0 | 0 | 1 |
| Buck Rodgers, S (1, 2)<br>OBP: 0.310, SLG: 0.295 | | L8-3<br>1B | | | BBBB<br>4-0<br>E<br>BB | | 2-3 | | 5-3 | 3 | 0 | 1 | 0 | 1 | 0 | 1 |
| Ed Kirkpatrick, L (1, 7)<br>OBP: 0.330, SLG: 0.383 | | L8-3<br>1-2 | | | SSS<br>0-3<br>K<br>1-2 | | 1B | | | 3 | 0 | 1 | 0 | 0 | 1 | 2 |
| Tom Satriano, L (1, 5)<br>OBP: 0.306, SLG: 0.239 | | | FC4-6<br>1B | | F7 | | 4-3 | | | 3 | 0 | 1 | 0 | 0 | 0 | 2 |
| Bobby Knoop, R (1, 4)<br>OBP: 0.305, SLG: 0.310 | | | SSS<br>0-3<br>K | | 5-3 | | | P2 | | 3 | 0 | 0 | 0 | 0 | 1 | 2 |
| Bo Belinsky, L (1, 1)<br>OBP: 0.143, SLG: 0.115<br>Lenny Green, L (3, PH)<br>OBP: 0.241, SLG: 0.109<br>Don Lee, R (3, 1)<br>OBP: 0.333, SLG: 0.250<br>Jim Piersall, R (6, PH)<br>OBP: 0.422, SLG: 0.462<br>Bob Lee, R (6, 1)<br>Lou Clinton, R (8, PH)<br>OBP: 0.285, SLG: 0.357<br>Dan Osinski, R (8, 1)<br>OBP: 0.125, SLG: 0.125 | | F7 | | | | 3-1 | | F8 | | 0<br>1<br>0<br>1<br>0<br>1<br>0 | 0<br>0<br>0<br>0<br>0<br>0<br>0 | 0<br>0<br>0<br>0<br>0<br>0<br>0 | 0<br>0<br>0<br>0<br>0<br>0<br>0 | 0<br>1<br>0<br>0<br>0<br>0<br>0 | 0<br>0<br>0<br>0<br>0<br>0<br>0 | 0<br>1<br>0<br>0<br>0<br>0<br>0 |
| Inning Stats | R: 0<br>E: 0<br>K: 0<br>S: 3<br>H: 0<br>LOB: 0<br>BB: 0<br>P: 3 | R: 0<br>E: 0<br>K: 0<br>S: 3<br>H: 1<br>LOB: 0<br>BB: 0<br>P: 3 | R: 0<br>E: 0<br>K: 1<br>S: 6<br>H: 1<br>LOB: 0<br>BB: 0<br>P: 6 | R: 0<br>E: 0<br>K: 0<br>S: 3<br>H: 0<br>LOB: 0<br>BB: 0<br>P: 3 | R: 0<br>E: 1<br>K: 1<br>S: 5<br>H: 0<br>LOB: 1<br>BB: 1<br>P: 9 | R: 0<br>E: 0<br>K: 0<br>S: 4<br>H: 1<br>LOB: 1<br>BB: 0<br>P: 4 | R: 0<br>E: 0<br>K: 0<br>S: 4<br>H: 1<br>LOB: 1<br>BB: 0<br>P: 4 | R: 0<br>E: 0<br>K: 0<br>S: 3<br>H: 0<br>LOB: 0<br>BB: 0<br>P: 3 | R: 0<br>E: 0<br>K: 0<br>S: 3<br>H: 0<br>LOB: 1<br>BB: 1<br>P: 7 | 1B: 4<br>2B: 1<br>3B: 0<br>HR: 0<br>SF: 0<br>SAC: 0<br>DP: 1<br>HBP: 0 | | | | | | |

| PITCHER | | IP | W/L/S | BF | H | R | ER | SO | BB | IBB | HBP | BLK | WP | HR | S | P | ERA | WHIP |
|---|---|---|---|---|---|---|---|---|---|---|---|---|---|---|---|---|---|---|
| Jim Bouton, R<br>ERA: 2.82 | (1, 1) | 9.0 | W | 32 | 4 | 0 | 0 | 2 | 2 | 0 | 0 | 0 | 1 | 0 | 34 | 42 | 0.00 | 0.667 |

| PITCHER | | IP | W/L/S | BF | H | R | ER | SO | BB | IBB | HBP | BLK | WP | HR | S | P | ERA | WHIP |
|---|---|---|---|---|---|---|---|---|---|---|---|---|---|---|---|---|---|---|

# TOP

## Los Angeles Angels @ New York Yankees

Yankee Stadium, Bronx, NY

Tue Jun 30 1964, 7:05 PM EDT

Unknown - 95 F

livebaseballscorecards.com

| | |
|---|---|
| AB | 30 |
| R | 0 |
| H | 4 |
| RBI | 0 |
| BB | 2 |
| SO | 2 |
| LOB | 12 |

WP: 1 PA: 32
PB: 0
SB: 0
CS: 0

| Batter | 1 | 2 | 3 | 4 | 5 | 6 | 7 | 8 | 9 | AB | R | H | RBI | BB | SO | LOB |
|---|---|---|---|---|---|---|---|---|---|---|---|---|---|---|---|---|
| Phil Linz, R (1, 5)<br>OBP: 0.304, SLG: 0.351 | 0-0 1B WP 1B | 0-0 F7 ③ | | | 0-0 6-3 ① | | 0-0 F9 ② | 0-0 1-2 1B | | 5 | 1 | 2 | 0 | 0 | 0 | 0 |
| Bobby Richardson, R (1, 4)<br>OBP: 0.284, SLG: 0.317 | 0-0 F8 WP 1-3 1B 1B | | 0-0 6-3 ① | | 0-0 F7 ② | | 0-0 1B 1B 1B | 0-0 P2 ③ | | 5 | 2 | 2 | 0 | 0 | 0 | 2 |
| Roger Maris, L (1, 9)<br>OBP: 0.360, SLG: 0.486 | 0-0 F8 ① 1-3 3-H | | 0-0 3B | | 0-0 BB 1B | | 0-0 1B 1-3 1B | | | 4 | 0 | 3 | 0 | 0 | 0 | 1 |
| Mickey Mantle, S (1, 8)<br>OBP: 0.447, SLG: 0.626<br>Pedro Gonzalez, R (9, 3)<br>OBP: 0.295, SLG: 0.316 | 0-0 1B 3-H 1B | | B B B B 4-0 BB | | B B B B 4-0 1-2 BB | | 0-0 FC4-6 1-2 3-H 1B | | | 2 | 0 | 2 | 2 | 2 | 0 | 0 |
| | | | | | | | | | | 0 | 0 | 0 | 0 | 0 | 0 | 0 |
| Tom Tresh, S (1, 7)<br>OBP: 0.359, SLG: 0.422 | 0-0 F9 ② | | S S S 0-3 K ② | | S S S 0-3 K ③ | | 0-0 FC4-6 ③ 1-2f | | | 4 | 0 | 0 | 0 | 0 | 2 | 7 |
| Elston Howard, R (1, 2)<br>OBP: 0.365, SLG: 0.463 | 0-0 1-3 1B | | S S S 0-3 K ③ | | | 0-0 F9 ① | | 0-0 6-3 ① | | 4 | 0 | 1 | 0 | 0 | 1 | 2 |
| Joe Pepitone, L (1, 3)<br>(9, 8)<br>OBP: 0.297, SLG: 0.388 | 0-0 4-3 ③ | | | 0-0 F7 ① | | 0-0 F7 ② | | 0-0 2B 1B 1B | | 4 | 1 | 1 | 0 | 0 | 0 | 2 |
| Clete Boyer, R (1, 6)<br>OBP: 0.281, SLG: 0.315 | | 0-0 F8 ① | | 0-0 4-3 ② | | 0-0 P4 ③ | | 0-0 1-3 1B 2B | | 4 | 0 | 1 | 0 | 0 | 0 | 0 |
| Jim Bouton, R (1, 1)<br>OBP: 0.143, SLG: 0.146 | | 0-0 P3 ② | S S S 0-3 K ③ | | | | S S S 0-3 K ① | 0-0 1B 2-H 3-H 1B ② | | 4 | 0 | 1 | 1 | 0 | 2 | 0 |
| Inning Stats | R: 2 E: 0 K: 0 S: 7 H: 4 LOB: 2 BB: 0 P: 7 | R: 0 E: 0 K: 0 S: 3 H: 0 LOB: 0 BB: 0 P: 3 | R: 0 E: 0 K: 2 S: 8 H: 1 LOB: 2 BB: 1 P: 12 | R: 0 E: 0 K: 1 S: 5 H: 0 LOB: 0 BB: 0 P: 5 | R: 0 E: 0 K: 1 S: 6 H: 1 LOB: 2 BB: 1 P: 10 | R: 0 E: 0 K: 0 S: 3 H: 0 LOB: 0 BB: 0 P: 3 | R: 1 E: 0 K: 1 S: 8 H: 3 LOB: 2 BB: 0 P: 8 | R: 1 E: 0 K: 0 S: 6 H: 4 LOB: 2 BB: 0 P: 6 | | 1B: 11 2B: 1 3B: 1 HR: 0 | SF: 0 SAC: 0 DP: 0 HBP: 0 | | | | | |

| PITCHER | | IP | WLS | BF | H | R | ER | SO | BB | IBB | HBP | BLK | WP | HR | S | P | ERA | WHIP |
|---|---|---|---|---|---|---|---|---|---|---|---|---|---|---|---|---|---|---|
| Bo Belinsky, L<br>ERA: 2.95 | (1, 1) | 2.0 | L | 10 | 4 | 2 | 2 | 0 | 0 | 0 | 0 | 0 | 1 | 0 | 10 | 10 | 9.00 | 2.000 |
| Don Lee, R<br>ERA: 2.77 | (3, 1) | 3.0 | | 13 | 2 | 0 | 0 | 4 | 2 | 0 | 0 | 0 | 0 | 0 | 19 | 27 | 0.00 | 1.333 |
| Bob Lee, R<br>ERA: 2.1 | (6, 1) | 2.0 | | 9 | 3 | 1 | 1 | 1 | 0 | 0 | 0 | 0 | 0 | 0 | 11 | 11 | 4.50 | 1.500 |
| Dan Osinski, R<br>ERA: 4.47 | (8, 1) | 1.0 | | 6 | 4 | 1 | 1 | 0 | 0 | 0 | 0 | 0 | 0 | 0 | 6 | 6 | 9.00 | 4.000 |

| PITCHER | IP | WLS | BF | H | R | ER | SO | BB | IBB | HBP | BLK | WP | HR | S | P | ERA | WHIP |
|---|---|---|---|---|---|---|---|---|---|---|---|---|---|---|---|---|---|

# BOTTOM

## Los Angeles Angels @ New York Yankees

Yankee Stadium, Bronx, NY

Tue Jun 30 1964, 7:05 PM EDT

Unknown - 95 F

livebaseballscorecards.com

| | |
|---|---|
| AB | 36 |
| R | 4 |
| H | 13 |
| RBI | 3 |
| BB | 2 |
| SO | 5 |
| LOB | 14 |

WP: 1 PB: 0 SB: 0 CS: 0 PA: 38

| Batter | 1 | 2 | 3 | 4 | 5 | 6 | 7 | 8 | 9 | AB | R | H | RBI | BB | SO | LOB |
|---|---|---|---|---|---|---|---|---|---|---|---|---|---|---|---|---|
| Jim Piersall, R (1, 7) (6, 8)<br>OBP: 0.409, SLG: 0.446 | 4-3 | | | BB 1B FC5-2 1B | | 4-3 | PO 2-3 | F9 | L6 | 5 | 0 | 1 | 0 | 0 | 0 | 2 |
| Willie Smith, L (1, 9) (6, 7)<br>OBP: 0.325, SLG: 0.493 | 4-3 | | | FC5-2 BB 1-2 1B | | PB HR 1B | | BBBB WP BB | | 3 | 1 | 2 | 0 | 1 | 0 | 0 |
| Jim Fregosi, R (1, 6)<br>OBP: 0.401, SLG: 0.523 | F9 | | | BBBB FC5-2 1-2 2-3 BB | | SSS K 1-2 | | P4 | | 3 | 0 | 0 | 0 | 1 | 1 | 2 |
| Joe Adcock, R (1, 3)<br>OBP: 0.339, SLG: 0.488<br>Albie Pearson, L (8, PR)<br>OBP: 0.306, SLG: 0.271<br>Bob Lee, R (8, 1) | | P6 | | FC5-2 1-2 2-3 3-Hf | | 2-H HR | | BBBB 1-2 BB | | 3<br>0<br>0 | 1<br>0<br>0 | 1<br>0<br>0 | 2<br>0<br>0 | 1<br>0<br>0 | 0<br>0<br>0 | 3<br>0<br>0 |
| Bob Perry, R (1, 8)<br>OBP: 0.371, SLG: 0.424<br>Bob Duliba, R (6, 1)<br>Vic Power, R (8, PH) (8, 3)<br>OBP: 0.265, SLG: 0.306 | | G5-4-3 1B | | SSS K | | P6 | | F9 | | 3<br>0<br>1 | 0<br>0<br>0 | 1<br>0<br>0 | 0<br>0<br>0 | 0<br>0<br>0 | 1<br>0<br>0 | 3<br>0<br>2 |
| Felix Torres, R (1, 5)<br>OBP: 0.253, SLG: 0.378 | | G5-4-3 1-2f | | SSS K | | | L7 | | F7 | 4 | 0 | 0 | 0 | 0 | 1 | 4 |
| Bobby Knoop, R (1, 4)<br>OBP: 0.305, SLG: 0.310 | | | 3-1 | | SSS K | | 3-1 | | 1B | 4 | 0 | 1 | 0 | 0 | 1 | 0 |
| Tom Satriano, L (1, 2)<br>OBP: 0.311, SLG: 0.254<br>Lenny Green, L (9, PR)<br>OBP: 0.241, SLG: 0.109 | | L9 | | | 4-3 | | PO 2B | | 1-3 1B | 4<br>0 | 0<br>0 | 2<br>0 | 0<br>0 | 0<br>0 | 0<br>0 | 0<br>0 |
| Fred Newman, R (1, 1)<br>OBP: 0.286, SLG: 0.200<br>Lou Clinton, R (6, 9)<br>OBP: 0.287, SLG: 0.355 | | P3 | | | SSS K | | BBBB BB | | SSS K | 2<br>1 | 0<br>0 | 0<br>0 | 0<br>1 | 0<br>1 | 1<br>1 | 0<br>2 |

| Inning Stats | 1 | 2 | 3 | 4 | 5 | 6 | 7 | 8 | 9 |
|---|---|---|---|---|---|---|---|---|---|
| | R: 0<br>E: 0<br>K: 0<br>S: 3 | H: 0<br>LOB: 0<br>BB: 0<br>P: 3 | R: 0<br>E: 0<br>K: 0<br>S: 3 | H: 1<br>LOB: 0<br>BB: 0<br>P: 3 | R: 0<br>E: 0<br>K: 0<br>S: 3 | H: 0<br>LOB: 0<br>BB: 0<br>P: 3 | R: 0<br>E: 0<br>K: 2<br>S: 9 | H: 2<br>LOB: 3<br>BB: 1<br>P: 13 | R: 0<br>E: 0<br>K: 2<br>S: 7 | H: 0<br>LOB: 0<br>BB: 0<br>P: 7 | R: 2<br>E: 0<br>K: 1<br>S: 7 | H: 2<br>LOB: 0<br>BB: 0<br>P: 7 | R: 0<br>E: 0<br>K: 0<br>S: 3 | H: 1<br>LOB: 1<br>BB: 1<br>P: 7 | R: 0<br>E: 0<br>K: 0<br>S: 3 | H: 0<br>LOB: 2<br>BB: 2<br>P: 11 | R: 0<br>E: 0<br>K: 1<br>S: 7 | H: 2<br>LOB: 2<br>BB: 0<br>P: 7 |

1B: 6 SF: 0
2B: 1 SAC: 0
3B: 0 DP: 1
HR: 1 HBP: 0

WP: 1 PA: 38
PB: 1
SB: 0
CS: 0

| PITCHER | IP | WLS | BF | H | R | ER | SO | BB | IBB | HBP | BLK | WP | HR | S | P | ERA | WHIP |
|---|---|---|---|---|---|---|---|---|---|---|---|---|---|---|---|---|---|
| Al Downing, L (1, 1)<br>ERA: 3.1 | 9.0 | W | 37 | 8 | 2 | 2 | 6 | 4 | 0 | 0 | 0 | 1 | 1 | 45 | 61 | 2.00 | 1.333 |

| PITCHER | IP | WLS | BF | H | R | ER | SO | BB | IBB | HBP | BLK | WP | HR | S | P | ERA | WHIP |
|---|---|---|---|---|---|---|---|---|---|---|---|---|---|---|---|---|---|

# TOP

## Los Angeles Angels @ New York Yankees

Yankee Stadium, Bronx, NY

Tue Jun 30 1964, 7:05 PM EDT

Att. 20,644 - Unknown - 89 F

livebaseballscorecards.com

| | |
|---|---|
| AB | 33 |
| R | 2 |
| H | 8 |
| RBI | 2 |
| BB | 4 |
| SO | 6 |
| LOB | 18 |

| Batter | 1 | 2 | 3 | 4 | 5 | 6 | 7 | 8 | 9 | AB | R | H | RBI | BB | SO | LOB |
|---|---|---|---|---|---|---|---|---|---|---|---|---|---|---|---|---|
| Phil Linz, R (1, 5)<br>OBP: 0.304, SLG: 0.351 | G3-6-3<br>1B | | 6-3 | | SH1-3<br>2-3 | | | K | | 3 | 0 | 1 | 0 | 0 | 1 | 0 |
| Bobby Richardson, R (1, 4)<br>OBP: 0.281, SLG: 0.313 | F8 | | 1-3 | | 6-3 | | | P3 | | 4 | 0 | 0 | 0 | 0 | 0 | 2 |
| Mickey Mantle, S (1, 8)<br>OBP: 0.444, SLG: 0.618 | G3-6-3<br>1-2f | | | 4-3 SH1-3<br>1B | | F9 | | K | | 4 | 0 | 1 | 0 | 0 | 1 | 1 |
| Pedro Gonzalez, R (9, 3)<br>OBP: 0.295, SLG: 0.316 | | | | | | | | | | 0 | 0 | 0 | 0 | 0 | 0 | 0 |
| Roger Maris, L (1, 9)<br>OBP: 0.366, SLG: 0.505 | | 1B<br>1B<br>1B | | SH1-3<br>1-2 | | HR | | | | 2 | 2 | 2 | 1 | 0 | 0 | 0 |
| Joe Pepitone, L (1, 3) (9, 8)<br>OBP: 0.301, SLG: 0.391 | | G4-6-3 1B<br>1-3<br>1B | | 4-3<br>2-3 | | G1-6-3<br>1B | | | | 3 | 0 | 2 | 0 | 0 | 0 | 1 |
| Hector Lopez, R (1, 7)<br>OBP: 0.349, SLG: 0.487 | | G4-6-3<br>1-2<br>3-H<br>1B | | F9 | | G1-6-3<br>1-2f | | | | 3 | 0 | 1 | 1 | 0 | 0 | 2 |
| Johnny Blanchard, L (1, 2)<br>OBP: 0.411, SLG: 0.380 | | G4-6-3<br>1-2f<br>2-3 | | | 1B<br>2B | | L9-4<br>2B | | | 3 | 1 | 2 | 0 | 0 | 0 | 2 |
| Clete Boyer, R (1, 6)<br>OBP: 0.281, SLG: 0.315 | | 1-3 | | | SH1-3 4-3<br>2-H<br>1B | | 6-3 | | | 3 | 0 | 1 | 1 | 0 | 0 | 2 |
| Al Downing, R (1, 1)<br>OBP: 0.219, SLG: 0.313 | | | K | | 4-3<br>1-2 | | L9-4<br>2-3 | | | 3 | 0 | 0 | 0 | 0 | 1 | 2 |
| Inning Stats | R: 0 E: 0 K: 0 S: 3 H: 1 LOB: 0 BB: 0 P: 3 | R: 1 E: 0 K: 0 S: 5 H: 3 LOB: 1 BB: 0 P: 5 | R: 0 E: 0 K: 1 S: 5 H: 0 LOB: 0 BB: 0 P: 5 | R: 0 E: 0 K: 0 S: 4 H: 1 LOB: 1 BB: 0 P: 4 | R: 1 E: 0 K: 0 S: 5 H: 2 LOB: 1 BB: 0 P: 5 | R: 1 E: 0 K: 0 S: 4 H: 2 LOB: 0 BB: 0 P: 4 | R: 0 E: 0 K: 0 S: 3 H: 1 LOB: 0 BB: 0 P: 3 | R: 0 E: 0 K: 2 S: 7 H: 0 LOB: 0 BB: 0 P: 7 | | 1B: 7 2B: 3 3B: 0 HR: 1 | SF: 0 SAC: 2 DP: 4 HBP: 0 | | | | | | |

| PITCHER | | IP | WLS | BF | H | R | ER | SO | BB | IBB | HBP | BLK | WP | HR | S | P | ERA | WHIP |
|---|---|---|---|---|---|---|---|---|---|---|---|---|---|---|---|---|---|---|
| Fred Newman, R<br>ERA: 2.97 | (1, 1) | 5.1 | L | 23 | 9 | 3 | 3 | 1 | 0 | 0 | 0 | 0 | 0 | 1 | 25 | 25 | 5.06 | 1.688 |
| Bob Duliba, R<br>ERA: 1.86 | (6, 1) | 1.2 | | 4 | 1 | 0 | 0 | 0 | 0 | 0 | 0 | 0 | 0 | 0 | 4 | 4 | 0.00 | 0.600 |
| Bob Lee, R<br>ERA: 2.07 | (8, 1) | 1.0 | | 3 | 0 | 0 | 0 | 2 | 0 | 0 | 0 | 0 | 0 | 0 | 7 | 7 | 0.00 | 0.000 |

| PITCHER | IP | WLS | BF | H | R | ER | SO | BB | IBB | HBP | BLK | WP | HR | S | P | ERA | WHIP |
|---|---|---|---|---|---|---|---|---|---|---|---|---|---|---|---|---|---|

# BOTTOM

## Los Angeles Angels @ New York Yankees

Yankee Stadium, Bronx, NY

Tue Jun 30 1964, 7:05 PM EDT
Att. 20,644 - Unknown - 89 F

livebaseballscorecards.com

| | |
|---|---|
| AB | 28 |
| R | 3 |
| H | 10 |
| RBI | 3 |
| BB | 0 |
| SO | 3 |
| LOB | 12 |

| Batter | 1 | 2 | 3 | 4 | 5 | 6 | 7 | 8 | 9 | 10 | 11 | AB | R | H | RBI | BB | SO | LOB |
|---|---|---|---|---|---|---|---|---|---|---|---|---|---|---|---|---|---|---|
| Wayne Causey, L (1, 6)<br>OBP: 0.409, SLG: 0.403 | 1-3 | | G3 | | 1B | | 1B | | 1B 1B<br>1-2<br>3-H | | 1B | 6 | 0 | 4 | 1 | 0 | 0 | 0 |
| George Williams, R (1, 4)<br>OBP: 0.282, SLG: 0.282 | 6-3 | | K | | F7 | | L7 | | FC6-4 1B<br>1-3<br>2-H | | G6-4-3 1B<br>1-2 | 6 | 0 | 2 | 1 | 0 | 1 | 4 |
| Nelson Mathews, R (1, 8)<br>OBP: 0.299, SLG: 0.363 | 2B 2B | | 6-3 | | | F9 | F9 | F9 | FC6-4<br>1-2f | | G6-4-3<br>1-2f | 6 | 1 | 1 | 0 | 0 | 0 | 4 |
| Rocky Colavito, R (1, 9)<br>OBP: 0.383, SLG: 0.531 | 1B 2B<br>2-H | | | 1B HBP | | P3 | P4 | | | FC3-6 1B | | 4 | 1 | 2 | 1 | 0 | 0 | 0 |
| George Alusik, R (1, 7)<br>OBP: 0.358, SLG: 0.341<br>John Wyatt, R (9, 1) | 1B<br>2-H | | | F7 1B<br>1-2 | | F3 | 5-3 | | | FC3-6 FC6-4<br>1-2f | | 4<br>1 | 0<br>0 | 2<br>0 | 1<br>0 | 0<br>0 | 0<br>0 | 0<br>1 |
| Doc Edwards, R (1, 2)<br>OBP: 0.236, SLG: 0.250<br>Jose Tartabull, L (9, PR)<br>OBP: 0.167, SLG: 0.174 (9, 7) | K | | | F7<br>1-2 | | | F9 | | 1B 1B | | P4 | 4<br>1 | 0<br>1 | 1<br>0 | 0<br>0 | 0<br>0 | 1<br>0 | 3<br>1 |
| Ed Charles, R (1, 5)<br>OBP: 0.327, SLG: 0.375 | | K | | F3 | | | F7 | | K | FC6-4<br>1-2f | | 5 | 0 | 0 | 0 | 0 | 2 | 3 |
| Rick Joseph, R (1, 3)<br>OBP: 0.250, SLG: 0.216 | | L5 | | | 5-3 | | 1B BB 1B | | 1B 1B 1B<br>1-3 | | 5-3 | 5 | 1 | 2 | 0 | 0 | 0 | 0 |
| John O'Donoghue, R (1, 1)<br>OBP: 0.250, SLG: 0.357<br>Jose Santiago, R (1, 1)<br>Manny Jimenez, L (7, PH)<br>OBP: 0.206, SLG: 0.427<br>Dick Green, R (7, PR)<br>OBP: 0.258, SLG: 0.336<br>Orlando Pena, R (7, 1)<br>OBP: 0.140, SLG: 0.171<br>Billy Bryan, L (9, PH)<br>OBP: 0.337, SLG: 0.644 (9, 2) | | K | | | 5-3 | | 1B BB<br>1-2 | | K | | HR | 0<br>2<br>0<br>0<br>0<br>0<br>2 | 0<br>0<br>0<br>0<br>0<br>0<br>1 | 0<br>0<br>0<br>0<br>0<br>0<br>2 | 0<br>0<br>1<br>0<br>0<br>0<br>1 | 0<br>0<br>0<br>0<br>0<br>0<br>0 | 0<br>1<br>0<br>0<br>0<br>0<br>2 | 0<br>0<br>0<br>0<br>0<br>0<br>2 |
| Inning Stats | R: 2 E: 0 K: 1 S: 8 H: 3 LOB: 1 BB: 0 P: 8 | R: 0 E: 0 K: 2 S: 7 H: 0 LOB: 0 BB: 0 P: 7 | R: 0 E: 0 K: 1 S: 5 H: 0 LOB: 0 BB: 0 P: 5 | R: 0 E: 0 K: 0 S: 3 H: 1 LOB: 1 BB: 0 P: 4 | R: 0 E: 0 K: 0 S: 4 H: 1 LOB: 1 BB: 0 P: 4 | R: 0 E: 0 K: 0 S: 3 H: 0 LOB: 0 BB: 0 P: 3 | R: 0 E: 0 K: 0 S: 5 H: 2 LOB: 3 BB: 1 P: 9 | R: 0 E: 0 K: 0 S: 3 H: 0 LOB: 0 BB: 0 P: 3 | R: 2 E: 0 K: 2 S: 11 H: 4 LOB: 2 BB: 0 P: 11 | R: 0 E: 0 K: 0 S: 4 H: 1 LOB: 1 BB: 0 P: 4 | R: 1 E: 0 K: 0 S: 5 H: 3 LOB: 1 BB: 0 P: 5 | | | | | | | |

| PITCHER | | IP | WLS | BF | H | R | ER | SO | BB | IBB | HBP | BLK | WP | HR | S | P | ERA | WHIP |
|---|---|---|---|---|---|---|---|---|---|---|---|---|---|---|---|---|---|---|
| Whitey Ford, L<br>ERA: 1.99 | (1, 1) | 7.0 | | 29 | 7 | 2 | 2 | 4 | 1 | 0 | 1 | 0 | 0 | 0 | 35 | 40 | 2.57 | 1.143 |
| Bill Stafford, R<br>ERA: 2.55 | (8, 1) | 1.1 | | 6 | 2 | 2 | 2 | 1 | 0 | 0 | 0 | 0 | 0 | 0 | 8 | 8 | 13.50 | 1.500 |
| Steve Hamilton, L<br>ERA: 2.34 | (9, 1) | 0.1 | | 3 | 2 | 0 | 0 | 1 | 0 | 0 | 0 | 0 | 0 | 0 | 5 | 5 | 0.00 | 6.000 |
| Pete Mikkelsen, R<br>ERA: 4.4 | (9, 1) | 0.1 | | 1 | 0 | 0 | 0 | 0 | 0 | 0 | 0 | 0 | 0 | 0 | 1 | 1 | 0.00 | 0.000 |
| Ralph Terry, R<br>ERA: 6.8 | (10, 1) | 2.0 | L | 9 | 4 | 1 | 1 | 0 | 0 | 0 | 0 | 0 | 0 | 1 | 9 | 9 | 4.50 | 2.000 |

| PITCHER | IP | WLS | BF | H | R | ER | SO | BB | IBB | HBP | BLK | WP | HR | S | P | ERA | WHIP |
|---|---|---|---|---|---|---|---|---|---|---|---|---|---|---|---|---|---|

# TOP

## Kansas City Athletics @ New York Yankees

Yankee Stadium, Bronx, NY

Wed Jul 01 1964, 3:33 AM EDT

Att. 7,588 - Unknown - 94 F

livebaseballscorecards.com

| | |
|---|---|
| AB | 46 |
| R | 5 |
| H | 15 |
| RBI | 5 |
| BB | 1 |
| SO | 6 |
| LOB | 18 |

| | | | |
|---|---|---|---|
| 1B: 12 | SF: 0 | WP: 0 | PA: 48 |
| 2B: 2 | SAC: 0 | PB: 0 | |
| 3B: 0 | DP: 1 | SB: 0 | |
| HR: 1 | HBP: 1 | CS: 0 | |

| Batter | 1 | 2 | 3 | 4 | 5 | 6 | 7 | 8 | 9 | 10 | 11 | AB | R | H | RBI | BB | SO | LOB |
|---|---|---|---|---|---|---|---|---|---|---|---|---|---|---|---|---|---|---|
| Phil Linz, R (1, 5) (10, 6)<br>OBP: 0.302, SLG: 0.347 | 0-0 2B 1B | 0-3 K | | 0-0 P4 1-2 | | | 0-0 P6 | | 0-0 5-3 | | | 5 | 1 | 1 | 0 | 0 | 1 | 3 |
| Bobby Richardson, R (1, 4)<br>OBP: 0.282, SLG: 0.318 | 0-0 1-H HR 2B | 0-0 1B | | | 0-0 F5 | | | 0-0 F8 | | 0-3 K | | 5 | 1 | 2 | 1 | 0 | 1 | 0 |
| Roger Maris, L (1, 9)<br>OBP: 0.362, SLG: 0.495 | 0-0 L9 | 0-0 L9 | | | 0-0 F9 | | | 4-0 FC4-6 BB | | 0-0 F7 | | 4 | 0 | 0 | 0 | 1 | 0 | 2 |
| Mickey Mantle, S (1, 8)<br>OBP: 0.441, SLG: 0.626<br>Pedro Gonzalez, R (8, PR)<br>OBP: 0.306, SLG: 0.328 (9, 3) (10, 5) | 0-0 2-H HR | | 0-0 4-3 | | 0-3 K | | | 0-0 FC4-6 1-2f | | 0-0 S 1B | | 4<br>1 | 1<br>0 | 1<br>1 | 2<br>0 | 0<br>0 | 1<br>0 | 1<br>0 |
| Elston Howard, R (1, 2)<br>OBP: 0.362, SLG: 0.455 | 4-0 4-3 1B BB | | 0-0 5-3 | | | 0-0 F8 | | 0-3 K | | 0-0 P6 1-2 | | 4 | 0 | 0 | 0 | 1 | 1 | 2 |
| Hector Lopez, R (1, 7)<br>OBP: 0.351, SLG: 0.484 | 0-0 4-3 1-2 1B | | 0-0 F9 | | | 0-0 4-3 | | | 0-0 F8 | | 0-0 G3-6-3 1B | 5 | 0 | 2 | 0 | 0 | 0 | 0 |
| Joe Pepitone, L (1, 3) (9, 8)<br>OBP: 0.299, SLG: 0.387 | 0-0 4-3 1-2 2-3 | | | 0-3 K | | 0-0 G6-3 | | | 0-0 2B SF7 1B | | 0-0 G3-6-3 1-2f | 5 | 1 | 1 | 0 | 0 | 1 | 3 |
| Clete Boyer, R (1, 6)<br>OBP: 0.278, SLG: 0.311<br>Johnny Blanchard, L (9, PH)<br>OBP: 0.418, SLG: 0.403<br>Al Downing, R (9, PR)<br>OBP: 0.279, SLG: 0.313<br>Archie Moore, L (10, 3)<br>OBP: 0.300, SLG: 0.250 | 0-3 K | | | 0-0 F9 | | | 0-3 K | | 0-0 SF7 1-3 2B | | 0-0 L6 | 3<br>1<br>0<br>1 | 0<br>0<br>0<br>0 | 0<br>1<br>0<br>0 | 0<br>0<br>0<br>0 | 0<br>0<br>0<br>0 | 2<br>0<br>0<br>0 | 2<br>0<br>0<br>0 |
| Whitey Ford, L (1, 1)<br>OBP: 0.311, SLG: 0.211<br>Tom Tresh, S (7, PH)<br>OBP: 0.338, SLG: 0.420<br>Bill Stafford, R (8, 1)<br>OBP: 0.091, SLG: 0.182<br>Steve Hamilton, L (9, 1)<br>OBP: 0.235, SLG: 0.133<br>Pete Mikkelsen, R (9, 1)<br>Tony Kubek, L (9, PH)<br>OBP: 0.286, SLG: 0.371<br>Ralph Terry, R (10, 1)<br>OBP: 0.250, SLG: 0.214 | | 0-0 L7 | | 4-0 PB BB | | | 0-0 P6 | | 0-0 SF7 2-3 3-H | | | 1<br>1<br>0<br>0<br>0<br>0<br>0 | 0<br>0<br>0<br>0<br>0<br>0<br>0 | 0<br>0<br>0<br>0<br>0<br>1<br>0 | 0<br>0<br>0<br>0<br>0<br>0<br>0 | 0<br>0<br>0<br>0<br>0<br>0<br>0 | 0<br>0<br>0<br>0<br>0<br>0<br>0 | 0<br>0<br>0<br>0<br>0<br>0<br>0 |
| Inning Stats | R: 3 H: 4<br>E: 0 LOB: 2<br>K: 1 BB: 1<br>S: 9 P: 13 | R: 0 H: 1<br>E: 0 LOB: 1<br>K: 1 BB: 0<br>S: 6 P: 6 | R: 0 H: 0<br>E: 0 LOB: 0<br>K: 0 BB: 0<br>S: 3 P: 3 | R: 0 H: 0<br>E: 0 LOB: 1<br>K: 1 BB: 1<br>S: 5 P: 9 | R: 0 H: 0<br>E: 0 LOB: 0<br>K: 1 BB: 0<br>S: 5 P: 5 | R: 0 H: 0<br>E: 0 LOB: 0<br>K: 0 BB: 0<br>S: 3 P: 3 | R: 0 H: 0<br>E: 0 LOB: 0<br>K: 1 BB: 0<br>S: 5 P: 5 | R: 0 H: 0<br>E: 0 LOB: 1<br>K: 1 BB: 1<br>S: 5 P: 9 | R: 1 H: 2<br>E: 0 LOB: 2<br>K: 0 BB: 0<br>S: 5 P: 5 | R: 0 H: 1<br>E: 0 LOB: 1<br>K: 1 BB: 0<br>S: 6 P: 6 | R: 0 H: 1<br>E: 0 LOB: 0<br>K: 0 BB: 0<br>S: 3 P: 3 | 1B: 6 SF: 1<br>2B: 2 SAC: 0<br>3B: 0 DP: 1<br>HR: 1 HBP: 0 | | | | | | |

| PITCHER | | IP | WLS | BF | H | R | ER | SO | BB | IBB | HBP | BLK | WP | HR | S | P | ERA | WHIP |
|---|---|---|---|---|---|---|---|---|---|---|---|---|---|---|---|---|---|---|
| John O'Donoghue, L<br>ERA: 4.69 | (1, 1) | 0.1 | | 5 | 3 | 3 | 3 | 0 | 1 | 0 | 0 | 0 | 0 | 1 | 4 | 8 | 81.00 | 12.000 |
| Jose Santiago, R<br>ERA: 3.43 | (1, 1) | 5.2 | | 20 | 2 | 0 | 0 | 4 | 1 | 0 | 0 | 0 | 0 | 0 | 27 | 31 | 0.00 | 0.529 |
| Orlando Pena, R<br>ERA: 4.12 | (7, 1) | 2.0 | | 7 | 0 | 0 | 0 | 2 | 1 | 0 | 0 | 0 | 0 | 0 | 10 | 14 | 0.00 | 0.500 |
| John Wyatt, R<br>ERA: 2.45 | (9, 1) | 3.0 | W | 12 | 4 | 1 | 1 | 1 | 0 | 0 | 0 | 0 | 0 | 0 | 14 | 14 | 3.00 | 1.333 |

| PITCHER | IP | WLS | BF | H | R | ER | SO | BB | IBB | HBP | BLK | WP | HR | S | P | ERA | WHIP |
|---|---|---|---|---|---|---|---|---|---|---|---|---|---|---|---|---|---|

# BOTTOM

# Kansas City Athletics @ New York Yankees

Yankee Stadium, Bronx, NY

Wed Jul 01 1964, 3:33 AM EDT

Att. 7,588 - Unknown - 94 F

livebaseballscorecards.com

| | |
|---|---|
| AB | 40 |
| R | 4 |
| H | 9 |
| RBI | 4 |
| BB | 3 |
| SO | 7 |
| LOB | 13 |

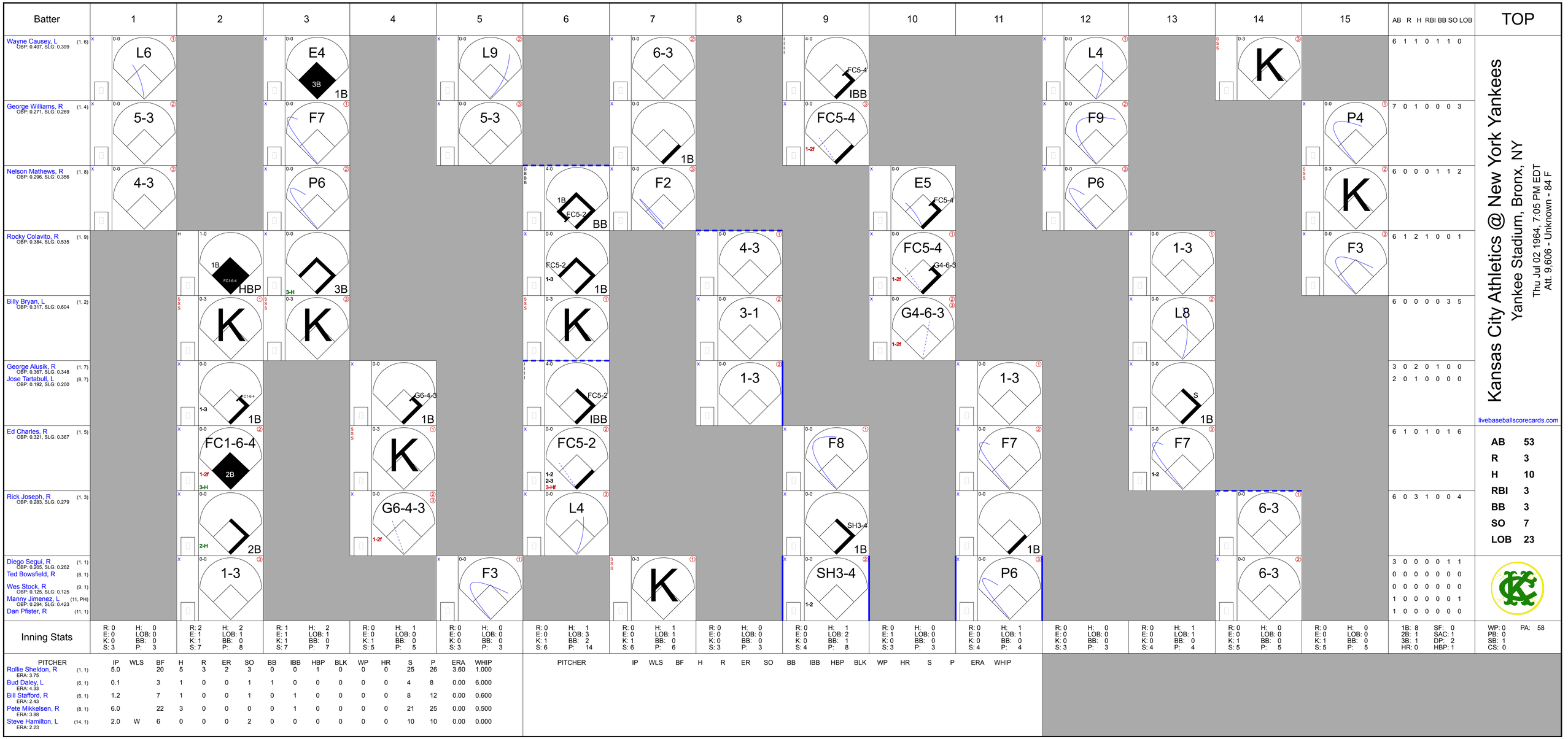
Batter
1
2
3
4
5
6
7
8
9
10
11
12
13
14
15
AB R H RBI BB SO LOB
TOP
Wayne Causey, L (1, 6) OBP: 0.407, SLG: 0.399
L6
5-3
E4
3B
1B
L9
6-3
FC5-4
IBB
L4
K
6 1 1 0 1 1 0
George Williams, R (1, 4) OBP: 0.271, SLG: 0.269
5-3
F7
5-3
1B
FC5-4
1-2f
F9
P4
7 0 1 0 0 0 3
Nelson Mathews, R (1, 8) OBP: 0.296, SLG: 0.356
4-3
P6
1B
FC5-2
BB
F2
E5
FC5-4
P6
K
6 0 0 0 1 1 2
Rocky Colavito, R (1, 9) OBP: 0.384, SLG: 0.535
1B
FC1-6-4
HBP
3-H
3B
FC5-2
1-3
1B
4-3
FC5-4
1-2f
G4-6-3
1-2f
1-3
F3
6 1 2 1 0 0 1
Billy Bryan, L (1, 2) OBP: 0.317, SLG: 0.604
K
K
K
3-1
G4-6-3
1-2f
L8
6 0 0 0 0 3 5
George Alusik, R (1, 7) OBP: 0.367, SLG: 0.348
Jose Tartabull, L (8, 7) OBP: 0.192, SLG: 0.200
FC1-6-4
1-3
1B
G6-4-3
1B
FC5-2
IBB
1-3
1-3
S
1B
3 0 2 0 1 0 0
2 0 1 0 0 0 0
Ed Charles, R (1, 5) OBP: 0.321, SLG: 0.367
FC1-6-4
1-2f
2B
3-H
K
FC5-2
1-2
2-3
3-Hf
F8
1B
F7
F7
1-2
6 1 0 1 0 1 6
Rick Joseph, R (1, 3) OBP: 0.283, SLG: 0.279
2-H
2B
G6-4-3
1-2f
L4
SH3-4
1B
1B
6-3
6 0 3 1 0 0 4
Diego Segui, R (1, 1) OBP: 0.205, SLG: 0.262
Ted Bowsfield, R (8, 1)
Wes Stock, R (9, 1) OBP: 0.125, SLG: 0.125
Manny Jimenez, L (11, PH) OBP: 0.294, SLG: 0.423
Dan Pfister, R (11, 1)
1-3
F3
K
SH3-4
1-2
P6
6-3
3 0 0 0 0 1 1
0 0 0 0 0 0 0
0 0 0 0 0 0 0
1 0 0 0 0 0 1
1 0 0 0 0 0 0
Kansas City Athletics @ New York Yankees
Yankee Stadium, Bronx, NY
Thu Jul 02 1964, 7:05 PM EDT
Att. 9,606 - Unknown - 84 F
livebaseballscorecards.com
AB 53
R 3
H 10
RBI 3
BB 3
SO 7
LOB 23
Inning Stats
R: 0 H: 0 E: 0 LOB: 0 K: 0 BB: 0 S: 3 P: 3
R: 2 H: 2 E: 1 LOB: 1 K: 1 BB: 0 S: 7 P: 8
R: 1 H: 2 E: 1 LOB: 1 K: 1 BB: 0 S: 7 P: 7
R: 0 H: 1 E: 0 LOB: 0 K: 1 BB: 0 S: 5 P: 5
R: 0 H: 0 E: 0 LOB: 0 K: 0 BB: 0 S: 3 P: 3
R: 0 H: 1 E: 0 LOB: 3 K: 1 BB: 2 S: 6 P: 14
R: 0 H: 1 E: 0 LOB: 1 K: 1 BB: 0 S: 6 P: 6
R: 0 H: 0 E: 0 LOB: 0 K: 0 BB: 0 S: 3 P: 3
R: 0 H: 1 E: 0 LOB: 2 K: 0 BB: 1 S: 4 P: 8
R: 0 H: 0 E: 1 LOB: 0 K: 0 BB: 0 S: 3 P: 3
R: 0 H: 1 E: 0 LOB: 1 K: 0 BB: 0 S: 4 P: 4
R: 0 H: 0 E: 0 LOB: 0 K: 0 BB: 0 S: 3 P: 3
R: 0 H: 1 E: 0 LOB: 1 K: 0 BB: 0 S: 4 P: 4
R: 0 H: 0 E: 0 LOB: 0 K: 1 BB: 0 S: 5 P: 5
R: 0 H: 0 E: 0 LOB: 0 K: 1 BB: 0 S: 5 P: 5
1B: 8 2B: 1 3B: 1 HR: 0
SF: 0 SAC: 1 DP: 2 HBP: 1
WP: 0 PB: 0 SB: 1 CS: 0
PA: 58
PITCHER IP WLS BF H R ER SO BB IBB HBP BLK WP HR S P ERA WHIP
Rollie Sheldon, R (1, 1) ERA: 3.75 5.0 20 5 3 2 3 0 0 0 0 0 0 0 25 26 3.60 1.000
Bud Daley, L (6, 1) ERA: 4.33 0.1 3 1 0 0 1 1 0 0 0 0 0 0 4 8 0.00 6.000
Bill Stafford, R (6, 1) ERA: 2.43 1.2 7 1 0 0 1 0 1 0 0 0 0 0 8 12 0.00 0.600
Pete Mikkelsen, R (8, 1) ERA: 3.88 6.0 22 3 0 0 0 0 1 0 0 0 0 0 21 25 0.00 0.500
Steve Hamilton, L (14, 1) ERA: 2.23 2.0 W 6 0 0 0 2 0 0 0 0 0 0 0 10 10 0.00 0.000
PITCHER IP WLS BF H R ER SO BB IBB HBP BLK WP HR S P ERA WHIP

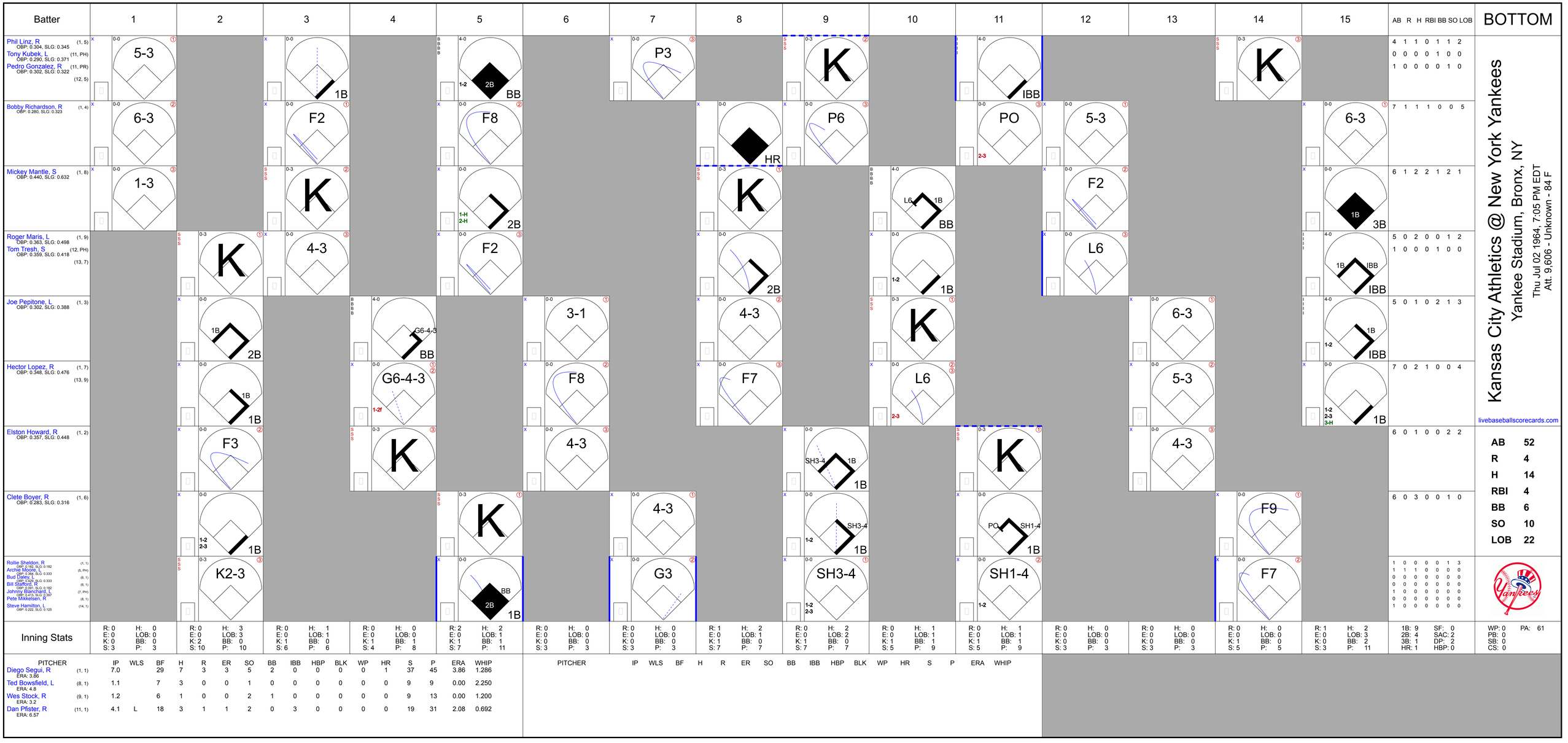
Batter
1
2
3
4
5
6
7
8
9
10
11
12
13
14
15
AB R H RBI BB SO LOB
BOTTOM
Phil Linz, R (1, 5)
OBP: 0.304, SLG: 0.345
Tony Kubek, L (11, PH)
OBP: 0.290, SLG: 0.371
Pedro Gonzalez, R (11, PR)
OBP: 0.302, SLG: 0.322
(12, 5)
5-3
1B
2B
BB
P3
K
IBB
K
4 1 1 0 1 1 2
0 0 0 0 1 0 0
1 0 0 0 0 1 0
Bobby Richardson, R (1, 4)
OBP: 0.280, SLG: 0.323
6-3
F2
F8
HR
P6
PO
2-3
5-3
6-3
7 1 1 1 0 0 5
Mickey Mantle, S (1, 8)
OBP: 0.440, SLG: 0.632
1-3
K
2B
K
L6
1B
BB
F2
1B
3B
6 1 2 2 1 2 1
Roger Maris, L (1, 9)
OBP: 0.363, SLG: 0.498
Tom Tresh, S (12, PH)
OBP: 0.359, SLG: 0.418
(13, 7)
K
4-3
F2
2B
L6
1B
L6
IBB
5 0 2 0 0 1 2
1 0 0 0 1 0 0
Joe Pepitone, L (1, 3)
OBP: 0.302, SLG: 0.388
2B
G6-4-3
BB
3-1
4-3
K
6-3
IBB
5 0 1 0 2 1 3
Hector Lopez, R (1, 7)
OBP: 0.348, SLG: 0.476
(13, 9)
1B
G6-4-3
1-2f
F8
F7
L6
2-3
5-3
7 0 2 1 0 0 4
Elston Howard, R (1, 2)
OBP: 0.357, SLG: 0.448
F3
K
4-3
SH3-4
1B
K
4-3
6 0 1 0 0 2 2
Clete Boyer, R (1, 6)
OBP: 0.283, SLG: 0.316
1-2
2-3
1B
K
4-3
SH3-4
1B
PO
SH1-4
1B
F9
6 0 3 0 0 1 0
Rollie Sheldon, R (1, 1)
OBP: 0.182, SLG: 0.182
Archie Moore, L (5, PH)
OBP: 0.364, SLG: 0.333
Bud Daley, L (6, 1)
OBP: 0.333, SLG: 0.333
Bill Stafford, R (6, 1)
OBP: 0.091, SLG: 0.182
Johnny Blanchard, L (7, PH)
OBP: 0.413, SLG: 0.397
Pete Mikkelsen, R (8, 1)
Steve Hamilton, L (14, 1)
OBP: 0.222, SLG: 0.125
K2-3
BB
2B
1B
G3
SH3-4
1-2
2-3
SH1-4
1-2
F7
1 0 0 0 0 1 3
1 1 1 0 0 0 0
0 0 0 0 0 0 0
0 0 0 0 0 0 0
1 0 0 0 0 0 0
0 0 0 0 0 0 0
1 0 0 0 0 0 0
Kansas City Athletics @ New York Yankees
Yankee Stadium, Bronx, NY
Thu Jul 02 1964, 7:05 PM EDT
Att. 9,606 - Unknown - 84 F
livebaseballscorecards.com
AB 52
R 4
H 14
RBI 4
BB 6
SO 10
LOB 22
Inning Stats
R: 0 H: 0 E: 0 LOB: 0 K: 0 BB: 0 S: 3 P: 3
R: 0 H: 3 E: 0 LOB: 3 K: 2 BB: 0 S: 10 P: 10
R: 0 H: 1 E: 0 LOB: 1 K: 1 BB: 0 S: 6 P: 6
R: 0 H: 0 E: 0 LOB: 0 K: 1 BB: 0 S: 4 P: 8
R: 2 H: 2 E: 0 LOB: 1 K: 1 BB: 1 S: 7 P: 11
R: 0 H: 0 E: 0 LOB: 0 K: 0 BB: 0 S: 3 P: 3
R: 0 H: 0 E: 0 LOB: 0 K: 0 BB: 0 S: 3 P: 3
R: 1 H: 2 E: 0 LOB: 1 K: 1 BB: 0 S: 7 P: 7
R: 0 H: 2 E: 0 LOB: 2 K: 1 BB: 0 S: 7 P: 7
R: 0 H: 1 E: 0 LOB: 1 K: 1 BB: 1 S: 5 P: 9
R: 0 H: 1 E: 0 LOB: 1 K: 1 BB: 1 S: 5 P: 9
R: 0 H: 0 E: 0 LOB: 0 K: 0 BB: 0 S: 3 P: 3
R: 0 H: 0 E: 0 LOB: 0 K: 0 BB: 0 S: 3 P: 3
R: 0 H: 0 E: 0 LOB: 0 K: 1 BB: 0 S: 5 P: 5
R: 1 H: 2 E: 0 LOB: 3 K: 0 BB: 2 S: 3 P: 11
1B: 9 SF: 0 2B: 4 SAC: 2 3B: 1 DP: 2 HR: 1 HBP: 0
WP: 0 PA: 61 PB: 0 SB: 0 CS: 0
PITCHER IP WLS BF H R ER SO BB IBB HBP BLK WP HR S P ERA WHIP
Diego Segui, R (1, 1) ERA: 3.86 7.0 29 7 3 3 5 2 0 0 0 0 1 37 45 3.86 1.286
Ted Bowsfield, L (8, 1) ERA: 4.8 1.1 7 3 0 0 1 0 0 0 0 0 0 9 9 0.00 2.250
Wes Stock, R (9, 1) ERA: 3.2 1.2 6 1 0 0 2 1 0 0 0 0 0 9 13 0.00 1.200
Dan Pfister, R (11, 1) ERA: 6.57 4.1 L 18 3 1 1 2 0 3 0 0 0 0 19 31 2.08 0.692
PITCHER IP WLS BF H R ER SO BB IBB HBP BLK WP HR S P ERA WHIP

| Batter | 1 | 2 | 3 | 4 | 5 | 6 | 7 | 8 | 9 | 10 | AB | R | H | RBI | BB | SO | LOB |
|---|---|---|---|---|---|---|---|---|---|---|---|---|---|---|---|---|---|
| Zoilo Versalles, R (1, 6)<br>OBP: 0.324, SLG: 0.436 | F8 | | | B2-6-3 1B | | K | | K S | | | 4 | 0 | 1 | 0 | 0 | 2 | 1 |
| Rich Rollins, R (1, 5)<br>OBP: 0.340, SLG: 0.433 | 5-3 | | | B2-6-3<br>1-2f | | BB | | 6-3<br>1-2 | | | 3 | 0 | 0 | 0 | 1 | 0 | 2 |
| Tony Oliva, L (1, 9)<br>OBP: 0.364, SLG: 0.574 | G3 | | | G3 | | 3-1 | | | F3 | | 4 | 0 | 0 | 0 | 0 | 0 | 2 |
| Harmon Killebrew, R (1, 7)<br>OBP: 0.380, SLG: 0.610 | | K | | | L6 | | K | | P3 | | 4 | 0 | 0 | 0 | 0 | 2 | 0 |
| Bob Allison, R (1, 8)<br>OBP: 0.444, SLG: 0.672 (10, 3) | | G4-6-3 BB | | | K | | BB | | 1-3 | | 2 | 0 | 0 | 0 | 2 | 1 | 0 |
| Don Mincher, L (1, 3)<br>OBP: 0.370, SLG: 0.670<br>Jerry Kindall, R (10, PR)<br>OBP: 0.282, SLG: 0.342<br>Jimmie Hall, L (10, 8)<br>OBP: 0.307, SLG: 0.484 | | G4-6-3<br>1-2f | | | BB | | P3 | | | SF9 3B | 3<br>0<br>0 | 0<br>1<br>0 | 1<br>0<br>0 | 0<br>0<br>0 | 1<br>0<br>0 | 0<br>0<br>0 | 2<br>0<br>0 |
| Earl Battey, R (1, 2)<br>OBP: 0.321, SLG: 0.376 | | K | | | F3 | | P3 | | | B1-4 | 4 | 0 | 0 | 0 | 0 | 1 | 3 |
| Jim Snyder, R (1, 4)<br>OBP: 0.333, SLG: 0.350 | | F8 | | | | 2B | | F8 | | SF9<br>3-H | 3 | 0 | 1 | 1 | 0 | 0 | 0 |
| Dick Stigman, R (1, 1)<br>OBP: 0.093, SLG: 0.119 | | P3 | | | | K | | F9 | | 5-3 | 4 | 0 | 0 | 0 | 0 | 1 | 2 |
| Inning Stats | R: 0<br>E: 0<br>K: 0<br>S: 3<br>H: 0<br>LOB: 0<br>BB: 0<br>P: 3 | R: 0<br>E: 0<br>K: 1<br>S: 4<br>H: 0<br>LOB: 0<br>BB: 1<br>P: 8 | R: 0<br>E: 0<br>K: 1<br>S: 5<br>H: 0<br>LOB: 0<br>BB: 0<br>P: 5 | R: 0<br>E: 0<br>K: 0<br>S: 3<br>H: 1<br>LOB: 0<br>BB: 0<br>P: 3 | R: 0<br>E: 0<br>K: 1<br>S: 5<br>H: 0<br>LOB: 1<br>BB: 1<br>P: 9 | R: 0<br>E: 0<br>K: 2<br>S: 8<br>H: 1<br>LOB: 2<br>BB: 1<br>P: 12 | R: 0<br>E: 0<br>K: 1<br>S: 5<br>H: 0<br>LOB: 1<br>BB: 1<br>P: 9 | R: 0<br>E: 0<br>K: 1<br>S: 6<br>H: 0<br>LOB: 1<br>BB: 0<br>P: 6 | R: 0<br>E: 0<br>K: 0<br>S: 3<br>H: 0<br>LOB: 0<br>BB: 0<br>P: 3 | R: 1<br>E: 0<br>K: 0<br>S: 4<br>H: 1<br>LOB: 1<br>BB: 0<br>P: 4 | 1B: 1<br>2B: 1<br>3B: 1<br>HR: 0<br>SF: 1<br>SAC: 0<br>DP: 2<br>HBP: 0 | WP: 0<br>PB: 1<br>SB: 1<br>CS: 0<br>PA: 36 | | | | | |

| PITCHER | IP | WLS | BF | H | R | ER | SO | BB | IBB | HBP | BLK | WP | HR | S | P | ERA | WHIP |
|---|---|---|---|---|---|---|---|---|---|---|---|---|---|---|---|---|---|
| Stan Williams, R (1, 1)<br>ERA: 3.24 | 9.0 | | 32 | 2 | 0 | 0 | 7 | 4 | 0 | 0 | 0 | 0 | 0 | 42 | 58 | 0.00 | 0.667 |
| Ralph Terry, R (10, 1)<br>ERA: 6.85 | 1.0 | L | 4 | 1 | 1 | 1 | 0 | 0 | 0 | 0 | 0 | 0 | 0 | 4 | 4 | 9.00 | 1.000 |

| PITCHER | IP | WLS | BF | H | R | ER | SO | BB | IBB | HBP | BLK | WP | HR | S | P | ERA | WHIP |
|---|---|---|---|---|---|---|---|---|---|---|---|---|---|---|---|---|---|

# TOP

## Minnesota Twins @ New York Yankees

Yankee Stadium, Bronx, NY

Fri Jul 03 1964, 7:05 PM EDT

Att. 22,262 - Unknown - 87 F

livebaseballscorecards.com

| | |
|---|---|
| AB | 31 |
| R | 1 |
| H | 3 |
| RBI | 1 |
| BB | 4 |
| SO | 7 |
| LOB | 12 |

| Batter | 1 | 2 | 3 | 4 | 5 | 6 | 7 | 8 | 9 | 10 | AB | R | H | RBI | BB | SO | LOB |
|---|---|---|---|---|---|---|---|---|---|---|---|---|---|---|---|---|---|
| Phil Linz, R (1, 5)<br>OBP: 0.308, SLG: 0.345 | F5 | | | BB<br>4-0<br>G1-4-6-3 | | | G1-6-3<br>0-0<br>1B | | F2<br>0-0<br>2-3 | | 3 | 0 | 1 | 0 | 1 | 0 | 2 |
| Bobby Richardson, R (1, 4)<br>OBP: 0.276, SLG: 0.319 | F9<br>0-0 | | | G1-4-6-3<br>0-0<br>1-2f | | | G1-6-3<br>0-0<br>1-2f | | | F8<br>0-0 | 4 | 0 | 0 | 0 | 0 | 0 | 2 |
| Hector Lopez, R (1, 7)<br>OBP: 0.341, SLG: 0.465 | 6-3<br>0-0 | | | 6-3<br>0-0 | | | K2-3<br>0-3 | | | L9<br>0-0 | 4 | 0 | 0 | 0 | 0 | 1 | 0 |
| Mickey Mantle, S (1, 8)<br>OBP: 0.441, SLG: 0.629<br>Steve Hamilton, L (10, PR)<br>OBP: 0.222, SLG: 0.125 | | P4<br>0-0 | | | K2-3-2<br>0-0<br>1B | | | 6-3<br>0-0 | | 1B<br>0-0 | 4<br>0 | 0<br>0 | 2<br>0 | 0<br>0 | 0<br>0 | 0<br>0 | 0<br>0 |
| Elston Howard, R (1, 2)<br>OBP: 0.352, SLG: 0.441 | | 6-3<br>0-0 | | | K2-3-2<br>0-3<br>1-1 | | | P4<br>0-0 | | F9<br>0-0 | 4 | 0 | 0 | 0 | 0 | 1 | 2 |
| Joe Pepitone, L (1, 3)<br>OBP: 0.299, SLG: 0.384 | | 4-3<br>0-0 | | | K<br>0-3 | | | K<br>0-3 | | | 3 | 0 | 0 | 0 | 0 | 2 | 0 |
| Clete Boyer, R (1, 6)<br>OBP: 0.280, SLG: 0.312 | | | L5<br>0-0 | | | F8<br>0-0 | | | F3<br>0-0 | | 3 | 0 | 0 | 0 | 0 | 0 | 0 |
| Pedro Gonzalez, R (1, 9)<br>OBP: 0.303, SLG: 0.339 | | | F7<br>0-0 | | | 6-3<br>0-0 | | | CS<br>2B<br>0-0 | | 3 | 0 | 1 | 0 | 0 | 0 | 0 |
| Stan Williams, R (1, 1)<br>OBP: 0.273, SLG: 0.364<br>Tom Tresh, S (9, PH)<br>OBP: 0.361, SLG: 0.418<br>Hal Reniff, R (9, PR)<br>OBP: 0.143, SLG: 0.143<br>Ralph Terry, R (10, 1)<br>OBP: 0.250, SLG: 0.214 | | | L5<br>0-0 | | | K<br>0-3 | | | IBB<br>4-0 | | 2<br>0<br>0<br>0 | 0<br>0<br>0<br>0 | 0<br>0<br>0<br>0 | 0<br>1<br>0<br>0 | 1<br>0<br>0<br>0 | 0<br>0<br>0<br>0 | 0<br>0<br>0<br>0 |

| Inning Stats | 1 | 2 | 3 | 4 | 5 | 6 | 7 | 8 | 9 | 10 |
|---|---|---|---|---|---|---|---|---|---|---|
| | R: 0<br>E: 0<br>K: 0<br>S: 3 | H: 0<br>LOB: 0<br>BB: 0<br>P: 3 | R: 0<br>E: 0<br>K: 0<br>S: 3 | H: 0<br>LOB: 0<br>BB: 0<br>P: 3 | R: 0<br>E: 0<br>K: 0<br>S: 3 | H: 0<br>LOB: 0<br>BB: 0<br>P: 3 | R: 0<br>E: 0<br>K: 0<br>S: 2 | H: 0<br>LOB: 0<br>BB: 1<br>P: 6 | R: 0<br>E: 0<br>K: 2<br>S: 7 | H: 1<br>LOB: 0<br>BB: 0<br>P: 7 |
| | R: 0<br>E: 0<br>K: 1<br>S: 5 | H: 0<br>LOB: 0<br>BB: 0<br>P: 5 | R: 0<br>E: 0<br>K: 1<br>S: 5 | H: 1<br>LOB: 0<br>BB: 0<br>P: 5 | R: 0<br>E: 0<br>K: 1<br>S: 5 | H: 0<br>LOB: 0<br>BB: 0<br>P: 5 | R: 0<br>E: 0<br>K: 0<br>S: 3 | H: 1<br>LOB: 1<br>BB: 1<br>P: 7 | R: 0<br>E: 0<br>K: 0<br>S: 4 | H: 1<br>LOB: 1<br>BB: 0<br>P: 4 |

1B: 3 SF: 0 WP: 0 PA: 32
2B: 2 SAC: 0 PB: 0
3B: 0 DP: 3 SB: 0
HR: 0 HBP: 0 CS: 1

| PITCHER | IP | WLS | BF | H | R | ER | SO | BB | IBB | HBP | BLK | WP | HR | S | P | ERA | WHIP |
|---|---|---|---|---|---|---|---|---|---|---|---|---|---|---|---|---|---|
| Dick Stigman, L (1, 1)<br>ERA: 3.96 | 10.0 | W | 32 | 4 | 0 | 0 | 5 | 1 | 1 | 0 | 0 | 0 | 0 | 40 | 48 | 0.00 | 0.500 |

PITCHER IP WLS BF H R ER SO BB IBB HBP BLK WP HR S P ERA WHIP

# BOTTOM

## Minnesota Twins @ New York Yankees

Yankee Stadium, Bronx, NY

Fri Jul 03 1964, 7:05 PM EDT
Att. 22,262 - Unknown - 87 F

livebaseballscorecards.com

| | |
|---|---|
| AB | 30 |
| R | 0 |
| H | 4 |
| RBI | 0 |
| BB | 2 |
| SO | 5 |
| LOB | 6 |

| Batter | 1 | 2 | 3 | 4 | 5 | 6 | 7 | 8 | 9 | AB | R | H | RBI | BB | SO | LOB |
|---|---|---|---|---|---|---|---|---|---|---|---|---|---|---|---|---|
| Zoilo Versalles, R (1, 6)<br>OBP: 0.322, SLG: 0.433 | 0-0 S 1B 1B | | 0-0 ① F8 | 0-0 ③ L7 | | | 0-0 ② F7 | | 0-0 ② 6-3 1-2 | 5 | 1 | 1 | 0 | 0 | 0 | 2 |
| Rich Rollins, R (1, 5)<br>OBP: 0.337, SLG: 0.429 | 0-3 ① K 1-2 | | 0-0 BB 1B | | 0-0 ① F9 | | 0-0 ③ 6-3 | | 0-0 ③ 5-3 | 5 | 0 | 1 | 0 | 0 | 1 | 2 |
| Tony Oliva, L (1, 9)<br>OBP: 0.369, SLG: 0.584 | 0-0 1B 2-H 1B | | 0-0 ② F8 | | 0-0 IHR | | | B B B B 4-0 HR BB | | 3 | 2 | 2 | 2 | 1 | 0 | 1 |
| Harmon Killebrew, R (1, 7)<br>OBP: 0.385, SLG: 0.622 | 0-0 1-3 1B | | B B B 4-0 1-2 BB | | S S S 0-3 ② K | | | 0-0 1-H HR | | 3 | 1 | 2 | 2 | 1 | 1 | 0 |
| Bob Allison, R (1, 8)<br>OBP: 0.439, SLG: 0.662 | 0-0 ② P6 | | 0-0 ③ F9 | | S S S 0-3 ③ K | | | 0-0 ① 6-3 | | 4 | 0 | 0 | 0 | 0 | 1 | 4 |
| Don Mincher, L (1, 3)<br>OBP: 0.366, SLG: 0.682 | 0-0 ③ P4 | | | 0-0 HR | | 0-0 ① 4-3 | | 0-0 ② F2 | | 4 | 1 | 1 | 1 | 0 | 0 | 2 |
| Earl Battey, R (1, 2)<br>OBP: 0.315, SLG: 0.368 | | 0-0 ① F8 | | 0-0 ① F8 | | 0-0 ② L7 | | 0-0 ③ P4 | | 4 | 0 | 0 | 0 | 0 | 0 | 0 |
| Jim Snyder, R (1, 4)<br>OBP: 0.357, SLG: 0.348 | | 0-0 ② F2 | | 0-0 1B | | 0-0 ③ P5 | | | B B B B 4-0 FC5-4 BB | 3 | 0 | 1 | 0 | 1 | 0 | 0 |
| Gerry Arrigo, L (1, 1)<br>OBP: 0.250, SLG: 0.182<br>Jim Perry, S (3, 1)<br>OBP: 0.250, SLG: 0.250<br>Jimmie Hall, L (4, PH)<br>OBP: 0.306, SLG: 0.482<br>Johnny Klippstein, R (4, 1)<br>Frank Kostro, R (7, PH)<br>OBP: 0.400, SLG: 0.692<br>Al Worthington, R (7, 1)<br>Johnny Goryl, R (9, PH)<br>OBP: 0.259, SLG: 0.233 | | S S S 0-3 ③ K | | 0-0 ② L9 | | | 0-0 ① P6 | | 0-0 ① FC5-4 1-2f 6-3 | 1<br>0<br>1<br>0<br>1<br>0<br>0 | 0<br>0<br>0<br>0<br>0<br>0<br>0 | 0<br>0<br>0<br>0<br>0<br>0<br>0 | 0<br>0<br>0<br>0<br>0<br>0<br>0 | 1<br>0<br>0<br>0<br>0<br>0<br>0 | 0<br>0<br>1<br>0<br>0<br>0<br>0 | 0<br>0<br>0<br>0<br>0<br>0<br>1 |
| Inning Stats | R: 1 H: 3<br>E: 0 LOB: 2<br>K: 1 BB: 0<br>S: 8 P: 8 | R: 0 H: 0<br>E: 0 LOB: 0<br>K: 1 BB: 0<br>S: 5 P: 5 | R: 0 H: 1<br>E: 0 LOB: 2<br>K: 0 BB: 1<br>S: 4 P: 8 | R: 1 H: 2<br>E: 0 LOB: 1<br>K: 0 BB: 0<br>S: 5 P: 5 | R: 1 H: 1<br>E: 0 LOB: 0<br>K: 2 BB: 0<br>S: 8 P: 8 | R: 0 H: 0<br>E: 0 LOB: 0<br>K: 0 BB: 0<br>S: 3 P: 3 | R: 0 H: 0<br>E: 0 LOB: 0<br>K: 0 BB: 0<br>S: 3 P: 3 | R: 2 H: 1<br>E: 0 LOB: 0<br>K: 0 BB: 1<br>S: 4 P: 8 | R: 0 H: 0<br>E: 0 LOB: 1<br>K: 0 BB: 1<br>S: 3 P: 7 | 1B: 5 SF: 0<br>2B: 0 SAC: 0<br>3B: 0 DP: 0<br>HR: 3 HBP: 0 | | | | | | WP: 0 PA: 38<br>PB: 0<br>SB: 1<br>CS: 0 |

| PITCHER | | IP | WLS | BF | H | R | ER | SO | BB | IBB | HBP | BLK | WP | HR | S | P | ERA | WHIP |
|---|---|---|---|---|---|---|---|---|---|---|---|---|---|---|---|---|---|---|
| Jim Bouton, R<br>ERA: 2.99 | (1, 1) | 8.0 | W | 34 | 8 | 5 | 5 | 4 | 2 | 0 | 0 | 0 | 0 | 2 | 40 | 48 | 5.62 | 1.250 |
| Pete Mikkelsen, R<br>ERA: 3.81 | (9, 1) | 1.0 | S | 4 | 0 | 0 | 0 | 0 | 1 | 0 | 0 | 0 | 0 | 0 | 3 | 7 | 0.00 | 1.000 |

| PITCHER | IP | WLS | BF | H | R | ER | SO | BB | IBB | HBP | BLK | WP | HR | S | P | ERA | WHIP |
|---|---|---|---|---|---|---|---|---|---|---|---|---|---|---|---|---|---|

# Minnesota Twins @ New York Yankees

Yankee Stadium, Bronx, NY

Sat Jul 04 1964, 3:33 AM EDT

Unknown - 78 F

TOP

livebaseballscorecards.com

| | |
|---|---|
| AB | 35 |
| R | 5 |
| H | 8 |
| RBI | 5 |
| BB | 3 |
| SO | 4 |
| LOB | 13 |

# BOTTOM

## Minnesota Twins @ New York Yankees

Yankee Stadium, Bronx, NY

Sat Jul 04 1964, 3:33 AM EDT

Unknown - 78 F

livebaseballscorecards.com

| Batter | 1 | 2 | 3 | 4 | 5 | 6 | 7 | 8 | 9 | AB | R | H | RBI | BB | SO | LOB |
|---|---|---|---|---|---|---|---|---|---|---|---|---|---|---|---|---|
| Phil Linz, R (1, 5)<br>OBP: 0.316, SLG: 0.350 | F8 BB 2B 1B | BBBB 1B BB | | F8 ② | | 1-2 FC5-2-5 1B | | 1-2 SH SH3-4 HR | | 3 | 2 | 2 | 0 | 1 | 0 | 0 |
| Bobby Richardson, R (1, 4)<br>OBP: 0.282, SLG: 0.322 | BBBB 1-2 2B 1B BB | 1-2 1B | | FC6-4 1B | | 1-3 2-H FC5-2-5 ② | | 1-2 2-3 SH3-4 ① | | 3 | 1 | 2 | 0 | 1 | 0 | 2 |
| Hector Lopez, R (1, 7)<br>OBP: 0.332, SLG: 0.451 | 2-3 F8 ① | F9 ③ | | 1-2f FC6-4 ③ | | 1-3 ③ | | K ② | | 5 | 0 | 0 | 0 | 0 | 1 | 10 |
| Mickey Mantel, S (1, 8)<br>OBP: 0.444, SLG: 0.648<br>Pete Mikkelsen, R (9, 1) | 1-3 3-H 1B 2B | | F7 HR 1B | | K ① | | L9 ① | 2-H 3-H HR | | 5<br>0 | 2<br>0 | 3<br>0 | 4<br>0 | 0<br>0 | 1<br>0 | 0<br>0 |
| Elston Howard, R (1, 2)<br>OBP: 0.353, SLG: 0.440 | 2-3 3-H 1B | 1-2 F7 ① | | | K ② | | BB 1B | P4 ③ | | 5 | 0 | 2 | 1 | 0 | 1 | 2 |
| Joe Pepitone, L (1, 3)<br>OBP: 0.302, SLG: 0.395 (9, 8) | L9 ② | 2-H HR | | | 1B | | F8 ② | | | 4 | 1 | 2 | 2 | 0 | 0 | 3 |
| Clete Boyer, R (1, 6)<br>OBP: 0.279, SLG: 0.307 | F9 ③ | 1-3 ② | | | G3 ③ | | 1-2 BB | | | 3 | 0 | 0 | 0 | 1 | 0 | 3 |
| Pedro Gonzalez, R (1, 9)<br>OBP: 0.300, SLG: 0.333 | | 4-3 ① | K ③ | | | WP 1B FC5-2-5 1B | F8 ③ | | | 4 | 0 | 1 | 0 | 0 | 1 | 2 |
| Jim Bouton, R (1, 1)<br>Johnny Blanchard, L (8, PH)<br>Hal Reniff, R (8, PR)<br>Archie Moore, L (9, 3)<br>OBP: 0.364, SLG: 0.333 | | K ② | | K ① | | K ① | | K SH3-4 SH HR | | 3<br>1<br>0<br>0 | 0<br>0<br>1<br>0 | 0<br>0<br>0<br>0 | 0<br>0<br>0<br>0 | 0<br>0<br>0<br>0 | 3<br>1<br>0<br>0 | 1<br>0<br>0<br>0 |

| Inning Stats | 1 | 2 | 3 | 4 | 5 | 6 | 7 | 8 | 9 |
|---|---|---|---|---|---|---|---|---|---|
| | R: 2<br>E: 0<br>K: 0<br>S: 6 | R: 0<br>E: 0<br>K: 1<br>S: 6 | R: 2<br>E: 0<br>K: 1<br>S: 7 | R: 0<br>E: 0<br>K: 1<br>S: 6 | R: 0<br>E: 0<br>K: 2<br>S: 8 | R: 0<br>E: 0<br>K: 1<br>S: 7 | R: 0<br>E: 0<br>K: 0<br>S: 4 | R: 3<br>E: 1<br>K: 2<br>S: 10 | |
| | H: 3<br>LOB: 2<br>BB: 1<br>P: 10 | H: 1<br>LOB: 2<br>BB: 1<br>P: 10 | H: 2<br>LOB: 0<br>BB: 0<br>P: 7 | H: 1<br>LOB: 1<br>BB: 0<br>P: 6 | H: 1<br>LOB: 1<br>BB: 0<br>P: 8 | H: 2<br>LOB: 2<br>BB: 0<br>P: 7 | H: 1<br>LOB: 2<br>BB: 1<br>P: 8 | H: 1<br>LOB: 1<br>BB: 0<br>P: 10 | |

| | |
|---|---|
| AB | 36 |
| R | 7 |
| H | 12 |
| RBI | 7 |
| BB | 3 |
| SO | 8 |
| LOB | 23 |

| | | | | | | | | | | | | | | | | | | | | | | | | | | | | | |
|---|---|---|---|---|---|---|---|---|---|---|---|---|---|---|---|---|---|---|---|---|---|---|---|---|---|---|---|---|---|
| PITCHER | | IP | WLS | BF | H | R | ER | SO | BB | IBB | HBP | BLK | WP | HR | S | P | ERA | WHIP | PITCHER | IP | WLS | BF | H | R | ER | SO | BB | IBB | HBP | BLK | WP | HR | S | P | ERA | WHIP |
| Gerry Arrigo, L<br>ERA: 3.95 | (1, 1) | 2.1 | | 15 | 6 | 4 | 4 | 1 | 2 | 0 | 0 | 0 | 0 | 1 | 15 | 23 | 15.43 | 3.429 | | | | | | | | | | | | | | | | | |
| Jim Perry, R<br>ERA: 4.74 | (3, 1) | 0.2 | | 2 | 0 | 0 | 0 | 1 | 0 | 0 | 0 | 0 | 0 | 0 | 4 | 4 | 0.00 | 0.000 | | | | | | | | | | | | | | | | | |
| Johnny Klippstein, R<br>ERA: 3.21 | (4, 1) | 3.0 | | 13 | 4 | 0 | 0 | 4 | 0 | 0 | 0 | 0 | 1 | 0 | 21 | 21 | 0.00 | 1.333 | | | | | | | | | | | | | | | | | |
| Al Worthington, R<br>ERA: 5.14 | (7, 1) | 2.0 | L | 11 | 2 | 3 | 0 | 2 | 1 | 0 | 0 | 0 | 1 | 1 | 14 | 18 | 0.00 | 1.500 | | | | | | | | | | | | | | | | | |

| | | | | | | | | | | | | | | | | | | | | | | | | | | | | | |
|---|---|---|---|---|---|---|---|---|---|---|---|---|---|---|---|---|---|---|---|---|---|---|---|---|---|---|---|---|---|
| 1B: 9 | SF: 0 | WP: 2 | PA: 41 |
| 2B: 1 | SAC: 2 | PB: 0 | |
| 3B: 0 | DP: 0 | SB: 0 | |
| HR: 2 | HBP: 0 | CS: 0 | |

| Batter | 1 | 2 | 3 | 4 | 5 | 6 | 7 | 8 | 9 | AB | R | H | RBI | BB | SO | LOB |
|---|---|---|---|---|---|---|---|---|---|---|---|---|---|---|---|---|
| Zoilo Versalles, R (1, 6)<br>OBP: 0.325, SLG: 0.438 | F8 | | 2B<br>3-H | | SH1-4<br>1-2 | | 1B<br>1-3 | | | 3 | 0 | 2 | 1 | 0 | 0 | 0 |
| Jim Snyder, R (1, 4)<br>OBP: 0.344, SLG: 0.333 | K | | F9 | | G4-6-3<br>1B<br>2-3 | | P2 | | | 4 | 0 | 1 | 0 | 0 | 1 | 3 |
| Tony Oliva, L (1, 9)<br>OBP: 0.365, SLG: 0.577 | K | | 1-3 | | G4-6-3<br>1-2f | | | F7 | | 4 | 0 | 0 | 0 | 0 | 1 | 3 |
| Harmon Killebrew, R (1, 7)<br>OBP: 0.383, SLG: 0.615 | | 6-3 | | 1B<br>BB | | F3 | | K | | 3 | 0 | 0 | 0 | 1 | 1 | 0 |
| Bob Allison, R (1, 8)<br>OBP: 0.436, SLG: 0.659 | | 2B | | K | | L6 | | P5 | | 4 | 0 | 1 | 0 | 0 | 1 | 1 |
| Don Mincher, L (1, 3)<br>OBP: 0.354, SLG: 0.658 | | 2-3 | | K | | F8 | | | 4-3 | 4 | 0 | 0 | 0 | 0 | 1 | 2 |
| Rich Rollins, R (1, 5)<br>OBP: 0.339, SLG: 0.430 | | 5-3 | | 1B<br>1-2 | | | P4 | | FC6-4<br>1B | 4 | 0 | 2 | 0 | 0 | 0 | 1 |
| Jerry Zimmerman, R (1, 2)<br>OBP: 0.288, SLG: 0.220<br>Ron Henry, R (9, PH)<br>OBP: 0.100, SLG: 0.200 | | | SH3-4<br>2B<br>2B | P4 | | | 6-3 | | F8 | 3<br>1 | 1<br>0 | 1<br>0 | 1<br>0 | 0<br>0 | 0<br>0 | 2<br>1 |
| Camilo Pascual, R (1, 1)<br>OBP: 0.286, SLG: 0.326<br>Frank Kostro, R (9, PH)<br>OBP: 0.375, SLG: 0.643 | | | SH3-4<br>2-3 | | 1B<br>SH1-4<br>1B | | 1B | | FC6-4<br>1-2f | 2<br>1 | 0<br>0 | 2<br>0 | 0<br>0 | 0<br>0 | 0<br>0 | 0<br>1 |
| Inning Stats | R: 0<br>E: 0<br>K: 2<br>S: 7<br>H: 0<br>LOB: 0<br>BB: 0<br>P: 7 | R: 0<br>E: 0<br>K: 0<br>S: 4<br>H: 1<br>LOB: 1<br>BB: 0<br>P: 4 | R: 1<br>E: 0<br>K: 0<br>S: 5<br>H: 2<br>LOB: 1<br>BB: 0<br>P: 5 | R: 0<br>E: 0<br>K: 2<br>S: 8<br>H: 1<br>LOB: 2<br>BB: 1<br>P: 12 | R: 0<br>E: 0<br>K: 0<br>S: 4<br>H: 2<br>LOB: 1<br>BB: 0<br>P: 4 | R: 0<br>E: 0<br>K: 0<br>S: 3<br>H: 0<br>LOB: 0<br>BB: 0<br>P: 3 | R: 0<br>E: 0<br>K: 0<br>S: 5<br>H: 2<br>LOB: 2<br>BB: 0<br>P: 5 | R: 0<br>E: 0<br>K: 1<br>S: 5<br>H: 0<br>LOB: 0<br>BB: 0<br>P: 5 | R: 0<br>E: 0<br>K: 0<br>S: 4<br>H: 1<br>LOB: 1<br>BB: 0<br>P: 4 | 1B: 6<br>2B: 3<br>3B: 0<br>HR: 0<br>SF: 0<br>SAC: 2<br>DP: 1<br>HBP: 0 | | | | | | |

| PITCHER | | IP | WLS | BF | H | R | ER | SO | BB | IBB | HBP | BLK | WP | HR | S | P | ERA | WHIP |
|---|---|---|---|---|---|---|---|---|---|---|---|---|---|---|---|---|---|---|
| Al Downing, L<br>ERA: 2.91 | (1, 1) | 9.0 | W | 36 | 9 | 1 | 1 | 5 | 1 | 0 | 0 | 0 | 0 | 0 | 45 | 49 | 1.00 | 1.111 |

| PITCHER | IP | WLS | BF | H | R | ER | SO | BB | IBB | HBP | BLK | WP | HR | S | P | ERA | WHIP |
|---|---|---|---|---|---|---|---|---|---|---|---|---|---|---|---|---|---|

# TOP

## Minnesota Twins @ New York Yankees

Yankee Stadium, Bronx, NY

Sat Jul 04 1964, 3:38 AM EDT

Att. 30,685 - Unknown - 80 F

livebaseballscorecards.com

| | |
|---|---|
| AB | 33 |
| R | 1 |
| H | 9 |
| RBI | 1 |
| BB | 1 |
| SO | 5 |
| LOB | 14 |

PA: 36

WP: 0
PB: 0
SB: 0
CS: 0

| Batter | 1 | 2 | 3 | 4 | 5 | 6 | 7 | 8 | 9 | AB | R | H | RBI | BB | SO | LOB |
|---|---|---|---|---|---|---|---|---|---|---|---|---|---|---|---|---|
| Phil Linz, R (1, 5)<br>OBP: 0.314, SLG: 0.353 | F7 | | FC5<br>1-2<br>2-3f | | E<br>2-H<br>2B | | P2 | | | 4 | 1 | 1 | 1 | 0 | 0 | 2 |
| Bobby Richardson, R (1, 4)<br>OBP: 0.279, SLG: 0.319 | 6-3 | | F8 | | E6<br>BB<br>2-H | | | F8 | | 4 | 0 | 0 | 0 | 0 | 0 | 2 |
| Joe Pepitone, L (1, 3)<br>(9, 8)<br>OBP: 0.301, SLG: 0.391 | 4-3 | | 3-1 | | BB<br>1-2 | | | K | | 3 | 0 | 0 | 0 | 1 | 1 | 2 |
| Mickey Mantle, S (1, 8)<br>OBP: 0.445, SLG: 0.643<br>Pedro Gonzalez, R (9, 3)<br>OBP: 0.300, SLG: 0.333 | | FC4-6<br>1B | | G4-6-3<br>BB | K | | | K | | 3<br>0 | 0<br>0 | 1<br>0 | 0<br>0 | 1<br>0 | 2<br>0 | 2<br>0 |
| Johnny Blanchard, L (1, 9)<br>OBP: 0.396, SLG: 0.377 | | FC4-6<br>1-2f | | G4-6-3<br>1-2f | | P1 | | | | 3 | 0 | 0 | 0 | 0 | 0 | 2 |
| Hector Lopez, R (1, 7)<br>OBP: 0.326, SLG: 0.444 | | P3 | | 5-3 | | L5 | | | | 3 | 0 | 0 | 0 | 0 | 0 | 1 |
| Elston Howard, R (1, 2)<br>OBP: 0.349, SLG: 0.435 | | F8 | | | P6 | F9 | | | | 3 | 0 | 0 | 0 | 0 | 0 | 1 |
| Clete Boyer, R (1, 6)<br>OBP: 0.284, SLG: 0.312 | | | FC5<br>BB<br>1B | | SH1-4<br>2B<br>1B | | 4-3 | | | 3 | 1 | 2 | 0 | 0 | 0 | 0 |
| Al Downing, R (1, 1)<br>OBP: 0.235, SLG: 0.303 | | | FC5<br>1-2<br>BB | | SH1-4<br>1-2 | | 6-3 | | | 1 | 0 | 0 | 0 | 1 | 0 | 0 |
| Inning Stats | R: 0<br>E: 0<br>K: 0<br>S: 3<br>H: 0<br>LOB: 0<br>BB: 0<br>P: 3 | R: 0<br>E: 0<br>K: 0<br>S: 4<br>H: 1<br>LOB: 1<br>BB: 0<br>P: 4 | R: 0<br>E: 0<br>K: 0<br>S: 4<br>H: 1<br>LOB: 2<br>BB: 1<br>P: 8 | R: 0<br>E: 0<br>K: 0<br>S: 2<br>H: 0<br>LOB: 0<br>BB: 1<br>P: 6 | R: 2<br>E: 1<br>K: 1<br>S: 8<br>H: 2<br>LOB: 2<br>BB: 1<br>P: 12 | R: 0<br>E: 0<br>K: 0<br>S: 3<br>H: 0<br>LOB: 0<br>BB: 0<br>P: 3 | R: 0<br>E: 0<br>K: 0<br>S: 3<br>H: 0<br>LOB: 0<br>BB: 0<br>P: 3 | R: 0<br>E: 0<br>K: 2<br>S: 7<br>H: 0<br>LOB: 0<br>BB: 0<br>P: 7 | | 1B: 3<br>2B: 1<br>3B: 0<br>HR: 0<br>SF: 0<br>SAC: 1<br>DP: 1<br>HBP: 0 | | | | | | |

| PITCHER | IP | WLS | BF | H | R | ER | SO | BB | IBB | HBP | BLK | WP | HR | S | P | ERA | WHIP |
|---|---|---|---|---|---|---|---|---|---|---|---|---|---|---|---|---|---|
| Camilo Pascual, R (1, 1)<br>ERA: 3.59 | 8.0 | L | 31 | 4 | 2 | 1 | 3 | 3 | 0 | 0 | 0 | 0 | 0 | 34 | 46 | 1.12 | 0.875 |

| PITCHER | IP | WLS | BF | H | R | ER | SO | BB | IBB | HBP | BLK | WP | HR | S | P | ERA | WHIP |
|---|---|---|---|---|---|---|---|---|---|---|---|---|---|---|---|---|---|

# BOTTOM

## Minnesota Twins @ New York Yankees

Yankee Stadium, Bronx, NY

Sat Jul 04 1964, 3:38 AM EDT
Att. 30,685 - Unknown - 80 F

livebaseballscorecards.com

| | |
|---|---|
| AB | 27 |
| R | 2 |
| H | 4 |
| RBI | 1 |
| BB | 3 |
| SO | 3 |
| LOB | 12 |

| Batter | 1 | 2 | 3 | 4 | 5 | 6 | 7 | 8 | 9 | AB | R | H | RBI | BB | SO | LOB |
|---|---|---|---|---|---|---|---|---|---|---|---|---|---|---|---|---|
| Zoilo Versalles, R (1, 6)<br>OBP: 0.325, SLG: 0.434 | 0-0 1-3 1B / 1B | | 0-0 ② 3-1 / 2B 1B / 1B | 0-0 ② P3 / BB | | 0-0 ② F8 / 1B | | 0-0 ① F7 / BBBB | 4-0 1B 2B / BB | 5 | 2 | 1 | 0 | 1 | 0 | 1 |
| Rich Rollins, R (1, 5)<br>OBP: 0.345, SLG: 0.433 | 0-0 ① 1-3 / 1-2 | | 0-0 2B 1B / 1B<br>BBB 4-0 1-2 / BB | | | 0-0 1B | | 0-0 ② F9 | 0-0 2B / 1-2 3-H 1B | 5 | 1 | 3 | 1 | 1 | 0 | 1 |
| Tony Oliva, L (1, 9)<br>OBP: 0.367, SLG: 0.582 | 0-0 ② 1-3 | | 0-0 1-3 1B / 2B | 0-0 ③ L4 | | 0-0 ③ F8 | | 0-0 BB 1B / 1B | 0-0 1-3 2-H 2B | 6 | 1 | 3 | 1 | 0 | 0 | 4 |
| Harmon Killebrew, R (1, 7)<br>OBP: 0.391, SLG: 0.629<br>Jimmie Hall, L (9, 8)<br>OBP: 0.306, SLG: 0.482 | 0-0 2-H / 1B | | I-I-I 4-0 1B / IBB | | 0-0 HR | | 0-0 G5-4-3 / 1B | 0-0 BB / 1-2 1B | 0-0 ③ F9 | 5<br>0 | 1<br>0 | 4<br>0 | 2<br>0 | 1<br>0 | 0<br>0 | 2<br>0 |
| Bob Allison, R (1, 8)<br>OBP: 0.439, SLG: 0.657 (9, 7) | 0-0 ③ 1-3 | | 0-0 1-2 2-H 3-H 1B | | 0-0 5-3 1B | | 0-0 ①② G5-4-3 / 1-2f<br>BBBB 4-0 1-2 2-3 BB | | | 4 | 0 | 2 | 2 | 1 | 0 | 2 |
| Don Mincher, L (1, 3)<br>OBP: 0.348, SLG: 0.636 | | SSS 0-3 ① K | SSS 0-3 ③ K | | 0-0 ① F7 | | BBBB 4-0 2B / BB | 0-0 ③ G3 | | 4 | 1 | 0 | 0 | 1 | 2 | 6 |
| Earl Battey, R (1, 2)<br>OBP: 0.323, SLG: 0.387<br>Jerry Zimmerman, R (7, 2)<br>OBP: 0.299, SLG: 0.250 | | 0-0 G5-4-3 / 1B | | 0-0 SH1 1B / 2B | 0-0 ② 5-3 / 1-2 | | 0-0 1-H 1B / 2B | | 0-0 SH1-3 1B / 2B | 4<br>1 | 2<br>1 | 3<br>1 | 1<br>0 | 0<br>0 | 0<br>0 | 1<br>0 |
| Jim Snyder, R (1, 4)<br>OBP: 0.343, SLG: 0.333 | 0-0 ②③ G5-4-3 / 1-2f | | | 0-0 ① SH1 / 2-3 | 0-0 ③ 5-3 | | 0-0 2-H 1B | | 0-0 ① SH1-3 / 2-3 | 3 | 0 | 1 | 1 | 0 | 0 | 2 |
| Mudcat Grant, R (1, 1)<br>OBP: 0.282, SLG: 0.472 | | SSS 0-3 ① K | | 0-0 BB / 3-H 1B | | 0-0 ① F2<br>SSS 0-3 ③ K | | | 0-0 ② 1-3 | 5 | 0 | 1 | 1 | 0 | 2 | 2 |
| Inning Stats | R: 1 H: 2<br>E: 0 LOB: 1<br>K: 0 BB: 0<br>S: 5 P: 5 | R: 0 H: 1<br>E: 0 LOB: 0<br>K: 1 BB: 0<br>S: 5 P: 5 | R: 2 H: 3<br>E: 0 LOB: 2<br>K: 2 BB: 1<br>S: 10 P: 14 | R: 1 H: 2<br>E: 0 LOB: 2<br>K: 0 BB: 1<br>S: 5 P: 9 | R: 1 H: 2<br>E: 0 LOB: 1<br>K: 0 BB: 0<br>S: 5 P: 5 | R: 0 H: 1<br>E: 0 LOB: 1<br>K: 0 BB: 0<br>S: 4 P: 4 | R: 2 H: 3<br>E: 0 LOB: 1<br>K: 1 BB: 1<br>S: 7 P: 11 | R: 0 H: 2<br>E: 0 LOB: 3<br>K: 0 BB: 1<br>S: 5 P: 9 | R: 2 H: 3<br>E: 0 LOB: 2<br>K: 0 BB: 1<br>S: 6 P: 10 | 1B: 13 SF: 0<br>2B: 5 SAC: 2<br>3B: 0 DP: 2<br>HR: 1 HBP: 0 | | | | | | |

# TOP

## Minnesota Twins @ New York Yankees

Yankee Stadium, Bronx, NY

Sun Jul 05 1964, 3:33 AM EDT

Att. 23,024 - Overcast - 78 F

livebaseballscorecards.com

| | |
|---|---|
| AB | 42 |
| R | 9 |
| H | 19 |
| RBI | 9 |
| BB | 5 |
| SO | 4 |
| LOB | 21 |

WP: 0 PA: 49
PB: 0
SB: 0
CS: 0

| PITCHER | | IP | WLS | BF | H | R | ER | SO | BB | IBB | HBP | BLK | WP | HR | S | P | ERA | WHIP |
|---|---|---|---|---|---|---|---|---|---|---|---|---|---|---|---|---|---|---|
| Whitey Ford, L<br>ERA: 2.18 | (1, 1) | 4.0 | L | 21 | 8 | 4 | 4 | 3 | 1 | 1 | 0 | 0 | 0 | 0 | 25 | 33 | 9.00 | 2.250 |
| Rollie Sheldon, R<br>ERA: 3.89 | (5, 1) | 1.0 | | 5 | 2 | 1 | 1 | 0 | 0 | 0 | 0 | 0 | 0 | 1 | 5 | 5 | 9.00 | 2.000 |
| Ralph Terry, R<br>ERA: 6.93 | (6, 1) | 2.0 | | 10 | 4 | 2 | 2 | 1 | 1 | 0 | 0 | 0 | 0 | 0 | 11 | 15 | 9.00 | 2.500 |
| Bud Daley, L<br>ERA: 4.66 | (8, 1) | 2.0 | | 13 | 5 | 2 | 2 | 0 | 2 | 0 | 0 | 0 | 0 | 0 | 11 | 19 | 9.00 | 3.500 |

| PITCHER | IP | WLS | BF | H | R | ER | SO | BB | IBB | HBP | BLK | WP | HR | S | P | ERA | WHIP |
|---|---|---|---|---|---|---|---|---|---|---|---|---|---|---|---|---|---|

| Batter | 1 | 2 | 3 | 4 | 5 | 6 | 7 | 8 | 9 | AB | R | H | RBI | BB | SO | LOB |
|---|---|---|---|---|---|---|---|---|---|---|---|---|---|---|---|---|
| Phil Linz, R (1, 5)<br>OBP: 0.318, SLG: 0.357 | BBBB 4-0 FC1-5 1-3 BB | | x 0-0 ② 5-3 | | | x 0-0 WP SF9 2B | x 0-0 ③ FC4 1-2f | | | 3 | 1 | 1 | 0 | 1 | 0 | 2 |
| Bobby Richardson, R (1, 4)<br>OBP: 0.278, SLG: 0.316 | x 0-0 ① 1-3 1-2 | | x 0-0 ③ 2-3 | | | BBBB 4-0 2-3 BB | | x 0-0 ① 6-3 | | 3 | 0 | 0 | 0 | 1 | 0 | 1 |
| Joe Pepitone, L (1, 3)<br>OBP: 0.298, SLG: 0.387 | x 0-0 ② FC1-5 2B 2-3 | | | x 0-0 ① P5 | | x 0-0 ① SF9 3-H | | x 0-0 ② 1-3 | | 3 | 1 | 0 | 1 | 0 | 0 | 1 |
| Mickey Mantle, S (1, 8)<br>OBP: 0.442, SLG: 0.641<br>Archie Moore, L (9, 8)<br>OBP: 0.364, SLG: 0.333 | x 0-0 1-H 2B | | | x 0-0 ② 6-3 | | SSS 0-3 ② K | | SSS 0-3 ③ K | | 4<br>0 | 0<br>0 | 1<br>0 | 1<br>0 | 0<br>0 | 2<br>0 | 1<br>0 |
| Johnny Blanchard, L (1, 9)<br>OBP: 0.380, SLG: 0.358 | x 0-0 ③ 4-3 | | | x 0-0 ③ 4-3 | | x 0-0 ③ 5-3 | | | x 0-0 ① P3 | 4 | 0 | 0 | 0 | 0 | 0 | 2 |
| Hector Lopez, R (1, 7)<br>OBP: 0.320, SLG: 0.434 | | x 0-0 ① F3 | | | x 0-0 ① F9 | | x 0-0 ① 5-3 | | x 0-0 ② L5 | 4 | 0 | 0 | 0 | 0 | 0 | 0 |
| Elston Howard, R (1, 2)<br>OBP: 0.352, SLG: 0.434 | | x 0-0 ② 5-3 | | | x 0-0 ② 6-3 | | BBBB 4-0 FC3-6 1B BB | | x 0-0 1B | 3 | 0 | 1 | 0 | 1 | 0 | 0 |
| Clete Boyer, R (1, 6)<br>OBP: 0.287, SLG: 0.316 | | x 0-0 ③ L7 | | | x 0-0 1B | | x 0-0 FC3-6 1-2 1B | | x 0-0 ③ 5-3 | 4 | 0 | 2 | 0 | 0 | 0 | 1 |
| Whitey Ford, L (1, 1)<br>OBP: 0.304, SLG: 0.205<br>Rollie Sheldon, R (5, 1)<br>OBP: 0.182, SLG: 0.182<br>Tony Kubek, L (5, PH)<br>OBP: 0.288, SLG: 0.368<br>Ralph Terry, R (6, 1)<br>OBP: 0.250, SLG: 0.214<br>Tom Tresh, S (7, PH)<br>OBP: 0.360, SLG: 0.417<br>Al Downing, R (7, PR)<br>OBP: 0.255, SLG: 0.303<br>Bud Daley, L (8, 1)<br>OBP: 0.429, SLG: 0.333 | | | x 0-0 ① 6-3 | | x 0-0 ③ F8 | | x 0-0 ② FC3-6 FC4 1-2f 2-3 | | | 1<br>0<br>1<br>0<br>1<br>0<br>0 | 0<br>0<br>0<br>0<br>0<br>0<br>0 | 0<br>0<br>0<br>0<br>0<br>0<br>0 | 0<br>0<br>0<br>0<br>0<br>0<br>0 | 0<br>0<br>0<br>0<br>0<br>0<br>0 | 0<br>0<br>1<br>0<br>0<br>0<br>0 | 0<br>0<br>1<br>0<br>2<br>0<br>0 |
| Inning Stats | R: 1 H: 1<br>E: 0 LOB: 1<br>K: 0 BB: 1<br>S: 4 P: 8 | R: 0 H: 0<br>E: 0 LOB: 0<br>K: 0 BB: 0<br>S: 3 P: 3 | R: 0 H: 0<br>E: 0 LOB: 0<br>K: 0 BB: 0<br>S: 3 P: 3 | R: 0 H: 0<br>E: 0 LOB: 0<br>K: 0 BB: 0<br>S: 3 P: 3 | R: 0 H: 1<br>E: 0 LOB: 1<br>K: 0 BB: 0<br>S: 4 P: 4 | R: 1 H: 1<br>E: 0 LOB: 1<br>K: 1 BB: 1<br>S: 6 P: 10 | R: 0 H: 1<br>E: 0 LOB: 2<br>K: 0 BB: 1<br>S: 4 P: 8 | R: 0 H: 0<br>E: 0 LOB: 0<br>K: 1 BB: 0<br>S: 5 P: 5 | R: 0 H: 1<br>E: 0 LOB: 1<br>K: 0 BB: 0<br>S: 4 P: 4 | 1B: 3<br>2B: 2<br>3B: 0<br>HR: 0 | SF: 1<br>SAC: 0<br>DP: 0<br>HBP: 0 | | | WP: 1<br>PB: 0<br>SB: 0<br>CS: 0 | PA: 35 | | |

| PITCHER | IP | WLS | BF | H | R | ER | SO | BB | IBB | HBP | BLK | WP | HR | S | P | ERA | WHIP |
|---|---|---|---|---|---|---|---|---|---|---|---|---|---|---|---|---|---|
| Mudcat Grant, R (1, 1)<br>ERA: 5.09 | 9.0 | W | 35 | 5 | 2 | 2 | 2 | 3 | 0 | 0 | 0 | 1 | 0 | 36 | 48 | 2.00 | 0.889 |

| PITCHER | IP | WLS | BF | H | R | ER | SO | BB | IBB | HBP | BLK | WP | HR | S | P | ERA | WHIP |
|---|---|---|---|---|---|---|---|---|---|---|---|---|---|---|---|---|---|

# BOTTOM

## Minnesota Twins @ New York Yankees

Yankee Stadium, Bronx, NY

Sun Jul 05 1964, 3:33 AM EDT
Att. 23,024 - Overcast - 78 F

livebaseballscorecards.com

| | |
|---|---|
| AB | 31 |
| R | 2 |
| H | 5 |
| RBI | 2 |
| BB | 3 |
| SO | 2 |
| LOB | 11 |

| Batter | 1 | 2 | 3 | 4 | 5 | 6 | 7 | 8 | 9 | AB | R | H | RBI | BB | SO | LOB |
|---|---|---|---|---|---|---|---|---|---|---|---|---|---|---|---|---|
| Tony Kubek, L (1, 6)<br>OBP: 0.286, SLG: 0.364 | S S S 0-3 ① K | | x 0-0 ③ 4-3 | | x 0-0 FC5 1-3 1B | | x 0-0 ③ 3-1 | | x 0-0 ① F8 | 5 | 0 | 1 | 0 | 0 | 1 | 0 |
| Bobby Richardson, R (1, 4)<br>OBP: 0.277, SLG: 0.314 | S S S 0-3 ② K | | | x 0-0 1B | x 0-0 FC5 1-2 3-H | | | x 0-0 ① L8 | x 0-0 ② 5-3 | 5 | 0 | 1 | 1 | 0 | 1 | 1 |
| Roger Maris, L (1, 9)<br>OBP: 0.360, SLG: 0.489 | x 0-0 ③ 6-3 | | | x 0-0 ① P4 | x 0-0 ② F9 | | | B B B B 4-0 4-3 BB 1B BB | S S S 0-3 ③ K | 4 | 1 | 0 | 0 | 1 | 1 | 3 |
| Mickey Mantle, S (1, 8)<br>OBP: 0.439, SLG: 0.632<br>Pedro Gonzalez, R (9, 3)<br>OBP: 0.300, SLG: 0.333 | | x 0-0 ① 6-3 | | x 0-0 ② F7 | S S S 0-3 ③ K | | | B B B B 4-0 4-3 1-2 1B BB | | 3 | 1 | 0 | 0 | 1 | 1 | 3 |
| | | | | | | | | | | 0 | 0 | 0 | 0 | 0 | 0 | 0 |
| Tom Tresh, S (1, 7)<br>OBP: 0.355, SLG: 0.410 | | x 0-0 ② L5 | | x 0-0 ③ 5-3 | | x 0-0 ① F9 | | x 0-0 ② 4-3 1-2 2-3 | | 4 | 0 | 0 | 0 | 0 | 0 | 3 |
| Elston Howard, R (1, 2)<br>OBP: 0.357, SLG: 0.440 | | x 0-0 2B | | | x 0-0 2B 1B | x 0-0 ② 4-3 | | I I I I 4-0 1B 1B IBB | | 3 | 2 | 2 | 0 | 1 | 0 | 0 |
| Joe Pepitone, L (1, 3)<br>OBP: 0.300, SLG: 0.392<br>(9, 8) | | x 0-0 ③ 1-3 | | | x 0-0 1B 1-3 2B | S S S 0-3 ③ K | | x 0-0 1B 1-3 2-H 3-H 1B | | 4 | 1 | 2 | 2 | 0 | 1 | 1 |
| Clete Boyer, R (1, 5)<br>OBP: 0.291, SLG: 0.319 | | | x 0-0 ① 4-3 | | x 0-0 1B 2-H 3-H FC5 1B | | x 0-0 ① 6-3 | x 0-0 1-3 3-H 1B | | 4 | 1 | 2 | 3 | 0 | 0 | 0 |
| Al Downing, R (1, 1)<br>OBP: 0.211, SLG: 0.270<br>Pete Mikkelsen, R (8, 1) | | | x 0-0 ② 4-3 | | S S S 0-3 ① K | | S S S 0-3 ② K | S S S 0-3 ③ K | | 4 | 0 | 0 | 0 | 0 | 3 | 3 |
| | | | | | | | | | | 0 | 0 | 0 | 0 | 0 | 0 | 0 |
| Inning Stats | R: 0 H: 0<br>E: 0 LOB: 0<br>K: 2 BB: 0<br>S: 7 P: 7 | R: 0 H: 1<br>E: 0 LOB: 1<br>K: 0 BB: 0<br>S: 4 P: 4 | R: 0 H: 0<br>E: 0 LOB: 0<br>K: 0 BB: 0<br>S: 3 P: 3 | R: 0 H: 1<br>E: 0 LOB: 1<br>K: 0 BB: 0<br>S: 4 P: 4 | R: 3 H: 4<br>E: 0 LOB: 2<br>K: 2 BB: 0<br>S: 12 P: 12 | R: 0 H: 0<br>E: 0 LOB: 0<br>K: 1 BB: 0<br>S: 5 P: 5 | R: 0 H: 0<br>E: 0 LOB: 0<br>K: 1 BB: 0<br>S: 5 P: 5 | R: 3 H: 2<br>E: 0 LOB: 2<br>K: 1 BB: 3<br>S: 7 P: 19 | R: 0 H: 0<br>E: 0 LOB: 0<br>K: 1 BB: 0<br>S: 5 P: 5 | 1B: 6 SF: 0<br>2B: 2 SAC: 0<br>3B: 0 DP: 0<br>HR: 0 HBP: 0 | | | | | | |

| PITCHER | | IP | WLS | BF | H | R | ER | SO | BB | IBB | HBP | BLK | WP | HR | S | P | ERA | WHIP |
|---|---|---|---|---|---|---|---|---|---|---|---|---|---|---|---|---|---|---|
| Claude Osteen, L<br>ERA: 3.47 | (1, 1) | 7.2 | L | 34 | 7 | 6 | 6 | 6 | 2 | 1 | 0 | 0 | 0 | 0 | 43 | 55 | 7.04 | 1.174 |
| Ron Kline, R<br>ERA: 2.51 | (8, 1) | 1.1 | | 5 | 1 | 0 | 0 | 2 | 0 | 0 | 0 | 0 | 0 | 0 | 9 | 9 | 0.00 | 0.750 |

| PITCHER | IP | WLS | BF | H | R | ER | SO | BB | IBB | HBP | BLK | WP | HR | S | P | ERA | WHIP |
|---|---|---|---|---|---|---|---|---|---|---|---|---|---|---|---|---|---|

# TOP

## New York Yankees @ Washington Senators

D.C. Stadium, Washington, DC

Thu Jul 09 1964, 7:05 PM EDT

Att. 21,543 - Unknown

livebaseballscorecards.com

| | |
|---|---|
| AB | 36 |
| R | 6 |
| H | 8 |
| RBI | 6 |
| BB | 3 |
| SO | 8 |
| LOB | 14 |

WP: 0 PA: 39
PB: 0
SB: 0
CS: 0

| Batter | 1 | 2 | 3 | 4 | 5 | 6 | 7 | 8 | 9 | AB | R | H | RBI | BB | SO | LOB |
|---|---|---|---|---|---|---|---|---|---|---|---|---|---|---|---|---|
| Ed Brinkman, R (1, 6)<br>OBP: 0.267, SLG: 0.336 | S S S 0-3 K ① | x 0-0 P6 ③ | | x 0-0 F8 ③ | | | x 0-0 6-3 ③ | | x 0-0 1-3 ③ | 5 | 0 | 0 | 0 | 0 | 1 | 2 |
| John Kennedy, R (1, 5)<br>OBP: 0.307, SLG: 0.401 | x 0-0 1B 2B | | B B B B 4-0 1B BB | | x 0-0 F3 ① | | | S S S 0-3 K ① | | 3 | 1 | 1 | 0 | 1 | 1 | 0 |
| Chuck Hinton, R (1, 7)<br>OBP: 0.363, SLG: 0.459 | x 0-0 6-3 ② | | x 0-0 F9 ① | | x 0-0 6-3 ② | | | B B B B 4-0 BB 2B BB | | 3 | 1 | 0 | 0 | 1 | 0 | 2 |
| Bill Skowron, R (1, 3)<br>OBP: 0.308, SLG: 0.456 | x 0-0 HR 2-H 1B | | x 0-0 F7 ② | | x 0-0 6-3 ③ | | | B B B B 4-0 1-2 2B BB | | 3 | 2 | 1 | 1 | 1 | 0 | 1 |
| Don Lock, R (1, 9) (9, 8)<br>OBP: 0.373, SLG: 0.449 | x 0-0 1-H HR | | x 0-0 1-3 1B | | | S S S 0-3 K ① | | S S S 0-3 K ② | | 4 | 1 | 2 | 2 | 0 | 2 | 2 |
| Don Leppert, R (1, 2)<br>OBP: 0.224, SLG: 0.229<br>Jim King, L (8, PH) (9, 9)<br>OBP: 0.369, SLG: 0.498 | x 0-0 6-3 ③ | | S S S 0-3 K ③ | | | x 0-0 F8 ② | | x 0-0 1-H 2-H 2B | | 3 | 0 | 0 | 0 | 0 | 1 | 2 |
| | | | | | | | | | | 1 | 0 | 1 | 2 | 0 | 0 | 0 |
| Ken Hunt, R (1, 8)<br>OBP: 0.228, SLG: 0.217<br>Mike Brumley, L (8, PH) (9, 2)<br>OBP: 0.316, SLG: 0.304 | | S S S 0-3 K ① | | S S S 0-3 K ① | | x 0-0 F8 ③ | | x 0-0 1-3 ③ | | 3 | 0 | 0 | 0 | 0 | 2 | 0 |
| | | | | | | | | | | 1 | 0 | 0 | 0 | 0 | 0 | 1 |
| Chuck Cottier, R (1, 4)<br>OBP: 0.293, SLG: 0.412<br>Don Zimmer, R (9, PH)<br>OBP: 0.299, SLG: 0.455 | | B B B B 4-0 SH5-4 BB | | x 0-0 F7 ② | | | S S S 0-3 K ① | | S S S 0-3 K ① | 2 | 0 | 0 | 0 | 1 | 1 | 0 |
| | | | | | | | | | | 1 | 0 | 0 | 0 | 0 | 1 | 0 |
| Claude Osteen, L (1, 1)<br>OBP: 0.184, SLG: 0.213<br>Ron Kline, R (8, 1)<br>OBP: 0.400, SLG: 0.250<br>Don Blasingame, L (9, PH)<br>OBP: 0.310, SLG: 0.324 | | x 0-0 SH5-4 ② 1-2 | | x 0-0 1B | | | S S S 0-3 K ② | | x 0-0 F7 ② | 2 | 0 | 1 | 0 | 0 | 1 | 0 |
| | | | | | | | | | | 0 | 0 | 0 | 0 | 0 | 0 | 0 |
| | | | | | | | | | | 1 | 0 | 0 | 0 | 0 | 0 | 0 |
| Inning Stats | R: 3 H: 3<br>E: 0 LOB: 0<br>K: 1 BB: 0<br>S: 8 P: 8 | R: 0 H: 0<br>E: 0 LOB: 1<br>K: 1 BB: 1<br>S: 5 P: 9 | R: 0 H: 1<br>E: 0 LOB: 2<br>K: 1 BB: 1<br>S: 6 P: 10 | R: 0 H: 1<br>E: 0 LOB: 1<br>K: 1 BB: 0<br>S: 6 P: 6 | R: 0 H: 0<br>E: 0 LOB: 0<br>K: 0 BB: 0<br>S: 3 P: 3 | R: 0 H: 0<br>E: 0 LOB: 0<br>K: 1 BB: 0<br>S: 5 P: 5 | R: 0 H: 0<br>E: 0 LOB: 0<br>K: 2 BB: 0<br>S: 7 P: 7 | R: 2 H: 1<br>E: 0 LOB: 1<br>K: 2 BB: 2<br>S: 8 P: 16 | R: 0 H: 0<br>E: 0 LOB: 0<br>K: 1 BB: 0<br>S: 5 P: 5 | | | | | | | |

| PITCHER | IP | WLS | BF | H | R | ER | SO | BB | IBB | HBP | BLK | WP | HR | S | P | ERA | WHIP |
|---|---|---|---|---|---|---|---|---|---|---|---|---|---|---|---|---|---|
| Al Downing, L (1, 1)<br>ERA: 3.13 | 7.1 | W | 31 | 5 | 5 | 5 | 8 | 4 | 0 | 0 | 0 | 0 | 1 | 43 | 59 | 6.14 | 1.227 |
| Pete Mikkelsen, R (8, 1)<br>ERA: 3.69 | 1.2 | S | 6 | 1 | 0 | 0 | 2 | 0 | 0 | 0 | 0 | 0 | 0 | 10 | 10 | 0.00 | 0.600 |

| PITCHER | IP | WLS | BF | H | R | ER | SO | BB | IBB | HBP | BLK | WP | HR | S | P | ERA | WHIP |
|---|---|---|---|---|---|---|---|---|---|---|---|---|---|---|---|---|---|

# BOTTOM

## New York Yankees @ Washington Senators

D.C. Stadium, Washington, DC

Thu Jul 09 1964, 7:05 PM EDT

Att. 21,543 - Unknown

livebaseballscorecards.com

| | |
|---|---|
| AB | 32 |
| R | 5 |
| H | 6 |
| RBI | 5 |
| BB | 4 |
| SO | 10 |
| LOB | 10 |

| | | | |
|---|---|---|---|
| 1B: 3 | SF: 0 | WP: 0 | PA: 37 |
| 2B: 2 | SAC: 1 | PB: 0 | |
| 3B: 0 | DP: 0 | SB: 0 | |
| HR: 1 | HBP: 0 | CS: 0 | |

# New York Yankees @ Washington Senators

D.C. Stadium, Washington, DC

Fri Jul 10 1964, 7:05 PM EDT

Att. 25,971 - Unknown

TOP

livebaseballscorecards.com

| Batter | 1 | 2 | 3 | 4 | 5 | 6 | 7 | 8 | 9 | AB | R | H | RBI | BB | SO | LOB |
|---|---|---|---|---|---|---|---|---|---|---|---|---|---|---|---|---|
| Tony Kubek, L (1, 6)<br>OBP: 0.284, SLG: 0.359 | F9 | K | | 1B 1-3 1B | | K | | | 4-3 | 5 | 0 | 1 | 0 | 0 | 2 | 0 |
| Bobby Richardson, R (1, 4)<br>OBP: 0.279, SLG: 0.315 | PB BB 4-3 1B | | 5-3 | BB 1-3 3-H 1B | | | P6 | | K2-3 | 5 | 1 | 2 | 1 | 0 | 1 | 0 |
| Mickey Mantle, S (1, 8)<br>OBP: 0.444, SLG: 0.629 | 4-3 PB 1-2 BB | | 1B BB | BB 1-2 | | | L8 | | | 1 | 0 | 0 | 0 | 3 | 0 | 0 |
| Pedro Gonzalez, R (8, 3)<br>OBP: 0.300, SLG: 0.333 | | | | | | | | | | 0 | 0 | 0 | 0 | 0 | 0 | 0 |
| Roger Maris, L (1, 9)<br>OBP: 0.358, SLG: 0.485 | 4-3 1-3 2-H | | 1-3 1B | G3 | | | F7 | | | 4 | 0 | 1 | 1 | 0 | 0 | 4 |
| Tom Tresh, S (1, 7)<br>OBP: 0.354, SLG: 0.405 | K | | K | | L7 | | | HBP FC4 | | 3 | 0 | 0 | 0 | 0 | 2 | 3 |
| Joe Pepitone, L (1, 3) (8, 8)<br>OBP: 0.296, SLG: 0.387 | | F8 | F5 | | F7 | | | K | | 4 | 0 | 0 | 0 | 0 | 1 | 3 |
| Elston Howard, R (1, 2)<br>OBP: 0.359, SLG: 0.437 | | HR BB | | CS BB | P5 | | | FC4 1-2f | | 2 | 1 | 0 | 0 | 2 | 0 | 1 |
| Clete Boyer, R (1, 5)<br>OBP: 0.290, SLG: 0.330 | | 1-H HR | | P6 1-2 | | 6-3 | | F8 | | 4 | 1 | 1 | 2 | 0 | 0 | 2 |
| Whitey Ford, L (1, 1)<br>OBP: 0.306, SLG: 0.195 | | L5 | | 1B 1B BB | | K | | | K | 2 | 1 | 0 | 0 | 1 | 1 | 0 |
| Bill Stafford, R (6, 1)<br>OBP: 0.083, SLG: 0.167 | | | | | | | | | | 1 | 0 | 0 | 0 | 0 | 1 | 0 |
| Inning Stats | R: 1 E: 0 K: 1 S: 6 H: 1 LOB: 1 BB: 1 P: 10 | R: 2 E: 0 K: 1 S: 6 H: 1 LOB: 0 BB: 1 P: 10 | R: 0 E: 0 K: 1 S: 6 H: 1 LOB: 2 BB: 1 P: 10 | R: 1 E: 0 K: 0 S: 4 H: 2 LOB: 3 BB: 3 P: 16 | R: 0 E: 0 K: 0 S: 3 H: 0 LOB: 0 BB: 0 P: 3 | R: 0 E: 0 K: 2 S: 7 H: 0 LOB: 0 BB: 0 P: 7 | R: 0 E: 0 K: 0 S: 3 H: 0 LOB: 0 BB: 0 P: 3 | R: 0 E: 1 K: 1 S: 5 H: 0 LOB: 1 BB: 0 P: 6 | R: 0 E: 0 K: 2 S: 7 H: 0 LOB: 0 BB: 0 P: 7 | 1B: 4 2B: 0 3B: 0 HR: 1 SF: 0 SAC: 0 DP: 0 HBP: 1 | | | | | | | |

| | AB | 31 |
|---|---|---|
| | R | 4 |
| | H | 5 |
| | RBI | 4 |
| | BB | 6 |
| | SO | 8 |
| | LOB | 13 |

WP: 0 PB: 1 SB: 0 CS: 1 PA: 38

| PITCHER | IP | WLS | BF | H | R | ER | SO | BB | IBB | HBP | BLK | WP | HR | S | P | ERA | WHIP |
|---|---|---|---|---|---|---|---|---|---|---|---|---|---|---|---|---|---|
| Buster Narum, R (1, 1)<br>ERA: 4.6 | 3.2 | L | 19 | 4 | 4 | 3 | 3 | 5 | 0 | 0 | 0 | 0 | 1 | 20 | 40 | 7.36 | 2.455 |
| Jim Hannan, R (4, 1)<br>ERA: 4.03 | 3.1 | | 12 | 1 | 0 | 0 | 2 | 1 | 0 | 0 | 0 | 0 | 0 | 15 | 19 | 0.00 | 0.600 |
| Jim Duckworth, R (8, 1)<br>ERA: 3.77 | 2.0 | | 7 | 0 | 0 | 0 | 3 | 0 | 0 | 1 | 0 | 0 | 0 | 12 | 13 | 0.00 | 0.000 |

| PITCHER | IP | WLS | BF | H | R | ER | SO | BB | IBB | HBP | BLK | WP | HR | S | P | ERA | WHIP |
|---|---|---|---|---|---|---|---|---|---|---|---|---|---|---|---|---|---|

# BOTTOM

## New York Yankees @ Washington Senators

D.C. Stadium, Washington, DC

Fri Jul 10 1964, 7:05 PM EDT

Att. 25,971 - Unknown

livebaseballscorecards.com

| Batter | 1 | 2 | 3 | 4 | 5 | 6 | 7 | 8 | 9 | AB | R | H | RBI | BB | SO | LOB |
|---|---|---|---|---|---|---|---|---|---|---|---|---|---|---|---|---|
| Ed Brinkman, R (1, 6)<br>OBP: 0.271, SLG: 0.339 | 0-0 6-3 | | 0-0 G6-4-3 1B | | 0-0 FC6-4 1B | | 0-3 K | | | 4 | 0 | 2 | 0 | 0 | 1 | 0 |
| John Kennedy, R (1, 5)<br>OBP: 0.303, SLG: 0.395 | 0-0 F9 | | 0-0 G6-4-3 1-2f | | 0-0 FC6-4 1-2f | | | 0-0 G6-3 | | 4 | 0 | 0 | 0 | 0 | 0 | 2 |
| Chuck Hinton, R (1, 7)<br>OBP: 0.359, SLG: 0.453 | 0-0 F3 | | | 0-0 6-3 | | 0-0 6-3 | | 0-0 F9 | | 4 | 0 | 0 | 0 | 0 | 0 | 0 |
| Bill Skowron, R (1, 3)<br>OBP: 0.307, SLG: 0.453 | | 0-0 BB 1B | | 0-0 6-3 | | 0-0 F7 | | 0-3 K | | 4 | 0 | 1 | 0 | 0 | 1 | 0 |
| Don Lock, R (1, 8)<br>OBP: 0.379, SLG: 0.452 | | B B B B 4-0 FC6-4 1-2 BB | | 0-0 1B | | 0-0 BB 1B | | | 0-0 F8 | 3 | 0 | 2 | 0 | 1 | 0 | 0 |
| Jim King, L (1, 9)<br>OBP: 0.367, SLG: 0.492 | 0-0 FC6-4 1-2f | | S S S 0-3 K | | B B B B 4-0 FC5-4 1-2 BB | | | | 0-0 G3 | 3 | 0 | 0 | 0 | 1 | 1 | 3 |
| Don Leppert, R (1, 2)<br>OBP: 0.228, SLG: 0.274<br>Mike Brumley, L (9, PH)<br>OBP: 0.314, SLG: 0.303 | S S S 0-3 K | | | | 0-0 HR | 0-0 FC5-4 1-2f | | | 0-0 1-3 | 3<br>1 | 1<br>0 | 1<br>0 | 1<br>0 | 0<br>0 | 1<br>0 | 4<br>0 |
| Chuck Cottier, R (1, 4)<br>OBP: 0.286, SLG: 0.400<br>Don Blasingame, L (7, PH)<br>OBP: 0.309, SLG: 0.323<br>(8, 4) | 0-0 F8 | | | S S S 0-3 K | | | 0-0 F7 | | | 2<br>1 | 0<br>0 | 0<br>0 | 0<br>0 | 0<br>0 | 1<br>0 | 2<br>0 |
| Buster Narum, R (1, 1)<br>OBP: 0.031, SLG: 0.031<br>Jim Hannan, R (4, 1)<br>OBP: 0.231, SLG: 0.250<br>Dick Phillips, L (7, PH)<br>OBP: 0.320, SLG: 0.292<br>Jim Duckworth, R (8, 1)<br>OBP: 0.375, SLG: 0.286 | | S S S 0-3 K | | | 0-0 5-3 | | 0-0 6-3 | | | 1<br>1<br>1<br>0 | 0<br>0<br>0<br>0 | 0<br>0<br>0<br>0 | 0<br>0<br>0<br>0 | 0<br>0<br>0<br>0 | 1<br>0<br>0<br>0 | 0<br>0<br>0<br>0 |
| Inning Stats | R: 0 H: 0<br>E: 0 LOB: 0<br>K: 0 BB: 0<br>S: 3 P: 3 | R: 0 H: 1<br>E: 0 LOB: 2<br>K: 1 BB: 1<br>S: 6 P: 10 | R: 0 H: 1<br>E: 0 LOB: 0<br>K: 1 BB: 0<br>S: 5 P: 5 | R: 0 H: 1<br>E: 0 LOB: 1<br>K: 1 BB: 0<br>S: 6 P: 6 | R: 1 H: 2<br>E: 0 LOB: 1<br>K: 1 BB: 0<br>S: 7 P: 7 | R: 0 H: 1<br>E: 0 LOB: 2<br>K: 0 BB: 1<br>S: 4 P: 8 | R: 0 H: 0<br>E: 0 LOB: 0<br>K: 1 BB: 0<br>S: 5 P: 5 | R: 0 H: 0<br>E: 0 LOB: 0<br>K: 1 BB: 0<br>S: 5 P: 5 | R: 0 H: 0<br>E: 0 LOB: 0<br>K: 0 BB: 0<br>S: 3 P: 3 | 1B: 5<br>2B: 0<br>3B: 0<br>HR: 1 | SF: 0<br>SAC: 0<br>DP: 1<br>HBP: 0 | | | | | | |

| | AB | 32 |
|---|---|---|
| | R | 1 |
| | H | 6 |
| | RBI | 1 |
| | BB | 2 |
| | SO | 6 |
| | LOB | 11 |

| PITCHER | | IP | WLS | BF | H | R | ER | SO | BB | IBB | HBP | BLK | WP | HR | S | P | ERA | WHIP |
|---|---|---|---|---|---|---|---|---|---|---|---|---|---|---|---|---|---|---|
| Whitey Ford, L<br>ERA: 2.16 | (1, 1) | 5.2 | W | 24 | 6 | 1 | 1 | 4 | 2 | 0 | 0 | 0 | 0 | 1 | 30 | 38 | 1.59 | 1.412 |
| Bill Stafford, R<br>ERA: 2.23 | (6, 1) | 3.1 | S | 10 | 0 | 0 | 0 | 2 | 0 | 0 | 0 | 0 | 0 | 0 | 14 | 14 | 0.00 | 0.000 |

| PITCHER | IP | WLS | BF | H | R | ER | SO | BB | IBB | HBP | BLK | WP | HR | S | P | ERA | WHIP |
|---|---|---|---|---|---|---|---|---|---|---|---|---|---|---|---|---|---|

| Batter | 1 | 2 | 3 | 4 | 5 | 6 | 7 | 8 | 9 | AB | R | H | RBI | BB | SO | LOB |
|---|---|---|---|---|---|---|---|---|---|---|---|---|---|---|---|---|
| Tony Kubek, L (1, 6)<br>OBP: 0.283, SLG: 0.373 | F8 | | 3-1 | | HR | | | P5 | | 4 | 1 | 1 | 1 | 0 | 0 | 0 |
| Bobby Richardson, R (1, 4)<br>OBP: 0.279, SLG: 0.313 | BB<br>1B<br>G3 | | 1-3 | | F7 | | | L5 | | 3 | 1 | 0 | 0 | 1 | 0 | 0 |
| Mickey Mantle, S (1, 8)<br>OBP: 0.449, SLG: 0.629 | 1B<br>1-3<br>G3 | | BB | | | K | | | 1B | 3 | 1 | 2 | 0 | 1 | 1 | 0 |
| Pedro Gonzalez, R (9, PR)<br>OBP: 0.300, SLG: 0.333 (9, 3) | | | | | | | | | | 0 | 0 | 0 | 0 | 0 | 0 | 0 |
| Roger Maris, L (1, 9)<br>OBP: 0.352, SLG: 0.476 | G3<br>1-2<br>3-H | | 3-1 | | | 4-3 | | | F2 | 4 | 0 | 0 | 1 | 0 | 0 | 3 |
| Tom Tresh, S (1, 7)<br>OBP: 0.352, SLG: 0.402 | 1B<br>2-H | | | K | | F5 | | | K | 4 | 0 | 1 | 1 | 0 | 2 | 1 |
| Joe Pepitone, L (1, 3)<br>OBP: 0.293, SLG: 0.382 (9, 8) | 4-3 | | | 4-3 | | | F8 | | F9 | 4 | 0 | 0 | 0 | 0 | 0 | 2 |
| Elston Howard, R (1, 2)<br>OBP: 0.355, SLG: 0.432 | | F2 | | 5-3 | | | 5-3 | | | 3 | 0 | 0 | 0 | 0 | 0 | 0 |
| Clete Boyer, R (1, 5)<br>OBP: 0.287, SLG: 0.326 | | 6-3 | | | K | | 2-3 | | | 3 | 0 | 0 | 0 | 0 | 1 | 0 |
| Jim Bouton, R (1, 1)<br>OBP: 0.125, SLG: 0.128 | | F8 | | | 4-3 | | | P4 | | 3 | 0 | 0 | 0 | 0 | 0 | 0 |
| Steve Hamilton, L (8, 1)<br>OBP: 0.222, SLG: 0.125 | | | | | | | | | | 0 | 0 | 0 | 0 | 0 | 0 | 0 |
| Pete Mikkelsen, R (9, 1) | | | | | | | | | | 0 | 0 | 0 | 0 | 0 | 0 | 0 |
| Inning Stats | R: 2<br>E: 0<br>K: 0<br>S: 5<br>H: 2<br>LOB: 1<br>BB: 1<br>P: 9 | R: 0<br>E: 0<br>K: 0<br>S: 3<br>H: 0<br>LOB: 0<br>BB: 0<br>P: 3 | R: 0<br>E: 0<br>K: 0<br>S: 3<br>H: 0<br>LOB: 1<br>BB: 1<br>P: 7 | R: 0<br>E: 0<br>K: 1<br>S: 5<br>H: 0<br>LOB: 0<br>BB: 0<br>P: 5 | R: 1<br>E: 0<br>K: 1<br>S: 6<br>H: 1<br>LOB: 0<br>BB: 0<br>P: 6 | R: 0<br>E: 0<br>K: 1<br>S: 5<br>H: 0<br>LOB: 0<br>BB: 0<br>P: 5 | R: 0<br>E: 0<br>K: 0<br>S: 3<br>H: 0<br>LOB: 0<br>BB: 0<br>P: 3 | R: 0<br>E: 0<br>K: 0<br>S: 3<br>H: 0<br>LOB: 0<br>BB: 0<br>P: 3 | R: 0<br>E: 0<br>K: 1<br>S: 6<br>H: 1<br>LOB: 1<br>BB: 0<br>P: 6 | 1B: 3<br>2B: 0<br>3B: 0<br>HR: 1 | SF: 0<br>SAC: 0<br>DP: 0<br>HBP: 0 | | | | | |

# TOP

## New York Yankees @ Washington Senators

D.C. Stadium, Washington, DC

Sat Jul 11 1964, 3:33 AM EDT

Att. 11,381 - Unknown - 90 F

livebaseballscorecards.com

| | |
|---|---|
| AB | 31 |
| R | 3 |
| H | 4 |
| RBI | 3 |
| BB | 2 |
| SO | 4 |
| LOB | 6 |

WP: 0 PB: 0 SB: 0 CS: 0 PA: 33

| PITCHER | | IP | WLS | BF | H | R | ER | SO | BB | IBB | HBP | BLK | WP | HR | S | P | ERA | WHIP |
|---|---|---|---|---|---|---|---|---|---|---|---|---|---|---|---|---|---|---|
| Dave Stenhouse, R<br>ERA: 5.82 | (1, 1) | 8.0 | L | 29 | 3 | 3 | 3 | 3 | 2 | 0 | 0 | 0 | 0 | 1 | 33 | 41 | 3.38 | 0.625 |
| Steve Ridzik, R<br>ERA: 2.48 | (9, 1) | 1.0 | | 4 | 1 | 0 | 0 | 1 | 0 | 0 | 0 | 0 | 0 | 0 | 6 | 6 | 0.00 | 1.000 |

| PITCHER | | IP | WLS | BF | H | R | ER | SO | BB | IBB | HBP | BLK | WP | HR | S | P | ERA | WHIP |
|---|---|---|---|---|---|---|---|---|---|---|---|---|---|---|---|---|---|---|

| Batter | 1 | 2 | 3 | 4 | 5 | 6 | 7 | 8 | 9 | AB | R | H | RBI | BB | SO | LOB |
|---|---|---|---|---|---|---|---|---|---|---|---|---|---|---|---|---|
| Don Blasingame, L (1, 4)<br>OBP: 0.306, SLG: 0.319 | 4-3 | | F9 | | L3 | | | SH1-4<br>1-2 | | 3 | 0 | 0 | 0 | 0 | 0 | 2 |
| Chuck Hinton, R (1, 7) (9, 9)<br>OBP: 0.355, SLG: 0.448 | 1-3 | | | G3 | | G6-3 | | 4-3<br>2-3 | | 4 | 0 | 0 | 0 | 0 | 0 | 2 |
| Jim King, L (1, 9)<br>OBP: 0.363, SLG: 0.485<br>John Kennedy, R (8, PH) (9, 5)<br>OBP: 0.302, SLG: 0.394 | F9 | | | P5 | | F9 | | F9 | | 3<br>1 | 0<br>0 | 0<br>0 | 0<br>0 | 0<br>0 | 0<br>0 | 0<br>2 |
| Bill Skowron, R (1, 3)<br>OBP: 0.307, SLG: 0.461 | | HR | | P4 | | 1-3 | | | 1-3 | 4 | 1 | 1 | 1 | 0 | 0 | 0 |
| Don Lock, R (1, 8)<br>OBP: 0.380, SLG: 0.453 | | K | | | 1B<br>1B | | 1B | | L5 | 4 | 1 | 2 | 0 | 0 | 1 | 0 |
| Don Zimmer, R (1, 5) (9, 7)<br>OBP: 0.293, SLG: 0.445 | | 5-3 | | | K | | F3 | | F7 | 4 | 0 | 0 | 0 | 0 | 1 | 2 |
| Mike Brumley, L (1, 2)<br>OBP: 0.315, SLG: 0.303 | | G3 | | | 1B<br>1-3 | | L9 | | | 3 | 0 | 1 | 0 | 0 | 0 | 1 |
| Ed Brinkman, R (1, 6)<br>OBP: 0.268, SLG: 0.335 | | | P2 | | F5 | | K | | | 3 | 0 | 0 | 0 | 0 | 1 | 3 |
| Dave Stenhouse, R (1, 1)<br>OBP: 0.429, SLG: 0.333<br>Dick Phillips, L (8, PH)<br>OBP: 0.325, SLG: 0.292<br>Chuck Cottier, R (8, PR)<br>OBP: 0.286, SLG: 0.400<br>Steve Ridzik, R (9, 1)<br>OBP: 0.308, SLG: 0.250 | | | L7 | | 1B<br>1-2<br>3-H | | | 4-3 SH1-4<br>BB | | 2<br>0<br>0<br>0 | 0<br>0<br>0<br>0 | 1<br>0<br>0<br>0 | 1<br>0<br>0<br>0 | 0<br>1<br>0<br>0 | 0<br>0<br>0<br>0 | 0<br>0<br>0<br>0 |
| Inning Stats | R: 0 E: 0 K: 0 S: 3 H: 0 LOB: 0 BB: 0 P: 3 | R: 1 E: 0 K: 1 S: 6 H: 1 LOB: 0 BB: 0 P: 6 | R: 0 E: 0 K: 0 S: 3 H: 0 LOB: 0 BB: 0 P: 3 | R: 0 E: 0 K: 0 S: 3 H: 0 LOB: 0 BB: 0 P: 3 | R: 1 E: 0 K: 1 S: 8 H: 3 LOB: 2 BB: 0 P: 8 | R: 0 E: 0 K: 0 S: 3 H: 0 LOB: 0 BB: 0 P: 3 | R: 0 E: 0 K: 1 S: 6 H: 1 LOB: 1 BB: 0 P: 6 | R: 0 E: 0 K: 0 S: 3 H: 0 LOB: 2 BB: 1 P: 7 | R: 0 E: 0 K: 0 S: 3 H: 0 LOB: 0 BB: 0 P: 3 | 1B: 4 2B: 0 3B: 0 HR: 1 | SF: 0 SAC: 1 DP: 0 HBP: 0 | | | | | | |

| PITCHER | IP | WLS | BF | H | R | ER | SO | BB | IBB | HBP | BLK | WP | HR | S | P | ERA | WHIP |
|---|---|---|---|---|---|---|---|---|---|---|---|---|---|---|---|---|---|
| Jim Bouton, R (1, 1)<br>ERA: 2.96 | 7.2 | W | 29 | 5 | 2 | 2 | 3 | 1 | 0 | 0 | 0 | 0 | 1 | 34 | 38 | 2.35 | 0.783 |
| Steve Hamilton, L (8, 1)<br>ERA: 2.22 | 0.1 | | 1 | 0 | 0 | 0 | 0 | 0 | 0 | 0 | 0 | 0 | 0 | 1 | 1 | 0.00 | 0.000 |
| Pete Mikkelsen, R (9, 1)<br>ERA: 3.62 | 1.0 | S | 3 | 0 | 0 | 0 | 0 | 0 | 0 | 0 | 0 | 0 | 0 | 3 | 3 | 0.00 | 0.000 |

| PITCHER | IP | WLS | BF | H | R | ER | SO | BB | IBB | HBP | BLK | WP | HR | S | P | ERA | WHIP |
|---|---|---|---|---|---|---|---|---|---|---|---|---|---|---|---|---|---|

# BOTTOM

## New York Yankees @ Washington Senators

D.C. Stadium, Washington, DC

Sat Jul 11 1964, 3:33 AM EDT

Att. 11,381 - Unknown - 90 F

livebaseballscorecards.com

| | |
|---|---|
| AB | 31 |
| R | 2 |
| H | 5 |
| RBI | 2 |
| BB | 1 |
| SO | 3 |
| LOB | 12 |

1B: 4 2B: 0 3B: 0 HR: 1 SF: 0 SAC: 1 DP: 0 HBP: 0 PA: 33

WP: 0 PB: 0 SB: 0 CS: 0

| Batter | 1 | 2 | 3 | 4 | 5 | 6 | 7 | 8 | 9 | AB | R | H | RBI | BB | SO | LOB |
|---|---|---|---|---|---|---|---|---|---|---|---|---|---|---|---|---|
| Tony Kubek, L (1, 6)<br>OBP: 0.279, SLG: 0.367 | K | | 4-3 | | 4-3 | | | | | 3 | 0 | 0 | 0 | 0 | 1 | 0 |
| Bobby Richardson, R (1, 4)<br>OBP: 0.276, SLG: 0.310 | K | | 6-3 | | L7 | | | | | 3 | 0 | 0 | 0 | 0 | 1 | 0 |
| Mickey Mantle, S (1, 8)<br>OBP: 0.447, SLG: 0.626 | F8 | | 1B | | 4-3 | | | | | 3 | 0 | 1 | 0 | 0 | 0 | 0 |
| Roger Maris, L (1, 9)<br>OBP: 0.352, SLG: 0.487 | | HR | F2 | | | 3-1 | | | | 3 | 1 | 1 | 1 | 0 | 0 | 1 |
| Tom Tresh, S (1, 7)<br>OBP: 0.352, SLG: 0.402 | | 1B | | K | | K2-3 | | | | 3 | 0 | 1 | 0 | 0 | 2 | 0 |
| Joe Pepitone, L (1, 3)<br>OBP: 0.293, SLG: 0.391 | | K | | HR | | 1-3 | | | | 3 | 1 | 1 | 1 | 0 | 1 | 1 |
| Elston Howard, R (1, 2)<br>OBP: 0.358, SLG: 0.435 | | 1-2 1B | | 1B | | | F8 | | | 3 | 0 | 2 | 0 | 0 | 0 | 0 |
| Clete Boyer, R (1, 5)<br>OBP: 0.284, SLG: 0.322 | | P4 | | F8 | | | F8 | | | 3 | 0 | 0 | 0 | 0 | 0 | 3 |
| Stan Williams, R (1, 1)<br>OBP: 0.214, SLG: 0.286 | | 4-3 | | K | | | K | | | 3 | 0 | 0 | 0 | 0 | 2 | 3 |
| Inning Stats | R: 0<br>E: 0<br>K: 2<br>S: 7<br>H: 0<br>LOB: 0<br>BB: 0<br>P: 7 | R: 1<br>E: 0<br>K: 1<br>S: 8<br>H: 3<br>LOB: 2<br>BB: 0<br>P: 8 | R: 0<br>E: 0<br>K: 0<br>S: 4<br>H: 1<br>LOB: 1<br>BB: 0<br>P: 4 | R: 1<br>E: 0<br>K: 2<br>S: 9<br>H: 2<br>LOB: 1<br>BB: 0<br>P: 9 | R: 0<br>E: 0<br>K: 0<br>S: 3<br>H: 0<br>LOB: 0<br>BB: 0<br>P: 3 | R: 0<br>E: 0<br>K: 1<br>S: 5<br>H: 0<br>LOB: 0<br>BB: 0<br>P: 5 | R: 0<br>E: 0<br>K: 1<br>S: 5<br>H: 0<br>LOB: 0<br>BB: 0<br>P: 5 | | | 1B: 4<br>2B: 0<br>3B: 0<br>HR: 2<br>SF: 0<br>SAC: 0<br>DP: 0<br>HBP: 0 | | | | WP: 0<br>PB: 0<br>SB: 0<br>CS: 0<br>PA: 27 | | |

| PITCHER | IP | WLS | BF | H | R | ER | SO | BB | IBB | HBP | BLK | WP | HR | S | P | ERA | WHIP |
|---|---|---|---|---|---|---|---|---|---|---|---|---|---|---|---|---|---|
| Pedro Ramos, R (1, 1)<br>ERA: 4.14 | 7.0 | | 27 | 6 | 2 | 2 | 7 | 0 | 0 | 0 | 0 | 0 | 2 | 41 | 41 | 2.57 | 0.857 |

| PITCHER | IP | WLS | BF | H | R | ER | SO | BB | IBB | HBP | BLK | WP | HR | S | P | ERA | WHIP |
|---|---|---|---|---|---|---|---|---|---|---|---|---|---|---|---|---|---|

# TOP

## New York Yankees @ Cleveland Indians

Cleveland Municipal Stadium, Cleveland, OH

Sun Jul 12 1964, 3:33 AM EDT
Att. 37,128 - Unknown

livebaseballscorecards.com

| | |
|---|---|
| AB | 27 |
| R | 2 |
| H | 6 |
| RBI | 2 |
| BB | 0 |
| SO | 7 |
| LOB | 8 |

| Batter | 1 | 2 | 3 | 4 | 5 | 6 | 7 | 8 | 9 | AB | R | H | RBI | BB | SO | LOB |
|---|---|---|---|---|---|---|---|---|---|---|---|---|---|---|---|---|
| Dick Howser, R (1, 6)<br>OBP: 0.297, SLG: 0.292 | F2 | | FC3-6 1-2f 2B | | P5 | | | | | 3 | 1 | 0 | 0 | 0 | 0 | 1 |
| Vic Davalillo, L (1, 8)<br>OBP: 0.278, SLG: 0.309 | F9 | | 1-H 2B | | | F7 | | | | 3 | 0 | 1 | 1 | 0 | 0 | 0 |
| Leon Wagner, L (1, 7)<br>OBP: 0.335, SLG: 0.478 | HR | | F9 | | | BBBB 4-0 G4-6-3 BB | | | | 2 | 1 | 1 | 1 | 1 | 0 | 1 |
| Bob Chance, L (1, 9)<br>OBP: 0.434, SLG: 0.607 | SSS 0-3 K | | | SSS 0-3 K | | G4-6-3 1-2f | | | | 3 | 0 | 0 | 0 | 0 | 2 | 1 |
| Fred Whitfield, L (1, 3)<br>OBP: 0.301, SLG: 0.395 | | 4-3 | | 4-3 | | | | | | 2 | 0 | 0 | 0 | 0 | 0 | 0 |
| Chico Salmon, R (1, 4)<br>OBP: 0.429, SLG: 0.441 | | F2 | | 1B | | | | | | 2 | 0 | 1 | 0 | 0 | 0 | 0 |
| Joe Azcue, R (1, 2)<br>OBP: 0.252, SLG: 0.313 | | SSS 0-3 K | | P6 | | | | | | 2 | 0 | 0 | 0 | 0 | 1 | 1 |
| Billy Moran, R (1, 5)<br>OBP: 0.293, SLG: 0.294 | | | 5-3 | | F7 | | | | | 2 | 0 | 0 | 0 | 0 | 0 | 0 |
| Pedro Ramos, S (1, 1)<br>OBP: 0.290, SLG: 0.448 | | | FC3-6 1B | | F2 | | | | | 2 | 0 | 1 | 0 | 0 | 0 | 0 |
| Inning Stats | R: 1<br>E: 0<br>K: 1<br>S: 6<br>H: 1<br>LOB: 0<br>BB: 0<br>P: 6 | R: 0<br>E: 0<br>K: 1<br>S: 5<br>H: 0<br>LOB: 0<br>BB: 0<br>P: 5 | R: 1<br>E: 0<br>K: 0<br>S: 5<br>H: 2<br>LOB: 1<br>BB: 0<br>P: 5 | R: 0<br>E: 0<br>K: 1<br>S: 6<br>H: 1<br>LOB: 1<br>BB: 0<br>P: 6 | R: 0<br>E: 0<br>K: 0<br>S: 3<br>H: 0<br>LOB: 0<br>BB: 0<br>P: 3 | R: 0<br>E: 0<br>K: 0<br>S: 2<br>H: 0<br>LOB: 0<br>BB: 1<br>P: 6 | | | | 1B: 2<br>2B: 1<br>3B: 0<br>HR: 1<br>SF: 0<br>SAC: 0<br>DP: 1<br>HBP: 0 | | | | | | |

| PITCHER | IP | WLS | BF | H | R | ER | SO | BB | IBB | HBP | BLK | WP | HR | S | P | ERA | WHIP |
|---|---|---|---|---|---|---|---|---|---|---|---|---|---|---|---|---|---|
| Stan Williams, R (1, 1)<br>ERA: 3.21 | 6.0 | | 22 | 4 | 2 | 2 | 3 | 1 | 0 | 0 | 0 | 0 | 1 | 27 | 31 | 3.00 | 0.833 |

| PITCHER | IP | WLS | BF | H | R | ER | SO | BB | IBB | HBP | BLK | WP | HR | S | P | ERA | WHIP |
|---|---|---|---|---|---|---|---|---|---|---|---|---|---|---|---|---|---|

# BOTTOM

New York Yankees @ Cleveland Indians

Cleveland Municipal Stadium, Cleveland, OH

Sun Jul 12 1964, 3:33 AM EDT

Att. 37,128 - Unknown

livebaseballscorecards.com

| | |
|---|---|
| AB | 21 |
| R | 2 |
| H | 4 |
| RBI | 2 |
| BB | 1 |
| SO | 3 |
| LOB | 4 |

WP: 0 PA: 22
PB: 0
SB: 0
CS: 0

# New York Yankees @ Cleveland Indians

Cleveland Municipal Stadium, Cleveland, OH

Mon Jul 13 1964, 7:05 PM EDT

Att. 18,427 - Unknown

TOP

livebaseballscorecards.com

| Batter | 1 | 2 | 3 | 4 | 5 | 6 | 7 | 8 | 9 | AB | R | H | RBI | BB | SO | LOB |
|---|---|---|---|---|---|---|---|---|---|---|---|---|---|---|---|---|
| Tony Kubek, L (1, 6)<br>OBP: 0.277, SLG: 0.359 | F8 | | F8 | | L9 | | | K | BB<br>1B | 4 | 1 | 0 | 0 | 1 | 1 | 0 |
| Bobby Richardson, R (1, 4)<br>OBP: 0.273, SLG: 0.306 | F9 | | K | | 6-3 | | | 6-3 | F3 | 5 | 0 | 0 | 0 | 0 | 1 | 1 |
| Mickey Mantle, S (1, 8)<br>OBP: 0.446, SLG: 0.632 | K | | | P4 | F8 | | | HR | 1B<br>1-2 1B | 4 | 1 | 1 | 1 | 1 | 1 | 0 |
| Pedro Gonzalez, R (9, PR) (9, 3)<br>OBP: 0.300, SLG: 0.333 | | | | | | | | | | 0 | 1 | 0 | 0 | 0 | 0 | 0 |
| Roger Maris, L (1, 9)<br>OBP: 0.357, SLG: 0.490 | | F7 | | HR<br>1B | | L8 | | HR<br>1B | 1B<br>1-3 1B<br>2-H | 5 | 3 | 3 | 1 | 0 | 0 | 0 |
| Tom Tresh, S (1, 7)<br>OBP: 0.354, SLG: 0.426 | | G3 | | 1-H HR | | 1-3 | | 1-H HR | 1B<br>1-3 1B<br>3-H | 4 | 2 | 2 | 4 | 0 | 0 | 0 |
| Hector Lopez, R (8, 7)<br>OBP: 0.323, SLG: 0.437 | | | | | | | | | | 1 | 0 | 1 | 1 | 0 | 0 | 0 |
| Joe Pepitone, L (1, 3) (9, 8)<br>OBP: 0.295, SLG: 0.391 | | G3 | | FC6-4<br>1B | | 4-3 | | BB BB<br>1B | K | 5 | 0 | 2 | 0 | 0 | 1 | 2 |
| Elston Howard, R (1, 2)<br>OBP: 0.362, SLG: 0.436 | | | HR<br>1B | FC6-4<br>1B<br>1-2f | | | 1-3 | BB<br>1-2 BB | 1B<br>1-2<br>3-H | 4 | 1 | 2 | 1 | 1 | 0 | 1 |
| Clete Boyer, R (1, 5)<br>OBP: 0.289, SLG: 0.337 | | | 1-H HR | 1-3<br>1B | | | K | 1-2<br>2-3 BB | 6-3 | 4 | 1 | 2 | 2 | 1 | 1 | 2 |
| Rollie Sheldon, R (1, 1)<br>OBP: 0.133, SLG: 0.133 | | | K | K | | | 6-3 | P6 | | 4 | 0 | 0 | 0 | 0 | 2 | 5 |
| Inning Stats | R: 0 H: 0<br>E: 0 LOB: 0<br>K: 1 BB: 0<br>S: 5 P: 5 | R: 0 H: 0<br>E: 0 LOB: 0<br>K: 0 BB: 0<br>S: 3 P: 3 | R: 2 H: 2<br>E: 0 LOB: 0<br>K: 2 BB: 0<br>S: 9 P: 9 | R: 2 H: 4<br>E: 0 LOB: 2<br>K: 1 BB: 0<br>S: 9 P: 9 | R: 0 H: 0<br>E: 0 LOB: 0<br>K: 0 BB: 0<br>S: 3 P: 3 | R: 0 H: 0<br>E: 0 LOB: 0<br>K: 0 BB: 0<br>S: 3 P: 3 | R: 0 H: 0<br>E: 0 LOB: 0<br>K: 1 BB: 0<br>S: 5 P: 5 | R: 3 H: 4<br>E: 0 LOB: 3<br>K: 1 BB: 2<br>S: 9 P: 17 | R: 3 H: 3<br>E: 0 LOB: 2<br>K: 1 BB: 2<br>S: 8 P: 16 | 1B: 9 SF: 0<br>2B: 0 SAC: 0<br>3B: 0 DP: 0<br>HR: 4 HBP: 0 | | | | | | |

| | AB | 40 |
|---|---|---|
| | R | 10 |
| | H | 13 |
| | RBI | 10 |
| | BB | 4 |
| | SO | 7 |
| | LOB | 11 |

WP: 0 PA: 44
PB: 0
SB: 0
CS: 0

| PITCHER | | IP | WLS | BF | H | R | ER | SO | BB | IBB | HBP | BLK | WP | HR | S | P | ERA | WHIP |
|---|---|---|---|---|---|---|---|---|---|---|---|---|---|---|---|---|---|---|
| Dick Donovan, R<br>ERA: 4.43 | (1, 1) | 6.0 | L | 24 | 6 | 4 | 4 | 4 | 0 | 0 | 0 | 0 | 0 | 2 | 32 | 32 | 6.00 | 1.000 |
| Gary Bell, R<br>ERA: 3.94 | (7, 1) | 1.2 | | 7 | 2 | 2 | 2 | 2 | 0 | 0 | 0 | 0 | 0 | 1 | 11 | 11 | 10.80 | 1.200 |
| Tommy John, L<br>ERA: 3.78 | (8, 1) | 0.0 | | 3 | 2 | 1 | 1 | 0 | 1 | 0 | 0 | 0 | 0 | 1 | 2 | 6 | ∞ | ∞ |
| Don McMahon, R<br>ERA: 1.59 | (8, 1) | 0.1 | | 2 | 0 | 0 | 0 | 0 | 1 | 0 | 0 | 0 | 0 | 0 | 1 | 5 | 0.00 | 3.000 |
| Sonny Siebert, R<br>ERA: 4.68 | (9, 1) | 1.0 | | 8 | 3 | 3 | 3 | 1 | 2 | 0 | 0 | 0 | 0 | 0 | 8 | 16 | 27.00 | 5.000 |

| PITCHER | IP | WLS | BF | H | R | ER | SO | BB | IBB | HBP | BLK | WP | HR | S | P | ERA | WHIP |
|---|---|---|---|---|---|---|---|---|---|---|---|---|---|---|---|---|---|

| Batter | 1 | 2 | 3 | 4 | 5 | 6 | 7 | 8 | 9 | AB | R | H | RBI | BB | SO | LOB |
|---|---|---|---|---|---|---|---|---|---|---|---|---|---|---|---|---|
| Dick Howser, R (1, 6)<br>OBP: 0.294, SLG: 0.289 | P4 | | G1-4-3<br>1-2f | | | F5 | | FC5-4<br>G3<br>1-2f | | 4 | 0 | 0 | 0 | 0 | 0 | 3 |
| Vic Davalillo, L (1, 8)<br>OBP: 0.274, SLG: 0.304 | 1-3 | | | K | | 1-3 | | G3<br>1-2 | | 4 | 0 | 0 | 0 | 0 | 1 | 1 |
| Leon Wagner, L (1, 7)<br>OBP: 0.334, SLG: 0.485 | L5 | | | HR | | | P5 | F9 | | 4 | 1 | 1 | 1 | 0 | 0 | 1 |
| Bob Chance, L (1, 3)<br>OBP: 0.430, SLG: 0.604 | | F8 | | F8 | | | 1B<br>SF7<br>2B | | 4-3 | 4 | 1 | 1 | 0 | 0 | 0 | 0 |
| Tito Francona, L (1, 9)<br>OBP: 0.372, SLG: 0.362 | | 4-3 | | F2 | | | FC6-4<br>2-3<br>1B | | HR | 4 | 1 | 2 | 1 | 0 | 0 | 0 |
| Chico Salmon, R (1, 4)<br>OBP: 0.385, SLG: 0.405 | | 6-3 | | | 6-3 | | SF7<br>3-H | | 6-3 | 3 | 0 | 0 | 1 | 0 | 0 | 0 |
| Joe Azcue, R (1, 2)<br>OBP: 0.244, SLG: 0.302 | | | F9 | | 4-3 | | FC6-4<br>1-2f | | 5-3 | 4 | 0 | 0 | 0 | 0 | 0 | 1 |
| Woodie Held, R (1, 5)<br>OBP: 0.282, SLG: 0.447 | | | E5<br>1B | | 5-3 | | | HR | | 3 | 1 | 2 | 1 | 0 | 0 | 0 |
| Dick Donovan, L (1, 1)<br>OBP: 0.323, SLG: 0.250<br>Fred Whitfield, L (6, PH)<br>OBP: 0.300, SLG: 0.393<br>Gary Bell, R (7, 1)<br>OBP: 0.429, SLG: 0.429<br>Tommy John, R (8, 1)<br>OBP: 0.208, SLG: 0.208<br>Don McMahon, R (8, 1)<br>OBP: 0.167, SLG: 0.167<br>Al Smith, R (8, PH)<br>OBP: 0.299, SLG: 0.309<br>Sonny Siebert, R (9, 1)<br>OBP: 0.294, SLG: 0.375 | | | BBBB<br>G1-4-3<br>BB | | | G3 | | BBBB<br>FC5-4<br>BB | | 0<br>1<br>0<br>0<br>0<br>0<br>0 | 0<br>0<br>0<br>0<br>0<br>0<br>0 | 0<br>0<br>0<br>0<br>0<br>0<br>0 | 0<br>0<br>0<br>0<br>1<br>0<br>0 | 1<br>0<br>0<br>0<br>0<br>0<br>0 | 0<br>0<br>0<br>0<br>0<br>0<br>0 | 0<br>0<br>0<br>0<br>0<br>0<br>0 |
| Inning Stats | R: 0<br>E: 0<br>K: 0<br>S: 3<br>H: 0<br>LOB: 0<br>BB: 0<br>P: 3 | R: 0<br>E: 0<br>K: 0<br>S: 3<br>H: 0<br>LOB: 0<br>BB: 0<br>P: 3 | R: 0<br>E: 1<br>K: 0<br>S: 3<br>H: 1<br>LOB: 1<br>BB: 1<br>P: 7 | R: 1<br>E: 0<br>K: 1<br>S: 6<br>H: 1<br>LOB: 0<br>BB: 0<br>P: 6 | R: 0<br>E: 0<br>K: 0<br>S: 3<br>H: 0<br>LOB: 0<br>BB: 0<br>P: 3 | R: 0<br>E: 0<br>K: 0<br>S: 3<br>H: 0<br>LOB: 0<br>BB: 0<br>P: 3 | R: 1<br>E: 0<br>K: 0<br>S: 5<br>H: 2<br>LOB: 1<br>BB: 0<br>P: 5 | R: 1<br>E: 0<br>K: 0<br>S: 4<br>H: 1<br>LOB: 1<br>BB: 1<br>P: 8 | R: 1<br>E: 0<br>K: 0<br>S: 4<br>H: 1<br>LOB: 0<br>BB: 0<br>P: 4 | 1B: 2<br>2B: 1<br>3B: 0<br>HR: 3 | SF: 1<br>SAC: 0<br>DP: 1<br>HBP: 0 | | | WP: 0<br>PB: 0<br>SB: 0<br>CS: 0 | PA: 34 | | |

| PITCHER | IP | WLS | BF | H | R | ER | SO | BB | IBB | HBP | BLK | WP | HR | S | P | ERA | WHIP |
|---|---|---|---|---|---|---|---|---|---|---|---|---|---|---|---|---|---|
| Rollie Sheldon, R (1, 1)<br>ERA: 3.91 | 9.0 | W | 34 | 6 | 4 | 4 | 1 | 2 | 0 | 0 | 0 | 0 | 3 | 34 | 42 | 4.00 | 0.889 |

| PITCHER | IP | WLS | BF | H | R | ER | SO | BB | IBB | HBP | BLK | WP | HR | S | P | ERA | WHIP |
|---|---|---|---|---|---|---|---|---|---|---|---|---|---|---|---|---|---|

# BOTTOM

## New York Yankees @ Cleveland Indians

Cleveland Municipal Stadium, Cleveland, OH

Mon Jul 13 1964, 7:05 PM EDT

Att. 18,427 - Unknown

livebaseballscorecards.com

| | |
|---|---|
| AB | 31 |
| R | 4 |
| H | 6 |
| RBI | 4 |
| BB | 2 |
| SO | 1 |
| LOB | 6 |

# Baltimore Orioles @ New York Yankees

Yankee Stadium, Bronx, NY

Tue Jul 14 1964, 7:05 PM EDT

Att. 38,102 - Unknown - 79 F

livebaseballscorecards.com

TOP

| Batter | 1 | 2 | 3 | 4 | 5 | 6 | 7 | 8 | 9 | AB | R | H | RBI | BB | SO | LOB |
|---|---|---|---|---|---|---|---|---|---|---|---|---|---|---|---|---|
| Jackie Brandt, R (1, 8)<br>OBP: 0.321, SLG: 0.415 | 6-3 | | 6-3 | | K | | P6 | | BB, 1B, 1-2 | 4 | 0 | 0 | 0 | 1 | 1 | 2 |
| Luis Aparicio, R (1, 6)<br>OBP: 0.348, SLG: 0.410 | P4 | | | BB, S, 2B | | F8 | F8 | | 1-2, 2-3, 1B | 4 | 1 | 1 | 0 | 1 | 0 | 2 |
| Norm Siebern, L (1, 3)<br>OBP: 0.394, SLG: 0.345 | L4 | | | P4, 1-2 | | P4 | | L7 | F8 | 5 | 0 | 0 | 0 | 0 | 0 | 4 |
| Brooks Robinson, R (1, 5)<br>OBP: 0.364, SLG: 0.492 | | FC6-4, 1B | | 5-3 | | E3 | | F9 | | 4 | 0 | 1 | 0 | 0 | 0 | 1 |
| Sam Bowens, R (1, 7)<br>OBP: 0.321, SLG: 0.454 | | F3 | | 2-H, 2B | | K | | 1B | | 4 | 0 | 2 | 1 | 0 | 1 | 2 |
| John Orsino, R (1, 2)<br>OBP: 0.303, SLG: 0.374 | | K | | F7 | | | BB, 1B | P5 | | 3 | 1 | 0 | 0 | 1 | 1 | 3 |
| Gino Cimoli, R (1, 9)<br>OBP: 0.154, SLG: 0.242 | | FC6-4, 1-2f | | | SF9, 3B | | F5 | | K | 4 | 1 | 1 | 0 | 0 | 1 | 2 |
| Jerry Adair, R (1, 4)<br>OBP: 0.281, SLG: 0.296 | | K | | | SF9, 3-H | | 1B, 1-2, BB | | 1B, BB | 1 | 0 | 0 | 1 | 2 | 1 | 0 |
| Milt Pappas, R (1, 1)<br>OBP: 0.182, SLG: 0.125 | | | 5-3 | | K | | 1-3, 2-H, 1B | | P5 | 2 | 0 | 0 | 0 | 0 | 1 | 0 |
| Bob Johnson, R (7, PH)<br>OBP: 0.343, SLG: 0.455 | | | | | | | | | | 1 | 0 | 1 | 1 | 0 | 0 | 0 |
| Stu Miller, R (7, 1) | | | | | | | | | | 0 | 0 | 0 | 0 | 0 | 0 | 0 |
| Boog Powell, L (9, PH)<br>OBP: 0.365, SLG: 0.609 | | | | | | | | | | 1 | 0 | 0 | 0 | 0 | 0 | 1 |

| | AB | R | H | RBI | BB | SO | LOB |
|---|---|---|---|---|---|---|---|
| | 33 | 3 | 6 | 3 | 5 | 6 | 17 |

| Inning Stats | 1 | 2 | 3 | 4 | 5 | 6 | 7 | 8 | 9 |
|---|---|---|---|---|---|---|---|---|---|
| R | 0 | 0 | 0 | 1 | 1 | 0 | 1 | 0 | 0 |
| E | 0 | 0 | 0 | 0 | 0 | 1 | 0 | 0 | 0 |
| K | 0 | 1 | 1 | 0 | 2 | 1 | 0 | 0 | 1 |
| S | 3 | 6 | 5 | 4 | 8 | 6 | 4 | 4 | 6 |
| H | 0 | 1 | 0 | 1 | 1 | 0 | 1 | 1 | 1 |
| LOB | 0 | 1 | 0 | 1 | 0 | 1 | 2 | 1 | 3 |
| BB | 0 | 0 | 0 | 1 | 0 | 0 | 2 | 0 | 2 |
| P | 3 | 6 | 5 | 8 | 8 | 6 | 12 | 4 | 14 |

| | |
|---|---|
| 1B | 4 |
| 2B | 1 |
| 3B | 1 |
| HR | 0 |
| SF | 1 |
| SAC | 0 |
| DP | 0 |
| HBP | 0 |

| | |
|---|---|
| WP | 0 |
| PB | 0 |
| SB | 1 |
| CS | 0 |
| PA | 39 |

| PITCHER | IP | WLS | BF | H | R | ER | SO | BB | IBB | HBP | BLK | WP | HR | S | P | ERA | WHIP |
|---|---|---|---|---|---|---|---|---|---|---|---|---|---|---|---|---|---|
| Al Downing, L (1, 1)<br>ERA: 3.12 | 9.0 | W | 39 | 6 | 3 | 3 | 6 | 5 | 0 | 0 | 0 | 0 | 0 | 46 | 66 | 3.00 | 1.222 |

| PITCHER | IP | WLS | BF | H | R | ER | SO | BB | IBB | HBP | BLK | WP | HR | S | P | ERA | WHIP |
|---|---|---|---|---|---|---|---|---|---|---|---|---|---|---|---|---|---|

| Batter | 1 | 2 | 3 | 4 | 5 | 6 | 7 | 8 | 9 | AB | R | H | RBI | BB | SO | LOB |
|---|---|---|---|---|---|---|---|---|---|---|---|---|---|---|---|---|
| Tony Kubek, L (1, 6)<br>OBP: 0.271, SLG: 0.352 | 4-3 ① | | P6 ③ | | F8 ① | | L8 ③ | | | 4 | 0 | 0 | 0 | 0 | 0 | 0 |
| Bobby Richardson, R (1, 4)<br>OBP: 0.272, SLG: 0.305 | F9 ② | | | BB, 1B<br>1B | 5-3 ② | | | L7 ① | | 4 | 1 | 1 | 0 | 0 | 0 | 0 |
| Mickey Mantle, S (1, 8)<br>OBP: 0.451, SLG: 0.632<br>Pedro Gonzalez, R (9, 3)<br>OBP: 0.300, SLG: 0.333 | K ③ | | | 1B, 1B<br>1-2<br>BB | 1B | | | G4<br>E<br>1B | | 3<br>0 | 2<br>0 | 2<br>0 | 0<br>0 | 1<br>0 | 1<br>0 | 0<br>0 |
| Roger Maris, L (1, 9)<br>OBP: 0.355, SLG: 0.486 | | F9 ① | | BB, 1B<br>1-3<br>2-H<br>FC6-4<br>1B | 4-1 ③ | | | G4 ②<br>1-2 | | 4 | 1 | 1 | 1 | 0 | 0 | 2 |
| Tom Tresh, S (1, 7)<br>OBP: 0.359, SLG: 0.429 | | BB | | FC6-4, BB<br>1-2<br>3-H<br>1B | | L8 ① | | E9<br>2-H<br>1B | | 3 | 0 | 2 | 2 | 1 | 0 | 0 |
| Joe Pepitone, L (1, 3)<br>OBP: 0.291, SLG: 0.387<br>(9, 8) | | F7 ② | | L8 ① | | G3 ② | | 1-3 ③ | | 4 | 0 | 0 | 0 | 0 | 0 | 4 |
| Johnny Blanchard, L (1, 2)<br>OBP: 0.379, SLG: 0.349 | | F7 ③ | | FC6-4<br>1-2<br>2-3<br>BB | | 1-3 ③ | | | | 2 | 0 | 0 | 0 | 1 | 0 | 1 |
| Clete Boyer, R (1, 5)<br>OBP: 0.286, SLG: 0.333 | | | F9 ① | FC6-4 ②<br>1-2f<br>2-3<br>3-H | | | L7 ① | | | 3 | 0 | 0 | 1 | 0 | 0 | 2 |
| Al Downing, R (1, 1)<br>OBP: 0.195, SLG: 0.250 | | | 5-3 ② | P4 ③ | | | 4-3 ② | | | 3 | 0 | 0 | 0 | 0 | 0 | 2 |
| Inning Stats | R: 0 H: 0<br>E: 0 LOB: 0<br>K: 1 BB: 0<br>S: 5 P: 5 | R: 0 H: 0<br>E: 0 LOB: 1<br>K: 0 BB: 1<br>S: 3 P: 7 | R: 0 H: 0<br>E: 0 LOB: 0<br>K: 0 BB: 0<br>S: 3 P: 3 | R: 3 H: 3<br>E: 0 LOB: 2<br>K: 0 BB: 2<br>S: 6 P: 14 | R: 0 H: 1<br>E: 0 LOB: 1<br>K: 0 BB: 0<br>S: 4 P: 4 | R: 0 H: 0<br>E: 0 LOB: 0<br>K: 0 BB: 0<br>S: 3 P: 3 | R: 0 H: 0<br>E: 0 LOB: 0<br>K: 0 BB: 0<br>S: 3 P: 3 | R: 1 H: 2<br>E: 1 LOB: 1<br>K: 0 BB: 0<br>S: 5 P: 5 | | 1B: 6 SF: 0<br>2B: 0 SAC: 0<br>3B: 0 DP: 0<br>HR: 0 HBP: 0 | | | | | | |

# BOTTOM

## Baltimore Orioles @ New York Yankees

Yankee Stadium, Bronx, NY

Tue Jul 14 1964, 7:05 PM EDT
Att. 38,102 - Unknown - 79 F

livebaseballscorecards.com

| | |
|---|---|
| AB | 30 |
| R | 4 |
| H | 6 |
| RBI | 4 |
| BB | 3 |
| SO | 1 |
| LOB | 11 |

WP: 0 PA: 33
PB: 0
SB: 0
CS: 0

| PITCHER | | IP | WLS | BF | H | R | ER | SO | BB | IBB | HBP | BLK | WP | HR | S | P | ERA | WHIP |
|---|---|---|---|---|---|---|---|---|---|---|---|---|---|---|---|---|---|---|
| Milt Pappas, R<br>ERA: 3.26 | (1, 1) | 6.0 | | 25 | 4 | 3 | 3 | 1 | 3 | 0 | 0 | 0 | 0 | 0 | 24 | 36 | 4.50 | 1.167 |
| Stu Miller, R<br>ERA: 2.09 | (7, 1) | 2.0 | L | 8 | 2 | 1 | 1 | 0 | 0 | 0 | 0 | 0 | 0 | 0 | 8 | 8 | 4.50 | 1.000 |

| PITCHER | IP | WLS | BF | H | R | ER | SO | BB | IBB | HBP | BLK | WP | HR | S | P | ERA | WHIP |
|---|---|---|---|---|---|---|---|---|---|---|---|---|---|---|---|---|---|

| Batter | 1 | 2 | 3 | 4 | 5 | 6 | 7 | 8 | 9 | AB | R | H | RBI | BB | SO | LOB |
|---|---|---|---|---|---|---|---|---|---|---|---|---|---|---|---|---|
| Jackie Brandt, R (1, 8)<br>OBP: 0.320, SLG: 0.413 | 5-3 | | 6-3 | | | 5-3 | | | 1B | 4 | 0 | 1 | 0 | 0 | 0 | 0 |
| Luis Aparicio, R (1, 6)<br>OBP: 0.343, SLG: 0.404 | 6-3 | | | 6-3 | | | F7 | | L6 | 4 | 0 | 0 | 0 | 0 | 0 | 1 |
| Boog Powell, L (1, 3)<br>OBP: 0.360, SLG: 0.599 | K | | | F7 | | | F7 | | 4-3 | 4 | 0 | 0 | 0 | 0 | 1 | 1 |
| Brooks Robinson, R (1, 5)<br>OBP: 0.361, SLG: 0.488 | | F7 | | 5-3 | | | F9 | | | 3 | 0 | 0 | 0 | 0 | 0 | 0 |
| Sam Bowens, R (1, 7)<br>OBP: 0.321, SLG: 0.452 | | 1B | | | 5-3 | | | 5-3 | | 3 | 0 | 1 | 0 | 0 | 0 | 0 |
| Gino Cimoli, R (1, 9)<br>OBP: 0.147, SLG: 0.231 | | F9 | | | K | | | 5-3 | | 3 | 0 | 0 | 0 | 0 | 1 | 1 |
| Jerry Adair, R (1, 4)<br>OBP: 0.281, SLG: 0.296 | | 4-3 | | | 6-3 | | | 1B | | 3 | 0 | 1 | 0 | 0 | 0 | 1 |
| John Orsino, R (1, 2)<br>OBP: 0.299, SLG: 0.368 | | | 6-3 | | | K | | 5-3 | | 3 | 0 | 0 | 0 | 0 | 1 | 1 |
| Dave McNally, R (1, 1)<br>OBP: 0.225, SLG: 0.189 | | | K | | | K | | | 6-3 | 2 | 0 | 0 | 0 | 0 | 2 | 0 |
| Bob Johnson, R (9, PH)<br>OBP: 0.340, SLG: 0.451 | | | | | | | | | | 1 | 0 | 0 | 0 | 0 | 0 | 0 |
| Inning Stats | R: 0 H: 0<br>E: 0 LOB: 0<br>K: 1 BB: 0<br>S: 5 P: 5 | R: 0 H: 1<br>E: 0 LOB: 1<br>K: 0 BB: 0<br>S: 4 P: 4 | R: 0 H: 0<br>E: 0 LOB: 0<br>K: 1 BB: 0<br>S: 5 P: 5 | R: 0 H: 0<br>E: 0 LOB: 0<br>K: 0 BB: 0<br>S: 3 P: 3 | R: 0 H: 0<br>E: 0 LOB: 0<br>K: 1 BB: 0<br>S: 5 P: 5 | R: 0 H: 0<br>E: 0 LOB: 0<br>K: 2 BB: 0<br>S: 7 P: 7 | R: 0 H: 0<br>E: 0 LOB: 0<br>K: 0 BB: 0<br>S: 3 P: 3 | R: 0 H: 1<br>E: 0 LOB: 1<br>K: 0 BB: 0<br>S: 4 P: 4 | R: 0 H: 1<br>E: 0 LOB: 1<br>K: 0 BB: 0<br>S: 4 P: 4 | 1B: 3 SF: 0<br>2B: 0 SAC: 0<br>3B: 0 DP: 0<br>HR: 0 HBP: 0 | | | | | | |

| PITCHER | | IP | WLS | BF | H | R | ER | SO | BB | IBB | HBP | BLK | WP | HR | S | P | ERA | WHIP |
|---|---|---|---|---|---|---|---|---|---|---|---|---|---|---|---|---|---|---|
| Whitey Ford, L<br>ERA: 2.04 | (1, 1) | 9.0 | W | 30 | 3 | 0 | 0 | 5 | 0 | 0 | 0 | 0 | 0 | 0 | 40 | 40 | 0.00 | 0.333 |

| PITCHER | | IP | WLS | BF | H | R | ER | SO | BB | IBB | HBP | BLK | WP | HR | S | P | ERA | WHIP |
|---|---|---|---|---|---|---|---|---|---|---|---|---|---|---|---|---|---|---|

# TOP

## Baltimore Orioles @ New York Yankees

Yankee Stadium, Bronx, NY

Wed Jul 15 1964, 3:33 AM EDT

Att. 26,476 - Unknown - 87 F

livebaseballscorecards.com

| | |
|---|---|
| AB | 30 |
| R | 0 |
| H | 3 |
| RBI | 0 |
| BB | 0 |
| SO | 5 |
| LOB | 5 |

WP: 0 PA: 30
PB: 0
SB: 0
CS: 0

| Batter | 1 | 2 | 3 | 4 | 5 | 6 | 7 | 8 | 9 | AB | R | H | RBI | BB | SO | LOB |
|---|---|---|---|---|---|---|---|---|---|---|---|---|---|---|---|---|
| Tony Kubek, L (1, 6)<br>OBP: 0.271, SLG: 0.350 | S S S 0-3 ① K | | x 0-0 ② L7 | | | x 0-0 L4-3 1B | | x 0-0 ③ 3-1 | | 4 | 0 | 1 | 0 | 0 | 1 | 2 |
| Bobby Richardson, R (1, 4)<br>OBP: 0.270, SLG: 0.303 | x 0-0 ② P6 | | x 0-0 ③ F8 | | | x 0-0 ②③ L4-3 1-2 | | | | 3 | 0 | 0 | 0 | 0 | 0 | 1 |
| Roger Maris, L (1, 9)<br>OBP: 0.351, SLG: 0.480 | x 0-0 ③ L7 | | | S S S 0-3 ① K | | | x 0-0 ① F3 | | | 3 | 0 | 0 | 0 | 0 | 1 | 0 |
| Mickey Mantle, S (1, 8)<br>OBP: 0.453, SLG: 0.631 | | x 0-0 S BB 1B 1B | | B B B 4-0 G1-4-3 BB | | | x 0-0 ② F7 | | | 2 | 1 | 1 | 0 | 1 | 0 | 0 |
| Tom Tresh, S (1, 7)<br>OBP: 0.359, SLG: 0.426 | | B B B B 4-0 S 1-2 1B BB | | x 0-0 ②③ G1-4-3 1-2f | | | x 0-0 ③ 6-3 | | | 2 | 1 | 0 | 0 | 1 | 0 | 1 |
| Elston Howard, R (1, 2)<br>OBP: 0.362, SLG: 0.435 | | x 0-0 ① 1-5-3 1-2 2-3 | | | x 0-0 G1-6-3 1B | | | x 0-0 ① 6-3 | | 3 | 0 | 1 | 0 | 0 | 0 | 2 |
| Joe Pepitone, L (1, 3)<br>OBP: 0.295, SLG: 0.389 | | x 0-0 G5-4-3 2-H 3-H 1B | | | x 0-0 ①② G1-6-3 1-2f | | | x 0-0 1B 1B | | 3 | 0 | 2 | 2 | 0 | 0 | 1 |
| Clete Boyer, R (1, 5)<br>OBP: 0.287, SLG: 0.333 | | x 0-0 ②③ G5-4-3 1-2f | | | x 0-0 ③ 5-3 | | | x 0-0 1-2 1B | | 3 | 0 | 1 | 0 | 0 | 0 | 1 |
| Whitey Ford, L (1, 1)<br>OBP: 0.288, SLG: 0.182 | | | x 0-0 ① F9 | | | x 0-0 ① 1-3 | | S S S 0-3 ② K | | 3 | 0 | 0 | 0 | 0 | 1 | 2 |
| Inning Stats | R: 0 E: 0 K: 1 S: 5 H: 0 LOB: 0 BB: 0 P: 5 | R: 2 E: 0 K: 0 S: 4 H: 2 LOB: 0 BB: 1 P: 8 | R: 0 E: 0 K: 0 S: 3 H: 0 LOB: 0 BB: 0 P: 3 | R: 0 E: 0 K: 1 S: 4 H: 0 LOB: 0 BB: 1 P: 8 | R: 0 E: 0 K: 0 S: 3 H: 1 LOB: 0 BB: 0 P: 3 | R: 0 E: 0 K: 0 S: 3 H: 1 LOB: 0 BB: 0 P: 3 | R: 0 E: 0 K: 0 S: 3 H: 0 LOB: 0 BB: 0 P: 3 | R: 0 E: 0 K: 1 S: 7 H: 2 LOB: 2 BB: 0 P: 7 | | 1B: 6 2B: 1 3B: 0 HR: 0 | SF: 0 SAC: 0 DP: 4 HBP: 0 | | | | | |

| PITCHER | IP | WLS | BF | H | R | ER | SO | BB | IBB | HBP | BLK | WP | HR | S | P | ERA | WHIP |
|---|---|---|---|---|---|---|---|---|---|---|---|---|---|---|---|---|---|
| Dave McNally, L (1, 1)<br>ERA: 3.75 | 8.0 | L | 28 | 6 | 2 | 2 | 3 | 2 | 0 | 0 | 0 | 0 | 0 | 32 | 40 | 2.25 | 1.000 |

| PITCHER | IP | WLS | BF | H | R | ER | SO | BB | IBB | HBP | BLK | WP | HR | S | P | ERA | WHIP |
|---|---|---|---|---|---|---|---|---|---|---|---|---|---|---|---|---|---|

# BOTTOM

## Baltimore Orioles @ New York Yankees

Yankee Stadium, Bronx, NY

Wed Jul 15 1964, 3:33 AM EDT
Att. 26,476 - Unknown - 87 F

livebaseballscorecards.com

| | |
|---|---|
| AB | 26 |
| R | 2 |
| H | 6 |
| RBI | 2 |
| BB | 2 |
| SO | 3 |
| LOB | 10 |

1B: 6 2B: 1 3B: 0 HR: 0 SF: 0 SAC: 0 DP: 4 HBP: 0

WP: 0 PB: 0 SB: 2 CS: 0 PA: 28

| Batter | 1 | 2 | 3 | 4 | 5 | 6 | 7 | 8 | 9 | AB | R | H | RBI | BB | SO | LOB |
|---|---|---|---|---|---|---|---|---|---|---|---|---|---|---|---|---|
| Jackie Brandt, R (1, 8)<br>OBP: 0.321, SLG: 0.411 | S S S<br>0-3 ① K | | x 0-0 ③ G6-4-3 1-2 1B | | x 0-0 ③ F3 | | x 0-0 ③ F9 | | B B B B 4-0 L3 BB | 4 | 0 | 1 | 0 | 1 | 1 | 0 |
| Luis Aparicio, R (1, 6)<br>OBP: 0.341, SLG: 0.400 | x 0-0 ② P6 | | x 0-0 ② ③ G6-4-3 1-2f | | | x 0-0 ① P4 | | x 0-0 SH3-4 1B 1B | x 0-0 ① ② L3 1-2 | 5 | 1 | 1 | 0 | 0 | 0 | 3 |
| Boog Powell, L (1, 7)<br>OBP: 0.356, SLG: 0.592<br>Gino Cimoli, R (8, 9)<br>OBP: 0.145, SLG: 0.227 | x 0-0 ③ F7 | | | x 0-0 ① 4-3 | | x 0-0 ② L9 | | x 0-0 ① SH3-4 1-2 S S S S | 0-3 ③ K | 3<br>1 | 0<br>0 | 0<br>0 | 0<br>0 | 0<br>0 | 0<br>1 | 0<br>0 |
| Norm Siebern, L (1, 3)<br>OBP: 0.395, SLG: 0.351 | | x 0-0 ① F8 | | x 0-0 ② 4-3 | | x 0-0 1B 2B | | x 0-0 CS 2-H 1B | | 4 | 1 | 2 | 1 | 0 | 0 | 0 |
| Brooks Robinson, R (1, 5)<br>OBP: 0.365, SLG: 0.488 | | x 0-0 1B | | x 0-0 ③ F6 | | B B B B 4-0 1B BB | | B B B B 4-0 ② BB 1B 1-2 1B BB | | 2 | 1 | 1 | 0 | 2 | 0 | 0 |
| Sam Bowens, R (1, 9)<br>(8, 7)<br>OBP: 0.328, SLG: 0.462 | | S S S<br>0-3 ② K | | | x 0-0 HR 2B | x 0-0 1-2 2-H 1B | | x 0-0 BB 1-2 1B 1B | | 4 | 2 | 3 | 1 | 0 | 1 | 1 |
| Charlie Lau, L (1, 2)<br>OBP: 0.327, SLG: 0.405 | | x 0-0 ③ L8 | | | x 0-0 ① 4-3 | x 0-0 ③ L8 | | B B B B 4-0 1B 1-2 2-3 BB | | 3 | 0 | 0 | 0 | 1 | 0 | 4 |
| Jerry Adair, R (1, 4)<br>OBP: 0.281, SLG: 0.296 | | | x 0-0 ① F7 | | x 0-0 ② L9 | | x 0-0 ① 3-1 | x 0-0 FC4-6 1-3 2-H 3-H 1B | | 4 | 0 | 1 | 2 | 0 | 0 | 1 |
| Steve Barber, L (1, 1)<br>OBP: 0.259, SLG: 0.320 | | | B B B B 4-0 1B BB | | x 0-0 2-H HR | | x 0-0 ② F9 | x 0-0 ③ FC4-6 1-2f | | 3 | 1 | 1 | 2 | 1 | 0 | 2 |
| Inning Stats | R: 0 E: 0 K: 1 S: 5<br>H: 0 LOB: 0 BB: 0 P: 5 | R: 0 E: 0 K: 1 S: 6<br>H: 1 LOB: 1 BB: 0 P: 6 | R: 0 E: 0 K: 0 S: 3<br>H: 1 LOB: 1 BB: 1 P: 7 | R: 0 E: 0 K: 0 S: 3<br>H: 0 LOB: 0 BB: 0 P: 3 | R: 2 E: 0 K: 0 S: 5<br>H: 2 LOB: 0 BB: 0 P: 5 | R: 1 E: 0 K: 0 S: 5<br>H: 2 LOB: 2 BB: 1 P: 9 | R: 0 E: 0 K: 0 S: 3<br>H: 0 LOB: 0 BB: 0 P: 3 | R: 3 E: 0 K: 0 S: 6<br>H: 4 LOB: 2 BB: 2 P: 14 | R: 0 E: 0 K: 1 S: 4<br>H: 0 LOB: 0 BB: 1 P: 8 | 1B: 7 2B: 3 3B: 0 HR: 1<br>SF: 0 SAC: 1 DP: 2 HBP: 0 | | | | | | |

| PITCHER | | IP | WLS | BF | H | R | ER | SO | BB | IBB | HBP | BLK | WP | HR | S | P | ERA | WHIP |
|---|---|---|---|---|---|---|---|---|---|---|---|---|---|---|---|---|---|---|
| Jim Bouton, R<br>ERA: 3.0 | (1, 1) | 7.0 | L | 28 | 6 | 3 | 3 | 2 | 2 | 0 | 0 | 0 | 0 | 1 | 30 | 38 | 3.86 | 1.143 |
| Steve Hamilton, L<br>ERA: 2.78 | (8, 1) | 0.2 | | 6 | 3 | 3 | 3 | 0 | 2 | 0 | 0 | 0 | 0 | 0 | 4 | 12 | 40.50 | 7.500 |
| Bill Stafford, R<br>ERA: 2.21 | (8, 1) | 0.1 | | 2 | 1 | 0 | 0 | 0 | 0 | 0 | 0 | 0 | 0 | 0 | 2 | 2 | 0.00 | 3.000 |
| Hal Reniff, R<br>ERA: 3.0 | (9, 1) | 1.0 | | 3 | 0 | 0 | 0 | 1 | 1 | 0 | 0 | 0 | 0 | 0 | 4 | 8 | 0.00 | 1.000 |

| PITCHER | IP | WLS | BF | H | R | ER | SO | BB | IBB | HBP | BLK | WP | HR | S | P | ERA | WHIP |
|---|---|---|---|---|---|---|---|---|---|---|---|---|---|---|---|---|---|

TOP

# Baltimore Orioles @ New York Yankees

Yankee Stadium, Bronx, NY

Thu Jul 16 1964, 7:05 PM EDT

Att. 27,221 - Unknown - 82 F

livebaseballscorecards.com

| | |
|---|---|
| AB | 33 |
| R | 6 |
| H | 10 |
| RBI | 6 |
| BB | 5 |
| SO | 3 |
| LOB | 11 |

| | | | | | | |
|---|---|---|---|---|---|---|
| WP: 0 | PB: 0 | SB: 0 | CS: 1 | PA: 39 | | |

# Baltimore Orioles @ New York Yankees

Yankee Stadium, Bronx, NY

Thu Jul 16 1964, 7:05 PM EDT

Att. 27,221 - Unknown - 82 F

BOTTOM

| Batter | 1 | 2 | 3 | 4 | 5 | 6 | 7 | 8 | 9 | AB | R | H | RBI | BB | SO | LOB |
|---|---|---|---|---|---|---|---|---|---|---|---|---|---|---|---|---|
| Tony Kubek, L (1, 6)<br>OBP: 0.275, SLG: 0.350 | G6-4-3 BB<br>1B | | F8 | | G4-6-3<br>BB | | K | | | 3 | 0 | 1 | 0 | 1 | 1 | 0 |
| Bobby Richardson, R (1, 4)<br>OBP: 0.270, SLG: 0.300 | G6-4-3<br>1-2<br>BB | | K | | G4-6-3<br>1-2f | | | E6<br>G3 | | 3 | 0 | 0 | 0 | 1 | 1 | 1 |
| Roger Maris, L (1, 9)<br>OBP: 0.346, SLG: 0.472 | G6-4-3<br>1-2f<br>2-3 | | G3 | | K | | | G3<br>1-2 | | 4 | 0 | 0 | 0 | 0 | 1 | 3 |
| Mickey Mantle, S (1, 8)<br>OBP: 0.454, SLG: 0.626<br>Archie Moore, L (9, 8)<br>OBP: 0.364, SLG: 0.333 | FC6-4<br>BB | | | K | G6-4-3<br>BB | | | 1-3 | | 2<br>0 | 0<br>0 | 0<br>0 | 0<br>0 | 2<br>0 | 1<br>0 | 1<br>0 |
| Tom Tresh, S (1, 7)<br>OBP: 0.361, SLG: 0.427 | FC6-4<br>1-2f | | | 6-3<br>1B | G6-4-3<br>1-2<br>1B | | | B2 | | 4 | 0 | 2 | 0 | 0 | 0 | 3 |
| Elston Howard, R (1, 2)<br>OBP: 0.364, SLG: 0.437 | | 3-1<br>SF9<br>2B | 6-3<br>1-2<br>IBB | | G6-4-3<br>1-2f<br>2-3 | | | | 5-3 | 3 | 1 | 1 | 0 | 1 | 0 | 2 |
| Joe Pepitone, L (1, 3)<br>OBP: 0.291, SLG: 0.384 | | 3-1<br>2-3 | 6-3<br>1-2<br>2-3 | | G3 | | | | P4 | 4 | 0 | 0 | 0 | 0 | 0 | 4 |
| Clete Boyer, R (1, 5)<br>OBP: 0.286, SLG: 0.331 | | SF9<br>3-H | FC4-6<br>IBB | | | | K | | F8 | 2 | 0 | 0 | 1 | 1 | 1 | 0 |
| Jim Bouton, R (1, 1)<br>OBP: 0.120, SLG: 0.122<br>Hector Lopez, R (7, PH)<br>OBP: 0.321, SLG: 0.435<br>Steve Hamilton, L (8, 1)<br>OBP: 0.222, SLG: 0.125<br>Bill Stafford, R (8, 1)<br>OBP: 0.083, SLG: 0.167<br>Hal Reniff, R (9, 1)<br>OBP: 0.143, SLG: 0.143 | | 4-3 | FC4-6<br>1-2f | | | | 6-3 | | | 2<br>1<br>0<br>0<br>0 | 0<br>0<br>0<br>0<br>0 | 0<br>0<br>0<br>0<br>0 | 0<br>0<br>0<br>0<br>0 | 0<br>0<br>0<br>0<br>0 | 0<br>0<br>0<br>0<br>0 | 3<br>0<br>0<br>0<br>0 |
| Inning Stats | R: 0 H: 1<br>E: 0 LOB: 2<br>K: 0 BB: 2<br>S: 3 P: 11 | R: 1 H: 1<br>E: 0 LOB: 0<br>K: 0 BB: 0<br>S: 4 P: 4 | R: 0 H: 0<br>E: 0 LOB: 0<br>K: 1 BB: 0<br>S: 5 P: 5 | R: 0 H: 1<br>E: 0 LOB: 3<br>K: 1 BB: 2<br>S: 6 P: 14 | R: 0 H: 0<br>E: 0 LOB: 0<br>K: 1 BB: 1<br>S: 4 P: 8 | R: 0 H: 1<br>E: 0 LOB: 1<br>K: 0 BB: 1<br>S: 3 P: 7 | R: 0 H: 0<br>E: 0 LOB: 0<br>K: 2 BB: 0<br>S: 7 P: 7 | R: 0 H: 0<br>E: 1 LOB: 1<br>K: 0 BB: 0<br>S: 4 P: 4 | R: 0 H: 0<br>E: 0 LOB: 0<br>K: 0 BB: 0<br>S: 3 P: 3 | 1B: 3 SF: 1<br>2B: 1 SAC: 0<br>3B: 0 DP: 3<br>HR: 0 HBP: 0 | | | | | | |

| PITCHER | IP | WLS | BF | H | R | ER | SO | BB | IBB | HBP | BLK | WP | HR | S | P | ERA | WHIP |
|---|---|---|---|---|---|---|---|---|---|---|---|---|---|---|---|---|---|
| Steve Barber, L (1, 1)<br>ERA: 3.97 | 9.0 | W | 35 | 4 | 1 | 1 | 5 | 4 | 2 | 0 | 0 | 0 | 0 | 39 | 63 | 1.00 | 0.889 |

| PITCHER | IP | WLS | BF | H | R | ER | SO | BB | IBB | HBP | BLK | WP | HR | S | P | ERA | WHIP |
|---|---|---|---|---|---|---|---|---|---|---|---|---|---|---|---|---|---|

| | |
|---|---|
| AB | 28 |
| R | 1 |
| H | 4 |
| RBI | 1 |
| BB | 6 |
| SO | 5 |
| LOB | 17 |

WP: 0 PA: 35
PB: 0
SB: 1
CS: 0

livebaseballscorecards.com

| Batter | 1 | 2 | 3 | 4 | 5 | 6 | 7 | 8 | 9 | AB | R | H | RBI | BB | SO | LOB |
|---|---|---|---|---|---|---|---|---|---|---|---|---|---|---|---|---|
| Dick Howser, R (1, 6)<br>OBP: 0.309, SLG: 0.304 | 6-3 | BB | | 3B | | | L7 | | | 3 | 0 | 1 | 3 | 1 | 0 | 0 |
| Vic Davalillo, L (1, 8)<br>OBP: 0.282, SLG: 0.314 | K | G3 | | 4-3 | | | 5-3 | | | 4 | 0 | 0 | 0 | 0 | 1 | 4 |
| Leon Wagner, L (1, 7)<br>OBP: 0.339, SLG: 0.497 | K | | 3-1 | | K | | | L4-3 1B | | 4 | 0 | 1 | 0 | 0 | 2 | 0 |
| Bob Chance, L (1, 3)<br>OBP: 0.411, SLG: 0.557 | | 1B E 1B | L7 | | K | | | K | | 4 | 1 | 1 | 0 | 0 | 2 | 1 |
| Tito Francona, L (1, 9)<br>OBP: 0.379, SLG: 0.387 | | E BB 1B | G1 | | K | | | L4-3 | | 4 | 1 | 1 | 0 | 0 | 1 | 1 |
| Joe Azcue, R (1, 2)<br>OBP: 0.279, SLG: 0.341 | | E8 BB 1B | | BB 3B BB | | G6-4-3 BB | | | F8 | 2 | 1 | 1 | 1 | 2 | 0 | 0 |
| Larry Brown, R (1, 4)<br>OBP: 0.276, SLG: 0.371 | | K | | 3B BB | | K | | | 1-3 | 3 | 1 | 0 | 0 | 1 | 2 | 3 |
| Woodie Held, R (1, 5)<br>OBP: 0.309, SLG: 0.461 | | BB IBB | | K | | G6-4-3 | | | K | 3 | 0 | 0 | 0 | 1 | 2 | 3 |
| Pedro Ramos, S (1, 1)<br>OBP: 0.281, SLG: 0.433<br>Lee Stange, R (3, 1)<br>OBP: 0.176, SLG: 0.036<br>Fred Whitfield, L (4, PH)<br>OBP: 0.297, SLG: 0.389<br>Gary Bell, R (4, 1)<br>OBP: 0.375, SLG: 0.375<br>Chico Salmon, R (7, PH)<br>OBP: 0.327, SLG: 0.340<br>Ted Abernathy, R (7, 1) | | K | | K | | | 1-3 | | | 1<br>0<br>1<br>0<br>1<br>0 | 0<br>0<br>0<br>0<br>0<br>0 | 0<br>0<br>0<br>0<br>0<br>0 | 0<br>0<br>0<br>0<br>0<br>0 | 1<br>0<br>0<br>0<br>0<br>0 | 0<br>0<br>1<br>0<br>0<br>0 | 3<br>0<br>2<br>0<br>0<br>0 |
| Inning Stats | R: 0<br>E: 0<br>K: 2<br>S: 7 H: 0<br>LOB: 0<br>BB: 0<br>P: 7 | R: 2<br>E: 1<br>K: 2<br>S: 10 H: 3<br>LOB: 3<br>BB: 2<br>P: 18 | R: 0<br>E: 0<br>K: 0<br>S: 3 H: 0<br>LOB: 0<br>BB: 0<br>P: 3 | R: 2<br>E: 0<br>K: 2<br>S: 8 H: 1<br>LOB: 1<br>BB: 2<br>P: 16 | R: 0<br>E: 0<br>K: 3<br>S: 9 H: 0<br>LOB: 0<br>BB: 0<br>P: 9 | R: 0<br>E: 0<br>K: 1<br>S: 4 H: 0<br>LOB: 0<br>BB: 1<br>P: 8 | R: 0<br>E: 0<br>K: 0<br>S: 3 H: 0<br>LOB: 0<br>BB: 0<br>P: 3 | R: 0<br>E: 0<br>K: 1<br>S: 5 H: 1<br>LOB: 0<br>BB: 0<br>P: 5 | R: 0<br>E: 0<br>K: 1<br>S: 5 H: 0<br>LOB: 0<br>BB: 0<br>P: 5 | 1B: 4<br>2B: 1<br>3B: 1<br>HR: 0 | SF: 0<br>SAC: 0<br>DP: 2<br>HBP: 0 | | | WP: 0<br>PB: 0<br>SB: 0<br>CS: 0 | PA: 35 | |

| PITCHER | | IP | WLS | BF | H | R | ER | SO | BB | IBB | HBP | BLK | WP | HR | S | P | ERA | WHIP |
|---|---|---|---|---|---|---|---|---|---|---|---|---|---|---|---|---|---|---|
| Stan Williams, R<br>ERA: 3.51 | (1, 1) | 3.2 | | 19 | 4 | 4 | 3 | 6 | 3 | 1 | 0 | 0 | 0 | 0 | 27 | 43 | 7.36 | 1.909 |
| Steve Hamilton, L<br>ERA: 2.49 | (4, 1) | 5.1 | W | 16 | 1 | 0 | 0 | 6 | 1 | 0 | 0 | 0 | 0 | 0 | 27 | 31 | 0.00 | 0.375 |

| PITCHER | IP | WLS | BF | H | R | ER | SO | BB | IBB | HBP | BLK | WP | HR | S | P | ERA | WHIP |
|---|---|---|---|---|---|---|---|---|---|---|---|---|---|---|---|---|---|

# Cleveland Indians @ New York Yankees

Yankee Stadium, Bronx, NY

Fri Jul 17 1964, 7:05 PM EDT

Att. 19,652 - Unknown - 84 F

TOP

livebaseballscorecards.com

| | |
|---|---|
| AB | 30 |
| R | 4 |
| H | 5 |
| RBI | 4 |
| BB | 5 |
| SO | 12 |
| LOB | 17 |

# BOTTOM

## Cleveland Indians @ New York Yankees

Yankee Stadium, Bronx, NY

Fri Jul 17 1964, 7:05 PM EDT

Att. 19,652 - Unknown - 84 F

livebaseballscorecards.com

| Batter | 1 | 2 | 3 | 4 | 5 | 6 | 7 | 8 | 9 | AB | R | H | RBI | BB | SO | LOB |
|---|---|---|---|---|---|---|---|---|---|---|---|---|---|---|---|---|
| Tony Kubek, L (1, 6)<br>OBP: 0.279, SLG: 0.353 | F7 | | 1B PB 1B<br>2-H | FC5-4<br>1-2f | | 1B<br>1-2 1B | | | | 4 | 1 | 2 | 1 | 0 | 0 | 1 |
| Bobby Richardson, R (1, 4)<br>OBP: 0.275, SLG: 0.303 | BB | | PB S 1B<br>1-3 1B | F8 | | 1-3<br>2-H 1B | | | | 3 | 1 | 2 | 1 | 1 | 0 | 1 |
| Mickey Mantle, S (1, 8)<br>OBP: 0.451, SLG: 0.620<br>Archie Moore, L (9, 8)<br>OBP: 0.364, SLG: 0.333 | F5 | | 1B 2B 1B<br>1-H<br>3-H | L8 | | 4-3 | | | | 4<br>0 | 1<br>0 | 1<br>0 | 1<br>0 | 0<br>0 | 0<br>0 | 4<br>0 |
| Roger Maris, L (1, 9)<br>OBP: 0.345, SLG: 0.469 | P6 | | 2B HR 1B<br>1-2 | | P4 | | F2 | | | 4 | 1 | 1 | 0 | 0 | 0 | 1 |
| Tom Tresh, S (1, 7)<br>OBP: 0.363, SLG: 0.432 | | K | HR 2B<br>1-3<br>2-H | | F8 | | L1-3<br>1B | | | 4 | 1 | 2 | 1 | 0 | 1 | 0 |
| Johnny Blanchard, L (1, 3)<br>OBP: 0.374, SLG: 0.379<br>Pedro Gonzalez, R (9, 3)<br>OBP: 0.300, SLG: 0.333 | L3 | HR<br>2-H<br>3-H | | | K | L1-3<br>1-2 | | | | 4<br>0 | 1<br>0 | 1<br>0 | 3<br>0 | 0<br>0 | 1<br>0 | 1<br>0 |
| Elston Howard, R (1, 2)<br>OBP: 0.359, SLG: 0.431 | 5-3 | K | | | | F9 | K | | | 4 | 0 | 0 | 0 | 0 | 2 | 0 |
| Clete Boyer, R (1, 5)<br>OBP: 0.286, SLG: 0.329 | | | SH3-4 1B<br>P6 | | | 6-3 | 1-3 | | | 4 | 1 | 1 | 0 | 0 | 0 | 0 |
| Stan Williams, R (1, 1)<br>OBP: 0.214, SLG: 0.286<br>Steve Hamilton, L (4, 1)<br>OBP: 0.286, SLG: 0.211 | | | SH3-4<br>1-2 | FC5-4 1B | | 1B 1B | L8 | | | 0<br>3 | 0<br>1 | 0<br>2 | 0<br>0 | 0<br>0 | 0<br>0 | 0<br>0 |
| Inning Stats | R: 0 H: 0<br>E: 0 LOB: 1<br>K: 0 BB: 1<br>S: 3 P: 7 | R: 0 H: 0<br>E: 0 LOB: 0<br>K: 1 BB: 0<br>S: 5 P: 5 | R: 7 H: 7<br>E: 0 LOB: 0<br>K: 1 BB: 0<br>S: 12 P: 12 | R: 0 H: 1<br>E: 0 LOB: 1<br>K: 0 BB: 0<br>S: 4 P: 4 | R: 0 H: 0<br>E: 0 LOB: 0<br>K: 1 BB: 0<br>S: 5 P: 5 | R: 1 H: 3<br>E: 0 LOB: 2<br>K: 0 BB: 0<br>S: 6 P: 6 | R: 0 H: 1<br>E: 0 LOB: 0<br>K: 0 BB: 0<br>S: 3 P: 3 | R: 0 H: 0<br>E: 0 LOB: 0<br>K: 1 BB: 0<br>S: 5 P: 5 | | 1B: 10 SF: 0<br>2B: 2 SAC: 1<br>3B: 0 DP: 1<br>HR: 1 HBP: 0 | | | | | | |

| | AB | 34 |
|---|---|---|
| | R | 8 |
| | H | 12 |
| | RBI | 7 |
| | BB | 1 |
| | SO | 4 |
| | LOB | 8 |

WP: 0 PA: 36
PB: 1
SB: 1
CS: 0

| PITCHER | | IP | WLS | BF | H | R | ER | SO | BB | IBB | HBP | BLK | WP | HR | S | P | ERA | WHIP |
|---|---|---|---|---|---|---|---|---|---|---|---|---|---|---|---|---|---|---|
| Pedro Ramos, R<br>ERA: 4.56 | (1, 1) | 2.1 | L | 14 | 6 | 6 | 6 | 1 | 1 | 0 | 0 | 0 | 0 | 0 | 15 | 19 | 23.14 | 3.000 |
| Lee Stange, R<br>ERA: 5.19 | (3, 1) | 0.2 | | 3 | 1 | 1 | 1 | 1 | 0 | 0 | 0 | 0 | 0 | 1 | 5 | 5 | 13.50 | 1.500 |
| Gary Bell, R<br>ERA: 4.79 | (4, 1) | 3.0 | | 13 | 4 | 1 | 1 | 1 | 0 | 0 | 0 | 0 | 0 | 0 | 15 | 15 | 3.00 | 1.333 |
| Ted Abernathy, R<br>ERA: 3.16 | (7, 1) | 2.0 | | 6 | 1 | 0 | 0 | 1 | 0 | 0 | 0 | 0 | 0 | 0 | 8 | 8 | 0.00 | 0.500 |

| PITCHER | IP | WLS | BF | H | R | ER | SO | BB | IBB | HBP | BLK | WP | HR | S | P | ERA | WHIP |
|---|---|---|---|---|---|---|---|---|---|---|---|---|---|---|---|---|---|

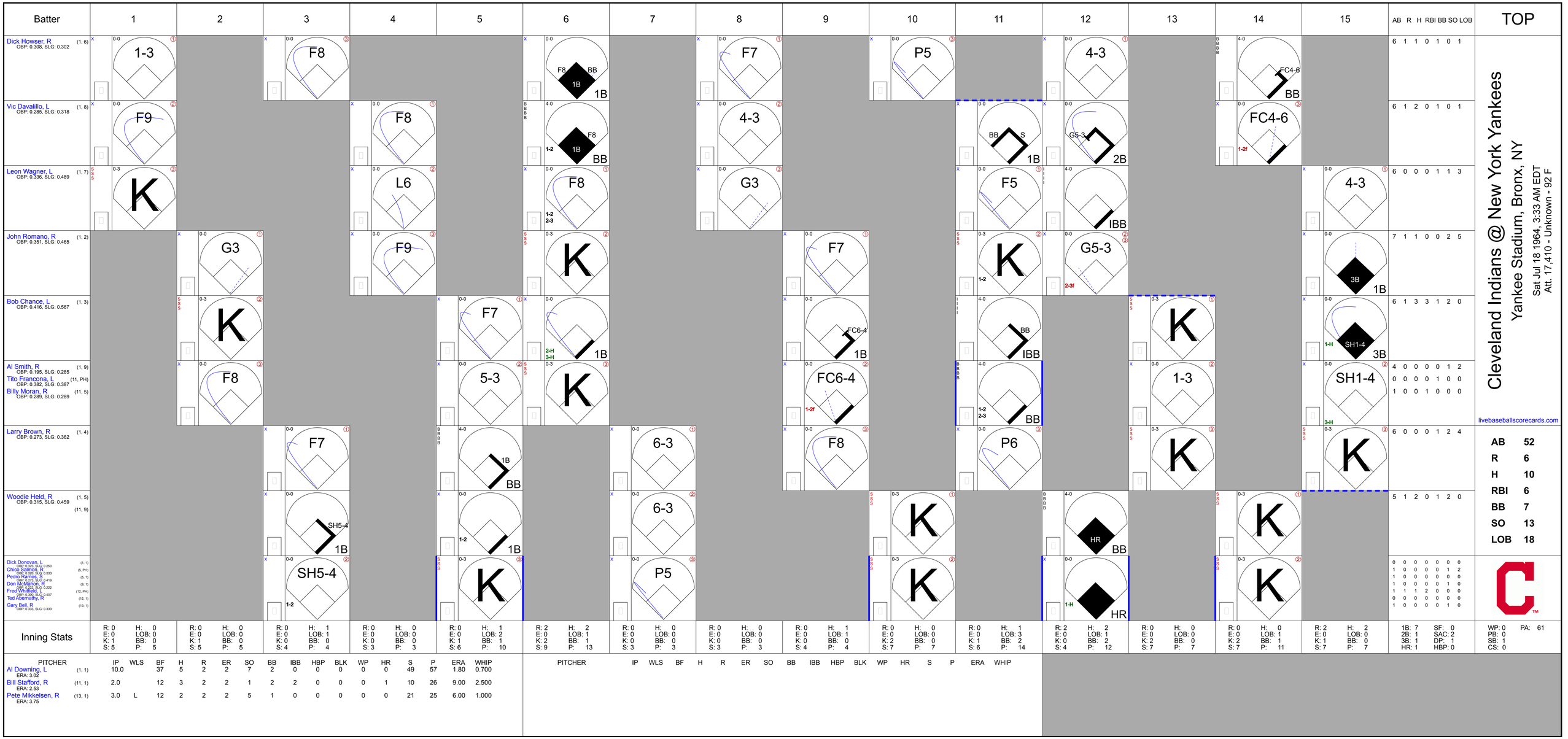
Batter
1
2
3
4
5
6
7
8
9
10
11
12
13
14
15
AB R H RBI BB SO LOB
TOP
Dick Howser, R (1, 6)
OBP: 0.308, SLG: 0.302
1-3
F8
F8 BB 1B
1B
F7
P5
4-3
FC4-6
BB
6 1 1 0 1 0 1
Vic Davalillo, L (1, 8)
OBP: 0.285, SLG: 0.318
F9
F8
F8
1-2
1B
BB
4-3
BB S 1B
G5-3 2B
FC4-6
1-2f
6 1 2 0 1 0 1
Leon Wagner, L (1, 7)
OBP: 0.336, SLG: 0.489
K
L6
F8
1-2
2-3
G3
F5
IBB
4-3
6 0 0 0 1 1 3
John Romano, R (1, 2)
OBP: 0.351, SLG: 0.465
G3
F9
K
1-2
F7
BB
IBB
G5-3
2-3f
3B
1B
7 1 1 0 0 2 5
Bob Chance, L (1, 3)
OBP: 0.416, SLG: 0.567
K
F7
2-H
3-H
1B
F7
FC6-4
1B
K
1-H
SH1-4
3B
6 1 3 3 1 2 0
Al Smith, R (1, 9)
OBP: 0.195, SLG: 0.285
Tito Francona, L (11, PH)
OBP: 0.382, SLG: 0.387
Billy Moran, R (11, 5)
OBP: 0.289, SLG: 0.289
F8
5-3
K
FC6-4
1-2f
BB
1-3
SH1-4
3-H
4 0 0 0 0 1 2
0 0 0 0 1 0 0
1 0 0 1 0 0 0
Larry Brown, R (1, 4)
OBP: 0.273, SLG: 0.362
F7
1B
BB
6-3
F8
P6
K
6 0 0 0 1 2 4
Woodie Held, R (1, 5)
(11, 9)
OBP: 0.315, SLG: 0.459
SH5-4
1B
1-2
1B
6-3
K
HR
BB
K
5 1 2 0 1 2 0
Dick Donovan, L (1, 1)
OBP: 0.323, SLG: 0.250
Chico Salmon, R (5, PH)
OBP: 0.320, SLG: 0.333
Pedro Ramos, S (5, 1)
OBP: 0.213, SLG: 0.419
Don McMahon, R (9, 1)
OBP: 0.125, SLG: 0.222
Fred Whitfield, L (12, PH)
OBP: 0.300, SLG: 0.407
Ted Abernathy, R (12, 1)
Gary Bell, R (13, 1)
OBP: 0.333, SLG: 0.333
SH5-4
1-2
K
P5
K
HR
1-H
HR
K
0 0 0 0 0 0 0
1 0 0 0 0 1 2
1 0 0 0 0 0 0
1 0 0 0 0 1 0
1 1 1 2 0 0 0
0 0 0 0 0 0 0
1 0 0 0 0 1 0
Cleveland Indians @ New York Yankees
Yankee Stadium, Bronx, NY
Sat Jul 18 1964, 3:33 AM EDT
Att. 17,410 - Unknown - 92 F
livebaseballscorecards.com
AB 52
R 6
H 10
RBI 6
BB 7
SO 13
LOB 18
Inning Stats
R: 0 H: 0 E: 0 LOB: 0 K: 1 BB: 0 S: 5 P: 5
R: 0 H: 0 E: 0 LOB: 0 K: 1 BB: 0 S: 5 P: 5
R: 0 H: 1 E: 0 LOB: 1 K: 0 BB: 0 S: 4 P: 4
R: 0 H: 0 E: 0 LOB: 0 K: 0 BB: 0 S: 3 P: 3
R: 0 H: 1 E: 0 LOB: 2 K: 1 BB: 1 S: 6 P: 10
R: 2 H: 2 E: 0 LOB: 1 K: 2 BB: 1 S: 9 P: 13
R: 0 H: 0 E: 0 LOB: 0 K: 0 BB: 0 S: 3 P: 3
R: 0 H: 0 E: 0 LOB: 0 K: 0 BB: 0 S: 3 P: 3
R: 0 H: 1 E: 0 LOB: 1 K: 0 BB: 0 S: 4 P: 4
R: 0 H: 0 E: 0 LOB: 0 K: 2 BB: 0 S: 7 P: 7
R: 0 H: 1 E: 0 LOB: 3 K: 1 BB: 2 S: 6 P: 14
R: 2 H: 2 E: 0 LOB: 1 K: 0 BB: 2 S: 4 P: 12
R: 0 H: 0 E: 0 LOB: 0 K: 2 BB: 0 S: 7 P: 7
R: 0 H: 0 E: 0 LOB: 1 K: 2 BB: 1 S: 7 P: 11
R: 2 H: 2 E: 0 LOB: 0 K: 1 BB: 0 S: 7 P: 7
1B: 7 SF: 0
2B: 1 SAC: 2
3B: 1 DP: 1
HR: 1 HBP: 0
WP: 0 PA: 61
PB: 0
SB: 1
CS: 0
PITCHER IP WLS BF H R ER SO BB IBB HBP BLK WP HR S P ERA WHIP
Al Downing, L (1, 1) ERA: 3.02 10.0 37 5 2 2 7 2 0 0 0 0 0 0 49 57 1.80 0.700
Bill Stafford, R (11, 1) ERA: 2.53 2.0 12 3 2 2 1 2 2 0 0 0 1 0 10 26 9.00 2.500
Pete Mikkelsen, R (13, 1) ERA: 3.75 3.0 L 12 2 2 2 5 1 0 0 0 0 0 0 21 25 6.00 1.000
PITCHER IP WLS BF H R ER SO BB IBB HBP BLK WP HR S P ERA WHIP

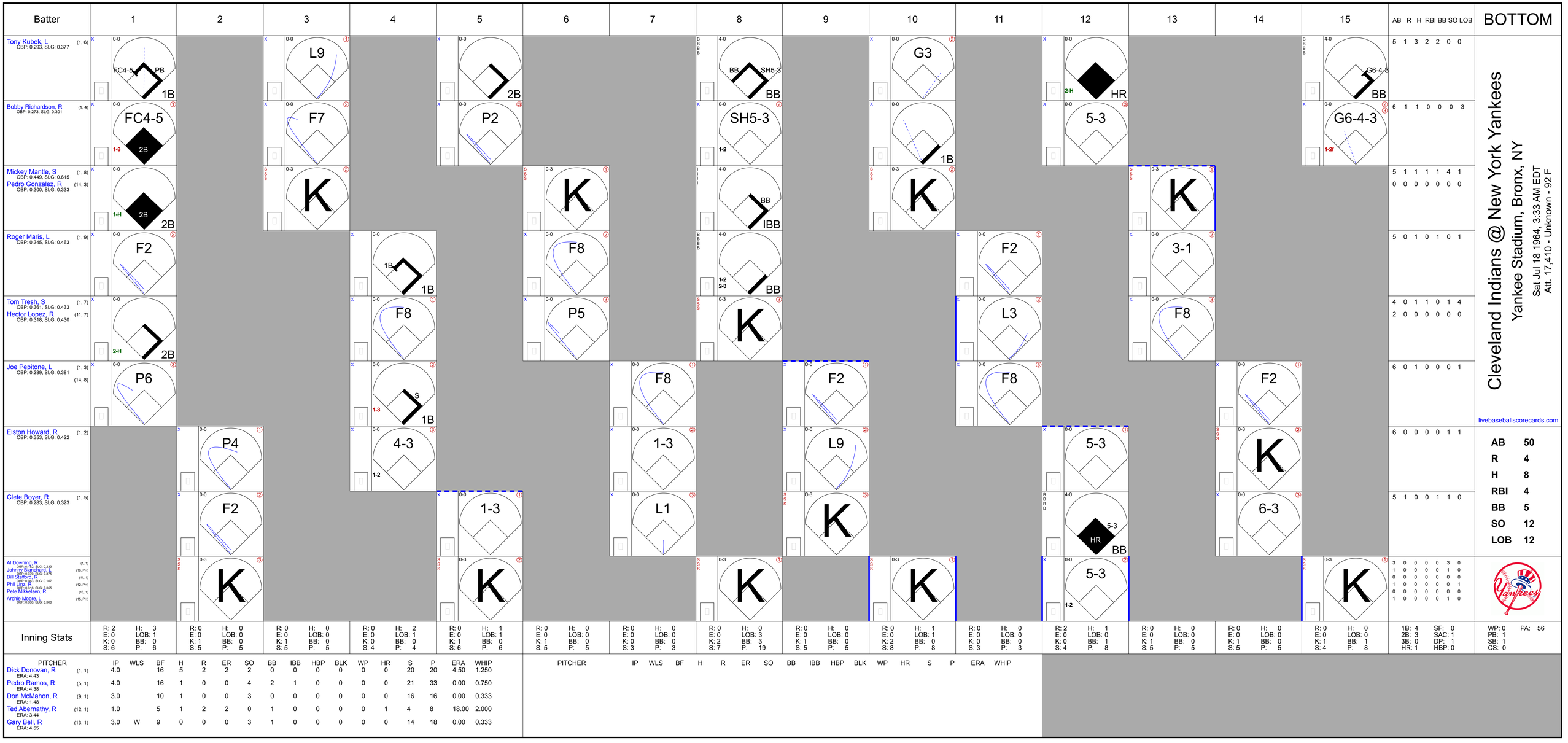
Batter
1
2
3
4
5
6
7
8
9
10
11
12
13
14
15
AB R H RBI BB SO LOB
BOTTOM
Tony Kubek, L (1, 6) OBP: 0.293, SLG: 0.377
FC4-5 PB 1B
L9
2B
G3
HR
G6-4-3 BB
5 1 3 2 2 0 0
Bobby Richardson, R (1, 4) OBP: 0.273, SLG: 0.301
FC4-5 2B 1-3
F7
P2
SH5-3 1-2
5-3
G6-4-3 1-2f
6 1 1 0 0 0 3
Mickey Mantle, S (1, 8) OBP: 0.449, SLG: 0.615
Pedro Gonzalez, R (14, 3) OBP: 0.300, SLG: 0.333
1-H 2B
K
BB IBB
K
K
5 1 1 1 1 4 1
0 0 0 0 0 0 0
Roger Maris, L (1, 9) OBP: 0.345, SLG: 0.463
F2
1B 1B
F8
BB 1-2 2-3
F2
3-1
5 0 1 0 1 0 1
Tom Tresh, S (1, 7) OBP: 0.361, SLG: 0.433
Hector Lopez, R (11, 7) OBP: 0.318, SLG: 0.430
2-H 2B
F8
P5
K
L3
F8
4 0 1 1 0 1 4
2 0 0 0 0 0 0
Joe Pepitone, L (1, 3) (14, 8) OBP: 0.289, SLG: 0.381
P6
F8
F2
F2
6 0 1 0 0 0 1
Elston Howard, R (1, 2) OBP: 0.353, SLG: 0.422
P4
S 1-3 1B
4-3 1-2
1-3
L9
5-3
K
6 0 0 0 0 1 1
Clete Boyer, R (1, 5) OBP: 0.283, SLG: 0.323
F2
1-3
L1
K
5-3 HR BB
6-3
5 1 0 0 1 1 0
Al Downing, R (1, 1) OBP: 0.189, SLG: 0.233
Johnny Blanchard, L (10, PH) OBP: 0.370, SLG: 0.375
Bill Stafford, R (11, 1) OBP: 0.286, SLG: 0.167
Phil Linz, SS (12, PH) OBP: 0.316, SLG: 0.355
Pete Mikkelsen, R (13, 1)
Archie Moore, L (15, PH) OBP: 0.333, SLG: 0.300
K
K
K
K
5-3 1-2
K
3 0 0 0 0 3 0
1 0 0 0 0 1 0
0 0 0 0 0 0 0
1 0 0 0 0 0 1
0 0 0 0 0 0 0
1 0 0 0 0 1 0
Cleveland Indians @ New York Yankees
Yankee Stadium, Bronx, NY
Sat Jul 18 1964, 3:33 AM EDT
Att. 17,410 - Unknown - 92 F
livebaseballscorecards.com
AB 50
R 4
H 8
RBI 4
BB 5
SO 12
LOB 12
Inning Stats
R: 2 H: 3 E: 0 LOB: 1 K: 0 BB: 0 S: 6 P: 6
R: 0 H: 0 E: 0 LOB: 0 K: 1 BB: 0 S: 5 P: 5
R: 0 H: 0 E: 0 LOB: 0 K: 1 BB: 0 S: 5 P: 5
R: 0 H: 2 E: 0 LOB: 1 K: 0 BB: 0 S: 4 P: 4
R: 0 H: 1 E: 0 LOB: 1 K: 1 BB: 0 S: 6 P: 6
R: 0 H: 0 E: 0 LOB: 0 K: 1 BB: 0 S: 5 P: 5
R: 0 H: 0 E: 0 LOB: 0 K: 0 BB: 0 S: 3 P: 3
R: 0 H: 0 E: 0 LOB: 3 K: 2 BB: 3 S: 7 P: 19
R: 0 H: 0 E: 0 LOB: 0 K: 1 BB: 0 S: 5 P: 5
R: 0 H: 1 E: 0 LOB: 1 K: 2 BB: 0 S: 8 P: 8
R: 0 H: 0 E: 0 LOB: 0 K: 0 BB: 0 S: 3 P: 3
R: 2 H: 1 E: 0 LOB: 0 K: 0 BB: 1 S: 4 P: 8
R: 0 H: 0 E: 0 LOB: 0 K: 1 BB: 0 S: 5 P: 5
R: 0 H: 0 E: 0 LOB: 0 K: 1 BB: 0 S: 5 P: 5
R: 0 H: 0 E: 0 LOB: 0 K: 1 BB: 1 S: 4 P: 8
1B: 4 SF: 0 2B: 3 SAC: 1 3B: 0 DP: 1 HR: 1 HBP: 0
WP: 0 PA: 56 PB: 1 SB: 1 CS: 0
PITCHER IP WLS BF H R ER SO BB IBB HBP BLK WP HR S P ERA WHIP
Dick Donovan, R (1, 1) ERA: 4.43 4.0 16 5 2 2 2 0 0 0 0 0 0 20 20 4.50 1.250
Pedro Ramos, R (5, 1) ERA: 4.38 4.0 16 1 0 0 4 2 1 0 0 0 0 21 33 0.00 0.750
Don McMahon, R (9, 1) ERA: 1.48 3.0 10 1 0 0 3 0 0 0 0 0 0 16 16 0.00 0.333
Ted Abernathy, R (12, 1) ERA: 3.44 1.0 5 1 2 2 0 1 0 0 0 0 1 4 8 18.00 2.000
Gary Bell, R (13, 1) ERA: 4.55 3.0 W 9 0 0 0 3 1 0 0 0 0 0 14 18 0.00 0.333
PITCHER IP WLS BF H R ER SO BB IBB HBP BLK WP HR S P ERA WHIP

# Cleveland Indians @ New York Yankees

Yankee Stadium, Bronx, NY

Sun Jul 19 1964, 3:33 AM EDT

Unknown - 90 F

TOP

livebaseballscorecards.com

| Batter | 1 | 2 | 3 | 4 | 5 | 6 | 7 | 8 | 9 | AB | R | H | RBI | BB | SO | LOB |
|---|---|---|---|---|---|---|---|---|---|---|---|---|---|---|---|---|
| Dick Howser, R (1, 6)<br>OBP: 0.305, SLG: 0.299 | 4-3 | | F9 | | 5-3 | | 1-3 | | | 4 | 0 | 0 | 0 | 0 | 0 | 1 |
| Vic Davalillo, L (1, 8)<br>OBP: 0.288, SLG: 0.320 | FC4-6, 1B | | FC4-6, 1B | | F8 | | | 5-3 | | 4 | 0 | 2 | 0 | 0 | 0 | 0 |
| Leon Wagner, L (1, 7)<br>OBP: 0.333, SLG: 0.483 | FC4-6<br>1-2f | | FC4-6, E<br>1-2f | | F8 | | | F9 | | 4 | 0 | 0 | 0 | 0 | 0 | 2 |
| Bob Chance, L (1, 3)<br>OBP: 0.408, SLG: 0.554 | K2-3 | | E4<br>1-3 | | | 1-3 | | F8 | | 4 | 0 | 0 | 0 | 0 | 1 | 2 |
| Tito Francona, L (1, 9)<br>OBP: 0.385, SLG: 0.405 | | HR | F8 | | | F8 | | | FC5-4, 1B, BB | 3 | 1 | 1 | 1 | 1 | 0 | 2 |
| John Romano, R (1, 2)<br>OBP: 0.349, SLG: 0.461 | | F5 | | K | | 6-3 | | | FC5-4<br>1-2 | 4 | 0 | 1 | 0 | 0 | 1 | 0 |
| Larry Brown, R (1, 4)<br>OBP: 0.276, SLG: 0.377 | | HR | | 1B | | | 5-3 | | FC5-4, G6-4-3<br>1-2f<br>2-3 | 4 | 1 | 2 | 1 | 0 | 0 | 2 |
| Woodie Held, R (1, 5)<br>OBP: 0.313, SLG: 0.455 | | K | | K | | | 1B | | G6-4-3<br>1-2f | 4 | 0 | 1 | 0 | 0 | 2 | 3 |
| Sam McDowell, L (1, 1)<br>OBP: 0.103, SLG: 0.037 | | K | | K | | | K | | | 2 | 0 | 0 | 0 | 0 | 2 | 1 |
| Ted Abernathy, R (6, 1) | | | | | | | | | | 0 | 0 | 0 | 0 | 0 | 0 | 0 |
| Al Smith, R (7, PH)<br>OBP: 0.194, SLG: 0.282 | | | | | | | | | | 1 | 0 | 0 | 0 | 0 | 1 | 1 |
| Sonny Siebert, R (7, 1)<br>OBP: 0.278, SLG: 0.353 | | | | | | | | | | 0 | 0 | 0 | 0 | 0 | 0 | 0 |

| Inning Stats | 1 | 2 | 3 | 4 | 5 | 6 | 7 | 8 | 9 |
|---|---|---|---|---|---|---|---|---|---|
| | R: 0<br>E: 0<br>K: 1<br>S: 6 | H: 1<br>LOB: 1<br>BB: 0<br>P: 6 | R: 2<br>E: 0<br>K: 2<br>S: 9 | H: 2<br>LOB: 0<br>BB: 0<br>P: 9 | R: 0<br>E: 1<br>K: 0<br>S: 5 | H: 1<br>LOB: 2<br>BB: 0<br>P: 5 | R: 0<br>E: 0<br>K: 3<br>S: 10 | H: 1<br>LOB: 1<br>BB: 0<br>P: 10 | R: 0<br>E: 0<br>K: 0<br>S: 3 | H: 0<br>LOB: 0<br>BB: 0<br>P: 3 | R: 0<br>E: 0<br>K: 0<br>S: 3 | H: 0<br>LOB: 0<br>BB: 0<br>P: 3 | R: 0<br>E: 0<br>K: 1<br>S: 6 | H: 1<br>LOB: 1<br>BB: 0<br>P: 6 | R: 0<br>E: 0<br>K: 0<br>S: 3 | H: 0<br>LOB: 0<br>BB: 0<br>P: 3 | R: 0<br>E: 0<br>K: 0<br>S: 3 | H: 1<br>LOB: 1<br>BB: 1<br>P: 7 |

| | |
|---|---|
| 1B: 5 | SF: 0 |
| 2B: 0 | SAC: 0 |
| 3B: 0 | DP: 1 |
| HR: 2 | HBP: 0 |

| | |
|---|---|
| WP: 0 | PA: 35 |
| PB: 0 | |
| SB: 0 | |
| CS: 0 | |

| | |
|---|---|
| AB | 34 |
| R | 2 |
| H | 7 |
| RBI | 2 |
| BB | 1 |
| SO | 7 |
| LOB | 14 |

| PITCHER | IP | WLS | BF | H | R | ER | SO | BB | IBB | HBP | BLK | WP | HR | S | P | ERA | WHIP |
|---|---|---|---|---|---|---|---|---|---|---|---|---|---|---|---|---|---|
| Rollie Sheldon, R (1, 1)<br>ERA: 3.6 | 9.0 | W | 35 | 7 | 2 | 2 | 7 | 1 | 0 | 0 | 0 | 0 | 2 | 48 | 52 | 2.00 | 0.889 |

| PITCHER | IP | WLS | BF | H | R | ER | SO | BB | IBB | HBP | BLK | WP | HR | S | P | ERA | WHIP |
|---|---|---|---|---|---|---|---|---|---|---|---|---|---|---|---|---|---|

| Batter | 1 | 2 | 3 | 4 | 5 | 6 | 7 | 8 | 9 | AB | R | H | RBI | BB | SO | LOB |
|---|---|---|---|---|---|---|---|---|---|---|---|---|---|---|---|---|
| Phil Linz, R (1, 6)<br>OBP: 0.319, SLG: 0.355 | WP 1B | 1B BB<br>1-2 | | K | | G6-4-3<br>1-2f | | | | 3 | 0 | 1 | 0 | 1 | 1 | 1 |
| Bobby Richardson, R (1, 4)<br>OBP: 0.276, SLG: 0.303 | K<br>1-2 | 1B<br>1-2<br>2-3 | | | 2B 1B | | K | | | 4 | 1 | 2 | 0 | 0 | 2 | 1 |
| Hector Lopez, R (1, 9)<br>OBP: 0.322, SLG: 0.434 | K | K | | | 1B 2B<br>1-3 | | BB | | | 3 | 1 | 1 | 0 | 1 | 2 | 4 |
| Mickey Mantle, S (1, 8)<br>OBP: 0.446, SLG: 0.608 | K | 1-3 | | | 1B IBB<br>G6-4-3 | | P5 | | | 3 | 1 | 0 | 0 | 1 | 1 | 5 |
| Tom Tresh, S (1, 7)<br>OBP: 0.363, SLG: 0.434 | | 1B 2B 1B | F3 | | G6-4-3 1B<br>1-3<br>2-H<br>3-H | | K | | | 4 | 1 | 2 | 2 | 0 | 1 | 1 |
| Elston Howard, R (1, 2)<br>OBP: 0.354, SLG: 0.423 | | 2B 1B 1B<br>1-3 | 1-3 | | G6-4-3<br>1-2f<br>3-H | | | G6-4-3 1B | | 4 | 1 | 2 | 0 | 0 | 0 | 1 |
| Pedro Gonzalez, R (1, 3)<br>OBP: 0.297, SLG: 0.343 | | 1B 2B<br>1-3<br>3-H | 6-3 | | K | | | F8 | | 4 | 1 | 1 | 1 | 0 | 1 | 1 |
| Clete Boyer, R (1, 5)<br>OBP: 0.283, SLG: 0.322 | | FC1-6 1B<br>2-H<br>3-H | | F7 | | F8 | | G6-4-3<br>1-2f | | 4 | 0 | 1 | 2 | 0 | 0 | 1 |
| Rollie Sheldon, R (1, 1)<br>OBP: 0.167, SLG: 0.167 | | FC1-6<br>1B BB<br>1-2f | | K | | G6-4-3 1B | | | | 3 | 0 | 1 | 0 | 0 | 1 | 1 |
| Inning Stats | R: 0<br>E: 0<br>K: 3<br>S: 10<br>H: 1<br>LOB: 1<br>BB: 0<br>P: 10 | R: 3<br>E: 0<br>K: 1<br>S: 10<br>H: 5<br>LOB: 3<br>BB: 1<br>P: 14 | R: 0<br>E: 0<br>K: 0<br>S: 3<br>H: 0<br>LOB: 0<br>BB: 0<br>P: 3 | R: 0<br>E: 0<br>K: 2<br>S: 7<br>H: 0<br>LOB: 0<br>BB: 0<br>P: 7 | R: 3<br>E: 0<br>K: 1<br>S: 7<br>H: 3<br>LOB: 0<br>BB: 1<br>P: 11 | R: 0<br>E: 0<br>K: 0<br>S: 3<br>H: 1<br>LOB: 0<br>BB: 0<br>P: 3 | R: 0<br>E: 0<br>K: 2<br>S: 7<br>H: 0<br>LOB: 1<br>BB: 1<br>P: 11 | R: 0<br>E: 0<br>K: 0<br>S: 3<br>H: 1<br>LOB: 0<br>BB: 0<br>P: 3 | | 1B: 9<br>2B: 2<br>3B: 0<br>HR: 0<br>SF: 0<br>SAC: 0<br>DP: 3<br>HBP: 0 | | | | | | |

| PITCHER | | IP | WLS | BF | H | R | ER | SO | BB | IBB | HBP | BLK | WP | HR | S | P | ERA | WHIP |
|---|---|---|---|---|---|---|---|---|---|---|---|---|---|---|---|---|---|---|
| Sam McDowell, L<br>ERA: 3.16 | (1, 1) | 5.1 | L | 27 | 10 | 6 | 6 | 7 | 1 | 1 | 0 | 0 | 1 | 0 | 39 | 47 | 10.12 | 2.062 |
| Ted Abernathy, R<br>ERA: 3.4 | (6, 1) | 0.2 | | 1 | 0 | 0 | 0 | 0 | 0 | 0 | 0 | 0 | 0 | 0 | 1 | 1 | 0.00 | 0.000 |
| Sonny Siebert, R<br>ERA: 4.34 | (7, 1) | 2.0 | | 7 | 1 | 0 | 0 | 2 | 1 | 0 | 0 | 0 | 0 | 0 | 10 | 14 | 0.00 | 1.000 |

| PITCHER | IP | WLS | BF | H | R | ER | SO | BB | IBB | HBP | BLK | WP | HR | S | P | ERA | WHIP |
|---|---|---|---|---|---|---|---|---|---|---|---|---|---|---|---|---|---|

# BOTTOM

# Cleveland Indians @ New York Yankees

Yankee Stadium, Bronx, NY

Sun Jul 19 1964, 3:33 AM EDT

Unknown - 90 F

livebaseballscorecards.com

| | |
|---|---|
| AB | 32 |
| R | 6 |
| H | 11 |
| RBI | 5 |
| BB | 3 |
| SO | 9 |
| LOB | 16 |

WP: 1 PA: 35
PB: 0
SB: 0
CS: 0

| Batter | 1 | 2 | 3 | 4 | 5 | 6 | 7 | 8 | 9 | AB | R | H | RBI | BB | SO | LOB |
|---|---|---|---|---|---|---|---|---|---|---|---|---|---|---|---|---|
| Vic Davalillo, L (1, 8)<br>OBP: 0.284, SLG: 0.315 | 1-3 | F5 | | F2 | | | F8 | | L8 | 5 | 0 | 0 | 0 | 0 | 0 | 2 |
| Al Smith, R (1, 9)<br>OBP: 0.195, SLG: 0.276 | BB | | 6-3 | | P3 | | K | | | 3 | 1 | 0 | 0 | 1 | 1 | 0 |
| Leon Wagner, L (1, 7)<br>OBP: 0.332, SLG: 0.489 | K | | K | | HR | | F3 | | | 4 | 1 | 1 | 1 | 0 | 2 | 1 |
| Bob Chance, L (1, 3)<br>OBP: 0.415, SLG: 0.559 | BB, BB<br>1-3<br>1B | | 1B | | 1B | | | K | | 4 | 0 | 3 | 0 | 0 | 1 | 0 |
| Joe Azcue, R (1, 2)<br>OBP: 0.286, SLG: 0.341 | BB<br>1-2<br>BB | | 5-3 | | K | | | G5-4-3<br>1B | | 3 | 0 | 1 | 0 | 1 | 1 | 2 |
| Larry Brown, R (1, 6)<br>(6, 4')<br>OBP: 0.279, SLG: 0.376 | 1-2<br>2-3<br>3-H<br>BB | | | 1B<br>4-3<br>1B | G3 | | | G5-4-3<br>1-2f | | 3 | 1 | 1 | 1 | 1 | 0 | 2 |
| Chico Salmon, R (1, 4)<br>OBP: 0.321, SLG: 0.333 | P6 | | | 4-3<br>1-3<br>1B | K | | | | F7 | 3 | 0 | 1 | 0 | 0 | 1 | 3 |
| Dick Howser, R (6, 6)<br>OBP: 0.305, SLG: 0.298 | | | | | | | | | | 1 | 0 | 0 | 0 | 0 | 0 | 0 |
| Billy Moran, R (1, 5)<br>OBP: 0.289, SLG: 0.289 | | 1-3 | | 4-3<br>2-3<br>3-H | P6 | | | | FC1-6<br>1B | 4 | 0 | 1 | 1 | 0 | 0 | 1 |
| Luis Tiant, R (1, 1) | | 1-3 | | K | F8 | | | | FC1-6<br>1-2f | 4 | 0 | 0 | 0 | 0 | 1 | 2 |
| Inning Stats | R: 1<br>E: 0<br>K: 1<br>S: 6<br>H: 1<br>LOB: 3<br>BB: 3<br>P: 18 | R: 0<br>E: 0<br>K: 0<br>S: 3<br>H: 0<br>LOB: 0<br>BB: 0<br>P: 3 | R: 0<br>E: 0<br>K: 1<br>S: 6<br>H: 1<br>LOB: 1<br>BB: 0<br>P: 6 | R: 1<br>E: 0<br>K: 1<br>S: 7<br>H: 2<br>LOB: 1<br>BB: 0<br>P: 7 | R: 1<br>E: 0<br>K: 1<br>S: 7<br>H: 2<br>LOB: 1<br>BB: 0<br>P: 7 | R: 0<br>E: 0<br>K: 1<br>S: 5<br>H: 0<br>LOB: 0<br>BB: 0<br>P: 5 | R: 0<br>E: 0<br>K: 1<br>S: 5<br>H: 0<br>LOB: 0<br>BB: 0<br>P: 5 | R: 0<br>E: 0<br>K: 1<br>S: 5<br>H: 1<br>LOB: 0<br>BB: 0<br>P: 5 | R: 0<br>E: 0<br>K: 0<br>S: 4<br>H: 1<br>LOB: 1<br>BB: 0<br>P: 4 | 1B: 7<br>2B: 0<br>3B: 0<br>HR: 1<br>SF: 0<br>SAC: 0<br>DP: 1<br>HBP: 0 | WP: 0<br>PB: 0<br>SB: 0<br>CS: 0<br>PA: 37 | | | | | |

| PITCHER | | IP | WLS | BF | H | R | ER | SO | BB | IBB | HBP | BLK | WP | HR | S | P | ERA | WHIP |
|---|---|---|---|---|---|---|---|---|---|---|---|---|---|---|---|---|---|---|
| Whitey Ford, L<br>ERA: 2.14 | (1, 1) | 5.0 | L | 24 | 6 | 3 | 3 | 4 | 3 | 0 | 0 | 0 | 0 | 1 | 29 | 41 | 5.40 | 1.800 |
| Hal Reniff, R<br>ERA: 2.85 | (6, 1) | 2.0 | | 6 | 0 | 0 | 0 | 2 | 0 | 0 | 0 | 0 | 0 | 0 | 10 | 10 | 0.00 | 0.000 |
| Ralph Terry, R<br>ERA: 6.66 | (8, 1) | 2.0 | | 7 | 2 | 0 | 0 | 1 | 0 | 0 | 0 | 0 | 0 | 0 | 9 | 9 | 0.00 | 1.000 |

| PITCHER | IP | WLS | BF | H | R | ER | SO | BB | IBB | HBP | BLK | WP | HR | S | P | ERA | WHIP |
|---|---|---|---|---|---|---|---|---|---|---|---|---|---|---|---|---|---|

# TOP

## Cleveland Indians @ New York Yankees

Yankee Stadium, Bronx, NY

Sun Jul 19 1964, 3:38 AM EDT
Att. 30,061 - Unknown - 89 F

livebaseballscorecards.com

| | |
|---|---|
| AB | 34 |
| R | 3 |
| H | 8 |
| RBI | 3 |
| BB | 3 |
| SO | 7 |
| LOB | 13 |

| Batter | 1 | 2 | 3 | 4 | 5 | 6 | 7 | 8 | 9 | AB | R | H | RBI | BB | SO | LOB |
|---|---|---|---|---|---|---|---|---|---|---|---|---|---|---|---|---|
| Tony Kubek, L (1, 6)<br>OBP: 0.288, SLG: 0.370 | S S S 0-3 K ① | | S S S 0-3 K ② | | x 0-0 P4 ③ | | S S S 0-3 K ③ | | | 4 | 0 | 0 | 0 | 0 | 3 | 1 |
| Phil Linz, R (1, 4)<br>OBP: 0.318, SLG: 0.353 | x 0-0 4-3 ② | | x 0-0 F9 ③ | | | x 0-0 F5 ① | | x 0-0 G4-6-3 1B | | 4 | 0 | 1 | 0 | 0 | 0 | 0 |
| Hector Lopez, R (1, 7)<br>OBP: 0.320, SLG: 0.427 | B B B B 4-0 BB | | | x 0-0 F8 ① | | x 0-0 F9 ② | | x 0-0 ①② G4-6-3 1-2f | | 3 | 0 | 0 | 0 | 1 | 0 | 1 |
| Roger Maris, L (1, 9)<br>OBP: 0.347, SLG: 0.462 | S S S 0-3 K ③ | | | B B B B 4-0 BB BB | | x 0-0 WP BB 1B | | S S S 0-3 K ③ | | 3 | 0 | 1 | 0 | 1 | 2 | 1 |
| Tom Tresh, S (1, 8)<br>OBP: 0.367, SLG: 0.434 | | x 0-0 1B | | B B B B 4-0 1-2 BB | | B B B B 4-0 WP 1-2 BB | | | x 0-0 G3 ① | 2 | 0 | 1 | 0 | 2 | 0 | 0 |
| Joe Pepitone, L (1, 3)<br>OBP: 0.286, SLG: 0.376 | | x 0-0 F8 ① | | S S S 0-3 K ② | | S S S 0-3 K ③ 1-2 2-3 | | | x 0-0 P6 ② | 4 | 0 | 0 | 0 | 0 | 2 | 5 |
| Johnny Blanchard, L (1, 2)<br>OBP: 0.357, SLG: 0.359 | | x 0-0 L9 ② | | x 0-0 F9 ③ | | | x 0-0 P5 ① | | x 0-0 F9 ③ | 4 | 0 | 0 | 0 | 0 | 0 | 3 |
| Clete Boyer, R (1, 5)<br>OBP: 0.280, SLG: 0.318 | | S S S 0-3 K ③ | | | S S S 0-3 K ① | | S S S 0-3 K ② | | | 3 | 0 | 0 | 0 | 0 | 3 | 1 |
| Whitey Ford, L (1, 1)<br>OBP: 0.283, SLG: 0.178 | | | S S S 0-3 K ① | | x 0-0 4-3 ② | | x 0-0 1B | | | 1 | 0 | 0 | 0 | 0 | 1 | 0 |
| Archie Moore, L (5, PH)<br>OBP: 0.308, SLG: 0.273 | | | | | | | | | | 1 | 0 | 0 | 0 | 0 | 0 | 0 |
| Hal Reniff, R (6, 1)<br>OBP: 0.143, SLG: 0.143 | | | | | | | | | | 0 | 0 | 0 | 0 | 0 | 0 | 0 |
| Bobby Richardson, R (7, PH)<br>OBP: 0.277, SLG: 0.305 | | | | | | | | | | 1 | 0 | 1 | 0 | 0 | 0 | 0 |
| Ralph Terry, R (8, 1)<br>OBP: 0.250, SLG: 0.214 | | | | | | | | | | 0 | 0 | 0 | 0 | 0 | 0 | 0 |
| Inning Stats | R: 0 H: 0<br>E: 0 LOB: 1<br>K: 2 BB: 1<br>S: 7 P: 11 | R: 0 H: 1<br>E: 0 LOB: 1<br>K: 1 BB: 0<br>S: 6 P: 6 | R: 0 H: 0<br>E: 0 LOB: 0<br>K: 2 BB: 0<br>S: 7 P: 7 | R: 0 H: 0<br>E: 0 LOB: 2<br>K: 1 BB: 2<br>S: 5 P: 13 | R: 0 H: 0<br>E: 0 LOB: 0<br>K: 1 BB: 0<br>S: 5 P: 5 | R: 0 H: 1<br>E: 0 LOB: 2<br>K: 1 BB: 1<br>S: 6 P: 10 | R: 0 H: 1<br>E: 0 LOB: 1<br>K: 2 BB: 0<br>S: 8 P: 8 | R: 0 H: 1<br>E: 0 LOB: 0<br>K: 1 BB: 0<br>S: 5 P: 5 | R: 0 H: 0<br>E: 0 LOB: 0<br>K: 0 BB: 0<br>S: 3 P: 3 | 1B: 4 SF: 0<br>2B: 0 SAC: 0<br>3B: 0 DP: 1<br>HR: 0 HBP: 0 | | | | | | |

| PITCHER | IP | WLS | BF | H | R | ER | SO | BB | IBB | HBP | BLK | WP | HR | S | P | ERA | WHIP |
|---|---|---|---|---|---|---|---|---|---|---|---|---|---|---|---|---|---|
| Luis Tiant, R (1, 1)<br>ERA: | 9.0 | W | 34 | 4 | 0 | 0 | 11 | 4 | 0 | 0 | 0 | 1 | 0 | 52 | 68 | 0.00 | 0.889 |

| PITCHER | IP | WLS | BF | H | R | ER | SO | BB | IBB | HBP | BLK | WP | HR | S | P | ERA | WHIP |
|---|---|---|---|---|---|---|---|---|---|---|---|---|---|---|---|---|---|

# BOTTOM

## Cleveland Indians @ New York Yankees

Yankee Stadium, Bronx, NY

Sun Jul 19 1964, 3:38 AM EDT
Att. 30,061 - Unknown - 89 F

livebaseballscorecards.com

| | |
|---|---|
| AB | 30 |
| R | 0 |
| H | 4 |
| RBI | 0 |
| BB | 4 |
| SO | 11 |
| LOB | 12 |

WP: 1 PA: 34
PB: 0
SB: 0
CS: 0

| Batter | 1 | 2 | 3 | 4 | 5 | 6 | 7 | 8 | 9 | AB | R | H | RBI | BB | SO | LOB |
|---|---|---|---|---|---|---|---|---|---|---|---|---|---|---|---|---|
| Don Blasingame, L (1, 4)<br>OBP: 0.310, SLG: 0.322 | F9 | | G3 | | | L9 | | 1B | | 4 | 0 | 1 | 0 | 0 | 0 | 0 |
| Chuck Hinton, R (1, 7)<br>OBP: 0.358, SLG: 0.466 | E1<br>FC1-5-6-4-6<br>1B | | | L9 | | HR | | G5-3<br>2-3f | | 4 | 1 | 2 | 1 | 0 | 0 | 2 |
| Joe Cunningham, L (1, 3)<br>OBP: 0.360, SLG: 0.319 | FC1-5-6-4-6<br>2-3 | | | 3-1 | | P6 | | | BBBB<br>FC4-6<br>BB | 3 | 0 | 0 | 0 | 1 | 0 | 1 |
| Jim King, L (1, 9)<br>OBP: 0.358, SLG: 0.471 | K | | | K | | | G3<br>1B | | P3 | 4 | 0 | 1 | 0 | 0 | 2 | 2 |
| Don Lock, R (1, 8)<br>OBP: 0.369, SLG: 0.467 | | F8 | | | E6 | | G3<br>1-2 | | F8 | 4 | 0 | 0 | 0 | 0 | 0 | 2 |
| Mike Brumley, L (1, 2)<br>OBP: 0.328, SLG: 0.325 | | F7 | | | P5 | | P6 | | FC4-6<br>1-2f | 4 | 0 | 0 | 0 | 0 | 0 | 3 |
| John Kennedy, R (1, 5)<br>OBP: 0.299, SLG: 0.385 | | K | | | P6 | | 6-3 | | | 3 | 0 | 0 | 0 | 0 | 1 | 2 |
| Ed Brinkman, R (1, 6)<br>OBP: 0.272, SLG: 0.335 | | | K | | F8 | | | F5 | | 3 | 0 | 0 | 0 | 0 | 1 | 1 |
| Dave Stenhouse, R (1, 1)<br>OBP: 0.444, SLG: 0.375 | | | 6-3 | | | P4 | | BBBB<br>G5-3<br>1B<br>BB | | 1 | 0 | 0 | 0 | 0 | 0 | 0 |
| Fred Valentine, S (6, PH)<br>OBP: 0.313, SLG: 0.336 | | | | | | | | | | 1 | 0 | 0 | 0 | 0 | 0 | 0 |
| Don Rudolph, L (6, 1)<br>OBP: 0.200, SLG: 0.111 | | | | | | | | | | 0 | 0 | 0 | 0 | 0 | 0 | 0 |
| Dick Phillips, L (8, PH)<br>OBP: 0.327, SLG: 0.276 | | | | | | | | | | 0 | 0 | 0 | 0 | 1 | 0 | 0 |
| Ron Kline, R (8, 1)<br>OBP: 0.400, SLG: 0.250 | | | | | | | | | | 0 | 0 | 0 | 0 | 0 | 0 | 0 |
| Inning Stats | R: 0<br>E: 1<br>K: 1<br>S: 6<br>H: 1<br>LOB: 1<br>BB: 0<br>P: 6 | R: 0<br>E: 0<br>K: 1<br>S: 5<br>H: 0<br>LOB: 0<br>BB: 0<br>P: 5 | R: 0<br>E: 0<br>K: 1<br>S: 5<br>H: 0<br>LOB: 0<br>BB: 0<br>P: 5 | R: 0<br>E: 0<br>K: 1<br>S: 5<br>H: 0<br>LOB: 0<br>BB: 0<br>P: 5 | R: 0<br>E: 1<br>K: 0<br>S: 4<br>H: 0<br>LOB: 1<br>BB: 0<br>P: 4 | R: 1<br>E: 0<br>K: 0<br>S: 4<br>H: 1<br>LOB: 0<br>BB: 0<br>P: 4 | R: 0<br>E: 0<br>K: 0<br>S: 4<br>H: 1<br>LOB: 1<br>BB: 0<br>P: 4 | R: 0<br>E: 0<br>K: 0<br>S: 3<br>H: 1<br>LOB: 1<br>BB: 1<br>P: 7 | R: 0<br>E: 0<br>K: 0<br>S: 3<br>H: 0<br>LOB: 1<br>BB: 1<br>P: 7 | 1B: 3<br>2B: 0<br>3B: 0<br>HR: 1<br>SF: 0<br>SAC: 0<br>DP: 1<br>HBP: 0 | | | | | | |

| PITCHER | IP | WLS | BF | H | R | ER | SO | BB | IBB | HBP | BLK | WP | HR | S | P | ERA | WHIP |
|---|---|---|---|---|---|---|---|---|---|---|---|---|---|---|---|---|---|
| Jim Bouton, R (1, 1)<br>ERA: 2.88 | 9.0 | W | 33 | 4 | 1 | 1 | 4 | 2 | 0 | 0 | 0 | 0 | 1 | 39 | 47 | 1.00 | 0.667 |

| PITCHER | IP | WLS | BF | H | R | ER | SO | BB | IBB | HBP | BLK | WP | HR | S | P | ERA | WHIP |
|---|---|---|---|---|---|---|---|---|---|---|---|---|---|---|---|---|---|

# TOP

## Washington Senators @ New York Yankees

Yankee Stadium, Bronx, NY

Tue Jul 21 1964, 7:05 PM EDT

Att. 12,874 - Overcast - 78 F

livebaseballscorecards.com

| | |
|---|---|
| AB | 31 |
| R | 1 |
| H | 4 |
| RBI | 1 |
| BB | 2 |
| SO | 4 |
| LOB | 13 |

WP: 0 PA: 33
PB: 0
SB: 0
CS: 0

| Batter | 1 | 2 | 3 | 4 | 5 | 6 | 7 | 8 | 9 | AB | R | H | RBI | BB | SO | LOB |
|---|---|---|---|---|---|---|---|---|---|---|---|---|---|---|---|---|
| Tony Kubek, L (1, 6)<br>OBP: 0.290, SLG: 0.371 | F7 | | F7 | | FC5-4<br>1B | | G3 | 2-H<br>1B | | 5 | 0 | 2 | 0 | 0 | 0 | 0 |
| Bobby Richardson, R (1, 4)<br>OBP: 0.277, SLG: 0.307 | F9 | | | 5-3 | FC5-4<br>1-2f | | 2B | | | 4 | 0 | 1 | 0 | 0 | 0 | 1 |
| Joe Pepitone, L (1, 3)<br>OBP: 0.286, SLG: 0.375 | 4-3 | | | F9 | 2B<br>1B<br>1B | | P6 | | | 4 | 1 | 1 | 0 | 0 | 0 | 1 |
| Roger Maris, L (1, 9)<br>OBP: 0.346, SLG: 0.457 | | 1-3 | | HR<br>BB | K | | F8 | | | 3 | 1 | 0 | 0 | 1 | 1 | 2 |
| Tom Tresh, S (1, 8)<br>OBP: 0.375, SLG: 0.465 | | HR | | 1-H<br>HR | 1-3<br>1B<br>2B | | | S<br>2B<br>BB | | 3 | 4 | 3 | 3 | 1 | 0 | 0 |
| Johnny Blanchard, L (1, 7)<br>OBP: 0.362, SLG: 0.365<br>Hector Lopez, R (9, 7)<br>OBP: 0.320, SLG: 0.427 | F7 | | | 1B | 2-H<br>3-H<br>1B | | | K | | 4<br>0 | 0<br>0 | 2<br>0 | 2<br>0 | 0<br>0 | 1<br>0 | 1<br>0 |
| Elston Howard, R (1, 2)<br>OBP: 0.356, SLG: 0.422 | L9 | | | K | 1-3<br>1B | | | 1-2<br>2B<br>IBB | | 3 | 1 | 1 | 0 | 1 | 1 | 1 |
| Clete Boyer, R (1, 5)<br>OBP: 0.279, SLG: 0.315 | | | F7 | | 6-3 | IBB | | L9 | | 3 | 0 | 0 | 0 | 1 | 0 | 2 |
| Jim Bouton, R (1, 1)<br>OBP: 0.130, SLG: 0.151 | | | F8 | | K | L4 | | 1-H<br>2-H<br>1B<br>2B | | 4 | 0 | 1 | 2 | 0 | 1 | 2 |
| Inning Stats | R: 0<br>E: 0<br>K: 0<br>S: 3<br>H: 0<br>LOB: 0<br>BB: 0<br>P: 3 | R: 1<br>E: 0<br>K: 0<br>S: 4<br>H: 1<br>LOB: 0<br>BB: 0<br>P: 4 | R: 0<br>E: 0<br>K: 0<br>S: 3<br>H: 0<br>LOB: 0<br>BB: 0<br>P: 3 | R: 2<br>E: 0<br>K: 1<br>S: 7<br>H: 2<br>LOB: 1<br>BB: 1<br>P: 11 | R: 0<br>E: 0<br>K: 1<br>S: 6<br>H: 1<br>LOB: 1<br>BB: 0<br>P: 6 | R: 2<br>E: 0<br>K: 1<br>S: 8<br>H: 4<br>LOB: 2<br>BB: 1<br>P: 12 | R: 0<br>E: 0<br>K: 0<br>S: 4<br>H: 1<br>LOB: 1<br>BB: 0<br>P: 4 | R: 2<br>E: 0<br>K: 1<br>S: 6<br>H: 2<br>LOB: 2<br>BB: 2<br>P: 14 | | 1B: 6<br>2B: 3<br>3B: 0<br>HR: 2<br>SF: 0<br>SAC: 0<br>DP: 0<br>HBP: 0 | | | | | | |

| PITCHER | | IP | WLS | BF | H | R | ER | SO | BB | IBB | HBP | BLK | WP | HR | S | P | ERA | WHIP |
|---|---|---|---|---|---|---|---|---|---|---|---|---|---|---|---|---|---|---|
| Dave Stenhouse, R<br>ERA: 5.28 | (1, 1) | 5.0 | L | 20 | 4 | 3 | 3 | 2 | 1 | 0 | 0 | 0 | 0 | 2 | 23 | 27 | 5.40 | 1.000 |
| Don Rudolph, L<br>ERA: 3.98 | (6, 1) | 2.0 | | 11 | 5 | 2 | 2 | 1 | 0 | 1 | 0 | 0 | 0 | 0 | 12 | 16 | 9.00 | 2.500 |
| Ron Kline, R<br>ERA: 2.57 | (8, 1) | 1.0 | | 6 | 2 | 2 | 2 | 1 | 1 | 1 | 0 | 0 | 0 | 0 | 6 | 14 | 18.00 | 3.000 |

| PITCHER | IP | WLS | BF | H | R | ER | SO | BB | IBB | HBP | BLK | WP | HR | S | P | ERA | WHIP |
|---|---|---|---|---|---|---|---|---|---|---|---|---|---|---|---|---|---|

# BOTTOM

## Washington Senators @ New York Yankees

Yankee Stadium, Bronx, NY

Tue Jul 21 1964, 7:05 PM EDT
Att. 12,874 - Overcast - 78 F

livebaseballscorecards.com

| | |
|---|---|
| AB | 33 |
| R | 7 |
| H | 11 |
| RBI | 7 |
| BB | 4 |
| SO | 4 |
| LOB | 10 |

WP: 0 PA: 37
PB: 0
SB: 1
CS: 0

| Batter | 1 | 2 | 3 | 4 | 5 | 6 | 7 | 8 | 9 | AB | R | H | RBI | BB | SO | LOB |
|---|---|---|---|---|---|---|---|---|---|---|---|---|---|---|---|---|
| Ed Brinkman, R (1, 6)<br>OBP: 0.271, SLG: 0.337 | F7 | 5-3 | | | 2B<br>2-H | | K | | | 4 | 0 | 1 | 1 | 0 | 1 | 1 |
| John Kennedy, R (1, 5)<br>OBP: 0.299, SLG: 0.382 | BB<br>1B<br>1B | | F9 | | F7 | | K | | | 3 | 1 | 0 | 0 | 1 | 1 | 2 |
| Chuck Hinton, R (1, 7)<br>OBP: 0.357, SLG: 0.464 | 1B<br>FC4-6<br>1B<br>1-3 | | 6-3 | | L8 | | | 5-3 | | 4 | 1 | 1 | 0 | 0 | 0 | 1 |
| Don Lock, R (1, 9)<br>OBP: 0.370, SLG: 0.468 (6, 8) | 1B<br>FC4-6<br>1-2<br>3-H | | 5-3 | | | 1B | | F5 | | 4 | 0 | 2 | 1 | 0 | 0 | 0 |
| Don Leppert, R (1, 2)<br>OBP: 0.202, SLG: 0.241<br>Mike Brumley, L (6, PH)<br>OBP: 0.330, SLG: 0.324 (6, 2) | FC4-6<br>WP<br>1B<br>1-2f<br>2-3 | | | K | | F7 | | BB | | 2<br>1 | 0<br>0 | 0<br>0 | 0<br>0 | 0<br>1 | 1<br>0 | 2<br>1 |
| Joe Cunningham, L (1, 3)<br>OBP: 0.357, SLG: 0.317 | 1B<br>WP<br>1-2<br>3-H | | | L6 | | F7 | | K | | 4 | 0 | 1 | 1 | 0 | 1 | 2 |
| Ken Hunt, R (1, 8)<br>OBP: 0.244, SLG: 0.218<br>Jim King, L (6, PH)<br>OBP: 0.356, SLG: 0.468 (6, 9) | K<br>1-2<br>2-3 | | | K | | K | | | L9 | 2<br>2 | 0<br>0 | 0<br>0 | 0<br>0 | 0<br>0 | 2<br>1 | 2<br>1 |
| Chuck Cottier, R (1, 4)<br>OBP: 0.278, SLG: 0.373<br>Bennie Daniels, L (7, 1)<br>OBP: 0.250, SLG: 0.250<br>Dick Phillips, L (9, PH)<br>OBP: 0.325, SLG: 0.274 | | K | | | BB<br>SH3-4<br>2B | | 6-3 | | 4-3 | 2<br>0<br>1 | 1<br>0<br>0 | 0<br>0<br>0 | 0<br>0<br>0 | 1<br>0<br>0 | 1<br>0<br>0 | 0<br>0<br>0 |
| Alan Koch, R (1, 1)<br>OBP: 0.296, SLG: 0.407<br>Jim Hannan, R (5, 1)<br>OBP: 0.200, SLG: 0.214<br>Don Blasingame, L (7, PH)<br>OBP: 0.311, SLG: 0.324 (7, 4) | | K | | | SH3-4<br>1-2 | 1B | | | F8 | 1<br>0<br>2 | 0<br>0<br>0 | 0<br>0<br>1 | 0<br>0<br>0 | 0<br>0<br>0 | 1<br>0<br>0 | 0<br>0<br>0 |
| Inning Stats | R: 2<br>E: 0<br>K: 1<br>S: 8<br>H: 3<br>LOB: 2<br>BB: 1<br>P: 12 | R: 0<br>E: 0<br>K: 2<br>S: 7<br>H: 0<br>LOB: 0<br>BB: 0<br>P: 7 | R: 0<br>E: 0<br>K: 0<br>S: 3<br>H: 0<br>LOB: 0<br>BB: 0<br>P: 3 | R: 0<br>E: 0<br>K: 2<br>S: 7<br>H: 0<br>LOB: 0<br>BB: 0<br>P: 7 | R: 1<br>E: 0<br>K: 0<br>S: 4<br>H: 1<br>LOB: 1<br>BB: 1<br>P: 8 | R: 0<br>E: 0<br>K: 1<br>S: 6<br>H: 1<br>LOB: 1<br>BB: 0<br>P: 6 | R: 0<br>E: 0<br>K: 2<br>S: 8<br>H: 1<br>LOB: 1<br>BB: 0<br>P: 8 | R: 0<br>E: 0<br>K: 1<br>S: 5<br>H: 0<br>LOB: 1<br>BB: 1<br>P: 9 | R: 0<br>E: 0<br>K: 0<br>S: 3<br>H: 0<br>LOB: 0<br>BB: 0<br>P: 3 | 1B: 5<br>2B: 1<br>3B: 0<br>HR: 0<br>SF: 0<br>SAC: 1<br>DP: 0<br>HBP: 0 | | | | | | |

| PITCHER | IP | WLS | BF | H | R | ER | SO | BB | IBB | HBP | BLK | WP | HR | S | P | ERA | WHIP |
|---|---|---|---|---|---|---|---|---|---|---|---|---|---|---|---|---|---|
| Al Downing, L (1, 1)<br>ERA: 3.11 | 5.0 | W | 21 | 4 | 3 | 3 | 5 | 2 | 0 | 0 | 0 | 1 | 0 | 29 | 37 | 5.40 | 1.200 |
| Ralph Terry, R (6, 1)<br>ERA: 6.18 | 4.0 | S | 15 | 2 | 0 | 0 | 4 | 1 | 0 | 0 | 0 | 0 | 0 | 22 | 26 | 0.00 | 0.750 |

| PITCHER | IP | WLS | BF | H | R | ER | SO | BB | IBB | HBP | BLK | WP | HR | S | P | ERA | WHIP |
|---|---|---|---|---|---|---|---|---|---|---|---|---|---|---|---|---|---|

# TOP

## Washington Senators @ New York Yankees

Yankee Stadium, Bronx, NY

Wed Jul 22 1964, 3:33 AM EDT

Att. 11,111 - Overcast - 82 F

livebaseballscorecards.com

| | |
|---|---|
| AB | 32 |
| R | 3 |
| H | 6 |
| RBI | 3 |
| BB | 3 |
| SO | 9 |
| LOB | 12 |

| | | | | | | | | | |
|---|---|---|---|---|---|---|---|---|---|
| 1B: 5 | SF: 0 | WP: 1 | PA: 36 |
| 2B: 1 | SAC: 1 | PB: 0 | |
| 3B: 0 | DP: 0 | SB: 0 | |
| HR: 0 | HBP: 0 | CS: 0 | |

| Batter | 1 | 2 | 3 | 4 | 5 | 6 | 7 | 8 | 9 | AB | R | H | RBI | BB | SO | LOB |
|---|---|---|---|---|---|---|---|---|---|---|---|---|---|---|---|---|
| Tony Kubek, L (1, 6)<br>OBP: 0.289, SLG: 0.366 | 2-3 | | G5-4-3 BB | | F7 | 1-3 | | | | 3 | 0 | 0 | 0 | 1 | 0 | 2 |
| Phil Linz, R (1, 4)<br>OBP: 0.321, SLG: 0.357 | BB | | G5-4-3<br>1-2f | | 2B<br>1-3 | 5-3 | | | | 3 | 1 | 1 | 0 | 1 | 0 | 2 |
| Mickey Mantle, S (1, 8)<br>OBP: 0.447, SLG: 0.609<br>Hector Lopez, R (9, 7)<br>OBP: 0.320, SLG: 0.427 | K | | | G3 BB<br>G3 | WP 3B<br>2-H<br>3-H 2B | | L8 | | | 3<br>0 | 2<br>0 | 1<br>0 | 2<br>0 | 1<br>0 | 1<br>0 | 1<br>0 |
| Roger Maris, L (1, 9)<br>OBP: 0.348, SLG: 0.453 | F2 | | | G3 G3<br>1-2 BB | WP<br>3B BB | | F9 | | | 2 | 1 | 0 | 0 | 2 | 0 | 1 |
| Tom Tresh, S (1, 7)<br>OBP: 0.379, SLG: 0.463 (9, 8) | | BB | | G3<br>1-2<br>2-3 | 3B<br>1-2<br>2-3 BB | | BB | | | 1 | 1 | 0 | 0 | 3 | 0 | 2 |
| Joe Pepitone, L (1, 3)<br>OBP: 0.285, SLG: 0.379 | | F9 | | G3<br>2-3<br>3-H | 3B<br>1-H<br>2-H<br>3-H | | 4-3 | | | 4 | 0 | 1 | 4 | 0 | 0 | 3 |
| Elston Howard, R (1, 2)<br>OBP: 0.352, SLG: 0.417 | | F7 | | 6-3 | 4-3 | | | 4-3 | | 4 | 0 | 0 | 0 | 0 | 0 | 3 |
| Clete Boyer, R (1, 5)<br>OBP: 0.279, SLG: 0.311 | | 1-3 | | | F3 | S SH1-4 BB | | 6-3 | | 3 | 0 | 0 | 0 | 1 | 0 | 1 |
| Al Downing, R (1, 1)<br>OBP: 0.178, SLG: 0.227<br>Archie Moore, L (5, PH)<br>OBP: 0.357, SLG: 0.333<br>Ralph Terry, R (6, 1)<br>OBP: 0.235, SLG: 0.200 | | | K | | 2B 2B 1B | SH1-4<br>1-2 | | K | | 1<br>1<br>1 | 0<br>1<br>0 | 0<br>1<br>0 | 0<br>0<br>0 | 0<br>0<br>0 | 1<br>0<br>1 | 0<br>0<br>0 |
| Inning Stats | R: 0 H: 0<br>E: 0 LOB: 1<br>K: 1 BB: 1<br>S: 5 P: 9 | R: 0 H: 0<br>E: 0 LOB: 1<br>K: 0 BB: 1<br>S: 3 P: 7 | R: 0 H: 0<br>E: 0 LOB: 0<br>K: 1 BB: 1<br>S: 4 P: 8 | R: 1 H: 0<br>E: 0 LOB: 1<br>K: 0 BB: 2<br>S: 3 P: 11 | R: 5 H: 4<br>E: 0 LOB: 1<br>K: 0 BB: 2<br>S: 7 P: 15 | R: 0 H: 0<br>E: 0 LOB: 1<br>K: 0 BB: 1<br>S: 3 P: 7 | R: 0 H: 0<br>E: 0 LOB: 1<br>K: 0 BB: 1<br>S: 3 P: 7 | R: 0 H: 0<br>E: 0 LOB: 0<br>K: 1 BB: 0<br>S: 5 P: 5 | | 1B: 1 SF: 0<br>2B: 2 SAC: 1<br>3B: 1 DP: 1<br>HR: 0 HBP: 0 | | | | | | |

| PITCHER | | IP | WLS | BF | H | R | ER | SO | BB | IBB | HBP | BLK | WP | HR | S | P | ERA | WHIP |
|---|---|---|---|---|---|---|---|---|---|---|---|---|---|---|---|---|---|---|
| Alan Koch, R<br>ERA: 4.94 | (1, 1) | 4.2 | L | 22 | 3 | 5 | 5 | 2 | 6 | 0 | 0 | 0 | 0 | 0 | 20 | 44 | 9.64 | 1.929 |
| Jim Hannan, R<br>ERA: 4.1 | (5, 1) | 1.1 | | 7 | 1 | 1 | 1 | 0 | 2 | 0 | 0 | 0 | 1 | 0 | 5 | 13 | 6.75 | 2.250 |
| Bennie Daniels, R<br>ERA: 4.25 | (7, 1) | 2.0 | | 7 | 0 | 0 | 0 | 1 | 1 | 0 | 0 | 0 | 0 | 0 | 8 | 12 | 0.00 | 0.500 |

| PITCHER | IP | WLS | BF | H | R | ER | SO | BB | IBB | HBP | BLK | WP | HR | S | P | ERA | WHIP |
|---|---|---|---|---|---|---|---|---|---|---|---|---|---|---|---|---|---|

# BOTTOM

## Washington Senators @ New York Yankees

Yankee Stadium, Bronx, NY

Wed Jul 22 1964, 3:33 AM EDT
Att. 11,111 - Overcast - 82 F

livebaseballscorecards.com

| | |
|---|---|
| AB | 26 |
| R | 6 |
| H | 4 |
| RBI | 6 |
| BB | 9 |
| SO | 3 |
| LOB | 15 |

| Batter | 1 | 2 | 3 | 4 | 5 | 6 | 7 | 8 | 9 | AB | R | H | RBI | BB | SO | LOB |
|---|---|---|---|---|---|---|---|---|---|---|---|---|---|---|---|---|
| Don Blasingame, L (1, 4)<br>OBP: 0.309, SLG: 0.325 | x 0-0 ① 4-3 | | x 0-0 ① F8 | | x 0-0 1-3 2B | | x 0-0 ② 1-3 | x 0-0 ③ P6 | | 5 | 0 | 1 | 0 | 0 | 0 | 2 |
| Fred Valentine, S (1, 9)<br>OBP: 0.315, SLG: 0.333 | x 0-0 ② 4-3 | | B B B B 4-0 BB | | S S S 0-3 ② K | | x 0-0 1B | | S S S 0-3 ① K | 4 | 0 | 1 | 0 | 1 | 2 | 2 |
| Chuck Hinton, R (1, 7)<br>(8, 5)<br>(9, 7)<br>OBP: 0.355, SLG: 0.460 | x 0-0 S 1B | | x 0-0 ② F8 | | x 0-0 ③ F7 | | S S S 0-3 ③ K | | S S S 0-3 ② K | 5 | 0 | 1 | 0 | 0 | 2 | 4 |
| Joe Cunningham, L (1, 3)<br>OBP: 0.358, SLG: 0.323 | B B B B 4-0 1-2 BB | | x 0-0 ③ F8 | | | x 0-0 ① 3-1 | | x 0-0 BB 1B 2B | S S S 0-3 ③ K | 4 | 1 | 1 | 0 | 1 | 1 | 1 |
| Don Lock, R (1, 8)<br>OBP: 0.372, SLG: 0.470 | x 0-0 ③ P6 | | | x 0-0 ① 6-3 | | x 0-0 2B | | B B B B 4-0 BB 1B BB | | 3 | 1 | 1 | 0 | 1 | 0 | 2 |
| Mike Brumley, L (1, 2)<br>OBP: 0.332, SLG: 0.328 | | x 0-0 CS 2B | | x 0-0 ② F2 | | B B B 4-0 BB | | x 0-0 ① F7 | | 3 | 0 | 1 | 0 | 1 | 0 | 2 |
| John Kennedy, R (1, 5)<br>(8, 6)<br>OBP: 0.301, SLG: 0.379 | | B B B B 4-0 BB | | x 0-0 ③ L7 | | x 0-0 ② P6 | | B B B B 4-0 1-2 2-3 1B BB | | 2 | 0 | 0 | 0 | 2 | 0 | 2 |
| Ed Brinkman, R (1, 6)<br>OBP: 0.272, SLG: 0.335<br>Jim King, L (8, PH)<br>OBP: 0.358, SLG: 0.470<br>Ken Hunt, R (8, PR)<br>OBP: 0.244, SLG: 0.218<br>(8, 7)<br>Chuck Cottier, R (9, 5)<br>OBP: 0.278, SLG: 0.373 | | S S S 0-3 ① ② K 2-3 | | | B B B B 4-0 2B BB | x 0-0 ③ F7 | | x 0-0 1-3 2-H 3-H 1B | | 2<br>1<br>0<br><br>0 | 0<br>0<br>0<br><br>0 | 0<br>1<br>0<br><br>0 | 0<br>2<br>0<br><br>0 | 1<br>0<br>0<br><br>0 | 1<br>0<br>0<br><br>0 | 4<br>0<br>0<br><br>0 |
| Claude Osteen, L (1, 1)<br>OBP: 0.153, SLG: 0.179 | | x 0-0 ③ G3 | | | S S S 0-3 ① K | | S S S 0-3 ① K | x 0-0 ② P4 | | 4 | 0 | 0 | 0 | 0 | 2 | 4 |
| Inning Stats | R: 0 H: 1<br>E: 0 LOB: 2<br>K: 0 BB: 1<br>S: 4 P: 8 | R: 0 H: 1<br>E: 0 LOB: 1<br>K: 1 BB: 1<br>S: 5 P: 9 | R: 0 H: 0<br>E: 0 LOB: 1<br>K: 0 BB: 1<br>S: 3 P: 7 | R: 0 H: 0<br>E: 0 LOB: 0<br>K: 0 BB: 0<br>S: 3 P: 3 | R: 0 H: 1<br>E: 0 LOB: 2<br>K: 2 BB: 1<br>S: 8 P: 12 | R: 0 H: 1<br>E: 0 LOB: 1<br>K: 0 BB: 1<br>S: 4 P: 8 | R: 0 H: 1<br>E: 0 LOB: 1<br>K: 2 BB: 0<br>S: 8 P: 8 | R: 2 H: 2<br>E: 0 LOB: 2<br>K: 0 BB: 2<br>S: 5 P: 13 | R: 0 H: 0<br>E: 0 LOB: 0<br>K: 3 BB: 0<br>S: 9 P: 9 | 1B: 3 SF: 0<br>2B: 5 SAC: 0<br>3B: 0 DP: 1<br>HR: 0 HBP: 0 | | | | | | |

# TOP

## Washington Senators @ New York Yankees

Yankee Stadium, Bronx, NY

Thu Jul 23 1964, 7:05 PM EDT

Att. 10,358 - Unknown - 80 F

livebaseballscorecards.com

| | |
|---|---|
| AB | 33 |
| R | 2 |
| H | 7 |
| RBI | 2 |
| BB | 7 |
| SO | 8 |
| LOB | 23 |

| PITCHER | | IP | WLS | BF | H | R | ER | SO | BB | IBB | HBP | BLK | WP | HR | S | P | ERA | WHIP |
|---|---|---|---|---|---|---|---|---|---|---|---|---|---|---|---|---|---|---|
| Stan Williams, R<br>ERA: 3.38 | (1, 1) | 7.1 | L | 34 | 6 | 2 | 2 | 5 | 7 | 0 | 0 | 0 | 0 | 0 | 37 | 65 | 2.46 | 1.773 |
| Pete Mikkelsen, R<br>ERA: 3.75 | (8, 1) | 0.0 | | 1 | 1 | 0 | 0 | 0 | 0 | 0 | 0 | 0 | 0 | 0 | 1 | 1 | ∞ | ∞ |
| Steve Hamilton, L<br>ERA: 2.41 | (8, 1) | 1.2 | | 5 | 0 | 0 | 0 | 3 | 0 | 0 | 0 | 0 | 0 | 0 | 11 | 11 | 0.00 | 0.000 |

| PITCHER | IP | WLS | BF | H | R | ER | SO | BB | IBB | HBP | BLK | WP | HR | S | P | ERA | WHIP |
|---|---|---|---|---|---|---|---|---|---|---|---|---|---|---|---|---|---|

| Batter | 1 | 2 | 3 | 4 | 5 | 6 | 7 | 8 | 9 | AB | R | H | RBI | BB | SO | LOB |
|---|---|---|---|---|---|---|---|---|---|---|---|---|---|---|---|---|
| Tony Kubek, L (1, 6)<br>OBP: 0.293, SLG: 0.368 | G6-3<br>1B | | 1-3 | | 4-3 | | 1B | | | 4 | 0 | 2 | 0 | 0 | 0 | 0 |
| Phil Linz, R (1, 4)<br>OBP: 0.320, SLG: 0.356 | G6-3<br>1-2f | | 1B | | L6 | | 5-3 | | | 4 | 0 | 1 | 0 | 0 | 0 | 2 |
| Roger Maris, L (1, 9)<br>OBP: 0.346, SLG: 0.448 | F2 | | L9 | | | BB<br>1B | | G3 | | 3 | 0 | 0 | 0 | 1 | 0 | 1 |
| Mickey Mantle, S (1, 8)<br>OBP: 0.447, SLG: 0.607<br>Pedro Gonzalez, R (8, PR)<br>OBP: 0.297, SLG: 0.343<br>(9, 3) | | 1-3 | | 6-3 | | F7<br>1-3<br>1B | | E4<br>1B | | 4<br>0 | 0<br>0 | 2<br>0 | 0<br>0 | 0<br>0 | 0<br>0 | 0<br>0 |
| Tom Tresh, S (1, 7)<br>OBP: 0.381, SLG: 0.460 | | BB<br>S<br>1B | | BB<br>1B | | F7<br>1-2 | | FC6<br>G1-6-3 | | 2 | 1 | 0 | 0 | 2 | 0 | 3 |
| Elston Howard, R (1, 2)<br>OBP: 0.351, SLG: 0.413 | | K<br>1-2 | | F9 | | L4-3<br>IBB | | G1-6-3<br>1-2f | | 3 | 0 | 0 | 0 | 1 | 1 | 4 |
| Joe Pepitone, L (1, 3)<br>OBP: 0.288, SLG: 0.380<br>(9, 8) | | FC4-6<br>2-H<br>1B | | 1-3<br>1B | | L4-3<br>1-2 | | | P6 | 4 | 0 | 2 | 1 | 0 | 0 | 3 |
| Clete Boyer, R (1, 5)<br>OBP: 0.279, SLG: 0.310 | | FC4-6<br>1-2f | | K | | | 1-3 | | L6-3<br>1B | 4 | 0 | 1 | 0 | 0 | 1 | 3 |
| Stan Williams, R (1, 1)<br>OBP: 0.176, SLG: 0.235<br>Pete Mikkelsen, R (8, 1)<br>Steve Hamilton, L (8, 1)<br>OBP: 0.286, SLG: 0.211<br>Hector Lopez, R (9, PH)<br>OBP: 0.319, SLG: 0.425 | | | K | | K | | 5-3 | | L6-3<br>1-2 | 3<br>0<br>0<br>1 | 0<br>0<br>0<br>0 | 0<br>0<br>0<br>0 | 0<br>0<br>0<br>0 | 0<br>0<br>0<br>0 | 2<br>0<br>0<br>0 | 0<br>0<br>0<br>1 |
| Inning Stats | R: 0 E: 0 K: 0 S: 3 H: 1 LOB: 0 BB: 0 P: 3 | R: 1 E: 0 K: 1 S: 6 H: 1 LOB: 1 BB: 1 P: 10 | R: 0 E: 0 K: 1 S: 6 H: 1 LOB: 1 BB: 0 P: 6 | R: 0 E: 0 K: 1 S: 6 H: 1 LOB: 2 BB: 1 P: 10 | R: 0 E: 0 K: 1 S: 5 H: 0 LOB: 0 BB: 0 P: 5 | R: 0 E: 0 K: 0 S: 3 H: 1 LOB: 2 BB: 2 P: 11 | R: 0 E: 0 K: 0 S: 4 H: 1 LOB: 1 BB: 0 P: 4 | R: 0 E: 1 K: 0 S: 4 H: 1 LOB: 1 BB: 0 P: 4 | R: 0 E: 0 K: 0 S: 3 H: 1 LOB: 0 BB: 0 P: 3 | 1B: 8 2B: 1 3B: 0 HR: 0 | SF: 0 SAC: 0 DP: 3 HBP: 0 | | | | | | |

| PITCHER | | IP | WLS | BF | H | R | ER | SO | BB | IBB | HBP | BLK | WP | HR | S | P | ERA | WHIP |
|---|---|---|---|---|---|---|---|---|---|---|---|---|---|---|---|---|---|---|
| Claude Osteen, L<br>ERA: 3.64 | (1, 1) | 9.0 | W | 36 | 8 | 1 | 1 | 4 | 3 | 1 | 0 | 0 | 0 | 0 | 40 | 56 | 1.00 | 1.222 |

| PITCHER | IP | WLS | BF | H | R | ER | SO | BB | IBB | HBP | BLK | WP | HR | S | P | ERA | WHIP |
|---|---|---|---|---|---|---|---|---|---|---|---|---|---|---|---|---|---|

# BOTTOM

## Washington Senators @ New York Yankees

Yankee Stadium, Bronx, NY

Thu Jul 23 1964, 7:05 PM EDT
Att. 10,358 - Unknown - 80 F

livebaseballscorecards.com

| | |
|---|---|
| AB | 32 |
| R | 1 |
| H | 8 |
| RBI | 1 |
| BB | 4 |
| SO | 4 |
| LOB | 17 |

| | | | | | |
|---|---|---|---|---|---|
| 1B: 8 | SF: 0 | WP: 0 | PA: 36 | | |
| 2B: 1 | SAC: 0 | PB: 0 | | | |
| 3B: 0 | DP: 3 | SB: 1 | | | |
| HR: 0 | HBP: 0 | CS: 0 | | | |

# New York Yankees @ Detroit Tigers

Tiger Stadium, Detroit, MI

Fri Jul 24 1964, 7:05 PM EDT

Unknown

TOP

livebaseballscorecards.com

| Batter | 1 | 2 | 3 | 4 | 5 | 6 | 7 | 8 | 9 | AB | R | H | RBI | BB | SO | LOB |
|---|---|---|---|---|---|---|---|---|---|---|---|---|---|---|---|---|
| Tony Kubek, L (1, 6)<br>OBP: 0.287, SLG: 0.361 | 4-3 | | 6-3 | | L4 | | 6-3 | | K | 5 | 0 | 0 | 0 | 0 | 1 | 0 |
| Bobby Richardson, R (1, 4)<br>OBP: 0.279, SLG: 0.308 | F2 | | K | | BB 1B<br>1B | | 6-3 | | 1B | 5 | 0 | 2 | 0 | 0 | 1 | 0 |
| Tom Tresh, S (1, 7)<br>(8, 8)<br>OBP: 0.384, SLG: 0.460 | BB<br>1B | | HR<br>HBP | | BB<br>1-2<br>1B | | 5-3 | | P4 | 4 | 1 | 2 | 0 | 0 | 0 | 1 |
| Mickey Mantle, S (1, 8)<br>OBP: 0.451, SLG: 0.618<br>Roger Maris, L (8, 9)<br>OBP: 0.346, SLG: 0.448 | B B B B<br>1-2<br>BB | | 1-H<br>HR | | B B B B<br>1-2<br>2-3<br>BB | | | F7 | | 2<br>0 | 1<br>0 | 1<br>0 | 2<br>0 | 2<br>0 | 0<br>0 | 0<br>0 |
| Elston Howard, R (1, 2)<br>OBP: 0.347, SLG: 0.408 | P4 | | P4 | | 5-3 | | | 5-3 | | 4 | 0 | 0 | 0 | 0 | 0 | 5 |
| Hector Lopez, R (1, 9)<br>(8, 7)<br>OBP: 0.322, SLG: 0.421 | | K | | K | B B B B<br>G3-6-1<br>BB | | | H<br>HR<br>HBP | | 2 | 1 | 0 | 0 | 1 | 2 | 0 |
| Joe Pepitone, L (1, 3)<br>OBP: 0.287, SLG: 0.387 | | K | 4-3 | | G3-6-1<br>1-2f | | | 1-H<br>HR | | 4 | 1 | 1 | 2 | 0 | 1 | 1 |
| Clete Boyer, R (1, 5)<br>OBP: 0.282, SLG: 0.324 | | 1B | 5-3 | | HR | | | S S S<br>K | | 4 | 1 | 2 | 1 | 0 | 1 | 0 |
| Rollie Sheldon, R (1, 1)<br>OBP: 0.143, SLG: 0.143<br>Steve Hamilton, L (8, 1)<br>OBP: 0.286, SLG: 0.211<br>Pete Mikkelsen, R (8, 1)<br>Phil Linz, R (9, PH)<br>OBP: 0.319, SLG: 0.354 | | 4-3 | | | 5-3 | L9 | | | S S S<br>K | 3<br>0<br>0<br>1 | 0<br>0<br>0<br>0 | 0<br>0<br>0<br>0 | 0<br>0<br>0<br>0 | 0<br>0<br>0<br>0 | 0<br>0<br>0<br>1 | 1<br>0<br>0<br>0 |
| Inning Stats | R: 0<br>E: 0<br>K: 0<br>S: 4<br>H: 1<br>LOB: 2<br>BB: 1<br>P: 8 | R: 0<br>E: 0<br>K: 2<br>S: 8<br>H: 1<br>LOB: 1<br>BB: 0<br>P: 8 | R: 2<br>E: 0<br>K: 1<br>S: 6<br>H: 1<br>LOB: 0<br>BB: 0<br>P: 7 | R: 0<br>E: 0<br>K: 1<br>S: 5<br>H: 0<br>LOB: 0<br>BB: 0<br>P: 5 | R: 0<br>E: 0<br>K: 0<br>S: 5<br>H: 2<br>LOB: 3<br>BB: 1<br>P: 9 | R: 1<br>E: 0<br>K: 0<br>S: 3<br>H: 1<br>LOB: 0<br>BB: 1<br>P: 7 | R: 0<br>E: 0<br>K: 0<br>S: 3<br>H: 0<br>LOB: 0<br>BB: 0<br>P: 3 | R: 2<br>E: 0<br>K: 1<br>S: 6<br>H: 1<br>LOB: 0<br>BB: 0<br>P: 7 | R: 0<br>E: 0<br>K: 2<br>S: 8<br>H: 1<br>LOB: 1<br>BB: 0<br>P: 8 | 1B: 5<br>2B: 0<br>3B: 0<br>HR: 3<br>SF: 0<br>SAC: 0<br>DP: 1<br>HBP: 2 | | | | | | |

| | |
|---|---|
| AB | 34 |
| R | 5 |
| H | 8 |
| RBI | 5 |
| BB | 3 |
| SO | 7 |
| LOB | 8 |

WP: 0 PB: 0 SB: 0 CS: 0 PA: 39

| PITCHER | | IP | WLS | BF | H | R | ER | SO | BB | IBB | HBP | BLK | WP | HR | S | P | ERA | WHIP |
|---|---|---|---|---|---|---|---|---|---|---|---|---|---|---|---|---|---|---|
| Hank Aguirre, L<br>ERA: 3.91 | (1, 1) | 7.0 | | 30 | 6 | 3 | 3 | 4 | 3 | 0 | 1 | 0 | 0 | 2 | 34 | 47 | 3.86 | 1.286 |
| Larry Sherry, R<br>ERA: 3.84 | (8, 1) | 1.0 | W | 5 | 1 | 2 | 2 | 1 | 0 | 0 | 1 | 0 | 0 | 1 | 6 | 7 | 18.00 | 1.000 |
| Dick Egan, L<br>ERA: 3.03 | (9, 1) | 1.0 | S | 4 | 1 | 0 | 0 | 2 | 0 | 0 | 0 | 0 | 0 | 0 | 8 | 8 | 0.00 | 1.000 |

| PITCHER | IP | WLS | BF | H | R | ER | SO | BB | IBB | HBP | BLK | WP | HR | S | P | ERA | WHIP |
|---|---|---|---|---|---|---|---|---|---|---|---|---|---|---|---|---|---|

# BOTTOM

## New York Yankees @ Detroit Tigers

Tiger Stadium, Detroit, MI

Fri Jul 24 1964, 7:05 PM EDT

Unknown

| Batter | 1 | 2 | 3 | 4 | 5 | 6 | 7 | 8 | 9 | AB | R | H | RBI | BB | SO | LOB |
|---|---|---|---|---|---|---|---|---|---|---|---|---|---|---|---|---|
| Bill Bruton, L (1, 8)<br>OBP: 0.343, SLG: 0.396<br>George Thomas, R (1, PR)<br>OBP: 0.338, SLG: 0.519 (2, 8) | BBBB 4-0 BB | | x 0-0 ① 6-3 | | x 0-0 ② F8 | | x 0-0 ③ P6 | x 0-0 ① SH5-3 1-2 2-3 | | 0<br>3 | 0<br>0 | 0<br>0 | 0<br>0 | 1<br>0 | 0<br>0 | 0<br>0 |
| Bill Freehan, R (1, 2)<br>OBP: 0.357, SLG: 0.458 | x 0-0 ① F9 | | x 0-0 ② 5-3 | | x 0-0 ③ F9 | | | x 0-0 HR 1B<br>x 0-0 FC5-4 2-H 3-H 1B | | 5 | 1 | 2 | 2 | 0 | 0 | 1 |
| Al Kaline, R (1, 9)<br>OBP: 0.383, SLG: 0.462 | x 0-0 ② L4 | | x 0-0 ③ L4 | | | x 0-0 FC4-6 1B | | x 0-0 1-H HR<br>x 0-0 FC5-4 1-2 | | 5 | 1 | 2 | 2 | 0 | 0 | 2 |
| Gates Brown, L (1, 7)<br>OBP: 0.353, SLG: 0.574<br>Dick Egan, L (9, 1) | x 0-0 ③ L3 | | | x 0-0 ① 4-3 | | x 0-0 ① F9 | | 1B BB 1B BB<br>x 0-0 4-3 | | 4<br>0 | 1<br>0 | 0<br>0 | 0<br>0 | 1<br>0 | 0<br>0 | 3<br>0 |
| Norm Cash, L (1, 3)<br>OBP: 0.316, SLG: 0.390 | | x 0-0 ① P3 | | x 0-0 ② F2 | | x 0-0 ② FC4-6 WP 1-2f | | BBBB 4-0 1B 1-2 1B BB | | 3 | 1 | 0 | 0 | 1 | 0 | 1 |
| Dick McAuliffe, L (1, 6)<br>OBP: 0.353, SLG: 0.518 | | x 0-0 S 1B | | x 0-0 HR | | x 0-0 ③ 3-1 1-2 | | x 0-0 1B 1B 1B 1-2 2-3 1B | | 4 | 2 | 3 | 1 | 0 | 0 | 1 |
| Don Wert, R (1, 5)<br>OBP: 0.327, SLG: 0.361 | | x 0-0 ② 5-3 1-2 | | x 0-0 1B | | | SSS 0-3 ① K | x 0-0 1B 1-2 2-H 3-H 1B | | 4 | 1 | 2 | 2 | 0 | 1 | 1 |
| Jerry Lumpe, L (1, 4)<br>OBP: 0.302, SLG: 0.327 | | IIII 4-0 IBB | | x 0-0 ③ 5-3 | | | x 0-0 HR | x 0-0 SH5-3 1B 1-2 2-3 1B | | 3 | 2 | 2 | 1 | 1 | 0 | 1 |
| Hank Aguirre, R (1, 1)<br>Jake Wood, R (7, PH)<br>OBP: 0.218, SLG: 0.278<br>Larry Sherry, R (8, 1)<br>Don Demeter, R (8, PH)<br>OBP: 0.301, SLG: 0.451 (9, 7) | | SSS 0-3 ③ K | | | x 0-0 ① 1-3 | | x 0-0 ② B3 | x 0-0 SH5-3 1B 1-2 2-H 3-H 1B | | 2<br>1<br>0<br>1 | 0<br>0<br>0<br>1 | 0<br>0<br>0<br>1 | 0<br>0<br>0<br>2 | 0<br>0<br>0<br>0 | 1<br>0<br>0<br>0 | 2<br>0<br>0<br>0 |
| Inning Stats | R: 0 H: 0<br>E: 0 LOB: 1<br>K: 0 BB: 1<br>S: 3 P: 7 | R: 0 H: 1<br>E: 0 LOB: 2<br>K: 1 BB: 1<br>S: 6 P: 10 | R: 0 H: 0<br>E: 0 LOB: 0<br>K: 0 BB: 0<br>S: 3 P: 3 | R: 1 H: 2<br>E: 0 LOB: 1<br>K: 0 BB: 0<br>S: 5 P: 5 | R: 0 H: 0<br>E: 0 LOB: 0<br>K: 0 BB: 0<br>S: 3 P: 3 | R: 0 H: 1<br>E: 0 LOB: 1<br>K: 0 BB: 0<br>S: 4 P: 4 | R: 1 H: 1<br>E: 0 LOB: 0<br>K: 1 BB: 0<br>S: 6 P: 6 | R: 8 H: 7<br>E: 1 LOB: 1<br>K: 0 BB: 2<br>S: 10 P: 18 | | 1B: 9 SF: 0<br>2B: 0 SAC: 1<br>3B: 0 DP: 0<br>HR: 3 HBP: 0 | | | | | | |

livebaseballscorecards.com

| | |
|---|---|
| AB | 35 |
| R | 10 |
| H | 12 |
| RBI | 10 |
| BB | 4 |
| SO | 2 |
| LOB | 12 |

| WP: 1 | PA: 40 |
|---|---|
| PB: 0 | |
| SB: 1 | |
| CS: 0 | |

| PITCHER | | IP | WLS | BF | H | R | ER | SO | BB | IBB | HBP | BLK | WP | HR | S | P | ERA | WHIP |
|---|---|---|---|---|---|---|---|---|---|---|---|---|---|---|---|---|---|---|
| Rollie Sheldon, R<br>ERA: 3.77 | (1, 1) | 7.0 | | 30 | 7 | 4 | 4 | 2 | 1 | 1 | 0 | 0 | 1 | 3 | 32 | 40 | 5.14 | 1.143 |
| Steve Hamilton, L<br>ERA: 2.92 | (8, 1) | 0.0 | L | 3 | 1 | 0 | 0 | 0 | 2 | 0 | 0 | 0 | 0 | 0 | 1 | 9 | ∞ | ∞ |
| Pete Mikkelsen, R<br>ERA: 4.14 | (8, 1) | 1.0 | | 7 | 4 | 6 | 6 | 0 | 0 | 0 | 0 | 0 | 0 | 0 | 7 | 7 | 54.00 | 4.000 |

| PITCHER | IP | WLS | BF | H | R | ER | SO | BB | IBB | HBP | BLK | WP | HR | S | P | ERA | WHIP |
|---|---|---|---|---|---|---|---|---|---|---|---|---|---|---|---|---|---|

# New York Yankees @ Detroit Tigers

Tiger Stadium, Detroit, MI

Fri Jul 24 1964, 7:05 PM EDT

Att. 51,044 - Unknown

TOP

livebaseballscorecards.com

| Batter | 1 | 2 | 3 | 4 | 5 | 6 | 7 | 8 | 9 | AB | R | H | RBI | BB | SO | LOB |
|---|---|---|---|---|---|---|---|---|---|---|---|---|---|---|---|---|
| Tony Kubek, L (1, 6) OBP: 0.285, SLG: 0.357 | S S S 0-3 ① K | | x 0-0 ② 4-3 2-3 3-H | | S S S 0-3 ③ K | | x 0-0 ① F8 | | x 0-0 3-1 SH1-3 1B | 5 | 0 | 1 | 1 | 0 | 2 | 1 |
| Bobby Richardson, R (1, 4) OBP: 0.278, SLG: 0.308 | x 0-0 ② 6-3 | | x 0-0 ③ L9 | | | x 0-0 BB HR 1B | x 0-0 E5 1B | | x 0-0 ① SH1-3 1-2 | 4 | 1 | 1 | 0 | 0 | 0 | 1 |
| Tom Tresh, S (1, 7) OBP: 0.381, SLG: 0.456 | S S S 0-3 ③ K | | | x 0-0 ① 6-3 | | x 0-0 ① F8 | x 0-0 1-2 1B | | x 0-0 ② 3-1 2-3 | 5 | 0 | 1 | 0 | 0 | 1 | 2 |
| Mickey Mantle, S (1, 8) OBP: 0.447, SLG: 0.608 | | x 0-0 ① F7 | | x 0-0 ② 6-3 | | B B B B 4-0 1-2 HR BB | x 0-0 ② F7 | | x 0-0 ③ 1-3 | 4 | 1 | 0 | 0 | 1 | 0 | 3 |
| Elston Howard, R (1, 2) OBP: 0.346, SLG: 0.415 | | x 0-0 ② 1-3 | | x 0-0 ③ L9 | | x 0-0 1-H 2-H HR | x 0-0 ③ L9 | | | 4 | 1 | 1 | 3 | 0 | 0 | 2 |
| Hector Lopez, R (1, 9) OBP: 0.326, SLG: 0.437 | | S S S 0-3 ③ K | | | x 0-0 HR | x 0-0 1B 1B | | x 0-0 ① 6-3 | | 4 | 1 | 2 | 1 | 0 | 1 | 0 |
| Joe Pepitone, L (1, 3) OBP: 0.289, SLG: 0.397 | | | x 0-0 2B 4-3 1B | | x 0-0 HR | x 0-0 ② L8 | | x 0-0 ② 3-1 | | 4 | 2 | 2 | 1 | 0 | 0 | 1 |
| Clete Boyer, R (1, 5) OBP: 0.284, SLG: 0.326 | | | x 0-0 ① F7 | | x 0-0 ① P4 | x 0-0 1-3 1B | | x 0-0 1B | | 4 | 0 | 2 | 0 | 0 | 0 | 1 |
| Whitey Ford, L (1, 1) OBP: 0.283, SLG: 0.178 | | | x 0-0 4-3 1-3 2B | | x 0-0 ② 4-3 | S S S 0-3 ③ K | | x 0-0 ③ 3-1 | | 0 | 0 | 0 | 0 | 0 | 0 | 0 |
| Pedro Gonzalez, R (3, PH) OBP: 0.307, SLG: 0.366 | | | | | | | | | | 1 | 0 | 1 | 0 | 0 | 0 | 0 |
| Hal Reniff, R (3, 1) OBP: 0.111, SLG: 0.111 | | | | | | | | | | 2 | 0 | 0 | 0 | 0 | 1 | 2 |
| Roger Maris, L (8, PH) OBP: 0.345, SLG: 0.446 | | | | | | | | | | 1 | 0 | 0 | 0 | 0 | 0 | 1 |
| Ralph Terry, R (8, 1) OBP: 0.235, SLG: 0.200 | | | | | | | | | | 0 | 0 | 0 | 0 | 0 | 0 | 0 |
| Inning Stats | R: 0 E: 0 K: 2 S: 7 H: 0 LOB: 0 BB: 0 P: 7 | R: 0 E: 0 K: 1 S: 5 H: 0 LOB: 0 BB: 0 P: 5 | R: 1 E: 0 K: 0 S: 5 H: 2 LOB: 0 BB: 0 P: 5 | R: 0 E: 0 K: 0 S: 3 H: 0 LOB: 0 BB: 0 P: 3 | R: 2 E: 0 K: 1 S: 7 H: 2 LOB: 0 BB: 0 P: 7 | R: 3 E: 0 K: 1 S: 9 H: 4 LOB: 2 BB: 1 P: 13 | R: 0 E: 1 K: 0 S: 5 H: 1 LOB: 2 BB: 0 P: 5 | R: 0 E: 0 K: 0 S: 4 H: 1 LOB: 1 BB: 0 P: 4 | R: 0 E: 0 K: 0 S: 4 H: 1 LOB: 1 BB: 0 P: 4 | 1B: 7 2B: 1 3B: 0 HR: 3 SF: 0 SAC: 1 DP: 0 HBP: 0 | | | | | | | |

| | AB | 38 |
|---|---|---|
| | R | 6 |
| | H | 11 |
| | RBI | 6 |
| | BB | 1 |
| | SO | 5 |
| | LOB | 14 |

WP: 0 PB: 0 SB: 0 CS: 0 PA: 40

| PITCHER | | IP | WLS | BF | H | R | ER | SO | BB | IBB | HBP | BLK | WP | HR | S | P | ERA | WHIP |
|---|---|---|---|---|---|---|---|---|---|---|---|---|---|---|---|---|---|---|
| Mickey Lolich, L ERA: 3.86 | (1, 1) | 5.1 | L | 24 | 7 | 6 | 6 | 4 | 1 | 0 | 0 | 0 | 0 | 3 | 31 | 35 | 10.12 | 1.500 |
| Terry Fox, R ERA: 1.8 | (6, 1) | 1.2 | | 8 | 2 | 0 | 0 | 1 | 0 | 0 | 0 | 0 | 0 | 0 | 10 | 10 | 0.00 | 1.200 |
| Phil Regan, R ERA: 4.81 | (8, 1) | 2.0 | | 8 | 2 | 0 | 0 | 0 | 0 | 0 | 0 | 0 | 0 | 0 | 8 | 8 | 0.00 | 1.000 |

| PITCHER | IP | WLS | BF | H | R | ER | SO | BB | IBB | HBP | BLK | WP | HR | S | P | ERA | WHIP |
|---|---|---|---|---|---|---|---|---|---|---|---|---|---|---|---|---|---|

# New York Yankees @ Detroit Tigers

Tiger Stadium, Detroit, MI

Fri Jul 24 1964, 7:05 PM EDT

Att. 51,044 - Unknown

BOTTOM

livebaseballscorecards.com

| Batter | 1 | 2 | 3 | 4 | 5 | 6 | 7 | 8 | 9 | AB | R | H | RBI | BB | SO | LOB |
|---|---|---|---|---|---|---|---|---|---|---|---|---|---|---|---|---|
| Don Wert, R (1, 5)<br>OBP: 0.332, SLG: 0.365 | FC1-6 1B | | BBBB 4-0 WP 1B BB | | 0-0 ① L7 | | 0-0 1-2 1B | | | 3 | 1 | 2 | 0 | 1 | 0 | 0 |
| George Thomas, R (1, 8)<br>OBP: 0.337, SLG: 0.513 | 0-0 ① FC1-6 HR 1-2f | | 0-0 ① P5 1-2 | | 0-0 L5-4-3 1B | | SSS 0-3 ③ K | | | 4 | 1 | 1 | 0 | 0 | 1 | 4 |
| Al Kaline, R (1, 9)<br>OBP: 0.382, SLG: 0.469 | 0-0 1-H HR | | 0-0 ② L5-3 | | 0-0 ② ③ L5-4-3 1-2 | | | 0-0 ① L7 | | 4 | 1 | 1 | 2 | 0 | 0 | 2 |
| Don Demeter, R (1, 3)<br>OBP: 0.301, SLG: 0.448 | 0-0 ② L8 | | 0-0 1B 2-H 1B | | | 0-0 ① F8 | | 0-0 ② 6-3 | | 4 | 0 | 1 | 1 | 0 | 0 | 0 |
| Gates Brown, L (1, 7)<br>OBP: 0.351, SLG: 0.567 | SSS 0-3 ③ K | | 0-0 1-3 1B | | | 0-0 ② F3 | | 0-0 ③ 6-3 | | 4 | 0 | 1 | 0 | 0 | 1 | 0 |
| Bill Freehan, R (1, 2)<br>OBP: 0.352, SLG: 0.451 | | 0-0 ① F8 | SSS 0-3 ③ K | | | 0-0 ③ F3 | | | 0-0 ① 6-3 | 4 | 0 | 0 | 0 | 0 | 1 | 2 |
| Dick McAuliffe, L (1, 6)<br>OBP: 0.350, SLG: 0.512 | | 0-0 ② G3 | SSS 0-3 ① K | | | | 0-0 ① P4 | | 0-0 ② F8 | 4 | 0 | 0 | 0 | 0 | 1 | 0 |
| Jerry Lumpe, L (1, 4)<br>OBP: 0.302, SLG: 0.329 | | 0-0 2B | 0-0 ② 4-1 | | | | 0-0 ② L3 | | 0-0 ③ 1-3 | 4 | 0 | 1 | 0 | 0 | 0 | 0 |
| Mickey Lolich, S (1, 1)<br>OBP: 0.214, SLG: 0.083<br>Terry Fox, R (6, 1)<br>OBP: 0.333, SLG: 0.500<br>Jake Wood, R (7, PH)<br>OBP: 0.225, SLG: 0.278<br>Phil Regan, R (8, 1)<br>OBP: 0.417, SLG: 0.406 | | SSS 0-3 ③ K | SSS 0-3 ③ K | | | | BBBB 4-0 1B BB | | | 2<br>0<br>0<br>0 | 0<br>0<br>0<br>0 | 0<br>0<br>0<br>0 | 0<br>0<br>0<br>0 | 0<br>0<br>1<br>0 | 2<br>0<br>0<br>0 | 1<br>0<br>0<br>0 |
| Inning Stats | R: 2 H: 2<br>E: 0 LOB: 0<br>K: 1 BB: 0<br>S: 7 P: 7 | R: 0 H: 1<br>E: 0 LOB: 1<br>K: 1 BB: 0<br>S: 6 P: 6 | R: 1 H: 2<br>E: 0 LOB: 2<br>K: 1 BB: 1<br>S: 7 P: 11 | R: 0 H: 0<br>E: 0 LOB: 0<br>K: 2 BB: 0<br>S: 7 P: 7 | R: 0 H: 1<br>E: 0 LOB: 0<br>K: 0 BB: 0<br>S: 3 P: 3 | R: 0 H: 0<br>E: 0 LOB: 0<br>K: 0 BB: 0<br>S: 3 P: 3 | R: 0 H: 1<br>E: 0 LOB: 2<br>K: 1 BB: 1<br>S: 6 P: 10 | R: 0 H: 0<br>E: 0 LOB: 0<br>K: 0 BB: 0<br>S: 3 P: 3 | R: 0 H: 0<br>E: 0 LOB: 0<br>K: 0 BB: 0<br>S: 3 P: 3 | 1B: 5<br>2B: 1<br>3B: 0<br>HR: 1 | SF: 0<br>SAC: 0<br>DP: 1<br>HBP: 0 | | | WP: 1<br>PB: 0<br>SB: 0<br>CS: 0 | PA: 35 | | |

| | AB | 33 |
|---|---|---|
| | R | 3 |
| | H | 7 |
| | RBI | 3 |
| | BB | 2 |
| | SO | 6 |
| | LOB | 9 |

| PITCHER | | IP | WLS | BF | H | R | ER | SO | BB | IBB | HBP | BLK | WP | HR | S | P | ERA | WHIP |
|---|---|---|---|---|---|---|---|---|---|---|---|---|---|---|---|---|---|---|
| Whitey Ford, L<br>ERA: 2.22 | (1, 1) | 2.0 | | 9 | 3 | 2 | 2 | 2 | 0 | 0 | 0 | 0 | 0 | 1 | 13 | 13 | 9.00 | 1.500 |
| Hal Reniff, R<br>ERA: 2.74 | (3, 1) | 5.0 | W | 20 | 4 | 1 | 1 | 4 | 2 | 0 | 0 | 0 | 1 | 0 | 26 | 34 | 1.80 | 1.200 |
| Ralph Terry, R<br>ERA: 5.97 | (8, 1) | 2.0 | S | 6 | 0 | 0 | 0 | 0 | 0 | 0 | 0 | 0 | 0 | 0 | 6 | 6 | 0.00 | 0.000 |

| PITCHER | IP | WLS | BF | H | R | ER | SO | BB | IBB | HBP | BLK | WP | HR | S | P | ERA | WHIP |
|---|---|---|---|---|---|---|---|---|---|---|---|---|---|---|---|---|---|

# New York Yankees @ Detroit Tigers

Tiger Stadium, Detroit, MI

Sat Jul 25 1964, 4:33 AM EDT

Att. 21,077 - Unknown - 91 F

TOP

livebaseballscorecards.com

| Batter | 1 | 2 | 3 | 4 | 5 | 6 | 7 | 8 | 9 | AB | R | H | RBI | BB | SO | LOB |
|---|---|---|---|---|---|---|---|---|---|---|---|---|---|---|---|---|
| Tony Kubek, L (1, 6)<br>OBP: 0.290, SLG: 0.365 | 4-3 | 1B<br>2B | | 1B | | F8 | | K<br>FC1-2-5-2 | | 6 | 2 | 3 | 1 | 0 | 1 | 2 |
| Bobby Richardson, R (1, 4)<br>OBP: 0.284, SLG: 0.315<br>Phil Linz, R (8, 4)<br>OBP: 0.319, SLG: 0.354 | BB 1B<br>1B<br>1B | FC1<br>1B<br>WP<br>2B | | 5-3 | | 1-2<br>2-H<br>1B | | FC1-2-5-2<br>3-H | | 6<br>0 | 2<br>0 | 4<br>0 | 2<br>0 | 0<br>0 | 0<br>0 | 2<br>0 |
| Roger Maris, L (1, 9)<br>OBP: 0.345, SLG: 0.444 | BB<br>1-2<br>1B<br>1B | FC1<br>FC4-6<br>1-2<br>1B<br>2B<br>L9<br>2-3 | | | G5-4-3<br>1B | P3 | | K | | 6 | 2 | 2 | 0 | 0 | 1 | 6 |
| Mickey Mantle, S (1, 8)<br>OBP: 0.449, SLG: 0.609<br>Archie Moore, L (3, PR)<br>OBP: 0.294, SLG: 0.267 (3, 8) | F8 | FC4-6<br>1-2<br>2-H<br>3-H<br>1B | FC4-6<br>1B | | K | | F8 | | 4-3 | 3<br>3 | 0<br>0 | 2<br>0 | 2<br>0 | 0<br>0 | 0<br>1 | 2<br>1 |
| Tom Tresh, S (1, 7)<br>OBP: 0.382, SLG: 0.455<br>Hector Lopez, R (2, 7)<br>OBP: 0.324, SLG: 0.433 | BBB<br>1B<br>1-2<br>2-3<br>1B<br>BB | FC4-6<br>1-2f<br>2-3<br>2B | L9<br>1B | | G5-4-3<br>1-2f | | HBP<br>1B | | K | 1<br>4 | 2<br>0 | 0<br>1 | 0<br>0 | 1<br>0 | 0<br>1 | 2<br>2 |
| Joe Pepitone, L (1, 3)<br>OBP: 0.292, SLG: 0.402<br>Pedro Gonzalez, R (4, 3)<br>OBP: 0.321, SLG: 0.384 | 1B<br>1-2<br>2-H<br>3-H<br>1B<br>1B | E<br>1-H<br>3-H<br>2B | FC4-6<br>1-2f | | | L9<br>1B<br>2B | 1-2<br>HBP | | K | 3<br>2 | 2<br>1 | 2<br>1 | 4<br>0 | 0<br>0 | 0<br>1 | 1<br>0 |
| Johnny Blanchard, L (1, 2)<br>OBP: 0.372, SLG: 0.380 | 1B<br>1-2<br>2-H<br>1B | E9<br>2-H<br>1B<br>2B | K2-3 | | | BBBB<br>1B<br>1B<br>BB | L9 | | | 4 | 2 | 2 | 2 | 1 | 1 | 3 |
| Clete Boyer, R (1, 5)<br>OBP: 0.286, SLG: 0.328 | 1-2<br>2-H<br>1B | SH3-4<br>2B<br>3-H<br>1B | | 5-3 | | L9<br>2-3 | 4-3 | | | 5 | 1 | 2 | 2 | 0 | 0 | 4 |
| Jim Bouton, R (1, 1)<br>OBP: 0.138, SLG: 0.158 | K | SH3-4<br>1-2 | | K | | 1B<br>1-2<br>3-H<br>1B | | K | | 4 | 0 | 1 | 1 | 0 | 3 | 2 |
| Inning Stats | R: 4<br>E: 0<br>K: 1<br>S: 10<br>H: 5<br>LOB: 2<br>BB: 1<br>P: 14 | R: 8<br>E: 1<br>K: 0<br>S: 12<br>H: 8<br>LOB: 1<br>BB: 0<br>P: 12 | R: 0<br>E: 0<br>K: 1<br>S: 6<br>H: 1<br>LOB: 1<br>BB: 0<br>P: 6 | R: 0<br>E: 0<br>K: 1<br>S: 6<br>H: 1<br>LOB: 1<br>BB: 0<br>P: 6 | R: 0<br>E: 0<br>K: 1<br>S: 5<br>H: 1<br>LOB: 0<br>BB: 0<br>P: 5 | R: 2<br>E: 0<br>K: 0<br>S: 6<br>H: 3<br>LOB: 2<br>BB: 1<br>P: 10 | R: 0<br>E: 0<br>K: 0<br>S: 4<br>H: 1<br>LOB: 2<br>BB: 0<br>P: 5 | R: 0<br>E: 1<br>K: 3<br>S: 10<br>H: 0<br>LOB: 1<br>BB: 0<br>P: 10 | R: 0<br>E: 0<br>K: 2<br>S: 7<br>H: 0<br>LOB: 0<br>BB: 0<br>P: 7 | 1B: 15<br>2B: 5<br>3B: 0<br>HR: 0<br>SF: 0<br>SAC: 1<br>DP: 1<br>HBP: 1 | | | | | | |

| | | |
|---|---|---|
| AB | 47 | |
| R | 14 | |
| H | 20 | |
| RBI | 14 | |
| BB | 2 | |
| SO | 9 | |
| LOB | 27 | |

WP: 1 PA: 51
PB: 1
SB: 0
CS: 0

| PITCHER | | IP | WLS | BF | H | R | ER | SO | BB | IBB | HBP | BLK | WP | HR | S | P | ERA | WHIP |
|---|---|---|---|---|---|---|---|---|---|---|---|---|---|---|---|---|---|---|
| Dave Wickersham, R<br>ERA: 3.58 | (1, 1) | 0.2 | L | 8 | 5 | 4 | 4 | 0 | 1 | 0 | 0 | 0 | 0 | 0 | 7 | 11 | 54.00 | 9.000 |
| Dick Egan, L<br>ERA: 4.59 | (1, 1) | 0.2 | | 8 | 5 | 6 | 6 | 1 | 0 | 0 | 0 | 0 | 0 | 0 | 10 | 10 | 81.00 | 7.500 |
| Larry Sherry, R<br>ERA: 3.9 | (2, 1) | 3.2 | | 16 | 6 | 2 | 2 | 3 | 0 | 0 | 0 | 0 | 1 | 0 | 22 | 22 | 4.91 | 1.636 |
| Phil Regan, R<br>ERA: 4.88 | (6, 1) | 2.0 | | 12 | 4 | 2 | 2 | 0 | 1 | 0 | 1 | 0 | 0 | 0 | 10 | 15 | 9.00 | 2.500 |
| Joe Sparma, R<br>ERA: 2.18 | (8, 1) | 2.0 | | 7 | 0 | 0 | 0 | 5 | 0 | 0 | 0 | 0 | 0 | 0 | 17 | 17 | 0.00 | 0.000 |

| PITCHER | IP | WLS | BF | H | R | ER | SO | BB | IBB | HBP | BLK | WP | HR | S | P | ERA | WHIP |
|---|---|---|---|---|---|---|---|---|---|---|---|---|---|---|---|---|---|

# New York Yankees @ Detroit Tigers

Tiger Stadium, Detroit, MI

Sat Jul 25 1964, 4:33 AM EDT

Att. 21,077 - Unknown - 91 F

livebaseballscorecards.com

## BOTTOM

| Batter | 1 | 2 | 3 | 4 | 5 | 6 | 7 | 8 | 9 | AB | R | H | RBI | BB | SO | LOB |
|---|---|---|---|---|---|---|---|---|---|---|---|---|---|---|---|---|
| George Thomas, R (1, 8)<br>OBP: 0.343, SLG: 0.513 | FC4-6 1B | | WP BB BB | | L7 | | FC6-4 1B | F7 | | 4 | 0 | 2 | 0 | 1 | 0 | 4 |
| Jerry Lumpe, L (1, 4)<br>OBP: 0.300, SLG: 0.327<br>Jake Wood, R (4, 4)<br>OBP: 0.229, SLG: 0.280 | FC4-6 1-2f | | L8 | | L3-6 1B 1-2 1B | | FC6-4 1B 1-2f | | F8 | 2<br>3 | 0<br>0 | 0<br>1 | 0<br>0 | 0<br>0 | 0<br>0 | 2<br>1 |
| Al Kaline, R (1, 9)<br>OBP: 0.388, SLG: 0.480 | L8 | | WP 1-2 BB | | 1-2 2-H 1B | | FC4-6 1-2 1B | | G3 3B | 4 | 1 | 3 | 1 | 1 | 0 | 1 |
| Gates Brown, L (1, 7)<br>OBP: 0.343, SLG: 0.553 | K | | P5 1-2 2-3 | | L3-6 2-3 | | FC4-6 1-2f | | G3 3-H | 5 | 0 | 0 | 1 | 0 | 1 | 7 |
| Norm Cash, L (1, 3)<br>OBP: 0.317, SLG: 0.390 | | L4-3 | K | | | 1B | | G3-6-3 1B | 1-3 | 5 | 0 | 2 | 0 | 0 | 1 | 2 |
| Dick McAuliffe, L (1, 6)<br>OBP: 0.349, SLG: 0.507 | | BB BB | | L9 | K | | | G3-6-3 1-2f | | 3 | 0 | 0 | 0 | 1 | 1 | 2 |
| Don Wert, R (1, 5)<br>OBP: 0.331, SLG: 0.361 | | P4 | | F8 | F7 | | | BB BB BB | | 3 | 0 | 0 | 0 | 1 | 0 | 2 |
| Mike Roarke, R (1, 2)<br>OBP: 0.317, SLG: 0.236 | | 1-2 BB | | 6-3 | K | | | 1-2 BB | | 2 | 0 | 0 | 0 | 2 | 1 | 1 |
| Dave Wickersham, R (1, 1)<br>OBP: 0.113, SLG: 0.115<br>Dick Egan, L (1, 1)<br>Larry Sherry, R (2, 1)<br>Bubba Phillips, R (5, PH)<br>OBP: 0.377, SLG: 0.467<br>Phil Regan, R (6, 1)<br>OBP: 0.417, SLG: 0.406<br>Don Demeter, R (7, PH)<br>OBP: 0.300, SLG: 0.447<br>Joe Sparma, R (8, 1)<br>OBP: 0.143, SLG: 0.231 | | K | | | 1B 1B BB | | 5-3 | 1-2 2-3 BB | | 0<br>0<br>1<br>0<br>0<br>1<br>0 | 0<br>0<br>0<br>1<br>0<br>0<br>0 | 0<br>0<br>0<br>0<br>0<br>0<br>0 | 0<br>0<br>0<br>1<br>0<br>0<br>0 | 0<br>0<br>0<br>0<br>0<br>0<br>1 | 0<br>0<br>1<br>0<br>0<br>0<br>0 | 0<br>0<br>2<br>0<br>0<br>0<br>0 |
| Inning Stats | R: 0 H: 1<br>E: 0 LOB: 1<br>K: 1 BB: 0<br>S: 6 P: 6 | R: 0 H: 0<br>E: 0 LOB: 2<br>K: 1 BB: 2<br>S: 5 P: 13 | R: 0 H: 0<br>E: 0 LOB: 2<br>K: 1 BB: 2<br>S: 5 P: 13 | R: 0 H: 0<br>E: 0 LOB: 0<br>K: 0 BB: 0<br>S: 3 P: 3 | R: 1 H: 2<br>E: 0 LOB: 1<br>K: 0 BB: 1<br>S: 4 P: 8 | R: 0 H: 1<br>E: 0 LOB: 1<br>K: 2 BB: 0<br>S: 8 P: 8 | R: 0 H: 2<br>E: 0 LOB: 2<br>K: 0 BB: 0<br>S: 5 P: 5 | R: 0 H: 1<br>E: 0 LOB: 3<br>K: 0 BB: 3<br>S: 3 P: 15 | R: 1 H: 1<br>E: 0 LOB: 0<br>K: 0 BB: 0<br>S: 4 P: 4 | 1B: 7<br>2B: 1<br>3B: 1<br>HR: 0 | SF: 0<br>SAC: 0<br>DP: 2<br>HBP: 0 | | | WP: 1<br>PB: 0<br>SB: 0<br>CS: 0 | PA: 41 | | |

| | AB | 33 |
|---|---|---|
| | R | 2 |
| | H | 8 |
| | RBI | 2 |
| | BB | 8 |
| | SO | 5 |
| | LOB | 24 |

| PITCHER | IP | WLS | BF | H | R | ER | SO | BB | IBB | HBP | BLK | WP | HR | S | P | ERA | WHIP |
|---|---|---|---|---|---|---|---|---|---|---|---|---|---|---|---|---|---|
| Jim Bouton, R (1, 1)<br>ERA: 2.83 | 9.0 | W | 41 | 8 | 2 | 2 | 5 | 8 | 0 | 0 | 0 | 1 | 0 | 43 | 75 | 2.00 | 1.778 |

| PITCHER | IP | WLS | BF | H | R | ER | SO | BB | IBB | HBP | BLK | WP | HR | S | P | ERA | WHIP |
|---|---|---|---|---|---|---|---|---|---|---|---|---|---|---|---|---|---|

# New York Yankees @ Detroit Tigers

Tiger Stadium, Detroit, MI

Sun Jul 26 1964, 4:33 AM EDT

Unknown - 80 F

TOP

livebaseballscorecards.com

| Batter | 1 | 2 | 3 | 4 | 5 | 6 | 7 | 8 | 9 | AB | R | H | RBI | BB | SO | LOB |
|---|---|---|---|---|---|---|---|---|---|---|---|---|---|---|---|---|
| Tony Kubek, L (1, 6)<br>OBP: 0.295, SLG: 0.365 | BBBB<br>4-0<br>1B PB<br>1B<br>BB | x 0-0 ③<br>6-3 | | x 0-0<br>1B<br>1B | x 0-0 ②<br>P5 | | x 0-0 ③<br>4-3 | | x 0-0<br>CS<br>1B | 5 | 1 | 2 | 0 | 1 | 0 | 3 |
| Bobby Richardson, R (1, 4)<br>OBP: 0.289, SLG: 0.328 | x 0-0 ①<br>5-3<br>1-2 | | x 0-0<br>G3<br>2B<br>2B | x 0-0 ②<br>L9 | x 0-0<br>1-2<br>2-H<br>3-H<br>1B | | | x 0-0<br>HR | BBBBB<br>4-0 ②<br>1B<br>1-2<br>BB | 5 | 2 | 3 | 3 | 1 | 0 | 2 |
| Roger Maris, L (1, 9)<br>OBP: 0.351, SLG: 0.449 | x 0-0<br>1B<br>2-3<br>1B | | x 0-0 ①<br>G3<br>2-3 | x 0-0<br>1-3<br>1B | SSS<br>0-3 ③<br>K | | | x 0-0<br>BB<br>HR<br>1B | x 0-0<br>1-3<br>1B | 6 | 1 | 4 | 0 | 0 | 1 | 3 |
| Mickey Mantle, S (1, 8)<br>OBP: 0.448, SLG: 0.604<br>Hector Lopez, R (8, 7)<br>OBP: 0.323, SLG: 0.431 | x 0-0<br>BB<br>1-3<br>3-H<br>1B | | BBBB<br>4-0<br>2B<br>E<br>BB | x 0-0 ③<br>G3 | | x 0-0 ①<br>G3 | | x 0-0 ①<br>P6 | x 0-0 ③<br>F8 | 4<br>1 | 1<br>0 | 1<br>0 | 1<br>0 | 1<br>0 | 0<br>0 | 3<br>2 |
| Tom Tresh, S (1, 7)<br>OBP: 0.391, SLG: 0.473 (8, 8) | BBBB<br>4-0<br>1-2<br>BB | x 0-0<br>E<br>1-3<br>3-H<br>2B | | x 0-0<br>1B<br>1B<br>1B | x 0-0<br>HR | | | BBBB<br>4-0<br>1-2<br>HR<br>BB | | 3 | 3 | 3 | 2 | 2 | 0 | 0 |
| Joe Pepitone, L (1, 3)<br>OBP: 0.294, SLG: 0.410 | x 0-0 ②<br>L9 | | x 0-0<br>E4<br>G5-3 HBP<br>2-3<br>3-H | x 0-0<br>BB 1B<br>1-3<br>1B | SSS<br>0-3 ②<br>K | | | x 0-0<br>1-H<br>2-H<br>HR | | 5 | 2 | 2 | 3 | 0 | 1 | 4 |
| Elston Howard, R (1, 2)<br>OBP: 0.346, SLG: 0.413 | x 0-0 ③<br>L9 | | H 1-0<br>1-2<br>HBP | x 0-0<br>BB<br>1B<br>1-2<br>3-H<br>1B | x 0-0 ③<br>6-3 | | | x 0-0 ②<br>5-3 | | 4 | 1 | 1 | 1 | 0 | 0 | 3 |
| Clete Boyer, R (1, 5)<br>OBP: 0.282, SLG: 0.322 | | x 0-0 ①<br>F7 | x 0-0 ②③<br>G5-3<br>2-3f | x 0-0 ①<br>F7 | | | SSS<br>0-3 ①<br>K | SSS<br>0-3 ③<br>K | | 5 | 0 | 0 | 0 | 0 | 2 | 5 |
| Al Downing, R (1, 1)<br>OBP: 0.184, SLG: 0.213<br>Pete Mikkelsen, R (7, 1) | | x 0-0 ②<br>1-3 | | SSS<br>0-3 ①<br>K | BBB<br>4-0<br>1B<br>1-2<br>2-3<br>BB | | SSS<br>0-3 ②<br>K | | x 0-0 ①<br>F8 | 3<br>1 | 0<br>0 | 0<br>0 | 0<br>0 | 1<br>0 | 2<br>0 | 0<br>0 |
| Inning Stats | R: 1<br>E: 0<br>K: 0<br>S: 5<br>H: 2<br>LOB: 3<br>BB: 2<br>P: 13 | R: 0<br>E: 0<br>K: 0<br>S: 3<br>H: 0<br>LOB: 0<br>BB: 0<br>P: 3 | R: 2<br>E: 1<br>K: 0<br>S: 5<br>H: 2<br>LOB: 2<br>BB: 1<br>P: 10 | R: 0<br>E: 0<br>K: 1<br>S: 7<br>H: 2<br>LOB: 2<br>BB: 0<br>P: 7 | R: 3<br>E: 0<br>K: 1<br>S: 9<br>H: 4<br>LOB: 2<br>BB: 1<br>P: 13 | R: 1<br>E: 0<br>K: 1<br>S: 6<br>H: 1<br>LOB: 0<br>BB: 0<br>P: 6 | R: 0<br>E: 0<br>K: 2<br>S: 7<br>H: 0<br>LOB: 0<br>BB: 0<br>P: 7 | R: 4<br>E: 0<br>K: 1<br>S: 8<br>H: 3<br>LOB: 0<br>BB: 1<br>P: 12 | R: 0<br>E: 0<br>K: 0<br>S: 4<br>H: 2<br>LOB: 2<br>BB: 1<br>P: 8 | 1B: 11<br>2B: 2<br>3B: 0<br>HR: 3<br>SF: 0<br>SAC: 0<br>DP: 1<br>HBP: 1 | WP: 0<br>PB: 1<br>SB: 0<br>CS: 1<br>PA: 49 | | | | | |

| | AB | 42 |
|---|---|---|
| | R | 11 |
| | H | 16 |
| | RBI | 10 |
| | BB | 6 |
| | SO | 6 |
| | LOB | 25 |

| PITCHER | | IP | WLS | BF | H | R | ER | SO | BB | IBB | HBP | BLK | WP | HR | S | P | ERA | WHIP |
|---|---|---|---|---|---|---|---|---|---|---|---|---|---|---|---|---|---|---|
| Ed Rakow, R<br>ERA: 3.85 | (1, 1) | 4.0 | L | 25 | 9 | 6 | 5 | 1 | 3 | 0 | 1 | 0 | 0 | 0 | 23 | 36 | 11.25 | 3.000 |
| Mickey Lolich, L<br>ERA: 3.83 | (5, 1) | 1.0 | | 5 | 1 | 0 | 0 | 1 | 1 | 0 | 0 | 0 | 0 | 0 | 6 | 10 | 0.00 | 2.000 |
| Fred Gladding, R<br>ERA: 4.42 | (6, 1) | 2.0 | | 7 | 1 | 1 | 1 | 3 | 0 | 0 | 0 | 0 | 0 | 1 | 13 | 13 | 4.50 | 0.500 |
| Terry Fox, R<br>ERA: 2.9 | (8, 1) | 1.0 | | 7 | 3 | 4 | 4 | 1 | 1 | 0 | 0 | 0 | 0 | 2 | 8 | 12 | 36.00 | 4.000 |
| Dick Egan, L<br>ERA: 4.46 | (9, 1) | 1.0 | | 5 | 2 | 0 | 0 | 0 | 1 | 0 | 0 | 0 | 0 | 0 | 4 | 8 | 0.00 | 3.000 |

| PITCHER | | IP | WLS | BF | H | R | ER | SO | BB | IBB | HBP | BLK | WP | HR | S | P | ERA | WHIP |
|---|---|---|---|---|---|---|---|---|---|---|---|---|---|---|---|---|---|---|

# BOTTOM

## New York Yankees @ Detroit Tigers

Tiger Stadium, Detroit, MI

Sun Jul 26 1964, 4:33 AM EDT

Unknown - 80 F

| Batter | 1 | 2 | 3 | 4 | 5 | 6 | 7 | 8 | 9 | AB | R | H | RBI | BB | SO | LOB |
|---|---|---|---|---|---|---|---|---|---|---|---|---|---|---|---|---|
| Don Wert, R (1, 5)<br>OBP: 0.338, SLG: 0.364 | CS 1B | | 1B | | | 2B 1B BB | 2B PB BB | F8 | | 3 | 2 | 2 | 0 | 2 | 0 | 2 |
| George Thomas, R (1, 8)<br>OBP: 0.349, SLG: 0.523 | K 1-2 | | P5 | | | 1B 1-3 2B | PB 1-3 2-H 2B | | L8 BB | 4 | 1 | 2 | 1 | 1 | 1 | 2 |
| Al Kaline, R (1, 9)<br>OBP: 0.385, SLG: 0.475 | K | | K | | | 1B 2-H 3-H 1B | L5-3 2-3 3-H | | L8 1-2 | 5 | 0 | 1 | 2 | 0 | 2 | 3 |
| Don Demeter, R (1, 3)<br>OBP: 0.298, SLG: 0.441 | | 3B BB | | F7 | | F7 | K | | 6-3 | 4 | 1 | 0 | 0 | 1 | 1 | 3 |
| Gates Brown, L (1, 7)<br>OBP: 0.340, SLG: 0.544 | | F8 | | 3-1 | | F3 | | 2B 1B | K | 5 | 1 | 1 | 0 | 0 | 1 | 3 |
| Bill Freehan, R (1, 2)<br>OBP: 0.354, SLG: 0.459 | | 1-H 3B | | F8 | | 1-3 1B | | K | | 4 | 0 | 2 | 1 | 0 | 1 | 1 |
| Dick McAuliffe, L (1, 6)<br>OBP: 0.348, SLG: 0.507 | | 4-3 | | | F2 | K | | 1B 1-H 2B | | 4 | 0 | 1 | 1 | 0 | 1 | 3 |
| Jerry Lumpe, L (1, 4)<br>OBP: 0.302, SLG: 0.329 | | K | | | F7 | | BB 2B 1B | 2-3 1B | | 4 | 1 | 2 | 0 | 0 | 1 | 1 |
| Ed Rakow, S (1, 1)<br>Mickey Lolich, S (5, 1)<br>OBP: 0.214, SLG: 0.083<br>Bubba Phillips, R (5, PH)<br>OBP: 0.371, SLG: 0.459<br>Fred Gladding, L (6, 1)<br>Jake Wood, R (7, PH)<br>OBP: 0.228, SLG: 0.277<br>Terry Fox, R (8, 1)<br>OBP: 0.333, SLG: 0.500<br>Norm Cash, L (8, PH)<br>OBP: 0.316, SLG: 0.389<br>Dick Egan, L (9, 1) | | | K | | P4 | | K | F5 | | 1<br>0<br>1<br>0<br>1<br>0<br>1<br>0 | 0<br>0<br>0<br>0<br>0<br>0<br>0<br>0 | 0<br>0<br>0<br>0<br>0<br>0<br>0<br>0 | 0<br>0<br>0<br>0<br>0<br>0<br>0<br>0 | 1<br>0<br>0<br>0<br>1<br>0<br>0<br>0 | 0<br>0<br>0<br>0<br>1<br>0<br>0<br>0 | 0<br>0<br>0<br>0<br>1<br>0<br>2<br>0 |
| Inning Stats | R: 0 H: 1<br>E: 0 LOB: 0<br>K: 2 BB: 0<br>S: 7 P: 7 | R: 1 H: 1<br>E: 0 LOB: 1<br>K: 1 BB: 1<br>S: 6 P: 10 | R: 0 H: 1<br>E: 0 LOB: 1<br>K: 2 BB: 0<br>S: 8 P: 8 | R: 0 H: 0<br>E: 0 LOB: 0<br>K: 0 BB: 0<br>S: 3 P: 3 | R: 0 H: 0<br>E: 0 LOB: 0<br>K: 0 BB: 0<br>S: 3 P: 3 | R: 2 H: 3<br>E: 0 LOB: 2<br>K: 1 BB: 1<br>S: 8 P: 12 | R: 2 H: 2<br>E: 0 LOB: 1<br>K: 2 BB: 1<br>S: 9 P: 13 | R: 1 H: 3<br>E: 0 LOB: 2<br>K: 1 BB: 0<br>S: 8 P: 8 | R: 0 H: 0<br>E: 0 LOB: 1<br>K: 1 BB: 1<br>S: 5 P: 9 | 1B: 7 SF: 0<br>2B: 4 SAC: 0<br>3B: 1 DP: 1<br>HR: 0 HBP: 0 | | | | | | |

livebaseballscorecards.com

| | |
|---|---|
| AB | 37 |
| R | 6 |
| H | 11 |
| RBI | 5 |
| BB | 4 |
| SO | 10 |
| LOB | 21 |

WP: 0 PB: 1 SB: 0 CS: 1 PA: 41

| PITCHER | | IP | WLS | BF | H | R | ER | SO | BB | IBB | HBP | BLK | WP | HR | S | P | ERA | WHIP |
|---|---|---|---|---|---|---|---|---|---|---|---|---|---|---|---|---|---|---|
| Al Downing, L<br>ERA: 3.22 | (1, 1) | 6.1 | W | 28 | 7 | 5 | 4 | 7 | 3 | 0 | 0 | 0 | 0 | 0 | 39 | 51 | 5.68 | 1.579 |
| Pete Mikkelsen, R<br>ERA: 4.11 | (7, 1) | 2.2 | S | 13 | 4 | 1 | 1 | 3 | 1 | 0 | 0 | 0 | 0 | 0 | 18 | 22 | 3.38 | 1.875 |

| PITCHER | IP | WLS | BF | H | R | ER | SO | BB | IBB | HBP | BLK | WP | HR | S | P | ERA | WHIP |
|---|---|---|---|---|---|---|---|---|---|---|---|---|---|---|---|---|---|

# New York Yankees @ Detroit Tigers

Tiger Stadium, Detroit, MI

Sun Jul 26 1964, 4:38 AM EDT

Att. 42,273 - Unknown - 80 F

TOP

livebaseballscorecards.com

| Batter | 1 | 2 | 3 | 4 | 5 | 6 | 7 | 8 | 9 | AB | R | H | RBI | BB | SO | LOB |
|---|---|---|---|---|---|---|---|---|---|---|---|---|---|---|---|---|
| Tony Kubek, L (1, 6)<br>OBP: 0.290, SLG: 0.360 | F7 | | 6-3 | | | F8 | 6-3 | | | 4 | 0 | 0 | 0 | 0 | 0 | 1 |
| Bobby Richardson, R (1, 4)<br>OBP: 0.291, SLG: 0.333 | 1-3 1B | | P3 | | | F7 | | 1B 1B 2B | | 4 | 1 | 2 | 0 | 0 | 0 | 0 |
| Roger Maris, L (1, 9)<br>OBP: 0.353, SLG: 0.448 | 1-3<br>1-2 | | | BB | | P4 | | FC4-6 1B<br>2-3 1B | | 3 | 0 | 1 | 0 | 1 | 0 | 1 |
| Mickey Mantle, S (1, 8)<br>OBP: 0.446, SLG: 0.599<br>Pedro Gonzalez, R (8, PR)<br>OBP: 0.321, SLG: 0.384 (8, 3) | F7 | | | P4 | | | G3 | FC4-6<br>1-2<br>3-H 1B | | 4<br>0 | 0<br>0 | 1<br>0 | 1<br>0 | 0<br>0 | 0<br>0 | 2<br>0 |
| Tom Tresh, S (1, 7)<br>OBP: 0.392, SLG: 0.475 | | PB 4-3 2B | | F2 | | | BB 1B 2B | FC4-6<br>1-2<br>2-3 | | 3 | 2 | 1 | 0 | 1 | 0 | 3 |
| Joe Pepitone, L (1, 3) (8, 8)<br>OBP: 0.291, SLG: 0.405 | | K<br>2-3 | | F8 | | | P6 | G3 | | 4 | 0 | 0 | 0 | 0 | 1 | 4 |
| Johnny Blanchard, L (1, 2)<br>OBP: 0.368, SLG: 0.375 | | 4-3<br>3-H | | | L8 | | 2B 1B 1B<br>1-3 | | K | 4 | 1 | 1 | 1 | 0 | 1 | 0 |
| Phil Linz, R (1, 5)<br>OBP: 0.318, SLG: 0.357<br>Clete Boyer, R (9, 5)<br>OBP: 0.282, SLG: 0.322 | | K | | | L9 | | 1B 2B<br>1-3<br>3-H | | 6-3 | 4<br>0 | 1<br>0 | 1<br>0 | 1<br>0 | 0<br>0 | 1<br>0 | 0<br>0 |
| Bud Daley, L (1, 1)<br>OBP: 0.333, SLG: 0.250<br>Hector Lopez, R (7, PH)<br>OBP: 0.326, SLG: 0.434<br>Steve Hamilton, L (7, 1)<br>OBP: 0.273, SLG: 0.200 | | | 4-3 | | L7 | | 2-H<br>3-H 1B | | L6 | 2<br>1<br>1 | 0<br>0<br>0 | 0<br>1<br>0 | 0<br>2<br>0 | 0<br>0<br>0 | 0<br>0<br>0 | 0<br>0<br>0 |
| Inning Stats | R: 0<br>E: 0<br>K: 0<br>S: 4<br>H: 1<br>LOB: 1<br>BB: 0<br>P: 4 | R: 1<br>E: 0<br>K: 2<br>S: 8<br>H: 1<br>LOB: 0<br>BB: 0<br>P: 8 | R: 0<br>E: 0<br>K: 0<br>S: 3<br>H: 0<br>LOB: 0<br>BB: 0<br>P: 3 | R: 0<br>E: 0<br>K: 0<br>S: 3<br>H: 0<br>LOB: 1<br>BB: 1<br>P: 7 | R: 0<br>E: 0<br>K: 0<br>S: 3<br>H: 0<br>LOB: 0<br>BB: 0<br>P: 3 | R: 0<br>E: 0<br>K: 0<br>S: 3<br>H: 0<br>LOB: 0<br>BB: 0<br>P: 3 | R: 3<br>E: 0<br>K: 0<br>S: 6<br>H: 3<br>LOB: 1<br>BB: 1<br>P: 10 | R: 1<br>E: 0<br>K: 0<br>S: 5<br>H: 3<br>LOB: 1<br>BB: 0<br>P: 5 | R: 0<br>E: 0<br>K: 1<br>S: 5<br>H: 0<br>LOB: 0<br>BB: 0<br>P: 5 | 1B: 5<br>2B: 4<br>3B: 0<br>HR: 0<br>SF: 0<br>SAC: 0<br>DP: 1<br>HBP: 0 | | | | | | |

| | AB | 34 |
|---|---|---|
| | R | 5 |
| | H | 8 |
| | RBI | 5 |
| | BB | 2 |
| | SO | 3 |
| | LOB | 11 |

WP: 0 PB: 1 SB: 0 CS: 0 PA: 36

| PITCHER | | IP | WLS | BF | H | R | ER | SO | BB | IBB | HBP | BLK | WP | HR | S | P | ERA | WHIP |
|---|---|---|---|---|---|---|---|---|---|---|---|---|---|---|---|---|---|---|
| Denny McLain, R<br>ERA: 5.09 | (1, 1) | 7.0 | L | 30 | 7 | 5 | 4 | 2 | 2 | 0 | 0 | 0 | 0 | 0 | 32 | 40 | 5.14 | 1.286 |
| Hank Aguirre, L<br>ERA: 3.87 | (8, 1) | 1.0 | | 3 | 1 | 0 | 0 | 0 | 0 | 0 | 0 | 0 | 0 | 0 | 3 | 3 | 0.00 | 1.000 |
| Dave Wickersham, R<br>ERA: 3.55 | (9, 1) | 1.0 | | 3 | 0 | 0 | 0 | 1 | 0 | 0 | 0 | 0 | 0 | 0 | 5 | 5 | 0.00 | 0.000 |

| PITCHER | IP | WLS | BF | H | R | ER | SO | BB | IBB | HBP | BLK | WP | HR | S | P | ERA | WHIP |
|---|---|---|---|---|---|---|---|---|---|---|---|---|---|---|---|---|---|

# BOTTOM

## New York Yankees @ Detroit Tigers

Tiger Stadium, Detroit, MI

Sun Jul 26 1964, 4:38 AM EDT

Att. 42,273 - Unknown - 80 F

| Batter | 1 | 2 | 3 | 4 | 5 | 6 | 7 | 8 | 9 | AB | R | H | RBI | BB | SO | LOB |
|---|---|---|---|---|---|---|---|---|---|---|---|---|---|---|---|---|
| Don Wert, R (1, 5)<br>OBP: 0.342, SLG: 0.373 | L9 | BB<br>1-2<br>2-3 | | F9 | | HBP<br>1B<br>BB<br>1-2<br>3-H | | HR | | 3 | 2 | 1 | 1 | 2 | 0 | 1 |
| George Thomas, R (1, 8)<br>OBP: 0.346, SLG: 0.512 | F9 | 4-3 | | FC6-4<br>1-2f | | IBB<br>1B<br>HBP<br>1-2<br>2-3 | | E6<br>FC5 | | 4 | 0 | 0 | 0 | 0 | 0 | 4 |
| Al Kaline, R (1, 9)<br>OBP: 0.391, SLG: 0.480 | FC6-4<br>BB | | 1B<br>2B | | L9 | IBB<br>1-2<br>2-H<br>3-H<br>1B | | FC5<br>BB | | 3 | 0 | 2 | 2 | 2 | 0 | 0 |
| Don Demeter, R (1, 3)<br>OBP: 0.300, SLG: 0.438 | FC6-4<br>1-2f | | 1B<br>2-3 | | 6-3 | IBB<br>1-2<br>2-3 | | FC5<br>1-2<br>2-3f | | 4 | 0 | 1 | 0 | 1 | 0 | 3 |
| Gates Brown, L (1, 7)<br>OBP: 0.336, SLG: 0.534 | | G3 | K | | BB | F9 | | 4-3 | | 4 | 0 | 0 | 0 | 1 | 1 | 7 |
| Bill Freehan, R (1, 2)<br>OBP: 0.352, SLG: 0.453 | | PB<br>1B<br>BB | P4 | | F8 | P4 | | | F7 | 4 | 1 | 0 | 0 | 1 | 0 | 3 |
| Dick McAuliffe, L (1, 6)<br>OBP: 0.348, SLG: 0.503 | | BB<br>1B<br>1-2<br>BB | G3 | | | 1B<br>BB<br>BB | 4-3 | 4-3 | | 3 | 0 | 0 | 0 | 2 | 0 | 2 |
| Jake Wood, R (1, 4)<br>OBP: 0.234, SLG: 0.283 | | BB<br>1-2<br>2-H<br>1B | | P5 | | HBP<br>BB<br>1-3<br>1B | P4 | | 5-3 | 5 | 1 | 2 | 1 | 0 | 0 | 0 |
| Denny McLain, R (1, 1)<br>OBP: 0.143, SLG: 0.077 | K | | | K<br>FC6-4 | | F8 | | K | | 3 | 0 | 0 | 0 | 0 | 2 | 4 |
| Hank Aguirre, R (8, 1) | | | | | | | | | | 0 | 0 | 0 | 0 | 0 | 0 | 0 |
| Bubba Phillips, R (8, PH)<br>OBP: 0.366, SLG: 0.452 | | | | | | | | | | 1 | 0 | 0 | 0 | 0 | 1 | 0 |
| Dave Wickersham, R (9, 1)<br>OBP: 0.113, SLG: 0.115 | | | | | | | | | | 0 | 0 | 0 | 0 | 0 | 0 | 0 |
| Inning Stats | R: 0<br>E: 0<br>K: 0<br>S: 3<br>H: 0<br>LOB: 1<br>BB: 1<br>P: 7 | R: 1<br>E: 0<br>K: 1<br>S: 6<br>H: 1<br>LOB: 3<br>BB: 3<br>P: 18 | R: 0<br>E: 0<br>K: 1<br>S: 7<br>H: 2<br>LOB: 2<br>BB: 0<br>P: 7 | R: 0<br>E: 0<br>K: 1<br>S: 6<br>H: 0<br>LOB: 1<br>BB: 0<br>P: 6 | R: 0<br>E: 0<br>K: 0<br>S: 3<br>H: 0<br>LOB: 1<br>BB: 1<br>P: 7 | R: 2<br>E: 0<br>K: 0<br>S: 4<br>H: 2<br>LOB: 3<br>BB: 3<br>P: 17 | R: 0<br>E: 0<br>K: 0<br>S: 3<br>H: 0<br>LOB: 0<br>BB: 0<br>P: 3 | R: 1<br>E: 1<br>K: 1<br>S: 7<br>H: 1<br>LOB: 2<br>BB: 1<br>P: 11 | R: 0<br>E: 0<br>K: 0<br>S: 3<br>H: 0<br>LOB: 0<br>BB: 0<br>P: 3 | 1B: 4<br>2B: 1<br>3B: 0<br>HR: 1<br>SF: 0<br>SAC: 0<br>DP: 0<br>HBP: 1 | | | | | | |

livebaseballscorecards.com

| | AB | 34 |
|---|---|---|
| | R | 4 |
| | H | 6 |
| | RBI | 4 |
| | BB | 9 |
| | SO | 4 |
| | LOB | 24 |

WP: 1 PA: 44
PB: 1
SB: 0
CS: 0

| PITCHER | | IP | WLS | BF | H | R | ER | SO | BB | IBB | HBP | BLK | WP | HR | S | P | ERA | WHIP |
|---|---|---|---|---|---|---|---|---|---|---|---|---|---|---|---|---|---|---|
| Bud Daley, L<br>ERA: 4.63 | (1, 1) | 6.0 | W | 32 | 5 | 3 | 3 | 3 | 7 | 1 | 1 | 0 | 1 | 0 | 29 | 62 | 4.50 | 2.000 |
| Steve Hamilton, L<br>ERA: 2.93 | (7, 1) | 3.0 | S | 12 | 1 | 1 | 1 | 1 | 1 | 0 | 0 | 0 | 0 | 1 | 13 | 17 | 3.00 | 0.667 |

| PITCHER | IP | WLS | BF | H | R | ER | SO | BB | IBB | HBP | BLK | WP | HR | S | P | ERA | WHIP |
|---|---|---|---|---|---|---|---|---|---|---|---|---|---|---|---|---|---|

# New York Yankees @ Los Angeles Angels

Dodger Stadium, Los Angeles, CA

Mon Jul 27 1964, 7:05 PM PDT

Att. 32,695 - Unknown

TOP

| Batter | 1 | 2 | 3 | 4 | 5 | 6 | 7 | 8 | 9 | AB | R | H | RBI | BB | SO | LOB |
|---|---|---|---|---|---|---|---|---|---|---|---|---|---|---|---|---|
| Tony Kubek, L (1, 6)<br>OBP: 0.286, SLG: 0.354 | 4-3 | | 1-3 | | K | | | 4-3 | | 4 | 0 | 0 | 0 | 0 | 1 | 1 |
| Bobby Richardson, R (1, 4)<br>OBP: 0.288, SLG: 0.329 | F8 | | F8 | | P5 | | | 6-3 | | 4 | 0 | 0 | 0 | 0 | 0 | 1 |
| Roger Maris, L (1, 9)<br>OBP: 0.355, SLG: 0.457 | 4-3 | | HR | | | BB | | K | | 3 | 1 | 1 | 1 | 1 | 1 | 0 |
| Mickey Mantle, S (1, 8)<br>OBP: 0.441, SLG: 0.590 | | K | 4-3 | | | P5 | | | K | 4 | 0 | 0 | 0 | 0 | 2 | 1 |
| Hector Lopez, R (9, 7)<br>OBP: 0.326, SLG: 0.434 | | | | | | | | | | 0 | 0 | 0 | 0 | 0 | 0 | 0 |
| Tom Tresh, S (1, 7) (9, 8)<br>OBP: 0.393, SLG: 0.476 | | 1B 2B 1B | | 4-3 | | K | | | 1B 1B | 4 | 1 | 2 | 0 | 0 | 1 | 1 |
| Joe Pepitone, L (1, 3)<br>OBP: 0.290, SLG: 0.404 | | 1-2 2B 1B | | K | | F8 | | | F9 | 4 | 1 | 1 | 0 | 0 | 1 | 2 |
| Elston Howard, R (1, 2)<br>OBP: 0.348, SLG: 0.417 | | 1-H 2-H 2B | | P4 | | | 4-3 | | 1-3 1B | 4 | 0 | 2 | 2 | 0 | 0 | 0 |
| Clete Boyer, R (1, 5)<br>OBP: 0.279, SLG: 0.319 | | K | | | F9 | | F9 | | | 3 | 0 | 0 | 0 | 0 | 1 | 1 |
| Ralph Terry, R (1, 1)<br>OBP: 0.250, SLG: 0.222 | | L6 | | | 1B | | 6-3 | | | 3 | 0 | 1 | 0 | 0 | 0 | 1 |
| Inning Stats | R: 0 E: 0 K: 0 S: 3 H: 0 LOB: 0 BB: 0 P: 3 | R: 2 E: 0 K: 2 S: 10 H: 3 LOB: 1 BB: 0 P: 10 | R: 1 E: 0 K: 0 S: 4 H: 1 LOB: 0 BB: 0 P: 4 | R: 0 E: 0 K: 1 S: 5 H: 0 LOB: 0 BB: 0 P: 5 | R: 0 E: 0 K: 1 S: 6 H: 1 LOB: 1 BB: 0 P: 6 | R: 0 E: 0 K: 1 S: 5 H: 0 LOB: 1 BB: 1 P: 9 | R: 0 E: 0 K: 0 S: 3 H: 0 LOB: 0 BB: 0 P: 3 | R: 0 E: 0 K: 1 S: 5 H: 0 LOB: 0 BB: 0 P: 5 | R: 0 E: 0 K: 1 S: 6 H: 2 LOB: 2 BB: 0 P: 6 | 1B: 5 2B: 1 3B: 0 HR: 1 SF: 0 SAC: 0 DP: 0 HBP: 0 | | | | | | |

livebaseballscorecards.com

| | |
|---|---|
| AB | 33 |
| R | 3 |
| H | 7 |
| RBI | 3 |
| BB | 1 |
| SO | 7 |
| LOB | 8 |

WP: 0 PB: 0 SB: 0 CS: 0 PA: 34

| PITCHER | | IP | WLS | BF | H | R | ER | SO | BB | IBB | HBP | BLK | WP | HR | S | P | ERA | WHIP |
|---|---|---|---|---|---|---|---|---|---|---|---|---|---|---|---|---|---|---|
| Fred Newman, R<br>ERA: 2.68 | (1, 1) | 7.0 | L | 27 | 5 | 3 | 3 | 5 | 1 | 0 | 0 | 0 | 0 | 1 | 36 | 40 | 3.86 | 0.857 |
| Barry Latman, R<br>ERA: 3.83 | (8, 1) | 2.0 | | 7 | 2 | 0 | 0 | 2 | 0 | 0 | 0 | 0 | 0 | 0 | 11 | 11 | 0.00 | 1.000 |

| PITCHER | | IP | WLS | BF | H | R | ER | SO | BB | IBB | HBP | BLK | WP | HR | S | P | ERA | WHIP |
|---|---|---|---|---|---|---|---|---|---|---|---|---|---|---|---|---|---|---|

| Batter | 1 | 2 | 3 | 4 | 5 | 6 | 7 | 8 | 9 | AB | R | H | RBI | BB | SO | LOB |
|---|---|---|---|---|---|---|---|---|---|---|---|---|---|---|---|---|
| Jim Piersall, R (1, 8)<br>OBP: 0.386, SLG: 0.416 | 5-3 | | FC6-4 1B | | G6-3 1B | | | F3 | | 4 | 0 | 2 | 0 | 0 | 0 | 0 |
| Vic Power, R (1, 3)<br>OBP: 0.256, SLG: 0.296 | 1B | | L9 | | G6-3<br>1-2f | | | 1B | | 4 | 0 | 2 | 0 | 0 | 0 | 2 |
| Jim Fregosi, R (1, 6)<br>OBP: 0.398, SLG: 0.515 | K | | FC6-4<br>1-2f | | | P4 | | K | | 4 | 0 | 0 | 0 | 0 | 2 | 3 |
| Willie Smith, L (1, 7)<br>OBP: 0.316, SLG: 0.489 | 4-3 | | | 1B 1B | | K | | F2 | | 4 | 0 | 1 | 0 | 0 | 1 | 2 |
| Buck Rodgers, S (1, 2)<br>OBP: 0.307, SLG: 0.321 | | BB | | P6 | | F9 | | | FC6-4 1B | 3 | 0 | 1 | 0 | 1 | 0 | 1 |
| Felix Torres, R (1, 5)<br>OBP: 0.265, SLG: 0.438 | | K | | 1-2 1B | | | F9 | | L7 | 4 | 0 | 1 | 0 | 0 | 1 | 2 |
| Lou Clinton, R (1, 9)<br>OBP: 0.295, SLG: 0.396 | | P4 | | F7 | | | BB | | L7 | 3 | 0 | 0 | 0 | 1 | 0 | 4 |
| Bobby Knoop, R (1, 4)<br>OBP: 0.316, SLG: 0.298<br>Bob Perry, R (9, PH)<br>OBP: 0.333, SLG: 0.406 | | K | | 5-3 | | | K | | FC6-4<br>1-2f | 3<br>1 | 0<br>0 | 0<br>0 | 0<br>0 | 0<br>0 | 2<br>0 | 4<br>1 |
| Fred Newman, R (1, 1)<br>OBP: 0.237, SLG: 0.171<br>Ed Kirkpatrick, L (7, PH)<br>OBP: 0.317, SLG: 0.363<br>Barry Latman, R (8, 1)<br>OBP: 0.121, SLG: 0.152 | | | 4-3 | | F5 | | P6 | | | 2<br>1<br>0 | 0<br>0<br>0 | 0<br>0<br>0 | 0<br>0<br>0 | 0<br>0<br>0 | 0<br>0<br>0 | 0<br>1<br>0 |
| Inning Stats | R: 0 H: 1<br>E: 0 LOB: 1<br>K: 1 BB: 0<br>S: 6 P: 6 | R: 0 H: 0<br>E: 0 LOB: 1<br>K: 2 BB: 1<br>S: 7 P: 11 | R: 0 H: 1<br>E: 0 LOB: 1<br>K: 0 BB: 0<br>S: 4 P: 4 | R: 0 H: 2<br>E: 0 LOB: 2<br>K: 0 BB: 0<br>S: 5 P: 5 | R: 0 H: 1<br>E: 0 LOB: 0<br>K: 0 BB: 0<br>S: 3 P: 3 | R: 0 H: 0<br>E: 0 LOB: 0<br>K: 1 BB: 0<br>S: 5 P: 5 | R: 0 H: 0<br>E: 0 LOB: 1<br>K: 1 BB: 1<br>S: 5 P: 9 | R: 0 H: 1<br>E: 0 LOB: 1<br>K: 1 BB: 0<br>S: 6 P: 6 | R: 0 H: 1<br>E: 0 LOB: 1<br>K: 0 BB: 0<br>S: 4 P: 4 | 1B: 7 SF: 0<br>2B: 0 SAC: 0<br>3B: 0 DP: 1<br>HR: 0 HBP: 0 | | | | | | WP: 0 PA: 35<br>PB: 0<br>SB: 0<br>CS: 0 | |

| PITCHER | IP | WLS | BF | H | R | ER | SO | BB | IBB | HBP | BLK | WP | HR | S | P | ERA | WHIP |
|---|---|---|---|---|---|---|---|---|---|---|---|---|---|---|---|---|---|
| Ralph Terry, R (1, 1)<br>ERA: 5.16 | 9.0 | W | 35 | 7 | 0 | 0 | 6 | 2 | 0 | 0 | 0 | 0 | 0 | 45 | 53 | 0.00 | 1.000 |

| PITCHER | IP | WLS | BF | H | R | ER | SO | BB | IBB | HBP | BLK | WP | HR | S | P | ERA | WHIP |
|---|---|---|---|---|---|---|---|---|---|---|---|---|---|---|---|---|---|

# BOTTOM

## New York Yankees @ Los Angeles Angels

Dodger Stadium, Los Angeles, CA

Mon Jul 27 1964, 7:05 PM PDT

Att. 32,695 - Unknown

livebaseballscorecards.com

| | |
|---|---|
| AB | 33 |
| R | 0 |
| H | 7 |
| RBI | 0 |
| BB | 2 |
| SO | 6 |
| LOB | 20 |

# New York Yankees @ Los Angeles Angels

Dodger Stadium, Los Angeles, CA

Tue Jul 28 1964, 7:05 PM PDT

Att. 35,976 - Unknown

TOP

livebaseballscorecards.com

| Batter | 1 | 2 | 3 | 4 | 5 | 6 | 7 | 8 | 9 | AB | R | H | RBI | BB | SO | LOB |
|---|---|---|---|---|---|---|---|---|---|---|---|---|---|---|---|---|
| Tony Kubek, L (1, 6)<br>OBP: 0.282, SLG: 0.349 | 5-3 | | FC6-4 S 1-2f | | | L6 | | K | | 4 | 0 | 0 | 0 | 0 | 1 | 1 |
| Bobby Richardson, R (1, 4)<br>OBP: 0.286, SLG: 0.326 | 6-3 | | K 1-2 | | | 4-3 | | 5-3 | | 4 | 0 | 0 | 0 | 0 | 1 | 1 |
| Roger Maris, L (1, 9)<br>OBP: 0.350, SLG: 0.451 | G3 | | | K | | 4-3 | | | F5 | 4 | 0 | 0 | 0 | 0 | 1 | 0 |
| Mickey Mantle, S (1, 8)<br>OBP: 0.444, SLG: 0.600 | | FC4-6 BB | | BB | | | HR | | K | 2 | 1 | 1 | 1 | 2 | 1 | 0 |
| Tom Tresh, S (1, 7)<br>OBP: 0.389, SLG: 0.469 | | K | | K | | | F9 | | F2 | 4 | 0 | 0 | 0 | 0 | 2 | 2 |
| Joe Pepitone, L (1, 3)<br>OBP: 0.288, SLG: 0.401 | | FC4-6 FC4-6 1-2f | | F5 | | | E4 | | | 3 | 0 | 0 | 0 | 0 | 0 | 2 |
| Johnny Blanchard, L (1, 2)<br>OBP: 0.359, SLG: 0.364 | | FC4-6 1-2f | | | K | | P6 | | | 3 | 0 | 0 | 0 | 0 | 1 | 2 |
| Clete Boyer, R (1, 5)<br>OBP: 0.280, SLG: 0.319 | | | FC3 1B | | K | | 5-3 | | | 3 | 0 | 1 | 0 | 0 | 1 | 1 |
| Stan Williams, R (1, 1)<br>OBP: 0.158, SLG: 0.211 | | | FC3 FC6-4 1-2f | | 6-3 | | | F8 | | 2 | 0 | 0 | 0 | 0 | 0 | 1 |
| Hector Lopez, R (8, PH)<br>OBP: 0.324, SLG: 0.432 | | | | | | | | | | 1 | 0 | 0 | 0 | 0 | 0 | 0 |
| Hal Reniff, R (8, 1)<br>OBP: 0.111, SLG: 0.111 | | | | | | | | | | 0 | 0 | 0 | 0 | 0 | 0 | 0 |

| | AB | 30 |
|---|---|---|
| | R | 1 |
| | H | 2 |
| | RBI | 1 |
| | BB | 2 |
| | SO | 8 |
| | LOB | 10 |

| Inning Stats | 1 | 2 | 3 | 4 | 5 | 6 | 7 | 8 | 9 |
|---|---|---|---|---|---|---|---|---|---|
| | R: 0<br>E: 0<br>K: 0<br>S: 3 | H: 0<br>LOB: 0<br>BB: 0<br>P: 3 | R: 0<br>E: 0<br>K: 1<br>S: 5 | H: 0<br>LOB: 1<br>BB: 1<br>P: 9 | R: 0<br>E: 0<br>K: 1<br>S: 6 | H: 1<br>LOB: 1<br>BB: 0<br>P: 6 | R: 0<br>E: 0<br>K: 2<br>S: 7 | H: 0<br>LOB: 1<br>BB: 1<br>P: 11 | R: 0<br>E: 0<br>K: 2<br>S: 7 | H: 0<br>LOB: 0<br>BB: 0<br>P: 7 |
| | R: 0<br>E: 0<br>K: 0<br>S: 3 | H: 0<br>LOB: 0<br>BB: 0<br>P: 3 | R: 1<br>E: 1<br>K: 0<br>S: 5 | H: 1<br>LOB: 1<br>BB: 0<br>P: 5 | R: 0<br>E: 0<br>K: 1<br>S: 5 | H: 0<br>LOB: 0<br>BB: 0<br>P: 5 | R: 0<br>E: 0<br>K: 1<br>S: 5 | H: 0<br>LOB: 0<br>BB: 0<br>P: 5 | | |

| | 1B: 1 | SF: 0 | WP: 0 | PA: 32 |
|---|---|---|---|---|
| | 2B: 0 | SAC: 0 | PB: 0 | |
| | 3B: 0 | DP: 0 | SB: 1 | |
| | HR: 1 | HBP: 0 | CS: 0 | |

| PITCHER | IP | WLS | BF | H | R | ER | SO | BB | IBB | HBP | BLK | WP | HR | S | P | ERA | WHIP |
|---|---|---|---|---|---|---|---|---|---|---|---|---|---|---|---|---|---|
| Dean Chance, R (1, 1)<br>ERA: 1.73 | 9.0 | W | 32 | 2 | 1 | 1 | 8 | 2 | 0 | 0 | 0 | 0 | 1 | 46 | 54 | 1.00 | 0.444 |

| PITCHER | IP | WLS | BF | H | R | ER | SO | BB | IBB | HBP | BLK | WP | HR | S | P | ERA | WHIP |
|---|---|---|---|---|---|---|---|---|---|---|---|---|---|---|---|---|---|

| Batter | 1 | 2 | 3 | 4 | 5 | 6 | 7 | 8 | 9 | AB | R | H | RBI | BB | SO | LOB |
|---|---|---|---|---|---|---|---|---|---|---|---|---|---|---|---|---|
| Jim Piersall, R (1, 8)<br>OBP: 0.376, SLG: 0.404 | F8 | | 6-3 | | 5-3 | | | 5-3 | | 4 | 0 | 0 | 0 | 0 | 0 | 0 |
| Vic Power, R (1, 3)<br>OBP: 0.256, SLG: 0.294 | 6-3 | | WP HR 1B | | F9 | | | 6-3 | | 4 | 1 | 1 | 0 | 0 | 0 | 0 |
| Jim Fregosi, R (1, 6)<br>OBP: 0.405, SLG: 0.541 | 2B | | 1-H HR | | | 1B 3B | | 1B 1B 1B | | 4 | 2 | 4 | 2 | 0 | 0 | 0 |
| Willie Smith, L (1, 7)<br>OBP: 0.319, SLG: 0.495 | 4-3 | | 2B | | | 4-3 | | 1-H 1B | | 4 | 0 | 2 | 0 | 0 | 0 | 2 |
| Buck Rodgers, S (1, 2)<br>OBP: 0.310, SLG: 0.322 | | B B B B 4-0 G5-4-3 BB | S S S 0-3 K | | | 3-H G6-4-3 1B | | | | 2 | 0 | 1 | 1 | 1 | 1 | 1 |
| Felix Torres, R (1, 5)<br>OBP: 0.261, SLG: 0.429 | | G5-4-3 1-2f | | P6 | | G6-4-3 1-2f | | | | 3 | 0 | 0 | 0 | 0 | 0 | 2 |
| Lou Clinton, R (1, 9)<br>OBP: 0.295, SLG: 0.393 | | B B B B 4-0 BB | S S S 0-3 K | | | | 5-3 | | | 2 | 0 | 0 | 0 | 1 | 1 | 0 |
| Bobby Knoop, R (1, 4)<br>OBP: 0.313, SLG: 0.295 | | 1-3 | | F9 | | | S S S 0-3 K | | | 3 | 0 | 0 | 0 | 0 | 1 | 1 |
| Dean Chance, R (1, 1)<br>OBP: 0.146, SLG: 0.089 | | | S S S 0-3 K | | S S S 0-3 K | | S S S 0-3 K | | | 3 | 0 | 0 | 0 | 0 | 3 | 0 |
| Inning Stats | R: 0 E: 0 K: 0 S: 4 H: 1 LOB: 1 BB: 0 P: 4 | R: 0 E: 0 K: 0 S: 2 H: 0 LOB: 1 BB: 2 P: 10 | R: 2 E: 0 K: 2 S: 10 H: 3 LOB: 1 BB: 0 P: 10 | R: 0 E: 0 K: 1 S: 5 H: 0 LOB: 0 BB: 0 P: 5 | R: 0 E: 0 K: 1 S: 5 H: 0 LOB: 0 BB: 0 P: 5 | R: 1 E: 0 K: 0 S: 4 H: 2 LOB: 0 BB: 0 P: 4 | R: 0 E: 0 K: 2 S: 7 H: 0 LOB: 0 BB: 0 P: 7 | R: 0 E: 0 K: 0 S: 4 H: 2 LOB: 2 BB: 0 P: 4 | | 1B: 4 2B: 2 3B: 1 HR: 1 | SF: 0 SAC: 0 DP: 2 HBP: 0 | | | | | | |

| PITCHER | | IP | WLS | BF | H | R | ER | SO | BB | IBB | HBP | BLK | WP | HR | S | P | ERA | WHIP |
|---|---|---|---|---|---|---|---|---|---|---|---|---|---|---|---|---|---|---|
| Stan Williams, R<br>ERA: 3.43 | (1, 1) | 7.0 | L | 27 | 6 | 3 | 3 | 6 | 2 | 0 | 0 | 0 | 1 | 1 | 37 | 45 | 3.86 | 1.143 |
| Hal Reniff, R<br>ERA: 2.68 | (8, 1) | 1.0 | | 4 | 2 | 0 | 0 | 0 | 0 | 0 | 0 | 0 | 0 | 0 | 4 | 4 | 0.00 | 2.000 |

| PITCHER | IP | WLS | BF | H | R | ER | SO | BB | IBB | HBP | BLK | WP | HR | S | P | ERA | WHIP |
|---|---|---|---|---|---|---|---|---|---|---|---|---|---|---|---|---|---|

# BOTTOM

## New York Yankees @ Los Angeles Angels

Dodger Stadium, Los Angeles, CA

Tue Jul 28 1964, 7:05 PM PDT

Att. 35,976 - Unknown

livebaseballscorecards.com

| | |
|---|---|
| AB | 29 |
| R | 3 |
| H | 8 |
| RBI | 3 |
| BB | 2 |
| SO | 6 |
| LOB | 6 |

1B: 4 2B: 2 3B: 1 HR: 1 SF: 0 SAC: 0 DP: 2 HBP: 0

WP: 1 PB: 0 SB: 0 CS: 0 PA: 31

| Batter | 1 | 2 | 3 | 4 | 5 | 6 | 7 | 8 | 9 | AB | R | H | RBI | BB | SO | LOB |
|---|---|---|---|---|---|---|---|---|---|---|---|---|---|---|---|---|
| Tony Kubek, L (1, 6)<br>OBP: 0.281, SLG: 0.343 | K | | P6 | | 4-3 | | K2-5 E BB | L9 | | 4 | 0 | 0 | 0 | 1 | 1 | 1 |
| Bobby Richardson, R (1, 4)<br>OBP: 0.285, SLG: 0.323 | L4 | | 1B BB | | 5-3 | | E1 BB K2-5 1B 1-2 | F9 | | 4 | 2 | 0 | 0 | 1 | 0 | 2 |
| Roger Maris, L (1, 9)<br>OBP: 0.351, SLG: 0.448 | BB | | 1B 1-3 1B | | E1 | | K2-5 1-2 2-3f | | 4-3 | 4 | 0 | 1 | 0 | 1 | 1 | 2 |
| Mickey Mantle, S (1, 8)<br>OBP: 0.445, SLG: 0.597<br>Hector Lopez, R (7, PR)<br>OBP: 0.323, SLG: 0.430 (7, 7) | K | | FC6-4 1-2 3-H 1B | | F9 | | BB 1B IBB | | 6-3 | 3<br>1 | 0<br>1 | 1<br>0 | 1<br>0 | 1<br>0 | 1<br>0 | 2<br>0 |
| Tom Tresh, S (1, 7)<br>OBP: 0.389, SLG: 0.467 (7, 8) | | E E 1B | P4 | | | K | 1B 1-2 2-3 BB | | K | 4 | 1 | 1 | 0 | 1 | 2 | 2 |
| Elston Howard, R (1, 2)<br>OBP: 0.350, SLG: 0.418 | | L8 | FC6-4 1-2f | | | BB 1B | 1-3 2-H 3-H 1B | | | 4 | 0 | 2 | 2 | 0 | 0 | 3 |
| Joe Pepitone, L (1, 3)<br>OBP: 0.288, SLG: 0.399 | | E6 1-H SF7 1B | | F8 | | F8 | 4-3 | | | 4 | 1 | 1 | 0 | 0 | 0 | 3 |
| Clete Boyer, R (1, 5)<br>OBP: 0.279, SLG: 0.317 | | SF7 3-H | | 5-3 | | BB 1-2 | | F9 | 1B | 2 | 0 | 0 | 1 | 1 | 0 | 0 |
| Jim Bouton, R (1, 1)<br>OBP: 0.145, SLG: 0.164 | | K | | K | | K | | | | 4 | 0 | 1 | 0 | 0 | 3 | 2 |
| Inning Stats | R: 0 E: 0 K: 2 S: 7 H: 0 LOB: 1 BB: 1 P: 11 | R: 2 E: 1 K: 1 S: 7 H: 2 LOB: 0 BB: 0 P: 7 | R: 1 E: 0 K: 0 S: 5 H: 2 LOB: 2 BB: 1 P: 9 | R: 0 E: 0 K: 1 S: 5 H: 0 LOB: 0 BB: 0 P: 5 | R: 0 E: 1 K: 0 S: 4 H: 0 LOB: 1 BB: 0 P: 4 | R: 0 E: 0 K: 2 S: 8 H: 1 LOB: 2 BB: 1 P: 12 | R: 2 E: 1 K: 1 S: 6 H: 1 LOB: 2 BB: 3 P: 18 | R: 0 E: 0 K: 0 S: 4 H: 1 LOB: 1 BB: 0 P: 4 | R: 0 E: 0 K: 1 S: 5 H: 0 LOB: 0 BB: 0 P: 5 | 1B: 7 2B: 1 3B: 0 HR: 0 SF: 1 SAC: 0 DP: 1 HBP: 0 | | | | | | |

TOP

# New York Yankees @ Los Angeles Angels

Dodger Stadium, Los Angeles, CA

Wed Jul 29 1964, 7:05 PM PDT

Att. 39,866 - Unknown - 67 F

livebaseballscorecards.com

| | |
|---|---|
| AB | 34 |
| R | 5 |
| H | 7 |
| RBI | 4 |
| BB | 6 |
| SO | 8 |
| LOB | 17 |

WP: 0 PB: 0 SB: 0 CS: 0 PA: 41

| PITCHER | | IP | WLS | BF | H | R | ER | SO | BB | IBB | HBP | BLK | WP | HR | S | P | ERA | WHIP |
|---|---|---|---|---|---|---|---|---|---|---|---|---|---|---|---|---|---|---|
| Bo Belinsky, L<br>ERA: 2.74 | (1, 1) | 5.0 | L | 22 | 4 | 3 | 2 | 4 | 2 | 0 | 0 | 0 | 0 | 0 | 28 | 36 | 3.60 | 1.200 |
| Barry Latman, R<br>ERA: 3.94 | (6, 1) | 1.2 | | 10 | 1 | 2 | 2 | 3 | 3 | 1 | 0 | 0 | 0 | 0 | 12 | 28 | 10.80 | 2.400 |
| Dan Osinski, R<br>ERA: 4.35 | (7, 1) | 1.1 | | 6 | 2 | 0 | 0 | 0 | 0 | 0 | 0 | 0 | 0 | 0 | 6 | 6 | 0.00 | 1.500 |
| Ken McBride, R<br>ERA: 5.71 | (9, 1) | 1.0 | | 3 | 0 | 0 | 0 | 1 | 0 | 0 | 0 | 0 | 0 | 0 | 5 | 5 | 0.00 | 0.000 |

| Batter | 1 | 2 | 3 | 4 | 5 | 6 | 7 | 8 | 9 | AB | R | H | RBI | BB | SO | LOB |
|---|---|---|---|---|---|---|---|---|---|---|---|---|---|---|---|---|
| Jim Piersall, R (1, 8)<br>OBP: 0.373, SLG: 0.400 | F9 | | L9 | | | FC3-6, BB, 1B | | F3 | | 4 | 0 | 1 | 0 | 0 | 0 | 0 |
| Vic Power, R (1, 3)<br>OBP: 0.262, SLG: 0.299 | 1B | | | 1B | | K | | K | | 4 | 0 | 2 | 0 | 0 | 2 | 1 |
| Jim Fregosi, R (1, 6)<br>OBP: 0.403, SLG: 0.535 | P6 | | | L9 | | FC3-6, BB (1-2) | | | F3 | 3 | 0 | 0 | 0 | 1 | 0 | 2 |
| Willie Smith, L (1, 7)<br>OBP: 0.313, SLG: 0.484 | 4-3 | | | P6 | | FC3-6, FC4-6 (1-2f, 2-3) | | | F9 | 4 | 0 | 0 | 0 | 0 | 0 | 4 |
| Buck Rodgers, S (1, 2)<br>OBP: 0.307, SLG: 0.318 | | 1-3 | | 5-3 | | FC4-6 (1-2f) | | | G3 | 4 | 0 | 0 | 0 | 0 | 0 | 3 |
| Felix Torres, R (1, 5)<br>OBP: 0.262, SLG: 0.428 | | L5 | | | FC6-4, 1B | | K | | | 3 | 0 | 1 | 0 | 0 | 1 | 0 |
| Lou Clinton, R (1, 9)<br>OBP: 0.292, SLG: 0.388 | | K | | | P6 | | F9 | | | 3 | 0 | 0 | 0 | 0 | 1 | 1 |
| Bobby Knoop, R (1, 4)<br>OBP: 0.311, SLG: 0.292 | | | F9 | | FC6-4 (1-2f) | | F7 | | | 3 | 0 | 0 | 0 | 0 | 0 | 1 |
| Bo Belinsky, L (1, 1)<br>OBP: 0.143, SLG: 0.125 | | | K | | 4-3 | | | 4-3 | | 1 | 0 | 0 | 0 | 0 | 1 | 0 |
| Albie Pearson, L (5, PH)<br>OBP: 0.307, SLG: 0.266 | | | | | | | | | | 1 | 0 | 0 | 0 | 0 | 0 | 1 |
| Barry Latman, R (6, 1)<br>OBP: 0.121, SLG: 0.152 | | | | | | | | | | 0 | 0 | 0 | 0 | 0 | 0 | 0 |
| Dan Osinski, R (7, 1)<br>OBP: 0.154, SLG: 0.083 | | | | | | | | | | 0 | 0 | 0 | 0 | 0 | 0 | 0 |
| Lenny Green, L (8, PH)<br>OBP: 0.266, SLG: 0.148 | | | | | | | | | | 1 | 0 | 0 | 0 | 0 | 0 | 0 |
| Ken McBride, R (9, 1)<br>OBP: 0.370, SLG: 0.261 | | | | | | | | | | 0 | 0 | 0 | 0 | 0 | 0 | 0 |
| Inning Stats | R: 0<br>E: 0<br>K: 0<br>S: 4<br>H: 1<br>LOB: 1<br>BB: 0<br>P: 4 | R: 0<br>E: 0<br>K: 1<br>S: 5<br>H: 0<br>LOB: 0<br>BB: 0<br>P: 5 | R: 0<br>E: 0<br>K: 1<br>S: 5<br>H: 0<br>LOB: 0<br>BB: 0<br>P: 5 | R: 0<br>E: 0<br>K: 0<br>S: 4<br>H: 1<br>LOB: 1<br>BB: 0<br>P: 4 | R: 0<br>E: 0<br>K: 0<br>S: 4<br>H: 1<br>LOB: 1<br>BB: 0<br>P: 4 | R: 0<br>E: 0<br>K: 1<br>S: 6<br>H: 1<br>LOB: 2<br>BB: 1<br>P: 10 | R: 0<br>E: 0<br>K: 1<br>S: 5<br>H: 0<br>LOB: 0<br>BB: 0<br>P: 5 | R: 0<br>E: 0<br>K: 1<br>S: 5<br>H: 0<br>LOB: 0<br>BB: 0<br>P: 5 | R: 0<br>E: 0<br>K: 0<br>S: 3<br>H: 0<br>LOB: 0<br>BB: 0<br>P: 3 | 1B: 4<br>2B: 0<br>3B: 0<br>HR: 0<br>SF: 0<br>SAC: 0<br>DP: 0<br>HBP: 0 | | | | | | |

| PITCHER | IP | WLS | BF | H | R | ER | SO | BB | IBB | HBP | BLK | WP | HR | S | P | ERA | WHIP |
|---|---|---|---|---|---|---|---|---|---|---|---|---|---|---|---|---|---|
| Jim Bouton, R (1, 1)<br>ERA: 2.68 | 9.0 | W | 32 | 4 | 0 | 0 | 5 | 1 | 0 | 0 | 0 | 0 | 0 | 41 | 45 | 0.00 | 0.556 |

| PITCHER | IP | WLS | BF | H | R | ER | SO | BB | IBB | HBP | BLK | WP | HR | S | P | ERA | WHIP |
|---|---|---|---|---|---|---|---|---|---|---|---|---|---|---|---|---|---|

# BOTTOM

## New York Yankees @ Los Angeles Angels

Dodger Stadium, Los Angeles, CA

Wed Jul 29 1964, 7:05 PM PDT

Att. 39,866 - Unknown - 67 F

livebaseballscorecards.com

| | |
|---|---|
| AB | 31 |
| R | 0 |
| H | 4 |
| RBI | 0 |
| BB | 1 |
| SO | 5 |
| LOB | 13 |

PA: 32

| Batter | 1 | 2 | 3 | 4 | 5 | 6 | 7 | 8 | 9 | AB | R | H | RBI | BB | SO | LOB |
|---|---|---|---|---|---|---|---|---|---|---|---|---|---|---|---|---|
| Tony Kubek, L (1, 6)<br>OBP: 0.279, SLG: 0.341 | 5-3 | | | 1B E 1B | F4 | | F8 | | G3 | 5 | 1 | 1 | 0 | 0 | 0 | 0 |
| Bobby Richardson, R (1, 4)<br>OBP: 0.286, SLG: 0.326 | F4 | | | E 1-2 E 1B | 2B | | F7 | | 5-3 | 5 | 1 | 2 | 0 | 0 | 0 | 0 |
| Roger Maris, L (1, 9)<br>OBP: 0.356, SLG: 0.450 | F9 | | | E9 4-3 2B 1-H 2-H 1B | BBBB BB | | 1B 1B | | | 3 | 1 | 2 | 1 | 1 | 0 | 0 |
| Mickey Mantle, S (1, 8)<br>OBP: 0.443, SLG: 0.592 | | F9 | | 4-3 2-3 | F8 | | 1-2 1B | | | 4 | 0 | 1 | 0 | 0 | 0 | 3 |
| Tom Tresh, S (1, 7)<br>OBP: 0.385, SLG: 0.461 | | F4 | | SSS K | SSS K | | 3-1 | | | 4 | 0 | 0 | 0 | 0 | 2 | 5 |
| Joe Pepitone, L (1, 3)<br>OBP: 0.287, SLG: 0.400 | | 3-1 | | BB 3-H 2B | | 4-3 | | F8 | | 4 | 0 | 1 | 1 | 0 | 0 | 0 |
| Elston Howard, R (1, 2)<br>OBP: 0.354, SLG: 0.420 | | | F9 | BB IBB | | 1B | | G6-4-3 1B | | 3 | 0 | 2 | 0 | 1 | 0 | 0 |
| Clete Boyer, R (1, 5)<br>OBP: 0.279, SLG: 0.314 | | | 6-3 | BBBB 1-2 2-3 BB | | SSS K | | G6-4-3 1-2f | | 3 | 0 | 0 | 0 | 1 | 1 | 2 |
| Al Downing, R (1, 1)<br>OBP: 0.170, SLG: 0.196 | | | F8 | SSS K | | F6 | | | SSS K | 4 | 0 | 0 | 0 | 0 | 2 | 4 |
| Inning Stats | R: 0 E: 0 K: 0 S: 3 H: 0 LOB: 0 BB: 0 P: 3 | R: 0 E: 0 K: 0 S: 3 H: 0 LOB: 0 BB: 0 P: 3 | R: 0 E: 0 K: 0 S: 3 H: 0 LOB: 0 BB: 0 P: 3 | R: 3 E: 1 K: 2 S: 11 H: 4 LOB: 3 BB: 2 P: 19 | R: 0 E: 0 K: 1 S: 6 H: 1 LOB: 2 BB: 1 P: 10 | R: 0 E: 0 K: 1 S: 6 H: 1 LOB: 1 BB: 0 P: 6 | R: 0 E: 0 K: 0 S: 5 H: 2 LOB: 2 BB: 0 P: 5 | R: 0 E: 0 K: 0 S: 3 H: 1 LOB: 0 BB: 0 P: 3 | R: 0 E: 0 K: 1 S: 5 H: 0 LOB: 0 BB: 0 P: 5 | 1B: 7 2B: 2 3B: 0 HR: 0 SF: 0 SAC: 0 DP: 1 HBP: 0 | | | | | | | |

| PITCHER | IP | WLS | BF | H | R | ER | SO | BB | IBB | HBP | BLK | WP | HR | S | P | ERA | WHIP |
|---|---|---|---|---|---|---|---|---|---|---|---|---|---|---|---|---|---|
| Camilo Pascual, R (1, 1)<br>ERA: 3.8 | 8.0 | | 35 | 9 | 3 | 3 | 4 | 2 | 1 | 0 | 0 | 0 | 0 | 40 | 52 | 3.38 | 1.375 |
| Al Worthington, R (9, 1)<br>ERA: 2.02 | 1.0 | W | 3 | 0 | 0 | 0 | 1 | 0 | 0 | 0 | 0 | 0 | 0 | 5 | 5 | 0.00 | 0.000 |

| PITCHER | IP | WLS | BF | H | R | ER | SO | BB | IBB | HBP | BLK | WP | HR | S | P | ERA | WHIP |
|---|---|---|---|---|---|---|---|---|---|---|---|---|---|---|---|---|---|

TOP

# New York Yankees @ Minnesota Twins

Metropolitan Stadium, Bloomington , MI

Fri Jul 31 1964, 8:05 PM EDT

Att. 33,690 - Unknown - 80 F

livebaseballscorecards.com

| | |
|---|---|
| AB | 35 |
| R | 3 |
| H | 9 |
| RBI | 2 |
| BB | 3 |
| SO | 5 |
| LOB | 14 |

PA: 38

WP: 0 PB: 0 SB: 0 CS: 0

# New York Yankees @ Minnesota Twins

Metropolitan Stadium, Bloomington , MI

Fri Jul 31 1964, 8:05 PM EDT

Att. 33,690 - Unknown - 80 F

livebaseballscorecards.com

| Batter | | 1 | 2 | 3 | 4 | 5 | 6 | 7 | 8 | 9 | AB | R | H | RBI | BB | SO | LOB |
|---|---|---|---|---|---|---|---|---|---|---|---|---|---|---|---|---|---|
| Zoilo Versalles, R<br>OBP: 0.308, SLG: 0.435 | (1, 6) | F6 | | K | | F4 | | F9 | | K | 5 | 0 | 0 | 0 | 0 | 2 | 1 |
| Rich Rollins, R<br>OBP: 0.340, SLG: 0.415 | (1, 5) | 6-3 | | FC6<br>BB | | 1B | | F7 | | HR<br>1B | 4 | 1 | 2 | 0 | 1 | 0 | 1 |
| Tony Oliva, L<br>OBP: 0.374, SLG: 0.571 | (1, 9) | BB<br>2B<br>1B | | FC6<br>1-2f | | F8 | | 1-2<br>1B | | F7 | 5 | 1 | 2 | 0 | 0 | 0 | 3 |
| Harmon Killebrew, R<br>OBP: 0.399, SLG: 0.613 | (1, 7) | 2B<br>1-2<br>BB | | K | | | 2B<br>1B | K | | 1-H<br>HR | 4 | 1 | 2 | 2 | 1 | 2 | 3 |
| Bob Allison, R<br>OBP: 0.405, SLG: 0.597 | (1, 3) | 1-3<br>2-H<br>2B | | | FC6-4<br>1B | | K | | HR | | 4 | 1 | 3 | 2 | 0 | 1 | 1 |
| Jimmie Hall, L<br>OBP: 0.323, SLG: 0.475 | (1, 8) | K | | | F8 | | 1-3<br>2B | | 1B | | 4 | 0 | 2 | 0 | 0 | 1 | 3 |
| Ron Henry, R<br>OBP: 0.200, SLG: 0.458 | (1, 2) | | G6-4-3<br>BB | | F8 | | K | | K | | 3 | 0 | 0 | 0 | 1 | 2 | 4 |
| Jim Snyder, R<br>OBP: 0.219, SLG: 0.239 | (1, 4) | | G6-4-3<br>1-2f | | FC6-4<br>1-2f | | K | | F7 | | 2 | 0 | 0 | 0 | 0 | 0 | 2 |
| Frank Kostro, R<br>OBP: 0.209, SLG: 0.366 | (6, PH) | | | | | | | | | | 1 | 0 | 0 | 0 | 0 | 1 | 2 |
| Jerry Kindall, R<br>OBP: 0.269, SLG: 0.337 | (7, 4) | | | | | | | | | | 0 | 0 | 0 | 0 | 0 | 0 | 0 |
| Earl Battey, R<br>OBP: 0.353, SLG: 0.424 | (8, PH) | | | | | | | | | | 1 | 0 | 0 | 0 | 0 | 0 | 1 |
| Johnny Goryl, R<br>OBP: 0.222, SLG: 0.184 | (9, 4) | | | | | | | | | | 0 | 0 | 0 | 0 | 0 | 0 | 0 |
| Camilo Pascual, R<br>OBP: 0.262, SLG: 0.254 | (1, 1) | | 5-3 | | | 6-3 | | 1B<br>BB | 4-3 | | 2 | 0 | 0 | 0 | 1 | 0 | 0 |
| Don Mincher, L<br>OBP: 0.330, SLG: 0.615 | (8, PH) | | | | | | | | | | 1 | 0 | 0 | 0 | 0 | 0 | 1 |
| Al Worthington, R | (9, 1) | | | | | | | | | | 0 | 0 | 0 | 0 | 0 | 0 | 0 |

| Inning Stats | 1 | 2 | 3 | 4 | 5 | 6 | 7 | 8 | 9 | 1B | SF | WP | PA |
|---|---|---|---|---|---|---|---|---|---|---|---|---|---|
| | R: 1 H: 2<br>E: 0 LOB: 2<br>K: 1 BB: 1<br>S: 7 P: 11 | R: 0 H: 0<br>E: 0 LOB: 0<br>K: 0 BB: 1<br>S: 2 P: 6 | R: 0 H: 0<br>E: 0 LOB: 1<br>K: 2 BB: 1<br>S: 7 P: 11 | R: 0 H: 1<br>E: 0 LOB: 1<br>K: 0 BB: 0<br>S: 4 P: 4 | R: 0 H: 1<br>E: 0 LOB: 1<br>K: 0 BB: 0<br>S: 4 P: 4 | R: 0 H: 2<br>E: 0 LOB: 2<br>K: 3 BB: 0<br>S: 11 P: 11 | R: 0 H: 1<br>E: 0 LOB: 2<br>K: 1 BB: 1<br>S: 6 P: 10 | R: 1 H: 2<br>E: 0 LOB: 1<br>K: 1 BB: 0<br>S: 7 P: 7 | R: 2 H: 2<br>E: 0 LOB: 0<br>K: 1 BB: 0<br>S: 6 P: 6 | 1B: 7 SF: 0<br>2B: 2 SAC: 0<br>3B: 0 DP: 1<br>HR: 2 HBP: 0 | WP: 0 PA: 40<br>PB: 0<br>SB: 0<br>CS: 0 | |

| PITCHER | | IP | WLS | BF | H | R | ER | SO | BB | IBB | HBP | BLK | WP | HR | S | P | ERA | WHIP |
|---|---|---|---|---|---|---|---|---|---|---|---|---|---|---|---|---|---|---|
| Al Downing, L<br>ERA: 3.28 | (1, 1) | 8.2 | L | 40 | 11 | 4 | 4 | 9 | 4 | 0 | 0 | 0 | 0 | 2 | 54 | 70 | 4.15 | 1.731 |

| PITCHER | IP | WLS | BF | H | R | ER | SO | BB | IBB | HBP | BLK | WP | HR | S | P | ERA | WHIP |
|---|---|---|---|---|---|---|---|---|---|---|---|---|---|---|---|---|---|

# New York Yankees @ Minnesota Twins

Metropolitan Stadium, Bloomington , MI

Sat Aug 01 1964, 4:33 AM EDT

Att. 36,288 - Unknown - 91 F

TOP

livebaseballscorecards.com

| Batter | 1 | 2 | 3 | 4 | 5 | 6 | 7 | 8 | 9 | AB | R | H | RBI | BB | SO | LOB |
|---|---|---|---|---|---|---|---|---|---|---|---|---|---|---|---|---|
| Tony Kubek, L (1, 6)<br>OBP: 0.278, SLG: 0.338 | F7 | | 4-3 | | B3 | | F9 | | 1B | 5 | 0 | 1 | 1 | 0 | 0 | 0 |
| Bobby Richardson, R (1, 4)<br>OBP: 0.283, SLG: 0.323 | 1-3 | | F7 | | F8 | | | 5-3 | F8 | 5 | 0 | 0 | 0 | 0 | 0 | 2 |
| Tom Tresh, S (1, 7)<br>OBP: 0.386, SLG: 0.461 | F8 | | F9 | | | HR 1B | | FC5-4 1B | | 4 | 1 | 2 | 0 | 0 | 0 | 0 |
| Mickey Mantle, S (1, 8)<br>OBP: 0.444, SLG: 0.605 | | S E 2B | | F9 | | 1-H HR | | K | | 4 | 2 | 2 | 2 | 0 | 1 | 1 |
| Elston Howard, R (1, 2)<br>OBP: 0.353, SLG: 0.417 | | E4 4-3 S 2-H | | BBBB 4-0 1B 1B BB | | F8 | | FC5-4 1-2f | | 3 | 1 | 0 | 0 | 1 | 0 | 1 |
| Hector Lopez, R (1, 9)<br>OBP: 0.326, SLG: 0.431<br>Roger Maris, L (9, 9)<br>OBP: 0.356, SLG: 0.450 | | 4-3 1-3 | | E 1B WP 1-2 1B | | F8 | | | 1B 1B | 4<br>0 | 2<br>0 | 2<br>0 | 0<br>0 | 0<br>0 | 0<br>0 | 1<br>0 |
| Joe Pepitone, L (1, 3)<br>OBP: 0.287, SLG: 0.399<br>Pedro Gonzalez, R (4, PH)<br>OBP: 0.321, SLG: 0.382<br>(4, 3) | | L9 | | WP E CS 1-2 2-H 1B | | K | | | K | 1<br>3 | 0<br>0 | 0<br>1 | 0<br>1 | 0<br>0 | 0<br>2 | 1<br>1 |
| Clete Boyer, R (1, 5)<br>OBP: 0.279, SLG: 0.311 | | IBB | | K 1-H 2-H | | | F3 | | F8 | 3 | 0 | 0 | 0 | 1 | 1 | 2 |
| Ralph Terry, R (1, 1)<br>OBP: 0.250, SLG: 0.227<br>Hal Reniff, R (9, 1)<br>OBP: 0.111, SLG: 0.111 | | K | | | K | | F3 | | 1B 1-2 1B | 4<br>0 | 0<br>0 | 1<br>0 | 0<br>0 | 0<br>0 | 2<br>0 | 2<br>0 |

| | | | | | | | | | | | | | | | | |
|---|---|---|---|---|---|---|---|---|---|---|---|---|---|---|---|---|
| Inning Stats | R: 0<br>E: 0<br>K: 0<br>S: 3 | H: 0<br>LOB: 0<br>BB: 0<br>P: 3 | R: 1<br>E: 1<br>K: 1<br>S: 7 | H: 1<br>LOB: 2<br>BB: 1<br>P: 11 | R: 0<br>E: 0<br>K: 0<br>S: 3 | H: 0<br>LOB: 0<br>BB: 0<br>P: 3 | R: 2<br>E: 1<br>K: 1<br>S: 6 | H: 2<br>LOB: 0<br>BB: 1<br>P: 10 | R: 0<br>E: 0<br>K: 1<br>S: 5 | H: 0<br>LOB: 0<br>BB: 0<br>P: 5 | R: 2<br>E: 0<br>K: 1<br>S: 7 | H: 2<br>LOB: 0<br>BB: 0<br>P: 7 | R: 0<br>E: 0<br>K: 0<br>S: 3 | H: 0<br>LOB: 0<br>BB: 0<br>P: 3 | R: 0<br>E: 0<br>K: 1<br>S: 6 | H: 1<br>LOB: 1<br>BB: 0<br>P: 6 | R: 1<br>E: 0<br>K: 1<br>S: 8 | H: 3<br>LOB: 2<br>BB: 0<br>P: 8 | 1B: 7<br>2B: 1<br>3B: 0<br>HR: 1 | SF: 0<br>SAC: 0<br>DP: 0<br>HBP: 0 | WP: 1<br>PB: 0<br>SB: 2<br>CS: 1 | PA: 38 |

| | AB | 36 |
|---|---|---|
| | R | 6 |
| | H | 9 |
| | RBI | 4 |
| | BB | 2 |
| | SO | 6 |
| | LOB | 11 |

| PITCHER | | IP | WLS | BF | H | R | ER | SO | BB | IBB | HBP | BLK | WP | HR | S | P | ERA | WHIP |
|---|---|---|---|---|---|---|---|---|---|---|---|---|---|---|---|---|---|---|
| Dick Stigman, L<br>ERA: 3.88 | (1, 1) | 5.0 | L | 22 | 5 | 5 | 3 | 3 | 1 | 1 | 0 | 0 | 1 | 1 | 26 | 34 | 5.40 | 1.200 |
| Johnny Klippstein, R<br>ERA: 2.88 | (6, 1) | 3.0 | | 10 | 1 | 0 | 0 | 2 | 0 | 0 | 0 | 0 | 0 | 0 | 14 | 14 | 0.00 | 0.333 |
| Jim Perry, R<br>ERA: 4.15 | (9, 1) | 0.2 | | 4 | 2 | 1 | 1 | 1 | 0 | 0 | 0 | 0 | 0 | 0 | 6 | 6 | 13.50 | 3.000 |
| Jim Roland, L<br>ERA: 4.17 | (9, 1) | 0.1 | | 2 | 1 | 0 | 0 | 0 | 0 | 0 | 0 | 0 | 0 | 0 | 2 | 2 | 0.00 | 3.000 |

| PITCHER | | IP | WLS | BF | H | R | ER | SO | BB | IBB | HBP | BLK | WP | HR | S | P | ERA | WHIP |
|---|---|---|---|---|---|---|---|---|---|---|---|---|---|---|---|---|---|---|

| Batter | 1 | 2 | 3 | 4 | 5 | 6 | 7 | 8 | 9 | AB | R | H | RBI | BB | SO | LOB |
|---|---|---|---|---|---|---|---|---|---|---|---|---|---|---|---|---|
| Zoilo Versalles, R (1, 6)<br>OBP: 0.305, SLG: 0.431 | L6 | | F7 | | | 6-3 | | 5-3 | | 4 | 0 | 0 | 0 | 0 | 0 | 0 |
| Rich Rollins, R (1, 5)<br>OBP: 0.337, SLG: 0.410 | L7 | | K | | | 6-3 | | | G4-3 | 4 | 0 | 0 | 0 | 0 | 1 | 0 |
| Tony Oliva, L (1, 9)<br>OBP: 0.373, SLG: 0.570 | 3-1 | | | F7 | | F9 | | | 1B BB 2B | 4 | 1 | 1 | 0 | 0 | 0 | 0 |
| Harmon Killebrew, R (1, 7)<br>OBP: 0.402, SLG: 0.612 | | HR BB | | FC6-4 BB | | | K | | BB 1B BB | 1 | 1 | 0 | 0 | 3 | 1 | 0 |
| Jimmie Hall, L (1, 8)<br>OBP: 0.325, SLG: 0.484 | | 1-H HR | | F8 | | | F8 | | BB 1B<br>1-2<br>2-3 | 4 | 1 | 2 | 2 | 0 | 0 | 1 |
| Bob Allison, R (1, 3)<br>OBP: 0.406, SLG: 0.603 | | K | | FC6-4<br>1-2f | | | HR | | FC6-4 BB<br>1-2<br>2-3<br>3-H | 3 | 1 | 1 | 2 | 1 | 1 | 1 |
| Ron Henry, R (1, 2)<br>OBP: 0.179, SLG: 0.407<br>Earl Battey, R (9, PH)<br>OBP: 0.352, SLG: 0.422 | | K | | | P5 | | 2-3 | | F3 | 3<br>1 | 0<br>0 | 0<br>0 | 0<br>0 | 0<br>0 | 1<br>0 | 0<br>3 |
| Jim Snyder, R (1, 4)<br>OBP: 0.213, SLG: 0.232<br>Frank Kostro, R (8, PH)<br>OBP: 0.205, SLG: 0.357<br>Jim Perry, S (9, 1)<br>OBP: 0.286, SLG: 0.286<br>Jim Roland, R (9, 1)<br>OBP: 0.154, SLG: 0.154<br>Johnny Goryl, R (9, PH)<br>OBP: 0.220, SLG: 0.182 | | K | | | K | | | 6-3 | FC6-4<br>1-2f | 2<br>1<br>0<br>0<br>1 | 0<br>0<br>0<br>0<br>0 | 0<br>0<br>0<br>0<br>0 | 0<br>0<br>0<br>0<br>0 | 0<br>0<br>0<br>0<br>0 | 2<br>0<br>0<br>0<br>0 | 0<br>0<br>0<br>0<br>3 |
| Dick Stigman, R (1, 1)<br>OBP: 0.109, SLG: 0.130<br>Johnny Klippstein, R (6, 1)<br>Don Mincher, L (8, PH)<br>OBP: 0.328, SLG: 0.611<br>Jerry Kindall, R (9, 4)<br>OBP: 0.269, SLG: 0.337 | | | K | | 1-3 | | | F4 | | 2<br>0<br>1<br>0 | 0<br>0<br>0<br>0 | 0<br>0<br>0<br>0 | 0<br>0<br>0<br>0 | 1<br>0<br>0<br>0 | 0<br>0<br>0<br>0 | 0<br>0<br>0<br>0 |
| Inning Stats | R: 0<br>E: 0<br>K: 0<br>S: 3<br>H: 0<br>LOB: 0<br>BB: 0<br>P: 3 | R: 2<br>E: 0<br>K: 3<br>S: 10<br>H: 1<br>LOB: 0<br>BB: 1<br>P: 14 | R: 0<br>E: 0<br>K: 2<br>S: 7<br>H: 0<br>LOB: 0<br>BB: 0<br>P: 7 | R: 0<br>E: 0<br>K: 0<br>S: 3<br>H: 0<br>LOB: 1<br>BB: 1<br>P: 7 | R: 0<br>E: 0<br>K: 1<br>S: 5<br>H: 0<br>LOB: 0<br>BB: 0<br>P: 5 | R: 0<br>E: 0<br>K: 0<br>S: 3<br>H: 0<br>LOB: 0<br>BB: 0<br>P: 3 | R: 1<br>E: 0<br>K: 1<br>S: 6<br>H: 1<br>LOB: 0<br>BB: 0<br>P: 6 | R: 0<br>E: 0<br>K: 0<br>S: 3<br>H: 0<br>LOB: 0<br>BB: 0<br>P: 3 | R: 1<br>E: 0<br>K: 0<br>S: 5<br>H: 2<br>LOB: 3<br>BB: 2<br>P: 13 | 1B: 1<br>2B: 1<br>3B: 0<br>HR: 2<br>SF: 0<br>SAC: 0<br>DP: 0<br>HBP: 0 | | | | | | |

| PITCHER | IP | WLS | BF | H | R | ER | SO | BB | IBB | HBP | BLK | WP | HR | S | P | ERA | WHIP |
|---|---|---|---|---|---|---|---|---|---|---|---|---|---|---|---|---|---|
| Ralph Terry, R (1, 1)<br>ERA: 5.06 | 8.1 | W | 31 | 3 | 4 | 4 | 7 | 3 | 0 | 0 | 0 | 0 | 2 | 42 | 54 | 4.32 | 0.720 |
| Hal Reniff, R (9, 1)<br>ERA: 2.64 | 0.2 | S | 4 | 1 | 0 | 0 | 0 | 1 | 0 | 0 | 0 | 0 | 0 | 3 | 7 | 0.00 | 3.000 |

| PITCHER | IP | WLS | BF | H | R | ER | SO | BB | IBB | HBP | BLK | WP | HR | S | P | ERA | WHIP |
|---|---|---|---|---|---|---|---|---|---|---|---|---|---|---|---|---|---|

# BOTTOM

## New York Yankees @ Minnesota Twins

Metropolitan Stadium, Bloomington , MI

Sat Aug 01 1964, 4:33 AM EDT
Att. 36,288 - Unknown - 91 F

livebaseballscorecards.com

| | |
|---|---|
| AB | 31 |
| R | 4 |
| H | 4 |
| RBI | 4 |
| BB | 4 |
| SO | 7 |
| LOB | 8 |

PA: 35

| Batter | 1 | 2 | 3 | 4 | 5 | 6 | 7 | 8 | 9 | AB | R | H | RBI | BB | SO | LOB |
|---|---|---|---|---|---|---|---|---|---|---|---|---|---|---|---|---|
| Tony Kubek, L (1, 6) OBP: 0.273, SLG: 0.332 | K | | K | | F7 | | G6-3 1-2f | | 4-3 | 5 | 0 | 0 | 0 | 0 | 2 | 5 |
| Bobby Richardson, R (1, 4) OBP: 0.283, SLG: 0.324 | F9 | | FC6-4 1-2f | | FC5-4 1-2f | | | FC1 2B | | 4 | 0 | 1 | 0 | 0 | 0 | 2 |
| Tom Tresh, S (1, 7) OBP: 0.382, SLG: 0.456 | 4-3 | | | E5 S 1B 6-3 | | F9 | | L8 | | 4 | 1 | 0 | 0 | 0 | 0 | 1 |
| Mickey Mantle, S (1, 8) OBP: 0.444, SLG: 0.602 | | 6-3 | | 6-3 1-2 1B | | G6-3 | | E IBB | | 3 | 0 | 1 | 0 | 1 | 0 | 0 |
| Elston Howard, R (1, 2) OBP: 0.349, SLG: 0.412 | | K | | F9 | | F9 | | FC1 1-2 2-3 | | 4 | 0 | 0 | 0 | 0 | 1 | 4 |
| Hector Lopez, R (1, 9) OBP: 0.329, SLG: 0.447 | | 1B | | 6-3 1-2 2-H | | | HR | 5-3 | | 4 | 1 | 2 | 2 | 0 | 0 | 3 |
| Joe Pepitone, L (1, 3) OBP: 0.286, SLG: 0.397 | | K | | L8 | | | 1B 1B | | F8 | 4 | 0 | 1 | 0 | 0 | 1 | 2 |
| Clete Boyer, R (1, 5) OBP: 0.284, SLG: 0.319 | | | K | | FC5-4 1B | | G6-3 1-2 1B | | 4-3 2B | 4 | 0 | 3 | 0 | 0 | 1 | 0 |
| Jim Bouton, R (1, 1) OBP: 0.152, SLG: 0.169 | | | FC6-4 1B | | K | | B3 | | 4-3 2-3 | 4 | 0 | 1 | 0 | 0 | 1 | 4 |
| Inning Stats | R: 0 E: 0 K: 1 S: 5 H: 0 LOB: 0 BB: 0 P: 5 | R: 0 E: 0 K: 2 S: 8 H: 1 LOB: 1 BB: 0 P: 8 | R: 0 E: 0 K: 2 S: 8 H: 1 LOB: 1 BB: 0 P: 8 | R: 1 E: 1 K: 0 S: 5 H: 1 LOB: 1 BB: 0 P: 5 | R: 0 E: 0 K: 1 S: 6 H: 1 LOB: 1 BB: 0 P: 6 | R: 0 E: 0 K: 0 S: 3 H: 0 LOB: 0 BB: 0 P: 3 | R: 1 E: 0 K: 0 S: 5 H: 3 LOB: 1 BB: 0 P: 5 | R: 0 E: 1 K: 0 S: 4 H: 1 LOB: 2 BB: 1 P: 8 | R: 0 E: 0 K: 0 S: 4 H: 1 LOB: 1 BB: 0 P: 4 | 1B: 6 2B: 2 3B: 0 HR: 1 | SF: 0 SAC: 0 DP: 1 HBP: 0 | | | | | | |

# TOP

## New York Yankees @ Minnesota Twins

Metropolitan Stadium, Bloomington , MI

Sun Aug 02 1964, 4:33 AM EDT

Att. 34,394 - Unknown - 94 F

livebaseballscorecards.com

| | |
|---|---|
| AB | 36 |
| R | 2 |
| H | 9 |
| RBI | 2 |
| BB | 1 |
| SO | 6 |
| LOB | 21 |

| | | | | | |

# BOTTOM

## New York Yankees @ Minnesota Twins

Metropolitan Stadium, Bloomington , MI

Sun Aug 02 1964, 4:33 AM EDT

Att. 34,394 - Unknown - 94 F

livebaseballscorecards.com

| Batter | 1 | 2 | 3 | 4 | 5 | 6 | 7 | 8 | 9 | AB | R | H | RBI | BB | SO | LOB |
|---|---|---|---|---|---|---|---|---|---|---|---|---|---|---|---|---|
| Zoilo Versalles, R (1, 6)<br>OBP: 0.303, SLG: 0.428 | P3 | | P5 | | | F9 | | | F9 | 4 | 0 | 0 | 0 | 0 | 0 | 0 |
| Tony Oliva, L (1, 9)<br>OBP: 0.370, SLG: 0.565 | K | | | 6-3 | | K | | | 6-3 | 4 | 0 | 0 | 0 | 0 | 2 | 0 |
| Jimmie Hall, L (1, 8)<br>OBP: 0.324, SLG: 0.485 | L9 | | | L6 | | | 2B | | 4-3 | 4 | 0 | 1 | 0 | 0 | 0 | 0 |
| Harmon Killebrew, R (1, 7)<br>OBP: 0.402, SLG: 0.609 | | K | | 1B | | | F4 | | | 3 | 0 | 1 | 0 | 0 | 1 | 1 |
| Bob Allison, R (1, 3)<br>OBP: 0.403, SLG: 0.598 | | K | | P6 | | | 5-3 | | | 3 | 0 | 0 | 0 | 0 | 1 | 2 |
| Rich Rollins, R (1, 5)<br>OBP: 0.339, SLG: 0.411 | | 1B | | | BB<br>G6-4-3 | | F9 | | | 2 | 0 | 1 | 0 | 1 | 0 | 1 |
| Earl Battey, R (1, 2)<br>OBP: 0.349, SLG: 0.418 | | P2 | | | G6-4-3<br>1-2f | | | 6-3 | | 3 | 0 | 0 | 0 | 0 | 0 | 2 |
| Jim Snyder, R (1, 4)<br>OBP: 0.208, SLG: 0.225 | | | F9 | | P5 | | | F5 | | 2 | 0 | 0 | 0 | 0 | 0 | 0 |
| Frank Kostro, R (8, PH)<br>OBP: 0.200, SLG: 0.349 | | | | | | | | | | 1 | 0 | 0 | 0 | 0 | 0 | 0 |
| Gerry Arrigo, L (9, 1)<br>OBP: 0.214, SLG: 0.154 | | | | | | | | | | 0 | 0 | 0 | 0 | 0 | 0 | 0 |
| Jim Kaat, L (1, 1)<br>OBP: 0.274, SLG: 0.278 | | | K | | | F9 | | F3 | | 2 | 0 | 0 | 0 | 0 | 1 | 0 |
| Johnny Klippstein, R (7, 1) | | | | | | | | | | 0 | 0 | 0 | 0 | 0 | 0 | 0 |
| Al Worthington, R (8, 1) | | | | | | | | | | 0 | 0 | 0 | 0 | 0 | 0 | 0 |
| Don Mincher, L (8, PH)<br>OBP: 0.326, SLG: 0.607 | | | | | | | | | | 1 | 0 | 0 | 0 | 0 | 0 | 0 |
| Jerry Kindall, R (9, 4)<br>OBP: 0.269, SLG: 0.337 | | | | | | | | | | 0 | 0 | 0 | 0 | 0 | 0 | 0 |
| Inning Stats | R: 0<br>E: 0<br>K: 1<br>S: 5<br>H: 0<br>LOB: 0<br>BB: 0<br>P: 5 | R: 0<br>E: 0<br>K: 2<br>S: 8<br>H: 1<br>LOB: 1<br>BB: 0<br>P: 8 | R: 0<br>E: 0<br>K: 1<br>S: 5<br>H: 0<br>LOB: 0<br>BB: 0<br>P: 5 | R: 0<br>E: 0<br>K: 0<br>S: 4<br>H: 1<br>LOB: 1<br>BB: 0<br>P: 4 | R: 0<br>E: 0<br>K: 0<br>S: 2<br>H: 0<br>LOB: 0<br>BB: 1<br>P: 6 | R: 0<br>E: 0<br>K: 1<br>S: 5<br>H: 0<br>LOB: 0<br>BB: 0<br>P: 5 | R: 0<br>E: 0<br>K: 0<br>S: 4<br>H: 1<br>LOB: 1<br>BB: 0<br>P: 4 | R: 0<br>E: 0<br>K: 0<br>S: 3<br>H: 0<br>LOB: 0<br>BB: 0<br>P: 3 | R: 0<br>E: 0<br>K: 0<br>S: 3<br>H: 0<br>LOB: 0<br>BB: 0<br>P: 3 | 1B: 2<br>2B: 1<br>3B: 0<br>HR: 0<br>SF: 0<br>SAC: 0<br>DP: 1<br>HBP: 0 | | | | | | |

| | AB | 29 |
|---|---|---|
| | R | 0 |
| | H | 3 |
| | RBI | 0 |
| | BB | 1 |
| | SO | 5 |
| | LOB | 6 |

| PITCHER | IP | WLS | BF | H | R | ER | SO | BB | IBB | HBP | BLK | WP | HR | S | P | ERA | WHIP |
|---|---|---|---|---|---|---|---|---|---|---|---|---|---|---|---|---|---|
| Jim Bouton, R (1, 1)<br>ERA: 2.55 | 9.0 | W | 30 | 3 | 0 | 0 | 5 | 1 | 0 | 0 | 0 | 0 | 0 | 39 | 43 | 0.00 | 0.444 |

| PITCHER | IP | WLS | BF | H | R | ER | SO | BB | IBB | HBP | BLK | WP | HR | S | P | ERA | WHIP |
|---|---|---|---|---|---|---|---|---|---|---|---|---|---|---|---|---|---|
| | | | | | | | | | | | | | | | | | |

WP: 0 PA: 30
PB: 0
SB: 0
CS: 0

# New York Yankees @ Kansas City Athletics

Municipal Stadium, Kansas City, MO

Tue Aug 04 1964, 8:05 PM EDT

Att. 18,232 - Unknown

TOP

livebaseballscorecards.com

| Batter | 1 | 2 | 3 | 4 | 5 | 6 | 7 | 8 | 9 | AB | R | H | RBI | BB | SO | LOB |
|---|---|---|---|---|---|---|---|---|---|---|---|---|---|---|---|---|
| Tony Kubek, L (1, 6)<br>OBP: 0.273, SLG: 0.331 | FC4 1B | | 5-3 | | 3-1 | | | F7 | | 4 | 0 | 1 | 0 | 0 | 0 | 0 |
| Bobby Richardson, R (1, 4)<br>OBP: 0.285, SLG: 0.326 | FC4 FC6-4 1-2f | | FC6-4 1B | | | F8 | | 1B | | 4 | 0 | 2 | 0 | 0 | 0 | 1 |
| Tom Tresh, S (1, 7)<br>OBP: 0.378, SLG: 0.450 | P4 | | FC6-4 1-2f | | | K | | K | | 4 | 0 | 0 | 0 | 0 | 2 | 3 |
| Mickey Mantle, S (1, 8)<br>OBP: 0.445, SLG: 0.611 | FC6-4 1-2f | | | K | | HR | | | 1B | 4 | 1 | 2 | 1 | 0 | 1 | 1 |
| Elston Howard, R (1, 2)<br>OBP: 0.348, SLG: 0.410 | | 5-3 | | FC5-4 1B | | K | | | K | 4 | 0 | 1 | 0 | 0 | 2 | 1 |
| Hector Lopez, R (1, 9)<br>OBP: 0.328, SLG: 0.443 | | FC6-4 1B | | F4 | | | F9 | | K | 4 | 0 | 1 | 0 | 0 | 1 | 2 |
| Pedro Gonzalez, R (1, 3)<br>OBP: 0.318, SLG: 0.375 | | FC6-4 1-2f | | FC5-4 1-2f | | | CS 1B | | 1-3 | 4 | 0 | 1 | 0 | 0 | 0 | 3 |
| Clete Boyer, R (1, 5)<br>OBP: 0.282, SLG: 0.316 | | F7 | | | F8 | | K 1-2 | | | 3 | 0 | 0 | 0 | 0 | 1 | 2 |
| Whitey Ford, L (1, 1)<br>OBP: 0.273, SLG: 0.170 | | | 6-3 | | K | | | K | | 2 | 0 | 0 | 0 | 0 | 1 | 0 |
| Roger Maris, L (8, PH)<br>OBP: 0.355, SLG: 0.449 | | | | | | | | | | 1 | 0 | 0 | 0 | 0 | 1 | 0 |
| Hal Reniff, R (8, 1)<br>OBP: 0.111, SLG: 0.111 | | | | | | | | | | 0 | 0 | 0 | 0 | 0 | 0 | 0 |

| | AB | 34 |
|---|---|---|
| | R | 1 |
| | H | 8 |
| | RBI | 1 |
| | BB | 0 |
| | SO | 9 |
| | LOB | 13 |

| Inning Stats | 1 | 2 | 3 | 4 | 5 | 6 | 7 | 8 | 9 | 1B: 7 | SF: 0 | WP: 0 | PA: 34 |
|---|---|---|---|---|---|---|---|---|---|---|---|---|---|
| R | 0 | 0 | 0 | 0 | 0 | 1 | 0 | 0 | 0 | 2B: 0 | SAC: 0 | PB: 0 | |
| E | 0 | 0 | 0 | 0 | 0 | 0 | 0 | 0 | 0 | 3B: 0 | DP: 0 | SB: 0 | |
| K | 0 | 0 | 0 | 1 | 1 | 2 | 1 | 2 | 2 | HR: 1 | HBP: 0 | CS: 1 | |
| S | 4 | 4 | 4 | 6 | 5 | 8 | 5 | 8 | 8 | | | | |
| H | 1 | 1 | 1 | 1 | 0 | 1 | 1 | 1 | 1 | | | | |
| LOB | 1 | 1 | 1 | 1 | 0 | 0 | 0 | 1 | 0 | | | | |
| BB | 0 | 0 | 0 | 0 | 0 | 0 | 0 | 0 | 0 | | | | |
| P | 4 | 4 | 4 | 6 | 5 | 11 | 5 | 8 | 8 | | | | |

| PITCHER | | IP | WLS | BF | H | R | ER | SO | BB | IBB | HBP | BLK | WP | HR | S | P | ERA | WHIP |
|---|---|---|---|---|---|---|---|---|---|---|---|---|---|---|---|---|---|---|
| John O'Donoghue, L<br>ERA: 4.26 | (1, 1) | 6.1 | W | 25 | 6 | 1 | 1 | 4 | 0 | 0 | 0 | 0 | 0 | 1 | 33 | 36 | 1.42 | 0.947 |
| Wes Stock, R<br>ERA: 2.4 | (7, 1) | 2.2 | S | 9 | 2 | 0 | 0 | 5 | 0 | 0 | 0 | 0 | 0 | 0 | 19 | 19 | 0.00 | 0.750 |

| PITCHER | IP | WLS | BF | H | R | ER | SO | BB | IBB | HBP | BLK | WP | HR | S | P | ERA | WHIP |
|---|---|---|---|---|---|---|---|---|---|---|---|---|---|---|---|---|---|

| Batter | 1 | 2 | 3 | 4 | 5 | 6 | 7 | 8 | 9 | AB | R | H | RBI | BB | SO | LOB |
|---|---|---|---|---|---|---|---|---|---|---|---|---|---|---|---|---|
| Bert Campaneris, R (1, 6)<br>OBP: 0.423, SLG: 0.630 | 5-3 | | BB | | F3 | | 6-3 | BB | | 3 | 0 | 0 | 0 | 2 | 0 | 2 |
| Wayne Causey, L (1, 4)<br>OBP: 0.381, SLG: 0.378 | K | | P6 | | K | | E6 | BB | | 4 | 1 | 0 | 1 | 1 | 2 | 3 |
| Ed Charles, R (1, 5)<br>OBP: 0.327, SLG: 0.391 | BB BB 1B | | 5-3 | | | F7 | | F4 | | 4 | 1 | 2 | 1 | 1 | 0 | 3 |
| Rocky Colavito, R (1, 9)<br>OBP: 0.354, SLG: 0.524 | BB | | | 5-3 | | F7 | 6-3 | | | 3 | 0 | 0 | 0 | 1 | 0 | 1 |
| Jim Gentile, L (1, 3)<br>OBP: 0.377, SLG: 0.485 | BB | | | K | | 2B E BB | | G3 | | 2 | 1 | 0 | 0 | 2 | 1 | 0 |
| Doc Edwards, R (1, 2)<br>OBP: 0.253, SLG: 0.298 | 1-3 | | | K | | E6 | | 5-3 | | 4 | 0 | 1 | 1 | 0 | 1 | 3 |
| Manny Jimenez, L (1, 7)<br>OBP: 0.288, SLG: 0.521<br>Jose Tartabull, L (7, 7)<br>OBP: 0.260, SLG: 0.268 | | K | | | 1-3 | 6-3 | | 1B | | 3<br>1 | 0<br>1 | 0<br>1 | 0<br>0 | 1<br>0 | 1<br>0 | 1<br>0 |
| Nelson Mathews, R (1, 8)<br>OBP: 0.296, SLG: 0.346 | | 4-3 | | | SH 1B | IBB | | BB 1B BB IBB | | 2 | 1 | 1 | 0 | 2 | 0 | 0 |
| John O'Donoghue, R (1, 1)<br>OBP: 0.211, SLG: 0.289<br>Wes Stock, R (7, 1)<br>OBP: 0.214, SLG: 0.154 | | K | | | SH | L4 | | BB BB 1B | | 2<br>1 | 0<br>0 | 0<br>1 | 0<br>1 | 0<br>0 | 1<br>0 | 2<br>0 |
| Inning Stats | R: 0 H: 1<br>E: 0 LOB: 3<br>K: 1 BB: 2<br>S: 6 P: 14 | | R: 0 H: 0<br>E: 0 LOB: 0<br>K: 2 BB: 0<br>S: 7 P: 7 | R: 0 H: 0<br>E: 0 LOB: 0<br>K: 0 BB: 1<br>S: 2 P: 6 | R: 0 H: 0<br>E: 0 LOB: 0<br>K: 2 BB: 0<br>S: 7 P: 7 | R: 0 H: 1<br>E: 0 LOB: 2<br>K: 1 BB: 0<br>S: 7 P: 7 | R: 2 H: 1<br>E: 1 LOB: 2<br>K: 0 BB: 3<br>S: 4 P: 16 | R: 1 H: 1<br>E: 1 LOB: 0<br>K: 0 BB: 0<br>S: 4 P: 4 | R: 2 H: 2<br>E: 0 LOB: 3<br>K: 0 BB: 3<br>S: 5 P: 17 | | 1B: 3 SF: 0<br>2B: 3 SAC: 1<br>3B: 0 DP: 0<br>HR: 0 HBP: 0 | | | WP: 0 PA: 39<br>PB: 0<br>SB: 0<br>CS: 0 | | | |

| PITCHER | | IP | WLS | BF | H | R | ER | SO | BB | IBB | HBP | BLK | WP | HR | S | P | ERA | WHIP |
|---|---|---|---|---|---|---|---|---|---|---|---|---|---|---|---|---|---|---|
| Whitey Ford, L<br>ERA: 2.18 | (1, 1) | 7.0 | L | 31 | 4 | 3 | 1 | 6 | 5 | 1 | 0 | 0 | 0 | 0 | 37 | 61 | 1.29 | 1.286 |
| Hal Reniff, R<br>ERA: 2.96 | (8, 1) | 1.0 | | 8 | 2 | 2 | 2 | 0 | 2 | 1 | 0 | 0 | 0 | 0 | 5 | 17 | 18.00 | 4.000 |

| PITCHER | IP | WLS | BF | H | R | ER | SO | BB | IBB | HBP | BLK | WP | HR | S | P | ERA | WHIP |
|---|---|---|---|---|---|---|---|---|---|---|---|---|---|---|---|---|---|

# BOTTOM

## New York Yankees @ Kansas City Athletics

Municipal Stadium, Kansas City, MO

Tue Aug 04 1964, 8:05 PM EDT

Att. 18,232 - Unknown

livebaseballscorecards.com

| | |
|---|---|
| AB | 29 |
| R | 5 |
| H | 6 |
| RBI | 4 |
| BB | 9 |
| SO | 6 |
| LOB | 15 |

# New York Yankees @ Kansas City Athletics

Municipal Stadium, Kansas City, MO

Wed Aug 05 1964, 8:05 PM EDT

Att. 22,784 - Unknown

TOP

livebaseballscorecards.com

| Batter | 1 | 2 | 3 | 4 | 5 | 6 | 7 | 8 | 9 | AB | R | H | RBI | BB | SO | LOB |
|---|---|---|---|---|---|---|---|---|---|---|---|---|---|---|---|---|
| Tony Kubek, L (1, 6)<br>OBP: 0.273, SLG: 0.328 | 4-3 | | F9 | | | BB | | K | | 3 | 0 | 0 | 0 | 1 | 1 | 0 |
| Phil Linz, R (8, 6)<br>OBP: 0.318, SLG: 0.357 | | | | | | | | | | 0 | 0 | 0 | 0 | 0 | 0 | 0 |
| Bobby Richardson, R (1, 4)<br>OBP: 0.286, SLG: 0.328 | BB | | 1-3 | | | FC5-4<br>1B<br>1-2f | | G3<br>2B | | 3 | 0 | 1 | 0 | 1 | 0 | 1 |
| Pedro Gonzalez, R (8, 4)<br>OBP: 0.318, SLG: 0.375 | | | | | | | | | | 0 | 0 | 0 | 0 | 0 | 0 | 0 |
| Roger Maris, L (1, 9)<br>OBP: 0.359, SLG: 0.451 | BB<br>1-2 | | | FC3-6<br>1B | | 1B<br>1-3 | | G3<br>2-3 | | 3 | 0 | 2 | 0 | 1 | 0 | 1 |
| Mickey Mantle, S (1, 8)<br>OBP: 0.440, SLG: 0.603 | K | | | F5 | | 4-3 | | 1-3 | | 4 | 0 | 0 | 0 | 0 | 1 | 5 |
| Hector Lopez, R (8, 8)<br>OBP: 0.328, SLG: 0.443 | | | | | | | | | | 0 | 0 | 0 | 0 | 0 | 0 | 0 |
| Tom Tresh, S (1, 7)<br>OBP: 0.374, SLG: 0.445 | F5 | | | FC3-6<br>1-2f | | | L9 | | K | 4 | 0 | 0 | 0 | 0 | 1 | 3 |
| Joe Pepitone, L (1, 3)<br>OBP: 0.286, SLG: 0.404 | | K | | F8 | | | HR | | F9 | 4 | 1 | 1 | 1 | 0 | 1 | 1 |
| Elston Howard, R (1, 2)<br>OBP: 0.350, SLG: 0.411 | | 6-3 | | | F3 | | 1B | | 1B | 4 | 0 | 2 | 0 | 0 | 0 | 0 |
| Clete Boyer, R (1, 5)<br>OBP: 0.281, SLG: 0.316 | | G3 | | | F4 | | P3 | | 1-2<br>1B | 4 | 0 | 1 | 0 | 0 | 0 | 1 |
| Al Downing, R (1, 1)<br>OBP: 0.154, SLG: 0.189 | | | | | | | | | | 2 | 0 | 0 | 0 | 0 | 0 | 0 |
| Rollie Sheldon, R (6, 1)<br>OBP: 0.143, SLG: 0.143 | | | | | | | | | | 0 | 0 | 0 | 0 | 0 | 0 | 0 |
| Archie Moore, L (7, PH)<br>OBP: 0.278, SLG: 0.250 | | | | | | | | | | 1 | 0 | 0 | 0 | 0 | 1 | 1 |
| Pete Mikkelsen, R (7, 1) | | | | | | | | | | 0 | 0 | 0 | 0 | 0 | 0 | 0 |
| Bill Stafford, R (8, 1)<br>OBP: 0.083, SLG: 0.167 | | | | | | | | | | 0 | 0 | 0 | 0 | 0 | 0 | 0 |
| Johnny Blanchard, L (9, PH)<br>OBP: 0.357, SLG: 0.361 | | | F9 | | 4-3 | | K | | F4 | 1 | 0 | 0 | 0 | 0 | 0 | 2 |

| Inning Stats | 1 | 2 | 3 | 4 | 5 | 6 | 7 | 8 | 9 |
|---|---|---|---|---|---|---|---|---|---|
| | R: 0<br>E: 0<br>K: 1<br>S: 5 | R: 0<br>E: 0<br>K: 1<br>S: 5 | R: 0<br>E: 0<br>K: 0<br>S: 3 | R: 0<br>E: 0<br>K: 0<br>S: 4 | R: 0<br>E: 0<br>K: 0<br>S: 3 | R: 0<br>E: 0<br>K: 0<br>S: 3 | R: 1<br>E: 0<br>K: 1<br>S: 7 | R: 0<br>E: 0<br>K: 1<br>S: 6 | R: 0<br>E: 0<br>K: 1<br>S: 7 |
| | H: 0<br>LOB: 2<br>BB: 2<br>P: 13 | H: 0<br>LOB: 0<br>BB: 0<br>P: 5 | H: 0<br>LOB: 0<br>BB: 0<br>P: 3 | H: 1<br>LOB: 1<br>BB: 0<br>P: 4 | H: 0<br>LOB: 0<br>BB: 0<br>P: 3 | H: 1<br>LOB: 1<br>BB: 1<br>P: 7 | H: 2<br>LOB: 1<br>BB: 0<br>P: 7 | H: 1<br>LOB: 1<br>BB: 0<br>P: 6 | H: 2<br>LOB: 2<br>BB: 0<br>P: 7 |

| | |
|---|---|
| AB | 33 |
| R | 1 |
| H | 7 |
| RBI | 1 |
| BB | 3 |
| SO | 5 |
| LOB | 15 |

| | |
|---|---|
| 1B: 5 | SF: 0 |
| 2B: 1 | SAC: 0 |
| 3B: 0 | DP: 0 |
| HR: 1 | HBP: 0 |

| | |
|---|---|
| WP: 0 | PA: 36 |
| PB: 0 | |
| SB: 0 | |
| CS: 0 | |

| PITCHER | IP | WLS | BF | H | R | ER | SO | BB | IBB | HBP | BLK | WP | HR | S | P | ERA | WHIP |
|---|---|---|---|---|---|---|---|---|---|---|---|---|---|---|---|---|---|
| Orlando Pena, R (1, 1)<br>ERA: 4.29 | 9.0 | W | 36 | 7 | 1 | 1 | 5 | 3 | 0 | 0 | 0 | 0 | 1 | 43 | 55 | 1.00 | 1.111 |

| PITCHER | IP | WLS | BF | H | R | ER | SO | BB | IBB | HBP | BLK | WP | HR | S | P | ERA | WHIP |
|---|---|---|---|---|---|---|---|---|---|---|---|---|---|---|---|---|---|

# BOTTOM

## New York Yankees @ Kansas City Athletics

Municipal Stadium, Kansas City, MO

Wed Aug 05 1964, 8:05 PM EDT

Att. 22,784 - Unknown

livebaseballscorecards.com

| Batter | 1 | 2 | 3 | 4 | 5 | 6 | 7 | 8 | 9 | AB | R | H | RBI | BB | SO | LOB |
|---|---|---|---|---|---|---|---|---|---|---|---|---|---|---|---|---|
| Bert Campaneris, R (1, 6)<br>OBP: 0.404, SLG: 0.588 | 0-0 L9 1B | | 0-3 K | | 0-0 F9 | | 0-3 K | 0-0 L7 | | 5 | 0 | 1 | 0 | 0 | 2 | 0 |
| Wayne Causey, L (1, 4)<br>OBP: 0.380, SLG: 0.377 | 0-0 L9 1-2 | | | 0-0 L8 | 0-3 K | | 0-0 BB 1B | 0-0 E6 | | 4 | 1 | 1 | 0 | 0 | 1 | 1 |
| Dick Green, R (8, 4)<br>OBP: 0.290, SLG: 0.398 | | | | | | | | | | 1 | 0 | 0 | 0 | 0 | 0 | 0 |
| Ed Charles, R (1, 5)<br>OBP: 0.328, SLG: 0.388 | 0-3 K | | | 0-0 1-3 | 4-0 HR BB | | 4-0 1B 1-2 HBP BB | 0-0 5-3 | | 3 | 2 | 0 | 0 | 2 | 1 | 1 |
| Rocky Colavito, R (1, 9)<br>OBP: 0.360, SLG: 0.541 | | 0-0 E5 FC6 G6-4-3 2B | | 0-0 1B 2B | 0-0 1-H HR | | 0-0 HBP BB 1-3 2-H 1B | | | 4 | 3 | 4 | 3 | 0 | 0 | 0 |
| Jim Gentile, L (1, 3)<br>OBP: 0.378, SLG: 0.481 | | 0-0 FC6 G6-4-3 2-3 | | 4-0 E 1B HR BB | 0-0 F7 | | 4-0 FC5 HBP 1-2 BB | | | 2 | 1 | 0 | 0 | 2 | 0 | 1 |
| Doc Edwards, R (1, 2)<br>OBP: 0.258, SLG: 0.298 | 0-0 G6-4-3 1-2f 3-H | | | 0-0 E 1-2 2-H HR 1B | | 0-0 F1 | 1-0 1-2 2-3 3-H HBP | | | 3 | 1 | 1 | 2 | 0 | 0 | 1 |
| George Alusik, R (1, 7)<br>OBP: 0.355, SLG: 0.365 | 0-0 F6 | | | 0-0 E6 1-2 2-3 HR | | 0-0 L6 | 0-0 F2 | | | 3 | 1 | 0 | 0 | 0 | 0 | 2 |
| Jose Tartabull, L (7, PH)<br>OBP: 0.257, SLG: 0.264 (8, 7) | | | | | | | | | | 1 | 0 | 0 | 0 | 0 | 0 | 3 |
| Nelson Mathews, R (1, 8)<br>OBP: 0.298, SLG: 0.356 | | | 0-0 1-3 | 0-0 1-H 2-H 3-H HR | | 0-0 1B | 0-0 FC5 2-3f | | | 4 | 1 | 2 | 4 | 0 | 0 | 3 |
| Orlando Pena, R (1, 1)<br>OBP: 0.169, SLG: 0.193 | | | 0-3 K | 0-3 K | | 0-0 1-3 | | 0-3 K | | 4 | 0 | 0 | 0 | 0 | 3 | 1 |
| Inning Stats | R: 0 E: 0 K: 1 S: 5 H: 1 LOB: 0 BB: 0 P: 5 | R: 1 E: 1 K: 0 S: 4 H: 1 LOB: 0 BB: 0 P: 4 | R: 0 E: 0 K: 2 S: 7 H: 0 LOB: 0 BB: 0 P: 7 | R: 5 E: 1 K: 1 S: 9 H: 3 LOB: 0 BB: 1 P: 13 | R: 2 E: 0 K: 1 S: 6 H: 1 LOB: 0 BB: 1 P: 10 | R: 0 E: 0 K: 0 S: 4 H: 1 LOB: 1 BB: 0 P: 4 | R: 2 E: 0 K: 1 S: 7 H: 2 LOB: 3 BB: 2 P: 16 | R: 0 E: 1 K: 1 S: 6 H: 0 LOB: 1 BB: 0 P: 6 | | 1B: 5 2B: 2 3B: 0 HR: 2 | SF: 0 SAC: 0 DP: 1 HBP: 1 | | | | | | |

| | AB | 34 |
|---|---|---|
| | R | 10 |
| | H | 9 |
| | RBI | 9 |
| | BB | 4 |
| | SO | 7 |
| | LOB | 13 |

| | WP: 0 | PA: 39 |
|---|---|---|
| | PB: 0 | |
| | SB: 0 | |
| | CS: 0 | |

| PITCHER | | IP | WLS | BF | H | R | ER | SO | BB | IBB | HBP | BLK | WP | HR | S | P | ERA | WHIP |
|---|---|---|---|---|---|---|---|---|---|---|---|---|---|---|---|---|---|---|
| Al Downing, L<br>ERA: 3.35 | (1, 1) | 5.0 | L | 23 | 6 | 8 | 3 | 5 | 2 | 0 | 0 | 0 | 0 | 2 | 31 | 39 | 5.40 | 1.600 |
| Rollie Sheldon, R<br>ERA: 3.71 | (6, 1) | 1.0 | | 4 | 1 | 0 | 0 | 0 | 0 | 0 | 0 | 0 | 0 | 0 | 4 | 4 | 0.00 | 1.000 |
| Pete Mikkelsen, R<br>ERA: 4.33 | (7, 1) | 1.0 | | 8 | 2 | 2 | 2 | 1 | 2 | 0 | 1 | 0 | 0 | 0 | 7 | 16 | 18.00 | 4.000 |
| Bill Stafford, R<br>ERA: 2.47 | (8, 1) | 1.0 | | 4 | 0 | 0 | 0 | 1 | 0 | 0 | 0 | 0 | 0 | 0 | 6 | 6 | 0.00 | 0.000 |

| PITCHER | IP | WLS | BF | H | R | ER | SO | BB | IBB | HBP | BLK | WP | HR | S | P | ERA | WHIP |
|---|---|---|---|---|---|---|---|---|---|---|---|---|---|---|---|---|---|

| Batter | 1 | 2 | 3 | 4 | 5 | 6 | 7 | 8 | 9 | AB | R | H | RBI | BB | SO | LOB |
|---|---|---|---|---|---|---|---|---|---|---|---|---|---|---|---|---|
| Tony Kubek, L (1, 6)<br>OBP: 0.278, SLG: 0.330 | 1B | FC6-4<br>1-2<br>BB | | G3 | | | 6-3 | 2-H<br>1B | | 4 | 0 | 2 | 1 | 1 | 0 | 1 |
| Bobby Richardson, R (1, 4)<br>OBP: 0.288, SLG: 0.329 | S<br>1-3<br>1B | FC6-4<br>1-2f | | | F8 | | BB<br>3B<br>1B | F7 | | 5 | 1 | 2 | 0 | 0 | 0 | 3 |
| Roger Maris, L (1, 9)<br>OBP: 0.363, SLG: 0.461 | BB<br>1-2 | | BB<br>1B | | HR | | F9 | 4-3 | | 4 | 1 | 2 | 1 | 1 | 0 | 2 |
| Mickey Mantle, S (1, 8)<br>OBP: 0.439, SLG: 0.597<br>Hector Lopez, R (9, 7)<br>OBP: 0.328, SLG: 0.443 | K | | F9 | | BB | | 3B<br>1-2<br>BB | | K | 3<br>0 | 1<br>0 | 0<br>0 | 0<br>0 | 2<br>0 | 2<br>0 | 4<br>0 |
| Tom Tresh, S (1, 7)<br>OBP: 0.377, SLG: 0.450 (9, 8) | K | | G4-3<br>1-2<br>BB | | L8 | | 3B<br>1-H<br>2-H | | S<br>1B<br>G1-2-3<br>BB | 3 | 0 | 1 | 2 | 2 | 1 | 4 |
| Joe Pepitone, L (1, 3)<br>OBP: 0.285, SLG: 0.401 | L6 | | G4-3<br>1-2f | | F8 | | K | | S<br>1-2<br>1B | 5 | 0 | 1 | 0 | 0 | 1 | 7 |
| Elston Howard, R (1, 2)<br>OBP: 0.350, SLG: 0.418 | | 5-3 | | K | | 6-3 | | HR | 1-2<br>2-3<br>IBB | 4 | 1 | 1 | 1 | 1 | 1 | 0 |
| Clete Boyer, R (1, 5)<br>OBP: 0.283, SLG: 0.320 | | BB<br>1B | | 4-3 | | K | | S<br>1B<br>2B | G1-2-3<br>3-Hf | 5 | 1 | 2 | 0 | 0 | 1 | 3 |
| Ralph Terry, R (1, 1)<br>OBP: 0.250, SLG: 0.231<br>Hal Reniff, R (8, 1)<br>OBP: 0.111, SLG: 0.111 | | F3 | | 1B | | 4-3 | | 3-4 | | 4<br>0 | 0<br>0 | 1<br>0 | 0<br>0 | 0<br>0 | 0<br>0 | 2<br>0 |
| Inning Stats | R: 0<br>E: 0<br>K: 2<br>S: 9<br>H: 2<br>LOB: 3<br>BB: 1<br>P: 13 | R: 0<br>E: 0<br>K: 0<br>S: 4<br>H: 1<br>LOB: 2<br>BB: 1<br>P: 8 | R: 0<br>E: 0<br>K: 0<br>S: 3<br>H: 1<br>LOB: 1<br>BB: 1<br>P: 7 | R: 0<br>E: 0<br>K: 1<br>S: 6<br>H: 1<br>LOB: 1<br>BB: 0<br>P: 6 | R: 1<br>E: 0<br>K: 0<br>S: 4<br>H: 1<br>LOB: 1<br>BB: 1<br>P: 8 | R: 0<br>E: 0<br>K: 1<br>S: 5<br>H: 0<br>LOB: 0<br>BB: 0<br>P: 5 | R: 2<br>E: 0<br>K: 1<br>S: 7<br>H: 2<br>LOB: 1<br>BB: 1<br>P: 11 | R: 2<br>E: 0<br>K: 0<br>S: 6<br>H: 3<br>LOB: 1<br>BB: 0<br>P: 6 | R: 0<br>E: 0<br>K: 1<br>S: 5<br>H: 1<br>LOB: 2<br>BB: 2<br>P: 13 | 1B: 8<br>2B: 1<br>3B: 1<br>HR: 2<br>SF: 0<br>SAC: 0<br>DP: 2<br>HBP: 0 | | | | | | |

| PITCHER | | IP | WLS | BF | H | R | ER | SO | BB | IBB | HBP | BLK | WP | HR | S | P | ERA | WHIP |
|---|---|---|---|---|---|---|---|---|---|---|---|---|---|---|---|---|---|---|
| Diego Segui, R<br>ERA: 3.79 | (1, 1) | 5.0 | | 24 | 6 | 1 | 1 | 3 | 4 | 0 | 0 | 0 | 0 | 1 | 26 | 42 | 1.80 | 2.000 |
| Jose Santiago, R<br>ERA: 5.0 | (6, 1) | 2.0 | L | 9 | 2 | 2 | 2 | 2 | 1 | 0 | 0 | 0 | 0 | 0 | 12 | 16 | 9.00 | 1.500 |
| John Wyatt, R<br>ERA: 3.98 | (8, 1) | 0.1 | | 4 | 3 | 2 | 2 | 0 | 0 | 0 | 0 | 0 | 0 | 1 | 4 | 4 | 54.00 | 9.000 |
| Ken Sanders, R<br>ERA: | (8, 1) | 1.2 | | 7 | 1 | 0 | 0 | 1 | 1 | 1 | 0 | 0 | 0 | 0 | 7 | 15 | 0.00 | 1.200 |

| PITCHER | IP | WLS | BF | H | R | ER | SO | BB | IBB | HBP | BLK | WP | HR | S | P | ERA | WHIP |
|---|---|---|---|---|---|---|---|---|---|---|---|---|---|---|---|---|---|

# TOP

## New York Yankees @ Kansas City Athletics

Municipal Stadium, Kansas City, MO

Thu Aug 06 1964, 4:33 AM EDT

Att. 14,881 - Unknown

livebaseballscorecards.com

| | |
|---|---|
| AB | 37 |
| R | 5 |
| H | 12 |
| RBI | 5 |
| BB | 7 |
| SO | 6 |
| LOB | 26 |

| Batter | 1 | 2 | 3 | 4 | 5 | 6 | 7 | 8 | 9 | AB | R | H | RBI | BB | SO | LOB |
|---|---|---|---|---|---|---|---|---|---|---|---|---|---|---|---|---|
| Bert Campaneris, R (1, 6)<br>OBP: 0.377, SLG: 0.545 | 6-3 | | F4 | | FC6-4<br>1-2f | | | P3 | | 4 | 0 | 0 | 0 | 0 | 0 | 1 |
| Nelson Mathews, R (1, 8)<br>OBP: 0.298, SLG: 0.362 | K | | HR | | | K | | F7 | | 4 | 1 | 1 | 1 | 0 | 2 | 0 |
| Ed Charles, R (1, 5)<br>OBP: 0.327, SLG: 0.385 | F8 | | K | | | F9 | | HR<br>BB | | 3 | 1 | 0 | 0 | 1 | 1 | 0 |
| Rocky Colavito, R (1, 9)<br>OBP: 0.361, SLG: 0.548 | | 1B<br>BB | | K | | 5-3 | | 1-H<br>HR | | 3 | 1 | 1 | 2 | 1 | 1 | 0 |
| Jim Gentile, L (1, 3)<br>OBP: 0.380, SLG: 0.485 | | F8 | | F7 | | | FC6-4<br>1B | 2B | | 4 | 0 | 2 | 0 | 0 | 0 | 1 |
| Doc Edwards, R (1, 2)<br>OBP: 0.252, SLG: 0.292 | | K | | 6-3 | | | FC6-4<br>2B<br>1-2f | 6-3 | | 4 | 0 | 0 | 0 | 0 | 1 | 3 |
| Manny Jimenez, L (1, 7)<br>OBP: 0.288, SLG: 0.514 | | 1-3<br>1B | K | | | | F6 | 6-3 | | 4 | 0 | 1 | 0 | 0 | 1 | 1 |
| Dick Green, R (1, 4)<br>OBP: 0.289, SLG: 0.399 | | 5-3 | 6-3 | | | | 1-3<br>2B | L3 | | 4 | 0 | 1 | 0 | 0 | 0 | 2 |
| Diego Segui, R (1, 1)<br>OBP: 0.190, SLG: 0.232<br>Ken Harrelson, R (5, PH)<br>OBP: 0.281, SLG: 0.393<br>Jose Santiago, R (6, 1)<br>George Alusik, R (7, PH)<br>OBP: 0.354, SLG: 0.363<br>John Wyatt, R (8, 1)<br>Ken Sanders, R (8, 1)<br>Billy Bryan, L (9, PH)<br>OBP: 0.294, SLG: 0.503 | | | K | | FC6-4<br>1B | | 5-3 | F8 | | 1<br>1<br>0<br>1<br>0<br>0<br>0<br>1 | 0<br>0<br>0<br>0<br>0<br>0<br>0<br>0 | 0<br>1<br>0<br>0<br>0<br>0<br>0<br>0 | 0<br>0<br>0<br>0<br>0<br>0<br>0<br>0 | 0<br>0<br>0<br>0<br>0<br>0<br>0<br>0 | 1<br>0<br>0<br>0<br>0<br>0<br>0<br>0 | 0<br>0<br>0<br>2<br>0<br>0<br>0<br>0 |
| Inning Stats | R: 0<br>E: 0<br>K: 1<br>S: 5<br>H: 0<br>LOB: 0<br>BB: 0<br>P: 5 | R: 0<br>E: 0<br>K: 1<br>S: 6<br>H: 1<br>LOB: 2<br>BB: 1<br>P: 10 | R: 1<br>E: 0<br>K: 2<br>S: 8<br>H: 1<br>LOB: 0<br>BB: 0<br>P: 8 | R: 0<br>E: 0<br>K: 1<br>S: 5<br>H: 0<br>LOB: 0<br>BB: 0<br>P: 5 | R: 0<br>E: 0<br>K: 1<br>S: 6<br>H: 1<br>LOB: 1<br>BB: 0<br>P: 6 | R: 0<br>E: 0<br>K: 1<br>S: 5<br>H: 0<br>LOB: 0<br>BB: 0<br>P: 5 | R: 0<br>E: 0<br>K: 0<br>S: 5<br>H: 2<br>LOB: 2<br>BB: 0<br>P: 5 | R: 2<br>E: 0<br>K: 0<br>S: 5<br>H: 2<br>LOB: 1<br>BB: 1<br>P: 9 | R: 0<br>E: 0<br>K: 0<br>S: 3<br>H: 0<br>LOB: 0<br>BB: 0<br>P: 3 | 1B: 3<br>2B: 2<br>3B: 0<br>HR: 2 | SF: 0<br>SAC: 0<br>DP: 0<br>HBP: 0 | | WP: 0<br>PB: 0<br>SB: 0<br>CS: 0 | | PA: 36 | |

| PITCHER | | IP | WLS | BF | H | R | ER | SO | BB | IBB | HBP | BLK | WP | HR | S | P | ERA | WHIP |
|---|---|---|---|---|---|---|---|---|---|---|---|---|---|---|---|---|---|---|
| Ralph Terry, R<br>ERA: 4.92 | (1, 1) | 7.2 | W | 32 | 7 | 3 | 3 | 7 | 2 | 0 | 0 | 0 | 0 | 2 | 44 | 52 | 3.52 | 1.174 |
| Hal Reniff, R<br>ERA: 2.88 | (8, 1) | 1.1 | S | 4 | 0 | 0 | 0 | 0 | 0 | 0 | 0 | 0 | 0 | 0 | 4 | 4 | 0.00 | 0.000 |

| PITCHER | IP | WLS | BF | H | R | ER | SO | BB | IBB | HBP | BLK | WP | HR | S | P | ERA | WHIP |
|---|---|---|---|---|---|---|---|---|---|---|---|---|---|---|---|---|---|

# BOTTOM

## New York Yankees @ Kansas City Athletics

Municipal Stadium, Kansas City, MO

Thu Aug 06 1964, 4:33 AM EDT

Att. 14,881 - Unknown

livebaseballscorecards.com

| | |
|---|---|
| AB | 34 |
| R | 3 |
| H | 7 |
| RBI | 3 |
| BB | 2 |
| SO | 7 |
| LOB | 10 |

| Batter | 1 | 2 | 3 | 4 | 5 | 6 | 7 | 8 | 9 | AB | R | H | RBI | BB | SO | LOB |
|---|---|---|---|---|---|---|---|---|---|---|---|---|---|---|---|---|
| Jackie Brandt, R (1, 8)<br>OBP: 0.308, SLG: 0.399 | H 1-0 1B 1B HBP | S S S 0-3 ③ K | | | x 0-0 ③ F5 | | | x 0-0 SH2-3 1B | | 3 | 1 | 1 | 0 | 0 | 1 | 1 |
| Luis Aparicio, R (1, 6)<br>OBP: 0.320, SLG: 0.379 | x 0-0 ① B2 | | x 0-0 CS 1B | | | x 0-0 ① F2 | | x 0-0 ② SH2-3 1-2 | | 3 | 0 | 1 | 0 | 0 | 0 | 1 |
| Norm Siebern, L (1, 3)<br>OBP: 0.384, SLG: 0.370 | x 0-0 1B 1-2 1B | | S S S 0-3 ① ② K 1-2 | | | x 0-0 ② F8 | | B B B B 4-0 BB | | 3 | 0 | 1 | 0 | 1 | 1 | 1 |
| Boog Powell, L (1, 7)<br>OBP: 0.377, SLG: 0.599<br>Willie Kirkland, L (9, 9)<br>OBP: 0.282, SLG: 0.295 | x 0-0 ② F6 | | x 0-0 ③ F5 | | | x 0-0 ③ F9 | | x 0-0 ③ 3-1 | | 4<br>0 | 0<br>0 | 0<br>0 | 0<br>0 | 0<br>0 | 0<br>0 | 4<br>0 |
| Brooks Robinson, R (1, 5)<br>OBP: 0.356, SLG: 0.473 | x 0-0 ① 1-3 2-H 1B | | | x 0-0 ① G1 | | | x 0-0 ① 6-3 | | x 0-0 ① F8 | 4 | 0 | 1 | 1 | 0 | 0 | 0 |
| Sam Bowens, R (1, 9) (9, 7)<br>OBP: 0.328, SLG: 0.458 | S S S 0-3 ③ K | | | x 0-0 ② 5-3 | | | x 0-0 ② F9 | | x 0-0 1B | 4 | 0 | 1 | 0 | 0 | 1 | 2 |
| Charlie Lau, L (1, 2)<br>OBP: 0.324, SLG: 0.412 | | x 0-0 FC4-6 1B | | x 0-0 ③ 3-1 | | | x 0-0 ③ L8 | | x 0-0 ② P4 | 4 | 0 | 1 | 0 | 0 | 0 | 1 |
| Jerry Adair, R (1, 4)<br>OBP: 0.293, SLG: 0.336 | | x 0-0 ① FC4-6 1-2f | | | x 0-0 ① 1-3 | | | x 0-0 HR | x 0-0 ③ P4 | 4 | 1 | 1 | 1 | 0 | 0 | 2 |
| Steve Barber, L (1, 1)<br>OBP: 0.257, SLG: 0.303<br>Harvey Haddix, L (7, 1) | | x 0-0 ② F2 | | | x 0-0 ② 4-3 | | | x 0-0 ① 6-3 | | 2<br>1 | 0<br>0 | 0<br>0 | 0<br>0 | 0<br>0 | 0<br>0 | 1<br>0 |
| Inning Stats | R: 1 E: 0 K: 1 S: 7 H: 2 LOB: 2 BB: 0 P: 8 | R: 0 E: 0 K: 1 S: 6 H: 1 LOB: 1 BB: 0 P: 6 | R: 0 E: 0 K: 1 S: 5 H: 1 LOB: 0 BB: 0 P: 5 | R: 0 E: 0 K: 0 S: 3 H: 0 LOB: 0 BB: 0 P: 3 | R: 0 E: 0 K: 0 S: 3 H: 0 LOB: 0 BB: 0 P: 3 | R: 0 E: 0 K: 0 S: 3 H: 0 LOB: 0 BB: 0 P: 3 | R: 0 E: 0 K: 0 S: 3 H: 0 LOB: 0 BB: 0 P: 3 | R: 1 E: 0 K: 0 S: 5 H: 2 LOB: 2 BB: 1 P: 9 | R: 0 E: 0 K: 0 S: 4 H: 1 LOB: 1 BB: 0 P: 4 | 1B: 6 2B: 0 3B: 0 HR: 1 | SF: 0 SAC: 1 DP: 0 HBP: 1 | | | | | | |

| PITCHER | IP | WLS | BF | H | R | ER | SO | BB | IBB | HBP | BLK | WP | HR | S | P | ERA | WHIP |
|---|---|---|---|---|---|---|---|---|---|---|---|---|---|---|---|---|---|
| Jim Bouton, R (1, 1)<br>ERA: 2.5 | 7.0 | L | 25 | 4 | 1 | 1 | 3 | 0 | 0 | 1 | 0 | 0 | 0 | 30 | 31 | 1.29 | 0.571 |
| Bill Stafford, R (8, 1)<br>ERA: 2.56 | 2.0 | | 10 | 3 | 1 | 1 | 0 | 1 | 0 | 0 | 0 | 0 | 1 | 9 | 13 | 4.50 | 2.000 |

| PITCHER | IP | WLS | BF | H | R | ER | SO | BB | IBB | HBP | BLK | WP | HR | S | P | ERA | WHIP |
|---|---|---|---|---|---|---|---|---|---|---|---|---|---|---|---|---|---|

# TOP

## Baltimore Orioles @ New York Yankees

Yankee Stadium, Bronx, NY

Fri Aug 07 1964, 7:05 PM EDT
Att. 37,167 - Unknown - 76 F

livebaseballscorecards.com

| | |
|---|---|
| AB | 32 |
| R | 2 |
| H | 7 |
| RBI | 2 |
| BB | 1 |
| SO | 3 |
| LOB | 13 |

| | | | | | | | | | | | | | | | | | |
|---|---|---|---|---|---|---|---|---|---|---|---|---|---|---|---|---|---|
| 1B: 6 | SF: 0 | WP: 0 | PA: 35 |
| 2B: 0 | SAC: 1 | PB: 0 | |
| 3B: 0 | DP: 0 | SB: 0 | |
| HR: 1 | HBP: 1 | CS: 1 | |

| Batter | 1 | 2 | 3 | 4 | 5 | 6 | 7 | 8 | 9 | AB | R | H | RBI | BB | SO | LOB |
|---|---|---|---|---|---|---|---|---|---|---|---|---|---|---|---|---|
| Tony Kubek, L (1, 6)<br>OBP: 0.274, SLG: 0.325 | 4-3 | | | F4 | 4-3 | | | 1-3 | | 4 | 0 | 0 | 0 | 0 | 0 | 2 |
| Bobby Richardson, R (1, 4)<br>OBP: 0.287, SLG: 0.328 | 1-3 | | | 1B | | L8 | | 6-3 | | 4 | 0 | 1 | 0 | 0 | 0 | 0 |
| Roger Maris, L (1, 9)<br>OBP: 0.367, SLG: 0.469 | K | | | 1-3 1B | | BBB G5-4-3 BB | | 3B | | 3 | 0 | 2 | 0 | 1 | 1 | 0 |
| Mickey Mantle, S (1, 8)<br>OBP: 0.435, SLG: 0.589 | | 4-3 | | SSS K | | G5-4-3 1-2f | | 1-3 | | 4 | 0 | 0 | 0 | 0 | 1 | 4 |
| Elston Howard, R (1, 2)<br>OBP: 0.352, SLG: 0.419 | | G3 | | 1-3 | | | FC8-6 1B | | FC5-4 1B | 4 | 0 | 2 | 0 | 0 | 0 | 2 |
| Hector Lopez, R (1, 7)<br>OBP: 0.322, SLG: 0.435 | | 4-3 | | | 1-3 | | FC8-6 1B 1-2f | | SSS K | 4 | 0 | 0 | 0 | 0 | 1 | 2 |
| Joe Pepitone, L (1, 3)<br>OBP: 0.289, SLG: 0.404 | | | G6-3 1B | | 2B 1B | | L9 | | FC5-4 1-2 1B | 4 | 0 | 3 | 0 | 0 | 0 | 1 |
| Clete Boyer, R (1, 5)<br>OBP: 0.285, SLG: 0.325 | | | G6-3 1-2f | | 1-3 2B | | 1-2 1B | | FC5-4 1-2f 2-3 | 4 | 0 | 2 | 0 | 0 | 0 | 3 |
| Jim Bouton, R (1, 1)<br>OBP: 0.147, SLG: 0.164<br>Phil Linz, R (7, PH)<br>OBP: 0.316, SLG: 0.355<br>Bill Stafford, R (8, 1)<br>OBP: 0.083, SLG: 0.167<br>Pedro Gonzalez, R (9, PH)<br>OBP: 0.314, SLG: 0.370 | | | 4-3 | | SSS K | | SSS K | | SSS K | 2<br>1<br>0<br>1 | 0<br>0<br>0<br>0 | 0<br>0<br>0<br>0 | 0<br>0<br>0<br>0 | 0<br>0<br>0<br>0 | 1<br>1<br>0<br>1 | 2<br>2<br>0<br>2 |
| Inning Stats | R: 0 H: 0<br>E: 0 LOB: 0<br>K: 1 BB: 0<br>S: 5 P: 5 | R: 0 H: 0<br>E: 0 LOB: 0<br>K: 0 BB: 0<br>S: 3 P: 3 | R: 0 H: 1<br>E: 0 LOB: 0<br>K: 0 BB: 0<br>S: 3 P: 3 | R: 0 H: 2<br>E: 0 LOB: 2<br>K: 1 BB: 0<br>S: 7 P: 7 | R: 0 H: 2<br>E: 0 LOB: 2<br>K: 1 BB: 0<br>S: 7 P: 7 | R: 0 H: 0<br>E: 0 LOB: 0<br>K: 0 BB: 1<br>S: 2 P: 6 | R: 0 H: 2<br>E: 0 LOB: 2<br>K: 1 BB: 0<br>S: 7 P: 7 | R: 0 H: 1<br>E: 0 LOB: 1<br>K: 0 BB: 0<br>S: 4 P: 4 | R: 0 H: 2<br>E: 0 LOB: 2<br>K: 2 BB: 0<br>S: 9 P: 9 | 1B: 8<br>2B: 1<br>3B: 1<br>HR: 0 | SF: 0<br>SAC: 0<br>DP: 2<br>HBP: 0 | | | | | |

| PITCHER | IP | WLS | BF | H | R | ER | SO | BB | IBB | HBP | BLK | WP | HR | S | P | ERA | WHIP |
|---|---|---|---|---|---|---|---|---|---|---|---|---|---|---|---|---|---|
| Steve Barber, L (1, 1)<br>ERA: 3.83 | 6.2 | W | 26 | 7 | 0 | 0 | 3 | 1 | 0 | 0 | 0 | 0 | 0 | 31 | 35 | 0.00 | 1.200 |
| Harvey Haddix, L (7, 1)<br>ERA: 1.89 | 2.1 | S | 10 | 3 | 0 | 0 | 3 | 0 | 0 | 0 | 0 | 0 | 0 | 16 | 16 | 0.00 | 1.286 |

| PITCHER | IP | WLS | BF | H | R | ER | SO | BB | IBB | HBP | BLK | WP | HR | S | P | ERA | WHIP |
|---|---|---|---|---|---|---|---|---|---|---|---|---|---|---|---|---|---|

# BOTTOM

# Baltimore Orioles @ New York Yankees

Yankee Stadium, Bronx, NY

Fri Aug 07 1964, 7:05 PM EDT
Att. 37,167 - Unknown - 76 F

livebaseballscorecards.com

| | |
|---|---|
| AB | 35 |
| R | 0 |
| H | 10 |
| RBI | 0 |
| BB | 1 |
| SO | 6 |
| LOB | 20 |

| Batter | 1 | 2 | 3 | 4 | 5 | 6 | 7 | 8 | 9 | 10 | AB | R | H | RBI | BB | SO | LOB |
|---|---|---|---|---|---|---|---|---|---|---|---|---|---|---|---|---|---|
| Jackie Brandt, R (1, 8)<br>OBP: 0.307, SLG: 0.399 | 1-3 | | 6-3 | | | 5-3 | BB, 1B, 2B; 3-H | | K | | 5 | 1 | 1 | 1 | 0 | 1 | 1 |
| Luis Aparicio, R (1, 6)<br>OBP: 0.319, SLG: 0.375 | K | | | F9 | | F4 | BB, 1B | | G5-4-3; 1-2f | | 4 | 0 | 0 | 0 | 1 | 1 | 1 |
| Bob Johnson, R (1, 3)<br>OBP: 0.322, SLG: 0.412 | F7 | | | K | | BB | 1B; 1-2, 2-3 | | | G5-4-3 | 2 | 0 | 0 | 0 | 0 | 1 | 0 |
| Boog Powell, L (6, PH) (6, 3)<br>OBP: 0.382, SLG: 0.599 | | | | | | | | | | | 0 | 0 | 0 | 0 | 3 | 0 | 0 |
| Brooks Robinson, R (1, 5)<br>OBP: 0.354, SLG: 0.470 | | L5 | | L6 | | F8 | 1B; 1-2, 2-3, 3-H | | | G5-4-3; 1-2f | 5 | 0 | 1 | 1 | 0 | 0 | 2 |
| Sam Bowens, R (1, 9)<br>OBP: 0.332, SLG: 0.473 | | K | | | 1B, SF9, 2B | HR, 1B | F7 | | | HR | 5 | 3 | 3 | 1 | 0 | 1 | 3 |
| Earl Robinson, R (1, 7)<br>OBP: 0.457, SLG: 0.656 | | 1B | | | SF9, 1B; 2-3 | | 1-H, HR | 5-3 | | F4 | 5 | 1 | 3 | 2 | 0 | 0 | 0 |
| Dick Brown, R (1, 2)<br>OBP: 0.339, SLG: 0.476 | | 4-3 | | | SF9; 1-2, 3-H | | 4-3, SH3-4, 2B, 1B | K | | | 3 | 1 | 1 | 1 | 0 | 1 | 1 |
| Jerry Adair, R (1, 4)<br>OBP: 0.291, SLG: 0.333 | | | 6-3 | | K | | SH3-4; 1-2 | F7 | | | 3 | 0 | 0 | 0 | 0 | 1 | 1 |
| Milt Pappas, R (1, 1)<br>OBP: 0.220, SLG: 0.167 | | | K | | K | | 4-3; 2-3 | | G5-4-3, 1B | | 2 | 0 | 0 | 0 | 0 | 2 | 1 |
| Norm Siebern, L (7, PH)<br>OBP: 0.383, SLG: 0.368 | | | | | | | | | | | 1 | 0 | 0 | 0 | 0 | 0 | 1 |
| Stu Miller, R (7, 1) | | | | | | | | | | | 0 | 0 | 0 | 0 | 0 | 0 | 0 |
| Charlie Lau, L (9, PH)<br>OBP: 0.327, SLG: 0.415 | | | | | | | | | | | 1 | 0 | 1 | 0 | 0 | 0 | 0 |
| Bob Saverine, S (9, PR)<br>OBP: 0.243, SLG: 0.182 | | | | | | | | | | | 0 | 0 | 0 | 0 | 0 | 0 | 0 |
| Dick Hall, R (9, 1)<br>OBP: 0.273, SLG: 0.200 | | | | | | | | | | | 0 | 0 | 0 | 0 | 0 | 0 | 0 |
| Inning Stats | R: 0<br>E: 0<br>K: 1<br>S: 5<br>H: 0<br>LOB: 0<br>BB: 0<br>P: 5 | R: 0<br>E: 0<br>K: 1<br>S: 6<br>H: 1<br>LOB: 1<br>BB: 0<br>P: 6 | R: 0<br>E: 0<br>K: 1<br>S: 5<br>H: 0<br>LOB: 0<br>BB: 0<br>P: 5 | R: 0<br>E: 0<br>K: 1<br>S: 5<br>H: 0<br>LOB: 0<br>BB: 0<br>P: 5 | R: 1<br>E: 0<br>K: 2<br>S: 9<br>H: 2<br>LOB: 1<br>BB: 0<br>P: 9 | R: 0<br>E: 0<br>K: 0<br>S: 3<br>H: 0<br>LOB: 1<br>BB: 1<br>P: 7 | R: 4<br>E: 0<br>K: 0<br>S: 8<br>H: 5<br>LOB: 3<br>BB: 2<br>P: 16 | R: 0<br>E: 0<br>K: 1<br>S: 5<br>H: 0<br>LOB: 0<br>BB: 0<br>P: 5 | R: 0<br>E: 0<br>K: 1<br>S: 5<br>H: 1<br>LOB: 1<br>BB: 0<br>P: 5 | R: 1<br>E: 0<br>K: 0<br>S: 3<br>H: 1<br>LOB: 0<br>BB: 1<br>P: 7 | 1B: 6<br>2B: 2<br>3B: 0<br>HR: 2<br>SF: 1<br>SAC: 1<br>DP: 2<br>HBP: 0 | WP: 0<br>PB: 0<br>SB: 0<br>CS: 0 | PA: 42 | | | | |

| PITCHER | | IP | WLS | BF | H | R | ER | SO | BB | IBB | HBP | BLK | WP | HR | S | P | ERA | WHIP |
|---|---|---|---|---|---|---|---|---|---|---|---|---|---|---|---|---|---|---|
| Whitey Ford, L<br>ERA: 2.16 | (1, 1) | 2.0 | | 7 | 1 | 0 | 0 | 2 | 0 | 0 | 0 | 0 | 0 | 0 | 11 | 11 | 0.00 | 0.500 |
| Rollie Sheldon, R<br>ERA: 4.12 | (3, 1) | 4.2 | | 21 | 6 | 5 | 5 | 4 | 1 | 0 | 0 | 0 | 0 | 1 | 28 | 32 | 9.64 | 1.500 |
| Pete Mikkelsen, R<br>ERA: 4.24 | (7, 1) | 1.1 | | 7 | 1 | 0 | 0 | 1 | 2 | 0 | 0 | 0 | 0 | 0 | 7 | 15 | 0.00 | 2.250 |
| Hal Reniff, R<br>ERA: 2.94 | (9, 1) | 2.0 | L | 7 | 2 | 1 | 1 | 1 | 1 | 0 | 0 | 0 | 0 | 1 | 8 | 12 | 4.50 | 1.500 |

| PITCHER | | IP | WLS | BF | H | R | ER | SO | BB | IBB | HBP | BLK | WP | HR | S | P | ERA | WHIP |
|---|---|---|---|---|---|---|---|---|---|---|---|---|---|---|---|---|---|---|

# TOP

## Baltimore Orioles @ New York Yankees

Yankee Stadium, Bronx, NY

Sat Aug 08 1964, 3:33 AM EDT

Att. 52,796 - Overcast - 86 F

livebaseballscorecards.com

| | |
|---|---|
| AB | 36 |
| R | 6 |
| H | 10 |
| RBI | 6 |
| BB | 4 |
| SO | 8 |
| LOB | 11 |

| Batter | 1 | 2 | 3 | 4 | 5 | 6 | 7 | 8 | 9 | 10 | AB | R | H | RBI | BB | SO | LOB |
|---|---|---|---|---|---|---|---|---|---|---|---|---|---|---|---|---|---|
| Phil Linz, R (1, 6)<br>OBP: 0.319, SLG: 0.355 | 5-3 | | | 1B | | 4-3 | | HR HBP | | | 3 | 1 | 1 | 0 | 0 | 0 | 0 |
| Bobby Richardson, R (1, 4)<br>OBP: 0.287, SLG: 0.334 | 6-3 | | | F8 | | F7 | | 1-H HR | | | 4 | 1 | 1 | 2 | 0 | 0 | 1 |
| Roger Maris, L (1, 9)<br>OBP: 0.363, SLG: 0.463 | F5 | | | K | | F6 | | G3 | | | 4 | 0 | 0 | 0 | 0 | 1 | 1 |
| Mickey Mantle, S (1, 8)<br>OBP: 0.430, SLG: 0.581 | | K | | F5 | | | 3-1 | | 4-3 | | 4 | 0 | 0 | 0 | 0 | 1 | 1 |
| Tom Tresh, S (1, 7)<br>OBP: 0.373, SLG: 0.444 | | K | | | F8 | | 5-3 | | 6-3 | | 4 | 0 | 0 | 0 | 0 | 1 | 0 |
| Joe Pepitone, L (1, 3)<br>OBP: 0.291, SLG: 0.415 | | 3-1 | | | HR 2B | | HR | | F9 | | 4 | 2 | 2 | 1 | 0 | 0 | 0 |
| Johnny Blanchard, L (1, 2)<br>OBP: 0.353, SLG: 0.384 | | | 6-3 | | 2-H HR | | L6 | | | P5 | 4 | 1 | 1 | 2 | 0 | 0 | 0 |
| Clete Boyer, R (1, 5)<br>OBP: 0.282, SLG: 0.321 | | | 6-3 | | 1-3 | | | K | | 1-3 | 4 | 0 | 0 | 0 | 0 | 1 | 0 |
| Whitey Ford, L (1, 1)<br>OBP: 0.273, SLG: 0.170<br>Rollie Sheldon, R (3, 1)<br>OBP: 0.130, SLG: 0.130<br>Pete Mikkelsen, R (7, 1)<br>Hector Lopez, R (8, PH)<br>OBP: 0.521, SLG: 0.433<br>Hal Reniff, R (9, 1)<br>OBP: 0.111, SLG: 0.111<br>Elston Howard, R (10, PH)<br>OBP: 0.351, SLG: 0.417 | | | K | | L7 | | | K | | 1-6-3 | 0<br>2<br>0<br>1<br>0<br>1 | 0<br>0<br>0<br>0<br>0<br>0 | 0<br>0<br>0<br>0<br>0<br>0 | 0<br>1<br>0<br>0<br>0<br>0 | 0<br>0<br>0<br>0<br>0<br>0 | 0<br>1<br>0<br>1<br>0<br>0 | 0<br>0<br>0<br>0<br>0<br>0 |
| Inning Stats | R: 0<br>E: 0<br>K: 0<br>S: 3<br>H: 0<br>LOB: 0<br>BB: 0<br>P: 3 | R: 0<br>E: 0<br>K: 2<br>S: 7<br>H: 0<br>LOB: 0<br>BB: 0<br>P: 7 | R: 0<br>E: 0<br>K: 1<br>S: 5<br>H: 0<br>LOB: 0<br>BB: 0<br>P: 5 | R: 0<br>E: 0<br>K: 1<br>S: 6<br>H: 1<br>LOB: 1<br>BB: 0<br>P: 6 | R: 2<br>E: 0<br>K: 0<br>S: 5<br>H: 2<br>LOB: 0<br>BB: 0<br>P: 5 | R: 0<br>E: 0<br>K: 0<br>S: 3<br>H: 0<br>LOB: 0<br>BB: 0<br>P: 3 | R: 1<br>E: 0<br>K: 0<br>S: 4<br>H: 1<br>LOB: 0<br>BB: 0<br>P: 4 | R: 2<br>E: 0<br>K: 2<br>S: 8<br>H: 1<br>LOB: 0<br>BB: 0<br>P: 9 | R: 0<br>E: 0<br>K: 0<br>S: 3<br>H: 0<br>LOB: 0<br>BB: 0<br>P: 3 | R: 0<br>E: 0<br>K: 0<br>S: 3<br>H: 0<br>LOB: 0<br>BB: 0<br>P: 3 | 1B: 1<br>2B: 1<br>3B: 0<br>HR: 3 | SF: 0<br>SAC: 0<br>DP: 0<br>HBP: 1 | WP: 0<br>PB: 0<br>SB: 0<br>CS: 0 | PA: 36 | | |

| PITCHER | | IP | WLS | BF | H | R | ER | SO | BB | IBB | HBP | BLK | WP | HR | S | P | ERA | WHIP |
|---|---|---|---|---|---|---|---|---|---|---|---|---|---|---|---|---|---|---|
| Milt Pappas, R<br>ERA: 3.18 | (1, 1) | 6.0 | | 21 | 3 | 2 | 2 | 4 | 0 | 0 | 0 | 0 | 0 | 1 | 29 | 29 | 3.00 | 0.500 |
| Stu Miller, R<br>ERA: 2.86 | (7, 1) | 2.0 | | 9 | 2 | 3 | 3 | 2 | 0 | 0 | 1 | 0 | 0 | 2 | 12 | 13 | 13.50 | 1.000 |
| Dick Hall, R<br>ERA: 2.58 | (9, 1) | 2.0 | W | 6 | 0 | 0 | 0 | 0 | 0 | 0 | 0 | 0 | 0 | 0 | 6 | 6 | 0.00 | 0.000 |

| PITCHER | IP | WLS | BF | H | R | ER | SO | BB | IBB | HBP | BLK | WP | HR | S | P | ERA | WHIP |
|---|---|---|---|---|---|---|---|---|---|---|---|---|---|---|---|---|---|

# BOTTOM

# Baltimore Orioles @ New York Yankees

Yankee Stadium, Bronx, NY

Sat Aug 08 1964, 3:33 AM EDT
Att. 52,796 - Overcast - 86 F

livebaseballscorecards.com

| | |
|---|---|
| AB | 35 |
| R | 5 |
| H | 5 |
| RBI | 5 |
| BB | 0 |
| SO | 6 |
| LOB | 3 |

# Baltimore Orioles @ New York Yankees

Yankee Stadium, Bronx, NY

Sun Aug 09 1964, 3:33 AM EDT

Sunny - 74 F

TOP

livebaseballscorecards.com

| Batter | 1 | 2 | 3 | 4 | 5 | 6 | 7 | 8 | 9 | AB | R | H | RBI | BB | SO | LOB |
|---|---|---|---|---|---|---|---|---|---|---|---|---|---|---|---|---|
| Jackie Brandt, R (1, 8)<br>OBP: 0.304, SLG: 0.395 | K | | 4-3 | | | 5-3 | | K | | 4 | 0 | 0 | 0 | 0 | 2 | 1 |
| Frank Bertaina, L (8, 1) | | | | | | | | | | 0 | 0 | 0 | 0 | 0 | 0 | 0 |
| Luis Aparicio, R (1, 6)<br>OBP: 0.320, SLG: 0.376 | FC6-4 1B | | 4-3 | | | 6-3 | | K | | 2 | 0 | 1 | 0 | 0 | 0 | 0 |
| Bob Saverine, S (6, PH)<br>OBP: 0.237, SLG: 0.176 | | | | | | | | | | 1 | 0 | 0 | 0 | 0 | 0 | 0 |
| (6, 6) | | | | | | | | | | | | | | | | |
| Boog Powell, L (8, PH)<br>OBP: 0.381, SLG: 0.597 | | | | | | | | | | 1 | 0 | 0 | 0 | 0 | 1 | 1 |
| (8, 7) | | | | | | | | | | | | | | | | |
| Bob Johnson, R (1, 3)<br>OBP: 0.315, SLG: 0.402 | F5 | | | K | | L4 | | | 4-3 | 4 | 0 | 0 | 0 | 0 | 1 | 1 |
| (8, 6) | | | | | | | | | | | | | | | | |
| Brooks Robinson, R (1, 5)<br>OBP: 0.351, SLG: 0.466 | FC6-4<br>1-2f | | | 5-3 | | | 6-3 | | K | 4 | 0 | 0 | 0 | 0 | 1 | 1 |
| Sam Bowens, R (1, 9)<br>OBP: 0.331, SLG: 0.470 | | FC5-4 1B | | K | | | F8 | | F5 | 4 | 0 | 1 | 0 | 0 | 1 | 0 |
| Earl Robinson, R (1, 7)<br>OBP: 0.447, SLG: 0.686 | | K | | | 3B | | F3 | | | 3 | 0 | 1 | 0 | 0 | 1 | 1 |
| (8, 8) | | | | | | | | | | | | | | | | |
| Dick Brown, R (1, 2)<br>OBP: 0.339, SLG: 0.471 | | FC5-4<br>1-2f | | | F4 | | | BB<br>2B<br>4-3 | | 2 | 1 | 0 | 0 | 1 | 0 | 2 |
| Jerry Adair, R (1, 4)<br>OBP: 0.291, SLG: 0.336 | | 1-3 | | | K | | | 4-3<br>1-3<br>2B | | 3 | 0 | 1 | 0 | 0 | 1 | 2 |
| Dave McNally, R (1, 1)<br>OBP: 0.191, SLG: 0.159 | | | L7 | | K | | | 4-3<br>2-3<br>3-H | | 2 | 0 | 0 | 0 | 0 | 1 | 1 |
| Dave Vineyard, R (6, 1)<br>OBP: 0.250, SLG: 0.250 | | | | | | | | | | 0 | 0 | 0 | 0 | 0 | 0 | 0 |
| Norm Siebern, L (8, PH)<br>OBP: 0.382, SLG: 0.367 | | | | | | | | | | 1 | 0 | 0 | 1 | 0 | 0 | 1 |
| (8, 3) | | | | | | | | | | | | | | | | |

| | AB | 31 |
|---|---|---|
| | R | 1 |
| | H | 4 |
| | RBI | 1 |
| | BB | 1 |
| | SO | 9 |
| | LOB | 11 |

| Inning Stats | | | | | | | | | | | | | | | | | | | | | | | | | | | | | | | | | | |
|---|---|---|---|---|---|---|---|---|---|---|---|---|---|---|---|---|---|---|---|---|---|---|---|---|---|---|---|---|---|---|---|---|---|---|
| | R: 0 | H: 1 | R: 0 | H: 1 | R: 0 | H: 0 | R: 0 | H: 0 | R: 0 | H: 1 | R: 0 | H: 0 | R: 0 | H: 0 | R: 1 | H: 1 | R: 0 | H: 0 | 1B: 2 | SF: 0 | WP: 0 | PA: 32 |
| | E: 0 | LOB: 1 | E: 0 | LOB: 1 | E: 0 | LOB: 0 | E: 0 | LOB: 0 | E: 0 | LOB: 1 | E: 0 | LOB: 0 | E: 0 | LOB: 0 | E: 0 | LOB: 1 | E: 0 | LOB: 0 | 2B: 1 | SAC: 0 | PB: 0 | |
| | K: 1 | BB: 0 | K: 1 | BB: 0 | K: 0 | BB: 0 | K: 2 | BB: 0 | K: 2 | BB: 0 | K: 0 | BB: 0 | K: 0 | BB: 0 | K: 2 | BB: 1 | K: 1 | BB: 0 | 3B: 1 | DP: 0 | SB: 0 | |
| | S: 6 | P: 6 | S: 6 | P: 6 | S: 3 | P: 3 | S: 7 | P: 7 | S: 8 | P: 8 | S: 3 | P: 3 | S: 3 | P: 3 | S: 8 | P: 12 | S: 5 | P: 5 | HR: 0 | HBP: 0 | CS: 0 | |

| PITCHER | IP | WLS | BF | H | R | ER | SO | BB | IBB | HBP | BLK | WP | HR | S | P | ERA | WHIP |
|---|---|---|---|---|---|---|---|---|---|---|---|---|---|---|---|---|---|
| Al Downing, L (1, 1)<br>ERA: 3.22 | 9.0 | W | 32 | 4 | 1 | 1 | 9 | 1 | 0 | 0 | 0 | 0 | 0 | 49 | 53 | 1.00 | 0.556 |

| PITCHER | IP | WLS | BF | H | R | ER | SO | BB | IBB | HBP | BLK | WP | HR | S | P | ERA | WHIP |
|---|---|---|---|---|---|---|---|---|---|---|---|---|---|---|---|---|---|

| Batter | 1 | 2 | 3 | 4 | 5 | 6 | 7 | 8 | 9 | AB | R | H | RBI | BB | SO | LOB |
|---|---|---|---|---|---|---|---|---|---|---|---|---|---|---|---|---|
| Phil Linz, R (1, 6)<br>OBP: 0.322, SLG: 0.361 | 6-3 | | | FC3-6 1B | | 1B 2B | L6 | | | 4 | 1 | 2 | 0 | 0 | 0 | 0 |
| Bobby Richardson, R (1, 4)<br>OBP: 0.287, SLG: 0.333 | 6-3 | | | FC3-6<br>FC5-4 1B<br>1-2f | | 1B 1B<br>2-H 1B | | 5-3 | | 4 | 1 | 1 | 1 | 0 | 0 | 1 |
| Roger Maris, L (1, 9)<br>OBP: 0.362, SLG: 0.461 | F7 | | | FC5-4<br>1-2 1B | | L9 | | K | | 4 | 0 | 1 | 0 | 0 | 1 | 1 |
| Tom Tresh, S (1, 8)<br>OBP: 0.372, SLG: 0.442 | | F5 | | FC5-4 BB<br>1-2f<br>2-3 | | 1B<br>1-3 1B | | F8 | | 4 | 0 | 1 | 0 | 0 | 0 | 2 |
| Elston Howard, R (1, 2)<br>OBP: 0.353, SLG: 0.418 | | P4 | | B B B B<br>4-0<br>1-2 BB | | 1-3<br>3-H 1B | | | | 2 | 0 | 1 | 1 | 1 | 0 | 0 |
| Hector Lopez, R (1, 7)<br>OBP: 0.317, SLG: 0.427 | | K | | 6-3 | | F7 | | | | 3 | 0 | 0 | 0 | 0 | 1 | 5 |
| Joe Pepitone, L (1, 3)<br>OBP: 0.289, SLG: 0.412 | | | 4-3 | | K | F6 | | | | 3 | 0 | 0 | 0 | 0 | 1 | 2 |
| Clete Boyer, R (1, 5)<br>OBP: 0.280, SLG: 0.318 | | | L8 | | 5-3 | | K | | | 3 | 0 | 0 | 0 | 0 | 1 | 0 |
| Al Downing, R (1, 1)<br>OBP: 0.155, SLG: 0.179 | | | K | | K | | K | | | 3 | 0 | 0 | 0 | 0 | 3 | 0 |
| Inning Stats | R: 0<br>E: 0<br>K: 0<br>S: 3<br>H: 0<br>LOB: 0<br>BB: 0<br>P: 3 | R: 0<br>E: 0<br>K: 1<br>S: 5<br>H: 0<br>LOB: 0<br>BB: 0<br>P: 5 | R: 0<br>E: 0<br>K: 1<br>S: 5<br>H: 0<br>LOB: 0<br>BB: 0<br>P: 5 | R: 0<br>E: 0<br>K: 0<br>S: 5<br>H: 2<br>LOB: 3<br>BB: 1<br>P: 9 | R: 0<br>E: 0<br>K: 2<br>S: 7<br>H: 0<br>LOB: 0<br>BB: 0<br>P: 7 | R: 2<br>E: 0<br>K: 0<br>S: 7<br>H: 4<br>LOB: 2<br>BB: 0<br>P: 7 | R: 0<br>E: 0<br>K: 2<br>S: 7<br>H: 0<br>LOB: 0<br>BB: 0<br>P: 7 | R: 0<br>E: 0<br>K: 1<br>S: 5<br>H: 0<br>LOB: 0<br>BB: 0<br>P: 5 | | 1B: 5<br>2B: 1<br>3B: 0<br>HR: 0<br>SF: 0<br>SAC: 0<br>DP: 0<br>HBP: 0 | | | | | | |

| PITCHER | | IP | WLS | BF | H | R | ER | SO | BB | IBB | HBP | BLK | WP | HR | S | P | ERA | WHIP |
|---|---|---|---|---|---|---|---|---|---|---|---|---|---|---|---|---|---|---|
| Dave McNally, L<br>ERA: 3.78 | (1, 1) | 5.1 | L | 22 | 5 | 2 | 2 | 4 | 1 | 0 | 0 | 0 | 0 | 0 | 29 | 33 | 3.38 | 1.125 |
| Dave Vineyard, R<br>ERA: 2.73 | (6, 1) | 1.2 | | 6 | 1 | 0 | 0 | 2 | 0 | 0 | 0 | 0 | 0 | 0 | 10 | 10 | 0.00 | 0.600 |
| Frank Bertaina, L<br>ERA: 1.8 | (8, 1) | 1.0 | | 3 | 0 | 0 | 0 | 1 | 0 | 0 | 0 | 0 | 0 | 0 | 5 | 5 | 0.00 | 0.000 |

| PITCHER | IP | WLS | BF | H | R | ER | SO | BB | IBB | HBP | BLK | WP | HR | S | P | ERA | WHIP |
|---|---|---|---|---|---|---|---|---|---|---|---|---|---|---|---|---|---|

# BOTTOM

# Baltimore Orioles @ New York Yankees

Yankee Stadium, Bronx, NY

Sun Aug 09 1964, 3:33 AM EDT

Sunny - 74 F

livebaseballscorecards.com

| | |
|---|---|
| AB | 30 |
| R | 2 |
| H | 6 |
| RBI | 2 |
| BB | 1 |
| SO | 7 |
| LOB | 11 |

WP: 0 PA: 31
PB: 0
SB: 0
CS: 0

| Batter | 1 | 2 | 3 | 4 | 5 | 6 | 7 | 8 | 9 | AB | R | H | RBI | BB | SO | LOB |
|---|---|---|---|---|---|---|---|---|---|---|---|---|---|---|---|---|
| Earl Robinson, R (1, 8)<br>OBP: 0.429, SLG: 0.641 | F8 | | F4 | | 5-3 | | | WP, 1B | | 4 | 0 | 1 | 0 | 0 | 0 | 0 |
| Luis Aparicio, R (1, 6)<br>OBP: 0.319, SLG: 0.373 | K | | BB, S, 1B | | 6-3 | | | K, 1-2 | | 3 | 1 | 0 | 0 | 1 | 2 | 1 |
| Norm Siebern, L (1, 3)<br>OBP: 0.383, SLG: 0.367 | 4-3 | | HR, 1-H, 1B | | | BB, G4-6-3 | | K | | 3 | 1 | 1 | 1 | 1 | 1 | 1 |
| Boog Powell, L (1, 7)<br>OBP: 0.382, SLG: 0.609 | | 4-3, 2B, 2B | HR, 1-H | | | G4-6-3, 1-2f | | K | | 4 | 2 | 2 | 2 | 0 | 1 | 2 |
| Brooks Robinson, R (1, 5)<br>OBP: 0.353, SLG: 0.466 | | 4-3, 2-3 | L7 | | | 1B | | | FC3-6, 1B | 4 | 0 | 2 | 0 | 0 | 0 | 1 |
| Sam Bowens, R (1, 9)<br>OBP: 0.330, SLG: 0.470 | | G3, 3-H, 2B | | 2-3 | | K | | | FC3-6, 1-2f, S | 4 | 0 | 1 | 1 | 0 | 1 | 2 |
| Charlie Lau, L (1, 2)<br>OBP: 0.321, SLG: 0.407 | | G3, 2-3 | | K | | | 4-3 | | K, 1-2 | 4 | 0 | 0 | 0 | 0 | 2 | 2 |
| Dick Brown, R (9, 2)<br>OBP: 0.339, SLG: 0.471 | | | | | | | | | | 0 | 0 | 0 | 0 | 0 | 0 | 0 |
| Jerry Adair, R (1, 4)<br>OBP: 0.288, SLG: 0.332 | | 6-3 | | K | | | K, 4-3 | | 4-3 | 4 | 0 | 0 | 0 | 0 | 2 | 2 |
| Robin Roberts, S (1, 1)<br>OBP: 0.148, SLG: 0.080 | | | K | | K | | | | | 2 | 0 | 0 | 0 | 0 | 2 | 0 |
| Willie Kirkland, L (7, PH)<br>OBP: 0.281, SLG: 0.293 | | | | | | | | | | 1 | 0 | 0 | 0 | 0 | 1 | 0 |
| Dave Vineyard, R (7, 1)<br>OBP: 0.250, SLG: 0.250 | | | | | | | | | | 0 | 0 | 0 | 0 | 0 | 0 | 0 |
| Harvey Haddix, L (8, 1) | | | | | | | K | | | 0 | 0 | 0 | 0 | 0 | 0 | 0 |
| Inning Stats | R: 0<br>E: 0<br>K: 1<br>S: 5<br>H: 0<br>LOB: 0<br>BB: 0<br>P: 5 | R: 1<br>E: 0<br>K: 0<br>S: 5<br>H: 2<br>LOB: 1<br>BB: 0<br>P: 5 | R: 3<br>E: 0<br>K: 1<br>S: 7<br>H: 2<br>LOB: 1<br>BB: 1<br>P: 11 | R: 0<br>E: 0<br>K: 2<br>S: 7<br>H: 0<br>LOB: 0<br>BB: 0<br>P: 7 | R: 0<br>E: 0<br>K: 1<br>S: 5<br>H: 0<br>LOB: 0<br>BB: 0<br>P: 5 | R: 0<br>E: 0<br>K: 1<br>S: 5<br>H: 1<br>LOB: 1<br>BB: 1<br>P: 9 | R: 0<br>E: 0<br>K: 2<br>S: 7<br>H: 0<br>LOB: 0<br>BB: 0<br>P: 7 | R: 0<br>E: 0<br>K: 3<br>S: 10<br>H: 1<br>LOB: 1<br>BB: 0<br>P: 10 | R: 0<br>E: 0<br>K: 1<br>S: 6<br>H: 1<br>LOB: 1<br>BB: 0<br>P: 6 | 1B: 4<br>2B: 2<br>3B: 0<br>HR: 1<br>SF: 0<br>SAC: 0<br>DP: 1<br>HBP: 0 | | | | | | |

| PITCHER | IP | WLS | BF | H | R | ER | SO | BB | IBB | HBP | BLK | WP | HR | S | P | ERA | WHIP |
|---|---|---|---|---|---|---|---|---|---|---|---|---|---|---|---|---|---|
| Stan Williams, R (1, 1)<br>ERA: 3.8 | 3.0 | L | 14 | 4 | 4 | 4 | 2 | 1 | 0 | 0 | 0 | 0 | 1 | 17 | 21 | 12.00 | 1.667 |
| Bill Stafford, R (4, 1)<br>ERA: 2.36 | 4.0 | | 13 | 1 | 0 | 0 | 6 | 1 | 0 | 0 | 0 | 0 | 0 | 24 | 28 | 0.00 | 0.500 |
| Pete Mikkelsen, R (8, 1)<br>ERA: 4.11 | 2.0 | | 8 | 2 | 0 | 0 | 4 | 0 | 0 | 0 | 0 | 1 | 0 | 16 | 16 | 0.00 | 1.000 |

| PITCHER | IP | WLS | BF | H | R | ER | SO | BB | IBB | HBP | BLK | WP | HR | S | P | ERA | WHIP |
|---|---|---|---|---|---|---|---|---|---|---|---|---|---|---|---|---|---|

TOP

# Baltimore Orioles @ New York Yankees

Yankee Stadium, Bronx, NY

Sun Aug 09 1964, 3:38 AM EDT

Att. 58,102 - Sunny - 74 F

livebaseballscorecards.com

| | |
|---|---|
| AB | 33 |
| R | 4 |
| H | 7 |
| RBI | 4 |
| BB | 2 |
| SO | 12 |
| LOB | 11 |

| | |
|---|---|
| WP: 1 | PA: 35 |
| PB: 0 | |
| SB: 2 | |
| CS: 0 | |

| Batter | 1 | 2 | 3 | 4 | 5 | 6 | 7 | 8 | 9 | AB | R | H | RBI | BB | SO | LOB |
|---|---|---|---|---|---|---|---|---|---|---|---|---|---|---|---|---|
| Phil Linz, R (1, 6)<br>OBP: 0.317, SLG: 0.355 | 6-3 | | F7 | | F2 | | F5 | | | 4 | 0 | 0 | 0 | 0 | 0 | 1 |
| Bobby Richardson, R (1, 4)<br>OBP: 0.288, SLG: 0.335 | 1B | | 1B | | 5-3 | | | P4 | | 4 | 0 | 2 | 0 | 0 | 0 | 0 |
| Tom Tresh, S (1, 8)<br>OBP: 0.373, SLG: 0.443 | 1-2 1B | | 1-3 1B | | | 5-3 | | 1-3 | | 4 | 0 | 2 | 0 | 0 | 0 | 0 |
| Roger Maris, L (1, 9)<br>OBP: 0.363, SLG: 0.469 | F4 | | SSS K | | | HR | | BBBB BB | | 3 | 1 | 1 | 1 | 1 | 1 | 4 |
| Joe Pepitone, L (1, 3)<br>OBP: 0.287, SLG: 0.408 | F7 | | F8 | | | F7 | | 1-3 | | 4 | 0 | 0 | 0 | 0 | 0 | 5 |
| Johnny Blanchard, L (1, 7)<br>OBP: 0.350, SLG: 0.405 | | HR | | P4 | | P6 | | | F2 | 4 | 1 | 1 | 1 | 0 | 0 | 0 |
| Elston Howard, R (1, 2)<br>OBP: 0.355, SLG: 0.421 | | L8 | SSS K | | | | 2B | | FC6-4 1B | 4 | 0 | 2 | 0 | 0 | 1 | 0 |
| Clete Boyer, R (1, 5)<br>OBP: 0.277, SLG: 0.315 | | F3 | | F8 | | | SSS K | | FC6-4 1-2f | 4 | 0 | 0 | 0 | 0 | 1 | 2 |
| Stan Williams, R (1, 1)<br>OBP: 0.150, SLG: 0.200<br>Bill Stafford, R (4, 1)<br>OBP: 0.077, SLG: 0.154<br>Mickey Mantle, S (7, PH)<br>OBP: 0.429, SLG: 0.580<br>Pete Mikkelsen, R (8, 1)<br>Hector Lopez, R (9, PH)<br>OBP: 0.316, SLG: 0.425 | | SSS K | | | SSS K | | F9 | | 1-3 | 1<br>1<br>1<br>0<br>1 | 0<br>0<br>0<br>0<br>0 | 0<br>0<br>0<br>0<br>0 | 0<br>0<br>0<br>0<br>0 | 1<br>1<br>0<br>0<br>0 | 0<br>0<br>1<br>0<br>1 | 0<br>0<br>1<br>0<br>1 |
| Inning Stats | R: 0 H: 2<br>E: 0 LOB: 2<br>K: 0 BB: 0<br>S: 5 P: 5 | R: 1 H: 1<br>E: 0 LOB: 0<br>K: 1 BB: 0<br>S: 6 P: 6 | R: 0 H: 2<br>E: 0 LOB: 2<br>K: 1 BB: 0<br>S: 7 P: 7 | R: 0 H: 0<br>E: 0 LOB: 0<br>K: 1 BB: 0<br>S: 5 P: 5 | R: 0 H: 0<br>E: 0 LOB: 0<br>K: 1 BB: 0<br>S: 5 P: 5 | R: 1 H: 1<br>E: 0 LOB: 0<br>K: 0 BB: 0<br>S: 4 P: 4 | R: 0 H: 1<br>E: 0 LOB: 1<br>K: 1 BB: 0<br>S: 6 P: 6 | R: 0 H: 0<br>E: 0 LOB: 1<br>K: 0 BB: 1<br>S: 3 P: 7 | R: 0 H: 1<br>E: 0 LOB: 1<br>K: 0 BB: 0<br>S: 4 P: 4 | 1B: 5 SF: 0<br>2B: 1 SAC: 0<br>3B: 0 DP: 0<br>HR: 2 HBP: 0 | | | | | | |

| PITCHER | | IP | WLS | BF | H | R | ER | SO | BB | IBB | HBP | BLK | WP | HR | S | P | ERA | WHIP |
|---|---|---|---|---|---|---|---|---|---|---|---|---|---|---|---|---|---|---|
| Robin Roberts, R<br>ERA: 3.03 | (1, 1) | 6.0 | W | 24 | 6 | 2 | 2 | 4 | 0 | 0 | 0 | 0 | 0 | 2 | 32 | 32 | 3.00 | 1.000 |
| Dave Vineyard, R<br>ERA: 2.59 | (7, 1) | 1.2 | | 7 | 1 | 0 | 0 | 1 | 1 | 0 | 0 | 0 | 0 | 0 | 8 | 12 | 0.00 | 1.200 |
| Harvey Haddix, L<br>ERA: 1.85 | (8, 1) | 1.1 | S | 5 | 1 | 0 | 0 | 0 | 0 | 0 | 0 | 0 | 0 | 0 | 5 | 5 | 0.00 | 0.750 |

| PITCHER | IP | WLS | BF | H | R | ER | SO | BB | IBB | HBP | BLK | WP | HR | S | P | ERA | WHIP |
|---|---|---|---|---|---|---|---|---|---|---|---|---|---|---|---|---|---|

# BOTTOM

# Baltimore Orioles @ New York Yankees

Yankee Stadium, Bronx, NY

Sun Aug 09 1964, 3:38 AM EDT
Att. 58,102 - Sunny - 74 F

livebaseballscorecards.com

| | |
|---|---|
| AB | 35 |
| R | 2 |
| H | 8 |
| RBI | 2 |
| BB | 1 |
| SO | 5 |
| LOB | 14 |

WP: 0 PA: 36
PB: 0
SB: 0
CS: 0

# Chicago White Sox @ New York Yankees

Yankee Stadium, Bronx, NY

Tue Aug 11 1964, 3:33 AM EDT
Att. 14,576 - Overcast - 80 F

TOP

livebaseballscorecards.com

| Batter | 1 | 2 | 3 | 4 | 5 | 6 | 7 | 8 | 9 | AB | R | H | RBI | BB | SO | LOB |
|---|---|---|---|---|---|---|---|---|---|---|---|---|---|---|---|---|
| Tom McCraw, L (1, 9) (7, 3)<br>OBP: 0.336, SLG: 0.390 | S S S<br>0-3 ① K | x<br>0-0 E6<br>1-3 | | S S S<br>0-3 ② K | | | x<br>0-0 FC1-6 1B | | x<br>0-0 SH2-3 1B | 5 | 1 | 2 | 0 | 0 | 2 | 2 |
| Don Buford, S (1, 4)<br>OBP: 0.348, SLG: 0.368 | x<br>0-0 ② F8 | x<br>0-0 ③ 4-3 | | x<br>0-0 ③ FC4-6<br>1-2f | | | x<br>0-0 ① FC1-6<br>1-2f HR | | x<br>0-0 ① SH2-3<br>1-2 | 4 | 1 | 0 | 0 | 0 | 0 | 4 |
| Al Weis, S (9, 4)<br>OBP: 0.323, SLG: 0.348 | | | | | | | | | | 0 | 0 | 0 | 0 | 0 | 0 | 0 |
| Floyd Robinson, L (1, 7)<br>OBP: 0.390, SLG: 0.451 | x<br>0-0 1B 2B | | x<br>0-0 HR | | x<br>0-0 ① F9 | | x<br>0-0 ② F6 | | x<br>0-0 1B SH5-3 1B | 5 | 3 | 3 | 1 | 0 | 0 | 1 |
| Pete Ward, L (1, 5)<br>OBP: 0.359, SLG: 0.470 | x<br>0-0 2B<br>2-H 1B | | S S S<br>0-3 ① K | | S S S<br>0-3 ② K | | x<br>0-0 1-H HR | | x<br>0-0 SH5-3<br>1-3 2-H 1B | 5 | 1 | 3 | 4 | 0 | 2 | 0 |
| Bill Skowron, R (1, 3)<br>OBP: 0.318, SLG: 0.442 | x<br>0-0 1-3 2B | | x<br>0-0 ② 1-3 | | x<br>0-0 ③ 1B | | B B B B<br>4-0 BB | | x<br>0-0 ② SH5-3<br>1-2 3-H | 3 | 0 | 2 | 0 | 1 | 0 | 0 |
| Jim Landis, R (7, PR) (7, 8)<br>OBP: 0.282, SLG: 0.251 | | | | | | | | | | 0 | 0 | 0 | 1 | 0 | 0 | 0 |
| Gene Stephens, L (1, 8)<br>OBP: 0.370, SLG: 0.406 | x<br>0-0 ③ F5 | | x<br>0-0 E4 | | | x<br>0-0 ① 4-1 | x<br>0-0 ③ 4-3 | | x<br>0-0 ③ 5-3 | 4 | 0 | 0 | 0 | 0 | 0 | 3 |
| Hoyt Wilhelm, R (7, 1)<br>OBP: 0.250, SLG: 0.200 | | | | | | | | | | 1 | 0 | 0 | 0 | 0 | 0 | 1 |
| Ron Hansen, R (1, 6)<br>OBP: 0.348, SLG: 0.393 | | x<br>0-0 FC1-6 1B | x<br>0-0 ③ F7 | | | x<br>0-0 FC5-4 1B | | x<br>0-0 ① F7 | | 4 | 0 | 2 | 0 | 0 | 0 | 1 |
| J.C. Martin, L (1, 2)<br>OBP: 0.248, SLG: 0.285 | | x<br>0-0 ① F3 | | x<br>0-0 FC5-6 2B | | x<br>0-0 ② F3 | | x<br>0-0 ② G3 | | 4 | 0 | 1 | 0 | 0 | 0 | 2 |
| Joe Horlen, R (1, 1)<br>OBP: 0.195, SLG: 0.175 | | x<br>0-0 ② FC1-6 E<br>1-2f | | x<br>0-0 ① FC5-6 FC4-6<br>2-3 | | x<br>0-0 ③ FC5-4<br>1-2f | | x<br>0-0 ③ 5-3 | | 3 | 0 | 0 | 0 | 0 | 0 | 3 |
| Don Mossi, L (6, 1)<br>OBP: 0.200, SLG: 0.200 | | | | | | | | | | 0 | 0 | 0 | 0 | 0 | 0 | 0 |
| Mike Hershberger, R (7, 9)<br>OBP: 0.316, SLG: 0.300 | | | | | | | | | | 1 | 0 | 0 | 0 | 0 | 0 | 0 |

| | AB | 39 |
|---|---|---|
| | R | 6 |
| | H | 13 |
| | RBI | 6 |
| | BB | 1 |
| | SO | 4 |
| | LOB | 17 |

| Inning Stats | | | | | | | | | | | | | | | | | | | | | | | | |
|---|---|---|---|---|---|---|---|---|---|---|---|---|---|---|---|---|---|---|---|---|---|---|---|---|
| | R: 1 | H: 3 | R: 0 | H: 1 | R: 1 | H: 1 | R: 0 | H: 1 | R: 0 | H: 1 | R: 0 | H: 1 | R: 2 | H: 2 | R: 0 | H: 0 | R: 2 | H: 3 | 1B: 8 | SF: 0 | WP: 0 | PA: 42 |
| | E: 0 | LOB: 2 | E: 1 | LOB: 2 | E: 1 | LOB: 1 | E: 0 | LOB: 1 | E: 0 | LOB: 1 | E: 0 | LOB: 1 | E: 0 | LOB: 1 | E: 0 | LOB: 0 | E: 0 | LOB: 1 | 2B: 3 | SAC: 2 | PB: 0 | |
| | K: 1 | BB: 0 | K: 0 | BB: 0 | K: 1 | BB: 0 | K: 1 | BB: 0 | K: 0 | BB: 0 | K: 0 | BB: 0 | K: 0 | BB: 1 | K: 0 | BB: 0 | K: 0 | BB: 0 | 3B: 0 | DP: 0 | SB: 0 | |
| | S: 8 | P: 8 | S: 5 | P: 5 | S: 7 | P: 7 | S: 6 | P: 6 | S: 5 | P: 5 | S: 4 | P: 4 | S: 5 | P: 9 | S: 3 | P: 3 | S: 6 | P: 6 | HR: 2 | HBP: 0 | CS: 0 | |

| PITCHER | | IP | WLS | BF | H | R | ER | SO | BB | IBB | HBP | BLK | WP | HR | S | P | ERA | WHIP |
|---|---|---|---|---|---|---|---|---|---|---|---|---|---|---|---|---|---|---|
| Ralph Terry, R<br>ERA: 4.94 | (1, 1) | 7.0 | L | 33 | 10 | 4 | 4 | 4 | 1 | 0 | 0 | 0 | 0 | 2 | 40 | 44 | 5.14 | 1.571 |
| Steve Hamilton, L<br>ERA: 3.14 | (8, 1) | 2.0 | | 9 | 3 | 2 | 2 | 0 | 0 | 0 | 0 | 0 | 0 | 0 | 9 | 9 | 9.00 | 1.500 |

| PITCHER | | IP | WLS | BF | H | R | ER | SO | BB | IBB | HBP | BLK | WP | HR | S | P | ERA | WHIP |
|---|---|---|---|---|---|---|---|---|---|---|---|---|---|---|---|---|---|---|

| Batter | 1 | 2 | 3 | 4 | 5 | 6 | 7 | 8 | 9 | AB | R | H | RBI | BB | SO | LOB |
|---|---|---|---|---|---|---|---|---|---|---|---|---|---|---|---|---|
| Tony Kubek, L (1, 6)<br>OBP: 0.274, SLG: 0.334 | F8 | | 1-H HR | | 1-4-3 | | | 4-3 | | 4 | 1 | 1 | 2 | 0 | 0 | 1 |
| Bobby Richardson, R (1, 4)<br>OBP: 0.288, SLG: 0.334 | 5-3 | | 6-3 | | | 1B SH 1B | | 6-3 | | 4 | 1 | 1 | 0 | 0 | 0 | 0 |
| Roger Maris, L (1, 9)<br>OBP: 0.359, SLG: 0.463 | F7 | | | K | | K | | K | | 4 | 0 | 0 | 0 | 0 | 3 | 1 |
| Mickey Mantle, S (1, 8)<br>OBP: 0.430, SLG: 0.579 | | 4-3 | | 1B | | SH 1-3 1B | | | E4 G3 1B | 4 | 1 | 2 | 0 | 0 | 0 | 0 |
| Tom Tresh, S (1, 7)<br>OBP: 0.371, SLG: 0.439 | | K | | F8 | | SH G4-6-3 1-2 3-H | | | K | 3 | 0 | 0 | 1 | 0 | 2 | 2 |
| Joe Pepitone, L (1, 3)<br>OBP: 0.284, SLG: 0.404 | | L6 | | L4 | | G4-6-3 1-2f | | | G3 1-2 | 4 | 0 | 0 | 0 | 0 | 0 | 4 |
| Elston Howard, R (1, 2)<br>OBP: 0.354, SLG: 0.420 | | | 1-3 | | 6-3 | | L8 | | FC5-4 2-H 1B | 4 | 0 | 1 | 1 | 0 | 0 | 0 |
| Clete Boyer, R (1, 5)<br>OBP: 0.277, SLG: 0.314 | | | F4 | | SH1-4 1B | | F7 | | FC5-4 1-2f | 4 | 0 | 1 | 0 | 0 | 0 | 1 |
| Ralph Terry, R (1, 1)<br>OBP: 0.276, SLG: 0.231<br>Johnny Blanchard, L (7, PH)<br>OBP: 0.348, SLG: 0.402<br>Steve Hamilton, L (8, 1)<br>OBP: 0.273, SLG: 0.200 | | | BBBB HR BB | | SH1-4 1-2 | | K | | | 0<br>1<br>0 | 1<br>0<br>0 | 0<br>0<br>0 | 0<br>0<br>0 | 1<br>0<br>0 | 0<br>1<br>0 | 0<br>0<br>0 |
| Inning Stats | R: 0 H: 0<br>E: 0 LOB: 0<br>K: 0 BB: 0<br>S: 3 P: 3 | R: 0 H: 0<br>E: 0 LOB: 0<br>K: 1 BB: 0<br>S: 5 P: 5 | R: 2 H: 1<br>E: 0 LOB: 0<br>K: 0 BB: 1<br>S: 4 P: 8 | R: 0 H: 1<br>E: 0 LOB: 1<br>K: 1 BB: 0<br>S: 6 P: 6 | R: 0 H: 1<br>E: 0 LOB: 1<br>K: 0 BB: 0<br>S: 4 P: 4 | R: 1 H: 2<br>E: 0 LOB: 1<br>K: 1 BB: 0<br>S: 7 P: 7 | R: 0 H: 0<br>E: 0 LOB: 0<br>K: 1 BB: 0<br>S: 5 P: 5 | R: 0 H: 0<br>E: 0 LOB: 0<br>K: 1 BB: 0<br>S: 5 P: 5 | R: 1 H: 1<br>E: 1 LOB: 1<br>K: 1 BB: 0<br>S: 7 P: 7 | 1B: 5 SF: 0<br>2B: 0 SAC: 2<br>3B: 0 DP: 1<br>HR: 1 HBP: 0 | | | | | | |

| PITCHER | | IP | WLS | BF | H | R | ER | SO | BB | IBB | HBP | BLK | WP | HR | S | P | ERA | WHIP |
|---|---|---|---|---|---|---|---|---|---|---|---|---|---|---|---|---|---|---|
| Joe Horlen, R<br>ERA: 2.3 | (1, 1) | 5.1 | | 23 | 5 | 3 | 3 | 3 | 1 | 0 | 0 | 0 | 0 | 1 | 28 | 32 | 5.06 | 1.125 |
| Don Mossi, L<br>ERA: 3.15 | (6, 1) | 0.2 | W | 1 | 0 | 0 | 0 | 0 | 0 | 0 | 0 | 0 | 0 | 0 | 1 | 1 | 0.00 | 0.000 |
| Hoyt Wilhelm, R<br>ERA: 2.36 | (7, 1) | 3.0 | S | 11 | 1 | 1 | 0 | 3 | 0 | 0 | 0 | 0 | 0 | 0 | 17 | 17 | 0.00 | 0.333 |

| PITCHER | IP | WLS | BF | H | R | ER | SO | BB | IBB | HBP | BLK | WP | HR | S | P | ERA | WHIP |
|---|---|---|---|---|---|---|---|---|---|---|---|---|---|---|---|---|---|

# BOTTOM

## Chicago White Sox @ New York Yankees

Yankee Stadium, Bronx, NY

Tue Aug 11 1964, 3:33 AM EDT
Att. 14,576 - Overcast - 80 F

livebaseballscorecards.com

| | |
|---|---|
| AB | 32 |
| R | 4 |
| H | 6 |
| RBI | 4 |
| BB | 1 |
| SO | 6 |
| LOB | 9 |

WP: 0 PA: 35
PB: 0
SB: 0
CS: 0

# Chicago White Sox @ New York Yankees

Yankee Stadium, Bronx, NY

Tue Aug 11 1964, 7:05 PM EDT

Att. 25,203 - Unknown - 74 F

TOP

livebaseballscorecards.com

| Batter | 1 | 2 | 3 | 4 | 5 | 6 | 7 | 8 | 9 | AB | R | H | RBI | BB | SO | LOB |
|---|---|---|---|---|---|---|---|---|---|---|---|---|---|---|---|---|
| Tom McCraw, L (1, 9)<br>OBP: 0.334, SLG: 0.388 | F2 | FC6-4 1B | | | F7 | 4-3 | | | 4-3 | 4 | 0 | 1 | 0 | 0 | 0 | 0 |
| Mike Hershberger, R (7, 9)<br>OBP: 0.316, SLG: 0.299 | | | | | | | | | | 1 | 0 | 0 | 0 | 0 | 0 | 0 |
| Don Buford, S (1, 4)<br>OBP: 0.343, SLG: 0.362 | B5-3 | FC6-4<br>1-2f | | | 3-1 | | F9 | | 4-3 | 5 | 0 | 0 | 0 | 0 | 0 | 1 |
| Floyd Robinson, L (1, 7)<br>OBP: 0.390, SLG: 0.448 | 1B 1B HBP | | G3 | | | 1B 1B 1B | 6-3 | | 6-3 | 4 | 2 | 1 | 0 | 0 | 0 | 0 |
| Pete Ward, L (1, 5)<br>OBP: 0.363, SLG: 0.474 | 1B<br>1-3 1B | | F2 | | | 1B<br>1-3 1B 1B | 2B E 1B | | | 4 | 2 | 3 | 0 | 0 | 0 | 0 |
| Bill Skowron, R (1, 3)<br>OBP: 0.323, SLG: 0.448 | 1-2<br>3-H 1B | | F5 | | | 1B<br>1-2 HR<br>3-H 1B | E8<br>1-H 2B | | | 4 | 1 | 3 | 2 | 0 | 0 | 0 |
| Gene Stephens, L (1, 8)<br>OBP: 0.358, SLG: 0.390 | F3 | | | F2 | | L8 | 4-3 | | | 4 | 0 | 0 | 0 | 0 | 0 | 5 |
| Jim Landis, R (7, 8)<br>OBP: 0.282, SLG: 0.251 | | | | | | | | | | 0 | 0 | 0 | 0 | 0 | 0 | 0 |
| Ron Hansen, R (1, 6)<br>OBP: 0.345, SLG: 0.389 | | 5-3 | | F2 | | K | | K | | 4 | 0 | 0 | 0 | 0 | 2 | 2 |
| J.C. Martin, L (1, 2)<br>OBP: 0.252, SLG: 0.303 | | HR | | F5 | | 1-3<br>2-H HR 1B | | 4-3 | | 4 | 2 | 2 | 2 | 0 | 0 | 0 |
| Juan Pizarro, L (1, 1)<br>OBP: 0.219, SLG: 0.352 | | 1-3 | | | F7 | 1-H<br>3-H HR | | K | | 4 | 1 | 1 | 3 | 0 | 1 | 0 |

| | |
|---|---|
| AB | 38 |
| R | 8 |
| H | 11 |
| RBI | 7 |
| BB | 0 |
| SO | 3 |
| LOB | 8 |

| Inning Stats | 1 | 2 | 3 | 4 | 5 | 6 | 7 | 8 | 9 |
|---|---|---|---|---|---|---|---|---|---|
| | R: 1<br>E: 0<br>K: 0<br>S: 5 | R: 1<br>E: 0<br>K: 0<br>S: 5 | R: 0<br>E: 0<br>K: 0<br>S: 3 | R: 0<br>E: 0<br>K: 0<br>S: 3 | R: 0<br>E: 0<br>K: 0<br>S: 3 | R: 5<br>E: 0<br>K: 1<br>S: 10 | R: 1<br>E: 1<br>K: 0<br>S: 5 | R: 0<br>E: 0<br>K: 2<br>S: 7 | R: 0<br>E: 0<br>K: 0<br>S: 3 |
| | H: 2<br>LOB: 2<br>BB: 0<br>P: 6 | H: 2<br>LOB: 1<br>BB: 0<br>P: 5 | H: 0<br>LOB: 0<br>BB: 0<br>P: 3 | H: 0<br>LOB: 0<br>BB: 0<br>P: 3 | H: 0<br>LOB: 0<br>BB: 0<br>P: 3 | H: 5<br>LOB: 0<br>BB: 0<br>P: 10 | H: 2<br>LOB: 1<br>BB: 0<br>P: 5 | H: 0<br>LOB: 0<br>BB: 0<br>P: 7 | H: 0<br>LOB: 0<br>BB: 0<br>P: 3 |

| | | | | | | |
|---|---|---|---|---|---|---|
| 1B: 8 | SF: 0 | WP: 0 | PA: 39 |
| 2B: 1 | SAC: 0 | PB: 0 | |
| 3B: 0 | DP: 0 | SB: 0 | |
| HR: 2 | HBP: 1 | CS: 0 | |

| PITCHER | | IP | WLS | BF | H | R | ER | SO | BB | IBB | HBP | BLK | WP | HR | S | P | ERA | WHIP |
|---|---|---|---|---|---|---|---|---|---|---|---|---|---|---|---|---|---|---|
| Jim Bouton, R<br>ERA: 2.75 | (1, 1) | 6.0 | L | 28 | 9 | 7 | 7 | 1 | 0 | 0 | 1 | 0 | 0 | 2 | 29 | 30 | 10.50 | 1.500 |
| Hal Reniff, R<br>ERA: 2.83 | (7, 1) | 2.0 | | 8 | 2 | 1 | 0 | 2 | 0 | 0 | 0 | 0 | 0 | 0 | 12 | 12 | 0.00 | 1.000 |
| Stan Williams, R<br>ERA: 3.75 | (9, 1) | 1.0 | | 3 | 0 | 0 | 0 | 0 | 0 | 0 | 0 | 0 | 0 | 0 | 3 | 3 | 0.00 | 0.000 |

| PITCHER | IP | WLS | BF | H | R | ER | SO | BB | IBB | HBP | BLK | WP | HR | S | P | ERA | WHIP |
|---|---|---|---|---|---|---|---|---|---|---|---|---|---|---|---|---|---|

| Batter | 1 | 2 | 3 | 4 | 5 | 6 | 7 | 8 | 9 | AB | R | H | RBI | BB | SO | LOB |
|---|---|---|---|---|---|---|---|---|---|---|---|---|---|---|---|---|
| Tony Kubek, L (1, 6)<br>OBP: 0.275, SLG: 0.334 | F7 | | 1-3 | | | 1B | | 5-3 | | 3 | 0 | 1 | 0 | 0 | 0 | 0 |
| Phil Linz, R (7, 6)<br>OBP: 0.316, SLG: 0.354 | | | | | | | | | | 1 | 0 | 0 | 0 | 0 | 0 | 0 |
| Bobby Richardson, R (1, 4)<br>OBP: 0.288, SLG: 0.333 | 4-3 | | 1B | | | K | | | F2 | 4 | 0 | 1 | 0 | 0 | 1 | 1 |
| Tom Tresh, S (1, 7)<br>OBP: 0.367, SLG: 0.434 | K | | F5 | | | F4 | | | F3 | 4 | 0 | 0 | 0 | 0 | 1 | 2 |
| Mickey Mantle, S (1, 8)<br>OBP: 0.428, SLG: 0.584 | | K | | F8 | | K | | | HR | 4 | 1 | 1 | 1 | 0 | 2 | 1 |
| Elston Howard, R (1, 2)<br>OBP: 0.354, SLG: 0.419 | | 2B<br>SH4-3<br>1B | | 6-3 | | | 1-3 | | F8 | 3 | 1 | 1 | 0 | 0 | 0 | 0 |
| Johnny Blanchard, L (8, 2)<br>OBP: 0.345, SLG: 0.398 | | | | | | | | | | 1 | 0 | 0 | 0 | 0 | 0 | 0 |
| Hector Lopez, R (1, 9)<br>OBP: 0.316, SLG: 0.429 | | SH4-3<br>1-3<br>2B | | F3 | | | 5-3 | | | 3 | 0 | 1 | 0 | 0 | 0 | 0 |
| Joe Pepitone, L (1, 3)<br>OBP: 0.283, SLG: 0.402 | | SH4-3<br>2-3<br>3-H | | | L9 | | F6 | | | 2 | 0 | 0 | 1 | 0 | 0 | 0 |
| Clete Boyer, R (1, 5)<br>OBP: 0.274, SLG: 0.311 | | F3 | | | 6-3 | | | L9 | | 3 | 0 | 0 | 0 | 0 | 0 | 1 |
| Jim Bouton, R (1, 1)<br>OBP: 0.143, SLG: 0.159 | | | K | | L8 | | | F7 | | 2 | 0 | 0 | 0 | 0 | 1 | 0 |
| Hal Reniff, R (7, 1)<br>OBP: 0.111, SLG: 0.111 | | | | | | | | | | 0 | 0 | 0 | 0 | 0 | 0 | 0 |
| Pedro Gonzalez, R (8, PH)<br>OBP: 0.310, SLG: 0.366 | | | | | | | | | | 1 | 0 | 0 | 0 | 0 | 0 | 0 |
| Stan Williams, R (9, 1)<br>OBP: 0.150, SLG: 0.200 | | | | | | | | | | 0 | 0 | 0 | 0 | 0 | 0 | 0 |
| Inning Stats | R: 0<br>E: 0<br>K: 1<br>S: 5<br>H: 0<br>LOB: 0<br>BB: 0<br>P: 5 | R: 1<br>E: 0<br>K: 1<br>S: 7<br>H: 2<br>LOB: 1<br>BB: 0<br>P: 7 | R: 0<br>E: 0<br>K: 1<br>S: 6<br>H: 1<br>LOB: 1<br>BB: 0<br>P: 6 | R: 0<br>E: 0<br>K: 0<br>S: 3<br>H: 0<br>LOB: 0<br>BB: 0<br>P: 3 | R: 0<br>E: 0<br>K: 0<br>S: 3<br>H: 0<br>LOB: 0<br>BB: 0<br>P: 3 | R: 0<br>E: 0<br>K: 2<br>S: 8<br>H: 1<br>LOB: 1<br>BB: 0<br>P: 8 | R: 0<br>E: 0<br>K: 0<br>S: 3<br>H: 0<br>LOB: 0<br>BB: 0<br>P: 3 | R: 0<br>E: 0<br>K: 0<br>S: 3<br>H: 0<br>LOB: 0<br>BB: 0<br>P: 3 | R: 1<br>E: 0<br>K: 0<br>S: 4<br>H: 1<br>LOB: 0<br>BB: 0<br>P: 4 | 1B: 3<br>2B: 1<br>3B: 0<br>HR: 1<br>SF: 0<br>SAC: 1<br>DP: 0<br>HBP: 0 | | | | | | |

| PITCHER | IP | WLS | BF | H | R | ER | SO | BB | IBB | HBP | BLK | WP | HR | S | P | ERA | WHIP |
|---|---|---|---|---|---|---|---|---|---|---|---|---|---|---|---|---|---|
| Juan Pizarro, L (1, 1)<br>ERA: 2.13 | 9.0 | W | 32 | 5 | 2 | 2 | 5 | 0 | 0 | 0 | 0 | 0 | 1 | 42 | 42 | 2.00 | 0.556 |

| PITCHER | IP | WLS | BF | H | R | ER | SO | BB | IBB | HBP | BLK | WP | HR | S | P | ERA | WHIP |
|---|---|---|---|---|---|---|---|---|---|---|---|---|---|---|---|---|---|

BOTTOM

# Chicago White Sox @ New York Yankees

Yankee Stadium, Bronx, NY

Tue Aug 11 1964, 7:05 PM EDT
Att. 25,203 - Unknown - 74 F

livebaseballscorecards.com

| | |
|---|---|
| AB | 31 |
| R | 2 |
| H | 5 |
| RBI | 2 |
| BB | 0 |
| SO | 5 |
| LOB | 5 |

WP: 0 PA: 32
PB: 0
SB: 0
CS: 0

| Batter | 1 | 2 | 3 | 4 | 5 | 6 | 7 | 8 | 9 | AB | R | H | RBI | BB | SO | LOB |
|---|---|---|---|---|---|---|---|---|---|---|---|---|---|---|---|---|
| Mike Hershberger, R (1, 9)<br>OBP: 0.314, SLG: 0.296 | 4-3 | | BBBB 4-0 S E BB | | 6-3 | | FC4-6 1-2f | | F8 | 4 | 1 | 0 | 0 | 1 | 0 | 3 |
| Don Buford, S (1, 4)<br>OBP: 0.339, SLG: 0.358 | L7 | | E6 1-H | | 4-3 | | | 4-3 | | 4 | 0 | 0 | 0 | 0 | 0 | 0 |
| Floyd Robinson, L (1, 7)<br>OBP: 0.389, SLG: 0.446 | 1B | | 1-3 | | | 5-3 | | G3 | | 4 | 0 | 1 | 0 | 0 | 0 | 1 |
| Pete Ward, L (1, 5)<br>OBP: 0.364, SLG: 0.482 | F7 | | | 1B 3B | | F8 | | 1B 2B | | 4 | 2 | 2 | 0 | 0 | 0 | 1 |
| Bill Skowron, R (1, 3)<br>OBP: 0.322, SLG: 0.446 | | 5-3 | | 4-3 | | F7 | | 2-H 1B | | 4 | 0 | 1 | 1 | 0 | 0 | 1 |
| Gene Stephens, L (1, 8)<br>OBP: 0.346, SLG: 0.375 | | 5-3 | | 6-3 | | | 6-3 | G3 | | 4 | 0 | 0 | 0 | 0 | 0 | 2 |
| Ron Hansen, R (1, 6)<br>OBP: 0.344, SLG: 0.387 | | 6-3 | | FC4-6 3-H 1B | | | E3 FC3-6 1B | | 1-3 | 4 | 0 | 1 | 1 | 0 | 0 | 0 |
| J.C. Martin, L (1, 2)<br>OBP: 0.252, SLG: 0.302 | | | 6-3 | FC4-6 1-2f | | | FC3-6 1-2 1B | | F9 | 4 | 0 | 1 | 0 | 0 | 0 | 1 |
| Ray Herbert, R (1, 1)<br>OBP: 0.097, SLG: 0.100<br>Don Mossi, L (6, 1)<br>OBP: 0.200, SLG: 0.200<br>Eddie Fisher, R (6, 1)<br>OBP: 0.200, SLG: 0.200<br>Gary Peters, L (7, PH)<br>OBP: 0.250, SLG: 0.425<br>Frank Baumann, L (7, 1)<br>Al Weis, S (9, PH)<br>OBP: 0.325, SLG: 0.351 | | | SSS K | | F5 | | FC3-6 1-2f 2-3 FC4-6 | | 1B | 2<br>0<br>0<br>1<br>0<br>0<br>1 | 0<br>0<br>0<br>0<br>0<br>0<br>0 | 0<br>0<br>0<br>0<br>0<br>0<br>1 | 0<br>0<br>0<br>0<br>0<br>0<br>0 | 1<br>0<br>0<br>0<br>0<br>0<br>0 | 0<br>0<br>0<br>2<br>0<br>0<br>0 | 0<br>0<br>0<br>0<br>0<br>0<br>0 |
| Inning Stats | R: 0<br>E: 0<br>K: 0<br>S: 4<br>H: 1<br>LOB: 1<br>BB: 0<br>P: 4 | R: 0<br>E: 0<br>K: 0<br>S: 3<br>H: 0<br>LOB: 0<br>BB: 0<br>P: 3 | R: 1<br>E: 1<br>K: 1<br>S: 6<br>H: 0<br>LOB: 1<br>BB: 1<br>P: 10 | R: 1<br>E: 0<br>K: 0<br>S: 5<br>H: 2<br>LOB: 1<br>BB: 0<br>P: 5 | R: 0<br>E: 0<br>K: 0<br>S: 3<br>H: 0<br>LOB: 0<br>BB: 0<br>P: 3 | R: 0<br>E: 0<br>K: 0<br>S: 3<br>H: 0<br>LOB: 0<br>BB: 0<br>P: 3 | R: 0<br>E: 1<br>K: 0<br>S: 5<br>H: 1<br>LOB: 2<br>BB: 0<br>P: 5 | R: 1<br>E: 0<br>K: 0<br>S: 5<br>H: 2<br>LOB: 1<br>BB: 0<br>P: 5 | R: 0<br>E: 0<br>K: 0<br>S: 4<br>H: 1<br>LOB: 1<br>BB: 0<br>P: 4 | 1B: 5<br>2B: 1<br>3B: 1<br>HR: 0<br>SF: 0<br>SAC: 0<br>DP: 0<br>HBP: 0 | | | | | | |

| PITCHER | IP | WLS | BF | H | R | ER | SO | BB | IBB | HBP | BLK | WP | HR | S | P | ERA | WHIP |
|---|---|---|---|---|---|---|---|---|---|---|---|---|---|---|---|---|---|
| Mel Stottlemyre, R (1, 1)<br>ERA: 2.0 | 9.0 | W | 37 | 7 | 3 | 2 | 1 | 1 | 0 | 0 | 0 | 0 | 0 | 38 | 42 | 2.00 | 0.889 |

| PITCHER | IP | WLS | BF | H | R | ER | SO | BB | IBB | HBP | BLK | WP | HR | S | P | ERA | WHIP |
|---|---|---|---|---|---|---|---|---|---|---|---|---|---|---|---|---|---|

# TOP

## Chicago White Sox @ New York Yankees

Yankee Stadium, Bronx, NY

Wed Aug 12 1964, 3:33 AM EDT

Att. 16,945 - Unknown - 84 F

livebaseballscorecards.com

| | |
|---|---|
| AB | 36 |
| R | 3 |
| H | 7 |
| RBI | 2 |
| BB | 1 |
| SO | 1 |
| LOB | 11 |

WP: 0 PB: 0 SB: 1 CS: 0 PA: 37

| Batter | 1 | 2 | 3 | 4 | 5 | 6 | 7 | 8 | 9 | AB | R | H | RBI | BB | SO | LOB |
|---|---|---|---|---|---|---|---|---|---|---|---|---|---|---|---|---|
| Tony Kubek, L (1, 6)<br>OBP: 0.271, SLG: 0.330 | 1-3 | | 5-3<br>1-2 | | G3 | | F7 | | | 4 | 0 | 0 | 0 | 0 | 0 | 1 |
| Bobby Richardson, R (1, 4)<br>OBP: 0.291, SLG: 0.339 | FC5-6<br>1B | | 5-3 | | | HR<br>1B | FC9-5<br>2B | | | 4 | 1 | 3 | 0 | 0 | 0 | 1 |
| Roger Maris, L (1, 9)<br>OBP: 0.358, SLG: 0.470 | FC5-6<br>1-2f | | 4-3 | | | 1-H<br>HR | FC9-5<br>2-3 | | | 4 | 1 | 1 | 2 | 0 | 0 | 3 |
| Mickey Mantle, S (1, 8)<br>OBP: 0.431, SLG: 0.604 | 4-3 | | | HR | | 1B<br>E<br>1B | | HR | | 4 | 3 | 3 | 2 | 0 | 0 | 1 |
| Hector Lopez, R (9, 7)<br>OBP: 0.316, SLG: 0.429 | | | | | | | | | | 0 | 0 | 0 | 0 | 0 | 0 | 0 |
| Tom Tresh, S (1, 7) (9, 8)<br>OBP: 0.369, SLG: 0.438 | | F5 | | G4-6-3<br>1B | | F5 | | F8<br>SF9<br>2B | | 4 | 1 | 2 | 0 | 0 | 0 | 1 |
| Joe Pepitone, L (1, 3)<br>OBP: 0.283, SLG: 0.401 | | 1-3 | | F8 | | E<br>1-3<br>1B | | F8<br>2-3 | | 4 | 0 | 1 | 0 | 0 | 0 | 2 |
| Johnny Blanchard, L (1, 2)<br>OBP: 0.336, SLG: 0.388 | | F5 | | G4-6-3<br>1-2f | | E4<br>1-2<br>3-H | | SF9<br>3-H | | 3 | 0 | 0 | 1 | 0 | 0 | 2 |
| Clete Boyer, R (1, 5)<br>OBP: 0.274, SLG: 0.319 | | | HR | | 4-3 | K | | F7 | | 4 | 1 | 1 | 1 | 0 | 1 | 2 |
| Mel Stottlemyre, R (1, 1)<br>OBP: 0.333, SLG: 0.333 | | | 5-3<br>1B | | F2 | K | | | | 3 | 0 | 1 | 0 | 0 | 1 | 2 |
| Inning Stats | R: 0<br>E: 0<br>K: 0<br>S: 4<br>H: 1<br>LOB: 1<br>BB: 0<br>P: 4 | R: 0<br>E: 0<br>K: 0<br>S: 3<br>H: 0<br>LOB: 0<br>BB: 0<br>P: 3 | R: 1<br>E: 0<br>K: 0<br>S: 5<br>H: 2<br>LOB: 1<br>BB: 0<br>P: 5 | R: 1<br>E: 0<br>K: 0<br>S: 4<br>H: 2<br>LOB: 0<br>BB: 0<br>P: 4 | R: 0<br>E: 0<br>K: 0<br>S: 3<br>H: 0<br>LOB: 0<br>BB: 0<br>P: 3 | R: 3<br>E: 1<br>K: 2<br>S: 12<br>H: 4<br>LOB: 2<br>BB: 0<br>P: 12 | R: 0<br>E: 0<br>K: 0<br>S: 3<br>H: 1<br>LOB: 0<br>BB: 0<br>P: 3 | R: 2<br>E: 0<br>K: 0<br>S: 5<br>H: 2<br>LOB: 0<br>BB: 0<br>P: 5 | | 1B: 6<br>2B: 3<br>3B: 0<br>HR: 4<br>SF: 1<br>SAC: 0<br>DP: 2<br>HBP: 0 | | | | | | |

| PITCHER | IP | WLS | BF | H | R | ER | SO | BB | IBB | HBP | BLK | WP | HR | S | P | ERA | WHIP |
|---|---|---|---|---|---|---|---|---|---|---|---|---|---|---|---|---|---|
| Ray Herbert, R (1, 1)<br>ERA: 2.9 | 5.0 | L | 20 | 6 | 3 | 3 | 0 | 0 | 0 | 0 | 0 | 0 | 2 | 20 | 20 | 5.40 | 1.200 |
| Don Mossi, L (6, 1)<br>ERA: 3.38 | 0.1 | | 5 | 3 | 2 | 1 | 0 | 0 | 0 | 0 | 0 | 0 | 1 | 5 | 5 | 27.00 | 9.000 |
| Eddie Fisher, R (6, 1)<br>ERA: 3.43 | 0.2 | | 2 | 0 | 0 | 0 | 2 | 0 | 0 | 0 | 0 | 0 | 0 | 6 | 6 | 0.00 | 0.000 |
| Frank Baumann, L (7, 1)<br>ERA: 6.67 | 2.0 | | 8 | 3 | 2 | 2 | 0 | 0 | 0 | 0 | 0 | 0 | 1 | 8 | 8 | 9.00 | 1.500 |

| PITCHER | IP | WLS | BF | H | R | ER | SO | BB | IBB | HBP | BLK | WP | HR | S | P | ERA | WHIP |
|---|---|---|---|---|---|---|---|---|---|---|---|---|---|---|---|---|---|

# BOTTOM

# Chicago White Sox @ New York Yankees

Yankee Stadium, Bronx, NY

Wed Aug 12 1964, 3:33 AM EDT
Att. 16,945 - Unknown - 84 F

livebaseballscorecards.com

| | |
|---|---|
| AB | 34 |
| R | 7 |
| H | 12 |
| RBI | 6 |
| BB | 0 |
| SO | 2 |
| LOB | 15 |

| Batter | 1 | 2 | 3 | 4 | 5 | 6 | 7 | 8 | 9 | AB | R | H | RBI | BB | SO | LOB |
|---|---|---|---|---|---|---|---|---|---|---|---|---|---|---|---|---|
| Jim Landis, R (1, 8)<br>OBP: 0.284, SLG: 0.255 | 6-3 | | G4-3 1B | | 1B 2B 1B | | 6-3 | | K | 5 | 1 | 2 | 0 | 0 | 1 | 0 |
| Al Weis, S (1, 4)<br>OBP: 0.323, SLG: 0.348 | G3 | | G4-3<br>1-2f | | 2B<br>1-3 1B | | B3 | | 4-3 | 5 | 0 | 1 | 0 | 0 | 0 | 1 |
| Floyd Robinson, L (1, 7)<br>OBP: 0.392, SLG: 0.451 | 1B 1B | | FC6-4 1B | | 1-3<br>3-H 2B | | F5 | | F8 | 5 | 0 | 3 | 1 | 0 | 0 | 0 |
| Bill Skowron, R (1, 3)<br>OBP: 0.326, SLG: 0.447 | 1-2 1B | | FC6-4<br>1-2f | | IBB | | | E 1B<br>SF7 1B | | 3 | 1 | 2 | 0 | 1 | 0 | 1 |
| Pete Ward, L (1, 5)<br>OBP: 0.363, SLG: 0.480 | K | | | B2-3 | K | | | E<br>1-2 1B | | 4 | 0 | 1 | 0 | 0 | 2 | 5 |
| Mike Hershberger, R (1, 9)<br>OBP: 0.311, SLG: 0.293 | | F9 | | F9 | K | | | E6<br>1-2<br>2-3 | | 4 | 0 | 0 | 0 | 0 | 1 | 5 |
| Ron Hansen, R (1, 6)<br>OBP: 0.344, SLG: 0.388 | | K | 2B | | | K | | K | | 4 | 0 | 1 | 0 | 0 | 3 | 3 |
| Jerry McNertney, R (1, 2)<br>OBP: 0.298, SLG: 0.307 | | E6 | | F2 | | F8 | | SF7<br>3-H | | 3 | 0 | 0 | 1 | 0 | 0 | 1 |
| Gary Peters, L (1, 1)<br>OBP: 0.238, SLG: 0.405 | | K | | | F9 | F4 | | F2 | | 4 | 0 | 0 | 0 | 0 | 1 | 3 |
| Inning Stats | R: 0<br>E: 0<br>K: 1<br>S: 7<br>H: 2<br>LOB: 2<br>BB: 0<br>P: 7 | R: 0<br>E: 1<br>K: 2<br>S: 8<br>H: 0<br>LOB: 1<br>BB: 0<br>P: 8 | R: 0<br>E: 0<br>K: 0<br>S: 4<br>H: 2<br>LOB: 1<br>BB: 0<br>P: 4 | R: 0<br>E: 0<br>K: 0<br>S: 4<br>H: 1<br>LOB: 1<br>BB: 0<br>P: 4 | R: 1<br>E: 0<br>K: 2<br>S: 10<br>H: 3<br>LOB: 3<br>BB: 1<br>P: 14 | R: 0<br>E: 0<br>K: 1<br>S: 5<br>H: 0<br>LOB: 0<br>BB: 0<br>P: 5 | R: 0<br>E: 0<br>K: 0<br>S: 3<br>H: 0<br>LOB: 0<br>BB: 0<br>P: 3 | R: 1<br>E: 1<br>K: 1<br>S: 8<br>H: 2<br>LOB: 2<br>BB: 0<br>P: 8 | R: 0<br>E: 0<br>K: 1<br>S: 5<br>H: 0<br>LOB: 0<br>BB: 0<br>P: 5 | 1B: 8<br>2B: 2<br>3B: 0<br>HR: 0<br>SF: 1<br>SAC: 0<br>DP: 1<br>HBP: 0 | | | | | | |

| PITCHER | IP | WLS | BF | H | R | ER | SO | BB | IBB | HBP | BLK | WP | HR | S | P | ERA | WHIP |
|---|---|---|---|---|---|---|---|---|---|---|---|---|---|---|---|---|---|
| Al Downing, L (1, 1)<br>ERA: 3.1 | 9.0 | W | 39 | 10 | 2 | 1 | 8 | 0 | 1 | 0 | 0 | 0 | 0 | 54 | 58 | 1.00 | 1.111 |

| PITCHER | IP | WLS | BF | H | R | ER | SO | BB | IBB | HBP | BLK | WP | HR | S | P | ERA | WHIP |
|---|---|---|---|---|---|---|---|---|---|---|---|---|---|---|---|---|---|

# TOP

## Chicago White Sox @ New York Yankees

Yankee Stadium, Bronx, NY

Thu Aug 13 1964, 7:05 PM EDT

Att. 24,711 - Sunny

livebaseballscorecards.com

| | |
|---|---|
| AB | 37 |
| R | 2 |
| H | 10 |
| RBI | 2 |
| BB | 1 |
| SO | 8 |
| LOB | 19 |

PA: 39

WP: 0
PB: 0
SB: 0
CS: 0

# BOTTOM

## Chicago White Sox @ New York Yankees

Yankee Stadium, Bronx, NY

Thu Aug 13 1964, 7:05 PM EDT

Att. 24,711 - Sunny

| Batter | 1 | 2 | 3 | 4 | 5 | 6 | 7 | 8 | 9 | AB | R | H | RBI | BB | SO | LOB |
|---|---|---|---|---|---|---|---|---|---|---|---|---|---|---|---|---|
| Phil Linz, R (1, 6)<br>OBP: 0.319, SLG: 0.354 | B B B B<br>4-0<br>BB<br>3B<br>BB | x<br>0-0<br>1-2<br>1B | | | x<br>0-0 ①<br>1-3 | | x<br>0-0 ③<br>F6 | | | 3 | 1 | 1 | 0 | 1 | 0 | 0 |
| Tony Kubek, L (9, 6)<br>OBP: 0.271, SLG: 0.330 | | | | | | | | | | 0 | 0 | 0 | 0 | 0 | 0 | 0 |
| Bobby Richardson, R (1, 4)<br>OBP: 0.289, SLG: 0.336 | x<br>0-0 ①<br>F8 | S S S<br>0-3 ③<br>K | | | x<br>0-0 ②<br>F7 | | | x<br>0-0 ①<br>6-3 | | 4 | 0 | 0 | 0 | 0 | 1 | 3 |
| Roger Maris, L (1, 9)<br>OBP: 0.360, SLG: 0.467 | B B B B<br>4-0<br>1-2<br>3B<br>BB | | x<br>0-0 ①<br>F2 | | x<br>0-0 ③<br>3-1 | | | B B B B<br>4-0<br>WP<br>HR<br>BB | | 2 | 2 | 0 | 0 | 2 | 0 | 0 |
| Mickey Mantle, S (1, 8)<br>OBP: 0.427, SLG: 0.597 | S S S<br>0-3 ②<br>K | | S S S<br>0-3 ②<br>K | | | x<br>0-0 ①<br>6-3 | | x<br>0-0 ②<br>F9 | | 4 | 0 | 0 | 0 | 0 | 2 | 3 |
| Tom Tresh, S (1, 7)<br>OBP: 0.370, SLG: 0.442 | x<br>0-0<br>1-H<br>2-H<br>3B | | x<br>0-0 ③<br>F9 | | | x<br>0-0 ②<br>F6 | | B B B B<br>4-0<br>1-2<br>HR<br>BB | | 3 | 1 | 1 | 2 | 1 | 0 | 0 |
| Elston Howard, R (1, 2)<br>OBP: 0.355, SLG: 0.428 | S S S<br>0-3 ③<br>K | | | x<br>0-0 ①<br>F9 | | x<br>0-0<br>1B | | x<br>0-0<br>1-H<br>2-H<br>HR | | 4 | 1 | 2 | 3 | 0 | 1 | 1 |
| Joe Pepitone, L (1, 3)<br>OBP: 0.282, SLG: 0.400 | | x<br>0-0 ①<br>4-3 | | x<br>0-0<br>FC5-4<br>1B | | x<br>0-0 ③<br>5-3 | | x<br>0-0 ③<br>F7 | | 4 | 0 | 1 | 0 | 0 | 0 | 1 |
| Clete Boyer, R (1, 5)<br>OBP: 0.272, SLG: 0.316 | | S S S<br>0-3 ②<br>K | | x<br>0-0 ②<br>F5 | | | x<br>0-0 ①<br>5-3 | | | 3 | 0 | 0 | 0 | 0 | 1 | 1 |
| Al Downing, R (1, 1)<br>OBP: 0.164, SLG: 0.172 | | B B B B<br>4-0<br>1B<br>BB | | x<br>0-0 ③<br>FC5-4<br>1-2f | | | x<br>0-0 ②<br>G3 | | | 2 | 0 | 0 | 0 | 1 | 0 | 1 |

| Inning Stats | 1 | 2 | 3 | 4 | 5 | 6 | 7 | 8 | 9 |
|---|---|---|---|---|---|---|---|---|---|
| | R: 2<br>E: 0<br>K: 2<br>S: 8<br>H: 1<br>LOB: 1<br>BB: 2<br>P: 16 | R: 0<br>E: 0<br>K: 2<br>S: 8<br>H: 1<br>LOB: 2<br>BB: 1<br>P: 12 | R: 0<br>E: 0<br>K: 1<br>S: 5<br>H: 0<br>LOB: 0<br>BB: 0<br>P: 5 | R: 0<br>E: 0<br>K: 0<br>S: 4<br>H: 1<br>LOB: 1<br>BB: 0<br>P: 4 | R: 0<br>E: 0<br>K: 0<br>S: 3<br>H: 0<br>LOB: 0<br>BB: 0<br>P: 3 | R: 0<br>E: 0<br>K: 0<br>S: 4<br>H: 1<br>LOB: 1<br>BB: 0<br>P: 4 | R: 0<br>E: 0<br>K: 0<br>S: 3<br>H: 0<br>LOB: 0<br>BB: 0<br>P: 3 | R: 3<br>E: 0<br>K: 0<br>S: 4<br>H: 1<br>LOB: 0<br>BB: 2<br>P: 12 | |

| | | | | | | | | | |

| Batter | 1 | 2 | 3 | 4 | 5 | 6 | 7 | 8 | 9 | AB | R | H | RBI | BB | SO | LOB |
|---|---|---|---|---|---|---|---|---|---|---|---|---|---|---|---|---|
| Phil Linz, R (1, 6)<br>OBP: 0.324, SLG: 0.360 | SH3<br>2B<br>2B | F9 ② | | | K ② | | 2B<br>1-2<br>BB | 1-3<br>2-H<br>1B | | 4 | 1 | 2 | 1 | 1 | 1 | 1 |
| Bobby Richardson, R (1, 4)<br>OBP: 0.289, SLG: 0.337 | SH3 ①<br>2-3 | F9 ③ | | | F8 ③ | | 1-3<br>2-H<br>2B | P6 ③ | | 4 | 0 | 1 | 1 | 0 | 0 | 3 |
| Roger Maris, L (1, 9)<br>OBP: 0.358, SLG: 0.461 | 2B<br>BB | | B1-3 ① | | | 4-3 ① | K ② | | F8 ① | 4 | 1 | 0 | 0 | 1 | 1 | 2 |
| Mickey Mantle, S (1, 8)<br>OBP: 0.429, SLG: 0.599 | 1-H<br>3-H<br>2B | | K2-3 ② | | | FC5-4<br>1B | IBB | | K ② | 4 | 0 | 2 | 2 | 1 | 2 | 0 |
| Tom Tresh, S (1, 7)<br>OBP: 0.366, SLG: 0.436 | 5-3 ② | | F4 ③ | | | FC5-4 ②<br>2B<br>1-2f | K ③ | | K ③ | 5 | 0 | 0 | 0 | 0 | 2 | 5 |
| Elston Howard, R (1, 2)<br>OBP: 0.356, SLG: 0.430 | IBB | | | 1-6-3 ① | | 1-3<br>2B | | 6-3 ① | | 3 | 0 | 1 | 0 | 1 | 0 | 0 |
| Joe Pepitone, L (1, 3)<br>OBP: 0.282, SLG: 0.398 | 1-3 ③ | | | K ② | K ③ | | | BB<br>1B<br>1B | | 4 | 1 | 1 | 0 | 0 | 2 | 4 |
| Clete Boyer, R (1, 5)<br>OBP: 0.272, SLG: 0.316 | | 1B | | K ③ | | | 6-3 ① | K ② | | 4 | 0 | 1 | 0 | 0 | 2 | 1 |
| Rollie Sheldon, R (1, 1)<br>OBP: 0.120, SLG: 0.120<br>Steve Hamilton, L (6, 1)<br>OBP: 0.273, SLG: 0.200<br>Hector Lopez, R (7, PH)<br>OBP: 0.519, SLG: 0.429<br>Hal Reniff, R (7, 1)<br>OBP: 0.111, SLG: 0.111<br>Pedro Gonzalez, R (8, PH)<br>OBP: 0.318, SLG: 0.366<br>Whitey Ford, L (8, 1)<br>OBP: 0.273, SLG: 0.170 | | K ① | | | K ① | | BB<br>2B<br>BB | BB<br>1B<br>1-2<br>BB | | 2<br>0<br>0<br>0<br>0<br>0<br>0 | 0<br>0<br>1<br>0<br>0<br>0<br>0 | 0<br>0<br>0<br>0<br>0<br>0<br>0 | 0<br>0<br>0<br>0<br>0<br>1<br>0 | 0<br>0<br>0<br>0<br>0<br>0<br>0 | 2<br>0<br>0<br>0<br>0<br>0<br>0 | 1<br>0<br>0<br>0<br>0<br>0<br>0 |
| Inning Stats | R: 2<br>E: 0<br>K: 0<br>S: 5<br>H: 2<br>LOB: 2<br>BB: 2<br>P: 13 | R: 0<br>E: 0<br>K: 1<br>S: 6<br>H: 1<br>LOB: 1<br>BB: 0<br>P: 6 | R: 0<br>E: 0<br>K: 1<br>S: 5<br>H: 0<br>LOB: 0<br>BB: 0<br>P: 5 | R: 0<br>E: 0<br>K: 2<br>S: 7<br>H: 0<br>LOB: 0<br>BB: 0<br>P: 7 | R: 0<br>E: 0<br>K: 2<br>S: 7<br>H: 0<br>LOB: 0<br>BB: 0<br>P: 7 | R: 0<br>E: 0<br>K: 1<br>S: 7<br>H: 2<br>LOB: 2<br>BB: 0<br>P: 7 | R: 1<br>E: 0<br>K: 2<br>S: 8<br>H: 1<br>LOB: 3<br>BB: 3<br>P: 20 | R: 1<br>E: 0<br>K: 1<br>S: 7<br>H: 2<br>LOB: 2<br>BB: 1<br>P: 11 | R: 0<br>E: 0<br>K: 2<br>S: 7<br>H: 0<br>LOB: 0<br>BB: 0<br>P: 7 | 1B: 4<br>2B: 4<br>3B: 0<br>HR: 0<br>SF: 0<br>SAC: 1<br>DP: 0<br>HBP: 0 | | | | | | |

| PITCHER | | IP | WLS | BF | H | R | ER | SO | BB | IBB | HBP | BLK | WP | HR | S | P | ERA | WHIP |
|---|---|---|---|---|---|---|---|---|---|---|---|---|---|---|---|---|---|---|
| Steve Barber, L<br>ERA: 3.85 | (1, 1) | 6.1 | W | 29 | 6 | 3 | 3 | 7 | 3 | 1 | 0 | 0 | 0 | 0 | 39 | 55 | 4.26 | 1.421 |
| Harvey Haddix, L<br>ERA: 1.95 | (7, 1) | 1.1 | | 8 | 2 | 1 | 1 | 3 | 1 | 1 | 0 | 0 | 0 | 0 | 12 | 20 | 6.75 | 2.250 |
| Dick Hall, R<br>ERA: 2.54 | (8, 1) | 1.1 | S | 4 | 0 | 0 | 0 | 2 | 0 | 0 | 0 | 0 | 0 | 0 | 8 | 8 | 0.00 | 0.000 |

| PITCHER | IP | WLS | BF | H | R | ER | SO | BB | IBB | HBP | BLK | WP | HR | S | P | ERA | WHIP |
|---|---|---|---|---|---|---|---|---|---|---|---|---|---|---|---|---|---|

# TOP

## New York Yankees @ Baltimore Orioles

Memorial Stadium, Baltimore, MD

Fri Aug 14 1964, 7:05 PM EDT

Att. 47,424 - Unknown

livebaseballscorecards.com

| | |
|---|---|
| AB | 34 |
| R | 4 |
| H | 8 |
| RBI | 4 |
| BB | 6 |
| SO | 12 |
| LOB | 17 |

WP: 0 PA: 41
PB: 0
SB: 0
CS: 0

| Batter | 1 | 2 | 3 | 4 | 5 | 6 | 7 | 8 | 9 | AB | R | H | RBI | BB | SO | LOB |
|---|---|---|---|---|---|---|---|---|---|---|---|---|---|---|---|---|
| Earl Robinson, R (1, 8) (9, 7)<br>OBP: 0.397, SLG: 0.574 | 6-3 | | | 3-1 2B | | F9 | FC6-4 1B<br>2-H | | | 4 | 0 | 2 | 1 | 0 | 0 | 0 |
| Luis Aparicio, R (1, 6)<br>OBP: 0.321, SLG: 0.368 | F8 | | | G3 | | CS 1B | FC6-4<br>1-2f | | | 4 | 0 | 1 | 0 | 0 | 0 | 2 |
| Norm Siebern, L (1, 3)<br>OBP: 0.391, SLG: 0.367 | 4-3 | | | BBBB 3-1 BB | | BBBB BB HR<br>1-2 BB | | 4-3 | | 2 | 1 | 0 | 0 | 2 | 0 | 0 |
| Boog Powell, L (1, 7)<br>OBP: 0.384, SLG: 0.604<br>Jackie Brandt, R (9, 8)<br>OBP: 0.304, SLG: 0.395 | | 4-3 | | 3-1<br>1-2<br>2-3 | | BBBB HR<br>1-2 BB | | SSS K | | 3<br>0 | 1<br>0 | 0<br>0 | 0<br>0 | 1<br>0 | 1<br>0 | 2<br>0 |
| Brooks Robinson, R (1, 5)<br>OBP: 0.355, SLG: 0.483 | | 6-3 | | 1-3 | | HR<br>1-H<br>2-H | | BBBB BB | | 3 | 1 | 1 | 3 | 1 | 0 | 2 |
| Sam Bowens, R (1, 9)<br>OBP: 0.341, SLG: 0.499 | | 5-3 | | | 1B G5-4-3 1B | 6-3 | | BBBB 1-2 BB | | 3 | 1 | 1 | 0 | 1 | 0 | 0 |
| Charlie Lau, L (1, 2)<br>OBP: 0.314, SLG: 0.392<br>Dick Brown, R (8, 2)<br>OBP: 0.335, SLG: 0.463 | | | F8 | | G5-4-3<br>1-3 1B | | F9 | G1 | | 3<br>1 | 0<br>0 | 1<br>0 | 0<br>0 | 0<br>0 | 0<br>0 | 0<br>2 |
| Jerry Adair, R (1, 4)<br>OBP: 0.290, SLG: 0.340 | | | G6-4-3 1B | | G5-4-3<br>1-2f<br>3-H | | SH5-4 1B<br>1B | | | 3 | 1 | 2 | 0 | 0 | 0 | 1 |
| Steve Barber, L (1, 1)<br>OBP: 0.243, SLG: 0.286<br>Harvey Haddix, L (7, 1)<br>Dick Hall, R (8, 1)<br>OBP: 0.250, SLG: 0.182 | | | G6-4-3<br>1-2f | | 4-1 | | SH5-4<br>1-2 | | | 2<br>0<br>0 | 0<br>0<br>0 | 0<br>0<br>0 | 0<br>0<br>0 | 0<br>0<br>0 | 0<br>0<br>0 | 1<br>0<br>0 |
| Inning Stats | R: 0 E: 0 K: 0 S: 3 H: 0 LOB: 0 BB: 0 P: 3 | R: 0 E: 0 K: 0 S: 3 H: 0 LOB: 0 BB: 0 P: 3 | R: 0 E: 0 K: 0 S: 3 H: 1 LOB: 0 BB: 0 P: 3 | R: 0 E: 0 K: 0 S: 4 H: 1 LOB: 2 BB: 1 P: 8 | R: 1 E: 0 K: 0 S: 4 H: 2 LOB: 0 BB: 0 P: 4 | R: 3 E: 0 K: 0 S: 4 H: 2 LOB: 0 BB: 2 P: 12 | R: 1 E: 0 K: 0 S: 5 H: 2 LOB: 1 BB: 0 P: 5 | R: 0 E: 0 K: 1 S: 5 H: 0 LOB: 2 BB: 2 P: 13 | | 1B: 6 2B: 1 3B: 0 HR: 1 | SF: 0 SAC: 1 DP: 2 HBP: 0 | | | | | |

| PITCHER | | IP | WLS | BF | H | R | ER | SO | BB | IBB | HBP | BLK | WP | HR | S | P | ERA | WHIP |
|---|---|---|---|---|---|---|---|---|---|---|---|---|---|---|---|---|---|---|
| Rollie Sheldon, R<br>ERA: 4.05 | (1, 1) | 5.2 | | 21 | 5 | 2 | 2 | 0 | 2 | 0 | 0 | 0 | 0 | 0 | 19 | 27 | 3.18 | 1.235 |
| Steve Hamilton, L<br>ERA: 3.43 | (6, 1) | 0.1 | L | 3 | 1 | 2 | 2 | 0 | 1 | 0 | 0 | 0 | 0 | 1 | 2 | 6 | 54.00 | 6.000 |
| Hal Reniff, R<br>ERA: 2.95 | (7, 1) | 1.0 | | 5 | 2 | 1 | 1 | 0 | 0 | 0 | 0 | 0 | 0 | 0 | 5 | 5 | 9.00 | 2.000 |
| Whitey Ford, L<br>ERA: 2.15 | (8, 1) | 1.0 | | 5 | 0 | 0 | 0 | 1 | 2 | 0 | 0 | 0 | 0 | 0 | 5 | 13 | 0.00 | 2.000 |

| PITCHER | IP | WLS | BF | H | R | ER | SO | BB | IBB | HBP | BLK | WP | HR | S | P | ERA | WHIP |
|---|---|---|---|---|---|---|---|---|---|---|---|---|---|---|---|---|---|

# BOTTOM

## New York Yankees @ Baltimore Orioles

Memorial Stadium, Baltimore, MD

Fri Aug 14 1964, 7:05 PM EDT

Att. 47,424 - Unknown

livebaseballscorecards.com

| | |
|---|---|
| AB | 28 |
| R | 5 |
| H | 8 |
| RBI | 4 |
| BB | 5 |
| SO | 1 |
| LOB | 10 |

| Batter | 1 | 2 | 3 | 4 | 5 | 6 | 7 | 8 | 9 | AB | R | H | RBI | BB | SO | LOB |
|---|---|---|---|---|---|---|---|---|---|---|---|---|---|---|---|---|
| Phil Linz, R (1, 6)<br>OBP: 0.332, SLG: 0.380 | x 0-0 S HR 1B | | x 0-0 G4-6-3 BB 2B 1B | x 0-0 2-H 3-H 1B | | x 0-0 2-H HR | | x 0-0 ③ 4-3 | | 5 | 3 | 4 | 4 | 0 | 0 | 1 |
| Bobby Richardson, R (1, 4)<br>OBP: 0.288, SLG: 0.335 | S S S 0-3 ① K 1-2 | | B B B B 4-0 G4-6-3 1-2 BB | x 0-0 ③ F9 | | x 0-0 ③ 6-3 | | | x 0-0 ① 5-3 | 4 | 0 | 0 | 0 | 1 | 1 | 2 |
| Roger Maris, L (1, 9)<br>OBP: 0.358, SLG: 0.468 | x 0-0 2-H HR | | x 0-0 ① ② G4-6-3 1-2f 2-3 | | x 0-0 ① F2 | | B B B B 4-0 BB | | x 0-0 ② 6-3 | 4 | 1 | 1 | 2 | 1 | 0 | 2 |
| Mickey Mantle, S (1, 8)<br>OBP: 0.428, SLG: 0.599<br>Hector Lopez, R (5, 7)<br>OBP: 0.316, SLG: 0.425 | S S S 0-3 ② K | | x 0-0 3-H 2B | | x 0-0 ② F5 | | x 0-0 ① F7 | | x 0-0 ③ F8 | 3<br>2 | 0<br>0 | 1<br>0 | 1<br>0 | 0<br>0 | 1<br>0 | 0<br>1 |
| Tom Tresh, S (1, 7)<br>OBP: 0.362, SLG: 0.432 (5, 8) | x 0-0 ③ 5-3 | | x 0-0 ③ 6-3 | | S S S 0-3 ③ K | | x 0-0 ② F8 | | | 4 | 0 | 0 | 0 | 0 | 1 | 2 |
| Elston Howard, R (1, 2)<br>OBP: 0.360, SLG: 0.434 | | H 1-0 G5-4-3 HBP | | x 0-0 1B EC5-2-6-5 1B | | x 0-0 2B 2B | x 0-0 ③ F4 | | | 3 | 1 | 2 | 0 | 0 | 0 | 1 |
| Joe Pepitone, L (1, 3)<br>OBP: 0.282, SLG: 0.397 | | x 0-0 ① ② G5-4-3 1-2f | | x 0-0 ① F6 | | x 0-0 ① F7 | | x 0-0 SH1-4 1B | | 4 | 0 | 1 | 0 | 0 | 0 | 3 |
| Clete Boyer, R (1, 5)<br>OBP: 0.277, SLG: 0.321 | | B B B B 4-0 BB | | x 0-0 FC5-2-6-5 1-3 1B 1B | | x 0-0 2-H HR 2B | | S S S 0-3 ① K | | 3 | 2 | 2 | 1 | 1 | 1 | 1 |
| Jim Bouton, R (1, 1)<br>OBP: 0.137, SLG: 0.153 | | x 0-0 ③ 1-3 | | x 0-0 ② FC5-2-6-5 1-3 1B 3-H | | S S S 0-3 ② K | | x 0-0 ② SH1-4 1-2 | | 3 | 1 | 0 | 0 | 0 | 1 | 4 |
| Inning Stats | R: 2 H: 2<br>E: 0 LOB: 0<br>K: 2 BB: 0<br>S: 9 P: 9 | R: 0 H: 0<br>E: 0 LOB: 1<br>K: 0 BB: 1<br>S: 2 P: 7 | R: 1 H: 2<br>E: 0 LOB: 1<br>K: 0 BB: 1<br>S: 4 P: 8 | R: 2 H: 3<br>E: 0 LOB: 1<br>K: 0 BB: 0<br>S: 6 P: 6 | R: 0 H: 0<br>E: 0 LOB: 0<br>K: 1 BB: 0<br>S: 5 P: 5 | R: 3 H: 3<br>E: 0 LOB: 0<br>K: 1 BB: 0<br>S: 8 P: 8 | R: 0 H: 0<br>E: 0 LOB: 1<br>K: 0 BB: 1<br>S: 3 P: 7 | R: 0 H: 1<br>E: 0 LOB: 1<br>K: 1 BB: 0<br>S: 6 P: 6 | R: 0 H: 0<br>E: 0 LOB: 0<br>K: 0 BB: 0<br>S: 3 P: 3 | 1B: 6 SF: 0<br>2B: 3 SAC: 1<br>3B: 0 DP: 2<br>HR: 2 HBP: 1 | | | | | | |

| PITCHER | | IP | WLS | BF | H | R | ER | SO | BB | IBB | HBP | BLK | WP | HR | S | P | ERA | WHIP |
|---|---|---|---|---|---|---|---|---|---|---|---|---|---|---|---|---|---|---|
| Dave McNally, L<br>ERA: 3.89 | (1, 1) | 3.0 | L | 14 | 4 | 3 | 3 | 2 | 2 | 0 | 1 | 0 | 0 | 1 | 15 | 24 | 9.00 | 2.000 |
| Dave Vineyard, R<br>ERA: 3.32 | (4, 1) | 5.0 | | 23 | 7 | 5 | 5 | 3 | 1 | 0 | 0 | 0 | 0 | 1 | 28 | 32 | 9.00 | 1.600 |
| Stu Miller, R<br>ERA: 2.74 | (9, 1) | 1.0 | | 3 | 0 | 0 | 0 | 0 | 0 | 0 | 0 | 0 | 0 | 0 | 3 | 3 | 0.00 | 0.000 |

| PITCHER | IP | WLS | BF | H | R | ER | SO | BB | IBB | HBP | BLK | WP | HR | S | P | ERA | WHIP |
|---|---|---|---|---|---|---|---|---|---|---|---|---|---|---|---|---|---|

# TOP

## New York Yankees @ Baltimore Orioles

Memorial Stadium, Baltimore, MD

Sat Aug 15 1964, 7:05 PM EDT
Att. 47,987 - Unknown - 75 F

livebaseballscorecards.com

| | |
|---|---|
| AB | 35 |
| R | 8 |
| H | 11 |
| RBI | 8 |
| BB | 3 |
| SO | 5 |
| LOB | 17 |

| | | | | | |
|---|---|---|---|---|---|
| WP: 0 | PA: 40 | | | | |
| PB: 0 | | | | | |
| SB: 1 | | | | | |
| CS: 0 | | | | | |

# New York Yankees @ Baltimore Orioles

Memorial Stadium, Baltimore, MD

Sat Aug 15 1964, 7:05 PM EDT

Att. 47,987 - Unknown - 75 F

BOTTOM

livebaseballscorecards.com

| Batter | 1 | 2 | 3 | 4 | 5 | 6 | 7 | 8 | 9 | AB | R | H | RBI | BB | SO | LOB |
|---|---|---|---|---|---|---|---|---|---|---|---|---|---|---|---|---|
| Earl Robinson, R (1, 8) OBP: 0.387, SLG: 0.552 | 4-3 | | 5-3 | | L8 | | | 1B | | 4 | 0 | 1 | 0 | 0 | 0 | 2 |
| Luis Aparicio, R (1, 6) OBP: 0.318, SLG: 0.364 | P6 | | F4 | | | 6-3 | | F7 | | 4 | 0 | 0 | 0 | 0 | 0 | 1 |
| Norm Siebern, L (1, 3) OBP: 0.390, SLG: 0.366 | 1B | | | 4-3 | | L7 | | K | | 4 | 0 | 1 | 0 | 0 | 1 | 1 |
| Boog Powell, L (1, 7) OBP: 0.383, SLG: 0.599 | G6-3 | | | F8 | | FC4-6 1B | | | F9 | 4 | 0 | 1 | 0 | 0 | 0 | 1 |
| Brooks Robinson, R (1, 5) OBP: 0.355, SLG: 0.488 | | HR | | 6-3 | | FC4-6 1-2f | | | F7 | 4 | 1 | 1 | 1 | 0 | 0 | 1 |
| Sam Bowens, R (1, 9) OBP: 0.342, SLG: 0.500 | | BBBB G3-6 BB | | | 4-3 2B | | F8 | | F9 | 3 | 0 | 1 | 0 | 1 | 0 | 0 |
| Charlie Lau, L (1, 2) OBP: 0.310, SLG: 0.387 | | G3-6 1-2f | | | F7 | | F9 | | | 3 | 0 | 0 | 0 | 0 | 0 | 2 |
| Jerry Adair, R (1, 4) OBP: 0.288, SLG: 0.338 | | P4 | | | 4-3 2-3 | | 5-3 | | | 3 | 0 | 0 | 0 | 0 | 0 | 1 |
| Dave McNally, R (1, 1) OBP: 0.191, SLG: 0.159 | | | SSS K | | BBBB BB | | | F7 | | 0 | 0 | 0 | 0 | 0 | 0 | 0 |
| Russ Snyder, L (3, PH) OBP: 0.414, SLG: 0.385 | | | | | | | | | | 1 | 0 | 0 | 0 | 0 | 1 | 0 |
| Dave Vineyard, R (4, 1) OBP: 0.300, SLG: 0.222 | | | | | | | | | | 0 | 0 | 0 | 0 | 1 | 0 | 0 |
| Bob Johnson, R (8, PH) OBP: 0.313, SLG: 0.400 | | | | | | | | | | 1 | 0 | 0 | 0 | 0 | 0 | 0 |
| Stu Miller, R (9, 1) | | | | | | | | | | 0 | 0 | 0 | 0 | 0 | 0 | 0 |

| Inning Stats | 1 | 2 | 3 | 4 | 5 | 6 | 7 | 8 | 9 |
|---|---|---|---|---|---|---|---|---|---|
| | R: 0 E: 0 K: 0 S: 4 H: 1 LOB: 1 BB: 0 P: 4 | R: 1 E: 0 K: 0 S: 3 H: 1 LOB: 0 BB: 1 P: 7 | R: 0 E: 0 K: 1 S: 5 H: 0 LOB: 0 BB: 0 P: 5 | R: 0 E: 0 K: 0 S: 3 H: 0 LOB: 0 BB: 0 P: 3 | R: 0 E: 0 K: 0 S: 4 H: 1 LOB: 2 BB: 1 P: 8 | R: 0 E: 0 K: 0 S: 4 H: 1 LOB: 1 BB: 0 P: 4 | R: 0 E: 0 K: 0 S: 3 H: 0 LOB: 0 BB: 0 P: 3 | R: 0 E: 0 K: 1 S: 6 H: 1 LOB: 1 BB: 0 P: 6 | R: 0 E: 0 K: 0 S: 3 H: 0 LOB: 0 BB: 0 P: 3 |

| | |
|---|---|
| AB | 31 |
| R | 1 |
| H | 5 |
| RBI | 1 |
| BB | 2 |
| SO | 2 |
| LOB | 9 |

| | | 1B: 3 | SF: 0 | WP: 0 | PA: 33 |
|---|---|---|---|---|---|
| | | 2B: 1 | SAC: 0 | PB: 0 | |
| | | 3B: 0 | DP: 1 | SB: 0 | |
| | | HR: 1 | HBP: 0 | CS: 0 | |

| PITCHER | | IP | WLS | BF | H | R | ER | SO | BB | IBB | HBP | BLK | WP | HR | S | P | ERA | WHIP |
|---|---|---|---|---|---|---|---|---|---|---|---|---|---|---|---|---|---|---|
| Jim Bouton, R ERA: 2.67 | (1, 1) | 9.0 | W | 33 | 5 | 1 | 1 | 2 | 2 | 0 | 0 | 0 | 0 | 1 | 35 | 43 | 1.00 | 0.778 |

| PITCHER | IP | WLS | BF | H | R | ER | SO | BB | IBB | HBP | BLK | WP | HR | S | P | ERA | WHIP |
|---|---|---|---|---|---|---|---|---|---|---|---|---|---|---|---|---|---|

| Batter | 1 | 2 | 3 | 4 | 5 | 6 | 7 | 8 | 9 | AB | R | H | RBI | BB | SO | LOB |
|---|---|---|---|---|---|---|---|---|---|---|---|---|---|---|---|---|
| Phil Linz, R (1, 6)<br>OBP: 0.331, SLG: 0.378 | F7<br>1B | | G5-4-3<br>1-2f | | | K | | 5-3 | | 4 | 0 | 1 | 0 | 0 | 1 | 1 |
| Bobby Richardson, R (1, 4)<br>OBP: 0.288, SLG: 0.334 | F7<br>1-2 | | | 1B<br>1B | | 5-3 | | F8 | | 4 | 0 | 1 | 0 | 0 | 0 | 1 |
| Hector Lopez, R (1, 7)<br>OBP: 0.319, SLG: 0.439 | K | | | 1-3<br>1B | | 6-3 | | HR | | 4 | 1 | 2 | 1 | 0 | 1 | 0 |
| Roger Maris, L (1, 9)<br>OBP: 0.357, SLG: 0.468 | | K | | K | | | 1B<br>2B<br>2B | K | | 4 | 1 | 1 | 0 | 0 | 3 | 2 |
| Tom Tresh, S (1, 8)<br>OBP: 0.361, SLG: 0.430 | | K | | K | | | 2-3<br>2B<br>1B | | 3-1 | 4 | 1 | 1 | 0 | 0 | 2 | 2 |
| Joe Pepitone, L (1, 3)<br>OBP: 0.281, SLG: 0.394 | | 2B<br>HBP | | G3 | | | F8 | | F8 | 3 | 0 | 0 | 0 | 0 | 0 | 4 |
| Johnny Blanchard, L (1, 2)<br>OBP: 0.345, SLG: 0.407<br>Elston Howard, R (7, PH)<br>OBP: 0.363, SLG: 0.440<br>(7, 2) | 1-H<br>2B | | | | FC4-6<br>1B | | 1-H<br>3-H<br>2B | | 1B | 2<br>2 | 0<br>0 | 2<br>2 | 0<br>2 | 0<br>0 | 0<br>0 | 0<br>0 |
| Clete Boyer, R (1, 5)<br>OBP: 0.274, SLG: 0.318 | | | K | FC4-6<br>G5-4-3<br>1-2f | | | 6-3 | | F6 | 4 | 0 | 0 | 0 | 0 | 1 | 3 |
| Mel Stottlemyre, R (1, 1)<br>OBP: 0.333, SLG: 0.200<br>Al Downing, R (9, 1)<br>OBP: 0.164, SLG: 0.172 | | | G5-4-3<br>BB | G5-4-3<br>1-2f | | | 6-3 | | | 2<br>0 | 0<br>0 | 0<br>0 | 0<br>0 | 1<br>0 | 0<br>0 | 2<br>0 |
| Inning Stats | R: 0<br>E: 0<br>K: 1<br>S: 5<br>H: 1<br>LOB: 0<br>BB: 0<br>P: 5 | R: 0<br>E: 0<br>K: 2<br>S: 7<br>H: 1<br>LOB: 2<br>BB: 0<br>P: 8 | R: 0<br>E: 0<br>K: 1<br>S: 4<br>H: 0<br>LOB: 0<br>BB: 1<br>P: 8 | R: 0<br>E: 0<br>K: 2<br>S: 9<br>H: 2<br>LOB: 2<br>BB: 0<br>P: 9 | R: 0<br>E: 0<br>K: 0<br>S: 3<br>H: 1<br>LOB: 0<br>BB: 0<br>P: 3 | R: 0<br>E: 0<br>K: 1<br>S: 5<br>H: 0<br>LOB: 0<br>BB: 0<br>P: 5 | R: 2<br>E: 0<br>K: 0<br>S: 6<br>H: 3<br>LOB: 1<br>BB: 0<br>P: 6 | R: 1<br>E: 0<br>K: 1<br>S: 6<br>H: 1<br>LOB: 0<br>BB: 0<br>P: 6 | R: 0<br>E: 0<br>K: 0<br>S: 4<br>H: 1<br>LOB: 1<br>BB: 0<br>P: 4 | 1B: 6<br>2B: 3<br>3B: 0<br>HR: 1<br>SF: 0<br>SAC: 0<br>DP: 2<br>HBP: 1 | | | | | | |

| PITCHER | IP | WLS | BF | H | R | ER | SO | BB | IBB | HBP | BLK | WP | HR | S | P | ERA | WHIP |
|---|---|---|---|---|---|---|---|---|---|---|---|---|---|---|---|---|---|
| Milt Pappas, R (1, 1)<br>ERA: 2.9 | 6.0 | | 21 | 5 | 0 | 0 | 7 | 1 | 0 | 1 | 0 | 0 | 0 | 33 | 38 | 0.00 | 1.000 |
| Steve Barber, L (7, 1)<br>ERA: 3.97 | 1.0 | L | 6 | 3 | 2 | 2 | 0 | 0 | 0 | 0 | 0 | 0 | 0 | 6 | 6 | 18.00 | 3.000 |
| Stu Miller, R (8, 1)<br>ERA: 2.79 | 2.0 | | 8 | 2 | 1 | 1 | 1 | 0 | 0 | 0 | 0 | 0 | 1 | 10 | 10 | 4.50 | 1.000 |

| PITCHER | IP | WLS | BF | H | R | ER | SO | BB | IBB | HBP | BLK | WP | HR | S | P | ERA | WHIP |
|---|---|---|---|---|---|---|---|---|---|---|---|---|---|---|---|---|---|

TOP

# New York Yankees @ Baltimore Orioles

Memorial Stadium, Baltimore, MD

Sun Aug 16 1964, 3:33 AM EDT
Att. 43,382 - Overcast - 70 F

livebaseballscorecards.com

| | |
|---|---|
| AB | 33 |
| R | 3 |
| H | 10 |
| RBI | 3 |
| BB | 1 |
| SO | 8 |
| LOB | 15 |

WP: 0 PA: 35
PB: 0
SB: 0
CS: 0

# BOTTOM

| Batter | 1 | 2 | 3 | 4 | 5 | 6 | 7 | 8 | 9 | AB | R | H | RBI | BB | SO | LOB |
|---|---|---|---|---|---|---|---|---|---|---|---|---|---|---|---|---|
| Earl Robinson, R (1, 8)<br>OBP: 0.358, SLG: 0.508 | 6-3 | | F9 | | 6-3 | | FC7-5-6<br>3-H | | K | 5 | 0 | 0 | 0 | 0 | 1 | 4 |
| Luis Aparicio, R (1, 6)<br>OBP: 0.317, SLG: 0.362 | F7 | | BBBB<br>S S<br>BB | | 6-3 | | 1-3 | | | 3 | 0 | 0 | 0 | 1 | 0 | 1 |
| Norm Siebern, L (1, 3)<br>OBP: 0.389, SLG: 0.363 | 4-3 | | BBBB<br>BB<br>1-2<br>BB | | | G3 | | 4-3 | | 3 | 0 | 0 | 0 | 1 | 0 | 0 |
| Boog Powell, L (1, 7)<br>OBP: 0.384, SLG: 0.597 | | F6 | BBBB<br>1-2<br>2-3<br>BB | | | 5-3<br>1B | | P5 | | 3 | 0 | 1 | 0 | 1 | 0 | 0 |
| Brooks Robinson, R (1, 5)<br>OBP: 0.354, SLG: 0.492 | | HR | F9 | | | 5-3<br>1-2 | | P4 | | 4 | 1 | 1 | 1 | 0 | 0 | 4 |
| Sam Bowens, R (1, 9)<br>OBP: 0.344, SLG: 0.499 | | BB<br>1B | | 5-3 | | IBB | | | F8 | 3 | 0 | 1 | 0 | 1 | 0 | 0 |
| Dick Brown, R (1, 2)<br>OBP: 0.333, SLG: 0.455 | | BBBB<br>G1-4-3<br>1-2<br>BB | SSS<br>K | | | F8 | | | 6-3 | 3 | 0 | 0 | 0 | 1 | 1 | 2 |
| Jerry Adair, R (1, 4)<br>OBP: 0.287, SLG: 0.339 | | G1-4-3<br>1-2f | | 6-3 | | | | | E5<br>2B | 4 | 0 | 1 | 0 | 0 | 0 | 2 |
| Milt Pappas, R (1, 1)<br>OBP: 0.215, SLG: 0.167<br>Steve Barber, L (7, 1)<br>OBP: 0.243, SLG: 0.286<br>Bob Johnson, R (7, PH)<br>OBP: 0.311, SLG: 0.398<br>Stu Miller, R (8, 1)<br>Charlie Lau, L (9, PH)<br>OBP: 0.313, SLG: 0.394<br>Bob Saverine, S (9, PR)<br>OBP: 0.237, SLG: 0.176 | | | P5 | | SSS<br>K | | FC4<br>2-3 | | 1-3<br>2B | 2<br>0<br>1<br>0<br>0<br>1<br>0 | 0<br>0<br>0<br>0<br>0<br>0<br>0 | 0<br>0<br>0<br>0<br>0<br>1<br>0 | 0<br>0<br>0<br>0<br>0<br>0<br>0 | 0<br>0<br>0<br>0<br>0<br>0<br>0 | 1<br>0<br>0<br>0<br>0<br>0<br>0 | 0<br>0<br>1<br>0<br>0<br>0<br>0 |
| Inning Stats | R: 0<br>E: 0<br>K: 0<br>S: 3<br>H: 0<br>LOB: 0<br>BB: 0<br>P: 3 | R: 1<br>E: 0<br>K: 0<br>S: 4<br>H: 2<br>LOB: 1<br>BB: 1<br>P: 8 | R: 0<br>E: 0<br>K: 0<br>S: 3<br>H: 0<br>LOB: 3<br>BB: 3<br>P: 15 | R: 0<br>E: 0<br>K: 1<br>S: 5<br>H: 0<br>LOB: 0<br>BB: 0<br>P: 5 | R: 0<br>E: 0<br>K: 1<br>S: 5<br>H: 0<br>LOB: 0<br>BB: 0<br>P: 5 | R: 0<br>E: 0<br>K: 0<br>S: 4<br>H: 1<br>LOB: 2<br>BB: 1<br>P: 8 | R: 0<br>E: 0<br>K: 0<br>S: 4<br>H: 1<br>LOB: 1<br>BB: 0<br>P: 4 | R: 0<br>E: 0<br>K: 0<br>S: 3<br>H: 0<br>LOB: 0<br>BB: 0<br>P: 3 | R: 0<br>E: 1<br>K: 1<br>S: 7<br>H: 1<br>LOB: 2<br>BB: 0<br>P: 7 | 1B: 2<br>2B: 3<br>3B: 0<br>HR: 1<br>SF: 0<br>SAC: 0<br>DP: 2<br>HBP: 0 | WP: 0<br>PB: 0<br>SB: 2<br>CS: 0<br>PA: 37 | | | | | |

| PITCHER | IP | WLS | BF | H | R | ER | SO | BB | IBB | HBP | BLK | WP | HR | S | P | ERA | WHIP |
|---|---|---|---|---|---|---|---|---|---|---|---|---|---|---|---|---|---|
| Mel Stottlemyre, R (1, 1)<br>ERA: 1.53 | 8.2 | W | 36 | 5 | 1 | 1 | 2 | 4 | 1 | 0 | 0 | 0 | 1 | 35 | 55 | 1.04 | 1.038 |
| Al Downing, L (9, 1)<br>ERA: 3.09 | 0.1 | S | 1 | 0 | 0 | 0 | 1 | 0 | 0 | 0 | 0 | 0 | 0 | 3 | 3 | 0.00 | 0.000 |

| PITCHER | IP | WLS | BF | H | R | ER | SO | BB | IBB | HBP | BLK | WP | HR | S | P | ERA | WHIP |
|---|---|---|---|---|---|---|---|---|---|---|---|---|---|---|---|---|---|

# New York Yankees @ Baltimore Orioles

Memorial Stadium, Baltimore, MD

Sun Aug 16 1964, 3:33 AM EDT
Att. 43,382 - Overcast - 70 F

livebaseballscorecards.com

| | |
|---|---|
| AB | 32 |
| R | 1 |
| H | 5 |
| RBI | 1 |
| BB | 5 |
| SO | 3 |
| LOB | 14 |

| Batter | 1 | 2 | 3 | 4 | 5 | 6 | 7 | 8 | 9 | AB | R | H | RBI | BB | SO | LOB |
|---|---|---|---|---|---|---|---|---|---|---|---|---|---|---|---|---|
| Phil Linz, R (1, 6)<br>OBP: 0.333, SLG: 0.375 | B B B B 4-0 BB | | x 0-0 ② F4 | | | x 0-0 ① L7 | | B B B B 4-0 1B 1-2 BB | | 2 | 0 | 0 | 0 | 2 | 0 | 0 |
| Bobby Richardson, R (1, 4)<br>OBP: 0.287, SLG: 0.333 | x 0-0 ① F9 | | S S S 0-3 ③ K | | | x 0-0 ② F5 | | x 0-0 1-2 2-H 1B | | 4 | 0 | 1 | 1 | 0 | 1 | 1 |
| Roger Maris, L (1, 9)<br>OBP: 0.356, SLG: 0.466 | x 0-0 ② F8 | | | x 0-0 FC6-4 1B | | x 0-0 ③ 6-3 | | S S S 0-3 ② K | | 4 | 0 | 1 | 0 | 0 | 1 | 3 |
| Elston Howard, R (1, 2)<br>OBP: 0.362, SLG: 0.440 | S S S 0-3 ③ K | | | x 0-0 ① FC6-4 1-2f | | | x 0-0 2B | x 0-0 ③ 5-3 | | 4 | 0 | 1 | 0 | 0 | 1 | 4 |
| Tom Tresh, S (1, 8)<br>OBP: 0.358, SLG: 0.425 | | x 0-0 ① F7 | | x 0-0 ② F5 | | | x 0-0 ① 6-3 | | x 0-0 ① F8 | 4 | 0 | 0 | 0 | 0 | 0 | 2 |
| Hector Lopez, R (1, 7)<br>OBP: 0.318, SLG: 0.433 | | B B B B 4-0 FC6-4 BB | | x 0-0 ③ L7 | | | S S S 0-3 ② K | | x 0-0 ② F9 | 3 | 0 | 0 | 0 | 1 | 1 | 2 |
| Joe Pepitone, L (1, 3)<br>OBP: 0.279, SLG: 0.391 | | x 0-0 ② L6 | | | x 0-0 ① L9 | | x 0-0 ③ F6 | | x 0-0 ③ F4 | 4 | 0 | 0 | 0 | 0 | 0 | 2 |
| Clete Boyer, R (1, 5)<br>OBP: 0.274, SLG: 0.318 | | x 0-0 ③ FC6-4 1-2f | | | x 0-0 ② 1-3 | | | x 0-0 BB 1B 1B | | 3 | 1 | 1 | 0 | 0 | 0 | 1 |
| Ralph Terry, R (1, 1)<br>OBP: 0.258, SLG: 0.214 | | | S S S 0-3 ① K | | S S S 0-3 ③ K | | | x 0-0 ① F4 | | 2 | 0 | 0 | 0 | 0 | 2 | 0 |
| Whitey Ford, L (6, 1)<br>OBP: 0.273, SLG: 0.170 | | | | | | | | | | 0 | 0 | 0 | 0 | 0 | 0 | 0 |
| Mickey Mantle, S (8, PH)<br>OBP: 0.427, SLG: 0.598 | | | | | | | | | | 1 | 0 | 0 | 0 | 0 | 0 | 1 |
| Pete Mikkelsen, R (8, 1) | | | | | | | | | | 0 | 0 | 0 | 0 | 0 | 0 | 0 |
| Inning Stats | R: 0<br>E: 0<br>K: 1<br>S: 5<br>H: 0<br>LOB: 1<br>BB: 1<br>P: 9 | R: 0<br>E: 0<br>K: 0<br>S: 3<br>H: 0<br>LOB: 1<br>BB: 1<br>P: 7 | R: 0<br>E: 0<br>K: 2<br>S: 7<br>H: 0<br>LOB: 0<br>BB: 0<br>P: 7 | R: 0<br>E: 0<br>K: 0<br>S: 4<br>H: 1<br>LOB: 1<br>BB: 0<br>P: 4 | R: 0<br>E: 0<br>K: 1<br>S: 5<br>H: 0<br>LOB: 0<br>BB: 0<br>P: 5 | R: 0<br>E: 0<br>K: 0<br>S: 3<br>H: 0<br>LOB: 0<br>BB: 0<br>P: 3 | R: 0<br>E: 0<br>K: 1<br>S: 6<br>H: 1<br>LOB: 1<br>BB: 0<br>P: 6 | R: 1<br>E: 0<br>K: 1<br>S: 7<br>H: 2<br>LOB: 2<br>BB: 1<br>P: 11 | R: 0<br>E: 0<br>K: 0<br>S: 3<br>H: 0<br>LOB: 0<br>BB: 0<br>P: 3 | 1B: 3<br>2B: 1<br>3B: 0<br>HR: 0<br>SF: 0<br>SAC: 0<br>DP: 0<br>HBP: 0 | | | | | | |

| PITCHER | IP | WLS | BF | H | R | ER | SO | BB | IBB | HBP | BLK | WP | HR | S | P | ERA | WHIP |
|---|---|---|---|---|---|---|---|---|---|---|---|---|---|---|---|---|---|
| Juan Pizarro, L (1, 1)<br>ERA: 2.1 | 7.1 | W | 29 | 4 | 1 | 1 | 5 | 3 | 0 | 0 | 0 | 0 | 0 | 36 | 48 | 1.23 | 0.955 |
| Hoyt Wilhelm, R (8, 1)<br>ERA: 2.23 | 1.2 | S | 5 | 0 | 0 | 0 | 1 | 0 | 0 | 0 | 0 | 0 | 0 | 7 | 7 | 0.00 | 0.000 |

| PITCHER | IP | WLS | BF | H | R | ER | SO | BB | IBB | HBP | BLK | WP | HR | S | P | ERA | WHIP |
|---|---|---|---|---|---|---|---|---|---|---|---|---|---|---|---|---|---|

# TOP

## New York Yankees @ Chicago White Sox

Comiskey Park, Chicago, IL

Mon Aug 17 1964, 8:05 PM EDT

Att. 32,885 - Overcast - 70 F

livebaseballscorecards.com

| | |
|---|---|
| AB | 31 |
| R | 1 |
| H | 4 |
| RBI | 1 |
| BB | 3 |
| SO | 6 |
| LOB | 16 |

| | | | | | | | | | |
|---|---|---|---|---|---|---|---|---|---|
| WP: 0 | PB: 0 | SB: 0 | CS: 0 | PA: 34 | | | | | |

| Batter | 1 | 2 | 3 | 4 | 5 | 6 | 7 | 8 | 9 | AB | R | H | RBI | BB | SO | LOB |
|---|---|---|---|---|---|---|---|---|---|---|---|---|---|---|---|---|
| Jim Landis, R (1, 8)<br>OBP: 0.282, SLG: 0.271 | L7 | FC6-4<br>1-2f | | | FC1-6<br>2B<br>1-2f | K | | | | 4 | 0 | 0 | 0 | 0 | 1 | 3 |
| Don Buford, S (1, 4)<br>OBP: 0.350, SLG: 0.376 | 1-3 | | K | | 2B<br>1-3 | | 6-3 | | | 4 | 0 | 1 | 0 | 0 | 1 | 0 |
| Al Weis, S (8, 4)<br>OBP: 0.318, SLG: 0.342 | | | | | | | | | | 0 | 0 | 0 | 0 | 0 | 0 | 0 |
| Floyd Robinson, L (1, 7)<br>OBP: 0.387, SLG: 0.443 | E6<br>1B | | F9 | | K | | E<br>1B<br>BB | | | 3 | 1 | 0 | 0 | 1 | 1 | 2 |
| Pete Ward, L (1, 5)<br>OBP: 0.369, SLG: 0.478 | BB<br>1-3<br>1B | | 3-1 | | IBB | | 1-H<br>1B | | | 3 | 0 | 2 | 1 | 1 | 0 | 0 |
| Bill Skowron, R (1, 3)<br>OBP: 0.325, SLG: 0.443 | BB<br>1-2 | | | 5-3 | F7 | | K | | | 3 | 0 | 0 | 0 | 1 | 1 | 3 |
| Tom McCraw, L (8, 3)<br>OBP: 0.332, SLG: 0.385 | | | | | | | | | | 0 | 0 | 0 | 0 | 0 | 0 | 0 |
| Gene Stephens, L (1, 9)<br>OBP: 0.343, SLG: 0.371 | K | | | L8 | | 1B<br>SF8<br>1B | | L3 | | 4 | 1 | 1 | 0 | 0 | 1 | 3 |
| Ron Hansen, R (1, 6)<br>OBP: 0.350, SLG: 0.404 | | 6-3 | | 1B | | SF8<br>1-3<br>1B | | K | | 4 | 0 | 2 | 0 | 0 | 1 | 0 |
| J.C. Martin, L (1, 2)<br>OBP: 0.250, SLG: 0.302 | | F8 | | F2 | | SF8<br>2-3<br>3-H | | F5 | | 3 | 0 | 0 | 1 | 0 | 0 | 1 |
| Juan Pizarro, L (1, 1)<br>OBP: 0.237, SLG: 0.365 | | | | | | | | | | 3 | 0 | 2 | 0 | 0 | 1 | 1 |
| Hoyt Wilhelm, R (8, 1)<br>OBP: 0.235, SLG: 0.188 | | FC6-4<br>1B | | | FC1-6<br>1B | K | | | | 0 | 0 | 0 | 0 | 0 | 0 | 0 |
| Inning Stats | R: 0<br>E: 1<br>K: 1<br>S: 7<br>H: 1<br>LOB: 3<br>BB: 1<br>P: 11 | R: 0<br>E: 0<br>K: 0<br>S: 4<br>H: 1<br>LOB: 1<br>BB: 0<br>P: 4 | R: 0<br>E: 0<br>K: 1<br>S: 5<br>H: 0<br>LOB: 0<br>BB: 0<br>P: 5 | R: 0<br>E: 0<br>K: 0<br>S: 4<br>H: 1<br>LOB: 1<br>BB: 0<br>P: 4 | R: 0<br>E: 0<br>K: 1<br>S: 7<br>H: 2<br>LOB: 3<br>BB: 1<br>P: 11 | R: 1<br>E: 0<br>K: 2<br>S: 9<br>H: 2<br>LOB: 1<br>BB: 0<br>P: 9 | R: 1<br>E: 1<br>K: 1<br>S: 5<br>H: 1<br>LOB: 0<br>BB: 1<br>P: 9 | R: 0<br>E: 0<br>K: 1<br>S: 5<br>H: 0<br>LOB: 0<br>BB: 0<br>P: 5 | | 1B: 7<br>2B: 1<br>3B: 0<br>HR: 0<br>SF: 1<br>SAC: 0<br>DP: 0<br>HBP: 0 | | | | | | |

| PITCHER | | IP | WLS | BF | H | R | ER | SO | BB | IBB | HBP | BLK | WP | HR | S | P | ERA | WHIP |
|---|---|---|---|---|---|---|---|---|---|---|---|---|---|---|---|---|---|---|
| Ralph Terry, R<br>ERA: 4.75 | (1, 1) | 5.1 | L | 26 | 7 | 1 | 1 | 3 | 1 | 1 | 0 | 0 | 0 | 0 | 30 | 38 | 1.69 | 1.500 |
| Whitey Ford, L<br>ERA: 2.13 | (6, 1) | 1.2 | | 6 | 1 | 1 | 0 | 3 | 1 | 0 | 0 | 0 | 0 | 0 | 11 | 15 | 0.00 | 1.200 |
| Pete Mikkelsen, R<br>ERA: 4.05 | (8, 1) | 1.0 | | 3 | 0 | 0 | 0 | 1 | 0 | 0 | 0 | 0 | 0 | 0 | 5 | 5 | 0.00 | 0.000 |

| PITCHER | IP | WLS | BF | H | R | ER | SO | BB | IBB | HBP | BLK | WP | HR | S | P | ERA | WHIP |
|---|---|---|---|---|---|---|---|---|---|---|---|---|---|---|---|---|---|

# BOTTOM

## New York Yankees @ Chicago White Sox

Comiskey Park, Chicago, IL

Mon Aug 17 1964, 8:05 PM EDT
Att. 32,885 - Overcast - 70 F

livebaseballscorecards.com

| | |
|---|---|
| AB | 31 |
| R | 2 |
| H | 8 |
| RBI | 2 |
| BB | 3 |
| SO | 7 |
| LOB | 13 |

| Batter | 1 | 2 | 3 | 4 | 5 | 6 | 7 | 8 | 9 | 10 | AB | R | H | RBI | BB | SO | LOB |
|---|---|---|---|---|---|---|---|---|---|---|---|---|---|---|---|---|---|
| Phil Linz, R (1, 6)<br>OBP: 0.339, SLG: 0.396 | SSS 0-3 ① K | | x 0-0 1-H 1B 3B | | | x 0-0 SF7 3B | | x 0-0 F8 SH1-4 1B | | SSS 0-3 K S | 4 | 2 | 3 | 1 | 0 | 1 | 0 |
| Tony Kubek, L (8, 6)<br>OBP: 0.271, SLG: 0.329 | | | | | | | | | | | 1 | 0 | 0 | 0 | 0 | 1 | 0 |
| Bobby Richardson, R (1, 4)<br>OBP: 0.287, SLG: 0.333 | x 0-0 ② F9 | | x 0-0 3-H 1B | | | x 0-0 ① 1-3 | | x 0-0 ① SH1-4 1-2 | | x 0-0 ② P6 | 4 | 0 | 1 | 1 | 0 | 0 | 2 |
| Roger Maris, L (1, 9)<br>OBP: 0.354, SLG: 0.462 | x 0-0 ③ F5 | | SSS 0-3 ③ K | | | x 0-0 ② SF7 3-H | | x 0-0 ② F8 2-3 | | 4-0 1-2 IBB | 3 | 0 | 0 | 1 | 1 | 1 | 2 |
| Elston Howard, R (1, 2)<br>OBP: 0.363, SLG: 0.440 | | x 0-0 L1-3 1B | | x 0-0 ① 4-3 | | x 0-0 1B 1B | | x 0-0 ③ F8 | | x 0-0 ③ F8 | 5 | 0 | 2 | 0 | 0 | 0 | 3 |
| Tom Tresh, S (1, 8)<br>OBP: 0.357, SLG: 0.423 | | x 0-0 ① F9 | | x 0-0 ② P6 | | x 0-0 1-2 1B | | | x 0-0 ① F8 | | 4 | 0 | 1 | 0 | 0 | 0 | 1 |
| Hector Lopez, R (1, 7)<br>OBP: 0.313, SLG: 0.426 | | x 0-0 ②③ L1-3 1-2 | | SSS 0-3 ③ K | | SSS 0-3 ③ K | | | SSS 0-3 ② K | | 4 | 0 | 0 | 0 | 0 | 3 | 3 |
| Joe Pepitone, L (1, 3)<br>OBP: 0.279, SLG: 0.389 | | | x 0-0 ① 1-3 | | x 0-0 ① F4 | | x 0-0 ① 4-3 | | x 0-0 1B | | 4 | 0 | 1 | 0 | 0 | 0 | 0 |
| Clete Boyer, R (1, 5)<br>OBP: 0.272, SLG: 0.315 | | | x 0-0 ② L8 | | x 0-0 ② 1-3 | | x 0-0 ② F7 | | x 0-0 ③ F5 | | 4 | 0 | 0 | 0 | 0 | 0 | 1 |
| Al Downing, R (1, 1)<br>OBP: 0.169, SLG: 0.164 | | | BBBB 4-0 3B BB | | x 0-0 ③ 5-3 | | x 0-0 ③ F9 | | | x 0-0 ① F8 | 3 | 1 | 0 | 0 | 1 | 0 | 0 |
| Inning Stats | R: 0<br>E: 0<br>K: 1<br>S: 5<br>H: 0<br>LOB: 0<br>BB: 0<br>P: 5 | R: 0<br>E: 0<br>K: 0<br>S: 3<br>H: 1<br>LOB: 0<br>BB: 0<br>P: 3 | R: 2<br>E: 0<br>K: 1<br>S: 7<br>H: 2<br>LOB: 1<br>BB: 1<br>P: 11 | R: 0<br>E: 0<br>K: 1<br>S: 5<br>H: 0<br>LOB: 0<br>BB: 0<br>P: 5 | R: 0<br>E: 0<br>K: 0<br>S: 3<br>H: 0<br>LOB: 0<br>BB: 0<br>P: 3 | R: 1<br>E: 0<br>K: 1<br>S: 8<br>H: 3<br>LOB: 2<br>BB: 0<br>P: 8 | R: 0<br>E: 0<br>K: 0<br>S: 3<br>H: 0<br>LOB: 0<br>BB: 0<br>P: 3 | R: 0<br>E: 0<br>K: 0<br>S: 4<br>H: 1<br>LOB: 1<br>BB: 0<br>P: 4 | R: 0<br>E: 0<br>K: 1<br>S: 6<br>H: 1<br>LOB: 1<br>BB: 0<br>P: 6 | R: 0<br>E: 0<br>K: 1<br>S: 6<br>H: 0<br>LOB: 2<br>BB: 1<br>P: 10 | 1B: 6<br>2B: 1<br>3B: 2<br>HR: 0<br>SF: 1<br>SAC: 1<br>DP: 1<br>HBP: 0 | | | | | | |

| PITCHER | | IP | WLS | BF | H | R | ER | SO | BB | IBB | HBP | BLK | WP | HR | S | P | ERA | WHIP |
|---|---|---|---|---|---|---|---|---|---|---|---|---|---|---|---|---|---|---|
| Gary Peters, L<br>ERA: 2.66 | (1, 1) | 7.2 | | 30 | 7 | 3 | 3 | 4 | 1 | 0 | 0 | 0 | 0 | 0 | 37 | 41 | 3.52 | 1.043 |
| Eddie Fisher, R<br>ERA: 3.25 | (8, 1) | 2.1 | W | 10 | 1 | 0 | 0 | 2 | 0 | 1 | 0 | 0 | 0 | 0 | 13 | 17 | 0.00 | 0.429 |

| PITCHER | | IP | WLS | BF | H | R | ER | SO | BB | IBB | HBP | BLK | WP | HR | S | P | ERA | WHIP |
|---|---|---|---|---|---|---|---|---|---|---|---|---|---|---|---|---|---|---|

# TOP

## New York Yankees @ Chicago White Sox

Comiskey Park, Chicago, IL

Tue Aug 18 1964, 8:05 PM EDT
Att. 35,403 - Unknown

livebaseballscorecards.com

| | |
|---|---|
| AB | 36 |
| R | 3 |
| H | 8 |
| RBI | 3 |
| BB | 2 |
| SO | 6 |
| LOB | 12 |

WP: 0 PA: 40
PB: 1
SB: 1
CS: 0

| Batter | 1 | 2 | 3 | 4 | 5 | 6 | 7 | 8 | 9 | 10 | AB | R | H | RBI | BB | SO | LOB |
|---|---|---|---|---|---|---|---|---|---|---|---|---|---|---|---|---|---|
| Jim Landis, R (1, 8)<br>OBP: 0.284, SLG: 0.268 | B B B B 4-0 BB | | x 0-0 ③ 6-3 | | | S S S 0-3 ① K | | B B B B 4-0 1B HR BB | S S S 0-3 ③ K | | 3 | 1 | 0 | 0 | 2 | 2 | 1 |
| Al Weis, S (1, 4)<br>OBP: 0.319, SLG: 0.343 | S S S 0-3 ① K | | | x 0-0 ① L8 | | x 0-0 ② 5-3 | | x 0-0 1-2 HR 1B | | x 0-0 1B 1B 1B | 5 | 2 | 2 | 0 | 0 | 1 | 1 |
| Floyd Robinson, L (1, 7)<br>OBP: 0.389, SLG: 0.450 | x 0-0 ② F5 | | | B B B B 4-0 1B BB | | B B B B 4-0 BB | | x 0-0 1-H 2-H HR | | x 0-0 ① F7 | 3 | 1 | 1 | 3 | 2 | 0 | 2 |
| Bill Skowron, R (1, 3)<br>OBP: 0.323, SLG: 0.439 | x 0-0 ③ F4 | | | x 0-0 ② F2 | | x 0-0 ③ L7 | | B B B B 4-0 BB | | x 0-0 ② F2 | 4 | 0 | 0 | 0 | 1 | 0 | 4 |
| Pete Ward, L (1, 5)<br>OBP: 0.369, SLG: 0.477 | | x 0-0 ① 1-3 | | x 0-0 1-2 1B | | | x 0-0 ① F7 | x 0-0 ② F9 | | x 0-0 1-3 1B | 5 | 0 | 2 | 0 | 0 | 0 | 1 |
| Mike Hershberger, R (1, 9)<br>OBP: 0.307, SLG: 0.289 | | x 0-0 ② F6 | | S S S 0-3 ③ K | | | x 0-0 ② 5-3 | x 0-0 ③ F3 | | x 0-0 1-2 3-H 1B | 5 | 0 | 1 | 1 | 0 | 1 | 3 |
| Ron Hansen, R (1, 6)<br>OBP: 0.351, SLG: 0.403 | | x 0-0 ③ F7 | | | B B B B 4-0 G5-4-3 BB | | x 0-0 1B | | x 0-0 ① L7 | | 3 | 0 | 1 | 0 | 1 | 0 | 0 |
| Cam Carreon, R (1, 2)<br>OBP: 0.235, SLG: 0.245<br>Eddie Fisher, R (8, 1)<br>OBP: 0.188, SLG: 0.188 | | | x 0-0 ① F4 | | x 0-0 ① ② G5-4-3 1-2f | | x 0-0 ③ F9 | | x 0-0 ② P6 | | 3<br>1 | 0<br>0 | 0<br>0 | 0<br>0 | 0<br>0 | 0<br>0 | 2<br>0 |
| Gary Peters, L (1, 1)<br>OBP: 0.233, SLG: 0.395<br>Jerry McNertney, R (8, 2)<br>OBP: 0.300, SLG: 0.305<br>Gene Stephens, L (9, PR)<br>OBP: 0.343, SLG: 0.371<br>J.C. Martin, L (10, 2)<br>OBP: 0.250, SLG: 0.302 | | | S S S 0-3 ② K | | x 0-0 ③ 4-3 | | | x 0-0 ① 6-3 | B B B B 4-0 BB | | 2<br>1<br>0<br>0 | 0<br>0<br>0<br>0 | 0<br>0<br>0<br>0 | 0<br>0<br>0<br>0 | 1<br>1<br>0<br>0 | 0<br>0<br>0<br>0 | 0<br>0<br>0<br>0 |
| Inning Stats | R: 0 H: 0<br>E: 0 LOB: 1<br>K: 1 BB: 1<br>S: 5 P: 9 | R: 0 H: 0<br>E: 0 LOB: 0<br>K: 0 BB: 0<br>S: 3 P: 3 | R: 0 H: 0<br>E: 0 LOB: 0<br>K: 1 BB: 0<br>S: 5 P: 5 | R: 0 H: 1<br>E: 0 LOB: 2<br>K: 1 BB: 1<br>S: 6 P: 10 | R: 0 H: 0<br>E: 0 LOB: 0<br>K: 0 BB: 1<br>S: 2 P: 6 | R: 0 H: 0<br>E: 0 LOB: 1<br>K: 1 BB: 1<br>S: 5 P: 9 | R: 0 H: 1<br>E: 0 LOB: 1<br>K: 0 BB: 0<br>S: 4 P: 4 | R: 3 H: 2<br>E: 0 LOB: 1<br>K: 0 BB: 2<br>S: 5 P: 13 | R: 0 H: 0<br>E: 0 LOB: 1<br>K: 1 BB: 1<br>S: 5 P: 9 | R: 1 H: 3<br>E: 0 LOB: 2<br>K: 0 BB: 0<br>S: 5 P: 5 | 1B: 6 SF: 0<br>2B: 0 SAC: 0<br>3B: 0 DP: 1<br>HR: 1 HBP: 0 | | | | | | |

| PITCHER | IP | WLS | BF | H | R | ER | SO | BB | IBB | HBP | BLK | WP | HR | S | P | ERA | WHIP |
|---|---|---|---|---|---|---|---|---|---|---|---|---|---|---|---|---|---|
| Al Downing, L (1, 1)<br>ERA: 3.13 | 9.2 | L | 42 | 7 | 4 | 4 | 5 | 7 | 0 | 0 | 0 | 0 | 1 | 45 | 73 | 3.72 | 1.448 |

| PITCHER | IP | WLS | BF | H | R | ER | SO | BB | IBB | HBP | BLK | WP | HR | S | P | ERA | WHIP |
|---|---|---|---|---|---|---|---|---|---|---|---|---|---|---|---|---|---|

# BOTTOM

# New York Yankees @ Chicago White Sox

Comiskey Park, Chicago, IL

Tue Aug 18 1964, 8:05 PM EDT
Att. 35,403 - Unknown

livebaseballscorecards.com

| | |
|---|---|
| AB | 35 |
| R | 4 |
| H | 7 |
| RBI | 4 |
| BB | 7 |
| SO | 5 |
| LOB | 14 |

| Batter | 1 | 2 | 3 | 4 | 5 | 6 | 7 | 8 | 9 | AB | R | H | RBI | BB | SO | LOB |
|---|---|---|---|---|---|---|---|---|---|---|---|---|---|---|---|---|
| Phil Linz, R (1, 6)<br>OBP: 0.334, SLG: 0.390 | 0-0 ① 1-3 | | 0-0 ② F9 | | 0-0 ③ F9 | | 0-0 ③ F7 | | | 4 | 0 | 0 | 0 | 0 | 0 | 2 |
| Bobby Richardson, R (1, 4)<br>OBP: 0.285, SLG: 0.330 | 0-0 ② F9 | | 0-0 ③ F5 | | | 0-0 ① 6-3 | | 0-0 ① B1-3 | | 4 | 0 | 0 | 0 | 0 | 0 | 0 |
| Roger Maris, L (1, 9)<br>OBP: 0.353, SLG: 0.459 | SSS 0-3 ③ K | | | 0-0 ① G3 | | 0-0 1B FC4-6 1B | | 0-0 ② L9 | | 4 | 1 | 1 | 0 | 0 | 1 | 0 |
| Elston Howard, R (1, 2)<br>OBP: 0.364, SLG: 0.441 | | 0-0 ① 6-3 | | 0-0 FC3-6 1B | | 0-0 FC4-6 1-3 1B | | SSS 0-3 ③ K | | 4 | 0 | 2 | 0 | 0 | 1 | 0 |
| Tom Tresh, S (1, 8)<br>OBP: 0.358, SLG: 0.432 | | 0-0 HR | | 0-0 ② FC3-6 FC6 1-2f | | 0-0 ② FC4-6 1-2f 3-H | | | 0-0 G3-6-3 1B | 4 | 1 | 2 | 2 | 0 | 0 | 2 |
| Johnny Blanchard, L (1, 7)<br>OBP: 0.336, SLG: 0.394 | | 0-0 ② P6 | | 0-0 ③ FC6 1-2f | | 0-0 ③ F4 | | | 0-0 ① F8 | 4 | 0 | 0 | 0 | 0 | 0 | 3 |
| Joe Pepitone, L (1, 3)<br>OBP: 0.281, SLG: 0.393 | | 0-0 1B | | | 0-0 ① 3-1 | | 0-0 FC5-6 2B | | 0-0 ②③ G3-6-3 1-2f | 4 | 0 | 2 | 0 | 0 | 0 | 1 |
| Clete Boyer, R (1, 5)<br>OBP: 0.272, SLG: 0.315 | | 0-0 ③ 5-3 | | | 0-0 1B | | 0-0 ① F9 | | | 3 | 0 | 1 | 0 | 0 | 0 | 2 |
| Jim Bouton, R (1, 1)<br>OBP: 0.132, SLG: 0.147<br>Pete Mikkelsen, R (7, 1) | | | SSS 0-3 ① K | | SSS 0-3 ② K | | 0-0 ② FC5-6 2-3 | | | 3<br>0 | 0<br>0 | 0<br>0 | 0<br>0 | 0<br>0 | 2<br>0 | 2<br>0 |
| Inning Stats | R: 0 E: 0 K: 1 S: 5<br>H: 0 LOB: 0 BB: 0 P: 5 | R: 1 E: 0 K: 0 S: 5<br>H: 2 LOB: 1 BB: 0 P: 5 | R: 0 E: 0 K: 1 S: 5<br>H: 0 LOB: 0 BB: 0 P: 5 | R: 0 E: 0 K: 0 S: 4<br>H: 1 LOB: 1 BB: 0 P: 4 | R: 0 E: 0 K: 1 S: 6<br>H: 1 LOB: 1 BB: 0 P: 6 | R: 1 E: 0 K: 0 S: 5<br>H: 2 LOB: 1 BB: 0 P: 5 | R: 0 E: 0 K: 0 S: 4<br>H: 1 LOB: 1 BB: 0 P: 4 | R: 0 E: 0 K: 1 S: 5<br>H: 0 LOB: 0 BB: 0 P: 5 | R: 0 E: 0 K: 0 S: 3<br>H: 1 LOB: 0 BB: 0 P: 3 | 1B: 6 2B: 1 3B: 0 HR: 1<br>SF: 0 SAC: 0 DP: 1 HBP: 0 | | | | | | |

| PITCHER | IP | WLS | BF | H | R | ER | SO | BB | IBB | HBP | BLK | WP | HR | S | P | ERA | WHIP |
|---|---|---|---|---|---|---|---|---|---|---|---|---|---|---|---|---|---|
| Ray Herbert, R (1, 1)<br>ERA: 2.88 | 7.0 | W | 28 | 7 | 2 | 2 | 3 | 0 | 0 | 0 | 0 | 0 | 1 | 34 | 34 | 2.57 | 1.000 |
| Hoyt Wilhelm, R (8, 1)<br>ERA: 2.19 | 2.0 | S | 6 | 1 | 0 | 0 | 1 | 0 | 0 | 0 | 0 | 0 | 0 | 8 | 8 | 0.00 | 0.500 |

| PITCHER | IP | WLS | BF | H | R | ER | SO | BB | IBB | HBP | BLK | WP | HR | S | P | ERA | WHIP |
|---|---|---|---|---|---|---|---|---|---|---|---|---|---|---|---|---|---|

# TOP

## New York Yankees @ Chicago White Sox

Comiskey Park, Chicago, IL

Wed Aug 19 1964, 8:05 PM EDT

Att. 37,354 - Unknown

livebaseballscorecards.com

| | |
|---|---|
| AB | 34 |
| R | 2 |
| H | 8 |
| RBI | 2 |
| BB | 0 |
| SO | 4 |
| LOB | 12 |

| Batter | 1 | 2 | 3 | 4 | 5 | 6 | 7 | 8 | 9 | AB | R | H | RBI | BB | SO | LOB |
|---|---|---|---|---|---|---|---|---|---|---|---|---|---|---|---|---|
| Jim Landis, R (1, 8)<br>OBP: 0.287, SLG: 0.269 | S S S 0-3 ① K | | x 0-0 ② 1-2 E 1B 1B | | x 0-0 ② P4 | | B B B B 4-0 S 1-2 2-3 3-H BB | | | 3 | 1 | 1 | 1 | 1 | 0 | 0 |
| Don Buford, S (1, 4)<br>OBP: 0.347, SLG: 0.373<br>Hoyt Wilhelm, R (8, 1)<br>OBP: 0.235, SLG: 0.188 | x 0-0 ② 4-3 | | x 0-0 ② F7 | | x 0-0 ③ 3-1 | | x 0-0 ② 2-3 3-H SF8 | | | 3<br>0 | 0<br>0 | 0<br>0 | 1<br>0 | 0<br>0 | 0<br>0 | 2<br>0 |
| Floyd Robinson, L (1, 9)<br>OBP: 0.388, SLG: 0.448<br>(8, 7) | x 0-0 ③ 4-3 | | x 0-0 1-2 2-3 E 1B | | | x 0-0 ① F7 | x 0-0 ③ 1-2 F9 | | | 4 | 0 | 1 | 0 | 0 | 0 | 2 |
| Pete Ward, L (1, 5)<br>OBP: 0.368, SLG: 0.473 | | B B B B 4-0 FC5-4 BB | x 0-0 1-2 2-H 3-H E1 | | | S S S 0-3 ② K | | x 0-0 ① 4-3 | | 3 | 0 | 0 | 0 | 1 | 1 | 1 |
| Bill Skowron, R (1, 3)<br>OBP: 0.320, SLG: 0.434 | | x 0-0 ① 1-2f FC5-4 | x 0-0 ③ F9 | | | x 0-0 ③ 5-3 | | S S S 0-3 ② K | | 4 | 0 | 0 | 0 | 0 | 1 | 3 |
| Tom McCraw, L (1, 7)<br>OBP: 0.332, SLG: 0.385<br>Mike Hershberger, R (7, PR)<br>OBP: 0.307, SLG: 0.288<br>(8, 9) | | x 0-0 ② F2 | | x 0-0 ① 4-3 | | | x 0-0 S S S E 1B BB 1B | S S S 0-3 ③ K | | 3<br>1 | 0<br>1 | 1<br>0 | 0<br>0 | 0<br>0 | 0<br>1 | 1<br>0 |
| Ron Hansen, R (1, 6)<br>OBP: 0.351, SLG: 0.403 | | x 0-0 ③ F8 | | x 0-0 ② F3 | | | x 0-0 1-3 E5 BB SH SF8 1B | | | 3 | 1 | 1 | 0 | 0 | 0 | 1 |
| J.C. Martin, L (1, 2)<br>OBP: 0.248, SLG: 0.300 | | | x 0-0 ① F9 | x 0-0 ③ L3 | | | x 0-0 1-2 SH SF8 BB | | | 2 | 0 | 0 | 0 | 0 | 0 | 0 |
| Ray Herbert, R (1, 1)<br>OBP: 0.121, SLG: 0.125<br>Gary Peters, L (7, PH)<br>OBP: 0.230, SLG: 0.391<br>Al Weis, S (8, 4)<br>OBP: 0.319, SLG: 0.343 | | | x 0-0 1B 1B E 1B | | x 0-0 ① P4 | | S S S 0-3 ① K | | | 2<br>1<br>0 | 1<br>0<br>0 | 1<br>0<br>0 | 0<br>0<br>0 | 0<br>1<br>0 | 0<br>3<br>0 | 0<br>0<br>0 |
| Inning Stats | R: 0 E: 0 K: 1 S: 5 H: 0 LOB: 0 BB: 0 P: 5 | R: 0 E: 0 K: 0 S: 3 H: 0 LOB: 1 BB: 1 P: 7 | R: 2 E: 1 K: 0 S: 7 H: 3 LOB: 2 BB: 0 P: 7 | R: 0 E: 0 K: 0 S: 3 H: 0 LOB: 0 BB: 0 P: 3 | R: 0 E: 0 K: 0 S: 3 H: 0 LOB: 0 BB: 0 P: 3 | R: 0 E: 0 K: 1 S: 5 H: 0 LOB: 0 BB: 0 P: 5 | R: 2 E: 1 K: 1 S: 8 H: 2 LOB: 3 BB: 1 P: 12 | R: 0 E: 0 K: 2 S: 7 H: 0 LOB: 0 BB: 0 P: 7 | | 1B: 5<br>2B: 0<br>3B: 0<br>HR: 0 | SF: 1<br>SAC: 1<br>DP: 0<br>HBP: 0 | | | WP: 0<br>PB: 0<br>SB: 1<br>CS: 0 | PA: 33 | |

BOTTOM

# New York Yankees @ Chicago White Sox

Comiskey Park, Chicago, IL

Wed Aug 19 1964, 8:05 PM EDT

Att. 37,354 - Unknown

livebaseballscorecards.com

| | |
|---|---|
| AB | 29 |
| R | 4 |
| H | 5 |
| RBI | 2 |
| BB | 2 |
| SO | 5 |
| LOB | 13 |

| PITCHER | | IP | WLS | BF | H | R | ER | SO | BB | IBB | HBP | BLK | WP | HR | S | P | ERA | WHIP |
|---|---|---|---|---|---|---|---|---|---|---|---|---|---|---|---|---|---|---|
| Jim Bouton, R<br>ERA: 2.59 | (1, 1) | 6.1 | L | 28 | 5 | 4 | 0 | 3 | 2 | 0 | 0 | 0 | 0 | 0 | 32 | 40 | 0.00 | 1.105 |
| Pete Mikkelsen, R<br>ERA: 3.95 | (7, 1) | 1.2 | | 5 | 0 | 0 | 0 | 2 | 0 | 0 | 0 | 0 | 0 | 0 | 9 | 9 | 0.00 | 0.000 |

| PITCHER | IP | WLS | BF | H | R | ER | SO | BB | IBB | HBP | BLK | WP | HR | S | P | ERA | WHIP |
|---|---|---|---|---|---|---|---|---|---|---|---|---|---|---|---|---|---|

# New York Yankees @ Chicago White Sox

Comiskey Park, Chicago, IL

Thu Aug 20 1964, 4:33 AM EDT

Att. 36,667 - Sunny

livebaseballscorecards.com

| Batter | 1 | 2 | 3 | 4 | 5 | 6 | 7 | 8 | 9 | AB | R | H | RBI | BB | SO | LOB |
|---|---|---|---|---|---|---|---|---|---|---|---|---|---|---|---|---|
| Tony Kubek, L (1, 6) OBP: 0.276, SLG: 0.334 | x 0-0 L4-3 1B | | x 0-0 L9 ③ | | | x 0-0 FC6-4 1B | | | x 0-0 1B 1B | 4 | 0 | 3 | 0 | 0 | 0 | 0 |
| Bobby Richardson, R (1, 4) OBP: 0.283, SLG: 0.327 | x 0-0 L4-3 ① ② 1-2 | | | x 0-0 F6 ① | | x 0-0 FC6-4 ① G4-6-3 1-2f | | | x 0-0 F5 ① | 4 | 0 | 0 | 0 | 0 | 0 | 3 |
| Roger Maris, L (1, 9) OBP: 0.355, SLG: 0.460 | x 0-0 WP 1B | | | x 0-0 FC6 1B | | x 0-0 G4-6-3 ② ③ 1-2f | | | x 0-0 F8 ② | 4 | 0 | 2 | 0 | 0 | 0 | 2 |
| Elston Howard, R (1, 2) OBP: 0.363, SLG: 0.439 | x 0-0 5-3 ③ 1-2 | | | x 0-0 F8 ② | | | x 0-0 5-3 ① | | x 0-0 1-2 1B | 4 | 0 | 1 | 0 | 0 | 0 | 2 |
| Tom Tresh, S (1, 8) OBP: 0.355, SLG: 0.427 | | x 0-0 4-3 ① | | x 0-0 FC6 ③ 1-2f | | | S S S 0-3 K ② | | x 0-0 B1 ③ | 4 | 0 | 0 | 0 | 0 | 1 | 3 |
| Joe Pepitone, L (1, 3) OBP: 0.279, SLG: 0.390 | | x 0-0 4-3 ② | | | x 0-0 F9 ① | | x 0-0 L8 ③ | | | 3 | 0 | 0 | 0 | 0 | 0 | 0 |
| Johnny Blanchard, L (1, 7) OBP: 0.336, SLG: 0.392 | | x 0-0 1-3 ③ | | | x 0-0 1B | | | x 0-0 F6 ① | | 3 | 0 | 1 | 0 | 0 | 0 | 0 |
| Clete Boyer, R (1, 5) OBP: 0.270, SLG: 0.312 | | | S S S 0-3 K ① | | x 0-0 F8 ② | | | x 0-0 5-3 ② | | 3 | 0 | 0 | 0 | 0 | 1 | 1 |
| Whitey Ford, L (1, 1) OBP: 0.268, SLG: 0.167<br>Rollie Sheldon, R (4, 1) OBP: 0.120, SLG: 0.120<br>Phil Linz, R (5, PH) OBP: 0.333, SLG: 0.389<br>Bill Stafford, R (5, 1) OBP: 0.077, SLG: 0.154<br>Archie Moore, L (8, PH) OBP: 0.263, SLG: 0.235<br>Steve Hamilton, L (8, 1) OBP: 0.273, SLG: 0.200 | | | x 0-0 4-3 ② | | S S S 0-3 K ③ | | | S S S 0-3 K ③ | | 1<br>0<br>1<br>0<br>1<br>0 | 0<br>0<br>0<br>0<br>0<br>0 | 0<br>0<br>0<br>0<br>0<br>0 | 0<br>0<br>0<br>0<br>0<br>0 | 0<br>0<br>0<br>0<br>0<br>0 | 0<br>0<br>1<br>0<br>1<br>0 | 0<br>0<br>1<br>0<br>0<br>0 |

| Inning Stats | 1 | 2 | 3 | 4 | 5 | 6 | 7 | 8 | 9 | | | | | | |
|---|---|---|---|---|---|---|---|---|---|---|---|---|---|---|---|
| | R: 0 H: 2<br>E: 0 LOB: 1<br>K: 0 BB: 0<br>S: 4 P: 4 | R: 0 H: 0<br>E: 0 LOB: 0<br>K: 0 BB: 0<br>S: 3 P: 3 | R: 0 H: 0<br>E: 0 LOB: 0<br>K: 1 BB: 0<br>S: 5 P: 5 | R: 0 H: 1<br>E: 0 LOB: 1<br>K: 0 BB: 0<br>S: 4 P: 4 | R: 0 H: 1<br>E: 0 LOB: 1<br>K: 1 BB: 0<br>S: 6 P: 6 | R: 0 H: 1<br>E: 0 LOB: 0<br>K: 0 BB: 0<br>S: 3 P: 3 | R: 0 H: 0<br>E: 0 LOB: 0<br>K: 1 BB: 0<br>S: 5 P: 5 | R: 0 H: 0<br>E: 0 LOB: 0<br>K: 1 BB: 0<br>S: 5 P: 5 | R: 0 H: 2<br>E: 0 LOB: 2<br>K: 0 BB: 0<br>S: 5 P: 5 | 1B: 7 SF: 0<br>2B: 1 SAC: 0<br>3B: 0 DP: 2<br>HR: 0 HBP: 0 | WP: 1 PA: 32<br>PB: 0<br>SB: 0<br>CS: 0 | | | | | |

| PITCHER | | IP | WLS | BF | H | R | ER | SO | BB | IBB | HBP | BLK | WP | HR | S | P | ERA | WHIP |
|---|---|---|---|---|---|---|---|---|---|---|---|---|---|---|---|---|---|---|
| John Buzhardt, R (1, 1) ERA: 2.71 | | 9.0 | W | 32 | 7 | 0 | 0 | 4 | 0 | 0 | 0 | 0 | 1 | 0 | 40 | 40 | 0.00 | 0.778 |

| PITCHER | IP | WLS | BF | H | R | ER | SO | BB | IBB | HBP | BLK | WP | HR | S | P | ERA | WHIP |
|---|---|---|---|---|---|---|---|---|---|---|---|---|---|---|---|---|---|
| | | | | | | | | | | | | | | | | | |

| | |
|---|---|
| AB | 32 |
| R | 0 |
| H | 7 |
| RBI | 0 |
| BB | 0 |
| SO | 4 |
| LOB | 12 |

| Batter | 1 | 2 | 3 | 4 | 5 | 6 | 7 | 8 | 9 | AB | R | H | RBI | BB | SO | LOB |
|---|---|---|---|---|---|---|---|---|---|---|---|---|---|---|---|---|
| Jim Landis, R (1, 8)<br>OBP: 0.290, SLG: 0.271 | FC6-4 1B | K | | 1B G3 SF7 1-2 1B | F4 | | | F1 | | 5 | 1 | 2 | 0 | 0 | 1 | 3 |
| Al Weis, S (1, 4)<br>OBP: 0.313, SLG: 0.336 | B2 | K | | G3 1-2 2-3 | | L5 | | 5-3 | | 5 | 0 | 0 | 0 | 0 | 1 | 5 |
| Floyd Robinson, L (1, 7)<br>OBP: 0.389, SLG: 0.447 | FC6-4 FC5-4 1-2f | | FC4-6 1B 1B 1B | 1B IBB | | K | | | | 3 | 1 | 1 | 0 | 1 | 1 | 1 |
| Bill Skowron, R (1, 3)<br>OBP: 0.324, SLG: 0.437 | FC5-4 1-2f | | FC4-6 1-2 1B | 1-2 2-3 3-H 1B | | 1B | | | | 4 | 0 | 3 | 1 | 0 | 0 | 1 |
| Pete Ward, L (1, 5)<br>OBP: 0.365, SLG: 0.469 | | B1-3 | FC4-6 1B 1-2f 2-3 | SF7 3-H | | 4-3 | | | | 3 | 0 | 0 | 1 | 0 | 0 | 3 |
| Mike Hershberger, R (1, 9)<br>OBP: 0.308, SLG: 0.291 | | 1B 1B 1B | 1-2 3-H 1B | L7 | | | F6 | | | 4 | 1 | 2 | 1 | 0 | 0 | 2 |
| Ron Hansen, R (1, 6)<br>OBP: 0.350, SLG: 0.401 | | 1B SH 1-2 1B | F4 | | F6 | | F9 | | | 4 | 1 | 1 | 0 | 0 | 0 | 2 |
| Cam Carreon, R (1, 2)<br>OBP: 0.255, SLG: 0.264 | | SH 1-3 2-H 1B | F2 | | SH2-4 1B | | F9 | | | 4 | 0 | 2 | 1 | 0 | 0 | 2 |
| John Buzhardt, R (1, 1)<br>OBP: 0.222, SLG: 0.255 | | SH 1-2 3-H | | G3 1B 1B 1B | SH2-4 1-2 | | | K | | 2 | 1 | 1 | 1 | 0 | 1 | 0 |
| Inning Stats | R: 0 E: 0 K: 0 S: 4 H: 1 LOB: 1 BB: 0 P: 4 | R: 2 E: 0 K: 2 S: 11 H: 3 LOB: 2 BB: 0 P: 11 | R: 1 E: 0 K: 0 S: 6 H: 3 LOB: 2 BB: 0 P: 6 | R: 2 E: 0 K: 0 S: 6 H: 3 LOB: 2 BB: 1 P: 10 | R: 0 E: 0 K: 0 S: 4 H: 1 LOB: 1 BB: 0 P: 4 | R: 0 E: 0 K: 1 S: 6 H: 1 LOB: 1 BB: 0 P: 6 | R: 0 E: 0 K: 0 S: 3 H: 0 LOB: 0 BB: 0 P: 3 | R: 0 E: 0 K: 1 S: 5 H: 0 LOB: 0 BB: 0 P: 5 | | 1B: 12 2B: 0 3B: 0 HR: 0 | SF: 1 SAC: 2 DP: 0 HBP: 0 | | | | | |

| PITCHER | IP | WLS | BF | H | R | ER | SO | BB | IBB | HBP | BLK | WP | HR | S | P | ERA | WHIP |
|---|---|---|---|---|---|---|---|---|---|---|---|---|---|---|---|---|---|
| Whitey Ford, L (1, 1)<br>ERA: 2.34 | 3.0 | L | 19 | 9 | 5 | 5 | 2 | 0 | 0 | 0 | 0 | 0 | 0 | 23 | 23 | 15.00 | 3.000 |
| Rollie Sheldon, R (4, 1)<br>ERA: 4.0 | 1.0 | | 5 | 1 | 0 | 0 | 0 | 0 | 1 | 0 | 0 | 0 | 0 | 4 | 8 | 0.00 | 1.000 |
| Bill Stafford, R (5, 1)<br>ERA: 2.22 | 3.0 | | 11 | 2 | 0 | 0 | 1 | 0 | 0 | 0 | 0 | 0 | 0 | 13 | 13 | 0.00 | 0.667 |
| Steve Hamilton, L (8, 1)<br>ERA: 3.38 | 1.0 | | 3 | 0 | 0 | 0 | 1 | 0 | 0 | 0 | 0 | 0 | 0 | 5 | 5 | 0.00 | 0.000 |

| PITCHER | IP | WLS | BF | H | R | ER | SO | BB | IBB | HBP | BLK | WP | HR | S | P | ERA | WHIP |
|---|---|---|---|---|---|---|---|---|---|---|---|---|---|---|---|---|---|

# BOTTOM

## New York Yankees @ Chicago White Sox

Comiskey Park, Chicago, IL

Thu Aug 20 1964, 4:33 AM EDT
Att. 36,667 - Sunny

livebaseballscorecards.com

| | |
|---|---|
| AB | 34 |
| R | 5 |
| H | 12 |
| RBI | 5 |
| BB | 1 |
| SO | 4 |
| LOB | 19 |

| | | | |
|---|---|---|---|
| 1B: 12 | SF: 1 | WP: 0 | PA: 38 |
| 2B: 0 | SAC: 2 | PB: 0 | |
| 3B: 0 | DP: 0 | SB: 0 | |
| HR: 0 | HBP: 0 | CS: 0 | |

| Batter | 1 | 2 | 3 | 4 | 5 | 6 | 7 | 8 | 9 | AB | R | H | RBI | BB | SO | LOB |
|---|---|---|---|---|---|---|---|---|---|---|---|---|---|---|---|---|
| Tony Kubek, L (1, 6)<br>OBP: 0.273, SLG: 0.330 | 4-3 | | FC1-6-5<br>2-3 | | | 4-3 | | K2-3 | | 4 | 0 | 0 | 0 | 0 | 1 | 1 |
| Bobby Richardson, R (1, 4)<br>OBP: 0.281, SLG: 0.325 | P6 | | F3 | | | K | | 6-3 | | 4 | 0 | 0 | 0 | 0 | 1 | 1 |
| Roger Maris, L (1, 9)<br>OBP: 0.356, SLG: 0.460 | 1B | | | 3-1 | | 1B | | F9 | | 4 | 0 | 2 | 0 | 0 | 0 | 0 |
| Mickey Mantle, S (1, 7)<br>OBP: 0.423, SLG: 0.591 | K | | | K | | F8 | | | F7 | 4 | 0 | 0 | 0 | 0 | 2 | 2 |
| Elston Howard, R (1, 2)<br>OBP: 0.362, SLG: 0.437 | | F8 | | 6-3 | | | 1B | | 5-3 | 4 | 0 | 1 | 0 | 0 | 0 | 0 |
| Tom Tresh, S (1, 8)<br>OBP: 0.356, SLG: 0.428 | | F7 | | | G4-6-3<br>1B | | 1-2<br>1B | | F9 | 4 | 0 | 2 | 0 | 0 | 0 | 0 |
| Joe Pepitone, L (1, 3)<br>OBP: 0.279, SLG: 0.390 | | 4-3 | | | G4-6-3<br>1-2<br>1B | | P6 | | | 3 | 0 | 1 | 0 | 0 | 0 | 2 |
| Clete Boyer, R (1, 5)<br>OBP: 0.271, SLG: 0.311 | | | BBBB<br>FC1-6-5<br>SH1-3<br>BB | | G4-6-3<br>1-2f<br>2-3 | | F7 | | | 2 | 0 | 0 | 0 | 1 | 0 | 4 |
| Ralph Terry, R (1, 1)<br>OBP: 0.250, SLG: 0.207<br>Hector Lopez, R (7, PH)<br>OBP: 0.312, SLG: 0.424<br>Stan Williams, R (7, 1)<br>OBP: 0.150, SLG: 0.200 | | | SH1-3<br>1-2 | | F4 | | F3 | | | 1<br>1<br>0 | 0<br>0<br>0 | 0<br>0<br>0 | 0<br>0<br>0 | 0<br>0<br>0 | 0<br>0<br>0 | 1<br>2<br>0 |
| Inning Stats | R: 0 E: 0 K: 1 S: 6 H: 1 LOB: 1 BB: 0 P: 6 | R: 0 E: 0 K: 0 S: 3 H: 0 LOB: 0 BB: 0 P: 3 | R: 0 E: 0 K: 0 S: 3 H: 0 LOB: 1 BB: 1 P: 7 | R: 0 E: 0 K: 1 S: 5 H: 0 LOB: 0 BB: 0 P: 5 | R: 0 E: 0 K: 0 S: 4 H: 2 LOB: 1 BB: 0 P: 4 | R: 0 E: 0 K: 1 S: 6 H: 1 LOB: 1 BB: 0 P: 6 | R: 0 E: 0 K: 0 S: 5 H: 2 LOB: 2 BB: 0 P: 5 | R: 0 E: 0 K: 1 S: 5 H: 0 LOB: 0 BB: 0 P: 5 | R: 0 E: 0 K: 0 S: 3 H: 0 LOB: 0 BB: 0 P: 3 | 1B: 6 2B: 0 3B: 0 HR: 0 | SF: 0 SAC: 1 DP: 1 HBP: 0 | | | | | | |

| PITCHER | IP | WLS | BF | H | R | ER | SO | BB | IBB | HBP | BLK | WP | HR | S | P | ERA | WHIP |
|---|---|---|---|---|---|---|---|---|---|---|---|---|---|---|---|---|---|
| Bob Heffner, R (1, 1)<br>ERA: 3.65 | 9.0 | W | 33 | 6 | 0 | 0 | 4 | 1 | 0 | 0 | 0 | 0 | 0 | 40 | 44 | 0.00 | 0.778 |

| PITCHER | IP | WLS | BF | H | R | ER | SO | BB | IBB | HBP | BLK | WP | HR | S | P | ERA | WHIP |
|---|---|---|---|---|---|---|---|---|---|---|---|---|---|---|---|---|---|

# TOP

## New York Yankees @ Boston Red Sox

Fenway Park, Boston, MA

Fri Aug 21 1964, 7:05 PM EDT

Att. 28,830 - Unknown - 70 F

livebaseballscorecards.com

| | |
|---|---|
| AB | 31 |
| R | 0 |
| H | 6 |
| RBI | 0 |
| BB | 1 |
| SO | 4 |
| LOB | 13 |

WP: 0 PB: 0 SB: 0 CS: 0 PA: 33

| Batter | 1 | 2 | 3 | 4 | 5 | 6 | 7 | 8 | 9 | AB | R | H | RBI | BB | SO | LOB |
|---|---|---|---|---|---|---|---|---|---|---|---|---|---|---|---|---|
| Dalton Jones, L (1, 4)<br>OBP: 0.282, SLG: 0.350 | 1-3 | | 1-2 1B | | F2 | | 4-3 | 1B | | 5 | 0 | 2 | 0 | 0 | 0 | 0 |
| Felix Mantilla, R (1, 7)<br>OBP: 0.325, SLG: 0.526 | F8 | | K | | 1B BB | | G4-6-3 1B | K | | 4 | 0 | 1 | 0 | 1 | 2 | 3 |
| Carl Yastrzemski, L (1, 8)<br>OBP: 0.381, SLG: 0.476 | 2B | | 3-1 | | 1-3 1B | | G4-6-3<br>1-2f | | | 4 | 0 | 2 | 0 | 0 | 0 | 3 |
| Dick Stuart, R (1, 3)<br>OBP: 0.315, SLG: 0.488 | 6-3 | | | HR | 6-3 | | | 1B 1B HR BB | | 3 | 2 | 1 | 1 | 1 | 0 | 3 |
| Lee Thomas, L (1, 9)<br>OBP: 0.325, SLG: 0.386 | | 4-3 | | L9 | | SF7 3B | | 1B 1-2 HR 1B | | 4 | 2 | 2 | 0 | 0 | 0 | 0 |
| Frank Malzone, R (1, 5)<br>OBP: 0.313, SLG: 0.376 | | G5-4-3 1B | | F5 | | SF7 3-H | | F8 | | 3 | 0 | 1 | 1 | 0 | 0 | 2 |
| Eddie Bressoud, R (1, 6)<br>OBP: 0.368, SLG: 0.466 | | G5-4-3<br>1-2f | | HR | | 3-1 | | 1-2 2-3 HR 1B | | 4 | 2 | 2 | 1 | 0 | 0 | 1 |
| Bob Tillman, R (1, 2)<br>OBP: 0.364, SLG: 0.453 | | | 1B 1B | K | | FC6-4 BB | | 1-H 2-H 3-H HR | | 3 | 1 | 2 | 4 | 1 | 1 | 0 |
| Bob Heffner, R (1, 1)<br>OBP: 0.182, SLG: 0.250 | | | K | | 5-3 | FC6-4<br>1-2f | | 1-3 | | 4 | 0 | 0 | 0 | 0 | 1 | 2 |
| Inning Stats | R: 0 H: 1<br>E: 0 LOB: 1<br>K: 0 BB: 0<br>S: 4 P: 4 | R: 0 H: 1<br>E: 0 LOB: 0<br>K: 0 BB: 0<br>S: 3 P: 3 | R: 0 H: 2<br>E: 0 LOB: 2<br>K: 2 BB: 0<br>S: 9 P: 9 | R: 2 H: 2<br>E: 0 LOB: 0<br>K: 1 BB: 0<br>S: 7 P: 7 | R: 0 H: 1<br>E: 0 LOB: 2<br>K: 0 BB: 1<br>S: 4 P: 8 | R: 1 H: 1<br>E: 0 LOB: 1<br>K: 0 BB: 1<br>S: 4 P: 8 | R: 0 H: 1<br>E: 0 LOB: 0<br>K: 0 BB: 0<br>S: 3 P: 3 | R: 4 H: 4<br>E: 0 LOB: 1<br>K: 1 BB: 1<br>S: 9 P: 13 | | 1B: 8 SF: 1<br>2B: 1 SAC: 0<br>3B: 1 DP: 2<br>HR: 3 HBP: 0 | | | | | | |

# BOTTOM

## New York Yankees @ Boston Red Sox

Fenway Park, Boston, MA

Fri Aug 21 1964, 7:05 PM EDT

Att. 28,830 - Unknown - 70 F

livebaseballscorecards.com

| | |
|---|---|
| AB | 34 |
| R | 7 |
| H | 13 |
| RBI | 7 |
| BB | 3 |
| SO | 4 |
| LOB | 14 |

WP: 0 PA: 38
PB: 0
SB: 0
CS: 0

| PITCHER | | IP | WLS | BF | H | R | ER | SO | BB | IBB | HBP | BLK | WP | HR | S | P | ERA | WHIP |
|---|---|---|---|---|---|---|---|---|---|---|---|---|---|---|---|---|---|---|
| Ralph Terry, R<br>ERA: 4.74 | (1, 1) | 6.0 | L | 27 | 8 | 3 | 3 | 3 | 2 | 0 | 0 | 0 | 0 | 2 | 31 | 39 | 4.50 | 1.667 |
| Stan Williams, R<br>ERA: 4.14 | (7, 1) | 2.0 | | 11 | 5 | 4 | 4 | 1 | 1 | 0 | 0 | 0 | 0 | 1 | 12 | 16 | 18.00 | 3.000 |

| PITCHER | IP | WLS | BF | H | R | ER | SO | BB | IBB | HBP | BLK | WP | HR | S | P | ERA | WHIP |
|---|---|---|---|---|---|---|---|---|---|---|---|---|---|---|---|---|---|

| Batter | 1 | 2 | 3 | 4 | 5 | 6 | 7 | 8 | 9 | AB | R | H | RBI | BB | SO | LOB |
|---|---|---|---|---|---|---|---|---|---|---|---|---|---|---|---|---|
| Tony Kubek, L (1, 6)<br>OBP: 0.273, SLG: 0.332 | F9 | | E 2B | | G3 | | L8 | | | 4 | 0 | 1 | 0 | 0 | 0 | 1 |
| Bobby Richardson, R (1, 4)<br>OBP: 0.282, SLG: 0.328 | 1B | | E5 | | 2B | | F8 | | | 4 | 0 | 2 | 1 | 0 | 0 | 1 |
| Tom Tresh, S (1, 8)<br>OBP: 0.355, SLG: 0.425 | F8 | | P3 | | BB | | L9 | | | 3 | 0 | 0 | 0 | 1 | 0 | 3 |
| Mickey Mantle, S (1, 7)<br>OBP: 0.421, SLG: 0.586 | K | | | BB | F2 | | | K | | 3 | 0 | 0 | 0 | 1 | 2 | 3 |
| Hector Lopez, R (8, 7)<br>OBP: 0.312, SLG: 0.424 | | G4-6-3 BB | | F9 | | HR BB | | F5 | | 2 | 1 | 0 | 0 | 2 | 0 | 1 |
| Elston Howard, R (1, 2)<br>OBP: 0.361, SLG: 0.442 | | G4-6-3 1-2f | | F7 | | 1-H HR | | 6-3 | | 4 | 1 | 1 | 2 | 0 | 0 | 2 |
| Joe Pepitone, L (1, 3)<br>OBP: 0.277, SLG: 0.386 | | L3 | | F5 | | K | | | F8 | 4 | 0 | 0 | 0 | 0 | 1 | 1 |
| Clete Boyer, R (1, 5)<br>OBP: 0.270, SLG: 0.310 | | | K | | G3 SH3-4 2B 1B | F8 | | | 4-3 | 4 | 1 | 1 | 0 | 0 | 1 | 0 |
| Al Downing, R (1, 1)<br>OBP: 0.164, SLG: 0.159 | | | K | | SH3-4 1-2 | 4-3 | | | K | 2 | 0 | 0 | 0 | 0 | 1 | 0 |
| Pete Mikkelsen, R (8, 1) | | | | | | | | | | 0 | 0 | 0 | 0 | 0 | 0 | 0 |
| Johnny Blanchard, L (9, PH)<br>OBP: 0.333, SLG: 0.389 | | | | | | | | | | 1 | 0 | 0 | 0 | 0 | 1 | 0 |
| Inning Stats | R: 0<br>E: 0<br>K: 1<br>S: 6<br>H: 1<br>LOB: 1<br>BB: 0<br>P: 6 | R: 0<br>E: 0<br>K: 0<br>S: 2<br>H: 0<br>LOB: 0<br>BB: 1<br>P: 6 | R: 0<br>E: 1<br>K: 2<br>S: 9<br>H: 1<br>LOB: 2<br>BB: 0<br>P: 9 | R: 0<br>E: 0<br>K: 0<br>S: 3<br>H: 0<br>LOB: 1<br>BB: 1<br>P: 7 | R: 1<br>E: 0<br>K: 0<br>S: 5<br>H: 2<br>LOB: 2<br>BB: 1<br>P: 9 | R: 2<br>E: 0<br>K: 1<br>S: 6<br>H: 1<br>LOB: 0<br>BB: 1<br>P: 10 | R: 0<br>E: 0<br>K: 0<br>S: 3<br>H: 0<br>LOB: 0<br>BB: 0<br>P: 3 | R: 0<br>E: 0<br>K: 1<br>S: 5<br>H: 0<br>LOB: 0<br>BB: 0<br>P: 5 | R: 0<br>E: 0<br>K: 1<br>S: 5<br>H: 0<br>LOB: 0<br>BB: 0<br>P: 5 | 1B: 2<br>2B: 2<br>3B: 0<br>HR: 1<br>SF: 0<br>SAC: 1<br>DP: 1<br>HBP: 0 | | | | | | |

| PITCHER | | IP | WLS | BF | H | R | ER | SO | BB | IBB | HBP | BLK | WP | HR | S | P | ERA | WHIP |
|---|---|---|---|---|---|---|---|---|---|---|---|---|---|---|---|---|---|---|
| Bill Monbouquette, R<br>ERA: 4.95 | (1, 1) | 7.0 | | 30 | 5 | 3 | 3 | 4 | 4 | 0 | 0 | 0 | 0 | 1 | 34 | 50 | 3.86 | 1.286 |
| Dick Radatz, R<br>ERA: 1.99 | (8, 1) | 2.0 | W | 6 | 0 | 0 | 0 | 2 | 0 | 0 | 0 | 0 | 0 | 0 | 10 | 10 | 0.00 | 0.000 |

| PITCHER | | IP | WLS | BF | H | R | ER | SO | BB | IBB | HBP | BLK | WP | HR | S | P | ERA | WHIP |
|---|---|---|---|---|---|---|---|---|---|---|---|---|---|---|---|---|---|---|

# TOP

## New York Yankees @ Boston Red Sox

Fenway Park, Boston, MA

Sat Aug 22 1964, 3:33 AM EDT

Att. 15,663 - Unknown - 60 F

livebaseballscorecards.com

| | |
|---|---|
| AB | 31 |
| R | 3 |
| H | 5 |
| RBI | 3 |
| BB | 4 |
| SO | 6 |
| LOB | 12 |

| | |
|---|---|
| PA: | 36 |
| WP: | 0 |
| PB: | 0 |
| SB: | 0 |
| CS: | 0 |

# BOTTOM

| Batter | 1 | 2 | 3 | 4 | 5 | 6 | 7 | 8 | 9 | AB | R | H | RBI | BB | SO | LOB |
|---|---|---|---|---|---|---|---|---|---|---|---|---|---|---|---|---|
| Felix Mantilla, R (1, 4)<br>OBP: 0.329, SLG: 0.524 | F2 | | E 1-2 1B | BBBB 1-2 2-3 3-H BB | | | F3 | BBBB 1-2 2-3 3-H BB | | 3 | 0 | 1 | 2 | 2 | 0 | 0 |
| Tony Horton, R (1, 7)<br>OBP: 0.309, SLG: 0.377 | SSS K | | E8 BB 1-3 2-H 1B | SSS K | | | SSS K | 6-3 | | 4 | 0 | 1 | 1 | 0 | 3 | 3 |
| Dick Radatz, R (8, 1)<br>OBP: 0.182, SLG: 0.188 | | | | | | | | | | 1 | 0 | 0 | 0 | 0 | 0 | 3 |
| Carl Yastrzemski, L (1, 8)<br>OBP: 0.380, SLG: 0.473 | 4-3 | | BBBB 2-3 BB | | 1-3 | | | 5-3 | | 3 | 0 | 0 | 0 | 1 | 0 | 0 |
| Dick Stuart, R (1, 3)<br>OBP: 0.314, SLG: 0.485 | | 6-3 | SSS K | | SSS K | | | BBBB HR BB | | 3 | 0 | 0 | 0 | 1 | 2 | 2 |
| Earl Wilson, R (8, PR)<br>OBP: 0.281, SLG: 0.448 | | | | | | | | | | 0 | 1 | 0 | 0 | 0 | 0 | 0 |
| Al Smith, R (9, 9)<br>OBP: 0.213, SLG: 0.250 | | | | | | | | | | 0 | 0 | 0 | 0 | 0 | 0 | 0 |
| Frank Malzone, R (1, 5)<br>OBP: 0.310, SLG: 0.373 | | 6-3 | | 5-3 | F9 | | | F2 | | 4 | 0 | 0 | 0 | 0 | 0 | 1 |
| Lee Thomas, L (1, 9)<br>OBP: 0.329, SLG: 0.394 (9, 3) | | BLK 1B | BBBB 2B FC1-2 BB | | SSS K | | | 1-H HR | | 3 | 1 | 2 | 2 | 1 | 1 | 0 |
| Eddie Bressoud, R (1, 6)<br>OBP: 0.369, SLG: 0.467 | | F9 1-2 | | FC1-2 1-3 BB 2B | SSS K | | | BBBB WP BB BB BB | | 3 | 2 | 1 | 0 | 1 | 1 | 1 |
| Bob Tillman, R (1, 2)<br>OBP: 0.366, SLG: 0.450 | | | 6-3 | BB FC1-2 IBB | | | SSS K | BBBB BB WP 1-2 BB | | 2 | 0 | 0 | 0 | 2 | 0 | 0 |
| Bill Monbouquette, R (1, 1)<br>OBP: 0.186, SLG: 0.132 | | | BBBB E 1B BB | FC1-2 1-2 2-3 3-Hf BB | | | SSS K | BBBB 1-2 2-3 BB | | 1 | 1 | 0 | 0 | 1 | 0 | 3 |
| Dick Williams, R (7, PH)<br>OBP: 0.243, SLG: 0.409 | | | | | | | | | | 1 | 0 | 0 | 0 | 0 | 1 | 0 |
| Roman Mejias, R (8, 7)<br>OBP: 0.253, SLG: 0.333 | | | | | | | | | | 0 | 0 | 0 | 0 | 1 | 0 | 0 |
| Inning Stats | R: 0 E: 0 K: 1 S: 5 H: 0 LOB: 0 BB: 0 P: 5 | R: 0 E: 0 K: 0 S: 4 H: 1 LOB: 1 BB: 0 P: 4 | R: 1 E: 1 K: 1 S: 6 H: 2 LOB: 2 BB: 2 P: 14 | R: 1 E: 0 K: 1 S: 6 H: 1 LOB: 3 BB: 3 P: 18 | R: 0 E: 0 K: 1 S: 5 H: 0 LOB: 0 BB: 0 P: 5 | R: 0 E: 0 K: 2 S: 7 H: 0 LOB: 0 BB: 0 P: 7 | R: 0 E: 0 K: 2 S: 7 H: 0 LOB: 0 BB: 0 P: 7 | R: 3 E: 0 K: 0 S: 4 H: 1 LOB: 3 BB: 5 P: 24 | | 1B: 3 2B: 1 3B: 0 HR: 1 | SF: 0 SAC: 0 DP: 0 HBP: 0 | | | | | |

| PITCHER | IP | WLS | BF | H | R | ER | SO | BB | IBB | HBP | BLK | WP | HR | S | P | ERA | WHIP |
|---|---|---|---|---|---|---|---|---|---|---|---|---|---|---|---|---|---|
| Al Downing, L (1, 1)<br>ERA: 3.24 | 7.2 | L | 34 | 5 | 5 | 5 | 8 | 6 | 1 | 0 | 1 | 0 | 1 | 43 | 71 | 5.87 | 1.435 |
| Pete Mikkelsen, R (8, 1)<br>ERA: 3.93 | 0.1 | | 4 | 0 | 0 | 0 | 0 | 3 | 0 | 0 | 0 | 1 | 0 | 1 | 13 | 0.00 | 9.000 |

| PITCHER | IP | WLS | BF | H | R | ER | SO | BB | IBB | HBP | BLK | WP | HR | S | P | ERA | WHIP |
|---|---|---|---|---|---|---|---|---|---|---|---|---|---|---|---|---|---|

New York Yankees @ Boston Red Sox

Fenway Park, Boston, MA

Sat Aug 22 1964, 3:33 AM EDT

Att. 15,663 - Unknown - 60 F

livebaseballscorecards.com

| | |
|---|---|
| AB | 28 |
| R | 5 |
| H | 5 |
| RBI | 5 |
| BB | 10 |
| SO | 8 |
| LOB | 13 |

WP: 1 PA: 38
PB: 0
SB: 0
CS: 0

| Batter | 1 | 2 | 3 | 4 | 5 | 6 | 7 | 8 | 9 | AB | R | H | RBI | BB | SO | LOB |
|---|---|---|---|---|---|---|---|---|---|---|---|---|---|---|---|---|
| Tony Kubek, L (1, 6)<br>OBP: 0.272, SLG: 0.328 | K | | F6 | | 4-3 | | F5 | | G6-4-3 BB 1-2 | 4 | 0 | 0 | 0 | 1 | 1 | 0 |
| Bobby Richardson, R (1, 4)<br>OBP: 0.284, SLG: 0.330<br>Phil Linz, R (8, 4)<br>OBP: 0.332, SLG: 0.387 | HR S 1B | | F9 | | F4 | | 1B 1B | | G6-4-3 1-2f 2-3 | 4<br>1 | 2<br>0 | 2<br>0 | 0<br>0 | 0<br>0 | 0<br>0 | 0<br>2 |
| Tom Tresh, S (1, 8)<br>OBP: 0.358, SLG: 0.430 | K 1-2 | | | FC4-6 1B | 2B 2B | | 1-H 1B | | F1 | 5 | 1 | 3 | 0 | 0 | 1 | 2 |
| Mickey Mantle, S (1, 7)<br>OBP: 0.422, SLG: 0.596<br>Hector Lopez, R (7, 7)<br>OBP: 0.312, SLG: 0.424 | 2-H HR | | | FC4-6 1-2f HR | 1B 2-H 2B | | K | | | 4<br>0 | 3<br>0 | 2<br>0 | 3<br>0 | 0<br>0 | 1<br>0 | 2<br>0 |
| Roger Maris, L (1, 9)<br>OBP: 0.359, SLG: 0.466<br>Pedro Gonzalez, R (9, 3)<br>OBP: 0.318, SLG: 0.366 | F8 | | | 1-H HR | 2-H 1B | | G3 | | | 4<br>0 | 1<br>0 | 2<br>0 | 3<br>0 | 0<br>0 | 0<br>0 | 1<br>0 |
| Johnny Blanchard, L (1, 2)<br>OBP: 0.331, SLG: 0.407 | | 4-3 | | HR | | 4-3 | | F3 | | 4 | 1 | 1 | 1 | 0 | 0 | 0 |
| Joe Pepitone, L (1, 3)<br>OBP: 0.275, SLG: 0.383<br>(9, 9) | | F7 | | L4 | | 6-3 | | K | | 4 | 0 | 0 | 0 | 0 | 1 | 0 |
| Clete Boyer, R (1, 5)<br>OBP: 0.273, SLG: 0.312 | | K | | 1B | | 1B | | F5 | | 4 | 0 | 2 | 0 | 0 | 1 | 0 |
| Mel Stottlemyre, R (1, 1)<br>OBP: 0.300, SLG: 0.222 | | K | K | | K | | | | G6-4-3 BB 1B | 4 | 0 | 1 | 0 | 0 | 3 | 2 |
| Inning Stats | R: 2 E: 0 K: 2 S: 9 H: 2 LOB: 0 BB: 0 P: 9 | R: 0 E: 0 K: 1 S: 5 H: 0 LOB: 0 BB: 0 P: 5 | R: 0 E: 0 K: 1 S: 5 H: 0 LOB: 0 BB: 0 P: 5 | R: 3 E: 0 K: 1 S: 9 H: 4 LOB: 1 BB: 0 P: 9 | R: 2 E: 0 K: 0 S: 5 H: 3 LOB: 1 BB: 0 P: 5 | R: 0 E: 0 K: 1 S: 6 H: 1 LOB: 1 BB: 0 P: 6 | R: 1 E: 0 K: 1 S: 7 H: 2 LOB: 1 BB: 0 P: 7 | R: 0 E: 0 K: 1 S: 5 H: 0 LOB: 0 BB: 0 P: 5 | R: 0 E: 0 K: 0 S: 3 H: 1 LOB: 1 BB: 1 P: 7 | 1B: 8 2B: 2 3B: 0 HR: 3 SF: 0 SAC: 0 DP: 1 HBP: 0 | | | | | | |

TOP

# New York Yankees @ Boston Red Sox

Fenway Park, Boston, MA

Sat Aug 22 1964, 7:05 PM EDT

Att. 19,958 - Unknown - 63 F

livebaseballscorecards.com

| | |
|---|---|
| AB | 38 |
| R | 8 |
| H | 13 |
| RBI | 7 |
| BB | 1 |
| SO | 8 |
| LOB | 9 |

WP: 0 PB: 0 SB: 1 CS: 0 PA: 39

| PITCHER | | IP | WLS | BF | H | R | ER | SO | BB | IBB | HBP | BLK | WP | HR | S | P | ERA | WHIP |
|---|---|---|---|---|---|---|---|---|---|---|---|---|---|---|---|---|---|---|
| Jack Lamabe, R<br>ERA: 5.34 | (1, 1) | 3.2 | L | 17 | 6 | 5 | 5 | 4 | 0 | 0 | 0 | 0 | 0 | 3 | 25 | 25 | 12.27 | 1.636 |
| Jay Ritchie, R<br>ERA: 1.15 | (4, 1) | 2.1 | | 10 | 4 | 2 | 2 | 2 | 0 | 0 | 0 | 0 | 0 | 0 | 14 | 14 | 7.71 | 1.714 |
| Pete Charton, R<br>ERA: 7.66 | (7, 1) | 1.0 | | 5 | 2 | 1 | 1 | 1 | 0 | 0 | 0 | 0 | 0 | 0 | 7 | 7 | 9.00 | 2.000 |
| Bill Spanswick, L<br>ERA: 7.05 | (8, 1) | 2.0 | | 7 | 1 | 0 | 0 | 1 | 1 | 0 | 0 | 0 | 0 | 0 | 8 | 12 | 0.00 | 1.000 |

| PITCHER | IP | WLS | BF | H | R | ER | SO | BB | IBB | HBP | BLK | WP | HR | S | P | ERA | WHIP |
|---|---|---|---|---|---|---|---|---|---|---|---|---|---|---|---|---|---|

# BOTTOM

## New York Yankees @ Boston Red Sox

Fenway Park, Boston, MA

Sat Aug 22 1964, 7:05 PM EDT
Att. 19,958 - Unknown - 63 F

livebaseballscorecards.com

| Batter | 1 | 2 | 3 | 4 | 5 | 6 | 7 | 8 | 9 | AB | R | H | RBI | BB | SO | LOB |
|---|---|---|---|---|---|---|---|---|---|---|---|---|---|---|---|---|
| Dalton Jones, L (1, 4)<br>OBP: 0.281, SLG: 0.348 | 4-3 | | | K | | G3<br>1-2<br>2-3 | | FC6-4<br>1-3<br>1B | | 4 | 0 | 1 | 0 | 0 | 1 | 2 |
| Felix Mantilla, R (1, 7)<br>OBP: 0.331, SLG: 0.521 | 6-3 | | | G4-6-3<br>BB | | BB | | FC6-4<br>1-2f | | 2 | 0 | 0 | 0 | 2 | 0 | 2 |
| Carl Yastrzemski, L (1, 8)<br>OBP: 0.378, SLG: 0.470<br>Bill Spanswick, L (8, 1)<br>OBP: 0.400, SLG: 0.308<br>Tony Horton, R (9, PH)<br>OBP: 0.305, SLG: 0.372 | L1 | | | G4-6-3<br>1-2f | | 1-3 | | | 4-3 | 3<br>0<br>1 | 0<br>0<br>0 | 0<br>0<br>0 | 0<br>0<br>0 | 0<br>0<br>0 | 0<br>0<br>0 | 4<br>0<br>0 |
| Dick Stuart, R (1, 3)<br>OBP: 0.314, SLG: 0.483 | | 1-3 | | | F8 | | F4 | | FC6<br>1B | 4 | 0 | 1 | 0 | 0 | 0 | 0 |
| Lee Thomas, L (1, 9)<br>OBP: 0.328, SLG: 0.393 | | F8 | | | L4 | | G6-4-3<br>1B | | FC6<br>1-2f<br>1B | 4 | 0 | 1 | 0 | 0 | 0 | 1 |
| Frank Malzone, R (1, 5)<br>OBP: 0.309, SLG: 0.371<br>Pete Charton, L (7, 1)<br>Roman Mejias, R (7, PH)<br>OBP: 0.258, SLG: 0.337 (8, 8) | 5-3 | | | 1-3 | | G6-4-3<br>1-2f | | | 1-2<br>1B | 2<br>0<br>2 | 0<br>0<br>0 | 0<br>0<br>1 | 0<br>0<br>0 | 0<br>0<br>0 | 0<br>0<br>0 | 0<br>0<br>1 |
| Eddie Bressoud, R (1, 6)<br>OBP: 0.371, SLG: 0.467 | | 4-3 | | | | G3<br>1B<br>1B | | G4-6-3<br>BB | F9 | 3 | 0 | 1 | 0 | 1 | 0 | 2 |
| Russ Nixon, L (1, 2)<br>OBP: 0.310, SLG: 0.309 | | 5-3 | | | | F7 | | G4-6-3<br>1-2f | | 3 | 0 | 0 | 0 | 0 | 0 | 2 |
| Jack Lamabe, R (1, 1)<br>OBP: 0.130, SLG: 0.136<br>Jay Ritchie, R (4, 1)<br>OBP: 0.500, SLG: 0.500<br>Al Smith, R (6, PH)<br>OBP: 0.222, SLG: 0.255 (7, 5) | | 1-3 | | | | G3<br>1-2<br>1B | | 1B<br>BB | | 1<br>0<br>1 | 0<br>0<br>0 | 0<br>0<br>1 | 0<br>0<br>0 | 0<br>0<br>1 | 0<br>0<br>0 | 0<br>0<br>0 |
| Inning Stats | R: 0<br>E: 0<br>K: 0<br>S: 3<br>H: 0<br>LOB: 0<br>BB: 0<br>P: 3 | R: 0<br>E: 0<br>K: 0<br>S: 3<br>H: 0<br>LOB: 0<br>BB: 0<br>P: 3 | R: 0<br>E: 0<br>K: 0<br>S: 3<br>H: 0<br>LOB: 0<br>BB: 0<br>P: 3 | R: 0<br>E: 0<br>K: 1<br>S: 4<br>H: 0<br>LOB: 0<br>BB: 1<br>P: 8 | R: 0<br>E: 0<br>K: 0<br>S: 3<br>H: 0<br>LOB: 0<br>BB: 0<br>P: 3 | R: 0<br>E: 0<br>K: 0<br>S: 5<br>H: 2<br>LOB: 3<br>BB: 1<br>P: 9 | R: 0<br>E: 0<br>K: 0<br>S: 3<br>H: 1<br>LOB: 0<br>BB: 0<br>P: 3 | R: 0<br>E: 0<br>K: 0<br>S: 3<br>H: 1<br>LOB: 2<br>BB: 2<br>P: 11 | R: 0<br>E: 0<br>K: 0<br>S: 5<br>H: 2<br>LOB: 2<br>BB: 0<br>P: 5 | 1B: 6<br>2B: 0<br>3B: 0<br>HR: 0 | SF: 0<br>SAC: 0<br>DP: 3<br>HBP: 0 | | | | | |

| | AB | 30 |
|---|---|---|
| | R | 0 |
| | H | 6 |
| | RBI | 0 |
| | BB | 4 |
| | SO | 1 |
| | LOB | 14 |

WP: 0 PA: 34
PB: 0
SB: 0
CS: 0

| PITCHER | | IP | WLS | BF | H | R | ER | SO | BB | IBB | HBP | BLK | WP | HR | S | P | ERA | WHIP |
|---|---|---|---|---|---|---|---|---|---|---|---|---|---|---|---|---|---|---|
| Mel Stottlemyre, R<br>ERA: 1.01 | (1, 1) | 9.0 | W | 34 | 6 | 0 | 0 | 1 | 4 | 0 | 0 | 0 | 0 | 0 | 32 | 48 | 0.00 | 1.111 |

| PITCHER | IP | WLS | BF | H | R | ER | SO | BB | IBB | HBP | BLK | WP | HR | S | P | ERA | WHIP |
|---|---|---|---|---|---|---|---|---|---|---|---|---|---|---|---|---|---|

| Batter | 1 | 2 | 3 | 4 | 5 | 6 | 7 | 8 | 9 | AB | R | H | RBI | BB | SO | LOB |
|---|---|---|---|---|---|---|---|---|---|---|---|---|---|---|---|---|
| Tony Kubek, L (1, 6)<br>OBP: 0.274, SLG: 0.327 | F7 | | 4-3 HR 1B | | BBB 4-0 SH2-3 BB | | F9 | | 3-1 | 4 | 1 | 1 | 0 | 1 | 0 | 0 |
| Bobby Richardson, R (1, 4)<br>OBP: 0.285, SLG: 0.331 | 1B | | 4-3<br>1-2 | | SH2-3<br>1-2 | | 1B | | 1-3 | 4 | 0 | 2 | 0 | 0 | 0 | 1 |
| Tom Tresh, S (1, 8)<br>OBP: 0.355, SLG: 0.425 | P4 | | K | | K | | F9 | | | 4 | 0 | 0 | 0 | 0 | 2 | 4 |
| Mickey Mantle, S (1, 7)<br>OBP: 0.420, SLG: 0.601 | K | | 2-H HR | | K | | F2 | | | 4 | 1 | 1 | 2 | 0 | 2 | 3 |
| Roger Maris, L (1, 9)<br>OBP: 0.365, SLG: 0.470 | | BBBB 4-0 BB BB | BBBB 4-0 BB | | BBBB 4-0 1B SF9 BB | | | 4-3 SF8 2B | | 1 | 2 | 1 | 0 | 3 | 0 | 0 |
| Elston Howard, R (1, 2)<br>OBP: 0.360, SLG: 0.440 | | SSS 0-3 K | SSS 0-3 K | | 1-3<br>1-3 1B | | | 4-3<br>2-3 | | 4 | 0 | 1 | 0 | 0 | 2 | 3 |
| Johnny Blanchard, L (1, 3)<br>OBP: 0.329, SLG: 0.404<br>Joe Pepitone, L (9, 3)<br>OBP: 0.275, SLG: 0.383 | | BBBB 4-0<br>1-2 BB | | 4-3 | SF9<br>3-H | | | SF8<br>3-H | | 1<br>0 | 0<br>0 | 0<br>0 | 2<br>0 | 1<br>0 | 0<br>0 | 0<br>0 |
| Clete Boyer, R (1, 5)<br>OBP: 0.270, SLG: 0.309 | | F7 | 1-3 | | 1-3<br>1-2 | | | F8 | | 4 | 0 | 0 | 0 | 0 | 0 | 3 |
| Jim Bouton, R (1, 1)<br>OBP: 0.125, SLG: 0.139 | | L3 | SSS K | | | | | | SSS K | 4 | 0 | 0 | 0 | 0 | 2 | 3 |

# TOP

## New York Yankees @ Boston Red Sox

Fenway Park, Boston, MA

Sun Aug 23 1964, 3:33 AM EDT
Att. 26,518 - Overcast - 68 F

livebaseballscorecards.com

| | |
|---|---|
| AB | 30 |
| R | 4 |
| H | 6 |
| RBI | 4 |
| BB | 5 |
| SO | 8 |
| LOB | 17 |

| Inning Stats | 1 | 2 | 3 | 4 | 5 | 6 | 7 | 8 | 9 |
|---|---|---|---|---|---|---|---|---|---|
| | R: 0<br>E: 0<br>K: 1<br>S: 6 | H: 1<br>LOB: 1<br>BB: 0<br>P: 6 | R: 0<br>E: 0<br>K: 1<br>S: 5 | H: 0<br>LOB: 2<br>BB: 2<br>P: 13 | R: 2<br>E: 0<br>K: 2<br>S: 9 | H: 2<br>LOB: 1<br>BB: 1<br>P: 13 | R: 0<br>E: 0<br>K: 1<br>S: 5 | H: 0<br>LOB: 0<br>BB: 0<br>P: 5 | R: 0<br>E: 0<br>K: 2<br>S: 7 | H: 0<br>LOB: 1<br>BB: 1<br>P: 11 |
| | R: 1<br>E: 0<br>K: 0<br>S: 4 | H: 1<br>LOB: 1<br>BB: 1<br>P: 8 | R: 0<br>E: 0<br>K: 0<br>S: 4 | H: 1<br>LOB: 1<br>BB: 0<br>P: 4 | R: 1<br>E: 0<br>K: 0<br>S: 4 | H: 1<br>LOB: 0<br>BB: 0<br>P: 4 | R: 0<br>E: 0<br>K: 1<br>S: 5 | H: 0<br>LOB: 0<br>BB: 0<br>P: 5 | 1B: 4<br>2B: 1<br>3B: 0<br>HR: 1 | SF: 2<br>SAC: 1<br>DP: 0<br>HBP: 0 |

WP: 0 PA: 38
PB: 0
SB: 0
CS: 0

| PITCHER | | IP | WLS | BF | H | R | ER | SO | BB | IBB | HBP | BLK | WP | HR | S | P | ERA | WHIP |
|---|---|---|---|---|---|---|---|---|---|---|---|---|---|---|---|---|---|---|
| Earl Wilson, R<br>ERA: 4.47 | (1, 1) | 7.0 | L | 32 | 6 | 4 | 4 | 7 | 5 | 0 | 0 | 0 | 0 | 1 | 41 | 61 | 5.14 | 1.571 |
| Dick Radatz, R<br>ERA: 1.96 | (8, 1) | 2.0 | | 6 | 0 | 0 | 0 | 1 | 0 | 0 | 0 | 0 | 0 | 0 | 8 | 8 | 0.00 | 0.000 |

| PITCHER | IP | WLS | BF | H | R | ER | SO | BB | IBB | HBP | BLK | WP | HR | S | P | ERA | WHIP |
|---|---|---|---|---|---|---|---|---|---|---|---|---|---|---|---|---|---|

# New York Yankees @ Boston Red Sox

Fenway Park, Boston, MA

Sun Aug 23 1964, 3:33 AM EDT

Att. 26,518 - Overcast - 68 F

livebaseballscorecards.com

## BOTTOM

| Batter | 1 | 2 | 3 | 4 | 5 | 6 | 7 | 8 | 9 | AB | R | H | RBI | BB | SO | LOB |
|---|---|---|---|---|---|---|---|---|---|---|---|---|---|---|---|---|
| Dalton Jones, L (1, 4)<br>OBP: 0.280, SLG: 0.349 | F9 | | 4-3 | | 3-1 | | FC5<br>2-H<br>2B | | FC4-6<br>1-2f | 5 | 0 | 1 | 1 | 0 | 0 | 2 |
| Felix Mantilla, R (1, 7)<br>OBP: 0.330, SLG: 0.515 | F7 | | BBBB<br>BB | | | L9 | FC5<br>2-3 | | | 3 | 0 | 0 | 0 | 1 | 0 | 1 |
| Carl Yastrzemski, L (1, 8)<br>OBP: 0.379, SLG: 0.470 | 1B | | G3 | | | 1B<br>1B | | 4-3 | | 4 | 0 | 2 | 0 | 0 | 0 | 1 |
| Dick Stuart, R (1, 3)<br>OBP: 0.313, SLG: 0.481 | F7 | | | 6-3 | | G3-6-3<br>1-2<br>1B | | 6-3 | | 4 | 0 | 1 | 0 | 0 | 0 | 1 |
| Lee Thomas, L (1, 9)<br>OBP: 0.325, SLG: 0.390 | | F7 | | F8 | | G3-6-3<br>1-2f | | F9 | | 4 | 0 | 0 | 0 | 0 | 0 | 2 |
| Frank Malzone, R (1, 5)<br>OBP: 0.308, SLG: 0.372 | | 2B | | SSS<br>K | | | 5-3 | | 6-3 | 4 | 0 | 1 | 0 | 0 | 1 | 0 |
| Eddie Bressoud, R (1, 6)<br>OBP: 0.368, SLG: 0.462 | | SSS<br>K | | | F2 | | F6 | | F8 | 4 | 0 | 0 | 0 | 0 | 1 | 1 |
| Bob Tillman, R (1, 2)<br>OBP: 0.367, SLG: 0.463 | | 5-3 | | | 5-3 | | 2B | | HR | 4 | 2 | 2 | 1 | 0 | 0 | 1 |
| Earl Wilson, R (1, 1)<br>OBP: 0.299, SLG: 0.492 | | | F3 | | 2B | | 2-H<br>2B<br>2B | | FC4-6<br>1B | 3 | 1 | 2 | 1 | 0 | 0 | 0 |
| Dick Radatz, R (8, 1)<br>OBP: 0.182, SLG: 0.188 | | | | | | | | | | 0 | 0 | 0 | 0 | 0 | 0 | 0 |
| Russ Nixon, L (9, PH)<br>OBP: 0.314, SLG: 0.314 | | | | | | | | | | 1 | 0 | 1 | 0 | 0 | 0 | 0 |
| Roman Mejias, R (9, PR)<br>OBP: 0.258, SLG: 0.337 | | | | | | | | | | 0 | 0 | 0 | 0 | 0 | 0 | 0 |

| Inning Stats | 1 | 2 | 3 | 4 | 5 | 6 | 7 | 8 | 9 |
|---|---|---|---|---|---|---|---|---|---|
| | R: 0<br>E: 0<br>K: 0<br>S: 4 | H: 1<br>LOB: 1<br>BB: 0<br>P: 4 | R: 0<br>E: 0<br>K: 1<br>S: 6 | H: 1<br>LOB: 1<br>BB: 0<br>P: 6 | R: 0<br>E: 0<br>K: 0<br>S: 3 | H: 0<br>LOB: 1<br>BB: 1<br>P: 7 | R: 0<br>E: 0<br>K: 1<br>S: 5 | H: 0<br>LOB: 0<br>BB: 0<br>P: 5 | R: 0<br>E: 0<br>K: 0<br>S: 4 | H: 1<br>LOB: 1<br>BB: 0<br>P: 4 | R: 0<br>E: 0<br>K: 0<br>S: 4 | H: 2<br>LOB: 1<br>BB: 0<br>P: 4 | R: 2<br>E: 0<br>K: 0<br>S: 6 | H: 3<br>LOB: 1<br>BB: 0<br>P: 6 | R: 0<br>E: 0<br>K: 0<br>S: 3 | H: 0<br>LOB: 0<br>BB: 0<br>P: 3 | R: 1<br>E: 0<br>K: 0<br>S: 5 | H: 2<br>LOB: 1<br>BB: 0<br>P: 5 |

| | | |
|---|---|---|
| 1B: 4 | SF: 0 | |
| 2B: 5 | SAC: 0 | |
| 3B: 0 | DP: 1 | |
| HR: 1 | HBP: 0 | |
| WP: 0 | PA: 37 | |
| PB: 0 | | |
| SB: 0 | | |
| CS: 0 | | |

| | |
|---|---|
| AB | 36 |
| R | 3 |
| H | 10 |
| RBI | 3 |
| BB | 1 |
| SO | 2 |
| LOB | 9 |

| PITCHER | | IP | WLS | BF | H | R | ER | SO | BB | IBB | HBP | BLK | WP | HR | S | P | ERA | WHIP |
|---|---|---|---|---|---|---|---|---|---|---|---|---|---|---|---|---|---|---|
| Jim Bouton, R<br>ERA: 2.61 | (1, 1) | 9.0 | W | 37 | 10 | 3 | 3 | 2 | 1 | 0 | 0 | 0 | 0 | 1 | 40 | 44 | 3.00 | 1.222 |

| Batter | 1 | 2 | 3 | 4 | 5 | 6 | 7 | 8 | 9 | AB | R | H | RBI | BB | SO | LOB |
|---|---|---|---|---|---|---|---|---|---|---|---|---|---|---|---|---|
| Ed Brinkman, R (1, 6)<br>OBP: 0.271, SLG: 0.343 | SSS 0-3 ① K | | x 0-0 ② 6-3 | | x 0-0 G6-4-3 1B | | | x 0-0 ② 5-3 | | 4 | 0 | 1 | 0 | 0 | 1 | 1 |
| Chuck Hinton, R (1, 7)<br>OBP: 0.349, SLG: 0.432 | x 0-0 ② 6-3 | | BBBB 4-0 1B BB | | x 0-0 ②③ G6-4-3 1-2f | | | x 0-0 ③ F9 | | 3 | 0 | 0 | 0 | 1 | 0 | 1 |
| Don Lock, R (1, 8)<br>OBP: 0.354, SLG: 0.469 | x 0-0 2B | | x 0-0 1-2 2-H 1B | | | x 0-0 ① 6-3 | | | SSS 0-3 ① K | 4 | 0 | 2 | 1 | 0 | 1 | 0 |
| Willie Kirkland, L (1, 9)<br>OBP: 0.299, SLG: 0.363 | x 0-0 ③ F3 | | SSS 0-3 ③ K | | | x 0-0 ② F8 | | | SSS 0-3 ② K | 4 | 0 | 0 | 0 | 0 | 2 | 3 |
| Roy Sievers, R (1, 3)<br>OBP: 0.252, SLG: 0.326<br>Joe Cunningham, L (7, 3)<br>OBP: 0.353, SLG: 0.281 | | SSS 0-3 ① K | | x 0-0 ① 6-3 | | x 0-0 ③ 6-3 | | | BBBB 4-0 BB | 3<br>0 | 0<br>0 | 0<br>0 | 0<br>0 | 0<br>1 | 1<br>0 | 0<br>0 |
| Don Zimmer, R (1, 5)<br>OBP: 0.305, SLG: 0.433<br>John Kennedy, R (7, 5)<br>OBP: 0.291, SLG: 0.346 | | x 0-0 ② 6-3 | | SSS 0-3 ② K | | | x 0-0 ① 6-3 | | SSS 0-3 ③ K | 3<br>1 | 0<br>0 | 0<br>0 | 0<br>0 | 0<br>0 | 1<br>1 | 0<br>1 |
| Don Leppert, R (1, 2)<br>OBP: 0.217, SLG: 0.280 | | x 0-0 ③ F8 | | x 0-0 1B | | | SSS 0-3 ② K | | | 3 | 0 | 1 | 0 | 0 | 1 | 0 |
| Chuck Cottier, R (1, 4)<br>OBP: 0.265, SLG: 0.330 | | | x 0-0 SH5-4 1B 1B | SSS 0-3 ③ K | | | x 0-0 ③ F7 | | | 3 | 1 | 1 | 0 | 0 | 1 | 1 |
| Claude Osteen, L (1, 1)<br>OBP: 0.182, SLG: 0.247<br>Jim Hannan, R (8, 1)<br>OBP: 0.143, SLG: 0.150<br>Ron Kline, R (8, 1)<br>OBP: 0.333, SLG: 0.200 | | | x 0-0 ① SH5-4 1-2 | | x 0-0 ① 4-3 | | | SSS 0-3 ① K | | 2<br>0<br>0 | 0<br>0<br>0 | 0<br>0<br>0 | 0<br>0<br>0 | 0<br>0<br>0 | 1<br>0<br>0 | 0<br>0<br>0 |
| Inning Stats | R: 0 H: 1<br>E: 0 LOB: 1<br>K: 1 BB: 0<br>S: 6 P: 6 | R: 0 H: 0<br>E: 0 LOB: 0<br>K: 1 BB: 0<br>S: 5 P: 5 | R: 1 H: 2<br>E: 0 LOB: 2<br>K: 1 BB: 1<br>S: 7 P: 11 | R: 0 H: 1<br>E: 0 LOB: 1<br>K: 2 BB: 0<br>S: 8 P: 8 | R: 0 H: 1<br>E: 0 LOB: 0<br>K: 0 BB: 0<br>S: 3 P: 3 | R: 0 H: 0<br>E: 0 LOB: 0<br>K: 0 BB: 0<br>S: 3 P: 3 | R: 0 H: 0<br>E: 0 LOB: 0<br>K: 1 BB: 0<br>S: 5 P: 5 | R: 0 H: 0<br>E: 0 LOB: 0<br>K: 1 BB: 0<br>S: 5 P: 5 | R: 0 H: 0<br>E: 0 LOB: 1<br>K: 3 BB: 1<br>S: 9 P: 13 | 1B: 4 SF: 0<br>2B: 1 SAC: 1<br>3B: 0 DP: 1<br>HR: 0 HBP: 0 | | | | | | |

| PITCHER | | IP | WLS | BF | H | R | ER | SO | BB | IBB | HBP | BLK | WP | HR | S | P | ERA | WHIP |
|---|---|---|---|---|---|---|---|---|---|---|---|---|---|---|---|---|---|---|
| Whitey Ford, L<br>ERA: 2.29 | (1, 1) | 8.0 | W | 29 | 5 | 1 | 1 | 7 | 1 | 0 | 0 | 0 | 0 | 0 | 42 | 46 | 1.12 | 0.750 |
| Al Downing, L<br>ERA: 3.22 | (9, 1) | 1.0 | S | 4 | 0 | 0 | 0 | 3 | 1 | 0 | 0 | 0 | 0 | 0 | 9 | 13 | 0.00 | 1.000 |

| PITCHER | IP | WLS | BF | H | R | ER | SO | BB | IBB | HBP | BLK | WP | HR | S | P | ERA | WHIP |
|---|---|---|---|---|---|---|---|---|---|---|---|---|---|---|---|---|---|

# TOP

## Washington Senators @ New York Yankees

Yankee Stadium, Bronx, NY

Tue Aug 25 1964, 7:05 PM EDT
Att. 16,323 - Cloudy

livebaseballscorecards.com

| | |
|---|---|
| AB | 30 |
| R | 1 |
| H | 5 |
| RBI | 1 |
| BB | 2 |
| SO | 10 |
| LOB | 7 |

WP: 0 PA: 33
PB: 0
SB: 0
CS: 0

| Batter | 1 | 2 | 3 | 4 | 5 | 6 | 7 | 8 | 9 | AB | R | H | RBI | BB | SO | LOB |
|---|---|---|---|---|---|---|---|---|---|---|---|---|---|---|---|---|
| Tony Kubek, L (1, 6)<br>OBP: 0.279, SLG: 0.335 | F5 | | 1B | | | PB SH1-4 1B | | 1-3 2B 2B | | 4 | 1 | 3 | 0 | 0 | 0 | 0 |
| Bobby Richardson, R (1, 4)<br>OBP: 0.284, SLG: 0.329 | F9 | | L7 | | | SH1-4<br>1-2 | | 6-3 | | 3 | 0 | 0 | 0 | 0 | 0 | 4 |
| Roger Maris, L (1, 9)<br>OBP: 0.366, SLG: 0.469 | 1B 1B | | SSS K | | | F7 | | BBB 2B 1B BB | | 3 | 1 | 1 | 0 | 1 | 1 | 2 |
| Mickey Mantle, S (1, 8)<br>OBP: 0.426, SLG: 0.607 | FC6-4<br>1-2 1B | | | G6-4-3 1B | | BBB FC5-4<br>2-3 BB | | 1-3 2-H 3-H 1B 2B | | 3 | 1 | 3 | 2 | 1 | 0 | 0 |
| Elston Howard, R (1, 2)<br>OBP: 0.359, SLG: 0.437 | FC6-4<br>1-2f | | | G6-4-3<br>1-2f | | FC5-4<br>1-2f | | 1B IBB | | 3 | 0 | 0 | 0 | 1 | 0 | 5 |
| Tom Tresh, S (1, 7)<br>OBP: 0.352, SLG: 0.421 | | L8 | | 5-3 | | | F7 | F3 | | 4 | 0 | 0 | 0 | 0 | 0 | 3 |
| Pedro Gonzalez, R (1, 3)<br>OBP: 0.319, SLG: 0.365 | | | | | SSS K | | L4 | | | 3 | 0 | 1 | 0 | 0 | 1 | 0 |
| Joe Pepitone, L (8, PH)<br>OBP: 0.276, SLG: 0.384 | | G6-4-3 1B | | | | | | 1-3 2-H 3-H 1B | | 1 | 0 | 1 | 2 | 0 | 0 | 0 |
| (9, 3) | | | | | | | | | | | | | | | | |
| Clete Boyer, R (1, 5)<br>OBP: 0.267, SLG: 0.306 | | G6-4-3<br>1-2f | | | | | 6-3 | | | 4 | 0 | 0 | 0 | 0 | 1 | 3 |
| Whitey Ford, L (1, 1)<br>OBP: 0.259, SLG: 0.160 | | | | | | | | | | 2 | 0 | 0 | 0 | 0 | 1 | 0 |
| Hector Lopez, R (8, PH)<br>OBP: 0.314, SLG: 0.424 | | | | | | | | | | 0 | 0 | 0 | 0 | 1 | 0 | 0 |
| Phil Linz, R (8, PR)<br>OBP: 0.332, SLG: 0.387 | | | | | | | | | | 0 | 1 | 0 | 0 | 0 | 0 | 0 |
| Al Downing, R (9, 1)<br>OBP: 0.164, SLG: 0.159 | | | | | | | | | | 0 | 0 | 0 | 0 | 0 | 0 | 0 |
| Inning Stats | R: 0 E: 0 K: 0 S: 5 H: 2 LOB: 2 BB: 0 P: 5 | R: 0 E: 0 K: 0 S: 3 H: 1 LOB: 0 BB: 0 P: 3 | R: 0 E: 0 K: 1 S: 6 H: 1 LOB: 1 BB: 0 P: 6 | R: 0 E: 0 K: 0 S: 3 H: 1 LOB: 0 BB: 0 P: 3 | R: 0 E: 0 K: 2 S: 7 H: 0 LOB: 0 BB: 0 P: 7 | R: 0 E: 0 K: 0 S: 4 H: 1 LOB: 2 BB: 1 P: 8 | R: 0 E: 0 K: 0 S: 3 H: 0 LOB: 0 BB: 0 P: 3 | R: 4 E: 0 K: 1 S: 8 H: 3 LOB: 2 BB: 3 P: 20 | | 1B: 7 2B: 2 3B: 0 HR: 0 | SF: 0 SAC: 1 DP: 2 HBP: 0 | | | | | |

| PITCHER | IP | WLS | BF | H | R | ER | SO | BB | IBB | HBP | BLK | WP | HR | S | P | ERA | WHIP |
|---|---|---|---|---|---|---|---|---|---|---|---|---|---|---|---|---|---|
| Claude Osteen, L (1, 1)<br>ERA: 3.31 | 7.0 | L | 28 | 7 | 3 | 3 | 3 | 2 | 0 | 0 | 0 | 0 | 0 | 32 | 40 | 3.86 | 1.286 |
| Jim Hannan, R (8, 1)<br>ERA: 3.64 | 0.1 | | 2 | 0 | 0 | 0 | 0 | 1 | 0 | 0 | 0 | 0 | 0 | 1 | 5 | 0.00 | 3.000 |
| Ron Kline, R (8, 1)<br>ERA: 2.12 | 0.2 | | 5 | 2 | 1 | 1 | 1 | 0 | 1 | 0 | 0 | 0 | 0 | 6 | 10 | 13.50 | 3.000 |

| PITCHER | IP | WLS | BF | H | R | ER | SO | BB | IBB | HBP | BLK | WP | HR | S | P | ERA | WHIP |
|---|---|---|---|---|---|---|---|---|---|---|---|---|---|---|---|---|---|

# BOTTOM

## Washington Senators @ New York Yankees

Yankee Stadium, Bronx, NY

Tue Aug 25 1964, 7:05 PM EDT

Att. 16,323 - Cloudy

livebaseballscorecards.com

| | |
|---|---|
| AB | 30 |
| R | 4 |
| H | 9 |
| RBI | 4 |
| BB | 4 |
| SO | 4 |
| LOB | 17 |

WP: 0 PB: 1 SB: 0 CS: 0 PA: 35

| Batter | 1 | 2 | 3 | 4 | 5 | 6 | 7 | 8 | 9 | AB | R | H | RBI | BB | SO | LOB |
|---|---|---|---|---|---|---|---|---|---|---|---|---|---|---|---|---|
| Don Blasingame, L (1, 4)<br>OBP: 0.316, SLG: 0.321 | S S S 0-3 ① K | | x 0-0 1-3 1B | | x 0-0 ② FC3-6 FC6 1-2f 3-H | | x 0-0 ② 1-3 | | S S S 0-3 ③ K | 5 | 0 | 1 | 1 | 0 | 2 | 1 |
| Joe Cunningham, L (1, 3)<br>OBP: 0.351, SLG: 0.277 | S S S 0-3 ② K | | x 0-0 ③ L6 | | x 0-0 ③ FC6 1-2f | | B B B B 4-0 BB | | | 3 | 0 | 0 | 0 | 1 | 1 | 3 |
| Jim King, L (1, 9)<br>OBP: 0.343, SLG: 0.437 | x 0-0 ③ F9 | | | S S S 0-3 ① K | | x 0-0 BB 5-3 1B | x 0-0 ③ 4-3 | | | 4 | 0 | 1 | 0 | 0 | 1 | 1 |
| Willie Kirkland, L (1, 7)<br>OBP: 0.294, SLG: 0.356 | | x 0-0 ① G3 | | S S S 0-3 ② K | | x 0-0 ① 5-3 1-2 | | x 0-0 ① 6-3 | | 4 | 0 | 0 | 0 | 0 | 1 | 1 |
| Don Lock, R (1, 8)<br>OBP: 0.353, SLG: 0.466 | | x 0-0 ② 6-3 | | x 0-0 ③ F8 | | S S S 0-3 ② K | | B B B B 4-0 BB | | 3 | 0 | 0 | 0 | 1 | 1 | 1 |
| Mike Brumley, L (1, 2)<br>OBP: 0.310, SLG: 0.306 | | x 0-0 ③ 6-3 | | | x 0-0 1B FC1 2B | I I I 4-0 BB IBB | | x 0-0 ② L4 | | 3 | 1 | 1 | 0 | 1 | 0 | 1 |
| Don Zimmer, R (1, 5)<br>OBP: 0.309, SLG: 0.434 | | | x 0-0 ① F6 | | x 0-0 E FC1 FC6-2-5 2-3 1B | B B B B 4-0 1-2 2-3 BB | | x 0-0 ③ 1-3 | | 2 | 0 | 1 | 0 | 1 | 0 | 0 |
| John Kennedy, R (6, PR) (6, 5)<br>OBP: 0.290, SLG: 0.345 | | | | | | | | | | 1 | 0 | 0 | 0 | 0 | 0 | 1 |
| Ed Brinkman, R (1, 6)<br>OBP: 0.271, SLG: 0.340 | | | H 1-0 1B HBP | | x 0-0 FC1 FC6-2-5 FC3-6 1-3 3-H | x 0-0 ③ 4-3 | | | S S S 0-3 ① K | 3 | 1 | 0 | 1 | 0 | 1 | 4 |
| Buster Narum, R (1, 1)<br>OBP: 0.018, SLG: 0.018 | | | S S S 0-3 ② K | | x 0-0 ① FC6-2-5 FC3-6 1-3 3-H | | x 0-0 ① 6-3 | | S S S 0-3 ② K | 4 | 0 | 0 | 0 | 0 | 2 | 3 |
| Inning Stats | R: 0 E: 0 K: 2 S: 7 H: 0 LOB: 0 BB: 0 P: 7 | R: 0 E: 0 K: 0 S: 3 H: 0 LOB: 0 BB: 0 P: 3 | R: 0 E: 0 K: 1 S: 6 H: 1 LOB: 2 BB: 0 P: 7 | R: 0 E: 0 K: 2 S: 7 H: 0 LOB: 0 BB: 0 P: 7 | R: 2 E: 1 K: 0 S: 6 H: 2 LOB: 1 BB: 0 P: 6 | R: 0 E: 0 K: 1 S: 6 H: 1 LOB: 3 BB: 2 P: 14 | R: 0 E: 0 K: 0 S: 3 H: 0 LOB: 1 BB: 1 P: 7 | R: 0 E: 0 K: 0 S: 3 H: 0 LOB: 1 BB: 1 P: 7 | R: 0 E: 0 K: 3 S: 9 H: 0 LOB: 0 BB: 0 P: 9 | 1B: 3 2B: 1 3B: 0 HR: 0 | SF: 0 SAC: 0 DP: 0 HBP: 1 | | | | | | |

# TOP

## Washington Senators @ New York Yankees

Yankee Stadium, Bronx, NY

Wed Aug 26 1964, 3:33 AM EDT

Att. 14,237 - Overcast - 86 F

livebaseballscorecards.com

| | |
|---|---|
| AB | 32 |
| R | 2 |
| H | 4 |
| RBI | 2 |
| BB | 4 |
| SO | 9 |
| LOB | 16 |

| PITCHER | | IP | WLS | BF | H | R | ER | SO | BB | IBB | HBP | BLK | WP | HR | S | P | ERA | WHIP |
|---|---|---|---|---|---|---|---|---|---|---|---|---|---|---|---|---|---|---|
| Mel Stottlemyre, R<br>ERA: 1.04 | (1, 1) | 8.0 | L | 34 | 4 | 2 | 1 | 6 | 3 | 1 | 1 | 0 | 0 | 0 | 41 | 58 | 1.12 | 0.875 |
| Jim Bouton, R<br>ERA: 2.6 | (9, 1) | 1.0 | | 3 | 0 | 0 | 0 | 3 | 0 | 0 | 0 | 0 | 0 | 0 | 9 | 9 | 0.00 | 0.000 |

| PITCHER | IP | WLS | BF | H | R | ER | SO | BB | IBB | HBP | BLK | WP | HR | S | P | ERA | WHIP |
|---|---|---|---|---|---|---|---|---|---|---|---|---|---|---|---|---|---|

| | |
|---|---|
| WP: 0 | PA: 37 |
| PB: 0 | |
| SB: 0 | |
| CS: 0 | |

| Batter | 1 | 2 | 3 | 4 | 5 | 6 | 7 | 8 | 9 | AB | R | H | RBI | BB | SO | LOB |
|---|---|---|---|---|---|---|---|---|---|---|---|---|---|---|---|---|
| Tony Kubek, L (1, 6)<br>OBP: 0.279, SLG: 0.334 | F7 | | F9 | | | F9 | | | L8-4, 1B<br>1B | 4 | 0 | 1 | 0 | 0 | 0 | 1 |
| Bobby Richardson, R (1, 4)<br>OBP: 0.284, SLG: 0.328 | F7 | | | F7 | | F7 | | | 1-2<br>1B | 4 | 0 | 1 | 0 | 0 | 0 | 1 |
| Tom Tresh, S (1, 7)<br>OBP: 0.353, SLG: 0.422 | 1B | | | F2 | | | F8, BB<br>1B | | SSS<br>K | 4 | 0 | 2 | 0 | 0 | 1 | 2 |
| Mickey Mantle, S (1, 8)<br>OBP: 0.424, SLG: 0.602 | G3 | | | F2 | | | BBBB<br>G4-6-3<br>1-2<br>BB | | L8-4<br>2-3 | 3 | 0 | 0 | 0 | 1 | 0 | 3 |
| Roger Maris, L (1, 9)<br>OBP: 0.366, SLG: 0.467 | | BBBB<br>G3-6-3<br>BB | | | F9 | | F8<br>2-3 | | | 2 | 0 | 0 | 0 | 1 | 0 | 2 |
| Joe Pepitone, L (1, 3)<br>OBP: 0.275, SLG: 0.382 | | G3-6-3<br>1-2f | | | G3 | | G4-6-3<br>1-2f | | | 3 | 0 | 0 | 0 | 0 | 0 | 3 |
| Elston Howard, R (1, 2)<br>OBP: 0.357, SLG: 0.434 | | 4-3 | | | F8 | | | 5-3 | | 3 | 0 | 0 | 0 | 0 | 0 | 0 |
| Phil Linz, R (1, 5)<br>OBP: 0.332, SLG: 0.387 | | | SSS<br>K | | | FC3-6<br>1B | | SSS<br>K | | 3 | 0 | 1 | 0 | 0 | 2 | 0 |
| Mel Stottlemyre, R (1, 1)<br>OBP: 0.250, SLG: 0.182<br>Johnny Blanchard, L (8, PH)<br>OBP: 0.327, SLG: 0.401<br>Jim Bouton, R (9, 1)<br>OBP: 0.125, SLG: 0.139 | | | SSS<br>K | | | FC3-6<br>1-2f | | 4-1 | | 2<br>1<br>0 | 0<br>0<br>0 | 0<br>0<br>0 | 0<br>0<br>0 | 0<br>0<br>0 | 1<br>0<br>0 | 1<br>0<br>0 |
| Inning Stats | R: 0<br>E: 0<br>K: 0<br>S: 4<br>H: 1<br>LOB: 1<br>BB: 0<br>P: 4 | R: 0<br>E: 0<br>K: 0<br>S: 2<br>H: 0<br>LOB: 0<br>BB: 1<br>P: 6 | R: 0<br>E: 0<br>K: 2<br>S: 7<br>H: 0<br>LOB: 0<br>BB: 0<br>P: 7 | R: 0<br>E: 0<br>K: 0<br>S: 3<br>H: 0<br>LOB: 0<br>BB: 0<br>P: 3 | R: 0<br>E: 0<br>K: 0<br>S: 3<br>H: 0<br>LOB: 0<br>BB: 0<br>P: 3 | R: 0<br>E: 0<br>K: 0<br>S: 4<br>H: 1<br>LOB: 1<br>BB: 0<br>P: 4 | R: 0<br>E: 0<br>K: 0<br>S: 3<br>H: 1<br>LOB: 1<br>BB: 1<br>P: 7 | R: 0<br>E: 0<br>K: 1<br>S: 5<br>H: 0<br>LOB: 0<br>BB: 0<br>P: 5 | R: 0<br>E: 0<br>K: 1<br>S: 6<br>H: 2<br>LOB: 1<br>BB: 0<br>P: 6 | 1B: 5<br>2B: 1<br>3B: 0<br>HR: 0<br>SF: 0<br>SAC: 0<br>DP: 3<br>HBP: 0 | | | | | | |

| PITCHER | IP | WLS | BF | H | R | ER | SO | BB | IBB | HBP | BLK | WP | HR | S | P | ERA | WHIP |
|---|---|---|---|---|---|---|---|---|---|---|---|---|---|---|---|---|---|
| Buster Narum, R (1, 1)<br>ERA: 3.83 | 9.0 | W | 31 | 5 | 0 | 0 | 4 | 2 | 0 | 0 | 0 | 0 | 0 | 37 | 45 | 0.00 | 0.778 |

| PITCHER | IP | WLS | BF | H | R | ER | SO | BB | IBB | HBP | BLK | WP | HR | S | P | ERA | WHIP |
|---|---|---|---|---|---|---|---|---|---|---|---|---|---|---|---|---|---|

# BOTTOM

## Washington Senators @ New York Yankees

Yankee Stadium, Bronx, NY

Wed Aug 26 1964, 3:33 AM EDT
Att. 14,237 - Overcast - 86 F

livebaseballscorecards.com

| | |
|---|---|
| AB | 29 |
| R | 0 |
| H | 5 |
| RBI | 0 |
| BB | 2 |
| SO | 4 |
| LOB | 13 |

WP: 0 PA: 31
PB: 0
SB: 0
CS: 0

| Batter | 1 | 2 | 3 | 4 | 5 | 6 | 7 | 8 | 9 | AB | R | H | RBI | BB | SO | LOB |
|---|---|---|---|---|---|---|---|---|---|---|---|---|---|---|---|---|
| Felix Mantilla, R (1, 4)<br>OBP: 0.327, SLG: 0.513 | 1-3 | | K | | L7 | | 1-H 2-H HR | | FC6-4 FC6-4 1-2f | 5 | 1 | 1 | 3 | 0 | 1 | 4 |
| Tony Horton, R (1, 7)<br>OBP: 0.302, SLG: 0.370 | K | | | K | | 4-3 1B 2B | F9 | | FC6-4 1-2f | 4 | 1 | 1 | 0 | 0 | 2 | 0 |
| Dick Radatz, R (7, 1)<br>OBP: 0.176, SLG: 0.182 | | | | | | | | | | 1 | 0 | 0 | 0 | 0 | 0 | 1 |
| Carl Yastrzemski, L (1, 8)<br>OBP: 0.374, SLG: 0.461 | F7 | | | 1B | | 4-3 2-3 | K | | | 4 | 0 | 1 | 0 | 0 | 1 | 1 |
| Dick Stuart, R (1, 3)<br>OBP: 0.310, SLG: 0.486 | | F9 | | F3 | | K | | HR | | 4 | 1 | 1 | 1 | 0 | 1 | 2 |
| Dick Williams, R (8, 3)<br>OBP: 0.243, SLG: 0.409 | | | | | | | | | | 0 | 0 | 0 | 0 | 0 | 0 | 0 |
| Frank Malzone, R (1, 5)<br>OBP: 0.314, SLG: 0.370 | | BB G4-6-3 | | F3 | | 3-H 1B | | K | | 3 | 0 | 1 | 1 | 1 | 1 | 1 |
| Lee Thomas, L (1, 9)<br>OBP: 0.328, SLG: 0.400 | | G4-6-3 1-2f | | | 6-3 2B | 1-3 | | 4-3 | | 4 | 0 | 1 | 0 | 0 | 0 | 2 |
| Eddie Bressoud, R (1, 6)<br>OBP: 0.370, SLG: 0.471 | | | 2B | | 6-3 2-3 | | BB HR BB | K | | 3 | 1 | 1 | 0 | 1 | 1 | 1 |
| Bob Tillman, R (1, 2)<br>OBP: 0.363, SLG: 0.462 | | | K | | 5-3 | | K | | 5-3 | 4 | 0 | 0 | 0 | 0 | 2 | 3 |
| Bill Monbouquette, R (1, 1)<br>OBP: 0.197, SLG: 0.130 | | | F8 | | BB | | 1-2 HR BB | | FC6-4 1B | 1 | 0 | 0 | 0 | 1 | 0 | 1 |
| Al Smith, R (7, PH)<br>OBP: 0.226, SLG: 0.253 | | | | | | | | | | 0 | 1 | 0 | 0 | 1 | 0 | 0 |
| Roman Mejias, R (7, 7)<br>OBP: 0.267, SLG: 0.345 | | | | | | | | | | 1 | 0 | 1 | 0 | 0 | 0 | 0 |
| Inning Stats | R: 0 E: 0 K: 1 S: 5 H: 0 LOB: 0 BB: 0 P: 5 | R: 0 E: 0 K: 0 S: 2 H: 0 LOB: 0 BB: 1 P: 6 | R: 0 E: 0 K: 2 S: 8 H: 1 LOB: 1 BB: 0 P: 8 | R: 0 E: 0 K: 1 S: 6 H: 1 LOB: 1 BB: 0 P: 6 | R: 0 E: 0 K: 0 S: 4 H: 1 LOB: 2 BB: 1 P: 8 | R: 1 E: 0 K: 1 S: 7 H: 2 LOB: 1 BB: 0 P: 7 | R: 3 E: 0 K: 2 S: 8 H: 1 LOB: 0 BB: 2 P: 16 | R: 1 E: 0 K: 2 S: 8 H: 1 LOB: 0 BB: 0 P: 8 | R: 0 E: 0 K: 0 S: 4 H: 1 LOB: 1 BB: 0 P: 4 | 1B: 3 2B: 3 3B: 0 HR: 2 | SF: 0 SAC: 0 DP: 1 HBP: 0 | | | | | | |

# TOP

## Boston Red Sox @ New York Yankees

Yankee Stadium, Bronx, NY

Fri Aug 28 1964, 7:05 PM EDT

Att. 22,102 - Unknown - 74 F

livebaseballscorecards.com

| | |
|---|---|
| AB | 34 |
| R | 5 |
| H | 8 |
| RBI | 5 |
| BB | 4 |
| SO | 9 |
| LOB | 16 |

WP: 0 PB: 0 SB: 0 CS: 0 PA: 38

| PITCHER | IP | WLS | BF | H | R | ER | SO | BB | IBB | HBP | BLK | WP | HR | S | P | ERA | WHIP |
|---|---|---|---|---|---|---|---|---|---|---|---|---|---|---|---|---|---|
| Al Downing, L (1, 1)<br>ERA: 3.34 | 7.0 | L | 31 | 7 | 5 | 5 | 7 | 4 | 0 | 0 | 0 | 0 | 2 | 41 | 57 | 6.43 | 1.571 |
| Rollie Sheldon, R (8, 1)<br>ERA: 3.89 | 2.0 | | 7 | 1 | 0 | 0 | 2 | 0 | 0 | 0 | 0 | 0 | 0 | 11 | 11 | 0.00 | 0.500 |

| PITCHER | IP | WLS | BF | H | R | ER | SO | BB | IBB | HBP | BLK | WP | HR | S | P | ERA | WHIP |
|---|---|---|---|---|---|---|---|---|---|---|---|---|---|---|---|---|---|

# BOTTOM

## Boston Red Sox @ New York Yankees

Yankee Stadium, Bronx, NY

Fri Aug 28 1964, 7:05 PM EDT
Att. 22,102 - Unknown - 74 F

| Batter | 1 | 2 | 3 | 4 | 5 | 6 | 7 | 8 | 9 | AB | R | H | RBI | BB | SO | LOB |
|---|---|---|---|---|---|---|---|---|---|---|---|---|---|---|---|---|
| Tony Kubek, L (1, 6)<br>OBP: 0.281, SLG: 0.336 | FC5-4 1B | 2B 1-2 1B | | K | | F9 | | | K | 4 | 0 | 2 | 0 | 0 | 1 | 0 |
| Pedro Gonzalez, R (7, 5)<br>OBP: 0.319, SLG: 0.365 | | | | | | | | | | 0 | 0 | 0 | 0 | 0 | 0 | 0 |
| Johnny Blanchard, L (9, PH)<br>OBP: 0.325, SLG: 0.399 | | | | | | | | | | 1 | 0 | 0 | 0 | 0 | 1 | 1 |
| Bobby Richardson, R (1, 4)<br>OBP: 0.286, SLG: 0.333 | FC5-4 E 1-2f | 1-3 2-H 2B | | 1B | | | 6-3 | | 1-3 1B | 5 | 1 | 3 | 1 | 0 | 0 | 1 |
| Tom Tresh, S (1, 7)<br>OBP: 0.352, SLG: 0.418 | L8 | BB | | K | | | K | | F5 | 4 | 0 | 0 | 0 | 1 | 2 | 4 |
| Mickey Mantle, S (1, 8)<br>OBP: 0.420, SLG: 0.595 | E8 1-H | 6-3 | | | F8 | | K | | | 4 | 0 | 0 | 0 | 0 | 1 | 3 |
| Roger Maris, L (1, 9)<br>OBP: 0.367, SLG: 0.464 | BB | | FC5-4 BB | | F9 | | | F8 | | 2 | 0 | 0 | 0 | 2 | 0 | 0 |
| Joe Pepitone, L (1, 3)<br>OBP: 0.274, SLG: 0.387 | 3-1 | | F4 | | HR | | | K | | 4 | 1 | 1 | 1 | 0 | 1 | 3 |
| Elston Howard, R (1, 2)<br>OBP: 0.353, SLG: 0.430 | | G3 | FC5-4 FC5-4 1-2f | | 6-3 | | | 4-3 | | 4 | 0 | 0 | 0 | 0 | 0 | 1 |
| Phil Linz, R (1, 5)<br>(7, 6)<br>OBP: 0.331, SLG: 0.385 | | K | FC5-4 1-2f | | | 5-3 | | | 1B 1B | 4 | 0 | 1 | 0 | 0 | 1 | 1 |
| Al Downing, R (1, 1)<br>OBP: 0.171, SLG: 0.167 | | 1B 2B 1B | | F9 | | L1 | | | F3 | 3 | 1 | 1 | 0 | 0 | 0 | 0 |
| Rollie Sheldon, R (8, 1)<br>OBP: 0.120, SLG: 0.120 | | | | | | | | | | 0 | 0 | 0 | 0 | 0 | 0 | 0 |
| Hector Lopez, R (9, PH)<br>OBP: 0.313, SLG: 0.423 | | | | | | | | | | 1 | 0 | 0 | 0 | 0 | 0 | 1 |
| Inning Stats | R: 1 E: 1 K: 0 S: 5 H: 1 LOB: 2 BB: 1 P: 9 | R: 1 E: 0 K: 1 S: 8 H: 3 LOB: 3 BB: 1 P: 12 | R: 0 E: 0 K: 0 S: 3 H: 0 LOB: 1 BB: 1 P: 7 | R: 0 E: 0 K: 2 S: 8 H: 1 LOB: 1 BB: 0 P: 8 | R: 1 E: 0 K: 0 S: 4 H: 1 LOB: 0 BB: 0 P: 4 | R: 0 E: 0 K: 0 S: 3 H: 0 LOB: 0 BB: 0 P: 3 | R: 0 E: 0 K: 2 S: 7 H: 0 LOB: 0 BB: 0 P: 7 | R: 0 E: 0 K: 1 S: 5 H: 0 LOB: 0 BB: 0 P: 5 | R: 0 E: 0 K: 1 S: 7 H: 2 LOB: 2 BB: 0 P: 7 | 1B: 6 2B: 1 3B: 0 HR: 1 SF: 0 SAC: 0 DP: 0 HBP: 0 | | | | | | | |

| PITCHER | IP | WLS | BF | H | R | ER | SO | BB | IBB | HBP | BLK | WP | HR | S | P | ERA | WHIP |
|---|---|---|---|---|---|---|---|---|---|---|---|---|---|---|---|---|---|
| Bill Monbouquette, R (1, 1)<br>ERA: 4.88 | 6.0 | W | 28 | 6 | 3 | 2 | 3 | 3 | 0 | 0 | 0 | 0 | 1 | 31 | 43 | 3.00 | 1.500 |
| Dick Radatz, R (7, 1)<br>ERA: 1.97 | 3.0 | S | 11 | 2 | 0 | 0 | 4 | 0 | 0 | 0 | 0 | 0 | 0 | 19 | 19 | 0.00 | 0.667 |

| PITCHER | IP | WLS | BF | H | R | ER | SO | BB | IBB | HBP | BLK | WP | HR | S | P | ERA | WHIP |
|---|---|---|---|---|---|---|---|---|---|---|---|---|---|---|---|---|---|

| | |
|---|---|
| AB | 36 |
| R | 3 |
| H | 8 |
| RBI | 2 |
| BB | 3 |
| SO | 7 |
| LOB | 15 |

WP: 0 PA: 39
PB: 0
SB: 0
CS: 0

livebaseballscorecards.com

| Batter | 1 | 2 | 3 | 4 | 5 | 6 | 7 | 8 | 9 | AB | R | H | RBI | BB | SO | LOB |
|---|---|---|---|---|---|---|---|---|---|---|---|---|---|---|---|---|
| Dalton Jones, L (1, 4)<br>OBP: 0.289, SLG: 0.352 | B3-1 | | | F9 | | F9 | | | 1B | 4 | 0 | 1 | 0 | 0 | 0 | 0 |
| Felix Mantilla, R (1, 7)<br>OBP: 0.326, SLG: 0.510 | F9 | | | F7 | | | HR 1B | | F7 | 4 | 1 | 1 | 0 | 0 | 0 | 1 |
| Carl Yastrzemski, L (1, 8)<br>OBP: 0.373, SLG: 0.466 | 1-3 | | | F8 | | | 1-H HR | | F8 | 4 | 1 | 1 | 2 | 0 | 0 | 1 |
| Dick Stuart, R (1, 3)<br>OBP: 0.310, SLG: 0.486 | | F8 | | | 2B | | 5-3 | | F9 | 4 | 0 | 1 | 0 | 0 | 0 | 1 |
| Lee Thomas, L (1, 9)<br>OBP: 0.326, SLG: 0.397 | | 4-3 | | | L9 | | F5 | | | 3 | 0 | 0 | 0 | 0 | 0 | 1 |
| Frank Malzone, R (1, 5)<br>OBP: 0.312, SLG: 0.368 | | F8 | | | P3 | | 5-3 | | | 3 | 0 | 0 | 0 | 0 | 0 | 1 |
| Pete Charton, L (7, 1) | | | | | | | | | | 0 | 0 | 0 | 0 | 0 | 0 | 0 |
| Eddie Bressoud, R (1, 6)<br>OBP: 0.368, SLG: 0.468 | | | F3 | | F9 | | | F3 | | 3 | 0 | 0 | 0 | 0 | 0 | 1 |
| Russ Nixon, L (1, 2)<br>OBP: 0.308, SLG: 0.307 | | | F6 | | | F7 | | F8 | | 3 | 0 | 0 | 0 | 0 | 0 | 0 |
| Earl Wilson, R (1, 1)<br>OBP: 0.290, SLG: 0.476 | | | F9 | | | 6-3 | | 5-3 | | 2 | 0 | 0 | 0 | 0 | 0 | 0 |
| Ed Connolly, L (6, 1)<br>OBP: 0.154, SLG: 0.083 | | | | | | | | | | 0 | 0 | 0 | 0 | 0 | 0 | 0 |
| Al Smith, R (7, 5)<br>OBP: 0.224, SLG: 0.252 | | | | | | | | | | 1 | 0 | 0 | 0 | 0 | 0 | 0 |
| Inning Stats | R: 0<br>E: 0<br>K: 0<br>S: 3<br>H: 0<br>LOB: 0<br>BB: 0<br>P: 3 | R: 0<br>E: 0<br>K: 0<br>S: 3<br>H: 0<br>LOB: 0<br>BB: 0<br>P: 3 | R: 0<br>E: 0<br>K: 0<br>S: 3<br>H: 0<br>LOB: 0<br>BB: 0<br>P: 3 | R: 0<br>E: 0<br>K: 0<br>S: 3<br>H: 0<br>LOB: 0<br>BB: 0<br>P: 3 | R: 0<br>E: 0<br>K: 0<br>S: 4<br>H: 1<br>LOB: 1<br>BB: 0<br>P: 4 | R: 0<br>E: 0<br>K: 0<br>S: 3<br>H: 0<br>LOB: 0<br>BB: 0<br>P: 3 | R: 2<br>E: 0<br>K: 0<br>S: 5<br>H: 2<br>LOB: 0<br>BB: 0<br>P: 5 | R: 0<br>E: 0<br>K: 0<br>S: 3<br>H: 0<br>LOB: 0<br>BB: 0<br>P: 3 | R: 0<br>E: 0<br>K: 0<br>S: 4<br>H: 1<br>LOB: 1<br>BB: 0<br>P: 4 | 1B: 2<br>2B: 1<br>3B: 0<br>HR: 1<br>SF: 0<br>SAC: 0<br>DP: 0<br>HBP: 0 | | | | | | |

| PITCHER | IP | WLS | BF | H | R | ER | SO | BB | IBB | HBP | BLK | WP | HR | S | P | ERA | WHIP |
|---|---|---|---|---|---|---|---|---|---|---|---|---|---|---|---|---|---|
| Jim Bouton, R (1, 1)<br>ERA: 2.57 | 9.0 | W | 31 | 4 | 2 | 2 | 0 | 0 | 0 | 0 | 0 | 0 | 1 | 31 | 31 | 2.00 | 0.444 |

| PITCHER | IP | WLS | BF | H | R | ER | SO | BB | IBB | HBP | BLK | WP | HR | S | P | ERA | WHIP |
|---|---|---|---|---|---|---|---|---|---|---|---|---|---|---|---|---|---|

TOP

# Boston Red Sox @ New York Yankees

Yankee Stadium, Bronx, NY

Sat Aug 29 1964, 7:05 PM EDT

Sunny - 84 F

livebaseballscorecards.com

| | |
|---|---|
| AB | 31 |
| R | 2 |
| H | 4 |
| RBI | 2 |
| BB | 0 |
| SO | 0 |
| LOB | 6 |

WP: 0 PB: 0 SB: 0 CS: 0 PA: 31

| Batter | 1 | 2 | 3 | 4 | 5 | 6 | 7 | 8 | 9 | AB | R | H | RBI | BB | SO | LOB |
|---|---|---|---|---|---|---|---|---|---|---|---|---|---|---|---|---|
| Phil Linz, R (1, 6)<br>OBP: 0.327, SLG: 0.379 | F7 | FC4-6<br>1-2f | | | 5-3 | | 1-3 | F8 | | 4 | 0 | 0 | 0 | 0 | 0 | 1 |
| Pedro Gonzalez, R (1, 4)<br>OBP: 0.326, SLG: 0.371 | 1B<br>HR<br>1B | F7<br>1-2 | | | WP<br>1B | | 3-1 | | | 4 | 1 | 2 | 0 | 0 | 0 | 1 |
| Roger Maris, L (1, 9)<br>OBP: 0.370, SLG: 0.467 | BB<br>HR<br>1-3<br>1B | | K | | WP<br>1-3 | | 6-3 | | | 5 | 3 | 3 | 0 | 0 | 1 | 1 |
| Mickey Mantle, S (1, 8)<br>OBP: 0.422, SLG: 0.603<br>Hector Lopez, R (7, 7)<br>OBP: 0.312, SLG: 0.421 | BBBB<br>HR<br>1-2<br>BB | | G1 | | | HR<br>1B | | BB<br>HR<br>1B | | 2<br>1 | 2<br>0 | 1<br>0 | 2<br>0 | 1<br>0 | 0<br>1 | 0<br>1 |
| Tom Tresh, S (1, 7)<br>OBP: 0.353, SLG: 0.420<br>(7, 8) | F5 | | K | | | 1-H<br>HR | | K | | 3 | 2 | 1 | 0 | 1 | 1 | 3 |
| Joe Pepitone, L (1, 3)<br>OBP: 0.276, SLG: 0.400 | 1-H<br>2-H<br>3-H<br>HR | | 3-1 | | | E6<br>SF9<br>2B | | HR<br>1-2<br>BB | | 4 | 2 | 2 | 7 | 0 | 0 | 1 |
| Elston Howard, R (1, 2)<br>OBP: 0.353, SLG: 0.429 | K | | K | | | 6-3 | | 1-H<br>2-H<br>HR | | 3 | 0 | 1 | 1 | 0 | 2 | 0 |
| Clete Boyer, R (1, 5)<br>OBP: 0.265, SLG: 0.303 | | F2 | F7 | | | SF9<br>3-H | | 1B | | 4 | 0 | 0 | 0 | 0 | 0 | 1 |
| Jim Bouton, R (1, 1)<br>OBP: 0.131, SLG: 0.145 | | FC4-6<br>1B | | | F2 | 5-3 | | F8 | | 4 | 0 | 1 | 0 | 0 | 0 | 1 |
| Inning Stats | R: 4 H: 3<br>E: 0 LOB: 0<br>K: 1 BB: 1<br>S: 8 P: 12 | R: 0 H: 1<br>E: 0 LOB: 1<br>K: 0 BB: 0<br>S: 4 P: 4 | R: 0 H: 0<br>E: 0 LOB: 0<br>K: 2 BB: 0<br>S: 7 P: 7 | R: 0 H: 0<br>E: 0 LOB: 0<br>K: 1 BB: 0<br>S: 5 P: 5 | R: 0 H: 1<br>E: 0 LOB: 0<br>K: 0 BB: 0<br>S: 3 P: 3 | R: 3 H: 3<br>E: 1 LOB: 0<br>K: 0 BB: 0<br>S: 6 P: 6 | R: 0 H: 0<br>E: 0 LOB: 0<br>K: 0 BB: 0<br>S: 3 P: 3 | R: 3 H: 3<br>E: 0 LOB: 1<br>K: 1 BB: 1<br>S: 8 P: 12 | | 1B: 7 SF: 1<br>2B: 1 SAC: 0<br>3B: 0 DP: 0<br>HR: 3 HBP: 0 | | | | | | |

# BOTTOM

## Boston Red Sox @ New York Yankees

Yankee Stadium, Bronx, NY

Sat Aug 29 1964, 7:05 PM EDT

Sunny - 84 F

livebaseballscorecards.com

| | |
|---|---|
| AB | 34 |
| R | 10 |
| H | 11 |
| RBI | 10 |
| BB | 2 |
| SO | 5 |
| LOB | 10 |

WP: 1 PA: 37
PB: 0
SB: 1
CS: 0

| PITCHER | | IP | WLS | BF | H | R | ER | SO | BB | IBB | HBP | BLK | WP | HR | S | P | ERA | WHIP |
|---|---|---|---|---|---|---|---|---|---|---|---|---|---|---|---|---|---|---|
| Earl Wilson, R<br>ERA: 4.66 | (1, 1) | 5.0 | L | 24 | 8 | 7 | 6 | 4 | 1 | 0 | 0 | 0 | 1 | 2 | 30 | 34 | 10.80 | 1.800 |
| Ed Connolly, L<br>ERA: 4.63 | (6, 1) | 1.0 | | 3 | 0 | 0 | 0 | 0 | 0 | 0 | 0 | 0 | 0 | 0 | 3 | 3 | 0.00 | 0.000 |
| Pete Charton, R<br>ERA: 7.58 | (7, 1) | 2.0 | | 10 | 3 | 3 | 3 | 1 | 1 | 0 | 0 | 0 | 0 | 1 | 11 | 15 | 13.50 | 2.000 |

| PITCHER | IP | WLS | BF | H | R | ER | SO | BB | IBB | HBP | BLK | WP | HR | S | P | ERA | WHIP |
|---|---|---|---|---|---|---|---|---|---|---|---|---|---|---|---|---|---|

| Batter | 1 | 2 | 3 | 4 | 5 | 6 | 7 | 8 | 9 | AB | R | H | RBI | BB | SO | LOB |
|---|---|---|---|---|---|---|---|---|---|---|---|---|---|---|---|---|
| Felix Mantilla, R (1, 4)<br>OBP: 0.325, SLG: 0.505 | S S S 0-3 ① K | | S S S 0-3 ② K | | x 0-0 ③ F7 | | x 0-0 FC6-4 1-2 1B | | x 0-0 ② 6-3 | 5 | 0 | 1 | 0 | 0 | 2 | 1 |
| Tony Horton, R (1, 7)<br>OBP: 0.287, SLG: 0.351 | x 0-0 ② F3 | | x 0-0 ③ 1-3 | | | x 0-0 ① G3 | x 0-0 ③ FC6-4 1-2f | | x 0-0 ③ F8 | 5 | 0 | 0 | 0 | 0 | 0 | 3 |
| Carl Yastrzemski, L (1, 8)<br>OBP: 0.375, SLG: 0.468 | S S S 0-3 ③ K | | | x 0-0 1B 1B | | x 0-0 E 1B 1B | | x 0-0 E8 2B 1B | | 4 | 1 | 3 | 0 | 0 | 1 | 0 |
| Dick Stuart, R (1, 3)<br>OBP: 0.313, SLG: 0.492 | | x 0-0 2B | | S S S 0-3 ① K | | x 0-0 E 1-2 1B | | x 0-0 2-H 2B | | 4 | 0 | 3 | 1 | 0 | 1 | 1 |
| Frank Malzone, R (1, 5)<br>OBP: 0.312, SLG: 0.367 | | x 0-0 ① 5-3 | | x 0-0 FC5-4 1-2 1B | | x 0-0 ② F4 1-2 2-3 | | x 0-0 ① P4 | | 4 | 0 | 1 | 0 | 0 | 0 | 4 |
| Lee Thomas, L (1, 9)<br>OBP: 0.324, SLG: 0.394 | | S S S 0-3 ② K | | x 0-0 ② F4 | | S S S 0-3 ③ K | | x 0-0 ② P4 | | 4 | 0 | 0 | 0 | 0 | 2 | 6 |
| Eddie Bressoud, R (1, 6)<br>OBP: 0.367, SLG: 0.465 | | x 0-0 ③ 6-3 | | x 0-0 ③ FC5-4 1-2f | | | x 0-0 ① F7 | B B B 4-0 FC6-4 BB | | 3 | 0 | 0 | 0 | 1 | 0 | 3 |
| Bob Tillman, R (1, 2)<br>OBP: 0.360, SLG: 0.456 | | | x 0-0 ① F3 | | S S S 0-3 ① K | | x 0-0 ② F4 | x 0-0 ③ FC6-4 1-2f | | 4 | 0 | 0 | 0 | 0 | 1 | 2 |
| Dave Morehead, R (1, 1)<br>OBP: 0.154, SLG: 0.118<br>Jay Ritchie, R (5, 1)<br>OBP: 0.250, SLG: 0.250<br>Al Smith, R (7, PH)<br>OBP: 0.229, SLG: 0.257<br>Ed Connolly, L (7, 1)<br>OBP: 0.154, SLG: 0.083<br>Pete Charton, L (8, 1)<br>Dalton Jones, L (9, PH)<br>OBP: 0.288, SLG: 0.351 | | | x 0-0 1B | | x 0-0 ② 5-3 | | x 0-0 1B 1B | | S S S 0-3 ① K | 2<br>0<br>1<br>0<br>0<br>1 | 0<br>0<br>0<br>0<br>0<br>0 | 1<br>0<br>1<br>0<br>0<br>0 | 0<br>0<br>0<br>0<br>0<br>0 | 0<br>0<br>0<br>0<br>0<br>1 | 0<br>0<br>0<br>0<br>0<br>0 | 0<br>0<br>0<br>0<br>0<br>0 |
| Inning Stats | R: 0 E: 0 K: 2 S: 7 H: 0 LOB: 0 BB: 0 P: 7 | R: 0 E: 0 K: 1 S: 6 H: 1 LOB: 1 BB: 0 P: 6 | R: 0 E: 0 K: 1 S: 6 H: 1 LOB: 1 BB: 0 P: 6 | R: 0 E: 0 K: 1 S: 7 H: 2 LOB: 2 BB: 0 P: 7 | R: 0 E: 0 K: 1 S: 5 H: 0 LOB: 0 BB: 0 P: 5 | R: 0 E: 1 K: 1 S: 7 H: 2 LOB: 2 BB: 0 P: 7 | R: 0 E: 0 K: 0 S: 5 H: 2 LOB: 2 BB: 0 P: 5 | R: 1 E: 1 K: 0 S: 5 H: 2 LOB: 2 BB: 1 P: 9 | R: 0 E: 0 K: 1 S: 5 H: 0 LOB: 0 BB: 0 P: 5 | 1B: 8 2B: 2 3B: 0 HR: 0 | SF: 0 SAC: 0 DP: 0 HBP: 0 | | | | | |

| PITCHER | | IP | WLS | BF | H | R | ER | SO | BB | IBB | HBP | BLK | WP | HR | S | P | ERA | WHIP |
|---|---|---|---|---|---|---|---|---|---|---|---|---|---|---|---|---|---|---|
| Whitey Ford, L<br>ERA: 2.21 | (1, 1) | 7.0 | W | 29 | 8 | 0 | 0 | 7 | 0 | 0 | 0 | 0 | 0 | 0 | 43 | 43 | 0.00 | 1.143 |
| Ralph Terry, R<br>ERA: 4.65 | (8, 1) | 2.0 | S | 9 | 2 | 1 | 0 | 1 | 1 | 0 | 0 | 0 | 0 | 0 | 10 | 14 | 0.00 | 1.500 |

| PITCHER | IP | WLS | BF | H | R | ER | SO | BB | IBB | HBP | BLK | WP | HR | S | P | ERA | WHIP |
|---|---|---|---|---|---|---|---|---|---|---|---|---|---|---|---|---|---|

# TOP

## Boston Red Sox @ New York Yankees

Yankee Stadium, Bronx, NY

Sat Aug 29 1964, 7:05 PM EDT

Att. 37,672 - Cloudy - 80 F

livebaseballscorecards.com

| | |
|---|---|
| AB | 37 |
| R | 1 |
| H | 10 |
| RBI | 1 |
| BB | 1 |
| SO | 8 |
| LOB | 20 |

| | | | | | | | | | | | | | | | | | | |
|---|---|---|---|---|---|---|---|---|---|---|---|---|---|---|---|---|---|---|
| WP: 0 | PA: 38 |
| PB: 0 | |
| SB: 0 | |
| CS: 0 | |

| Batter | 1 | 2 | 3 | 4 | 5 | 6 | 7 | 8 | 9 | AB | R | H | RBI | BB | SO | LOB |
|---|---|---|---|---|---|---|---|---|---|---|---|---|---|---|---|---|
| Phil Linz, R (1, 6)<br>OBP: 0.334, SLG: 0.382 | BBBB<br>4-0<br>WP BB<br>SF8<br>BB | | x 0-0 ①<br>F9 | | BBB 4-0<br>SH3-4<br>1B<br>BB | | x 0-0<br>E<br>1B<br>1B | x 0-0<br>1B<br>1B | | 3 | 3 | 2 | 0 | 2 | 0 | 1 |
| Pedro Gonzalez, R (1, 4)<br>OBP: 0.354, SLG: 0.385 | BBBB<br>4-0<br>SF8 WP<br>1-2<br>BB | | BBBB 4-0<br>1B<br>1-2<br>BB | | x 0-0 ①<br>SH3-4<br>1-2 | | x 0-0<br>E3<br>1B<br>1-3<br>1B | x 0-0<br>1-3<br>1B | | 2 | 1 | 2 | 0 | 2 | 0 | 0 |
| Roger Maris, L (1, 9)<br>OBP: 0.374, SLG: 0.470<br>Hector Lopez, R (7, PR) (8, 9) (9, 7)<br>OBP: 0.311, SLG: 0.419 | x 0-0 ①<br>F7 | | x 0-0 ②<br>1-2<br>2-3<br>1B | | x 0-0<br>E<br>2-H<br>1B | | x 0-0<br>S 1B<br>E<br>2-H<br>3-H<br>1B | x 0-0 ②<br>F9 | | 4<br>1 | 0<br>1 | 3<br>1 | 3<br>0 | 0<br>0 | 0<br>0 | 2<br>2 |
| Mickey Mantle, S (1, 8)<br>OBP: 0.422, SLG: 0.601<br>Archie Moore, L (8, PR) (9, 9)<br>OBP: 0.263, SLG: 0.235 | x 0-0 ②<br>SF8<br>1-3<br>2-H | | SSS 0-3 ③<br>K | | x 0-0 ②<br>F8<br>1-2 | | x 0-0<br>S<br>1-2<br>1B | 4-0<br>IBB | | 3<br>0 | 0<br>0 | 1<br>0 | 1<br>0 | 1<br>0 | 1<br>0 | 3<br>0 |
| Tom Tresh, S (1, 7) (9, 8)<br>OBP: 0.351, SLG: 0.416 | x 0-0 ③<br>4-3 | | | SSS 0-3 ①<br>K | BBB 4-0<br>BB | | SSS 0-3 ①<br>K<br>1-2<br>2-H | SSS 0-3 ③<br>K | | 4 | 0 | 0 | 0 | 1 | 3 | 5 |
| Joe Pepitone, L (1, 3)<br>OBP: 0.276, SLG: 0.405 | | x 0-0 ①<br>6-3 | x 0-0<br>HR | | x 0-0 ③<br>F9 | | x 0-0 ②<br>F9 | | | 4 | 1 | 1 | 1 | 0 | 0 | 4 |
| Elston Howard, R (1, 2)<br>OBP: 0.354, SLG: 0.427 | | SSS 0-3 ②<br>K | BBB 4-0<br>FC4<br>BB | | x 0-0 ①<br>F9 | | 4-0<br>IBB | | | 2 | 0 | 0 | 0 | 2 | 1 | 0 |
| Clete Boyer, R (1, 5)<br>OBP: 0.263, SLG: 0.300 | | SSS 0-3 ③<br>K | x 0-0 ②<br>FC4<br>1-2f | | x 0-0 ②<br>F8 | | SSS 0-3 ③<br>K | | | 4 | 0 | 0 | 0 | 0 | 2 | 3 |
| Whitey Ford, L (1, 1)<br>OBP: 0.262, SLG: 0.154<br>Ralph Terry, R (8, 1)<br>OBP: 0.242, SLG: 0.200 | | | BBBB 4-0<br>1B BB<br>BB | SSS 0-3 ③<br>K | x 0-0 ③<br>3-1 | | | x 0-0 ①<br>5-3 | | 2<br>1 | 0<br>0 | 0<br>0 | 0<br>0 | 1<br>0 | 1<br>0 | 1<br>0 |
| Inning Stats | R: 1 E: 0 K: 0 S: 3<br>H: 0 LOB: 1 BB: 2 P: 11 | R: 0 E: 0 K: 2 S: 7<br>H: 0 LOB: 0 BB: 0 P: 7 | R: 0 E: 0 K: 1 S: 5<br>H: 1 LOB: 2 BB: 2 P: 13 | R: 1 E: 0 K: 2 S: 8<br>H: 1 LOB: 1 BB: 1 P: 12 | R: 1 E: 1 K: 0 S: 4<br>H: 1 LOB: 2 BB: 2 P: 12 | R: 0 E: 0 K: 0 S: 3<br>H: 0 LOB: 0 BB: 0 P: 3 | R: 3 E: 1 K: 2 S: 11<br>H: 4 LOB: 2 BB: 1 P: 15 | R: 0 E: 0 K: 1 S: 7<br>H: 2 LOB: 3 BB: 1 P: 11 | | 1B: 8<br>2B: 0<br>3B: 0<br>HR: 1 | SF: 1<br>SAC: 1<br>DP: 0<br>HBP: 0 | | | | | |

# BOTTOM

## Boston Red Sox @ New York Yankees

Yankee Stadium, Bronx, NY

Sat Aug 29 1964, 7:05 PM EDT
Att. 37,672 - Cloudy - 80 F

livebaseballscorecards.com

| | |
|---|---|
| AB | 30 |
| R | 6 |
| H | 9 |
| RBI | 5 |
| BB | 9 |
| SO | 8 |
| LOB | 21 |

WP: 1 PB: 0 SB: 2 CS: 0 PA: 41

| PITCHER | | IP | WLS | BF | H | R | ER | SO | BB | IBB | HBP | BLK | WP | HR | S | P | ERA | WHIP |
|---|---|---|---|---|---|---|---|---|---|---|---|---|---|---|---|---|---|---|
| Dave Morehead, R<br>ERA: 4.99 | (1, 1) | 4.2 | L | 23 | 3 | 3 | 3 | 5 | 7 | 0 | 0 | 0 | 1 | 1 | 26 | 54 | 5.79 | 2.143 |
| Jay Ritchie, R<br>ERA: 2.82 | (5, 1) | 1.1 | | 4 | 0 | 0 | 0 | 0 | 0 | 0 | 0 | 0 | 0 | 0 | 4 | 4 | 0.00 | 0.000 |
| Ed Connolly, L<br>ERA: 5.02 | (7, 1) | 1.0 | | 8 | 4 | 3 | 3 | 2 | 0 | 1 | 0 | 0 | 0 | 0 | 11 | 15 | 27.00 | 4.000 |
| Pete Charton, R<br>ERA: 7.34 | (8, 1) | 1.0 | | 6 | 2 | 0 | 0 | 1 | 0 | 1 | 0 | 0 | 0 | 0 | 7 | 11 | 0.00 | 2.000 |

| PITCHER | IP | WLS | BF | H | R | ER | SO | BB | IBB | HBP | BLK | WP | HR | S | P | ERA | WHIP |
|---|---|---|---|---|---|---|---|---|---|---|---|---|---|---|---|---|---|

| Batter | 1 | 2 | 3 | 4 | 5 | 6 | 7 | 8 | 9 | AB | R | H | RBI | BB | SO | LOB |
|---|---|---|---|---|---|---|---|---|---|---|---|---|---|---|---|---|
| Dalton Jones, L (1, 4)<br>OBP: 0.287, SLG: 0.347 | 4-3 | | G6-4-3<br>BB | | 6-3<br>3-H | | E3<br>1B<br>1-2 | | 4-3 | 4 | 0 | 0 | 1 | 1 | 0 | 2 |
| Felix Mantilla, R (1, 7)<br>OBP: 0.326, SLG: 0.502 | 5-3 | | G6-4-3<br>1-2f | | F7 | | FC4-6<br>1B<br>1-2<br>2-H | | WP<br>1B<br>HBP | 4 | 0 | 1 | 1 | 0 | 0 | 2 |
| Carl Yastrzemski, L (1, 8)<br>OBP: 0.378, SLG: 0.470 | FC6-4<br>1B | | 4-3 | | | FC3-6<br>1B<br>FC6-4<br>1B | K | | WP<br>1B<br>1-2 | 5 | 1 | 3 | 0 | 0 | 1 | 2 |
| Dick Stuart, R (1, 3)<br>OBP: 0.312, SLG: 0.489 | FC6-4<br>1-2f | | | 6-3 | | FC3-6<br>1B<br>1-2 | FC4-6<br>1-2f | | K<br>1-2<br>2-3 | 5 | 0 | 1 | 0 | 0 | 1 | 5 |
| Lee Thomas, L (1, 9)<br>OBP: 0.321, SLG: 0.390 | | 1-3 | | 4-3 | | FC3-6<br>FC6-4<br>1-2f<br>2-3 | | F2 | 6-3 | 5 | 0 | 0 | 0 | 0 | 0 | 4 |
| Frank Malzone, R (1, 5)<br>OBP: 0.311, SLG: 0.368 | | L8 | | 6-3 | | FC6-4<br>FC5-4<br>1-2f<br>3-H | | BB<br>2B | | 4 | 0 | 1 | 1 | 0 | 0 | 1 |
| Eddie Bressoud, R (1, 6)<br>OBP: 0.370, SLG: 0.466 | | 1B<br>1B | | | 2B<br>6-3<br>1B | FC5-4<br>1-2f | | BB<br>BB | | 3 | 1 | 2 | 0 | 1 | 0 | 1 |
| Bob Tillman, R (1, 2)<br>OBP: 0.361, SLG: 0.455 | | 1B<br>1-2 | | | K | | 6-3 | G5-4-3<br>BB<br>1-2<br>2-3 | | 3 | 0 | 1 | 0 | 1 | 1 | 1 |
| Bob Heffner, R (1, 1)<br>OBP: 0.167, SLG: 0.229<br>Al Smith, R (5, PH)<br>OBP: 0.234, SLG: 0.268<br>Jay Ritchie, R (5, 1)<br>OBP: 0.250, SLG: 0.250<br>Bill Spanswick, L (5, 1)<br>OBP: 0.400, SLG: 0.308<br>Roman Mejias, R (7, PH)<br>OBP: 0.275, SLG: 0.353<br>Dave Gray, R (7, 1)<br>OBP: 1.000, SLG: 1.000<br>Tony Horton, R (8, PH)<br>OBP: 0.284, SLG: 0.347<br>Ed Connolly, L (8, 1)<br>OBP: 0.154, SLG: 0.083 | | K | | | 2B<br>1-3 | | 6-3<br>E<br>1B | G5-4-3<br>1-2f | | 1<br>1<br>0<br>0<br>1<br>0<br>0<br>1<br>0<br>0 | 0<br>0<br>0<br>0<br>1<br>0<br>0<br>0<br>0<br>0 | 0<br>1<br>0<br>0<br>1<br>0<br>0<br>0<br>1<br>0 | 0<br>0<br>0<br>0<br>0<br>0<br>0<br>0<br>0<br>0 | 1<br>0<br>0<br>0<br>0<br>0<br>0<br>0<br>0<br>0 | 0<br>0<br>0<br>0<br>0<br>0<br>0<br>0<br>0<br>0 | 2<br>0<br>0<br>0<br>0<br>0<br>0<br>0<br>3<br>0 |

| Inning Stats | | | | | | | | | | |
|---|---|---|---|---|---|---|---|---|---|---|
| | R: 0<br>E: 0<br>K: 0<br>S: 4 | H: 1<br>LOB: 1<br>BB: 0<br>P: 4 | R: 0<br>E: 0<br>K: 1<br>S: 7 | H: 2<br>LOB: 2<br>BB: 0<br>P: 7 | R: 0<br>E: 0<br>K: 0<br>S: 2 | H: 0<br>LOB: 0<br>BB: 1<br>P: 6 | R: 0<br>E: 0<br>K: 0<br>S: 3 | H: 0<br>LOB: 0<br>BB: 0<br>P: 3 | R: 1<br>E: 0<br>K: 1<br>S: 7 | H: 2<br>LOB: 1<br>BB: 0<br>P: 7 |
| | R: 1<br>E: 0<br>K: 0<br>S: 5 | H: 2<br>LOB: 1<br>BB: 0<br>P: 5 | R: 1<br>E: 1<br>K: 1<br>S: 8 | H: 2<br>LOB: 2<br>BB: 0<br>P: 8 | R: 0<br>E: 0<br>K: 0<br>S: 3 | H: 1<br>LOB: 2<br>BB: 2<br>P: 11 | R: 0<br>E: 0<br>K: 1<br>S: 6 | H: 1<br>LOB: 2<br>BB: 0<br>P: 7 | 1B: 9<br>2B: 2<br>3B: 0<br>HR: 0 | SF: 0<br>SAC: 0<br>DP: 2<br>HBP: 1 |

| PITCHER | | IP | WLS | BF | H | R | ER | SO | BB | IBB | HBP | BLK | WP | HR | S | P | ERA | WHIP |
|---|---|---|---|---|---|---|---|---|---|---|---|---|---|---|---|---|---|---|
| Mel Stottlemyre, R<br>ERA: 1.54 | (1, 1) | 6.1 | W | 29 | 9 | 3 | 3 | 2 | 1 | 0 | 0 | 0 | 0 | 0 | 32 | 36 | 4.26 | 1.579 |
| Pete Mikkelsen, R<br>ERA: 3.79 | (7, 1) | 2.2 | S | 12 | 2 | 0 | 0 | 2 | 2 | 0 | 1 | 0 | 1 | 0 | 13 | 22 | 0.00 | 1.500 |

| PITCHER | IP | WLS | BF | H | R | ER | SO | BB | IBB | HBP | BLK | WP | HR | S | P | ERA | WHIP |
|---|---|---|---|---|---|---|---|---|---|---|---|---|---|---|---|---|---|

TOP

# Boston Red Sox @ New York Yankees

Yankee Stadium, Bronx, NY

Sun Aug 30 1964, 3:33 AM EDT
Att. 23,256 - Cloudy - 88 F

livebaseballscorecards.com

| | |
|---|---|
| AB | 37 |
| R | 3 |
| H | 11 |
| RBI | 3 |
| BB | 3 |
| SO | 4 |
| LOB | 23 |

WP: 1 PA: 41
PB: 0
SB: 0
CS: 0

# BOTTOM

## Boston Red Sox @ New York Yankees

Yankee Stadium, Bronx, NY

Sun Aug 30 1964, 3:33 AM EDT

Att. 23,256 - Cloudy - 88 F

| Batter | 1 | 2 | 3 | 4 | 5 | 6 | 7 | 8 | 9 | AB | R | H | RBI | BB | SO | LOB |
|---|---|---|---|---|---|---|---|---|---|---|---|---|---|---|---|---|
| Phil Linz, R (1, 6)<br>OBP: 0.335, SLG: 0.386 | E 2B | | L5-3<br>1-2 | | FC5 SH5-4<br>1-2 1B | K | | 2-H 1B | | 5 | 2 | 2 | 1 | 0 | 1 | 2 |
| Pedro Gonzalez, R (1, 4) (6, 3)<br>OBP: 0.350, SLG: 0.400 | E4<br>2-H 3B | | F7 | | SH5-4<br>1-2 2-3 | 4-3 | | L8 | | 4 | 1 | 1 | 1 | 0 | 0 | 1 |
| Tom Tresh, S (1, 7)<br>OBP: 0.353, SLG: 0.414 | K | | | 4-3 | 1B BB<br>BB | | BB | | | 2 | 1 | 0 | 0 | 2 | 1 | 0 |
| Mickey Mantle, S (1, 8)<br>OBP: 0.421, SLG: 0.598 | 6-3 | | | K | BB BB<br>1-3 2-H 3-H 1B | | K | | | 3 | 0 | 1 | 2 | 0 | 1 | 0 |
| Bobby Richardson, R (5, PR) (6, 4)<br>OBP: 0.286, SLG: 0.332 | | | | | | | | | | 1 | 0 | 0 | 0 | 0 | 1 | 1 |
| Joe Pepitone, L (1, 3) (6, 8)<br>OBP: 0.276, SLG: 0.404 | G3 | | | HR 1B | F2 | | K | | | 4 | 1 | 1 | 0 | 0 | 1 | 3 |
| Johnny Blanchard, L (1, 2)<br>OBP: 0.329, SLG: 0.418 | | 4-3 | | HR<br>1-H | BB<br>1-2 | | F5 | | | 3 | 1 | 1 | 2 | 1 | 0 | 1 |
| Hector Lopez, R (1, 9)<br>OBP: 0.314, SLG: 0.430 | | F8 | | HR | BB<br>1-2 2-3 3-H | | | F9 | | 3 | 1 | 1 | 2 | 1 | 0 | 0 |
| Clete Boyer, R (1, 5)<br>OBP: 0.262, SLG: 0.299 | | 5-3 | | 5-3 | F8 | | | SH1-4<br>1B | | 4 | 1 | 1 | 0 | 0 | 0 | 3 |
| Mel Stottlemyre, R (1, 1)<br>OBP: 0.267, SLG: 0.214 | | | L5-3<br>1B | | E5<br>SH5-4 E 1B | K | | SH1-4<br>1-2 | | 3 | 1 | 1 | 0 | 0 | 1 | 0 |
| Pete Mikkelsen, R (7, 1) | | | | | | | | | | 0 | 0 | 0 | 0 | 0 | 0 | 0 |
| Inning Stats | R: 2 E: 1 K: 1 S: 7 H: 2 LOB: 0 BB: 0 P: 7 | R: 0 E: 0 K: 0 S: 3 H: 0 LOB: 0 BB: 0 P: 3 | R: 0 E: 0 K: 0 S: 3 H: 1 LOB: 0 BB: 0 P: 3 | R: 3 E: 0 K: 1 S: 8 H: 3 LOB: 0 BB: 0 P: 8 | R: 3 E: 2 K: 0 S: 6 H: 1 LOB: 3 BB: 3 P: 18 | R: 0 E: 0 K: 2 S: 7 H: 0 LOB: 0 BB: 0 P: 7 | R: 0 E: 0 K: 2 S: 7 H: 0 LOB: 1 BB: 1 P: 11 | R: 1 E: 0 K: 0 S: 5 H: 2 LOB: 1 BB: 0 P: 5 | | 1B: 5 2B: 2 3B: 1 HR: 2 | SF: 0 SAC: 2 DP: 1 HBP: 0 | | | | | |

livebaseballscorecards.com

| | |
|---|---|
| AB | 32 |
| R | 9 |
| H | 9 |
| RBI | 8 |
| BB | 4 |
| SO | 6 |
| LOB | 11 |

WP: 0 PB: 0 SB: 0 CS: 0 PA: 38

| PITCHER | | IP | WLS | BF | H | R | ER | SO | BB | IBB | HBP | BLK | WP | HR | S | P | ERA | WHIP |
|---|---|---|---|---|---|---|---|---|---|---|---|---|---|---|---|---|---|---|
| Bob Heffner, R<br>ERA: 3.91 | (1, 1) | 4.0 | L | 17 | 6 | 5 | 4 | 2 | 0 | 0 | 0 | 0 | 0 | 2 | 21 | 21 | 9.00 | 1.500 |
| Jay Ritchie, R<br>ERA: 2.74 | (5, 1) | 0.2 | | 8 | 1 | 3 | 0 | 0 | 3 | 0 | 0 | 0 | 0 | 0 | 5 | 17 | 0.00 | 6.000 |
| Bill Spanswick, L<br>ERA: 6.79 | (5, 1) | 1.1 | | 4 | 0 | 0 | 0 | 2 | 0 | 0 | 0 | 0 | 0 | 0 | 8 | 8 | 0.00 | 0.000 |
| Dave Gray, R<br>ERA: 7.59 | (7, 1) | 1.0 | | 4 | 0 | 0 | 0 | 2 | 1 | 0 | 0 | 0 | 0 | 0 | 7 | 11 | 0.00 | 1.000 |
| Ed Connolly, L<br>ERA: 5.09 | (8, 1) | 1.0 | | 5 | 2 | 1 | 1 | 0 | 0 | 0 | 0 | 0 | 0 | 0 | 5 | 5 | 9.00 | 2.000 |

| PITCHER | IP | WLS | BF | H | R | ER | SO | BB | IBB | HBP | BLK | WP | HR | S | P | ERA | WHIP |
|---|---|---|---|---|---|---|---|---|---|---|---|---|---|---|---|---|---|

| Batter | 1 | 2 | 3 | 4 | 5 | 6 | 7 | 8 | 9 | AB | R | H | RBI | BB | SO | LOB |
|---|---|---|---|---|---|---|---|---|---|---|---|---|---|---|---|---|
| Phil Linz, R (1, 6)<br>OBP: 0.330, SLG: 0.380 | 5-3 | | L7 | | FC6-4<br>1-2f | | F5 | | 6-3 | 5 | 0 | 0 | 0 | 0 | 0 | 2 |
| Pedro Gonzalez, R (1, 4)<br>OBP: 0.346, SLG: 0.394 | F9 | | | F9 | | 1B SH2-3<br>1B<br>1B | F6 | | | 4 | 1 | 1 | 0 | 0 | 0 | 0 |
| Tom Tresh, S (1, 7)<br>(8, 8)<br>OBP: 0.352, SLG: 0.413 | F8 | | | 5-3<br>1B | | SH2-3<br>1-2 | F9 | | | 3 | 0 | 1 | 0 | 0 | 0 | 0 |
| Mickey Mantle, S (1, 8)<br>OBP: 0.420, SLG: 0.595<br>Roger Maris, L (8, 9)<br>OBP: 0.374, SLG: 0.470 | | K | | 5-3<br>1-2 | | 1B SF8<br>2-3<br>1B | | 4-3 | | 4<br>0 | 1<br>0 | 1<br>0 | 0<br>0 | 0<br>0 | 1<br>0 | 1<br>0 |
| Elston Howard, R (1, 2)<br>OBP: 0.353, SLG: 0.426 | | K | | F8 | | 1B<br>1-3 3B<br>3-H<br>1B | | 6-3 | | 4 | 1 | 1 | 1 | 0 | 1 | 1 |
| Hector Lopez, R (1, 9)<br>(8, 7)<br>OBP: 0.316, SLG: 0.431 | | 1B | | | F6 | SF8<br>3-H | | BB | | 2 | 0 | 1 | 1 | 1 | 0 | 0 |
| Joe Pepitone, L (1, 3)<br>OBP: 0.276, SLG: 0.403 | | 4-3 | | | 4-3 | 3B<br>1-2<br>1B | | K | | 4 | 1 | 1 | 0 | 0 | 1 | 2 |
| Clete Boyer, R (1, 5)<br>OBP: 0.265, SLG: 0.306 | | | K | | 1B | 1-H 3B<br>2-H | | | 6-3 | 4 | 0 | 2 | 2 | 0 | 1 | 0 |
| Al Downing, R (1, 1)<br>OBP: 0.176, SLG: 0.171 | | | K | | FC6-4<br>1-2<br>1B | F4 | | | K2-3 | 4 | 0 | 1 | 0 | 0 | 2 | 1 |
| Inning Stats | R: 0<br>E: 0<br>K: 0<br>S: 3<br>H: 0<br>LOB: 0<br>BB: 0<br>P: 3 | R: 0<br>E: 0<br>K: 2<br>S: 8<br>H: 1<br>LOB: 1<br>BB: 0<br>P: 8 | R: 0<br>E: 0<br>K: 2<br>S: 7<br>H: 0<br>LOB: 0<br>BB: 0<br>P: 7 | R: 0<br>E: 0<br>K: 0<br>S: 4<br>H: 1<br>LOB: 1<br>BB: 0<br>P: 4 | R: 0<br>E: 0<br>K: 0<br>S: 5<br>H: 2<br>LOB: 2<br>BB: 0<br>P: 5 | R: 4<br>E: 0<br>K: 0<br>S: 8<br>H: 5<br>LOB: 1<br>BB: 0<br>P: 8 | R: 0<br>E: 0<br>K: 0<br>S: 3<br>H: 0<br>LOB: 0<br>BB: 0<br>P: 3 | R: 0<br>E: 0<br>K: 1<br>S: 5<br>H: 0<br>LOB: 1<br>BB: 1<br>P: 9 | R: 0<br>E: 0<br>K: 1<br>S: 5<br>H: 0<br>LOB: 0<br>BB: 0<br>P: 5 | 1B: 8<br>2B: 0<br>3B: 1<br>HR: 0<br>SF: 1<br>SAC: 1<br>DP: 0<br>HBP: 0 | | | | | | |

| PITCHER | | IP | WLS | BF | H | R | ER | SO | BB | IBB | HBP | BLK | WP | HR | S | P | ERA | WHIP |
|---|---|---|---|---|---|---|---|---|---|---|---|---|---|---|---|---|---|---|
| George Brunet, L<br>ERA: 3.72 | (1, 1) | 5.2 | L | 26 | 9 | 4 | 4 | 4 | 0 | 0 | 0 | 0 | 0 | 0 | 34 | 34 | 6.35 | 1.588 |
| Barry Latman, R<br>ERA: 3.92 | (6, 1) | 1.1 | | 4 | 0 | 0 | 0 | 0 | 0 | 0 | 0 | 0 | 0 | 0 | 4 | 4 | 0.00 | 0.000 |
| Dan Osinski, R<br>ERA: 3.64 | (8, 1) | 2.0 | | 7 | 0 | 0 | 0 | 2 | 1 | 0 | 0 | 0 | 0 | 0 | 10 | 14 | 0.00 | 0.500 |

| PITCHER | IP | WLS | BF | H | R | ER | SO | BB | IBB | HBP | BLK | WP | HR | S | P | ERA | WHIP |
|---|---|---|---|---|---|---|---|---|---|---|---|---|---|---|---|---|---|

# TOP

## New York Yankees @ Los Angeles Angels

Dodger Stadium, Los Angeles, CA

Tue Sep 01 1964, 7:05 PM PDT

Att. 19,983 - Unknown

livebaseballscorecards.com

| | |
|---|---|
| AB | 34 |
| R | 4 |
| H | 9 |
| RBI | 4 |
| BB | 1 |
| SO | 6 |
| LOB | 7 |

| Batter | 1 | 2 | 3 | 4 | 5 | 6 | 7 | 8 | 9 | AB | R | H | RBI | BB | SO | LOB |
|---|---|---|---|---|---|---|---|---|---|---|---|---|---|---|---|---|
| Jim Piersall, R (1, 7)<br>OBP: 0.350, SLG: 0.374 | 0-0 2B | | 0-0 5-3 ② | | | 0-0 F8 ① | | 0-0 F7 ① | | 4 | 0 | 1 | 0 | 0 | 0 | 1 |
| Vic Power, R (1, 5)<br>OBP: 0.267, SLG: 0.314 | 0-0 P4 ① | | 0-0 F9 ③ | | | 0-0 6-3 ② | | 0-0 4-3 ② | | 4 | 0 | 0 | 0 | 0 | 0 | 2 |
| Jim Fregosi, R (1, 6)<br>OBP: 0.381, SLG: 0.490 | 0-0 5-3 ② | | | 0-0 F5 ① | | 0-0 5-3 ③ | | BBBB 4-0 BB | | 3 | 0 | 0 | 0 | 1 | 0 | 1 |
| Joe Adcock, R (1, 3)<br>OBP: 0.356, SLG: 0.475 | SSS 0-3 K ③ | | | 0-0 6-3 ② | | | 0-0 F6 ① | SSS 0-3 K ③ | | 4 | 0 | 0 | 0 | 0 | 2 | 2 |
| Lou Clinton, R (1, 9)<br>OBP: 0.306, SLG: 0.392 | | 0-0 6-3 ① | | SSS 0-3 K ③ | | | 0-0 1B 1B 1B | | 0-0 F3 ① | 4 | 1 | 1 | 0 | 0 | 1 | 0 |
| Rick Reichardt, R (1, 8) | | SSS 0-3 K ② | | | 0-0 F3 ① | | 0-0 F2 ② | | 0-0 L7 ② | 4 | 0 | 0 | 0 | 0 | 1 | 1 |
| Tom Satriano, L (1, 2)<br>OBP: 0.287, SLG: 0.238 | | 0-0 4-3 ③ | | | 0-0 1B | | 0-0 1B 1-3 1B | | 0-0 F9 ③ | 4 | 0 | 2 | 0 | 0 | 0 | 0 |
| Bobby Knoop, R (1, 4)<br>OBP: 0.292, SLG: 0.277 | | | 0-0 SH2-4 1B | | 0-0 F9 ② | | 0-0 FC6-4 1-3 3-H 1B | | | 3 | 0 | 2 | 1 | 0 | 0 | 1 |
| George Brunet, R (1, 1)<br>Barry Latman, R (6, 1)<br>OBP: 0.135, SLG: 0.189<br>Felix Torres, R (7, PH)<br>OBP: 0.261, SLG: 0.417<br>Dan Osinski, R (8, 1)<br>OBP: 0.118, SLG: 0.063 | | | 0-0 SH2-4 ① 1-2 | | SSS 0-3 K2-3 ③ | | 0-0 FC6-4 ③ 1-2f | | | 1<br>0<br>1<br>0 | 0<br>0<br>0<br>0 | 0<br>0<br>0<br>0 | 0<br>0<br>0<br>0 | 0<br>0<br>0<br>0 | 1<br>0<br>0<br>0 | 1<br>0<br>2<br>0 |
| Inning Stats | R: 0 H: 1<br>E: 0 LOB: 1<br>K: 1 BB: 0<br>S: 6 P: 6 | R: 0 H: 0<br>E: 0 LOB: 0<br>K: 1 BB: 0<br>S: 5 P: 5 | R: 0 H: 1<br>E: 0 LOB: 1<br>K: 0 BB: 0<br>S: 4 P: 4 | R: 0 H: 0<br>E: 0 LOB: 0<br>K: 1 BB: 0<br>S: 5 P: 5 | R: 0 H: 1<br>E: 0 LOB: 1<br>K: 1 BB: 0<br>S: 6 P: 6 | R: 0 H: 0<br>E: 0 LOB: 0<br>K: 0 BB: 0<br>S: 3 P: 3 | R: 1 H: 3<br>E: 0 LOB: 2<br>K: 0 BB: 0<br>S: 6 P: 6 | R: 0 H: 0<br>E: 0 LOB: 1<br>K: 1 BB: 1<br>S: 5 P: 9 | R: 0 H: 0<br>E: 0 LOB: 0<br>K: 0 BB: 0<br>S: 3 P: 3 | 1B: 5 SF: 0<br>2B: 1 SAC: 1<br>3B: 0 DP: 0<br>HR: 0 HBP: 0 | | | | | | |

| PITCHER | IP | WLS | BF | H | R | ER | SO | BB | IBB | HBP | BLK | WP | HR | S | P | ERA | WHIP |
|---|---|---|---|---|---|---|---|---|---|---|---|---|---|---|---|---|---|
| Al Downing, L (1, 1)<br>ERA: 3.23 | 9.0 | W | 34 | 6 | 1 | 1 | 5 | 1 | 0 | 0 | 0 | 0 | 0 | 43 | 47 | 1.00 | 0.778 |

| PITCHER | IP | WLS | BF | H | R | ER | SO | BB | IBB | HBP | BLK | WP | HR | S | P | ERA | WHIP |
|---|---|---|---|---|---|---|---|---|---|---|---|---|---|---|---|---|---|

# BOTTOM

## New York Yankees @ Los Angeles Angels

Dodger Stadium, Los Angeles, CA

Tue Sep 01 1964, 7:05 PM PDT

Att. 19,983 - Unknown

livebaseballscorecards.com

| | |
|---|---|
| AB | 32 |
| R | 1 |
| H | 6 |
| RBI | 1 |
| BB | 1 |
| SO | 5 |
| LOB | 11 |

| Batter | 1 | 2 | 3 | 4 | 5 | 6 | 7 | 8 | 9 | AB | R | H | RBI | BB | SO | LOB |
|---|---|---|---|---|---|---|---|---|---|---|---|---|---|---|---|---|
| Phil Linz, R (1, 6)<br>OBP: 0.327, SLG: 0.376<br>Johnny Blanchard, L (9, PH)<br>OBP: 0.327, SLG: 0.415 | S S S 0-3 ① K | | S S S 0-3 ③ K | | | S S S 0-3 ③ K | | | x 0-0 ① G3 | 3<br>1 | 0<br>0 | 0<br>0 | 0<br>0 | 0<br>0 | 3<br>0 | 1<br>0 |
| Pedro Gonzalez, R (1, 5)<br>OBP: 0.333, SLG: 0.379 | x 0-0 ② 5-3 | | | x 0-0 ① 1-3 | | | x 0-0 ① 6-3 | | x 0-0 ② 5-3 | 4 | 0 | 0 | 0 | 0 | 0 | 0 |
| Roger Maris, L (1, 9)<br>OBP: 0.373, SLG: 0.466 | x 0-0 ③ F8 | | | x 0-0 ② 1-5-3 | | | B B B B 4-0 G4-6-3 BB | | x 0-0 ③ F7 | 3 | 0 | 0 | 0 | 1 | 0 | 0 |
| Mickey Mantle, S (1, 8)<br>OBP: 0.419, SLG: 0.593 | | x 0-0 G4-3 1B | | x 0-0 ③ F7 | | | x 0-0 ② ③ G4-6-3 1-2f | | | 3 | 0 | 1 | 0 | 0 | 0 | 1 |
| Tom Tresh, S (1, 7)<br>OBP: 0.352, SLG: 0.413 | | x 0-0 ① ② G4-3 1-2f | | | x 0-0 ① 4-3 | | | x 0-0 5-3 1B 1B | | 3 | 0 | 1 | 0 | 0 | 0 | 1 |
| Joe Pepitone, L (1, 3)<br>OBP: 0.276, SLG: 0.402 | | x 0-0 ③ F8 | | | x 0-0 ② G3 | | | x 0-0 1-2 5-3 1B | | 3 | 0 | 1 | 0 | 0 | 0 | 0 |
| Elston Howard, R (1, 2)<br>OBP: 0.353, SLG: 0.425 | | | x 0-0 1-3 1B | | x 0-0 ③ 6-3 | | | S S S 0-3 ① K | | 3 | 0 | 1 | 0 | 0 | 1 | 2 |
| Bobby Richardson, R (1, 4)<br>OBP: 0.284, SLG: 0.330 | | | x 0-0 ① 1-3 1-2 | | | x 0-0 ① F8 | | x 0-0 ② 5-3 1-2 2-3 | | 3 | 0 | 0 | 0 | 0 | 0 | 3 |
| Jim Bouton, R (1, 1)<br>OBP: 0.129, SLG: 0.143 | | | x 0-0 ② 6-3 | | | x 0-0 ② 4-3 | | x 0-0 ③ 6-3 | | 1 | 0 | 0 | 0 | 0 | 0 | 1 |
| Archie Moore, L (6, PH)<br>OBP: 0.250, SLG: 0.222 | | | | | | | | | | 1 | 0 | 0 | 0 | 0 | 0 | 0 |
| Bill Stafford, R (6, 1)<br>OBP: 0.077, SLG: 0.154 | | | | | | | | | | 0 | 0 | 0 | 0 | 0 | 0 | 0 |
| Tony Kubek, L (8, PH)<br>OBP: 0.280, SLG: 0.335 | | | | | | | | | | 1 | 0 | 0 | 0 | 0 | 0 | 2 |
| Hal Reniff, R (8, 1)<br>OBP: 0.111, SLG: 0.111 | | | | | | | | | | 0 | 0 | 0 | 0 | 0 | 0 | 0 |
| Inning Stats | R: 0 E: 0 K: 1 S: 5 H: 0 LOB: 0 BB: 0 P: 5 | R: 0 E: 0 K: 0 S: 3 H: 1 LOB: 0 BB: 0 P: 3 | R: 0 E: 0 K: 1 S: 6 H: 1 LOB: 1 BB: 0 P: 6 | R: 0 E: 0 K: 0 S: 3 H: 0 LOB: 0 BB: 0 P: 3 | R: 0 E: 0 K: 0 S: 3 H: 0 LOB: 0 BB: 0 P: 3 | R: 0 E: 0 K: 1 S: 5 H: 0 LOB: 0 BB: 0 P: 5 | R: 0 E: 0 K: 0 S: 2 H: 0 LOB: 0 BB: 1 P: 6 | R: 0 E: 0 K: 1 S: 7 H: 2 LOB: 2 BB: 0 P: 7 | R: 0 E: 0 K: 0 S: 3 H: 0 LOB: 0 BB: 0 P: 3 | 1B: 4 2B: 0 3B: 0 HR: 0 | | SF: 0 SAC: 0 DP: 2 HBP: 0 | | | WP: 0 PB: 0 SB: 0 CS: 0 | PA: 30 | |

| PITCHER | IP | WLS | BF | H | R | ER | SO | BB | IBB | HBP | BLK | WP | HR | S | P | ERA | WHIP |
|---|---|---|---|---|---|---|---|---|---|---|---|---|---|---|---|---|---|
| Dean Chance, R (1, 1)<br>ERA: 1.61 | 9.0 | W | 30 | 4 | 0 | 0 | 4 | 1 | 0 | 0 | 0 | 0 | 0 | 37 | 41 | 0.00 | 0.556 |

| PITCHER | IP | WLS | BF | H | R | ER | SO | BB | IBB | HBP | BLK | WP | HR | S | P | ERA | WHIP |
|---|---|---|---|---|---|---|---|---|---|---|---|---|---|---|---|---|---|

# TOP

## New York Yankees @ Los Angeles Angels

Dodger Stadium, Los Angeles, CA

Wed Sep 02 1964, 7:05 PM PDT

Att. 25,003 - Unknown

livebaseballscorecards.com

| | |
|---|---|
| AB | 29 |
| R | 0 |
| H | 4 |
| RBI | 0 |
| BB | 1 |
| SO | 4 |
| LOB | 11 |

| Batter | 1 | 2 | 3 | 4 | 5 | 6 | 7 | 8 | 9 | AB | R | H | RBI | BB | SO | LOB |
|---|---|---|---|---|---|---|---|---|---|---|---|---|---|---|---|---|
| Lou Clinton, R (1, 9)<br>OBP: 0.305, SLG: 0.391 | F9 | | F3 | | 1B 1B<br>3-H | | F3 | | | 4 | 0 | 1 | 1 | 0 | 0 | 0 |
| Jim Fregosi, R (1, 6)<br>OBP: 0.380, SLG: 0.487 | K | | | E5 2B HR | F8 | | | BB SH3-4 | | 3 | 1 | 0 | 0 | 1 | 1 | 1 |
| Willie Smith, L (1, 7)<br>OBP: 0.313, SLG: 0.470 | 4-3 | | | HR 2B<br>1-3 | FC6-4 1B<br>1-3 | | | SH3-4<br>1-2 | | 3 | 1 | 2 | 0 | 0 | 0 | 0 |
| Joe Adcock, R (1, 3)<br>OBP: 0.357, SLG: 0.484<br>Vic Power, R (9, 3)<br>OBP: 0.267, SLG: 0.314 | | 1B | | HR<br>2-H 3-H | FC6-4<br>1-2f | | | 5-3 | | 4<br>0 | 1<br>0 | 2<br>0 | 3<br>0 | 0<br>0 | 0<br>0 | 3<br>0 |
| Felix Torres, R (1, 5)<br>OBP: 0.257, SLG: 0.409 | | L9 | | F9 | | 6-3 | | 4-3 | | 4 | 0 | 0 | 0 | 0 | 0 | 2 |
| Rick Reichardt, R (1, 8) | | F9 | | 1-3 | | K | | | | 3 | 0 | 0 | 0 | 0 | 1 | 1 |
| Tom Satriano, L (1, 2)<br>OBP: 0.283, SLG: 0.235 | | F9 | | 5-3 | | F7 | | | | 3 | 0 | 0 | 0 | 0 | 0 | 1 |
| Bobby Knoop, R (1, 4)<br>OBP: 0.292, SLG: 0.277 | | | F9 | | E 1B 1B | | 5-3 | | | 3 | 1 | 1 | 0 | 0 | 0 | 0 |
| Dean Chance, R (1, 1)<br>OBP: 0.135, SLG: 0.099 | | | 6-3 | | 1-3<br>1-3 | | K | | | 3 | 0 | 0 | 0 | 0 | 1 | 1 |
| Inning Stats | R: 0 E: 0 K: 1 S: 5 H: 0 LOB: 0 BB: 0 P: 5 | R: 0 E: 0 K: 0 S: 4 H: 1 LOB: 1 BB: 0 P: 4 | R: 0 E: 0 K: 0 S: 3 H: 0 LOB: 0 BB: 0 P: 3 | R: 3 E: 1 K: 0 S: 6 H: 2 LOB: 0 BB: 0 P: 6 | R: 1 E: 1 K: 0 S: 6 H: 3 LOB: 2 BB: 0 P: 6 | R: 0 E: 0 K: 1 S: 5 H: 0 LOB: 0 BB: 0 P: 5 | R: 0 E: 0 K: 1 S: 5 H: 0 LOB: 0 BB: 0 P: 5 | R: 0 E: 0 K: 0 S: 3 H: 0 LOB: 1 BB: 1 P: 7 | | 1B: 4 2B: 1 3B: 0 HR: 1 | SF: 0 SAC: 1 DP: 0 HBP: 0 | | | | | | |

| PITCHER | | IP | WLS | BF | H | R | ER | SO | BB | IBB | HBP | BLK | WP | HR | S | P | ERA | WHIP |
|---|---|---|---|---|---|---|---|---|---|---|---|---|---|---|---|---|---|---|
| Jim Bouton, R<br>ERA: 2.63 | (1, 1) | 5.0 | L | 22 | 6 | 4 | 3 | 1 | 0 | 0 | 0 | 0 | 0 | 1 | 24 | 24 | 5.40 | 1.200 |
| Bill Stafford, R<br>ERA: 2.14 | (6, 1) | 2.0 | | 6 | 0 | 0 | 0 | 2 | 0 | 0 | 0 | 0 | 0 | 0 | 10 | 10 | 0.00 | 0.000 |
| Hal Reniff, R<br>ERA: 2.89 | (8, 1) | 1.0 | | 4 | 0 | 0 | 0 | 0 | 1 | 0 | 0 | 0 | 0 | 0 | 3 | 7 | 0.00 | 1.000 |

| PITCHER | IP | WLS | BF | H | R | ER | SO | BB | IBB | HBP | BLK | WP | HR | S | P | ERA | WHIP |
|---|---|---|---|---|---|---|---|---|---|---|---|---|---|---|---|---|---|

# BOTTOM

## New York Yankees @ Los Angeles Angels

Dodger Stadium, Los Angeles, CA

Wed Sep 02 1964, 7:05 PM PDT

Att. 25,003 - Unknown

livebaseballscorecards.com

| | |
|---|---|
| AB | 30 |
| R | 4 |
| H | 6 |
| RBI | 4 |
| BB | 1 |
| SO | 3 |
| LOB | 9 |

1B: 4 2B: 1 3B: 0 HR: 1 SF: 0 SAC: 1 DP: 0 HBP: 0

WP: 0 PB: 0 SB: 0 CS: 0 PA: 32

| Batter | 1 | 2 | 3 | 4 | 5 | 6 | 7 | 8 | 9 | AB | R | H | RBI | BB | SO | LOB |
|---|---|---|---|---|---|---|---|---|---|---|---|---|---|---|---|---|
| Tony Kubek, L (1, 6)<br>OBP: 0.283, SLG: 0.341 | F7 | | BB, FC5-4 | | 3B, 1B | | K | | | 3 | 1 | 1 | 0 | 1 | 1 | 0 |
| Bobby Richardson, R (1, 4)<br>OBP: 0.284, SLG: 0.330 | 5-3 | | FC5-4, 1-2f | | 1B, 3-H | | | K | | 4 | 0 | 1 | 1 | 0 | 1 | 1 |
| Roger Maris, L (1, 9)<br>OBP: 0.369, SLG: 0.462 | F7 | | | L8 | K | | | K | | 4 | 0 | 0 | 0 | 0 | 2 | 1 |
| Mickey Mantle, S (1, 8)<br>OBP: 0.420, SLG: 0.589 | | 3-1 | | BB, FC3-6 | | BB, G3 | | K | | 2 | 0 | 0 | 0 | 2 | 1 | 0 |
| Tom Tresh, S (1, 7)<br>OBP: 0.352, SLG: 0.410 | | 4-3 | | FC3-6, 1B, 1-2f | | G3, 1-2 | | | BB | 3 | 0 | 0 | 0 | 1 | 0 | 2 |
| Joe Pepitone, L (1, 3)<br>OBP: 0.276, SLG: 0.401 | | B3 | | 1B, 1-2 | | F7 | | | F2 | 4 | 0 | 1 | 0 | 0 | 0 | 2 |
| Johnny Blanchard, L (1, 2)<br>OBP: 0.326, SLG: 0.432 | | | HR | G3 | | 3-1 | | | F4 | 4 | 1 | 1 | 1 | 0 | 0 | 4 |
| Clete Boyer, R (1, 5)<br>OBP: 0.263, SLG: 0.304<br>Elston Howard, R (9, PH)<br>OBP: 0.354, SLG: 0.425<br>Pedro Gonzalez, R (9, PR)<br>OBP: 0.333, SLG: 0.379 | | | 5-3 | | 6-3 | | F4 | | BB | 3<br>0<br>0 | 0<br>0<br>0 | 0<br>0<br>0 | 0<br>0<br>0 | 0<br>1<br>0 | 0<br>0<br>0 | 0<br>0<br>0 |
| Mel Stottlemyre, R (1, 1)<br>OBP: 0.235, SLG: 0.188<br>Pete Mikkelsen, R (5, 1)<br>Hector Lopez, R (7, PH)<br>OBP: 0.315, SLG: 0.429<br>Hal Reniff, R (7, 1)<br>OBP: 0.111, SLG: 0.111<br>Phil Linz, R (9, PH)<br>OBP: 0.326, SLG: 0.375 | | | K2-3 | | 4-1 | | K | | 5-3 | 2<br>0<br>1<br>0<br>1 | 0<br>0<br>0<br>0<br>0 | 0<br>0<br>0<br>0<br>0 | 0<br>0<br>0<br>0<br>0 | 0<br>0<br>1<br>0<br>0 | 1<br>0<br>0<br>0<br>0 | 0<br>0<br>0<br>0<br>2 |
| Inning Stats | R: 0<br>E: 0<br>K: 0<br>S: 3<br>H: 0<br>LOB: 0<br>BB: 0<br>P: 3 | R: 0<br>E: 0<br>K: 0<br>S: 3<br>H: 0<br>LOB: 0<br>BB: 0<br>P: 3 | R: 1<br>E: 0<br>K: 1<br>S: 6<br>H: 1<br>LOB: 1<br>BB: 1<br>P: 10 | R: 0<br>E: 0<br>K: 0<br>S: 4<br>H: 1<br>LOB: 2<br>BB: 1<br>P: 8 | R: 1<br>E: 0<br>K: 1<br>S: 7<br>H: 2<br>LOB: 1<br>BB: 0<br>P: 7 | R: 0<br>E: 0<br>K: 0<br>S: 3<br>H: 0<br>LOB: 1<br>BB: 1<br>P: 7 | R: 0<br>E: 0<br>K: 2<br>S: 7<br>H: 0<br>LOB: 0<br>BB: 0<br>P: 7 | R: 0<br>E: 0<br>K: 3<br>S: 9<br>H: 0<br>LOB: 0<br>BB: 0<br>P: 9 | R: 0<br>E: 0<br>K: 0<br>S: 3<br>H: 0<br>LOB: 2<br>BB: 2<br>P: 11 | 1B: 2<br>2B: 0<br>3B: 1<br>HR: 1 | SF: 0<br>SAC: 0<br>DP: 0<br>HBP: 0 | | | | | |

| PITCHER | | IP | W/L/S | BF | H | R | ER | SO | BB | IBB | HBP | BLK | WP | HR | S | P | ERA | WHIP |
|---|---|---|---|---|---|---|---|---|---|---|---|---|---|---|---|---|---|---|
| Ken McBride, R<br>ERA: 5.25 | (1, 1) | 5.0 | W | 22 | 4 | 2 | 2 | 2 | 3 | 0 | 0 | 0 | 0 | 1 | 23 | 35 | 3.60 | 1.400 |
| Bob Lee, R<br>ERA: 1.56 | (6, 1) | 4.0 | S | 14 | 0 | 0 | 0 | 5 | 2 | 0 | 0 | 0 | 0 | 0 | 22 | 30 | 0.00 | 0.500 |

| PITCHER | | IP | W/L/S | BF | H | R | ER | SO | BB | IBB | HBP | BLK | WP | HR | S | P | ERA | WHIP |
|---|---|---|---|---|---|---|---|---|---|---|---|---|---|---|---|---|---|---|

TOP

# New York Yankees @ Los Angeles Angels

Dodger Stadium, Los Angeles, CA

Thu Sep 03 1964, 3:33 AM PDT

Att. 9,858 - Sunny

livebaseballscorecards.com

| | |
|---|---|
| AB | 31 |
| R | 2 |
| H | 4 |
| RBI | 2 |
| BB | 5 |
| SO | 7 |
| LOB | 12 |

WP: 0 PB: 0 SB: 0 CS: 0 PA: 36

| Batter | 1 | 2 | 3 | 4 | 5 | 6 | 7 | 8 | 9 | AB | R | H | RBI | BB | SO | LOB |
|---|---|---|---|---|---|---|---|---|---|---|---|---|---|---|---|---|
| Paul Schaal, R (1, 5) | F9 | FC5<br>2-3f | | FC6-4<br>1-2f | | F2 | | | | 4 | 0 | 0 | 0 | 0 | 0 | 5 |
| Vic Power, R (1, 3)<br>OBP: 0.274, SLG: 0.315 | E<br>HR<br>BB | | G4-6-3 1B<br>1B | | 1B<br>FC1-5-2-5<br>BB | F9 | | | | 2 | 1 | 1 | 0 | 2 | 0 | 1 |
| Jim Fregosi, R (1, 6)<br>OBP: 0.385, SLG: 0.498 | 1-H<br>HR | | G4-6-3<br>1-2<br>1B | | FC1-5-2-5<br>1-3<br>2B<br>1B | | G6-3<br>BB | | | 3 | 2 | 3 | 2 | 1 | 0 | 0 |
| Willie Smith, L (1, 7)<br>OBP: 0.309, SLG: 0.464 | 4-3 | G4-6-3<br>1-2f<br>2-3 | | | FC1-5-2-5<br>1-3<br>2B<br>3-H | | G6-3<br>1-2f | | | 4 | 1 | 0 | 0 | 0 | 0 | 5 |
| Lou Clinton, R (1, 9)<br>OBP: 0.304, SLG: 0.392 | K | K | | | 2B<br>2-H<br>3-H | | 6-3 | | | 4 | 0 | 1 | 2 | 0 | 2 | 1 |
| Buck Rodgers, S (1, 2)<br>OBP: 0.301, SLG: 0.310 | | CS<br>1B | | F6 | 1-3 | | | 3-1 | | 4 | 0 | 1 | 0 | 0 | 0 | 1 |
| Rick Reichardt, R (1, 8)<br>OBP: 0.182, SLG: 0.182 | | FC5 S<br>1-2<br>1B | | FC4-6<br>1B | K | | | F4 | | 4 | 0 | 2 | 0 | 0 | 1 | 1 |
| Bobby Knoop, R (1, 4)<br>OBP: 0.292, SLG: 0.275 | | 1-2<br>BB | | FC4-6<br>BB<br>1-2f | | F9 | | F8 | | 3 | 0 | 0 | 0 | 1 | 0 | 1 |
| Ken McBride, R (1, 1)<br>OBP: 0.375, SLG: 0.231 | | F5 | | FC6-4<br>1-2<br>BB | | BB | | | | 1 | 0 | 0 | 0 | 1 | 0 | 2 |
| Bob Lee, R (6, 1) | | | | | | | | | | 0 | 0 | 0 | 0 | 1 | 0 | 0 |
| Inning Stats | R: 2 E: 0 K: 1 S: 6 H: 1 LOB: 0 BB: 1 P: 10 | R: 0 E: 0 K: 0 S: 4 H: 2 LOB: 2 BB: 1 P: 8 | R: 0 E: 0 K: 1 S: 6 H: 2 LOB: 1 BB: 0 P: 6 | R: 0 E: 0 K: 0 S: 4 H: 1 LOB: 2 BB: 1 P: 8 | R: 2 E: 0 K: 1 S: 7 H: 2 LOB: 1 BB: 1 P: 11 | R: 0 E: 0 K: 0 S: 3 H: 0 LOB: 1 BB: 1 P: 7 | R: 0 E: 0 K: 0 S: 2 H: 0 LOB: 0 BB: 1 P: 6 | R: 0 E: 0 K: 0 S: 3 H: 0 LOB: 0 BB: 0 P: 3 | | 1B: 6 2B: 1 3B: 0 HR: 1 | SF: 0 SAC: 0 DP: 2 HBP: 0 | | | | | |

| PITCHER | IP | WLS | BF | H | R | ER | SO | BB | IBB | HBP | BLK | WP | HR | S | P | ERA | WHIP |
|---|---|---|---|---|---|---|---|---|---|---|---|---|---|---|---|---|---|
| Mel Stottlemyre, R (1, 1)<br>ERA: 2.18 | 4.1 | L | 23 | 8 | 4 | 4 | 2 | 4 | 0 | 0 | 0 | 0 | 1 | 23 | 39 | 8.31 | 2.769 |
| Pete Mikkelsen, R (5, 1)<br>ERA: 3.7 | 1.2 | | 6 | 0 | 0 | 0 | 1 | 1 | 0 | 0 | 0 | 0 | 0 | 7 | 11 | 0.00 | 0.600 |
| Hal Reniff, R (7, 1)<br>ERA: 2.79 | 2.0 | | 6 | 0 | 0 | 0 | 0 | 1 | 0 | 0 | 0 | 0 | 0 | 5 | 9 | 0.00 | 0.500 |

| PITCHER | IP | WLS | BF | H | R | ER | SO | BB | IBB | HBP | BLK | WP | HR | S | P | ERA | WHIP |
|---|---|---|---|---|---|---|---|---|---|---|---|---|---|---|---|---|---|

# BOTTOM

## New York Yankees @ Los Angeles Angels

Dodger Stadium, Los Angeles, CA

Thu Sep 03 1964, 3:33 AM PDT

Att. 9,858 - Sunny

livebaseballscorecards.com

| | |
|---|---|
| AB | 29 |
| R | 4 |
| H | 8 |
| RBI | 4 |
| BB | 6 |
| SO | 3 |
| LOB | 17 |

1B: 6 2B: 1 3B: 0 HR: 1 SF: 0 SAC: 0 DP: 2 HBP: 0

WP: 0 PB: 0 SB: 1 CS: 1 PA: 35

| Batter | 1 | 2 | 3 | 4 | 5 | 6 | 7 | 8 | 9 | 10 | AB | R | H | RBI | BB | SO | LOB |
|---|---|---|---|---|---|---|---|---|---|---|---|---|---|---|---|---|---|
| Tony Kubek, L (1, 6)<br>OBP: 0.281, SLG: 0.338 | G5-4-3<br>1B | | G4-6-3<br>1-2f | | P4 | | FC4-6<br>1B<br>1-2f<br>2-3 | | F8 | F7 | 6 | 0 | 1 | 0 | 0 | 0 | 6 |
| Bobby Richardson, R (1, 4)<br>OBP: 0.285, SLG: 0.332 | G5-4-3<br>1-2f | | | 6-3 | F3 | | 1-2<br>3-H<br>1B | | | 1B<br>1B<br>2B | 5 | 1 | 2 | 1 | 0 | 0 | 2 |
| Roger Maris, L (1, 9)<br>OBP: 0.372, SLG: 0.462 | F5 | | | HR<br>1B | | BBB<br>G6-4-3<br>BB | F7 | | | 1B BB<br>BB<br>2-3<br>1B | 4 | 2 | 2 | 0 | 1 | 0 | 2 |
| Mickey Mantle, S (1, 7)<br>OBP: 0.420, SLG: 0.596<br>Mel Stottlemyre, R (8, PR)<br>OBP: 0.235, SLG: 0.188<br>Hector Lopez, R (8, 7)<br>OBP: 0.318, SLG: 0.429 | | 6-3 | | 1-H<br>HR | | G6-4-3<br>1-2f | | 1B<br>1B | | BBB<br>BB 1B<br>1-2<br>2B<br>BB | 4<br>0<br>0 | 1<br>0<br>1 | 2<br>0<br>0 | 2<br>0<br>0 | 0<br>0<br>1 | 0<br>0<br>0 | 1<br>0<br>0 |
| Elston Howard, R (1, 2)<br>OBP: 0.355, SLG: 0.432 | | SSS<br>K | | HR | | 4-3 | | F3 | | BB<br>1-2<br>2-3<br>3-H<br>2B<br>1B | 5 | 2 | 2 | 2 | 0 | 1 | 1 |
| Tom Tresh, S (1, 8)<br>OBP: 0.354, SLG: 0.413 | | 1B | | 5-3 | | | 1B<br>1B<br>2B | F9 | | BBB<br>2B<br>1-2<br>2-3<br>3-H<br>FC4-2<br>BB | 4 | 1 | 2 | 1 | 1 | 0 | 1 |
| Joe Pepitone, L (1, 3)<br>OBP: 0.279, SLG: 0.405 | | F9 | | P6 | | | FC4-6<br>1B<br>2-3<br>1B | 1-3<br>1B | | FC4-2<br>1-3<br>2-H<br>3-H<br>2B | 5 | 1 | 3 | 2 | 0 | 0 | 1 |
| Clete Boyer, R (1, 5)<br>OBP: 0.264, SLG: 0.305 | | | G4-6-3<br>1B | | SH5-3<br>1B | | P4 | | F3 | FC4-2<br>2-3<br>3-H | 5 | 0 | 2 | 0 | 0 | 0 | 4 |
| Whitey Ford, L (1, 1)<br>OBP: 0.250, SLG: 0.151<br>Johnny Blanchard, L (7, PH)<br>OBP: 0.329, SLG: 0.435<br>Pedro Gonzalez, R (7, PR)<br>OBP: 0.333, SLG: 0.379<br>Pete Mikkelsen, R (7, 1)<br>Phil Linz, R (10, PH)<br>OBP: 0.325, SLG: 0.373<br>Bill Stafford, R (10, 1)<br>OBP: 0.077, SLG: 0.154 | | | SSS<br>K | | SH5-3<br>1-2 | | FC4-6<br>1-2<br>3-H<br>1B | | SSS<br>K | F5 | 1<br>1<br>0<br>1<br>1<br>0 | 0<br>0<br>0<br>0<br>0<br>0 | 0<br>1<br>0<br>0<br>0<br>0 | 0<br>1<br>0<br>0<br>0<br>0 | 1<br>0<br>0<br>1<br>0<br>0 | 1<br>0<br>0<br>0<br>2<br>0 | 1<br>0<br>0<br>0<br>0<br>0 |
| Inning Stats | R: 0<br>E: 0<br>K: 0<br>S: 3<br>H: 1<br>LOB: 0<br>BB: 0<br>P: 3 | R: 0<br>E: 0<br>K: 1<br>S: 6<br>H: 1<br>LOB: 1<br>BB: 0<br>P: 6 | R: 0<br>E: 0<br>K: 1<br>S: 5<br>H: 1<br>LOB: 0<br>BB: 0<br>P: 5 | R: 3<br>E: 0<br>K: 0<br>S: 6<br>H: 3<br>LOB: 0<br>BB: 0<br>P: 6 | R: 0<br>E: 0<br>K: 0<br>S: 4<br>H: 1<br>LOB: 1<br>BB: 0<br>P: 4 | R: 0<br>E: 0<br>K: 0<br>S: 2<br>H: 0<br>LOB: 0<br>BB: 1<br>P: 6 | R: 2<br>E: 0<br>K: 0<br>S: 7<br>H: 4<br>LOB: 2<br>BB: 0<br>P: 7 | R: 0<br>E: 0<br>K: 0<br>S: 4<br>H: 2<br>LOB: 2<br>BB: 0<br>P: 4 | R: 0<br>E: 0<br>K: 1<br>S: 5<br>H: 0<br>LOB: 0<br>BB: 0<br>P: 5 | R: 4<br>E: 0<br>K: 0<br>S: 7<br>H: 4<br>LOB: 2<br>BB: 2<br>P: 15 | 1B: 12<br>2B: 3<br>3B: 0<br>HR: 2<br>SF: 0<br>SAC: 1<br>DP: 3<br>HBP: 0 | | | | | | |

| PITCHER | | IP | WLS | BF | H | R | ER | SO | BB | IBB | HBP | BLK | WP | HR | S | P | ERA | WHIP |
|---|---|---|---|---|---|---|---|---|---|---|---|---|---|---|---|---|---|---|
| John O'Donoghue, L<br>ERA: 4.55 | (1, 1) | 6.0 | | 25 | 9 | 5 | 5 | 2 | 1 | 0 | 0 | 0 | 0 | 2 | 28 | 32 | 7.50 | 1.667 |
| Wes Stock, R<br>ERA: 2.52 | (7, 1) | 2.0 | | 9 | 4 | 0 | 0 | 0 | 0 | 0 | 0 | 0 | 0 | 0 | 9 | 9 | 0.00 | 2.000 |
| Ted Bowsfield, L<br>ERA: 4.55 | (9, 1) | 1.0 | L | 6 | 2 | 3 | 3 | 1 | 1 | 0 | 0 | 0 | 0 | 0 | 7 | 11 | 27.00 | 3.000 |
| John Wyatt, R<br>ERA: 3.75 | (10, 1) | 0.0 | | 2 | 1 | 0 | 0 | 0 | 1 | 0 | 0 | 0 | 0 | 0 | 1 | 5 | ∞ | ∞ |
| Ken Sanders, R<br>ERA: 2.08 | (10, 1) | 1.0 | | 4 | 1 | 1 | 1 | 0 | 0 | 0 | 0 | 0 | 0 | 0 | 4 | 4 | 9.00 | 1.000 |

| PITCHER | IP | WLS | BF | H | R | ER | SO | BB | IBB | HBP | BLK | WP | HR | S | P | ERA | WHIP |
|---|---|---|---|---|---|---|---|---|---|---|---|---|---|---|---|---|---|

TOP

# New York Yankees @ Kansas City Athletics

Municipal Stadium, Kansas City, MO

Fri Sep 04 1964, 8:05 PM EDT

Att. 9,900 - Unknown

livebaseballscorecards.com

| | |
|---|---|
| AB | 42 |
| R | 9 |
| H | 17 |
| RBI | 9 |
| BB | 3 |
| SO | 3 |
| LOB | 21 |

| | | | |
|---|---|---|---|
| WP: 0 | PB: 0 | SB: 0 | CS: 0 |
| PA: 46 | | | |

| Batter | 1 | 2 | 3 | 4 | 5 | 6 | 7 | 8 | 9 | 10 | AB | R | H | RBI | BB | SO | LOB |
|---|---|---|---|---|---|---|---|---|---|---|---|---|---|---|---|---|---|
| Bert Campaneris, R (1, 7)<br>OBP: 0.349, SLG: 0.440 | 5-3 | | 5-3 | | 6-3 | 1-2<br>2-H 1B | | 1-3 | | F3 | 6 | 0 | 1 | 1 | 0 | 0 | 0 |
| Wayne Causey, L (1, 6)<br>OBP: 0.398, SLG: 0.403 | WP<br>G1-2-3 2B | | B B B<br>HR BB | | F8 | F7 | | | 3-1 | | 4 | 1 | 1 | 0 | 1 | 0 | 2 |
| Rocky Colavito, R (1, 9)<br>OBP: 0.369, SLG: 0.533 | B B B B<br>BB BB | | F8 | | B B B<br>BB BB | | B B B<br>G6-4-3 BB | | F9 | | 2 | 0 | 0 | 0 | 3 | 0 | 1 |
| Ken Harrelson, R (1, 3)<br>OBP: 0.262, SLG: 0.432 | B B B B<br>1-2<br>2-3 BB | | 1-H HR | | B B B<br>FC5-4<br>1-2 BB | | G6-4-3<br>1-2f | | HR | | 3 | 2 | 2 | 3 | 2 | 0 | 1 |
| Doc Edwards, R (1, 2)<br>OBP: 0.251, SLG: 0.292<br>Billy Bryan, L (7, PH)<br>OBP: 0.291, SLG: 0.495 (8, 2) | G1-2-3<br>3-Hf | | S S S<br>K | | FC5-4<br>1-2f | | WP<br>1B 1B | | S S S<br>K | | 3<br>2 | 0<br>1 | 0<br>1 | 0<br>0 | 0<br>0 | 1<br>1 | 5<br>0 |
| Ed Charles, R (1, 5)<br>OBP: 0.318, SLG: 0.372 | S S S<br>K | | 5-3 | | L6 | 1-H 1B | | | B B B<br>HR BB | | 4 | 1 | 1 | 1 | 1 | 1 | 0 |
| Nelson Mathews, R (1, 8)<br>OBP: 0.299, SLG: 0.385 | 5-3 | | 5-3<br>1B | | P4 | 5-3 | | | 1-H HR | | 5 | 1 | 2 | 2 | 0 | 0 | 1 |
| Dick Green, R (1, 4)<br>OBP: 0.308, SLG: 0.385 | FC6-4<br>1B | | 5-3<br>1-2 | | 1B<br>1B 1B | | | 6-3 | F6 | | 5 | 1 | 2 | 0 | 0 | 0 | 1 |
| John O'Donoghue, R (1, 1)<br>OBP: 0.240, SLG: 0.300<br>Wes Stock, R (7, 1)<br>OBP: 0.235, SLG: 0.188<br>Manny Jimenez, L (8, PH)<br>OBP: 0.292, SLG: 0.455<br>Ted Bowsfield, R (9, 1)<br>OBP: 0.174, SLG: 0.095<br>John Wyatt, R (10, 1)<br>Ken Sanders, R (10, 1)<br>Jose Tartabull, L (10, PH)<br>OBP: 0.247, SLG: 0.244 | FC6-4<br>1-2f | | S S S<br>K | | 1B<br>1-2 1B | | | 3-1 | S S S<br>K | | 3<br>0<br>1<br>0<br>0<br>0<br>0<br>0<br>1 | 0<br>0<br>0<br>0<br>0<br>0<br>0<br>0<br>0 | 1<br>0<br>0<br>0<br>0<br>0<br>0<br>0<br>0 | 0<br>0<br>0<br>0<br>0<br>0<br>0<br>0<br>0 | 0<br>0<br>0<br>0<br>0<br>0<br>0<br>0<br>1 | 1<br>0<br>0<br>0<br>0<br>0<br>0<br>0<br>0 | 2<br>0<br>0<br>0<br>0<br>0<br>0<br>0<br>0 |
| Inning Stats | R: 0 H: 1<br>E: 0 LOB: 2<br>K: 0 BB: 2<br>S: 3 P: 11 | R: 0 H: 1<br>E: 0 LOB: 1<br>K: 1 BB: 0<br>S: 6 P: 6 | R: 2 H: 1<br>E: 0 LOB: 0<br>K: 1 BB: 1<br>S: 6 P: 10 | R: 0 H: 1<br>E: 0 LOB: 1<br>K: 1 BB: 0<br>S: 6 P: 6 | R: 0 H: 0<br>E: 0 LOB: 2<br>K: 0 BB: 2<br>S: 3 P: 11 | R: 1 H: 3<br>E: 0 LOB: 2<br>K: 0 BB: 0<br>S: 6 P: 6 | R: 1 H: 2<br>E: 0 LOB: 1<br>K: 0 BB: 1<br>S: 4 P: 8 | R: 0 H: 0<br>E: 0 LOB: 0<br>K: 0 BB: 0<br>S: 3 P: 3 | R: 1 H: 1<br>E: 0 LOB: 0<br>K: 1 BB: 0<br>S: 6 P: 6 | R: 2 H: 1<br>E: 0 LOB: 0<br>K: 1 BB: 1<br>S: 6 P: 10 | 1B: 7<br>2B: 1<br>3B: 0<br>HR: 3 | SF: 0<br>SAC: 0<br>DP: 2<br>HBP: 0 | | WP: 2<br>PB: 0<br>SB: 0<br>CS: 0 | PA: 46 | | |

| PITCHER | | IP | WLS | BF | H | R | ER | SO | BB | IBB | HBP | BLK | WP | HR | S | P | ERA | WHIP |
|---|---|---|---|---|---|---|---|---|---|---|---|---|---|---|---|---|---|---|
| Whitey Ford, L<br>ERA: 2.28 | (1, 1) | 6.0 | | 29 | 7 | 3 | 3 | 3 | 5 | 0 | 0 | 0 | 1 | 1 | 30 | 50 | 4.50 | 2.000 |
| Pete Mikkelsen, R<br>ERA: 3.79 | (7, 1) | 3.0 | W | 12 | 3 | 2 | 2 | 1 | 1 | 0 | 0 | 0 | 1 | 1 | 13 | 17 | 6.00 | 1.333 |
| Bill Stafford, R<br>ERA: 2.43 | (10, 1) | 1.0 | S | 5 | 1 | 2 | 2 | 1 | 1 | 0 | 0 | 0 | 0 | 1 | 6 | 10 | 18.00 | 2.000 |

| PITCHER | IP | WLS | BF | H | R | ER | SO | BB | IBB | HBP | BLK | WP | HR | S | P | ERA | WHIP |
|---|---|---|---|---|---|---|---|---|---|---|---|---|---|---|---|---|---|

# BOTTOM

## New York Yankees @ Kansas City Athletics

Municipal Stadium, Kansas City, MO

Fri Sep 04 1964, 8:05 PM EDT
Att. 9,900 - Unknown

livebaseballscorecards.com

| | |
|---|---|
| AB | 39 |
| R | 7 |
| H | 11 |
| RBI | 7 |
| BB | 7 |
| SO | 5 |
| LOB | 13 |

| Batter | 1 | 2 | 3 | 4 | 5 | 6 | 7 | 8 | 9 | AB | R | H | RBI | BB | SO | LOB |
|---|---|---|---|---|---|---|---|---|---|---|---|---|---|---|---|---|
| Tony Kubek, L (1, 6)<br>OBP: 0.280, SLG: 0.336 | 0-0 FC4-6 HR BB 1B | 0-0 F8 | | 0-0 4-3 | | 0-0 4-3 | | 0-0 L4 | | 5 | 1 | 1 | 0 | 0 | 0 | 1 |
| Bobby Richardson, R (1, 4)<br>OBP: 0.288, SLG: 0.333 | B B B B<br>4-0 FC4-6 1-2 BB | 0-0 PB 1B WP 1-2 1B | | 0-0 5-3 | | 0-0 1B 1B | | 0-0 F3 | | 4 | 1 | 2 | 0 | 1 | 0 | 0 |
| Roger Maris, L (1, 9)<br>OBP: 0.372, SLG: 0.461 | 0-0 FC4-6 WP HR 1-2f 2-3 | 0-0 WP PB 1-2 2-H 1B | | 0-0 BB HR 1B | | 0-0 L8 | | 0-0 L8 | | 5 | 2 | 2 | 1 | 0 | 0 | 3 |
| Mickey Mantle, S (1, 7)<br>OBP: 0.425, SLG: 0.605<br>Hector Lopez, R (9, 7)<br>OBP: 0.318, SLG: 0.429 | 0-0 1-H 3-H HR | B B B<br>4-0 WP 1-2 2-3 BB | | B B B<br>4-0 HR 1-2 BB | | 0-0 1-3 1B | | | 0-0 F9 | 3<br>0 | 2<br>0 | 2<br>0 | 3<br>0 | 2<br>0 | 0<br>0 | 0<br>0 |
| Joe Pepitone, L (1, 3)<br>OBP: 0.278, SLG: 0.409 | 0-0 4-3 | 0-0 L4 1-2 2-3 3-H | | 0-0 1-H 2-H HR | | 0-0 F5 | | | 0-0 4-3 | 5 | 1 | 1 | 3 | 0 | 0 | 4 |
| Tom Tresh, S (1, 8)<br>OBP: 0.354, SLG: 0.410 | S S S<br>0-3 K | | B B B B<br>4-0 FC5-4 BB | S S S<br>0-3 K | | | B B B B<br>4-0 G6-4-3 BB | | 0-0 3-1 | 3 | 0 | 0 | 0 | 2 | 2 | 0 |
| Elston Howard, R (1, 2)<br>OBP: 0.354, SLG: 0.432 | | 0-0 E9 1B 2B | 0-0 FC5-4 1-2f | | 0-0 4-3 | | 0-0 G6-4-3 1-2f | | | 4 | 1 | 1 | 0 | 0 | 0 | 2 |
| Clete Boyer, R (1, 5)<br>OBP: 0.264, SLG: 0.304 | | 0-0 4-3 | 0-0 L8 | | 0-0 1-6-3 | | 0-0 1B | | | 4 | 0 | 1 | 0 | 0 | 0 | 2 |
| Al Downing, R (1, 1)<br>OBP: 0.184, SLG: 0.181<br>Stan Williams, R (3, 1)<br>OBP: 0.150, SLG: 0.200<br>Ralph Terry, R (3, 1)<br>OBP: 0.229, SLG: 0.188<br>Hal Reniff, R (8, 1)<br>OBP: 0.111, SLG: 0.111 | | 0-0 1B 1B 3-H 1B | S S S<br>0-3 K | | 0-0 4-3 | | 0-0 P4 | | | 2<br>0<br>2<br>0 | 1<br>0<br>0<br>0 | 1<br>0<br>0<br>0 | 1<br>0<br>0<br>0 | 0<br>0<br>0<br>0 | 1<br>0<br>0<br>0 | 1<br>0<br>1<br>0 |
| Inning Stats | R: 3 E: 0 K: 1 S: 7 H: 2 LOB: 0 BB: 1 P: 11 | R: 3 E: 1 K: 0 S: 7 H: 4 LOB: 2 BB: 1 P: 11 | R: 0 E: 0 K: 1 S: 5 H: 0 LOB: 1 BB: 1 P: 9 | R: 3 E: 0 K: 1 S: 7 H: 2 LOB: 0 BB: 1 P: 11 | R: 0 E: 0 K: 0 S: 3 H: 0 LOB: 0 BB: 0 P: 3 | R: 0 E: 0 K: 0 S: 5 H: 2 LOB: 2 BB: 0 P: 5 | R: 0 E: 0 K: 0 S: 3 H: 1 LOB: 1 BB: 1 P: 7 | R: 0 E: 0 K: 0 S: 3 H: 0 LOB: 0 BB: 0 P: 3 | R: 0 E: 0 K: 0 S: 3 H: 0 LOB: 0 BB: 0 P: 3 | 1B: 8 2B: 1 3B: 0 HR: 2 | SF: 0 SAC: 0 DP: 1 HBP: 0 | | | | | |

# TOP

## New York Yankees @ Kansas City Athletics

Municipal Stadium, Kansas City, MO

Sat Sep 05 1964, 8:05 PM EDT

Att. 18,759 - Unknown

livebaseballscorecards.com

| | |
|---|---|
| AB | 37 |
| R | 9 |
| H | 11 |
| RBI | 8 |
| BB | 5 |
| SO | 3 |
| LOB | 14 |

WP: 2 PB: 1 SB: 0 CS: 0 PA: 42

| PITCHER | | IP | WLS | BF | H | R | ER | SO | BB | IBB | HBP | BLK | WP | HR | S | P | ERA | WHIP |
|---|---|---|---|---|---|---|---|---|---|---|---|---|---|---|---|---|---|---|
| Blue Moon Odom, R<br>ERA: 27.0 | (1, 1) | 2.0 | | 14 | 6 | 6 | 6 | 1 | 2 | 0 | 0 | 0 | 2 | 1 | 14 | 22 | 27.00 | 4.000 |
| Jose Santiago, R<br>ERA: 5.12 | (3, 1) | 1.0 | | 4 | 0 | 0 | 0 | 1 | 1 | 0 | 0 | 0 | 0 | 0 | 5 | 9 | 0.00 | 1.000 |
| Ken Sanders, R<br>ERA: 3.1 | (4, 1) | 3.0 | L | 14 | 4 | 3 | 3 | 1 | 1 | 0 | 0 | 0 | 0 | 1 | 15 | 19 | 9.00 | 1.667 |
| Moe Drabowsky, R<br>ERA: 5.17 | (7, 1) | 2.0 | | 7 | 1 | 0 | 0 | 0 | 1 | 0 | 0 | 0 | 0 | 0 | 6 | 10 | 0.00 | 1.000 |
| Ted Bowsfield, L<br>ERA: 4.5 | (9, 1) | 1.0 | | 3 | 0 | 0 | 0 | 0 | 0 | 0 | 0 | 0 | 0 | 0 | 3 | 3 | 0.00 | 0.000 |

| PITCHER | IP | WLS | BF | H | R | ER | SO | BB | IBB | HBP | BLK | WP | HR | S | P | ERA | WHIP |
|---|---|---|---|---|---|---|---|---|---|---|---|---|---|---|---|---|---|

| Batter | 1 | 2 | 3 | 4 | 5 | 6 | 7 | 8 | 9 | AB | R | H | RBI | BB | SO | LOB |
|---|---|---|---|---|---|---|---|---|---|---|---|---|---|---|---|---|
| Bert Campaneris, R (1, 7)<br>OBP: 0.350, SLG: 0.457 | F6 | | 1B 3B<br>1-H | 6-3 | | F9 | | 1B 2B | | 5 | 2 | 2 | 1 | 0 | 0 | 1 |
| Wayne Causey, L (1, 6)<br>OBP: 0.398, SLG: 0.403 | 4-3 | | BB FC6-4 BB 1B<br>3-H | F7 | | 4-1<br>1-2 | | G1-4-3 1B<br>2-H | | 5 | 1 | 2 | 2 | 0 | 0 | 1 |
| Rocky Colavito, R (1, 9)<br>OBP: 0.369, SLG: 0.530 | 1B | | FC6-4 BB BB BB<br>1-2 | L7 | | 5-3 | | G1-4-3<br>1-2f | | 4 | 1 | 1 | 0 | 1 | 0 | 2 |
| Ken Harrelson, R (1, 3)<br>OBP: 0.260, SLG: 0.418 | K | | FC6-4<br>1-2<br>2-3 | | 5-3 | | 5-3 | | K | 4 | 0 | 0 | 0 | 1 | 2 | 1 |
| Doc Edwards, R (1, 2)<br>OBP: 0.251, SLG: 0.302<br>Billy Bryan, L (9, PH)<br>OBP: 0.289, SLG: 0.492 | | HR | FC6-4 BB BB SF8<br>1-2f<br>2-3<br>3-H | | F3 | | F8 | | K | 4<br>1 | 2<br>0 | 1<br>0 | 2<br>0 | 0<br>0 | 0<br>1 | 2<br>0 |
| Ed Charles, R (1, 5)<br>OBP: 0.321, SLG: 0.373 | | 5-3 | BB BB<br>1-2 | | 1B 1B | | BB 1B | | 5-3 | 4 | 0 | 2 | 0 | 1 | 0 | 0 |
| Nelson Mathews, R (1, 8)<br>OBP: 0.303, SLG: 0.385 | | 5-3 | BB<br>1-2<br>2-3<br>3-H | | 1-2 1B | | FC6-4 BB<br>1-2 | | | 2 | 0 | 1 | 1 | 2 | 0 | 0 |
| Dick Green, R (1, 4)<br>OBP: 0.305, SLG: 0.382 | P4 | SF8<br>3-H | | | K | | FC6-4<br>1-2f | | | 3 | 0 | 0 | 1 | 0 | 1 | 4 |
| Blue Moon Odom, R (1, 1)<br>Jose Santiago, R (3, 1)<br>Manny Jimenez, L (3, PH)<br>OBP: 0.290, SLG: 0.453<br>Ken Sanders, R (4, 1)<br>Jose Tartabull, L (6, PH)<br>OBP: 0.255, SLG: 0.244<br>Moe Drabowsky, R (7, 1)<br>OBP: 0.045, SLG: 0.023<br>Jim Gentile, L (8, PH)<br>OBP: 0.381, SLG: 0.490<br>Ted Bowsfield, R (9, 1)<br>OBP: 0.174, SLG: 0.095 | | | 3B BB<br>L4 | | | 4-1 BB | | 4-3 | | 0<br>0<br>1<br>0<br>0<br>0<br>0<br>1<br>0 | 0<br>1<br>0<br>0<br>0<br>0<br>0<br>0<br>0 | 0<br>0<br>0<br>0<br>0<br>0<br>0<br>0<br>0 | 0<br>0<br>0<br>0<br>1<br>0<br>0<br>0<br>0 | 0<br>0<br>0<br>0<br>0<br>0<br>0<br>0<br>0 | 0<br>0<br>2<br>0<br>0<br>0<br>0<br>0<br>0 | 0<br>0<br>0<br>0<br>0<br>0<br>0<br>0<br>0 |
| Inning Stats | R: 0<br>E: 0<br>K: 1<br>S: 6<br>H: 1<br>LOB: 1<br>BB: 0<br>P: 6 | R: 1<br>E: 0<br>K: 0<br>S: 4<br>H: 1<br>LOB: 0<br>BB: 0<br>P: 4 | R: 5<br>E: 0<br>K: 0<br>S: 5<br>H: 2<br>LOB: 2<br>BB: 5<br>P: 25 | R: 0<br>E: 0<br>K: 0<br>S: 3<br>H: 0<br>LOB: 0<br>BB: 0<br>P: 3 | R: 0<br>E: 0<br>K: 1<br>S: 7<br>H: 2<br>LOB: 2<br>BB: 0<br>P: 7 | R: 0<br>E: 0<br>K: 0<br>S: 3<br>H: 0<br>LOB: 1<br>BB: 1<br>P: 7 | R: 0<br>E: 0<br>K: 0<br>S: 4<br>H: 1<br>LOB: 2<br>BB: 1<br>P: 8 | R: 1<br>E: 0<br>K: 0<br>S: 4<br>H: 2<br>LOB: 0<br>BB: 0<br>P: 4 | R: 0<br>E: 0<br>K: 2<br>S: 7<br>H: 0<br>LOB: 0<br>BB: 0<br>P: 7 | 1B: 6<br>2B: 1<br>3B: 1<br>HR: 1<br>SF: 1<br>SAC: 0<br>DP: 1<br>HBP: 0 | | | | WP: 0<br>PB: 0<br>SB: 0<br>CS: 0 | | PA: 42 |

| PITCHER | | IP | WLS | BF | H | R | ER | SO | BB | IBB | HBP | BLK | WP | HR | S | P | ERA | WHIP |
|---|---|---|---|---|---|---|---|---|---|---|---|---|---|---|---|---|---|---|
| Al Downing, L<br>ERA: 3.42 | (1, 1) | 2.0 | | 12 | 4 | 5 | 5 | 1 | 2 | 0 | 0 | 0 | 0 | 1 | 12 | 20 | 22.50 | 3.000 |
| Stan Williams, R<br>ERA: 4.25 | (3, 1) | 0.1 | | 4 | 0 | 0 | 0 | 0 | 3 | 0 | 0 | 0 | 0 | 0 | 1 | 13 | 0.00 | 9.000 |
| Ralph Terry, R<br>ERA: 4.51 | (3, 1) | 5.0 | W | 22 | 5 | 2 | 2 | 1 | 2 | 0 | 0 | 0 | 0 | 0 | 22 | 30 | 3.60 | 1.400 |
| Hal Reniff, R<br>ERA: 2.72 | (8, 1) | 1.2 | S | 4 | 0 | 0 | 0 | 2 | 0 | 0 | 0 | 0 | 0 | 0 | 8 | 8 | 0.00 | 0.000 |

| PITCHER | IP | WLS | BF | H | R | ER | SO | BB | IBB | HBP | BLK | WP | HR | S | P | ERA | WHIP |
|---|---|---|---|---|---|---|---|---|---|---|---|---|---|---|---|---|---|

# BOTTOM

## New York Yankees @ Kansas City Athletics

Municipal Stadium, Kansas City, MO

Sat Sep 05 1964, 8:05 PM EDT

Att. 18,759 - Unknown

livebaseballscorecards.com

| | |
|---|---|
| AB | 34 |
| R | 7 |
| H | 9 |
| RBI | 7 |
| BB | 7 |
| SO | 4 |
| LOB | 13 |

| Batter | 1 | 2 | 3 | 4 | 5 | 6 | 7 | 8 | 9 | AB | R | H | RBI | BB | SO | LOB |
|---|---|---|---|---|---|---|---|---|---|---|---|---|---|---|---|---|
| Tony Kubek, L (1, 6)<br>OBP: 0.279, SLG: 0.343 | HR | | K | | 1-3 | | 1-3 | | F7 | 5 | 1 | 1 | 1 | 0 | 1 | 4 |
| Bobby Richardson, R (1, 4)<br>OBP: 0.291, SLG: 0.336 | F9 | | | S 1B | | E8 WP 1B 1B | | 4-3 WP FC4 1B | | 4 | 2 | 3 | 0 | 0 | 0 | 0 |
| Roger Maris, L (1, 9)<br>OBP: 0.371, SLG: 0.459 | K | | | K 1-2 | | 2-H 1B | | 4-3 1-3 | | 4 | 0 | 1 | 1 | 0 | 2 | 2 |
| Mickey Mantle, S (1, 7)<br>OBP: 0.421, SLG: 0.598 | F7 | | | K | | F4 | | FC4 S 3-H | | 4 | 0 | 0 | 1 | 0 | 1 | 2 |
| Joe Pepitone, L (1, 3)<br>OBP: 0.276, SLG: 0.406 | | K | | F7 | | F7 | | K | | 4 | 0 | 0 | 0 | 0 | 2 | 3 |
| Tom Tresh, S (1, 8)<br>OBP: 0.352, SLG: 0.407 | | F8 | | | K | K | | F2 1-2 | | 4 | 0 | 0 | 0 | 0 | 2 | 2 |
| Elston Howard, R (1, 2)<br>OBP: 0.357, SLG: 0.437 | | K | | | 1-3 1B 1B | | 2B | | WP 1B | 4 | 0 | 3 | 0 | 0 | 1 | 0 |
| Clete Boyer, R (1, 5)<br>OBP: 0.264, SLG: 0.304 | | | K | | 1-2 1-3 1B | | L4 | | K 1-2 | 4 | 0 | 1 | 0 | 0 | 2 | 2 |
| Rollie Sheldon, R (1, 1)<br>OBP: 0.103, SLG: 0.103 | | | K | | 1-2 1-3 2-3 | | K | | K | 4 | 0 | 0 | 0 | 0 | 3 | 4 |
| Pedro Ramos, S (9, 1)<br>OBP: 0.220, SLG: 0.333 | | | | | | | | | | 0 | 0 | 0 | 0 | 0 | 0 | 0 |
| Inning Stats | R: 1 E: 0 K: 1 S: 6 H: 1 LOB: 0 BB: 0 P: 6 | R: 0 E: 0 K: 2 S: 7 H: 0 LOB: 0 BB: 0 P: 7 | R: 0 E: 0 K: 3 S: 9 H: 0 LOB: 0 BB: 0 P: 9 | R: 0 E: 0 K: 2 S: 8 H: 1 LOB: 1 BB: 0 P: 8 | R: 0 E: 0 K: 1 S: 7 H: 2 LOB: 2 BB: 0 P: 7 | R: 1 E: 1 K: 1 S: 7 H: 2 LOB: 1 BB: 0 P: 7 | R: 0 E: 0 K: 1 S: 6 H: 1 LOB: 1 BB: 0 P: 6 | R: 1 E: 0 K: 1 S: 7 H: 1 LOB: 1 BB: 0 P: 7 | R: 0 E: 0 K: 2 S: 8 H: 1 LOB: 1 BB: 0 P: 8 | 1B: 7 2B: 1 3B: 0 HR: 1 | SF: 0 SAC: 0 DP: 0 HBP: 0 | | | | | | |

TOP

# New York Yankees @ Kansas City Athletics

Municipal Stadium, Kansas City, MO

Sun Sep 06 1964, 4:33 AM EDT

Att. 21,372 - Sunny

livebaseballscorecards.com

| | |
|---|---|
| AB | 37 |
| R | 3 |
| H | 9 |
| RBI | 3 |
| BB | 0 |
| SO | 14 |
| LOB | 19 |

| PITCHER | | IP | WLS | BF | H | R | ER | SO | BB | IBB | HBP | BLK | WP | HR | S | P | ERA | WHIP |
|---|---|---|---|---|---|---|---|---|---|---|---|---|---|---|---|---|---|---|
| Diego Segui, R<br>ERA: 4.2 | (1, 1) | 8.0 | L | 33 | 8 | 3 | 3 | 12 | 0 | 0 | 0 | 0 | 2 | 1 | 57 | 57 | 3.38 | 1.000 |
| Wes Stock, R<br>ERA: 2.52 | (9, 1) | 0.0 | | 1 | 1 | 0 | 0 | 0 | 0 | 0 | 0 | 0 | 0 | 0 | 1 | 1 | ∞ | ∞ |
| Moe Drabowsky, R<br>ERA: 5.14 | (9, 1) | 1.0 | | 3 | 0 | 0 | 0 | 2 | 0 | 0 | 0 | 0 | 1 | 0 | 7 | 7 | 0.00 | 0.000 |

| PITCHER | IP | WLS | BF | H | R | ER | SO | BB | IBB | HBP | BLK | WP | HR | S | P | ERA | WHIP |
|---|---|---|---|---|---|---|---|---|---|---|---|---|---|---|---|---|---|

| Batter | 1 | 2 | 3 | 4 | 5 | 6 | 7 | 8 | 9 | AB | R | H | RBI | BB | SO | LOB |
|---|---|---|---|---|---|---|---|---|---|---|---|---|---|---|---|---|
| Bert Campaneris, R (1, 7)<br>OBP: 0.343, SLG: 0.446 | F3 | | L6 | | | F3 | | F8 | | 4 | 0 | 0 | 0 | 0 | 0 | 1 |
| Wayne Causey, L (1, 6)<br>OBP: 0.398, SLG: 0.407 | F7 | | | 3B | | L3 | | | BB, 1B, 1B | 3 | 1 | 1 | 0 | 1 | 0 | 0 |
| Rocky Colavito, R (1, 9)<br>OBP: 0.372, SLG: 0.532 | 1B | | | F3 | | | G3-6-3, 1B | | 1B, G3-6-3 1-2, 1B | 4 | 1 | 3 | 0 | 0 | 0 | 1 |
| Jim Gentile, L (1, 3)<br>OBP: 0.380, SLG: 0.487 | F3 | | | F5 | | | G3-6-3 1-2f | | G3-6-3 1-3 2-H, 1B | 4 | 0 | 1 | 1 | 0 | 0 | 3 |
| Jose Tartabull, L (9, PR)<br>OBP: 0.255, SLG: 0.244 | | | | | | | | | | 0 | 0 | 0 | 0 | 0 | 0 | 0 |
| Billy Bryan, L (1, 2)<br>OBP: 0.293, SLG: 0.490 | | BB, FC5-4 | | K | | | 1B | | G3-6-3 1-2f 3-H | 3 | 0 | 1 | 0 | 1 | 1 | 2 |
| Ed Charles, R (1, 5)<br>OBP: 0.319, SLG: 0.370 | | FC5-4 CS 1-2f | | | 5-3 | | F9 | | P6 | 4 | 0 | 0 | 0 | 0 | 0 | 3 |
| Nelson Mathews, R (1, 8)<br>OBP: 0.301, SLG: 0.383 | | K 1-2 | | | 5-3 | | | F9 | | 3 | 0 | 0 | 0 | 0 | 1 | 1 |
| Dick Green, R (1, 4)<br>OBP: 0.305, SLG: 0.381 | | | K | | 1-3 | | | 1B | | 3 | 0 | 1 | 0 | 0 | 1 | 0 |
| Diego Segui, R (1, 1)<br>OBP: 0.221, SLG: 0.234 | | | K | | | K | | F5 | | 2 | 0 | 0 | 0 | 0 | 2 | 0 |
| Manny Jimenez, L (8, PH)<br>OBP: 0.289, SLG: 0.451 | | | | | | | | | | 1 | 0 | 0 | 0 | 0 | 0 | 1 |
| Wes Stock, R (9, 1)<br>OBP: 0.235, SLG: 0.188 | | | | | | | | | | 0 | 0 | 0 | 0 | 0 | 0 | 0 |
| Moe Drabowsky, R (9, 1)<br>OBP: 0.045, SLG: 0.023 | | | | | | | | | | 0 | 0 | 0 | 0 | 0 | 0 | 0 |
| Inning Stats | R: 0 E: 0 K: 0 S: 4 H: 1 LOB: 1 BB: 0 P: 4 | R: 0 E: 0 K: 1 S: 4 H: 0 LOB: 0 BB: 1 P: 8 | R: 0 E: 0 K: 2 S: 7 H: 0 LOB: 0 BB: 0 P: 7 | R: 0 E: 0 K: 1 S: 6 H: 1 LOB: 1 BB: 0 P: 6 | R: 0 E: 0 K: 0 S: 3 H: 0 LOB: 0 BB: 0 P: 3 | R: 0 E: 0 K: 1 S: 5 H: 0 LOB: 0 BB: 0 P: 5 | R: 0 E: 0 K: 0 S: 4 H: 2 LOB: 1 BB: 0 P: 4 | R: 0 E: 0 K: 0 S: 4 H: 1 LOB: 1 BB: 0 P: 4 | R: 2 E: 0 K: 0 S: 4 H: 2 LOB: 1 BB: 1 P: 8 | 1B: 6 2B: 0 3B: 1 HR: 0 | SF: 0 SAC: 0 DP: 2 HBP: 0 | | | | | | |

| PITCHER | IP | WLS | BF | H | R | ER | SO | BB | IBB | HBP | BLK | WP | HR | S | P | ERA | WHIP |
|---|---|---|---|---|---|---|---|---|---|---|---|---|---|---|---|---|---|
| Rollie Sheldon, R (1, 1)<br>ERA: 3.63 | 8.0 | W | 29 | 5 | 1 | 1 | 5 | 2 | 0 | 0 | 0 | 0 | 0 | 37 | 45 | 1.12 | 0.875 |
| Pedro Ramos, R (9, 1)<br>ERA: 5.17 | 1.0 | S | 4 | 2 | 1 | 1 | 0 | 0 | 0 | 0 | 0 | 0 | 0 | 4 | 4 | 9.00 | 2.000 |

| PITCHER | IP | WLS | BF | H | R | ER | SO | BB | IBB | HBP | BLK | WP | HR | S | P | ERA | WHIP |
|---|---|---|---|---|---|---|---|---|---|---|---|---|---|---|---|---|---|

# BOTTOM

## New York Yankees @ Kansas City Athletics

Municipal Stadium, Kansas City, MO

Sun Sep 06 1964, 4:33 AM EDT

Att. 21,372 - Sunny

livebaseballscorecards.com

| | |
|---|---|
| AB | 31 |
| R | 2 |
| H | 7 |
| RBI | 1 |
| BB | 2 |
| SO | 5 |
| LOB | 12 |

| Batter | 1 | 2 | 3 | 4 | 5 | 6 | 7 | 8 | 9 | 10 | 11 | AB | R | H | RBI | BB | SO | LOB |
|---|---|---|---|---|---|---|---|---|---|---|---|---|---|---|---|---|---|---|
| Tony Kubek, L (1, 6)<br>OBP: 0.282, SLG: 0.353 | HR | | K | | WP 6-3 HR 1B | 4-3 | | | 4-3 | | SH3-1 2B 1B | 6 | 3 | 3 | 1 | 0 | 1 | 2 |
| Bobby Richardson, R (1, 4)<br>OBP: 0.289, SLG: 0.333 | L8 | | L6 | | 6-3 1-2 | | 1-3 | | 3-1 | | SH3-1 1-2 | 5 | 0 | 0 | 0 | 0 | 0 | 1 |
| Roger Maris, L (1, 9)<br>OBP: 0.377, SLG: 0.473 | K | | 1B | | 2-H HR | | BBB 4-0 1B BB | | WP WP 1B | | 2-H 2B | 5 | 1 | 4 | 3 | 1 | 1 | 0 |
| Mickey Mantle, S (1, 7)<br>OBP: 0.420, SLG: 0.592<br>Bill Stafford, R (11, 1)<br>OBP: 0.077, SLG: 0.154<br>Whitey Ford, L (11, 1)<br>OBP: 0.258, SLG: 0.151 | 5-3 | | K2-3 | | K2-3 | | F4 | | 1-2 WP IBB | | IBB | 4<br>0<br>0 | 0<br>0<br>0 | 0<br>0<br>0 | 0<br>0<br>0 | 2<br>0<br>0 | 2<br>0<br>0 | 2<br>0<br>0 |
| Elston Howard, R (1, 2)<br>OBP: 0.357, SLG: 0.436 | | E5 FC3-6 | K | K | | 1B 1B 1B | 1-2 1B | | 1-2 2-3 K | | 4-3 | 6 | 1 | 2 | 0 | 0 | 2 | 4 |
| Tom Tresh, S (1, 8)<br>OBP: 0.348, SLG: 0.402 | | K | | K | | F3 | K | | | K | | 5 | 0 | 0 | 0 | 0 | 4 | 4 |
| Joe Pepitone, L (1, 3)<br>OBP: 0.275, SLG: 0.404 | | FC3-6 1-2f | | 1B | | F7 | | 1-3 | | 6-3 | | 5 | 0 | 1 | 0 | 0 | 0 | 2 |
| Clete Boyer, R (1, 5)<br>OBP: 0.266, SLG: 0.303 | | IBB | | F9 | | 1B 1-2 1B | | 6-3 | | 4-3 | | 4 | 0 | 1 | 0 | 1 | 0 | 1 |
| Jim Bouton, R (1, 1)<br>OBP: 0.135, SLG: 0.148<br>Pete Mikkelsen, R (8, 1)<br>Steve Hamilton, L (8, 1)<br>OBP: 0.273, SLG: 0.200<br>Pedro Ramos, S (8, 1)<br>OBP: 0.220, SLG: 0.333<br>Hal Reniff, R (10, 1)<br>OBP: 0.111, SLG: 0.111<br>Johnny Blanchard, L (11, PH)<br>OBP: 0.328, SLG: 0.432<br>Hector Lopez, R (11, 7)<br>OBP: 0.318, SLG: 0.429 | | K | | | F3 | 1-3 2-H 1B | | K2-3 | | | K2-3 | 4<br>0<br>0<br>0<br>0<br>1<br>0 | 0<br>0<br>0<br>0<br>0<br>0<br>0 | 1<br>0<br>0<br>0<br>0<br>0<br>0 | 1<br>0<br>0<br>0<br>0<br>0<br>0 | 0<br>0<br>0<br>0<br>0<br>1<br>0 | 2<br>0<br>0<br>0<br>0<br>0<br>0 | 2<br>0<br>0<br>0<br>0<br>0<br>0 |
| Inning Stats | R: 1 E: 0 K: 1 S: 6 H: 1 LOB: 0 BB: 0 P: 6 | R: 0 E: 2 K: 2 S: 8 H: 0 LOB: 2 BB: 1 P: 12 | R: 0 E: 0 K: 2 S: 8 H: 1 LOB: 1 BB: 0 P: 8 | R: 0 E: 0 K: 2 S: 8 H: 1 LOB: 1 BB: 0 P: 8 | R: 2 E: 0 K: 1 S: 7 H: 2 LOB: 0 BB: 0 P: 7 | R: 1 E: 0 K: 0 S: 6 H: 3 LOB: 2 BB: 0 P: 6 | R: 0 E: 0 K: 1 S: 6 H: 1 LOB: 2 BB: 1 P: 10 | R: 0 E: 0 K: 1 S: 5 H: 0 LOB: 0 BB: 0 P: 5 | R: 0 E: 0 K: 1 S: 6 H: 1 LOB: 2 BB: 1 P: 10 | R: 0 E: 0 K: 1 S: 5 H: 0 LOB: 0 BB: 0 P: 5 | R: 1 E: 0 K: 1 S: 7 H: 2 LOB: 2 BB: 1 P: 11 | 1B: 9 2B: 1 3B: 0 HR: 2 SF: 0 SAC: 1 DP: 0 HBP: 0 | | | | | | |

| PITCHER | | IP | WLS | BF | H | R | ER | SO | BB | IBB | HBP | BLK | WP | HR | S | P | ERA | WHIP |
|---|---|---|---|---|---|---|---|---|---|---|---|---|---|---|---|---|---|---|
| Dick Stigman, L<br>ERA: 3.89 | (1, 1) | 5.2 | | 27 | 8 | 4 | 4 | 8 | 0 | 1 | 0 | 0 | 1 | 2 | 42 | 46 | 6.35 | 1.412 |
| Gary Dotter, L<br>ERA: | (6, 1) | 0.1 | | 1 | 0 | 0 | 0 | 0 | 0 | 0 | 0 | 0 | 0 | 0 | 1 | 1 | 0.00 | 0.000 |
| Bill Pleis, L<br>ERA: 4.43 | (7, 1) | 2.0 | | 8 | 1 | 0 | 0 | 2 | 1 | 0 | 0 | 0 | 0 | 0 | 11 | 15 | 0.00 | 1.000 |
| Al Worthington, R<br>ERA: 1.75 | (9, 1) | 3.0 | L | 14 | 3 | 1 | 1 | 3 | 0 | 2 | 0 | 0 | 2 | 0 | 18 | 26 | 3.00 | 1.000 |

| PITCHER | IP | WLS | BF | H | R | ER | SO | BB | IBB | HBP | BLK | WP | HR | S | P | ERA | WHIP |
|---|---|---|---|---|---|---|---|---|---|---|---|---|---|---|---|---|---|

# TOP

## New York Yankees @ Minnesota Twins

Metropolitan Stadium, Bloomington , MI

Mon Sep 07 1964, 4:33 AM EDT

Att. 28,473 - Overcast - 67 F

livebaseballscorecards.com

| | |
|---|---|
| AB | 45 |
| R | 5 |
| H | 12 |
| RBI | 5 |
| BB | 4 |
| SO | 13 |
| LOB | 18 |

WP: 3 PB: 0 SB: 0 CS: 0 PA: 50

# New York Yankees @ Minnesota Twins

Metropolitan Stadium, Bloomington , MI

Mon Sep 07 1964, 4:33 AM EDT

Att. 28,473 - Overcast - 67 F

livebaseballscorecards.com

## BOTTOM

| Batter | 1 | 2 | 3 | 4 | 5 | 6 | 7 | 8 | 9 | 10 | 11 | AB | R | H | RBI | BB | SO | LOB |
|---|---|---|---|---|---|---|---|---|---|---|---|---|---|---|---|---|---|---|
| Rich Rollins, R (1, 5)<br>OBP: 0.331, SLG: 0.399 | K | | | F9 | | F9 | | 2B 1B 1B | | F3 | | 5 | 1 | 1 | 0 | 0 | 1 | 0 |
| Zoilo Versalles, R (1, 6)<br>OBP: 0.310, SLG: 0.456 | F3 | | | F8 | | F3 | | 1-3 1B 2B | | 6-3 | | 5 | 1 | 1 | 0 | 0 | 0 | 0 |
| Tony Oliva, L (1, 9)<br>OBP: 0.362, SLG: 0.566 | 4-3 | | | 1B | | | F6 | 2-H 3-H S 1B | | 4-3 | | 5 | 0 | 2 | 2 | 0 | 0 | 0 |
| Harmon Killebrew, R (1, 7)<br>OBP: 0.385, SLG: 0.571 | | P3 | | F5 | | | L7 | K 1-2 | | | E5 L3 | 5 | 0 | 0 | 0 | 0 | 1 | 2 |
| Don Mincher, L (1, 3)<br>OBP: 0.309, SLG: 0.577 | | F9 | | | 3-1 | | K | | F9 | | L3 1-2 | 5 | 0 | 0 | 0 | 0 | 1 | 1 |
| Jimmie Hall, L (1, 8)<br>OBP: 0.336, SLG: 0.475 | | 4-3 | | | FC5-4 1B | | | HR 1B | K | | FC5 BB 1B | 5 | 1 | 3 | 0 | 0 | 1 | 0 |
| Earl Battey, R (1, 2)<br>OBP: 0.343, SLG: 0.413<br>Jim Kaat, L (9, PR)<br>OBP: 0.250, SLG: 0.257<br>Jerry Zimmerman, R (10, 2)<br>OBP: 0.294, SLG: 0.239<br>Ron Henry, R (11, PH)<br>OBP: 0.167, SLG: 0.324 | | | L9 | | F9 | | | F8 | 1B 1B | | BBBB 1-2 BB | 4<br>0<br>0<br>0 | 0<br>0<br>0<br>0 | 1<br>0<br>0<br>0 | 0<br>0<br>0<br>1 | 0<br>0<br>0<br>0 | 0<br>0<br>0<br>0 | 2<br>0<br>0<br>0 |
| Frank Kostro, R (1, 4)<br>OBP: 0.259, SLG: 0.367<br>Jerry Kindall, R (9, PR)<br>OBP: 0.255, SLG: 0.290<br>(10, 4) | | | BBBB G6-4-3 BB | | FC5-4 1-2f | | | P6 | 1-3 1B | | FC5 2-3f | 3<br>1 | 0<br>0 | 1<br>0 | 0<br>0 | 1<br>0 | 0<br>0 | 2<br>2 |
| Dick Stigman, R (1, 1)<br>OBP: 0.129, SLG: 0.132<br>Gary Dotter, L (6, 1)<br>Rich Reese, L (6, PH)<br>Bill Pleis, L (7, 1)<br>OBP: 0.400, SLG: 0.250<br>Bob Allison, R (8, PH)<br>OBP: 0.400, SLG: 0.552<br>Al Worthington, R (9, 1)<br>OBP: 0.091, SLG: 0.091 | | | G6-4-3 1-2f | | | F9 | | HR 1-H | F4 | | | 1<br>0<br>1<br>0<br>1<br>1<br>1 | 0<br>0<br>0<br>0<br>1<br>1<br>0 | 0<br>0<br>0<br>0<br>2<br>0<br>0 | 0<br>0<br>0<br>0<br>0<br>0<br>0 | 0<br>0<br>0<br>0<br>0<br>0<br>0 | 0<br>0<br>0<br>0<br>0<br>0<br>0 | 1<br>0<br>0<br>0<br>0<br>0<br>2 |
| Inning Stats | R: 0 H: 0<br>E: 0 LOB: 0<br>K: 1 BB: 0<br>S: 5 P: 5 | R: 0 H: 0<br>E: 0 LOB: 0<br>K: 0 BB: 0<br>S: 3 P: 3 | R: 0 H: 0<br>E: 0 LOB: 0<br>K: 0 BB: 1<br>S: 2 P: 6 | R: 0 H: 1<br>E: 0 LOB: 1<br>K: 0 BB: 0<br>S: 4 P: 4 | R: 0 H: 1<br>E: 0 LOB: 1<br>K: 0 BB: 0<br>S: 4 P: 4 | R: 0 H: 0<br>E: 0 LOB: 0<br>K: 0 BB: 0<br>S: 3 P: 3 | R: 0 H: 0<br>E: 0 LOB: 0<br>K: 1 BB: 0<br>S: 5 P: 5 | R: 4 H: 5<br>E: 0 LOB: 1<br>K: 1 BB: 0<br>S: 10 P: 10 | R: 0 H: 2<br>E: 0 LOB: 2<br>K: 1 BB: 0<br>S: 7 P: 7 | R: 0 H: 0<br>E: 0 LOB: 0<br>K: 0 BB: 0<br>S: 3 P: 3 | R: 0 H: 1<br>E: 1 LOB: 2<br>K: 0 BB: 1<br>S: 4 P: 8 | 1B: 8 SF: 0<br>2B: 2 SAC: 0<br>3B: 0 DP: 2<br>HR: 1 HBP: 0 | | | | | | |

| | AB | 42 |
|---|---|---|
| | R | 4 |
| | H | 10 |
| | RBI | 4 |
| | BB | 2 |
| | SO | 4 |
| | LOB | 12 |

WP: 0 PA: 44
PB: 0
SB: 1
CS: 0

| PITCHER | | IP | WLS | BF | H | R | ER | SO | BB | IBB | HBP | BLK | WP | HR | S | P | ERA | WHIP |
|---|---|---|---|---|---|---|---|---|---|---|---|---|---|---|---|---|---|---|
| Jim Bouton, R<br>ERA: 2.66 | (1, 1) | 7.2 | | 28 | 5 | 3 | 3 | 2 | 1 | 0 | 0 | 0 | 0 | 1 | 31 | 35 | 3.52 | 0.783 |
| Pete Mikkelsen, R<br>ERA: 3.91 | (8, 1) | 0.0 | | 1 | 1 | 0 | 0 | 0 | 0 | 0 | 0 | 0 | 0 | 0 | 1 | 1 | ∞ | ∞ |
| Steve Hamilton, L<br>ERA: 3.38 | (8, 1) | 0.0 | | 1 | 1 | 1 | 1 | 0 | 0 | 0 | 0 | 0 | 0 | 0 | 1 | 1 | ∞ | ∞ |
| Pedro Ramos, R<br>ERA: 5.12 | (8, 1) | 1.1 | | 6 | 2 | 0 | 0 | 2 | 0 | 0 | 0 | 0 | 0 | 0 | 10 | 10 | 0.00 | 1.500 |
| Hal Reniff, R<br>ERA: 2.67 | (10, 1) | 1.0 | W | 3 | 0 | 0 | 0 | 0 | 0 | 0 | 0 | 0 | 0 | 0 | 3 | 3 | 0.00 | 0.000 |

| PITCHER | | IP | WLS | BF | H | R | ER | SO | BB | IBB | HBP | BLK | WP | HR | S | P | ERA | WHIP |
|---|---|---|---|---|---|---|---|---|---|---|---|---|---|---|---|---|---|---|
| Bill Stafford, R<br>ERA: 2.4 | (11, 1) | 0.2 | | 4 | 1 | 0 | 0 | 0 | 1 | 0 | 0 | 0 | 0 | 0 | 3 | 7 | 0.00 | 3.000 |
| Whitey Ford, L<br>ERA: 2.27 | (11, 1) | 0.1 | S | 1 | 0 | 0 | 0 | 0 | 0 | 0 | 0 | 0 | 0 | 0 | 1 | 1 | 0.00 | 0.000 |

| Batter | 1 | 2 | 3 | 4 | 5 | 6 | 7 | 8 | 9 | AB | R | H | RBI | BB | SO | LOB |
|---|---|---|---|---|---|---|---|---|---|---|---|---|---|---|---|---|
| Tony Kubek, L (1, 6)<br>OBP: 0.282, SLG: 0.351 | E3<br>1B<br>SF7 | | K | | | G4-3 | | 4-0<br>G5-6-3<br>BB | | 3 | 1 | 0 | 0 | 1 | 1 | 0 |
| Bobby Richardson, R (1, 4)<br>OBP: 0.287, SLG: 0.331 | K | | F9 | | | 6-3 | | G5-6-3<br>1-2f | | 4 | 0 | 0 | 0 | 0 | 1 | 2 |
| Roger Maris, L (1, 9)<br>OBP: 0.378, SLG: 0.476 | 1-3<br>1B | | | K | | | SH1-3<br>1B<br>2B | F8 | | 4 | 1 | 2 | 0 | 0 | 1 | 0 |
| Mickey Mantle, S (1, 7)<br>OBP: 0.418, SLG: 0.589<br>Hector Lopez, R (9, 7)<br>OBP: 0.318, SLG: 0.429 | SF7<br>3-H | | | L9 | | | 1B SH1-3<br>BB | | K | 2<br>0 | 0<br>0 | 0<br>0 | 1<br>0 | 1<br>0 | 1<br>0 | 0<br>0 |
| Joe Pepitone, L (1, 3)<br>OBP: 0.274, SLG: 0.402 | G3 | | | K | | | SH1-3<br>1-2<br>2-3 | | F9 | 3 | 0 | 0 | 0 | 0 | 1 | 1 |
| Elston Howard, R (1, 2)<br>OBP: 0.358, SLG: 0.436 | | 6-3 | | | K | | 2-3<br>3-H<br>1B | | IBB<br>BB<br>1B | 4 | 0 | 2 | 1 | 0 | 1 | 0 |
| Tom Tresh, S (1, 8)<br>OBP: 0.348, SLG: 0.400 | | F2 | | | K | | K | | IBB<br>1-2<br>BB | 3 | 0 | 0 | 0 | 1 | 2 | 2 |
| Clete Boyer, R (1, 5)<br>OBP: 0.268, SLG: 0.302 | | K | | | G3 | | 1-2<br>IBB | | 1-2<br>2-3<br>IBB | 2 | 0 | 0 | 0 | 2 | 1 | 0 |
| Mel Stottlemyre, R (1, 1)<br>OBP: 0.190, SLG: 0.150 | | | F3 | | | K | K | | K | 4 | 0 | 0 | 0 | 0 | 3 | 6 |
| Inning Stats | R: 1 E: 1 K: 1 S: 7<br>H: 1 LOB: 1 BB: 0 P: 7 | R: 0 E: 0 K: 1 S: 5<br>H: 0 LOB: 1 BB: 0 P: 5 | R: 0 E: 0 K: 1 S: 5<br>H: 0 LOB: 0 BB: 0 P: 5 | R: 0 E: 0 K: 2 S: 7<br>H: 0 LOB: 0 BB: 0 P: 7 | R: 0 E: 0 K: 2 S: 7<br>H: 0 LOB: 0 BB: 0 P: 7 | R: 0 E: 0 K: 1 S: 5<br>H: 0 LOB: 0 BB: 0 P: 5 | R: 1 E: 0 K: 2 S: 9<br>H: 2 LOB: 3 BB: 2 P: 17 | R: 0 E: 0 K: 0 S: 2<br>H: 0 LOB: 0 BB: 1 P: 6 | R: 0 E: 0 K: 2 S: 8<br>H: 1 LOB: 3 BB: 2 P: 16 | 1B: 3 2B: 1 3B: 0 HR: 0<br>SF: 1 SAC: 1 DP: 1 HBP: 0 | | | | | | |

# TOP

## New York Yankees @ Minnesota Twins

Metropolitan Stadium, Bloomington , MI

Tue Sep 08 1964, 8:05 PM EDT

Att. 16,557 - Unknown

livebaseballscorecards.com

| | |
|---|---|
| AB | 29 |
| R | 2 |
| H | 4 |
| RBI | 2 |
| BB | 5 |
| SO | 12 |
| LOB | 11 |

WP: 0 PB: 0 SB: 0 CS: 0 PA: 36

| PITCHER | | IP | WLS | BF | H | R | ER | SO | BB | IBB | HBP | BLK | WP | HR | S | P | ERA | WHIP |
|---|---|---|---|---|---|---|---|---|---|---|---|---|---|---|---|---|---|---|
| Camilo Pascual, R<br>ERA: 3.46 | (1, 1) | 7.0 | L | 27 | 3 | 2 | 1 | 10 | 1 | 1 | 0 | 0 | 0 | 0 | 45 | 53 | 1.29 | 0.571 |
| Bill Pleis, L<br>ERA: 4.27 | (8, 1) | 1.2 | | 7 | 1 | 0 | 0 | 1 | 2 | 0 | 0 | 0 | 0 | 0 | 7 | 15 | 0.00 | 1.800 |
| Johnny Klippstein, R<br>ERA: 2.69 | (9, 1) | 0.1 | | 2 | 0 | 0 | 0 | 1 | 0 | 1 | 0 | 0 | 0 | 0 | 3 | 7 | 0.00 | 0.000 |

| PITCHER | IP | WLS | BF | H | R | ER | SO | BB | IBB | HBP | BLK | WP | HR | S | P | ERA | WHIP |
|---|---|---|---|---|---|---|---|---|---|---|---|---|---|---|---|---|---|

| Batter | 1 | 2 | 3 | 4 | 5 | 6 | 7 | 8 | 9 | AB | R | H | RBI | BB | SO | LOB |
|---|---|---|---|---|---|---|---|---|---|---|---|---|---|---|---|---|
| Rich Rollins, R (1, 5)<br>OBP: 0.332, SLG: 0.400 | FC4-6 1B<br>FC6-4<br>1B | | 6-3 | | 1B | | F9 | | | 4 | 1 | 2 | 0 | 0 | 0 | 2 |
| Zoilo Versalles, R (1, 6)<br>OBP: 0.312, SLG: 0.457 | FC4-6<br>1-2<br>1B | | WP<br>HBP | | 5-3 | | | G3 1B<br>1B | | 1 | 0 | 1 | 0 | 0 | 0 | 0 |
| Rich Reese, L (5, PH) | | | | | | | | | | 1 | 0 | 0 | 0 | 0 | 0 | 1 |
| Jerry Kindall, R (6, 6)<br>OBP: 0.261, SLG: 0.295 | | | | | | | | | | 1 | 0 | 1 | 0 | 0 | 0 | 0 |
| Tony Oliva, L (1, 9)<br>OBP: 0.360, SLG: 0.562 | FC4-6<br>FC6-4<br>1-2f<br>2-3 | | K | | | 4-3 | | K | | 4 | 0 | 0 | 0 | 0 | 2 | 4 |
| Harmon Killebrew, R (1, 7)<br>OBP: 0.384, SLG: 0.569 | FC6-4<br>FC6<br>1-2f<br>3-H | | L5<br>1-2 | | | F9 | | G3<br>1-2<br>1B | | 4 | 0 | 1 | 1 | 0 | 0 | 2 |
| Jimmie Hall, L (1, 8)<br>OBP: 0.333, SLG: 0.471 | FC6<br>1-2f | | | K | | 4-3 | | G3<br>1-2<br>2-3 | | 4 | 0 | 0 | 0 | 0 | 1 | 3 |
| Bob Allison, R (1, 3)<br>OBP: 0.401, SLG: 0.551 | | 1B | | G6-4-3<br>BB | | | K | 5-3 | | 3 | 0 | 1 | 0 | 1 | 1 | 2 |
| Earl Battey, R (1, 2)<br>OBP: 0.339, SLG: 0.408 | | K | | G6-4-3<br>1-2f | | | 6-3 | | 5-3 | 4 | 0 | 0 | 0 | 0 | 1 | 1 |
| Frank Kostro, R (1, 4)<br>OBP: 0.281, SLG: 0.386 | | 1B | | | G6-4-3<br>1B | | PB<br>1B | | K | 4 | 0 | 3 | 0 | 0 | 1 | 0 |
| Camilo Pascual, R (1, 1)<br>OBP: 0.241, SLG: 0.241 | | F9 | | | G6-4-3<br>1-2f | | K<br>1-2 | | K | 2 | 0 | 0 | 0 | 0 | 0 | 2 |
| Don Mincher, L (7, PH)<br>OBP: 0.307, SLG: 0.574 | | | | | | | | | | 1 | 0 | 0 | 0 | 0 | 1 | 1 |
| Bill Pleis, L (8, 1)<br>OBP: 0.400, SLG: 0.250 | | | | | | | | | | 0 | 0 | 0 | 0 | 0 | 0 | 0 |
| Johnny Klippstein, R (9, 1) | | | | | | | | | | 0 | 0 | 0 | 0 | 0 | 0 | 0 |
| Johnny Goryl, R (9, PH)<br>OBP: 0.219, SLG: 0.183 | | | | | | | | | | 1 | 0 | 0 | 0 | 0 | 1 | 0 |
| Inning Stats | R: 1 H: 2<br>E: 0 LOB: 1<br>K: 0 BB: 0<br>S: 5 P: 5 | R: 0 H: 2<br>E: 0 LOB: 1<br>K: 1 BB: 0<br>S: 6 P: 6 | R: 0 H: 0<br>E: 0 LOB: 1<br>K: 1 BB: 0<br>S: 5 P: 6 | R: 0 H: 0<br>E: 0 LOB: 0<br>K: 1 BB: 1<br>S: 4 P: 8 | R: 0 H: 2<br>E: 0 LOB: 1<br>K: 0 BB: 0<br>S: 4 P: 4 | R: 0 H: 0<br>E: 0 LOB: 0<br>K: 0 BB: 0<br>S: 3 P: 3 | R: 0 H: 1<br>E: 0 LOB: 2<br>K: 2 BB: 0<br>S: 9 P: 9 | R: 0 H: 2<br>E: 0 LOB: 2<br>K: 1 BB: 0<br>S: 7 P: 7 | R: 0 H: 0<br>E: 0 LOB: 0<br>K: 2 BB: 0<br>S: 7 P: 7 | 1B: 9 SF: 0<br>2B: 0 SAC: 0<br>3B: 0 DP: 2<br>HR: 0 HBP: 1 | | | | | | |

| PITCHER | | IP | WLS | BF | H | R | ER | SO | BB | IBB | HBP | BLK | WP | HR | S | P | ERA | WHIP |
|---|---|---|---|---|---|---|---|---|---|---|---|---|---|---|---|---|---|---|
| Mel Stottlemyre, R<br>ERA: 1.99 | (1, 1) | 9.0 | W | 36 | 9 | 1 | 1 | 8 | 1 | 0 | 1 | 0 | 1 | 0 | 50 | 55 | 1.00 | 1.111 |

| PITCHER | IP | WLS | BF | H | R | ER | SO | BB | IBB | HBP | BLK | WP | HR | S | P | ERA | WHIP |
|---|---|---|---|---|---|---|---|---|---|---|---|---|---|---|---|---|---|

# BOTTOM

## New York Yankees @ Minnesota Twins

Metropolitan Stadium, Bloomington , MI

Tue Sep 08 1964, 8:05 PM EDT

Att. 16,557 - Unknown

livebaseballscorecards.com

| | |
|---|---|
| AB | 34 |
| R | 1 |
| H | 9 |
| RBI | 1 |
| BB | 1 |
| SO | 8 |
| LOB | 18 |

| | | | |
|---|---|---|---|
| WP: 1 | PA: 36 | | |
| PB: 1 | | | |
| SB: 0 | | | |
| CS: 0 | | | |

| Batter | 1 | 2 | 3 | 4 | 5 | 6 | 7 | 8 | 9 | AB | R | H | RBI | BB | SO | LOB |
|---|---|---|---|---|---|---|---|---|---|---|---|---|---|---|---|---|
| Tony Kubek, L (1, 6)<br>OBP: 0.279, SLG: 0.347 | F7 | | K | | | L9 | | L9 | | 4 | 0 | 0 | 0 | 0 | 1 | 2 |
| Bobby Richardson, R (1, 4)<br>OBP: 0.285, SLG: 0.329 | L9 | | | F8 | | L9 | | K | | 4 | 0 | 0 | 0 | 0 | 1 | 2 |
| Roger Maris, L (1, 9)<br>OBP: 0.375, SLG: 0.471 | K | | | F4 | | | K | | F8 | 4 | 0 | 0 | 0 | 0 | 2 | 0 |
| Mickey Mantle, S (1, 7)<br>OBP: 0.417, SLG: 0.586 | | 1-3 | | 5-3 | | | CS 1B | | K | 4 | 0 | 1 | 0 | 0 | 1 | 0 |
| Elston Howard, R (1, 2)<br>OBP: 0.359, SLG: 0.437 | | 1B | | | K | | 1-2 FC5-4 1B | | 4-3 | 4 | 0 | 2 | 0 | 0 | 1 | 0 |
| Tom Tresh, S (1, 8)<br>OBP: 0.346, SLG: 0.397 | | L9 | | | L9 | | 1-2f FC5-4 | | | 3 | 0 | 0 | 0 | 0 | 0 | 2 |
| Joe Pepitone, L (1, 3)<br>OBP: 0.274, SLG: 0.400 | | K | | | BB | | | K | | 2 | 0 | 0 | 0 | 1 | 2 | 1 |
| Clete Boyer, R (1, 5)<br>OBP: 0.268, SLG: 0.302 | | | K | | K | | | 1B | | 3 | 0 | 1 | 0 | 0 | 2 | 1 |
| Whitey Ford, L (1, 1)<br>OBP: 0.250, SLG: 0.145 | | | K | | | K | | 1-2 1B | | 2 | 0 | 0 | 0 | 0 | 2 | 0 |
| Hal Reniff, R (7, 1)<br>OBP: 0.111, SLG: 0.111 | | | | | | | | | | 0 | 0 | 0 | 0 | 0 | 0 | 0 |
| Hector Lopez, R (8, PH)<br>OBP: 0.320, SLG: 0.431 | | | | | | | | | | 1 | 0 | 1 | 0 | 0 | 0 | 0 |
| Pete Mikkelsen, R (8, 1) | | | | | | | | | | 0 | 0 | 0 | 0 | 0 | 0 | 0 |
| Inning Stats | R: 0 H: 0<br>E: 0 LOB: 0<br>K: 1 BB: 0<br>S: 5 P: 5 | R: 0 H: 1<br>E: 0 LOB: 1<br>K: 1 BB: 0<br>S: 6 P: 6 | R: 0 H: 0<br>E: 0 LOB: 0<br>K: 3 BB: 0<br>S: 9 P: 9 | R: 0 H: 0<br>E: 0 LOB: 0<br>K: 0 BB: 0<br>S: 3 P: 3 | R: 0 H: 0<br>E: 0 LOB: 1<br>K: 2 BB: 1<br>S: 7 P: 11 | R: 0 H: 0<br>E: 0 LOB: 0<br>K: 1 BB: 0<br>S: 5 P: 5 | R: 0 H: 2<br>E: 0 LOB: 1<br>K: 1 BB: 0<br>S: 6 P: 6 | R: 0 H: 2<br>E: 0 LOB: 2<br>K: 2 BB: 0<br>S: 9 P: 9 | R: 0 H: 0<br>E: 0 LOB: 0<br>K: 1 BB: 0<br>S: 5 P: 5 | 1B: 5 SF: 0<br>2B: 0 SAC: 0<br>3B: 0 DP: 0<br>HR: 0 HBP: 0 | | | | | | |

# TOP

## New York Yankees @ Detroit Tigers

Tiger Stadium, Detroit, MI

Wed Sep 09 1964, 7:05 PM EDT

Att. 24,525 - Cloudy

livebaseballscorecards.com

| | |
|---|---|
| AB | 31 |
| R | 0 |
| H | 5 |
| RBI | 0 |
| BB | 1 |
| SO | 12 |
| LOB | 8 |

WP: 0 PA: 32
PB: 0
SB: 0
CS: 1

| PITCHER | | IP | WLS | BF | H | R | ER | SO | BB | IBB | HBP | BLK | WP | HR | S | P | ERA | WHIP |
|---|---|---|---|---|---|---|---|---|---|---|---|---|---|---|---|---|---|---|
| Mickey Lolich, L<br>ERA: 2.86 | (1, 1) | 9.0 | W | 32 | 5 | 0 | 0 | 12 | 1 | 0 | 0 | 0 | 0 | 0 | 55 | 59 | 0.00 | 0.667 |

| PITCHER | IP | WLS | BF | H | R | ER | SO | BB | IBB | HBP | BLK | WP | HR | S | P | ERA | WHIP |
|---|---|---|---|---|---|---|---|---|---|---|---|---|---|---|---|---|---|

| Batter | 1 | 2 | 3 | 4 | 5 | 6 | 7 | 8 | 9 | AB | R | H | RBI | BB | SO | LOB |
|---|---|---|---|---|---|---|---|---|---|---|---|---|---|---|---|---|
| Don Wert, R (1, 5)<br>OBP: 0.325, SLG: 0.362 | F7 | | 5-3 | | | K | HR (2-H, 3-H) | | | 4 | 1 | 1 | 3 | 0 | 1 | 0 |
| Jerry Lumpe, L (1, 4)<br>OBP: 0.312, SLG: 0.348 | L5-4-3 1B | | | K | | 5-3 | 3B | | | 4 | 0 | 2 | 0 | 0 | 1 | 0 |
| Al Kaline, R (1, 9)<br>OBP: 0.385, SLG: 0.461 | L5-4-3 (1-2) | | | L7 | | FC5-4 WP BB | L6-3 | | | 3 | 0 | 0 | 0 | 1 | 0 | 2 |
| Don Demeter, R (1, 3)<br>OBP: 0.292, SLG: 0.457 | | 5-3 | | 1B | | FC5-4 (1-3) | | 2-3 | | 4 | 0 | 1 | 0 | 0 | 0 | 1 |
| Bill Freehan, R (1, 2)<br>OBP: 0.358, SLG: 0.474 | | FC5-4 1B | | 1-3 | | | 6-3 | S WP 1B | | 4 | 0 | 2 | 0 | 0 | 0 | 1 |
| Gates Brown, L (1, 7)<br>OBP: 0.337, SLG: 0.496 | | K | | | 3-1 | | 1B 1B 1B | F8 (1-2) | | 4 | 1 | 1 | 0 | 0 | 1 | 2 |
| George Thomas, R (1, 8)<br>OBP: 0.317, SLG: 0.460 | | FC5-4 (1-2f) | | | 1-3 | | 1B HR (1-2) 1B | IBB (2-3) BB | | 3 | 1 | 1 | 0 | 1 | 0 | 1 |
| Dick McAuliffe, L (1, 6)<br>OBP: 0.336, SLG: 0.443 | | | K | | BB | | 1B HR (1-3, 2-H) | IBB (1-2) | | 2 | 1 | 1 | 1 | 2 | 1 | 0 |
| Mickey Lolich, S (1, 1)<br>OBP: 0.246, SLG: 0.088 | | | K | | 1-3 | | K | F7 | | 4 | 0 | 0 | 0 | 0 | 2 | 6 |
| Inning Stats | R: 0 H: 1<br>E: 0 LOB: 0<br>K: 0 BB: 0<br>S: 3 P: 3 | R: 0 H: 1<br>E: 0 LOB: 1<br>K: 1 BB: 0<br>S: 6 P: 6 | R: 0 H: 0<br>E: 0 LOB: 0<br>K: 2 BB: 0<br>S: 7 P: 7 | R: 0 H: 1<br>E: 0 LOB: 1<br>K: 1 BB: 0<br>S: 6 P: 6 | R: 0 H: 0<br>E: 0 LOB: 1<br>K: 0 BB: 1<br>S: 3 P: 7 | R: 0 H: 0<br>E: 0 LOB: 1<br>K: 1 BB: 1<br>S: 5 P: 9 | R: 4 H: 5<br>E: 0 LOB: 1<br>K: 1 BB: 0<br>S: 10 P: 10 | R: 0 H: 1<br>E: 0 LOB: 3<br>K: 0 BB: 2<br>S: 4 P: 12 | | 1B: 7 SF: 0<br>2B: 0 SAC: 0<br>3B: 1 DP: 1<br>HR: 1 HBP: 0 | | | | | | |

| PITCHER | | IP | WLS | BF | H | R | ER | SO | BB | IBB | HBP | BLK | WP | HR | S | P | ERA | WHIP |
|---|---|---|---|---|---|---|---|---|---|---|---|---|---|---|---|---|---|---|
| Whitey Ford, L<br>ERA: 2.37 | (1, 1) | 6.2 | L | 29 | 8 | 4 | 4 | 6 | 2 | 0 | 0 | 0 | 1 | 1 | 39 | 47 | 5.40 | 1.500 |
| Hal Reniff, R<br>ERA: 2.66 | (7, 1) | 0.1 | | 1 | 0 | 0 | 0 | 0 | 0 | 0 | 0 | 0 | 0 | 0 | 1 | 1 | 0.00 | 0.000 |
| Pete Mikkelsen, R<br>ERA: 3.86 | (8, 1) | 1.0 | | 6 | 1 | 0 | 0 | 0 | 1 | 1 | 0 | 0 | 1 | 0 | 4 | 12 | 0.00 | 2.000 |

| PITCHER | IP | WLS | BF | H | R | ER | SO | BB | IBB | HBP | BLK | WP | HR | S | P | ERA | WHIP |
|---|---|---|---|---|---|---|---|---|---|---|---|---|---|---|---|---|---|

# BOTTOM

## New York Yankees @ Detroit Tigers

Tiger Stadium, Detroit, MI

Wed Sep 09 1964, 7:05 PM EDT

Att. 24,525 - Cloudy

livebaseballscorecards.com

| | |
|---|---|
| AB | 32 |
| R | 4 |
| H | 9 |
| RBI | 4 |
| BB | 4 |
| SO | 6 |
| LOB | 13 |

| Batter | 1 | 2 | 3 | 4 | 5 | 6 | 7 | 8 | 9 | AB | R | H | RBI | BB | SO | LOB |
|---|---|---|---|---|---|---|---|---|---|---|---|---|---|---|---|---|
| Tony Kubek, L (1, 6)<br>OBP: 0.280, SLG: 0.347 | S S S<br>0-3 ① K | | x 0-0 ② FC5-4 1B | | x 0-0 ② 1-3 | | x 0-0 ② FC6-4 1B<br>1-2<br>2-H | | x 0-0 ② 3-1 | 5 | 0 | 2 | 1 | 0 | 1 | 1 |
| Bobby Richardson, R (1, 4)<br>OBP: 0.282, SLG: 0.326 | x 0-0 ② L9 | | x 0-0 ① F8 | | x 0-0 ③ F7 | | x 0-0 ② FC6-4<br>1-2f<br>2-3 | | x 0-0 ③ 6-3 | 5 | 0 | 0 | 0 | 0 | 0 | 4 |
| Roger Maris, L (1, 8)<br>OBP: 0.374, SLG: 0.468 | H<br>1-0 BB HR HBP | | S S S<br>0-3 ② K | | | x 0-0 ① F4 | x 0-0 ③ F8 | | | 3 | 1 | 0 | 0 | 0 | 1 | 3 |
| Mickey Mantle, S (1, 7)<br>OBP: 0.416, SLG: 0.582 | B B B B<br>4-0 1-2 HR BB | | x 0-0 ③ FC5-4<br>1-2f | | | x 0-0 ② 6-3 | | S S S<br>0-3 ① K | | 3 | 1 | 0 | 0 | 1 | 1 | 1 |
| Elston Howard, R (1, 2)<br>OBP: 0.358, SLG: 0.442 | x 0-0 1-H 2-H HR | | | x 0-0 ① L3 | | x 0-0 ③ L4 | | x 0-0 ② 5-3 | | 4 | 1 | 1 | 3 | 0 | 0 | 0 |
| Hector Lopez, R (1, 9)<br>OBP: 0.319, SLG: 0.426 | x 0-0 ③ 6-3 | | | x 0-0 ② 5-3 | | | x 0-0 ① L9 | B B B B<br>4-0 BB | | 3 | 0 | 0 | 0 | 1 | 0 | 0 |
| Joe Pepitone, L (1, 3)<br>OBP: 0.277, SLG: 0.408 | | x 0-0 FC6-4 1B | | x 0-0 FC5-4 1B | | | x 0-0 HR | x 0-0 ③ F3 | | 4 | 1 | 3 | 1 | 0 | 0 | 1 |
| Clete Boyer, R (1, 5)<br>OBP: 0.270, SLG: 0.304 | | x 0-0 ① FC6-4 G1-6-3<br>1-2f | | x 0-0 ③ FC5-4<br>1-2f | | | x 0-0 S 1B 1B | | x 0-0 SH1-4 1B | 4 | 1 | 2 | 0 | 0 | 0 | 2 |
| Al Downing, R (1, 1)<br>OBP: 0.190, SLG: 0.187 | | x 0-0 ② ③ G1-6-3<br>1-2f | | | x 0-0 ① 6-3 | | x 0-0 FC6-4 1B<br>1-2<br>1B | | x 0-0 ① SH1-4<br>1-2 | 3 | 0 | 1 | 0 | 0 | 0 | 1 |
| Inning Stats | R: 3 H: 1<br>E: 0 LOB: 0<br>K: 1 BB: 1<br>S: 6 P: 11 | R: 0 H: 1<br>E: 0 LOB: 0<br>K: 0 BB: 0<br>S: 3 P: 3 | R: 0 H: 1<br>E: 0 LOB: 1<br>K: 1 BB: 0<br>S: 6 P: 6 | R: 0 H: 1<br>E: 0 LOB: 1<br>K: 0 BB: 0<br>S: 4 P: 4 | R: 0 H: 0<br>E: 0 LOB: 0<br>K: 0 BB: 0<br>S: 3 P: 3 | R: 0 H: 0<br>E: 0 LOB: 0<br>K: 0 BB: 0<br>S: 3 P: 3 | R: 2 H: 4<br>E: 0 LOB: 2<br>K: 0 BB: 0<br>S: 7 P: 7 | R: 0 H: 0<br>E: 0 LOB: 1<br>K: 1 BB: 1<br>S: 5 P: 9 | R: 0 H: 1<br>E: 0 LOB: 1<br>K: 0 BB: 0<br>S: 4 P: 4 | 1B: 7 SF: 0<br>2B: 0 SAC: 1<br>3B: 0 DP: 1<br>HR: 2 HBP: 1 | | | | | | |

TOP

# New York Yankees @ Detroit Tigers

Tiger Stadium, Detroit, MI

Thu Sep 10 1964, 4:33 AM EDT

Att. 7,697 - Cloudy

livebaseballscorecards.com

| | |
|---|---|
| AB | 34 |
| R | 5 |
| H | 9 |
| RBI | 5 |
| BB | 2 |
| SO | 3 |
| LOB | 13 |

WP: 0 PB: 0 SB: 1 CS: 0 PA: 38

| PITCHER | | IP | WLS | BF | H | R | ER | SO | BB | IBB | HBP | BLK | WP | HR | S | P | ERA | WHIP |
|---|---|---|---|---|---|---|---|---|---|---|---|---|---|---|---|---|---|---|
| Hank Aguirre, L<br>ERA: 3.61 | (1, 1) | 6.1 | L | 27 | 7 | 5 | 5 | 2 | 1 | 0 | 1 | 0 | 0 | 2 | 29 | 34 | 7.11 | 1.263 |
| Fred Gladding, R<br>ERA: 3.32 | (7, 1) | 0.2 | | 3 | 1 | 0 | 0 | 0 | 0 | 0 | 0 | 0 | 0 | 0 | 3 | 3 | 0.00 | 1.500 |
| Ed Rakow, R<br>ERA: 3.73 | (8, 1) | 2.0 | | 8 | 1 | 0 | 0 | 1 | 1 | 0 | 0 | 0 | 0 | 0 | 9 | 13 | 0.00 | 1.000 |

| PITCHER | | IP | WLS | BF | H | R | ER | SO | BB | IBB | HBP | BLK | WP | HR | S | P | ERA | WHIP |
|---|---|---|---|---|---|---|---|---|---|---|---|---|---|---|---|---|---|---|

| Batter | 1 | 2 | 3 | 4 | 5 | 6 | 7 | 8 | 9 | AB | R | H | RBI | BB | SO | LOB |
|---|---|---|---|---|---|---|---|---|---|---|---|---|---|---|---|---|
| Don Wert, R (1, 5)<br>OBP: 0.327, SLG: 0.362 | F2 | | F8 | | FC4-6, BB | | 1-3, 1B | | | 3 | 0 | 1 | 0 | 1 | 0 | 1 |
| Jerry Lumpe, L (1, 4)<br>OBP: 0.311, SLG: 0.346 | 6-3 | | | HR, BB | FC4-6<br>1-2f<br>2-3 | | K | | | 3 | 1 | 0 | 0 | 1 | 1 | 4 |
| Al Kaline, R (1, 9)<br>OBP: 0.386, SLG: 0.467 | F9 | | | 1-H, HR | | BB | | L7 | | 3 | 1 | 1 | 2 | 1 | 0 | 0 |
| Don Demeter, R (1, 3)<br>OBP: 0.289, SLG: 0.453 | | K | | F5 | | K | | F8 | | 4 | 0 | 0 | 0 | 0 | 2 | 1 |
| Bill Freehan, R (1, 2)<br>OBP: 0.355, SLG: 0.470 | | F9 | | F3 | | F7 | | 6-3 | | 4 | 0 | 0 | 0 | 0 | 0 | 1 |
| Gates Brown, L (1, 7)<br>OBP: 0.336, SLG: 0.492 | | F8 | | F9 | | L6 | | | BB, FC4-6 | 3 | 0 | 0 | 0 | 1 | 0 | 1 |
| George Thomas, R (1, 8)<br>OBP: 0.319, SLG: 0.460 | | | 1-3 | | FC4-6, BLK<br>1B | | 1B<br>1B | | K | 4 | 0 | 2 | 0 | 0 | 1 | 1 |
| Dick McAuliffe, L (1, 6)<br>OBP: 0.335, SLG: 0.442 | | | 1B | | K<br>1-2 | | F7 | | FC4-6<br>1-2f | 4 | 0 | 1 | 0 | 0 | 1 | 3 |
| Hank Aguirre, R (1, 1)<br>OBP: 0.077, SLG: 0.078<br>Fred Gladding, L (7, 1)<br>Jake Wood, R (7, PH)<br>OBP: 0.254, SLG: 0.306<br>Ed Rakow, S (8, 1)<br>Norm Cash, L (9, PH)<br>OBP: 0.338, SLG: 0.439 | | | K | | K | | K | | K | 2<br>0<br>1<br>0<br>1 | 0<br>0<br>0<br>0<br>0 | 0<br>0<br>0<br>0<br>0 | 0<br>0<br>0<br>0<br>0 | 0<br>0<br>1<br>0<br>1 | 2<br>0<br>1<br>0<br>1 | 2<br>0<br>1<br>0<br>1 |
| Inning Stats | R: 0<br>E: 0<br>K: 0<br>S: 3<br>H: 0<br>LOB: 0<br>BB: 0<br>P: 3 | R: 0<br>E: 0<br>K: 1<br>S: 5<br>H: 0<br>LOB: 0<br>BB: 0<br>P: 5 | R: 0<br>E: 0<br>K: 1<br>S: 6<br>H: 1<br>LOB: 1<br>BB: 0<br>P: 6 | R: 2<br>E: 0<br>K: 0<br>S: 4<br>H: 1<br>LOB: 0<br>BB: 1<br>P: 8 | R: 0<br>E: 0<br>K: 2<br>S: 8<br>H: 1<br>LOB: 2<br>BB: 1<br>P: 12 | R: 0<br>E: 0<br>K: 1<br>S: 5<br>H: 0<br>LOB: 1<br>BB: 1<br>P: 9 | R: 0<br>E: 0<br>K: 2<br>S: 9<br>H: 2<br>LOB: 2<br>BB: 0<br>P: 9 | R: 0<br>E: 0<br>K: 0<br>S: 3<br>H: 0<br>LOB: 0<br>BB: 0<br>P: 3 | R: 0<br>E: 0<br>K: 2<br>S: 7<br>H: 0<br>LOB: 1<br>BB: 1<br>P: 11 | 1B: 4<br>2B: 0<br>3B: 0<br>HR: 1 | SF: 0<br>SAC: 0<br>DP: 0<br>HBP: 0 | | | WP: 0<br>PB: 0<br>SB: 0<br>CS: 0 | PA: 36 | |

| PITCHER | IP | WLS | BF | H | R | ER | SO | BB | IBB | HBP | BLK | WP | HR | S | P | ERA | WHIP |
|---|---|---|---|---|---|---|---|---|---|---|---|---|---|---|---|---|---|
| Al Downing, L (1, 1)<br>ERA: 3.36 | 9.0 | W | 36 | 5 | 2 | 2 | 9 | 4 | 0 | 0 | 1 | 0 | 1 | 50 | 66 | 2.00 | 1.000 |

| PITCHER | IP | WLS | BF | H | R | ER | SO | BB | IBB | HBP | BLK | WP | HR | S | P | ERA | WHIP |
|---|---|---|---|---|---|---|---|---|---|---|---|---|---|---|---|---|---|

# BOTTOM

## New York Yankees @ Detroit Tigers

Tiger Stadium, Detroit, MI

Thu Sep 10 1964, 4:33 AM EDT

Att. 7,697 - Cloudy

livebaseballscorecards.com

| | |
|---|---|
| AB | 32 |
| R | 2 |
| H | 5 |
| RBI | 2 |
| BB | 4 |
| SO | 9 |
| LOB | 16 |

# Minnesota Twins @ New York Yankees

Yankee Stadium, Bronx, NY

Fri Sep 11 1964, 7:05 PM EDT

Att. 25,295 - Overcast - 80 F

livebaseballscorecards.com

## TOP

| Batter | 1 | 2 | 3 | 4 | 5 | 6 | 7 | 8 | 9 | AB | R | H | RBI | BB | SO | LOB |
|---|---|---|---|---|---|---|---|---|---|---|---|---|---|---|---|---|
| Jerry Kindall, R (1, 6) (9, 4)<br>OBP: 0.245, SLG: 0.271 | F2 | BBB 4-0 G6-4-3 BB | | FC5-4 1-2f | | | SSS 0-3 K | | F4 | 4 | 0 | 0 | 0 | 1 | 1 | 2 |
| Rich Rollins, R (1, 5)<br>OBP: 0.328, SLG: 0.395 | L9 | G6-4-3 1-2f | | L8 | | | 1B 2B | | SSS 0-3 K | 5 | 1 | 1 | 0 | 0 | 1 | 4 |
| Jimmie Hall, L (1, 8)<br>OBP: 0.334, SLG: 0.478 | 1B 1B | | HR | | F5 | | 2-H 1B | | | 4 | 1 | 3 | 2 | 0 | 0 | 0 |
| Harmon Killebrow, R (1, 7)<br>OBP: 0.383, SLG: 0.562 | 1-2 1B | | P3 | | F9 | | SSS 0-3 K | | | 4 | 0 | 1 | 0 | 0 | 1 | 1 |
| Don Mincher, L (1, 3)<br>OBP: 0.307, SLG: 0.582 | P5 | | HR | | 4-3 | | | F8 | | 4 | 1 | 1 | 1 | 0 | 0 | 2 |
| Bob Allison, R (1, 9)<br>OBP: 0.401, SLG: 0.550 | | BB 2B 1B | BBB 4-0 G4-6-3 BB | | | SSS 0-3 K | | 6-3 | | 3 | 1 | 1 | 0 | 1 | 1 | 0 |
| Earl Battey, R (1, 2)<br>OBP: 0.336, SLG: 0.405 | | P6 | G4-6-3 1-2f | | | 4-3 | | SSS 0-3 K | | 3 | 0 | 0 | 0 | 0 | 0 | 2 |
| Jerry Zimmerman, R (7, 2)<br>OBP: 0.291, SLG: 0.237 | | | | | | | | | | 1 | 0 | 0 | 0 | 0 | 1 | 0 |
| Johnny Goryl, R (1, 4)<br>OBP: 0.223, SLG: 0.182 | BBB 4-0 1-2 2B BB | | | FC5-6 1B | | P4 | | | 5-3 | 3 | 1 | 1 | 0 | 1 | 0 | 0 |
| Zoilo Versalles, R (9, 6)<br>OBP: 0.312, SLG: 0.457 | | | | | | | | | | 0 | 0 | 0 | 0 | 0 | 0 | 0 |
| Gerry Arrigo, L (1, 1)<br>OBP: 0.226, SLG: 0.207 | | | | | | | | | | 2 | 0 | 1 | 2 | 0 | 0 | 1 |
| Jim Perry, S (4, 1)<br>OBP: 0.167, SLG: 0.167 | | | | | | | | | | 1 | 0 | 0 | 0 | 0 | 1 | 0 |
| Tony Oliva, L (9, PH)<br>OBP: 0.359, SLG: 0.560 | | | | | | | | | | 1 | 0 | 1 | 0 | 0 | 0 | 0 |
| Al Worthington, R (9, 1)<br>OBP: 0.091, SLG: 0.091 | | 1-H 2-H 2B | | FC5-6 FC5-4 1-2f | | | SSS 0-3 K | | 0-0 1B | 0 | 0 | 0 | 0 | 0 | 0 | 0 |

| | AB | R | H | RBI | BB | SO | LOB |
|---|---|---|---|---|---|---|---|
| | 35 | 5 | 10 | 5 | 3 | 6 | 12 |

| Inning Stats | 1 | 2 | 3 | 4 | 5 | 6 | 7 | 8 | 9 |
|---|---|---|---|---|---|---|---|---|---|
| R | 0 | 2 | 2 | 0 | 0 | 0 | 1 | 0 | 0 |
| E | 0 | 0 | 0 | 0 | 0 | 0 | 0 | 0 | 0 |
| K | 0 | 0 | 0 | 0 | 0 | 1 | 3 | 1 | 1 |
| S | 5 | 4 | 4 | 4 | 3 | 5 | 11 | 5 | 6 |
| H | 2 | 2 | 2 | 1 | 0 | 0 | 2 | 0 | 1 |
| LOB | 2 | 1 | 1 | 1 | 0 | 0 | 1 | 0 | 1 |
| BB | 0 | 2 | 1 | 0 | 0 | 0 | 0 | 0 | 0 |
| P | 5 | 12 | 8 | 4 | 3 | 5 | 11 | 5 | 6 |

| | 1B | 2B | 3B | HR | SF | SAC | DP | HBP | WP | PB | SB | CS | PA |
|---|---|---|---|---|---|---|---|---|---|---|---|---|---|
| | 6 | 2 | 0 | 2 | 0 | 0 | 2 | 0 | 0 | 0 | 0 | 0 | 38 |

| PITCHER | | IP | WLS | BF | H | R | ER | SO | BB | IBB | HBP | BLK | WP | HR | S | P | ERA | WHIP |
|---|---|---|---|---|---|---|---|---|---|---|---|---|---|---|---|---|---|---|
| Jim Bouton, R<br>ERA: 2.79 | (1, 1) | 2.1 | L | 15 | 6 | 4 | 4 | 0 | 3 | 0 | 0 | 0 | 0 | 2 | 12 | 24 | 15.43 | 3.857 |
| Rollie Sheldon, R<br>ERA: 3.54 | (3, 1) | 4.2 | | 16 | 3 | 1 | 1 | 4 | 0 | 0 | 0 | 0 | 0 | 0 | 24 | 24 | 1.93 | 0.643 |
| Pedro Ramos, R<br>ERA: 5.05 | (8, 1) | 2.0 | | 7 | 1 | 0 | 0 | 2 | 0 | 0 | 0 | 0 | 0 | 0 | 11 | 11 | 0.00 | 0.500 |

| PITCHER | | IP | WLS | BF | H | R | ER | SO | BB | IBB | HBP | BLK | WP | HR | S | P | ERA | WHIP |
|---|---|---|---|---|---|---|---|---|---|---|---|---|---|---|---|---|---|---|

# BOTTOM

## Minnesota Twins @ New York Yankees

Yankee Stadium, Bronx, NY

Fri Sep 11 1964, 7:05 PM EDT
Att. 25,295 - Overcast - 80 F

livebaseballscorecards.com

| Batter | 1 | 2 | 3 | 4 | 5 | 6 | 7 | 8 | 9 | AB | R | H | RBI | BB | SO | LOB |
|---|---|---|---|---|---|---|---|---|---|---|---|---|---|---|---|---|
| Tony Kubek, L (1, 6)<br>OBP: 0.280, SLG: 0.346 | S S S 0-3 K ① | x 0-0 6-3 ③ | | | x 0-0 SH1-4 1B | | x 0-0 4-3 ② | | | 4 | 0 | 1 | 0 | 0 | 1 | 2 |
| Bobby Richardson, R (1, 4)<br>OBP: 0.281, SLG: 0.324 | x 0-0 L8 ② | | x 0-0 F8 ① | | x 0-0 SH1-4 ① 1-2 | | x 0-0 F9 ③ | | | 3 | 0 | 0 | 0 | 0 | 0 | 0 |
| Roger Maris, L (1, 8)<br>OBP: 0.371, SLG: 0.464 | x 0-0 F8 ③ | | x 0-0 F2 ② | | x 0-0 F8 ② | | | x 0-0 F4 ① | | 4 | 0 | 0 | 0 | 0 | 0 | 1 |
| Mickey Mantle, S (1, 9)<br>OBP: 0.416, SLG: 0.580 | | x 0-0 2B 2B 1B | B B B 4-0 WP BB | | x 0-0 P6 ③ | | | S S S 0-3 K ② | | 3 | 1 | 1 | 0 | 1 | 1 | 1 |
| Elston Howard, R (1, 2)<br>OBP: 0.357, SLG: 0.442 | | x 0-0 1-3 2B 2B | x 0-0 1-3 ③ 1-2 | | | S S S 0-3 K ① | | x 0-0 E4 FC6-4 | | 4 | 1 | 1 | 0 | 0 | 1 | 1 |
| Hector Lopez, R (1, 7)<br>OBP: 0.322, SLG: 0.439 | | x 0-0 2-H 3-H 2B | | x 0-0 HR 3B | | x 0-0 4-3 ② | | x 0-0 FC6-4 ③ 1-2f | | 4 | 0 | 2 | 2 | 0 | 0 | 1 |
| Joe Pepitone, L (1, 3)<br>OBP: 0.279, SLG: 0.414 | | x 0-0 F2 ① | | x 0-0 HR ① 3-H | | B B B 4-0 BB | | | x 0-0 4-3 ① | 3 | 1 | 1 | 1 | 1 | 0 | 1 |
| Clete Boyer, R (1, 5)<br>OBP: 0.270, SLG: 0.302<br>Tom Tresh, S (9, PH)<br>OBP: 0.345, SLG: 0.396 | | B B B 4-0 BB | | x 0-0 F8 ② | | x 0-0 F2 ③ | | | S S S 0-3 K ② | 2<br>1 | 0<br>0 | 0<br>0 | 0<br>0 | 1<br>0 | 0<br>1 | 1<br>0 |
| Jim Bouton, R (1, 1)<br>OBP: 0.133, SLG: 0.146<br>Rollie Sheldon, R (3, 1)<br>OBP: 0.100, SLG: 0.100<br>Roger Repoz, L (7, PH)<br>Pedro Ramos, S (8, 1)<br>OBP: 0.220, SLG: 0.333<br>Johnny Blanchard, L (9, PH)<br>OBP: 0.326, SLG: 0.430 | | S S S 0-3 K ② | | S S S 0-3 K ③ | | | S S S 0-3 K ① | | S S S 0-3 K ③ | 1<br>1<br>1<br>0<br>1 | 0<br>0<br>0<br>0<br>0 | 0<br>0<br>0<br>0<br>0 | 0<br>0<br>0<br>0<br>0 | 1<br>1<br>1<br>0<br>1 | 2<br>0<br>0<br>0<br>0 | 2<br>0<br>0<br>0<br>0 |

| Inning Stats | 1 | 2 | 3 | 4 | 5 | 6 | 7 | 8 | 9 |
|---|---|---|---|---|---|---|---|---|---|
| | R: 0<br>E: 0<br>K: 1<br>S: 5 | H: 0<br>LOB: 0<br>BB: 0<br>P: 5 | R: 2<br>E: 0<br>K: 1<br>S: 8 | H: 3<br>LOB: 2<br>BB: 1<br>P: 12 | R: 0<br>E: 0<br>K: 0<br>S: 3 | H: 0<br>LOB: 1<br>BB: 1<br>P: 7 | R: 1<br>E: 0<br>K: 1<br>S: 6 | H: 2<br>LOB: 0<br>BB: 0<br>P: 6 | R: 0<br>E: 0<br>K: 0<br>S: 4 | H: 1<br>LOB: 1<br>BB: 0<br>P: 4 |
| | R: 0<br>E: 0<br>K: 1<br>S: 5 | H: 0<br>LOB: 1<br>BB: 1<br>P: 9 | R: 0<br>E: 0<br>K: 1<br>S: 5 | H: 0<br>LOB: 0<br>BB: 0<br>P: 5 | R: 0<br>E: 1<br>K: 1<br>S: 6 | H: 0<br>LOB: 1<br>BB: 0<br>P: 6 | R: 0<br>E: 0<br>K: 2<br>S: 7 | H: 0<br>LOB: 0<br>BB: 0<br>P: 7 | | |

| | AB | 32 |
|---|---|---|
| | R | 3 |
| | H | 6 |
| | RBI | 3 |
| | BB | 3 |
| | SO | 8 |
| | LOB | 10 |

| | 1B: 2 | SF: 0 | WP: 1 | PA: 36 |
|---|---|---|---|---|
| | 2B: 2 | SAC: 1 | PB: 0 | |
| | 3B: 1 | DP: 0 | SB: 0 | |
| | HR: 1 | HBP: 0 | CS: 0 | |

| PITCHER | | IP | WLS | BF | H | R | ER | SO | BB | IBB | HBP | BLK | WP | HR | S | P | ERA | WHIP |
|---|---|---|---|---|---|---|---|---|---|---|---|---|---|---|---|---|---|---|
| Gerry Arrigo, L<br>ERA: 3.96 | (1, 1) | 3.1 | | 16 | 5 | 3 | 3 | 2 | 2 | 0 | 0 | 0 | 1 | 1 | 18 | 26 | 8.10 | 2.100 |
| Jim Perry, R<br>ERA: 3.47 | (4, 1) | 4.2 | W | 17 | 1 | 0 | 0 | 4 | 1 | 0 | 0 | 0 | 0 | 0 | 24 | 28 | 0.00 | 0.429 |
| Al Worthington, R<br>ERA: 1.72 | (9, 1) | 1.0 | S | 3 | 0 | 0 | 0 | 2 | 0 | 0 | 0 | 0 | 0 | 0 | 7 | 7 | 0.00 | 0.000 |

| PITCHER | IP | WLS | BF | H | R | ER | SO | BB | IBB | HBP | BLK | WP | HR | S | P | ERA | WHIP |
|---|---|---|---|---|---|---|---|---|---|---|---|---|---|---|---|---|---|

# Minnesota Twins @ New York Yankees

Yankee Stadium, Bronx, NY

Sat Sep 12 1964, 3:33 AM EDT

Att. 18,554 - Overcast - 72 F

TOP

livebaseballscorecards.com

| Batter | 1 | 2 | 3 | 4 | 5 | 6 | 7 | 8 | 9 | AB | R | H | RBI | BB | SO | LOB |
|---|---|---|---|---|---|---|---|---|---|---|---|---|---|---|---|---|
| Jerry Kindall, R (1, 4)<br>OBP: 0.247, SLG: 0.272 | 5-3 | | 5-3 | | | G3 SH1 1B | | 4-3 | | 3 | 0 | 1 | 0 | 0 | 0 | 0 |
| Tony Oliva, L (8, PH)<br>OBP: 0.359, SLG: 0.559 | | | | | | | | | | 1 | 0 | 0 | 0 | 0 | 0 | 0 |
| Johnny Goryl, R (8, 4)<br>OBP: 0.223, SLG: 0.182 | | | | | | | | | | 0 | 0 | 0 | 0 | 0 | 0 | 0 |
| Rich Rollins, R (1, 5)<br>OBP: 0.328, SLG: 0.399 | F9 | | 3B | | | SH1<br>1-2 | | 6-3 | | 3 | 0 | 1 | 0 | 0 | 0 | 0 |
| Jimmie Hall, L (1, 8)<br>OBP: 0.338, SLG: 0.477 | HR<br>BB | | 4-3 | | | FC5 G3<br>BB | | FC6-4<br>BB | | 1 | 1 | 0 | 0 | 3 | 0 | 1 |
| Harmon Killebrew, R (1, 7)<br>OBP: 0.382, SLG: 0.566 | 1-H<br>HR | | | 4-3 | | G3<br>1-2<br>2-3 | | FC6-4<br>1-2f | | 4 | 1 | 1 | 2 | 0 | 0 | 3 |
| Don Mincher, L (1, 3)<br>OBP: 0.306, SLG: 0.574 | F6 | | | F6 | | IBB | | | 4-3 | 3 | 0 | 0 | 0 | 1 | 0 | 0 |
| Bob Allison, R (1, 9)<br>OBP: 0.399, SLG: 0.545 | | 5-3 | | K | | FC5<br>2-3f | | | 6-3 | 4 | 0 | 0 | 0 | 0 | 1 | 3 |
| Zoilo Versalles, R (1, 6)<br>OBP: 0.312, SLG: 0.456 | | F9 | | | 5-3 | | 6-3 | | 2B<br>1B | 4 | 1 | 1 | 0 | 0 | 0 | 0 |
| Jerry Zimmerman, R (1, 2)<br>OBP: 0.285, SLG: 0.231 | | 1-3 | | | 4-3 | | L7 | | 1-H<br>2B | 3 | 0 | 0 | 0 | 0 | 0 | 0 |
| Frank Kostro, R (9, PH)<br>OBP: 0.290, SLG: 0.402 | | | | | | | | | | 1 | 0 | 1 | 1 | 0 | 0 | 0 |
| Jim Kaat, L (9, PR)<br>OBP: 0.264, SLG: 0.303 | | | | | | | | | | 0 | 0 | 0 | 0 | 0 | 0 | 0 |
| Ron Henry, R (9, 2)<br>OBP: 0.167, SLG: 0.324 | | | | | | | | | | 0 | 0 | 0 | 0 | 0 | 0 | 0 |
| Camilo Pascual, R (1, 1)<br>OBP: 0.236, SLG: 0.235 | | | 4-3 | | 6-3 | | 1-3 | | 5-3 | 2 | 0 | 0 | 0 | 0 | 0 | 0 |
| Rich Reese, L (7, PH) | | | | | | | | | | 1 | 0 | 0 | 0 | 0 | 0 | 0 |
| Bill Pleis, L (7, 1)<br>OBP: 0.400, SLG: 0.250 | | | | | | | | | | 0 | 0 | 0 | 0 | 0 | 0 | 0 |
| Earl Battey, R (9, PH)<br>OBP: 0.335, SLG: 0.403 | | | | | | | | | | 1 | 0 | 0 | 0 | 0 | 0 | 1 |
| Johnny Klippstein, R (9, 1) | | | | | | | | | | 0 | 0 | 0 | 0 | 0 | 0 | 0 |
| Inning Stats | R: 2<br>E: 0<br>K: 0<br>S: 4<br>H: 1<br>LOB: 0<br>BB: 1<br>P: 8 | R: 0<br>E: 0<br>K: 0<br>S: 3<br>H: 0<br>LOB: 0<br>BB: 0<br>P: 3 | R: 0<br>E: 0<br>K: 0<br>S: 4<br>H: 1<br>LOB: 0<br>BB: 0<br>P: 4 | R: 0<br>E: 0<br>K: 1<br>S: 5<br>H: 0<br>LOB: 0<br>BB: 0<br>P: 5 | R: 0<br>E: 0<br>K: 0<br>S: 3<br>H: 0<br>LOB: 0<br>BB: 0<br>P: 3 | R: 0<br>E: 0<br>K: 0<br>S: 4<br>H: 1<br>LOB: 3<br>BB: 2<br>P: 12 | R: 0<br>E: 0<br>K: 0<br>S: 3<br>H: 0<br>LOB: 0<br>BB: 0<br>P: 3 | R: 0<br>E: 0<br>K: 0<br>S: 3<br>H: 0<br>LOB: 1<br>BB: 1<br>P: 7 | R: 1<br>E: 0<br>K: 0<br>S: 5<br>H: 2<br>LOB: 1<br>BB: 0<br>P: 5 | 1B: 2<br>2B: 1<br>3B: 1<br>HR: 1<br>SF: 0<br>SAC: 1<br>DP: 0<br>HBP: 0 | | | | | | |

| PITCHER | IP | WLS | BF | H | R | ER | SO | BB | IBB | HBP | BLK | WP | HR | S | P | ERA | WHIP |
|---|---|---|---|---|---|---|---|---|---|---|---|---|---|---|---|---|---|
| Mel Stottlemyre, R (1, 1)<br>ERA: 2.13 | 9.0 | W | 36 | 5 | 3 | 3 | 1 | 3 | 1 | 0 | 0 | 0 | 1 | 34 | 50 | 3.00 | 0.889 |

| PITCHER | IP | WLS | BF | H | R | ER | SO | BB | IBB | HBP | BLK | WP | HR | S | P | ERA | WHIP |
|---|---|---|---|---|---|---|---|---|---|---|---|---|---|---|---|---|---|

| | |
|---|---|
| AB | 31 |
| R | 3 |
| H | 5 |
| RBI | 3 |
| BB | 4 |
| SO | 1 |
| LOB | 8 |

WP: 0 PA: 36
PB: 0
SB: 0
CS: 0

| Batter | 1 | 2 | 3 | 4 | 5 | 6 | 7 | 8 | 9 | AB | R | H | RBI | BB | SO | LOB |
|---|---|---|---|---|---|---|---|---|---|---|---|---|---|---|---|---|
| Tony Kubek, L (1, 6)<br>OBP: 0.282, SLG: 0.350 | 2B<br>2B | | PB<br>1B | | 6-3<br>2-3 | | K | | E7<br>1B | 5 | 2 | 2 | 0 | 0 | 1 | 1 |
| Bobby Richardson, R (1, 4)<br>OBP: 0.284, SLG: 0.328 | 3-1<br>2-H 2B | | F9 | | 3-H 1B | | F2 | | 2-H 1B | 5 | 0 | 3 | 2 | 0 | 0 | 1 |
| Roger Maris, L (1, 8)<br>OBP: 0.370, SLG: 0.462 | F4 | | F2<br>1-2 | | F8 | | FC6-4<br>1B | | | 4 | 0 | 1 | 0 | 0 | 0 | 3 |
| Joe Pepitone, L (1, 3)<br>OBP: 0.277, SLG: 0.410 | 3-1<br>2-3 | | F7 | | | 6-3 | FC6-4<br>1-2f | | | 4 | 0 | 0 | 0 | 0 | 0 | 3 |
| Elston Howard, R (1, 2)<br>OBP: 0.356, SLG: 0.447 | F3 | | | 6-3 | | HR | | 5-3 | | 4 | 1 | 1 | 1 | 0 | 0 | 1 |
| Johnny Blanchard, L (1, 9)<br>OBP: 0.326, SLG: 0.428<br>Hector Lopez, R (8, PH)<br>OBP: 0.321, SLG: 0.437<br>(9, 9) | | FC5-4<br>1B | | 4-3 | | G3 | | 3-1 | | 3<br>1 | 0<br>0 | 1<br>0 | 0<br>0 | 0<br>0 | 0<br>0 | 0<br>0 |
| Tom Tresh, S (1, 7)<br>OBP: 0.344, SLG: 0.397 | | F6 | | F9 | | 2B | | K | | 4 | 0 | 1 | 0 | 0 | 1 | 1 |
| Phil Linz, R (1, 5)<br>OBP: 0.327, SLG: 0.373 | | F8 | | | 6-3 SH3-4<br>CS 1B | FC4<br>IBB | | | K | 3 | 1 | 1 | 0 | 1 | 1 | 1 |
| Mel Stottlemyre, R (1, 1)<br>OBP: 0.167, SLG: 0.130 | | FC5-4<br>1-2f | | | SH3-4<br>1-2 | FC4<br>1-2f | | | 1-3 | 3 | 0 | 0 | 0 | 0 | 0 | 3 |
| Inning Stats | R: 1 H: 2<br>E: 0 LOB: 1<br>K: 0 BB: 0<br>S: 5 P: 5 | R: 0 H: 1<br>E: 0 LOB: 1<br>K: 0 BB: 0<br>S: 4 P: 4 | R: 0 H: 1<br>E: 0 LOB: 1<br>K: 0 BB: 0<br>S: 4 P: 4 | R: 0 H: 0<br>E: 0 LOB: 0<br>K: 0 BB: 0<br>S: 3 P: 3 | R: 1 H: 2<br>E: 0 LOB: 1<br>K: 0 BB: 0<br>S: 5 P: 5 | R: 1 H: 2<br>E: 0 LOB: 2<br>K: 0 BB: 1<br>S: 5 P: 9 | R: 0 H: 1<br>E: 0 LOB: 1<br>K: 1 BB: 0<br>S: 6 P: 6 | R: 0 H: 0<br>E: 0 LOB: 0<br>K: 1 BB: 0<br>S: 5 P: 5 | R: 1 H: 1<br>E: 1 LOB: 1<br>K: 1 BB: 0<br>S: 6 P: 6 | 1B: 6 SF: 0<br>2B: 3 SAC: 1<br>3B: 0 DP: 0<br>HR: 1 HBP: 0 | | | | | | |

# BOTTOM

# Minnesota Twins @ New York Yankees

Yankee Stadium, Bronx, NY

Sat Sep 12 1964, 3:33 AM EDT
Att. 18,554 - Overcast - 72 F

livebaseballscorecards.com

| | |
|---|---|
| AB | 36 |
| R | 4 |
| H | 10 |
| RBI | 3 |
| BB | 1 |
| SO | 3 |
| LOB | 14 |

WP: 0 PA: 38
PB: 1
SB: 0
CS: 1

| PITCHER | | IP | WLS | BF | H | R | ER | SO | BB | IBB | HBP | BLK | WP | HR | S | P | ERA | WHIP |
|---|---|---|---|---|---|---|---|---|---|---|---|---|---|---|---|---|---|---|
| Camilo Pascual, R<br>ERA: 3.45 | (1, 1) | 6.0 | | 27 | 8 | 3 | 2 | 0 | 0 | 1 | 0 | 0 | 0 | 1 | 26 | 30 | 3.00 | 1.333 |
| Bill Pleis, L<br>ERA: 4.1 | (7, 1) | 2.0 | | 7 | 1 | 0 | 0 | 2 | 0 | 0 | 0 | 0 | 0 | 0 | 11 | 11 | 0.00 | 0.500 |
| Johnny Klippstein, R<br>ERA: 2.66 | (9, 1) | 0.2 | L | 4 | 1 | 1 | 0 | 1 | 0 | 0 | 0 | 0 | 0 | 0 | 6 | 6 | 0.00 | 1.500 |

| PITCHER | IP | WLS | BF | H | R | ER | SO | BB | IBB | HBP | BLK | WP | HR | S | P | ERA | WHIP |
|---|---|---|---|---|---|---|---|---|---|---|---|---|---|---|---|---|---|

| Batter | 1 | 2 | 3 | 4 | 5 | 6 | 7 | 8 | 9 | AB | R | H | RBI | BB | SO | LOB |
|---|---|---|---|---|---|---|---|---|---|---|---|---|---|---|---|---|
| Rich Rollins, R (1, 5)<br>OBP: 0.328, SLG: 0.401 | E4<br>3B | | 5-3 | | F8 | | | F7 | | 4 | 1 | 1 | 0 | 0 | 0 | 0 |
| Zoilo Versalles, R (1, 6)<br>OBP: 0.310, SLG: 0.453 | 1-3 | | F6 | | F2 | | | F9 | | 4 | 0 | 0 | 0 | 0 | 0 | 0 |
| Bill Bethea, R (8, 6) | | | | | | | | | | 0 | 0 | 0 | 0 | 0 | 0 | 0 |
| Tony Oliva, L (1, 9)<br>OBP: 0.358, SLG: 0.557 | F7 | | BB<br>1B | | | K | | K | | 4 | 0 | 1 | 0 | 0 | 2 | 0 |
| Harmon Killebrew, R (1, 7)<br>OBP: 0.383, SLG: 0.564 | BB | | BB<br>1-2 | | | F9 | | | K | 2 | 0 | 0 | 0 | 2 | 1 | 0 |
| Bob Allison, R (1, 3)<br>OBP: 0.396, SLG: 0.540 | F3 | | F5 | | | L7 | | | 6-3 | 4 | 0 | 0 | 0 | 0 | 0 | 3 |
| Jimmie Hall, L (1, 8)<br>OBP: 0.339, SLG: 0.482 | | 6-3 | | 4-3 | | | SF8<br>3B | | 1B | 4 | 1 | 2 | 0 | 0 | 0 | 0 |
| Earl Battey, R (1, 2)<br>OBP: 0.334, SLG: 0.403 | | FC5-4<br>1B | | 5-3 | | | SF8<br>3-H | | P4 | 3 | 0 | 1 | 1 | 0 | 0 | 1 |
| Jerry Kindall, R (1, 4)<br>OBP: 0.242, SLG: 0.267 | | FC5-4<br>1-2f | | F7 | | | K2-3 | | | 3 | 0 | 0 | 0 | 0 | 1 | 1 |
| Dick Stigman, R (1, 1)<br>OBP: 0.127, SLG: 0.130 | | 6-3 | | | 4-3 | | 5-3 | | | 1 | 0 | 0 | 0 | 0 | 0 | 1 |
| Dwight Siebler, R (3, 1) | | | | | | | | | | 0 | 0 | 0 | 0 | 0 | 0 | 0 |
| Rich Reese, L (5, PH) | | | | | | | | | | 1 | 0 | 0 | 0 | 0 | 0 | 0 |
| Jim Roland, R (5, 1)<br>OBP: 0.148, SLG: 0.148 | | | | | | | | | | 0 | 0 | 0 | 0 | 0 | 0 | 0 |
| Don Mincher, L (7, PH)<br>OBP: 0.305, SLG: 0.572 | | | | | | | | | | 1 | 0 | 0 | 0 | 0 | 0 | 0 |
| Gary Dotter, L (7, 1) | | | | | | | | | | 0 | 0 | 0 | 0 | 0 | 0 | 0 |

# TOP

## Minnesota Twins @ New York Yankees

Yankee Stadium, Bronx, NY

Sun Sep 13 1964, 3:33 AM EDT

Att. 21,843 - Overcast - 61 F

livebaseballscorecards.com

| | |
|---|---|
| AB | 31 |
| R | 2 |
| H | 5 |
| RBI | 1 |
| BB | 2 |
| SO | 4 |
| LOB | 6 |

| Inning Stats | 1 | 2 | 3 | 4 | 5 | 6 | 7 | 8 | 9 |
|---|---|---|---|---|---|---|---|---|---|
| | R: 1<br>E: 1<br>K: 0<br>S: 4 | H: 1<br>LOB: 1<br>BB: 1<br>P: 8 | R: 0<br>E: 0<br>K: 0<br>S: 4 | H: 1<br>LOB: 1<br>BB: 0<br>P: 4 | R: 0<br>E: 0<br>K: 0<br>S: 4 | H: 1<br>LOB: 2<br>BB: 1<br>P: 8 | R: 0<br>E: 0<br>K: 0<br>S: 3 | H: 0<br>LOB: 0<br>BB: 0<br>P: 3 | R: 0<br>E: 0<br>K: 0<br>S: 3 | H: 0<br>LOB: 0<br>BB: 0<br>P: 3 | R: 0<br>E: 0<br>K: 1<br>S: 5 | H: 0<br>LOB: 0<br>BB: 0<br>P: 5 | R: 1<br>E: 0<br>K: 1<br>S: 6 | H: 1<br>LOB: 0<br>BB: 0<br>P: 6 | R: 0<br>E: 0<br>K: 1<br>S: 5 | H: 0<br>LOB: 0<br>BB: 0<br>P: 5 | R: 0<br>E: 0<br>K: 1<br>S: 6 | H: 1<br>LOB: 1<br>BB: 0<br>P: 6 |

| | | | | | | | | | | | | | | | | | | | | | | | | | | | | | | | | |
|---|---|---|---|---|---|---|---|---|---|---|---|---|---|---|---|---|---|---|---|---|---|---|---|---|---|---|---|---|---|---|---|---|
| PITCHER | | IP | WLS | BF | H | R | ER | SO | BB | IBB | HBP | BLK | WP | HR | S | P | ERA | WHIP | PITCHER | | IP | WLS | BF | H | R | ER | SO | BB | IBB | HBP | BLK | WP | HR | S | P | ERA | WHIP |
| Whitey Ford, L | (1, 1) | 4.0 | | 17 | 3 | 1 | 0 | 0 | 2 | 0 | 0 | 0 | 0 | 0 | 15 | 23 | 0.00 | 1.250 | | | | | | | | | | | | | | | | | | | |
| ERA: 2.33 | | | | | | | | | | | | | | | | | | | | | | | | | | | | | | | | | | | | | |
| Pedro Ramos, R | (5, 1) | 5.0 | W | 17 | 2 | 1 | 1 | 4 | 0 | 0 | 0 | 0 | 0 | 0 | 25 | 25 | 1.80 | 0.400 | | | | | | | | | | | | | | | | | | | |
| ERA: 4.93 | | | | | | | | | | | | | | | | | | | | | | | | | | | | | | | | | | | | | |

| | | | | | | | | | |
|---|---|---|---|---|---|---|---|---|---|
| 1B: 3 | SF: 1 | WP: 0 | PA: 34 |
| 2B: 0 | SAC: 0 | PB: 0 | |
| 3B: 2 | DP: 0 | SB: 0 | |
| HR: 0 | HBP: 0 | CS: 0 | |

| Batter | 1 | 2 | 3 | 4 | 5 | 6 | 7 | 8 | 9 | AB | R | H | RBI | BB | SO | LOB |
|---|---|---|---|---|---|---|---|---|---|---|---|---|---|---|---|---|
| Tony Kubek, L (1, 6)<br>OBP: 0.278, SLG: 0.345 | S S S 0-3 K ① | x 0-0 FC6-4 ② 1-2f | | x 0-0 F5 ② | | | x 0-0 E4 5-3 SH5-3 1B | S S S 0-3 K ③ | | 5 | 1 | 0 | 0 | 0 | 2 | 2 |
| Bobby Richardson, R (1, 4)<br>OBP: 0.282, SLG: 0.327 | x 0-0 1-3 ② | x 0-0 F9 ③ | | x 0-0 4-3 ③ | | | x 0-0 SH5-3 ① 1-2 | | | 3 | 0 | 0 | 0 | 0 | 0 | 1 |
| Roger Maris, L (1, 8)<br>OBP: 0.369, SLG: 0.458 | B B B B 4-0 1B BB | | x 0-0 F3 ① | | S S S 0-3 K ① | | x 0-0 5-3 ② 2-3 | | | 3 | 0 | 0 | 0 | 1 | 1 | 1 |
| Elston Howard, R (1, 2)<br>OBP: 0.361, SLG: 0.449 | x 0-0 1-2 1B | | x 0-0 3B 1B | | B B B B 4-0 L4-3 BB | | B B B B 4-0 1B BB | | | 2 | 1 | 2 | 0 | 2 | 0 | 0 |
| Hector Lopez, R (1, 9)<br>OBP: 0.320, SLG: 0.434<br>Roger Repoz, L (9, 9) | S S S 0-3 K ③ | | S S S 0-3 K ② | | x 0-0 L4-3 ② ③ 1-2 | | x 0-0 FC6-4 1-3 3-H 1B | | | 4<br>0 | 0<br>0 | 1<br>0 | 1<br>0 | 0<br>0 | 2<br>0 | 4<br>0 |
| Tom Tresh, S (1, 7)<br>OBP: 0.346, SLG: 0.404 | | x 0-0 HR 2B | x 0-0 1-H 1B 3B | | | x 0-0 F8 ① | x 0-0 FC6-4 ③ 1-2f | | | 4 | 2 | 2 | 1 | 0 | 0 | 2 |
| Joe Pepitone, L (1, 3)<br>OBP: 0.279, SLG: 0.417 | | x 0-0 2-H HR | x 0-0 FC6-4 3-H 1B | | | x 0-0 P6 ② | | x 0-0 P6 ① | | 4 | 1 | 2 | 3 | 0 | 0 | 0 |
| Phil Linz, R (1, 5)<br>OBP: 0.329, SLG: 0.370 | | x 0-0 F5 ① | x 0-0 FC6-4 ③ 1-2f | | | B B B B 4-0 BB | | B B B B 4-0 BB | | 2 | 0 | 0 | 0 | 2 | 0 | 1 |
| Whitey Ford, L (1, 1)<br>OBP: 0.262, SLG: 0.161<br>Mike Hegan, L (4, PH)<br>Pedro Ramos, S (5, 1)<br>OBP: 0.209, SLG: 0.317 | | x 0-0 FC6-4 1B | | x 0-0 F9 ① | | S S S 0-3 K ③ | | x 0-0 F9 ② | | 1<br>1<br>2 | 0<br>0<br>0 | 1<br>0<br>0 | 0<br>0<br>0 | 0<br>0<br>0 | 0<br>0<br>1 | 0<br>0<br>2 |
| Inning Stats | R: 0 E: 0 K: 2 S: 8 H: 1 LOB: 2 P: 12 | R: 2 E: 0 K: 0 S: 6 H: 3 LOB: 1 BB: 0 P: 6 | R: 2 E: 0 K: 1 S: 8 H: 3 LOB: 1 BB: 0 P: 8 | R: 0 E: 0 K: 0 S: 3 H: 0 LOB: 0 BB: 0 P: 3 | R: 0 E: 0 K: 1 S: 4 H: 0 LOB: 0 BB: 1 P: 8 | R: 0 E: 0 K: 1 S: 5 H: 0 LOB: 1 BB: 1 P: 9 | R: 1 E: 1 K: 0 S: 5 H: 1 LOB: 2 BB: 1 P: 9 | R: 0 E: 0 K: 1 S: 5 H: 0 LOB: 1 BB: 1 P: 9 | | 1B: 5<br>2B: 2<br>3B: 1<br>HR: 1 | SF: 0<br>SAC: 1<br>DP: 1<br>HBP: 0 | | | WP: 0<br>PB: 0<br>SB: 0<br>CS: 0 | PA: 37 | |

| PITCHER | IP | WLS | BF | H | R | ER | SO | BB | IBB | HBP | BLK | WP | HR | S | P | ERA | WHIP |
|---|---|---|---|---|---|---|---|---|---|---|---|---|---|---|---|---|---|
| Dick Stigman, L (1, 1)<br>ERA: 4.03 | 2.2 | L | 16 | 7 | 4 | 4 | 3 | 1 | 0 | 0 | 0 | 0 | 1 | 21 | 25 | 13.50 | 3.000 |
| Dwight Siebler, R (3, 1)<br>ERA: 7.36 | 1.1 | | 4 | 0 | 0 | 0 | 0 | 0 | 0 | 0 | 0 | 0 | 0 | 4 | 4 | 0.00 | 0.000 |
| Jim Roland, L (5, 1)<br>ERA: 4.1 | 2.0 | | 7 | 0 | 0 | 0 | 2 | 2 | 0 | 0 | 0 | 0 | 0 | 9 | 17 | 0.00 | 1.000 |
| Gary Dotter, L (7, 1)<br>ERA: | 2.0 | | 10 | 1 | 1 | 0 | 1 | 2 | 0 | 0 | 0 | 0 | 0 | 10 | 18 | 0.00 | 1.500 |

| PITCHER | IP | WLS | BF | H | R | ER | SO | BB | IBB | HBP | BLK | WP | HR | S | P | ERA | WHIP |
|---|---|---|---|---|---|---|---|---|---|---|---|---|---|---|---|---|---|

# BOTTOM

# Minnesota Twins @ New York Yankees

Yankee Stadium, Bronx, NY

Sun Sep 13 1964, 3:33 AM EDT
Att. 21,843 - Overcast - 61 F

livebaseballscorecards.com

| | |
|---|---|
| AB | 31 |
| R | 5 |
| H | 8 |
| RBI | 5 |
| BB | 5 |
| SO | 6 |
| LOB | 13 |

| Batter | 1 | 2 | 3 | 4 | 5 | 6 | 7 | 8 | 9 | AB | R | H | RBI | BB | SO | LOB |
|---|---|---|---|---|---|---|---|---|---|---|---|---|---|---|---|---|
| Bob Perry, R (1, 8)<br>OBP: 0.319, SLG: 0.366 | 3-1 | | WP, 1B | | | K | | 1B, 1B | SF7, 3B | 4 | 0 | 2 | 0 | 0 | 1 | 0 |
| Willie Smith, L (9, PH)<br>OBP: 0.304, SLG: 0.463 | | | | | | | | | | 1 | 1 | 1 | 3 | 0 | 0 | 0 |
| (9, 7) | | | | | | | | | | | | | | | | |
| Jim Piersall, R (1, 7)<br>OBP: 0.354, SLG: 0.389 | K | | 5-3, 1-2 | | | S, 1B | | 1-2, 1B | SF7, 3-H | 4 | 1 | 2 | 1 | 0 | 1 | 1 |
| (9, 8) | | | | | | | | | | | | | | | | |
| Jim Fregosi, R (1, 6)<br>OBP: 0.380, SLG: 0.477 | P4 | | | K | | K | | F6 | 6-3 | 5 | 0 | 0 | 0 | 0 | 2 | 2 |
| Joe Adcock, R (1, 3)<br>OBP: 0.359, SLG: 0.493 | | 6-3 | | F9 | | 1-H, 1B | | | HR | 4 | 1 | 2 | 2 | 0 | 0 | 0 |
| Lou Clinton, R (1, 9)<br>OBP: 0.311, SLG: 0.394 | | 1B | | 5-3 | | L8 | | | 1B, 1B | 4 | 1 | 2 | 0 | 0 | 0 | 1 |
| Felix Torres, R (1, 5)<br>OBP: 0.259, SLG: 0.395 | | BB | | | G6-4-3, BB | | P4 | | 1-3, 1B | 2 | 0 | 1 | 0 | 2 | 0 | 0 |
| Buck Rodgers, S (1, 2)<br>OBP: 0.303, SLG: 0.314 | | K | | | G6-4-3, 1-2f | | 1-3 | | FC5, BB, 2-H, 3-H | 4 | 1 | 1 | 1 | 0 | 1 | 2 |
| Bobby Knoop, R (1, 4)<br>OBP: 0.291, SLG: 0.268 | | | P4 | | BB | | 6-3 | | FC5, 1-2, BB | 2 | 1 | 0 | 0 | 2 | 0 | 0 |
| Dean Chance, R (1, 1)<br>OBP: 0.120, SLG: 0.088 | | | 1-3 | | K | | | K | FC5, 1-2, 2-3 | 4 | 1 | 0 | 0 | 0 | 2 | 3 |
| Inning Stats | R: 0<br>E: 0<br>K: 1<br>S: 5<br>H: 0<br>LOB: 0<br>BB: 0<br>P: 5 | R: 0<br>E: 0<br>K: 1<br>S: 5<br>H: 1<br>LOB: 1<br>BB: 1<br>P: 9 | R: 0<br>E: 0<br>K: 0<br>S: 4<br>H: 1<br>LOB: 1<br>BB: 0<br>P: 4 | R: 0<br>E: 0<br>K: 1<br>S: 5<br>H: 0<br>LOB: 0<br>BB: 0<br>P: 5 | R: 0<br>E: 0<br>K: 1<br>S: 4<br>H: 0<br>LOB: 1<br>BB: 2<br>P: 12 | R: 1<br>E: 0<br>K: 2<br>S: 9<br>H: 2<br>LOB: 1<br>BB: 0<br>P: 9 | R: 0<br>E: 0<br>K: 0<br>S: 3<br>H: 0<br>LOB: 0<br>BB: 0<br>P: 3 | R: 0<br>E: 0<br>K: 1<br>S: 6<br>H: 2<br>LOB: 1<br>BB: 0<br>P: 6 | R: 6<br>E: 0<br>K: 0<br>S: 8<br>H: 5<br>LOB: 0<br>BB: 1<br>P: 12 | 1B: 9<br>2B: 0<br>3B: 1<br>HR: 1<br>SF: 1<br>SAC: 0<br>DP: 1<br>HBP: 0 | | | | | | |

| PITCHER | | IP | WLS | BF | H | R | ER | SO | BB | IBB | HBP | BLK | WP | HR | S | P | ERA | WHIP |
|---|---|---|---|---|---|---|---|---|---|---|---|---|---|---|---|---|---|---|
| Al Downing, L<br>ERA: 3.36 | (1, 1) | 8.0 | L | 32 | 8 | 3 | 3 | 7 | 3 | 0 | 0 | 0 | 1 | 1 | 43 | 55 | 3.38 | 1.375 |
| Hal Reniff, R<br>ERA: 3.19 | (9, 1) | 1.0 | | 7 | 3 | 4 | 4 | 0 | 1 | 0 | 0 | 0 | 0 | 0 | 6 | 10 | 36.00 | 4.000 |

| PITCHER | IP | WLS | BF | H | R | ER | SO | BB | IBB | HBP | BLK | WP | HR | S | P | ERA | WHIP |
|---|---|---|---|---|---|---|---|---|---|---|---|---|---|---|---|---|---|

TOP

# Los Angeles Angels @ New York Yankees

Yankee Stadium, Bronx, NY

Tue Sep 15 1964, 7:05 PM EDT

Att. 14,231 - Unknown - 66 F

livebaseballscorecards.com

| | |
|---|---|
| AB | 34 |
| R | 7 |
| H | 11 |
| RBI | 7 |
| BB | 4 |
| SO | 7 |
| LOB | 9 |

WP: 1 PA: 39
PB: 0
SB: 1
CS: 0

| Batter | 1 | 2 | 3 | 4 | 5 | 6 | 7 | 8 | 9 | AB | R | H | RBI | BB | SO | LOB |
|---|---|---|---|---|---|---|---|---|---|---|---|---|---|---|---|---|
| Tony Kubek, L (1, 6)<br>OBP: 0.276, SLG: 0.342 | K | | | 5-3 | | 3-1 | | | 6-3 | 4 | 0 | 0 | 0 | 0 | 1 | 1 |
| Bobby Richardson, R (1, 4)<br>OBP: 0.282, SLG: 0.326 | F9 | | | 1B | | P3 | | | K | 4 | 0 | 1 | 0 | 0 | 1 | 1 |
| Roger Maris, L (1, 8)<br>OBP: 0.367, SLG: 0.455 | G3 | | | F7 | | | P4 | | | 3 | 0 | 0 | 0 | 0 | 0 | 1 |
| Mickey Mantle, S (1, 9)<br>OBP: 0.414, SLG: 0.576 | | 1-3 | | F9 | | | 4-3 | | | 3 | 0 | 0 | 0 | 0 | 0 | 1 |
| Elston Howard, R (1, 2)<br>OBP: 0.359, SLG: 0.447<br>Jake Gibbs, L (8, 2) | | K | | | F3 | | 1-3 | | | 3<br>0 | 0<br>0 | 0<br>0 | 0<br>0 | 0<br>0 | 1<br>0 | 0<br>0 |
| Joe Pepitone, L (1, 3)<br>OBP: 0.277, SLG: 0.414 | | G3 | | | F4 | | | 4-3 | | 3 | 0 | 0 | 0 | 0 | 0 | 0 |
| Tom Tresh, S (1, 7)<br>OBP: 0.344, SLG: 0.402 | | | K | | F7 | | | K | | 3 | 0 | 0 | 0 | 0 | 2 | 0 |
| Phil Linz, R (1, 5)<br>OBP: 0.327, SLG: 0.367 | | | K2-3 | | | K2-3 | | 6-3 | | 3 | 0 | 0 | 0 | 0 | 2 | 0 |
| Al Downing, R (1, 1)<br>OBP: 0.198, SLG: 0.195<br>Hal Reniff, R (9, 1)<br>OBP: 0.111, SLG: 0.111<br>Johnny Blanchard, L (9, PH)<br>OBP: 0.324, SLG: 0.425 | | | K | | | 3-1 1B | | | P6 | 2<br>0<br>1 | 0<br>0<br>0 | 1<br>0<br>0 | 0<br>0<br>0 | 0<br>0<br>0 | 1<br>0<br>0 | 0<br>0<br>0 |
| Inning Stats | R: 0 E: 0 K: 1 S: 5 H: 0 LOB: 0 BB: 0 P: 5 | R: 0 E: 0 K: 1 S: 5 H: 0 LOB: 0 BB: 0 P: 5 | R: 0 E: 0 K: 3 S: 9 H: 0 LOB: 0 BB: 0 P: 9 | R: 0 E: 0 K: 0 S: 4 H: 1 LOB: 1 BB: 0 P: 4 | R: 0 E: 0 K: 0 S: 3 H: 0 LOB: 0 BB: 0 P: 3 | R: 0 E: 0 K: 1 S: 6 H: 1 LOB: 1 BB: 0 P: 6 | R: 0 E: 0 K: 0 S: 3 H: 0 LOB: 0 BB: 0 P: 3 | R: 0 E: 0 K: 1 S: 5 H: 0 LOB: 0 BB: 0 P: 5 | R: 0 E: 0 K: 1 S: 5 H: 0 LOB: 0 BB: 0 P: 5 | 1B: 2 2B: 0 3B: 0 HR: 0 | SF: 0 SAC: 0 DP: 0 HBP: 0 | | | | | |

| PITCHER | IP | WLS | BF | H | R | ER | SO | BB | IBB | HBP | BLK | WP | HR | S | P | ERA | WHIP |
|---|---|---|---|---|---|---|---|---|---|---|---|---|---|---|---|---|---|
| Dean Chance, R (1, 1)<br>ERA: 1.49 | 9.0 | W | 29 | 2 | 0 | 0 | 8 | 0 | 0 | 0 | 0 | 0 | 0 | 45 | 45 | 0.00 | 0.222 |

| PITCHER | IP | WLS | BF | H | R | ER | SO | BB | IBB | HBP | BLK | WP | HR | S | P | ERA | WHIP |
|---|---|---|---|---|---|---|---|---|---|---|---|---|---|---|---|---|---|

# BOTTOM

## Los Angeles Angels @ New York Yankees

Yankee Stadium, Bronx, NY

Tue Sep 15 1964, 7:05 PM EDT
Att. 14,231 - Unknown - 66 F

livebaseballscorecards.com

| | |
|---|---|
| AB | 29 |
| R | 0 |
| H | 2 |
| RBI | 0 |
| BB | 0 |
| SO | 8 |
| LOB | 4 |

1B: 2 2B: 0 3B: 0 HR: 0
SF: 0 SAC: 0 DP: 0 HBP: 0

WP: 0 PB: 0 SB: 0 CS: 0
PA: 29

| Batter | 1 | 2 | 3 | 4 | 5 | 6 | 7 | 8 | 9 | AB | R | H | RBI | BB | SO | LOB |
|---|---|---|---|---|---|---|---|---|---|---|---|---|---|---|---|---|
| Albie Pearson, L (1, 8)<br>OBP: 0.315, SLG: 0.273 | F5 | | BB | | BB | | 1B | | G3-6-3 | 3 | 1 | 1 | 0 | 2 | 0 | 1 |
| Willie Smith, L (1, 7)<br>OBP: 0.304, SLG: 0.461 | 4-3 | | G1 | | 1B | | 1B | | | 3 | 0 | 1 | 0 | 0 | 0 | 1 |
| Lou Clinton, R (7, PH)<br>OBP: 0.313, SLG: 0.396 | | | | | | | 1B | | | 1 | 0 | 1 | 1 | 0 | 0 | 0 |
| Jim Fregosi, R (7, 9)<br>OBP: 0.377, SLG: 0.474 | 5-3 | | | B5-3 | SF7 | | F3 | | | 3 | 0 | 0 | 1 | 0 | 0 | 2 |
| Joe Adcock, R (1, 6)<br>OBP: 0.358, SLG: 0.490 | | 5-3 | | FC4-6 | F8 | | K | | | 4 | 0 | 1 | 0 | 0 | 1 | 3 |
| Buck Rodgers, S (1, 3)<br>OBP: 0.303, SLG: 0.313 | | 1B | | FC4-6 | | 4-3 | | F9 | | 4 | 0 | 1 | 0 | 0 | 0 | 1 |
| Ed Kirkpatrick, L (1, 2)<br>OBP: 0.312, SLG: 0.356 | | K | | P6 | | G3 | | K | | 4 | 0 | 0 | 0 | 0 | 2 | 2 |
| Felix Torres, R (1, 9)<br>OBP: 0.261, SLG: 0.400 | | F3 | | | HR | 5-3 | | K | | 2 | 1 | 1 | 0 | 0 | 0 | 1 |
| Aubrey Gatewood, R (7, 7)<br>OBP: 0.100, SLG: 0.100 | | | | | | | | | | 1 | 0 | 0 | 0 | 0 | 0 | 0 |
| Jack Hiatt, R (5, 1)<br>OBP: 0.333, SLG: 0.333 | | | | | | | | | | 1 | 0 | 0 | 0 | 0 | 1 | 0 |
| Dan Osinski, R (8, PH)<br>OBP: 0.118, SLG: 0.063 | | | | | | | | | | 0 | 0 | 0 | 0 | 0 | 0 | 0 |
| Bobby Knoop, R (8, 1)<br>OBP: 0.289, SLG: 0.267 | | | P6 | | 5-3 | | 6-3 | | F3 | 2 | 0 | 0 | 0 | 0 | 0 | 1 |
| Bob Perry, R (1, 4)<br>OBP: 0.318, SLG: 0.365 | | | | | | | | | | 1 | 0 | 0 | 0 | 0 | 0 | 0 |
| Paul Schaal, R (7, PH)<br>OBP: 0.217, SLG: 0.143 | | | | | | | | | | 1 | 0 | 0 | 0 | 0 | 0 | 0 |
| George Brunet, R (7, 4)<br>OBP: 0.222, SLG: 0.125 | | | F5 | | HR | | 2B | | E4 | 1 | 0 | 0 | 0 | 0 | 0 | 0 |
| Tom Satriano, L (1, PH)<br>OBP: 0.291, SLG: 0.265 | | | | | | | | | | 3 | 2 | 2 | 2 | 0 | 0 | 0 |
| (5, 5) | | | | | | | | | | | | | | | | |
| Inning Stats | R: 0<br>E: 0<br>K: 0<br>S: 3<br>H: 0<br>LOB: 0<br>BB: 0<br>P: 3 | R: 0<br>E: 0<br>K: 1<br>S: 6<br>H: 1<br>LOB: 1<br>BB: 0<br>P: 6 | R: 0<br>E: 0<br>K: 0<br>S: 3<br>H: 0<br>LOB: 1<br>BB: 1<br>P: 7 | R: 0<br>E: 0<br>K: 0<br>S: 4<br>H: 1<br>LOB: 1<br>BB: 0<br>P: 4 | R: 3<br>E: 0<br>K: 0<br>S: 6<br>H: 3<br>LOB: 1<br>BB: 1<br>P: 10 | R: 0<br>E: 0<br>K: 0<br>S: 3<br>H: 0<br>LOB: 0<br>BB: 0<br>P: 3 | R: 1<br>E: 0<br>K: 1<br>S: 8<br>H: 3<br>LOB: 2<br>BB: 0<br>P: 8 | R: 0<br>E: 0<br>K: 2<br>S: 7<br>H: 0<br>LOB: 0<br>BB: 0<br>P: 7 | R: 0<br>E: 1<br>K: 0<br>S: 3<br>H: 0<br>LOB: 0<br>BB: 0<br>P: 3 | 1B: 5<br>2B: 2<br>3B: 0<br>HR: 1<br>SF: 1<br>SAC: 0<br>DP: 1<br>HBP: 0 | WP: 0<br>PB: 0<br>SB: 0<br>CS: 0<br>PA: 37 | | | | | |

| PITCHER | | IP | WLS | BF | H | R | ER | SO | BB | IBB | HBP | BLK | WP | HR | S | P | ERA | WHIP |
|---|---|---|---|---|---|---|---|---|---|---|---|---|---|---|---|---|---|---|
| Jim Bouton, R<br>ERA: 2.86 | (1, 1) | 6.1 | W | 28 | 7 | 4 | 4 | 1 | 2 | 0 | 0 | 0 | 0 | 1 | 28 | 36 | 5.68 | 1.421 |
| Steve Hamilton, L<br>ERA: 3.38 | (7, 1) | 0.0 | | 1 | 1 | 0 | 0 | 0 | 0 | 0 | 0 | 0 | 0 | 0 | 1 | 1 | ∞ | ∞ |
| Pedro Ramos, R<br>ERA: 4.84 | (7, 1) | 2.2 | S | 8 | 0 | 0 | 0 | 3 | 0 | 0 | 0 | 0 | 0 | 0 | 14 | 14 | 0.00 | 0.000 |

| PITCHER | IP | WLS | BF | H | R | ER | SO | BB | IBB | HBP | BLK | WP | HR | S | P | ERA | WHIP |
|---|---|---|---|---|---|---|---|---|---|---|---|---|---|---|---|---|---|

TOP

# Los Angeles Angels @ New York Yankees

Yankee Stadium, Bronx, NY

Wed Sep 16 1964, 3:33 AM EDT

Att. 8,271 - Sunny - 64 F

livebaseballscorecards.com

| | |
|---|---|
| AB | 34 |
| R | 4 |
| H | 8 |
| RBI | 4 |
| BB | 2 |
| SO | 4 |
| LOB | 12 |

| Batter | 1 | 2 | 3 | 4 | 5 | 6 | 7 | 8 | 9 | AB | R | H | RBI | BB | SO | LOB |
|---|---|---|---|---|---|---|---|---|---|---|---|---|---|---|---|---|
| Tony Kubek, L (1, 6)<br>OBP: 0.275, SLG: 0.339 | F7 | | | BB | 6-3 | | 4-3 | | | 3 | 1 | 0 | 0 | 1 | 0 | 1 |
| Bobby Richardson, R (1, 4)<br>OBP: 0.285, SLG: 0.328 | 5-3 | | | 1B | | BB | | 1B | | 3 | 3 | 2 | 0 | 1 | 0 | 0 |
| Roger Maris, L (1, 8)<br>OBP: 0.368, SLG: 0.462 | L8 | | | 1B | | HR | | 3-1 | | 4 | 2 | 2 | 3 | 0 | 0 | 1 |
| Mickey Mantle, S (1, 9)<br>OBP: 0.412, SLG: 0.571 | | F7 | | F7 | | 4-3 | | FC4-6<br>IBB | | 3 | 1 | 0 | 0 | 1 | 0 | 2 |
| Roger Repoz, L (9, 9) | | | | | | | | | | 0 | 0 | 0 | 0 | 0 | 0 | 0 |
| Elston Howard, R (1, 2)<br>OBP: 0.362, SLG: 0.451 | | F3 | | 2B | | 3-6-3<br>1B | | FC4-6<br>3B<br>1B | | 4 | 1 | 3 | 2 | 0 | 0 | 0 |
| Tom Tresh, S (1, 7)<br>OBP: 0.341, SLG: 0.398 | | 1-3 | | 6-3 | | 3-6-3<br>1-2f | | E3<br>FC4-6 | | 4 | 0 | 0 | 0 | 0 | 0 | 4 |
| Joe Pepitone, L (1, 3)<br>OBP: 0.275, SLG: 0.411 | | F7 | F3 | | | | K | FC4-6<br>3B | | 4 | 1 | 0 | 1 | 0 | 1 | 3 |
| Phil Linz, R (1, 5)<br>OBP: 0.327, SLG: 0.367 | | F3 | | | F8 | | E 5-3<br>1B | | 3B | 3 | 0 | 1 | 0 | 0 | 0 | 0 |
| Clete Boyer, R (8, 5)<br>OBP: 0.272, SLG: 0.309 | | | | | | | | | | 1 | 0 | 1 | 2 | 0 | 0 | 0 |
| Jim Bouton, R (1, 1)<br>OBP: 0.130, SLG: 0.143 | | 1-3 | | | 6-3 | | 5-3<br>1-2 | K | | 2 | 0 | 0 | 0 | 0 | 0 | 0 |
| Steve Hamilton, L (7, 1)<br>OBP: 0.273, SLG: 0.200 | | | | | | | | | | 0 | 0 | 0 | 0 | 0 | 0 | 0 |
| Pedro Ramos, S (7, 1)<br>OBP: 0.200, SLG: 0.302 | | | | | | | | | | 2 | 0 | 0 | 0 | 0 | 1 | 2 |
| Inning Stats | R: 0<br>E: 0<br>K: 0<br>S: 3<br>H: 0<br>LOB: 0<br>BB: 0<br>P: 3 | R: 0<br>E: 0<br>K: 0<br>S: 3<br>H: 0<br>LOB: 0<br>BB: 0<br>P: 3 | R: 0<br>E: 0<br>K: 0<br>S: 3<br>H: 0<br>LOB: 0<br>BB: 0<br>P: 3 | R: 3<br>E: 0<br>K: 0<br>S: 6<br>H: 3<br>LOB: 1<br>BB: 1<br>P: 10 | R: 0<br>E: 0<br>K: 0<br>S: 3<br>H: 0<br>LOB: 0<br>BB: 0<br>P: 3 | R: 2<br>E: 0<br>K: 0<br>S: 4<br>H: 2<br>LOB: 0<br>BB: 1<br>P: 8 | R: 0<br>E: 1<br>K: 1<br>S: 6<br>H: 1<br>LOB: 1<br>BB: 0<br>P: 6 | R: 4<br>E: 1<br>K: 1<br>S: 9<br>H: 3<br>LOB: 1<br>BB: 1<br>P: 13 | | 1B: 6<br>2B: 2<br>3B: 1<br>HR: 1<br>SF: 0<br>SAC: 0<br>DP: 1<br>HBP: 0 | | | | WP: 0<br>PB: 0<br>SB: 1<br>CS: 0<br>PA: 36 | | |

| PITCHER | | IP | WLS | BF | H | R | ER | SO | BB | IBB | HBP | BLK | WP | HR | S | P | ERA | WHIP |
|---|---|---|---|---|---|---|---|---|---|---|---|---|---|---|---|---|---|---|
| George Brunet, L<br>ERA: 3.48 | (1, 1) | 4.0 | | 16 | 3 | 3 | 3 | 0 | 1 | 0 | 0 | 0 | 0 | 0 | 15 | 19 | 6.75 | 1.000 |
| Aubrey Gatewood, R<br>ERA: 2.28 | (5, 1) | 3.0 | L | 12 | 3 | 2 | 2 | 1 | 1 | 0 | 0 | 0 | 0 | 1 | 13 | 17 | 6.00 | 1.333 |
| Dan Osinski, R<br>ERA: 3.49 | (8, 1) | 1.0 | | 8 | 3 | 4 | 0 | 1 | 0 | 1 | 0 | 0 | 0 | 0 | 9 | 13 | 0.00 | 3.000 |

| PITCHER | IP | WLS | BF | H | R | ER | SO | BB | IBB | HBP | BLK | WP | HR | S | P | ERA | WHIP |
|---|---|---|---|---|---|---|---|---|---|---|---|---|---|---|---|---|---|

# BOTTOM

## Los Angeles Angels @ New York Yankees

Yankee Stadium, Bronx, NY

Wed Sep 16 1964, 3:33 AM EDT

Att. 8,271 - Sunny - 64 F

livebaseballscorecards.com

| | |
|---|---|
| AB | 33 |
| R | 9 |
| H | 9 |
| RBI | 8 |
| BB | 3 |
| SO | 2 |
| LOB | 13 |

| Batter | 1 | 2 | 3 | 4 | 5 | 6 | 7 | 8 | 9 | AB | R | H | RBI | BB | SO | LOB |
|---|---|---|---|---|---|---|---|---|---|---|---|---|---|---|---|---|
| Bob Perry, R (1, 8)<br>OBP: 0.312, SLG: 0.357 | S S S 0-3 ① K | | x 0-0 ③ 6-3 | | | x 0-0 ③ F8 | | S S S 0-3 ① K | | 4 | 0 | 0 | 0 | 0 | 2 | 0 |
| Willie Smith, L (1, 7)<br>OBP: 0.307, SLG: 0.460 | B B B B 4-0 CS BB | | | x 0-0 ① L9 | | | x 0-0 1B 1B 1B | x 0-0 ② F8 | | 3 | 1 | 1 | 0 | 1 | 0 | 0 |
| Jim Fregosi, R (1, 6)<br>OBP: 0.376, SLG: 0.472 | x 0-0 ② E6 1-2 | | | x 0-0 ② 5-3 | | | x 0-0 1B 1B 1-2 1B | x 0-0 ③ 5-3 | | 4 | 1 | 1 | 0 | 0 | 0 | 1 |
| Joe Adcock, R (1, 3)<br>OBP: 0.355, SLG: 0.485 | x 0-0 ③ L7 | | | x 0-0 ③ 5-3 | | | S S S 0-3 ① K | | x 0-0 ① 6-3 | 4 | 0 | 0 | 0 | 0 | 1 | 3 |
| Lou Clinton, R (1, 9)<br>OBP: 0.312, SLG: 0.394 | | S S S 0-3 ① K | | | x 0-0 ① F6 | | x 0-0 1B 1-3 2-H 1B | | S S S 0-3 ② K | 4 | 0 | 1 | 1 | 0 | 2 | 0 |
| Buck Rodgers, S (1, 2)<br>OBP: 0.306, SLG: 0.317 | | x 0-0 ② G1 | | | x 0-0 G1-6-3 1B | | x 0-0 BB 1-3 3-H 1B | | x 0-0 1B | 4 | 0 | 3 | 1 | 0 | 0 | 0 |
| Tom Satriano, L (1, 5)<br>OBP: 0.291, SLG: 0.261 | | x 0-0 ③ 4-3 | | | x 0-0 ② ③ G1-6-3 1-2f | | B B B B 4-0 FC6-4 1-2 BB | | x 0-0 ③ F7 | 3 | 0 | 0 | 0 | 1 | 0 | 2 |
| Bobby Knoop, R (1, 4)<br>OBP: 0.288, SLG: 0.266 | | | x 0-0 ① 5-3 | | | x 0-0 ① F7 | S S S 0-3 ② K | | | 2 | 0 | 0 | 0 | 0 | 0 | 0 |
| Ed Kirkpatrick, L (7, PH)<br>OBP: 0.311, SLG: 0.354 | | | | | | | | | | 1 | 0 | 0 | 0 | 0 | 1 | 3 |
| Paul Schaal, R (7, 4)<br>OBP: 0.217, SLG: 0.143 | | | | | | | | | | 0 | 0 | 0 | 0 | 0 | 0 | 0 |
| Fred Newman, R (1, 1)<br>OBP: 0.220, SLG: 0.218 | | | S S S 0-3 ② K | | | S S S 0-3 ② K | x 0-0 ③ FC6-4 1-2f | | | 2 | 0 | 0 | 0 | 0 | 2 | 0 |
| Ed Sukla, R (6, 1) | | | | | | | | | | 0 | 0 | 0 | 0 | 0 | 0 | 0 |
| Felix Torres, R (7, PH)<br>OBP: 0.260, SLG: 0.398 | | | | | | | | | | 1 | 0 | 0 | 0 | 0 | 0 | 3 |
| Bob Duliba, R (7, 1) | | | | | | | | | | 0 | 0 | 0 | 0 | 0 | 0 | 0 |
| Inning Stats | R: 0<br>E: 1<br>K: 1<br>S: 5<br>H: 0<br>LOB: 1<br>BB: 1<br>P: 9 | R: 0<br>E: 0<br>K: 1<br>S: 5<br>H: 0<br>LOB: 0<br>BB: 0<br>P: 5 | R: 0<br>E: 0<br>K: 1<br>S: 5<br>H: 0<br>LOB: 0<br>BB: 0<br>P: 5 | R: 0<br>E: 0<br>K: 0<br>S: 3<br>H: 0<br>LOB: 0<br>BB: 0<br>P: 3 | R: 0<br>E: 0<br>K: 0<br>S: 3<br>H: 1<br>LOB: 0<br>BB: 0<br>P: 3 | R: 0<br>E: 0<br>K: 1<br>S: 5<br>H: 0<br>LOB: 0<br>BB: 0<br>P: 5 | R: 2<br>E: 0<br>K: 2<br>S: 11<br>H: 4<br>LOB: 3<br>BB: 1<br>P: 15 | R: 0<br>E: 0<br>K: 1<br>S: 5<br>H: 0<br>LOB: 0<br>BB: 0<br>P: 5 | R: 0<br>E: 0<br>K: 1<br>S: 6<br>H: 1<br>LOB: 1<br>BB: 0<br>P: 6 | 1B: 6<br>2B: 0<br>3B: 0<br>HR: 0<br>SF: 0<br>SAC: 0<br>DP: 1<br>HBP: 0 | | | | | | |

| PITCHER | | IP | WLS | BF | H | R | ER | SO | BB | IBB | HBP | BLK | WP | HR | S | P | ERA | WHIP |
|---|---|---|---|---|---|---|---|---|---|---|---|---|---|---|---|---|---|---|
| Mel Stottlemyre, R<br>ERA: 2.2 | (1, 1) | 6.1 | W | 25 | 5 | 2 | 2 | 5 | 2 | 0 | 0 | 0 | 0 | 0 | 33 | 41 | 2.84 | 1.105 |
| Rollie Sheldon, R<br>ERA: 3.44 | (7, 1) | 2.2 | S | 9 | 1 | 0 | 0 | 3 | 0 | 0 | 0 | 0 | 0 | 0 | 15 | 15 | 0.00 | 0.375 |

| PITCHER | IP | WLS | BF | H | R | ER | SO | BB | IBB | HBP | BLK | WP | HR | S | P | ERA | WHIP |
|---|---|---|---|---|---|---|---|---|---|---|---|---|---|---|---|---|---|

# TOP

## Los Angeles Angels @ New York Yankees

Yankee Stadium, Bronx, NY

Thu Sep 17 1964, 7:05 PM EDT

Att. 10,957 - Unknown - 78 F

livebaseballscorecards.com

| | |
|---|---|
| AB | 32 |
| R | 2 |
| H | 6 |
| RBI | 2 |
| BB | 2 |
| SO | 8 |
| LOB | 12 |



| Batter | 1 | 2 | 3 | 4 | 5 | 6 | 7 | 8 | 9 | AB | R | H | RBI | BB | SO | LOB |
|---|---|---|---|---|---|---|---|---|---|---|---|---|---|---|---|---|
| Tony Kubek, L (1, 6)<br>OBP: 0.275, SLG: 0.338 | 4-3 | | G3 | | 1-3 | | G4-6-3<br>1B | | | 4 | 0 | 1 | 0 | 0 | 0 | 0 |
| Bobby Richardson, R (1, 4)<br>OBP: 0.285, SLG: 0.327 | 1B<br>1B | | 4-3 | | 4-3 | | G4-6-3<br>1-2f | | | 4 | 0 | 1 | 0 | 0 | 0 | 1 |
| Roger Maris, L (1, 8)<br>OBP: 0.371, SLG: 0.465 | S<br>1-3<br>1B | | | 2B<br>1B<br>1B | 4-3 | | HR<br>1B | | | 4 | 2 | 3 | 0 | 0 | 0 | 0 |
| Mickey Mantle, S (1, 9)<br>Roger Repoz, L (8, 9)<br>OBP: 0.415, SLG: 0.583 | K<br>1-2 | | | 1-3<br>1B<br>2B | | 5-3<br>1B<br>1B | 1-H<br>HR | | | 4<br>0 | 3<br>0 | 3<br>0 | 2<br>0 | 0<br>0 | 1<br>0 | 2<br>0 |
| Elston Howard, R (1, 2)<br>OBP: 0.360, SLG: 0.447 | G3 | | | G3 | | 5-3<br>1-2 | 4-3 | | | 4 | 0 | 0 | 0 | 0 | 0 | 5 |
| Joe Pepitone, L (1, 3)<br>OBP: 0.277, SLG: 0.411 | | 4-3 | | 1B<br>SH<br>IBB | | 1B<br>2-H<br>1B | | 4-3 | | 3 | 1 | 1 | 1 | 1 | 0 | 0 |
| Tom Tresh, S (1, 7)<br>OBP: 0.341, SLG: 0.397 | | 6-3 | | SH<br>1-3<br>2-H<br>3-H<br>1B | | K | | F7 | | 4 | 0 | 1 | 2 | 0 | 1 | 1 |
| Clete Boyer, R (1, 5)<br>OBP: 0.272, SLG: 0.309 | | F4 | | SH<br>G1-6-3<br>1-2<br>3-H | | 1-2<br>1B | | 4-3 | | 3 | 0 | 1 | 1 | 0 | 0 | 0 |
| Mel Stottlemyre, R (1, 1)<br>Rollie Sheldon, R (7, 1)<br>OBP: 0.148, SLG: 0.115<br>OBP: 0.100, SLG: 0.100 | | | K | G1-6-3<br>1-2f | | K | | | | 3<br>0 | 0<br>0 | 0<br>0 | 0<br>0 | 0<br>0 | 2<br>0 | 4<br>0 |
| Inning Stats | R: 0<br>E: 0<br>K: 1<br>S: 7<br>H: 2<br>LOB: 2<br>BB: 0<br>P: 7 | R: 0<br>E: 0<br>K: 0<br>S: 3<br>H: 0<br>LOB: 0<br>BB: 0<br>P: 3 | R: 0<br>E: 0<br>K: 1<br>S: 5<br>H: 0<br>LOB: 0<br>BB: 0<br>P: 5 | R: 3<br>E: 1<br>K: 0<br>S: 6<br>H: 3<br>LOB: 1<br>BB: 1<br>P: 10 | R: 0<br>E: 0<br>K: 0<br>S: 3<br>H: 0<br>LOB: 0<br>BB: 0<br>P: 3 | R: 1<br>E: 0<br>K: 2<br>S: 10<br>H: 3<br>LOB: 2<br>BB: 0<br>P: 10 | R: 2<br>E: 0<br>K: 0<br>S: 5<br>H: 3<br>LOB: 0<br>BB: 0<br>P: 5 | R: 0<br>E: 0<br>K: 0<br>S: 3<br>H: 0<br>LOB: 0<br>BB: 0<br>P: 3 | | 1B: 9<br>2B: 1<br>3B: 0<br>HR: 1<br>SF: 0<br>SAC: 1<br>DP: 2<br>HBP: 0 | | | | | | |

| PITCHER | | IP | WLS | BF | H | R | ER | SO | BB | IBB | HBP | BLK | WP | HR | S | P | ERA | WHIP |
|---|---|---|---|---|---|---|---|---|---|---|---|---|---|---|---|---|---|---|
| Fred Newman, R<br>ERA: 2.96 | (1, 1) | 5.1 | L | 24 | 7 | 4 | 4 | 2 | 0 | 1 | 0 | 0 | 0 | 0 | 27 | 31 | 6.75 | 1.312 |
| Ed Sukla, R<br>ERA: | (6, 1) | 0.2 | | 3 | 1 | 0 | 0 | 2 | 0 | 0 | 0 | 0 | 0 | 0 | 7 | 7 | 0.00 | 1.500 |
| Bob Duliba, R<br>ERA: 3.18 | (7, 1) | 2.0 | | 8 | 3 | 2 | 2 | 0 | 0 | 0 | 0 | 0 | 0 | 1 | 8 | 8 | 9.00 | 1.500 |

| PITCHER | IP | WLS | BF | H | R | ER | SO | BB | IBB | HBP | BLK | WP | HR | S | P | ERA | WHIP |
|---|---|---|---|---|---|---|---|---|---|---|---|---|---|---|---|---|---|

# BOTTOM

## Los Angeles Angels @ New York Yankees

Yankee Stadium, Bronx, NY

Thu Sep 17 1964, 7:05 PM EDT
Att. 10,957 - Unknown - 78 F

livebaseballscorecards.com

| | |
|---|---|
| AB | 33 |
| R | 6 |
| H | 11 |
| RBI | 6 |
| BB | 1 |
| SO | 4 |
| LOB | 13 |

WP: 0 PA: 35
PB: 0
SB: 1
CS: 0

| Batter | 1 | 2 | 3 | 4 | 5 | 6 | 7 | 8 | 9 | AB | R | H | RBI | BB | SO | LOB |
|---|---|---|---|---|---|---|---|---|---|---|---|---|---|---|---|---|
| Bert Campaneris, R (1, 7)<br>OBP: 0.326, SLG: 0.409 | L7 | | BB, 1B | | L9 | | 1-3 | | | 4 | 0 | 1 | 0 | 0 | 0 | 0 |
| Wayne Causey, L (1, 6)<br>OBP: 0.393, SLG: 0.403 | 4-3 | | F8 | | 6-3 | | | F7 | | 4 | 0 | 0 | 0 | 0 | 0 | 1 |
| Rocky Colavito, R (1, 9)<br>OBP: 0.374, SLG: 0.532 | FC4-6, 1B | | BBBB, 1-2, BB | | | L8 | | G4-6-3, 1B | | 3 | 0 | 2 | 0 | 1 | 0 | 0 |
| Jim Gentile, L (1, 3)<br>OBP: 0.380, SLG: 0.491 | FC4-6, 1-2f | | F2 | | | SSS, K | | G4-6-3, 1-2f | | 4 | 0 | 0 | 0 | 0 | 1 | 4 |
| Nelson Mathews, R (1, 8)<br>OBP: 0.302, SLG: 0.389 | | 5-3, 2B | F8 | | | 1B | | | SSS, K | 4 | 0 | 2 | 0 | 0 | 1 | 2 |
| Ed Charles, R (1, 5)<br>OBP: 0.322, SLG: 0.373 | | SSS, K2-3 | | 5-3 | | FC6, 1-2, 1B | | | 6-3 | 4 | 0 | 1 | 0 | 0 | 1 | 1 |
| Dick Green, R (1, 4)<br>OBP: 0.314, SLG: 0.389 | | 5-3, 1B | | 6-3 | | FC6, 1-2f | | | BBBB, FC5-4, BB | 3 | 0 | 1 | 0 | 1 | 0 | 2 |
| Doc Edwards, R (1, 2)<br>OBP: 0.251, SLG: 0.301 | | 5-3, 1-2, 2-3 | | F9 | | | 5-3 | | FC5-4, 1-2f | 4 | 0 | 0 | 0 | 0 | 0 | 3 |
| Bob Meyer, R (1, 1)<br>Jose Santiago, R (3, 1)<br>Tommie Reynolds, R (5, PH)<br>OBP: 0.300, SLG: 0.286<br>Moe Drabowsky, R (5, 1)<br>OBP: 0.045, SLG: 0.023<br>George Alusik, R (7, PH)<br>OBP: 0.341, SLG: 0.342<br>Ken Sanders, R (7, 1) | SSS, K | | | | F8 | | 6-3 | | | 1<br>0<br>1<br>0<br>1<br>0 | 0<br>0<br>0<br>0<br>0<br>0 | 0<br>0<br>0<br>0<br>0<br>0 | 0<br>0<br>0<br>0<br>0<br>0 | 0<br>0<br>0<br>0<br>0<br>0 | 1<br>0<br>0<br>0<br>0<br>0 | 2<br>0<br>0<br>0<br>0<br>0 |
| Inning Stats | R: 0<br>E: 0<br>K: 0<br>S: 4<br>H: 1<br>LOB: 1<br>BB: 0<br>P: 4 | R: 0<br>E: 0<br>K: 2<br>S: 9<br>H: 2<br>LOB: 2<br>BB: 0<br>P: 9 | R: 0<br>E: 0<br>K: 0<br>S: 4<br>H: 1<br>LOB: 2<br>BB: 1<br>P: 8 | R: 0<br>E: 0<br>K: 0<br>S: 3<br>H: 0<br>LOB: 0<br>BB: 0<br>P: 3 | R: 0<br>E: 0<br>K: 0<br>S: 3<br>H: 0<br>LOB: 0<br>BB: 0<br>P: 3 | R: 0<br>E: 0<br>K: 1<br>S: 7<br>H: 2<br>LOB: 2<br>BB: 0<br>P: 7 | R: 0<br>E: 0<br>K: 0<br>S: 3<br>H: 0<br>LOB: 0<br>BB: 0<br>P: 3 | R: 0<br>E: 0<br>K: 0<br>S: 3<br>H: 1<br>LOB: 0<br>BB: 0<br>P: 3 | R: 0<br>E: 0<br>K: 1<br>S: 5<br>H: 0<br>LOB: 1<br>BB: 1<br>P: 9 | 1B: 6<br>2B: 1<br>3B: 0<br>HR: 0<br>SF: 0<br>SAC: 0<br>DP: 1<br>HBP: 0 | | | | | | |

| PITCHER | IP | WLS | BF | H | R | ER | SO | BB | IBB | HBP | BLK | WP | HR | S | P | ERA | WHIP |
|---|---|---|---|---|---|---|---|---|---|---|---|---|---|---|---|---|---|
| Whitey Ford, L (1, 1)<br>ERA: 2.23 | 9.0 | W | 35 | 7 | 0 | 0 | 4 | 2 | 0 | 0 | 0 | 0 | 0 | 41 | 49 | 0.00 | 1.000 |

| PITCHER | IP | WLS | BF | H | R | ER | SO | BB | IBB | HBP | BLK | WP | HR | S | P | ERA | WHIP |
|---|---|---|---|---|---|---|---|---|---|---|---|---|---|---|---|---|---|

# TOP

## Kansas City Athletics @ New York Yankees

Yankee Stadium, Bronx, NY

Fri Sep 18 1964, 7:05 PM EDT

Att. 16,094 - Unknown - 76 F

livebaseballscorecards.com

| | |
|---|---|
| AB | 33 |
| R | 0 |
| H | 7 |
| RBI | 0 |
| BB | 2 |
| SO | 4 |
| LOB | 15 |

WP: 0 PA: 35
PB: 0
SB: 0
CS: 0

| Batter | 1 | 2 | 3 | 4 | 5 | 6 | 7 | 8 | 9 | AB | R | H | RBI | BB | SO | LOB |
|---|---|---|---|---|---|---|---|---|---|---|---|---|---|---|---|---|
| Tony Kubek, L (1, 6)<br>OBP: 0.274, SLG: 0.342 | S S S 0-3 ① K | x 0-0 ② WP 1-H 2-H 3-H 3B | | S S S 0-3 ① K | | x 0-0 ② F6 | | x 0-0 ② 5-3 | | 5 | 1 | 1 | 3 | 0 | 2 | 1 |
| Bobby Richardson, R (1, 4)<br>OBP: 0.287, SLG: 0.328 | S S S 0-3 ② K | x 0-0 3-H 1B | | x 0-0 3-1 BB 1-2 1B | | x 0-0 ③ 5-3 | | B B B B 4-0 BB | | 4 | 0 | 2 | 0 | 1 | 1 | 0 |
| Roger Maris, L (1, 8)<br>OBP: 0.371, SLG: 0.462 | B B B B 4-0 BB | x 0-0 ③ 4-3 | | B B B B 4-0 3-1 1-2 2-3 BB | | | x 0-0 ① F8 | x 0-0 ③ F8 | | 3 | 0 | 0 | 0 | 2 | 0 | 2 |
| Mickey Mantle, S (1, 9)<br>OBP: 0.416, SLG: 0.584<br>Roger Repoz, L (7, PR)<br>(8, 9) | x 0-0 ③ F2 | | x 0-0 FC6-4 1B | x 0-0 ② 3-1 1-2 2-3 3-H | | | x 0-0 1B 2B | | | 4<br>0 | 0<br>1 | 2<br>0 | 1<br>0 | 0<br>0 | 0<br>0 | 3<br>0 |
| Elston Howard, R (1, 2)<br>OBP: 0.361, SLG: 0.448 | | x 0-0 G6-3 1B | x 0-0 ① FC6-4 BB 1-2f | S S S 0-3 ③ K | | | x 0-0 1B 1-3 2-H 1B | | | 4 | 0 | 2 | 1 | 0 | 1 | 3 |
| Tom Tresh, S (1, 7)<br>OBP: 0.340, SLG: 0.395 | | x 0-0 ① ② G6-3 1-2f | B B B B 4-0 FC4-6 1-2 BB | | x 0-0 ① F9 | | x 0-0 ② 1-3 1-2 | | | 3 | 0 | 0 | 0 | 1 | 0 | 3 |
| Pedro Gonzalez, R (1, 3)<br>OBP: 0.348, SLG: 0.387<br>Mike Hegan, L (8, 3) | B B B B 4-0 BB BB 3B BB | S S S 0-3 ② K | | | x 0-0 G6-4-3 1B | | x 0-0 2-3 1B | | | 3<br>0 | 1<br>0 | 2<br>0 | 0<br>0 | 1<br>0 | 1<br>0 | 2<br>0 |
| Clete Boyer, R (1, 5)<br>OBP: 0.272, SLG: 0.307 | B B B B 4-0 BB 1-2 3B BB | x 0-0 ③ FC4-6 1-2f | | | x 0-0 ② ③ G6-4-3 1-2f | | x 0-0 ③ F3 | | | 3 | 1 | 0 | 0 | 1 | 0 | 6 |
| Whitey Ford, L (1, 1)<br>OBP: 0.275, SLG: 0.155 | B B B B 4-0 1-2 2-3 3B BB | | | B B B B 4-0 BB 1B 3-1 BB | | x 0-0 ① 4-3 | | x 0-0 ① F7 | | 2 | 2 | 0 | 0 | 2 | 0 | 0 |
| Inning Stats | R: 0 E: 0 K: 2 S: 7 H: 0 LOB: 1 BB: 1 P: 11 | R: 4 E: 0 K: 0 S: 5 H: 3 LOB: 1 BB: 3 P: 17 | R: 0 E: 0 K: 1 S: 6 H: 1 LOB: 2 BB: 1 P: 10 | R: 1 E: 0 K: 2 S: 8 H: 1 LOB: 2 BB: 2 P: 16 | R: 0 E: 0 K: 0 S: 3 H: 1 LOB: 0 BB: 0 P: 3 | R: 0 E: 0 K: 0 S: 3 H: 0 LOB: 0 BB: 0 P: 3 | R: 1 E: 0 K: 0 S: 6 H: 3 LOB: 3 BB: 0 P: 6 | R: 0 E: 0 K: 0 S: 3 H: 0 LOB: 1 BB: 1 P: 7 | | 1B: 7 2B: 1 3B: 1 HR: 0 | SF: 0 SAC: 0 DP: 2 HBP: 0 | | | | | |

# BOTTOM

## Kansas City Athletics @ New York Yankees

Yankee Stadium, Bronx, NY

Fri Sep 18 1964, 7:05 PM EDT
Att. 16,094 - Unknown - 76 F

livebaseballscorecards.com

| | |
|---|---|
| AB | 31 |
| R | 6 |
| H | 9 |
| RBI | 5 |
| BB | 8 |
| SO | 5 |
| LOB | 20 |

WP: 1 PB: 0 SB: 0 CS: 0 PA: 39

| PITCHER | | IP | WLS | BF | H | R | ER | SO | BB | IBB | HBP | BLK | WP | HR | S | P | ERA | WHIP |
|---|---|---|---|---|---|---|---|---|---|---|---|---|---|---|---|---|---|---|
| Bob Meyer, L<br>ERA: 4.34 | (1, 1) | 2.0 | L | 13 | 4 | 4 | 4 | 2 | 4 | 0 | 0 | 0 | 1 | 0 | 13 | 29 | 18.00 | 4.000 |
| Jose Santiago, R<br>ERA: 4.98 | (3, 1) | 2.0 | | 10 | 1 | 1 | 1 | 3 | 3 | 0 | 0 | 0 | 0 | 0 | 13 | 25 | 4.50 | 2.000 |
| Moe Drabowsky, R<br>ERA: 5.08 | (5, 1) | 2.0 | | 6 | 1 | 0 | 0 | 0 | 0 | 0 | 0 | 0 | 0 | 0 | 6 | 6 | 0.00 | 0.500 |
| Ken Sanders, R<br>ERA: 3.12 | (7, 1) | 2.0 | | 10 | 3 | 1 | 1 | 0 | 1 | 0 | 0 | 0 | 0 | 0 | 9 | 13 | 4.50 | 2.000 |

| PITCHER | IP | WLS | BF | H | R | ER | SO | BB | IBB | HBP | BLK | WP | HR | S | P | ERA | WHIP |
|---|---|---|---|---|---|---|---|---|---|---|---|---|---|---|---|---|---|

| Batter | 1 | 2 | 3 | 4 | 5 | 6 | 7 | 8 | 9 | AB | R | H | RBI | BB | SO | LOB |
|---|---|---|---|---|---|---|---|---|---|---|---|---|---|---|---|---|
| Bert Campaneris, R (1, 7)<br>OBP: 0.332, SLG: 0.413 | x 0-0 CS 1B | | x 0-0 1B | | x 0-0 E6 PB WP 1-3 | x 0-0 ③ F3 | | | x 0-0 1B 1-2 1B | 5 | 0 | 3 | 0 | 0 | 0 | 3 |
| Wayne Causey, L (1, 6)<br>OBP: 0.393, SLG: 0.402 | B B B B 4-0 ① BB 1-2 BB | | x 0-0 ② F3 | | x 0-0 ① F8 1-2 3-H | | x 0-0 G3 1B | | x 0-0 ① F9 2-3 | 4 | 0 | 1 | 0 | 1 | 0 | 4 |
| Rocky Colavito, R (1, 9)<br>OBP: 0.371, SLG: 0.528 | x 0-0 ② F2 | | x 0-0 ③ F3 | | x 0-0 ② L7 2-3 | | x 0-0 ① F8 | | x 0-0 ② SF7 3-H | 4 | 0 | 0 | 1 | 0 | 0 | 4 |
| Jim Gentile, L (1, 3)<br>OBP: 0.384, SLG: 0.491 | B B B B 4-0 1-2 BB | | | B B B 4-0 BB 1B BB | B B B 4-0 BB | | x 0-0 ② G3 1-2 | | x 0-0 FC6-4 1-2 1B | 2 | 1 | 1 | 0 | 3 | 0 | 1 |
| Nelson Mathews, R (1, 8)<br>OBP: 0.299, SLG: 0.385 | S S S 0-3 ③ K | | | S S S 0-3 ① K | S S S 0-3 ③ K | | S S S 0-3 ③ K | | x 0-0 ③ FC6-4 1-2f | 5 | 0 | 0 | 0 | 0 | 4 | 8 |
| Ed Charles, R (1, 5)<br>OBP: 0.320, SLG: 0.370 | | x 0-0 ① F6 | | x 0-0 ② F5 | | x 0-0 ① 5-3 | | x 0-0 ① 5-3 | | 4 | 0 | 0 | 0 | 0 | 0 | 1 |
| Dick Green, R (1, 4)<br>OBP: 0.313, SLG: 0.386 | | x 0-0 ② F7 | | B B B 4-0 1B 1-2 BB | | x 0-0 ② F4 | | x 0-0 ② F5 | | 3 | 0 | 0 | 0 | 1 | 0 | 0 |
| Doc Edwards, R (1, 2)<br>OBP: 0.252, SLG: 0.302<br>Billy Bryan, L (6, PH)<br>OBP: 0.285, SLG: 0.467 (6, 2) | S S S 0-3 ③ K | | | x 0-0 ③ 1-3 2-H 1B | | x 0-0 E3 2B | | x 0-0 ③ 5-3 | | 2<br>2 | 0<br>0 | 1<br>0 | 1<br>0 | 0<br>0 | 1<br>0 | 0<br>0 |
| Diego Segui, R (1, 1)<br>OBP: 0.211, SLG: 0.224<br>Wes Stock, R (3, 1)<br>OBP: 0.211, SLG: 0.167<br>Tommie Reynolds, R (5, PH)<br>OBP: 0.309, SLG: 0.296<br>Orlando Pena, R (5, 1)<br>OBP: 0.192, SLG: 0.205<br>Larry Stahl, L (6, PH)<br>OBP: 0.250, SLG: 0.500<br>John Wyatt, R (6, 1)<br>Manny Jimenez, L (9, PH)<br>OBP: 0.290, SLG: 0.444<br>Jose Tartabull, L (9, PR)<br>OBP: 0.250, SLG: 0.239 | | | S S S 0-3 ① K | | x 0-0 E WP 1B | x 0-0 1-3 2B | | | x 0-0 F9 1B SF7 1B | 1<br>0<br>1<br>0<br>1<br>0<br>0<br>1<br>0 | 0<br>0<br>1<br>0<br>0<br>0<br>0<br>0<br>1 | 0<br>0<br>1<br>0<br>0<br>0<br>0<br>0<br>0 | 0<br>0<br>0<br>0<br>0<br>0<br>0<br>0<br>0 | 1<br>0<br>0<br>0<br>0<br>0<br>0<br>0<br>0 | 0<br>0<br>0<br>0<br>0<br>0<br>0<br>0<br>0 | 0<br>0<br>0<br>0<br>0<br>0<br>0<br>0<br>0 |
| Inning Stats | R: 0 E: 0 K: 1 S: 5 H: 1 LOB: 2 BB: 2 P: 13 | R: 0 E: 0 K: 1 S: 5 H: 0 LOB: 0 BB: 0 P: 5 | R: 0 E: 0 K: 1 S: 6 H: 1 LOB: 1 BB: 0 P: 6 | R: 1 E: 0 K: 1 S: 5 H: 1 LOB: 2 BB: 2 P: 13 | R: 1 E: 1 K: 1 S: 7 H: 1 LOB: 2 BB: 1 P: 11 | R: 0 E: 1 K: 0 S: 5 H: 1 LOB: 2 BB: 0 P: 5 | R: 0 E: 0 K: 1 S: 6 H: 1 LOB: 1 BB: 0 P: 6 | R: 0 E: 0 K: 0 S: 3 H: 0 LOB: 0 BB: 0 P: 3 | R: 1 E: 0 K: 0 S: 6 H: 3 LOB: 2 BB: 0 P: 6 | 1B: 8 2B: 1 3B: 0 HR: 0 | SF: 1 SAC: 0 DP: 0 HBP: 0 | | | | | |

| PITCHER | | IP | WLS | BF | H | R | ER | SO | BB | IBB | HBP | BLK | WP | HR | S | P | ERA | WHIP |
|---|---|---|---|---|---|---|---|---|---|---|---|---|---|---|---|---|---|---|
| Al Downing, L<br>ERA: 3.33 | (1, 1) | 5.0 | W | 23 | 4 | 2 | 1 | 5 | 5 | 0 | 0 | 0 | 1 | 0 | 28 | 48 | 1.80 | 1.800 |
| Ralph Terry, R<br>ERA: 4.43 | (6, 1) | 4.0 | S | 18 | 5 | 1 | 1 | 1 | 0 | 0 | 0 | 0 | 0 | 0 | 20 | 20 | 2.25 | 1.250 |

| PITCHER | IP | WLS | BF | H | R | ER | SO | BB | IBB | HBP | BLK | WP | HR | S | P | ERA | WHIP |
|---|---|---|---|---|---|---|---|---|---|---|---|---|---|---|---|---|---|

# TOP

## Kansas City Athletics @ New York Yankees

Yankee Stadium, Bronx, NY

Sat Sep 19 1964, 3:33 AM EDT

Att. 9,458 - Overcast - 61 F

livebaseballscorecards.com

| | |
|---|---|
| AB | 35 |
| R | 3 |
| H | 9 |
| RBI | 2 |
| BB | 5 |
| SO | 6 |
| LOB | 21 |

| | | | |
|---|---|---|---|
| 1B: 8 | SF: 1 | WP: 1 | PA: 41 |
| 2B: 1 | SAC: 0 | PB: 1 | |
| 3B: 0 | DP: 0 | SB: 0 | |
| HR: 0 | HBP: 0 | CS: 1 | |

| Batter | 1 | 2 | 3 | 4 | 5 | 6 | 7 | 8 | 9 | AB | R | H | RBI | BB | SO | LOB |
|---|---|---|---|---|---|---|---|---|---|---|---|---|---|---|---|---|
| Tony Kubek, L (1, 6)<br>OBP: 0.276, SLG: 0.341 | 6-3 | | 1B<br>1B<br>1B | HBP | L8 | | | SH1-3<br>1-2 | | 3 | 1 | 1 | 0 | 0 | 0 | 3 |
| Bobby Richardson, R (1, 4)<br>OBP: 0.291, SLG: 0.332 | HR<br>1B | | S<br>1-3<br>1B | 1-2<br>1B | | F6 | | HR<br>2-H<br>1B | | 5 | 3 | 4 | 1 | 0 | 0 | 0 |
| Roger Maris, L (1, 8)<br>OBP: 0.369, SLG: 0.466 | F8 | | 6-3<br>1-2 | F4 | | G3 | | 1-H<br>HR | | 5 | 1 | 1 | 2 | 0 | 0 | 5 |
| Mickey Mantle, S (1, 9)<br>OBP: 0.418, SLG: 0.593<br>Roger Repoz, L (8, PR)<br>(9, 9) | 1-H<br>HR | | BB<br>1B<br>1B<br>IBB | F2 | | P5 | | 4-3<br>2B | | 4<br>0 | 2<br>0 | 2<br>0 | 2<br>0 | 1<br>0 | 0<br>0 | 2<br>0 |
| Elston Howard, R (1, 2)<br>OBP: 0.361, SLG: 0.447 | 6-3 | | BB<br>1-2<br>2-H<br>3-H<br>1B<br>1B | | 1-3<br>BB<br>1B | | F9 | 4-3<br>2-3 | | 5 | 0 | 2 | 2 | 0 | 0 | 1 |
| Joe Pepitone, L (1, 3)<br>OBP: 0.276, SLG: 0.408 | | K | 1B<br>1-2<br>2-3<br>BB | | F8 | | 4-3 | 4-3 | | 4 | 0 | 0 | 0 | 1 | 1 | 3 |
| Hector Lopez, R (1, 7)<br>OBP: 0.322, SLG: 0.431 | 5-3 | K | | 1-3<br>1-2<br>BB | | | BB | | | 2 | 0 | 0 | 0 | 2 | 1 | 3 |
| Clete Boyer, R (1, 5)<br>OBP: 0.274, SLG: 0.308 | FC4-6<br>1B | | 1-2<br>2-H<br>3-H<br>1B | | 1-3<br>1-2<br>2-3 | | 1-3 | | | 4 | 0 | 2 | 1 | 0 | 0 | 3 |
| Al Downing, R (1, 1)<br>OBP: 0.193, SLG: 0.190<br>Johnny Blanchard, L (5, PH)<br>OBP: 0.328, SLG: 0.425<br>Mike Hegan, L (5, PR)<br>Ralph Terry, R (6, 1)<br>OBP: 0.250, SLG: 0.212 | FC4-6<br>1-2f | | | K | | BB | | SH1-3<br>1B<br>1B | | 2<br>0<br>0<br>1 | 0<br>0<br>0<br>1 | 0<br>0<br>0<br>1 | 0<br>0<br>0<br>0 | 0<br>1<br>0<br>0 | 1<br>0<br>0<br>0 | 1<br>0<br>0<br>0 |
| Inning Stats | R: 2<br>E: 0<br>K: 0<br>S: 5<br>H: 2<br>LOB: 0<br>BB: 0<br>P: 5 | R: 0<br>E: 0<br>K: 1<br>S: 6<br>H: 1<br>LOB: 1<br>BB: 0<br>P: 6 | R: 3<br>E: 0<br>K: 1<br>S: 8<br>H: 4<br>LOB: 3<br>BB: 2<br>P: 16 | R: 0<br>E: 0<br>K: 1<br>S: 6<br>H: 1<br>LOB: 2<br>BB: 0<br>P: 7 | R: 0<br>E: 0<br>K: 0<br>S: 4<br>H: 1<br>LOB: 3<br>BB: 2<br>P: 12 | R: 0<br>E: 0<br>K: 0<br>S: 3<br>H: 0<br>LOB: 0<br>BB: 0<br>P: 3 | R: 0<br>E: 0<br>K: 0<br>S: 3<br>H: 0<br>LOB: 1<br>BB: 1<br>P: 7 | R: 3<br>E: 0<br>K: 0<br>S: 7<br>H: 4<br>LOB: 2<br>BB: 0<br>P: 7 | | 1B: 10<br>2B: 1<br>3B: 0<br>HR: 2<br>SF: 0<br>SAC: 1<br>DP: 0<br>HBP: 1 | | | | | | |

| PITCHER | | IP | WLS | BF | H | R | ER | SO | BB | IBB | HBP | BLK | WP | HR | S | P | ERA | WHIP |
|---|---|---|---|---|---|---|---|---|---|---|---|---|---|---|---|---|---|---|
| Diego Segui, R<br>ERA: 4.5 | (1, 1) | 2.1 | L | 14 | 6 | 5 | 5 | 1 | 0 | 1 | 0 | 0 | 0 | 1 | 15 | 19 | 19.29 | 2.571 |
| Wes Stock, R<br>ERA: 2.37 | (3, 1) | 1.2 | | 8 | 2 | 0 | 0 | 2 | 1 | 0 | 1 | 0 | 0 | 0 | 10 | 15 | 0.00 | 1.800 |
| Orlando Pena, R<br>ERA: 4.4 | (5, 1) | 1.0 | | 6 | 1 | 0 | 0 | 0 | 2 | 0 | 0 | 0 | 0 | 0 | 4 | 12 | 0.00 | 3.000 |
| John Wyatt, R<br>ERA: 3.77 | (6, 1) | 3.0 | | 14 | 4 | 3 | 3 | 0 | 1 | 0 | 0 | 0 | 0 | 1 | 13 | 17 | 9.00 | 1.667 |

| PITCHER | | IP | WLS | BF | H | R | ER | SO | BB | IBB | HBP | BLK | WP | HR | S | P | ERA | WHIP |
|---|---|---|---|---|---|---|---|---|---|---|---|---|---|---|---|---|---|---|

# BOTTOM

# Kansas City Athletics @ New York Yankees

Yankee Stadium, Bronx, NY

Sat Sep 19 1964, 3:33 AM EDT

Att. 9,458 - Overcast - 61 F

livebaseballscorecards.com

| | |
|---|---|
| AB | 35 |
| R | 8 |
| H | 13 |
| RBI | 8 |
| BB | 5 |
| SO | 3 |
| LOB | 21 |

WP: 0 PA: 42
PB: 0
SB: 1
CS: 0

| Batter | 1 | 2 | 3 | 4 | 5 | 6 | 7 | 8 | 9 | AB | R | H | RBI | BB | SO | LOB |
|---|---|---|---|---|---|---|---|---|---|---|---|---|---|---|---|---|
| Bert Campaneris, R (1, 7) (4, 6)<br>OBP: 0.326, SLG: 0.406 | F3 | | K | | | F8 | | | F7 | 4 | 0 | 0 | 0 | 0 | 1 | 0 |
| Dick Green, R (1, 4)<br>OBP: 0.314, SLG: 0.386 | CS 1B | | | K | | | L6 | | | 3 | 0 | 1 | 0 | 0 | 1 | 0 |
| Wayne Causey, L (1, 6)<br>OBP: 0.393, SLG: 0.401 | F7 1-2 | | | G6-4-3 HBP | | | K | | | 1 | 0 | 0 | 0 | 0 | 0 | 1 |
| Ken Harrelson, R (4, PR) (4, 7)<br>OBP: 0.252, SLG: 0.405 | | | | | | | | | | 1 | 0 | 0 | 0 | 0 | 1 | 0 |
| Rocky Colavito, R (1, 9)<br>OBP: 0.369, SLG: 0.525 | | F8 | | G6-4-3 1-2f | | | F8 | | | 3 | 0 | 0 | 0 | 0 | 0 | 1 |
| Jim Gentile, L (1, 3)<br>OBP: 0.382, SLG: 0.488 | | F5 | | | F9 | | | 3-1 | | 3 | 0 | 0 | 0 | 0 | 0 | 0 |
| Billy Bryan, L (1, 2)<br>OBP: 0.286, SLG: 0.465 | | FC5-4 1B | | | P6 | | | 4-3 | | 3 | 0 | 1 | 0 | 0 | 0 | 0 |
| Ed Charles, R (1, 5)<br>OBP: 0.318, SLG: 0.367 | | FC5-4 1-2f | | | F9 | | | F7 | | 3 | 0 | 0 | 0 | 0 | 0 | 1 |
| Nelson Mathews, R (1, 8)<br>OBP: 0.298, SLG: 0.383 | | | K | | | 6-3 | | | 5-3 | 3 | 0 | 0 | 0 | 0 | 1 | 0 |
| John O'Donoghue, R (1, 1)<br>OBP: 0.245, SLG: 0.302 | | | 5-3 | | | 4-3 | | | K | 1 | 0 | 0 | 0 | 0 | 0 | 0 |
| Wes Stock, R (5, 1)<br>OBP: 0.211, SLG: 0.167 | | | | | | | | | | 0 | 0 | 0 | 0 | 0 | 0 | 0 |
| Manny Jimenez, L (6, PH)<br>OBP: 0.289, SLG: 0.442 | | | | | | | | | | 1 | 0 | 0 | 0 | 0 | 0 | 0 |
| Ted Bowsfield, R (6, 1)<br>OBP: 0.174, SLG: 0.095 | | | | | | | | | | 0 | 0 | 0 | 0 | 0 | 0 | 0 |
| Larry Stahl, L (9, PH)<br>OBP: 0.200, SLG: 0.400 | | | | | | | | | | 1 | 0 | 0 | 0 | 0 | 1 | 0 |

| Inning Stats | 1 | 2 | 3 | 4 | 5 | 6 | 7 | 8 | 9 |
|---|---|---|---|---|---|---|---|---|---|
| R | 0 | 0 | 0 | 0 | 0 | 0 | 0 | 0 | 0 |
| E | 0 | 0 | 0 | 0 | 0 | 0 | 0 | 0 | 0 |
| K | 0 | 0 | 2 | 1 | 0 | 0 | 1 | 0 | 1 |
| S | 3 | 4 | 7 | 4 | 3 | 3 | 5 | 3 | 5 |
| H | 1 | 1 | 0 | 0 | 0 | 0 | 0 | 0 | 0 |
| LOB | 0 | 1 | 0 | 1 | 0 | 0 | 0 | 0 | 0 |
| BB | 0 | 0 | 0 | 0 | 0 | 0 | 0 | 0 | 0 |
| P | 3 | 4 | 7 | 5 | 3 | 3 | 5 | 3 | 5 |

| PITCHER | IP | WLS | BF | H | R | ER | SO | BB | IBB | HBP | BLK | WP | HR | S | P | ERA | WHIP |
|---|---|---|---|---|---|---|---|---|---|---|---|---|---|---|---|---|---|
| Jim Bouton, R (1, 1)<br>ERA: 2.76 | 9.0 | W | 28 | 2 | 0 | 0 | 5 | 0 | 0 | 1 | 0 | 0 | 0 | 37 | 38 | 0.00 | 0.222 |

| PITCHER | IP | WLS | BF | H | R | ER | SO | BB | IBB | HBP | BLK | WP | HR | S | P | ERA | WHIP |
|---|---|---|---|---|---|---|---|---|---|---|---|---|---|---|---|---|---|

1B: 2 SF: 0
2B: 0 SAC: 0
3B: 0 DP: 1
HR: 0 HBP: 1

WP: 0 PA: 28
PB: 0
SB: 0
CS: 1

TOP

# Kansas City Athletics @ New York Yankees

Yankee Stadium, Bronx, NY

Sun Sep 20 1964, 3:33 AM EDT
Att. 15,674 - Cloudy - 63 F

livebaseballscorecards.com

| | |
|---|---|
| AB | 27 |
| R | 0 |
| H | 2 |
| RBI | 0 |
| BB | 0 |
| SO | 5 |
| LOB | 3 |

| Batter | 1 | 2 | 3 | 4 | 5 | 6 | 7 | 8 | 9 | AB | R | H | RBI | BB | SO | LOB |
|---|---|---|---|---|---|---|---|---|---|---|---|---|---|---|---|---|
| Tony Kubek, L (1, 6)<br>OBP: 0.275, SLG: 0.340 | S S S 0-3 ① K | | x 0-0 ② 5-3 2-3 | | x 0-0 ① G3 | x 0-0 ① F9 | | x 0-0 1B | | 5 | 0 | 1 | 0 | 0 | 1 | 4 |
| Bobby Richardson, R (1, 4)<br>OBP: 0.293, SLG: 0.333 | x 0-0 ② 5-3 | | x 0-0 1B 3-H 1B | | x 0-0 BB 1B 1B | x 0-0 ② SH4-3 1-2 2-3 3-H | | x 0-0 ③ F7 | | 4 | 1 | 2 | 2 | 0 | 0 | 1 |
| Roger Maris, L (1, 8)<br>OBP: 0.369, SLG: 0.464 | x 0-0 ③ 4-3 | | x 0-0 FC5-4 1-2 1B | | x 0-0 ② P6 | x 0-0 ③ P4 | | | | 4 | 0 | 1 | 0 | 0 | 0 | 3 |
| Mickey Mantle, S (1, 9)<br>OBP: 0.416, SLG: 0.589<br>Roger Repoz, L (8, 9) | | x 0-0 ① 6-3 | x 0-0 ③ FC5-4 1-2f | | B B B 4-0 1B 1-2 BB | | x 0-0 ① L8 | | | 3 | 0 | 0 | 0 | 1 | 0 | 2 |
| | | | | | | | | | | 0 | 0 | 0 | 0 | 0 | 0 | 0 |
| Elston Howard, R (1, 2)<br>OBP: 0.362, SLG: 0.447 | | B B B B 4-0 FC6-4 BB | | x 0-0 ① F8 | x 0-0 1-3 2-H 1B | | x 0-0 ② L9 | | | 3 | 0 | 1 | 1 | 1 | 0 | 0 |
| Hector Lopez, R (1, 7)<br>OBP: 0.321, SLG: 0.429 | | x 0-0 ② FC6-4 FC4-6 1-2f | | S S S 0-3 ② K | x 0-0 ③ F5 | | x 0-0 1B | | | 4 | 0 | 1 | 0 | 0 | 1 | 3 |
| Joe Pepitone, L (1, 3)<br>OBP: 0.278, SLG: 0.409 | | x 0-0 ③ FC4-6 1-2f | | x 0-0 3B 1B | | x 0-0 E E SH4-3 1B | x 0-0 ③ F5 | | | 4 | 2 | 2 | 0 | 0 | 0 | 2 |
| Clete Boyer, R (1, 5)<br>OBP: 0.276, SLG: 0.314 | | | x 0-0 5-3 SH1-4 1B 1B | x 0-0 1-H 3B | | x 0-0 FC5 SH4-3 E 1-2 | | x 0-0 ① 5-3 | | 4 | 1 | 2 | 1 | 0 | 0 | 1 |
| Jim Bouton, R (1, 1)<br>OBP: 0.126, SLG: 0.138 | | | x 0-0 ① SH1-4 1-2 | x 0-0 ③ 5-3 | | x 0-0 E1 SH4-3 1-2 2-3 | | x 0-0 ② 1-3 | | 3 | 0 | 0 | 0 | 0 | 0 | 3 |
| Inning Stats | R: 0 H: 0<br>E: 0 LOB: 0<br>K: 1 BB: 0<br>S: 5 P: 5 | R: 0 H: 0<br>E: 0 LOB: 1<br>K: 0 BB: 1<br>S: 3 P: 7 | R: 1 H: 3<br>E: 0 LOB: 2<br>K: 0 BB: 0<br>S: 6 P: 6 | R: 1 H: 2<br>E: 0 LOB: 1<br>K: 1 BB: 0<br>S: 7 P: 7 | R: 1 H: 2<br>E: 0 LOB: 2<br>K: 0 BB: 1<br>S: 5 P: 9 | R: 1 H: 1<br>E: 2 LOB: 2<br>K: 0 BB: 0<br>S: 6 P: 6 | R: 0 H: 1<br>E: 0 LOB: 1<br>K: 0 BB: 0<br>S: 4 P: 4 | R: 0 H: 1<br>E: 0 LOB: 1<br>K: 0 BB: 0<br>S: 4 P: 4 | | 1B: 9 SF: 0<br>2B: 0 SAC: 2<br>3B: 1 DP: 0<br>HR: 0 HBP: 0 | | | | | | WP: 0 PA: 38<br>PB: 0<br>SB: 0<br>CS: 0 |

| PITCHER | | IP | WLS | BF | H | R | ER | SO | BB | IBB | HBP | BLK | WP | HR | S | P | ERA | WHIP |
|---|---|---|---|---|---|---|---|---|---|---|---|---|---|---|---|---|---|---|
| John O'Donoghue, L<br>ERA: 4.76 | (1, 1) | 4.2 | L | 23 | 7 | 3 | 3 | 2 | 2 | 0 | 0 | 0 | 0 | 0 | 25 | 33 | 5.79 | 1.929 |
| Wes Stock, R<br>ERA: 2.37 | (5, 1) | 0.1 | | 1 | 0 | 0 | 0 | 0 | 0 | 0 | 0 | 0 | 0 | 0 | 1 | 1 | 0.00 | 0.000 |
| Ted Bowsfield, L<br>ERA: 4.47 | (6, 1) | 3.0 | | 14 | 3 | 1 | 0 | 0 | 0 | 0 | 0 | 0 | 0 | 0 | 14 | 14 | 0.00 | 1.000 |

| PITCHER | IP | WLS | BF | H | R | ER | SO | BB | IBB | HBP | BLK | WP | HR | S | P | ERA | WHIP |
|---|---|---|---|---|---|---|---|---|---|---|---|---|---|---|---|---|---|

# BOTTOM

## Kansas City Athletics @ New York Yankees

Yankee Stadium, Bronx, NY

Sun Sep 20 1964, 3:33 AM EDT
Att. 15,674 - Cloudy - 63 F

livebaseballscorecards.com

| | |
|---|---|
| AB | 34 |
| R | 4 |
| H | 10 |
| RBI | 4 |
| BB | 2 |
| SO | 2 |
| LOB | 19 |

| Batter | 1 | 2 | 3 | 4 | 5 | 6 | 7 | 8 | 9 | AB | R | H | RBI | BB | SO | LOB |
|---|---|---|---|---|---|---|---|---|---|---|---|---|---|---|---|---|
| Phil Linz, R (1, 6)<br>OBP: 0.328, SLG: 0.363 | F3 | BBB 4-0 1-2 BB | | | 1-3 | | BBB 4-0 1B BB | 5-3 | | 3 | 0 | 0 | 0 | 2 | 0 | 1 |
| Bobby Richardson, R (1, 4)<br>OBP: 0.290, SLG: 0.331 | F5 | F8 | | | 5-3 | | L5 | | 1-3 | 5 | 0 | 0 | 0 | 0 | 0 | 3 |
| Roger Maris, L (1, 8)<br>OBP: 0.373, SLG: 0.474 | 1B | | HR | | G3 | | 1-3 1B | | FC6-4 1B | 5 | 1 | 4 | 1 | 0 | 0 | 0 |
| Mickey Mantle, S (1, 7)<br>OBP: 0.414, SLG: 0.583 | 4-3 | | F8 | | | BBB 4-0 1B 1B BB | SSS 0-3 K | | F8 | 4 | 1 | 0 | 0 | 1 | 1 | 4 |
| Roger Repoz, L (9, 9) | | | | | | | | | | 0 | 0 | 0 | 0 | 0 | 0 | 0 |
| Elston Howard, R (1, 2)<br>OBP: 0.362, SLG: 0.446 | | 0-0 HR 1B | L8 | | | 0-0 1-3 1B | SSS 0-3 K | | 0-0 FC6-4 1-2f | 5 | 1 | 2 | 0 | 0 | 1 | 3 |
| Joe Pepitone, L (1, 3)<br>OBP: 0.279, SLG: 0.415 | | 0-0 1-H HR | 4-3 | | | 0-0 1-3 3-H 1B | | 0-0 L9 | | 4 | 1 | 2 | 3 | 0 | 0 | 0 |
| Tom Tresh, S (1, 9)<br>OBP: 0.339, SLG: 0.395 (9, 7) | 4-3 | | | F2 | | SSS 0-3 K | | 0-0 1B 2B | | 4 | 1 | 1 | 0 | 0 | 1 | 2 |
| Clete Boyer, R (1, 5)<br>OBP: 0.275, SLG: 0.314 | BB 1B | | | SSS 0-3 K | | SSS 0-3 K | | SSS 0-3 K | | 4 | 0 | 1 | 0 | 0 | 3 | 3 |
| Mel Stottlemyre, R (1, 1)<br>OBP: 0.161, SLG: 0.133 | F3 | | | F9 | | F4 | | 2-H 1B | | 4 | 0 | 1 | 1 | 0 | 0 | 3 |
| Pedro Ramos, S (9, 1)<br>OBP: 0.200, SLG: 0.302 | | | | | | | | | | 0 | 0 | 0 | 0 | 0 | 0 | 0 |
| Inning Stats | R: 0 E: 0 K: 0 S: 4 H: 1 LOB: 1 BB: 0 P: 4 | R: 2 E: 0 K: 0 S: 6 H: 3 LOB: 2 BB: 1 P: 10 | R: 1 E: 0 K: 0 S: 4 H: 1 LOB: 0 BB: 0 P: 4 | R: 0 E: 0 K: 1 S: 5 H: 0 LOB: 0 BB: 0 P: 5 | R: 0 E: 0 K: 0 S: 3 H: 0 LOB: 0 BB: 0 P: 3 | R: 1 E: 0 K: 2 S: 9 H: 2 LOB: 2 BB: 1 P: 13 | R: 0 E: 0 K: 2 S: 8 H: 1 LOB: 2 BB: 1 P: 12 | R: 1 E: 0 K: 1 S: 7 H: 2 LOB: 1 BB: 0 P: 7 | R: 0 E: 0 K: 0 S: 4 H: 1 LOB: 1 BB: 0 P: 4 | 1B: 8 2B: 1 3B: 0 HR: 2 | SF: 0 SAC: 0 DP: 0 HBP: 0 | | | | | | |

| PITCHER | | IP | WLS | BF | H | R | ER | SO | BB | IBB | HBP | BLK | WP | HR | S | P | ERA | WHIP |
|---|---|---|---|---|---|---|---|---|---|---|---|---|---|---|---|---|---|---|
| Sonny Siebert, R<br>ERA: 3.19 | (1, 1) | 5.0 | L | 24 | 7 | 4 | 4 | 1 | 2 | 0 | 0 | 0 | 0 | 2 | 24 | 32 | 7.20 | 1.800 |
| Lee Stange, R<br>ERA: 4.17 | (6, 1) | 2.0 | | 8 | 1 | 0 | 0 | 4 | 1 | 0 | 0 | 0 | 0 | 0 | 15 | 19 | 0.00 | 1.000 |
| Gary Bell, R<br>ERA: 4.45 | (8, 1) | 2.0 | | 9 | 3 | 1 | 1 | 1 | 0 | 0 | 0 | 0 | 0 | 0 | 11 | 11 | 4.50 | 1.500 |

| PITCHER | IP | WLS | BF | H | R | ER | SO | BB | IBB | HBP | BLK | WP | HR | S | P | ERA | WHIP |
|---|---|---|---|---|---|---|---|---|---|---|---|---|---|---|---|---|---|

# New York Yankees @ Cleveland Indians

Cleveland Municipal Stadium, Cleveland, OH

Tue Sep 22 1964, 7:05 PM EDT

Cloudy

TOP

livebaseballscorecards.com

| | |
|---|---|
| AB | 38 |
| R | 5 |
| H | 11 |
| RBI | 5 |
| BB | 3 |
| SO | 6 |
| LOB | 19 |

| | | | |
|---|---|---|---|
| WP: 0 | PB: 0 | SB: 0 | CS: 0 |
| PA: 41 | | | |

# BOTTOM

## New York Yankees @ Cleveland Indians

Cleveland Municipal Stadium, Cleveland, OH

Tue Sep 22 1964, 7:05 PM EDT

Cloudy

livebaseballscorecards.com

| Batter | 1 | 2 | 3 | 4 | 5 | 6 | 7 | 8 | 9 | AB | R | H | RBI | BB | SO | LOB |
|---|---|---|---|---|---|---|---|---|---|---|---|---|---|---|---|---|
| Chico Salmon, R (1, 9)<br>OBP: 0.333, SLG: 0.419 | 6-3 | G6-4-3<br>1-2f | | | F5 | | 4-3 | | | 3 | 0 | 0 | 0 | 0 | 0 | 1 |
| Fred Whitfield, L (7, PH)<br>OBP: 0.298, SLG: 0.424 | | | | | | | | | | 1 | 0 | 0 | 0 | 0 | 0 | 1 |
| Gary Bell, R (8, 1)<br>OBP: 0.412, SLG: 0.375 | | | | | | | | | | 0 | 0 | 0 | 0 | 0 | 0 | 0 |
| Dick Howser, R (1, 6)<br>OBP: 0.340, SLG: 0.325 | 1B 2B BB | | K | | BB | | | E G4-6-3 1B | | 2 | 2 | 1 | 0 | 2 | 1 | 0 |
| Bob Chance, L (1, 3)<br>OBP: 0.358, SLG: 0.451 | 1-3 2B 1B | | K | | K | | | E5 G4-6-3<br>1-3 | | 4 | 1 | 1 | 0 | 0 | 2 | 2 |
| Tommie Agee, R (8, PR) | | | | | | | | | | 0 | 0 | 0 | 0 | 0 | 0 | 0 |
| Billy Moran, R (9, 3)<br>OBP: 0.305, SLG: 0.304 | | | | | | | | | | 0 | 0 | 0 | 0 | 0 | 0 | 0 |
| Leon Wagner, L (1, 7)<br>OBP: 0.324, SLG: 0.448 | K | | 3-1 | | | K | | G4-6-3<br>1-2f 3-H | | 4 | 0 | 0 | 0 | 0 | 2 | 3 |
| Max Alvis, R (1, 5)<br>OBP: 0.324, SLG: 0.451 | 1-H 3-H 2B | | | F8 2B | | 6-3 | | 5-3 | | 4 | 0 | 2 | 2 | 0 | 0 | 1 |
| Vic Davalillo, L (1, 8)<br>OBP: 0.315, SLG: 0.357 | BB | | | K | | 4-3 | | | FC1-6-4 1B | 3 | 0 | 1 | 0 | 1 | 1 | 1 |
| John Romano, R (1, 2)<br>OBP: 0.337, SLG: 0.448 | 1-3 | | | F8<br>2-3 | | | K | | FC1-6-4<br>1B<br>1-2f | 4 | 0 | 0 | 0 | 0 | 1 | 4 |
| Woodie Held, R (1, 4)<br>OBP: 0.332, SLG: 0.431 | | G6-4-3 1B | | F7 | | | K | | G4-6-3<br>1-3 1B | 4 | 0 | 2 | 0 | 0 | 1 | 1 |
| Tony Martinez, R (9, PR) | | | | | | | | | | 0 | 0 | 0 | 0 | 0 | 0 | 0 |
| Sonny Siebert, R (1, 1)<br>OBP: 0.261, SLG: 0.467 | | F8 | | | K | | 1B | | G4-6-3<br>1-2f | 2 | 0 | 0 | 0 | 0 | 1 | 1 |
| Lee Stange, R (6, 1)<br>OBP: 0.175, SLG: 0.061 | | | | | | | | | | 0 | 0 | 0 | 0 | 0 | 0 | 0 |
| Al Luplow, L (7, PH) (8, 9)<br>OBP: 0.214, SLG: 0.154 | | | | | | | | | | 2 | 0 | 1 | 0 | 0 | 0 | 2 |
| Inning Stats | R: 2 E: 0 K: 1 S: 7 H: 2 LOB: 2 BB: 2 P: 15 | R: 0 E: 0 K: 0 S: 3 H: 1 LOB: 0 BB: 0 P: 3 | R: 0 E: 0 K: 2 S: 7 H: 0 LOB: 0 BB: 0 P: 7 | R: 0 E: 0 K: 1 S: 6 H: 1 LOB: 1 BB: 0 P: 6 | R: 0 E: 0 K: 2 S: 7 H: 0 LOB: 1 BB: 1 P: 11 | R: 0 E: 0 K: 1 S: 5 H: 0 LOB: 0 BB: 0 P: 5 | R: 0 E: 0 K: 2 S: 8 H: 1 LOB: 1 BB: 0 P: 8 | R: 1 E: 1 K: 0 S: 4 H: 1 LOB: 1 BB: 0 P: 4 | R: 0 E: 0 K: 0 S: 4 H: 2 LOB: 2 BB: 0 P: 4 | 1B: 6<br>2B: 2<br>3B: 0<br>HR: 0 | SF: 0<br>SAC: 0<br>DP: 3<br>HBP: 0 | | | | | |

| | AB | 33 |
|---|---|---|
| | R | 3 |
| | H | 8 |
| | RBI | 2 |
| | BB | 3 |
| | SO | 9 |
| | LOB | 17 |

WP: 0 PB: 0 SB: 0 CS: 0 PA: 36

| PITCHER | | IP | WLS | BF | H | R | ER | SO | BB | IBB | HBP | BLK | WP | HR | S | P | ERA | WHIP |
|---|---|---|---|---|---|---|---|---|---|---|---|---|---|---|---|---|---|---|
| Mel Stottlemyre, R<br>ERA: 2.19 | (1, 1) | 8.1 | W | 35 | 8 | 3 | 2 | 9 | 3 | 0 | 0 | 0 | 0 | 0 | 50 | 62 | 2.16 | 1.320 |
| Pedro Ramos, R<br>ERA: 4.82 | (9, 1) | 0.2 | S | 1 | 0 | 0 | 0 | 0 | 0 | 0 | 0 | 0 | 0 | 0 | 1 | 1 | 0.00 | 0.000 |

| PITCHER | IP | WLS | BF | H | R | ER | SO | BB | IBB | HBP | BLK | WP | HR | S | P | ERA | WHIP |
|---|---|---|---|---|---|---|---|---|---|---|---|---|---|---|---|---|---|

| Batter | 1 | 2 | 3 | 4 | 5 | 6 | 7 | 8 | 9 | AB | R | H | RBI | BB | SO | LOB |
|---|---|---|---|---|---|---|---|---|---|---|---|---|---|---|---|---|
| Phil Linz, R (1, 6)<br>OBP: 0.331, SLG: 0.374 | 6-3 | | 5-3 | | | HR | | BB<br>CS | 2B<br>1B<br>1-3<br>2-H<br>3-H | 4 | 2 | 2 | 2 | 1 | 0 | 0 |
| Bobby Richardson, R (1, 4)<br>OBP: 0.293, SLG: 0.333 | G3<br>HR<br>1B | | 6-3 | | | F5 | | BB<br>CS<br>1-2 | 2B<br>1-H | 4 | 1 | 2 | 1 | 1 | 0 | 0 |
| Roger Maris, L (1, 8)<br>OBP: 0.371, SLG: 0.471 | G3<br>1-2 | | F6 | | | F7 | | 1B<br>1-2 | L7 | 5 | 0 | 1 | 0 | 0 | 0 | 2 |
| Mickey Mantle, S (1, 7)<br>OBP: 0.415, SLG: 0.589<br>Hal Reniff, R (8, 1)<br>OBP: 0.100, SLG: 0.100 | HR<br>2-H | | | 4-3 | | 1B<br>2B | | K<br>K | K | 4<br>1 | 1<br>0 | 2<br>0 | 2<br>0 | 0<br>0 | 1<br>1 | 1<br>1 |
| Elston Howard, R (1, 2)<br>OBP: 0.363, SLG: 0.451 | 6-3 | | | K | | 2B<br>1-3 | | | 1B<br>2B | 4 | 1 | 2 | 0 | 0 | 1 | 0 |
| Joe Pepitone, L (1, 3)<br>OBP: 0.279, SLG: 0.412 | | 4-3 | | 4-3 | | 6-3 | | | 1B<br>1B<br>BB | 3 | 1 | 0 | 0 | 1 | 0 | 2 |
| Tom Tresh, S (1, 9)<br>OBP: 0.340, SLG: 0.396<br>(8, 7) | | 1B | | | F8 | | K | | BB<br>1B<br>1B<br>1-3<br>2-H | 4 | 1 | 2 | 1 | 0 | 1 | 0 |
| Clete Boyer, R (1, 5)<br>OBP: 0.275, SLG: 0.313 | | F7 | | | 4-3 | | 4-3 | | BB<br>1B<br>1-2<br>3-H | 4 | 1 | 1 | 1 | 0 | 0 | 1 |
| Whitey Ford, L (1, 1)<br>OBP: 0.264, SLG: 0.148<br>Roger Repoz, L (8, 9) | | K | | | K | | 4-3 | | 1B<br>BB<br>1-2<br>2-3 | 3<br>0 | 0<br>0 | 0<br>0 | 0<br>0 | 0<br>1 | 2<br>0 | 1<br>0 |
| Inning Stats | R: 2<br>E: 0<br>K: 0<br>S: 5<br>H: 2<br>LOB: 0<br>BB: 0<br>P: 5 | R: 0<br>E: 0<br>K: 1<br>S: 6<br>H: 1<br>LOB: 1<br>BB: 0<br>P: 6 | R: 0<br>E: 0<br>K: 0<br>S: 3<br>H: 0<br>LOB: 0<br>BB: 0<br>P: 3 | R: 0<br>E: 0<br>K: 1<br>S: 5<br>H: 0<br>LOB: 0<br>BB: 0<br>P: 5 | R: 0<br>E: 0<br>K: 1<br>S: 5<br>H: 0<br>LOB: 0<br>BB: 0<br>P: 5 | R: 1<br>E: 0<br>K: 0<br>S: 6<br>H: 3<br>LOB: 2<br>BB: 0<br>P: 6 | R: 0<br>E: 0<br>K: 1<br>S: 5<br>H: 0<br>LOB: 0<br>BB: 0<br>P: 5 | R: 0<br>E: 0<br>K: 1<br>S: 4<br>H: 1<br>LOB: 1<br>BB: 2<br>P: 12 | R: 5<br>E: 0<br>K: 1<br>S: 9<br>H: 5<br>LOB: 1<br>BB: 2<br>P: 17 | 1B: 7<br>2B: 3<br>3B: 0<br>HR: 2<br>SF: 0<br>SAC: 0<br>DP: 0<br>HBP: 0 | | | | | | |

| PITCHER | | IP | WLS | BF | H | R | ER | SO | BB | IBB | HBP | BLK | WP | HR | S | P | ERA | WHIP |
|---|---|---|---|---|---|---|---|---|---|---|---|---|---|---|---|---|---|---|
| Dick Donovan, R<br>ERA: 4.56 | (1, 1) | 5.2 | L | 23 | 6 | 3 | 3 | 3 | 0 | 0 | 0 | 0 | 0 | 2 | 29 | 29 | 4.76 | 1.059 |
| Tommy John, L<br>ERA: 4.46 | (6, 1) | 0.1 | | 1 | 0 | 0 | 0 | 0 | 0 | 0 | 0 | 0 | 0 | 0 | 1 | 1 | 0.00 | 0.000 |
| Ted Abernathy, R<br>ERA: 4.11 | (7, 1) | 2.0 | | 7 | 1 | 0 | 0 | 2 | 2 | 0 | 0 | 0 | 0 | 0 | 9 | 17 | 0.00 | 1.500 |
| Don McMahon, R<br>ERA: 2.32 | (9, 1) | 0.0 | | 5 | 3 | 5 | 5 | 0 | 2 | 0 | 0 | 0 | 0 | 0 | 3 | 11 | ∞ | ∞ |
| Jerry Walker, R<br>ERA: 5.87 | (9, 1) | 1.0 | | 4 | 2 | 0 | 0 | 1 | 0 | 0 | 0 | 0 | 0 | 0 | 6 | 6 | 0.00 | 2.000 |

| PITCHER | IP | WLS | BF | H | R | ER | SO | BB | IBB | HBP | BLK | WP | HR | S | P | ERA | WHIP |
|---|---|---|---|---|---|---|---|---|---|---|---|---|---|---|---|---|---|

# TOP

## New York Yankees @ Cleveland Indians

Cleveland Municipal Stadium, Cleveland, OH

Tue Sep 22 1964, 7:05 PM EDT

Att. 22,557 - Cloudy

livebaseballscorecards.com

| | |
|---|---|
| AB | 36 |
| R | 8 |
| H | 12 |
| RBI | 7 |
| BB | 4 |
| SO | 6 |
| LOB | 8 |

| Batter | 1 | 2 | 3 | 4 | 5 | 6 | 7 | 8 | 9 | AB | R | H | RBI | BB | SO | LOB |
|---|---|---|---|---|---|---|---|---|---|---|---|---|---|---|---|---|
| Chico Salmon, R (1, 9)<br>OBP: 0.332, SLG: 0.417 | G3 | | L4 | | | FC3-6 1B (1-2) | | 4-3 | | 4 | 0 | 1 | 0 | 0 | 0 | 0 |
| Billy Moran, R (9, 4)<br>OBP: 0.305, SLG: 0.304 | | | | | | | | | | 0 | 0 | 0 | 0 | 0 | 0 | 0 |
| Dick Howser, R (1, 6)<br>OBP: 0.338, SLG: 0.323 | 6-3 | | | F8 | | FC3-6 (1-2f 2-3) | | | 1-3 | 4 | 0 | 0 | 0 | 0 | 0 | 2 |
| Bob Chance, L (1, 3)<br>OBP: 0.357, SLG: 0.451 | 1-3 | | | 3-1 | | F7 | | | 2B | 4 | 0 | 1 | 0 | 0 | 0 | 2 |
| Max Alvis, R (1, 5)<br>OBP: 0.321, SLG: 0.446 | | 6-3 | | K (SSS) | | | F3 | | F2 | 4 | 0 | 0 | 0 | 0 | 1 | 1 |
| John Romano, R (1, 2)<br>OBP: 0.337, SLG: 0.445 | | F9 | | | F9 | | FC5-4 (BBBB) | | 4-3 | 2 | 0 | 0 | 0 | 1 | 0 | 0 |
| Duke Sims, L (9, PH) | | | | | | | | | | 1 | 0 | 0 | 0 | 0 | 0 | 1 |
| George Banks, R (1, 7)<br>OBP: 0.444, SLG: 1.222 | HR | | | | K (SSS) | | FC5-4 (1-2f) | | | 3 | 1 | 1 | 1 | 0 | 1 | 1 |
| Tommie Agee, R (1, 8) | 2-3 | | | | 4-3 | | G3 | | | 3 | 0 | 0 | 0 | 0 | 0 | 1 |
| (9, 9) | | | | | | | | | | | | | | | | |
| Larry Brown, R (1, 4)<br>OBP: 0.293, SLG: 0.392 | | | 6-3 | | | FC6-4 1B | | 6-3 | | 2 | 0 | 1 | 0 | 0 | 0 | 0 |
| Vic Davalillo, L (8, PH)<br>OBP: 0.314, SLG: 0.357 | | | | | | | | | | 1 | 0 | 0 | 0 | 0 | 0 | 0 |
| (9, 8) | | | | | | | | | | | | | | | | |
| Dick Donovan, L (1, 1)<br>OBP: 0.305, SLG: 0.208 | | | | | | | | | | 1 | 0 | 0 | 0 | 0 | 0 | 0 |
| Tommy John, R (6, 1)<br>OBP: 0.208, SLG: 0.208 | | | | | | | | | | 0 | 0 | 0 | 0 | 0 | 0 | 0 |
| Tony Martinez, R (6, PH) | | | | | | | | | | 1 | 0 | 0 | 0 | 0 | 0 | 1 |
| Ted Abernathy, R (7, 1) | | | | | | | | | | 0 | 0 | 0 | 0 | 0 | 0 | 0 |
| Tito Francona, L (8, PH)<br>OBP: 0.363, SLG: 0.365 | | | | | | | | | | 1 | 0 | 0 | 0 | 0 | 1 | 0 |
| Don McMahon, R (9, 1)<br>OBP: 0.143, SLG: 0.143 | | | | | | | | | | 0 | 0 | 0 | 0 | 0 | 0 | 0 |
| Jerry Walker, S (9, 1) | | | | | | | | | | 0 | 0 | 0 | 0 | 0 | 0 | 0 |
| Inning Stats | R: 0 H: 0<br>E: 0 LOB: 0<br>K: 0 BB: 0<br>S: 3 P: 3 | R: 1 H: 1<br>E: 0 LOB: 0<br>K: 0 BB: 0<br>S: 4 P: 4 | R: 0 H: 0<br>E: 0 LOB: 0<br>K: 0 BB: 0<br>S: 3 P: 3 | R: 0 H: 0<br>E: 0 LOB: 0<br>K: 1 BB: 0<br>S: 5 P: 5 | R: 0 H: 0<br>E: 0 LOB: 0<br>K: 1 BB: 0<br>S: 5 P: 5 | R: 0 H: 2<br>E: 0 LOB: 2<br>K: 0 BB: 0<br>S: 5 P: 5 | R: 0 H: 0<br>E: 0 LOB: 1<br>K: 0 BB: 1<br>S: 3 P: 7 | R: 0 H: 0<br>E: 0 LOB: 0<br>K: 1 BB: 0<br>S: 5 P: 5 | R: 0 H: 1<br>E: 0 LOB: 1<br>K: 0 BB: 0<br>S: 4 P: 4 | 1B: 2 SF: 0<br>2B: 1 SAC: 0<br>3B: 0 DP: 0<br>HR: 1 HBP: 0 | | | | | | |

| PITCHER | | IP | WLS | BF | H | R | ER | SO | BB | IBB | HBP | BLK | WP | HR | S | P | ERA | WHIP |
|---|---|---|---|---|---|---|---|---|---|---|---|---|---|---|---|---|---|---|
| Whitey Ford, L<br>ERA: 2.2 | (1, 1) | 7.0 | W | 25 | 3 | 1 | 1 | 2 | 1 | 0 | 0 | 0 | 0 | 1 | 28 | 32 | 1.29 | 0.571 |
| Hal Reniff, R<br>ERA: 3.09 | (8, 1) | 2.0 | S | 7 | 1 | 0 | 0 | 1 | 0 | 0 | 0 | 0 | 0 | 0 | 9 | 9 | 0.00 | 0.500 |

| PITCHER | IP | WLS | BF | H | R | ER | SO | BB | IBB | HBP | BLK | WP | HR | S | P | ERA | WHIP |
|---|---|---|---|---|---|---|---|---|---|---|---|---|---|---|---|---|---|

# BOTTOM

## New York Yankees @ Cleveland Indians

Cleveland Municipal Stadium, Cleveland, OH

Tue Sep 22 1964, 7:05 PM EDT

Att. 22,557 - Cloudy

livebaseballscorecards.com

| | |
|---|---|
| AB | 31 |
| R | 1 |
| H | 4 |
| RBI | 1 |
| BB | 1 |
| SO | 3 |
| LOB | 9 |

PA: 32

WP: 0
PB: 0
SB: 0
CS: 0

| Batter | 1 | 2 | 3 | 4 | 5 | 6 | 7 | 8 | 9 | 10 | 11 | AB | R | H | RBI | BB | SO | LOB |
|---|---|---|---|---|---|---|---|---|---|---|---|---|---|---|---|---|---|---|
| Phil Linz, R (1, 6)<br>OBP: 0.332, SLG: 0.371 | BBBB 4-0 F8 1B E BB | x 0-0 ②③ G4-6-3 1-2f | | SSS 0-3 ③ K | | | BBBB 4-0 FC4-6 BB | | x 0-0 ②③ G6-4-3 1-2f | | | 3 | 1 | 0 | 0 | 2 | 1 | 3 |
| Bobby Richardson, R (1, 4)<br>OBP: 0.292, SLG: 0.332 | x 0-0 F8 1-2 E 1B | x 0-0 E6 4-3 1B | x 0-0 ① F3 | | | | x 0-0 ① F9 | | | SSS 0-3 ① K | | 5 | 1 | 1 | 0 | 0 | 1 | 1 |
| Roger Maris, L (1, 8)<br>OBP: 0.368, SLG: 0.466 | x 0-0 ① F8 1-2 2-3 | SSS 0-3 ① K | SSS 0-3 ② K | | | | x 0-0 ② FC4-6 1-2f | | | x 0-0 ② P6 | | 5 | 0 | 0 | 0 | 0 | 2 | 4 |
| Mickey Mantle, S (1, 7)<br>OBP: 0.417, SLG: 0.588<br>Roger Repoz, L (10, 9) | III 4-0 E IBB | x 0-0 4-3 1-2 1B | BBBB 4-0 1B BB | | | | x 0-0 ③ F8 | | | x 0-0 ③ F9 | | 3<br>0 | 1<br>0 | 1<br>0 | 0<br>0 | 2<br>0 | 0<br>0 | 1<br>0 |
| Elston Howard, R (1, 2)<br>OBP: 0.364, SLG: 0.456 | x 0-0 ② F4 | x 0-0 ② 4-3 1-2 2-3 | x 0-0 FC5-4 1-2 1B | | | | | x 0-0 ① F9 | | | x 0-0 HR | 5 | 1 | 2 | 1 | 0 | 0 | 5 |
| Tom Tresh, S (1, 9)<br>OBP: 0.337, SLG: 0.392 (10, 7) | x 0-0 E5 1-H 2-H 3-H | x 0-0 ③ 5-3 | x 0-0 ③ FC5-4 1-2f | | | | | x 0-0 ② 5-3 | | | SSS 0-3 ① K | 5 | 0 | 0 | 0 | 0 | 1 | 4 |
| Joe Pepitone, L (1, 3)<br>OBP: 0.278, SLG: 0.411 | x 0-0 ③ L8 | x 0-0 1B | | x 0-0 ① 4-3 | | | | SSS 0-3 ③ K | | | x 0-0 ② 4-3 | 5 | 0 | 1 | 0 | 0 | 1 | 1 |
| Clete Boyer, R (1, 5)<br>OBP: 0.273, SLG: 0.310 | | x 0-0 ① F4 | | x 0-0 ① F5 | | | SSS 0-3 ② K | | SSS 0-3 ① K | | x 0-0 ③ F4 | 5 | 0 | 0 | 0 | 0 | 2 | 1 |
| Al Downing, R (1, 1)<br>OBP: 0.198, SLG: 0.195<br>Pete Mikkelsen, R (7, 1)<br>OBP: 0.071, SLG: 0.071<br>Pedro Ramos, S (11, 1)<br>OBP: 0.200, SLG: 0.302 | | x 0-0 G4-6-3 1B | | x 0-0 ② F7 | | | x 0-0 ③ F2 | | x 0-0 G6-4-3 1B | | | 3<br>1<br>0 | 0<br>0<br>0 | 1<br>1<br>0 | 0<br>0<br>0 | 0<br>0<br>0 | 0<br>0<br>0 | 1<br>0<br>0 |
| Inning Stats | R: 3 E: 1 K: 0 S: 5 / H: 1 LOB: 1 BB: 2 P: 13 | R: 0 E: 0 K: 0 S: 3 / H: 1 LOB: 0 BB: 0 P: 3 | R: 0 E: 1 K: 1 S: 7 / H: 1 LOB: 2 BB: 0 P: 7 | R: 0 E: 0 K: 1 S: 6 / H: 1 LOB: 1 BB: 0 P: 6 | R: 0 E: 0 K: 1 S: 6 / H: 1 LOB: 2 BB: 1 P: 10 | R: 0 E: 0 K: 1 S: 5 / H: 0 LOB: 0 BB: 0 P: 5 | R: 0 E: 0 K: 0 S: 3 / H: 0 LOB: 1 BB: 1 P: 7 | R: 0 E: 0 K: 1 S: 5 / H: 0 LOB: 0 BB: 0 P: 5 | R: 0 E: 0 K: 1 S: 5 / H: 1 LOB: 0 BB: 0 P: 5 | R: 0 E: 0 K: 1 S: 5 / H: 0 LOB: 0 BB: 0 P: 5 | R: 1 E: 0 K: 1 S: 6 / H: 1 LOB: 0 BB: 0 P: 6 | 1B: 6<br>2B: 0<br>3B: 0<br>HR: 1 | SF: 0<br>SAC: 0<br>DP: 2<br>HBP: 0 | | | | | |

| PITCHER | | IP | WLS | BF | H | R | ER | SO | BB | IBB | HBP | BLK | WP | HR | S | P | ERA | WHIP |
|---|---|---|---|---|---|---|---|---|---|---|---|---|---|---|---|---|---|---|
| Sam McDowell, L<br>ERA: 2.88 | (1, 1) | 9.0 | | 37 | 6 | 3 | 0 | 6 | 3 | 1 | 0 | 0 | 0 | 0 | 45 | 61 | 0.00 | 1.000 |
| Luis Tiant, R<br>ERA: 2.97 | (10, 1) | 2.0 | L | 7 | 1 | 1 | 1 | 2 | 0 | 0 | 0 | 0 | 0 | 1 | 11 | 11 | 4.50 | 0.500 |

| PITCHER | IP | WLS | BF | H | R | ER | SO | BB | IBB | HBP | BLK | WP | HR | S | P | ERA | WHIP |
|---|---|---|---|---|---|---|---|---|---|---|---|---|---|---|---|---|---|

# TOP

## New York Yankees @ Cleveland Indians

Cleveland Municipal Stadium, Cleveland, OH

Wed Sep 23 1964, 7:05 PM EDT

Unknown

livebaseballscorecards.com

| | |
|---|---|
| AB | 40 |
| R | 4 |
| H | 7 |
| RBI | 1 |
| BB | 4 |
| SO | 8 |
| LOB | 21 |

# New York Yankees @ Cleveland Indians

Cleveland Municipal Stadium, Cleveland, OH

Wed Sep 23 1964, 7:05 PM EDT

Unknown

livebaseballscorecards.com

## BOTTOM

| Batter | 1 | 2 | 3 | 4 | 5 | 6 | 7 | 8 | 9 | 10 | 11 | AB | R | H | RBI | BB | SO | LOB |
|---|---|---|---|---|---|---|---|---|---|---|---|---|---|---|---|---|---|---|
| Chico Salmon, R (1, 9)<br>OBP: 0.335, SLG: 0.418 | F9 | | F6 | | BB WP SF7 1-2 1B | | BB 1B 1B | | 6-3 1B | | F7 | 4 | 1 | 2 | 0 | 0 | 0 | 0 |
| Billy Moran, R (8, 5)<br>OBP: 0.305, SLG: 0.304 | | | | | | | | | | | | 0 | 0 | 0 | 0 | 0 | 0 | 0 |
| Leon Wagner, L (9, PH) (10, 7)<br>OBP: 0.325, SLG: 0.448 | | | | | | | | | | | | 2 | 0 | 1 | 0 | 0 | 0 | 0 |
| Dick Howser, R (1, 6)<br>OBP: 0.340, SLG: 0.323 | S BB | | 1-3 | | BB 1-2 2-3 BB | | G5-3 BB 1-2 1B | | 6-3 1-2 | | | 3 | 0 | 1 | 0 | 2 | 0 | 1 |
| George Banks, R (1, 7)<br>OBP: 0.500, SLG: 1.000 | K | | K | | 1-2 2-3 3-H BB | | 1-2 2-3 BB | | BB | | | 2 | 0 | 0 | 1 | 3 | 2 | 1 |
| Luis Tiant, R (10, 1)<br>OBP: 0.103, SLG: 0.103 | | | | | | | | | | | | 0 | 0 | 0 | 0 | 0 | 0 | 0 |
| Max Alvis, R (1, 5)<br>OBP: 0.321, SLG: 0.444 | 1-2 BB | | | K | SF7 3-H | | K | | 1-3 | | | 1 | 0 | 0 | 1 | 1 | 1 | 0 |
| Vic Davalillo, L (7, PH) (8, 8)<br>OBP: 0.313, SLG: 0.355 | | | | | | | | | | | | 2 | 0 | 0 | 0 | 0 | 1 | 5 |
| John Romano, R (1, 2)<br>OBP: 0.338, SLG: 0.453 | K | | | HR | F9 | | G5-3 2-3f | | | FC4-6 1B | | 5 | 1 | 2 | 1 | 0 | 1 | 7 |
| Bob Chance, L (1, 3)<br>OBP: 0.352, SLG: 0.445 | | K | | 1-3 | | 5-3 | | F8 | | FC4-6 CS 1-2f | | 5 | 0 | 0 | 0 | 0 | 1 | 1 |
| Tony Martinez, R (10, PR) | | | | | | | | | | | | 0 | 0 | 0 | 0 | 0 | 0 | 0 |
| Tito Francona, L (11, 3)<br>OBP: 0.363, SLG: 0.365 | | | | | | | | | | | | 0 | 0 | 0 | 0 | 0 | 0 | 0 |
| Tommie Agee, R (1, 8) (8, 9)<br>OBP: 0.143, SLG: 0.143 | | 1-3 | | F9 | | 1B | | K | | K 1-2 | | 4 | 0 | 1 | 0 | 0 | 1 | 0 |
| Al Luplow, L (10, PH) (11, 9)<br>OBP: 0.200, SLG: 0.143 | | | | | | | | | | | | 1 | 0 | 0 | 0 | 0 | 1 | 1 |
| Woodie Held, R (1, 4) (10, 5)<br>OBP: 0.331, SLG: 0.428 | FC6 1B | | | | F8 | F8 | | F2 | | | K | 5 | 0 | 1 | 0 | 0 | 1 | 1 |
| Sam McDowell, L (1, 1)<br>OBP: 0.190, SLG: 0.113 | FC6 1-2f | | | | WP 1B BB 1B | 1-3 | | | K | | 5-3 | 3 | 1 | 1 | 0 | 0 | 0 | 2 |
| Fred Whitfield, L (9, PH)<br>OBP: 0.297, SLG: 0.422 | | | | | | | | | | | | 1 | 0 | 0 | 0 | 0 | 1 | 0 |
| Larry Brown, R (10, 4)<br>OBP: 0.292, SLG: 0.391 | | | | | | | | | | | | 1 | 0 | 0 | 0 | 0 | 0 | 0 |
| Inning Stats | R: 0 E: 0 K: 2 S: 7 H: 0 LOB: 2 BB: 2 P: 15 | R: 0 E: 0 K: 1 S: 6 H: 1 LOB: 1 BB: 0 P: 6 | R: 0 E: 0 K: 1 S: 5 H: 0 LOB: 0 BB: 0 P: 5 | R: 1 E: 0 K: 1 S: 6 H: 1 LOB: 0 BB: 0 P: 6 | R: 2 E: 0 K: 0 S: 5 H: 2 LOB: 2 BB: 2 P: 13 | R: 0 E: 0 K: 0 S: 4 H: 1 LOB: 1 BB: 0 P: 4 | R: 0 E: 0 K: 1 S: 6 H: 2 LOB: 2 BB: 1 P: 10 | R: 0 E: 0 K: 1 S: 5 H: 0 LOB: 0 BB: 0 P: 5 | R: 0 E: 0 K: 1 S: 6 H: 1 LOB: 2 BB: 1 P: 10 | R: 0 E: 0 K: 1 S: 5 H: 1 LOB: 1 BB: 0 P: 5 | R: 0 E: 0 K: 1 S: 5 H: 0 LOB: 0 BB: 0 P: 5 | | | | | | | |

| | | | | | | | | | | | |

| Batter | 1 | 2 | 3 | 4 | 5 | 6 | 7 | 8 | 9 | AB | R | H | RBI | BB | SO | LOB |
|---|---|---|---|---|---|---|---|---|---|---|---|---|---|---|---|---|
| Phil Linz, R (1, 6)<br>OBP: 0.333, SLG: 0.369 | B B B B<br>4-0<br>CS<br>BB | | S S S<br>0-3 ①<br>K | | x<br>0-0<br>1B E<br>1B<br>1B | x<br>0-0 ③<br>5-3 | | | S S S<br>0-3 ②<br>K | 4 | 1 | 1 | 0 | 1 | 2 | 1 |
| Bobby Richardson, R (1, 4)<br>OBP: 0.294, SLG: 0.334 | x<br>0-0 ①<br>1B<br>1-2<br>1B | | x<br>0-0 ②<br>F9 | | x<br>0-0<br>1B<br>1-3<br>FC4-6<br>1B | | x<br>0-0<br>E4<br>S3-6-3-4 | | x<br>0-0<br>2-H<br>1B | 5 | 1 | 3 | 1 | 0 | 0 | 0 |
| Roger Maris, L (1, 8)<br>OBP: 0.368, SLG: 0.465 | x<br>0-0<br>G6-3<br>1-2<br>1B | | x<br>0-0 ③<br>F9 | | x<br>0-0<br>FC4-6<br>1-3<br>3-H<br>1B | | x<br>0-0 ① ②<br>G3-6-3-4<br>1-2f | | x<br>0-0 ③<br>F7 | 5 | 0 | 2 | 1 | 0 | 0 | 2 |
| Elston Howard, R (1, 2)<br>OBP: 0.361, SLG: 0.452 | x<br>0-0 ② ③<br>G6-3<br>1-2f | | | x<br>0-0 ①<br>F9 | x<br>0-0 ①<br>FC4-6<br>1B<br>1-2f<br>WP<br>3-H | | x<br>0-0 ③<br>4-3 | | | 4 | 1 | 0 | 1 | 0 | 0 | 3 |
| Hector Lopez, R (1, 9)<br>OBP: 0.320, SLG: 0.426 | | S S S<br>0-3 ①<br>K | | x<br>0-0 ②<br>6-3 | x<br>0-0<br>WP<br>1-3<br>1B | | | x<br>0-0 ①<br>F9 | | 4 | 0 | 1 | 0 | 0 | 1 | 0 |
| Tom Tresh, S (1, 7)<br>OBP: 0.339, SLG: 0.391 | | B B B B<br>4-0<br>1B<br>SF7<br>BB | | B B B B<br>4-0<br>1B<br>1B<br>BB | S S S<br>0-3 ②<br>K<br>1-2<br>3-H | | | S S S<br>0-3 ②<br>K | | 2 | 2 | 0 | 0 | 2 | 2 | 1 |
| Joe Pepitone, L (1, 3)<br>OBP: 0.280, SLG: 0.411 | | x<br>0-0<br>SF7<br>1-3<br>1B | | x<br>0-0<br>1B<br>1-3<br>1B | x<br>0-0 ③<br>4-3 | | | S S S<br>0-3 ③<br>K | | 4 | 0 | 2 | 0 | 0 | 1 | 1 |
| Clete Boyer, R (1, 5)<br>OBP: 0.274, SLG: 0.312 | | x<br>0-0 ②<br>SF7<br>1-2<br>3-H | | x<br>0-0<br>1-2<br>3-H<br>1B | | x<br>0-0 ①<br>F8 | | | x<br>0-0<br>SH3-4<br>1B<br>1B | 3 | 1 | 2 | 2 | 0 | 0 | 0 |
| Rollie Sheldon, R (1, 1)<br>OBP: 0.091, SLG: 0.091<br>Bill Stafford, R (6, 1)<br>OBP: 0.077, SLG: 0.154<br>Steve Hamilton, L (8, 1)<br>OBP: 0.273, SLG: 0.200<br>Pedro Ramos, S (8, 1)<br>OBP: 0.200, SLG: 0.302 | | S S S<br>0-3 ③<br>K | | S S S<br>0-3 ③<br>K | | S S S<br>0-3 ②<br>K | | | x<br>0-0 ①<br>SH3-4<br>1-2 | 3<br>0<br>0<br>0 | 0<br>0<br>0<br>0 | 0<br>0<br>0<br>0 | 0<br>0<br>0<br>0 | 0<br>0<br>0<br>0 | 3<br>0<br>0<br>0 | 3<br>0<br>0<br>0 |
| Inning Stats | R: 0<br>E: 0<br>K: 0<br>S: 3<br>H: 2<br>LOB: 1<br>BB: 1<br>P: 7 | R: 1<br>E: 0<br>K: 2<br>S: 8<br>H: 1<br>LOB: 1<br>BB: 1<br>P: 12 | R: 0<br>E: 0<br>K: 1<br>S: 5<br>H: 0<br>LOB: 0<br>BB: 0<br>P: 5 | R: 1<br>E: 0<br>K: 1<br>S: 7<br>H: 2<br>LOB: 2<br>BB: 1<br>P: 11 | R: 3<br>E: 1<br>K: 1<br>S: 9<br>H: 4<br>LOB: 1<br>BB: 0<br>P: 9 | R: 0<br>E: 0<br>K: 1<br>S: 5<br>H: 0<br>LOB: 0<br>BB: 0<br>P: 5 | R: 0<br>E: 1<br>K: 0<br>S: 3<br>H: 0<br>LOB: 0<br>BB: 0<br>P: 3 | R: 0<br>E: 0<br>K: 2<br>S: 7<br>H: 0<br>LOB: 0<br>BB: 0<br>P: 7 | R: 1<br>E: 0<br>K: 1<br>S: 7<br>H: 2<br>LOB: 1<br>BB: 0<br>P: 7 | 1B: 11<br>2B: 0<br>3B: 0<br>HR: 0<br>SF: 1<br>SAC: 1<br>DP: 2<br>HBP: 0 | | | | | | |

| PITCHER | | IP | WLS | BF | H | R | ER | SO | BB | IBB | HBP | BLK | WP | HR | S | P | ERA | WHIP |
|---|---|---|---|---|---|---|---|---|---|---|---|---|---|---|---|---|---|---|
| Jack Kralick, L<br>ERA: 3.04 | (1, 1) | 4.1 | L | 23 | 9 | 5 | 4 | 4 | 3 | 0 | 0 | 0 | 0 | 0 | 28 | 40 | 8.31 | 2.769 |
| Tommy John, L<br>ERA: 4.38 | (5, 1) | 1.2 | | 5 | 0 | 0 | 0 | 2 | 0 | 0 | 0 | 0 | 1 | 0 | 9 | 9 | 0.00 | 0.000 |
| Gary Bell, R<br>ERA: 4.41 | (7, 1) | 1.0 | | 3 | 0 | 0 | 0 | 0 | 0 | 0 | 0 | 0 | 0 | 0 | 3 | 3 | 0.00 | 0.000 |
| Don McMahon, R<br>ERA: 2.36 | (8, 1) | 2.0 | | 8 | 2 | 1 | 1 | 3 | 0 | 0 | 0 | 0 | 0 | 0 | 14 | 14 | 4.50 | 1.000 |

| PITCHER | IP | WLS | BF | H | R | ER | SO | BB | IBB | HBP | BLK | WP | HR | S | P | ERA | WHIP |
|---|---|---|---|---|---|---|---|---|---|---|---|---|---|---|---|---|---|

# TOP

## New York Yankees @ Cleveland Indians

Cleveland Municipal Stadium, Cleveland, OH

Wed Sep 23 1964, 7:05 PM EDT

Att. 19,117 - Unknown

livebaseballscorecards.com

| | |
|---|---|
| AB | 34 |
| R | 6 |
| H | 11 |
| RBI | 5 |
| BB | 3 |
| SO | 9 |
| LOB | 11 |

WP: 1 PA: 39
PB: 0
SB: 0
CS: 1

| Batter | 1 | 2 | 3 | 4 | 5 | 6 | 7 | 8 | 9 | AB | R | H | RBI | BB | SO | LOB |
|---|---|---|---|---|---|---|---|---|---|---|---|---|---|---|---|---|
| Tito Francona, L (1, 9) (9, 3)<br>OBP: 0.365, SLG: 0.384 | 4-3 | | | F7 | | HR | 1-3 3-H 2B | | | 4 | 1 | 2 | 2 | 0 | 0 | 0 |
| Dick Howser, R (1, 6)<br>OBP: 0.338, SLG: 0.321 | G3 | | | F9 | | K | F4 | | | 4 | 0 | 0 | 0 | 0 | 1 | 2 |
| Fred Whitfield, L (1, 3)<br>OBP: 0.299, SLG: 0.423 | K | | | K | | 1B | | CS 1B | | 4 | 0 | 2 | 0 | 0 | 2 | 0 |
| Tommie Agee, R (8, PR) (9, 9)<br>OBP: 0.143, SLG: 0.143 | | | | | | | | | | 0 | 0 | 0 | 0 | 0 | 0 | 0 |
| Leon Wagner, L (1, 7)<br>OBP: 0.324, SLG: 0.447 | | F7 | | | 1-3 | 1-3 1B | | F9 | | 4 | 0 | 1 | 0 | 0 | 0 | 1 |
| Max Alvis, R (1, 5)<br>OBP: 0.320, SLG: 0.451 | | 6-3 | | | HR | 1-3 | | K 1-2 | | 4 | 1 | 1 | 1 | 0 | 1 | 3 |
| Vic Davalillo, L (1, 8)<br>OBP: 0.313, SLG: 0.356 | | F7 | | | K | | FC5-4 2B 2B | | K2-3 | 4 | 1 | 1 | 0 | 0 | 2 | 0 |
| John Romano, R (1, 2)<br>OBP: 0.342, SLG: 0.464 | | | 6-3 | | HR | | BB FC5-4 | | 1B | 3 | 1 | 2 | 1 | 1 | 0 | 0 |
| Billy Moran, R (1, 4)<br>OBP: 0.303, SLG: 0.301 | | | F6 | | K | | FC5-4 2B 1-2f 2-3 | | K | 3 | 0 | 0 | 0 | 0 | 1 | 2 |
| George Banks, R (9, PH)<br>OBP: 0.467, SLG: 0.917 | | | | | | | | | | 1 | 0 | 0 | 0 | 0 | 1 | 1 |
| Jack Kralick, L (1, 1)<br>OBP: 0.169, SLG: 0.159 | | | 1-3 | | | K | F5 | | K | 1 | 0 | 0 | 0 | 0 | 0 | 0 |
| Tommy John, R (5, 1)<br>OBP: 0.208, SLG: 0.208 | | | | | | | | | | 0 | 0 | 0 | 0 | 0 | 0 | 0 |
| Al Luplow, L (6, PH)<br>OBP: 0.188, SLG: 0.133 | | | | | | | | | | 1 | 0 | 0 | 0 | 0 | 1 | 0 |
| Gary Bell, R (7, 1)<br>OBP: 0.412, SLG: 0.375 | | | | | | | | | | 0 | 0 | 0 | 0 | 0 | 0 | 0 |
| Bob Chance, L (7, PH)<br>OBP: 0.352, SLG: 0.444 | | | | | | | | | | 1 | 0 | 0 | 0 | 0 | 0 | 2 |
| Don McMahon, R (8, 1)<br>OBP: 0.143, SLG: 0.143 | | | | | | | | | | 0 | 0 | 0 | 0 | 0 | 0 | 0 |
| Woodie Held, R (9, PH)<br>OBP: 0.330, SLG: 0.427 | | | | | | | | | | 1 | 0 | 0 | 0 | 0 | 1 | 1 |
| Inning Stats | R: 0 E: 0 K: 1 S: 5 H: 0 LOB: 0 BB: 0 P: 5 | R: 0 E: 0 K: 0 S: 3 H: 0 LOB: 0 BB: 0 P: 3 | R: 0 E: 0 K: 0 S: 3 H: 0 LOB: 0 BB: 0 P: 3 | R: 0 E: 0 K: 1 S: 5 H: 0 LOB: 0 BB: 0 P: 5 | R: 2 E: 0 K: 2 S: 9 H: 2 LOB: 0 BB: 0 P: 9 | R: 1 E: 0 K: 2 S: 10 H: 3 LOB: 2 BB: 0 P: 10 | R: 1 E: 0 K: 0 S: 5 H: 2 LOB: 2 BB: 1 P: 9 | R: 0 E: 0 K: 1 S: 5 H: 1 LOB: 1 BB: 0 P: 5 | R: 0 E: 0 K: 3 S: 10 H: 1 LOB: 1 BB: 0 P: 10 | | | | | | | |

| PITCHER | | IP | WLS | BF | H | R | ER | SO | BB | IBB | HBP | BLK | WP | HR | S | P | ERA | WHIP |
|---|---|---|---|---|---|---|---|---|---|---|---|---|---|---|---|---|---|---|
| Rollie Sheldon, R<br>ERA: 3.51 | (1, 1) | 5.2 | W | 22 | 5 | 3 | 3 | 6 | 0 | 0 | 0 | 0 | 0 | 3 | 34 | 34 | 4.76 | 0.882 |
| Bill Stafford, R<br>ERA: 2.5 | (6, 1) | 1.1 | | 8 | 3 | 1 | 1 | 0 | 1 | 0 | 0 | 0 | 0 | 0 | 7 | 11 | 6.75 | 3.000 |
| Steve Hamilton, L<br>ERA: 3.36 | (8, 1) | 0.1 | | 1 | 0 | 0 | 0 | 0 | 0 | 0 | 0 | 0 | 0 | 0 | 1 | 1 | 0.00 | 0.000 |
| Pedro Ramos, R<br>ERA: 4.73 | (8, 1) | 1.2 | S | 5 | 1 | 0 | 0 | 4 | 0 | 0 | 0 | 0 | 0 | 0 | 13 | 13 | 0.00 | 0.600 |

| PITCHER | IP | WLS | BF | H | R | ER | SO | BB | IBB | HBP | BLK | WP | HR | S | P | ERA | WHIP |
|---|---|---|---|---|---|---|---|---|---|---|---|---|---|---|---|---|---|

# BOTTOM

New York Yankees @ Cleveland Indians

Cleveland Municipal Stadium, Cleveland, OH

Wed Sep 23 1964, 7:05 PM EDT

Att. 19,117 - Unknown

livebaseballscorecards.com

| | |
|---|---|
| AB | 35 |
| R | 4 |
| H | 9 |
| RBI | 4 |
| BB | 1 |
| SO | 10 |
| LOB | 12 |

| | | | | | | |
|---|---|---|---|---|---|---|
| 1B: 4 | SF: 0 | WP: 0 | PA: 36 |
| 2B: 2 | SAC: 0 | PB: 0 | |
| 3B: 0 | DP: 0 | SB: 0 | |
| HR: 3 | HBP: 0 | CS: 1 | |

# TOP

# New York Yankees @ Washington Senators

D.C. Stadium, Washington, DC

Fri Sep 25 1964, 7:05 PM EDT

Att. 11,490 - Sunny

livebaseballscorecards.com

| Batter | 1 | 2 | 3 | 4 | 5 | 6 | 7 | 8 | 9 | AB | R | H | RBI | BB | SO | LOB |
|---|---|---|---|---|---|---|---|---|---|---|---|---|---|---|---|---|
| Phil Linz, R (1, 6)<br>OBP: 0.334, SLG: 0.370 | F7 | | K | | 1B | | G6-4-3<br>1-2<br>1B | L9 | | 5 | 0 | 2 | 0 | 0 | 1 | 1 |
| Bobby Richardson, R (1, 4)<br>OBP: 0.292, SLG: 0.332 | P4 | | 5-3 | | K | | G6-4-3<br>1-2f<br>2-3 | | 5-3 | 5 | 0 | 0 | 0 | 0 | 1 | 3 |
| Roger Maris, L (1, 8)<br>OBP: 0.370, SLG: 0.479 | K | | F8 | | 1-3<br>1B | | HR<br>3-H | | HR | 5 | 2 | 3 | 3 | 0 | 1 | 0 |
| Mickey Mantle, S (1, 7)<br>OBP: 0.420, SLG: 0.588<br>Roger Repoz, L (9, PR)<br>Hector Lopez, R (9, 9)<br>OBP: 0.320, SLG: 0.426 | | 1B<br>BB | | E<br>G3<br>1B | K | | 1B | | 1B<br>BB | 3<br>0<br>0 | 1<br>0<br>0 | 2<br>0<br>0 | 0<br>0<br>0 | 2<br>0<br>0 | 1<br>0<br>0 | 2<br>0<br>0 |
| Elston Howard, R (1, 2)<br>OBP: 0.363, SLG: 0.454 | | BB<br>1-3<br>1B | | E6<br>G3<br>1-3<br>E<br>1B | 4-3 | | L9 | | 1-3<br>1B | 5 | 1 | 3 | 0 | 0 | 0 | 3 |
| Joe Pepitone, L (1, 3)<br>OBP: 0.279, SLG: 0.415 | | F4 | | G3<br>2-3<br>3-H | | P4 | | HR | F8 | 5 | 1 | 1 | 2 | 0 | 0 | 4 |
| Tom Tresh, S (1, 9)<br>OBP: 0.341, SLG: 0.392<br>(9, 7) | | 1-2<br>BB | | E9<br>3-H<br>1B | | F8 | | SH3-4<br>1B | | 3 | 0 | 2 | 1 | 1 | 0 | 0 |
| Clete Boyer, R (1, 5)<br>OBP: 0.273, SLG: 0.310 | | F4 | | F9 | | F8 | | SH3-4<br>1-2 | | 3 | 0 | 0 | 0 | 0 | 0 | 4 |
| Jim Bouton, R (1, 1)<br>OBP: 0.124, SLG: 0.135<br>Stan Williams, R (5, 1)<br>OBP: 0.150, SLG: 0.200<br>Jake Gibbs, L (7, PH)<br>OBP: 1.000, SLG: 1.000<br>Pete Mikkelsen, R (7, 1)<br>OBP: 0.071, SLG: 0.071<br>Johnny Blanchard, L (8, PH)<br>OBP: 0.308, SLG: 0.422<br>Hal Reniff, R (8, 1)<br>OBP: 0.100, SLG: 0.100 | | K | | K | | | G6-4-3<br>1B<br>HR<br>1B | F9 | | 2<br>0<br>1<br>0<br>1<br>0 | 0<br>0<br>1<br>0<br>0<br>0 | 0<br>0<br>1<br>0<br>0<br>0 | 0<br>0<br>0<br>0<br>0<br>0 | 0<br>0<br>0<br>0<br>0<br>0 | 2<br>0<br>0<br>0<br>0<br>0 | 4<br>0<br>0<br>0<br>1<br>0 |
| Inning Stats | R: 0<br>E: 0<br>K: 1<br>S: 5<br>H: 0<br>LOB: 0<br>BB: 0<br>P: 5 | R: 0<br>E: 0<br>K: 1<br>S: 6<br>H: 1<br>LOB: 3<br>BB: 2<br>P: 14 | R: 0<br>E: 0<br>K: 1<br>S: 5<br>H: 0<br>LOB: 0<br>BB: 0<br>P: 5 | R: 2<br>E: 2<br>K: 1<br>S: 8<br>H: 3<br>LOB: 1<br>BB: 0<br>P: 8 | R: 0<br>E: 0<br>K: 2<br>S: 9<br>H: 2<br>LOB: 2<br>BB: 0<br>P: 9 | R: 0<br>E: 0<br>K: 0<br>S: 3<br>H: 0<br>LOB: 0<br>BB: 0<br>P: 3 | R: 2<br>E: 0<br>K: 0<br>S: 6<br>H: 4<br>LOB: 1<br>BB: 0<br>P: 6 | R: 1<br>E: 0<br>K: 0<br>S: 5<br>H: 2<br>LOB: 1<br>BB: 0<br>P: 5 | R: 1<br>E: 0<br>K: 0<br>S: 4<br>H: 2<br>LOB: 1<br>BB: 1<br>P: 8 | 1B: 11<br>2B: 0<br>3B: 0<br>HR: 3<br>SF: 0<br>SAC: 1<br>DP: 1<br>HBP: 0 | | | | | | |

| | AB | 38 |
|---|---|---|
| | R | 6 |
| | H | 14 |
| | RBI | 6 |
| | BB | 3 |
| | SO | 6 |
| | LOB | 22 |

WP: 0 PA: 42
PB: 0
SB: 0
CS: 0

| PITCHER | | IP | WLS | BF | H | R | ER | SO | BB | IBB | HBP | BLK | WP | HR | S | P | ERA | WHIP |
|---|---|---|---|---|---|---|---|---|---|---|---|---|---|---|---|---|---|---|
| Buster Narum, R<br>ERA: 4.12 | (1, 1) | 6.2 | | 30 | 9 | 4 | 4 | 6 | 2 | 0 | 0 | 0 | 0 | 1 | 40 | 48 | 5.40 | 1.650 |
| Ron Kline, R<br>ERA: 2.06 | (7, 1) | 1.1 | | 7 | 3 | 1 | 1 | 0 | 0 | 0 | 0 | 0 | 0 | 1 | 7 | 7 | 6.75 | 2.250 |
| Jim Hannan, R<br>ERA: 4.04 | (9, 1) | 0.2 | L | 4 | 2 | 1 | 1 | 0 | 1 | 0 | 0 | 0 | 0 | 1 | 3 | 7 | 13.50 | 4.500 |
| Frank Kreutzer, L<br>ERA: 4.13 | (9, 1) | 0.1 | | 1 | 0 | 0 | 0 | 0 | 0 | 0 | 0 | 0 | 0 | 0 | 1 | 1 | 0.00 | 0.000 |

| PITCHER | IP | WLS | BF | H | R | ER | SO | BB | IBB | HBP | BLK | WP | HR | S | P | ERA | WHIP |
|---|---|---|---|---|---|---|---|---|---|---|---|---|---|---|---|---|---|

# BOTTOM

| Batter | 1 | 2 | 3 | 4 | 5 | 6 | 7 | 8 | 9 | AB | R | H | RBI | BB | SO | LOB |
|---|---|---|---|---|---|---|---|---|---|---|---|---|---|---|---|---|
| Don Blasingame, L (1, 4)<br>OBP: 0.314, SLG: 0.312 | x 0-0 ① F6 | x 0-0 E4 1B 2-H 3-H 1B | | x 0-0 ① G3 | | x 0-0 2B | | | x 0-0 ① F9 | 5 | 1 | 2 | 1 | 0 | 0 | 0 |
| Don Zimmer, R (1, 5)<br>OBP: 0.306, SLG: 0.411 | x 0-0 2B | x 0-0 1B 2-H 1B | | x 0-0 ② F7 | | B B B B 4-0 BB | | | S S S 0-3 ② K | 4 | 0 | 2 | 1 | 1 | 1 | 0 |
| Chuck Hinton, R (1, 7)<br>OBP: 0.347, SLG: 0.425 | x 0-0 ② F7 | x 0-0 1-2 1B | | x 0-0 ③ F9 | | x 0-0 ③ 5-3 | | | x 0-0 ③ F8 | 5 | 0 | 1 | 0 | 0 | 0 | 3 |
| Jim King, L (1, 9)<br>OBP: 0.338, SLG: 0.416 | B B B B 4-0 BB | x 0-0 ③ 4-3 | | | x 0-0 1B 2B | | x 0-0 E3 G1-6-3 | | | 3 | 1 | 1 | 0 | 1 | 0 | 2 |
| Don Lock, R (1, 8)<br>OBP: 0.346, SLG: 0.470 | S S S 0-3 ③ K | | x 0-0 ① 6-3 | | x 0-0 ① L7 | | S S S 0-3 ① K | | | 4 | 0 | 0 | 0 | 0 | 2 | 4 |
| Joe Cunningham, L (1, 3)<br>OBP: 0.350, SLG: 0.279 | | x 0-0 ① F9 | S S S 0-3 ② K | | x 0-0 2-H G4-6-3 1B | | x 0-0 ② ③ G1-6-3 1-2f | | | 4 | 0 | 1 | 1 | 0 | 1 | 1 |
| Mike Brumley, L (1, 2)<br>OBP: 0.308, SLG: 0.297 | | x 0-0 2B E 1B | x 0-0 1B | | x 0-0 ② ③ G4-6-3 1-2f | | | x 0-0 ① 4-1 | | 4 | 1 | 2 | 0 | 0 | 0 | 1 |
| John Kennedy, R (1, 6)<br>OBP: 0.284, SLG: 0.331 | | x 0-0 1-3 E 2B | x 0-0 ③ F8 | | | S S S 0-3 ① K | | x 0-0 ② F7 | | 4 | 1 | 1 | 0 | 0 | 1 | 1 |
| Buster Narum, R (1, 1)<br>OBP: 0.048, SLG: 0.095<br>Ron Kline, R (7, 1)<br>OBP: 0.286, SLG: 0.167<br>Willie Kirkland, L (8, PH)<br>OBP: 0.274, SLG: 0.339<br>Jim Hannan, R (9, 1)<br>OBP: 0.143, SLG: 0.150<br>Frank Kreutzer, R (9, 1)<br>OBP: 0.053, SLG: 0.105 | | S S S 0-3 ② K | | x 0-0 HR | | x 0-0 ② 1-3 | | S S S 0-3 ③ K | | 3<br>0<br>1<br>0<br>0 | 1<br>0<br>0<br>0<br>0 | 1<br>0<br>0<br>0<br>0 | 1<br>0<br>0<br>0<br>0 | 0<br>0<br>1<br>0<br>0 | 1<br>0<br>0<br>0<br>0 | 2<br>0<br>0<br>0<br>0 |
| Inning Stats | R: 0 E: 0 K: 1 S: 6 H: 1 LOB: 2 BB: 1 P: 10 | R: 3 E: 1 K: 1 S: 10 H: 5 LOB: 2 BB: 0 P: 10 | R: 0 E: 0 K: 1 S: 6 H: 1 LOB: 1 BB: 0 P: 6 | R: 1 E: 0 K: 0 S: 4 H: 1 LOB: 0 BB: 0 P: 4 | R: 1 E: 0 K: 0 S: 4 H: 2 LOB: 0 BB: 0 P: 4 | R: 0 E: 0 K: 1 S: 6 H: 1 LOB: 2 BB: 1 P: 10 | R: 0 E: 1 K: 1 S: 5 H: 0 LOB: 0 BB: 0 P: 5 | R: 0 E: 0 K: 1 S: 5 H: 0 LOB: 0 BB: 0 P: 5 | R: 0 E: 0 K: 1 S: 5 H: 0 LOB: 0 BB: 0 P: 5 | 1B: 6 2B: 4 3B: 0 HR: 1 | SF: 0 SAC: 0 DP: 2 HBP: 0 | | | | | | |

| PITCHER | | IP | WLS | BF | H | R | ER | SO | BB | IBB | HBP | BLK | WP | HR | S | P | ERA | WHIP |
|---|---|---|---|---|---|---|---|---|---|---|---|---|---|---|---|---|---|---|
| Jim Bouton, R<br>ERA: 2.89 | (1, 1) | 4.0 | | 22 | 9 | 5 | 5 | 3 | 1 | 0 | 0 | 0 | 0 | 1 | 27 | 31 | 11.25 | 2.500 |
| Stan Williams, R<br>ERA: 4.14 | (5, 1) | 2.0 | | 8 | 2 | 0 | 0 | 1 | 1 | 0 | 0 | 0 | 0 | 0 | 9 | 13 | 0.00 | 1.500 |
| Pete Mikkelsen, R<br>ERA: 3.62 | (7, 1) | 1.0 | | 3 | 0 | 0 | 0 | 1 | 0 | 0 | 0 | 0 | 0 | 0 | 5 | 5 | 0.00 | 0.000 |
| Hal Reniff, R<br>ERA: 3.0 | (8, 1) | 2.0 | W | 6 | 0 | 0 | 0 | 2 | 0 | 0 | 0 | 0 | 0 | 0 | 10 | 10 | 0.00 | 0.000 |

| PITCHER | IP | WLS | BF | H | R | ER | SO | BB | IBB | HBP | BLK | WP | HR | S | P | ERA | WHIP |
|---|---|---|---|---|---|---|---|---|---|---|---|---|---|---|---|---|---|

# New York Yankees @ Washington Senators

D.C. Stadium, Washington, DC

Fri Sep 25 1964, 7:05 PM EDT

Att. 11,490 - Sunny

livebaseballscorecards.com

| | |
|---|---|
| AB | 37 |
| R | 5 |
| H | 11 |
| RBI | 4 |
| BB | 2 |
| SO | 7 |
| LOB | 14 |

1B: 6 2B: 4 3B: 0 HR: 1 SF: 0 SAC: 0 DP: 2 HBP: 0

WP: 0 PB: 0 SB: 0 CS: 0 PA: 39

| Batter | 1 | 2 | 3 | 4 | 5 | 6 | 7 | 8 | 9 | AB | R | H | RBI | BB | SO | LOB |
|---|---|---|---|---|---|---|---|---|---|---|---|---|---|---|---|---|
| Phil Linz, R (1, 6)<br>OBP: 0.332, SLG: 0.366 | 0-0 1B 1B | 0-0 L4 ① | 0-0 F5 ② | | 0-0 F8 ① | | 0-0 F9 ② | | S S S 0-3 K ③ | 6 | 0 | 1 | 0 | 0 | 1 | 6 |
| Bobby Richardson, R (1, 4)<br>OBP: 0.294, SLG: 0.334 | 0-0 G6-4-3 1B<br>1-3 | 0-0 BB BB BB 1B<br>1-2 | 0-0 1B<br>1-2 | | 0-0 G5-3 ②③<br>2-3f | | 0-0 FC6-4 ③<br>1-2f | | | 5 | 1 | 3 | 0 | 0 | 0 | 3 |
| Roger Maris, L (1, 8)<br>OBP: 0.368, SLG: 0.475 | 0-0 P6 ① | B B B 4-0 BB BB BB<br>1-2 2-3 | 0-0 FC5 ③<br>2-3f | | | 0-0 F8 ① | | 0-0 F4 ① | | 4 | 0 | 0 | 0 | 1 | 0 | 4 |
| Mickey Mantle, S (1, 7)<br>OBP: 0.417, SLG: 0.583<br>Hector Lopez, R (6, 9)<br>OBP: 0.319, SLG: 0.424 | 0-0 G6-4-3 ②③<br>1-2f | 0-0 F6 ② | | S S S 0-3 K ① | | S S S 0-3 K ② | | 0-0 E6 | | 4<br>1 | 0<br>0 | 0<br>0 | 0<br>0 | 0<br>0 | 2<br>0 | 5<br>0 |
| Elston Howard, R (1, 2)<br>OBP: 0.367, SLG: 0.455 | | 4-0 HBP 1B 2B BB<br>4-0 BB 1-2 2-3 3-H BB | | 0-0 1B | | 0-0 1B | | S S S 0-3 K ② | | 3 | 1 | 2 | 1 | 2 | 1 | 1 |
| Tom Tresh, S (1, 9)<br>OBP: 0.342, SLG: 0.391 (6, 7) | | 0-0 HBP 2B 1B<br>1-2<br>4-0 1-2 2-3 3-H BB | | 0-0 L8 ② | | 0-0 F9 ③ | | S S S 0-3 K ③ | | 4 | 1 | 1 | 1 | 1 | 1 | 3 |
| Joe Pepitone, L (1, 3)<br>OBP: 0.280, SLG: 0.419 | 2B 1B HBP<br>1-2 2-3<br>0-3 K | | | 0-0 G3 ③ | | | 0-0 HR | | 0-0 F5 ① | 4 | 2 | 1 | 1 | 0 | 1 | 4 |
| Clete Boyer, R (1, 5)<br>OBP: 0.274, SLG: 0.313 | | 0-0 1B 2B<br>1-3 2-H 3-H | S S S 0-3 K ① | | 0-0 G5-3 1B 1B | | S S S 0-3 K ① | | 0-0 6-3 ② | 5 | 1 | 2 | 2 | 0 | 2 | 0 |
| Mel Stottlemyre, R (1, 1)<br>OBP: 0.278, SLG: 0.286 | | 0-0 BB 1B BB 1B<br>2-H 3-H | 0-0 FC5 1B 1B | | 0-0 1B<br>1-2 | | 0-0 FC6-4 1B | | 0-0 2B | 5 | 1 | 5 | 2 | 0 | 0 | 0 |
| Inning Stats | R: 0 E: 0 K: 0 S: 4 H: 2 LOB: 1 BB: 0 P: 4 | R: 6 E: 0 K: 1 S: 9 H: 4 LOB: 3 BB: 4 P: 26 | R: 0 E: 0 K: 1 S: 7 H: 2 LOB: 2 BB: 0 P: 7 | R: 0 E: 0 K: 1 S: 6 H: 1 LOB: 1 BB: 0 P: 6 | R: 0 E: 0 K: 0 S: 4 H: 2 LOB: 1 BB: 0 P: 4 | R: 0 E: 0 K: 1 S: 6 H: 1 LOB: 1 BB: 0 P: 6 | R: 1 E: 0 K: 1 S: 7 H: 2 LOB: 1 BB: 0 P: 7 | R: 0 E: 1 K: 2 S: 8 H: 0 LOB: 1 BB: 0 P: 8 | R: 0 E: 0 K: 1 S: 6 H: 1 LOB: 1 BB: 0 P: 6 | 1B: 12 2B: 2 3B: 0 HR: 1 | SF: 0 SAC: 0 DP: 2 HBP: 1 | | | | | | |

TOP

# New York Yankees @ Washington Senators

D.C. Stadium, Washington, DC

Sat Sep 26 1964, 3:33 AM EDT

Att. 7,642 - Sunny

livebaseballscorecards.com

| | |
|---|---|
| AB | 41 |
| R | 7 |
| H | 15 |
| RBI | 7 |
| BB | 4 |
| SO | 8 |
| LOB | 26 |

| PITCHER | | IP | WLS | BF | H | R | ER | SO | BB | IBB | HBP | BLK | WP | HR | S | P | ERA | WHIP |
|---|---|---|---|---|---|---|---|---|---|---|---|---|---|---|---|---|---|---|
| Claude Osteen, L<br>ERA: 3.3 | (1, 1) | 1.0 | L | 9 | 5 | 5 | 5 | 0 | 1 | 0 | 1 | 0 | 0 | 0 | 7 | 12 | 45.00 | 6.000 |
| Dave Stenhouse, R<br>ERA: 4.92 | (2, 1) | 0.2 | | 6 | 1 | 1 | 1 | 0 | 3 | 0 | 0 | 0 | 0 | 0 | 3 | 15 | 13.50 | 6.000 |
| Steve Ridzik, R<br>ERA: 2.93 | (2, 1) | 1.1 | | 6 | 2 | 0 | 0 | 2 | 0 | 0 | 0 | 0 | 0 | 0 | 10 | 10 | 0.00 | 1.500 |
| Jim Bronstad, R<br>ERA: | (4, 1) | 3.0 | | 12 | 4 | 0 | 0 | 2 | 0 | 0 | 0 | 0 | 0 | 0 | 16 | 16 | 0.00 | 1.333 |
| Alan Koch, R<br>ERA: 4.96 | (7, 1) | 3.0 | | 13 | 3 | 1 | 1 | 4 | 0 | 0 | 0 | 0 | 0 | 1 | 21 | 21 | 3.00 | 1.000 |

| PITCHER | IP | WLS | BF | H | R | ER | SO | BB | IBB | HBP | BLK | WP | HR | S | P | ERA | WHIP |
|---|---|---|---|---|---|---|---|---|---|---|---|---|---|---|---|---|---|

| Batter | 1 | 2 | 3 | 4 | 5 | 6 | 7 | 8 | 9 | AB | R | H | RBI | BB | SO | LOB |
|---|---|---|---|---|---|---|---|---|---|---|---|---|---|---|---|---|
| Don Blasingame, L (1, 4)<br>OBP: 0.313, SLG: 0.310 | 4-3 | | L5 | | | K | | | FC6-4 BB | 3 | 0 | 0 | 0 | 1 | 1 | 0 |
| Don Zimmer, R (1, 5)<br>OBP: 0.305, SLG: 0.409 | G1-4-3 1B | | | K | | K | | | F8 | 4 | 0 | 1 | 0 | 0 | 2 | 1 |
| Chuck Hinton, R (1, 7)<br>OBP: 0.347, SLG: 0.423 | G1-4-3<br>1-2f | | | F7 | | | G4-6-3 BB | | FC6-4<br>1-2f | 3 | 0 | 0 | 0 | 1 | 0 | 2 |
| Jim King, L (1, 9)<br>OBP: 0.335, SLG: 0.413 | | F5 | | 4-3 | | | G4-6-3<br>1-2f | | | 3 | 0 | 0 | 0 | 0 | 0 | 1 |
| Don Lock, R (1, 8)<br>OBP: 0.346, SLG: 0.468 | | 5-3 | | | G4-6-3 BB | | F9 | | | 2 | 0 | 0 | 0 | 1 | 0 | 0 |
| Joe Cunningham, L (1, 3)<br>OBP: 0.357, SLG: 0.286 | | 2B | | | G4-6-3<br>1-2 BB | | | | G3-6-3 BB | 1 | 0 | 1 | 0 | 2 | 0 | 0 |
| Mike Brumley, L (1, 2)<br>OBP: 0.306, SLG: 0.295 | | G5-3 | | | G4-6-3<br>1-2f<br>2-3 | | | | G3-6-3<br>1-2f | 3 | 0 | 0 | 0 | 0 | 0 | 4 |
| John Kennedy, R (1, 6)<br>OBP: 0.283, SLG: 0.329 | | | L1 | | 6-3 | | | | | 3 | 0 | 0 | 0 | 0 | 1 | 1 |
| Claude Osteen, L (1, 1)<br>OBP: 0.194, SLG: 0.241 | | | K | | | 1-3 | | | G3 | 0 | 0 | 0 | 0 | 0 | 0 | 0 |
| Dave Stenhouse, R (2, 1)<br>OBP: 0.333, SLG: 0.350 | | | | | | | | | | 0 | 0 | 0 | 0 | 0 | 0 | 0 |
| Steve Ridzik, R (2, 1)<br>OBP: 0.259, SLG: 0.269 | | | | | | | | | | 0 | 0 | 0 | 0 | 0 | 0 | 0 |
| Fred Valentine, S (3, PH)<br>OBP: 0.310, SLG: 0.314 | | | | | | | | | | 1 | 0 | 0 | 0 | 0 | 1 | 0 |
| Jim Bronstad, R (4, 1) | | | | | | | | | | 0 | 0 | 0 | 0 | 0 | 0 | 0 |
| Willie Kirkland, L (6, PH)<br>OBP: 0.273, SLG: 0.338 | | | | | | | | | | 1 | 0 | 0 | 0 | 0 | 0 | 0 |
| Alan Koch, R (7, 1)<br>OBP: 0.250, SLG: 0.344 | | | | | | | | | | 0 | 0 | 0 | 0 | 0 | 0 | 0 |
| Dick Phillips, L (9, PH)<br>OBP: 0.304, SLG: 0.282 | | | | | | | | | | 1 | 0 | 0 | 0 | 0 | 0 | 0 |
| Inning Stats | R: 0<br>E: 0<br>K: 0<br>S: 3<br>H: 1<br>LOB: 0<br>BB: 0<br>P: 3 | R: 0<br>E: 0<br>K: 0<br>S: 4<br>H: 1<br>LOB: 1<br>BB: 0<br>P: 4 | R: 0<br>E: 0<br>K: 1<br>S: 5<br>H: 0<br>LOB: 0<br>BB: 0<br>P: 5 | R: 0<br>E: 0<br>K: 1<br>S: 5<br>H: 0<br>LOB: 0<br>BB: 0<br>P: 5 | R: 0<br>E: 0<br>K: 0<br>S: 2<br>H: 0<br>LOB: 1<br>BB: 2<br>P: 10 | R: 0<br>E: 0<br>K: 2<br>S: 7<br>H: 0<br>LOB: 0<br>BB: 0<br>P: 7 | R: 0<br>E: 0<br>K: 0<br>S: 2<br>H: 0<br>LOB: 0<br>BB: 1<br>P: 6 | R: 0<br>E: 0<br>K: 1<br>S: 4<br>H: 0<br>LOB: 0<br>BB: 1<br>P: 8 | R: 0<br>E: 0<br>K: 0<br>S: 3<br>H: 0<br>LOB: 1<br>BB: 1<br>P: 7 | 1B: 1<br>2B: 1<br>3B: 0<br>HR: 0<br>SF: 0<br>SAC: 0<br>DP: 4<br>HBP: 0 | | | | | | |

| PITCHER | IP | WLS | BF | H | R | ER | SO | BB | IBB | HBP | BLK | WP | HR | S | P | ERA | WHIP |
|---|---|---|---|---|---|---|---|---|---|---|---|---|---|---|---|---|---|
| Mel Stottlemyre, R (1, 1)<br>ERA: 1.97 | 9.0 | W | 30 | 2 | 0 | 0 | 5 | 5 | 0 | 0 | 0 | 0 | 0 | 35 | 55 | 0.00 | 0.778 |

| PITCHER | IP | WLS | BF | H | R | ER | SO | BB | IBB | HBP | BLK | WP | HR | S | P | ERA | WHIP |
|---|---|---|---|---|---|---|---|---|---|---|---|---|---|---|---|---|---|

# BOTTOM

## New York Yankees @ Washington Senators

D.C. Stadium, Washington, DC

Sat Sep 26 1964, 3:33 AM EDT

Att. 7,642 - Sunny

livebaseballscorecards.com

| | |
|---|---|
| AB | 25 |
| R | 0 |
| H | 2 |
| RBI | 0 |
| BB | 5 |
| SO | 5 |
| LOB | 9 |

WASHINGTON SENATORS

WP: 0 PA: 30
PB: 0
SB: 0
CS: 0

| Batter | 1 | 2 | 3 | 4 | 5 | 6 | 7 | 8 | 9 | 10 | 11 | AB | R | H | RBI | BB | SO | LOB |
|---|---|---|---|---|---|---|---|---|---|---|---|---|---|---|---|---|---|---|
| Phil Linz, R (1, 6)<br>OBP: 0.327, SLG: 0.361 | P6 | | K | | | L5 | | | 6-3 | FC5<br>2-3f | | 5 | 0 | 0 | 0 | 0 | 1 | 2 |
| Bobby Richardson, R (1, 4)<br>OBP: 0.294, SLG: 0.333 | FC4-6<br>1B | | L7 | | | 6-3 | | | 5-3 | | F4 | 5 | 0 | 1 | 0 | 0 | 0 | 0 |
| Roger Maris, L (1, 8)<br>OBP: 0.367, SLG: 0.472 | FC4-6<br>1-2f | | | G4-6-3<br>1B | | | L3 | | E4<br>2B | | K | 5 | 1 | 1 | 0 | 0 | 1 | 1 |
| Mickey Mantle, S (1, 7)<br>OBP: 0.417, SLG: 0.590<br>Pedro Gonzalez, R (11, 9)<br>OBP: 0.348, SLG: 0.387 | F7 | | | G4-6-3<br>1-2f | | | HR | | 1-H<br>2B | | P4 | 5<br>0 | 1<br>0 | 2<br>0 | 2<br>0 | 0<br>0 | 0<br>0 | 2<br>0 |
| Elston Howard, R (1, 2)<br>OBP: 0.366, SLG: 0.454 | | 1B<br>1B | | 4-3 | | | L4 | | K | | | 4 | 0 | 1 | 0 | 0 | 1 | 1 |
| Joe Pepitone, L (1, 3)<br>OBP: 0.280, SLG: 0.417 | | 1-3<br>1B | | | 5-3 | | F4 | | | 4-3 | | 4 | 0 | 1 | 0 | 0 | 0 | 0 |
| Tom Tresh, S (1, 9)<br>OBP: 0.343, SLG: 0.392<br>(11, 7) | | P6 | | | 4-3 | | | G4-6-3<br>1B | | FC5<br>S<br>1B | | 4 | 0 | 2 | 0 | 0 | 0 | 1 |
| Clete Boyer, R (1, 5)<br>OBP: 0.272, SLG: 0.311 | | K | | | 6-3 | | | K | | 6-3<br>1-2 | | 4 | 0 | 0 | 0 | 0 | 2 | 3 |
| Whitey Ford, L (1, 1)<br>OBP: 0.267, SLG: 0.143<br>Johnny Blanchard, L (8, PH)<br>OBP: 0.324, SLG: 0.419<br>Pedro Ramos, S (8, 1)<br>OBP: 0.200, SLG: 0.302<br>Hector Lopez, R (10, PH)<br>OBP: 0.321, SLG: 0.424<br>Steve Hamilton, L (10, 1)<br>OBP: 0.273, SLG: 0.200<br>Hal Reniff, R (10, 1)<br>OBP: 0.100, SLG: 0.100<br>Pete Mikkelsen, R (11, 1)<br>OBP: 0.071, SLG: 0.071 | | | K | | | K | | G4-6-3<br>1-2f | | | IBB | 2<br>1<br>0<br>0<br>0<br>0<br>0 | 0<br>0<br>0<br>0<br>0<br>0<br>0 | 0<br>0<br>0<br>0<br>0<br>0<br>0 | 0<br>0<br>0<br>1<br>0<br>0<br>0 | 0<br>0<br>0<br>0<br>0<br>0<br>0 | 2<br>0<br>0<br>0<br>0<br>0<br>0 | 0<br>1<br>0<br>0<br>0<br>0<br>0 |
| Inning Stats | R: 0<br>E: 0<br>K: 0<br>S: 4<br>H: 1<br>LOB: 1<br>BB: 0<br>P: 4 | R: 0<br>E: 0<br>K: 1<br>S: 6<br>H: 2<br>LOB: 1<br>BB: 0<br>P: 6 | R: 0<br>E: 0<br>K: 2<br>S: 7<br>H: 0<br>LOB: 0<br>BB: 0<br>P: 7 | R: 0<br>E: 0<br>K: 0<br>S: 3<br>H: 1<br>LOB: 0<br>BB: 0<br>P: 3 | R: 0<br>E: 0<br>K: 0<br>S: 3<br>H: 0<br>LOB: 0<br>BB: 0<br>P: 3 | R: 0<br>E: 0<br>K: 1<br>S: 5<br>H: 0<br>LOB: 0<br>BB: 0<br>P: 5 | R: 1<br>E: 0<br>K: 0<br>S: 4<br>H: 1<br>LOB: 0<br>BB: 0<br>P: 4 | R: 0<br>E: 0<br>K: 1<br>S: 5<br>H: 1<br>LOB: 0<br>BB: 0<br>P: 5 | R: 1<br>E: 1<br>K: 1<br>S: 7<br>H: 1<br>LOB: 1<br>BB: 0<br>P: 7 | R: 0<br>E: 0<br>K: 0<br>S: 4<br>H: 1<br>LOB: 2<br>BB: 1<br>P: 8 | R: 0<br>E: 0<br>K: 1<br>S: 5<br>H: 0<br>LOB: 0<br>BB: 0<br>P: 5 | 1B: 6<br>2B: 1<br>3B: 0<br>HR: 1<br>SF: 0<br>SAC: 0<br>DP: 2<br>HBP: 0 | | | | | | |

| PITCHER | | IP | WLS | BF | H | R | ER | SO | BB | IBB | HBP | BLK | WP | HR | S | P | ERA | WHIP |
|---|---|---|---|---|---|---|---|---|---|---|---|---|---|---|---|---|---|---|
| Bennie Daniels, R<br>ERA: 3.75 | (1, 1) | 10.0 | | 37 | 8 | 2 | 1 | 6 | 0 | 1 | 0 | 0 | 0 | 1 | 48 | 52 | 0.90 | 0.800 |
| Ron Kline, R<br>ERA: 2.03 | (11, 1) | 1.0 | W | 3 | 0 | 0 | 0 | 1 | 0 | 0 | 0 | 0 | 0 | 0 | 5 | 5 | 0.00 | 0.000 |

| PITCHER | IP | WLS | BF | H | R | ER | SO | BB | IBB | HBP | BLK | WP | HR | S | P | ERA | WHIP |
|---|---|---|---|---|---|---|---|---|---|---|---|---|---|---|---|---|---|

TOP

# New York Yankees @ Washington Senators

D.C. Stadium, Washington, DC

Sun Sep 27 1964, 3:33 AM EDT

Att. 14,985 - Cloudy

livebaseballscorecards.com

| | |
|---|---|
| AB | 39 |
| R | 2 |
| H | 8 |
| RBI | 2 |
| BB | 1 |
| SO | 7 |
| LOB | 11 |

WP: 0 PB: 0 SB: 1 CS: 0

PA: 40

# New York Yankees @ Washington Senators

D.C. Stadium, Washington, DC

Sun Sep 27 1964, 3:33 AM EDT

Att. 14,985 - Cloudy

livebaseballscorecards.com

## BOTTOM

| Batter | 1 | 2 | 3 | 4 | 5 | 6 | 7 | 8 | 9 | 10 | 11 | AB | R | H | RBI | BB | SO | LOB |
|---|---|---|---|---|---|---|---|---|---|---|---|---|---|---|---|---|---|---|
| Chuck Cottier, R (1, 4)<br>OBP: 0.275, SLG: 0.316 | K | | E4 G6-4-3 | | FC5-6-4 1-2f 3-H | | | K | | BB | | 3 | 0 | 0 | 1 | 0 | 1 | 2 |
| Don Blasingame, L (8, PH)<br>OBP: 0.314, SLG: 0.310 (9, 4) | | | | | | | | | | | | 1 | 0 | 0 | 0 | 1 | 1 | 0 |
| Don Zimmer, R (1, 5)<br>OBP: 0.305, SLG: 0.416 | 6-3 | | G6-4-3 1-2f | | K | | | HR | | K | | 4 | 1 | 1 | 1 | 0 | 1 | 3 |
| Jim King, L (10, PH)<br>OBP: 0.335, SLG: 0.412 | | | | | | | | | | | | 1 | 0 | 0 | 0 | 0 | 1 | 2 |
| Ron Kline, R (11, 1)<br>OBP: 0.286, SLG: 0.167 | | | | | | | | | | | | 0 | 0 | 0 | 0 | 0 | 0 | 0 |
| Chuck Hinton, R (1, 7)<br>OBP: 0.347, SLG: 0.421 | BB | | | 6-3 | | 4-3 | | S 1B | | L8 | | 4 | 0 | 1 | 0 | 1 | 0 | 2 |
| Don Lock, R (1, 8)<br>OBP: 0.347, SLG: 0.467 | F8 | | | BB | | 6-3 | | F3 1-2 | | | SH SH 1B 1B | 4 | 1 | 1 | 0 | 1 | 0 | 2 |
| Roy Sievers, R (1, 3)<br>OBP: 0.266, SLG: 0.331 | | K | | F7 | | F3 | | | 4-3 | | SH 1B SH 1-2 | 3 | 0 | 0 | 0 | 0 | 1 | 1 |
| Joe Cunningham, L (8, 3)<br>OBP: 0.356, SLG: 0.285 | | | | | | | | | | | | 1 | 0 | 0 | 0 | 0 | 0 | 0 |
| Fred Valentine, S (1, 9)<br>OBP: 0.306, SLG: 0.310 | | F9 | | K | | | F3 | | F7 | | SH 1B 1-2 2-3 | 3 | 0 | 0 | 0 | 0 | 1 | 1 |
| Willie Kirkland, L (9, PH)<br>OBP: 0.272, SLG: 0.336 (10, 9) | | | | | | | | | | | | 1 | 0 | 0 | 0 | 0 | 0 | 0 |
| Ed Brinkman, R (1, 6)<br>OBP: 0.265, SLG: 0.327 | K | | | | F9 | | F8 | | K | | 1-2 2-3 3-H 1B | 4 | 0 | 0 | 0 | 0 | 2 | 0 |
| Dick Phillips, L (11, PH)<br>OBP: 0.307, SLG: 0.285 | | | | | | | | | | | | 1 | 0 | 1 | 1 | 0 | 0 | 0 |
| Mike Brumley, L (1, 2)<br>OBP: 0.310, SLG: 0.304 | | | SH2-4 2B | | 1B FC5-6-4 2B | | PO 1B | | | K | | 4 | 1 | 3 | 0 | 0 | 1 | 0 |
| Bennie Daniels, L (1, 1)<br>OBP: 0.196, SLG: 0.191 | | | SH2-4 2-3 | | FC5-6-4 2-3 1B | | PO 1-2 | K | | | 2B | 2 | 0 | 1 | 0 | 0 | 1 | 0 |
| Ken Hunt, R (10, PH)<br>OBP: 0.234, SLG: 0.204 | | | | | | | | | | | | 1 | 0 | 1 | 0 | 0 | 0 | 0 |
| John Kennedy, R (10, PR)<br>OBP: 0.283, SLG: 0.329 (11, 5) | | | | | | | | | | | | 0 | 0 | 0 | 0 | 0 | 0 | 0 |
| Inning Stats | R: 0 E: 0 K: 1 S: 5 H: 0 LOB: 1 BB: 1 P: 9 | R: 0 E: 0 K: 2 S: 7 H: 0 LOB: 0 BB: 0 P: 7 | R: 0 E: 1 K: 0 S: 4 H: 1 LOB: 1 BB: 0 P: 4 | R: 0 E: 0 K: 1 S: 5 H: 0 LOB: 1 BB: 1 P: 9 | R: 1 E: 0 K: 1 S: 7 H: 2 LOB: 1 BB: 0 P: 7 | R: 0 E: 0 K: 0 S: 3 H: 0 LOB: 0 BB: 0 P: 3 | R: 0 E: 0 K: 0 S: 3 H: 1 LOB: 0 BB: 0 P: 3 | R: 1 E: 0 K: 2 S: 9 H: 2 LOB: 1 BB: 0 P: 9 | R: 0 E: 0 K: 1 S: 5 H: 0 LOB: 0 BB: 0 P: 5 | R: 0 E: 0 K: 2 S: 8 H: 1 LOB: 2 BB: 1 P: 12 | R: 1 E: 1 K: 0 S: 4 H: 2 LOB: 3 BB: 0 P: 4 | 1B: 5 2B: 3 3B: 0 HR: 1 SF: 0 SAC: 3 DP: 1 HBP: 0 | | | | | | |

| | AB | 37 |
|---|---|---|
| | R | 3 |
| | H | 9 |
| | RBI | 3 |
| | BB | 3 |
| | SO | 10 |
| | LOB | 13 |

WP: 0 PB: 0 SB: 1 CS: 0 PA: 44

| PITCHER | | IP | WLS | BF | H | R | ER | SO | BB | IBB | HBP | BLK | WP | HR | S | P | ERA | WHIP |
|---|---|---|---|---|---|---|---|---|---|---|---|---|---|---|---|---|---|---|
| Whitey Ford, L<br>ERA: 2.18 | (1, 1) | 7.0 | | 26 | 4 | 1 | 1 | 5 | 2 | 0 | 0 | 0 | 0 | 0 | 34 | 42 | 1.29 | 0.857 |
| Pedro Ramos, R<br>ERA: 4.73 | (8, 1) | 2.0 | | 8 | 2 | 1 | 1 | 3 | 0 | 0 | 0 | 0 | 0 | 1 | 14 | 14 | 4.50 | 1.000 |
| Steve Hamilton, L<br>ERA: 3.34 | (10, 1) | 0.1 | | 3 | 1 | 0 | 0 | 1 | 1 | 0 | 0 | 0 | 0 | 0 | 4 | 8 | 0.00 | 6.000 |
| Hal Reniff, R<br>ERA: 3.11 | (10, 1) | 0.2 | L | 5 | 1 | 1 | 1 | 1 | 0 | 0 | 0 | 0 | 0 | 0 | 7 | 7 | 13.50 | 1.500 |
| Pete Mikkelsen, R<br>ERA: 3.62 | (11, 1) | 0.0 | | 1 | 1 | 0 | 0 | 0 | 0 | 0 | 0 | 0 | 0 | 0 | 1 | 1 | ∞ | ∞ |

| PITCHER | IP | WLS | BF | H | R | ER | SO | BB | IBB | HBP | BLK | WP | HR | S | P | ERA | WHIP |
|---|---|---|---|---|---|---|---|---|---|---|---|---|---|---|---|---|---|

| Batter | 1 | 2 | 3 | 4 | 5 | 6 | 7 | 8 | 9 | AB | R | H | RBI | BB | SO | LOB |
|---|---|---|---|---|---|---|---|---|---|---|---|---|---|---|---|---|
| Don Wert, R (1, 5)<br>OBP: 0.322, SLG: 0.357 | 0-0 BB 3B 1B | 0-0 ② 1-3 1-2 2-3 | | 0-0 BB 1B 1B | | 0-0 ③ 5-3 | | 0-0 ②③ G6-4-3 1-2f | | 5 | 1 | 2 | 0 | 0 | 0 | 3 |
| Jerry Lumpe, L (1, 4)<br>OBP: 0.317, SLG: 0.345 | B B B B 4-0 1-2 3B BB | 0-0 ③ 4-3 | | 0-0 BB 1-2 1B | | | 0-0 ① 4-3 | | S S S 0-3 ① K | 4 | 1 | 1 | 0 | 1 | 1 | 2 |
| Al Kaline, R (1, 9)<br>OBP: 0.385, SLG: 0.470 | 0-0 SF7 1-H 2-H 3B | | 0-0 ① L5-3 | B B B 4-0 FC6-4 1-2 2-3 BB | | | 0-0 IHR | | 0-0 ② L5-3 | 4 | 2 | 2 | 3 | 1 | 0 | 0 |
| Bill Freehan, R (1, 2)<br>OBP: 0.350, SLG: 0.461 | 0-0 ① SF7 3-H | | 0-0 WP 1B | 0-0 ③ FC6-4 1-2f | | | S S S 0-3 ② K | | 0-0 1B 1B | 4 | 0 | 2 | 1 | 0 | 1 | 3 |
| Norm Cash, L (1, 3)<br>OBP: 0.348, SLG: 0.448<br>George Smith, R (9, PR) | S S S 0-3 ② K | S S S 0-3 ② K 1-2 | | | S S S 0-3 ① K | | 0-0 ③ 3-1 | | 0-0 1-3 1B | 5<br>0 | 0<br>0 | 1<br>0 | 0<br>0 | 0<br>0 | 3<br>0 | 1<br>0 |
| Willie Horton, R (1, 7)<br>OBP: 0.279, SLG: 0.257<br>Gates Brown, L (8, PH)<br>OBP: 0.322, SLG: 0.463 (8, 7) | 0-0 ③ F2 | B B B B 4-0 BB | | | S S S 0-3 ② K | | | 0-0 BB 1B 1B | 0-0 ③ 4-3 | 2<br>2 | 0<br>1 | 0<br>1 | 0<br>0 | 1<br>0 | 1<br>0 | 0<br>2 |
| George Thomas, R (1, 8)<br>OBP: 0.329, SLG: 0.464<br>Bill Bruton, L (8, PH)<br>OBP: 0.353, SLG: 0.409 (8, 8) | B B B B 4-0 1-3 E BB | S S S 0-3 ③ K | | | X 0-0 ③ 4-3 | | | B B B B 4-0 1B 1-2 SF7 BB | | 2<br>0 | 0<br>1 | 0<br>0 | 0<br>0 | 1<br>1 | 1<br>0 | 2<br>0 |
| Dick McAuliffe, L (1, 6)<br>OBP: 0.336, SLG: 0.435 | X 0-0 ① F6 | | | S S S 0-3 ① K | | S S S 0-3 ① K | | X 0-0 G6-4-3 1-3 2-H 1B | | 4 | 0 | 1 | 1 | 0 | 2 | 1 |
| Mickey Lolich, S (1, 1)<br>OBP: 0.260, SLG: 0.109<br>Ed Rakow, S (2, 1)<br>Jim Northrup, L (6, PH)<br>Julio Navarro, R (6, 1)<br>Don Demeter, R (8, PH)<br>OBP: 0.288, SLG: 0.453<br>Fred Gladding, L (8, 1) | X 0-0 E6 1-3 1-2 | | | S S S 0-3 ② K | | X 0-0 ② G3 | | X 0-0 ① SF7 3-H | | 1<br>1<br>1<br>0<br>0<br>0 | 0<br>0<br>0<br>0<br>0<br>0 | 0<br>0<br>0<br>0<br>0<br>0 | 0<br>0<br>0<br>0<br>1<br>0 | 0<br>0<br>0<br>0<br>0<br>0 | 0<br>1<br>0<br>0<br>0<br>0 | 1<br>0<br>0<br>0<br>0<br>0 |
| Inning Stats | R: 3 H: 2<br>E: 0 LOB: 0<br>K: 1 BB: 1<br>S: 7 P: 11 | R: 0 H: 0<br>E: 1 LOB: 2<br>K: 0 BB: 1<br>S: 4 P: 8 | R: 0 H: 1<br>E: 0 LOB: 2<br>K: 2 BB: 1<br>S: 8 P: 12 | R: 0 H: 2<br>E: 0 LOB: 3<br>K: 2 BB: 1<br>S: 9 P: 13 | R: 0 H: 0<br>E: 0 LOB: 0<br>K: 2 BB: 0<br>S: 7 P: 7 | R: 0 H: 0<br>E: 0 LOB: 0<br>K: 1 BB: 0<br>S: 5 P: 5 | R: 1 H: 1<br>E: 0 LOB: 0<br>K: 1 BB: 0<br>S: 6 P: 6 | R: 2 H: 2<br>E: 0 LOB: 0<br>K: 0 BB: 1<br>S: 4 P: 8 | R: 0 H: 2<br>E: 0 LOB: 2<br>K: 1 BB: 0<br>S: 7 P: 7 | 1B: 8 SF: 2<br>2B: 0 SAC: 0<br>3B: 1 DP: 1<br>HR: 1 HBP: 0 | | | | | | |

| PITCHER | | IP | WLS | BF | H | R | ER | SO | BB | IBB | HBP | BLK | WP | HR | S | P | ERA | WHIP |
|---|---|---|---|---|---|---|---|---|---|---|---|---|---|---|---|---|---|---|
| Al Downing, L<br>ERA: 3.42 | (1, 1) | 3.2 | | 21 | 5 | 3 | 3 | 5 | 4 | 0 | 0 | 0 | 1 | 0 | 27 | 43 | 7.36 | 2.455 |
| Ralph Terry, R<br>ERA: 4.54 | (4, 1) | 3.1 | W | 13 | 2 | 3 | 3 | 4 | 1 | 0 | 0 | 0 | 0 | 0 | 20 | 24 | 8.10 | 0.900 |
| Pedro Ramos, R<br>ERA: 4.67 | (8, 1) | 2.0 | S | 8 | 3 | 0 | 0 | 1 | 0 | 0 | 0 | 0 | 0 | 0 | 10 | 10 | 0.00 | 1.500 |

| PITCHER | IP | WLS | BF | H | R | ER | SO | BB | IBB | HBP | BLK | WP | HR | S | P | ERA | WHIP |
|---|---|---|---|---|---|---|---|---|---|---|---|---|---|---|---|---|---|

# TOP

## Detroit Tigers @ New York Yankees

Yankee Stadium, Bronx, NY

Wed Sep 30 1964, 7:05 PM EDT

Cloudy - 60 F

livebaseballscorecards.com

| | |
|---|---|
| AB | 35 |
| R | 6 |
| H | 10 |
| RBI | 6 |
| BB | 5 |
| SO | 10 |
| LOB | 15 |

WP: 1 PA: 42
PB: 0
SB: 0
CS: 0

# BOTTOM

## Detroit Tigers @ New York Yankees

Yankee Stadium, Bronx, NY

Wed Sep 30 1964, 7:05 PM EDT

Cloudy - 60 F

livebaseballscorecards.com

| Batter | 1 | 2 | 3 | 4 | 5 | 6 | 7 | 8 | 9 | AB | R | H | RBI | BB | SO | LOB |
|---|---|---|---|---|---|---|---|---|---|---|---|---|---|---|---|---|
| Phil Linz, R (1, 6)<br>OBP: 0.326, SLG: 0.357 | F8 | 1B BB | | F4 | | K | | G3 | | 4 | 0 | 0 | 0 | 1 | 1 | 1 |
| Bobby Richardson, R (1, 4)<br>OBP: 0.293, SLG: 0.332 | L9 | 1-3 2-H 3-H 1B | | | F8 | | L8 | L9 | | 5 | 0 | 1 | 2 | 0 | 0 | 0 |
| Roger Maris, L (1, 8)<br>OBP: 0.366, SLG: 0.470 | 3-1 | K | | | L9 | | HBP BB 1B BB | | | 3 | 1 | 0 | 0 | 1 | 1 | 1 |
| Mickey Mantle, S (1, 9)<br>OBP: 0.419, SLG: 0.596<br>Mike Hegan, L (7, PR)<br>Hector Lopez, R (8, 9)<br>OBP: 0.321, SLG: 0.424 | | HR | 4-3 | | BB | | 1B HBP 1-2 BB | | | 2<br>0<br>0 | 1<br>0<br>0 | 1<br>0<br>0 | 1<br>0<br>0 | 2<br>0<br>0 | 0<br>0<br>0 | 0<br>0<br>0 |
| Elston Howard, R (1, 2)<br>OBP: 0.365, SLG: 0.452 | | BB WP 1B 1B | 6-3 | | K | | L9 | | | 4 | 1 | 1 | 0 | 0 | 1 | 3 |
| Tom Tresh, S (1, 7)<br>OBP: 0.346, SLG: 0.393 | | 1B BB 1-2 E BB | 1B | | | K | FC5 1B 1-2 2-3 HBP | | | 2 | 1 | 1 | 0 | 1 | 1 | 0 |
| Joe Pepitone, L (1, 3)<br>OBP: 0.281, SLG: 0.423 | | F8 | 4-3 | | | HR | 1-2 2-3 3-H 1B | | | 4 | 1 | 2 | 2 | 0 | 0 | 3 |
| Clete Boyer, R (1, 5)<br>OBP: 0.272, SLG: 0.309 | | E 1-2 2-3 1B BB | | 6-3 | | F2 | 2-3f | | | 3 | 1 | 0 | 0 | 1 | 0 | 3 |
| Al Downing, R (1, 1)<br>OBP: 0.207, SLG: 0.205<br>Ralph Terry, R (4, 1)<br>OBP: 0.263, SLG: 0.229<br>Pedro Ramos, S (8, 1)<br>OBP: 0.196, SLG: 0.295 | | E7 1-3 2-H 3-H 1B | | K | | 1B | | 6-3 | | 1<br>2<br>1 | 1<br>0<br>0 | 1<br>1<br>0 | 1<br>0<br>0 | 0<br>1<br>0 | 0<br>0<br>0 | 0<br>0<br>0 |
| Inning Stats | R: 0<br>E: 0<br>K: 0<br>S: 3<br>H: 0<br>LOB: 0<br>BB: 0<br>P: 3 | R: 5<br>E: 1<br>K: 1<br>S: 8<br>H: 4<br>LOB: 1<br>BB: 3<br>P: 20 | R: 0<br>E: 0<br>K: 0<br>S: 4<br>H: 1<br>LOB: 1<br>BB: 0<br>P: 4 | R: 0<br>E: 0<br>K: 1<br>S: 5<br>H: 0<br>LOB: 0<br>BB: 0<br>P: 5 | R: 0<br>E: 0<br>K: 1<br>S: 5<br>H: 0<br>LOB: 1<br>BB: 1<br>P: 9 | R: 1<br>E: 0<br>K: 2<br>S: 9<br>H: 2<br>LOB: 1<br>BB: 0<br>P: 9 | R: 1<br>E: 0<br>K: 0<br>S: 4<br>H: 1<br>LOB: 3<br>BB: 2<br>P: 13 | R: 0<br>E: 0<br>K: 0<br>S: 3<br>H: 0<br>LOB: 0<br>BB: 0<br>P: 3 | | 1B: 6<br>2B: 0<br>3B: 0<br>HR: 2<br>SF: 0<br>SAC: 0<br>DP: 0<br>HBP: 1 | | | | WP: 1<br>PB: 0<br>SB: 0<br>CS: 0 | PA: 38 | |

| | AB | 31 |
|---|---|---|
| | R | 7 |
| | H | 8 |
| | RBI | 6 |
| | BB | 6 |
| | SO | 5 |
| | LOB | 11 |

| PITCHER | | IP | WLS | BF | H | R | ER | SO | BB | IBB | HBP | BLK | WP | HR | S | P | ERA | WHIP |
|---|---|---|---|---|---|---|---|---|---|---|---|---|---|---|---|---|---|---|
| Mickey Lolich, L<br>ERA: 3.29 | (1, 1) | 1.1 | L | 10 | 3 | 5 | 5 | 0 | 3 | 0 | 0 | 0 | 1 | 1 | 7 | 19 | 33.75 | 4.500 |
| Ed Rakow, R<br>ERA: 3.62 | (2, 1) | 3.2 | | 13 | 2 | 0 | 0 | 3 | 1 | 0 | 0 | 0 | 0 | 0 | 18 | 22 | 0.00 | 0.818 |
| Julio Navarro, R<br>ERA: 3.88 | (6, 1) | 2.0 | | 12 | 3 | 2 | 2 | 2 | 2 | 0 | 1 | 0 | 0 | 1 | 13 | 22 | 9.00 | 2.500 |
| Fred Gladding, R<br>ERA: 3.06 | (8, 1) | 1.0 | | 3 | 0 | 0 | 0 | 0 | 0 | 0 | 0 | 0 | 0 | 0 | 3 | 3 | 0.00 | 0.000 |

| PITCHER | | IP | WLS | BF | H | R | ER | SO | BB | IBB | HBP | BLK | WP | HR | S | P | ERA | WHIP |
|---|---|---|---|---|---|---|---|---|---|---|---|---|---|---|---|---|---|---|

| Batter | 1 | 2 | 3 | 4 | 5 | 6 | 7 | 8 | 9 | AB | R | H | RBI | BB | SO | LOB |
|---|---|---|---|---|---|---|---|---|---|---|---|---|---|---|---|---|
| Bill Bruton, L (1, 8)<br>OBP: 0.350, SLG: 0.405 | F8 | | G1 | L9 | | | L4-3, 1B | 4-3<br>1-2<br>3-H | | 5 | 0 | 1 | 1 | 0 | 0 | 2 |
| Jerry Lumpe, L (1, 4)<br>OBP: 0.315, SLG: 0.342 | F7 | | P6 | F6 | | | L4-3<br>1-2 | 1-3 | | 5 | 0 | 0 | 0 | 0 | 0 | 3 |
| Al Kaline, R (1, 9)<br>OBP: 0.387, SLG: 0.475 | L6-3 | | BB | | L3 | | HR | | 1B, 5-3, BB | 3 | 1 | 1 | 1 | 2 | 0 | 0 |
| Mickey Stanley, R (9, PR)<br>OBP: 0.273, SLG: 0.273 | | | | | | | | | | 0 | 1 | 0 | 0 | 0 | 0 | 0 |
| Gates Brown, L (1, 7)<br>OBP: 0.323, SLG: 0.461 | | 4-3 | K | | G4-6-3, 1B | | 1B, BB | | L9 | 4 | 0 | 1 | 0 | 1 | 1 | 2 |
| Norm Cash, L (1, 3)<br>OBP: 0.352, SLG: 0.454 | | L8, 1B, 2B, 1B | | BB, 1B, 2B | G4-6-3<br>1-2f | | 1-2, 1B | | WP, 5-3<br>1-3, 1B | 5 | 2 | 4 | 0 | 0 | 0 | 1 |
| Bill Freehan, R (1, 2)<br>OBP: 0.350, SLG: 0.460 | | 2B<br>1-2, 1B | | BB<br>1B, BB | | K | K | | 5-3<br>1-2<br>3-H | 4 | 1 | 1 | 1 | 1 | 2 | 3 |
| Dick McAuliffe, L (1, 6)<br>OBP: 0.338, SLG: 0.434 | | L8<br>2-3 | | 1B<br>WP<br>1-2<br>2-3, BB | | L3-1 | | E, 1B<br>4-3, BB | 2-3, BB | 2 | 2 | 0 | 0 | 3 | 0 | 2 |
| Don Wert, R (1, 5)<br>OBP: 0.322, SLG: 0.359 | | 1-3<br>3-H, 2B | | WP<br>1-3<br>2-H<br>3-H, 1B | | F7 | | K | L8 | 5 | 0 | 2 | 3 | 0 | 1 | 3 |
| Hank Aguirre, R (1, 1)<br>OBP: 0.875, SLG: 0.875<br>Phil Regan, R (1, 1)<br>OBP: 0.000, SLG: 0.000<br>Jim Northrup, L (2, PH)<br>Johnnie Seale, L (2, 1)<br>Don Demeter, R (4, PH)<br>OBP: .000, SLG: 0.402<br>Terry Fox, R (4, 1)<br>OBP: 0.000, SLG: 0.417<br>Fred Gladding, L (6, 1)<br>Bill Roman, L (7, PH)<br>OBP: 1.000, SLG: 4.000<br>Julio Navarro, R (7, 1)<br>George Smith, R (8, PH)<br>OBP: 1.000, SLG: 1.000<br>Ed Rakow, S (8, 1) | | K | | K<br>1-2<br>3-H | | | HR | E6, 4-3<br>1-3, 1B | | 0<br>0<br>1<br>0<br>1<br>0<br>0<br>0<br>1<br>0<br>1<br>0 | 0<br>0<br>0<br>0<br>0<br>0<br>1<br>0<br>0<br>0<br>1<br>0 | 0<br>0<br>0<br>0<br>0<br>0<br>0<br>0<br>0<br>0<br>1<br>0 | 0<br>0<br>0<br>0<br>0<br>0<br>0<br>0<br>0<br>0<br>0<br>0 | 0<br>0<br>0<br>0<br>1<br>0<br>0<br>1<br>0<br>0<br>0<br>0 | 0<br>0<br>0<br>0<br>2<br>0<br>0<br>1<br>0<br>0<br>0<br>0 | 0<br>0<br>0<br>0<br>0<br>0<br>0<br>1<br>0<br>0<br>0<br>0 |
| Inning Stats | R: 0<br>E: 0<br>K: 0<br>S: 3<br>H: 0<br>LOB: 0<br>BB: 0<br>P: 3 | R: 1<br>E: 0<br>K: 1<br>S: 8<br>H: 3<br>LOB: 2<br>BB: 0<br>P: 8 | R: 0<br>E: 0<br>K: 1<br>S: 5<br>H: 0<br>LOB: 1<br>BB: 1<br>P: 9 | R: 3<br>E: 0<br>K: 1<br>S: 7<br>H: 2<br>LOB: 1<br>BB: 2<br>P: 15 | R: 0<br>E: 0<br>K: 0<br>S: 3<br>H: 1<br>LOB: 0<br>BB: 0<br>P: 3 | R: 0<br>E: 0<br>K: 1<br>S: 5<br>H: 0<br>LOB: 0<br>BB: 0<br>P: 5 | R: 2<br>E: 0<br>K: 1<br>S: 8<br>H: 4<br>LOB: 2<br>BB: 1<br>P: 12 | R: 1<br>E: 1<br>K: 1<br>S: 6<br>H: 1<br>LOB: 1<br>BB: 1<br>P: 10 | R: 1<br>E: 0<br>K: 0<br>S: 4<br>H: 1<br>LOB: 2<br>BB: 2<br>P: 12 | 1B: 8<br>2B: 3<br>3B: 0<br>HR: 2<br>SF: 0<br>SAC: 0<br>DP: 2<br>HBP: 0 | | | | | | |

TOP

# Detroit Tigers @ New York Yankees

Yankee Stadium, Bronx, NY

Wed Sep 30 1964, 7:05 PM EDT

Att. 15,243 - Unknown - 60 F

livebaseballscorecards.com

| | |
|---|---|
| AB | 37 |
| R | 8 |
| H | 12 |
| RBI | 7 |
| BB | 7 |
| SO | 6 |
| LOB | 19 |

WP: 2 PA: 44
PB: 0
SB: 0
CS: 0

| PITCHER | | IP | WLS | BF | H | R | ER | SO | BB | IBB | HBP | BLK | WP | HR | S | P | ERA | WHIP |
|---|---|---|---|---|---|---|---|---|---|---|---|---|---|---|---|---|---|---|
| Jim Bouton, R<br>ERA: 3.02 | (1, 1) | 6.2 | W | 30 | 9 | 6 | 6 | 4 | 3 | 0 | 0 | 0 | 1 | 2 | 35 | 47 | 8.10 | 1.800 |
| Pete Mikkelsen, R<br>ERA: 3.56 | (7, 1) | 1.1 | | 8 | 2 | 1 | 0 | 2 | 2 | 0 | 0 | 0 | 0 | 0 | 10 | 18 | 0.00 | 3.000 |
| Hal Reniff, R<br>ERA: 3.21 | (9, 1) | 0.2 | | 5 | 1 | 1 | 1 | 0 | 2 | 0 | 0 | 0 | 1 | 0 | 3 | 11 | 13.50 | 4.500 |
| Pedro Ramos, R<br>ERA: 4.66 | (9, 1) | 0.1 | S | 1 | 0 | 0 | 0 | 0 | 0 | 0 | 0 | 0 | 0 | 0 | 1 | 1 | 0.00 | 0.000 |

| PITCHER | IP | WLS | BF | H | R | ER | SO | BB | IBB | HBP | BLK | WP | HR | S | P | ERA | WHIP |
|---|---|---|---|---|---|---|---|---|---|---|---|---|---|---|---|---|---|

| Batter | 1 | 2 | 3 | 4 | 5 | 6 | 7 | 8 | 9 | AB | R | H | RBI | BB | SO | LOB |
|---|---|---|---|---|---|---|---|---|---|---|---|---|---|---|---|---|
| Phil Linz, R (1, 6)<br>OBP: 0.327, SLG: 0.355 | BBBB<br>4-0<br>1B<br>1B<br>BB | x<br>0-0 ②<br>F7 | | x<br>0-0 ③<br>1-3 | | x<br>0-0<br>1-3<br>2-H<br>2B<br>1B | SSS<br>0-3 ②<br>K | | | 4 | 2 | 1 | 1 | 1 | 1 | 1 |
| Bobby Richardson, R (1, 4)<br>OBP: 0.294, SLG: 0.332 | x<br>0-0<br>1B<br>1-2<br>2B<br>1B | x<br>0-0 ③<br>L9 | | | x<br>0-0<br>1B<br>SF7<br>1B | x<br>0-0 ①<br>G3 | x<br>0-0<br>E6 | | | 5 | 2 | 2 | 0 | 0 | 0 | 2 |
| Roger Maris, L (1, 8)<br>OBP: 0.368, SLG: 0.473 | x<br>0-0<br>1-3<br>2-H<br>2B<br>1B | x<br>0-0 ①<br>F6 | | x<br>0-0<br>1-3<br>BB<br>1B | x<br>0-0<br>2-H<br>3-H<br>2B<br>2B | x<br>0-0 ③<br>F8 | | | | 5 | 2 | 3 | 3 | 0 | 0 | 1 |
| Mickey Mantle, S (1, 9)<br>OBP: 0.422, SLG: 0.598<br>Hector Lopez, R (6, PR)<br>OBP: 0.320, SLG: 0.423 (7, 9) | x<br>0-0<br>1-H<br>3-H<br>1B<br>2B | x<br>0-0<br>E6 | | | BBBB<br>4-0<br>1-2<br>BB | I<br>4-0<br>2B<br>IBB | | x<br>0-0 ①<br>6-3 | | 2<br>1 | 1<br>0 | 1<br>0 | 2<br>0 | 2<br>0 | 0<br>0 | 0<br>0 |
| Elston Howard, R (1, 2)<br>OBP: 0.367, SLG: 0.456 | x<br>0-0<br>FC4-6<br>2-H<br>1B | x<br>0-0 ②<br>L9 | | | x<br>0-0 ①<br>SF7<br>3-H | x<br>0-0<br>1-3<br>2-H<br>2B | | x<br>0-0<br>HR<br>1B | | 4 | 1 | 3 | 3 | 0 | 0 | 1 |
| Tom Tresh, S (1, 7)<br>OBP: 0.344, SLG: 0.397 | x<br>0-0 ①<br>FC4-6<br>1-2f | SSS<br>0-3 ③<br>K | | | x<br>0-0 ②<br>L9 | SSS<br>0-3 ②<br>K | | x<br>0-0<br>1-H<br>HR | | 5 | 1 | 1 | 2 | 0 | 2 | 7 |
| Joe Pepitone, L (1, 3)<br>OBP: 0.281, SLG: 0.420 | x<br>0-0 ②<br>L9 | | | SSS<br>0-3 ①<br>K | x<br>0-0 ③<br>F8 | I<br>4-0<br>FC6-4<br>IBB | | x<br>0-0 ②<br>F3 | | 4 | 0 | 0 | 0 | 1 | 1 | 3 |
| Clete Boyer, R (1, 5)<br>OBP: 0.271, SLG: 0.308 | SSS<br>0-3 ③<br>K | | | x<br>0-0 ②<br>L9 | | x<br>0-0<br>1B<br>1B<br>x<br>0-0 ③<br>FC6-4<br>1-2f | | x<br>0-0 ③<br>F7 | | 5 | 1 | 1 | 0 | 0 | 1 | 4 |
| Jim Bouton, R (1, 1)<br>OBP: 0.140, SLG: 0.152<br>Pete Mikkelsen, R (7, 1)<br>OBP: 0.067, SLG: 0.067<br>Hal Reniff, R (9, 1)<br>OBP: 0.100, SLG: 0.100<br>Pedro Ramos, S (9, 1)<br>OBP: 0.196, SLG: 0.295 | | x<br>0-0 ①<br>L9 | | x<br>0-0<br>1B | | x<br>0-0<br>1B<br>1-2<br>2B<br>1B | SSS<br>0-3 ①<br>K | | | 3<br>1<br>0<br>0 | 1<br>0<br>0<br>0 | 2<br>0<br>0<br>0 | 0<br>0<br>0<br>0 | 0<br>1<br>0<br>0 | 0<br>0<br>0<br>0 | 0<br>0<br>0<br>0 |
| Inning Stats | R: 4<br>E: 0<br>K: 1<br>S: 9<br>H: 4<br>LOB: 1<br>BB: 1<br>P: 13 | R: 0<br>E: 0<br>K: 0<br>S: 3<br>H: 0<br>LOB: 0<br>BB: 0<br>P: 3 | R: 0<br>E: 1<br>K: 1<br>S: 6<br>H: 0<br>LOB: 1<br>BB: 0<br>P: 6 | R: 0<br>E: 0<br>K: 1<br>S: 6<br>H: 1<br>LOB: 1<br>BB: 0<br>P: 6 | R: 1<br>E: 0<br>K: 0<br>S: 5<br>H: 2<br>LOB: 2<br>BB: 1<br>P: 9 | R: 4<br>E: 0<br>K: 1<br>S: 10<br>H: 5<br>LOB: 3<br>BB: 2<br>P: 18 | R: 0<br>E: 1<br>K: 2<br>S: 8<br>H: 0<br>LOB: 1<br>BB: 0<br>P: 8 | R: 2<br>E: 0<br>K: 0<br>S: 5<br>H: 2<br>LOB: 0<br>BB: 0<br>P: 5 | | 1B: 10<br>2B: 3<br>3B: 0<br>HR: 1<br>SF: 1<br>SAC: 0<br>DP: 0<br>HBP: 0 | | | | | | |

| PITCHER | | IP | WLS | BF | H | R | ER | SO | BB | IBB | HBP | BLK | WP | HR | S | P | ERA | WHIP |
|---|---|---|---|---|---|---|---|---|---|---|---|---|---|---|---|---|---|---|
| Hank Aguirre, L<br>ERA: 3.83 | (1, 1) | 0.0 | | 5 | 4 | 4 | 4 | 0 | 1 | 0 | 0 | 0 | 0 | 0 | 4 | 8 | ∞ | ∞ |
| Phil Regan, R<br>ERA: 5.03 | (1, 1) | 1.0 | | 3 | 0 | 0 | 0 | 1 | 0 | 0 | 0 | 0 | 0 | 0 | 5 | 5 | 0.00 | 0.000 |
| Johnnie Seale, L<br>ERA: 1.17 | (2, 1) | 2.0 | | 7 | 0 | 0 | 0 | 1 | 0 | 0 | 0 | 0 | 0 | 0 | 9 | 9 | 0.00 | 0.000 |
| Terry Fox, R<br>ERA: 3.39 | (4, 1) | 2.1 | L | 17 | 8 | 5 | 5 | 1 | 1 | 1 | 0 | 0 | 0 | 0 | 17 | 25 | 19.29 | 3.857 |
| Fred Gladding, R<br>ERA: 3.03 | (6, 1) | 0.2 | | 3 | 0 | 0 | 0 | 1 | 0 | 1 | 0 | 0 | 0 | 0 | 4 | 8 | 0.00 | 0.000 |

| PITCHER | | IP | WLS | BF | H | R | ER | SO | BB | IBB | HBP | BLK | WP | HR | S | P | ERA | WHIP |
|---|---|---|---|---|---|---|---|---|---|---|---|---|---|---|---|---|---|---|
| Julio Navarro, R<br>ERA: 3.8 | (7, 1) | 1.0 | | 4 | 0 | 0 | 0 | 2 | 0 | 0 | 0 | 0 | 0 | 0 | 8 | 8 | 0.00 | 0.000 |
| Ed Rakow, R<br>ERA: 3.71 | (8, 1) | 1.0 | | 5 | 2 | 2 | 2 | 0 | 0 | 0 | 0 | 0 | 0 | 1 | 5 | 5 | 18.00 | 2.000 |

# BOTTOM

## Detroit Tigers @ New York Yankees

Yankee Stadium, Bronx, NY

Wed Sep 30 1964, 7:05 PM EDT
Att. 15,243 - Unknown - 60 F

livebaseballscorecards.com

| | |
|---|---|
| AB | 39 |
| R | 11 |
| H | 14 |
| RBI | 11 |
| BB | 4 |
| SO | 6 |
| LOB | 19 |

# Detroit Tigers @ New York Yankees

Yankee Stadium, Bronx, NY

Thu Oct 01 1964, 3:33 AM EDT

Sunny

TOP

livebaseballscorecards.com

| Batter | 1 | 2 | 3 | 4 | 5 | 6 | 7 | 8 | 9 | AB | R | H | RBI | BB | SO | LOB |
|---|---|---|---|---|---|---|---|---|---|---|---|---|---|---|---|---|
| Bill Bruton, L (1, 8)<br>OBP: 0.352, SLG: 0.406 | 0-0 1B | | 0-0 3-1 | | | 0-3 K | | | 0-0 SH 1B 1B | 4 | 1 | 2 | 0 | 0 | 1 | 0 |
| Jerry Lumpe, L (1, 4)<br>OBP: 0.315, SLG: 0.341 | 0-0 F2 | | | 0-3 K | | 0-0 3-1 | | | 0-0 SH 1B 1B 1-2 | 4 | 0 | 1 | 0 | 0 | 1 | 1 |
| George Smith, R (9, PR)<br>OBP: 1.000, SLG: 1.000 (9, 4) | | | | | | | | | | 0 | 1 | 0 | 0 | 0 | 0 | 0 |
| Al Kaline, R (1, 9)<br>OBP: 0.385, SLG: 0.472 | 0-3 K | | | 0-0 L5-3 | | 0-0 L7 | | | 0-0 SH 1B SF8 1-2 2-3 | 3 | 1 | 0 | 0 | 0 | 1 | 1 |
| Gates Brown, L (1, 7)<br>OBP: 0.324, SLG: 0.461 | 0-0 6-3 | | | 0-3 K | | | 0-0 G6-3 1B | | 0-0 S 1B 1-3 2-H 3-H | 4 | 0 | 2 | 2 | 0 | 1 | 1 |
| Norm Cash, L (1, 3)<br>OBP: 0.353, SLG: 0.459 | | 0-0 L4-3 1B | | | 0-0 1B 3B | | 0-0 G6-3 1-2f | | 0-0 F6 1-2 | 4 | 1 | 2 | 0 | 0 | 0 | 3 |
| Don Wert, R (1, 5)<br>OBP: 0.323, SLG: 0.360 | | 0-0 F8 | | | 0-0 5-3 1B 3-H | | 4-0 CS BB | | 0-0 SF8 3-H | 2 | 0 | 1 | 2 | 1 | 0 | 1 |
| Bill Freehan, R (1, 2)<br>OBP: 0.348, SLG: 0.456 | | 0-0 L4-3 1-2 | | | 0-3 K | | 0-0 CS 1-2 | 0-0 6-3 | 0-3 K | 4 | 0 | 0 | 0 | 0 | 2 | 4 |
| Dick McAuliffe, L (1, 6)<br>OBP: 0.337, SLG: 0.431 | | | 0-0 F3 | | 0-0 5-3 1-2 | | | 0-0 F9 | | 3 | 0 | 0 | 0 | 0 | 0 | 1 |
| Dave Wickersham, R (1, 1)<br>OBP: 0.094, SLG: 0.085 | | | 0-3 K | | 0-0 1-3 | | | 0-0 6-3 | | 2 | 0 | 0 | 0 | 0 | 1 | 1 |
| Fred Gladding, L (7, 1) | | | | | | | | | | 0 | 0 | 0 | 0 | 0 | 0 | 0 |
| Jim Northrup, L (8, PH) | | | | | | | | | | 1 | 0 | 0 | 0 | 0 | 0 | 0 |
| Mickey Lolich, S (8, 1)<br>OBP: 0.260, SLG: 0.109 | | | | | | | | | | 0 | 0 | 0 | 0 | 0 | 0 | 0 |
| Inning Stats | R: 0 H: 1<br>E: 0 LOB: 1<br>K: 1 BB: 0<br>S: 6 P: 6 | R: 0 H: 1<br>E: 0 LOB: 0<br>K: 0 BB: 0<br>S: 3 P: 3 | R: 0 H: 0<br>E: 0 LOB: 0<br>K: 1 BB: 0<br>S: 5 P: 5 | R: 0 H: 0<br>E: 0 LOB: 0<br>K: 2 BB: 0<br>S: 7 P: 7 | R: 1 H: 2<br>E: 0 LOB: 1<br>K: 1 BB: 0<br>S: 7 P: 7 | R: 0 H: 0<br>E: 0 LOB: 0<br>K: 1 BB: 0<br>S: 5 P: 5 | R: 0 H: 1<br>E: 0 LOB: 0<br>K: 0 BB: 1<br>S: 2 P: 6 | R: 0 H: 0<br>E: 0 LOB: 0<br>K: 0 BB: 0<br>S: 3 P: 3 | R: 3 H: 3<br>E: 1 LOB: 2<br>K: 1 BB: 0<br>S: 9 P: 9 | 1B: 7 SF: 1<br>2B: 1 SAC: 1<br>3B: 1 DP: 2<br>HR: 0 HBP: 0 | | | | | | |

| | AB | 31 |
|---|---|---|
| | R | 4 |
| | H | 8 |
| | RBI | 4 |
| | BB | 1 |
| | SO | 7 |
| | LOB | 13 |

| PITCHER | | IP | WLS | BF | H | R | ER | SO | BB | IBB | HBP | BLK | WP | HR | S | P | ERA | WHIP |
|---|---|---|---|---|---|---|---|---|---|---|---|---|---|---|---|---|---|---|
| Mel Stottlemyre, R<br>ERA: 2.08 | (1, 1) | 8.0 | L | 31 | 8 | 4 | 3 | 6 | 1 | 0 | 0 | 0 | 0 | 0 | 42 | 46 | 3.38 | 1.125 |
| Pedro Ramos, R<br>ERA: 4.63 | (9, 1) | 1.0 | | 3 | 0 | 0 | 0 | 1 | 0 | 0 | 0 | 0 | 0 | 0 | 5 | 5 | 0.00 | 0.000 |

| PITCHER | IP | WLS | BF | H | R | ER | SO | BB | IBB | HBP | BLK | WP | HR | S | P | ERA | WHIP |
|---|---|---|---|---|---|---|---|---|---|---|---|---|---|---|---|---|---|

| Batter | 1 | 2 | 3 | 4 | 5 | 6 | 7 | 8 | 9 | AB | R | H | RBI | BB | SO | LOB |
|---|---|---|---|---|---|---|---|---|---|---|---|---|---|---|---|---|
| Phil Linz, R (1, 6)<br>OBP: 0.327, SLG: 0.359 | 1-3 | | 2B | | 6-3 | | 1B | | K | 5 | 0 | 2 | 1 | 0 | 1 | 2 |
| Bobby Richardson, R (1, 4)<br>OBP: 0.292, SLG: 0.330 | F6 | | 5-3 | | 5-3 | | L9 | | | 4 | 0 | 0 | 0 | 0 | 0 | 4 |
| Roger Maris, L (1, 8)<br>OBP: 0.367, SLG: 0.471 | 1-3 | | 4-3 | | | FC3-6<br>1B | | K | | 4 | 0 | 1 | 0 | 0 | 1 | 2 |
| Mickey Mantle, S (1, 9)<br>OBP: 0.421, SLG: 0.594<br>Hector Lopez, R (9, 9)<br>OBP: 0.320, SLG: 0.423 | | K | | 1B<br>1B<br>BB | | FC3-6<br>CS S<br>1-2f | | 5-3 | | 3<br>0 | 1<br>0 | 0<br>0 | 0<br>0 | 1<br>0 | 1<br>0 | 1<br>0 |
| Elston Howard, R (1, 2)<br>OBP: 0.367, SLG: 0.455 | | F7 | | 1B<br>1-2<br>1B | | K<br>1-3 | | 1-3 | | 4 | 0 | 1 | 0 | 0 | 1 | 1 |
| Joe Pepitone, L (1, 3)<br>OBP: 0.281, SLG: 0.421 | | 2B | | F3 | | | E3<br>FC5-6 | | F8 | 4 | 0 | 1 | 0 | 0 | 0 | 2 |
| Tom Tresh, S (1, 7)<br>OBP: 0.345, SLG: 0.399 | | L9 | | L4-3<br>1-2<br>2-H<br>1B | | | FC5-6<br>FC6-4<br>E<br>1-2f<br>1B | | 1B<br>2B | 4 | 1 | 2 | 1 | 0 | 0 | 2 |
| Clete Boyer, R (1, 5)<br>OBP: 0.271, SLG: 0.307 | | | K | L4-3<br>1-2 | | | E6<br>FC6-4<br>1-2 | | 2-3<br>1B | 4 | 0 | 1 | 0 | 0 | 1 | 3 |
| Mel Stottlemyre, R (1, 1)<br>OBP: 0.282, SLG: 0.270<br>Pedro Ramos, S (9, 1)<br>OBP: 0.196, SLG: 0.295<br>Pedro Gonzalez, R (9, PH)<br>OBP: 0.345, SLG: 0.383 | | | 2B<br>HBP | | 1-3 | | FC6-4<br>1-2f<br>2-3<br>1B | | K | 2<br>0<br>1 | 0<br>0<br>0 | 0<br>0<br>0 | 0<br>0<br>0 | 0<br>0<br>0 | 0<br>0<br>1 | 2<br>0<br>2 |
| Inning Stats | R: 0 E: 0 K: 0 S: 3 H: 0 LOB: 0 BB: 0 P: 3 | R: 0 E: 0 K: 1 S: 6 H: 1 LOB: 1 BB: 0 P: 6 | R: 0 E: 0 K: 1 S: 6 H: 1 LOB: 2 BB: 0 P: 7 | R: 1 E: 0 K: 0 S: 4 H: 2 LOB: 1 BB: 1 P: 8 | R: 0 E: 0 K: 0 S: 3 H: 0 LOB: 0 BB: 0 P: 3 | R: 0 E: 0 K: 1 S: 5 H: 1 LOB: 1 BB: 0 P: 5 | R: 1 E: 2 K: 0 S: 6 H: 1 LOB: 2 BB: 0 P: 6 | R: 0 E: 0 K: 1 S: 5 H: 0 LOB: 0 BB: 0 P: 5 | R: 0 E: 0 K: 2 S: 9 H: 2 LOB: 2 BB: 0 P: 9 | 1B: 5<br>2B: 5<br>3B: 0<br>HR: 0 | SF: 0<br>SAC: 0<br>DP: 2<br>HBP: 1 | | | WP: 0<br>PB: 0<br>SB: 1<br>CS: 1 | PA: 37 | | |

| PITCHER | | IP | WLS | BF | H | R | ER | SO | BB | IBB | HBP | BLK | WP | HR | S | P | ERA | WHIP |
|---|---|---|---|---|---|---|---|---|---|---|---|---|---|---|---|---|---|---|
| Dave Wickersham, R<br>ERA: 3.44 | (1, 1) | 6.2 | | 28 | 6 | 2 | 1 | 3 | 1 | 0 | 1 | 0 | 0 | 0 | 32 | 37 | 1.35 | 1.050 |
| Fred Gladding, R<br>ERA: 3.02 | (7, 1) | 0.1 | | 1 | 0 | 0 | 0 | 0 | 0 | 0 | 0 | 0 | 0 | 0 | 1 | 1 | 0.00 | 0.000 |
| Mickey Lolich, L<br>ERA: 3.26 | (8, 1) | 2.0 | W | 8 | 2 | 0 | 0 | 3 | 0 | 0 | 0 | 0 | 0 | 0 | 14 | 14 | 0.00 | 1.000 |

| PITCHER | IP | WLS | BF | H | R | ER | SO | BB | IBB | HBP | BLK | WP | HR | S | P | ERA | WHIP |
|---|---|---|---|---|---|---|---|---|---|---|---|---|---|---|---|---|---|

# Detroit Tigers @ New York Yankees

Yankee Stadium, Bronx, NY

Thu Oct 01 1964, 3:33 AM EDT

Sunny

BOTTOM

livebaseballscorecards.com

| | |
|---|---|
| AB | 35 |
| R | 2 |
| H | 8 |
| RBI | 2 |
| BB | 1 |
| SO | 6 |
| LOB | 21 |

| Batter | 1 | 2 | 3 | 4 | 5 | 6 | 7 | 8 | 9 | AB | R | H | RBI | BB | SO | LOB |
|---|---|---|---|---|---|---|---|---|---|---|---|---|---|---|---|---|
| Bill Bruton, L (1, 8)<br>OBP: 0.350, SLG: 0.403 | F9 | | FC6, SH2-3<br>1-2f | | K | | | K | 1-3<br>1B | 5 | 0 | 1 | 0 | 0 | 2 | 1 |
| Jerry Lumpe, L (1, 4)<br>OBP: 0.313, SLG: 0.339 | 3-1 | | SH2-3<br>1-2 | | F7 | | | K | F8 | 4 | 0 | 0 | 0 | 0 | 1 | 2 |
| Al Kaline, R (1, 9)<br>OBP: 0.382, SLG: 0.468 | L6-3 | | K | | L5 | | | L3 | | 4 | 0 | 0 | 0 | 0 | 1 | 1 |
| Gates Brown, L (1, 7)<br>OBP: 0.326, SLG: 0.462 | | 1-3, 1B<br>WP<br>1B | | 4-3<br>3B<br>1B | | 4-3 | | F3 | | 4 | 2 | 2 | 0 | 0 | 0 | 1 |
| Norm Cash, L (1, 3)<br>OBP: 0.351, SLG: 0.455 | | L8 | | 4-3<br>1-2 | | 4-3 | | | K | 4 | 0 | 0 | 0 | 0 | 1 | 2 |
| Don Wert, R (1, 5)<br>OBP: 0.326, SLG: 0.366 | | WP, 1-3<br>1-2<br>1B | | 2B<br>2-H<br>3B | | F4 | | | 2B<br>BB | 3 | 2 | 2 | 1 | 1 | 0 | 0 |
| Dick McAuliffe, L (1, 6)<br>OBP: 0.336, SLG: 0.432 | | 1-3<br>1-2<br>2-3 | | K | | | F8 | | 1B<br>1-H<br>2B | 4 | 1 | 1 | 1 | 0 | 1 | 3 |
| Bill Freehan, R (1, 2)<br>OBP: 0.347, SLG: 0.456 | | F4<br>2-3<br>3-H | | 2B<br>3-H | | | 4-3 | | K | 4 | 0 | 1 | 1 | 0 | 1 | 2 |
| Denny McLain, R (1, 1)<br>OBP: 0.158, SLG: 0.135 | | | FC6<br>1B | 6-3 | | | K | | 1B<br>2-H<br>1B | 4 | 0 | 2 | 1 | 0 | 1 | 1 |
| Inning Stats | R: 0<br>E: 0<br>K: 0<br>S: 3<br>H: 0<br>LOB: 0<br>BB: 0<br>P: 3 | R: 1<br>E: 0<br>K: 0<br>S: 5<br>H: 2<br>LOB: 1<br>BB: 0<br>P: 5 | R: 0<br>E: 0<br>K: 1<br>S: 6<br>H: 1<br>LOB: 1<br>BB: 0<br>P: 6 | R: 2<br>E: 0<br>K: 1<br>S: 8<br>H: 3<br>LOB: 1<br>BB: 0<br>P: 8 | R: 0<br>E: 0<br>K: 1<br>S: 5<br>H: 0<br>LOB: 0<br>BB: 0<br>P: 5 | R: 0<br>E: 0<br>K: 0<br>S: 3<br>H: 0<br>LOB: 0<br>BB: 0<br>P: 3 | R: 0<br>E: 0<br>K: 1<br>S: 5<br>H: 0<br>LOB: 0<br>BB: 0<br>P: 5 | R: 0<br>E: 1<br>K: 2<br>S: 8<br>H: 0<br>LOB: 1<br>BB: 0<br>P: 8 | R: 2<br>E: 0<br>K: 2<br>S: 10<br>H: 3<br>LOB: 2<br>BB: 1<br>P: 14 | 1B: 6<br>2B: 2<br>3B: 1<br>HR: 0<br>SF: 0<br>SAC: 1<br>DP: 0<br>HBP: 0 | | | | | | |

| PITCHER | | IP | WLS | BF | H | R | ER | SO | BB | IBB | HBP | BLK | WP | HR | S | P | ERA | WHIP |
|---|---|---|---|---|---|---|---|---|---|---|---|---|---|---|---|---|---|---|
| Rollie Sheldon, R<br>ERA: 3.61 | (1, 1) | 5.0 | L | 21 | 6 | 3 | 3 | 3 | 0 | 0 | 0 | 0 | 1 | 0 | 27 | 27 | 5.40 | 1.200 |
| Stan Williams, R<br>ERA: 3.97 | (6, 1) | 3.0 | | 10 | 0 | 0 | 0 | 3 | 0 | 0 | 0 | 0 | 0 | 0 | 16 | 16 | 0.00 | 0.000 |
| Bill Stafford, R<br>ERA: 2.76 | (9, 1) | 1.0 | | 7 | 3 | 2 | 2 | 2 | 1 | 0 | 0 | 0 | 0 | 0 | 10 | 14 | 18.00 | 4.000 |

| PITCHER | IP | WLS | BF | H | R | ER | SO | BB | IBB | HBP | BLK | WP | HR | S | P | ERA | WHIP |
|---|---|---|---|---|---|---|---|---|---|---|---|---|---|---|---|---|---|

# TOP

## Detroit Tigers @ New York Yankees

Yankee Stadium, Bronx, NY

Thu Oct 01 1964, 3:38 AM EDT

Att. 7,233 - Sunny

livebaseballscorecards.com

| | |
|---|---|
| AB | 36 |
| R | 5 |
| H | 9 |
| RBI | 4 |
| BB | 1 |
| SO | 8 |
| LOB | 13 |

| Batter | 1 | 2 | 3 | 4 | 5 | 6 | 7 | 8 | 9 | AB | R | H | RBI | BB | SO | LOB |
|---|---|---|---|---|---|---|---|---|---|---|---|---|---|---|---|---|
| Phil Linz, R (1, 6)<br>OBP: 0.325, SLG: 0.356 | 5-3 | | K | | FC6-4<br>1-2f | | | SH3-4<br>1-2 | | 3 | 0 | 0 | 0 | 0 | 1 | 1 |
| Bobby Richardson, R (1, 4)<br>OBP: 0.292, SLG: 0.333 | 5-3 | | | SF7<br>3B | L5 | | | L9 | | 4 | 1 | 1 | 0 | 0 | 0 | 3 |
| Roger Maris, L (1, 8)<br>OBP: 0.366, SLG: 0.471 | 2B | | | F7 | | F8 | | 3-1 | | 4 | 0 | 1 | 0 | 0 | 0 | 3 |
| Mickey Mantle, S (1, 9)<br>OBP: 0.418, SLG: 0.590 | F3 | | | SF7<br>3-H | | F5 | | | F8 | 3 | 0 | 0 | 1 | 0 | 0 | 1 |
| Elston Howard, R (1, 2)<br>OBP: 0.366, SLG: 0.453 | | F8 | | 1B | | K | | | 6-3 | 4 | 0 | 1 | 0 | 0 | 1 | 0 |
| Joe Pepitone, L (1, 3)<br>OBP: 0.279, SLG: 0.418 | | F5 | | K | | | K | | F7 | 4 | 0 | 0 | 0 | 0 | 2 | 1 |
| Tom Tresh, S (1, 7)<br>OBP: 0.345, SLG: 0.401 | | K | | | 1B<br>2B | | B3 | | | 3 | 1 | 1 | 0 | 0 | 1 | 0 |
| Clete Boyer, R (1, 5)<br>OBP: 0.269, SLG: 0.305 | | | K | | F7 | | F3 | | | 3 | 0 | 0 | 0 | 0 | 1 | 1 |
| Rollie Sheldon, R (1, 1)<br>OBP: 0.088, SLG: 0.088<br>Johnny Blanchard, L (5, PH)<br>OBP: 0.328, SLG: 0.423<br>Tony Kubek, L (5, PR)<br>OBP: 0.275, SLG: 0.340<br>Stan Williams, R (6, 1)<br>OBP: 0.150, SLG: 0.200<br>Hector Lopez, R (8, PH)<br>OBP: 0.322, SLG: 0.425<br>Pedro Gonzalez, R (8, PR)<br>OBP: 0.345, SLG: 0.383<br>Bill Stafford, R (9, 1)<br>OBP: 0.077, SLG: 0.154 | | | K | FC6-4<br>2-H<br>1B | | | | SH3-4<br>1B | | 1<br>1<br>0<br>0<br>1<br>0<br>0 | 0<br>0<br>0<br>0<br>0<br>0<br>0 | 0<br>1<br>0<br>0<br>1<br>0<br>0 | 0<br>0<br>0<br>0<br>0<br>0<br>0 | 1<br>0<br>0<br>0<br>0<br>0<br>0 | 0<br>0<br>0<br>0<br>0<br>0<br>0 | 0<br>0<br>0<br>0<br>0<br>0<br>0 |
| Inning Stats | R: 0<br>E: 0<br>K: 0<br>S: 4<br>H: 1<br>LOB: 1<br>BB: 0<br>P: 4 | R: 0<br>E: 0<br>K: 1<br>S: 5<br>H: 0<br>LOB: 0<br>BB: 0<br>P: 5 | R: 0<br>E: 0<br>K: 3<br>S: 9<br>H: 0<br>LOB: 0<br>BB: 0<br>P: 9 | R: 1<br>E: 0<br>K: 1<br>S: 7<br>H: 2<br>LOB: 1<br>BB: 0<br>P: 7 | R: 1<br>E: 0<br>K: 0<br>S: 5<br>H: 2<br>LOB: 1<br>BB: 0<br>P: 5 | R: 0<br>E: 0<br>K: 1<br>S: 5<br>H: 0<br>LOB: 0<br>BB: 0<br>P: 5 | R: 0<br>E: 0<br>K: 1<br>S: 5<br>H: 0<br>LOB: 0<br>BB: 0<br>P: 5 | R: 0<br>E: 0<br>K: 0<br>S: 4<br>H: 1<br>LOB: 2<br>BB: 0<br>P: 4 | R: 0<br>E: 0<br>K: 0<br>S: 3<br>H: 0<br>LOB: 0<br>BB: 0<br>P: 3 | 1B: 3<br>2B: 2<br>3B: 1<br>HR: 0 | SF: 1<br>SAC: 1<br>DP: 0<br>HBP: 0 | | | WP: 0<br>PB: 0<br>SB: 0<br>CS: 0 | PA: 33 | |

| PITCHER | IP | WLS | BF | H | R | ER | SO | BB | IBB | HBP | BLK | WP | HR | S | P | ERA | WHIP |
|---|---|---|---|---|---|---|---|---|---|---|---|---|---|---|---|---|---|
| Denny McLain, R (1, 1)<br>ERA: 4.05 | 9.0 | W | 33 | 6 | 2 | 2 | 7 | 0 | 0 | 0 | 0 | 0 | 0 | 47 | 47 | 2.00 | 0.667 |

| PITCHER | IP | WLS | BF | H | R | ER | SO | BB | IBB | HBP | BLK | WP | HR | S | P | ERA | WHIP |
|---|---|---|---|---|---|---|---|---|---|---|---|---|---|---|---|---|---|

# Detroit Tigers @ New York Yankees

Yankee Stadium, Bronx, NY

Thu Oct 01 1964, 3:38 AM EDT

Att. 7,233 - Sunny

BOTTOM

livebaseballscorecards.com

| | |
|---|---|
| AB | 31 |
| R | 2 |
| H | 6 |
| RBI | 2 |
| BB | 0 |
| SO | 7 |
| LOB | 10 |

| Batter | 1 | 2 | 3 | 4 | 5 | 6 | 7 | 8 | 9 | AB | R | H | RBI | BB | SO | LOB |
|---|---|---|---|---|---|---|---|---|---|---|---|---|---|---|---|---|
| Chico Salmon, R (1, 3)<br>OBP: 0.336, SLG: 0.419 | 0-0 ③ 1B SF9 1B | 0-0 ③ FC5-4 1-2f | | | 0-0 ② F4 | | | 0-0 ② 4-3 | | 4 | 1 | 1 | 0 | 0 | 0 | 1 |
| Dick Howser, R (1, 6)<br>OBP: 0.331, SLG: 0.314 | 0-0 1-3 1B | | 0-0 ① F7 | | 0-0 ③ 4-3 | | | 0-0 ③ 2-3 | | 4 | 0 | 1 | 0 | 0 | 0 | 0 |
| Leon Wagner, L (1, 7)<br>OBP: 0.321, SLG: 0.441 | 0-0 ① SF9 3-H | | 0-0 ② 4-3 | | | 0-0 ① G3 | | | 0-0 ① 4-3 | 3 | 0 | 0 | 1 | 0 | 0 | 0 |
| Max Alvis, R (1, 5)<br>OBP: 0.313, SLG: 0.445 | 0-0 ② L6 | | S S S 0-3 ③ K | | | 0-0 ② L6 | | | 0-0 ② F3 | 4 | 0 | 0 | 0 | 0 | 1 | 1 |
| Woodie Held, R (1, 9)<br>OBP: 0.329, SLG: 0.423 | 0-0 ③ F8 | | | S S S 0-3 ① K | | 0-0 ③ G3 | | | S S S 0-3 ③ K | 4 | 0 | 0 | 0 | 0 | 2 | 1 |
| Vic Davalillo, L (1, 8)<br>OBP: 0.311, SLG: 0.356 | | S S S 0-3 ① K | | S S S 0-3 ② K | | | S S S 0-3 ① K | | | 3 | 0 | 0 | 0 | 0 | 3 | 0 |
| Joe Azcue, R (1, 2)<br>OBP: 0.314, SLG: 0.358 | | 0-0 E 2B | | B B B 4-0 BB | | | 0-0 ② | | | 2 | 1 | 1 | 0 | 1 | 0 | 0 |
| Larry Brown, R (1, 4)<br>OBP: 0.285, SLG: 0.383 | | S S S 0-3 ② K | | S S S 0-3 ③ K | | | 0-0 ③ 5-3 | | | 3 | 0 | 0 | 0 | 0 | 2 | 2 |
| Jack Kralick, L (1, 1)<br>OBP: 0.182, SLG: 0.172<br>Billy Moran, R (5, PH)<br>OBP: 0.305, SLG: 0.302<br>Gary Bell, R (5, 1)<br>OBP: 0.412, SLG: 0.375<br>Tommy John, R (5, 1)<br>OBP: 0.208, SLG: 0.208<br>George Banks, R (8, PH)<br>OBP: 0.500, SLG: 0.750<br>Don McMahon, R (8, 1)<br>OBP: 0.143, SLG: 0.143 | | 0-0 E3 FC5-4 2-H 1B | | | 0-0 ① 5-3 | | | 0-0 ① F5 | | 1<br>1<br>0<br>0<br>1<br>0 | 0<br>0<br>0<br>0<br>0<br>0 | 1<br>0<br>0<br>0<br>0<br>0 | 0<br>0<br>0<br>0<br>0<br>0 | 0<br>0<br>0<br>0<br>0<br>0 | 0<br>0<br>0<br>0<br>0<br>0 | 0<br>0<br>0<br>0<br>0<br>0 |
| Inning Stats | R: 1 E: 0 K: 0 S: 5 H: 2 LOB: 1 BB: 0 P: 5 | R: 1 E: 1 K: 2 S: 9 H: 2 LOB: 1 BB: 0 P: 9 | R: 0 E: 0 K: 1 S: 5 H: 0 LOB: 0 BB: 0 P: 5 | R: 0 E: 0 K: 3 S: 9 H: 0 LOB: 1 BB: 1 P: 13 | R: 0 E: 0 K: 0 S: 3 H: 0 LOB: 0 BB: 0 P: 3 | R: 0 E: 0 K: 0 S: 3 H: 0 LOB: 0 BB: 0 P: 3 | R: 0 E: 0 K: 1 S: 5 H: 0 LOB: 0 BB: 0 P: 5 | R: 0 E: 0 K: 0 S: 3 H: 0 LOB: 0 BB: 0 P: 3 | R: 0 E: 0 K: 1 S: 5 H: 0 LOB: 0 BB: 0 P: 5 | 1B: 3 2B: 1 3B: 0 HR: 0 | SF: 1 SAC: 0 DP: 0 HBP: 0 | | | | | |

# TOP

## Cleveland Indians @ New York Yankees

Yankee Stadium, Bronx, NY

Fri Oct 02 1964, 3:33 AM EDT

Att. 7,877 - Unknown

livebaseballscorecards.com

| | |
|---|---|
| AB | 30 |
| R | 2 |
| H | 4 |
| RBI | 1 |
| BB | 1 |
| SO | 8 |
| LOB | 5 |

| PITCHER | | IP | WLS | BF | H | R | ER | SO | BB | IBB | HBP | BLK | WP | HR | S | P | ERA | WHIP |
|---|---|---|---|---|---|---|---|---|---|---|---|---|---|---|---|---|---|---|
| Whitey Ford, L<br>ERA: 2.13 | (1, 1) | 9.0 | W | 32 | 4 | 2 | 1 | 8 | 1 | 0 | 0 | 0 | 0 | 0 | 47 | 51 | 1.00 | 0.556 |

| PITCHER | IP | WLS | BF | H | R | ER | SO | BB | IBB | HBP | BLK | WP | HR | S | P | ERA | WHIP |
|---|---|---|---|---|---|---|---|---|---|---|---|---|---|---|---|---|---|

# BOTTOM

## Cleveland Indians @ New York Yankees

Yankee Stadium, Bronx, NY

Fri Oct 02 1964, 3:33 AM EDT

Att. 7,877 - Unknown

livebaseballscorecards.com

| Batter | 1 | 2 | 3 | 4 | 5 | 6 | 7 | 8 | 9 | AB | R | H | RBI | BB | SO | LOB |
|---|---|---|---|---|---|---|---|---|---|---|---|---|---|---|---|---|
| Phil Linz, R (1, 6)<br>OBP: 0.331, SLG: 0.358 | 5-3 | | 1B, 2B, 1B | 1B | | BLK, BB | | PB, BB | | 3 | 1 | 2 | 0 | 2 | 0 | 0 |
| Bobby Richardson, R (1, 4)<br>OBP: 0.293, SLG: 0.332 | F8 | | IBB, 2B, 1B | F8 | | K, 1-2 | | 1-2, BB | | 4 | 1 | 1 | 0 | 1 | 1 | 2 |
| Roger Maris, L (1, 8)<br>OBP: 0.363, SLG: 0.467 | 3-1 | | F5 | | F6 | 4-3 | | K | | 5 | 0 | 0 | 0 | 0 | 1 | 5 |
| Mickey Mantle, S (1, 9)<br>OBP: 0.422, SLG: 0.591 | | L5-4, BB, BB | 2B, HR, IBB | | BB, BB, BB | | G3, 1B | | | 1 | 1 | 1 | 0 | 3 | 0 | 0 |
| Elston Howard, R (1, 2)<br>OBP: 0.368, SLG: 0.455 | | 1B, BB | HR, 2B | | BB, BB | | G3 | | | 2 | 1 | 1 | 2 | 2 | 0 | 1 |
| Tom Tresh, S (1, 7)<br>OBP: 0.346, SLG: 0.406 | | L5-4 | HR | | BB | | K | | | 3 | 1 | 1 | 3 | 1 | 1 | 3 |
| Joe Pepitone, L (1, 3)<br>OBP: 0.279, SLG: 0.417 | | 1B | K | | K | | K | | | 4 | 0 | 1 | 0 | 0 | 3 | 4 |
| Clete Boyer, R (1, 5)<br>OBP: 0.267, SLG: 0.303 | | F9 | | 4-3 | 1-3 | | | 1-3 | | 4 | 0 | 0 | 0 | 0 | 0 | 5 |
| Whitey Ford, L (1, 1)<br>OBP: 0.244, SLG: 0.134 | | | F9 | 4-3 | | K2-3 | | G3 | | 4 | 0 | 0 | 0 | 0 | 1 | 0 |
| Inning Stats | R: 0<br>E: 0<br>K: 0<br>S: 3<br>H: 0<br>LOB: 0<br>BB: 0<br>P: 3 | R: 0<br>E: 0<br>K: 0<br>S: 3<br>H: 1<br>LOB: 2<br>BB: 2<br>P: 11 | R: 5<br>E: 0<br>K: 1<br>S: 9<br>H: 4<br>LOB: 0<br>BB: 1<br>P: 13 | R: 0<br>E: 0<br>K: 0<br>S: 4<br>H: 1<br>LOB: 1<br>BB: 0<br>P: 4 | R: 0<br>E: 0<br>K: 1<br>S: 5<br>H: 0<br>LOB: 3<br>BB: 3<br>P: 17 | R: 0<br>E: 0<br>K: 2<br>S: 7<br>H: 0<br>LOB: 1<br>BB: 1<br>P: 11 | R: 0<br>E: 0<br>K: 2<br>S: 8<br>H: 1<br>LOB: 1<br>BB: 0<br>P: 8 | R: 0<br>E: 0<br>K: 1<br>S: 5<br>H: 0<br>LOB: 2<br>BB: 2<br>P: 13 | | 1B: 5<br>2B: 2<br>3B: 0<br>HR: 1<br>SF: 0<br>SAC: 0<br>DP: 1<br>HBP: 0 | | | | | | |

| | AB | 30 |
|---|---|---|
| | R | 5 |
| | H | 7 |
| | RBI | 5 |
| | BB | 9 |
| | SO | 7 |
| | LOB | 20 |

WP: 0 PB: 1 SB: 0 CS: 0 PA: 39

| PITCHER | | IP | WLS | BF | H | R | ER | SO | BB | IBB | HBP | BLK | WP | HR | S | P | ERA | WHIP |
|---|---|---|---|---|---|---|---|---|---|---|---|---|---|---|---|---|---|---|
| Jack Kralick, L<br>ERA: 3.21 | (1, 1) | 4.0 | L | 20 | 6 | 5 | 5 | 1 | 2 | 1 | 0 | 0 | 0 | 1 | 19 | 31 | 11.25 | 2.000 |
| Gary Bell, R<br>ERA: 4.33 | (5, 1) | 0.1 | | 4 | 0 | 0 | 0 | 0 | 3 | 0 | 0 | 0 | 0 | 0 | 1 | 13 | 0.00 | 9.000 |
| Tommy John, L<br>ERA: 4.0 | (5, 1) | 2.2 | | 10 | 1 | 0 | 0 | 5 | 1 | 0 | 0 | 1 | 0 | 0 | 19 | 23 | 0.00 | 0.750 |
| Don McMahon, R<br>ERA: 2.32 | (8, 1) | 1.0 | | 5 | 0 | 0 | 0 | 1 | 2 | 0 | 0 | 0 | 0 | 0 | 5 | 13 | 0.00 | 2.000 |

| PITCHER | IP | WLS | BF | H | R | ER | SO | BB | IBB | HBP | BLK | WP | HR | S | P | ERA | WHIP |
|---|---|---|---|---|---|---|---|---|---|---|---|---|---|---|---|---|---|

| Batter | 1 | 2 | 3 | 4 | 5 | 6 | 7 | 8 | 9 | AB | R | H | RBI | BB | SO | LOB |
|---|---|---|---|---|---|---|---|---|---|---|---|---|---|---|---|---|
| Chico Salmon, R (1, 3) (6, 9)<br>OBP: 0.338, SLG: 0.424 | x 0-0 ① F9 | | x 0-0 1B 2-H 1B | | | x 0-0 2B 2B | S S S 0-3 ③ K | | | 4 | 1 | 2 | 1 | 0 | 1 | 1 |
| Larry Brown, R (7, 4)<br>OBP: 0.285, SLG: 0.383 | | | | | | | | | | 0 | 0 | 0 | 0 | 0 | 0 | 0 |
| Dick Howser, R (1, 6)<br>OBP: 0.335, SLG: 0.318 | B B B B 4-0 FC6-4 BB | | x 0-0 ② 1-3 1B | | | x 0-0 3B 2-H 2B | | B B B B 4-0 CS BB | | 2 | 1 | 2 | 1 | 2 | 0 | 0 |
| Leon Wagner, L (1, 7)<br>OBP: 0.319, SLG: 0.438 | S S S 0-3 ② K | | x 0-0 ③ G3 | | | x 0-0 ① F7 | | x 0-0 ①② F5 1-2 | | 4 | 0 | 0 | 0 | 0 | 1 | 4 |
| Max Alvis, R (1, 5)<br>OBP: 0.312, SLG: 0.448 | x 0-0 ③ FC6-4 1-2f | | | S S S 0-3 ① K | | x 0-0 2-H 3B | | S S S 0-3 ③ K | | 4 | 0 | 1 | 1 | 0 | 2 | 1 |
| John Romano, R (1, 2)<br>OBP: 0.346, SLG: 0.460 | | S S S 0-3 ① K | | S S S 0-3 ② K | | x 0-0 ② 6-3 | | | x 0-0 ① 6-3 | 4 | 0 | 0 | 0 | 0 | 2 | 1 |
| Woodie Held, R (1, 9)<br>OBP: 0.328, SLG: 0.420 | | S S S 0-3 ② K | | S S S 0-3 ③ K | | S S S 0-3 ③ K | | | x 0-0 ② 6-3 | 2 | 0 | 0 | 0 | 0 | 2 | 0 |
| Bob Chance, L (6, PH) (6, 3)<br>OBP: 0.346, SLG: 0.434 | | | | | | | | | | 2 | 0 | 0 | 0 | 0 | 1 | 1 |
| Vic Davalillo, L (1, 8)<br>OBP: 0.310, SLG: 0.356 | | x 0-0 ③ 1-3 | | | x 0-0 ① F8 | | x 0-0 L3 1B | | x 0-0 ③ F2 | 4 | 0 | 1 | 0 | 0 | 0 | 0 |
| Billy Moran, R (1, 4)<br>OBP: 0.306, SLG: 0.301 | | | B B B B 4-0 SH1-4 1B BB | | x 0-0 ② F4 | | x 0-0 ①② L3 1-2 | | | 1 | 1 | 0 | 0 | 1 | 0 | 0 |
| Tito Francona, L (7, PH) (7, 9)<br>OBP: 0.362, SLG: 0.398 | | | | | | | | | | 1 | 0 | 0 | 0 | 0 | 0 | 1 |
| Lee Stange, R (1, 1)<br>OBP: 0.186, SLG: 0.060 | | | x 0-0 ① SH1-4 1-2 | | x 0-0 ③ 6-3 | | B B B B 4-0 BB | | | 1 | 0 | 0 | 0 | 1 | 0 | 0 |
| Don McMahon, R (8, 1)<br>OBP: 0.143, SLG: 0.143 | | | | | | | | | | 0 | 0 | 0 | 0 | 0 | 0 | 0 |
| Dick Donovan, L (8, 1)<br>OBP: 0.305, SLG: 0.208 | | | | | | | | | | 0 | 0 | 0 | 0 | 0 | 0 | 0 |
| Inning Stats | R: 0 E: 0 K: 1 S: 5 H: 0 LOB: 1 BB: 1 P: 9 | R: 0 E: 0 K: 2 S: 7 H: 0 LOB: 0 BB: 0 P: 7 | R: 1 E: 0 K: 0 S: 4 H: 2 LOB: 1 BB: 1 P: 8 | R: 0 E: 0 K: 3 S: 9 H: 0 LOB: 0 BB: 0 P: 9 | R: 0 E: 0 K: 0 S: 3 H: 0 LOB: 0 BB: 0 P: 3 | R: 2 E: 0 K: 1 S: 8 H: 3 LOB: 1 BB: 0 P: 8 | R: 0 E: 0 K: 1 S: 5 H: 1 LOB: 1 BB: 1 P: 9 | R: 0 E: 0 K: 1 S: 4 H: 0 LOB: 0 BB: 1 P: 8 | R: 0 E: 0 K: 0 S: 3 H: 0 LOB: 0 BB: 0 P: 3 | 1B: 3 2B: 3 3B: 1 HR: 0 | SF: 0 SAC: 1 DP: 1 HBP: 0 | | | | | | |

TOP

# Cleveland Indians @ New York Yankees

Yankee Stadium, Bronx, NY

Sat Oct 03 1964, 3:33 AM EDT

Att. 14,879 - Unknown

livebaseballscorecards.com

| | |
|---|---|
| AB | 29 |
| R | 3 |
| H | 6 |
| RBI | 3 |
| BB | 4 |
| SO | 9 |
| LOB | 9 |

| PITCHER | | IP | WLS | BF | H | R | ER | SO | BB | IBB | HBP | BLK | WP | HR | S | P | ERA | WHIP |
|---|---|---|---|---|---|---|---|---|---|---|---|---|---|---|---|---|---|---|
| Al Downing, L<br>ERA: 3.45 | (1, 1) | 5.1 | | 22 | 5 | 3 | 3 | 6 | 2 | 0 | 0 | 0 | 0 | 0 | 32 | 40 | 5.06 | 1.312 |
| Pete Mikkelsen, R<br>ERA: 3.45 | (6, 1) | 2.2 | W | 9 | 1 | 0 | 0 | 3 | 2 | 0 | 0 | 0 | 0 | 0 | 13 | 21 | 0.00 | 1.125 |
| Pedro Ramos, R<br>ERA: 4.6 | (9, 1) | 1.0 | S | 3 | 0 | 0 | 0 | 0 | 0 | 0 | 0 | 0 | 0 | 0 | 3 | 3 | 0.00 | 0.000 |

| PITCHER | IP | WLS | BF | H | R | ER | SO | BB | IBB | HBP | BLK | WP | HR | S | P | ERA | WHIP |
|---|---|---|---|---|---|---|---|---|---|---|---|---|---|---|---|---|---|

WP: 0 PB: 0 SB: 0 CS: 1 PA: 34

| Batter | 1 | 2 | 3 | 4 | 5 | 6 | 7 | 8 | 9 | AB | R | H | RBI | BB | SO | LOB |
|---|---|---|---|---|---|---|---|---|---|---|---|---|---|---|---|---|
| Phil Linz, R (1, 6)<br>OBP: 0.334, SLG: 0.367 | 2B | FC6-4 1B<br>1-2f | K | | | 2B | | BB 1B<br>1-3 BB<br>1B | | 5 | 2 | 3 | 0 | 0 | 1 | 3 |
| Bobby Richardson, R (1, 4)<br>OBP: 0.295, SLG: 0.334 | BB 2B<br>2-3<br>1B | 1B<br>1-2 | | 6-3 | | 6-3 | | BB BB<br>1B<br>1-2<br>3-H<br>1B | | 5 | 2 | 3 | 1 | 0 | 0 | 1 |
| Roger Maris, L (1, 8)<br>OBP: 0.364, SLG: 0.464 | 2B<br>1-2<br>BB | K | | G1 | | | F6 | BB<br>1-2<br>2-3<br>1B<br>BB | | 3 | 1 | 0 | 0 | 2 | 1 | 2 |
| Mickey Mantle, S (1, 9)<br>OBP: 0.423, SLG: 0.591 | 1-3<br>2-H<br>3-H<br>2B | 1-3 | | K | | | FC5-4<br>BB | 1B<br>1-2<br>2-3<br>3-H<br>1B<br>BB | | 3 | 1 | 1 | 3 | 2 | 1 | 2 |
| Elston Howard, R (1, 2)<br>OBP: 0.370, SLG: 0.455 | IBB | 1B<br>1B | K | | | | FC5-4<br>1-2f<br>WP | 1B<br>1-3<br>2-H<br>3-H<br>1B | | 4 | 1 | 2 | 2 | 1 | 1 | 1 |
| Joe Pepitone, L (1, 3)<br>OBP: 0.280, SLG: 0.417 | F4 | WP 1B<br>1-3<br>1B | 4-3 | | | | 4-3<br>1-2 | 1-2<br>3-H<br>1B | | 5 | 0 | 2 | 1 | 0 | 0 | 4 |
| Tom Tresh, S (1, 7)<br>OBP: 0.344, SLG: 0.402 | F6 | F8 | K | | | | | 4-3<br>5-3 | | 5 | 0 | 0 | 0 | 0 | 1 | 7 |
| Clete Boyer, R (1, 5)<br>OBP: 0.269, SLG: 0.305 | F4 | WP<br>1-2<br>3-H<br>1B | | | | 6-3 | | 1B<br>1B | | 4 | 1 | 2 | 1 | 0 | 0 | 3 |
| Al Downing, R (1, 1)<br>OBP: 0.213, SLG: 0.212<br>Pete Mikkelsen, R (6, 1)<br>OBP: 0.063, SLG: 0.063<br>Johnny Blanchard, L (8, PH)<br>OBP: 0.326, SLG: 0.420<br>Pedro Ramos, S (9, 1)<br>OBP: 0.196, SLG: 0.295 | | FC6-4<br>1B | K<br>1-2<br>2-3 | | | K | | F9 | | 2<br>1<br>1<br>0 | 0<br>0<br>0<br>0 | 1<br>0<br>0<br>0 | 0<br>0<br>0<br>0 | 0<br>0<br>0<br>0 | 1<br>1<br>0<br>0 | 2<br>0<br>1<br>0 |
| Inning Stats | R: 2<br>E: 0<br>K: 0<br>S: 6<br>H: 3<br>LOB: 3<br>BB: 2<br>P: 14 | R: 0<br>E: 0<br>K: 1<br>S: 7<br>H: 2<br>LOB: 2<br>BB: 0<br>P: 7 | R: 1<br>E: 0<br>K: 2<br>S: 10<br>H: 3<br>LOB: 2<br>BB: 0<br>P: 10 | R: 0<br>E: 0<br>K: 1<br>S: 5<br>H: 0<br>LOB: 0<br>BB: 0<br>P: 5 | R: 0<br>E: 0<br>K: 2<br>S: 7<br>H: 0<br>LOB: 0<br>BB: 0<br>P: 7 | R: 0<br>E: 0<br>K: 1<br>S: 6<br>H: 1<br>LOB: 1<br>BB: 0<br>P: 6 | R: 0<br>E: 0<br>K: 0<br>S: 3<br>H: 0<br>LOB: 1<br>BB: 1<br>P: 7 | R: 5<br>E: 0<br>K: 0<br>S: 8<br>H: 5<br>LOB: 2<br>BB: 2<br>P: 16 | | 1B: 11<br>2B: 3<br>3B: 0<br>HR: 0<br>SF: 0<br>SAC: 0<br>DP: 0<br>HBP: 0 | | | | | | |

| PITCHER | | IP | WLS | BF | H | R | ER | SO | BB | IBB | HBP | BLK | WP | HR | S | P | ERA | WHIP |
|---|---|---|---|---|---|---|---|---|---|---|---|---|---|---|---|---|---|---|
| Lee Stange, R<br>ERA: 4.41 | (1, 1) | 7.2 | L | 39 | 12 | 7 | 7 | 7 | 3 | 1 | 0 | 0 | 2 | 0 | 49 | 65 | 8.22 | 1.957 |
| Don McMahon, R<br>ERA: 2.41 | (8, 1) | 0.0 | | 2 | 1 | 0 | 0 | 0 | 1 | 0 | 0 | 0 | 0 | 0 | 1 | 5 | ∞ | ∞ |
| Dick Donovan, R<br>ERA: 4.55 | (8, 1) | 0.1 | | 2 | 1 | 1 | 1 | 0 | 0 | 0 | 0 | 0 | 0 | 0 | 2 | 2 | 27.00 | 3.000 |

| PITCHER | IP | WLS | BF | H | R | ER | SO | BB | IBB | HBP | BLK | WP | HR | S | P | ERA | WHIP |
|---|---|---|---|---|---|---|---|---|---|---|---|---|---|---|---|---|---|

# BOTTOM

# Cleveland Indians @ New York Yankees

Yankee Stadium, Bronx, NY

Sat Oct 03 1964, 3:33 AM EDT

Att. 14,879 - Unknown

livebaseballscorecards.com

| | |
|---|---|
| AB | 38 |
| R | 8 |
| H | 14 |
| RBI | 8 |
| BB | 5 |
| SO | 7 |
| LOB | 26 |

| Batter | 1 | 2 | 3 | 4 | 5 | 6 | 7 | 8 | 9 | 10 | 11 | 12 | 13 | AB | R | H | RBI | BB | SO | LOB |
|---|---|---|---|---|---|---|---|---|---|---|---|---|---|---|---|---|---|---|---|---|
| Vic Davalillo, L (1, 8)<br>OBP: 0.309, SLG: 0.354 | 4-3 | | F5 | | F7 | | | 6-3 | | F7 | | | 1B FC3-6 1B | 6 | 1 | 1 | 0 | 0 | 0 | 1 |
| Dick Howser, R (1, 6)<br>OBP: 0.336, SLG: 0.319 | FC3-6 1B | | 1B | | | 6-3 | | F9 | | F4 | | | L6 | 4 | 0 | 2 | 0 | 0 | 0 | 0 |
| George Banks, R (10, PH)<br>OBP: 0.458, SLG: 0.667 (10, 4) | | | | | | 1B | | | | | | | | 2 | 0 | 0 | 0 | 0 | 0 | 1 |
| Bob Chance, L (1, 3)<br>OBP: 0.346, SLG: 0.433 | FC3-6<br>1-2f | | F9 | | | | | | 6-3 | | 1B FC3-6 1B | | FC3-6<br>1-3 1B | 5 | 0 | 2 | 0 | 0 | 0 | 2 |
| Al Luplow, L (11, PR)<br>OBP: 0.158, SLG: 0.111 | | | | | | | | | | | | | | 0 | 0 | 0 | 0 | 0 | 0 | 0 |
| Fred Whitfield, L (11, 3)<br>OBP: 0.296, SLG: 0.423 | | | | | | | | | | | | | | 1 | 0 | 1 | 0 | 0 | 0 | 0 |
| Leon Wagner, L (1, 7)<br>OBP: 0.316, SLG: 0.434 | K | | | F4 | | K | | | 6-3 | | F7 | | FC3-6<br>1-2f<br>3-H | 6 | 0 | 0 | 1 | 0 | 2 | 4 |
| Woodie Held, R (13, 7)<br>OBP: 0.328, SLG: 0.420 | | | | | | | | | 6-3 | | | | | 0 | 0 | 0 | 0 | 0 | 0 | 0 |
| Tito Francona, L (1, 9)<br>OBP: 0.361, SLG: 0.400 | | 6-3 | | F4 | | 1-3 | | | BB 2B | | 1-3 1B | | | 4 | 0 | 1 | 0 | 0 | 0 | 1 |
| Tommie Agee, R (9, PR)<br>OBP: 0.167, SLG: 0.167 (9, 9) | | | | | | | | | | | | | 4-3 | 2 | 0 | 1 | 0 | 0 | 0 | 1 |
| Max Alvis, R (1, 5)<br>OBP: 0.313, SLG: 0.446 | | F7 | | F4 | | | K 1B | | 4-0 BB IBB | | FC3-6-1<br>3-H | | | 4 | 0 | 1 | 0 | 1 | 0 | 2 |
| Tony Martinez, R (1, 4)<br>OBP: 0.214, SLG: 0.286 | | K | | | E6 | | K<br>1-2 | | 4-0 BB<br>1-2<br>2-3 | | | K | | 3 | 0 | 0 | 0 | 0 | 2 | 1 |
| Tommy John, R (7, 1)<br>OBP: 0.208, SLG: 0.208 | | | | | | | | | | | | | | 0 | 0 | 0 | 0 | 0 | 0 | 0 |
| Chico Salmon, R (9, PH)<br>OBP: 0.424, SLG: 0.424 | | | | | | | | | | | | | | 0 | 0 | 0 | 0 | 1 | 0 | 0 |
| Sonny Siebert, R (9, 1)<br>OBP: 0.469, SLG: 0.469 | | | | | | | | | | | | | | 0 | 0 | 0 | 0 | 0 | 0 | 0 |
| Paul Dicken, R (12, PH) | | | | | | | | | | | | | | 1 | 0 | 0 | 0 | 0 | 1 | 0 |
| Sam McDowell, L (12, 1)<br>OBP: 0.213, SLG: 0.161 | | | | | | | | | | | | | | 0 | 0 | 0 | 0 | 0 | 0 | 0 |
| Duke Sims, L (1, 2) | K | | | | F8 | | | | F7 | | | G3 | | 5 | 0 | 0 | 0 | 0 | 2 | 4 |
| Luis Tiant, R (1, 1)<br>OBP: 0.111, SLG: 0.178 | HR | | | | K | | | K | | 5-3 | | 5-3 | | 2 | 1 | 1 | 1 | 0 | 1 | 1 |
| Larry Brown, R (7, 4)<br>OBP: 0.283, SLG: 0.379 (10, 6) | | | | | | | | | | | | | | 3 | 0 | 0 | 0 | 0 | 1 | 0 |
| Inning Stats | R: 0 E: 0 K: 1 S: 6 / H: 1 LOB: 1 BB: 0 P: 6 | R: 0 E: 0 K: 1 S: 5 / H: 0 LOB: 0 BB: 0 P: 5 | R: 1 E: 0 K: 1 S: 7 / H: 2 LOB: 1 BB: 0 P: 7 | R: 0 E: 0 K: 0 S: 3 / H: 0 LOB: 0 BB: 0 P: 3 | R: 0 E: 1 K: 1 S: 6 / H: 0 LOB: 1 BB: 0 P: 6 | R: 0 E: 0 K: 1 S: 6 / H: 1 LOB: 1 BB: 0 P: 6 | R: 0 E: 0 K: 2 S: 7 / H: 1 LOB: 0 BB: 0 P: 7 | R: 0 E: 0 K: 1 S: 5 / H: 0 LOB: 0 BB: 0 P: 5 | R: 0 E: 0 K: 0 S: 4 / H: 1 LOB: 3 BB: 2 P: 12 | R: 0 E: 0 K: 0 S: 3 / H: 0 LOB: 0 BB: 0 P: 3 | R: 0 E: 0 K: 0 S: 4 / H: 2 LOB: 1 BB: 0 P: 4 | R: 0 E: 0 K: 1 S: 5 / H: 0 LOB: 0 BB: 0 P: 5 | R: 1 E: 0 K: 0 S: 5 / H: 2 LOB: 1 BB: 0 P: 5 | 1B: 8 2B: 2 3B: 0 HR: 1 | SF: 0 SAC: 0 DP: 1 HBP: 0 | WP: 0 PB: 0 SB: 0 CS: 0 | PA: 50 | | | | |

| PITCHER | | IP | WLS | BF | H | R | ER | SO | BB | IBB | HBP | BLK | WP | HR | S | P | ERA | WHIP |
|---|---|---|---|---|---|---|---|---|---|---|---|---|---|---|---|---|---|---|
| Jim Bouton, R<br>ERA: 3.02 | (1, 1) | 3.0 | | 12 | 3 | 1 | 1 | 3 | 0 | 0 | 0 | 0 | 0 | 1 | 18 | 18 | 3.00 | 1.000 |
| Hal Reniff, R<br>ERA: 3.12 | (4, 1) | 2.0 | | 7 | 0 | 0 | 0 | 1 | 0 | 0 | 0 | 0 | 0 | 0 | 9 | 9 | 0.00 | 0.000 |
| Mel Stottlemyre, R<br>ERA: 2.06 | (6, 1) | 1.0 | | 4 | 1 | 0 | 0 | 1 | 0 | 0 | 0 | 0 | 0 | 0 | 6 | 6 | 0.00 | 1.000 |
| Steve Hamilton, L<br>ERA: 3.28 | (7, 1) | 1.0 | | 3 | 1 | 0 | 0 | 2 | 0 | 0 | 0 | 0 | 0 | 0 | 7 | 7 | 0.00 | 1.000 |
| Bill Stafford, R<br>ERA: 2.72 | (8, 1) | 1.0 | | 3 | 0 | 0 | 0 | 1 | 0 | 0 | 0 | 0 | 0 | 0 | 5 | 5 | 0.00 | 0.000 |

| PITCHER | | IP | WLS | BF | H | R | ER | SO | BB | IBB | HBP | BLK | WP | HR | S | P | ERA | WHIP |
|---|---|---|---|---|---|---|---|---|---|---|---|---|---|---|---|---|---|---|
| Stan Williams, R<br>ERA: 3.84 | (9, 1) | 5.0 | L | 21 | 5 | 1 | 1 | 1 | 1 | 1 | 0 | 0 | 0 | 0 | 21 | 29 | 1.80 | 1.200 |

# TOP

## Cleveland Indians @ New York Yankees

Yankee Stadium, Bronx, NY

Sun Oct 04 1964, 3:33 AM EDT

Att. 10,809 - Overcast - 68 F

livebaseballscorecards.com

| | |
|---|---|
| AB | 48 |
| R | 2 |
| H | 10 |
| RBI | 2 |
| BB | 2 |
| SO | 9 |
| LOB | 18 |

# Cleveland Indians @ New York Yankees

Yankee Stadium, Bronx, NY

Sun Oct 04 1964, 3:33 AM EDT

Att. 10,809 - Overcast - 68 F

livebaseballscorecards.com

## BOTTOM

| Batter | 1 | 2 | 3 | 4 | 5 | 6 | 7 | 8 | 9 | 10 | 11 | 12 | 13 | AB | R | H | RBI | BB | SO | LOB |
|---|---|---|---|---|---|---|---|---|---|---|---|---|---|---|---|---|---|---|---|---|
| Phil Linz, R (1, 6)<br>OBP: 0.332, SLG: 0.364<br>Bobby Richardson, R (8, PH) (9, 6)<br>OBP: 0.294, SLG: 0.333 | K | | 6-3 | | 4-1 | | | 6-3 | | F4 | | | 1-3 | 3 | 0 | 0 | 0 | 0 | 1 | 0 |
| | | | | | | | | | | | | | | 3 | 0 | 0 | 0 | 0 | 0 | 0 |
| Jake Gibbs, L (1, 2)<br>OBP: 0.167, SLG: 0.167<br>Joe Pepitone, L (13, 9)<br>OBP: 0.281, SLG: 0.418 | G3 | | K | | | F9 | | 6-3 | | K | | | 1B | 5 | 0 | 0 | 0 | 0 | 2 | 0 |
| | | | | | | | | | | | | | | 1 | 0 | 1 | 0 | 0 | 0 | 0 |
| Elvio Jimenez, R (1, 7)<br>OBP: 0.333, SLG: 0.333 | 6-3 | | F9 | | | 1B | | 1B | | | F5 | | 6-3 | 6 | 0 | 2 | 0 | 0 | 0 | 1 |
| Johnny Blanchard, L (1, 9) (13, 2)<br>OBP: 0.344, SLG: 0.435 | | 3-1 2B 1B | | WP BB | | 1-2 1B | | 1-2 1B | | | L8-3 1B | | | 4 | 1 | 4 | 0 | 1 | 0 | 0 |
| Hector Lopez, R (1, 5)<br>OBP: 0.317, SLG: 0.418 | | 3-1 1-2 | | K 1-2 | | K | | K | | | L8-3 1-2 | | | 5 | 0 | 0 | 0 | 0 | 3 | 7 |
| Mike Hegan, L (1, 3) | | 2B BB | | K | | L9 | | | 4-3 | | | K | | 4 | 0 | 0 | 0 | 1 | 2 | 3 |
| Pedro Gonzalez, R (1, 4)<br>OBP: 0.331, SLG: 0.366 | | F8 | | K | | | K | | F8 | | | L8 | | 5 | 0 | 0 | 0 | 0 | 2 | 3 |
| Archie Moore, L (1, 8)<br>OBP: 0.240, SLG: 0.261 | | 1-3 2-H 2B | | | F6 | | 4-3 | | K | | | G1 | | 5 | 0 | 1 | 1 | 0 | 1 | 0 |
| Jim Bouton, R<br>OBP: 1.000 SLG: 0.000<br>Hal Reniff, R<br>OBP: 0.000 SLG: 0.000<br>Tom Tresh, S<br>OBP: 0.000 SLG: 0.000<br>Mel Stottlemyre, R<br>OBP: 0.000 SLG: 0.000<br>Steve Hamilton, L<br>OBP: 0.000 SLG: 0.000<br>Clete Boyer, R<br>OBP: 0.000 SLG: 0.000<br>Bill Stafford, R<br>OBP: 0.000 SLG: 0.000<br>Stan Williams, R<br>OBP: 0.000 SLG: 0.000<br>Elston Howard, R<br>OBP: 1.000 SLG: 0.000 | | F6 | | | F6 | | F4 | | | | K | | K | | | | | | | |
| Inning Stats | R: 0 E: 0 K: 1 S: 5 H: 0 LOB: 0 BB: 0 P: 5 | R: 1 E: 0 K: 0 S: 5 H: 2 LOB: 2 BB: 1 P: 9 | R: 0 E: 0 K: 1 S: 5 H: 0 LOB: 0 BB: 0 P: 5 | R: 0 E: 0 K: 3 S: 9 H: 0 LOB: 1 BB: 1 P: 13 | R: 0 E: 0 K: 0 S: 3 H: 0 LOB: 0 BB: 0 P: 3 | R: 0 E: 0 K: 1 S: 7 H: 2 LOB: 2 BB: 0 P: 7 | R: 0 E: 0 K: 1 S: 5 H: 0 LOB: 0 BB: 0 P: 5 | R: 0 E: 0 K: 1 S: 7 H: 2 LOB: 2 BB: 0 P: 7 | R: 0 E: 0 K: 1 S: 5 H: 0 LOB: 0 BB: 0 P: 5 | R: 0 E: 0 K: 2 S: 7 H: 0 LOB: 0 BB: 0 P: 7 | R: 0 E: 0 K: 0 S: 3 H: 1 LOB: 0 BB: 0 P: 3 | R: 0 E: 0 K: 1 S: 5 H: 0 LOB: 0 BB: 0 P: 5 | R: 0 E: 0 K: 1 S: 6 H: 1 LOB: 1 BB: 0 P: 6 | 1B: 7<br>2B: 2<br>3B: 0<br>HR: 0 | SF: 0<br>SAC: 0<br>DP: 1<br>HBP: 0 | WP: 1<br>PB: 0<br>SB: 0<br>CS: 0 | PA: 48 | | | |

| PITCHER | | IP | WLS | BF | H | R | ER | SO | BB | IBB | HBP | BLK | WP | HR | S | P | ERA | WHIP |
|---|---|---|---|---|---|---|---|---|---|---|---|---|---|---|---|---|---|---|
| Luis Tiant, R<br>ERA: 2.83 | (1, 1) | 6.0 | | 24 | 4 | 1 | 1 | 6 | 2 | 0 | 0 | 0 | 1 | 0 | 34 | 42 | 1.50 | 1.000 |
| Tommy John, L<br>ERA: 3.91 | (7, 1) | 2.0 | | 8 | 2 | 0 | 0 | 2 | 0 | 0 | 0 | 0 | 0 | 0 | 12 | 12 | 0.00 | 1.000 |
| Sonny Siebert, R<br>ERA: 3.23 | (9, 1) | 3.0 | | 9 | 1 | 0 | 0 | 3 | 0 | 0 | 0 | 0 | 0 | 0 | 15 | 15 | 0.00 | 0.333 |
| Sam McDowell, L<br>ERA: 2.7 | (12, 1) | 2.0 | W | 7 | 1 | 0 | 0 | 2 | 0 | 0 | 0 | 0 | 0 | 0 | 11 | 11 | 0.00 | 0.500 |

| PITCHER | | IP | WLS | BF | H | R | ER | SO | BB | IBB | HBP | BLK | WP | HR | S | P | ERA | WHIP |
|---|---|---|---|---|---|---|---|---|---|---|---|---|---|---|---|---|---|---|

| | |
|---|---|
| AB | 46 |
| R | 1 |
| H | 8 |
| RBI | 1 |
| BB | 2 |
| SO | 13 |
| LOB | 16 |

# New York Yankees @ St. Louis Cardinals

Sportsman's Park, St. Louis, MO

Wed Oct 07 1964, 4:33 AM EDT

Att. 30,805 - Unknown

TOP

livebaseballscorecards.com

| Batter | 1 | 2 | 3 | 4 | 5 | 6 | 7 | 8 | 9 | AB | R | H | RBI | BB | SO | LOB |
|---|---|---|---|---|---|---|---|---|---|---|---|---|---|---|---|---|
| Phil Linz, R (1, 6) | 5-3 | BBB 4-0 1B 1-2 BB | | 5-3 | | F7 | | 5-3 | | 4 | 0 | 0 | 0 | 1 | 0 | 3 |
| Bobby Richardson, R (1, 4) OBP: 0.400, SLG: 0.400 | P4 | 0-0 1-2 2-H 1B | | | 5-3 | P6 | | 1B 2-H 1B | | 5 | 0 | 2 | 1 | 0 | 0 | 1 |
| Roger Maris, L (1, 8) OBP: 0.400, SLG: 0.250 | BBB 4-0 BB | SSS 0-3 K | | | G1-3 | | F8 | 1-3 1B | | 4 | 0 | 1 | 0 | 1 | 1 | 2 |
| Mickey Mantle, S (1, 9) OBP: 0.400, SLG: 0.400 | F9 | | SSS 0-3 K | | 1B 2B 1B | | BB 1B | 4-3 | | 5 | 1 | 2 | 0 | 0 | 1 | 4 |
| Elston Howard, R (1, 2) OBP: 0.600, SLG: 0.500 | | 0-0 HR 1B | BBB 4-0 G6-4-3 BB | | 2B 1-3 1B | | F8 | | 6-3 | 4 | 1 | 2 | 0 | 1 | 0 | 1 |
| Tom Tresh, S (1, 7) OBP: 0.600, SLG: 1.500 | | 0-0 1-H HR | 0-0 G6-4-3 1-2f | | 1-3 3-H 2B | | BBB 4-0 1-2 BB | | P5 | 4 | 1 | 2 | 3 | 1 | 0 | 1 |
| Joe Pepitone, L (1, 3) | | 0-0 4-3 | | F9 | F8 | | SSS 0-3 K | | F8 | 5 | 0 | 0 | 0 | 0 | 1 | 4 |
| Clete Boyer, R (1, 5) OBP: 0.250, SLG: 0.250 | | 0-0 S 1B 1B | | 6-3 | | F8 | | 6-3 | | 4 | 1 | 1 | 0 | 0 | 0 | 0 |
| Whitey Ford, L (1, 1) OBP: 1.000, SLG: 1.000 | | 0-0 BB 1-H 1B 1B | | BBB 4-0 BB | | BBB 4-0 BB | | 0-0 1B 2B | | 1 | 0 | 1 | 1 | 2 | 0 | 0 |
| Al Downing, R (6, 1) | | | | | | | | | | 0 | 0 | 0 | 0 | 0 | 0 | 0 |
| Johnny Blanchard, L (8, PH) OBP: 1.000, SLG: 2.000 | | | | | | | | | | 1 | 0 | 1 | 0 | 0 | 0 | 0 |
| Mike Hegan, L (8, PR) | | | | | | | | | | 0 | 1 | 0 | 0 | 0 | 0 | 0 |
| Rollie Sheldon, R (8, 1) | | | | | | | | | | 0 | 0 | 0 | 0 | 0 | 0 | 0 |
| Pete Mikkelsen, R (8, 1) | | | | | | | | | | 0 | 0 | 0 | 0 | 0 | 0 | 0 |
| Inning Stats | R: 0 E: 0 K: 0 S: 3 H: 0 LOB: 1 BB: 1 P: 7 | R: 3 E: 0 K: 1 S: 9 H: 5 LOB: 2 BB: 1 P: 13 | R: 0 E: 0 K: 1 S: 4 H: 0 LOB: 0 BB: 1 P: 8 | R: 0 E: 0 K: 0 S: 3 H: 0 LOB: 1 BB: 1 P: 7 | R: 1 E: 0 K: 0 S: 6 H: 3 LOB: 2 BB: 0 P: 6 | R: 0 E: 0 K: 0 S: 3 H: 0 LOB: 1 BB: 1 P: 7 | R: 0 E: 0 K: 1 S: 6 H: 1 LOB: 2 BB: 1 P: 10 | R: 1 E: 0 K: 0 S: 6 H: 3 LOB: 3 BB: 0 P: 6 | R: 0 E: 0 K: 0 S: 3 H: 0 LOB: 0 BB: 0 P: 3 | 1B: 9 2B: 2 3B: 0 HR: 1 SF: 0 SAC: 0 DP: 1 HBP: 0 | | | | | | |

| | AB | 37 |
|---|---|---|
| | R | 5 |
| | H | 12 |
| | RBI | 5 |
| | BB | 6 |
| | SO | 3 |
| | LOB | 16 |

WP: 0 PB: 0 SB: 1 CS: 0 PA: 43

| PITCHER | | IP | WLS | BF | H | R | ER | SO | BB | IBB | HBP | BLK | WP | HR | S | P | ERA | WHIP |
|---|---|---|---|---|---|---|---|---|---|---|---|---|---|---|---|---|---|---|
| Ray Sadecki, L | (1, 1) | 6.0 | W | 29 | 8 | 4 | 4 | 2 | 5 | 0 | 0 | 0 | 0 | 1 | 28 | 48 | 6.00 | 2.167 |
| ERA: 6.0 | | | | | | | | | | | | | | | | | | |
| Barney Schultz, R | (7, 1) | 3.0 | S | 14 | 4 | 1 | 1 | 1 | 1 | 0 | 0 | 0 | 0 | 0 | 15 | 19 | 3.00 | 1.667 |
| ERA: 3.0 | | | | | | | | | | | | | | | | | | |

| PITCHER | IP | WLS | BF | H | R | ER | SO | BB | IBB | HBP | BLK | WP | HR | S | P | ERA | WHIP |
|---|---|---|---|---|---|---|---|---|---|---|---|---|---|---|---|---|---|

| Batter | 1 | 2 | 3 | 4 | 5 | 6 | 7 | 8 | 9 | AB | R | H | RBI | BB | SO | LOB |
|---|---|---|---|---|---|---|---|---|---|---|---|---|---|---|---|---|
| Curt Flood, R (1, 8)<br>OBP: 0.400, SLG: 0.800 | 5-3 | 6-3 | | | 5-3 | 2-H 3B | | 1-3 2-H 2B 1B | | 5 | 1 | 2 | 2 | 0 | 0 | 1 |
| Lou Brock, L (1, 7)<br>OBP: 0.400, SLG: 0.600 | 1B SF9 1B | | 4-3 | | F7 | 5-3 | | 1-H 3-H 2B | | 5 | 1 | 2 | 2 | 0 | 0 | 2 |
| Dick Groat, R (1, 6)<br>OBP: 0.400, SLG: 0.250 | 1-3 1B | | P4 | | 5-3 | | 4-3 | BBBB BB | | 4 | 0 | 1 | 0 | 1 | 0 | 0 |
| Ken Boyer, R (1, 5)<br>OBP: 0.400, SLG: 0.333 | SF9 3-H | | BBBB BB | | | SSS PB HR 1B | SSS K | F5 | | 3 | 1 | 1 | 1 | 1 | 1 | 2 |
| Bill White, L (1, 3) | SSS K | | G3 | | | SSS K 1-2 | 4-3 | | | 4 | 0 | 0 | 0 | 0 | 2 | 3 |
| Mike Shannon, R (1, 9)<br>OBP: 0.500, SLG: 1.250 | | G1-3 E 1B | P6 | | | 2-H HR | | E5 PB 1B | | 4 | 3 | 2 | 2 | 0 | 0 | 0 |
| Tim McCarver, L (1, 2)<br>OBP: 0.750, SLG: 1.667 | | F5 | 3B | | | 1B 2B | | BBBB L1-3 1-2 BB | | 3 | 1 | 2 | 0 | 1 | 0 | 1 |
| Dal Maxvill, R (1, 4) | | G1-3 1-2 | SSS K | | | P4 | | L1-3 1-2 | | 2 | 0 | 0 | 0 | 0 | 1 | 2 |
| Charlie James, R (6, PH) | | | | | | | | | | 1 | 0 | 0 | 0 | 0 | 0 | 1 |
| Barney Schultz, R (7, 1) | | | | | | | | | | 1 | 0 | 0 | 0 | 0 | 0 | 2 |
| Ray Sadecki, L (1, 1)<br>OBP: 0.500, SLG: 0.500 | | E9 2-H 1B | SSS K | | | 3B 2-H 1B | | 1B 2B IBB | | 2 | 0 | 1 | 1 | 0 | 1 | 1 |
| Carl Warwick, R (6, PH)<br>OBP: 1.000, SLG: 1.000 | | | | | | | | | | 1 | 0 | 1 | 1 | 0 | 0 | 0 |
| Julian Javier, R (6, PR) | | | | | | | | | | 0 | 1 | 0 | 0 | 0 | 0 | 0 |
| (7, 4) | | | | | | | | | | | | | | | | |
| Bob Skinner, L (8, PH) | | | | | | | | | | 0 | 0 | 0 | 0 | 1 | 0 | 0 |
| Jerry Buchek, R (8, PR) | | | | | | | | | | 0 | 1 | 0 | 0 | 0 | 0 | 0 |
| (9, 4) | | | | | | | | | | | | | | | | |
| Inning Stats | R: 1 E: 0 K: 1 S: 7 H: 2 LOB: 1 BB: 0 P: 7 | R: 1 E: 1 K: 0 S: 5 H: 2 LOB: 1 BB: 0 P: 5 | R: 0 E: 0 K: 0 S: 3 H: 0 LOB: 1 BB: 1 P: 7 | R: 0 E: 0 K: 2 S: 8 H: 1 LOB: 1 BB: 0 P: 8 | R: 0 E: 0 K: 0 S: 3 H: 0 LOB: 0 BB: 0 P: 3 | R: 4 E: 0 K: 1 S: 10 H: 5 LOB: 2 BB: 0 P: 10 | R: 0 E: 0 K: 1 S: 5 H: 0 LOB: 0 BB: 0 P: 5 | R: 3 E: 1 K: 0 S: 5 H: 2 LOB: 2 BB: 3 P: 17 | | 1B: 7 2B: 3 3B: 2 HR: 1 SF: 1 SAC: 0 DP: 1 HBP: 0 | | | | | | |

| PITCHER | | IP | WLS | BF | H | R | ER | SO | BB | IBB | HBP | BLK | WP | HR | S | P | ERA | WHIP |
|---|---|---|---|---|---|---|---|---|---|---|---|---|---|---|---|---|---|---|
| Whitey Ford, L<br>ERA: 8.44 | (1, 1) | 5.1 | L | 25 | 8 | 5 | 5 | 4 | 1 | 0 | 0 | 0 | 0 | 1 | 32 | 36 | 8.44 | 1.688 |
| Al Downing, L<br>ERA: 5.4 | (6, 1) | 1.2 | | 7 | 2 | 1 | 1 | 1 | 0 | 0 | 0 | 0 | 0 | 0 | 9 | 9 | 5.40 | 1.200 |
| Rollie Sheldon, R<br>ERA: | (8, 1) | 0.2 | | 4 | 0 | 2 | 0 | 0 | 1 | 1 | 0 | 0 | 0 | 0 | 2 | 10 | 0.00 | 1.500 |
| Pete Mikkelsen, R<br>ERA: | (8, 1) | 0.1 | | 4 | 2 | 1 | 0 | 0 | 1 | 0 | 0 | 0 | 0 | 0 | 3 | 7 | 0.00 | 9.000 |

| PITCHER | IP | WLS | BF | H | R | ER | SO | BB | IBB | HBP | BLK | WP | HR | S | P | ERA | WHIP |
|---|---|---|---|---|---|---|---|---|---|---|---|---|---|---|---|---|---|

# BOTTOM

## New York Yankees @ St. Louis Cardinals

Sportsman's Park, St. Louis, MO

Wed Oct 07 1964, 4:33 AM EDT

Att. 30,805 - Unknown

livebaseballscorecards.com

| | |
|---|---|
| AB | 35 |
| R | 9 |
| H | 12 |
| RBI | 9 |
| BB | 4 |
| SO | 5 |
| LOB | 15 |

| | | | | | | | | | | | | | | | | | | |
|---|---|---|---|---|---|---|---|---|---|---|---|---|---|---|---|---|---|---|
| WP: 0 | PB: 2 | SB: 0 | CS: 0 | PA: 40 | | | | | | | | | | | | | | |

# New York Yankees @ St. Louis Cardinals

Sportsman's Park, St. Louis, MO

Thu Oct 08 1964, 4:33 AM EDT

Att. 30,805 - Unknown

TOP

livebaseballscorecards.com

| Batter | 1 | 2 | 3 | 4 | 5 | 6 | 7 | 8 | 9 | AB | R | H | RBI | BB | SO | LOB |
|---|---|---|---|---|---|---|---|---|---|---|---|---|---|---|---|---|
| Phil Linz, R (1, 6)<br>OBP: 0.500, SLG: 0.750 | BBBB 4-0 BB | | x 0-0 2B 1B | | x 0-0 ① 6-3 | | x 0-0 WP 1B 1B | | x 0-0 HR | 4 | 2 | 3 | 1 | 1 | 0 | 0 |
| Bobby Richardson, R (1, 4)<br>OBP: 0.400, SLG: 0.500 | SSS 0-3 ① K | | x 0-0 1-3 2B | | x 0-0 ② L6 | | x 0-0 1B 1-H 4-3 1B | | x 0-0 ① L6 | 5 | 1 | 2 | 1 | 0 | 1 | 1 |
| Roger Maris, L (1, 8)<br>OBP: 0.400, SLG: 0.333 | SSS 0-3 ② K | | x 0-0 ③ 6-3 | | x 0-0 ③ F7 | | x 0-0 6-3 4-3 1-3 1B | | x 0-0 2B 1B | 5 | 1 | 2 | 0 | 0 | 1 | 3 |
| Mickey Mantle, S (1, 9)<br>OBP: 0.400, SLG: 0.444<br>Hector Lopez, R (9, 9) | SSS 0-3 ③ K | | | SSS 0-3 ① K | | BBBB 4-0 HBP 1B BB | x 0-0 ① 4-3 1-2 3-H | | x 0-0 1-H 1B 2B | 4<br>0 | 2<br>0 | 1<br>0 | 2<br>0 | 1<br>0 | 2<br>0 | 2<br>0 |
| Elston Howard, R (1, 2)<br>OBP: 0.500, SLG: 0.500 | | SSS 0-3 ① K | | x 0-0 2B SF8 2B | | x 0-0 ① L4 | x 0-0 ② 6-3 2-3 | | 4-0 1B SF9 IBB | 4 | 2 | 1 | 0 | 1 | 1 | 2 |
| Joe Pepitone, L (1, 3)<br>OBP: 0.300, SLG: 0.333 | | x 0-0 ② L5 | | x 0-0 2-3 2B | | H 1-0 FC5 1B 1-2 HBP | x 0-0 ③ F8 | | x 0-0 SF9 1-3 2-H 1B | 4 | 0 | 2 | 1 | 0 | 0 | 1 |
| Tom Tresh, S (1, 7)<br>OBP: 0.500, SLG: 1.000 | | SSS 0-3 ③ K | | 4-0 IBB | | x 0-0 1-2 2-H 1B | | x 0-0 ① 4-3 | x 0-0 ② SF9 1-2 3-H | 3 | 0 | 1 | 2 | 1 | 1 | 0 |
| Clete Boyer, R (1, 5)<br>OBP: 0.222, SLG: 0.143 | | | x 0-0 ① 4-3 | x 0-0 ② SF8 3-H | | x 0-0 ② F9 | | x 0-0 ② 5-3 | 4-0 IBB | 3 | 0 | 0 | 1 | 1 | 0 | 2 |
| Mel Stottlemyre, R (1, 1) | | | SSS 0-3 ② K | SSS 0-3 ③ K | | x 0-0 ③ FC5 2-3f | | SSS 0-3 ③ K | SSS 0-3 ③ K | 5 | 0 | 0 | 0 | 0 | 4 | 6 |
| Inning Stats | R: 0<br>E: 0<br>K: 3<br>S: 9<br>H: 0<br>LOB: 1<br>BB: 1<br>P: 13 | R: 0<br>E: 0<br>K: 2<br>S: 7<br>H: 0<br>LOB: 0<br>BB: 0<br>P: 7 | R: 0<br>E: 0<br>K: 1<br>S: 7<br>H: 2<br>LOB: 2<br>BB: 0<br>P: 7 | R: 1<br>E: 0<br>K: 2<br>S: 9<br>H: 2<br>LOB: 2<br>BB: 1<br>P: 13 | R: 0<br>E: 0<br>K: 0<br>S: 3<br>H: 0<br>LOB: 0<br>BB: 0<br>P: 3 | R: 1<br>E: 0<br>K: 0<br>S: 4<br>H: 1<br>LOB: 2<br>BB: 1<br>P: 9 | R: 2<br>E: 0<br>K: 0<br>S: 6<br>H: 3<br>LOB: 1<br>BB: 0<br>P: 6 | R: 0<br>E: 0<br>K: 1<br>S: 5<br>H: 0<br>LOB: 0<br>BB: 0<br>P: 5 | R: 4<br>E: 0<br>K: 1<br>S: 9<br>H: 4<br>LOB: 2<br>BB: 2<br>P: 17 | 1B: 7<br>2B: 4<br>3B: 0<br>HR: 1<br>SF: 2<br>SAC: 0<br>DP: 0<br>HBP: 1 | WP: 2<br>PB: 0<br>SB: 0<br>CS: 0<br>PA: 45 | | | | | |

| | AB | 37 |
|---|---|---|
| | R | 8 |
| | H | 12 |
| | RBI | 8 |
| | BB | 5 |
| | SO | 10 |
| | LOB | 17 |

| PITCHER | | IP | WLS | BF | H | R | ER | SO | BB | IBB | HBP | BLK | WP | HR | S | P | ERA | WHIP |
|---|---|---|---|---|---|---|---|---|---|---|---|---|---|---|---|---|---|---|
| Bob Gibson, R<br>ERA: 4.5 | (1, 1) | 8.0 | L | 36 | 8 | 4 | 4 | 9 | 2 | 1 | 1 | 0 | 1 | 0 | 50 | 63 | 4.50 | 1.250 |
| Barney Schultz, R<br>ERA: 8.1 | (9, 1) | 0.1 | | 3 | 2 | 2 | 2 | 0 | 0 | 0 | 0 | 0 | 0 | 1 | 3 | 3 | 54.00 | 6.000 |
| Gordie Richardson, L<br>ERA: 54.0 | (9, 1) | 0.1 | | 5 | 2 | 2 | 2 | 0 | 0 | 2 | 0 | 0 | 0 | 0 | 3 | 11 | 54.00 | 6.000 |
| Roger Craig, R<br>ERA: | (9, 1) | 0.1 | | 1 | 0 | 0 | 0 | 1 | 0 | 0 | 0 | 0 | 0 | 0 | 3 | 3 | 0.00 | 0.000 |

| PITCHER | IP | WLS | BF | H | R | ER | SO | BB | IBB | HBP | BLK | WP | HR | S | P | ERA | WHIP |
|---|---|---|---|---|---|---|---|---|---|---|---|---|---|---|---|---|---|

| Batter | 1 | 2 | 3 | 4 | 5 | 6 | 7 | 8 | 9 | AB | R | H | RBI | BB | SO | LOB |
|---|---|---|---|---|---|---|---|---|---|---|---|---|---|---|---|---|
| Curt Flood, R (1, 8)<br>OBP: 0.222, SLG: 0.444 | K | | 6-3<br>2-3<br>3-H | | FC4<br>1-2f | | | 5-3 | | 4 | 0 | 0 | 1 | 0 | 1 | 4 |
| Lou Brock, L (1, 7)<br>OBP: 0.222, SLG: 0.333 | G1-3 | | G1-3 | | | 1-3 | | 6-3<br>3-H | | 4 | 0 | 0 | 1 | 0 | 0 | 2 |
| Bill White, L (1, 3) | K | | | 3-1 | | F7 | | BB<br>FC6-4<br>2-3 | | 3 | 0 | 0 | 0 | 1 | 1 | 0 |
| Ken Boyer, R (1, 5)<br>OBP: 0.222, SLG: 0.143 | | 6-3 | | F8 | | K | | FC6-4<br>1-2f | | 4 | 0 | 0 | 0 | 0 | 1 | 3 |
| Dick Groat, R (1, 6)<br>OBP: 0.444, SLG: 0.571 | | 5-3 | | BB | | | L6 | | 1B<br>3B | 3 | 1 | 1 | 0 | 1 | 0 | 0 |
| Tim McCarver, L (1, 2)<br>OBP: 0.500, SLG: 0.857 | | 6-3 | | 6-3 | | | L8 | | G6-4-3<br>3-H | 4 | 0 | 1 | 1 | 0 | 0 | 1 |
| Mike Shannon, R (1, 9)<br>OBP: 0.375, SLG: 0.750 | | | SH2-4 1B<br>6-3<br>1B | | 4-3 | | 6-3 | | G6-4-3<br>1-2f | 4 | 1 | 1 | 0 | 0 | 0 | 1 |
| Dal Maxvill, R (1, 4)<br>OBP: 0.250, SLG: 0.250 | | | | | | | | | | 2 | 0 | 1 | 0 | 0 | 0 | 0 |
| Carl Warwick, R (8, PH)<br>OBP: 1.000, SLG: 1.000 | | | | | | | | | | 1 | 1 | 1 | 0 | 0 | 0 | 0 |
| Barney Schultz, R (9, 1) | | | | | | | | | | 0 | 0 | 0 | 0 | 0 | 0 | 0 |
| Gordie Richardson, R (9, 1) | | | | | | | | | | 0 | 0 | 0 | 0 | 0 | 0 | 0 |
| Roger Craig, R (9, 1) | | | | | | | | | | 0 | 0 | 0 | 0 | 0 | 0 | 0 |
| Charlie James, R (9, PH) | | | | | | | | | | 1 | 0 | 0 | 0 | 0 | 1 | 0 |
| | | | 6-3<br>1-2<br>1B | | 5-3 | | | 2B<br>6-3<br>1B | K | | | | | | | |
| Bob Gibson, R (1, 1)<br>OBP: 1.000, SLG: 1.000 | | | SH2-4<br>1-2<br>2-3 | | FC4<br>1B | | | PB<br>1-3<br>2B | | 1 | 0 | 1 | 0 | 0 | 0 | 0 |
| Bob Skinner, L (8, PH)<br>OBP: 1.000, SLG: 2.000 | | | | | | | | | | 1 | 0 | 1 | 0 | 0 | 0 | 0 |
| Jerry Buchek, R (8, PR) | | | | | | | | | | 0 | 0 | 0 | 0 | 0 | 0 | 0 |
| (9, 4) | | | | | | | | | | | | | | | | |
| Inning Stats | R: 0<br>E: 0<br>K: 2<br>S: 7<br>H: 0<br>LOB: 0<br>BB: 0<br>P: 7 | R: 0<br>E: 0<br>K: 0<br>S: 3<br>H: 0<br>LOB: 0<br>BB: 0<br>P: 3 | R: 1<br>E: 0<br>K: 0<br>S: 5<br>H: 2<br>LOB: 1<br>BB: 0<br>P: 5 | R: 0<br>E: 0<br>K: 0<br>S: 3<br>H: 0<br>LOB: 1<br>BB: 1<br>P: 7 | R: 0<br>E: 0<br>K: 0<br>S: 4<br>H: 1<br>LOB: 1<br>BB: 0<br>P: 4 | R: 0<br>E: 0<br>K: 1<br>S: 5<br>H: 0<br>LOB: 0<br>BB: 0<br>P: 5 | R: 0<br>E: 0<br>K: 0<br>S: 3<br>H: 0<br>LOB: 0<br>BB: 0<br>P: 3 | R: 1<br>E: 0<br>K: 0<br>S: 5<br>H: 2<br>LOB: 3<br>BB: 1<br>P: 9 | R: 1<br>E: 0<br>K: 1<br>S: 6<br>H: 2<br>LOB: 0<br>BB: 0<br>P: 6 | 1B: 5<br>2B: 1<br>3B: 1<br>HR: 0<br>SF: 0<br>SAC: 1<br>DP: 1<br>HBP: 0 | | | | | | |

| PITCHER | | IP | WLS | BF | H | R | ER | SO | BB | IBB | HBP | BLK | WP | HR | S | P | ERA | WHIP |
|---|---|---|---|---|---|---|---|---|---|---|---|---|---|---|---|---|---|---|
| Mel Stottlemyre, R<br>ERA: 3.0 | (1, 1) | 9.0 | W | 35 | 7 | 3 | 3 | 4 | 2 | 0 | 0 | 0 | 0 | 0 | 41 | 49 | 3.00 | 1.000 |

| PITCHER | IP | WLS | BF | H | R | ER | SO | BB | IBB | HBP | BLK | WP | HR | S | P | ERA | WHIP |
|---|---|---|---|---|---|---|---|---|---|---|---|---|---|---|---|---|---|

# BOTTOM

## New York Yankees @ St. Louis Cardinals

Sportsman's Park, St. Louis, MO

Thu Oct 08 1964, 4:33 AM EDT

Att. 30,805 - Unknown

livebaseballscorecards.com

| | |
|---|---|
| AB | 32 |
| R | 3 |
| H | 7 |
| RBI | 3 |
| BB | 2 |
| SO | 4 |
| LOB | 11 |

| | | | | | | | | | | | | | | | | | | |
|---|---|---|---|---|---|---|---|---|---|---|---|---|---|---|---|---|---|---|
| 1B: 5 | SF: 0 | WP: 0 | PA: 35 |
| 2B: 1 | SAC: 1 | PB: 1 | |
| 3B: 1 | DP: 1 | SB: 0 | |
| HR: 0 | HBP: 0 | CS: 0 | |

| Batter | 1 | 2 | 3 | 4 | 5 | 6 | 7 | 8 | 9 | AB | R | H | RBI | BB | SO | LOB |
|---|---|---|---|---|---|---|---|---|---|---|---|---|---|---|---|---|
| Curt Flood, R (1, 8)<br>OBP: 0.143, SLG: 0.286 | F9 | | F8 | | FC6-4<br>1-2f | | F8 | | L9 | 5 | 0 | 0 | 0 | 0 | 0 | 4 |
| Lou Brock, L (1, 7)<br>OBP: 0.154, SLG: 0.231 | P5 | | 6-3 | | | 4-3 | 5-3 | | | 4 | 0 | 0 | 0 | 0 | 0 | 1 |
| Bill White, L (1, 3)<br>OBP: 0.167, SLG: 0.091 | L7 | | | F7 | | 2B<br>1B | | 4-1 | | 4 | 0 | 1 | 0 | 0 | 0 | 0 |
| Ken Boyer, R (1, 5)<br>OBP: 0.154, SLG: 0.091 | | P3 | | F8 | | F7 | | F7 | | 4 | 0 | 0 | 0 | 0 | 0 | 1 |
| Dick Groat, R (1, 6)<br>OBP: 0.385, SLG: 0.545 | | K | | P4 | | 1-3<br>2B | | 5-3 | | 4 | 0 | 1 | 0 | 0 | 1 | 0 |
| Tim McCarver, L (1, 2)<br>OBP: 0.583, SLG: 0.778 | | 1B<br>BB | | | E9<br>4-3<br>1B<br>1B | FC6-4<br>IBB | | | E6<br>F8 SH3 | 2 | 1 | 1 | 0 | 2 | 0 | 0 |
| Mike Shannon, R (1, 9)<br>OBP: 0.364, SLG: 0.636 | | 1-3<br>1B | | | L9 | FC6-4<br>1-2f | | | SH3<br>1-2 | 3 | 0 | 1 | 0 | 0 | 0 | 4 |
| Dal Maxvill, R (1, 4)<br>OBP: 0.286, SLG: 0.429<br>Carl Warwick, R (9, PH)<br>OBP: 1.000, SLG: 1.000<br>Jerry Buchek, R (9, 4) | | P5 | | | 4-3<br>2-3 | | SH5-4<br>2B | | BB | 3<br>0<br>0 | 0<br>0<br>0 | 1<br>0<br>0 | 0<br>0<br>0 | 0<br>1<br>0 | 0<br>0<br>0 | 3<br>0<br>0 |
| Curt Simmons, L (1, 1)<br>OBP: 0.500, SLG: 0.500<br>Bob Skinner, L (9, PH)<br>OBP: 0.667, SLG: 1.000<br>Barney Schultz, R (9, 1) | | | K | | FC6-4<br>3-H<br>1B | | SH5-4<br>2-3 | | F8<br>2-3 | 2<br>1<br>0 | 0<br>0<br>0 | 1<br>0<br>0 | 1<br>0<br>0 | 0<br>0<br>0 | 1<br>0<br>0 | 0<br>2<br>0 |
| Inning Stats | R: 0<br>E: 0<br>K: 0<br>S: 3<br>H: 0<br>LOB: 0<br>BB: 0<br>P: 3 | R: 0<br>E: 0<br>K: 1<br>S: 6<br>H: 1<br>LOB: 2<br>BB: 1<br>P: 10 | R: 0<br>E: 0<br>K: 1<br>S: 5<br>H: 0<br>LOB: 0<br>BB: 0<br>P: 5 | R: 0<br>E: 0<br>K: 0<br>S: 3<br>H: 0<br>LOB: 0<br>BB: 0<br>P: 3 | R: 1<br>E: 1<br>K: 0<br>S: 5<br>H: 2<br>LOB: 1<br>BB: 0<br>P: 5 | R: 0<br>E: 0<br>K: 0<br>S: 5<br>H: 2<br>LOB: 3<br>BB: 1<br>P: 9 | R: 0<br>E: 0<br>K: 0<br>S: 4<br>H: 1<br>LOB: 1<br>BB: 0<br>P: 4 | R: 0<br>E: 0<br>K: 0<br>S: 3<br>H: 0<br>LOB: 0<br>BB: 0<br>P: 3 | R: 0<br>E: 1<br>K: 0<br>S: 4<br>H: 0<br>LOB: 2<br>BB: 1<br>P: 8 | 1B: 4<br>2B: 2<br>3B: 0<br>HR: 0<br>SF: 0<br>SAC: 2<br>DP: 0<br>HBP: 0 | | | | | | |

| PITCHER | IP | WLS | BF | H | R | ER | SO | BB | IBB | HBP | BLK | WP | HR | S | P | ERA | WHIP |
|---|---|---|---|---|---|---|---|---|---|---|---|---|---|---|---|---|---|
| Jim Bouton, R (1, 1)<br>ERA: | 9.0 | W | 37 | 6 | 1 | 0 | 2 | 2 | 1 | 0 | 0 | 0 | 0 | 38 | 50 | 0.00 | 0.889 |

| PITCHER | IP | WLS | BF | H | R | ER | SO | BB | IBB | HBP | BLK | WP | HR | S | P | ERA | WHIP |
|---|---|---|---|---|---|---|---|---|---|---|---|---|---|---|---|---|---|

# TOP

## St. Louis Cardinals @ New York Yankees

Yankee Stadium, Bronx, NY

Sat Oct 10 1964, 3:33 AM EDT

Att. 67,101 - Unknown

livebaseballscorecards.com

| | |
|---|---|
| AB | 32 |
| R | 1 |
| H | 6 |
| RBI | 1 |
| BB | 3 |
| SO | 2 |
| LOB | 15 |

PA: 37

WP: 0
PB: 0
SB: 0
CS: 0

| Batter | 1 | 2 | 3 | 4 | 5 | 6 | 7 | 8 | 9 | AB | R | H | RBI | BB | SO | LOB |
|---|---|---|---|---|---|---|---|---|---|---|---|---|---|---|---|---|
| Phil Linz, R (1, 6)<br>OBP: 0.357, SLG: 0.500 | 5-3 | | 6-3 | | | 1-3 | | F8 | | 4 | 0 | 0 | 0 | 0 | 0 | 0 |
| Bobby Richardson, R (1, 4)<br>OBP: 0.357, SLG: 0.429 | 4-3 | | F3 | | | 2B 1B | | 6-3 | | 4 | 0 | 1 | 0 | 0 | 0 | 0 |
| Roger Maris, L (1, 8)<br>OBP: 0.286, SLG: 0.231 | P4 | | 3-1 | | | F9 | | K | | 4 | 0 | 0 | 0 | 0 | 1 | 1 |
| Mickey Mantle, S (1, 9)<br>OBP: 0.500, SLG: 0.833 | | 6-3 | | BBBB G4-6-3 BB | | 1-3 2B | | | HR | 3 | 1 | 2 | 1 | 1 | 0 | 0 |
| Elston Howard, R (1, 2)<br>OBP: 0.538, SLG: 0.500 | | BB 2B 1B | | G4-6-3<br>1-2f | | IBB | | | | 2 | 1 | 1 | 0 | 1 | 0 | 1 |
| Tom Tresh, S (1, 7)<br>OBP: 0.385, SLG: 0.700 | | F5 | | 5-3 | | P3 | | | | 3 | 0 | 0 | 0 | 0 | 0 | 4 |
| Joe Pepitone, L (1, 3)<br>OBP: 0.308, SLG: 0.273 | | BBBB 2B 1-2 BB | | | 3-1 | | F3 | | | 2 | 0 | 0 | 0 | 1 | 0 | 0 |
| Clete Boyer, R (1, 5)<br>OBP: 0.250, SLG: 0.300 | | 1-3 2-H 2B | | | 5-3 | | SSS K | | | 3 | 0 | 1 | 1 | 0 | 1 | 0 |
| Jim Bouton, R (1, 1) | | F7 | | | F2 | | F7 | | | 3 | 0 | 0 | 0 | 0 | 0 | 2 |
| Inning Stats | R: 0 E: 0 K: 0 S: 3 H: 0 LOB: 0 BB: 0 P: 3 | R: 1 E: 0 K: 0 S: 5 H: 2 LOB: 2 BB: 1 P: 9 | R: 0 E: 0 K: 0 S: 3 H: 0 LOB: 0 BB: 0 P: 3 | R: 0 E: 0 K: 0 S: 2 H: 0 LOB: 0 BB: 1 P: 6 | R: 0 E: 0 K: 0 S: 3 H: 0 LOB: 0 BB: 0 P: 3 | R: 0 E: 0 K: 0 S: 5 H: 2 LOB: 3 BB: 1 P: 9 | R: 0 E: 0 K: 1 S: 5 H: 0 LOB: 0 BB: 0 P: 5 | R: 0 E: 0 K: 1 S: 5 H: 0 LOB: 0 BB: 0 P: 5 | R: 1 E: 0 K: 0 S: 1 H: 1 LOB: 0 BB: 0 P: 1 | 1B: 2 2B: 2 3B: 0 HR: 1 | SF: 0 SAC: 0 DP: 1 HBP: 0 | | | | | | |

| PITCHER | | IP | WLS | BF | H | R | ER | SO | BB | IBB | HBP | BLK | WP | HR | S | P | ERA | WHIP |
|---|---|---|---|---|---|---|---|---|---|---|---|---|---|---|---|---|---|---|
| Curt Simmons, L<br>ERA: 1.13 | (1, 1) | 8.0 | | 30 | 4 | 1 | 1 | 2 | 2 | 1 | 0 | 0 | 0 | 0 | 31 | 43 | 1.12 | 0.750 |
| Barney Schultz, R<br>ERA: 10.8 | (9, 1) | 0.0 | L | 1 | 1 | 1 | 1 | 0 | 0 | 0 | 0 | 0 | 0 | 1 | 1 | 1 | ∞ | ∞ |

| PITCHER | IP | WLS | BF | H | R | ER | SO | BB | IBB | HBP | BLK | WP | HR | S | P | ERA | WHIP |
|---|---|---|---|---|---|---|---|---|---|---|---|---|---|---|---|---|---|

# BOTTOM

## St. Louis Cardinals @ New York Yankees

Yankee Stadium, Bronx, NY

Sat Oct 10 1964, 3:33 AM EDT

Att. 67,101 - Unknown

livebaseballscorecards.com

| | |
|---|---|
| AB | 28 |
| R | 2 |
| H | 5 |
| RBI | 2 |
| BB | 3 |
| SO | 2 |
| LOB | 8 |

| | | | | | |
|---|---|---|---|---|---|
| 1B: 2 | SF: 0 | WP: 0 | PA: 31 | | |
| 2B: 2 | SAC: 0 | PB: 0 | | | |
| 3B: 0 | DP: 1 | SB: 0 | | | |
| HR: 1 | HBP: 0 | CS: 0 | | | |

| Batter | 1 | 2 | 3 | 4 | 5 | 6 | 7 | 8 | 9 | AB | R | H | RBI | BB | SO | LOB |
|---|---|---|---|---|---|---|---|---|---|---|---|---|---|---|---|---|
| Curt Flood, R (1, 8)<br>OBP: 0.222, SLG: 0.333 | L1-6-3 | | 1-2 1B | | | 1-2 E HR 1B | 5-3 | | | 4 | 1 | 2 | 0 | 0 | 0 | 1 |
| Lou Brock, L (1, 7)<br>OBP: 0.118, SLG: 0.176 | 5-3 | | F8 | | | F8 | | S S S 0-3 K | | 4 | 0 | 0 | 0 | 0 | 1 | 4 |
| Dick Groat, R (1, 6)<br>OBP: 0.353, SLG: 0.467 | 5-3 | | | S S S 0-3 K | | E4 HR 1-2 2-3 | | 0-0 G6-4-3 1B | | 4 | 1 | 1 | 0 | 0 | 1 | 2 |
| Ken Boyer, R (1, 5)<br>OBP: 0.176, SLG: 0.333 | | S S S 0-3 K | | F7 | | 1-H 2-H 3-H HR | | G6-4-3 1-2f | | 4 | 1 | 1 | 4 | 0 | 1 | 1 |
| Bill White, L (1, 3)<br>OBP: 0.125, SLG: 0.067 | | 6-3 | | L9 | | F2 | | | S S S 0-3 K | 4 | 0 | 0 | 0 | 0 | 1 | 0 |
| Mike Shannon, R (1, 9)<br>OBP: 0.267, SLG: 0.467 | | S S S 0-3 K | | | S S S 0-3 K | F8 | | | F8 | 4 | 0 | 0 | 0 | 0 | 2 | 0 |
| Tim McCarver, L (1, 2)<br>OBP: 0.563, SLG: 0.667 | | | F8 | | G3 | | B B B B 4-0 4-3 BB | | 1B | 3 | 0 | 1 | 0 | 1 | 0 | 0 |
| Dal Maxvill, R (1, 4)<br>OBP: 0.273, SLG: 0.300 | | | B B B B 4-0 1B BB | | F9 | | 4-3 1-2 | | S S S 0-3 K | 3 | 0 | 0 | 0 | 1 | 1 | 2 |
| Ray Sadecki, L (1, 1)<br>OBP: 0.500, SLG: 0.500 | | | F8 | | | S S S E 1B HR 1B | S S S 0-3 K | | | 0 | 0 | 0 | 0 | 0 | 0 | 0 |
| Roger Craig, R (1, 1) | | | | | | | | | | 1 | 0 | 0 | 0 | 0 | 0 | 1 |
| Carl Warwick, R (6, PH)<br>OBP: 1.000, SLG: 1.000 | | | | | | | | | | 1 | 1 | 1 | 0 | 0 | 0 | 0 |
| Ron Taylor, R (6, 1) | | | | | | | | | | 1 | 0 | 0 | 0 | 0 | 1 | 1 |
| Inning Stats | R: 0<br>E: 0<br>K: 0<br>S: 3<br>H: 0<br>LOB: 0<br>BB: 0<br>P: 3 | R: 0<br>E: 0<br>K: 2<br>S: 7<br>H: 0<br>LOB: 0<br>BB: 0<br>P: 7 | R: 0<br>E: 0<br>K: 0<br>S: 4<br>H: 1<br>LOB: 2<br>BB: 1<br>P: 8 | R: 0<br>E: 0<br>K: 1<br>S: 5<br>H: 0<br>LOB: 0<br>BB: 0<br>P: 5 | R: 0<br>E: 0<br>K: 1<br>S: 5<br>H: 0<br>LOB: 0<br>BB: 0<br>P: 5 | R: 4<br>E: 1<br>K: 0<br>S: 7<br>H: 3<br>LOB: 0<br>BB: 0<br>P: 7 | R: 0<br>E: 0<br>K: 1<br>S: 5<br>H: 0<br>LOB: 1<br>BB: 1<br>P: 9 | R: 0<br>E: 0<br>K: 1<br>S: 5<br>H: 1<br>LOB: 0<br>BB: 0<br>P: 5 | R: 0<br>E: 0<br>K: 2<br>S: 8<br>H: 1<br>LOB: 1<br>BB: 0<br>P: 8 | 1B: 5<br>2B: 0<br>3B: 0<br>HR: 1<br>SF: 0<br>SAC: 0<br>DP: 1<br>HBP: 0 | | | | | | |

| PITCHER | | IP | WLS | BF | H | R | ER | SO | BB | IBB | HBP | BLK | WP | HR | S | P | ERA | WHIP |
|---|---|---|---|---|---|---|---|---|---|---|---|---|---|---|---|---|---|---|
| Al Downing, L<br>ERA: 4.7 | (1, 1) | 6.0 | L | 25 | 4 | 4 | 3 | 4 | 2 | 0 | 0 | 0 | 0 | 1 | 31 | 39 | 4.50 | 1.000 |
| Pete Mikkelsen, R<br>ERA: | (7, 1) | 1.0 | | 3 | 0 | 0 | 0 | 1 | 0 | 0 | 0 | 0 | 0 | 0 | 5 | 5 | 0.00 | 0.000 |
| Ralph Terry, R<br>ERA: | (8, 1) | 2.0 | | 7 | 2 | 0 | 0 | 3 | 0 | 0 | 0 | 0 | 0 | 0 | 13 | 13 | 0.00 | 1.000 |

| PITCHER | IP | WLS | BF | H | R | ER | SO | BB | IBB | HBP | BLK | WP | HR | S | P | ERA | WHIP |
|---|---|---|---|---|---|---|---|---|---|---|---|---|---|---|---|---|---|

# TOP

## St. Louis Cardinals @ New York Yankees

Yankee Stadium, Bronx, NY

Sun Oct 11 1964, 3:33 AM EDT

Att. 66,312 - Unknown

livebaseballscorecards.com

| | |
|---|---|
| AB | 33 |
| R | 4 |
| H | 6 |
| RBI | 4 |
| BB | 2 |
| SO | 8 |
| LOB | 12 |

PA: 35

WP: 0
PB: 0
SB: 0
CS: 0

| Batter | 1 | 2 | 3 | 4 | 5 | 6 | 7 | 8 | 9 | AB | R | H | RBI | BB | SO | LOB |
|---|---|---|---|---|---|---|---|---|---|---|---|---|---|---|---|---|
| Phil Linz, R (1, 6)<br>OBP: 0.333, SLG: 0.500 | CS 2B<br>2B | K | | K | | | B5-3 | | | 4 | 1 | 1 | 0 | 0 | 2 | 2 |
| Bobby Richardson, R (1, 4)<br>OBP: 0.333, SLG: 0.444 | 1B 1B<br>2-H 2B | | 5-3 | | L5 | | | 6-3 | | 4 | 1 | 1 | 1 | 0 | 0 | 0 |
| Roger Maris, L (1, 8)<br>OBP: 0.278, SLG: 0.235 | 1B 1B<br>2-3 1B | | G1-3 | | F7 | | | 1-6-3 | | 4 | 1 | 1 | 0 | 0 | 0 | 0 |
| Mickey Mantle, S (1, 9)<br>OBP: 0.556, SLG: 0.786 | 1-3<br>3-H 1B | | PO BB<br>BB | | K | | | BB | | 2 | 0 | 1 | 1 | 2 | 1 | 0 |
| Elston Howard, R (1, 2)<br>OBP: 0.529, SLG: 0.462 | 3-H 1B | | 1-2 BB | | | G3 | | K | | 3 | 0 | 1 | 1 | 1 | 1 | 1 |
| Tom Tresh, S (1, 7)<br>OBP: 0.294, SLG: 0.500 | K | | PO<br>2-3 | K | | K | | | B1-3 | 4 | 0 | 0 | 0 | 0 | 3 | 1 |
| Joe Pepitone, L (1, 3)<br>OBP: 0.294, SLG: 0.214 | F9 | | | BB<br>1B | | 4-3 | | | G3 | 3 | 0 | 0 | 0 | 1 | 0 | 1 |
| Clete Boyer, R (1, 5)<br>OBP: 0.250, SLG: 0.286 | | K | | 1-2 1B | | | F3 | | G3 | 4 | 0 | 1 | 0 | 0 | 1 | 0 |
| Al Downing, R (1, 1)<br>Pete Mikkelsen, R (7, 1)<br>Johnny Blanchard, L (7, PH)<br>OBP: 0.500, SLG: 1.000<br>Ralph Terry, R (8, 1) | | K | | K | | | F8 | | | 2<br>0<br>1<br>0 | 0<br>0<br>0<br>0 | 0<br>0<br>0<br>0 | 0<br>0<br>0<br>0 | 0<br>0<br>0<br>0 | 2<br>0<br>0<br>0 | 2<br>0<br>0<br>0 |
| Inning Stats | R: 3 H: 5<br>E: 0 LOB: 1<br>K: 1 BB: 0<br>S: 9 P: 9 | R: 0 H: 0<br>E: 0 LOB: 0<br>K: 3 BB: 0<br>S: 9 P: 9 | R: 0 H: 0<br>E: 0 LOB: 1<br>K: 0 BB: 2<br>S: 2 P: 10 | R: 0 H: 1<br>E: 0 LOB: 2<br>K: 3 BB: 1<br>S: 10 P: 14 | R: 0 H: 0<br>E: 0 LOB: 0<br>K: 1 BB: 0<br>S: 5 P: 5 | R: 0 H: 0<br>E: 0 LOB: 0<br>K: 1 BB: 0<br>S: 5 P: 5 | R: 0 H: 0<br>E: 0 LOB: 0<br>K: 0 BB: 0<br>S: 3 P: 3 | R: 0 H: 0<br>E: 0 LOB: 1<br>K: 1 BB: 1<br>S: 5 P: 9 | R: 0 H: 0<br>E: 0 LOB: 0<br>K: 0 BB: 0<br>S: 3 P: 3 | 1B: 4 SF: 0<br>2B: 2 SAC: 0<br>3B: 0 DP: 0<br>HR: 0 HBP: 0 | | | | | | |

| PITCHER | | IP | WLS | BF | H | R | ER | SO | BB | IBB | HBP | BLK | WP | HR | S | P | ERA | WHIP |
|---|---|---|---|---|---|---|---|---|---|---|---|---|---|---|---|---|---|---|
| Ray Sadecki, L<br>ERA: 8.53 | (1, 1) | 0.1 | | 4 | 4 | 3 | 2 | 0 | 0 | 0 | 0 | 0 | 0 | 0 | 4 | 4 | 54.00 | 12.000 |
| Roger Craig, R<br>ERA: | (1, 1) | 4.2 | W | 18 | 2 | 0 | 0 | 8 | 3 | 0 | 0 | 0 | 0 | 0 | 31 | 43 | 0.00 | 1.071 |
| Ron Taylor, R<br>ERA: | (6, 1) | 4.0 | S | 13 | 0 | 0 | 0 | 2 | 1 | 0 | 0 | 0 | 0 | 0 | 16 | 20 | 0.00 | 0.250 |

| PITCHER | IP | WLS | BF | H | R | ER | SO | BB | IBB | HBP | BLK | WP | HR | S | P | ERA | WHIP |
|---|---|---|---|---|---|---|---|---|---|---|---|---|---|---|---|---|---|

# BOTTOM

## Louis Cardinals @ New York Yankees

Yankee Stadium, Bronx, NY

Sun Oct 11 1964, 3:33 AM EDT

Att. 66,312 - Unknown

St. Lo

livebaseballscorecards.com

| | |
|---|---|
| AB | 31 |
| R | 3 |
| H | 6 |
| RBI | 3 |
| BB | 4 |
| SO | 10 |
| LOB | 7 |

WP: 0 PA: 36
PB: 0
SB: 0
CS: 1

| Batter | 1 | 2 | 3 | 4 | 5 | 6 | 7 | 8 | 9 | 10 | AB | R | H | RBI | BB | SO | LOB |
|---|---|---|---|---|---|---|---|---|---|---|---|---|---|---|---|---|---|
| Curt Flood, R (1, 8)<br>OBP: 0.261, SLG: 0.318 | 4-0 BB CI BB | 0-0 FC6-4 1-2f ③ | | | 0-0 E4 1B 1-2 FC4-6 | | 0-0 1B 1B | | 0-0 L5 ② | | 4 | 1 | 1 | 0 | 1 | 0 | 2 |
| Lou Brock, L (1, 7)<br>OBP: 0.182, SLG: 0.227 | 0-3 K ① | | 0-0 B3 ① | | 0-0 FC4-6 1-3 2-H 1B | | 0-0 1-3 1B | | 0-0 F8 ③ | | 5 | 0 | 2 | 1 | 0 | 1 | 1 |
| Bill White, L (1, 3)<br>OBP: 0.143, SLG: 0.053 | 0-3 K ② | | 0-0 F9 ② | | 0-0 FC4-6 FC5-4 1-2f 3-H ② | | 0-0 L7 ③ | | | 4-0 S 1B HR BB | 4 | 1 | 0 | 1 | 1 | 1 | 4 |
| Ken Boyer, R (1, 5)<br>OBP: 0.190, SLG: 0.316 | 0-1 CI BB 1-2 | | 0-0 5-3 ③ | | 0-0 FC5-4 1-2f ③ | | | 0-0 5-3 ① | | 0-0 FC5-4 1-2 1B | 4 | 0 | 1 | 0 | 0 | 0 | 1 |
| Dick Groat, R (1, 6)<br>OBP: 0.364, SLG: 0.421 | 4-0 1-2 2-3 BB | | | 0-0 6-3 ① | | 0-0 F8 ① | | 0-0 1B 1B | | 0-0 FC5-4 1-2f 2-3 HR ① | 4 | 1 | 1 | 0 | 1 | 0 | 2 |
| Tim McCarver, L (1, 2)<br>OBP: 0.571, SLG: 0.824 | 0-3 K ③ | | | 0-0 G1-3 ② | | 0-0 G6-4-3 1B | | 0-0 FC5-4 1-2 1B | | 0-0 1-H 3-H HR | 5 | 1 | 3 | 3 | 0 | 1 | 3 |
| Mike Shannon, R (1, 9)<br>OBP: 0.200, SLG: 0.350 | | 0-0 5-3 ① | | 0-0 F8 ③ | | 0-0 G6-4-3 ②③ 1-2f | | 0-3 K ② | | 0-3 K ② | 5 | 0 | 0 | 0 | 0 | 2 | 3 |
| Dal Maxvill, R (1, 4)<br>OBP: 0.250, SLG: 0.267 | | 0-0 FC6-4 1B | | | 0-3 K ① | | 0-0 4-3 ① | 0-0 FC5-4 1-2f ③ | | 0-0 3-1 ③ | 5 | 0 | 1 | 0 | 0 | 1 | 2 |
| Bob Gibson, R (1, 1)<br>OBP: 0.400, SLG: 0.400 | | 0-3 K ② | | | 0-0 E 1B 1B | | 0-3 K ② | | 0-3 K ① | | 4 | 1 | 1 | 0 | 0 | 3 | 1 |
| Inning Stats | R: 0 H: 0<br>E: 1 LOB: 3<br>K: 3 BB: 2<br>S: 10 P: 18 | R: 0 H: 1<br>E: 0 LOB: 1<br>K: 1 BB: 0<br>S: 6 P: 6 | R: 0 H: 0<br>E: 0 LOB: 0<br>K: 0 BB: 0<br>S: 3 P: 3 | R: 0 H: 0<br>E: 0 LOB: 0<br>K: 0 BB: 0<br>S: 3 P: 3 | R: 2 H: 2<br>E: 1 LOB: 1<br>K: 1 BB: 0<br>S: 8 P: 8 | R: 0 H: 1<br>E: 0 LOB: 0<br>K: 0 BB: 0<br>S: 3 P: 3 | R: 0 H: 2<br>E: 0 LOB: 2<br>K: 1 BB: 0<br>S: 7 P: 7 | R: 0 H: 2<br>E: 0 LOB: 2<br>K: 1 BB: 0<br>S: 7 P: 7 | R: 0 H: 0<br>E: 0 LOB: 0<br>K: 1 BB: 0<br>S: 5 P: 5 | R: 3 H: 2<br>E: 0 LOB: 0<br>K: 1 BB: 1<br>S: 7 P: 11 | 1B: 9 SF: 0<br>2B: 0 SAC: 0<br>3B: 0 DP: 1<br>HR: 1 HBP: 0 | | | | | | |

| PITCHER | | IP | WLS | BF | H | R | ER | SO | BB | IBB | HBP | BLK | WP | HR | S | P | ERA | WHIP |
|---|---|---|---|---|---|---|---|---|---|---|---|---|---|---|---|---|---|---|
| Mel Stottlemyre, R<br>ERA: 2.25 | (1, 1) | 7.0 | | 30 | 6 | 2 | 1 | 6 | 2 | 0 | 0 | 0 | 0 | 0 | 40 | 48 | 1.29 | 1.143 |
| Hal Reniff, R<br>ERA: | (8, 1) | 0.1 | | 3 | 2 | 0 | 0 | 0 | 0 | 0 | 0 | 0 | 0 | 0 | 3 | 3 | 0.00 | 6.000 |
| Pete Mikkelsen, R<br>ERA: 6.75 | (8, 1) | 2.2 | L | 11 | 2 | 3 | 3 | 3 | 1 | 0 | 0 | 0 | 0 | 1 | 16 | 20 | 10.12 | 1.125 |

| PITCHER | IP | WLS | BF | H | R | ER | SO | BB | IBB | HBP | BLK | WP | HR | S | P | ERA | WHIP |
|---|---|---|---|---|---|---|---|---|---|---|---|---|---|---|---|---|---|

# TOP

## St. Louis Cardinals @ New York Yankees

Yankee Stadium, Bronx, NY

Mon Oct 12 1964, 3:33 AM EDT
Att. 65,633 - Unknown

livebaseballscorecards.com

| | |
|---|---|
| AB | 40 |
| R | 5 |
| H | 10 |
| RBI | 5 |
| BB | 3 |
| SO | 9 |
| LOB | 19 |

WP: 0 PA: 44
PB: 0
SB: 1
CS: 0

| Batter | 1 | 2 | 3 | 4 | 5 | 6 | 7 | 8 | 9 | 10 | AB | R | H | RBI | BB | SO | LOB |
|---|---|---|---|---|---|---|---|---|---|---|---|---|---|---|---|---|---|
| Phil Linz, R (1, 6)<br>OBP: 0.261, SLG: 0.381 | S S S 0-3 ① **K** | | x 0-0 ① **6-3** | | S S S 0-3 ③ **K** | | | x 0-0 ① **5-3** | | x 0-0 ② **P5** | 5 | 0 | 0 | 0 | 0 | 2 | 1 |
| Bobby Richardson, R (1, 4)<br>OBP: 0.391, SLG: 0.478 | x 0-0 G4-6-3 **1B** | | x 0-0 ② **P4** | | | x 0-0 **1B** | | x 0-0 ② **P6** | | x 0-0 **1B** | 5 | 0 | 3 | 0 | 0 | 0 | 0 |
| Roger Maris, L (1, 8)<br>OBP: 0.217, SLG: 0.182 | x 0-0 ② ③ **G4-6-3** 1-2f | | x 0-0 ③ **F7** | | | x 0-0 ① **F8** | | x 0-0 ③ **G3** | | x 0-0 ③ **F5** | 5 | 0 | 0 | 0 | 0 | 0 | 3 |
| Mickey Mantle, S (1, 9)<br>OBP: 0.500, SLG: 0.647 | | B B B 4-0 G1 HBP **BB** | | S S S 0-3 ① **K** | | S S S 0-3 ② **K** | | | x 0-0 **E6** G1-3 **HR** | | 3 | 1 | 0 | 0 | 1 | 2 | 1 |
| Elston Howard, R (1, 2)<br>OBP: 0.476, SLG: 0.375 | | H 1-0 G1 1-2 **HBP** | | x 0-0 ② **G3** | | S S S 0-3 ③ **K** | | | S S S 0-3 ① **K** | | 3 | 0 | 0 | 0 | 0 | 2 | 2 |
| Joe Pepitone, L (1, 3)<br>OBP: 0.286, SLG: 0.222 | | x 0-0 ① **G1** 1-2 2-3 | | S S S 0-3 ③ **K** | | | x 0-0 **1B** | | x 0-0 ② **G1-3** 1-2 | | 4 | 0 | 1 | 0 | 0 | 1 | 3 |
| Tom Tresh, S (1, 7)<br>OBP: 0.333, SLG: 0.647 | | I I I I 4-0 **IBB** | | | x 0-0 ① **F9** | | S S S 0-3 ① **K** | | x 0-0 2-H **HR** | | 3 | 1 | 1 | 2 | 1 | 1 | 1 |
| Clete Boyer, R (1, 5)<br>OBP: 0.222, SLG: 0.250 | | S S S 0-3 ② **K** | | | S S S 0-3 ② **K** | | x 0-0 ② **P5** | | x 0-0 ③ **P3** | | 2 | 0 | 0 | 0 | 0 | 2 | 3 |
| Johnny Blanchard, L (7, PH)<br>OBP: 0.333, SLG: 0.667 | | | | | | | | | | | 1 | 0 | 0 | 0 | 0 | 0 | 1 |
| Pedro Gonzalez, R (8, 5) | | | | | | | | | | | 1 | 0 | 0 | 0 | 0 | 0 | 0 |
| Mel Stottlemyre, R (1, 1)<br>OBP: 0.143, SLG: 0.143 | | S S S 0-3 ③ **K** | | | x 0-0 **1B** | | S S S 0-3 ③ **K** | | | S S S 0-3 ① **K** | 2 | 0 | 1 | 0 | 0 | 1 | 3 |
| Hector Lopez, R (7, PH) | | | | | | | | | | | 1 | 0 | 0 | 0 | 0 | 1 | 1 |
| Hal Reniff, R (8, 1) | | | | | | | | | | | 0 | 0 | 0 | 0 | 0 | 0 | 0 |
| Pete Mikkelsen, R (8, 1) | | | | | | | | | | | 0 | 0 | 0 | 0 | 0 | 0 | 0 |
| Mike Hegan, L (10, PH) | | | | | | | | | | | 1 | 0 | 0 | 0 | 0 | 1 | 0 |
| Inning Stats | R: 0 H: 1<br>E: 0 LOB: 0<br>K: 1 BB: 0<br>S: 5 P: 5 | R: 0 H: 0<br>E: 0 LOB: 3<br>K: 2 BB: 2<br>S: 7 P: 16 | R: 0 H: 0<br>E: 0 LOB: 0<br>K: 0 BB: 0<br>S: 3 P: 3 | R: 0 H: 0<br>E: 0 LOB: 0<br>K: 2 BB: 0<br>S: 7 P: 7 | R: 0 H: 1<br>E: 0 LOB: 1<br>K: 2 BB: 0<br>S: 8 P: 8 | R: 0 H: 1<br>E: 0 LOB: 1<br>K: 2 BB: 0<br>S: 8 P: 8 | R: 0 H: 1<br>E: 0 LOB: 1<br>K: 2 BB: 0<br>S: 8 P: 8 | R: 0 H: 0<br>E: 0 LOB: 0<br>K: 0 BB: 0<br>S: 3 P: 3 | R: 2 H: 1<br>E: 1 LOB: 0<br>K: 1 BB: 0<br>S: 7 P: 7 | R: 0 H: 1<br>E: 0 LOB: 1<br>K: 1 BB: 0<br>S: 6 P: 6 | 1B: 5<br>2B: 0<br>3B: 0<br>HR: 1 | SF: 0<br>SAC: 0<br>DP: 1<br>HBP: 1 | | | | | | |

| PITCHER | IP | WLS | BF | H | R | ER | SO | BB | IBB | HBP | BLK | WP | HR | S | P | ERA | WHIP |
|---|---|---|---|---|---|---|---|---|---|---|---|---|---|---|---|---|---|
| Bob Gibson, R (1, 1)<br>ERA: 2.0 | 10.0 | W | 39 | 6 | 2 | 0 | 13 | 1 | 1 | 1 | 0 | 0 | 1 | 62 | 71 | 0.00 | 0.700 |

| PITCHER | IP | WLS | BF | H | R | ER | SO | BB | IBB | HBP | BLK | WP | HR | S | P | ERA | WHIP |
|---|---|---|---|---|---|---|---|---|---|---|---|---|---|---|---|---|---|

# BOTTOM

## St. Louis Cardinals @ New York Yankees

Yankee Stadium, Bronx, NY

Mon Oct 12 1964, 3:33 AM EDT

Att. 65,633 - Unknown

livebaseballscorecards.com

| | |
|---|---|
| AB | 36 |
| R | 2 |
| H | 6 |
| RBI | 2 |
| BB | 2 |
| SO | 13 |
| LOB | 19 |

WP: 0 PA: 39
PB: 0
SB: 0
CS: 0

| Batter | 1 | 2 | 3 | 4 | 5 | 6 | 7 | 8 | 9 | AB | R | H | RBI | BB | SO | LOB |
|---|---|---|---|---|---|---|---|---|---|---|---|---|---|---|---|---|
| Phil Linz, R (1, 6)<br>OBP: 0.250, SLG: 0.346 | L7 | | K | | F7 | | | 4-3 SH2 1B | 5-3 | 5 | 1 | 1 | 0 | 0 | 1 | 1 |
| Bobby Richardson, R (1, 4)<br>OBP: 0.407, SLG: 0.481 | S 1B | | | FC3-6 1B | | P6 | | SH2 1-2 | 5-3 | 4 | 0 | 2 | 0 | 0 | 0 | 0 |
| Roger Maris, L (1, 8)<br>OBP: 0.222, SLG: 0.308 | K 1-2 | | | F3 | | HR | | 4-3 2-3 | | 4 | 1 | 1 | 1 | 0 | 1 | 3 |
| Mickey Mantle, S (1, 9)<br>OBP: 0.500, SLG: 0.750 | K | | | FC3-6 1-2f | | HR | | BB HR 1B IBB | | 3 | 2 | 1 | 1 | 1 | 1 | 2 |
| Elston Howard, R (1, 2)<br>OBP: 0.440, SLG: 0.350 | | P4 | | 4-3 | | F9 | | 1-2 BB HR 1B<br>3-H | | 4 | 1 | 1 | 1 | 0 | 0 | 1 |
| Tom Tresh, S (1, 7)<br>OBP: 0.360, SLG: 0.650 | | 5-3 | | | 4-3 1B 2B | K | | HR BB<br>1-2<br>2-3 | | 3 | 2 | 1 | 0 | 1 | 1 | 0 |
| Joe Pepitone, L (1, 3)<br>OBP: 0.280, SLG: 0.364 | | L9 | | | K | | F3 | HR<br>1-H<br>2-H<br>3-H | | 4 | 1 | 1 | 4 | 0 | 1 | 1 |
| Clete Boyer, R (1, 5)<br>OBP: 0.227, SLG: 0.250 | | | F8 | | 4-3<br>2-3 | | E7 L4-6 1B | F9 | | 4 | 0 | 1 | 0 | 0 | 0 | 1 |
| Jim Bouton, R (1, 1)<br>OBP: 0.143, SLG: 0.143<br>Steve Hamilton, L (9, 1) | | | K | 3-H 1B | | | L4-6<br>2-3 | | K | 4<br>0 | 0<br>0 | 1<br>0 | 1<br>0 | 0<br>0 | 2<br>0 | 1<br>0 |
| Inning Stats | R: 0 E: 0 K: 2 S: 8 H: 1 LOB: 1 BB: 0 P: 8 | R: 0 E: 0 K: 0 S: 3 H: 0 LOB: 0 BB: 0 P: 3 | R: 0 E: 0 K: 2 S: 7 H: 0 LOB: 0 BB: 0 P: 7 | R: 0 E: 0 K: 0 S: 4 H: 1 LOB: 1 BB: 0 P: 4 | R: 1 E: 0 K: 1 S: 7 H: 2 LOB: 1 BB: 0 P: 7 | R: 2 E: 0 K: 1 S: 7 H: 2 LOB: 0 BB: 0 P: 7 | R: 0 E: 1 K: 0 S: 3 H: 1 LOB: 0 BB: 0 P: 3 | R: 5 E: 0 K: 0 S: 6 H: 3 LOB: 0 BB: 2 P: 14 | R: 0 E: 0 K: 1 S: 5 H: 0 LOB: 0 BB: 0 P: 5 | 1B: 6 2B: 2 3B: 0 HR: 3 SF: 0 SAC: 1 DP: 1 HBP: 0 | | | | | | | |

| PITCHER | IP | WLS | BF | H | R | ER | SO | BB | IBB | HBP | BLK | WP | HR | S | P | ERA | WHIP |
|---|---|---|---|---|---|---|---|---|---|---|---|---|---|---|---|---|---|
| Curt Simmons, L (1, 1)<br>ERA: 2.51 | 6.1 | L | 26 | 7 | 3 | 3 | 6 | 0 | 0 | 0 | 0 | 0 | 2 | 38 | 38 | 4.26 | 1.105 |
| Ron Taylor, R (7, 1)<br>ERA: | 0.2 | | 1 | 0 | 0 | 0 | 0 | 0 | 0 | 0 | 0 | 0 | 0 | 1 | 1 | 0.00 | 0.000 |
| Barney Schultz, R (8, 1)<br>ERA: 18.0 | 0.2 | | 6 | 2 | 4 | 4 | 0 | 1 | 1 | 0 | 0 | 0 | 0 | 4 | 12 | 54.00 | 4.500 |
| Gordie Richardson, L (8, 1)<br>ERA: 40.5 | 0.1 | | 2 | 1 | 1 | 1 | 0 | 0 | 0 | 0 | 0 | 0 | 1 | 2 | 2 | 27.00 | 3.000 |
| Bob Humphreys, R (9, 1)<br>ERA: | 1.0 | | 3 | 0 | 0 | 0 | 1 | 0 | 0 | 0 | 0 | 0 | 0 | 5 | 5 | 0.00 | 0.000 |

| PITCHER | IP | WLS | BF | H | R | ER | SO | BB | IBB | HBP | BLK | WP | HR | S | P | ERA | WHIP |
|---|---|---|---|---|---|---|---|---|---|---|---|---|---|---|---|---|---|

TOP

# New York Yankees @ St. Louis Cardinals

Sportsman's Park, St. Louis, MO

Wed Oct 14 1964, 4:33 AM EDT

Att. 30,805 - Unknown

livebaseballscorecards.com

| | |
|---|---|
| AB | 35 |
| R | 8 |
| H | 10 |
| RBI | 8 |
| BB | 2 |
| SO | 7 |
| LOB | 10 |

WP: 0 PB: 0 SB: 1 CS: 0 PA: 38

| Batter | 1 | 2 | 3 | 4 | 5 | 6 | 7 | 8 | 9 | AB | R | H | RBI | BB | SO | LOB |
|---|---|---|---|---|---|---|---|---|---|---|---|---|---|---|---|---|
| Curt Flood, R (1, 8)<br>OBP: 0.321, SLG: 0.320 | 0-0 1B G4-6-3 1B | | 0-0 ① F8 | | BBBB 4-0 1B BB | | | BBBB 4-0 2B 3-1 BB | 0-0 ②③ G6-4-3 1-2f | 3 | 2 | 1 | 0 | 2 | 0 | 3 |
| Lou Brock, L (1, 7)<br>OBP: 0.269, SLG: 0.346 | 0-0 G4-6-3 1-3 1B | | 0-0 ② P8 | | 0-0 1-3 1B | | | 0-0 3-1 1-3 2B | | 4 | 0 | 3 | 0 | 0 | 0 | 1 |
| Bill White, L (1, 3)<br>OBP: 0.120, SLG: 0.043 | 0-0 ①② G4-6-3 1-2f 3-H | | 0-0 ③ 3-1 | | 0-0 ③ G1 | | | 0-0 ① 3-1 2-3 3-H | | 4 | 0 | 0 | 1 | 0 | 0 | 5 |
| Ken Boyer, R (1, 5)<br>OBP: 0.160, SLG: 0.261 | 0-0 ③ F7 | | | SSS 0-3 ① K | | 0-0 ① 4-3 | | 0-0 ② F3 | | 4 | 0 | 0 | 0 | 0 | 1 | 1 |
| Dick Groat, R (1, 6)<br>OBP: 0.308, SLG: 0.348 | | SSS 0-3 ① K | | 0-0 ② F8 | | 0-0 ② L9 | | 0-0 ③ 6-3 | | 4 | 0 | 0 | 0 | 0 | 1 | 1 |
| Tim McCarver, L (1, 2)<br>OBP: 0.560, SLG: 0.762 | | 0-0 1B | | 0-0 1B | | 0-0 ③ F8 | | | 0-0 ① P4 | 4 | 0 | 2 | 0 | 0 | 0 | 0 |
| Mike Shannon, R (1, 9)<br>OBP: 0.208, SLG: 0.333 | | SSS 0-3 ② K | | SSS 0-3 ③ K | | | SSS 0-3 ① K | | 0-0 1B 1B | 4 | 1 | 1 | 0 | 0 | 3 | 2 |
| Dal Maxvill, R (1, 4)<br>OBP: 0.222, SLG: 0.235<br>Carl Warwick, R (7, PH)<br>OBP: 0.800, SLG: 0.750<br>Jerry Buchek, R (8, 4)<br>OBP: 1.000, SLG: 1.000 | | 0-0 ③ F9 | | | 0-0 ① F9 | | 0-0 ② F5 | | 0-0 1B 1-3 1B | 2<br>1<br>1 | 0<br>0<br>0 | 0<br>0<br>1 | 0<br>0<br>0 | 0<br>0<br>0 | 0<br>0<br>0 | 1<br>0<br>0 |
| Curt Simmons, L (1, 1)<br>OBP: 0.500, SLG: 0.500<br>Ron Taylor, R (7, 1)<br>Charlie James, R (7, PH)<br>Barney Schultz, R (8, 1)<br>Gordie Richardson, R (8, 1)<br>Bob Humphreys, R (9, 1)<br>Bob Skinner, L (9, PH)<br>OBP: 0.750, SLG: 1.000 | | | 0-0 1B | | 0-0 ② P6 | | 0-0 ③ 5-3 | | 0-0 G6-4-3 1-2 3-H 1B | 2<br>0<br>1<br>0<br>0<br>0<br>0<br>1 | 0<br>0<br>0<br>0<br>0<br>0<br>0<br>0 | 1<br>0<br>0<br>0<br>0<br>0<br>0<br>1 | 0<br>0<br>0<br>0<br>0<br>0<br>0<br>1 | 0<br>0<br>0<br>0<br>0<br>0<br>0<br>1 | 0<br>0<br>0<br>0<br>0<br>0<br>0<br>0 | 0<br>0<br>0<br>0<br>0<br>0<br>0<br>0 |
| Inning Stats | R: 1 H: 2<br>E: 0 LOB: 0<br>K: 0 BB: 0<br>S: 4 P: 4 | R: 0 H: 1<br>E: 0 LOB: 1<br>K: 2 BB: 0<br>S: 8 P: 8 | R: 0 H: 1<br>E: 0 LOB: 1<br>K: 0 BB: 0<br>S: 4 P: 4 | R: 0 H: 1<br>E: 0 LOB: 1<br>K: 2 BB: 0<br>S: 8 P: 8 | R: 0 H: 1<br>E: 0 LOB: 2<br>K: 0 BB: 1<br>S: 4 P: 8 | R: 0 H: 0<br>E: 0 LOB: 0<br>K: 0 BB: 0<br>S: 3 P: 3 | R: 0 H: 0<br>E: 0 LOB: 0<br>K: 1 BB: 0<br>S: 5 P: 5 | R: 1 H: 1<br>E: 0 LOB: 1<br>K: 0 BB: 1<br>S: 4 P: 8 | R: 1 H: 3<br>E: 0 LOB: 1<br>K: 0 BB: 0<br>S: 5 P: 5 | 1B: 9<br>2B: 1<br>3B: 0<br>HR: 0 | SF: 0<br>SAC: 0<br>DP: 2<br>HBP: 0 | | | | | |

| PITCHER | | IP | WLS | BF | H | R | ER | SO | BB | IBB | HBP | BLK | WP | HR | S | P | ERA | WHIP |
|---|---|---|---|---|---|---|---|---|---|---|---|---|---|---|---|---|---|---|
| Jim Bouton, R<br>ERA: 1.56 | (1, 1) | 8.1 | W | 35 | 9 | 3 | 3 | 5 | 2 | 0 | 0 | 0 | 0 | 0 | 43 | 51 | 3.24 | 1.320 |
| Steve Hamilton, L<br>ERA: | (9, 1) | 0.2 | S | 2 | 1 | 0 | 0 | 0 | 0 | 0 | 0 | 0 | 0 | 0 | 2 | 2 | 0.00 | 1.500 |

| PITCHER | IP | WLS | BF | H | R | ER | SO | BB | IBB | HBP | BLK | WP | HR | S | P | ERA | WHIP |
|---|---|---|---|---|---|---|---|---|---|---|---|---|---|---|---|---|---|

# BOTTOM

## New York Yankees @ St. Louis Cardinals

Sportsman's Park, St. Louis, MO

Wed Oct 14 1964, 4:33 AM EDT

Att. 30,805 - Unknown

livebaseballscorecards.com

| | |
|---|---|
| AB | 35 |
| R | 3 |
| H | 10 |
| RBI | 2 |
| BB | 2 |
| SO | 5 |
| LOB | 14 |

WP: 0 PA: 37
PB: 0
SB: 0
CS: 0

# New York Yankees @ St. Louis Cardinals

Sportsman's Park, St. Louis, MO

Thu Oct 15 1964, 4:33 AM EDT

Att. 30,346 - Unknown

TOP

livebaseballscorecards.com

| Batter | 1 | 2 | 3 | 4 | 5 | 6 | 7 | 8 | 9 | AB | R | H | RBI | BB | SO | LOB |
|---|---|---|---|---|---|---|---|---|---|---|---|---|---|---|---|---|
| Phil Linz, R (1, 6)<br>OBP: 0.273, SLG: 0.452 | 5-3 | | G6-4-3, 1B | | F9-6<br>2-3 | | F9 | | HR | 5 | 1 | 2 | 1 | 0 | 0 | 2 |
| Bobby Richardson, R (1, 4)<br>OBP: 0.406, SLG: 0.469 | K | | G6-4-3<br>1-2f | | | HR, 1B | 1B | | P4 | 5 | 1 | 2 | 0 | 0 | 1 | 1 |
| Roger Maris, L (1, 8)<br>OBP: 0.226, SLG: 0.300 | 4-3 | | 5-3 | | | HR<br>1-2 | L9 | | | 4 | 1 | 1 | 0 | 0 | 0 | 1 |
| Mickey Mantle, S (1, 9)<br>OBP: 0.467, SLG: 0.792 | | K | | G1-3 | | HR<br>1-H<br>2-H | | F8 | | 4 | 1 | 1 | 3 | 0 | 1 | 0 |
| Elston Howard, R (1, 2)<br>OBP: 0.414, SLG: 0.333 | | E, FC, 1B | | 4-3 | | K | | K | | 4 | 0 | 1 | 0 | 0 | 2 | 0 |
| Joe Pepitone, L (1, 3)<br>OBP: 0.241, SLG: 0.308 | | F5 | | P4 | | P4 | | P4 | | 4 | 0 | 0 | 0 | 0 | 0 | 1 |
| Tom Tresh, S (1, 7)<br>OBP: 0.414, SLG: 0.636 | | FC, E, 1B<br>1-2 | | | F9-6, BB | BB | | | K | 2 | 0 | 1 | 0 | 2 | 1 | 0 |
| Clete Boyer, R (1, 5)<br>OBP: 0.231, SLG: 0.375 | | E6, FC<br>1-2<br>2-3 | | | F8 | K | | | HR | 4 | 1 | 1 | 1 | 0 | 1 | 4 |
| Mel Stottlemyre, R (1, 1)<br>OBP: 0.125, SLG: 0.125 | | FC<br>1-2<br>2-3<br>3-H | | | 1-2, BB | | K | | K | 1 | 0 | 0 | 0 | 0 | 0 | 3 |
| Mike Hegan, L (5, PH) | | | | | | | | | | 0 | 0 | 0 | 0 | 1 | 0 | 0 |
| Al Downing, R (5, 1) | | | | | | | | | | 0 | 0 | 0 | 0 | 0 | 0 | 0 |
| Rollie Sheldon, R (5, 1) | | | | | | | | | | 0 | 0 | 0 | 0 | 0 | 0 | 0 |
| Hector Lopez, R (7, PH) | | | | | | | | | | 1 | 0 | 0 | 0 | 0 | 1 | 0 |
| Steve Hamilton, L (7, 1) | | | | | | | | | | 0 | 0 | 0 | 0 | 0 | 0 | 0 |
| Pete Mikkelsen, R (8, 1) | | | | | | | | | | 0 | 0 | 0 | 0 | 0 | 0 | 0 |
| Johnny Blanchard, L (9, PH)<br>OBP: 0.250, SLG: 0.500 | | | | | | | | | | 1 | 0 | 0 | 0 | 0 | 1 | 0 |
| Inning Stats | R: 0<br>E: 0<br>K: 1<br>S: 5<br>H: 0<br>LOB: 0<br>BB: 0<br>P: 5 | R: 0<br>E: 1<br>K: 1<br>S: 10<br>H: 2<br>LOB: 3<br>BB: 0<br>P: 10 | R: 0<br>E: 0<br>K: 0<br>S: 3<br>H: 1<br>LOB: 0<br>BB: 0<br>P: 3 | R: 0<br>E: 0<br>K: 0<br>S: 3<br>H: 0<br>LOB: 0<br>BB: 0<br>P: 3 | R: 0<br>E: 0<br>K: 0<br>S: 2<br>H: 0<br>LOB: 1<br>BB: 2<br>P: 10 | R: 3<br>E: 0<br>K: 2<br>S: 10<br>H: 3<br>LOB: 1<br>BB: 1<br>P: 14 | R: 0<br>E: 0<br>K: 1<br>S: 6<br>H: 1<br>LOB: 1<br>BB: 0<br>P: 6 | R: 0<br>E: 0<br>K: 1<br>S: 5<br>H: 0<br>LOB: 0<br>BB: 0<br>P: 5 | R: 2<br>E: 0<br>K: 2<br>S: 9<br>H: 2<br>LOB: 0<br>BB: 0<br>P: 9 | 1B: 6<br>2B: 1<br>3B: 0<br>HR: 3<br>SF: 0<br>SAC: 0<br>DP: 2<br>HBP: 0 | | | | | | |

| | |
|---|---|
| AB | 35 |
| R | 5 |
| H | 9 |
| RBI | 5 |
| BB | 3 |
| SO | 8 |
| LOB | 12 |

WP: 0 PB: 0 SB: 0 CS: 0 PA: 38

| PITCHER | | IP | WLS | BF | H | R | ER | SO | BB | IBB | HBP | BLK | WP | HR | S | P | ERA | WHIP |
|---|---|---|---|---|---|---|---|---|---|---|---|---|---|---|---|---|---|---|
| Bob Gibson, R<br>ERA: 3.0 | (1, 1) | 9.0 | W | 38 | 9 | 5 | 5 | 9 | 3 | 0 | 0 | 0 | 0 | 3 | 53 | 65 | 5.00 | 1.333 |

| PITCHER | IP | WLS | BF | H | R | ER | SO | BB | IBB | HBP | BLK | WP | HR | S | P | ERA | WHIP |
|---|---|---|---|---|---|---|---|---|---|---|---|---|---|---|---|---|---|

| Batter | 1 | 2 | 3 | 4 | 5 | 6 | 7 | 8 | 9 | AB | R | H | RBI | BB | SO | LOB |
|---|---|---|---|---|---|---|---|---|---|---|---|---|---|---|---|---|
| Curt Flood, R (1, 8)<br>OBP: 0.273, SLG: 0.267 | 5-3 ① | | 5-3 ② | 4-3 ③ | | F9 ③ | | L5 ③ | | 5 | 0 | 0 | 0 | 0 | 0 | 3 |
| Lou Brock, L (1, 7)<br>OBP: 0.300, SLG: 0.467 | B1-3 ② | | 1B | | HR | | K ① | | | 4 | 1 | 2 | 1 | 0 | 1 | 0 |
| Bill White, L (1, 3)<br>OBP: 0.172, SLG: 0.148 | 2B | | 4-3 ③ | | 2B 4-3 1B | | K ② | | | 4 | 1 | 2 | 0 | 0 | 1 | 1 |
| Ken Boyer, R (1, 5)<br>OBP: 0.241, SLG: 0.481 | K ③ | | | BB E 1B | 4-3 1-3 SF9 2B | | HR | | | 4 | 3 | 3 | 1 | 0 | 1 | 1 |
| Dick Groat, R (1, 6)<br>OBP: 0.300, SLG: 0.308 | | 3-1 ① | | FC3-6 1-2 BB | 4-3 2-3 3-H | | 5-3 ③ | | | 3 | 0 | 0 | 1 | 1 | 0 | 1 |
| Tim McCarver, L (1, 2)<br>OBP: 0.552, SLG: 0.739 | | BB | | FC3-6 ① 1B 1-2f 2-H | SF9 ② 3-H | | | SH5-4 E 1B | | 2 | 1 | 1 | 1 | 1 | 0 | 1 |
| Mike Shannon, R (1, 9)<br>OBP: 0.214, SLG: 0.321 | | K ② | | S 1B 1-3 | K ③ | | | E5 SH5-4 1-2 | | 4 | 1 | 1 | 0 | 0 | 2 | 2 |
| Dal Maxvill, R (1, 4)<br>OBP: 0.238, SLG: 0.250 | | F7 ③ | | 1-H 3-H | | K ① | | SH5-4 1-2 2-3 | | 3 | 0 | 1 | 1 | 0 | 1 | 1 |
| Bob Gibson, R (1, 1)<br>OBP: 0.222, SLG: 0.222 | | | F8 ① | P3 ② | | F7 ② | | FC5-2-5-1-6 ② 3-H | | 4 | 0 | 0 | 0 | 0 | 0 | 3 |
| Inning Stats | R: 0 E: 0 K: 1 S: 6 / H: 1 LOB: 1 BB: 0 P: 6 | R: 0 E: 0 K: 1 S: 5 / H: 0 LOB: 1 BB: 1 P: 9 | R: 0 E: 0 K: 0 S: 4 / H: 1 LOB: 1 BB: 0 P: 4 | R: 3 E: 1 K: 0 S: 6 / H: 3 LOB: 1 BB: 1 P: 10 | R: 3 E: 0 K: 1 S: 8 / H: 3 LOB: 0 BB: 0 P: 8 | R: 0 E: 0 K: 1 S: 5 / H: 0 LOB: 0 BB: 0 P: 5 | R: 1 E: 0 K: 2 S: 8 / H: 1 LOB: 0 BB: 0 P: 8 | R: 0 E: 1 K: 0 S: 5 / H: 1 LOB: 2 BB: 0 P: 5 | | 1B: 6 2B: 2 3B: 0 HR: 2 | SF: 1 SAC: 1 DP: 0 HBP: 0 | | | | | | |

BOTTOM

# New York Yankees @ St. Louis Cardinals

Sportsman's Park, St. Louis, MO

Thu Oct 15 1964, 4:33 AM EDT

Att. 30,346 - Unknown

livebaseballscorecards.com

| | |
|---|---|
| AB | 33 |
| R | 7 |
| H | 10 |
| RBI | 5 |
| BB | 2 |
| SO | 6 |
| LOB | 13 |

WP: 0 PB: 0 SB: 2 CS: 0 PA: 37

| PITCHER | | IP | WLS | BF | H | R | ER | SO | BB | IBB | HBP | BLK | WP | HR | S | P | ERA | WHIP |
|---|---|---|---|---|---|---|---|---|---|---|---|---|---|---|---|---|---|---|
| Mel Stottlemyre, R<br>ERA: 3.15 | (1, 1) | 4.0 | L | 19 | 5 | 3 | 3 | 2 | 2 | 0 | 0 | 0 | 0 | 0 | 21 | 29 | 6.75 | 1.750 |
| Al Downing, L<br>ERA: 8.22 | (5, 1) | 0.0 | | 3 | 3 | 3 | 3 | 0 | 0 | 0 | 0 | 0 | 0 | 1 | 3 | 3 | ∞ | ∞ |
| Rollie Sheldon, R<br>ERA: | (5, 1) | 2.0 | | 6 | 0 | 0 | 0 | 2 | 0 | 0 | 0 | 0 | 0 | 0 | 10 | 10 | 0.00 | 0.000 |
| Steve Hamilton, L<br>ERA: 4.5 | (7, 1) | 1.1 | | 7 | 2 | 1 | 1 | 2 | 0 | 0 | 0 | 0 | 0 | 1 | 11 | 11 | 6.75 | 1.500 |
| Pete Mikkelsen, R<br>ERA: 5.79 | (8, 1) | 0.2 | | 2 | 0 | 0 | 0 | 0 | 0 | 0 | 0 | 0 | 0 | 0 | 2 | 2 | 0.00 | 0.000 |

| PITCHER | IP | WLS | BF | H | R | ER | SO | BB | IBB | HBP | BLK | WP | HR | S | P | ERA | WHIP |
|---|---|---|---|---|---|---|---|---|---|---|---|---|---|---|---|---|---|