

New York Yankees - 1964

Batter	1	2	3	4	5	6	7	8	9	10	11	AB	R	H	RBI	BB	SO	LOB	TOP					
Chuck Schilling, R (1, 4)	6-3	F7	FC6-4	K	1-3	1-3	1-3	1-3	1-3	6-3	6-3	6	0	0	0	0	1	4						
Eddie Bressoud, R OBP: 0.600, SLG: 1.200 (1, 6)	G3		1B	1B	F7	2B	2B	2B	3B			5	1	3	0	0	0	0						
Carl Yastrzemski, L (1, 7)	K		1-3	1-3	1-3	1-3	4-3	4-3	F8			5	0	0	0	0	1	3						
Frank Malzone, R OBP: 0.600, SLG: 0.750 (1, 5)		1B	1B	1B	2B	2B	5-3	5-3	F4			4	1	2	1	1	0	1						
Dick Stuart, R OBP: 0.200, SLG: 0.200 (1, 3)		FC5-4	K	K	6-3	6-3	6-3	5-3	F9			5	0	1	0	0	1	2						
Lou Clinton, R OBP: 0.600, SLG: 0.400 (1, 9)		1B	F7	F7	6-3	6-3	6-3	1B	F9			5	0	2	1	0	0	1						
Tony Conigliaro, R OBP: 0.200, SLG: 0.200 (1, 8)		FC5-4	5-3	5-3	5-3	1B	1B	F9	F9			5	1	1	0	0	0	3						
Bob Tillman, R OBP: 0.800, SLG: 1.200 (1, 2)												5	0	4	1	0	0	1						
Roman Mejias, R (11, PR)												0	1	0	0	0	0	0						
Russ Nixon, L (11, 2)												0	0	0	0	0	0	0						
Bill Monbouquette, R (1, 1)												2	0	0	0	1	1	3						
Dick Radatz, R (7, 1)												1	0	0	0	0	1	0						
Dick Williams, R (11, PH)												1	0	0	0	0	0	0						
Bob Hefner, R (11, 1)												0	0	0	0	0	0	0						
Inning Stats	R: 0 E: 0 K: 1 S: 5	H: 0 LOB: 0 BB: 0 P: 5	R: 2 E: 0 K: 0 S: 5	H: 3 LOB: 2 BB: 2 P: 13	R: 1 E: 0 K: 1 S: 7	H: 2 LOB: 1 BB: 0 P: 7	R: 0 E: 0 K: 1 S: 6	H: 1 LOB: 1 BB: 0 P: 6	R: 0 E: 0 K: 0 S: 4	H: 2 LOB: 1 BB: 0 P: 4	R: 0 E: 0 K: 1 S: 6	H: 1 LOB: 1 BB: 0 P: 6	R: 0 E: 0 K: 0 S: 4	H: 1 LOB: 1 BB: 0 P: 4	R: 0 E: 0 K: 1 S: 6	H: 1 LOB: 1 BB: 0 P: 6	R: 0 E: 0 K: 0 S: 3	H: 0 LOB: 0 BB: 0 P: 3	R: 1 E: 0 K: 0 S: 4	H: 1 LOB: 1 BB: 0 P: 4	1B: 9 2B: 2 3B: 2 HR: 0	SF: 0 SAC: 0 DP: 2 HBP: 0	WP: 1 PB: 0 SB: 0 CS: 0	PA: 46
PITCHER Whitey Ford, L ERA: 3.27 (1, 1)	IP: 11.0 WLS: 1 BF: 46 H: 13 R: 4 ER: 4 SO: 5	BB: 2 IBB: 0 HBP: 0 BLK: 0	WP: 1 HR: 0 S: 54 P: 62	ERA: 3.27 WHIP: 1.364																				

Boston Red Sox @ New York Yankees
 Yankee Stadium, Bronx, NY
 Thu Apr 16 1964, 3:33 AM EST
 Att. 12,709 - Unknown - 60 F

AB 44
 R 4
 H 13
 RBI 3
 BB 2
 SO 5
 LOB 18

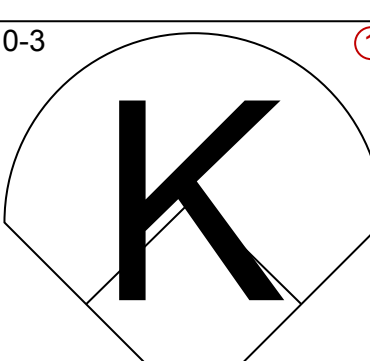
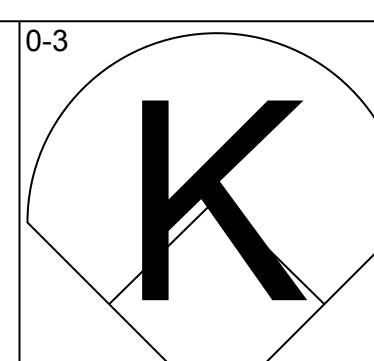
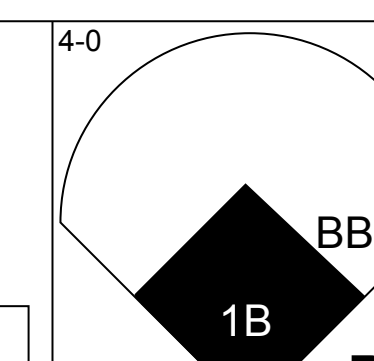
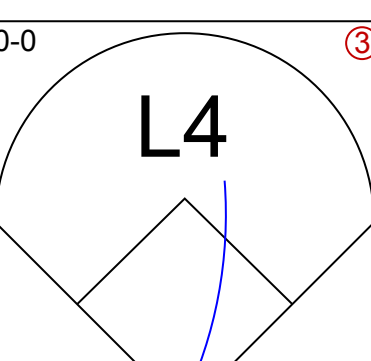
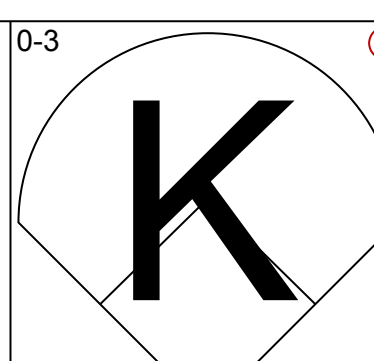
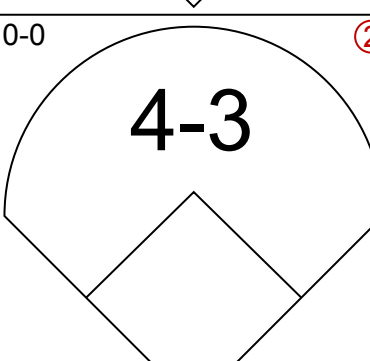
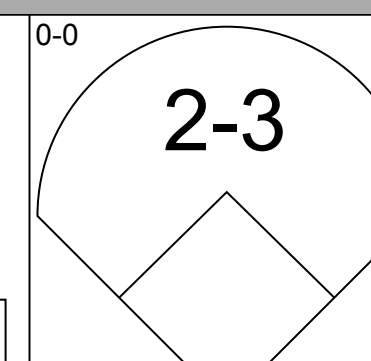
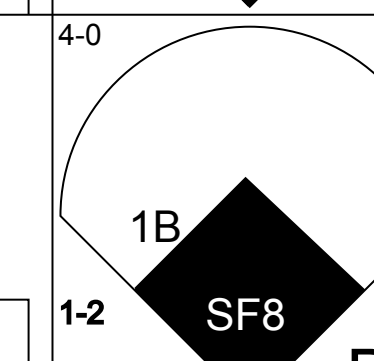
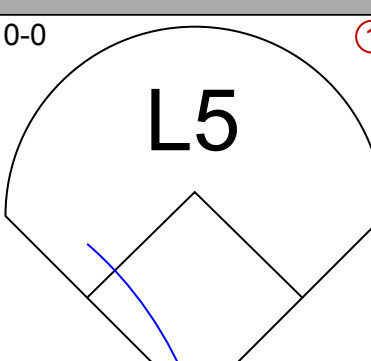
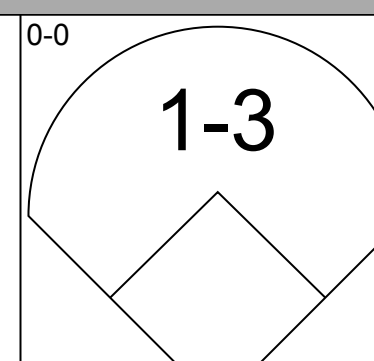
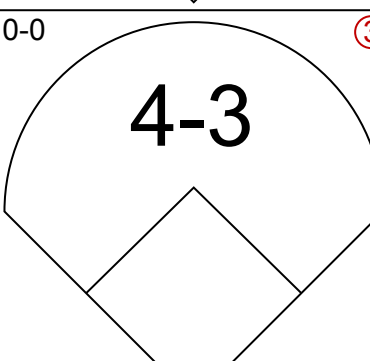
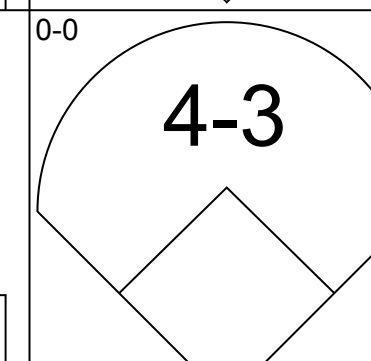
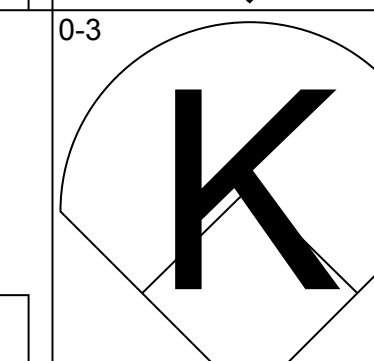
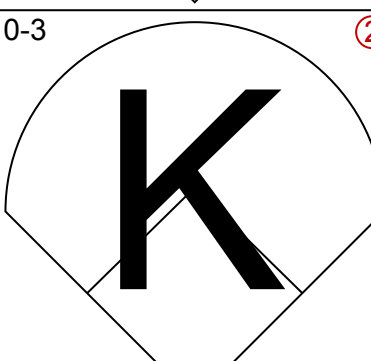
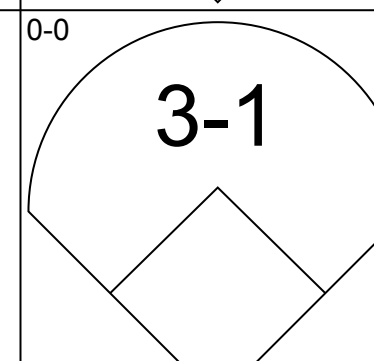
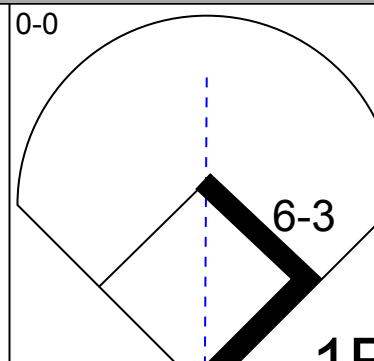
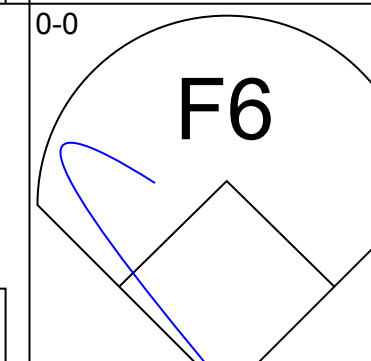
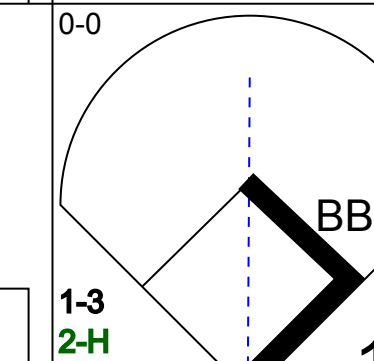
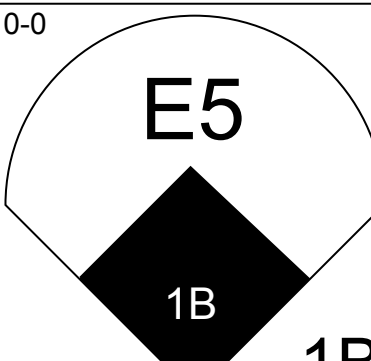
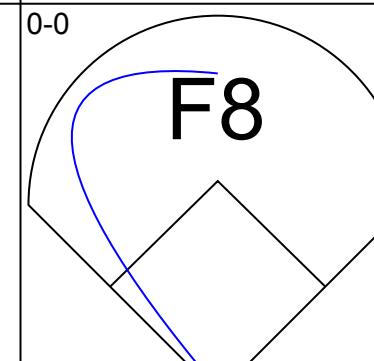
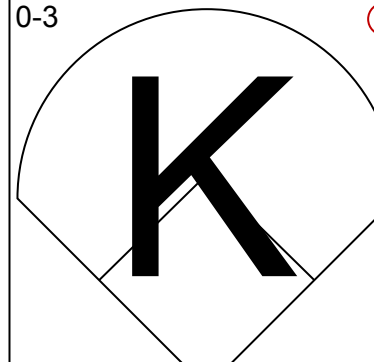
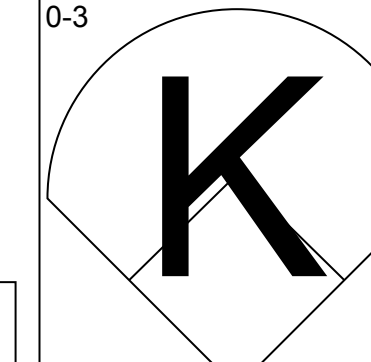
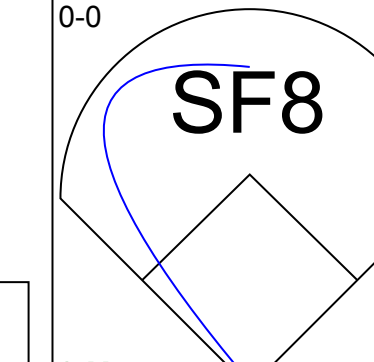
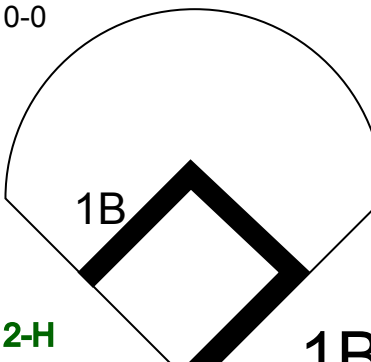
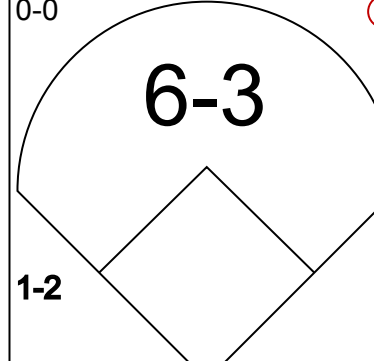
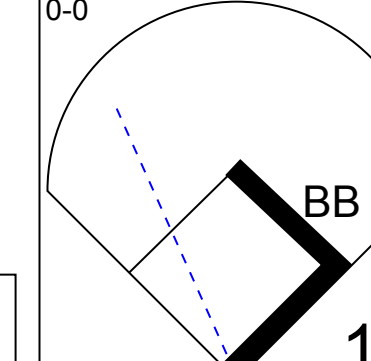
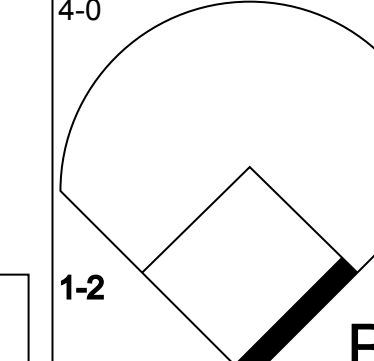
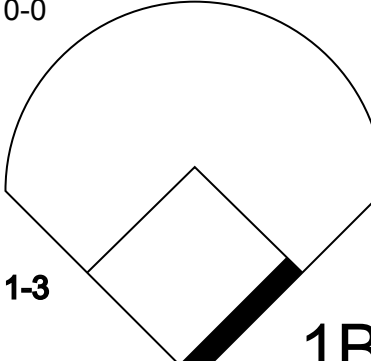
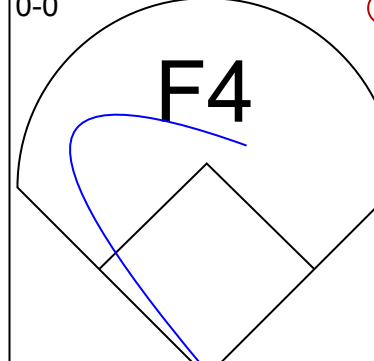
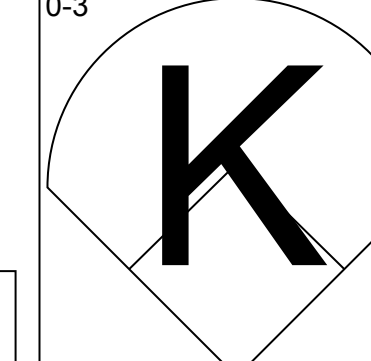
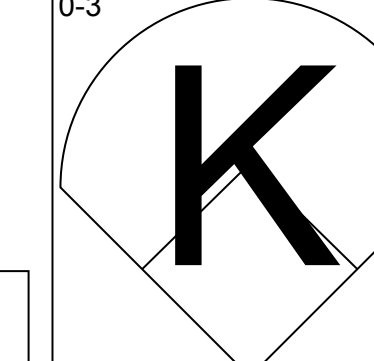
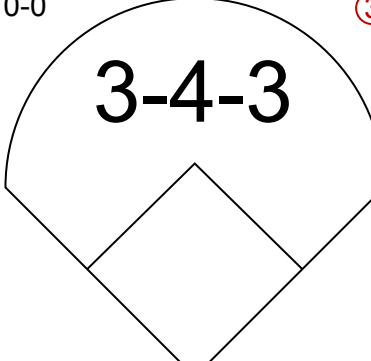
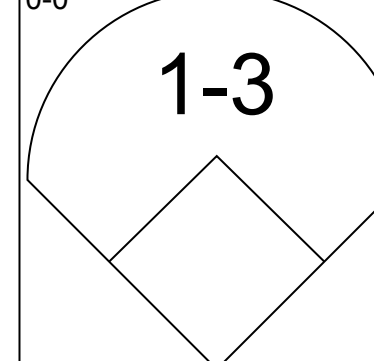
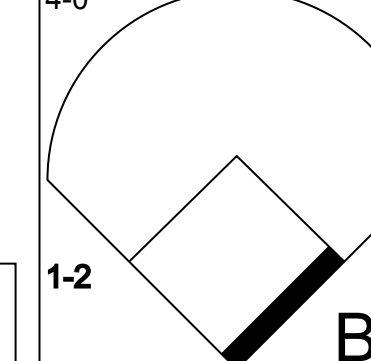
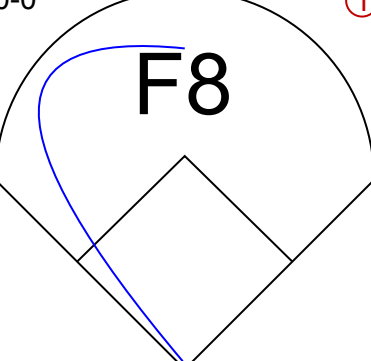
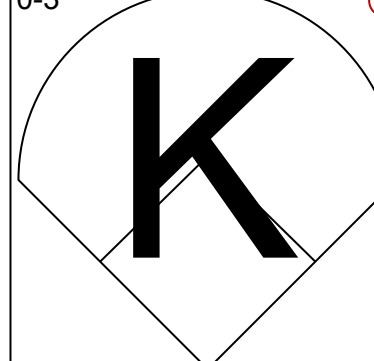
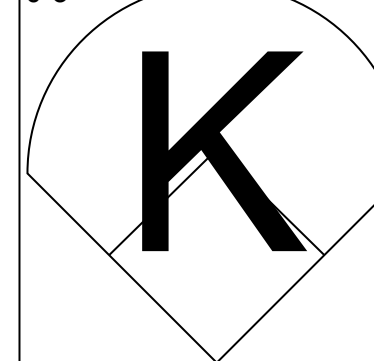
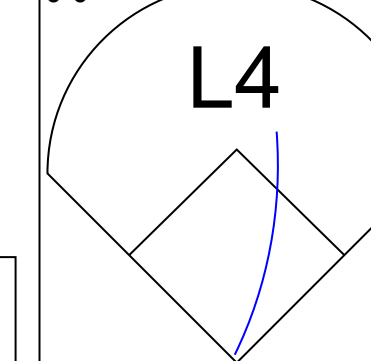
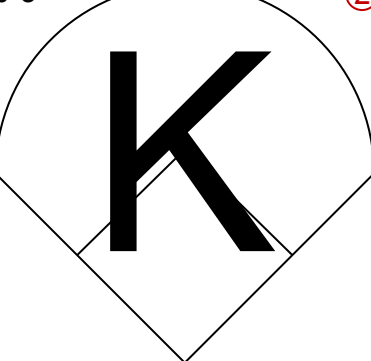
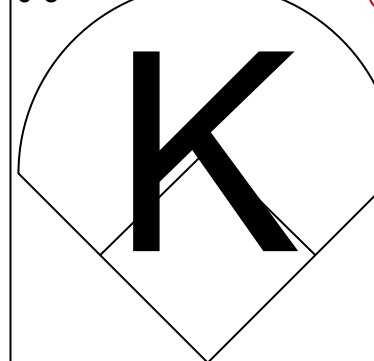


Batter	1	2	3	4	5	6	7	8	9	10	11	AB	R	H	RBI	BB	SO	LOB	BOTTOM							
Phil Linz, R OBP: 0.167, SLG: 0.167 (1, 6)	F8		FC4-6	G5-3			F7				6-3	6	1	1	0	0	0	6								
Bobby Richardson, R OBP: 0.200, SLG: 0.200 (1, 4)	F7		1B	1B	6-3	6-3	F3		F6			5	0	1	1	0	0	2								
Roger Maris, L OBP: 0.400, SLG: 0.400 (1, 9)	1B		F8	F8	F5	F5	1B	1B	K			5	1	2	0	0	1	3								
Mickey Mantle, S OBP: 0.200, SLG: 0.200 (1, 8)	F8		1B	1B	G3	G3	F7		K			5	0	1	1	0	1	2								
Tom Tresh, S OBP: 0.200, SLG: 0.200 (1, 7)		F8	F6	F6	F7	F7	F7		K			5	0	1	0	0	1	2								
Joe Pepitone, L (1, 3)	F2		F9	1B	3-1	3-1	E4		1B			3	0	0	0	2	0	1								
Elston Howard, R OBP: 0.400, SLG: 0.400 (1, 2)	K		G5-3	1B	5-3	5-3	K		K			5	0	2	0	0	2	2								
Clete Boyer, R OBP: 0.400, SLG: 0.400 (1, 5)			FC4-6	1B	F9	SH1-4	1B	F8	F8			5	1	2	0	0	1	4								
Whitey Ford, L (1, 1)			FC4-6	1B	SH1-4	SH1-4	4-3	4-3	K			1	0	0	0	2	0	0								
Johnny Blanchard, L (11, PH)			1B	1B	1B	1B	1B	1B	K			1	0	0	0	0	1	0								
Inning Stats	R: 0 E: 0 K: 0 S: 4	H: 1 LOB: 1 BB: 0 P: 4	R: 0 E: 0 K: 1 S: 5	H: 0 LOB: 0 BB: 0 P: 5	R: 2 E: 0 K: 0 S: 6	H: 3 LOB: 2 BB: 1 P: 10	R: 0 E: 0 K: 0 S: 3	H: 1 LOB: 1 BB: 2 P: 11	R: 0 E: 0 K: 0 S: 3	H: 0 LOB: 0 BB: 0 P: 3	R: 0 E: 0 K: 0 S: 4	H: 1 LOB: 1 BB: 0 P: 4	R: 1 E: 1 K: 1 S: 8	H: 2 LOB: 2 BB: 0 P: 8	R: 0 E: 1 K: 2 S: 6	H: 1 LOB: 2 BB: 0 P: 6	R: 0 E: 0 K: 2 S: 7	H: 1 LOB: 2 BB: 1 P: 11	R: 0 E: 0 K: 2 S: 7	H: 0 LOB: 0 BB: 0 P: 7	1B: 10 2B: 0 3B: 0 HR: 0	SF: 0 SAC: 1 DP: 1 HBP: 0	WP: 0 PB: 0 SB: 0 CS: 0	PA: 46		
PITCHER Bill Monbouquette, R ERA: 2.84 (1, 1)	IP: 6.1 WLS: 3 BF: 27 H: 6 R: 2 ER: 2 SO: 1	BB: 3 IBB: 0 HBP: 0 BLK: 0	WP: 0 HR: 0 S: 26 P: 38	ERA: 2.84 WHIP: 1.421																						
Dick Radatz, R ERA: (7, 1)	3.2 W: 16 S: 4	0 0 0	0 0 0	0 0 0	0 0 0	0 0 0	0 0 0	0 0 0	0 0 0	0 0 0	0 0 0	0 0 0	0 0 0	0 0 0	0 0 0	0 0 0	0 0 0	0 0 0	0 0 0	0 0 0	0 0 0	0 0 0	0 0 0	0 0 0	0 0 0	0 0 0
Bob Hefner, R ERA: (11, 1)	1.0 S: 3	0 0 0	0 0 0	0 0 0	0 0 0	0 0 0	0 0 0	0 0 0	0 0 0	0 0 0	0 0 0	0 0 0	0 0 0	0 0 0	0 0 0	0 0 0	0 0 0	0 0 0	0 0 0	0 0 0	0 0 0	0 0 0	0 0 0	0 0 0	0 0 0	0 0 0

Boston Red Sox @ New York Yankees
 Yankee Stadium, Bronx, NY
 Thu Apr 16 1964, 3:33 AM EST
 Att. 12,709 - Unknown - 60 F

AB 41
 R 3
 H 10
 RBI 2
 BB 4
 SO 7
 LOB 22

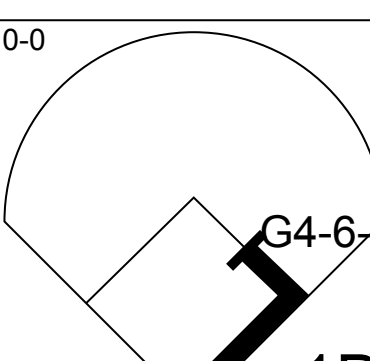
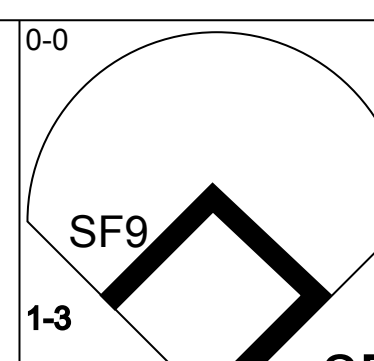
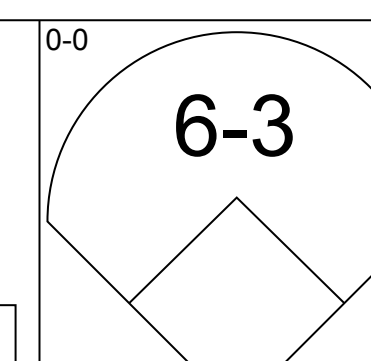
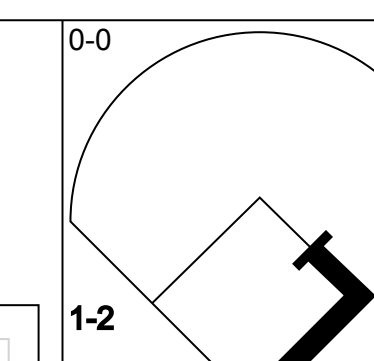
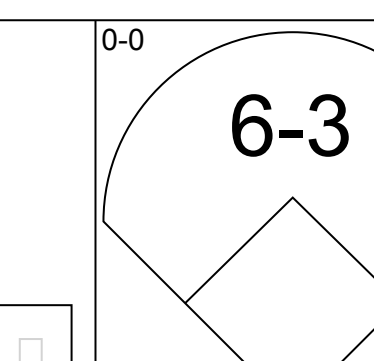
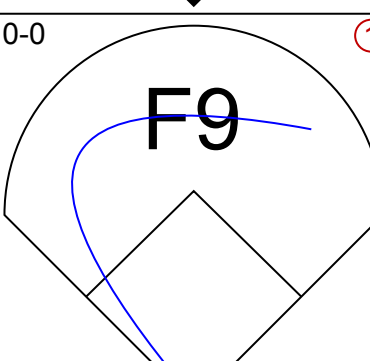
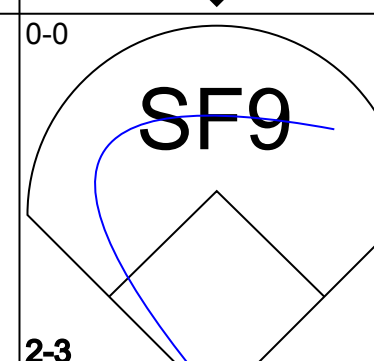
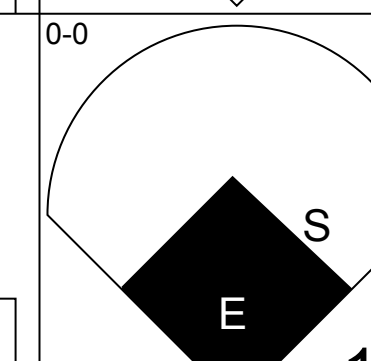
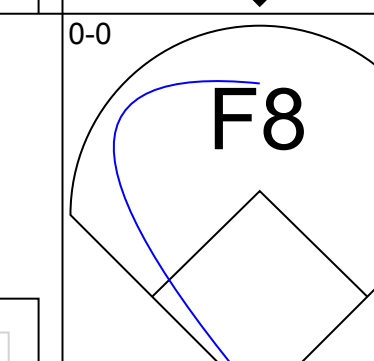
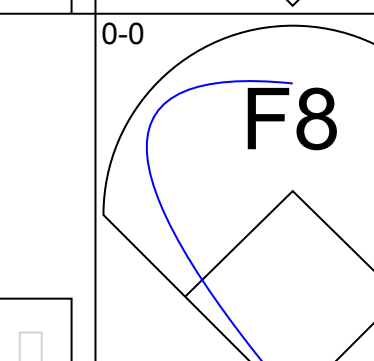
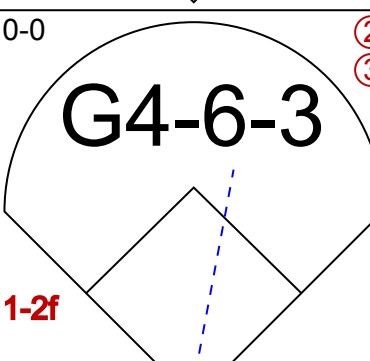
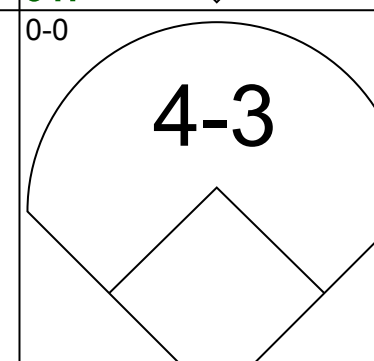
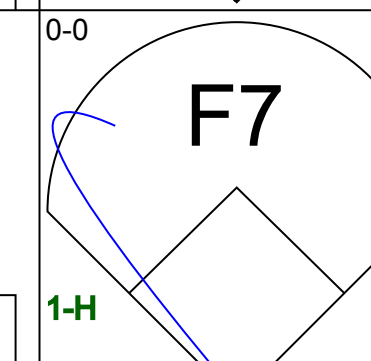
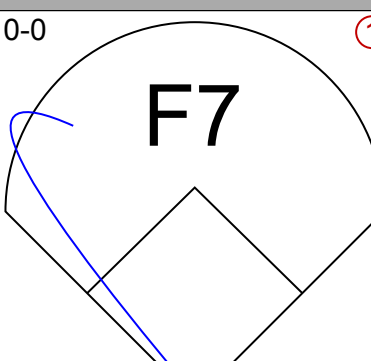
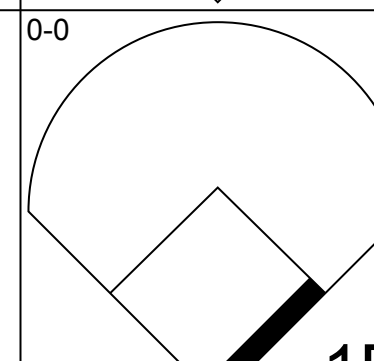
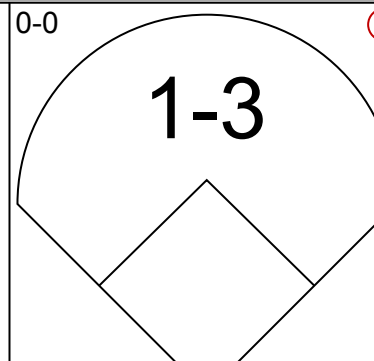
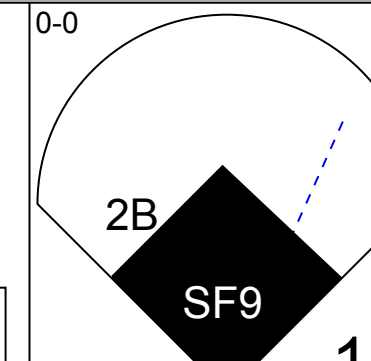
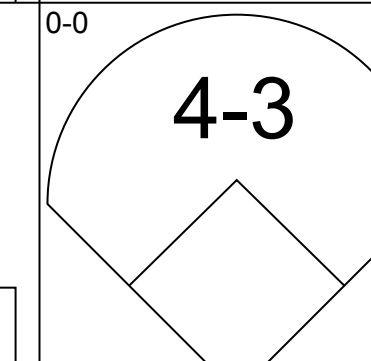
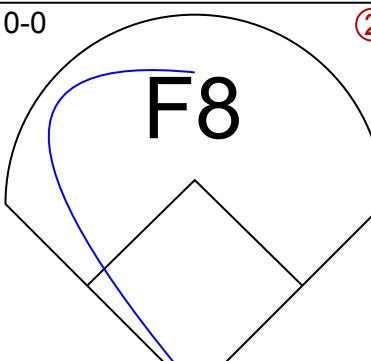
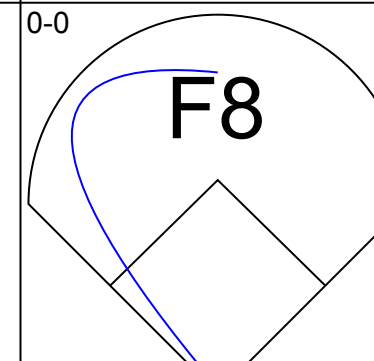
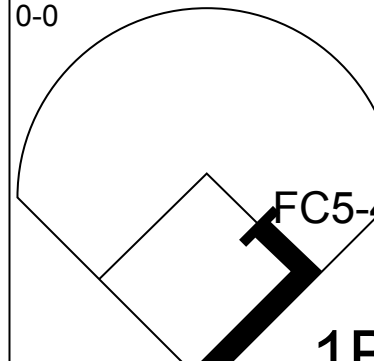
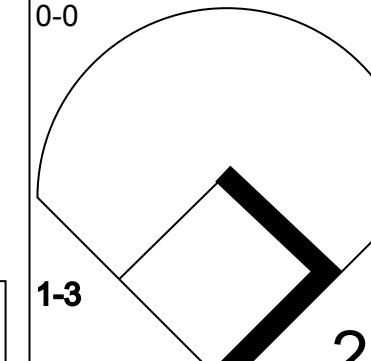
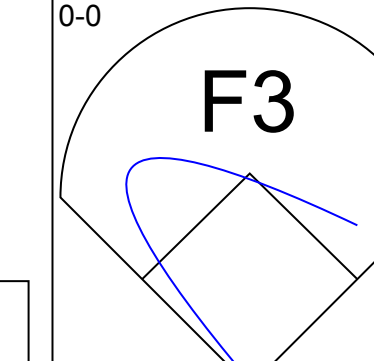
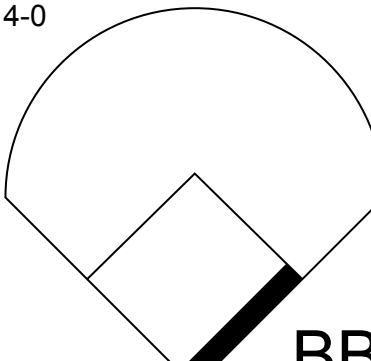

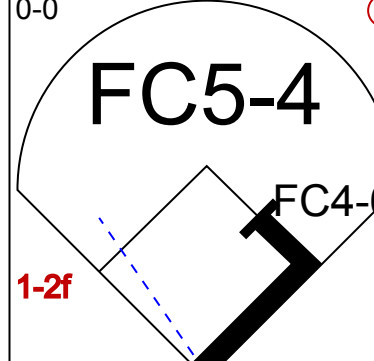
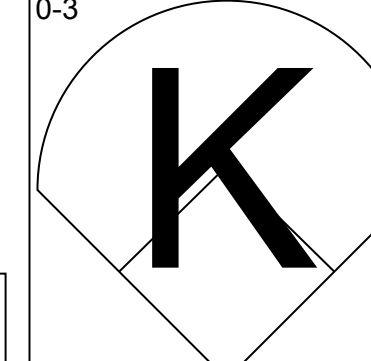
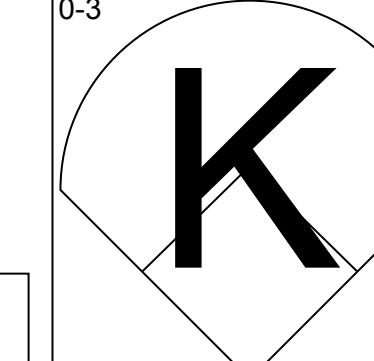
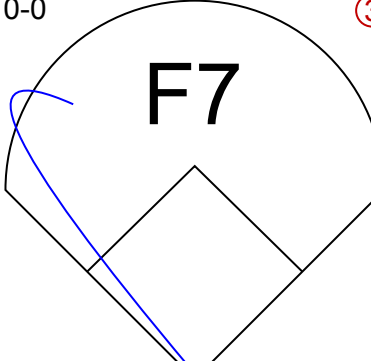

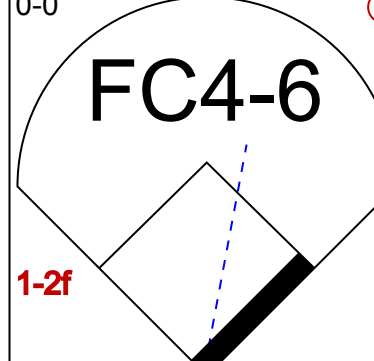
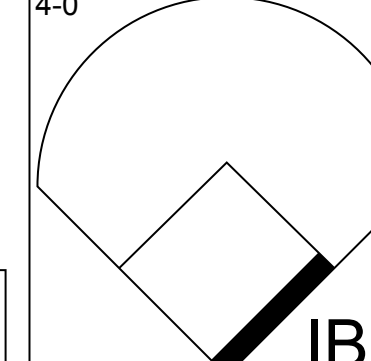
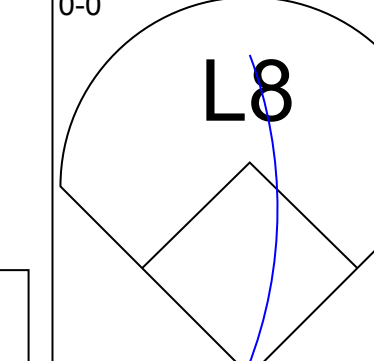
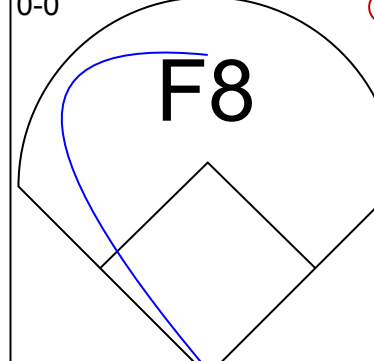

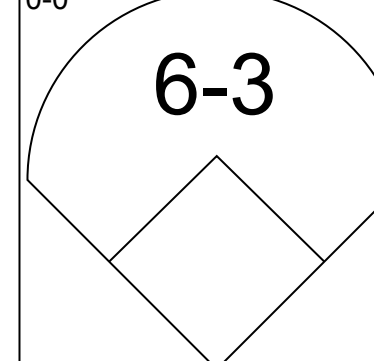
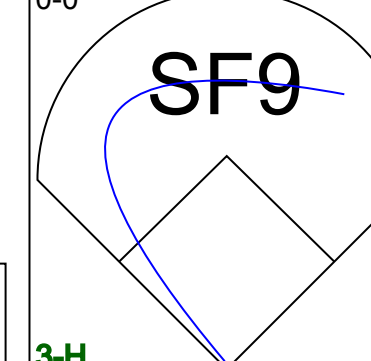
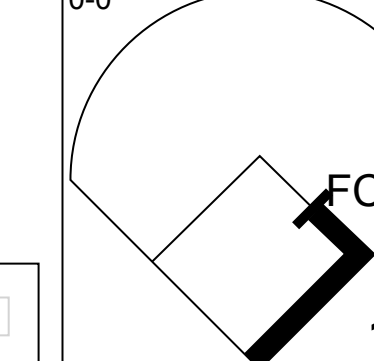
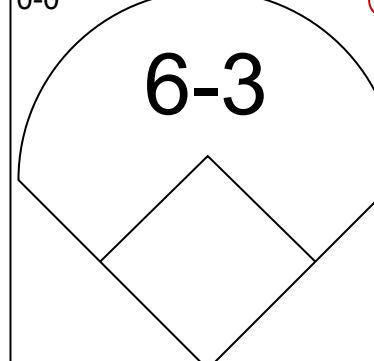
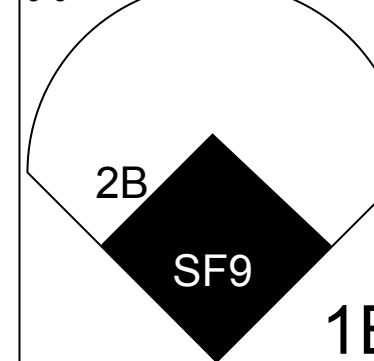
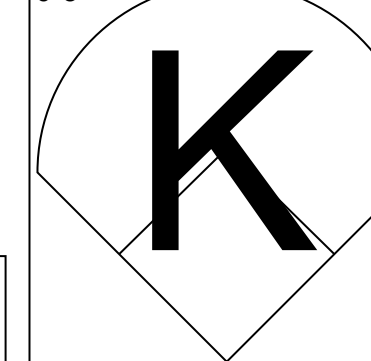
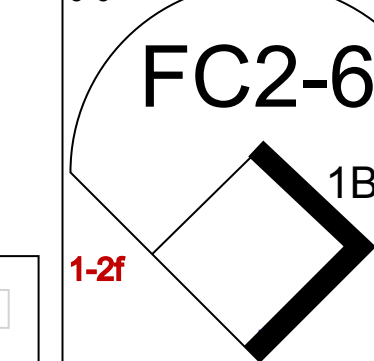
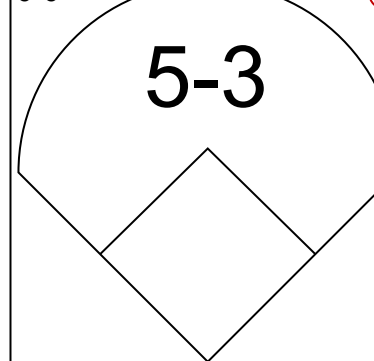



Batter	1	2	3	4	5	6	7	8	9	10	11	AB	R	H	RBI	BB	SO	LOB	TOP						
Phil Linz, R OBP: 0.182, SLG: 0.100 (1, 6)												4	1	0	0	1	3	0							
Bobby Richardson, R OBP: 0.200, SLG: 0.111 (1, 4)												4	1	0	0	1	0	0							
Roger Maris, L OBP: 0.200, SLG: 0.200 (1, 9)												5	0	0	0	0	2	2							
Mickey Mantle, S OBP: 0.400, SLG: 0.400 (1, 8)												5	1	3	1	0	0	0							
Tom Tresh, S OBP: 0.200, SLG: 0.222 (1, 7)												4	0	1	2	0	2	1							
Elston Howard, R OBP: 0.200, SLG: 0.444 (1, 2)												4	0	2	0	1	1	1							
Joe Pepitone, L (1, 3)												5	0	0	0	0	2	6							
Clete Boyer, R OBP: 0.333, SLG: 0.250 (1, 5)												3	0	0	0	1	1	0							
Jim Bouton, R Pete Mikkelsen, R (1, 1)												4	0	0	0	0	3	2							
												0	0	0	0	0	0	0							
Inning Stats	R: 0 E: 0 K: 1 S: 5	H: 0 LOB: 0 BB: 0 P: 5	R: 0 E: 0 K: 1 S: 6	H: 1 LOB: 1 BB: 0 P: 6	R: 0 E: 0 K: 2 S: 7	H: 0 LOB: 0 BB: 0 P: 7	R: 0 E: 0 K: 0 S: 3	H: 0 LOB: 0 BB: 0 P: 3	R: 0 E: 0 K: 2 S: 8	H: 1 LOB: 2 BB: 1 P: 12	R: 2 E: 0 K: 1 S: 5	H: 0 LOB: 0 BB: 0 P: 5	R: 1 E: 0 K: 1 S: 8	H: 3 LOB: 2 BB: 0 P: 8	R: 0 E: 0 K: 3 S: 9	H: 0 LOB: 0 BB: 0 P: 9	R: 0 E: 0 K: 0 S: 3	H: 0 LOB: 0 BB: 0 P: 3	R: 0 E: 0 K: 1 S: 5	H: 0 LOB: 0 BB: 0 P: 5	1B: 6 2B: 0 3B: 0 HR: 0	SF: 1 SAC: 0 DP: 0 HBP: 0	WP: 0 PB: 0 SB: 0 CS: 0	PA: 43	
PITCHER	IP ERA WLS BF H R ER SO BB IBB HBP BLK WP HR S P ERA WHIP	IP ERA WLS BF H R ER SO BB IBB HBP BLK WP HR S P ERA WHIP	IP ERA WLS BF H R ER SO BB IBB HBP BLK WP HR S P ERA WHIP	IP ERA WLS BF H R ER SO BB IBB HBP BLK WP HR S P ERA WHIP	IP ERA WLS BF H R ER SO BB IBB HBP BLK WP HR S P ERA WHIP	IP ERA WLS BF H R ER SO BB IBB HBP BLK WP HR S P ERA WHIP	IP ERA WLS BF H R ER SO BB IBB HBP BLK WP HR S P ERA WHIP	IP ERA WLS BF H R ER SO BB IBB HBP BLK WP HR S P ERA WHIP	IP ERA WLS BF H R ER SO BB IBB HBP BLK WP HR S P ERA WHIP	IP ERA WLS BF H R ER SO BB IBB HBP BLK WP HR S P ERA WHIP	IP ERA WLS BF H R ER SO BB IBB HBP BLK WP HR S P ERA WHIP	IP ERA WLS BF H R ER SO BB IBB HBP BLK WP HR S P ERA WHIP	IP ERA WLS BF H R ER SO BB IBB HBP BLK WP HR S P ERA WHIP	IP ERA WLS BF H R ER SO BB IBB HBP BLK WP HR S P ERA WHIP	IP ERA WLS BF H R ER SO BB IBB HBP BLK WP HR S P ERA WHIP	IP ERA WLS BF H R ER SO BB IBB HBP BLK WP HR S P ERA WHIP	IP ERA WLS BF H R ER SO BB IBB HBP BLK WP HR S P ERA WHIP	IP ERA WLS BF H R ER SO BB IBB HBP BLK WP HR S P ERA WHIP	IP ERA WLS BF H R ER SO BB IBB HBP BLK WP HR S P ERA WHIP	IP ERA WLS BF H R ER SO BB IBB HBP BLK WP HR S P ERA WHIP	IP ERA WLS BF H R ER SO BB IBB HBP BLK WP HR S P ERA WHIP	IP ERA WLS BF H R ER SO BB IBB HBP BLK WP HR S P ERA WHIP	IP ERA WLS BF H R ER SO BB IBB HBP BLK WP HR S P ERA WHIP	IP ERA WLS BF H R ER SO BB IBB HBP BLK WP HR S P ERA WHIP	IP ERA WLS BF H R ER SO BB IBB HBP BLK WP HR S P ERA WHIP

New York Yankees @ Baltimore Orioles
Memorial Stadium, Baltimore, MD
Fri Apr 17 1964, 3:33 AM EST
Att: 35,141 - Sunny - 86 F

AB 38
R 3
H 6
RBI 3
BB 4
SO 14
LOB 12



Batter	1	2	3	4	5	6	7	8	9	10	11	AB	R	H	RBI	BB	SO	LOB	BOTTOM						
Jackie Brandt, R OBP: 0.467, SLG: 0.571 (1, 8)												5	0	3	0	0	0	0							
Luis Aparicio, R OBP: 0.385, SLG: 0.545 (1, 6)												4	1	1	1	0	0	2							
Boog Powell, L OBP: 0.231, SLG: 0.462 (1, 7)													5	0	1	0	0	0	2						
Norm Siebern, L OBP: 0.308, SLG: 0.200 (1, 3)													5	1	1	0	0	0	1						
John Orsino, R OBP: 0.462, SLG: 1.000 Bob Saverine, S (11, PR)													4	0	3	0	1	0	0						
Willie Kirkland, L OBP: 0.280, SLG: 0.111 (1, 9)													5	1	0	0	0	2	5						
Brooks Robinson, R OBP: 0.308, SLG: 0.182 (1, 5)													3	0	0	0	2	0	1						
Jerry Adair, R OBP: 0.154, SLG: 0.167 (1, 4)												4	0	1	1	0	0	3							
Steve Barber, L OBP: 0.500, SLG: 0.500 Harvey Haddix, L (6, 1)												2	1	1	0	0	1	2							
Stu Miller, R Russ Snyder, L (11, PH)													1	0	0	0	0	0	1						
												1	0	1	1	0	0	0							
Inning Stats	R: 0 E: 0 K: 0 S: 3	H: 1 LOB: 1 BB: 0 P: 3	R: 0 E: 0 K: 0 S: 4	H: 1 LOB: 1 BB: 0 P: 4	R: 1 E: 0 K: 0 S: 5	H: 2 LOB: 1 BB: 0 P: 5	R: 1 E: 0 K: 2 S: 9	H: 2 LOB: 2 BB: 1 P: 13	R: 1 E: 0 K: 0 S: 4	H: 2 LOB: 1 BB: 0 P: 4	R: 0 E: 0 K: 0 S: 3	H: 0 LOB: 1 BB: 1 P: 7	R: 0 E: 0 K: 0 S: 3	H: 0 LOB: 0 BB: 0 P: 3	R: 0 E: 0 K: 0 S: 4	H: 1 LOB: 1 BB: 0 P: 4	R: 1 E: 0 K: 0 S: 4	H: 2 LOB: 3 BB: 1 P: 8	R: 0 E: 0 K: 0 S: 4	H: 0 LOB: 0 BB: 0 P: 4	1B: 10 2B: 2 3B: 0 HR: 0	SF: 2 SAC: 0 DP: 1 HBP: 0	WP: 0 PB: 0 SB: 1 CS: 0	PA: 45	
PITCHER	IP ERA WLS BF H R ER SO BB IBB HBP BLK WP HR S P ERA WHIP	IP ERA WLS BF H R ER SO BB IBB HBP BLK WP HR S P ERA WHIP	IP ERA WLS BF H R ER SO BB IBB HBP BLK WP HR S P ERA WHIP	IP ERA WLS BF H R ER SO BB IBB HBP BLK WP HR S P ERA WHIP	IP ERA WLS BF H R ER SO BB IBB HBP BLK WP HR S P ERA WHIP	IP ERA WLS BF H R ER SO BB IBB HBP BLK WP HR S P ERA WHIP	IP ERA WLS BF H R ER SO BB IBB HBP BLK WP HR S P ERA WHIP	IP ERA WLS BF H R ER SO BB IBB HBP BLK WP HR S P ERA WHIP	IP ERA WLS BF H R ER SO BB IBB HBP BLK WP HR S P ERA WHIP	IP ERA WLS BF H R ER SO BB IBB HBP BLK WP HR S P ERA WHIP	IP ERA WLS BF H R ER SO BB IBB HBP BLK WP HR S P ERA WHIP	IP ERA WLS BF H R ER SO BB IBB HBP BLK WP HR S P ERA WHIP	IP ERA WLS BF H R ER SO BB IBB HBP BLK WP HR S P ERA WHIP	IP ERA WLS BF H R ER SO BB IBB HBP BLK WP HR S P ERA WHIP	IP ERA WLS BF H R ER SO BB IBB HBP BLK WP HR S P ERA WHIP	IP ERA WLS BF H R ER SO BB IBB HBP BLK WP HR S P ERA WHIP	IP ERA WLS BF H R ER SO BB IBB HBP BLK WP HR S P ERA WHIP	IP ERA WLS BF H R ER SO BB IBB HBP BLK WP HR S P ERA WHIP	IP ERA WLS BF H R ER SO BB IBB HBP BLK WP HR S P ERA WHIP	IP ERA WLS BF H R ER SO BB IBB HBP BLK WP HR S P ERA WHIP	IP ERA WLS BF H R ER SO BB IBB HBP BLK WP HR S P ERA WHIP	IP ERA WLS BF H R ER SO BB IBB HBP BLK WP HR S P ERA WHIP	IP ERA WLS BF H R ER SO BB IBB HBP BLK WP HR S P ERA WHIP	IP ERA WLS BF H R ER SO BB IBB HBP BLK WP HR S P ERA WHIP	IP ERA WLS BF H R ER SO BB IBB HBP BLK WP HR S P ERA WHIP

New York Yankees @ Baltimore Orioles
Memorial Stadium, Baltimore, MD
Fri Apr 17 1964, 3:33 AM EST
Att: 35,141 - Sunny - 86 F

AB 40
R 4
H 12
RBI 3
BB 3
SO 3
LOB 17



Batter	1	2	3	4	5	6	7	8	9	AB	R	H	RBI	BB	SO	LOB	TOP										
Phil Linz, R OBP: 0.176, SLG: 0.125 Pedro Gonzalez, R (1, 6)	L4		FC6-4		6-3	1-3		6-3		1	0	0	0	0	0	0	New York Yankees @ Baltimore Orioles Memorial Stadium, Baltimore, MD Sun Apr 19 1964, 3:33 AM EST Att: 26,144 - Overcast - 70 F										
Bobby Richardson, R OBP: 0.250, SLG: 0.211 (1, 4)	1B		F9		4-3	1B		F7		5	0	2	1	0	0	1											
Roger Maris, L OBP: 0.300, SLG: 0.350 (1, 9)	F7			F5		1B		4-3		5	1	2	0	0	0	1											
Mickey Mantle, S OBP: 0.300, SLG: 0.263 Hector Lopez, R (1, 8)	F5			G3		BB		L3		5	1	1	1	0	1	3											
Tom Tresh, S OBP: 0.400, SLG: 0.438 (9, 8)		K				1B				2	1	1	0	3	1	0											
Joe Pepitone, L OBP: 0.200, SLG: 0.167 (1, 3)	F8							G3		5	1	2	2	0	0	2											
Johnny Blanchard, L Elston Howard, R OBP: 0.500, SLG: 0.385 (1, 2)										2	0	0	0	2	1	2											
Clete Boyer, R OBP: 0.276, SLG: 0.188 (2, 6)										5	1	1	1	0	3	4											
Bud Daley, L Steve Hamilton, L (6, 1)										1	0	0	0	0	0	2											
Inning Stats	R: 0 E: 0 K: 0 S: 4	H: 1 LOB: 1 BB: 0 P: 4	R: 0 E: 0 K: 2 S: 7	H: 0 LOB: 0 BB: 7 P: 7	R: 0 E: 0 K: 0 S: 3	H: 0 LOB: 1 BB: 0 P: 4	R: 2 E: 1 K: 0 S: 5	H: 2 LOB: 2 BB: 2 P: 13	R: 2 E: 0 K: 1 S: 8	H: 3 LOB: 2 BB: 1 P: 10	R: 0 E: 0 K: 1 S: 5	H: 0 LOB: 0 BB: 2 P: 13	R: 0 E: 0 K: 2 S: 3	H: 0 LOB: 0 BB: 0 P: 3	R: 0 E: 0 K: 2 S: 8	H: 1 LOB: 2 BB: 1 P: 12		1B: 6 2B: 3 3B: 0 HR: 0	SF: 0 SAC: 1 DP: 0 HBP: 1	WP: 1 PB: 1 SB: 2 CS: 0	PA: 44						
PITCHER	IP	WLS	BF	H	R	ER	SO	BB	IBB	HBP	BLK	WP	HR	S	P	ERA	WHIP										
Milt Pappas, R ERA: 4.0 (1, 1)	4.0	L	18	3	2	2	2	1	1	1	0	0	0	19	28	4.50	1.000										
Mike McCormick, L ERA: 27.0 (5, 1)	0.2		6	3	2	2	0	1	0	0	0	0	0	5	9	27.00	6.000										
Wes Stock, R ERA: (5, 1)	0.1		1	0	0	0	0	0	0	0	0	0	0	1	1	0.00	0.000										
Chuck Estrada, R ERA: (6, 1)	2.0		11	2	1	0	2	1	1	0	0	1	0	13	21	0.00	1.500										
Harvey Haddix, L ERA: 1.69 (8, 1)	2.0		8	1	0	0	2	1	0	0	0	0	0	11	15	0.00	1.000										

Batter	1	2	3	4	5	6	7	8	9	AB	R	H	RBI	BB	SO	LOB	BOTTOM										
Jackie Brandt, R OBP: 0.346, SLG: 0.440 (1, 8)	2-3		F5		G4-6-3				K	5	0	1	0	0	1	3	New York Yankees @ Baltimore Orioles Memorial Stadium, Baltimore, MD Sun Apr 19 1964, 3:33 AM EST Att: 26,144 - Overcast - 70 F										
Bob Johnson, R OBP: 0.600, SLG: 0.750 (1, 6)	L6-4			6-3		FC3-6		FC4-6		3	1	1	0	1	0	1											
Boog Powell, L OBP: 0.143, SLG: 0.286 Joe Gaines, R OBP: 0.667, SLG: 2.000 (1, 7)	L6-4							1-3		2	0	0	0	0	1	1											
Norm Siebern, L OBP: 0.348, SLG: 0.176 (6, PH)										1	0	0	0	1	0	0											
John Orsino, R OBP: 0.409, SLG: 0.737 (1, 3)										3	0	0	0	1	1	2											
John Orsino, R OBP: 0.409, SLG: 0.737 (1, 2)										3	0	1	1	0	0	1											
Sam Bowens, R OBP: 0.495, SLG: 0.500 (1, 9)										4	1	2	0	0	1	1											
Brooks Robinson, R OBP: 0.304, SLG: 0.333 (1, 5)										4	1	1	0	0	1	2											
Jerry Adair, R OBP: 0.227, SLG: 0.238 (1, 4)										4	0	3	0	0	0	1											
Milt Pappas, R ERA: 4.0 (1, 1)	4.0	L	18	3	2	2	2	1	1	1	0	0	0	19	28	4.50		1.000									
Mike McCormick, L ERA: 27.0 (5, 1)	0.2		6	3	2	2	0	1	0	0	0	0	0	5	9	27.00	6.000										
Wes Stock, R ERA: (5, 1)	0.1		1	0	0	0	0	0	0	0	0	0	0	1	1	0.00	0.000										
Chuck Estrada, R ERA: (6, 1)	2.0		11	2	1	0	2	1	1	0	0	1	0	13	21	0.00	1.500										
Harvey Haddix, L ERA: 1.69 (8, 1)	2.0		8	1	0	0	2	1	0	0	0	0	0	11	15	0.00	1.000										
PITCHER	IP	WLS	BF	H	R	ER	SO	BB	IBB	HBP	BLK	WP	HR	S	P	ERA	WHIP										
Bud Daley, L ERA: 3.6 (1, 1)	5.0	W	21	4	3	2	2	4	3	2	2	0	0	22	34	3.60	1.400										
Steve Hamilton, L ERA: (6, 1)	4.0	S	16	5	0	0	4	0	0	0	0	0	0	24	24	0.00	1.250										




Batter	1	2	3	4	5	6	7	8	9	AB	R	H	RBI	BB	SO	LOB	TOP			
Pedro Gonzalez, R (1.5)										4	0	0	0	0	1	0	New York Yankees @ Boston Red Sox Fenway Park, Boston, MA Mon Apr 20 1964, 3:33 AM EST Att: 15,401 - Overcast - 42 F			
Bobby Richardson, R (1.4) OBP: 0.333, SLG: 0.361										4	0	3	0	0	0	0				
Roger Maris, L (1.9) OBP: 0.250, SLG: 0.292										4	0	0	0	0	0	3				
Mickey Mantle, S (1.8) OBP: 0.333, SLG: 0.348										4	0	2	0	0	0	1				
Tom Tresh, S (1.7) OBP: 0.417, SLG: 0.421										3	0	1	0	1	0	2				
Joe Pepitone, L (1.3) OBP: 0.208, SLG: 0.182										4	0	1	0	0	1	3				
Elston Howard, R (1.2) OBP: 0.500, SLG: 0.412										4	0	2	0	0	1	2				
Clete Boyer, R (1.6) OBP: 0.227, SLG: 0.150										4	0	0	0	0	2	6				
Bob Meyer, R (1.1)										2	0	0	0	0	1	0				
Archie Moore, L (7. PH)										1	0	0	0	0	0	0				
Hal Reniff, R (7.1)										0	0	0	0	0	0	0				
Johnny Blanchard, L (9. PH)										1	0	0	0	0	1	2				
Inning Stats	R: 0 E: 0 K: 0 S: 3	H: 1 LOB: 0 BB: 0 P: 3	R: 0 E: 0 K: 2 S: 9	H: 2 LOB: 2 BB: 0 P: 9	R: 0 E: 0 K: 0 S: 4	H: 1 LOB: 1 BB: 0 P: 4	R: 0 E: 0 K: 0 S: 4	H: 0 LOB: 0 BB: 0 P: 7	R: 0 E: 0 K: 2 S: 7	H: 1 LOB: 1 BB: 0 P: 4	R: 0 E: 0 K: 0 S: 3	H: 0 LOB: 0 BB: 0 P: 3	R: 0 E: 0 K: 3 S: 4	H: 1 LOB: 1 BB: 0 P: 4	R: 0 E: 0 K: 3 S: 11	H: 2 LOB: 2 BB: 0 P: 11	1B: 8 2B: 1 3B: 0 HR: 0	SF: 0 SAC: 0 DP: 1 HBP: 0	WP: 0 PB: 0 SB: 0 CS: 0	PA: 36
PITCHER	IP WLS BF H R ER SO BB IBB HBP BLK WP HR S P ERA WHIP																			
Bill Monbouquette, R (1.1) ERA: 1.26	8.0 W 31 7 0 0 4 1 0 0 0 0 0 0 38 42 0.00 1.000																			
Dick Radatz, R (9.1) ERA:	1.0 S 5 2 0 0 3 0 0 0 0 0 0 0 11 11 0.00 2.000																			

Batter	1	2	3	4	5	6	7	8	9	AB	R	H	RBI	BB	SO	LOB	BOTTOM			
Chuck Schilling, R (1.4)										4	1	0	0	1	0	4	New York Yankees @ Boston Red Sox Fenway Park, Boston, MA Mon Apr 20 1964, 3:33 AM EST Att: 15,401 - Overcast - 42 F			
Eddie Bresnold, R (1.6) OBP: 0.522, SLG: 0.667										4	1	1	0	1	0	2				
Carl Yastrzemski, L (1.7) OBP: 0.143, SLG: 0.200										4	1	1	0	0	1	3				
Frank Maltzone, R (1.5) OBP: 0.550, SLG: 0.722										2	0	1	1	1	0	1				
Dick Stuart, R (1.3) OBP: 0.250, SLG: 0.211										3	0	2	2	1	0	1				
Lou Clinton, R (1.9) OBP: 0.200, SLG: 0.200										4	0	0	0	0	2	7				
Tony Conigliaro, R (1.8) OBP: 0.300, SLG: 0.579										4	1	1	1	0	0	5				
Bob Tillman, R (1.2) OBP: 0.429, SLG: 0.538										4	0	0	0	0	0	0				
Bill Monbouquette, R (1.1) OBP: 0.500, SLG: 0.250										2	0	1	0	1	0	1				
Dalton Jones, L (8. PH) OBP: 0.214, SLG: 0.538										0	0	0	0	1	0	0				
Dick Radatz, R (9.1) ERA:										0	0	0	0	0	0	0				
Inning Stats	R: 2 E: 0 K: 1 S: 7	H: 2 LOB: 2 BB: 2 P: 15	R: 0 E: 0 K: 0 S: 4	H: 1 LOB: 1 BB: 0 P: 4	R: 0 E: 0 K: 0 S: 3	H: 0 LOB: 1 BB: 1 P: 7	R: 1 E: 0 K: 0 S: 3	H: 1 LOB: 0 BB: 1 P: 7	R: 1 E: 0 K: 1 S: 7	H: 2 LOB: 1 BB: 0 P: 7	R: 0 E: 1 K: 0 S: 4	H: 0 LOB: 1 BB: 0 P: 4	R: 0 E: 1 K: 1 S: 7	H: 1 LOB: 3 BB: 1 P: 11	R: 0 E: 0 K: 0 S: 3	H: 0 LOB: 1 BB: 1 P: 7	1B: 5 2B: 0 3B: 1 HR: 1	SF: 0 SAC: 1 DP: 1 HBP: 0	WP: 0 PB: 0 SB: 0 CS: 0	PA: 38
PITCHER	IP WLS BF H R ER SO BB IBB HBP BLK WP HR S P ERA WHIP																			
Bob Meyer, L (1.1) ERA: 6.0	6.0 L 28 6 4 4 2 4 0 0 0 0 0 0 10 18 6.00 1.667																			
Hal Reniff, R (7.1) ERA:	2.0 10 1 0 0 1 1 1 0 0 0 0 0 10 18 0.00 1.000																			

Batter	1	2	3	4	5	6	7	8	9	AB	R	H	RBI	BB	SO	LOB	TOP									
Phil Linz, R OBP: 0.182, SLG: 0.143 (1, 6)	4-3		4-3		L7		K		G6-4-3 1B	5	0	1	0	0	1	1										
Bobby Richardson, R OBP: 0.345, SLG: 0.299 (1, 4)	E6 1B		G4-6-3 1B		K			4-3 S 1B BB	G6-4-3 1B	4	1	1	0	1	1	2										
Roger Maris, L Hector Lopez, R (1, 9) (2, 9)	FC6-4 1B		G4-6-3 1-2		F9			4-3		1	0	1	0	0	0	0										
Mickey Mantle, S OBP: 0.393, SLG: 0.360 (1, 8)	K			CS BB 1B		G4-6-3 BB		1B BB		2	0	1	0	2	1	2										
Tom Tresh, S OBP: 0.393, SLG: 0.364 (1, 7)	FC6-4 1-2			1-2 BB		G4-6-3 1-2		F5		3	0	0	0	1	0	5										
Elston Howard, R OBP: 0.478, SLG: 0.400 (1, 2)		F8		4-3 1-2 2-3			CI F8 WP PB	1-2 3-H 1B		3	1	1	1	0	0	2										
Joe Pepitone, L OBP: 0.214, SLG: 0.160 (1, 3)				F5			F8	4-3		3	0	0	0	1	0	4										
Clete Boyer, R OBP: 0.269, SLG: 0.304 (1, 5)		F4							E6 1B	3	1	1	1	1	0	1										
Whitey Ford, L (1, 1)					HR		K		F2	4	0	0	0	0	3	3										
Inning Stats	R: 0 E: 1 K: 1 S: 7	H: 1 LOB: 2 BB: 0 P: 7	R: 0 E: 0 K: 1 S: 5	H: 0 LOB: 1 BB: 1 P: 9	R: 0 E: 0 K: 0 S: 3	H: 1 LOB: 0 BB: 0 P: 3	R: 0 E: 0 K: 0 S: 3	H: 1 LOB: 1 BB: 1 P: 7	R: 1 E: 0 K: 2 S: 8	H: 1 LOB: 0 BB: 0 P: 8	R: 0 E: 0 K: 0 S: 2	H: 0 LOB: 0 BB: 1 P: 6	R: 1 E: 1 K: 2 S: 8	H: 0 LOB: 1 BB: 1 P: 12	R: 1 E: 0 K: 0 S: 4	H: 1 LOB: 2 BB: 2 P: 12	R: 0 E: 1 K: 0 S: 4	H: 1 LOB: 1 BB: 0 P: 4	1B: 5 2B: 0 3B: 0 HR: 1	SF: 0 SAC: 0 DP: 3 HBP: 0	WP: 1 PB: 1 CS: 2	PA: 38				
PITCHER	IP	WLS	BF	H	R	ER	SO	BB	IBB	HBP	BLK	WP	HR	S	P	ERA	WHIP									
Gary Peters, L ERA: 2.7 Hoyt Wilhelm, R ERA: 5.06 Don Mossi, L ERA: 1.8	(1, 1)	7.0	L	28	4	2	1	6	3	1	0	0	1	1	36	52	1.29	1.000								
	(8, 1)	0.1		3	0	1	1	0	2	0	0	0	0	0	1	9	27.00	6.000								
	(8, 1)	1.2		7	2	0	0	0	0	0	0	0	0	0	7	7	0.00	1.200								

New York Yankees @ Chicago White Sox
Comiskey Park, Chicago, IL
Wed Apr 22 1964, 7:05 PM EST
Att: 29,703 - Sunny - 60 F


AB 31
R 3
H 6
RBI 2
BB 6
SO 6
LOB 22

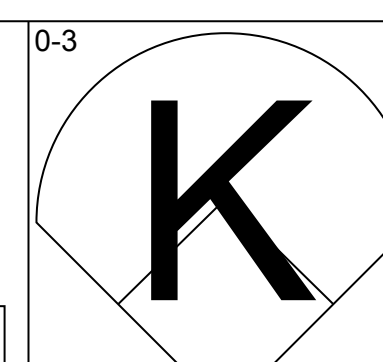
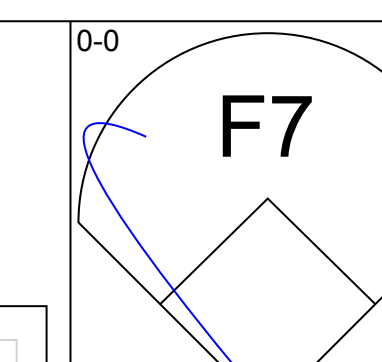
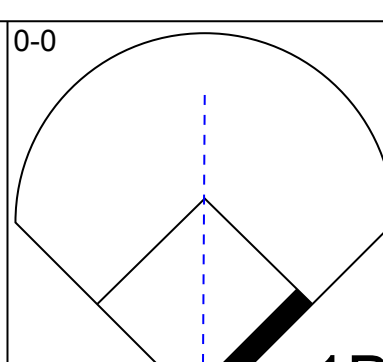
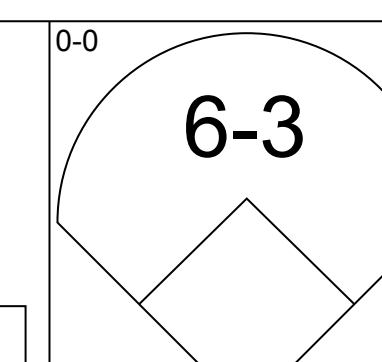
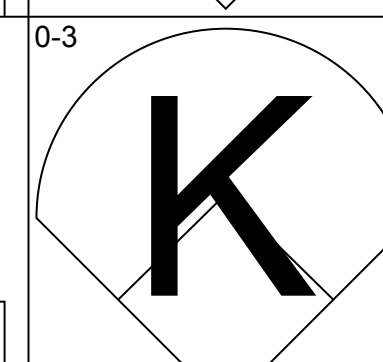
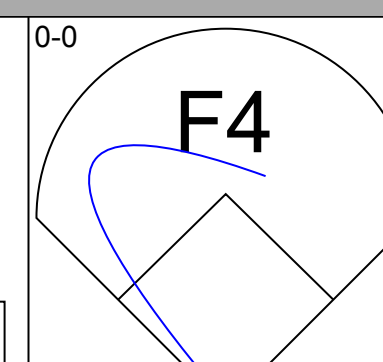
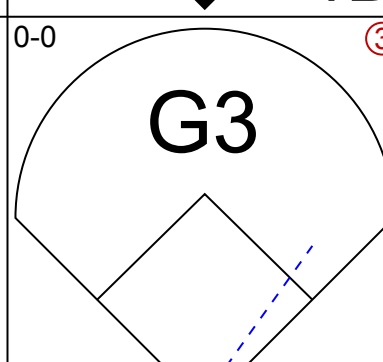
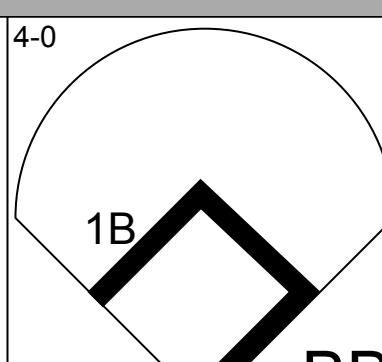
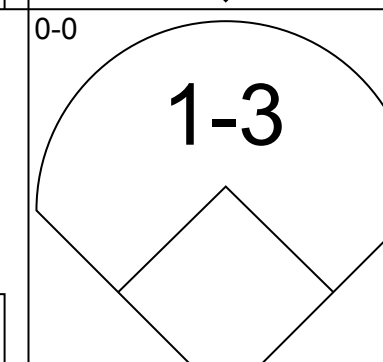
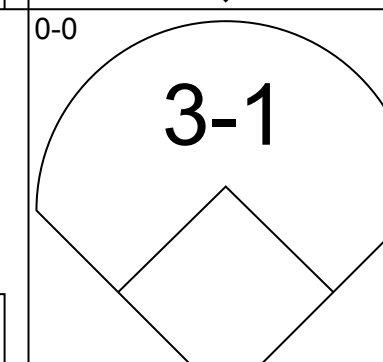
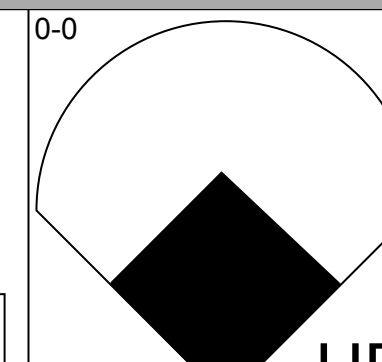
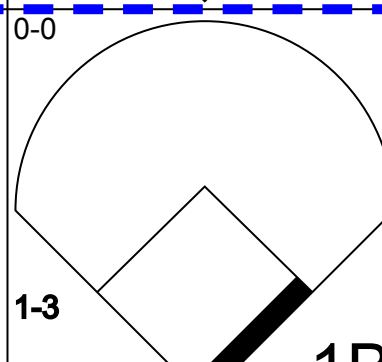
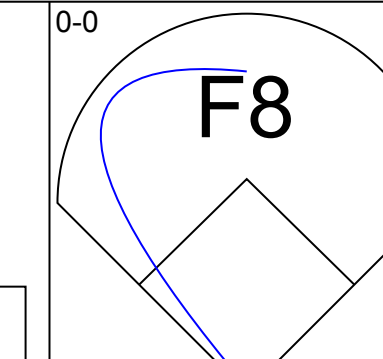
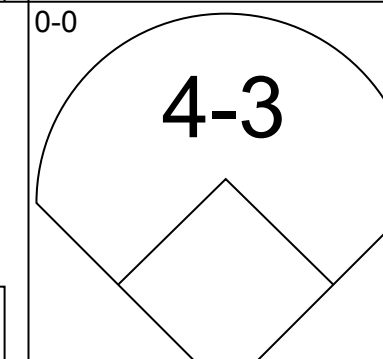
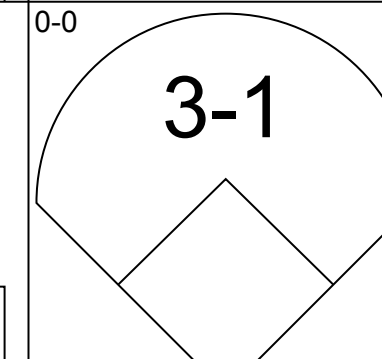
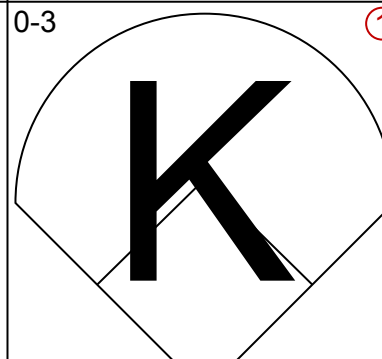
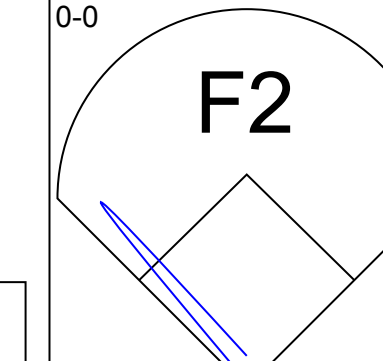
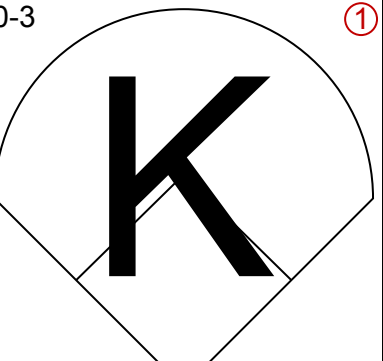
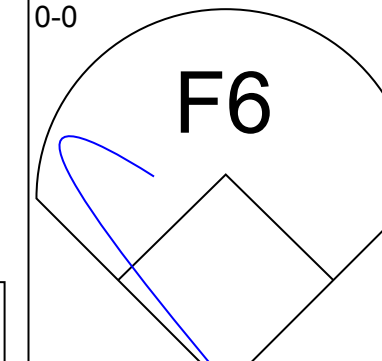
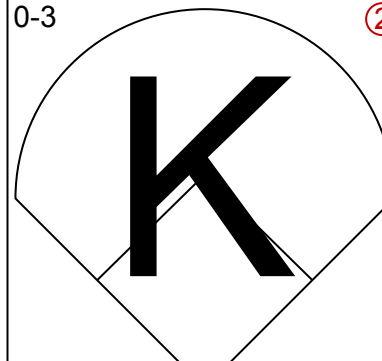
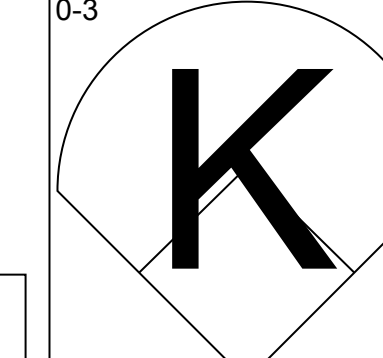
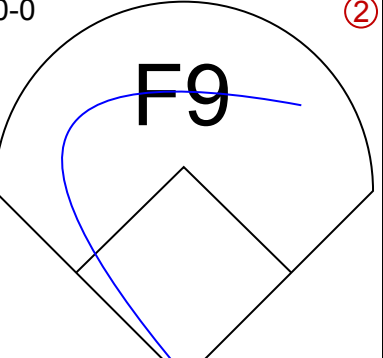
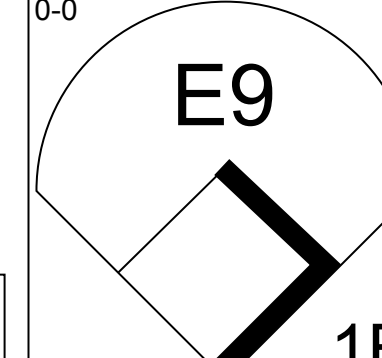
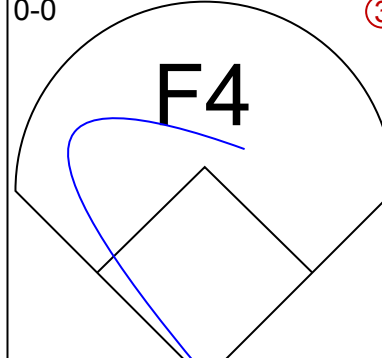
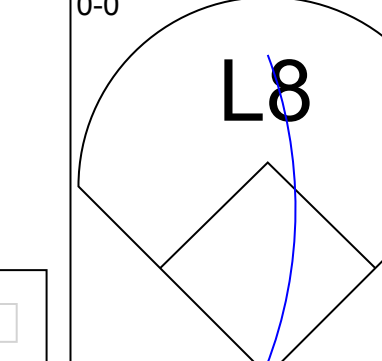
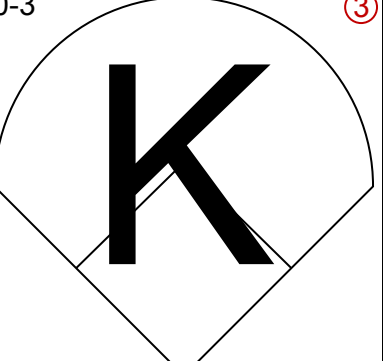
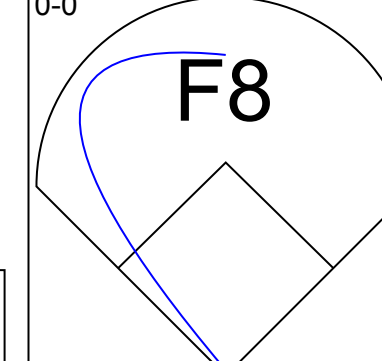
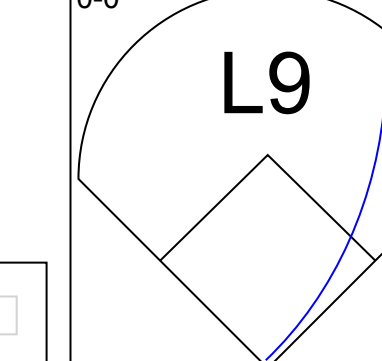
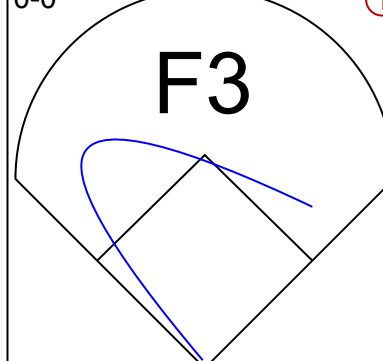
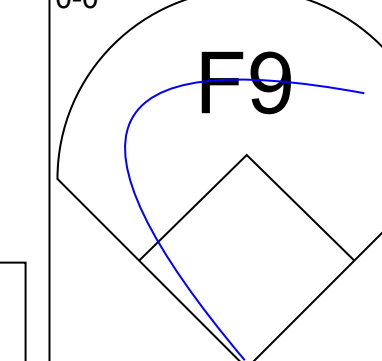
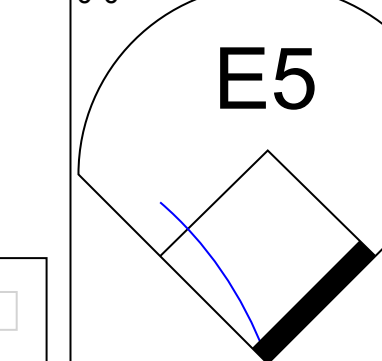
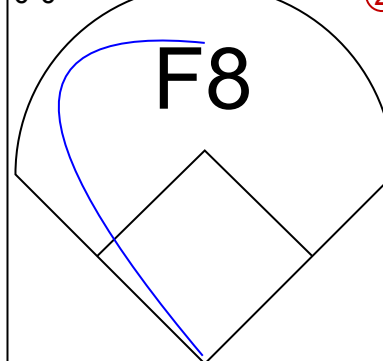
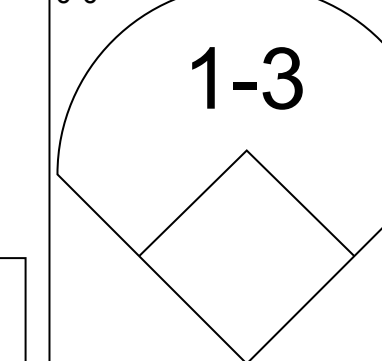


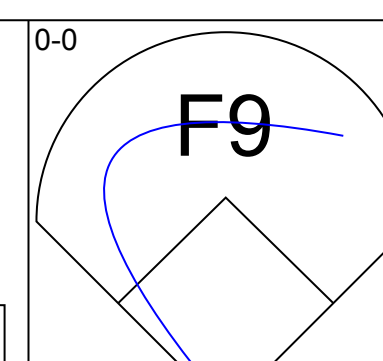
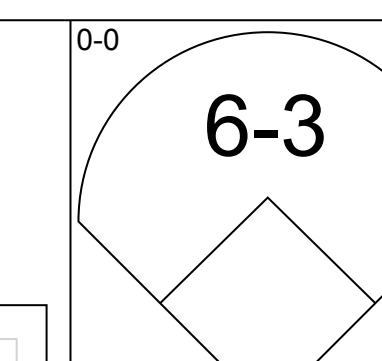
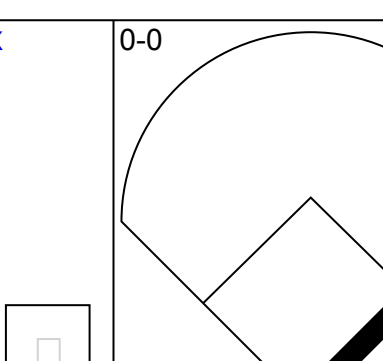
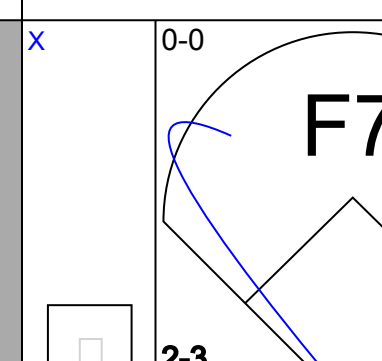
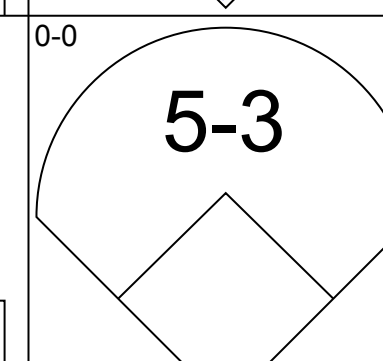
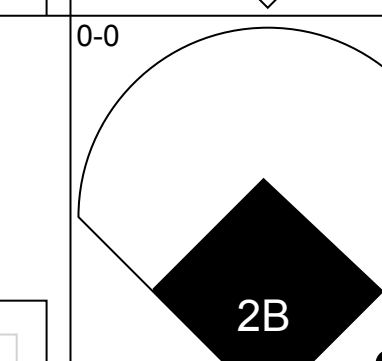
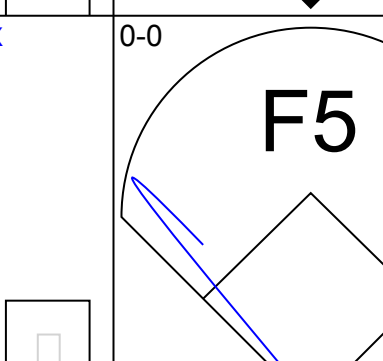
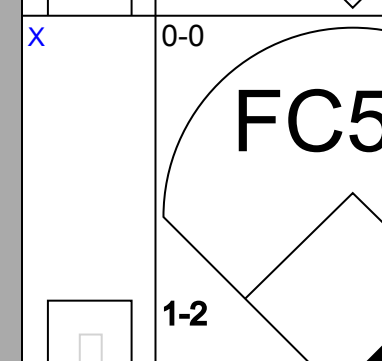

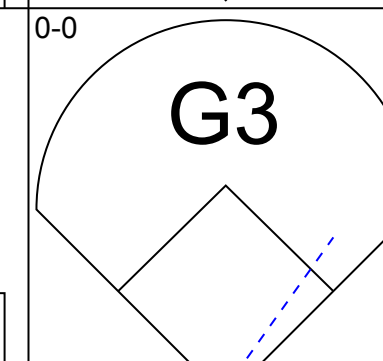
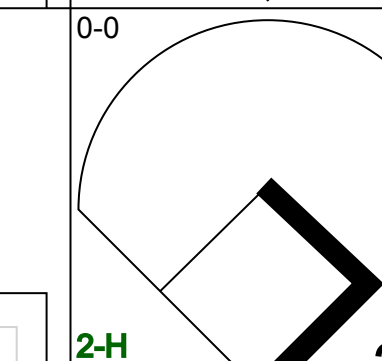
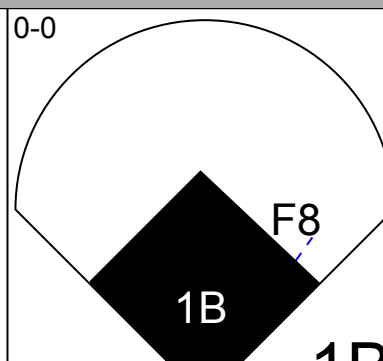
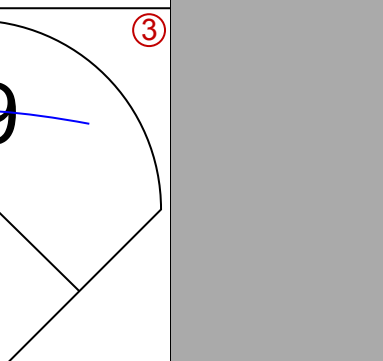
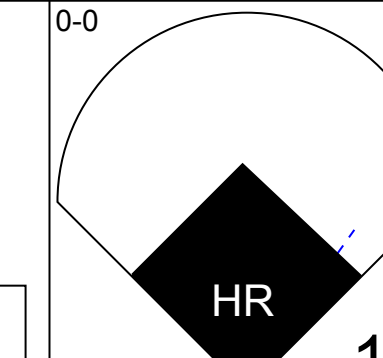
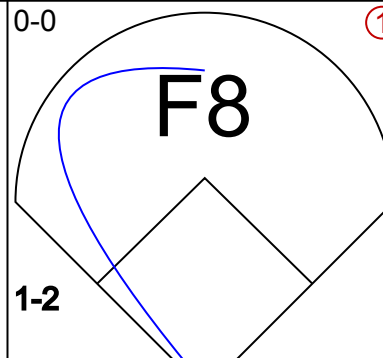
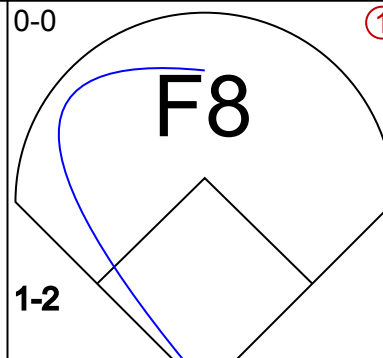
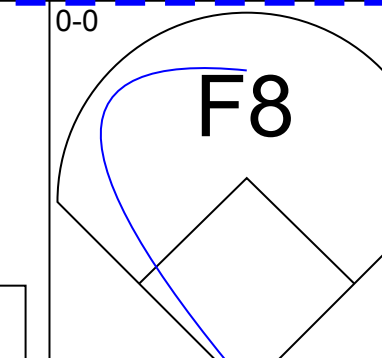
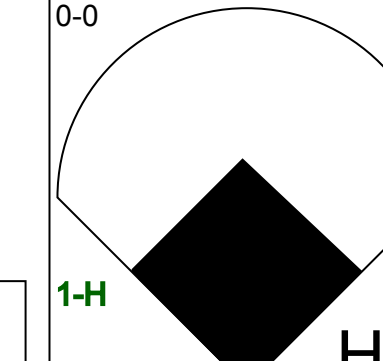
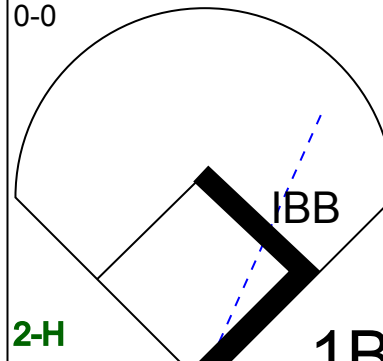
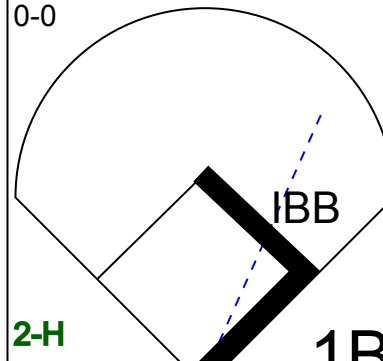
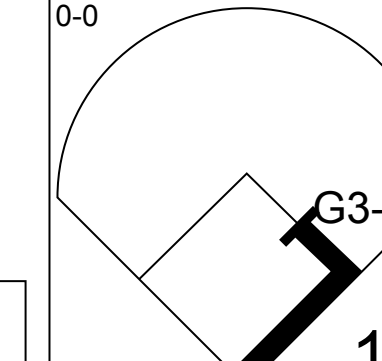
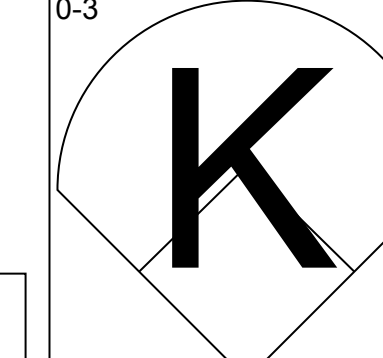
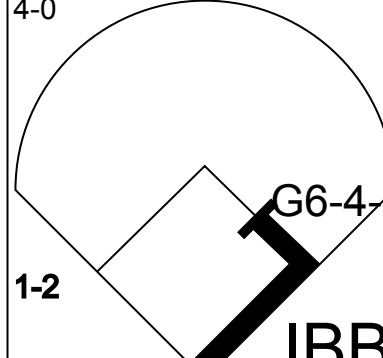
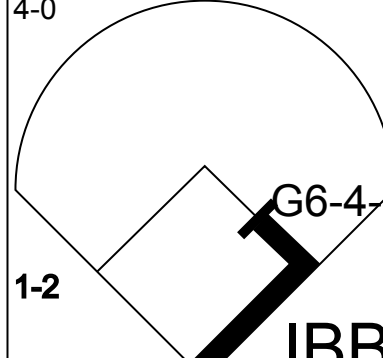
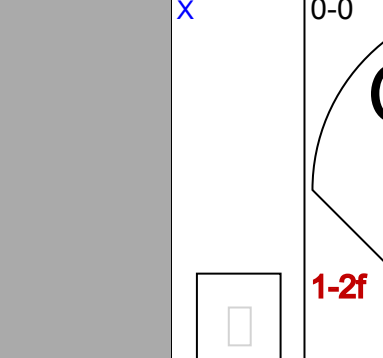
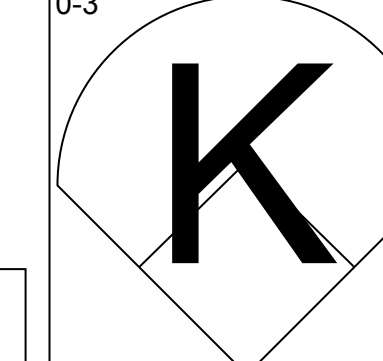
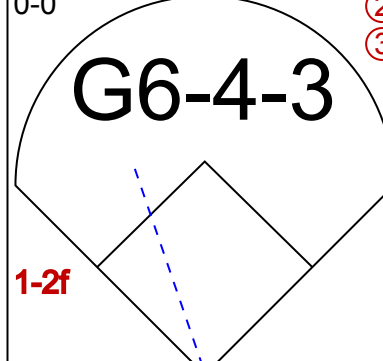
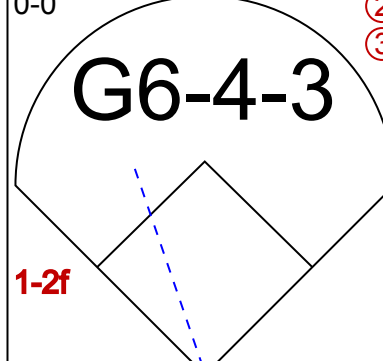

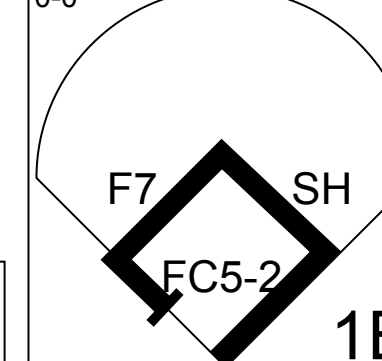
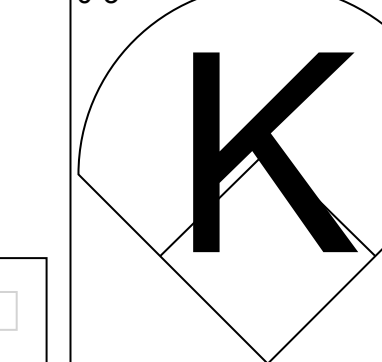
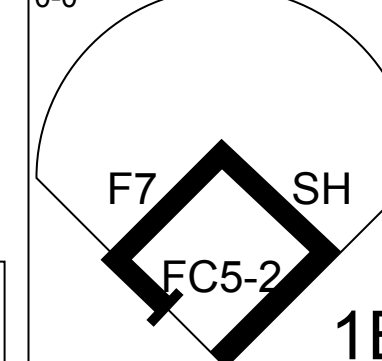
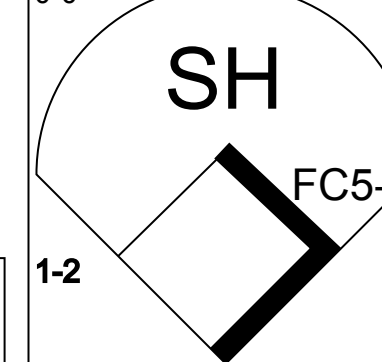
Batter	1	2	3	4	5	6	7	8	9	AB	R	H	RBI	BB	SO	LOB	BOTTOM								
Mike Hershberger, R OBP: 0.455, SLG: 0.421 (1, 8)	F3		6-3		FC5-4 1B		FC5-4 1-2			4	0	1	0	0	0	2									
Don Buford, S OBP: 0.346, SLG: 0.318 (1, 5)	6-3		3-1		FC5-4 1-2			6-3		4	0	0	0	0	0	2									
Floyd Robinson, L OBP: 0.333, SLG: 0.217 (1, 9)				5-3		G3		F3		4	0	1	0	0	0	0									
Ron Hansen, R OBP: 0.385, SLG: 0.667 (1, 6)				K	FC3-6 2B		5-3	6-3		4	0	1	0	0	1	1									
Dave Nicholson, R OBP: 0.346, SLG: 0.304 (1, 7)		5-3			FC3-6 BB			1B		3	0	1	0	1	0	0									
Joe Cunningham, L OBP: 0.306, SLG: 0.261 (1, 3)			K		FC3-6 1-2 2-3		L9		1-4-3	4	0	0	0	0	1	3									
Jerry McNertney, R OBP: 0.188, SLG: 0.143 (1, 2)			6-3		F8			6-3		4	0	0	0	0	0	2									
Al Weis, S OBP: 0.200, SLG: 0.143 (1, 4)					E6 SH1-4			5-3		3	0	1	0	0	0	0									
Gary Peters, L Minnie Minoso, R Hoyt Wilhelm, R Don Mossi, L (1, 1) (7, PH) (8, 1) (8, 1)					SH1-4			G3-6-3 1B		1	0	0	0	0	0	1									
								G3-6-3		1	0	1	0	0	0	0									
								FC5-4 1B		0	0	0	0	0	0	0									
										0	0	0	0	0	0	0									
Inning Stats	R: 0 E: 0 K: 1 S: 6	H: 1 LOB: 0 BB: 0 P: 6	R: 0 E: 0 K: 1 S: 5	H: 0 LOB: 0 BB: 0 P: 5	R: 0 E: 1 K: 0 S: 4	H: 0 LOB: 1 BB: 0 P: 4	R: 0 E: 0 K: 0 S: 4	H: 1 LOB: 2 BB: 1 P: 8	R: 0 E: 0 K: 0 S: 4	H: 2 LOB: 1 BB: 0 P: 4	R: 0 E: 0 K: 0 S: 4	H: 1 LOB: 1 BB: 0 P: 4	R: 0 E: 0 K: 0 S: 4	H: 1 LOB: 0 BB: 0 P: 4	R: 0 E: 0 K: 0 S: 3	H: 0 LOB: 0 BB: 0 P: 3	R: 0 E: 0 K: 0 S: 3	H: 0 LOB: 0 BB: 0 P: 3	1B: 5 2B: 1 3B: 0 HR: 0	SF: 0 SAC: 1 DP: 1 HBP: 0	WP: 0 PB: 0 CS: 0	PA: 34			
PITCHER	IP	WLS	BF	H	R	ER	SO	BB	IBB	HBP	BLK	WP	HR	S	P	ERA	WHIP								
Whitey Ford, L ERA: 1.8	(1, 1)	9.0	W	34	6	0	0	2	1	0	0	0	0	37	41	0.00	0.778								

New York Yankees @ Chicago White Sox
Comiskey Park, Chicago, IL
Wed Apr 22 1964, 7:05 PM EST
Att: 29,703 - Sunny - 60 F

AB 32
R 0
H 6
RBI 0
BB 1
SO 2
LOB 11



Batter	1	2	3	4	5	6	7	8	9	AB	R	H	RBI	BB	SO	LOB	TOP						
Jackie Brandt, R (1, 8) OBP: 0.333, SLG: 0.395										4	0	1	0	0	1	1	<p>Baltimore Orioles @ New York Yankees Yankee Stadium, Bronx, NY Sat Apr 25 1964, 3:33 AM EST Att: 13,659 - Cloudy - 54 F</p>						
Luis Aparicio, R (1, 6) OBP: 0.344, SLG: 0.308										3	0	0	0	1	1								
Norm Siebern, L (1, 3) OBP: 0.371, SLG: 0.379										4	1	2	1	0	0								
Boog Powell, L (1, 7) OBP: 0.156, SLG: 0.258 Joe Gaines, R (9, PH) OBP: 0.500, SLG: 1.333										3	0	0	0	0	0	1							
John Orsino, R (1, 2) OBP: 0.353, SLG: 0.533										4	0	0	0	0	2	2							
Willie Kirkland, L (1, 9) OBP: 0.273, SLG: 0.200 Sam Bowers, R (9, PH) OBP: 0.417, SLG: 0.455										3	0	1	0	0	1	0							
Brooks Robinson, R (1, 5) OBP: 0.333, SLG: 0.333										3	0	0	0	0	1	1							
Jerry Adair, R (1, 4) OBP: 0.219, SLG: 0.226										3	0	0	0	0	0	0							
Milt Pappas, R (1, 1) Bob Johnson, R (8, PH) OBP: 0.571, SLG: 0.833 Stu Miller, R (8, 1)										2	0	0	0	0	0	0							
Inning Stats	R: 0 E: 0 K: 2 S: 7	H: 0 LOB: 0 BB: 0 P: 7	R: 0 E: 0 K: 1 S: 5	H: 0 LOB: 0 BB: 0 P: 5	R: 0 E: 1 K: 0 S: 4	H: 0 LOB: 1 BB: 0 P: 4	R: 0 E: 0 K: 0 S: 3	H: 0 LOB: 0 BB: 0 P: 3	R: 0 E: 0 K: 2 S: 7	H: 0 LOB: 0 BB: 0 P: 7	R: 0 E: 0 K: 0 S: 4	H: 1 LOB: 1 BB: 0 P: 4	R: 1 E: 1 K: 0 S: 5	H: 2 LOB: 1 BB: 0 P: 5	R: 0 E: 0 K: 0 S: 3	H: 0 LOB: 0 BB: 0 P: 3		R: 0 E: 0 K: 2 S: 8	H: 1 LOB: 2 BB: 1 P: 12	1B: 3 2B: 0 3B: 0 HR: 1	SF: 0 SAC: 0 DP: 0 HBP: 0	WP: 0 PB: 0 SB: 0 CS: 0	PA: 33
PITCHER	IP WLS BF H R ER SO BB IBB HBP BLK WP HR S P ERA WHIP																						
Jim Bouton, R (1, 1) ERA: 2.0	8.0 W 29 3 1 1 5 1 0 0 0 0 1 38 42 1.12 0.500																						
Steve Hamilton, L (9, 1) ERA:	1.0 S 4 1 0 0 2 0 0 0 0 0 0 0 8 8 0.00 1.000																						

Batter	1	2	3	4	5	6	7	8	9	AB	R	H	RBI	BB	SO	LOB	BOTTOM				
Phil Linz, R (1, 6) OBP: 0.192, SLG: 0.160										4	0	1	0	0	0	2	<p>Baltimore Orioles @ New York Yankees Yankee Stadium, Bronx, NY Sat Apr 25 1964, 3:33 AM EST Att: 13,659 - Cloudy - 54 F</p>				
Bobby Richardson, R (1, 4) OBP: 0.333, SLG: 0.323										4	1	1	0	0	0	3					
Roger Maris, L (1, 9) OBP: 0.321, SLG: 0.393 Hector Lopez, R (7, 9)										3	1	2	1	0	0	0					
Mickey Mantle, S (1, 8) OBP: 0.375, SLG: 0.345										4	1	1	0	0	1	2					
Tom Tresh, S (1, 7) OBP: 0.438, SLG: 0.538										4	1	3	3	0	0	0					
Joe Pepitone, L (1, 3) OBP: 0.219, SLG: 0.143										3	0	0	0	1	1	1					
Elston Howard, R (1, 2) OBP: 0.423, SLG: 0.348										3	0	0	0	0	1	2					
Clete Boyer, R (1, 5) OBP: 0.276, SLG: 0.308										3	0	1	0	0	1	0					
Jim Bouton, R (1, 1) Steve Hamilton, L (9, 1)										2	0	0	0	0	1	0					
Inning Stats	R: 0 E: 0 K: 0 S: 3	H: 0 LOB: 0 BB: 0 P: 3	R: 2 E: 0 K: 3 S: 11	H: 2 LOB: 0 BB: 0 P: 11	R: 1 E: 0 K: 2 S: 9	H: 2 LOB: 1 BB: 0 P: 9	R: 0 E: 0 K: 0 S: 3	H: 0 LOB: 0 BB: 0 P: 3	R: 0 E: 0 K: 0 S: 4	H: 1 LOB: 1 BB: 0 P: 4	R: 1 E: 0 K: 0 S: 4	H: 2 LOB: 1 BB: 1 P: 8	R: 0 E: 0 K: 0 S: 5	H: 1 LOB: 2 BB: 0 P: 5	R: 0 E: 0 K: 0 S: 3	H: 1 LOB: 0 BB: 0 P: 3		1B: 6 2B: 2 3B: 0 HR: 1	SF: 0 SAC: 1 DP: 2 HBP: 0	WP: 0 PB: 0 SB: 0 CS: 0	PA: 33
PITCHER	IP WLS BF H R ER SO BB IBB HBP BLK WP HR S P ERA WHIP																				
Milt Pappas, R (1, 1) ERA: 4.5	7.0 L 30 8 4 4 4 0 0 0 0 0 1 39 43 5.14 1.143																				
Stu Miller, R (8, 1) ERA:	1.0 3 1 0 0 0 0 0 0 0 0 0 0 3 3 0.00 1.000																				

Batter	1	2	3	4	5	6	7	8	9	AB	R	H	RBI	BB	SO	LOB	TOP																					
Jackie Brandt, R OBP: 0.341, SLG: 0.381	L9	1B		F8		E3		BB		4	0	1	1	1	0	1	<p>Baltimore Orioles @ New York Yankees</p> <p>Yankee Stadium, Bronx, NY</p> <p>Sun Apr 26 1964, 3:33 AM EDT</p> <p>Att: 18,988 - Sunny - 62 F</p>																					
Luis Aparicio, R OBP: 0.333, SLG: 0.276	6-3	L9		FC6-4		SH1-3		BB		3	0	0	0	1	0	3																						
Joe Gaines, R OBP: 0.259, SLG: 0.571	1-3			B1		L6		BB		4	0	0	0	0	1	1																						
Russ Snyder, L OBP: 0.167, SLG: 0.167						K				1	0	0	0	0	0	2																						
Norm Siebern, L OBP: 0.350, SLG: 0.333		4-3		1B		4-3				4	0	0	0	1	0	1																						
John Orsino, R OBP: 0.308, SLG: 0.457	6-3			K		E6				5	1	0	0	0	1	1																						
Brooks Robinson, R OBP: 0.368, SLG: 0.400	1B			FC6-4		1B				5	1	3	0	0	0	0																						
Sam Bowens, R OBP: 0.438, SLG: 0.429	1B			FC6-4		1B				3	1	1	1	1	0	2																						
Harvey Haddix, L	1B			1B		1B				0	0	0	0	0	0	0																						
Jerry Adair, R OBP: 0.278, SLG: 0.265	1B			FC2-6		1B		1-3		3	1	2	1	1	0	0																						
Dave McNally, R OBP: 0.167, SLG: 0.167	1B			FC2-6		F3		4-3		3	0	1	1	0	0	4																						
Stu Miller, R				FC6-4						0	0	0	0	0	0	0																						
Boog Powell, L OBP: 0.152, SLG: 0.250	1B			1-2						1	0	0	0	0	0	0																						
Inning Stats	R: 0 E: 0 K: 0 S: 3	H: 0 LOB: 0 BB: 0 P: 3	R: 3 E: 0 K: 0 S: 7	H: 4 LOB: 2 BB: 1 P: 11	R: 0 E: 0 K: 1 S: 6	H: 1 LOB: 2 BB: 1 P: 10	R: 0 E: 0 K: 0 S: 4	H: 1 LOB: 1 BB: 0 P: 4	R: 1 E: 1 K: 0 S: 6	H: 2 LOB: 3 BB: 1 P: 10	R: 0 E: 0 K: 0 S: 3	H: 0 LOB: 0 BB: 0 P: 3	R: 0 E: 0 K: 0 S: 3	H: 0 LOB: 2 BB: 2 P: 11	R: 0 E: 0 K: 0 S: 3	H: 0 LOB: 0 BB: 0 P: 3	1B: 7 2B: 1 3B: 0 HR: 0	SF: 0 SAC: 1 DP: 0 HBP: 0	WP: 0 PB: 0 SB: 0 CS: 0	PA: 42																		
PITCHER	IP	WLS	BF	H	R	ER	SO	BB	IBB	HBP	BLK	WP	HR	S	P	ERA	WHIP	PITCHER				IP	WLS	BF	H	R	ER	SO	BB	IBB	HBP	BLK	WP	HR	S	P	ERA	WHIP
Whitey Ford, L ERA: 2.33	(1, 1)	7.0		34	8	4	3	2	2	1	0	0	0	0	35	47	3.86	1.429																				
Hal Reniff, R ERA:	(8, 1)	2.0	W	8	0	0	0	0	2	0	0	0	0	0	6	14	0.00	1.000																				

AB	36
R	4
H	8
RBI	4
BB	5
SO	2
LOB	15



Batter	1	2	3	4	5	6	7	8	9	AB	R	H	RBI	BB	SO	LOB	BOTTOM																					
Phil Linz, R OBP: 0.200, SLG: 0.172	5-3	6-3			K					4	0	1	0	0	1	1	<p>Baltimore Orioles @ New York Yankees</p> <p>Yankee Stadium, Bronx, NY</p> <p>Sun Apr 26 1964, 3:33 AM EDT</p> <p>Att: 18,988 - Sunny - 62 F</p>																					
Bobby Richardson, R OBP: 0.351, SLG: 0.343	5-3				G6-4-3		1-3			4	0	2	1	0	0	0																						
Hector Lopez, R OBP: 0.250, SLG: 0.143	1B				K		F3			3	1	1	0	1	1	4																						
Mickey Mantle, S OBP: 0.361, SLG: 0.333	1B				G6-4-3		FC5-4			4	2	1	0	0	1	5																						
Hal Reniff, R	1B				1-2		K			0	0	0	0	0	0	0																						
Tom Tresh, S OBP: 0.444, SLG: 0.533	E7				5-3		1B			4	1	2	0	0	0	0																						
Elston Howard, R OBP: 0.367, SLG: 0.296	5-3				6-3		F4			4	0	0	0	0	0	3																						
Joe Pepitone, L OBP: 0.222, SLG: 0.156					1-3		F8			4	0	1	0	0	0	1																						
Clete Boyer, R OBP: 0.273, SLG: 0.276	F2				F7		1B			3	1	0	0	1	0	1																						
Whitey Ford, L					L8		1B			1	0	0	0	0	0	0																						
Harry Bright, R (7, PH)							1B			0	0	0	0	1	0	0																						
Archie Moore, L (7, PR)							1B			0	0	0	0	0	0	0																						
Pedro Gonzalez, R (8, 9)							BB			0	0	0	0	0	0	0																						
Inning Stats	R: 2 E: 1 K: 0 S: 6	H: 2 LOB: 1 BB: 0 P: 6	R: 0 E: 0 K: 0 S: 4	H: 1 LOB: 1 BB: 0 P: 4	R: 0 E: 0 K: 1 S: 5	H: 1 LOB: 0 BB: 0 P: 5	R: 0 E: 0 K: 0 S: 3	H: 0 LOB: 0 BB: 0 P: 3	R: 0 E: 0 K: 0 S: 5	H: 0 LOB: 0 BB: 0 P: 5	R: 1 E: 0 K: 0 S: 4	H: 1 LOB: 1 BB: 1 P: 8	R: 1 E: 0 K: 1 S: 7	H: 2 LOB: 3 BB: 2 P: 15	R: 1 E: 0 K: 0 S: 4	H: 1 LOB: 0 BB: 0 P: 4	1B: 8 2B: 0 3B: 0 HR: 0	SF: 0 SAC: 1 DP: 1 HBP: 0	WP: 0 PB: 1 SB: 0 CS: 0	PA: 35																		
PITCHER	IP	WLS	BF	H	R	ER	SO	BB	IBB	HBP	BLK	WP	HR	S	P	ERA	WHIP	PITCHER				IP	WLS	BF	H	R	ER	SO	BB	IBB	HBP	BLK	WP	HR	S	P	ERA	WHIP
Dave McNally, L ERA: 3.38	(1, 1)	6.1		27	5	4	2	2	3	0	0	0	0	0	28	40	2.84	1.263																				
Stu Miller, R ERA:	(7, 1)	0.2		4	2	0	0	1	0	0	0	0	0	0	6	6	0.00	3.000																				
Harvey Haddix, L ERA: 1.42	(8, 1)	1.0	L	4	1	1	0	0	0	0	0	0	0	0	4	4	0.00	1.000																				



Batter	1	2	3	4	5	6	7	8	9	AB	R	H	RBI	BB	SO	LOB	TOP					
Don Zimmer, R (1, 5) OBP: 0.302, SLG: 0.550	K		1B			F3		G3									4 0 1 0 0 1 1					
Ed Brinkman, R (1, 6) OBP: 0.179, SLG: 0.273	3-1		L9			6-3											3 0 0 0 0 0 1					
Don Blasingame, L (9, PH) OBP: 0.357, SLG: 0.410																	1 0 0 0 0 1 0					
Chuck Hinton, R (1, 7) OBP: 0.333, SLG: 0.522	K				G4-6-3 BB												3 0 0 0 1 1 0					
Bill Skowron, R (1, 3) OBP: 0.271, SLG: 0.491		3-1			G4-6-3 1-2												4 0 0 0 0 1 1					
Ken Hunt, R (1, 8) OBP: 0.400, SLG: 0.583					4-3												2 0 1 0 1 0 0					
Don Lock, R (1, 9) OBP: 0.364, SLG: 0.273																	3 0 0 0 0 3 2					
Don Leppert, R (1, 2) OBP: 0.143, SLG: 0.143																	3 0 0 0 0 0 1					
Chuck Cottier, R (1, 4) OBP: 0.143, SLG: 0.143																	2 0 0 0 1 0 0					
Bennie Daniels, L (1, 1) OBP: 0.250, SLG: 0.143																	2 0 0 0 0 1 0					
Tom Cheney, R (7, 1) OBP: 0.278, SLG: 0.438																	0 0 0 0 0 0 0					
Fred Valentine, S (8, PH) OBP: 0.278, SLG: 0.438																	1 0 0 0 0 0 1					
Jim Duckworth, R (8, 1) OBP: 0.278, SLG: 0.438																	0 0 0 0 0 0 0					
Inning Stats	R: 0 E: 0 K: 2 S: 7	H: 0 LOB: 0 BB: 0 P: 7	R: 0 E: 0 K: 1 S: 6	H: 1 LOB: 1 BB: 0 P: 6	R: 0 E: 0 K: 1 S: 6	H: 1 LOB: 1 BB: 0 P: 6	R: 0 E: 0 K: 0 S: 2	H: 0 LOB: 0 BB: 1 P: 6	R: 0 E: 0 K: 1 S: 5	H: 0 LOB: 0 BB: 0 P: 5	R: 0 E: 0 K: 0 S: 3	H: 0 LOB: 0 BB: 0 P: 3	R: 0 E: 0 K: 1 S: 5	H: 0 LOB: 1 BB: 1 P: 9	R: 0 E: 0 K: 0 S: 3	H: 0 LOB: 1 BB: 1 P: 7	R: 0 E: 0 K: 2 S: 7	H: 0 LOB: 0 BB: 0 P: 7	1B: 1 2B: 1 3B: 0 HR: 0	SF: 0 SAC: 0 DP: 1 HBP: 0	WP: 0 PB: 0 CS: 0	PA: 31
PITCHER Whitey Ford, L (1, 1) ERA: 1.75	IP: 9.0 WLS: W BF: 31 H: 2 R: 0 ER: 0 SO: 8 BB: 3 IBB: 0 HBP: 0 BLK: 0 WP: 0 HR: 0 S: 44 P: 56 ERA: 0.00 WHIP: 0.556															PITCHER						

Washington Senators @ New York Yankees
Yankee Stadium, Bronx, NY
Fri May 01 1964, 7:05 PM EDT
Att: 10,967 - Sunny - 50 F

AB 28
R 0
H 2
RBI 0
BB 3
SO 8
LOB 7



Batter	1	2	3	4	5	6	7	8	9	AB	R	H	RBI	BB	SO	LOB	BOTTOM			
Tony Kubek, L (1, 6) OBP: 0.306, SLG: 0.388	6-3		4-3														3 0 0 0 1 0 0			
Bobby Richardson, R (1, 4) OBP: 0.306, SLG: 0.388	6-3																3 1 1 0 1 0 0			
Hector Lopez, R (1, 9) OBP: 0.417, SLG: 0.455																	4 0 3 0 0 0 2			
Mickey Mantle, S (1, 8) OBP: 0.333, SLG: 0.306																	3 0 0 0 0 2 5			
Pedro Gonzalez, R (6, 9) OBP: 0.333, SLG: 0.306	F5																1 0 0 0 0 1 1			
Tom Tresh, S (1, 7) OBP: 0.425, SLG: 0.500																	4 0 1 1 0 0 1			
Joe Pepitone, L (1, 3) OBP: 0.231, SLG: 0.147																	2 0 0 0 1 0 0			
Elston Howard, R (1, 2) OBP: 0.333, SLG: 0.267																	3 0 0 0 0 0 3			
Clete Boyer, R (1, 5) OBP: 0.250, SLG: 0.250																	3 0 0 0 0 1 3			
Whitey Ford, L (1, 1) ERA: 1.75																	3 0 0 0 0 1 0			
Inning Stats	R: 0 E: 0 K: 0 S: 4	H: 1 LOB: 1 BB: 0 P: 4	R: 0 E: 0 K: 0 S: 3	H: 0 LOB: 0 BB: 0 P: 3	R: 0 E: 0 K: 0 S: 3	H: 0 LOB: 0 BB: 0 P: 3	R: 1 E: 0 K: 1 S: 7	H: 2 LOB: 2 BB: 2 P: 15	R: 0 E: 0 K: 1 S: 6	H: 1 LOB: 2 BB: 1 P: 10	R: 0 E: 0 K: 0 S: 3	H: 0 LOB: 0 BB: 0 P: 3	R: 0 E: 0 K: 2 S: 7	H: 0 LOB: 0 BB: 0 P: 7	R: 0 E: 0 K: 1 S: 6	H: 1 LOB: 1 BB: 0 P: 6	1B: 3 2B: 2 3B: 0 HR: 0	SF: 0 SAC: 0 DP: 0 HBP: 0	WP: 0 PB: 0 CS: 0	PA: 32
PITCHER Bennie Daniels, R (1, 1) ERA: 3.05	IP: 6.2 WLS: L BF: 27 H: 4 R: 1 ER: 1 SO: 4 BB: 2 IBB: 1 HBP: 0 BLK: 0 WP: 0 HR: 0 S: 32 P: 44 ERA: 1.35 WHIP: 0.900															PITCHER				
Tom Cheney, R (7, 1) ERA: 4.05	0.1 WLS: L BF: 1 H: 0 R: 0 ER: 0 SO: 0 BB: 0 IBB: 0 HBP: 0 BLK: 0 WP: 0 HR: 0 S: 1 P: 1 ERA: 0.00 WHIP: 0.000															PITCHER				
Jim Duckworth, R (8, 1) ERA: 1.00	1.0 WLS: L BF: 4 H: 1 R: 0 ER: 0 SO: 1 BB: 0 IBB: 0 HBP: 0 BLK: 0 WP: 0 HR: 0 S: 6 P: 6 ERA: 0.00 WHIP: 1.000															PITCHER				

Washington Senators @ New York Yankees
Yankee Stadium, Bronx, NY
Fri May 01 1964, 7:05 PM EDT
Att: 10,967 - Sunny - 50 F

AB 29
R 1
H 5
RBI 1
BB 3
SO 5
LOB 15




Batter	1	2	3	4	5	6	7	8	9	10	AB	R	H	RBI	BB	SO	LOB	TOP							
Don Zimmer, R OBP: 0.298, SLG: 0.512 John Kennedy, R OBP: 0.333, SLG: 0.300	(1.5) BB (8.5) BB L5-3 BB			6-3		FC5-4 1B HR		6-3		0-0 1B 3B	3	1	0	0	1	0	1	Washington Senators @ New York Yankees Yankee Stadium, Bronx, NY Sat May 02 1964, 3:33 AM EDT Att: 7,712 - Sunny - 58 F							
Don Blasingame, L OBP: 0.370, SLG: 0.419 Bill Skowron, R OBP: 0.283, SLG: 0.500 Chuck Cottier, R (10, PH)	(1.4) X L5-3 1-2			5-3		HR 1B		S 1B		G5-4-3 1B 3-H	4	1	2	0	0	0	1								
Chuck Hinton, R OBP: 0.304, SLG: 0.471	(1.7) S K			6-3		F9 1B		K 1B		G5-4-3 1B 1-2	5	0	0	0	0	2	4								
Jim King, L OBP: 0.234, SLG: 0.341	(1.9) K			K		HR		BB			3	1	1	3	1	2	0								
Dick Phillips, L OBP: 0.333, SLG: 0.273	(1.3) X 4-3			FC4-6 1B WP HBP		S 1B		K 1B			3	1	1	0	0	1	2								
Ken Hunt, R OBP: 0.368, SLG: 0.500	(1.8) S K			FC4-6 1B		F4 1B		5-3			4	0	1	0	0	1	1								
Mike Brumley, L OBP: 0.182, SLG: 0.219	(1.2) X F9			FC4-6 1B WP 1-2 2-3		K		1-3			4	0	0	0	0	1	2								
Ed Brinkman, R OBP: 0.183, SLG: 0.259	(1.6) BB L4-3 BB			K 1-3 3-H		6-3		5-3			3	0	0	0	1	1	1								
Claude Osteen, L OBP: 0.300, SLG: 0.400 Marshall Bridges, S Steve Ritzik, R Fred Valentine, S OBP: 0.283, SLG: 0.412 Jim Duckworth, R	(1.1) X L4-3 BB 1-2			FC5-4 1B		6-3		6-3		F7	2	0	1	0	0	0	1								
Inning Stats	R: 0 E: 0 K: 1 S: 4	H: 0 LOB: 0 BB: 1 P: 8	R: 0 E: 0 K: 2 S: 7	H: 0 LOB: 0 BB: 0 P: 7	R: 0 E: 0 K: 0 S: 2	H: 0 LOB: 0 BB: 1 P: 6	R: 0 E: 0 K: 0 S: 3	H: 0 LOB: 0 BB: 0 P: 3	R: 1 E: 0 K: 2 S: 8	H: 1 LOB: 1 BB: 0 P: 9	R: 3 E: 0 K: 0 S: 7	H: 4 LOB: 1 BB: 0 P: 7	R: 0 E: 0 K: 1 S: 5	H: 0 LOB: 0 BB: 0 P: 5	R: 0 E: 0 K: 2 S: 8	H: 1 LOB: 2 BB: 1 P: 12	R: 0 E: 0 K: 0 S: 3		H: 0 LOB: 0 BB: 0 P: 3	R: 1 E: 0 K: 0 S: 4	H: 2 LOB: 1 BB: 0 P: 4	1B: 6 2B: 2 3B: 1 HR: 1	SF: 0 SAC: 0 DP: 3 HBP: 1	WP: 2 PB: 0 SB: 2 CS: 0	PA: 39
PITCHER	IP	WLS	BF	H	R	ER	SO	BB	IBB	HBP	BLK	WP	HR	S	P	ERA	WHIP								
Jim Bouton, R ERA: 3.0	(1.1)	6.0	24	5	4	4	5	2	0	0	0	0	1	31	40	6.00	1.167								
Bill Stafford, R ERA:	(7.1)	1.0	3	0	0	0	1	0	0	0	0	0	0	5	5	0.00	0.000								
Hal Reniff, R ERA:	(8.1)	2.0	8	1	0	0	2	1	0	0	0	0	0	11	15	0.00	1.000								
Bud Daley, L ERA: 4.5	(10.1)	1.0	L	4	2	1	1	0	0	0	0	0	0	4	4	9.00	2.000								

Batter	1	2	3	4	5	6	7	8	9	10	AB	R	H	RBI	BB	SO	LOB	BOTTOM							
Tony Kubek, L OBP: 0.348, SLG: 0.372	(1.6) S K			1-3		F5		6-3		F9	5	0	0	0	0	1	3	Washington Senators @ New York Yankees Yankee Stadium, Bronx, NY Sat May 02 1964, 3:33 AM EDT Att: 7,712 - Sunny - 58 F							
Bobby Richardson, R OBP: 0.348, SLG: 0.372	(1.4) X F9			5-3		1B 2B		E6 7-3		F5	5	1	1	0	0	0	0								
Hector Lopez, R OBP: 0.353, SLG: 0.375	(1.7) S K			L9		G3 E 1B		7-3 1-2		K	5	1	1	1	0	2	1								
Elston Howard, R OBP: 0.316, SLG: 0.314	(1.2) X 1-3			4-3		L8		SF9 3B		6-3	5	1	1	0	0	0	1								
Tom Tresh, S OBP: 0.444, SLG: 0.605	(1.8) X 4-3			HR		E G3 BB		6-3		2B	4	1	2	1	1	0	1								
Joe Pepitone, L OBP: 0.205, SLG: 0.132	(1.3) X 4-3			4-3		G3		SF9		4-3	4	0	0	1	0	0	3								
Pedro Gonzalez, R OBP: 0.308, SLG: 0.182	(1.9) BB FC6-4 BB			1B 1B		E BB		1B			2	0	2	0	2	0	0								
Clete Boyer, R OBP: 0.225, SLG: 0.222	(1.5) X F8			F9		E5		5-3			4	0	0	0	0	0	5								
Jim Bouton, R OBP: 0.299, SLG: 0.125 Mickey Vernon, S Bill Stafford, R Hal Reniff, R Johnny Blanchard, L Bud Daley, L	(1.1) X FC6-4 1-2			1B		F8		K			2	0	1	0	0	0	1								
Inning Stats	R: 0 E: 0 K: 2 S: 7	H: 0 LOB: 0 BB: 0 P: 7	R: 0 E: 0 K: 0 S: 3	H: 0 LOB: 0 BB: 0 P: 3	R: 0 E: 0 K: 0 S: 3	H: 0 LOB: 1 BB: 1 P: 7	R: 0 E: 0 K: 0 S: 3	H: 0 LOB: 0 BB: 0 P: 3	R: 1 E: 0 K: 0 S: 6	H: 3 LOB: 2 BB: 0 P: 6	R: 2 E: 1 K: 0 S: 6	H: 2 LOB: 3 BB: 2 P: 14	R: 0 E: 1 K: 0 S: 3	H: 0 LOB: 0 BB: 0 P: 3	R: 1 E: 0 K: 0 S: 5	H: 2 LOB: 1 BB: 0 P: 5	R: 0 E: 0 K: 1 S: 5		H: 0 LOB: 0 BB: 0 P: 5	R: 0 E: 0 K: 1 S: 6	H: 1 LOB: 1 BB: 0 P: 6	1B: 4 2B: 3 3B: 1 HR: 1	SF: 1 SAC: 0 DP: 1 HBP: 0	WP: 0 PB: 0 SB: 0 CS: 0	PA: 42
PITCHER	IP	WLS	BF	H	R	ER	SO	BB	IBB	HBP	BLK	WP	HR	S	P	ERA	WHIP								
Claude Osteen, L ERA: 3.6	(1.1)	5.1	22	5	3	2	2	1	0	0	0	0	1	25	29	3.38	1.125								
Marshall Bridges, L ERA: 2.08	(8.1)	0.1	3	0	0	0	0	2	0	0	0	0	0	1	9	0.00	6.000								
Steve Ritzik, R ERA: 2.87	(8.1)	3.1	W	13	2	1	1	1	0	0	0	0	0	15	15	2.70	0.600								
Jim Duckworth, R ERA:	(10.1)	1.0	S	4	1	0	0	1	0	0	0	0	0	6	6	0.00	1.000								

AB	35
R	5
H	8
RBI	4
BB	3
SO	8
LOB	13

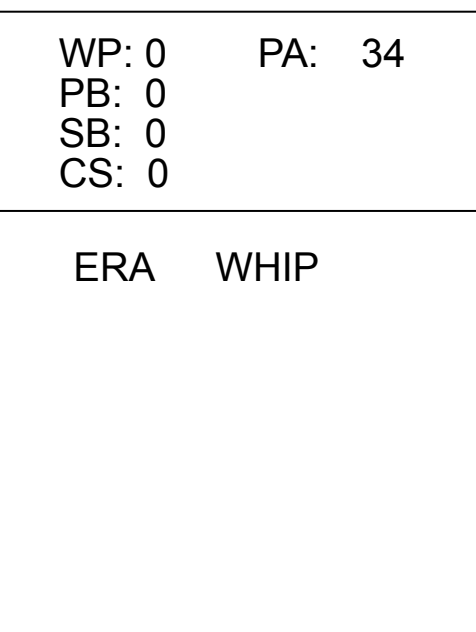
AB	38
R	4
H	8
RBI	3
BB	3
SO	4
LOB	18



Batter	1	2	3	4	5	6	7	8	9	AB	R	H	RBI	BB	SO	LOB	TOP			
Chuck Cottier, R (1,4)										3	0	0	0	1	1	2				
Don Zimmer, R (1,5) OBP: 0.294, SLG: 0.489										4	0	1	0	0	1	1				
Chuck Hinton, R (1,7) OBP: 0.317, SLG: 0.453										2	0	0	0	2	1	1				
Bill Skowron, R (1,3) OBP: 0.281, SLG: 0.484										4	0	1	0	0	2	3				
Ken Hunt, R (1,8) OBP: 0.304, SLG: 0.400										4	0	0	0	0	1	5				
Don Lock, R (1,9) OBP: 0.356, SLG: 0.255										3	0	0	0	1	2	0				
Don Leppert, R (1,2) OBP: 0.091, SLG: 0.091										4	0	0	0	0	3	3				
Ed Brinkman, R (1,6) OBP: 0.190, SLG: 0.262										3	0	1	0	0	1	3				
Dave Stenhouse, R (1,1) OBP: 1.000, SLG: 1.000										0	0	0	0	0	0	0				
Carl Bouldin, S (1,1)										1	0	0	0	1	1	0				
Fred Valentine, S (7, PH) OBP: 0.250, SLG: 0.389										1	0	0	0	0	0	1				
Jim Hannan, R (7,1)										0	0	0	0	0	0	0				
Inning Stats	R: 0 E: 0 K: 1 S: 5	H: 1 LOB: 2 BB: 2 P: 13	R: 0 E: 0 K: 2 S: 7	H: 0 LOB: 0 BB: 0 P: 7	R: 0 E: 0 K: 2 S: 7	H: 0 LOB: 0 BB: 0 P: 7	R: 0 E: 0 K: 3 S: 10	H: 1 LOB: 2 BB: 2 P: 18	R: 0 E: 0 K: 1 S: 5	H: 0 LOB: 1 BB: 1 P: 9	R: 0 E: 0 K: 1 S: 6	H: 1 LOB: 1 BB: 0 P: 6	R: 0 E: 0 K: 2 S: 7	H: 0 LOB: 0 BB: 0 P: 7	R: 0 E: 0 K: 0 S: 3	H: 0 LOB: 0 BB: 0 P: 3	1B: 3 2B: 0 3B: 0 HR: 0	SF: 0 SAC: 0 DP: 1 HBP: 0	WP: 0 PB: 0 CS: 0	PA: 34
PITCHER	IP: 9.0 WLS: W BF: 34 H: 3 R: 0 ER: 0 SO: 13 BB: 5 IBB: 0 HBP: 0 BLK: 0 WP: 0 HR: 0 S: 55 P: 75 ERA: 0.00 WHIP: 0.889															PITCHER	IP: 9.0 WLS: W BF: 34 H: 3 R: 0 ER: 0 SO: 13 BB: 5 IBB: 0 HBP: 0 BLK: 0 WP: 0 HR: 0 S: 55 P: 75 ERA: 0.00 WHIP: 0.889			

Washington Senators @ New York Yankees
Yankee Stadium, Bronx, NY
Sun May 03 1964, 3:33 AM EDT
Sunny - 59 F

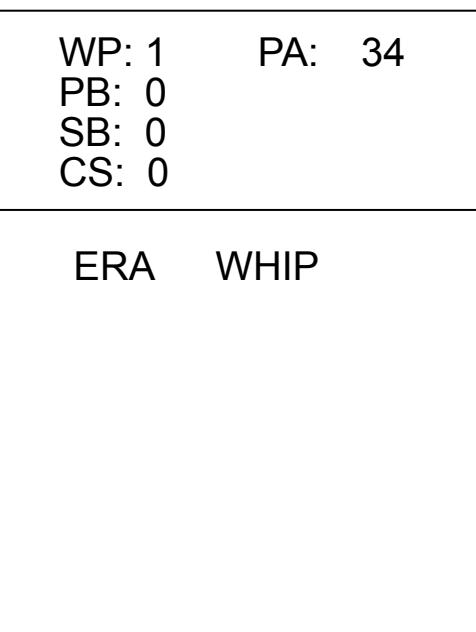
AB	29
R	0
H	3
RBI	0
BB	5
SO	13
LOB	19



Batter	1	2	3	4	5	6	7	8	9	AB	R	H	RBI	BB	SO	LOB	BOTTOM	
Tony Kubek, L (1,6) OBP: 0.154, SLG: 0.083										4	1	1	0	0	1	2		
Bobby Richardson, R (1,4) OBP: 0.320, SLG: 0.340										4	0	0	0	0	0	1		
Hector Lopez, R (1,7) OBP: 0.286, SLG: 0.300										4	0	0	0	0	0	1		
Johnny Blanchard, L (1,9) OBP: 0.286, SLG: 0.300										3	1	0	0	1	0	0		
Tom Tresh, S (1,8) OBP: 0.449, SLG: 0.575										2	1	0	0	2	0	0		
Joe Pepitone, L (1,3) OBP: 0.228, SLG: 0.146										3	1	1	1	1	0	1		
Elston Howard, R (1,2) OBP: 0.357, SLG: 0.342										3	0	2	2	1	0	0		
Clete Boyer, R (1,5) OBP: 0.233, SLG: 0.231										3	0	1	1	0	0	3		
Al Downing, R (1,1) ERA: 1.42										3	0	0	0	0	1	5		
Inning Stats	R: 3 E: 0 K: 0 S: 5	H: 2 LOB: 3 BB: 4 P: 21	R: 0 E: 0 K: 1 S: 5	H: 0 LOB: 0 BB: 0 P: 5	R: 1 E: 0 K: 0 S: 4	H: 1 LOB: 1 BB: 1 P: 8	R: 0 E: 0 K: 0 S: 3	H: 0 LOB: 0 BB: 0 P: 3	R: 0 E: 0 K: 1 S: 7	H: 2 LOB: 2 BB: 0 P: 7	R: 0 E: 0 K: 0 S: 3	H: 0 LOB: 0 BB: 0 P: 3	R: 0 E: 0 K: 0 S: 3	H: 0 LOB: 0 BB: 0 P: 3	1B: 5 2B: 0 3B: 0 HR: 0	SF: 0 SAC: 0 DP: 0 HBP: 0	WP: 1 PB: 0 CS: 0	PA: 34
PITCHER	IP: 0.2 WLS: L BF: 7 H: 1 R: 3 ER: 3 SO: 3 BB: 4 IBB: 0 HBP: 0 BLK: 0 WP: 0 HR: 0 S: 19 P: 28 ERA: 40.50 WHIP: 7.500															PITCHER	IP: 0.2 WLS: L BF: 7 H: 1 R: 3 ER: 3 SO: 3 BB: 4 IBB: 0 HBP: 0 BLK: 0 WP: 0 HR: 0 S: 19 P: 28 ERA: 40.50 WHIP: 7.500	
Dave Stenhouse, R (1,1) ERA: 8.22	5.1	21	4	1	1	2	1	0	0	0	1	0	24	28	1.69	0.938		
Carl Bouldin, R (1,1) ERA: 6.06	2.0	6	0	0	0	0	0	0	0	0	0	0	6	6	0.00	0.000		
Jim Hannan, R (7,1) ERA: 1.42																		

Washington Senators @ New York Yankees
Yankee Stadium, Bronx, NY
Sun May 03 1964, 3:33 AM EDT
Sunny - 59 F

AB	29
R	4
H	5
RBI	4
BB	5
SO	2
LOB	13




Batter	1	2	3	4	5	6	7	8	9	AB R H RBI BB SO LOB	TOP											
Ed Brinkman, R (1.6) OBP: 0.191, SLG: 0.273	F7		1-3		K		F7		1B 2B	5 1 1 0 0 1 1	Washington Senators @ New York Yankees Yankee Stadium, Bronx, NY Sun May 03 1964, 3:38 AM EDT Att: 20,487 - Sunny - 59 F livebaseballscores.com											
Don Blasingame, L (1.4) OBP: 0.353, SLG: 0.396	L6			F7	F4		K		E 1B	5 1 1 1 0 1 1												
Fred Valentine, S (1.9) OBP: 0.240, SLG: 0.348	F6			E 1B		L6	L5		E3 1B PB	5 0 1 0 0 0 0												
Chuck Hinton, R (1.7) OBP: 0.354, SLG: 0.464		FC6 1B		E4 BB 1B		3-1		G3 2B BB	1B IBB	3 1 2 0 2 0 0												
Dick Phillips, L (1.3) OBP: 0.353, SLG: 0.267	FC6 CS 1B			F2		1B BB		G3	G3-6-3 1B	4 1 1 0 1 0 4												
Mike Brumley, L (1.2) OBP: 0.237, SLG: 0.250						1B BB		K	G3-6-3 1B	4 1 2 0 1 1 4												
Ken Hunt, R (1.8) OBP: 0.333, SLG: 0.435						1B BB				3 1 1 1 1 2 5												
John Kennedy, R (1.5) OBP: 0.357, SLG: 0.333			5-3		SH3-4 1B			6-3		4 0 2 1 0 0 1												
Buster Narum, R (1.1) Jim King, L (6. PH) Marshall Bridges, S (6. PH) Dave Stenhouse, R (9. PH) OBP: 1.000, SLG: 1.000			K		SH3-4 1B				K	1 0 0 0 0 1 0 1 0 1 2 0 0 0 1 0 0 0 0 1 0 0 0 0 0 0 0 0												
Inning Stats	R: 0 E: 0 K: 0 S: 3	H: 0 LOB: 0 BB: 0 P: 3	R: 0 E: 0 K: 1 S: 6	H: 2 LOB: 2 BB: 0 P: 6	R: 0 E: 0 K: 1 S: 5	H: 0 LOB: 0 BB: 0 P: 5	R: 0 E: 1 K: 1 S: 7	H: 2 LOB: 3 BB: 1 P: 11	R: 0 E: 0 K: 1 S: 6	H: 1 LOB: 1 BB: 0 P: 6		R: 3 E: 0 K: 0 S: 5	H: 3 LOB: 2 BB: 2 P: 13	R: 0 E: 0 K: 1 S: 5	H: 0 LOB: 0 BB: 0 P: 5	R: 1 E: 0 K: 1 S: 6	H: 1 LOB: 1 BB: 1 P: 10	R: 2 E: 1 K: 1 S: 8	H: 3 LOB: 2 BB: 1 P: 12	1B: 10 2B: 3 3B: 0 HR: 0	SF: 0 SAC: 1 DP: 2 HBP: 0	WP: 0 PB: 1 CS: 1
PITCHER	IP WLS BF H R ER SO BB IBB HBP BLK WP HR S P ERA WHIP											PITCHER	IP WLS BF H R ER SO BB IBB HBP BLK WP HR S P ERA WHIP									
Ralph Terry, R (1.1) ERA: 4.5	6.0 L 27 8 3 3 4 3 0 0 0 0 0 0 32 44 4.50 1.833																					
Steve Hamilton, L (7.1) ERA:	1.0 3 0 0 0 1 0 0 0 0 0 0 0 5 5 0.00 0.000																					
Pete Mikkelsen, R (8.1) ERA: 8.31	2.0 12 4 3 3 2 1 1 0 0 0 0 0 14 22 13.50 2.500																					

Batter	1	2	3	4	5	6	7	8	9	AB R H RBI BB SO LOB	BOTTOM									
Tony Kubek, L (1.6) OBP: 0.167, SLG: 0.176	5-3		4-3		F5		G6-3		1B 2B	5 0 1 2 0 0 2	Washington Senators @ New York Yankees Yankee Stadium, Bronx, NY Sun May 03 1964, 3:38 AM EDT Att: 20,487 - Sunny - 59 F livebaseballscores.com									
Bobby Richardson, R (1.4) OBP: 0.309, SLG: 0.314	1B SF8 BB		1-3		5-3			L9	4-3	4 1 0 0 1 0 3										
Hector Lopez, R (1.7) OBP: 0.280, SLG: 0.292	1-2 E 1B		5-3			K		5-3		4 1 1 0 0 1 0										
Johnny Blanchard, L (1.9) OBP: 0.333, SLG: 0.091	E 1-2 2-3 1B			G3		1-6-3 BB		F5		3 0 1 0 1 0 0										
Tom Tresh, S (1.8) OBP: 0.442, SLG: 0.571	SF8					1-6-3			5-3	2 0 1 1 0 0 1										
Phil Linz, R (7.8) OBP: 0.194, SLG: 0.167						1-2				1 0 0 0 0 0 0										
Joe Pepitone, L (1.3) OBP: 0.250, SLG: 0.140	3-H K				F9				1B BB	2 1 0 0 2 1 2										
Elston Howard, R (1.2) OBP: 0.326, SLG: 0.310			6-3		K		FC6-4		F7	4 0 0 0 0 1 4										
Clete Boyer, R (1.5) OBP: 0.234, SLG: 0.233			1-3		F5			F7	1B 2B 1B	4 1 1 0 0 0 0										
Ralph Terry, R (1.1) Steve Hamilton, L (7.1) Pedro Gonzalez, R (7. PH) Pete Mikkelsen, R (8.1) Mickey Mantle, S (9. PH) Archie Moore, L (9. PH)									G6-3 BB	2 0 1 0 0 0 0 0 0 0 0 0 0 0 0 0 0 0 0 1 0 0 0 0 0 0 0 0 1 0 1 1 0 0 0 0 1 0 0 0 0 0										
Inning Stats	R: 2 E: 1 K: 1 S: 7	H: 2 LOB: 1 BB: 1 P: 11	R: 0 E: 0 K: 0 S: 3	H: 0 LOB: 0 BB: 0 P: 3	R: 0 E: 0 K: 1 S: 6	H: 1 LOB: 1 BB: 0 P: 6	R: 0 E: 0 K: 0 S: 4	H: 1 LOB: 1 BB: 0 P: 4	R: 0 E: 0 K: 1 S: 5	H: 0 LOB: 2 BB: 2 P: 13	R: 0 E: 0 K: 0 S: 2	H: 0 LOB: 0 BB: 1 P: 6	R: 0 E: 0 K: 0 S: 3	H: 0 LOB: 0 BB: 0 P: 3	R: 3 E: 0 K: 0 S: 6	H: 3 LOB: 2 BB: 1 P: 10	1B: 5 2B: 2 3B: 0 HR: 0	SF: 1 SAC: 0 DP: 1 HBP: 0	WP: 0 PB: 0 CS: 0	PA: 38
PITCHER	IP WLS BF H R ER SO BB IBB HBP BLK WP HR S P ERA WHIP											PITCHER	IP WLS BF H R ER SO BB IBB HBP BLK WP HR S P ERA WHIP							
Buster Narum, R (1.1) ERA: 2.15	5.0 W 20 4 2 1 2 1 0 0 0 0 0 0 23 27 1.80 1.000																			
Marshall Bridges, L (6.1) ERA: 4.5	3.2 17 3 3 3 1 4 0 0 0 0 0 0 15 31 7.36 1.909																			
Dave Stenhouse, R (9.1) ERA: 7.88	0.1 S 1 0 0 0 0 0 0 0 0 0 0 0 1 1 0.00 0.000																			

Batter	1	2	3	4	5	6	7	8	9	AB	R	H	RBI	BB	SO	LOB	TOP								
Tony Kubek, L (1,6) OBP: 0.214, SLG: 0.240	4-3			5-3	1B E BB		E6 6-3 HR	F7		4	2	0	0	1	0	0									
Bobby Richardson, R (1,4) OBP: 0.308, SLG: 0.311	5-3			F7	BB E 1B		6-3	F4		5	0	1	1	0	0	1									
Hector Lopez, R (1,7) OBP: 0.284, SLG: 0.469	4-3			HR	E5 BB 1-2 3H		HR	4-3		5	2	2	3	0	0	1									
Mickey Mantle, S (1,8) OBP: 0.340, SLG: 0.372		1-3		HR	1-2 2-3 BB		K	G3		4	1	1	1	1	1	0									
Pedro Gonzalez, R (9,9) OBP: 0.353, SLG: 0.214				HR	1-2 2-3 BB					0	0	0	0	0	0	0									
Joe Pepitone, L (1,3) OBP: 0.267, SLG: 0.176		G3-6-3 1B		3-1	3-1		4-3			4	0	1	0	0	0	3									
Johnny Blanchard, L (1,9) OBP: 0.330, SLG: 0.200		G3-6-3								4	0	1	0	0	0	1									
Archie Moore, L (9,3)										0	0	0	0	0	0	0									
Elston Howard, R (1,2) OBP: 0.315, SLG: 0.320				6-3			5-3			4	2	1	0	0	0	1									
Clete Boyer, R (1,5) OBP: 0.218, SLG: 0.220				6-3	SH3-4 1B		K	K		4	1	1	1	0	2	2									
Jim Bouton, R (1,1) OBP: 0.100, SLG: 0.100				5-3	SH3-4 1B		6-3			2	0	0	0	0	0	1									
Roger Maris, L (8,PH) OBP: 0.345, SLG: 0.517										1	1	1	2	0	0	0									
Bill Stafford, R (8,1)										0	0	0	0	0	0	0									
Inning Stats	R: 0 E: 0 K: 0 S: 3	H: 0 LOB: 0 BB: 0 P: 3	R: 0 E: 0 K: 0 S: 3	H: 1 LOB: 0 BB: 0 P: 3	R: 0 E: 0 K: 0 S: 3	H: 0 LOB: 0 BB: 0 P: 3	R: 2 E: 0 K: 0 S: 5	H: 2 LOB: 0 BB: 0 P: 5	R: 3 E: 1 K: 1 S: 7	H: 3 LOB: 3 BB: 2 P: 15	R: 0 E: 0 K: 1 S: 6	H: 1 LOB: 1 BB: 0 P: 6	R: 2 E: 1 K: 1 S: 7	H: 1 LOB: 0 BB: 0 P: 7	R: 2 E: 1 K: 1 S: 7	H: 1 LOB: 0 BB: 0 P: 7	R: 0 E: 0 K: 0 S: 3	H: 0 LOB: 0 BB: 0 P: 3	1B: 3 2B: 2 3B: 0 HR: 4	SF: 0 SAC: 1 DP: 1 HBP: 0	WP: 0 PB: 0 SB: 0 CS: 0	PA: 40			
PITCHER	IP	WLS	BF	H	R	ER	SO	BB	IBB	HBP	BLK	WP	HR	S	P	ERA	WHIP								
Bennie Daniels, R (1,1) ERA: 3.91	4.2	L	19	5	5	4	0	1	0	0	0	0	2	18	22	7.71	1.286								
Carl Bouldin, R (5,1) ERA: 5.49	3.1		18	4	4	1	3	1	0	0	0	0	2	23	27	2.70	1.500								
Steve Ridzik, R (9,1) ERA: 2.79	1.0		3	0	0	0	0	0	0	0	0	0	0	3	3	0.00	0.000								

New York Yankees @ Washington Senators
D.C. Stadium, Washington, DC
Wed May 06 1964, 7:05 PM EDT
Unknown - 70 F


AB	37
R	9
H	9
RBI	8
BB	2
SO	3
LOB	10



Batter	1	2	3	4	5	6	7	8	9	AB	R	H	RBI	BB	SO	LOB	BOTTOM								
Don Zimmer, R (1,5) OBP: 0.273, SLG: 0.451	6-3		K		L5			E5 1B		4	0	0	0	0	1	0									
Don Blasingame, L (1,4) OBP: 0.333, SLG: 0.400	HR		1B				3-1	G1-4-3 1B		4	1	3	0	0	0	0									
Chuck Hinton, R (1,7) OBP: 0.338, SLG: 0.463	HR		K				F8	G1-4-3 1-2		4	1	1	2	0	1	3									
Jim King, L (1,9) OBP: 0.271, SLG: 0.400	K				F5		F2	G4-6-3 1B		4	0	1	0	0	1	0									
Bill Skowron, R (1,3) OBP: 0.267, SLG: 0.452	F3				FC5-4 1B		3-1 2B	K		4	0	2	0	0	1	1									
Don Lock, R (1,8) OBP: 0.333, SLG: 0.235		F7			FC5-4 1-2		6-3	G4-6-3 1-2		4	0	0	0	0	0	3									
Ken Retzer, L (1,2) OBP: 0.240, SLG: 0.136		F6			4-3		3-1			3	0	0	0	0	0	2									
Ed Brinkman, R (1,6) OBP: 0.190, SLG: 0.263		K					L5			3	0	0	0	0	1	1									
Bennie Daniels, L (1,1) OBP: 0.222, SLG: 0.125										1	0	0	0	0	1	0									
Carl Bouldin, S (5,1)										1	0	0	0	0	1	0									
Fred Valentine, S (8,PH) OBP: 0.214, SLG: 0.308										1	0	0	0	0	0	0									
Steve Ridzik, R (9,1)										0	0	0	0	0	0	0									
Inning Stats	R: 2 E: 0 K: 1 S: 7	H: 2 LOB: 0 BB: 0 P: 7	R: 0 E: 0 K: 1 S: 5	H: 0 LOB: 0 BB: 0 P: 5	R: 0 E: 0 K: 3 S: 10	H: 1 LOB: 1 BB: 0 P: 10	R: 0 E: 0 K: 0 S: 4	H: 1 LOB: 1 BB: 0 P: 4	R: 0 E: 0 K: 1 S: 5	H: 0 LOB: 0 BB: 0 P: 5	R: 0 E: 0 K: 0 S: 3	H: 0 LOB: 0 BB: 0 P: 3	R: 0 E: 0 K: 0 S: 4	H: 1 LOB: 1 BB: 0 P: 4	R: 0 E: 1 K: 0 S: 4	H: 1 LOB: 1 BB: 0 P: 4	R: 0 E: 0 K: 1 S: 5	H: 1 LOB: 0 BB: 0 P: 5	1B: 4 2B: 1 3B: 1 HR: 1	SF: 0 SAC: 0 DP: 2 HBP: 0	WP: 0 PB: 0 SB: 0 CS: 0	PA: 33			
PITCHER	IP	WLS	BF	H	R	ER	SO	BB	IBB	HBP	BLK	WP	HR	S	P	ERA	WHIP								
Jim Bouton, R (1,1) ERA: 2.9	7.0	W	26	5	2	2	6	0	0	0	0	0	1	38	38	2.57	0.714								
Bill Stafford, R (8,1) ERA:	2.0	S	7	2	0	0	1	0	0	0	0	0	0	9	9	0.00	1.000								

New York Yankees @ Washington Senators
D.C. Stadium, Washington, DC
Wed May 06 1964, 7:05 PM EDT
Unknown - 70 F

AB	33
R	2
H	7
RBI	2
BB	0
SO	7
LOB	10



Batter	1	2	3	4	5	6	7	8	9	AB R H RBI BB SO LOB	TOP												
Tony Kubek, L (1,6) OBP: 0.273, SLG: 0.341										5 2 3 1 0 0 0	New York Yankees @ Cleveland Indians Cleveland Municipal Stadium, Cleveland, OH Fri May 08 1964, 7:05 PM EDT Att: 20,877 - Overcast - 70 F												
Bobby Richardson, R (1,4) OBP: 0.346, SLG: 0.338										4 2 2 0 1 0 1													
Hector Lopez, R (1,9) OBP: 0.300, SLG: 0.458										5 1 1 0 0 2 5													
Mickey Mantle, S (1,8) OBP: 0.426, SLG: 0.538 Pedro Gonzalez, R (9, PR) OBP: 0.409, SLG: 0.388										2 1 1 3 3 0 1 0 1 0 0 0 0 0													
Tom Tresh, S (1,7) OBP: 0.424, SLG: 0.531 Archie Moore, L (9,3)										5 0 1 0 0 0 6 0 0 0 0 0 0 0													
Elston Howard, R (1,2) OBP: 0.282, SLG: 0.397										5 1 2 3 0 0 1													
Joe Pepitone, L (1,3) OBP: 0.253, SLG: 0.212										5 1 2 1 0 1 2													
Clete Boyer, R (1,5) OBP: 0.246, SLG: 0.213										4 1 1 1 1 0 2													
Ralph Terry, R (1,1) OBP: 0.167, SLG: 0.333										4 0 0 0 0 2 3													
Inning Stats	R: 3 E: 0 K: 0 S: 7	H: 4 LOB: 1 BB: 0 P: 7	R: 2 E: 0 K: 1 S: 6	H: 1 LOB: 2 BB: 3 P: 18	R: 0 E: 0 K: 2 S: 8	H: 1 LOB: 1 BB: 0 P: 8	R: 0 E: 0 K: 0 S: 4	H: 0 LOB: 0 BB: 0 P: 4	R: 0 E: 0 K: 1 S: 5	H: 0 LOB: 0 BB: 0 P: 5		R: 0 E: 0 K: 1 S: 5	H: 0 LOB: 1 BB: 1 P: 9	R: 0 E: 0 K: 0 S: 4	H: 1 LOB: 1 BB: 0 P: 4	R: 5 E: 0 K: 0 S: 8	H: 5 LOB: 1 BB: 1 P: 12	1B: 6 2B: 5 3B: 1 HR: 1	SF: 0 SAC: 1 DP: 0 HBP: 0	WP: 1 PB: 0 SB: 0 CS: 0	PA: 45		
PITCHER	IP WLS BF H R ER SO BB IBB HBP BLK WP HR S P ERA WHIP	IP WLS BF H R ER SO BB IBB HBP BLK WP HR S P ERA WHIP																					
Tommy John, L (1,1) ERA: 2.89	0.1 L 5 4 3 3 0 0 0 0 0 0 0 1 5 5 81.00 12.000	1.2 9 1 2 2 1 3 0 0 0 0 0 0 8 20 10.80 2.400	4.0 14 2 0 0 3 0 0 0 0 0 0 0 20 20 0.00 0.500	2.2 15 5 5 5 1 1 1 0 0 0 0 15 23 16.88 2.250	0.1 2 1 0 0 0 0 0 0 0 0 0 0 2 2 0.00 3.000																		
Dick Howser, R (1,6) OBP: 0.365, SLG: 0.382										4 0 1 0 0 0 0	New York Yankees @ Cleveland Indians Cleveland Municipal Stadium, Cleveland, OH Fri May 08 1964, 7:05 PM EDT Att: 20,877 - Overcast - 70 F												
Larry Brown, R (1,4) OBP: 0.316, SLG: 0.529									3 1 0 0 1 0 1														
Leon Wagner, L (1,7) OBP: 0.388, SLG: 0.574									4 1 1 2 0 1 0														
Fred Whitfield, L (1,3) OBP: 0.333, SLG: 0.324										3 0 1 0 1 0 0													
Tito Francona, L (1,9) OBP: 0.453, SLG: 0.379										4 0 1 0 0 1 1													
Joe Azcue, R (1,2) OBP: 0.212, SLG: 0.355										4 0 0 0 0 1 3													
Woodie Held, R (1,8) OBP: 0.296, SLG: 0.476									3 0 0 0 0 1 1														
Max Alvis, R (1,5) OBP: 0.270, SLG: 0.380									3 0 0 0 0 0 1														
Tommy John, R (1,1) Don McMahon, R (1,1) Jerry Walker, S (3,1) Bob Chance, L (6, PR) Tom Kelley, R (7,1) Gary Bell, R (9,1) Al Luplow, L (9, PR)									0 0 0 0 0 0 0 0 0 0 0 0 0 0 1 0 0 0 0 0 0 1 1 1 1 0 0 0 0 0 0 0 0 0 0 1 0 0 0 0 0 0														
Inning Stats	R: 0 E: 0 K: 0 S: 3	H: 0 LOB: 0 BB: 0 P: 3	R: 0 E: 0 K: 2 S: 7	H: 0 LOB: 0 BB: 0 P: 7	R: 0 E: 0 K: 0 S: 3	H: 0 LOB: 0 BB: 0 P: 3	R: 0 E: 0 K: 1 S: 5	H: 1 LOB: 0 BB: 0 P: 5	R: 0 E: 0 K: 0 S: 3	H: 1 LOB: 0 BB: 0 P: 3		R: 1 E: 0 K: 0 S: 4	H: 1 LOB: 0 BB: 0 P: 4	R: 0 E: 0 K: 0 S: 3	H: 0 LOB: 0 BB: 0 P: 3	R: 0 E: 1 K: 1 S: 6	H: 0 LOB: 1 BB: 0 P: 6	R: 2 E: 0 K: 1 S: 7	H: 2 LOB: 2 BB: 2 P: 15	1B: 3 2B: 0 3B: 0 HR: 2	SF: 0 SAC: 0 DP: 2 HBP: 0	WP: 0 PB: 0 SB: 0 CS: 0	PA: 33
PITCHER	IP WLS BF H R ER SO BB IBB HBP BLK WP HR S P ERA WHIP	IP WLS BF H R ER SO BB IBB HBP BLK WP HR S P ERA WHIP																					
Ralph Terry, R (1,1) ERA: 3.6	9.0 W 33 5 3 3 5 2 0 0 0 0 0 2 41 49 3.00 0.778																						

AB	39
R	10
H	13
RBI	9
BB	5
SO	5
LOB	21



AB	31
R	3
H	5
RBI	3
BB	2
SO	5
LOB	7



Batter	1	2	3	4	5	6	7	8	9	AB	R	H	RBI	BB	SO	LOB	TOP										
Tony Kubek, L OBP: 0.314, SLG: 0.413 Phil Linz, R OBP: 0.235, SLG: 0.188										2	1	1	0	1	0	2	New York Yankees @ Cleveland Indians Cleveland Municipal Stadium, Cleveland, OH Sun May 10 1964, 3:33AM EDT Unknown - 70 F										
Bobby Richardson, R OBP: 0.385, SLG: 0.393										6	3	5	0	0	0	0											
Roger Maris, L OBP: 0.382, SLG: 0.618 Pedro Gonzalez, R OBP: 0.391, SLG: 0.350										5	2	3	5	0	0	3											
Mickey Mantle, S OBP: 0.429, SLG: 0.552 Hector Lopez, R OBP: 0.309, SLG: 0.500										3	1	0	0	2	2	3											
Tom Tresh, S OBP: 0.382, SLG: 0.491 Steve Hamilton, L Bud Daley, L										4	0	1	1	0	2	0											
Joe Pepitone, L OBP: 0.298, SLG: 0.338										4	2	3	1	1	0	2											
Elston Howard, R OBP: 0.351, SLG: 0.379										3	0	0	1	1	2	3											
Clete Boyer, R OBP: 0.244, SLG: 0.217										4	0	1	2	1	2	2											
Jim Bouton, R OBP: 0.071, SLG: 0.071 Archie Moore, L										4	0	0	0	0	3	2											
Inning Stats	R: 5 E: 1 K: 1 S: 10	H: 4 LOB: 2 BB: 2 P: 18	R: 2 E: 0 K: 0 S: 5	H: 3 LOB: 1 BB: 1 P: 9	R: 2 E: 0 K: 3 S: 11	H: 2 LOB: 1 BB: 1 P: 15	R: 0 E: 0 K: 2 S: 8	H: 1 LOB: 1 BB: 0 P: 8	R: 0 E: 0 K: 1 S: 7	H: 2 LOB: 2 BB: 0 P: 7	R: 0 E: 1 K: 2 S: 6	H: 0 LOB: 1 BB: 0 P: 6	R: 1 E: 0 K: 2 S: 8	H: 1 LOB: 2 BB: 0 P: 16	R: 2 E: 1 K: 1 S: 6	H: 1 LOB: 0 BB: 0 P: 7		1B: 11 2B: 3 3B: 0 HR: 2	SF: 2 SAC: 0 DP: 1 HBP: 1	WP: 0 PB: 0 SB: 1 CS: 0	PA: 50						
PITCHER	IP	WLS	BF	H	R	ER	SO	BB	IBB	HBP	BLK	WP	HR	S	P	ERA	WHIP										
Dick Donovan, R ERA: 6.65	0.1	L	6	3	5	4	0	1	1	0	0	0	0	4	12	108.00	12.000										
Don McMahon, R ERA: 2.92	0.0		2	1	0	0	0	0	0	0	0	0	0	2	2	∞	∞										
Jerry Walker, R ERA: 5.68	1.2		8	3	2	2	1	1	0	0	0	0	1	9	13	10.80	2.400										
Sonny Siebert, R ERA: 6.14	6.0		29	7	3	3	11	3	0	0	0	0	1	48	60	4.50	1.667										
Tom Kelley, R ERA: 9.64	1.0		5	1	2	0	1	0	0	1	0	0	0	6	7	0.00	1.000										
Batter	1	2	3	4	5	6	7	8	9	AB	R	H	RBI	BB	SO	LOB	BOTTOM										
Dick Howser, R OBP: 0.362, SLG: 0.369										4	0	1	0	0	1	0	New York Yankees @ Cleveland Indians Cleveland Municipal Stadium, Cleveland, OH Sun May 10 1964, 3:33AM EDT Unknown - 70 F										
Larry Brown, R OBP: 0.286, SLG: 0.423										4	1	0	0	0	1	1											
Leon Wagner, L OBP: 0.386, SLG: 0.605										4	1	2	2	0	1	0											
John Romano, R OBP: 0.438, SLG: 0.725										4	0	0	0	0	1	2											
Fred Whitfield, L OBP: 0.295, SLG: 0.282										4	0	0	0	0	2	0											
Tito Francona, L OBP: 0.415, SLG: 0.338										3	0	0	0	0	0	0											
Woodie Held, R OBP: 0.276, SLG: 0.441 Bob Chance, L OBP: 0.333, SLG: 0.833										1	0	0	0	0	1	0											
Max Alvis, R OBP: 0.259, SLG: 0.359										3	0	0	0	0	2	1											
Dick Donovan, L OBP: 0.222, SLG: 0.125 Don McMahon, R OBP: 0.200, SLG: 0.500 Jerry Walker, S Sonny Siebert, R Al Smith, R OBP: 0.079, SLG: 0.231 Tom Kelley, R										0	0	0	0	0	0	0											
Inning Stats	R: 0 E: 0 K: 1 S: 5	H: 0 LOB: 0 BB: 0 P: 5	R: 0 E: 0 K: 1 S: 5	H: 0 LOB: 0 BB: 0 P: 5	R: 0 E: 0 K: 2 S: 7	H: 0 LOB: 0 BB: 0 P: 7	R: 2 E: 1 K: 2 S: 9	H: 1 LOB: 0 BB: 0 P: 9	R: 0 E: 1 K: 0 S: 3	H: 0 LOB: 0 BB: 0 P: 3	R: 0 E: 0 K: 1 S: 7	H: 2 LOB: 2 BB: 0 P: 7	R: 0 E: 0 K: 1 S: 6	H: 1 LOB: 1 BB: 0 P: 6	R: 0 E: 0 K: 0 S: 3	H: 0 LOB: 0 BB: 0 P: 3		R: 0 E: 0 K: 1 S: 5	H: 0 LOB: 0 BB: 0 P: 5	1B: 2 2B: 1 3B: 0 HR: 1	SF: 0 SAC: 0 DP: 1 HBP: 0	WP: 0 PB: 0 SB: 0 CS: 0	PA: 32				
PITCHER	IP	WLS	BF	H	R	ER	SO	BB	IBB	HBP	BLK	WP	HR	S	P	ERA	WHIP										
Jim Bouton, R ERA: 2.61	7.0	W	26	4	2	1	8	0	0	0	0	0	0	3	3	0.00	0.571										
Steve Hamilton, L ERA	1.0		3	0	0	0	0	0	0	0	0	0	0	3	3	0.00	0.000										
Bud Daley, L ERA: 3.86	1.0	S	3	0	0	0	1	0	0	0	0	0	0	5	5	0.00	0.000										

Batter	1	2	3	4	5	6	7	8	9	10	AB	R	H	RBI	BB	SO	LOB	TOP	
Phil Linz, R OBP: 0.231, SLG: 0.189 (1, 6)	K		1-3			FC1-6		F3				5	0	1	0	0	1	1	
Bobby Richardson, R OBP: 0.365, SLG: 0.371 (1, 4)	F3			6-3		4-3		F9		E1		5	0	0	0	0	0	2	
Hector Lopez, R OBP: 0.283, SLG: 0.456 (1, 7)	6-3			K		F8			F8	F8		5	0	0	0	0	1	3	
Mickey Mantle, S OBP: 0.419, SLG: 0.632 (9, 8)		F7						F8		L8		4	0	1	0	0	0	0	
Tom Tresh, S OBP: 0.382, SLG: 0.491 (10, PH)										1-3		0	0	0	0	0	0	0	
Roger Maris, L OBP: 0.371, SLG: 0.600 (10, 9)												1	0	0	0	0	0	2	
Elston Howard, R OBP: 0.372, SLG: 0.435 (1, 2)												3	2	2	1	1	0	1	
Jos Peipitone, L OBP: 0.318, SLG: 0.359 (10, 8)		HR										4	0	3	0	0	1	0	
Pedro Gonzalez, R OBP: 0.333, SLG: 0.292 (1, 3)												4	0	0	1	0	0	4	
Clete Boyer, R OBP: 0.244, SLG: 0.208 (1, 5)												3	0	0	0	1	1	1	
Stan Williams, R OBP: 0.500, SLG: 0.500 (6, 1)												2	0	1	0	0	0	0	
Bill Stafford, R (6, 1)												2	1	0	0	0	0	1	
Inning Stats	R: 0 E: 0 K: 1 S: 5	H: 0 LOB: 0 BB: 0 P: 5	R: 1 E: 0 K: 1 S: 6	H: 1 LOB: 0 BB: 0 P: 6	R: 0 E: 0 K: 0 S: 3	H: 0 LOB: 0 BB: 0 P: 3	R: 0 E: 0 K: 1 S: 5	H: 1 LOB: 1 BB: 0 P: 5	R: 0 E: 0 K: 0 S: 4	H: 1 LOB: 1 BB: 1 P: 8	R: 0 E: 0 K: 0 S: 3	H: 0 LOB: 0 BB: 0 P: 3	R: 0 E: 0 K: 0 S: 5	H: 2 LOB: 2 BB: 2 P: 5	R: 1 E: 1 K: 0 S: 5	H: 1 LOB: 2 BB: 1 P: 9	1B: 7 2B: 0 3B: 0 HR: 1	SF: 0 SAC: 0 DP: 1 HBP: 0	WP: 0 PA: 40 PB: 0 SB: 0 CS: 0
PITCHER	IP 9.0	WLS 34	BF 7	H 2	R 2	ER 0	SO 4	BB 1	IBB 0	HBP 0	BLK 0	WP 0	HR 1	S 41	P 45	ERA 2.00	WHIP 0.889		
Jack Kralick, L ERA: 1.14																			
Ted Abernathy, R ERA: 1.17																			

New York Yankees @ Cleveland Indians
Cleveland Municipal Stadium, Cleveland, OH

Sun May 10 1964, 7:05 PM EDT
Att: 28,694 - Unknown - 60 F

AB 38
R 3
H 8
RBI 2
BB 2
SO 4
LOB 15



Batter	1	2	3	4	5	6	7	8	9	10	AB	R	H	RBI	BB	SO	LOB	BOTTOM			
Dick Howser, R OBP: 0.374, SLG: 0.368 (1, 6)	G6-4-3 BB		G6-4-3 BB			F6		G6-4-3 1B		L9		3	0	1	0	2	0	3			
Larry Brown, R OBP: 0.242, SLG: 0.355 (1, 4)	G6-4-3 1-2f		FC5 2-3f			F6		G6-4-3 1-2f		F8		5	0	0	0	0	0	7			
Leon Wagner, L OBP: 0.376, SLG: 0.580 (1, 7)	3-1			4-3 WP 1B		F9		K		F9		5	1	1	0	0	1	0			
Fred Whitfield, L OBP: 0.306, SLG: 0.364 (1, 3)		F8				4-3						5	1	2	1	0	0	1			
Mudcat Grant, R OBP: 0.462, SLG: 0.700 (10, PR)								HR				0	0	0	0	0	0	0			
Tito Francona, L OBP: 0.425, SLG: 0.357 (1, 9)								FC6-4 1B		F7		5	0	3	1	0	0	0			
Joe Azcue, R OBP: 0.282, SLG: 0.475 (1, 2)								FC6-4 1B		1-3		5	0	1	0	0	1	3			
Woodie Held, R OBP: 0.275, SLG: 0.423 (1, 8)								FC6-4 1B				3	0	0	0	1	1	3			
Max Alvis, R OBP: 0.274, SLG: 0.363 (1, 5)												2	0	1	0	1	0	0			
Jack Kralick, L OBP: 0.200, SLG: 0.143 (1, 1)												3	0	1	0	0	0	4			
Bob Chance, L OBP: 0.429, SLG: 0.833 (9, PH)												0	0	0	0	1	0	0			
Vic Davalillo, L OBP: 0.243, SLG: 0.273 (9, PR)												0	0	0	0	0	0	0			
Ted Abernathy, R (10, 1)												0	0	0	0	0	0	0			
Inning Stats	R: 0 E: 0 K: 0 S: 2	H: 0 LOB: 0 BB: 1 P: 6	R: 0 E: 0 K: 1 S: 5	H: 0 LOB: 0 BB: 0 P: 5	R: 0 E: 0 K: 1 S: 6	H: 1 LOB: 2 BB: 1 P: 10	R: 1 E: 0 K: 0 S: 5	H: 2 LOB: 1 BB: 0 P: 5	R: 0 E: 0 K: 0 S: 4	H: 1 LOB: 1 BB: 1 P: 4	R: 1 E: 0 K: 0 S: 6	H: 3 LOB: 3 BB: 1 P: 10	R: 0 E: 0 K: 0 S: 3	H: 0 LOB: 0 BB: 0 P: 3	R: 0 E: 0 K: 0 S: 3	H: 0 LOB: 2 BB: 2 P: 11	R: 0 E: 0 K: 0 S: 4	H: 2 LOB: 2 BB: 0 P: 4	1B: 9 2B: 0 3B: 0 HR: 1	SF: 0 SAC: 1 DP: 3 HBP: 0	WP: 1 PA: 42 PB: 0 SB: 1 CS: 0
PITCHER	IP 5.1	WLS 24	BF 7	H 2	R 2	ER 2	SO 2	BB 2	IBB 0	HBP 0	BLK 0	WP 1	HR 1	S 26	P 34	ERA 3.38	WHIP 1.688				
Stan Williams, R ERA: 4.35																					
Bill Stafford, R ERA:																					

New York Yankees @ Cleveland Indians
Cleveland Municipal Stadium, Cleveland, OH

Sun May 10 1964, 7:05 PM EDT
Att: 28,694 - Unknown - 60 F

AB 36
R 2
H 10
RBI 2
BB 5
SO 3
LOB 21





Batter	1	2	3	4	5	6	7	8	9	AB	R	H	RBI	BB	SO	LOB	TOP
Phil Linz, R OBP: 0.233, SLG: 0.175 (1, 6)										3	1	0	0	1	0	1	New York Yankees @ Detroit Tigers Tiger Stadium, Detroit, MI Tue May 12 1964, 7:05 PM EDT Att: 18,688 - Unknown
Bobby Richardson, R OBP: 0.360, SLG: 0.362 (1, 4)										4	0	1	0	0	0	1	
Hector Lopez, R OBP: 0.297, SLG: 0.508 (1, 9)										4	1	2	2	0	0	1	
Mickey Mantle, S OBP: 0.429, SLG: 0.524 Pedro Gonzalez, R OBP: 0.321, SLG: 0.290 (6, 3)										1	0	0	0	2	0	1	
Tom Tresh, S OBP: 0.361, SLG: 0.459 (1, 7)										4	0	0	0	0	1	2	
Elston Howard, R OBP: 0.358, SLG: 0.417 (1, 2)										3	0	0	0	0	1	1	
Joe Pepitone, L OBP: 0.308, SLG: 0.346 (6, 8)										3	0	0	0	0	0	0	
Clete Boyer, R OBP: 0.235, SLG: 0.200 (1, 5)										3	0	0	0	0	1	0	
Al Downing, R OBP: 0.111, SLG: 0.111 Bob Meyer, R OBP: 0.200, SLG: 0.200 Harry Bright, R OBP: 0.200, SLG: 0.200 Bud Daley, L OBP: 0.200, SLG: 0.200 Archie Moore, L OBP: 0.200, SLG: 0.200 Hal Reniff, R OBP: 0.200, SLG: 0.200 (8, 1)										0	0	0	0	0	0	0	
Inning Stats	R: 2 E: 0 K: 2 S: 8	H: 1 LOB: 1 BB: 2 P: 16	R: 0 E: 0 K: 0 S: 4	H: 0 LOB: 1 BB: 0 P: 4	R: 0 E: 0 K: 0 S: 3	H: 1 LOB: 1 BB: 1 P: 7	R: 0 E: 0 K: 1 S: 5	H: 0 LOB: 0 BB: 0 P: 5	R: 0 E: 0 K: 0 S: 3	H: 0 LOB: 0 BB: 0 P: 3	R: 0 E: 0 K: 0 S: 3	H: 0 LOB: 0 BB: 0 P: 3	R: 0 E: 0 K: 1 S: 5	H: 1 LOB: 0 BB: 0 P: 3	1B: 2 2B: 0 3B: 0 HR: 1	SF: 0 SAC: 0 DP: 3 HBP: 0	WP: 0 PA: 32 CS: 0
PITCHER Mickey Lolich, L ERA: 3.6 (1, 1)	IP: 9.0 WLS: W BF: 32 H: 3 R: 2 ER: 2 SO: 5 BB: 3 IBB: 0 HBP: 0 BLK: 0 WP: 0 HR: 1 S: 39 P: 51 ERA: 2.00 WHIP: 0.667																

Batter	1	2	3	4	5	6	7	8	9	AB	R	H	RBI	BB	SO	LOB	BOTTOM
Don Wert, R OBP: 0.319, SLG: 0.398 (1, 5)										4	1	3	2	1	0	0	New York Yankees @ Detroit Tigers Tiger Stadium, Detroit, MI Tue May 12 1964, 7:05 PM EDT Att: 18,688 - Unknown
Jerry Lumpe, L OBP: 0.295, SLG: 0.326 (1, 4)										4	0	0	0	0	1	4	
Don Demeter, R OBP: 0.239, SLG: 0.360 (1, 8)										3	0	0	0	1	0	1	
Norm Cash, L OBP: 0.362, SLG: 0.475 (1, 3)										3	1	0	0	1	2	2	
Bill Freehan, R OBP: 0.433, SLG: 0.466 (1, 2)										4	2	2	1	0	0	0	
Willie Horton, R OBP: 0.286, SLG: 0.274 (1, 7)										3	1	2	2	1	1	0	
George Thomas, R OBP: 0.455, SLG: 1.111 (1, 9)										3	1	0	0	1	1	2	
Dick McAuliffe, L OBP: 0.337, SLG: 0.453 (1, 6)										3	1	1	0	1	0	1	
Mickey Lolich, S (1, 1)										4	0	0	1	0	0	3	
Inning Stats	R: 0 E: 0 K: 1 S: 5	H: 0 LOB: 1 BB: 1 P: 9	R: 3 E: 0 K: 1 S: 6	H: 1 LOB: 1 BB: 3 P: 18	R: 2 E: 0 K: 1 S: 7	H: 2 LOB: 1 BB: 1 P: 11	R: 1 E: 1 K: 0 S: 4	H: 1 LOB: 1 BB: 1 P: 8	R: 0 E: 0 K: 0 S: 4	H: 1 LOB: 0 BB: 0 P: 4	R: 1 E: 0 K: 1 S: 7	H: 2 LOB: 1 BB: 0 P: 7	R: 0 E: 0 K: 0 S: 3	H: 1 LOB: 0 BB: 0 P: 3	1B: 3 2B: 4 3B: 2 HR: 0	SF: 0 SAC: 0 DP: 1 HBP: 0	WP: 1 PA: 37 CS: 0
PITCHER Al Downing, L ERA: 1.96 Bob Meyer, L ERA: 5.75 Bud Daley, L ERA: 3.6 Hal Reniff, R ERA: (8, 1)	IP: 0.0 WLS: L BF: 22 H: 4 R: 6 ER: 5 SO: 3 BB: 6 IBB: 0 HBP: 0 BLK: 0 WP: 1 HR: 0 S: 22 P: 46 ERA: 11.25 WHIP: 2.500																

Batter	1	2	3	4	5	6	7	8	9	AB	R	H	RBI	BB	SO	LOB	TOP						
Wayne Causey, L OBP: 0.411, SLG: 0.359 (1, 6)										6	1	2	0	0	1	6	Kansas City Athletics @ New York Yankees Yankee Stadium, Bronx, NY Fri May 15 1964, 7:05 PM EDT Att: 13,445 - Unknown - 62 F						
Nelson Mathews, R OBP: 0.379, SLG: 0.456 (1, 8)										6	2	2	2	0	2	2							
Ed Charles, R OBP: 0.385, SLG: 0.407 (1, 5)										3	2	1	1	2	0	1							
Jim Gentile, L OBP: 0.398, SLG: 0.511 (1, 3)										5	0	1	0	0	2	5							
Rocky Colavito, R OBP: 0.409, SLG: 0.659 Orlando Pena, R OBP: 0.087, SLG: 0.045 Doc Edwards, R OBP: 0.283, SLG: 0.295 (6, PR) (6, 2)										3	1	2	2	0	1	0							
Manny Jimenez, L OBP: 0.225, SLG: 0.417 (6, 9)										4	1	1	0	1	0	4							
Jose Tartabull, L OBP: 0.200, SLG: 0.400 (8, 7)										0	0	0	0	0	0	0							
Charlie Lau, L OBP: 0.373, SLG: 0.509 George Alusik, R OBP: 0.619, SLG: 0.273 (6, PH) (6, 7) (8, 9)										2	0	0	0	0	0	1							
Dick Green, R OBP: 0.262, SLG: 0.351 (1, 4)										5	1	3	2	0	1	1							
Diego Segui, R OBP: 0.333, SLG: 0.500 (1, 1)										4	1	1	1	0	2	1							
Inning Stats	R: 0 E: 0 K: 2 S: 8	H: 1 LOB: 1 BB: 0 P: 8	R: 1 E: 0 K: 0 S: 4	H: 2 LOB: 0 BB: 0 P: 4	R: 0 E: 0 K: 3 S: 9	H: 0 LOB: 0 BB: 0 P: 9	R: 0 E: 0 K: 1 S: 5	H: 0 LOB: 0 BB: 0 P: 5	R: 0 E: 0 K: 1 S: 5	H: 0 LOB: 0 BB: 0 P: 5	R: 5 E: 0 K: 10 S: 10	H: 5 LOB: 3 BB: 2 P: 19	R: 0 E: 1 K: 0 S: 4	H: 1 LOB: 2 BB: 1 P: 8	R: 5 E: 1 K: 0 S: 8	H: 4 LOB: 2 BB: 2 P: 16		R: 0 E: 0 K: 1 S: 6	H: 1 LOB: 1 BB: 0 P: 6	1B: 11 2B: 2 3B: 0 HR: 1	SF: 0 SAC: 0 DP: 1 HBP: 1	WP: 0 PB: 0 CS: 1	PA: 47
PITCHER	IP WLS BF H R ER SO BB IBB HBP BLK WP HR S P ERA WHIP																						
Ralph Terry, R ERA: 4.79 (1, 1)	5.2 L 23 7 5 5 8 0 0 0 0 0 0 1 39 39 7.94 1.235																						
Bud Daley, L ERA: 3.97 (6, 1)	1.1 10 2 1 1 0 3 0 0 0 0 0 0 6 19 6.75 3.750																						
Pete Mikkelsen, R ERA: 9.31 (8, 1)	1.0 10 4 5 4 0 2 0 0 0 0 0 0 8 16 36.00 6.000																						
Bob Meyer, L ERA: 5.87 (9, 1)	1.0 4 1 0 0 1 0 0 0 0 0 0 0 6 6 0.00 1.000																						

Batter	1	2	3	4	5	6	7	8	9	AB	R	H	RBI	BB	SO	LOB	BOTTOM				
Phil Linz, R OBP: 0.232, SLG: 0.208 (1, 6)										5	0	0	0	0	1	5	Kansas City Athletics @ New York Yankees Yankee Stadium, Bronx, NY Fri May 15 1964, 7:05 PM EDT Att: 13,445 - Unknown - 62 F				
Bobby Richardson, R OBP: 0.348, SLG: 0.352 (1, 4)										4	0	1	0	0	0	0					
Roger Maris, L OBP: 0.364, SLG: 0.535 (1, 9)										4	0	2	0	0	1	1					
Mickey Mantle, S OBP: 0.424, SLG: 0.485 Archie Moore, L (6, PR) (7, 3)										2	0	0	0	1	0	2					
Hector Lopez, R OBP: 0.310, SLG: 0.500 (1, 7)										4	0	2	0	0	0	2					
Joe Pepitone, L OBP: 0.304, SLG: 0.348 (7, 8)										4	0	1	0	0	0	3					
Elston Howard, R OBP: 0.348, SLG: 0.400 (1, 2)										4	0	1	0	0	0	0					
Clete Boyer, R OBP: 0.232, SLG: 0.200 (1, 5)										4	0	1	0	0	0	2					
Ralph Terry, R OBP: 0.289, SLG: 0.286 Bud Daley, L (6, 1) Pedro Gonzalez, R OBP: 0.113, SLG: 0.216 Pete Mikkelsen, R (8, 1) Bob Meyer, R (9, 1) Johnny Blanchard, L OBP: 0.406, SLG: 0.227 (6, PH)										1	0	0	0	1	0	0					
Inning Stats	R: 0 E: 0 K: 1 S: 6	H: 1 LOB: 1 BB: 0 P: 6	R: 0 E: 0 K: 0 S: 3	H: 1 LOB: 0 BB: 0 P: 3	R: 0 E: 0 K: 0 S: 3	H: 0 LOB: 0 BB: 0 P: 3	R: 0 E: 0 K: 0 S: 5	H: 2 LOB: 2 BB: 0 P: 5	R: 0 E: 0 K: 0 S: 3	H: 0 LOB: 1 BB: 1 P: 7	R: 0 E: 0 K: 1 S: 5	H: 2 LOB: 2 BB: 0 P: 5	R: 0 E: 0 K: 1 S: 6	H: 1 LOB: 1 BB: 0 P: 6	R: 0 E: 0 K: 0 S: 5	H: 2 LOB: 2 BB: 0 P: 5		1B: 9 2B: 0 3B: 0 HR: 0	SF: 0 SAC: 0 DP: 1 HBP: 0	WP: 0 PB: 0 CS: 0	PA: 37
PITCHER	IP WLS BF H R ER SO BB IBB HBP BLK WP HR S P ERA WHIP																				
Diego Segui, R ERA: 3.4 (1, 1)	9.0 W 37 9 0 0 3 2 0 0 0 0 0 0 41 49 0.00 1.222																				

Batter	1	2	3	4	5	6	7	8	9	AB	R	H	RBI	BB	SO	LOB	TOP														
Wayne Causey, L OBP: 0.395, SLG: 0.343 (1, 6)	3-1		FC5-4 BB 1B	G4-6-3		4-3			1-3	5	1	0	0	0	0	3	<p>Kansas City Athletics @ New York Yankees Yankee Stadium, Bronx, NY Sat May 16 1964, 3:33 AM EDT Att: 11,145 - Unknown - 70 F</p> <p>livebaseballscores.com</p> <table border="1"> <tr><td>AB</td><td>34</td></tr> <tr><td>R</td><td>6</td></tr> <tr><td>H</td><td>9</td></tr> <tr><td>RBI</td><td>6</td></tr> <tr><td>BB</td><td>4</td></tr> <tr><td>SO</td><td>3</td></tr> <tr><td>LOB</td><td>15</td></tr> </table> 	AB	34	R	6	H	9	RBI	6	BB	4	SO	3	LOB	15
AB	34																														
R	6																														
H	9																														
RBI	6																														
BB	4																														
SO	3																														
LOB	15																														
Nelson Mathews, R OBP: 0.372, SLG: 0.444 (1, 8)	K		BB 1B		F8		F7		L9	5	1	1	0	0	1	0															
Ed Charles, R OBP: 0.386, SLG: 0.400 (1, 5)	6-3		1B SF9		2B HR		K		F9	4	2	1	0	1	1	0															
Jim Gentile, L OBP: 0.393, SLG: 0.500 (1, 3)		3-1			K		4-3			4	0	1	2	0	1	1															
George Alusik, R OBP: 0.600, SLG: 0.500 (1, 7)		5-3	SF9		HR				F8	3	1	2	1	0	0	0															
Manny Jimenez, L OBP: 0.273, SLG: 0.538 (1, 9)			F6		HR					3	1	2	3	1	0	1															
Charlie Lau, L OBP: 0.397, SLG: 0.509 (8, PH)			FC6-4 BB		L7				F8	2	0	1	0	1	0	0															
Doc Edwards, R OBP: 0.277, SLG: 0.289 (8, 1)				FC5-6 BB						1	0	0	0	0	0	2															
Aurelio Montesagudo, R OBP: 0.400, SLG: 0.800 (8, 1)										0	0	0	0	0	0	0															
Dick Green, R OBP: 0.262, SLG: 0.340 (1, 4)			FC6-4		1-3				F8	3	0	0	0	1	0	4															
Moe Drabowsky, R OBP: 0.091, SLG: 0.091 (3, 1)				FC5-6 BB						1	0	1	0	0	0	0															
Joe Grzenda, R (5, 1)				FC5-6					L9	1	0	0	0	0	0	2															
Jack Aker, R (8, PH)			FC5-4	G4-6-3						1	0	0	0	0	0	0															
Billy Bryan, L OBP: 0.357, SLG: 0.727 (8, 2)			1B	1-2 2-3						1	0	0	0	0	0	2															
Inning Stats	R: 0 E: 0 K: 1 S: 5	H: 0 LOB: 0 BB: 0 P: 5	R: 0 E: 0 K: 0 S: 4	H: 1 LOB: 2 BB: 1 P: 8	R: 3 E: 0 K: 0 S: 6	H: 3 LOB: 1 BB: 1 P: 10	R: 0 E: 0 K: 0 S: 3	H: 1 LOB: 0 BB: 1 P: 7	R: 3 E: 0 K: 1 S: 8	H: 3 LOB: 0 BB: 0 P: 8	R: 0 E: 0 K: 0 S: 3	H: 0 LOB: 0 BB: 0 P: 3	R: 0 E: 0 K: 1 S: 5	H: 0 LOB: 0 BB: 0 P: 5	R: 0 E: 0 K: 0 S: 4	H: 1 LOB: 2 BB: 1 P: 8	R: 0 E: 0 K: 0 S: 3	H: 0 LOB: 0 BB: 0 P: 3	1B: 5 2B: 3 3B: 0 HR: 1	SF: 1 SAC: 0 DP: 1 HBP: 0	WP: 0 PB: 0 SB: 0 CS: 0	PA: 39									
PITCHER	IP	WLS	BF	H	R	ER	SO	BB	IBB	HBP	BLK	WP	HR	S	P	ERA	WHIP														
Stan Williams, R ERA: 5.4 (1, 1)	3.0		15	4	3	3	1	2	0	0	0	0	0	15	23	9.00	2.000														
Steve Hamilton, L ERA: 2.08 (4, 1)	4.0	W	18	5	3	3	2	2	0	0	0	0	1	20	28	6.75	1.750														
Hal Reniff, R ERA: (8, 1)	2.0	S	6	0	0	0	0	0	0	0	0	0	0	6	6	0.00	0.000														

Batter	1	2	3	4	5	6	7	8	9	AB	R	H	RBI	BB	SO	LOB	BOTTOM														
Phil Linz, R OBP: 0.230, SLG: 0.207 (1, 6)	F6		L6	WP 1B		B1-3	6-3			5	1	1	0	0	0	1	<p>Kansas City Athletics @ New York Yankees Yankee Stadium, Bronx, NY Sat May 16 1964, 3:33 AM EDT Att: 11,145 - Unknown - 70 F</p> <p>livebaseballscores.com</p> <table border="1"> <tr><td>AB</td><td>34</td></tr> <tr><td>R</td><td>10</td></tr> <tr><td>H</td><td>11</td></tr> <tr><td>RBI</td><td>10</td></tr> <tr><td>BB</td><td>5</td></tr> <tr><td>SO</td><td>2</td></tr> <tr><td>LOB</td><td>12</td></tr> </table> 	AB	34	R	10	H	11	RBI	10	BB	5	SO	2	LOB	12
AB	34																														
R	10																														
H	11																														
RBI	10																														
BB	5																														
SO	2																														
LOB	12																														
Bobby Richardson, R OBP: 0.359, SLG: 0.352 (1, 4)	F4		HR	HR					L8	3	2	1	2	2	0	0															
Roger Maris, L OBP: 0.367, SLG: 0.646 (1, 9)	HR		HR	HR		F9			F2	5	2	2	3	0	0	2															
Mickey Mantle, S OBP: 0.411, SLG: 0.507 (8, 8)			F8			F8				5	1	1	2	0	1	1															
Pedro Gonzalez, R OBP: 0.313, SLG: 0.276 (9, 3)	K			HR					4-3	0	0	0	0	0	0	0															
Hector Lopez, R OBP: 0.320, SLG: 0.521 (1, 7)		1B	1B						K	3	1	1	0	1	1	0															
Joe Pepitone, L OBP: 0.330, SLG: 0.406 (9, 8)		3B	BB							4	1	4	2	0	0	0															
Elston Howard, R OBP: 0.344, SLG: 0.386 (1, 2)		CS 1B	FC6-4 1B			FC4-6 1B			HR	3	1	0	0	0	0	4															
Clete Boyer, R OBP: 0.242, SLG: 0.227 (1, 5)			F6	FC6-4		F8				3	0	1	0	0	0	4															
Stan Williams, R OBP: 0.400, SLG: 0.400 (4, 1)			F6	1-2		F7	FC4-6			3	0	1	1	1	0	1															
Steve Hamilton, L (8, 1)			BB				1-2			3	0	1	1	1	0	1															
Joe Grzenda, L ERA: 9.0 (3, 1)										1	0	0	0	0	0	0															
Jack Aker, R ERA: 11.0 (5, 1)										3	0	0	0	0	0	0															
Aurelio Montesagudo, R ERA: 8.72 (8, 1)										1	0	0	0	0	0	0															
Inning Stats	R: 1 E: 0 K: 1 S: 6	H: 1 LOB: 0 BB: 0 P: 6	R: 1 E: 0 K: 0 S: 4	H: 2 LOB: 1 BB: 1 P: 8	R: 2 E: 0 K: 0 S: 5	H: 2 LOB: 2 BB: 2 P: 13	R: 4 E: 0 K: 0 S: 6	H: 3 LOB: 0 BB: 1 P: 10	R: 0 E: 0 K: 0 S: 4	H: 1 LOB: 1 BB: 0 P: 4	R: 0 E: 0 K: 0 S: 3	H: 0 LOB: 1 BB: 1 P: 7	R: 2 E: 0 K: 1 S: 7	H: 2 LOB: 1 BB: 0 P: 8	R: 0 E: 0 K: 0 S: 3	H: 0 LOB: 0 BB: 0 P: 3	1B: 5 2B: 0 3B: 2 HR: 4	SF: 0 SAC: 0 DP: 0 HBP: 1	WP: 1 PB: 0 SB: 0 CS: 1	PA: 40											
PITCHER	IP	WLS	BF	H	R	ER	SO	BB	IBB	HBP	BLK	WP	HR	S	P	ERA	WHIP														
Moe Drabowsky, R ERA: 6.67 (1, 1)	2.2	L	14	4	4	4	1	3	0	0	0	0	2	13	25	13.50	2.625														
Joe Grzenda, L ERA: 9.0 (3, 1)	1.1		9	4	4	4	0	1	0	0	0	1	1	8	12	27.00	3.750														
Jack Aker, R ERA: 11.0 (5, 1)	3.0		14	3	2	2	1	1	0	1	0	0	1	14	19	6.00	1.333														
Aurelio Montesagudo, R ERA: 8.72 (8, 1)	1.0		3	0	0	0	0	0	0	0	0	0	0	3	3	0.00	0.000														

Batter	1	2	3	4	5	6	7	8	9	AB	R	H	RBI	BB	SO	LOB	TOP					
Wayne Causey, L OBP: 0.403, SLG: 0.348	F8			F7	1B	1B	FC6-4	FC6-4		4	1	2	1	1	0	0	Kansas City Athletics @ New York Yankees Yankee Stadium, Bronx, NY Sun May 17 1964, 3:33AM EDT Unknown - 76 F					
Nelson Mathews, R OBP: 0.365, SLG: 0.434	K			F6	1B	1B	FC6-4	FC6-4		5	0	1	0	0	1	2						
Ed Charles, R OBP: 0.395, SLG: 0.404	F9			1B	3B	HBP	1B	G6-4-3	F8	4	1	2	1	0	0	0						
Jim Gentile, L OBP: 0.393, SLG: 0.495		L3		1B	3B	1B	F8	F2		5	1	2	0	0	0	3						
George Alusik, R OBP: 0.567, SLG: 0.556		G6-3		1B			K	G6-4-3	G5-4-3	4	0	1	2	1	1	2						
Manny Jimenez, L OBP: 0.271, SLG: 0.512		G6-3		6-3			BB	1B	K	4	1	1	0	0	1	2						
Charlie Lau, L OBP: 0.409, SLG: 0.552			K		3-1	1B	2B	1-2	3B	3	3	2	0	1	1	0						
Dick Green, R OBP: 0.270, SLG: 0.385			5-3		F3		1-2	3B	BB	4	2	2	3	0	0	1						
John O'Donoghue, R OBP: 0.444, SLG: 0.444			K		3-1		4-3	3B	5-3	1	0	0	0	0	1	0						
Vern Handrahan, L ERA: 5.69					3-1		4-3	2B	5-3	0	0	0	0	0	0	1						
Joe Grzenda, R ERA: 9.53					2-3		3H			0	0	0	0	0	0	0						
Doc Edwards, R OBP: 0.283										0	0	0	0	0	0	0						
Jack Aker, R ERA: 9.0										0	0	0	0	0	0	0						
Billy Bryan, L OBP: 0.333, SLG: 0.667										0	0	0	0	0	0	0						
Aurelio Montegudo, R OBP: 0.400, SLG: 0.500										0	0	0	0	0	0	0						
Inning Stats	R: 0 E: 0 K: 1 S: 5	H: 0 LOB: 0 BB: 0 P: 5	R: 0 E: 0 K: 0 S: 2	H: 0 LOB: 0 BB: 1 P: 6	R: 0 E: 0 K: 2 S: 7	H: 0 LOB: 0 BB: 0 P: 7	R: 2 E: 0 K: 0 S: 5	H: 2 LOB: 1 BB: 0 P: 6	R: 2 E: 0 K: 1 S: 8	H: 4 LOB: 2 BB: 1 P: 7	R: 3 E: 0 K: 1 S: 8	H: 3 LOB: 1 BB: 1 P: 12	R: 0 E: 0 K: 0 S: 3	H: 1 LOB: 0 BB: 0 P: 3	R: 2 E: 0 K: 1 S: 7	H: 2 LOB: 1 BB: 1 P: 11	R: 0 E: 0 K: 0 S: 3	H: 1 LOB: 0 BB: 0 P: 3	1B: 8 2B: 2 3B: 3 HR: 0	SF: 0 SAC: 0 DP: 3 HBP: 1	WP: 0 PB: 0 SB: 0 CS: 0	PA: 41
PITCHER	IP WLS BF H R ER SO BB IBB HBP BLK WP HR S P ERA WHIP																					
Bill Stafford, R ERA: 2.84	(1, 1) 4.2 21 6 4 4 3 1 0 1 0 0 0 0 0 0 25 30 7.71 1.500																					
Bud Daley, L ERA: 5.69	(5, 1) 1.1 9 4 3 3 1 1 0 0 0 0 0 0 10 14 20.25 3.750																					
Pete Mikkelsen, R ERA: 9.53	(7, 1) 1.2 7 2 2 2 1 1 0 0 0 0 0 0 8 12 10.80 1.800																					
Hal Reniff, R ERA:	(8, 1) 1.1 W 4 1 0 0 0 0 0 0 0 0 0 0 4 4 0.00 0.750																					

Batter	1	2	3	4	5	6	7	8	9	AB	R	H	RBI	BB	SO	LOB	BOTTOM			
Phil Linz, R OBP: 0.242, SLG: 0.226	G3		1B	F8	6-3			K		4	2	1	0	1	1	1	Kansas City Athletics @ New York Yankees Yankee Stadium, Bronx, NY Sun May 17 1964, 3:33AM EDT Unknown - 76 F			
Bobby Richardson, R OBP: 0.352, SLG: 0.345	G3		3B	3B	F3	4-3		F8		5	1	1	0	0	0	1				
Hector Lopez, R OBP: 0.325, SLG: 0.533	1-3		1B	1B	4-3	4-3		F4		4	2	1	3	1	0	0				
Mickey Mantle, S OBP: 0.436, SLG: 0.560			3B	3B	HR	BB				2	3	2	2	2	0	0				
Pedro Gonzalez, R OBP: 0.313, SLG: 0.276	HR		1B	1B	HR	BB				0	0	0	0	0	0	0				
Tom Tresh, S OBP: 0.361, SLG: 0.507	4-3		6-3	6-3	HR	BB				4	1	1	3	0	0	2				
Elston Howard, R OBP: 0.351, SLG: 0.384		F8		1B	3B	BB		6-3		3	1	1	1	1	0	0				
Joe Pepitone, L OBP: 0.327, SLG: 0.420		3-1	F6		2B	3B		F9		4	1	1	1	0	0	1				
Clete Boyer, R OBP: 0.252, SLG: 0.242		4-3		F8						3	0	1	1	0	0	0				
Tony Kubek, L OBP: 0.314, SLG: 0.413				F8						0	0	0	0	0	0	0				
Bill Stafford, R ERA: 2.84	(1, 1) 4.2 21 6 4 4 3 1 0 1 0 0 0 0 0 25 30 7.71 1.500																			
Bud Daley, L ERA: 5.69	(5, 1) 1.1 9 4 3 3 1 1 0 0 0 0 0 0 10 14 20.25 3.750																			
Pete Mikkelsen, R ERA: 9.53	(7, 1) 1.2 7 2 2 2 1 1 0 0 0 0 0 0 8 12 10.80 1.800																			
Hal Reniff, R ERA:	(8, 1) 1.1 W 4 1 0 0 0 0 0 0 0 0 0 0 4 4 0.00 0.750																			
Inning Stats	R: 2 E: 0 K: 0 S: 5	H: 2 LOB: 0 BB: 0 P: 5	R: 0 E: 0 K: 0 S: 3	H: 0 LOB: 0 BB: 0 P: 3	R: 4 E: 0 K: 1 S: 9	H: 4 LOB: 1 BB: 1 P: 13	R: 0 E: 0 K: 0 S: 3	H: 0 LOB: 0 BB: 0 P: 3	R: 5 E: 0 K: 1 S: 8	H: 3 LOB: 1 BB: 3 P: 20	R: 0 E: 0 K: 0 S: 3	H: 0 LOB: 1 BB: 1 P: 7	R: 0 E: 0 K: 1 S: 5	H: 0 LOB: 1 BB: 0 P: 6	R: 0 E: 0 K: 1 S: 5	H: 0 LOB: 0 BB: 0 P: 5	1B: 3 2B: 2 3B: 2 HR: 2	SF: 0 SAC: 0 DP: 0 HBP: 1	WP: 0 PB: 0 SB: 0 CS: 0	PA: 39
PITCHER	IP WLS BF H R ER SO BB IBB HBP BLK WP HR S P ERA WHIP																			
John O'Donoghue, L ERA: 4.66	(1, 1) 3.0 L 16 6 6 6 1 1 0 0 0 0 0 0 1 5 17 27.00 3.000																			
Vern Handrahan, R ERA: 7.27	(4, 1) 1.1 8 1 4 4 0 3 0 0 0 0 0 1 5 17 27.00 3.000																			
Joe Grzenda, L ERA: 9.53	(5, 1) 0.2 4 2 1 1 1 1 0 0 0 0 0 0 6 6 13.50 3.000																			
Jack Aker, R ERA: 9.0	(6, 1) 2.0 8 0 0 0 0 1 1 0 0 0 0 0 8 13 0.00 0.500																			
Aurelio Montegudo, R ERA: 8.34	(8, 1) 1.0 3 0 0 0 0 1 0 0 0 0 0 0 5 5 0.00 0.000																			

Batter	1	2	3	4	5	6	7	8	9	AB	R	H	RBI	BB	SO	LOB	TOP				
Wayne Causey, L (1, 6) OBP: 0.391, SLG: 0.336										4	0	0	0	0	1	1	Kansas City Athletics @ New York Yankees Yankee Stadium, Bronx, NY Sun May 17 1964, 3:38 AM EDT Att: 24,007 - Unknown - 78 F livebaseballscorecards.com				
Nelson Mathews, R (1, 8) OBP: 0.369, SLG: 0.436										4	0	2	0	0	0	2					
Ed Charles, R (1, 5) OBP: 0.390, SLG: 0.392										3	0	0	0	1	1	3					
Jim Gentile, L (1, 3) OBP: 0.380, SLG: 0.475										4	0	0	0	0	1	2					
George Alusik, R (1, 7) OBP: 0.545, SLG: 0.524										3	0	1	0	0	1	0					
Manny Jimenez, L (1, 9) OBP: 0.255, SLG: 0.478										3	0	0	0	0	1	1					
Dick Green, R (1, 4) OBP: 0.263, SLG: 0.374										3	0	0	0	0	1	0					
Charlie Lau, L (1, 2) OBP: 0.412, SLG: 0.550										2	0	1	0	0	1	0					
Dave Duncan, R (6, 2) OBP: 0.500, SLG: 0.500										1	0	0	0	0	0	0					
Orlando Pena, R (1, 1) OBP: 0.083, SLG: 0.043										1	0	0	0	0	0	0					
George Williams, R (6, PH) OBP: 0.250, SLG: 0.143										1	0	0	0	0	0	1					
Vern Handrahan, L (6, 1) OBP: 0.167, SLG: 0.333										0	0	0	0	0	0	0					
Jose Tartabull, L (8, PH) OBP: 0.167, SLG: 0.333										1	0	0	0	0	0	0					
John Wyatt, R (8, 1) OBP: 0.167, SLG: 0.333										0	0	0	0	0	0	0					
Inning Stats	R: 0 E: 0 K: 2 S: 7	H: 1 LOB: 1 BB: 1 P: 11	R: 0 E: 0 K: 1 S: 5	H: 0 LOB: 0 BB: 0 P: 5	R: 0 E: 0 K: 1 S: 5	H: 0 LOB: 0 BB: 0 P: 5	R: 0 E: 0 K: 0 S: 3	H: 0 LOB: 0 BB: 0 P: 3	R: 0 E: 0 K: 0 S: 3	H: 1 LOB: 0 BB: 0 P: 3	R: 0 E: 1 K: 1 S: 7	H: 1 LOB: 2 BB: 0 P: 7	R: 0 E: 0 K: 1 S: 5	H: 0 LOB: 0 BB: 0 P: 5	R: 0 E: 0 K: 1 S: 5	H: 0 LOB: 0 BB: 0 P: 5	R: 0 E: 0 K: 0 S: 4	H: 1 LOB: 1 BB: 0 P: 4	1B: 4 2B: 0 3B: 0 HR: 0	SF: 0 SAC: 0 DP: 1 HBP: 0	WP: 0 PA: 31 PB: 0 SB: 0 CS: 1
PITCHER Whitey Ford, L (1, 1) ERA: 1.66	IP: 9.0 WLS: W BF: 31 H: 4 R: 0 ER: 0 SO: 7 BB: 1 IBB: 0 HBP: 0 BLK: 0 WP: 0 HR: 0 S: 44 P: 48 ERA: 0.00 WHIP: 0.556															PITCHER					

Batter	1	2	3	4	5	6	7	8	9	AB	R	H	RBI	BB	SO	LOB	BOTTOM		
Phil Linz, R (1, 6) OBP: 0.254, SLG: 0.227										4	2	1	0	1	1	3	Kansas City Athletics @ New York Yankees Yankee Stadium, Bronx, NY Sun May 17 1964, 3:38 AM EDT Att: 24,007 - Unknown - 78 F livebaseballscorecards.com		
Bobby Richardson, R (1, 4) OBP: 0.346, SLG: 0.339										5	0	1	0	0	0	2			
Roger Maris, L (1, 9) OBP: 0.352, SLG: 0.596										4	1	0	0	0	1	2			
Joe Pepitone, L (1, 3) OBP: 0.348, SLG: 0.495										5	2	4	4	0	0	0			
Tom Tresh, S (1, 8) OBP: 0.364, SLG: 0.493										4	0	1	0	1	1	1			
Hector Lopez, R (1, 7) OBP: 0.333, SLG: 0.544										4	1	2	0	0	1	3			
Elston Howard, R (1, 2) OBP: 0.366, SLG: 0.393										3	1	2	1	1	1	0			
Pedro Gonzalez, R (1, 5) OBP: 0.333, SLG: 0.281										3	1	1	0	0	1	1			
Whitey Ford, L (1, 1) OBP: 0.250, SLG: 0.167										3	0	2	2	0	0	3			
Inning Stats	R: 1 E: 0 K: 1 S: 6	H: 2 LOB: 2 BB: 2 P: 14	R: 0 E: 0 K: 3 S: 10	H: 1 LOB: 1 BB: 0 P: 10	R: 1 E: 0 K: 2 S: 8	H: 1 LOB: 0 BB: 0 P: 8	R: 3 E: 0 K: 0 S: 7	H: 4 LOB: 1 BB: 0 P: 7	R: 0 E: 0 K: 0 S: 4	H: 1 LOB: 3 BB: 1 P: 9	R: 3 E: 0 K: 0 S: 5	H: 3 LOB: 0 BB: 0 P: 6	R: 0 E: 0 K: 0 S: 4	H: 1 LOB: 1 BB: 0 P: 4	R: 0 E: 0 K: 0 S: 4	H: 1 LOB: 1 BB: 0 P: 4		1B: 11 2B: 1 3B: 0 HR: 2	SF: 0 SAC: 1 DP: 2 HBP: 2
PITCHER Orlando Pena, R (1, 1) ERA: 3.97	IP: 5.0 WLS: L BF: 27 H: 9 R: 5 ER: 5 SO: 6 BB: 3 IBB: 0 HBP: 1 BLK: 0 WP: 1 HR: 1 S: 35 P: 48 ERA: 9.00 WHIP: 2.400															PITCHER			
PITCHER Vern Handrahan, R (6, 1) ERA: 7.91	IP: 2.0 WLS: L BF: 10 H: 4 R: 3 ER: 3 SO: 0 BB: 0 IBB: 0 HBP: 1 BLK: 0 WP: 1 HR: 1 S: 9 P: 10 ERA: 13.50 WHIP: 2.000															PITCHER			
PITCHER John Wyatt, R (8, 1) ERA: 0.9	IP: 1.0 WLS: L BF: 4 H: 1 R: 0 ER: 0 SO: 0 BB: 0 IBB: 0 HBP: 0 BLK: 0 WP: 0 HR: 0 S: 4 P: 4 ERA: 0.00 WHIP: 1.000															PITCHER			

Batter	1	2	3	4	5	6	7	8	9	10	11	12	13	AB	R	H	RBI	BB	SO	LOB						
Zolo Versailles, R OBP: 0.336, SLG: 0.388 (1, 6)			1-3			FC3-6 G5-4-3		F8		6-3			SF8 2B 1B	5	1	1	0	0	0	1						
Rich Rollins, R OBP: 0.349, SLG: 0.489 (1, 5)				3-1		G5-4-3		1B			6-3		HR 2B	6	2	3	2	0	0	1						
Tony Oliva, L OBP: 0.418, SLG: 0.659 (1, 8)	1-3			K			G3	FC6-4 1B			1-3		HR 1BB	5	1	1	0	1	1	0						
Bob Allison, R OBP: 0.398, SLG: 0.632 (1, 3)	F6			F8			5-3	FC6-4 1B			4-3		SF8	5	0	0	1	0	0	2						
Jimmie Hall, L OBP: 0.385, SLG: 0.646 (1, 8)		F7				F8 2B		1B 2B		4-3		4-3	HR 1B	6	2	3	3	0	0	0						
Harmon Killebrew, R OBP: 0.264, SLG: 0.445 Bill Pleis, L (13, 1)	F8			F8		BB 1B		BB 1B	G4-6-3 1B			K	K	6	0	2	1	0	2	1						
Earl Battey, R OBP: 0.344, SLG: 0.450 (1, 2)	5-3			L7			L7	BB 3B	G4-6-3 1B			5-3		4	0	0	0	1	0	2						
Bernie Allen, L OBP: 0.276, SLG: 0.295 Don Mincher, L OBP: 0.373, SLG: 0.729 Johnny Goryl, R OBP: 0.321, SLG: 0.240 (10, PH)			L7			F5		L8		F5			5-3	3	0	0	0	0	0	3						
Jim Roland, R OBP: 0.083, SLG: 0.083 Lenny Green, L (13, PH)			K			E3 FC3-6		6-3		K			1B 2B BB	4	0	0	0	2	0	0						
Inning Stats	R: 1 E: 0 K: 0 S: 3	H: 1 LOB: 0 BB: 0 P: 4	R: 0 E: 0 K: 0 S: 3	H: 0 LOB: 0 BB: 3 P: 3	R: 0 E: 0 K: 1 S: 5	H: 0 LOB: 0 BB: 0 P: 5	R: 0 E: 0 K: 1 S: 5	H: 0 LOB: 1 BB: 0 P: 4	R: 0 E: 1 K: 0 S: 3	H: 0 LOB: 0 BB: 0 P: 3	R: 1 E: 0 K: 0 S: 5	H: 2 LOB: 2 BB: 1 P: 9	R: 0 E: 0 K: 0 S: 5	H: 2 LOB: 2 BB: 0 P: 5	R: 0 E: 0 K: 0 S: 5	H: 1 LOB: 0 BB: 0 P: 3	R: 0 E: 0 K: 1 S: 5	H: 0 LOB: 0 BB: 0 P: 5	R: 0 E: 0 K: 1 S: 5	H: 0 LOB: 0 BB: 0 P: 3	R: 0 E: 0 K: 1 S: 8	H: 3 LOB: 0 BB: 2 P: 16	1B: 5 2B: 3 3B: 0 HR: 2	SF: 1 SAC: 0 DP: 2 HBP: 1	WIP: 0 PB: 0 SB: 0 CS: 1	PA: 51
PITCHER	IP WLS BF H R ER SO P ERA WHIP	7.0 L 26 4 2 2 2 33 2.57 0.714	6.0 L 25 6 5 5 3 1 1 0 0 0 1 29 37 7.50 1.167	PITCHER																						

TOP

Minnesota Twins @ New York Yankees
Yankee Stadium, Bronx, NY
Tue May 19 1964, 7:05 PM EDT
Att. 18,603 - Unknown - 82 F

livebaseballscorecards.com

AB 46
R 7
H 10
RBI 7
BB 3
SO 5
LOB 10

Batter	1	2	3	4	5	6	7	8	9	10	11	12	13	AB	R	H	RBI	BB	SO	LOB										
Phil Lutz, R OBP: 0.273, SLG: 0.254 (11, 5)	K					1-3			E6					5	0	2	1	1	1	0										
Bobby Richardson, R OBP: 0.346, SLG: 0.351 (1, 4)	6-3		SH3-4 1B			6-3		2B			BB		F7	3	0	0	0	2	0	1										
Roger Maris, L OBP: 0.350, SLG: 0.561 (1, 9)	BB HBP		SH3-4 1B			6-3		BB			1BB		1-3	5	0	1	0	0	1	5										
Mickey Mantle, S OBP: 0.434, SLG: 0.538 Tony Kubek, L OBP: 0.308, SLG: 0.404 (11, 9)			F3			K		L9			1-3		FC1-6 1B	3	1	0	0	2	1	3										
Tom Tresh, S OBP: 0.340, SLG: 0.457 (1, 7)	BB		F9			3B BB		K		5-3			FC1-6 G5-4-3	1	0	0	0	0	1											
Elston Howard, R OBP: 0.374, SLG: 0.415 (1, 2)						L8		5-3			F7		G5-4-3	6	0	0	0	0	1	4										
Joe Pepitone, L OBP: 0.339, SLG: 0.477 (11, 8)			L8			FC6-4 BB		3B		6-3			F6	5	0	2	1	1	0	0										
Pedro Gonzalez, R OBP: 0.333, SLG: 0.316 (11, 3)			F8			4-3		L8			L8		F4	6	0	1	0	0	1	3										
Jim Bouton, R OBP: 0.105, SLG: 0.056 Hector Lopez, R OBP: 0.326, SLG: 0.538 Hal Reniff, R OBP: 0.250, SLG: 0.239 (13, PH)			1B			FC6-4 1B		4-3 2B		4-3 1B			2B	6	1	2	0	0	0	2										
Inning Stats	R: 0 E: 0 K: 2 S: 7	H: 0 LOB: 2 BB: 1 P: 12	R: 0 E: 0 K: 1 S: 6	H: 1 LOB: 1 BB: 0 P: 6	R: 0 E: 0 K: 0 S: 4	H: 1 LOB: 1 BB: 0 P: 4	R: 0 E: 0 K: 0 S: 3	H: 0 LOB: 1 BB: 1 P: 7	R: 0 E: 0 K: 1 S: 5	H: 0 LOB: 0 BB: 0 P: 5	R: 1 E: 0 K: 1 S: 6	H: 1 LOB: 1 BB: 1 P: 10	R: 1 E: 0 K: 1 S: 7	H: 2 LOB: 2 BB: 1 P: 11	R: 0 E: 0 K: 0 S: 3	H: 0 LOB: 0 BB: 0 P: 3	R: 0 E: 1 K: 1 S: 6	H: 0 LOB: 2 BB: 1 P: 10	R: 0 E: 0 K: 0 S: 6	H: 1 LOB: 1 BB: 1 P: 6	R: 0 E: 0 K: 0 S: 3	H: 1 LOB: 1 BB: 1 P: 7	R: 0 E: 0 K: 0 S: 3	H: 1 LOB: 0 BB: 0 P: 3	R: 0 E: 0 K: 0 S: 4	H: 1 LOB: 1 BB: 0 P: 4	1B: 5 2B: 2 3B: 1 HR: 0	SF: 0 SAC: 1 DP: 1 HBP: 1	WIP: 0 PB: 0 SB: 1 CS: 0	PA: 54
PITCHER	IP WLS BF H R ER SO P ERA WHIP	12.0 W 50 7 2 2 8 84 1.50 1.000	1.0 S 4 1 0 0 0 0 0.00 1.000	PITCHER																										

BOTTOM

Minnesota Twins @ New York Yankees
Yankee Stadium, Bronx, NY
Tue May 19 1964, 7:05 PM EDT
Att. 18,603 - Unknown - 82 F

livebaseballscorecards.com

AB 46
R 2
H 8
RBI 2
BB 6
SO 8
LOB 22

Batter	1	2	3	4	5	6	7	8	9	AB	R	H	RBI	BB	SO	LOB	TOP					
Zoilo Versalles, R OBP: 0.333, SLG: 0.384										4	1	1	0	0	1	0	Minnesota Twins @ New York Yankees Yankee Stadium, Bronx, NY Wed May 20 1964, 3:33 AM EDT Alt: 8,175 - Unknown - 72 F					
Rich Rollins, R OBP: 0.347, SLG: 0.496										4	1	1	1	0	0	1						
Tony Oliva, L OBP: 0.413, SLG: 0.669										4	1	1	2	0	2	1						
Bob Allison, R OBP: 0.402, SLG: 0.655										4	2	2	0	0	1	0						
Jimmie Hall, L OBP: 0.372, SLG: 0.621										4	0	0	0	0	2	1						
Harmon Killebrew, R OBP: 0.280, SLG: 0.509 Lenny Green, L										4	2	3	3	0	1	1						
Earl Batley, R OBP: 0.330, SLG: 0.429										4	0	0	0	0	1	2						
Bernie Allen, L OBP: 0.274, SLG: 0.293										4	0	1	0	0	2	0						
Camilo Pascual, R OBP: 0.292, SLG: 0.364										4	0	1	0	0	0	2						
Inning Stats	R: 5 E: 0 K: 2 S: 12	H: 5 LOB: 0 BB: 0 P: 12	R: 0 E: 0 K: 0 S: 3	H: 0 LOB: 0 BB: 0 P: 3	R: 0 E: 0 K: 1 S: 5	H: 0 LOB: 0 BB: 0 P: 5	R: 0 E: 0 K: 0 S: 3	H: 1 LOB: 0 BB: 0 P: 3	R: 0 E: 0 K: 1 S: 6	H: 1 LOB: 1 BB: 0 P: 6	R: 1 E: 1 K: 2 S: 10	H: 2 LOB: 2 BB: 0 P: 10	R: 0 E: 0 K: 0 S: 3	H: 0 LOB: 0 BB: 0 P: 3	R: 1 E: 0 K: 2 S: 8	H: 1 LOB: 0 BB: 0 P: 8		R: 0 E: 0 K: 2 S: 7	H: 0 LOB: 0 BB: 0 P: 7	1B: 4 2B: 1 3B: 2 HR: 3	SF: 0 SAC: 1 DP: 1 HBP: 0	WP: 0 PB: 0 CS: 0
PITCHER	IP WLS BF H R ER SO BB IBB HBP BLK WP HR S P ERA WHIP																					
Ralph Terry, R ERA: 6.86	(1, 1) 0.1 L 6 5 5 5 1 0 0 0 0 0 0 2 8 8 135.00 15.000																					
Bill Stafford, R ERA: 1.95	(1, 1) 5.2 21 4 1 0 5 0 0 0 0 0 0 0 31 31 0.00 0.706																					
Pete Mikkelsen, R ERA: 8.76	(7, 1) 1.0 3 0 0 0 0 0 0 0 0 0 0 0 3 3 0.00 0.000																					
Steve Hamilton, L ERA: 2.4	(8, 1) 2.0 7 1 1 1 4 0 0 0 0 0 0 1 15 15 4.50 0.500																					

Batter	1	2	3	4	5	6	7	8	9	AB	R	H	RBI	BB	SO	LOB	BOTTOM					
Pedro Gonzalez, R OBP: 0.319, SLG: 0.326										5	1	1	0	0	1	1	Minnesota Twins @ New York Yankees Yankee Stadium, Bronx, NY Wed May 20 1964, 3:33 AM EDT Alt: 8,175 - Unknown - 72 F					
Bobby Richardson, R OBP: 0.350, SLG: 0.333										5	0	2	1	0	0	0						
Roger Maris, L OBP: 0.359, SLG: 0.574										4	0	2	0	0	1	2						
Mickey Mantle, S OBP: 0.437, SLG: 0.531										3	0	1	0	1	1	2						
Tom Tresh, S OBP: 0.327, SLG: 0.435										4	0	0	0	0	2	6						
Joe Pepitone, L OBP: 0.328, SLG: 0.461										4	0	0	0	0	1	3						
Elston Howard, R OBP: 0.378, SLG: 0.412										3	0	1	0	1	0	0						
Clete Boyer, R OBP: 0.250, SLG: 0.260										4	2	1	0	0	1	2						
Ralph Terry, R ERA: 6.86 Bill Stafford, R ERA: 1.95 Pete Mikkelsen, R ERA: 8.76 Hector Lopez, R OBP: 0.340, SLG: 0.531 Steve Hamilton, L OBP: 0.404, SLG: 0.391	(1, 1) (1, 1) (7, 1) (7, PH) (8, 1) (8, PH)	R: 0 E: 0 K: 1 S: 6	H: 1 LOB: 1 BB: 0 P: 6	R: 0 E: 0 K: 1 S: 5	H: 0 LOB: 0 BB: 0 P: 5	R: 2 E: 0 K: 2 S: 11	H: 3 LOB: 2 BB: 0 P: 11	R: 0 E: 0 K: 1 S: 5	H: 0 LOB: 0 BB: 0 P: 5	R: 0 E: 0 K: 0 S: 3	H: 1 LOB: 1 BB: 1 P: 7	R: 0 E: 0 K: 1 S: 5	H: 0 LOB: 1 BB: 1 P: 9	R: 0 E: 0 K: 2 S: 9	H: 2 LOB: 2 BB: 0 P: 9	R: 2 E: 0 K: 0 S: 5		H: 2 LOB: 0 BB: 0 P: 5	1B: 5 2B: 2 3B: 1 HR: 1	SF: 0 SAC: 0 DP: 1 HBP: 0	WP: 0 PB: 1 CS: 0	PA: 38
PITCHER	IP WLS BF H R ER SO BB IBB HBP BLK WP HR S P ERA WHIP																					
Camilo Pascual, R ERA: 3.84	(1, 1) 9.0 W 38 9 4 4 9 2 0 0 0 0 0 1 54 62 4.00 1.222																					

Batter	1	2	3	4	5	6	7	8	9	AB	R	H	RBI	BB	SO	LOB	TOP					
Albie Pearson, L (1,7) OBP: 0.312, SLG: 0.304	1-3	FC5-2 BB		4-3				1-3 SH2-4 1B		3	1	1	2	2	0	0	Los Angeles Angels @ New York Yankees Yankee Stadium, Bronx, NY Sat May 23 1964, 3:33 AM EDT Att: 12,912 - Unknown - 90 F					
Bobby Knoop, R (1,4) OBP: 0.298, SLG: 0.341	6-3	FC5-2 BB		K				SH2-4		3	1	1	5	1	1	0						
Jim Fregosi, R (1,6) OBP: 0.408, SLG: 0.585										2	0	1	0	0	0	3						
Joe Koppe, R (2,6) OBP: 0.419, SLG: 0.417		FC5-2			F5			1-3		3	0	0	0	0	0	2						
Joe Adcock, R (1,3) OBP: 0.344, SLG: 0.470	5-3	F3								5	0	1	0	0	0	6						
Billy Moran, R (1,5) OBP: 0.310, SLG: 0.309										4	2	2	0	1	0	1						
Buck Rodgers, S (1,2) OBP: 0.311, SLG: 0.282										4	1	1	0	0	2	2						
Lee Thomas, L (1,9) OBP: 0.298, SLG: 0.351										5	0	2	1	0	2	3						
Dick Simpson, R (1,8) OBP: 0.259, SLG: 0.280										4	3	2	1	1	0	2						
Bo Belinsky, L (1,1)										0	0	0	0	1	0	0						
Bob Duliba, R (4,1)										0	0	0	0	0	0	0						
Felix Torres, R (6, PH) OBP: 0.361, SLG: 0.559										0	0	0	0	1	0	0						
Willie Smith, L (6, PR) OBP: 0.091, SLG: 0.200										0	1	0	0	0	0	0						
Bob Lee, R (6,1)										1	0	0	0	0	1	1						
Inning Stats	R: 0 E: 0 K: 0 S: 4	H: 1 LOB: 1 BB: 0 P: 4	R: 3 E: 0 K: 1 S: 7	H: 1 LOB: 3 BB: 4 P: 23	R: 0 E: 0 K: 1 S: 5	H: 1 LOB: 0 BB: 0 P: 5	R: 1 E: 0 K: 1 S: 5	H: 0 LOB: 0 BB: 1 P: 9	R: 0 E: 0 K: 1 S: 6	H: 1 LOB: 1 BB: 0 P: 6	R: 4 E: 0 K: 1 S: 7	H: 2 LOB: 1 BB: 2 P: 15	R: 1 E: 0 K: 1 S: 7	H: 2 LOB: 1 BB: 0 P: 7	R: 0 E: 0 K: 0 S: 4	H: 1 LOB: 1 BB: 0 P: 4	R: 0 E: 0 K: 0 S: 4	H: 2 LOB: 2 BB: 0 P: 4	1B: 8 2B: 1 3B: 1 HR: 1	SF: 0 SAC: 3 DP: 0 HBP: 0	WP: 1 PB: 0 CS: 0	PA: 44
PITCHER	IP WLS BF H R ER SO BB IBB HBP BLK WP HR S P ERA WHIP																					
Al Downing, L (1,1) ERA: 3.81	5.1 L 28 5 7 7 5 7 0 0 0 0 1 0 31 59 11.81 2.250																					
Bill Stafford, R (6,1) ERA: 2.7	1.2 8 3 2 2 1 0 0 0 0 0 1 10 10 10.80 1.800																					
Bob Meyer, L (8,1) ERA: 5.19	2.0 8 3 0 0 0 0 0 0 0 0 0 8 8 0.00 1.500																					

Batter	1	2	3	4	5	6	7	8	9	AB	R	H	RBI	BB	SO	LOB	BOTTOM					
Tony Kubek, L (1,6) OBP: 0.288, SLG: 0.370	K									4	0	0	0	0	1	2	Los Angeles Angels @ New York Yankees Yankee Stadium, Bronx, NY Sat May 23 1964, 3:33 AM EDT Att: 12,912 - Unknown - 90 F					
Johnny Blanchard, L (8, PH) OBP: 0.466, SLG: 0.346										1	0	0	0	0	0	0						
Bobby Richardson, R (1,4) OBP: 0.352, SLG: 0.338	F7									4	0	2	0	0	0	0						
Roger Maris, L (1,9) OBP: 0.361, SLG: 0.544	HR 1B									3	1	1	0	1	0	1						
Mickey Mantle, S (1,8) OBP: 0.441, SLG: 0.573	HR									4	2	2	2	0	1	3						
Tom Tresh, S (1,7) OBP: 0.330, SLG: 0.441	L9									4	1	1	1	0	1	0						
Elston Howard, R (1,2) OBP: 0.378, SLG: 0.412										4	1	2	1	0	0	0						
Joe Pepitone, L (1,3) OBP: 0.323, SLG: 0.447										4	0	1	1	0	0	1						
Clete Boyer, R (1,5) OBP: 0.241, SLG: 0.250										4	0	0	0	0	0	3						
Al Downing, R (1,1) OBP: 0.182, SLG: 0.182										2	0	1	0	0	1	1						
Bill Stafford, R (6,1) ERA: 1.17										0	0	0	0	0	0	0						
Hector Lopez, R (7, PH) OBP: 0.322, SLG: 0.524										1	0	0	0	0	0	0						
Bob Meyer, R (8,1) ERA: 1.17										0	0	0	0	0	0	0						
Phil Linz, R (8, PH) OBP: 0.289, SLG: 0.250										1	0	0	0	0	0	0						
Inning Stats	R: 2 E: 0 K: 1 S: 7	H: 2 LOB: 0 BB: 0 P: 7	R: 0 E: 0 K: 1 S: 6	H: 1 LOB: 1 BB: 0 P: 6	R: 0 E: 0 K: 0 S: 3	H: 0 LOB: 0 BB: 0 P: 3	R: 3 E: 0 K: 0 S: 7	H: 5 LOB: 1 BB: 0 P: 7	R: 0 E: 0 K: 1 S: 5	H: 1 LOB: 0 BB: 0 P: 5	R: 0 E: 0 K: 1 S: 6	H: 0 LOB: 1 BB: 0 P: 6	R: 0 E: 0 K: 0 S: 4	H: 1 LOB: 2 BB: 1 P: 8	R: 0 E: 0 K: 0 S: 3	H: 0 LOB: 0 BB: 0 P: 3	R: 0 E: 0 K: 0 S: 3	H: 0 LOB: 0 BB: 0 P: 3	1B: 7 2B: 2 3B: 0 HR: 1	SF: 0 SAC: 0 DP: 1 HBP: 0	WP: 0 PB: 0 CS: 1	PA: 37
PITCHER	IP WLS BF H R ER SO BB IBB HBP BLK WP HR S P ERA WHIP																					
Bo Belinsky, L (1,1) ERA: 4.11	3.0 16 7 5 5 2 0 0 0 0 0 0 8 8 0.00 1.000																					
Bob Duliba, R (4,1) ERA: 1.17	2.0 W 6 2 0 0 1 0 0 0 0 0 0 8 8 0.00 1.000																					
Bob Lee, R (6,1) ERA: 2.23	4.0 S 15 1 0 0 1 1 0 0 0 0 0 16 20 0.00 0.500																					

Batter	1	2	3	4	5	6	7	8	9	AB	R	H	RBI	BB	SO	LOB	TOP																						
Albie Pearson, L OBP: 0.301, SLG: 0.292 (1, 8)	F2	F9		4-3			L9		F6	5	0	0	0	0	0	3																							
Bobby Knoop, R OBP: 0.295, SLG: 0.336 (1, 4)	F2					K	K		K	5	0	1	0	0	3	1																							
Lee Thomas, L OBP: 0.297, SLG: 0.348 (1, 9)					4-3		F9			4	1	1	0	0	1	2																							
Buck Rodgers, S OBP: 0.316, SLG: 0.283 (1, 2)					5-3					3	1	1	0	0	0	0																							
Billy Moran, R OBP: 0.318, SLG: 0.324 (1, 5)					F3					3	1	2	2	0	0	0																							
Tom Satriano, L OBP: 0.403, SLG: 0.371 (1, 3)					3-1					3	0	1	1	1	0	1																							
Ed Kirkpatrick, L OBP: 0.351, SLG: 0.381 (8, PH) Felix Torres, R OBP: 0.351, SLG: 0.543 Dick Simpson, R OBP: 0.259, SLG: 0.280 (8, 8)										3	0	2	0	0	0	1																							
Joe Koppe, R OBP: 0.426, SLG: 0.425 (1, 6)										4	0	2	0	0	0	2																							
Dean Chance, R OBP: 0.231, SLG: 0.167 (1, 1)										3	0	1	0	0	1	3																							
Inning Stats	R: 3 E: 0 K: 0 S: 7	H: 4 LOB: 1 BB: 0 P: 7	R: 0 E: 0 K: 1 S: 7	H: 2 LOB: 2 BB: 0 P: 7	R: 0 E: 0 K: 0 S: 3	H: 0 LOB: 0 BB: 0 P: 3	R: 0 E: 0 K: 0 S: 4	H: 2 LOB: 1 BB: 0 P: 4	R: 0 E: 0 K: 1 S: 5	H: 0 LOB: 0 BB: 0 P: 5	R: 0 E: 0 K: 1 S: 7	H: 2 LOB: 2 BB: 0 P: 7	R: 0 E: 0 K: 1 S: 5	H: 0 LOB: 0 BB: 0 P: 5	R: 0 E: 0 K: 0 S: 2	H: 0 LOB: 1 BB: 1 P: 7	R: 0 E: 0 K: 1 S: 6	H: 1 LOB: 1 BB: 0 P: 6	1B: 9 2B: 2 3B: 0 HR: 0	SF: 0 SAC: 2 DP: 1 HBP: 1	WP: 0 PB: 0 CS: 0	PA: 38																	
PITCHER	IP	WLS	BF	H	R	ER	SO	BB	IBB	HBP	BLK	WP	HR	S	P	ERA	WHIP	PITCHER					IP	WLS	BF	H	R	ER	SO	BB	IBB	HBP	BLK	WP	HR	S	P	ERA	WHIP
Jim Bouton, R ERA: 3.07 (1, 1)	7.0	L	30	10	3	3	4	0	0	0	0	0	0	38	38	3.86	1.429																						
Bud Daley, L ERA: 4.91 (8, 1)	2.0		8	1	0	0	1	1	0	1	0	0	0	8	13	0.00	1.000																						

Los Angeles Angels @ New York Yankees
Yankee Stadium, Bronx, NY
Sun May 24 1964, 3:33 AM EDT
Unknown - 86 F


AB 34
R 3
H 11
RBI 3
BB 1
SO 5
LOB 15



Batter	1	2	3	4	5	6	7	8	9	AB	R	H	RBI	BB	SO	LOB	BOTTOM																						
Phil Linz, R OBP: 0.280, SLG: 0.263 (1, 6)	E1									4	0	2	0	0	0	0																							
Bobby Richardson, R OBP: 0.342, SLG: 0.328 (1, 4)	G4-6-3									4	0	0	0	0	0	3																							
Roger Maris, L OBP: 0.368, SLG: 0.535 (1, 9)										3	0	1	0	1	1	1																							
Mickey Mantle, S OBP: 0.435, SLG: 0.554 (1, 8)										3	0	0	0	1	1	2																							
Tom Tresh, S OBP: 0.336, SLG: 0.432 (1, 7)										2	0	0	0	2	0	0																							
Joe Pepitone, L OBP: 0.314, SLG: 0.433 (1, 3)										4	0	0	0	0	1	4																							
Elston Howard, R OBP: 0.367, SLG: 0.396 (1, 2)										4	0	0	0	0	0	1																							
Clete Boyer, R OBP: 0.235, SLG: 0.243 (1, 5)										3	0	0	0	0	1	0																							
Jim Bouton, R OBP: 0.095, SLG: 0.050 Archie Moore, L (7, PH) Bud Daley, L (8, 1)										2	0	0	0	0	0	0																							
Inning Stats	R: 0 E: 1 K: 1 S: 6	H: 1 LOB: 3 BB: 2 P: 14	R: 0 E: 0 K: 0 S: 3	H: 0 LOB: 0 BB: 0 P: 3	R: 0 E: 0 K: 1 S: 5	H: 0 LOB: 1 BB: 1 P: 9	R: 0 E: 0 K: 0 S: 3	H: 0 LOB: 0 BB: 0 P: 3	R: 0 E: 0 K: 1 S: 6	H: 1 LOB: 1 BB: 0 P: 6	R: 0 E: 0 K: 1 S: 5	H: 0 LOB: 1 BB: 1 P: 9	R: 0 E: 0 K: 0 S: 3	H: 0 LOB: 0 BB: 0 P: 3	R: 0 E: 0 K: 0 S: 4	H: 1 LOB: 1 BB: 0 P: 4	R: 0 E: 1 K: 0 S: 3	H: 0 LOB: 0 BB: 0 P: 3	1B: 3 2B: 0 3B: 0 HR: 0	SF: 0 SAC: 0 DP: 2 HBP: 0	WP: 0 PB: 0 CS: 0	PA: 34																	
PITCHER	IP	WLS	BF	H	R	ER	SO	BB	IBB	HBP	BLK	WP	HR	S	P	ERA	WHIP	PITCHER					IP	WLS	BF	H	R	ER	SO	BB	IBB	HBP	BLK	WP	HR	S	P	ERA	WHIP
Dean Chance, R ERA: 2.03 (1, 1)	9.0	W	34	3	0	0	4	4	0	0	0	0	0	38	54	0.00	0.778																						

Los Angeles Angels @ New York Yankees
Yankee Stadium, Bronx, NY
Sun May 24 1964, 3:33 AM EDT
Unknown - 86 F

AB 30
R 0
H 3
RBI 0
BB 4
SO 4
LOB 11



Batter	1	2	3	4	5	6	7	8	9	AB	R	H	RBI	BB	SO	LOB	TOP		
Albie Pearson, L OBP: 0.298, SLG: 0.289 (1, 8)	L8		BB 1B HBP	K			6-3		4-3	5	1	1	0	0	1	2			
Bobby Knoop, R OBP: 0.289, SLG: 0.328 (1, 4)	K		BB 1B HBP	1-3			L9		BB 4-0	3	1	0	0	1	1	2			
Lee Thomas, L OBP: 0.307, SLG: 0.348 (1, 9)	BB		F9 1B SF8		F8				F5	3	1	1	0	2	0	1			
Joe Adcock, R OBP: 0.340, SLG: 0.460 (1, 3)	F8		1-2 2-3 3-H	1B	F5				6-3	4	0	1	2	0	0	1			
Billy Moran, R OBP: 0.316, SLG: 0.329 (1, 5) (8, 6)		HR 2B	F9		L7				L7	4	1	1	0	0	0	2			
Tom Sarzano, L OBP: 0.350, SLG: 0.359 (8, 1) Dan O'Rourke, R OBP: 0.190, SLG: 0.130 (8, 1) Bob Lee, R OBP: 0.167, SLG: 0.273 (8, 1) Willie Smith, L OBP: 0.167, SLG: 0.273 (8, 1) Bob Dulliba, R (8, 1)	F9		SF8		F7			1B	1B	2	0	0	1	0	0	1			
Ed Kirkpatrick, L OBP: 0.356, SLG: 0.420 (1, 7)	HR		3-H	K	F4				1B	4	1	2	2	0	1	1			
Joe Koppe, R OBP: 0.420, SLG: 0.405 (8, PH) Charlie Dees, L OBP: 0.160, SLG: 0.130 (8, 5) Felix Torres, R OBP: 0.351, SLG: 0.543 (8, 5)	6-3		SH3-4 BB		5-3			F6		2	0	0	0	1	0	0			
Fred Newman, R OBP: 0.214, SLG: 0.154 (1, 1) Buck Rodgers, S OBP: 0.319, SLG: 0.287 (6, 2)	K		SH3-4		1-2		6-3		6-3	1	0	0	0	0	1	0			
Inning Stats	R: 0 E: 0 K: 1 S: 5	H: 0 LOB: 1 BB: 1 P: 9	R: 2 E: 0 K: 1 S: 7	H: 2 LOB: 0 BB: 0 P: 7	R: 3 E: 0 K: 1 S: 7	H: 2 LOB: 1 BB: 1 P: 12	R: 0 E: 0 K: 1 S: 5	H: 0 LOB: 0 BB: 0 P: 3	R: 0 E: 0 K: 0 S: 3	H: 0 LOB: 0 BB: 0 P: 3	R: 0 E: 0 K: 0 S: 4	H: 2 LOB: 2 BB: 0 P: 4	R: 0 E: 0 K: 0 S: 5	H: 2 LOB: 1 BB: 1 P: 7	R: 0 E: 0 K: 0 S: 3	H: 0 LOB: 1 BB: 1 P: 7	1B: 6 2B: 1 3B: 0 HR: 1	SF: 1 SAC: 1 DP: 0 HBP: 1	WP: 0 PA: 39 CS: 0
PITCHER	IP WLS BF H R ER SO BB IBB HBP BLK WP HR S P ERA WHIP																		
Ralph Terry, R ERA: 8.22 (1, 1)	2.0	13	4	5	5	2	2	0	1	0	0	0	1	14	23	22.50	3.000		
Steve Hamilton, L ERA: 1.89 (3, 1)	4.0	W	13	0	0	0	2	1	0	0	0	0	0	16	20	0.00	0.250		
Pete Mikkelsen, R ERA: 5.68 (7, 1)	1.2		8	4	0	0	2	0	0	0	0	0	0	8	8	0.00	2.400		
Hal Reniff, R ERA: 2.49 (8, 1)	1.1	S	5	0	0	0	0	1	0	0	0	0	0	4	8	0.00	0.750		

Los Angeles Angels @ New York Yankees
Yankee Stadium, Bronx, NY
Sun May 24 1964, 3:38 AM EDT
Att: 20,609 - Unknown - 90 F

AB	32
R	5
H	8
RBI	5
BB	4
SO	4
LOB	12



Batter	1	2	3	4	5	6	7	8	9	AB	R	H	RBI	BB	SO	LOB	BOTTOM		
Phil Linz, R OBP: 0.287, SLG: 0.284 (1, 6)	L3		F7 1B 2B		FC6-4			F3		5	1	2	1	0	0	1			
Bobby Richardson, R OBP: 0.331, SLG: 0.317 (1, 4)	F9		F7		F9		FC5		5-3	5	0	0	0	0	0	4			
Roger Maris, L OBP: 0.363, SLG: 0.520 (1, 9)	4-1		3-H	1B	1-3		4-1			4	0	1	1	0	0	0			
Mickey Mantle, S OBP: 0.445, SLG: 0.604 (1, 8) Pedro Gonzalez, R OBP: 0.319, SLG: 0.326 (7, PR) (8, 3)	HR		K		1B 1B		2B			4	2	3	1	0	1	1			
Tom Tresh, S OBP: 0.333, SLG: 0.424 (1, 7)	6-3		F7		1B 1B		K			4	1	1	0	0	1	1			
Joe Pepitone, L OBP: 0.318, SLG: 0.435 (1, 3) (8, 8)	1B		G3		G3		G3			4	1	2	1	0	0	1			
Johnny Blanchard, L OBP: 0.415, SLG: 0.400 (1, 2)	F6		4-3		1B 1B		HR 2B			4	2	2	1	0	0	1			
Clete Boyer, R OBP: 0.244, SLG: 0.279 (1, 5)	1-3		E4 FC6-4		FC5		HR			4	1	2	3	0	0	1			
Ralph Terry, R OBP: 0.250, SLG: 0.286 (1, 1) Steve Hamilton, L ERA: 5.09 (3, 1) Hector Lopez, R OBP: 0.318, SLG: 0.518 (6, PH) Pete Mikkelsen, R (7, 1) Hal Reniff, R (8, 1)	L1		F6		K		K			0	0	0	0	0	0	0			
Inning Stats	R: 0 E: 0 K: 0 S: 3	H: 0 LOB: 0 BB: 0 P: 3	R: 1 E: 0 K: 0 S: 5	H: 2 LOB: 1 BB: 0 P: 5	R: 1 E: 0 K: 1 S: 7	H: 2 LOB: 1 BB: 0 P: 7	R: 0 E: 0 K: 0 S: 3	H: 0 LOB: 0 BB: 0 P: 3	R: 0 E: 1 K: 0 S: 4	H: 0 LOB: 1 BB: 0 P: 4	R: 4 E: 0 K: 1 S: 11	H: 6 LOB: 2 BB: 0 P: 11	R: 0 E: 0 K: 1 S: 6	H: 1 LOB: 1 BB: 0 P: 6	R: 2 E: 0 K: 1 S: 7	H: 2 LOB: 0 BB: 0 P: 7	1B: 8 2B: 3 3B: 0 HR: 2	SF: 0 SAC: 0 DP: 0 HBP: 0	WP: 0 PA: 38 CS: 0
PITCHER	IP WLS BF H R ER SO BB IBB HBP BLK WP HR S P ERA WHIP																		
Fred Newman, R ERA: 4.17 (1, 1)	5.1	L	4	3	1	1	1	0	0	0	0	0	0	6	6	27.00	9.000		
Dan Osinski, R ERA: 5.09 (6, 1)	0.1		4	3	1	1	1	0	0	0	0	0	0	6	6	27.00	9.000		
Bob Lee, R ERA: 2.16 (6, 1)	1.1		5	1	0	0	1	0	0	0	0	0	0	7	7	0.00	0.750		
Willie Smith, L ERA: 1.8 (8, 1)	0.0		2	2	2	2	0	0	0	0	0	1	2	2	∞	∞			
Bob Dulliba, R ERA: 1.1 (8, 1)	1.0		3	0	0	0	1	0	0	0	0	0	5	5	0.00	0.000			

Los Angeles Angels @ New York Yankees
Yankee Stadium, Bronx, NY
Sun May 24 1964, 3:38 AM EDT
Att: 20,609 - Unknown - 90 F

AB	38
R	8
H	13
RBI	8
BB	0
SO	4
LOB	13



Batter	1	2	3	4	5	6	7	8	9	AB	R	H	RBI	BB	SO	LOB	TOP																									
Dick Howser, R (1, 6) OBP: 0.377, SLG: 0.356	0-3 K		0-0 6-3			4-0 1B BB	0-0 FC6-4			3	1	0	0	1	1	2																										
Larry Brown, R (1, 4) OBP: 0.271, SLG: 0.423	0-0 6-3			0-0 6-3		0-3 K		0-3 K		4	0	0	0	0	2	1																										
Leon Wagner, L (1, 7) OBP: 0.379, SLG: 0.504	0-3 K			0-0 1-3		0-0 1B 1-2		0-3 K		4	0	1	0	0	2	0																										
Max Alvis, R (1, 5) OBP: 0.299, SLG: 0.389		0-0 5-3		0-3 K		0-0 1-3 2H 1B		0-0 F8		4	0	1	1	0	1	0																										
Bob Chance, L (1, 9) OBP: 0.500, SLG: 0.944		0-3 K			0-3 K		0-0 L8		0-0 6-3	2	0	0	0	0	2	0																										
Al Smith, R (6, PH) OBP: 0.139, SLG: 0.176										2	0	0	0	0	0	2																										
John Romano, R (1, 2) OBP: 0.414, SLG: 0.576										4	0	2	0	0	0	0																										
Vic Davallilo, L (9, PR) OBP: 0.236, SLG: 0.265										0	0	0	0	0	0	0																										
Joe Azcue, R (9, 2) OBP: 0.319, SLG: 0.422										0	0	0	0	0	0	0																										
Jerry Kindall, R (1, 3) OBP: 0.533, SLG: 0.929			0-3 K		0-0 F8		0-0 1B FC5-4		0-0 6-3	4	1	2	0	0	1	1																										
Woodie Held, R (1, 8) OBP: 0.288, SLG: 0.469			0-0 6-3		0-3 K		0-0 1B FC4-6		0-0 FC5-4	4	0	1	0	0	1	3																										
Mudcat Grant, R (1, 1) OBP: 0.364, SLG: 0.684							0-0 1-3 FC4-6		0-0 L7	4	0	1	1	0	0	3																										
Inning Stats	R: 0 E: 0 K: 2 S: 7	H: 0 LOB: 0 BB: 0 P: 7	R: 0 E: 0 K: 1 S: 5	H: 0 LOB: 0 BB: 0 P: 5	R: 0 E: 0 K: 1 S: 6	H: 1 LOB: 1 BB: 0 P: 6	R: 0 E: 0 K: 1 S: 5	H: 0 LOB: 0 BB: 0 P: 5	R: 0 E: 0 K: 2 S: 8	H: 1 LOB: 1 BB: 0 P: 8	R: 1 E: 0 K: 1 S: 7	H: 2 LOB: 2 BB: 1 P: 11	R: 0 E: 0 K: 0 S: 5	H: 2 LOB: 1 BB: 0 P: 5	R: 0 E: 0 K: 2 S: 7	H: 0 LOB: 0 BB: 0 P: 7	R: 0 E: 0 K: 0 S: 5	H: 2 LOB: 2 BB: 0 P: 5	1B: 7 2B: 1 3B: 0 HR: 0	SF: 0 SAC: 0 DP: 0 HBP: 0	WP: 0 PB: 0 SB: 0 CS: 0	PA: 36																				
PITCHER	IP	WLS	BF	H	R	ER	SO	BB	IBB	HBP	BLK	WP	HR	S	P	ERA	WHIP	PITCHER								IP	WLS	BF	H	R	ER	SO	BB	IBB	HBP	BLK	WP	HR	S	P	ERA	WHIP
Whitey Ford, L (1, 1) ERA: 1.89	8.1		34	8	2	2	10	1	0	0	0	0	0	53	57	2.16	1.080																									
Pete Mikkelsen, R (9, 1) ERA: 5.49	0.2	W	2	0	0	0	0	0	0	0	0	0	0	2	2	0.00	0.000																									

Cleveland Indians @ New York Yankees
Yankee Stadium, Bronx, NY
Tue May 26 1964, 7:05 PM EDT
Att: 15,906 - Unknown - 77 F


AB 35
R 2
H 8
RBI 2
BB 1
SO 10
LOB 12



Batter	1	2	3	4	5	6	7	8	9	AB	R	H	RBI	BB	SO	LOB	BOTTOM																										
Phil Linz, R (1, 6) OBP: 0.283, SLG: 0.279	0-0 F7		0-0 F4		0-0 FC4-6		0-0 F8		0-0 1B	5	0	1	0	0	0	2																											
Bobby Richardson, R (1, 4) OBP: 0.340, SLG: 0.354	0-0 4-3		0-0 F4		0-0 3B		0-0 3B		0-0 1B	5	0	3	1	0	0	1																											
Roger Maris, L (1, 9) OBP: 0.369, SLG: 0.551	4-0 BB			0-0 HR	0-0 4-3		0-0 F2			3	1	1	1	1	0	2																											
Mickey Mantle, S (1, 8) OBP: 0.455, SLG: 0.606	0-0 F5			4-0 FC3-6		0-0 1B		0-0 G4-3		3	0	2	0	1	0	1																											
Pedro Gonzalez, R (9, PR) OBP: 0.319, SLG: 0.326				0-0 BB		0-0 1B		0-0 1B		0	0	0	0	0	0	0																											
Tom Tresh, S (1, 7) OBP: 0.322, SLG: 0.408		0-0 F8		0-0 FC3-6		0-0 F9		0-0 G4-3		4	1	0	0	0	0	3																											
Joe Pepitone, L (1, 3) OBP: 0.324, SLG: 0.437		0-0 G1-4-3		0-0 G3		0-0 1B		0-0 G1		4	0	2	0	0	0	2																											
Elston Howard, R (1, 2) OBP: 0.371, SLG: 0.490		0-0 G1-4-3		0-0 1B		0-0 1B		0-0 F8		4	1	2	1	0	0	3																											
Clete Boyer, R (1, 5) OBP: 0.238, SLG: 0.272			0-3 K		0-3 K		0-0 L8		0-0 SH1-4	3	0	0	0	0	2	3																											
Whitey Ford, L (1, 1) OBP: 0.292, SLG: 0.238					4-0 FC4-6		0-3 K		4-0 1B	2	0	1	0	1	1	0																											
Pete Mikkelsen, R (9, 1) OBP: 0.300, SLG: 0.370									4-0 1B	0	0	0	0	0	0	0																											
Inning Stats	R: 0 E: 0 K: 0 S: 3	H: 0 LOB: 1 BB: 1 P: 7	R: 0 E: 0 K: 0 S: 3	H: 1 LOB: 0 BB: 0 P: 3	R: 0 E: 0 K: 1 S: 6	H: 1 LOB: 1 BB: 0 P: 6	R: 2 E: 0 K: 1 S: 7	H: 2 LOB: 1 BB: 1 P: 11	R: 0 E: 0 K: 0 S: 3	H: 1 LOB: 1 BB: 1 P: 7	R: 0 E: 0 K: 0 S: 5	H: 2 LOB: 2 BB: 0 P: 5	R: 0 E: 0 K: 1 S: 6	H: 1 LOB: 1 BB: 0 P: 6	R: 0 E: 0 K: 0 S: 3	R: 1 E: 0 K: 0 S: 4	H: 3 LOB: 3 BB: 1 P: 8	1B: 8 2B: 1 3B: 2 HR: 1	SF: 0 SAC: 1 DP: 2 HBP: 0	WP: 0 PB: 0 SB: 0 CS: 1	PA: 38																						
PITCHER	IP	WLS	BF	H	R	ER	SO	BB	IBB	HBP	BLK	WP	HR	S	P	ERA	WHIP	PITCHER								IP	WLS	BF	H	R	ER	SO	BB	IBB	HBP	BLK	WP	HR	S	P	ERA	WHIP	
Mudcat Grant, R (1, 1) ERA: 5.8	8.1	L	38	12	3	3	3	3	1	0	0	0	1	40	56	3.24	1.800																										

Cleveland Indians @ New York Yankees
Yankee Stadium, Bronx, NY
Tue May 26 1964, 7:05 PM EDT
Att: 15,906 - Unknown - 77 F

AB 33
R 3
H 12
RBI 3
BB 4
SO 3
LOB 17



Batter	1	2	3	4	5	6	7	8	9	AB	R	H	RBI	BB	SO	LOB	TOP
Dick Howser, R OBP: 0.365, SLG: 0.343 (1, 6)	F3		5-3			4-3		F8	F5	5	0	0	0	0	0	1	
Larry Brown, R OBP: 0.303, SLG: 0.481 (1, 4)	1-3 1B			F8 G3 1B		WP 1B BB		HR		3	1	3	1	1	0	0	
Leon Wagner, L OBP: 0.376, SLG: 0.496 (1, 7)	1-3			G3		WP 1B		K		4	0	1	0	0	1	2	
Max Alvis, R OBP: 0.297, SLG: 0.385 (1, 5)	F7			F8		F2		1B		4	0	1	0	0	0	4	
John Romano, R OBP: 0.392, SLG: 0.540 (1, 2)		F8		L5		F2		K		4	0	0	0	0	1	4	
Al Smith, R OBP: 0.150, SLG: 0.237 (1, 8)		L9				F8		3B		4	0	1	0	0	0	0	
Jerry Kindall, R OBP: 0.526, SLG: 0.882 (1, 3)		K				FC6-4 BB		1-3		3	1	1	0	1	1	1	
Tito Francona, L OBP: 0.381, SLG: 0.314 (1, 9)			L4		FC6-4	F5		G3		4	0	0	0	0	0	3	
Jack Kratlick, L Don McMahon, R Woody Heath, R Sonny Siebert, R Joe Accardi, R Mudcat Grant, R (1, 1) (6, 1) (7, Ph) (7, 1) (9, Ph) (9, Ph)			K		K	K		K		2	0	0	0	0	2	1	
Inning Stats	R: 0 E: 0 K: 0 S: 4	H: 1 LOB: 1 BB: 0 P: 4	R: 0 E: 0 K: 1 S: 5	H: 0 LOB: 0 BB: 0 P: 5	R: 0 E: 0 K: 1 S: 5	H: 1 LOB: 1 BB: 0 P: 4	R: 0 E: 0 K: 0 S: 4	H: 0 LOB: 1 BB: 1 P: 9	R: 0 E: 0 K: 1 S: 6	H: 1 LOB: 1 BB: 0 P: 6	R: 1 E: 0 K: 2 S: 9	H: 2 LOB: 1 BB: 1 P: 9	R: 1 E: 0 K: 0 S: 4	H: 1 LOB: 1 BB: 1 P: 8	1B: 4 2B: 1 3B: 1 HR: 1	SF: 0 SAC: 0 DP: 0 HBP: 0	WP: 2 PA: 37
PITCHER Al Downing, L ERA: 3.38 (1, 1)	IP: 9.0 WLS: W BF: 37 H: 7 R: 2 ER: 2 SO: 6 BB: 3 IBB: 0 HBP: 0 BLK: 0 WP: 2 HR: 1 S: 46 P: 58 ERA: 2.00 WHIP: 1.111																

Cleveland Indians @ New York Yankees
Yankee Stadium, Bronx, NY
Wed May 27 1964, 3:33 AM EDT
Alt. 6,299 - Unknown - 78 F

AB 34
R 2
H 7
RBI 1
BB 3
SO 6
LOB 17

C

Batter	1	2	3	4	5	6	7	8	9	AB	R	H	RBI	BB	SO	LOB	BOTTOM		
Phil Linz, R OBP: 0.268, SLG: 0.264 (1, 6)	F7		L4	F8		F3		5-3		5	0	0	0	0	0	4			
Bobby Richardson, R OBP: 0.341, SLG: 0.355 (1, 4)	F3		5-3 1B		F7	6-3		2-H 1B		5	0	2	1	0	0	1			
Hector Lopez, R OBP: 0.312, SLG: 0.500 (1, 7)	F9		5-3	4-3		4-3		FC3-6 1B		5	0	1	0	0	1	2			
Roger Maris, L OBP: 0.364, SLG: 0.573 (1, 9)		IHR	4-3		F5	FC3-6 1B				4	1	1	1	0	0	2			
Tom Tresh, S OBP: 0.328, SLG: 0.415 (1, 8)		S 2B BB		1B 2B		F7	F8			3	2	1	0	1	0	1			
Elston Howard, R OBP: 0.383, SLG: 0.430 (1, 2)		4-3 1-H 2B		F7		1B 2B	1-3 1B			4	1	3	1	0	0	1			
Joe Pepitone, L OBP: 0.322, SLG: 0.432 (1, 3)		4-3		K		HR 1B	F7			4	1	1	1	0	1	4			
Clete Boyer, R OBP: 0.254, SLG: 0.308 (1, 5)		L8		1B IBB		1-H HR		5-3 1B 1B		3	2	2	2	1	0	1			
Al Downing, R OBP: 0.267, SLG: 0.400 (1, 1)		K		1-3 2-H 1B		3B		K		4	0	2	1	0	2	2			
Inning Stats	R: 0 E: 0 K: 0 S: 3	H: 0 LOB: 0 BB: 0 P: 3	R: 2 E: 0 K: 1 S: 7	H: 2 LOB: 1 BB: 1 P: 11	R: 0 E: 0 K: 0 S: 4	H: 1 LOB: 0 BB: 0 P: 4	R: 1 E: 0 K: 1 S: 7	H: 2 LOB: 1 BB: 1 P: 11	R: 0 E: 0 K: 0 S: 3	H: 0 LOB: 0 BB: 0 P: 3	R: 3 E: 0 K: 0 S: 7	H: 4 LOB: 1 BB: 0 P: 7	R: 0 E: 0 K: 0 S: 5	H: 2 LOB: 2 BB: 0 P: 5	R: 1 E: 0 K: 2 S: 9	H: 2 LOB: 1 BB: 0 P: 9	1B: 7 2B: 3 3B: 1 HR: 2	SF: 0 SAC: 0 DP: 0 HBP: 0	WP: 0 PA: 39
PITCHER Jack Kratlick, L ERA: 2.09 Don McMahon, R ERA: 1.42 Sonny Siebert, R ERA: 5.3 (1, 1) (6, 1) (7, 1)	IP: 5.1 WLS: L BF: 27 H: 9 R: 6 ER: 6 SO: 2 BB: 1 IBB: 0 HBP: 0 BLK: 0 WP: 0 HR: 1 S: 29 P: 37 ERA: 10.12 WHIP: 1.875																		

Cleveland Indians @ New York Yankees
Yankee Stadium, Bronx, NY
Wed May 27 1964, 3:33 AM EDT
Alt. 6,299 - Unknown - 78 F


AB 37
R 7
H 13
RBI 7
BB 2
SO 4
LOB 18

Yankees

Batter	1	2	3	4	5	6	7	8	9	AB	R	H	RBI	BB	SO	LOB	TOP																					
Tony Kubek, L (1,6) OBP: 0.292, SLG: 0.345	F7		K		4-3			G3	BB	4	0	0	0	1	1	2	New York Yankees @ Kansas City Athletics Municipal Stadium, Kansas City, MO Fri May 29 1964, 8:05 PM EDT Att: 16,670 - Unknown																					
Bobby Richardson, R (1,4) OBP: 0.331, SLG: 0.344	F8		F8			L4		F7	F8	5	0	0	0	0	0	5																						
Hector Lopez, R (1,7) OBP: 0.320, SLG: 0.533	K			4-3		HR		1B		4	1	2	1	0	1	0																						
Roger Maris, L (1,9) OBP: 0.359, SLG: 0.558		3-1		F9		K		1B		4	0	1	0	0	1	0																						
Tom Tresh, S (1,8) OBP: 0.325, SLG: 0.404		3-1		BB	BB	1-3		1B		3	0	0	0	1	1	2																						
Joe Pepitone, L (1,3) OBP: 0.327, SLG: 0.430		4-3		BB				K		3	0	1	0	1	0	0																						
Elston Howard, R (1,2) OBP: 0.394, SLG: 0.436			BB	F9				1B		3	0	2	0	1	0	2																						
Clete Boyer, R (1,5) OBP: 0.261, SLG: 0.303			BB					1B		2	0	0	0	2	0	1																						
Jim Bouton, R (1,1) OBP: 0.087, SLG: 0.045			BB					1-3	BB	2	0	0	0	0	2	2																						
Mickey Mantle, S (7, PH) OBP: 0.452, SLG: 0.600			K					1-3		1	0	0	0	0	1	1																						
Stan Williams, R (7, PH) OBP: 0.400, SLG: 0.400										0	0	0	0	0	0	0																						
Johnny Blanchard, L (9, PH) OBP: 0.405, SLG: 0.387								1-2	2-3	1	0	0	0	0	0	2																						
Inning Stats	R: 0 E: 0 K: 1 S: 5	H: 0 LOB: 0 BB: 0 P: 5	R: 0 E: 0 K: 0 S: 3	H: 0 LOB: 0 BB: 0 P: 3	R: 0 E: 0 K: 2 S: 7	H: 0 LOB: 2 BB: 2 P: 15	R: 0 E: 0 K: 0 S: 3	H: 0 LOB: 0 BB: 2 P: 11	R: 0 E: 0 K: 1 S: 5	H: 1 LOB: 0 BB: 0 P: 6	R: 0 E: 0 K: 1 S: 6	H: 1 LOB: 1 BB: 0 P: 6	R: 0 E: 0 K: 1 S: 7	H: 2 LOB: 2 BB: 0 P: 7	R: 0 E: 0 K: 0 S: 4	H: 2 LOB: 3 BB: 2 P: 12	1B: 5 2B: 0 3B: 0 HR: 1	SF: 0 SAC: 0 DP: 0 HBP: 0	WP: 0 PB: 0 CS: 0	PA: 38																		
PITCHER	IP	WLS	BF	H	R	ER	SO	BB	IBB	HBP	BLK	WP	HR	S	P	ERA	WHIP	PITCHER				IP	WLS	BF	H	R	ER	SO	BB	IBB	HBP	BLK	WP	HR	S	P	ERA	WHIP
Diego Segui, R (1,1) ERA: 3.86	8.1	W	35	6	1	1	7	5	0	0	0	0	1	44	64	1.08	1.320																					
Ted Bowsfield, L (9,1) ERA: 8.75	0.1		2	0	0	0	0	1	0	0	0	0	0	1	5	0.00	3.000																					
John Wyatt, R (9,1) ERA: 1.69	0.1	S	1	0	0	0	0	0	0	0	0	0	0	1	1	0.00	0.000																					



Batter	1	2	3	4	5	6	7	8	9	AB	R	H	RBI	BB	SO	LOB	BOTTOM																					
Wayne Causey, L (1,6) OBP: 0.402, SLG: 0.349	1B HR	K			P5			FC6-4		4	1	2	1	0	1	1	New York Yankees @ Kansas City Athletics Municipal Stadium, Kansas City, MO Fri May 29 1964, 8:05 PM EDT Att: 16,670 - Unknown																					
Nelson Mathews, R (1,8) OBP: 0.328, SLG: 0.380	P5		1-3		6-3		FC6-4			4	0	0	0	0	0	2																						
George Alusik, R (1,7) OBP: 0.530, SLG: 0.511	1-3 HR		6-3			F7		1-6-3		4	1	1	0	0	0	0																						
Rocky Colavito, R (1,9) OBP: 0.409, SLG: 0.642	1-H 3-H HR					FC6-4 BB		F8		3	1	2	3	1	0	0																						
Ed Charles, R (1,5) OBP: 0.353, SLG: 0.331	P2		F9			FC6-4		5-3		4	0	0	0	0	0	2																						
Charlie Lau, L (1,2) OBP: 0.340, SLG: 0.451	F7				K			3-1		3	0	0	0	0	1	1																						
Doc Edwards, R (1,3) OBP: 0.306, SLG: 0.333										3	0	2	0	0	0	0																						
Jose Tartabull, L (7, PR) OBP: 0.167, SLG: 0.250					L7			F8 SH2-4 1B		0	1	0	0	0	0	0																						
Dick Green, R (1,4) OBP: 0.248, SLG: 0.338					4-3			SH2-4		2	0	1	0	0	0	0																						
Diego Segui, R (1,1) OBP: 0.238, SLG: 0.350										3	0	0	0	0	1	4																						
Ted Bowsfield, R (9,1)										0	0	0	0	0	0	0																						
John Wyatt, R (9,1)										0	0	0	0	0	0	0																						
Inning Stats	R: 3 E: 0 K: 0 S: 6	H: 3 LOB: 0 BB: 0 P: 6	R: 0 E: 0 K: 2 S: 8	H: 2 LOB: 1 BB: 0 P: 8	R: 0 E: 0 K: 0 S: 4	H: 1 LOB: 1 BB: 0 P: 4	R: 0 E: 0 K: 1 S: 5	H: 0 LOB: 0 BB: 0 P: 5	R: 0 E: 0 K: 0 S: 3	H: 0 LOB: 1 BB: 1 P: 7	R: 1 E: 0 K: 0 S: 5	H: 2 LOB: 1 BB: 0 P: 5	R: 0 E: 0 K: 0 S: 3	H: 0 LOB: 0 BB: 0 P: 3	R: 0 E: 0 K: 0 S: 3	H: 0 LOB: 0 BB: 0 P: 3	1B: 7 2B: 1 3B: 0 HR: 1	SF: 0 SAC: 1 DP: 1 HBP: 0	WP: 0 PB: 0 CS: 0	PA: 32																		
PITCHER	IP	WLS	BF	H	R	ER	SO	BB	IBB	HBP	BLK	WP	HR	S	P	ERA	WHIP	PITCHER				IP	WLS	BF	H	R	ER	SO	BB	IBB	HBP	BLK	WP	HR	S	P	ERA	WHIP
Jim Bouton, R (1,1) ERA: 3.2	6.0	L	24	6	3	3	3	1	0	0	0	0	0	29	33	4.50	1.167																					
Stan Williams, R (7,1) ERA: 5.29	2.0		8	2	1	1	0	0	0	0	0	0	0	8	8	4.50	1.000																					



Batter	1	2	3	4	5	6	7	8	9	AB	R	H	RBI	BB	SO	LOB	TOP				
Tony Kubek, L (1,6) OBP: 0.300, SLG: 0.349	G3		P4				G3		FC3-6 1B	5	0	2	1	0	0	1					
Bobby Richardson, R (1,4) OBP: 0.322, SLG: 0.333	P1		FC4-6 1-2				L7		FC3-6 1B SF9	5	1	0	0	0	0	3					
Hector Lopez, R (1,7) OBP: 0.324, SLG: 0.526	K						P5		SF9 BB 1B	5	2	2	0	0	1	0					
Roger Maris, L (1,9) OBP: 0.361, SLG: 0.539		P6					K		BB E HBP 1B BB	3	2	0	0	1	1	1					
Tom Tresh, S (1,8) OBP: 0.344, SLG: 0.409		FC3-6 BB					FC4-6 1B		SF9 BB	1	0	1	1	3	0	0					
Joe Pepitone, L (1,3) OBP: 0.323, SLG: 0.422	FC3-6 1-2						FC4-6 1B HR		L6 1B	5	1	1	1	0	0	6					
Elston Howard, R (1,2) OBP: 0.409, SLG: 0.459	F9						1-3 1B 2B		E8 1B 1-3 2-H	5	2	4	3	0	0	1					
Clete Boyer, R (1,5) OBP: 0.259, SLG: 0.323			K				K		K2-3 P5	5	1	1	3	0	3	5					
Whitey Ford, L (1,1) OBP: 0.286, SLG: 0.240							1-3 1B		L7	4	0	1	0	0	0	3					
Inning Stats	R: 0 E: 0 K: 1 S: 5	H: 0 LOB: 0 BB: 0 P: 5	R: 0 E: 0 K: 0 S: 3	H: 0 LOB: 1 BB: 1 P: 7	R: 0 E: 0 K: 1 S: 6	H: 1 LOB: 1 BB: 0 P: 6	R: 0 E: 0 K: 0 S: 3	H: 0 LOB: 1 BB: 1 P: 7	R: 1 E: 0 K: 1 S: 7	H: 2 LOB: 1 BB: 0 P: 7	R: 4 E: 0 K: 1 S: 9	H: 4 LOB: 0 BB: 0 P: 9	R: 0 E: 0 K: 0 S: 3	H: 0 LOB: 0 BB: 0 P: 3	R: 1 E: 1 K: 1 S: 6	H: 1 LOB: 2 BB: 1 P: 11	R: 3 E: 0 K: 0 S: 7	H: 4 LOB: 2 BB: 1 P: 11	1B: 10 2B: 1 3B: 0 HR: 1	SF: 1 SAC: 0 DP: 0 HBP: 1	WP: 0 PA: 44 CS: 0
PITCHER	IP	WLS	BF	H	R	ER	SO	BB	IBB	HBP	BLK	WP	HR	S	P	ERA	WHIP				
Moe Drabowsky, R (1,1) ERA: 5.96	7.0	L	30	7	5	5	4	2	0	0	0	0	1	36	44	6.43	1.286				
Joe Grzenda, L (8,1) ERA: 11.05	1.0		6	1	1	1	1	1	0	1	0	0	0	6	11	9.00	2.000				
Vern Handrahan, R (9,1) ERA: 7.27	1.0		8	4	3	3	0	1	0	0	0	0	0	7	11	27.00	5.000				

New York Yankees @ Kansas City Athletics
Municipal Stadium, Kansas City, MO
Sat May 30 1964, 8:05 PM EDT
Att: 20,989 - Overcast - 60 F

AB 38
R 9
H 12
RBI 9
BB 4
SO 5
LOB 20



Batter	1	2	3	4	5	6	7	8	9	AB	R	H	RBI	BB	SO	LOB	BOTTOM				
Wayne Causey, L (1,6) OBP: 0.404, SLG: 0.353	K		E BB 1B				5-3		FC6-4 1B	4	0	2	0	0	1	0					
Nelson Mathews, R (1,8) OBP: 0.331, SLG: 0.379	5-3		E BB				1B		L5	3	0	1	0	1	0	1					
George Alusik, R (1,7) OBP: 0.500, SLG: 0.471	P4		E5 FC6-4				K		FC6-4 1-2	4	0	0	0	0	1	4					
Rocky Colavito, R (1,9) OBP: 0.405, SLG: 0.630			FC6-4				L8		P3	4	0	1	0	0	0	4					
Ed Charles, R (1,5) OBP: 0.345, SLG: 0.322	K						5-3		F8	4	0	0	0	0	2	2					
Doc Edwards, R (1,3) OBP: 0.288, SLG: 0.313	G5-4-3 1-2						6-3		6-3	4	0	0	0	0	0	1					
Dick Green, R (1,4) OBP: 0.243, SLG: 0.331			P4				L8		2-3	3	0	0	0	0	0	0					
Charlie Lau, L (1,2) OBP: 0.340, SLG: 0.447			BB E 1B				L9		3-1	3	1	1	0	0	0	0					
Moe Drabowsky, R (1,1) OBP: 0.053, SLG: 0.053			K						K	2	0	0	0	0	2	1					
Joe Grzenda, R (8,1)										0	0	0	0	0	0	0					
George Williams, R (8,PH) OBP: 0.174, SLG: 0.095										1	0	0	0	0	1	0					
Vern Handrahan, L (9,1)										0	0	0	0	0	0	0					
Inning Stats	R: 0 E: 0 K: 1 S: 5	H: 0 LOB: 0 BB: 0 P: 5	R: 0 E: 0 K: 1 S: 5	H: 1 LOB: 0 BB: 0 P: 5	R: 1 E: 1 K: 1 S: 8	H: 2 LOB: 3 BB: 1 P: 12	R: 0 E: 0 K: 1 S: 5	H: 0 LOB: 0 BB: 0 P: 5	R: 0 E: 0 K: 1 S: 5	H: 0 LOB: 0 BB: 0 P: 5	R: 0 E: 0 K: 1 S: 6	H: 1 LOB: 1 BB: 0 P: 6	R: 0 E: 0 K: 0 S: 3	H: 0 LOB: 0 BB: 0 P: 3	R: 0 E: 0 K: 1 S: 6	H: 1 LOB: 1 BB: 0 P: 6	R: 0 E: 0 K: 0 S: 3	H: 0 LOB: 0 BB: 0 P: 3	1B: 5 2B: 0 3B: 0 HR: 0	SF: 0 SAC: 0 DP: 1 HBP: 0	WP: 0 PA: 33 CS: 0
PITCHER	IP	WLS	BF	H	R	ER	SO	BB	IBB	HBP	BLK	WP	HR	S	P	ERA	WHIP				
Whitey Ford, L (1,1) ERA: 1.69	9.0	W	33	5	1	0	7	1	0	0	0	0	0	46	50	0.00	0.667				

New York Yankees @ Kansas City Athletics
Municipal Stadium, Kansas City, MO
Sat May 30 1964, 8:05 PM EDT
Att: 20,989 - Overcast - 60 F

AB 32
R 1
H 5
RBI 0
BB 1
SO 7
LOB 13



Batter	1	2	3	4	5	6	7	8	9	AB	R	H	RBI	BB	SO	LOB	TOP				
Tony Kubek, L (1, 6) OBP: 0.293, SLG: 0.338										5	0	1	0	0	0	3					
Bobby Richardson, R (1, 4) OBP: 0.320, SLG: 0.331										4	0	1	0	0	0	1					
Hector Lopez, R (1, 7) OBP: 0.330, SLG: 0.525										4	0	2	0	0	0	2					
Roger Maris, L (1, 9) OBP: 0.356, SLG: 0.522										3	0	0	0	1	0	2					
Tom Tresh, S (1, 8) OBP: 0.333, SLG: 0.395										4	0	0	0	0	0	2					
Elston Howard, R (1, 2) OBP: 0.404, SLG: 0.452										4	0	1	0	0	0	0					
Joe Pepitone, L (1, 3) OBP: 0.333, SLG: 0.430										4	1	3	0	0	0	0					
Clete Boyer, R (1, 5) OBP: 0.259, SLG: 0.320										4	1	1	0	0	1	3					
Al Downing, R (1, 1) OBP: 0.285, SLG: 0.353										2	0	0	0	0	2	2					
Mickey Martin, S (7, PH) OBP: 0.426, SLG: 0.504										1	0	1	2	0	0	0					
Pedro Gonzalez, R (7, PR) OBP: 0.319, SLG: 0.326										0	0	0	0	0	0	0					
Hal Reniff, R (7, 1) OBP: 0.333, SLG: 0.326										0	0	0	0	0	0	0					
Johnny Blanchard, L (9, PH) OBP: 0.419, SLG: 0.543										1	0	1	0	0	0	0					
Phil Linz, R (9, PR) OBP: 0.298, SLG: 0.294										0	0	0	0	0	0	0					
Inning Stats	R: 0 E: 0 K: 0 S: 3	H: 1 LOB: 0 BB: 0 P: 3	R: 0 E: 0 K: 0 S: 3	H: 0 LOB: 0 BB: 0 P: 3	R: 0 E: 0 K: 1 S: 5	H: 0 LOB: 0 BB: 0 P: 5	R: 0 E: 0 K: 0 S: 4	H: 1 LOB: 1 BB: 0 P: 4	R: 0 E: 0 K: 1 S: 7	H: 2 LOB: 2 BB: 0 P: 7	R: 0 E: 0 K: 0 S: 4	H: 1 LOB: 1 BB: 0 P: 4	R: 2 E: 0 K: 0 S: 6	H: 3 LOB: 1 BB: 0 P: 6	R: 0 E: 0 K: 0 S: 3	H: 1 LOB: 1 BB: 1 P: 7	R: 0 E: 0 K: 1 S: 7	H: 2 LOB: 2 BB: 0 P: 7	1B: 11 2B: 1 3B: 0 HR: 0	SF: 0 SAC: 0 DP: 2 HBP: 0	WP: 0 PA: 37
PITCHER	IP	WLS	BF	H	R	ER	SO	BB	IBB	HBP	BLK	WP	HR	S	P	ERA	WHIP				
John O'Donoghue, L (1, 1) ERA: 4.44	7.0	W	28	8	2	2	2	0	0	0	0	0	0	32	32	2.57	1.143				
John Wyatt, R (8, 1) ERA: 1.57	2.0	S	9	3	0	0	1	1	0	0	0	0	0	10	14	0.00	2.000				

New York Yankees @ Kansas City Athletics
Municipal Stadium, Kansas City, MO
Sun May 31 1964, 4:33 AM EDT
Att: 18,764 - Unknown

AB	36
R	2
H	11
RBI	2
BB	1
SO	3
LOB	15



Batter	1	2	3	4	5	6	7	8	9	AB	R	H	RBI	BB	SO	LOB	BOTTOM				
Wayne Causey, L (1, 6) OBP: 0.406, SLG: 0.375										4	1	2	3	0	0	1					
Nelson Mathews, R (1, 8) OBP: 0.324, SLG: 0.370										4	0	0	0	0	1	2					
George Alusik, R (1, 7) OBP: 0.393, SLG: 0.463										3	1	1	0	0	0	1					
Billy Bryan, L (8, 2) OBP: 0.333, SLG: 0.600										1	0	1	0	0	0	0					
Rocky Colavito, R (1, 9) OBP: 0.410, SLG: 0.638										3	0	2	1	0	1	0					
Ed Charles, R (1, 5) OBP: 0.337, SLG: 0.313										4	0	0	0	0	1	3					
Doc Edwards, R (1, 3) OBP: 0.271, SLG: 0.294										4	0	0	0	0	0	1					
Dick Green, R (1, 4) OBP: 0.245, SLG: 0.331										3	0	1	0	0	1	0					
Charlie Lau, L (1, 2) OBP: 0.349, SLG: 0.448										2	0	1	0	1	1	1					
Jose Tartabull, L (7, PR) OBP: 0.167, SLG: 0.250										0	1	0	0	0	0	0					
John O'Donoghue, R (1, 1) OBP: 0.333, SLG: 0.333										1	0	0	0	0	0	1					
Jim Gentile, L (7, PH) OBP: 0.392, SLG: 0.533										0	0	0	0	1	0	0					
Moe Drabowsky, R (7, PR) OBP: 0.053, SLG: 0.053										0	1	0	0	0	0	0					
John Wyatt, R (8, 1) ERA: 3.42										0	0	0	0	0	0	0					
Inning Stats	R: 0 E: 0 K: 0 S: 3	H: 1 LOB: 0 BB: 0 P: 3	R: 0 E: 0 K: 2 S: 7	H: 0 LOB: 0 BB: 0 P: 7	R: 0 E: 0 K: 1 S: 6	H: 1 LOB: 1 BB: 0 P: 6	R: 0 E: 0 K: 0 S: 4	H: 1 LOB: 1 BB: 0 P: 4	R: 0 E: 0 K: 0 S: 4	H: 1 LOB: 1 BB: 0 P: 4	R: 1 E: 0 K: 1 S: 7	H: 2 LOB: 1 BB: 0 P: 7	R: 3 E: 0 K: 1 S: 6	H: 1 LOB: 1 BB: 2 P: 14	R: 0 E: 0 K: 0 S: 4	H: 1 LOB: 1 BB: 0 P: 4	1B: 6 2B: 1 3B: 0 HR: 1	SF: 0 SAC: 2 DP: 1 HBP: 0	WP: 2 PA: 33		
PITCHER	IP	WLS	BF	H	R	ER	SO	BB	IBB	HBP	BLK	WP	HR	S	P	ERA	WHIP				
Al Downing, L (1, 1) ERA: 3.12	6.0	L	23	6	1	1	4	0	0	0	0	2	0	31	31	1.50	1.000				
Hal Reniff, R (7, 1) ERA: 3.42	2.0	L	10	2	3	3	1	2	0	0	0	0	1	10	18	13.50	2.000				

New York Yankees @ Kansas City Athletics
Municipal Stadium, Kansas City, MO
Sun May 31 1964, 4:33 AM EDT
Att: 18,764 - Unknown

AB	29
R	4
H	8
RBI	4
BB	2
SO	5
LOB	10



Batter	1	2	3	4	5	6	7	8	9	AB	R	H	RBI	BB	SO	LOB	TOP					
Tony Kubek, L (1,6) OBP: 0.291, SLG: 0.333	P5		FC5 1B		L8		K2-3			4	0	1	0	0	1	2	New York Yankees @ Minnesota Twins Metropolitan Stadium, Bloomington, MI Mon Jun 01 1964, 8:05 PM EDT Att: 29,649 - Overcast - 59 F					
Bobby Richardson, R (1,4) OBP: 0.319, SLG: 0.359	P4		1-2 1B			F8		F9		4	0	1	0	0	0	0						
Tom Tresh, S (1,8) OBP: 0.338, SLG: 0.393	BB		FC5 2-3f			1B		F8		3	0	1	0	1	0	2						
Elston Howard, R (1,2) OBP: 0.400, SLG: 0.469	K			L8		K		HR		4	1	1	1	0	2	2						
Hector Lopez, R (1,7) OBP: 0.327, SLG: 0.510		L6				F9		G1-6-3		3	0	0	0	1	0	1						
Roger Maris, L (1,9) OBP: 0.352, SLG: 0.505	K			F9					K	3	0	0	0	1	2	1						
Joe Pepitone, L (1,3) OBP: 0.325, SLG: 0.419	K			L6		FC4-6 BB			P4	4	0	0	0	0	1	2						
Clete Boyer, R (1,5) OBP: 0.265, SLG: 0.321			F8		F9		1-2 1B		WP BB	3	0	1	0	1	0	0						
Ralph Terry, R (1,1) OBP: 0.200, SLG: 0.222			P2		5-3		P4		6-3	2	0	0	0	0	0	0						
Phil Linz, R (7, PH) OBP: 0.265, SLG: 0.261										1	0	0	0	0	0	2						
Pete Mikkelsen, R (7, 1) OBP: 0.452, SLG: 0.598										0	0	0	0	0	0	0						
Mickey Mantle, S (9, PH) OBP: 0.452, SLG: 0.598										1	0	0	0	0	0	1						
Inning Stats	R: 0 E: 0 K: 1 S: 5	H: 0 LOB: 1 BB: 1 P: 9	R: 0 E: 0 K: 2 S: 7	H: 0 LOB: 0 BB: 0 P: 7	R: 0 E: 0 K: 0 S: 5	H: 2 LOB: 2 BB: 0 P: 5	R: 0 E: 0 K: 0 S: 3	H: 0 LOB: 1 BB: 1 P: 7	R: 0 E: 0 K: 0 S: 3	H: 0 LOB: 0 BB: 0 P: 3	R: 0 E: 0 K: 1 S: 6	H: 1 LOB: 1 BB: 0 P: 6	R: 0 E: 0 K: 1 S: 6	H: 1 LOB: 2 BB: 1 P: 10	R: 1 E: 0 K: 0 S: 4	H: 1 LOB: 0 BB: 0 P: 4	R: 0 E: 0 K: 1 S: 5	H: 0 LOB: 1 BB: 1 P: 9	1B: 4 2B: 0 3B: 0 HR: 1	SF: 0 SAC: 0 DP: 0 HBP: 0	WP: 1 PB: 0 CS: 0	PA: 36
PITCHER Dick Stigman, L (1,1) ERA: 4.94	IP: 9.0 WLS: W BF: 36 H: 5 R: 1 ER: 1 SO: 6 BB: 4 IBB: 0 HBP: 0 BLK: 0 WP: 1 HR: 1 S: 44 P: 60 ERA: 1.00 WHIP: 1.000															PITCHER						

AB	32
R	1
H	5
RBI	1
BB	4
SO	6
LOB	13



Batter	1	2	3	4	5	6	7	8	9	AB	R	H	RBI	BB	SO	LOB	BOTTOM			
Zoilo Versalles, R (1,6) OBP: 0.313, SLG: 0.352	K		G5-3		1-2 2H 1B		6-3			4	0	1	1	0	1	0	New York Yankees @ Minnesota Twins Metropolitan Stadium, Bloomington, MI Mon Jun 01 1964, 8:05 PM EDT Att: 29,649 - Overcast - 59 F			
Tony Oliva, L (1,9) OBP: 0.413, SLG: 0.674	P2		1B		1-2 2-3 1B		4-3			4	0	2	0	0	0	0				
Harmon Killebrew, R (1,7) OBP: 0.331, SLG: 0.532	F8		5-3		K		E7			4	0	0	0	0	1	4				
Don Mincher, L (1,3) OBP: 0.380, SLG: 0.714		HR		K	K		F8			4	1	1	1	0	2	4				
Bob Allison, R (1,8) OBP: 0.392, SLG: 0.597	P4			K		1-3 BB		SH5-4 2B		3	0	1	0	1	1	0				
Earl Battey, R (1,2) OBP: 0.305, SLG: 0.375		BB		P3		F9		SH5-4		2	0	0	0	1	0	1				
Bernie Allen, L (1,4) OBP: 0.283, SLG: 0.306	P4				FC1-5 WP 1B		1-3		K2-3	4	0	1	0	0	1	3				
Johnny Goryl, R (1,5) OBP: 0.313, SLG: 0.262	L4				FC1-5 1B BB				S IBB	1	1	0	0	3	0	1				
Dick Stigman, R (1,1) OBP: 0.091, SLG: 0.095			K		FC1-5 1B 1B		K		5-3	4	0	0	0	0	2	6				
Inning Stats	R: 0 E: 0 K: 1 S: 5	H: 0 LOB: 0 BB: 0 P: 5	R: 1 E: 0 K: 0 S: 4	H: 1 LOB: 1 BB: 1 P: 8	R: 0 E: 0 K: 1 S: 6	H: 1 LOB: 1 BB: 0 P: 6	R: 0 E: 0 K: 2 S: 7	H: 0 LOB: 0 BB: 0 P: 7	R: 1 E: 0 K: 2 S: 10	H: 3 LOB: 3 BB: 1 P: 14	R: 0 E: 0 K: 1 S: 5	H: 0 LOB: 2 BB: 2 P: 13	R: 0 E: 1 K: 0 S: 4	H: 0 LOB: 1 BB: 0 P: 4	R: 0 E: 0 K: 1 S: 6	H: 1 LOB: 2 BB: 1 P: 10		1B: 4 2B: 1 3B: 0 HR: 1	SF: 0 SAC: 1 DP: 0 HBP: 0	WP: 1 PB: 0 CS: 0
PITCHER Ralph Terry, R (1,1) ERA: 7.14	IP: 6.0 WLS: L BF: 27 H: 5 R: 2 ER: 2 SO: 7 BB: 3 IBB: 1 HBP: 0 BLK: 0 WP: 1 HR: 1 S: 37 P: 53 ERA: 3.00 WHIP: 1.333															PITCHER				
PITCHER Pete Mikkelsen, R (7, 1) ERA: 4.98	IP: 2.0 WLS: L BF: 9 H: 1 R: 0 ER: 0 SO: 1 BB: 0 IBB: 1 HBP: 0 BLK: 0 WP: 0 HR: 0 S: 10 P: 14 ERA: 0.00 WHIP: 0.500															PITCHER				

AB	30
R	2
H	6
RBI	2
BB	5
SO	8
LOB	19



Batter	1	2	3	4	5	6	7	8	9	AB	R	H	RBI	BB	SO	LOB	TOP					
Tony Kubek, L (1,6) OBP: 0.298, SLG: 0.351	0-3 K		0-0 BB 1B	0-3 K			0-0 1-3		0-0 1B 2B	5	1	2	0	0	2	3						
Bobby Richardson, R (1,4) OBP: 0.321, SLG: 0.331	0-3 K		0-0 P3		0-0 S WP 1B		0-0 1B		0-0 F9	5	0	2	0	0	1	3						
Tom Tresh, S (1,8) OBP: 0.347, SLG: 0.387	4-0 BB		4-0 1-2 BB		4-0 1-2 BB		0-0 P5		0-0 P3	2	0	0	0	3	0	2						
Elston Howard, R (1,2) OBP: 0.393, SLG: 0.459	0-0 P3		0-3 K		0-0 P6 1-2 2-3		0-0 5-3		0-0 WP 1B 2H	5	0	1	1	0	1	7						
Hector Lopez, R (1,7) OBP: 0.330, SLG: 0.528		0-0 L7		4-0 BB BB BB	0-3 K			0-0 HR	0-0 F7 1-2	4	1	1	1	1	1	3						
Roger Maris, L (1,9) OBP: 0.348, SLG: 0.490	0-0 G3			4-0 BB BB	0-0 P4			0-0 P5		3	0	0	0	1	0	2						
Joe Pepitone, L (1,3) OBP: 0.329, SLG: 0.418	0-3 K			4-0 1-2 2-3 BB		0-0 4-3		0-0 1B		3	0	1	0	1	1	0						
Clete Boyer, R (1,5) OBP: 0.265, SLG: 0.319			0-0 1B SH3 1B	0-0 F8		0-3 K		0-3 K		4	0	1	0	0	2	4						
Jim Bouton, R (1,1) Phil Lutz, R (4,PH) Bill Stafford, R (4,1) Archie Moore, L (6,PH) Stan Williams, R (8,1) Pedro Gonzalez, R (8,PH) Bob Meyer, R (8,1)			0-0 SH3	0-0 F9		0-3 K		0-0 4-3		0	0	0	0	0	0	0						
Inning Stats	R: 0 E: 0 K: 2 S: 7	H: 0 LOB: 1 BB: 1 P: 11	R: 0 E: 0 K: 1 S: 5	H: 0 LOB: 0 BB: 0 P: 5	R: 0 E: 0 K: 1 S: 7	H: 2 LOB: 3 BB: 1 P: 11	R: 0 E: 0 K: 1 S: 5	H: 0 LOB: 3 BB: 3 P: 17	R: 0 E: 0 K: 1 S: 6	H: 1 LOB: 2 BB: 1 P: 10	R: 0 E: 0 K: 2 S: 7	H: 0 LOB: 0 BB: 0 P: 7	R: 0 E: 0 K: 0 S: 4	H: 1 LOB: 1 BB: 0 P: 4	R: 1 E: 0 K: 0 S: 7	H: 2 LOB: 1 BB: 0 P: 7	R: 1 E: 0 K: 0 S: 5	H: 2 LOB: 1 BB: 0 P: 5	1B: 6 2B: 1 3B: 0 HR: 1	SF: 0 SAC: 1 DP: 0 HBP: 0	WP: 2 PB: 0 CS: 0	PA: 41
PITCHER Gerry Arriago, L (1,1) ERA: 4.19	IP: 9.0 WLS: W BF: 41 H: 8 R: 2 ER: 2 SO: 9 BB: 6 IBB: 0 HBP: 0 BLK: 0 WP: 2 HR: 1 S: 53 P: 77 ERA: 2.00 WHIP: 1.556											PITCHER	IP: 9.0 WLS: W BF: 41 H: 8 R: 2 ER: 2 SO: 9 BB: 6 IBB: 0 HBP: 0 BLK: 0 WP: 2 HR: 1 S: 53 P: 77 ERA: 2.00 WHIP: 1.556									

New York Yankees @ Minnesota Twins
 Metropolitan Stadium, Bloomington, MI
 Tue Jun 02 1964, 8:05 PM EDT
 Att: 31,392 - Unknown - 63 F

AB 34
 R 2
 H 8
 RBI 2
 BB 6
 SO 9
 LOB 28



Batter	1	2	3	4	5	6	7	8	9	AB	R	H	RBI	BB	SO	LOB	BOTTOM			
Zoilo Versalles, R (1,6) OBP: 0.312, SLG: 0.350	0-0 6-3	0-0 L8		0-0 FC6-4 1B		0-0 SH3-4		0-3 K		4	0	1	0	0	1	1				
Tony Oliva, L (1,9) OBP: 0.418, SLG: 0.677	0-0 BB 1B		0-0 SH1-3 BB 1B	0-0 F7		0-0 2H 2B		0-3 K		5	1	3	1	0	1	3				
Harmon Killebrew, R (1,7) OBP: 0.330, SLG: 0.522	0-3 K		4-0 1-2 BB SH1-3 BB	0-0 FC6-4		0-0 6-3				3	1	0	0	1	1	4				
Don Mincher, L (1,3) OBP: 0.390, SLG: 0.740	0-0 BB 1B		0-0 SH1-3		0-0 3B 3B	0-0 4-3				3	1	2	0	0	0	1				
Bob Allison, R (1,8) OBP: 0.394, SLG: 0.592	4-0 BB		0-0 G5-4-3 1B		0-3 K		0-3 K			3	0	1	2	1	2	1				
Earl Battey, R (1,2) OBP: 0.304, SLG: 0.388	0-0 F9		0-0 G5-4-3		0-0 3B		0-3 K			4	0	1	1	0	1	4				
Bernie Allen, L (1,4) OBP: 0.282, SLG: 0.319		0-0 3-1		0-0 1B 3B		0-0 F7		0-0 L8		4	1	1	0	0	0	1				
Johnny Goryl, R (1,5) OBP: 0.308, SLG: 0.304		0-0 PB 3B		0-0 6-3		0-0 L8		0-0 6-3		4	1	1	0	0	0	2				
Gerry Arriago, L (1,1) OBP: 0.286, SLG: 0.231	0-3 K		0-0 3H 1B		0-0 3H 1B	0-0 SH3-4 2B 1B		4-0 BB		3	1	2	1	1	1	0				
Inning Stats	R: 0 E: 0 K: 1 S: 7	H: 2 LOB: 3 BB: 1 P: 11	R: 1 E: 0 K: 1 S: 6	H: 1 LOB: 0 BB: 0 P: 6	R: 2 E: 0 K: 0 S: 4	H: 2 LOB: 0 BB: 1 P: 8	R: 1 E: 0 K: 0 S: 6	H: 3 LOB: 2 BB: 0 P: 6	R: 1 E: 0 K: 1 S: 7	H: 2 LOB: 1 BB: 0 P: 7	R: 1 E: 0 K: 0 S: 5	H: 2 LOB: 1 BB: 0 P: 5	R: 0 E: 0 K: 2 S: 7	H: 0 LOB: 0 BB: 0 P: 7	R: 0 E: 0 K: 2 S: 7	H: 0 LOB: 1 BB: 1 P: 11	1B: 7 2B: 1 3B: 4 HR: 0	SF: 0 SAC: 2 DP: 1 HBP: 0	WP: 0 PB: 1 CS: 0	PA: 38
PITCHER Jim Bouton, R (1,1) ERA: 3.33 Bill Stafford, R (4,1) ERA: 3.27 Stan Williams, R (6,1) ERA: 5.19 Bob Meyer, L (8,1) ERA: 4.91	IP: 3.0 WLS: L BF: 15 H: 5 R: 2 ER: 2 SO: 2 BB: 0 IBB: 0 HBP: 0 BLK: 0 WP: 0 HR: 0 S: 13 P: 13 ERA: 9.00 WHIP: 2.500											PITCHER	IP: 3.0 WLS: L BF: 15 H: 5 R: 2 ER: 2 SO: 2 BB: 0 IBB: 0 HBP: 0 BLK: 0 WP: 0 HR: 0 S: 13 P: 13 ERA: 9.00 WHIP: 2.500							

New York Yankees @ Minnesota Twins
 Metropolitan Stadium, Bloomington, MI
 Tue Jun 02 1964, 8:05 PM EDT
 Att: 31,392 - Unknown - 63 F


AB 33
 R 6
 H 12
 RBI 5
 BB 3
 SO 7
 LOB 17




Batter	1	2	3	4	5	6	7	8	9	AB	R	H	RBI	BB	SO	LOB	TOP					
Tony Kubek, L (1,6) OBP: 0.303, SLG: 0.354	P6		K				K			5	0	2	0	0	2	1	New York Yankees @ Minnesota Twins Metropolitan Stadium, Bloomington, MI Wed Jun 03 1964, 8:05 PM EDT Att: 35,743 - Unknown - 69 F					
Bobby Richardson, R (1,4) OBP: 0.325, SLG: 0.335	FC4-5 1B		FC5-4				F8		SH1-4 1B	4	1	2	0	0	0	2						
Tom Tresh, S (1,8) OBP: 0.349, SLG: 0.395	FC4-5 1-2		P5						1B 1B	5	1	2	0	0	1	4						
Elston Howard, R (1,2) OBP: 0.394, SLG: 0.475	P3						F9		FC6-4 1B HBP	4	1	1	1	0	0	5						
Hector Lopez, R (1,7) OBP: 0.328, SLG: 0.518		K							FC6-4 1B	4	0	1	2	0	2	0						
Roger Maris, L (1,9) OBP: 0.345, SLG: 0.475	P6						K		F9	3	0	0	0	1	1	2						
Joe Pepitone, L (1,3) OBP: 0.328, SLG: 0.414							4-3		FC6-4 1B	4	0	1	0	0	0	3						
Clete Boyer, R (1,5) OBP: 0.256, SLG: 0.309	F8		FC5-4				K		FC6-4	4	0	0	0	0	1	4						
Whitey Ford, L (1,1) OBP: 0.313, SLG: 0.250			FC5-4 1B				F7		SH1-4 1B BB	3	0	1	0	1	1	0						
Inning Stats	R: 0 E: 0 K: 0 S: 4	H: 1 LOB: 1 BB: 0 P: 4	R: 0 E: 0 K: 1 S: 6	H: 1 LOB: 1 BB: 0 P: 6	R: 0 E: 0 K: 1 S: 6	H: 1 LOB: 1 BB: 0 P: 6	R: 1 E: 0 K: 0 S: 4	H: 1 LOB: 1 BB: 1 P: 8	R: 0 E: 0 K: 1 S: 7	H: 2 LOB: 2 BB: 0 P: 7	R: 0 E: 0 K: 2 S: 7	H: 0 LOB: 0 BB: 0 P: 7	R: 0 E: 0 K: 2 S: 7	H: 0 LOB: 0 BB: 0 P: 7	R: 2 E: 0 K: 0 S: 6	H: 3 LOB: 2 BB: 0 P: 7	R: 0 E: 0 K: 1 S: 6	H: 1 LOB: 2 BB: 1 P: 10	1B: 8 2B: 1 3B: 0 HR: 1	SF: 0 SAC: 1 DP: 0 HBP: 1	WP: 0 PB: 0 CS: 0	PA: 40
PITCHER	IP	WLS	BF	H	R	ER	SO	BB	IBB	HBP	BLK	WP	HR	S	P	ERA	WHIP					
Jim Roland, L (1,1) ERA: 2.85	8.0	L	35	9	3	3	7	1	0	1	0	0	1	47	52	3.38	1.250					
Garland Shifflett, R (9,1) ERA:	1.0		5	1	0	0	1	1	0	0	0	0	0	6	10	0.00	2.000					

Batter	1	2	3	4	5	6	7	8	9	AB	R	H	RBI	BB	SO	LOB	BOTTOM					
Zoilo Versalles, R (1,6) OBP: 0.310, SLG: 0.348	G5-4-3 1B		P4						K	4	0	1	0	0	1	1	New York Yankees @ Minnesota Twins Metropolitan Stadium, Bloomington, MI Wed Jun 03 1964, 8:05 PM EDT Att: 35,743 - Unknown - 69 F					
Johnny Gonyl, R (1,5) OBP: 0.304, SLG: 0.300	G5-4-3 1-2						L1		5-3	4	0	1	0	0	0	1						
Tony Oliva, L (1,9) OBP: 0.410, SLG: 0.663	P6						4-1		3-1	4	0	0	0	0	0	1						
Bob Allison, R (1,8) OBP: 0.386, SLG: 0.577		K					6-3		P3	4	0	0	0	0	1	1						
Harmon Killebrew, R (1,7) OBP: 0.330, SLG: 0.516		P6					5-3		BB	2	0	0	0	1	0	0						
Don Mincher, L (1,3) OBP: 0.376, SLG: 0.711		3-1					K		K	3	0	0	0	0	2	1						
Earl Batley, R (1,2) OBP: 0.312, SLG: 0.403									F8	3	0	2	0	0	0	0						
Bernie Allen, L (1,4) OBP: 0.277, SLG: 0.312			FC4-6 1B				2B		K	3	0	0	0	0	2	2						
Jim Roland, R (1,1) OBP: 0.105, SLG: 0.105							6-3		K	2	0	0	0	0	1	1						
Vic Power, R (8,PH) OBP: 0.230, SLG: 0.205			FC4-6						F9	1	0	0	0	0	0	0						
Garland Shifflett, R (9,1) ERA:			1-2						K	0	0	0	0	0	0	0						
Inning Stats	R: 0 E: 0 K: 0 S: 3	H: 0 LOB: 0 BB: 0 P: 3	R: 0 E: 0 K: 1 S: 5	H: 0 LOB: 0 BB: 0 P: 5	R: 0 E: 0 K: 1 S: 6	H: 1 LOB: 1 BB: 0 P: 6	R: 0 E: 0 K: 0 S: 3	H: 0 LOB: 0 BB: 0 P: 3	R: 0 E: 0 K: 1 S: 6	H: 1 LOB: 1 BB: 0 P: 6	R: 0 E: 0 K: 1 S: 5	H: 0 LOB: 0 BB: 0 P: 5	R: 0 E: 0 K: 1 S: 5	H: 0 LOB: 1 BB: 1 P: 9	R: 0 E: 0 K: 1 S: 5	H: 0 LOB: 0 BB: 0 P: 5	R: 0 E: 0 K: 1 S: 6	H: 1 LOB: 1 BB: 0 P: 6	1B: 3 2B: 1 3B: 0 HR: 0	SF: 0 SAC: 0 DP: 1 HBP: 0	WP: 0 PB: 0 CS: 0	PA: 31
PITCHER	IP	WLS	BF	H	R	ER	SO	BB	IBB	HBP	BLK	WP	HR	S	P	ERA	WHIP					
Whitey Ford, L (1,1) ERA: 1.53	9.0	W	31	4	0	0	7	1	0	0	0	0	0	44	48	0.00	0.556					

AB	36
R	3
H	10
RBI	3
BB	2
SO	8
LOB	21



AB	30
R	0
H	4
RBI	0
BB	1
SO	7
LOB	8



Batter	1	2	3	4	5	6	7	8	9	AB	R	H	RBI	BB	SO	LOB	TOP											
Tony Kubek, L OBP: 0.287, SLG: 0.333	0-3 K	0-0 4-3		0-0 4-3		0-0 F7		0-0 P6		5	0	0	0	0	1	1												
Bobby Richardson, R OBP: 0.342, SLG: 0.399	0-0 1B WP	0-0 F8 2B		0-0 HR 1B		0-0 1B		0-0 BB G3		5	2	5	1	0	0	0												
Tom Tresh, S OBP: 0.357, SLG: 0.389	4-0 WP 1B	4-0 BB		1-0 HR HBP		0-0 P5		0-0 G3		2	2	0	0	2	0	2												
Roger Maris, L OBP: 0.364, SLG: 0.514	0-0 WP 1B	0-0 F8 2B		0-0 HR		0-0 WP 1B		4-0 BB		4	2	3	3	1	0	2												
Joe Pepitone, L OBP: 0.330, SLG: 0.428	0-0 1B	0-0 P2		0-0 P6		0-0 F8		4-0 BB		4	1	1	3	1	0	3												
Hector Lopez, R OBP: 0.315, SLG: 0.496	0-0 5-3		0-0 6-3		0-0 F7		0-3 K	0-3 K		5	0	0	0	0	2	4												
Elston Howard, R OBP: 0.381, SLG: 0.458	0-3 K		0-0 6-3		0-0 5-3		0-0 6-3	0-0 P3		5	0	0	0	0	1	4												
Clete Boyer, R OBP: 0.258, SLG: 0.308		0-0 WP 2B	0-0 5-3		0-0 5-3		0-0 F9			4	1	1	0	0	0	0												
Al Downing, R OBP: 0.278, SLG: 0.444		0-0 1B		0-3 K		0-0 F8		0-0 P5		1	1	1	1	0	0	0												
Pete Mikkelsen, R OBP: 0.315, SLG: 0.399		1-1 1B 2B								3	0	0	0	0	1	0												
Inning Stats	R: 4 E: 0 K: 2 S: 10	H: 3 LOB: 0 BB: 1 P: 14	R: 2 E: 0 K: 0 S: 6	H: 3 LOB: 2 BB: 1 P: 10	R: 0 E: 0 K: 0 S: 3	H: 0 LOB: 0 BB: 0 P: 3	R: 3 E: 0 K: 1 S: 7	H: 2 LOB: 0 BB: 0 P: 8	R: 0 E: 0 K: 0 S: 3	H: 0 LOB: 0 BB: 0 P: 3	R: 0 E: 0 K: 0 S: 4	H: 1 LOB: 1 BB: 0 P: 4	R: 0 E: 0 K: 1 S: 6	H: 1 LOB: 1 BB: 0 P: 6	R: 0 E: 0 K: 0 S: 3	H: 0 LOB: 0 BB: 0 P: 3	R: 0 E: 0 K: 1 S: 6	H: 1 LOB: 3 BB: 2 P: 14	1B: 7 2B: 2 3B: 0 HR: 2	SF: 0 SAC: 0 DP: 0 HBP: 1	WP: 3 PA: 43 SB: 1 CS: 0							
PITCHER	IP	WLS	BF	H	R	ER	SO	BB	IBB	HBP	BLK	WP	HR	S	P	ERA	WHIP											
Jim Perry, R ERA: 5.87	(1.1)	1.0	L	9	5	6	6	2	1	0	0	0	2	1	12	16	54.00	6.000										
Garland Shifflett, R ERA: 4.5	(2.1)	5.0		21	4	3	3	1	1	0	1	0	0	1	21	26	5.40	1.000										
Bill Pleis, L ERA: 2.95	(7.1)	2.0		7	1	0	0	1	0	0	0	0	1	0	9	9	0.00	0.500										
Bill Dailey, R ERA: 3.86	(9.1)	1.0		6	1	0	0	1	2	0	0	0	0	0	6	14	0.00	3.000										

New York Yankees @ Minnesota Twins
Metropolitan Stadium, Bloomington, MI
Thu Jun 04 1964, 4:33 AM EDT
Att: 27,579 - Unknown - 71 F

AB	38
R	9
H	11
RBI	8
BB	4
SO	5
LOB	16





Batter	1	2	3	4	5	6	7	8	9	AB	R	H	RBI	BB	SO	LOB	BOTTOM											
Zoilo Versalles, R OBP: 0.317, SLG: 0.344	0-0 F9	4-0 2B BB		0-0 6-3		4-0 BB		4-0 1B BB		2	0	0	0	3	0	0												
Vic Power, R OBP: 0.244, SLG: 0.273	0-0 1B	0-0 1B 2B		0-0 F8		0-0 1-3		0-0 1B		5	1	3	1	0	0	1												
Bob Allison, R OBP: 0.386, SLG: 0.571	0-0 1B FC3-6	0-0 5-3		0-0 3-1		0-0 BB 1B		0-0 P6		5	1	2	0	0	0	4												
Harmon Killebrew, R OBP: 0.342, SLG: 0.518	0-0 FC3-6 1B		4-0 4-3 WP 2B		0-0 6-3		4-0 FC5-4 BB		0-0 1B SF7		3	2	2	1	2	0	0											
Jimmie Hall, L OBP: 0.359, SLG: 0.569	0-0 FC3-6		0-0 L8		0-0 HR		0-3 K		0-0 1B		5	1	2	2	0	1	4											
Earl Battey, R OBP: 0.301, SLG: 0.390	0-3 K		0-0 4-3		0-3 K		0-0 P3		0-0 SF7		4	0	0	1	0	2	4											
Johnny Goryl, R OBP: 0.295, SLG: 0.278		0-0 P4	4-0 2B BB		0-0 F9		0-0 FC5-4		0-0 P4		4	1	0	0	1	0	3											
Bernie Allen, L OBP: 0.280, SLG: 0.317		4-0 BB 2B		0-0 1B 2B		0-0 4-1		0-0 4-3		4	1	1	2	1	0	1												
Jim Perry, S ERA: 5.96	(1.1)	5.0		21	4	3	3	1	1	0	1	0	0	1	21	26	5.40	1.000										
Garland Shifflett, R ERA: 4.5	(2.1)	5.0		21	4	3	3	1	1	0	1	0	0	1	21	26	5.40	1.000										
Lenny Green, L ERA: 2.95	(7.1)	2.0		7	1	0	0	1	0	0	0	0	1	0	9	9	0.00	0.500										
Don Mincher, L OBP: 0.322, SLG: 0.702	(8.1)	1.0		6	1	0	0	1	2	0	0	0	0	0	6	14	0.00	3.000										
Bill Dailey, R ERA: 3.86	(9.1)	1.0		6	1	0	0	1	2	0	0	0	0	0	6	14	0.00	3.000										
Inning Stats	R: 2 E: 0 K: 1 S: 8	H: 3 LOB: 1 BB: 0 P: 8	R: 1 E: 0 K: 1 S: 6	H: 1 LOB: 2 BB: 2 P: 14	R: 2 E: 0 K: 0 S: 4	H: 1 LOB: 1 BB: 2 P: 12	R: 0 E: 0 K: 0 S: 3	H: 0 LOB: 0 BB: 0 P: 3	R: 1 E: 0 K: 1 S: 6	H: 1 LOB: 0 BB: 0 P: 6	R: 0 E: 0 K: 0 S: 3	H: 0 LOB: 1 BB: 1 P: 7	R: 0 E: 0 K: 1 S: 6	H: 1 LOB: 2 BB: 1 P: 10	R: 0 E: 0 K: 0 S: 4	H: 1 LOB: 2 BB: 1 P: 8	R: 1 E: 0 K: 0 S: 5	H: 2 LOB: 1 BB: 0 P: 5	1B: 7 2B: 2 3B: 0 HR: 1	SF: 1 SAC: 0 DP: 0 HBP: 0	WP: 1 PA: 44 SB: 0 CS: 0							
PITCHER	IP	WLS	BF	H	R	ER	SO	BB	IBB	HBP	BLK	WP	HR	S	P	ERA	WHIP											
Al Downing, L ERA: 3.91	(1.1)	2.2		17	5	5	2	4	0	0	0	0	0	1	17	33	16.88	3.375										
Pete Mikkelsen, R ERA: 4.5	(3.1)	6.1	W	27	5	2	2	3	0	0	0	0	0	1	28	40	2.84	1.263										

New York Yankees @ Minnesota Twins
Metropolitan Stadium, Bloomington, MI
Thu Jun 04 1964, 4:33 AM EDT
Att: 27,579 - Unknown - 71 F

AB	36
R	7
H	10
RBI	7
BB	7
SO	4
LOB	19



Batter	1	2	3	4	5	6	7	8	9	AB	R	H	RBI	BB	SO	LOB	TOP			
Tony Kubek, L (1,6) OBP: 0.283, SLG: 0.337	F8	6-3				4-3			P4	5	0	1	0	0	0	2	New York Yankees @ Los Angeles Angels Dodger Stadium, Los Angeles, CA Fri Jun 05 1964, 7:05 PM PDT Att: 29,711 - Unknown - 61 F livebaseballscores.com AB 37 R 2 H 9 RBI 2 BB 4 SO 6 LOB 25 			
Bobby Richardson, R (1,4) OBP: 0.343, SLG: 0.353	F8 1B BB	5-3		6-2-3-4-3			FC5-4 BB		L9	3	1	0	0	2	0	3				
Tom Tresh, S (1,8) OBP: 0.365, SLG: 0.397	1B 2B			S S 1B		5-3			1B 1B	5	1	3	0	0	1	3				
Elston Howard, R (1,2) OBP: 0.382, SLG: 0.453	F8				5-3				FC6-4 1B	4	0	1	0	1	0	3				
Hector Lopez, R (1,7) OBP: 0.310, SLG: 0.484	2B 1B			K		6-3			FC6-4 1B	5	0	1	1	0	1	5				
Roger Maris, L (1,9) OBP: 0.381, SLG: 0.514	1B 2B			P3		P2			K	4	0	1	1	0	1	2				
Joe Pepitone, L (1,3) OBP: 0.322, SLG: 0.418	B3			5-3		G3			E4	4	0	0	0	0	0	4				
Clete Boyer, R (1,5) OBP: 0.259, SLG: 0.308 Johnny Blanchard, L (8,PH) OBP: 0.409, SLG: 0.394 Phil Linz, R (8,5) OBP: 0.283, SLG: 0.258		5-3		2B 1B		6-3			K	3	0	1	0	0	0	0		1		
Ralph Terry, R (1,1) OBP: 0.308, SLG: 0.273 Steve Hamilton, L (6,1)				K					K	2	0	1	0	1	1	1				
Mickey Mantle, S (8,PH) OBP: 0.449, SLG: 0.592 Hal Reniff, R (8,1)		6-3 1B							K	0	0	0	0	0	0	0		1		
										0	0	0	0	0	0	0	0			
Inning Stats	R: 2 E: 0 K: 0 S: 6	H: 3 LOB: 2 BB: 1 P: 10	R: 0 E: 0 K: 0 S: 4	H: 1 LOB: 1 BB: 0 P: 4	R: 0 E: 0 K: 1 S: 6	H: 1 LOB: 2 BB: 1 P: 10	R: 0 E: 0 K: 1 S: 7	H: 2 LOB: 2 BB: 0 P: 7	R: 0 E: 0 K: 0 S: 3	H: 0 LOB: 0 BB: 1 P: 3	R: 0 E: 0 K: 1 S: 5	H: 0 LOB: 1 BB: 1 P: 9	R: 0 E: 1 K: 3 S: 10	H: 0 LOB: 1 BB: 0 P: 10	R: 0 E: 0 K: 0 S: 5	H: 2 LOB: 2 BB: 0 P: 5	1B: 7 2B: 2 3B: 0 HR: 0	SF: 0 SAC: 0 DP: 0 HBP: 0	WP: 0 PB: 0 SB: 2 CS: 0	PA: 41
PITCHER	IP WLS BF H R ER SO BB IBB HBP BLK WP HR S P ERA WHIP																			
Bo Belinsky, L (1,1) ERA: 3.26	6.0 W 28 7 2 2 2 3 0 0 0 0 0 0 29 41 3.00 1.667																			
Bob Lee, R (7,1) ERA: 1.75	3.0 S 13 2 0 0 4 1 0 0 0 0 0 0 20 24 0.00 1.000																			

Batter	1	2	3	4	5	6	7	8	9	AB	R	H	RBI	BB	SO	LOB	BOTTOM			
Albie Pearson, L (1,8) OBP: 0.309, SLG: 0.277	FC5 1B		1-3			F7				4	0	1	0	0	0	2	New York Yankees @ Los Angeles Angels Dodger Stadium, Los Angeles, CA Fri Jun 05 1964, 7:05 PM PDT Att: 29,711 - Unknown - 61 F livebaseballscores.com AB 31 R 3 H 10 RBI 3 BB 1 SO 4 LOB 11 			
Billy Moran, R (1,5) OBP: 0.320, SLG: 0.339	K		HR 1B			5-3			P3	4	1	1	0	0	1	1				
Lou Clinton, R (1,9) OBP: 0.323, SLG: 0.452	FC5 1B		HR			FC6-4 1B			P6	4	1	3	2	0	0	0				
Joe Adcock, R (1,3) OBP: 0.360, SLG: 0.469	FC5		2B BB			FC6-4			P2	3	0	0	0	1	0	3				
Tom Satriano, L (1,2) OBP: 0.343, SLG: 0.283	F9		K			K			6-3	4	0	0	0	0	2	3				
Ed Kirkpatrick, L (1,7) OBP: 0.345, SLG: 0.386		G4-6-3 1B	1-H 2B			1B SF8 1B			P5	4	1	3	0	0	0	0				
Joe Koppe, R (1,6) OBP: 0.368, SLG: 0.349		G4-6-3			5-3				K	4	0	1	0	0	1	1				
Bobby Knoop, R (1,4) OBP: 0.277, SLG: 0.304					5-3				SH	2	0	1	0	0	0	0				
Bo Belinsky, L (1,1) ERA: 6.82 Jim Fregosi, R (6,PH) OBP: 0.400, SLG: 0.573 Bob Lee, R (7,1) ERA: 1.75					5-3				SF8	2	0	0	0	0	0	1				
										0	0	0	1	0	0	0				
										0	0	0	0	0	0	0				
Inning Stats	R: 0 E: 0 K: 1 S: 7	H: 2 LOB: 1 BB: 0 P: 7	R: 0 E: 0 K: 0 S: 4	H: 2 LOB: 0 BB: 0 P: 4	R: 2 E: 0 K: 1 S: 7	H: 3 LOB: 1 BB: 1 P: 11	R: 0 E: 0 K: 0 S: 3	H: 0 LOB: 0 BB: 0 P: 3	R: 0 E: 0 K: 0 S: 4	H: 1 LOB: 1 BB: 0 P: 4	R: 1 E: 0 K: 1 S: 8	H: 2 LOB: 2 BB: 0 P: 8	R: 0 E: 0 K: 0 S: 3	H: 0 LOB: 0 BB: 0 P: 3	R: 0 E: 0 K: 1 S: 5	H: 0 LOB: 0 BB: 0 P: 5	1B: 7 2B: 2 3B: 0 HR: 1	SF: 1 SAC: 1 DP: 1 HBP: 0	WP: 0 PB: 0 SB: 0 CS: 0	PA: 34
PITCHER	IP WLS BF H R ER SO BB IBB HBP BLK WP HR S P ERA WHIP																			
Ralph Terry, R (1,1) ERA: 6.82	5.1 L 26 10 3 3 3 3 1 0 0 0 0 0 31 35 5.06 2.062																			
Steve Hamilton, L (6,1) ERA: 1.74	1.2 5 0 0 0 0 0 0 0 0 0 0 0 5 5 0.00 0.000																			
Hal Reniff, R (8,1) ERA: 3.28	1.0 3 0 0 0 1 0 0 0 0 0 0 0 5 5 0.00 0.000																			

Batter	1	2	3	4	5	6	7	8	9	AB	R	H	RBI	BB	SO	LOB	TOP								
Tony Kubek, L (1,6) OBP: 0.273, SLG: 0.314	6-3		P4		FC4-6 1B 1-2 BB		4-3	E6		4	0	0	0	1	0	2	New York Yankees @ Los Angeles Angels Dodger Stadium, Los Angeles, CA Sun Jun 07 1964, 3:33 AM PDT Att: 26,933 - Overcast - 67 F livebaseballscorecards.com								
Bobby Richardson, R (1,4) OBP: 0.336, SLG: 0.343	F8		1B 1-3		FC4-6 1B 1-2 2-H		L5	K		5	0	2	1	0	1	2									
Tom Tresh, S (1,8) OBP: 0.365, SLG: 0.418	HR		1B 1-3 3-H		FC4-6 1B 1-2 2-3		4-3			5	2	3	2	0	0	2									
Roger Maris, L (1,9) OBP: 0.346, SLG: 0.483	L4			G3	4-3			G3	G3	5	0	0	0	0	0	3									
Joe Pepitone, L (1,3)		4-3		4-3		HR 1B		2B	1B 2B	5	2	3	1	0	0	0									
Johnny Blanchard, L (1,7) OBP: 0.396, SLG: 0.390 Phil Linz, R (8, PR) Pete Mikkelsen, R (8, 1)	K			BB		F9		1B	K	3	0	1	1	1	1	1									
Elston Howard, R (1,2) OBP: 0.386, SLG: 0.478				P3		HR		2B	1B	0	1	0	0	0	0	0									
Clete Boyer, R (1,5) OBP: 0.249, SLG: 0.288	FC5-4							1B	K	5	2	4	3	0	0	1									
Whitey Ford, L (1,1) OBP: 0.343, SLG: 0.241 Hector Lopez, R (8, PH)	FC5-4					K		K	K	5	0	0	0	0	3	5									
	1B 1B BB					1B E HBP		6-3	E BB	1	2	0	0	1	0	0									
Inning Stats	R: 1 E: 0 K: 0 S: 4	H: 1 LOB: 0 BB: 0 P: 4	R: 0 E: 0 K: 1 S: 6	H: 1 LOB: 1 BB: 0 P: 6	R: 1 E: 0 K: 0 S: 3	H: 2 LOB: 2 BB: 1 P: 7	R: 0 E: 0 K: 0 S: 3	H: 0 LOB: 1 BB: 1 P: 7	R: 1 E: 1 K: 1 S: 6	H: 1 LOB: 2 BB: 1 P: 11	R: 2 E: 0 K: 0 S: 5	H: 2 LOB: 0 BB: 0 P: 5	R: 0 E: 0 K: 0 S: 3	H: 0 LOB: 0 BB: 0 P: 3	R: 3 E: 1 K: 2 S: 11	H: 3 LOB: 2 BB: 1 P: 15	R: 1 E: 0 K: 2 S: 10	H: 3 LOB: 3 BB: 0 P: 10	1B: 8 2B: 3 3B: 0 HR: 2	SF: 0 SAC: 0 DP: 0 HBP: 1	WP: 0 PB: 0 SB: 0 CS: 0	PA: 44			
PITCHER	IP	WLS	BF	H	R	ER	SO	BB	IBB	HBP	BLK	WP	HR	S	P	ERA	WHIP								
Ken McBride, R (1,1) ERA: 4.7	7.0	L	30	7	5	5	2	3	0	1	0	0	2	30	43	6.43	1.429								
Bob Duliba, R (8,1) ERA: 1.99	0.1		4	3	3	2	0	0	0	0	0	0	0	4	4	54.00	9.000								
Don Lee, R (8,1) ERA: 2.86	1.2		10	3	1	1	4	1	0	0	0	0	0	17	21	5.40	2.400								

Batter	1	2	3	4	5	6	7	8	9	AB	R	H	RBI	BB	SO	LOB	BOTTOM								
Jim Piersall, R (1,7) OBP: 0.385, SLG: 0.343 Ed Kirkpatrick, L (9,7) OBP: 0.346, SLG: 0.376	F8		BB 1-2 BB		5-3		HR 1B		1-3	3	1	1	0	1	0	0	New York Yankees @ Los Angeles Angels Dodger Stadium, Los Angeles, CA Sun Jun 07 1964, 3:33 AM PDT Att: 26,933 - Overcast - 67 F livebaseballscorecards.com								
Jim Fregosi, R (1,6) OBP: 0.397, SLG: 0.586			L5		K		HR		6-3	5	1	2	2	0	1	4									
Lou Clinton, R (1,9) OBP: 0.306, SLG: 0.418	G6-4-3 1B				L7		F8			3	0	0	0	1	0	1									
Joe Adcock, R (1,3) OBP: 0.349, SLG: 0.453		1-3	K				F8		K	4	0	0	0	0	2	3									
Felix Torres, R (1,5) OBP: 0.306, SLG: 0.511			FC6-4				P6		P3	4	1	1	1	0	0	3									
Buck Rodgers, S (1,2) OBP: 0.290, SLG: 0.271		5-3			FC5-4 4-3 1B				4-3	4	0	2	0	0	0	0									
Bob Perry, R (1,8) OBP: 0.350, SLG: 0.350 Albie Pearson, L (9, PH) OBP: 0.316, SLG: 0.279					K		K		1B 1B	3	0	1	0	0	2	2									
Bobby Knoop, R (1,4) OBP: 0.280, SLG: 0.303 Tom Satriano, L (9, PH) OBP: 0.339, SLG: 0.283					1B				1-3 1B	1	0	1	0	0	0	0									
Ken McBride, R (1,1) OBP: 0.360, SLG: 0.238 Billy Moran, R (7, PH) Bob Duliba, R (8, 1) Don Lee, R (8, 1) Willie Smith, L (9, PH) OBP: 0.250, SLG: 0.250 OBP: 0.158, SLG: 0.222					BB BB BB		FC5		K	1	0	0	0	0	0	0									
Inning Stats	R: 0 E: 0 K: 0 S: 3	H: 1 LOB: 0 BB: 0 P: 3	R: 1 E: 0 K: 0 S: 5	H: 2 LOB: 1 BB: 0 P: 5	R: 0 E: 0 K: 1 S: 5	H: 0 LOB: 3 BB: 3 P: 17	R: 0 E: 0 K: 1 S: 6	H: 1 LOB: 1 BB: 0 P: 6	R: 0 E: 0 K: 1 S: 5	H: 0 LOB: 0 BB: 0 P: 5	R: 2 E: 0 K: 1 S: 7	H: 2 LOB: 0 BB: 0 P: 7	R: 0 E: 0 K: 1 S: 5	H: 0 LOB: 0 BB: 0 P: 5	R: 0 E: 0 K: 1 S: 7	H: 2 LOB: 2 BB: 0 P: 7		1B: 7 2B: 0 3B: 0 HR: 2	SF: 0 SAC: 0 DP: 1 HBP: 0	WP: 0 PB: 0 SB: 0 CS: 0	PA: 38				
PITCHER	IP	WLS	BF	H	R	ER	SO	BB	IBB	HBP	BLK	WP	HR	S	P	ERA	WHIP								
Whitey Ford, L (1,1) ERA: 1.69	7.0	W	30	7	3	3	5	3	0	0	0	0	2	37	49	3.86	1.429								
Pete Mikkelsen, R (8,1) ERA: 4.2	2.0	S	8	2	0	0	2	0	0	0	0	0	0	12	12	0.00	1.000								

Batter	1	2	3	4	5	6	7	8	9	AB	R	H	RBI	BB	SO	LOB	TOP					
Tony Kubek, L (1, 6) OBP: 0.263, SLG: 0.302	F6		G4-6-3			6-3		1-3		4	0	0	0	0	0	2						
Bobby Richardson, R (1, 4) OBP: 0.336, SLG: 0.362	F8					HR		K		4	1	2	1	0	1	0						
Mickey Mantle, S (1, 8) OBP: 0.432, SLG: 0.565 Pedro Gonzalez, R (6, 7) OBP: 0.313, SLG: 0.318	K				P2	3-1		K		4	0	0	0	0	2	1						
Roger Maris, L (1, 9) OBP: 0.350, SLG: 0.508		P5			P6					4	1	2	1	0	0	1						
Tom Tresh, S (1, 7) OBP: 0.368, SLG: 0.413		G4-6-3 BB			BB	F9		P3		2	0	0	0	2	0	1						
Joe Pepitone, L (1, 3) OBP: 0.318, SLG: 0.408	G4-6-3				P4			F7		4	0	0	0	0	0	3						
Elston Howard, R (1, 2) OBP: 0.389, SLG: 0.472			FC3-5 1B BB		L9			K		2	0	0	0	2	1	0						
Clete Boyer, R (1, 5) OBP: 0.250, SLG: 0.289			FC3-5 1-2 1B		1-3			K		3	0	1	0	0	1	1						
Al Downing, R (1, 1) OBP: 0.250, SLG: 0.400 Johnny Blanchard, L (7, PH) OBP: 0.389, SLG: 0.351 Hal Reniff, R (7, 1)			FC3-5 G4-6-3 1-2 2-3F		K			F9		2	0	0	0	0	1	2						
Inning Stats	R: 0 E: 0 K: 1 S: 5	H: 0 LOB: 0 BB: 0 P: 5	R: 0 E: 0 K: 0 S: 2	H: 0 LOB: 0 BB: 1 P: 6	R: 0 E: 0 K: 0 S: 3	H: 1 LOB: 1 BB: 1 P: 7	R: 0 E: 0 K: 0 S: 4	H: 1 LOB: 2 BB: 1 P: 8	R: 0 E: 0 K: 1 S: 5	H: 0 LOB: 0 BB: 0 P: 5	R: 1 E: 0 K: 0 S: 5	H: 2 LOB: 1 BB: 0 P: 5	R: 0 E: 0 K: 1 S: 5	H: 0 LOB: 1 BB: 1 P: 9	R: 0 E: 0 K: 2 S: 7	H: 0 LOB: 0 BB: 0 P: 7	R: 1 E: 0 K: 1 S: 6	H: 1 LOB: 0 BB: 0 P: 6	1B: 2 2B: 1 3B: 0 HR: 2	SF: 0 SAC: 0 DP: 2 HBP: 0	WP: 0 PB: 0 SB: 0 CS: 0	PA: 34
PITCHER	IP	WLS	BF	H	R	ER	SO	BB	IBB	HBP	BLK	WP	HR	S	P	ERA	WHIP					
Earl Wilson, R (1, 1) ERA: 4.71	6.1	W	25	4	1	1	2	4	0	0	0	0	1	25	41	1.42	1.263					
Dick Radatz, R (7, 1) ERA: 1.59	2.2	S	9	1	1	1	4	0	0	0	0	0	1	17	17	3.38	0.375					

New York Yankees @ Boston Red Sox
Fenway Park, Boston, MA
Tue Jun 09 1964, 7:05 PM EDT
Att: 31,049 - Unknown

AB 30
R 2
H 5
RBI 2
BB 4
SO 6
LOB 12



Batter	1	2	3	4	5	6	7	8	9	AB	R	H	RBI	BB	SO	LOB	BOTTOM					
Chuck Schilling, R (1, 4) OBP: 0.296, SLG: 0.261	L8 BLK BB		BB 3B BB		F7		E 1B BB			1	2	0	0	3	0	0						
Tony Conigliaro, R (1, 7) OBP: 0.330, SLG: 0.497	BB 1-2 BB		BB 3B BB		6-3		K			2	1	0	0	2	1	1						
Carl Yastrzemski, L (1, 8) OBP: 0.355, SLG: 0.439	L8 2-3		1H 2H 1B 3B		CS BB		E8 1B 1B			3	2	2	2	1	0	2						
Dick Stuart, R (1, 3) OBP: 0.308, SLG: 0.464	K		3H 1B		CS 1-2		1B 1B 1B			4	0	3	3	0	1	2						
Frank Matzone, R (1, 5) OBP: 0.327, SLG: 0.379	F8		K		P4		K			4	0	0	0	0	2	5						
Lee Thomas, L (1, 9) OBP: 0.354, SLG: 0.411		K	P4		L9		5-3 1B			4	0	1	0	0	1	2						
Eddie Bressoud, R (1, 6) OBP: 0.381, SLG: 0.420		G5-4-3 BB			6-3		FC5-4 1B			3	0	1	0	1	0	1						
Bob Tillman, R (1, 2) OBP: 0.346, SLG: 0.393		G5-4-3			K		FC5-4 1-2			4	0	0	0	0	1	4						
Earl Wilson, R (1, 1) OBP: 0.381, SLG: 0.444 Dick Radatz, R (7, 1) OBP: 0.267, SLG: 0.333			K		L8		P3			2	0	0	0	0	1	0						
Inning Stats	R: 0 E: 0 K: 1 S: 5	H: 0 LOB: 2 BB: 2 P: 13	R: 0 E: 0 K: 1 S: 4	H: 0 LOB: 0 BB: 1 P: 8	R: 3 E: 0 K: 2 S: 9	H: 2 LOB: 1 BB: 2 P: 17	R: 0 E: 0 K: 1 S: 5	H: 0 LOB: 0 BB: 0 P: 5	R: 0 E: 0 K: 0 S: 2	H: 0 LOB: 0 BB: 1 P: 6	R: 0 E: 0 K: 0 S: 5	H: 2 LOB: 2 BB: 0 P: 5	R: 2 E: 1 K: 2 S: 9	H: 2 LOB: 1 BB: 1 P: 13	R: 0 E: 0 K: 1 S: 6	H: 1 LOB: 1 BB: 0 P: 6	1B: 6 2B: 0 3B: 1 HR: 0	SF: 0 SAC: 0 DP: 1 HBP: 0	WP: 0 PB: 0 SB: 0 CS: 1	PA: 37		
PITCHER	IP	WLS	BF	H	R	ER	SO	BB	IBB	HBP	BLK	WP	HR	S	P	ERA	WHIP					
Al Downing, L (1, 1) ERA: 3.98	6.0	L	26	4	3	3	5	6	0	0	1	1	0	30	54	4.50	1.667					
Hal Reniff, R (7, 1) ERA: 3.35	2.0		10	3	2	1	3	1	0	0	0	0	0	15	19	4.50	2.000					

New York Yankees @ Boston Red Sox
Fenway Park, Boston, MA
Tue Jun 09 1964, 7:05 PM EDT
Att: 31,049 - Unknown

AB 29
R 5
H 7
RBI 5
BB 7
SO 8
LOB 18



Batter	1	2	3	4	5	6	7	8	9	10	AB	R	H	RBI	BB	SO	LOB	TOP			
Tony Kubek, L OBP: 0.277, SLG: 0.324 (1, 6)											5	1	3	0	0	1	1	New York Yankees @ Boston Red Sox Fenway Park, Boston, MA Wed Jun 10 1964, 3:33 AM EDT Att: 10,264 - Unknown - 84 F			
Bobby Richardson, R OBP: 0.339, SLG: 0.374 (1, 4)											4	1	2	1	0	0	2				
Mickey Mantle, S OBP: 0.429, SLG: 0.550 Pedro Gonzalez, R OBP: 0.306, SLG: 0.311 (1, 8) (8, 7)											3	0	0	0	1	0	2				
Roger Maris, L OBP: 0.352, SLG: 0.504 (1, 9)											5	1	2	1	0	2	2				
Tom Tresh, S OBP: 0.374, SLG: 0.411 (1, 7) (8, 8)											3	1	1	0	1	1	3				
Johnny Blanchard, L OBP: 0.373, SLG: 0.362 (1, 3)											5	0	1	0	0	2	4				
Elston Howard, R OBP: 0.384, SLG: 0.463 (1, 2)											3	0	0	1	1	1	3				
Phil Linz, R OBP: 0.289, SLG: 0.296 (1, 5)											5	1	2	2	0	1	1				
Stan Williams, R Bill Stafford, R Pete Mikkelsen, R Hector Lopez, R Hal Reniff, R Joe Papalino, L Bud Daley, L (1, 1) (6, 1) (6, 1) (7, PR) (7, 1) (10, PR) (10, 1)											2	1	1	0	0	0	1				
Inning Stats	R: 1 E: 0 K: 1 S: 6	H: 2 LOB: 0 BB: 0 P: 6	R: 1 E: 0 K: 0 S: 4	H: 1 LOB: 1 BB: 1 P: 8	R: 0 E: 0 K: 1 S: 6	H: 1 LOB: 2 BB: 1 P: 10	R: 0 E: 0 K: 2 S: 7	H: 0 LOB: 0 BB: 0 P: 7	R: 1 E: 0 K: 0 S: 4	H: 2 LOB: 2 BB: 0 P: 8	R: 0 E: 0 K: 2 S: 7	H: 2 LOB: 1 BB: 1 P: 11	R: 1 E: 0 K: 1 S: 7	H: 2 LOB: 2 BB: 1 P: 9	1B: 8 2B: 3 3B: 0 HR: 1	SF: 2 SAC: 0 DP: 1 HBP: 1	WP: 0 PB: 0 SB: 3 CS: 0		PA: 45		
PITCHER	IP WLS BF H R ER SO BB IBB HBP BLK WP HR S P ERA WHIP	7.1 3 31 8 4 4 6 2 0 0 0 0 0 1 13 14 4.91 1.364	8.1 1.2 8 2 1 1 3 0 0 1 0 0 1 13 14 5.40 1.200	10.1 1.0 W 6 2 1 1 1 0 1 0 0 0 0 7 11 9.00 2.000	PITCHER														IP WLS BF H R ER SO BB IBB HBP BLK WP HR S P ERA WHIP		

AB	39
R	6
H	12
RBI	5
BB	3
SO	10
LOB	22



Batter	1	2	3	4	5	6	7	8	9	10	AB	R	H	RBI	BB	SO	LOB	BOTTOM				
Dalton Jones, L OBP: 0.327, SLG: 0.404 (1, 4)											5	0	1	0	0	0	0	New York Yankees @ Boston Red Sox Fenway Park, Boston, MA Wed Jun 10 1964, 3:33 AM EDT Att: 10,264 - Unknown - 84 F				
Tony Conigliaro, R OBP: 0.326, SLG: 0.506 (1, 7)											5	1	1	1	0	1	1					
Carl Yastrzemski, L OBP: 0.356, SLG: 0.455 (1, 8)											5	1	2	0	0	1	0					
Dick Stuart, R Earl Wilson, R Dick Williams, R (1, 3) (8, PR) (9, 3)											3	1	2	0	1	0	1					
Lee Thomas, L OBP: 0.352, SLG: 0.406 (1, 9)											4	1	1	1	0	0	3					
Frank Malzone, R OBP: 0.330, SLG: 0.398 (1, 5)											4	1	2	2	0	0	2					
Eddie Bressoud, R OBP: 0.383, SLG: 0.426 (1, 6)											4	1	2	1	0	1	1					
Bob Tillman, R OBP: 0.350, SLG: 0.392 (1, 2)											3	0	1	1	1	0	0					
Jack Lamabe, R Dick Radatz, R Bob Heffner, R (1, 1) (8, 1) (10, 1)											3	0	0	0	0	1	4					
Inning Stats	R: 0 E: 0 K: 0 S: 4	H: 1 LOB: 1 BB: 0 P: 4	R: 3 E: 0 K: 0 S: 6	H: 4 LOB: 0 BB: 0 P: 6	R: 1 E: 0 K: 1 S: 6	H: 1 LOB: 1 BB: 1 P: 10	R: 0 E: 0 K: 2 S: 7	H: 0 LOB: 0 BB: 0 P: 7	R: 0 E: 0 K: 0 S: 3	H: 1 LOB: 1 BB: 0 P: 3	R: 0 E: 0 K: 0 S: 3	H: 0 LOB: 0 BB: 0 P: 3	R: 2 E: 0 K: 0 S: 3	H: 2 LOB: 0 BB: 0 P: 3	1B: 6 2B: 3 3B: 1 HR: 3	SF: 0 SAC: 0 DP: 2 HBP: 0	WP: 0 PB: 0 SB: 0 CS: 1		PA: 40			
PITCHER	IP WLS BF H R ER SO BB IBB HBP BLK WP HR S P ERA WHIP	5.1 0.0 2 1 0 0 0 1 0 0 0 0 0 1 5 ∞ ∞	6.1 0.2 1 0 0 0 0 0 0 0 0 0 0 1 1 0.00 0.000	7.1 3.0 10 2 0 0 1 0 0 0 0 0 0 12 12 0.00 0.667	10.1 0.1 L 3 2 2 2 0 0 0 0 0 0 2 3 3 54.00 6.000	PITCHER														IP WLS BF H R ER SO BB IBB HBP BLK WP HR S P ERA WHIP		

AB	38
R	7
H	13
RBI	7
BB	2
SO	4
LOB	12



Batter	1	2	3	4	5	6	7	8	9	AB	R	H	RBI	BB	SO	LOB	TOP																				
Tony Kubek, L (1, 6) OBP: 0.298, SLG: 0.374	F8		2B 2B BB		2B HR 1B	HR		2H 2B		4	3	3	2	1	0	0	New York Yankees @ Boston Red Sox Fenway Park, Boston, MA Wed Jun 10 1964, 7:05 PM EDT Att: 28,516 - Unknown - 70 F																				
Bobby Richardson, R (1, 4) OBP: 0.341, SLG: 0.379	1B		K		HR 2B	F7		F7		5	1	2	0	0	1	2																					
Roger Maris, L (1, 9) OBP: 0.361, SLG: 0.537	K		2B		HR		P2		HR 1B	5	3	3	3	0	1	1																					
Mickey Mantle, S (1, 8) Hector Lopez, R (9, 7) OBP: 0.426, SLG: 0.552 OBP: 0.316, SLG: 0.484	1B		2B		3-1		P5		F8	5	0	2	2	0	0	1																					
Tom Tresh, S (1, 7) OBP: 0.375, SLG: 0.437	1-4-3		F8		K				HR	0	0	0	0	0	0	0																					
Elston Howard, R (1, 2) OBP: 0.375, SLG: 0.452			K		K		6-3		P4	5	1	2	2	0	1	3																					
Pedro Gonzalez, R (1, 3) OBP: 0.333, SLG: 0.360	F8									4	0	0	0	1	2	2																					
Phil Linz, R (1, 5) OBP: 0.257, SLG: 0.282	K				F7		4-3		E5	5	0	0	1	0	1	3																					
Ralph Terry, R (1, 1) Joe Pepitone, L (6, PH) Pete Mikkelsen, R (6, 1) OBP: 0.267, SLG: 0.231 OBP: 0.315, SLG: 0.403	K				G5-4-3		P3		K	2	0	0	0	0	1	2																					
Inning Stats	R: 0 E: 0 K: 1 S: 7	H: 2 LOB: 2 BB: 0 P: 7	R: 0 E: 0 K: 2 S: 7	H: 0 LOB: 1 BB: 1 P: 11	R: 2 E: 0 K: 2 S: 9	H: 2 LOB: 1 BB: 1 P: 13	R: 0 E: 0 K: 0 S: 3	H: 1 LOB: 0 BB: 0 P: 3	R: 3 E: 0 K: 2 S: 10	H: 3 LOB: 0 BB: 0 P: 10	R: 2 E: 0 K: 0 S: 5	H: 2 LOB: 0 BB: 0 P: 5	R: 0 E: 0 K: 0 S: 4	H: 1 LOB: 1 BB: 0 P: 4	R: 1 E: 1 K: 2 S: 9	H: 1 LOB: 1 BB: 0 P: 9	R: 2 E: 1 K: 1 S: 9	H: 3 LOB: 2 BB: 0 P: 9	1B: 6 2B: 6 3B: 0 HR: 3	SF: 0 SAC: 0 DP: 1 HBP: 0	WP: 0 PB: 1 SB: 0 CS: 0	PA: 45															
PITCHER	IP	WLS	BF	H	R	ER	SO	BB	IBB	HBP	BLK	WP	HR	S	P	ERA	WHIP	PITCHER		IP	WLS	BF	H	R	ER	SO	BB	IBB	HBP	BLK	WP	HR	S	P	ERA	WHIP	
Bill Spanswick, L (1, 1) ERA: 6.88	4.0		21	8	5	5	5	2	0	0	0	0	1	29	37	11.25	2.500																				
Bob Hefner, R (5, 1) ERA: 2.74	4.0	L	17	4	3	2	4	0	0	0	0	0	1	25	25	4.50	1.000																				
Pete Charton, R (9, 1) ERA: 10.5	1.0		7	3	2	2	1	0	0	0	0	0	1	9	9	18.00	3.000																				

AB	43
R	10
H	15
RBI	10
BB	2
SO	10
LOB	17



Batter	1	2	3	4	5	6	7	8	9	AB	R	H	RBI	BB	SO	LOB	BOTTOM																				
Dalton Jones, L (1, 4) OBP: 0.323, SLG: 0.404	F7	F8		2B		1-3			1-3	5	0	1	0	0	0	2	New York Yankees @ Boston Red Sox Fenway Park, Boston, MA Wed Jun 10 1964, 7:05 PM EDT Att: 28,516 - Unknown - 70 F																				
Tony Conigliaro, R (1, 7) OBP: 0.378, SLG: 0.492	5-3	FC5-4		P2			P1		5-3	5	0	0	0	0	0	3																					
Carl Yastrzemski, L (1, 8) OBP: 0.352, SLG: 0.444	3-1		K		4-3		4-3		1B HBP BB	4	0	0	0	1	1	0																					
Dick Stuart, R (1, 3) OBP: 0.332, SLG: 0.488		2B 1B 1B	1B 2B		HR 1B		1B 1B		1B HBP	4	3	4	0	0	0	0																					
Lee Thomas, L (1, 9) OBP: 0.362, SLG: 0.433		F9	G3 2H		HR		1B		1B 2-3	5	1	4	3	0	0	1																					
Frank Malzone, R (1, 5) OBP: 0.327, SLG: 0.398		1B 2B	G3		L5		K		P4	5	1	1	0	0	1	6																					
Eddie Bressoud, R (1, 6) OBP: 0.385, SLG: 0.428		1B 1B	5-3		F7				1B	4	1	2	0	0	0	1																					
Russ Nixon, L (1, 2) OBP: 0.415, SLG: 0.438		1B 1B			4-3		F7		4-3	4	0	1	1	0	0	0																					
Bill Spanswick, L (1, 1) Bob Hefner, R (5, 1) Felix Mantilla, R (6, PH) Pete Charton, L (9, 1) OBP: 0.455, SLG: 0.400 OBP: 0.250, SLG: 0.625		1-2 2-3 3-H			4-3		K		5-3	2	0	1	2	0	0	0																					
Inning Stats	R: 0 E: 0 K: 0 S: 3	H: 0 LOB: 0 BB: 0 P: 3	R: 3 E: 0 K: 0 S: 8	H: 5 LOB: 2 BB: 0 P: 8	R: 1 E: 0 K: 1 S: 7	H: 2 LOB: 1 BB: 0 P: 7	R: 0 E: 0 K: 0 S: 4	H: 1 LOB: 1 BB: 0 P: 4	R: 2 E: 0 K: 0 S: 5	H: 2 LOB: 0 BB: 0 P: 5	R: 0 E: 0 K: 1 S: 5	H: 0 LOB: 0 BB: 0 P: 5	R: 0 E: 0 K: 1 S: 7	H: 2 LOB: 2 BB: 0 P: 7	R: 0 E: 0 K: 0 S: 3	H: 1 LOB: 3 BB: 0 P: 3	R: 0 E: 0 K: 0 S: 4	H: 1 LOB: 3 BB: 1 P: 9	1B: 10 2B: 3 3B: 0 HR: 1	SF: 0 SAC: 0 DP: 0 HBP: 1	WP: 0 PB: 0 SB: 0 CS: 0	PA: 42															
PITCHER	IP	WLS	BF	H	R	ER	SO	BB	IBB	HBP	BLK	WP	HR	S	P	ERA	WHIP	PITCHER		IP	WLS	BF	H	R	ER	SO	BB	IBB	HBP	BLK	WP	HR	S	P	ERA	WHIP	
Ralph Terry, R (1, 1) ERA: 7.09	5.0	W	25	10	0	5	1	0	0	0	0	0	1	27	27	9.00	2.000																				
Pete Mikkelsen, R (6, 1) ERA: 3.63	4.0	S	17	4	0	0	2	1	0	1	0	0	0	19	24	0.00	1.250																				



Batter	1	2	3	4	5	6	7	8	9	AB	R	H	RBI	BB	SO	LOB	TOP					
Tony Kubek, L (1, 6) OBP: 0.392, SLG: 0.392	L8		2B		2B		4-3	P6		5	0	2	1	0	0	1	New York Yankees @ Boston Red Sox Fenway Park, Boston, MA Thu Jun 11 1964, 7:05 PM EDT Att: 28,494 - Unknown - 70 F					
Bobby Richardson, R (1, 4) OBP: 0.333, SLG: 0.370	L7		L7		FC6-5-4-6 HR		F8	6-3		5	1	0	0	0	0	3						
Mickey Mantle, S (1, 8) Hector Lopez, R (9, 7) OBP: 0.432, SLG: 0.600 OBP: 0.318, SLG: 0.484	BB			4-3	HR		HR	6-3		4	2	2	3	1	0	0						
Roger Maris, L (1, 9) OBP: 0.362, SLG: 0.551	F9			HR	F9		K	1B	BB	4	1	1	1	1	1	1						
Tom Tresh, S (1, 7) (9, 8) OBP: 0.376, SLG: 0.449		4-3		E3			F8	1B	3B	5	1	2	0	0	0	0						
Joe Pepitone, L (1, 3) OBP: 0.312, SLG: 0.398	P6			F7			1B	P4	P5	5	0	1	0	0	0	4						
Johnny Blanchard, L (1, 2) OBP: 0.359, SLG: 0.346	K			L8			F8	2B	1B	5	1	1	1	0	1	4						
Phil Linz, R (1, 5) OBP: 0.265, SLG: 0.299			K		P2			1B		4	1	2	0	0	1	0						
Jim Bouton, R (1, 1) OBP: 0.133, SLG: 0.138			K				4-3		1B	4	1	2	2	0	1	2						
Inning Stats	R: 0 E: 0 K: 0 S: 3	H: 0 LOB: 1 BB: 1 P: 7	R: 0 E: 0 K: 1 S: 5	H: 0 LOB: 0 BB: 0 P: 5	R: 0 E: 0 K: 2 S: 8	H: 1 LOB: 1 BB: 0 P: 8	R: 1 E: 1 K: 0 S: 5	H: 1 LOB: 1 BB: 0 P: 5	R: 3 E: 0 K: 0 S: 6	H: 3 LOB: 0 BB: 0 P: 6	R: 0 E: 0 K: 0 S: 5	H: 2 LOB: 2 BB: 0 P: 5	R: 1 E: 0 K: 1 S: 6	H: 1 LOB: 0 BB: 0 P: 6	R: 3 E: 0 K: 0 S: 7	H: 4 LOB: 1 BB: 0 P: 7		R: 0 E: 0 K: 0 S: 4	H: 1 LOB: 2 BB: 1 P: 8	1B: 5 2B: 4 3B: 1 HR: 3	SF: 0 SAC: 0 DP: 0 HBP: 0	WP: 0 PB: 0 SB: 0 CS: 0
PITCHER	IP WLS BF H R ER SO BB IBB HBP BLK WP HR S P ERA WHIP																					
Bill Monbouquette, R (1, 1) ERA: 5.14	7.1 L 36 12 8 8 4 1 0 0 0 0 0 3 43 47 9.82 1.773																					
Arnold Earley, L (8, 1) ERA: 2.45	0.2 0 0 0 0 0 0 0 0 0 0 0 0 2 2 0.00 0.000																					
Ed Connolly, L (9, 1) ERA: 4.11	1.0 5 1 0 0 0 0 1 0 0 0 0 0 0 4 8 0.00 2.000																					

Batter	1	2	3	4	5	6	7	8	9	AB	R	H	RBI	BB	SO	LOB	BOTTOM					
Dalton Jones, L (1, 4) OBP: 0.313, SLG: 0.390	K		FC3-6 CS			6-3		F7	P4	5	0	0	0	0	1	4	New York Yankees @ Boston Red Sox Fenway Park, Boston, MA Thu Jun 11 1964, 7:05 PM EDT Att: 28,494 - Unknown - 70 F					
Felix Mantilla, R (1, 7) OBP: 0.286, SLG: 0.431	BB		F7			G6-4-3 BB		HR		2	1	1	2	2	0	1						
Tony Conigliaro, R (1, 8) OBP: 0.317, SLG: 0.487	FC5-4 BB				6-3	G6-4-3 BB				4	0	1	0	0	0	2						
Dick Stuart, R (1, 3) OBP: 0.326, SLG: 0.478	FC5-4				P4			F8		4	0	0	0	0	0	2						
Lee Thomas, L (1, 9) OBP: 0.356, SLG: 0.424		F7			G3			4-3		4	0	0	0	0	0	0						
Frank Malzone, R (1, 5) OBP: 0.325, SLG: 0.395		1-3				P5			P2	4	0	1	0	0	0	0						
Eddie Bressoud, R (1, 6) OBP: 0.391, SLG: 0.458						1B		K		4	2	3	1	0	1	1						
Bob Tillman, R (1, 2) OBP: 0.353, SLG: 0.401									1B	4	1	2	0	0	0	1						
Bill Monbouquette, R (1, 1) Arnold Earley, L (8, 1) Roman Mejias, R (8, PH) Ed Connolly, L (9, 1) Dick Williams, R (9, PH)	FC3-6 BB					1-3			P4	1	0	0	0	1	0	0						
Inning Stats	R: 0 E: 0 K: 1 S: 5	H: 0 LOB: 1 BB: 1 P: 9	R: 0 E: 0 K: 0 S: 4	H: 1 LOB: 1 BB: 0 P: 4	R: 0 E: 0 K: 0 S: 2	H: 0 LOB: 0 BB: 1 P: 6	R: 0 E: 0 K: 0 S: 3	H: 0 LOB: 0 BB: 0 P: 3	R: 1 E: 0 K: 0 S: 4	H: 1 LOB: 0 BB: 0 P: 4	R: 0 E: 0 K: 0 S: 2	H: 0 LOB: 0 BB: 1 P: 6	R: 0 E: 0 K: 1 S: 6	H: 1 LOB: 1 BB: 0 P: 6	R: 2 E: 0 K: 0 S: 6	H: 3 LOB: 1 BB: 0 P: 6		R: 1 E: 0 K: 0 S: 6	H: 3 LOB: 2 BB: 0 P: 6	1B: 4 2B: 3 3B: 0 HR: 2	SF: 0 SAC: 0 DP: 1 HBP: 0	WP: 1 PB: 0 SB: 0 CS: 1
PITCHER	IP WLS BF H R ER SO BB IBB HBP BLK WP HR S P ERA WHIP																					
Jim Bouton, R (1, 1) ERA: 2.91	9.0 W 37 9 4 4 2 3 0 0 0 0 1 2 38 50 4.00 1.333																					

Batter	1	2	3	4	5	6	7	8	9	AB	R	H	RBI	BB	SO	LOB	TOP					
Jim Landis, R OBP: 0.333, SLG: 0.514 (1, 8)	0-0 1-3		0-3 K		0-0 1B 4-3 1B		0-0 1B			4	0	2	0	0	1	1	Chicago White Sox @ New York Yankees Yankee Stadium, Bronx, NY Fri Jun 12 1964, 7:05 PM EDT Unknown - 78 F					
Al Weis, S OBP: 0.312, SLG: 0.354 (1, 4)	0-0 6-3		0-0 2B		0-0 4-3		0-0 5-3			4	0	1	0	0	0	2						
Floyd Robinson, L OBP: 0.374, SLG: 0.449 (1, 7) (6, 9)	0-0 FC4-6 1B		0-0 F7		0-0 FC5-4 1B			0-3 K		4	0	2	0	0	1	2						
Ron Hansen, R OBP: 0.350, SLG: 0.407 (1, 6)	0-0 FC4-6 1-2			0-0 1B 6-3 1B		0-0 FC5-4 1-2		0-0 F7		4	1	1	0	0	0	3						
Pete Ward, L OBP: 0.376, SLG: 0.472 (1, 5)		0-0 G4-6-3 1B		0-0 6-3 1-3 1B		0-3 K		0-0 F7		4	0	2	0	0	1	0						
Mike Hershberger, R OBP: 0.323, SLG: 0.328 (1, 9)		0-0 G4-6-3		0-0 P5		0-0 F9			0-3 K	3	0	0	0	0	0	3						
Eddie Fisher, R OBP: 0.290, SLG: 0.200 (6, 1)		0-0 1-2								0	0	0	0	0	0	0						
Don Buford, S OBP: 0.320, SLG: 0.306 (9, PH)		0-0 1-2								1	0	0	0	0	1	0						
Tom McCraw, L OBP: 0.352, SLG: 0.443 (1, 3)		0-3 K		0-0 6-3		0-0 6-3			0-3 K	1	0	0	0	0	1	0						
Minnie Minoso, R OBP: 0.478, SLG: 0.526 (4, PH)				0-0 2-3 3-H 6-3						1	0	0	1	0	0	1						
Joe Cunningham, L OBP: 0.338, SLG: 0.299 (4, 3)										2	0	0	0	0	1	0						
Cam Carreon, R OBP: 0.235, SLG: 0.219 (1, 2)			0-3 K		0-0 5-3			0-0 4-3		4	0	1	0	0	1	1						
John Buzhardt, R OBP: 0.130, SLG: 0.095 (1, 1)			4-0 2B			0-3 K		0-0 F8		0	0	0	0	0	0	0						
Jerry McNertney, R OBP: 0.280, SLG: 0.318 (3, PH)								0-0 FC5-4		0	0	0	0	1	0	0						
Frank Baumann, L OBP: 0.409, SLG: 0.474 (6, 7)								1-2		1	0	0	0	0	1	0						
Steve Hamilton, L ERA: 1.52 (1, 1)										2	0	0	0	0	1	0						
Inning Stats	R: 0 E: 0 K: 0 S: 4	H: 1 LOB: 1 BB: 0 P: 4	R: 0 E: 0 K: 1 S: 5	H: 1 LOB: 0 BB: 0 P: 5	R: 0 E: 0 K: 2 S: 8	H: 1 LOB: 2 BB: 1 P: 12	R: 1 E: 0 K: 0 S: 5	H: 2 LOB: 1 BB: 0 P: 5	R: 0 E: 0 K: 1 S: 7	H: 2 LOB: 2 BB: 0 P: 7	R: 0 E: 0 K: 1 S: 5	H: 0 LOB: 0 BB: 0 P: 5	R: 0 E: 0 K: 0 S: 4	H: 1 LOB: 1 BB: 0 P: 4	R: 0 E: 0 K: 1 S: 5	H: 0 LOB: 0 BB: 0 P: 5	R: 0 E: 0 K: 2 S: 8	H: 1 LOB: 1 BB: 0 P: 8	1B: 8 2B: 1 3B: 0 HR: 0	SF: 0 SAC: 0 DP: 1 HBP: 0	WP: 0 PB: 0 SB: 0 CS: 0	PA: 36
PITCHER	IP WLS BF H R ER SO BB IBB HBP BLK WP HR S P ERA WHIP	9.0 W 36 9 1 1 8 1 0 0 0 0 0 51 55 1.00 1.111																				
Batter	1	2	3	4	5	6	7	8	9	AB	R	H	RBI	BB	SO	LOB	BOTTOM					
Tony Kubek, L OBP: 0.308, SLG: 0.403 (1, 6)	0-0 1B FC4-6 1B		0-0 F7			0-0 1B E 2B	0-0 4-3			4	2	2	0	0	0	0	Chicago White Sox @ New York Yankees Yankee Stadium, Bronx, NY Fri Jun 12 1964, 7:05 PM EDT Unknown - 78 F					
Bobby Richardson, R OBP: 0.332, SLG: 0.388 (1, 4)	0-0 L7		0-0 L4			0-0 E 1B	0-0 F7			4	1	1	0	0	0	1						
Mickey Mantle, S OBP: 0.433, SLG: 0.597 (1, 8)					0-3 K		0-0 E7		0-0 F7	4	1	2	1	0	1	0						
Hector Lopez, R OBP: 0.318, SLG: 0.484 (6, 7)						0-0 1B 3-H		0-0 1B		0	0	0	0	0	0	0						
Roger Maris, L OBP: 0.359, SLG: 0.542 (1, 9)	0-0 FC4-6 1-2 3-H			0-0 L8		0-0 FC2-6 1B		0-0 P6		4	0	1	3	0	0	1						
Tom Tresh, S OBP: 0.373, SLG: 0.444 (1, 7) (8, 8)	0-0 P5			0-0 1B		0-0 FC2-6 HR		0-0 4-3		4	1	1	0	0	0	2						
Joe Pepitone, L OBP: 0.311, SLG: 0.410 (1, 3)		0-0 L3		0-0 G3		0-0 HR		0-0 L9		4	1	1	2	0	0	1						
Johnny Blanchard, L OBP: 0.373, SLG: 0.364 (1, 2)		0-0 G6-4-3 1B			0-0 G3		0-0 1B			3	0	2	0	0	0	0						
Phil Linz, R OBP: 0.259, SLG: 0.291 (1, 5)		0-0 G6-4-3 1-2			0-0 6-3		0-3 K			3	0	0	0	0	1	2						
Steve Hamilton, L (1, 1)			0-0 4-3		0-0 P4		0-0 P5			3	0	0	0	0	0	1						
Inning Stats	R: 1 E: 0 K: 0 S: 5	H: 2 LOB: 1 BB: 0 P: 5	R: 0 E: 0 K: 0 S: 3	H: 1 LOB: 0 BB: 0 P: 3	R: 0 E: 0 K: 1 S: 6	H: 1 LOB: 1 BB: 0 P: 6	R: 0 E: 0 K: 0 S: 3	H: 0 LOB: 0 BB: 0 P: 3	R: 5 E: 1 K: 1 S: 11	H: 6 LOB: 1 BB: 0 P: 11	R: 0 E: 0 K: 0 S: 3	H: 0 LOB: 0 BB: 0 P: 3	R: 0 E: 0 K: 0 S: 3	H: 0 LOB: 0 BB: 0 P: 3	R: 0 E: 0 K: 2 S: 8	H: 1 LOB: 1 BB: 0 P: 8	1B: 8 2B: 1 3B: 0 HR: 1	SF: 0 SAC: 0 DP: 1 HBP: 0	WP: 0 PB: 0 SB: 0 CS: 0	PA: 33		
PITCHER	IP WLS BF H R ER SO BB IBB HBP BLK WP HR S P ERA WHIP	2.0 L 17 7 5 5 1 0 0 0 0 0 1 19 19 13.50 2.100																				
John Buzhardt, R ERA: 2.45 (3, 1)	3.1	L	17	7	5	5	1	0	0	0	0	0	0	0	0	0	0	1	19	19	13.50	2.100
Frank Baumann, L ERA: 8.44 (6, 1)	2.2		8	0	0	0	1	0	0	0	0	0	0	0	0	0	0	0	10	10	0.00	0.000

Batter	1	2	3	4	5	6	7	8	9	AB	R	H	RBI	BB	SO	LOB	TOP	
Jim Landis, R OBP: 0.302, SLG: 0.463 (1, 8)	E8 SH3		K		K			1-3		4	0	0	0	0	2	1		
Al Weis, S OBP: 0.312, SLG: 0.361 (1, 4)	SH3					F8		6-3		3	0	1	0	0	0	0		
Floyd Robinson, L OBP: 0.372, SLG: 0.444 (1, 9)	6-3		6-3			L8			BB 1B	4	0	1	0	0	0	2		
Ron Hansen, R OBP: 0.353, SLG: 0.406 (1, 6)	5-3			F8			1B		BB 1-2	3	0	1	0	1	0	1		
Pete Ward, L OBP: 0.364, SLG: 0.455 (1, 5)		K		F2		G3			K	4	0	0	0	0	2	3		
Dave Nicholson, R OBP: 0.400, SLG: 0.462 (1, 7)	6-3			F8				F8	F3	4	0	0	0	0	0	2		
Tom McCraw, L OBP: 0.352, SLG: 0.436 (1, 3)					4-3			6-3		2	0	0	0	1	0	0		
Minnie Minoso, R OBP: 0.458, SLG: 0.500 (9, PH)									1-3	1	0	0	0	0	0	2	AB 30	
Jerry McNertney, R OBP: 0.283, SLG: 0.319 (1, 2)										3	0	1	0	0	1	1	R 0	
Don Mossi, L (7, 1)							SH2-4 1B			0	0	0	0	0	0	0	H 4	
Joe Horlen, R OBP: 0.267, SLG: 0.267 (1, 1)										1	0	0	0	0	0	0	RBI 0	
Cam Carreon, R OBP: 0.229, SLG: 0.212 (7, 2)			6-3			SH2-4 1-2				1	0	0	0	0	0	0	BB 2	
																	SO 5	
																	LOB 12	
Inning Stats	R: 0 E: 1 K: 0 S: 4	H: 0 LOB: 1 BB: 0 P: 4	R: 0 E: 0 K: 2 S: 7	H: 0 LOB: 1 BB: 1 P: 11	R: 0 E: 0 K: 1 S: 6	H: 1 LOB: 1 BB: 0 P: 6	R: 0 E: 0 K: 0 S: 3	H: 0 LOB: 0 BB: 0 P: 3	R: 0 E: 0 K: 0 S: 4	H: 1 LOB: 1 BB: 0 P: 4	R: 0 E: 0 K: 0 S: 3	H: 0 LOB: 0 BB: 0 P: 3	R: 0 E: 0 K: 1 S: 6	H: 1 LOB: 2 BB: 1 P: 10	1B: 3 2B: 1 3B: 0 HR: 0	SF: 0 SAC: 2 DP: 0 HBP: 0	WP: 0 PB: 0 SB: 0 CS: 0	PA: 34
PITCHER Whitey Ford, L ERA: 1.55 (1, 1)	IP: 9.0 WLS: W BF: 34 H: 4 R: 0 ER: 0 SO: 5 BB: 2 IBB: 0 HBP: 0 BLK: 0 WP: 0 HR: 0 S: 42 P: 50 ERA: 0.00 WHIP: 0.667																	

Chicago White Sox @ New York Yankees
Yankee Stadium, Bronx, NY
Fri Jun 12 1964, 7:05 PM EDT
Att: 38,135 - Unknown - 78 F


AB 30
R 0
H 4
RBI 0
BB 2
SO 5
LOB 12



Batter	1	2	3	4	5	6	7	8	9	AB	R	H	RBI	BB	SO	LOB	BOTTOM	
Tony Kubek, L OBP: 0.307, SLG: 0.422 (1, 6)	4-3		F5			HR	F8			4	1	1	2	0	0	3		
Bobby Richardson, R OBP: 0.326, SLG: 0.362 (1, 4)	6-3			1-3		E6 2B		1-3		4	1	0	0	0	0	0		
Mickey Mantle, S OBP: 0.431, SLG: 0.598 (1, 8)										3	0	1	1	0	1	0		
Pedro Gonzalez, R OBP: 0.333, SLG: 0.360 (6, PR)	F3									0	0	0	0	0	0	0		
Hector Lopez, R OBP: 0.323, SLG: 0.484 (7, 7)										0	0	0	0	1	0	0		
Roger Maris, L OBP: 0.363, SLG: 0.538 (1, 9)										3	0	1	0	0	0	1		
Tom Tresh, S OBP: 0.371, SLG: 0.436 (1, 7)										3	0	0	0	1	0	4		
Joe Pepitone, L OBP: 0.305, SLG: 0.402 (1, 3)										4	0	0	0	0	0	4		
Elston Howard, R OBP: 0.378, SLG: 0.456 (1, 2)										3	0	1	0	0	1	0		
Phil Linz, R OBP: 0.269, SLG: 0.304 (1, 5)										2	1	1	0	1	0	1		
Whitey Ford, L OBP: 0.342, SLG: 0.250 (1, 1)										3	0	1	0	0	0	2		
Inning Stats	R: 0 E: 0 K: 0 S: 3	H: 0 LOB: 0 BB: 0 P: 3	R: 0 E: 0 K: 0 S: 2	H: 0 LOB: 0 BB: 0 P: 3	R: 0 E: 0 K: 1 S: 5	H: 0 LOB: 0 BB: 0 P: 5	R: 0 E: 0 K: 0 S: 4	H: 0 LOB: 0 BB: 1 P: 8	R: 3 E: 1 K: 0 S: 7	H: 3 LOB: 1 BB: 0 P: 7	R: 0 E: 0 K: 0 S: 4	H: 1 LOB: 2 BB: 1 P: 8	R: 0 E: 0 K: 0 S: 4	H: 1 LOB: 2 BB: 1 P: 8	1B: 2 2B: 3 3B: 0 HR: 1	SF: 0 SAC: 0 DP: 2 HBP: 1	WP: 0 PB: 0 SB: 0 CS: 0	PA: 33
PITCHER Joe Horlen, R ERA: 3.0 (1, 1)	IP: 6.0 WLS: L BF: 23 H: 4 R: 3 ER: 2 SO: 2 BB: 1 IBB: 0 HBP: 1 BLK: 0 WP: 0 HR: 1 S: 25 P: 30 ERA: 3.00 WHIP: 0.833																	
PITCHER Don Mossi, L ERA: 2.09 (7, 1)	IP: 2.0 WLS: L BF: 10 H: 2 R: 0 ER: 0 SO: 0 BB: 2 IBB: 0 HBP: 0 BLK: 0 WP: 0 HR: 0 S: 8 P: 16 ERA: 0.00 WHIP: 2.000																	

Chicago White Sox @ New York Yankees
Yankee Stadium, Bronx, NY
Fri Jun 12 1964, 7:05 PM EDT
Att: 38,135 - Unknown - 78 F

AB 29
R 3
H 6
RBI 3
BB 3
SO 2
LOB 15



Batter	1	2	3	4	5	6	7	8	9	AB	R	H	RBI	BB	SO	LOB	TOP										
Jim Landis, R OBP: 0.277, SLG: 0.422 (1, 8)	5-3	F9			K			K		4	0	0	0	0	2	2											
Al Weis, S OBP: 0.313, SLG: 0.356 (1, 4)	K			1B	F5			G3		2	0	0	0	1	1	0											
Don Buford, S OBP: 0.325, SLG: 0.306 (8, PH)	K			BB				BB		0	0	0	0	1	0	0											
Pete Ward, L OBP: 0.361, SLG: 0.447 (1, 5)	K			1-3	1-3			G3		4	0	1	0	0	1	1											
Ron Hansen, R OBP: 0.351, SLG: 0.399 (1, 6)				3-4				1-3		3	1	0	0	1	0	2											
Floyd Robinson, L OBP: 0.369, SLG: 0.436 (1, 9)				K				F7		3	1	0	0	1	1	1											
Dave Nicholson, R OBP: 0.407, SLG: 0.462 (1, 7)				SH2-3	SH3-1			1B		2	1	1	0	2	0	0											
Tom McCraw, L OBP: 0.359, SLG: 0.442 (1, 3)				SH3-1				1B		3	0	2	2	0	0	0											
Jerry McNertney, R OBP: 0.273, SLG: 0.313 (1, 2)	K			SF7				K		1	0	0	1	0	1	2											
J.C. Martin, L OBP: 0.223, SLG: 0.286 (5, 2)	K			3-H				K		2	0	0	0	0	1	2											
Frank Kreutzer, R OBP: 0.167, SLG: 0.333 (1, 1)	SH2-3			K				K		1	0	0	0	0	1	0											
Hoyt Wilhelm, R (5, 1)										1	0	0	0	0	1	0											
Don Mossi, L (8, 1)										0	0	0	0	0	0	0											
Joe Cunningham, L (9, PH) OBP: 0.333, SLG: 0.294										1	0	0	0	0	1	2											
Inning Stats	R: 0 E: 0 K: 2 S: 7	H: 0 LOB: 0 BB: 0 P: 7	R: 2 E: 0 K: 1 S: 6	H: 1 LOB: 2 BB: 3 P: 18	R: 0 E: 0 K: 1 S: 5	H: 1 LOB: 1 BB: 1 P: 9	R: 1 E: 0 K: 1 S: 6	H: 1 LOB: 0 BB: 0 P: 6	R: 0 E: 0 K: 1 S: 5	H: 0 LOB: 0 BB: 0 P: 5	R: 0 E: 0 K: 1 S: 5	H: 0 LOB: 0 BB: 0 P: 5	R: 0 E: 0 K: 1 S: 5	H: 0 LOB: 1 BB: 1 P: 9	R: 0 E: 0 K: 2 S: 8	H: 1 LOB: 2 BB: 1 P: 12	1B: 4 2B: 0 3B: 0 HR: 0	SF: 1 SAC: 2 DP: 0 HBP: 0	WP: 1 PB: 0 SB: 0 CS: 0	PA: 36							
PITCHER	IP	WLS	BF	H	R	ER	SO	BB	IBB	HBP	BLK	WP	HR	S	P	ERA	WHIP										
Al Downing, L ERA: 4.18 (1, 1)	4.0		18	3	3	3	5	4	0	0	0	1	0	24	40	6.75	1.750										
Bill Stafford, R ERA: 2.54 (5, 1)	4.1	W	16	1	0	0	3	2	0	0	0	0	0	20	28	0.00	0.692										
Pete Mikkelsen, R ERA: 3.57 (9, 1)	0.2	S	2	0	0	0	2	0	0	0	0	0	0	6	6	0.00	0.000										

Chicago White Sox @ New York Yankees
Yankee Stadium, Bronx, NY
Sat Jun 13 1964, 3:33 AM EDT
Att: 15,531 - Overcast - 74 F

AB 27
R 3
H 4
RBI 3
BB 6
SO 10
LOB 12



Batter	1	2	3	4	5	6	7	8	9	AB	R	H	RBI	BB	SO	LOB	BOTTOM										
Tony Kubek, L OBP: 0.310, SLG: 0.421 (1, 6)	1-3		FC5-6		F7	F9		G6-4-3		5	1	2	2	0	0	2											
Bobby Richardson, R OBP: 0.325, SLG: 0.364 (1, 4)	1B		G5-4-3		SH1-3			G6-4-3		4	1	1	0	0	0	2											
Roger Maris, L OBP: 0.354, SLG: 0.523 (1, 9)	P4			L9	F7			K		4	0	0	0	0	1	2											
Mickey Mantle, S OBP: 0.446, SLG: 0.631 (1, 8)								1B		3	1	3	2	1	0	0											
Hector Lopez, R OBP: 0.323, SLG: 0.484 (7, PR)	2H			HR	1B			1B		0	0	0	0	0	0	0											
Tom Tresh, S OBP: 0.373, SLG: 0.437 (1, 7)	F9			F8				FC5-4		4	0	2	1	0	0	1											
Elston Howard, R OBP: 0.376, SLG: 0.457 (1, 2)				6-3				FC5-4		4	1	1	0	0	1	4											
Joe Pepitone, L OBP: 0.309, SLG: 0.398 (1, 3)	1-3			1B				K2-3		2	1	0	0	1	1	0											
Phil Linz, R OBP: 0.276, SLG: 0.310 (1, 5)	K			1B				K		4	1	2	1	0	2	0											
Al Downing, R ERA: 3.49 (1, 1)								1B		1	0	0	0	0	1	0											
Clete Boyer, R OBP: 0.249, SLG: 0.288 (4, PH)								1B		1	0	0	0	0	0	2											
Bill Stafford, R OBP: 0.111, SLG: 0.222 (5, 1)								1B		2	0	1	0	0	0	2											
Pete Mikkelsen, R (9, 1)								2B		0	0	0	0	0	0	0											
Inning Stats	R: 1 E: 0 K: 0 S: 5	H: 2 LOB: 1 BB: 0 P: 5	R: 0 E: 0 K: 1 S: 5	H: 0 LOB: 0 BB: 0 P: 5	R: 0 E: 0 K: 1 S: 5	H: 0 LOB: 0 BB: 0 P: 5	R: 2 E: 0 K: 0 S: 6	H: 3 LOB: 2 BB: 1 P: 10	R: 1 E: 0 K: 1 S: 7	H: 2 LOB: 1 BB: 1 P: 11	R: 0 E: 0 K: 2 S: 8	H: 1 LOB: 0 BB: 0 P: 8	R: 0 E: 0 K: 1 S: 7	H: 2 LOB: 2 BB: 0 P: 7	R: 2 E: 1 K: 0 S: 4	H: 2 LOB: 0 BB: 0 P: 5	1B: 8 2B: 3 3B: 0 HR: 1	SF: 0 SAC: 1 DP: 2 HBP: 1	WP: 1 PB: 0 SB: 0 CS: 0	PA: 38							
PITCHER	IP	WLS	BF	H	R	ER	SO	BB	IBB	HBP	BLK	WP	HR	S	P	ERA	WHIP										
Frank Kreutzer, L ERA: 3.49 (1, 1)	4.0		18	5	3	3	2	1	0	0	0	1	1	21	25	6.75	1.500										
Hoyt Wilhelm, R ERA: 2.16 (5, 1)	3.1	L	18	6	3	2	4	0	1	1	0	0	0	24	29	5.40	1.800										
Don Mossi, L (8, 1)	0.2		2	1	0	0	0	0	0	0	0	0	0	2	2	0.00	1.500										

Chicago White Sox @ New York Yankees
Yankee Stadium, Bronx, NY
Sat Jun 13 1964, 3:33 AM EDT
Att: 15,531 - Overcast - 74 F

AB 34
R 6
H 12
RBI 6
BB 2
SO 6
LOB 15



Batter	1	2	3	4	5	6	7	8	9	AB	R	H	RBI	BB	SO	LOB	TOP			
Mike Hershberger, R (1.8) OBP: 0.322, SLG: 0.326	5-3		1-3 BB 1B		1-3		5-3			4	0	1	0	0	0	1	Chicago White Sox @ New York Yankees Yankee Stadium, Bronx, NY Sun Jun 14 1964, 3:33 AM EDT Unknown - 88 F			
Al Weis, S (1.4) OBP: 0.311, SLG: 0.362	F6		SF7		G3 2B		3-1			3	0	1	1	0	0	1				
Pete Ward, L (1.5) OBP: 0.350, SLG: 0.432	K		3-H F7		G3			6-3		4	0	0	0	0	1	2				
Dave Nicholson, R (1.7) OBP: 0.404, SLG: 0.453		P3	1-2 BB		K			K		3	0	0	0	1	2	1				
Floyd Robinson, L (1.9) OBP: 0.361, SLG: 0.426	1-3		L7			6-3		K		4	0	0	0	0	1	2				
Ron Hansen, R (1.6) OBP: 0.349, SLG: 0.392		4-0 3B BB		F9		F7		F2		3	1	0	0	1	0	0				
Tom McCraw, L (1.3) OBP: 0.363, SLG: 0.484		1-H 3B			HR		K		K	4	1	2	2	0	2	0				
Cam Carreon, R (1.2) OBP: 0.222, SLG: 0.206					6-3				K	1	0	0	0	0	0	1				
Eddie Fisher, R (3.1) OBP: 0.167, SLG: 0.167										1	0	0	0	0	0	0				
Jim Landis, R (7. PH) OBP: 0.292, SLG: 0.422										0	0	0	0	1	0	0				
Frank Baumann, L (7.1) OBP: 0.292, SLG: 0.422										0	0	0	0	0	0	0				
Don Buford, S (9. PH) OBP: 0.323, SLG: 0.303							5-3 BB			1	0	0	0	0	1	0				
Juan Pizarro, L (1.1) OBP: 0.321, SLG: 0.407										0	0	0	0	0	0	0				
Jerry McNertney, R (3. PH) OBP: 0.281, SLG: 0.306			1B SF7 BB		P6					1	1	0	0	1	0	0				
J.C. Martin, L (7. PH) OBP: 0.221, SLG: 0.283										1	0	0	0	0	0	1				
Inning Stats	R: 0 E: 0 K: 1 S: 5	H: 0 LOB: 0 BB: 0 P: 5	R: 1 E: 0 K: 0 S: 4	H: 1 LOB: 1 BB: 1 P: 8	R: 1 E: 0 K: 0 S: 4	H: 1 LOB: 2 BB: 2 P: 12	R: 1 E: 0 K: 0 S: 4	H: 1 LOB: 0 BB: 0 P: 4	R: 0 E: 0 K: 1 S: 6	H: 0 LOB: 0 BB: 0 P: 5	R: 0 E: 0 K: 0 S: 3	H: 0 LOB: 1 BB: 1 P: 7	R: 0 E: 0 K: 2 S: 7	H: 0 LOB: 0 BB: 0 P: 7	R: 0 E: 0 K: 2 S: 7	H: 0 LOB: 0 BB: 0 P: 7	1B: 1 2B: 1 3B: 1 HR: 1	SF: 1 SAC: 0 DP: 0 HBP: 0	WP: 0 PB: 0 SB: 0 CS: 0	PA: 35
PITCHER	IP WLS BF H R ER SO BB IBB HBP BLK WP HR S P ERA WHIP																			
Bud Daley, L (1.1) ERA: 5.57	6.0 W 26 4 3 3 3 4 0 0 0 0 0 1 28 44 4.50 1.333																			
Hal Reniff, R (7.1) ERA: 2.76	3.0 S 9 0 0 0 4 0 0 0 0 0 0 0 17 17 0.00 0.000																			

Batter	1	2	3	4	5	6	7	8	9	AB	R	H	RBI	BB	SO	LOB	BOTTOM				
Tony Kubek, L (1.6) OBP: 0.303, SLG: 0.412	4-3	G4-6-3 1-2		FC6-4 1-2			SH3-4			3	0	0	0	0	0	2	Chicago White Sox @ New York Yankees Yankee Stadium, Bronx, NY Sun Jun 14 1964, 3:33 AM EDT Unknown - 88 F				
Bobby Richardson, R (1.4) OBP: 0.324, SLG: 0.362	F7		F7		6-3		E7 1B			4	0	1	1	0	0	0					
Roger Maris, L (1.9) OBP: 0.345, SLG: 0.510	P6		G3		4-3		K			4	0	0	0	0	1	1					
Mickey Mantle, S (1.8) OBP: 0.447, SLG: 0.632			4-3							3	1	1	0	1	1	0					
Hector Lopez, R (7. PR) OBP: 0.323, SLG: 0.484		HR 2B								0	0	0	0	0	0	0					
Tom Tresh, S (1.7) OBP: 0.371, SLG: 0.429		5-3		F3 SF8 BB		G3	G3			3	1	0	0	1	0	3					
Elston Howard, R (1.2) OBP: 0.373, SLG: 0.469				F3 1-3		P4		6-3		4	1	1	2	0	0	1					
Joe Pepitone, L (1.3) OBP: 0.312, SLG: 0.402					SF8			F2		3	1	2	1	0	0	0					
Phil Linz, R (1.5) OBP: 0.291, SLG: 0.383				1-H HR		3-H K				4	3	3	3	0	1	1					
Bud Daley, L (1.1) OBP: 0.600, SLG: 0.500										2	0	2	1	0	0	0					
Hal Reniff, R (7.1) OBP: 0.143, SLG: 0.143				G4-6-3 1B			FC6-4 2-H 1B			2	1	1	0	0	1	0					
Inning Stats	R: 0 E: 0 K: 0 S: 3	H: 0 LOB: 0 BB: 0 P: 3	R: 4 E: 0 K: 0 S: 7	H: 5 LOB: 0 BB: 0 P: 7	R: 0 E: 0 K: 0 S: 3	H: 0 LOB: 0 BB: 0 P: 3	R: 2 E: 0 K: 0 S: 5	H: 2 LOB: 1 BB: 1 P: 9	R: 0 E: 0 K: 1 S: 5	H: 0 LOB: 0 BB: 0 P: 5	R: 0 E: 0 K: 1 S: 6	H: 1 LOB: 1 BB: 0 P: 6	R: 1 E: 1 K: 1 S: 7	H: 2 LOB: 2 BB: 1 P: 11	R: 1 E: 0 K: 1 S: 6	H: 1 LOB: 0 BB: 0 P: 6		1B: 6 2B: 2 3B: 0 HR: 3	SF: 1 SAC: 1 DP: 1 HBP: 0	WP: 0 PB: 0 SB: 1 CS: 0	PA: 36
PITCHER	IP WLS BF H R ER SO BB IBB HBP BLK WP HR S P ERA WHIP																				
Juan Pizarro, L (1.1) ERA: 2.35	2.0 L 10 5 4 4 4 0 0 0 0 0 0 2 10 10 18.00 2.500																				
Eddie Fisher, R (3.1) ERA: 3.57	4.0 16 3 2 2 2 1 0 0 0 0 0 0 19 23 4.50 1.000																				
Frank Baumann, L (7.1) ERA: 8.53	2.0 10 3 2 2 2 0 1 0 0 0 0 1 13 17 9.00 1.500																				

Batter	1	2	3	4	5	6	7	8	9	10	AB	R	H	RBI	BB	SO	LOB							
Tom McCraw, L OBP: 0.357, SLG: 0.481 (1, 3)	1-3		F7		4-3		B4-3		2B		5	0	1	0	0	0	2							
Don Buford, S OBP: 0.320, SLG: 0.310 Al Weis, S OBP: 0.309, SLG: 0.359 (1, 4) (7, 4)	4-3			4-3		F7	2B		K2-3		4	0	1	0	0	0	0							
Floyd Robinson, L OBP: 0.367, SLG: 0.434 (1, 9)					6-3	HR	P6		4-3		4	1	2	0	1	0	2							
Pete Ward, L OBP: 0.359, SLG: 0.430 (1, 5)	BB				6-3	1B					3	1	1	0	2	0	2							
Gene Stephens, L OBP: 0.296, SLG: 0.167 (1, 8) (6, 7)						HR	BB		FC1-4	BB	4	0	0	0	1	1	5							
Dave Nicholson, R OBP: 0.465, SLG: 0.470 Mike Hershberger, R OBP: 0.319, SLG: 0.323 (1, 7) (6, 8)											3	1	1	3	0	1	1							
Ron Hansen, R OBP: 0.350, SLG: 0.386 (1, 6)											2	0	0	0	0	0	2							
Jerry McNertney, R OBP: 0.279, SLG: 0.302 J.C. Martin, L OBP: 0.221, SLG: 0.283 (1, 2) (9, 2)											4	0	1	0	0	0	3							
Gary Peters, L OBP: 0.212, SLG: 0.273 Hoyt Wilhelm, R OBP: 0.279, SLG: 0.273 Don Mossi, L OBP: 0.279, SLG: 0.273 (1, 1) (9, 1) (10, 1)											0	0	0	0	0	0	0							
											4	0	0	0	0	1	2							
											0	0	0	0	0	0	0							
											0	0	0	0	0	0	0							
Inning Stats	R: 0 E: 0 K: 0 S: 3	H: 0 LOB: 1 BB: 1 P: 7	R: 0 E: 0 K: 1 S: 4	H: 0 LOB: 0 BB: 1 P: 8	R: 0 E: 0 K: 0 S: 3	H: 0 LOB: 0 BB: 0 P: 3	R: 0 E: 0 K: 0 S: 4	H: 1 LOB: 1 BB: 0 P: 4	R: 0 E: 1 K: 0 S: 5	H: 1 LOB: 2 BB: 0 P: 5	R: 3 E: 0 K: 0 S: 5	H: 2 LOB: 1 BB: 2 P: 13	R: 0 E: 0 K: 0 S: 4	H: 1 LOB: 1 BB: 0 P: 4	R: 0 E: 0 K: 2 S: 8	H: 1 LOB: 0 BB: 0 P: 8	R: 0 E: 0 K: 0 S: 3	H: 0 LOB: 1 BB: 1 P: 7	1B: 3 2B: 4 3B: 0 HR: 1	SF: 0 SAC: 0 DP: 1 HBP: 0	WP: 0 PB: 0 SB: 1 CS: 0	PA: 43		
PITCHER	IP WLS BF H R ER SO BB IBB HBP BLK WP HR S P ERA WHIP	7.0 30 5 3 3 1 4 0 0 0 0 1 28 44 3.86 1.286	0.0 1 1 0 0 0 0 0 0 0 0 0 1 1 ∞ ∞	2.0 8 1 0 0 3 1 0 0 0 0 0 13 17 0.00 1.000	1.0 W 4 0 0 0 0 1 0 0 0 0 0 3 7 0.00 1.000																			

Chicago White Sox @ New York Yankees
 Yankee Stadium, Bronx, NY
 Sun Jun 14, 1964, 3:38 AM EDT
 Att: 37,148 - Unknown - 86 F

AB 37
 R 3
 H 7
 RBI 3
 BB 6
 SO 4
 LOB 22



Batter	1	2	3	4	5	6	7	8	9	10	AB	R	H	RBI	BB	SO	LOB					
Clete Boyer, R OBP: 0.247, SLG: 0.285 (1, 6)	6-3		F8		G5-4-3		F9				5	0	1	0	0	0	3					
Bobby Richardson, R OBP: 0.317, SLG: 0.356 (1, 4)	6-3		K				1-3		1-3		4	0	0	1	0	1	0					
Hector Lopez, R OBP: 0.326, SLG: 0.488 (1, 9) (9, 7)	PO	BB			5-3		P6				5	0	2	0	0	1	2					
Mickey Mantle, S OBP: 0.442, SLG: 0.618 Archie Moore, L OBP: 0.326, SLG: 0.488 (1, 8) (9, 9)							L9				3	0	0	0	1	1	1					
Tom Tresh, S OBP: 0.373, SLG: 0.437 (1, 7) (9, 8)	PO						F3				0	1	0	0	1	0	0					
Elston Howard, R OBP: 0.379, SLG: 0.470 (1, 2)											4	1	2	1	1	0	2					
Joe Pepitone, L OBP: 0.314, SLG: 0.402 (1, 3)											5	1	2	1	0	0	3					
Phil Linz, R OBP: 0.290, SLG: 0.374 (1, 5)											3	0	0	0	1	0	3					
Rollie Sheldon, R OBP: 0.299, SLG: 0.500 Roger Maris, L OBP: 0.343, SLG: 0.506 Pete Mikkelsen, R OBP: 0.319, SLG: 0.323 Stan Williams, R OBP: 0.299, SLG: 0.371 Pedro Gonzalez, R OBP: 0.302, SLG: 0.383 Hal Reniff, R OBP: 0.143, SLG: 0.143 (1, 11) (7, P9) (8, 1) (8, 1) (9, P9) (10, 1)											2	0	1	0	0	1	2					
Inning Stats	R: 0 E: 0 K: 0 S: 3	H: 1 LOB: 1 BB: 1 P: 7	R: 0 E: 0 K: 1 S: 5	H: 0 LOB: 2 BB: 2 P: 13	R: 0 E: 0 K: 1 S: 5	H: 0 LOB: 0 BB: 0 P: 5	R: 0 E: 0 K: 0 S: 4	H: 1 LOB: 1 BB: 0 P: 4	R: 0 E: 0 K: 0 S: 3	H: 0 LOB: 0 BB: 0 P: 3	R: 1 E: 1 K: 0 S: 6	H: 2 LOB: 2 BB: 0 P: 6	R: 0 E: 0 K: 1 S: 6	H: 1 LOB: 1 BB: 0 P: 6	R: 2 E: 1 K: 1 S: 9	H: 3 LOB: 2 BB: 0 P: 9	R: 1 E: 0 K: 0 S: 3	H: 1 LOB: 1 BB: 1 P: 7	1B: 8 2B: 2 3B: 0 HR: 0	SF: 1 SAC: 1 DP: 1 HBP: 0	WP: 0 PB: 0 SB: 1 CS: 0	PA: 44
PITCHER	IP WLS BF H R ER SO BB IBB HBP BLK WP HR S P ERA WHIP	8.1 37 9 3 2 3 1 1 0 0 0 0 0 6 52 2.16 1.320	L 5 0 1 1 1 2 0 0 0 0 0 0 6 10 6.75 0.750	0.0 1 1 0 0 0 0 0 0 0 0 0 0 1 1 ∞ ∞																		

Chicago White Sox @ New York Yankees
 Yankee Stadium, Bronx, NY
 Sun Jun 14, 1964, 3:38 AM EDT
 Att: 37,148 - Unknown - 86 F

AB 37
 R 4
 H 10
 RBI 4
 BB 4
 SO 4
 LOB 20



Batter	1	2	3	4	5	6	7	8	9	AB	R	H	RBI	BB	SO	LOB	TOP					
Dalton Jones, L OBP: 0.303, SLG: 0.385 (1, 4)	G3	E2				3-1		F9	F5	5	0	1	1	0	0	0	Boston Red Sox @ New York Yankees Yankee Stadium, Bronx, NY Tue Jun 16 1964, 7:05 PM EDT Unknown - 67 F					
Tony Conigliaro, R OBP: 0.317, SLG: 0.500 (1, 7)	5-3	K				F7			K	5	0	1	0	0	2	1						
Carl Yastrzemski, L OBP: 0.349, SLG: 0.447 (1, 8)					3-1					4	1	1	0	0	0	1						
Dick Stuart, R OBP: 0.317, SLG: 0.462 (1, 3)										3	1	1	1	1	1	0						
Lee Thomas, L OBP: 0.352, SLG: 0.414 (1, 9)										4	1	1	0	0	0	2						
Frank Malzone, R OBP: 0.326, SLG: 0.408 (1, 5)										4	1	2	2	0	0	0						
Eddie Bressoud, R OBP: 0.394, SLG: 0.471 (1, 6)										4	1	3	2	0	0	0						
Russ Nixon, L OBP: 0.383, SLG: 0.389 (1, 2)										3	1	0	0	0	0	3						
Dave Morehead, R OBP: 0.138, SLG: 0.074 Dick Radatz, R OBP: 0.235, SLG: 0.294 (8, 1)										2	0	0	0	0	1	0						
										1	0	0	0	0	1	0						
Inning Stats	R: 1 E: 0 K: 0 S: 5	H: 2 LOB: 1 BB: 0 P: 5	R: 2 E: 1 K: 1 S: 7	H: 2 LOB: 1 BB: 0 P: 8	R: 0 E: 0 K: 1 S: 5	H: 0 LOB: 0 BB: 0 P: 5	R: 0 E: 0 K: 0 S: 3	H: 0 LOB: 0 BB: 0 P: 3	R: 0 E: 0 K: 0 S: 5	H: 0 LOB: 0 BB: 0 P: 5	R: 1 E: 0 K: 0 S: 6	H: 3 LOB: 2 BB: 0 P: 6	R: 0 E: 0 K: 0 S: 4	H: 1 LOB: 1 BB: 0 P: 4	R: 2 E: 0 K: 0 S: 4	H: 2 LOB: 0 BB: 1 P: 8	R: 0 E: 0 K: 2 S: 7	H: 0 LOB: 0 BB: 0 P: 7	1B: 5 2B: 2 3B: 1 HR: 2	SF: 0 SAC: 1 DP: 1 HBP: 1	WP: 0 PB: 0 SB: 0 CS: 0	PA: 38
PITCHER Jim Bouton, R ERA: 3.19 (1, 1)	IP: 9.0 WLS: L BF: 38 H: 10 R: 6 ER: 6 SO: 5 BB: 1 IBB: 0 HBP: 1 BLK: 0 WP: 0 HR: 2 S: 46 P: 51 ERA: 6.00 WHIP: 1.222															PITCHER	IP: 9.0 WLS: L BF: 38 H: 10 R: 6 ER: 6 SO: 5 BB: 1 IBB: 0 HBP: 1 BLK: 0 WP: 0 HR: 2 S: 46 P: 51 ERA: 6.00 WHIP: 1.222					

Batter	1	2	3	4	5	6	7	8	9	AB	R	H	RBI	BB	SO	LOB	BOTTOM					
Tony Kubek, L OBP: 0.300, SLG: 0.404 (1, 6)										5	0	1	0	0	1	0	Boston Red Sox @ New York Yankees Yankee Stadium, Bronx, NY Tue Jun 16 1964, 7:05 PM EDT Unknown - 67 F					
Bobby Richardson, R OBP: 0.316, SLG: 0.353 (1, 4)										5	1	1	0	0	0	1						
Mickey Mantle, S OBP: 0.444, SLG: 0.612 Hector Lopez, R OBP: 0.326, SLG: 0.488 (1, 8) (8, 7)										3	2	1	0	1	1	1						
Roger Maris, L OBP: 0.353, SLG: 0.529 (1, 9)										3	2	2	2	1	0	0						
Tom Tresh, S OBP: 0.371, SLG: 0.433 (8, 8)										4	0	1	1	0	1	2						
Joe Pepitone, L OBP: 0.309, SLG: 0.398 (1, 3)										3	0	0	2	0	0	1						
Johnny Blanchard, L OBP: 0.380, SLG: 0.351 (1, 2)										2	0	0	0	2	0	1						
Phil Linz, R OBP: 0.281, SLG: 0.362 (1, 5)										4	0	0	0	0	0	5						
Jim Bouton, R OBP: 0.121, SLG: 0.125 Elston Howard, R OBP: 0.377, SLG: 0.467 (8, PH)										3	0	0	0	0	2	0						
										1	0	0	0	0	0	0						
Inning Stats	R: 3 E: 0 K: 0 S: 6	H: 3 LOB: 2 BB: 2 P: 14	R: 0 E: 0 K: 2 S: 7	H: 0 LOB: 0 BB: 0 P: 7	R: 1 E: 0 K: 0 S: 4	H: 1 LOB: 2 BB: 2 P: 12	R: 0 E: 0 K: 1 S: 5	H: 0 LOB: 0 BB: 0 P: 5	R: 0 E: 0 K: 2 S: 7	H: 0 LOB: 0 BB: 0 P: 7	R: 0 E: 0 K: 0 S: 3	H: 0 LOB: 0 BB: 0 P: 3	R: 0 E: 0 K: 0 S: 4	H: 1 LOB: 1 BB: 0 P: 4	R: 1 E: 1 K: 0 S: 5	H: 1 LOB: 1 BB: 0 P: 5	R: 0 E: 0 K: 0 S: 3	H: 0 LOB: 0 BB: 0 P: 3	1B: 5 2B: 0 3B: 0 HR: 1	SF: 2 SAC: 0 DP: 0 HBP: 0	WP: 0 PB: 0 SB: 0 CS: 0	PA: 38
PITCHER Dave Morehead, R ERA: 4.41 Dick Radatz, R ERA: 1.93 (8, 1)	IP: 7.1 WLS: W BF: 33 H: 6 R: 5 ER: 5 SO: 5 BB: 4 IBB: 0 HBP: 0 BLK: 0 WP: 0 HR: 1 S: 39 P: 55 ERA: 6.14 WHIP: 1.364															PITCHER	IP: 7.1 WLS: W BF: 33 H: 6 R: 5 ER: 5 SO: 5 BB: 4 IBB: 0 HBP: 0 BLK: 0 WP: 0 HR: 1 S: 39 P: 55 ERA: 6.14 WHIP: 1.364					

Batter	1	2	3	4	5	6	7	8	9	AB	R	H	RBI	BB	SO	LOB	TOP					
Chuck Schilling, R (1, 4) <small>OBP: 0.291, SLG: 0.253</small> Dalton Jones, L (8, PH) <small>OBP: 0.301, SLG: 0.383</small> (8, 4)										4	0	0	0	0	0	2						
Tony Conigliaro, R (1, 7) <small>OBP: 0.314, SLG: 0.493</small>										5	1	1	0	0	1	0						
Carl Yastrzemski, L (1, 8) <small>OBP: 0.350, SLG: 0.443</small>										4	2	1	0	1	1	1						
Dick Stuart, R (1, 3) <small>OBP: 0.327, SLG: 0.474</small>										5	1	4	1	0	0	0						
Frank Matzone, R (1, 5) <small>OBP: 0.332, SLG: 0.413</small>										5	1	3	1	0	0	1						
Lee Thomas, L (1, 9) <small>OBP: 0.347, SLG: 0.407</small>										4	0	0	0	0	0	6						
Eddie Bressoud, R (1, 6) <small>OBP: 0.391, SLG: 0.468</small>										4	0	1	0	0	0	1						
Bob Tillman, R (1, 2) <small>OBP: 0.379, SLG: 0.448</small>										2	0	1	1	2	1	0						
Bill Monbouquette, R (1, 1) <small>OBP: 0.286, SLG: 0.130</small> Felix Mantilla, R (8, PH) <small>OBP: 0.306, SLG: 0.507</small> Arnold Earley, L (8, 1)										3	0	0	0	0	2	4						
Inning Stats	R: 3 E: 1 K: 2 S: 12	H: 4 LOB: 3 BB: 1 P: 16	R: 1 E: 1 K: 0 S: 6	H: 2 LOB: 2 BB: 0 P: 6	R: 0 E: 0 K: 2 S: 8	H: 0 LOB: 1 BB: 0 P: 8	R: 0 E: 0 K: 0 S: 5	H: 2 LOB: 2 BB: 0 P: 5	R: 0 E: 0 K: 0 S: 4	H: 1 LOB: 1 BB: 0 P: 4	R: 0 E: 0 K: 0 S: 3	H: 0 LOB: 0 BB: 0 P: 3	R: 0 E: 0 K: 0 S: 3	H: 1 LOB: 0 BB: 0 P: 3	R: 0 E: 0 K: 1 S: 4	H: 0 LOB: 0 BB: 1 P: 8	R: 1 E: 0 K: 1 S: 5	H: 1 LOB: 0 BB: 1 P: 9	1B: 10 2B: 1 3B: 0 HR: 0	SF: 0 SAC: 0 DP: 2 HBP: 0	WP: 1 PB: 0 SB: 0 CS: 0	PA: 41
PITCHER	IP WLS BF H R ER SO BB IBB HBP BLK WP HR S P ERA WHIP																					
Whitey Ford, L (1, 1) <small>ERA: 1.61</small> Pete Mikkelsen, R (8, 1) <small>ERA: 3.62</small>	7.0 W 34 10 4 2 4 1 0 0 0 1 0 41 45 2.57 1.571																					
Whitey Ford, L (1, 1) <small>ERA: 1.61</small> Pete Mikkelsen, R (8, 1) <small>ERA: 3.62</small>	2.0 S 7 1 1 1 2 2 0 0 0 0 0 9 17 4.50 1.500																					

Boston Red Sox @ New York Yankees
 Yankee Stadium, Bronx, NY
 Tue Jun 16 1964, 7:05 PM EDT
 Att: 22,658 - Unknown - 66 F

AB	38
R	5
H	11
RBI	3
BB	3
SO	6
LOB	17



Batter	1	2	3	4	5	6	7	8	9	AB	R	H	RBI	BB	SO	LOB	BOTTOM			
Tony Kubek, L (1, 6) <small>OBP: 0.297, SLG: 0.397</small>										5	1	1	0	0	0	2				
Bobby Richardson, R (1, 4) <small>OBP: 0.314, SLG: 0.351</small>										4	1	1	0	0	0	1				
Mickey Mantle, S (1, 8) <small>OBP: 0.451, SLG: 0.613</small> Hector Lopez, R (7, PR) <small>OBP: 0.326, SLG: 0.488</small> (8, 7)										3	2	2	0	1	1	2				
Roger Maris, L (1, 9) <small>OBP: 0.350, SLG: 0.519</small>										3	0	0	0	1	0	3				
Tom Tresh, S (1, 7) <small>OBP: 0.378, SLG: 0.453</small> (8, 8)										3	1	2	3	1	1	1				
Joe Pepitone, L (1, 3) <small>OBP: 0.312, SLG: 0.419</small>										4	1	2	4	0	0	3				
Elston Howard, R (1, 2) <small>OBP: 0.374, SLG: 0.468</small>										4	0	1	0	0	2	4				
Phil Linz, R (1, 5) <small>OBP: 0.281, SLG: 0.359</small>										4	0	1	0	0	0	1				
Whitey Ford, L (1, 1) <small>ERA: 1.61</small> Pete Mikkelsen, R (8, 1) <small>ERA: 3.62</small>										2	0	0	0	0	0	0				
Inning Stats	R: 2 E: 0 K: 2 S: 10	H: 3 LOB: 2 BB: 1 P: 14	R: 0 E: 0 K: 0 S: 3	H: 0 LOB: 0 BB: 0 P: 3	R: 1 E: 0 K: 1 S: 7	H: 2 LOB: 1 BB: 1 P: 11	R: 0 E: 0 K: 0 S: 4	H: 1 LOB: 2 BB: 0 P: 4	R: 2 E: 0 K: 1 S: 7	H: 2 LOB: 0 BB: 0 P: 7	R: 0 E: 0 K: 0 S: 3	H: 0 LOB: 0 BB: 0 P: 3	R: 2 E: 0 K: 0 S: 4	H: 1 LOB: 1 BB: 1 P: 8	R: 0 E: 0 K: 1 S: 6	H: 1 LOB: 1 BB: 0 P: 6	1B: 6 2B: 2 3B: 0 HR: 2	SF: 0 SAC: 1 DP: 0 HBP: 0	WP: 0 PB: 0 SB: 0 CS: 0	PA: 37
PITCHER	IP WLS BF H R ER SO BB IBB HBP BLK WP HR S P ERA WHIP																			
Bill Monbouquette, R (1, 1) <small>ERA: 5.44</small> Arnold Earley, L (8, 1) <small>ERA: 2.16</small>	7.0 L 33 9 7 0 1 1 0 0 0 0 0 6 6 0.00 1.000																			

Boston Red Sox @ New York Yankees
 Yankee Stadium, Bronx, NY
 Tue Jun 16 1964, 7:05 PM EDT
 Att: 22,658 - Unknown - 66 F

AB	33
R	7
H	10
RBI	7
BB	3
SO	5
LOB	18



Batter	1	2	3	4	5	6	7	8	9	10	11	12	AB	R	H	RBI	BB	SO	LOB	TOP
Chuck Schilling, R (1.4) OBP: 0.281, SLG: 0.243 (11, FH) OBP: 0.288, SLG: 0.378 (11, 4)	G3		L9		FC5-4			P3			F6	F7	4	0	0	0	0	0	1	
Tony Conigliaro, R (1.7) OBP: 0.320, SLG: 0.507	CS 1B BB		F8					K			FC4-6 1B		4	1	2	1	1	1	0	
Carl Yastrzemski, L (1.8) OBP: 0.351, SLG: 0.452					SF9 3B			K			FC4-6		5	1	2	0	0	1	1	
Dick Stuart, R (1.3) OBP: 0.320, SLG: 0.466	K				SF9			K			K		4	0	0	1	0	3	3	
Frank Malzone, R (1.5) OBP: 0.333, SLG: 0.412													5	0	2	0	0	0	0	
Les Thomas, L (1.9) OBP: 0.344, SLG: 0.400	FC4-6 1B				F2								4	1	0	0	1	1	2	
Eddie Bressoud, R (1.6) OBP: 0.384, SLG: 0.458													5	0	0	0	0	2	3	
Bob Tillman, R (1.2) OBP: 0.380, SLG: 0.440	CS		K					FC5-4 BB					3	0	0	0	2	1	1	
Earl Wilson, R (1.1) OBP: 0.357, SLG: 0.560													3	1	1	1	0	0	2	
Dick Radatz, R (7.1) OBP: 0.222, SLG: 0.278													1	0	0	0	0	1	0	
Russ Nixon, L (12, PH) OBP: 0.393, SLG: 0.400													1	0	1	1	0	0	0	
Roman Mejias, R (12, PR) OBP: 0.259, SLG: 0.387													0	0	0	0	0	0	0	
Bob Heffner, R (12.1) OBP: 0.309, SLG: 0.625					HR								0	0	0	0	0	0	0	
Inning Stats	R: 0 E: 0 K: 1 S: 5	H: 1 LOB: 2 BB: 1 P: 9	R: 0 E: 0 K: 1 S: 5	H: 1 LOB: 0 BB: 0 P: 5	R: 1 E: 0 K: 1 S: 6	H: 1 LOB: 0 BB: 0 P: 6	R: 1 E: 0 K: 1 S: 6	H: 1 LOB: 0 BB: 1 P: 7	R: 0 E: 0 K: 2 S: 7	H: 0 LOB: 0 BB: 0 P: 7	R: 0 E: 0 K: 3 S: 7	H: 0 LOB: 0 BB: 0 P: 6	R: 1 E: 0 K: 0 S: 6	H: 2 LOB: 2 BB: 1 P: 9	1B: 5 2B: 1 3B: 1 HR: 2	SF: 1 SAC: 0 DP: 1 HBP: 0	WP: 0 PB: 0 SB: 0 CS: 2	PA: 47		
PITCHER	IP WLS BF H R ER SO BB IBB HBP BLK WP HR S P ERA WHIP	IP WLS BF H R ER SO BB IBB HBP BLK WP HR S P ERA WHIP	IP WLS BF H R ER SO BB IBB HBP BLK WP HR S P ERA WHIP	IP WLS BF H R ER SO BB IBB HBP BLK WP HR S P ERA WHIP	IP WLS BF H R ER SO BB IBB HBP BLK WP HR S P ERA WHIP	IP WLS BF H R ER SO BB IBB HBP BLK WP HR S P ERA WHIP	IP WLS BF H R ER SO BB IBB HBP BLK WP HR S P ERA WHIP	IP WLS BF H R ER SO BB IBB HBP BLK WP HR S P ERA WHIP	IP WLS BF H R ER SO BB IBB HBP BLK WP HR S P ERA WHIP	IP WLS BF H R ER SO BB IBB HBP BLK WP HR S P ERA WHIP	IP WLS BF H R ER SO BB IBB HBP BLK WP HR S P ERA WHIP	IP WLS BF H R ER SO BB IBB HBP BLK WP HR S P ERA WHIP	IP WLS BF H R ER SO BB IBB HBP BLK WP HR S P ERA WHIP	IP WLS BF H R ER SO BB IBB HBP BLK WP HR S P ERA WHIP	IP WLS BF H R ER SO BB IBB HBP BLK WP HR S P ERA WHIP	IP WLS BF H R ER SO BB IBB HBP BLK WP HR S P ERA WHIP	IP WLS BF H R ER SO BB IBB HBP BLK WP HR S P ERA WHIP	IP WLS BF H R ER SO BB IBB HBP BLK WP HR S P ERA WHIP	IP WLS BF H R ER SO BB IBB HBP BLK WP HR S P ERA WHIP	IP WLS BF H R ER SO BB IBB HBP BLK WP HR S P ERA WHIP
Al Downing, L (1.1) ERA: 4.14	7.0	27	5	3	3	5	3	0	0	0	0	0	0	0	10	10	0.00	0.000		
Hal Reniff, R (8.1) ERA: 2.52	2.0	6	0	0	0	2	0	0	0	0	0	0	0	0	10	10	0.00	0.000		
Ralph Terry, R (10.1) ERA: 6.8	3.0	L	13	3	1	1	3	0	1	0	0	0	0	0	18	22	3.00	1.000		

Boston Red Sox @ New York Yankees
Yankee Stadium, Bronx, NY
Wed Jun 17 1964, 3:33 AM EDT
Att: 9,668 - Unknown - 74 F

AB 41
R 4
H 8
RBI 4
BB 4
SO 10
LOB 15




Batter	1	2	3	4	5	6	7	8	9	10	11	12	AB	R	H	RBI	BB	SO	LOB	BOTTOM
Tony Kubek, L (1.6) OBP: 0.292, SLG: 0.395	K		F9		F2			F5			L9		6	0	1	1	0	1	4	
Bobby Richardson, R (1.4) OBP: 0.311, SLG: 0.347	P5							F3					6	0	1	0	0	0	2	
Mickey Mantle, S (1.8) OBP: 0.448, SLG: 0.623	4-3												4	1	1	1	0	1	1	
Pedro Gonzalez, R (9.7) OBP: 0.316, SLG: 0.340					L9								2	0	0	0	0	0	0	
Roger Maris, L (1.9) OBP: 0.350, SLG: 0.506													4	0	0	0	2	2	1	
Tom Tresh, S (1.7) (9.8) OBP: 0.383, SLG: 0.451													3	0	1	0	2	1	1	
Joe Penitone, L (1.3) OBP: 0.305, SLG: 0.409													5	0	0	0	0	0	5	
Euston Howard, R (1.2) OBP: 0.370, SLG: 0.461													5	0	1	0	0	0	3	
Phil Linz, R (1.5) OBP: 0.287, SLG: 0.373													3	2	1	0	1	1	0	
Al Downing, R (1.1) ERA: 4.11	6.0	25	6	1	1	5	1	0	0	0	0	0	0	0	1	0	0	0	0	
Chris Shortz, L (7.9) OBP: 0.309, SLG: 0.361	7.0	21	2	2	1	2	5	0	0	0	0	0	0	0	0	0	0	0	0	
Hal Reniff, R (8.1) ERA: 1.92	5.0	W	21	2	2	1	2	5	0	0	0	0	0	0	1	20	40	1.80	1.400	
Hector Lopez, R (9.9) OBP: 0.309, SLG: 0.443	1.0	S	3	0	0	0	0	0	0	0	0	0	0	0	3	3	0.00	0.000		
Ralph Terry, R (10.1) ERA: 6.8	3.0	L	13	3	1	1	3	0	1	0	0	0	0	0	18	22	3.00	1.000		
Inning Stats	R: 0 E: 0 K: 1 S: 5	H: 0 LOB: 0 BB: 0 P: 7	R: 0 E: 0 K: 2 S: 7	H: 0 LOB: 0 BB: 0 P: 7	R: 0 E: 0 K: 1 S: 6	H: 1 LOB: 1 BB: 0 P: 6	R: 0 E: 0 K: 1 S: 4	H: 1 LOB: 1 BB: 1 P: 10	R: 1 E: 0 K: 1 S: 6	H: 1 LOB: 2 BB: 1 P: 8	R: 1 E: 0 K: 1 S: 6	H: 1 LOB: 0 BB: 0 P: 11	R: 0 E: 0 K: 0 S: 2	H: 0 LOB: 0 BB: 1 P: 6	R: 0 E: 0 K: 0 S: 3	H: 0 LOB: 0 BB: 0 P: 3	1B: 5 2B: 1 3B: 1 HR: 1	SF: 0 SAC: 1 DP: 0 HBP: 0	WP: 0 PB: 0 SB: 0 CS: 1	PA: 49
PITCHER	IP WLS BF H R ER SO BB IBB HBP BLK WP HR S P ERA WHIP	IP WLS BF H R ER SO BB IBB HBP BLK WP HR S P ERA WHIP	IP WLS BF H R ER SO BB IBB HBP BLK WP HR S P ERA WHIP	IP WLS BF H R ER SO BB IBB HBP BLK WP HR S P ERA WHIP	IP WLS BF H R ER SO BB IBB HBP BLK WP HR S P ERA WHIP	IP WLS BF H R ER SO BB IBB HBP BLK WP HR S P ERA WHIP	IP WLS BF H R ER SO BB IBB HBP BLK WP HR S P ERA WHIP	IP WLS BF H R ER SO BB IBB HBP BLK WP HR S P ERA WHIP	IP WLS BF H R ER SO BB IBB HBP BLK WP HR S P ERA WHIP	IP WLS BF H R ER SO BB IBB HBP BLK WP HR S P ERA WHIP	IP WLS BF H R ER SO BB IBB HBP BLK WP HR S P ERA WHIP	IP WLS BF H R ER SO BB IBB HBP BLK WP HR S P ERA WHIP	IP WLS BF H R ER SO BB IBB HBP BLK WP HR S P ERA WHIP	IP WLS BF H R ER SO BB IBB HBP BLK WP HR S P ERA WHIP	IP WLS BF H R ER SO BB IBB HBP BLK WP HR S P ERA WHIP	IP WLS BF H R ER SO BB IBB HBP BLK WP HR S P ERA WHIP	IP WLS BF H R ER SO BB IBB HBP BLK WP HR S P ERA WHIP	IP WLS BF H R ER SO BB IBB HBP BLK WP HR S P ERA WHIP	IP WLS BF H R ER SO BB IBB HBP BLK WP HR S P ERA WHIP	IP WLS BF H R ER SO BB IBB HBP BLK WP HR S P ERA WHIP

Boston Red Sox @ New York Yankees
Yankee Stadium, Bronx, NY
Wed Jun 17 1964, 3:33 AM EDT
Att: 9,668 - Unknown - 74 F

AB 42
R 3
H 8
RBI 3
BB 6
SO 7
LOB 19



Batter	1	2	3	4	5	6	7	8	9	AB	R	H	RBI	BB	SO	LOB	TOP			
Dalton Jones, L OBP: 0.302, SLG: 0.381	L7		B5-3		2B 1B		G4-6-3 1B			4	1	2	0	0	0	0	Boston Red Sox @ New York Yankees Yankee Stadium, Bronx, NY Thu Jun 18 1964, 7:05 PM EDT Att: 13,973 - Unknown - 76 F			
Tony Conigliaro, R OBP: 0.323, SLG: 0.511	K		1B		E 2B		G4-6-3 1-2			4	1	2	0	0	1	1				
Carl Yastrzemski, L OBP: 0.332, SLG: 0.450	BB		F5		1-3		G5-4-3 1B			3	0	1	0	1	0	3				
Dick Stuart, R OBP: 0.319, SLG: 0.462	P3		K		E5 1B		G5-4-3 1-2			4	0	1	1	0	1	3				
Lee Thomas, L OBP: 0.342, SLG: 0.397		4-3		FC5-4 1B	F7		1-3			4	0	1	0	0	0	1				
Frank Malzone, R OBP: 0.332, SLG: 0.409		1-3 1B		F7		6-3			K	4	1	1	0	0	1	1				
Eddie Bressoud, R OBP: 0.382, SLG: 0.454		1-3 1-2		F8		F7			1B	4	0	1	0	0	0	2				
Bob Tillman, R OBP: 0.377, SLG: 0.435		1B		FC5-4 1-2		5-3			K	4	0	1	1	0	1	2				
Jack Lamabe, R OBP: 0.111, SLG: 0.143	K				P4				4-3	3	0	0	0	0	1					
Russ Nixon, L OBP: 0.387, SLG: 0.393									4-3	1	0	0	0	0	0			1		
Inning Stats	R: 0 E: 0 K: 1 S: 5	H: 0 LOB: 1 BB: 1 P: 9	R: 1 E: 0 K: 1 S: 7	H: 2 LOB: 1 BB: 0 P: 7	R: 0 E: 0 K: 1 S: 6	H: 1 LOB: 1 BB: 0 P: 6	R: 0 E: 0 K: 0 S: 4	H: 1 LOB: 1 BB: 0 P: 4	R: 2 E: 1 K: 0 S: 6	H: 3 LOB: 1 BB: 0 P: 6	R: 0 E: 0 K: 0 S: 3	H: 0 LOB: 0 BB: 0 P: 3	R: 0 E: 0 K: 0 S: 3	H: 1 LOB: 0 BB: 0 P: 3	R: 0 E: 0 K: 2 S: 8	H: 1 LOB: 1 BB: 0 P: 8	1B: 9 2B: 1 3B: 0 HR: 0	SF: 0 SAC: 0 DP: 2 HBP: 0	WP: 0 PB: 0 SB: 0 CS: 0	PA: 36
PITCHER Rolie Sheldon, R ERA: 2.81	IP: 9.0 WLS: W BF: 36	H: 10 R: 3 ER: 2 SO: 5	BB: 1 IBB: 0 HBP: 0 BLK: 0	WP: 0 HR: 0 S: 45 P: 49	ERA: 2.00 WHIP: 1.222	PITCHER										IP: 9.0 WLS: W BF: 36	H: 10 R: 3 ER: 2 SO: 5	BB: 1 IBB: 0 HBP: 0 BLK: 0	WP: 0 HR: 0 S: 45 P: 49	ERA: 2.00 WHIP: 1.222

Batter	1	2	3	4	5	6	7	8	9	AB	R	H	RBI	BB	SO	LOB	BOTTOM			
Tony Kubek, L OBP: 0.307, SLG: 0.404	3-1 1B BB	4-3		1B				G5-4-3 1B		4	1	3	0	1	0	0	Boston Red Sox @ New York Yankees Yankee Stadium, Bronx, NY Thu Jun 18 1964, 7:05 PM EDT Att: 13,973 - Unknown - 76 F			
Bobby Richardson, R OBP: 0.316, SLG: 0.352	1B 1-2 1B			BB 1B		F9		G5-4-3 1-2		5	1	3	0	0	0	2				
Mickey Mantle, S OBP: 0.442, SLG: 0.611	3-1	F8							P4	3	0	0	0	1	0	3				
Hector Lopez, R OBP: 0.321, SLG: 0.481	1-2 2-3			1-2 BB						1	0	0	0	0	0	0				
Roger Maris, L OBP: 0.358, SLG: 0.509	1B 3B 1B		FC4-6 BB	G3			HR 1B			3	2	2	1	1	0	3				
Tom Tresh, S OBP: 0.381, SLG: 0.463	K		K		3-1		HR			4	1	1	2	0	2	3				
Joe Pepitone, L OBP: 0.309, SLG: 0.411	1-3 3B 1B		F8		P5		E 1B			4	1	2	1	0	0	1				
Elston Howard, R OBP: 0.368, SLG: 0.467	1H 3H 3B		FC4-6 1-2		F9		E5 1-2			4	0	1	2	0	0	2				
Phil Linz, R OBP: 0.279, SLG: 0.362	5-3			5-3		L9	F8			4	0	0	0	0	0	3				
Rolie Sheldon, R OBP: 0.167, SLG: 0.167		K		K		K	K			4	0	0	0	0	4	2				
Inning Stats	R: 4 E: 0 K: 1 S: 9	H: 4 LOB: 1 BB: 1 P: 13	R: 0 E: 0 K: 1 S: 6	H: 1 LOB: 1 BB: 0 P: 6	R: 0 E: 0 K: 1 S: 5	H: 0 LOB: 1 BB: 1 P: 9	R: 0 E: 0 K: 1 S: 7	H: 2 LOB: 3 BB: 1 P: 11	R: 0 E: 0 K: 0 S: 3	H: 0 LOB: 0 BB: 0 P: 3	R: 0 E: 0 K: 1 S: 6	H: 1 LOB: 1 BB: 0 P: 6	R: 2 E: 1 K: 1 S: 9	H: 3 LOB: 2 BB: 0 P: 9	R: 0 E: 0 K: 0 S: 3	H: 1 LOB: 0 BB: 0 P: 3	1B: 10 2B: 0 3B: 1 HR: 1	SF: 0 SAC: 0 DP: 1 HBP: 0	WP: 0 PB: 0 SB: 0 CS: 0	PA: 39
PITCHER Jack Lamabe, R ERA: 4.33	IP: 8.0 WLS: L BF: 39	H: 12 R: 6 ER: 6 SO: 6	BB: 3 IBB: 0 HBP: 0 BLK: 0	WP: 0 HR: 1 S: 48 P: 60	ERA: 6.75 WHIP: 1.875	PITCHER										IP: 8.0 WLS: L BF: 39	H: 12 R: 6 ER: 6 SO: 6	BB: 3 IBB: 0 HBP: 0 BLK: 0	WP: 0 HR: 1 S: 48 P: 60	ERA: 6.75 WHIP: 1.875


Batter	1	2	3	4	5	6	7	8	9	10	11	AB	R	H	RBI	BB	SO	LOB						
Tony Kubek, L OBP: 0.298, SLG: 0.391 (1, 6)	1-3		4-3		K			L6		3-1		5	0	0	0	0	1	3						
Bobby Richardson, R OBP: 0.310, SLG: 0.345 (1, 4)	6-3			L5		6-3		5-3			K	5	0	0	0	0	1	0						
Roger Maris, L OBP: 0.389, SLG: 0.500 (1, 9)	4-3			P4		BB		K			1B BB	3	0	0	0	2	1	0						
Mickey Mantle, S OBP: 0.446, SLG: 0.617 Pedro Gonzalez, R (11, PR) Hector Lopez, R OBP: 0.321, SLG: 0.481 (1, 8)		4-3						F8		6-3		5	0	3	0	0	0	1						
Tom Tresh, S OBP: 0.377, SLG: 0.456 (1, 7)					1B			F5			1B	5	0	1	0	0	2	3						
Elston Howard, R OBP: 0.364, SLG: 0.460 (1, 2)	4-3									F3		5	0	1	1	0	0	1						
Joe Pepitone, L OBP: 0.306, SLG: 0.406 (1, 3)								F4		1-3		5	0	1	0	0	0	3						
Phil Linz, R OBP: 0.291, SLG: 0.371 (1, 5)											L9	2	0	1	0	2	0	0						
Whitey Ford, L OBP: 0.302, SLG: 0.216 (1, 1)												3	0	0	0	0	2	3						
Inning Stats	R: 0 E: 0 K: 0 S: 3	H: 0 LOB: 0 BB: 0 P: 3	R: 0 E: 0 K: 1 S: 6	H: 1 LOB: 1 BB: 0 P: 6	R: 0 E: 0 K: 1 S: 5	H: 0 LOB: 0 BB: 0 P: 5	R: 0 E: 0 K: 1 S: 6	H: 1 LOB: 1 BB: 0 P: 6	R: 0 E: 0 K: 1 S: 7	H: 2 LOB: 2 BB: 0 P: 7	R: 0 E: 0 K: 0 S: 3	H: 0 LOB: 1 BB: 1 P: 7	R: 0 E: 0 K: 1 S: 5	H: 0 LOB: 0 BB: 0 P: 5	R: 0 E: 0 K: 0 S: 3	H: 0 LOB: 0 BB: 0 P: 3	R: 0 E: 0 K: 0 S: 3	H: 0 LOB: 1 BB: 1 P: 7	R: 1 E: 0 K: 1 S: 7	H: 3 LOB: 2 BB: 1 P: 11	1B: 5 2B: 2 3B: 0 HR: 0	SF: 0 SAC: 1 DP: 0 HBP: 0	WP: 0 PB: 0 SB: 0 CS: 0	PA: 43
PITCHER Gary Peters, L ERA: 2.96 (1, 1)	IP: 11.0 WLS: 4 BF: 43 H: 7 R: 1 ER: 1 SO: 7 BB: 4 IBB: 0 HBP: 0 BLK: 0 WP: 0 HR: 0 S: 53 P: 69 ERA: 2.96 WHIP: 1.000																							

TOP

New York Yankees @ Chicago White Sox
Comiskey Park, Chicago, IL
Sat Jun 20 1964, 4:33 AM EDT
Att. 22,453 - Overcast - 69 F

livebaseballscorecards.com

AB 38
R 1
H 7
RBI 1
BB 4
SO 7
LOB 14




Batter	1	2	3	4	5	6	7	8	9	10	11	AB	R	H	RBI	BB	SO	LOB						
Mike Hershberger, R OBP: 0.309, SLG: 0.324 (1, 8)	1-3		K		5-3			P3		G3		5	0	0	0	0	1	2						
Al Weis, S OBP: 0.324, SLG: 0.377 (1, 4)										F7		4	0	2	0	1	1	1						
Pete Ward, L OBP: 0.348, SLG: 0.418 (1, 5)												5	0	1	0	0	1	2						
Ron Hansen, R OBP: 0.332, SLG: 0.366 (1, 6)												5	0	0	0	0	2	4						
Floyd Robinson, L OBP: 0.362, SLG: 0.451 (1, 9)												5	0	1	0	0	1	0						
Dave Nicholson, R OBP: 0.380, SLG: 0.434 Tom McCraw, L (9, PR) OBP: 0.340, SLG: 0.444 (1, 7)												3	0	1	0	1	2	0						
Minnie Minoza, R OBP: 0.393, SLG: 0.417 (11, PH) Joe Cunningham, L OBP: 0.337, SLG: 0.309 Jim Landis, R OBP: 0.268, SLG: 0.365 (10, 8)												1	0	0	0	0	0	1						
Cam Carreon, R OBP: 0.200, SLG: 0.184 (1, 2)												4	0	0	0	0	1	3						
Gary Peters, L OBP: 0.222, SLG: 0.276 (1, 1)												3	0	1	0	0	1	0						
Inning Stats	R: 0 E: 0 K: 0 S: 4	H: 1 LOB: 1 BB: 0 P: 4	R: 0 E: 0 K: 0 S: 3	H: 0 LOB: 1 BB: 1 P: 7	R: 0 E: 0 K: 1 S: 6	H: 2 LOB: 2 BB: 1 P: 10	R: 0 E: 0 K: 2 S: 7	H: 0 LOB: 0 BB: 0 P: 7	R: 0 E: 0 K: 1 S: 6	H: 0 LOB: 0 BB: 0 P: 6	R: 0 E: 0 K: 1 S: 5	H: 0 LOB: 0 BB: 0 P: 5	R: 0 E: 0 K: 0 S: 4	H: 1 LOB: 1 BB: 0 P: 4	R: 0 E: 0 K: 2 S: 8	H: 1 LOB: 2 BB: 1 P: 12	R: 0 E: 0 K: 1 S: 5	H: 0 LOB: 0 BB: 0 P: 5	R: 0 E: 0 K: 2 S: 8	H: 1 LOB: 1 BB: 0 P: 8	1B: 5 2B: 1 3B: 0 HR: 0	SF: 0 SAC: 1 DP: 1 HBP: 0	WP: 0 PB: 0 SB: 0 CS: 0	PA: 42
PITCHER Whitey Ford, L ERA: 1.47 (1, 1)	IP: 11.0 WLS: 4 BF: 42 H: 6 R: 0 ER: 0 SO: 10 BB: 3 IBB: 0 HBP: 0 BLK: 0 WP: 0 HR: 0 S: 59 P: 71 ERA: 1.47 WHIP: 0.818																							

BOTTOM

New York Yankees @ Chicago White Sox
Comiskey Park, Chicago, IL
Sat Jun 20 1964, 4:33 AM EDT
Att. 22,453 - Overcast - 69 F

livebaseballscorecards.com

AB 38
R 0
H 6
RBI 0
BB 3
SO 10
LOB 14



Batter	1	2	3	4	5	6	7	8	9	AB	R	H	RBI	BB	SO	LOB	TOP																						
Tony Kubek, L (1, 6) OBP: 0.293, SLG: 0.384	G3		F5			SH1-4		4-3		3	0	0	0	0	0	0																							
Bobby Richardson, R (1, 4) OBP: 0.306, SLG: 0.340	F5			K		F8		F8		4	0	0	0	0	1	1																							
Roger Maris, L (1, 9) OBP: 0.352, SLG: 0.489	F8			K		K			4-1	4	0	0	0	0	2	1																							
Mickey Mantle, S (1, 8) OBP: 0.442, SLG: 0.627 Hector Lopez, R (9, 7) OBP: 0.321, SLG: 0.481		L8		E5				HR	F8	4	1	1	1	0	0	0																							
Tom Tresh, S (1, 7) OBP: 0.374, SLG: 0.452		B2-3		F8				FC3-6 1B	K	4	0	1	0	0	1	1																							
Elston Howard, R (1, 2) OBP: 0.364, SLG: 0.473						F7		FC3-6 1-2		3	1	1	1	0	0	1																							
Joe Pepitone, L (1, 3) OBP: 0.303, SLG: 0.401						3-1		L9		3	0	0	0	0	0	1																							
Phil Linz, R (1, 5) OBP: 0.286, SLG: 0.364 Clete Boyer, R (8, 5) OBP: 0.247, SLG: 0.285			5-3			F8		F8		3	0	0	0	0	0	1																							
Jim Bouton, R (1, 1) OBP: 0.139, SLG: 0.143 Pete Mikkelsen, R (8, 1)			K						K	3	0	1	0	0	2	0																							
						SH1-4 1B				0	0	0	0	0	0	0																							
Inning Stats	R: 0 E: 0 K: 0 S: 3	H: 0 LOB: 0 BB: 0 P: 3	R: 1 E: 0 K: 0 S: 4	H: 1 LOB: 0 BB: 0 P: 4	R: 0 E: 0 K: 1 S: 5	H: 0 LOB: 0 BB: 0 P: 5	R: 0 E: 1 K: 2 S: 8	H: 0 LOB: 1 BB: 0 P: 8	R: 0 E: 0 K: 0 S: 3	H: 0 LOB: 0 BB: 0 P: 3	R: 0 E: 0 K: 1 S: 6	H: 1 LOB: 1 BB: 0 P: 6	R: 1 E: 0 K: 0 S: 5	H: 2 LOB: 1 BB: 0 P: 5	R: 0 E: 0 K: 1 S: 5	H: 0 LOB: 0 BB: 0 P: 5	R: 0 E: 0 K: 1 S: 5	H: 0 LOB: 0 BB: 0 P: 5	1B: 2 2B: 0 3B: 0 HR: 2	SF: 0 SAC: 1 DP: 0 HBP: 0	WP: 0 PB: 0 CS: 0	PA: 32																	
PITCHER	IP	WLS	BF	H	R	ER	SO	BB	IBB	HBP	BLK	WP	HR	S	P	ERA	WHIP	PITCHER					IP	WLS	BF	H	R	ER	SO	BB	IBB	HBP	BLK	WP	HR	S	P	ERA	WHIP
Juan Pizarro, L (1, 1) ERA: 2.11	8.0	L	29	4	2	2	5	0	0	0	0	0	2	39	39	2.25	0.500																						
Hoyt Wilhelm, R (9, 1) ERA: 2.06	1.0		3	0	0	0	1	0	0	0	0	0	0	5	5	0.00	0.000																						

New York Yankees @ Chicago White Sox
Comiskey Park, Chicago, IL
Sun Jun 21 1964, 4:33 AM EDT
Unknown - 75 F

AB	31
R	2
H	4
RBI	2
BB	0
SO	6
LOB	6



Batter	1	2	3	4	5	6	7	8	9	AB	R	H	RBI	BB	SO	LOB	BOTTOM																						
Mike Hershberger, R (1, 8) OBP: 0.305, SLG: 0.319 Don Buford, S (8, PH) OBP: 0.329, SLG: 0.323	F5		K			6-3			F9	3	0	0	0	0	1	0																							
Al Weis, S (1, 4) OBP: 0.323, SLG: 0.371	F7			P6				B1-3		3	0	0	0	0	0	0																							
Floyd Robinson, L (1, 9) OBP: 0.360, SLG: 0.452	1-3			F7				3-1 2B	FC1-6 2B	4	0	1	0	0	0	1																							
Pete Ward, L (1, 5) OBP: 0.345, SLG: 0.421		F9		K				3-1		4	0	1	0	0	1	1																							
Joe Cunningham, L (1, 3) OBP: 0.333, SLG: 0.306						K		4-1		4	0	1	0	0	1	3																							
Dave Nicholson, R (1, 7) OBP: 0.375, SLG: 0.427		K				P4			F2	3	0	0	0	0	1	1																							
Ron Hansen, R (1, 6) OBP: 0.328, SLG: 0.361		FC5-4 1-2				F8			K	3	0	0	0	0	1	1																							
J.C. Martin, L (1, 2) OBP: 0.224, SLG: 0.288				4-3				G3		3	0	1	0	0	0	0																							
Juan Pizarro, L (1, 1) OBP: 0.294, SLG: 0.364 Tom McCraw, L (8, PH) OBP: 0.336, SLG: 0.441 Hoyt Wilhelm, R (9, 1)				4-3				6-3	G3	2	0	0	0	0	0	0																							
										1	0	0	0	0	0	1																							
										0	0	0	0	0	0	0																							
Inning Stats	R: 0 E: 0 K: 0 S: 3	H: 0 LOB: 0 BB: 0 P: 3	R: 0 E: 0 K: 1 S: 6	H: 1 LOB: 0 BB: 0 P: 6	R: 0 E: 0 K: 1 S: 5	H: 0 LOB: 0 BB: 0 P: 5	R: 0 E: 0 K: 1 S: 5	H: 0 LOB: 0 BB: 0 P: 5	R: 0 E: 0 K: 0 S: 3	H: 0 LOB: 0 BB: 0 P: 3	R: 0 E: 0 K: 0 S: 4	H: 1 LOB: 1 BB: 0 P: 4	R: 0 E: 0 K: 1 S: 6	H: 1 LOB: 1 BB: 0 P: 6	R: 0 E: 0 K: 0 S: 4	H: 1 LOB: 2 BB: 0 P: 5	1B: 2 2B: 2 3B: 0 HR: 0	SF: 0 SAC: 0 DP: 0 HBP: 1	WP: 0 PB: 0 CS: 0	PA: 32																			
PITCHER	IP	WLS	BF	H	R	ER	SO	BB	IBB	HBP	BLK	WP	HR	S	P	ERA	WHIP	PITCHER					IP	WLS	BF	H	R	ER	SO	BB	IBB	HBP	BLK	WP	HR	S	P	ERA	WHIP
Jim Bouton, R (1, 1) ERA: 2.96	7.2	W	26	3	0	0	5	0	0	0	0	0	0	36	36	0.00	0.391																						
Pete Mikkelsen, R (8, 1) ERA: 3.49	1.1	S	6	1	0	0	0	0	0	1	0	0	0	5	6	0.00	0.750																						

New York Yankees @ Chicago White Sox
Comiskey Park, Chicago, IL
Sun Jun 21 1964, 4:33 AM EDT
Unknown - 75 F

AB	31
R	0
H	4
RBI	0
BB	0
SO	5
LOB	8



Batter	1	2	3	4	5	6	7	8	9	AB	R	H	RBI	BB	SO	LOB	TOP																				
Phil Linz, R OBP: 0.301, SLG: 0.368 (1, 5)										4	1	1	0	1	2	3																					
Bobby Richardson, R OBP: 0.297, SLG: 0.336 (1, 4)										5	1	1	0	0	1	3																					
Hector Lopez, R OBP: 0.336, SLG: 0.489 (1, 7)										3	0	1	1	1	0	1																					
Roger Maris, L OBP: 0.359, SLG: 0.486 (1, 9)										3	1	2	1	1	0	1																					
Tom Tresh, S OBP: 0.372, SLG: 0.440 (1, 8)										4	1	2	1	1	0	3																					
Joe Pepitone, L OBP: 0.304, SLG: 0.398 (1, 3)										5	1	2	1	0	0	3																					
Johnny Blanchard, L OBP: 0.385, SLG: 0.339 (1, 2)										4	0	0	1	1	1	5																					
Clete Boyer, R OBP: 0.254, SLG: 0.282 (1, 6)										3	0	1	0	2	1	1																					
Steve Hamilton, L OBP: 0.200, SLG: 0.077 (1, 1)										3	1	1	1	1	2	4																					
Hal Reniff, R OBP: 0.143, SLG: 0.143 (9, 1)										0	0	0	0	0	0	0																					
Bill Stafford, R OBP: 0.100, SLG: 0.200 (9, 1)										0	0	0	0	0	0	0																					
Inning Stats	R: 1 E: 1 K: 1 S: 8	H: 2 LOB: 3 BB: 1 P: 12	R: 0 E: 0 K: 2 S: 7	H: 1 LOB: 0 BB: 0 P: 7	R: 0 E: 0 K: 0 S: 3	H: 0 LOB: 1 BB: 1 P: 7	R: 0 E: 0 K: 1 S: 5	H: 1 LOB: 2 BB: 2 P: 13	R: 4 E: 0 K: 0 S: 7	H: 5 LOB: 2 BB: 1 P: 11	R: 0 E: 0 K: 2 S: 8	H: 1 LOB: 1 BB: 0 P: 8	R: 0 E: 0 K: 0 S: 3	H: 0 LOB: 1 BB: 1 P: 7	R: 1 E: 0 K: 0 S: 4	H: 1 LOB: 2 BB: 2 P: 12	R: 0 E: 0 K: 1 S: 5	H: 0 LOB: 0 BB: 0 P: 5	1B: 9 2B: 1 3B: 1 HR: 0	SF: 2 SAC: 0 DP: 1 HBP: 0	WP: 0 PB: 1 CS: 0	PA: 44															
PITCHER	IP WLS BF H R ER SO BB IBB HBP BLK WP HR S P ERA WHIP																																				
John Buzhardt, R ERA: 3.01 (1, 1)	4.1		21	5	2	2	4	4	0	0	0	0	0	0	25	41	4.15	2.077																			
Frank Baumann, L ERA: 7.73 (5, 1)	0.2	L	6	4	3	3	0	0	1	0	0	0	0	0	5	9	40.50	6.000																			
Eddie Fisher, R ERA: 2.85 (6, 1)	2.0		8	1	0	0	2	1	0	0	0	0	0	0	11	15	0.00	1.000																			
Frank Kreutzer, L ERA: 2.97 (8, 1)	2.0		9	1	1	1	1	1	0	0	0	0	0	0	9	17	4.50	1.000																			

New York Yankees @ Chicago White Sox
Comiskey Park, Chicago, IL
Mon Jun 22 1964, 8:05 PM EDT
Att: 26,026 - Unknown - 60 F

AB	34
R	6
H	11
RBI	6
BB	8
SO	7
LOB	24



Batter	1	2	3	4	5	6	7	8	9	AB	R	H	RBI	BB	SO	LOB	BOTTOM																				
Don Buford, S OBP: 0.318, SLG: 0.319 (1, 4)										5	0	0	1	0	0	4																					
Floyd Robinson, L OBP: 0.365, SLG: 0.455 (1, 7)										4	1	2	1	1	1	1																					
Mike Hershberger, R OBP: 0.299, SLG: 0.311 (1, 9)										4	0	0	0	0	0	3																					
Joe Cunningham, L OBP: 0.330, SLG: 0.302 (9, PH)										1	0	0	0	0	0	2																					
Pete Ward, L OBP: 0.352, SLG: 0.422 (1, 5)										4	0	1	1	0	1	2																					
Jim Landis, R OBP: 0.239, SLG: 0.306 (1, 8)										4	0	0	0	0	2	2																					
Ron Hansen, R OBP: 0.337, SLG: 0.364 (1, 6)										3	1	2	0	1	0	0																					
Al Weis, S OBP: 0.314, SLG: 0.356 (9, FR)										0	1	0	0	0	0	0																					
Tom McCraw, L OBP: 0.341, SLG: 0.435 (1, 3)										4	1	2	1	0	0	1																					
Jerry McNertney, R OBP: 0.295, SLG: 0.309 (1, 2)										3	0	1	0	0	0	1																					
Gene Stephens, L OBP: 0.391, SLG: 0.389 (9, PH)										0	1	0	0	1	0	0																					
John Buzhardt, R OBP: 0.120, SLG: 0.087 (5, 1)										2	0	0	0	0	0	2																					
Frank Baumgartner, L (5, 1)										0	0	0	0	0	0	0																					
Eddie Fisher, R (6, 1)										0	0	0	0	0	0	0																					
Minnie Miñoso, R (7, PH)										1	0	0	0	0	0	0																					
Frank Kreutzer, R (8, 1)										0	0	0	0	0	0	0																					
J.C. Martin, L OBP: 0.220, SLG: 0.287 (9, PH)										1	0	1	1	0	0	0																					
Inning Stats	R: 0 E: 0 K: 0 S: 3	H: 0 LOB: 1 BB: 1 P: 7	R: 1 E: 0 K: 2 S: 9	H: 2 LOB: 0 BB: 0 P: 9	R: 1 E: 0 K: 0 S: 5	H: 2 LOB: 1 BB: 0 P: 5	R: 0 E: 0 K: 1 S: 6	H: 1 LOB: 2 BB: 1 P: 10	R: 0 E: 0 K: 1 S: 5	H: 0 LOB: 0 BB: 0 P: 5	R: 0 E: 0 K: 1 S: 3	H: 0 LOB: 0 BB: 0 P: 3	R: 0 E: 0 K: 1 S: 6	H: 1 LOB: 1 BB: 0 P: 6	R: 3 E: 0 K: 0 S: 6	H: 3 LOB: 2 BB: 1 P: 10	1B: 7 2B: 2 3B: 0 HR: 0	SF: 0 SAC: 0 DP: 0 HBP: 0	WP: 2 PB: 1 SB: 1 CS: 0	PA: 39																	
PITCHER	IP WLS BF H R ER SO BB IBB HBP BLK WP HR S P ERA WHIP																																				
Steve Hamilton, L ERA: 1.67 (1, 1)	8.0	W	32	6	2	2	6	2	0	0	0	0	0	0	42	50	2.25	1.000																			
Hal Reniff, R ERA: 3.25 (9, 1)	0.0		4	3	3	3	0	1	0	0	0	0	0	3	7																						
Bill Stafford, R ERA: 2.3 (9, 1)	1.0	S	3	0	0	0	0	0	0	0	0	0	0	3	3	0.00	0.000																				

New York Yankees @ Chicago White Sox
Comiskey Park, Chicago, IL
Mon Jun 22 1964, 8:05 PM EDT
Att: 26,026 - Unknown - 60 F

AB	36
R	5
H	9
RBI	5
BB	3
SO	6
LOB	19



Batter	1	2	3	4	5	6	7	8	9	AB	R	H	RBI	BB	SO	LOB	TOP																	
Phil Linz, R OBP: 0.304, SLG: 0.376 (1, 5)										5	2	2	0	0	1	6	<p>New York Yankees @ Baltimore Orioles Memorial Stadium, Baltimore, MD Tue Jun 23 1964, 7:05 PM EDT Att: 31,860 - Unknown</p> <p>livebaseballscores.com</p> <p>AB 38 R 8 H 12 RBI 8 BB 2 SO 6 LOB 10</p>																	
Bobby Richardson, R OBP: 0.256, SLG: 0.333 (1, 4)										5	1	1	0	0	0	1																		
Mickey Mantle, S OBP: 0.434, SLG: 0.628 (1, 8)										5	1	1	4	0	1	0																		
Roger Maris, L OBP: 0.355, SLG: 0.495 (1, 9)										5	1	1	1	0	0	0																		
Tom Tresh, S OBP: 0.369, SLG: 0.434 (1, 7)										5	1	1	0	0	1	0																		
Joe Pepitone, L OBP: 0.303, SLG: 0.395 (1, 3)										4	1	1	0	0	0	1																		
Elston Howard, R OBP: 0.368, SLG: 0.484 (1, 2)										4	1	3	2	0	0	0																		
Clete Boyer, R OBP: 0.264, SLG: 0.289 (1, 6)										3	0	2	1	1	1	0																		
Rollie Sheldon, R OBP: 0.125, SLG: 0.125 (8, PH)										2	0	0	0	0	2	2																		
Johnny Blanchard, L OBP: 0.392, SLG: 0.339 (8, PH)										0	0	0	0	1	0	0																		
Pete Mikkelsen, R (8, 1)										0	0	0	0	0	0	0																		
Ralph Terry, R OBP: 0.250, SLG: 0.214 (8, 1)										0	0	0	0	0	0	0																		
Inning Stats	R: 1 E: 0 K: 0 S: 4	H: 1 LOB: 0 BB: 0 P: 4	R: 1 E: 0 K: 2 S: 10	H: 3 LOB: 2 BB: 0 P: 10	R: 0 E: 0 K: 0 S: 3	H: 0 LOB: 0 BB: 0 P: 3	R: 2 E: 0 K: 0 S: 5	H: 2 LOB: 1 BB: 1 P: 9	R: 0 E: 0 K: 0 S: 3	H: 0 LOB: 0 BB: 0 P: 3	R: 0 E: 0 K: 0 S: 3	H: 0 LOB: 0 BB: 0 P: 3	R: 3 E: 0 K: 2 S: 10	H: 3 LOB: 0 BB: 0 P: 10	R: 0 E: 0 K: 0 S: 5	H: 2 LOB: 2 BB: 1 P: 9	R: 1 E: 0 K: 2 S: 8	H: 1 LOB: 0 BB: 0 P: 8	1B: 8 2B: 1 3B: 0 HR: 3	SF: 0 SAC: 1 DP: 0 HBP: 0	WP: 0 PB: 1 SB: 0 CS: 0	PA: 41												
PITCHER	IP WLS BF H R ER SO BB IBB HBP BLK WP HR S P ERA WHIP																																	
Wally Bunker, R ERA: 3.39 (1, 1)	3.1	17	6	4	3	2	1	0	0	0	0	0	0	1	20	24	8.10	2.100																
Harvey Haddix, L ERA: 2.95 (4, 1)	1.2	5	0	0	0	0	0	0	0	0	0	0	0	0	5	5	0.00	0.000																
Chuck Estrada, R ERA: 5.32 (6, 1)	3.0	W	15	5	3	2	0	1	0	0	0	0	1	18	22	9.00	1.667																	
Stu Miller, R ERA: 1.7 (9, 1)	1.0	S	4	1	1	1	2	0	0	0	0	0	1	8	8	9.00	1.000																	

Batter	1	2	3	4	5	6	7	8	9	AB	R	H	RBI	BB	SO	LOB	BOTTOM																	
Jackie Brandt, R OBP: 0.315, SLG: 0.383 (1, 8)										5	1	2	0	0	1	1	<p>New York Yankees @ Baltimore Orioles Memorial Stadium, Baltimore, MD Tue Jun 23 1964, 7:05 PM EDT Att: 31,860 - Unknown</p> <p>livebaseballscores.com</p> <p>AB 35 R 9 H 14 RBI 9 BB 2 SO 5 LOB 14</p>																	
Bob Johnson, R OBP: 0.326, SLG: 0.364 (1, 6)										4	0	0	0	0	0	4																		
Stu Miller, R (9, 1)										0	0	0	0	0	0	0																		
Boog Powell, L OBP: 0.362, SLG: 0.574 (1, 7)										4	2	2	2	0	2	2																		
Norm Siebern, L OBP: 0.408, SLG: 0.370 (1, 3)										3	1	1	0	1	1	0																		
Brooks Robinson, R OBP: 0.371, SLG: 0.483 (1, 5)										4	1	2	2	0	0	1																		
John Orsino, R OBP: 0.320, SLG: 0.427 (1, 2)										4	0	2	1	0	0	1																		
Bob Saverine, S OBP: 0.235, SLG: 0.194 (8, FR)										0	1	0	0	0	0	0																		
Willie Kirkland, L OBP: 0.289, SLG: 0.315 (1, 9)										4	1	1	2	0	0	2																		
Jerry Adair, R OBP: 0.299, SLG: 0.325 (1, 4)										3	1	2	1	1	0	1																		
Wally Bunker, R OBP: 0.148, SLG: 0.154 (4, 1)										1	0	0	0	0	1	1																		
Sam Bowers, R OBP: 0.112, SLG: 0.124 (5, PH)										0	0	0	0	0	0	0																		
Chuck Estrada, R OBP: 0.192, SLG: 0.154 (8, PH)										1	0	0	0	0	0	1																		
Charlie Lau, L OBP: 0.341, SLG: 0.433 (9, 2)										0	0	0	0	0	0	0																		
										2	1	2	1	0	0	0																		
Inning Stats	R: 0 E: 0 K: 1 S: 5	H: 0 LOB: 0 BB: 0 P: 5	R: 0 E: 0 K: 0 S: 4	H: 1 LOB: 1 BB: 0 P: 4	R: 0 E: 0 K: 1 S: 5	H: 1 LOB: 1 BB: 1 P: 9	R: 1 E: 0 K: 0 S: 4	H: 2 LOB: 0 BB: 0 P: 4	R: 0 E: 0 K: 1 S: 6	H: 1 LOB: 0 BB: 0 P: 6	R: 0 E: 0 K: 0 S: 4	H: 1 LOB: 1 BB: 0 P: 4	R: 0 E: 0 K: 2 S: 14	H: 7 LOB: 1 BB: 1 P: 18	R: 7 E: 0 K: 2 S: 14	H: 7 LOB: 1 BB: 1 P: 18	1B: 9 2B: 3 3B: 0 HR: 2	SF: 0 SAC: 0 DP: 3 HBP: 0	WP: 0 PB: 0 SB: 1 CS: 0	PA: 37														
PITCHER	IP WLS BF H R ER SO BB IBB HBP BLK WP HR S P ERA WHIP																																	
Rollie Sheldon, R ERA: 2.74 (1, 1)	7.0	26	7	2	2	3	1	0	0	0	0	0	0	2	31	35	2.57	1.143																
Pete Mikkelsen, R ERA: 4.5 (8, 1)	0.2	L	8	5	7	7	1	1	0	0	0	0	0	9	13	94.50	9.000																	
Ralph Terry, R ERA: 6.96 (8, 1)	0.1		3	2	0	0	1	0	0	0	0	0	0	5	5	0.00	6.000																	

Batter	1	2	3	4	5	6	7	8	9	AB	R	H	RBI	BB	SO	LOB	TOP																
Phil Linz, R OBP: 0.303, SLG: 0.379 (1, 5)	5-3		L5	2B			F7			4	0	1	2	0	0	1	New York Yankees @ Baltimore Orioles Memorial Stadium, Baltimore, MD Wed Jun 24 1964, 7:05 PM EDT Att: 34,528 - Unknown																
Bobby Richardson, R OBP: 0.256, SLG: 0.332 (1, 4)	6-3		L8		L7			1B		4	0	1	0	0	0	1																	
Mickey Mantle, S OBP: 0.430, SLG: 0.619 (1, 8)	F5		G3		F8			1B		4	0	1	0	0	0	1																	
Roger Maris, L OBP: 0.353, SLG: 0.489 (1, 9)		F8		F9	BB	1B	F8	L8		4	1	1	0	0	0	2																	
Tom Tresh, S OBP: 0.367, SLG: 0.428 (1, 7)		K		BB	BB	1B	F8	F5		3	1	0	0	1	1	2																	
Joe Pepitone, L OBP: 0.303, SLG: 0.393 (1, 3)		1B		F9	BB	BB	4-3	P4		4	0	1	0	0	0	4																	
Elston Howard, R OBP: 0.370, SLG: 0.482 (1, 2)		1B		1B	BB	BB	F8	1-3		3	1	1	0	1	0	0																	
Clete Boyer, R OBP: 0.264, SLG: 0.288 (1, 6)		F9		2B	BB	BB	B2-3	F7		4	1	1	2	0	0	2																	
Whitey Ford, L OBP: 0.302, SLG: 0.216 (1, 1)										0	0	0	0	0	0	0	AB 34 R 4 H 8 RBI 4 BB 2 SO 3 LOB 15																
Archie Moore, L OBP: 0.250, SLG: 0.296 (3, PH)										2	0	0	0	0	0	0																	
Stan Williams, R OBP: 0.333, SLG: 0.444 (3, 1)										2	0	0	0	0	2	2																	
Johnny Blanchard, L OBP: 0.388, SLG: 0.333 (9, PH)										1	0	0	0	0	0	0																	
Inning Stats	R: 0 E: 0 K: 0 S: 3	H: 0 LOB: 0 BB: 0 P: 3	R: 0 E: 0 K: 1 S: 7	H: 2 LOB: 2 BB: 0 P: 7	R: 0 E: 0 K: 1 S: 4	H: 1 LOB: 1 BB: 0 P: 4	R: 4 E: 0 K: 1 S: 7	H: 3 LOB: 1 BB: 2 P: 15	R: 0 E: 0 K: 0 S: 3	H: 0 LOB: 0 BB: 0 P: 3	R: 0 E: 0 K: 1 S: 5	H: 0 LOB: 0 BB: 0 P: 5	R: 0 E: 0 K: 0 S: 5	H: 2 LOB: 2 BB: 0 P: 5	R: 0 E: 0 K: 0 S: 3	H: 0 LOB: 0 BB: 0 P: 3	1B: 6 2B: 2 3B: 0 HR: 0	SF: 0 SAC: 0 DP: 0 HBP: 0	WP: 0 PB: 0 SB: 0 CS: 0	PA: 36													
PITCHER	IP WLS BF H R ER SO BB IBB HBP BLK WP HR S P ERA WHIP																																
Robin Roberts, R ERA: 2.58 (1, 1)	4.0	19	6	4	4	2	2	0	0	0	0	0	0	21	29	9.00	2.000																
Harvey Haddix, L ERA: 2.72 (5, 1)	2.0	6	0	0	0	0	0	0	0	0	0	0	0	6	6	0.00	0.000																
Dick Hall, R ERA: 2.27 (7, 1)	3.0	W	11	2	0	0	1	0	0	0	0	0	0	13	13	0.00	0.667																

Batter	1	2	3	4	5	6	7	8	9	AB	R	H	RBI	BB	SO	LOB	BOTTOM																	
Jackie Brandt, R OBP: 0.321, SLG: 0.404 (1, 8)	1B	2B		BB		L7		F5		5	2	3	2	0	0	3	New York Yankees @ Baltimore Orioles Memorial Stadium, Baltimore, MD Wed Jun 24 1964, 7:05 PM EDT Att: 34,528 - Unknown																	
Bob Johnson, R OBP: 0.320, SLG: 0.366 (1, 6)		HR		2-3	1B					5	0	1	0	0	1	6																		
Dick Brown, R OBP: 0.231, SLG: 0.298 (9, 2)	F3			K		F3		1-3		0	0	0	0	0	0	0																		
Boog Powell, L OBP: 0.363, SLG: 0.566 (1, 7)		2B								4	1	1	1	1	1	3																		
Gino Cimoli, R OBP: 0.143, SLG: 0.154 (9, 7)	1B	P5		BB			K	L9		0	0	0	0	0	0	0																		
Norm Siebern, L OBP: 0.405, SLG: 0.368 (1, 3)	FC6-4		6-3		4-3		F8			4	0	1	0	0	0	3																		
Brooks Robinson, R OBP: 0.369, SLG: 0.486 (1, 5)	SF8			2B			F7	F8		3	0	1	1	0	0	0																		
John Orsino, R OBP: 0.318, SLG: 0.422 (1, 2)	FC6-4			K			F7			4	0	1	0	0	1	2																		
Bob Saverine, S OBP: 0.235, SLG: 0.194 (8, FR)								1B		0	1	0	0	0	0	0																		
Jerry Adair, R OBP: 0.302, SLG: 0.329 (1, 4)			6-3		5-3					4	1	2	0	0	0	1																		
Willie Kirkland, L OBP: 0.298, SLG: 0.318 (1, 9)		SH1-3		1B				E1		2	1	1	0	1	0	0																		
Robin Roberts, S OBP: 0.152, SLG: 0.125 (1, 1)				SH3-4				E		1	1	1	0	0	0	0																		
Harvey Haddix, L (4, PH)				BB				E		1	0	0	0	0	0	1																		
Dick Hall, R OBP: 0.375, SLG: 0.286 (7, 1)		HR		1B			B5			1	0	1	1	0	0	0																		
Inning Stats	R: 2 E: 0 K: 0 S: 6	H: 3 LOB: 1 BB: 0 P: 6	R: 2 E: 0 K: 0 S: 6	H: 4 LOB: 1 BB: 0 P: 6	R: 0 E: 0 K: 1 S: 6	H: 1 LOB: 1 BB: 0 P: 6	R: 0 E: 0 K: 1 S: 6	H: 1 LOB: 3 BB: 2 P: 14	R: 0 E: 0 K: 0 S: 3	H: 0 LOB: 0 BB: 0 P: 3	R: 0 E: 0 K: 1 S: 4	H: 1 LOB: 1 BB: 0 P: 4	R: 0 E: 0 K: 1 S: 5	H: 0 LOB: 0 BB: 0 P: 5	R: 3 E: 2 K: 0 S: 7	H: 3 LOB: 3 BB: 0 P: 7	1B: 9 2B: 3 3B: 0 HR: 1	SF: 1 SAC: 2 DP: 0 HBP: 0	WP: 0 PB: 0 SB: 0 CS: 0	PA: 39														
PITCHER	IP WLS BF H R ER SO BB IBB HBP BLK WP HR S P ERA WHIP																																	
Whitey Ford, L ERA: 1.73 (1, 1)	2.0	12	7	4	4	0	0	0	0	0	0	0	0	1	12	12	18.00	3.500																
Stan Williams, R ERA: 4.4 (3, 1)	6.0	L	27	6	3	0	3	2	0	0	0	0	0	31	39	0.00	1.333																	

Batter	1	2	3	4	5	6	7	8	9	AB	R	H	RBI	BB	SO	LOB	TOP			
Phil Linz, R OBP: 0.302, SLG: 0.372 (1, 5)										3	0	0	0	1	2	0	New York Yankees @ Baltimore Orioles Memorial Stadium, Baltimore, MD Thu Jun 25 1964, 7:05 PM EDT Att: 36,369 - Unknown			
Bobby Richardson, R OBP: 0.291, SLG: 0.329 (1, 4)										4	0	0	0	0	1	3				
Hector Lopez, R OBP: 0.340, SLG: 0.486 (1, 9)										3	0	1	0	1	0	0				
Mickey Mantle, S OBP: 0.426, SLG: 0.608 (1, 8)										3	0	0	0	1	2	1				
Tom Tresh, S OBP: 0.362, SLG: 0.420 (1, 7)										4	0	0	0	0	1	3				
Elston Howard, R OBP: 0.368, SLG: 0.475 (1, 2)										3	0	0	0	1	1	1				
Joe Pepitone, L OBP: 0.303, SLG: 0.404 (1, 3)										3	1	1	1	0	1	1				
Clete Boyer, R OBP: 0.265, SLG: 0.289 (1, 6)										3	0	1	0	0	0	0				
Jim Bouton, R OBP: 0.132, SLG: 0.135 (7, PH)										2	0	0	0	0	1	2				
Pedro Gonzalez, R OBP: 0.300, SLG: 0.321 (7, 1)										1	0	0	0	0	0	0				
Hal Reniff, R OBP: 0.143, SLG: 0.143 (7, 1)										0	0	0	0	0	0	0				
Inning Stats	R: 0 E: 0 K: 0 S: 3	H: 0 LOB: 0 BB: 0 P: 3	R: 0 E: 0 K: 1 S: 5	H: 0 LOB: 0 BB: 0 P: 5	R: 1 E: 0 K: 2 S: 8	H: 1 LOB: 0 BB: 0 P: 8	R: 0 E: 0 K: 0 S: 2	H: 0 LOB: 1 BB: 2 P: 10	R: 0 E: 0 K: 1 S: 6	H: 1 LOB: 3 BB: 2 P: 14	R: 0 E: 0 K: 2 S: 8	H: 1 LOB: 1 BB: 0 P: 8	R: 0 E: 0 K: 1 S: 5	H: 0 LOB: 0 BB: 0 P: 5	R: 0 E: 0 K: 1 S: 5	H: 0 LOB: 0 BB: 0 P: 5	1B: 2 2B: 0 3B: 0 HR: 1	SF: 0 SAC: 0 DP: 1 HBP: 0	WP: 0 PB: 1 SB: 0 CS: 0	PA: 33
PITCHER Steve Barber, L ERA: 3.79 (1, 1)	IP: 9.0 WLS: W BF: 33 H: 3 R: 1 ER: 1 SO: 9 BB: 4 IBB: 0 HBP: 0 BLK: 0 WP: 0 HR: 1 S: 47 P: 63 ERA: 1.00 WHIP: 0.778															PITCHER				


Batter	1	2	3	4	5	6	7	8	9	AB	R	H	RBI	BB	SO	LOB	BOTTOM			
Jackie Brandt, R OBP: 0.320, SLG: 0.402 (1, 8)										4	0	1	0	0	1	1	New York Yankees @ Baltimore Orioles Memorial Stadium, Baltimore, MD Thu Jun 25 1964, 7:05 PM EDT Att: 36,369 - Unknown			
Bob Johnson, R OBP: 0.317, SLG: 0.361 (1, 6)										4	0	1	1	0	1	1				
Gino Cimoli, R OBP: 0.143, SLG: 0.154 (9, 7)										0	0	0	0	0	0	0				
Boog Powell, L OBP: 0.365, SLG: 0.580 (1, 7)										3	1	1	1	1	1	1				
Bob Saverine, S OBP: 0.235, SLG: 0.194 (9, 6)										0	0	0	0	0	0	0				
Norm Siebern, L OBP: 0.407, SLG: 0.364 (1, 3)										2	0	0	0	2	0	1				
Brooks Robinson, R OBP: 0.372, SLG: 0.498 (1, 5)										2	1	1	1	1	0	1				
John Orsino, R OBP: 0.323, SLG: 0.428 (1, 2)										3	0	1	0	1	0	3				
Willie Kirkland, L OBP: 0.289, SLG: 0.307 (1, 9)										4	0	0	0	0	0	6				
Jerry Adair, R OBP: 0.303, SLG: 0.333 (1, 4)										3	1	1	0	0	0	3				
Steve Barber, L OBP: 0.222, SLG: 0.222 (1, 1)										3	0	0	0	0	1	2				
Inning Stats	R: 1 E: 0 K: 0 S: 4	H: 1 LOB: 0 BB: 0 P: 4	R: 1 E: 0 K: 0 S: 5	H: 2 LOB: 1 BB: 0 P: 5	R: 0 E: 0 K: 2 S: 7	H: 0 LOB: 0 BB: 0 P: 7	R: 0 E: 0 K: 0 S: 3	H: 0 LOB: 1 BB: 1 P: 7	R: 1 E: 0 K: 0 S: 5	H: 2 LOB: 1 BB: 0 P: 5	R: 0 E: 0 K: 0 S: 3	H: 0 LOB: 2 BB: 2 P: 11	R: 0 E: 0 K: 2 S: 7	H: 1 LOB: 0 BB: 0 P: 7	R: 0 E: 0 K: 0 S: 3	H: 0 LOB: 2 BB: 2 P: 11	1B: 2 2B: 2 3B: 0 HR: 2	SF: 0 SAC: 1 DP: 0 HBP: 0	WP: 0 PB: 0 SB: 0 CS: 1	PA: 34
PITCHER Jim Bouton, R ERA: 3.04 (7, 1)	IP: 6.0 WLS: L BF: 26 H: 5 R: 3 ER: 3 SO: 3 BB: 3 IBB: 0 HBP: 0 BLK: 0 WP: 0 HR: 2 S: 27 P: 39 ERA: 4.50 WHIP: 1.333															PITCHER				
Hal Reniff, R ERA: 3.09 (7, 1)	IP: 2.0 WLS: L BF: 8 H: 1 R: 0 ER: 0 SO: 2 BB: 2 IBB: 0 HBP: 0 BLK: 0 WP: 0 HR: 0 S: 10 P: 18 ERA: 0.00 WHIP: 1.500															PITCHER				

Batter	1	2	3	4	5	6	7	8	9	10	11	AB	R	H	RBI	BB	SO	LOB	TOP					
Jerry Lumpe, L OBP: 0.298, SLG: 0.335 (1, 4)	F8		K			F7		4-3		FC5-2 1B	F8	6	0	1	0	0	1	2						
Jake Wood, R Norm Cash, L OBP: 0.312, SLG: 0.384 (10, 3)	F7		5-3			E5 CS		6-3		E9 FC5-2 1B		4	0	0	0	0	0	1						
Al Kaline, R OBP: 0.398, SLG: 0.457 (1, 9)						L8		L6			FC5-2 IBB	4	0	2	0	1	0	1						
Bill Freehan, R OBP: 0.341, SLG: 0.492 (1, 2)	5-3					F9				FC5-2 FC5-4		4	0	1	0	1	0	5						
Don Demeter, R OBP: 0.286, SLG: 0.411 (1, 7)			6-3			K		K		SH3-4 1B	FC5-4	4	0	0	0	0	2	6						
George Thomas, R Gates Brown, L Terry Fox, R OBP: 0.365, SLG: 0.597 OBP: 0.500, SLG: 0.750 (11, 1)	P3					1-3		F9		G3		4	0	0	0	0	0	2						
Don Wert, R OBP: 0.309, SLG: 0.343 (1, 5)	P2					F9		E6		IBB		4	0	0	0	1	1	1						
Dick McAuliffe, L OBP: 0.348, SLG: 0.485 (1, 6)			F9			4-3		F9		G3		5	0	0	0	0	0	4						
Dave Wickersham, R Bill Bruton, L OBP: 0.119, SLG: 0.143 OBP: 0.313, SLG: 0.371 (11, 8)						K		1-3			K	4	0	1	0	0	2	1						
Inning Stats	R: 0 E: 0 K: 0 S: 4	H: 1 LOB: 1 BB: 0 P: 4	R: 0 E: 0 K: 0 S: 3	H: 0 LOB: 0 BB: 0 P: 3	R: 0 E: 0 K: 1 S: 6	H: 1 LOB: 1 BB: 0 P: 6	R: 0 E: 0 K: 1 S: 6	H: 1 LOB: 1 BB: 0 P: 6	R: 0 E: 0 K: 1 S: 5	H: 0 LOB: 0 BB: 0 P: 5	R: 0 E: 1 K: 0 S: 6	H: 0 LOB: 2 BB: 1 P: 10	R: 0 E: 1 K: 0 S: 4	H: 0 LOB: 2 BB: 0 P: 4	R: 0 E: 0 K: 1 S: 3	H: 1 LOB: 2 BB: 1 P: 8	R: 0 E: 1 K: 1 S: 7	H: 2 LOB: 3 BB: 1 P: 11	R: 1 E: 0 K: 1 S: 7	H: 2 LOB: 1 BB: 0 P: 7	1B: 6 2B: 2 3B: 0 HR: 0	SF: 0 SAC: 1 DP: 0 HBP: 0	WP: 0 PB: 1 SB: 0 CS: 1	PA: 46
PITCHER	IP ERA WLS BF H R ER SO BB IBB HBP BLK WP HR S P ERA WHIP	9.0 3.27 0.1 4 2 0 0 1 0 1 0 0 0 0 5 9 0.00 6.000	1.2 L 7 2 1 1 1 0 0 0 0 0 0 0 9 9 5.40 1.200	PITCHER												IP WLS BF H R ER SO BB IBB HBP BLK WP HR S P ERA WHIP								

Detroit Tigers @ New York Yankees
 Yankee Stadium, Bronx, NY
 Fri Jun 26 1964, 7:05 PM EDT
 Att: 27,816 - Unknown - 77 F

livebaseballscores.com

AB 42
 R 1
 H 8
 RBI 1
 BB 3
 SO 6
 LOB 23




Batter	1	2	3	4	5	6	7	8	9	10	11	AB	R	H	RBI	BB	SO	LOB	BOTTOM			
Phil Linz, R Hector Lopez, R OBP: 0.299, SLG: 0.363 OBP: 0.344, SLG: 0.490 (11, PH)	FC5-4 BB		5-3			5-3		5-3		K		4	0	0	0	1	1	2				
Bobby Richardson, R OBP: 0.298, SLG: 0.321 (1, 4)	FC5-4 4-3		5-3			F9		F7		F7	P5	6	0	0	0	0	0	3				
Mickey Mantle, S Pedro Gonzalez, R OBP: 0.426, SLG: 0.600 OBP: 0.300, SLG: 0.321 (10, PR)	4-3					P6		1-3			FC3-6 1B	4	0	1	0	1	0	1				
Roger Maris, L OBP: 0.355, SLG: 0.485 (1, 9)	4-3					F9				FC3-6 S		4	0	1	0	1	0	2				
Tom Tresh, S OBP: 0.366, SLG: 0.419 (1, 7)			L9					K			HBP	3	0	1	0	1	1	3				
Jos Pepitone, L OBP: 0.297, SLG: 0.396 (1, 3)			P6			F8		K		F8	4-3	5	0	0	0	0	1	4				
Elston Howard, R OBP: 0.361, SLG: 0.465 (1, 2)			2-3			G3		6-3		4-3		5	0	0	0	0	0	2				
Clete Boyer, R OBP: 0.273, SLG: 0.299 (1, 6)								6-3			P2	4	0	2	0	1	0	0				
Al Downing, R Tony Kubacki, L Archibald Moore, R Bill Stafford, R Pete Mikkelsen, R Johnny Blanchard, L Steve Hamilton, L OBP: 0.290, SLG: 0.345 OBP: 0.299, SLG: 0.371 OBP: 0.299, SLG: 0.286 OBP: 0.300, SLG: 0.200 OBP: 0.296, SLG: 0.320 OBP: 0.296, SLG: 0.320 OBP: 0.296, SLG: 0.320 (11, 1) (9, PH) (9, PH) (10, 1) (10, 1) (11, PH) (11, PH)			F7			P2		1-3			1B	3	0	0	0	0	0	3				
Inning Stats	R: 0 E: 0 K: 0 S: 3	H: 0 LOB: 1 BB: 1 P: 7	R: 0 E: 0 K: 0 S: 4	H: 1 LOB: 2 BB: 1 P: 8	R: 0 E: 0 K: 0 S: 3	H: 1 LOB: 2 BB: 11 P: 11	R: 0 E: 0 K: 0 S: 4	H: 1 LOB: 1 BB: 0 P: 4	R: 0 E: 0 K: 1 S: 5	H: 0 LOB: 0 BB: 0 P: 9	R: 0 E: 0 K: 1 S: 6	H: 1 LOB: 1 BB: 1 P: 6	R: 0 E: 0 K: 0 S: 6	H: 1 LOB: 2 BB: 1 P: 10	R: 0 E: 0 K: 0 S: 4	H: 1 LOB: 2 BB: 0 P: 5	R: 0 E: 0 K: 0 S: 4	H: 1 LOB: 2 BB: 1 P: 8	1B: 5 2B: 1 3B: 0 HR: 0	SF: 0 SAC: 0 DP: 0 HBP: 1	WP: 0 PB: 0 SB: 1 CS: 0	PA: 47
PITCHER	IP ERA WLS BF H R ER SO BB IBB HBP BLK WP HR S P ERA WHIP	10.0 2.92 1.0 S 5 1 0 0 0 1 0 0 0 0 0 4 8 0.00 2.000		PITCHER												IP WLS BF H R ER SO BB IBB HBP BLK WP HR S P ERA WHIP						

Detroit Tigers @ New York Yankees
 Yankee Stadium, Bronx, NY
 Fri Jun 26 1964, 7:05 PM EDT
 Att: 27,816 - Unknown - 77 F

livebaseballscores.com

AB 39
 R 0
 H 6
 RBI 0
 BB 7
 SO 3
 LOB 20



Batter	1	2	3	4	5	6	7	8	9	10	AB	R	H	RBI	BB	SO	LOB	TOP									
Jerry Lumpe, L OBP: 0.296, SLG: 0.332 (1, 4)											5	1	1	0	0	0	1	Detroit Tigers @ New York Yankees Yankee Stadium, Bronx, NY Sat Jun 27 1964, 3:33 AM EDT Att. 17,224 - Cloudy - 89 F									
Jake Wood, R OBP: 0.181, SLG: 0.214 (1, 3)											5	0	1	0	0	2	1										
Al Kaline, R OBP: 0.402, SLG: 0.455 (1, 9)											3	2	1	0	2	0	1										
Bill Freehan, R OBP: 0.356, SLG: 0.510 (1, 2)											5	1	5	1	0	0	0										
Don Demeter, R OBP: 0.298, SLG: 0.408 (1, 7)											4	0	1	2	0	1	4										
Don Wert, R OBP: 0.302, SLG: 0.335 (1, 5)											5	0	0	0	0	1	6										
George Thomas, R OBP: 0.336, SLG: 0.461 (1, 8)											5	0	1	1	0	0	0										
Dick McAuliffe, L OBP: 0.349, SLG: 0.478 (1, 6)											3	0	0	0	2	1	2										
Denny McLain, R Larry Sherry, R Gates Brown, L Fred Gladding, L Dick Egan, L Ed Rakow, S (1, 11) (6, 1) (10, PH) (10, 1) (10, 1) (10, 1)											2	0	0	0	0	0	1										
Inning Stats	R: 2 E: 0 K: 1 S: 7	H: 2 LOB: 1 BB: 1 P: 11	R: 0 E: 0 K: 1 S: 6	H: 0 LOB: 1 BB: 0 P: 6	R: 2 E: 0 K: 1 S: 7	H: 4 LOB: 2 BB: 0 P: 7	R: 0 E: 0 K: 1 S: 5	H: 0 LOB: 0 BB: 0 P: 5	R: 0 E: 0 K: 1 S: 5	H: 1 LOB: 0 BB: 0 P: 5	R: 0 E: 0 K: 0 S: 3	H: 0 LOB: 1 BB: 1 P: 7	R: 0 E: 0 K: 0 S: 5	H: 2 LOB: 3 BB: 0 P: 6	R: 0 E: 0 K: 0 S: 3	H: 0 LOB: 0 BB: 0 P: 3	R: 0 E: 0 K: 0 S: 4		H: 1 LOB: 2 BB: 1 P: 8	R: 0 E: 0 K: 1 S: 5	H: 0 LOB: 1 BB: 1 P: 9	1B: 9 2B: 1 3B: 0 HR: 0	SF: 0 SAC: 1 DP: 0 HBP: 1	WP: 1 PB: 0 SB: 0 CS: 0	PA: 45		
PITCHER	IP WLS BF H R ER SO	IP WLS BF H R ER SO	IP WLS BF H R ER SO	IP WLS BF H R ER SO	IP WLS BF H R ER SO	IP WLS BF H R ER SO	IP WLS BF H R ER SO	IP WLS BF H R ER SO	IP WLS BF H R ER SO	IP WLS BF H R ER SO	IP WLS BF H R ER SO	IP WLS BF H R ER SO	IP WLS BF H R ER SO	IP WLS BF H R ER SO	IP WLS BF H R ER SO	IP WLS BF H R ER SO	IP WLS BF H R ER SO	IP WLS BF H R ER SO	IP WLS BF H R ER SO	IP WLS BF H R ER SO	ERA WHIP	ERA WHIP	ERA WHIP				
Whitey Ford, L ERA: 1.98 (1, 1)	3.0	5.2	1.1	5.2	1.1	5.2	1.1	5.2	1.1	5.2	1.1	5.2	1.1	5.2	1.1	5.2	1.1	5.2	1.1	5.2	1.1	5.2	1.1	5.2	1.1		
Bud Daley, L ERA: 4.39 (4, 1)	5.2	1.1	5.2	1.1	5.2	1.1	5.2	1.1	5.2	1.1	5.2	1.1	5.2	1.1	5.2	1.1	5.2	1.1	5.2	1.1	5.2	1.1	5.2	1.1	5.2	1.1	
Bill Stafford, R ERA: 2.18 (9, 1)	1.1	5.2	1.1	5.2	1.1	5.2	1.1	5.2	1.1	5.2	1.1	5.2	1.1	5.2	1.1	5.2	1.1	5.2	1.1	5.2	1.1	5.2	1.1	5.2	1.1	5.2	1.1

AB	39
R	4
H	10
RBI	4
BB	4
SO	5
LOB	17



Batter	1	2	3	4	5	6	7	8	9	10	AB	R	H	RBI	BB	SO	LOB	BOTTOM											
Phil Linz, R OBP: 0.296, SLG: 0.355 (1, 5)											4	1	0	0	1	1	1	Detroit Tigers @ New York Yankees Yankee Stadium, Bronx, NY Sat Jun 27 1964, 3:33 AM EDT Att. 17,224 - Cloudy - 89 F											
Bobby Richardson, R OBP: 0.284, SLG: 0.317 (1, 4)											4	1	0	0	1	1	1												
Mickey Mantle, S OBP: 0.425, SLG: 0.609 (1, 8)											4	1	1	1	1	1	1												
Roger Maris, L OBP: 0.360, SLG: 0.482 (1, 9)											3	1	1	0	2	0	0												
Tom Tresh, S OBP: 0.357, SLG: 0.416 (1, 7)											4	1	1	1	1	0	1												
Jos Peipitone, L OBP: 0.297, SLG: 0.394 (1, 3)											4	0	1	2	0	0	0												
Johnny Blanchard, L OBP: 0.388, SLG: 0.328 Pedro Gonzalez, R OBP: 0.300, SLG: 0.321 Elston Howard, R OBP: 0.361, SLG: 0.465 (1, 2) (9, PH) (10, 2)											4	0	1	0	0	1	1												
Clete Boyer, R OBP: 0.273, SLG: 0.298 (1, 6)											4	0	1	0	0	2	3												
Whitey Ford, L OBP: 0.302, SLG: 0.216 Archie Moore, L OBP: 0.333, SLG: 0.286 Bud Daley, L OBP: 0.429, SLG: 0.333 Bill Stafford, R OBP: 0.301, SLG: 0.182 (1, 1) (3, PH) (4, 1) (9, 1)											0	0	0	0	0	0	0												
Inning Stats	R: 0 E: 0 K: 1 S: 5	H: 0 LOB: 0 BB: 0 P: 5	R: 0 E: 0 K: 0 S: 3	H: 0 LOB: 0 BB: 0 P: 3	R: 0 E: 0 K: 1 S: 5	H: 0 LOB: 1 BB: 1 P: 9	R: 1 E: 0 K: 0 S: 4	H: 2 LOB: 0 BB: 0 P: 4	R: 0 E: 0 K: 1 S: 6	H: 1 LOB: 1 BB: 0 P: 6	R: 3 E: 0 K: 2 S: 10	H: 2 LOB: 2 BB: 2 P: 18	R: 0 E: 0 K: 1 S: 5	H: 0 LOB: 0 BB: 0 P: 5	R: 0 E: 0 K: 0 S: 3	H: 0 LOB: 0 BB: 0 P: 3	R: 0 E: 0 K: 1 S: 5		H: 1 LOB: 1 BB: 0 P: 5	R: 1 E: 0 K: 1 S: 4	H: 0 LOB: 3 BB: 0 P: 20	1B: 5 2B: 0 3B: 0 HR: 1	SF: 0 SAC: 0 DP: 1 HBP: 0	WP: 1 PB: 0 SB: 0 CS: 1	PA: 41				
PITCHER	IP WLS BF H R ER SO	IP WLS BF H R ER SO	IP WLS BF H R ER SO	IP WLS BF H R ER SO	IP WLS BF H R ER SO	IP WLS BF H R ER SO	IP WLS BF H R ER SO	IP WLS BF H R ER SO	IP WLS BF H R ER SO	IP WLS BF H R ER SO	IP WLS BF H R ER SO	IP WLS BF H R ER SO	IP WLS BF H R ER SO	IP WLS BF H R ER SO	IP WLS BF H R ER SO	IP WLS BF H R ER SO	IP WLS BF H R ER SO	IP WLS BF H R ER SO	IP WLS BF H R ER SO	IP WLS BF H R ER SO	ERA WHIP	ERA WHIP	ERA WHIP						
Denny McLain, R ERA: 3.91 (1, 1)	5.1	3.2	0.2	3.2	0.2	3.2	0.2	3.2	0.2	3.2	0.2	3.2	0.2	3.2	0.2	3.2	0.2	3.2	0.2	3.2	0.2	3.2	0.2	3.2	0.2	3.2	0.2		
Larry Sherry, R ERA: 3.72 (6, 1)	3.2	0.2	3.2	0.2	3.2	0.2	3.2	0.2	3.2	0.2	3.2	0.2	3.2	0.2	3.2	0.2	3.2	0.2	3.2	0.2	3.2	0.2	3.2	0.2	3.2	0.2	3.2	0.2	
Fred Gladding, R ERA: 5.74 (10, 1)	0.2	3.2	0.2	3.2	0.2	3.2	0.2	3.2	0.2	3.2	0.2	3.2	0.2	3.2	0.2	3.2	0.2	3.2	0.2	3.2	0.2	3.2	0.2	3.2	0.2	3.2	0.2	3.2	0.2
Dick Egan, L ERA: 3.18 (10, 1)	0.0	3.2	0.0	3.2	0.0	3.2	0.0	3.2	0.0	3.2	0.0	3.2	0.0	3.2	0.0	3.2	0.0	3.2	0.0	3.2	0.0	3.2	0.0	3.2	0.0	3.2	0.0	3.2	0.0
Ed Rakow, R ERA: 3.91 (10, 1)	0.0	3.2	0.0	3.2	0.0	3.2	0.0	3.2	0.0	3.2	0.0	3.2	0.0	3.2	0.0	3.2	0.0	3.2	0.0	3.2	0.0	3.2	0.0	3.2	0.0	3.2	0.0	3.2	0.0

AB	34
R	5
H	6
RBI	4
BB	7
SO	8
LOB	9



Batter	1	2	3	4	5	6	7	8	9	AB	R	H	RBI	BB	SO	LOB	TOP					
Bill Bruton, L (1.8) OBP: 0.323, SLG: 0.388	0-0 2B		0-0 1B SF7	0-3 K			0-0 4-3		0-0 S 1B	5	2	3	0	0	1	1	Detroit Tigers @ New York Yankees Yankee Stadium, Bronx, NY Sun Jun 28 1964, 7:05 PM EDT Att: 35,383 - Unknown - 80 F					
Gates Brown, L (1.7) OBP: 0.363, SLG: 0.627 George Thomas, R (9.7) OBP: 0.333, SLG: 0.454	0-0 HR 2B		0-0 F7		0-0 G3		0-0 HR		0-0 4-3 1-2	5	2	2	2	0	0	2						
Al Kaline, R (1.9) OBP: 0.408, SLG: 0.457	0-3 K		0-0 1B 1B		0-0 L6-3		0-0 L5-3			4	1	1	0	0	1	1						
Norm Cash, L (1.3) OBP: 0.317, SLG: 0.401	0-0 HR		0-0 SF7		0-0 1B		0-0 L8			3	1	2	3	0	0	0						
Jerry Lumpe, L (1.4) OBP: 0.294, SLG: 0.328	0-3 K		0-0 1B		0-0 F7			0-0 F9		4	0	1	1	0	1	1						
Dick McAuliffe, L (1.6) OBP: 0.346, SLG: 0.483	0-3 K		0-3 K			0-0 SH3-4 1B		0-0 4-3		4	0	1	0	0	2	1						
Don Wert, R (1.5) OBP: 0.302, SLG: 0.330		0-0 F7		0-0 P5		0-0 SH3-4 1-2		0-0 6-3		3	0	0	0	0	0	0						
Mike Roarke, R (1.2) OBP: 0.250, SLG: 0.192 Don Demeter, R (6, PH) OBP: 0.294, SLG: 0.438 Joe Sparna, R (6.1)	0-3 K		0-0 F7		0-0 F7		0-0 5-3 2-3		0-0 P6	2	0	0	0	0	1	0						
Mickey Lolich, S (1.1) OBP: 0.267, SLG: 0.083 Bill Freehan, R (6, PH) OBP: 0.356, SLG: 0.505	0-3 K		0-3 K		4-0 BB		0-3 K		0-0 4-3	1	0	0	0	1	1	0						
Inning Stats	R: 3 E: 0 K: 3 S: 12	H: 3 LOB: 0 BB: 0 P: 12	R: 0 E: 0 K: 2 S: 7	H: 0 LOB: 0 BB: 0 P: 7	R: 2 E: 0 K: 1 S: 8	H: 3 LOB: 1 BB: 0 P: 8	R: 0 E: 0 K: 1 S: 5	H: 0 LOB: 1 BB: 1 P: 9	R: 0 E: 0 K: 0 S: 4	H: 1 LOB: 1 BB: 0 P: 4	R: 0 E: 0 K: 1 S: 6	H: 1 LOB: 0 BB: 0 P: 6	R: 1 E: 0 K: 0 S: 4	H: 1 LOB: 0 BB: 0 P: 4	R: 0 E: 0 K: 0 S: 3	H: 0 LOB: 0 BB: 0 P: 3		R: 0 E: 0 K: 0 S: 4	H: 1 LOB: 1 BB: 0 P: 4	1B: 6 2B: 2 3B: 0 HR: 2	SF: 1 SAC: 1 DP: 0 HBP: 0	WP: 0 PB: 0 SB: 1 CS: 0
PITCHER	IP WLS BF H R ER SO BB IBB HBP BLK WP HR S P ERA WHIP	8.0 L 34 9 6 6 8 1 0 0 0 0 0 2 49 53 6.75 1.250	1.0 W 4 1 0 0 0 0 0 0 0 0 0 0 4 4 0.00 1.000	PITCHER										IP WLS BF H R ER SO BB IBB HBP BLK WP HR S P ERA WHIP	ERA WHIP							

AB	35
R	6
H	10
RBI	6
BB	1
SO	8
LOB	8



Batter	1	2	3	4	5	6	7	8	9	AB	R	H	RBI	BB	SO	LOB	BOTTOM					
Phil Linz, R (1.5) OBP: 0.302, SLG: 0.350	0-0 2B 1B		0-0 F7		0-0 F7		0-0 6-3		0-0 5-3 1-2 2-3	5	1	1	0	0	0	4	Detroit Tigers @ New York Yankees Yankee Stadium, Bronx, NY Sun Jun 28 1964, 7:05 PM EDT Att: 35,383 - Unknown - 80 F					
Bobby Richardson, R (1.4) OBP: 0.282, SLG: 0.316	0-0 2B		0-0 4-3		0-0 F9		0-0 L9		0-0 5-3	5	1	1	0	0	0	3						
Hector Lopez, R (1.9) OBP: 0.350, SLG: 0.490	0-0 L4		0-0 6-3		0-0 3B 1B		0-0 4-3		0-0 1B	5	1	2	0	0	0	2						
Mickey Mantle, S (1.8) OBP: 0.438, SLG: 0.622	0-0 6-3 2B		4-0 BB		0-0 1B 3B		4-0 BB		0-0 F7	3	1	2	3	2	0	1						
Tom Tresh, S (1.7) OBP: 0.365, SLG: 0.429 Pedro Gonzalez, R (4.7) OBP: 0.295, SLG: 0.316 Roger Maris, L (7, PH) OBP: 0.353, SLG: 0.471	0-0 6-3 2B		0-0 F7		0-0 5-3		0-0 P5		0-3 K	2	0	0	0	0	0	2						
Elston Howard, R (1.2) OBP: 0.366, SLG: 0.466	0-3 K			0-3 K		0-0 1B		0-0 5-3		0-0 F8	5	0	1	1	0	2						
Joe Pepitone, L (1.3) OBP: 0.298, SLG: 0.390		0-0 L9		0-0 6-3		0-0 FC6-4 1B		0-0 FC1-6 1B		4	0	2	0	0	0	0						
Clete Boyer, R (1.6) OBP: 0.281, SLG: 0.311		0-0 SH1-4 1B		0-0 1B 2B		0-0 FC6-4 1-2		0-0 FC1-6 5-3 BB 1-2		4	1	2	0	0	0	3						
Rollie Sheldon, R (1.1) OBP: 0.200, SLG: 0.200 Johnny Blanchard, L (8, PH) OBP: 0.402, SLG: 0.538 Al Downing, R (8, PH) OBP: 0.281, SLG: 0.345 Bill Stafford, R (9.1) OBP: 0.091, SLG: 0.182	0-0 SH1-4		0-0 SH1-4		0-0 1B		0-3 K		4-0 5-3 BB	2	0	1	1	0	1	0						
Inning Stats	R: 2 E: 0 K: 1 S: 8	H: 3 LOB: 1 BB: 0 P: 8	R: 0 E: 0 K: 0 S: 4	H: 1 LOB: 0 BB: 0 P: 4	R: 0 E: 0 K: 0 S: 3	H: 0 LOB: 1 BB: 1 P: 7	R: 1 E: 0 K: 1 S: 7	H: 2 LOB: 1 BB: 0 P: 7	R: 2 E: 0 K: 0 S: 7	H: 4 LOB: 2 BB: 0 P: 7	R: 0 E: 0 K: 1 S: 5	H: 0 LOB: 0 BB: 0 P: 5	R: 0 E: 0 K: 0 S: 3	H: 0 LOB: 1 BB: 1 P: 7	R: 0 E: 0 K: 0 S: 4	H: 1 LOB: 3 BB: 1 P: 8		R: 0 E: 0 K: 1 S: 6	H: 1 LOB: 1 BB: 0 P: 6	1B: 8 2B: 3 3B: 1 HR: 0	SF: 0 SAC: 1 DP: 0 HBP: 0	WP: 0 PB: 0 SB: 0 CS: 0
PITCHER	IP WLS BF H R ER SO BB IBB HBP BLK WP HR S P ERA WHIP	5.0 W 26 10 5 5 2 10 5 0 0 0 0 18 26 9.00 2.200	4.0 W 16 2 0 0 2 2 0 0 0 0 0 0 18 26 0.00 1.000	PITCHER										IP WLS BF H R ER SO BB IBB HBP BLK WP HR S P ERA WHIP	ERA WHIP							



Batter	1	2	3	4	5	6	7	8	9	AB	R	H	RBI	BB	SO	LOB	TOP			
Albie Pearson, L OBP: 0.306, SLG: 0.271 (1, 8)	F9		FC4-6			FC6-4 1B		F8		4	0	1	0	0	0	1				
Vic Power, R OBP: 0.268, SLG: 0.308 (1, 3)	P4			P4		P2		3-1		4	0	0	0	0	0	1				
Jim Fregosi, R OBP: 0.404, SLG: 0.531 (1, 6)	F7			1-3		FC6-4 1-2		WP BB		3	0	0	0	1	0	1				
Willie Smith, L OBP: 0.301, SLG: 0.486 (1, 9)		G1		F8				F9		4	0	0	0	0	0	1				
Buck Rodgers, S OBP: 0.310, SLG: 0.295 (1, 2)		L8-3 1B			E BB			2-3		3	0	1	0	1	0	1				
Ed Kirkpatrick, L OBP: 0.330, SLG: 0.383 (1, 7)	L8-3 1-2				K 1-2					3	0	1	0	0	1	2				
Tom Satriono, L OBP: 0.306, SLG: 0.239 (1, 5)			FC4-6 1B		F7			4-3		3	0	1	0	0	0	2				
Bobby Knoop, R OBP: 0.305, SLG: 0.310 (1, 4)			K		5-3			P2		3	0	0	0	0	1	2				
Bo Belinsky, L Lenny Green, L Don Lee, R Jim Piersall, R Bob Lee, R Lou Clinton, R Dan Osinski, R (1, 1) (3, PH) (3, 1) (6, PH) (6, 1) (6, PH) (8, 1)	F7					3-1		F8		0	0	0	0	0	0	0				
Inning Stats	R: 0 E: 0 K: 0 S: 3	H: 0 LOB: 0 BB: 0 P: 3	R: 0 E: 0 K: 0 S: 3	H: 1 LOB: 0 BB: 0 P: 3	R: 0 E: 0 K: 1 S: 6	H: 1 LOB: 1 BB: 0 P: 6	R: 0 E: 0 K: 0 S: 3	H: 0 LOB: 0 BB: 0 P: 3	R: 0 E: 1 K: 1 S: 5	H: 0 LOB: 1 BB: 1 P: 9	R: 0 E: 0 K: 0 S: 4	H: 1 LOB: 1 BB: 0 P: 4	R: 0 E: 0 K: 0 S: 3	H: 0 LOB: 0 BB: 0 P: 3	R: 0 E: 0 K: 0 S: 3	H: 0 LOB: 1 BB: 1 P: 7	1B: 4 2B: 1 3B: 0 HR: 0	SF: 0 SAC: 0 DP: 1 HBP: 0	WP: 1 PB: 0 CS: 0	PA: 32
PITCHER Jim Bouton, R ERA: 2.82 (1, 1)	IP: 9.0 WLS: W BF: 32 H: 4 R: 0 ER: 0 SO: 2 BB: 2 IBB: 0 HBP: 0 BLK: 0 WP: 1 HR: 0 S: 34 P: 42 ERA: 0.00 WHIP: 0.667															PITCHER				

Los Angeles Angels @ New York Yankees
Yankee Stadium, Bronx, NY
Tue Jun 30 1964, 7:05 PM EDT
Unknown - 95 F

AB 30
R 0
H 4
RBI 0
BB 2
SO 2
LOB 12



Batter	1	2	3	4	5	6	7	8	9	AB	R	H	RBI	BB	SO	LOB	BOTTOM			
Phil Linz, R OBP: 0.304, SLG: 0.351 (1, 5)	WP 1B	F7			6-3		F9	1-2 1B		5	1	2	0	0	0	0				
Bobby Richardson, R OBP: 0.284, SLG: 0.317 (1, 4)	F8 1-3 1B		6-3		F7		1B 1B	P2		5	2	2	0	0	0	2				
Roger Maris, L OBP: 0.360, SLG: 0.486 (1, 9)	F8 1-3 3-H					BB 1B	1B 1B			4	0	3	0	0	0	1				
Mickey Mantle, S OBP: 0.447, SLG: 0.626 Pedro Gonzalez, R OBP: 0.295, SLG: 0.316 (1, 8) (9, 3)	1B 3-H						FC4-6 1B			2	0	2	2	2	0	0				
Tom Tresh, S OBP: 0.359, SLG: 0.422 (1, 7)	F9		K		K		FC4-6 1-2 3-H			4	0	0	0	0	2	7				
Elston Howard, R OBP: 0.365, SLG: 0.463 (1, 2)	1-3 1B		K			F9		6-3		4	0	1	0	0	1	2				
Joe Pepitone, L OBP: 0.297, SLG: 0.388 (1, 3) (9, 8)	4-3				F7		F7	2B 1B 1B		4	1	1	0	0	0	2				
Clete Boyer, R OBP: 0.281, SLG: 0.315 (1, 6)		F8		4-3		P4		1B 2B		4	0	1	0	0	0	0				
Jim Bouton, R OBP: 0.143, SLG: 0.146 (1, 1)	P3			K		K		1B 1B		4	0	1	1	0	2	0				
Inning Stats	R: 2 E: 0 K: 0 S: 7	H: 4 LOB: 2 BB: 0 P: 7	R: 0 E: 0 K: 0 S: 3	H: 0 LOB: 0 BB: 0 P: 3	R: 0 E: 0 K: 2 S: 8	H: 1 LOB: 2 BB: 1 P: 12	R: 0 E: 0 K: 1 S: 5	H: 0 LOB: 0 BB: 0 P: 5	R: 0 E: 0 K: 0 S: 6	H: 1 LOB: 2 BB: 1 P: 10	R: 0 E: 0 K: 0 S: 3	H: 0 LOB: 0 BB: 0 P: 3	R: 1 E: 0 K: 1 S: 8	H: 3 LOB: 2 BB: 0 P: 8	R: 0 E: 0 K: 0 S: 6	H: 4 LOB: 2 BB: 0 P: 6	1B: 11 2B: 1 3B: 1 HR: 0	SF: 0 SAC: 0 DP: 0 HBP: 0	WP: 1 PB: 0 CS: 0	PA: 38
PITCHER Bo Belinsky, L ERA: 2.95 Don Lee, R ERA: 2.77 Bob Lee, R ERA: 2.1 Dan Osinski, R ERA: 4.47 (1, 1) (3, 1) (6, 1) (8, 1)	IP: 2.0 WLS: L BF: 10 H: 4 R: 2 ER: 2 SO: 0 BB: 0 IBB: 0 HBP: 0 BLK: 0 WP: 0 HR: 0 S: 10 P: 10 ERA: 9.00 WHIP: 2.000															PITCHER				

Los Angeles Angels @ New York Yankees
Yankee Stadium, Bronx, NY
Tue Jun 30 1964, 7:05 PM EDT
Unknown - 95 F


AB 36
R 4
H 13
RBI 3
BB 2
SO 5
LOB 14



Batter	1	2	3	4	5	6	7	8	9	AB	R	H	RBI	BB	SO	LOB	TOP			
Jim Piersall, R (1,7) OBP: 0.409, SLG: 0.446 (6,8)	0-0 4-3			0-0 BB FC5-2 1B		0-0 4-3	0-0 PO	0-0 F9	0-0 L6	5	0	1	0	0	0	2				
Willie Smith, L (1,9) OBP: 0.325, SLG: 0.493 (6,7)	0-0 4-3			0-0 FC5-2 BB 1-2 1B		0-0		4-0 WP BB		3	1	2	0	1	0	0				
Jim Fregosi, R (1,6) OBP: 0.401, SLG: 0.523	0-0 F9			4-0 FC5-2 BB 1-2 2-3		0-3 K		0-0 P4		3	0	0	0	1	1	2				
Joe Adcock, R (1,3) OBP: 0.339, SLG: 0.488 Albie Pearson, L (8, PR) OBP: 0.309, SLG: 0.271 Bob Lee, R (8,1)		0-0 P6		0-0 FC5-2		0-0		4-0		3	1	1	2	1	0	3				
Bob Perry, R (1,8) OBP: 0.371, SLG: 0.424 Bob Duibba, R (6,1)		0-0		1-2 2-3 3-H		0-3 K		0-0 BB		0	0	0	0	0	0	0				
Vic Power, R (8, PH) OBP: 0.265, SLG: 0.306 (8,3)		G5-4-3 1B		0-3 K		0-0 P6		0-0 F9		3	0	1	0	0	1	3				
Felix Torres, R (1,5) OBP: 0.253, SLG: 0.378	0-0 G5-4-3			0-3 K						1	0	0	0	0	0	2				
Bobby Knoop, R (1,4) OBP: 0.305, SLG: 0.310			0-0 3-1		0-3 K					4	0	1	0	0	1	0				
Tom Satriano, L (1,2) OBP: 0.311, SLG: 0.254 Lenny Green, L (9, PR) OBP: 0.241, SLG: 0.109			0-0 L9		0-0 4-3					4	0	2	0	0	0	0				
Fred Newman, R (1,1) OBP: 0.286, SLG: 0.200 Lou Clinton, R (6,9) OBP: 0.287, SLG: 0.355			0-0 P3		0-3 K					2	0	0	0	0	1	0				
Inning Stats	R: 0 E: 0 K: 0 S: 3	H: 0 LOB: 0 BB: 0 P: 3	R: 0 E: 0 K: 0 S: 3	H: 1 LOB: 0 BB: 0 P: 3	R: 0 E: 0 K: 2 S: 9	H: 0 LOB: 0 BB: 1 P: 13	R: 0 E: 0 K: 2 S: 7	H: 0 LOB: 0 BB: 0 P: 7	R: 2 E: 0 K: 1 S: 7	H: 2 LOB: 0 BB: 1 P: 7	R: 0 E: 0 K: 0 S: 3	H: 1 LOB: 1 BB: 1 P: 7	R: 0 E: 0 K: 0 S: 3	H: 0 LOB: 2 BB: 2 P: 11	R: 0 E: 0 K: 1 S: 7	H: 2 LOB: 2 BB: 0 P: 7	1B: 6 2B: 1 3B: 0 HR: 1	SF: 0 SAC: 0 DP: 1 HBP: 0	WP: 1 PB: 1 CS: 0	PA: 38
PITCHER Al Downing, L (1,1) ERA: 3.1	IP: 9.0 WLS: W BF: 37 H: 8 R: 2 ER: 2 SO: 6 BB: 4 IBB: 0 HBP: 0 BLK: 0 WP: 1 HR: 1 S: 45 P: 61 ERA: 2.00 WHIP: 1.333																			

Los Angeles Angels @ New York Yankees
Yankee Stadium, Bronx, NY
Tue Jun 30 1964, 7:05 PM EDT
Att: 20,644 - Unknown - 89 F


AB	33
R	2
H	8
RBI	2
BB	4
SO	6
LOB	18



Batter	1	2	3	4	5	6	7	8	9	AB	R	H	RBI	BB	SO	LOB	BOTTOM			
Phil Linz, R (1,5) OBP: 0.304, SLG: 0.351	0-0 G3-6-3 1B		0-0 6-3		0-0 SH1-3			0-3 K		3	0	1	0	0	1	0				
Bobby Richardson, R (1,4) OBP: 0.281, SLG: 0.313	0-0 F8		0-0 1-3		0-0 6-3			0-0 P3		4	0	0	0	0	0	2				
Mickey Mantle, S (1,8) OBP: 0.444, SLG: 0.618 Pedro Gonzalez, R (9,3) OBP: 0.295, SLG: 0.316	0-0 G3-6-3			0-0 4-3 SH1-3 1B		0-0 F9		0-3 K		4	0	1	0	0	1	1				
Roger Maris, L (1,9) OBP: 0.366, SLG: 0.505		0-0 1B 1B		0-0 SH1-3		0-0 HR				2	2	2	1	0	0	0				
Joe Pepitone, L (1,3) OBP: 0.301, SLG: 0.391 (9,8)		0-0 G4-6-3 1B		0-0 4-3		0-0 G1-6-3 1B				3	0	2	0	0	0	1				
Hector Lopez, R (1,7) OBP: 0.348, SLG: 0.487		0-0 G4-6-3 1B		0-0 F9		0-0 G1-6-3				3	0	1	1	0	0	2				
Johnny Blanchard, L (1,2) OBP: 0.411, SLG: 0.380		0-0 G4-6-3			0-0 1B		0-0 L9-4 2B			3	1	2	0	0	0	2				
Clete Boyer, R (1,6) OBP: 0.281, SLG: 0.315		0-0 1-3			0-0 SH1-3 4-3 2H 1B		0-0 6-3			3	0	1	1	0	0	2				
Al Downing, R (1,1) OBP: 0.219, SLG: 0.313			0-3 K		0-0 4-3		0-0 L9-4			3	0	0	0	0	1	2				
Inning Stats	R: 0 E: 0 K: 0 S: 3	H: 1 LOB: 0 BB: 0 P: 3	R: 1 E: 0 K: 0 S: 5	H: 3 LOB: 1 BB: 0 P: 5	R: 0 E: 0 K: 1 S: 5	H: 0 LOB: 0 BB: 0 P: 5	R: 0 E: 0 K: 0 S: 4	H: 1 LOB: 1 BB: 0 P: 4	R: 1 E: 0 K: 0 S: 4	H: 2 LOB: 1 BB: 0 P: 5	R: 0 E: 0 K: 0 S: 3	H: 1 LOB: 0 BB: 0 P: 3	R: 0 E: 0 K: 2 S: 7	H: 0 LOB: 0 BB: 0 P: 7	R: 0 E: 0 K: 0 S: 7	H: 0 LOB: 0 BB: 0 P: 7	1B: 7 2B: 3 3B: 0 HR: 1	SF: 0 SAC: 2 DP: 4 HBP: 0	WP: 0 PB: 0 CS: 0	PA: 30
PITCHER Fred Newman, R (1,1) ERA: 2.97 Bob Duibba, R (6,1) ERA: 1.86 Bob Lee, R (8,1) ERA: 2.07	IP: 5.1 WLS: L BF: 23 H: 9 R: 3 ER: 3 SO: 3 BB: 0 IBB: 0 HBP: 0 BLK: 0 WP: 0 HR: 1 S: 25 P: 25 ERA: 5.06 WHIP: 1.688																			

Los Angeles Angels @ New York Yankees
Yankee Stadium, Bronx, NY
Tue Jun 30 1964, 7:05 PM EDT
Att: 20,644 - Unknown - 89 F


AB	28
R	3
H	10
RBI	3
BB	0
SO	3
LOB	12



Batter	1	2	3	4	5	6	7	8	9	10	11	AB	R	H	RBI	BB	SO	LOB	TOP							
Wayne Causey, L OBP: 0.409, SLG: 0.403	1-3		G3						1B		1B	6	0	4	1	0	0	0								
George Williams, R OBP: 0.282, SLG: 0.282	6-3		K						1B		1B	6	0	2	1	0	1	4								
Nelson Mathews, R OBP: 0.299, SLG: 0.363	2B		6-3					F9	FC6-4		G6-4-3	6	1	1	0	0	0	4								
Rocky Colavito, R OBP: 0.383, SLG: 0.531	1B							P3			FC3-6	4	1	2	1	0	0	0								
George Alusik, R John Wyatt, R	1B							F3			FC3-6	4	0	2	1	0	0	0								
Doc Edwards, R Jose Tartabull, L	K							F7			P4	4	0	1	0	0	1	3								
Ed Charles, R OBP: 0.327, SLG: 0.375			K					F7			FC6-4	5	0	0	0	0	2	3								
Rick Joseph, R OBP: 0.250, SLG: 0.216			L5								5-3	5	1	2	0	0	0	0								
John O'Donoghue, R Jose Santiago, R Manny Jimenez, L Dick Gierek, R Orlando Pena, R Billy Bryan, L			K								HR	0	0	0	0	0	0	0								
Inning Stats	R: 2 E: 0 K: 1 S: 8	H: 3 LOB: 1 BB: 0 P: 8	R: 0 E: 0 K: 2 S: 7	H: 0 LOB: 0 BB: 0 P: 7	R: 0 E: 0 K: 1 S: 5	H: 0 LOB: 0 BB: 0 P: 5	R: 0 E: 0 K: 0 S: 3	H: 1 LOB: 1 BB: 0 P: 4	R: 0 E: 0 K: 0 S: 4	H: 1 LOB: 1 BB: 0 P: 4	R: 0 E: 0 K: 0 S: 3	H: 0 LOB: 0 BB: 0 P: 3	R: 0 E: 0 K: 0 S: 5	H: 2 LOB: 3 BB: 1 P: 9	R: 0 E: 0 K: 0 S: 3	H: 0 LOB: 0 BB: 0 P: 3	R: 2 E: 0 K: 2 S: 11	H: 4 LOB: 2 BB: 0 P: 11	R: 0 E: 0 K: 0 S: 4	H: 1 LOB: 1 BB: 0 P: 4	R: 1 E: 0 K: 0 S: 5	H: 3 LOB: 1 BB: 0 P: 5	1B: 12 2B: 2 3B: 0 HR: 1	SF: 0 SAC: 0 DP: 1 HBP: 1	WP: 0 PB: 0 SB: 0 CS: 0	PA: 48
PITCHER	IP ERA WLS BF H R ER SO BB IBB HBP BLK WP HR S P ERA WHIP	7.0 1.90 1.1 6 2 2 2 1 0 0 0 0 0 0 8 35 40 2.57 1.143	PITCHER										IP ERA WLS BF H R ER SO BB IBB HBP BLK WP HR S P ERA WHIP	10.0 4.50 2.0 9 4 1 1 0 0 0 0 0 0 1 9 9 4.50 2.000												
Whitey Ford, L ERA: 1.90	Bill Stafford, R ERA: 2.56	Steve Hamilton, L ERA: 2.24	Pete Mikkelsen, R ERA: 4.4	Ralph Terry, R ERA: 6.8											Whitey Ford, L ERA: 4.50											
Phil Linz, R OBP: 0.302, SLG: 0.347	2B	K		P4							5-3	5	1	1	0	0	1	3								
Bobby Richardson, R OBP: 0.262, SLG: 0.318	HR	2B							F5		F8	5	1	2	1	0	1	0								
Roger Maris, L OBP: 0.362, SLG: 0.495	L9	L9							F9		FC4-6	4	0	0	0	1	0	2								
Mickey Mantle, S OBP: 0.441, SLG: 0.626	HR								FC4-6		BB	4	1	1	2	0	1	1								
Pedro Gonzalez, R OBP: 0.350, SLG: 0.328	HR								FC4-6		1B	1	0	1	0	0	0	0								
Elston Howard, R OBP: 0.362, SLG: 0.455	4-3	1B							F8		K	4	0	0	0	1	1	2								
Hector Lopez, R OBP: 0.351, SLG: 0.484	4-3	1B							F9		4-3	5	0	2	0	0	0	0								
Joe Pepitone, L OBP: 0.299, SLG: 0.387	4-3								F9		K	5	1	1	0	0	1	3								
Clete Boyer, R OBP: 0.278, SLG: 0.311	K								F9		K	3	0	0	0	0	2	2								
Johnny Blanchard, L OBP: 0.418, SLG: 0.403	K								F9		K	1	0	1	0	0	0	0								
Al Downing, R OBP: 0.219, SLG: 0.313	K								F9		K	0	0	0	0	0	0	0								
Archie Moore, L OBP: 0.300, SLG: 0.250	K								F9		K	1	0	0	0	0	0	0								
Whitey Ford, L Tom Seaver, R Steve Carlton, R Steve Carlton, R Pete Mikkelsen, R Tony Kubek, L Ralph Terry, R	L7								L7		P6	1	0	0	0	1	0	0								
Inning Stats	R: 3 E: 0 K: 1 S: 9	H: 4 LOB: 2 BB: 1 P: 13	R: 0 E: 0 K: 1 S: 6	H: 1 LOB: 1 BB: 0 P: 6	R: 0 E: 0 K: 0 S: 3	H: 0 LOB: 0 BB: 0 P: 3	R: 0 E: 0 K: 1 S: 5	H: 0 LOB: 0 BB: 1 P: 9	R: 0 E: 0 K: 1 S: 5	H: 0 LOB: 0 BB: 0 P: 5	R: 0 E: 0 K: 0 S: 3	H: 0 LOB: 0 BB: 0 P: 3	R: 0 E: 0 K: 0 S: 5	H: 0 LOB: 0 BB: 0 P: 5	R: 0 E: 0 K: 1 S: 6	H: 1 LOB: 1 BB: 0 P: 6	R: 0 E: 0 K: 0 S: 3	H: 1 LOB: 0 BB: 0 P: 3	R: 0 E: 0 K: 0 S: 6	H: 1 LOB: 1 BB: 0 P: 6	1B: 6 2B: 2 3B: 0 HR: 1	SF: 1 SAC: 0 DP: 1 HBP: 0	WP: 0 PB: 1 SB: 0 CS: 0	PA: 44		
PITCHER	IP ERA WLS BF H R ER SO BB IBB HBP BLK WP HR S P ERA WHIP	0.1 4.60 5.2 20 3 0 0 4 1 0 0 0 0 0 27 31 0.00 0.529	PITCHER										IP ERA WLS BF H R ER SO BB IBB HBP BLK WP HR S P ERA WHIP	3.0 3.00 3.0 12 4 1 1 1 0 0 0 0 0 14 14 3.00 1.333												
John O'Donoghue, L ERA: 4.60	Jose Santiago, R ERA: 3.43	Orlando Pena, R ERA: 4.12	John Wyatt, R ERA: 2.45											John O'Donoghue, L ERA: 3.00												

Kansas City Athletics @ New York Yankees
Yankee Stadium, Bronx, NY
Wed Jul 01 1964, 3:33 AM EDT
Att: 7,568 - Unknown - 94 F

AB 46
R 5
H 15
RBI 5
BB 1
SO 6
LOB 18



Kansas City Athletics @ New York Yankees
Yankee Stadium, Bronx, NY
Wed Jul 01 1964, 3:33 AM EDT
Att: 7,568 - Unknown - 94 F

AB 40
R 4
H 9
RBI 4
BB 3
SO 7
LOB 13



Batter	1	2	3	4	5	6	7	8	9	10	AB	R	H	RBI	BB	SO	LOB										
Zoilo Versalles, R OBP: 0.324, SLG: 0.436 (1, 6)	F8			B2-6-3 1B		K		K									4	0	1	0	0	2	1				
Rich Rollins, R OBP: 0.340, SLG: 0.433 (1, 5)	5-3			B2-6-3 1-2				6-3										3	0	0	0	1	0	2			
Tony Oliva, L OBP: 0.364, SLG: 0.574 (1, 9)	G3			G3				3-1		F3								4	0	0	0	0	0	2			
Harmon Killebrew, R OBP: 0.380, SLG: 0.610 (1, 7)						L6				P3								4	0	0	0	0	2	0			
Bob Allison, R OBP: 0.444, SLG: 0.672 (1, 8) (10, 3)																		2	0	0	0	2	1	0			
Don Mincher, L OBP: 0.370, SLG: 0.670 (1, 3) Jerry Kindall, R OBP: 0.282, SLG: 0.342 (10, PR) Jimmie Hall, L OBP: 0.307, SLG: 0.484 (10, 8)																		3	0	1	0	1	0	2			
Earl Battey, R OBP: 0.321, SLG: 0.376 (1, 2)																		4	0	0	0	0	1	3			
Jim Snyder, R OBP: 0.333, SLG: 0.350 (1, 4)																		3	0	1	1	0	0	0			
Dick Stigman, R OBP: 0.093, SLG: 0.119 (1, 1)																		4	0	0	0	0	1	2			
Inning Stats	R: 0 E: 0 K: 0 S: 3	H: 0 LOB: 0 BB: 0 P: 3	R: 0 E: 0 K: 1 S: 4	H: 0 LOB: 0 BB: 1 P: 8	R: 0 E: 0 K: 1 S: 5	H: 0 LOB: 0 BB: 0 P: 5	R: 0 E: 0 K: 0 S: 3	H: 1 LOB: 0 BB: 0 P: 3	R: 0 E: 0 K: 1 S: 5	H: 0 LOB: 1 BB: 1 P: 9	R: 0 E: 0 K: 2 S: 8	H: 0 LOB: 1 BB: 1 P: 12	R: 0 E: 0 K: 1 S: 6	H: 0 LOB: 1 BB: 0 P: 6	R: 0 E: 0 K: 0 S: 3	H: 0 LOB: 0 BB: 0 P: 3	R: 1 E: 0 K: 0 S: 4	H: 1 LOB: 1 BB: 0 P: 4	1B: 1 2B: 1 3B: 1 HR: 0	SF: 1 SAC: 0 DP: 2 HBP: 0	WP: 0 PB: 1 SB: 1 CS: 0	PA: 36					
PITCHER	IP 9.0	WLS L	BF 4	H 1	R 1	ER 1	SO 0	BB 0	IBB 0	HBP 0	BLK 0	WP 0	HR 0	S 42	P 58	ERA 0.00	WHIP 0.667										
Stan Williams, R ERA: 3.24 Ralph Terry, R ERA: 6.85																											

TOP

Minnesota Twins @ New York Yankees
Yankee Stadium, Bronx, NY

Fri Jul 03 1964, 7:05 PM EDT
Att: 22,262 - Unknown - 87 F

AB	31
R	1
H	3
RBI	1
BB	4
SO	7
LOB	12

livebaseballscorecards.com

Batter	1	2	3	4	5	6	7	8	9	10	AB	R	H	RBI	BB	SO	LOB										
Phil Linz, R OBP: 0.308, SLG: 0.345 (1, 5)	F5			G1-4-6-3 BB						F2							3	0	1	0	1	0	2				
Bobby Richardson, R OBP: 0.276, SLG: 0.319 (1, 4)	F9			G1-4-6-3 1-2														4	0	0	0	0	0	2			
Hector Lopez, R OBP: 0.341, SLG: 0.465 (1, 7)	6-3			6-3				K2-3										4	0	0	0	0	1	0			
Mickey Mantle, S OBP: 0.441, SLG: 0.629 (1, 8) Steve Hamilton, L OBP: 0.222, SLG: 0.125 (10, PR)																		4	0	2	0	0	0	0			
Elston Howard, R OBP: 0.332, SLG: 0.441 (1, 2)																		4	0	0	0	0	1	2			
Joe Pepitone, L OBP: 0.299, SLG: 0.384 (1, 3)																		3	0	0	0	0	2	0			
Clete Boyer, R OBP: 0.280, SLG: 0.312 (1, 6)																		3	0	0	0	0	0	0			
Pedro Gonzalez, R OBP: 0.303, SLG: 0.339 (1, 9)																		3	0	1	0	0	0	0			
Stan Williams, R OBP: 0.273, SLG: 0.364 (1, 1) Tom Tresh, S OBP: 0.351, SLG: 0.418 (9, PH) Hal Reniff, R OBP: 0.143, SLG: 0.143 (9, PR) Ralph Terry, R OBP: 0.250, SLG: 0.214 (10, 1)																		2	0	0	0	1	0	0			
Inning Stats	R: 0 E: 0 K: 0 S: 3	H: 0 LOB: 0 BB: 0 P: 3	R: 0 E: 0 K: 0 S: 3	H: 0 LOB: 0 BB: 0 P: 3	R: 0 E: 0 K: 0 S: 2	H: 0 LOB: 0 BB: 1 P: 6	R: 0 E: 0 K: 2 S: 7	H: 1 LOB: 0 BB: 0 P: 7	R: 0 E: 0 K: 1 S: 5	H: 0 LOB: 0 BB: 0 P: 5	R: 0 E: 0 K: 1 S: 5	H: 1 LOB: 0 BB: 0 P: 5	R: 0 E: 0 K: 1 S: 5	H: 0 LOB: 0 BB: 0 P: 5	R: 0 E: 0 K: 0 S: 3	H: 1 LOB: 1 BB: 1 P: 7	R: 0 E: 0 K: 0 S: 4	H: 1 LOB: 1 BB: 0 P: 4	1B: 3 2B: 2 3B: 0 HR: 0	SF: 0 SAC: 0 DP: 3 HBP: 0	WP: 0 PB: 0 SB: 0 CS: 1	PA: 32					
PITCHER	IP 10.0	WLS W	BF 32	H 4	R 0	ER 0	SO 5	BB 1	IBB 1	HBP 0	BLK 0	WP 0	HR 0	S 40	P 48	ERA 0.00	WHIP 0.500										
Dick Stigman, L ERA: 3.96																											

BOTTOM

Minnesota Twins @ New York Yankees
Yankee Stadium, Bronx, NY

Fri Jul 03 1964, 7:05 PM EDT
Att: 22,262 - Unknown - 87 F

AB	30
R	0
H	4
RBI	0
BB	2
SO	5
LOB	6

livebaseballscorecards.com

Batter	1	2	3	4	5	6	7	8	9	AB	R	H	RBI	BB	SO	LOB	TOP					
Zoilo Versalles, R OBP: 0.322, SLG: 0.433	0-0 1B		0-0 F8	0-0 L7			0-0 F7		0-0 6-3	5	1	1	0	0	0	2	Minnesota Twins @ New York Yankees Yankee Stadium, Bronx, NY Sat Jul 04 1964, 3:33 AM EDT Unknown - 78 F					
Rich Rollins, R OBP: 0.337, SLG: 0.429	0-3 K		0-0 BB			0-0 F9		0-0 6-3	0-0 5-3	5	0	1	0	0	1	2						
Tony Oliva, L OBP: 0.369, SLG: 0.584	0-0 1B		0-0 F8			0-0 IHR		4-0 HR		3	2	2	2	1	0	1						
Harmon Killebrew, R OBP: 0.385, SLG: 0.622	0-0 1B		4-0 BB			0-3 K		0-0 HR		3	1	2	2	1	1	0						
Bob Allison, R OBP: 0.439, SLG: 0.662	0-0 P6		0-0 F9			0-3 K		0-0 6-3		4	0	0	0	0	1	4						
Don Mincher, L OBP: 0.366, SLG: 0.682	0-0 P4					0-0 HR		0-0 F2		4	1	1	1	0	0	2						
Earl Batley, R OBP: 0.315, SLG: 0.368			0-0 F8			0-0 F8		0-0 P4		4	0	0	0	0	0	0						
Jim Snyder, R OBP: 0.357, SLG: 0.348			0-0 F2			0-0 1B		0-0 P5		3	0	1	0	1	0	0						
Gerry Arrigo, L OBP: 0.295, SLG: 0.182			0-3 K			0-0 L9		0-0 P6		1	0	0	0	0	0	1						
Jim Perry, S OBP: 1.296, SLG: 0.250										0	0	0	0	0	0	0						
Jimmie Hall, S OBP: 0.366, SLG: 0.482										0	0	0	0	0	0	1						
Johnny Klippstein, R OBP: 0.302, SLG: 0.692										0	0	0	0	0	0	0						
Frank Kostrko, R OBP: 0.292, SLG: 0.692										0	0	0	0	0	0	0						
Al Worthington, R OBP: 0.292, SLG: 0.692										0	0	0	0	0	0	0						
Johnny Goryl, R OBP: 0.292, SLG: 0.233										1	0	0	0	0	0	1						
Inning Stats	R: 1 E: 0 K: 1 S: 8	H: 3 LOB: 2 BB: 0 P: 8	R: 0 E: 0 K: 1 S: 5	H: 0 LOB: 0 BB: 5 P: 5	R: 0 E: 0 K: 0 S: 4	H: 1 LOB: 2 BB: 1 P: 8	R: 1 E: 0 K: 0 S: 5	H: 2 LOB: 1 BB: 0 P: 5	R: 1 E: 0 K: 2 S: 8	H: 1 LOB: 0 BB: 0 P: 8	R: 0 E: 0 K: 0 S: 3	H: 0 LOB: 0 BB: 0 P: 3	R: 0 E: 0 K: 0 S: 3	H: 0 LOB: 0 BB: 0 P: 3	R: 2 E: 0 K: 0 S: 4	H: 1 LOB: 0 BB: 1 P: 8	R: 0 E: 0 K: 0 S: 3	H: 0 LOB: 1 BB: 1 P: 7	1B: 5 2B: 0 3B: 0 HR: 3	SF: 0 SAC: 0 DP: 0 HBP: 0	WP: 0 PB: 0 CS: 1	PA: 38
PITCHER	IP WLS BF H R ER SO BB IBB HBP BLK WP HR S P ERA WHIP																					
Jim Bouton, R ERA: 2.99	(1, 1)	8.0 W 34 8 5 5 4 2 0 0 0 0 0 2 40 48 5.62 1.250																				
Pete Mikkelsen, R ERA: 3.61	(9, 1)	1.0 S 4 0 0 0 0 1 0 0 0 0 0 0 3 7 0.00 1.000																				
Batter	1	2	3	4	5	6	7	8	9	AB	R	H	RBI	BB	SO	LOB	BOTTOM					
Phil Linz, R OBP: 0.316, SLG: 0.350	0-0 F8		0-0 F8			0-0 FC5-2-5		0-0 SH		3	2	2	0	1	0	0	Minnesota Twins @ New York Yankees Yankee Stadium, Bronx, NY Sat Jul 04 1964, 3:33 AM EDT Unknown - 78 F					
Bobby Richardson, R OBP: 0.282, SLG: 0.322	4-0 2B		0-0 FC6-4			0-0 FC5-2-5		0-0 SH3-4		3	1	2	0	1	0	2						
Hector Lopez, R OBP: 0.332, SLG: 0.451	0-0 F8		0-0 F9			0-0 FC6-4		0-3 K		5	0	0	0	0	1	10						
Mickey Mantle, S OBP: 0.444, SLG: 0.648	0-0 1B		0-0 F7			0-3 K		0-0 L9		5	2	3	4	0	1	0						
Pete Mikkelsen, R ERA: 3.61	1-3 3-H		0-0 HR			0-0 K		2-3 3-H		0	0	0	0	0	0	0						
Elston Howard, R OBP: 0.353, SLG: 0.440	0-0 1B		0-0 F7			0-3 K		0-0 P4		5	0	2	1	0	1	2						
Joe Pepitone, L OBP: 0.302, SLG: 0.395	2-3 3-H		0-0 L9			0-0 K		0-0 1B		4	1	2	2	0	0	3						
Clete Boyer, R OBP: 0.279, SLG: 0.307	0-0 F9		0-0 HR			0-0 G3		0-0 BB		3	0	0	0	1	0	3						
Pedro Gonzalez, R OBP: 0.300, SLG: 0.333			0-0 4-3			0-0 K		0-0 F8		4	0	1	0	0	1	2						
Jim Bouton, R OBP: 0.133, SLG: 0.136			0-3 K			0-3 K		0-3 K		3	0	0	0	0	3	1						
Johnny Blanchard, L OBP: 0.403, SLG: 0.562										1	0	0	0	0	1	0						
Hal Reniff, R OBP: 0.143, SLG: 0.143										0	1	0	0	0	0	0						
Archie Moore, L OBP: 0.364, SLG: 0.333										0	0	0	0	0	0	0						
Inning Stats	R: 2 E: 0 K: 0 S: 6	H: 3 LOB: 2 BB: 1 P: 10	R: 0 E: 0 K: 1 S: 6	H: 1 LOB: 2 BB: 1 P: 10	R: 2 E: 0 K: 1 S: 7	H: 2 LOB: 0 BB: 0 P: 7	R: 0 E: 0 K: 1 S: 6	H: 1 LOB: 1 BB: 0 P: 6	R: 0 E: 0 K: 2 S: 8	H: 1 LOB: 1 BB: 0 P: 8	R: 0 E: 0 K: 1 S: 7	H: 2 LOB: 2 BB: 0 P: 7	R: 0 E: 0 K: 0 S: 4	H: 1 LOB: 2 BB: 1 P: 8	R: 3 E: 1 K: 2 S: 10	H: 1 LOB: 1 BB: 0 P: 10	1B: 9 2B: 1 3B: 0 HR: 2	SF: 0 SAC: 2 DP: 0 HBP: 0	WP: 2 PB: 0 CS: 0	PA: 41		
PITCHER	IP WLS BF H R ER SO BB IBB HBP BLK WP HR S P ERA WHIP																					
Gerry Arrigo, L ERA: 3.95	(1, 1)	2.1 15 6 4 4 1 2 0 0 0 0 0 0 15 23 15.43 3.429																				
Jim Perry, R ERA: 4.74	(3, 1)	0.2 2 0 0 0 0 1 0 0 0 0 0 0 4 4 0.00 0.000																				
Johnny Klippstein, R ERA: 3.21	(4, 1)	3.0 13 4 0 0 4 0 0 0 0 0 1 0 21 21 0.00 1.333																				
Al Worthington, R ERA: 5.14	(7, 1)	2.0 L 11 2 3 0 2 1 0 0 0 0 1 1 14 18 0.00 1.500																				

Batter	1	2	3	4	5	6	7	8	9	AB	R	H	RBI	BB	SO	LOB	TOP					
Zoilo Versalles, R OBP: 0.325, SLG: 0.438	F8		2B		SH1-4		1B			3	0	2	1	0	0	0	Minnesota Twins @ New York Yankees Yankee Stadium, Bronx, NY Sat Jul 04 1964, 3:38 AM EDT Att: 30,685 - Unknown - 80 F					
Jim Snyder, R OBP: 0.344, SLG: 0.333	K		F9		G4-6-3		P2			4	0	1	0	0	1	3						
Tony Oliva, L OBP: 0.365, SLG: 0.577	K		1-3		G4-6-3					4	0	0	0	0	1	3						
Harmon Killebrew, R OBP: 0.383, SLG: 0.615		6-3			1B BB		F3		K	3	0	0	0	1	1	0						
Bob Allison, R OBP: 0.436, SLG: 0.659		2B			K		L6		P5	4	0	1	0	0	1	1						
Don Mincher, L OBP: 0.354, SLG: 0.658		2-3			K		F8			4	0	0	0	0	1	2						
Rich Rollins, R OBP: 0.339, SLG: 0.430		5-3			1B		P4		FC6-4	4	0	2	0	0	0	1						
Jerry Zimmerman, R OBP: 0.288, SLG: 0.220					P4		6-3		F8	3	1	1	0	0	0	2						
Ron Henry, R OBP: 0.100, SLG: 0.200			SH3-4		2B					1	0	0	0	0	0	1						
Camilo Pascual, R OBP: 0.286, SLG: 0.326			SH3-4		1B SH1-4		1B		FC6-4	2	0	2	0	0	0	0						
Frank Kostro, R OBP: 0.375, SLG: 0.643			2-3		1B		1B		1-2	1	0	0	0	0	0	1						
Inning Stats	R: 0 E: 0 K: 2 S: 7	H: 0 LOB: 0 BB: 0 P: 7	R: 0 E: 0 K: 0 S: 4	H: 1 LOB: 1 BB: 0 P: 4	R: 1 E: 0 K: 0 S: 5	H: 2 LOB: 1 BB: 0 P: 5	R: 0 E: 0 K: 2 S: 8	H: 1 LOB: 2 BB: 1 P: 12	R: 0 E: 0 K: 0 S: 4	H: 2 LOB: 1 BB: 0 P: 4	R: 0 E: 0 K: 0 S: 3	H: 0 LOB: 0 BB: 0 P: 3	R: 0 E: 0 K: 0 S: 5	H: 2 LOB: 2 BB: 0 P: 5	R: 0 E: 0 K: 1 S: 5	H: 0 LOB: 0 BB: 0 P: 5	R: 0 E: 0 K: 0 S: 4	H: 1 LOB: 1 BB: 0 P: 4	1B: 6 2B: 3 3B: 0 HR: 0	SF: 0 SAC: 2 DP: 1 HBP: 0	WP: 0 PB: 0 CS: 0	PA: 36
PITCHER	IP	WLS	BF	H	R	ER	SO	BB	IBB	HBP	BLK	WP	HR	S	P	ERA	WHIP					
Al Downing, L ERA: 2.91	9.0	W	36	9	1	1	5	1	0	0	0	0	0	45	49	1.00	1.111					

Batter	1	2	3	4	5	6	7	8	9	AB	R	H	RBI	BB	SO	LOB	BOTTOM					
Phil Linz, R OBP: 0.314, SLG: 0.353	F7		FC5		E		P2			4	1	1	1	0	0	2	Minnesota Twins @ New York Yankees Yankee Stadium, Bronx, NY Sat Jul 04 1964, 3:38 AM EDT Att: 30,685 - Unknown - 80 F					
Bobby Richardson, R OBP: 0.279, SLG: 0.319	6-3		F8		E6		F8			4	0	0	0	0	0	2						
Joe Pepitone, L OBP: 0.301, SLG: 0.391	4-3		3-1		BB		K		K	3	0	0	0	1	1	2						
Mickey Mantle, S OBP: 0.445, SLG: 0.643			FC4-6		G4-6-3		K		K	3	0	1	0	1	2	2						
Pedro Gonzalez, R OBP: 0.300, SLG: 0.333			1B		BB					0	0	0	0	0	0	0						
Johnny Blanchard, L OBP: 0.396, SLG: 0.377		FC4-6			G4-6-3		P1			3	0	0	0	0	0	2						
Hector Lopez, R OBP: 0.326, SLG: 0.444		P3			5-3		L5			3	0	0	0	0	0	1						
Elston Howard, R OBP: 0.349, SLG: 0.435		F8			P6		F9			3	0	0	0	0	0	1						
Clete Boyer, R OBP: 0.284, SLG: 0.312			FC5		SH1-4		4-3			3	1	2	0	0	0	0						
Al Downing, R OBP: 0.235, SLG: 0.303			1B		SH1-4		6-3			1	0	0	0	1	0	0						
Inning Stats	R: 0 E: 0 K: 0 S: 3	H: 0 LOB: 0 BB: 0 P: 3	R: 0 E: 0 K: 0 S: 4	H: 1 LOB: 1 BB: 0 P: 4	R: 0 E: 0 K: 0 S: 4	H: 1 LOB: 2 BB: 1 P: 8	R: 0 E: 0 K: 0 S: 2	H: 0 LOB: 0 BB: 1 P: 6	R: 2 E: 1 K: 1 S: 8	H: 2 LOB: 1 BB: 1 P: 12	R: 0 E: 0 K: 0 S: 3	H: 0 LOB: 0 BB: 0 P: 3	R: 0 E: 0 K: 2 S: 7	H: 0 LOB: 0 BB: 0 P: 7	R: 0 E: 0 K: 2 S: 7	H: 0 LOB: 0 BB: 0 P: 7	R: 0 E: 0 K: 2 S: 7	H: 0 LOB: 0 BB: 0 P: 7	1B: 3 2B: 1 3B: 0 HR: 0	SF: 0 SAC: 1 DP: 1 HBP: 0	WP: 0 PB: 0 CS: 0	PA: 31
PITCHER	IP	WLS	BF	H	R	ER	SO	BB	IBB	HBP	BLK	WP	HR	S	P	ERA	WHIP					
Camilo Pascual, R ERA: 3.59	8.0	L	31	4	2	1	3	3	0	0	0	0	0	34	46	1.12	0.875					

Batter	1	2	3	4	5	6	7	8	9	AB	R	H	RBI	BB	SO	LOB	TOP					
Tony Kubek, L (1,6) OBP: 0.286, SLG: 0.364	0-3 K		0-0 4-3		0-0 FC5 1-3 1B		0-0 3-1		0-0 F8	5	0	1	0	0	1	0						
Bobby Richardson, R (1,4) OBP: 0.277, SLG: 0.314	0-3 K				0-0 FC5 1-2 1B				0-0 L8	5	0	1	1	0	1	1						
Roger Maris, L (1,9) OBP: 0.360, SLG: 0.489	0-0 6-3				0-0 P4 3-H				4-0 F9	4	1	0	0	1	1	3						
Mickey Mantle, S (1,8) OBP: 0.439, SLG: 0.632		0-0 6-3			0-0 F7				4-0 4-3 1-2 1B BB	3	1	0	0	1	1	3						
Pedro Gonzalez, R (9,3) OBP: 0.300, SLG: 0.333										0	0	0	0	0	0	0						
Tom Tresh, S (1,7) OBP: 0.355, SLG: 0.410		0-0 L5			0-0 5-3				0-0 F9	4	0	0	0	0	0	3						
Elston Howard, R (1,2) OBP: 0.357, SLG: 0.440									4-0 4-3	3	2	2	0	1	0	0						
Joe Pepitone, L (1,3) OBP: 0.300, SLG: 0.392									4-0 2B 1B	4	1	2	2	0	1	1						
Clete Boyer, R (1,5) OBP: 0.291, SLG: 0.319									0-0 1-3 2-H 3-H	4	1	2	3	0	0	0						
Al Downing, R (1,1) OBP: 0.211, SLG: 0.270									0-0 1B FC5	4	0	0	0	0	3	3						
Pete Mikkelsen, R (8,1)									0-3 K	0	0	0	0	0	0	0						
Inning Stats	R: 0 E: 0 K: 2 S: 7	H: 0 LOB: 0 BB: 0 P: 7	R: 0 E: 0 K: 0 S: 4	H: 1 LOB: 1 BB: 0 P: 4	R: 0 E: 0 K: 0 S: 3	H: 0 LOB: 0 BB: 0 P: 3	R: 0 E: 0 K: 0 S: 4	H: 1 LOB: 1 BB: 0 P: 4	R: 3 E: 0 K: 1 S: 12	H: 4 LOB: 2 BB: 0 P: 12	R: 0 E: 0 K: 1 S: 5	H: 0 LOB: 0 BB: 0 P: 5	R: 0 E: 0 K: 1 S: 5	H: 0 LOB: 0 BB: 0 P: 5	R: 3 E: 0 K: 1 S: 7	H: 2 LOB: 2 BB: 3 P: 19	R: 0 E: 0 K: 1 S: 5	H: 0 LOB: 0 BB: 0 P: 5	1B: 6 2B: 2 3B: 0 HR: 0	SF: 0 SAC: 0 DP: 0 HBP: 0	WP: 0 PB: 0 SB: 0 CS: 0	PA: 39
PITCHER	IP WLS BF H R ER SO BB IBB HBP BLK WP HR S P ERA WHIP																					
Claude Osteen, L (1,1) ERA: 3.47	7.2 L 34 7 6 6 6 2 1 0 0 0 0 0 43 55 7.04 1.174																					
Ron Kline, R (8,1) ERA: 2.51	1.1 S 5 1 0 0 2 0 0 0 0 0 0 0 9 9 0.00 0.750																					

New York Yankees @ Washington Senators
 D.C. Stadium, Washington, DC
 Thu Jul 09 1964, 7:05 PM EDT
 Att: 21,543 - Unknown

AB	36
R	6
H	8
RBI	6
BB	3
SO	8
LOB	14





Batter	1	2	3	4	5	6	7	8	9	AB	R	H	RBI	BB	SO	LOB	BOTTOM					
Ed Brinkman, R (1,6) OBP: 0.267, SLG: 0.336	0-3 K								0-0 1-3	5	0	0	0	0	1	2						
John Kennedy, R (1,5) OBP: 0.307, SLG: 0.401									0-0 F3	3	1	1	0	1	1	0						
Chuck Hinton, R (1,7) OBP: 0.363, SLG: 0.459									0-0 F9	3	1	0	0	1	0	2						
Bill Skowron, R (1,3) OBP: 0.308, SLG: 0.456									0-0 F7	3	2	1	1	1	0	1						
Don Lock, R (1,9) OBP: 0.373, SLG: 0.449									0-0 1-3 1B	4	1	2	2	0	2	2						
Don Leppert, R (1,2) OBP: 0.224, SLG: 0.229									0-0 K	4	1	2	2	0	2	2						
Jim King, L (8,PH) OBP: 0.369, SLG: 0.498									0-0 F8	3	0	0	0	0	1	2						
Ken Hunt, R (1,8) OBP: 0.226, SLG: 0.217									0-0 K	3	0	0	0	0	2	0						
Mike Brumley, L (8,PH) OBP: 0.316, SLG: 0.304									0-0 F8	1	0	0	0	0	0	1						
Chuck Cottier, R (1,4) OBP: 0.293, SLG: 0.412									0-0 F7	2	0	0	0	1	1	0						
Don Zimmer, R (9,PH) OBP: 0.239, SLG: 0.455									0-0 K	1	0	0	0	0	1	0						
Claude Osteen, L (1,1) OBP: 0.184, SLG: 0.213									0-0 K	2	0	1	0	0	1	0						
Ron Kline, R (8,1) OBP: 0.400, SLG: 0.250									0-0 F7	0	0	0	0	0	0	0						
Don Blasingame, L (9,PH) OBP: 0.310, SLG: 0.324									0-0 K	1	0	0	0	0	0	0						
Inning Stats	R: 3 E: 0 K: 1 S: 8	H: 3 LOB: 0 BB: 0 P: 8	R: 0 E: 0 K: 1 S: 5	H: 0 LOB: 1 BB: 1 P: 9	R: 0 E: 0 K: 1 S: 6	H: 1 LOB: 2 BB: 1 P: 10	R: 0 E: 0 K: 1 S: 6	H: 1 LOB: 0 BB: 0 P: 6	R: 0 E: 0 K: 0 S: 3	H: 0 LOB: 0 BB: 0 P: 3	R: 0 E: 0 K: 1 S: 5	H: 0 LOB: 0 BB: 0 P: 5	R: 0 E: 0 K: 2 S: 7	H: 0 LOB: 0 BB: 0 P: 7	R: 2 E: 0 K: 2 S: 8	H: 1 LOB: 1 BB: 2 P: 16	R: 0 E: 0 K: 1 S: 5	H: 0 LOB: 0 BB: 0 P: 5	1B: 3 2B: 2 3B: 0 HR: 1	SF: 0 SAC: 1 DP: 0 HBP: 0	WP: 0 PB: 0 SB: 0 CS: 0	PA: 37
PITCHER	IP WLS BF H R ER SO BB IBB HBP BLK WP HR S P ERA WHIP																					
Al Downing, L (1,1) ERA: 3.13	7.1 W 31 5 5 5 8 4 0 0 0 0 0 1 43 59 6.14 1.227																					
Pete Mikkelsen, R (8,1) ERA: 3.69	1.2 S 6 1 0 0 2 0 0 0 0 0 0 0 10 10 0.00 0.600																					

New York Yankees @ Washington Senators
 D.C. Stadium, Washington, DC
 Thu Jul 09 1964, 7:05 PM EDT
 Att: 21,543 - Unknown

AB	32
R	5
H	6
RBI	5
BB	4
SO	10
LOB	10



Batter	1	2	3	4	5	6	7	8	9	AB	R	H	RBI	BB	SO	LOB	TOP										
Tony Kubek, L (1, 6) OBP: 0.284, SLG: 0.359	F9	K				K			4-3	5	0	1	0	0	2	0	New York Yankees @ Washington Senators D.C. Stadium, Washington, DC Fri Jul 10 1964, 7:05 PM EDT Att: 25,971 - Unknown livebaseballscorecards.com										
Bobby Richardson, R (1, 4) OBP: 0.279, SLG: 0.315	PB BB 4-3 1B		5-3				P6		K2-3	5	1	2	1	0	1	0											
Mickey Mantle, S (1, 8) OBP: 0.444, SLG: 0.629 Pedro Gonzalez, R (8, 3) OBP: 0.300, SLG: 0.333	4-3 PB 1-2 BB			1B			L8			1	0	0	0	3	0	0											
Roger Maris, L (1, 9) OBP: 0.358, SLG: 0.485	4-3 1-3 2H						F7			4	0	1	1	0	0	4											
Tom Tresh, S (1, 7) OBP: 0.354, SLG: 0.405	K						L7			3	0	0	0	0	2	3											
Joe Pepitone, L (1, 3) OBP: 0.296, SLG: 0.387			F8	F5			F7		K	4	0	0	0	0	1	3											
Elston Howard, R (1, 2) OBP: 0.359, SLG: 0.437							P5		FC4	2	1	0	0	2	0	1											
Clete Boyer, R (1, 5) OBP: 0.290, SLG: 0.330							P6		F8	4	1	1	2	0	0	2											
Whitey Ford, L (1, 1) OBP: 0.306, SLG: 0.195 Bill Stafford, R (6, 1) OBP: 0.083, SLG: 0.167							L5		K	2	1	0	0	1	1	0											
Inning Stats	R: 1 E: 0 K: 1 S: 6	H: 1 LOB: 1 BB: 1 P: 10	R: 2 E: 0 K: 1 S: 6	H: 1 LOB: 0 BB: 1 P: 10	R: 0 E: 0 K: 1 S: 6	H: 1 LOB: 2 BB: 1 P: 10	R: 1 E: 0 K: 0 S: 4	H: 2 LOB: 3 BB: 3 P: 16	R: 0 E: 0 K: 0 S: 3	H: 0 LOB: 0 BB: 0 P: 3	R: 0 E: 0 K: 0 S: 7	H: 0 LOB: 0 BB: 0 P: 7	R: 0 E: 0 K: 1 S: 5	H: 0 LOB: 1 BB: 0 P: 6	R: 0 E: 0 K: 2 S: 7	H: 0 LOB: 0 BB: 0 P: 7		1B: 4 2B: 0 3B: 0 HR: 1	SF: 0 SAC: 0 DP: 0 HBP: 1	WP: 0 PB: 1 SB: 0 CS: 1	PA: 38						
PITCHER	IP	WLS	BF	H	R	ER	SO	BB	IBB	HBP	BLK	WP	HR	S	P	ERA	WHIP										
Buster Narum, R (1, 1) ERA: 4.6	3.2	L	19	4	4	3	3	5	0	0	0	0	1	20	40	7.36	2.455										
Jim Hannan, R (4, 1) ERA: 4.03	3.1		12	1	0	0	2	1	0	0	0	0	0	15	19	0.00	0.600										
Jim Duckworth, R (8, 1) ERA: 3.77	2.0		7	0	0	0	3	0	0	1	0	0	0	12	13	0.00	0.000										

Batter	1	2	3	4	5	6	7	8	9	AB	R	H	RBI	BB	SO	LOB	BOTTOM										
Ed Brinkman, R (1, 6) OBP: 0.271, SLG: 0.339	6-3									4	0	2	0	0	1	0	New York Yankees @ Washington Senators D.C. Stadium, Washington, DC Fri Jul 10 1964, 7:05 PM EDT Att: 25,971 - Unknown livebaseballscorecards.com										
John Kennedy, R (1, 5) OBP: 0.303, SLG: 0.395	F9									4	0	0	0	0	0	2											
Chuck Hinton, R (1, 7) OBP: 0.359, SLG: 0.453	F3									4	0	0	0	0	0	0											
Bill Skowron, R (1, 3) OBP: 0.307, SLG: 0.453										4	0	1	0	0	1	0											
Don Lock, R (1, 8) OBP: 0.379, SLG: 0.452										3	0	2	0	1	0	0											
Jim King, L (1, 9) OBP: 0.367, SLG: 0.492										3	0	0	0	1	1	3											
Don Leppert, R (1, 2) OBP: 0.228, SLG: 0.274 Mike Brumley, L (9, PH) OBP: 0.314, SLG: 0.303										3	1	1	1	0	1	4											
Inning Stats	R: 0 E: 0 K: 0 S: 3	H: 0 LOB: 0 BB: 0 P: 3	R: 0 E: 0 K: 1 S: 6	H: 1 LOB: 2 BB: 1 P: 10	R: 0 E: 0 K: 1 S: 5	H: 1 LOB: 0 BB: 0 P: 5	R: 0 E: 0 K: 1 S: 6	H: 1 LOB: 1 BB: 0 P: 6	R: 1 E: 0 K: 1 S: 7	H: 2 LOB: 1 BB: 0 P: 7	R: 0 E: 0 K: 0 S: 4	H: 1 LOB: 2 BB: 1 P: 8	R: 0 E: 0 K: 1 S: 5	H: 0 LOB: 0 BB: 0 P: 5	R: 0 E: 0 K: 1 S: 5	H: 0 LOB: 0 BB: 0 P: 5			R: 0 E: 0 K: 0 S: 3	H: 0 LOB: 0 BB: 0 P: 3	1B: 5 2B: 0 3B: 0 HR: 1	SF: 0 SAC: 0 DP: 1 HBP: 0	WP: 0 PB: 0 SB: 0 CS: 0	PA: 34			
PITCHER	IP	WLS	BF	H	R	ER	SO	BB	IBB	HBP	BLK	WP	HR	S	P	ERA	WHIP										
Whitey Ford, L (1, 1) ERA: 2.16	5.2	W	24	6	1	1	4	2	0	0	0	0	0	14	30	1.59	1.412										
Bill Stafford, R (6, 1) ERA: 2.23	3.1	S	10	0	0	0	2	0	0	0	0	0	0	14	14	0.00	0.000										

Batter	1	2	3	4	5	6	7	8	9	AB	R	H	RBI	BB	SO	LOB	TOP			
Tony Kubek, L (1,6) OBP: 0.283, SLG: 0.373	F8		3-1		HR			P5		4	1	1	1	0	0	0	New York Yankees @ Washington Senators D.C. Stadium, Washington, DC Sat Jul 11 1964, 3:33 AM EDT Att: 11,381 - Unknown - 90 F livebaseballscorecards.com			
Bobby Richardson, R (1,4) OBP: 0.279, SLG: 0.313	1B G3 BB		1-3		F7			L5		3	1	0	0	1	0	0				
Mickey Mantle, S (1,8) OBP: 0.449, SLG: 0.629 Pedro Gonzalez, R (9, PR) OBP: 0.300, SLG: 0.333 (9, 3)	G3 1B 1B									3	1	2	0	1	1	0				
Roger Maris, L (1,9) OBP: 0.352, SLG: 0.476	G3		3-1					F2		4	0	0	1	0	0	3				
Tom Tresh, S (1,7) OBP: 0.352, SLG: 0.402	2H 1B							K		4	0	1	1	0	2	1				
Joe Pepitone, L (1,3) OBP: 0.293, SLG: 0.382 (9, 8)	4-3							F9		4	0	0	0	0	0	2				
Elston Howard, R (1,2) OBP: 0.355, SLG: 0.432										3	0	0	0	0	0	0				
Clete Boyer, R (1,5) OBP: 0.287, SLG: 0.326										3	0	0	0	0	1	0				
Jim Bouton, R (1,1) OBP: 0.125, SLG: 0.128 Steve Hamilton, L (8, 1) OBP: 0.222, SLG: 0.125 Pete Mikkelsen, R (9, 1)	F8							P4		3	0	0	0	0	0	0				
Inning Stats	R: 2 E: 0 K: 0 S: 5	H: 2 LOB: 1 BB: 1 P: 9	R: 0 E: 0 K: 0 S: 3	H: 0 LOB: 0 BB: 0 P: 3	R: 0 E: 0 K: 1 S: 3	H: 0 LOB: 1 BB: 1 P: 7	R: 0 E: 0 K: 1 S: 5	H: 0 LOB: 0 BB: 0 P: 5	R: 1 E: 0 K: 1 S: 6	H: 1 LOB: 0 BB: 0 P: 6	R: 0 E: 0 K: 0 S: 3	H: 0 LOB: 0 BB: 0 P: 3	R: 0 E: 0 K: 0 S: 3	H: 0 LOB: 0 BB: 0 P: 3	R: 0 E: 0 K: 1 S: 6	H: 1 LOB: 1 BB: 0 P: 6		1B: 3 2B: 0 3B: 0 HR: 1	SF: 0 SAC: 0 DP: 0 HBP: 0	WP: 0 PB: 0 SB: 0 CS: 0
PITCHER	IP WLS BF H R ER SO BB IBB HBP BLK WP HR S P ERA WHIP																			
Dave Stenhouse, R (1,1) ERA: 5.82 Steve Ridzik, R (9,1) ERA: 2.49	8.0 L 29 3 3 3 3 2 0 0 0 0 0 1 33 41 3.38 0.625																			
	1.0 4 1 0 0 1 0 0 0 0 0 0 0 6 6 0.00 1.000																			

Batter	1	2	3	4	5	6	7	8	9	AB	R	H	RBI	BB	SO	LOB	BOTTOM					
Don Blasingame, L (1,4) OBP: 0.306, SLG: 0.319	4-3		F9		L3			SH1-4		3	0	0	0	0	0	2	New York Yankees @ Washington Senators D.C. Stadium, Washington, DC Sat Jul 11 1964, 3:33 AM EDT Att: 11,381 - Unknown - 90 F livebaseballscorecards.com					
Chuck Hinton, R (1,7) OBP: 0.355, SLG: 0.448 (9, 9)	1-3				G3			4-3		4	0	0	0	0	0	2						
Jim King, L (1,9) OBP: 0.363, SLG: 0.485 John Kennedy, R (8, PH) OBP: 0.325, SLG: 0.292 (9, 5)	F9				P5			F9		3	0	0	0	0	0	0						
Bill Skowron, R (1,3) OBP: 0.307, SLG: 0.461					P4			1-3		4	1	1	1	0	0	0						
Don Lock, R (1,8) OBP: 0.380, SLG: 0.453					1B 1B 1B			L5		4	1	2	0	0	1	0						
Don Zimmer, R (1,5) OBP: 0.293, SLG: 0.445 (9, 7)					K			F3		4	0	0	0	0	1	2						
Mike Brumley, L (1,2) OBP: 0.315, SLG: 0.303					1B 1B			L9		3	0	1	0	0	0	1						
Ed Brinkman, R (1,6) OBP: 0.268, SLG: 0.335					P2			K		3	0	0	0	0	1	3						
Dave Stenhouse, R (1,1) OBP: 0.429, SLG: 0.333 Dick Phillips, L (8, PH) OBP: 0.325, SLG: 0.292 Chuck Cottier, R (8, PR) OBP: 0.286, SLG: 0.400 Steve Ridzik, R (9, 1) OBP: 0.308, SLG: 0.250	L7				F5			4-3 SH1-4 BB		2	0	1	1	0	0	0						
Inning Stats	R: 0 E: 0 K: 0 S: 3	H: 0 LOB: 0 BB: 0 P: 3	R: 1 E: 0 K: 1 S: 6	H: 1 LOB: 0 BB: 0 P: 6	R: 0 E: 0 K: 0 S: 3	H: 0 LOB: 0 BB: 0 P: 3	R: 0 E: 0 K: 0 S: 3	H: 0 LOB: 0 BB: 0 P: 3	R: 1 E: 0 K: 1 S: 8	H: 3 LOB: 2 BB: 0 P: 8	R: 0 E: 0 K: 0 S: 3	H: 0 LOB: 0 BB: 0 P: 3	R: 0 E: 0 K: 1 S: 6	H: 1 LOB: 1 BB: 0 P: 6	R: 0 E: 0 K: 0 S: 3	H: 0 LOB: 2 BB: 1 P: 7		R: 0 E: 0 K: 0 S: 3	H: 0 LOB: 0 BB: 0 P: 3	1B: 4 2B: 0 3B: 0 HR: 1	SF: 0 SAC: 1 DP: 0 HBP: 0	WP: 0 PB: 0 SB: 0 CS: 0
PITCHER	IP WLS BF H R ER SO BB IBB HBP BLK WP HR S P ERA WHIP																					
Jim Bouton, R (1,1) ERA: 2.96 Steve Hamilton, L (8, 1) ERA: 2.22 Pete Mikkelsen, R (9, 1) ERA: 3.62	7.2 W 29 5 2 2 3 1 0 0 0 0 0 1 34 38 2.35 0.783																					
	0.1 1 0 0 0 0 0 0 0 0 0 0 0 1 1 0.00 0.000																					
	1.0 S 3 0 0 0 0 0 0 0 0 0 0 0 3 3 0.00 0.000																					

Batter	1	2	3	4	5	6	7	8	9	AB	R	H	RBI	BB	SO	LOB	TOP
Tony Kubek, L (1, 6) OBP: 0.279, SLG: 0.367	0-3 K		0-0 4-3		0-0 4-3					3	0	0	0	0	1	0	New York Yankees @ Cleveland Indians Cleveland Municipal Stadium, Cleveland, OH Sun Jul 12 1964, 3:33 AM EDT Att: 37,128 - Unknown livebaseballscores.com
Bobby Richardson, R (1, 4) OBP: 0.276, SLG: 0.310	0-3 K		0-0 6-3		0-0 L7					3	0	0	0	0	1	0	
Mickey Mantle, S (1, 8) OBP: 0.447, SLG: 0.626	0-0 F8		0-0 1B		0-0 4-3					3	0	1	0	0	0	0	
Roger Maris, L (1, 9) OBP: 0.352, SLG: 0.487		0-0 HR	0-0 F2		0-0 3-1					3	1	1	1	0	0	1	
Tom Tresh, S (1, 7) OBP: 0.352, SLG: 0.402		0-0 1B 1B		0-3 K		0-3 K2-3				3	0	1	0	0	2	0	
Joe Pepitone, L (1, 3) OBP: 0.293, SLG: 0.391		0-3 K		0-0 HR		0-0 1-3				3	1	1	1	0	1	1	
Elston Howard, R (1, 2) OBP: 0.358, SLG: 0.435		0-0 1-2 1B		0-0 1B			0-0 F8			3	0	2	0	0	0	0	
Clete Boyer, R (1, 5) OBP: 0.284, SLG: 0.322		0-0 P4		0-0 F8			0-0 F8			3	0	0	0	0	0	3	
Stan Williams, R (1, 1) OBP: 0.214, SLG: 0.286		0-0 4-3		0-3 K			0-3 K			3	0	0	0	0	2	3	
Inning Stats	R: 0 E: 0 K: 2 S: 7	H: 0 LOB: 0 BB: 0 P: 7	R: 1 E: 0 K: 1 S: 8	H: 3 LOB: 2 BB: 0 P: 8	R: 0 E: 0 K: 0 S: 4	H: 1 LOB: 1 BB: 0 P: 4	R: 1 E: 0 K: 2 S: 9	H: 2 LOB: 1 BB: 0 P: 9	R: 0 E: 0 K: 0 S: 3	H: 0 LOB: 0 BB: 0 P: 3	R: 0 E: 0 K: 1 S: 5	H: 0 LOB: 0 BB: 0 P: 5	R: 0 E: 0 K: 1 S: 5	H: 0 LOB: 0 BB: 0 P: 5			
PITCHER Pedro Ramos, R (1, 1) ERA: 4.14	IP: 7.0	WLS: 27	BF: 6	H: 2	R: 2	ER: 2	SO: 7	BB: 0	IBB: 0	HBP: 0	BLK: 0	WP: 0	HR: 2	S: 41	P: 41	ERA: 2.57	WHIP: 0.857

Batter	1	2	3	4	5	6	7	8	9	AB	R	H	RBI	BB	SO	LOB	BOTTOM
Dick Howser, R (1, 6) OBP: 0.297, SLG: 0.292	0-0 F2		0-0 FC3-6 2B		0-0 P5					3	1	0	0	0	0	1	New York Yankees @ Cleveland Indians Cleveland Municipal Stadium, Cleveland, OH Sun Jul 12 1964, 3:33 AM EDT Att: 37,128 - Unknown livebaseballscores.com
Vic Davallilo, L (1, 8) OBP: 0.278, SLG: 0.309	0-0 F9		0-0 2B			0-0 F7				3	0	1	1	0	0	0	
Leon Wagner, L (1, 7) OBP: 0.335, SLG: 0.478		0-0 HR	0-0 F9			4-0 G4-6-3 BB				2	1	1	1	1	0	1	
Bob Chance, L (1, 9) OBP: 0.434, SLG: 0.607	0-3 K			0-3 K		0-0 G4-6-3				3	0	0	0	0	2	1	
Fred Whitfield, L (1, 3) OBP: 0.301, SLG: 0.395		0-0 4-3		0-0 4-3						2	0	0	0	0	0	0	
Chico Salmon, R (1, 4) OBP: 0.429, SLG: 0.441		0-0 F2		0-0 1B						2	0	1	0	0	0	0	
Joe Azcue, R (1, 2) OBP: 0.252, SLG: 0.313		0-3 K		0-0 P6						2	0	0	0	0	1	1	
Billy Moran, R (1, 5) OBP: 0.293, SLG: 0.294			0-0 5-3		0-0 F7					2	0	0	0	0	0	0	
Pedro Ramos, S (1, 1) OBP: 0.290, SLG: 0.448			0-0 FC3-6 1B		0-0 F2					2	0	1	0	0	0	0	
Inning Stats	R: 1 E: 0 K: 1 S: 6	H: 1 LOB: 0 BB: 0 P: 6	R: 0 E: 0 K: 1 S: 5	H: 0 LOB: 0 BB: 0 P: 5	R: 1 E: 0 K: 0 S: 5	H: 2 LOB: 1 BB: 0 P: 5	R: 0 E: 0 K: 1 S: 6	H: 1 LOB: 0 BB: 0 P: 6	R: 0 E: 0 K: 0 S: 3	H: 0 LOB: 0 BB: 0 P: 3	R: 0 E: 0 K: 0 S: 2	H: 0 LOB: 0 BB: 1 P: 6	R: 0 E: 0 K: 1 S: 5	H: 0 LOB: 0 BB: 0 P: 5			
PITCHER Stan Williams, R (1, 1) ERA: 3.21	IP: 6.0	WLS: 22	BF: 4	H: 2	R: 2	ER: 2	SO: 3	BB: 1	IBB: 0	HBP: 0	BLK: 0	WP: 0	HR: 1	S: 27	P: 31	ERA: 3.00	WHIP: 0.833

AB 27
R 2
H 6
RBI 2
BB 0
SO 7
LOB 8



WP: 0 PA: 27
SB: 0
CS: 0


AB 21
R 2
H 4
RBI 2
BB 1
SO 3
LOB 4




WP: 0 PA: 22
SB: 0
CS: 0

Batter	1	2	3	4	5	6	7	8	9	AB	R	H	RBI	BB	SO	LOB	TOP			
Tony Kubek, L (1,6) OBP: 0.277, SLG: 0.359	F8		F8		L9			K	BB 1B BB	4	1	0	0	1	1	0	New York Yankees @ Cleveland Indians Cleveland Municipal Stadium, Cleveland, OH Mon Jul 13 1964, 7:05 PM EDT Att: 18,427 - Unknown livebaseballscorecards.com			
Bobby Richardson, R (1,4) OBP: 0.273, SLG: 0.366	F9		K		6-3			6-3	F3	5	0	0	0	0	1	1				
Mickey Mantle, S (1,8) OBP: 0.446, SLG: 0.632 Pedro Gonzalez, R (9, PR) OBP: 0.300, SLG: 0.333	K			P4	F8			HR	1B 1B BB	4	1	1	1	1	1	0				
Roger Maris, L (1,9) OBP: 0.357, SLG: 0.490		F7		HR	1B		L8	HR	1B 1B 1B	5	3	3	1	0	0	0				
Tom Tresh, S (1,7) OBP: 0.354, SLG: 0.426 Hector Lopez, R (8,7) OBP: 0.323, SLG: 0.437		G3		HR	1B		1-3	HR	1B 1B	4	2	2	4	0	0	0				
Joe Pepitone, L (1,3) OBP: 0.295, SLG: 0.391		G3		FC6-4	1B		4-3	BB BB 1B	K	5	0	2	0	0	1	2				
Elston Howard, R (1,2) OBP: 0.362, SLG: 0.436			HR	1B	FC6-4		1-3	BB BB BB	1B 1B 1B	4	1	2	1	1	0	1				
Clete Boyer, R (1,5) OBP: 0.289, SLG: 0.337			HR	1B	1B		K	1-2 BB BB	6-3	4	1	2	2	1	1	2				
Rollie Sheldon, R (1,1) OBP: 0.133, SLG: 0.133			K		K		6-3	P6		4	0	0	0	0	2	5				
Inning Stats	R: 0 E: 0 K: 1 S: 5	H: 0 LOB: 0 BB: 0 P: 5	R: 0 E: 0 K: 0 S: 3	H: 0 LOB: 0 BB: 0 P: 3	R: 2 E: 0 K: 2 S: 9	H: 2 LOB: 0 BB: 0 P: 9	R: 2 E: 0 K: 1 S: 9	H: 4 LOB: 2 BB: 0 P: 9	R: 0 E: 0 K: 0 S: 3	H: 0 LOB: 0 BB: 0 P: 3	R: 0 E: 0 K: 0 S: 5	H: 0 LOB: 0 BB: 0 P: 5	R: 3 E: 0 K: 1 S: 9	H: 4 LOB: 3 BB: 2 P: 17	R: 3 E: 0 K: 1 S: 8	H: 3 LOB: 2 BB: 2 P: 16	1B: 9 2B: 0 3B: 0 HR: 4	SF: 0 SAC: 0 DP: 0 HBP: 0	WP: 0 PB: 0 SB: 0 CS: 0	PA: 44
PITCHER	IP WLS BF H R ER SO BB IBB HBP BLK WP HR S P ERA WHIP																			
Dick Donovan, R (1,1) ERA: 4.43	6.0 L 24 6 4 2 2 2 0 0 0 0 0 2 32 32 6.00 1.000																			
Gary Bell, R (7,1) ERA: 3.94	1.2 7 2 2 2 2 0 0 0 0 0 0 1 11 11 10.80 1.200																			
Tommy John, L (8,1) ERA: 3.78	0.0 3 2 1 1 0 1 0 0 0 0 0 1 2 6 ∞ ∞																			
Don McMahon, R (8,1) ERA: 1.59	0.1 2 0 0 0 0 1 0 0 0 0 0 0 1 5 0.00 3.000																			
Sonny Siebert, R (9,1) ERA: 4.69	1.0 8 3 3 3 1 2 0 0 0 0 0 0 8 16 27.00 5.000																			

Batter	1	2	3	4	5	6	7	8	9	AB	R	H	RBI	BB	SO	LOB	BOTTOM			
Dick Howser, R (1,6) OBP: 0.294, SLG: 0.289	P4		G1-4-3			F5		FC5-4		4	0	0	0	0	0	3	New York Yankees @ Cleveland Indians Cleveland Municipal Stadium, Cleveland, OH Mon Jul 13 1964, 7:05 PM EDT Att: 18,427 - Unknown livebaseballscorecards.com			
Vic Davallillo, L (1,8) OBP: 0.274, SLG: 0.304	1-3			K		1-3		G3		4	0	0	0	0	1	1				
Leon Wagner, L (1,7) OBP: 0.334, SLG: 0.485	L5			HR			P5	F9		4	1	1	1	0	0	1				
Bob Chance, L (1,3) OBP: 0.430, SLG: 0.604		F8		F8			1B SF7	2B	4-3	4	1	1	0	0	0	0				
Tito Francona, L (1,9) OBP: 0.372, SLG: 0.362		4-3		F2			FC6-4	1B	HR	4	1	2	1	0	0	0				
Chico Salmon, R (1,4) OBP: 0.385, SLG: 0.405		6-3				6-3		SF7	6-3	3	0	0	1	0	0	0				
Joe Azcue, R (1,2) OBP: 0.244, SLG: 0.302			F9		4-3		FC6-4		5-3	4	0	0	0	0	0	1				
Woodie Held, R (1,5) OBP: 0.282, SLG: 0.447			E5		5-3			HR		3	1	2	1	0	0	0				
Dick Donovan, L (1,1) OBP: 0.323, SLG: 0.250 Fred Whitfield, L (6, PR) OBP: 0.300, SLG: 0.393 Gary Bell, R (7,1) OBP: 0.274, SLG: 0.298 Tommy John, R (8,1) OBP: 0.300, SLG: 0.429 Don McMahon, R (8,1) OBP: 0.300, SLG: 0.393 Al Smith, R (8, PR) OBP: 0.295, SLG: 0.309 Sonny Siebert, R (9,1) OBP: 0.296, SLG: 0.375			G1-4-3		BB		G3		FC5-4	0	0	0	0	1	0	0				
Inning Stats	R: 0 E: 0 K: 0 S: 3	H: 0 LOB: 0 BB: 0 P: 3	R: 0 E: 0 K: 0 S: 3	H: 0 LOB: 0 BB: 0 P: 3	R: 0 E: 1 K: 0 S: 3	H: 1 LOB: 1 BB: 1 P: 7	R: 1 E: 0 K: 1 S: 6	H: 1 LOB: 0 BB: 0 P: 6	R: 0 E: 0 K: 0 S: 3	H: 0 LOB: 0 BB: 0 P: 3	R: 0 E: 0 K: 0 S: 5	H: 0 LOB: 1 BB: 0 P: 5	R: 1 E: 0 K: 0 S: 4	H: 1 LOB: 1 BB: 1 P: 8	R: 1 E: 0 K: 0 S: 4	H: 1 LOB: 0 BB: 0 P: 4	1B: 2 2B: 1 3B: 0 HR: 3	SF: 1 SAC: 0 DP: 1 HBP: 0	WP: 0 PB: 0 SB: 0 CS: 0	PA: 34
PITCHER	IP WLS BF H R ER SO BB IBB HBP BLK WP HR S P ERA WHIP																			
Rollie Sheldon, R (1,1) ERA: 3.91	9.0 W 34 6 4 4 1 2 0 0 0 0 0 3 34 42 4.00 0.889																			

Batter	1	2	3	4	5	6	7	8	9	AB	R	H	RBI	BB	SO	LOB	TOP					
Jackie Brandt, R OBP: 0.321, SLG: 0.415	0-0 6-3		0-0 6-3		0-3 K		0-0 P6		4-0 1B BB	4	0	0	0	1	1	2	Baltimore Orioles @ New York Yankees Yankee Stadium, Bronx, NY Tue Jul 14 1964, 7:05 PM EDT Att: 38,102 - Unknown - 79 F AB 33 R 3 H 6 RBI 3 BB 5 SO 6 LOB 17 					
Luis Aparicio, R OBP: 0.348, SLG: 0.410	0-0 P4			4-0 S 2B BB	0-0 F8	0-0 F8		0-0 1-2 2-3 1B	4	1	1	0	1	0	2							
Norm Siebern, L OBP: 0.394, SLG: 0.345	0-0 L4			0-0 P4	0-0 P4		0-0 L7	0-0 F8	5	0	0	0	0	0	4							
Brooks Robinson, R OBP: 0.364, SLG: 0.492		0-0 FC6-4 1B		0-0 5-3		0-0 E3		0-0 F9	4	0	1	0	0	0	1							
Sam Bowens, R OBP: 0.321, SLG: 0.454		0-0 F3		0-0 2H 2B		0-3 K		0-0 1B	4	0	2	1	0	1	2							
John Orsino, R OBP: 0.303, SLG: 0.374		0-3 K		0-0 F7		4-0 BB 1B		0-0 P5	3	1	0	0	1	1	3							
Gino Cimoli, R OBP: 0.154, SLG: 0.242		0-0 FC6-4 1-2			0-0 SF9 3B		0-0 F5	0-3 K	4	1	1	0	0	1	2							
Jerry Adair, R OBP: 0.281, SLG: 0.296			0-3 K		0-0 SF9		4-0 1B BB	4-0 1B BB	1	0	0	1	2	1	0							
Mitt Pappas, R OBP: 0.182, SLG: 0.125			0-0 5-3		0-3 K		0-0 1-3 2-H 1B	0-0 P5	2	0	0	0	0	1	0							
Bob Johnson, R OBP: 0.343, SLG: 0.455 Stu Miller, R OBP: 0.365, SLG: 0.609									1	0	1	1	0	0	0							
Boog Powell, L OBP: 0.365, SLG: 0.609									0	0	0	0	0	0	0							
Boog Powell, L OBP: 0.365, SLG: 0.609									1	0	0	0	0	0	1							
Inning Stats	R: 0 E: 0 K: 0 S: 3	H: 0 LOB: 0 BB: 0 P: 3	R: 0 E: 0 K: 1 S: 6	H: 1 LOB: 1 BB: 0 P: 6	R: 0 E: 0 K: 1 S: 5	H: 0 LOB: 0 BB: 0 P: 5	R: 1 E: 0 K: 0 S: 4	H: 1 LOB: 1 BB: 1 P: 8	R: 1 E: 0 K: 2 S: 8	H: 1 LOB: 0 BB: 0 P: 8	R: 0 E: 1 K: 1 S: 6	H: 0 LOB: 1 BB: 0 P: 6	R: 1 E: 0 K: 0 S: 4	H: 1 LOB: 2 BB: 2 P: 12	R: 0 E: 0 K: 0 S: 4	H: 1 LOB: 1 BB: 2 P: 4	R: 0 E: 0 K: 1 S: 6	H: 1 LOB: 3 BB: 2 P: 14	1B: 4 2B: 1 3B: 1 HR: 0	SF: 1 SAC: 0 DP: 0 HBP: 0	WP: 0 PB: 0 SB: 1 CS: 0	PA: 39
PITCHER Al Downing, L ERA: 3.12	IP: 9.0 WLS: W BF: 39 H: 6 R: 3 ER: 3 SO: 6 BB: 5 IBB: 0 HBP: 0 BLK: 0 WP: 0 HR: 0 S: 46 P: 66 ERA: 3.00 WHIP: 1.222															PITCHER						

Batter	1	2	3	4	5	6	7	8	9	AB	R	H	RBI	BB	SO	LOB	BOTTOM			
Tony Kubek, L OBP: 0.271, SLG: 0.352	0-0 4-3		0-0 P6		0-0 F8		0-0 L8			4	0	0	0	0	0	0	Baltimore Orioles @ New York Yankees Yankee Stadium, Bronx, NY Tue Jul 14 1964, 7:05 PM EDT Att: 38,102 - Unknown - 79 F AB 30 R 4 H 6 RBI 4 BB 3 SO 1 LOB 11 			
Bobby Richardson, R OBP: 0.272, SLG: 0.305	0-0 F9			0-0 BB 1B	0-0 5-3		0-0 L7		4	1	1	0	0	0	0					
Mickey Mantle, S OBP: 0.451, SLG: 0.632 Pedro Gonzalez, R OBP: 0.300, SLG: 0.333	0-3 K			4-0 1B BB	0-0 1B		0-0 G4 E 1B		3	2	2	0	1	1	0					
Roger Maris, L OBP: 0.355, SLG: 0.486		0-0 F9		0-0 BB FC6-4 1B	0-0 4-1		0-0 G4		4	1	1	1	0	0	2					
Tom Tresh, S OBP: 0.359, SLG: 0.429		4-0 BB		0-0 FC6-4 BB 1B		0-0 L8		0-0 E9 1B	3	0	2	2	1	0	0					
Joe Pepitone, L OBP: 0.291, SLG: 0.387		0-0 F7		0-0 L8		0-0 G3		0-0 1-3	4	0	0	0	0	0	4					
Johnny Blanchard, L OBP: 0.379, SLG: 0.349		0-0 F7		4-0 FC6-4 BB		0-0 1-3			2	0	0	0	1	0	1					
Clete Boyer, R OBP: 0.286, SLG: 0.333			0-0 F9	0-0 FC6-4		0-0 L7			3	0	0	1	0	0	2					
Al Downing, R OBP: 0.195, SLG: 0.250			0-0 5-3	0-0 P4		0-0 4-3			3	0	0	0	0	0	2					
Inning Stats	R: 0 E: 0 K: 1 S: 5	H: 0 LOB: 0 BB: 0 P: 5	R: 0 E: 0 K: 0 S: 3	H: 0 LOB: 1 BB: 1 P: 7	R: 0 E: 0 K: 0 S: 3	H: 0 LOB: 0 BB: 0 P: 3	R: 3 E: 0 K: 0 S: 6	H: 3 LOB: 2 BB: 2 P: 14	R: 0 E: 0 K: 0 S: 4	H: 1 LOB: 1 BB: 0 P: 4	R: 0 E: 0 K: 0 S: 3	H: 0 LOB: 0 BB: 0 P: 3	R: 0 E: 1 K: 0 S: 5	H: 0 LOB: 1 BB: 0 P: 5	R: 1 E: 0 K: 0 S: 5	H: 2 LOB: 1 BB: 0 P: 5		1B: 6 2B: 0 3B: 0 HR: 0	SF: 0 SAC: 0 DP: 0 HBP: 0	WP: 0 PB: 0 SB: 0 CS: 0
PITCHER Mitt Pappas, R ERA: 3.26 Stu Miller, R ERA: 2.09	IP: 6.0 WLS: L BF: 25 H: 4 R: 3 ER: 3 SO: 1 BB: 3 IBB: 0 HBP: 0 BLK: 0 WP: 0 HR: 0 S: 24 P: 36 ERA: 4.50 WHIP: 1.167															PITCHER				

Batter	1	2	3	4	5	6	7	8	9	AB	R	H	RBI	BB	SO	LOB	TOP				
Jackie Brandt, R OBP: 0.320, SLG: 0.413	5-3		6-3			5-3			1B	4	0	1	0	0	0	0					
Luis Aparicio, R OBP: 0.343, SLG: 0.404	6-3			6-3			F7		L6	4	0	0	0	0	0	1					
Boog Powell, L OBP: 0.360, SLG: 0.599	K			F7			F7		4-3	4	0	0	0	0	1	1					
Brooks Robinson, R OBP: 0.361, SLG: 0.488		F7		5-3			F9			3	0	0	0	0	0	0					
Sam Bowens, R OBP: 0.321, SLG: 0.452		1B			5-3				5-3	3	0	1	0	0	0	0					
Gino Cimoli, R OBP: 0.147, SLG: 0.231		F9			K				5-3	3	0	0	0	0	1	1					
Jerry Adair, R OBP: 0.281, SLG: 0.296		4-3			6-3				1B	3	0	1	0	0	0	1					
John Orsino, R OBP: 0.299, SLG: 0.368			6-3			K			5-3	3	0	0	0	0	1	1					
Dave McNally, R OBP: 0.225, SLG: 0.189			K			K				2	0	0	0	0	2	0					
Bob Johnson, R (9, PH) OBP: 0.340, SLG: 0.451			K			K			6-3	1	0	0	0	0	0	0					
Inning Stats	R: 0 E: 0 K: 1 S: 5	H: 0 LOB: 0 BB: 0 P: 5	R: 0 E: 0 K: 0 S: 4	H: 1 LOB: 1 BB: 0 P: 4	R: 0 E: 0 K: 1 S: 5	H: 0 LOB: 0 BB: 0 P: 5	R: 0 E: 0 K: 0 S: 3	H: 0 LOB: 0 BB: 0 P: 3	R: 0 E: 0 K: 1 S: 5	H: 0 LOB: 0 BB: 0 P: 5	R: 0 E: 0 K: 2 S: 7	H: 0 LOB: 0 BB: 0 P: 7	R: 0 E: 0 K: 0 S: 3	H: 0 LOB: 0 BB: 0 P: 3	R: 0 E: 0 K: 0 S: 4	H: 1 LOB: 1 BB: 0 P: 4	R: 0 E: 0 K: 0 S: 4	H: 1 LOB: 1 BB: 0 P: 4	1B: 3 2B: 0 3B: 0 HR: 0	SF: 0 SAC: 0 DP: 0 HBP: 0	WP: 0 PA: 30 SB: 0 CS: 0
PITCHER Whitey Ford, L ERA: 2.04	IP: 9.0 WLS: W BF: 30 H: 3 R: 0 ER: 0 SO: 5 BB: 0 IBB: 0 HBP: 0 BLK: 0 WP: 0 HR: 0 S: 40 P: 40 ERA: 0.00 WHIP: 0.333															PITCHER					

Baltimore Orioles @ New York Yankees
Yankee Stadium, Bronx, NY
Wed Jul 15 1964, 3:33 AM EDT
Att: 26,476 - Unknown - 87 F

AB 30
R 0
H 3
RBI 0
BB 0
SO 5
LOB 5



Batter	1	2	3	4	5	6	7	8	9	AB	R	H	RBI	BB	SO	LOB	BOTTOM		
Tony Kubek, L OBP: 0.271, SLG: 0.350	K		L7			L4-3 1B		3-1		4	0	1	0	0	1	2			
Bobby Richardson, R OBP: 0.270, SLG: 0.303	P6		F8			L4-3 1-2				3	0	0	0	0	0	1			
Roger Maris, L OBP: 0.351, SLG: 0.480	L7			K			F3			3	0	0	0	0	1	0			
Mickey Mantle, S OBP: 0.453, SLG: 0.631		S 1B BB		G1-4-3 BB			F7			2	1	1	0	1	0	0			
Tom Tresh, S OBP: 0.359, SLG: 0.426		S 1B BB		G1-4-3 1-2			6-3			2	1	0	0	1	0	1			
Elston Howard, R OBP: 0.362, SLG: 0.435		1-5-3			G1-6-3 1B			6-3		3	0	1	0	0	0	2			
Joe Pepitone, L OBP: 0.295, SLG: 0.389			G5-4-3 1B		G1-6-3 1-2			1B 1B		3	0	2	2	0	0	1			
Clete Boyer, R OBP: 0.287, SLG: 0.333		G5-4-3 1-2			5-3			1B		3	0	1	0	0	0	1			
Whitey Ford, L OBP: 0.288, SLG: 0.182			F9			1-3		K		3	0	0	0	0	1	2			
Inning Stats	R: 0 E: 0 K: 1 S: 5	H: 2 LOB: 0 BB: 1 P: 8	R: 0 E: 0 K: 0 S: 4	H: 2 LOB: 0 BB: 1 P: 8	R: 0 E: 0 K: 1 S: 4	H: 0 LOB: 0 BB: 1 P: 8	R: 0 E: 0 K: 0 S: 3	H: 1 LOB: 0 BB: 0 P: 3	R: 0 E: 0 K: 0 S: 3	H: 1 LOB: 0 BB: 0 P: 3	R: 0 E: 0 K: 0 S: 3	H: 0 LOB: 0 BB: 0 P: 3	R: 0 E: 0 K: 1 S: 7	H: 2 LOB: 2 BB: 0 P: 7	R: 0 E: 0 K: 1 S: 7	H: 2 LOB: 2 BB: 0 P: 7	1B: 6 2B: 1 3B: 0 HR: 0	SF: 0 SAC: 0 DP: 4 HBP: 0	WP: 0 PA: 28 SB: 0 CS: 0
PITCHER Dave McNally, L ERA: 3.75	IP: 8.0 WLS: L BF: 28 H: 6 R: 2 ER: 2 SO: 3 BB: 2 IBB: 0 HBP: 0 BLK: 0 WP: 0 HR: 0 S: 32 P: 40 ERA: 2.25 WHIP: 1.000															PITCHER			

Baltimore Orioles @ New York Yankees
Yankee Stadium, Bronx, NY
Wed Jul 15 1964, 3:33 AM EDT
Att: 26,476 - Unknown - 87 F

AB 26
R 2
H 6
RBI 2
BB 2
SO 3
LOB 10



Batter	1	2	3	4	5	6	7	8	9	AB	R	H	RBI	BB	SO	LOB	TOP										
Dick Howser, R OBP: 0.309, SLG: 0.304 (1, 6)	0-0 6-3	4-0 BB		0-0 3B			0-0 L7			3	0	1	3	1	0	0											
Vic Davallio, L OBP: 0.282, SLG: 0.314 (1, 8)	0-3 K	0-0 G3		0-0 4-3			0-0 5-3			4	0	0	0	0	1	4											
Leon Wagner, L OBP: 0.339, SLG: 0.497 (1, 7)	0-3 K		0-0 3-1					0-0 1B		4	0	1	0	0	2	0											
Bob Chance, L OBP: 0.411, SLG: 0.557 (1, 3)		0-0 1B		0-0 L7			0-3 K		0-3 K	4	1	1	0	0	2	1											
Tito Francona, L OBP: 0.379, SLG: 0.387 (1, 9)		0-0 1B		0-0 G1			0-3 K		0-0 L4-3	4	1	1	0	0	1	1											
Joe Azcue, R OBP: 0.279, SLG: 0.341 (1, 2)		0-0 1B		4-0 3B		4-0 BB			0-0 F8	2	1	1	1	2	0	0											
Larry Brown, R OBP: 0.276, SLG: 0.371 (1, 4)		0-3 K		4-0 3B		0-3 K			0-0 1-3	3	1	0	0	1	2	3											
Woodie Held, R OBP: 0.309, SLG: 0.461 (1, 5)		4-0 IBB		0-3 K		0-0 G6-4-3			0-3 K	3	0	0	0	1	2	3											
Pedro Ramos, S OBP: 0.281, SLG: 0.433 Lee Stange, R OBP: 0.179, SLG: 0.036 Fred Whitfield OBP: 0.202, SLG: 0.339 Gary Bell, R OBP: 0.479, SLG: 0.379 Chico Salmon, R OBP: 0.237, SLG: 0.340 Ted Abernathy, R OBP: 0.237, SLG: 0.340 (1, 1) (3, 1) (4, PH) (4, 1) (7, PH) (7, 1)		0-3 K		0-3 K		0-0 1-3				1	0	0	0	0	1	3											
Inning Stats	R: 0 E: 0 K: 2 S: 7	H: 0 LOB: 0 BB: 0 P: 7	R: 2 E: 1 K: 2 S: 10	H: 3 LOB: 3 BB: 2 P: 18	R: 0 E: 0 K: 0 S: 3	H: 0 LOB: 0 BB: 0 P: 3	R: 2 E: 0 K: 2 S: 8	H: 1 LOB: 1 BB: 2 P: 16	R: 0 E: 0 K: 3 S: 9	H: 0 LOB: 0 BB: 1 P: 9	R: 0 E: 0 K: 0 S: 4	H: 0 LOB: 0 BB: 0 P: 8	R: 0 E: 0 K: 0 S: 3	H: 0 LOB: 0 BB: 0 P: 3	R: 0 E: 0 K: 1 S: 5	H: 1 LOB: 0 BB: 0 P: 5	R: 0 E: 0 K: 1 S: 5	H: 0 LOB: 0 BB: 0 P: 5	1B: 4 2B: 1 3B: 1 HR: 0	SF: 0 SAC: 0 DP: 2 HBP: 0	WP: 0 PB: 0 CS: 0	PA: 35					
PITCHER	IP	WLS	BF	H	R	ER	SO	BB	IBB	HBP	BLK	WP	HR	S	P	ERA	WHIP										
Stan Williams, R ERA: 3.51 (1, 1)	3.2		19	4	4	3	6	3	1	0	0	0	0	27	43	7.36	1.909										
Steve Hamilton, L ERA: 2.49 (4, 1)	5.1	W	16	1	0	0	6	1	0	0	0	0	0	27	31	0.00	0.375										

Cleveland Indians @ New York Yankees
Yankee Stadium, Bronx, NY
Fri Jul 17 1964, 7:05 PM EDT
Att: 19,652 - Unknown - 84 F

AB 30
R 4
H 5
RBI 4
BB 5
SO 12
LOB 17

C

Batter	1	2	3	4	5	6	7	8	9	AB	R	H	RBI	BB	SO	LOB	BOTTOM											
Tony Kubek, L OBP: 0.279, SLG: 0.353 (1, 6)	0-0 F7		0-0 1B	0-0 FC5-4		0-0 1B				4	1	2	1	0	0	1												
Bobby Richardson, R OBP: 0.276, SLG: 0.303 (1, 4)	4-0 BB		0-0 1B	0-0 F8		0-0 1B				3	1	2	1	1	0	1												
Mickey Mantle, S OBP: 0.451, SLG: 0.620 Archie Moore, L OBP: 0.364, SLG: 0.333 (1, 8) (9, 8)	0-0 F5		0-0 1B	0-0 L8		0-0 4-3				4	1	1	1	0	0	4												
Roger Maris, L OBP: 0.345, SLG: 0.469 (1, 9)	0-0 P6		0-0 1B			0-0 P4		0-0 F2		4	1	1	0	0	0	1												
Tom Tresh, S OBP: 0.363, SLG: 0.432 (1, 7)		0-3 K	0-0 2B	0-0 F8		0-0 F8		0-0 L1-3		4	1	2	1	0	1	0												
Johnny Blanchard, L OBP: 0.374, SLG: 0.379 Pedro Gonzalez, R OBP: 0.300, SLG: 0.333 (1, 3) (9, 3)		0-0 L3	0-0 HR	0-0 K		0-3 K		0-0 L1-3		4	1	1	3	0	1	1												
Elston Howard, R OBP: 0.359, SLG: 0.431 (1, 2)		0-0 5-3	0-0 K			0-0 F9		0-3 K		4	0	0	0	0	2	0												
Clete Boyer, R OBP: 0.286, SLG: 0.329 (1, 5)			0-0 1B	0-0 P6		0-0 6-3		0-0 1-3		4	1	1	0	0	0	0												
Stan Williams, R OBP: 0.214, SLG: 0.286 Steve Hamilton, L OBP: 0.286, SLG: 0.211 (1, 1) (4, 1)			0-0 SH3-4	0-0 FC5-4		0-0 1B		0-0 L8		0	0	0	0	0	0	0												
Inning Stats	R: 0 E: 0 K: 0 S: 3	H: 0 LOB: 1 BB: 1 P: 7	R: 0 E: 0 K: 1 S: 5	H: 0 LOB: 0 BB: 0 P: 5	R: 7 E: 0 K: 1 S: 12	H: 7 LOB: 0 BB: 0 P: 12	R: 0 E: 0 K: 0 S: 4	H: 1 LOB: 1 BB: 0 P: 4	R: 0 E: 0 K: 1 S: 5	H: 0 LOB: 0 BB: 0 P: 5	R: 1 E: 0 K: 0 S: 6	H: 3 LOB: 2 BB: 0 P: 6	R: 0 E: 0 K: 0 S: 3	H: 1 LOB: 0 BB: 0 P: 3	R: 0 E: 0 K: 1 S: 5	H: 0 LOB: 0 BB: 0 P: 5	1B: 10 2B: 2 3B: 0 HR: 1	SF: 0 SAC: 1 DP: 1 HBP: 0	WP: 0 PB: 1 SB: 1 CS: 0	PA: 36								
PITCHER	IP	WLS	BF	H	R	ER	SO	BB	IBB	HBP	BLK	WP	HR	S	P	ERA	WHIP											
Pedro Ramos, R ERA: 4.56 (1, 1)	2.1	L	14	6	6	6	1	0	0	0	0	0	0	15	19	23.14	3.000											
Lee Stange, R ERA: 5.19 (3, 1)	0.2		3	1	1	1	1	0	0	0	0	0	0	1	5	5	13.50	1.500										
Gary Bell, R ERA: 4.79 (4, 1)	3.0		13	4	1	1	1	0	0	0	0	0	0	15	15	3.00	1.333											
Ted Abernathy, R ERA: 3.16 (7, 1)	2.0		6	1	0	0	1	0	0	0	0	0	0	8	8	0.00	0.500											

Cleveland Indians @ New York Yankees
Yankee Stadium, Bronx, NY
Fri Jul 17 1964, 7:05 PM EDT
Att: 19,652 - Unknown - 84 F

AB 34
R 8
H 12
RBI 7
BB 1
SO 4
LOB 8

Yankees

Batter	1	2	3	4	5	6	7	8	9	10	11	12	13	14	15	AB	R	H	RBI	BB	SO	LOB	TOP							
Dick Howser, R OBP: 0.308, SLG: 0.302 (1.6)	1-3		F8			F8 BB 1B		F7		P5		4-3		FC4-6 BB		6	1	1	0	1	0	1								
Vic Davallo, L OBP: 0.285, SLG: 0.318 (1.8)	F9			F8		F8 BB 1B		4-3			BB S 1B	G5-3 2B		FC4-6		6	1	2	0	1	0	1								
Leon Wagner, L OBP: 0.336, SLG: 0.489 (1.7)	K			L6		F8		G3			F5					6	0	0	0	1	1	3								
John Romano, R OBP: 0.301, SLG: 0.405 (1.2)		G3		F9		K			F7		K	G5-3			4-3	7	1	1	0	0	2	5								
Bob Chance, L OBP: 0.416, SLG: 0.567 (1.3)	K				F7				FC6-4 1B		BB IBB			K		6	1	3	3	1	2	0								
Al Smith, R OBP: 0.195, SLG: 0.285 (1.9)																														
Tito Francona, L OBP: 0.382, SLG: 0.387 (11. PH)	F8				5-3	K			FC6-4 1B					1-3		4	0	0	0	0	1	2								
Billy Moran, R OBP: 0.289, SLG: 0.289 (11.5)									1-2 2-3		BB					0	0	0	0	1	0	0								
Larry Brown, R OBP: 0.273, SLG: 0.362 (1.4)				F7					F8		P6			K		6	0	0	0	1	2	4								
Woodie Held, R OBP: 0.315, SLG: 0.459 (11.9)																5	1	2	0	1	2	0								
Dick Donovan, L OBP: 0.372, SLG: 0.290 (5. PH)																0	0	0	0	0	0	0								
Chico Carrasco, L OBP: 0.275, SLG: 0.333 (5. PH)																1	0	0	0	0	0	1								
Pedro Ramos, R OBP: 0.322, SLG: 0.418 (5. PH)																1	0	0	0	0	0	0								
Don McMahon, R OBP: 0.322, SLG: 0.322 (12. PH)																1	1	1	2	0	0	0								
Ted Abernathy, R OBP: 0.330, SLG: 0.487 (12.1)																0	0	0	0	0	0	0								
Gary Bell, R OBP: 0.332, SLG: 0.332 (13.1)																1	0	0	0	0	1	0								
Inning Stats	R: 0 E: 0 K: 1 S: 5	H: 0 LOB: 0 BB: 0 P: 5	R: 0 E: 0 K: 1 S: 5	H: 0 LOB: 0 BB: 0 P: 5	R: 0 E: 0 K: 1 S: 4	H: 1 LOB: 1 BB: 0 P: 4	R: 0 E: 0 K: 0 S: 3	H: 0 LOB: 0 BB: 0 P: 3	R: 0 E: 0 K: 1 S: 6	H: 1 LOB: 2 BB: 1 P: 10	R: 2 E: 0 K: 1 S: 9	H: 2 LOB: 1 BB: 0 P: 13	R: 0 E: 0 K: 0 S: 3	H: 0 LOB: 0 BB: 0 P: 3	R: 0 E: 0 K: 1 S: 7	H: 1 LOB: 3 BB: 2 P: 14	R: 2 E: 0 K: 0 S: 4	H: 2 LOB: 1 BB: 2 P: 12	R: 0 E: 0 K: 2 S: 7	H: 0 LOB: 0 BB: 0 P: 7	R: 0 E: 0 K: 2 S: 7	H: 0 LOB: 0 BB: 0 P: 7	R: 0 E: 0 K: 2 S: 7	H: 0 LOB: 1 BB: 1 P: 11	R: 2 E: 0 K: 1 S: 7	H: 2 LOB: 0 BB: 0 P: 7	1B: 7 2B: 1 3B: 1 HR: 1	SF: 0 SAC: 2 DP: 1 HBP: 0	WP: 0 PB: 0 CS: 0	PA: 61
PITCHER	IP 10.0	WLS 10.0	BF 37	H 5	R 2	ER 2	SO 7	BB 2	IBB 0	HBP 0	BLK 0	WP 0	HR 0	S 49	P 57	ERA 1.80	WHIP 0.700													
Al Downing, L ERA: 3.02 (1.1)	2.0	12	3	2	2	1	2	2	0	0	0	0	1	10	26	9.00	2.500													
Bill Stafford, R ERA: 2.53 (11.1)	3.0	L 12	2	2	2	5	1	0	0	0	0	0	0	21	25	6.00	1.000													
Pete Mikkelsen, R ERA: 3.75 (13.1)																														

Cleveland Indians @ New York Yankees
Yankee Stadium, Bronx, NY
Sat Jul 18 1964, 3:33 AM EDT
Att. 17,410 - Unknown - 92 F

AB 52
R 6
H 10
RBI 6
BB 7
SO 13
LOB 18



Batter	1	2	3	4	5	6	7	8	9	10	11	12	13	14	15	AB	R	H	RBI	BB	SO	LOB	BOTTOM							
Tony Kubek, L OBP: 0.293, SLG: 0.377 (1.6)	FC4-5 PB 1B		L9					BB SH5-3 BB		G3						5	1	3	2	2	0	0								
Bobby Richardson, R OBP: 0.273, SLG: 0.361 (1.4)	FC4-5 2B		F7			P2		SH5-3						5-3		6	1	1	0	0	0	3								
Mickey Mantle, S OBP: 0.449, SLG: 0.815 (1.8)																5	1	1	1	1	4	1								
Pedro Gonzalez, R OBP: 0.300, SLG: 0.333 (14.3)	2B		K													0	0	0	0	0	0	0								
Roger Maris, L OBP: 0.345, SLG: 0.483 (1.9)	F2															5	0	1	0	1	0	1								
Tom Tresh, S OBP: 0.381, SLG: 0.433 (1.7)																4	0	1	1	0	1	4								
Hector Lopez, R OBP: 0.318, SLG: 0.430 (11.7)	2B															2	0	0	0	0	0	0								
Joe Pepitone, L OBP: 0.289, SLG: 0.381 (14.8)	P6															6	0	1	0	0	0	1								
Elston Howard, R OBP: 0.353, SLG: 0.422 (1.2)			P4													6	0	0	0	0	1	1								
Clete Boyer, R OBP: 0.283, SLG: 0.323 (1.5)		F2														5	1	0	0	1	1	0								
Al Downing, R ERA: 4.43 (1.1)																3	0	0	0	0	3	0								
Pedro Ramos, R ERA: 4.38 (5.1)																1	0	0	0	0	1	0								
Don McMahon, R ERA: 1.48 (9.1)																0	0	0	0	0	0	0								
Ted Abernathy, R ERA: 3.44 (12.1)																1	0	0	0	0	0	0								
Gary Bell, R ERA: 4.55 (13.1)																1	0	0	0	0	1	0								
Inning Stats	R: 2 E: 0 K: 0 S: 6	H: 3 LOB: 1 BB: 0 P: 6	R: 0 E: 0 K: 1 S: 5	H: 0 LOB: 0 BB: 0 P: 5	R: 0 E: 0 K: 1 S: 5	H: 0 LOB: 0 BB: 0 P: 5	R: 0 E: 0 K: 1 S: 5	H: 2 LOB: 1 BB: 0 P: 4	R: 0 E: 0 K: 1 S: 6	H: 1 LOB: 1 BB: 0 P: 6	R: 0 E: 0 K: 1 S: 5	H: 0 LOB: 0 BB: 0 P: 5	R: 0 E: 0 K: 2 S: 7	H: 0 LOB: 0 BB: 0 P: 3	R: 0 E: 0 K: 2 S: 7	H: 1 LOB: 1 BB: 1 P: 8	R: 2 E: 0 K: 0 S: 4	H: 1 LOB: 0 BB: 1 P: 8	R: 0 E: 0 K: 1 S: 5	H: 0 LOB: 0 BB: 0 P: 5	R: 0 E: 0 K: 1 S: 5	H: 0 LOB: 0 BB: 0 P: 5	R: 0 E: 0 K: 1 S: 4	H: 0 LOB: 0 BB: 1 P: 8	R: 0 E: 0 K: 1 S: 4	H: 0 LOB: 0 BB: 0 P: 8	1B: 4 2B: 3 3B: 1 HR: 1	SF: 0 SAC: 1 DP: 1 HBP: 0	WP: 0 PB: 0 CS: 0	PA: 56
PITCHER	IP 4.0	WLS 4.0	BF 16	H 5	R 2	ER 2	SO 2	BB 0	IBB 0	HBP 0	BLK 0	WP 0	HR 0	S 20	P 20	ERA 4.50	WHIP 1.250													
Dick Donovan, R ERA: 4.43 (1.1)	4.0	16	1	0	0	4	2	1	0	0	0	0	0	21	33	0.00	0.750													
Pedro Ramos, R ERA: 4.38 (5.1)	3.0	10	1	0	0	3	0	0	0	0	0	0	0	16	16	0.00	0.333													
Don McMahon, R ERA: 1.48 (9.1)	1.0	5	1	2	2	0	1	0	0	0	0	0	1	4	8	18.00	2.000													
Ted Abernathy, R ERA: 3.44 (12.1)	3.0	W 9	0	0	0	3	1	0	0	0	0	0	0	14	18	0.00	0.333													

Cleveland Indians @ New York Yankees
Yankee Stadium, Bronx, NY
Sat Jul 18 1964, 3:33 AM EDT
Att. 17,410 - Unknown - 92 F

AB 50
R 4
H 8
RBI 4
BB 5
SO 12
LOB 12



Batter	1	2	3	4	5	6	7	8	9	AB	R	H	RBI	BB	SO	LOB	TOP						
Dick Howser, R OBP: 0.305, SLG: 0.299 (1, 6)	0-0 4-3		0-0 F9		0-0 5-3		0-0 1-3			4	0	0	0	0	0	1	Cleveland Indians @ New York Yankees Yankee Stadium, Bronx, NY Sun Jul 19 1964, 3:33 AM EDT Unknown - 90 F						
Vic Davallio, L OBP: 0.288, SLG: 0.320 (1, 8)	0-0 FC4-6 1B		0-0 FC4-6 1B		0-0 F8		0-0 5-3			4	0	2	0	0	0	0							
Leon Wagner, L OBP: 0.333, SLG: 0.483 (1, 7)	0-0 FC4-6 1-2		0-0 FC4-6 1-2		0-0 F8		0-0 F9			4	0	0	0	0	0	2							
Bob Chance, L OBP: 0.408, SLG: 0.554 (1, 3)	0-3 K2-3		0-0 E4		0-0 1-3		0-0 F8			4	0	0	0	0	1	2							
Tito Francona, L OBP: 0.385, SLG: 0.405 (1, 9)		0-0 HR	0-0 F8		0-0 6-3		0-0 F8		4-0 FC5-4 1B BB	3	1	1	1	1	0	2							
John Romano, R OBP: 0.349, SLG: 0.461 (1, 2)	0-0 F5		0-3 K		0-0 6-3		0-0 F8		0-0 FC5-4 1-2 1B	4	0	1	0	0	1	0							
Larry Brown, R OBP: 0.276, SLG: 0.377 (1, 4)	0-0 HR		0-0 1B		0-0 5-3		0-0 FC5-4 G6-4-3 1-2 2-3		0-0 FC5-4 G6-4-3 1-2 2-3	4	1	2	1	0	0	2							
Woodie Held, R OBP: 0.313, SLG: 0.455 (1, 5)	0-3 K		0-3 K		0-0 1B		0-0 K		0-0 G6-4-3 1-2	4	0	1	0	0	2	3							
Sam McDowell, L OBP: 0.103, SLG: 0.037 (1, 1)	0-3 K		0-3 K		0-3 K		0-3 K			2	0	0	0	0	2	1							
Ted Abernathy, R (6, 1)	0-3 K		0-3 K		0-3 K		0-3 K			0	0	0	0	0	0	0							
Al Smith, R (7, PH)	0-3 K		0-3 K		0-3 K		0-3 K			1	0	0	0	0	1	1							
Sonny Siebert, R OBP: 0.278, SLG: 0.353 (7, 1)	0-3 K		0-3 K		0-3 K		0-3 K			0	0	0	0	0	0	0							
Inning Stats	R: 0 E: 0 K: 1 S: 6	H: 1 LOB: 1 BB: 0 P: 6	R: 2 E: 0 K: 2 S: 9	H: 2 LOB: 0 BB: 0 P: 9	R: 0 E: 1 K: 0 S: 5	H: 1 LOB: 2 BB: 0 P: 5	R: 0 E: 0 K: 3 S: 10	H: 0 LOB: 1 BB: 0 P: 10	R: 0 E: 0 K: 0 S: 3	H: 0 LOB: 0 BB: 0 P: 3	R: 0 E: 0 K: 1 S: 6	H: 1 LOB: 1 BB: 0 P: 6	R: 0 E: 0 K: 0 S: 3	H: 0 LOB: 0 BB: 0 P: 3	R: 0 E: 0 K: 0 S: 3	H: 1 LOB: 1 BB: 1 P: 7	1B: 5 2B: 0 3B: 0 HR: 2	SF: 0 SAC: 0 DP: 1 HBP: 0	WP: 0 PB: 0 CS: 0	PA: 35			
PITCHER Rollie Sheldon, R ERA: 3.6 (1, 1)	IP: 9.0 WLS: W BF: 35 H: 7 R: 2 ER: 2 SO: 7 BB: 1 IBB: 0 HBP: 0 BLK: 0 WP: 0 HR: 2 S: 48 P: 52 ERA: 2.00 WHIP: 0.889											PITCHER	IP: 9.0 WLS: W BF: 35 H: 7 R: 2 ER: 2 SO: 7 BB: 1 IBB: 0 HBP: 0 BLK: 0 WP: 0 HR: 2 S: 48 P: 52 ERA: 2.00 WHIP: 0.889										

AB	34
R	2
H	7
RBI	2
BB	1
SO	7
LOB	14




Batter	1	2	3	4	5	6	7	8	9	AB	R	H	RBI	BB	SO	LOB	BOTTOM						
Phil Linz, R OBP: 0.319, SLG: 0.355 (1, 6)	0-0 WP 1B	4-0 1B BB		0-3 K		0-0 G6-4-3 1-2				3	0	1	0	1	1	1	Cleveland Indians @ New York Yankees Yankee Stadium, Bronx, NY Sun Jul 19 1964, 3:33 AM EDT Unknown - 90 F						
Bobby Richardson, R OBP: 0.276, SLG: 0.303 (1, 4)	0-3 K 1-2	0-0 1B 2-3			0-0 2B 1B		0-3 K			4	1	2	0	0	2	1							
Hector Lopez, R OBP: 0.322, SLG: 0.434 (1, 9)	0-3 K	0-3 K			0-0 1B 2B		4-0 BB			3	1	1	0	1	2	4							
Mickey Mantle, S OBP: 0.446, SLG: 0.608 (1, 8)	0-3 K	0-0 1-3			4-0 1B G6-4-3 IBB		0-0 P5			3	1	0	0	1	1	5							
Tom Tresh, S OBP: 0.363, SLG: 0.434 (1, 7)		0-0 1B 2B 1B	0-0 F3		0-0 G6-4-3 1-3 2H 3H 1B		0-3 K			4	1	2	2	0	1	1							
Elston Howard, R OBP: 0.354, SLG: 0.423 (1, 2)		0-0 2B 1B 1B	0-0 1-3		0-0 G6-4-3 1-2		0-0 G6-4-3 1B			4	1	2	0	0	0	1							
Pedro Gonzalez, R OBP: 0.297, SLG: 0.343 (1, 3)		0-0 1-3 3H 2B	0-0 6-3		0-0 K		0-0 F8			4	1	1	1	0	1	1							
Clete Boyer, R OBP: 0.283, SLG: 0.322 (1, 5)		0-0 FC1-6 2H 3H 1B		0-0 F7		0-0 F8		0-0 G6-4-3 1-2		4	0	1	2	0	0	1							
Rollie Sheldon, R OBP: 0.167, SLG: 0.167 (1, 1)		0-0 FC1-6 1B BB		0-3 K		0-0 G6-4-3 1B				3	0	1	0	0	1	1							
Inning Stats	R: 0 E: 0 K: 3 S: 10	H: 1 LOB: 1 BB: 0 P: 10	R: 3 E: 0 K: 1 S: 10	H: 5 LOB: 3 BB: 1 P: 14	R: 0 E: 0 K: 0 S: 3	H: 0 LOB: 0 BB: 0 P: 3	R: 0 E: 0 K: 2 S: 7	H: 0 LOB: 0 BB: 0 P: 7	R: 3 E: 0 K: 1 S: 7	H: 3 LOB: 0 BB: 1 P: 11	R: 0 E: 0 K: 0 S: 3	H: 1 LOB: 0 BB: 0 P: 3	R: 0 E: 0 K: 0 S: 3	H: 0 LOB: 1 BB: 1 P: 11	R: 0 E: 0 K: 0 S: 3	H: 1 LOB: 0 BB: 0 P: 3		1B: 9 2B: 2 3B: 0 HR: 0	SF: 0 SAC: 0 DP: 3 HBP: 0	WP: 1 PB: 0 CS: 0	PA: 35		
PITCHER Sam McDowell, L ERA: 3.16 (1, 1)	IP: 5.1 WLS: L BF: 27 H: 10 R: 6 ER: 6 SO: 7 BB: 1 IBB: 0 HBP: 0 BLK: 0 WP: 1 HR: 0 S: 39 P: 47 ERA: 10.12 WHIP: 2.062											PITCHER	IP: 5.1 WLS: L BF: 27 H: 10 R: 6 ER: 6 SO: 7 BB: 1 IBB: 0 HBP: 0 BLK: 0 WP: 1 HR: 0 S: 39 P: 47 ERA: 10.12 WHIP: 2.062										
Ted Abernathy, R ERA: 3.4 (6, 1)	0.2 1 0 0 0 0 0 0 0 0 0 0 1 1 0.00 0.000											PITCHER	0.2 1 0 0 0 0 0 0 0 0 0 0 1 1 0.00 0.000										
Sonny Siebert, R ERA: 4.34 (7, 1)	2.0 7 1 0 0 2 1 0 0 0 0 0 10 14 0.00 1.000											PITCHER	2.0 7 1 0 0 2 1 0 0 0 0 0 10 14 0.00 1.000										



Batter	1	2	3	4	5	6	7	8	9	AB	R	H	RBI	BB	SO	LOB	TOP				
Vic Davallo, L OBP: 0.284, SLG: 0.315 (1, 8)	1-3	F5		F2			F8		L8	5	0	0	0	0	0	2					
Al Smith, R OBP: 0.195, SLG: 0.276 (1, 9)	1B BB		6-3		P3		K			3	1	0	0	1	1	0					
Leon Wagner, L OBP: 0.332, SLG: 0.489 (1, 7)	K		K		HR		F3			4	1	1	1	0	2	1					
Bob Chance, L OBP: 0.415, SLG: 0.559 (1, 3)	BB 1B		1B		1B			K		4	0	3	0	0	1	0					
Joe Azcue, R OBP: 0.286, SLG: 0.341 (1, 2)	1-2 BB		5-3		K			G5-4-3 1B		3	0	1	0	1	1	2					
Larry Brown, R OBP: 0.279, SLG: 0.376 (6, 4)	1-2 2-3 3-H BB		1B 4-3		G3			G5-4-3 1B		3	1	1	1	1	0	2					
Chico Salmon, R OBP: 0.321, SLG: 0.333 Dick Howser, R OBP: 0.305, SLG: 0.298 (6, 6)	P6		4-3 1B		K			F7		3	0	1	0	0	1	3					
Billy Moran, R OBP: 0.289, SLG: 0.289 (1, 5)	1-3		4-3		P6			FC1-6 1B		4	0	1	1	0	0	1					
Luis Tiant, R (1, 1)	1-3		2-3 3-H K		F8			FC1-6		4	0	0	0	0	1	2					
Inning Stats	R: 1 E: 0 K: 1 S: 6	H: 1 LOB: 3 BB: 3 P: 18	R: 0 E: 0 K: 0 S: 3	H: 0 LOB: 0 BB: 0 P: 3	R: 0 E: 0 K: 1 S: 6	H: 1 LOB: 1 BB: 0 P: 6	R: 1 E: 0 K: 1 S: 7	H: 2 LOB: 1 BB: 0 P: 7	R: 1 E: 0 K: 1 S: 5	H: 2 LOB: 1 BB: 0 P: 7	R: 0 E: 0 K: 1 S: 5	H: 0 LOB: 0 BB: 0 P: 5	R: 0 E: 0 K: 1 S: 5	H: 1 LOB: 0 BB: 0 P: 5	R: 0 E: 0 K: 0 S: 4	H: 1 LOB: 1 BB: 0 P: 4	1B: 7 2B: 0 3B: 0 HR: 1	SF: 0 SAC: 0 DP: 1 HBP: 0	WP: 0 PB: 0 CS: 0	PA: 37	
PITCHER	IP WLS BF H R ER SO BB IBB HBP BLK WP HR S P ERA WHIP	IP WLS BF H R ER SO BB IBB HBP BLK WP HR S P ERA WHIP																			
Whitey Ford, L ERA: 2.14 (1, 1)	5.0 L 24 6 3 3 4	2.0 6 0 0 0 2	2.0 7 2 0 0 1	0.0 0 0 0 0 0	0.0 0 0 0 0 0	0.0 0 0 0 0 0	0.0 0 0 0 0 0	0.0 0 0 0 0 0	0.0 0 0 0 0 0	0.0 0 0 0 0 0	0.0 0 0 0 0 0	0.0 0 0 0 0 0	0.0 0 0 0 0 0	0.0 0 0 0 0 0	0.0 0 0 0 0 0	0.0 0 0 0 0 0	0.0 0 0 0 0 0	0.0 0 0 0 0 0	0.0 0 0 0 0 0	0.0 0 0 0 0 0	5.40 1.800
Hal Reniff, R ERA: 2.95 (6, 1)	2.0 6 0 0 0 2	7 2 0 0 0 1	0 0 0 0 0 0	0 0 0 0 0 0	0 0 0 0 0 0	0 0 0 0 0 0	0 0 0 0 0 0	0 0 0 0 0 0	0 0 0 0 0 0	0 0 0 0 0 0	0 0 0 0 0 0	0 0 0 0 0 0	0 0 0 0 0 0	0 0 0 0 0 0	0 0 0 0 0 0	0 0 0 0 0 0	0 0 0 0 0 0	0 0 0 0 0 0	0 0 0 0 0 0	0 0 0 0 0 0	0.00 0.000
Ralph Terry, R ERA: 6.66 (8, 1)	2.0 7 2 0 0 1	0 0 0 0 0 0	0 0 0 0 0 0	0 0 0 0 0 0	0 0 0 0 0 0	0 0 0 0 0 0	0 0 0 0 0 0	0 0 0 0 0 0	0 0 0 0 0 0	0 0 0 0 0 0	0 0 0 0 0 0	0 0 0 0 0 0	0 0 0 0 0 0	0 0 0 0 0 0	0 0 0 0 0 0	0 0 0 0 0 0	0 0 0 0 0 0	0 0 0 0 0 0	0 0 0 0 0 0	0 0 0 0 0 0	0.00 1.000

Cleveland Indians @ New York Yankees
Yankee Stadium, Bronx, NY
Sun Jul 19 1964, 3:38 AM EDT
Att: 30,061 - Unknown - 89 F


AB 34
R 3
H 8
RBI 3
BB 3
SO 7
LOB 13



Batter	1	2	3	4	5	6	7	8	9	AB	R	H	RBI	BB	SO	LOB	BOTTOM						
Tony Kubek, L OBP: 0.288, SLG: 0.370 (1, 6)	K		K		P4		K			4	0	0	0	0	3	1							
Phil Linz, R OBP: 0.318, SLG: 0.353 (1, 4)	4-3		F9			F5		G4-6-3 1B		4	0	1	0	0	0	0							
Hector Lopez, R OBP: 0.320, SLG: 0.427 (1, 7)	BB		F8		F9		G4-6-3 1B			3	0	0	0	1	0	1							
Roger Maris, L OBP: 0.347, SLG: 0.462 (1, 9)	K		BB		BB	1B		K		3	0	1	0	1	2	1							
Tom Tresh, S OBP: 0.367, SLG: 0.434 (1, 8)	1B		BB		BB	1B		G3		2	0	1	0	2	0	0							
Joe Pepitone, L OBP: 0.286, SLG: 0.376 (1, 3)	F8		K		K		P6			4	0	0	0	0	2	5							
Johnny Blanchard, L OBP: 0.397, SLG: 0.399 (1, 2)	L9		F9		P5		F9			4	0	0	0	0	0	3							
Clete Boyer, R OBP: 0.280, SLG: 0.318 (1, 5)	K		K		K		K			3	0	0	0	0	3	1							
Whitey Ford, L OBP: 0.283, SLG: 0.178 Archie Moore, L OBP: 0.308, SLG: 0.273 Hal Reniff, R OBP: 0.143, SLG: 0.143 Bobby Richardson, R OBP: 0.277, SLG: 0.305 Ralph Terry, R OBP: 0.250, SLG: 0.214 (8, 1)	K		K		4-3		1B			1	0	0	0	0	1	0							
Inning Stats	R: 0 E: 0 K: 2 S: 7	H: 0 LOB: 1 BB: 1 P: 11	R: 0 E: 0 K: 1 S: 6	H: 1 LOB: 0 BB: 0 P: 6	R: 0 E: 0 K: 2 S: 7	H: 0 LOB: 0 BB: 0 P: 7	R: 0 E: 0 K: 1 S: 5	H: 0 LOB: 2 BB: 2 P: 13	R: 0 E: 0 K: 1 S: 5	H: 0 LOB: 0 BB: 0 P: 5	R: 0 E: 0 K: 1 S: 6	H: 1 LOB: 2 BB: 1 P: 10	R: 0 E: 0 K: 2 S: 8	H: 1 LOB: 1 BB: 0 P: 8	R: 0 E: 0 K: 1 S: 5	H: 1 LOB: 0 BB: 0 P: 5	R: 0 E: 0 K: 0 S: 3	H: 0 LOB: 0 BB: 0 P: 3	1B: 4 2B: 0 3B: 0 HR: 0	SF: 0 SAC: 0 DP: 1 HBP: 0	WP: 1 PB: 0 CS: 0	PA: 34	
PITCHER	IP WLS BF H R ER SO BB IBB HBP BLK WP HR S P ERA WHIP	IP WLS BF H R ER SO BB IBB HBP BLK WP HR S P ERA WHIP																					
Luis Tiant, R ERA: (1, 1)	9.0 W 34 4 0 0 0 11	4 0 0 0 0 11	4 0 0 0 0 11	4 0 0 0 0 11	1 0 0 0 0 52	68 0.00 0.889																	

Cleveland Indians @ New York Yankees
Yankee Stadium, Bronx, NY
Sun Jul 19 1964, 3:38 AM EDT
Att: 30,061 - Unknown - 89 F

AB 30
R 0
H 4
RBI 0
BB 4
SO 11
LOB 12





Batter	1	2	3	4	5	6	7	8	9	AB	R	H	RBI	BB	SO	LOB	TOP
Don Blasingame, L (1.4) OBP: 0.310, SLG: 0.322	F9		G3			L9		1-2 1B		4	0	1	0	0	0	0	<p>Washington Senators @ New York Yankees</p> <p>Yankee Stadium, Bronx, NY</p> <p>Tue Jul 21 1964, 7:05 PM EDT</p> <p>Att: 12,874 - Overcast - 78 F</p> <p>livebaseballscores.com</p>
Chuck Hinton, R (1.7) OBP: 0.358, SLG: 0.466	E1 1B			L9		HR		G5-3 2-3f		4	1	2	1	0	0	2	
Joe Cunningham, L (1.3) OBP: 0.360, SLG: 0.319	FC1-5-6-4-6 2-3			3-1		P6			FC4-6 BB	3	0	0	0	1	0	1	
Jim King, L (1.9) OBP: 0.358, SLG: 0.471	K			K			G3 1B		P3	4	0	1	0	0	2	2	
Don Lock, R (1.8) OBP: 0.369, SLG: 0.467		F8			E6		G3 1-2		F8	4	0	0	0	0	0	2	
Mike Brumley, L (1.2) OBP: 0.326, SLG: 0.325		F7			P5		P6		FC4-6 1-2f	4	0	0	0	0	0	3	
John Kennedy, R (1.5) OBP: 0.299, SLG: 0.385		K			P6		6-3			3	0	0	0	0	1	2	
Ed Brinkman, R (1.6) OBP: 0.272, SLG: 0.335			K		F8			F5		3	0	0	0	0	1	1	
Dave Stenhouse, R (1.1) OBP: 0.444, SLG: 0.375			6-3			P4		G5-3 1B BB		1	0	0	0	0	0	0	
Fred Valentine, S (6, PH) OBP: 0.313, SLG: 0.336										1	0	0	0	0	0	0	
Don Rudolph, L (6.1) OBP: 0.200, SLG: 0.111										0	0	0	0	0	0	0	
Dick Phillips, L (8, PH) OBP: 0.327, SLG: 0.276										0	0	0	0	1	0	0	
Ron Kline, R (8.1) OBP: 0.400, SLG: 0.250										0	0	0	0	0	0	0	
Inning Stats	R: 0 E: 1 K: 1 S: 6	H: 1 LOB: 1 BB: 0 P: 6	R: 0 E: 0 K: 1 S: 5	H: 0 LOB: 0 BB: 0 P: 5	R: 0 E: 0 K: 1 S: 5	H: 0 LOB: 0 BB: 0 P: 5	R: 0 E: 1 K: 0 S: 4	H: 0 LOB: 1 BB: 0 P: 4	R: 0 E: 0 K: 0 S: 3	H: 1 LOB: 1 BB: 1 P: 7	R: 0 E: 0 K: 0 S: 3	H: 0 LOB: 1 BB: 1 P: 7	1B: 3 2B: 0 3B: 0 HR: 1	SF: 0 SAC: 0 DP: 1 HBP: 0	WP: 0 PB: 0 SB: 0 CS: 0	PA: 33	
PITCHER Jim Bouton, R (1.1) ERA: 2.88	IP: 9.0 WLS: W BF: 33 H: 4 R: 1 ER: 1 SO: 4 BB: 2 IBB: 0 HBP: 0 BLK: 0 WP: 0 HR: 1 S: 39 P: 47 ERA: 1.00 WHIP: 0.667											PITCHER	IP: 9.0 WLS: W BF: 33 H: 4 R: 1 ER: 1 SO: 4 BB: 2 IBB: 0 HBP: 0 BLK: 0 WP: 0 HR: 1 S: 39 P: 47 ERA: 1.00 WHIP: 0.667				

Batter	1	2	3	4	5	6	7	8	9	AB	R	H	RBI	BB	SO	LOB	BOTTOM			
Tony Kubek, L (1.6) OBP: 0.290, SLG: 0.371	F7		F7			FC5-4 1B		G3		5	0	2	0	0	0	0	<p>Washington Senators @ New York Yankees</p> <p>Yankee Stadium, Bronx, NY</p> <p>Tue Jul 21 1964, 7:05 PM EDT</p> <p>Att: 12,874 - Overcast - 78 F</p> <p>livebaseballscores.com</p>			
Bobby Richardson, R (1.4) OBP: 0.277, SLG: 0.307	F9			5-3		FC5-4 1-2f		2B		4	0	1	0	0	0	1				
Joe Pepitone, L (1.3) OBP: 0.286, SLG: 0.375	4-3			F9		2B 1B		P6		4	1	1	0	0	0	1				
Roger Maris, L (1.9) OBP: 0.346, SLG: 0.457		1-3		HR		K		F8		3	1	0	0	1	1	2				
Tom Tresh, S (1.8) OBP: 0.375, SLG: 0.465		HR		HR		1B 2B		2B S BB		3	4	3	3	1	0	0				
Johnny Blanchard, L (1.7) OBP: 0.382, SLG: 0.365		F7				1B		K		4	0	2	2	0	1	1				
Hector Lopez, R (9.7) OBP: 0.320, SLG: 0.427						1B		K		0	0	0	0	0	0	0				
Elston Howard, R (1.2) OBP: 0.356, SLG: 0.422		L9		K		1B		2B IBB		3	1	1	0	1	1	1				
Clete Boyer, R (1.5) OBP: 0.279, SLG: 0.315			F7		6-3			L9		3	0	0	0	1	0	2				
Jim Bouton, R (1.1) OBP: 0.130, SLG: 0.151		F8		K		L4		1B 2B		4	0	1	2	0	1	2				
Inning Stats	R: 0 E: 0 K: 0 S: 3	H: 0 LOB: 0 BB: 0 P: 3	R: 1 E: 0 K: 0 S: 4	H: 1 LOB: 0 BB: 0 P: 4	R: 0 E: 0 K: 0 S: 3	H: 0 LOB: 0 BB: 0 P: 3	R: 2 E: 0 K: 1 S: 7	H: 2 LOB: 1 BB: 1 P: 11	R: 0 E: 0 K: 1 S: 6	H: 1 LOB: 1 BB: 0 P: 6	R: 2 E: 0 K: 1 S: 8	H: 4 LOB: 2 BB: 1 P: 12	R: 0 E: 0 K: 0 S: 4	H: 1 LOB: 1 BB: 0 P: 4	R: 2 E: 0 K: 1 S: 6	H: 2 LOB: 2 BB: 2 P: 14	1B: 6 2B: 3 3B: 0 HR: 2	SF: 0 SAC: 0 DP: 0 HBP: 0	WP: 0 PB: 0 SB: 1 CS: 0	PA: 37
PITCHER Dave Stenhouse, R (1.1) ERA: 5.28	IP: 5.0 WLS: L BF: 20 H: 4 R: 3 ER: 3 SO: 2 BB: 1 IBB: 0 HBP: 0 BLK: 0 WP: 0 HR: 2 S: 23 P: 27 ERA: 5.40 WHIP: 1.000											PITCHER	IP: 5.0 WLS: L BF: 20 H: 4 R: 3 ER: 3 SO: 2 BB: 1 IBB: 0 HBP: 0 BLK: 0 WP: 0 HR: 2 S: 23 P: 27 ERA: 5.40 WHIP: 1.000							
Don Rudolph, L (6.1) ERA: 3.96	2.0 11 5 2 2 1 0 1 0 0 0 0 12 16 9.00 2.500																			
Ron Kline, R (8.1) ERA: 2.57	1.0 6 2 2 2 1 1 1 0 0 0 0 6 14 18.00 3.000																			

Batter	1	2	3	4	5	6	7	8	9	AB	R	H	RBI	BB	SO	LOB	TOP														
Ed Brinkman, R OBP: 0.271, SLG: 0.337 (1, 6)	F7	5-3					K			4	0	1	1	0	1	1	Washington Senators @ New York Yankees Yankee Stadium, Bronx, NY Wed Jul 22 1964, 3:33 AM EDT Att. 11,111 - Overcast - 82 F														
John Kennedy, R OBP: 0.299, SLG: 0.382 (1, 5)	1B		F9		F7		K			3	1	0	0	1	2																
Chuck Hinton, R OBP: 0.357, SLG: 0.464 (1, 7)	FC4-6		6-3		L8			5-3		4	1	1	0	0	0																
Don Lock, R OBP: 0.370, SLG: 0.468 (6, 8)	FC4-6		5-3					F5		4	0	2	1	0	0																
Don Leppert, R OBP: 0.202, SLG: 0.241 Mike Brumley, L OBP: 0.330, SLG: 0.324 (6, PH) (6, 2)	FC4-6				K		F7			2	0	0	0	0	1																
Joe Cunningham, L OBP: 0.357, SLG: 0.317 (1, 3)	WP				L6		F7			1	0	0	0	1	0																
Ken Hunt, R OBP: 0.244, SLG: 0.218 Jim King, L OBP: 0.356, SLG: 0.468 (6, PH) (6, 9)	K				K		K		L9	2	0	0	0	0	2																
Chuck Cottier, R OBP: 0.278, SLG: 0.373 Bennie Daniels, L OBP: 0.250, SLG: 0.250 Dick Phillips, L OBP: 0.325, SLG: 0.274 (9, PH)		K			SH3-4		6-3		4-3	2	1	0	0	1	1																
Alan Koch, R OBP: 0.296, SLG: 0.407 Jim Hannan, R OBP: 0.200, SLG: 0.214 Don Blasingame, L OBP: 0.311, SLG: 0.324 (7, PH) (7, 4)		K			SH3-4				F8	1	0	0	0	0	1																
Inning Stats	R: 2 E: 0 K: 1 S: 8	H: 3 LOB: 2 BB: 1 P: 12	R: 0 E: 0 K: 2 S: 7	H: 0 LOB: 0 BB: 0 P: 7	R: 0 E: 0 K: 0 S: 3	H: 0 LOB: 0 BB: 0 P: 3	R: 0 E: 0 K: 2 S: 7	H: 0 LOB: 0 BB: 0 P: 7	R: 1 E: 0 K: 0 S: 4	H: 1 LOB: 1 BB: 1 P: 8	R: 0 E: 0 K: 1 S: 6	H: 1 LOB: 1 BB: 0 P: 6	R: 0 E: 0 K: 1 S: 5	H: 0 LOB: 1 BB: 1 P: 9	R: 0 E: 0 K: 0 S: 3	H: 0 LOB: 0 BB: 0 P: 3		1B: 5 2B: 1 3B: 0 HR: 0	SF: 0 SAC: 1 DP: 0 HBP: 0	WP: 1 PB: 0 SB: 0 CS: 0	PA: 36										
PITCHER	IP WLS BF H R ER SO BB IBB HBP BLK WP HR S P ERA WHIP																														
Al Downing, L ERA: 3.11 Ralph Terry, R ERA: 6.18	(1, 1) (6, 1)	5.0 S	21 15	4 2	3 0	3 0	5 4	2 1	0 0	0 0	0 0	1 0	29 22	37 26	5.40 0.00	1.200 0.750															


Batter	1	2	3	4	5	6	7	8	9	AB	R	H	RBI	BB	SO	LOB	BOTTOM														
Tony Kubek, L OBP: 0.289, SLG: 0.366 (1, 6)	2-3		G5-4-3		F7	1-3				3	0	0	0	1	0	2	Washington Senators @ New York Yankees Yankee Stadium, Bronx, NY Wed Jul 22 1964, 3:33 AM EDT Att. 11,111 - Overcast - 82 F														
Phil Lutz, R OBP: 0.321, SLG: 0.357 (1, 4)			G5-4-3			5-3				3	1	1	0	1	0	2															
Mickey Mantle, S OBP: 0.447, SLG: 0.609 Hector Lopez, R OBP: 0.320, SLG: 0.427 (9, 7)	K			G3	WP	2B		L8		3	2	1	2	1	1	1															
Roger Maris, L OBP: 0.348, SLG: 0.453 (1, 9)	F2			G3	2H	3B		F9		2	1	0	0	2	0	1															
Tom Tresh, S OBP: 0.379, SLG: 0.463 (9, 8)				G3	3B					1	1	0	0	3	0	2															
Joe Pepitone, L OBP: 0.285, SLG: 0.379 (1, 3)				G3	3B			4-3		4	0	1	4	0	0	3															
Elston Howard, R OBP: 0.352, SLG: 0.417 (1, 2)				6-3	4-3			4-3		4	0	0	0	0	0	3															
Clete Boyer, R OBP: 0.279, SLG: 0.311 (1, 5)					F3	SH1-4		6-3		3	0	0	0	1	0	1															
Al Downing, R OBP: 0.178, SLG: 0.227 Archie Moore, L OBP: 0.357, SLG: 0.333 Ralph Terry, R OBP: 0.235, SLG: 0.200 (6, 1)				K	2B	2B		K		1	0	0	0	0	1	0															
Inning Stats	R: 0 E: 0 K: 1 S: 5	H: 0 LOB: 1 BB: 1 P: 9	R: 0 E: 0 K: 0 S: 3	H: 0 LOB: 1 BB: 1 P: 7	R: 0 E: 0 K: 1 S: 4	H: 0 LOB: 0 BB: 1 P: 8	R: 1 E: 0 K: 0 S: 3	H: 0 LOB: 2 BB: 2 P: 11	R: 5 E: 0 K: 0 S: 7	H: 4 LOB: 1 BB: 2 P: 15	R: 0 E: 0 K: 0 S: 3	H: 0 LOB: 1 BB: 1 P: 7	R: 0 E: 0 K: 0 S: 3	H: 0 LOB: 1 BB: 1 P: 7	R: 0 E: 0 K: 1 S: 5	H: 0 LOB: 0 BB: 0 P: 5		1B: 1 2B: 2 3B: 1 HR: 0	SF: 0 SAC: 1 DP: 1 HBP: 0	WP: 1 PB: 0 SB: 1 CS: 0	PA: 36										
PITCHER	IP WLS BF H R ER SO BB IBB HBP BLK WP HR S P ERA WHIP																														
Alan Koch, R ERA: 4.94 Jim Hannan, R ERA: 4.1 Bennie Daniels, R ERA: 4.25	(1, 1) (5, 1) (7, 1)	4.2 7 2.0	L 7 7	22 1 0	3 1 0	5 1 0	2 1 0	0 0 1	0 2 1	0 0 0	0 0 0	1 0 0	5 8 12	13 8 12	6.75 0.00 0.500	2.250															


Batter	1	2	3	4	5	6	7	8	9	AB	R	H	RBI	BB	SO	LOB	TOP			
Don Blasingame, L (1,4) OBP: 0.308, SLG: 0.325	0-0 4-3		0-0 F8		0-0 2B		0-0 1-3	0-0 P6		5	0	1	0	0	0	2	<p>Washington Senators @ New York Yankees Yankee Stadium, Bronx, NY Thu Jul 23 1964, 7:05 PM EDT Att: 10,358 - Unknown - 80 F</p> <p>livebaseballscores.com</p> <p>AB 33 R 2 H 7 RBI 2 BB 7 SO 8 LOB 23</p> 			
Fred Valentine, S (1,9) OBP: 0.315, SLG: 0.333	0-0 4-3		4-0 BB		0-3 K		0-0 1B		0-3 K	4	0	1	0	1	2	2				
Chuck Hinton, R (1,7) OBP: 0.355, SLG: 0.460	0-0 1B		0-0 F8		0-0 F7		0-3 K		0-3 K	5	0	1	0	0	2	4				
Joe Cunningham, L (1,3) OBP: 0.358, SLG: 0.323	4-0 1-2 BB		0-0 F8			0-0 3-1		0-0 BB 1B 2B	0-3 K	4	1	1	0	1	1	1				
Don Lock, R (1,8) OBP: 0.372, SLG: 0.470	0-0 P6			0-0 6-3		0-0 2B		4-0 BB 1B BB		3	1	1	0	1	0	2				
Mike Brumley, L (1,2) OBP: 0.332, SLG: 0.328		0-0 CS 2B		0-0 F2		4-0 BB		0-0 F7		3	0	1	0	1	0	2				
John Kennedy, R (1,5) OBP: 0.301, SLG: 0.379		4-0 BB		0-0 L7		0-0 P6		4-0 1B 2-3 BB		2	0	0	0	2	0	2				
Ed Brinkman, R (1,6) OBP: 0.272, SLG: 0.335		0-3 K		4-0 2B BB		0-0 F7		0-0 1-3 2-H 3-H 1B		2	0	0	0	1	1	4				
Jim King, L (8, PH) OBP: 0.358, SLG: 0.470		0-3 K			4-0 2B BB		0-0 F7			1	0	1	2	0	0	0				
Ken Hunt, R (8, FR) OBP: 0.244, SLG: 0.218		2-3								0	0	0	0	0	0	0				
Chuck Cottier, R (9, 5) OBP: 0.278, SLG: 0.373										0	0	0	0	0	0	0				
Claude Osteen, L (1, 1) OBP: 0.153, SLG: 0.179		0-0 G3			0-3 K		0-3 K		0-0 P4	4	0	0	0	0	2	4				
Inning Stats	R: 0 E: 0 K: 0 S: 4	H: 1 LOB: 2 BB: 1 P: 8	R: 0 E: 0 K: 1 S: 5	H: 1 LOB: 1 BB: 1 P: 9	R: 0 E: 0 K: 0 S: 3	H: 0 LOB: 1 BB: 1 P: 7	R: 0 E: 0 K: 0 S: 3	H: 0 LOB: 0 BB: 0 P: 3	R: 0 E: 0 K: 2 S: 8	H: 1 LOB: 2 BB: 1 P: 12	R: 0 E: 0 K: 0 S: 4	H: 1 LOB: 1 BB: 0 P: 8	R: 0 E: 0 K: 0 S: 5	H: 2 LOB: 2 BB: 2 P: 13	R: 0 E: 0 K: 3 S: 9	H: 0 LOB: 0 BB: 0 P: 9	1B: 3 2B: 5 3B: 0 HR: 0	SF: 0 SAC: 0 DP: 1 HBP: 0	WP: 0 PB: 0 SB: 1 CS: 1	PA: 40
PITCHER	IP WLS BF H R ER SO BB IBB HBP BLK WP HR S P ERA WHIP	IP WLS BF H R ER SO BB IBB HBP BLK WP HR S P ERA WHIP																		
Stan Williams, R (1, 1) ERA: 3.38	7.1 L 34 6 2 2 5																			
Pete Mikkelsen, R (8, 1) ERA: 3.75	0.0 1 1 0 0 0																			
Steve Hamilton, L (8, 1) ERA: 2.41	1.2 5 0 0 0 3																			



Batter	1	2	3	4	5	6	7	8	9	AB	R	H	RBI	BB	SO	LOB	BOTTOM			
Tony Kubek, L (1,6) OBP: 0.293, SLG: 0.368	0-0 G6-3 1B		0-0 1-3		0-0 4-3		0-0 1B			4	0	2	0	0	0	0	<p>Washington Senators @ New York Yankees Yankee Stadium, Bronx, NY Thu Jul 23 1964, 7:05 PM EDT Att: 10,358 - Unknown - 80 F</p> <p>livebaseballscores.com</p> <p>AB 32 R 1 H 8 RBI 1 BB 4 SO 4 LOB 17</p> 			
Phil Linz, R (1,4) OBP: 0.320, SLG: 0.356	0-0 G6-3 1-2		0-0 1B		0-0 L6		0-0 5-3			4	0	1	0	0	0	2				
Roger Maris, L (1,9) OBP: 0.346, SLG: 0.448	0-0 F2		0-0 L9		4-0 1B BB		0-0 G3			3	0	0	0	1	0	1				
Mickey Mantle, S (1,8) OBP: 0.447, SLG: 0.607		0-0 1-3		0-0 6-3		0-0 F7 1B		0-0 E4 1B		4	0	2	0	0	0	0				
Pedro Gonzalez, R (8, PR) OBP: 0.297, SLG: 0.343		4-0 S 1B BB		4-0 1B BB		0-0 F7 1-2		0-0 FC6 G1-6-3		2	1	0	0	2	0	3				
Tom Tresh, S (1,7) OBP: 0.381, SLG: 0.460		0-3 K		0-0 F9		4-0 L4-3 IBB		0-0 G1-6-3 1-2		3	0	0	0	1	1	4				
Euston Howard, R (1,2) OBP: 0.351, SLG: 0.413		0-3 K		0-0 L4-3 1B		0-0 L4-3		0-0 P6		4	0	2	1	0	0	3				
Joe Pepitone, L (1,3) OBP: 0.288, SLG: 0.380		0-0 FC4-6 1B		0-0 K		0-0 L4-3 1-2		0-0 L6-3 1B		4	0	1	0	0	1	3				
Clete Boyer, R (1,5) OBP: 0.279, SLG: 0.310		0-0 FC4-6 1-2		0-3 K		0-0 1-3		0-0 L6-3 1B		4	0	1	0	0	1	3				
Stan Williams, R (1, 1) OBP: 0.176, SLG: 0.235			0-3 K		0-3 K		0-0 5-3		0-0 L6-3	3	0	0	0	0	2	0				
Pete Mikkelsen, R (8, 1) OBP: 0.286, SLG: 0.211										0	0	0	0	0	0	0				
Steve Hamilton, L (8, 1) OBP: 0.319, SLG: 0.425										0	0	0	0	0	0	0				
Hector Lopez, R (8, PH) OBP: 0.319, SLG: 0.425										1	0	0	0	0	0	1				
Inning Stats	R: 0 E: 0 K: 0 S: 3	H: 1 LOB: 0 BB: 0 P: 3	R: 1 E: 0 K: 1 S: 6	H: 1 LOB: 1 BB: 1 P: 10	R: 0 E: 0 K: 1 S: 6	H: 1 LOB: 0 BB: 0 P: 6	R: 0 E: 0 K: 1 S: 6	H: 1 LOB: 2 BB: 1 P: 10	R: 0 E: 0 K: 0 S: 3	H: 1 LOB: 2 BB: 2 P: 11	R: 0 E: 0 K: 0 S: 4	H: 1 LOB: 1 BB: 0 P: 4	R: 0 E: 1 K: 0 S: 4	H: 1 LOB: 1 BB: 0 P: 4	R: 0 E: 0 K: 0 S: 3	H: 1 LOB: 0 BB: 0 P: 3	1B: 8 2B: 1 3B: 0 HR: 0	SF: 0 SAC: 0 DP: 3 HBP: 0	WP: 0 PB: 0 SB: 1 CS: 0	PA: 36
PITCHER	IP WLS BF H R ER SO BB IBB HBP BLK WP HR S P ERA WHIP	IP WLS BF H R ER SO BB IBB HBP BLK WP HR S P ERA WHIP																		
Claude Osteen, L (1, 1) ERA: 3.64	9.0 W 36 8 1 1 4																			

Batter	1	2	3	4	5	6	7	8	9	AB	R	H	RBI	BB	SO	LOB	TOP						
Tony Kubek, L (1, 6) OBP: 0.287, SLG: 0.361	4-3		6-3		L4		6-3		K	5	0	0	0	0	1	0	New York Yankees @ Detroit Tigers Tiger Stadium, Detroit, MI Fri Jul 24 1964, 7:05 PM EDT Unknown						
Bobby Richardson, R (1, 4) OBP: 0.279, SLG: 0.368	F2		K		BB 1B		6-3		1B	5	0	2	0	0	1	0							
Tom Tresh, S (1, 7) OBP: 0.384, SLG: 0.460	BB 1B		HR HBP		BB 1B		5-3		P4	4	1	2	0	0	0	1							
Mickey Mantle, S (1, 8) OBP: 0.451, SLG: 0.618	BB 1B		HR		BB 1B					2	1	1	2	2	0	0							
Roger Maris, L (8, 9) OBP: 0.346, SLG: 0.448	1-2 BB		HR		1-2 2-3 BB				F7	0	0	0	0	0	0	0							
Elston Howard, R (1, 2) OBP: 0.347, SLG: 0.408	P4		P4		5-3				5-3	4	0	0	0	0	0	5							
Hector Lopez, R (1, 9) OBP: 0.322, SLG: 0.421			K		K				HR HBP	2	1	0	0	1	2	0							
Joe Pepitone, L (1, 3) OBP: 0.287, SLG: 0.387			K		4-3		G3-6-1		BB	4	1	1	2	0	1	1							
Clete Boyer, R (1, 5) OBP: 0.282, SLG: 0.324					5-3				HR	4	1	2	1	0	1	0							
Rollie Sheldon, R (1, 1) OBP: 0.143, SLG: 0.143					5-3				L9	3	0	0	0	0	0	1							
Steve Hamilton, L (8, 1) OBP: 0.286, SLG: 0.211	4-3								K	0	0	0	0	0	0	0							
Pete Mikkelsen, R (8, 1) OBP: 0.319, SLG: 0.354										0	0	0	0	0	0	0							
Phil Linz, R (8, PH) OBP: 0.319, SLG: 0.354										1	0	0	0	0	1	0							
Inning Stats	R: 0 E: 0 K: 0 S: 4	H: 1 LOB: 2 BB: 1 P: 8	R: 0 E: 0 K: 2 S: 8	H: 1 LOB: 1 BB: 0 P: 8	R: 2 E: 0 K: 1 S: 6	H: 1 LOB: 0 BB: 0 P: 7	R: 0 E: 0 K: 1 S: 5	H: 0 LOB: 0 BB: 0 P: 5	R: 0 E: 0 K: 0 S: 5	H: 2 LOB: 3 BB: 1 P: 9	R: 1 E: 0 K: 0 S: 3	H: 1 LOB: 0 BB: 1 P: 7	R: 0 E: 0 K: 0 S: 3	H: 0 LOB: 0 BB: 0 P: 3	R: 2 E: 0 K: 1 S: 6	H: 1 LOB: 1 BB: 0 P: 7	1B: 5 2B: 0 3B: 0 HR: 3	SF: 0 SAC: 0 DP: 1 HBP: 2	WP: 0 PB: 0 SB: 0 CS: 0	PA: 39			
PITCHER	IP WLS BF H R ER SO BB IBB HBP BLK WP HR S P ERA WHIP	IP WLS BF H R ER SO BB IBB HBP BLK WP HR S P ERA WHIP	IP WLS BF H R ER SO BB IBB HBP BLK WP HR S P ERA WHIP	IP WLS BF H R ER SO BB IBB HBP BLK WP HR S P ERA WHIP	IP WLS BF H R ER SO BB IBB HBP BLK WP HR S P ERA WHIP	IP WLS BF H R ER SO BB IBB HBP BLK WP HR S P ERA WHIP	IP WLS BF H R ER SO BB IBB HBP BLK WP HR S P ERA WHIP	IP WLS BF H R ER SO BB IBB HBP BLK WP HR S P ERA WHIP	IP WLS BF H R ER SO BB IBB HBP BLK WP HR S P ERA WHIP	IP WLS BF H R ER SO BB IBB HBP BLK WP HR S P ERA WHIP	IP WLS BF H R ER SO BB IBB HBP BLK WP HR S P ERA WHIP	IP WLS BF H R ER SO BB IBB HBP BLK WP HR S P ERA WHIP	IP WLS BF H R ER SO BB IBB HBP BLK WP HR S P ERA WHIP	IP WLS BF H R ER SO BB IBB HBP BLK WP HR S P ERA WHIP	IP WLS BF H R ER SO BB IBB HBP BLK WP HR S P ERA WHIP	IP WLS BF H R ER SO BB IBB HBP BLK WP HR S P ERA WHIP	IP WLS BF H R ER SO BB IBB HBP BLK WP HR S P ERA WHIP	IP WLS BF H R ER SO BB IBB HBP BLK WP HR S P ERA WHIP	IP WLS BF H R ER SO BB IBB HBP BLK WP HR S P ERA WHIP	IP WLS BF H R ER SO BB IBB HBP BLK WP HR S P ERA WHIP	IP WLS BF H R ER SO BB IBB HBP BLK WP HR S P ERA WHIP	IP WLS BF H R ER SO BB IBB HBP BLK WP HR S P ERA WHIP	
Hank Aguirre, L (1, 1) ERA: 3.91	7.0	30	6	3	3	4	3	0	1	0	0	0	2	34	47	3.86	1.286						
Larry Sherry, R (8, 1) ERA: 3.94	1.0	W	5	1	2	2	1	0	0	1	0	0	1	6	7	18.00	1.000						
Dick Egan, L (8, 1) ERA: 3.03	1.0	S	4	1	0	0	2	0	0	0	0	0	0	8	8	0.00	1.000						

Batter	1	2	3	4	5	6	7	8	9	AB	R	H	RBI	BB	SO	LOB	BOTTOM						
Bill Bruton, L (1, 8) OBP: 0.343, SLG: 0.396			6-3		F8		P6		SH5-3	0	0	0	0	1	0	0	New York Yankees @ Detroit Tigers Tiger Stadium, Detroit, MI Fri Jul 24 1964, 7:05 PM EDT Unknown						
George Thomas, R (1, FR) OBP: 0.338, SLG: 0.519	BB				F9				1-2 2-3	3	0	0	0	0	0	0							
Bill Freehan, R (1, 2) OBP: 0.357, SLG: 0.458	F9		5-3		F9				HR 1B	5	1	2	2	0	0	1							
Al Kaline, R (1, 9) OBP: 0.383, SLG: 0.462	L4		L4						HR 1B	5	1	2	2	0	0	2							
Gates Brown, L (1, 7) OBP: 0.353, SLG: 0.574	L3				4-3		F9		HR 1B	4	1	0	0	1	0	3							
Dick Egan, L (9, 1)									BB	0	0	0	0	0	0	0							
Norm Cash, L (1, 3) OBP: 0.316, SLG: 0.390			P3		F2		FC4-6		1B	3	1	0	0	1	0	1							
Dick McAuliffe, L (1, 6) OBP: 0.353, SLG: 0.518			S		HR		3-1		1B 1B	4	2	3	1	0	0	1							
Don Wert, R (1, 5) OBP: 0.327, SLG: 0.361			5-3		1B				1B 1B	4	1	2	2	0	1	1							
Jerry Lumpe, L (1, 4) OBP: 0.302, SLG: 0.327					5-3				SH5-3 1B	3	2	2	1	1	0	1							
Hank Aguirre, R (1, 1) OBP: 0.377					1-3				SH5-3 1B	2	0	0	0	0	1	2							
Jake Wood, R (7, PH) OBP: 0.218, SLG: 0.278										1	0	0	0	0	0	0							
Larry Sherry, R (8, 1) ERA: 2.92										0	0	0	0	0	0	0							
Don Demeter, R (8, PH) OBP: 0.301, SLG: 0.451										1	1	1	2	0	0	0							
Inning Stats	R: 0 E: 0 K: 0 S: 3	H: 0 LOB: 1 BB: 1 P: 7	R: 0 E: 0 K: 1 S: 6	H: 1 LOB: 2 BB: 1 P: 10	R: 0 E: 0 K: 0 S: 3	H: 0 LOB: 0 BB: 0 P: 3	R: 1 E: 0 K: 0 S: 5	H: 2 LOB: 1 BB: 0 P: 5	R: 0 E: 0 K: 0 S: 3	H: 0 LOB: 0 BB: 0 P: 3	R: 0 E: 0 K: 0 S: 4	H: 1 LOB: 1 BB: 0 P: 4	R: 1 E: 0 K: 1 S: 6	H: 1 LOB: 0 BB: 0 P: 6	R: 3 E: 1 K: 0 S: 10	H: 7 LOB: 1 BB: 2 P: 18	1B: 9 2B: 0 3B: 0 HR: 3	SF: 0 SAC: 1 DP: 0 HBP: 0	WP: 1 PB: 0 SB: 1 CS: 0	PA: 40			
PITCHER	IP WLS BF H R ER SO BB IBB HBP BLK WP HR S P ERA WHIP	IP WLS BF H R ER SO BB IBB HBP BLK WP HR S P ERA WHIP	IP WLS BF H R ER SO BB IBB HBP BLK WP HR S P ERA WHIP	IP WLS BF H R ER SO BB IBB HBP BLK WP HR S P ERA WHIP	IP WLS BF H R ER SO BB IBB HBP BLK WP HR S P ERA WHIP	IP WLS BF H R ER SO BB IBB HBP BLK WP HR S P ERA WHIP	IP WLS BF H R ER SO BB IBB HBP BLK WP HR S P ERA WHIP	IP WLS BF H R ER SO BB IBB HBP BLK WP HR S P ERA WHIP	IP WLS BF H R ER SO BB IBB HBP BLK WP HR S P ERA WHIP	IP WLS BF H R ER SO BB IBB HBP BLK WP HR S P ERA WHIP	IP WLS BF H R ER SO BB IBB HBP BLK WP HR S P ERA WHIP	IP WLS BF H R ER SO BB IBB HBP BLK WP HR S P ERA WHIP	IP WLS BF H R ER SO BB IBB HBP BLK WP HR S P ERA WHIP	IP WLS BF H R ER SO BB IBB HBP BLK WP HR S P ERA WHIP	IP WLS BF H R ER SO BB IBB HBP BLK WP HR S P ERA WHIP	IP WLS BF H R ER SO BB IBB HBP BLK WP HR S P ERA WHIP	IP WLS BF H R ER SO BB IBB HBP BLK WP HR S P ERA WHIP	IP WLS BF H R ER SO BB IBB HBP BLK WP HR S P ERA WHIP	IP WLS BF H R ER SO BB IBB HBP BLK WP HR S P ERA WHIP	IP WLS BF H R ER SO BB IBB HBP BLK WP HR S P ERA WHIP	IP WLS BF H R ER SO BB IBB HBP BLK WP HR S P ERA WHIP	IP WLS BF H R ER SO BB IBB HBP BLK WP HR S P ERA WHIP	
Rollie Sheldon, R (1, 1) ERA: 3.77	7.0	L	3	1	0	0	0	2	0	0	0	0	0	1	9	∞	∞						
Steve Hamilton, L (8, 1) ERA: 2.92	0.0	L	3	1	0	0	0	2	0	0	0	0	0	1	9	∞	∞						
Pete Mikkelsen, R (8, 1) ERA: 4.14	1.0	7	4	6	6	0	0	0	0	0	0	0	0	7	7	54.00	4.000						

Batter	1	2	3	4	5	6	7	8	9	AB	R	H	RBI	BB	SO	LOB	TOP						
Tony Kubek, L (1,6) OBP: 0.285, SLG: 0.357	K		4-3		K		F8		SH1-3 1B	5	0	1	1	0	2	1	New York Yankees @ Detroit Tigers Tiger Stadium, Detroit, MI Fri Jul 24 1964, 7:05 PM EDT Att: 51,044 - Unknown livebaseballscores.com AB 38 R 6 H 11 RBI 6 BB 1 SO 5 LOB 14 						
Bobby Richardson, R (1,4) OBP: 0.278, SLG: 0.368	6-3		L9			HR 1B	E5 1B		SH1-3 1-2	4	1	1	0	0	0	1							
Tom Tresh, S (1,7) OBP: 0.381, SLG: 0.456	K			6-3		F8	1-2 1B		3-1	5	0	1	0	0	1	2							
Mickey Mantle, S (1,8) OBP: 0.447, SLG: 0.608		F7		6-3		HR 1B	F7		1-3	4	1	0	0	1	0	3							
Elston Howard, R (1,2)	1-3		L9			HR BB	L9			4	1	1	3	0	0	2							
Hector Lopez, R (1,9) OBP: 0.326, SLG: 0.437	K				HR	1B		6-3		4	1	2	1	0	1	0							
Joe Pepitone, L (1,3) OBP: 0.289, SLG: 0.397			2B 4-3 1B		HR	L8		3-1		4	2	2	1	0	0	1							
Clete Boyer, R (1,5) OBP: 0.284, SLG: 0.326		F7		P4		1-3 1B		1B		4	0	2	0	0	0	1							
Whitey Ford, L (1,1) OBP: 0.283, SLG: 0.178 (3, PH)			4-3 1-3 2B		4-3	K		3-1		0	0	0	0	0	0	0							
Pedro Gonzalez, R (3, PH) OBP: 0.307, SLG: 0.366										1	0	1	0	0	0	0							
Hal Reniff, R (3, 1) OBP: 0.111, SLG: 0.111 (8, PH)										2	0	0	0	0	1	2							
Roger Maris, L (8, PH) OBP: 0.345, SLG: 0.446										1	0	0	0	0	0	1							
Ralph Terry, R (8, 1) OBP: 0.325, SLG: 0.200										0	0	0	0	0	0	0							
Inning Stats	R: 0 E: 0 K: 2 S: 7	H: 0 LOB: 0 BB: 0 P: 7	R: 0 E: 0 K: 1 S: 5	H: 0 LOB: 0 BB: 0 P: 5	R: 1 E: 0 K: 0 S: 5	H: 2 LOB: 1 BB: 0 P: 5	R: 0 E: 0 K: 0 S: 3	H: 0 LOB: 0 BB: 0 P: 3	R: 2 E: 0 K: 1 S: 7	H: 2 LOB: 2 BB: 0 P: 7	R: 3 E: 0 K: 1 S: 9	H: 4 LOB: 2 BB: 1 P: 13	R: 0 E: 1 K: 0 S: 5	H: 1 LOB: 2 BB: 0 P: 5	R: 0 E: 0 K: 0 S: 4	H: 1 LOB: 1 BB: 0 P: 4		R: 0 E: 0 K: 0 S: 4	H: 1 LOB: 1 BB: 0 P: 4	1B: 7 2B: 1 3B: 0 HR: 3	SF: 0 SAC: 1 DP: 0 HBP: 0	WP: 0 PB: 0 SB: 0 CS: 0	PA: 40
PITCHER	IP WLS BF H R ER SO BB IBB HBP BLK WP HR S P ERA WHIP																						
Mickey Lolich, L (1,1) ERA: 3.86	5.1 L 24 7 6 6 4 1 0 0 0 0 0 3 31 35 10.12 1.500																						
Terry Fox, R (6,1) ERA: 1.8	1.2 8 2 0 0 1 0 0 0 0 0 0 0 10 10 0.00 1.200																						
Phil Regan, R (8,1) ERA: 4.81	2.0 8 2 0 0 0 0 0 0 0 0 0 0 8 8 0.00 1.000																						


Batter	1	2	3	4	5	6	7	8	9	AB	R	H	RBI	BB	SO	LOB	BOTTOM				
Don Wert, R (1,5) OBP: 0.332, SLG: 0.365	FC1-6 1B		WP 1B BB		L7		1-2 1B			3	1	2	0	1	0	0	New York Yankees @ Detroit Tigers Tiger Stadium, Detroit, MI Fri Jul 24 1964, 7:05 PM EDT Att: 51,044 - Unknown livebaseballscores.com AB 33 R 3 H 7 RBI 3 BB 2 SO 6 LOB 9 				
George Thomas, R (1,8) OBP: 0.337, SLG: 0.513	FC1-6 HR		P5		L5-4-3 1B		K			4	1	1	0	0	1	4					
Al Kaline, R (1,9) OBP: 0.382, SLG: 0.469	1-2 HR		L5-3		L5-4-3			L7		4	1	1	2	0	0	2					
Don Demeter, R (1,3) OBP: 0.301, SLG: 0.448	1-2 HR		L8		1B		F8	6-3		4	0	1	1	0	0	0					
Gates Brown, L (1,7) OBP: 0.351, SLG: 0.567	L8		2H 1B		F3		F3	6-3		4	0	1	0	0	1	0					
Bill Freehan, R (1,2) OBP: 0.352, SLG: 0.451	K		1-3 1B		F3		F3		6-3	4	0	0	0	0	1	2					
Dick McAuliffe, L (1,6) OBP: 0.350, SLG: 0.512	F8		K		K		P4		F8	4	0	0	0	0	1	0					
Jerry Lumpe, L (1,4) OBP: 0.302, SLG: 0.329	G3				4-1		L3		1-3	4	0	1	0	0	0	0					
Mickey Lolich, S (1,1) OBP: 0.214, SLG: 0.083			2B		K					2	0	0	0	0	2	1					
Terry Fox, R (6,1) OBP: 0.333, SLG: 0.500										0	0	0	0	0	0	0					
Jake Wood, R (7, PH) OBP: 0.225, SLG: 0.278										0	0	0	0	1	0	0					
Phil Regan, R (8,1) OBP: 0.417, SLG: 0.406										0	0	0	0	0	0	0					
Inning Stats	R: 2 E: 0 K: 1 S: 7	H: 2 LOB: 0 BB: 0 P: 7	R: 0 E: 0 K: 1 S: 6	H: 1 LOB: 0 BB: 0 P: 6	R: 1 E: 0 K: 1 S: 7	H: 2 LOB: 2 BB: 1 P: 11	R: 0 E: 0 K: 2 S: 7	H: 0 LOB: 0 BB: 0 P: 7	R: 0 E: 0 K: 0 S: 3	H: 1 LOB: 0 BB: 0 P: 3	R: 0 E: 0 K: 0 S: 6	H: 0 LOB: 0 BB: 0 P: 10	R: 0 E: 0 K: 0 S: 3	H: 0 LOB: 0 BB: 0 P: 3	R: 0 E: 0 K: 0 S: 3	H: 0 LOB: 0 BB: 0 P: 3		1B: 5 2B: 1 3B: 0 HR: 1	SF: 0 SAC: 0 DP: 1 HBP: 0	WP: 1 PB: 0 SB: 0 CS: 0	PA: 35
PITCHER	IP WLS BF H R ER SO BB IBB HBP BLK WP HR S P ERA WHIP																				
Whitey Ford, L (1,1) ERA: 2.22	2.0 W 20 4 1 1 4 2 0 0 0 0 1 0 26 34 1.80 1.200																				
Hal Reniff, R (3,1) ERA: 2.74	5.0 W 20 4 1 1 4 2 0 0 0 0 1 0 26 34 1.80 1.200																				
Ralph Terry, R (8,1) ERA: 5.97	2.0 S 6 0 0 0 0 0 0 0 0 0 0 0 6 6 0.00 0.000																				

Batter	1	2	3	4	5	6	7	8	9	AB	R	H	RBI	BB	SO	LOB	TOP				
Tony Kubek, L OBP: 0.290, SLG: 0.365 (1, 6)	4-3					F8		K		6	2	3	1	0	1	2	New York Yankees @ Detroit Tigers Tiger Stadium, Detroit, MI Sat Jul 25 1964, 4:33 AM EDT Att: 21,077 - Unknown - 91 F AB 47 R 14 H 20 RBI 14 BB 2 SO 9 LOB 27 				
Bobby Richardson, R OBP: 0.234, SLG: 0.315 Phil Linz, R OBP: 0.319, SLG: 0.354 (8, 4)	BB 1B				5-3			FC1-2-5-2		6	2	4	2	0	0	2					
Roger Maris, L OBP: 0.345, SLG: 0.444 (1, 9)	BB 1B					P3		K		6	2	2	0	0	1	6					
Mickey Mantle, S OBP: 0.449, SLG: 0.609 Archie Moore, L OBP: 0.294, SLG: 0.267 (3, PR) (3, 8)	F8					K		F8		3	0	2	2	0	0	2					
Tom Tresh, S OBP: 0.382, SLG: 0.455 Hector Lopez, R OBP: 0.324, SLG: 0.433 (1, 7) (2, 7)	BB 1B					G5-4-3		K		1	2	0	0	1	0	2					
Joe Pepitone, L OBP: 0.292, SLG: 0.402 Pedro Gonzalez, R OBP: 0.321, SLG: 0.384 (1, 3) (4, 3)	BB 1B							L9		3	2	2	4	0	0	1					
Johnny Blanchard, L OBP: 0.372, SLG: 0.390 (1, 2)	BB 1B							L9		4	2	2	2	1	1	3					
Clete Boyer, R OBP: 0.286, SLG: 0.328 (1, 5)	BB 1B					5-3		L9		5	1	2	2	0	0	4					
Jim Bouton, R OBP: 0.138, SLG: 0.158 (1, 1)	K					K		K		4	0	1	1	0	3	2					
Inning Stats	R: 4 E: 0 K: 1 S: 10	H: 5 LOB: 2 BB: 1 P: 14	R: 8 E: 1 K: 0 S: 12	H: 8 LOB: 1 BB: 0 P: 12	R: 0 E: 0 K: 1 S: 6	H: 1 LOB: 1 BB: 0 P: 6	R: 0 E: 0 K: 1 S: 6	H: 1 LOB: 1 BB: 0 P: 6	R: 0 E: 0 K: 0 S: 5	H: 1 LOB: 2 BB: 1 P: 10	R: 0 E: 1 K: 3 S: 10	H: 0 LOB: 1 BB: 0 P: 10	R: 0 E: 0 K: 2 S: 7	H: 0 LOB: 0 BB: 0 P: 7	1B: 15 2B: 5 3B: 0 HR: 0	SF: 0 SAC: 1 DP: 1 HBP: 1		WP: 1 PB: 1 SB: 0 CS: 0			
PITCHER	IP WLS BF H R ER SO BB IBB HBP BLK WP HR S P ERA WHIP																				
Dave Wickersham, R ERA: 3.58 (1, 1)	0.2 L 8 5 4 4 0 1 0 0 0 0 0 0 7 11 54.00 9.000																				
Dick Egan, L ERA: 4.59 (2, 1)	3.2 16 6 2 2 3 0 0 0 0 0 1 0 22 12 4.91 1.636																				
Larry Sherry, R ERA: 3.9 (6, 1)	2.0 12 4 2 2 0 1 0 1 0 0 0 0 10 15 9.00 2.500																				
Phil Regan, R ERA: 4.88 Joe Sparna, R ERA: 2.19 (8, 1)	2.0 7 0 0 0 5 0 0 0 0 0 0 0 17 17 0.00 0.000																				
Batter	1	2	3	4	5	6	7	8	9	AB	R	H	RBI	BB	SO	LOB	BOTTOM				
George Thomas, R OBP: 0.343, SLG: 0.513 (1, 8)	FC4-6					L7		F7		4	0	2	0	1	0	4	New York Yankees @ Detroit Tigers Tiger Stadium, Detroit, MI Sat Jul 25 1964, 4:33 AM EDT Att: 21,077 - Unknown - 91 F AB 33 R 2 H 8 RBI 2 BB 8 SO 5 LOB 24 				
Jerry Lumpe, L OBP: 0.300, SLG: 0.327 Jake Wood, R OBP: 0.229, SLG: 0.280 (1, 4) (4, 4)	FC4-6					L8		F8		2	0	0	0	0	0	2					
Al Kaline, R OBP: 0.388, SLG: 0.480 (1, 9)	L8					L8		F8		4	1	3	1	1	0	1					
Gates Brown, L OBP: 0.343, SLG: 0.553 (1, 7)	K					L3-6		G3		5	0	0	1	0	1	7					
Norm Cash, L OBP: 0.317, SLG: 0.390 (1, 3)						L4-3		1-3		5	0	2	0	0	1	2					
Dick McAuliffe, L OBP: 0.348, SLG: 0.507 (1, 6)						L9		G3-6-3		3	0	0	0	1	1	2					
Don Wert, R OBP: 0.331, SLG: 0.361 (1, 5)						F8		BB BB		3	0	0	0	1	0	2					
Mike Roarke, R OBP: 0.317, SLG: 0.236 (1, 2)						6-3		BB		2	0	0	0	2	1	1					
Dave Wickersham, R OBP: 0.113, SLG: 0.115 Dick Egan, L Larry Sherry, R OBP: 0.294, SLG: 0.354 Bubba Phillips, R OBP: 0.305, SLG: 0.467 Phil Regan, R OBP: 0.320, SLG: 0.408 Don Diemeter, R OBP: 0.320, SLG: 0.447 Joe Sparna, R OBP: 0.143, SLG: 0.231 (1, 1) (1, 1) (2, 1) (5, PR) (6, 1) (7, PR) (8, 1)						K		5-3		0	0	0	0	0	0	0					
Inning Stats	R: 0 E: 0 K: 1 S: 6	H: 1 LOB: 1 BB: 0 P: 6	R: 0 E: 0 K: 1 S: 5	H: 0 LOB: 2 BB: 2 P: 13	R: 0 E: 0 K: 1 S: 5	H: 0 LOB: 2 BB: 2 P: 13	R: 0 E: 0 K: 0 S: 3	H: 0 LOB: 0 BB: 0 P: 3	R: 1 E: 0 K: 0 S: 4	H: 2 LOB: 1 BB: 1 P: 8	R: 0 E: 0 K: 2 S: 8	H: 1 LOB: 1 BB: 0 P: 8	R: 0 E: 0 K: 0 S: 5	H: 2 LOB: 2 BB: 0 P: 5	R: 0 E: 0 K: 0 S: 3	H: 1 LOB: 3 BB: 3 P: 15		R: 1 E: 0 K: 0 S: 4	H: 1 LOB: 0 BB: 0 P: 4	1B: 7 2B: 1 3B: 1 HR: 0	SF: 0 SAC: 0 DP: 2 HBP: 0
PITCHER	IP WLS BF H R ER SO BB IBB HBP BLK WP HR S P ERA WHIP																				
Jim Bouton, R ERA: 2.83 (1, 1)	9.0 W 41 8 2 2 5 8 0 0 0 0 1 0 43 75 2.00 1.778																				

Batter	1	2	3	4	5	6	7	8	9	AB	R	H	RBI	BB	SO	LOB	TOP								
Tony Kubek, L (1, 6) OBP: 0.286, SLG: 0.354	0-0 4-3		0-0 1-3		0-3 K			0-0 4-3		4	0	0	0	0	1	1									
Bobby Richardson, R (1, 4) OBP: 0.286, SLG: 0.354	0-0 F8		0-0 F8		0-0 P5			0-0 6-3		4	0	0	0	0	0	1									
Roger Maris, L (1, 9) OBP: 0.355, SLG: 0.457	0-0 4-3		0-0 HR		4-0 BB			0-3 K		3	1	1	1	1	1	0									
Mickey Mantle, S (1, 8) Hector Lopez, R (9, 7) OBP: 0.441, SLG: 0.590 OBP: 0.266, SLG: 0.434		0-3 K	0-0 4-3		0-0 P5			0-3 K		4	0	0	0	0	2	1									
Tom Tresh, S (1, 7) (9, 8) OBP: 0.393, SLG: 0.476		0-0 1B 2B 1B		0-0 4-3		0-3 K		0-0 1B 1B		4	1	2	0	0	1	1									
Joe Pepitone, L (1, 3) OBP: 0.290, SLG: 0.404		0-0 1-2 2B 1B		0-3 K		0-0 F8		0-0 F9		4	1	1	0	0	1	2									
Elston Howard, R (1, 2) OBP: 0.348, SLG: 0.417		0-0 1-H 2-H 2B		0-0 P4		0-0 4-3		0-0 1B		4	0	2	2	0	0	0									
Clete Boyer, R (1, 5) OBP: 0.279, SLG: 0.319		0-3 K		0-0 F9		0-0 F9				3	0	0	0	0	1	1									
Ralph Terry, R (1, 1) OBP: 0.250, SLG: 0.222		0-0 L6		0-0 1B		0-0 6-3				3	0	1	0	0	0	1									
Inning Stats	R: 0 E: 0 K: 0 S: 3	H: 0 LOB: 0 BB: 0 P: 3	R: 2 E: 0 K: 2 S: 10	H: 3 LOB: 1 BB: 0 P: 10	R: 1 E: 0 K: 0 S: 4	H: 1 LOB: 0 BB: 0 P: 4	R: 0 E: 0 K: 1 S: 5	H: 0 LOB: 0 BB: 0 P: 5	R: 0 E: 0 K: 1 S: 6	H: 1 LOB: 1 BB: 1 P: 6	R: 0 E: 0 K: 0 S: 5	H: 0 LOB: 0 BB: 0 P: 9	R: 0 E: 0 K: 0 S: 3	H: 0 LOB: 0 BB: 0 P: 3	R: 0 E: 0 K: 1 S: 5	H: 0 LOB: 0 BB: 0 P: 5	R: 0 E: 0 K: 1 S: 6	H: 2 LOB: 2 BB: 0 P: 6	1B: 5 2B: 1 3B: 0 HR: 1	SF: 0 SAC: 0 DP: 0 HBP: 0	WP: 0 PB: 0 SB: 0 CS: 0	PA: 34			
PITCHER	IP	WLS	BF	H	R	ER	SO	BB	IBB	HBP	BLK	WP	HR	S	P	ERA	WHIP								
Fred Newman, R (1, 1) ERA: 2.68	7.0	L	27	5	3	3	5	1	0	0	0	0	1	36	40	3.86	0.857								
Barry Latman, R (8, 1) ERA: 3.63	2.0		7	2	0	0	2	0	0	0	0	0	0	11	11	0.00	1.000								

New York Yankees @ Los Angeles Angels
Dodger Stadium, Los Angeles, CA
 Mon Jul 27 1964, 7:05 PM PDT
 Att: 32,695 - Unknown


AB 33
 R 3
 H 7
 RBI 3
 BB 1
 SO 7
 LOB 8



Batter	1	2	3	4	5	6	7	8	9	AB	R	H	RBI	BB	SO	LOB	BOTTOM								
Jim Piersall, R (1, 8) OBP: 0.386, SLG: 0.416	0-0 5-3		0-0 FC6-4 1B		0-0 G6-3 1B			0-0 F3		4	0	2	0	0	0	0									
Vic Power, R (1, 3) OBP: 0.256, SLG: 0.296			0-0 L9		0-0 G6-3 1-2			0-0 1B		4	0	2	0	0	0	2									
Jim Fregosi, R (1, 6) OBP: 0.398, SLG: 0.515			0-3 K		0-0 FC6-4 1-2		0-0 P4	0-3 K		4	0	0	0	0	2	3									
Willie Smith, L (1, 7) OBP: 0.316, SLG: 0.489			0-0 4-3		0-0 1B 1B		0-3 K	0-0 F2		4	0	1	0	0	1	2									
Buck Rodgers, S (1, 2) OBP: 0.307, SLG: 0.321		4-0 BB		0-0 P6		0-0 F9		0-0 FC6-4 1B		3	0	1	0	1	0	1									
Felix Torres, R (1, 5) OBP: 0.285, SLG: 0.438		0-3 K		0-0 1-2 1B		0-0 F9		0-0 L7		4	0	1	0	0	1	2									
Lou Clinton, R (1, 9) OBP: 0.295, SLG: 0.396		0-0 P4		0-0 F7		4-0 BB		0-0 L7		3	0	0	0	1	0	4									
Bobby Knoop, R (1, 4) OBP: 0.316, SLG: 0.298		0-3 K		0-0 5-3		0-3 K		0-0 FC6-4		3	0	0	0	0	2	4									
Bob Perry, R (9, PH) OBP: 0.353, SLG: 0.406								1-2		1	0	0	0	0	0	1									
Fred Newman, R (1, 1) Ed Kirkpatrick, L (7, PH) Barry Latman, R (8, 1) OBP: 0.237, SLG: 0.171 OBP: 0.317, SLG: 0.363 OBP: 0.121, SLG: 0.152			0-0 4-3		0-0 F5		0-0 P6			2	0	0	0	0	0	0									
Inning Stats	R: 0 E: 0 K: 1 S: 6	H: 1 LOB: 1 BB: 0 P: 6	R: 0 E: 0 K: 2 S: 7	H: 0 LOB: 1 BB: 1 P: 11	R: 0 E: 0 K: 0 S: 4	H: 1 LOB: 0 BB: 0 P: 4	R: 0 E: 0 K: 0 S: 5	H: 2 LOB: 2 BB: 0 P: 5	R: 0 E: 0 K: 0 S: 3	H: 1 LOB: 0 BB: 0 P: 3	R: 0 E: 0 K: 1 S: 5	H: 0 LOB: 0 BB: 0 P: 5	R: 0 E: 0 K: 1 S: 5	H: 0 LOB: 1 BB: 1 P: 9	R: 0 E: 0 K: 1 S: 6	H: 1 LOB: 1 BB: 0 P: 6	R: 0 E: 0 K: 0 S: 4	H: 1 LOB: 1 BB: 0 P: 4	1B: 7 2B: 0 3B: 0 HR: 0	SF: 0 SAC: 0 DP: 1 HBP: 0	WP: 0 PB: 0 SB: 0 CS: 0	PA: 35			
PITCHER	IP	WLS	BF	H	R	ER	SO	BB	IBB	HBP	BLK	WP	HR	S	P	ERA	WHIP								
Ralph Terry, R (1, 1) ERA: 5.16	9.0	W	35	7	0	0	6	2	0	0	0	0	0	45	53	0.00	1.000								

New York Yankees @ Los Angeles Angels
Dodger Stadium, Los Angeles, CA
 Mon Jul 27 1964, 7:05 PM PDT
 Att: 32,695 - Unknown

AB 33
 R 0
 H 7
 RBI 0
 BB 2
 SO 6
 LOB 20



Batter	1	2	3	4	5	6	7	8	9	AB	R	H	RBI	BB	SO	LOB	TOP		
Tony Kubek, L (1,6) OBP: 0.282, SLG: 0.349	5-3		FC6-4			L6		K		4	0	0	0	0	1	1			
Bobby Richardson, R (1,4) OBP: 0.286, SLG: 0.359	6-3		K			4-3		5-3		4	0	0	0	0	1	1			
Roger Maris, L (1,9) OBP: 0.350, SLG: 0.451	G3					4-3			F5	4	0	0	0	0	1	0			
Mickey Mantle, S (1,8) OBP: 0.444, SLG: 0.600		FC4-6 BB						K		2	1	1	1	2	1	0			
Tom Tresh, S (1,7) OBP: 0.389, SLG: 0.469		K				K		F9		4	0	0	0	0	2	2			
Joe Pepitone, L (1,3) OBP: 0.288, SLG: 0.401		FC4-6 FC4-6				F5		E4		3	0	0	0	0	0	2			
Johnny Blanchard, L (1,2) OBP: 0.359, SLG: 0.364		FC4-6				K		P6		3	0	0	0	0	1	2			
Clete Boyer, R (1,5) OBP: 0.280, SLG: 0.319			FC3 1B			K		5-3		3	0	1	0	0	1	1			
Stan Williams, R (1,1) OBP: 0.158, SLG: 0.211			FC3			6-3				2	0	0	0	0	0	1			
Hector Lopez, R (8, PH) OBP: 0.324, SLG: 0.432			FC3 FC6-4					F8		1	0	0	0	0	0	0			
Hal Reniff, R (8, 1) OBP: 0.111, SLG: 0.111										0	0	0	0	0	0	0			
Inning Stats	R: 0 E: 0 K: 0 S: 3	H: 0 LOB: 0 BB: 0 P: 3	R: 0 E: 0 K: 1 S: 5	H: 0 LOB: 1 BB: 1 P: 9	R: 0 E: 0 K: 1 S: 6	H: 1 LOB: 1 BB: 0 P: 6	R: 0 E: 0 K: 2 S: 7	H: 0 LOB: 1 BB: 1 P: 11	R: 0 E: 0 K: 1 S: 7	H: 0 LOB: 0 BB: 0 P: 7	R: 1 E: 1 K: 0 S: 5	H: 1 LOB: 1 BB: 0 P: 5	R: 0 E: 0 K: 1 S: 5	H: 0 LOB: 0 BB: 0 P: 5	R: 0 E: 0 K: 1 S: 5	H: 0 LOB: 0 BB: 0 P: 5	1B: 1 2B: 0 3B: 0 HR: 1	SF: 0 SAC: 0 DP: 0 HBP: 0	WP: 0 PA: 32 PB: 0 SB: 1 CS: 0
PITCHER Dean Chance, R (1,1) ERA: 1.73	IP: 9.0 WLS: W BF: 32 H: 2 R: 1 ER: 1 SO: 8 BB: 2 IBB: 0 HBP: 0 BLK: 0 WP: 0 HR: 1 S: 46 P: 54 ERA: 1.00 WHIP: 0.444																		

New York Yankees @ Los Angeles Angels
Dodger Stadium, Los Angeles, CA
Tue Jul 28 1964, 7:05 PM PDT
Att: 35,976 - Unknown

AB 30
R 1
H 2
RBI 1
BB 2
SO 8
LOB 10



Batter	1	2	3	4	5	6	7	8	9	AB	R	H	RBI	BB	SO	LOB	BOTTOM		
Jim Piersall, R (1,8) OBP: 0.376, SLG: 0.404	F8		6-3			5-3		5-3		4	0	0	0	0	0	0			
Vic Power, R (1,3) OBP: 0.256, SLG: 0.294	6-3		WP HR 1B			F9		6-3		4	1	1	0	0	0	0			
Jim Fregosi, R (1,6) OBP: 0.405, SLG: 0.541			HR 1B			1B 3B		1B 1B		4	2	4	2	0	0	0			
Willie Smith, L (1,7) OBP: 0.319, SLG: 0.495	4-3		HR 2B			4-3		1B 1B		4	0	2	0	0	0	2			
Buck Rodgers, S (1,2) OBP: 0.310, SLG: 0.322		G5-4-3 BB	K			G6-4-3 1B				2	0	1	1	1	1	1			
Felix Torres, R (1,5) OBP: 0.281, SLG: 0.429		G5-4-3			P6	G6-4-3				3	0	0	0	0	2				
Lou Clinton, R (1,9) OBP: 0.295, SLG: 0.393						K		5-3		2	0	0	0	1	1	0			
Bobby Knoop, R (1,4) OBP: 0.313, SLG: 0.295								K		3	0	0	0	0	1	1			
Dean Chance, R (1,1) OBP: 0.146, SLG: 0.089			K			K		K		3	0	0	0	0	3	0			
Inning Stats	R: 0 E: 0 K: 0 S: 4	H: 1 LOB: 1 BB: 0 P: 4	R: 0 E: 0 K: 0 S: 2	H: 0 LOB: 2 BB: 2 P: 10	R: 2 E: 0 K: 2 S: 10	H: 3 LOB: 1 BB: 0 P: 10	R: 0 E: 0 K: 1 S: 5	H: 0 LOB: 0 BB: 0 P: 5	R: 0 E: 0 K: 1 S: 4	H: 2 LOB: 0 BB: 0 P: 4	R: 0 E: 0 K: 2 S: 7	H: 0 LOB: 0 BB: 0 P: 7	R: 0 E: 0 K: 0 S: 4	H: 2 LOB: 2 BB: 0 P: 4	R: 0 E: 0 K: 0 S: 4	H: 2 LOB: 2 BB: 0 P: 4	1B: 4 2B: 2 3B: 1 HR: 1	SF: 0 SAC: 0 DP: 2 HBP: 0	WP: 1 PA: 31 PB: 0 SB: 0 CS: 0
PITCHER Stan Williams, R (1,1) ERA: 3.43 Hal Reniff, R (8, 1) ERA: 2.66	IP: 7.0 WLS: L BF: 27 H: 6 R: 3 ER: 3 SO: 6 BB: 2 IBB: 0 HBP: 0 BLK: 0 WP: 1 HR: 1 S: 37 P: 45 ERA: 3.86 WHIP: 1.143																		

New York Yankees @ Los Angeles Angels
Dodger Stadium, Los Angeles, CA
Tue Jul 28 1964, 7:05 PM PDT
Att: 35,976 - Unknown

AB 29
R 3
H 8
RBI 3
BB 2
SO 6
LOB 6



Batter	1	2	3	4	5	6	7	8	9	AB	R	H	RBI	BB	SO	LOB	TOP	
Tony Kubek, L (1, 6) OBP: 0.279, SLG: 0.341	5-3			1B E	F4		F8		G3	5	1	1	0	0	0	0	New York Yankees @ Minnesota Twins Metropolitan Stadium, Bloomington, MI Fri Jul 31 1964, 8:05 PM EDT Att: 33,690 - Unknown - 80 F livebaseballscorecards.com	
Bobby Richardson, R (1, 4) OBP: 0.286, SLG: 0.359	F4			1B E			F7		5-3	5	1	2	0	0	0			
Roger Maris, L (1, 9) OBP: 0.356, SLG: 0.450	F9			E9 4-3 1H 2H						3	1	2	1	1	0			
Mickey Mantle, S (1, 8) OBP: 0.443, SLG: 0.592		F9		4-3	F8					4	0	1	0	0	0			
Tom Tresh, S (1, 7) OBP: 0.385, SLG: 0.461	F4			K	K					4	0	0	0	0	2			
Joe Pepitone, L (1, 3) OBP: 0.287, SLG: 0.400	3-1			BB 2B			4-3		F8	4	0	1	1	0	0			
Elston Howard, R (1, 2) OBP: 0.354, SLG: 0.420			F9	BB IBB					G6-4-3 1B	3	0	2	0	1	0			
Clete Boyer, R (1, 5) OBP: 0.279, SLG: 0.314			6-3	1-2 2-3 BB			K		G6-4-3 1-2 1B	3	0	0	0	1	1			
Al Downing, R (1, 1) OBP: 0.170, SLG: 0.196	F8			K			F6		K	4	0	0	0	0	2			
Inning Stats	R: 0 E: 0 K: 0 S: 3	H: 0 LOB: 0 BB: 0 P: 3	R: 0 E: 0 K: 0 S: 3	H: 0 LOB: 0 BB: 0 P: 3	R: 0 E: 0 K: 2 S: 11	H: 4 LOB: 3 BB: 2 P: 19	R: 0 E: 0 K: 1 S: 6	H: 1 LOB: 1 BB: 0 P: 6	R: 0 E: 0 K: 0 S: 5	H: 2 LOB: 2 BB: 0 P: 5	R: 0 E: 0 K: 0 S: 3	H: 1 LOB: 0 BB: 0 P: 3	R: 0 E: 0 K: 1 S: 5	H: 0 LOB: 0 BB: 0 P: 5	1B: 7 2B: 2 3B: 0 HR: 0	SF: 0 SAC: 0 DP: 1 HBP: 0	WP: 0 PA: 38 CS: 0	
PITCHER	IP WLS BF H R ER SO BB IBB HBP BLK WP HR S P ERA WHIP																	
Camilo Pascual, R (1, 1) ERA: 3.8	8.0	35	9	3	3	4	2	1	0	0	0	0	0	0	40	52	3.38	1.375
Al Worthington, R (9, 1) ERA: 2.02	1.0	W	3	0	0	0	1	0	0	0	0	0	0	0	5	5	0.00	0.000

Batter	1	2	3	4	5	6	7	8	9	AB	R	H	RBI	BB	SO	LOB	BOTTOM		
Zoilo Versalles, R (1, 6) OBP: 0.308, SLG: 0.435	F6		K		F4		F9		K	5	0	0	0	0	2	1	New York Yankees @ Minnesota Twins Metropolitan Stadium, Bloomington, MI Fri Jul 31 1964, 8:05 PM EDT Att: 33,690 - Unknown - 80 F livebaseballscorecards.com		
Rich Rollins, R (1, 5) OBP: 0.340, SLG: 0.415	6-3		FC6 BB				F7		HR 1B	4	1	2	0	1	0				
Tony Oliva, L (1, 9) OBP: 0.374, SLG: 0.571	BB 2B		FC6 1-2		F8				F7	5	1	2	0	0	0				
Harmon Killebrew, R (1, 7) OBP: 0.399, SLG: 0.613	2B 1-2 BB		K			2B 1B			HR	4	1	2	2	1	2				
Bob Allison, R (1, 3) OBP: 0.405, SLG: 0.597			FC6-4 1B			K			HR	4	1	3	2	0	1				
Jimmie Hall, L (1, 8) OBP: 0.323, SLG: 0.475	1-3 2-H 2B		K		F8		1-3 2B		1B	4	0	2	0	0	1				
Ron Henry, R (1, 2) OBP: 0.200, SLG: 0.458		G6-4-3 BB			F8		K		K	3	0	0	0	1	2				
Jim Snyder, R (1, 4) OBP: 0.219, SLG: 0.239							K			2	0	0	0	0	0				
Frank Kostro, R (6, PH) OBP: 0.209, SLG: 0.366	G6-4-3		FC6-4				K		F7	1	0	0	0	0	1				
Jerry Kindall, R (7, 4) OBP: 0.269, SLG: 0.337										0	0	0	0	0	0				
Earl Battey, R (8, PH) OBP: 0.353, SLG: 0.424										1	0	0	0	0	1				
Johnny Goryl, R (9, 4) OBP: 0.222, SLG: 0.184										0	0	0	0	0	0				
Camilo Pascual, R (1, 1) OBP: 0.262, SLG: 0.254										2	0	0	0	1	0				
Don Mincher, L (8, PH) OBP: 0.330, SLG: 0.615										1	0	0	0	0	1				
Al Worthington, R (9, 1) ERA: 3.28										0	0	0	0	0	0				
Inning Stats	R: 1 E: 0 K: 1 S: 7	H: 2 LOB: 2 BB: 1 P: 11	R: 0 E: 0 K: 0 S: 2	H: 0 LOB: 0 BB: 1 P: 6	R: 0 E: 0 K: 2 S: 7	H: 0 LOB: 1 BB: 1 P: 11	R: 0 E: 0 K: 0 S: 4	H: 1 LOB: 0 BB: 0 P: 4	R: 0 E: 0 K: 3 S: 11	H: 2 LOB: 2 BB: 0 P: 11	R: 0 E: 0 K: 1 S: 6	H: 1 LOB: 2 BB: 1 P: 10	R: 0 E: 0 K: 1 S: 7	H: 2 LOB: 1 BB: 0 P: 7	R: 2 E: 0 K: 1 S: 6	H: 2 LOB: 0 BB: 0 P: 6	1B: 7 2B: 2 3B: 0 HR: 2	SF: 0 SAC: 0 DP: 1 HBP: 0	WP: 0 PA: 40 CS: 0
PITCHER	IP WLS BF H R ER SO BB IBB HBP BLK WP HR S P ERA WHIP																		
Al Downing, L (1, 1) ERA: 3.28	8.2	L	40	11	4	4	9	4	0	0	0	0	0	2	54	70	4.15	1.731	

Batter	1	2	3	4	5	6	7	8	9	AB	R	H	RBI	BB	SO	LOB	TOP								
Tony Kubek, L (1,6) OBP: 0.278, SLG: 0.338	F7		4-3		B3		F9		1-2 2-H 1B	5	0	1	1	0	0	0									
Bobby Richardson, R (1,4) OBP: 0.263, SLG: 0.333	1-3		F7		F8			5-3	F8	5	0	0	0	0	0	2									
Tom Tresh, S (1,7) OBP: 0.386, SLG: 0.461	F8		F9			HR 1B		FC5-4 1B		4	1	2	0	0	0	0									
Mickey Mantle, S (1,8) OBP: 0.444, SLG: 0.605		S E 2B		F9		1-H HR 1B		K		4	2	2	2	0	1	1									
Elston Howard, R (1,2) OBP: 0.353, SLG: 0.417	E4 4-3 2-H		1B 1B BB		F8		FC5-4 1-2			3	1	0	0	1	0	1									
Hector Lopez, R (1,9) OBP: 0.326, SLG: 0.431	4-3		E 1B WP 1B		F8				1B 1B	4	2	2	0	0	0	1									
Roger Maris, L (9,9) OBP: 0.356, SLG: 0.450	1-3		1-2 WP CS 1B						K	3	0	1	1	0	2	1									
Joe Pepitone, L (1,3) OBP: 0.287, SLG: 0.399	L9		1-2 2-H		K				K	1	0	0	0	0	0	1									
Pedro Gonzalez, R (4, PH) OBP: 0.321, SLG: 0.382										3	0	1	1	0	2	1									
Clete Boyer, R (1,5) OBP: 0.279, SLG: 0.311		4-0 IBB			F3				F8	3	0	0	0	1	1	2									
Ralph Terry, R (1,1) OBP: 0.250, SLG: 0.227		0-3								4	0	1	0	0	2	2									
Hal Reniff, R (9,1) OBP: 0.111, SLG: 0.111	K				K				1-2 1B	0	0	0	0	0	0	0									
Inning Stats	R: 0 E: 0 K: 0 S: 3	H: 0 LOB: 0 BB: 0 P: 3	R: 1 E: 1 K: 1 S: 7	H: 1 LOB: 2 BB: 1 P: 11	R: 0 E: 0 K: 0 S: 3	H: 0 LOB: 0 BB: 0 P: 3	R: 2 E: 1 K: 1 S: 6	H: 2 LOB: 0 BB: 1 P: 10	R: 0 E: 0 K: 1 S: 5	H: 0 LOB: 0 BB: 0 P: 5	R: 2 E: 0 K: 1 S: 7	H: 2 LOB: 0 BB: 0 P: 7	R: 0 E: 0 K: 0 S: 3	H: 0 LOB: 0 BB: 0 P: 3	R: 0 E: 0 K: 1 S: 6	H: 1 LOB: 1 BB: 0 P: 6	R: 1 E: 0 K: 1 S: 8	H: 3 LOB: 2 BB: 0 P: 8	1B: 7 2B: 1 3B: 0 HR: 1	SF: 0 SAC: 0 DP: 0 HBP: 0	WP: 1 PB: 0 CS: 1	PA: 38			
PITCHER	IP	WLS	BF	H	R	ER	SO	BB	IBB	HBP	BLK	WP	HR	S	P	ERA	WHIP								
Dick Stigman, L (1,1) ERA: 3.88	5.0	L	22	5	5	3	3	1	1	0	0	1	1	26	34	5.40	1.200								
Johnny Klippstein, R (6,1) ERA: 2.88	3.0		10	1	0	0	2	0	0	0	0	0	0	14	14	0.00	0.333								
Jim Perry, R (9,1) ERA: 4.15	0.2		4	2	1	1	1	0	0	0	0	0	0	6	6	13.50	3.000								
Jim Roland, L (9,1) ERA: 4.17	0.1		2	1	0	0	0	0	0	0	0	0	0	2	2	0.00	3.000								

New York Yankees @ Minnesota Twins
Metropolitan Stadium, Bloomington, MI
Sat Aug 01 1964, 4:33 AM EDT
Att: 36,288 - Unknown - 91 F

AB 36
R 6
H 9
RBI 4
BB 2
SO 6
LOB 11

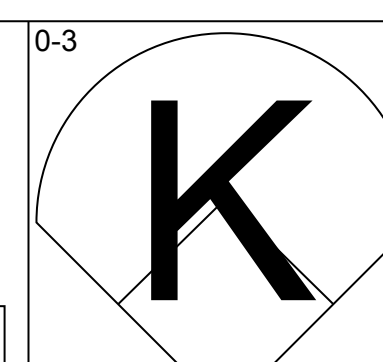
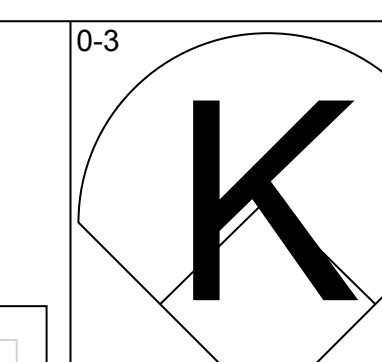
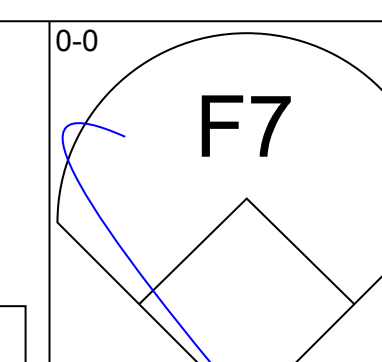
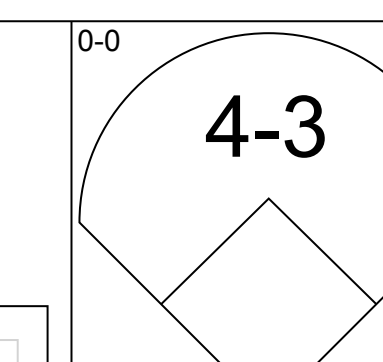
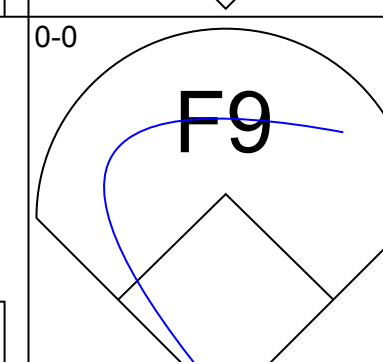
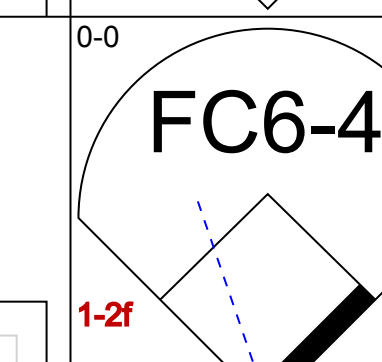
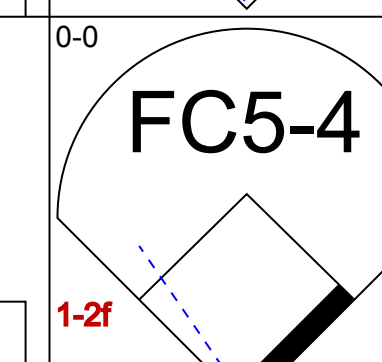
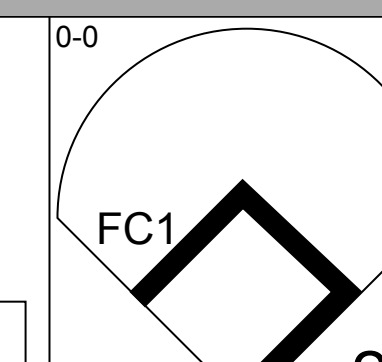
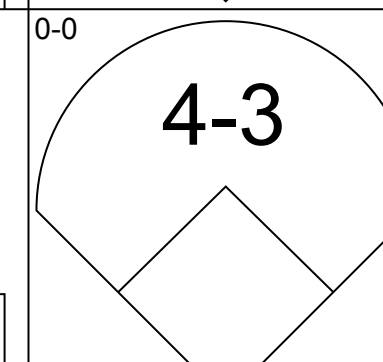
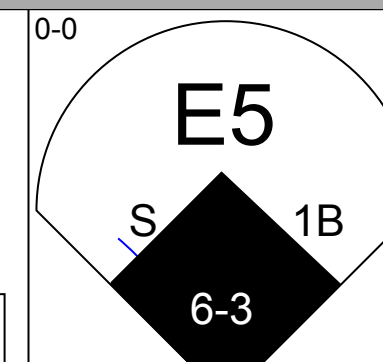
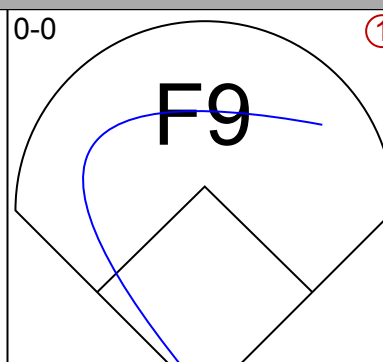
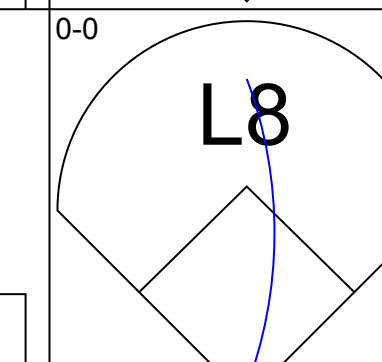
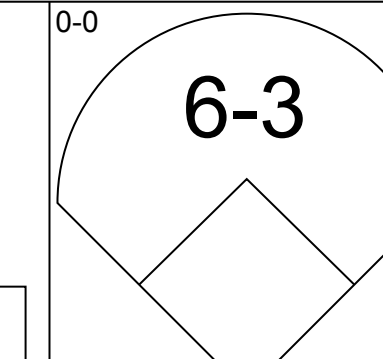
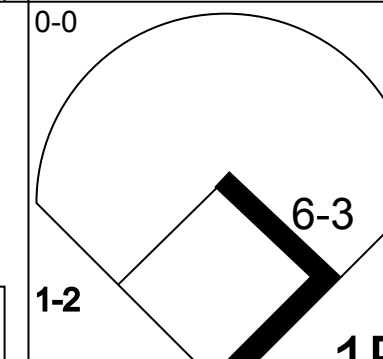
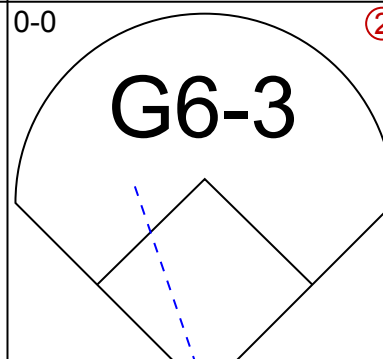
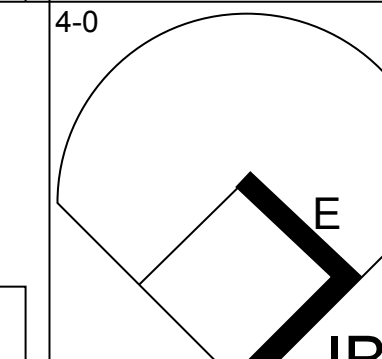
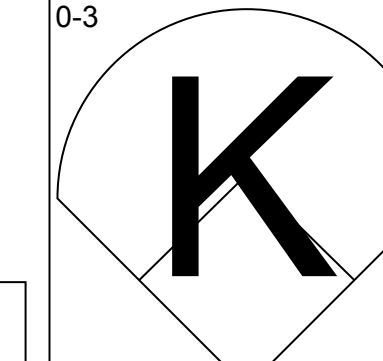
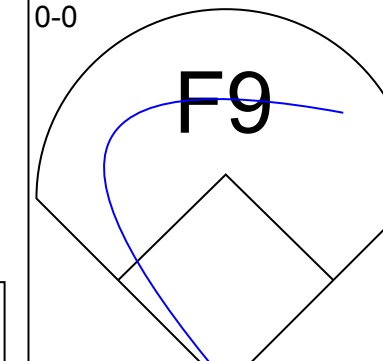
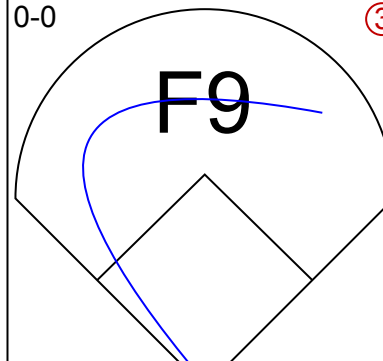
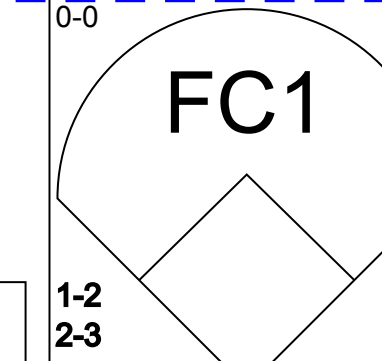
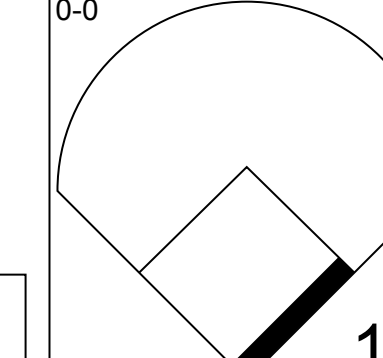
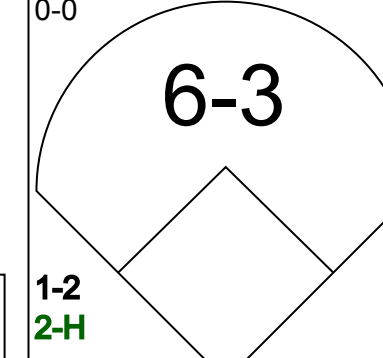
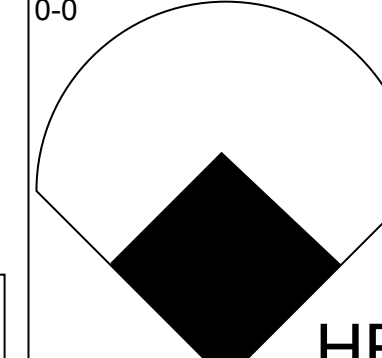
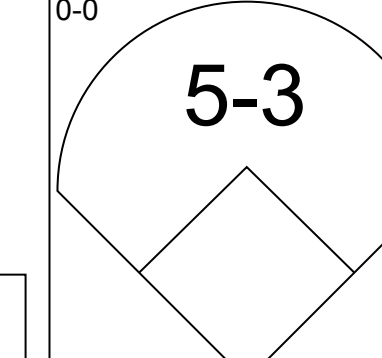
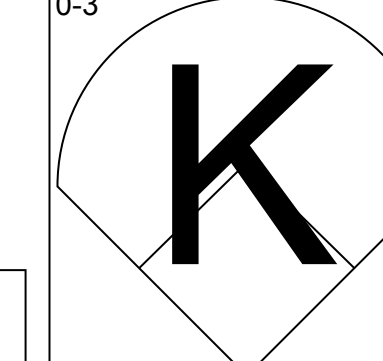
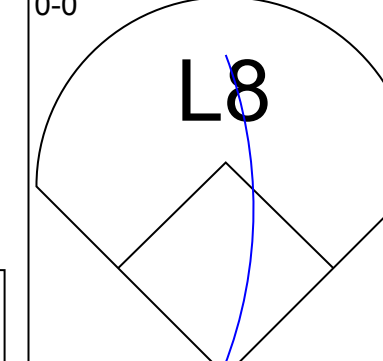
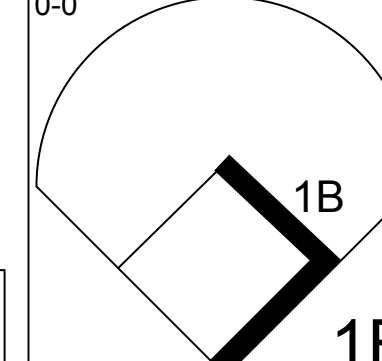
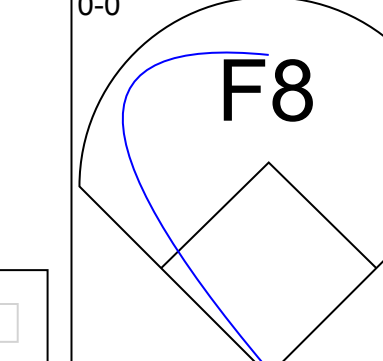
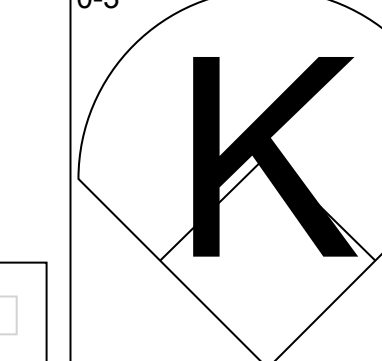
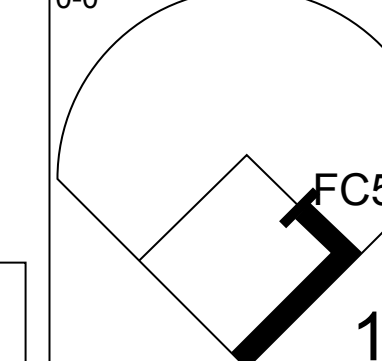
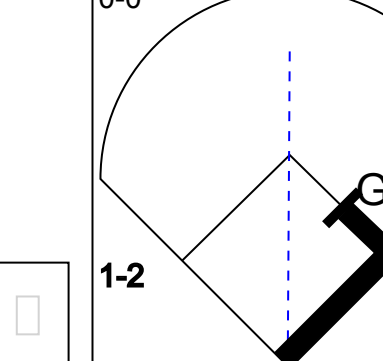
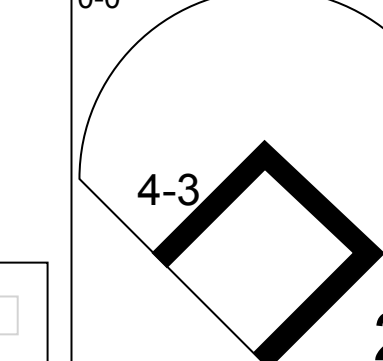
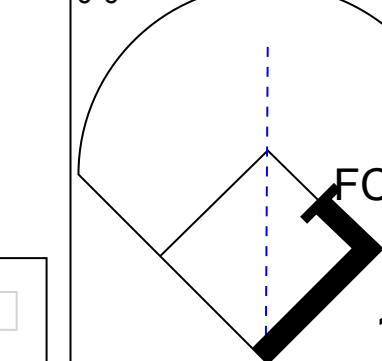
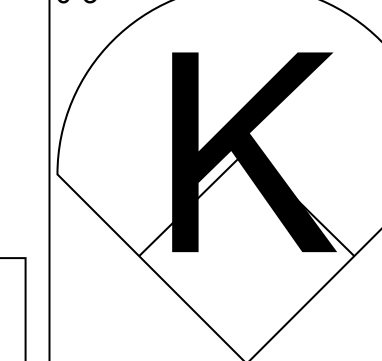
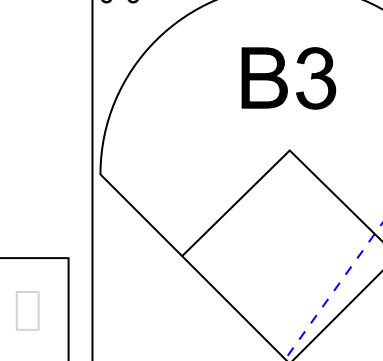
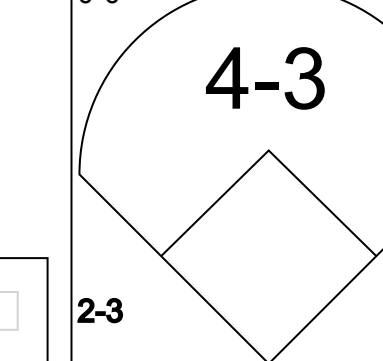


Batter	1	2	3	4	5	6	7	8	9	AB	R	H	RBI	BB	SO	LOB	BOTTOM								
Zoilo Versalles, R (1,6) OBP: 0.305, SLG: 0.431	L6		F7			6-3		5-3		4	0	0	0	0	0	0									
Rich Rollins, R (1,5) OBP: 0.337, SLG: 0.410	L7		K			6-3			G4-3	4	0	0	0	0	1	0									
Tony Oliva, L (1,9) OBP: 0.373, SLG: 0.570	3-1				F7		F9		1B BB 2B	4	1	1	0	0	0	0									
Harmon Killebrew, R (1,7) OBP: 0.402, SLG: 0.612		4-0 HR BB				FC6-4 BB		K		1	1	0	0	3	1	0									
Jimmie Hall, L (1,8) OBP: 0.325, SLG: 0.484		1-H HR			F8		F8		BB 1B	4	1	2	2	0	0	1									
Bob Allison, R (1,3) OBP: 0.406, SLG: 0.603		K			FC6-4 1-2		HR		FC6-4 BB	3	1	1	2	1	1	1									
Ron Henry, R (1,2) OBP: 0.179, SLG: 0.407		K				P5				3	0	0	0	0	1	0									
Earl Battey, R (9, PH) OBP: 0.352, SLG: 0.422		K					2-3		F3	1	0	0	0	0	0	3									
Jim Snyder, R (1,4) OBP: 0.213, SLG: 0.232		K								2	0	0	0	0	2	0									
Frank Kostro, R (8, PH) OBP: 0.205, SLG: 0.357		K								1	0	0	0	0	0	0									
Jim Perry, S (9,1) OBP: 0.286, SLG: 0.286		K								0	0	0	0	0	0	0									
Jim Roland, R (9,1) OBP: 0.154, SLG: 0.154		K								0	0	0	0	0	0	0									
Johnny Goryl, R (9, PH) OBP: 0.220, SLG: 0.182		K							1-2 BB	1	0	0	0	0	0	3									
Dick Stigman, R (1,1) OBP: 0.109, SLG: 0.130										2	0	0	0	0	1	0									
Johnny Klippstein, R (6,1) OBP: 0.325, SLG: 0.484										0	0	0	0	0	0	0									
Don Mincher, L (8, PH) OBP: 0.339, SLG: 0.611										1	0	0	0	0	0	0									
Jerry Kindall, R (9,4) OBP: 0.289, SLG: 0.337										0	0	0	0	0	0	0									
Inning Stats	R: 0 E: 0 K: 0 S: 3	H: 0 LOB: 0 BB: 0 P: 3	R: 2 E: 0 K: 3 S: 10	H: 1 LOB: 1 BB: 1 P: 14	R: 0 E: 0 K: 2 S: 7	H: 0 LOB: 0 BB: 0 P: 7	R: 0 E: 0 K: 0 S: 3	H: 0 LOB: 1 BB: 1 P: 7	R: 0 E: 0 K: 1 S: 5	H: 0 LOB: 0 BB: 0 P: 5	R: 0 E: 0 K: 0 S: 3	H: 0 LOB: 0 BB: 0 P: 3	R: 1 E: 0 K: 1 S: 6	H: 1 LOB: 0 BB: 0 P: 6	R: 0 E: 0 K: 0 S: 3	H: 0 LOB: 0 BB: 0 P: 3	R: 1 E: 0 K: 0 S: 5	H: 2 LOB: 3 BB: 2 P: 13	1B: 1 2B: 1 3B: 0 HR: 2	SF: 0 SAC: 0 DP: 0 HBP: 0	WP: 0 PB: 0 CS: 0	PA: 35			
PITCHER	IP	WLS	BF	H	R	ER	SO	BB	IBB	HBP	BLK	WP	HR	S	P	ERA	WHIP								
Ralph Terry, R (1,1) ERA: 5.06	8.1	W	31	3	4	4	7	3	0	0	0	0	2	42	54	4.32	0.720								
Hal Reniff, R (9,1) ERA: 2.64	0.2	S	4	1	0	0	0	1	0	0	0	0	0	3	7	0.00	3.000								

New York Yankees @ Minnesota Twins
Metropolitan Stadium, Bloomington, MI
Sat Aug 01 1964, 4:33 AM EDT
Att: 36,288 - Unknown - 91 F

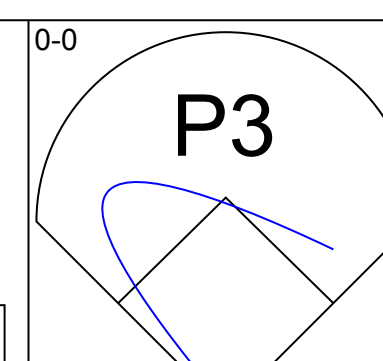
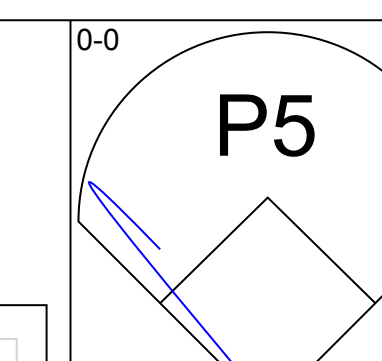
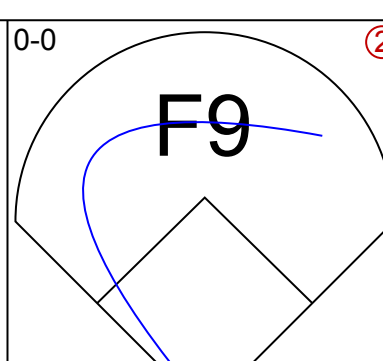
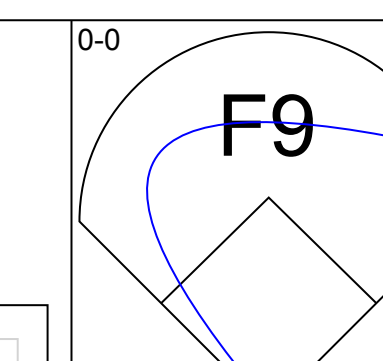
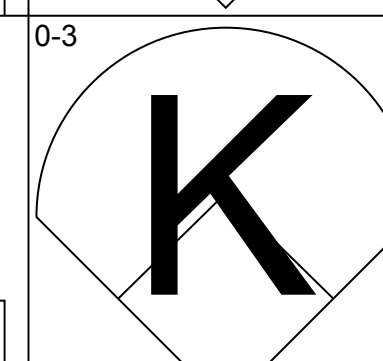
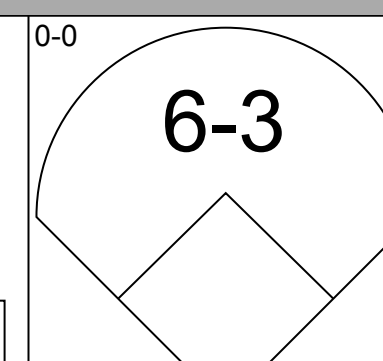
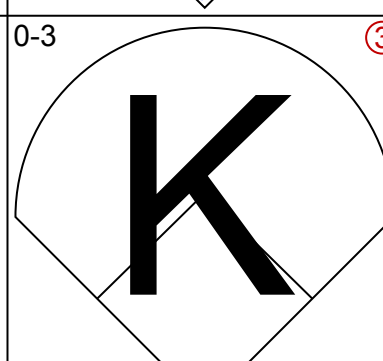
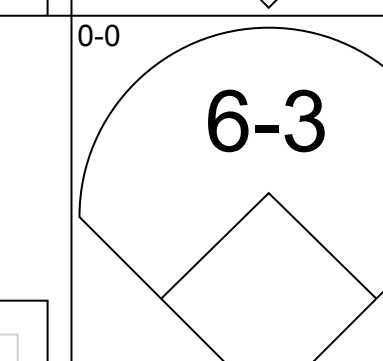
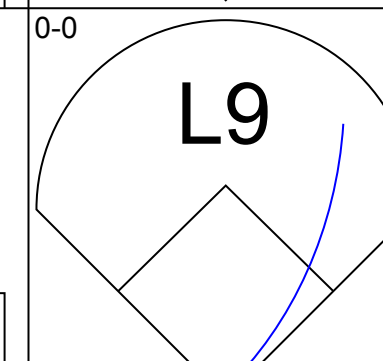
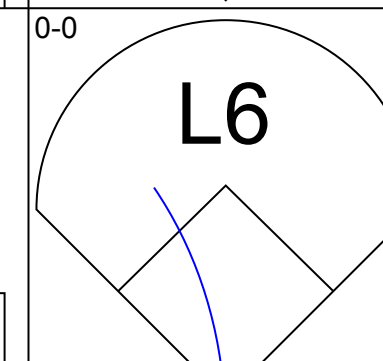
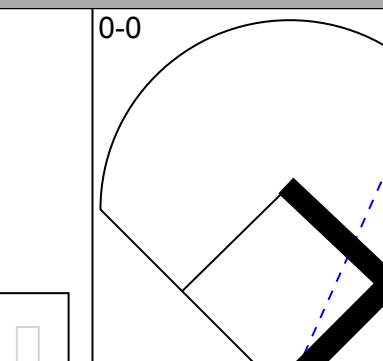
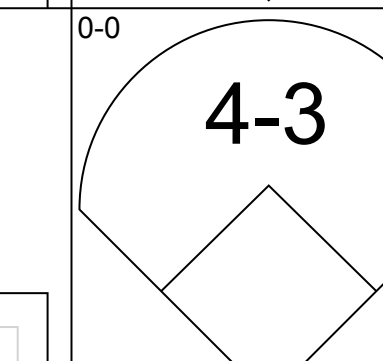
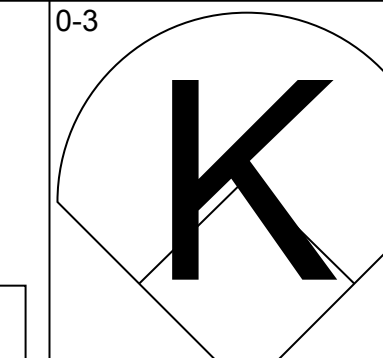
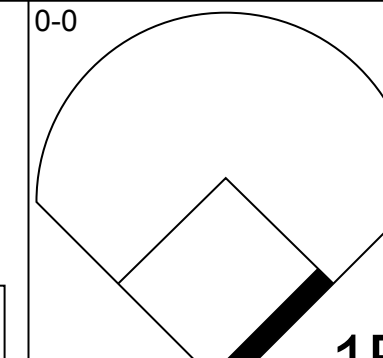
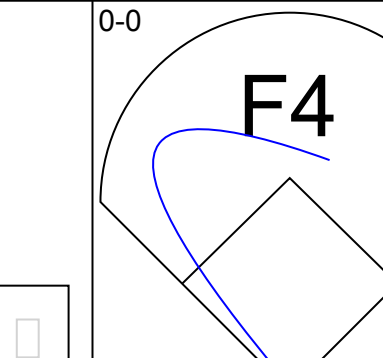
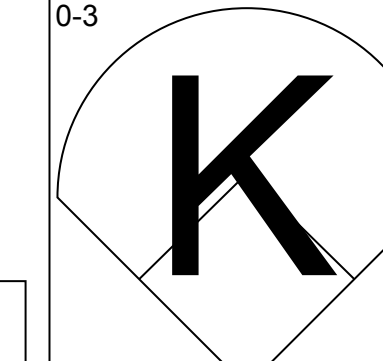
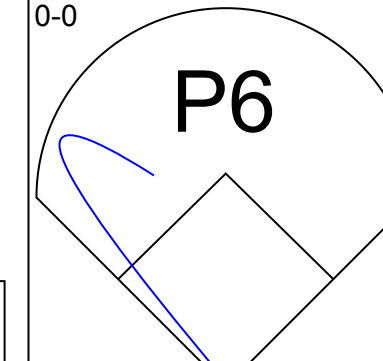
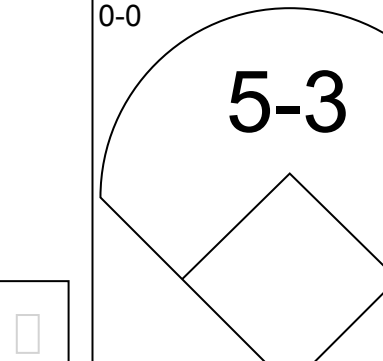
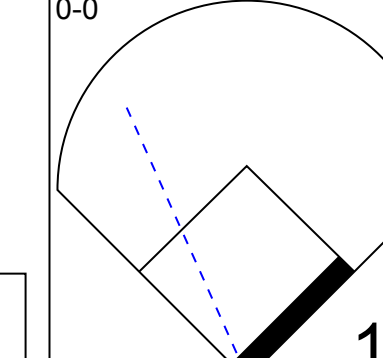
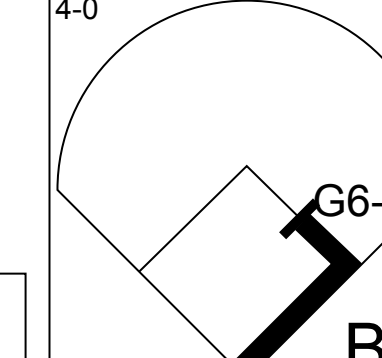
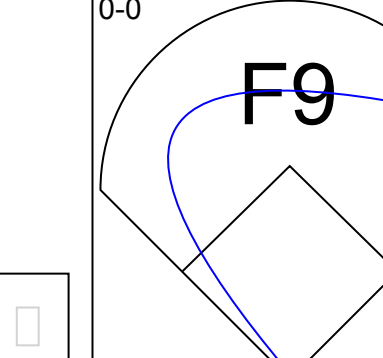
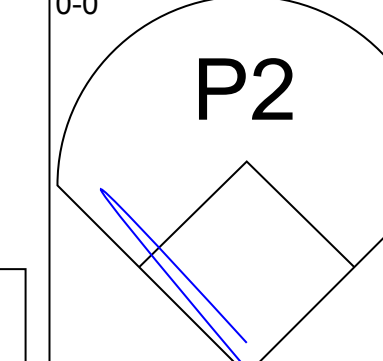
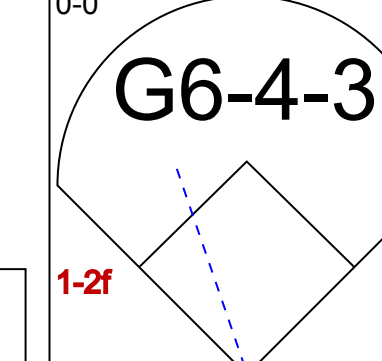
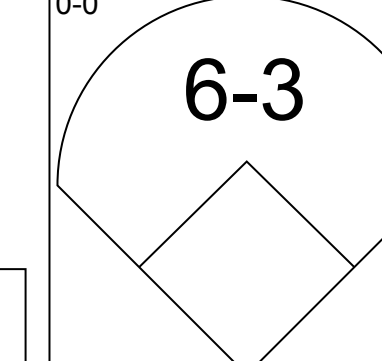
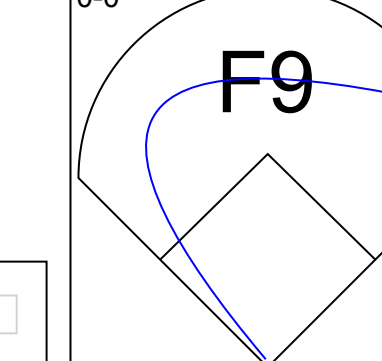
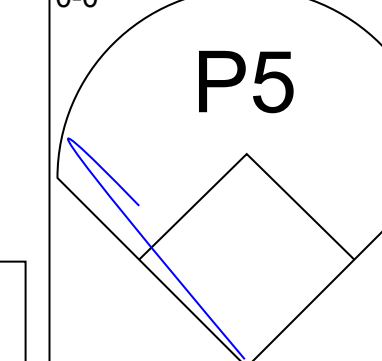
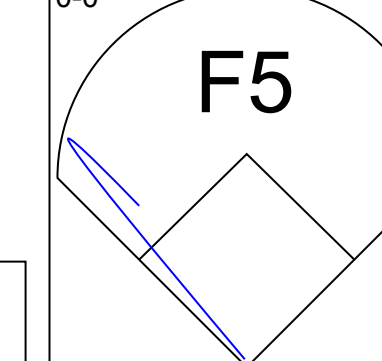
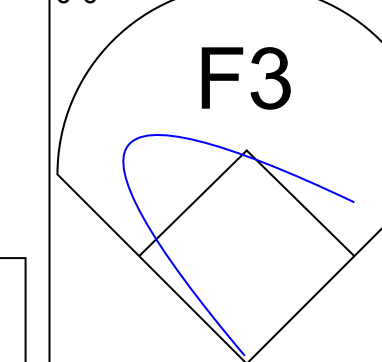
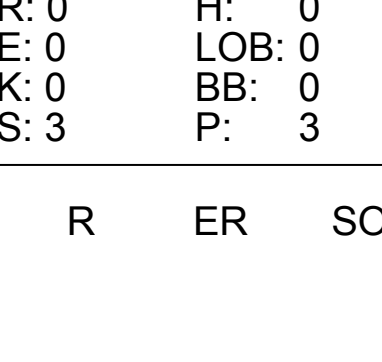
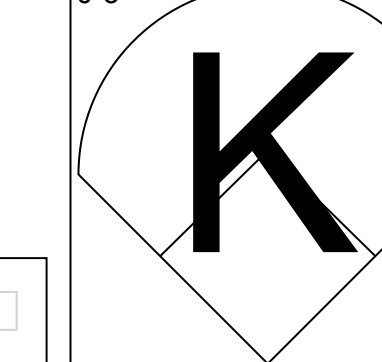
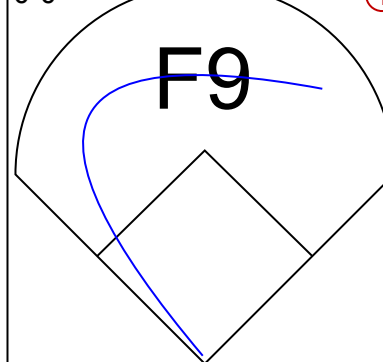
AB 31
R 4
H 4
RBI 4
BB 4
SO 7
LOB 8



Batter	1	2	3	4	5	6	7	8	9	AB	R	H	RBI	BB	SO	LOB	TOP			
Tony Kubek, L (1,6) OBP: 0.273, SLG: 0.332										5	0	0	0	0	2	5	New York Yankees @ Minnesota Twins Metropolitan Stadium, Bloomington, MI Sun Aug 02 1964, 4:33 AM EDT Att: 34,394 - Unknown - 94 F			
Bobby Richardson, R (1,4) OBP: 0.263, SLG: 0.324										4	0	1	0	0	0	2				
Tom Tresh, S (1,7) OBP: 0.382, SLG: 0.456											4	1	0	0	0	1				
Mickey Mantle, S (1,8) OBP: 0.444, SLG: 0.602										3	0	1	0	1	0	0				
Elston Howard, R (1,2) OBP: 0.349, SLG: 0.412										4	0	0	0	0	1	4				
Hector Lopez, R (1,9) OBP: 0.329, SLG: 0.447										4	1	2	2	0	0	3				
Joe Pepitone, L (1,3) OBP: 0.286, SLG: 0.397										4	0	1	0	0	1	2				
Clete Boyer, R (1,5) OBP: 0.284, SLG: 0.319										4	0	3	0	0	1	0				
Jim Bouton, R (1,1) OBP: 0.152, SLG: 0.169										4	0	1	0	0	1	4				
Inning Stats	R: 0 E: 0 K: 1 S: 5	H: 0 LOB: 0 BB: 0 P: 5	R: 0 E: 0 K: 2 S: 8	H: 1 LOB: 1 BB: 0 P: 8	R: 0 E: 0 K: 2 S: 8	H: 1 LOB: 1 BB: 0 P: 8	R: 1 E: 1 K: 0 S: 5	H: 1 LOB: 1 BB: 0 P: 5	R: 0 E: 0 K: 0 S: 3	H: 0 LOB: 0 BB: 0 P: 3	R: 1 E: 0 K: 0 S: 5	H: 3 LOB: 1 BB: 0 P: 5	R: 0 E: 1 K: 0 S: 4	H: 1 LOB: 2 BB: 1 P: 8	R: 0 E: 0 K: 0 S: 4	H: 1 LOB: 1 BB: 0 P: 4		1B: 6 2B: 2 3B: 0 HR: 1	SF: 0 SAC: 0 DP: 1 HBP: 0	WP: 0 PB: 0 SB: 1 CS: 0
PITCHER	IP WLS BF H R ER SO BB IBB HBP BLK WP HR S P ERA WHIP																			
Jim Kaat, L (1,1) ERA: 3.37	6.0 L 26 7 2 1 6 0 0 0 0 0 0 1 38 38 1.50 1.167																			
Johnny Klippstein, R (7,1) ERA: 2.81	1.1 5 1 0 0 0 0 0 1 0 0 0 0 0 4 8 0.00 0.750																			
Al Worthington, R (8,1) ERA: 1.98	0.2 2 0 0 0 0 0 0 0 0 0 0 0 0 2 2 0.00 0.000																			
Gerry Arrigo, L (9,1) ERA: 4.24	1.0 4 1 0 0 0 0 0 0 0 0 0 0 0 4 4 0.00 1.000																			

AB	36
R	2
H	9
RBI	2
BB	1
SO	6
LOB	21



Batter	1	2	3	4	5	6	7	8	9	AB	R	H	RBI	BB	SO	LOB	BOTTOM					
Zoilo Versalles, R (1,6) OBP: 0.303, SLG: 0.428										4	0	0	0	0	0	0	New York Yankees @ Minnesota Twins Metropolitan Stadium, Bloomington, MI Sun Aug 02 1964, 4:33 AM EDT Att: 34,394 - Unknown - 94 F					
Tony Oliva, L (1,9) OBP: 0.370, SLG: 0.565										4	0	0	0	0	2	0						
Jimmie Hall, L (1,8) OBP: 0.324, SLG: 0.485										4	0	1	0	0	0	0						
Harmon Killebrew, R (1,7) OBP: 0.402, SLG: 0.609										3	0	1	0	0	1	1						
Bob Allison, R (1,3) OBP: 0.403, SLG: 0.598										3	0	0	0	0	1	2						
Rich Rollins, R (1,5) OBP: 0.339, SLG: 0.411										2	0	1	0	1	0	1						
Earl Batley, R (1,2) OBP: 0.349, SLG: 0.418										3	0	0	0	0	2							
Jim Snyder, R (1,4) OBP: 0.208, SLG: 0.225										2	0	0	0	0	0	0						
Frank Kostro, R (8, PH) OBP: 0.200, SLG: 0.349										1	0	0	0	0	0	0						
Gerry Arrigo, L (9,1) OBP: 0.214, SLG: 0.154										0	0	0	0	0	0	0						
Jim Kaat, L (1,1) OBP: 0.274, SLG: 0.278										2	0	0	0	0	1	0						
Johnny Klippstein, R (7,1) ERA: 2.81										0	0	0	0	0	0	0						
Al Worthington, R (8,1) ERA: 1.98										0	0	0	0	0	0	0						
Don Mincher, L (8, PH) OBP: 0.326, SLG: 0.607										1	0	0	0	0	0	0						
Jerry Kindall, R (9,4) OBP: 0.269, SLG: 0.337										0	0	0	0	0	0	0						
Inning Stats	R: 0 E: 0 K: 1 S: 5	H: 0 LOB: 0 BB: 0 P: 5	R: 0 E: 0 K: 2 S: 8	H: 1 LOB: 1 BB: 0 P: 8	R: 0 E: 0 K: 1 S: 5	H: 0 LOB: 0 BB: 0 P: 5	R: 0 E: 0 K: 0 S: 4	H: 1 LOB: 1 BB: 0 P: 4	R: 0 E: 0 K: 0 S: 2	H: 0 LOB: 0 BB: 1 P: 6	R: 0 E: 0 K: 1 S: 5	H: 0 LOB: 0 BB: 0 P: 5	R: 0 E: 0 K: 0 S: 4	H: 1 LOB: 1 BB: 0 P: 4	R: 0 E: 0 K: 0 S: 3	H: 0 LOB: 0 BB: 0 P: 3	R: 0 E: 0 K: 0 S: 3	H: 0 LOB: 0 BB: 0 P: 3	1B: 2 2B: 1 3B: 0 HR: 0	SF: 0 SAC: 0 DP: 1 HBP: 0	WP: 0 PB: 0 SB: 0 CS: 0	PA: 30
PITCHER	IP WLS BF H R ER SO BB IBB HBP BLK WP HR S P ERA WHIP																					
Jim Bouton, R (1,1) ERA: 2.55	9.0 W 30 3 0 0 5 1 0 0 0 0 0 0 39 43 0.00 0.444																					

AB	29
R	0
H	3
RBI	0
BB	1
SO	5
LOB	6



Batter	1	2	3	4	5	6	7	8	9	AB	R	H	RBI	BB	SO	LOB	TOP			
Tony Kubek, L (1,6) OBP: 0.273, SLG: 0.331										4	0	1	0	0	0	0				
Bobby Richardson, R (1,4) OBP: 0.285, SLG: 0.359										4	0	2	0	0	0	1				
Tom Tresh, S (1,7) OBP: 0.378, SLG: 0.450										4	0	0	0	0	2	3				
Mickey Mantle, S (1,8) OBP: 0.445, SLG: 0.611										4	1	2	1	0	1	1				
Elston Howard, R (1,2)										4	0	1	0	0	2	1				
Hector Lopez, R (1,9) OBP: 0.328, SLG: 0.443										4	0	1	0	0	1	2				
Pedro Gonzalez, R (1,3) OBP: 0.318, SLG: 0.375										4	0	1	0	0	0	3				
Clete Boyer, R (1,5) OBP: 0.282, SLG: 0.316										3	0	0	0	0	1	2				
Whitey Ford, L (1,1) OBP: 0.273, SLG: 0.170										2	0	0	0	0	1	0				
Roger Maris, L (8, PH) OBP: 0.355, SLG: 0.449										1	0	0	0	0	1	0				
Hal Reniff, R (8, 1) OBP: 0.111, SLG: 0.111										0	0	0	0	0	0	0				
Inning Stats	R: 0 E: 0 K: 0 S: 4	H: 1 LOB: 1 BB: 0 P: 4	R: 0 E: 0 K: 0 S: 4	H: 1 LOB: 1 BB: 0 P: 4	R: 0 E: 0 K: 1 S: 6	H: 1 LOB: 1 BB: 0 P: 6	R: 0 E: 0 K: 1 S: 5	H: 0 LOB: 0 BB: 0 P: 5	R: 1 E: 0 K: 2 S: 8	H: 1 LOB: 0 BB: 0 P: 11	R: 0 E: 0 K: 1 S: 5	H: 1 LOB: 0 BB: 0 P: 5	R: 0 E: 0 K: 2 S: 8	H: 1 LOB: 1 BB: 0 P: 8	R: 0 E: 0 K: 2 S: 8	H: 1 LOB: 1 BB: 0 P: 8	1B: 7 2B: 0 3B: 0 HR: 1	SF: 0 SAC: 0 DP: 0 HBP: 0	WP: 0 PB: 0 CS: 1	PA: 34
PITCHER	IP WLS BF H R ER SO BB IBB HBP BLK WP HR S P ERA WHIP																			
John O'Donoghue, L (1,1) ERA: 4.26	6.1 W 25 6 1 1 4 0 0 0 0 0 1 33 36 1.42 0.947																			
Wes Stock, R (7,1) ERA: 2.4	2.2 S 9 2 0 0 5 0 0 0 0 0 0 0 19 19 0.00 0.750																			

New York Yankees @ Kansas City Athletics
Municipal Stadium, Kansas City, MO
Tue Aug 04 1964, 8:05 PM EDT
Att: 18,232 - Unknown

AB	34
R	1
H	8
RBI	1
BB	0
SO	9
LOB	13



Batter	1	2	3	4	5	6	7	8	9	AB	R	H	RBI	BB	SO	LOB	BOTTOM			
Bert Campaneris, R (1,6) OBP: 0.423, SLG: 0.630										3	0	0	0	2	0	2				
Wayne Causey, L (1,4) OBP: 0.381, SLG: 0.378										4	1	0	1	1	2	3				
Ed Charles, R (1,5) OBP: 0.327, SLG: 0.391										4	1	2	1	1	0	3				
Rocky Colavito, R (1,9) OBP: 0.354, SLG: 0.524										3	0	0	0	1	0	1				
Jim Gentile, L (1,3) OBP: 0.377, SLG: 0.485										2	1	0	0	2	1	0				
Doc Edwards, R (1,2) OBP: 0.253, SLG: 0.298										4	0	1	1	0	1	3				
Manny Jimenez, L (1,7) OBP: 0.288, SLG: 0.521										3	0	0	0	0	1	1				
Jose Tartabull, L (7,7) OBP: 0.260, SLG: 0.268										1	1	1	0	0	0	0				
Nelson Mathews, R (1,8) OBP: 0.296, SLG: 0.346										2	1	1	0	2	0	0				
John O'Donoghue, R (1,1) OBP: 0.211, SLG: 0.289										2	0	0	0	0	1	2				
Wes Stock, R (7,1) OBP: 0.214, SLG: 0.154										1	0	1	1	0	0	0				
Inning Stats	R: 0 E: 0 K: 1 S: 6	H: 1 LOB: 3 BB: 2 P: 14	R: 0 E: 0 K: 2 S: 7	H: 0 LOB: 0 BB: 0 P: 7	R: 0 E: 0 K: 0 S: 2	H: 0 LOB: 0 BB: 1 P: 6	R: 0 E: 0 K: 2 S: 7	H: 0 LOB: 0 BB: 0 P: 7	R: 0 E: 0 K: 1 S: 7	H: 1 LOB: 2 BB: 0 P: 7	R: 2 E: 1 K: 0 S: 4	H: 1 LOB: 3 BB: 3 P: 16	R: 1 E: 1 K: 0 S: 4	H: 1 LOB: 0 BB: 0 P: 4	R: 2 E: 0 K: 0 S: 5	H: 2 LOB: 3 BB: 3 P: 17	1B: 3 2B: 3 3B: 0 HR: 0	SF: 0 SAC: 1 DP: 0 HBP: 0	WP: 0 PB: 0 CS: 0	PA: 39
PITCHER	IP WLS BF H R ER SO BB IBB HBP BLK WP HR S P ERA WHIP																			
Whitey Ford, L (1,1) ERA: 2.18	7.0 L 31 4 3 1 6 5 1 0 0 0 0 0 37 61 1.29 1.286																			
Hal Reniff, R (8, 1) ERA: 2.96	1.0 8 2 2 2 0 2 1 0 0 0 0 0 5 17 18.00 4.000																			

New York Yankees @ Kansas City Athletics
Municipal Stadium, Kansas City, MO
Tue Aug 04 1964, 8:05 PM EDT
Att: 18,232 - Unknown

AB	29
R	5
H	6
RBI	4
BB	9
SO	6
LOB	15



Batter	1	2	3	4	5	6	7	8	9	AB	R	H	RBI	BB	SO	LOB	TOP		
Tony Kubek, L (1, 6) OBP: 0.273, SLG: 0.328 Phil Linz, R (8, 6) OBP: 0.318, SLG: 0.357	0-0 4-3		0-0 F9			4-0 FC5-4 BB		0-3 K		3	0	0	0	1	1	0			
Bobby Richardson, R (1, 4) OBP: 0.236, SLG: 0.328 Pedro Gonzalez, R (8, 4) OBP: 0.319, SLG: 0.375	4-0 BB BB		0-0 1-3			0-0 FC5-4 1B 1-2		0-0 G3 2B		3	0	1	0	1	0	1			
Roger Maris, L (1, 9) OBP: 0.359, SLG: 0.451	4-0 1-2 BB			0-0 FC3-6 1B		0-0 1B 1-3		0-0 G3 2-3		3	0	2	0	1	0	1			
Mickey Mantle, S (1, 8) OBP: 0.440, SLG: 0.603 Hector Lopez, R (8, 8) OBP: 0.328, SLG: 0.443	0-3 K			0-0 F5		0-0 4-3		0-0 1-3		4	0	0	0	0	1	5			
Tom Tresh, S (1, 7) OBP: 0.374, SLG: 0.445	0-0 F5			0-0 FC3-6 1-2			0-0 L9		0-3 K	4	0	0	0	0	1	3			
Joe Pepitone, L (1, 3) OBP: 0.286, SLG: 0.404		0-3 K		0-0 F8			0-0 HR		0-0 F9	4	1	1	1	0	1	1			
Elaston Howard, R (1, 2) OBP: 0.350, SLG: 0.411		0-0 6-3			0-0 F3		0-0 1B		0-0 1B	4	0	2	0	0	0	0			
Clete Boyer, R (1, 5) OBP: 0.281, SLG: 0.316		0-0 G3			0-0 F4		0-0 P3		0-0 1B 1-2	4	0	1	0	0	0	1			
Al Downing, R (1, 1) ERA: 4.29 Rollie Sheldon, R (6, 1) Archie Moore, R (7, PH) Pete Mikkelsen, R (7, 1) Bill Stafford, R (8, 1) Johnny Blanchard, L (8, PH) OBP: 0.307, SLG: 0.393			0-0 F9		0-0 4-3		0-3 K		0-0 F4	2	0	0	0	0	0	0			
Inning Stats	R: 0 E: 0 K: 1 S: 5	H: 0 LOB: 2 BB: 2 P: 13	R: 0 E: 0 K: 1 S: 5	H: 0 LOB: 0 BB: 0 P: 5	R: 0 E: 0 K: 0 S: 3	H: 0 LOB: 0 BB: 0 P: 3	R: 0 E: 0 K: 0 S: 4	H: 1 LOB: 1 BB: 0 P: 4	R: 0 E: 0 K: 0 S: 3	H: 0 LOB: 0 BB: 0 P: 3	R: 1 E: 0 K: 1 S: 7	H: 2 LOB: 1 BB: 0 P: 7	R: 0 E: 0 K: 1 S: 6	H: 1 LOB: 1 BB: 0 P: 6	R: 0 E: 0 K: 1 S: 7	H: 2 LOB: 2 BB: 0 P: 7	1B: 5 2B: 1 3B: 0 HR: 1	SF: 0 SAC: 0 DP: 0 HBP: 0	WP: 0 PA: 36
PITCHER Orlando Pena, R (1, 1) ERA: 4.29	IP: 9.0 WLS: W BF: 36 H: 7 R: 1 ER: 1 SO: 5 BB: 3 IBB: 0 HBP: 0 BLK: 0 WP: 0 HR: 1 S: 43 P: 55 ERA: 1.00 WHIP: 1.111															PITCHER			

New York Yankees @ Kansas City Athletics
Municipal Stadium, Kansas City, MO
Wed Aug 05 1964, 8:05 PM EDT
Att: 22,784 - Unknown


AB 33
R 1
H 7
RBI 1
BB 3
SO 5
LOB 15



Batter	1	2	3	4	5	6	7	8	9	AB	R	H	RBI	BB	SO	LOB	BOTTOM		
Bert Campaneris, R (1, 6) OBP: 0.404, SLG: 0.588	0-0 L9 1B		0-3 K		0-0 F9		0-3 K	0-0 L7		5	0	1	0	0	2	0			
Wayne Causey, L (1, 4) OBP: 0.380, SLG: 0.377 Dick Green, R (8, 4) OBP: 0.290, SLG: 0.398	0-0 L9 1-2			0-0 L8	0-3 K		0-0 BB 1B	0-0 E6		4	1	1	0	0	1	1			
Ed Charles, R (1, 5) OBP: 0.328, SLG: 0.388	0-3 K			0-0 1-3	4-0 HR BB		4-0 1B 1-2 HBP BB	0-0 5-3		3	2	0	0	2	1	1			
Rocky Colavito, R (1, 9) OBP: 0.360, SLG: 0.541		0-0 E5 FC6 G6-4-3 2B		0-0 1B 2B	4-0 HR 1B		0-0 HBP BB 1B			4	3	4	3	0	0	0			
Jim Gentile, L (1, 3) OBP: 0.378, SLG: 0.481		0-0 FC6 G6-4-3 2-3		4-0 E HR BB	0-0 F7		4-0 FC5 HBP BB			2	1	0	0	2	0	1			
Doc Edwards, R (1, 2) OBP: 0.258, SLG: 0.298		0-0 G6-4-3 1-2 3-H		0-0 HR 1B		0-0 F1	1-0 HBP			3	1	1	2	0	0	1			
George Alusik, R (1, 7) OBP: 0.355, SLG: 0.365 Jose Tartabull, L (7, PH) OBP: 0.257, SLG: 0.264	0-0 F6			0-0 E6 HR		0-0 L6	0-0 F2			3	1	0	0	0	0	2			
Nelson Mathews, R (1, 8) OBP: 0.298, SLG: 0.356			0-0 1-3	0-0 HR		0-0 1B	0-0 FC5			4	1	2	4	0	0	3			
Orlando Pena, R (1, 1) OBP: 0.169, SLG: 0.193			0-3 K	0-3 K		0-0 1-3		0-3 K		4	0	0	0	0	3	1			
Inning Stats	R: 0 E: 0 K: 1 S: 5	H: 1 LOB: 0 BB: 0 P: 5	R: 1 E: 1 K: 0 S: 4	H: 1 LOB: 0 BB: 0 P: 4	R: 0 E: 0 K: 2 S: 7	H: 0 LOB: 0 BB: 0 P: 7	R: 5 E: 1 K: 1 S: 9	H: 3 LOB: 1 BB: 1 P: 13	R: 2 E: 0 K: 1 S: 6	H: 1 LOB: 0 BB: 1 P: 10	R: 0 E: 0 K: 0 S: 4	H: 1 LOB: 1 BB: 0 P: 4	R: 2 E: 0 K: 1 S: 7	H: 2 LOB: 3 BB: 2 P: 16	R: 0 E: 1 K: 1 S: 6	H: 0 LOB: 1 BB: 0 P: 6	1B: 5 2B: 2 3B: 0 HR: 2	SF: 0 SAC: 0 DP: 1 HBP: 1	WP: 0 PA: 39
PITCHER Al Downing, L (1, 1) ERA: 3.35 Rollie Sheldon, R (6, 1) ERA: 3.71 Pete Mikkelsen, R (7, 1) ERA: 4.33 Bill Stafford, R (8, 1) ERA: 2.47	IP: 5.0 WLS: L BF: 23 H: 6 R: 8 ER: 3 SO: 5 BB: 2 IBB: 0 HBP: 0 BLK: 0 WP: 0 HR: 2 S: 31 P: 39 ERA: 5.40 WHIP: 1.600															PITCHER			

New York Yankees @ Kansas City Athletics
Municipal Stadium, Kansas City, MO
Wed Aug 05 1964, 8:05 PM EDT
Att: 22,784 - Unknown

AB 34
R 10
H 9
RBI 9
BB 4
SO 7
LOB 13



Batter	1	2	3	4	5	6	7	8	9	AB	R	H	RBI	BB	SO	LOB	TOP			
Jackie Brandt, R (1, 8) OBP: 0.308, SLG: 0.399										3	1	1	0	0	1	1	<p>Baltimore Orioles @ New York Yankees Yankee Stadium, Bronx, NY Fri Aug 07 1964, 7:05 PM EDT Att: 37,167 - Unknown - 76 F</p>			
Luis Aparicio, R (1, 6) OBP: 0.379, SLG: 0.379										3	0	1	0	0	0	1				
Norm Siebern, L (1, 3) OBP: 0.384, SLG: 0.370										3	0	1	0	1	1	1				
Boog Powell, L (1, 7) OBP: 0.377, SLG: 0.599										4	0	0	0	0	0	4				
Willie Kirkland, L (9, 9) OBP: 0.292, SLG: 0.295										0	0	0	0	0	0	0				
Brooks Robinson, R (1, 5) OBP: 0.356, SLG: 0.473										4	0	1	1	0	0	0				
Sam Bowens, R (1, 9) OBP: 0.328, SLG: 0.458										4	0	1	0	0	1	2				
Charlie Lau, L (1, 2) OBP: 0.324, SLG: 0.412										4	0	1	0	0	0	1				
Jerry Adair, R (1, 4) OBP: 0.293, SLG: 0.336										4	1	1	1	0	0	2				
Steve Barber, L (1, 1) OBP: 0.257, SLG: 0.303										2	0	0	0	0	0	1				
Harvey Haddix, L (7, 1)										1	0	0	0	0	0	0				
Inning Stats	R: 1 E: 0 K: 1 S: 7	H: 2 LOB: 2 BB: 0 P: 8	R: 0 E: 0 K: 1 S: 6	H: 1 LOB: 1 BB: 0 P: 6	R: 0 E: 0 K: 1 S: 5	H: 1 LOB: 0 BB: 0 P: 5	R: 0 E: 0 K: 0 S: 3	H: 0 LOB: 0 BB: 0 P: 3	R: 0 E: 0 K: 0 S: 3	H: 0 LOB: 0 BB: 0 P: 3	R: 0 E: 0 K: 0 S: 3	H: 0 LOB: 0 BB: 0 P: 3	R: 0 E: 0 K: 0 S: 5	H: 2 LOB: 2 BB: 1 P: 9	R: 0 E: 0 K: 0 S: 4	H: 1 LOB: 1 BB: 0 P: 4	1B: 6 2B: 0 3B: 0 HR: 1	SF: 0 SAC: 1 DP: 0 HBP: 1	WP: 0 PB: 0 SB: 0 CS: 1	PA: 35
PITCHER	IP WLS BF H R ER SO BB IBB HBP BLK WP HR S P ERA WHIP																			
Jim Bouton, R (1, 1) ERA: 2.5	7.0 L 25 4 1 1 3 0 0 0 1 0 0 0 0 30 31 1.29 0.571																			
Bill Stafford, R (8, 1) ERA: 2.96	2.0 10 3 1 1 0 1 0 0 0 0 0 1 9 13 4.50 2.000																			

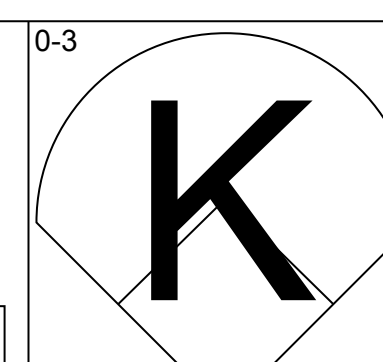
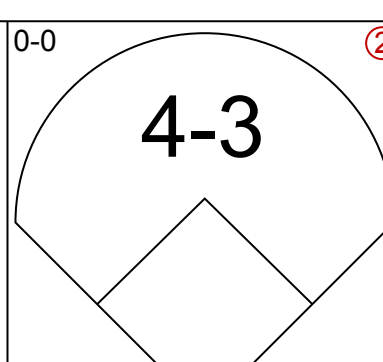
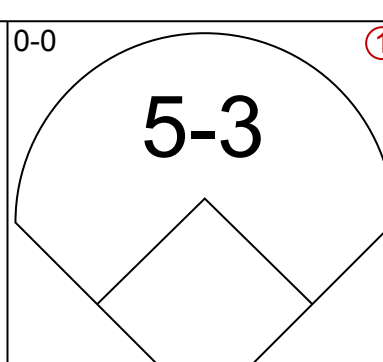
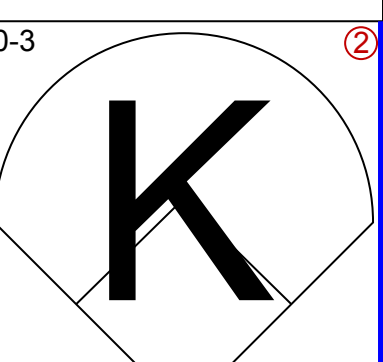

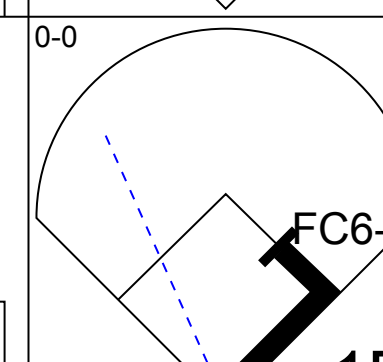
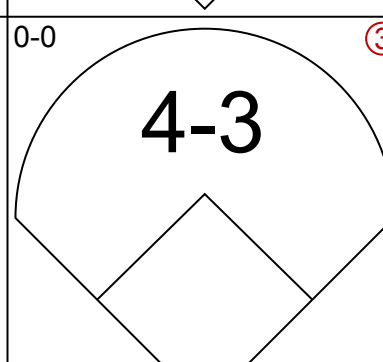
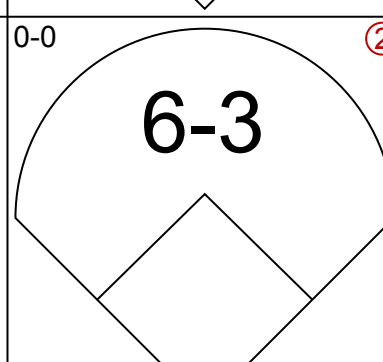
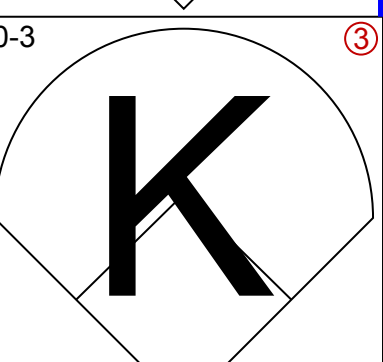
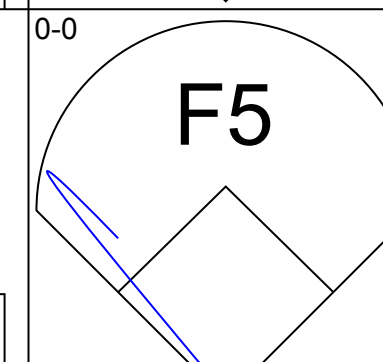
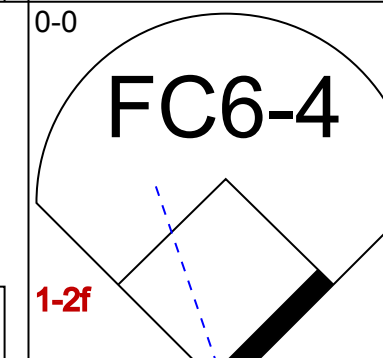
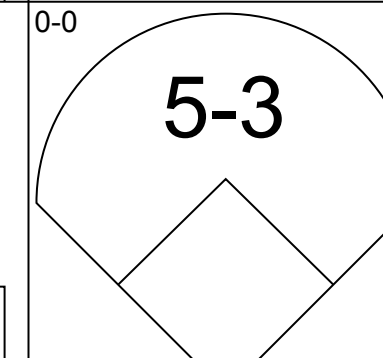

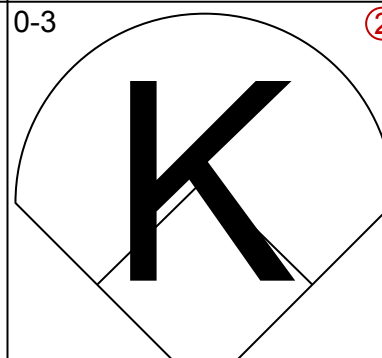

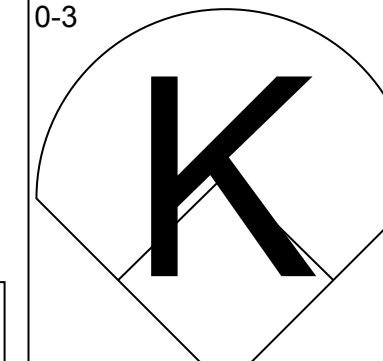
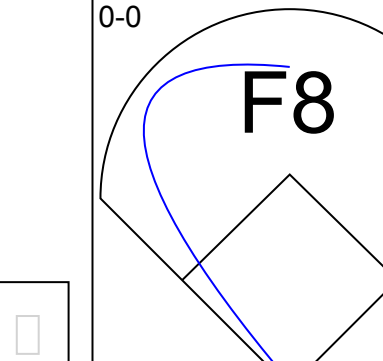
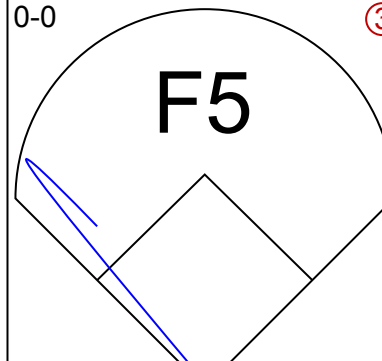
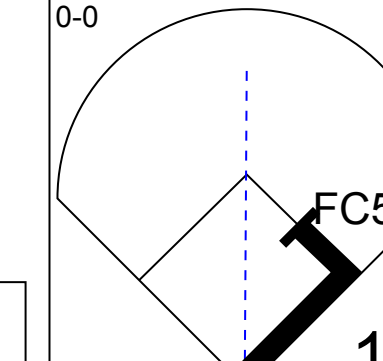
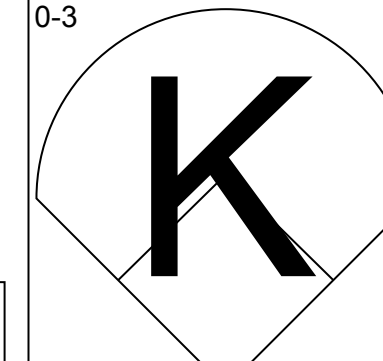
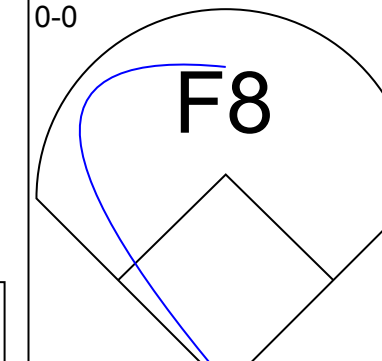
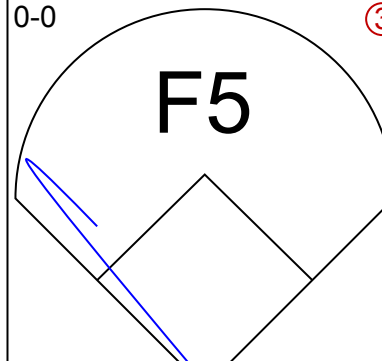
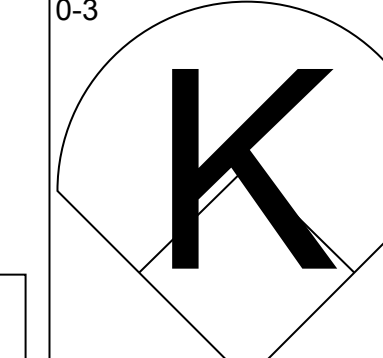
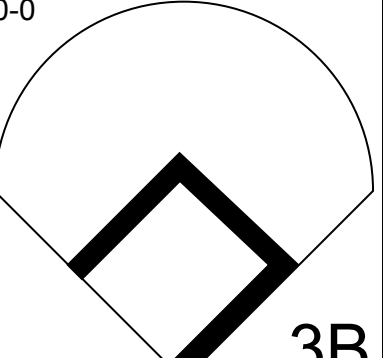
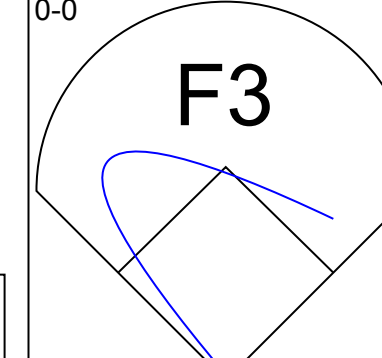
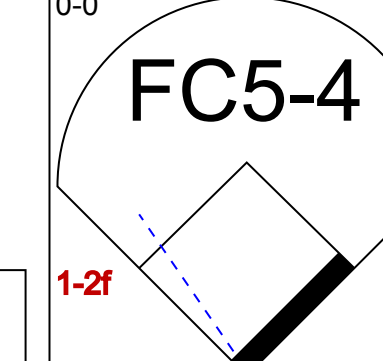
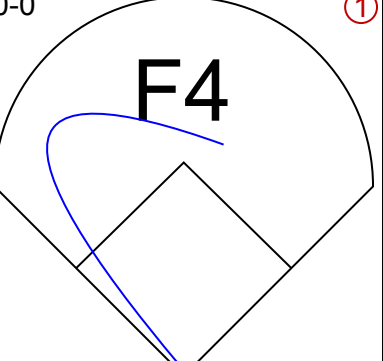
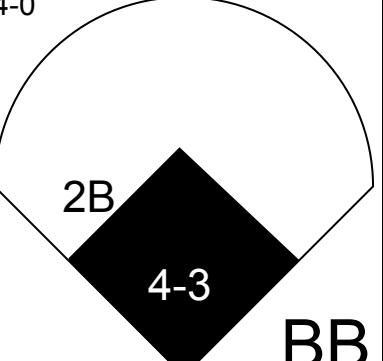

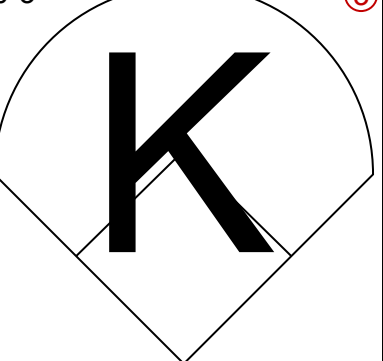
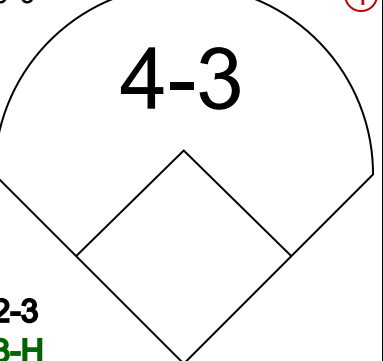
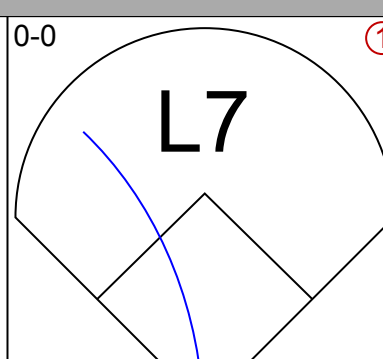
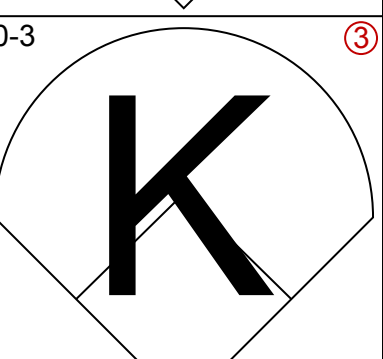
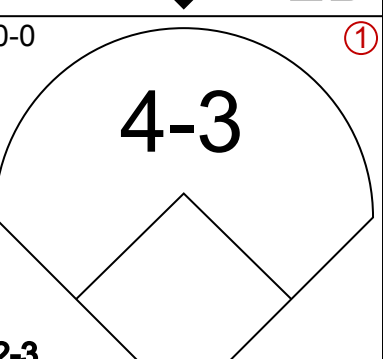
AB	32
R	2
H	7
RBI	2
BB	1
SO	3
LOB	13

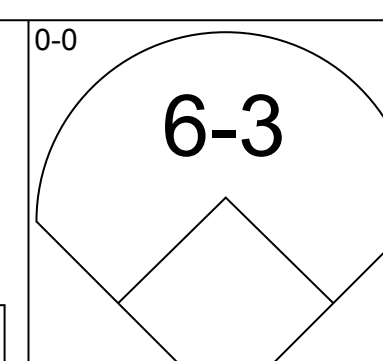
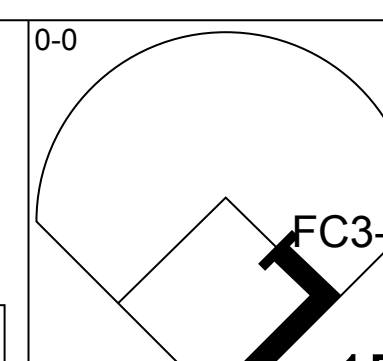
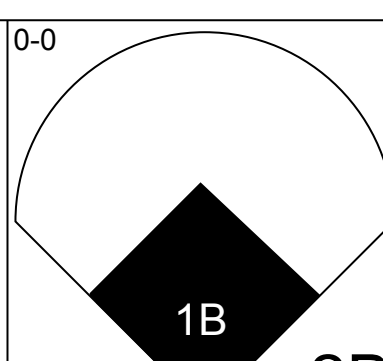


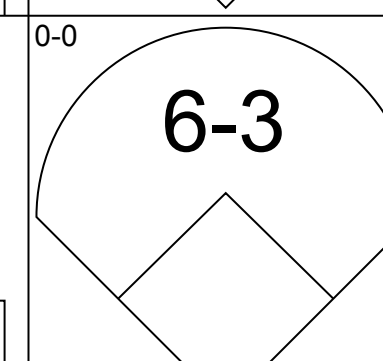
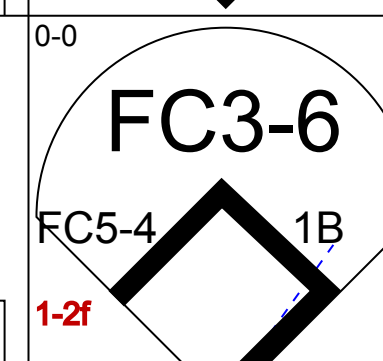
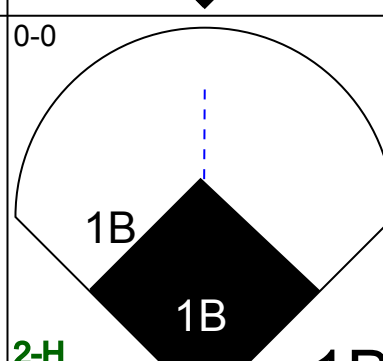
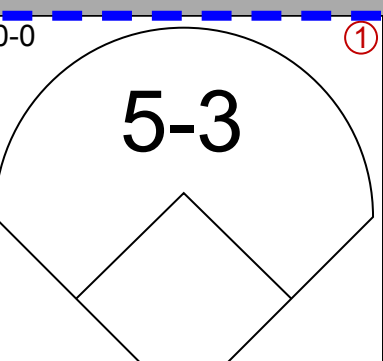
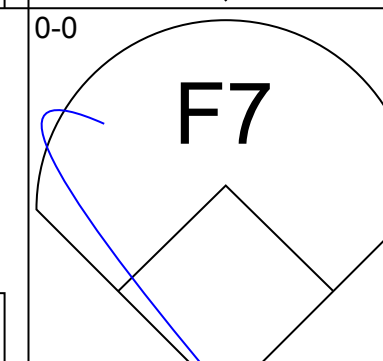
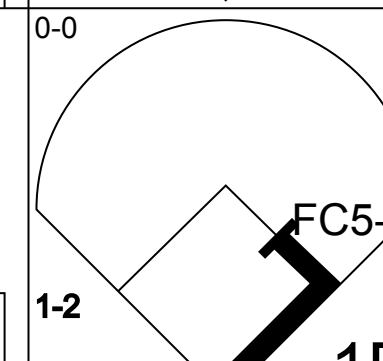
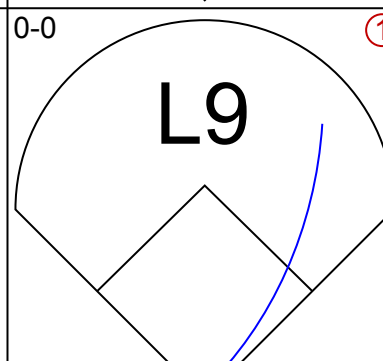
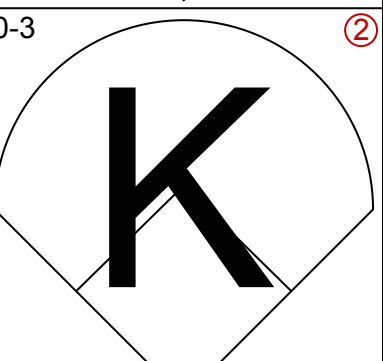
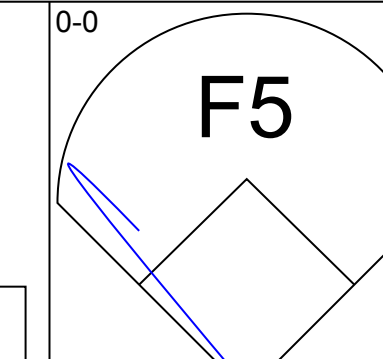
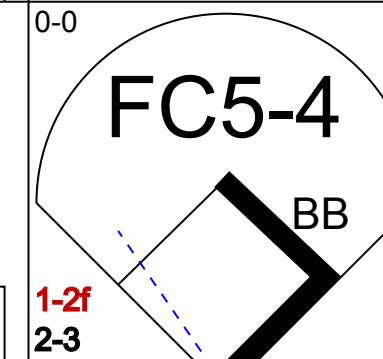
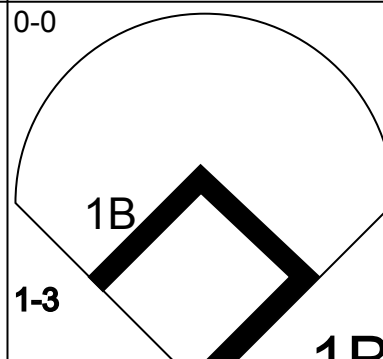
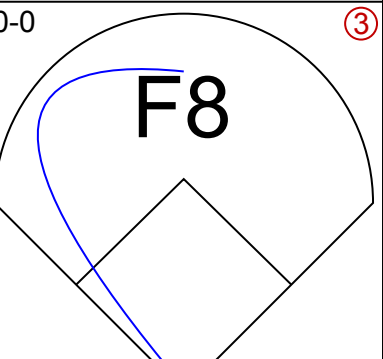
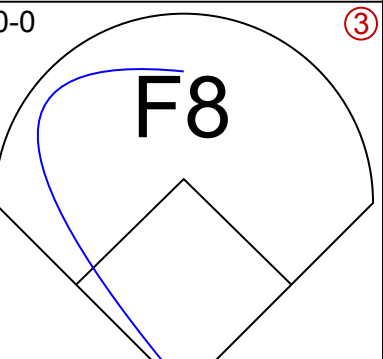
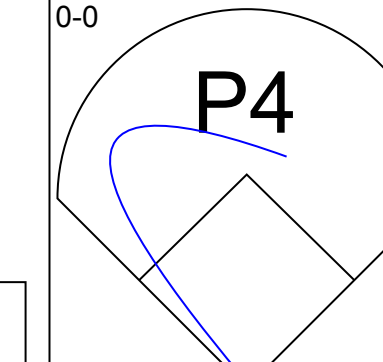
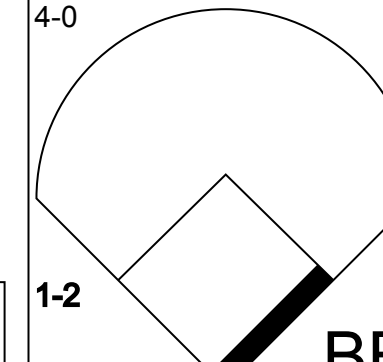
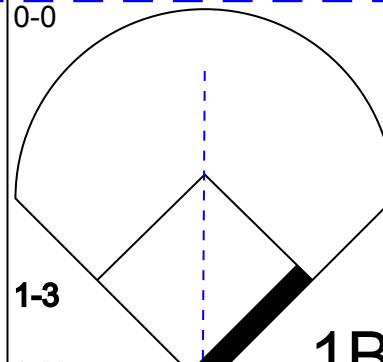

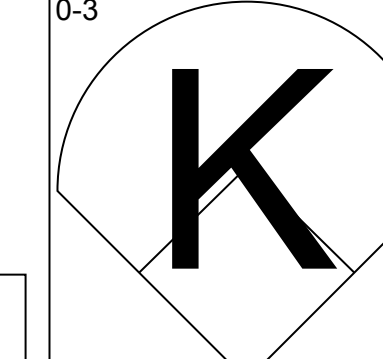
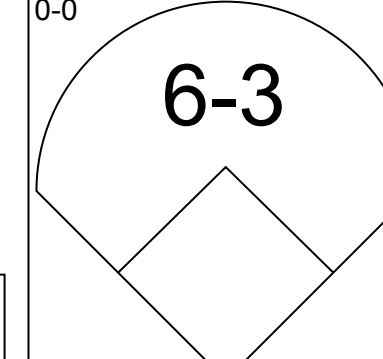
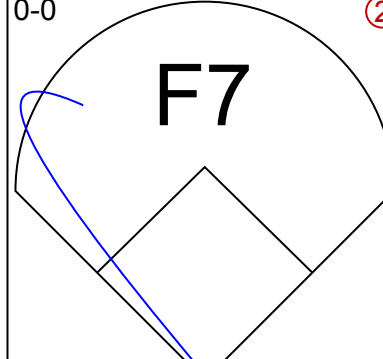
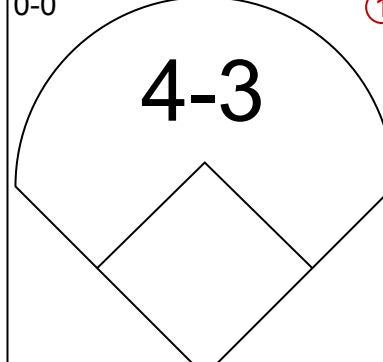
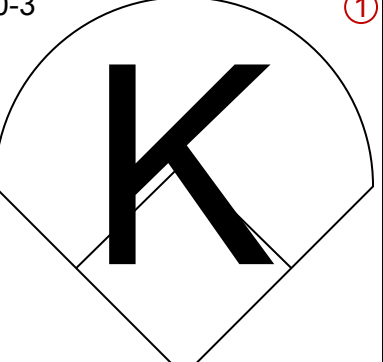
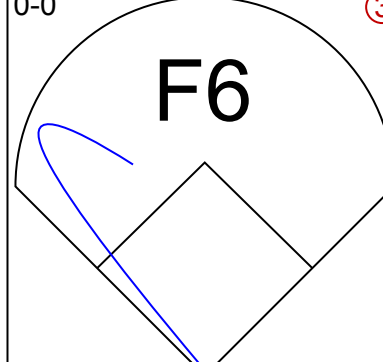
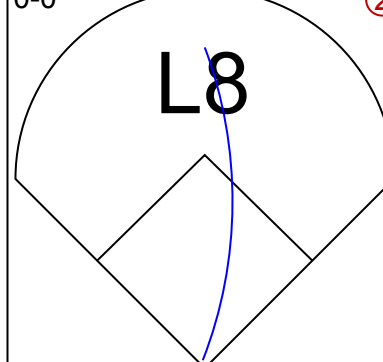
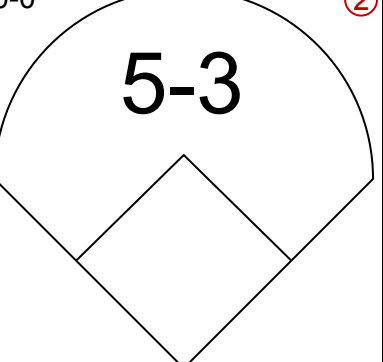
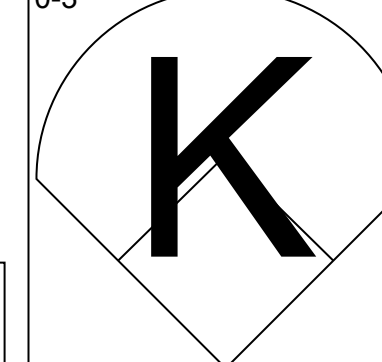
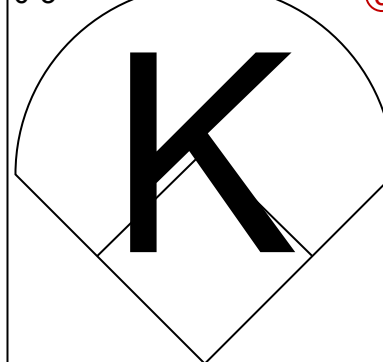
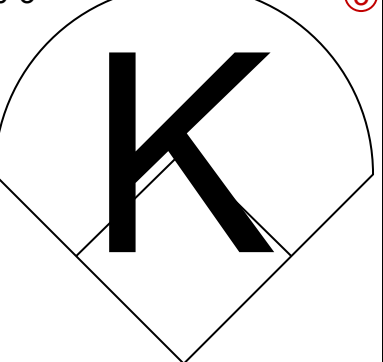
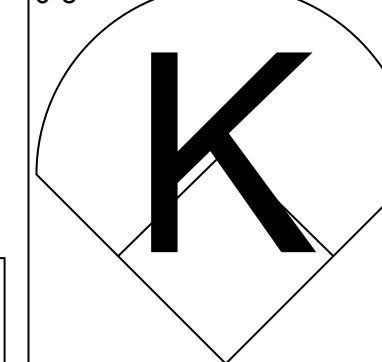


Batter	1	2	3	4	5	6	7	8	9	AB	R	H	RBI	BB	SO	LOB	BOTTOM			
Tony Kubek, L (1, 6) OBP: 0.274, SLG: 0.325										4	0	0	0	0	0	2	<p>Baltimore Orioles @ New York Yankees Yankee Stadium, Bronx, NY Fri Aug 07 1964, 7:05 PM EDT Att: 37,167 - Unknown - 76 F</p>			
Bobby Richardson, R (1, 4) OBP: 0.287, SLG: 0.328										4	0	1	0	0	0	0				
Roger Maris, L (1, 9) OBP: 0.367, SLG: 0.469										3	0	2	0	1	1	0				
Mickey Mantle, S (1, 8) OBP: 0.435, SLG: 0.589										4	0	0	0	0	1	4				
Elston Howard, R (1, 2) OBP: 0.352, SLG: 0.419										4	0	2	0	0	0	2				
Hector Lopez, R (1, 7) OBP: 0.322, SLG: 0.435										4	0	0	0	0	1	2				
Joe Pepitone, L (1, 3) OBP: 0.289, SLG: 0.404										4	0	3	0	0	0	1				
Clete Boyer, R (1, 5) OBP: 0.285, SLG: 0.325										4	0	2	0	0	0	3				
Jim Bouton, R (1, 1) OBP: 0.147, SLG: 0.164										2	0	0	0	0	1	2				
Phil Linz, R (7, PH) OBP: 0.316, SLG: 0.355										1	0	0	0	0	1	2				
Bill Stafford, R (8, 1) OBP: 0.083, SLG: 0.167										0	0	0	0	0	0	0				
Pedro Gonzalez, R (8, PH) OBP: 0.314, SLG: 0.370										1	0	0	0	0	1	2				
Inning Stats	R: 0 E: 0 K: 1 S: 5	H: 0 LOB: 0 BB: 0 P: 5	R: 0 E: 0 K: 0 S: 3	H: 0 LOB: 0 BB: 0 P: 3	R: 0 E: 0 K: 1 S: 7	H: 2 LOB: 2 BB: 0 P: 7	R: 0 E: 0 K: 1 S: 7	H: 2 LOB: 2 BB: 0 P: 7	R: 0 E: 0 K: 0 S: 2	H: 0 LOB: 0 BB: 1 P: 6	R: 0 E: 0 K: 1 S: 7	H: 2 LOB: 2 BB: 0 P: 7	R: 0 E: 0 K: 0 S: 4	H: 1 LOB: 1 BB: 0 P: 4	R: 0 E: 0 K: 2 S: 9	H: 2 LOB: 2 BB: 0 P: 9	1B: 8 2B: 1 3B: 1 HR: 0	SF: 0 SAC: 0 DP: 2 HBP: 0	WP: 0 PB: 0 SB: 0 CS: 0	PA: 36
PITCHER	IP WLS BF H R ER SO BB IBB HBP BLK WP HR S P ERA WHIP																			
Steve Barber, L (1, 1) ERA: 3.83	6.2 W 26 7 0 0 3 1 0 0 0 0 0 0 31 35 0.00 1.200																			
Harvey Haddix, L (7, 1) ERA: 1.89	2.1 S 10 3 0 0 3 0 0 0 0 0 0 0 16 16 0.00 1.286																			

AB	35
R	0
H	10
RBI	0
BB	1
SO	6
LOB	20



Batter	1	2	3	4	5	6	7	8	9	AB	R	H	RBI	BB	SO	LOB	TOP			
Jackie Brandt, R OBP: 0.304, SLG: 0.395 Frank Bertaina, L (8, 1)										4	0	0	0	0	2	1	<p>Baltimore Orioles @ New York Yankees Yankee Stadium, Bronx, NY Sun Aug 09 1964, 3:33 AM EDT Sunny - 74 F</p> <p>livebaseballscores.com</p> <p>AB 31 R 1 H 4 RBI 1 BB 1 SO 9 LOB 11</p> 			
Luis Aparicio, R OBP: 0.320, SLG: 0.376 Bob Saverine, S OBP: 0.237, SLG: 0.176 (6, PH) (6, 6)										2	0	1	0	0	0	0				
Boog Powell, L OBP: 0.381, SLG: 0.597 (8, PH) (8, 7)										1	0	0	0	0	1	1				
Bob Johnson, R OBP: 0.315, SLG: 0.402 (1, 3) (8, 6)										4	0	0	0	0	1	1				
Brooks Robinson, R OBP: 0.351, SLG: 0.466 (1, 5)										4	0	0	0	0	1	1				
Sam Bowens, R OBP: 0.331, SLG: 0.470 (1, 9)										4	0	1	0	0	1	0				
Earl Robinson, R OBP: 0.447, SLG: 0.686 (1, 7) (8, 8)										3	0	1	0	0	1	1				
Dick Brown, R OBP: 0.339, SLG: 0.471 (1, 2)										2	1	0	0	1	0	2				
Jerry Adair, R OBP: 0.291, SLG: 0.336 (1, 4)										3	0	1	0	0	1	2				
Dave McNally, R OBP: 0.191, SLG: 0.159 Dave Vineyard, R OBP: 0.250, SLG: 0.250 Norm Siebern, L OBP: 0.382, SLG: 0.367 (8, PH) (8, 3)										2	0	0	0	0	1	1				
Inning Stats	R: 0 E: 0 K: 1 S: 6	H: 1 LOB: 1 BB: 0 P: 6	R: 0 E: 0 K: 1 S: 6	H: 1 LOB: 1 BB: 0 P: 6	R: 0 E: 0 K: 0 S: 3	H: 0 LOB: 0 BB: 0 P: 3	R: 0 E: 0 K: 2 S: 7	H: 0 LOB: 0 BB: 0 P: 7	R: 0 E: 0 K: 2 S: 8	H: 1 LOB: 1 BB: 0 P: 8	R: 0 E: 0 K: 0 S: 3	H: 0 LOB: 0 BB: 0 P: 3	R: 0 E: 0 K: 1 S: 5	H: 0 LOB: 0 BB: 0 P: 5	R: 0 E: 0 K: 1 S: 5	H: 0 LOB: 0 BB: 0 P: 5	1B: 2 2B: 1 3B: 1 HR: 0	SF: 0 SAC: 0 DP: 0 HBP: 0	WP: 0 PB: 0 SB: 0 CS: 0	PA: 32
PITCHER Al Downing, L ERA: 3.22 (1, 1)	IP: 9.0 WLS: W BF: 32 H: 4 R: 1 ER: 1 SO: 9 BB: 1 IBB: 0 HBP: 0 BLK: 0 WP: 0 HR: 0 S: 49 P: 53 ERA: 1.00 WHIP: 0.556															PITCHER IP: WLS: BF: H: R: ER: SO: BB: IBB: HBP: BLK: WP: HR: S: P: ERA: WHIP				

Batter	1	2	3	4	5	6	7	8	9	AB	R	H	RBI	BB	SO	LOB	BOTTOM			
Phil Linz, R OBP: 0.322, SLG: 0.361 (1, 6)										4	1	2	0	0	0	0	<p>Baltimore Orioles @ New York Yankees Yankee Stadium, Bronx, NY Sun Aug 09 1964, 3:33 AM EDT Sunny - 74 F</p> <p>livebaseballscores.com</p> <p>AB 30 R 2 H 6 RBI 2 BB 1 SO 7 LOB 11</p> 			
Bobby Richardson, R OBP: 0.287, SLG: 0.333 (1, 4)										4	1	1	1	0	0	1				
Roger Maris, L OBP: 0.362, SLG: 0.461 (1, 9)										4	0	1	0	0	1	1				
Tom Tresh, S OBP: 0.372, SLG: 0.442 (1, 8)										4	0	1	0	0	0	2				
Elston Howard, R OBP: 0.353, SLG: 0.418 (1, 2)										2	0	1	1	1	0	0				
Hector Lopez, R OBP: 0.317, SLG: 0.427 (1, 7)										3	0	0	0	0	1	5				
Joe Pepitone, L OBP: 0.289, SLG: 0.412 (1, 3)										3	0	0	0	0	1	2				
Clete Boyer, R OBP: 0.280, SLG: 0.318 (1, 5)										3	0	0	0	0	1	0				
Al Downing, R OBP: 0.155, SLG: 0.179 (1, 1)										3	0	0	0	0	3	0				
Inning Stats	R: 0 E: 0 K: 0 S: 3	H: 0 LOB: 0 BB: 0 P: 3	R: 0 E: 0 K: 1 S: 5	H: 0 LOB: 0 BB: 0 P: 5	R: 0 E: 0 K: 1 S: 5	H: 0 LOB: 0 BB: 0 P: 5	R: 0 E: 0 K: 0 S: 5	H: 2 LOB: 3 BB: 1 P: 9	R: 0 E: 0 K: 2 S: 7	H: 0 LOB: 0 BB: 0 P: 7	R: 2 E: 0 K: 0 S: 7	H: 4 LOB: 2 BB: 0 P: 7	R: 0 E: 0 K: 2 S: 7	H: 0 LOB: 0 BB: 0 P: 7	R: 0 E: 0 K: 1 S: 5	H: 0 LOB: 0 BB: 0 P: 5		1B: 5 2B: 1 3B: 0 HR: 0	SF: 0 SAC: 0 DP: 0 HBP: 0	WP: 0 PB: 0 SB: 0 CS: 0
PITCHER Dave McNally, L ERA: 3.78 Dave Vineyard, R ERA: 2.73 Frank Bertaina, L ERA: 1.8 (1, 1) (6, 1) (8, 1)	IP: 5.1 WLS: L BF: 22 H: 5 R: 2 ER: 2 SO: 4 BB: 1 IBB: 0 HBP: 0 BLK: 0 WP: 0 HR: 0 S: 29 P: 33 ERA: 3.38 WHIP: 1.125															PITCHER IP: WLS: BF: H: R: ER: SO: BB: IBB: HBP: BLK: WP: HR: S: P: ERA: WHIP				

Batter	1	2	3	4	5	6	7	8	9	AB	R	H	RBI	BB	SO	LOB	TOP			
Earl Robinson, R OBP: 0.429, SLG: 0.641 (1, 8)										4	0	1	0	0	0	0	Baltimore Orioles @ New York Yankees Yankee Stadium, Bronx, NY Sun Aug 09 1964, 3:38 AM EDT Att: 58,102 - Sunny - 74 F			
Luis Aparicio, R OBP: 0.319, SLG: 0.373 (1, 6)										3	1	0	0	1	2	1				
Norm Siebern, L OBP: 0.383, SLG: 0.367 (1, 3)										3	1	1	1	1	1	1				
Boog Powell, L OBP: 0.382, SLG: 0.609 (1, 7)										4	2	2	2	0	1	2				
Brooks Robinson, R OBP: 0.353, SLG: 0.466 (1, 5)										4	0	2	0	0	0	1				
Sam Bowens, R OBP: 0.330, SLG: 0.470 (1, 9)										4	0	1	1	0	1	2				
Charlie Lau, L OBP: 0.321, SLG: 0.407 (1, 2)										4	0	0	0	0	2	2				
Dick Brown, R OBP: 0.339, SLG: 0.471 (9, 2)									0	0	0	0	0	0	0	0				
Jerry Adair, R OBP: 0.288, SLG: 0.332 (1, 4)									4	0	0	0	0	2	2					
Robin Roberts, S OBP: 0.148, SLG: 0.080 (1, 1)									2	0	0	0	0	2	0					
Willie Kirkland, L OBP: 0.281, SLG: 0.293 (7, PH)									1	0	0	0	0	1	0					
Dave Vineyard, R OBP: 0.250, SLG: 0.250 (7, 1)									0	0	0	0	0	0	0					
Harvey Haddix, L (8, 1)									0	0	0	0	0	0	0					
Inning Stats	R: 0 E: 0 K: 1 S: 5	H: 0 LOB: 0 BB: 0 P: 5	R: 1 E: 0 K: 0 S: 5	H: 2 LOB: 1 BB: 0 P: 5	R: 3 E: 0 K: 1 S: 7	H: 2 LOB: 0 BB: 1 P: 11	R: 0 E: 0 K: 2 S: 7	H: 0 LOB: 0 BB: 0 P: 7	R: 0 E: 0 K: 1 S: 5	H: 1 LOB: 1 BB: 1 P: 9	R: 0 E: 0 K: 1 S: 7	H: 0 LOB: 0 BB: 0 P: 7	R: 0 E: 0 K: 3 S: 10	H: 1 LOB: 1 BB: 0 P: 10	R: 0 E: 0 K: 1 S: 6	H: 1 LOB: 1 BB: 0 P: 6	1B: 4 2B: 2 3B: 0 HR: 1	SF: 0 SAC: 0 DP: 1 HBP: 0	WP: 1 PB: 0 SB: 2 CS: 0	PA: 35
PITCHER	IP WLS BF H R ER SO BB IBB HBP BLK WP HR S P ERA WHIP																			
Stan Williams, R ERA: 3.8 (1, 1)	3.0 L 14 4 4 4 2 1 0 0 0 0 1 17 21 12.00 1.667																			
Bill Stafford, R ERA: 2.39 (4, 1)	4.0 13 1 0 0 6 1 0 0 0 0 0 24 28 0.00 0.500																			
Pete Mikkelsen, R ERA: 4.11 (8, 1)	2.0 8 2 0 0 4 0 0 0 0 1 0 16 16 0.00 1.000																			

AB 33
R 4
H 7
RBI 4
BB 2
SO 12
LOB 11



Batter	1	2	3	4	5	6	7	8	9	AB	R	H	RBI	BB	SO	LOB	BOTTOM			
Phil Linz, R OBP: 0.317, SLG: 0.355 (1, 6)										4	0	0	0	0	0	1	Baltimore Orioles @ New York Yankees Yankee Stadium, Bronx, NY Sun Aug 09 1964, 3:38 AM EDT Att: 58,102 - Sunny - 74 F			
Bobby Richardson, R OBP: 0.289, SLG: 0.335 (1, 4)										4	0	2	0	0	0	0				
Tom Tresh, S OBP: 0.373, SLG: 0.443 (1, 8)										4	0	2	0	0	0	0				
Roger Maris, L OBP: 0.363, SLG: 0.469 (1, 9)										3	1	1	1	1	1	4				
Joe Pepitone, L OBP: 0.287, SLG: 0.408 (1, 3)										4	0	0	0	0	0	5				
Johnny Blanchard, L OBP: 0.350, SLG: 0.405 (1, 7)										4	1	1	1	0	0	0				
Elston Howard, R OBP: 0.355, SLG: 0.421 (1, 2)										4	0	2	0	0	1	0				
Clete Boyer, R OBP: 0.277, SLG: 0.315 (1, 5)										4	0	0	0	0	1	2				
Stan Williams, R OBP: 0.150, SLG: 0.200 (1, 1)										1	0	0	0	0	1	0				
Bill Stafford, R OBP: 0.077, SLG: 0.154 (4, 1)										1	0	0	0	0	1	0				
Mickey Mantle, S OBP: 0.429, SLG: 0.580 (7, PH)										1	0	0	0	0	0	1				
Pete Mikkelsen, R (8, 1)										0	0	0	0	0	0	0				
Hector Lopez, R OBP: 0.316, SLG: 0.425 (9, PH)										1	0	0	0	0	1					
Inning Stats	R: 0 E: 0 K: 0 S: 5	H: 2 LOB: 2 BB: 0 P: 5	R: 1 E: 0 K: 1 S: 6	H: 1 LOB: 0 BB: 0 P: 6	R: 0 E: 0 K: 1 S: 7	H: 2 LOB: 2 BB: 0 P: 7	R: 0 E: 0 K: 1 S: 5	H: 0 LOB: 0 BB: 0 P: 5	R: 0 E: 0 K: 1 S: 4	H: 1 LOB: 1 BB: 0 P: 4	R: 0 E: 0 K: 1 S: 6	H: 1 LOB: 1 BB: 0 P: 6	R: 0 E: 0 K: 0 S: 3	H: 0 LOB: 1 BB: 1 P: 7	R: 0 E: 0 K: 0 S: 4	H: 1 LOB: 1 BB: 0 P: 4	1B: 5 2B: 1 3B: 0 HR: 2	SF: 0 SAC: 0 DP: 0 HBP: 0	WP: 0 PB: 0 SB: 0 CS: 0	PA: 36
PITCHER	IP WLS BF H R ER SO BB IBB HBP BLK WP HR S P ERA WHIP																			
Robin Roberts, R ERA: 3.03 (1, 1)	6.0 W 24 6 2 2 4 0 0 0 0 0 0 32 32 3.00 1.000																			
Dave Vineyard, R ERA: 2.59 (7, 1)	1.2 7 1 0 0 1 1 0 0 0 0 0 8 12 0.00 1.200																			
Harvey Haddix, L ERA: 1.85 (8, 1)	1.1 S 5 1 0 0 0 0 0 0 0 0 0 5 5 0.00 0.750																			

AB 35
R 2
H 8
RBI 2
BB 1
SO 5
LOB 14



Batter	1	2	3	4	5	6	7	8	9	AB	R	H	RBI	BB	SO	LOB	TOP				
Tom McCraw, L (1,9) OBP: 0.336, SLG: 0.390	K	E6		K			FC1-6 1B		SH2-3 1B	5	1	2	0	0	2	2	Chicago White Sox @ New York Yankees Yankee Stadium, Bronx, NY Tue Aug 11 1964, 3:33 AM EDT Att: 14,576 - Overcast - 80 F				
Don Buford, S (1,4) OBP: 0.348, SLG: 0.368 Al Weis, S (9,4) OBP: 0.323, SLG: 0.348	F8	4-3		FC4-6			FC1-6 HR		SH2-3	4	1	0	0	0	0	4					
Floyd Robinson, L (1,7) OBP: 0.390, SLG: 0.451	1B			HR			F9		1B SH5-3	5	3	3	1	0	0	1					
Pete Ward, L (1,5) OBP: 0.359, SLG: 0.470	2B			K			K		1B SH5-3	5	1	3	4	0	2	0					
Bill Skowron, R (1,3) OBP: 0.318, SLG: 0.442 Jim Landis, R (7, PR) OBP: 0.282, SLG: 0.251	1B			1-3			1B		SH5-3	3	0	2	0	1	0	0					
Gene Stephens, L (1,8) OBP: 0.370, SLG: 0.406 Hoyt Wilhelm, R (7,1) OBP: 0.250, SLG: 0.200	F5			E4			4-1		5-3	4	0	0	0	0	0	3					
Ron Hansen, R (1,6) OBP: 0.348, SLG: 0.393				F7			FC5-4 1B		F7	4	0	2	0	0	0	1					
J.C. Martin, L (1,2) OBP: 0.248, SLG: 0.285				F3			F3		G3	4	0	1	0	0	0	2					
Joe Horlen, R (1,1) OBP: 0.195, SLG: 0.175 Don Mossi, L (6,1) OBP: 0.200, SLG: 0.200 Mike Hershberger, R (7,9) OBP: 0.316, SLG: 0.300	FC1-6			FC5-6			FC5-4		5-3	3	0	0	0	0	0	3					
Inning Stats	R: 1 E: 0 K: 1 S: 8	H: 3 LOB: 2 BB: 0 P: 8	R: 0 E: 1 K: 0 S: 5	H: 1 LOB: 2 BB: 0 P: 5	R: 1 E: 1 K: 1 S: 7	H: 1 LOB: 1 BB: 0 P: 7	R: 0 E: 0 K: 1 S: 6	H: 1 LOB: 1 BB: 0 P: 6	R: 0 E: 0 K: 0 S: 4	H: 1 LOB: 1 BB: 0 P: 4	R: 2 E: 0 K: 0 S: 5	H: 2 LOB: 1 BB: 1 P: 9	R: 0 E: 0 K: 1 S: 3	H: 0 LOB: 0 BB: 0 P: 3	R: 2 E: 0 K: 0 S: 6	H: 3 LOB: 1 BB: 0 P: 6		1B: 8 2B: 3 3B: 0 HR: 2	SF: 0 SAC: 2 DP: 0 HBP: 0	WP: 0 PB: 0 SB: 0 CS: 0	PA: 42
PITCHER	IP	WLS	BF	H	R	ER	SO	BB	IBB	HBP	BLK	WP	HR	S	P	ERA	WHIP				
Ralph Terry, R (1,1) ERA: 4.94 Steve Hamilton, L (8,1) ERA: 3.14	7.0	L	33	10	4	4	4	1	0	0	0	0	2	40	44	5.14	1.571				
	2.0		9	3	2	2	0	0	0	0	0	0	0	9	9	9.00	1.500				

Batter	1	2	3	4	5	6	7	8	9	AB	R	H	RBI	BB	SO	LOB	BOTTOM				
Tony Kubek, L (1,6) OBP: 0.274, SLG: 0.334	F8			HR			1-4-3		4-3	4	1	1	2	0	0	1	Chicago White Sox @ New York Yankees Yankee Stadium, Bronx, NY Tue Aug 11 1964, 3:33 AM EDT Att: 14,576 - Overcast - 80 F				
Bobby Richardson, R (1,4) OBP: 0.288, SLG: 0.334	5-3			6-3			1B SH		6-3	4	1	1	0	0	0	0					
Roger Maris, L (1,9) OBP: 0.359, SLG: 0.463	F7			K			K		K	4	0	0	0	0	3	1					
Mickey Mantle, S (1,8) OBP: 0.430, SLG: 0.579				4-3			1B		E4 G3 1B	4	1	2	0	0	0	0					
Tom Tresh, S (1,7) OBP: 0.371, SLG: 0.439	K			F8			SH		K	3	0	0	1	0	2	2					
Joe Pepitone, L (1,3) OBP: 0.284, SLG: 0.404	L6			L4			G4-6-3		G3	4	0	0	0	0	0	4					
Elston Howard, R (1,2) OBP: 0.354, SLG: 0.420				1-3			L8		FC5-4 1B	4	0	1	1	0	0	0					
Clete Boyer, R (1,5) OBP: 0.277, SLG: 0.314				F4			SH1-4 1B		FC5-4	4	0	1	0	0	0	1					
Ralph Terry, R (1,1) OBP: 0.276, SLG: 0.231 Johnny Blanchard, L (7, PH) OBP: 0.348, SLG: 0.462 Steve Hamilton, L (8,1) OBP: 0.273, SLG: 0.200				HR			SH1-4		K	0	1	0	0	1	0	0					
Inning Stats	R: 0 E: 0 K: 0 S: 3	H: 0 LOB: 0 BB: 0 P: 3	R: 0 E: 0 K: 1 S: 5	H: 0 LOB: 0 BB: 0 P: 5	R: 2 E: 0 K: 0 S: 4	H: 1 LOB: 0 BB: 1 P: 8	R: 0 E: 0 K: 1 S: 6	H: 1 LOB: 1 BB: 0 P: 6	R: 0 E: 0 K: 1 S: 4	H: 1 LOB: 1 BB: 0 P: 4	R: 1 E: 0 K: 1 S: 7	H: 2 LOB: 1 BB: 0 P: 7	R: 0 E: 0 K: 1 S: 5	H: 0 LOB: 0 BB: 0 P: 5	R: 1 E: 1 K: 1 S: 7	H: 1 LOB: 1 BB: 0 P: 7		1B: 5 2B: 0 3B: 0 HR: 1	SF: 0 SAC: 2 DP: 1 HBP: 0	WP: 0 PB: 0 SB: 0 CS: 0	PA: 35
PITCHER	IP	WLS	BF	H	R	ER	SO	BB	IBB	HBP	BLK	WP	HR	S	P	ERA	WHIP				
Joe Horlen, R (1,1) ERA: 2.3 Don Mossi, L (6,1) ERA: 3.15 Hoyt Wilhelm, R (7,1) ERA: 2.36	5.1	W	1	0	0	0	0	0	0	0	0	0	0	1	1	0.00	0.000				
	3.0	S	11	1	1	0	3	0	0	0	0	0	0	17	17	0.00	0.333				

Batter	1	2	3	4	5	6	7	8	9	AB	R	H	RBI	BB	SO	LOB	TOP			
Mike Hershberger, R OBP: 0.314, SLG: 0.296 (1.9)	4-3		4-0 S E BB		6-3		FC4-6 1-2		F8	4	1	0	0	1	0	3				
Don Buford, S OBP: 0.339, SLG: 0.358 (1.4)	L7		E6 1-H		4-3			4-3		4	0	0	0	0	0	0				
Floyd Robinson, L OBP: 0.389, SLG: 0.446 (1.7)	1B		1-3		5-3			G3		4	0	1	0	0	0	1				
Pete Ward, L OBP: 0.364, SLG: 0.482 (1.5)	F7			1B 3B		F8		1B 2B		4	2	2	0	0	0	1				
Bill Skowron, R OBP: 0.322, SLG: 0.446 (1.3)		5-3		4-3		F7		1B		4	0	1	1	0	0	1				
Gene Stephens, L OBP: 0.346, SLG: 0.375 (1.8)		5-3		6-3			6-3	G3		4	0	0	0	0	0	2				
Ron Hansen, R OBP: 0.344, SLG: 0.387 (1.6)		6-3		FC4-6 1B		E3 FC3-6 1B		1-3		4	0	1	1	0	0	0				
J.C. Martin, L OBP: 0.252, SLG: 0.302 (1.2)			6-3	FC4-6 1B			FC3-6 1B	F9		4	0	1	0	0	0	1				
Ray Herbert, R OBP: 0.297, SLG: 0.100 (5.1)										2	0	0	0	0	0	1				
Don Mossi, L OBP: 0.200, SLG: 0.200 (6.1)										0	0	0	0	0	0	0				
Eddie Fisher, R OBP: 0.200, SLG: 0.200 (7. PH)										1	0	0	0	0	0	2				
Gary Peppone, L OBP: 0.250, SLG: 0.400 (7. PH)										0	0	0	0	0	0	0				
Frank Baumann, L OBP: 0.225, SLG: 0.300 (7.1)										0	0	0	0	0	0	0				
Al Weis, S OBP: 0.225, SLG: 0.300 (8. PH)										1	0	1	0	0	0	0				
Inning Stats	R: 0 E: 0 K: 0 S: 4	H: 1 LOB: 1 BB: 0 P: 4	R: 0 E: 0 K: 0 S: 3	H: 0 LOB: 0 BB: 0 P: 3	R: 1 E: 1 K: 1 S: 6	H: 0 LOB: 1 BB: 1 P: 10	R: 1 E: 0 K: 0 S: 5	H: 2 LOB: 1 BB: 0 P: 5	R: 0 E: 0 K: 0 S: 3	H: 0 LOB: 0 BB: 0 P: 3	R: 0 E: 1 K: 0 S: 5	H: 1 LOB: 2 BB: 0 P: 5	R: 1 E: 0 K: 0 S: 5	H: 2 LOB: 1 BB: 0 P: 5	R: 0 E: 0 K: 0 S: 4	H: 1 LOB: 1 BB: 0 P: 4	1B: 5 2B: 1 3B: 1 HR: 0	SF: 0 SAC: 0 DP: 0 HBP: 0	WP: 0 PB: 0 SB: 1 CS: 0	PA: 37
PITCHER Mel Stottlemyre, R ERA: 2.0 (1.1)	IP: 9.0 WLS: W BF: 37 H: 7 R: 3 ER: 2 SO: 1 BB: 1 IBB: 0 HBP: 0 BLK: 0 WP: 0 HR: 0 S: 38 P: 42 ERA: 2.00 WHIP: 0.889															PITCHER Mel Stottlemyre, R ERA: 2.0 (1.1)	IP: 9.0 WLS: W BF: 37 H: 7 R: 3 ER: 2 SO: 1 BB: 1 IBB: 0 HBP: 0 BLK: 0 WP: 0 HR: 0 S: 38 P: 42 ERA: 2.00 WHIP: 0.889			

Chicago White Sox @ New York Yankees
Yankee Stadium, Bronx, NY
Wed Aug 12 1964, 3:33 AM EDT
Att: 16,945 - Unknown - 84 F

AB	36
R	3
H	7
RBI	2
BB	1
SO	1
LOB	11



Batter	1	2	3	4	5	6	7	8	9	AB	R	H	RBI	BB	SO	LOB	BOTTOM			
Tony Kubek, L OBP: 0.271, SLG: 0.330 (1.6)	1-3		5-3 1-2		G3		F7			4	0	0	0	0	0	1				
Bobby Richardson, R OBP: 0.291, SLG: 0.339 (1.4)	FC5-6 1B		5-3			HR 1B	FC9-5 2B			4	1	3	0	0	0	1				
Roger Maris, L OBP: 0.358, SLG: 0.470 (1.9)	FC5-6 1-2		4-3			HR 1-H	FC9-5 2-3			4	1	1	2	0	0	3				
Mickey Mantle, S OBP: 0.431, SLG: 0.604 (1.8)	4-3			HR		1B E 1B		HR		4	3	3	2	0	0	1				
Hector Lopez, R OBP: 0.316, SLG: 0.429 (9.7)										0	0	0	0	0	0	0				
Tom Tresh, S OBP: 0.369, SLG: 0.438 (1.7)		F5			G4-6-3 1B	F5		F8 SF9 2B		4	1	2	0	0	0	1				
Joe Pepitone, L OBP: 0.283, SLG: 0.401 (1.3)		1-3			F8		E 1B	F8		4	0	1	0	0	0	2				
Johnny Blanchard, L OBP: 0.330, SLG: 0.366 (1.2)		F5		G4-6-3 1-2		E4 1-2 3-H		SF9		3	0	0	1	0	0	2				
Clete Boyer, R OBP: 0.274, SLG: 0.319 (1.5)				HR		4-3	K	F7		4	1	1	1	0	1	2				
Mel Stottlemyre, R OBP: 0.333, SLG: 0.333 (1.1)				5-3 1B		F2	K			3	0	1	0	0	1	2				
Inning Stats	R: 0 E: 0 K: 0 S: 4	H: 1 LOB: 1 BB: 0 P: 4	R: 0 E: 0 K: 0 S: 3	H: 0 LOB: 0 BB: 0 P: 3	R: 1 E: 0 K: 0 S: 5	H: 2 LOB: 1 BB: 0 P: 5	R: 1 E: 0 K: 0 S: 4	H: 2 LOB: 0 BB: 0 P: 4	R: 0 E: 0 K: 2 S: 12	H: 4 LOB: 2 BB: 0 P: 12	R: 0 E: 0 K: 0 S: 3	H: 1 LOB: 0 BB: 0 P: 3	R: 2 E: 0 K: 0 S: 5	H: 2 LOB: 2 BB: 0 P: 5	R: 0 E: 0 K: 0 S: 4	H: 1 LOB: 1 BB: 0 P: 4	1B: 6 2B: 3 3B: 0 HR: 4	SF: 1 SAC: 0 DP: 2 HBP: 0	WP: 0 PB: 0 SB: 0 CS: 0	PA: 35
PITCHER Ray Herbert, R ERA: 2.9 (6.1)	IP: 5.0 WLS: L BF: 20 H: 6 R: 3 ER: 3 SO: 3 BB: 0 IBB: 0 HBP: 0 BLK: 0 WP: 0 HR: 1 S: 20 P: 20 ERA: 5.40 WHIP: 1.200															PITCHER Don Mossi, L ERA: 3.38 (6.1)	IP: 0.1 WLS: L BF: 5 H: 3 R: 2 ER: 1 SO: 0 BB: 0 IBB: 0 HBP: 0 BLK: 0 WP: 0 HR: 0 S: 5 P: 5 ERA: 27.00 WHIP: 9.000			
PITCHER Eddie Fisher, R ERA: 3.43 (6.1)	IP: 0.2 WLS: L BF: 2 H: 0 R: 0 ER: 0 SO: 0 BB: 0 IBB: 0 HBP: 0 BLK: 0 WP: 0 HR: 0 S: 6 P: 6 ERA: 0.00 WHIP: 0.000															PITCHER Frank Baumann, L ERA: 6.67 (7.1)	IP: 2.0 WLS: L BF: 8 H: 3 R: 2 ER: 2 SO: 0 BB: 0 IBB: 0 HBP: 0 BLK: 0 WP: 0 HR: 1 S: 8 P: 8 ERA: 9.00 WHIP: 1.500			

Chicago White Sox @ New York Yankees
Yankee Stadium, Bronx, NY
Wed Aug 12 1964, 3:33 AM EDT
Att: 16,945 - Unknown - 84 F

AB	34
R	7
H	12
RBI	6
BB	0
SO	2
LOB	15



Batter	1	2	3	4	5	6	7	8	9	AB	R	H	RBI	BB	SO	LOB	TOP				
Jim Landis, R OBP: 0.284, SLG: 0.255 (1,8)	6-3		G4-3 1B		1B 2B 1B		6-3		K	5	1	2	0	0	1	0	Chicago White Sox @ New York Yankees Yankee Stadium, Bronx, NY Thu Aug 13 1964, 7:05 PM EDT Att: 24,711 - Sunny livebaseballscorecards.com				
Al Weis, S OBP: 0.323, SLG: 0.348 (1,4)	G3		G4-3 1-2		2B 1-3 1B		B3		4-3	5	0	1	0	0	0	1					
Floyd Robinson, L OBP: 0.392, SLG: 0.451 (1,7)	1B		FC6-4 1B		1-3 3-H 4-0 2B		F5		F8	5	0	3	1	0	0	0					
Bill Skowron, R OBP: 0.236, SLG: 0.447 (1,3)	1-2 1B		FC6-4 1-2		IBB				E 1B SF7 1B	3	1	2	0	1	0	1					
Pete Ward, L OBP: 0.363, SLG: 0.480 (1,5)	K			B2-3	K				1-2 1B	4	0	1	0	0	2	5					
Mike Hershberger, R OBP: 0.311, SLG: 0.293 (1,9)		F9		F9	K				E6 1-2 2-3	4	0	0	0	0	1	5					
Ron Hansen, R OBP: 0.344, SLG: 0.388 (1,6)		K				K			K	4	0	1	0	0	3	3					
Jerry McNertney, R OBP: 0.298, SLG: 0.307 (1,2)		E6		F2		F8			SF7	3	0	0	1	0	0	1					
Gary Peters, L OBP: 0.238, SLG: 0.405 (1,1)		K			F9	F4			F2	4	0	0	0	0	1	3					
Inning Stats	R: 0 E: 0 K: 1 S: 7	H: 2 LOB: 2 BB: 0 P: 7	R: 0 E: 1 K: 2 S: 8	H: 0 LOB: 1 BB: 0 P: 8	R: 0 E: 0 K: 0 S: 4	H: 2 LOB: 1 BB: 0 P: 4	R: 0 E: 0 K: 0 S: 4	H: 1 LOB: 1 BB: 0 P: 4	R: 1 E: 0 K: 2 S: 10	H: 3 LOB: 3 BB: 1 P: 14	R: 0 E: 0 K: 0 S: 5	H: 0 LOB: 0 BB: 0 P: 5	R: 0 E: 0 K: 0 S: 3	H: 0 LOB: 0 BB: 0 P: 3	R: 1 E: 1 K: 1 S: 8	H: 2 LOB: 2 BB: 0 P: 8	R: 0 E: 0 K: 1 S: 5	H: 0 LOB: 0 BB: 0 P: 5	1B: 8 2B: 2 3B: 0 HR: 0	SF: 1 SAC: 0 DP: 1 HBP: 0	WP: 0 PA: 39 PB: 0 CS: 0
PITCHER Al Downing, L ERA: 3.1 (1,1)	IP: 9.0 WLS: W BF: 39 H: 10 R: 2 ER: 1 SO: 8 BB: 0 IBB: 1 HBP: 0 BLK: 0 WP: 0 HR: 0 S: 54 P: 58 ERA: 1.00 WHIP: 1.111															PITCHER					

Batter	1	2	3	4	5	6	7	8	9	AB	R	H	RBI	BB	SO	LOB	BOTTOM				
Phil Linz, R OBP: 0.319, SLG: 0.354 (1,6)	BB 3B BB				1-3					3	1	1	0	1	0	0	Chicago White Sox @ New York Yankees Yankee Stadium, Bronx, NY Thu Aug 13 1964, 7:05 PM EDT Att: 24,711 - Sunny livebaseballscorecards.com				
Tony Kubek, L OBP: 0.271, SLG: 0.330 (9,6)	BB 1B									0	0	0	0	0	0	0					
Bobby Richardson, R OBP: 0.289, SLG: 0.336 (1,4)	F8	K			F7				6-3	4	0	0	0	0	1	3					
Roger Maris, L OBP: 0.360, SLG: 0.467 (1,9)	BB 3B BB		F2		3-1				WP HR BB	2	2	0	0	2	0	0					
Mickey Mantle, S OBP: 0.427, SLG: 0.597 (1,8)	K		K			6-3			F9	4	0	0	0	0	2	3					
Tom Tresh, S OBP: 0.370, SLG: 0.442 (1,7)	1-H 2-H 3B		F9			F6			HR BB	3	1	1	2	1	0	0					
Elston Howard, R OBP: 0.355, SLG: 0.428 (1,2)	K			F9					HR BB	4	1	2	3	0	1	1					
Joe Pepitone, L OBP: 0.282, SLG: 0.490 (1,3)		4-3		FC5-4 1B		5-3			F7	4	0	1	0	0	0	1					
Clete Boyer, R OBP: 0.272, SLG: 0.316 (1,5)		K		F5		5-3				3	0	0	0	0	1	1					
Al Downing, R OBP: 0.184, SLG: 0.172 (1,1)		1B BB		FC5-4 1-2		G3				2	0	0	0	1	0	1					
Inning Stats	R: 2 E: 0 K: 2 S: 8	H: 1 LOB: 1 BB: 2 P: 16	R: 0 E: 0 K: 2 S: 8	H: 1 LOB: 2 BB: 1 P: 12	R: 0 E: 0 K: 1 S: 5	H: 0 LOB: 0 BB: 0 P: 5	R: 0 E: 0 K: 0 S: 4	H: 1 LOB: 1 BB: 0 P: 4	R: 0 E: 0 K: 0 S: 3	H: 0 LOB: 0 BB: 0 P: 3	R: 0 E: 0 K: 0 S: 4	H: 1 LOB: 1 BB: 0 P: 4	R: 0 E: 0 K: 0 S: 3	H: 0 LOB: 0 BB: 0 P: 3	R: 3 E: 0 K: 0 S: 4	H: 1 LOB: 2 BB: 2 P: 12	R: 1 E: 1 K: 1 S: 4	H: 3 LOB: 3 BB: 2 P: 12	1B: 3 2B: 0 3B: 1 HR: 1	SF: 0 SAC: 0 DP: 0 HBP: 0	WP: 1 PA: 34 PB: 0 CS: 0
PITCHER Gary Peters, L ERA: 2.83 (1,1)	IP: 8.0 WLS: L BF: 34 H: 5 R: 5 ER: 5 SO: 5 BB: 5 IBB: 0 HBP: 0 BLK: 0 WP: 1 HR: 1 S: 39 P: 59 ERA: 5.62 WHIP: 1.250															PITCHER					

Batter	1	2	3	4	5	6	7	8	9	AB	R	H	RBI	BB	SO	LOB	TOP			
Phil Linz, R OBP: 0.324, SLG: 0.360 (1, 6)										4	1	2	1	1	1	1	New York Yankees @ Baltimore Orioles Memorial Stadium, Baltimore, MD Fri Aug 14 1964, 7:05 PM EDT Att: 47,424 - Unknown			
Bobby Richardson, R OBP: 0.289, SLG: 0.337 (1, 4)										4	0	1	1	0	0	3				
Roger Maris, L OBP: 0.358, SLG: 0.461 (1, 9)										4	1	0	0	1	1	2				
Mickey Mantle, S OBP: 0.429, SLG: 0.599 (1, 8)										4	0	2	2	1	2	0				
Tom Tresh, S OBP: 0.366, SLG: 0.436 (1, 7)										5	0	0	0	0	2	5				
Elston Howard, R OBP: 0.356, SLG: 0.430 (1, 2)										3	0	1	0	1	0	0				
Joe Pepitone, L OBP: 0.282, SLG: 0.398 (1, 3)										4	1	1	0	0	2	4				
Clete Boyer, R OBP: 0.272, SLG: 0.316 (1, 5)										4	0	1	0	0	2	1				
Rollie Sheldon, R OBP: 0.120, SLG: 0.120 (6, 1)										2	0	0	0	0	2	1				
Steve Hamilton, L OBP: 0.273, SLG: 0.200 (7, Ph)										0	0	0	0	0	0	0				
Hal Reniff, R OBP: 0.310, SLG: 0.429 (7, Ph)										0	1	0	0	1	0	0				
Pedro Gonzalez, R OBP: 0.110, SLG: 0.050 (8, Ph)										0	0	0	0	0	0	0				
Whitey Ford, L OBP: 0.270, SLG: 0.170 (8, Ph)										0	0	0	0	1	0	0				
Inning Stats	R: 2 E: 0 K: 0 S: 5	H: 2 LOB: 2 BB: 2 P: 13	R: 0 E: 0 K: 1 S: 6	H: 1 LOB: 1 BB: 0 P: 6	R: 0 E: 0 K: 1 S: 5	H: 0 LOB: 0 BB: 0 P: 5	R: 0 E: 0 K: 2 S: 7	H: 0 LOB: 0 BB: 0 P: 7	R: 0 E: 0 K: 1 S: 7	H: 2 LOB: 2 BB: 0 P: 7	R: 1 E: 0 K: 2 S: 8	H: 1 LOB: 3 BB: 3 P: 20	R: 1 E: 0 K: 1 S: 7	H: 2 LOB: 2 BB: 1 P: 11	R: 0 E: 0 K: 2 S: 7	H: 0 LOB: 0 BB: 0 P: 7	1B: 4 2B: 4 3B: 0 HR: 0	SF: 0 SAC: 1 DP: 0 HBP: 0	WP: 0 PB: 0 SB: 0 CS: 0	PA: 41
PITCHER	IP WLS BF H R ER SO BB IBB HBP BLK WP HR S P ERA WHIP	6.1 W 29 6 3 3 7 3 1 0 0 0 0 0 39 55 4.26 1.421	1.1 8 2 1 1 3 1 1 0 0 0 0 0 12 20 6.75 2.250	1.1 S 4 0 0 0 2 0 0 0 0 0 0 0 8 8 0.00 0.000	PITCHER															
Steve Barber, L ERA: 3.85 (1, 1)																				
Harvey Haddix, L ERA: 1.95 (7, 1)																				
Dick Hall, R ERA: 2.54 (8, 1)																				

AB	34
R	4
H	8
RBI	4
BB	6
SO	12
LOB	17



Batter	1	2	3	4	5	6	7	8	9	AB	R	H	RBI	BB	SO	LOB	BOTTOM				
Earl Robinson, R OBP: 0.397, SLG: 0.574 (1, 8)										4	0	2	1	0	0	0	New York Yankees @ Baltimore Orioles Memorial Stadium, Baltimore, MD Fri Aug 14 1964, 7:05 PM EDT Att: 47,424 - Unknown				
Luis Aparicio, R OBP: 0.321, SLG: 0.368 (1, 6)										4	0	1	0	0	0	2					
Norm Siebern, L OBP: 0.391, SLG: 0.367 (1, 3)										2	1	0	0	2	0	0					
Boog Powell, L OBP: 0.384, SLG: 0.604 (1, 7)										3	1	0	0	1	1	2					
Jackie Brandt, R OBP: 0.304, SLG: 0.395 (9, 8)										0	0	0	0	0	0	0					
Brooks Robinson, R OBP: 0.355, SLG: 0.483 (1, 5)										3	1	1	3	1	0	2					
Sam Bowers, R OBP: 0.341, SLG: 0.499 (1, 9)										3	1	1	0	1	0	0					
Charlie Lau, L OBP: 0.314, SLG: 0.392 (1, 2)										3	0	1	0	0	0	0					
Dick Brown, R OBP: 0.335, SLG: 0.463 (8, 2)										1	0	0	0	0	0	2					
Jerry Adair, R OBP: 0.290, SLG: 0.340 (1, 4)										3	1	2	0	0	0	1					
Steve Barber, L OBP: 0.243, SLG: 0.286 (1, 1)										2	0	0	0	0	0	1					
Harvey Haddix, L (7, 1)										0	0	0	0	0	0	0					
Dick Hall, R OBP: 0.250, SLG: 0.182 (8, 1)										0	0	0	0	0	0	0					
Inning Stats	R: 0 E: 0 K: 0 S: 3	H: 0 LOB: 0 BB: 0 P: 3	R: 0 E: 0 K: 0 S: 3	H: 0 LOB: 0 BB: 0 P: 3	R: 0 E: 0 K: 0 S: 3	H: 1 LOB: 0 BB: 0 P: 3	R: 0 E: 0 K: 0 S: 4	H: 1 LOB: 2 BB: 1 P: 8	R: 1 E: 0 K: 0 S: 4	H: 2 LOB: 0 BB: 0 P: 4	R: 3 E: 0 K: 0 S: 4	H: 2 LOB: 0 BB: 2 P: 12	R: 1 E: 0 K: 0 S: 5	H: 2 LOB: 1 BB: 0 P: 5	R: 0 E: 0 K: 1 S: 5	H: 0 LOB: 2 BB: 2 P: 13	1B: 6 2B: 1 3B: 0 HR: 1	SF: 0 SAC: 1 DP: 2 HBP: 0	WP: 0 PB: 0 SB: 0 CS: 1	PA: 34	
PITCHER	IP WLS BF H R ER SO BB IBB HBP BLK WP HR S P ERA WHIP	5.2 21 5 2 2 0 2 0 0 0 0 0 1 2 6 54.00 6.000	0.1 L 3 1 2 2 0 1 0 0 0 0 0 0 5 5 9.00 2.000	1.0 5 2 1 1 0 0 0 0 0 0 0 5 5 9.00 2.000	1.0 5 0 0 0 1 2 0 0 0 0 0 5 13 0.00 2.000	PITCHER															
Rollie Sheldon, R ERA: 4.05 (1, 1)																					
Steve Hamilton, L ERA: 3.43 (6, 1)																					
Hal Reniff, R ERA: 2.95 (7, 1)																					
Whitey Ford, L ERA: 2.15 (8, 1)																					

AB	28
R	5
H	8
RBI	4
BB	5
SO	1
LOB	10



Batter	1	2	3	4	5	6	7	8	9	AB R H RBI BB SO LOB	TOP											
Phil Linz, R OBP: 0.332, SLG: 0.380 (1, 6)	0-0 S HR 1B		0-0 G4-6-3 BB 2B	0-0 2H 3H 1B		0-0 2H HR		0-0 4-3		5 3 4 4 0 0 1	New York Yankees @ Baltimore Orioles Memorial Stadium, Baltimore, MD Sat Aug 15 1964, 7:05 PM EDT Att: 47,987 - Unknown - 75 F livebaseballscorecards.com											
Bobby Richardson, R OBP: 0.288, SLG: 0.335 (1, 4)	0-3 K		4-0 G4-6-3 BB	0-0 F9		0-0 6-3		0-0 5-3	4 0 0 0 1 1 2													
Roger Maris, L OBP: 0.358, SLG: 0.468 (1, 9)	0-0 2H HR		0-0 G4-6-3		0-0 F2		4-0 BB	0-0 6-3	4 1 1 2 1 0 2													
Mickey Mantle, S OBP: 0.428, SLG: 0.599 Hector Lopez, R OBP: 0.316, SLG: 0.425 (5, 7)	0-3 K		0-0 2B		0-0 F5		0-0 F7	0-0 F8	3 0 1 1 0 1 0 2 0 0 0 0 0 1													
Tom Tresh, S OBP: 0.362, SLG: 0.432 (1, 7) (5, 8)	0-0 5-3		0-0 6-3		0-3 K		0-0 F8		4 0 0 0 0 1 2													
Elston Howard, R OBP: 0.360, SLG: 0.434 (1, 2)		1-0 G5-4-3 HBP		0-0 1B FC5-2-6-5 1B		0-0 2B		0-0 F4	3 1 2 0 0 0 1													
Joe Pepitone, L OBP: 0.282, SLG: 0.397 (1, 3)		0-0 G5-4-3		0-0 F6		0-0 F7		0-0 SH1-4 1B	4 0 1 0 0 0 3													
Clete Boyer, R OBP: 0.277, SLG: 0.321 (1, 5)		4-0 BB		0-0 1B FC5-2-6-5 1B		0-0 2H HR 2B		0-3 K	3 2 2 1 1 1 1													
Jim Bouton, R OBP: 0.137, SLG: 0.153 (1, 1)		0-0 1-3		0-0 FC5-2-6-5 1B		0-3 K		0-0 SH1-4	3 1 0 0 0 1 4													
Inning Stats	R: 2 E: 0 K: 2 S: 9	H: 2 LOB: 0 BB: 0 P: 9	R: 0 E: 0 K: 0 S: 2	H: 0 LOB: 1 BB: 1 P: 7	R: 1 E: 0 K: 0 S: 4	H: 2 LOB: 1 BB: 1 P: 8	R: 2 E: 0 K: 0 S: 6	H: 3 LOB: 1 BB: 0 P: 6	R: 0 E: 0 K: 1 S: 5	H: 0 LOB: 0 BB: 0 P: 5		R: 3 E: 0 K: 1 S: 8	H: 3 LOB: 0 BB: 0 P: 8	R: 0 E: 0 K: 0 S: 3	H: 0 LOB: 1 BB: 1 P: 7	R: 0 E: 0 K: 1 S: 6	H: 1 LOB: 1 BB: 0 P: 6	R: 0 E: 0 K: 0 S: 3	H: 0 LOB: 0 BB: 0 P: 3	1B: 6 2B: 3 3B: 0 HR: 2	SF: 0 SAC: 1 DP: 2 HBP: 1	WP: 0 PB: 0 SB: 1 CS: 0
PITCHER	IP WLS BF H R ER SO BB IBB HBP BLK WP HR S P ERA WHIP											IP WLS BF H R ER SO BB IBB HBP BLK WP HR S P ERA WHIP										
Dave McNally, L ERA: 3.89 (1, 1)	3.0 L 14 4 3 3 2 2 0 1 0 0 1 15 24 9.00 2.000																					
Dave Vineyard, R ERA: 3.32 (4, 1)	5.0 23 7 5 5 3 1 0 0 0 0 1 28 32 9.00 1.600																					
Stu Miller, R ERA: 2.74 (9, 1)	1.0 3 0 0 0 0 0 0 0 0 0 0 0 3 3 0.00 0.000																					

Batter	1	2	3	4	5	6	7	8	9	AB R H RBI BB SO LOB	BOTTOM											
Earl Robinson, R OBP: 0.387, SLG: 0.552 (1, 8)	0-0 4-3		0-0 5-3		0-0 L8			0-0 1B		4 0 1 0 0 0 2	New York Yankees @ Baltimore Orioles Memorial Stadium, Baltimore, MD Sat Aug 15 1964, 7:05 PM EDT Att: 47,987 - Unknown - 75 F livebaseballscorecards.com											
Luis Aparicio, R OBP: 0.318, SLG: 0.364 (1, 6)	0-0 P6		0-0 F4		0-0 6-3		0-0 F7		4 0 0 0 0 0 1													
Norm Siebern, L OBP: 0.390, SLG: 0.366 (1, 3)	0-0 1B		0-0 4-3		0-0 L7		0-3 K		4 0 1 0 0 1 1													
Boog Powell, L OBP: 0.383, SLG: 0.599 (1, 7)	0-0 G6-3		0-0 F8		0-0 FC4-6 1B		0-0 F9		4 0 1 0 0 0 1													
Brooks Robinson, R OBP: 0.355, SLG: 0.488 (1, 5)		0-0 HR		0-0 6-3		0-0 FC4-6 1B		0-0 F7	4 1 1 1 0 0 1													
Sam Bowens, R OBP: 0.342, SLG: 0.500 (1, 9)		4-0 G3-6 BB		0-0 4-3 2B		0-0 F8		0-0 F9	3 0 1 0 1 0 0													
Charlie Lau, L OBP: 0.310, SLG: 0.387 (1, 2)		0-0 G3-6		0-0 F7		0-0 F9			3 0 0 0 0 0 2													
Jerry Adair, R OBP: 0.288, SLG: 0.338 (1, 4)		0-0 P4		0-0 4-3		0-0 5-3			3 0 0 0 0 0 1													
Dave McNally, R OBP: 0.191, SLG: 0.159 (3, PH)			0-3 K		4-0 BB		0-0 F7		0 0 0 0 0 0 0 1 0 0 0 0 1 0 0 0 0 0 1 0 0 1 0 0 0 0 0 0													
Inning Stats	R: 0 E: 0 K: 0 S: 4	H: 1 LOB: 1 BB: 0 P: 4	R: 1 E: 0 K: 0 S: 3	H: 1 LOB: 0 BB: 1 P: 7	R: 0 E: 0 K: 1 S: 5	H: 0 LOB: 0 BB: 0 P: 5	R: 0 E: 0 K: 0 S: 3	H: 0 LOB: 0 BB: 0 P: 3	R: 0 E: 0 K: 0 S: 4	H: 1 LOB: 2 BB: 1 P: 8		R: 0 E: 0 K: 0 S: 4	H: 1 LOB: 1 BB: 0 P: 4	R: 0 E: 0 K: 0 S: 3	H: 0 LOB: 0 BB: 0 P: 3	R: 0 E: 0 K: 1 S: 6	H: 1 LOB: 1 BB: 0 P: 6	R: 0 E: 0 K: 0 S: 3	H: 0 LOB: 0 BB: 0 P: 3	1B: 3 2B: 1 3B: 0 HR: 1	SF: 0 SAC: 0 DP: 1 HBP: 0	WP: 0 PB: 0 SB: 0 CS: 0
PITCHER	IP WLS BF H R ER SO BB IBB HBP BLK WP HR S P ERA WHIP											IP WLS BF H R ER SO BB IBB HBP BLK WP HR S P ERA WHIP										
Jim Bouton, R ERA: 2.67 (1, 1)	9.0 W 33 5 1 1 2 2 0 0 0 0 0 1 35 43 1.00 0.778																					

Batter	1	2	3	4	5	6	7	8	9	AB	R	H	RBI	BB	SO	LOB	TOP			
Phil Linz, R OBP: 0.333, SLG: 0.375 (1, 6)										2	0	0	0	2	0	0				
Bobby Richardson, R OBP: 0.287, SLG: 0.333 (1, 4)										4	0	1	1	0	1	1				
Roger Maris, L OBP: 0.356, SLG: 0.466 (1, 9)										4	0	1	0	0	1	3				
Elston Howard, R OBP: 0.362, SLG: 0.440 (1, 2)										4	0	1	0	0	1	4				
Tom Tresh, S OBP: 0.358, SLG: 0.425 (1, 8)										4	0	0	0	0	0	2				
Hector Lopez, R OBP: 0.318, SLG: 0.433 (1, 7)										3	0	0	0	1	1	2				
Joe Pepitone, L OBP: 0.279, SLG: 0.391 (1, 3)											4	0	0	0	0	2				
Clete Boyer, R OBP: 0.274, SLG: 0.318 (1, 5)										3	1	1	0	0	0	1				
Ralph Terry, R OBP: 0.258, SLG: 0.214 (1, 1)										2	0	0	0	0	2	0				
Whitey Ford, L OBP: 0.273, SLG: 0.170 (6, 1)										0	0	0	0	0	0	0				
Mickey Mantle, S OBP: 0.427, SLG: 0.598 (6, PH)										1	0	0	0	0	0	1				
Pete Mikkelsen, R OBP: 0.279, SLG: 0.391 (8, 1)										0	0	0	0	0	0	0				
Inning Stats	R: 0 E: 0 K: 1 S: 5	H: 0 LOB: 1 BB: 1 P: 9	R: 0 E: 0 K: 0 S: 3	H: 0 LOB: 1 BB: 1 P: 7	R: 0 E: 0 K: 2 S: 7	H: 0 LOB: 0 BB: 0 P: 7	R: 0 E: 0 K: 0 S: 4	H: 1 LOB: 1 BB: 0 P: 4	R: 0 E: 0 K: 1 S: 5	H: 0 LOB: 0 BB: 0 P: 5	R: 0 E: 0 K: 0 S: 3	R: 0 E: 0 K: 1 S: 6	H: 1 LOB: 1 BB: 0 P: 6	R: 1 E: 0 K: 1 S: 7	H: 2 LOB: 2 BB: 1 P: 11	R: 0 E: 0 K: 0 S: 3	H: 0 LOB: 0 BB: 0 P: 3	1B: 3 2B: 1 3B: 0 HR: 0	SF: 0 SAC: 0 DP: 0 HBP: 0	WP: 0 PA: 34
PITCHER	IP WLS BF H R ER SO BB IBB HBP BLK WP HR S P ERA WHIP																			
Juan Pizarro, L ERA: 2.1 (1, 1)	7.1 W 29 4 1 1 5 3 0 0 0 0 0 0 36 48 1.23 0.955																			
Hoyt Wilhelm, R ERA: 2.23 (8, 1)	1.2 S 5 0 0 0 1 0 0 0 0 0 0 0 7 7 0.00 0.000																			

New York Yankees @ Chicago White Sox
Comiskey Park, Chicago, IL
Mon Aug 17 1964, 8:05 PM EDT
Att: 32,885 - Overcast - 70 F

AB	31
R	1
H	4
RBI	1
BB	3
SO	6
LOB	16



Batter	1	2	3	4	5	6	7	8	9	AB	R	H	RBI	BB	SO	LOB	BOTTOM		
Jim Landis, R OBP: 0.282, SLG: 0.271 (1, 8)										4	0	0	0	0	1	3			
Don Buford, S OBP: 0.350, SLG: 0.376 (1, 4)										4	0	1	0	0	1	0			
Al Weis, S OBP: 0.318, SLG: 0.342 (8, 4)										0	0	0	0	0	0	0			
Floyd Robinson, L OBP: 0.387, SLG: 0.443 (1, 7)										3	1	0	0	1	1	2			
Pete Ward, L OBP: 0.369, SLG: 0.478 (1, 5)										3	0	2	1	1	0	0			
Bill Skowron, R OBP: 0.325, SLG: 0.443 (1, 3)										3	0	0	0	1	1	3			
Tom McCraw, L OBP: 0.332, SLG: 0.385 (8, 3)										0	0	0	0	0	0	0			
Gene Stephens, L OBP: 0.343, SLG: 0.371 (1, 9)										4	1	1	0	0	1	3			
Ron Hansen, R OBP: 0.350, SLG: 0.404 (1, 6)										4	0	2	0	0	1	0			
J.C. Martin, L OBP: 0.250, SLG: 0.302 (1, 2)										3	0	0	1	0	0	1			
Juan Pizarro, L OBP: 0.237, SLG: 0.365 (1, 1)										3	0	2	0	0	1	1			
Hoyt Wilhelm, R OBP: 0.235, SLG: 0.188 (8, 1)										0	0	0	0	0	0	0			
Inning Stats	R: 0 E: 1 K: 1 S: 7	H: 1 LOB: 3 BB: 1 P: 11	R: 0 E: 0 K: 0 S: 4	H: 1 LOB: 0 BB: 0 P: 4	R: 0 E: 0 K: 1 S: 5	H: 0 LOB: 0 BB: 0 P: 5	R: 0 E: 0 K: 0 S: 4	H: 1 LOB: 1 BB: 0 P: 4	R: 0 E: 0 K: 1 S: 7	H: 2 LOB: 3 BB: 1 P: 11	R: 1 E: 0 K: 2 S: 9	H: 2 LOB: 1 BB: 0 P: 9	R: 1 E: 1 K: 1 S: 5	H: 1 LOB: 0 BB: 1 P: 9	R: 0 E: 0 K: 1 S: 5	H: 0 LOB: 0 BB: 0 P: 5	1B: 7 2B: 1 3B: 0 HR: 0	SF: 1 SAC: 0 DP: 0 HBP: 0	WP: 0 PA: 35
PITCHER	IP WLS BF H R ER SO BB IBB HBP BLK WP HR S P ERA WHIP																		
Ralph Terry, R ERA: 4.75 (1, 1)	5.1 L 26 7 1 1 3 1 0 0 0 0 0 0 30 38 1.69 1.500																		
Whitey Ford, L ERA: 2.13 (6, 1)	1.2 6 1 1 0 3 1 0 0 0 0 0 0 11 15 0.00 1.200																		
Pete Mikkelsen, R ERA: 4.05 (8, 1)	1.0 3 0 0 0 1 0 0 0 0 0 0 0 5 5 0.00 0.000																		

New York Yankees @ Chicago White Sox
Comiskey Park, Chicago, IL
Mon Aug 17 1964, 8:05 PM EDT
Att: 32,885 - Overcast - 70 F

AB	31
R	2
H	8
RBI	2
BB	3
SO	7
LOB	13



Batter	1	2	3	4	5	6	7	8	9	10	AB	R	H	RBI	BB	SO	LOB	TOP					
Phil Linz, R OBP: 0.339, SLG: 0.396 Tony Kubek, L OBP: 0.271, SLG: 0.329	(1, 6) 0-3 K		(1, 6) 0-0 1B 3B			(1, 6) 0-0 SF7 3B		(1, 6) 0-0 F8 SH1-4 1B		(1, 6) 0-3 K	4	2	3	1	0	1	0						
Bobby Richardson, R OBP: 0.287, SLG: 0.333	(1, 4) 0-0 F9		(1, 4) 0-0 1B			(1, 4) 0-0 1-3		(1, 4) 0-0 SH1-4		(1, 4) 0-0 P6	4	0	1	1	0	0	2						
Roger Maris, L OBP: 0.354, SLG: 0.462	(1, 9) 0-0 F5		(1, 9) 0-3 K			(1, 9) 0-0 SF7		(1, 9) 0-0 F8		(1, 9) 4-0 1B	3	0	0	1	1	1	2						
Elston Howard, R OBP: 0.363, SLG: 0.440		(1, 2) 0-0 L1-3 1B		(1, 2) 0-0 4-3		(1, 2) 0-0 1B 1B		(1, 2) 0-0 F8		(1, 2) 0-0 F8	5	0	2	0	0	0	3						
Tom Tresh, S OBP: 0.357, SLG: 0.423	(1, 8) 0-0 F9		(1, 8) 0-0 P6			(1, 8) 0-0 1B		(1, 8) 0-0 F8			4	0	1	0	0	0	1						
Hector Lopez, R OBP: 0.313, SLG: 0.426	(1, 7) 0-0 L1-3		(1, 7) 0-3 K			(1, 7) 0-3 K		(1, 7) 0-3 K			4	0	0	0	0	3	3						
Joe Pepitone, L OBP: 0.279, SLG: 0.389	(1, 3) 0-0 1-3		(1, 3) 0-0 1-3			(1, 3) 0-0 F4		(1, 3) 0-0 4-3		(1, 3) 0-0 1B	4	0	1	0	0	0	0						
Clete Boyer, R OBP: 0.272, SLG: 0.315	(1, 5) 0-0 L8		(1, 5) 0-0 1-3			(1, 5) 0-0 1-3		(1, 5) 0-0 F7		(1, 5) 0-0 F5	4	0	0	0	0	0	1						
Al Downing, R OBP: 0.189, SLG: 0.184	(1, 1) 4-0 3B BB		(1, 1) 4-0 5-3			(1, 1) 0-0 F9				(1, 1) 0-0 F8	3	1	0	0	1	0	0						
Inning Stats	R: 0 E: 0 K: 1 S: 5	H: 0 LOB: 0 BB: 0 P: 5	R: 0 E: 0 K: 0 S: 3	H: 1 LOB: 0 BB: 0 P: 3	R: 2 E: 0 K: 1 S: 7	H: 2 LOB: 1 BB: 1 P: 11	R: 0 E: 0 K: 1 S: 5	H: 0 LOB: 0 BB: 0 P: 5	R: 0 E: 0 K: 0 S: 3	H: 0 LOB: 0 BB: 0 P: 3	R: 1 E: 0 K: 0 S: 8	H: 3 LOB: 2 BB: 0 P: 8	R: 0 E: 0 K: 0 S: 4	H: 1 LOB: 1 BB: 0 P: 4	R: 0 E: 0 K: 1 S: 6	H: 1 LOB: 1 BB: 0 P: 6	R: 0 E: 0 K: 1 S: 6	H: 0 LOB: 2 BB: 1 P: 10	1B: 6 2B: 1 3B: 2 HR: 0	SF: 1 SAC: 1 DP: 1 HBP: 0	WP: 0 PB: 1 SB: 1 CS: 0	PA: 40	
PITCHER	IP 7.2	WLS 30	H 7	R 3	ER 3	SO 4	BB 1	IBB 0	HBP 0	BLK 0	WP 0	HR 0	S 37	P 41	ERA 3.52	WHIP 1.043							
Gary Peters, L ERA: 2.66	(1, 1) 2.1	W	10	1	0	0	2	0	1	0	0	0	0	13	17	0.00	0.429						
Eddie Fisher, R ERA: 3.25	(8, 1)																						

New York Yankees @ Chicago White Sox
Comiskey Park, Chicago, IL
Tue Aug 18 1964, 8:05 PM EDT
Att: 35,403 - Unknown

AB	36
R	3
H	8
RBI	3
BB	2
SO	6
LOB	12



Batter	1	2	3	4	5	6	7	8	9	10	AB	R	H	RBI	BB	SO	LOB	BOTTOM					
Jim Landis, R OBP: 0.284, SLG: 0.268	(1, 8) 4-0 BB		(1, 8) 0-0 6-3			(1, 8) 0-3 K		(1, 8) 4-0 1B HR		(1, 8) 0-3 K	3	1	0	0	2	2	1						
Al Weis, S OBP: 0.319, SLG: 0.343	(1, 4) 0-3 K		(1, 4) 0-0 L8			(1, 4) 0-0 5-3		(1, 4) 0-0 1B HR		(1, 4) 0-0 1B 1B	5	2	2	0	0	1	1						
Floyd Robinson, L OBP: 0.389, SLG: 0.450	(1, 7) 0-0 F5		(1, 7) 4-0 1B BB			(1, 7) 4-0 BB		(1, 7) 0-0 1B HR		(1, 7) 0-0 F7	3	1	1	3	2	0	2						
Bill Skowron, R OBP: 0.323, SLG: 0.439	(1, 3) 0-0 F4		(1, 3) 0-0 F2			(1, 3) 0-0 L7		(1, 3) 4-0 BB		(1, 3) 0-0 F2	4	0	0	0	1	0	4						
Pete Ward, L OBP: 0.369, SLG: 0.477	(1, 5) 0-0 1-3		(1, 5) 0-0 1B			(1, 5) 0-0 F7		(1, 5) 0-0 F9		(1, 5) 0-0 1B 1B	5	0	2	0	0	0	1						
Mike Hershberger, R OBP: 0.307, SLG: 0.289	(1, 9) 0-0 F6		(1, 9) 0-3 K			(1, 9) 0-0 5-3		(1, 9) 0-0 F3		(1, 9) 0-0 1B	5	0	1	1	0	1	3						
Ron Hansen, R OBP: 0.351, SLG: 0.403	(1, 6) 0-0 F7		(1, 6) 4-0 G5-4-3 BB			(1, 6) 0-0 1B		(1, 6) 0-0 L7		(1, 6) 0-0 1B	3	0	1	0	1	0	0						
Cam Carreon, R OBP: 0.235, SLG: 0.245	(1, 2) 0-0 F4		(1, 2) 0-0 F4			(1, 2) 0-0 G5-4-3		(1, 2) 0-0 P6		(1, 2) 0-0 P6	3	0	0	0	0	0	2						
Eddie Fisher, R OBP: 0.188, SLG: 0.188	(8, 1) 0-0 4-3		(8, 1) 0-0 4-3			(8, 1) 0-0 4-3		(8, 1) 0-0 6-3		(8, 1) 4-0 BB	1	0	0	0	0	0	0						
Gary Peters, L OBP: 0.233, SLG: 0.395	(1, 1) 0-3 K		(1, 1) 0-0 4-3			(1, 1) 0-0 4-3		(1, 1) 0-0 6-3		(1, 1) 4-0 BB	2	0	0	0	0	1	0						
Jerry McNertney, R OBP: 0.300, SLG: 0.305	(8, 2) 0-0 4-3		(8, 2) 0-0 4-3			(8, 2) 0-0 4-3		(8, 2) 0-0 6-3		(8, 2) 4-0 BB	1	0	0	0	0	0	0						
Gene Stephens, L OBP: 0.343, SLG: 0.371	(9, PR) 0-0 4-3		(9, PR) 0-0 4-3			(9, PR) 0-0 4-3		(9, PR) 0-0 6-3		(9, PR) 4-0 BB	0	0	0	0	0	0	0						
J.C. Martin, L OBP: 0.250, SLG: 0.302	(10, 2) 0-0 4-3		(10, 2) 0-0 4-3			(10, 2) 0-0 4-3		(10, 2) 0-0 6-3		(10, 2) 4-0 BB	0	0	0	0	0	0	0						
Inning Stats	R: 0 E: 0 K: 1 S: 5	H: 0 LOB: 1 BB: 1 P: 9	R: 0 E: 0 K: 0 S: 3	H: 0 LOB: 0 BB: 0 P: 3	R: 0 E: 0 K: 1 S: 5	H: 0 LOB: 0 BB: 0 P: 5	R: 0 E: 0 K: 1 S: 6	H: 1 LOB: 2 BB: 1 P: 10	R: 0 E: 0 K: 0 S: 2	H: 0 LOB: 0 BB: 0 P: 6	R: 0 E: 0 K: 0 S: 4	H: 1 LOB: 1 BB: 0 P: 4	R: 3 E: 0 K: 0 S: 5	H: 2 LOB: 1 BB: 2 P: 13	R: 0 E: 0 K: 1 S: 5	H: 0 LOB: 1 BB: 1 P: 9	R: 1 E: 0 K: 0 S: 5	H: 3 LOB: 2 BB: 0 P: 5	1B: 6 2B: 0 3B: 0 HR: 1	SF: 0 SAC: 0 DP: 1 HBP: 0	WP: 0 PB: 0 SB: 0 CS: 0	PA: 42	
PITCHER	IP 9.2	WLS L	BF 42	H 7	R 4	ER 4	SO 5	BB 7	IBB 0	HBP 0	BLK 0	WP 0	HR 1	S 45	P 73	ERA 3.72	WHIP 1.448						
Al Downing, L ERA: 3.13	(1, 1)																						

New York Yankees @ Chicago White Sox
Comiskey Park, Chicago, IL
Tue Aug 18 1964, 8:05 PM EDT
Att: 35,403 - Unknown

AB	35
R	4
H	7
RBI	4
BB	7
SO	5
LOB	14




Batter	1	2	3	4	5	6	7	8	9	AB	R	H	RBI	BB	SO	LOB	TOP					
Phil Linz, R OBP: 0.334, SLG: 0.390 (1, 6)	1-3		F9		F9		F7			4	0	0	0	0	0	2	New York Yankees @ Chicago White Sox Comiskey Park, Chicago, IL Wed Aug 19 1964, 8:05 PM EDT Att: 37,354 - Unknown livebaseballscorecards.com					
Bobby Richardson, R OBP: 0.285, SLG: 0.330 (1, 4)	F9		F5			6-3		B1-3	4	0	0	0	0	0	0							
Roger Maris, L OBP: 0.353, SLG: 0.459 (1, 9)	K			G3		1B FC4-6		L9	4	1	1	0	0	1	0							
Elston Howard, R OBP: 0.364, SLG: 0.441 (1, 2)		6-3		FC3-6 1B		FC4-6 1B		K	4	0	2	0	0	1	0							
Tom Tresh, S OBP: 0.358, SLG: 0.432 (1, 8)		HR		FC3-6 FC6		FC4-6			4	1	2	2	0	0	2							
Johnny Blanchard, L OBP: 0.336, SLG: 0.364 (1, 7)	P6			FC6		F4		F8	4	0	0	0	0	0	3							
Joe Pepitone, L OBP: 0.281, SLG: 0.393 (1, 3)					3-1			G3-6-3	4	0	2	0	0	0	1							
Clete Boyer, R OBP: 0.272, SLG: 0.315 (1, 5)	5-3						F9			3	0	1	0	0	2							
Jim Bouton, R OBP: 0.132, SLG: 0.147 (1, 1)			K						3	0	0	0	0	2	2							
Pete Mikkelsen, R (7, 1)					K		FC5-6		0	0	0	0	0	0	0							
Inning Stats	R: 0 E: 0 K: 1 S: 5	H: 0 LOB: 0 BB: 0 P: 5	R: 1 E: 0 K: 0 S: 5	H: 2 LOB: 1 BB: 0 P: 5	R: 0 E: 0 K: 1 S: 5	H: 0 LOB: 0 BB: 0 P: 5	R: 0 E: 0 K: 0 S: 4	H: 1 LOB: 1 BB: 0 P: 4	R: 0 E: 0 K: 1 S: 6	H: 1 LOB: 1 BB: 0 P: 6	R: 1 E: 0 K: 0 S: 5	H: 2 LOB: 1 BB: 0 P: 5	R: 0 E: 0 K: 0 S: 4	H: 1 LOB: 1 BB: 0 P: 4	R: 0 E: 0 K: 1 S: 5	H: 0 LOB: 0 BB: 0 P: 5	R: 0 E: 0 K: 0 S: 3	H: 1 LOB: 0 BB: 0 P: 3	1B: 6 2B: 1 3B: 0 HR: 1	SF: 0 SAC: 0 DP: 1 HBP: 0	WP: 0 PB: 0 CS: 0	PA: 34
PITCHER	IP WLS BF H R ER SO BB IBB HBP BLK WP HR S P ERA WHIP	IP WLS BF H R ER SO BB IBB HBP BLK WP HR S P ERA WHIP															IP WLS BF H R ER SO BB IBB HBP BLK WP HR S P ERA WHIP					
Ray Herbert, R ERA: 2.88 (1, 1)	7.0 W 28	7 2 2 3	0 0 0 0	0 0 0 0	0 0 0 0	0 0 0 0	0 0 0 0	0 0 0 0	0 0 0 0	0 0 0 0	0 0 0 0	0 0 0 0	0 0 0 0	0 0 0 0	0 0 0 0	0 0 0 0	2.57 1.000					
Hoyt Wilhelm, R ERA: 2.19 (8, 1)	2.0 S 6	1 0 0 1	0 0 0 0	0 0 0 0	0 0 0 0	0 0 0 0	0 0 0 0	0 0 0 0	0 0 0 0	0 0 0 0	0 0 0 0	0 0 0 0	0 0 0 0	0 0 0 0	0 0 0 0	0 0 0 0	0.00 0.500					

Batter	1	2	3	4	5	6	7	8	9	AB	R	H	RBI	BB	SO	LOB	BOTTOM					
Jim Landis, R OBP: 0.287, SLG: 0.269 (1, 8)	K		1B E		P4		S BB			3	1	1	1	1	1	0	New York Yankees @ Chicago White Sox Comiskey Park, Chicago, IL Wed Aug 19 1964, 8:05 PM EDT Att: 37,354 - Unknown livebaseballscorecards.com					
Don Buford, S OBP: 0.347, SLG: 0.373 (1, 4)	4-3		F7		3-1		SF8		3	0	0	1	0	0	2							
Hoyt Wilhelm, R OBP: 0.235, SLG: 0.188 (8, 1)									0	0	0	0	0	0	0							
Floyd Robinson, L OBP: 0.388, SLG: 0.448 (1, 9)	4-3		E		F7		F9		4	0	1	0	0	0	2							
Pete Ward, L OBP: 0.368, SLG: 0.473 (1, 5)		FC5-4 BB	E1		K		4-3		3	0	0	0	1	1	1							
Bill Skowron, R OBP: 0.320, SLG: 0.434 (1, 3)		FC5-4	F9		5-3		K		4	0	0	0	0	1	3							
Tom McCraw, L OBP: 0.332, SLG: 0.385 (1, 7)	F2				4-3		E BB		3	0	1	0	0	0	1							
Mike Hershberger, R OBP: 0.307, SLG: 0.288 (7, PR)							BB 1B		1	1	0	0	0	1	0							
Ron Hansen, R OBP: 0.351, SLG: 0.403 (1, 6)	F8				F3		E5 BB SH SF8		3	1	1	0	0	0	1							
J.C. Martin, L OBP: 0.248, SLG: 0.300 (1, 2)			F9		L3		SH SF8 BB		2	0	0	0	0	0	0							
Ray Herbert, R OBP: 0.121, SLG: 0.125 (1, 1)					P4				2	1	1	0	0	0	0							
Gary Peters, L OBP: 0.230, SLG: 0.391 (7, PH)			1B E 1B						1	0	0	0	0	1	3							
Al Weis, S OBP: 0.319, SLG: 0.343 (8, 4)							K		0	0	0	0	0	0	0							
Inning Stats	R: 0 E: 0 K: 1 S: 5	H: 0 LOB: 0 BB: 0 P: 5	R: 0 E: 0 K: 0 S: 3	H: 0 LOB: 1 BB: 1 P: 7	R: 2 E: 1 K: 0 S: 7	H: 3 LOB: 2 BB: 0 P: 7	R: 0 E: 0 K: 0 S: 3	H: 0 LOB: 0 BB: 0 P: 3	R: 0 E: 0 K: 1 S: 5	H: 0 LOB: 0 BB: 0 P: 5	R: 2 E: 1 K: 1 S: 8	H: 2 LOB: 3 BB: 1 P: 12	R: 0 E: 0 K: 2 S: 7	H: 0 LOB: 0 BB: 0 P: 7	R: 0 E: 0 K: 0 S: 5	H: 0 LOB: 0 BB: 0 P: 5	R: 0 E: 0 K: 0 S: 3	H: 0 LOB: 0 BB: 0 P: 3	1B: 5 2B: 0 3B: 0 HR: 0	SF: 1 SAC: 1 DP: 0 HBP: 0	WP: 0 PB: 0 CS: 0	PA: 33
PITCHER	IP WLS BF H R ER SO BB IBB HBP BLK WP HR S P ERA WHIP	IP WLS BF H R ER SO BB IBB HBP BLK WP HR S P ERA WHIP															IP WLS BF H R ER SO BB IBB HBP BLK WP HR S P ERA WHIP					
Jim Bouton, R ERA: 2.59 (1, 1)	6.1 L	5 4 0 3	0 0 0 2	0 0 0 0	0 0 0 0	0 0 0 0	0 0 0 0	0 0 0 0	0 0 0 0	0 0 0 0	0 0 0 0	0 0 0 0	0 0 0 0	0 0 0 0	0 0 0 0	0 0 0 0	0.00 1.105					
Pete Mikkelsen, R ERA: 3.95 (7, 1)	1.2 S	5 0 0 0	0 0 0 2	0 0 0 0	0 0 0 0	0 0 0 0	0 0 0 0	0 0 0 0	0 0 0 0	0 0 0 0	0 0 0 0	0 0 0 0	0 0 0 0	0 0 0 0	0 0 0 0	0 0 0 0	0.00 0.000					


Batter	1	2	3	4	5	6	7	8	9	AB	R	H	RBI	BB	SO	LOB	TOP					
Tony Kubek, L (1,6) OBP: 0.273, SLG: 0.330	0-0 4-3		0-0 FC1-6-5			0-0 4-3		0-3 K2-3		4	0	0	0	0	1	1	New York Yankees @ Boston Red Sox Fenway Park, Boston, MA Fri Aug 21 1964, 7:05 PM EDT Att: 28,830 - Unknown - 70 F					
Bobby Richardson, R (1,4) OBP: 0.281, SLG: 0.352	0-0 P6		0-0 F3			0-3 K		0-0 6-3		4	0	0	0	0	1	1						
Roger Maris, L (1,9) OBP: 0.356, SLG: 0.460	0-0 1B			0-0 3-1		0-0 1B		0-0 F9		4	0	2	0	0	0	0						
Mickey Mantle, S (1,7) OBP: 0.423, SLG: 0.591	0-3 K			0-3 K		0-0 F8			0-0 F7	4	0	0	0	0	2	2						
Elston Howard, R (1,2)		0-0 F8		0-0 6-3			0-0 1B 1B		0-0 5-3	4	0	1	0	0	0	0						
Tom Tresh, S (1,8) OBP: 0.356, SLG: 0.428		0-0 F7			0-0 G4-6-3 1B		0-0 1-2 1B		0-0 F9	4	0	2	0	0	0	0						
Joe Pepitone, L (1,3) OBP: 0.279, SLG: 0.390		0-0 4-3			0-0 1-2 1B		0-0 P6			3	0	1	0	0	0	2						
Clete Boyer, R (1,5) OBP: 0.271, SLG: 0.311			4-0 FC1-6-5 SH1-3 BB		0-0 G4-6-3		0-0 F7			2	0	0	0	1	0	4						
Ralph Terry, R (1,1) OBP: 0.250, SLG: 0.207			0-0 SH1-3		0-0 F4		0-0 F3			1	0	0	0	0	0	1						
Hector Lopez, R (7, PH) OBP: 0.312, SLG: 0.424			0-0 SH1-3							1	0	0	0	0	0	2						
Stan Williams, R (7, 1) OBP: 0.150, SLG: 0.200			1-2							0	0	0	0	0	0	0						
Inning Stats	R: 0 E: 0 K: 1 S: 6	H: 1 LOB: 1 BB: 0 P: 6	R: 0 E: 0 K: 0 S: 3	H: 0 LOB: 0 BB: 0 P: 3	R: 0 E: 0 K: 0 S: 3	H: 0 LOB: 1 BB: 1 P: 7	R: 0 E: 0 K: 1 S: 5	H: 0 LOB: 0 BB: 0 P: 5	R: 0 E: 0 K: 0 S: 4	H: 2 LOB: 1 BB: 0 P: 4	R: 0 E: 0 K: 1 S: 6	H: 1 LOB: 1 BB: 0 P: 6	R: 0 E: 0 K: 0 S: 5	H: 2 LOB: 2 BB: 0 P: 5	R: 0 E: 0 K: 1 S: 5	H: 0 LOB: 0 BB: 0 P: 5	R: 0 E: 0 K: 0 S: 3	H: 0 LOB: 0 BB: 0 P: 3	1B: 6 2B: 0 3B: 0 HR: 0	SF: 0 SAC: 1 DP: 1 HBP: 0	WP: 0 PB: 0 SB: 0 CS: 0	PA: 33
PITCHER Bob Heffner, R (1,1) ERA: 3.65	IP: 9.0 WLS: W BF: 33 H: 6 R: 0 ER: 0 SO: 4 BB: 1 IBB: 0 HBP: 0 BLK: 0 WP: 0 HR: 0 S: 40 P: 44 ERA: 0.00 WHIP: 0.778															PITCHER						

AB	31
R	0
H	6
RBI	0
BB	1
SO	4
LOB	13




Batter	1	2	3	4	5	6	7	8	9	AB	R	H	RBI	BB	SO	LOB	BOTTOM			
Dalton Jones, L (1,4) OBP: 0.282, SLG: 0.350	0-0 1-3		0-0 1-2 1B		0-0 F2		0-0 4-3	0-0 1B		5	0	2	0	0	0	0	New York Yankees @ Boston Red Sox Fenway Park, Boston, MA Fri Aug 21 1964, 7:05 PM EDT Att: 28,830 - Unknown - 70 F			
Felix Mantilla, R (1,7) OBP: 0.325, SLG: 0.526	0-0 F8		0-3 K		4-0 1B BB		0-0 G4-6-3 1B	0-3 K		4	0	1	0	1	2	3				
Carl Yastrzemski, L (1,8) OBP: 0.381, SLG: 0.476	0-0 2B		0-0 3-1		0-0 1-3 1B		0-0 G4-6-3			4	0	2	0	0	0	3				
Dick Stuart, R (1,3) OBP: 0.315, SLG: 0.488	0-0 6-3			0-0 HR	0-0 6-3			4-0 1B HR BB		3	2	1	1	1	0	3				
Lee Thomas, L (1,9) OBP: 0.325, SLG: 0.386		0-0 4-3		0-0 L9		0-0 SF7 3B		0-0 1B HR 1B		4	2	2	0	0	0	0				
Frank Malzone, R (1,5) OBP: 0.313, SLG: 0.376		0-0 G5-4-3 1B		0-0 F5		0-0 SF7		0-0 F8		3	0	1	1	0	0	2				
Eddie Bressoud, R (1,6) OBP: 0.368, SLG: 0.466		0-0 G5-4-3		0-0 HR		3-H 0-0 3-1		0-0 1B HR 1B		4	2	2	1	0	0	1				
Bob Tillman, R (1,2) OBP: 0.364, SLG: 0.453			0-0 1B 1B	0-3 K		4-0 FC6-4 BB		0-0 HR HR		3	1	2	4	1	1	0				
Bob Heffner, R (1,1) OBP: 0.182, SLG: 0.250			0-3 K		0-0 5-3		0-0 FC6-4	0-0 1-3		4	0	0	0	0	1	2				
Inning Stats	R: 0 E: 0 K: 0 S: 4	H: 1 LOB: 0 BB: 0 P: 4	R: 0 E: 0 K: 0 S: 3	H: 1 LOB: 0 BB: 0 P: 3	R: 0 E: 0 K: 2 S: 9	H: 2 LOB: 2 BB: 0 P: 9	R: 2 E: 0 K: 1 S: 7	H: 2 LOB: 0 BB: 0 P: 7	R: 0 E: 0 K: 0 S: 4	H: 1 LOB: 2 BB: 1 P: 8	R: 1 E: 0 K: 0 S: 4	H: 1 LOB: 1 BB: 1 P: 8	R: 0 E: 0 K: 0 S: 3	H: 1 LOB: 0 BB: 0 P: 3	R: 4 E: 0 K: 1 S: 9	H: 4 LOB: 1 BB: 1 P: 13	1B: 8 2B: 1 3B: 1 HR: 3	SF: 1 SAC: 0 DP: 2 HBP: 0	WP: 0 PB: 0 SB: 0 CS: 0	PA: 38
PITCHER Ralph Terry, R (1,1) ERA: 4.74	IP: 6.0 WLS: L BF: 27 H: 8 R: 3 ER: 3 SO: 3 BB: 2 IBB: 0 HBP: 0 BLK: 0 WP: 0 HR: 2 S: 31 P: 39 ERA: 4.50 WHIP: 1.667															PITCHER				
Stan Williams, R (7, 1) ERA: 4.14	IP: 2.0 WLS: 11 BF: 5 H: 4 R: 4 ER: 4 SO: 1 BB: 1 IBB: 0 HBP: 0 BLK: 0 WP: 0 HR: 1 S: 12 P: 16 ERA: 18.00 WHIP: 3.000															PITCHER				

AB	34
R	7
H	13
RBI	7
BB	3
SO	4
LOB	14




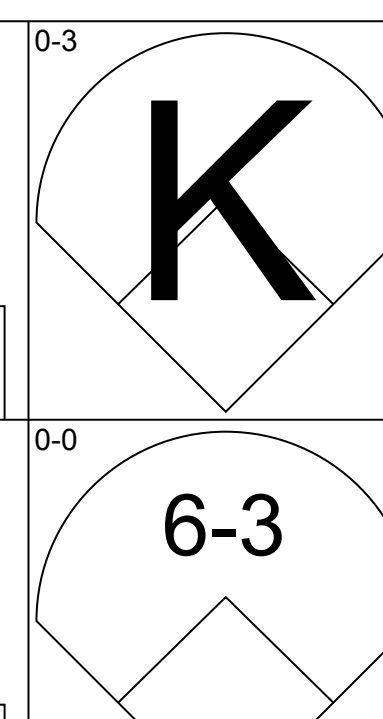
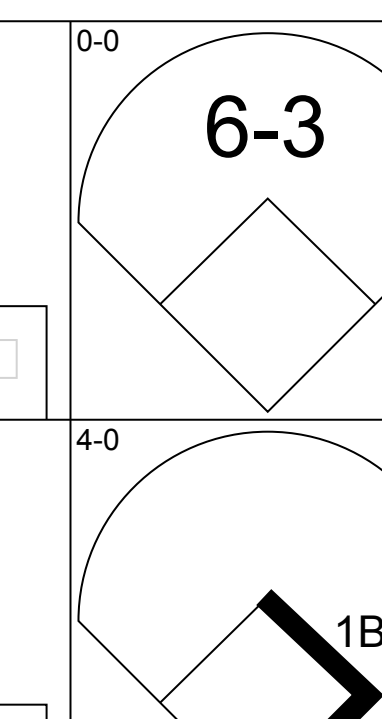
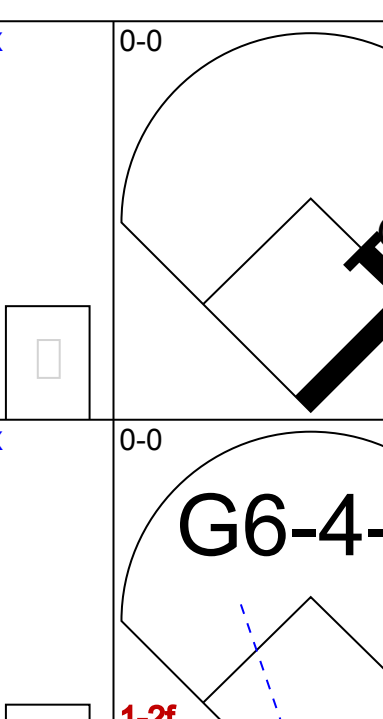
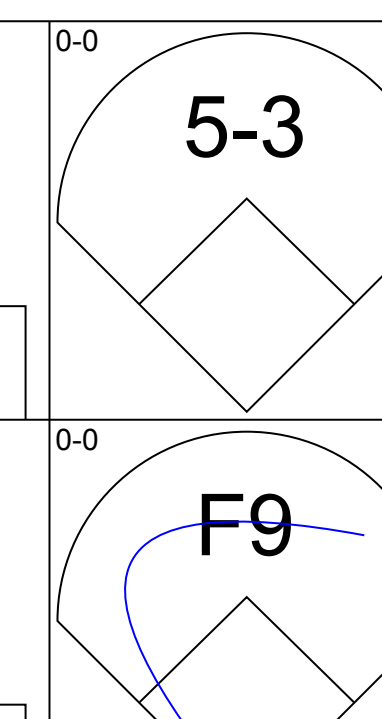
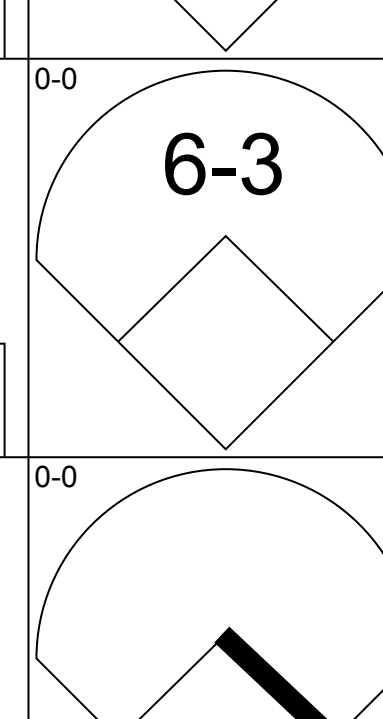
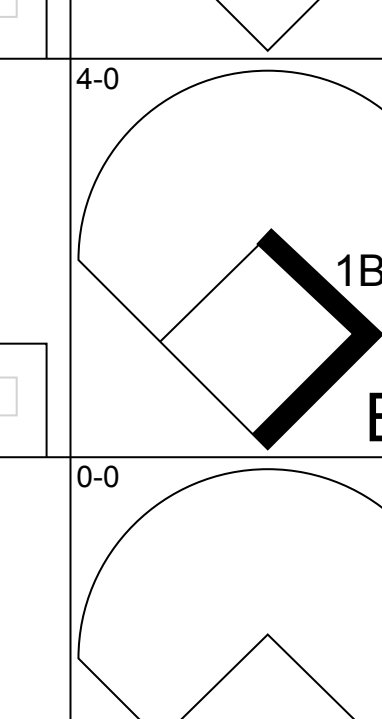
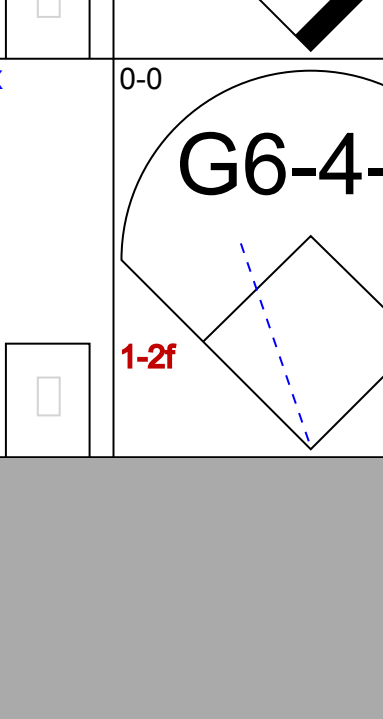
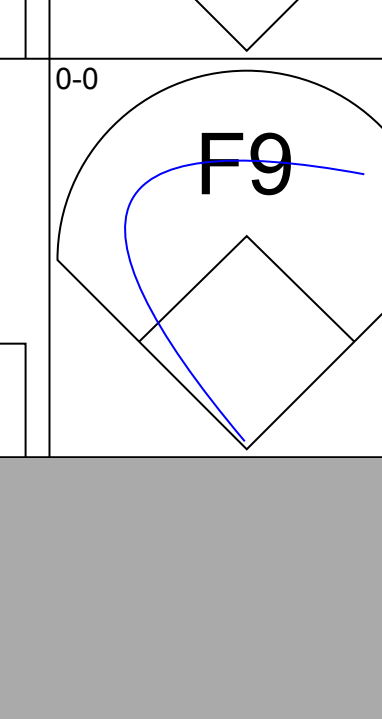
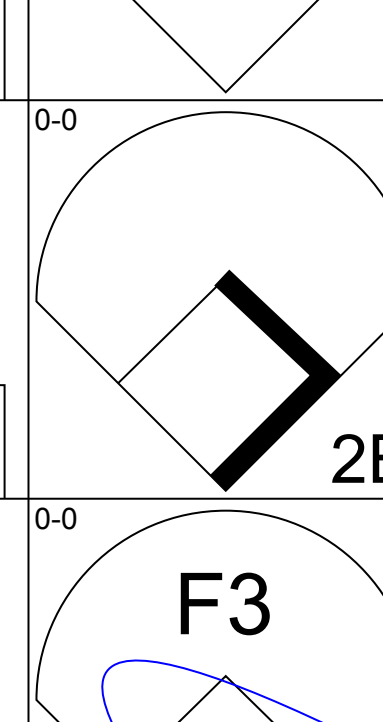
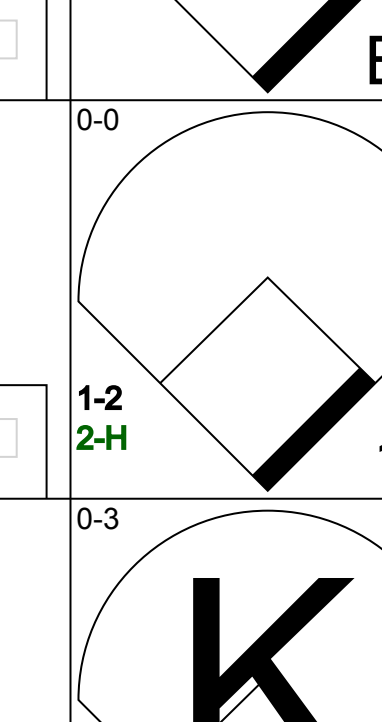


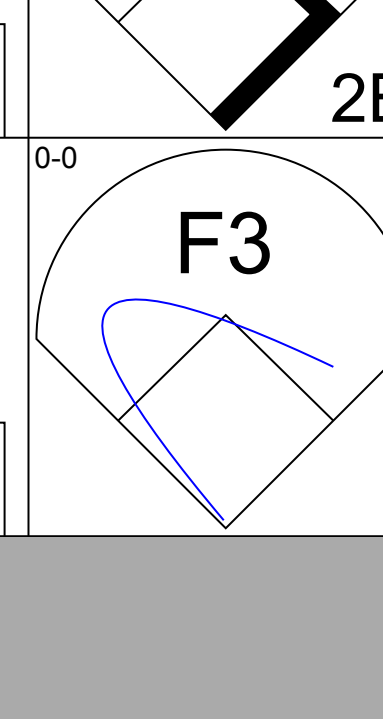
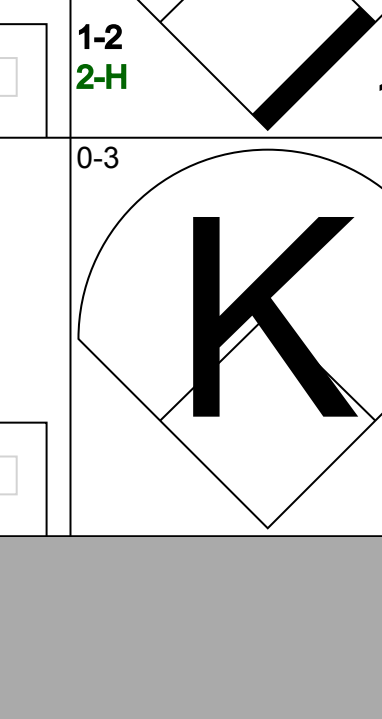


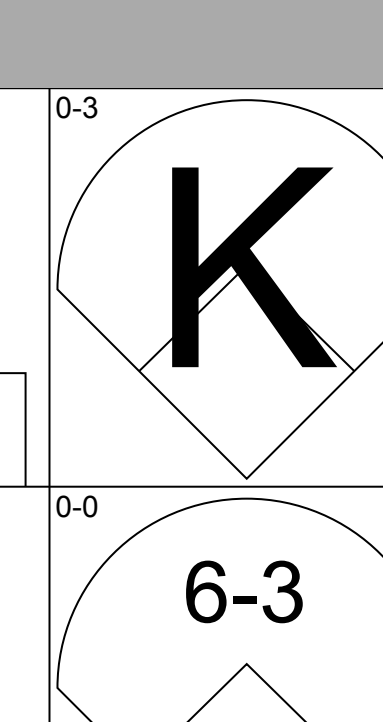
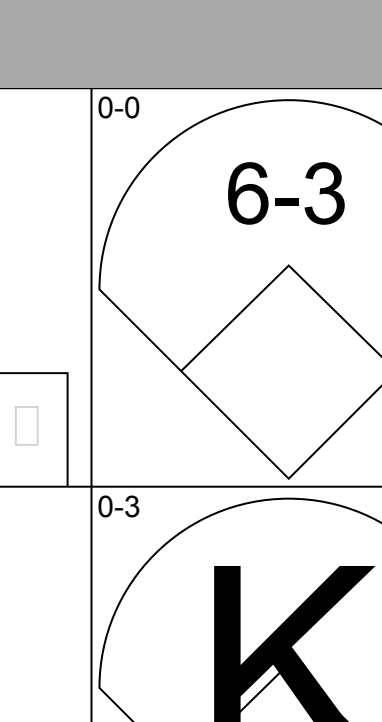
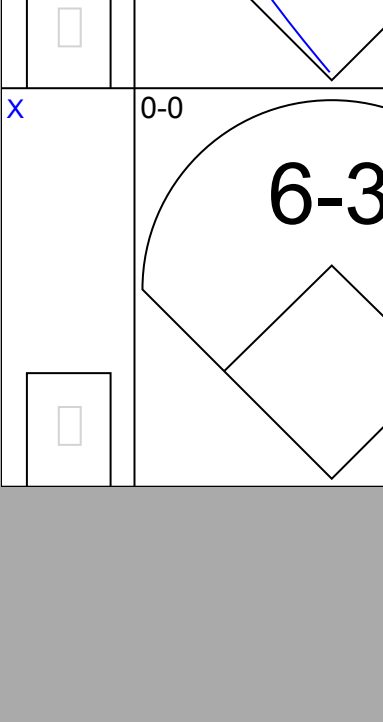
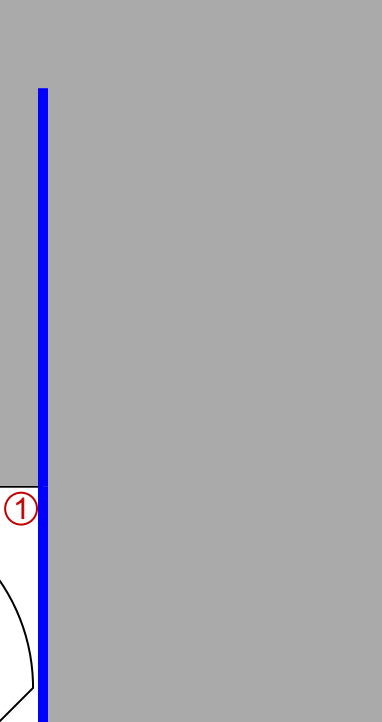
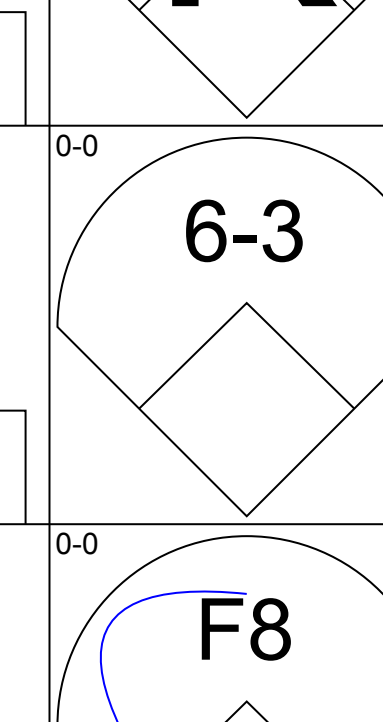
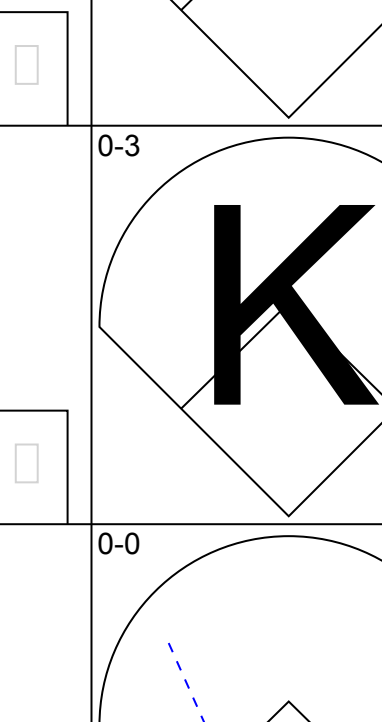
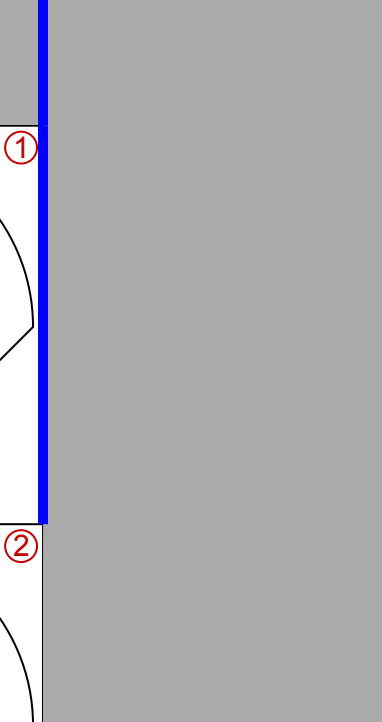

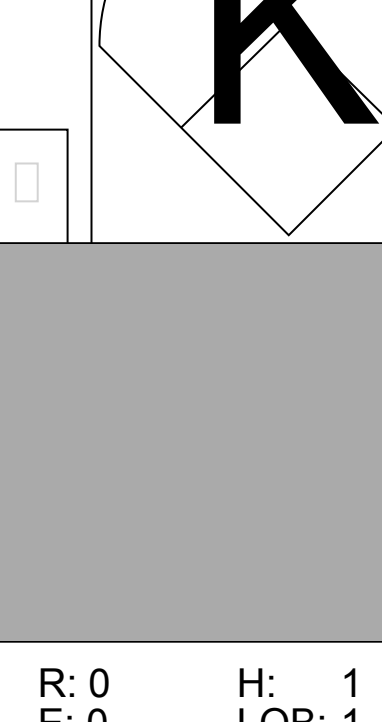
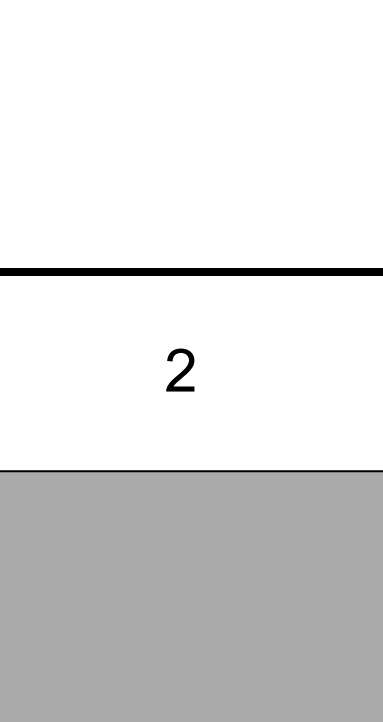
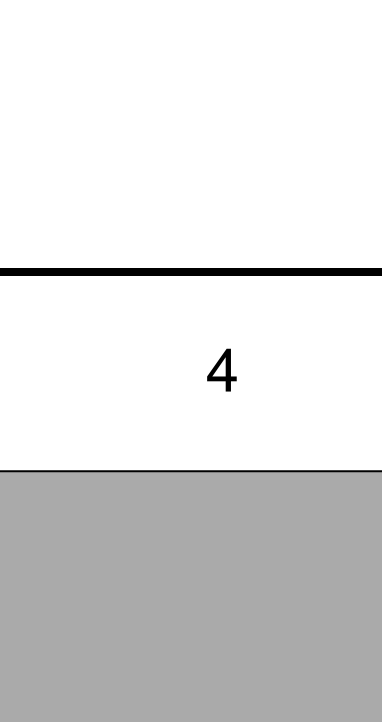


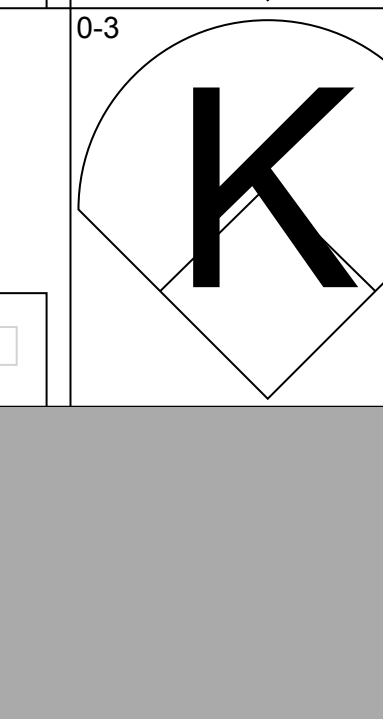
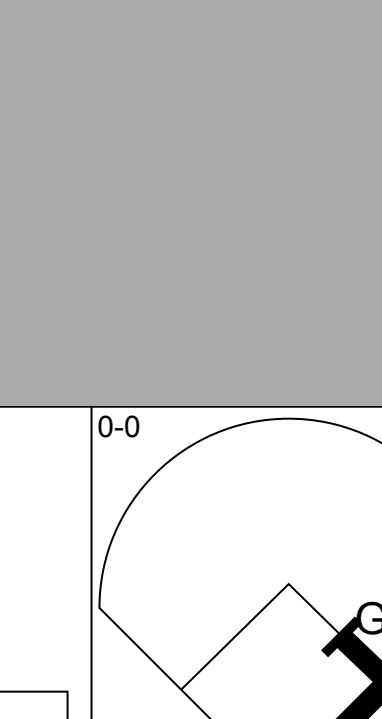



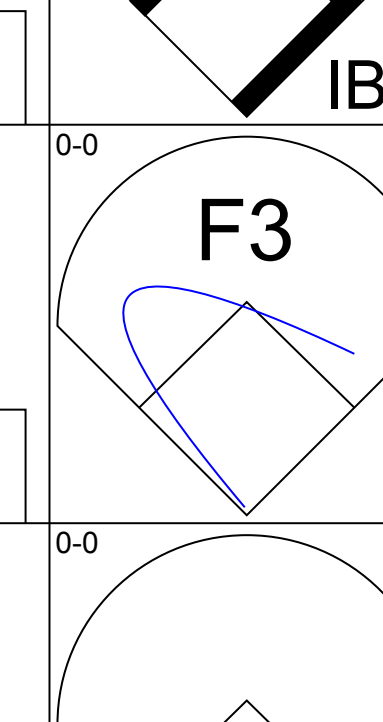
Batter	1	2	3	4	5	6	7	8	9	AB	R	H	RBI	BB	SO	LOB	TOP																					
Tony Kubek, L (1, 6) OBP: 0.274, SLG: 0.327	F7		4-3 HR 1B				F9		3-1	4	1	1	0	1	0	0	New York Yankees @ Boston Red Sox Fenway Park, Boston, MA Sun Aug 23 1964, 3:33 AM EDT Att: 26,518 - Overcast - 68 F																					
Bobby Richardson, R (1, 4) OBP: 0.285, SLG: 0.331			4-3			SH2-3 BB			1-3	4	0	2	0	0	0	1																						
Tom Tresh, S (1, 8) OBP: 0.355, SLG: 0.425	P4		K			K			F9	4	0	0	0	0	2	4																						
Mickey Mantle, S (1, 7) OBP: 0.420, SLG: 0.601	K		K			K			F2	4	1	1	2	0	2	3																						
Roger Maris, L (1, 9) OBP: 0.365, SLG: 0.470										1	2	1	0	3	0	0																						
Elston Howard, R (1, 2) OBP: 0.360, SLG: 0.440										4	0	1	0	0	2	3																						
Johnny Blanchard, L (1, 3) Joe Pepitone, L (9, 3) OBP: 0.339, SLG: 0.454 OBP: 0.275, SLG: 0.383										1	0	0	2	1	0	0																						
Clete Boyer, R (1, 5) OBP: 0.270, SLG: 0.309										4	0	0	0	0	0	3																						
Jim Bouton, R (1, 1) OBP: 0.125, SLG: 0.139										4	0	0	0	0	2	3																						
Inning Stats	R: 0 E: 0 K: 1 S: 6	H: 1 LOB: 1 BB: 0 P: 6	R: 0 E: 0 K: 1 S: 5	H: 0 LOB: 2 BB: 2 P: 13	R: 2 E: 0 K: 2 S: 9	H: 2 LOB: 1 BB: 1 P: 13	R: 0 E: 0 K: 1 S: 5	H: 0 LOB: 0 BB: 0 P: 5	R: 0 E: 0 K: 2 S: 7	H: 0 LOB: 1 BB: 1 P: 11	R: 1 E: 0 K: 0 S: 4	H: 1 LOB: 1 BB: 1 P: 8	R: 0 E: 0 K: 0 S: 4	H: 1 LOB: 0 BB: 0 P: 4	R: 1 E: 0 K: 0 S: 4	H: 1 LOB: 0 BB: 0 P: 4		R: 0 E: 0 K: 1 S: 5	H: 0 LOB: 0 BB: 0 P: 5	1B: 4 2B: 1 3B: 0 HR: 1	SF: 2 SAC: 1 DP: 0 HBP: 0	WP: 0 PB: 0 SB: 0 CS: 0	PA: 38															
PITCHER	IP	WLS	BF	H	R	ER	SO	BB	IBB	HBP	BLK	WP	HR	S	P	ERA	WHIP	PITCHER				IP	WLS	BF	H	R	ER	SO	BB	IBB	HBP	BLK	WP	HR	S	P	ERA	WHIP
Earl Wilson, R (1, 1) ERA: 4.47	7.0	L	32	6	4	4	7	5	0	0	0	0	1	41	61	5.14	1.571																					
Dick Radatz, R (8, 1) ERA: 1.95	2.0		6	0	0	0	1	0	0	0	0	0	0	8	8	0.00	0.000																					

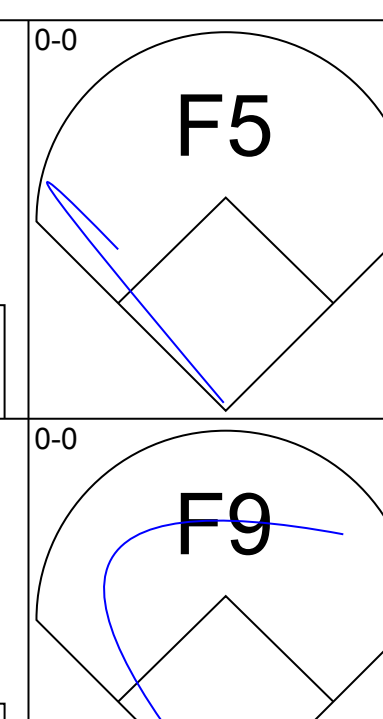
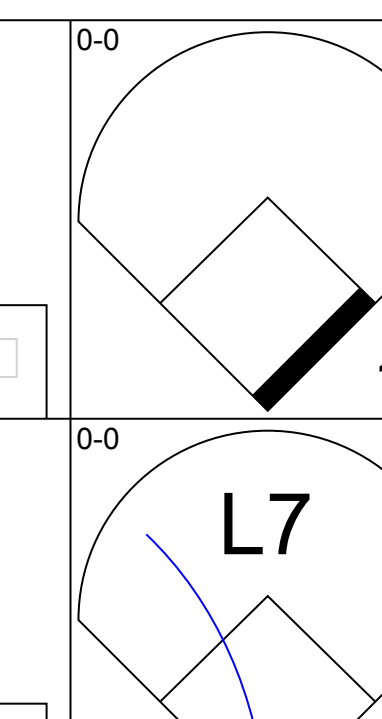
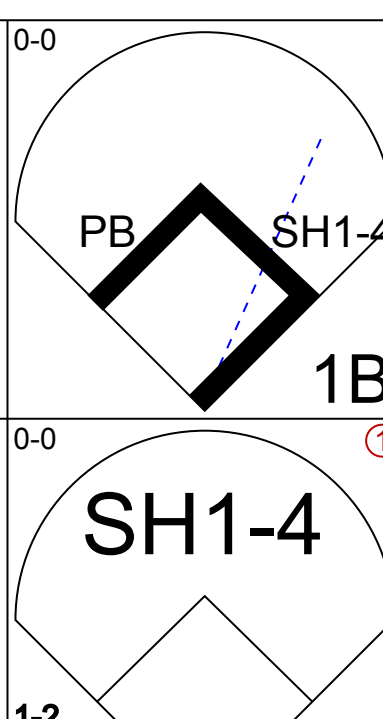
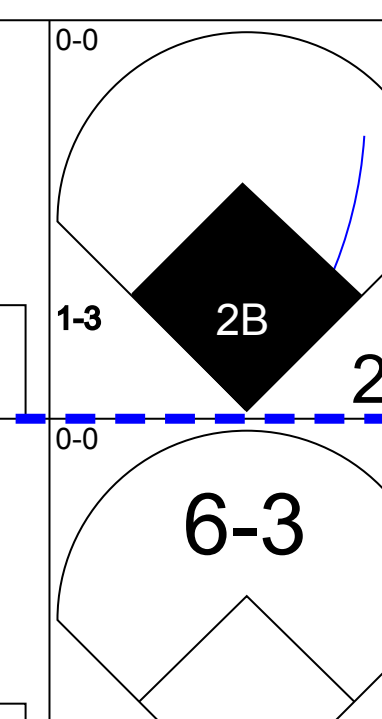
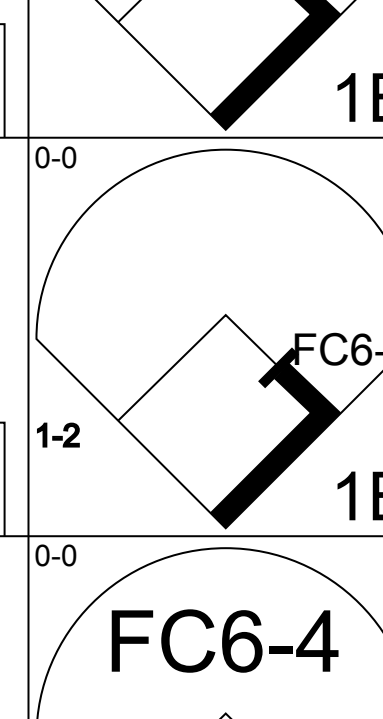

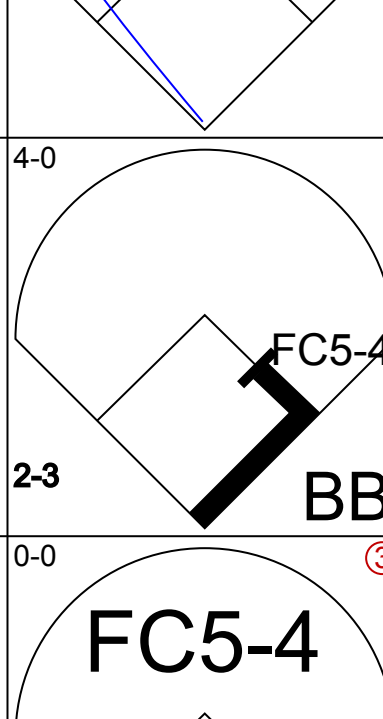
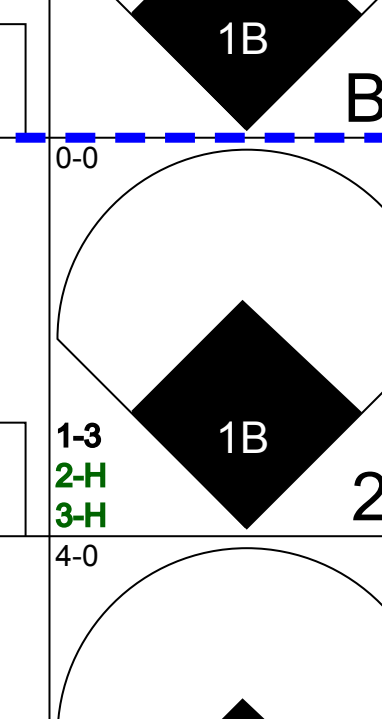



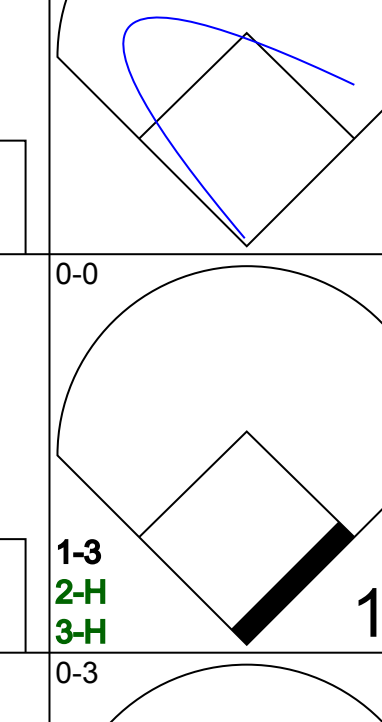


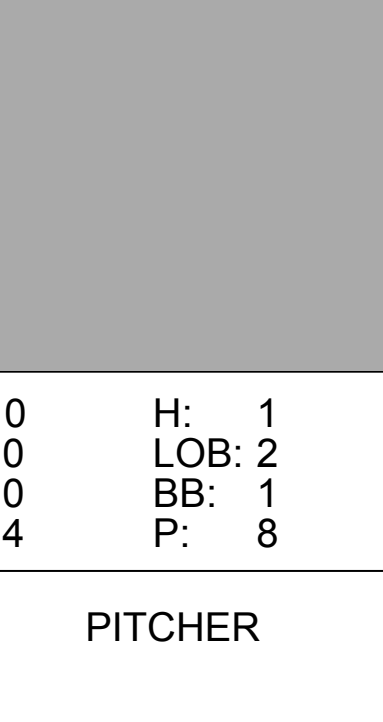
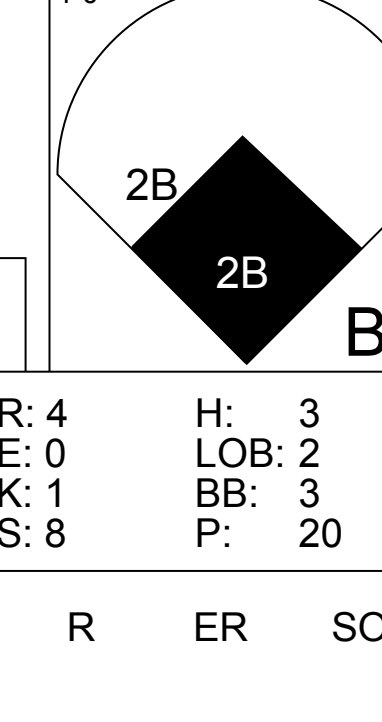
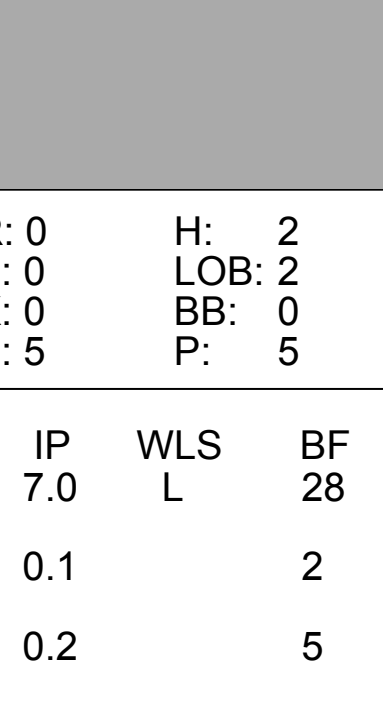
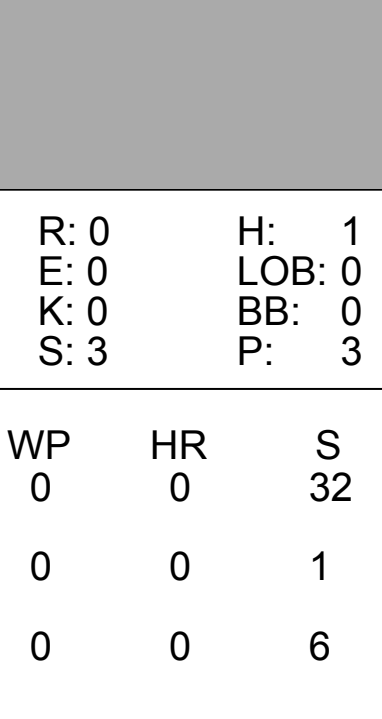
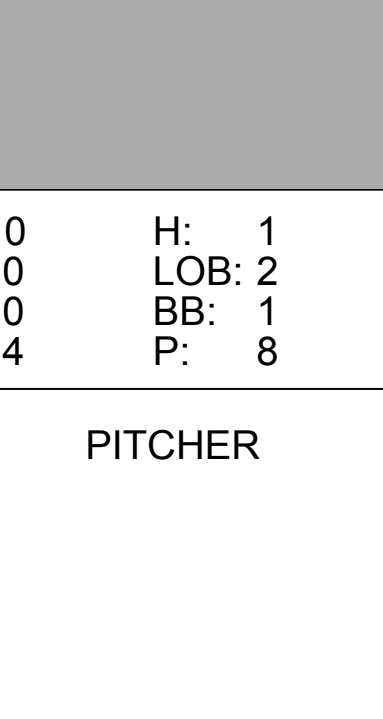
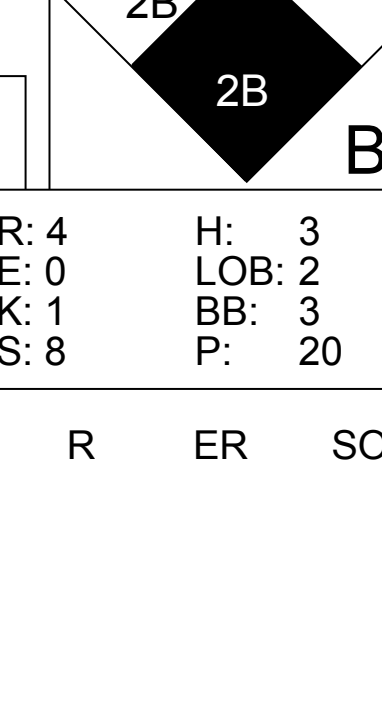
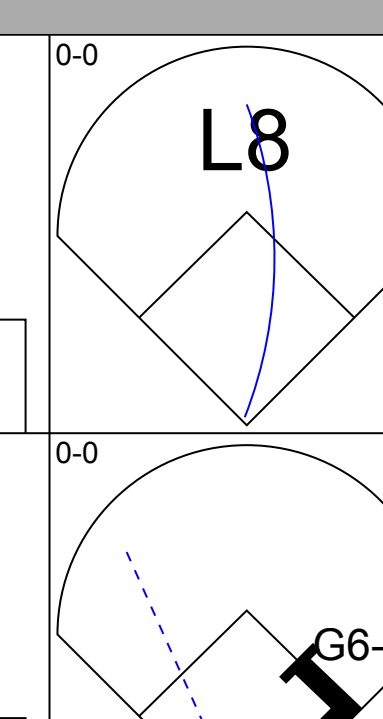
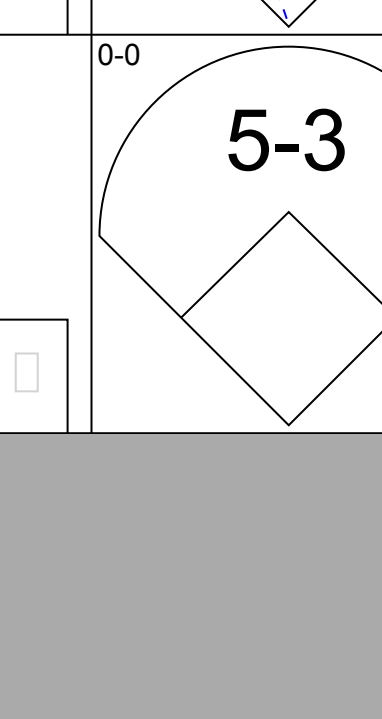
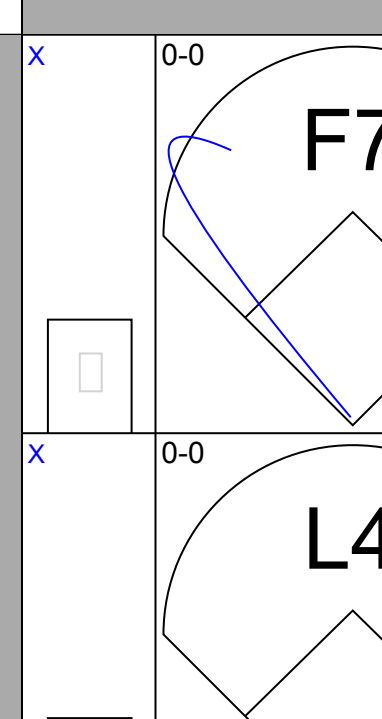
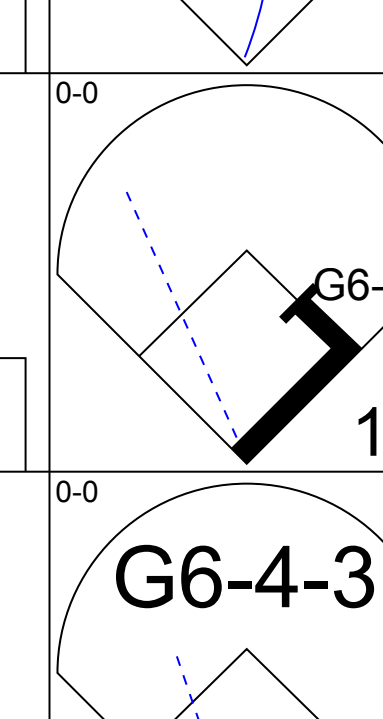

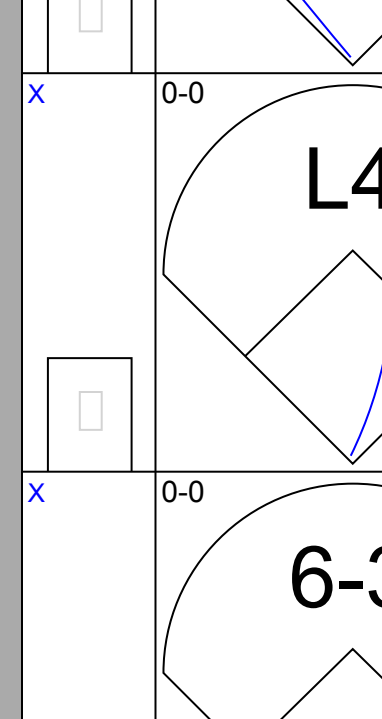
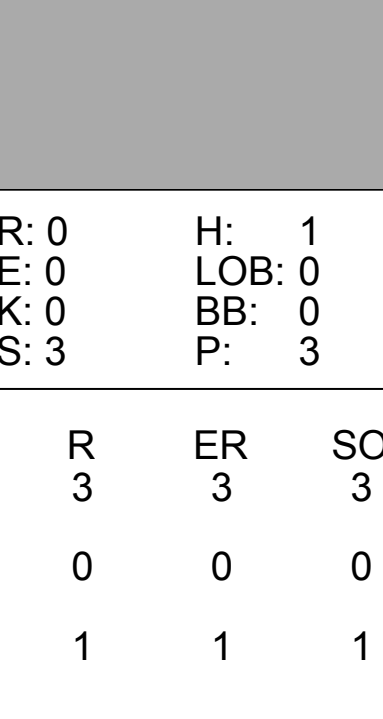
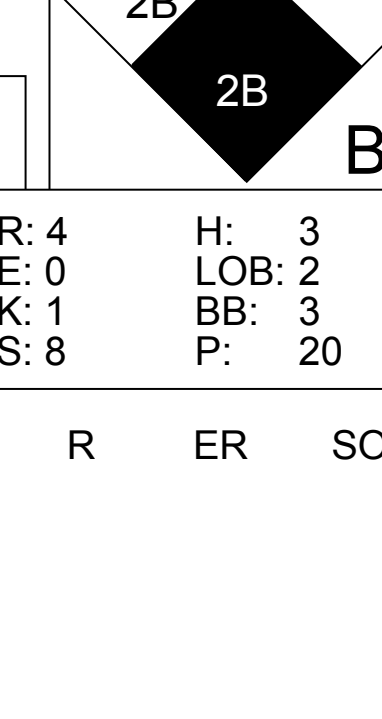
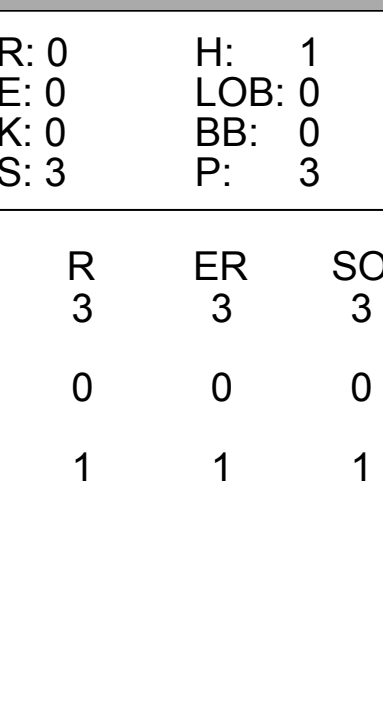
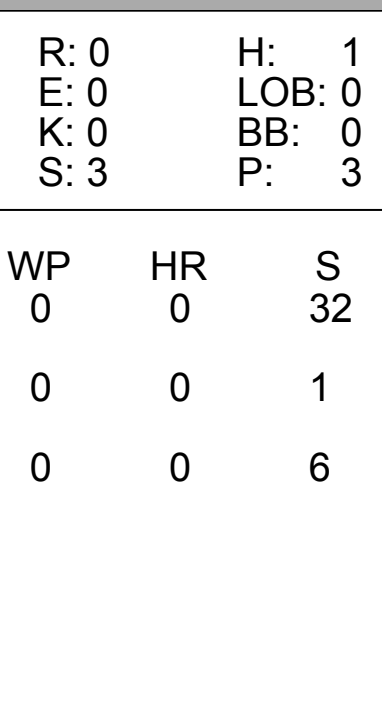
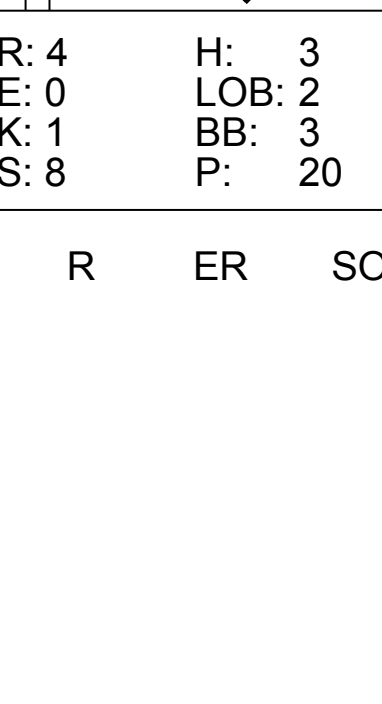
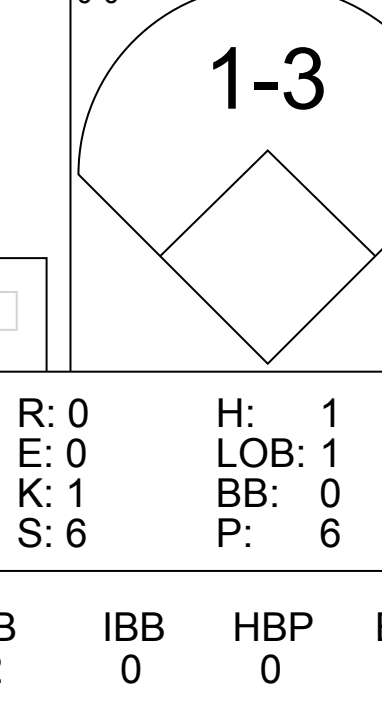
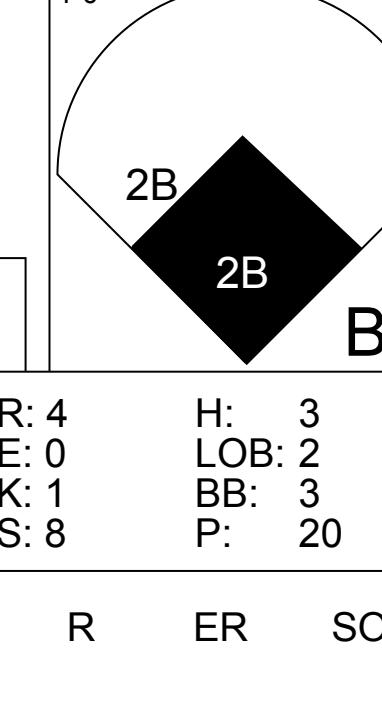
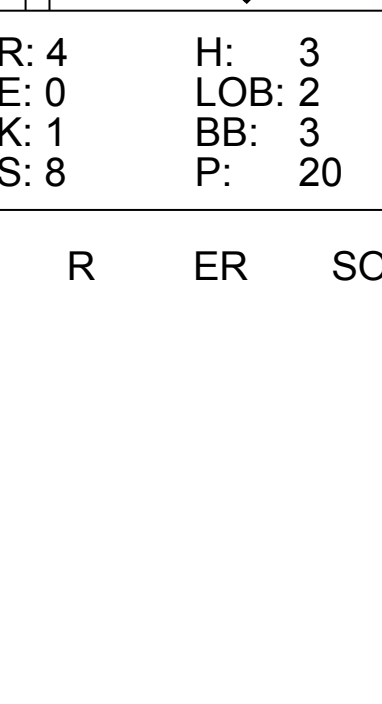
AB	30
R	4
H	6
RBI	4
BB	5
SO	8
LOB	17



Batter	1	2	3	4	5	6	7	8	9	AB	R	H	RBI	BB	SO	LOB	BOTTOM																					
Dalton Jones, L (1, 4) OBP: 0.280, SLG: 0.349	F9		4-3						FC4-6	5	0	1	1	0	0	2	New York Yankees @ Boston Red Sox Fenway Park, Boston, MA Sun Aug 23 1964, 3:33 AM EDT Att: 26,518 - Overcast - 68 F																					
Felix Mantilla, R (1, 7) OBP: 0.330, SLG: 0.515	F7						L9		FC5	3	0	0	0	1	0	1																						
Carl Yastrzemski, L (1, 8) OBP: 0.379, SLG: 0.470										4	0	2	0	0	0	1																						
Dick Stuart, R (1, 3) OBP: 0.313, SLG: 0.481	F7									4	0	1	0	0	0	1																						
Lee Thomas, L (1, 9) OBP: 0.325, SLG: 0.390										4	0	0	0	0	0	2																						
Frank Malzone, R (1, 5) OBP: 0.308, SLG: 0.372										4	0	1	0	0	1	0																						
Eddie Bressoud, R (1, 6) OBP: 0.368, SLG: 0.462										4	0	0	0	0	1	1																						
Bob Tillman, R (1, 2) OBP: 0.367, SLG: 0.463										4	2	2	1	0	0	1																						
Earl Wilson, R (1, 1) OBP: 0.299, SLG: 0.492										3	1	2	1	0	0	0																						
Dick Radatz, R (8, 1) Russ Nixon, L (9, PH) Roman Mejias, R (9, PR) OBP: 0.182, SLG: 0.188 OBP: 0.314, SLG: 0.314 OBP: 0.258, SLG: 0.337										0	0	0	0	0	0	0																						
Inning Stats	R: 0 E: 0 K: 0 S: 4	H: 1 LOB: 1 BB: 0 P: 4	R: 0 E: 0 K: 1 S: 6	H: 1 LOB: 0 BB: 0 P: 6	R: 0 E: 0 K: 0 S: 3	H: 0 LOB: 1 BB: 1 P: 7	R: 0 E: 0 K: 1 S: 5	H: 0 LOB: 0 BB: 0 P: 5	R: 0 E: 0 K: 0 S: 4	H: 1 LOB: 1 BB: 0 P: 4	R: 2 E: 0 K: 0 S: 6	H: 3 LOB: 1 BB: 0 P: 6	R: 0 E: 0 K: 0 S: 3	H: 0 LOB: 0 BB: 0 P: 3	R: 1 E: 0 K: 0 S: 5	H: 2 LOB: 1 BB: 0 P: 5	1B: 4 2B: 5 3B: 0 HR: 1	SF: 0 SAC: 0 DP: 1 HBP: 0	WP: 0 PB: 0 SB: 0 CS: 0	PA: 37																		
PITCHER	IP	WLS	BF	H	R	ER	SO	BB	IBB	HBP	BLK	WP	HR	S	P	ERA	WHIP	PITCHER				IP	WLS	BF	H	R	ER	SO	BB	IBB	HBP	BLK	WP	HR	S	P	ERA	WHIP
Jim Bouton, R (1, 1) ERA: 2.61	9.0	W	37	10	3	3	2	1	0	0	0	0	1	40	44	3.00	1.222																					



Batter	1	2	3	4	5	6	7	8	9	AB	R	H	RBI	BB	SO	LOB	TOP										
Ed Brinkman, R (1.6) OBP: 0.271, SLG: 0.343										4	0	1	0	0	1	1	<p>Washington Senators @ New York Yankees</p> <p>Yankee Stadium, Bronx, NY</p> <p>Tue Aug 25 1964, 7:05 PM EDT</p> <p>Att. 16,323 - Cloudy</p>										
Chuck Hinton, R (1.7) OBP: 0.349, SLG: 0.432										3	0	0	0	1	0	1											
Don Lock, R (1.8) OBP: 0.354, SLG: 0.469										4	0	2	1	0	1	0											
Willie Kirkland, L (1.9) OBP: 0.299, SLG: 0.363										4	0	0	0	0	2	3											
Roy Sievers, R (1.3) OBP: 0.252, SLG: 0.326										3	0	0	0	0	1	0											
Joe Cunningham, L (7.3) OBP: 0.353, SLG: 0.281										3	0	0	0	0	1	0											
Don Zimmer, R (1.5) OBP: 0.305, SLG: 0.433										3	0	1	0	0	1	1											
John Kennedy, R (7.5) OBP: 0.291, SLG: 0.346										3	0	1	0	0	1	0											
Don Leppert, R (1.2) OBP: 0.217, SLG: 0.280										3	0	1	0	0	1	0											
Chuck Cottier, R (1.4) OBP: 0.265, SLG: 0.330										3	1	1	0	0	1	1											
Claude Osteen, L (1.1) OBP: 0.182, SLG: 0.247										2	0	0	0	0	1	0											
Jim Hannan, R (8.1) OBP: 0.143, SLG: 0.150										0	0	0	0	0	0	0											
Ron Kline, R (8.1) OBP: 0.333, SLG: 0.200										0	0	0	0	0	0	0											
Inning Stats	R: 0 E: 0 K: 1 S: 6	H: 1 LOB: 1 BB: 0 P: 6	R: 0 E: 0 K: 1 S: 5	H: 0 LOB: 0 BB: 0 P: 5	R: 1 E: 0 K: 1 S: 7	H: 2 LOB: 2 BB: 1 P: 11	R: 0 E: 0 K: 2 S: 8	H: 1 LOB: 1 BB: 0 P: 8	R: 0 E: 0 K: 0 S: 3	H: 0 LOB: 0 BB: 0 P: 3	R: 0 E: 0 K: 1 S: 5	H: 0 LOB: 0 BB: 0 P: 5	R: 0 E: 0 K: 1 S: 5	H: 0 LOB: 0 BB: 0 P: 5	R: 0 E: 0 K: 3 S: 9	H: 0 LOB: 1 BB: 1 P: 13	1B: 4 2B: 1 3B: 0 HR: 0	SF: 0 SAC: 1 DP: 1 HBP: 0	WP: 0 PB: 0 SB: 0 CS: 0	PA: 33							
PITCHER	IP	WLS	BF	H	R	ER	SO	BB	IBB	HBP	BLK	WP	HR	S	P	ERA	WHIP										
Whitey Ford, L (1.1) ERA: 2.29	8.0	W	29	5	1	1	7	1	0	0	0	0	0	42	46	1.12	0.750										
Al Downing, L (9.1) ERA: 3.22	1.0	S	4	0	0	0	3	1	0	0	0	0	0	9	13	0.00	1.000										

Batter	1	2	3	4	5	6	7	8	9	AB	R	H	RBI	BB	SO	LOB	BOTTOM										
Tony Kubek, L (1.6) OBP: 0.279, SLG: 0.335										4	1	3	0	0	0	0	<p>Washington Senators @ New York Yankees</p> <p>Yankee Stadium, Bronx, NY</p> <p>Tue Aug 25 1964, 7:05 PM EDT</p> <p>Att. 16,323 - Cloudy</p>										
Bobby Richardson, R (1.4) OBP: 0.284, SLG: 0.329										3	0	0	0	0	0	4											
Roger Maris, L (1.9) OBP: 0.366, SLG: 0.469										3	1	1	0	1	1	2											
Mickey Mantle, S (1.8) OBP: 0.426, SLG: 0.607										3	1	3	2	1	0	0											
Elston Howard, R (1.2) OBP: 0.359, SLG: 0.437										3	0	0	0	1	0	5											
Tom Tresh, S (1.7) OBP: 0.352, SLG: 0.421										4	0	0	0	0	0	3											
Pedro Gonzalez, R (1.3) OBP: 0.319, SLG: 0.385										3	0	1	0	0	1	0											
Joe Pepitone, L (8. PH) OBP: 0.276, SLG: 0.384										1	0	1	2	0	0	0											
Clete Boyer, R (1.5) OBP: 0.267, SLG: 0.306										4	0	0	0	0	1	3											
Whitey Ford, L (1.1) OBP: 0.259, SLG: 0.160										2	0	0	0	0	1	0											
Hector Lopez, R (8. PH) OBP: 0.314, SLG: 0.424										0	0	0	0	1	0	0											
Phil Linz, R (8. PR) OBP: 0.332, SLG: 0.387										0	1	0	0	0	0	0											
Al Downing, R (9.1) OBP: 0.164, SLG: 0.159										0	0	0	0	0	0	0											
Inning Stats	R: 0 E: 0 K: 0 S: 5	H: 2 LOB: 2 BB: 0 P: 5	R: 0 E: 0 K: 0 S: 3	H: 1 LOB: 0 BB: 0 P: 3	R: 0 E: 0 K: 1 S: 6	H: 1 LOB: 1 BB: 0 P: 6	R: 0 E: 0 K: 0 S: 3	H: 1 LOB: 0 BB: 0 P: 3	R: 0 E: 0 K: 2 S: 7	H: 0 LOB: 0 BB: 0 P: 7	R: 0 E: 0 K: 0 S: 4	H: 1 LOB: 2 BB: 1 P: 8	R: 0 E: 0 K: 0 S: 3	H: 0 LOB: 0 BB: 0 P: 3	R: 4 E: 0 K: 1 S: 8	H: 3 LOB: 2 BB: 3 P: 20	1B: 7 2B: 2 3B: 0 HR: 0	SF: 0 SAC: 1 DP: 2 HBP: 0	WP: 0 PB: 1 SB: 0 CS: 0	PA: 35							
PITCHER	IP	WLS	BF	H	R	ER	SO	BB	IBB	HBP	BLK	WP	HR	S	P	ERA	WHIP										
Claude Osteen, L (1.1) ERA: 3.31	7.0	L	28	7	3	3	3	2	0	0	0	0	0	32	40	3.86	1.286										
Jim Hannan, R (8.1) ERA: 3.64	0.1		2	0	0	0	0	1	0	0	0	0	0	1	5	0.00	3.000										
Ron Kline, R (8.1) ERA: 2.12	0.2		5	2	1	1	1	0	1	0	0	0	0	6	10	13.50	3.000										

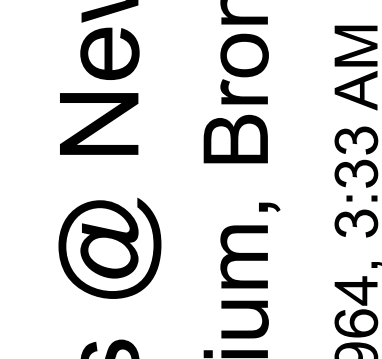
Batter	1	2	3	4	5	6	7	8	9	AB	R	H	RBI	BB	SO	LOB	TOP										
Don Blasingame, L (1,4) OBP: 0.316, SLG: 0.321	K		1B		FC3-6		1-3		K	5	0	1	1	0	2	1	Washington Senators @ New York Yankees Yankee Stadium, Bronx, NY Wed Aug 26 1964, 3:33 AM EDT Att: 14,237 - Overcast - 86 F										
Joe Cunningham, L (1,3) OBP: 0.351, SLG: 0.277	K		L6		FC6		BB			3	0	0	0	1	1	3											
Jim King, L (1,9) OBP: 0.343, SLG: 0.437	F9			K		BB	4-3			4	0	1	0	0	1	1											
Willie Kirkland, L (1,7) OBP: 0.294, SLG: 0.356		G3		K		5-3		6-3		4	0	0	0	0	1	1											
Don Lock, R (1,8) OBP: 0.353, SLG: 0.466		6-3		F8		K		BB		3	0	0	0	1	1	1											
Mike Brumley, L (1,2) OBP: 0.310, SLG: 0.306		6-3			1B	FC1	BB	L4		3	1	1	0	1	0	1											
Don Zimmer, R (1,5) John Kennedy, R (6, PR) OBP: 0.309, SLG: 0.434 OBP: 0.290, SLG: 0.345			F6		E	FC1	BB	1-3		2	0	1	0	1	0	0											
Ed Brinkman, R (1,6) OBP: 0.271, SLG: 0.340			1B	HBP	FC1	FC3-6	4-3		K	3	1	0	1	0	1	4											
Buster Narum, R (1,1) OBP: 0.018, SLG: 0.018			K		FC6-2-5		6-3		K	4	0	0	0	0	2	3											
Inning Stats	R: 0 E: 0 K: 2 S: 7	H: 0 LOB: 0 BB: 0 P: 7	R: 0 E: 0 K: 0 S: 3	H: 0 LOB: 0 BB: 0 P: 3	R: 0 E: 0 K: 1 S: 6	H: 1 LOB: 2 BB: 0 P: 7	R: 0 E: 0 K: 2 S: 7	H: 0 LOB: 0 BB: 0 P: 7	R: 2 E: 1 K: 0 S: 6	H: 2 LOB: 1 BB: 0 P: 6	R: 0 E: 0 K: 1 S: 6	H: 1 LOB: 3 BB: 2 P: 14	R: 0 E: 0 K: 0 S: 3	H: 0 LOB: 1 BB: 1 P: 7	R: 0 E: 0 K: 3 S: 9	H: 0 LOB: 0 BB: 0 P: 9		1B: 3 2B: 1 3B: 0 HR: 0	SF: 0 SAC: 0 DP: 0 HBP: 1	WP: 0 PB: 0 CS: 0	PA: 37						
PITCHER	IP	WLS	BF	H	R	ER	SO	BB	IBB	HBP	BLK	WP	HR	S	P	ERA	WHIP										
Mel Stottlemyre, R (1,1) ERA: 1.04	8.0	L	34	4	2	1	6	3	1	1	0	0	0	41	58	1.12	0.875										
Jim Bouton, R (9,1) ERA: 2.6	1.0		3	0	0	0	3	0	0	0	0	0	0	9	9	0.00	0.000										

Batter	1	2	3	4	5	6	7	8	9	AB	R	H	RBI	BB	SO	LOB	BOTTOM										
Tony Kubek, L (1,6) OBP: 0.279, SLG: 0.334	F7		F9			F9			L8-4	4	0	1	0	0	0	1	Washington Senators @ New York Yankees Yankee Stadium, Bronx, NY Wed Aug 26 1964, 3:33 AM EDT Att: 14,237 - Overcast - 86 F										
Bobby Richardson, R (1,4) OBP: 0.284, SLG: 0.328	F7			F7		F7			1B	4	0	1	0	0	0	1											
Tom Tresh, S (1,7) OBP: 0.353, SLG: 0.422				F2		F8	BB		K	4	0	2	0	0	1	2											
Mickey Mantle, S (1,8) OBP: 0.424, SLG: 0.602				F2		G4-6-3	BB		L8-4	3	0	0	0	1	0	3											
Roger Maris, L (1,9) OBP: 0.366, SLG: 0.467		G3-6-3			F9		F8			2	0	0	0	1	0	2											
Joe Pepitone, L (1,3) OBP: 0.275, SLG: 0.382		G3-6-3			G3		G4-6-3			3	0	0	0	0	0	3											
Elston Howard, R (1,2) OBP: 0.357, SLG: 0.434					F8				5-3	3	0	0	0	0	0	0											
Phil Linz, R (1,5) OBP: 0.332, SLG: 0.387			K			FC3-6			K	3	0	1	0	0	2	0											
Mel Stottlemyre, R (1,1) Johnny Blanchard, L (8, PH) Jim Bouton, R (9,1) OBP: 0.250, SLG: 0.182 OBP: 0.327, SLG: 0.461 OBP: 0.125, SLG: 0.139						FC3-6			4-1	2	0	0	0	0	1	1											
Inning Stats	R: 0 E: 0 K: 0 S: 4	H: 1 LOB: 1 BB: 0 P: 4	R: 0 E: 0 K: 0 S: 2	H: 0 LOB: 0 BB: 1 P: 6	R: 0 E: 0 K: 2 S: 7	H: 0 LOB: 0 BB: 0 P: 7	R: 0 E: 0 K: 0 S: 3	H: 0 LOB: 0 BB: 0 P: 3	R: 0 E: 0 K: 0 S: 4	H: 1 LOB: 1 BB: 0 P: 4	R: 0 E: 0 K: 0 S: 3	H: 1 LOB: 1 BB: 1 P: 7	R: 0 E: 0 K: 1 S: 5	H: 0 LOB: 0 BB: 0 P: 5	R: 0 E: 0 K: 1 S: 6	H: 2 LOB: 1 BB: 0 P: 6		1B: 5 2B: 1 3B: 0 HR: 0	SF: 0 SAC: 0 DP: 3 HBP: 0	WP: 0 PB: 0 CS: 0	PA: 31						
PITCHER	IP	WLS	BF	H	R	ER	SO	BB	IBB	HBP	BLK	WP	HR	S	P	ERA	WHIP										
Buster Narum, R (1,1) ERA: 3.83	9.0	W	31	5	0	0	4	2	0	0	0	0	0	37	45	0.00	0.778										

AB 32
R 2
H 4
RBI 2
BB 4
SO 9
LOB 16



AB 29
R 0
H 5
RBI 0
BB 2
SO 4
LOB 13



Batter	1	2	3	4	5	6	7	8	9	AB	R	H	RBI	BB	SO	LOB	TOP		
Dalton Jones, L OBP: 0.289, SLG: 0.352 (1, 4)	B3-1			F9		F9											4 0 1 0 0 0 0		
Felix Mantilla, R OBP: 0.326, SLG: 0.510 (1, 7)	F9			F7													4 1 1 0 0 0 1		
Carl Yastrzemski, L OBP: 0.373, SLG: 0.466 (1, 8)	1-3			F8													4 1 1 2 0 0 1		
Dick Stuart, R OBP: 0.310, SLG: 0.486 (1, 3)				F8													4 0 1 0 0 0 1		
Lee Thomas, L OBP: 0.326, SLG: 0.397 (1, 9)				4-3													3 0 0 0 0 0 1		
Frank Malzone, R OBP: 0.312, SLG: 0.368 Pete Charton, L (7, 1)				F8													3 0 0 0 0 0 1 0 0 0 0 0 0 0		
Eddie Bressoud, R OBP: 0.368, SLG: 0.468 (1, 6)																	3 0 0 0 0 0 1		
Russ Nixon, L OBP: 0.306, SLG: 0.307 (1, 2)				F6													3 0 0 0 0 0 0		
Earl Wilson, R OBP: 0.290, SLG: 0.476 Ed Connolly, L OBP: 0.154, SLG: 0.083 Al Smith, R OBP: 0.224, SLG: 0.252 (7, 5)				F9													2 0 0 0 0 0 0 0 0 0 0 0 0 0 1 0 0 0 0 0 0		
Inning Stats	R: 0 E: 0 K: 0 S: 3	H: 0 LOB: 0 BB: 0 P: 3	R: 0 E: 0 K: 0 S: 3	H: 0 LOB: 0 BB: 0 P: 3	R: 0 E: 0 K: 0 S: 3	H: 0 LOB: 0 BB: 0 P: 3	R: 0 E: 0 K: 0 S: 3	H: 1 LOB: 1 BB: 0 P: 4	R: 0 E: 0 K: 0 S: 3	H: 0 LOB: 0 BB: 0 P: 3	R: 2 E: 0 K: 0 S: 5	H: 2 LOB: 2 BB: 0 P: 5	R: 0 E: 0 K: 0 S: 3	H: 0 LOB: 0 BB: 0 P: 3	R: 0 E: 0 K: 0 S: 4	H: 1 LOB: 1 BB: 0 P: 4	1B: 2 2B: 1 3B: 0 HR: 1	SF: 0 SAC: 0 DP: 0 HBP: 0	WP: 0 PA: 31 CS: 0
PITCHER Jim Bouton, R ERA: 2.57 (1, 1)	IP: 9.0 WLS: W BF: 31 H: 4 R: 2 ER: 2 SO: 0 BB: 0 IBB: 0 HBP: 0 BLK: 0 WP: 0 HR: 1 S: 31 P: 31 ERA: 2.00 WHIP: 0.444															PITCHER IP: 9.0 WLS: W BF: 31 H: 4 R: 2 ER: 2 SO: 0 BB: 0 IBB: 0 HBP: 0 BLK: 0 WP: 0 HR: 1 S: 31 P: 31 ERA: 2.00 WHIP: 0.444			

Boston Red Sox @ New York Yankees
Yankee Stadium, Bronx, NY
Sat Aug 29 1964, 7:05 PM EDT
Sunny - 84 F

AB 31
R 2
H 4
RBI 2
BB 0
SO 0
LOB 6

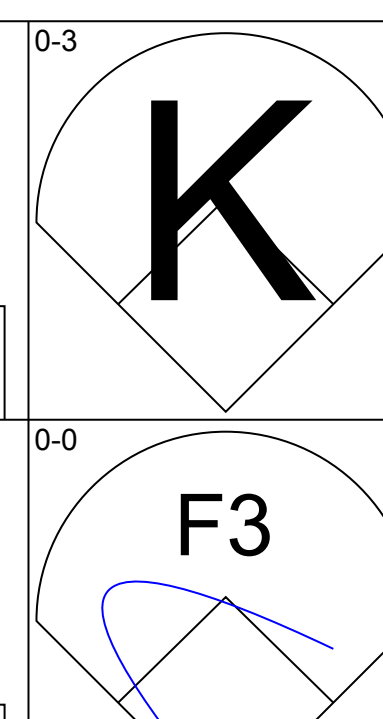
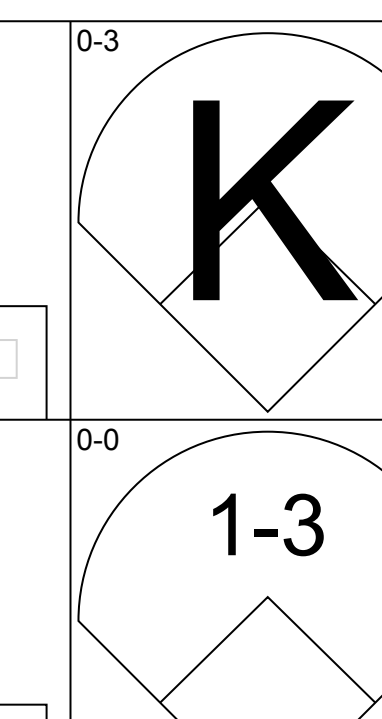
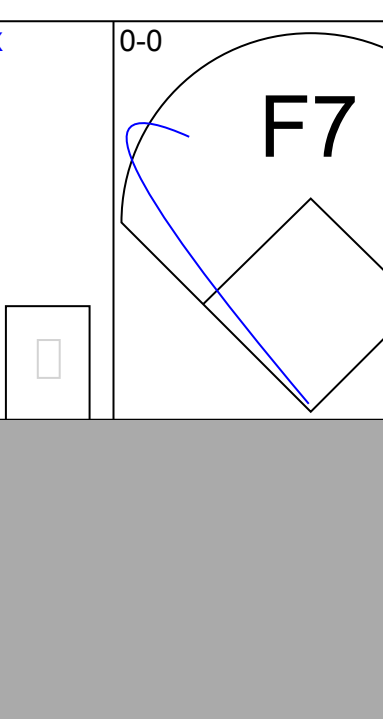
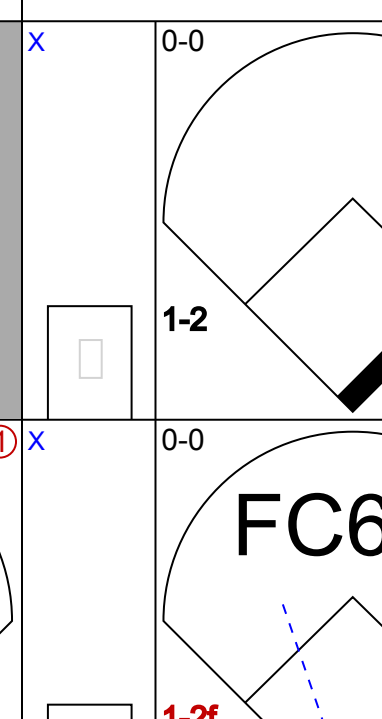
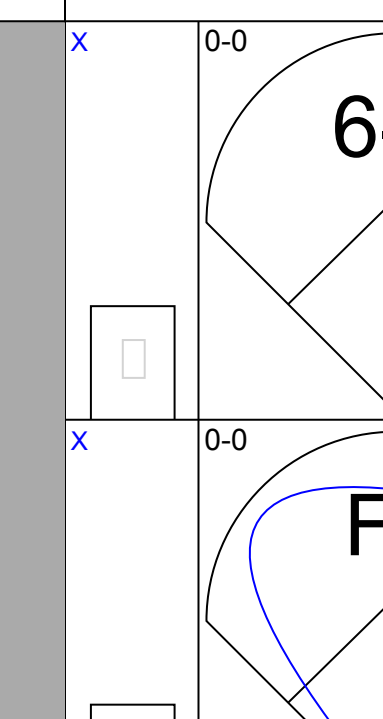
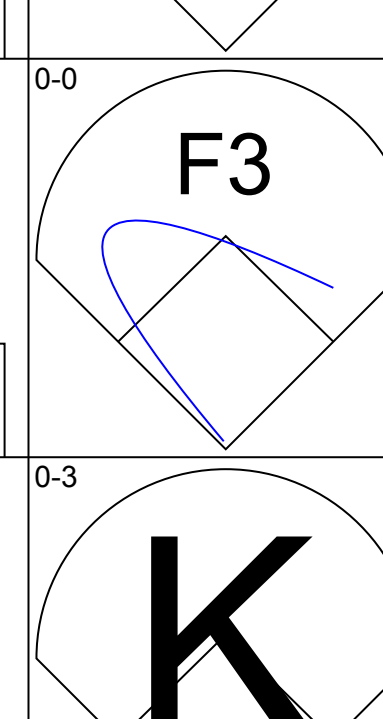
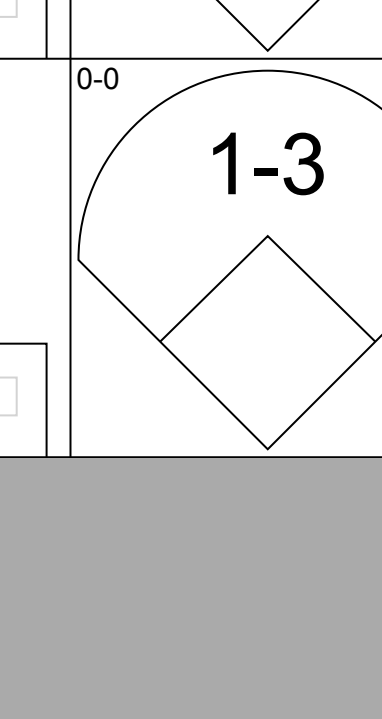
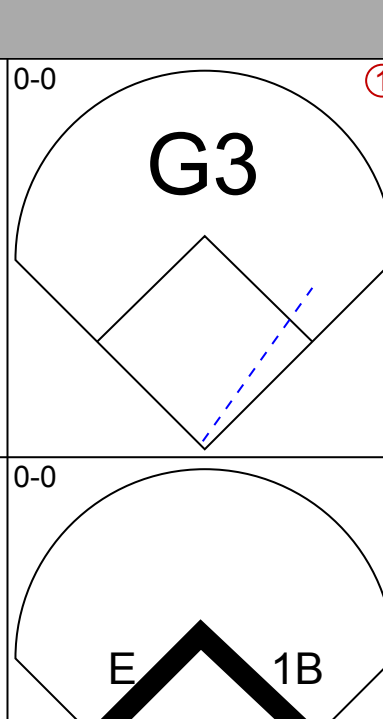
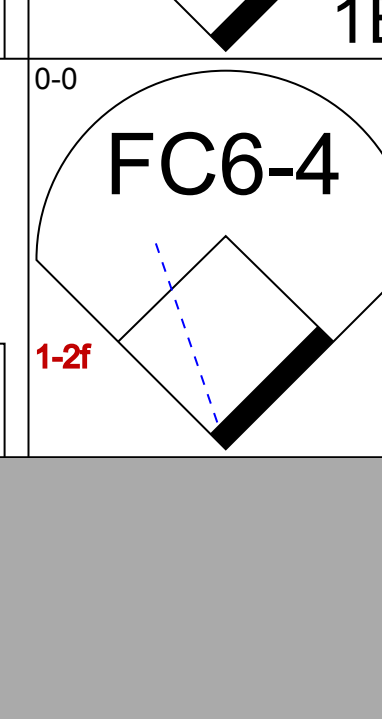
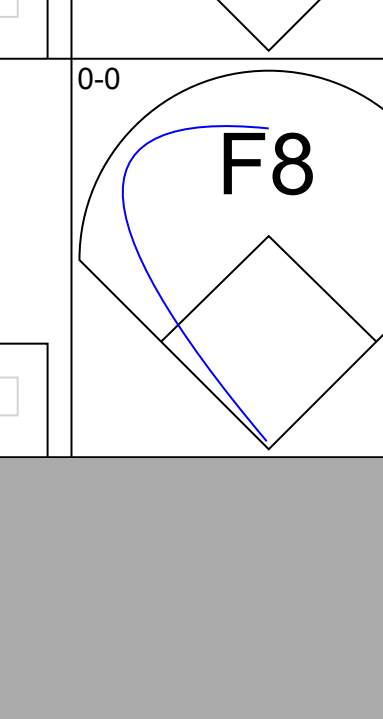
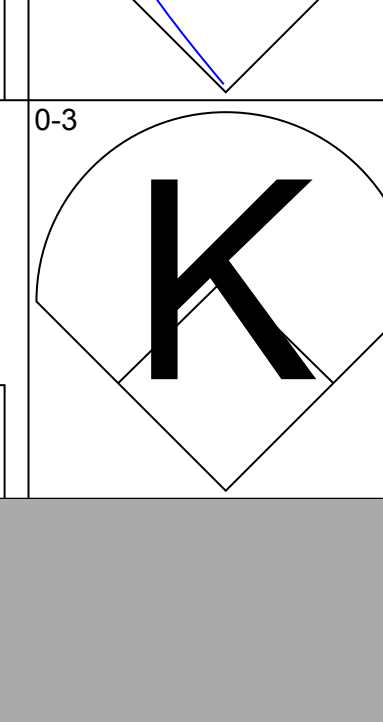
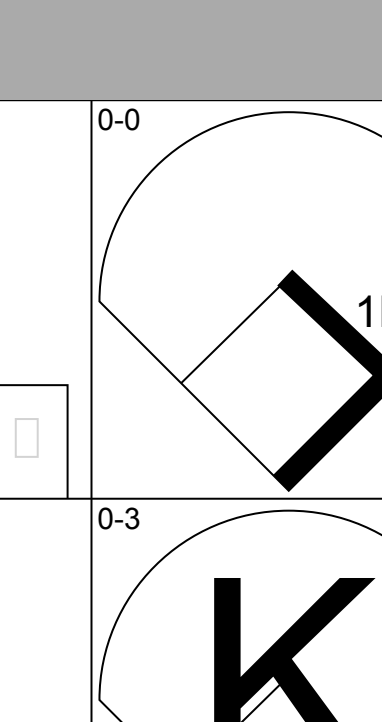
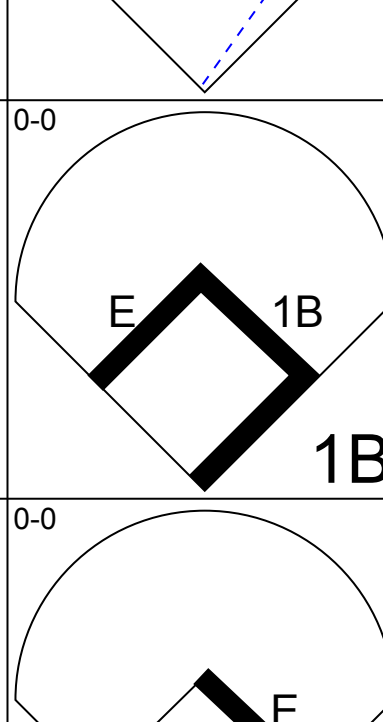
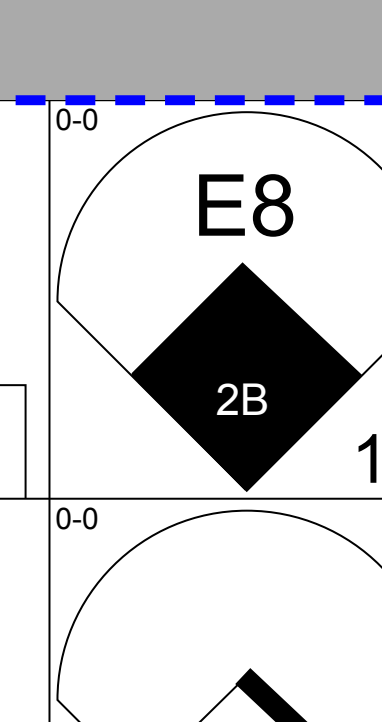
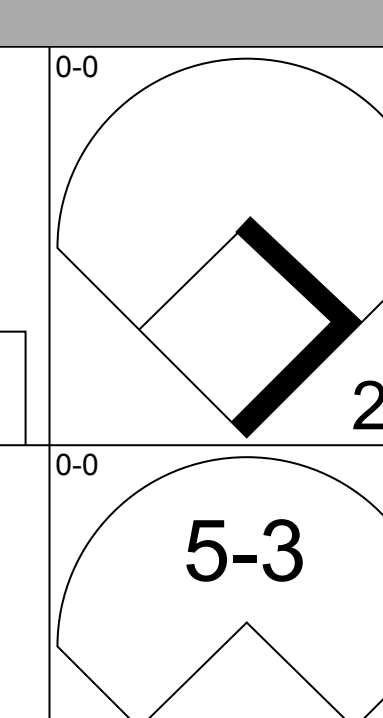
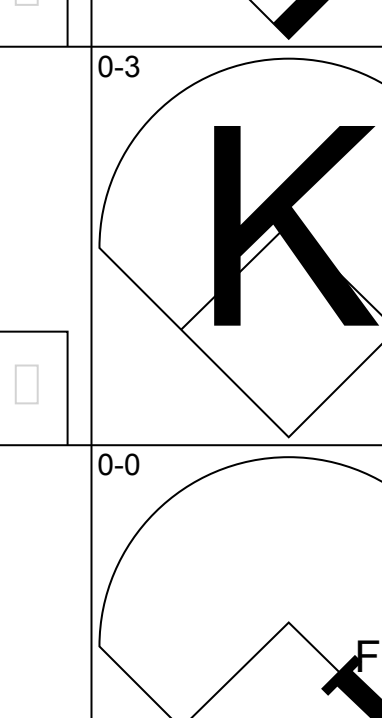
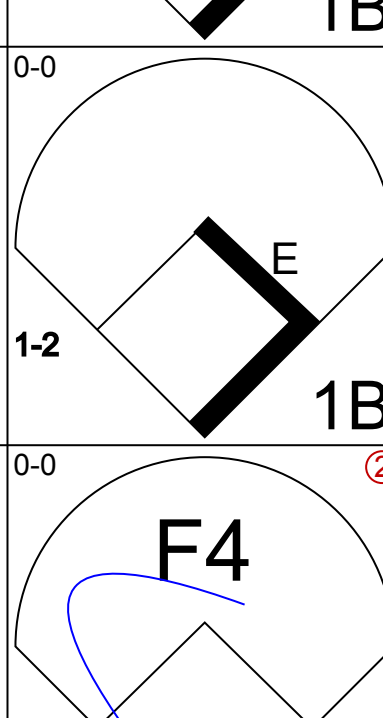
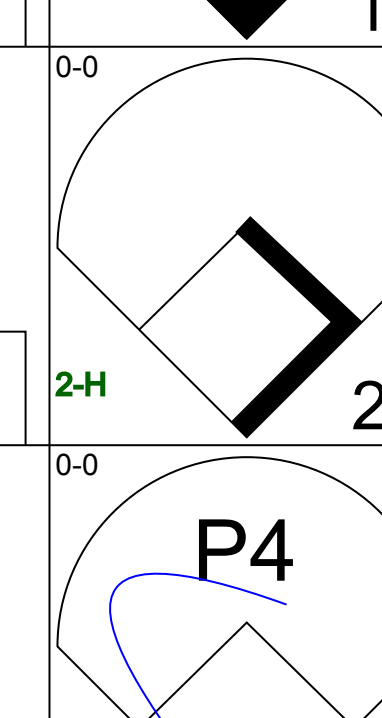
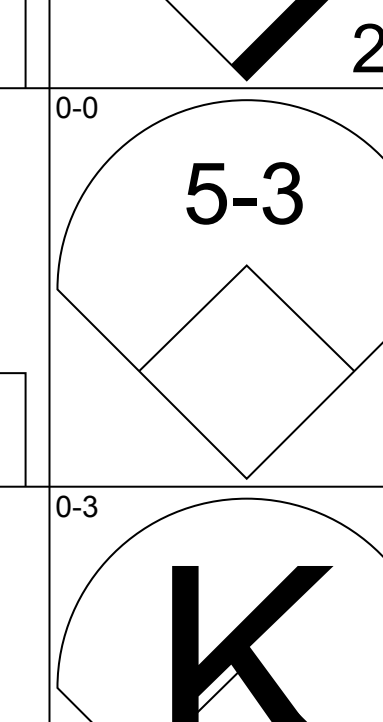
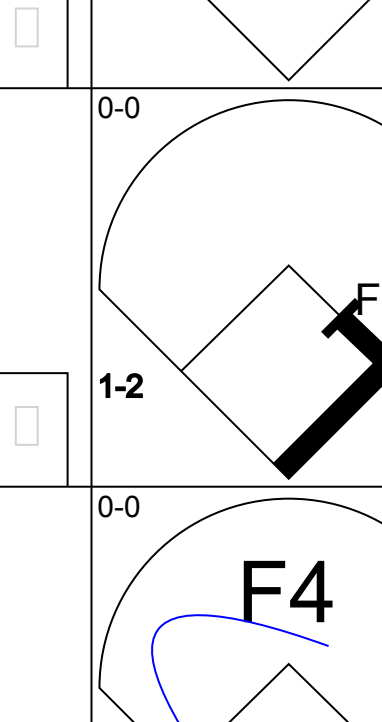
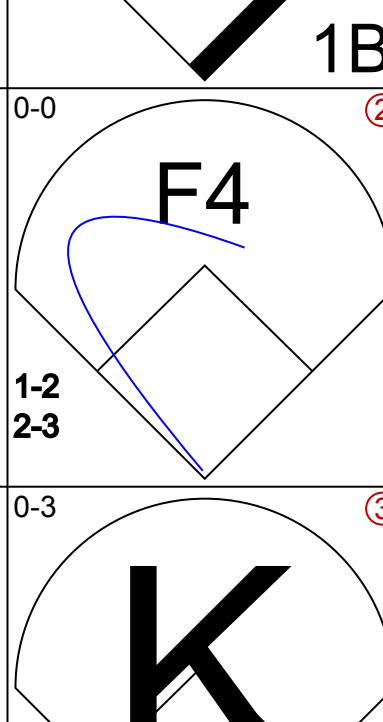
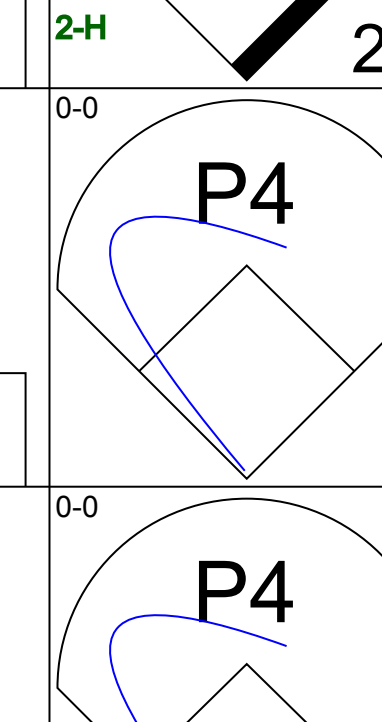
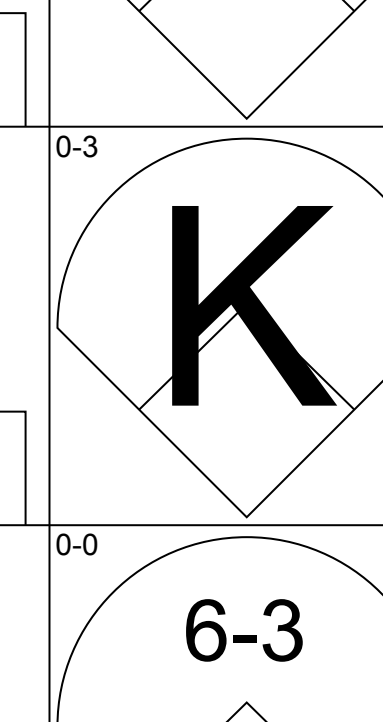
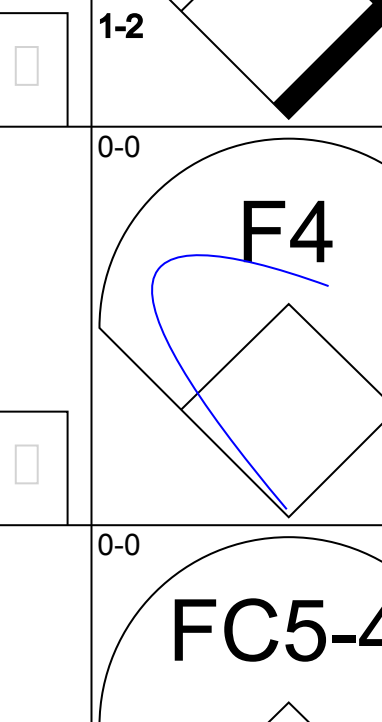
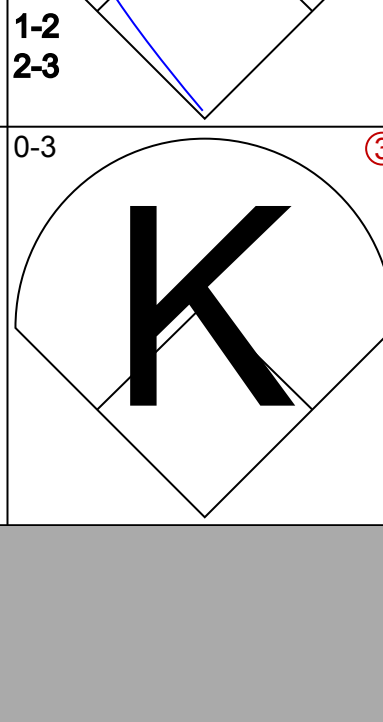
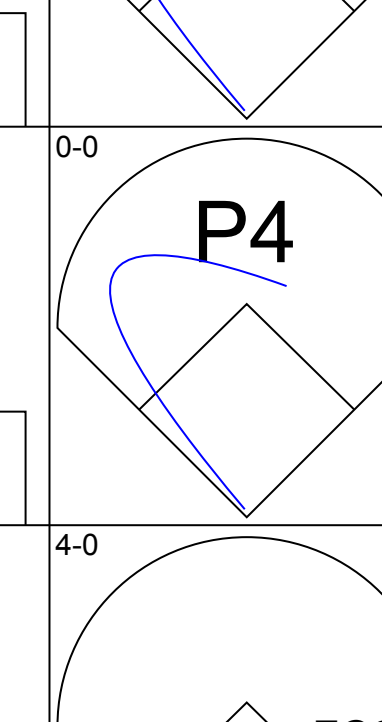
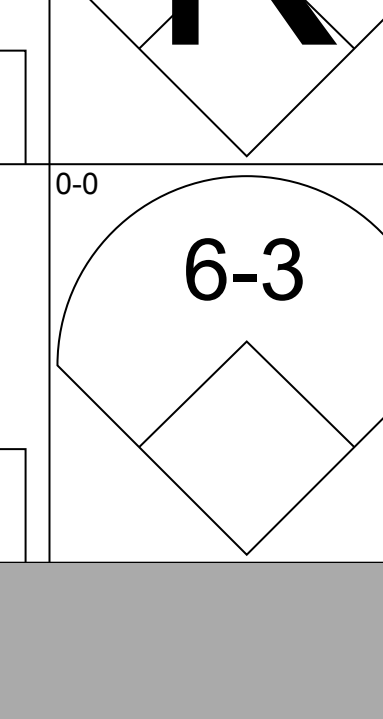
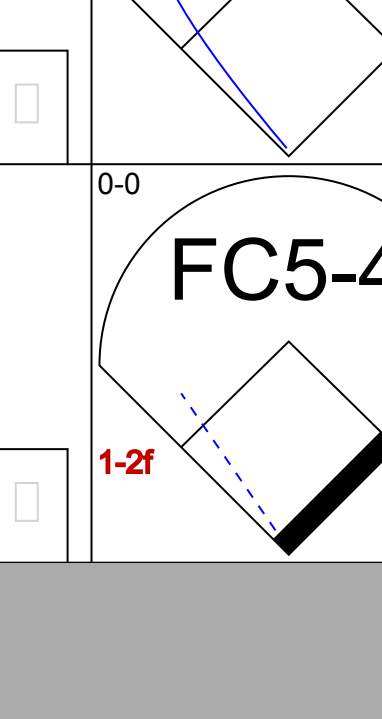
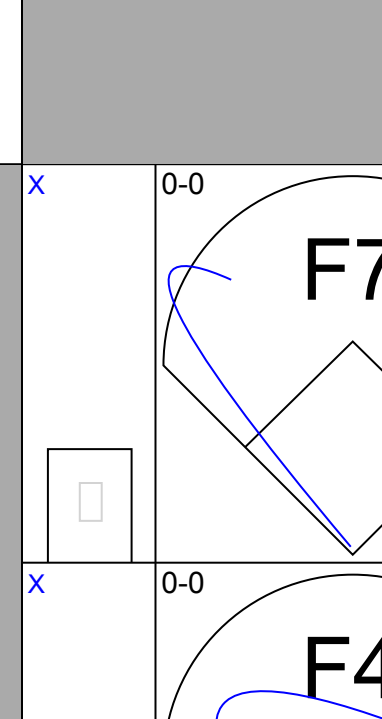
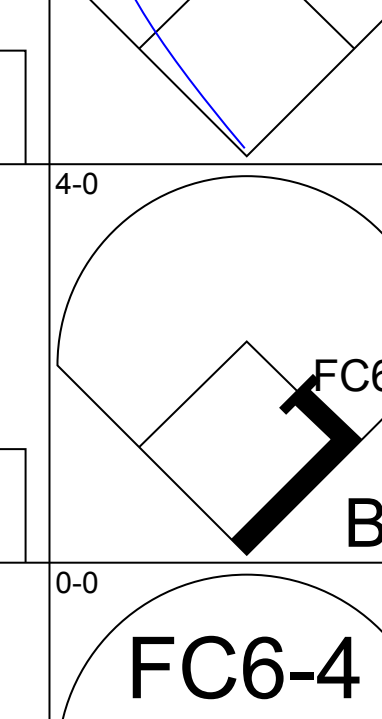
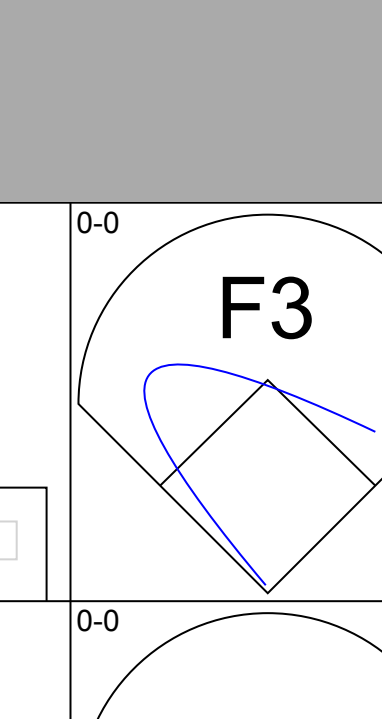
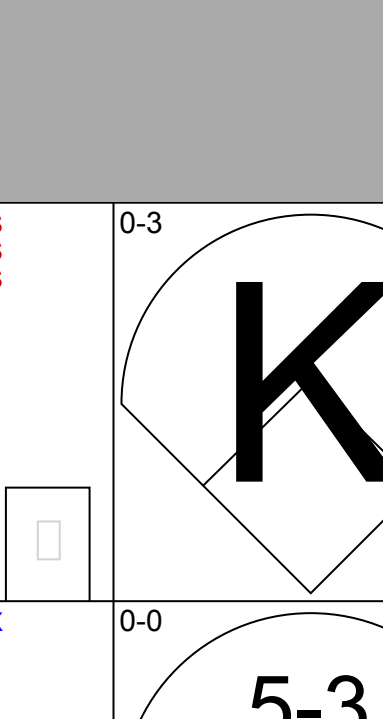
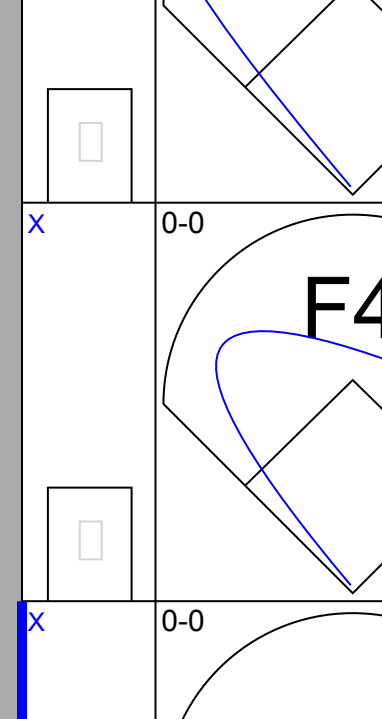
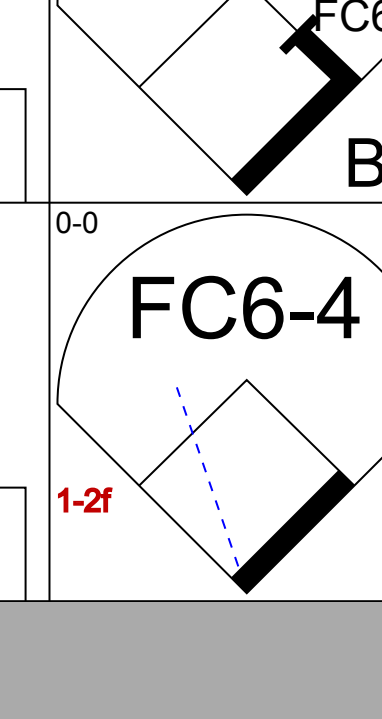
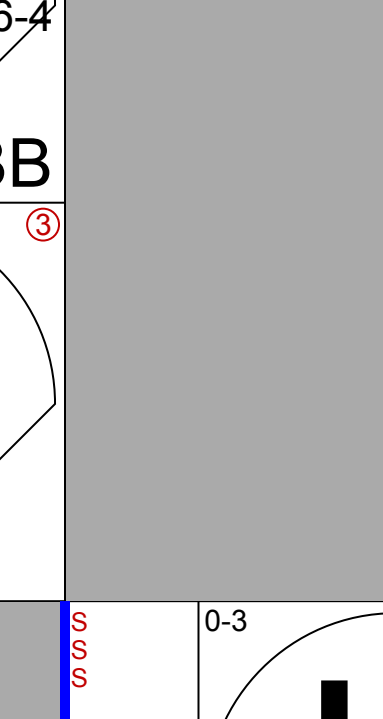


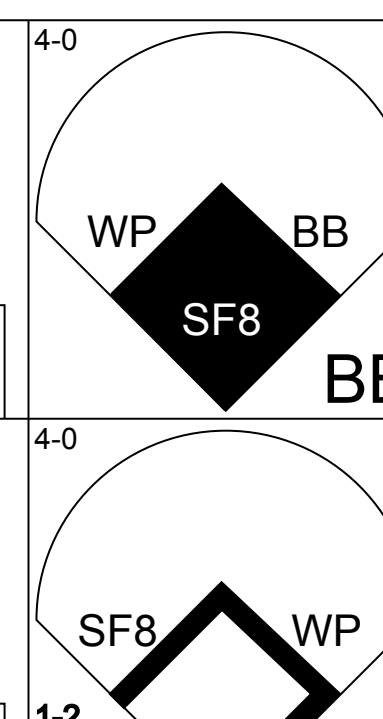
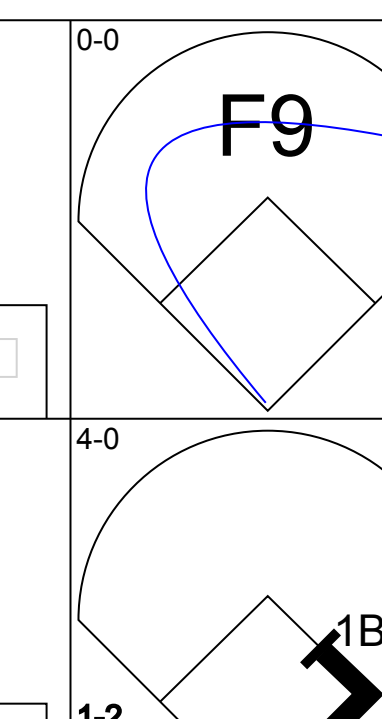
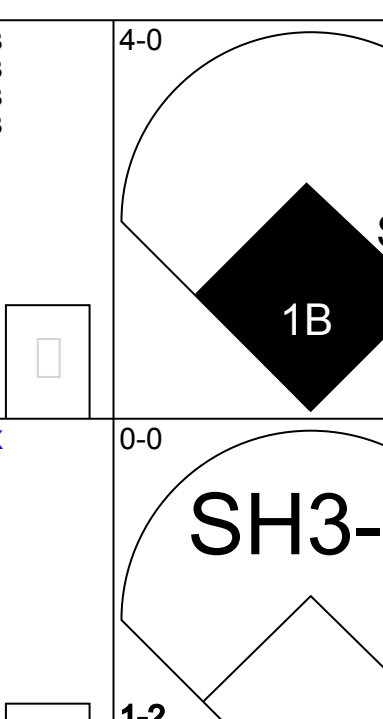
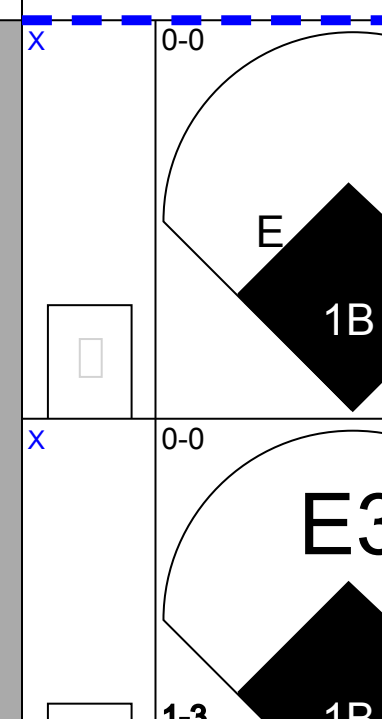
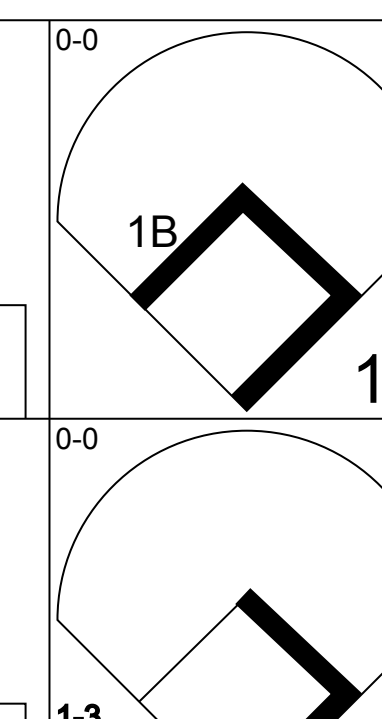
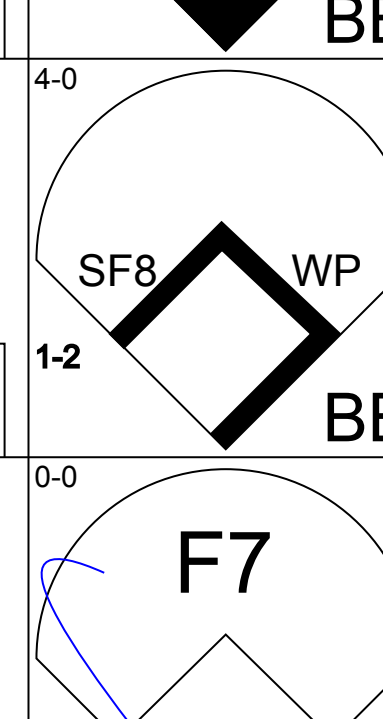
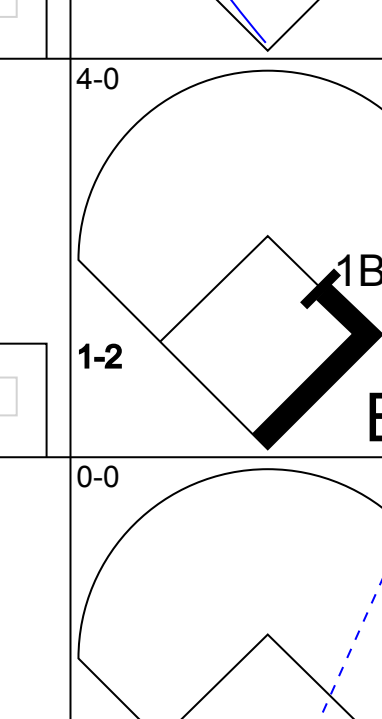
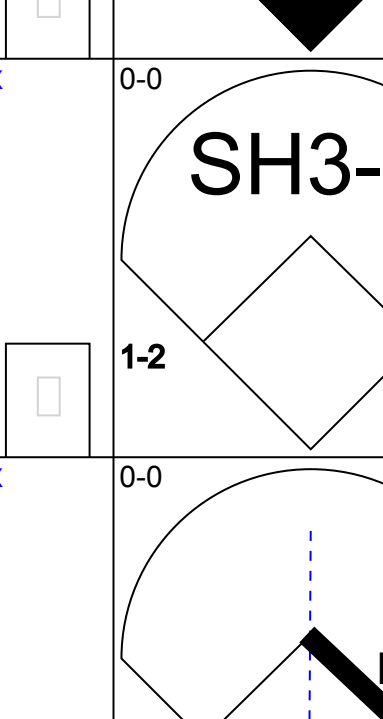
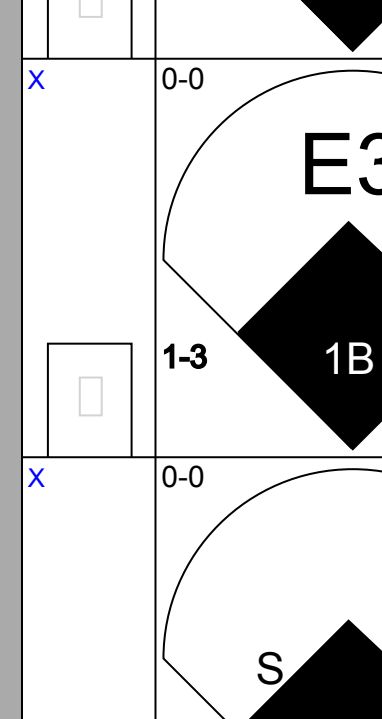
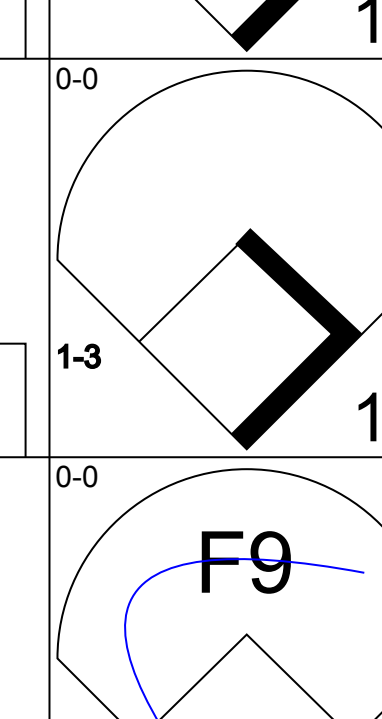
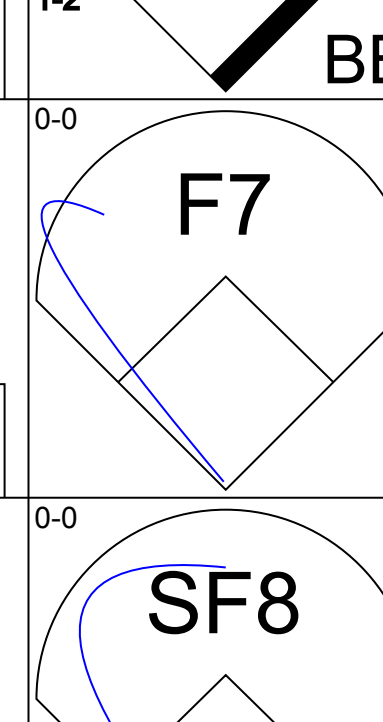
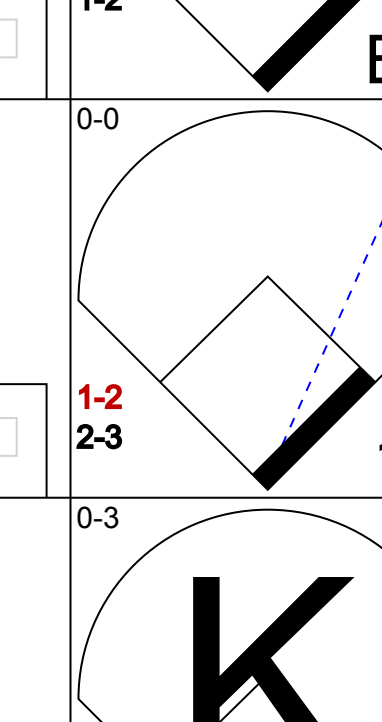
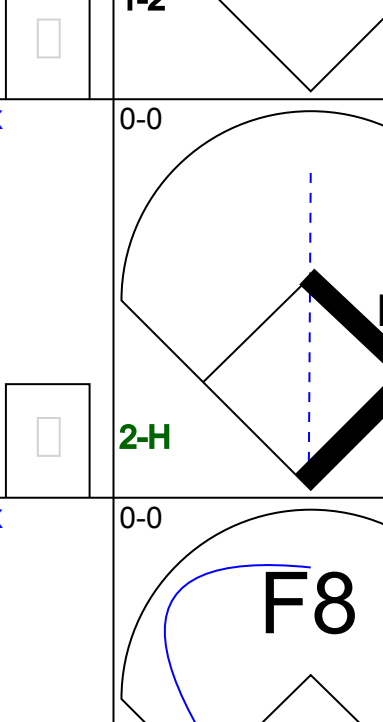
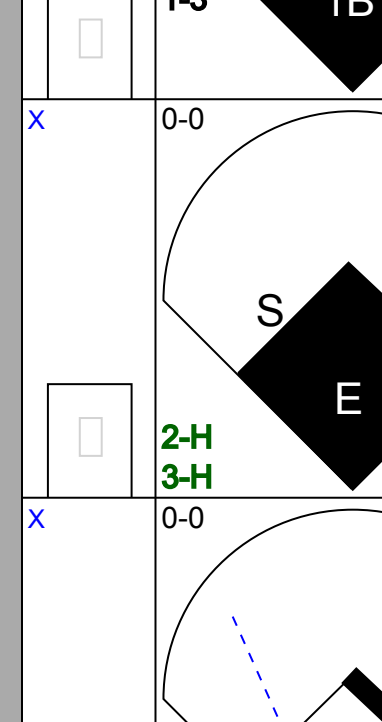
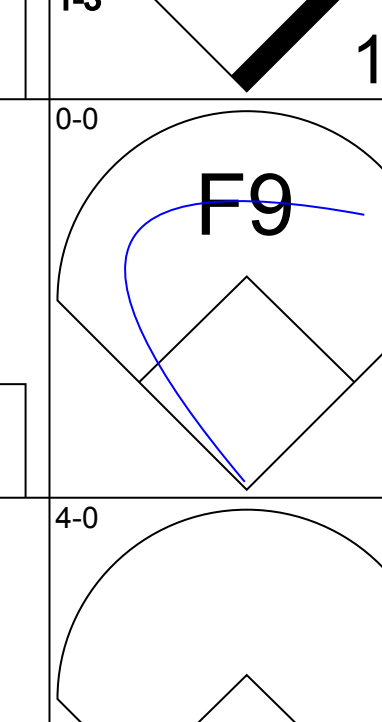
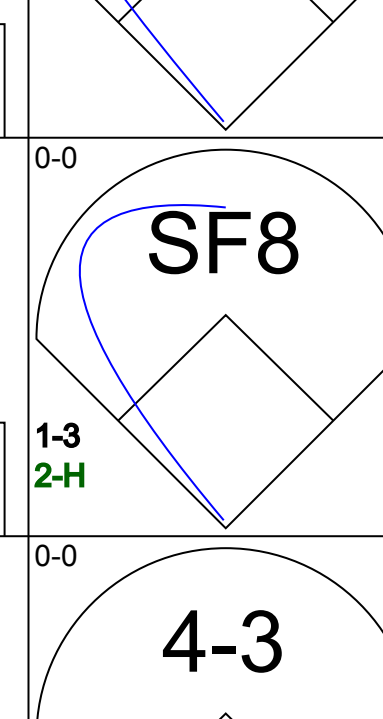
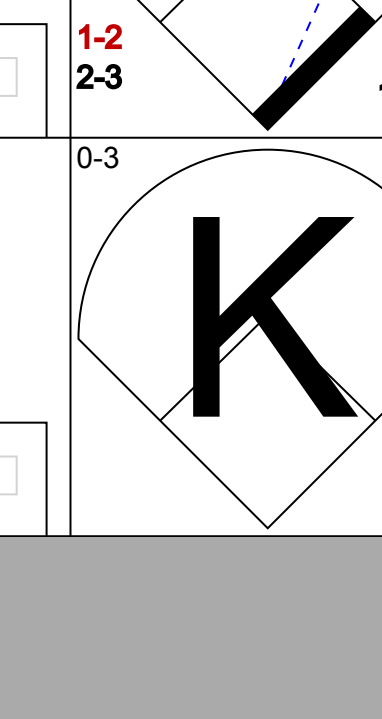
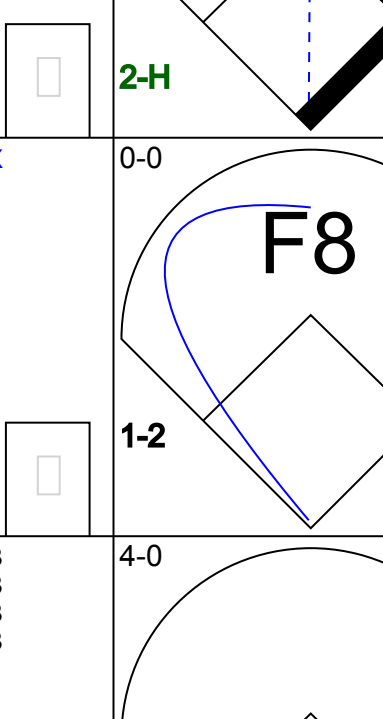
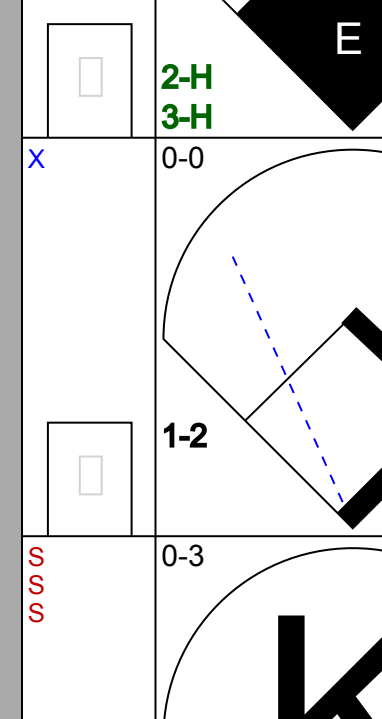
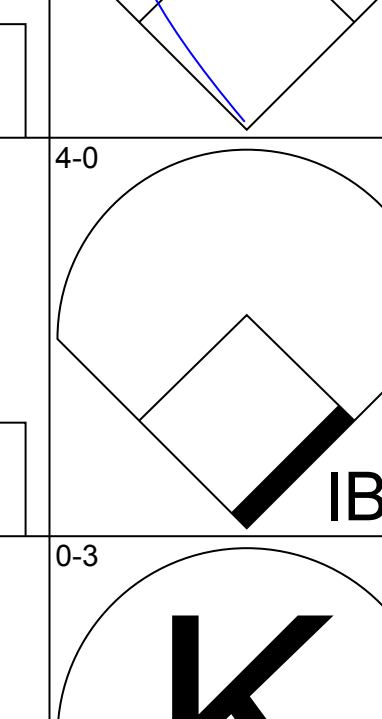
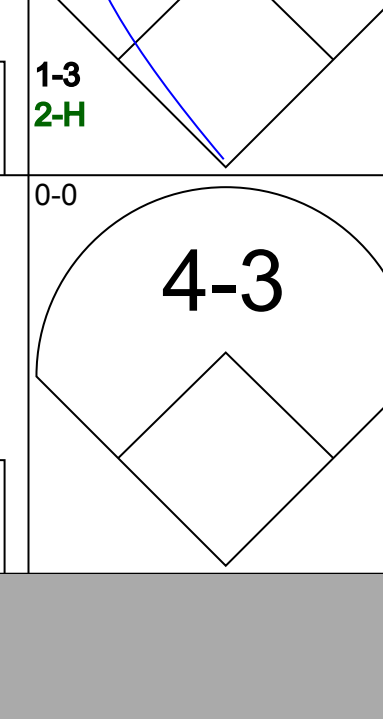

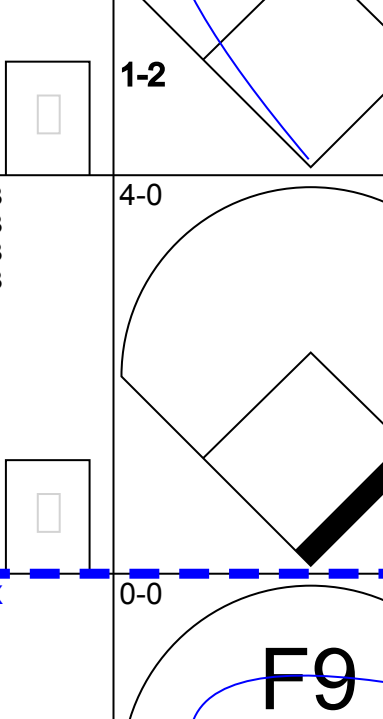
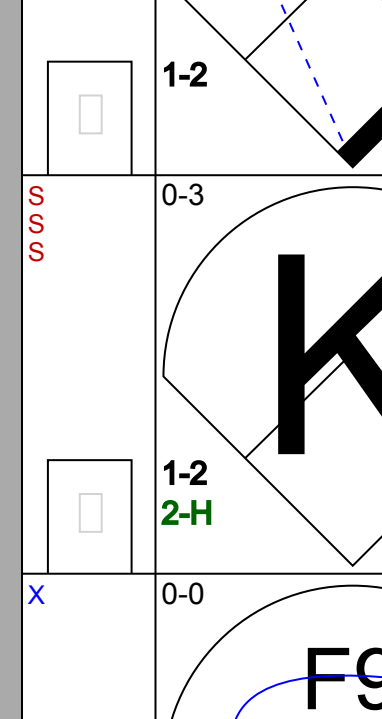
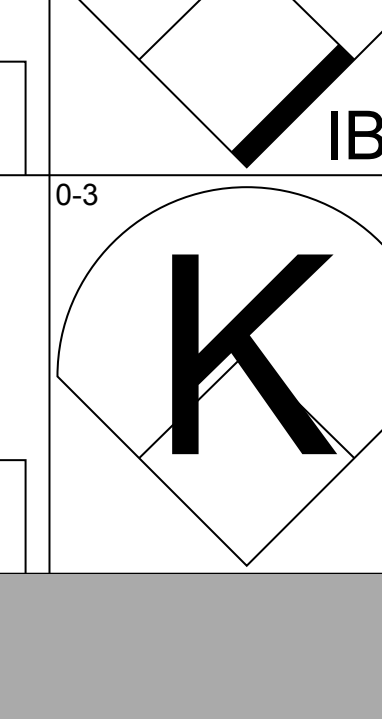
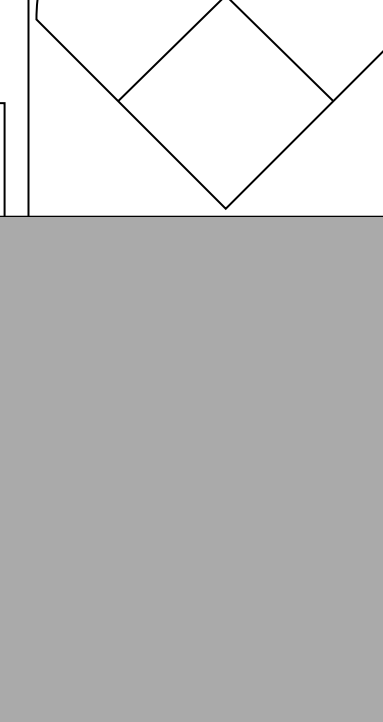

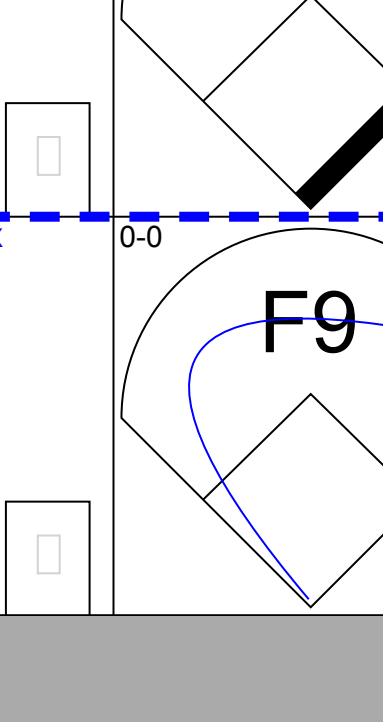
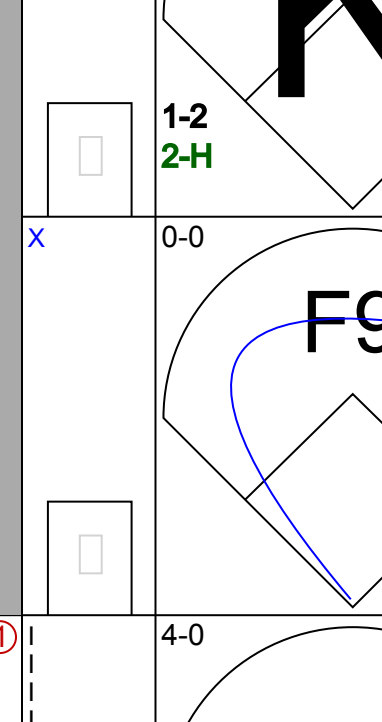
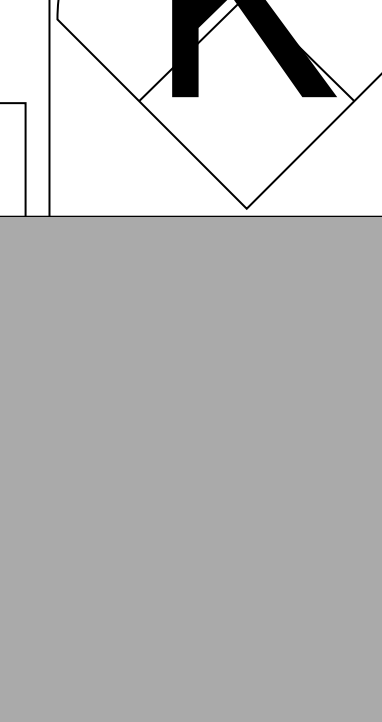

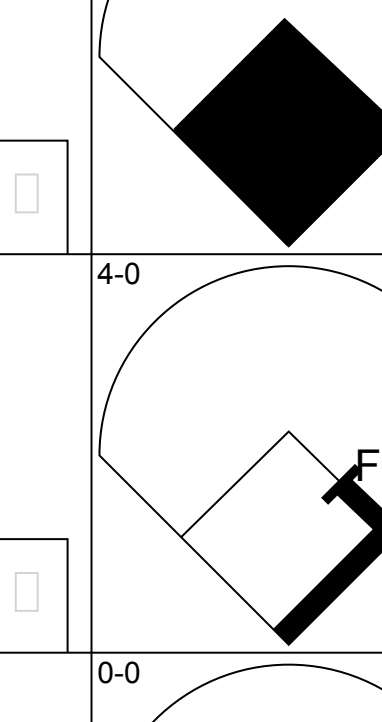
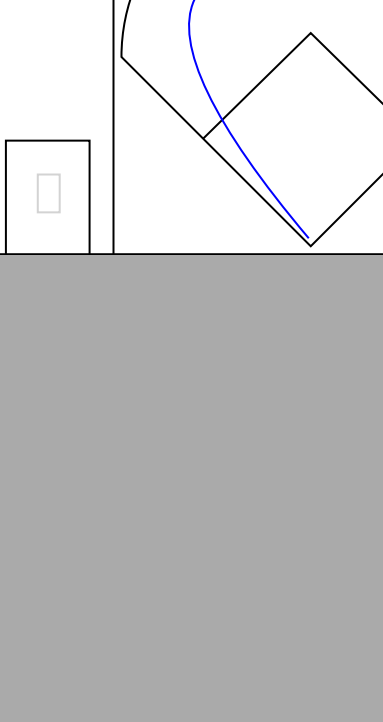
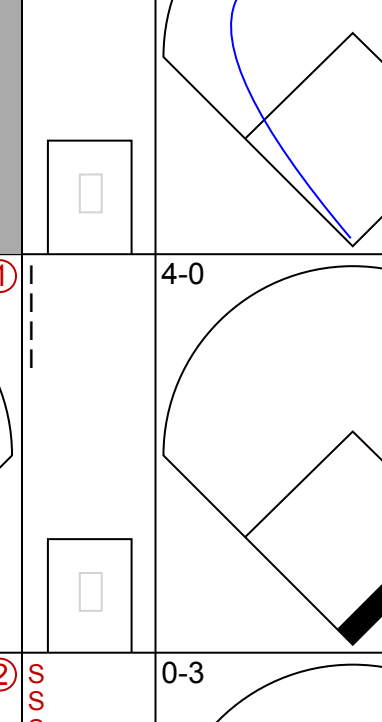

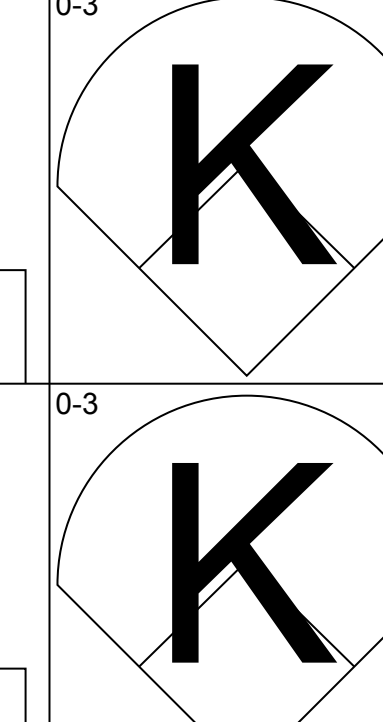
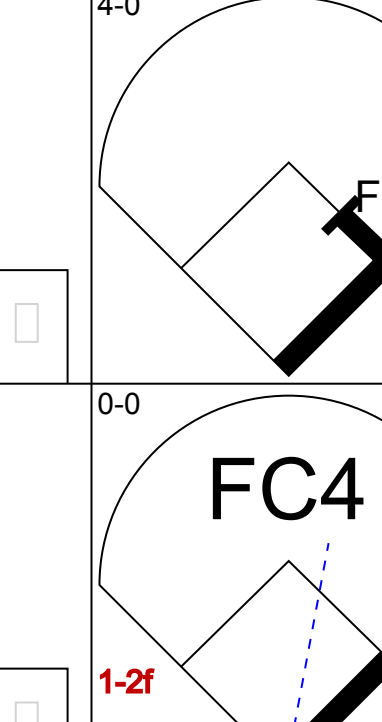

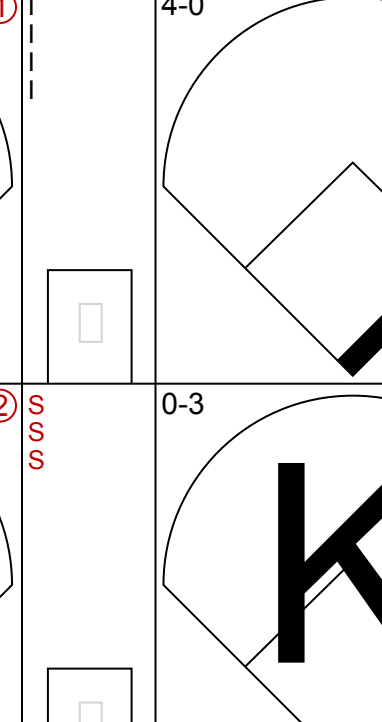
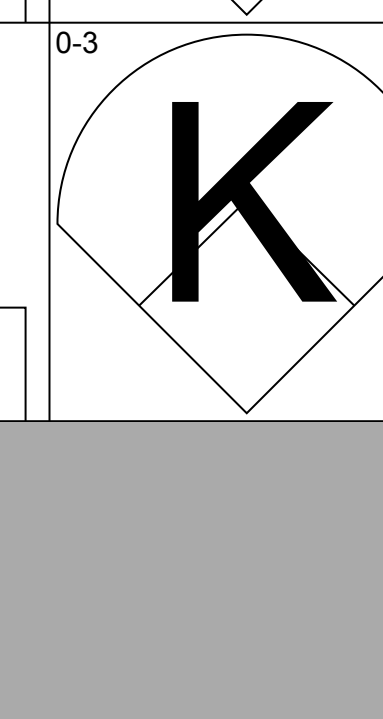
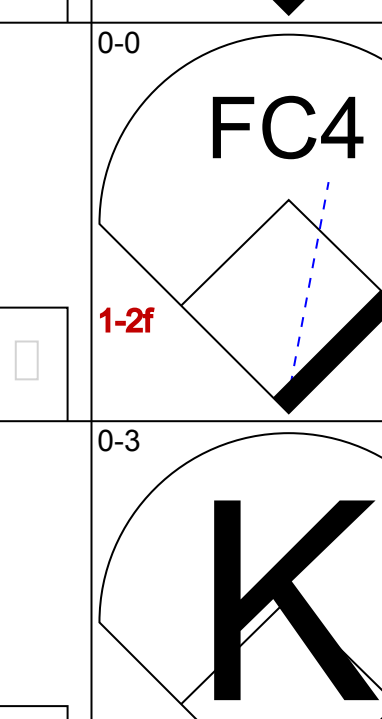

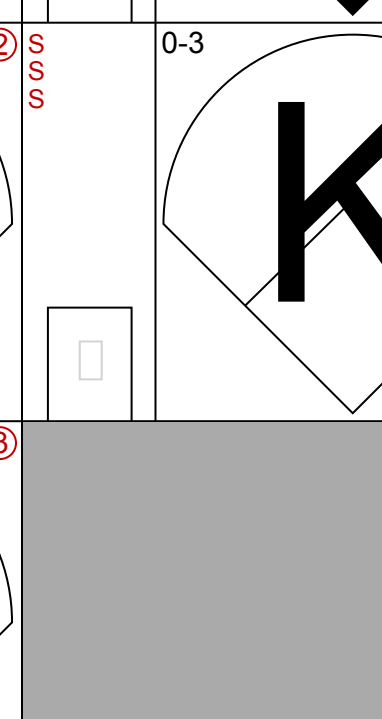
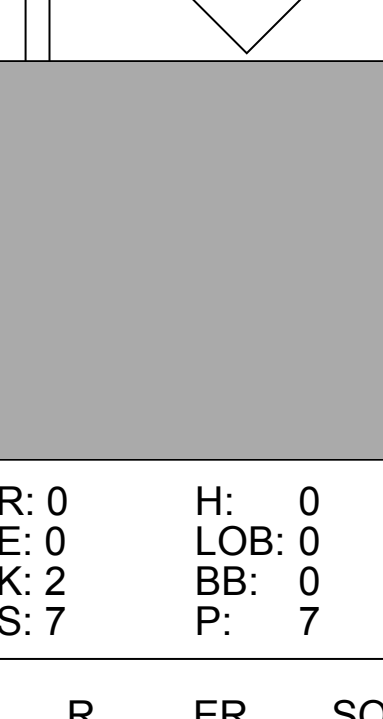
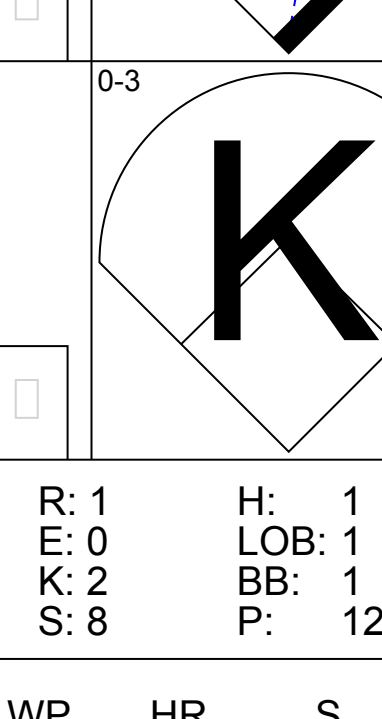
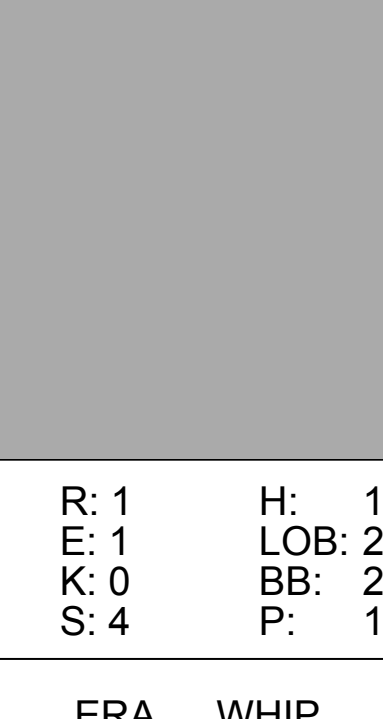
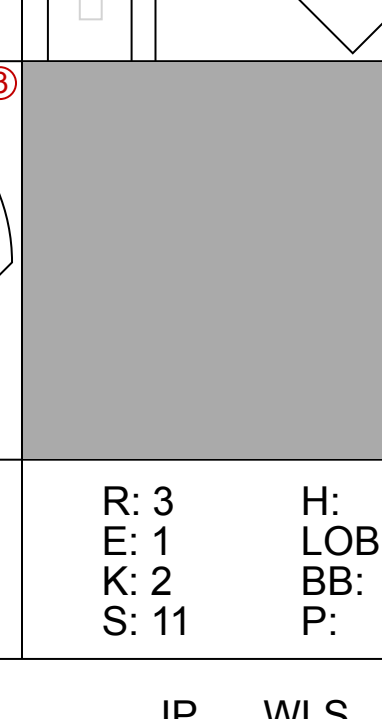
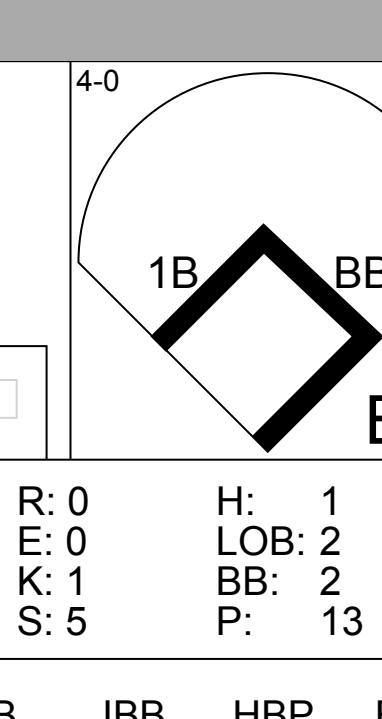
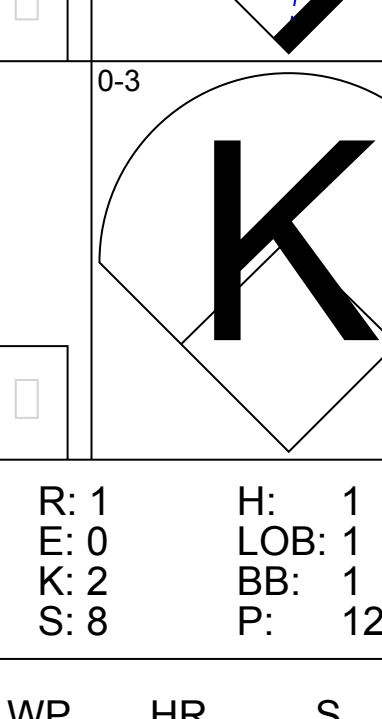
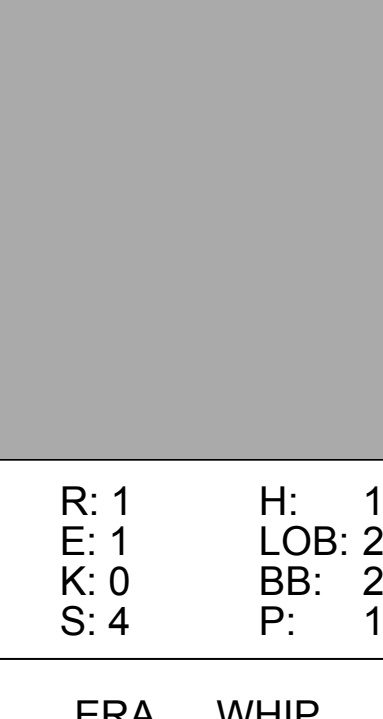
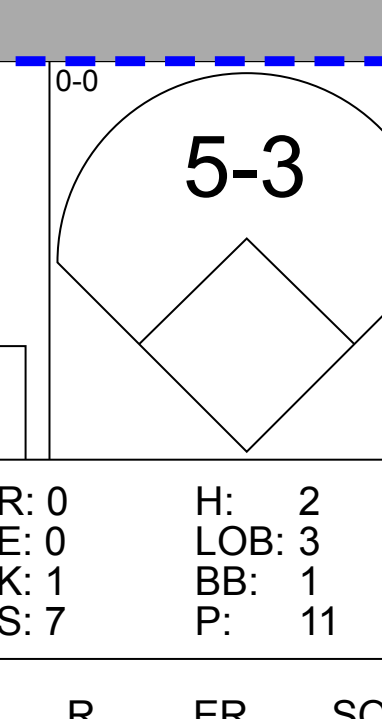
Batter	1	2	3	4	5	6	7	8	9	AB	R	H	RBI	BB	SO	LOB	BOTTOM		
Phil Linz, R OBP: 0.327, SLG: 0.379 (1, 6)	F7	FC4-6															4 0 0 0 0 0 1		
Pedro Gonzalez, R OBP: 0.326, SLG: 0.371 (1, 4)	1B HR	F7															4 1 2 0 0 0 1		
Roger Maris, L OBP: 0.370, SLG: 0.467 (1, 9)	1B HR																5 3 3 0 0 1 1		
Mickey Mantle, S OBP: 0.422, SLG: 0.603 Hector Lopez, R OBP: 0.312, SLG: 0.421 (7, 7)	1B HR																2 2 1 2 1 0 0 1 0 0 0 0 1 1		
Tom Tresh, S OBP: 0.353, SLG: 0.420 (7, 8)	F5																3 2 1 0 1 1 3		
Joe Pepitone, L OBP: 0.276, SLG: 0.400 (1, 3)	1B HR																4 2 2 7 0 0 1		
Elston Howard, R OBP: 0.353, SLG: 0.429 (1, 2)	K																3 0 1 1 0 2 0		
Clete Boyer, R OBP: 0.265, SLG: 0.303 (1, 5)																	4 0 0 0 0 0 1		
Jim Bouton, R OBP: 0.131, SLG: 0.145 (1, 1)																	4 0 1 0 0 0 1		
Inning Stats	R: 4 E: 0 K: 1 S: 8	H: 3 LOB: 0 BB: 1 P: 12	R: 0 E: 0 K: 0 S: 4	H: 1 LOB: 1 BB: 0 P: 4	R: 0 E: 0 K: 2 S: 7	H: 0 LOB: 0 BB: 0 P: 7	R: 0 E: 0 K: 1 S: 5	H: 0 LOB: 0 BB: 0 P: 5	R: 0 E: 0 K: 0 S: 3	H: 1 LOB: 0 BB: 0 P: 3	R: 3 E: 1 K: 0 S: 6	H: 3 LOB: 0 BB: 0 P: 6	R: 0 E: 0 K: 0 S: 3	H: 0 LOB: 0 BB: 0 P: 3	R: 3 E: 0 K: 1 S: 8	H: 3 LOB: 1 BB: 1 P: 12	1B: 7 2B: 1 3B: 0 HR: 3	SF: 1 SAC: 0 DP: 0 HBP: 0	WP: 1 PA: 37 CS: 0
PITCHER Earl Wilson, R ERA: 4.66 Ed Connolly, L ERA: 4.53 Pete Charton, R ERA: 7.58 (7, 1)	IP: 5.0 WLS: L BF: 24 H: 8 R: 7 ER: 6 SO: 4 BB: 0 IBB: 0 HBP: 0 BLK: 0 WP: 0 HR: 2 S: 30 P: 34 ERA: 10.80 WHIP: 1.800															PITCHER IP: 5.0 WLS: L BF: 24 H: 8 R: 7 ER: 6 SO: 4 BB: 0 IBB: 0 HBP: 0 BLK: 0 WP: 0 HR: 2 S: 30 P: 34 ERA: 10.80 WHIP: 1.800			

Boston Red Sox @ New York Yankees
Yankee Stadium, Bronx, NY
Sat Aug 29 1964, 7:05 PM EDT
Sunny - 84 F

AB 34
R 10
H 11
RBI 10
BB 2
SO 5
LOB 10



Batter	1	2	3	4	5	6	7	8	9	AB	R	H	RBI	BB	SO	LOB	TOP					
Felix Mantilla, R OBP: 0.325, SLG: 0.505 (1, 4)										5	0	1	0	0	2	1	Boston Red Sox @ New York Yankees Yankee Stadium, Bronx, NY Sat Aug 29 1964, 7:05 PM EDT Att: 37,672 - Cloudy - 80 F					
Tony Horton, R OBP: 0.297, SLG: 0.351 (1, 7)										5	0	0	0	0	0	3						
Carl Yastrzemski, L OBP: 0.375, SLG: 0.468 (1, 8)										4	1	3	0	0	1	0						
Dick Stuart, R OBP: 0.313, SLG: 0.492 (1, 3)										4	0	3	1	0	1	1						
Frank Matzone, R OBP: 0.312, SLG: 0.367 (1, 5)										4	0	1	0	0	0	4						
Lee Thomas, L OBP: 0.324, SLG: 0.394 (1, 9)										4	0	0	0	0	2	6						
Eddie Bressoud, R OBP: 0.367, SLG: 0.465 (1, 6)										3	0	0	0	1	0	3						
Bob Tillman, R OBP: 0.360, SLG: 0.456 (1, 2)										4	0	0	0	0	1	2						
Dave Morehead, R OBP: 0.164, SLG: 0.119 (5, 1)										2	0	1	0	0	0	0						
Jay Ritchie, R OBP: 0.226, SLG: 0.250 (7, PR)										0	0	0	0	0	0	0						
Al Smith, R OBP: 0.229, SLG: 0.257 (7, PR)										1	0	0	0	0	0	0						
Ed Connolly, L OBP: 0.192, SLG: 0.083 (8, PR)										0	0	0	0	0	0	0						
Pete Charton, L OBP: 0.208, SLG: 0.261 (8, PR)										0	0	0	0	0	0	0						
Dalton Jones, L OBP: 0.208, SLG: 0.261 (8, PR)										1	0	0	0	0	1	0						
Inning Stats	R: 0 E: 0 K: 2 S: 7	H: 0 LOB: 0 BB: 0 P: 7	R: 0 E: 0 K: 1 S: 6	H: 1 LOB: 1 BB: 0 P: 6	R: 0 E: 0 K: 1 S: 6	H: 1 LOB: 1 BB: 0 P: 6	R: 0 E: 0 K: 1 S: 7	H: 2 LOB: 2 BB: 0 P: 7	R: 0 E: 0 K: 1 S: 5	H: 0 LOB: 0 BB: 0 P: 5	R: 0 E: 1 K: 1 S: 7	H: 2 LOB: 2 BB: 0 P: 7	R: 0 E: 0 K: 0 S: 5	H: 2 LOB: 2 BB: 0 P: 5	R: 1 E: 1 K: 0 S: 5	H: 2 LOB: 2 BB: 1 P: 9	R: 0 E: 0 K: 1 S: 5	H: 0 LOB: 0 BB: 0 P: 5	1B: 8 2B: 2 3B: 0 HR: 0	SF: 0 SAC: 0 DP: 0 HBP: 0	WP: 0 PB: 0 SB: 0 CS: 0	PA: 38
PITCHER	IP	WLS	BF	H	R	ER	SO	BB	IBB	HBP	BLK	WP	HR	S	P	ERA	WHIP					
Whitey Ford, L ERA: 2.21	(1, 1)	7.0	W	29	8	0	7	0	0	0	0	0	0	43	43	0.00	1.143					
Ralph Terry, R ERA: 4.65	(8, 1)	2.0	S	9	2	1	0	1	0	0	0	0	0	10	14	0.00	1.500					

Batter	1	2	3	4	5	6	7	8	9	AB	R	H	RBI	BB	SO	LOB	BOTTOM				
Phil Linz, R OBP: 0.334, SLG: 0.382 (1, 6)										3	3	2	0	2	0	1	Boston Red Sox @ New York Yankees Yankee Stadium, Bronx, NY Sat Aug 29 1964, 7:05 PM EDT Att: 37,672 - Cloudy - 80 F				
Pedro Gonzalez, R OBP: 0.354, SLG: 0.385 (1, 4)										2	1	2	0	2	0	0					
Roger Maris, L OBP: 0.470 (7, PR)										4	0	3	3	0	0	2					
Hector Lopez, R OBP: 0.311, SLG: 0.419 (8, 9)										1	1	0	0	0	0	2					
Mickey Mantle, S OBP: 0.422, SLG: 0.601 (8, PR)										3	0	1	1	1	1	3					
Archie Moore, L OBP: 0.293, SLG: 0.235 (9, 9)										0	0	0	0	0	0	0					
Tom Tresh, S OBP: 0.351, SLG: 0.416 (1, 7)										4	0	0	0	1	3	5					
Joe Pepitone, L OBP: 0.276, SLG: 0.405 (1, 3)										4	1	1	1	0	0	4					
Elston Howard, R OBP: 0.354, SLG: 0.427 (1, 2)										2	0	0	0	2	1	0					
Clete Boyer, R OBP: 0.263, SLG: 0.300 (1, 5)										4	0	0	0	0	2	3					
Whitey Ford, L OBP: 0.262, SLG: 0.154 (1, 1)										2	0	0	0	1	1	1					
Ralph Terry, R OBP: 0.242, SLG: 0.200 (8, 1)										1	0	0	0	0	0	0					
Inning Stats	R: 1 E: 0 K: 0 S: 3	H: 0 LOB: 1 BB: 2 P: 11	R: 0 E: 0 K: 2 S: 7	H: 0 LOB: 0 BB: 0 P: 7	R: 0 E: 0 K: 1 S: 5	H: 1 LOB: 2 BB: 2 P: 13	R: 1 E: 0 K: 2 S: 8	H: 1 LOB: 1 BB: 1 P: 12	R: 1 E: 1 K: 0 S: 4	H: 1 LOB: 2 BB: 2 P: 12	R: 0 E: 0 K: 0 S: 3	H: 0 LOB: 0 BB: 0 P: 3	R: 3 E: 1 K: 2 S: 11	H: 4 LOB: 2 BB: 1 P: 15	R: 0 E: 0 K: 1 S: 7	H: 2 LOB: 3 BB: 1 P: 11	1B: 8 2B: 0 3B: 0 HR: 1	SF: 1 SAC: 1 DP: 0 HBP: 0	WP: 1 PB: 0 SB: 0 CS: 0	PA: 41	
PITCHER	IP	WLS	BF	H	R	ER	SO	BB	IBB	HBP	BLK	WP	HR	S	P	ERA	WHIP				
Dave Morehead, R ERA: 4.99	(1, 1)	1.1	L	4	0	0	0	0	0	0	0	0	0	4	4	0.00	0.000				
Jay Ritchie, R ERA: 2.92	(5, 1)	1.0		8	4	3	3	2	0	1	0	0	0	11	15	27.00	4.000				
Ed Connolly, L ERA: 5.02	(7, 1)	1.0		6	2	0	0	1	0	0	0	0	0	7	11	0.00	2.000				
Pete Charton, R ERA: 7.34	(8, 1)	1.0		6	2	0	0	1	0	0	0	0	0	7	11	0.00	2.000				

Batter	1	2	3	4	5	6	7	8	9	AB	R	H	RBI	BB	SO	LOB	TOP					
Phil Linz, R OBP: 0.330, SLG: 0.380 (1, 6)	5-3		L7		FC6-4		F5		6-3	5	0	0	0	0	0	2						
Pedro Gonzalez, R OBP: 0.346, SLG: 0.394 (1, 4)	F9				F9		F6			4	1	1	0	0	0	0						
Tom Tresh, S OBP: 0.352, SLG: 0.413 (1, 7) (8, 8)	F8				5-3 1B		F9			3	0	1	0	0	0	0						
Mickey Mantle, S OBP: 0.420, SLG: 0.595 Roger Maris, L OBP: 0.374, SLG: 0.470 (8, 9)		K			5-3				4-3	4	1	1	0	0	1	1						
Elston Howard, R OBP: 0.353, SLG: 0.426 (1, 2)		K			F8				6-3	4	1	1	1	0	1	1						
Hector Lopez, R OBP: 0.316, SLG: 0.431 (8, 7)							F6			2	0	1	1	1	0	0						
Joe Pepitone, L OBP: 0.276, SLG: 0.403 (1, 3)					4-3					4	1	1	0	0	1	2						
Clete Boyer, R OBP: 0.265, SLG: 0.306 (1, 5)			K							4	0	2	2	0	1	0						
Al Downing, R OBP: 0.176, SLG: 0.171 (1, 1)			K						K2-3	4	0	1	0	0	2	1						
Inning Stats	R: 0 E: 0 K: 0 S: 3	H: 0 LOB: 0 BB: 0 P: 3	R: 0 E: 0 K: 2 S: 8	H: 1 LOB: 1 BB: 0 P: 8	R: 0 E: 0 K: 2 S: 7	H: 0 LOB: 0 BB: 0 P: 7	R: 0 E: 0 K: 0 S: 4	H: 1 LOB: 1 BB: 0 P: 4	R: 0 E: 0 K: 0 S: 5	H: 2 LOB: 2 BB: 0 P: 5	R: 4 E: 0 K: 0 S: 8	H: 5 LOB: 1 BB: 0 P: 8	R: 0 E: 0 K: 0 S: 3	H: 0 LOB: 0 BB: 0 P: 3	R: 0 E: 0 K: 1 S: 5	H: 0 LOB: 1 BB: 1 P: 9	R: 0 E: 0 K: 1 S: 5	H: 0 LOB: 0 BB: 0 P: 5	1B: 8 2B: 0 3B: 1 HR: 0	SF: 1 SAC: 1 DP: 0 HBP: 0	WP: 0 PB: 0 SB: 0 CS: 0	PA: 37
PITCHER	IP	WLS	BF	H	R	ER	SO	BB	IBB	HBP	BLK	WP	HR	S	P	ERA	WHIP					
George Brunet, L ERA: 3.72 (1, 1)	5.2	L	26	9	4	4	4	0	0	0	0	0	0	34	34	6.35	1.588					
Barry Latman, R ERA: 3.92 (6, 1)	1.1		4	0	0	0	0	0	0	0	0	0	0	4	4	0.00	0.000					
Dan Osinski, R ERA: 3.64 (8, 1)	2.0		7	0	0	0	2	1	0	0	0	0	0	10	14	0.00	0.500					

New York Yankees @ Los Angeles Angels
Dodger Stadium, Los Angeles, CA
 Tue Sep 01 1964, 7:05 PM PDT
 Att: 19,983 - Unknown

AB	34
R	4
H	9
RBI	4
BB	1
SO	6
LOB	7



Batter	1	2	3	4	5	6	7	8	9	AB	R	H	RBI	BB	SO	LOB	BOTTOM					
Jim Piersall, R OBP: 0.350, SLG: 0.374 (1, 7)			5-3			F8		F7		4	0	1	0	0	0	1						
Vic Power, R OBP: 0.297, SLG: 0.314 (1, 5)	P4		F9			6-3		4-3		4	0	0	0	0	0	2						
Jim Fregosi, R OBP: 0.381, SLG: 0.490 (1, 6)	5-3				F5		5-3			3	0	0	0	1	0	1						
Joe Adcock, R OBP: 0.356, SLG: 0.475 (1, 3)		K			6-3			F6		4	0	0	0	0	2	2						
Lou Clinton, R OBP: 0.306, SLG: 0.392 (1, 9)			6-3						F3	4	1	1	0	0	1	0						
Rick Reichardt, R (1, 8)		K				F3		F2		4	0	0	0	0	1	1						
Tom Satriono, L OBP: 0.287, SLG: 0.238 (1, 2)			4-3						F9	4	0	2	0	0	0	0						
Bobby Knoop, R OBP: 0.292, SLG: 0.277 (1, 4)										3	0	2	1	0	0	1						
George Brunet, R (1, 1)										1	0	0	0	0	1	1						
Barry Latman, R OBP: 0.135, SLG: 0.189 (6, 1)										0	0	0	0	0	0	0						
Felix Torres, R OBP: 0.261, SLG: 0.417 (7, PH)										1	0	0	0	0	0	2						
Dan Osinski, R OBP: 0.118, SLG: 0.063 (8, 1)										0	0	0	0	0	0	0						
Inning Stats	R: 0 E: 0 K: 1 S: 6	H: 1 LOB: 1 BB: 0 P: 6	R: 0 E: 0 K: 1 S: 5	H: 0 LOB: 0 BB: 0 P: 5	R: 0 E: 0 K: 0 S: 4	H: 1 LOB: 1 BB: 0 P: 4	R: 0 E: 0 K: 1 S: 5	H: 0 LOB: 0 BB: 0 P: 5	R: 0 E: 0 K: 1 S: 6	H: 1 LOB: 1 BB: 0 P: 6	R: 0 E: 0 K: 0 S: 3	H: 0 LOB: 0 BB: 0 P: 3	R: 1 E: 0 K: 0 S: 6	H: 3 LOB: 2 BB: 0 P: 6	R: 0 E: 0 K: 1 S: 5	H: 0 LOB: 1 BB: 1 P: 9	R: 0 E: 0 K: 0 S: 3	H: 0 LOB: 0 BB: 0 P: 3	1B: 5 2B: 1 3B: 0 HR: 0	SF: 0 SAC: 1 DP: 0 HBP: 0	WP: 0 PB: 0 SB: 0 CS: 0	PA: 34
PITCHER	IP	WLS	BF	H	R	ER	SO	BB	IBB	HBP	BLK	WP	HR	S	P	ERA	WHIP					
Al Downing, L ERA: 3.23 (1, 1)	9.0	W	34	6	1	1	5	1	0	0	0	0	0	43	47	1.00	0.778					

New York Yankees @ Los Angeles Angels
Dodger Stadium, Los Angeles, CA
 Tue Sep 01 1964, 7:05 PM PDT
 Att: 19,983 - Unknown

AB	32
R	1
H	6
RBI	1
BB	1
SO	5
LOB	11



Batter	1	2	3	4	5	6	7	8	9	AB	R	H	RBI	BB	SO	LOB	TOP			
Phil Linz, R (1, 6) OBP: 0.327, SLG: 0.376 Johnny Blanchard, L (9, PH) OBP: 0.337, SLG: 0.415										3	0	0	0	0	3	1	New York Yankees @ Los Angeles Angels Dodger Stadium, Los Angeles, CA Wed Sep 02 1964, 7:05 PM PDT Att: 25,003 - Unknown livebaseballscorecards.com			
Pedro Gonzalez, R (1, 5) OBP: 0.333, SLG: 0.379										4	0	0	0	0	0	0				
Roger Maris, L (1, 9) OBP: 0.373, SLG: 0.466										3	0	0	0	1	0	0				
Mickey Mantle, S (1, 8) OBP: 0.419, SLG: 0.593										3	0	1	0	0	0	1				
Tom Tresh, S (1, 7) OBP: 0.352, SLG: 0.413										3	0	1	0	0	0	1				
Joe Pepitone, L (1, 3) OBP: 0.276, SLG: 0.402										3	0	1	0	0	0	0				
Elston Howard, R (1, 2) OBP: 0.353, SLG: 0.425										3	0	1	0	0	1	2				
Bobby Richardson, R (1, 4) OBP: 0.284, SLG: 0.330										3	0	0	0	0	0	3				
Jim Bouton, R (1, 1) OBP: 0.129, SLG: 0.143 Archie Moore, L (6, PH) OBP: 0.250, SLG: 0.222 Bill Stafford, R (6, 1) OBP: 0.077, SLG: 0.154 Tony Kubek, L (8, PH) OBP: 0.280, SLG: 0.335 Hal Reniff, R (8, 1) OBP: 0.111, SLG: 0.111										1	0	0	0	0	0	1				
Inning Stats	R: 0 E: 0 K: 1 S: 5	H: 0 LOB: 0 BB: 0 P: 5	R: 0 E: 0 K: 0 S: 3	H: 1 LOB: 0 BB: 0 P: 3	R: 0 E: 0 K: 1 S: 6	H: 1 LOB: 1 BB: 0 P: 6	R: 0 E: 0 K: 0 S: 3	H: 0 LOB: 0 BB: 0 P: 3	R: 0 E: 0 K: 1 S: 5	H: 0 LOB: 0 BB: 0 P: 5	R: 0 E: 0 K: 0 S: 2	H: 0 LOB: 0 BB: 1 P: 6	R: 0 E: 0 K: 1 S: 7	H: 2 LOB: 2 BB: 0 P: 7	R: 0 E: 0 K: 0 S: 3	H: 0 LOB: 0 BB: 0 P: 3		1B: 4 2B: 0 3B: 0 HR: 0	SF: 0 SAC: 0 DP: 2 HBP: 0	WP: 0 PB: 0 SB: 0 CS: 0
PITCHER Dean Chance, R (1, 1) ERA: 1.61	IP: 9.0 WLS: W BF: 30 H: 4 R: 0 ER: 0 SO: 4 BB: 1 IBB: 0 HBP: 0 BLK: 0 WP: 0 HR: 0 S: 37 P: 41 ERA: 0.00 WHIP: 0.556															PITCHER				

Batter	1	2	3	4	5	6	7	8	9	AB	R	H	RBI	BB	SO	LOB	BOTTOM			
Lou Clinton, R (1, 9) OBP: 0.305, SLG: 0.391										4	0	1	1	0	0	0	New York Yankees @ Los Angeles Angels Dodger Stadium, Los Angeles, CA Wed Sep 02 1964, 7:05 PM PDT Att: 25,003 - Unknown livebaseballscorecards.com			
Jim Fregosi, R (1, 6) OBP: 0.380, SLG: 0.487										3	1	0	0	1	1	1				
Willie Smith, L (1, 7) OBP: 0.313, SLG: 0.470										3	1	2	0	0	0	0				
Joe Adcock, R (1, 3) OBP: 0.357, SLG: 0.484 Vic Power, R (9, 3) OBP: 0.297, SLG: 0.314										4	1	2	3	0	0	3				
Felix Torres, R (1, 5) OBP: 0.257, SLG: 0.409										4	0	0	0	0	0	2				
Rick Reichardt, R (1, 8)										3	0	0	0	0	1	1				
Tom Satriano, L (1, 2) OBP: 0.283, SLG: 0.235										3	0	0	0	0	1	1				
Bobby Knoop, R (1, 4) OBP: 0.292, SLG: 0.277										3	1	1	0	0	0	0				
Dean Chance, R (1, 1) OBP: 0.135, SLG: 0.099										3	0	0	0	0	1	1				
Inning Stats	R: 0 E: 0 K: 1 S: 5	H: 0 LOB: 0 BB: 0 P: 5	R: 0 E: 0 K: 0 S: 4	H: 1 LOB: 1 BB: 0 P: 4	R: 0 E: 0 K: 0 S: 3	H: 0 LOB: 0 BB: 0 P: 3	R: 3 E: 1 K: 0 S: 6	H: 2 LOB: 0 BB: 0 P: 6	R: 1 E: 1 K: 0 S: 6	H: 3 LOB: 2 BB: 0 P: 6	R: 0 E: 0 K: 1 S: 5	H: 0 LOB: 0 BB: 0 P: 5	R: 0 E: 0 K: 0 S: 3	H: 0 LOB: 1 BB: 1 P: 7	R: 0 E: 0 K: 0 S: 3	H: 0 LOB: 1 BB: 1 P: 7		1B: 4 2B: 1 3B: 0 HR: 1	SF: 0 SAC: 1 DP: 0 HBP: 0	WP: 0 PB: 0 SB: 0 CS: 0
PITCHER Jim Bouton, R (1, 1) ERA: 2.63 Bill Stafford, R (6, 1) ERA: 2.14 Hal Reniff, R (8, 1) ERA: 2.89	IP: 5.0 WLS: L BF: 22 H: 6 R: 4 ER: 3 SO: 10 BB: 0 IBB: 0 HBP: 0 BLK: 0 WP: 0 HR: 1 S: 24 P: 24 ERA: 5.40 WHIP: 1.200															PITCHER				

Batter	1	2	3	4	5	6	7	8	9	AB	R	H	RBI	BB	SO	LOB	TOP			
Tony Kubek, L (1, 6) OBP: 0.283, SLG: 0.341	F7		FC5-4 BB		1B 3B		K			3	1	1	0	1	1	0				
Bobby Richardson, R (1, 4) OBP: 0.284, SLG: 0.330	5-3		FC5-4 1-2		1B			K		4	0	1	1	0	1	1				
Roger Maris, L (1, 9) OBP: 0.369, SLG: 0.462	F7			L8	K			K		4	0	0	0	0	2	1				
Mickey Mantle, S (1, 8) OBP: 0.420, SLG: 0.589		3-1		FC3-6 BB				K		2	0	0	0	2	1	0				
Tom Tresh, S (1, 7) OBP: 0.352, SLG: 0.410		4-3		FC3-6 1B 1-2		G3		BB		3	0	0	0	1	0	2				
Joe Pepitone, L (1, 3) OBP: 0.276, SLG: 0.401		B3		1B		F7		F2		4	0	1	0	0	0	2				
Johnny Blanchard, L (1, 2) OBP: 0.329, SLG: 0.432			HR	G3		3-1		F4		4	1	1	1	0	0	4				
Clete Boyer, R (1, 5) OBP: 0.263, SLG: 0.304			5-3		6-3			F4		3	0	0	0	0	0	0				
Eiston Howard, R (9, PH) OBP: 0.354, SLG: 0.425										0	0	0	0	1	0	0				
Pedro Gonzalez, R (9, PH) OBP: 0.333, SLG: 0.379										0	0	0	0	0	0	0				
Mel Stottlemyre, R (1, 1) OBP: 0.235, SLG: 0.188										2	0	0	0	0	1	0				
Pete Mikkelsen, R (5, 1)										0	0	0	0	0	0	0				
Hector Lopez, R (7, PH) OBP: 0.315, SLG: 0.429										1	0	0	0	0	1	0				
Hal Reniff, R (7, 1) OBP: 0.111, SLG: 0.111										0	0	0	0	0	0	0				
Phil Linz, R (9, PH) OBP: 0.326, SLG: 0.375										1	0	0	0	0	0	2				
Inning Stats	R: 0 E: 0 K: 0 S: 3	H: 0 LOB: 0 BB: 0 P: 3	R: 0 E: 0 K: 0 S: 3	H: 0 LOB: 0 BB: 0 P: 3	R: 1 E: 0 K: 1 S: 6	H: 1 LOB: 1 BB: 1 P: 10	R: 0 E: 0 K: 0 S: 4	H: 1 LOB: 2 BB: 1 P: 8	R: 1 E: 0 K: 1 S: 7	H: 2 LOB: 1 BB: 0 P: 7	R: 0 E: 0 K: 0 S: 3	H: 0 LOB: 0 BB: 0 P: 7	R: 0 E: 0 K: 3 S: 9	H: 0 LOB: 0 BB: 0 P: 9	R: 0 E: 0 K: 0 S: 3	H: 0 LOB: 2 BB: 2 P: 11	1B: 2 2B: 0 3B: 1 HR: 1	SF: 0 SAC: 0 DP: 0 HBP: 0	WP: 0 PB: 0 SB: 0 CS: 0	PA: 36
PITCHER	IP WLS BF H R ER SO BB IBB HBP BLK WP HR S P ERA WHIP																			
Ken McBride, R (1, 1) ERA: 5.25	5.0 W 22 4 2 2 2 3 0 0 0 0 1 23 35 3.60 1.400																			
Bob Lee, R (6, 1) ERA: 1.56	4.0 S 14 0 0 0 5 2 0 0 0 0 0 0 22 30 0.00 0.500																			

New York Yankees @ Los Angeles Angels
Dodger Stadium, Los Angeles, CA
 Thu Sep 03 1964, 3:33 AM PDT
 Att: 9,858 - Sunny

AB 31
 R 2
 H 4
 RBI 2
 BB 5
 SO 7
 LOB 12





Batter	1	2	3	4	5	6	7	8	9	AB	R	H	RBI	BB	SO	LOB	BOTTOM			
Paul Schaaf, R (1, 5)	F9	FC5 2-3f		FC6-4 1-2f		F2				4	0	0	0	0	5					
Vic Power, R (1, 3) OBP: 0.274, SLG: 0.315	HR BB		G4-6-3 1B	1B	1B FC1-5-2-5 BB	F9				2	1	1	0	2	0	1				
Jim Fregosi, R (1, 6) OBP: 0.385, SLG: 0.498	HR		G4-6-3 1B	2B FC1-5-2-5 BB	1B	G6-3 BB				3	2	3	2	1	0	0				
Willie Smith, L (1, 7) OBP: 0.309, SLG: 0.464	4-3		G4-6-3 1-2 2-3	2B FC1-5-2-5	2B	G6-3 1-2f				4	1	0	0	0	5					
Lou Clinton, R (1, 9) OBP: 0.304, SLG: 0.392	K		K		2B 2-H 3-H	6-3				4	0	1	2	0	2	1				
Buck Rodgers, S (1, 2) OBP: 0.301, SLG: 0.310		CS 1B		F6	1-3	3-1				4	0	1	0	0	0	1				
Rick Reichardt, R (1, 8) OBP: 0.182, SLG: 0.182		FC5 1-2 1B		FC4-6 1B	K	F4				4	0	2	0	0	1	1				
Bobby Knoop, R (1, 4) OBP: 0.292, SLG: 0.275		1-2 BB		FC4-6 BB		F9		F8		3	0	0	0	1	0	1				
Ken McBride, R (1, 1) OBP: 0.375, SLG: 0.231		F5		FC6-4 BB						1	0	0	0	1	0	2				
Bob Lee, R (6, 1)										0	0	0	0	1	0	0				
Inning Stats	R: 2 E: 0 K: 1 S: 6	H: 1 LOB: 1 BB: 1 P: 10	R: 0 E: 0 K: 0 S: 4	H: 2 LOB: 2 BB: 1 P: 8	R: 0 E: 0 K: 1 S: 6	H: 2 LOB: 1 BB: 0 P: 6	R: 0 E: 0 K: 0 S: 4	H: 1 LOB: 2 BB: 1 P: 8	R: 2 E: 0 K: 1 S: 7	H: 2 LOB: 1 BB: 1 P: 11	R: 0 E: 0 K: 0 S: 3	H: 0 LOB: 0 BB: 1 P: 7	R: 0 E: 0 K: 0 S: 2	H: 0 LOB: 0 BB: 1 P: 6	R: 0 E: 0 K: 0 S: 3	H: 0 LOB: 0 BB: 0 P: 3	1B: 6 2B: 1 3B: 0 HR: 1	SF: 0 SAC: 0 DP: 2 HBP: 0	WP: 0 PB: 0 SB: 1 CS: 1	PA: 35
PITCHER	IP WLS BF H R ER SO BB IBB HBP BLK WP HR S P ERA WHIP																			
Mel Stottlemyre, R (1, 1) ERA: 2.18	4.1 L 23 8 4 4 2 4 0 0 0 0 0 1 23 39 8.31 2.769																			
Pete Mikkelsen, R (5, 1) ERA: 3.7	1.2 6 0 0 0 1 1 0 0 0 0 0 0 7 11 0.00 0.600																			
Hal Reniff, R (7, 1) ERA: 2.79	2.0 6 0 0 0 0 1 0 0 0 0 0 0 5 9 0.00 0.500																			

New York Yankees @ Los Angeles Angels
Dodger Stadium, Los Angeles, CA
 Thu Sep 03 1964, 3:33 AM PDT
 Att: 9,858 - Sunny

AB 29
 R 4
 H 8
 RBI 4
 BB 6
 SO 3
 LOB 17



Batter	1	2	3	4	5	6	7	8	9	AB	R	H	RBI	BB	SO	LOB	TOP				
Tony Kubek, L (1, 6) OBP: 0.280, SLG: 0.336	0-0 FC4-6 BB HR 1B	0-0 F8		0-0 4-3		0-0 4-3		0-0 L4		5	1	1	0	0	0	1	New York Yankees @ Kansas City Athletics Municipal Stadium, Kansas City, MO Sat Sep 05 1964, 8:05 PM EDT Att: 18,759 - Unknown livebaseballscorecards.com 				
Bobby Richardson, R (1, 4) OBP: 0.269, SLG: 0.333	4-0 FC4-6 BB	0-0 PB WP 1B		0-0 5-3		0-0 1B 1B		0-0 F3		4	1	2	0	1	0	0					
Roger Maris, L (1, 9) OBP: 0.372, SLG: 0.461	0-0 FC4-6 WP HR 1-2 2-3	0-0 WP PB 1B		0-0 BB HR 1B		0-0 L8		0-0 L8		5	2	2	1	0	0	3					
Mickey Mantle, S (1, 7) OBP: 0.425, SLG: 0.605	0-0 1-H 3-H HR	4-0 WP BB		4-0 HR BB		0-0 1-3 1B				3	2	2	3	2	0	0					
Hector Lopez, R (9, 7) OBP: 0.318, SLG: 0.429		1-2 2-3 BB		1-2 HR BB				0-0 F9		0	0	0	0	0	0	0					
Joe Pepitone, L (1, 3) OBP: 0.278, SLG: 0.409	0-0 4-3	0-0 L4		0-0 1-H 2-H HR		0-0 F5		0-0 4-3		5	1	1	3	0	0	4					
Tom Tresh, S (1, 8) OBP: 0.354, SLG: 0.410	0-3 K			0-3 K		4-0 G6-4-3 BB				3	0	0	0	2	2	0					
Elston Howard, R (1, 2) OBP: 0.354, SLG: 0.432		0-0 E9 1B 2B		0-0 FC5-4 1-2 BB		0-0 4-3		0-0 G6-4-3 1-2 BB		4	1	1	0	0	2	AB 37 R 9 H 11 RBI 8 BB 5 SO 3 LOB 14					
Clete Boyer, R (1, 5) OBP: 0.264, SLG: 0.304		0-0 4-3		0-0 L8		0-0 1-6-3		0-0 1B		4	0	1	0	0	2	WP 2 PA 42 SB 1 CS 0					
Al Downing, R (1, 1) OBP: 0.184, SLG: 0.181		0-0 3-H 1B 1B		0-3 K		0-0 4-3		0-0 P4		2	1	1	1	0	1	1					
Stan Williams, R (3, 1) OBP: 0.150, SLG: 0.200										0	0	0	0	0	0	0					
Ralph Terry, R (3, 1) OBP: 0.226, SLG: 0.188										2	0	0	0	0	0	1					
Hal Reniff, R (8, 1) OBP: 0.111, SLG: 0.111										0	0	0	0	0	0	0					
Inning Stats	R: 3 E: 0 K: 1 S: 7	H: 2 LOB: 0 BB: 1 P: 11	R: 3 E: 1 K: 0 S: 7	H: 4 LOB: 2 BB: 1 P: 11	R: 0 E: 0 K: 1 S: 5	H: 0 LOB: 1 BB: 1 P: 9	R: 3 E: 0 K: 1 S: 7	H: 2 LOB: 0 BB: 0 P: 11	R: 0 E: 0 K: 0 S: 3	H: 1 LOB: 1 BB: 1 P: 7	R: 0 E: 0 K: 0 S: 3	H: 0 LOB: 0 BB: 0 P: 3	R: 0 E: 0 K: 0 S: 3	H: 0 LOB: 0 BB: 0 P: 3	R: 0 E: 0 K: 0 S: 3	H: 0 LOB: 0 BB: 0 P: 3	1B: 8 2B: 1 3B: 0 HR: 2	SF: 0 SAC: 0 DP: 1 HBP: 0	WP: 2 PA: 42 SB: 1 CS: 0		
PITCHER	IP WLS BF H R ER SO BB IBB HBP BLK WP HR S P ERA WHIP	IP WLS BF H R ER SO BB IBB HBP BLK WP HR S P ERA WHIP	IP WLS BF H R ER SO BB IBB HBP BLK WP HR S P ERA WHIP	IP WLS BF H R ER SO BB IBB HBP BLK WP HR S P ERA WHIP	IP WLS BF H R ER SO BB IBB HBP BLK WP HR S P ERA WHIP	IP WLS BF H R ER SO BB IBB HBP BLK WP HR S P ERA WHIP	IP WLS BF H R ER SO BB IBB HBP BLK WP HR S P ERA WHIP	IP WLS BF H R ER SO BB IBB HBP BLK WP HR S P ERA WHIP	IP WLS BF H R ER SO BB IBB HBP BLK WP HR S P ERA WHIP	IP WLS BF H R ER SO BB IBB HBP BLK WP HR S P ERA WHIP	IP WLS BF H R ER SO BB IBB HBP BLK WP HR S P ERA WHIP	IP WLS BF H R ER SO BB IBB HBP BLK WP HR S P ERA WHIP	IP WLS BF H R ER SO BB IBB HBP BLK WP HR S P ERA WHIP	IP WLS BF H R ER SO BB IBB HBP BLK WP HR S P ERA WHIP	IP WLS BF H R ER SO BB IBB HBP BLK WP HR S P ERA WHIP	IP WLS BF H R ER SO BB IBB HBP BLK WP HR S P ERA WHIP	IP WLS BF H R ER SO BB IBB HBP BLK WP HR S P ERA WHIP				
Blue Moon Odom, R (1, 1) ERA: 27.0	2.0	14	6	6	6	1	2	0	0	0	0	0	0	0	0	0	27.00	4.000			
Jose Santiago, R (3, 1) ERA: 5.12	1.0	4	0	0	0	1	1	0	0	0	0	0	0	0	0	5	9	0.00	1.000		
Ken Sanders, R (4, 1) ERA: 3.1	3.0	L 14	4	4	3	3	1	0	0	0	0	0	0	0	1	15	19	9.00	1.667		
Moe Drabowsky, R (7, 1) ERA: 5.17	2.0	7	1	0	0	0	1	0	0	0	0	0	0	0	6	10	0.00	1.000			
Ted Bowsfield, L (9, 1) ERA: 4.5	1.0	3	0	0	0	0	0	0	0	0	0	0	0	0	3	3	0.00	0.000			
Batter	1	2	3	4	5	6	7	8	9	AB	R	H	RBI	BB	SO	LOB	BOTTOM				
Bert Campaneris, R (1, 7) OBP: 0.350, SLG: 0.457	0-0 F6		0-0 1-H 1B 3B	0-0 6-3		0-0 F9		0-0 1B 2B		5	2	2	1	0	0	1	New York Yankees @ Kansas City Athletics Municipal Stadium, Kansas City, MO Sat Sep 05 1964, 8:05 PM EDT Att: 18,759 - Unknown livebaseballscorecards.com 				
Wayne Causey, L (1, 6) OBP: 0.398, SLG: 0.403	0-0 4-3		0-0 BB FC6-4 1B	0-0 F7		0-0 4-1		0-0 G1-4-3 2-H 1B		5	1	2	2	0	0	1					
Rocky Colavito, R (1, 9) OBP: 0.369, SLG: 0.530	0-0 1B		4-0 FC6-4 BB BB	0-0 L7		0-0 5-3		0-0 G1-4-3 1-2 BB		4	1	1	0	1	0	2					
Ken Harrelson, R (1, 3) OBP: 0.260, SLG: 0.418	0-3 K		4-0 FC6-4 1-2 2-3 BB	0-0 5-3		0-0 5-3		0-3 K		4	0	0	0	1	2	1					
Doc Edwards, R (1, 2) OBP: 0.251, SLG: 0.302		0-0 HR	0-0 FC6-4 BB SF8	0-0 F3		0-0 F8		0-3 K		4	2	1	2	0	0	2					
Billy Bryan, L (9, PH) OBP: 0.289, SLG: 0.492			0-0 1-2 2-3 3-H BB	0-0 F3		0-0 F8		0-0 5-3		1	0	0	0	0	1	0					
Ed Charles, R (1, 5) OBP: 0.321, SLG: 0.373		0-0 5-3	4-0 BB BB	0-0 1B		0-0 1B		0-0 5-3		4	0	2	0	1	0	0					
Nelson Mathews, R (1, 8) OBP: 0.303, SLG: 0.385		0-0 5-3	4-0 1-2 2-3 3-H BB	0-0 1B		0-0 1B				2	0	1	1	2	0	0					
Dick Green, R (1, 4) OBP: 0.305, SLG: 0.382		0-0 P4	0-0 SF8	0-0 K		0-0 FC6-4				3	0	0	1	0	1	4					
Blue Moon Odom, R (1, 1) ERA: 27.0	2.0	14	6	6	6	1	2	0	0	0	0	0	0	0	0	0		27.00	4.000		
Jose Santiago, R (3, 1) ERA: 5.12	1.0	4	0	0	0	1	1	0	0	0	0	0	0	0	0	5	9	0.00	1.000		
Manny Jimenez, L (3, PH) OBP: 0.265, SLG: 0.453	0.1	4	0	0	0	0	3	0	0	0	0	0	0	0	0	0	13	0.00	9.000		
Ken Sanders, R (4, 1) ERA: 3.1	3.0	W 22	5	5	2	2	1	2	0	0	0	0	0	0	22	30	3.60	1.400			
Jose Tartabull, L (5, PH) OBP: 0.256, SLG: 0.244	1.2	S 4	0	0	0	2	0	0	0	0	0	0	0	0	8	8	0.00	0.000			
Moe Drabowsky, R (7, 1) ERA: 5.17	2.0	7	1	0	0	0	1	0	0	0	0	0	0	0	6	10	0.00	1.000			
Jim Gentile, L (8, PH) OBP: 0.175, SLG: 0.095	1.0	3	0	0	0	0	0	0	0	0	0	0	0	0	3	3	0.00	0.000			
Ted Bowsfield, L (9, 1) ERA: 4.5	1.0	3	0	0	0	0	0	0	0	0	0	0	0	0	3	3	0.00	0.000			
Inning Stats	R: 0 E: 0 K: 1 S: 6	H: 1 LOB: 1 BB: 0 P: 6	R: 1 E: 0 K: 0 S: 4	H: 1 LOB: 0 BB: 0 P: 4	R: 5 E: 0 K: 0 S: 5	H: 2 LOB: 2 BB: 5 P: 25	R: 0 E: 0 K: 0 S: 3	H: 0 LOB: 0 BB: 0 P: 3	R: 0 E: 0 K: 0 S: 7	H: 2 LOB: 2 BB: 0 P: 7	R: 0 E: 0 K: 0 S: 3	H: 0 LOB: 1 BB: 1 P: 7	R: 0 E: 0 K: 0 S: 4	H: 1 LOB: 2 BB: 1 P: 8	R: 1 E: 0 K: 0 S: 4	H: 2 LOB: 0 BB: 0 P: 4	R: 0 E: 0 K: 2 S: 7	H: 0 LOB: 0 BB: 0 P: 7	1B: 6 2B: 1 3B: 1 HR: 1	SF: 1 SAC: 0 DP: 1 HBP: 0	WP: 0 PA: 42 SB: 0 CS: 0
PITCHER	IP WLS BF H R ER SO BB IBB HBP BLK WP HR S P ERA WHIP	IP WLS BF H R ER SO BB IBB HBP BLK WP HR S P ERA WHIP	IP WLS BF H R ER SO BB IBB HBP BLK WP HR S P ERA WHIP	IP WLS BF H R ER SO BB IBB HBP BLK WP HR S P ERA WHIP	IP WLS BF H R ER SO BB IBB HBP BLK WP HR S P ERA WHIP	IP WLS BF H R ER SO BB IBB HBP BLK WP HR S P ERA WHIP	IP WLS BF H R ER SO BB IBB HBP BLK WP HR S P ERA WHIP	IP WLS BF H R ER SO BB IBB HBP BLK WP HR S P ERA WHIP	IP WLS BF H R ER SO BB IBB HBP BLK WP HR S P ERA WHIP	IP WLS BF H R ER SO BB IBB HBP BLK WP HR S P ERA WHIP	IP WLS BF H R ER SO BB IBB HBP BLK WP HR S P ERA WHIP	IP WLS BF H R ER SO BB IBB HBP BLK WP HR S P ERA WHIP	IP WLS BF H R ER SO BB IBB HBP BLK WP HR S P ERA WHIP	IP WLS BF H R ER SO BB IBB HBP BLK WP HR S P ERA WHIP	IP WLS BF H R ER SO BB IBB HBP BLK WP HR S P ERA WHIP	IP WLS BF H R ER SO BB IBB HBP BLK WP HR S P ERA WHIP	IP WLS BF H R ER SO BB IBB HBP BLK WP HR S P ERA WHIP				
Al Downing, L (1, 1) ERA: 3.42	2.0	14	6	6	6	1	2	0	0	0	0	0	0	0	0	0	27.00	4.000			
Stan Williams, R (3, 1) ERA: 4.25	0.1	4	0	0	0	0	3	0	0	0	0	0	0	0	1	13	0.00	9.000			
Ralph Terry, R (3, 1) ERA: 4.51	5.0	W 22	5	5	2	2	1	2	0	0	0	0	0	0	22	30	3.60	1.400			
Hal Reniff, R (8, 1) ERA: 2.72	1.2	S 4	0	0	0	2	0	0	0	0	0	0	0	0	8	8	0.00	0.000			

Batter	1	2	3	4	5	6	7	8	9	AB	R	H	RBI	BB	SO	LOB	TOP										
Tony Kubek, L (1, 6) OBP: 0.279, SLG: 0.343										5	1	1	1	0	1	4	New York Yankees @ Kansas City Athletics Municipal Stadium, Kansas City, MO Sun Sep 06 1964, 4:33 AM EDT Att: 21,372 - Sunny livebaseballscorecards.com										
Bobby Richardson, R (1, 4) OBP: 0.291, SLG: 0.336										4	2	3	0	0	0	0											
Roger Maris, L (1, 9) OBP: 0.371, SLG: 0.459										4	0	1	1	0	2	2											
Mickey Mantle, S (1, 7) OBP: 0.421, SLG: 0.598										4	0	0	1	0	1	2											
Joe Pepitone, L (1, 3) OBP: 0.276, SLG: 0.406										4	0	0	0	0	2	3											
Tom Tresh, S (1, 8) OBP: 0.352, SLG: 0.407										4	0	0	0	0	2	2											
Elston Howard, R (1, 2) OBP: 0.357, SLG: 0.437										4	0	3	0	0	1	0											
Clete Boyer, R (1, 5) OBP: 0.264, SLG: 0.304										4	0	1	0	0	2	2											
Rollie Sheldon, R (1, 1) OBP: 0.103, SLG: 0.103										4	0	0	0	0	3	4											
Pedro Ramos, S (9, 1) OBP: 0.220, SLG: 0.333										0	0	0	0	0	0	0											
Inning Stats	R: 1 E: 0 K: 1 S: 6	H: 1 LOB: 0 BB: 0 P: 6	R: 0 E: 0 K: 2 S: 7	H: 0 LOB: 0 BB: 0 P: 7	R: 0 E: 0 K: 3 S: 9	H: 0 LOB: 0 BB: 0 P: 9	R: 0 E: 0 K: 2 S: 8	H: 1 LOB: 1 BB: 0 P: 8	R: 0 E: 0 K: 1 S: 7	H: 2 LOB: 2 BB: 0 P: 7	R: 0 E: 0 K: 1 S: 6	H: 1 LOB: 1 BB: 0 P: 6	R: 0 E: 0 K: 1 S: 7	H: 1 LOB: 1 BB: 0 P: 7	R: 0 E: 0 K: 2 S: 8	H: 1 LOB: 1 BB: 0 P: 8	1B: 7 2B: 1 3B: 0 HR: 1	SF: 0 SAC: 0 DP: 0 HBP: 0	WP: 3 PB: 0 CS: 2	PA: 37							
PITCHER	IP	WLS	BF	H	R	ER	SO	BB	IBB	HBP	BLK	WP	HR	S	P	ERA	WHIP										
Diego Segui, R (1, 1) ERA: 4.2	8.0	L	33	8	3	3	12	0	0	0	0	2	1	57	57	3.38	1.000										
Wes Stock, R (9, 1) ERA: 2.52	0.0		1	1	0	0	0	0	0	0	0	0	0	1	1	∞	∞										
Moe Drabowsky, R (9, 1) ERA: 5.14	1.0	S	3	0	0	0	2	0	0	0	0	1	0	7	7	0.00	0.000										

Batter	1	2	3	4	5	6	7	8	9	AB	R	H	RBI	BB	SO	LOB	BOTTOM										
Bert Campaneris, R (1, 7) OBP: 0.343, SLG: 0.446										4	0	0	0	0	0	1	New York Yankees @ Kansas City Athletics Municipal Stadium, Kansas City, MO Sun Sep 06 1964, 4:33 AM EDT Att: 21,372 - Sunny livebaseballscorecards.com										
Wayne Causey, L (1, 6) OBP: 0.396, SLG: 0.407										3	1	1	0	1	0	0											
Rocky Colavito, R (1, 9) OBP: 0.372, SLG: 0.532										4	1	3	0	0	0	1											
Jim Gentile, L (1, 3) OBP: 0.380, SLG: 0.487										4	0	1	1	0	0	3											
Jose Tartabull, L (9, PR) OBP: 0.235, SLG: 0.244										0	0	0	0	0	0	0											
Billy Bryan, L (1, 2) OBP: 0.293, SLG: 0.490										3	0	1	0	1	1	2											
Ed Charles, R (1, 5) OBP: 0.319, SLG: 0.370										4	0	0	0	0	0	3											
Nelson Mathews, R (1, 8) OBP: 0.301, SLG: 0.383										3	0	0	0	0	1	1											
Dick Green, R (1, 4) OBP: 0.305, SLG: 0.381										3	0	1	0	0	1	0											
Diego Segui, R (1, 1) OBP: 0.221, SLG: 0.234										2	0	0	0	0	2	0											
Manny Jimenez, L (8, PH) OBP: 0.289, SLG: 0.451										1	0	0	0	0	0	1											
Wes Stock, R (9, 1) OBP: 0.235, SLG: 0.188										0	0	0	0	0	0	0											
Moe Drabowsky, R (9, 1) OBP: 0.045, SLG: 0.023										0	0	0	0	0	0	0											
Inning Stats	R: 0 E: 0 K: 0 S: 4	H: 1 LOB: 1 BB: 0 P: 4	R: 0 E: 0 K: 1 S: 4	H: 0 LOB: 1 BB: 1 P: 8	R: 0 E: 0 K: 2 S: 7	H: 0 LOB: 0 BB: 0 P: 7	R: 0 E: 0 K: 1 S: 6	H: 1 LOB: 1 BB: 0 P: 6	R: 0 E: 0 K: 1 S: 3	H: 0 LOB: 0 BB: 0 P: 3	R: 0 E: 0 K: 1 S: 5	H: 0 LOB: 0 BB: 0 P: 5	R: 0 E: 0 K: 0 S: 4	H: 2 LOB: 1 BB: 0 P: 4	R: 0 E: 0 K: 0 S: 4	H: 1 LOB: 1 BB: 0 P: 4	R: 2 E: 0 K: 0 S: 4	H: 2 LOB: 1 BB: 1 P: 8	1B: 6 2B: 0 3B: 1 HR: 0	SF: 0 SAC: 0 DP: 2 HBP: 0	WP: 0 PB: 0 CS: 1	PA: 33					
PITCHER	IP	WLS	BF	H	R	ER	SO	BB	IBB	HBP	BLK	WP	HR	S	P	ERA	WHIP										
Rollie Sheldon, R (1, 1) ERA: 3.63	8.0	W	29	5	1	1	5	2	0	0	0	0	0	37	45	1.12	0.875										
Pedro Ramos, R (9, 1) ERA: 5.17	1.0	S	4	2	1	1	0	0	0	0	0	0	0	4	4	9.00	2.000										

Batter	1	2	3	4	5	6	7	8	9	AB	R	H	RBI	BB	SO	LOB	TOP		
Tony Kubek, L (1, 6) OBP: 0.279, SLG: 0.347	F7		K			L9		L9		4	0	0	0	0	1	2			
Bobby Richardson, R (1, 4) OBP: 0.286, SLG: 0.389	L9			F8		L9		K		4	0	0	0	0	1	2			
Roger Maris, L (1, 9) OBP: 0.375, SLG: 0.471	K			F4			K		F8	4	0	0	0	0	2	0			
Mickey Mantle, S (1, 7) OBP: 0.417, SLG: 0.586		1-3		5-3			CS 1B		K	4	0	1	0	0	1	0			
Elston Howard, R (1, 2) OBP: 0.359, SLG: 0.437					K				4-3	4	0	2	0	0	1	0			
Tom Tresh, S (1, 8) OBP: 0.346, SLG: 0.397		1B				L9				3	0	0	0	0	0	2			
Joe Pepitone, L (1, 3) OBP: 0.274, SLG: 0.400										2	0	0	0	1	2	1			
Clete Boyer, R (1, 5) OBP: 0.266, SLG: 0.302			K							3	0	1	0	0	2	1			
Whitey Ford, L (1, 1) OBP: 0.250, SLG: 0.145										2	0	0	0	0	2	0			
Hal Reniff, R (7, 1) OBP: 0.111, SLG: 0.111										0	0	0	0	0	0	0			
Hector Lopez, R (8, PH) OBP: 0.320, SLG: 0.431										1	0	1	0	0	0	0			
Pete Mikkelsen, R (8, 1)										0	0	0	0	0	0	0			
Inning Stats	R: 0 E: 0 K: 1 S: 5	H: 0 LOB: 0 BB: 0 P: 5	R: 0 E: 0 K: 1 S: 6	H: 1 LOB: 1 BB: 0 P: 6	R: 0 E: 0 K: 3 S: 9	H: 0 LOB: 0 BB: 0 P: 9	R: 0 E: 0 K: 0 S: 3	H: 0 LOB: 1 BB: 0 P: 3	R: 0 E: 0 K: 2 S: 7	H: 0 LOB: 1 BB: 1 P: 11	R: 0 E: 0 K: 1 S: 5	H: 2 LOB: 1 BB: 0 P: 6	R: 0 E: 0 K: 2 S: 9	H: 2 LOB: 2 BB: 0 P: 9	R: 0 E: 0 K: 1 S: 5	H: 0 LOB: 0 BB: 0 P: 5	1B: 5 2B: 0 3B: 0 HR: 0	SF: 0 SAC: 0 DP: 0 HBP: 0	WP: 0 PA: 32 PB: 0 SB: 0 CS: 1
PITCHER Mickey Lolich, L (1, 1) ERA: 2.86	IP: 9.0 WLS: W BF: 32 H: 5 R: 0 ER: 0 SO: 12 BB: 1 IBB: 0 HBP: 0 BLK: 0 WP: 0 HR: 0 S: 55 P: 59 ERA: 0.00 WHIP: 0.667															PITCHER			

New York Yankees @ Detroit Tigers
Tiger Stadium, Detroit, MI
Wed Sep 09 1964, 7:05 PM EDT
Att. 24,525 - Cloudy

AB	31
R	0
H	5
RBI	0
BB	1
SO	12
LOB	8

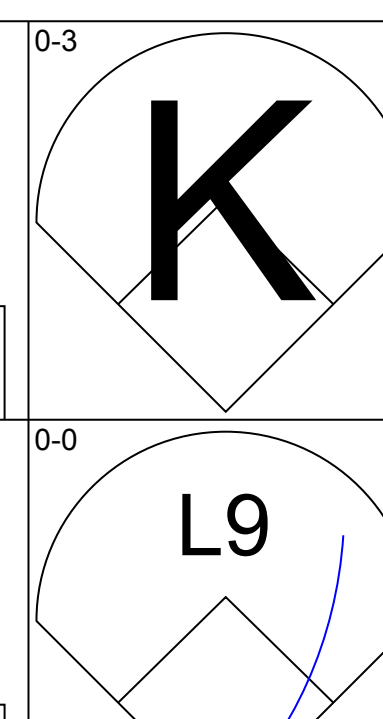
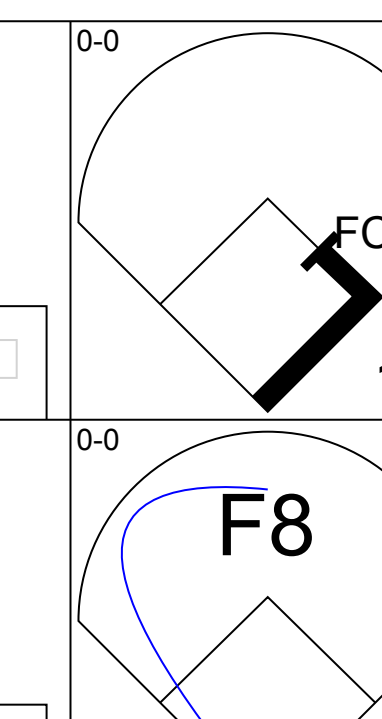
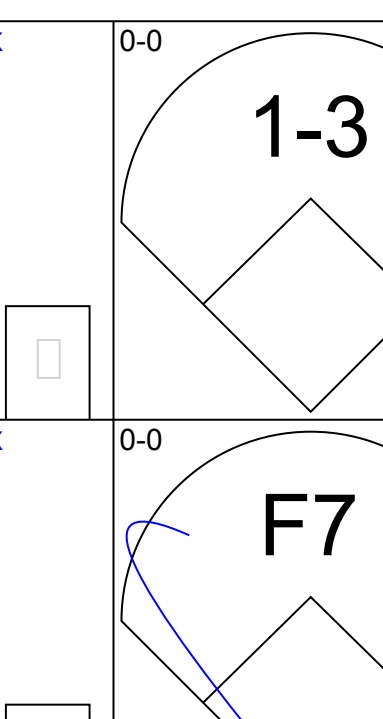
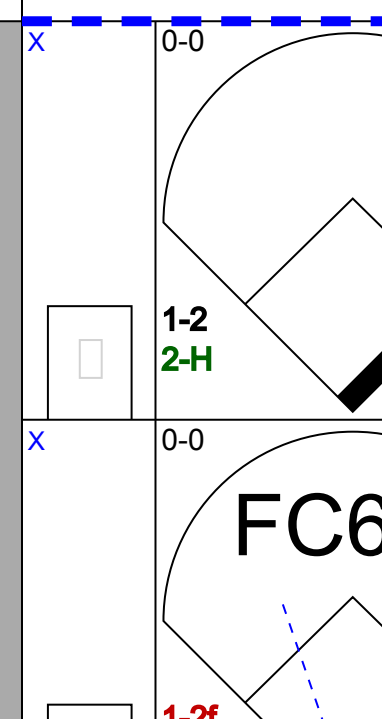
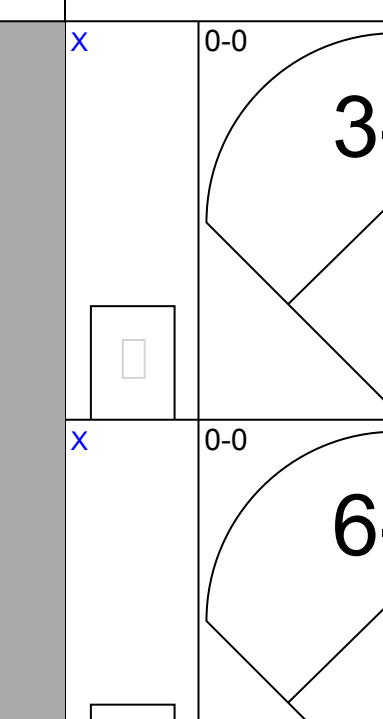

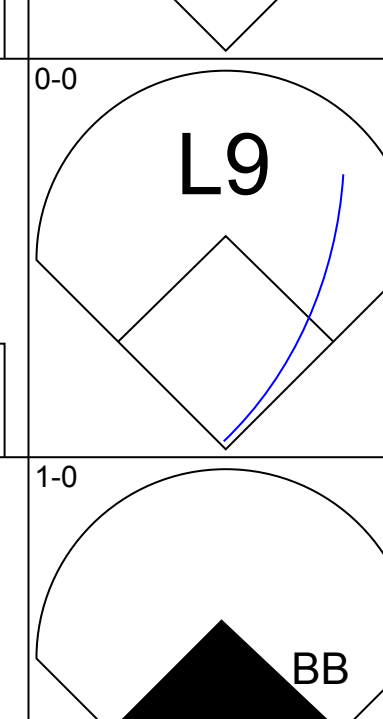
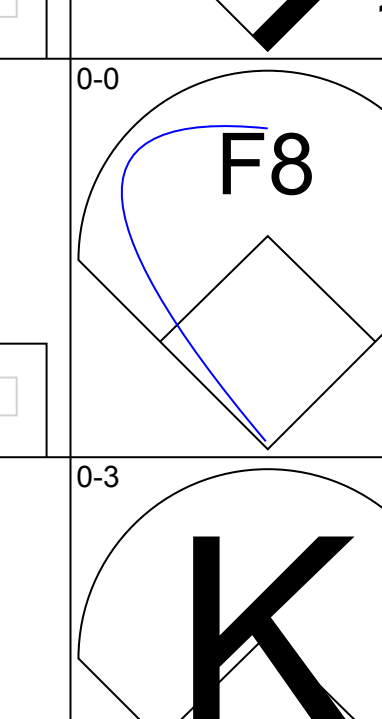
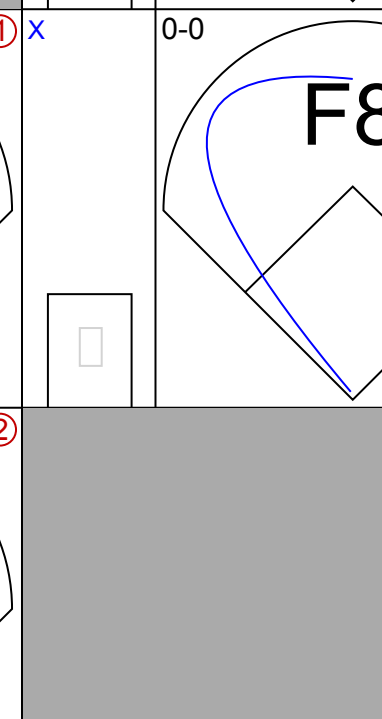
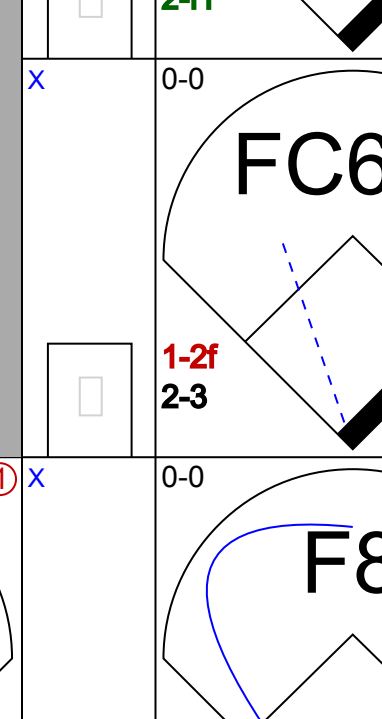
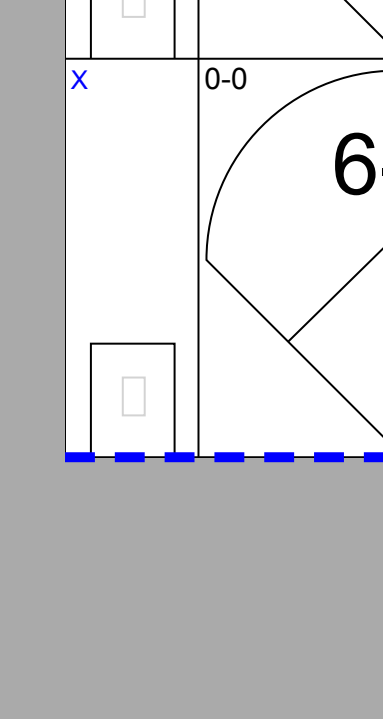
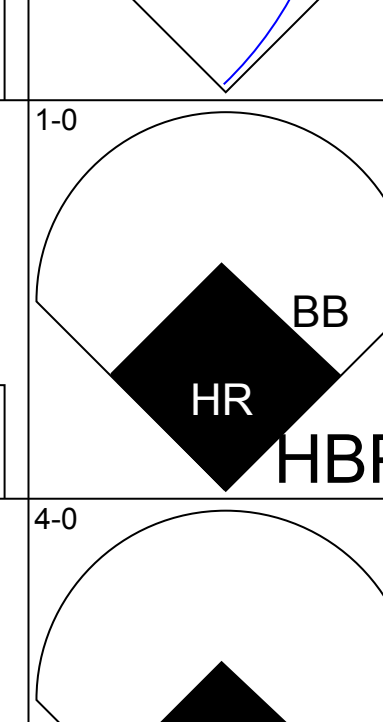
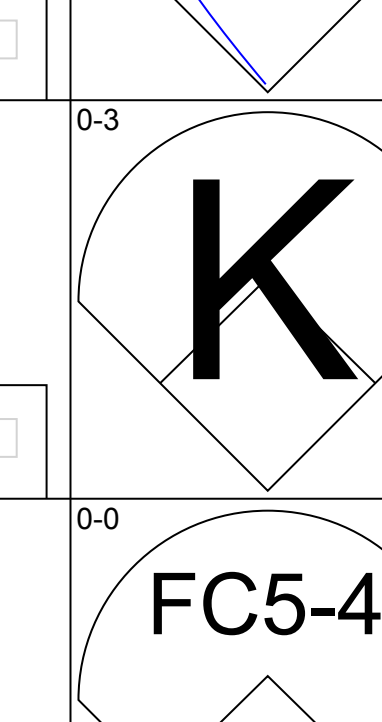
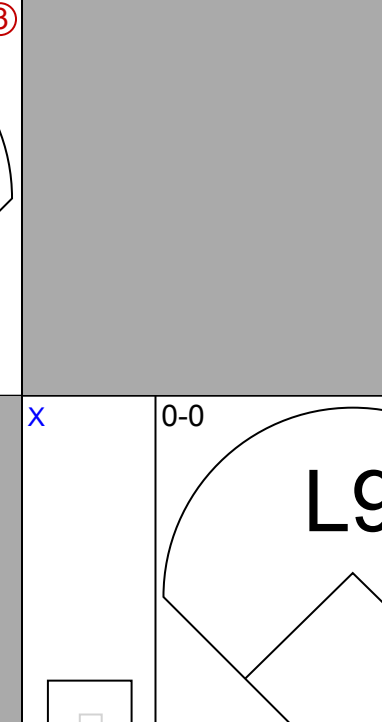
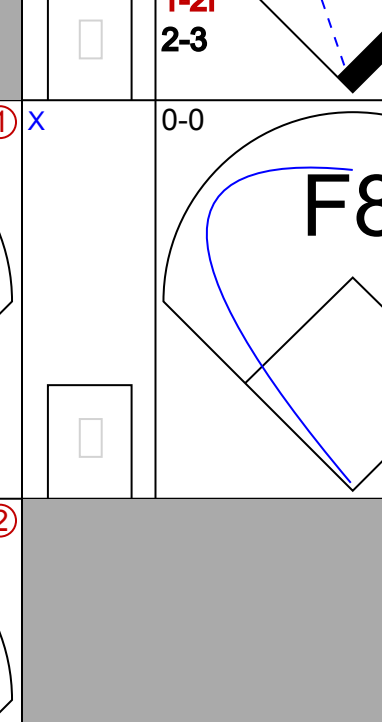
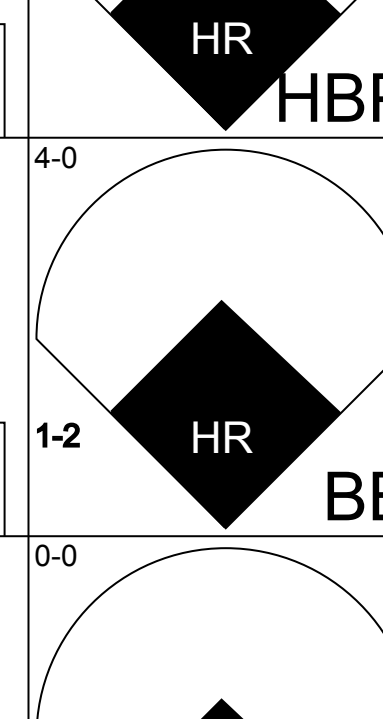
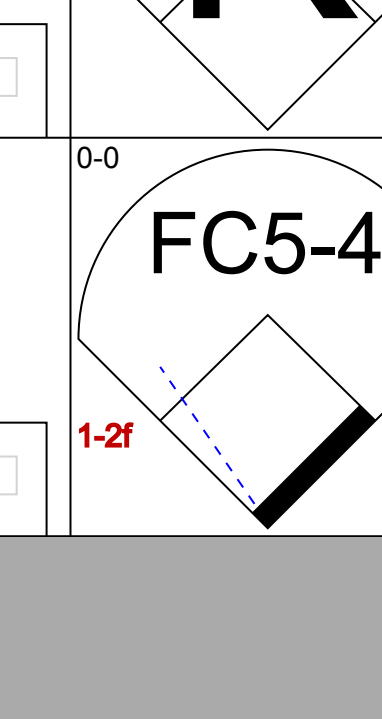
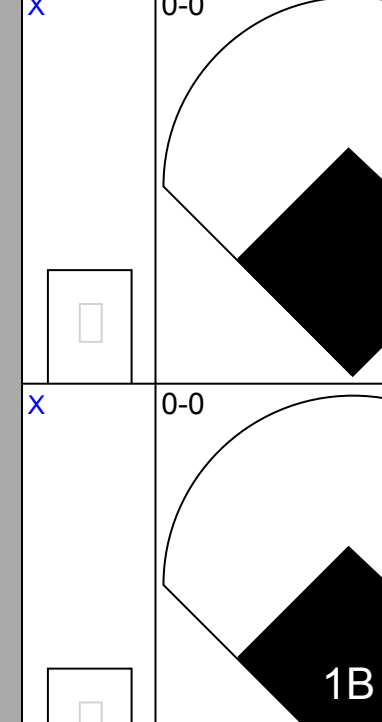

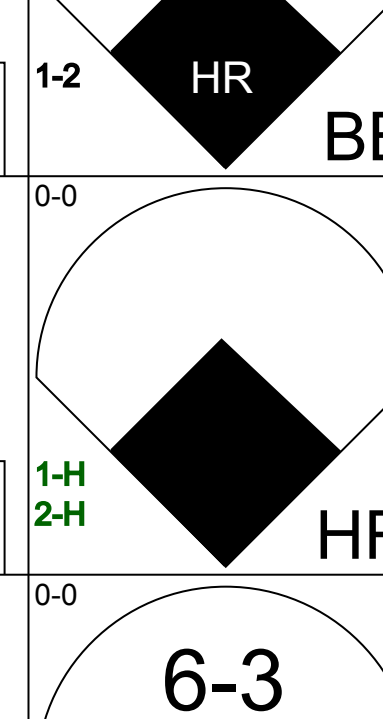

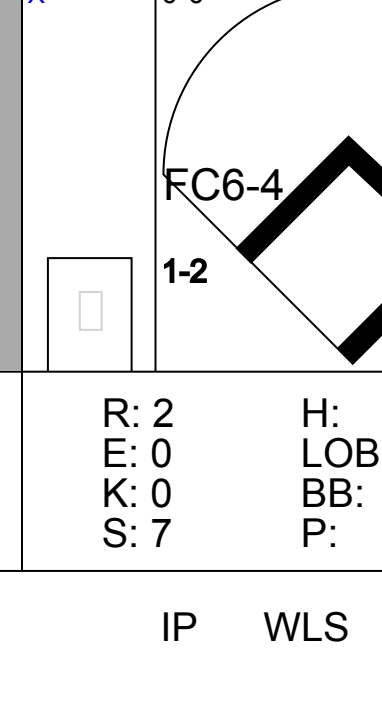

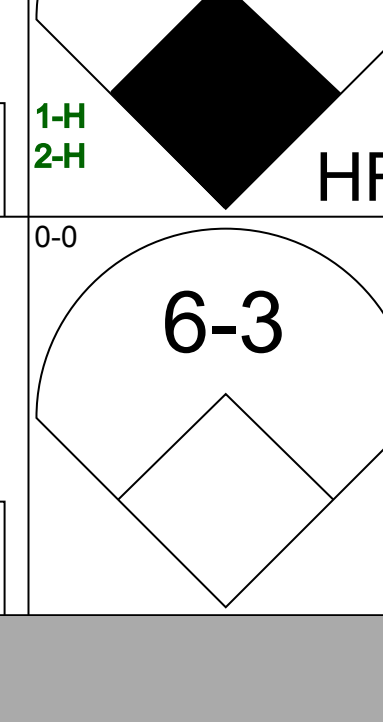

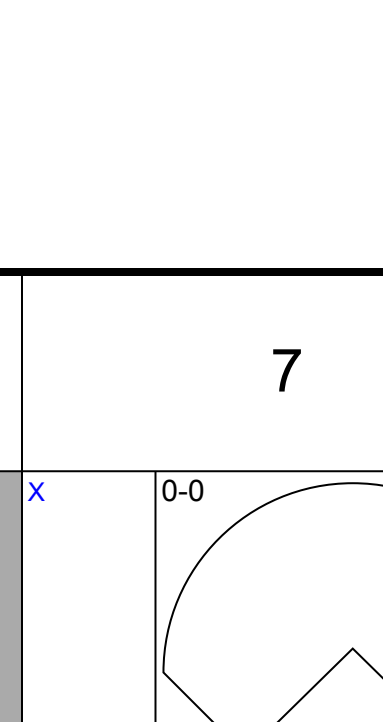
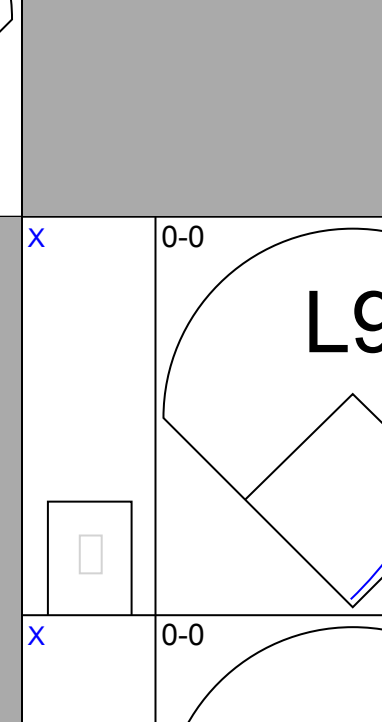


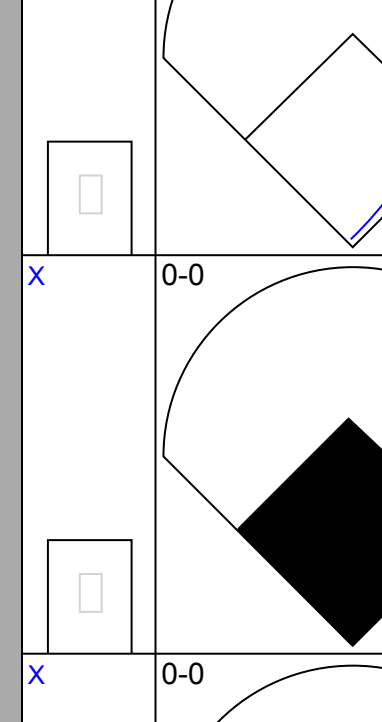
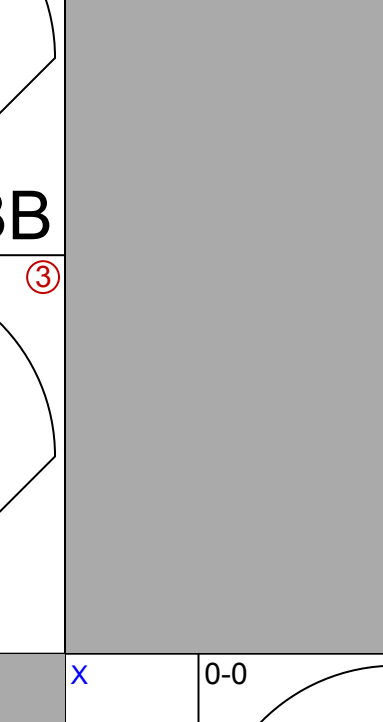


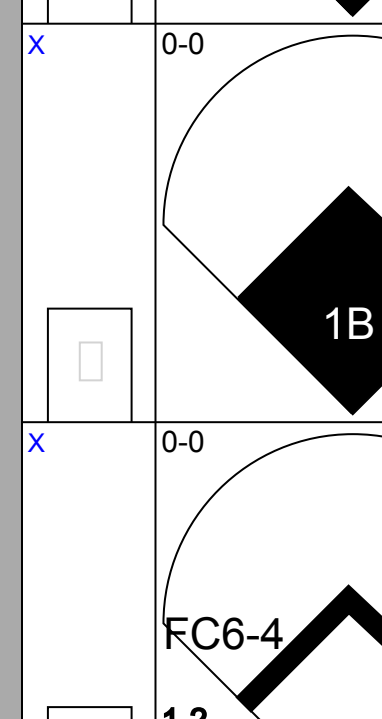
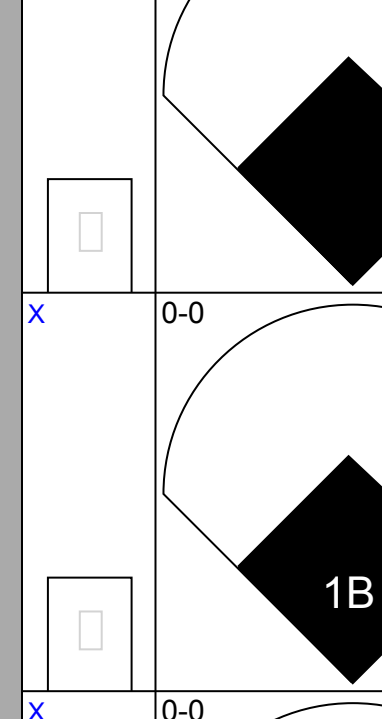


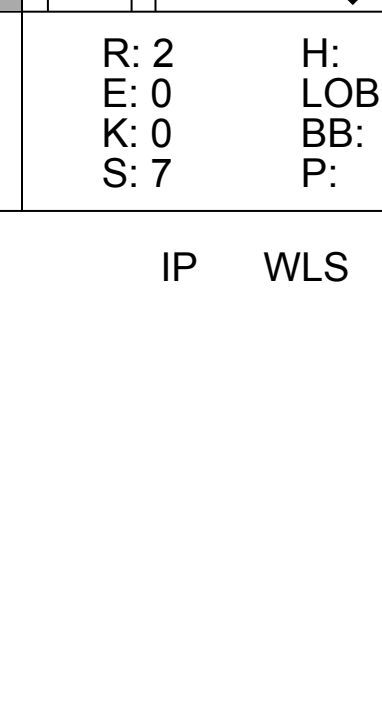


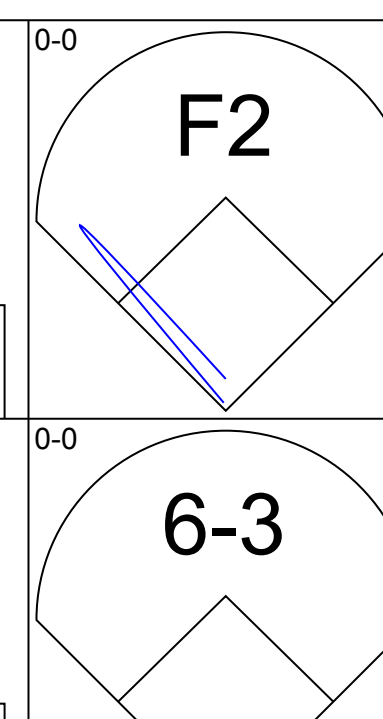
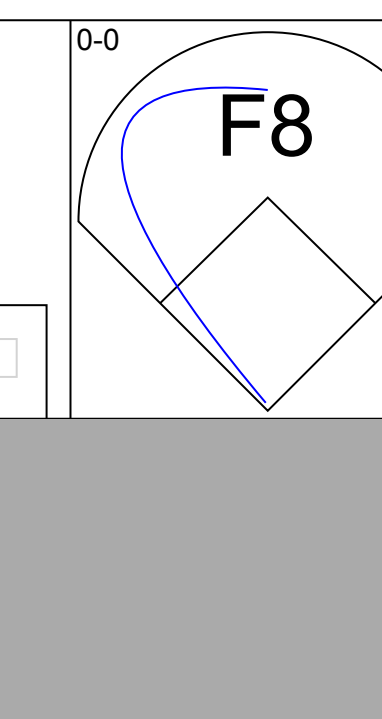
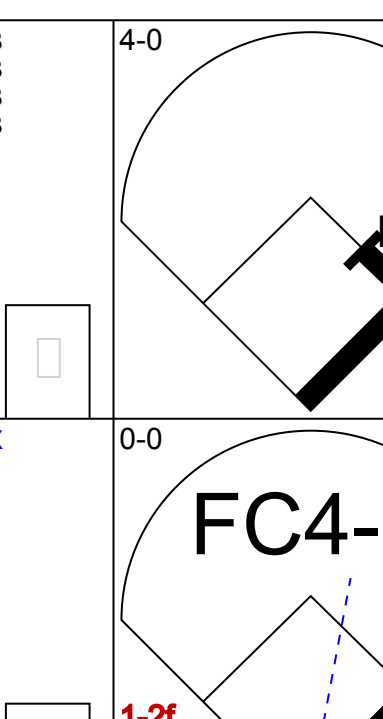
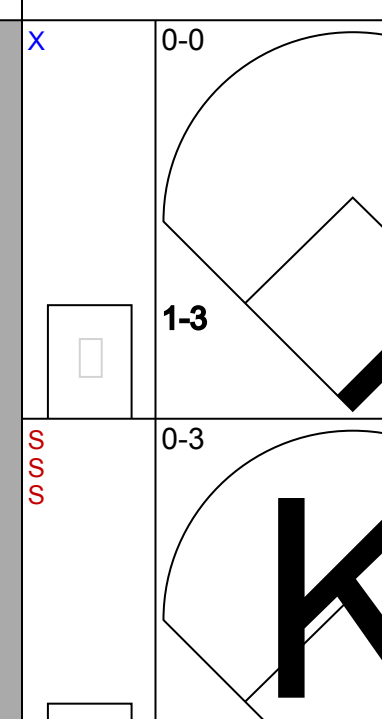
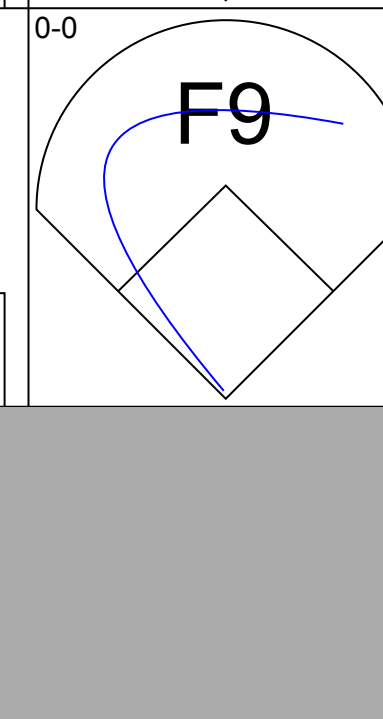








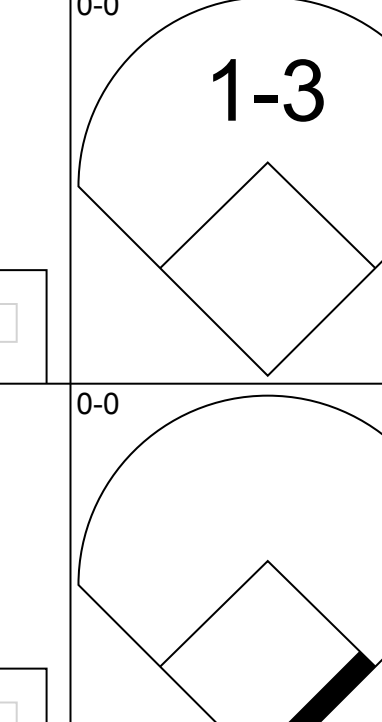
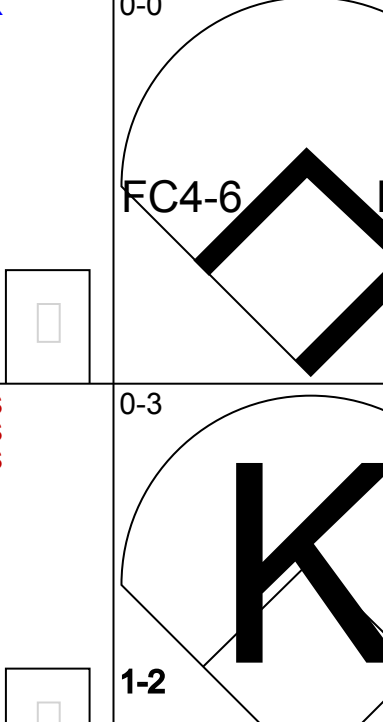
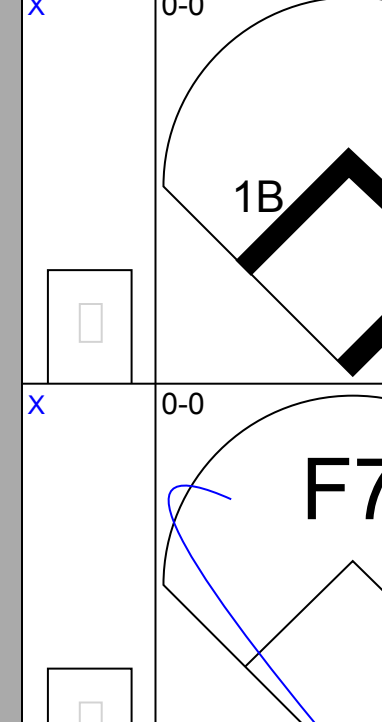

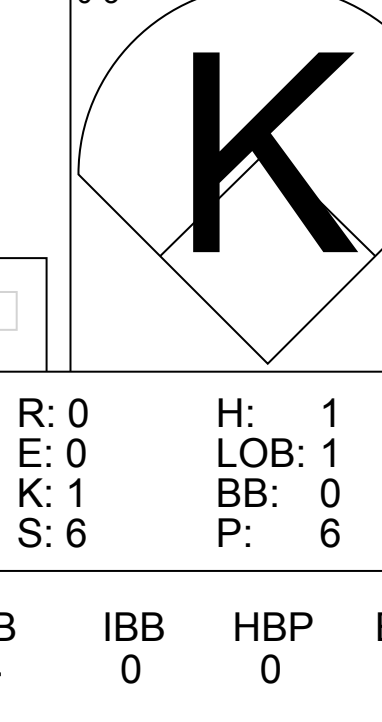
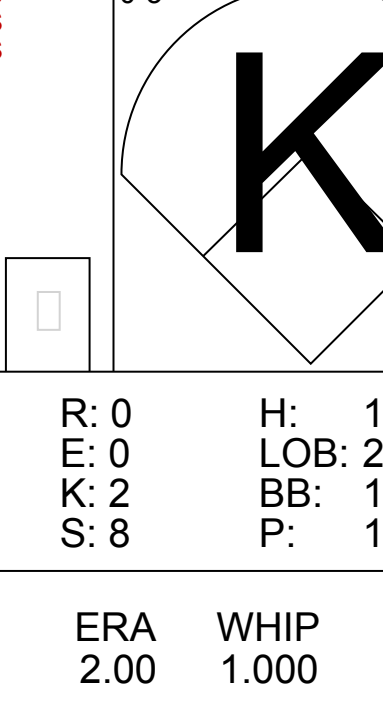
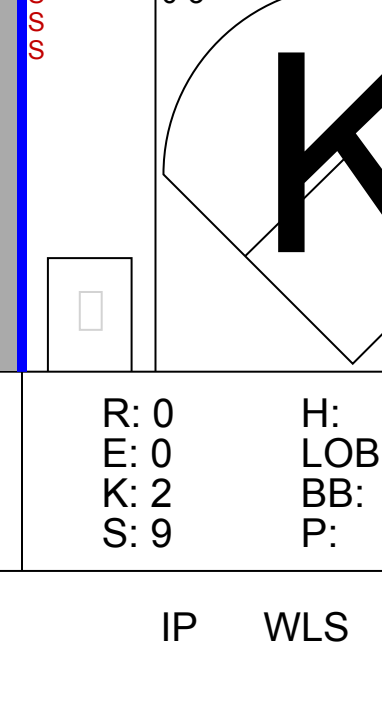




Batter	1	2	3	4	5	6	7	8	9	AB	R	H	RBI	BB	SO	LOB	BOTTOM		
Don Wert, R (1, 5) OBP: 0.325, SLG: 0.362	F7		5-3			K				4	1	1	3	0	1	0			
Jerry Lumpe, L (1, 4) OBP: 0.312, SLG: 0.348					K		2H 3H HR			4	0	2	0	0	1	0			
Al Kaline, R (1, 9) OBP: 0.385, SLG: 0.461	L5-4-3 1B				L7		3B			3	0	0	0	1	0	2			
Don Demeter, R (1, 3) OBP: 0.292, SLG: 0.457		5-3				FC5-4 1B			2-3	4	0	1	0	0	0	1			
Bill Freehan, R (1, 2) OBP: 0.358, SLG: 0.474					1-3					4	0	2	0	0	0	1			
Gates Brown, L (1, 7) OBP: 0.337, SLG: 0.496										4	1	1	0	0	1	2			
George Thomas, R (1, 8) OBP: 0.317, SLG: 0.460										3	1	1	0	1	0	1			
Dick McAuliffe, L (1, 6) OBP: 0.336, SLG: 0.443			K							2	1	1	1	2	1	0			
Mickey Lolich, S (1, 1) OBP: 0.246, SLG: 0.088			K							4	0	0	0	0	2	6			
Inning Stats	R: 0 E: 0 K: 0 S: 3	H: 1 LOB: 0 BB: 0 P: 3	R: 0 E: 0 K: 1 S: 6	H: 1 LOB: 1 BB: 0 P: 6	R: 0 E: 0 K: 2 S: 7	H: 0 LOB: 0 BB: 0 P: 7	R: 0 E: 0 K: 1 S: 6	H: 1 LOB: 1 BB: 0 P: 6	R: 0 E: 0 K: 0 S: 3	H: 0 LOB: 1 BB: 1 P: 7	R: 4 E: 0 K: 1 S: 10	H: 5 LOB: 1 BB: 0 P: 10	R: 0 E: 0 K: 0 S: 4	H: 1 LOB: 3 BB: 2 P: 12	R: 0 E: 0 K: 0 S: 4	H: 0 LOB: 0 BB: 0 P: 5	1B: 7 2B: 0 3B: 1 HR: 1	SF: 0 SAC: 0 DP: 1 HBP: 0	WP: 2 PA: 36 PB: 0 SB: 1 CS: 0
PITCHER Whitey Ford, L (1, 1) ERA: 2.37	IP: 6.2 WLS: L BF: 29 H: 8 R: 4 ER: 4 SO: 6 BB: 2 IBB: 0 HBP: 0 BLK: 0 WP: 1 HR: 1 S: 39 P: 47 ERA: 5.40 WHIP: 1.500															PITCHER			
Hal Reniff, R (7, 1) ERA: 2.66	0.1	1	0	0	0	0	0	0	0	0	0	1	1	0.00	0.000				
Pete Mikkelsen, R (8, 1) ERA: 3.86	1.0	6	1	0	0	0	1	1	0	0	1	0	4	12	0.00	2.000			

New York Yankees @ Detroit Tigers
Tiger Stadium, Detroit, MI
Wed Sep 09 1964, 7:05 PM EDT
Att. 24,525 - Cloudy

AB	32
R	4
H	9
RBI	4
BB	4
SO	6
LOB	13



Batter	1	2	3	4	5	6	7	8	9	AB	R	H	RBI	BB	SO	LOB	TOP			
Tony Kubek, L (1, 6) OBP: 0.280, SLG: 0.347										5	0	2	1	0	1	1	New York Yankees @ Detroit Tigers Tiger Stadium, Detroit, MI Thu Sep 10 1964, 4:33 AM EDT Att: 7,697 - Cloudy			
Bobby Richardson, R (1, 4) OBP: 0.282, SLG: 0.359										5	0	0	0	0	0	4				
Roger Maris, L (1, 8) OBP: 0.374, SLG: 0.468										3	1	0	0	0	1	3				
Mickey Mantle, S (1, 7) OBP: 0.416, SLG: 0.582										3	1	0	0	1	1	1				
Elston Howard, R (1, 2) OBP: 0.358, SLG: 0.442										4	1	1	3	0	0	0				
Hector Lopez, R (1, 9) OBP: 0.319, SLG: 0.426										3	0	0	0	1	0	0				
Joe Pepitone, L (1, 3) OBP: 0.277, SLG: 0.408										4	1	3	1	0	0	1				
Clete Boyer, R (1, 5) OBP: 0.270, SLG: 0.304										4	1	2	0	0	0	2				
Al Downing, R (1, 1) OBP: 0.190, SLG: 0.187										3	0	1	0	0	0	1				
Inning Stats	R: 3 E: 0 K: 1 S: 6	H: 1 LOB: 0 BB: 1 P: 11	R: 0 E: 0 K: 0 S: 3	H: 1 LOB: 0 BB: 0 P: 3	R: 0 E: 0 K: 1 S: 6	H: 1 LOB: 1 BB: 0 P: 6	R: 0 E: 0 K: 0 S: 4	H: 1 LOB: 0 BB: 0 P: 4	R: 0 E: 0 K: 0 S: 3	H: 0 LOB: 0 BB: 0 P: 3	R: 0 E: 0 K: 0 S: 7	H: 4 LOB: 2 BB: 0 P: 7	R: 0 E: 0 K: 1 S: 5	H: 0 LOB: 1 BB: 1 P: 9	R: 0 E: 0 K: 0 S: 4	H: 1 LOB: 1 BB: 0 P: 4	1B: 7 2B: 0 3B: 0 HR: 2	SF: 0 SAC: 1 DP: 1 HBP: 1	WP: 0 PB: 0 SB: 1 CS: 0	PA: 38
PITCHER	IP WLS BF H R ER SO BB IBB HBP BLK WP HR S P ERA WHIP																			
Hank Aguirre, L (1, 1) ERA: 3.61	6.1 L 27 7 5 5 2 1 0 0 0 0 2 29 34 7.11 1.263																			
Fred Gladding, R (7, 1) ERA: 3.32	0.2 3 1 0 0 0 0 0 0 0 0 0 3 3 0.00 1.500																			
Ed Rakow, R (8, 1) ERA: 3.73	2.0 8 1 0 0 0 1 1 0 0 0 0 9 13 0.00 1.000																			

Batter	1	2	3	4	5	6	7	8	9	AB	R	H	RBI	BB	SO	LOB	BOTTOM					
Don Wert, R (1, 5) OBP: 0.327, SLG: 0.362										3	0	1	0	1	0	1	New York Yankees @ Detroit Tigers Tiger Stadium, Detroit, MI Thu Sep 10 1964, 4:33 AM EDT Att: 7,697 - Cloudy					
Jerry Lumpe, L (1, 4) OBP: 0.311, SLG: 0.346										3	1	0	0	1	1	4						
Al Kaline, R (1, 9) OBP: 0.386, SLG: 0.467										3	1	1	2	1	0	0						
Don Demeter, R (1, 3) OBP: 0.289, SLG: 0.453										4	0	0	0	0	2	1						
Bill Freehan, R (1, 2) OBP: 0.355, SLG: 0.470										4	0	0	0	0	0	1						
Gates Brown, L (1, 7) OBP: 0.336, SLG: 0.492										3	0	0	0	1	0	1						
George Thomas, R (1, 8) OBP: 0.319, SLG: 0.460										4	0	2	0	0	1	1						
Dick McAuliffe, L (1, 6) OBP: 0.335, SLG: 0.442										4	0	1	0	0	1	3						
Hank Aguirre, R (1, 1) OBP: 0.077, SLG: 0.078										2	0	0	0	0	2	2						
Fred Gladding, L (7, 1) OBP: 0.254, SLG: 0.306										0	0	0	0	0	0	0						
Jake Wood, R (7, PH) OBP: 0.254, SLG: 0.306										1	0	0	0	0	1	1						
Ed Rakow, S (8, 1) OBP: 0.338, SLG: 0.439										0	0	0	0	0	0	0						
Norm Cash, L (8, PH) OBP: 0.338, SLG: 0.439										1	0	0	0	0	1	1						
Inning Stats	R: 0 E: 0 K: 0 S: 3	H: 0 LOB: 0 BB: 0 P: 3	R: 0 E: 0 K: 1 S: 5	H: 0 LOB: 0 BB: 0 P: 5	R: 0 E: 0 K: 1 S: 6	H: 1 LOB: 0 BB: 0 P: 6	R: 2 E: 0 K: 0 S: 4	H: 1 LOB: 0 BB: 1 P: 8	R: 0 E: 0 K: 2 S: 8	H: 1 LOB: 2 BB: 1 P: 12	R: 0 E: 0 K: 1 S: 5	H: 0 LOB: 1 BB: 1 P: 9	R: 0 E: 0 K: 2 S: 9	H: 2 LOB: 2 BB: 0 P: 9	R: 0 E: 0 K: 0 S: 3	H: 0 LOB: 0 BB: 0 P: 3	R: 0 E: 0 K: 2 S: 7	H: 0 LOB: 1 BB: 1 P: 11	1B: 4 2B: 0 3B: 0 HR: 1	SF: 0 SAC: 0 DP: 0 HBP: 0	WP: 0 PB: 0 SB: 0 CS: 0	PA: 36
PITCHER	IP WLS BF H R ER SO BB IBB HBP BLK WP HR S P ERA WHIP																					
Al Downing, L (1, 1) ERA: 3.36	9.0 W 36 5 2 2 9 4 0 0 0 0 1 50 66 2.00 1.000																					

AB	34
R	5
H	9
RBI	5
BB	2
SO	3
LOB	13



AB	32
R	2
H	5
RBI	2
BB	4
SO	9
LOB	16



Batter	1	2	3	4	5	6	7	8	9	AB	R	H	RBI	BB	SO	LOB	TOP					
Jerry Kindall, R (1, 6) OBP: 0.245, SLG: 0.271	F2	G6-4-3 BB		FC5-4			K		F4	4	0	0	0	1	1	2	Minnesota Twins @ New York Yankees Yankee Stadium, Bronx, NY Fri Sep 11 1964, 7:05 PM EDT Att: 25,295 - Overcast - 80 F					
Rich Rollins, R (1, 5) OBP: 0.328, SLG: 0.395	L9	G6-4-3		L8			1B 2B		K	5	1	1	0	0	1	4						
Jimmie Hall, L (1, 8) OBP: 0.334, SLG: 0.478	1B			HR			F5			4	1	3	2	0	0	0						
Harmon Killebrew, R (1, 7) OBP: 0.383, SLG: 0.562	1-2 1B			P3			F9		K	4	0	1	0	0	1	1						
Don Mincher, L (1, 3) OBP: 0.307, SLG: 0.582	P5			HR			4-3		F8	4	1	1	1	0	0	2						
Bob Allison, R (1, 9) OBP: 0.401, SLG: 0.550		BB 2B		G4-6-3 BB			K		6-3	3	1	1	0	1	1	0						
Earl Battey, R (1, 2) OBP: 0.167, SLG: 0.405	P6			G4-6-3			4-3		K	3	0	0	0	0	0	2						
Jerry Zimmerman, R (7, 2) OBP: 0.291, SLG: 0.237				1-2						1	0	0	0	0	1	0						
Johnny Goryl, R (1, 4) OBP: 0.223, SLG: 0.182		BB 2B		FC5-6 1B			P4		5-3	3	1	1	0	1	0	0						
Zolo Versalles, R (9, 6) OBP: 0.312, SLG: 0.457		1-2 BB								0	0	0	0	0	0	0						
Gerry Arrigo, L (1, 1) OBP: 0.226, SLG: 0.207				FC5-6 1B			K			2	0	1	2	0	0	1						
Jim Perry, S (4, 1) OBP: 0.167, SLG: 0.167										1	0	0	0	0	1	0						
Tony Oliva, L (9, PH) OBP: 0.359, SLG: 0.560		1-H 2-H		FC5-4						1	0	1	0	0	0	0						
Al Worthington, R (9, 1) OBP: 0.091, SLG: 0.091				1-2					1B	0	0	0	0	0	0	0						
Inning Stats	R: 0 E: 0 K: 0 S: 5	H: 2 LOB: 2 BB: 0 P: 5	R: 2 E: 0 K: 0 S: 4	H: 2 LOB: 1 BB: 2 P: 12	R: 2 E: 0 K: 0 S: 4	H: 2 LOB: 0 BB: 1 P: 8	R: 0 E: 0 K: 0 S: 4	H: 1 LOB: 1 BB: 0 P: 4	R: 0 E: 0 K: 0 S: 3	H: 0 LOB: 0 BB: 0 P: 3	R: 0 E: 0 K: 1 S: 5	H: 0 LOB: 0 BB: 0 P: 5	R: 1 E: 0 K: 3 S: 11	H: 2 LOB: 1 BB: 0 P: 11	R: 0 E: 0 K: 1 S: 5	H: 0 LOB: 0 BB: 0 P: 5	R: 0 E: 0 K: 1 S: 6	H: 1 LOB: 1 BB: 0 P: 6	1B: 6 2B: 2 3B: 0 HR: 2	SF: 0 SAC: 0 DP: 2 HBP: 0	WP: 0 PB: 0 CS: 0	PA: 38
PITCHER	IP WLS BF H R ER SO BB IBB HBP BLK WP HR S P ERA WHIP																					
Jim Bouton, R (1, 1) ERA: 2.79	2.1 L 15 6 4 4 0 3 0 0 0 0 0 2 12 24 15.43 3.857																					
Rollie Sheldon, R (3, 1) ERA: 3.54	4.2 16 3 1 1 4 0 0 0 0 0 0 0 24 24 1.93 0.643																					
Pedro Ramos, R (8, 1) ERA: 5.05	2.0 7 1 0 0 2 0 0 0 0 0 0 0 11 11 0.00 0.500																					

AB	35
R	5
H	10
RBI	5
BB	3
SO	6
LOB	12



Batter	1	2	3	4	5	6	7	8	9	AB	R	H	RBI	BB	SO	LOB	BOTTOM			
Tony Kubek, L (1, 6) OBP: 0.280, SLG: 0.346	K	6-3					4-3			4	0	1	0	0	1	2	Minnesota Twins @ New York Yankees Yankee Stadium, Bronx, NY Fri Sep 11 1964, 7:05 PM EDT Att: 25,295 - Overcast - 80 F			
Bobby Richardson, R (1, 4) OBP: 0.281, SLG: 0.324	L8			F8			SH1-4 1B		F9	3	0	0	0	0	0	0				
Roger Maris, L (1, 8) OBP: 0.371, SLG: 0.464	F8			F2			F8		F4	4	0	0	0	0	0	1				
Mickey Mantle, S (1, 9) OBP: 0.416, SLG: 0.580		BB 2B 1B		WP BB			P6		K	3	1	1	0	1	1	1				
Elston Howard, R (1, 2) OBP: 0.357, SLG: 0.442		BB 2B		1-3			K		E4 FC6-4	4	1	1	0	0	1	1				
Hector Lopez, R (1, 7) OBP: 0.322, SLG: 0.439		2H 3H		2B			4-3		FC6-4	4	0	2	2	0	0	1				
Joe Pepitone, L (1, 3) OBP: 0.279, SLG: 0.414		F2		HR			BB		4-3	3	1	1	1	1	0	1				
Clete Boyer, R (1, 5) OBP: 0.270, SLG: 0.302				HR						2	0	0	0	1	0	1				
Tom Tresh, S (9, PH) OBP: 0.345, SLG: 0.396				F8			F2		K	1	0	0	0	0	1	0				
Jim Bouton, R (1, 1) OBP: 0.133, SLG: 0.146										1	0	0	0	0	1	2				
Rollie Sheldon, R (3, 1) ERA: 3.54										1	0	0	0	0	1	0				
Roger Repoz, L (7, PH) ERA: 3.47										1	0	0	0	0	1	0				
Pedro Ramos, S (8, 1) OBP: 0.220, SLG: 0.333										0	0	0	0	0	0	0				
Johnny Blanchard, L (9, PH) OBP: 0.309, SLG: 0.460										1	0	0	0	0	1	0				
Inning Stats	R: 0 E: 0 K: 1 S: 5	H: 0 LOB: 0 BB: 0 P: 5	R: 2 E: 0 K: 1 S: 8	H: 3 LOB: 2 BB: 1 P: 12	R: 0 E: 0 K: 0 S: 3	H: 0 LOB: 1 BB: 1 P: 7	R: 1 E: 0 K: 1 S: 6	H: 2 LOB: 0 BB: 0 P: 6	R: 0 E: 0 K: 0 S: 4	H: 1 LOB: 1 BB: 0 P: 4	R: 0 E: 0 K: 1 S: 5	H: 0 LOB: 0 BB: 1 P: 9	R: 0 E: 1 K: 1 S: 6	H: 0 LOB: 1 BB: 0 P: 6	R: 0 E: 0 K: 2 S: 7	H: 0 LOB: 0 BB: 0 P: 7	1B: 2 2B: 2 3B: 1 HR: 1	SF: 0 SAC: 1 DP: 0 HBP: 0	WP: 1 PB: 0 CS: 0	PA: 36
PITCHER	IP WLS BF H R ER SO BB IBB HBP BLK WP HR S P ERA WHIP																			
Gerry Arrigo, L (1, 1) ERA: 3.96	3.1 16 5 3 3 2 2 0 0 0 0 0 1 18 26 8.10 2.100																			
Jim Perry, R (4, 1) ERA: 3.47	4.2 W 17 1 0 0 4 1 0 0 0 0 0 0 24 28 0.00 0.429																			
Al Worthington, R (9, 1) ERA: 1.72	1.0 S 3 0 0 0 2 0 0 0 0 0 0 0 7 7 0.00 0.000																			

AB	32
R	3
H	6
RBI	3
BB	3
SO	8
LOB	10



Batter	1	2	3	4	5	6	7	8	9	AB	R	H	RBI	BB	SO	LOB	TOP		
Jerry Kindall, R (1,4) OBP: 0.247, SLG: 0.272	5-3		5-3			G3 SH1 1B		4-3		3	0	1	0	0	0	0	Minnesota Twins @ New York Yankees Yankee Stadium, Bronx, NY Sat Sep 12 1964, 3:33 AM EDT Att: 18,554 - Overcast - 72 F		
Tony Oliva, L (8,PH) OBP: 0.359, SLG: 0.559						SH1 1-2		6-3		3	0	1	0	0	0	0			
Johnny Goryl, R (8,4) OBP: 0.223, SLG: 0.182										0	0	0	0	0	0	0			
Rich Rollins, R (1,5) OBP: 0.328, SLG: 0.399	F9									3	0	1	0	0	0	0			
Jimmie Hall, L (1,8) OBP: 0.338, SLG: 0.477	HR		4-3			FC5 G3 BB		FC6-4 BB		1	1	0	0	3	0	1			
Harmon Killebrew, R (1,7) OBP: 0.382, SLG: 0.566	HR					G3 1-2 2-3		FC6-4 1-2		4	1	1	2	0	0	3			
Don Mincher, L (1,3) OBP: 0.306, SLG: 0.574	F6					IBB				3	0	0	0	1	0	0			
Bob Allison, R (1,9) OBP: 0.399, SLG: 0.545		5-3				FC5 2-3f				4	0	0	0	0	1	3			
Zolo Versalles, R (1,6) OBP: 0.312, SLG: 0.456	F9									4	1	1	0	0	0	0			
Jerry Zimmerman, R (1,2) OBP: 0.285, SLG: 0.231																			
Frank Kostro, R (9,PH) OBP: 0.290, SLG: 0.402																			
Jim Kaat, L (9,FR) OBP: 0.264, SLG: 0.303	1-3							L7		3	0	0	0	0	0	0			
Ron Henry, R (9,2) OBP: 0.167, SLG: 0.324								2B		0	0	0	0	0	0	0			
Camilo Pascual, R (1,1) OBP: 0.236, SLG: 0.235										2	0	0	0	0	0	0			
Rich Reese, L (7,PH) OBP: 0.400, SLG: 0.250										1	0	0	0	0	0	0			
Bill Pleis, L (7,1) OBP: 0.335, SLG: 0.403			4-3							0	0	0	0	0	0	0			
Earl Battey, R (9,PH) OBP: 0.335, SLG: 0.403										1	0	0	0	0	0	1			
Johnny Klippstein, R (9,1) OBP: 0.167, SLG: 0.130										0	0	0	0	0	0	0			
Inning Stats	R: 2 E: 0 K: 0 S: 4	H: 1 LOB: 0 BB: 1 P: 8	R: 0 E: 0 K: 0 S: 3	H: 0 LOB: 0 BB: 0 P: 3	R: 0 E: 0 K: 0 S: 4	H: 1 LOB: 1 BB: 0 P: 4	R: 0 E: 0 K: 1 S: 5	H: 0 LOB: 0 BB: 0 P: 5	R: 0 E: 0 K: 0 S: 3	H: 0 LOB: 0 BB: 2 P: 3	R: 0 E: 0 K: 0 S: 3	H: 0 LOB: 1 BB: 1 P: 7	R: 0 E: 0 K: 0 S: 3	H: 0 LOB: 1 BB: 0 P: 5	R: 1 E: 0 K: 0 S: 5	H: 2 LOB: 1 BB: 0 P: 5	1B: 2 2B: 1 3B: 1 HR: 1	SF: 0 SAC: 1 DP: 0 HBP: 0	WP: 0 PA: 36 CS: 0
PITCHER Mel Stottlemyre, R (1,1) ERA: 2.13	IP: 9.0 WLS: W BF: 36 H: 5 R: 3 ER: 3 SO: 1 BB: 3 IBB: 1 HBP: 0 BLK: 0 WP: 0 HR: 1 S: 34 P: 50 ERA: 3.00 WHIP: 0.889											PITCHER	IP: 9.0 WLS: W BF: 36 H: 5 R: 3 ER: 3 SO: 1 BB: 3 IBB: 1 HBP: 0 BLK: 0 WP: 0 HR: 1 S: 34 P: 50 ERA: 3.00 WHIP: 0.889						

AB	31
R	3
H	5
RBI	3
BB	4
SO	1
LOB	8



Batter	1	2	3	4	5	6	7	8	9	AB	R	H	RBI	BB	SO	LOB	BOTTOM		
Tony Kubek, L (1,6) OBP: 0.282, SLG: 0.350	2B									5	2	2	0	0	1	1	Minnesota Twins @ New York Yankees Yankee Stadium, Bronx, NY Sat Sep 12 1964, 3:33 AM EDT Att: 18,554 - Overcast - 72 F		
Bobby Richardson, R (1,4) OBP: 0.284, SLG: 0.328										5	0	3	2	0	0	1			
Roger Maris, L (1,8) OBP: 0.370, SLG: 0.462	2B									4	0	1	0	0	0	3			
Joe Pepitone, L (1,3) OBP: 0.277, SLG: 0.410										4	0	0	0	0	0	3			
Elston Howard, R (1,2) OBP: 0.356, SLG: 0.447	F3									4	1	1	1	0	0	1			
Johnny Blanchard, L (1,9) OBP: 0.328, SLG: 0.428										3	0	1	0	0	0	0			
Hector Lopez, R (8,PH) OBP: 0.321, SLG: 0.437										1	0	0	0	0	0	0			
Tom Tresh, S (1,7) OBP: 0.344, SLG: 0.397										4	0	1	0	0	1	1			
Phil Linz, R (1,5) OBP: 0.327, SLG: 0.373										3	1	1	0	1	1	1			
Mel Stottlemyre, R (1,1) OBP: 0.167, SLG: 0.130										3	0	0	0	0	0	3			
Inning Stats	R: 1 E: 0 K: 0 S: 5	H: 2 LOB: 1 BB: 0 P: 5	R: 0 E: 0 K: 0 S: 4	H: 1 LOB: 0 BB: 0 P: 4	R: 0 E: 0 K: 0 S: 3	H: 0 LOB: 0 BB: 0 P: 3	R: 0 E: 0 K: 0 S: 5	H: 0 LOB: 0 BB: 0 P: 3	R: 1 E: 0 K: 0 S: 6	H: 2 LOB: 1 BB: 1 P: 9	R: 0 E: 0 K: 1 S: 6	H: 1 LOB: 1 BB: 0 P: 6	R: 0 E: 0 K: 1 S: 5	H: 0 LOB: 0 BB: 0 P: 5	R: 1 E: 1 K: 1 S: 6	H: 1 LOB: 1 BB: 0 P: 6	1B: 6 2B: 3 3B: 0 HR: 1	SF: 0 SAC: 1 DP: 0 HBP: 0	WP: 0 PA: 38 CS: 1
PITCHER Camilo Pascual, R (1,1) ERA: 3.45	IP: 6.0 WLS: L BF: 27 H: 8 R: 3 ER: 2 SO: 0 BB: 0 IBB: 0 HBP: 0 BLK: 0 WP: 0 HR: 0 S: 26 P: 30 ERA: 3.45 WHIP: 1.333											PITCHER	IP: 6.0 WLS: L BF: 27 H: 8 R: 3 ER: 2 SO: 0 BB: 0 IBB: 0 HBP: 0 BLK: 0 WP: 0 HR: 0 S: 26 P: 30 ERA: 3.45 WHIP: 1.333						
Bill Pleis, L (7,1) ERA: 4.1	IP: 2.0 WLS: L BF: 7 H: 1 R: 0 ER: 0 SO: 2 BB: 0 IBB: 0 HBP: 0 BLK: 0 WP: 0 HR: 0 S: 11 P: 11 ERA: 0.00 WHIP: 0.500											PITCHER	IP: 0.2 WLS: L BF: 4 H: 1 R: 1 ER: 0 SO: 1 BB: 0 IBB: 0 HBP: 0 BLK: 0 WP: 0 HR: 0 S: 6 P: 6 ERA: 0.00 WHIP: 1.500						



Batter	1	2	3	4	5	6	7	8	9	AB	R	H	RBI	BB	SO	LOB	TOP
Rich Rollins, R OBP: 0.328, SLG: 0.401 (1, 5)	E4 3B		5-3		F8			F7		4	1	1	0	0	0	0	Minnesota Twins @ New York Yankees Yankee Stadium, Bronx, NY Sun Sep 13 1964, 3:33 AM EDT Att: 21,843 - Overcast - 61 F
Zoilo Versalles, R OBP: 0.310, SLG: 0.453 Bill Bethea, R (8, 6)	1-3		F6		F2			F9		4	0	0	0	0	0	0	
Tony Oliva, L OBP: 0.358, SLG: 0.557 (1, 9)	F7		BB 1B					K		4	0	1	0	0	2	0	
Harmon Killebrew, R OBP: 0.383, SLG: 0.564 (1, 7)	BB		1-2 BB					F9		2	0	0	0	2	1	0	
Bob Allison, R OBP: 0.396, SLG: 0.540 (1, 3)	F3		F5					L7		4	0	0	0	0	0	3	
Jimmie Hall, L OBP: 0.339, SLG: 0.482 (1, 8)		6-3		4-3				SF8 3B		4	1	2	0	0	0	0	
Earl Battey, R OBP: 0.334, SLG: 0.403 (1, 2)		FC5-4 1B		5-3				SF8		3	0	1	1	0	0	1	
Jerry Kindall, R OBP: 0.242, SLG: 0.267 (1, 4)		FC5-4 1-2		F7				K2-3		3	0	0	0	0	1	1	
Dick Stigman, R OBP: 0.127, SLG: 0.130 Dwight Siebler, R Rich Reese, L Jim Roland, R Don Mincher, L Gary Dotter, L (1, 1) (3, 1) (5, PH) (5, 1) (7, PH) (7, 1)		6-3		4-3				5-3		1	0	0	0	0	0	1	
Inning Stats	R: 1 E: 1 K: 0 S: 4	H: 1 LOB: 1 BB: 1 P: 8	R: 0 E: 0 K: 0 S: 4	H: 1 LOB: 2 BB: 1 P: 4	R: 0 E: 0 K: 0 S: 3	H: 0 LOB: 0 BB: 0 P: 3	R: 0 E: 0 K: 1 S: 5	H: 0 LOB: 0 BB: 0 P: 5	R: 1 E: 1 K: 1 S: 6	H: 1 LOB: 0 BB: 0 P: 6	R: 0 E: 0 K: 1 S: 5	H: 0 LOB: 0 BB: 0 P: 5	R: 0 E: 0 K: 1 S: 6	H: 1 LOB: 1 BB: 0 P: 6	1B: 3 2B: 0 3B: 2 HR: 0	SF: 1 SAC: 0 DP: 0 HBP: 0	
PITCHER	IP WLS BF H R ER SO BB IBB HBP BLK WP HR S P ERA WHIP																
Whitey Ford, L ERA: 2.33 Pedro Ramos, R ERA: 4.93	(1, 1) 4.0 W 17 3 1 0 0 2 0 0 0 0 0 0 15 23 0.00 1.250																

Batter	1	2	3	4	5	6	7	8	9	AB	R	H	RBI	BB	SO	LOB	BOTTOM
Tony Kubek, L OBP: 0.278, SLG: 0.345 (1, 6)	K	FC6-4 1-2		F5			E4 5-3 SH5-3 1B	K		5	1	0	0	0	2	2	Minnesota Twins @ New York Yankees Yankee Stadium, Bronx, NY Sun Sep 13 1964, 3:33 AM EDT Att: 21,843 - Overcast - 61 F
Bobby Richardson, R OBP: 0.282, SLG: 0.327 (1, 4)	1-3	F9		4-3			SH5-3			3	0	0	0	0	0	1	
Roger Maris, L OBP: 0.369, SLG: 0.458 (1, 8)	1B BB		F3		K		5-3			3	0	0	0	1	1	1	
Elston Howard, R OBP: 0.361, SLG: 0.449 (1, 2)	1-2 1B		3B 1B		L4-3 BB		1B BB			2	1	2	0	2	0	0	
Hector Lopez, R OBP: 0.320, SLG: 0.434 Roger Repoz, L (9, 9)	K		K		L4-3		FC6-4 1B			4	0	1	1	0	2	4	
Tom Tresh, S OBP: 0.346, SLG: 0.404 (1, 7)		HR 2B	1-2 1B 3B		F8		FC6-4			4	2	2	1	0	0	2	
Joe Pepitone, L OBP: 0.279, SLG: 0.417 (1, 3)		HR	FC6-4 1B		P6		P6			4	1	2	3	0	0	0	
Phil Linz, R OBP: 0.329, SLG: 0.370 (1, 5)		F5	FC6-4		BB		BB			2	0	0	0	2	0	1	
Whitey Ford, L OBP: 0.262, SLG: 0.161 Mike Hegan, L Pedro Ramos, S OBP: 0.209, SLG: 0.317 (1, 1) (4, PH) (5, 1) (7, 1)		FC6-4 1B		F9		K		F9		1	0	1	0	0	0	0	
Inning Stats	R: 0 E: 0 K: 2 S: 8	H: 3 LOB: 1 BB: 0 P: 6	R: 2 E: 0 K: 1 S: 8	H: 3 LOB: 1 BB: 0 P: 8	R: 0 E: 0 K: 0 S: 3	H: 0 LOB: 0 BB: 0 P: 3	R: 0 E: 0 K: 1 S: 5	H: 0 LOB: 1 BB: 1 P: 9	R: 1 E: 1 K: 0 S: 5	H: 1 LOB: 2 BB: 1 P: 9	R: 0 E: 0 K: 1 S: 5	H: 0 LOB: 1 BB: 1 P: 9	R: 0 E: 0 K: 1 S: 5	H: 0 LOB: 1 BB: 1 P: 9	1B: 5 2B: 2 3B: 1 HR: 1	SF: 0 SAC: 1 DP: 1 HBP: 0	
PITCHER	IP WLS BF H R ER SO BB IBB HBP BLK WP HR S P ERA WHIP																
Dick Stigman, L ERA: 4.03 Dwight Siebler, R ERA: 7.39 Jim Roland, L ERA: 4.1 Gary Dotter, L ERA:	(1, 1) 2.2 L 16 7 4 4 3 1 0 0 0 0 0 0 4 4 0.00 0.000																

Batter	1	2	3	4	5	6	7	8	9	AB	R	H	RBI	BB	SO	LOB	TOP									
Bob Perry, R OBP: 0.319, SLG: 0.366 Willie Smith, L OBP: 0.304, SLG: 0.463	3-1		WP 1B			K		1B	SF7 3B	4	0	2	0	0	1	0	Los Angeles Angels @ New York Yankees Yankee Stadium, Bronx, NY Tue Sep 15 1964, 7:05 PM EDT Att: 14,231 - Unknown - 66 F livebaseballscorecards.com									
Jim Piersall, R OBP: 0.354, SLG: 0.389	K		5-3			S 1B		1B	SF7	4	1	2	1	0	1	1										
Jim Fregosi, R OBP: 0.380, SLG: 0.477	P4				K			F6	6-3	5	0	0	0	0	2	2										
Joe Adcock, R OBP: 0.359, SLG: 0.493		6-3			F9			1B	HR	4	1	2	2	0	0	0										
Lou Clinton, R OBP: 0.311, SLG: 0.394		1B			5-3			L8	1B 1B	4	1	2	0	0	0	1										
Felix Torres, R OBP: 0.259, SLG: 0.395		BB			G6-4-3 BB			P4	1B 1B	2	0	1	0	2	0	0										
Buck Rodgers, S OBP: 0.303, SLG: 0.314	K				G6-4-3 1-2			1-3	FC5 BB 3B	4	1	1	1	0	1	2										
Bobby Knoop, R OBP: 0.291, SLG: 0.268			P4					6-3	FC5 BB 3B	2	1	0	0	2	0	0										
Dean Chance, R OBP: 0.120, SLG: 0.088			1-3		K			K	FC5 3B	4	1	0	0	0	2	3										
Inning Stats	R: 0 E: 0 K: 1 S: 5	H: 0 LOB: 0 BB: 0 P: 5	R: 0 E: 0 K: 1 S: 5	H: 1 LOB: 1 BB: 1 P: 9	R: 0 E: 0 K: 0 S: 4	H: 1 LOB: 1 BB: 0 P: 4	R: 0 E: 0 K: 1 S: 5	H: 0 LOB: 0 BB: 0 P: 5	R: 0 E: 0 K: 1 S: 4	H: 0 LOB: 1 BB: 2 P: 12	R: 1 E: 0 K: 2 S: 9	H: 2 LOB: 1 BB: 0 P: 9	R: 0 E: 0 K: 0 S: 3	H: 0 LOB: 0 BB: 0 P: 3	R: 0 E: 0 K: 1 S: 6	H: 2 LOB: 1 BB: 0 P: 6	R: 6 E: 0 K: 0 S: 8	H: 5 LOB: 0 BB: 1 P: 12	1B: 9 2B: 0 3B: 1 HR: 1	SF: 1 SAC: 0 DP: 1 HBP: 0	WP: 1 PB: 0 SB: 0 CS: 1	PA: 39				
PITCHER	IP	WLS	BF	H	R	ER	SO	BB	IBB	HBP	BLK	WP	HR	S	P	ERA	WHIP									
Al Downing, L ERA: 3.36 Hal Reniff, R ERA: 3.19	(1, 1)	8.0	L	32	8	3	3	7	3	0	0	0	1	1	43	55	3.38	1.375								
Hal Reniff, R ERA: 3.19	(9, 1)	1.0		7	3	4	4	0	1	0	0	0	0	0	6	10	36.00	4.000								

Batter	1	2	3	4	5	6	7	8	9	AB	R	H	RBI	BB	SO	LOB	BOTTOM								
Tony Kubek, L OBP: 0.276, SLG: 0.342	K			5-3		3-1			6-3	4	0	0	0	0	1	1	Los Angeles Angels @ New York Yankees Yankee Stadium, Bronx, NY Tue Sep 15 1964, 7:05 PM EDT Att: 14,231 - Unknown - 66 F livebaseballscorecards.com								
Bobby Richardson, R OBP: 0.282, SLG: 0.328	F9			1B		P3			K	4	0	1	0	0	1	1									
Roger Maris, L OBP: 0.367, SLG: 0.455	G3			F7		P4				3	0	0	0	0	0	1									
Mickey Mantle, S OBP: 0.414, SLG: 0.576		1-3		F9		4-3				3	0	0	0	0	0	1									
Elston Howard, R OBP: 0.359, SLG: 0.447 Jake Gibbs, L (8, 2)	K			F3		1-3				3	0	0	0	0	1	0									
Joe Pepitone, L OBP: 0.277, SLG: 0.414		G3		F4		4-3				3	0	0	0	0	0	0									
Tom Tresh, S OBP: 0.344, SLG: 0.402			K		F7			K		3	0	0	0	0	2	0									
Phil Linz, R OBP: 0.327, SLG: 0.367			K2-3			K2-3		6-3		3	0	0	0	0	2	0									
Al Downing, R OBP: 0.188, SLG: 0.195 Hal Reniff, R OBP: 0.111, SLG: 0.111 Johnny Blanchard, L OBP: 0.324, SLG: 0.425			K			3-1 1B			P6	2	0	1	0	0	1	0									
Inning Stats	R: 0 E: 0 K: 1 S: 5	H: 0 LOB: 0 BB: 0 P: 5	R: 0 E: 0 K: 1 S: 5	H: 0 LOB: 0 BB: 0 P: 5	R: 0 E: 0 K: 3 S: 9	H: 0 LOB: 0 BB: 0 P: 9	R: 0 E: 0 K: 0 S: 4	H: 1 LOB: 1 BB: 0 P: 4	R: 0 E: 0 K: 0 S: 3	H: 0 LOB: 0 BB: 0 P: 3	R: 0 E: 0 K: 1 S: 6	H: 1 LOB: 1 BB: 0 P: 6	R: 0 E: 0 K: 0 S: 3	H: 0 LOB: 0 BB: 0 P: 3	R: 0 E: 0 K: 1 S: 5	H: 0 LOB: 0 BB: 0 P: 5	R: 0 E: 0 K: 1 S: 5	H: 0 LOB: 0 BB: 0 P: 5	1B: 2 2B: 0 3B: 0 HR: 0	SF: 0 SAC: 0 DP: 0 HBP: 0	WP: 0 PB: 0 SB: 0 CS: 0	PA: 29			
PITCHER	IP	WLS	BF	H	R	ER	SO	BB	IBB	HBP	BLK	WP	HR	S	P	ERA	WHIP								
Dean Chance, R ERA: 1.49	(1, 1)	9.0	W	29	2	0	0	8	0	0	0	0	0	45	45	0.00	0.222								

Batter	1	2	3	4	5	6	7	8	9	AB	R	H	RBI	BB	SO	LOB	TOP									
Albie Pearson, L OBP: 0.315, SLG: 0.273 (1, 8)	F5		BB		BB		1B SF7		G3-6-3	3	1	1	0	2	0	1										
Willie Smith, L OBP: 0.304, SLG: 0.461 Lou Clinton, R OBP: 0.313, SLG: 0.396 (7, PH) (7, 9)	4-3		G1				1B			3	0	1	0	0	0	1										
Jim Fregosi, R OBP: 0.377, SLG: 0.474 (1, 6)	5-3			B5-3	SF7		F3			3	0	0	1	0	0	2										
Joe Adcock, R OBP: 0.358, SLG: 0.490 (1, 3)		5-3		FC4-6 1B	F8		K			4	0	1	0	0	1	3										
Buck Rodgers, S OBP: 0.303, SLG: 0.313 (1, 2)				FC4-6 1B			4-3		F9	4	0	1	0	0	0	1										
Ed Kirkpatrick, L OBP: 0.312, SLG: 0.356 (7, 7)			K	P6			G3		K	4	0	0	0	0	2	2										
Felix Torres, R OBP: 0.289, SLG: 0.400 Aubrey Gatewood, R OBP: 0.100, SLG: 0.100 Jack Hiatt, R OBP: 0.333, SLG: 0.333 (8, PH) Dan Osinski, R OBP: 0.118, SLG: 0.063 (8, 1)	F3			HR	2B		5-3		K	2	1	1	0	0	0	1	AB 34									
Bobby Knoop, R OBP: 0.289, SLG: 0.267 Bob Perry, R OBP: 0.318, SLG: 0.365 Paul Schaal, R OBP: 0.217, SLG: 0.143 (7, PH) (7, 4)			P6		5-3		6-3		F3	2	0	0	0	0	0	1	R 4									
George Brunet, R OBP: 0.222, SLG: 0.125 Tom Satriano, L OBP: 0.291, SLG: 0.265 (5, PH) (5, 5)	F5				HR		1B 2B		E4	1	0	0	0	0	0	0	H 8									
Inning Stats	R: 0 E: 0 K: 0 S: 3	H: 0 LOB: 0 BB: 0 P: 3	R: 0 E: 0 K: 1 S: 6	H: 1 LOB: 1 BB: 0 P: 6	R: 0 E: 0 K: 0 S: 3	H: 0 LOB: 1 BB: 1 P: 7	R: 0 E: 0 K: 0 S: 4	H: 1 LOB: 1 BB: 0 P: 4	R: 3 E: 0 K: 0 S: 6	H: 3 LOB: 1 BB: 1 P: 10	R: 0 E: 0 K: 0 S: 3	H: 0 LOB: 0 BB: 0 P: 3	R: 1 E: 0 K: 1 S: 8	H: 3 LOB: 2 BB: 0 P: 8	R: 0 E: 0 K: 2 S: 7	H: 0 LOB: 0 BB: 0 P: 7	R: 0 E: 1 K: 0 S: 3	H: 0 LOB: 0 BB: 0 P: 3	1B: 5 2B: 2 3B: 0 HR: 1	SF: 1 SAC: 0 DP: 1 HBP: 0	WP: 0 PB: 0 SB: 0 CS: 0	PA: 37				
PITCHER	IP	WLS	BF	H	R	ER	SO	BB	IBB	HBP	BLK	WP	HR	S	P	ERA	WHIP									
Jim Bouton, R ERA: 2.86 Steve Hamilton, L ERA: 3.39 Pedro Ramos, R ERA: 4.84	(1, 1)	6.1	W	28	7	4	4	1	2	0	0	0	0	1	28	36	5.68	1.421								
	(7, 1)	0.0	L	1	1	0	0	0	0	0	0	0	0	1	1	∞	∞									
	(7, 1)	2.2	S	8	0	0	0	3	0	0	0	0	0	14	14	0.00	0.000									

Los Angeles Angels @ New York Yankees
Yankee Stadium, Bronx, NY
Wed Sep 16 1964, 3:33 AM EDT
Att: 8,271 - Sunny - 64 F

AB	34
R	4
H	8
RBI	4
BB	2
SO	4
LOB	12

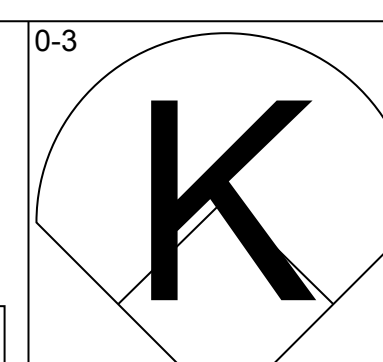
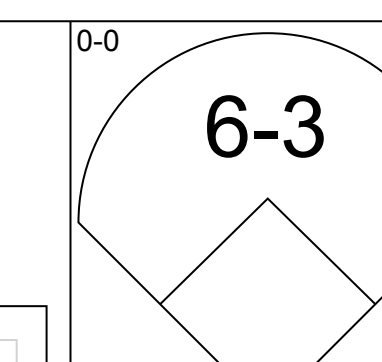
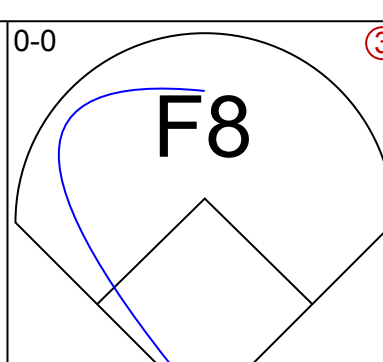
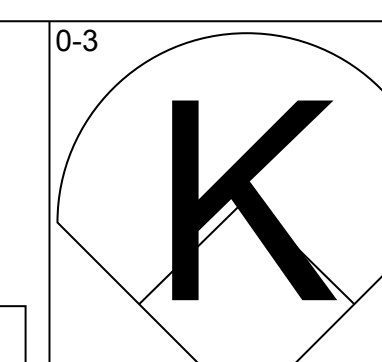

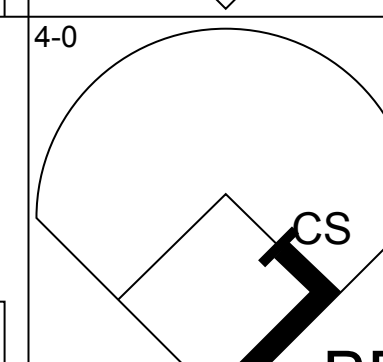
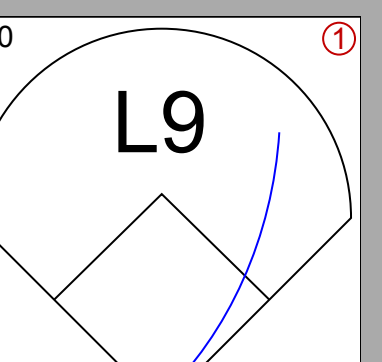
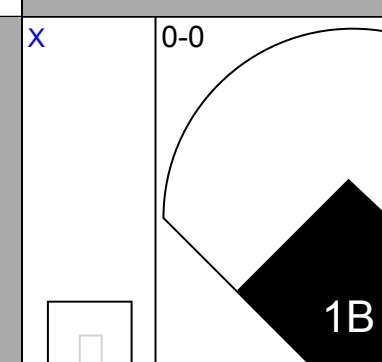
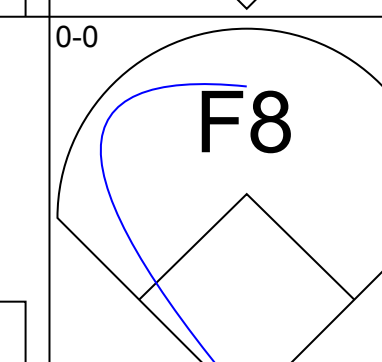
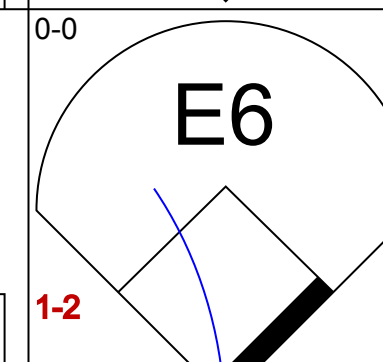
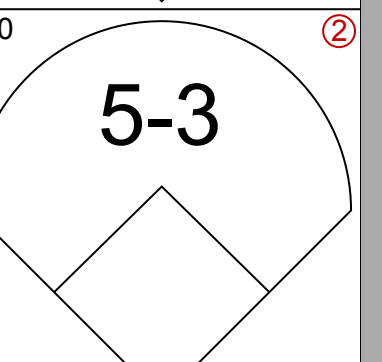
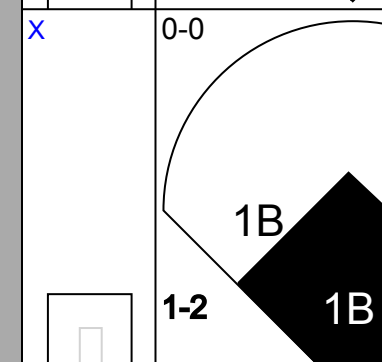
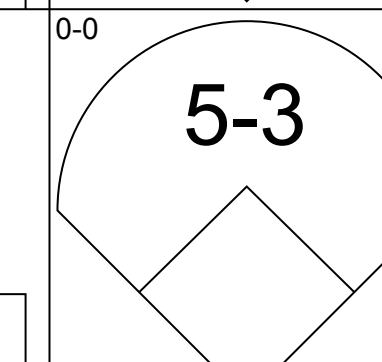
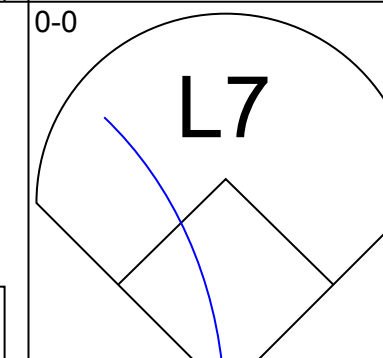
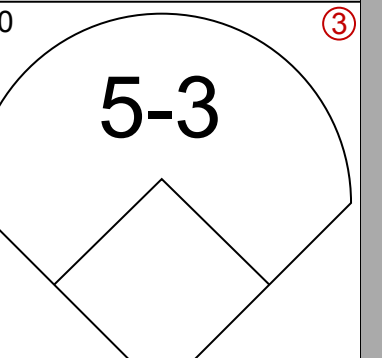
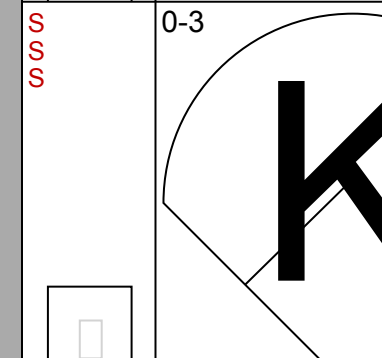
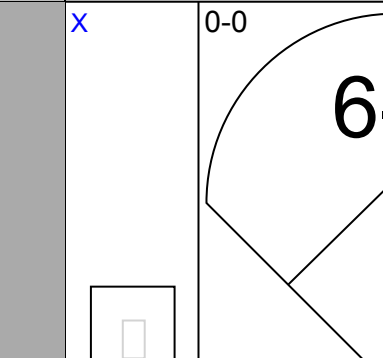
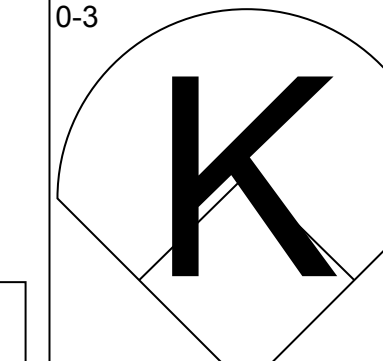
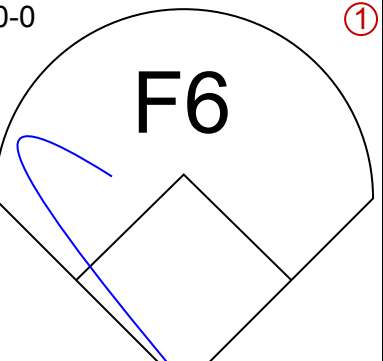
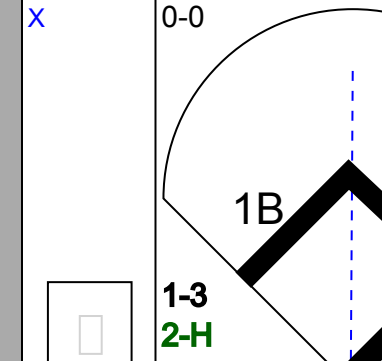
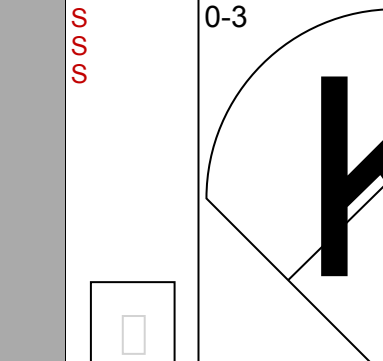
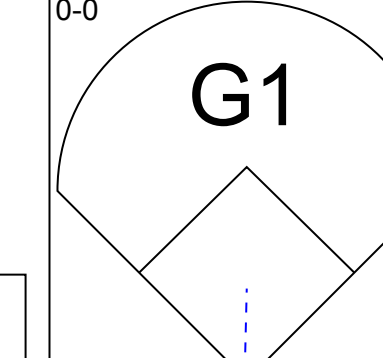
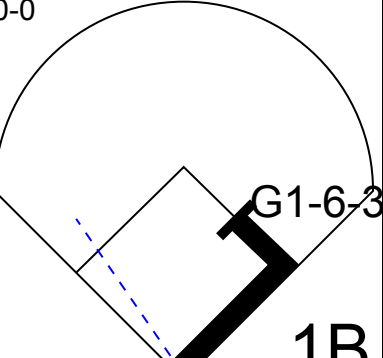
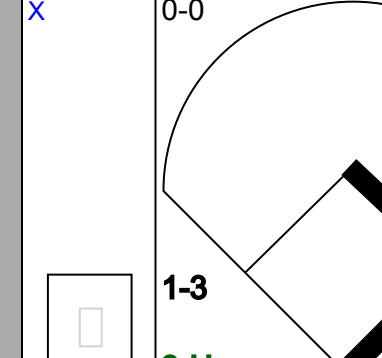
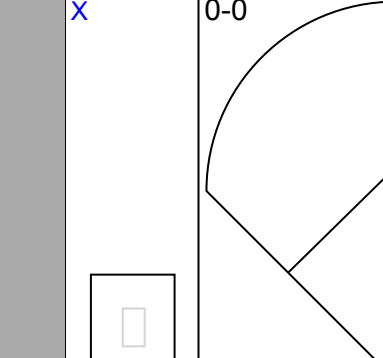
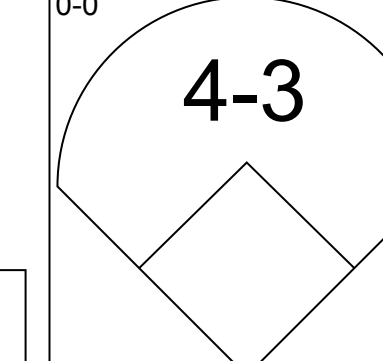
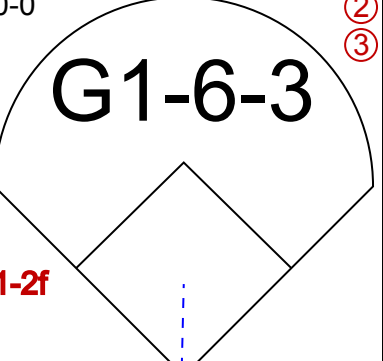
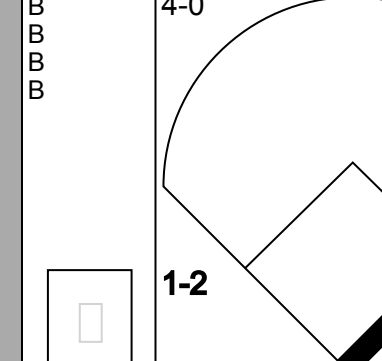
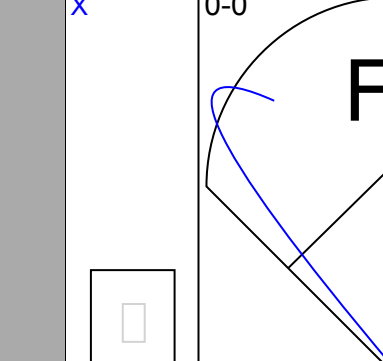
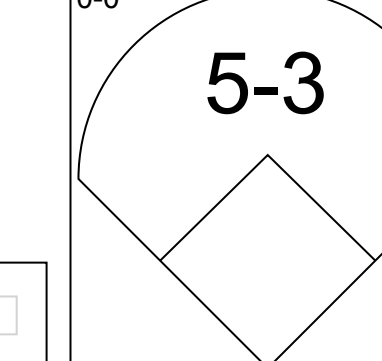
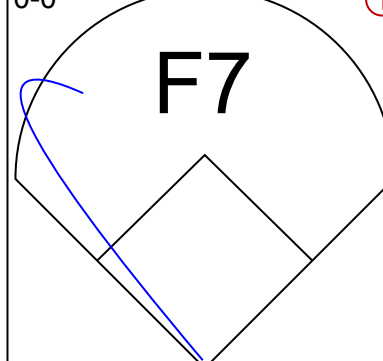

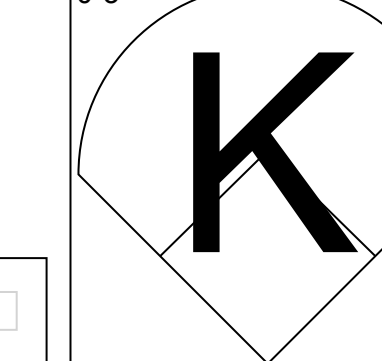




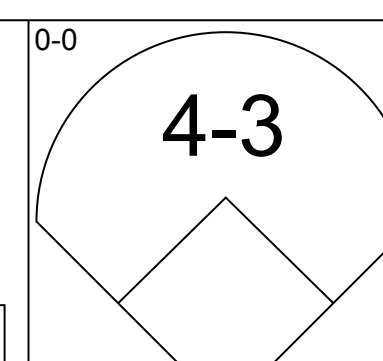
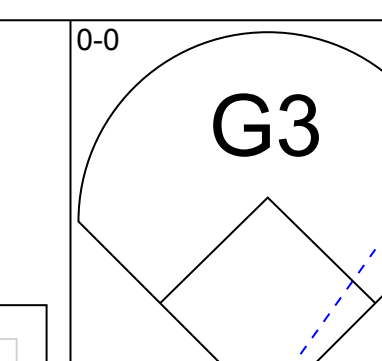
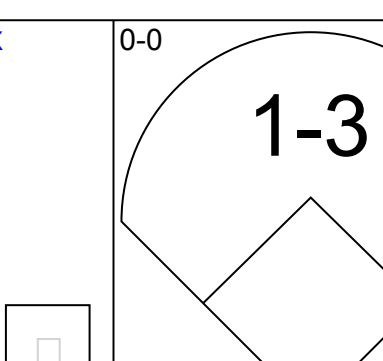
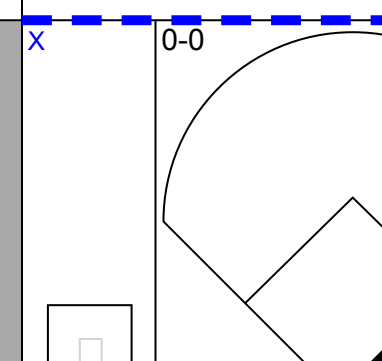

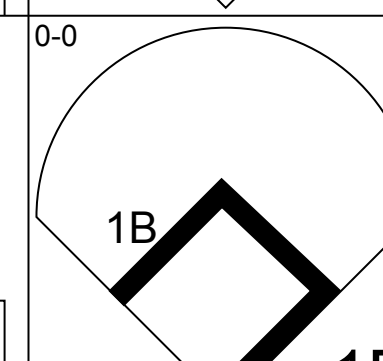
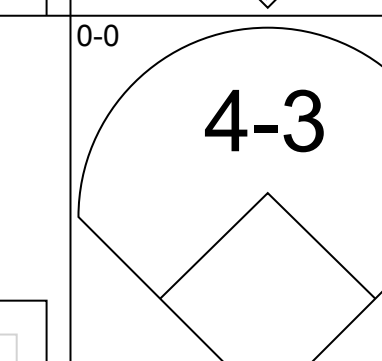
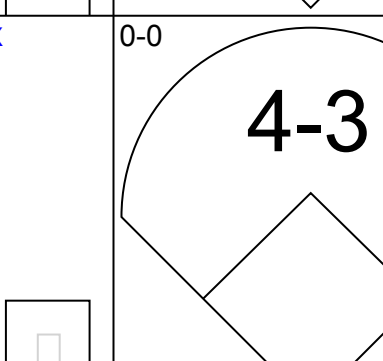
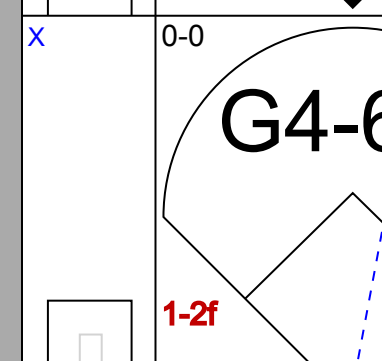
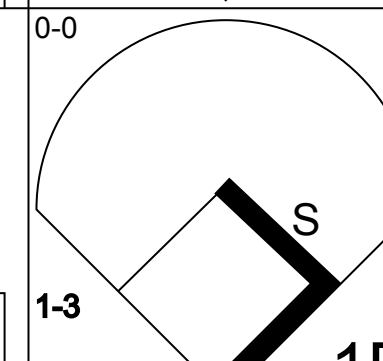
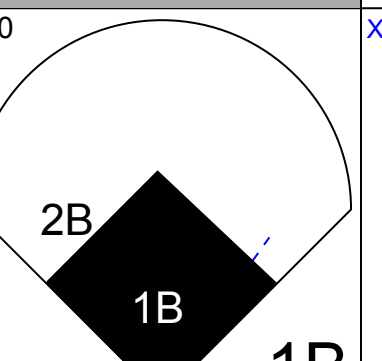
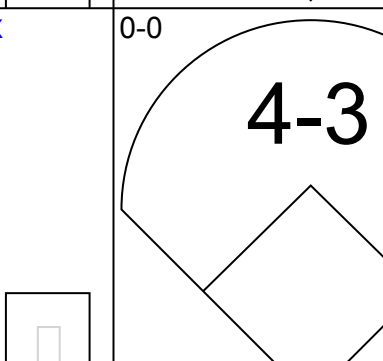
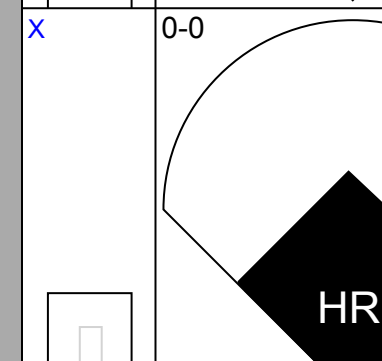
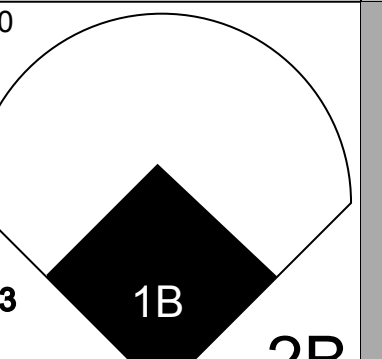
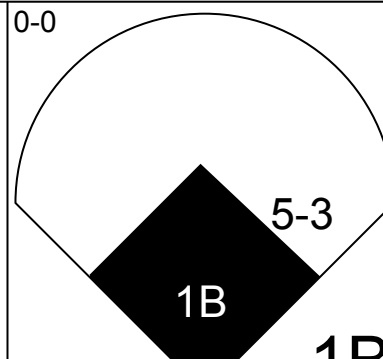
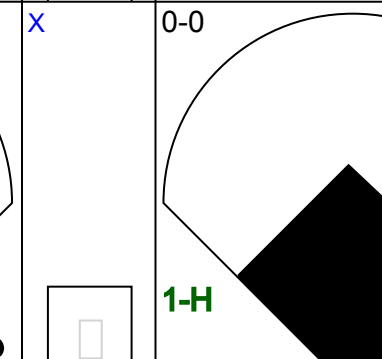
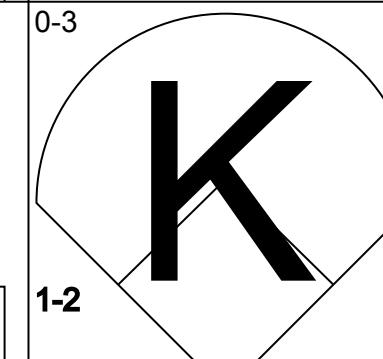
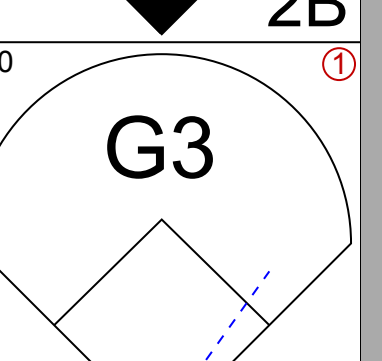
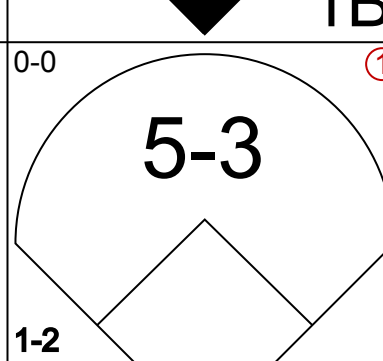
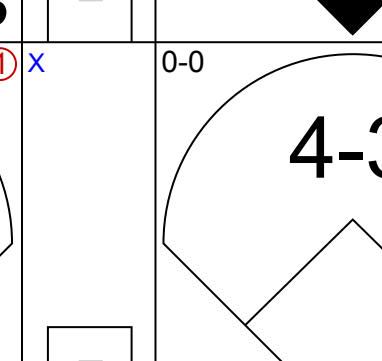
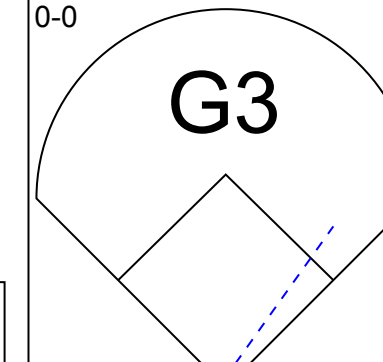
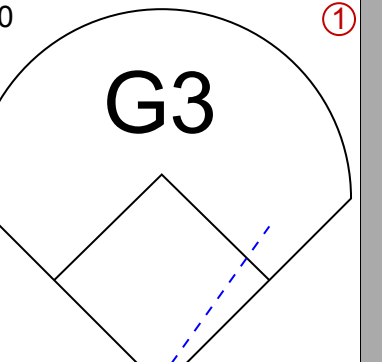
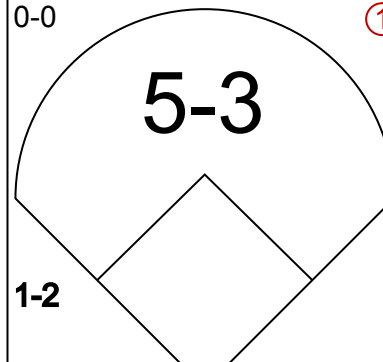
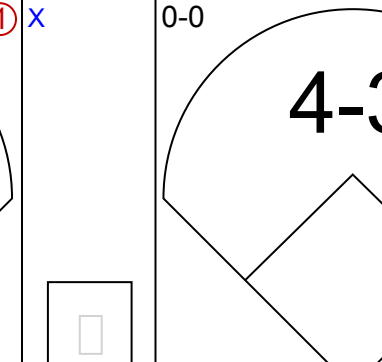
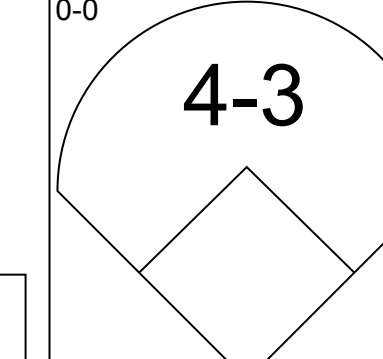
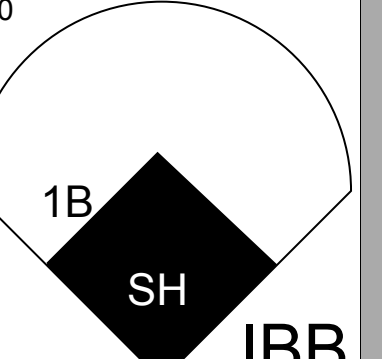
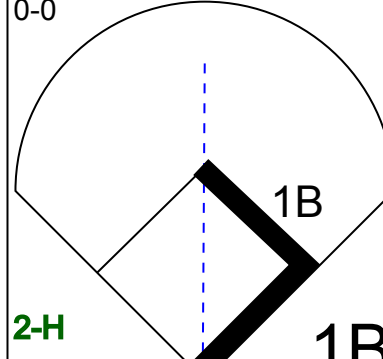
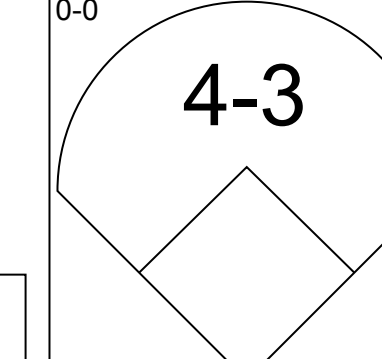
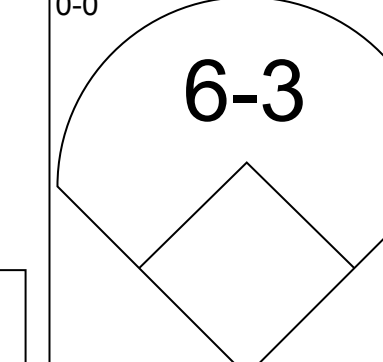
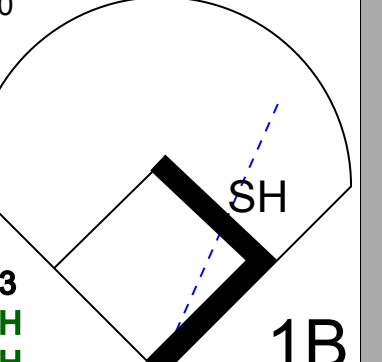
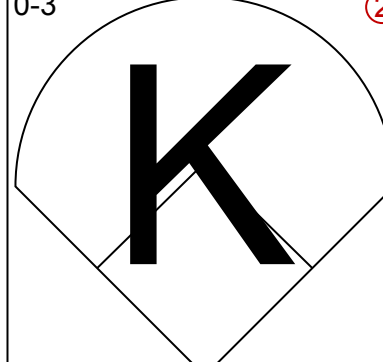
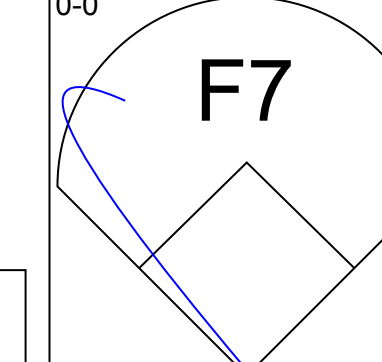
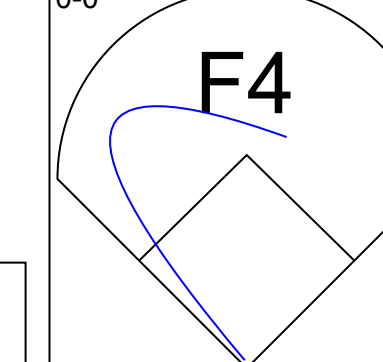
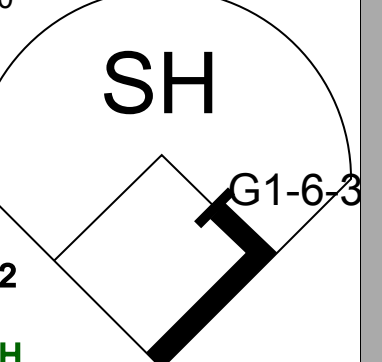
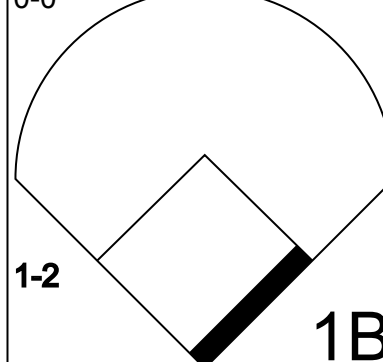
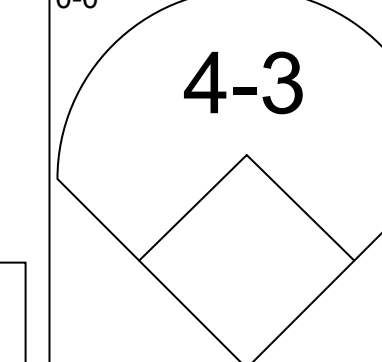
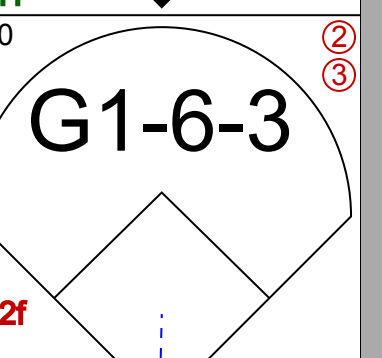
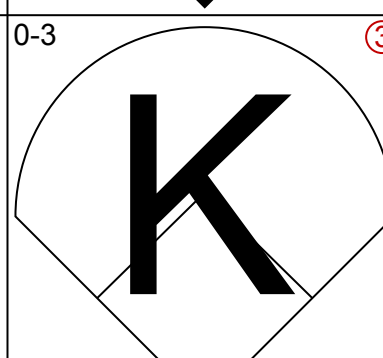

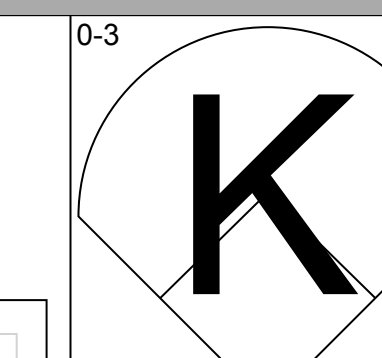
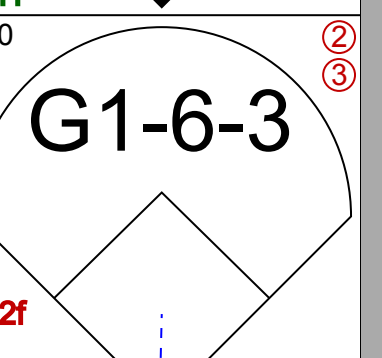
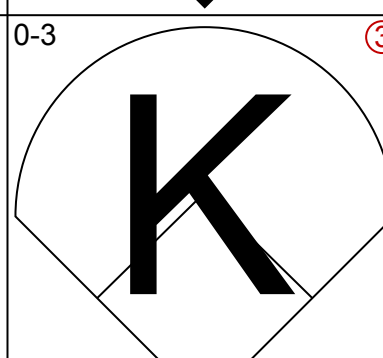

Batter	1	2	3	4	5	6	7	8	9	AB	R	H	RBI	BB	SO	LOB	BOTTOM									
Tony Kubek, L OBP: 0.275, SLG: 0.339 (1, 6)	F7			1B BB	6-3		4-3			3	1	0	0	1	0	1										
Bobby Richardson, R OBP: 0.286, SLG: 0.328 (1, 4)	5-3			S 1B 2B		HR		1B 3-1		3	3	2	0	1	0	0										
Roger Maris, L OBP: 0.368, SLG: 0.462 (1, 8)	L8			1B 2B		HR		3-1		4	2	2	3	0	0	1										
Mickey Mantle, S OBP: 0.412, SLG: 0.571 Roger Repoz, L (9, 9)		F7		F7		4-3		E FC4-6 IBB		3	1	0	0	1	0	2										
Elston Howard, R OBP: 0.362, SLG: 0.451 (1, 2)		F3		1H 2H 2B		3-6-3 1B		FC4-6 3B 1B		4	1	3	2	0	0	0										
Tom Tresh, S OBP: 0.341, SLG: 0.398 (1, 7)		1-3		6-3		3-6-3		E3 FC4-6		4	0	0	0	0	0	4										
Joe Pepitone, L OBP: 0.275, SLG: 0.411 (1, 3)			F7	F3			K	FC4-6 3B		4	1	0	1	0	1	3	AB 33									
Phil Linz, R OBP: 0.327, SLG: 0.367 Clete Boyer, R OBP: 0.272, SLG: 0.309 (8, 5)			F3		F8		E 5-3 1B	1H 3H 3B		3	0	1	0	0	0	0	R 9									
Jim Bouton, R OBP: 0.130, SLG: 0.143 Steve Hamilton, L OBP: 0.273, SLG: 0.200 Pedro Ramos, S OBP: 0.200, SLG: 0.302 (7, 1)			1-3		6-3		5-3	K		3	0	1	0	0	0	0	H 9									
Inning Stats	R: 0 E: 0 K: 0 S: 3	H: 0 LOB: 0 BB: 0 P: 3	R: 0 E: 0 K: 0 S: 3	H: 0 LOB: 0 BB: 0 P: 3	R: 0 E: 0 K: 0 S: 3	H: 0 LOB: 0 BB: 0 P: 3	R: 3 E: 0 K: 0 S: 6	H: 3 LOB: 1 BB: 1 P: 10	R: 0 E: 0 K: 0 S: 3	H: 0 LOB: 0 BB: 0 P: 3	R: 2 E: 0 K: 0 S: 4	H: 2 LOB: 0 BB: 1 P: 8	R: 0 E: 1 K: 1 S: 6	H: 1 LOB: 1 BB: 0 P: 6	R: 4 E: 1 K: 1 S: 9	H: 3 LOB: 1 BB: 1 P: 13	R: 0 E: 1 K: 0 S: 3	H: 0 LOB: 0 BB: 0 P: 3	1B: 6 2B: 2 3B: 1 HR: 1	SF: 0 SAC: 0 DP: 1 HBP: 0	WP: 0 PB: 0 SB: 1 CS: 0	PA: 36				
PITCHER	IP	WLS	BF	H	R	ER	SO	BB	IBB	HBP	BLK	WP	HR	S	P	ERA	WHIP									
George Brunet, L ERA: 3.48 Aubrey Gatewood, R ERA: 2.29 Dan Osinski, R ERA: 3.49	(1, 1)	4.0	L	16	3	3	3	1	1	0	0	0	0	1	15	19	6.75	1.000								
	(5, 1)	3.0	L	12	3	2	2	1	1	0	0	0	0	1	13	17	6.00	1.333								
	(8, 1)	1.0		8	3	4	0	1	0	1	0	0	0	9	13	0.00	3.000									

Los Angeles Angels @ New York Yankees
Yankee Stadium, Bronx, NY
Wed Sep 16 1964, 3:33 AM EDT
Att: 8,271 - Sunny - 64 F

AB	33
R	9
H	9
RBI	8
BB	3
SO	2
LOB	13



Batter	1	2	3	4	5	6	7	8	9	AB	R	H	RBI	BB	SO	LOB	TOP					
Bob Perry, R (1, 8) OBP: 0.312, SLG: 0.357										4	0	0	0	0	2	0	Los Angeles Angels @ New York Yankees Yankee Stadium, Bronx, NY Thu Sep 17 1964, 7:05 PM EDT Att: 10,957 - Unknown - 78 F AB 32 R 2 H 6 RBI 2 BB 2 SO 8 LOB 12 					
Willie Smith, L (1, 7) OBP: 0.307, SLG: 0.460										3	1	1	0	1	0	0						
Jim Fregosi, R (1, 6) OBP: 0.376, SLG: 0.472										4	1	1	0	0	0	1						
Joe Adcock, R (1, 3) OBP: 0.355, SLG: 0.485										4	0	0	0	0	1	3						
Lou Clinton, R (1, 9) OBP: 0.312, SLG: 0.394										4	0	1	1	0	2	0						
Buck Rodgers, S (1, 2) OBP: 0.306, SLG: 0.317										4	0	3	1	0	0	0						
Tom Satriano, L (1, 5) OBP: 0.261										3	0	0	0	1	0	2						
Bobby Knoop, R (1, 4) OBP: 0.288, SLG: 0.266										2	0	0	0	0	0	0						
Ed Kirkpatrick, L (7, PH) OBP: 0.311, SLG: 0.354										1	0	0	0	0	1	3						
Paul Schaaf, R (7, 4) OBP: 0.217, SLG: 0.143										0	0	0	0	0	0	0						
Fred Newman, R (1, 1) OBP: 0.220, SLG: 0.218										2	0	0	0	0	2	0						
Ed Sukia, R (6, 1)										0	0	0	0	0	0	0						
Felix Torres, R (7, PH) OBP: 0.260, SLG: 0.398										1	0	0	0	0	0	3						
Bob Duliba, R (7, 1)										0	0	0	0	0	0	0						
Inning Stats	R: 0 E: 1 K: 1 S: 5	H: 0 LOB: 1 BB: 1 P: 9	R: 0 E: 0 K: 1 S: 5	H: 0 LOB: 0 BB: 0 P: 5	R: 0 E: 0 K: 1 S: 5	H: 0 LOB: 0 BB: 0 P: 5	R: 0 E: 0 K: 0 S: 3	H: 0 LOB: 0 BB: 0 P: 3	R: 0 E: 0 K: 0 S: 3	H: 1 LOB: 0 BB: 0 P: 3	R: 0 E: 0 K: 1 S: 5	H: 0 LOB: 0 BB: 0 P: 5	R: 2 E: 0 K: 2 S: 11	H: 4 LOB: 3 BB: 1 P: 15	R: 0 E: 0 K: 1 S: 5	H: 0 LOB: 0 BB: 0 P: 5	R: 0 E: 0 K: 1 S: 6	H: 1 LOB: 1 BB: 0 P: 6	1B: 6 2B: 0 3B: 0 HR: 0	SF: 0 SAC: 0 DP: 1 HBP: 0	WP: 0 PB: 0 SB: 0 CS: 1	PA: 34
PITCHER	IP WLS BF H R ER SO BB IBB HBP BLK WP HR S P ERA WHIP																					
Mel Stottlemyre, R (1, 1) ERA: 2.2	6.1 W 25 5 2 2 5 2 0 0 0 0 0 0 33 41 2.84 1.105																					
Rollie Sheldon, R (7, 1) ERA: 3.44	2.2 S 9 1 0 0 3 0 0 0 0 0 0 0 15 15 0.00 0.375																					

Batter	1	2	3	4	5	6	7	8	9	AB	R	H	RBI	BB	SO	LOB	BOTTOM				
Tony Kubek, L (1, 6) OBP: 0.275, SLG: 0.338										4	0	1	0	0	0	0	Los Angeles Angels @ New York Yankees Yankee Stadium, Bronx, NY Thu Sep 17 1964, 7:05 PM EDT Att: 10,957 - Unknown - 78 F AB 33 R 6 H 11 RBI 6 BB 1 SO 4 LOB 13 				
Bobby Richardson, R (1, 4) OBP: 0.286, SLG: 0.327										4	0	1	0	0	0	1					
Roger Maris, L (1, 8) OBP: 0.371, SLG: 0.465										4	2	3	0	0	0	0					
Mickey Mantle, S (1, 9) OBP: 0.415, SLG: 0.583										4	3	3	2	0	1	2					
Roger Repoz, L (8, 9)										0	0	0	0	0	0	0					
Elston Howard, R (1, 2) OBP: 0.360, SLG: 0.447										4	0	0	0	0	0	5					
Joe Pepitone, L (1, 3) OBP: 0.277, SLG: 0.411										3	1	1	1	1	0	0					
Tom Tresh, S (1, 7) OBP: 0.341, SLG: 0.397										4	0	1	2	0	1	1					
Clete Boyer, R (1, 5) OBP: 0.272, SLG: 0.309										3	0	1	1	0	0	0					
Mel Stottlemyre, R (1, 1) OBP: 0.148, SLG: 0.115										3	0	0	0	0	2	4					
Rollie Sheldon, R (7, 1) OBP: 0.100, SLG: 0.100										0	0	0	0	0	0	0					
Inning Stats	R: 0 E: 0 K: 1 S: 7	H: 2 LOB: 2 BB: 0 P: 7	R: 0 E: 0 K: 0 S: 3	H: 0 LOB: 0 BB: 0 P: 3	R: 0 E: 0 K: 1 S: 5	H: 0 LOB: 0 BB: 0 P: 5	R: 3 E: 1 K: 0 S: 6	H: 3 LOB: 1 BB: 1 P: 10	R: 0 E: 0 K: 0 S: 3	H: 0 LOB: 0 BB: 0 P: 3	R: 1 E: 0 K: 2 S: 10	H: 3 LOB: 2 BB: 0 P: 10	R: 2 E: 0 K: 0 S: 5	H: 3 LOB: 0 BB: 0 P: 5	R: 0 E: 0 K: 0 S: 3	H: 0 LOB: 0 BB: 0 P: 3		1B: 9 2B: 1 3B: 0 HR: 1	SF: 0 SAC: 1 DP: 2 HBP: 0	WP: 0 PB: 0 SB: 1 CS: 0	PA: 35
PITCHER	IP WLS BF H R ER SO BB IBB HBP BLK WP HR S P ERA WHIP																				
Fred Newman, R (1, 1) ERA: 2.96	5.1 L 24 7 4 4 2 0 0 0 0 0 0 0 27 31 6.75 1.312																				
Ed Sukia, R (6, 1)	0.2 3 1 0 0 2 0 0 0 0 0 0 0 7 7 0.00 1.500																				
Bob Duliba, R (7, 1) ERA: 3.18	2.0 8 3 2 2 0 0 0 0 0 0 0 1 8 8 9.00 1.500																				

Batter	1	2	3	4	5	6	7	8	9	AB	R	H	RBI	BB	SO	LOB	TOP			
Bert Campaneris, R OBP: 0.326, SLG: 0.409	L7		BB 1B		L9		1-3			4	0	1	0	0	0	0				
Wayne Causey, L OBP: 0.393, SLG: 0.403	4-3		F8		6-3			F7		4	0	0	0	0	0	1				
Rocky Colavito, R OBP: 0.374, SLG: 0.532	FC4-6 1B		BB 1-2		L8			G4-6-3 1B		3	0	2	0	1	0	0				
Jim Gentile, L OBP: 0.380, SLG: 0.491	FC4-6 1-2		F2		K			G4-6-3 1-2		4	0	0	0	0	1	4				
Nelson Mathews, R OBP: 0.302, SLG: 0.389		5-3 2B	F8		1B 1B			K		4	0	2	0	0	1	2				
Ed Charles, R OBP: 0.322, SLG: 0.373		K2-3		5-3		1B FC6		6-3		4	0	1	0	0	1	1				
Dick Green, R OBP: 0.314, SLG: 0.389		5-3 1B		6-3		FC6 1-2		FC5-4 BB		3	0	1	0	1	0	2				
Doc Edwards, R OBP: 0.251, SLG: 0.301		5-3 1-2 2-3		F9		5-3		FC5-4		4	0	0	0	0	0	3				
Bob Meyer, R Jose Santiago, R Tommy Reynolds, R Moe Drabowsky, R George Alusk, R Ken Sanders, R	K				F8		6-3			1	0	0	0	0	1	2				
Inning Stats	R: 0 E: 0 K: 0 S: 4	H: 1 LOB: 1 BB: 0 P: 4	R: 0 E: 0 K: 2 S: 9	H: 2 LOB: 0 BB: 0 P: 9	R: 0 E: 0 K: 0 S: 4	H: 1 LOB: 2 BB: 1 P: 8	R: 0 E: 0 K: 0 S: 3	H: 0 LOB: 0 BB: 0 P: 3	R: 0 E: 0 K: 1 S: 7	H: 2 LOB: 2 BB: 0 P: 7	R: 0 E: 0 K: 0 S: 3	H: 0 LOB: 0 BB: 0 P: 3	R: 0 E: 0 K: 1 S: 5	H: 1 LOB: 1 BB: 1 P: 9	R: 0 E: 0 K: 1 S: 5	H: 0 LOB: 0 BB: 0 P: 9	1B: 6 2B: 1 3B: 0 HR: 0	SF: 0 SAC: 0 DP: 1 HBP: 0	WP: 0 PB: 0 SB: 0 CS: 0	PA: 35
PITCHER Whitely Ford, L ERA: 2.23	IP: 9.0 WLS: W BF: 35 H: 7 R: 0 ER: 0 SO: 4 BB: 2 IBB: 0 HBP: 0 BLK: 0 WP: 0 HR: 0 S: 41 P: 49 ERA: 0.00 WHIP: 1.000																			

Kansas City Athletics @ New York Yankees
Yankee Stadium, Bronx, NY
Fri Sep 18 1964, 7:05 PM EDT
Att: 16,094 - Unknown - 76 F

AB	33
R	0
H	7
RBI	0
BB	2
SO	4
LOB	15



Batter	1	2	3	4	5	6	7	8	9	AB	R	H	RBI	BB	SO	LOB	BOTTOM			
Tony Kubek, L OBP: 0.274, SLG: 0.342	K	WP 3B		K		F6		5-3		5	1	1	3	0	2	1				
Bobby Richardson, R OBP: 0.287, SLG: 0.328	K	1-H 2-H 3-H		3-1 BB 1B		5-3		BB		4	0	2	0	1	1	0				
Roger Maris, L OBP: 0.371, SLG: 0.462	BB	3-H		3-1 BB		F8		F8		3	0	0	0	2	0	2				
Mickey Mantle, S OBP: 0.416, SLG: 0.584 Roger Repoz, L	F2			3-1		BB		BB		4	0	2	1	0	0	3				
Elston Howard, R OBP: 0.361, SLG: 0.448		G6-3 1B	FC6-4 BB	K		1B 2B		1B 1-3		4	0	2	1	0	1	3				
Tom Tresh, S OBP: 0.340, SLG: 0.395	G6-3 1-2		FC4-6 BB		F9		1-3			3	0	0	0	1	0	3				
Pedro Gonzalez, R Mike Hegan, L		BB BB 3B BB	K		G6-4-3 1B		1B			3	1	2	0	1	1	2				
Clete Boyer, R OBP: 0.272, SLG: 0.307		BB BB BB 3B BB	FC4-6		G6-4-3		F3			3	1	0	0	1	0	6				
Whitely Ford, L OBP: 0.275, SLG: 0.155	1-2 2-3		BB 3B BB	BB 1B 3-1 BB		4-3		F7		2	2	0	0	2	0	0				
Inning Stats	R: 0 E: 0 K: 2 S: 7	H: 0 LOB: 1 BB: 1 P: 11	R: 4 E: 0 K: 0 S: 5	H: 3 LOB: 1 BB: 3 P: 17	R: 0 E: 0 K: 1 S: 6	H: 1 LOB: 2 BB: 1 P: 10	R: 1 E: 0 K: 2 S: 8	H: 1 LOB: 2 BB: 2 P: 16	R: 0 E: 0 K: 0 S: 3	H: 1 LOB: 0 BB: 0 P: 3	R: 0 E: 0 K: 0 S: 3	H: 0 LOB: 0 BB: 0 P: 3	R: 1 E: 0 K: 0 S: 6	H: 3 LOB: 3 BB: 0 P: 6	R: 0 E: 0 K: 0 S: 3	H: 0 LOB: 1 BB: 1 P: 7	1B: 7 2B: 1 3B: 1 HR: 0	SF: 0 SAC: 0 DP: 2 HBP: 0	WP: 1 PB: 0 SB: 0 CS: 0	PA: 39
PITCHER Bob Meyer, L Jose Santiago, R Moe Drabowsky, R Ken Sanders, R	IP: 11.0 WLS: L BF: 43 H: 4 R: 4 ER: 4 SO: 2 BB: 4 IBB: 0 HBP: 0 BLK: 0 WP: 0 HR: 0 S: 29 P: 29 ERA: 18.00 WHIP: 4.000																			

Kansas City Athletics @ New York Yankees
Yankee Stadium, Bronx, NY
Fri Sep 18 1964, 7:05 PM EDT
Att: 16,094 - Unknown - 76 F

AB	31
R	6
H	9
RBI	5
BB	8
SO	5
LOB	20



Batter	1	2	3	4	5	6	7	8	9	AB	R	H	RBI	BB	SO	LOB	TOP			
Bert Campaneris, R OBP: 0.332, SLG: 0.413 (1, 7)										5	0	3	0	0	0	3	Kansas City Athletics @ New York Yankees Yankee Stadium, Bronx, NY Sat Sep 19 1964, 3:33 AM EDT Att. 9,458 - Overcast - 61 F			
Wayne Causey, L OBP: 0.393, SLG: 0.402 (1, 6)										4	0	1	0	1	0	4				
Rocky Colavito, R OBP: 0.371, SLG: 0.528 (1, 9)										4	0	0	1	0	0	4				
Jim Gentile, L OBP: 0.384, SLG: 0.491 (1, 3)										2	1	1	0	3	0	1				
Nelson Mathews, R OBP: 0.299, SLG: 0.385 (1, 8)										5	0	0	0	0	4	8				
Ed Charles, R OBP: 0.320, SLG: 0.370 (1, 5)										4	0	0	0	0	0	1				
Dick Green, R OBP: 0.313, SLG: 0.386 (1, 4)										3	0	0	0	1	0	0				
Doc Edwards, R OBP: 0.252, SLG: 0.302 (6, PH)										2	0	1	1	0	1	0				
Billy Bryan, L OBP: 0.285, SLG: 0.467 (6, 2)										2	0	0	0	0	0	0				
Diego Segui, R OBP: 0.271, SLG: 0.234 (3, 1)										1	0	0	0	0	1	0				
Inning Stats	R: 0 E: 0 K: 1 S: 5	H: 1 LOB: 2 BB: 2 P: 13	R: 0 E: 0 K: 1 S: 5	H: 0 LOB: 0 BB: 0 P: 5	R: 0 E: 0 K: 1 S: 6	H: 1 LOB: 1 BB: 0 P: 6	R: 1 E: 0 K: 1 S: 5	H: 1 LOB: 2 BB: 1 P: 13	R: 1 E: 1 K: 0 S: 7	H: 1 LOB: 2 BB: 1 P: 11	R: 0 E: 1 K: 0 S: 5	H: 1 LOB: 1 BB: 0 P: 5	R: 0 E: 0 K: 0 S: 3	H: 0 LOB: 0 BB: 0 P: 3	R: 1 E: 0 K: 0 S: 6	H: 3 LOB: 2 BB: 0 P: 6	1B: 8 2B: 1 3B: 0 HR: 0	SF: 1 SAC: 0 DP: 0 HBP: 0	WP: 1 PB: 1 SB: 1 CS: 0	PA: 41
PITCHER	IP WLS BF H R ER SO BB IBB HBP BLK WP HR S P ERA WHIP																			
Al Downing, L ERA: 3.33	5.0 W 23 4 2 1 5 5 0 0 0 0 1 0 28 48 1.80 1.800																			
Ralph Terry, R ERA: 4.43	4.0 S 18 5 1 1 1 0 0 0 0 0 0 0 20 20 2.25 1.250																			

Batter	1	2	3	4	5	6	7	8	9	AB	R	H	RBI	BB	SO	LOB	BOTTOM			
Tony Kubek, L OBP: 0.276, SLG: 0.341 (1, 6)										3	1	1	0	0	0	3	Kansas City Athletics @ New York Yankees Yankee Stadium, Bronx, NY Sat Sep 19 1964, 3:33 AM EDT Att. 9,458 - Overcast - 61 F			
Bobby Richardson, R OBP: 0.291, SLG: 0.332 (1, 4)										5	3	4	1	0	0	0				
Roger Maris, L OBP: 0.369, SLG: 0.466 (1, 8)										5	1	1	2	0	0	5				
Mickey Mantle, S OBP: 0.418, SLG: 0.593 (8, PR)										4	2	2	2	1	0	2				
Roger Repoz, L (9, 9)										0	0	0	0	0	0	0				
Elston Howard, R OBP: 0.361, SLG: 0.447 (1, 2)										5	0	2	2	0	0	1				
Joe Pepitone, L OBP: 0.276, SLG: 0.408 (1, 3)										4	0	0	0	1	1	3				
Hector Lopez, R OBP: 0.322, SLG: 0.431 (1, 7)										2	0	0	0	2	1	3				
Clete Boyer, R OBP: 0.274, SLG: 0.308 (1, 5)										4	0	2	1	0	0	3				
Al Downing, R OBP: 0.193, SLG: 0.190 (5, PH)										2	0	0	0	0	1	1				
Johnny Blanchard, L OBP: 0.329, SLG: 0.425 (5, PR)										0	0	0	0	1	0	0				
Mike Hegan, L (5, PR)										0	0	0	0	0	0	0				
Ralph Terry, R OBP: 0.250, SLG: 0.212 (6, 1)										1	1	1	0	0	0	0				
Inning Stats	R: 2 E: 0 K: 0 S: 5	H: 2 LOB: 0 BB: 0 P: 5	R: 0 E: 0 K: 1 S: 6	H: 1 LOB: 1 BB: 0 P: 6	R: 3 E: 0 K: 1 S: 8	H: 4 LOB: 3 BB: 2 P: 16	R: 0 E: 0 K: 1 S: 6	H: 1 LOB: 2 BB: 0 P: 7	R: 0 E: 0 K: 0 S: 4	H: 1 LOB: 3 BB: 2 P: 12	R: 0 E: 0 K: 0 S: 3	H: 0 LOB: 0 BB: 0 P: 3	R: 0 E: 0 K: 0 S: 3	H: 0 LOB: 1 BB: 1 P: 7	R: 3 E: 0 K: 0 S: 7	H: 4 LOB: 2 BB: 0 P: 7	1B: 10 2B: 1 3B: 0 HR: 2	SF: 0 SAC: 1 DP: 0 HBP: 1	WP: 0 PB: 0 SB: 1 CS: 0	PA: 42
PITCHER	IP WLS BF H R ER SO BB IBB HBP BLK WP HR S P ERA WHIP																			
Diego Segui, R ERA: 4.5	2.1 L 14 6 5 0 2 1 0 1 0 0 0 0 10 15 0.00 1.800																			
Wes Stock, R ERA: 2.37	1.0 6 1 0 0 0 2 2 0 0 0 0 0 4 12 0.00 3.000																			
Orlando Pena, R ERA: 4.4	3.0 14 4 3 3 0 1 0 0 0 0 0 1 13 17 9.00 1.667																			

Batter	1	2	3	4	5	6	7	8	9	AB	R	H	RBI	BB	SO	LOB	TOP			
Bert Campaneris, R OBP: 0.326, SLG: 0.406 (1, 7)	F3		K			F8			F7	4	0	0	0	0	1	0				
Dick Green, R OBP: 0.314, SLG: 0.386 (1, 4)	CS 1B			K			L6			3	0	1	0	0	1	0				
Wayne Causey, L OBP: 0.393, SLG: 0.401 Ken Harrelson, R OBP: 0.252, SLG: 0.405 (4, PR) (4, 7)	F7			G6-4-3 HBP			K			1	0	0	0	0	0	1				
Rocky Colavito, R OBP: 0.369, SLG: 0.525 (1, 9)		F8		G6-4-3			F8			3	0	0	0	0	0	1				
Jim Gentile, L OBP: 0.382, SLG: 0.488 (1, 3)	F5				F9			3-1		3	0	0	0	0	0	0				
Billy Bryan, L OBP: 0.286, SLG: 0.465 (1, 2)	FC5-4 1B				P6			4-3		3	0	1	0	0	0	0				
Ed Charles, R OBP: 0.318, SLG: 0.367 (1, 5)	FC5-4				F9			F7		3	0	0	0	0	0	1				
Nelson Mathews, R OBP: 0.298, SLG: 0.383 (1, 8)			K			6-3			5-3	3	0	0	0	0	1	0				
John O'Donoghue, R OBP: 0.245, SLG: 0.302 Wes Stock, R OBP: 0.211, SLG: 0.167 Manny Jimenez, L OBP: 0.289, SLG: 0.442 Ted Bowsfield, R OBP: 0.174, SLG: 0.095 Larry Stahl, L OBP: 0.200, SLG: 0.400 (1, 1) (5, 1) (6, PH) (6, 1) (9, PH)			5-3			4-3			K	1	0	0	0	0	0	0				
Inning Stats	R: 0 E: 0 K: 0 S: 3	H: 1 LOB: 0 BB: 0 P: 3	R: 0 E: 0 K: 0 S: 4	H: 1 LOB: 1 BB: 0 P: 4	R: 0 E: 0 K: 2 S: 7	H: 0 LOB: 0 BB: 0 P: 7	R: 0 E: 0 K: 1 S: 4	H: 0 LOB: 1 BB: 0 P: 5	R: 0 E: 0 K: 0 S: 3	H: 0 LOB: 0 BB: 0 P: 3	R: 0 E: 0 K: 0 S: 5	H: 0 LOB: 0 BB: 0 P: 5	R: 0 E: 0 K: 0 S: 3	H: 0 LOB: 0 BB: 0 P: 3	R: 0 E: 0 K: 1 S: 5	H: 0 LOB: 0 BB: 0 P: 5	1B: 2 2B: 0 3B: 0 HR: 0	SF: 0 SAC: 0 DP: 1 HBP: 1	WP: 0 PB: 0 SB: 0 CS: 1	PA: 28
PITCHER Jim Bouton, R ERA: 2.76 (1, 1)	IP: 9.0 WLS: W BF: 28 H: 2 R: 0 ER: 0 SO: 5 BB: 0 IBB: 0 HBP: 1 BLK: 0 WP: 0 HR: 0 S: 37 P: 38 ERA: 0.00 WHIP: 0.222															PITCHER IP: 9.0 WLS: W BF: 28 H: 2 R: 0 ER: 0 SO: 5 BB: 0 IBB: 0 HBP: 1 BLK: 0 WP: 0 HR: 0 S: 37 P: 38 ERA: 0.00 WHIP: 0.222				

Kansas City Athletics @ New York Yankees
 Yankee Stadium, Bronx, NY
 Sun Sep.20 1964, 3:33 AM EDT
 Att: 15,674 - Cloudy - 63 F

livebaseballscores.com

AB 27
R 0
H 2
RBI 0
BB 0
SO 5
LOB 3



Batter	1	2	3	4	5	6	7	8	9	AB	R	H	RBI	BB	SO	LOB	BOTTOM			
Tony Kubek, L OBP: 0.275, SLG: 0.340 (1, 6)	K		5-3		G3	F9				5	0	1	0	0	1	4				
Bobby Richardson, R OBP: 0.250, SLG: 0.333 (1, 4)	5-3		1B		BB 1B	SH4-3		1B	F7	4	1	2	2	0	0	1				
Roger Maris, L OBP: 0.369, SLG: 0.464 (1, 8)	4-3		3-H 1B		P6	P4				4	0	1	0	0	0	3				
Mickey Mantle, S OBP: 0.416, SLG: 0.589 Roger Repoz, L (8, 9)		6-3	FC5-4		1B	BB		L8		3	0	0	0	1	0	2				
Elston Howard, R OBP: 0.362, SLG: 0.447 (1, 2)		FC6-4 BB			F8	1-3 2-H 1B		L9		3	0	1	1	1	0	0				
Hector Lopez, R OBP: 0.321, SLG: 0.429 (1, 7)		FC6-4	FC4-6		K	F5				4	0	1	0	0	1	3				
Joe Pepitone, L OBP: 0.278, SLG: 0.409 (1, 3)		FC4-6			3B 1B	SH4-3 1B		F5		4	2	2	0	0	0	2				
Clete Boyer, R OBP: 0.276, SLG: 0.314 (1, 5)			5-3 SH1-4 1B		1B	SH4-3 E		5-3		4	1	2	1	0	0	1				
Jim Bouton, R OBP: 0.126, SLG: 0.138 (1, 1)			SH1-4		5-3	E1 SH4-3		1-3 2-3 1B		3	0	0	0	0	0	3				
Inning Stats	R: 0 E: 0 K: 1 S: 5	H: 0 LOB: 0 BB: 0 P: 5	R: 0 E: 0 K: 0 S: 3	H: 0 LOB: 1 BB: 1 P: 7	R: 1 E: 0 K: 0 S: 6	H: 3 LOB: 2 BB: 0 P: 6	R: 1 E: 0 K: 1 S: 7	H: 2 LOB: 1 BB: 0 P: 7	R: 1 E: 0 K: 0 S: 5	H: 2 LOB: 2 BB: 1 P: 9	R: 1 E: 2 K: 0 S: 6	H: 1 LOB: 2 BB: 0 P: 6	R: 0 E: 0 K: 0 S: 4	H: 1 LOB: 1 BB: 0 P: 4	R: 0 E: 0 K: 0 S: 4	H: 1 LOB: 1 BB: 0 P: 4	1B: 9 2B: 0 3B: 1 HR: 0	SF: 0 SAC: 2 DP: 0 HBP: 0	WP: 0 PB: 0 SB: 0 CS: 0	PA: 38
PITCHER John O'Donoghue, L ERA: 4.76 Wes Stock, R ERA: 2.37 Ted Bowsfield, L ERA: 4.47 (1, 1) (5, 1) (6, 1)	IP: 4.2 WLS: L BF: 23 H: 7 R: 3 ER: 3 SO: 2 BB: 0 IBB: 0 HBP: 0 BLK: 0 WP: 0 HR: 0 S: 25 P: 33 ERA: 5.79 WHIP: 1.929															PITCHER IP: 4.2 WLS: L BF: 23 H: 7 R: 3 ER: 3 SO: 2 BB: 0 IBB: 0 HBP: 0 BLK: 0 WP: 0 HR: 0 S: 25 P: 33 ERA: 5.79 WHIP: 1.929				

Kansas City Athletics @ New York Yankees
 Yankee Stadium, Bronx, NY
 Sun Sep.20 1964, 3:33 AM EDT
 Att: 15,674 - Cloudy - 63 F

livebaseballscores.com

AB 34
R 4
H 10
RBI 4
BB 2
SO 2
LOB 19



Batter	1	2	3	4	5	6	7	8	9	AB	R	H	RBI	BB	SO	LOB	TOP					
Phil Linz, R OBP: 0.328, SLG: 0.363 (1, 6)	F3				1-3			5-3		3	0	0	0	2	0	1	New York Yankees @ Cleveland Indians Cleveland Municipal Stadium, Cleveland, OH Tue Sep 22 1964, 7:05 PM EDT Cloudy livebaseballscorecards.com					
Bobby Richardson, R OBP: 0.290, SLG: 0.331 (1, 4)	F5	F8			5-3		L5		1-3	5	0	0	0	0	0	3						
Roger Maris, L OBP: 0.373, SLG: 0.474 (1, 8)					G3					5	1	4	1	0	0							
Mickey Mantle, S OBP: 0.414, SLG: 0.583 Roger Repoz, L (9, 9)	4-3				F8				F8	4	1	0	0	1	1	4						
Elston Howard, R OBP: 0.362, SLG: 0.446 (1, 2)										0	0	0	0	0	0							
Joe Pepitone, L OBP: 0.279, SLG: 0.415 (1, 3)					4-3					4	1	2	0	0	1	3						
Tom Tresh, S OBP: 0.339, SLG: 0.395 (9, 7)										4	1	1	0	0	1	2						
Clete Boyer, R OBP: 0.275, SLG: 0.314 (1, 5)										4	0	1	0	0	3	3						
Mel Stottlemyre, R OBP: 0.161, SLG: 0.133 Pedro Ramos, S OBP: 0.200, SLG: 0.302 (9, 1)					F3					4	0	1	1	0	0	3						
					F9					0	0	0	0	0	0	0						
Inning Stats	R: 0 E: 0 K: 0 S: 4	H: 1 LOB: 1 BB: 0 P: 4	R: 2 E: 0 K: 0 S: 6	H: 3 LOB: 2 BB: 1 P: 10	R: 1 E: 0 K: 0 S: 4	H: 1 LOB: 0 BB: 0 P: 4	R: 0 E: 0 K: 1 S: 5	H: 0 LOB: 0 BB: 0 P: 5	R: 0 E: 0 K: 0 S: 3	H: 0 LOB: 0 BB: 0 P: 3	R: 1 E: 0 K: 2 S: 9	H: 2 LOB: 2 BB: 1 P: 13	R: 0 E: 0 K: 2 S: 8	H: 1 LOB: 2 BB: 1 P: 12	R: 1 E: 0 K: 1 S: 7	H: 2 LOB: 1 BB: 0 P: 7	R: 0 E: 0 K: 0 S: 4	H: 1 LOB: 1 BB: 0 P: 4	1B: 8 2B: 1 3B: 0 HR: 2	SF: 0 SAC: 0 DP: 0 HBP: 0	WP: 0 PB: 0 SB: 0 CS: 0	PA: 41
PITCHER	IP	WLS	BF	H	R	ER	SO	BB	IBB	HBP	BLK	WP	HR	S	P	ERA	WHIP					
Sonny Siebert, R ERA: 3.19 (1, 1)	5.0	L	24	7	4	4	1	2	0	0	0	0	2	24	32	7.20	1.800					
Lee Stange, R ERA: 4.17 (6, 1)	2.0		8	1	0	0	4	1	0	0	0	0	0	15	19	0.00	1.000					
Gary Bell, R ERA: 4.45 (8, 1)	2.0		9	3	1	1	1	0	0	0	0	0	0	11	11	4.50	1.500					
Batter	1	2	3	4	5	6	7	8	9	AB	R	H	RBI	BB	SO	LOB	BOTTOM					
Chico Salmon, R OBP: 0.333, SLG: 0.419 (1, 9)	6-3				F5					3	0	0	0	0	0	1	New York Yankees @ Cleveland Indians Cleveland Municipal Stadium, Cleveland, OH Tue Sep 22 1964, 7:05 PM EDT Cloudy livebaseballscorecards.com					
Fred Whitfield, L OBP: 0.298, SLG: 0.424 (7, PH)		G6-4-3								1	0	0	0	0	0	1						
Gary Bell, R OBP: 0.412, SLG: 0.375 (8, 1)										0	0	0	0	0	0	0						
Dick Howser, R OBP: 0.340, SLG: 0.325 (1, 6)										2	2	1	0	2	1	0						
Bob Chance, L OBP: 0.358, SLG: 0.451 (6, PR)										4	1	1	0	0	2	2						
Tommie Agee, R (9, PR)										0	0	0	0	0	0	0						
Billy Moran, R OBP: 0.305, SLG: 0.304 (9, 3)										0	0	0	0	0	0	0						
Leon Wagner, L OBP: 0.324, SLG: 0.448 (1, 7)										4	0	0	0	0	2	3						
Max Alvis, R OBP: 0.324, SLG: 0.451 (1, 5)										4	0	2	2	0	0	1						
Vic Davallito, L OBP: 0.315, SLG: 0.357 (1, 8)										3	0	1	0	1	1	1						
John Romano, R OBP: 0.337, SLG: 0.448 (1, 2)										4	0	0	0	0	1	4						
Woodie Held, R OBP: 0.332, SLG: 0.431 (9, PR)										4	0	2	0	0	1	1						
Tony Martinez, R (9, PR)										0	0	0	0	0	0	0						
Sonny Siebert, R OBP: 0.261, SLG: 0.467 (1, 1)										2	0	0	0	0	1	1						
Lee Stange, R OBP: 0.175, SLG: 0.061 (7, PH)										0	0	0	0	0	0	0						
Al Luplow, L OBP: 0.214, SLG: 0.154 (8, 9)										2	0	1	0	0	0	2						
Inning Stats	R: 2 E: 0 K: 1 S: 7	H: 2 LOB: 2 BB: 2 P: 15	R: 0 E: 0 K: 0 S: 3	H: 1 LOB: 0 BB: 0 P: 3	R: 0 E: 0 K: 2 S: 7	H: 0 LOB: 0 BB: 0 P: 7	R: 0 E: 0 K: 1 S: 6	H: 1 LOB: 1 BB: 0 P: 6	R: 0 E: 0 K: 2 S: 7	H: 0 LOB: 1 BB: 1 P: 11	R: 0 E: 0 K: 1 S: 5	H: 0 LOB: 0 BB: 0 P: 5	R: 0 E: 0 K: 2 S: 8	H: 1 LOB: 1 BB: 0 P: 8	R: 1 E: 1 K: 0 S: 4	H: 1 LOB: 1 BB: 0 P: 4	R: 0 E: 0 K: 0 S: 4	H: 2 LOB: 2 BB: 0 P: 4	1B: 6 2B: 2 3B: 0 HR: 0	SF: 0 SAC: 0 DP: 3 HBP: 0	WP: 0 PB: 0 SB: 0 CS: 0	PA: 36
PITCHER	IP	WLS	BF	H	R	ER	SO	BB	IBB	HBP	BLK	WP	HR	S	P	ERA	WHIP					
Mel Stottlemyre, R ERA: 2.19 (1, 1)	8.1	W	35	8	3	2	9	3	0	0	0	0	0	50	62	2.16	1.320					
Pedro Ramos, R ERA: 4.82 (9, 1)	0.2	S	1	0	0	0	0	0	0	0	0	0	0	1	1	0.00	0.000					

Batter	1	2	3	4	5	6	7	8	9	AB	R	H	RBI	BB	SO	LOB	TOP	
Phil Linz, R OBP: 0.331, SLG: 0.374 (1, 6)	0-0 6-3		0-0 5-3			0-0 HR		4-0 CS BB	0-0 2B 1B	4	2	2	2	1	0	0	New York Yankees @ Cleveland Indians Cleveland Municipal Stadium, Cleveland, OH Tue Sep 22 1964, 7:05 PM EDT Att. 22,557 - Cloudy	
Bobby Richardson, R OBP: 0.293, SLG: 0.333 (1, 4)	0-0 HR 1B		0-0 6-3			0-0 F5		4-0 CS BB	0-0 2B	4	1	2	1	1	0	0		
Roger Maris, L OBP: 0.371, SLG: 0.471 (1, 8)	0-0 G3 1-2		0-0 F6			0-0 F7		0-0 1B	0-0 L7	5	0	1	0	0	0	2		
Mickey Mantle, S OBP: 0.415, SLG: 0.589 Hal Reniff, R OBP: 0.100, SLG: 0.100 (8, 1)	0-0 HR			0-0 4-3		0-0 2B 1B		0-3 K	0-3 K	4	1	2	2	0	1	1		
Elston Howard, R OBP: 0.363, SLG: 0.451 (1, 2)	0-0 6-3			0-3 K		0-0 1B		0-0 1B	0-0 2B	4	1	2	0	0	1	0		
Joe Pepitone, L OBP: 0.279, SLG: 0.412 (1, 3)		0-0 4-3		0-0 4-3		0-0 6-3		0-3 1B	0-3 1B	3	1	0	0	1	0	2		
Tom Tresh, S OBP: 0.340, SLG: 0.396 (8, 7)		0-0 1B			0-0 F8		0-3 K	0-0 BB 1B	0-0 1B	4	1	2	1	0	1	0		
Clete Boyer, R OBP: 0.275, SLG: 0.313 (1, 5)		0-0 F7			0-0 4-3		0-0 4-3	0-0 BB 1B	0-0 1B	4	1	1	1	0	0	1		
Whitey Ford, L OBP: 0.264, SLG: 0.148 Roger Repoz, L (8, 9)	0-3 K			0-3 K		0-0 4-3		4-0 1B	4-0 BB	3	0	0	0	0	2	1		
Inning Stats	R: 2 E: 0 K: 0 S: 5	H: 2 LOB: 0 BB: 0 P: 5	R: 0 E: 0 K: 1 S: 6	H: 1 LOB: 1 BB: 0 P: 6	R: 0 E: 0 K: 0 S: 3	H: 0 LOB: 0 BB: 0 P: 3	R: 0 E: 0 K: 1 S: 5	H: 0 LOB: 0 BB: 0 P: 5	R: 0 E: 0 K: 1 S: 6	H: 0 LOB: 0 BB: 0 P: 5	R: 0 E: 0 K: 1 S: 4	H: 1 LOB: 1 BB: 2 P: 12	R: 5 E: 0 K: 1 S: 9	H: 5 LOB: 1 BB: 2 P: 17	1B: 7 2B: 3 3B: 0 HR: 2	SF: 0 SAC: 0 DP: 0 HBP: 0	WP: 0 PB: 0 CS: 2	PA: 40
PITCHER	IP WLS BF H R ER SO BB IBB HBP BLK WP HR S P ERA WHIP	IP WLS BF H R ER SO BB IBB HBP BLK WP HR S P ERA WHIP	IP WLS BF H R ER SO BB IBB HBP BLK WP HR S P ERA WHIP	IP WLS BF H R ER SO BB IBB HBP BLK WP HR S P ERA WHIP	IP WLS BF H R ER SO BB IBB HBP BLK WP HR S P ERA WHIP	IP WLS BF H R ER SO BB IBB HBP BLK WP HR S P ERA WHIP	IP WLS BF H R ER SO BB IBB HBP BLK WP HR S P ERA WHIP	IP WLS BF H R ER SO BB IBB HBP BLK WP HR S P ERA WHIP	IP WLS BF H R ER SO BB IBB HBP BLK WP HR S P ERA WHIP	IP WLS BF H R ER SO BB IBB HBP BLK WP HR S P ERA WHIP	IP WLS BF H R ER SO BB IBB HBP BLK WP HR S P ERA WHIP	IP WLS BF H R ER SO BB IBB HBP BLK WP HR S P ERA WHIP	IP WLS BF H R ER SO BB IBB HBP BLK WP HR S P ERA WHIP	IP WLS BF H R ER SO BB IBB HBP BLK WP HR S P ERA WHIP	IP WLS BF H R ER SO BB IBB HBP BLK WP HR S P ERA WHIP	IP WLS BF H R ER SO BB IBB HBP BLK WP HR S P ERA WHIP	IP WLS BF H R ER SO BB IBB HBP BLK WP HR S P ERA WHIP	IP WLS BF H R ER SO BB IBB HBP BLK WP HR S P ERA WHIP

AB	36
R	8
H	12
RBI	7
BB	4
SO	6
LOB	8



Batter	1	2	3	4	5	6	7	8	9	AB	R	H	RBI	BB	SO	LOB	BOTTOM	
Chico Salmon, R OBP: 0.332, SLG: 0.417 Billy Moran, R OBP: 0.305, SLG: 0.304 (1, 9)	0-0 G3		0-0 L4			0-0 FC3-6 1B		0-0 4-3		4	0	1	0	0	0	0	New York Yankees @ Cleveland Indians Cleveland Municipal Stadium, Cleveland, OH Tue Sep 22 1964, 7:05 PM EDT Att. 22,557 - Cloudy	
Dick Howser, R OBP: 0.338, SLG: 0.323 (1, 6)	0-0 6-3			0-0 F8		0-0 FC3-6		0-0 1-3		4	0	0	0	0	0	2		
Bob Chance, L OBP: 0.357, SLG: 0.451 (1, 3)	0-0 1-3			0-0 3-1		0-0 F7		0-0 2B		4	0	1	0	0	0	2		
Max Alvis, R OBP: 0.321, SLG: 0.446 (1, 5)		0-0 6-3		0-3 K		0-0 F3		0-0 F2		4	0	0	0	0	1	1		
John Romano, R OBP: 0.337, SLG: 0.445 Duke Sims, L (9, PH)		0-0 F9			0-0 F9		4-0 FC5-4 BB	0-0 4-3		2	0	0	0	1	0	0		
George Banks, R OBP: 0.444, SLG: 1.222 (1, 7)		0-0 HR			0-3 K		0-0 FC5-4			3	1	1	1	0	1	1		
Tommie Agee, R (9, 9)		0-0 2-3			0-0 4-3		0-0 G3			3	0	0	0	0	0	1		
Larry Brown, R OBP: 0.293, SLG: 0.392 Vic Davallio, L OBP: 0.314, SLG: 0.357 (8, PH)			0-0 6-3			0-0 FC6-4 1B		0-0 6-3		2	0	1	0	0	0	0		
Dick Donovan, L OBP: 0.305, SLG: 0.208 Tommy John, R OBP: 0.208, SLG: 0.208 Tony Martinez, R (8, PH)			0-0 4-3			0-0 FC6-4 1B		0-3 K		1	0	0	0	0	0	0		
Ted Abernathy, R (8, PH)										0	0	0	0	0	0	0		
Tito Francoza, L OBP: 0.303, SLG: 0.365 Don McMahon, R OBP: 0.143, SLG: 0.143 Jerry Walker, S (9, 1)										0	0	0	0	0	0	0		
Inning Stats	R: 0 E: 0 K: 0 S: 3	H: 0 LOB: 0 BB: 0 P: 3	R: 1 E: 0 K: 0 S: 4	H: 1 LOB: 0 BB: 0 P: 4	R: 0 E: 0 K: 1 S: 5	H: 0 LOB: 0 BB: 0 P: 5	R: 0 E: 0 K: 1 S: 5	H: 0 LOB: 0 BB: 0 P: 5	R: 0 E: 0 K: 0 S: 3	H: 0 LOB: 1 BB: 1 P: 7	R: 0 E: 0 K: 1 S: 5	H: 0 LOB: 0 BB: 0 P: 5	R: 0 E: 0 K: 0 S: 4	H: 1 LOB: 1 BB: 0 P: 4	1B: 2 2B: 1 3B: 0 HR: 1	SF: 0 SAC: 0 DP: 0 HBP: 0	WP: 0 PB: 0 CS: 0	PA: 32
PITCHER	IP WLS BF H R ER SO BB IBB HBP BLK WP HR S P ERA WHIP	IP WLS BF H R ER SO BB IBB HBP BLK WP HR S P ERA WHIP	IP WLS BF H R ER SO BB IBB HBP BLK WP HR S P ERA WHIP	IP WLS BF H R ER SO BB IBB HBP BLK WP HR S P ERA WHIP	IP WLS BF H R ER SO BB IBB HBP BLK WP HR S P ERA WHIP	IP WLS BF H R ER SO BB IBB HBP BLK WP HR S P ERA WHIP	IP WLS BF H R ER SO BB IBB HBP BLK WP HR S P ERA WHIP	IP WLS BF H R ER SO BB IBB HBP BLK WP HR S P ERA WHIP	IP WLS BF H R ER SO BB IBB HBP BLK WP HR S P ERA WHIP	IP WLS BF H R ER SO BB IBB HBP BLK WP HR S P ERA WHIP	IP WLS BF H R ER SO BB IBB HBP BLK WP HR S P ERA WHIP	IP WLS BF H R ER SO BB IBB HBP BLK WP HR S P ERA WHIP	IP WLS BF H R ER SO BB IBB HBP BLK WP HR S P ERA WHIP	IP WLS BF H R ER SO BB IBB HBP BLK WP HR S P ERA WHIP	IP WLS BF H R ER SO BB IBB HBP BLK WP HR S P ERA WHIP	IP WLS BF H R ER SO BB IBB HBP BLK WP HR S P ERA WHIP	IP WLS BF H R ER SO BB IBB HBP BLK WP HR S P ERA WHIP	IP WLS BF H R ER SO BB IBB HBP BLK WP HR S P ERA WHIP



Batter	1	2	3	4	5	6	7	8	9	10	11	AB	R	H	RBI	BB	SO	LOB	TOP											
Phil Linz, R OBP: 0.332, SLG: 0.371 (1, 6)												3	1	0	0	2	1	3												
Bobby Richardson, R OBP: 0.292, SLG: 0.332 (1, 4)												5	1	1	0	0	1	1												
Roger Maris, L OBP: 0.388, SLG: 0.466 (1, 8)												5	0	0	0	0	2	4												
Mickey Mantle, S OBP: 0.417, SLG: 0.588 Roger Repoz, L (10, 9)												3	1	1	0	2	0	1												
Elston Howard, R OBP: 0.364, SLG: 0.456 (1, 2)												5	1	2	1	0	0	5												
Tom Tresh, S OBP: 0.337, SLG: 0.392 (10, 7)												5	0	0	0	0	1	4												
Joe Pepitone, L OBP: 0.278, SLG: 0.411 (1, 3)												5	0	1	0	0	1	1												
Clete Boyer, R OBP: 0.273, SLG: 0.310 (1, 5)												5	0	0	0	0	2	1												
Al Downing, R OBP: 0.198, SLG: 0.195 Pete Mikkelsen, R OBP: 0.071, SLG: 0.071 Pedro Ramos, S OBP: 0.200, SLG: 0.302 (1, 1)												3	0	1	0	0	0	1												
Inning Stats	R: 3 E: 1 K: 0 S: 5	H: 1 LOB: 1 BB: 2 P: 13	R: 0 E: 0 K: 0 S: 3	H: 1 LOB: 0 BB: 0 P: 3	R: 0 E: 1 K: 1 S: 7	H: 1 LOB: 2 BB: 0 P: 7	R: 0 E: 0 K: 1 S: 6	H: 0 LOB: 0 BB: 0 P: 5	R: 0 E: 0 K: 0 S: 3	H: 0 LOB: 1 BB: 1 P: 7	R: 0 E: 0 K: 1 S: 5	H: 0 LOB: 0 BB: 0 P: 5	R: 0 E: 0 K: 1 S: 5	H: 0 LOB: 0 BB: 0 P: 5	R: 0 E: 0 K: 1 S: 6	H: 1 LOB: 0 BB: 0 P: 6	1B: 6 2B: 0 3B: 0 HR: 1	SF: 0 SAC: 0 DP: 2 HBP: 0	WP: 0 PB: 0 SB: 0 CS: 0	PA: 44										
PITCHER	IP: 9.0 ERA: 2.88	WLS: L BF: 7	H: 1 R: 3 ER: 0 SO: 2	BB: 0 IBB: 0 HBP: 0 BLK: 0	WP: 0 HR: 1 S: 11 P: 11	ERA: 4.50 WHIP: 0.500	PITCHER														IP: 9.0 ERA: 2.97	WLS: L BF: 7	H: 1 R: 3 ER: 0 SO: 2	BB: 0 IBB: 0 HBP: 0 BLK: 0	WP: 0 HR: 1 S: 11 P: 11	ERA: 4.50 WHIP: 0.500	1B: 6 2B: 0 3B: 0 HR: 1	SF: 0 SAC: 0 DP: 2 HBP: 0	WP: 0 PB: 0 SB: 0 CS: 0	PA: 44

New York Yankees @ Cleveland Indians
Cleveland Municipal Stadium, Cleveland, OH
Wed Sep 23 1964, 7:05 PM EDT
Unknown

AB	40
R	4
H	7
RBI	1
BB	4
SO	8
LOB	21



Batter	1	2	3	4	5	6	7	8	9	10	11	AB	R	H	RBI	BB	SO	LOB	BOTTOM											
Chico Salmon, R OBP: 0.335, SLG: 0.418 Billy Moran, R OBP: 0.305, SLG: 0.304 Leon Wagner, L OBP: 0.325, SLG: 0.448 (1, 9)												4	1	2	0	0	0	0												
Dick Howser, R OBP: 0.340, SLG: 0.323 (1, 6)												3	0	1	0	2	0	1												
George Banks, R OBP: 0.500, SLG: 1.000 Luis Tiant, R OBP: 0.103, SLG: 0.103 (1, 7)												2	0	0	1	3	2	1												
Max Alvis, R OBP: 0.321, SLG: 0.444 Vic Davalillo, L OBP: 0.313, SLG: 0.355 (1, 5)												1	0	0	1	1	1	0												
John Romano, R OBP: 0.338, SLG: 0.453 (1, 2)												5	1	2	1	0	1	7												
Bob Chance, L OBP: 0.352, SLG: 0.445 Tony Martinez, R (10, PR)												5	0	0	0	0	1	1												
Tito Francona, L OBP: 0.383, SLG: 0.365 (1, 3)												0	0	0	0	0	0	0												
Tommie Agee, R OBP: 0.143, SLG: 0.143 (8, 9)												4	0	1	0	0	1	0												
Al Luplow, L OBP: 0.200, SLG: 0.143 (10, PH)												1	0	0	0	0	1	1												
Woodie Held, R OBP: 0.331, SLG: 0.428 (1, 4)												5	0	1	0	0	1	1												
Sam McDowell, L OBP: 0.190, SLG: 0.113 Fred Whitfield, L OBP: 0.297, SLG: 0.422 Larry Brown, R OBP: 0.252, SLG: 0.391 (1, 1)												3	1	1	0	0	0	2												
Inning Stats	R: 0 E: 0 K: 2 S: 7	H: 0 LOB: 2 BB: 2 P: 15	R: 0 E: 0 K: 1 S: 6	H: 1 LOB: 1 BB: 0 P: 6	R: 0 E: 0 K: 1 S: 5	H: 0 LOB: 0 BB: 0 P: 5	R: 1 E: 0 K: 1 S: 6	H: 1 LOB: 1 BB: 0 P: 6	R: 2 E: 0 K: 0 S: 5	H: 2 LOB: 2 BB: 2 P: 13	R: 0 E: 0 K: 0 S: 4	H: 1 LOB: 1 BB: 1 P: 4	R: 0 E: 0 K: 1 S: 6	H: 2 LOB: 2 BB: 1 P: 10	R: 0 E: 0 K: 1 S: 5	H: 0 LOB: 0 BB: 0 P: 5	R: 0 E: 0 K: 1 S: 6	H: 1 LOB: 2 BB: 1 P: 10	R: 0 E: 0 K: 1 S: 5	H: 0 LOB: 1 BB: 0 P: 5	R: 0 E: 0 K: 1 S: 5	H: 0 LOB: 0 BB: 0 P: 5	1B: 8 2B: 0 3B: 0 HR: 1	SF: 1 SAC: 0 DP: 1 HBP: 0	WP: 1 PB: 0 SB: 1 CS: 1	PA: 46				
PITCHER	IP: 6.0 ERA: 3.38	WLS: 4 BF: 13	H: 2 R: 3 ER: 0 SO: 4	BB: 1 IBB: 0 HBP: 0 BLK: 0	WP: 0 HR: 0 S: 20 P: 24	ERA: 0.00 WHIP: 0.750	PITCHER														IP: 1.0 ERA: 4.75	WLS: S BF: 3	H: 0 R: 0 ER: 0 SO: 1	BB: 0 IBB: 0 HBP: 0 BLK: 0	WP: 0 HR: 0 S: 5 P: 5	ERA: 0.000 WHIP: 0.000	1B: 8 2B: 0 3B: 0 HR: 1	SF: 1 SAC: 0 DP: 1 HBP: 0	WP: 1 PB: 0 SB: 1 CS: 1	PA: 46

New York Yankees @ Cleveland Indians
Cleveland Municipal Stadium, Cleveland, OH
Wed Sep 23 1964, 7:05 PM EDT
Unknown

AB	39
R	3
H	9
RBI	3
BB	6
SO	10
LOB	19



Batter	1	2	3	4	5	6	7	8	9	AB	R	H	RBI	BB	SO	LOB	TOP					
Phil Linz, R OBP: 0.334, SLG: 0.370 (1, 6)	F7		K					L9		5	0	2	0	0	1	1	New York Yankees @ Washington Senators D.C. Stadium, Washington, DC Fri Sep 25 1964, 7:05 PM EDT Att: 11,490 - Sunny					
Bobby Richardson, R OBP: 0.292, SLG: 0.332 (1, 4)	P4		5-3				G6-4-3		5	0	0	0	0	0	1	3						
Roger Maris, L OBP: 0.370, SLG: 0.479 (1, 8)	K		F8						5	2	3	3	0	1	0							
Mickey Mantle, S OBP: 0.420, SLG: 0.588 (9, PR)									3	1	2	0	2	1	2							
Roger Repoz, L Hector Lopez, R OBP: 0.320, SLG: 0.426 (9, 9)		1B							0	0	0	0	0	0	0							
Elston Howard, R OBP: 0.363, SLG: 0.454 (1, 2)									0	0	0	0	0	0	0							
Joe Pepitone, L OBP: 0.279, SLG: 0.415 (1, 3)									5	1	1	2	0	0	4							
Tom Tresh, S OBP: 0.341, SLG: 0.392 (9, 7)									3	0	2	1	1	0	0							
Clete Boyer, R OBP: 0.273, SLG: 0.310 (1, 5)									3	0	0	0	0	0	4							
Jim Bouton, R Stan Williams, R Jake Gault, R Pete Mikkelsen, R Johnny Blanchard, L Hal Reniff, R OBP: 0.100, SLG: 0.100 (1, 1)									2	0	0	0	0	2	4							
Inning Stats	R: 0 E: 0 K: 1 S: 5	H: 0 LOB: 0 BB: 0 P: 5	R: 0 E: 0 K: 1 S: 6	H: 1 LOB: 3 BB: 2 P: 14	R: 0 E: 0 K: 1 S: 5	H: 0 LOB: 0 BB: 0 P: 5	R: 2 E: 2 K: 1 S: 8	H: 3 LOB: 1 BB: 0 P: 8	R: 0 E: 0 K: 0 S: 3	H: 2 LOB: 2 BB: 0 P: 9	R: 0 E: 0 K: 0 S: 3	H: 0 LOB: 0 BB: 0 P: 3	R: 2 E: 0 K: 0 S: 6	H: 4 LOB: 1 BB: 0 P: 6	R: 1 E: 0 K: 0 S: 5	H: 2 LOB: 1 BB: 0 P: 5	R: 1 E: 0 K: 0 S: 4	H: 2 LOB: 1 BB: 1 P: 8	1B: 11 2B: 0 3B: 0 HR: 3	SF: 0 SAC: 1 DP: 1 HBP: 0	WP: 0 PB: 0 SB: 0 CS: 0	PA: 42
PITCHER	IP WLS BF H R ER SO BB IBB HBP BLK WP HR S P ERA WHIP																					
Buster Narum, R ERA: 4.12 (1, 1)	6.2	30	9	4	4	6	2	0	0	0	0	0	0	0	1	40	48	5.40	1.650			
Ron Kline, R ERA: 2.06 (7, 1)	1.1	7	3	1	1	0	0	0	0	0	0	0	0	1	7	7	6.75	2.250				
Jim Hannan, R ERA: 4.04 (9, 1)	0.2	L	4	2	1	1	0	1	0	0	0	0	1	3	7	13.50	4.500					
Frank Kreutzer, L ERA: 4.13 (9, 1)	0.1	1	0	0	0	0	0	0	0	0	0	0	0	1	1	0.00	0.000					

Batter	1	2	3	4	5	6	7	8	9	AB	R	H	RBI	BB	SO	LOB	BOTTOM					
Don Blasingame, L OBP: 0.314, SLG: 0.312 (1, 4)	F6								F9	5	1	2	1	0	0	0	New York Yankees @ Washington Senators D.C. Stadium, Washington, DC Fri Sep 25 1964, 7:05 PM EDT Att: 11,490 - Sunny					
Don Zimmer, R OBP: 0.306, SLG: 0.411 (1, 5)									K	4	0	2	1	1	1	0						
Chuck Hinton, R OBP: 0.347, SLG: 0.425 (1, 7)	F7								F8	5	0	1	0	0	0	3						
Jim King, L OBP: 0.338, SLG: 0.416 (1, 9)										3	1	1	0	1	0	2						
Don Lock, R OBP: 0.346, SLG: 0.470 (1, 8)	K									4	0	0	0	0	2	4						
Joe Cunningham, L OBP: 0.350, SLG: 0.279 (1, 3)										4	0	1	1	0	1	1						
Mike Brumley, L OBP: 0.308, SLG: 0.297 (1, 2)										4	1	2	0	0	0	1						
John Kennedy, R OBP: 0.284, SLG: 0.331 (1, 6)										4	1	1	0	0	1	1						
Buster Narum, R OBP: 0.048, SLG: 0.095 (1, 1)										3	1	1	1	0	1	2						
Ron Kline, R OBP: 0.286, SLG: 0.167 (7, 1)										0	0	0	0	0	0	0						
Willie Kirkland, L OBP: 0.274, SLG: 0.339 (6, PH)										1	0	0	0	0	1	0						
Jim Hannan, R OBP: 0.143, SLG: 0.150 (9, 1)										0	0	0	0	0	0	0						
Frank Kreutzer, R OBP: 0.353, SLG: 0.105 (9, 1)										0	0	0	0	0	0	0						
Inning Stats	R: 0 E: 0 K: 1 S: 6	H: 1 LOB: 2 BB: 1 P: 10	R: 3 E: 1 K: 1 S: 10	H: 5 LOB: 0 BB: 0 P: 10	R: 0 E: 0 K: 1 S: 6	H: 1 LOB: 0 BB: 0 P: 6	R: 1 E: 0 K: 0 S: 4	H: 1 LOB: 0 BB: 0 P: 4	R: 1 E: 0 K: 0 S: 4	H: 2 LOB: 0 BB: 0 P: 4	R: 0 E: 0 K: 1 S: 6	H: 1 LOB: 2 BB: 1 P: 10	R: 0 E: 1 K: 1 S: 5	H: 0 LOB: 0 BB: 0 P: 5	R: 0 E: 0 K: 1 S: 5	H: 0 LOB: 0 BB: 0 P: 5	R: 0 E: 0 K: 1 S: 5	H: 0 LOB: 0 BB: 0 P: 5	1B: 6 2B: 4 3B: 0 HR: 1	SF: 0 SAC: 0 DP: 2 HBP: 0	WP: 0 PB: 0 SB: 0 CS: 0	PA: 39
PITCHER	IP WLS BF H R ER SO BB IBB HBP BLK WP HR S P ERA WHIP																					
Jim Bouton, R ERA: 2.89 (1, 1)	4.0	22	9	5	5	3	1	0	0	0	0	0	0	0	9	13	0.00	1.500				
Stan Williams, R ERA: 4.14 (5, 1)	2.0	8	2	0	0	1	1	0	0	0	0	0	0	5	5	0.00	0.000					
Pete Mikkelsen, R ERA: 3.62 (7, 1)	1.0	3	0	0	0	1	0	0	0	0	0	0	0	5	5	0.00	0.000					
Hal Reniff, R ERA: 3.0 (8, 1)	2.0	W	6	0	0	0	2	0	0	0	0	0	0	10	10	0.00	0.000					

Batter	1	2	3	4	5	6	7	8	9	AB	R	H	RBI	BB	SO	LOB	TOP			
Phil Linz, R OBP: 0.332, SLG: 0.366 (1, 6)		L4	F5		F8		F9		K	6	0	1	0	0	1	6	New York Yankees @ Washington Senators D.C. Stadium, Washington, DC Sat Sep 26 1964, 3:33 AM EDT Att: 7,642 - Sunny livebaseballscorecards.com			
Bobby Richardson, R OBP: 0.294, SLG: 0.334 (1, 4)		G6-4-3	BB	BB	G5-3		FC6-4			5	1	3	0	0	0	3				
Roger Maris, L OBP: 0.368, SLG: 0.475 (1, 8)	P6	BB	FC5		F8			F4		4	0	0	0	1	0	4				
Mickey Mantle, S Hector Lopez, R OBP: 0.417, SLG: 0.583 OBP: 0.319, SLG: 0.424 (1, 7) (6, 9)	G6-4-3	F6		K		K		E6		4	0	0	0	0	2	5				
Elston Howard, R OBP: 0.367, SLG: 0.455 (1, 2)		HBP						K		3	1	2	1	2	1	1				
Tom Tresh, S OBP: 0.342, SLG: 0.391 (1, 9) (6, 7)		HBP			L8			F9		4	1	1	1	1	1	3				
Joe Pepitone, L OBP: 0.280, SLG: 0.419 (1, 3)		HBP			G3			HR		4	2	1	1	0	1	4				
Clete Boyer, R OBP: 0.274, SLG: 0.313 (1, 5)		BB	K		G5-3		K		6-3	5	1	2	2	0	2	0				
Mel Stottlemyre, R OBP: 0.278, SLG: 0.286 (1, 1)		BB	FC5				FC6-4			5	1	5	2	0	0	0				
Inning Stats	R: 0 E: 0 K: 0 S: 4	H: 2 LOB: 1 BB: 0 P: 4	R: 6 E: 0 K: 1 S: 9	H: 4 LOB: 3 BB: 4 P: 26	R: 0 E: 0 K: 1 S: 7	H: 2 LOB: 2 BB: 0 P: 7	R: 0 E: 0 K: 1 S: 6	H: 1 LOB: 1 BB: 0 P: 6	R: 1 E: 0 K: 1 S: 7	H: 2 LOB: 1 BB: 0 P: 7	R: 0 E: 1 K: 2 S: 8	H: 0 LOB: 1 BB: 0 P: 8	R: 0 E: 0 K: 1 S: 6	H: 1 LOB: 0 BB: 0 P: 6	1B: 12 2B: 2 3B: 0 HR: 1	SF: 0 SAC: 0 DP: 2 HBP: 1		WP: 0 PA: 46 PB: 0 SB: 0 CS: 0		
PITCHER	IP WLS BF H R ER SO BB IBB HBP BLK WP HR S P ERA WHIP	IP WLS BF H R ER SO BB IBB HBP BLK WP HR S P ERA WHIP																		
Claude Osteen, L ERA: 3.3 (1, 1)	1.0	L	9	5	5	5	0	1	0	1	0	0	0	0	0	0	7	12	45.00	6.000
Dave Stenhouse, R ERA: 4.92 (2, 1)	0.2		6	1	1	1	0	3	0	0	0	0	0	0	0	0	3	15	13.50	6.000
Steve Ridzik, R ERA: 2.93 (2, 1)	1.1		6	2	0	0	2	0	0	0	0	0	0	0	0	10	10	0.00	1.500	
Jim Bronstad, R ERA: (4, 1)	3.0		12	4	0	0	2	0	0	0	0	0	0	0	0	16	16	0.00	1.333	
Alan Koch, R ERA: 4.95 (7, 1)	3.0		13	3	1	1	4	0	0	0	0	0	0	0	1	21	21	3.00	1.000	
Batter	1	2	3	4	5	6	7	8	9	AB	R	H	RBI	BB	SO	LOB	BOTTOM			
Don Blasingame, L OBP: 0.313, SLG: 0.310 (1, 4)	4-3		L5			K			FC6-4	3	0	0	0	1	1	0	New York Yankees @ Washington Senators D.C. Stadium, Washington, DC Sat Sep 26 1964, 3:33 AM EDT Att: 7,642 - Sunny livebaseballscorecards.com			
Don Zimmer, R OBP: 0.305, SLG: 0.409 (1, 5)	G1-4-3				K				F8	4	0	1	0	0	2	1				
Chuck Hinton, R OBP: 0.347, SLG: 0.423 (1, 7)	G1-4-3				F7			G4-6-3	FC6-4	3	0	0	0	1	0	2				
Jim King, L OBP: 0.335, SLG: 0.413 (1, 9)		F5			4-3			G4-6-3		3	0	0	0	0	0	1				
Don Lock, R OBP: 0.346, SLG: 0.468 (1, 8)		5-3						F9		2	0	0	0	1	0	0				
Joe Cunningham, L OBP: 0.357, SLG: 0.286 (1, 3)									G3-6-3	1	0	1	0	2	0	0				
Mike Brumley, L OBP: 0.306, SLG: 0.295 (1, 2)		G5-3							G3-6-3	3	0	0	0	0	0	4				
John Kennedy, R OBP: 0.283, SLG: 0.329 (1, 6)			L1						K	3	0	0	0	0	1	1				
Claude Osteen, L Dave Stenhouse, R Steve Ridzik, R Fred Valentini, R Jim Bronstad, R Willie Kirkland, L Alan Koch, R Dick Phillips, L OBP: 0.194, SLG: 0.241 OBP: 0.330, SLG: 0.350 OBP: 0.298, SLG: 0.314 OBP: 0.298, SLG: 0.269 OBP: 0.319, SLG: 0.314 OBP: 0.271, SLG: 0.338 OBP: 0.326, SLG: 0.344 OBP: 0.360, SLG: 0.282 (1, 1) (2, 1) (2, 1) (3, PH) (4, 1) (6, PH) (7, 1) (9, PH)			K						G3	0	0	0	0	0	0	0				
Inning Stats	R: 0 E: 0 K: 0 S: 3	H: 1 LOB: 0 BB: 0 P: 3	R: 0 E: 0 K: 0 S: 4	H: 1 LOB: 1 BB: 0 P: 4	R: 0 E: 0 K: 1 S: 5	H: 0 LOB: 0 BB: 0 P: 5	R: 0 E: 0 K: 1 S: 5	H: 0 LOB: 0 BB: 0 P: 5	R: 0 E: 0 K: 2 S: 7	H: 0 LOB: 0 BB: 0 P: 7	R: 0 E: 0 K: 0 S: 2	H: 0 LOB: 0 BB: 1 P: 6	R: 0 E: 0 K: 1 S: 4	H: 0 LOB: 1 BB: 1 P: 8	R: 0 E: 0 K: 0 S: 3	H: 0 LOB: 1 BB: 1 P: 7		1B: 1 2B: 1 3B: 0 HR: 0	SF: 0 SAC: 0 DP: 4 HBP: 0	WP: 0 PA: 30 PB: 0 SB: 0 CS: 0
PITCHER	IP WLS BF H R ER SO BB IBB HBP BLK WP HR S P ERA WHIP	IP WLS BF H R ER SO BB IBB HBP BLK WP HR S P ERA WHIP																		
Mel Stottlemyre, R ERA: 1.97 (1, 1)	9.0	W	30	2	0	0	5	5	0	0	0	0	0	0	0	35	55	0.00	0.778	

Batter	1	2	3	4	5	6	7	8	9	10	11	AB	R	H	RBI	BB	SO	LOB	TOP					
Phil Linz, R OBP: 0.327, SLG: 0.361 (1, 6)												5	0	0	0	0	1	2						
Bobby Richardson, R OBP: 0.294, SLG: 0.333 (1, 4)												5	0	1	0	0	0	0						
Roger Maris, L OBP: 0.367, SLG: 0.472 (1, 8)												5	1	1	0	0	1	1						
Mickey Mantle, S OBP: 0.417, SLG: 0.590 Pedro Gonzalez, R OBP: 0.349, SLG: 0.387 (1, 7) (11, 9)												5	1	2	2	0	0	2						
Elston Howard, R OBP: 0.366, SLG: 0.454 (1, 2)												4	0	1	0	0	1	1						
Jos Peipons, L OBP: 0.280, SLG: 0.417 (1, 3)												4	0	1	0	0	0	0						
Tom Tresh, S OBP: 0.343, SLG: 0.392 (1, 9) (11, 7)												4	0	2	0	0	0	1						
Clete Boyer, R OBP: 0.272, SLG: 0.311 (1, 5)												4	0	0	0	0	2	3						
Whitely Ford, L OBP: 0.143 Johnny Blanchard, L OBP: 0.419 Paul Richards, S OBP: 0.302 Herb Lorenz, R OBP: 0.424 Steve Hamilton, L OBP: 0.209 Hal Reniff, R OBP: 0.188 Pete Mikkelsen, R OBP: 0.071 (1, 1) (8, PH) (8, 1) (10, PH) (10, 1) (10, 1) (10, 1)												2	0	0	0	0	2	0						
Inning Stats	R: 0 E: 0 K: 0 S: 4	H: 1 LOB: 1 BB: 0 P: 4	R: 0 E: 0 K: 1 S: 6	H: 2 LOB: 1 BB: 0 P: 6	R: 0 E: 0 K: 2 S: 7	H: 0 LOB: 0 BB: 0 P: 7	R: 0 E: 0 K: 0 S: 3	H: 1 LOB: 0 BB: 0 P: 3	R: 0 E: 0 K: 1 S: 5	H: 0 LOB: 0 BB: 0 P: 5	R: 1 E: 0 K: 0 S: 4	H: 1 LOB: 0 BB: 0 P: 4	R: 0 E: 0 K: 1 S: 5	H: 1 LOB: 0 BB: 0 P: 5	R: 1 E: 1 K: 1 S: 7	H: 1 LOB: 1 BB: 0 P: 7	R: 0 E: 0 K: 0 S: 4	H: 1 LOB: 2 BB: 1 P: 8	R: 0 E: 0 K: 1 S: 5	H: 0 LOB: 0 BB: 0 P: 5	1B: 6 2B: 1 3B: 0 HR: 1	SF: 0 SAC: 0 DP: 2 HBP: 0	WP: 0 PB: 0 SB: 1 CS: 0	PA: 40
PITCHER	IP ERA WLS BF H R ER SO BB IBB HBP BLK WP HR S P ERA WHIP	10.0 3.75 1.0 W 3 0 0 0 1 0 0 0 0 0 0 5 5 0.00 0.000																						

New York Yankees @ Washington Senators
D.C. Stadium, Washington, DC
Sun Sep 27 1964, 3:33 AM EDT
Att: 14,985 - Cloudy

AB	39
R	2
H	8
RBI	2
BB	1
SO	7
LOB	11



Batter	1	2	3	4	5	6	7	8	9	10	11	AB	R	H	RBI	BB	SO	LOB	BOTTOM					
Chuck Cottier, R OBP: 0.275, SLG: 0.316 Don Blasingame, L OBP: 0.314, SLG: 0.310 (1, 4) (8, PH) (9, 4)												3	0	0	1	0	1	2						
Don Zimmer, R OBP: 0.416 Jim King, L OBP: 0.335, SLG: 0.412 Ron Kline, R OBP: 0.266, SLG: 0.167 (1, 5) (10, PH) (11, 1)												4	1	1	1	0	1	3						
Chuck Hinton, R OBP: 0.347, SLG: 0.421 (1, 7)												4	0	1	0	1	0	2						
Don Lock, R OBP: 0.347, SLG: 0.467 (1, 8)												4	1	1	0	1	0	2						
Roy Sievers, R OBP: 0.265, SLG: 0.331 Joe Cunningham, L OBP: 0.356, SLG: 0.285 (1, 3) (8, 3)												3	0	0	0	0	1	1						
Fred Valentine, S OBP: 0.306, SLG: 0.310 Willie Kirkland, L OBP: 0.272, SLG: 0.336 (1, 9) (9, PH) (10, 9)												3	0	0	0	0	1	1						
Ed Brinkman, R OBP: 0.265, SLG: 0.327 Dick Phillips, L OBP: 0.307, SLG: 0.285 (1, 6) (11, PH)												4	0	0	0	0	2	0						
Mike Brumley, L OBP: 0.310, SLG: 0.304 (1, 2)												4	1	3	0	0	1	0						
Bennie Daniels, L OBP: 0.190, SLG: 0.191 Ken Hunt, R OBP: 0.234, SLG: 0.204 John Kennedy, R OBP: 0.253, SLG: 0.329 (1, 1) (10, PH) (10, PH) (11, 5)												2	0	1	0	0	1	0						
Inning Stats	R: 0 E: 0 K: 1 S: 5	H: 0 LOB: 1 BB: 1 P: 9	R: 0 E: 0 K: 2 S: 7	H: 0 LOB: 0 BB: 0 P: 7	R: 0 E: 1 K: 0 S: 4	H: 1 LOB: 1 BB: 0 P: 4	R: 0 E: 0 K: 1 S: 5	H: 0 LOB: 1 BB: 1 P: 9	R: 1 E: 0 K: 1 S: 7	H: 2 LOB: 1 BB: 0 P: 7	R: 0 E: 0 K: 0 S: 3	H: 1 LOB: 0 BB: 0 P: 3	R: 1 E: 0 K: 2 S: 9	H: 2 LOB: 1 BB: 0 P: 9	R: 0 E: 0 K: 1 S: 5	H: 0 LOB: 0 BB: 0 P: 5	R: 0 E: 0 K: 2 S: 8	H: 1 LOB: 2 BB: 1 P: 12	R: 1 E: 1 K: 0 S: 4	H: 2 LOB: 3 BB: 0 P: 4	1B: 5 2B: 3 3B: 0 HR: 1	SF: 0 SAC: 3 DP: 1 HBP: 0	WP: 0 PB: 0 SB: 1 CS: 0	PA: 44
PITCHER	IP ERA WLS BF H R ER SO BB IBB HBP BLK WP HR S P ERA WHIP	7.0 2.16 2.0 8 2 1 1 3 0 0 0 0 0 0 1 14 14 4.50 1.000																						

New York Yankees @ Washington Senators
D.C. Stadium, Washington, DC
Sun Sep 27 1964, 3:33 AM EDT
Att: 14,985 - Cloudy

AB	37
R	3
H	9
RBI	3
BB	3
SO	10
LOB	13



Batter	1	2	3	4	5	6	7	8	9	AB	R	H	RBI	BB	SO	LOB	TOP										
Don Wert, R OBP: 0.322, SLG: 0.357 (1, 5)										5	1	2	0	0	0	3											
Jerry Lumpe, L OBP: 0.317, SLG: 0.345 (1, 4)										4	1	1	0	1	1	2											
Al Kaline, R OBP: 0.385, SLG: 0.470 (1, 9)										4	2	2	3	1	0	0											
Bill Freehan, R OBP: 0.350, SLG: 0.461 (1, 2)										4	0	2	1	0	1	3											
Norm Cash, L OBP: 0.348, SLG: 0.448 George Smith, R (9, PR)										5	0	1	0	0	3	1											
Willie Horton, R OBP: 0.279, SLG: 0.257 Gates Brown, L OBP: 0.322, SLG: 0.463 (8, 7)										2	0	0	0	1	1	0											
George Thomas, R Bill Bruton, L OBP: 0.353, SLG: 0.409 (8, 8)										2	0	0	0	1	1	2											
Dick McAuliffe, L OBP: 0.336, SLG: 0.435 (1, 6)										4	0	1	1	0	2	1											
Mickey Lolich, S Ed Rakow, S Jim Northrup, L Julio Navarro, R Don Demeter, R Fred Gladding, L (11, 1)										1	0	0	0	0	0	1											
Inning Stats	R: 3 E: 0 K: 1 S: 7	H: 2 LOB: 0 BB: 1 P: 11	R: 0 E: 1 K: 0 S: 4	H: 0 LOB: 2 BB: 1 P: 8	R: 0 E: 0 K: 2 S: 8	H: 1 LOB: 2 BB: 1 P: 12	R: 0 E: 0 K: 2 S: 9	H: 2 LOB: 3 BB: 1 P: 13	R: 0 E: 0 K: 1 S: 5	H: 0 LOB: 0 BB: 0 P: 7	R: 1 E: 0 K: 1 S: 6	H: 1 LOB: 0 BB: 0 P: 6	R: 2 E: 0 K: 0 S: 4	H: 2 LOB: 0 BB: 0 P: 8	R: 0 E: 0 K: 1 S: 7	H: 2 LOB: 2 BB: 0 P: 7	1B: 8 2B: 0 3B: 1 HR: 1	SF: 2 SAC: 0 DP: 1 HBP: 0	WP: 1 PB: 0 SB: 0 CS: 0	PA: 42							
PITCHER	IP	WLS	BF	H	R	ER	SO	BB	IBB	HBP	BLK	WP	HR	S	P	ERA	WHIP										
Al Downing, L ERA: 3.42	3.2		21	5	3	3	5	4	0	0	0	1	0	27	43	7.36	2.455										
Ralph Terry, R ERA: 4.54	3.1	W	13	2	3	3	4	1	0	0	0	0	0	20	24	8.10	0.900										
Pedro Ramos, R ERA: 4.67	2.0	S	8	3	0	0	1	0	0	0	0	0	0	10	10	0.00	1.500										
Batter	1	2	3	4	5	6	7	8	9	AB	R	H	RBI	BB	SO	LOB	BOTTOM										
Phil Linz, R OBP: 0.326, SLG: 0.357 (1, 6)										4	0	0	0	1	1	1											
Bobby Richardson, R OBP: 0.293, SLG: 0.332 (1, 4)										5	0	1	2	0	0	0											
Roger Maris, L OBP: 0.366, SLG: 0.470 (1, 8)										3	1	0	0	1	1	1											
Mickey Mantle, S OBP: 0.419, SLG: 0.596 Mike Hegan, L (7, PR)										2	1	1	1	2	0	0											
Hector Lopez, R OBP: 0.321, SLG: 0.424 (8, 9)										0	0	0	0	0	0	0											
Elston Howard, R OBP: 0.365, SLG: 0.452 (1, 2)										4	1	1	0	0	1	3											
Tom Tresh, S OBP: 0.346, SLG: 0.393 (1, 7)										2	1	1	0	1	1	0											
Joe Pepitone, L OBP: 0.281, SLG: 0.423 (1, 3)										4	1	2	2	0	0	3											
Clete Boyer, R OBP: 0.272, SLG: 0.309 (1, 5)										3	1	0	0	1	0	3											
Al Downing, R OBP: 0.207, SLG: 0.205 Ralph Terry, R OBP: 0.263, SLG: 0.229 Pedro Ramos, S OBP: 0.196, SLG: 0.295 (8, 1)										1	1	1	1	0	0	0											
Inning Stats	R: 0 E: 0 K: 0 S: 3	H: 4 LOB: 1 BB: 3 P: 20	R: 0 E: 0 K: 0 S: 4	H: 1 LOB: 1 BB: 0 P: 4	R: 0 E: 0 K: 1 S: 5	H: 0 LOB: 0 BB: 0 P: 5	R: 0 E: 0 K: 1 S: 5	H: 0 LOB: 1 BB: 1 P: 9	R: 1 E: 0 K: 2 S: 9	H: 2 LOB: 1 BB: 0 P: 9	R: 1 E: 0 K: 0 S: 4	H: 1 LOB: 3 BB: 2 P: 13	R: 0 E: 0 K: 0 S: 3	H: 0 LOB: 0 BB: 0 P: 3	R: 0 E: 0 K: 1 S: 7	H: 2 LOB: 2 BB: 0 P: 7	1B: 6 2B: 0 3B: 0 HR: 2	SF: 0 SAC: 0 DP: 0 HBP: 1	WP: 1 PB: 0 SB: 0 CS: 0	PA: 38							
PITCHER	IP	WLS	BF	H	R	ER	SO	BB	IBB	HBP	BLK	WP	HR	S	P	ERA	WHIP										
Mickey Lolich, L ERA: 3.29	1.1	L	10	3	5	5	0	3	0	0	0	0	0	18	22	0.00	0.818										
Ed Rakow, R ERA: 3.62	3.2		13	2	0	0	3	1	0	0	0	0	0	13	22	9.00	2.500										
Julio Navarro, R ERA: 3.88	2.0		12	3	2	2	2	2	0	1	0	0	1	13	22	9.00	2.500										
Fred Gladding, R ERA: 3.06	1.0		3	0	0	0	0	0	0	0	0	0	0	3	3	0.00	0.000										

Detroit Tigers @ New York Yankees
Yankee Stadium, Bronx, NY
Wed Sep 30 1964, 7:05 PM EDT
Cloudy - 60 F

AB	35
R	6
H	10
RBI	6
BB	5
SO	10
LOB	15



Detroit Tigers @ New York Yankees
Yankee Stadium, Bronx, NY
Wed Sep 30 1964, 7:05 PM EDT
Cloudy - 60 F

AB	31
R	7
H	8
RBI	6
BB	6
SO	5
LOB	11



Batter	1	2	3	4	5	6	7	8	9	AB	R	H	RBI	BB	SO	LOB	TOP					
Bill Bruton, L OBP: 0.350, SLG: 0.405 (1.8)	F8		G1	L9			L4-3	4-3		5	0	1	1	0	0	2	Detroit Tigers @ New York Yankees Yankee Stadium, Bronx, NY Wed Sep 30 1964, 7:05 PM EDT Att: 15,243 - Unknown - 60 F					
Jerry Lumpe, L OBP: 0.315, SLG: 0.342 (1.4)	F7		P6	F6			L4-3	1-3		5	0	0	0	0	0	3						
Al Kaline, R OBP: 0.387, SLG: 0.475 (1.9) Mickey Stanley, R OBP: 0.273, SLG: 0.273 (9, PR)	L6-3				L3				1B	3	1	1	1	2	0	0						
Gates Brown, L OBP: 0.323, SLG: 0.461 (1.7)		4-3	K						1B	4	0	1	0	1	1	2						
Norm Cash, L OBP: 0.352, SLG: 0.454 (1.3)										5	2	4	0	0	0	1						
Bill Freehan, R OBP: 0.350, SLG: 0.460 (1.2)										4	1	1	1	1	2	3						
Dick McAuliffe, L OBP: 0.338, SLG: 0.434 (1.6)										2	2	0	0	3	0	2						
Don Wert, R OBP: 0.322, SLG: 0.359 (1.5)										5	0	2	3	0	1	3						
Hank Aguirre, R Phil Rogien, R Jan Norstrup, L Johnnie Seale, L Don Demeter, R Tony C. Brown, R Fred Gladding, R Bill Roman, L John Niekirk, R George Smith, R Ed Rakow, S										0	0	0	0	0	0	0						
Inning Stats	R: 0 E: 0 K: 0 S: 3	H: 0 LOB: 0 BB: 0 P: 3	R: 1 E: 0 K: 1 S: 8	H: 3 LOB: 2 BB: 0 P: 8	R: 0 E: 0 K: 1 S: 5	H: 0 LOB: 1 BB: 1 P: 9	R: 3 E: 0 K: 1 S: 7	H: 2 LOB: 1 BB: 2 P: 15	R: 0 E: 0 K: 0 S: 3	H: 1 LOB: 0 BB: 0 P: 3	R: 0 E: 0 K: 1 S: 5	H: 0 LOB: 0 BB: 0 P: 5	R: 2 E: 0 K: 1 S: 8	H: 4 LOB: 2 BB: 1 P: 12	R: 1 E: 1 K: 1 S: 6	H: 1 LOB: 1 BB: 1 P: 10		R: 1 E: 0 K: 0 S: 4	H: 1 LOB: 2 BB: 2 P: 12	1B: 8 2B: 3 3B: 0 HR: 2	SF: 0 SAC: 0 DP: 2 HBP: 0	WP: 2 PB: 0 SB: 0 CS: 0
PITCHER	IP	WLS	BF	H	R	ER	SO	BB	IBB	HBP	BLK	WP	HR	S	P	ERA	WHIP					
Jim Bouton, R ERA: 3.02 (1.1)	6.2	W	30	9	6	6	4	3	0	0	0	1	2	35	47	8.10	1.800					
Pete Mikkelsen, R ERA: 3.56 (7.1)	1.1		8	2	1	0	2	2	0	0	0	0	0	10	18	0.00	3.000					
Hal Reniff, R ERA: 3.21 (9.1)	0.2	S	1	0	0	0	0	2	0	0	0	1	0	3	11	13.50	4.500					
Pedro Ramos, R ERA: 4.66 (9.1)	0.1		1	0	0	0	0	0	0	0	0	0	0	1	1	0.00	0.000					

Batter	1	2	3	4	5	6	7	8	9	AB	R	H	RBI	BB	SO	LOB	BOTTOM				
Phil Linz, R OBP: 0.327, SLG: 0.355 (1.6)		F7		1-3						4	2	1	1	1	1	1	Detroit Tigers @ New York Yankees Yankee Stadium, Bronx, NY Wed Sep 30 1964, 7:05 PM EDT Att: 15,243 - Unknown - 60 F				
Bobby Richardson, R OBP: 0.284, SLG: 0.332 (1.4)			L9							5	2	2	0	0	0	2					
Roger Maris, L OBP: 0.368, SLG: 0.473 (1.8)										5	2	3	3	0	0	1					
Mickey Mantle, S OBP: 0.422, SLG: 0.598 (6, PR) Hector Lopez, R OBP: 0.320, SLG: 0.423 (7.9)										2	1	1	2	2	0	0					
Elston Howard, R OBP: 0.367, SLG: 0.456 (1.2)										4	1	3	3	0	0	1					
Tom Tresh, S OBP: 0.344, SLG: 0.397 (1.7)										5	1	1	2	0	2	7					
Joe Pepitone, L OBP: 0.281, SLG: 0.420 (1.3)										4	0	0	0	1	1	3					
Clete Boyer, R OBP: 0.271, SLG: 0.308 (1.5)										5	1	1	0	0	1	4					
Jim Bouton, R OBP: 0.140, SLG: 0.152 (1.1) Pete Mikkelsen, R OBP: 0.067, SLG: 0.067 (7.1) Hal Reniff, R OBP: 0.100, SLG: 0.100 (9.1) Pedro Ramos, S OBP: 0.196, SLG: 0.295 (9.1)										3	1	2	0	0	0	0					
Inning Stats	R: 4 E: 0 K: 1 S: 9	H: 4 LOB: 1 BB: 1 P: 13	R: 0 E: 0 K: 0 S: 3	H: 0 LOB: 0 BB: 0 P: 3	R: 0 E: 1 K: 1 S: 6	H: 0 LOB: 1 BB: 0 P: 6	R: 0 E: 0 K: 1 S: 6	H: 1 LOB: 0 BB: 0 P: 6	R: 1 E: 0 K: 0 S: 5	H: 2 LOB: 2 BB: 1 P: 9	R: 4 E: 0 K: 1 S: 10	H: 5 LOB: 3 BB: 2 P: 18	R: 0 E: 1 K: 2 S: 8	H: 0 LOB: 1 BB: 0 P: 8	R: 2 E: 0 K: 0 S: 5	H: 2 LOB: 0 BB: 0 P: 5		1B: 10 2B: 3 3B: 0 HR: 1	SF: 1 SAC: 0 DP: 0 HBP: 0	WP: 0 PB: 0 SB: 0 CS: 0	PA: 44
PITCHER	IP	WLS	BF	H	R	ER	SO	BB	IBB	HBP	BLK	WP	HR	S	P	ERA	WHIP				
Hank Aguirre, L ERA: 3.83 (1.1)	0.0		4	4	4	0	1	0	0	0	0	0	0	5	5	0.00	0.000				
Phil Regan, R ERA: 5.03 (2.1)	1.0		3	0	0	0	1	0	0	0	0	0	0	9	9	0.00	0.000				
Johnnie Seale, L ERA: 1.17 (2.1)	2.0		7	0	0	0	1	0	0	0	0	0	0	9	9	0.00	0.000				
Terry Fox, R ERA: 3.39 (4.1)	2.1	L	17	8	5	5	1	1	1	0	0	0	0	17	25	19.29	3.857				
Fred Gladding, R ERA: 3.03 (6.1)	0.2		3	0	0	0	1	0	1	0	0	0	0	4	8	0.00	0.000				
PITCHER	IP	WLS	BF	H	R	ER	SO	BB	IBB	HBP	BLK	WP	HR	S	P	ERA	WHIP				
Julio Navarro, R ERA: 3.8 (7.1)	1.0		4	0	0	0	2	0	0	0	0	0	0	8	8	0.00	0.000				
Ed Rakow, R ERA: 3.71 (8.1)	1.0		5	2	2	2	0	0	0	0	0	0	1	5	5	18.00	2.000				

AB	37
R	8
H	12
RBI	7
BB	7
SO	6
LOB	19



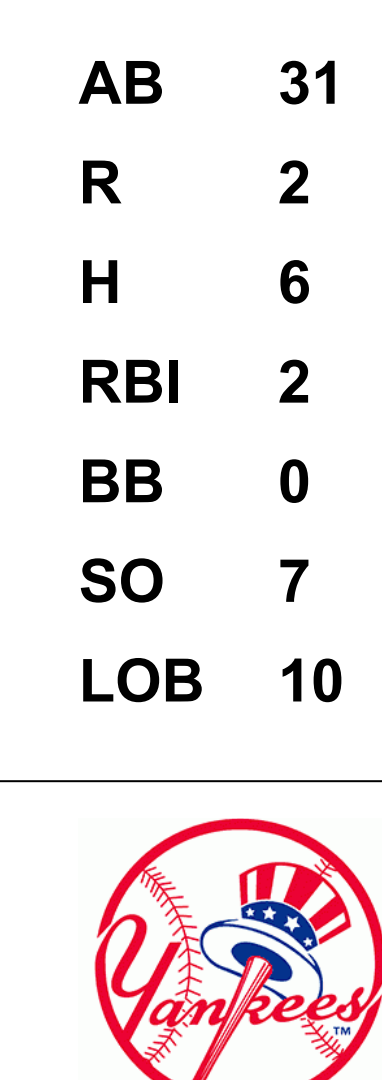
Batter	1	2	3	4	5	6	7	8	9	AB	R	H	RBI	BB	SO	LOB	TOP					
Bill Bruton, L OBP: 0.352, SLG: 0.406 (1, 8)										4	1	2	0	0	1	0	<p>Detroit Tigers @ New York Yankees Yankee Stadium, Bronx, NY Thu Oct 01 1964, 3:33 AM EDT Sunny</p>					
Jerry Lumpe, L OBP: 0.315, SLG: 0.341 (1, 4) George Smith, R OBP: 1.000, SLG: 1.000 (9, FR) (9, 4)										4	0	1	0	0	1	1						
Al Kaline, R OBP: 0.385, SLG: 0.472 (1, 9)										3	1	0	0	0	1	1						
Gates Brown, L OBP: 0.324, SLG: 0.461 (1, 7)										4	0	2	2	0	1	1						
Norm Cash, L OBP: 0.353, SLG: 0.459 (1, 3)										4	1	2	0	0	0	3						
Don Wert, R OBP: 0.323, SLG: 0.360 (1, 5)										2	0	1	2	1	0	1						
Bill Freehan, R OBP: 0.348, SLG: 0.456 (1, 2)										4	0	0	0	0	2	4						
Dick McAuliffe, L OBP: 0.337, SLG: 0.431 (1, 6)									3	0	0	0	0	0	1							
Dave Wickersham, R OBP: 0.094, SLG: 0.085 (1, 1) Fred Gladding, L OBP: 0.196, SLG: 0.295 (7, 1) Jim Northrup, L OBP: 0.260, SLG: 0.109 (8, PH) (8, 1) Mickey Lolich, S OBP: 0.260, SLG: 0.109 (8, 1)									2	0	0	0	0	1	1							
Inning Stats	R: 0 E: 0 K: 1 S: 6	H: 1 LOB: 1 BB: 0 P: 6	R: 0 E: 0 K: 0 S: 3	H: 1 LOB: 0 BB: 0 P: 3	R: 0 E: 0 K: 1 S: 5	H: 0 LOB: 0 BB: 0 P: 5	R: 0 E: 0 K: 2 S: 7	H: 0 LOB: 0 BB: 0 P: 7	R: 1 E: 0 K: 1 S: 7	H: 2 LOB: 1 BB: 0 P: 7	R: 0 E: 0 K: 0 S: 5	H: 0 LOB: 0 BB: 0 P: 5	R: 0 E: 0 K: 0 S: 2	H: 1 LOB: 0 BB: 1 P: 6	R: 0 E: 0 K: 0 S: 3	H: 0 LOB: 0 BB: 0 P: 3		R: 3 E: 1 K: 1 S: 9	H: 3 LOB: 2 BB: 0 P: 9	1B: 7 2B: 1 3B: 1 HR: 0	SF: 1 SAC: 1 DP: 2 HBP: 0	WP: 0 PB: 0 SB: 1 CS: 1
PITCHER	IP WLS BF H R ER SO BB IBB HBP BLK WP HR S P ERA WHIP																					
Mel Stottlemyre, R ERA: 2.08 (1, 1)	8.0 L 31 8 4 3 6 1 0 0 0 0 0 0 42 46 3.38 1.125																					
Pedro Ramos, R ERA: 4.63 (9, 1)	1.0 3 0 0 0 1 0 0 0 0 0 0 0 5 5 0.00 0.000																					

Batter	1	2	3	4	5	6	7	8	9	AB	R	H	RBI	BB	SO	LOB	BOTTOM					
Phil Linz, R OBP: 0.327, SLG: 0.359 (1, 6)										5	0	2	1	0	1	2	<p>Detroit Tigers @ New York Yankees Yankee Stadium, Bronx, NY Thu Oct 01 1964, 3:33 AM EDT Sunny</p>					
Bobby Richardson, R OBP: 0.292, SLG: 0.330 (1, 4)										4	0	0	0	0	0	4						
Roger Maris, L OBP: 0.367, SLG: 0.471 (1, 8)									4	0	1	0	0	1	2							
Mickey Mantle, S OBP: 0.421, SLG: 0.594 (1, 9) Hector Lopez, R OBP: 0.320, SLG: 0.423 (9, 9)									3	1	0	0	1	1	1							
Elston Howard, R OBP: 0.367, SLG: 0.455 (1, 2)									4	0	1	0	0	1	1							
Joe Pepitone, L OBP: 0.281, SLG: 0.421 (1, 3)										4	0	1	0	0	2							
Tom Tresh, S OBP: 0.345, SLG: 0.399 (1, 7)									4	1	2	1	0	0	2							
Clete Boyer, R OBP: 0.271, SLG: 0.307 (1, 5)										4	0	1	0	0	1	3						
Mel Stottlemyre, R OBP: 0.282, SLG: 0.270 (1, 1) Pedro Ramos, S OBP: 0.196, SLG: 0.295 (9, 1) Pedro Gonzalez, R OBP: 0.345, SLG: 0.383 (9, PH)										2	0	0	0	0	2							
Inning Stats	R: 0 E: 0 K: 0 S: 3	H: 0 LOB: 0 BB: 0 P: 3	R: 0 E: 0 K: 1 S: 6	H: 1 LOB: 1 BB: 0 P: 6	R: 0 E: 0 K: 1 S: 6	H: 1 LOB: 2 BB: 0 P: 7	R: 1 E: 0 K: 0 S: 4	H: 2 LOB: 1 BB: 1 P: 8	R: 0 E: 0 K: 0 S: 3	H: 0 LOB: 0 BB: 0 P: 3	R: 0 E: 0 K: 1 S: 5	H: 1 LOB: 2 BB: 0 P: 5	R: 1 E: 2 K: 0 S: 6	H: 1 LOB: 2 BB: 0 P: 6	R: 0 E: 0 K: 1 S: 5	H: 0 LOB: 0 BB: 0 P: 5		R: 0 E: 0 K: 2 S: 9	H: 2 LOB: 2 BB: 0 P: 9	1B: 5 2B: 5 3B: 0 HR: 0	SF: 0 SAC: 0 DP: 2 HBP: 1	WP: 0 PB: 0 SB: 1 CS: 1
PITCHER	IP WLS BF H R ER SO BB IBB HBP BLK WP HR S P ERA WHIP																					
Dave Wickersham, R ERA: 3.44 (1, 1)	6.2 28 6 2 1 3 1 0 0 0 0 0 32 37 1.35 1.050																					
Fred Gladding, R ERA: 3.02 (7, 1)	0.1 1 0 0 0 0 0 0 0 0 0 0 1 1 0.00 0.000																					
Mickey Lolich, L ERA: 3.26 (8, 1)	2.0 W 8 2 0 0 3 0 0 0 0 0 0 0 14 14 0.00 1.000																					

Batter	1	2	3	4	5	6	7	8	9	AB	R	H	RBI	BB	SO	LOB	TOP			
Bill Bruton, L OBP: 0.350, SLG: 0.403 (1, 8)	F9		FC6 SH2-3		K			K		5	0	1	0	0	2	1	Detroit Tigers @ New York Yankees Yankee Stadium, Bronx, NY Thu Oct 01 1964, 3:38 AM EDT Att: 7,233 - Sunny			
Jerry Lumpe, L OBP: 0.313, SLG: 0.339 (1, 4)	3-1		SH2-3		F7			K	F8	4	0	0	0	0	1	2				
Al Kaline, R OBP: 0.382, SLG: 0.468 (1, 9)	L6-3		K		L5			L3		4	0	0	0	0	1	1				
Gates Brown, L OBP: 0.326, SLG: 0.462 (1, 7)								F3		4	2	2	0	0	0	1				
Norm Cash, L OBP: 0.351, SLG: 0.455 (1, 3)									K	4	0	0	0	0	1	2				
Don Wert, R OBP: 0.326, SLG: 0.366 (1, 5)										3	2	2	1	1	0	0				
Dick McAuliffe, L OBP: 0.336, SLG: 0.432 (1, 6)										4	1	1	1	0	1	3				
Bill Freehan, R OBP: 0.347, SLG: 0.456 (1, 2)										4	0	1	1	0	1	2				
Denny McLain, R OBP: 0.158, SLG: 0.135 (1, 1)										4	0	2	1	0	1	1				
Inning Stats	R: 0 E: 0 K: 0 S: 3	H: 0 LOB: 0 BB: 0 P: 3	R: 1 E: 0 K: 0 S: 5	H: 2 LOB: 1 BB: 0 P: 5	R: 0 E: 0 K: 1 S: 6	H: 1 LOB: 1 BB: 0 P: 6	R: 2 E: 0 K: 1 S: 8	H: 3 LOB: 1 BB: 0 P: 8	R: 0 E: 0 K: 0 S: 5	H: 0 LOB: 0 BB: 0 P: 3	R: 0 E: 0 K: 1 S: 5	H: 0 LOB: 0 BB: 0 P: 5	R: 0 E: 1 K: 2 S: 8	H: 0 LOB: 1 BB: 1 P: 8	R: 2 E: 0 K: 2 S: 10	H: 3 LOB: 2 BB: 1 P: 14	1B: 6 2B: 2 3B: 1 HR: 0	SF: 0 SAC: 1 DP: 0 HBP: 0	WP: 1 PB: 0 SB: 0 CS: 0	PA: 38
PITCHER	IP WLS BF H R ER SO BB IBB HBP BLK WP HR S P ERA WHIP																			
Rollie Sheldon, R ERA: 3.61 (1, 1)	5.0 L 21 6 3 3 3 0 0 0 0 0 1 0 27 27 5.40 1.200																			
Stan Williams, R ERA: 3.97 (6, 1)	3.0 10 0 0 0 3 0 0 0 0 0 0 0 16 16 0.00 0.000																			
Bill Stafford, R ERA: 2.76 (9, 1)	1.0 7 3 2 2 2 1 0 0 0 0 0 0 10 14 18.00 4.000																			

Batter	1	2	3	4	5	6	7	8	9	AB	R	H	RBI	BB	SO	LOB	BOTTOM					
Phil Linz, R OBP: 0.325, SLG: 0.356 (1, 6)	5-3		K		FC6-4			SH3-4		3	0	0	0	0	1	1	Detroit Tigers @ New York Yankees Yankee Stadium, Bronx, NY Thu Oct 01 1964, 3:38 AM EDT Att: 7,233 - Sunny					
Bobby Richardson, R OBP: 0.292, SLG: 0.333 (1, 4)	5-3				L5			L9		4	1	1	0	0	0	3						
Roger Maris, L OBP: 0.366, SLG: 0.471 (1, 8)					F7			3-1		4	0	1	0	0	0	3						
Mickey Mantle, S OBP: 0.418, SLG: 0.590 (1, 9)	F3				SF7			F8		3	0	0	1	0	0	1						
Elston Howard, R OBP: 0.366, SLG: 0.453 (1, 2)								6-3		4	0	1	0	0	1	0						
Joe Pepitone, L OBP: 0.279, SLG: 0.418 (1, 3)					K			F7		4	0	0	0	0	2	1						
Tom Tresh, S OBP: 0.345, SLG: 0.401 (1, 7)								B3		3	1	1	0	0	1	0						
Clete Boyer, R OBP: 0.269, SLG: 0.305 (1, 5)					K			F3		3	0	0	0	0	1	1						
Inning Stats	R: 0 E: 0 K: 0 S: 4	H: 1 LOB: 1 BB: 0 P: 4	R: 0 E: 0 K: 1 S: 5	H: 0 LOB: 0 BB: 0 P: 5	R: 0 E: 0 K: 3 S: 9	H: 0 LOB: 0 BB: 0 P: 9	R: 1 E: 0 K: 1 S: 7	H: 2 LOB: 1 BB: 0 P: 7	R: 1 E: 0 K: 0 S: 5	H: 2 LOB: 1 BB: 0 P: 5	R: 0 E: 0 K: 1 S: 5	H: 0 LOB: 0 BB: 0 P: 5	R: 0 E: 0 K: 1 S: 5	H: 0 LOB: 0 BB: 0 P: 5	R: 0 E: 0 K: 0 S: 4	H: 1 LOB: 2 BB: 0 P: 4	R: 0 E: 0 K: 0 S: 3	H: 0 LOB: 0 BB: 0 P: 3	1B: 3 2B: 2 3B: 1 HR: 0	SF: 1 SAC: 1 DP: 0 HBP: 0	WP: 0 PB: 0 SB: 0 CS: 0	PA: 33
PITCHER	IP WLS BF H R ER SO BB IBB HBP BLK WP HR S P ERA WHIP																					
Denny McLain, R ERA: 4.05 (1, 1)	9.0 W 33 6 2 2 7 0 0 0 0 0 0 0 47 47 2.00 0.667																					

AB 36
R 5
H 9
RBI 4
BB 1
SO 8
LOB 13



Batter	1	2	3	4	5	6	7	8	9	AB	R	H	RBI	BB	SO	LOB	TOP			
Chico Salmon, R OBP: 0.336, SLG: 0.419										4	1	1	0	0	0	1	Cleveland Indians @ New York Yankees Yankee Stadium, Bronx, NY Fri Oct 02 1964, 3:33 AM EDT Att: 7,877 - Unknown			
Dick Howser, R OBP: 0.331, SLG: 0.314										4	0	1	0	0	0	0				
Leon Wagner, L OBP: 0.321, SLG: 0.441										3	0	0	1	0	0	0				
Max Alvis, R OBP: 0.313, SLG: 0.445										4	0	0	0	0	1	1				
Woodie Held, R OBP: 0.329, SLG: 0.423										4	0	0	0	0	2	1				
Vic Davallio, L OBP: 0.311, SLG: 0.356										3	0	0	0	0	3	0				
Joe Azcue, R OBP: 0.314, SLG: 0.358										2	1	1	0	1	0	0				
Larry Brown, R OBP: 0.285, SLG: 0.383										3	0	0	0	0	2	2				
Jack Kratlick, L OBP: 0.182, SLG: 0.172										1	0	1	0	0	0	0				
Billy Moran, R OBP: 0.292, SLG: 0.302										1	0	0	0	0	0	0				
Gary Bell, R OBP: 0.442, SLG: 0.375										0	0	0	0	0	0	0				
Tommy John, L ERA: 4.0										0	0	0	0	0	0	0				
George Banks, R OBP: 0.269, SLG: 0.370										1	0	0	0	0	0	0				
Don McMahon, R OBP: 0.143, SLG: 0.143										0	0	0	0	0	0	0				
Inning Stats	R: 1 E: 0 K: 0 S: 5	H: 2 LOB: 1 BB: 0 P: 5	R: 1 E: 1 K: 2 S: 9	H: 2 LOB: 1 BB: 0 P: 9	R: 0 E: 0 K: 1 S: 5	H: 0 LOB: 0 BB: 0 P: 5	R: 0 E: 0 K: 3 S: 9	H: 0 LOB: 1 BB: 1 P: 13	R: 0 E: 0 K: 0 S: 3	H: 0 LOB: 0 BB: 0 P: 3	R: 0 E: 0 K: 1 S: 5	H: 0 LOB: 0 BB: 0 P: 5	R: 0 E: 0 K: 0 S: 3	H: 0 LOB: 0 BB: 0 P: 3	R: 0 E: 0 K: 1 S: 5	H: 0 LOB: 0 BB: 0 P: 5	1B: 3 2B: 1 3B: 0 HR: 0	SF: 1 SAC: 0 DP: 0 HBP: 0	WP: 0 PB: 0 CS: 0	PA: 32
PITCHER	IP WLS BF H R ER SO BB IBB HBP BLK WP HR S P ERA WHIP																			
Whitey Ford, L ERA: 2.13	9.0 W 32 4 2 1 8 1 0 0 0 0 0 47 51 1.00 0.556																			

Batter	1	2	3	4	5	6	7	8	9	AB	R	H	RBI	BB	SO	LOB	BOTTOM			
Phil Linz, R OBP: 0.331, SLG: 0.358										3	1	2	0	2	0	0	Cleveland Indians @ New York Yankees Yankee Stadium, Bronx, NY Fri Oct 02 1964, 3:33 AM EDT Att: 7,877 - Unknown			
Bobby Richardson, R OBP: 0.293, SLG: 0.332										4	1	1	0	1	1	2				
Roger Maris, L OBP: 0.363, SLG: 0.467										5	0	0	0	0	1	5				
Mickey Mantle, S OBP: 0.422, SLG: 0.591										1	1	1	0	3	0	0				
Elston Howard, R OBP: 0.368, SLG: 0.455										2	1	1	2	2	0	1				
Tom Tresh, S OBP: 0.346, SLG: 0.406										3	1	1	3	1	1	3				
Joe Pepitone, L OBP: 0.279, SLG: 0.417										4	0	1	0	0	3	4				
Clete Boyer, R OBP: 0.267, SLG: 0.303										4	0	0	0	0	0	5				
Whitey Ford, L OBP: 0.244, SLG: 0.134										4	0	0	0	0	1	0				
Inning Stats	R: 0 E: 0 K: 0 S: 3	H: 0 LOB: 0 BB: 0 P: 3	R: 0 E: 0 K: 0 S: 3	H: 1 LOB: 2 BB: 2 P: 11	R: 5 E: 0 K: 1 S: 9	H: 4 LOB: 0 BB: 1 P: 13	R: 0 E: 0 K: 0 S: 4	H: 1 LOB: 1 BB: 0 P: 4	R: 0 E: 0 K: 1 S: 5	H: 0 LOB: 3 BB: 3 P: 17	R: 0 E: 0 K: 2 S: 7	H: 0 LOB: 1 BB: 1 P: 11	R: 0 E: 0 K: 2 S: 8	H: 1 LOB: 1 BB: 0 P: 8	R: 0 E: 0 K: 1 S: 5	H: 0 LOB: 2 BB: 2 P: 13		1B: 5 2B: 2 3B: 0 HR: 1	SF: 0 SAC: 0 DP: 1 HBP: 0	WP: 0 PB: 1 CS: 0
PITCHER	IP WLS BF H R ER SO BB IBB HBP BLK WP HR S P ERA WHIP																			
Jack Kratlick, L ERA: 3.21	4.0 L 20 6 5 5 0 3 0 0 0 0 0 1 19 31 11.25 2.000																			
Gary Bell, R ERA: 4.33	0.1 4 0 0 0 0 3 0 0 0 0 0 0 1 13 0.00 9.000																			
Tommy John, L ERA: 4.0	2.2 10 1 0 0 5 1 0 0 1 0 0 19 23 0.00 0.750																			
Don McMahon, R ERA: 2.32	1.0 5 0 0 0 1 2 0 0 0 0 0 0 5 13 0.00 2.000																			

Batter	1	2	3	4	5	6	7	8	9	AB	R	H	RBI	BB	SO	LOB	TOP							
Chico Salmon, R OBP: 0.338, SLG: 0.424 (1, 3)	F9																4 1 2 1 0 1 1							
Larry Brown, R OBP: 0.285, SLG: 0.383 (7, 4)			1B			2B											0 0 0 0 0 0 0							
Dick Howser, R OBP: 0.335, SLG: 0.318 (1, 6)	FC6-4																2 1 2 1 2 0 0							
Leon Wagner, L OBP: 0.319, SLG: 0.438 (1, 7)	K																4 0 0 0 0 1 4							
Max Avis, R OBP: 0.312, SLG: 0.448 (1, 5)	FC6-4																4 0 1 1 0 2 1							
John Romano, R OBP: 0.346, SLG: 0.460 (1, 2)																	4 0 0 0 0 2 1							
Woodie Held, R OBP: 0.328, SLG: 0.420 (1, 9)																	2 0 0 0 0 2 0							
Bob Chance, L OBP: 0.346, SLG: 0.434 (6, PH)																	2 0 0 0 0 1 1							
Vic Davallilo, L OBP: 0.310, SLG: 0.356 (1, 8)																	4 0 1 0 0 0 0							
Billy Moran, R OBP: 0.306, SLG: 0.301 (1, 4)																	1 1 0 0 1 0 0							
Tito Francona, L OBP: 0.362, SLG: 0.398 (7, PH)																	1 0 0 0 0 0 1							
Lee Stange, R OBP: 0.186, SLG: 0.060 (1, 1)																	1 0 0 0 1 0 0							
Don McMahon, R OBP: 0.143, SLG: 0.143 (8, 1)																	0 0 0 0 0 0 0							
Dick Donovan, L OBP: 0.305, SLG: 0.208 (8, 1)																	0 0 0 0 0 0 0							
Inning Stats	R: 0 E: 0 K: 1 S: 5	H: 0 LOB: 1 BB: 1 P: 9	R: 0 E: 0 K: 2 S: 7	H: 0 LOB: 0 BB: 7	R: 1 E: 0 K: 0 S: 4	H: 2 LOB: 1 BB: 1 P: 8	R: 0 E: 0 K: 3 S: 9	H: 0 LOB: 0 BB: 0 P: 9	R: 0 E: 0 K: 0 S: 3	H: 0 LOB: 0 BB: 3	R: 2 E: 0 K: 1 S: 8	H: 3 LOB: 1 BB: 0 P: 8	R: 0 E: 0 K: 1 S: 5	H: 1 LOB: 1 BB: 1 P: 9	R: 0 E: 0 K: 1 S: 4	H: 0 LOB: 0 BB: 1 P: 8	R: 0 E: 0 K: 0 S: 3	H: 0 LOB: 0 BB: 3 P: 3	1B: 3 2B: 3 3B: 1 HR: 0	SF: 0 SAC: 1 DP: 1 HBP: 0	WP: 0 PB: 0 SB: 0 CS: 1	PA: 34		
PITCHER	IP	WLS	BF	H	R	ER	SO	BB	IBB	HBP	BLK	WP	HR	S	P	ERA	WHIP							
Al Downing, L ERA: 3.45 (1, 1)	5.1		22	5	3	3	6	2	0	0	0	0	0	32	40	5.06	1.312							
Pete Mikkelsen, R ERA: 3.45 (6, 1)	2.2	W	9	1	0	0	3	2	0	0	0	0	0	13	21	0.00	1.125							
Pedro Ramos, R ERA: 4.6 (9, 1)	1.0	S	3	0	0	0	0	0	0	0	0	0	0	3	3	0.00	0.000							

Cleveland Indians @ New York Yankees
Yankee Stadium, Bronx, NY
Sat Oct 03 1964, 3:33 AM EDT
Att: 14,879 - Unknown


AB 29
R 3
H 6
RBI 3
BB 4
SO 9
LOB 9



Batter	1	2	3	4	5	6	7	8	9	AB	R	H	RBI	BB	SO	LOB	BOTTOM							
Phil Linz, R OBP: 0.334, SLG: 0.367 (1, 6)	1B	FC6-4	K														5 2 3 0 0 1 3							
Bobby Richardson, R OBP: 0.286, SLG: 0.334 (1, 4)	2B																5 2 3 1 0 0 1							
Roger Maris, L OBP: 0.364, SLG: 0.464 (1, 8)	2B																3 1 0 0 2 1 2							
Mickey Mantle, S OBP: 0.423, SLG: 0.591 (1, 9)	2B																3 1 1 3 2 1 2							
Elston Howard, R OBP: 0.370, SLG: 0.455 (1, 2)	IBB																4 1 2 2 1 1 1							
Joe Pepitone, L OBP: 0.280, SLG: 0.417 (1, 3)	F4																5 0 2 1 0 0 4							
Tom Tresh, S OBP: 0.344, SLG: 0.402 (1, 7)	F6																5 0 0 0 0 1 7							
Clete Boyer, R OBP: 0.269, SLG: 0.305 (1, 5)	F4																4 1 2 1 0 0 3							
Al Downing, R OBP: 0.273, SLG: 0.212 (1, 1)																	2 0 1 0 0 1 2							
Pete Mikkelsen, R OBP: 0.363, SLG: 0.363 (6, 1)																	1 0 0 0 0 1 0							
Johnny Blanchard, L OBP: 0.336, SLG: 0.420 (8, PH)																	1 0 0 0 0 0 1							
Pedro Ramos, S OBP: 0.196, SLG: 0.295 (9, 1)																	0 0 0 0 0 0 0							
Inning Stats	R: 2 E: 0 K: 0 S: 6	H: 3 LOB: 3 BB: 2 P: 14	R: 0 E: 0 K: 1 S: 7	H: 2 LOB: 2 BB: 0 P: 7	R: 1 E: 0 K: 2 S: 10	H: 3 LOB: 0 BB: 0 P: 10	R: 0 E: 0 K: 1 S: 5	H: 0 LOB: 0 BB: 0 P: 5	R: 0 E: 0 K: 2 S: 7	H: 0 LOB: 0 BB: 0 P: 7	R: 0 E: 0 K: 1 S: 6	H: 1 LOB: 1 BB: 0 P: 6	R: 0 E: 0 K: 0 S: 3	H: 0 LOB: 1 BB: 1 P: 7	R: 5 E: 0 K: 0 S: 8	H: 5 LOB: 2 BB: 2 P: 16	R: 0 E: 0 K: 0 S: 3	H: 0 LOB: 2 BB: 2 P: 3	1B: 11 2B: 3 3B: 0 HR: 0	SF: 0 SAC: 0 DP: 0 HBP: 0	WP: 2 PB: 0 SB: 0 CS: 0	PA: 43		
PITCHER	IP	WLS	BF	H	R	ER	SO	BB	IBB	HBP	BLK	WP	HR	S	P	ERA	WHIP							
Lee Stange, R ERA: 4.41 (1, 1)	7.2	L	39	12	7	7	7	3	1	0	0	0	0	49	65	8.22	1.957							
Don McMahon, R ERA: 2.41 (8, 1)	0.0		2	1	0	0	0	1	0	0	0	0	0	1	5	∞	∞							
Dick Donovan, R ERA: 4.55 (8, 1)	0.1		2	1	1	1	0	0	0	0	0	0	0	2	2	27.00	3.000							

Cleveland Indians @ New York Yankees
Yankee Stadium, Bronx, NY
Sat Oct 03 1964, 3:33 AM EDT
Att: 14,879 - Unknown

AB 38
R 8
H 14
RBI 8
BB 5
SO 7
LOB 26



Batter	1	2	3	4	5	6	7	8	9	AB	R	H	RBI	BB	SO	LOB	TOP			
Phil Linz, R (1, 6)	5-3	1B		5-3		F7		5-3		4	0	0	0	1	0	3	New York Yankees @ St. Louis Cardinals Sportsman's Park, St. Louis, MO Wed Oct 07 1964, 4:33 AM EDT Att: 30,805 - Unknown			
Bobby Richardson, R (1, 4) OBP: 0.400, SLG: 0.400	P4	1B			5-3	P6		1B		5	0	2	1	0	0	1				
Roger Maris, L (1, 8) OBP: 0.400, SLG: 0.250		K			G1-3		F8	1B		4	0	1	0	1	1	2				
Mickey Mantle, S (1, 9)	F9							4-3		5	1	2	0	0	1	4				
Elston Howard, R (1, 2) OBP: 0.600, SLG: 0.500		HR					F8			4	1	2	0	1	0	1				
Tom Tresh, S (1, 7) OBP: 0.600, SLG: 1.500		HR						P5		4	1	2	3	1	0	1				
Joe Pepitone, L (1, 3)	4-3					F8		F8		5	0	0	0	0	1	4				
Clete Boyer, R (1, 5) OBP: 0.250, SLG: 0.250		S					F8	6-3		4	1	1	0	0	0	0				
Whitey Ford, L (1, 1) Al Downing, R (6, 1) Johnny Blanchard, L (6, PH) Mike Heggen, L (6, PH) Rollie Sheldon, R (8, 1) Pete Mikkelsen, R (8, 1)		1B						1B		1	0	1	1	2	0	0				
Inning Stats	R: 0 E: 0 K: 0 S: 3	H: 0 LOB: 1 BB: 1 P: 7	R: 3 E: 0 K: 1 S: 9	H: 5 LOB: 2 BB: 1 P: 13	R: 0 E: 0 K: 1 S: 4	H: 0 LOB: 0 BB: 1 P: 8	R: 0 E: 0 K: 0 S: 3	H: 0 LOB: 1 BB: 1 P: 7	R: 1 E: 0 K: 0 S: 6	H: 3 LOB: 2 BB: 0 P: 6	R: 0 E: 0 K: 1 S: 6	H: 1 LOB: 2 BB: 1 P: 10	R: 1 E: 0 K: 0 S: 6	H: 3 LOB: 0 BB: 0 P: 6	R: 0 E: 0 K: 0 S: 3	H: 0 LOB: 0 BB: 0 P: 3		1B: 9 2B: 2 3B: 0 HR: 1	SF: 0 SAC: 0 DP: 1 HBP: 0	WP: 0 PB: 0 SB: 1 CS: 0
PITCHER	IP WLS BF H R ER SO BB IBB HBP BLK WP HR S P ERA WHIP																			
Ray Sadecki, L (1, 1) ERA: 6.0	6.0 W 29 8 4 4 2 5 0 0 0 0 1 28 48 6.00 2.167																			
Barney Schultz, R (7, 1) ERA: 3.0	3.0 S 14 4 1 1 1 1 0 0 0 0 0 0 15 19 3.00 1.667																			

Batter	1	2	3	4	5	6	7	8	9	AB	R	H	RBI	BB	SO	LOB	BOTTOM			
Curt Flood, R (1, 8) OBP: 0.400, SLG: 0.800	5-3	6-3			5-3	2H		2B		5	1	2	2	0	0	1	New York Yankees @ St. Louis Cardinals Sportsman's Park, St. Louis, MO Wed Oct 07 1964, 4:33 AM EDT Att: 30,805 - Unknown			
Lou Brock, L (1, 7) OBP: 0.400, SLG: 0.600	1B			4-3	F7	5-3		1B		5	1	2	2	0	0	2				
Dick Groat, R (1, 6) OBP: 0.400, SLG: 0.250	1B			P4	5-3		4-3	BB		4	0	1	0	1	0	0				
Ken Boyer, R (1, 5) OBP: 0.400, SLG: 0.333	SF9			BB			K	F5		3	1	1	1	1	1	2				
Bill White, L (1, 3)	K			G3			4-3			4	0	0	0	0	2	3				
Mike Shannon, R (1, 9) OBP: 0.500, SLG: 1.250		G1-3			P6			E5		4	3	2	2	0	0	0				
Tim McCarver, L (1, 2) OBP: 0.750, SLG: 1.667		F5				HR		1B		3	1	2	0	1	0	1				
Daf Maxvill, R (1, 4) Charlie James, R (6, PH) Barney Schultz, R (7, 1)		G1-3					P4	L1-3		2	0	0	0	0	1	2				
Ray Sadecki, L (1, 1) Carl Warwick, R (6, PH) Julian Javier, R (7, 4) Bob Skinner, L (8, PH) Jerry Buchek, R (8, 4)		E9						1B		2	0	1	1	0	1	1				
Inning Stats	R: 1 E: 0 K: 1 S: 7	H: 2 LOB: 1 BB: 0 P: 7	R: 1 E: 1 K: 0 S: 5	H: 2 LOB: 1 BB: 0 P: 5	R: 0 E: 0 K: 0 S: 3	H: 0 LOB: 1 BB: 1 P: 7	R: 0 E: 0 K: 2 S: 8	H: 1 LOB: 1 BB: 0 P: 8	R: 0 E: 0 K: 0 S: 3	H: 0 LOB: 0 BB: 0 P: 3	R: 4 E: 0 K: 1 S: 10	H: 5 LOB: 2 BB: 0 P: 10	R: 0 E: 0 K: 1 S: 5	H: 0 LOB: 0 BB: 0 P: 5	R: 3 E: 1 K: 0 S: 5	H: 2 LOB: 2 BB: 3 P: 17		1B: 7 2B: 3 3B: 2 HR: 1	SF: 1 SAC: 0 DP: 1 HBP: 0	WP: 0 PB: 2 SB: 0 CS: 0
PITCHER	IP WLS BF H R ER SO BB IBB HBP BLK WP HR S P ERA WHIP																			
Whitey Ford, L (1, 1) ERA: 8.44	5.1 L 25 8 5 5 4 1 0 0 0 0 0 0 9 9 8.44 1.688																			
Al Downing, L (6, 1) ERA: 5.4	1.2 7 2 1 1 1 0 0 0 0 0 0 9 9 5.40 1.200																			
Rollie Sheldon, R (8, 1) ERA:	0.2 4 0 2 0 0 1 1 0 0 0 0 2 10 0.00 1.500																			
Pete Mikkelsen, R (8, 1) ERA:	0.1 4 2 1 0 0 1 0 0 0 0 0 3 7 0.00 9.000																			




Batter	1	2	3	4	5	6	7	8	9	AB R H RBI BB SO LOB	TOP											
Phil Linz, R OBP: 0.500, SLG: 0.750 (1, 6)	4-0 BB		0-0 2B 1B		0-0 6-3		0-0 WP 1B 1B		0-0 HR	4 2 3 1 1 0 0	New York Yankees @ St. Louis Cardinals Sportsman's Park, St. Louis, MO Thu Oct 08 1964, 4:33 AM EDT Att: 30,805 - Unknown											
Bobby Richardson, R OBP: 0.400, SLG: 0.500 (1, 4)	0-3 K		0-0 2B		0-0 L6		0-0 1B 4-3 1B		0-0 L6	5 1 2 1 0 1 1												
Roger Maris, L OBP: 0.400, SLG: 0.333 (1, 8)	0-3 K		0-0 6-3		0-0 F7		0-0 6-3 4-3 1B		0-0 2B 1B	5 1 2 0 0 1 3												
Mickey Mantle, S OBP: 0.400, SLG: 0.444 Hector Lopez, R (9, 9)	0-3 K			0-3 K		4-0 HBP 1B BB	0-0 4-3		0-0 1B 2B	4 2 1 2 1 2 2 0 0 0 0 0 0 0												
Elston Howard, R OBP: 0.500, SLG: 0.500 (1, 2)		0-3 K		0-0 2B SF8 2B		0-0 L4	0-0 6-3		4-0 1B SF9 IBB	4 2 1 0 1 1 2												
Joe Pepitone, L OBP: 0.300, SLG: 0.333 (1, 3)		0-0 L5		0-0 2B		1-0 FC5 1B HBP	0-0 F8		0-0 1B	4 0 2 1 0 0 1												
Tom Tresh, S OBP: 0.500, SLG: 1.000 (1, 7)		0-3 K		4-0 IBB		0-0 1B		0-0 4-3	0-0 SF9	3 0 1 2 1 1 0												
Clete Boyer, R OBP: 0.222, SLG: 0.143 (1, 5)			0-0 4-3	0-0 SF8		0-0 F9		0-0 5-3	4-0 IBB	3 0 0 1 1 0 2												
Mel Stottlemyre, R (1, 1)			0-3 K	0-3 K		0-0 FC5		0-3 K	0-3 K	5 0 0 0 0 4 6												
Inning Stats	R: 0 E: 0 K: 3 S: 9	H: 0 LOB: 1 BB: 1 P: 13	R: 0 E: 0 K: 2 S: 7	H: 0 LOB: 0 BB: 0 P: 7	R: 0 E: 0 K: 1 S: 7	H: 2 LOB: 2 BB: 0 P: 7	R: 1 E: 0 K: 2 S: 9	H: 2 LOB: 1 BB: 1 P: 13	R: 0 E: 0 K: 0 S: 3	H: 0 LOB: 0 BB: 0 P: 3		R: 1 E: 0 K: 0 S: 4	H: 1 LOB: 2 BB: 1 P: 9	R: 2 E: 0 K: 0 S: 6	H: 3 LOB: 1 BB: 0 P: 6	R: 0 E: 0 K: 1 S: 5	H: 0 LOB: 3 BB: 0 P: 5	R: 4 E: 0 K: 1 S: 9	H: 4 LOB: 2 BB: 2 P: 17	1B: 7 2B: 4 3B: 0 HR: 1	SF: 2 SAC: 0 DP: 0 HBP: 1	WP: 2 PB: 0 CS: 0
PITCHER	IP WLS BF H R ER SO BB IBB HBP BLK WP HR S P ERA WHIP											IP WLS BF H R ER SO BB IBB HBP BLK WP HR S P ERA WHIP										
Bob Gibson, R ERA: 4.5 (1, 1)	8.0 L 36 8 4 4 9 2 1 1 0 0 1 0 50 63 4.50 1.250																					
Barney Schultz, R ERA: 8.1 (9, 1)	0.1 3 2 2 2 0 0 0 0 0 0 0 1 3 3 54.00 6.000																					
Gordie Richardson, L ERA: 54.0 (9, 1)	0.1 5 2 2 2 0 0 2 0 0 0 0 0 3 11 54.00 6.000																					
Roger Craig, R ERA: (9, 1)	0.1 1 0 0 0 1 0 0 0 0 0 0 0 3 3 0.00 0.000																					

Batter	1	2	3	4	5	6	7	8	9	AB R H RBI BB SO LOB	BOTTOM											
Curt Flood, R OBP: 0.222, SLG: 0.444 (1, 8)	0-3 K		0-0 6-3		0-0 FC4			0-0 5-3		4 0 0 1 0 1 4	New York Yankees @ St. Louis Cardinals Sportsman's Park, St. Louis, MO Thu Oct 08 1964, 4:33 AM EDT Att: 30,805 - Unknown											
Lou Brock, L OBP: 0.222, SLG: 0.333 (1, 7)	0-0 G1-3		0-0 G1-3			0-0 1-3		0-0 6-3		4 0 0 1 0 0 2												
Bill White, L (1, 3)	0-3 K			0-0 3-1		0-0 F7		0-0 FC6-4 BB		3 0 0 0 1 1 0												
Ken Boyer, R OBP: 0.222, SLG: 0.143 (1, 5)		0-0 6-3		0-0 F8		0-3 K		0-0 FC6-4		4 0 0 0 0 1 3												
Dick Groat, R OBP: 0.444, SLG: 0.571 (1, 6)		0-0 5-3		4-0 BB		0-0 L6		0-0 1B 3B		3 1 1 0 1 0 0												
Tim McCarver, L OBP: 0.500, SLG: 0.857 (1, 2)		0-0 6-3		0-0 6-3		0-0 L8		0-0 G6-4-3 1B		4 0 1 1 0 0 1												
Mike Shannon, R OBP: 0.375, SLG: 0.750 (1, 9)			0-0 SH2-4 1B		0-0 4-3		0-0 6-3		0-0 G6-4-3	4 1 1 0 0 0 1												
Dal Maxvill, R OBP: 0.250, SLG: 0.250 (1, 4) Carl Warwick, R OBP: 0.500, SLG: 2.000 (8, PH) Barney Schultz, R (9, 1) Gordie Richardson, R (9, 1) Roger Craig, R (9, 1) Charlie James, R (9, PH)			0-0 6-3 SH2-4 1B		0-0 5-3		0-0 2B 6-3 1B		0-3 K	2 0 1 0 0 0 0 1 1 1 0 1 0 0 0 0 1 0												
Bob Gibson, R OBP: 1.000, SLG: 1.000 (1, 1) Bob Skinner, L OBP: 1.000, SLG: 2.000 (8, PH) Jerry Buchek, R (9, 4)			0-0 SH2-4		0-0 FC4 1B		0-0 PB 2B			1 0 1 0 0 0 0 1 0 1 0 0 0 0 0 0 0 0 0 0 0												
Inning Stats	R: 0 E: 0 K: 2 S: 7	H: 0 LOB: 0 BB: 0 P: 7	R: 0 E: 0 K: 0 S: 3	H: 0 LOB: 0 BB: 0 P: 3	R: 1 E: 0 K: 0 S: 5	H: 2 LOB: 1 BB: 0 P: 5	R: 0 E: 0 K: 0 S: 3	H: 0 LOB: 1 BB: 1 P: 7	R: 0 E: 0 K: 0 S: 3	H: 0 LOB: 0 BB: 0 P: 3		R: 0 E: 0 K: 1 S: 5	H: 0 LOB: 0 BB: 0 P: 5	R: 0 E: 0 K: 0 S: 3	H: 0 LOB: 0 BB: 0 P: 3	R: 1 E: 0 K: 0 S: 5	H: 2 LOB: 3 BB: 1 P: 9	R: 1 E: 0 K: 1 S: 6	H: 2 LOB: 0 BB: 0 P: 6	1B: 5 2B: 1 3B: 1 HR: 0	SF: 0 SAC: 1 DP: 1 HBP: 0	WP: 0 PB: 1 CS: 0
PITCHER	IP WLS BF H R ER SO BB IBB HBP BLK WP HR S P ERA WHIP											IP WLS BF H R ER SO BB IBB HBP BLK WP HR S P ERA WHIP										
Mel Stottlemyre, R ERA: 3.0 (1, 1)	9.0 W 35 7 3 3 4 2 0 0 0 0 0 0 41 49 3.00 1.000																					

Batter	1	2	3	4	5	6	7	8	9	AB	R	H	RBI	BB	SO	LOB	TOP							
Curt Flood, R OBP: 0.143, SLG: 0.286 (1, 8)										5	0	0	0	0	0	4								
Lou Brock, L OBP: 0.154, SLG: 0.231 (1, 7)										4	0	0	0	0	0	1								
Bill White, L OBP: 0.167, SLG: 0.091 (1, 3)										4	0	1	0	0	0	0								
Ken Boyer, R OBP: 0.154, SLG: 0.091 (1, 5)										4	0	0	0	0	0	1								
Dick Groat, R OBP: 0.385, SLG: 0.545 (1, 6)										4	0	1	0	0	1	0								
Tim McCarver, L OBP: 0.583, SLG: 0.778 (1, 2)										2	1	1	0	2	0	0								
Mike Shannon, R OBP: 0.364, SLG: 0.636 (1, 9)										3	0	1	0	0	0	4								
Dal Maxvill, R OBP: 0.286, SLG: 0.429 (9, PH)										3	0	1	0	0	0	3								
Carl Warwick, R OBP: 1.000, SLG: 1.000 (9, PH)										0	0	0	0	1	0	0								
Jerry Buchek, R (9, 4)										0	0	0	0	0	0	0								
Curt Simmons, L OBP: 0.500, SLG: 0.500 (1, 1)										2	0	1	1	0	1	0								
Bob Skinner, L OBP: 0.667, SLG: 1.000 (9, PH)										1	0	0	0	0	0	2								
Barney Schultz, R (9, 1)										0	0	0	0	0	0	0								
Inning Stats	R: 0 E: 0 K: 0 S: 3	H: 0 LOB: 0 BB: 0 P: 3	R: 0 E: 0 K: 1 S: 6	H: 1 LOB: 2 BB: 1 P: 10	R: 0 E: 0 K: 1 S: 5	H: 0 LOB: 0 BB: 0 P: 5	R: 0 E: 0 K: 0 S: 3	H: 0 LOB: 0 BB: 0 P: 3	R: 1 E: 1 K: 0 S: 5	H: 2 LOB: 1 BB: 0 P: 5	R: 0 E: 0 K: 0 S: 5	H: 2 LOB: 1 BB: 0 P: 9	R: 0 E: 0 K: 0 S: 4	H: 1 LOB: 1 BB: 0 P: 4	R: 0 E: 0 K: 0 S: 3	H: 0 LOB: 0 BB: 0 P: 3	R: 0 E: 1 K: 0 S: 4	H: 0 LOB: 2 BB: 1 P: 8	1B: 4 2B: 2 3B: 0 HR: 0	SF: 0 SAC: 2 DP: 0 HBP: 0	WP: 0 PB: 0 SB: 0 CS: 0	PA: 37		
PITCHER Jim Bouton, R ERA:	IP: 9.0	WLS: W	BF: 37	H: 6	R: 1	ER: 0	SO: 2	BB: 2	IBB: 1	HBP: 0	BLK: 0	WP: 0	HR: 0	S: 38	P: 50	ERA: 0.00	WHIP: 0.889							

St. Louis Cardinals @ New York Yankees
Yankee Stadium, Bronx, NY
Sat Oct 10 1964, 3:33 AM EDT
Att: 67,101 - Unknown


AB 32
R 1
H 6
RBI 1
BB 3
SO 2
LOB 15



Batter	1	2	3	4	5	6	7	8	9	AB	R	H	RBI	BB	SO	LOB	BOTTOM							
Phil Linz, R OBP: 0.357, SLG: 0.500 (1, 6)										4	0	0	0	0	0	0								
Bobby Richardson, R OBP: 0.357, SLG: 0.429 (1, 4)										4	0	1	0	0	0	0								
Roger Maris, L OBP: 0.286, SLG: 0.231 (1, 8)										4	0	0	0	0	1	1								
Mickey Mantle, S OBP: 0.500, SLG: 0.833 (1, 9)										3	1	2	1	1	0	0								
Elston Howard, R OBP: 0.538, SLG: 0.500 (1, 2)										2	1	1	0	1	0	1								
Tom Tresh, S OBP: 0.385, SLG: 0.700 (1, 7)										3	0	0	0	0	0	4								
Joe Pepitone, L OBP: 0.308, SLG: 0.273 (1, 3)										2	0	0	0	1	0	0								
Clete Boyer, R OBP: 0.250, SLG: 0.300 (1, 5)										3	0	1	1	0	1	0								
Jim Bouton, R (1, 1)										3	0	0	0	0	0	2								
Inning Stats	R: 0 E: 0 K: 0 S: 3	H: 0 LOB: 0 BB: 0 P: 3	R: 1 E: 0 K: 0 S: 5	H: 2 LOB: 2 BB: 1 P: 9	R: 0 E: 0 K: 0 S: 2	H: 0 LOB: 0 BB: 1 P: 6	R: 0 E: 0 K: 0 S: 3	H: 0 LOB: 0 BB: 0 P: 3	R: 0 E: 0 K: 0 S: 5	H: 2 LOB: 3 BB: 1 P: 9	R: 0 E: 0 K: 1 S: 5	H: 0 LOB: 0 BB: 0 P: 5	R: 0 E: 0 K: 1 S: 5	H: 0 LOB: 0 BB: 0 P: 5	R: 1 E: 0 K: 0 S: 1	H: 1 LOB: 0 BB: 0 P: 1	1B: 2 2B: 2 3B: 0 HR: 1	SF: 0 SAC: 0 DP: 1 HBP: 0	WP: 0 PB: 0 SB: 0 CS: 0	PA: 31				
PITCHER Curt Simmons, L ERA: 1.13	IP: 8.0	WLS: L	BF: 30	H: 4	R: 1	ER: 1	SO: 2	BB: 2	IBB: 1	HBP: 0	BLK: 0	WP: 0	HR: 0	S: 31	P: 43	ERA: 1.12	WHIP: 0.750							
Barney Schultz, R ERA: 10.8	IP: 0.0	WLS: L	BF: 1	H: 1	R: 1	ER: 1	SO: 0	BB: 0	IBB: 0	HBP: 0	BLK: 0	WP: 0	HR: 1	S: 1	P: 1	ERA: ∞	WHIP: ∞							

St. Louis Cardinals @ New York Yankees
Yankee Stadium, Bronx, NY
Sat Oct 10 1964, 3:33 AM EDT
Att: 67,101 - Unknown

AB 28
R 2
H 5
RBI 2
BB 3
SO 2
LOB 8



Batter	1	2	3	4	5	6	7	8	9	AB	R	H	RBI	BB	SO	LOB	TOP										
Curt Flood, R OBP: 0.222, SLG: 0.333 (1, 8)	L1-6-3		1-2 1B			1-2 HR 1B	5-3			4	1	2	0	0	0	1											
Lou Brock, L OBP: 0.118, SLG: 0.176 (1, 7)	5-3		F8			F8		K		4	0	0	0	0	1	4											
Dick Groat, R OBP: 0.353, SLG: 0.467 (1, 6)	5-3			K		E4 HR		G6-4-3 1B		4	1	1	0	0	1	2											
Ken Boyer, R OBP: 0.176, SLG: 0.333 (1, 5)		K		F7		HR		G6-4-3 1B		4	1	1	4	0	1	1											
Bill White, L OBP: 0.125, SLG: 0.067 (1, 3)	6-3			L9		F2		K		4	0	0	0	0	1	0											
Mike Shannon, R OBP: 0.267, SLG: 0.467 (1, 9)		K			K	F8		F8		4	0	0	0	0	2	0											
Tim McCarver, L OBP: 0.563, SLG: 0.667 (1, 2)			F8		G3		4-3 BB			3	0	1	0	1	0	0											
Dal Maxvill, R OBP: 0.273, SLG: 0.300 (1, 4)				1B BB	F9		4-3		K	3	0	0	0	1	1	2											
Ray Sadecki, L OBP: 0.500, SLG: 0.500 Roger Craig, R OBP: 1.000, SLG: 1.000 Carl Warwick, R OBP: 1.000, SLG: 1.000 Ron Taylor, R OBP: 1.000, SLG: 1.000			F8			F8		E 1B HR 1B	K	0	0	0	0	0	0	0											
Inning Stats	R: 0 E: 0 K: 0 S: 3	H: 0 LOB: 0 BB: 0 P: 3	R: 0 E: 0 K: 2 S: 7	H: 0 LOB: 0 BB: 0 P: 7	R: 0 E: 0 K: 0 S: 4	H: 1 LOB: 2 BB: 1 P: 8	R: 0 E: 0 K: 1 S: 5	H: 0 LOB: 0 BB: 0 P: 5	R: 0 E: 0 K: 1 S: 5	H: 0 LOB: 0 BB: 0 P: 5	R: 4 E: 1 K: 0 S: 7	H: 3 LOB: 0 BB: 0 P: 7	R: 0 E: 0 K: 1 S: 5	H: 0 LOB: 1 BB: 1 P: 9	R: 0 E: 0 K: 1 S: 5	H: 1 LOB: 0 BB: 0 P: 5	R: 0 E: 0 K: 2 S: 8	H: 1 LOB: 1 BB: 0 P: 8	1B: 5 2B: 0 3B: 0 HR: 1	SF: 0 SAC: 0 DP: 1 HBP: 0	WP: 0 PB: 0 SB: 0 CS: 0	PA: 35					
PITCHER	IP	WLS	BF	H	R	ER	SO	BB	IBB	HBP	BLK	WP	HR	S	P	ERA	WHIP										
Al Downing, L ERA: 4.7 Pete Mikkelsen, R ERA: Ralph Terry, R ERA:	(1, 1) (7, 1) (8, 1)	6.0 1.0 2.0	L 3 7	25 0 2	4 0 2	4 0 0	3 1 0	4 0 3	2 0 0	0 0 0	0 0 0	0 0 0	1 5 13	31 5 13	39 5 13	4.50 0.00 0.00	1.000 0.000 1.000										

St. Louis Cardinals @ New York Yankees
Yankee Stadium, Bronx, NY
Sun Oct 11 1964, 3:33 AM EDT
Att: 66,312 - Unknown

AB	33
R	4
H	6
RBI	4
BB	2
SO	8
LOB	12



Batter	1	2	3	4	5	6	7	8	9	AB	R	H	RBI	BB	SO	LOB	BOTTOM										
Phil Linz, R OBP: 0.333, SLG: 0.500 (1, 6)	CS 2B	K		K			B5-3			4	1	1	0	0	2	2											
Bobby Richardson, R OBP: 0.333, SLG: 0.444 (1, 4)	1B 2B		5-3		L5			6-3		4	1	1	1	0	0	0											
Roger Maris, L OBP: 0.278, SLG: 0.235 (1, 8)	1B 2B		G1-3		F7			1-6-3		4	1	1	0	0	0	0											
Mickey Mantle, S OBP: 0.556, SLG: 0.786 (1, 9)	1B		PO BB		K			BB		2	0	1	1	2	1	0											
Elston Howard, R OBP: 0.529, SLG: 0.462 (1, 2)	1B		BB		BB		G3		K	3	0	1	1	1	1	1											
Tom Tresh, S OBP: 0.294, SLG: 0.500 (1, 7)	K		PO		K		K		B1-3	4	0	0	0	0	3	1											
Joe Pepitone, L OBP: 0.294, SLG: 0.214 (1, 3)	F9			1B BB	4-3		4-3		G3	3	0	0	0	1	0	1											
Clete Boyer, R OBP: 0.250, SLG: 0.286 (1, 5)		K		1-2 1B			F3		G3	4	0	1	0	0	1	0											
Al Downing, R ERA: 8.53 Pete Mikkelsen, R ERA: Johnny Blanchard, L OBP: 0.500, SLG: 1.000 Ralph Terry, R ERA:	(1, 1) (7, 1) (7, PH) (8, 1)	0.1 4.2 4.0	W S	18 13	2 0	0 0	0 0	8 2	3 1	0 0	0 0	0 0	0 2	8 2	43 20	0.00 0.00	1.071 0.250										
Inning Stats	R: 3 E: 0 K: 1 S: 9	H: 5 LOB: 1 BB: 0 P: 9	R: 0 E: 0 K: 3 S: 9	H: 0 LOB: 0 BB: 0 P: 9	R: 0 E: 0 K: 0 S: 2	H: 0 LOB: 2 BB: 2 P: 10	R: 0 E: 0 K: 3 S: 10	H: 1 LOB: 2 BB: 1 P: 14	R: 0 E: 0 K: 1 S: 5	H: 0 LOB: 0 BB: 0 P: 5	R: 0 E: 0 K: 1 S: 5	H: 0 LOB: 0 BB: 0 P: 5	R: 0 E: 0 K: 1 S: 3	H: 0 LOB: 1 BB: 1 P: 9	R: 0 E: 0 K: 0 S: 3	H: 0 LOB: 0 BB: 0 P: 3	1B: 4 2B: 2 3B: 0 HR: 0	SF: 0 SAC: 0 DP: 0 HBP: 0	WP: 0 PB: 0 SB: 0 CS: 1	PA: 36							
PITCHER	IP	WLS	BF	H	R	ER	SO	BB	IBB	HBP	BLK	WP	HR	S	P	ERA	WHIP										

St. Louis Cardinals @ New York Yankees
Yankee Stadium, Bronx, NY
Sun Oct 11 1964, 3:33 AM EDT
Att: 66,312 - Unknown

AB	31
R	3
H	6
RBI	3
BB	4
SO	10
LOB	7




Batter	1	2	3	4	5	6	7	8	9	10	AB	R	H	RBI	BB	SO	LOB	
Curt Flood, R OBP: 0.261, SLG: 0.318 (1.8)	4-0 BB CI BB	0-0 FC6-4			0-0 E4 1B FC4-6		0-0 1B		0-0 L5		4	1	1	0	1	0	2	
Lou Brock, L OBP: 0.182, SLG: 0.227 (1.7)	0-3 K		0-0 B3		0-0 FC4-6 1B		0-0 1B		0-0 F8		5	0	2	1	0	1	1	
Bill White, L OBP: 0.143, SLG: 0.053 (1.3)	0-3 K		0-0 F9		0-0 FC4-6 FC5-4		0-0 L7			4-0 S 1B HR BB	4	1	0	1	1	1	4	
Ken Boyer, R OBP: 0.190, SLG: 0.316 (1.5)	0-1 CI BB		0-0 5-3		0-0 FC5-4		0-0 5-3			0-0 FC5-4 1B	4	0	1	0	0	0	1	
Dick Groat, R OBP: 0.364, SLG: 0.421 (1.6)	4-0 1-2 2-3 BB			0-0 6-3		0-0 F8		0-0 1B 1B		0-0 FC5-4 HR	4	1	1	0	1	0	2	
Tim McCarver, L OBP: 0.571, SLG: 0.824 (1.2)	0-3 K		0-0 G1-3		0-0 G6-4-3 1B		0-0 FC5-4 1B		0-0 HR		5	1	3	3	0	1	3	
Mike Shannon, R OBP: 0.200, SLG: 0.350 (1.9)		0-0 5-3		0-0 F8		0-0 G6-4-3 1B		0-3 K		0-3 K	5	0	0	0	0	2	3	
Dal Maxvill, R OBP: 0.250, SLG: 0.267 (1.4)		0-0 FC6-4 1B		0-0 K		0-0 4-3		0-0 FC5-4		0-0 3-1	5	0	1	0	0	1	2	
Bob Gibson, R OBP: 0.400, SLG: 0.400 (1.1)		0-3 K		0-0 E 1B 1B		0-3 K		0-3 K		0-3 K	4	1	1	0	0	3	1	
Inning Stats	R: 0 E: 1 K: 3 S: 10	H: 0 LOB: 3 BB: 2 P: 18	R: 0 E: 0 K: 1 S: 6	H: 1 LOB: 1 BB: 0 P: 6	R: 0 E: 0 K: 0 S: 3	H: 0 LOB: 0 BB: 0 P: 3	R: 0 E: 0 K: 0 S: 3	H: 1 LOB: 0 BB: 0 P: 3	R: 0 E: 0 K: 1 S: 7	H: 2 LOB: 2 BB: 0 P: 7	R: 0 E: 0 K: 1 S: 5	H: 0 LOB: 0 BB: 0 P: 5	R: 3 E: 0 K: 1 S: 7	H: 2 LOB: 0 BB: 1 P: 11	1B: 9 2B: 0 3B: 0 HR: 1	SF: 0 SAC: 0 DP: 1 HBP: 0	WP: 0 PA: 44	
PITCHER	IP WLS BF H R ER SO BB IBB HBP BLK WP HR S P ERA WHIP																	
Mel Stottlemyre, R ERA: 2.25 (1.1)	7.0	30	6	2	1	6	2	0	0	0	0	0	0	0	40	48	1.29	1.143
Hal Reniff, R ERA: (8.1)	0.1	3	2	0	0	0	0	0	0	0	0	0	0	3	3	0.00	6.000	
Pete Mikkelsen, R ERA: 6.75 (8.1)	2.2	L 11	2	3	3	3	1	0	0	0	0	0	1	16	20	10.12	1.125	

TOP

St. Louis Cardinals @ New York Yankees
Yankee Stadium, Bronx, NY
Mon Oct 12 1964, 3:33 AM EDT
Att: 65,633 - Unknown

livebaseballscorecards.com

AB 40
R 5
H 10
RBI 5
BB 3
SO 9
LOB 19




Batter	1	2	3	4	5	6	7	8	9	10	AB	R	H	RBI	BB	SO	LOB
Phil Linz, R OBP: 0.261, SLG: 0.381 (1.6)	0-3 K		0-0 6-3		0-3 K			0-0 5-3		0-0 P5	5	0	0	0	0	2	1
Bobby Richardson, R OBP: 0.391, SLG: 0.478 (1.4)	0-0 G4-6-3 1B		0-0 P4			0-0 1B		0-0 P6		0-0 1B	5	0	3	0	0	0	0
Roger Maris, L OBP: 0.217, SLG: 0.182 (1.8)	0-0 G4-6-3		0-0 F7			0-0 F8		0-0 G3		0-0 F5	5	0	0	0	0	0	3
Mickey Mantle, S OBP: 0.500, SLG: 0.647 (1.9)		4-0 G1 HBP BB		0-3 K		0-3 K		0-0 K		0-0 E6 G1-3 HR	3	1	0	0	1	2	1
Elston Howard, R OBP: 0.476, SLG: 0.375 (1.2)		1-0 G1 HBP		0-0 G3		0-3 K		0-3 K		0-3 K	3	0	0	0	0	2	2
Jos Peptonis, L OBP: 0.288, SLG: 0.222 (1.3)		0-0 G1		0-3 K			0-0 1B		0-0 G1-3		4	0	1	0	0	1	3
Tom Tresh, S OBP: 0.333, SLG: 0.647 (1.7)		4-0 IBB			0-0 F9		0-3 K		0-0 HR		3	1	1	2	1	1	1
Clete Boyer, R OBP: 0.222, SLG: 0.250 (1.5)		0-3 K		0-3 K		0-3 K		0-0 P5		0-0 P3	2	0	0	0	0	2	3
Johnny Blanchard, L OBP: 0.333, SLG: 0.667 (7, PH)											1	0	0	0	0	0	1
Pedro Gonzalez, R (8.5)											1	0	0	0	0	0	0
Mel Stottlemyre, R OBP: 0.143, SLG: 0.143 (1.1)		0-3 K			0-0 1B		0-3 K			0-3 K	2	0	1	0	0	1	3
Hector Lopez, R (7, PH)											1	0	0	0	0	0	1
Hal Reniff, R (8.1)											0	0	0	0	0	0	0
Pete Mikkelsen, R (8.1)											0	0	0	0	0	0	0
Mike Hegan, L (10, PH)											1	0	0	0	0	1	0
Inning Stats	R: 0 E: 0 K: 1 S: 5	H: 1 LOB: 0 BB: 5 P: 5	R: 0 E: 0 K: 2 S: 7	H: 0 LOB: 3 BB: 2 P: 16	R: 0 E: 0 K: 0 S: 3	H: 0 LOB: 0 BB: 0 P: 3	R: 0 E: 0 K: 2 S: 7	H: 0 LOB: 0 BB: 0 P: 7	R: 0 E: 0 K: 2 S: 8	H: 1 LOB: 1 BB: 0 P: 8	R: 0 E: 0 K: 0 S: 3	H: 1 LOB: 0 BB: 0 P: 3	R: 2 E: 1 K: 1 S: 7	H: 1 LOB: 0 BB: 0 P: 7	1B: 5 2B: 0 3B: 0 HR: 1	SF: 0 SAC: 0 DP: 1 HBP: 1	WP: 0 PA: 39
PITCHER	IP WLS BF H R ER SO BB IBB HBP BLK WP HR S P ERA WHIP																
Bob Gibson, R ERA: 2.0 (1.1)	10.0	W 39	6	2	0	13	1	1	1	0	0	0	1	62	71	0.00	0.700


BOTTOM

St. Louis Cardinals @ New York Yankees
Yankee Stadium, Bronx, NY
Mon Oct 12 1964, 3:33 AM EDT
Att: 65,633 - Unknown

livebaseballscorecards.com

AB 36
R 2
H 6
RBI 2
BB 2
SO 13
LOB 19



Batter	1	2	3	4	5	6	7	8	9	AB	R	H	RBI	BB	SO	LOB	TOP			
Phil Linz, R OBP: 0.250, SLG: 0.346 (1, 6)	L7		K		F7			4-3 SH2 1B	5-3	5	1	1	0	0	1	1	New York Yankees @ St. Louis Cardinals Sportsman's Park, St. Louis, MO Wed Oct 14 1964, 4:33 AM EDT Att: 30,805 - Unknown livebaseballscorecards.com			
Bobby Richardson, R OBP: 0.407, SLG: 0.481 (1, 4)	S 1B			FC3-6 1B		P6		SH2	5-3	4	0	2	0	0	0	0				
Roger Maris, L OBP: 0.222, SLG: 0.308 (1, 8)	K			F3		HR		4-3		4	1	1	1	0	1	3				
Mickey Mantle, S OBP: 0.500, SLG: 0.750 (1, 9)	K			FC3-6 1-2		HR		4-0 BB 1B HR		3	2	1	1	1	1	2				
Elston Howard, R OBP: 0.440, SLG: 0.350 (1, 2)		P4		4-3		F9		1-2 HR 1B		4	1	1	1	0	0	1				
Tom Tresh, S OBP: 0.360, SLG: 0.650 (1, 7)	5-3					4-3 1B		1-2 HR		3	2	1	0	1	1	0				
Joe Pepitone, L OBP: 0.280, SLG: 0.364 (1, 3)	L9					4-3 2B		1-2 2-3 BB		4	1	1	4	0	1	1				
Clete Boyer, R OBP: 0.227, SLG: 0.250 (1, 5)			F8		4-3		E7 L4-6 1B	F9		4	0	1	0	0	0	1				
Jim Bouton, R OBP: 0.143, SLG: 0.143 Steve Hamilton, L (9, 1)			K				L4-6		K	4	0	1	1	0	2	1				
										0	0	0	0	0	0	0				
Inning Stats	R: 0 E: 0 K: 2 S: 8	H: 1 LOB: 1 BB: 0 P: 8	R: 0 E: 0 K: 0 S: 3	H: 0 LOB: 0 BB: 0 P: 3	R: 0 E: 0 K: 2 S: 7	H: 0 LOB: 0 BB: 0 P: 7	R: 0 E: 0 K: 0 S: 4	H: 1 LOB: 1 BB: 0 P: 4	R: 2 E: 0 K: 1 S: 7	H: 2 LOB: 0 BB: 0 P: 7	R: 0 E: 1 K: 0 S: 3	H: 1 LOB: 0 BB: 0 P: 3	R: 5 E: 0 K: 0 S: 6	H: 3 LOB: 0 BB: 2 P: 14	R: 0 E: 0 K: 1 S: 5	H: 0 LOB: 0 BB: 0 P: 5	1B: 6 2B: 2 3B: 0 HR: 3	SF: 0 SAC: 1 DP: 1 HBP: 0	WP: 0 PB: 0 CS: 1	PA: 38
PITCHER	IP WLS BF H R ER SO BB IBB HBP BLK WP HR S P ERA WHIP	IP WLS BF H R ER SO BB IBB HBP BLK WP HR S P ERA WHIP																		
Curt Simmons, L ERA: 2.51 (1, 1)	6.1 L 26 7 3 3 6	0 0 0 0 0 0 0 0 0 0 0 0 0 2 38 38 4.26 1.105																		
Ron Taylor, R ERA: (7, 1)	0.2	1 0 0 0 0 0 0 0 0 0 0 0 0 0 1 1 0 0 0.00 0.000																		
Barney Schultz, R ERA: 18.0 (8, 1)	0.2	6 2 4 4 0 1 1 0 0 0 0 0 0 4 12 54.00 4.500																		
Gordie Richardson, L ERA: 40.5 (8, 1)	0.1	2 1 1 1 0 0 0 0 0 0 0 0 0 1 2 2 27.00 3.000																		
Bob Humphreys, R ERA: (9, 1)	1.0	3 0 0 0 0 1 0 0 0 0 0 0 0 0 5 5 0.00 0.000																		

Batter	1	2	3	4	5	6	7	8	9	AB	R	H	RBI	BB	SO	LOB	BOTTOM			
Curt Flood, R OBP: 0.321, SLG: 0.320 (1, 8)	1B G4-6-3 1B		F8		1B BB			2B 3-1 BB	G6-4-3	3	2	1	0	2	0	3	New York Yankees @ St. Louis Cardinals Sportsman's Park, St. Louis, MO Wed Oct 14 1964, 4:33 AM EDT Att: 30,805 - Unknown livebaseballscorecards.com			
Lou Brock, L OBP: 0.269, SLG: 0.346 (1, 7)	G4-6-3 1B		P8		1B			3-1 1B		4	0	3	0	0	0	1				
Bill White, L OBP: 0.120, SLG: 0.043 (1, 3)	G4-6-3 1-2 3-H		3-1		G1			3-1		4	0	0	1	0	0	5				
Ken Boyer, R OBP: 0.160, SLG: 0.261 (1, 5)	F7					4-3		F3		4	0	0	0	0	1	1				
Dick Groat, R OBP: 0.308, SLG: 0.348 (1, 6)		K		F8		L9		6-3		4	0	0	0	0	1	1				
Tim McCarver, L OBP: 0.560, SLG: 0.762 (1, 2)						F8			P4	4	0	2	0	0	0	0				
Mike Shannon, R OBP: 0.208, SLG: 0.333 (1, 9)		K							1B 1B	4	1	1	0	0	3	2				
Dal Maxvill, R OBP: 0.222, SLG: 0.235 Carl Warwick, R OBP: 0.800, SLG: 0.750 Jerry Buchek, R OBP: 1.000, SLG: 1.000 (1, 4) (7, PH) (8, 4)	F9							F5		2	0	0	0	0	0	1				
Curt Simmons, L OBP: 0.500, SLG: 0.500 Ron Taylor, R Charlie James, R Barney Schultz, R Gordie Richardson, R Bob Humphreys, R Bob Skinner, L (1, 1) (7, 1) (7, PH) (8, 1) (8, 1) (8, 1) (8, PH)								5-3		2	0	0	0	0	0	0				
										1	0	0	0	0	0	0				
										1	0	1	0	0	0	0				
										2	0	1	0	0	0	0				
										0	0	0	0	0	0	0				
										0	0	0	0	0	0	0				
										0	0	0	0	0	0	0				
										0	0	0	0	0	0	0				
										1	0	1	1	0	0	0				
Inning Stats	R: 1 E: 0 K: 0 S: 4	H: 2 LOB: 0 BB: 0 P: 4	R: 0 E: 0 K: 2 S: 8	H: 1 LOB: 1 BB: 0 P: 8	R: 0 E: 0 K: 0 S: 4	H: 1 LOB: 1 BB: 0 P: 4	R: 0 E: 0 K: 2 S: 8	H: 1 LOB: 1 BB: 0 P: 8	R: 0 E: 0 K: 0 S: 3	H: 0 LOB: 0 BB: 0 P: 3	R: 0 E: 0 K: 1 S: 5	H: 0 LOB: 0 BB: 0 P: 5	R: 1 E: 0 K: 0 S: 4	H: 1 LOB: 1 BB: 1 P: 8	R: 1 E: 0 K: 0 S: 5	H: 3 LOB: 1 BB: 0 P: 5	1B: 9 2B: 1 3B: 0 HR: 0	SF: 0 SAC: 0 DP: 2 HBP: 0	WP: 0 PB: 0 CS: 0	PA: 37
PITCHER	IP WLS BF H R ER SO BB IBB HBP BLK WP HR S P ERA WHIP	IP WLS BF H R ER SO BB IBB HBP BLK WP HR S P ERA WHIP																		
Jim Bouton, R ERA: 1.56 (1, 1)	8.1 S 2	1 0 0 0 0 0 0 0 0 0 0 0 0 2 2 0.00 1.500																		
Steve Hamilton, L ERA: (9, 1)	0.2	1 0 0 0 0 0 0 0 0 0 0 0 0 2 2 0.00 1.500																		



Batter	1	2	3	4	5	6	7	8	9	AB	R	H	RBI	BB	SO	LOB	TOP					
Phil Linz, R OBP: 0.273, SLG: 0.452 (1, 6)	5-3		G6-4-3 1B		F9-6 2-3		F9		HR	5	1	2	1	0	0	2						
Bobby Richardson, R OBP: 0.406, SLG: 0.469 (1, 4)	K		G6-4-3 1-2			HR 1B	1B		P4	5	1	2	0	0	1	1						
Roger Maris, L OBP: 0.226, SLG: 0.300 (1, 8)	4-3		5-3			HR 1B	L9			4	1	1	0	0	0	1						
Mickey Mantle, S OBP: 0.467, SLG: 0.792 (1, 9)		K		G1-3		HR 1-2H 2H		F8		4	1	1	3	0	1	0						
Elston Howard, R OBP: 0.414, SLG: 0.333 (1, 2)		E FC 1B 1B		4-3			K		K	4	0	1	0	0	2	0						
Joe Pepitone, L OBP: 0.241, SLG: 0.308 (1, 3)		F5		P4			P4		P4	4	0	0	0	0	0	1						
Tom Tresh, S OBP: 0.414, SLG: 0.636 (1, 7)		FC E 1B 1-2			F9-6 BB				K	2	0	1	0	2	1	0						
Clete Boyer, R OBP: 0.231, SLG: 0.375 (1, 5)		E6 FC 1-2 2-3			F8		K		HR	4	1	1	1	0	1	4						
Mel Stottlemyre, R ERA: 3.15 (5, PH) Mike Fitzgerald, L ERA: 8.22 (5, 1) Al Downing, R ERA: 8.22 (5, 1) Rollie Sheldon, R ERA: 8.22 (5, 1) Hector Lopez, R ERA: 8.22 (7, PH) Steve Hamilton, L ERA: 8.22 (7, 1) Pete Mikkelsen, R ERA: 8.22 (8, 1) Johnny Blanchard, L ERA: 8.22 (9, PH)		FC					K		K	1	0	0	0	0	0	3						
Inning Stats	R: 0 E: 0 K: 1 S: 5	H: 0 LOB: 0 BB: 0 P: 5	R: 0 E: 1 K: 1 S: 10	H: 2 LOB: 3 BB: 0 P: 10	R: 0 E: 0 K: 0 S: 3	H: 1 LOB: 0 BB: 0 P: 3	R: 0 E: 0 K: 0 S: 3	H: 0 LOB: 0 BB: 0 P: 3	R: 0 E: 0 K: 0 S: 2	H: 0 LOB: 1 BB: 2 P: 10	R: 3 E: 0 K: 2 S: 10	H: 3 LOB: 1 BB: 1 P: 14	R: 0 E: 0 K: 1 S: 6	H: 1 LOB: 0 BB: 0 P: 6	R: 0 E: 0 K: 1 S: 5	H: 0 LOB: 0 BB: 0 P: 5	R: 2 E: 0 K: 2 S: 9	H: 2 LOB: 0 BB: 0 P: 9	1B: 6 2B: 1 3B: 0 HR: 3	SF: 0 SAC: 0 DP: 2 HBP: 0	WP: 0 PB: 0 CS: 0	PA: 38
PITCHER Bob Gibson, R ERA: 3.0 (1, 1)	IP: 9.0 WLS: W BF: 38 H: 9 R: 5 ER: 5 SO: 9 BB: 3 IBB: 0 HBP: 0 BLK: 0 WP: 0 HR: 3 S: 53 P: 65 ERA: 5.00 WHIP: 1.333											PITCHER	IP: 9.0 WLS: W BF: 38 H: 9 R: 5 ER: 5 SO: 9 BB: 3 IBB: 0 HBP: 0 BLK: 0 WP: 0 HR: 3 S: 53 P: 65 ERA: 5.00 WHIP: 1.333									

New York Yankees @ St. Louis Cardinals
Sportsman's Park, St. Louis, MO
Thu Oct 15 1964, 4:33 AM EDT
Att: 30,346 - Unknown

AB 35
R 5
H 9
RBI 5
BB 3
SO 8
LOB 12



Batter	1	2	3	4	5	6	7	8	9	AB	R	H	RBI	BB	SO	LOB	BOTTOM			
Curt Flood, R OBP: 0.273, SLG: 0.267 (1, 8)	5-3		5-3	4-3		F9		L5		5	0	0	0	0	0	3				
Lou Brock, L OBP: 0.300, SLG: 0.467 (1, 7)	B1-3					HR		K		4	1	2	1	0	1	0				
Bill White, L OBP: 0.172, SLG: 0.148 (1, 3)			4-3			2B 4-3 1B		K		4	1	2	0	0	1	1				
Ken Boyer, R OBP: 0.241, SLG: 0.481 (1, 5)	K					E BB 1B	4-3 SF9 2B	HR		4	3	3	1	0	1	1				
Dick Groat, R OBP: 0.300, SLG: 0.308 (1, 6)		3-1				FC3-6 BB	4-3	5-3		3	0	0	1	1	0	1				
Tim McCarver, L OBP: 0.552, SLG: 0.739 (1, 2)				FC3-6 1B S		SF9		SH5-4 E 1B		2	1	1	1	1	0	1				
Mike Shannon, R OBP: 0.214, SLG: 0.321 (1, 9)		K		S 1B 1B		K		E5 SH5-4		4	1	1	0	0	2	2				
Dal Maxvill, R OBP: 0.238, SLG: 0.250 (1, 4)		F7				K		SH5-4		3	0	1	1	0	1	1				
Bob Gibson, R OBP: 0.222, SLG: 0.222 (1, 1)			F8	P3		F7		FC5-2-5-1-6		4	0	0	0	0	0	3				
Inning Stats	R: 0 E: 0 K: 1 S: 6	H: 1 LOB: 1 BB: 0 P: 6	R: 0 E: 0 K: 1 S: 5	H: 0 LOB: 1 BB: 1 P: 9	R: 0 E: 0 K: 0 S: 4	H: 1 LOB: 1 BB: 0 P: 4	R: 3 E: 0 K: 0 S: 6	H: 3 LOB: 1 BB: 1 P: 10	R: 3 E: 0 K: 1 S: 8	H: 3 LOB: 0 BB: 0 P: 8	R: 0 E: 0 K: 1 S: 5	H: 0 LOB: 0 BB: 0 P: 5	R: 1 E: 0 K: 2 S: 8	H: 1 LOB: 0 BB: 0 P: 8	R: 0 E: 1 K: 0 S: 5	H: 1 LOB: 2 BB: 0 P: 5	1B: 6 2B: 2 3B: 0 HR: 2	SF: 1 SAC: 1 DP: 0 HBP: 0	WP: 0 PB: 0 CS: 0	PA: 37
PITCHER Mel Stottlemyre, R ERA: 3.15 (1, 1) Al Downing, L ERA: 8.22 (5, 1) Rollie Sheldon, R ERA: 8.22 (5, 1) Steve Hamilton, L ERA: 8.22 (7, 1) Pete Mikkelsen, R ERA: 5.79 (8, 1)	IP: 4.0 WLS: L BF: 19 H: 5 R: 3 ER: 3 SO: 2 BB: 2 IBB: 0 HBP: 0 BLK: 0 WP: 0 HR: 0 S: 21 P: 29 ERA: 6.75 WHIP: 1.750											PITCHER	IP: 4.0 WLS: L BF: 19 H: 5 R: 3 ER: 3 SO: 2 BB: 2 IBB: 0 HBP: 0 BLK: 0 WP: 0 HR: 0 S: 21 P: 29 ERA: 6.75 WHIP: 1.750							

New York Yankees @ St. Louis Cardinals
Sportsman's Park, St. Louis, MO
Thu Oct 15 1964, 4:33 AM EDT
Att: 30,346 - Unknown

AB 33
R 7
H 10
RBI 5
BB 2
SO 6
LOB 13

